

Milwaukee Brewers - 2002

Batter	1	2	3	4	5	6	7	8	9	AB	R	H	RBI	BB	SO	LOB	TOP					
Eric Young Sr., R (1,4)	3-2 FC2-5 WP HBP	2-1 G5-3		4-1 FC6-4 BB		0-1 G1-3		0-0 G4-3		3	0	0	0	1	0	0						
Alex Sanchez, L (1,8) OBP: 0.500, SLG: 0.500	2-1 FC2-5 1B HBP		0-2 2B 1B	0-1 FC6-4 S		0-1 1B E 1B		1-3 K		4	3	2	0	0	1	1						
Jeffrey Hammonds, R (1,9) Alex Ochoa, R (7,9) OBP: 1.000, SLG: 4.000	0-0 FC2-5 1B 2B		1-0 1B	3-3 K		2-1 FC6-4 1B		1-0 HR		4	2	2	0	0	1	3						
Richie Sexson, R (1,3) OBP: 0.400, SLG: 1.000	1-1 G3 2B 1B		0-1 G5-3		2-2 HR		0-0 FC6-4 1-2H 2H		2-1 F8		5	2	2	2	0	3						
Geoff Jenkins, L (1,7) OBP: 0.200, SLG: 0.800	1-2 G3		0-1 G1-3		1-0 HR		1-3 K		0-0 L6		5	1	1	1	0	1	5					
Tyler Houston, L (1,5) OBP: 0.600, SLG: 0.750	1-1 2B		4-0 1B IBB		1-1 G6-3 1B		2-0 P5		2-0 F8		4	0	2	2	1	0	0					
José Hernández, R (1,6) OBP: 0.400, SLG: 0.800	3-2 G5-3		1-0 1B		0-2 G6-3 1-2H		2-2 3B		0-3 K		5	0	2	2	0	1	2					
Raul Casanova, S (1,2)		1-0 G3-1		4-2 BB		2-1 P4				3	0	0	0	1	1	3						
15 Ben Sheets, R (1,1) Lenny Harris, L (7,PH) Jose Cabrera, R (7,1) Mike DeJean, R (9,1)		1-3 K		2-1 B1-3		1-3 K		0-1 L3-1		3	0	0	0	0	2	1						
Inning Stats	R: 3 E: 0 K: 0 S: 15	H: 2 LOB: 1 BB: 0 P: 26	R: 0 E: 0 K: 1 S: 6	H: 0 LOB: 0 BB: 0 P: 10	R: 2 E: 0 K: 1 S: 12	H: 3 LOB: 2 BB: 1 P: 18	R: 0 E: 0 K: 1 S: 9	H: 0 LOB: 1 BB: 1 P: 17	R: 2 E: 1 K: 1 S: 15	H: 3 LOB: 1 BB: 0 P: 24	R: 1 E: 1 K: 1 S: 12	H: 2 LOB: 1 BB: 0 P: 15	R: 0 E: 0 K: 0 S: 8	H: 1 LOB: 1 BB: 0 P: 14	R: 1 E: 0 K: 1 S: 7	H: 1 LOB: 0 BB: 0 P: 11	R: 0 E: 0 K: 1 S: 6	H: 0 LOB: 0 BB: 0 P: 8	1B: 6 2B: 2 3B: 1 HR: 3	SF: 0 SAC: 0 DP: 1 HBP: 2	WP: 1 PB: 0 SB: 1 CS: 0	PA: 43
PITCHER	IP WLS BF H R ER SO BB IBB HBP BLK WP HR S P ERA WHIP	IP WLS BF H R ER SO BB IBB HBP BLK WP HR S P ERA WHIP																				
Wade Miller, R (1,1) ERA: 15.75	4.0 L 23 7 7 7 3 1 1 2 0 1 2 46 78 15.75 2.000																					
Ricky Stone, R (5,1) ERA: 3.0	2.0 9 3 1 0 2 1 0 0 0 0 0 23 32 0.00 2.000																					
Scott Linebrink, R (7,1) ERA: 3.0	3.0 11 2 1 1 2 0 0 0 0 0 1 21 33 3.00 0.667																					

Milwaukee Brewers @ Houston Astros
Astros Field, Houston, TX
Tue Apr 02 2002, 5:05 PM EST
Att: 42,262 - Cloudy - 79 F

AB 38
R 9
H 12
RBI 8
BB 3
SO 7
LOB 19



Batter	1	2	3	4	5	6	7	8	9	AB	R	H	RBI	BB	SO	LOB	BOTTOM					
Craig Biggio, R (1,4) OBP: 0.200, SLG: 0.400	0-0 G6-3		3-3 K	0-0 2B		3-3 K			3-3 K	5	0	1	0	0	3	4						
Gregg Zaun, S (1,2) OBP: 0.400, SLG: 0.400	2-2 G3		1-0 17 1B	0-1 L3		2-2 F7			0-0 5 BB 17 1B	5	1	2	0	0	0	2						
5 Jeff Bagwell, R (1,3)	2-3 K		0-0 F8		3-2 F3		3-2 L7		4-1 17 BB 1B	4	0	0	0	1	1	1						
17 Lance Berkman, S (1,8) OBP: 0.600, SLG: 1.200		3-3 K	3-1 1B	0-0 HR		0-0 F8			2-0 1-3 2H 1B	5	1	3	2	0	1	0						
Richard Hidalgo, R (1,9) OBP: 0.400, SLG: 0.400		2-2 HBP 28 1B 1B	0-3 K	0-2 G5-3		2-2 FC6-4 28 1B			3-3 K	5	1	2	0	0	2	4						
Danyle Ward, L (1,7) OBP: 0.250, SLG: 0.250		1-2 28 1B HBP 1B	3-1 G3-1		0-3 K				1-3 K	4	0	1	0	0	2	3						
Morgan Ensberg, R (1,5)		1-1 28 1B HBP		1-1 G5-3		1-3 K			3-3 K	3	0	0	0	0	2	1						
28 Adam Everett, R (1,6) OBP: 0.500, SLG: 0.500		1-1 1B		1-2 G5-3		3-2 E6 1B			1-2 FC6-4 1-2H	4	0	2	1	0	0	1						
Wade Miller, R (1,1) Ricky Stone, R (5,1) Orlando Merced, S (6,PH) Scott Linebrink, R (7,1) Jose Vizcaino, S (9,PH)		0-0 K		1-0 2B 1B		1-1 F8			1-3 K2-3	2	0	1	0	0	1	3						
Inning Stats	R: 0 E: 1 K: 1 S: 7	H: 0 LOB: 0 BB: 0 P: 11	R: 1 E: 0 K: 3 S: 20	H: 3 LOB: 3 BB: 0 P: 31	R: 0 E: 0 K: 1 S: 9	H: 2 LOB: 0 BB: 0 P: 16	R: 0 E: 0 K: 0 S: 9	H: 2 LOB: 2 BB: 0 P: 12	R: 1 E: 1 K: 2 S: 12	H: 1 LOB: 1 BB: 0 P: 15	R: 0 E: 1 K: 2 S: 12	H: 1 LOB: 1 BB: 0 P: 20	R: 0 E: 0 K: 0 S: 8	H: 0 LOB: 0 BB: 0 P: 14	R: 0 E: 0 K: 2 S: 12	H: 1 LOB: 1 BB: 0 P: 19	R: 1 E: 0 K: 3 S: 12	H: 2 LOB: 2 BB: 1 P: 25	1B: 10 2B: 1 3B: 0 HR: 1	SF: 0 SAC: 0 DP: 0 HBP: 1	WP: 0 PB: 0 SB: 0 CS: 0	PA: 41
PITCHER	IP WLS BF H R ER SO BB IBB HBP BLK WP HR S P ERA WHIP	IP WLS BF H R ER SO BB IBB HBP BLK WP HR S P ERA WHIP																				
15 Ben Sheets, R (1,1) ERA: 3.0	6.0 W 28 8 2 2 8 0 0 1 0 0 69 105 3.00 1.500																					
Jose Cabrera, R (7,1) ERA: 3.0	2.0 7 1 0 0 2 0 0 0 0 0 0 20 33 0.00 0.500																					
Mike DeJean, R (9,1) ERA: 9.0	1.0 6 2 1 1 3 1 0 0 0 0 0 12 25 9.00 3.000																					

Milwaukee Brewers @ Houston Astros
Astros Field, Houston, TX
Tue Apr 02 2002, 5:05 PM EST
Att: 42,262 - Cloudy - 79 F

AB 39
R 3
H 12
RBI 3
BB 1
SO 13
LOB 20



Batter	1	2	3	4	5	6	7	8	9	AB	R	H	RBI	BB	SO	LOB	TOP					
Eric Young Sr. R OBP: 0.333, SLG: 0.167	F8		FC6 1B		SF9		F7			3	0	1	1	0	0	1	Milwaukee Brewers @ Houston Astros Astros Field, Houston, TX Wed Apr 03 2002, 8:05 PM EST Att: 23,381 - Cloudy - 68 F					
Alex Sanchez L OBP: 0.444, SLG: 0.286			FC6 PO		K		F7			3	0	0	0	1	1	2						
Geoff Jenkins L OBP: 0.222, SLG: 0.500	L3		PO	F9			F8			3	0	0	0	1	0	1						
Richie Sexson R OBP: 0.333, SLG: 0.625	K			F9			F9			3	0	0	0	0	1	1						
Matt Stairs L OBP: 0.333, SLG: 0.333 Alex Ochoa R OBP: 1.000, SLG: 2.500				K			G6-4-3 HBP BB			3	0	1	0	0	1	2						
Tyler Houston L OBP: 0.500, SLG: 0.571 Ronnie Belliard R OBP: 0.500, SLG: 0.571				K			G6-4-3 HBP			3	1	1	0	0	0	2						
José Hernández R OBP: 0.333, SLG: 0.667							F8			4	1	1	0	0	1	2						
Raul Casanova S OBP: 0.286, SLG: 0.167										3	0	1	0	0	2	3						
Ruben Quevedo R 47 Mike Buddie R Lenny Harris L Luis Vizcaino R Paul Bako L Ray King L Takahito Nomura L										1	0	0	0	0	0	0						
Inning Stats	R: 0 E: 0 K: 1 S: 10	H: 0 LOB: 1 BB: 1 P: 18	R: 0 E: 0 K: 2 S: 12	H: 1 LOB: 1 BB: 0 P: 18	R: 0 E: 0 K: 0 S: 6	H: 1 LOB: 0 BB: 0 P: 8	R: 0 E: 0 K: 1 S: 6	H: 0 LOB: 0 BB: 0 P: 6	R: 2 E: 0 K: 2 S: 15	H: 3 LOB: 1 BB: 0 P: 22	R: 0 E: 0 K: 0 S: 9	H: 0 LOB: 1 BB: 1 P: 19	R: 0 E: 0 K: 0 S: 5	H: 1 LOB: 1 BB: 0 P: 8	R: 0 E: 0 K: 0 S: 8	H: 0 LOB: 0 BB: 0 P: 9		R: 0 E: 0 K: 1 S: 7	H: 1 LOB: 0 BB: 0 P: 9	1B: 6 2B: 1 3B: 0 HR: 0	SF: 1 SAC: 0 DP: 2 HBP: 1	WP: 0 PB: 0 SB: 2 CS: 0
PITCHER	IP WLS BF H R ER SO BB IBB HBP BLK WP HR S P ERA WHIP																					
44 Roy Oswalt R ERA: 3.0	6.0 W 24 5 2 2 6 2 0 0 0 0 0 0 58 91 3.00 1.167																					
Nelson Cruz R ERA:	1.0 4 1 0 0 0 0 0 0 0 0 0 0 5 8 0.00 1.000																					
Octavio Dotel R ERA:	1.0 3 0 0 0 0 0 0 0 0 0 0 0 8 9 0.00 0.000																					
Billy Wagner L ERA:	1.0 3 1 0 0 1 0 0 0 0 0 0 0 7 9 0.00 1.000																					

Batter	1	2	3	4	5	6	7	8	9	AB	R	H	RBI	BB	SO	LOB	BOTTOM			
Craig Biggio R OBP: 0.182, SLG: 0.200 Billy Wagner L	K		G1-3		FC5-2		G1-3	G6-3		5	1	0	0	1	1	5	Milwaukee Brewers @ Houston Astros Astros Field, Houston, TX Wed Apr 03 2002, 8:05 PM EST Att: 23,381 - Cloudy - 68 F			
Brad Ausmus R OBP: 0.200, SLG: 1.000	F7				K					4	2	1	4	0	1	3				
5 Jeff Bagwell R OBP: 0.300, SLG: 0.333 Octavio Dotel R Orlando Merced S										2	2	2	2	2	0	0				
17 Lance Berkman S OBP: 0.500, SLG: 1.111	F8									4	2	1	2	1	0	4				
Richard Hidalgo R OBP: 0.400, SLG: 0.500										5	2	2	1	0	0	2				
Danyle Ward L OBP: 0.500, SLG: 1.000 Nelson Cruz R										4	1	3	4	0	0	0				
Jose Vizcaino S OBP: 0.500, SLG: 1.000										0	0	0	0	0	0	0				
Geoff Blum S OBP: 0.400, SLG: 0.800										5	1	2	1	0	1	2				
Julio Lugo R OBP: 0.400, SLG: 0.600										5	2	2	1	0	1	2				
44 Roy Oswalt R Brian Hunter R OBP: 0.500, SLG: 0.500										1	1	0	0	2	0	0				
Inning Stats	R: 0 E: 0 K: 1 S: 8	H: 0 LOB: 1 BB: 1 P: 14	R: 0 E: 0 K: 0 S: 6	H: 0 LOB: 0 BB: 0 P: 11	R: 0 E: 0 K: 0 S: 4	H: 0 LOB: 0 BB: 0 P: 7	R: 0 E: 0 K: 0 S: 25	H: 5 LOB: 3 BB: 3 P: 49	R: 1 E: 0 K: 1 S: 15	H: 3 LOB: 3 BB: 1 P: 25	R: 1 E: 0 K: 0 S: 13	H: 1 LOB: 1 BB: 1 P: 22	R: 5 E: 1 K: 1 S: 23	H: 6 LOB: 1 BB: 0 P: 35	R: 0 E: 0 K: 2 S: 8	H: 0 LOB: 0 BB: 0 P: 10	1B: 7 2B: 4 3B: 1 HR: 3	SF: 1 SAC: 0 DP: 1 HBP: 1	WP: 1 PB: 0 SB: 0 CS: 0	PA: 46
PITCHER	IP WLS BF H R ER SO BB IBB HBP BLK WP HR S P ERA WHIP																			
Ruben Quevedo R ERA: 10.8	3.1 L 19 4 8 4 1 4 0 0 0 0 1 0 6 71 10.80 2.400																			
47 Mike Buddie R ERA:	0.2 3 1 0 0 0 0 0 0 0 0 0 0 6 10 0.00 1.500																			
Luis Vizcaino R ERA: 9.0	2.0 12 4 2 2 1 2 0 1 0 0 0 0 28 47 9.00 3.000																			
Ray King L ERA: 45.0	1.0 9 6 5 5 1 0 0 0 0 0 0 2 23 35 45.00 6.000																			
Takahito Nomura L ERA:	1.0 3 0 0 0 2 0 0 0 0 0 0 0 8 10 0.00 0.000																			

Batter	1	2	3	4	5	6	7	8	9	AB	R	H	RBI	BB	SO	LOB	TOP										
Eric Young Sr., R OBP: 0.231, SLG: 0.100	F9		G1-3		F3		FC6-4			4	0	0	0	0	0	3	Milwaukee Brewers @ Houston Astros Astros Field, Houston, TX Thu Apr 04 2002, 4:05 PM EST Att: 21,528 - Cloudy - 70 F										
Ronnie Belliard, R OBP: 0.400, SLG: 0.660	G1-6-3			1B		FC5-4		G1-3		4	0	2	0	0	0	0											
Jeffrey Hammonds, R OBP: 0.250, SLG: 0.375	K			F8		FC5-4		K		4	0	0	0	0	2	2											
Richie Sexson, R OBP: 0.231, SLG: 0.417		G5-3		G6-3		G6-4-3		K		4	0	0	0	0	1	2											
Geoff Jenkins, L OBP: 0.385, SLG: 0.583	G5-3			FC6-4					1B	4	2	3	0	0	0	0											
Alex Ochoa, R OBP: 0.067, SLG: 1.667	F9			FC6-4						4	1	2	2	0	0	2											
Mark Loretta, R (1, 6)			L8		G1-6-3		K			3	0	0	1	0	1	0											
Paul Bako, L OBP: 0.750, SLG: 1.000										2	0	2	0	1	0	0											
José Hernández, R OBP: 0.300, SLG: 0.660			SH3-4				FC6-4		F8	1	0	0	0	0	0	1											
Jamey Wright, R OBP: 1.000, SLG: 2.000			SH3-4				F8		F7	1	0	1	0	0	0	0											
Jose Cabrera, R (5, 1)										0	0	0	0	0	0	0											
Lenny Harris, L OBP: 0.333, SLG: 0.333										1	0	0	0	0	0	1											
47 Mike Buddie, R (7, 1)										0	0	0	0	0	0	0											
Raul Casanova, S OBP: 0.143, SLG: 0.143										1	0	0	0	0	0	1											
Inning Stats	R: 0 E: 0 K: 1 S: 8	H: 0 LOB: 0 BB: 0 P: 13	R: 0 E: 0 K: 0 S: 7	H: 0 LOB: 0 BB: 0 P: 10	R: 0 E: 0 K: 0 S: 9	H: 0 LOB: 1 BB: 1 P: 13	R: 0 E: 0 K: 0 S: 10	H: 2 LOB: 2 BB: 0 P: 12	R: 0 E: 0 K: 0 S: 11	H: 2 LOB: 1 BB: 0 P: 17	R: 0 E: 0 K: 0 S: 5	H: 1 LOB: 0 BB: 0 P: 9	R: 2 E: 0 K: 1 S: 12	H: 3 LOB: 1 BB: 0 P: 22	R: 0 E: 0 K: 2 S: 9	H: 0 LOB: 0 BB: 0 P: 9	R: 1 E: 0 K: 0 S: 10	H: 2 LOB: 1 BB: 0 P: 14	1B: 6 2B: 3 3B: 0 HR: 1	SF: 1 SAC: 1 DP: 1 HBP: 0	WP: 1 PB: 0 SB: 0 CS: 0	PA: 36					
PITCHER	IP	WLS	BF	H	R	ER	SO	BB	IBB	HBP	BLK	WP	HR	S	P	ERA	WHIP										
Shane Reynolds, R ERA: 3.0	(1, 1)	6.0	W	24	7	2	2	1	1	0	0	0	0	56	84	3.00	1.333										
Ricky Stone, R ERA	(7, 1)	1.0		4	1	0	0	1	0	0	0	0	0	6	12	0.00	1.000										
Octavio Dotel, R ERA	(8, 1)	1.0		3	0	0	2	0	0	0	0	0	0	9	9	0.00	0.000										
Billy Wagner, L ERA: 4.5	(9, 1)	1.0		5	2	1	1	0	0	0	0	1	0	10	14	9.00	2.000										

Batter	1	2	3	4	5	6	7	8	9	AB	R	H	RBI	BB	SO	LOB	BOTTOM										
Craig Biggio, R OBP: 0.250, SLG: 0.214	G6-3	E5		G6-4-3	F9					4	0	1	0	1	0	1	Milwaukee Brewers @ Houston Astros Astros Field, Houston, TX Thu Apr 04 2002, 4:05 PM EST Att: 21,528 - Cloudy - 70 F										
Gregg Zaun, S OBP: 0.400, SLG: 0.250	5B	5B		G6-4-3		G4-3				3	1	0	0	2	1	4											
5 Jeff Bagwell, R OBP: 0.867, SLG: 0.500	17B			17S		WP				4	2	3	0	1	1	3											
17 Lance Berkman, S OBP: 0.533, SLG: 1.154	FC5	G4-3		17HR		WP				4	2	2	3	1	0	3											
Richard Hidalgo, R OBP: 0.333, SLG: 0.400	K		L6	G5-3		1B				5	0	1	2	0	1	2											
Danyle Ward, L OBP: 0.417, SLG: 0.727			L4		F2					3	0	0	0	1	0	0											
Octavio Dotel, R (8, 1)						P6				0	0	0	0	0	0	0											
Orlando Merced, S (8, PH)	FC5									1	0	0	0	0	0	0											
Billy Wagner, L (9, 1)	IBB									0	0	0	0	0	0	0											
Morgan Ensberg, R OBP: 0.500, SLG: 0.333	FC5			28B		SH3-4				3	1	2	0	1	0	3											
28 Adam Everett, R OBP: 0.625, SLG: 0.500		P4				SH3-4				2	0	1	0	2	0	0											
Shane Reynolds, R (1, 1)										2	0	0	1	0	1	2											
Brian Hunter, R OBP: 0.500, SLG: 0.500		G1-3				SH3-4				0	0	0	0	0	0	0											
Ricky Stone, R (7, 1)			K			SH3-4				0	0	0	0	0	0	0											
Inning Stats	R: 1 E: 0 K: 1 S: 10	H: 2 LOB: 3 BB: 2 P: 21	R: 0 E: 1 K: 0 S: 16	H: 0 LOB: 3 BB: 2 P: 29	R: 0 E: 0 K: 1 S: 9	H: 1 LOB: 2 BB: 1 P: 17	R: 2 E: 0 K: 0 S: 10	H: 3 LOB: 0 BB: 0 P: 19	R: 1 E: 0 K: 0 S: 10	H: 1 LOB: 1 BB: 1 P: 19	R: 2 E: 0 K: 0 S: 12	H: 2 LOB: 0 BB: 1 P: 22	R: 0 E: 0 K: 2 S: 13	H: 1 LOB: 3 BB: 2 P: 24	R: 0 E: 0 K: 0 S: 7	H: 0 LOB: 0 BB: 0 P: 12	1B: 9 2B: 0 3B: 0 HR: 1	SF: 0 SAC: 2 DP: 1 HBP: 0	WP: 1 PB: 2 SB: 2 CS: 0	PA: 42							
PITCHER	IP	WLS	BF	H	R	ER	SO	BB	IBB	HBP	BLK	WP	HR	S	P	ERA	WHIP										
Jamey Wright, R ERA: 6.23	(1, 1)	4.1	L	26	7	4	3	2	5	1	0	0	0	52	102	6.23	2.769										
Jose Cabrera, R ERA: 4.91	(5, 1)	1.2		7	2	2	2	0	1	0	0	0	1	15	25	10.80	1.800										
47 Mike Buddie, R ERA	(7, 1)	2.0		9	1	0	0	2	1	1	0	0	0	20	36	0.00	1.000										



Batter	1	2	3	4	5	6	7	8	9	AB	R	H	RBI	BB	SO	LOB	TOP			
Tony Womack, L (1, 6) OBP: 0.412, SLG: 0.429	G4-3			G6-3		K			L7	4	0	0	0	0	1	0				
Danny Bautista, R (1, 9) OBP: 0.529, SLG: 0.800	L9			FC4-6 1B			F9		HR	4	1	2	1	0	0	0				
Luis Gonzalez, L (1, 7) OBP: 0.290, SLG: 0.533	F8			FC4-6 1-2			HR		G4-3	4	1	1	1	0	0	1				
Jose Guillen, R (1, 8)		F5		K			P6			3	0	0	0	0	1	1				
Miguel Batista, R (7, 1)										0	0	0	0	0	0	0				
Mark Grace, L (1, 3) OBP: 0.333, SLG: 0.692	G3				G4-3 HBP		G6-3			2	0	0	0	0	0	0				
Damian Miller, R (1, 2) OBP: 0.287, SLG: 0.429	K				G4-3 1-2				K	3	0	0	0	0	2	1				
Junior Spivey, R (1, 4) OBP: 0.429, SLG: 0.364					P6		P6		L9	3	0	0	0	0	0	0				
Craig Counsell, L (1, 5) OBP: 0.308, SLG: 0.385					G5-3		G1-3		F7	3	0	0	0	0	0	0				
Rick Helling, R (1, 1)					L3		K			1	0	0	0	0	0	0				
Quinton McCracken, S (6, PH) OBP: 0.500, SLG: 0.950									P6	1	0	0	0	0	1	0				
Mike Morgan, R (6, 1)										0	0	0	0	0	0	0				
Eddie Oropesa, L (7, 1)										0	0	0	0	0	0	0				
Steve Finley, L (7, 8) OBP: 0.231, SLG: 0.667										1	0	0	0	0	0	0				
Inning Stats	R: 0 E: 0 K: 0 S: 6	H: 0 LOB: 0 BB: 0 P: 10	R: 0 E: 0 K: 1 S: 8	H: 0 LOB: 0 BB: 0 P: 10	R: 0 E: 0 K: 0 S: 9	H: 0 LOB: 1 BB: 0 P: 14	R: 0 E: 0 K: 1 S: 11	H: 1 LOB: 1 BB: 0 P: 18	R: 0 E: 0 K: 0 S: 6	H: 0 LOB: 0 BB: 0 P: 10	R: 1 E: 0 K: 0 S: 9	H: 1 LOB: 0 BB: 0 P: 14	R: 0 E: 0 K: 1 S: 8	H: 0 LOB: 0 BB: 0 P: 13	R: 1 E: 0 K: 0 S: 7	H: 1 LOB: 0 BB: 0 P: 10	1B: 1 2B: 0 3B: 0 HR: 2	SF: 0 SAC: 0 DP: 1 HBP: 1	WP: 0 PB: 0 SB: 0 CS: 0	PA: 30
PITCHER Glendon Rusch, L (1, 1) ERA: 2.0	IP: 9.0 WLS: W BF: 30 H: 3 R: 2 ER: 2 SO: 5 BB: 0 IBB: 0 HBP: 1 BLK: 0 WP: 0 HR: 2 S: 74 P: 115 ERA: 2.00 WHIP: 0.333															PITCHER				

Arizona Diamondbacks @ Milwaukee Brewers
Miller Park, Milwaukee, WI
Fri Apr 05 2002, 7:05 PM CST
Att: 43,005 - Dome - 72 F

livebaseballscorecards.com

AB	29
R	2
H	3
RBI	2
BB	0
SO	5
LOB	3

Batter	1	2	3	4	5	6	7	8	9	AB	R	H	RBI	BB	SO	LOB	BOTTOM			
Eric Young Sr., R (1, 4) OBP: 0.284, SLG: 0.231	L8		F3		WP FC4-2 2B		SH2-4 WP BB			3	1	1	0	1	0	1				
Alex Sanchez, L (1, 8) OBP: 0.417, SLG: 0.300	CS 1B		K		FC4-2 2H		SH2-4			3	0	1	0	0	1	2				
Geoff Jenkins, L (1, 7) OBP: 0.294, SLG: 0.438	K 1-2			K	F8		K2-3			4	0	0	0	0	3	3				
Richie Sexson, R (1, 3) OBP: 0.235, SLG: 0.333		G1-3 HBP		K		P3	K			3	0	0	0	0	2	0				
Alex Ochoa, R (1, 9) OBP: 0.500, SLG: 1.400	G1-3 1-2			HR		L9		K		4	1	1	1	0	1	1				
Tyler Houston, L (1, 5) OBP: 0.500, SLG: 0.545	F7			G3		HR 1B		FC5-4 1B		4	1	2	0	0	0	1				
José Hernández, R (1, 6) OBP: 0.357, SLG: 0.786	F8				E5 HR 1B	HR 1B		FC5-4 1B 1-2		4	2	2	2	0	0	2				
Paul Bako, L (1, 2) OBP: 0.625, SLG: 0.714			E4 SH2-4		P6		1B			4	0	2	0	0	0	1				
Glendon Rusch, L (1, 1) OBP: 0.333, SLG: 1.333			SH2-4 1-2		HR	G6-3		G6-3		3	1	1	2	0	0	3				
Inning Stats	R: 0 E: 0 K: 1 S: 11	H: 1 LOB: 0 BB: 0 P: 17	R: 0 E: 0 K: 0 S: 6	H: 0 LOB: 1 BB: 0 P: 10	R: 0 E: 1 K: 1 S: 10	H: 0 LOB: 1 BB: 0 P: 13	R: 1 E: 0 K: 2 S: 12	H: 1 LOB: 0 BB: 0 P: 22	R: 2 E: 1 K: 0 S: 16	H: 3 LOB: 1 BB: 0 P: 22	R: 2 E: 0 K: 0 S: 10	H: 3 LOB: 1 BB: 0 P: 14	R: 1 E: 0 K: 2 S: 8	H: 0 LOB: 0 BB: 1 P: 17	R: 0 E: 0 K: 1 S: 16	H: 2 LOB: 2 BB: 0 P: 22	1B: 6 2B: 1 3B: 0 HR: 3	SF: 0 SAC: 2 DP: 0 HBP: 1	WP: 3 PB: 0 SB: 0 CS: 1	PA: 36
PITCHER Rick Helling, R (1, 1) ERA: 5.4	IP: 5.0 WLS: L BF: 21 H: 5 R: 3 ER: 3 SO: 4 BB: 0 IBB: 0 HBP: 1 BLK: 0 WP: 1 HR: 2 S: 55 P: 84 ERA: 5.40 WHIP: 1.000															PITCHER				
Mike Morgan, R (6, 1) ERA: 13.5	1.0 7 3 3 3 0 1 0 0 0 0 1 10 18 27.00 4.000																			
Eddie Oropesa, L (7, 1) ERA:	0.2 2 0 0 0 1 0 0 0 0 0 0 5 7 0.00 0.000																			
Miguel Batista, R (7, 1) ERA:	1.1 6 2 0 0 2 0 0 0 0 1 0 19 28 0.00 1.500																			

Arizona Diamondbacks @ Milwaukee Brewers
Miller Park, Milwaukee, WI
Fri Apr 05 2002, 7:05 PM CST
Att: 43,005 - Dome - 72 F

livebaseballscorecards.com

AB	32
R	6
H	10
RBI	5
BB	1
SO	7
LOB	14


Batter	1	2	3	4	5	6	7	8	9	AB R H RBI BB SO LOB	TOP										
Tony Womack, L (1, 6) OBP: 0.385, SLG: 0.476	F8		G5-3			G4-3 BB		K		3 0 0 0 1 1 0	Arizona Diamondbacks @ Milwaukee Brewers Miller Park, Milwaukee, WI Sun Apr 07 2002, 1:05 PM CDT Att: 23,311 - Dome - 72 F livebaseballscorecards.com										
Craig Counsell, L (1, 5) OBP: 0.333, SLG: 0.429	F7			G5-3		G4-3		F8 1B		4 0 1 0 0 0 1											
Luis Gonzalez, L (1, 7) OBP: 0.167, SLG: 0.348	G6-3			F8		P6		F8		4 0 0 0 0 0 1											
Steve Finley, L (1, 8) OBP: 0.286, SLG: 0.667		G4-3		G3-1			G3	K		4 0 0 0 0 1 1											
Damian Miller, R (1, 2) OBP: 0.261, SLG: 0.364						K			G1-3	4 0 2 0 0 1 0											
Mark Grace, L (1, 3) OBP: 0.348, SLG: 0.600						1B	1B		G3-1	4 1 2 0 0 0 1											
David Dellucci, L (1, 9) OBP: 0.286, SLG: 0.667						G3-1 1B	1B		HR	3 1 1 1 1 0 2											
Junior Spivey, R (1, 4) OBP: 0.364, SLG: 0.368			G3-1				K		F5	4 0 1 1 0 1 3											
Curt Schilling, R (1, 1) OBP: 0.200, SLG: 0.200			G3-1							3 0 0 0 0 2 4											
Inning Stats	R: 0 H: 0 E: 0 K: 0 S: 5	H: 0 LOB: 0 BB: 0 P: 9	R: 0 H: 1 E: 0 K: 0 S: 11	LOB: 1 BB: 0 P: 15	R: 0 H: 0 E: 0 K: 0 S: 5	H: 0 LOB: 0 BB: 0 P: 7	R: 0 H: 0 E: 0 K: 0 S: 5	H: 0 LOB: 0 BB: 0 P: 9	R: 1 H: 2 E: 0 K: 2 S: 14	H: 1 LOB: 1 BB: 0 P: 20	R: 0 H: 0 E: 0 K: 0 S: 12	H: 0 LOB: 0 BB: 1 P: 18	R: 0 H: 2 E: 0 K: 2 S: 16	H: 2 LOB: 3 BB: 1 P: 28	R: 0 H: 1 E: 0 K: 2 S: 9	H: 1 LOB: 1 BB: 0 P: 17	R: 1 H: 1 E: 0 K: 0 S: 7	H: 1 LOB: 0 BB: 0 P: 10	1B: 5 2B: 1 3B: 0 HR: 1	SF: 0 SAC: 0 DP: 0 HBP: 0	WP: 0 PA: 35 SB: 0 CS: 0
PITCHER	IP WLS BF H R ER SO BB IBB HBP BLK WP HR S P ERA WHIP											IP WLS BF H R ER SO BB IBB HBP BLK WP HR S P ERA WHIP									
15 Ben Sheets, R (1, 1) ERA: 2.08	7.0 L 27 5 1 1 4 2 0 0 0 0 0 0 68 106 1.29 1.000																				
Takahito Nomura, L (8, 1) ERA: 9.0	1.0 4 1 0 0 2 0 0 0 0 0 0 0 9 17 0.00 1.000																				
Jose Cabrera, R (9, 1) ERA: 5.79	1.0 4 1 1 1 0 0 0 0 0 0 0 1 7 10 9.00 1.000																				

Batter	1	2	3	4	5	6	7	8	9	AB R H RBI BB SO LOB	BOTTOM								
Eric Young Sr., R (1, 4) OBP: 0.231, SLG: 0.143	G5-3		K			G4-3			K	4 0 0 0 0 2 1	Arizona Diamondbacks @ Milwaukee Brewers Miller Park, Milwaukee, WI Sun Apr 07 2002, 1:05 PM CDT Att: 23,311 - Dome - 72 F livebaseballscorecards.com								
Alex Sanchez, L (1, 8) OBP: 0.313, SLG: 0.214	K			P4			B5		G6-3	4 0 0 0 0 1 0									
Jeffrey Hammonds, R (1, 9) OBP: 0.467, SLG: 0.769	K			CS BB			BB			1 0 0 0 2 1 0									
Richie Sexson, R (1, 3) OBP: 0.250, SLG: 0.286		F9		K			K			3 0 0 0 0 2 2									
Geoff Jenkins, L (1, 7) OBP: 0.250, SLG: 0.348		K				K		K2-3		3 0 0 0 0 3 1									
Tyler Houston, L (1, 5) OBP: 0.400, SLG: 0.429		K				K				3 0 0 0 0 3 0									
José Hernández, R (1, 6) OBP: 0.286, SLG: 0.571			K			K				3 0 0 0 0 3 0									
Raul Casanova, S (1, 2) OBP: 0.267, SLG: 0.214								F7 1B	G3	3 0 1 0 0 0 0									
15 Ben Sheets, R (1, 1) ERA: 2.08										2 0 0 0 0 2 1									
Takahito Nomura, L (8, 1) ERA: 9.0										0 0 0 0 0 0 0									
Jose Cabrera, R (9, 1) ERA: 5.79										0 0 0 0 0 0 0									
Matt Stairs, L (9, PH) OBP: 0.250, SLG: 0.250									P3	1 0 0 0 0 0 0									
Inning Stats	R: 0 H: 0 E: 0 K: 2 S: 15	H: 0 LOB: 0 BB: 0 P: 21	R: 0 H: 0 E: 0 K: 2 S: 7	H: 0 LOB: 0 BB: 0 P: 9	R: 0 H: 1 E: 0 K: 3 S: 12	LOB: 1 BB: 0 P: 19	R: 0 H: 0 E: 0 K: 1 S: 7	H: 0 LOB: 1 BB: 1 P: 14	R: 0 H: 0 E: 0 K: 3 S: 10	H: 0 LOB: 0 BB: 0 P: 15	R: 0 H: 0 E: 0 K: 2 S: 10	H: 0 LOB: 1 BB: 1 P: 15	R: 0 H: 0 E: 0 K: 2 S: 11	H: 0 LOB: 0 BB: 0 P: 17	R: 0 H: 0 E: 0 K: 1 S: 6	H: 0 LOB: 0 BB: 0 P: 9	1B: 1 2B: 1 3B: 0 HR: 0	SF: 0 SAC: 0 DP: 1 HBP: 0	WP: 0 PA: 29 SB: 0 CS: 1
PITCHER	IP WLS BF H R ER SO BB IBB HBP BLK WP HR S P ERA WHIP											IP WLS BF H R ER SO BB IBB HBP BLK WP HR S P ERA WHIP							
Curt Schilling, R (1, 1) ERA: 5.79	9.0 W 29 1 0 0 17 2 0 0 0 0 0 0 85 127 0.00 0.333																		

Batter	1	2	3	4	5	6	7	8	9	10	11	AB	R	H	RBI	BB	SO	LOB	TOP								
Ronnie Belliard, R OBP: 0.263, SLG: 0.368 (1, 4)	1-2 F7	2-1 F7	1-1 L8			2-2 G6-3		0-0 FC6-4			1-3 K	6	0	0	0	0	1	4									
Jeffrey Hammonds, R OBP: 0.400, SLG: 0.545 (1, 8)	1-1 1B HR	1-0 G6-3		4-2 G4-3 S BB		0-2 F8			1-1 L7		3-3 K	5	1	1	0	1	1	1									
Geoff Jenkins, L OBP: 0.273, SLG: 0.406 (1, 7)	1-2 1B HR	3-3 K		3-2 G4-3		0-0 G3			1-3 K			5	1	1	0	0	2	1									
Richie Sexson, R OBP: 0.242, SLG: 0.367 (1, 3)	0-0 HR		3-2 F8	2-3 K			1-3 K			1-1 G6-3		5	1	1	3	0	2	1									
Alex Ochoa, R OBP: 0.522, SLG: 1.050 (1, 9)	4-0 1B BB		1-1 1B 2B	4-1 BB			1-3 K			0-0 SH1-3 2B		3	1	2	0	2	1	0									
Tyler Houston, L OBP: 0.333, SLG: 0.289 Nashim Figueroa, R Takahito Nomura, L Mike DeJean, R Lenny Harris, L Luis Vizcaino, R (1, 5)	2-2 BB		4-1 1B BB	2-1 F8			2-2 G3-1			1-0 SH1-3		3	1	1	0	1	0	2									
José Hernández, R OBP: 0.287, SLG: 0.448 (1, 6)	2-3 K		3-0 1B 2H	1B			1-3 K			1-3 K		5	0	1	1	0	4	3									
Paul Bako, L OBP: 0.462, SLG: 0.455 (1, 2)	4-1 BB		1-2 F8	3-2 F7			1-2 L9			1-1 G4-3		4	0	0	0	1	0	3									
Glendon Rusch, L OBP: 0.286, SLG: 0.333 Mark Loretta, R Eric Young Sr., R (1, 1)	2-3 K		1-1 1B	1-3 K			2-1 FC6-4 1B			2-2 CS 1B		3	0	1	1	0	2	3									
Inning Stats	R: 3 E: 0 K: 2 S: 20	H: 4 LOB: 3 BB: 2 P: 37	R: 0 E: 0 K: 1 S: 6	H: 0 LOB: 0 BB: 0 P: 12	R: 2 E: 0 K: 1 S: 16	H: 3 LOB: 2 BB: 1 P: 30	R: 0 E: 0 K: 1 S: 13	H: 0 LOB: 2 BB: 0 P: 28	R: 0 E: 0 K: 2 S: 13	H: 0 LOB: 0 BB: 0 P: 18	R: 0 E: 0 K: 1 S: 8	H: 1 LOB: 1 BB: 0 P: 10	R: 0 E: 0 K: 1 S: 9	H: 0 LOB: 0 BB: 0 P: 13	R: 0 E: 0 K: 1 S: 7	H: 0 LOB: 1 BB: 0 P: 10	R: 0 E: 0 K: 1 S: 7	H: 1 LOB: 1 BB: 0 P: 10	R: 0 E: 0 K: 2 S: 11	H: 1 LOB: 1 BB: 0 P: 17	1B: 7 2B: 2 3B: 0 HR: 1	SF: 0 SAC: 1 DP: 0 HBP: 0	WP: 0 PB: 0 SB: 1 CS: 1	PA: 47			
PITCHER	IP ERA WLS BF H R ER SO BB IBB HBP BLK WP HR S P ERA WHIP	3.0 11.57 2.0 7 0 0 5 3 1 0 0 0 0 0 22 15.00 0.00 3.667	7.0 4.5 3.0 10 1 0 3 3 0 0 0 0 0 0 26 0.00 0.333	1.0 1.35 1.0 3 0 0 0 1 0 0 0 0 0 0 7 0.00 0.000	2.0 1.5 2.0 7 2 0 0 3 0 0 0 0 0 0 18 0.00 1.000																						

Milwaukee Brewers @ St. Louis Cardinals
 Busch Stadium, St. Louis, MO
 Wed Apr 10 2002, 7:10 PM CDT
 Att: 28,271 - Sunny - 67 F

AB 41
 R 5
 H 10
 RBI 5
 BB 5
 SO 13
 LOB 18



Batter	1	2	3	4	5	6	7	8	9	10	11	AB	R	H	RBI	BB	SO	LOB	BOTTOM			
Placido Polanco, R OBP: 0.314, SLG: 0.324 (1, 4)	1-1 G4-3		0-1 1B 1B	1-1 FC6-4 1B		1-3 K			1-0 G5-3			5	2	1	0	0	1	2				
Edgar Renteria, R OBP: 0.424, SLG: 0.500 (1, 6)	0-3 K		2-1 1B 5 E	0-0 1B			1-0 L9		1-2 1B			5	1	3	1	0	1	0				
J.D. Drew, L OBP: 0.361, SLG: 0.394 44 Jason Isringhausen, R (1, 9)	0-1 F8		0-0 15 BB 5 E G6-4-3 1B	0-1 1B			3-3 K		1-0 B2-3			5	1	2	2	0	1	1				
5 Albert Pujols, R OBP: 0.395, SLG: 0.484 (1, 5)		2-2 F7	2-2 E5 15 BB G6-4-3 1B	0-0 F9			3-1 G5-3			4-2 BB		4	0	0	1	1	0	3				
15 Jim Edmonds, L OBP: 0.528, SLG: 0.643 (1, 8)		3-2 BB 1B 1B	4-1 G6-4-3 BB		0-2 G6-3			0-0 F8		2-1 F5		4	0	1	0	1	0	1				
Eli Marrero, R OBP: 0.632, SLG: 1.056 Mike Timlin, R (1, 7)		2-0 F9	1-0 G6-4-3 BB		2-3 K			0-1 P6		1-3 K		3	0	0	0	0	1	3				
Miguel Cairo, R (8, PH) Mike Crudale, R Mike Matheny, R Tino Martinez, L (1, 3)			1-2 2B 3H		1-3 K			0-2 P5		1-0 G2-3		5	0	1	0	0	2	2				
Mike DiFelice, R OBP: 0.389, SLG: 0.750 Kerry Robinson, L (9, PH) (10, 9)		4-1 BB		0-2 G3		2-3 K		1-1 G5-3 G1-3 1B		1-3 K		2	0	0	0	1	1	0				
Andy Benes, R OBP: 0.500, SLG: 0.500 Luther Hackman, R Eduardo Perez, R (1, 1)		3-2 G6-3		4-1 FC6-4 BB		0-1 F7		0-0 G1-3		2-2 HR		1	0	0	0	0	0	3				
Inning Stats	R: 0 E: 0 K: 1 S: 7	H: 0 LOB: 0 BB: 0 P: 8	R: 0 E: 0 K: 0 S: 15	H: 2 LOB: 3 BB: 1 P: 30	R: 3 E: 1 K: 1 S: 15	H: 3 LOB: 1 BB: 1 P: 25	R: 1 E: 0 K: 0 S: 10	H: 2 LOB: 2 BB: 1 P: 15	R: 0 E: 0 K: 2 S: 9	H: 0 LOB: 0 BB: 0 P: 12	R: 0 E: 0 K: 1 S: 6	H: 0 LOB: 1 BB: 0 P: 15	R: 1 E: 0 K: 0 S: 11	H: 2 LOB: 1 BB: 0 P: 15	R: 0 E: 0 K: 1 S: 8	H: 0 LOB: 1 BB: 1 P: 16	R: 1 E: 0 K: 1 S: 7	H: 1 LOB: 0 BB: 0 P: 10	1B: 9 2B: 0 3B: 0 HR: 1	SF: 0 SAC: 0 DP: 1 HBP: 0	WP: 0 PB: 0 SB: 0 CS: 0	PA: 45
PITCHER	IP ERA WLS BF H R ER SO BB IBB HBP BLK WP HR S P ERA WHIP	6.2 2.87 1.0 3 0 0 3 0 0 0 0 0 0 0 5 4.05 1.500	1.0 0.1 1.0 5 2 1 1 0 0 0 0 0 0 0 3 0.00 0.000	1.1 6.23 1.1 6 1 1 1 2 1 0 0 0 0 1 15 6.75 1.500																		

Milwaukee Brewers @ St. Louis Cardinals
 Busch Stadium, St. Louis, MO
 Wed Apr 10 2002, 7:10 PM CDT
 Att: 28,271 - Sunny - 67 F

AB 41
 R 6
 H 10
 RBI 5
 BB 4
 SO 9
 LOB 17



Batter	1	2	3	4	5	6	7	8	9	AB	R	H	RBI	BB	SO	LOB	TOP					
Eric Young Sr. R OBP: 0.229, SLG: 0.143	E5 G5-3 SF7		B2-3			1-1 HR 1B	3-2 SF9		K	4	2	1	1	0	1	2						
Ronnie Belliard R OBP: 0.281, SLG: 0.348	G5-3			2-2 1B		2-2 F7	2-3 K			4	0	1	0	0	1	3						
Jose Cabrera R OBP: 0.200, SLG: 0.200										0	0	0	0	0	0	0						
Matt Stairs L OBP: 0.200, SLG: 0.200										0	0	0	0	0	0	0						
Jeffrey Hammonds R OBP: 0.349, SLG: 0.590	SF7			3-1 F8		3-2 SF9		2-3 K		2	0	0	2	0	1	1						
Richie Sexson R OBP: 0.243, SLG: 0.441	G4-3			0-0 F9		3-H 1-0 HR		1-0 G6-3		4	1	1	2	0	0	1						
Alex Ochoa R OBP: 0.481, SLG: 0.958			3-3 K			0-0 F8		1-1 G3		4	0	1	0	0	1	1						
Mike DeJean R										0	0	0	0	0	0	0						
Geoff Jenkins L OBP: 0.324, SLG: 0.412	F6			2-2 F6		1-2 G6-4-3 1B		4-0 IBB		2	0	1	0	2	0	0						
Raul Casanova S OBP: 0.200, SLG: 0.200																						
Paul Bako L OBP: 0.462, SLG: 0.455	F9			0-1 G6-4-3 1B		1-0 G1-3		4-1 BB		3	0	0	0	1	0	3						
Mark Loretta R OBP: 0.273, SLG: 0.400				3-1 F9		3-2 G4-3		3-1 SH5-4 SF9 2B		4	1	1	0	0	0	2						
Nick Neugebauer R 47 Mike Buddie R				2-2 G6-3				0-1 1B SF9 1B		1	0	0	0	0	0	0						
Alex Sanchez L Luis Vizcaino R								1-0 SH5-4		1	0	0	0	0	0	0						
Tyler Houston L Jose Hernandez R								2-3 K		1	0	0	0	0	0	1						
Inning Stats	R: 1 E: 1 K: 0 S: 9	H: 0 LOB: 0 BB: 0 P: 16	R: 0 E: 0 K: 1 S: 7	H: 0 LOB: 0 BB: 0 P: 13	R: 0 E: 0 K: 0 S: 8	H: 0 LOB: 0 BB: 0 P: 13	R: 0 E: 0 K: 0 S: 8	H: 1 LOB: 1 BB: 0 P: 16	R: 0 E: 0 K: 0 S: 9	H: 1 LOB: 0 BB: 0 P: 13	R: 3 E: 0 K: 0 S: 17	H: 4 LOB: 2 BB: 1 P: 29	R: 1 E: 0 K: 1 S: 10	H: 1 LOB: 0 BB: 0 P: 19	R: 0 E: 0 K: 1 S: 6	H: 0 LOB: 0 BB: 0 P: 10	R: 0 E: 0 K: 2 S: 12	H: 0 LOB: 2 BB: 2 P: 24	1B: 4 2B: 2 3B: 0 HR: 1	SF: 3 SAC: 1 DP: 1 HBP: 0	WP: 0 PB: 0 SB: 0 CS: 0	PA: 37
PITCHER	IP WLS BF H R ER SO BB IBB HBP BLK WP HR S P ERA WHIP																					
Bud Smith L ERA: 3.38	(1, 1) 5.1 20 4 3 2 1 0 0 0 0 0 0 0 1 16 34 3.38 0.750																					
Gene Stechschulte R ERA: 4.05	(6, 1) 1.2 B 9 3 2 2 1 0 1 0 0 0 0 0 1 16 34 10.80 1.800																					
Dave Veres R ERA: 4.05	(8, 1) 1.1 W 6 0 0 0 1 2 0 0 0 0 0 0 0 11 24 0.00 1.500																					
Steve Kline L ERA: 5.06	(9, 1) 0.2 S 2 0 0 0 2 0 0 0 0 0 0 0 0 7 10 0.00 0.000																					

Milwaukee Brewers @ St. Louis Cardinals
Busch Stadium, St. Louis, MO
Thu Apr 11 2002, 12:10 PM CDT
Att: 28,165 - Sunny - 68 F

AB 30
R 5
H 7
RBI 5
BB 3
SO 5
LOB 15



Batter	1	2	3	4	5	6	7	8	9	AB	R	H	RBI	BB	SO	LOB	BOTTOM			
Fernando Vina L OBP: 0.220, SLG: 0.256	E6 S	2-1 1B	1-0 FC6-4 1B		0-0 F8			0-2 G4-3		5	0	2	1	0	0	0				
Placido Polanco R OBP: 0.325, SLG: 0.333	F9	2-2 1B	1-0 FC6-4 1B			2-1 1B		2-3 K		5	0	2	0	0	1	3				
J.D. Drew L OBP: 0.390, SLG: 0.472	4-1 BB	3-3 K		1-1 HR		1-2 F8		4-2 5 2B BB		3	2	1	1	2	1	4				
5 Albert Pujols R OBP: 0.419, SLG: 0.514	F2		4-0 BLK HR BB	1-2 G4-6-3 15 S 1B		1-2 F8		0-0 BB		4	1	2	0	1	0	3				
15 Jim Edmonds L OBP: 0.537, SLG: 0.600	K		4-2 BLK HR BB	4-1 G4-6-3 BB		0-1 G4-3		4-0 BB		2	1	0	0	3	1	3				
Tino Martinez L OBP: 0.235, SLG: 0.138		2-2 G4-3	1-3 K	0-0 G4-6-3		1-0 L8		4-2 BB		4	0	0	1	1	1	4				
Mike Matheny R OBP: 0.286, SLG: 0.450		1-1 1B 2B	2-2 1H 2H HR	1-1 L4		1-0 G5-3		1-3 K		5	2	2	3	0	1	4				
Kerry Robinson L OBP: 0.182, SLG: 0.364		0-0 P6	1-0 G4-3		3-2 L6		0-1 3B			4	0	1	0	0	0	1				
Bud Smith L ERA: 0.667, SLG: 0.500	(1, 1) 2.1 16 4 4 4 3 4 0 0 0 0 0 1 36 71 15.43 3.429																			
Gene Stechschulte R ERA: 1.42	(6, 1) 1.0 4 1 0 0 0 0 0 0 0 0 0 0 10 14 0.00 1.000																			
Eduardo Perez R OBP: 0.200, SLG: 0.444	(7, PH) 1.2 L 9 2 1 1 1 1 1 0 0 0 0 0 20 35 5.40 1.800																			
Dave Veres R	(8, 1) 0.1 2 0 0 0 1 1 0 0 0 0 0 5 10 0.00 3.000																			
Steve Kline S	(9, 1)																			
Inning Stats	R: 0 E: 1 K: 1 S: 10	H: 0 LOB: 2 BB: 1 P: 20	R: 1 E: 0 K: 1 S: 15	H: 3 LOB: 3 BB: 1 P: 29	R: 3 E: 0 K: 1 S: 15	H: 3 LOB: 2 BB: 2 P: 29	R: 1 E: 0 K: 0 S: 9	H: 2 LOB: 1 BB: 1 P: 16	R: 0 E: 0 K: 1 S: 10	H: 0 LOB: 0 BB: 0 P: 14	R: 0 E: 0 K: 0 S: 10	H: 1 LOB: 1 BB: 0 P: 14	R: 0 E: 0 K: 0 S: 10	H: 1 LOB: 1 BB: 0 P: 15	R: 1 E: 0 K: 2 S: 15	H: 1 LOB: 3 BB: 3 P: 30	1B: 6 2B: 2 3B: 1 HR: 2	SF: 0 SAC: 0 DP: 1 HBP: 0	WP: 0 PB: 0 SB: 2 CS: 0	PA: 43
PITCHER	IP WLS BF H R ER SO BB IBB HBP BLK WP HR S P ERA WHIP																			
Nick Neugebauer R ERA: 8.59	(1, 1) 2.2 12 4 1 1 1 1 0 0 0 0 0 1 23 37 3.38 1.875																			
47 Mike Buddie R ERA: 1.42	(3, 1) 1.0 4 1 0 0 0 0 0 0 0 0 0 0 10 14 0.00 1.000																			
Luis Vizcaino R ERA: 5.06	(6, 1) 1.2 L 9 2 1 1 1 1 1 0 0 0 0 0 20 35 5.40 1.800																			
Jose Cabrera R ERA: 4.7	(8, 1) 0.1 2 0 0 0 1 1 0 0 0 0 0 5 10 0.00 3.000																			
Mike DeJean R ERA: 7.71	(9, 1)																			

Milwaukee Brewers @ St. Louis Cardinals
Busch Stadium, St. Louis, MO
Thu Apr 11 2002, 12:10 PM CDT
Att: 28,165 - Sunny - 68 F

AB 35
R 6
H 11
RBI 6
BB 8
SO 6
LOB 23



Batter	1	2	3	4	5	6	7	8	9	AB	R	H	RBI	BB	SO	LOB	TOP		
Eric Young Sr., R OBP: 0.231, SLG: 0.129	F8		FC1-6 1B BB		G5-3			K		3	0	0	0	1	1	0			
Jeffrey Hammonds, R OBP: 0.364, SLG: 0.500	F8		FC1-6 1B		F9			1B		4	0	2	0	0	0	0			
Geoff Jenkins, L OBP: 0.317, SLG: 0.378	HBP		FC1-6 1-2 2-3		F8			F7		3	0	0	0	0	0	3			
Richie Sexson, R OBP: 0.220, SLG: 0.395	K		F9		G6-3			G4-3		4	0	0	0	0	1	4			
Alex Ochoa, R OBP: 0.452, SLG: 0.857		E6 3B	P6						F5	4	1	1	0	0	0	2			
Tyler Houston, L OBP: 0.333, SLG: 0.318		F7			G3			L4		4	0	0	0	0	1	2			
Raul Casanova, S OBP: 0.259, SLG: 0.208		F8			G4-3			G4-6-3 1B		4	0	1	0	0	0	1			
José Hernández, R OBP: 0.265, SLG: 0.485					G5-3			G4-6-3 1-2		3	0	1	1	0	0	1			
15 Ben Sheets, R Alex Sanchez, L OBP: 0.333, SLG: 0.250 Brian Mallette, R Takahito Nomura, L 47 Mike Buddie, R	K							G4-3		2	0	0	0	0	2	1			
Inning Stats	R: 0 H: 0 E: 0 K: 1 S: 9	H: 0 LOB: 1 BB: 0 P: 15	R: 1 H: 1 E: 1 K: 1 S: 11	H: 1 LOB: 1 BB: 0 P: 20	R: 0 H: 1 E: 0 K: 0 S: 11	H: 1 LOB: 2 BB: 1 P: 20	R: 0 H: 0 E: 0 K: 0 S: 5	H: 0 LOB: 0 BB: 0 P: 8	R: 0 H: 0 E: 0 K: 1 S: 9	H: 1 LOB: 1 BB: 0 P: 13	R: 0 H: 1 E: 0 K: 0 S: 8	H: 1 LOB: 1 BB: 0 P: 14	R: 0 H: 1 E: 0 K: 1 S: 12	H: 1 LOB: 1 BB: 0 P: 22	R: 0 H: 0 E: 0 K: 1 S: 6	H: 0 LOB: 0 BB: 0 P: 9	1B: 4 2B: 0 3B: 1 HR: 0	SF: 0 SAC: 0 DP: 1 HBP: 1	WP: 0 PA: 34 CS: 0
PITCHER	IP	WLS	BF	H	R	ER	SO	BB	IBB	HBP	BLK	WP	HR	S	P	ERA	WHIP		
Kurt Ainsworth, R ERA: 0.75	7.0	W	27	4	1	0	3	1	0	1	0	0	0	57	97	0.00	0.714		
Felix Rodriguez, R ERA:	1.0		4	1	0	0	1	0	0	0	0	0	0	12	22	0.00	1.000		
Tim Worrell, R ERA: 1.69	1.0		3	0	0	0	1	0	0	0	0	0	0	6	9	0.00	0.000		

Milwaukee Brewers @ San Francisco Giants
PacBell Park, San Francisco, CA
Fri Apr 12 2002, 10:35 PM EDT
Att: 37,483 - Cloudy - 65 F

AB	32
R	1
H	5
RBI	1
BB	1
SO	5
LOB	14



Batter	1	2	3	4	5	6	7	8	9	AB	R	H	RBI	BB	SO	LOB	BOTTOM		
Tsuyoshi Shinjo, R OBP: 0.231, SLG: 0.229	P6		E HR 1B	K			G6-3			4	1	1	0	0	1	1			
David Bell, R OBP: 0.310, SLG: 0.395	WP 1B BB		E4 HR		F8			2H 1B		3	2	1	1	1	0	1			
Barry Bonds, L OBP: 0.605, SLG: 1.200	1B 1-2 IBB		1H 2H HR		G1-6-3 BB			L9		2	1	1	3	2	0	1			
Jeff Kent, R OBP: 0.240, SLG: 0.348	BB 1-3 2H 1B		G6-3		G1-6-3 1-2			G5-3		4	0	1	1	0	0	1			
Reggie Sanders, R OBP: 0.366, SLG: 0.406	G4-6-3 BB		F8		K			G6-3		3	0	0	0	1	1	0			
J.T. Snow, L OBP: 0.297, SLG: 0.242	G4-6-3 1-2		G4-6-3 1B		K			G4-3		4	0	1	0	0	1	3			
Benito Santiago, R OBP: 0.235, SLG: 0.375		G6-3	K		G6-3			G6-3		3	0	0	0	0	1	1			
Ramon Martinez, R OBP: 0.294, SLG: 0.438		G6-3			K			SH3-4 1B HBP		2	1	0	0	0	1	0			
Kurt Ainsworth, R Felix Rodriguez, R Tim Worrell, R	K2-3				G4-3			SH3-4 1-2		2	0	0	0	0	1	0			
Inning Stats	R: 1 H: 1 E: 0 K: 0 S: 10	H: 1 LOB: 3 BB: 3 P: 25	R: 0 H: 0 E: 0 K: 1 S: 6	H: 0 LOB: 0 BB: 0 P: 7	R: 3 H: 3 E: 1 K: 1 S: 17	H: 3 LOB: 1 BB: 0 P: 30	R: 0 H: 0 E: 0 K: 2 S: 8	H: 0 LOB: 0 BB: 0 P: 14	R: 0 H: 0 E: 0 K: 2 S: 7	H: 0 LOB: 0 BB: 0 P: 11	R: 1 H: 1 E: 0 K: 0 S: 10	H: 1 LOB: 1 BB: 0 P: 19	R: 0 H: 0 E: 0 K: 0 S: 7	H: 0 LOB: 0 BB: 0 P: 13	1B: 4 2B: 0 3B: 0 HR: 1	SF: 0 SAC: 1 DP: 2 HBP: 1	WP: 1 PA: 33 CS: 0		
PITCHER	IP	WLS	BF	H	R	ER	SO	BB	IBB	HBP	BLK	WP	HR	S	P	ERA	WHIP		
15 Ben Sheets, R ERA: 2.84	6.0	L	25	4	4	3	6	3	1	0	0	0	0	54	100	4.50	1.167		
Brian Mallette, R ERA: 13.5	0.2		4	1	1	1	0	0	0	1	0	0	0	7	13	13.50	1.500		
Takahito Nomura, L ERA: 8.31	0.1		1	0	0	0	0	0	0	0	0	0	0	3	6	0.00	0.000		
47 Mike Buddie, R ERA: 1.23	1.0		3	0	0	0	0	0	0	0	0	0	0	7	13	0.00	0.000		

Milwaukee Brewers @ San Francisco Giants
PacBell Park, San Francisco, CA
Fri Apr 12 2002, 10:35 PM EDT
Att: 37,483 - Cloudy - 65 F

AB	27
R	5
H	5
RBI	5
BB	4
SO	6
LOB	8



Batter	1	2	3	4	5	6	7	8	9	AB	R	H	RBI	BB	SO	LOB	TOP			
Alex Sanchez, L (1, 8) OBP: 0.348, SLG: 0.250	G4-3		G3-1		G3-6		FC5-4		K	4	0	1	1	1	1	2				
Eric Young Sr., R (1, 4) OBP: 0.233, SLG: 0.118	G6-3		G3-6		G3-6		F8			3	0	0	0	1	0	3				
Jeffrey Hammonds, R (1, 9) OBP: 0.351, SLG: 0.590	2B		K		F9		FC5-4			4	0	1	0	0	1	4				
Richie Sexson, R (1, 3) OBP: 0.222, SLG: 0.381	F9				E		E5		G6-3	4	1	1	0	0	0	1				
Geoff Jenkins, L (1, 7)		G5-3			E8		G4-6-3		F7	4	0	1	0	0	0	1				
Tyler Houston, L (1, 5) OBP: 0.286, SLG: 0.269	G1-3				L7		G4-3		K	4	0	0	0	0	1	0				
Raul Casanova, S (1, 2)	G4-3				1B				F9	4	1	2	0	0	0	0				
José Hernández, R (1, 6)			G3-1				F8			3	0	3	0	1	0	0				
Nelson Figueroa, R (7, PH) Matt Stairs, L (7, PH) Luis Vizcaino, R (7, 1) Takahito Nomura, L (8, 1) Jose Cabrera, R (8, 1) Lenny Harris, L (8, PH)			SH1-4		G1-3		K		F5	1	0	0	0	0	0	2				
Inning Stats	R: 0 E: 0 K: 0 S: 9	H: 1 LOB: 1 BB: 0 P: 11	R: 0 E: 0 K: 0 S: 7	H: 0 LOB: 0 BB: 0 P: 11	R: 0 E: 0 K: 1 S: 10	H: 1 LOB: 2 BB: 1 P: 18	R: 1 E: 1 K: 0 S: 12	H: 4 LOB: 2 BB: 0 P: 19	R: 0 E: 0 K: 0 S: 4	H: 0 LOB: 0 BB: 1 P: 5	R: 1 E: 0 K: 1 S: 11	H: 3 LOB: 2 BB: 0 P: 15	R: 0 E: 0 K: 1 S: 12	H: 0 LOB: 0 BB: 0 P: 17	R: 0 E: 0 K: 1 S: 17	H: 0 LOB: 1 BB: 1 P: 24	1B: 6 2B: 3 3B: 0 HR: 0	SF: 0 SAC: 1 DP: 2 HBP: 0	WP: 0 PB: 0 SB: 1 CS: 0	PA: 37
PITCHER	IP	WLS	BF	H	R	ER	SO	BB	IBB	HBP	BLK	WP	HR	S	P	ERA	WHIP			
Livan Hernandez, R (1, 1) ERA: 1.88	7.0	W	30	9	2	2	2	2	0	0	0	0	0	60	92	2.57	1.571			
Felix Rodriguez, R (8, 1) ERA:	1.0	H	3	0	0	0	1	0	0	0	0	0	0	12	17	0.00	0.000			
Robb Nen, R (9, 1) ERA: 2.25	1.0	S	4	0	0	0	1	1	0	0	0	0	0	17	24	0.00	1.000			

Milwaukee Brewers @ San Francisco Giants
PacBell Park, San Francisco, CA
Sat Apr 13 2002, 4:05 PM EDT
Att: 41,206 - Cloudy - 64 F

AB 33
R 2
H 9
RBI 1
BB 3
SO 4
LOB 16



Batter	1	2	3	4	5	6	7	8	9	AB	R	H	RBI	BB	SO	LOB	BOTTOM			
Calvin Murray, R (1, 8) (9, 9)	F8		G6-3		F8		G6-3			4	0	0	0	0	0	3				
Ramon Martinez, R (1, 6) OBP: 0.286, SLG: 0.550	F7		HR		F7		F9			4	1	1	2	0	0	2				
Barry Bonds, L (1, 7) OBP: 0.619, SLG: 1.259	HR		BB		L7				BB	2	1	1	1	1	0	0				
Jeff Kent, R (1, 4) OBP: 0.241, SLG: 0.308	G5-3		BB				F8		F8	3	0	0	0	1	0	1				
Reggie Sanders, R (1, 9) OBP: 0.333, SLG: 0.361 Robb Nen, R (9, 1)		F8	K		G6-3				K	4	0	0	0	0	2	3				
J.T. Snow, L (1, 3) OBP: 0.293, SLG: 0.222	L4				K		G1-3			3	0	0	0	1	1	0				
Benito Santiago, R (1, 2) OBP: 0.237, SLG: 0.361 Yorvit Torrealba, R (9, 2) OBP: 0.143, SLG: 0.143		F8	G6-3				K		F8	4	0	1	0	0	1	2				
Pedro Feliz, R (1, 5) OBP: 0.429, SLG: 0.400 Felix Rodriguez, R (8, 1) Tsuoyoshi Shinjo, R (9, 8) OBP: 0.231, SLG: 0.229			SH2-4		G6-3		G6-3		BB	3	1	2	0	0	0	1				
Livan Hernandez, R (1, 1) OBP: 0.556, SLG: 0.875 David Bell, R (7, PH) OBP: 0.326, SLG: 0.395		SH2-4			F8		G6-3		BB	1	0	0	0	0	0	1				
Inning Stats	R: 1 E: 0 K: 0 S: 6	H: 1 LOB: 0 BB: 0 P: 7	R: 0 E: 0 K: 0 S: 12	H: 0 LOB: 0 BB: 0 P: 18	R: 2 E: 0 K: 1 S: 12	H: 2 LOB: 2 BB: 2 P: 24	R: 0 E: 0 K: 1 S: 11	H: 1 LOB: 1 BB: 0 P: 13	R: 0 E: 0 K: 0 S: 4	H: 0 LOB: 0 BB: 0 P: 6	R: 0 E: 0 K: 1 S: 12	H: 1 LOB: 2 BB: 1 P: 19	R: 0 E: 0 K: 1 S: 12	H: 0 LOB: 2 BB: 1 P: 19	1B: 3 2B: 0 3B: 0 HR: 2	SF: 0 SAC: 1 DP: 0 HBP: 1	WP: 0 PB: 0 SB: 0 CS: 0	PA: 34		
PITCHER	IP	WLS	BF	H	R	ER	SO	BB	IBB	HBP	BLK	WP	HR	S	P	ERA	WHIP			
Nelson Figueroa, R (1, 1) ERA: 2.61	6.0	L	24	4	3	3	2	2	0	0	0	0	0	12	19	4.50	1.000			
Luis Vizcaino, R (7, 1) ERA: 4.29	1.0		5	1	0	0	1	1	0	0	0	0	0	3	5	∞	∞			
Takahito Nomura, L (8, 1) ERA: 8.31	0.0		1	0	0	0	0	0	0	1	0	0	0	3	5	∞	∞			
Jose Cabrera, R (8, 1) ERA: 4.15	1.0		4	0	0	0	1	1	0	0	0	0	0	9	14	0.00	1.000			

Milwaukee Brewers @ San Francisco Giants
PacBell Park, San Francisco, CA
Sat Apr 13 2002, 4:05 PM EDT
Att: 41,206 - Cloudy - 64 F

AB 28
R 3
H 5
RBI 3
BB 4
SO 4
LOB 13



Batter	1	2	3	4	5	6	7	8	9	AB	R	H	RBI	BB	SO	LOB	TOP				
Adrian Brown, S OBP: 0.277, SLG: 0.268 (1, 8)	G6-3	K					G6-3		1B	5	1	2	3	0	1	2					
Pokey Reese, R OBP: 0.385, SLG: 0.400 (1, 4)	G5-6-3		K2-3	CS	L6			K	1B	5	0	2	1	0	2	0					
Brian Giles, L OBP: 0.333, SLG: 0.640 (1, 7)	G5-6-3		F7		G3			HR	F3	5	1	1	1	0	0	2					
Aramis Ramirez, R OBP: 0.396, SLG: 0.500 (1, 5)	F8				K			FC5	F7	5	0	2	0	0	1	2					
Craig Wilson, R OBP: 0.294, SLG: 0.250 Rob Mackowiak, L (8, PH) OBP: 0.160, SLG: 0.320 (8, 9)		18 BB	G3-1					K		3	1	2	0	0	0	1					
18 Jason Kendall, R OBP: 0.244, SLG: 0.179 (1, 2)		2 BB			SH2-4			G6-3	FC5	2	1	1	0	2	0	1					
Kevin Young, R OBP: 0.326, SLG: 0.444 (1, 3)	F9				F7			L8	FC5	4	0	0	0	0	0	5					
2 Jack Wilson, R OBP: 0.188, SLG: 0.194 (1, 6)								G4-3		3	2	2	1	1	0	0					
Kip Wells, R Sean Lowe, R Scott Sauerbeck, R Mike Fetters, R Abraham Nunez, S Joe Beimel, L (1, 1) (6, 1) (7, 1) (8, 1) (9, PH) (9, 1)					SH2-4			K	SH1-4	1	0	0	0	0	1	2					
Inning Stats	R: 0 E: 0 K: 0 S: 11	H: 1 LOB: 2 BB: 1 P: 18	R: 1 E: 0 K: 2 S: 17	H: 2 LOB: 2 BB: 1 P: 27	R: 0 E: 0 K: 1 S: 15	H: 1 LOB: 1 BB: 0 P: 23	R: 2 E: 0 K: 0 S: 10	H: 3 LOB: 0 BB: 0 P: 12	R: 0 E: 0 K: 1 S: 6	H: 1 LOB: 0 BB: 0 P: 9	R: 0 E: 0 K: 1 S: 8	H: 0 LOB: 0 BB: 0 P: 11	R: 1 E: 0 K: 2 S: 11	H: 2 LOB: 2 BB: 1 P: 19	R: 2 E: 0 K: 0 S: 15	H: 2 LOB: 1 BB: 1 P: 22	1B: 7 2B: 4 3B: 0 HR: 1	SF: 0 SAC: 2 DP: 0 HBP: 0	WP: 0 PB: 0 SB: 1 CS: 2	PA: 41	
PITCHER	IP	WLS	BF	H	R	ER	SO	BB	IBB	HBP	BLK	WP	HR	S	P	ERA	WHIP				
Glendon Rusch, L ERA: 3.18	7.0	L	28	8	3	3	5	1	0	0	0	0	0	72	111	3.86	1.286				
Jose Cabrera, R ERA: 4.55	1.0		6	2	1	1	2	1	0	0	0	0	1	11	19	9.00	3.000				
47 Mike Buddie, R ERA: 3.0	0.1		4	2	2	2	0	1	0	0	0	0	0	11	17	54.00	9.000				
Takahito Nomura, L ERA: 7.71	0.1		1	0	0	0	0	0	0	0	0	0	0	2	2	0.00	0.000				
Brian Mallette, R ERA: 9.0	0.1		1	0	0	0	0	0	0	0	0	0	0	2	3	0.00	0.000				

Pittsburgh Pirates @ Milwaukee Brewers
Miller Park, Milwaukee, WI
Mon Apr 15 2002, 7:05 PM CDT
Att. 14,090 - Sunny - 86 F

AB 35
R 6
H 12
RBI 6
BB 3
SO 7
LOB 16

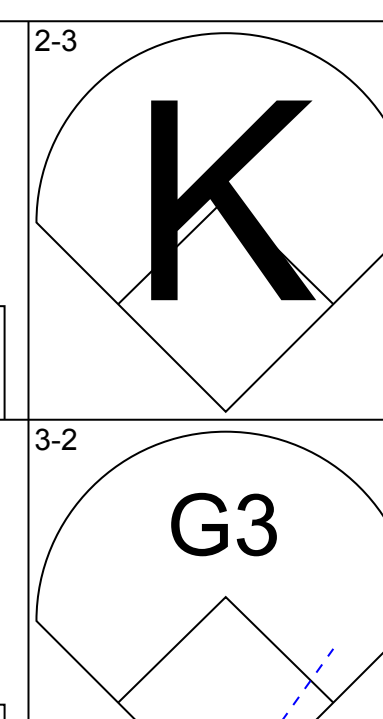
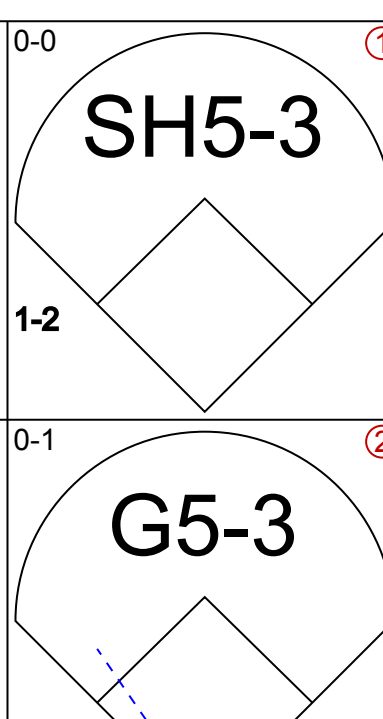
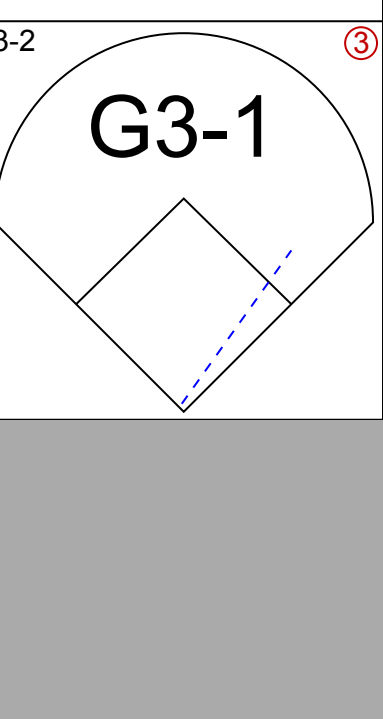
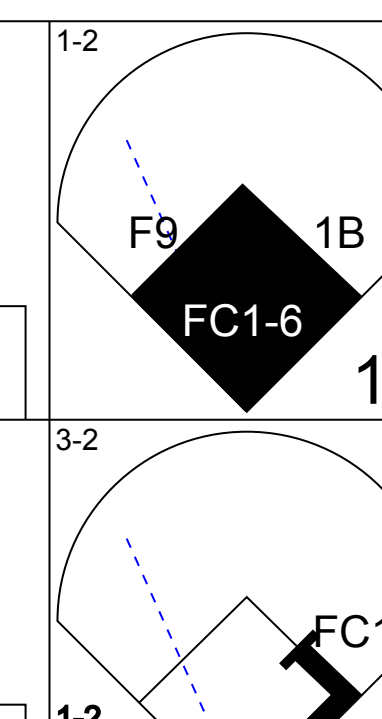
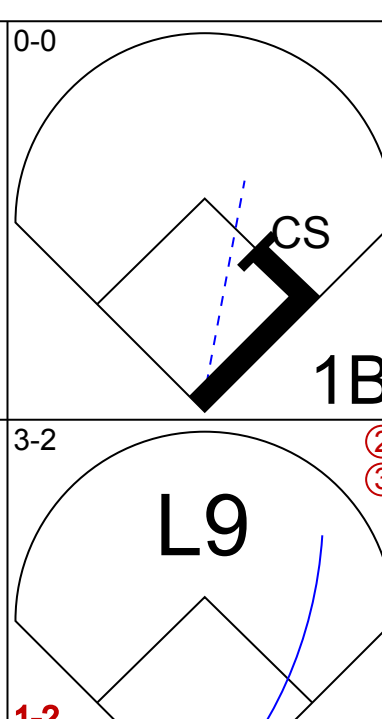
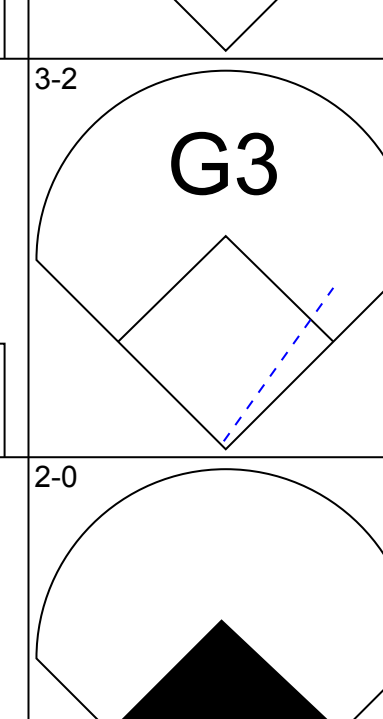
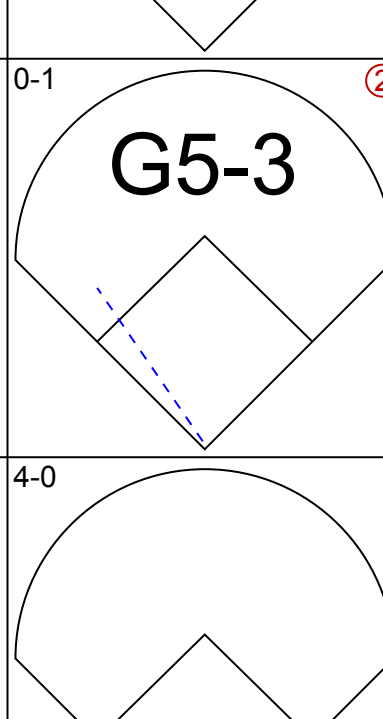
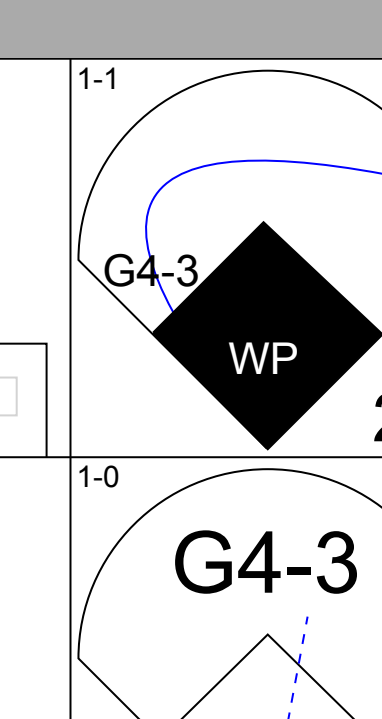
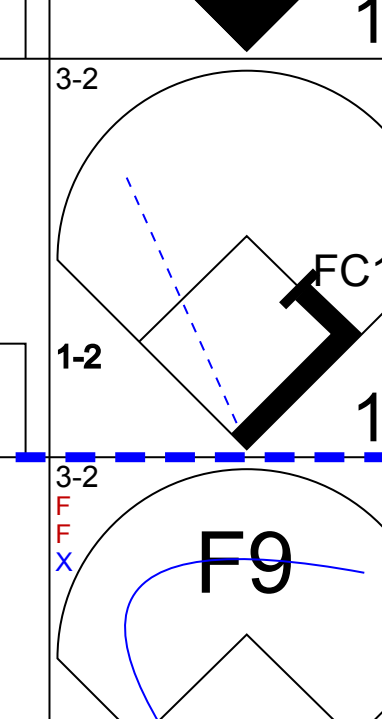
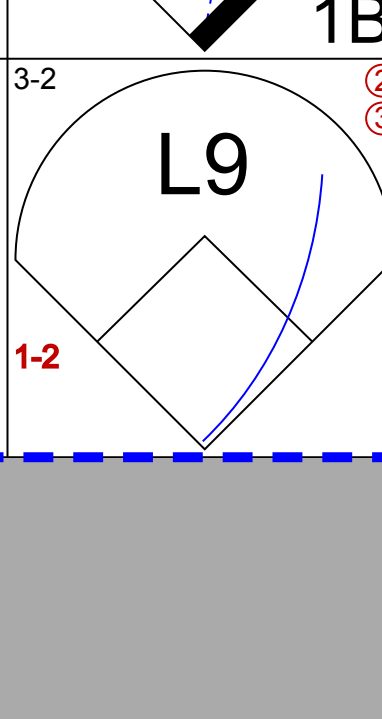
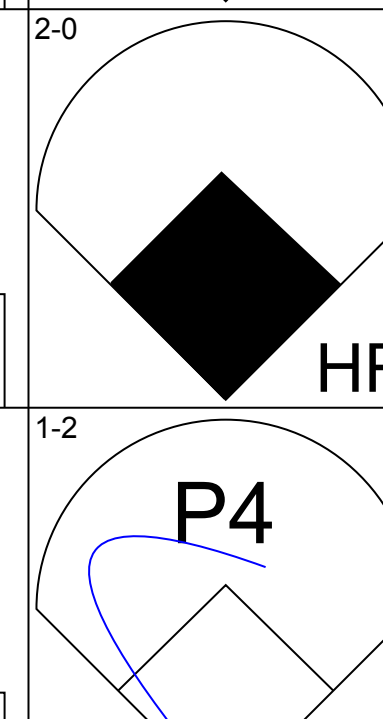
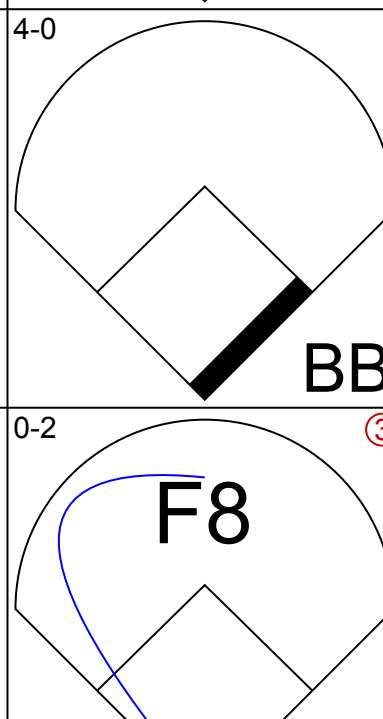
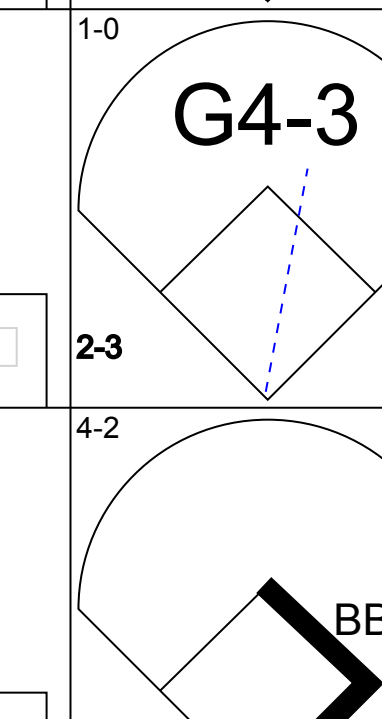
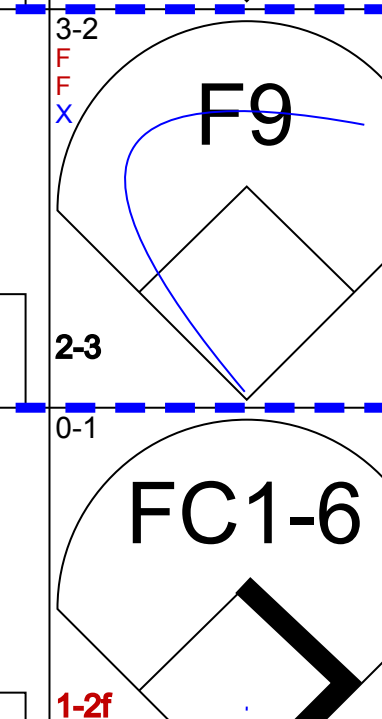
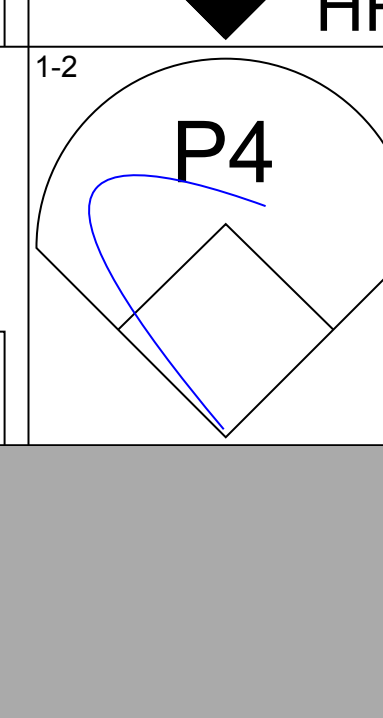
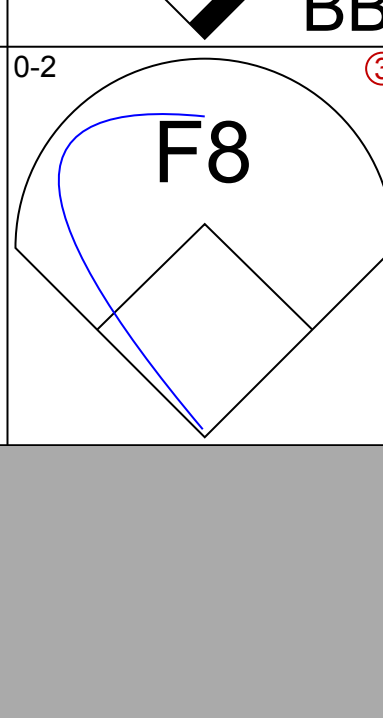
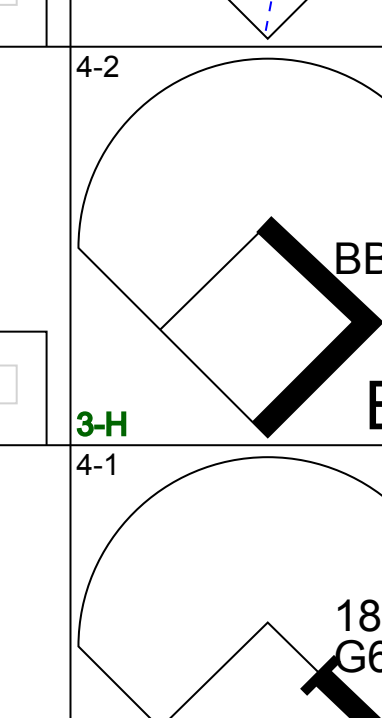
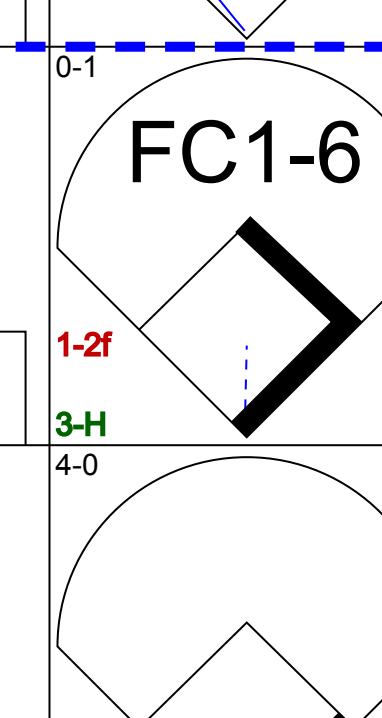
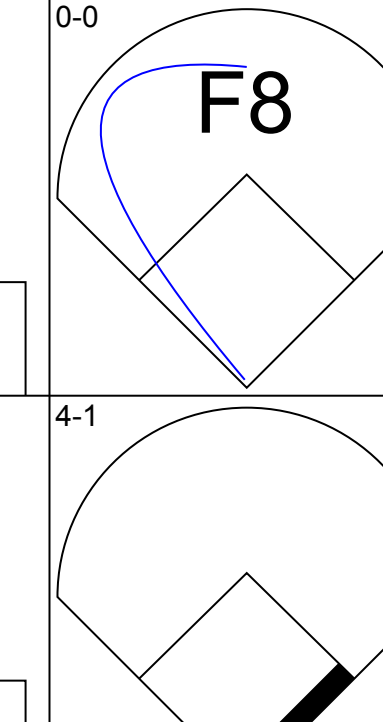
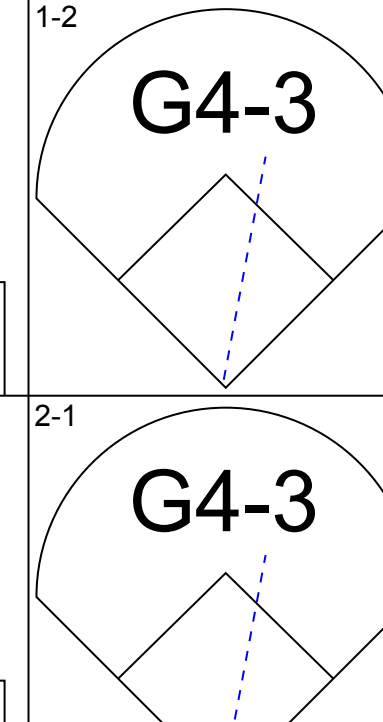
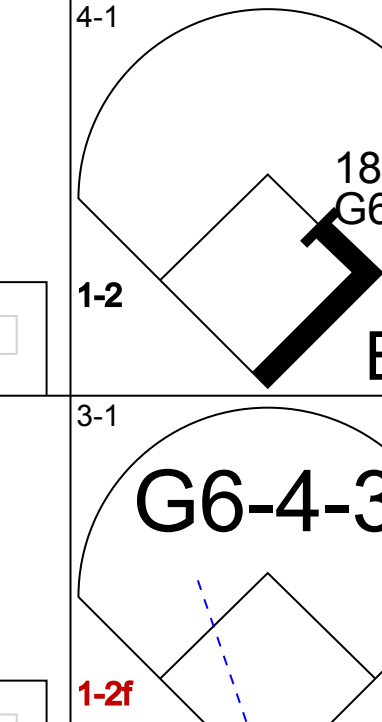
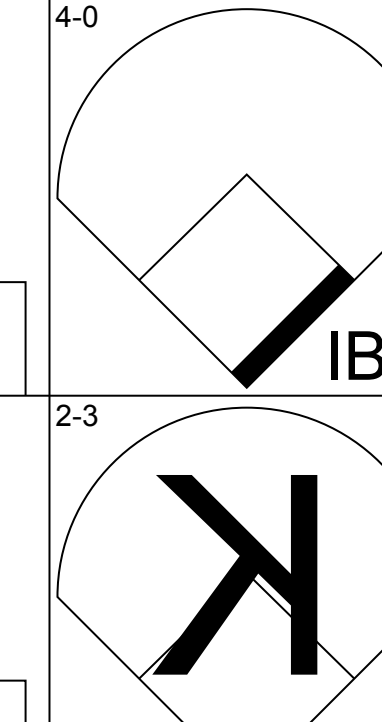
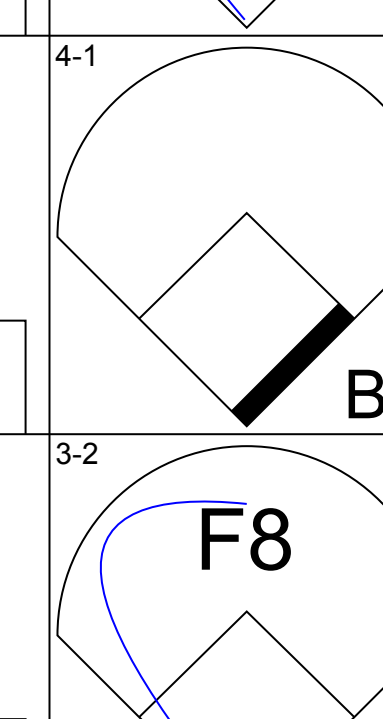
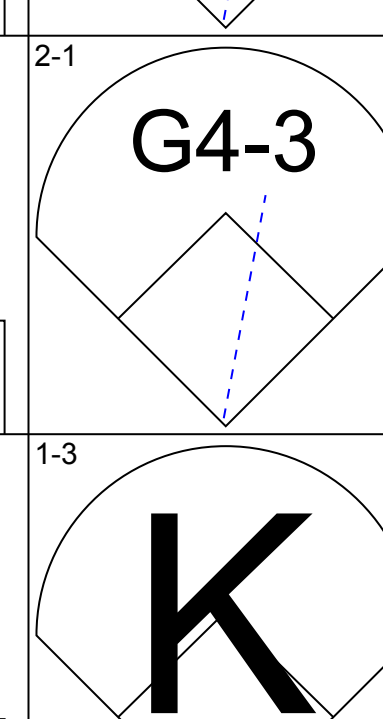
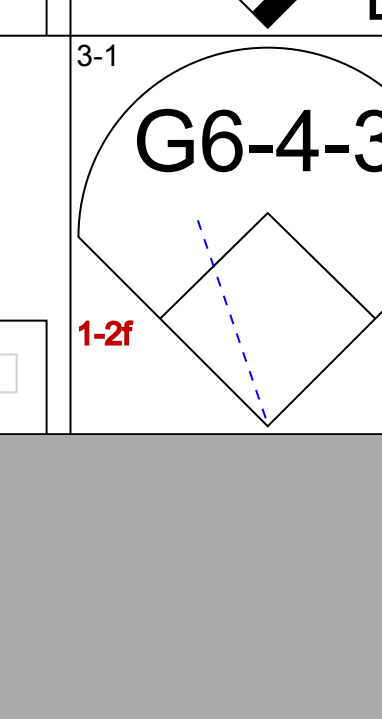

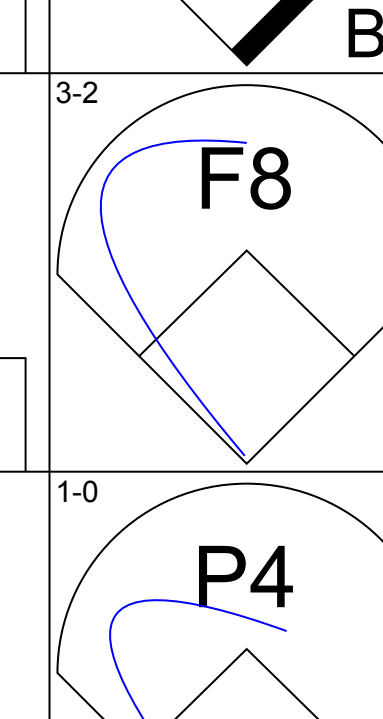
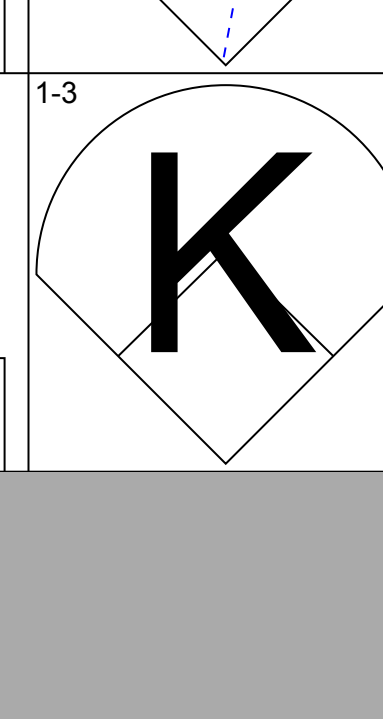
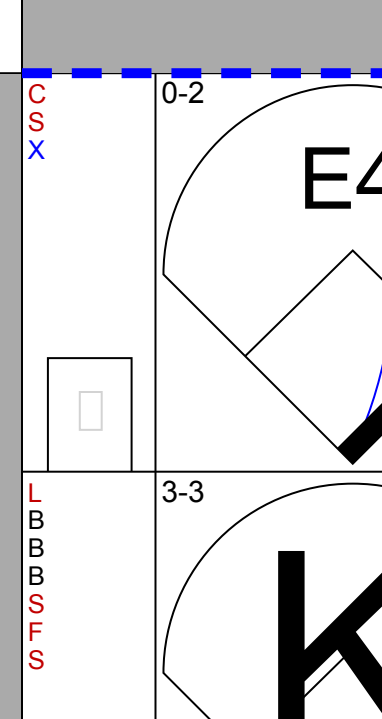
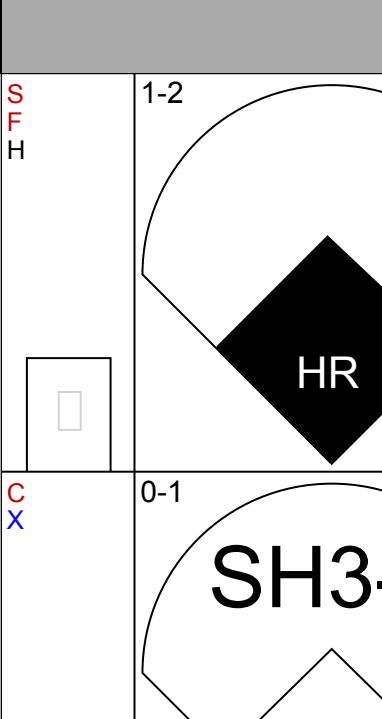

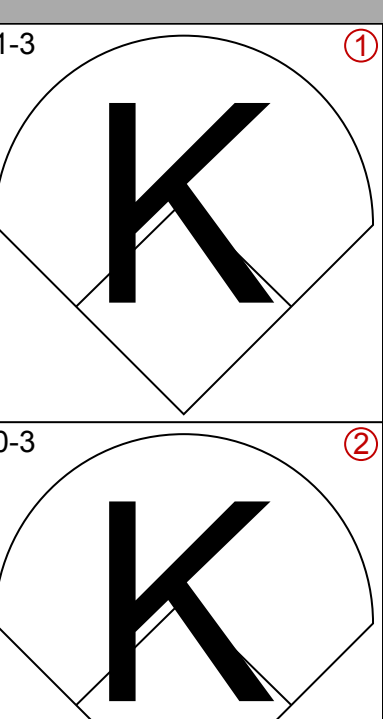
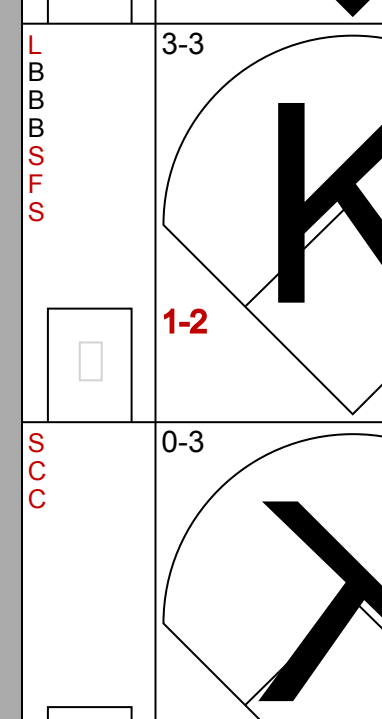
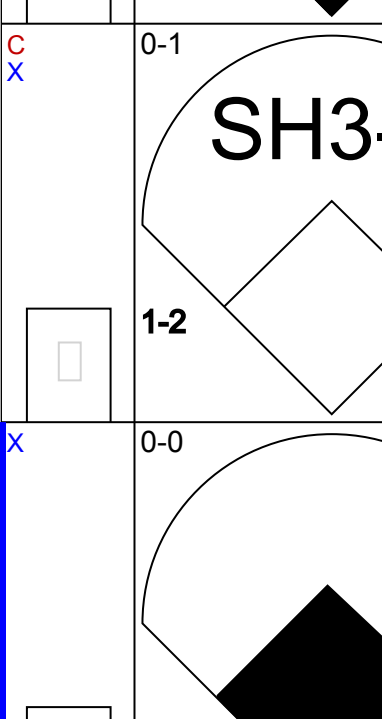
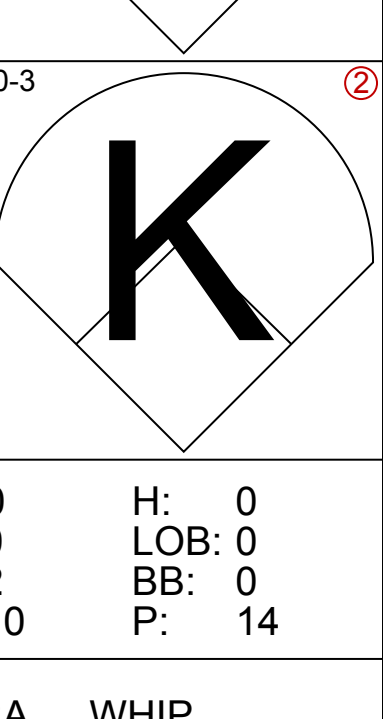
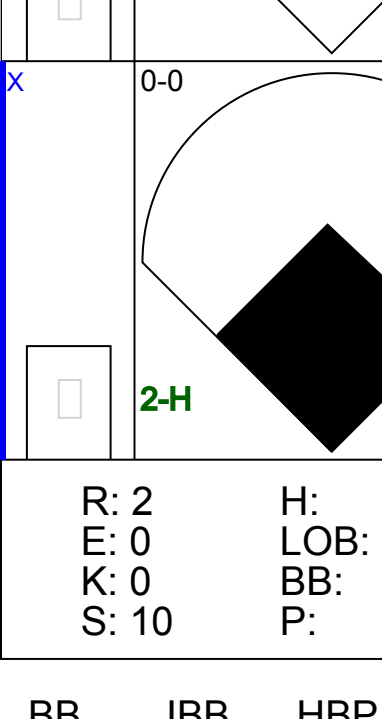


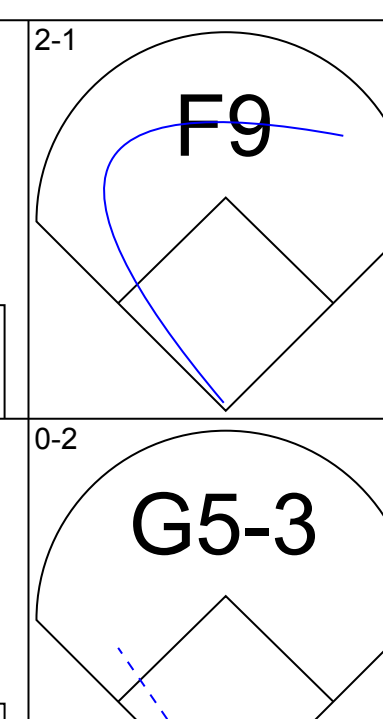
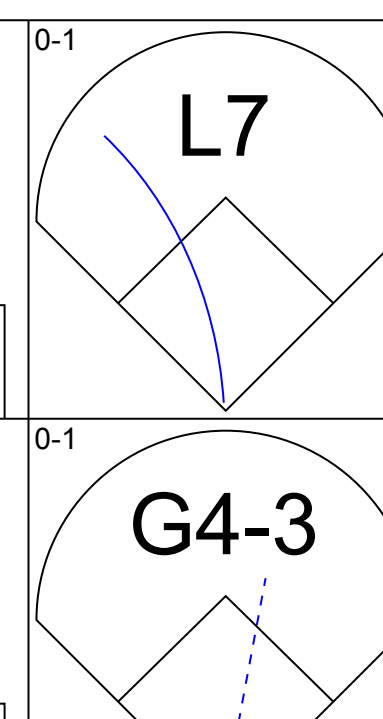
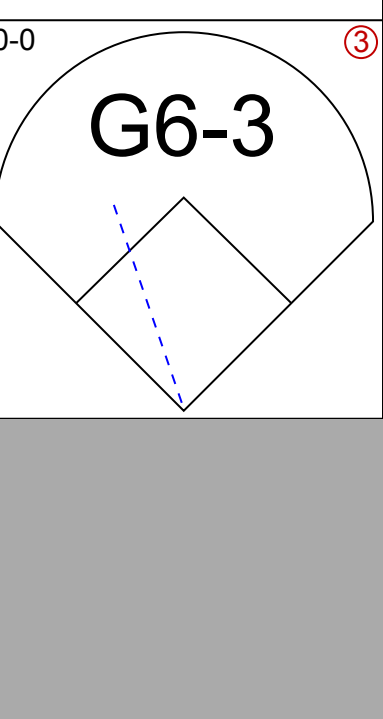
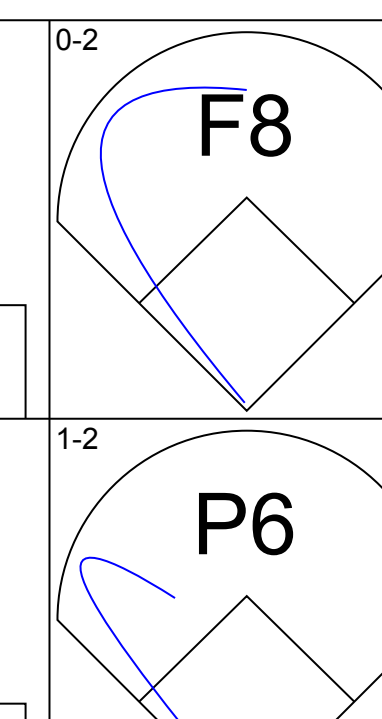
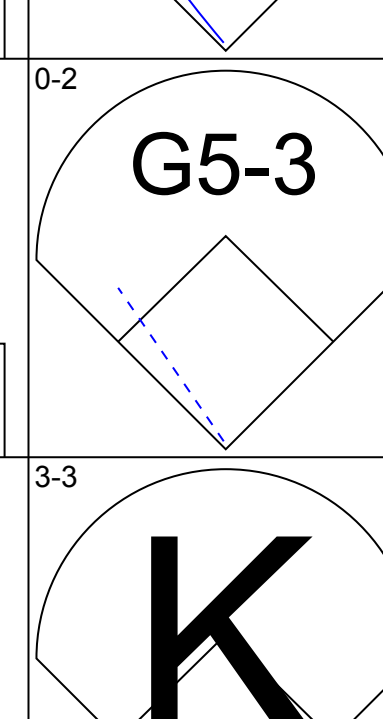
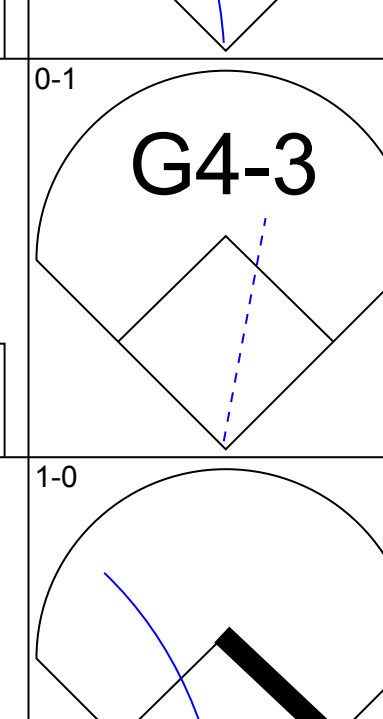
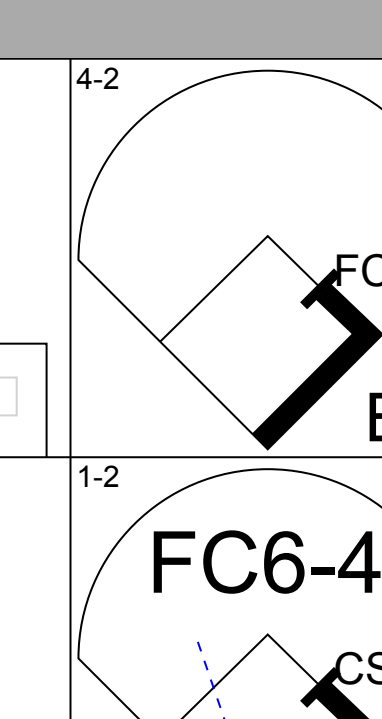
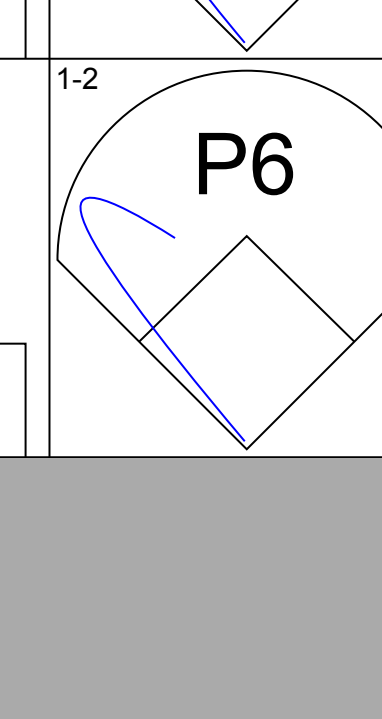
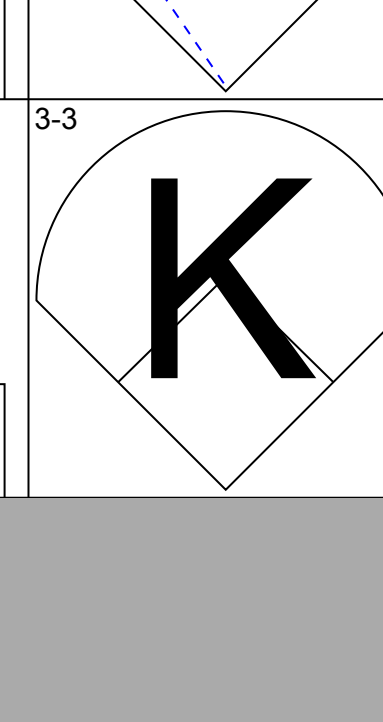
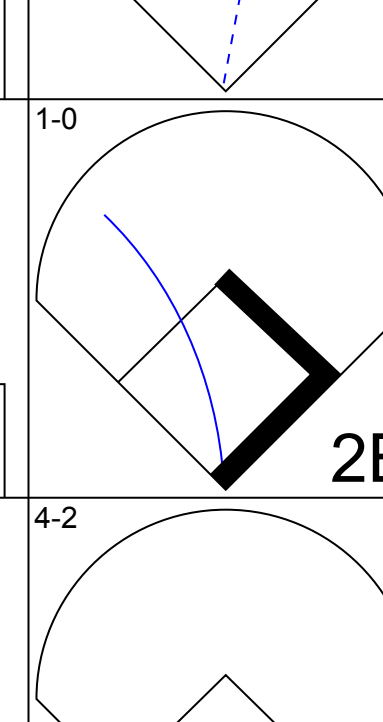
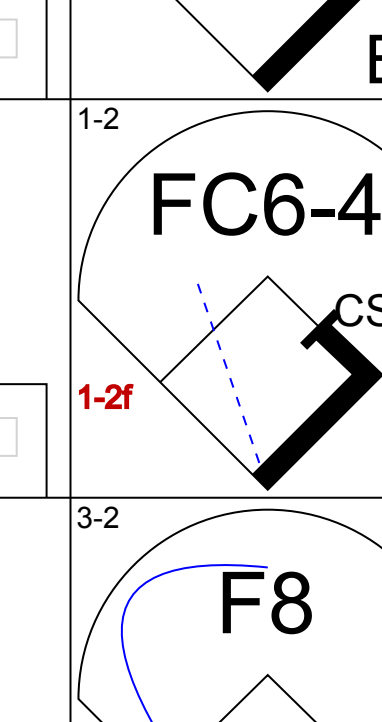
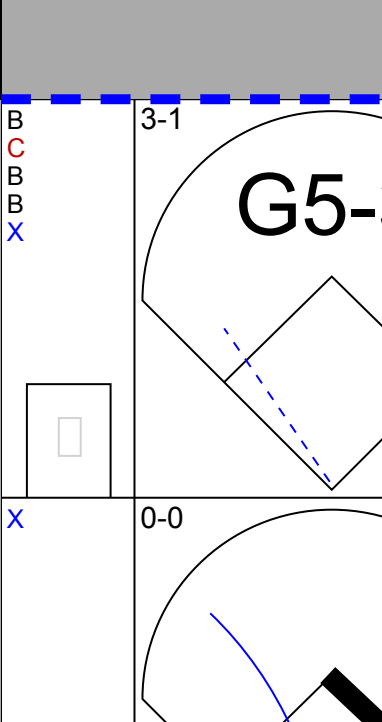
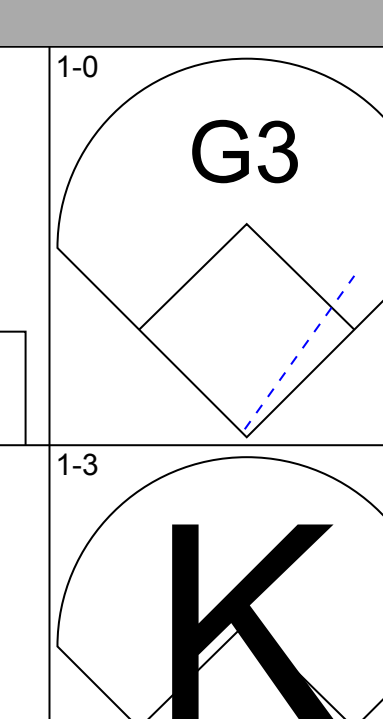
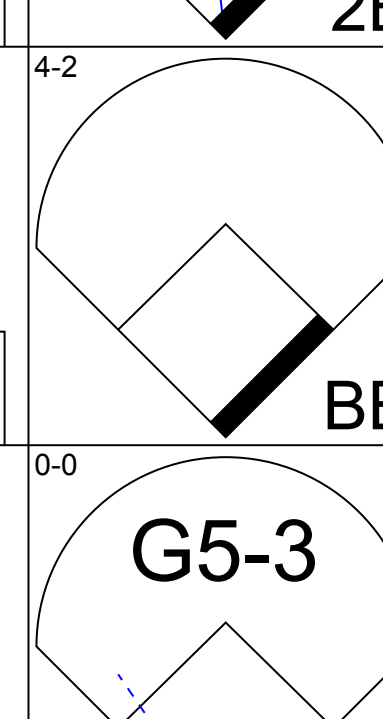
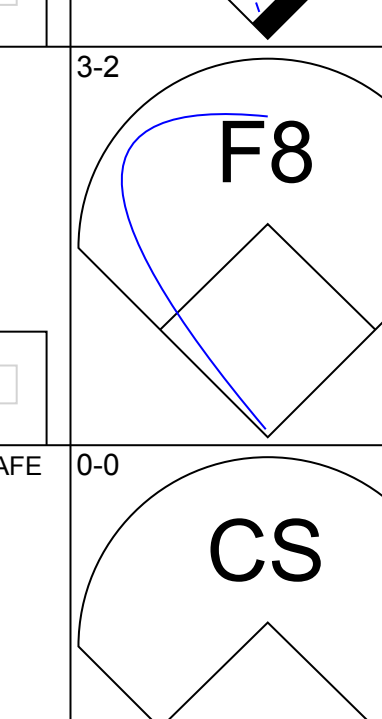
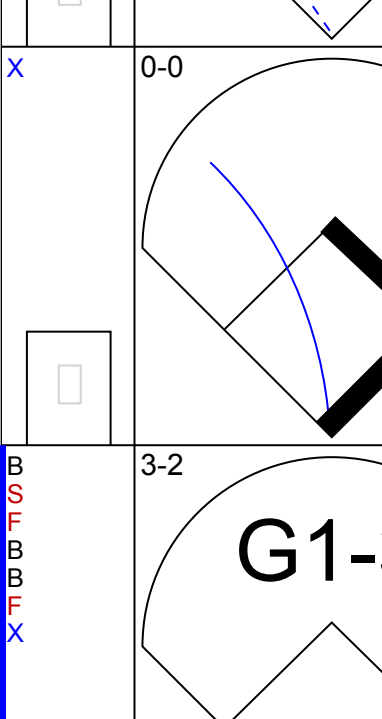
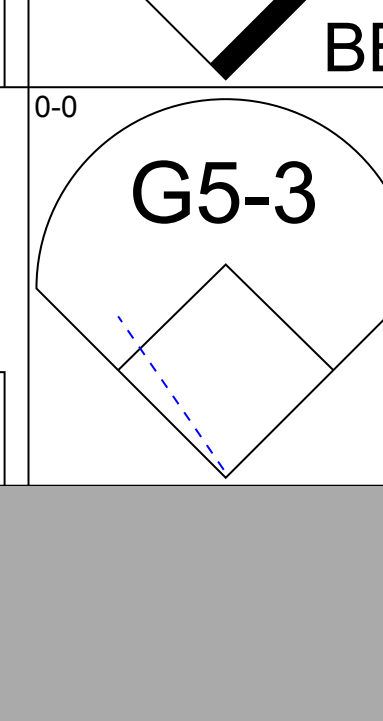
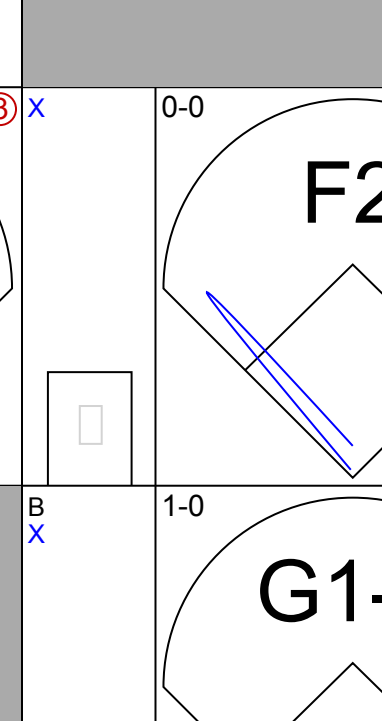
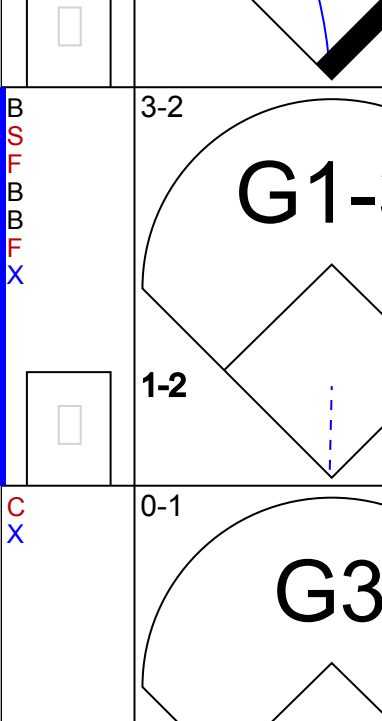
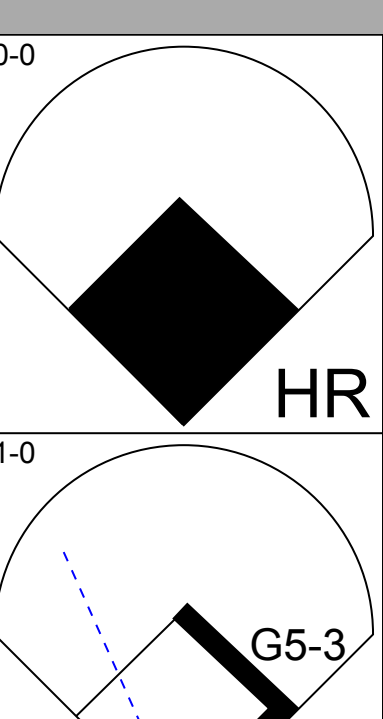
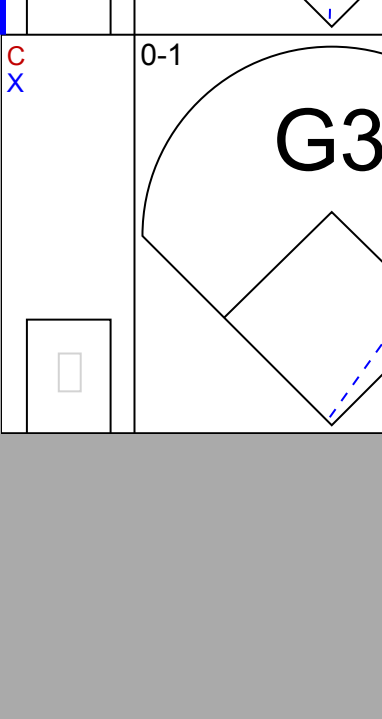
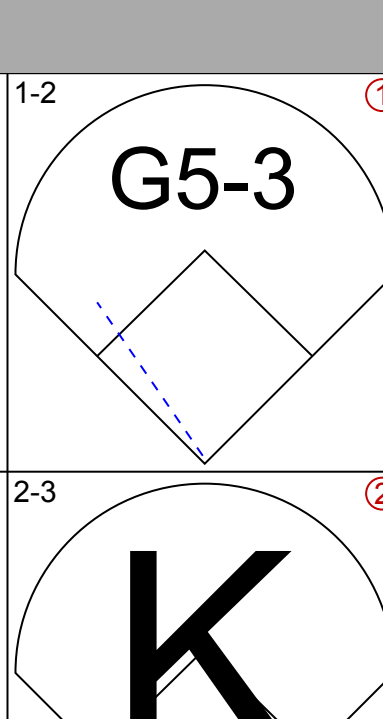
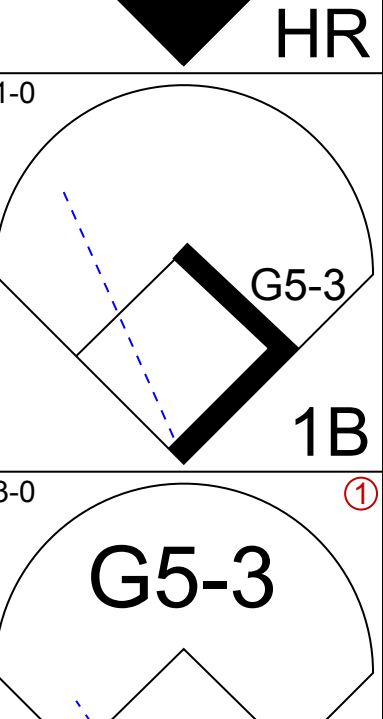
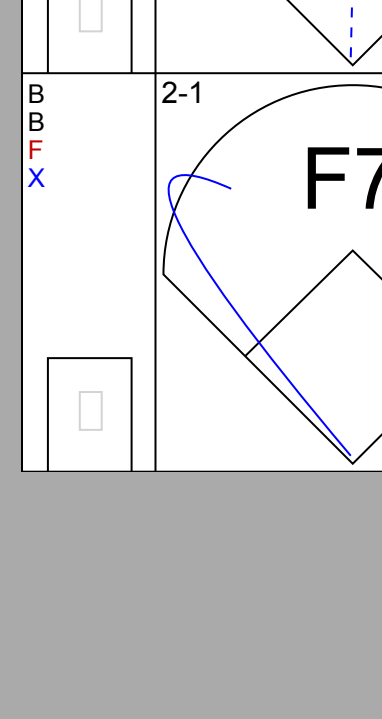
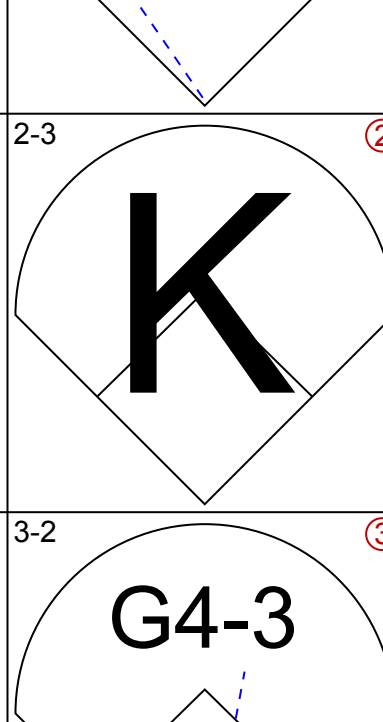
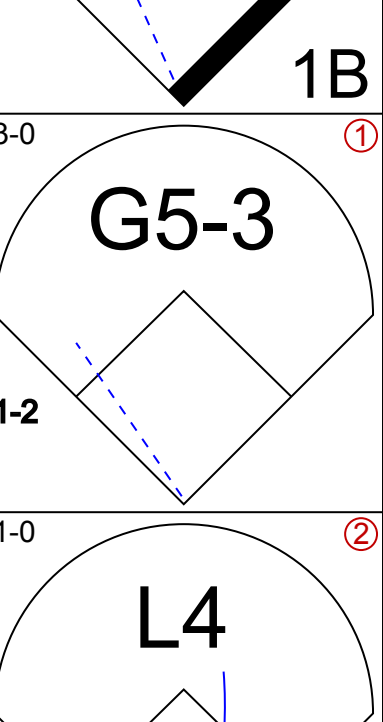
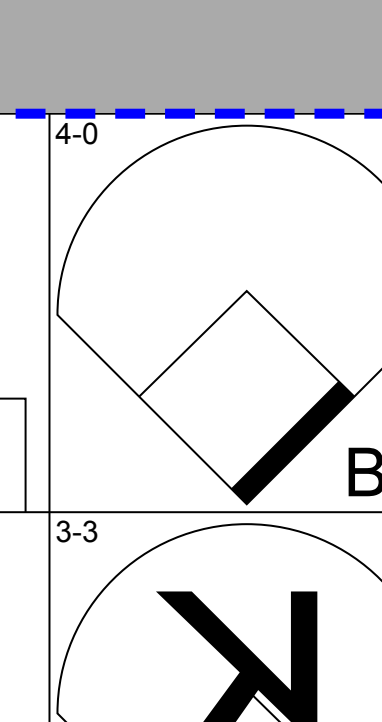
Batter	1	2	3	4	5	6	7	8	9	AB	R	H	RBI	BB	SO	LOB	BOTTOM					
Eric Young Sr., R OBP: 0.231, SLG: 0.119 (1, 4)	G4-3		P4	FC6-4			G4-3			4	0	1	0	0	0	1						
Jeffrey Hammonds, R OBP: 0.391, SLG: 0.500 (1, 8)	F7		1B			FC6-4				2	0	1	0	2	0	1						
Geoff Jenkins, L OBP: 0.352, SLG: 0.404 (1, 7)	G4-3					FC6-4				3	0	0	0	1	1	3						
Richie Sexson, R OBP: 0.259, SLG: 0.440 (1, 3)	FC6-4					K				3	0	1	0	1	2	1						
Alex Ochoa, R OBP: 0.400, SLG: 0.750 (1, 9)	FC6-4									4	0	0	0	0	0	5						
Tyler Houston, L OBP: 0.273, SLG: 0.258 (1, 5)			G3							4	0	1	0	0	0	0						
José Hernández, R OBP: 0.348, SLG: 0.523 (1, 6)			G1-3							4	1	2	0	0	2	1						
Paul Bako, L OBP: 0.375, SLG: 0.357 Raul Casanova, S (9, PH) OBP: 0.333, SLG: 0.267 (1, 2) (9, PH)			G1-3							3	0	0	0	0	0	3						
Glendon Rusch, L Alex Saffel, L Jose Cabrera, R 47 Mike Buddie, R Takahito Nomura, L Brian Mallette, R Mark Loretta, R (1, 1) (7, PH) (8, 1) (9, 1) (9, 1) (9, PH) (9, PH)			G1-3							2	0	1	1	0	0	1						
Inning Stats	R: 0 E: 0 K: 0 S: 10	H: 1 LOB: 2 BB: 1 P: 18	R: 0 E: 0 K: 0 S: 9	H: 1 LOB: 0 BB: 0 P: 14	R: 0 E: 0 K: 0 S: 8	H: 2 LOB: 2 BB: 1 P: 13	R: 1 E: 0 K: 0 S: 10	H: 2 LOB: 1 BB: 0 P: 15	R: 0 E: 0 K: 1 S: 10	H: 0 LOB: 1 BB: 1 P: 18	R: 0 E: 0 K: 1 S: 7	H: 1 LOB: 1 BB: 0 P: 13	R: 0 E: 0 K: 2 S: 13	H: 0 LOB: 1 BB: 1 P: 23	R: 0 E: 0 K: 1 S: 6	H: 0 LOB: 0 BB: 0 P: 7	R: 0 E: 0 K: 1 S: 9	H: 0 LOB: 0 BB: 0 P: 14	1B: 5 2B: 3 3B: 0 HR: 0	SF: 0 SAC: 0 DP: 2 HBP: 0	WP: 0 PB: 0 SB: 0 CS: 1	PA: 36
PITCHER	IP	WLS	BF	H	R	ER	SO	BB	IBB	HBP	BLK	WP	HR	S	P	ERA	WHIP					
Kip Wells, R ERA: 6.94	5.1	W	24	7	1	1	1	3	0	0	0	0	0	15	26	0.00	0.750					
Sean Lowe, R ERA: 9.45	1.1	H	5	0	0	0	2	1	0	0	0	0	0	3	5	0.00	0.000					
Scott Sauerbeck, L ERA: 1.8	0.1	H	1	0	0	0	1	0	0	0	0	0	0	6	7	0.00	0.000					
Mike Fetters, R ERA: 1.8	1.0	H	3	0	0	0	1	0	0	0	0	0	0	9	14	0.00	0.000					
Joe Beimel, L ERA: 1.8	1.0		3	0	0	0	1	0	0	0	0	0	0	9	14	0.00	0.000					

Pittsburgh Pirates @ Milwaukee Brewers
Miller Park, Milwaukee, WI
Mon Apr 15 2002, 7:05 PM CDT
Att. 14,090 - Sunny - 86 F

AB 32
R 1
H 7
RBI 1
BB 4
SO 6
LOB 16



Batter	1	2	3	4	5	6	7	8	9	AB	R	H	RBI	BB	SO	LOB	TOP			
Adrian Brown, S OBP: 0.294, SLG: 0.289 (1, 8)										4	1	2	0	0	1	0	Pittsburgh Pirates @ Milwaukee Brewers Miller Park, Milwaukee, WI Tue Apr 16 2002, 7:05 PM CDT Att: 15,012 - Dome - 72 F			
Pokey Reese, R OBP: 0.386, SLG: 0.425 (1, 4)										5	1	2	0	0	0	2				
Brian Giles, L OBP: 0.355, SLG: 0.714 (1, 7)										3	1	1	1	1	0	3				
Aramis Ramirez, R OBP: 0.385, SLG: 0.467 (1, 5)										3	0	0	1	1	0	3				
Armando Rios, L OBP: 0.390, SLG: 0.314 (1, 9)										2	0	0	0	2	0	0				
18 Jason Kendall, R OBP: 0.245, SLG: 0.167 (1, 2)										3	0	0	0	1	1	4				
Kevin Young, R OBP: 0.319, SLG: 0.410 (1, 3)										3	1	0	0	0	1	1				
2 Jack Wilson, R OBP: 0.171, SLG: 0.176 (1, 6)										3	0	0	0	0	2	2				
Jimmy Anderson, L OBP: 0.375, SLG: 0.375 (1, 1)										3	0	1	0	0	2	0				
Brian Boehringer, S (8, 1)										0	0	0	0	0	0	0				
Rob Mackowiak, L OBP: 0.192, SLG: 0.462 (9, PH)										1	1	2	0	0	0	0				
Mike Williams, R (9, 1)										0	0	0	0	0	0	0				
Inning Stats	R: 1 E: 0 K: 1 S: 12	H: 1 LOB: 0 BB: 0 P: 20	R: 0 E: 0 K: 0 S: 6	H: 0 LOB: 1 BB: 1 P: 14	R: 0 E: 0 K: 0 S: 8	H: 1 LOB: 2 BB: 1 P: 13	R: 0 E: 0 K: 1 S: 8	H: 0 LOB: 0 BB: 0 P: 12	R: 0 E: 0 K: 2 S: 10	H: 1 LOB: 0 BB: 0 P: 14	R: 0 E: 1 K: 2 S: 10	H: 0 LOB: 0 BB: 0 P: 13	R: 1 E: 1 K: 1 S: 23	H: 2 LOB: 2 BB: 1 P: 36	R: 2 E: 0 K: 0 S: 10	H: 2 LOB: 0 BB: 0 P: 14	1B: 4 2B: 1 3B: 0 HR: 2	SF: 0 SAC: 2 DP: 1 HBP: 1	WP: 1 PB: 0 SB: 0 CS: 2	PA: 38
PITCHER	IP	WLS	BF	H	R	ER	SO	BB	IBB	HBP	BLK	WP	HR	S	P	ERA	WHIP			
Nick Neugebauer, R ERA: 6.08 (1, 1)	6.0	L	24	3	2	2	4	4	0	0	0	1	1	52	94	3.00	1.167			
Luis Vizcaino, R ERA: 4.5 (7, 1)	1.0		5	2	1	1	2	0	0	0	0	0	0	16	23	9.00	2.000			
Takahito Nomura, L ERA: 7.2 (8, 1)	0.1		1	0	0	0	0	0	0	0	0	0	0	9	12	0.00	0.000			
Mike DeJean, R ERA: 6.0 (8, 1)	1.2		8	2	2	2	1	0	1	1	0	0	1	18	28	10.80	1.200			

Batter	1	2	3	4	5	6	7	8	9	AB	R	H	RBI	BB	SO	LOB	BOTTOM					
Ronnie Belliard, R OBP: 0.241, SLG: 0.286 (1, 4)										4	0	0	0	0	0	2	Pittsburgh Pirates @ Milwaukee Brewers Miller Park, Milwaukee, WI Tue Apr 16 2002, 7:05 PM CDT Att: 15,012 - Dome - 72 F					
Mark Loretta, R OBP: 0.250, SLG: 0.286 (1, 5)										3	0	0	0	1	0	1						
Jeffrey Hammonds, R OBP: 0.380, SLG: 0.590 (1, 8)										4	0	1	0	0	1	1						
Richie Sexson, R OBP: 0.276, SLG: 0.434 (1, 3)										3	0	1	0	1	0	1						
Alex Ochoa, R OBP: 0.368, SLG: 0.686 (1, 9)										3	0	0	0	0	1	2						
Mike DeJean, R (8, 1)										0	0	0	0	0	0	0						
Lenny Harris, L OBP: 0.111, SLG: 0.111 (9, PH)										1	0	0	0	0	0	1						
Geoff Jenkins, L OBP: 0.345, SLG: 0.451 (1, 7)										4	1	1	1	0	1	1						
Raul Casanova, S OBP: 0.333, SLG: 0.273 (1, 2)										3	0	1	0	0	0	0						
José Hernández, R OBP: 0.347, SLG: 0.500 (1, 6)										2	0	0	0	1	1	1						
Nick Neugebauer, R (1, 1)										2	0	0	0	0	0	1						
Luis Vizcaino, R (7, 1)										0	0	0	0	0	0	0						
Takahito Nomura, L (8, 1)										0	0	0	0	0	0	0						
Eric Young Sr., R OBP: 0.226, SLG: 0.116 (8, 9)										1	0	0	0	0	1	1						
Inning Stats	R: 0 E: 0 K: 1 S: 10	H: 0 LOB: 0 BB: 0 P: 15	R: 0 E: 0 K: 2 S: 8	H: 0 LOB: 0 BB: 0 P: 11	R: 0 E: 0 K: 1 S: 10	H: 0 LOB: 0 BB: 0 P: 16	R: 0 E: 0 K: 0 S: 8	H: 1 LOB: 2 BB: 1 P: 13	R: 1 E: 0 K: 0 S: 5	H: 2 LOB: 1 BB: 0 P: 10	R: 0 E: 0 K: 0 S: 9	H: 0 LOB: 0 BB: 1 P: 17	R: 0 E: 0 K: 0 S: 4	H: 0 LOB: 0 BB: 0 P: 7	R: 0 E: 0 K: 1 S: 10	H: 0 LOB: 1 BB: 1 P: 18	R: 0 E: 0 K: 0 S: 9	H: 1 LOB: 1 BB: 0 P: 15	1B: 2 2B: 1 3B: 0 HR: 1	SF: 0 SAC: 0 DP: 0 HBP: 0	WP: 0 PB: 0 SB: 0 CS: 1	PA: 34
PITCHER	IP	WLS	BF	H	R	ER	SO	BB	IBB	HBP	BLK	WP	HR	S	P	ERA	WHIP					
Jimmy Anderson, L ERA: 2.61 (1, 1)	7.0	W	25	3	1	1	4	2	0	0	0	0	0	10	18	0.00	1.000					
Brian Boehringer, R ERA: 2.35 (8, 1)	1.0	H	4	0	0	0	1	1	0	0	0	0	0	10	18	0.00	1.000					
Mike Williams, R ERA: 1.5 (9, 1)	1.0		4	1	0	0	0	0	0	0	0	0	0	9	15	0.00	1.000					

Batter	1	2	3	4	5	6	7	8	9	AB	R	H	RBI	BB	SO	LOB	TOP										
Adrian Brown, S OBP: 0.291, SLG: 0.347 (1, 8)	G4-3	G4-3			HR		K			4	1	1	1	0	1	2											
Abraham Nunez, S OBP: 0.176, SLG: 0.133 (1, 4)	G1-3		K		K		G6-3			4	0	0	0	0	2	0											
Rob Mackowiak, L OBP: 0.233, SLG: 0.467 (1, 9)	K		HBP		1B			G6-3		4	0	2	0	0	1	0											
Aramis Ramirez, R OBP: 0.407, SLG: 0.500 2 Jack Wilson, R OBP: 0.216, SLG: 0.200 (3, 6)		2B	HBP		1B			G4-6-3		1	1	1	0	0	0	0											
Armando Rios, L OBP: 0.378, SLG: 0.333 (1, 7)		1B	F5		1B			G4-6-3		4	1	1	0	0	0	4											
Craig Wilson, R OBP: 0.211, SLG: 0.211 Mike Lincoln, R Brian Boehringer, S Joe Beimel, L 18 Jason Kendall, R OBP: 0.260, SLG: 0.196 (8, 3) (8, 1) (8, 1) (8, 1) (8, 2)			K		K				S	3	0	0	0	0	3	4											
Keith Osk, R Brian Giles, L Mike Williams, R (1, 2) (9, PH) (9, 1)	WP	BB			P4		G4-6-3		F8	1	0	0	0	1	0	0											
Mike Benjamin, R OBP: 0.125, SLG: 0.125 (3, 5)		K			F8		G4-6-3		K	4	0	0	0	0	2	5											
Dave Williams, L OBP: 0.333, SLG: 0.833 Kevin Young, R OBP: 0.306, SLG: 0.390 (1, 1) (6, 3)		WP			K		F3		F9	2	0	1	2	0	1	0											
Inning Stats	R: 0 E: 0 K: 1 S: 10	H: 0 LOB: 0 BB: 0 P: 15	R: 2 E: 0 K: 2 S: 20	H: 3 LOB: 2 BB: 1 P: 29	R: 0 E: 0 K: 2 S: 9	H: 1 LOB: 2 BB: 0 P: 13	R: 0 E: 0 K: 1 S: 9	H: 0 LOB: 0 BB: 0 P: 10	R: 1 E: 0 K: 1 S: 10	H: 3 LOB: 1 BB: 0 P: 15	R: 0 E: 0 K: 1 S: 6	H: 0 LOB: 0 BB: 0 P: 8	R: 0 E: 0 K: 1 S: 9	H: 0 LOB: 0 BB: 0 P: 14	R: 0 E: 0 K: 0 S: 5	H: 1 LOB: 1 BB: 0 P: 15	1B: 5 2B: 2 3B: 0 HR: 1	SF: 0 SAC: 0 DP: 2 HBP: 2	WP: 1 PB: 0 SB: 1 CS: 0	PA: 36							
PITCHER	IP	WLS	BF	H	R	ER	SO	BB	IBB	HBP	BLK	WP	HR	S	P	ERA	WHIP										
15 Ben Sheets, R ERA: 3.38 47 Mike Buddie, R ERA: 3.09 Jose Cabrera, R ERA: 3.86 Takahito Nomura, L ERA: 6.0 Luis Vizcaino, R ERA: 4.0	2.1		13	4	2	2	4	1	0	1	0	1	0	34	50	7.71	2.143										
	2.2	L	10	3	1	1	3	0	0	0	0	0	1	24	32	3.38	1.125										
	2.0		6	0	0	0	2	0	0	1	0	0	0	15	22	0.00	0.000										
	1.0		4	1	0	0	0	1	0	0	0	0	0	7	16	0.00	2.000										
	1.0		3	0	0	0	1	0	0	0	0	0	0	6	13	0.00	0.000										

Pittsburgh Pirates @ Milwaukee Brewers
Miller Park, Milwaukee, WI
Wed Apr 17 2002, 1:05 PM CDT
Att: 17,879 - Sunny - 77 F

AB 32
R 3
H 8
RBI 3
BB 2
SO 10
LOB 17



Batter	1	2	3	4	5	6	7	8	9	AB	R	H	RBI	BB	SO	LOB	BOTTOM										
Eric Young Sr., R OBP: 0.246, SLG: 0.170 (1, 4)	F8				F7		G5-4-3			4	0	2	0	0	0	0											
Mark Loretta, R OBP: 0.200, SLG: 0.222 (1, 5)	F8		P4		F9		G5-4-3			4	0	0	0	0	0	2											
Jeffrey Hammonds, R OBP: 0.389, SLG: 0.477 (1, 8)	F8			2B	BB		FC5-4		K	2	1	0	0	2	1	0											
Richie Sexson, R OBP: 0.290, SLG: 0.446 (1, 3)		G4-3		G4-3	2B		FC5-4		BB	3	1	1	1	1	0	1											
Alex Ochoa, R OBP: 0.357, SLG: 0.641 (1, 9)		G6-3		G6-3					K	4	0	1	0	0	1	2											
Geoff Jenkins, L OBP: 0.339, SLG: 0.426 (1, 7)				G4-3					K	3	0	0	0	0	2	2											
Raul Casanova, S OBP: 0.326, SLG: 0.270 (1, 2)		FC6-4		E6			WP		1B	4	0	1	0	0	0	1											
José Hernández, R OBP: 0.346, SLG: 0.479 Lenny Harris, L OBP: 0.100, SLG: 0.100 (1, 6) (9, PH)				G5-3					F5	2	0	0	0	1	0	1											
15 Ben Sheets, R 47 Mike Buddie, R Jose Cabrera, R Alex Sanchez, L OBP: 0.222, SLG: 0.222 Takahito Nomura, L Luis Vizcaino, R Matt Stairs, L OBP: 0.220, SLG: 0.375 (1, 1) (3, 1) (8, 1) (7, PH) (8, 1) (8, 1) (8, 1)				G1-3					F9	0	0	0	0	0	0	0											
Inning Stats	R: 0 E: 0 K: 0 S: 11	H: 0 LOB: 1 BB: 0 P: 19	R: 0 E: 0 K: 0 S: 8	H: 0 LOB: 1 BB: 0 P: 13	R: 0 E: 0 K: 1 S: 9	H: 1 LOB: 2 BB: 0 P: 14	R: 2 E: 1 K: 1 S: 13	H: 1 LOB: 2 BB: 2 P: 26	R: 0 E: 0 K: 0 S: 6	H: 2 LOB: 1 BB: 0 P: 15	R: 0 E: 0 K: 0 S: 9	H: 1 LOB: 0 BB: 0 P: 7	R: 0 E: 0 K: 3 S: 14	H: 0 LOB: 1 BB: 1 P: 24	R: 0 E: 0 K: 0 S: 8	H: 0 LOB: 0 BB: 0 P: 13	1B: 3 2B: 2 3B: 0 HR: 0	SF: 0 SAC: 0 DP: 1 HBP: 1	WP: 2 PB: 0 SB: 0 CS: 0	PA: 36							
PITCHER	IP	WLS	BF	H	R	ER	SO	BB	IBB	HBP	BLK	WP	HR	S	P	ERA	WHIP										
Dave Williams, L ERA: 2.65 Mike Lincoln, R ERA: 2.16 Brian Boehringer, R ERA: 2.16 Joe Beimel, L ERA: 1.25 Mike Williams, R ERA: 1.25	5.0	W	22	2	2	1	1	2	1	0	0	1	0	47	85	1.80	0.800										
	2.0	H	7	3	0	0	1	0	0	0	0	0	0	11	19	0.00	1.500										
	0.2	H	3	0	0	0	2	1	0	0	0	0	0	3	19	0.00	1.500										
	0.1	H	1	0	0	0	1	0	0	0	0	0	0	1	5	0.00	0.000										
	1.0	S	3	0	0	0	0	0	0	0	0	0	0	8	13	0.00	0.000										

Pittsburgh Pirates @ Milwaukee Brewers
Miller Park, Milwaukee, WI
Wed Apr 17 2002, 1:05 PM CDT
Att: 17,879 - Sunny - 77 F

AB 31
R 2
H 5
RBI 1
BB 4
SO 5
LOB 11



Batter	1	2	3	4	5	6	7	8	9	AB	R	H	RBI	BB	SO	LOB	TOP										
Fernando Vina, L (1,4) OBP: 0.320, SLG: 0.348	L7		K	F5			B1-3		FC4-6	5	0	0	0	0	1	3											
Edgar Renteria, R (1,6) OBP: 0.335, SLG: 0.392	G5-3		G5-3				L5			4	0	1	0	0	0	0											
J.D. Drew, L (1,9) OBP: 0.423, SLG: 0.607			K						F9	3	1	1	1	1	1	0											
5 Albert Pujols, R (1,5) OBP: 0.405, SLG: 0.525	P4			15 2B 1B			G6-3		F9	3	1	0	0	1	0	1											
15 Jim Edmonds, L (1,8) OBP: 0.551, SLG: 0.843 Kerry Robinson, L (6,8) OBP: 0.267, SLG: 0.308		2-2	2B	1B SF8			F8		WP BB	3	2	2	0	0	0	0											
Tino Martinez, L (1,3) OBP: 0.322, SLG: 0.229		1-0	L9 SF8	SF8 1B			G4-3		F8	3	1	1	1	1	0	1											
Eli Marrero, R (1,7) OBP: 0.512, SLG: 0.675		0-0	L9	SF8 1B			K		G4-3	4	0	1	1	0	1	1											
Mike Matheny, R (1,2) OBP: 0.194, SLG: 0.333		0-0	SF8	SF8			G4-3		G4-3	2	0	0	2	0	0	0											
Darryl Kile, R (1,1) Eduardo Perez, R (7,PH) Luther Hackman, R (7,1) Miguel Cairo, R (9,PH) OBP: 0.286, SLG: 0.250		0-0	F7	G3			F9		FC4-6 1B	2	0	0	0	0	0	2											
Inning Stats	R: 0 E: 0 K: 0 S: 8	H: 0 LOB: 1 BB: 1 P: 15	R: 2 E: 0 K: 0 S: 8	H: 2 LOB: 0 BB: 0 P: 11	R: 0 E: 0 K: 2 S: 9	H: 0 LOB: 0 BB: 0 P: 13	R: 2 E: 0 K: 0 S: 10	H: 2 LOB: 2 BB: 2 P: 23	R: 1 E: 0 K: 0 S: 12	H: 2 LOB: 0 BB: 0 P: 15	R: 0 E: 0 K: 1 S: 7	H: 0 LOB: 0 BB: 0 P: 9	R: 0 E: 0 K: 0 S: 7	H: 0 LOB: 1 BB: 0 P: 7	R: 0 E: 0 K: 0 S: 10	H: 0 LOB: 1 BB: 1 P: 20	R: 0 E: 0 K: 0 S: 7	H: 1 LOB: 1 BB: 0 P: 10	1B: 3 2B: 3 3B: 0 HR: 1	SF: 2 SAC: 0 DP: 0 HBP: 0	WP: 1 PA: 37 PB: 0 SB: 0 CS: 1						
PITCHER	IP	WLS	BF	H	R	ER	SO	BB	IBB	HBP	BLK	WP	HR	S	P	ERA	WHIP										
Nelson Figueroa, R (1,1) ERA: 4.41	6.0		26	6	5	5	3	3	0	0	0	0	1	54	86	7.50	1.500										
Jose Cabrera, R (7,1) ERA: 3.55	1.0	W	3	0	0	0	0	0	0	0	0	0	0	7	7	0.00	0.000										
Takahito Nomura, L (8,1) ERA: 5.14	1.0	H	4	0	0	0	0	1	0	0	0	1	0	10	20	0.00	1.000										
Mike DeJean, R (9,1) ERA: 5.14	1.0	S	4	1	0	0	0	0	0	0	0	0	0	7	10	0.00	1.000										

St. Louis Cardinals @ Milwaukee Brewers
Miller Park, Milwaukee, WI
Thu Apr 18 2002, 7:05 PM CDT
Att: 17,717 - Dome - 72 F


AB 31
R 5
H 7
RBI 5
BB 4
SO 3
LOB 8



Batter	1	2	3	4	5	6	7	8	9	AB	R	H	RBI	BB	SO	LOB	BOTTOM										
Eric Young Sr., R (1,4) OBP: 0.262, SLG: 0.200	F9		G1-3				SH5-4 HR BB	CS		3	1	1	0	1	0	1											
Alex Sanchez, L (1,8) OBP: 0.303, SLG: 0.233	G3-1			1B 3B			SH5-4			3	1	1	0	0	0	1											
Geoff Jenkins, L (1,7) OBP: 0.364, SLG: 0.456	G4-3			1B 3B			HR 2B	HR HBP		3	3	2	0	0	0	0											
Richie Sexson, R (1,3) OBP: 0.318, SLG: 0.600			K	2H 3H			HR	HR		4	2	3	7	0	1	0											
Matt Stairs, L (1,9) OBP: 0.167, SLG: 0.250 Takahito Nomura, L (8,1) Mike DeJean, R (9,1)	G4-3		G4-3	L6			G3	G1		4	0	0	0	0	0	1											
Raul Casanova, S (1,2) OBP: 0.288, SLG: 0.244	F9			K			G1-3	G4-3		4	0	0	0	0	1	1											
Tyler Houston, L (1,5) OBP: 0.297, SLG: 0.286			SH1-4 1B	L4			BB 1B	G6-3		4	0	2	0	0	0	1											
José Hernández, R (1,6) OBP: 0.357, SLG: 0.471			F9				K	CS 1B		3	0	1	0	1	1	1											
Nelson Figueroa, R (1,1) Lenny Harris, L (6,PH) Jose Cabrera, R (7,1) Alex Ochoa, R (8,9) OBP: 0.349, SLG: 0.625			SH1-4				K	F7		1	0	0	0	0	1	0											
Inning Stats	R: 0 E: 0 K: 0 S: 7	H: 0 LOB: 0 BB: 0 P: 11	R: 0 E: 0 K: 1 S: 11	H: 0 LOB: 0 BB: 0 P: 13	R: 0 E: 0 K: 1 S: 9	H: 1 LOB: 1 BB: 0 P: 15	R: 2 E: 0 K: 1 S: 11	H: 3 LOB: 1 BB: 0 P: 16	R: 0 E: 0 K: 2 S: 11	H: 1 LOB: 1 BB: 0 P: 16	R: 2 E: 0 K: 0 S: 19	H: 3 LOB: 2 BB: 1 P: 27	R: 3 E: 0 K: 0 S: 9	H: 1 LOB: 0 BB: 1 P: 17	R: 0 E: 0 K: 0 S: 5	H: 1 LOB: 0 BB: 0 P: 10	1B: 5 2B: 2 3B: 1 HR: 2	SF: 0 SAC: 2 DP: 0 HBP: 1	WP: 0 PA: 37 PB: 0 SB: 0 CS: 1								
PITCHER	IP	WLS	BF	H	R	ER	SO	BB	IBB	HBP	BLK	WP	HR	S	P	ERA	WHIP										
Darryl Kile, R (1,1) ERA: 3.71	6.0		27	8	4	4	4	1	0	0	0	0	1	68	98	6.00	1.500										
Luther Hackman, R (7,1) ERA: 5.4	2.0	L	9	2	3	3	0	1	0	1	0	0	1	14	27	13.50	1.500										

St. Louis Cardinals @ Milwaukee Brewers
Miller Park, Milwaukee, WI
Thu Apr 18 2002, 7:05 PM CDT
Att: 17,717 - Dome - 72 F

AB 31
R 7
H 10
RBI 7
BB 2
SO 4
LOB 9



Batter	1	2	3	4	5	6	7	8	9	AB	R	H	RBI	BB	SO	LOB	TOP					
Fernando Vina, L (1.4)	P4		L7		L7		G5-3		G4-3	5	0	0	0	0	0	3						
Edgar Renteria, R (1.6)	BB		2B		L7			F8		3	0	1	0	1	0	1						
J.D. Drew, L (1.9)	F8		P5			F8		2B		4	0	1	0	0	0	2						
5 Albert Pujols, R (1.5)	K		G4-3			HR		1B		4	1	2	1	0	1	2						
Tino Martinez, L (1.3)		P6		G6-3		P6		K		4	0	0	0	0	1	2						
Eli Marrero, R (1.7)	1B	BB		K		P4		K		3	0	0	0	1	2	2						
Kerry Robinson, L (1.8)	F8			F8			G3		2B	4	0	1	0	0	0	1						
Mike Matheny, R (1.2)						2B			K	4	0	3	0	0	1	1						
Mike Timlin, R (1.1)									K	2	0	0	0	0	2	3						
Mike Crudate, R (5.1)										0	0	0	0	0	0	0						
Eduardo Perez, R (7. PH)										1	0	0	0	0	1	1						
Mike Matthews, L (7.1)										0	0	0	0	0	0	0						
Miguel Cairo, R (9. PH)										1	0	0	0	0	1	1						
Inning Stats	R: 0 E: 0 K: 1 S: 9	H: 0 LOB: 1 BB: 1 P: 17	R: 0 E: 0 K: 1 S: 10	H: 1 LOB: 2 BB: 1 P: 18	R: 0 E: 0 K: 0 S: 8	H: 1 LOB: 0 BB: 0 P: 13	R: 0 E: 0 K: 1 S: 6	H: 0 LOB: 0 BB: 0 P: 10	R: 0 E: 0 K: 1 S: 9	H: 1 LOB: 0 BB: 0 P: 11	R: 1 E: 0 K: 0 S: 12	H: 1 LOB: 0 BB: 0 P: 18	R: 0 E: 0 K: 1 S: 8	H: 1 LOB: 1 BB: 0 P: 12	R: 0 E: 0 K: 2 S: 15	H: 2 LOB: 2 BB: 0 P: 19	R: 0 E: 0 K: 1 S: 10	H: 1 LOB: 1 BB: 0 P: 13	1B: 3 2B: 4 3B: 0 HR: 1	SF: 0 SAC: 0 DP: 0 HBP: 0	WP: 0 PB: 0 SB: 0 CS: 0	PA: 37
PITCHER	IP WLS BF H R ER SO BB IBB HBP BLK WP HR S P ERA WHIP																					
Ruben Quevedo, R (1.1)	7.1 W 31 7 1 1 5 2 0 0 0 0 0 1 68 106 1.23 1.227																					
Ray King, L (8.1)	0.1 H 1 0 0 0 1 0 0 0 0 0 0 6 6 0.00 0.000																					
Luis Vizcaino, R (8.1)	1.1 S 5 1 0 0 3 0 0 0 0 0 0 13 19 0.00 0.750																					

St. Louis Cardinals @ Milwaukee Brewers
Miller Park, Milwaukee, WI
Fri Apr 19 2002, 7:05 PM CDT
Att: 23,865 - Dome - 72 F

AB 35
R 1
H 8
RBI 1
BB 2
SO 9
LOB 19



Batter	1	2	3	4	5	6	7	8	9	AB	R	H	RBI	BB	SO	LOB	BOTTOM	
Eric Young Sr., R (1.4)	F9		G6-3				G5-3			4	1	1	0	0	0	0		
Alex Sanchez, L (1.8)	G4-3		G6-3		1B		B5-3			4	1	1	2	0	0	0		
Jeffrey Hammonds, R (1.9)	1B				SF8					2	0	2	1	1	0	0		
Richie Sexson, R (1.3)	G5-3				1B		G5-3			4	0	0	0	0	2	3		
Geoff Jenkins, L (1.7)			G4-3		K		G3-1		K	4	1	1	0	0	2	1		
Tyler Houston, L (1.5)			K		G1-3		G3-1		L8	4	0	0	0	0	1	2		
José Hernández, R (1.6)										3	2	3	2	1	0	0		
Paul Bako, L (1.2)	F8				1B					4	0	2	1	0	0	1		
Ruben Quevedo, R (1.1)										3	1	0	0	0	0	3		
Ray King, L (8.1)										0	0	0	0	0	0	0		
Luis Vizcaino, R (8.1)										0	0	0	0	0	0	0		
Inning Stats	R: 0 E: 0 K: 0 S: 10	H: 1 LOB: 0 BB: 0 P: 13	R: 0 E: 0 K: 1 S: 10	H: 0 LOB: 0 BB: 1 P: 16	R: 0 E: 0 K: 2 S: 11	H: 1 LOB: 0 BB: 0 P: 16	R: 0 E: 0 K: 1 S: 14	H: 4 LOB: 0 BB: 0 P: 17	R: 1 E: 0 K: 0 S: 16	H: 3 LOB: 1 BB: 0 P: 22	R: 0 E: 0 K: 0 S: 6	H: 0 LOB: 1 BB: 1 P: 13	R: 1 E: 0 K: 1 S: 8	H: 1 LOB: 0 BB: 0 P: 12	1B: 6 2B: 2 3B: 1 HR: 1	SF: 1 SAC: 0 DP: 1 HBP: 0	WP: 0 PB: 0 SB: 0 CS: 0	PA: 35
PITCHER	IP WLS BF H R ER SO BB IBB HBP BLK WP HR S P ERA WHIP																	
Mike Timlin, R (1.1)	4.1 L 20 6 4 4 3 1 0 0 0 0 0 45 60 8.31 1.615																	
Mike Crudate, R (5.1)	1.2 7 3 1 1 1 0 0 0 0 0 0 22 31 5.40 1.800																	
Mike Matthews, L (7.1)	2.0 8 1 1 1 1 1 0 0 0 0 0 1 14 25 4.50 1.000																	

St. Louis Cardinals @ Milwaukee Brewers
Miller Park, Milwaukee, WI
Fri Apr 19 2002, 7:05 PM CDT
Att: 23,865 - Dome - 72 F

AB 32
R 6
H 10
RBI 6
BB 2
SO 5
LOB 10



Batter	1	2	3	4	5	6	7	8	9	AB	R	H	RBI	BB	SO	LOB	TOP			
Fernando Vina, L (1.4) OBP: 0.306, SLG: 0.329	1-1 G4-3		3-1 2H 1B		0-0 BB 1B		1-2 FC4-6 2B		0-1 FC4-6 1-2F	5	1	2	1	0	0	3	St. Louis Cardinals @ Milwaukee Brewers Miller Park, Milwaukee, WI Sat Apr 20 2002, 1:05 PM CDT Att: 30,600 - Dome - 72 F AB 33 R 3 H 7 RBI 3 BB 5 SO 5 LOB 22			
Edgar Renteria, R (1.6) OBP: 0.345, SLG: 0.414	3-2 L8		0-1 G5-3		4-2 BB		1-1 2B		0-1 F9	4	0	1	2	1	0	2				
J.D. Drew, L (1.9) OBP: 0.413, SLG: 0.580	1-0 G4-3			3-2 5 BB 1B	0-0 B1-3		4-2 5 FC6-4 BB		2-3 1-2	4	0	1	0	1	1	3				
5 Albert Pujols, R (1.5) OBP: 0.402, SLG: 0.544		3-2 F9		4-2 BB		3-3 K	0-0 FC6-4			3	0	0	0	1	1	2				
Eduardo Perez, R (1.7) OBP: 0.208, SLG: 0.286		3-1 G6-3		1-3 K		3-2 L7		4-2 BB		3	0	0	0	1	1	2				
Tino Martinez, L (1.3) OBP: 0.284, SLG: 0.196		0-1 G4-3		0-0 F6		1-2 G1-3		2-0 F8		4	0	0	0	0	0	3				
Mike DiFelice, R (1.2) OBP: 0.324, SLG: 0.500			0-2 60 SH5-4 1B	3-3 K		2-2 FC4-6 1B		1-1 L9		4	2	2	0	0	1	3				
Eli Marrero, R (1.8) OBP: 0.471, SLG: 0.596			2-2 F9		2-3 K		0-0 FC4-6 1B	2-2 F7		4	0	1	0	0	1	2				
60 Josh Pearce, R (1.1) Mike Matthews, L (5.1) Kerry Robinson, L (7. PH) Dave Veres, R (7.1) Miguel Cairo, R (9. PH)			1-1 SH5-4		1-1 L9		1-0 F5		4-2 FC4-6 BB	1	0	0	0	0	0	0				
Inning Stats	R: 0 E: 0 K: 0 S: 7	H: 0 LOB: 0 BB: 0 P: 12	R: 0 E: 0 K: 0 S: 9	H: 0 LOB: 0 BB: 0 P: 15	R: 1 E: 0 K: 0 S: 13	H: 2 LOB: 1 BB: 0 P: 19	R: 0 E: 0 K: 2 S: 14	H: 1 LOB: 2 BB: 1 P: 25	R: 0 E: 0 K: 1 S: 11	H: 0 LOB: 0 BB: 0 P: 18	R: 2 E: 0 K: 0 S: 13	H: 3 LOB: 2 BB: 1 P: 22	R: 0 E: 0 K: 0 S: 10	H: 0 LOB: 1 BB: 1 P: 19	R: 0 E: 0 K: 1 S: 10	H: 0 LOB: 1 BB: 1 P: 16		1B: 6 2B: 1 3B: 0 HR: 0	SF: 0 SAC: 1 DP: 0 HBP: 0	WP: 0 PB: 0 CS: 0
PITCHER	IP WLS BF H R ER SO	IP WLS BF H R ER SO	IP WLS BF H R ER SO	IP WLS BF H R ER SO	IP WLS BF H R ER SO	IP WLS BF H R ER SO	IP WLS BF H R ER SO	IP WLS BF H R ER SO	IP WLS BF H R ER SO	IP WLS BF H R ER SO	IP WLS BF H R ER SO	IP WLS BF H R ER SO	IP WLS BF H R ER SO	IP WLS BF H R ER SO	IP WLS BF H R ER SO	IP WLS BF H R ER SO	ERA WHIP	ERA WHIP		

Batter	1	2	3	4	5	6	7	8	9	AB	R	H	RBI	BB	SO	LOB	BOTTOM			
Eric Young Sr., R (1.4) OBP: 0.279, SLG: 0.214 Mike DeJean, R (8.1)	4-1 S SH5-3 SF9 BB	1-0 S 1B		0-1 F2			0-0 SH3-4			2	1	1	0	1	0	0	St. Louis Cardinals @ Milwaukee Brewers Miller Park, Milwaukee, WI Sat Apr 20 2002, 1:05 PM CDT Att: 30,600 - Dome - 72 F AB 25 R 5 H 9 RBI 5 BB 6 SO 2 LOB 12			
Alex Sanchez, L (1.8) OBP: 0.300, SLG: 0.297	0-0 SH5-3	0-0 P6			0-0 G6-3		3-2 2H 1B			3	0	1	1	0	0	2				
Jeffrey Hammonds, R (1.9) OBP: 0.419, SLG: 0.489	3-2 SF9	2-2 F7			4-2 WP G6-3 BB		4-1 WP BB			1	0	0	1	2	0	2				
Richie Sexson, R (1.3) OBP: 0.311, SLG: 0.574	2-2 2B 1B		0-0 G3 FC3-2 2B		3-2 G6-3		3-1 F3			4	1	2	0	0	0	2				
Geoff Jenkins, L (1.7) OBP: 0.365, SLG: 0.469	2-1 1H 2B 2B		0-0 G3		3-3 K			4-2 SH1-4 1B BB		3	2	1	1	1	1	2				
Tyler Houston, L (1.5) OBP: 0.273, SLG: 0.244	4-2 2B BB		1-0 FC3-2		2-3 K			1-0 SH1-4		2	0	0	0	1	1	1				
José Hernández, R (1.6) OBP: 0.406, SLG: 0.586	2-2 1H 2B		2-1 G5-3		2-1 G1-3			1-0 G5-3 1B		4	0	2	2	0	0	1				
Paul Bako, L (1.2) OBP: 0.417, SLG: 0.381		3-2 1B SH3-4 1B		0-0 L7		2-1 L7		4-0 G5-3 IBB		3	0	1	0	1	0	0				
Glendon Rusch, L (1.1) Jose Cabrera, R (7.1) Ray King, L (7.1) Luis Vizcaino, R (7.1) Matt Stairs, L (7. PH) Ronnie Bellard, R (7. PH)		0-0 SH3-4		0-1 G6-3			0-2 WP SH3-4 1B		0-2 1-2 2-3F	1	0	0	0	0	0	0				
Inning Stats	R: 3 E: 0 K: 0 S: 25	H: 3 LOB: 2 BB: 2 P: 42	R: 0 E: 0 K: 0 S: 12	H: 2 LOB: 0 BB: 0 P: 18	R: 0 E: 0 K: 0 S: 5	H: 1 LOB: 1 BB: 0 P: 8	R: 0 E: 0 K: 0 S: 5	H: 0 LOB: 0 BB: 0 P: 5	R: 0 E: 0 K: 1 S: 13	H: 0 LOB: 0 BB: 0 P: 23	R: 1 E: 0 K: 0 S: 10	H: 2 LOB: 2 BB: 1 P: 20	R: 1 E: 0 K: 0 S: 7	H: 1 LOB: 1 BB: 2 P: 17	R: 0 E: 0 K: 0 S: 7	H: 1 LOB: 1 BB: 2 P: 17		1B: 6 2B: 3 3B: 0 HR: 0	SF: 1 SAC: 4 DP: 1 HBP: 0	WP: 3 PB: 0 SB: 2 CS: 0
PITCHER	IP WLS BF H R ER SO	IP WLS BF H R ER SO	IP WLS BF H R ER SO	IP WLS BF H R ER SO	IP WLS BF H R ER SO	IP WLS BF H R ER SO	IP WLS BF H R ER SO	IP WLS BF H R ER SO	IP WLS BF H R ER SO	IP WLS BF H R ER SO	IP WLS BF H R ER SO	IP WLS BF H R ER SO	IP WLS BF H R ER SO	IP WLS BF H R ER SO	IP WLS BF H R ER SO	IP WLS BF H R ER SO	ERA WHIP	ERA WHIP		

Batter	1	2	3	4	5	6	7	8	9	AB	R	H	RBI	BB	SO	LOB	TOP				
Fernando Vina, L (1,4) OBP: 0.322, SLG: 0.349	1-2 CS 1B	4-1 L6 BB			1-1 F8		2-1 SH5-3 G6-3 2B		1-2 G4-1	4	1	2	0	1	0	0					
Kerry Robinson, L (1,9) OBP: 0.304, SLG: 0.476	2-1 BB 1B	0-0 L6			2-2 3B		0-0 SH5-3			3	1	2	0	0	0	1					
Miguel Cairo, R (1,5) OBP: 0.263, SLG: 0.188	1-1 L8				3-3 K		0-0 G6-3			3	0	0	0	0	0	1					
Travis Smith, R (5,1)										0	0	0	0	0	0	0					
Placido Polanco, R (7, FH) OBP: 0.322, SLG: 0.316										1	0	0	1	0	0	0					
Luther Hackman, R (7, 1)										0	0	0	0	0	0	0					
Mike DiFelice, R (8, 2) OBP: 0.324, SLG: 0.500										0	0	0	0	0	0	0					
5 Albert Pujols, R (1, 7) OBP: 0.407, SLG: 0.529	4-2 BB 1B				4-2 BB		0-0 G5-3			2	1	0	0	2	0	0					
Tino Martinez, L (1, 3) OBP: 0.282, SLG: 0.186	4-0 BB 1B				3-1 L4		1-1 G1-3		1-1 G3-1	3	0	0	0	1	0	2					
Edgar Renteria, R (1, 6) OBP: 0.356, SLG: 0.419	1-2 BB 1B				2-2 S 1B		2-1 B1-3		1-3 K	4	0	2	2	0	1	0					
Mike Matheny, R (1, 2) OBP: 0.273, SLG: 0.395	4-1 BB 1B				4-2 G4-6-3 BB		0-0 G1-3		2-2 F9	2	0	0	0	2	0	0					
44 Jason Istringhausen, R (8, 1)	1-2 BB				1-2 BB					0	0	0	0	0	0	0					
Eli Marrero, R (1, 8) OBP: 0.436, SLG: 0.549	0-0 G4-3				1-2 F7		1-0 E5		0-1 F9	4	0	0	0	0	0	5					
Bud Smith, L (1, 1) OBP: 0.286, SLG: 0.167					0-0 G4-6-3		3-3 K		1-0 P6	2	0	0	0	0	0	2					
Eduardo Perez, R (5, 5) OBP: 0.192, SLG: 0.261					1-2 K					2	0	0	0	0	1	1					
Inning Stats	R: 2 E: 0 K: 0 S: 18	H: 3 LOB: 3 BB: 3 P: 35	R: 0 E: 0 K: 0 S: 6	H: 0 LOB: 0 BB: 1 P: 11	R: 0 E: 0 K: 0 S: 6	H: 0 LOB: 0 BB: 0 P: 13	R: 0 E: 0 K: 0 S: 10	H: 1 LOB: 1 BB: 1 P: 17	R: 0 E: 0 K: 1 S: 13	H: 0 LOB: 2 BB: 1 P: 24	R: 0 E: 0 K: 0 S: 7	H: 0 LOB: 1 BB: 0 P: 13	R: 1 E: 0 K: 0 S: 5	H: 1 LOB: 0 BB: 0 P: 8	R: 0 E: 0 K: 1 S: 8	H: 0 LOB: 0 BB: 0 P: 12	R: 0 E: 0 K: 0 S: 6	H: 0 LOB: 0 BB: 0 P: 8	1B: 4 2B: 2 3B: 1 HR: 0	SF: 0 SAC: 1 DP: 2 HBP: 0	WP: 0 PA: 37 PB: 0 SB: 1 CS: 1
PITCHER	IP WLS BF H R ER SO BB IBB HBP BLK WP HR S P ERA WHIP	IP WLS BF H R ER SO BB IBB HBP BLK WP HR S P ERA WHIP																	IP WLS BF H R ER SO BB IBB HBP BLK WP HR S P ERA WHIP		
Nick Neugebauer, R (1, 1) ERA: 5.4	5.0 W 23	5 2 2 1	6 0 0 0	0 0 0 0	0 0 0 0	0 0 0 0	0 0 12 21	3.60 2.200													
47 Mike Buddie, R (6, 1) ERA: 3.29	2.0 H 8	1 1 1 1	0 0 0 0	0 0 0 0	0 0 0 0	0 0 2 3	0.00 0.000														
Ray King, L (8, 1) ERA: 27.0	0.1 H 1	0 0 0 0	0 0 0 0	0 0 0 0	0 0 6 9	0.00 0.000															
Luis Vizcaino, R (8, 1) ERA: 3.18	0.2 H 2	0 0 0 0	0 0 0 0	0 0 0 0	0 0 6 8	0.00 0.000															
Mike DeJean, R (9, 1) ERA: 3.6	1.0 S 3	0 0 0 0	0 0 0 0	0 0 0 0	0 0 6 8	0.00 0.000															

St. Louis Cardinals @ Milwaukee Brewers
Miller Park, Milwaukee, WI
Sun Apr 21 2002, 1:05 PM CDT
Att: 24,592 - Dome - 72 F


AB 30
R 3
H 6
RBI 3
BB 6
SO 3
LOB 13



Batter	1	2	3	4	5	6	7	8	9	AB	R	H	RBI	BB	SO	LOB	BOTTOM		
Eric Young Sr., R (1, 4) OBP: 0.301, SLG: 0.246	0-0 BB 1B	2-0 L9			1-2 S 1B		0-2 G1-3		3-2 S 1B	5	2	3	0	0	0	0			
Ronnie Belliard, R (1, 5) OBP: 0.286, SLG: 0.303	4-1 BB 1B	2-1 P6			1-1 1B		0-0 G6-3 1B		0-0 L9	4	1	2	1	1	0	1			
Jeffrey Hammonds, R (1, 8) OBP: 0.419, SLG: 0.481	2-2 BB 1B				3-2 F8		2-0 FC6-4 1B		3-2 F8	5	0	2	1	0	0	2			
Richie Sexson, R (1, 3) OBP: 0.321, SLG: 0.577	4-2 BB 1B				1-0 F8		0-1 FC6-4		2-0 G6-3 SF8 2B	3	1	1	0	1	0	2			
Alex Ochoa, R (1, 9) OBP: 0.340, SLG: 0.581	2-1 P4				1-0 HBP		3-2 G1-3		3-2 G6-3	3	0	0	0	0	0	4			
Geoff Jenkins, L (1, 7) OBP: 0.372, SLG: 0.470	2-1 SF7				2-1 G3		0-0 S 1B		4-2 BB	2	0	1	1	1	0	1			
José Hernández, R (1, 6) OBP: 0.426, SLG: 0.644	4-1 BB 1B				3-1 HR		4-0 BB		0-2 SF8	1	1	1	2	2	0	0			
Paul Bako, L (1, 2) OBP: 0.357, SLG: 0.320	2-1 G4-3				1-1 F8		2-3 K		3-H G1-6-3	4	0	0	0	0	1	6			
Nick Neugebauer, R (1, 1) ERA: 5.4					1-0 F9		1-0 F2		1-0 L9	2	0	0	0	0	1	0			
Lenny Harris, L (5, PH) ERA: 0.03, SLG: 0.000										1	0	0	0	0	0	2			
47 Mike Buddie, R (8, 1) ERA: 3.29										0	0	0	0	0	0	0			
Ray King, L (8, 1) ERA: 27.0										0	0	0	0	0	0	0			
Luis Vizcaino, R (8, 1) ERA: 3.18										0	0	0	0	0	0	0			
Matt Stairs, L (8, PH) ERA: 12.3, SLG: 0.296										1	0	0	0	0	0	0			
Mike DeJean, R (9, 1) ERA: 3.6										0	0	0	0	0	0	0			
Inning Stats	R: 2 E: 0 K: 0 S: 14	H: 2 LOB: 3 BB: 3 P: 34	R: 0 E: 0 K: 1 S: 7	H: 0 LOB: 0 BB: 0 P: 12	R: 0 E: 0 K: 0 S: 7	H: 0 LOB: 1 BB: 0 P: 14	R: 2 E: 0 K: 0 S: 15	H: 4 LOB: 2 BB: 0 P: 24	R: 0 E: 0 K: 1 S: 8	H: 1 LOB: 2 BB: 1 P: 18	R: 0 E: 0 K: 0 S: 6	H: 1 LOB: 0 BB: 0 P: 9	R: 1 E: 0 K: 0 S: 16	H: 1 LOB: 1 BB: 1 P: 25	R: 0 E: 0 K: 0 S: 9	H: 1 LOB: 1 BB: 0 P: 16	1B: 8 2B: 1 3B: 0 HR: 1	SF: 2 SAC: 0 DP: 1 HBP: 1	WP: 0 PA: 39 PB: 0 SB: 3 CS: 0
PITCHER	IP WLS BF H R ER SO BB IBB HBP BLK WP HR S P ERA WHIP	IP WLS BF H R ER SO BB IBB HBP BLK WP HR S P ERA WHIP																	IP WLS BF H R ER SO BB IBB HBP BLK WP HR S P ERA WHIP
Bud Smith, L (1, 1) ERA: 6.14	4.0 L 22	6 4 4 1	3 0 1 0	4 4 1 0	0 0 1 0	0 0 14 27	9.00 2.250												
Travis Smith, R (5, 1) ERA: 6.0	2.0 8	2 0 0 1	1 0 0 0	0 0 0 0	0 0 16 25	9.00 2.000													
Luther Hackman, R (7, 1) ERA: 5.75	1.0 5 1	1 1 1 0	1 0 0 0	0 0 0 0	0 0 9 16	0.00 1.000													
44 Jason Istringhausen, R (8, 1) ERA: 0.82	1.0 4 1	0 0 0 0	0 0 0 0	0 0 0 0	0 0 9 16	0.00 1.000													

St. Louis Cardinals @ Milwaukee Brewers
Miller Park, Milwaukee, WI
Sun Apr 21 2002, 1:05 PM CDT
Att: 24,592 - Dome - 72 F

AB 31
R 5
H 10
RBI 5
BB 5
SO 2
LOB 18



Batter	1	2	3	4	5	6	7	8	9	AB	R	H	RBI	BB	SO	LOB	TOP			
Eric Young Sr. R OBP: 0.299, SLG: 0.277	1-1 3B		0-0 G6-3		0-1 G4-3		2-1 F8			4	0	1	0	0	0	0	Milwaukee Brewers @ Montreal Expos Olympic Stadium, Montreal, QB Tue Apr 23 2002, 7:05 PM EDT Att: 3,561 - Dome - 72 F			
Ronnie Belliard R OBP: 0.308, SLG: 0.324	3-2 L8		0-1 FC5-4 1B			1-1 1B E 1B		0-1 F8		4	1	2	0	0	0					
Jeffrey Hammonds R OBP: 0.409, SLG: 0.464	3-3 K		1-1 L4			1-1 F8		1-0 1B		4	0	1	0	0	1	2				
Richie Sexson R OBP: 0.317, SLG: 0.560		3-2 L9	1-0 FC5-4 1-2			0-0 E8 G4-3 1B 1-H		2-3 K		4	1	1	0	0	1	1				
Geoff Jenkins L OBP: 0.366, SLG: 0.457		3-3 K		0-3 K		1-0 G4-3		1-1 SH3-4 1B		4	0	1	1	0	2	0				
Alex Ochoa R OBP: 0.360, SLG: 0.578		3-1 BB E 1B		2-2 G6-3		3-H 4-1 BB		0-1 SH3-4 1B 1-2		2	1	1	0	1	0	0				
José Hernández R OBP: 0.417, SLG: 0.613		4-1 E BB		1-3 K		1-0 L1		3-3 K		3	1	0	0	1	2	2				
Raul Casanova S OBP: 0.275, SLG: 0.222		3-2 E7 15 1B 1-H 2-H			2-0 E3 G6-4-3		1-0 G1-3		2-3 K		4	0	0	0	0	1				
15 Ben Sheets R Lenny Harris, L 47 Mike Buddie, R Mark Loretta, R Jose Cabrera, R Takahito Nomura, L Luis Vizcaino, R	2-2 1B		1-1 G6-4-3 1-2		1-1 G6-4-3 1-2		1-1 F9			1	0	1	0	0	0	0				
Inning Stats	R: 0 E: 0 K: 1 S: 12	H: 1 LOB: 0 BB: 0 P: 19	R: 2 E: 1 K: 1 S: 16	H: 2 LOB: 2 BB: 1 P: 34	R: 0 E: 0 K: 0 S: 6	H: 0 LOB: 0 BB: 0 P: 8	R: 0 E: 0 K: 2 S: 9	H: 0 LOB: 0 BB: 0 P: 12	R: 0 E: 1 K: 0 S: 5	H: 0 LOB: 0 BB: 0 P: 8	R: 2 E: 1 K: 0 S: 8	H: 2 LOB: 1 BB: 1 P: 16	R: 0 E: 0 K: 0 S: 5	H: 0 LOB: 0 BB: 0 P: 9	R: 0 E: 0 K: 1 S: 6	H: 1 LOB: 1 BB: 0 P: 9		1B: 7 2B: 0 3B: 1 HR: 0	SF: 0 SAC: 1 DP: 1 HBP: 0	WP: 0 PB: 0 CS: 0
PITCHER	IP WLS BF H R ER SO BB IBB HBP BLK WP HR S P ERA WHIP	IP WLS BF H R ER SO BB IBB HBP BLK WP HR S P ERA WHIP																		
Tomo Ohka, R ERA: 4.15	6.0 W 25 6 4 0 4 2 0 0 0 0 0 56 97 0.00 1.333																			
Scott Stewart, L ERA: 1.69	1.0 H 3 0 0 0 0 0 0 0 0 0 0 5 9 0.00 0.000																			
Britt Reames, R ERA: 6.75	1.0 H 3 1 0 0 1 0 0 0 0 0 0 6 9 0.00 1.000																			
Graeme Lloyd, L ERA: 5.79	0.0 S 1 1 0 0 0 0 0 0 0 0 0 2 3 ∞ ∞																			
Matt Herges, R ERA: 3.39	1.0 S 3 0 0 0 2 0 0 0 0 0 0 8 13 0.00 0.000																			

AB	32
R	4
H	8
RBI	1
BB	2
SO	7
LOB	7



Batter	1	2	3	4	5	6	7	8	9	AB	R	H	RBI	BB	SO	LOB	BOTTOM	
Peter Bergeron L OBP: 0.379, SLG: 0.307	1-1 G4-3		4-2 2B 1B BB		0-0 G3-1		0-0 G6-3		4-1 S G5-3 BB	3	1	0	0	2	0	0	Milwaukee Brewers @ Montreal Expos Olympic Stadium, Montreal, QB Tue Apr 23 2002, 7:05 PM EDT Att: 3,561 - Dome - 72 F	
Jose Vidro S OBP: 0.405, SLG: 0.500	1-0 F7		0-0 1B 2B		1-1 G6-3 PB 2B		1-3 K		3-2 G5-3 1-2	5	2	2	0	0	1	1		
Vladimir Guerrero R OBP: 0.449, SLG: 0.693	0-0 FC6 1B		1-2 SH1-3 BB 2-H 3-H 1B		0-2 G6-3		1-0 G5-3		4-0 S IBB	4	1	2	2	1	0	1		
Lee Stevens L OBP: 0.423, SLG: 0.459	1-0 FC6 1-2		4-0 SH1-3 1B BB		4-0 HBP WP BB		4-1 FC6-4 BB		3-3 K 1-2 2-3	2	1	0	0	3	1	3		
Michael Barrett R OBP: 0.435, SLG: 0.745		3-2 L6	0-0 SH1-3		4-2 HBP BB		2-1 FC6-4		2-2 G6-3	3	0	0	0	1	0	3		
Orlando Cabrera R OBP: 0.346, SLG: 0.356		2-2 1B 1B	4-0 1B IBB		3-2 HBP BB				2-1 CS SH2-4 1B	2	0	2	0	1	0	0		
Chris Truby R OBP: 0.336, SLG: 0.419		0-1 1B	1-3 K		1-0 P4				1-0 SH2-4 1-2	3	0	1	0	0	1	6		
Brad Wilkerson L OBP: 0.400, SLG: 0.317		1-1 F8	0-1 1B 1-3 2-H 3-H			3-2 F7		4-1 BB		3	0	1	2	1	0	2		
Tomo Ohka S Scott Stewart, R Henry Rodriguez, L Mike Monteceli, R Britt Reames, R Graeme Lloyd, L Matt Herges, L	1-3 K		1-3 G3-1		2-3 K		2-3 F8			3	0	0	0	0	2	4		
Inning Stats	R: 0 E: 0 K: 0 S: 5	H: 1 LOB: 1 BB: 0 P: 8	R: 0 E: 0 K: 1 S: 15	H: 2 LOB: 0 BB: 0 P: 22	R: 4 E: 0 K: 1 S: 15	H: 3 LOB: 3 BB: 3 P: 31	R: 1 E: 0 K: 0 S: 13	H: 1 LOB: 3 BB: 2 P: 27	R: 0 E: 0 K: 1 S: 7	H: 0 LOB: 1 BB: 1 P: 15	R: 0 E: 0 K: 0 S: 9	H: 1 LOB: 1 BB: 1 P: 19	R: 0 E: 0 K: 1 S: 12	H: 0 LOB: 2 BB: 2 P: 28	1B: 6 2B: 2 3B: 0 HR: 0	SF: 0 SAC: 2 DP: 0 HBP: 1		WP: 1 PB: 1 SB: 2 CS: 1
PITCHER	IP WLS BF H R ER SO BB IBB HBP BLK WP HR S P ERA WHIP	IP WLS BF H R ER SO BB IBB HBP BLK WP HR S P ERA WHIP																
15 Ben Sheets R ERA: 4.62	4.0 L 25 7 0 0 2 4 1 0 0 0 0 16 29 0.00 0.500																	
47 Mike Buddie, R ERA: 2.97	2.0 7 0 0 0 2 1 0 0 0 0 0 4 11 0.00 3.000																	
Jose Cabrera R ERA: 4.5	0.2 3 1 0 0 0 1 0 0 0 0 0 4 11 0.00 3.000																	
Takahito Nomura L ERA: 4.5	1.0 5 0 0 0 1 1 1 0 0 0 0 13 30 0.00 1.000																	
Luis Vizcaino R ERA: 3.09	0.1 1 0 0 0 0 0 0 0 0 0 0 4 6 0.00 0.000																	

AB	29
R	5
H	8
RBI	4
BB	9
SO	5
LOB	21



Batter	1	2	3	4	5	6	7	8	9	10	11	12	13	14	15	AB	R	H	RBI	BB	SO	LOB	TOP				
Eric Young Sr. R OBP: 0.274, SLG: 0.250 (1.4)	L4		F8		G5-3		G4-3			FC4-6 FC6-4		G5-3			G5-3	7	0	0	0	0	0	4					
Alex Sanchez, L OBP: 0.277, SLG: 0.273 (1.8)	G5-3				G6-3					FC6-4					F7	7	0	1	0	0	1	3					
Jeffrey Hammonds, R OBP: 0.442, SLG: 0.533 (1.9)					G6-3											4	1	3	0	2	0	0					
Richie Sexson, R OBP: 0.295, SLG: 0.525 (1.3)					G5-3											5	0	0	1	0	0	4					
Geoff Jenkins, L OBP: 0.352, SLG: 0.447 (1.7)																6	0	1	0	0	0	1					
Tyler Houston, L OBP: 0.275, SLG: 0.275 (1.8)																3	1	2	0	1	0	0					
Mike DeJean, R OBP: 0.263, SLG: 0.216 (15. PR)																0	0	0	0	0	0	0					
Matt Hague, R OBP: 0.360, SLG: 0.578 (15. PR)																1	0	0	0	0	0	1					
47 Mike Buddie, R OBP: 0.287, SLG: 0.320 (14.1)																0	0	0	0	0	0	0					
Lenny Harris, L OBP: 0.271, SLG: 0.271 (14.1)																1	0	0	0	0	0	0					
Jose Cabrera, R OBP: 0.410, SLG: 0.532 (1.6)																6	2	2	1	0	0	3					
Raul Casanova, S OBP: 0.263, SLG: 0.216 (15. PR)																6	0	1	1	0	0	1					
Alex Ochoa, R OBP: 0.360, SLG: 0.578 (15. PR)																0	0	0	0	0	0	0					
Paul Bako, L OBP: 0.357, SLG: 0.320 (15.2)																0	0	0	0	0	0	0					
Nelson Figueroa, R OBP: 0.200, SLG: 0.200 (8.1)																3	0	1	1	0	1	0					
Takahito Nomura, L OBP: 0.200, SLG: 0.200 (8.1)																0	0	0	0	0	0	0					
Luis Vizcaino, R OBP: 0.317, SLG: 0.333 (9.5)																2	0	1	0	0	0	0					
Ronnie Bellard, R OBP: 0.317, SLG: 0.333 (9.5)																2	0	1	0	0	0	0					
Inning Stats	R: 0 E: 0 K: 0 S: 7	H: 1 LOB: 1 BB: 0 P: 10	R: 0 E: 0 K: 0 S: 3	H: 1 LOB: 0 BB: 0 P: 4	R: 0 E: 0 K: 0 S: 9	H: 0 LOB: 0 BB: 0 P: 11	R: 0 E: 0 K: 0 S: 6	H: 0 LOB: 0 BB: 0 P: 8	R: 2 E: 1 K: 0 S: 14	H: 3 LOB: 1 BB: 0 P: 15	R: 0 E: 0 K: 0 S: 7	H: 0 LOB: 0 BB: 0 P: 7	R: 0 E: 0 K: 1 S: 8	H: 1 LOB: 1 BB: 0 P: 13	R: 0 E: 0 K: 0 S: 4	H: 0 LOB: 0 BB: 0 P: 8	R: 0 E: 0 K: 0 S: 9	H: 0 LOB: 0 BB: 0 P: 13	R: 0 E: 0 K: 0 S: 10	H: 1 LOB: 2 BB: 0 P: 13	1B: 8 2B: 2 3B: 1 HR: 1	SF: 1 SAC: 1 DP: 3 HBP: 0	WP: 0 PB: 0 CS: 0	PA: 56			
PITCHER	IP 9.0	WLS 2.0	BF 34	H 9	R 3	ER 2	SO 2	BB 0	IBB 0	HBP 0	BLK 0	WP 0	HR 0	S 73	P 96	ERA 2.00	WHIP 1.000										
Javier Vazquez, R ERA: 3.34 (1.1)	2.0	8	1	0	0	1	1	0	0	0	0	0	0	12	21	0.00	1.000										
Matt Hague, R ERA: 2.59 (10.1)	1.0	4	1	1	1	0	0	0	0	0	0	0	0	7	10	9.00	1.000										
Graeme Lloyd, L ERA: 6.1 (12.1)	3.0	W	10	1	0	0	0	1	0	0	0	0	0	23	34	0.00	0.667										
52 T.J. Tucker, R ERA: 2.25 (13.1)																											

Milwaukee Brewers @ Montreal Expos
Olympic Stadium, Montreal, QB
Wed Apr 24 2002, 7:05 PM EDT
Att. 5,295 - Dome - 72 F

AB: 51
R: 4
H: 12
RBI: 4
BB: 3
SO: 3
LOB: 17



Batter	1	2	3	4	5	6	7	8	9	10	11	12	13	14	15	AB	R	H	RBI	BB	SO	LOB	BOTTOM				
Peter Bergeron, L OBP: 0.350, SLG: 0.277 (1.8)	K		G4-3		G6-3		F7			K					K	8	0	0	0	0	4	5					
Jose Vidro, S OBP: 0.413, SLG: 0.488 (1.4)			G4-3							FC4-6 1B					E8	6	1	2	0	2	1	2					
Vladimir Guerrero, R OBP: 0.456, SLG: 0.624 (1.9)					L8					G6-4-3 BB						7	1	4	1	0	0	2					
Lee Stevens, L OBP: 0.435, SLG: 0.507 (1.3)										FC4-6 1B						6	1	3	1	1	1	4					
Orlando Cabrera, R OBP: 0.333, SLG: 0.333 (1.6)																5	0	0	0	1	0	3					
Brian Schneider, L OBP: 0.367, SLG: 0.481 (1.2)																6	0	1	0	1	1	3					
Chris Truby, R OBP: 0.325, SLG: 0.403 (9. PH)																3	0	0	0	0	0	0					
Henry Mateo, S OBP: 0.417, SLG: 0.429 (10.5)																1	0	0	0	0	0	1					
Mike Mordecai, R OBP: 0.417, SLG: 0.429 (10.5)																2	1	1	1	0	0	3					
Brad Wilkerson, L OBP: 0.432, SLG: 0.381 (1.7)																3	1	2	1	3	1	0					
Javier Vazquez, R ERA: 3.34 (1.1)																3	0	0	0	0	0	1					
Henry Rodriguez, L ERA: 4.5 (16.1)																1	0	0	0	0	0	2					
Matt Hague, R ERA: 2.59 (10.1)																0	0	0	0	0	0	0					
Lou Collier, R ERA: 4.5 (16.1)																0	0	0	0	0	0	0					
Graeme Lloyd, L ERA: 6.1 (12.1)																0	0	0	0	0	0	0					
Andres Galaraga, R ERA: 3.0 (9.1)																1	0	0	0	0	0	3					
52 T.J. Tucker, R ERA: 2.25 (13.1)																0	0	0	0	0	0	0					
Michael DeJean, R ERA: 16.86 (15.1)																0	0	0	0	1	0	0					
Inning Stats	R: 1 E: 0 K: 2 S: 11	H: 2 LOB: 1 BB: 0 P: 16	R: 0 E: 0 K: 0 S: 10	H: 1 LOB: 1 BB: 0 P: 14	R: 0 E: 0 K: 0 S: 8	H: 1 LOB: 1 BB: 0 P: 15	R: 0 E: 0 K: 0 S: 6	H: 0 LOB: 0 BB: 0 P: 12	R: 1 E: 0 K: 0 S: 12	H: 1 LOB: 1 BB: 1 P: 23	R: 0 E: 0 K: 0 S: 7	H: 1 LOB: 0 BB: 0 P: 9	R: 0 E: 0 K: 1 S: 8	H: 1 LOB: 1 BB: 0 P: 19	R: 0 E: 0 K: 1 S: 13	H: 2 LOB: 3 BB: 1 P: 22	R: 0 E: 0 K: 1 S: 8	H: 0 LOB: 1 BB: 0 P: 16	R: 1 E: 1 K: 1 S: 10	H: 1 LOB: 2 BB: 1 P: 18	1B: 8 2B: 3 3B: 0 HR: 2	SF: 0 SAC: 4 DP: 2 HBP: 0	WP: 0 PB: 0 CS: 0	PA: 65			
PITCHER	IP 7.0	WLS 0.0	BF 28	H 6	R 3	ER 3	SO 3	BB 0	IBB 0	HBP 0	BLK 0	WP 0	HR 2	S 63	P 102	ERA 3.86	WHIP 1.000										
Nelson Figueroa, R ERA: 4.24 (8.1)	0.0	1	0	0	0	0	1	0	0	0	0	0	0	1	5	∞	∞										
Takahito Nomura, L ERA: 4.5 (16.1)	1.0	3	1	0	0	0	0	0	0	0	0	0	0	7	14	0.00	1.000										
Luis Vizcaino, R ERA: 2.84 (9.1)	2.0	11	3	0	0	2	1	1	0	0	0	0	0	26	47	0.00	2.000										
Mike DeJean, R ERA: 3.0 (9.1)	1.0	4	0	0	0	1	1	0	0	0	0	0	0	8	16	0.00	1.000										
Ray King, L ERA: 16.86 (15.1)																											
PITCHER	IP 12.0	WLS 1.2	BF 10	H 8	R 2	ER 1	SO 1	BB 0	IBB 0	HBP 0	BLK 0	WP 0	HR 0	S 15	P 35	ERA 4.50	WHIP 1.000										
47 Mike Buddie, R ERA: 3.06 (12.1)	1.2	L	8	2	1	0	1	0	1	0	0	0	0	17	26	0.00	1.200										
Jose Cabrera, R ERA: 4.02 (14.1)																											

Milwaukee Brewers @ Montreal Expos
Olympic Stadium, Montreal, QB
Wed Apr 24 2002, 7:05 PM EDT
Att. 5,295 - Dome - 72 F

AB: 52
R: 5
H: 13
RBI: 4
BB: 9
SO: 9
LOB: 29



Batter	1	2	3	4	5	6	7	8	9	AB	R	H	RBI	BB	SO	LOB	TOP										
Eric Young Sr. R OBP: 0.292, SLG: 0.267 (1, 4)	F8		BB HBP		CS BB		F8		2B	3	0	1	0	1	0	1	Milwaukee Brewers @ Montreal Expos Olympic Stadium, Montreal, QB Thu Apr 25 2002, 7:05 PM EDT Att: 3,501 - Dome - 72 F										
Alex Sanchez L OBP: 0.300, SLG: 0.283 Alex Ochoa R OBP: 0.360, SLG: 0.578 Matt Stairs L OBP: 0.235, SLG: 0.250 (1, 8) (7, PH) (7, PH)	G6-3		G5-4-3 BB		S 1B		FC5-4 BB		G3	2	0	1	0	1	0	0											
Jeffrey Hammonds R OBP: 0.420, SLG: 0.500 (1, 9) (7, 8)	G3-1		K		F8		K			4	0	0	0	0	2	5											
Richie Sexson R OBP: 0.283, SLG: 0.500 (1, 3)		K	G5-4-3		K		FC5-4			4	0	0	0	0	2	4											
Geoff Jenkins L OBP: 0.359, SLG: 0.436 (1, 7)		2B G4-3 HBP		K		1B BB		K		2	1	0	0	1	2	0											
Tyler Houston L OBP: 0.327, SLG: 0.313 (1, 5)	G4-3 2B			E4		S 1B		G3-1		4	0	2	0	0	0	0											
José Hernández R OBP: 0.390, SLG: 0.597 (1, 6)	G4-3		K		K		K		K	4	0	0	1	0	3	4											
Paul Bako L OBP: 0.355, SLG: 0.296 Ronnie Belliard R OBP: 0.310, SLG: 0.325 (1, 2) (9, PH)				K		F8		G5-3		2	0	0	0	1	1	3											
Ruben Quevedo R Lenny Harris L Mark Lorenzen R Ray King L 47 Mike Buddie R Raul Casanova S (1, 1) (7, PH) (7, PH) (7, 1) (7, 1) (9, PH)			K		K		BB BB		G4-3	2	0	0	0	0	2	2											
Inning Stats	R: 0 E: 0 K: 0 S: 4	H: 0 LOB: 0 BB: 0 P: 8	R: 1 E: 0 K: 2 S: 10	H: 1 LOB: 2 BB: 1 P: 18	R: 0 E: 0 K: 1 S: 8	H: 0 LOB: 1 BB: 1 P: 16	R: 0 E: 1 K: 3 S: 10	H: 0 LOB: 1 BB: 0 P: 14	R: 0 E: 0 K: 2 S: 11	H: 1 LOB: 2 BB: 1 P: 22	R: 0 E: 0 K: 1 S: 15	H: 0 LOB: 2 BB: 2 P: 23	R: 0 E: 0 K: 2 S: 9	H: 0 LOB: 0 BB: 0 P: 15	R: 0 E: 0 K: 0 S: 10	H: 1 LOB: 1 BB: 0 P: 14		1B: 2 2B: 2 3B: 0 HR: 0	SF: 0 SAC: 0 DP: 1 HBP: 2	WP: 0 PB: 0 SB: 2 CS: 1	PA: 38						
PITCHER	IP	WLS	BF	H	R	ER	SO	BB	IBB	HBP	BLK	WP	HR	S	P	ERA	WHIP										
Tony Armas R ERA: 3.66 Scott Stewart L ERA: 1.64 Britt Reames R ERA: 6.35 Graeme Lloyd L ERA: 5.11	(1, 1) (7, 1) (7, 1) (8, 1)	6.0 0.1 0.2 2.0	W H H S	26 2 3 7	3 0 0 1	1 0 0 0	9 0 1 2	4 1 0 0	0 0 0 0	2 0 0 0	0 0 0 0	0 0 0 0	0 0 6 19	54 9 13 29	99 10 0 29	1.50 0.00 0.00 0.00	1.167 3.000 1.500 0.500										
Batter	1	2	3	4	5	6	7	8	9	AB	R	H	RBI	BB	SO	LOB	BOTTOM										
Peter Bergeron L OBP: 0.333, SLG: 0.261 (1, 8)	F8	L5		F7		K		F7		5	0	0	0	0	1	2	Milwaukee Brewers @ Montreal Expos Olympic Stadium, Montreal, QB Thu Apr 25 2002, 7:05 PM EDT Att: 3,501 - Dome - 72 F										
Jose Vidro S OBP: 0.423, SLG: 0.535 (1, 4)	L8		FC6-4 BB BB		G6-3		G3-1 E 2B		HR	4	2	2	1	1	0	0											
Vladimir Guerrero R OBP: 0.472, SLG: 0.625 (1, 9)	HR 1B		F9		E BB		E G3-1 IBB		1B	3	1	2	0	2	0	1											
Lee Stevens L OBP: 0.433, SLG: 0.535 (1, 3)	HR		FC6-4 BB		L4		G3-1		K	4	1	1	2	1	1	4											
Michael Barrett R OBP: 0.448, SLG: 0.724 (1, 2)	1B 1B		FC6-4		F8		E IBB			3	0	1	0	1	0	3											
Orlando Cabrera R OBP: 0.330, SLG: 0.329 (1, 6)	1B		F9		G5-3		F2			4	0	1	0	0	0	5											
Chris Truby R OBP: 0.333, SLG: 0.444 (1, 5)	G5-3			HR		1B 1B		E4 FC4		4	1	2	1	0	0	4											
Brad Wilkerson L OBP: 0.412, SLG: 0.358 (1, 7)		K		F8		K		FC4		4	0	0	0	0	2	4											
Tony Armas R OBP: 0.154, SLG: 0.154 Scott Stewart R Britt Reames R Graeme Lloyd L (1, 1) (7, 1) (7, 1) (8, 1)		G1-3		G4-3		1B		G6-3		3	0	1	0	0	0	0											
Inning Stats	R: 2 E: 0 K: 0 S: 13	H: 4 LOB: 2 BB: 0 P: 22	R: 0 E: 0 K: 1 S: 9	H: 0 LOB: 0 BB: 0 P: 12	R: 0 E: 0 K: 0 S: 9	H: 0 LOB: 2 BB: 2 P: 20	R: 1 E: 0 K: 0 S: 6	H: 1 LOB: 0 BB: 0 P: 9	R: 0 E: 0 K: 2 S: 12	H: 2 LOB: 2 BB: 0 P: 15	R: 1 E: 1 K: 0 S: 8	H: 1 LOB: 3 BB: 2 P: 20	R: 1 E: 0 K: 1 S: 13	H: 2 LOB: 1 BB: 0 P: 21	1B: 6 2B: 1 3B: 0 HR: 3	SF: 0 SAC: 0 DP: 0 HBP: 0		WP: 0 PB: 0 SB: 1 CS: 0	PA: 40								
PITCHER	IP	WLS	BF	H	R	ER	SO	BB	IBB	HBP	BLK	WP	HR	S	P	ERA	WHIP										
Ruben Quevedo R ERA: 4.62 Ray King L ERA: 15.0 47 Mike Buddie R ERA: 3.26	(1, 1) (7, 1) (7, 1) (7, 1)	6.0 0.1 1.2	L 4 8	28 1 2	3 1 1	3 0 1	3 0 1	3 2 0	0 0 0	0 0 0	0 0 0	0 0 0	0 0 1	56 2 19	91 11 30	4.50 0.00 5.40	1.667 3.000 1.200										

Batter	1	2	3	4	5	6	7	8	9	AB	R	H	RBI	BB	SO	LOB	TOP			
Eric Young Sr., R OBP: 0.280, SLG: 0.266 (1,4)	F9			F8			CS 1B		G5-3	4	0	1	0	0	0	0				
Ronnie Belliard, R OBP: 0.289, SLG: 0.302 (1,5)	F9			L7			F8			3	0	0	0	0	0	1				
Jeffrey Hammonds, R OBP: 0.403, SLG: 0.476 (1,8)	K			F9			K			3	0	0	0	0	2	1				
Richie Sexson, R OBP: 0.274, SLG: 0.483 (1,3)		K			G6-3				K	3	0	0	0	0	2	0				
Alex Ochoa, R OBP: 0.340, SLG: 0.542 (1,9)	F8			F8					G6-3	3	0	0	0	0	0	0				
José Hernández, R OBP: 0.388, SLG: 0.581 (1,6)	F8			F9						2	0	0	0	1	0	0				
Geoff Jenkins, L OBP: 0.347, SLG: 0.420 (1,7)			F7				K			3	0	0	0	0	1	1				
Raul Casanova, S OBP: 0.246, SLG: 0.200 (1,2)			K			G1-3			K	3	0	0	0	0	2	0				
Glendon Rusch, L OBP: 0.273, SLG: 0.545 (1,1)			K							2	0	0	0	0	1	0				
Mark Loretta, R OBP: 0.217, SLG: 0.200 (9, PH)			K						F9	1	0	0	0	0	0	0				
Inning Stats	R: 0 H: 0 E: 0 S: 8	H: 0 LOB: 0 BB: 0 P: 12	R: 0 H: 0 E: 0 S: 10	H: 0 LOB: 0 BB: 0 P: 14	R: 0 H: 0 E: 0 S: 9	H: 0 LOB: 0 BB: 0 P: 13	R: 0 H: 0 E: 0 S: 6	H: 0 LOB: 0 BB: 0 P: 9	R: 0 H: 0 E: 0 S: 6	H: 0 LOB: 0 BB: 0 P: 10	R: 0 H: 1 E: 0 S: 9	H: 0 LOB: 0 BB: 0 P: 12	R: 0 H: 0 E: 0 S: 9	H: 0 LOB: 1 BB: 1 P: 17	R: 0 H: 0 E: 0 S: 10	H: 0 LOB: 0 BB: 0 P: 14	1B: 1 2B: 0 3B: 0 HR: 0	SF: 0 SAC: 0 DP: 0 HBP: 0	WP: 0 PB: 0 SB: 0 CS: 1	PA: 28
PITCHER Shawn Estes, L ERA: 3.66 (1,1)	IP: 9.0 WLS: W BF: 28 H: 1 R: 0 ER: 0 SO: 8 BB: 1 IBB: 0 HBP: 0 BLK: 0 WP: 0 HR: 0 S: 74 P: 114 ERA: 0.00 WHIP: 0.222															PITCHER IP: WLS: BF: H: R: ER: SO: BB: IBB: HBP: BLK: WP: HR: S: P: ERA: WHIP:				

Milwaukee Brewers @ New York Mets
Shea Stadium, Flushing, NY
Fri Apr 26 2002, 7:10 PM EDT
Att: 37,957 - Sunny - 49 F

AB 27
R 0
H 1
RBI 0
BB 1
SO 8
LOB 3



Batter	1	2	3	4	5	6	7	8	9	AB	R	H	RBI	BB	SO	LOB	BOTTOM			
Roberto Alomar, S OBP: 0.297, SLG: 0.344 (1,4)	G4-6-3 1B		K			K2-3				3	0	1	0	0	2	0				
John Valentin, R OBP: 0.286, SLG: 0.324 (1,6)	L7			F8		F9				3	0	0	0	0	0	1				
Mo Vaughn, L OBP: 0.395, SLG: 0.406 (1,3)	G4-6-3 1-2			F8 1B BB		G3				2	0	0	0	1	0	1				
Edgardo Alfonzo, R OBP: 0.429, SLG: 0.377 (1,5)		G5-3		FC6-4 1B		G6-3 BB				2	0	1	0	1	0	0				
Jeremy Burnitz, L OBP: 0.351, SLG: 0.430 (1,9)		K		F8		F9				3	0	0	0	0	1	3				
Jay Payton, R OBP: 0.299, SLG: 0.338 (1,8)		HR		FC6-4 1-2		G6-3 1-2				3	1	1	1	0	0	3				
Roger Cedeno, S OBP: 0.232, SLG: 0.208 (1,7)		G6-3			K				G4-3	3	0	0	0	0	1	0				
Vance Wilson, R OBP: 0.273, SLG: 0.355 (1,2)			F8		F9				F9	3	0	0	0	0	0	0				
Shawn Estes, R (1,1)			K		K				P5	3	0	0	0	0	2	0				
Inning Stats	R: 0 H: 1 E: 0 S: 8	H: 1 LOB: 0 BB: 0 P: 12	R: 1 H: 1 E: 0 S: 12	H: 1 LOB: 0 BB: 0 P: 17	R: 0 H: 0 E: 0 S: 10	H: 0 LOB: 0 BB: 0 P: 16	R: 0 H: 1 E: 0 S: 13	H: 1 LOB: 2 BB: 1 P: 24	R: 0 H: 0 E: 0 S: 10	H: 0 LOB: 0 BB: 0 P: 14	R: 0 H: 0 E: 0 S: 8	H: 0 LOB: 0 BB: 1 P: 10	R: 0 H: 0 E: 0 S: 6	H: 0 LOB: 0 BB: 1 P: 10	R: 0 H: 0 E: 0 S: 4	H: 0 LOB: 0 BB: 0 P: 8	1B: 2 2B: 0 3B: 0 HR: 1	SF: 0 SAC: 0 DP: 2 HBP: 0	WP: 0 PB: 0 SB: 0 CS: 0	PA: 27
PITCHER Glendon Rusch, L ERA: 2.45 (1,1)	IP: 8.0 WLS: L BF: 27 H: 3 R: 1 ER: 1 SO: 6 BB: 2 IBB: 0 HBP: 0 BLK: 0 WP: 0 HR: 1 S: 71 P: 111 ERA: 1.12 WHIP: 0.625															PITCHER IP: WLS: BF: H: R: ER: SO: BB: IBB: HBP: BLK: WP: HR: S: P: ERA: WHIP:				

Milwaukee Brewers @ New York Mets
Shea Stadium, Flushing, NY
Fri Apr 26 2002, 7:10 PM EDT
Att: 37,957 - Sunny - 49 F

AB 25
R 1
H 3
RBI 1
BB 2
SO 6
LOB 8



Batter	1	2	3	4	5	6	7	8	9	AB	R	H	RBI	BB	SO	LOB	TOP										
Alex Sanchez, L (1, 8) OBP: 0.278, SLG: 0.260	G6-3			B2-3		K		G6-3		4	0	0	0	0	1	1											
Mark Loretta, R (1, 4) OBP: 0.222, SLG: 0.174	F9			G5-3						3	0	0	0	0	0	0											
Eric Young Sr., R (9, FR) OBP: 0.290, SLG: 0.266									HBP	0	0	0	0	0	0	0											
Geoff Jenkins, L (1, 7) OBP: 0.343, SLG: 0.412	G4-3			G4-3					K	4	0	1	0	0	1	1											
Matt Stairs, L (1, 9) OBP: 0.238, SLG: 0.211					P6				K	3	0	0	0	1	1	1											
Tyler Houston, L (1, 5) OBP: 0.304, SLG: 0.288	G6-3			G4-3					F7	4	0	0	0	0	0	3											
Lenny Harris, L (1, 3) OBP: 0.118, SLG: 0.063	K				HBP				G6-3	2	0	0	0	0	1	0											
José Hernández, R (1, 6) OBP: 0.386, SLG: 0.571				P4					K	3	1	1	0	0	0	1											
Paul Bako, L (1, 2) OBP: 0.333, SLG: 0.276				F7					1B	2	0	0	0	0	0	0											
Raul Casanova, S (8, PH) OBP: 0.236, SLG: 0.214									1B	1	0	1	1	0	0	0											
Nick Neugebauer, R (1, 1)									1B	2	0	0	0	0	0	0											
Ray King, L (7, 1)										0	0	0	0	0	0	0											
Richie Sexson, R (8, PH) OBP: 0.271, SLG: 0.477										1	0	0	0	0	0	1											
Luis Vizcaino, R (8, 1)										0	0	0	0	0	0	0											
Inning Stats	R: 0 H: 0 E: 0 K: 0 S: 6	H: 0 LOB: 0 BB: 0 P: 9	R: 0 H: 0 E: 0 K: 1 S: 7	H: 0 LOB: 0 BB: 0 P: 12	R: 0 H: 0 E: 0 K: 0 S: 11	H: 0 LOB: 0 BB: 0 P: 14	R: 0 H: 0 E: 0 K: 0 S: 5	H: 0 LOB: 0 BB: 0 P: 8	R: 0 H: 0 E: 0 K: 1 S: 12	H: 0 LOB: 1 BB: 0 P: 10	R: 0 H: 1 E: 0 K: 0 S: 10	H: 1 LOB: 1 BB: 1 P: 18	R: 1 H: 2 E: 0 K: 0 S: 12	H: 2 LOB: 1 BB: 0 P: 16	R: 0 H: 0 E: 0 K: 2 S: 9	H: 0 LOB: 1 BB: 0 P: 13	1B: 3 2B: 0 3B: 0 HR: 0	SF: 0 SAC: 0 DP: 1 HBP: 2	WP: 0 PB: 0 SB: 1 CS: 0	PA: 32							
PITCHER	IP	WLS	BF	H	R	ER	SO	BB	IBB	HBP	BLK	WP	HR	S	P	ERA	WHIP										
Pedro Astacio, R (1, 1) ERA: 2.5	8.0	W	28	3	1	1	2	1	0	1	0	0	0	70	105	1.12	0.500										
Armando Benitez, R (9, 1) ERA: 2.25	1.0	S	4	0	0	0	2	0	0	1	0	0	0	9	13	0.00	0.000										

Milwaukee Brewers @ New York Mets
Shea Stadium, Flushing, NY
Sat Apr 27 2002, 1:10 PM EDT
Att: 35,105 - Sunny - 54 F

AB 29
R 1
H 3
RBI 1
BB 1
SO 4
LOB 8

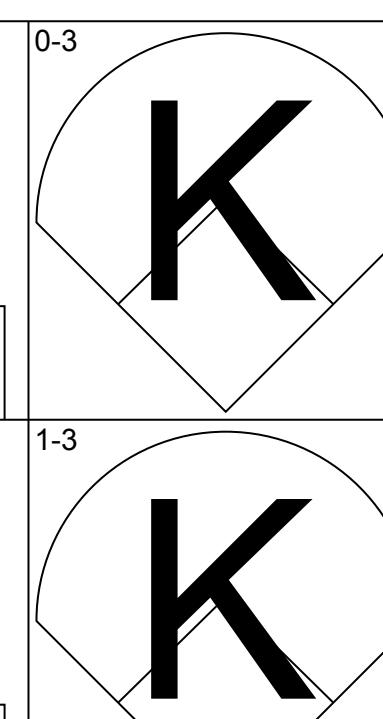
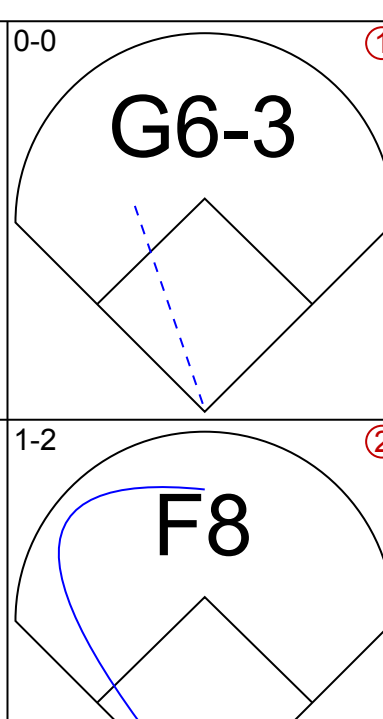
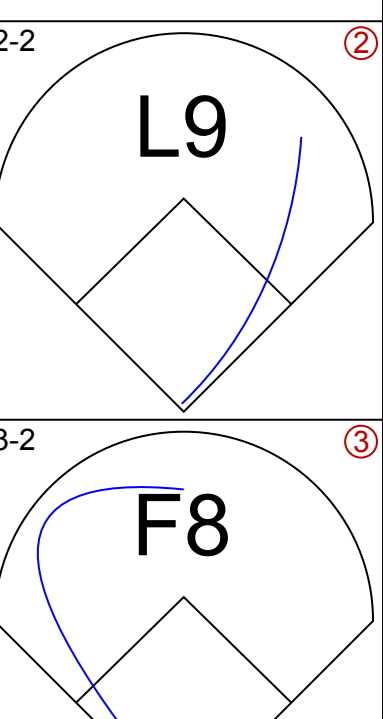
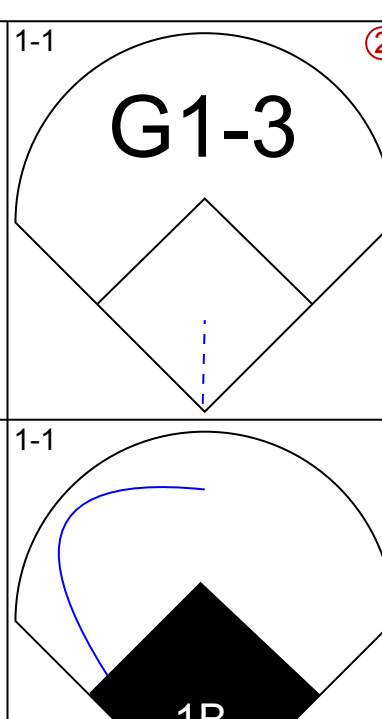
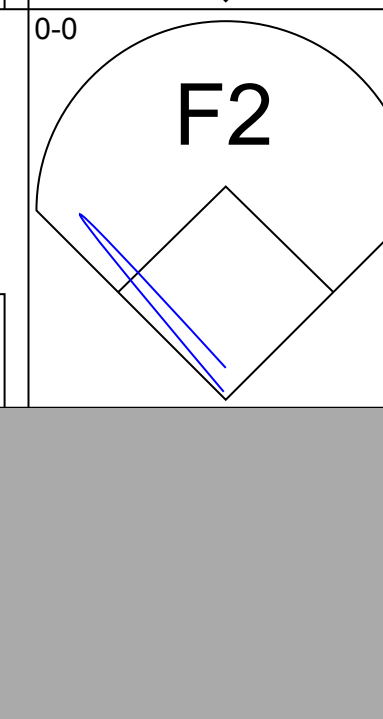
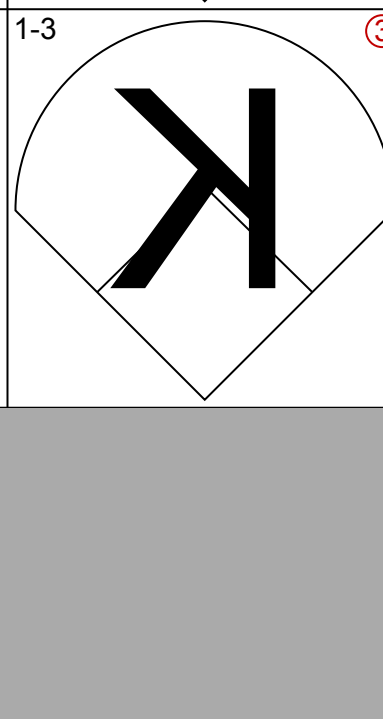

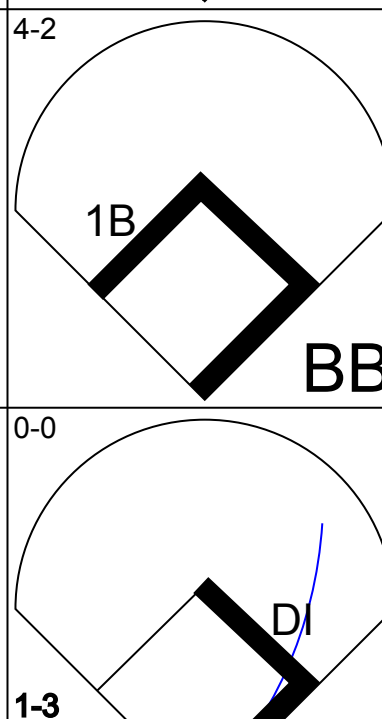


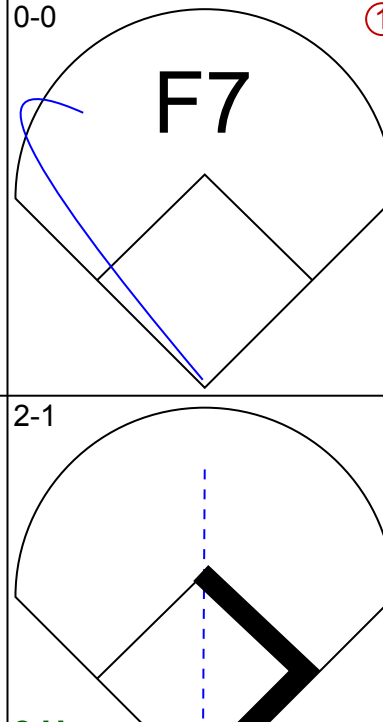
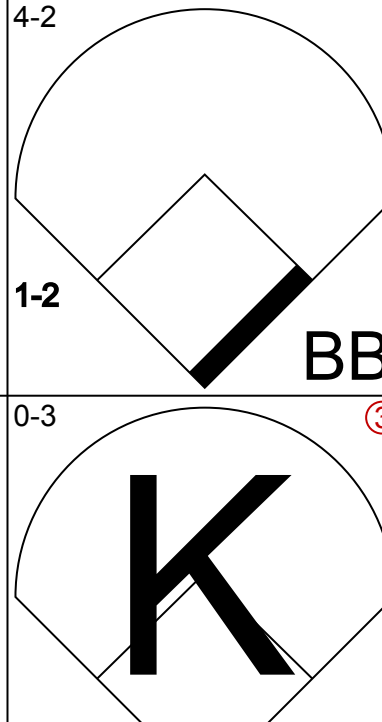
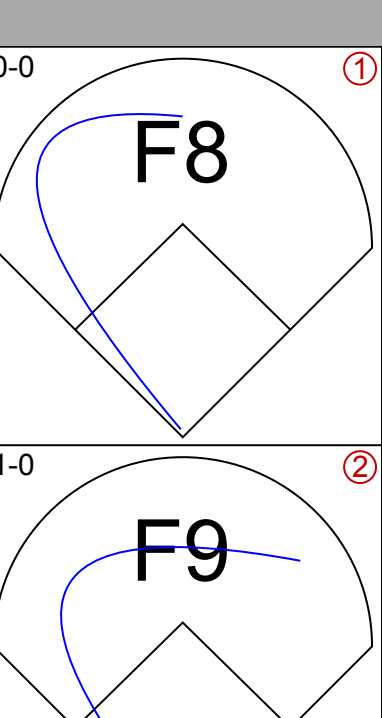
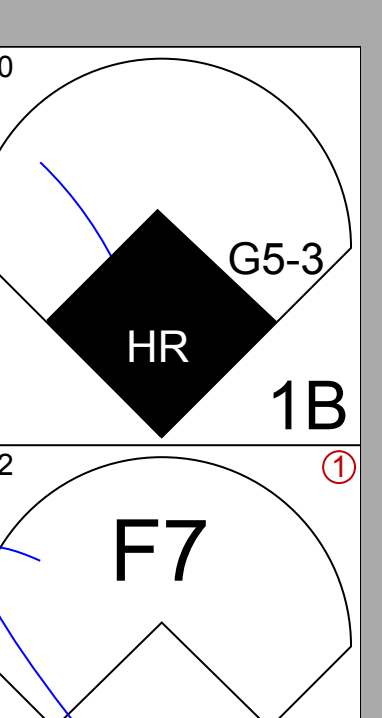
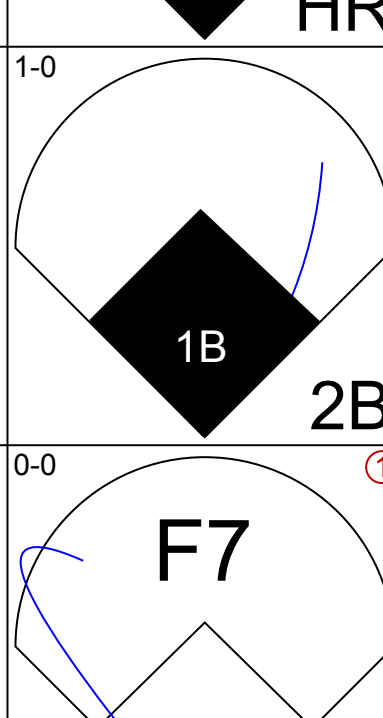
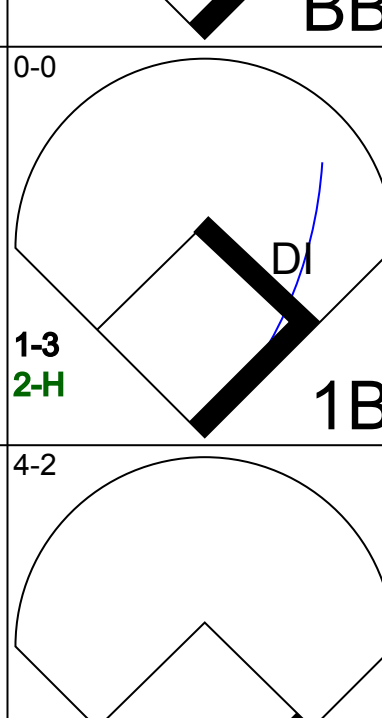
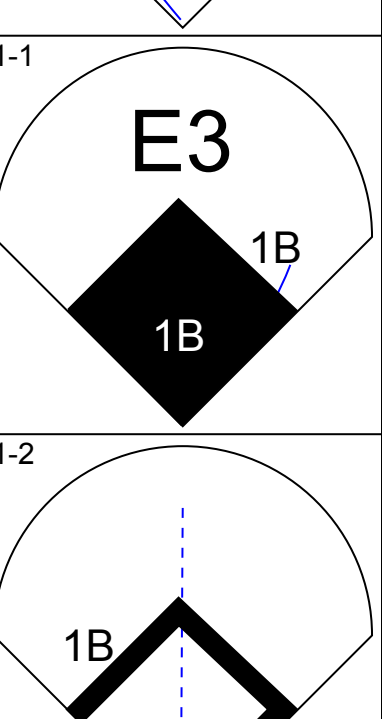
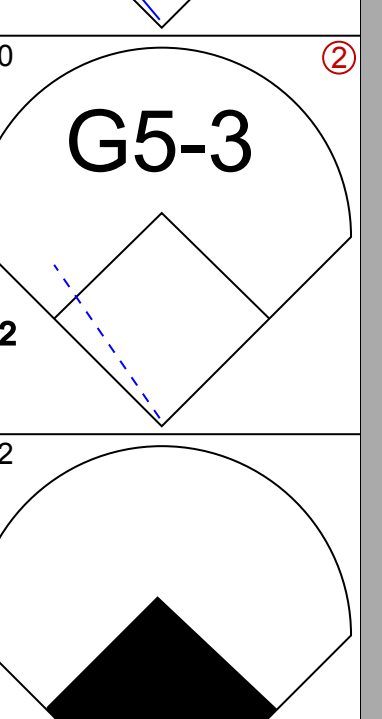
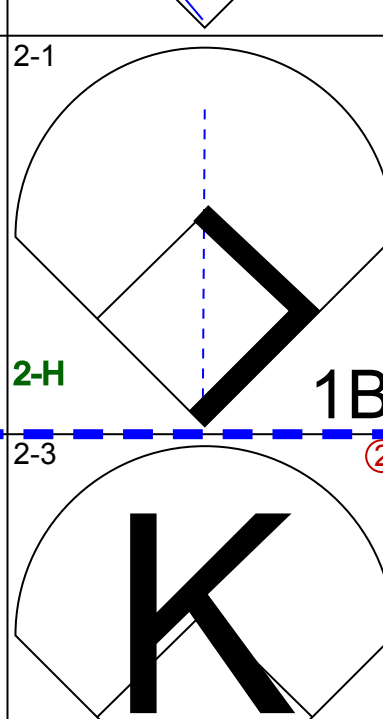

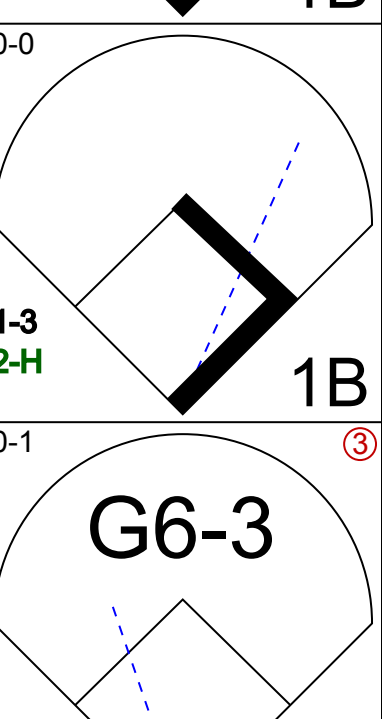

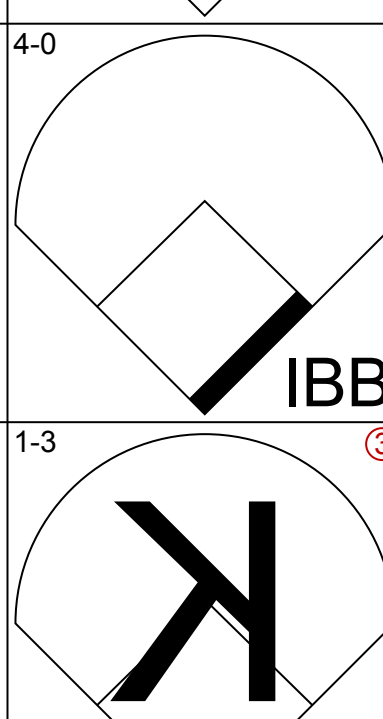
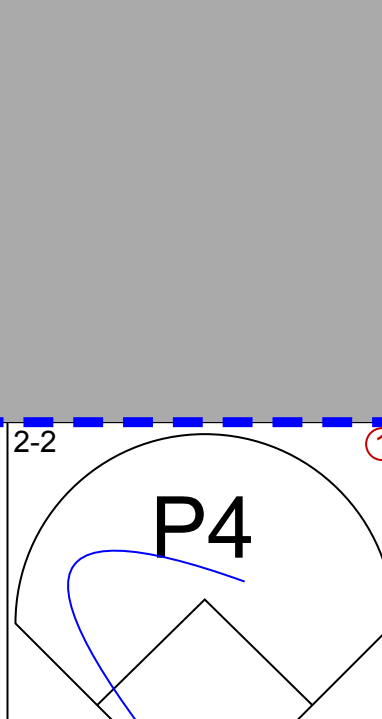
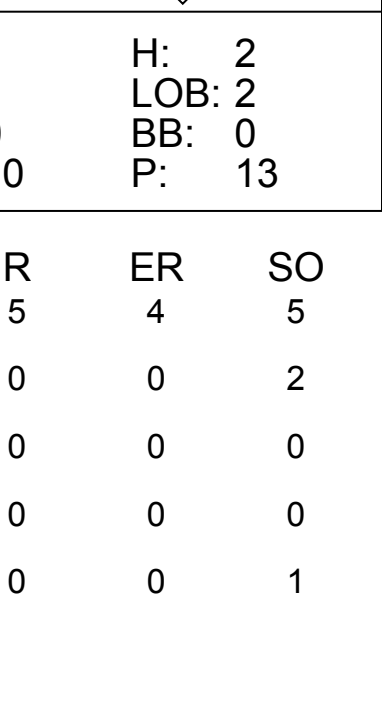
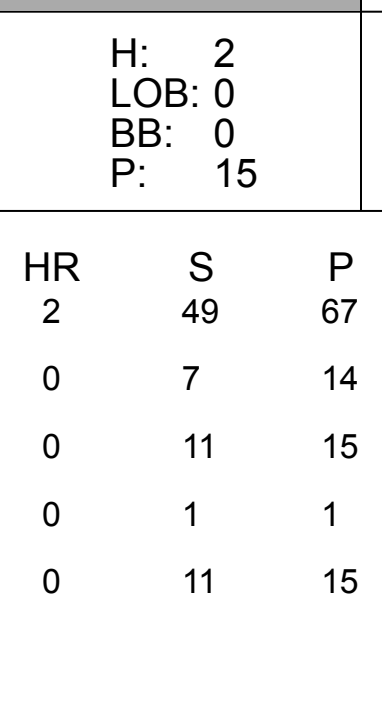
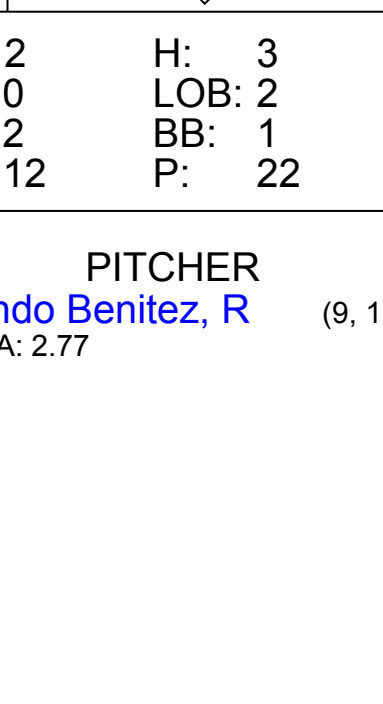
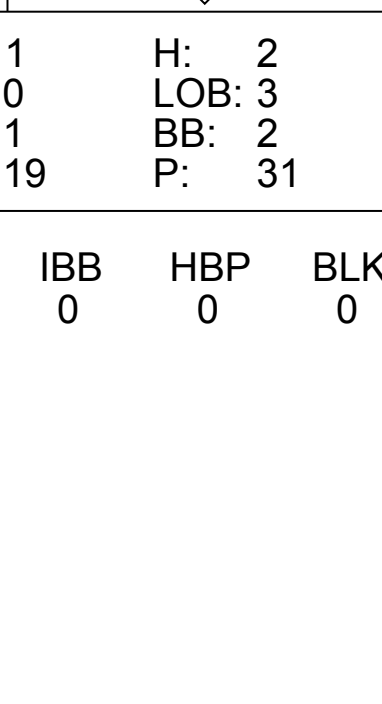

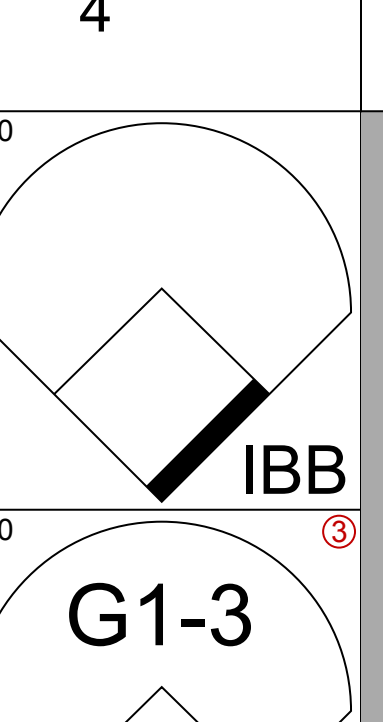
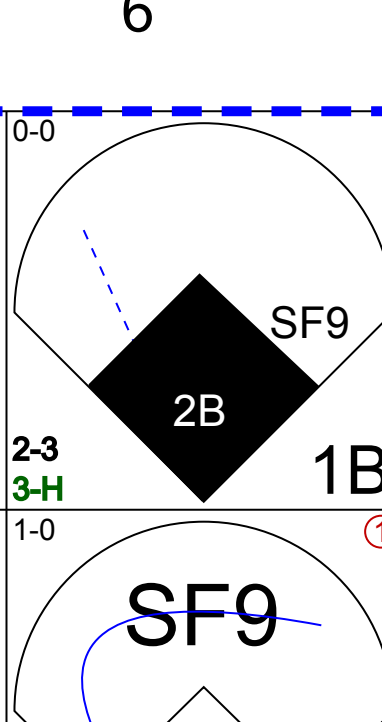



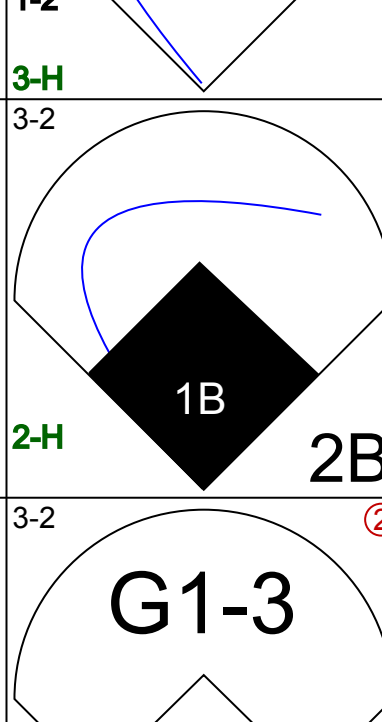

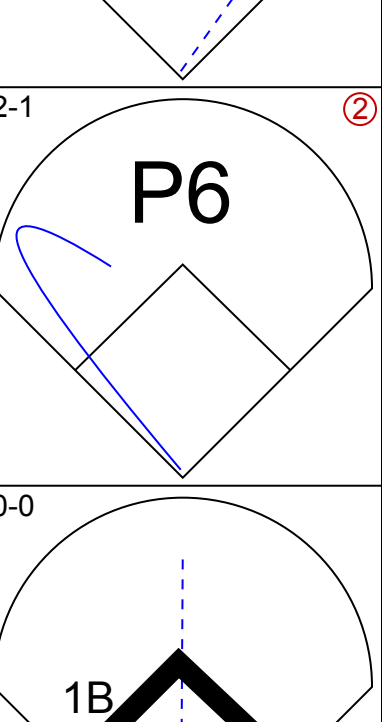
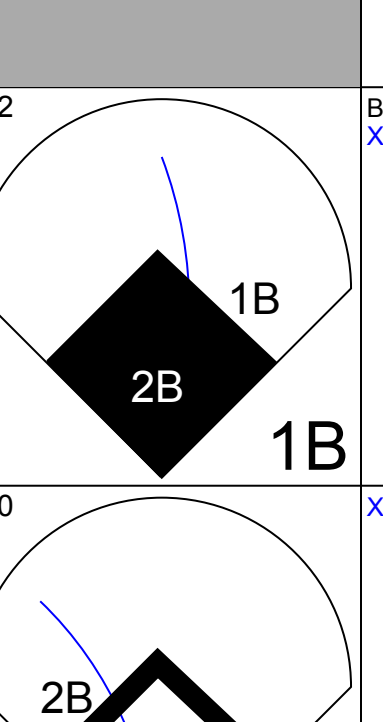
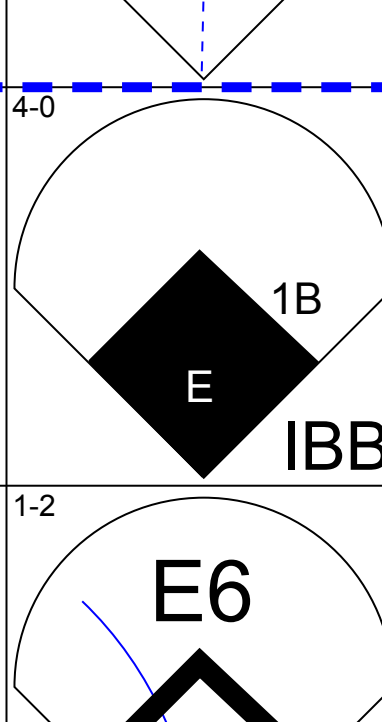

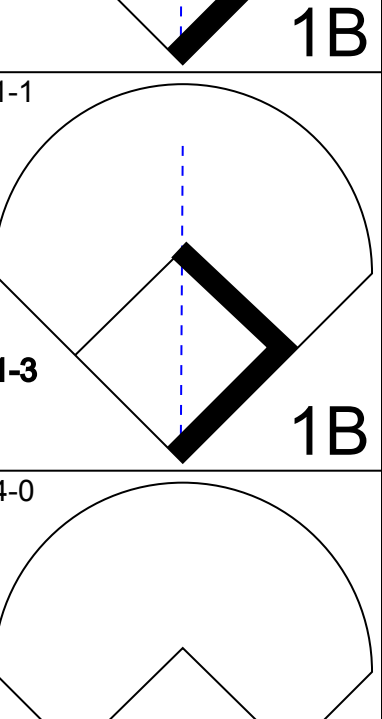
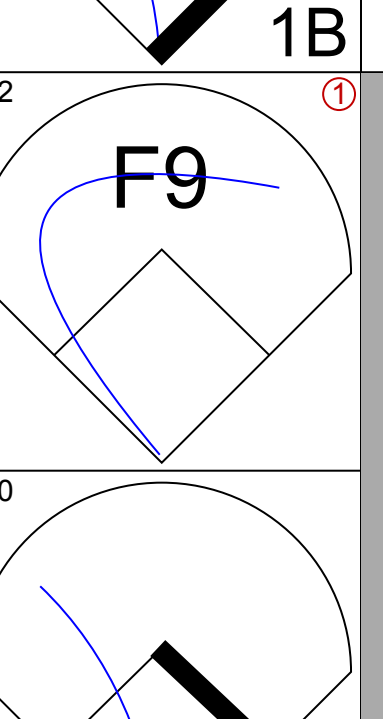
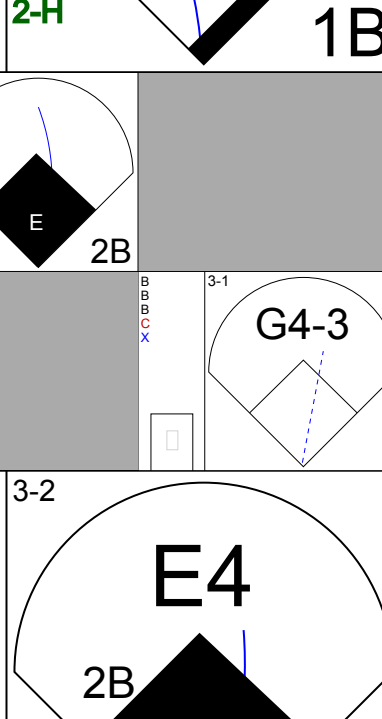



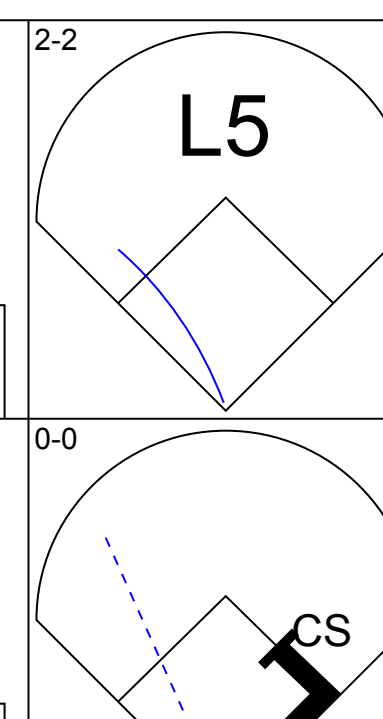
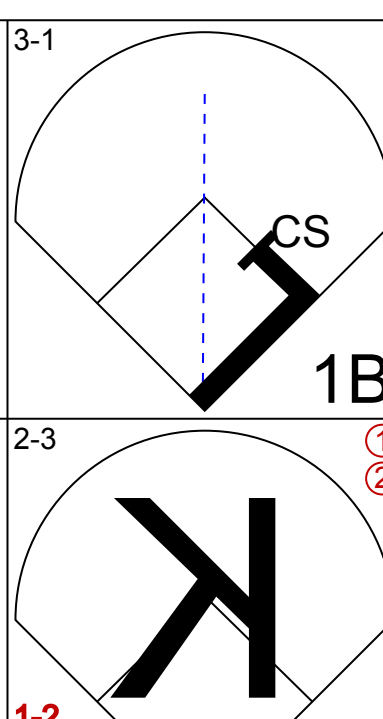
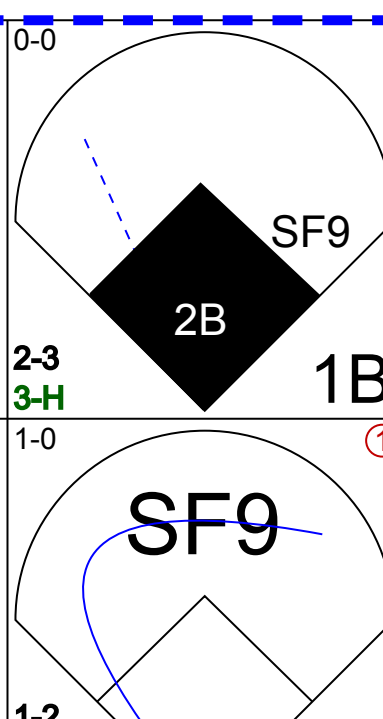

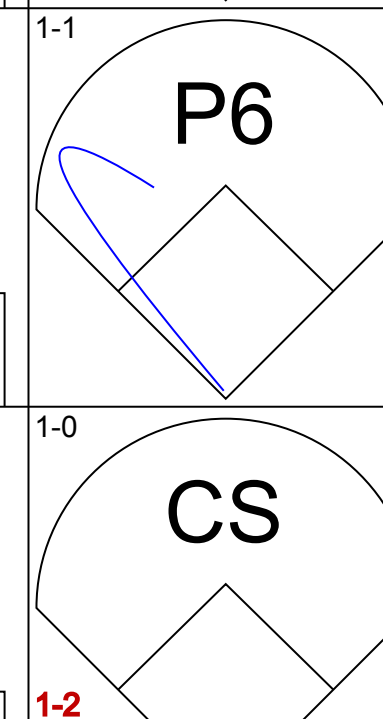
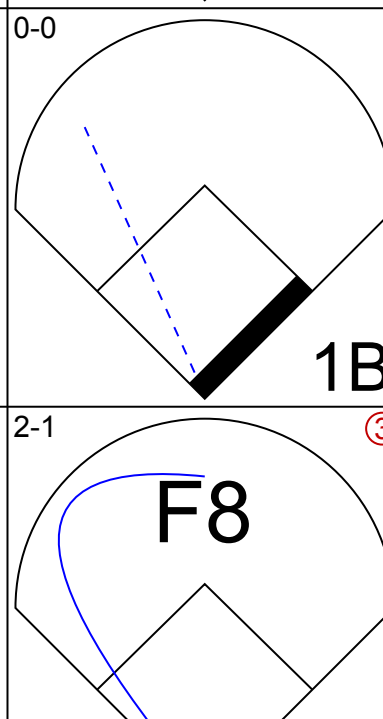
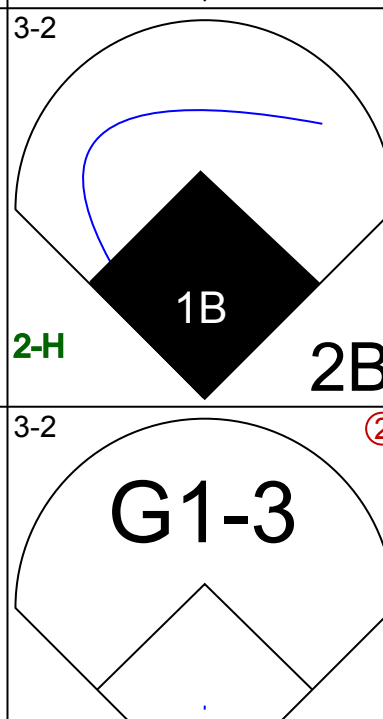



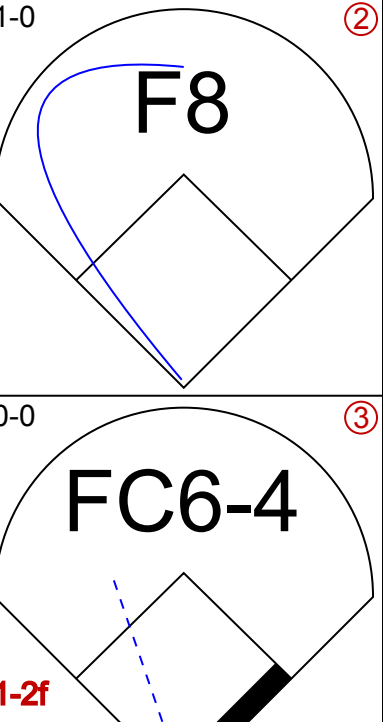



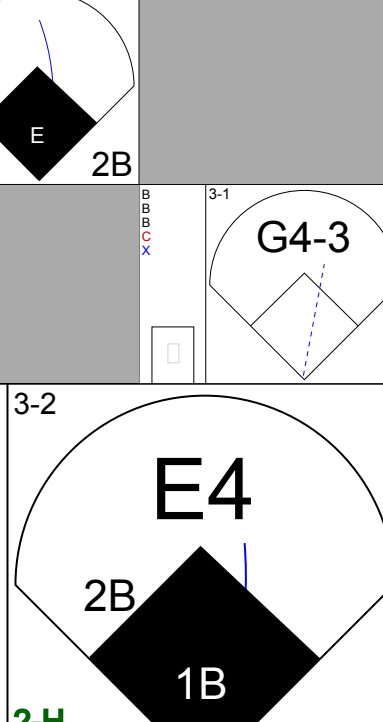


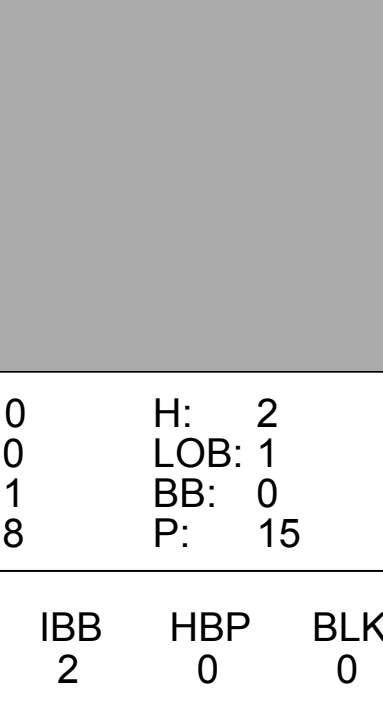
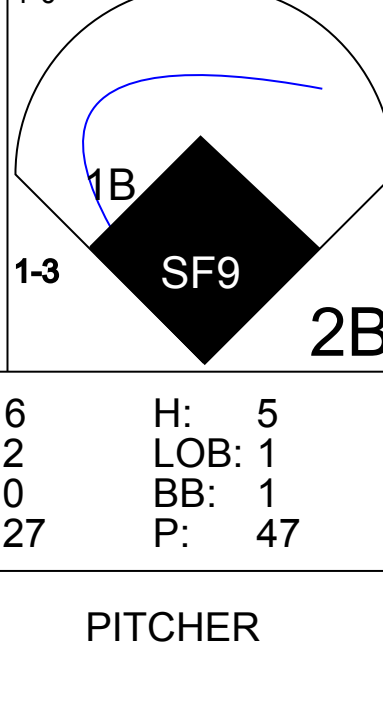

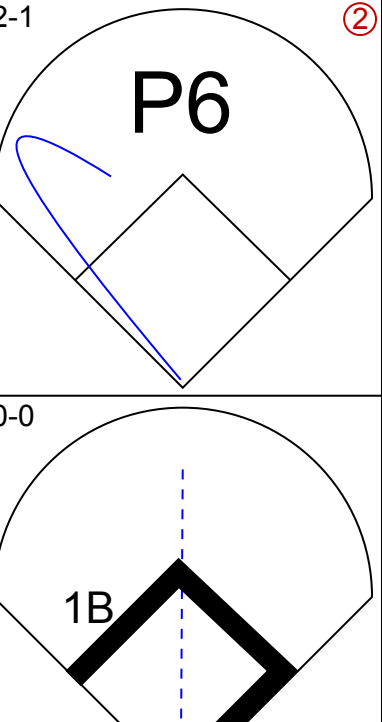
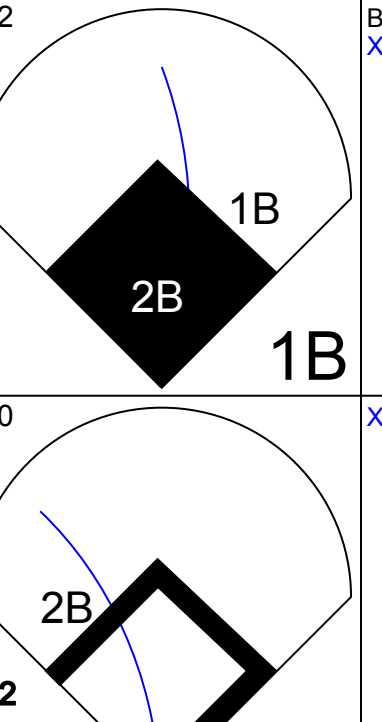
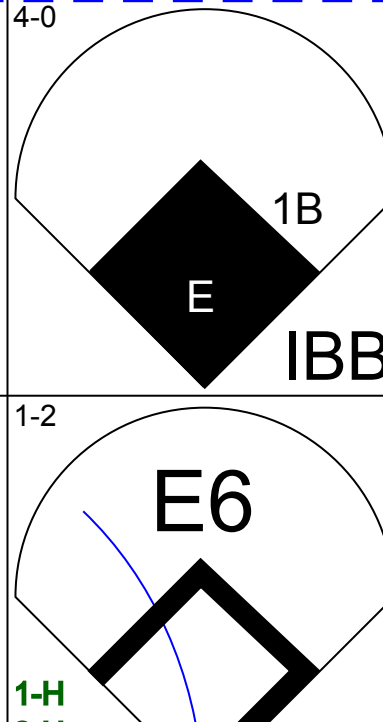

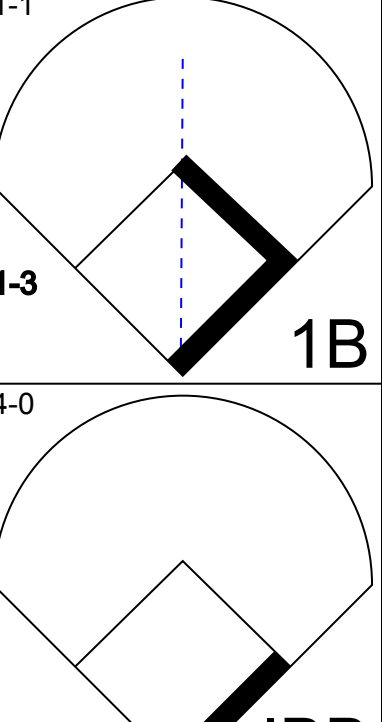
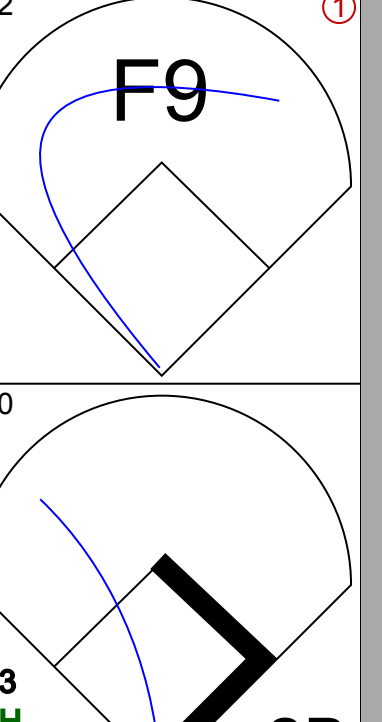
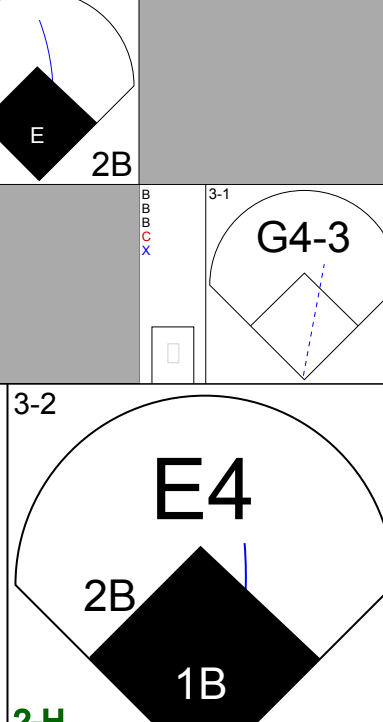

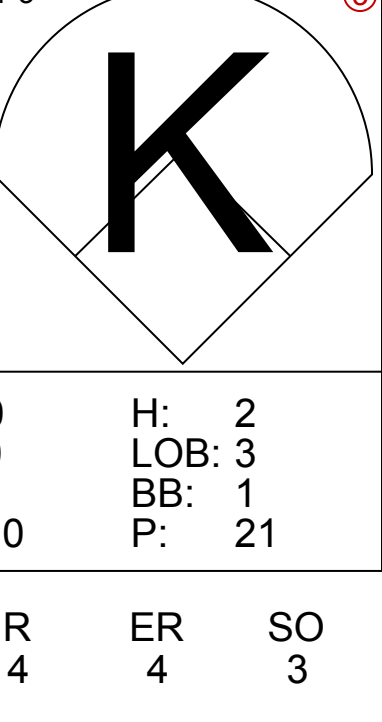
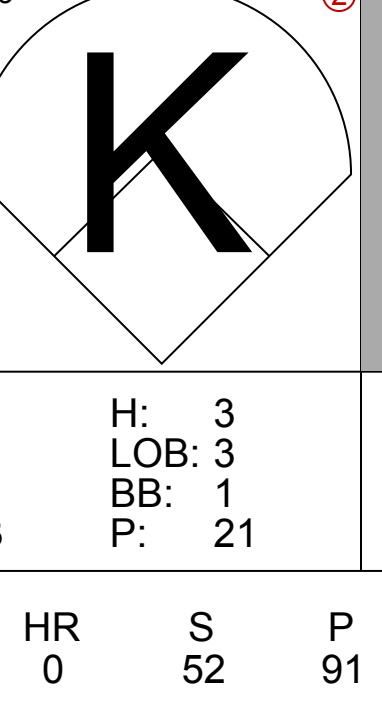
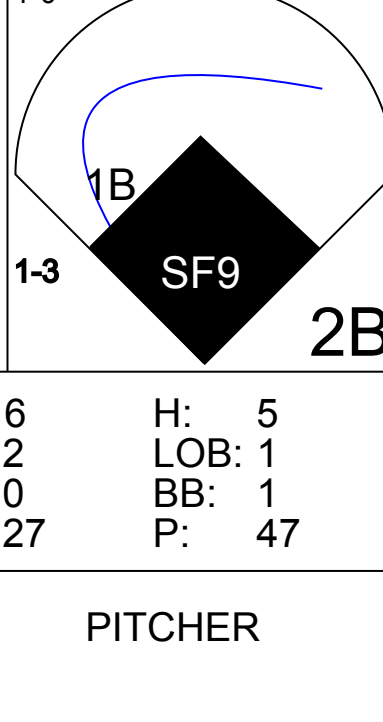





Batter	1	2	3	4	5	6	7	8	9	AB	R	H	RBI	BB	SO	LOB	BOTTOM										
Roberto Alomar, S (1, 4) OBP: 0.295, SLG: 0.351	SH1-3 1B 2B			G4-3						4	1	1	0	0	0	0											
Roger Cedeno, S (1, 7) OBP: 0.235, SLG: 0.225	SH1-3									3	0	1	0	0	0	0											
Mo Vaughn, L (1, 3) OBP: 0.357, SLG: 0.361	P6									4	0	0	0	0	2	2											
Jeromy Burnitz, L (1, 9) OBP: 0.357, SLG: 0.427	P6									3	0	1	1	1	0	0											
Edgardo Alfonzo, R (1, 5) OBP: 0.421, SLG: 0.370	F8									4	1	1	0	0	1	3											
Jay Payton, R (1, 8) OBP: 0.284, SLG: 0.319										4	0	0	0	0	1	1											
Vance Wilson, R (1, 2) OBP: 0.278, SLG: 0.382										3	0	1	1	0	0	0											
Rey Ordóñez, R (1, 6) OBP: 0.288, SLG: 0.338										2	0	2	0	1	0	0											
Pedro Astacio, R (1, 1) ERA: 4.81										3	0	0	0	0	2	4											
Armando Benitez, R (9, 1) ERA: 11.25										0	0	0	0	0	0	0											
Inning Stats	R: 1 H: 2 E: 0 K: 0 S: 8	H: 2 LOB: 1 BB: 0 P: 14	R: 0 H: 1 E: 0 K: 1 S: 12	H: 1 LOB: 1 BB: 0 P: 14	R: 0 H: 1 E: 0 K: 2 S: 13	H: 1 LOB: 2 BB: 1 P: 23	R: 0 H: 1 E: 0 K: 0 S: 8	H: 1 LOB: 1 BB: 0 P: 11	R: 0 H: 2 E: 0 K: 1 S: 12	H: 2 LOB: 2 BB: 1 P: 23	R: 0 H: 0 E: 0 K: 0 S: 7	H: 0 LOB: 0 BB: 0 P: 11	R: 0 H: 0 E: 0 K: 1 S: 9	H: 0 LOB: 0 BB: 0 P: 12	1B: 4 2B: 3 3B: 0 HR: 0	SF: 0 SAC: 1 DP: 0 HBP: 0	WP: 0 PB: 0 SB: 1 CS: 0	PA: 33									
PITCHER	IP	WLS	BF	H	R	ER	SO	BB	IBB	HBP	BLK	WP	HR	S	P	ERA	WHIP										
Nick Neugebauer, R (1, 1) ERA: 4.81	6.0	L	27	7	2	2	5	1	0	0	0	0	0	64	100	3.00	1.333										
Ray King, L (7, 1) ERA: 11.25	1.0		3	0	0	0	0	0	0	0	0	0	0	7	11	0.00	0.000										
Luis Vizcaino, R (8, 1) ERA: 2.63	1.0		3	0	0	0	1	0	0	0	0	0	0	9	12	0.00	0.000										

Milwaukee Brewers @ New York Mets
Shea Stadium, Flushing, NY
Sat Apr 27 2002, 1:10 PM EDT
Att: 35,105 - Sunny - 54 F

AB 30
R 2
H 7
RBI 2
BB 2
SO 6
LOB 10



Batter	1	2	3	4	5	6	7	8	9	AB	R	H	RBI	BB	SO	LOB	TOP					
Eric Young Sr. R OBP: 0.286, SLG: 0.262 (1, 4)										5	0	1	0	0	1	0	Milwaukee Brewers @ New York Mets Shea Stadium, Flushing, NY Sun Apr 28 2002, 1:10 PM EDT Att: 43,169 - Cloudy - 52 F					
Alex Sanchez L OBP: 0.286, SLG: 0.291 (1, 8)										5	1	2	0	0	1	0						
Jeffrey Hammonds R OBP: 0.404, SLG: 0.507 (1, 9)										4	1	1	1	1	1	2						
Richie Sexson R OBP: 0.287, SLG: 0.495 (1, 3)										5	2	3	1	0	0	1						
Geoff Jenkins L OBP: 0.337, SLG: 0.393 (1, 7)										4	0	0	0	1	0	2						
Tyler Houston L OBP: 0.305, SLG: 0.291 (8, PH)										3	1	1	1	0	0	1						
Ronnie Belliard R OBP: 0.304, SLG: 0.341 (8, 5)										1	0	1	0	0	0	0						
Matt Stairs L OBP: 0.227, SLG: 0.200 (9, PH)										1	0	0	0	0	1	3						
José Hernández R OBP: 0.391, SLG: 0.605 (1, 6)										4	1	2	2	0	2	2						
Raul Casanova S OBP: 0.273, SLG: 0.220 (1, 2)										3	0	1	1	1	1	1						
15 Ben Sheets R OBP: 0.291, SLG: 0.091 (6, 1)										3	0	0	0	0	2	4						
Ray King L OBP: 0.355, SLG: 0.459 (6, PH)										0	0	0	0	0	0	0						
47 Mike Buddie R ERA: 4.5 (7, 1)										0	0	0	0	0	0	0						
Takahito Nomura L ERA: 2.25 (8, 1)										0	0	0	0	0	0	0						
Mike DeJean R ERA: 1.93 (8, 1)										0	0	0	0	0	0	0						
Lenny Harris L OBP: 0.111, SLG: 0.059 (9, PH)										1	0	0	0	0	0	0						
Inning Stats	R: 0 E: 0 K: 2 S: 7	H: 0 LOB: 0 BB: 0 P: 8	R: 1 E: 1 K: 0 S: 10	H: 2 LOB: 2 BB: 0 P: 13	R: 0 E: 0 K: 1 S: 7	H: 0 LOB: 0 BB: 0 P: 9	R: 2 E: 0 K: 1 S: 11	H: 2 LOB: 0 BB: 0 P: 15	R: 0 E: 0 K: 0 S: 9	H: 0 LOB: 0 BB: 0 P: 14	R: 2 E: 0 K: 2 S: 12	H: 3 LOB: 2 BB: 1 P: 22	R: 0 E: 0 K: 0 S: 11	H: 2 LOB: 1 BB: 0 P: 15	R: 0 E: 0 K: 1 S: 12	H: 1 LOB: 1 BB: 0 P: 16	R: 1 E: 0 K: 1 S: 19	H: 2 LOB: 3 BB: 2 P: 31	1B: 7 2B: 3 3B: 0 HR: 2	SF: 0 SAC: 0 DP: 1 HBP: 0	WP: 0 PB: 0 SB: 0 CS: 0	PA: 42
PITCHER	IP	WLS	BF	H	R	ER	SO	BB	IBB	HBP	BLK	WP	HR	S	P	ERA	WHIP					
Jeff D'Amico R ERA: 2.94 (1, 1)	5.1		24	7	5	4	5	0	0	0	0	0	2	49	67	6.75	1.312					
Kane Davis R ERA: 4.5 (6, 1)	0.2	W	3	0	0	0	2	0	1	0	0	0	0	7	14	0.00	0.000					
David Weathers R ERA: 2.25 (7, 1)	1.0	H	4	2	0	0	0	0	0	0	0	0	0	11	15	0.00	2.000					
Mark Guthrie L ERA: 1.93 (8, 1)	0.1	H	1	0	0	0	0	0	0	0	0	0	0	1	1	0.00	0.000					
Scott Strickland R ERA: 0.87 (8, 1)	0.2	H	3	1	0	0	1	0	0	0	0	0	0	11	15	0.00	1.500					
Armando Benitez R ERA: 2.77 (9, 1)	1.0		7	2	1	1	1	2	0	0	0	0	0	19	31	9.00	4.000					

Batter	1	2	3	4	5	6	7	8	9	AB	R	H	RBI	BB	SO	LOB	BOTTOM				
Roberto Alomar S OBP: 0.309, SLG: 0.356 (1, 4)										4	1	2	1	1	0	0	Milwaukee Brewers @ New York Mets Shea Stadium, Flushing, NY Sun Apr 28 2002, 1:10 PM EDT Att: 43,169 - Cloudy - 52 F				
Roger Cedeno S OBP: 0.233, SLG: 0.226 (1, 7)										4	0	1	1	0	2	4					
Mo Vaughn L OBP: 0.383, SLG: 0.400 (1, 3)										4	1	2	1	0	0	1					
Joe McEwing R OBP: 0.267, SLG: 0.448 (6, PR)										0	1	0	0	0	0	0					
Jeremy Burnitz L OBP: 0.359, SLG: 0.460 (1, 9)										5	1	2	2	0	0	2					
Edgardo Alfonzo R OBP: 0.420, SLG: 0.365 (1, 5)										4	2	1	0	1	0	2					
Jay Payton R OBP: 0.302, SLG: 0.338 (1, 8)										5	0	3	1	0	0	2					
Vance Wilson R OBP: 0.300, SLG: 0.421 (1, 2)										4	1	2	0	0	0	3					
Rey Ordenez R OBP: 0.299, SLG: 0.352 (1, 6)										3	1	1	1	1	0	0					
Jeff D'Amico R ERA: 4.75 (6, 1)										2	0	0	0	0	2	5					
Mark Johnson L ERA: 13.5 (6, PH)										0	0	0	0	0	0	0					
David Weathers R ERA: 3.05 (7, 1)										1	1	1	0	0	0	0					
Timo Perez L OBP: 0.351, SLG: 0.554 (8, 1)										0	0	0	0	0	0	0					
Mark Guthrie R ERA: 6.48 (8, 1)										0	0	0	0	0	0	0					
Scott Strickland R ERA: 2.94 (9, 1)										0	0	0	0	0	0	0					
Inning Stats	R: 0 E: 0 K: 0 S: 7	H: 1 LOB: 0 BB: 0 P: 11	R: 0 E: 0 K: 1 S: 10	H: 2 LOB: 3 BB: 1 P: 21	R: 0 E: 0 K: 1 S: 8	H: 2 LOB: 1 BB: 0 P: 15	R: 1 E: 0 K: 1 S: 13	H: 3 LOB: 3 BB: 1 P: 21	R: 0 E: 0 K: 0 S: 6	H: 1 LOB: 1 BB: 0 P: 10	R: 6 E: 2 K: 0 S: 27	H: 5 LOB: 1 BB: 1 P: 47	R: 0 E: 0 K: 0 S: 7	H: 0 LOB: 0 BB: 0 P: 12	R: 2 E: 0 K: 1 S: 17	H: 1 LOB: 1 BB: 0 P: 23	1B: 10 2B: 4 3B: 0 HR: 1	SF: 1 SAC: 0 DP: 0 HBP: 1	WP: 0 PB: 0 SB: 0 CS: 2	PA: 43	
PITCHER	IP	WLS	BF	H	R	ER	SO	BB	IBB	HBP	BLK	WP	HR	S	P	ERA	WHIP				
15 Ben Sheets R ERA: 4.75 (1, 1)	5.0		27	11	4	4	3	0	0	0	0	0	0	52	91	7.20	2.200				
Ray King L ERA: 13.5 (6, 1)	0.2	L	4	2	1	0	0	0	0	0	0	0	0	11	18	0.00	3.000				
47 Mike Buddie R ERA: 3.05 (6, 1)	1.1		6	1	2	1	0	0	1	0	0	0	0	15	28	6.75	0.750				
Takahito Nomura L ERA: 6.48 (8, 1)	0.1		3	1	2	2	1	0	0	1	0	0	1	11	17	54.00	3.000				
Mike DeJean R ERA: 2.94 (8, 1)	0.2		2	0	0	0	0	0	0	0	0	0	0	6	6	0.00	0.000				

Batter	1	2	3	4	5	6	7	8	9	AB	R	H	RBI	BB	SO	LOB	TOP			
Rafael Furcal, S OBP: 0.316, SLG: 0.368	4-1 HR BB	1-2 G4-3		0-0 G1-3			0-0 E1 WP 1B		3-3 K	4	1	1	0	1	1	2				
Marcus Giles, R OBP: 0.382, SLG: 0.453	0-2 HR	0-2 F3			2-1 2B		1-0 L6			4	1	2	2	0	0	1				
10 Chipper Jones, S OBP: 0.420, SLG: 0.456	1-0 2B SF8		3-2 F7		0-0 F7		2-2 G1-3			4	1	1	0	0	0	2				
Gary Sheffield, R OBP: 0.338, SLG: 0.364	0-3 K		2-2 P4		0-0 F8			4-0 S BB		3	0	0	0	1	1	2				
Andruw Jones, R OBP: 0.360, SLG: 0.523	1-2 2B		3-0 G6-3		2-3 K			1-2 F5		4	0	1	0	0	1	2				
Vinny Castilla, R OBP: 0.240, SLG: 0.367	4-1 IBB			1-2 E5 SH1-4 1B		2-0 F3		0-3 K		3	0	0	0	1	1	1				
Wes Helms, R OBP: 0.326, SLG: 0.561	1-2 SF8		2-0 F2		0-0 F9			3-2 P6		3	0	0	1	0	0	2				
Henry Blanco, R OBP: 0.234, SLG: 0.190	3-H 2-2 F8		0-0 SH1-4 1B		1-2 G6-3			2-1 G6-3		3	0	1	0	0	0	2				
Darren Bragg, L (9, PH)										1	0	0	0	0	0	0				
Greg Maddux, R OBP: 0.200, SLG: 0.400			0-0 L7		0-0 SH1-4		0-1 F8		0-0 G1-3	1	0	0	0	0	0	0				
Keith Lockhart, L OBP: 0.138, SLG: 0.207										1	0	0	0	0	0	0				
Tim Spooneybarger, R ERA: 12.6										0	0	0	0	0	0	0				
Darren Holmes, R (8, 1)										0	0	0	0	0	0	0				
Julio Franco, R OBP: 0.220, SLG: 0.167										1	0	0	0	0	0	0				
Inning Stats	R: 3 E: 0 K: 1 S: 21	H: 3 LOB: 2 BB: 2 P: 34	R: 0 E: 0 K: 0 S: 7	H: 0 LOB: 0 BB: 0 P: 8	R: 0 E: 0 K: 0 S: 7	H: 0 LOB: 0 BB: 0 P: 15	R: 0 E: 1 K: 0 S: 7	H: 1 LOB: 2 BB: 0 P: 10	R: 0 E: 0 K: 0 S: 5	H: 0 LOB: 0 BB: 0 P: 8	R: 0 E: 1 K: 0 S: 7	H: 1 LOB: 1 BB: 0 P: 10	R: 0 E: 0 K: 1 S: 10	H: 0 LOB: 1 BB: 1 P: 18	R: 0 E: 0 K: 1 S: 6	H: 0 LOB: 0 BB: 0 P: 11	1B: 3 2B: 2 3B: 0 HR: 1	SF: 1 SAC: 1 DP: 0 HBP: 0	WP: 1 PB: 0 SB: 1 CS: 0	PA: 37
PITCHER	IP WLS BF H R ER SO BB IBB HBP BLK WP HR S P ERA WHIP	IP WLS BF H R ER SO BB IBB HBP BLK WP HR S P ERA WHIP																		
Nelson Figueroa, R ERA: 4.2	(1, 1) 6.2 W 29 6 3 3 2 1 1 0 0 1 1 58 91 4.05 1.050																			
Ray King, L ERA: 12.6	(7, 1) 0.1 H 1 0 0 0 0 0 0 0 0 0 0 3 5 0.00 0.000																			
Luis Vizcaino, R ERA: 2.45	(8, 1) 1.0 H 4 0 0 0 1 1 0 0 0 0 0 10 18 0.00 1.000																			
Mike DeJean, R ERA: 2.63	(9, 1) 1.0 S 3 0 0 0 1 0 0 0 0 0 0 6 11 0.00 0.000																			

Atlanta Braves @ Milwaukee Brewers
Miller Park, Milwaukee, WI
Tue Apr 30 2002, 7:05 PM CDT
Att: 16,067 - Dome - 72 F

AB 32
R 3
H 6
RBI 3
BB 3
SO 4
LOB 14



Batter	1	2	3	4	5	6	7	8	9	AB	R	H	RBI	BB	SO	LOB	BOTTOM			
Alex Sanchez, L OBP: 0.270, SLG: 0.271	0-0 G6-3		0-0 F3	0-1 FC4-6			1-3 K			4	0	0	0	0	1	2				
Ronnie Belliard, R OBP: 0.300, SLG: 0.333	0-1 G6-3			0-0 1B S 2B 1B	0-0 F8		1-0 G3			4	1	1	0	0	0	0				
Jeffrey Hammonds, R OBP: 0.409, SLG: 0.507	2-1 G6-3			3-2 2B BB 1B	1-1 CS 1B		2-3 K			4	1	2	0	0	1	0				
Richie Sexson, R OBP: 0.286, SLG: 0.479		1-2 F9		4-2 2B 1B BB	2-3 K		2-3 K			3	1	0	0	1	2	1				
Geoff Jenkins, L OBP: 0.343, SLG: 0.409		3-2 2B		2-1 F3		1-2 1B		2-3 K		4	0	2	0	0	1	3				
Tyler Houston, L OBP: 0.306, SLG: 0.310		0-0 F5		1-1 1B 2B		0-0 F7				3	1	1	2	0	0	2				
José Hernández, R OBP: 0.389, SLG: 0.595		2-3 K		1-3 2-H 3-H K		1-1 G4-6-3 1B				3	0	1	0	0	2	3				
Raul Casanova, S OBP: 0.275, SLG: 0.213			0-1 L1	4-0 1B IBB		1-0 G4-6-3				2	0	0	0	1	0	2				
Nelson Figueroa, R OBP: 0.286, SLG: 0.286			0-1 L3	1-1 FC4-6 1B		2-2 G4-3				2	0	1	2	0	0	0				
Ray King, L ERA: 4.37										0	0	0	0	0	0	0				
Lenny Harris, L OBP: 0.105, SLG: 0.056										1	0	0	0	0	0	0				
Luis Vizcaino, R (8, 1)										0	0	0	0	0	0	0				
Mike DeJean, R (9, 1)										0	0	0	0	0	0	0				
Inning Stats	R: 0 E: 0 K: 0 S: 5	H: 0 LOB: 0 BB: 0 P: 7	R: 0 E: 0 K: 1 S: 11	H: 1 LOB: 1 BB: 0 P: 17	R: 0 E: 0 K: 0 S: 5	H: 0 LOB: 0 BB: 0 P: 5	R: 4 E: 0 K: 1 S: 19	H: 4 LOB: 2 BB: 2 P: 36	R: 0 E: 0 K: 1 S: 6	H: 1 LOB: 0 BB: 0 P: 9	R: 0 E: 0 K: 0 S: 7	H: 2 LOB: 1 BB: 0 P: 10	R: 0 E: 0 K: 1 S: 10	H: 0 LOB: 0 BB: 0 P: 14	R: 0 E: 0 K: 3 S: 9	H: 0 LOB: 0 BB: 0 P: 15	1B: 6 2B: 2 3B: 0 HR: 0	SF: 0 SAC: 0 DP: 1 HBP: 0	WP: 0 PB: 0 SB: 1 CS: 1	PA: 32
PITCHER	IP WLS BF H R ER SO BB IBB HBP BLK WP HR S P ERA WHIP	IP WLS BF H R ER SO BB IBB HBP BLK WP HR S P ERA WHIP																		
Greg Maddux, R ERA: 4.37	(1, 1) 6.0 L 26 6 4 4 3 1 1 0 0 0 0 10 14 0.00 0.000																			
Tim Spooneybarger, R ERA: 3.6	(7, 1) 1.0 3 0 0 0 1 0 0 0 0 0 0 10 14 0.00 0.000																			
Darren Holmes, R ERA: 1.2	(8, 1) 1.0 3 0 0 0 3 0 0 0 0 0 0 9 15 0.00 0.000																			

Atlanta Braves @ Milwaukee Brewers
Miller Park, Milwaukee, WI
Tue Apr 30 2002, 7:05 PM CDT
Att: 16,067 - Dome - 72 F

AB 30
R 4
H 8
RBI 4
BB 2
SO 7
LOB 13



Batter	1	2	3	4	5	6	7	8	9	AB	R	H	RBI	BB	SO	LOB	TOP				
Rafael Furcal, S (1, 6) OBP: 0.322, SLG: 0.373	0-0 10 HR 1B		2-2 G3		2-1 SH1-4		3-2 E S 1B		3-2 G1-3	4	1	2	0	0	0	2					
Marcus Giles, R (1, 4) OBP: 0.377, SLG: 0.478	2-3 K		2-1 HR		0-2 G6-3		2-0 F9			4	1	1	1	0	1	3					
10 Chipper Jones, S (1, 7) OBP: 0.431, SLG: 0.486	1-1 HR		4-1 BB		4-0 IBB				3-3 K	2	1	1	2	2	1	0					
Gary Sheffield, R (1, 9) OBP: 0.321, SLG: 0.343	2-2 G4-3		0-1 F2		0-0 P6				2-3 K	4	0	0	0	0	1	3					
Andruw Jones, R (1, 8) OBP: 0.357, SLG: 0.509	4-1 BB		0-0 F9		2-3 K				2-1 P4	3	0	0	0	1	1	1					
Vinny Castilla, R (1, 5) OBP: 0.241, SLG: 0.363	2-0 F8		1-0 F8		1-1 P3				0-0 G6-4-3 1B	4	0	1	0	0	0	1					
Wes Helms, R (1, 3) OBP: 0.340, SLG: 0.556		0-0 F8		3-2 G6-4-3 1B		1-0 F8			2-1 G6-4-3 1B	4	0	2	0	0	0	0					
Javy Lopez, R (1, 2) OBP: 0.254, SLG: 0.274		0-1 L3		3-0 G6-4-3		2-0 G6-3			0-0 G6-4-3	4	0	0	0	0	0	3					
Tom Glavine, L (1, 1) OBP: 0.053, SLG: 0.105		2-1 L7			0-0 SH1-4 2B		1-3 K		4-0 BB	3	0	1	0	0	1	0					
Keith Lockhart, L (9, PH) OBP: 0.167, SLG: 0.207										0	0	0	0	1	0	0					
29 John Smoltz, R (9, 1)										0	0	0	0	0	0	0					
Inning Stats	R: 2 E: 0 K: 1 S: 12	H: 2 LOB: 1 BB: 1 P: 23	R: 0 E: 0 K: 0 S: 5	H: 0 LOB: 0 BB: 0 P: 7	R: 1 E: 0 K: 0 S: 10	H: 1 LOB: 1 BB: 1 P: 18	R: 0 E: 0 K: 0 S: 5	H: 1 LOB: 0 BB: 0 P: 12	R: 0 E: 0 K: 1 S: 7	H: 0 LOB: 0 BB: 0 P: 11	R: 0 E: 0 K: 1 S: 9	H: 1 LOB: 1 BB: 0 P: 17	R: 0 E: 0 K: 2 S: 8	H: 0 LOB: 0 BB: 0 P: 15	R: 0 E: 0 K: 0 S: 7	H: 2 LOB: 2 BB: 1 P: 16	1B: 5 2B: 1 3B: 0 HR: 2	SF: 0 SAC: 1 DP: 2 HBP: 0	WP: 0 PB: 0 CS: 0	PA: 37	
PITCHER	IP WLS BF H R ER SO BB IBB HBP BLK WP HR S P ERA WHIP	IP WLS BF H R ER SO BB IBB HBP BLK WP HR S P ERA WHIP	IP WLS BF H R ER SO BB IBB HBP BLK WP HR S P ERA WHIP	IP WLS BF H R ER SO BB IBB HBP BLK WP HR S P ERA WHIP	IP WLS BF H R ER SO BB IBB HBP BLK WP HR S P ERA WHIP	IP WLS BF H R ER SO BB IBB HBP BLK WP HR S P ERA WHIP	IP WLS BF H R ER SO BB IBB HBP BLK WP HR S P ERA WHIP	IP WLS BF H R ER SO BB IBB HBP BLK WP HR S P ERA WHIP	IP WLS BF H R ER SO BB IBB HBP BLK WP HR S P ERA WHIP	IP WLS BF H R ER SO BB IBB HBP BLK WP HR S P ERA WHIP	IP WLS BF H R ER SO BB IBB HBP BLK WP HR S P ERA WHIP	IP WLS BF H R ER SO BB IBB HBP BLK WP HR S P ERA WHIP	IP WLS BF H R ER SO BB IBB HBP BLK WP HR S P ERA WHIP	IP WLS BF H R ER SO BB IBB HBP BLK WP HR S P ERA WHIP	IP WLS BF H R ER SO BB IBB HBP BLK WP HR S P ERA WHIP	IP WLS BF H R ER SO BB IBB HBP BLK WP HR S P ERA WHIP	IP WLS BF H R ER SO BB IBB HBP BLK WP HR S P ERA WHIP	IP WLS BF H R ER SO BB IBB HBP BLK WP HR S P ERA WHIP	IP WLS BF H R ER SO BB IBB HBP BLK WP HR S P ERA WHIP	IP WLS BF H R ER SO BB IBB HBP BLK WP HR S P ERA WHIP	IP WLS BF H R ER SO BB IBB HBP BLK WP HR S P ERA WHIP

Atlanta Braves @ Milwaukee Brewers
Miller Park, Milwaukee, WI
Wed May 01 2002, 7:05 PM CDT
Att: 17,084 - Dome - 72 F

livebaseballscores.com

AB 32
R 3
H 8
RBI 3
BB 4
SO 5
LOB 13

Braves

Batter	1	2	3	4	5	6	7	8	9	AB	R	H	RBI	BB	SO	LOB	BOTTOM				
Ronnie Belliard, R (1, 4) OBP: 0.278, SLG: 0.308	3-3 K		2-1 G3-1			2-2 F8			0-3 K	4	0	0	0	0	2	1					
Mark Loretta, R (1, 5) OBP: 0.194, SLG: 0.148	0-3 K			1-1 L8		0-2 F2			0-0 G6-3	4	0	0	0	0	1	0					
Jeffrey Hammonds, R (1, 8) OBP: 0.386, SLG: 0.487	2-3 K			3-1 G5-3		1-0 F8				3	0	0	0	0	1	0					
Richie Sexson, R (1, 3) OBP: 0.278, SLG: 0.465		0-0 F9		1-1 G1-3			1-1 L7			3	0	0	0	0	0	0					
Alex Ochoa, R (1, 9) OBP: 0.321, SLG: 0.510		1-0 G6-3			0-1 F8			2-0 P6		3	0	0	0	0	0	0					
José Hernández, R (1, 6) OBP: 0.388, SLG: 0.621		0-3 K			1-1 G1-3			0-0 HR		3	1	1	1	0	1	0					
Geoff Jenkins, L (1, 7) OBP: 0.333, SLG: 0.396			0-2 F9		2-3 K			1-0 G1-3		3	0	0	0	0	1	0					
Raul Casanova, S (1, 2) OBP: 0.278, SLG: 0.219			0-1 SH3-4 1B			1-3 K		0-0 F8		3	0	1	0	0	1	0					
Ruben Quevedo, R (1, 1) OBP: 0.150, SLG: 0.105			0-2 SH3-4 1B			0-1 K			1-3 K	0	0	0	0	0	0	0					
Lenny Harris, L (6, PH) OBP: 0.150, SLG: 0.105										1	0	1	0	0	0	0					
Jose Cabrera, R (7, 1)										0	0	0	0	0	0	0					
47 Mike Buddie, L (9, 1)										0	0	0	0	0	0	0					
Alex Sanchez, L (9, PH) OBP: 0.286, SLG: 0.267										1	0	0	0	0	1	0					
Inning Stats	R: 0 E: 0 K: 3 S: 11	H: 0 LOB: 0 BB: 0 P: 16	R: 0 E: 0 K: 1 S: 5	H: 0 LOB: 0 BB: 0 P: 6	R: 0 E: 0 K: 0 S: 10	H: 1 LOB: 1 BB: 0 P: 12	R: 0 E: 0 K: 0 S: 6	H: 0 LOB: 0 BB: 0 P: 11	R: 0 E: 0 K: 1 S: 8	H: 1 LOB: 0 BB: 0 P: 11	R: 0 E: 0 K: 1 S: 6	H: 0 LOB: 0 BB: 0 P: 8	R: 1 E: 0 K: 0 S: 4	H: 1 LOB: 0 BB: 0 P: 7	R: 0 E: 0 K: 2 S: 7	H: 0 LOB: 0 BB: 0 P: 8	1B: 2 2B: 0 3B: 0 HR: 1	SF: 0 SAC: 1 DP: 0 HBP: 0	WP: 0 PB: 0 CS: 0	PA: 29	
PITCHER	IP WLS BF H R ER SO BB IBB HBP BLK WP HR S P ERA WHIP	IP WLS BF H R ER SO BB IBB HBP BLK WP HR S P ERA WHIP	IP WLS BF H R ER SO BB IBB HBP BLK WP HR S P ERA WHIP	IP WLS BF H R ER SO BB IBB HBP BLK WP HR S P ERA WHIP	IP WLS BF H R ER SO BB IBB HBP BLK WP HR S P ERA WHIP	IP WLS BF H R ER SO BB IBB HBP BLK WP HR S P ERA WHIP	IP WLS BF H R ER SO BB IBB HBP BLK WP HR S P ERA WHIP	IP WLS BF H R ER SO BB IBB HBP BLK WP HR S P ERA WHIP	IP WLS BF H R ER SO BB IBB HBP BLK WP HR S P ERA WHIP	IP WLS BF H R ER SO BB IBB HBP BLK WP HR S P ERA WHIP	IP WLS BF H R ER SO BB IBB HBP BLK WP HR S P ERA WHIP	IP WLS BF H R ER SO BB IBB HBP BLK WP HR S P ERA WHIP	IP WLS BF H R ER SO BB IBB HBP BLK WP HR S P ERA WHIP	IP WLS BF H R ER SO BB IBB HBP BLK WP HR S P ERA WHIP	IP WLS BF H R ER SO BB IBB HBP BLK WP HR S P ERA WHIP	IP WLS BF H R ER SO BB IBB HBP BLK WP HR S P ERA WHIP	IP WLS BF H R ER SO BB IBB HBP BLK WP HR S P ERA WHIP	IP WLS BF H R ER SO BB IBB HBP BLK WP HR S P ERA WHIP	IP WLS BF H R ER SO BB IBB HBP BLK WP HR S P ERA WHIP	IP WLS BF H R ER SO BB IBB HBP BLK WP HR S P ERA WHIP	IP WLS BF H R ER SO BB IBB HBP BLK WP HR S P ERA WHIP

Atlanta Braves @ Milwaukee Brewers
Miller Park, Milwaukee, WI
Wed May 01 2002, 7:05 PM CDT
Att: 17,084 - Dome - 72 F

livebaseballscores.com

AB 28
R 1
H 3
RBI 1
BB 0
SO 8
LOB 1

Brewers

Batter	1	2	3	4	5	6	7	8	9	AB	R	H	RBI	BB	SO	LOB	TOP				
Luis Castillo, S OBP: 0.339, SLG: 0.330			G5-3		K			F7		5	1	1	0	0	2	1	Florida Marlins @ Milwaukee Brewers Miller Park, Milwaukee, WI Fri May 03 2002, 7:05 PM CDT Att: 20,274 - Dome - 72 F				
Alex Gonzalez, R OBP: 0.310, SLG: 0.390			G6-3					P3		5	1	2	2	0	0	1					
Preston Wilson, R OBP: 0.341, SLG: 0.427			K		K					5	2	2	4	0	3	1					
Cliff Floyd, L OBP: 0.463, SLG: 0.698							F7			4	0	1	0	1	1	0					
Mike Lowell, R OBP: 0.430, SLG: 0.672							L5			5	1	1	0	0	0	2					
Derrek Lee, R OBP: 0.325, SLG: 0.463										4	1	2	2	1	0	1					
Eric Owens, R OBP: 0.300, SLG: 0.390										5	0	1	0	0	0	4					
Charles Johnson, R OBP: 0.256, SLG: 0.211										2	1	1	0	2	0	2					
56 Kevin Olsen, R										2	0	0	0	0	1	2					
Vic Darenbourg, L										0	0	0	0	0	0	0					
Andy Fox, L OBP: 0.313, SLG: 0.400										1	1	1	0	0	0	0					
Gary Knotts, R										1	0	0	0	0	0	1					
Vladimir Nunez, R OBP: 1.000, SLG: 1.000										0	0	0	0	0	0	0					
Inning Stats	R: 1 E: 0 K: 2 S: 11	H: 1 LOB: 0 BB: 0 P: 14	R: 0 E: 0 K: 1 S: 12	H: 1 LOB: 2 BB: 1 P: 24	R: 0 E: 0 K: 1 S: 8	H: 0 LOB: 0 BB: 0 P: 13	R: 0 E: 0 K: 0 S: 11	H: 1 LOB: 2 BB: 1 P: 21	R: 0 E: 0 K: 0 S: 11	H: 0 LOB: 1 BB: 0 P: 17	R: 5 E: 0 K: 0 S: 24	H: 5 LOB: 1 BB: 1 P: 39	R: 0 E: 0 K: 0 S: 7	H: 1 LOB: 1 BB: 0 P: 11	R: 2 E: 0 K: 1 S: 13	H: 2 LOB: 0 BB: 0 P: 21	1B: 8 2B: 1 3B: 0 HR: 3	SF: 0 SAC: 0 DP: 0 HBP: 0	WP: 0 PB: 0 CS: 0	PA: 43	
PITCHER	IP	WLS	BF	H	R	ER	SO	BB	IBB	HBP	BLK	WP	HR	S	P	ERA	WHIP				
Nick Neugebauer, R ERA: 4.15	6.0		25	4	1	1	6	3	0	0	0	0	1	61	104	1.50	1.167				
47 Mike Buddie, R ERA: 4.57	0.0	L	4	3	4	4	0	1	0	0	0	0	0	11	19	∞	∞				
Jose Cabrera, R ERA: 3.66	2.0		9	3	1	1	0	0	0	0	0	0	1	20	31	4.50	1.500				
Takahito Nomura, L ERA: 7.71	1.0		5	2	2	2	1	0	0	0	0	0	1	13	21	18.00	2.000				

AB	39
R	8
H	12
RBI	8
BB	4
SO	7
LOB	15



Batter	1	2	3	4	5	6	7	8	9	AB	R	H	RBI	BB	SO	LOB	BOTTOM					
Eric Young Sr., R OBP: 0.274, SLG: 0.250										4	1	1	0	0	0	1	Florida Marlins @ Milwaukee Brewers Miller Park, Milwaukee, WI Fri May 03 2002, 7:05 PM CDT Att: 20,274 - Dome - 72 F					
Alex Sanchez, L OBP: 0.285, SLG: 0.266										3	0	1	0	0	1	0						
Jeffrey Hammonds, R OBP: 0.400, SLG: 0.464										1	1	0	0	3	0	0						
Richie Sexson, R OBP: 0.299, SLG: 0.537										4	2	2	3	0	0	4						
Geoff Jenkins, L OBP: 0.342, SLG: 0.394										4	0	2	0	0	2	1						
Tyler Houston, L OBP: 0.304, SLG: 0.308										2	0	1	1	0	0	0						
Takahito Nomura, L										0	0	0	0	0	0	0						
José Hernández, R OBP: 0.368, SLG: 0.574										4	0	0	0	0	3	3						
Raul Casanova, S OBP: 0.263, SLG: 0.206										4	0	0	0	0	2	1						
Nick Neugebauer, R										2	0	0	0	0	0	0						
47 Mike Buddie, R										0	0	0	0	0	0	0						
Ronnie Belliard, R OBP: 0.293, SLG: 0.296										1	0	0	0	1	0	0						
Jose Cabrera, R										0	0	0	0	0	0	0						
Matt Stairs, L OBP: 0.217, SLG: 0.190										1	0	0	0	0	0	0						
Inning Stats	R: 3 E: 1 K: 1 S: 16	H: 3 LOB: 1 BB: 1 P: 30	R: 0 E: 0 K: 0 S: 7	H: 0 LOB: 0 BB: 0 P: 11	R: 0 E: 0 K: 1 S: 8	H: 0 LOB: 1 BB: 1 P: 15	R: 0 E: 0 K: 2 S: 8	H: 0 LOB: 0 BB: 0 P: 10	R: 0 E: 0 K: 0 S: 13	H: 2 LOB: 2 BB: 1 P: 22	R: 0 E: 0 K: 0 S: 8	H: 1 LOB: 1 BB: 0 P: 11	R: 0 E: 0 K: 1 S: 6	H: 0 LOB: 0 BB: 1 P: 12	R: 1 E: 0 K: 1 S: 10	H: 1 LOB: 0 BB: 0 P: 21	R: 0 E: 0 K: 2 S: 8	H: 0 LOB: 0 BB: 0 P: 11	1B: 5 2B: 1 3B: 0 HR: 1	SF: 0 SAC: 2 DP: 2 HBP: 0	WP: 1 PB: 0 CS: 0	PA: 36
PITCHER	IP	WLS	BF	H	R	ER	SO	BB	IBB	HBP	BLK	WP	HR	S	P	ERA	WHIP					
56 Kevin Olsen, R ERA: 5.12	5.0		22	5	3	2	4	3	0	0	0	0	0	8	11	0.00	1.000					
Vic Darenbourg, L ERA: 3.38	1.0	W	4	1	0	0	0	0	0	0	0	0	0	8	11	0.00	1.000					
Gary Knotts, R ERA: 3.45	2.0	H	7	1	1	1	2	1	0	0	0	0	1	16	33	4.50	1.000					
Vladimir Nunez, R ERA: 1.96	1.0		3	0	0	0	2	0	0	0	0	0	0	8	11	0.00	0.000					

AB	30
R	4
H	7
RBI	4
BB	4
SO	8
LOB	10




Batter	1	2	3	4	5	6	7	8	9	AB	R	H	RBI	BB	SO	LOB	TOP			
Luis Castillo, S OBP: 0.336, SLG: 0.322 (1, 4)										3	1	0	0	1	0	1	Florida Marlins @ Milwaukee Brewers Miller Park, Milwaukee, WI Sat May 04 2002, 1:05 PM CDT Att: 25,569 - Dome - 72 F AB 30 R 4 H 4 RBI 4 BB 2 SO 9 LOB 6			
Alex Gonzalez, R OBP: 0.317, SLG: 0.389 (1, 6)										3	1	1	0	0	0	0				
Preston Wilson, R OBP: 0.338, SLG: 0.417 (1, 8)										3	1	0	0	1	2	2				
Cliff Floyd, L OBP: 0.456, SLG: 0.690 (1, 9)										4	1	1	2	0	1	1				
Mike Lowell, R OBP: 0.424, SLG: 0.667 (1, 5)										4	0	1	2	0	0	0				
Derrek Lee, R OBP: 0.315, SLG: 0.446 (1, 3)										4	0	0	0	0	2	1				
Eric Owens, R OBP: 0.286, SLG: 0.371 (1, 7)										3	0	0	0	0	1	0				
Mike Redmond, R OBP: 0.379, SLG: 0.320 (1, 2)										3	0	1	0	0	0	0				
53 Nate Teut, R (1, 1)										2	0	0	0	0	2	1				
Hansel Iztquierdo, R (5, 1)										0	0	0	0	0	0	0				
46 Oswaldo Mairena, L (6, 1)										0	0	0	0	0	0	0				
Marty Malloy, L OBP: 0.250, SLG: 0.100 (7, PH)										1	0	0	0	0	1	0				
Braden Looper, R (7, 1)										0	0	0	0	0	0	0				
Inning Stats	R: 3 E: 0 K: 1 S: 13	H: 1 LOB: 0 BB: 1 P: 24	R: 0 E: 0 K: 2 S: 13	H: 1 LOB: 1 BB: 0 P: 19	R: 1 E: 0 K: 1 S: 14	H: 1 LOB: 1 BB: 1 P: 21	R: 0 E: 0 K: 1 S: 8	H: 0 LOB: 0 BB: 0 P: 13	R: 0 E: 0 K: 0 S: 8	H: 0 LOB: 0 BB: 0 P: 13	R: 0 E: 0 K: 1 S: 9	H: 0 LOB: 0 BB: 0 P: 12	R: 0 E: 0 K: 0 S: 8	H: 0 LOB: 0 BB: 0 P: 13	R: 0 E: 0 K: 2 S: 10	H: 0 LOB: 0 BB: 0 P: 12	1B: 1 2B: 3 3B: 0 HR: 0	SF: 0 SAC: 0 DP: 0 HBP: 1	WP: 0 PB: 1 CS: 0	PA: 33
PITCHER	IP WLS BF H R ER SO BB IBB HBP BLK WP HR S P ERA WHIP																			
15 Ben Sheets, R ERA: 4.58	(1, 1) 7.0 W 27 4 4 3 7 2 0 0 1 0 0 0 73 112 3.86 0.857																			
Luis Vizcaino, R ERA: 1.96	(8, 1) 1.0 H 3 0 0 0 0 0 0 0 0 0 0 0 8 13 0.00 0.000																			
Mike DeJean, R ERA: 2.87	(9, 1) 1.0 S 3 0 0 0 2 0 0 0 0 0 0 0 0 10 12 0.00 0.000																			

Batter	1	2	3	4	5	6	7	8	9	AB	R	H	RBI	BB	SO	LOB	BOTTOM	
Ronnie Belliard, R OBP: 0.306, SLG: 0.328 (1, 4)										4	2	2	0	0	0	1	Florida Marlins @ Milwaukee Brewers Miller Park, Milwaukee, WI Sat May 04 2002, 1:05 PM CDT Att: 25,569 - Dome - 72 F AB 32 R 6 H 10 RBI 6 BB 1 SO 4 LOB 8	
Mark Loretta, R OBP: 0.297, SLG: 0.233 (1, 5)										3	2	2	1	1	0	0		
Jeffrey Hammonds, R OBP: 0.404, SLG: 0.489 (1, 8) (9, 9)										4	1	2	1	0	0	1		
Richie Sexson, R OBP: 0.306, SLG: 0.550 (1, 3)										3	1	2	3	0	0	1		
Alex Ochoa, R OBP: 0.286, SLG: 0.448 (1, 9) (9, 7)										4	0	0	0	0	0	3		
José Hernández, R OBP: 0.384, SLG: 0.571 (1, 6)										4	0	1	1	0	1	0		
Geoff Jenkins, L OBP: 0.331, SLG: 0.380 (1, 7) (9, 1)										4	0	0	0	0	1	1		
Raul Casanova, S OBP: 0.266, SLG: 0.211 (1, 2)										3	0	1	0	0	1	0		
15 Ben Sheets, R OBP: 0.077, SLG: 0.077 ERA: 10.38 (7, PH)										2	0	0	0	0	1	1		
Lenny Harris, L OBP: 0.136, SLG: 0.095 (7, PH)										1	0	0	0	0	0	0		
Luis Vizcaino, R (8, 1)										0	0	0	0	0	0	0		
Alex Sanchez, L OBP: 0.265, SLG: 0.266 (9, 8)										0	0	0	0	0	0	0		
Inning Stats	R: 3 E: 0 K: 0 S: 15	H: 4 LOB: 1 BB: 0 P: 24	R: 0 E: 0 K: 0 S: 8	H: 1 LOB: 0 BB: 0 P: 14	R: 0 E: 0 K: 2 S: 8	H: 0 LOB: 0 BB: 0 P: 15	R: 2 E: 0 K: 1 S: 10	H: 2 LOB: 1 BB: 1 P: 20	R: 0 E: 0 K: 1 S: 15	H: 0 LOB: 0 BB: 0 P: 23	R: 1 E: 0 K: 0 S: 9	H: 2 LOB: 1 BB: 0 P: 12	R: 0 E: 0 K: 0 S: 8	H: 0 LOB: 0 BB: 0 P: 12	1B: 4 2B: 6 3B: 0 HR: 0	SF: 1 SAC: 0 DP: 1 HBP: 0	WP: 0 PB: 0 CS: 0	PA: 34
PITCHER	IP WLS BF H R ER SO BB IBB HBP BLK WP HR S P ERA WHIP																	
53 Nate Teut, L ERA: 0.93	(1, 1) 4.1 L 21 8 5 5 3 1 0 0 0 0 0 0 0 45 77 10.38 2.077																	
Hansel Iztquierdo, R ERA: 0.93	(5, 1) 0.2 2 0 0 0 0 0 0 0 0 0 0 0 4 6 0.00 0.000																	
46 Oswaldo Mairena, L ERA: 3.71	(6, 1) 1.0 3 0 0 0 1 0 0 0 0 0 0 0 15 23 0.00 0.000																	
Braden Looper, R ERA: 3.71	(7, 1) 2.0 8 2 1 1 0 0 0 0 0 0 0 0 17 24 4.50 1.000																	

Batter	1	2	3	4	5	6	7	8	9	AB	R	H	RBI	BB	SO	LOB	TOP											
Luis Castillo, S OBP: 0.338, SLG: 0.325 (1,4)	F8	L5			1B FC6-4	G4-3			1B BB	5	2	2	1	0	0	3	Florida Marlins @ Milwaukee Brewers Miller Park, Milwaukee, WI Sun May 05 2002, 1:05 PM CDT Att: 21,510 - Dome - 72 F AB 37 R 7 H 11 RBI 7 BB 3 SO 7 LOB 17											
Andy Fox, L OBP: 0.351, SLG: 0.412 (1,6) (9,9)	L8				1B FC6-4		G6-3		1B BB HBP	4	0	2	0	1	0	0												
Preston Wilson, R OBP: 0.333, SLG: 0.403 (1,8)	F9				1B FC6-4				F4	4	1	0	1	0	0	4												
Cliff Floyd, L OBP: 0.446, SLG: 0.663 Vladimir Nunez, R OBP: 1.000, SLG: 1.000 (9,1)		K	K		1B L7				1B BB HBP	4	0	0	0	0	2	3												
Mike Lowell, R OBP: 0.431, SLG: 0.669 (1,5)		1B 2B	K		1B E4				1B BB HBP	4	1	2	2	1	1	1												
Derrek Lee, R OBP: 0.304, SLG: 0.427 (1,3)		K			1B L6				1B F9	5	0	0	0	0	2	5												
Eric Owens, R OBP: 0.284, SLG: 0.364 (1,7)		1B 2B			G6-3				K	4	1	1	1	0	1	0												
Charles Johnson, R OBP: 0.298, SLG: 0.341 Alex Gonzalez, R OBP: 0.317, SLG: 0.389 (9, PR) (9, 6)		1B 2B			HR				G1-3 1B 2B	3	1	2	1	1	0	0												
A.J. Burnett, R OBP: 0.118, SLG: 0.235 Michael Tejera, L (8, 1) Gary Knotts, R (8, 1) Tim Raines, S OBP: 0.421, SLG: 0.214 Mike Redmond, R OBP: 0.375, SLG: 0.320 (9, 2)		1B 2B			K				G1-3	3	0	2	1	0	1	0												
Inning Stats	R: 0 E: 0 K: 0 S: 9	H: 0 LOB: 0 BB: 0 P: 11	R: 2 E: 0 K: 2 S: 19	H: 3 LOB: 2 BB: 1 P: 30	R: 0 E: 0 K: 2 S: 15	H: 0 LOB: 1 BB: 1 P: 24	R: 1 E: 0 K: 1 S: 10	H: 1 LOB: 0 BB: 0 P: 13	R: 2 E: 1 K: 0 S: 15	H: 3 LOB: 1 BB: 0 P: 24	R: 0 E: 0 K: 0 S: 6	H: 0 LOB: 0 BB: 0 P: 11	R: 0 E: 0 K: 2 S: 11	H: 0 LOB: 0 BB: 0 P: 12	R: 2 E: 0 K: 0 S: 20	H: 3 LOB: 3 BB: 1 P: 31		1B: 6 2B: 4 3B: 0 HR: 1	SF: 0 SAC: 0 DP: 0 HBP: 2	WP: 0 PB: 0 CS: 1	PA: 43							
PITCHER	IP	WLS	BF	H	R	ER	SO	BB	IBB	HBP	BLK	WP	HR	S	P	ERA		WHIP										
Nelson Figueroa, R ERA: 4.89 47 Mike Buddie, L ERA: 4.3 Takahito Nomura, L ERA: 7.45 Jose Cabrera, R ERA: 3.6 Ray King, L ERA: 10.5	(1, 1) (6, 1) (7, 1) (7, 1) (8, 1)	5.0 1.1 0.1 0.1 1.0	L 6 1 0 3	24 1 0 0 0	7 0 0 0 0	5 0 0 0 0	5 0 0 0 2	2 0 0 0 0	0 0 0 0 0	0 1 0 0 0	0 0 0 0 0	0 0 0 0 0	0 0 0 0 11	1 10 2 1 12	102 16 2 1 12	9.00 0.00 0.00 0.00 0.00		1.800 0.750 0.000 0.000 0.000										
PITCHER	IP	WLS	BF	H	R	ER	SO	BB	IBB	HBP	BLK	WP	HR	S	P	ERA		WHIP										
Luis Vizcaino, R ERA: 2.79	(9, 1)	1.0	8	3	2	2	0	1	0	1	0	0	0	20	31	18.00	4.000											

Batter	1	2	3	4	5	6	7	8	9	AB	R	H	RBI	BB	SO	LOB	BOTTOM											
Ronnie Belliard, R OBP: 0.313, SLG: 0.323 (1,4)	G4-3		G6-3						G6-3	4	0	1	1	1	0	1	Florida Marlins @ Milwaukee Brewers Miller Park, Milwaukee, WI Sun May 05 2002, 1:05 PM CDT Att: 21,510 - Dome - 72 F AB 31 R 4 H 7 RBI 4 BB 3 SO 6 LOB 8											
Tyler Houston, L OBP: 0.319, SLG: 0.303 (1,5)	G2-3									1	0	0	0	1	0	0												
Jeffrey Hammonds, R OBP: 0.389, SLG: 0.473 (1,8)	F3									3	0	0	1	0	2	3												
Richie Sexson, R OBP: 0.296, SLG: 0.530 (1,3)		K							K	4	0	0	0	0	2	1												
Geoff Jenkins, L OBP: 0.336, SLG: 0.393 (1,7)		HR 1B							G4-3	4	1	2	0	0	0	0												
Matt Stairs, L OBP: 0.231, SLG: 0.333 Alex Ochoa, R OBP: 0.297, SLG: 0.458 (8, FH) (9, 9)		HR 1B							1B	3	1	1	2	0	0	1												
José Hernández, R OBP: 0.351, SLG: 0.549 Luis Vizcaino, R (8, 1) (9, 1)									K	4	0	0	0	0	2	2												
Paul Bako, L OBP: 0.359, SLG: 0.314 Raul Casanova, S OBP: 0.259, SLG: 0.205 (1, 2) (7, 2)		L8							G4-3	2	1	1	0	0	0	0												
Nelson Figueroa, R OBP: 0.375, SLG: 0.286 Lenny Harris, L OBP: 0.174, SLG: 0.106 47 Mike Buddie, R ERA: 4.3 Takahito Nomura, L ERA: 7.45 Jose Cabrera, R ERA: 3.6 Alex Sanchez, L OBP: 0.201, SLG: 0.202 Ray King, L ERA: 10.5 Mark Loretta, R OBP: 0.226, SLG: 0.226 (5, PH) (8, 1) (7, 1) (7, PH) (8, 1) (9, 6)									G4-3	0	0	0	0	1	0	0												
Inning Stats	R: 0 E: 0 K: 0 S: 5	H: 0 LOB: 0 BB: 0 P: 10	R: 2 E: 0 K: 2 S: 12	H: 2 LOB: 0 BB: 0 P: 20	R: 0 E: 0 K: 1 S: 10	H: 0 LOB: 1 BB: 1 P: 16	R: 0 E: 0 K: 0 S: 7	H: 1 LOB: 1 BB: 0 P: 10	R: 2 E: 0 K: 0 S: 8	H: 3 LOB: 1 BB: 0 P: 14	R: 0 E: 0 K: 0 S: 8	H: 0 LOB: 0 BB: 0 P: 11	R: 0 E: 0 K: 1 S: 12	H: 0 LOB: 2 BB: 2 P: 24	R: 0 E: 0 K: 2 S: 10	H: 1 LOB: 1 BB: 0 P: 14		R: 0 E: 0 K: 0 S: 7	H: 0 LOB: 0 BB: 0 P: 8	1B: 5 2B: 1 3B: 0 HR: 1	SF: 1 SAC: 1 DP: 1 HBP: 1	WP: 0 PB: 0 CS: 0	PA: 37					
PITCHER	IP	WLS	BF	H	R	ER	SO	BB	IBB	HBP	BLK	WP	HR	S	P	ERA		WHIP										
A.J. Burnett, R ERA: 2.54 Michael Tejera, L ERA: 6.55 Gary Knotts, R ERA: 3.38 Vladimir Nunez, R ERA: 1.86	(1, 1) (8, 1) (8, 1) (9, 1)	7.0 0.2 0.1 1.0	W H H S	30 3 1 3	4 0 0 0	4 0 0 0	4 1 0 0	0 0 0 0	0 0 0 0	0 0 0 0	0 0 0 0	0 0 0 0	0 0 0 0	7 7 3 7	105 11 3 8	5.14 0.00 0.00 0.00		1.286 1.500 0.000 0.000										
PITCHER	IP	WLS	BF	H	R	ER	SO	BB	IBB	HBP	BLK	WP	HR	S	P	ERA		WHIP										
Luis Vizcaino, R ERA: 2.79	(9, 1)	1.0	8	3	2	2	0	1	0	1	0	0	0	20	31	18.00	4.000											



Batter	1	2	3	4	5	6	7	8	9	AB	R	H	RBI	BB	SO	LOB	TOP								
Eric Young Sr., R OBP: 0.279, SLG: 0.258 (1, 4)	G4-3																								
Tyler Houston, L OBP: 0.325, SLG: 0.324 (1, 5)	K	G4-3																							
Jeffrey Hammonds, R OBP: 0.492, SLG: 0.595 (1, 8)																									
Richie Sexson, R OBP: 0.287, SLG: 0.513 (1, 3)	K																								
Geoff Jenkins, L OBP: 0.341, SLG: 0.422 (1, 7)																									
Matt Stairs, L OBP: 0.200, SLG: 0.286 (1, 9)																									
José Hernández, R OBP: 0.359, SLG: 0.544 (7, 1)																									
Lenny Harris, L OBP: 0.167, SLG: 0.130 (8, PH)																									
Mike DeJean, R (8, 1)																									
Raul Casanova, S OBP: 0.265, SLG: 0.213 (1, 2)																									
Takahito Nomura, L (4, 1)																									
Mark Loretta, R OBP: 0.237, SLG: 0.212 (6, 6)																									
Ray King, L (6, 1)																									
Ruben Quevedo, R (1, 1)																									
Alex Ochoa, R OBP: 0.308, SLG: 0.483 (2, PH)																									
47 Mike Buddie, R (2, 1)																									
Paul Bako, L OBP: 0.357, SLG: 0.316 (4, 2)																									
Inning Stats	R: 0 E: 0 K: 2 S: 8	H: 1 LOB: 1 BB: 0 P: 14	R: 3 E: 0 K: 0 S: 9	H: 3 LOB: 1 BB: 1 P: 19	R: 0 E: 0 K: 1 S: 6	H: 1 LOB: 1 BB: 0 P: 8	R: 0 E: 0 K: 0 S: 4	H: 0 LOB: 0 BB: 1 P: 8	R: 1 E: 0 K: 0 S: 10	H: 2 LOB: 1 BB: 0 P: 17	R: 0 E: 0 K: 1 S: 8	H: 1 LOB: 0 BB: 0 P: 11	R: 0 E: 0 K: 1 S: 15	H: 3 LOB: 3 BB: 0 P: 22	R: 1 E: 0 K: 1 S: 13	H: 1 LOB: 0 BB: 0 P: 21	R: 0 E: 0 K: 1 S: 8	H: 0 LOB: 0 BB: 0 P: 11	1B: 7 2B: 4 3B: 0 HR: 1	SF: 0 SAC: 0 DP: 2 HBP: 0	WP: 0 PB: 0 SB: 0 CS: 0	PA: 38			
PITCHER	IP	WLS	BF	H	R	ER	SO	BB	IBB	HBP	BLK	WP	HR	S	P	ERA	WHIP								
Joey Hamilton, R ERA: 3.1 (1, 1)	3.1	15	5	3	3	3	3	1	0	0	0	0	0	24	42	8.10	1.800								
Jim Brower, R ERA: 5.21 (4, 1)	2.2	W	10	3	1	1	1	1	0	0	0	0	0	21	35	3.38	1.500								
Gabe White, L ERA: 1.53 (7, 1)	0.2	H	5	3	0	0	0	0	0	0	0	0	0	12	18	0.00	4.500								
Scott Sullivan, R ERA: 2.42 (7, 1)	1.1	H	5	1	1	1	2	0	0	0	0	0	1	16	25	6.75	0.750								
Danny Graves, R ERA: 1.59 (9, 1)	1.0	S	3	0	0	0	1	0	0	0	0	0	0	8	11	0.00	0.000								
Batter	1	2	3	4	5	6	7	8	9	AB	R	H	RBI	BB	SO	LOB	BOTTOM								
Todd Walker, L OBP: 0.267, SLG: 0.284 (1, 4)	P6	L1	G3																						
Juan Encarnacion, R OBP: 0.319, SLG: 0.532 (1, 8)	2B	P4																							
Sean Casey, L OBP: 0.398, SLG: 0.363 (1, 3)																									
Austin Kearns, R OBP: 0.492, SLG: 0.553 (1, 9)																									
Adam Dunn, L OBP: 0.400, SLG: 0.500 (7, 1)																									
Danny Graves, R (9, 1)																									
Aaron Boone, R OBP: 0.295, SLG: 0.348 (1, 5)																									
Wilton Guerrero, S OBP: 0.350, SLG: 0.314 (1, 6)																									
Jason LaRue, R OBP: 0.318, SLG: 0.289 (1, 2)																									
Joey Hamilton, R OBP: 0.231, SLG: 0.333 (4, 1)																									
Jim Brower, R (4, 1)																									
Brady Clark, R OBP: 0.296, SLG: 0.136 (6, PH)																									
Gabe White, L (7, 1)																									
Scott Sullivan, R (7, 1)																									
Reggie Taylor, L OBP: 0.206, SLG: 0.244 (9, 7)																									
Inning Stats	R: 5 E: 1 K: 1 S: 16	H: 3 LOB: 1 BB: 3 P: 39	R: 0 E: 0 K: 1 S: 14	H: 1 LOB: 0 BB: 0 P: 23	R: 0 E: 0 K: 1 S: 10	H: 2 LOB: 3 BB: 1 P: 17	R: 0 E: 0 K: 0 S: 7	H: 1 LOB: 1 BB: 1 P: 14	R: 0 E: 0 K: 0 S: 5	H: 0 LOB: 0 BB: 0 P: 7	R: 2 E: 0 K: 1 S: 10	H: 2 LOB: 2 BB: 2 P: 25	R: 0 E: 0 K: 2 S: 9	H: 0 LOB: 0 BB: 0 P: 12	R: 1 E: 0 K: 1 S: 10	H: 1 LOB: 2 BB: 2 P: 26	R: 1 E: 0 K: 1 S: 8	H: 0 LOB: 0 BB: 0 P: 11	1B: 4 2B: 4 3B: 1 HR: 1	SF: 2 SAC: 0 DP: 1 HBP: 0	WP: 0 PB: 0 SB: 1 CS: 0	PA: 42			
PITCHER	IP	WLS	BF	H	R	ER	SO	BB	IBB	HBP	BLK	WP	HR	S	P	ERA	WHIP								
Ruben Quevedo, R ERA: 5.57 (1, 1)	1.0	L	9	3	5	4	1	3	0	0	0	0	0	16	39	36.00	6.000								
47 Mike Buddie, R ERA: 3.91 (2, 1)	2.1		13	4	0	0	2	1	1	0	0	0	0	30	52	0.00	2.143								
Takahito Nomura, L ERA: 7.94 (4, 1)	1.2		6	0	2	2	0	2	0	0	0	0	0	6	17	10.80	1.200								
Ray King, L ERA: 9.0 (6, 1)	1.0		5	2	0	0	1	0	0	0	0	0	0	10	17	0.00	2.000								
Jose Cabrera, R ERA: 3.43 (7, 1)	1.0		3	0	0	0	2	0	0	0	0	0	0	9	12	0.00	0.000								
Milwaukee Brewers @ Cincinnati Reds Cinergy Field, Cincinnati, OH Mon May 06 2002, 7:10 PM EDT Att: 12,867 - Cloudy - 59 F																									
Milwaukee Brewers @ Cincinnati Reds Cinergy Field, Cincinnati, OH Mon May 06 2002, 7:10 PM EDT Att: 12,867 - Cloudy - 59 F																									
Milwaukee Brewers @ Cincinnati Reds Cinergy Field, Cincinnati, OH Mon May 06 2002, 7:10 PM EDT Att: 12,867 - Cloudy - 59 F																									
Milwaukee Brewers @ Cincinnati Reds Cinergy Field, Cincinnati, OH Mon May 06 2002, 7:10 PM EDT Att: 12,867 - Cloudy - 59 F																									

Batter	1	2	3	4	5	6	7	8	9	AB	R	H	RBI	BB	SO	LOB	TOP										
Eric Young Sr. R (1,4) OBP: 0.281, SLG: 0.253 Ruben Quevedo, R (5,1) Lenny Harris, L (6,3) OBP: 0.160, SLG: 0.125	G6-3		BB			F3		F7		2	0	0	0	1	0	1	Milwaukee Brewers @ Cincinnati Reds Cinergy Field, Cincinnati, OH Tue May 07 2002, 7:10 PM EDT Att: 16,167 - Sunny - 79 F										
Tyler Houston, L (1,5) OBP: 0.309, SLG: 0.307	F8		G1-3			K		F8		4	0	0	0	0	1	2											
Jeffrey Hammonds, R (1,8) OBP: 0.392, SLG: 0.490 Alex Sanchez, L (7,8) OBP: 0.257, SLG: 0.258	G5-3			K		F8		K		3	0	0	0	0	1	0											
Richie Sexson, R (1,3) OBP: 0.295, SLG: 0.516 Ray King, L (6,1) Alex Ochoa, R (7,9) OBP: 0.318, SLG: 0.483		G6-4-3 1B		1B		G3			G3 WP BB	3	0	2	0	0	0	0											
Geoff Jenkins, L (1,7) OBP: 0.331, SLG: 0.408	G6-4-3		F7					F7		4	0	0	0	0	0	3											
Matt Stairs, L (1,9) OBP: 0.212, SLG: 0.267 Luis Vizcaino, R (7,1) Mike DeJean, R (8,1) Mark Loretta, R (9,PH) OBP: 0.231, SLG: 0.206	G5-3		G4-3					HR HBP		2	1	0	0	0	0	1											
José Hernández, R (1,6) OBP: 0.355, SLG: 0.561			G5-3		F9			HR	G6-3	4	1	1	2	0	0	1											
Paul Bako, L (1,2) OBP: 0.356, SLG: 0.317			L6					K		3	0	1	0	0	1	0											
Glendon Rusch, L (1,1) OBP: 0.308, SLG: 0.538 Jose Cabrera, R (4,1) Ronnie Belliard, R (5,PH) OBP: 0.304, SLG: 0.313					F8			G3		1	0	1	0	0	0	0											
										0	0	0	0	0	0	0											
										2	0	0	0	0	0	1											
Inning Stats	R: 0 E: 0 K: 0 S: 5	H: 0 LOB: 0 BB: 0 P: 8	R: 0 E: 0 K: 0 S: 3	H: 1 LOB: 0 BB: 0 P: 5	R: 0 E: 0 K: 0 S: 15	H: 1 LOB: 2 BB: 1 P: 25	R: 0 E: 0 K: 1 S: 10	H: 1 LOB: 1 BB: 0 P: 15	R: 0 E: 0 K: 0 S: 10	H: 0 LOB: 0 BB: 0 P: 14	R: 2 E: 0 K: 1 S: 13	H: 1 LOB: 0 BB: 0 P: 24	R: 0 E: 0 K: 1 S: 6	H: 0 LOB: 0 BB: 0 P: 11	R: 0 E: 0 K: 1 S: 13	H: 0 LOB: 1 BB: 1 P: 21	1B: 4 2B: 0 3B: 0 HR: 1	SF: 0 SAC: 0 DP: 1 HBP: 1	WP: 1 PB: 0 SB: 0 CS: 0	PA: 34							
PITCHER	IP	WLS	BF	H	R	ER	SO	BB	IBB	HBP	BLK	WP	HR	S	P	ERA	WHIP										
Elmer Dessens, R (1,1) ERA: 2.05	7.0	W	27	5	2	2	3	1	0	1	0	0	1	64	104	2.57	0.857										
Luis Pineda, R (8,1) ERA: 3.35	2.0		7	0	0	0	2	1	0	0	0	1	0	19	32	0.00	0.500										

Batter	1	2	3	4	5	6	7	8	9	AB	R	H	RBI	BB	SO	LOB	BOTTOM										
Barry Larkin, R (1,6) OBP: 0.276, SLG: 0.295 Gookie Dawkins, R (3,FR) OBP: 0.174, SLG: 0.095	1B FC3-6	G5-3				F7		K		2	1	1	0	1	0	1	Milwaukee Brewers @ Cincinnati Reds Cinergy Field, Cincinnati, OH Tue May 07 2002, 7:10 PM EDT Att: 16,167 - Sunny - 79 F										
Juan Encarnacion, R (1,8) OBP: 0.317, SLG: 0.523 Reggie Taylor, L (6,8) OBP: 0.205, SLG: 0.238	1B FC3-6	F8		K		G5-3		K		4	0	1	0	0	1	5											
Sean Casey, L (1,3) OBP: 0.398, SLG: 0.393	FC3-6 1B HR				G6-3			G6-3		5	3	2	2	0	0	2											
Austin Kearns, R (1,9) OBP: 0.515, SLG: 0.588	HR 1B			1B 2B		FC5 1B		FC6-4 BB		4	2	3	0	1	0	0											
Adam Dunn, L (1,7) OBP: 0.406, SLG: 0.533 Ruben Mateo, R (6,PH) OBP: 0.326, SLG: 0.450	HR			K		K		K		3	1	2	3	0	1	1											
Aaron Boone, R (1,5) OBP: 0.288, SLG: 0.339 Wilton Guerrero, S (6,PH) OBP: 0.357, SLG: 0.324	K			K		K		FC6-4 1B		3	0	0	0	0	3	3											
Todd Walker, L (1,4) OBP: 0.272, SLG: 0.289	G4-3			1B BB		FC5		1B		5	1	2	1	0	1	3											
Jason LaRue, R (1,2) OBP: 0.315, SLG: 0.278		G6-3		1B BB		L7		G6-3		3	0	0	0	1	0	2											
Elmer Dessens, R (1,1) OBP: 0.308, SLG: 0.250 Brady Clark, R (7,PH) OBP: 0.296, SLG: 0.217 Luis Pineda, R (8,1)		G5-3 BB		1B BB						2	0	2	2	1	0	0											
										1	0	1	0	0	0	0											
										0	0	0	0	0	0	0											
Inning Stats	R: 4 E: 0 K: 1 S: 15	H: 4 LOB: 0 BB: 0 P: 23	R: 0 E: 0 K: 0 S: 13	H: 0 LOB: 1 BB: 1 P: 23	R: 3 E: 0 K: 3 S: 23	H: 4 LOB: 3 BB: 2 P: 44	R: 0 E: 0 K: 1 S: 14	H: 2 LOB: 2 BB: 0 P: 22	R: 0 E: 0 K: 0 S: 7	H: 1 LOB: 1 BB: 0 P: 9	R: 1 E: 0 K: 2 S: 13	H: 2 LOB: 2 BB: 1 P: 20	R: 0 E: 0 K: 2 S: 8	H: 1 LOB: 1 BB: 0 P: 9	R: 0 E: 0 K: 2 S: 11	H: 1 LOB: 1 BB: 0 P: 14	1B: 11 2B: 2 3B: 0 HR: 2	SF: 0 SAC: 0 DP: 0 HBP: 0	WP: 0 PB: 0 SB: 0 CS: 0	PA: 43							
PITCHER	IP	WLS	BF	H	R	ER	SO	BB	IBB	HBP	BLK	WP	HR	S	P	ERA	WHIP										
Glendon Rusch, L (1,1) ERA: 3.72	3.0	L	20	8	7	7	4	3	0	0	0	0	0	14	22	0.00	2.000										
Jose Cabrera, R (4,1) ERA: 3.27	1.0		5	2	0	0	1	0	0	0	0	0	0	7	9	0.00	1.000										
Ruben Quevedo, R (5,1) ERA: 5.4	1.0		4	1	0	0	0	0	0	0	0	0	0	7	9	0.00	1.000										
Ray King, L (6,1) ERA: 9.0	1.0		6	2	1	1	1	1	0	0	0	0	0	13	20	9.00	3.000										
Luis Vizcaino, R (7,1) ERA: 2.66	1.0		4	1	0	0	2	0	0	0	0	0	0	8	9	0.00	1.000										



Batter	1	2	3	4	5	6	7	8	9	AB	R	H	RBI	BB	SO	LOB	TOP					
Alex Sanchez, L OBP: 0.240, SLG: 0.239 (1, 8)	G4-3		F8	L5-3		CS	G6-3		G6-3	5	0	0	0	0	0	1						
Mark Loretta, R OBP: 0.233, SLG: 0.211 (1, 5)	K		FC5-4 1B HR				P5			4	1	1	0	0	2	0						
Ronnie Belliard, R OBP: 0.329, SLG: 0.338 (1, 4)	2B 1B		FC5-4 1B				P3			4	1	3	0	0	0	0						
Richie Sexson, R OBP: 0.301, SLG: 0.520 (1, 3)	1B 2B		FC5-4 HR							3	1	1	1	1	0	2						
Geoff Jenkins, L OBP: 0.336, SLG: 0.431 (1, 7)	FC6-4 BB		HR				G4-3			3	1	1	3	1	0	2						
Alex Ochoa, R OBP: 0.314, SLG: 0.469 (1, 9)	FC6-4		K				G6-3			4	0	1	0	0	1	4						
José Hernández, R OBP: 0.352, SLG: 0.559 (1, 6)		G6-3		1B 2B			K		G6-3	4	1	1	0	0	1	1						
Paul Bako, L OBP: 0.347, SLG: 0.311 (1, 2)	G4-3		F9				CS 1B		G6-3	4	0	1	0	0	0	1						
Nick Neugebauer, R ERA: 4.6 (5, PH)			F3				F8		G3-1	2	0	1	1	0	0	0						
Jose Cabrera, R ERA: 3.88 (6, 1)										1	0	0	0	0	0	0						
Takahito Nomura, L ERA: 8.49 (6, 1)										0	0	0	0	0	0	0						
Brian Mallette, R ERA: 13.5 (7, 1)										0	0	0	0	0	0	0						
47 Mike Buddie, R ERA: 4.73 (8, PH)										1	0	0	0	0	0	0						
Inning Stats	R: 1 E: 0 K: 1 S: 15	H: 2 LOB: 2 BB: 1 P: 22	R: 0 E: 0 K: 0 S: 5	H: 0 LOB: 0 BB: 0 P: 7	R: 3 E: 0 K: 1 S: 13	H: 3 LOB: 0 BB: 0 P: 17	R: 1 E: 0 K: 0 S: 10	H: 2 LOB: 0 BB: 0 P: 17	R: 0 E: 0 K: 1 S: 11	H: 1 LOB: 2 BB: 1 P: 19	R: 0 E: 0 K: 1 S: 8	H: 1 LOB: 0 BB: 0 P: 11	R: 0 E: 0 K: 0 S: 6	H: 0 LOB: 0 BB: 0 P: 9	R: 0 E: 0 K: 0 S: 11	H: 1 LOB: 1 BB: 0 P: 19	R: 0 E: 0 K: 0 S: 7	H: 0 LOB: 0 BB: 0 P: 11	1B: 7 2B: 3 3B: 0 HR: 1	SF: 0 SAC: 0 DP: 1 HBP: 0	WP: 0 PB: 0 SB: 0 CS: 1	PA: 38
PITCHER	IP WLS BF H R ER SO BB IBB HBP BLK WP HR S P ERA WHIP	IP WLS BF H R ER SO BB IBB HBP BLK WP HR S P ERA WHIP	IP WLS BF H R ER SO BB IBB HBP BLK WP HR S P ERA WHIP	IP WLS BF H R ER SO BB IBB HBP BLK WP HR S P ERA WHIP	IP WLS BF H R ER SO BB IBB HBP BLK WP HR S P ERA WHIP	IP WLS BF H R ER SO BB IBB HBP BLK WP HR S P ERA WHIP	IP WLS BF H R ER SO BB IBB HBP BLK WP HR S P ERA WHIP	IP WLS BF H R ER SO BB IBB HBP BLK WP HR S P ERA WHIP	IP WLS BF H R ER SO BB IBB HBP BLK WP HR S P ERA WHIP	IP WLS BF H R ER SO BB IBB HBP BLK WP HR S P ERA WHIP	IP WLS BF H R ER SO BB IBB HBP BLK WP HR S P ERA WHIP	IP WLS BF H R ER SO BB IBB HBP BLK WP HR S P ERA WHIP	IP WLS BF H R ER SO BB IBB HBP BLK WP HR S P ERA WHIP	IP WLS BF H R ER SO BB IBB HBP BLK WP HR S P ERA WHIP	IP WLS BF H R ER SO BB IBB HBP BLK WP HR S P ERA WHIP	IP WLS BF H R ER SO BB IBB HBP BLK WP HR S P ERA WHIP	IP WLS BF H R ER SO BB IBB HBP BLK WP HR S P ERA WHIP					

Milwaukee Brewers @ Cincinnati Reds
Cinergy Field, Cincinnati, OH
Wed May 08 2002, 7:10 PM EDT
Att: 15,691 - Cloudy - 81 F

AB 35
R 5
H 10
RBI 5
BB 2
SO 4
LOB 12



Batter	1	2	3	4	5	6	7	8	9	AB	R	H	RBI	BB	SO	LOB	BOTTOM			
Barry Larkin, R OBP: 0.281, SLG: 0.300 (1, 6)	F8		F7	G5-3		BLK E 2B 1B	SH1-3	WP 2B 1B		5	1	2	1	0	0	1				
Gookie Dawkins, R OBP: 0.174, SLG: 0.095 (8, PR)										0	1	0	0	0	0	0				
Juan Encarnacion, R OBP: 0.331, SLG: 0.556 (1, 8)	HR		FC4-6 1B			S HR BB	F8	1B 2B		5	3	3	2	1	1	2				
Sean Casey, L OBP: 0.394, SLG: 0.382 (6, PR)	G4-3		FC4-6 1B WP			HR BB	FC6 2B BLK	HR 1B		3	2	0	0	1	0	2				
Reggie Taylor, L OBP: 0.239, SLG: 0.341 (7, 7)						HR BB		HR 1B		2	2	2	3	0	0	0				
Austin Kearns, R OBP: 0.528, SLG: 0.636 (1, 9)	K		FC5 WP 1B			HR HR	2B IBB	BB K		4	2	2	3	2	2	1				
Adam Dunn, L OBP: 0.421, SLG: 0.542 (7, 3)	G4-3		FC5 IBB			WP S SF9 BB	L9 2B	BB		2	1	1	3	3	0	0				
Aaron Boone, R OBP: 0.285, SLG: 0.328 (1, 5)	E5 FC3-6 1B		FC5			K		P6		4	0	0	0	1	1	5				
Todd Walker, L OBP: 0.277, SLG: 0.288 (1, 4)	FC3-6 1B					BLK 1B	SF9 BB	L9	G4-3	4	0	1	0	1	0	3				
Corky Miller, R OBP: 0.406, SLG: 0.630 (1, 2)						K	SF9	G6-3	G3 1B 2B	4	1	2	1	0	1	3				
Jose Rijo, R OBP: 0.225, SLG: 0.222 (5, PH)						K			G3	1	0	0	0	0	0	2				
Brady Clark, R ERA: 3.63 (6, 1)						K				1	0	0	0	0	1	1				
Takahito Nomura, L ERA: 8.49 (6, 1)						K				0	0	0	0	0	0	0				
Brian Mallette, R ERA: 13.5 (7, 1)						K				0	0	0	0	0	0	0				
47 Mike Buddie, R ERA: 4.73 (8, 1)						K		SH1-3 HR BB	G3	1	0	0	0	0	0	1				
Inning Stats	R: 1 E: 0 K: 1 S: 12	H: 1 LOB: 0 BB: 0 P: 20	R: 0 E: 1 K: 0 S: 12	H: 1 LOB: 2 BB: 0 P: 19	R: 1 E: 0 K: 0 S: 14	H: 2 LOB: 1 BB: 1 P: 23	R: 0 E: 0 K: 2 S: 9	H: 1 LOB: 1 BB: 0 P: 10	R: 4 E: 1 K: 1 S: 13	H: 1 LOB: 2 BB: 2 P: 28	R: 2 E: 0 K: 0 S: 8	H: 1 LOB: 2 BB: 3 P: 21	R: 3 E: 0 K: 1 S: 15	H: 4 LOB: 1 BB: 0 P: 21	R: 3 E: 0 K: 1 S: 15	H: 4 LOB: 1 BB: 0 P: 21	1B: 7 2B: 3 3B: 0 HR: 3	SF: 1 SAC: 1 DP: 0 HBP: 0	WP: 3 PB: 0 SB: 2 CS: 0	PA: 49
PITCHER	IP WLS BF H R ER SO BB IBB HBP BLK WP HR S P ERA WHIP	IP WLS BF H R ER SO BB IBB HBP BLK WP HR S P ERA WHIP	IP WLS BF H R ER SO BB IBB HBP BLK WP HR S P ERA WHIP	IP WLS BF H R ER SO BB IBB HBP BLK WP HR S P ERA WHIP	IP WLS BF H R ER SO BB IBB HBP BLK WP HR S P ERA WHIP	IP WLS BF H R ER SO BB IBB HBP BLK WP HR S P ERA WHIP	IP WLS BF H R ER SO BB IBB HBP BLK WP HR S P ERA WHIP	IP WLS BF H R ER SO BB IBB HBP BLK WP HR S P ERA WHIP	IP WLS BF H R ER SO BB IBB HBP BLK WP HR S P ERA WHIP	IP WLS BF H R ER SO BB IBB HBP BLK WP HR S P ERA WHIP	IP WLS BF H R ER SO BB IBB HBP BLK WP HR S P ERA WHIP	IP WLS BF H R ER SO BB IBB HBP BLK WP HR S P ERA WHIP	IP WLS BF H R ER SO BB IBB HBP BLK WP HR S P ERA WHIP	IP WLS BF H R ER SO BB IBB HBP BLK WP HR S P ERA WHIP	IP WLS BF H R ER SO BB IBB HBP BLK WP HR S P ERA WHIP	IP WLS BF H R ER SO BB IBB HBP BLK WP HR S P ERA WHIP	IP WLS BF H R ER SO BB IBB HBP BLK WP HR S P ERA WHIP			

Milwaukee Brewers @ Cincinnati Reds
Cinergy Field, Cincinnati, OH
Wed May 08 2002, 7:10 PM EDT
Att: 15,691 - Cloudy - 81 F

AB 37
R 14
H 13
RBI 13
BB 10
SO 7
LOB 22



Batter	1	2	3	4	5	6	7	8	9	AB	R	H	RBI	BB	SO	LOB	TOP							
Eric Young Sr. R OBP: 0.272, SLG: 0.231 (1, 4)	G6-3		BB		P1-4		F2		E5	4	0	0	0	1	0	2								
Alex Sanchez L OBP: 0.271, SLG: 0.272 (1, 8)	G4-3		B5-3		G4-3		HR		G1-3	5	1	1	0	0	0	3								
Jeffrey Hammonds R OBP: 0.392, SLG: 0.515 (1, 9)	K			G5-3		FC3-6 HR	HR		G4-3	5	2	2	2	0	1	2								
Richie Sexson R OBP: 0.303, SLG: 0.549 (1, 3)		K		HR		FC3-6 BB	F9			3	1	1	1	1	1	0								
Geoff Jenkins L OBP: 0.342, SLG: 0.435 (1, 7)		1B		FC3-6 BB		FC3-6 HR			G1-3	3	1	1	0	1	0	2								
Tyler Houston L OBP: 0.306, SLG: 0.342 (1, 5)	K			FC3-6 BB		HR			F8	4	1	1	3	0	1	2								
José Hernández R OBP: 0.366, SLG: 0.602 (1, 6)	K			BB		G4-3			F9	3	0	0	0	1	1	1								
Raul Casanova S OBP: 0.253, SLG: 0.203 (1, 2)			K	P4		F7			E6	4	0	0	0	0	1	2								
Everett Stull R OBP: 0.000, SLG: 0.000 (1, 1)			K						SH3-4	2	0	1	0	0	0	1	0							
Takanio Nomura L OBP: 0.000, SLG: 0.000 (6, 1)										0	0	0	0	0	0	0	0							
Ray King L OBP: 0.000, SLG: 0.000 (7, PH)										0	0	0	0	0	0	0	0							
Lenny Harris L OBP: 0.000, SLG: 0.000 (7, PH)										0	0	0	0	0	0	0	0							
Jose Cabrera R OBP: 0.000, SLG: 0.000 (7, PH)										0	0	0	0	0	0	0	0							
Luis Vizcaino R OBP: 0.000, SLG: 0.000 (7, PH)										0	0	0	0	0	0	0	0							
Glendon Rusch R OBP: 0.000, SLG: 0.000 (9, PH)										0	0	0	0	0	0	0	0							
Mike DeJean R OBP: 0.000, SLG: 0.000 (9, PH)										0	0	0	0	0	0	0	0							
Inning Stats	R: 0 E: 0 K: 1 S: 5	H: 0 LOB: 0 BB: 0 P: 8	R: 0 E: 0 K: 3 S: 10	H: 1 LOB: 1 BB: 0 P: 17	R: 0 E: 0 K: 2 S: 11	H: 0 LOB: 1 BB: 1 P: 18	R: 1 E: 0 K: 0 S: 12	H: 1 LOB: 0 BB: 0 P: 23	R: 0 E: 0 K: 0 S: 7	H: 1 LOB: 0 BB: 0 P: 9	R: 3 E: 0 K: 0 S: 13	H: 2 LOB: 0 BB: 0 P: 20	R: 2 E: 0 K: 0 S: 15	H: 2 LOB: 0 BB: 0 P: 23	R: 0 E: 0 K: 0 S: 5	H: 0 LOB: 0 BB: 0 P: 8	R: 0 E: 2 K: 0 S: 8	H: 0 LOB: 2 BB: 0 P: 14	1B: 4 2B: 1 3B: 0 HR: 3	SF: 0 SAC: 1 DP: 1 HBP: 0	WP: 0 PB: 0 SB: 1 CS: 0	PA: 39		
PITCHER	IP	WLS	BF	H	R	ER	SO	BB	IBB	HBP	BLK	WP	HR	S	P	ERA	WHIP							
Matt Clement R ERA: 3.73 (1, 1)	6.0		26	5	4	4	6	4	0	0	0	0	2	58	95	6.00	1.500							
Joe Borowski R ERA: 2.22 (7, 1)	1.0	L	5	2	2	2	0	0	0	0	0	0	1	15	23	18.00	2.000							
Jeff Fassero L ERA: 6.06 (8, 1)	2.0		8	0	0	0	0	0	0	0	0	0	0	13	22	0.00	0.000							

Milwaukee Brewers @ Chicago Cubs
Wrigley Field, Chicago, IL
Fri May 10 2002, 2:20 PM CDT
Att: 34,005 - Sunny - 68 F

AB 34
R 6
H 7
RBI 6
BB 4
SO 6
LOB 14



Batter	1	2	3	4	5	6	7	8	9	AB	R	H	RBI	BB	SO	LOB	BOTTOM							
Corey Patterson L OBP: 0.377, SLG: 0.448 (1, 8)	G1-3	FC6-4		L4		G4-3	L3		G3	6	0	0	0	0	0	6								
Bobby Hill S (1, 4)	G3-1	F7		G6-3		BB			L7	4	0	0	0	1	0	2								
Bill Mueller S OBP: 0.263, SLG: 0.353 (1, 5)	BB	L8			BB	F8			F8	4	2	1	0	1	0	3								
Sammy Sosa R OBP: 0.486, SLG: 0.805 (1, 9)	BB			G1-3	P2	FC4-6			BB	3	1	1	0	2	0	1								
Fred McGriff L OBP: 0.317, SLG: 0.336 (1, 3)	1B			K	F7	FC4-6			K	4	0	0	0	1	2	4								
Roosevelt Brown L OBP: 0.273, SLG: 0.339 (1, 7)	S			1B	1B				F7	3	1	1	2	2	0	0								
Joe Girardi R OBP: 0.241, SLG: 0.245 (1, 2)	G6-3			1B	1B				G3	5	0	4	1	0	0	2								
Augie Ojeda S OBP: 0.200, SLG: 0.231 (1, 6)		FC6-4		F9					G3	4	0	2	1	0	0	3								
Delino DeShields L OBP: 0.265, SLG: 0.319 (9, PH)		HBP							1B	1	0	1	0	0	0	0								
Matt Clement R OBP: 0.200, SLG: 0.077 (1, 1)				K					G3	2	0	0	0	0	2	2								
Joe Borowski R OBP: 0.500, SLG: 0.500 (7, 1)				K						0	0	0	0	0	0	0								
Mark Bellhorn S OBP: 0.333, SLG: 0.444 (7, PH)										0	0	0	0	1	0	0								
Jeff Fassero L (8, 1)										0	0	0	0	0	0	0								
Meisses Alou R OBP: 0.217, SLG: 0.292 (9, PH)										1	0	0	0	0	0	2								
Inning Stats	R: 2 E: 0 K: 0 S: 12	H: 2 LOB: 2 BB: 2 P: 29	R: 0 E: 1 K: 0 S: 9	H: 1 LOB: 2 BB: 0 P: 12	R: 0 E: 0 K: 1 S: 13	H: 1 LOB: 2 BB: 1 P: 22	R: 0 E: 0 K: 1 S: 7	H: 0 LOB: 0 BB: 0 P: 12	R: 2 E: 0 K: 0 S: 13	H: 3 LOB: 2 BB: 1 P: 25	R: 0 E: 0 K: 0 S: 10	H: 0 LOB: 2 BB: 2 P: 22	R: 0 E: 0 K: 0 S: 6	H: 1 LOB: 2 BB: 1 P: 15	R: 0 E: 0 K: 1 S: 10	H: 0 LOB: 1 BB: 1 P: 20	R: 0 E: 0 K: 0 S: 12	H: 2 LOB: 2 BB: 0 P: 20	1B: 10 2B: 0 3B: 0 HR: 0	SF: 0 SAC: 0 DP: 0 HBP: 1	WP: 0 PB: 0 SB: 2 CS: 0	PA: 46		
PITCHER	IP	WLS	BF	H	R	ER	SO	BB	IBB	HBP	BLK	WP	HR	S	P	ERA	WHIP							
Everett Stull R ERA: 7.2 (1, 1)	5.0		27	7	4	4	3	4	0	1	0	0	0	7	18	0.00	3.000							
Takanio Nomura L ERA: 8.03 (6, 1)	0.2		4	0	0	0	0	2	0	0	0	0	0	3	4	0.00	0.000							
Ray King L ERA: 7.71 (6, 1)	0.1	W	1	0	0	0	0	0	0	0	0	0	0	3	4	0.00	0.000							
Jose Cabrera R ERA: 3.52 (7, 1)	0.2	H	4	1	0	0	0	1	0	0	0	0	0	5	13	0.00	3.000							
Luis Vizcaino R ERA: 2.38 (7, 1)	1.1	H	5	0	0	0	1	1	0	0	0	0	0	11	22	0.00	0.750							
PITCHER	IP	WLS	BF	H	R	ER	SO	BB	IBB	HBP	BLK	WP	HR	S	P	ERA	WHIP							
Mike DeJean R ERA: 2.89 (9, 1)	1.0		5	2	0	0	0	0	0	0	0	0	0	12	20	0.00	2.000							

Milwaukee Brewers @ Chicago Cubs
Wrigley Field, Chicago, IL
Fri May 10 2002, 2:20 PM CDT
Att: 34,005 - Sunny - 68 F

AB 37
R 4
H 10
RBI 4
BB 8
SO 4
LOB 25



Batter	1	2	3	4	5	6	7	8	9	AB	R	H	RBI	BB	SO	LOB	TOP						
Barry Larkin, R OBP: 0.301, SLG: 0.352										5	3	3	0	0	0	1	Cincinnati Reds @ Milwaukee Brewers Miller Park, Milwaukee, WI Mon May 13 2002, 7:05 PM CDT Att: 14,844 - Dome - 72 F						
Juan Encarnacion, R OBP: 0.333, SLG: 0.500										4	0	0	1	0	2	1							
Sean Casey, L OBP: 0.403, SLG: 0.395										3	1	2	1	2	0	0							
Reggie Taylor, L OBP: 0.251, SLG: 0.380										0	0	0	0	0	0	0							
Austin Kearns, R OBP: 0.517, SLG: 0.667										4	1	2	3	1	2	1							
Adam Dunn, L OBP: 0.427, SLG: 0.504										2	0	0	0	3	2	4							
Aaron Boone, R OBP: 0.286, SLG: 0.319										5	0	1	0	0	1	5							
Todd Walker, L OBP: 0.292, SLG: 0.295										2	0	0	0	2	0	0							
Googie Dawkins, R OBP: 0.160, SLG: 0.087										0	0	0	0	0	0	0							
Corky Miller, R OBP: 0.415, SLG: 0.694										5	0	1	0	0	2	6							
Jose Rijo, R OBP: 0.167, SLG: 0.167										3	0	0	0	0	1	4							
Jim Brower, R										0	0	0	0	0	0	0							
Ruben Mateo, R OBP: 0.327, SLG: 0.435										1	0	0	0	0	0	0							
Scott Sullivan, R										0	0	0	0	0	0	0							
Luis Pineda, R										1	0	0	0	0	1	1							
Inning Stats	R: 1 E: 1 K: 1 S: 8	H: 2 LOB: 2 BB: 1 P: 17	R: 0 E: 0 K: 0 S: 8	H: 0 LOB: 0 BB: 0 P: 9	R: 1 E: 0 K: 1 S: 8	H: 2 LOB: 2 BB: 1 P: 15	R: 0 E: 0 K: 1 S: 8	H: 1 LOB: 1 BB: 0 P: 14	R: 2 E: 0 K: 1 S: 21	H: 2 LOB: 3 BB: 3 P: 39	R: 0 E: 0 K: 3 S: 9	H: 0 LOB: 2 BB: 2 P: 25	R: 1 E: 0 K: 2 S: 11	H: 2 LOB: 3 BB: 1 P: 21	R: 0 E: 0 K: 1 S: 10	H: 0 LOB: 1 BB: 0 P: 16	1B: 6 2B: 1 3B: 1 HR: 1	SF: 0 SAC: 1 DP: 0 HBP: 1	WP: 1 PB: 0 SB: 2 CS: 2	PA: 45			
PITCHER	IP WLS BF H R ER SO BB IBB HBP BLK WP HR S P ERA WHIP	IP WLS BF H R ER SO BB IBB HBP BLK WP HR S P ERA WHIP	IP WLS BF H R ER SO BB IBB HBP BLK WP HR S P ERA WHIP	IP WLS BF H R ER SO BB IBB HBP BLK WP HR S P ERA WHIP	IP WLS BF H R ER SO BB IBB HBP BLK WP HR S P ERA WHIP	IP WLS BF H R ER SO BB IBB HBP BLK WP HR S P ERA WHIP	IP WLS BF H R ER SO BB IBB HBP BLK WP HR S P ERA WHIP	IP WLS BF H R ER SO BB IBB HBP BLK WP HR S P ERA WHIP	IP WLS BF H R ER SO BB IBB HBP BLK WP HR S P ERA WHIP	IP WLS BF H R ER SO BB IBB HBP BLK WP HR S P ERA WHIP	IP WLS BF H R ER SO BB IBB HBP BLK WP HR S P ERA WHIP	IP WLS BF H R ER SO BB IBB HBP BLK WP HR S P ERA WHIP	IP WLS BF H R ER SO BB IBB HBP BLK WP HR S P ERA WHIP	IP WLS BF H R ER SO BB IBB HBP BLK WP HR S P ERA WHIP	IP WLS BF H R ER SO BB IBB HBP BLK WP HR S P ERA WHIP	IP WLS BF H R ER SO BB IBB HBP BLK WP HR S P ERA WHIP	IP WLS BF H R ER SO BB IBB HBP BLK WP HR S P ERA WHIP	IP WLS BF H R ER SO BB IBB HBP BLK WP HR S P ERA WHIP	IP WLS BF H R ER SO BB IBB HBP BLK WP HR S P ERA WHIP	IP WLS BF H R ER SO BB IBB HBP BLK WP HR S P ERA WHIP			
Jose Cabrera, R ERA: 4.28	4.1	L	23	6	4	4	3	3	1	0	0	0	0	0	0	0	0	1	44	77	8.31	2.077	
Takahito Nomura, L ERA: 7.52	0.2		4	1	0	0	1	1	0	0	0	0	0	0	0	0	0	0	9	17	0.00	3.000	
47 Mike Buddie, R ERA: 4.15	2.0		8	0	0	0	4	2	0	0	0	0	0	0	0	0	0	0	17	38	0.00	1.000	
Luis Vizcaino, R ERA: 2.66	1.0		6	2	1	1	2	0	1	0	0	1	0	11	21	9.00	2.000						
Ray King, L ERA: 6.97	1.0		4	0	0	0	1	0	0	1	0	0	0	10	16	0.00	0.000						
Batter	1	2	3	4	5	6	7	8	9	AB	R	H	RBI	BB	SO	LOB	BOTTOM						
Alex Sanchez, L OBP: 0.292, SLG: 0.278										4	0	0	0	1	2	2	Cincinnati Reds @ Milwaukee Brewers Miller Park, Milwaukee, WI Mon May 13 2002, 7:05 PM CDT Att: 14,844 - Dome - 72 F						
Ronnie Belliard, R OBP: 0.330, SLG: 0.316										4	0	0	0	0	0	2							
Jeffrey Hammonds, R OBP: 0.380, SLG: 0.599										4	0	2	0	0	0	2							
Richie Sexson, R OBP: 0.318, SLG: 0.577										4	0	3	0	0	1	0							
Geoff Jenkins, L OBP: 0.335, SLG: 0.417										4	0	0	0	0	1	5							
Tyler Houston, L OBP: 0.296, SLG: 0.333										3	0	0	0	1	1	2							
José Hernández, R OBP: 0.357, SLG: 0.571										4	0	0	0	0	3	2							
Raul Casanova, S OBP: 0.271, SLG: 0.235										2	0	0	0	2	1	0							
Jose Cabrera, R ERA: 3.93	5.0	W	21	3	0	0	0	4	0	0	0	0	0	0	0	0		0	0	20	36	0.00	0.500
Lenny Harris, L ERA: 3.96	0.1		3	2	0	0	0	0	0	0	0	0	0	0	0	0		0	0	7	11	0.00	6.000
47 Mike Buddie, R	0.1		3	2	0	0	0	0	0	0	0	0	0	0	0	0	0	0	7	11	0.00	6.000	
Scott Sullivan, R	0.1		3	2	0	0	0	0	0	0	0	0	0	0	0	0	0	0	7	11	0.00	6.000	
Luis Pineda, R ERA: 3.0	1.2		6	0	0	0	4	1	0	0	0	0	0	17	28	0.00	0.600						
Inning Stats	R: 0 E: 0 K: 0 S: 7	H: 0 LOB: 0 BB: 0 P: 12	R: 0 E: 0 K: 0 S: 10	H: 1 LOB: 3 BB: 2 P: 21	R: 0 E: 0 K: 0 S: 12	H: 2 LOB: 2 BB: 0 P: 19	R: 0 E: 0 K: 1 S: 8	H: 0 LOB: 0 BB: 0 P: 13	R: 0 E: 0 K: 2 S: 6	H: 0 LOB: 1 BB: 2 P: 16	R: 0 E: 0 K: 2 S: 8	H: 0 LOB: 0 BB: 0 P: 14	R: 0 E: 0 K: 3 S: 12	H: 0 LOB: 1 BB: 1 P: 22	R: 0 E: 0 K: 1 S: 12	H: 2 LOB: 2 BB: 0 P: 18	R: 0 E: 0 K: 3 S: 12	H: 0 LOB: 1 BB: 1 P: 21	1B: 4 2B: 1 3B: 0 HR: 0	SF: 0 SAC: 0 DP: 1 HBP: 0	WP: 0 PB: 0 SB: 0 CS: 0	PA: 37	
PITCHER	IP WLS BF H R ER SO BB IBB HBP BLK WP HR S P ERA WHIP	IP WLS BF H R ER SO BB IBB HBP BLK WP HR S P ERA WHIP	IP WLS BF H R ER SO BB IBB HBP BLK WP HR S P ERA WHIP	IP WLS BF H R ER SO BB IBB HBP BLK WP HR S P ERA WHIP	IP WLS BF H R ER SO BB IBB HBP BLK WP HR S P ERA WHIP	IP WLS BF H R ER SO BB IBB HBP BLK WP HR S P ERA WHIP	IP WLS BF H R ER SO BB IBB HBP BLK WP HR S P ERA WHIP	IP WLS BF H R ER SO BB IBB HBP BLK WP HR S P ERA WHIP	IP WLS BF H R ER SO BB IBB HBP BLK WP HR S P ERA WHIP	IP WLS BF H R ER SO BB IBB HBP BLK WP HR S P ERA WHIP	IP WLS BF H R ER SO BB IBB HBP BLK WP HR S P ERA WHIP	IP WLS BF H R ER SO BB IBB HBP BLK WP HR S P ERA WHIP	IP WLS BF H R ER SO BB IBB HBP BLK WP HR S P ERA WHIP	IP WLS BF H R ER SO BB IBB HBP BLK WP HR S P ERA WHIP	IP WLS BF H R ER SO BB IBB HBP BLK WP HR S P ERA WHIP	IP WLS BF H R ER SO BB IBB HBP BLK WP HR S P ERA WHIP	IP WLS BF H R ER SO BB IBB HBP BLK WP HR S P ERA WHIP	IP WLS BF H R ER SO BB IBB HBP BLK WP HR S P ERA WHIP	IP WLS BF H R ER SO BB IBB HBP BLK WP HR S P ERA WHIP	IP WLS BF H R ER SO BB IBB HBP BLK WP HR S P ERA WHIP	IP WLS BF H R ER SO BB IBB HBP BLK WP HR S P ERA WHIP		
Jose Rijo, R ERA: 3.93	2.0		7	0	0	0	5	1	0	0	0	0	0	0	0	0	0	0	20	36	0.00	0.500	
Jim Brower, R ERA: 3.96	0.1		3	2	0	0	0	0	0	0	0	0	0	0	0	0	0	0	7	11	0.00	6.000	
Scott Sullivan, R	0.1		3	2	0	0	0	0	0	0	0	0	0	0	0	0	0	0	7	11	0.00	6.000	
Luis Pineda, R ERA: 3.0	1.2		6	0	0	0	4	1	0	0	0	0	0	17	28	0.00	0.600						

Batter	1	2	3	4	5	6	7	8	9	AB	R	H	RBI	BB	SO	LOB	TOP				
Barry Larkin, R OBP: 0.300, SLG: 0.344	G1-3		G5-4-3 BB	F9			F8			3	0	0	0	1	0	1	Cincinnati Reds @ Milwaukee Brewers Miller Park, Milwaukee, WI Tue May 14 2002, 7:05 PM CDT Att: 15,546 - Dome - 72 F				
Juan Encarnacion, R OBP: 0.331, SLG: 0.533	1B		G5-4-3		L8		G4-3			4	0	1	0	0	0	2					
Sean Casey, L OBP: 0.391, SLG: 0.381	F8			F7	F7			G1-3		4	0	0	0	0	0	1					
Austin Kearns, R OBP: 0.505, SLG: 0.639	K			G6-3				K		3	0	0	0	1	2	1					
Adam Dunn, L OBP: 0.422, SLG: 0.512		G4-3		E				K		4	1	1	0	0	2	1					
Aaron Boone, R OBP: 0.291, SLG: 0.314	F8			E			F9		G4-3 S BB	2	1	0	0	2	0	0					
Todd Walker, L OBP: 0.284, SLG: 0.286	G6-3			E6			F8		G4-3	4	1	0	0	0	0	2					
Corky Miller, R OBP: 0.422, SLG: 0.700			SH1-4				K		G6-3	4	1	2	1	0	1	1					
Jose Acevedo, R OBP: 0.286, SLG: 0.333			SH1-4						G4-3	1	0	1	2	0	0	0					
Gabe White, L ERA: 6.35										1	0	0	0	0	1	0					
Scott Williamson, R OBP: 0.320, SLG: 0.273										0	0	0	0	0	0	0					
Wilton Guerrero, S OBP: 0.320, SLG: 0.273										1	0	0	0	0	0	1					
Danny Graves, R ERA: 2.75										0	0	0	0	0	0	0					
Inning Stats	R: 0 E: 0 K: 1 S: 14	H: 1 LOB: 1 BB: 0 P: 18	R: 0 E: 0 K: 0 S: 5	H: 0 LOB: 0 BB: 0 P: 9	R: 0 E: 0 K: 0 S: 6	H: 1 LOB: 1 BB: 1 P: 12	R: 4 E: 1 K: 0 S: 16	H: 3 LOB: 1 BB: 1 P: 29	R: 0 E: 0 K: 1 S: 7	H: 0 LOB: 0 BB: 0 P: 11	R: 0 E: 0 K: 1 S: 9	H: 0 LOB: 0 BB: 0 P: 12	R: 0 E: 0 K: 2 S: 7	H: 0 LOB: 0 BB: 0 P: 12	R: 0 E: 0 K: 0 S: 8	H: 0 LOB: 1 BB: 1 P: 13	1B: 2 2B: 2 3B: 1 HR: 0	SF: 0 SAC: 1 DP: 1 HBP: 0	WP: 0 PB: 0 SB: 1 CS: 0	PA: 36	
PITCHER	IP	WLS	BF	H	R	ER	SO	BB	IBB	HBP	BLK	WP	HR	S	P	ERA	WHIP				
Ruben Quevedo, R ERA: 4.46	7.0	L	29	5	4	0	4	3	0	0	0	0	0	66	103	0.00	1.143				
Ray King, L ERA: 6.35	1.0		3	0	0	0	2	0	0	0	0	0	0	7	12	0.00	0.000				
Mike DeJean, R ERA: 2.75	1.0		4	0	0	0	0	1	0	0	0	0	0	8	13	0.00	1.000				

AB	31
R	4
H	5
RBI	3
BB	4
SO	6
LOB	10



Batter	1	2	3	4	5	6	7	8	9	AB	R	H	RBI	BB	SO	LOB	BOTTOM					
Alex Sanchez, L OBP: 0.320, SLG: 0.304	E3						PO			2	0	2	0	2	0	0	Cincinnati Reds @ Milwaukee Brewers Miller Park, Milwaukee, WI Tue May 14 2002, 7:05 PM CDT Att: 15,546 - Dome - 72 F					
Eric Young Sr., R OBP: 0.271, SLG: 0.225	E3	P4			F9		PO	WP	S CS BB	3	1	0	0	1	0	3						
Jeffrey Hammonds, R OBP: 0.491, SLG: 0.594				L5				F9		3	0	1	1	0	0	1						
Richie Sexson, R OBP: 0.310, SLG: 0.562	F7			F8		G4-3		F9		4	0	0	0	0	0	4						
Geoff Jenkins, L OBP: 0.327, SLG: 0.406	G3			F7			G4-3		K	4	0	0	0	0	1	2						
Tyler Houston, L OBP: 0.292, SLG: 0.326										2	0	0	0	0	0	0						
Ronnie Belliard, R OBP: 0.322, SLG: 0.309				G5-3		G6-3		CS		2	0	0	0	0	1	0						
José Hernández, R OBP: 0.354, SLG: 0.562				K			K		G4-3	4	1	1	0	0	2	0						
Paul Bako, L OBP: 0.357, SLG: 0.373										2	1	1	2	0	0	0						
Mark Loretta, R OBP: 0.239, SLG: 0.200										1	0	0	0	0	0	0						
Raul Casanova, S OBP: 0.268, SLG: 0.233										1	0	0	0	0	0	0						
Ruben Quevedo, R ERA: 4.46										2	0	0	0	0	2	0						
Alex Ochoa, R OBP: 0.333, SLG: 0.455										1	0	0	0	0	0	0						
Ray King, L ERA: 6.35										0	0	0	0	0	0	0						
Mike DeJean, R ERA: 2.75										0	0	0	0	0	0	0						
Inning Stats	R: 1 E: 1 K: 0 S: 9	H: 2 LOB: 1 BB: 0 P: 15	R: 2 E: 0 K: 1 S: 15	H: 2 LOB: 1 BB: 1 P: 28	R: 0 E: 0 K: 0 S: 4	H: 0 LOB: 0 BB: 0 P: 8	R: 0 E: 0 K: 1 S: 8	H: 0 LOB: 0 BB: 0 P: 14	R: 0 E: 0 K: 1 S: 12	H: 0 LOB: 2 BB: 1 P: 20	R: 0 E: 0 K: 1 S: 8	H: 0 LOB: 0 BB: 0 P: 14	R: 0 E: 0 K: 0 S: 8	H: 1 LOB: 0 BB: 0 P: 14	R: 0 E: 0 K: 1 S: 13	H: 0 LOB: 1 BB: 1 P: 23	R: 0 E: 0 K: 1 S: 9	H: 0 LOB: 0 BB: 0 P: 13	1B: 3 2B: 1 3B: 0 HR: 1	SF: 0 SAC: 0 DP: 0 HBP: 1	WP: 1 PB: 0 SB: 2 CS: 1	PA: 37
PITCHER	IP	WLS	BF	H	R	ER	SO	BB	IBB	HBP	BLK	WP	HR	S	P	ERA	WHIP					
Jose Acevedo, R ERA: 6.52	5.0	W	22	4	3	2	3	2	0	1	0	0	0	16	28	0.00	0.600					
Gabe White, L ERA: 2.22	1.2	H	6	1	0	0	1	0	0	0	0	0	0	13	23	0.00	0.750					
Scott Williamson, R ERA: 3.21	1.1	H	4	0	0	0	1	1	0	0	0	1	0	9	13	0.00	0.000					
Danny Graves, R ERA: 2.92	1.0	S	3	0	0	0	1	0	0	0	0	0	0	9	13	0.00	0.000					



Batter	1	2	3	4	5	6	7	8	9	10	11	AB	R	H	RBI	BB	SO	LOB	TOP					
Barry Larkin, R OBP: 0.307, SLG: 0.341 (1, 6)	F9		FC5-4 BB			F8		FC6-4 BB		K		3	0	0	0	2	1	1						
Juan Encarnacion, R OBP: 0.329, SLG: 0.513 Reggie Taylor, L OBP: 0.254, SLG: 0.386 (1, 8) (8, 8)	K		FC5-4			K		FC6-4			F7	3	0	0	0	0	2	2						
Sean Casey, L OBP: 0.399, SLG: 0.413 (1, 3)	1B		G3			P6					L7	5	1	2	1	0	0	2						
Austin Kearns, R OBP: 0.524, SLG: 0.658 (1, 9)	K				G5-3			SH5-3 BB			K	4	1	1	0	1	2	1						
Adam Dunn, L OBP: 0.417, SLG: 0.500 (1, 7)		K			G6-3			SH5-3			G3	3	0	0	0	1	1	0						
Aaron Boone, R OBP: 0.292, SLG: 0.299 (1, 5)		K			F9			K			1B	3	0	0	0	2	2	1						
Todd Walker, L OBP: 0.297, SLG: 0.329 (1, 4)		G4-3						K			FC1-4-6	5	0	1	1	0	2	2						
Corky Miller, R OBP: 0.429, SLG: 0.674 Jason LaRue, R OBP: 0.304, SLG: 0.283 (1, 2) (10, PR) (10, 2)			FC5-4 SH1-4 1B			L9		F8			FC3-6 HBP	3	0	1	0	0	0	0						
Chris Reitsma, R Wilton Guerrero, S Scott Williamson, R Brady Clark, R Gabe White, L Danny Graves, R (1, 1) (8, PH) (8, 1) (9, PH) (10, 1) (11, 1)			SH1-4			G5-3		G1-3			FC3-6 CS	1	0	0	0	0	0	0						
Inning Stats	R: 0 E: 0 K: 2 S: 9	H: 1 LOB: 1 BB: 0 P: 16	R: 0 E: 0 K: 2 S: 10	H: 0 LOB: 0 BB: 0 P: 13	R: 0 E: 0 K: 0 S: 10	H: 1 LOB: 2 BB: 1 P: 16	R: 0 E: 0 K: 0 S: 6	H: 0 LOB: 0 BB: 0 P: 12	R: 0 E: 0 K: 1 S: 6	H: 0 LOB: 0 BB: 0 P: 8	R: 0 E: 0 K: 0 S: 9	H: 0 LOB: 1 BB: 1 P: 16	R: 1 E: 0 K: 1 S: 11	H: 1 LOB: 1 BB: 1 P: 18	R: 0 E: 0 K: 1 S: 6	H: 0 LOB: 1 BB: 0 P: 8	R: 1 E: 0 K: 0 S: 4	H: 2 LOB: 2 BB: 2 P: 16	1B: 3 2B: 1 3B: 0 HR: 1	SF: 0 SAC: 2 DP: 0 HBP: 1	WP: 0 PB: 0 SB: 0 CS: 1	PA: 43		
15 Ben Sheets, R ERA: 4.01 Ray King, L ERA: 5.54 Mike DeJean, R ERA: 2.91	IP 8.1	WLS 3	BF 31	H 3	R 1	ER 0	SO 9	BB 3	IBB 0	HBP 0	BLK 0	WP 0	HR 0	S 77	P 119	ERA 1.08	WHIP 0.720							
	(9, 1)	0.2	3	0	0	0	0	1	0	0	0	0	0	4	10	0.00	1.500							
	(10, 1)	2.0	L	9	2	1	1	1	1	1	0	0	0	10	24	4.50	1.500							

Cincinnati Reds @ Milwaukee Brewers
Miller Park, Milwaukee, WI
Thu May 16 2002, 12:05 PM CDT
Att. 18,456 - Dome - 72 F

AB 34
R 2
H 5
RBI 2
BB 6
SO 10
LOB 11



Batter	1	2	3	4	5	6	7	8	9	10	11	AB	R	H	RBI	BB	SO	LOB	BOTTOM					
Alex Sanchez, L OBP: 0.318, SLG: 0.297 (1, 8)	F7		G3-1		G4-3			B5-4-6		K		5	0	0	0	0	1	2						
Eric Young Sr., R OBP: 0.266, SLG: 0.227 (1, 4)	FC6-4 1B		F8		G6-3			G2-3			B1-3	5	0	1	0	0	0	0						
Jeffrey Hammonds, R OBP: 0.364, SLG: 0.471 (1, 9)	FC6-4		F8		G5-3			L8			G1-3	5	0	0	0	0	0	1						
Richie Sexson, R OBP: 0.299, SLG: 0.539 Lenny Harris, L OBP: 0.212, SLG: 0.161 (1, 3) (5, 3)	G5-3				E3			WP 1B			G1-3	2	0	0	0	0	1	1						
Tyler Houston, L OBP: 0.279, SLG: 0.309 Mike DeJean, R ERA: 2.91 (1, 5) (10, 1)		G4-3			F7			K				4	0	0	0	0	2	2						
Alex Ochoa, R OBP: 0.354, SLG: 0.471 (1, 7)		1B BB			G6-3 15 2B			G5-3			FC6-4 IBB	2	1	1	0	2	0	0						
José Hernández, R OBP: 0.361, SLG: 0.551 (1, 6)		FC4 1B			G6-3			G1-6-3 BB			FC6-4	3	0	1	0	1	0	3						
Raul Casanova, S OBP: 0.273, SLG: 0.230 Paul Bako, L OBP: 0.387, SLG: 0.400 (1, 2) (6, 2)		FC4			G1-6-3 15 2B IBB			G1-6-3			F8	1	0	0	0	1	0	1						
15 Ben Sheets, R ERA: 2.85 Ray King, L Ronnie Belliard, R OBP: 0.319, SLG: 0.305 (1, 1) (9, 1) (10, 5)			B1-3					B5-4-6 1B			G5-3	3	0	2	1	0	0	0						
Inning Stats	R: 0 E: 0 K: 0 S: 7	H: 1 LOB: 1 BB: 0 P: 11	R: 0 E: 0 K: 0 S: 7	H: 1 LOB: 1 BB: 1 P: 14	R: 0 E: 0 K: 0 S: 5	H: 0 LOB: 0 BB: 0 P: 7	R: 0 E: 0 K: 2 S: 8	H: 0 LOB: 0 BB: 0 P: 13	R: 1 E: 1 K: 0 S: 7	H: 0 LOB: 1 BB: 1 P: 11	R: 0 E: 0 K: 0 S: 5	H: 0 LOB: 0 BB: 0 P: 5	R: 0 E: 0 K: 1 S: 11	H: 1 LOB: 2 BB: 1 P: 23	R: 0 E: 0 K: 1 S: 9	H: 0 LOB: 0 BB: 0 P: 15	R: 0 E: 0 K: 0 S: 6	H: 0 LOB: 0 BB: 0 P: 7	1B: 4 2B: 2 3B: 0 HR: 0	SF: 0 SAC: 0 DP: 2 HBP: 0	WP: 1 PB: 0 SB: 0 CS: 0	PA: 40		
PITCHER Chris Reitsma, R ERA: 2.85 Scott Williamson, R ERA: 2.81 Gabe White, L ERA: 2.13 Danny Graves, R ERA: 2.7	IP 7.0	WLS 8	BF 26	H 4	R 1	ER 1	SO 2	BB 2	IBB 1	HBP 0	BLK 0	WP 0	HR 0	S 48	P 85	ERA 1.29	WHIP 0.857							
	(8, 1)	2.0	8	2	0	0	1	0	1	0	0	0	0	16	28	0.00	1.000							
	(10, 1)	1.0	W	3	0	0	0	1	0	0	0	0	0	9	15	0.00	0.000							
	(11, 1)	1.0	S	3	0	0	0	0	0	0	0	0	0	6	7	0.00	0.000							

Cincinnati Reds @ Milwaukee Brewers
Miller Park, Milwaukee, WI
Thu May 16 2002, 12:05 PM CDT
Att. 18,456 - Dome - 72 F

AB 36
R 1
H 6
RBI 1
BB 4
SO 4
LOB 11



Batter	1	2	3	4	5	6	7	8	9	AB	R	H	RBI	BB	SO	LOB	TOP		
Darren Lewis, R OBP: 0.316, SLG: 0.343 Augie Ojeda, S OBP: 0.245, SLG: 0.191	1-2 G6-3		1-2 G4-6-3 1B		0-0 F7		1-2 F8			4	0	1	0	0	0	1			
Chris Stynes, R OBP: 0.325, SLG: 0.313 Corey Patterson, L OBP: 0.359, SLG: 0.420	1-2 G4-3		0-0 G4-6-3 1-2f		2-1 L9			2-2 L3		3	0	0	0	0	0	2			
Sammy Sosa, R OBP: 0.470, SLG: 0.737	0-1 G1-3		4-2 FC6-4 BB		0-1 G1-3			0-0 G5-3		3	0	0	0	1	0	0			
Fred McGriff, L OBP: 0.303, SLG: 0.326		0-0 F7	0-0 FC6-4 1-2f		0-0 F8			0-0 F9		4	0	0	0	0	0	1			
Moises Alou, R OBP: 0.200, SLG: 0.250		4-0 1B BB		0-1 G6-3		0-1 G6-3			1-2 G1-3	3	0	0	0	1	0	0			
Mark Bellhorn, S OBP: 0.340, SLG: 0.440		1-2 1B		2-3 K			2-1 WP HR 2B		3-3 K	4	1	2	0	0	2	0			
Joe Girardi, R OBP: 0.242, SLG: 0.246 Delino DeShields, L OBP: 0.250, SLG: 0.300		2-1 1B		2-1 P4			1-0 P3		2-3 K	3	0	1	0	0	0	1			
Bobby Hill, S OBP: 0.250, SLG: 0.263 Pat Mahomes, R Joe Borowski, R OBP: 0.500, SLG: 0.500		1-3 K			1-0 SH3-4 1B		1-3 K			3	0	1	0	0	2	4			
Matt Clement, R OBP: 0.188, SLG: 0.071 Bill Mueller, S OBP: 0.242, SLG: 0.387		2-3 K			0-0 SH3-4 1-2		1-1 HR			1	0	0	0	0	1	3			
Inning Stats	R: 0 E: 0 K: 0 S: 9	H: 0 LOB: 0 BB: 0 P: 11	R: 0 E: 0 K: 2 S: 16	H: 2 LOB: 3 BB: 1 P: 26	R: 0 E: 0 K: 0 S: 9	H: 1 LOB: 1 BB: 1 P: 14	R: 0 E: 0 K: 1 S: 7	H: 0 LOB: 0 BB: 0 P: 11	R: 0 E: 0 K: 0 S: 5	H: 0 LOB: 0 BB: 0 P: 5	R: 2 E: 0 K: 1 S: 12	H: 2 LOB: 0 BB: 0 P: 18	R: 0 E: 0 K: 2 S: 9	H: 0 LOB: 0 BB: 0 P: 15	1B: 4 2B: 1 3B: 0 HR: 1	SF: 0 SAC: 1 DP: 1 HBP: 0	WP: 1 PB: 0 SB: 0 CS: 0	PA: 34	
PITCHER	IP	WLS	BF	H	R	ER	SO	BB	IBB	HBP	BLK	WP	HR	S	P	ERA	WHIP		
Glendon Rusch, L ERA: 3.73 Luis Vizcaino, R ERA: 2.36	7.0	W	28	6	2	2	4	2	0	0	0	1	1	63	93	2.57	1.143		

Chicago Cubs @ Milwaukee Brewers
Miller Park, Milwaukee, WI
Fri May 17 2002, 7:05 PM CDT
Att: 34,622 - Dome - 72 F

AB	31
R	2
H	6
RBI	2
BB	2
SO	6
LOB	12



Batter	1	2	3	4	5	6	7	8	9	AB	R	H	RBI	BB	SO	LOB	BOTTOM			
Alex Sanchez, L OBP: 0.333, SLG: 0.327	1-2 F7		4-2 CS BB		0-0 FC7-2 1H 2H 3H 3B		2-2 S 2B 1B			3	1	2	3	1	0	0				
Eric Young Sr., R OBP: 0.273, SLG: 0.244	2-1 S 1B		2-1 F9 1-2		2-0 FC7-2 3H		3-1 1H 3H 2B			4	1	2	2	0	0	2				
Mark Loretta, R OBP: 0.280, SLG: 0.209	1-0 1H 1B			4-2 FC5-4 BB		1-2 G4-3				3	0	1	1	1	1	1				
Richie Sexson, R OBP: 0.304, SLG: 0.545	1-3 K			1-2 FC5-4 G4-6-3 1-2f		1-0 1B		2-2 G6-3 2B		4	0	2	0	0	1	2				
Geoff Jenkins, L OBP: 0.312, SLG: 0.384	0-0 G4-3			1-0 G4-6-3 1-2f		0-0 F7		2-3 K		4	0	0	0	0	1	4				
Alex Ochoa, R OBP: 0.348, SLG: 0.451		0-2 G1-3			4-2 1B 3B BB		1-2 G6-3		1-0 G6-3	3	1	0	0	1	0	2				
José Hernández, R OBP: 0.352, SLG: 0.536		0-3 K			0-3 K		3-3 K		1-3 K	4	0	0	0	0	4	2				
Paul Bako, L OBP: 0.385, SLG: 0.397		1-2 F8			1-0 1B 3B 1B		3-1 F8			3	1	1	0	0	0	0				
Glendon Rusch, L OBP: 0.333, SLG: 0.500 Lenny Harris, L OBP: 0.235, SLG: 0.188 Luis Vizcaino, R ERA: 1.98			0-2 G4-3		0-2 3B 1B		2-2 1B 2B 1B			2	1	1	0	0	0	0				
Inning Stats	R: 1 E: 0 K: 1 S: 11	H: 2 LOB: 1 BB: 0 P: 16	R: 0 E: 0 K: 1 S: 10	H: 0 LOB: 0 BB: 0 P: 11	R: 0 E: 0 K: 0 S: 8	H: 0 LOB: 0 BB: 1 P: 14	R: 0 E: 0 K: 0 S: 6	H: 0 LOB: 0 BB: 1 P: 12	R: 3 E: 0 K: 1 S: 11	H: 3 LOB: 0 BB: 1 P: 18	R: 0 E: 0 K: 0 S: 9	H: 1 LOB: 1 BB: 0 P: 12	R: 2 E: 0 K: 2 S: 18	H: 3 LOB: 1 BB: 0 P: 31	R: 0 E: 0 K: 2 S: 11	H: 1 LOB: 1 BB: 0 P: 17	1B: 7 2B: 3 3B: 1 HR: 0	SF: 0 SAC: 0 DP: 2 HBP: 0	WP: 0 PB: 0 SB: 2 CS: 1	PA: 34
PITCHER	IP	WLS	BF	H	R	ER	SO	BB	IBB	HBP	BLK	WP	HR	S	P	ERA	WHIP			
Matt Clement, R ERA: 4.02 Pat Mahomes, R ERA: 18.0 Joe Borowski, R ERA: 1.98	6.0	L	24	4	4	4	3	3	0	0	0	0	0	13	23	6.00	1.500			
	0.2		4	2	2	2	1	0	0	0	0	0	0	13	23	27.00	3.000			
	1.1		6	2	0	0	3	0	0	0	0	0	0	16	25	0.00	1.500			

Chicago Cubs @ Milwaukee Brewers
Miller Park, Milwaukee, WI
Fri May 17 2002, 7:05 PM CDT
Att: 34,622 - Dome - 72 F

AB	31
R	6
H	10
RBI	6
BB	3
SO	7
LOB	13



Batter	1	2	3	4	5	6	7	8	9	AB	R	H	RBI	BB	SO	LOB	TOP				
Corey Patterson, L (1,8) OBP: 0.366, SLG: 0.426										5	0	3	0	0	1	1	<p>Chicago Cubs @ Milwaukee Brewers Miller Park, Milwaukee, WI Sat May 18 2002, 6:05 PM CDT Att: 42,280 - Dome - 72 F</p> <p>livebaseballscorecards.com</p> <p>AB 34 R 1 H 8 RBI 1 BB 5 SO 9 LOB 28</p>				
Bill Mueller, S (1,5) OBP: 0.263, SLG: 0.353										3	0	0	0	2	0	3					
Sammy Sosa, R (1,9) OBP: 0.462, SLG: 0.715										4	0	0	0	1	2	7					
Fred McGriff, L (1,3) OBP: 0.306, SLG: 0.324										4	1	1	0	0	1	5					
Moises Alou, R (1,7) OBP: 0.213, SLG: 0.253										3	0	1	0	1	0	3					
Bobby Hill, S (1,4) OBP: 0.208, SLG: 0.217 Jeff Fassero, L (8,1)										4	0	0	0	0	2	3					
Joe Girardi, R (1,2) Roosevelt Brown, L (8, PH) Robert Machado, R (8, 2) OBP: 0.294, SLG: 0.367 OBP: 0.356, SLG: 0.439										3	0	1	0	0	0	2					
Augie Ojeda, S (1,6) Mark Bellhorn, S (7, PH) OBP: 0.236, SLG: 0.184 OBP: 0.333, SLG: 0.430										2	0	0	0	0	1	2					
Jon Lieber, L (1,1) Chris Stynes, R (7, PH) Pat Mahomes, R (7, 1) Delino DeShields, L (8, 4) OBP: 0.278, SLG: 0.278 OBP: 0.321, SLG: 0.308										2	0	1	0	0	0	1					
Inning Stats	R: 0 E: 0 K: 1 S: 8	H: 1 LOB: 2 BB: 0 P: 12	R: 0 E: 0 K: 1 S: 11	H: 1 LOB: 1 BB: 0 P: 16	R: 0 E: 0 K: 1 S: 9	H: 0 LOB: 1 BB: 1 P: 21	R: 0 E: 0 K: 1 S: 12	H: 1 LOB: 1 BB: 0 P: 19	R: 0 E: 0 K: 0 S: 7	H: 0 LOB: 0 BB: 1 P: 9	R: 0 E: 0 K: 2 S: 13	H: 1 LOB: 2 BB: 1 P: 21	R: 1 E: 0 K: 2 S: 16	H: 2 LOB: 1 BB: 0 P: 25	R: 0 E: 0 K: 1 S: 10	H: 1 LOB: 2 BB: 1 P: 22		1B: 6 2B: 2 3B: 0 HR: 0	SF: 0 SAC: 0 DP: 1 HBP: 1	WP: 0 PB: 0 SB: 1 CS: 0	PA: 40
PITCHER	IP WLS BF H R ER SO BB IBB HBP BLK WP HR S P ERA WHIP																				
Jose Cabrera, R (1, 1) ERA: 3.62	5.0 W 22 4 0 0 4 2 0 1 0 0 0 0 47 81 0.00 1.200																				
47 Mike Buddie, R (6, 1) ERA: 4.13	1.0 H 3 0 0 0 0 1 0 0 0 0 0 0 4 9 0.00 1.000																				
Ray King, L (7, 1) ERA: 5.27	0.2 H 4 1 0 0 1 1 0 0 0 0 0 0 10 17 0.00 3.000																				
Luis Vizcaino, R (7, 1) ERA: 2.33	0.1 H 1 0 0 0 1 0 0 0 0 0 0 0 3 4 0.00 0.000																				
Mike DeJean, R (8, 1) ERA: 3.04	2.0 S 10 3 1 1 3 1 0 0 0 0 0 0 26 47 4.50 2.000																				

Batter	1	2	3	4	5	6	7	8	9	AB	R	H	RBI	BB	SO	LOB	BOTTOM				
Alex Sanchez, L (1,8) OBP: 0.331, SLG: 0.324										4	1	1	1	0	1	0	<p>Chicago Cubs @ Milwaukee Brewers Miller Park, Milwaukee, WI Sat May 18 2002, 6:05 PM CDT Att: 42,280 - Dome - 72 F</p> <p>livebaseballscorecards.com</p> <p>AB 32 R 3 H 9 RBI 3 BB 0 SO 3 LOB 12</p>				
Eric Young Sr., R (1,4) OBP: 0.279, SLG: 0.260										4	0	2	0	0	0	0					
Jeffrey Hammonds, R (1,9) OBP: 0.387, SLG: 0.480										4	0	2	1	0	1	2					
Richie Sexson, R (1,3) OBP: 0.297, SLG: 0.531										4	0	0	0	0	0	3					
Geoff Jenkins, L (1,7) OBP: 0.310, SLG: 0.387										4	1	1	0	0	0	0					
Mark Loretta, R (1,5) OBP: 0.284, SLG: 0.217										3	0	1	0	0	0	0					
José Hernández, R (1,6) OBP: 0.350, SLG: 0.532 Tyler Houston, L (4, PH) OBP: 0.283, SLG: 0.313										1	0	0	0	0	0	0					
Paul Bako, L (1,2) OBP: 0.382, SLG: 0.393										3	1	1	0	0	0	2					
Jose Cabrera, R (1, 1) 47 Mike Buddie, R (6, 1) Lenny Harris, L (8, PH) Ray King, L (7, 1) Luis Vizcaino, R (7, 1) Mike DeJean, R (8, 1)										2	0	0	0	0	1	3					
Inning Stats	R: 0 E: 0 K: 0 S: 10	H: 1 LOB: 1 BB: 0 P: 15	R: 0 E: 0 K: 0 S: 9	H: 0 LOB: 0 BB: 0 P: 11	R: 2 E: 1 K: 0 S: 11	H: 2 LOB: 1 BB: 0 P: 15	R: 0 E: 0 K: 1 S: 12	H: 2 LOB: 2 BB: 0 P: 15	R: 0 E: 0 K: 0 S: 14	H: 1 LOB: 1 BB: 0 P: 20	R: 1 E: 0 K: 0 S: 9	H: 2 LOB: 1 BB: 0 P: 11	R: 0 E: 0 K: 1 S: 9	H: 1 LOB: 0 BB: 0 P: 13	R: 0 E: 0 K: 0 S: 8	H: 0 LOB: 0 BB: 0 P: 12		1B: 6 2B: 3 3B: 0 HR: 0	SF: 0 SAC: 1 DP: 0 HBP: 0	WP: 0 PB: 0 SB: 0 CS: 0	PA: 34
PITCHER	IP WLS BF H R ER SO BB IBB HBP BLK WP HR S P ERA WHIP																				
Jon Lieber, R (1, 1) ERA: 3.4	6.0 L 27 8 3 1 2 0 0 0 0 0 0 0 65 87 1.50 1.333																				
Pat Mahomes, R (7, 1) ERA: 7.71	1.1 4 1 0 0 1 0 0 0 0 0 0 0 11 16 0.00 0.750																				
Jeff Fassero, L (8, 1) ERA: 5.59	0.2 2 0 0 0 0 0 0 0 0 0 0 0 6 9 0.00 0.000																				

Batter	1	2	3	4	5	6	7	8	9	AB	R	H	RBI	BB	SO	LOB	TOP										
Dave Roberts, L (1, 8) OBP: 0.391, SLG: 0.358	1-1 FC6 1B		1-1 G3-1			4-2 CS BB		1-3 K		3	0	1	0	1	1	0	Los Angeles Dodgers @ Milwaukee Brewers Miller Park, Milwaukee, WI Wed May 22 2002, 7:05 PM CDT Att: 25,954 - Dome - 72 F livebaseballscorecards.com										
Adrián Beltré, R (1, 5) OBP: 0.321, SLG: 0.369	2-2 F9		1-3 K 3B			0-1 1-2 1B		4-2 BB		3	1	1	0	1	1	1											
Shawn Green, L (1, 9) OBP: 0.344, SLG: 0.396	0-0 P5		2-0 1-H 3B			2-3 K		3-3 K		4	0	1	1	0	2	3											
Paul Lo Duca, R (1, 2) OBP: 0.367, SLG: 0.426	0-1 FC6 1-2		2-1 G5-3					1-1 G4-3		4	0	0	0	0	0	3											
Eric Karros, R (1, 3) OBP: 0.352, SLG: 0.434		1-3 K	2-2 G5-3			2-1 G4-6-3 1B		1-2 F8		4	0	1	0	0	1	1											
Brian Jordan, R (1, 7) OBP: 0.331, SLG: 0.493		1-2 1B 2B			0-0 G6-3		1-0 G4-6-3 1-2		0-0 G4-3		4	0	1	0	0	0		1									
Mark Grudzielanek, R (1, 4) OBP: 0.310, SLG: 0.370		0-1 1B			2-3 K			0-1 G6-3		1-2 2B		4	0	2	0	0		1	0								
Cesar Izturis, S (1, 6) OBP: 0.283, SLG: 0.337		2-3 1B			0-1 G6-3			0-2 G6-3		1-3 K		4	0	0	0	0		2	3								
Hideo Nomo, R (1, 1) OBP: 0.351, SLG: 0.485		0-0 G2-3						0-2 G1-3				2	0	0	0	0		0	2								
Alex Cora, L (7, PH) OBP: 0.351, SLG: 0.485												1	0	0	0	0		0	0								
Omar Daal, L (7, 1) OBP: 0.283, SLG: 0.337												0	0	0	0	0	0	0									
Paul Quantrill, L (8, 1) OBP: 0.283, SLG: 0.337												0	0	0	0	0	0	0									
Eric Gagne, R (9, 1) OBP: 0.283, SLG: 0.337												0	0	0	0	0	0	0									
Inning Stats	R: 0 E: 0 K: 0 S: 9	H: 1 LOB: 1 BB: 0 P: 12	R: 0 E: 0 K: 2 S: 12	H: 2 LOB: 2 BB: 0 P: 15	R: 1 E: 0 K: 1 S: 13	H: 1 LOB: 1 BB: 0 P: 21	R: 0 E: 0 K: 1 S: 6	H: 0 LOB: 0 BB: 0 P: 8	R: 0 E: 0 K: 1 S: 10	H: 1 LOB: 1 BB: 1 P: 17	R: 0 E: 0 K: 0 S: 4	H: 0 LOB: 0 BB: 0 P: 7	R: 0 E: 0 K: 0 S: 8	H: 0 LOB: 0 BB: 0 P: 8	R: 0 E: 0 K: 1 S: 14	H: 0 LOB: 1 BB: 1 P: 23	R: 0 E: 0 K: 1 S: 11	H: 1 LOB: 1 BB: 0 P: 14	1B: 4 2B: 2 3B: 1 HR: 0	SF: 0 SAC: 0 DP: 1 HBP: 0	WP: 1 PB: 0 SB: 0 CS: 1	PA: 35					
PITCHER	IP	WLS	BF	H	R	ER	SO	BB	IBB	HBP	BLK	WP	HR	S	P	ERA	WHIP										
15 Ben Sheets, R (1, 1) ERA: 3.66	7.1	L	29	6	1	1	6	2	0	0	0	1	0	71	102	1.23	1.091										
Ray King, L (8, 1) ERA: 4.7	0.1		1	0	0	0	1	0	0	0	0	0	0	3	6	0.00	0.000										
Jose Cabrera, R (8, 1) ERA: 3.58	0.1		1	0	0	0	0	0	0	0	0	0	0	2	3	0.00	0.000										
Mike DeJean, R (9, 1) ERA: 2.81	1.0		4	1	0	0	1	0	0	0	0	0	0	11	14	0.00	1.000										

Batter	1	2	3	4	5	6	7	8	9	AB	R	H	RBI	BB	SO	LOB	BOTTOM										
Alex Sanchez, L (1, 8) OBP: 0.362, SLG: 0.336	1-0 1B		4-1 FC7-4 S BB			4-2 SH1-3 BB		1-2 CS 1B		2	0	2	0	2	0	0	Los Angeles Dodgers @ Milwaukee Brewers Miller Park, Milwaukee, WI Wed May 22 2002, 7:05 PM CDT Att: 25,954 - Dome - 72 F livebaseballscorecards.com										
Eric Young Sr., R (1, 4) OBP: 0.284, SLG: 0.261	1-3 K		1-2 FC7-4 1-3			0-0 SH1-3 1-2		2-1 G4-3 1-2		3	0	0	0	0	1	3											
Jeffrey Hammonds, R (1, 9) OBP: 0.389, SLG: 0.485	0-0 F7				1-0 G6-3 1B		0-3 K		1-0 G5-3		4	0	1	0	0	1		2									
Richie Sexson, R (1, 3) OBP: 0.286, SLG: 0.520	1-3 K				1-3 K		0-1 P4		1-3 K		4	0	0	0	0	3		3									
Geoff Jenkins, L (1, 7) OBP: 0.326, SLG: 0.436		4-2 2B FC9-2 BB			0-2 G6-3 1-2		2-2 G1-3		1-3 K		3	0	0	0	1	1		1									
Tyler Houston, L (1, 5) OBP: 0.289, SLG: 0.374		2-3 K			1-0 F9		0-1 G4-3				2	0	0	0	0	1		1									
Ronnie Belliard, R (7, PH) OBP: 0.323, SLG: 0.314											1	0	0	0	0	0		0									
José Hernández, R (1, 6) OBP: 0.358, SLG: 0.538		3-2 2B			2-3 K		3-2 1B				3	0	2	0	0	1		0									
Paul Bako, L (1, 2) OBP: 0.359, SLG: 0.357		0-2 FC9-2			0-1 1B		2-1 G4-3				2	0	1	0	0	0		2									
Alex Ochoa, R (7, PH) OBP: 0.341, SLG: 0.438											1	0	0	0	0	0		1									
Marcus Jensen, S (8, 2) OBP: 0.323, SLG: 0.314											0	0	0	0	0	0	0										
15 Ben Sheets, R (1, 1) OBP: 0.143, SLG: 0.190			2-3 K			3-2 P3		1-3 K		2	0	0	0	0	1	1	1										
Ray King, L (8, 1) ERA: 4.7											0	0	0	0	0	0	0										
Jose Cabrera, R (8, 1) ERA: 3.58											0	0	0	0	0	0	0										
Mark Loretta, R (8, PH) OBP: 0.262, SLG: 0.208											1	0	0	0	0	1	0										
Mike DeJean, R (9, 1) ERA: 2.81											0	0	0	0	0	0	0										
Inning Stats	R: 0 E: 0 K: 2 S: 11	H: 1 LOB: 1 BB: 0 P: 14	R: 0 E: 0 K: 1 S: 13	H: 1 LOB: 1 BB: 1 P: 22	R: 0 E: 0 K: 1 S: 7	H: 0 LOB: 0 BB: 1 P: 14	R: 0 E: 0 K: 1 S: 7	H: 1 LOB: 0 BB: 0 P: 9	R: 0 E: 0 K: 1 S: 10	H: 1 LOB: 1 BB: 1 P: 16	R: 0 E: 0 K: 1 S: 9	H: 0 LOB: 1 BB: 1 P: 13	R: 0 E: 0 K: 0 S: 10	H: 1 LOB: 1 BB: 0 P: 17	R: 0 E: 0 K: 1 S: 9	H: 1 LOB: 0 BB: 0 P: 13	R: 0 E: 0 K: 2 S: 7	H: 0 LOB: 0 BB: 0 P: 10	1B: 5 2B: 3 3B: 0 HR: 0	SF: 0 SAC: 1 DP: 3 HBP: 0	WP: 0 PB: 0 SB: 1 CS: 1	PA: 32					
PITCHER	IP	WLS	BF	H	R	ER	SO	BB	IBB	HBP	BLK	WP	HR	S	P	ERA	WHIP										
Hideo Nomo, R (1, 1) ERA: 3.6	6.0	W	22	4	0	0	7	3	0	0	0	0	0	57	88	0.00	1.167										
Omar Daal, L (7, 1) ERA: 9.99	1.1	H	6	2	0	0	1	0	0	0	0	0	0	17	26	0.00	1.500										
Paul Quantrill, R (8, 1) ERA: 3.42	0.2	H	1	0	0	0	0	0	0	0	0	0	0	2	4	0.00	0.000										
Eric Gagne, R (9, 1) ERA: 1.13	1.0	S	3	0	0	0	2	0	0	0	0	0	0	7	10	0.00	0.000										

AB 33
R 1
H 7
RBI 1
BB 2
SO 8
LOB 14



AB 28
R 0
H 6
RBI 0
BB 3
SO 10
LOB 14



Batter	1	2	3	4	5	6	7	8	9	AB	R	H	RBI	BB	SO	LOB	TOP		
D'Angelo Jimenez, S OBP: 0.308, SLG: 0.317 Trevor Hoffman, R	(1,4) 2-3 K			(1) 0-1 F5		(1) 1-0 F8		(3) 0-3 K		4	0	0	0	0	2	1			
Mark Kotsay, L OBP: 0.373, SLG: 0.413	(1,8) 1-3 K			(2) 0-2 F BB 1B		(2) 0-0 F7			(1) 1-2 G6-3	4	0	1	0	0	1	0			
Ryan Klesko, L OBP: 0.430, SLG: 0.535	(1,3) 0-0 P4			(3) 4-2 E2 1-3 BB		(3) 0-2 F5			(2) 2-3 K	3	0	0	0	1	1	0			
Ray Lankford, L OBP: 0.360, SLG: 0.319		(1) 1-1 L9		(2) 1-2 P6					(3) 0-0 P6	4	0	0	0	0	1	2			
Bubba Trammell, R OBP: 0.328, SLG: 0.363		(2) 2-3 K		(3) 2-2 G6-3						2	0	0	0	1	1	2			
Deivi Cruz, R OBP: 0.284, SLG: 0.412		(3) 2-0 P5			(1) 2-0 FC4-6 1B					3	0	1	0	0	0	1			
Sean Burroughs, L OBP: 0.265, SLG: 0.294			(1) 2-2 F7		(1) 1-0 FC4-6 1-2				(1) 0-1 G6-3	3	0	0	0	0	0	1			
Tom Lampkin, L OBP: 0.274, SLG: 0.296			(2) 1-1 F2		(2) 0-2 F8				(2) 1-3 K	3	0	0	0	0	1	1			
Kevin Pickford, L Mark Sweeney, L Jason Middlebrook, R Ramón Vázquez, L	(1,1) (5, PH) (5, L) (8, PH) (8, 4)		(3) 1-2 G3		(3) 3-2 F5				(1) 0-1 1B	1	0	0	0	0	0	0			
Inning Stats	R: 0 H: 0 E: 0 K: 2 S: 7	H: 0 LOB: 0 BB: 0 P: 10	R: 0 H: 0 E: 0 K: 1 S: 6	H: 0 LOB: 0 BB: 0 P: 11	R: 0 H: 0 E: 0 K: 0 S: 10	H: 0 LOB: 0 BB: 0 P: 14	R: 0 H: 1 E: 1 K: 0 S: 18	H: 1 LOB: 2 BB: 1 P: 25	R: 0 H: 0 E: 0 K: 0 S: 5	H: 0 LOB: 0 BB: 0 P: 6	R: 0 H: 0 E: 0 K: 1 S: 5	H: 0 LOB: 1 BB: 1 P: 11	R: 0 H: 1 E: 0 K: 2 S: 10	H: 1 LOB: 0 BB: 0 P: 11	R: 0 H: 0 E: 0 K: 1 S: 7	H: 0 LOB: 0 BB: 0 P: 10	1B: 3 2B: 0 3B: 0 HR: 0	SF: 0 SAC: 0 DP: 1 HBP: 0	WP: 0 PA: 31 CS: 0
PITCHER Ruben Quevedo, R ERA: 3.47	IP: 9.0 WLS: W BF: 31 H: 3 R: 0 ER: 0 SO: 7 BB: 2 IBB: 0 HBP: 0 BLK: 0 WP: 0 HR: 0 S: 77 P: 113 ERA: 0.00 WHIP: 0.556															PITCHER			

San Diego Padres @ Milwaukee Brewers
Miller Park, Milwaukee, WI
Sat May 25 2002, 6:05 PM CDT
Att: 25,658 - Dome - 72 F

livebaseballscorecards.com

AB 29
R 0
H 3
RBI 0
BB 2
SO 7
LOB 9



Batter	1	2	3	4	5	6	7	8	9	AB	R	H	RBI	BB	SO	LOB	BOTTOM		
Eric Young Sr., R OBP: 0.287, SLG: 0.262	(1,4) 3-2 F4			(2) 1-2 FC5-4 S					(1) 0-0 G5-3	3	0	0	0	1	0	2			
Ronnie Belliard, R OBP: 0.324, SLG: 0.309	(1,5) 1-0 G1-3			(3) 1-2 FC4-6 1B					(2) 0-2 L3	4	1	0	0	0	0	3			
Jeffrey Hammonds, R OBP: 0.379, SLG: 0.483	(1,8) 3-1 HR			(1) 4-2 BB 1B					(3) 1-3 K	3	1	1	1	1	2	0			
Richie Sexson, R OBP: 0.298, SLG: 0.525	(1,3) 2-2 G6-3			(2) 1-1 BB 1B					(2) 1-3 K	4	0	1	1	0	1	0			
Alex Ochoa, R OBP: 0.372, SLG: 0.481		(1) 1-0 G5-4-3 1B		(3) 4-0 BB 1B					(3) 4-2 1B BB	2	0	1	0	2	0	0			
Geoff Jenkins, L OBP: 0.313, SLG: 0.420		(2) 0-1 G5-4-3 1-2		(3) 1-0 F8					(1) 1-2 L7	4	0	0	0	0	0	5			
José Hernández, R OBP: 0.366, SLG: 0.539		(1) 4-0 FC5-4 BB		(1) 0-0 G4-3					(2) 1-2 1B	3	0	2	0	1	0	0			
Marcus Jensen, S OBP: 0.333, SLG: 0.571		(3) 0-0 FC5-4 1-2		(2) 4-1 FC5-4 BB					(2) 1-3 K	2	0	0	0	2	1	2			
Ruben Quevedo, R ERA: 1.68			(1) 1-3 K		(1) 4-2 FC5-4 1B				(3) 0-3 K	3	0	0	0	1	3	4			
Inning Stats	R: 1 H: 1 E: 0 K: 0 S: 10	H: 1 LOB: 1 BB: 1 P: 9	R: 0 H: 1 E: 0 K: 0 S: 4	H: 1 LOB: 1 BB: 1 P: 9	R: 1 H: 1 E: 0 K: 1 S: 14	H: 1 LOB: 3 BB: 3 P: 30	R: 0 H: 0 E: 0 K: 0 S: 11	H: 0 LOB: 2 BB: 2 P: 21	R: 0 H: 0 E: 0 K: 2 S: 9	H: 0 LOB: 0 BB: 0 P: 14	R: 0 H: 1 E: 0 K: 2 S: 13	H: 1 LOB: 1 BB: 0 P: 16	R: 0 H: 0 E: 0 K: 1 S: 9	H: 0 LOB: 0 BB: 0 P: 10	R: 0 H: 1 E: 0 K: 1 S: 11	H: 1 LOB: 3 BB: 2 P: 19	1B: 4 2B: 0 3B: 0 HR: 1	SF: 0 SAC: 0 DP: 1 HBP: 0	WP: 0 PA: 36 CS: 0
PITCHER Kevin Pickford, L Jason Middlebrook, R Trevor Hoffman, R	(1,1) (5, L) (8, L)	IP: 4.0 WLS: L BF: 20 H: 2 R: 2 ER: 2 SO: 1 BB: 2 IBB: 0 HBP: 0 BLK: 0 WP: 0 HR: 1 S: 31 P: 40 ERA: 0.00 WHIP: 0.333															PITCHER		

San Diego Padres @ Milwaukee Brewers
Miller Park, Milwaukee, WI
Sat May 25 2002, 6:05 PM CDT
Att: 25,658 - Dome - 72 F

livebaseballscorecards.com

AB 28
R 2
H 5
RBI 2
BB 8
SO 7
LOB 16



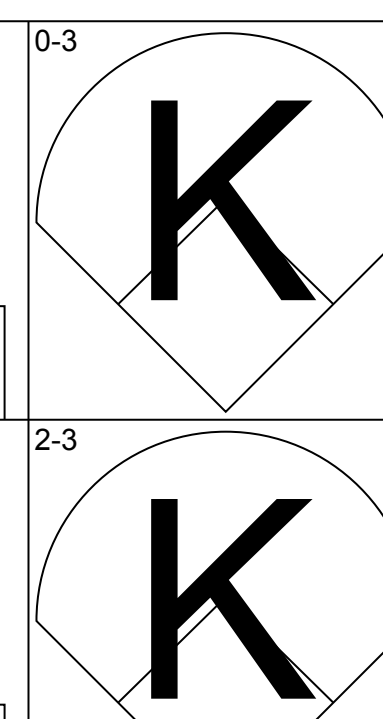
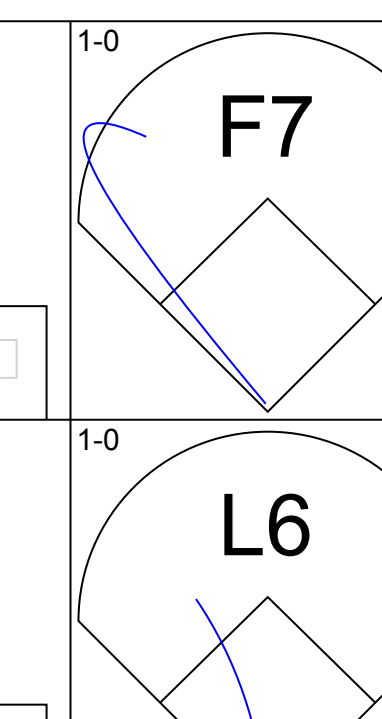
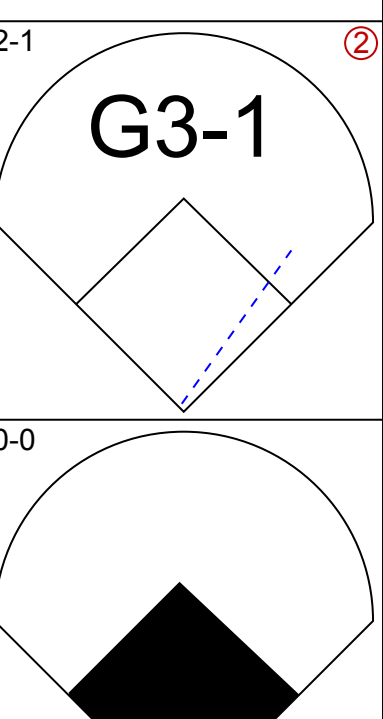
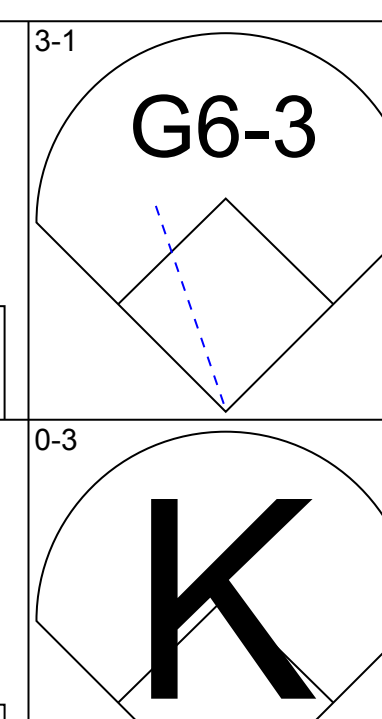
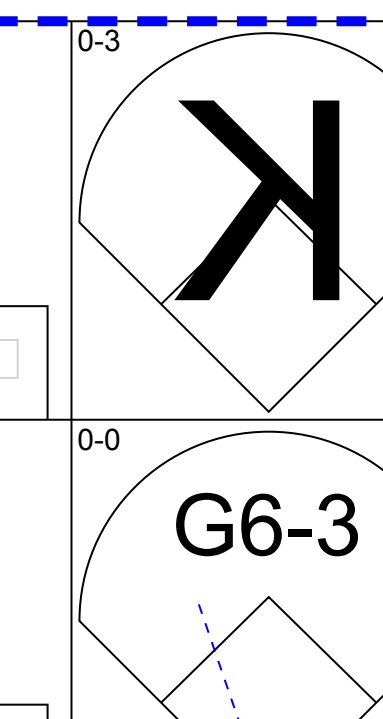
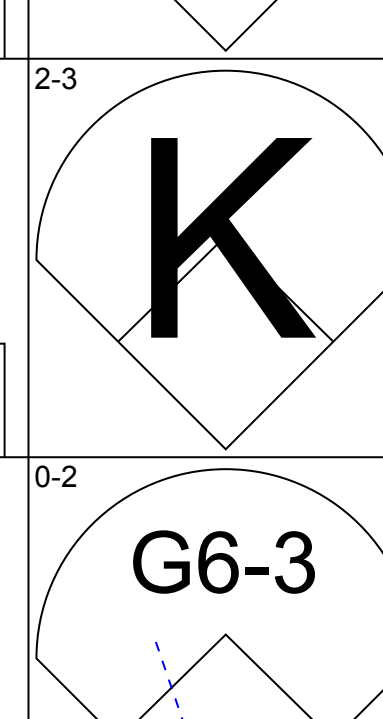
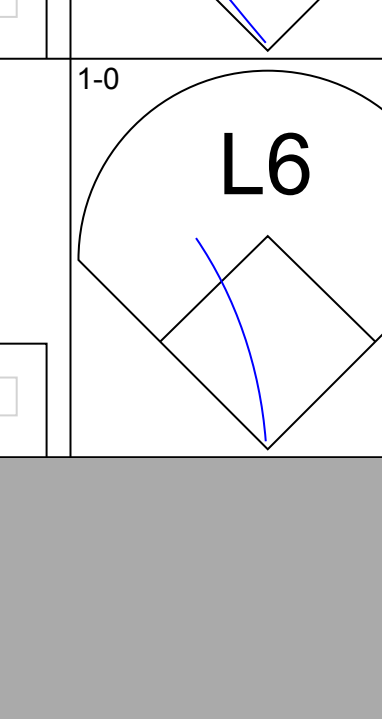
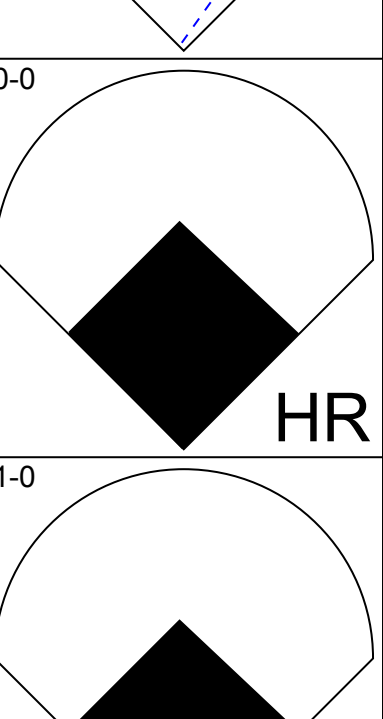
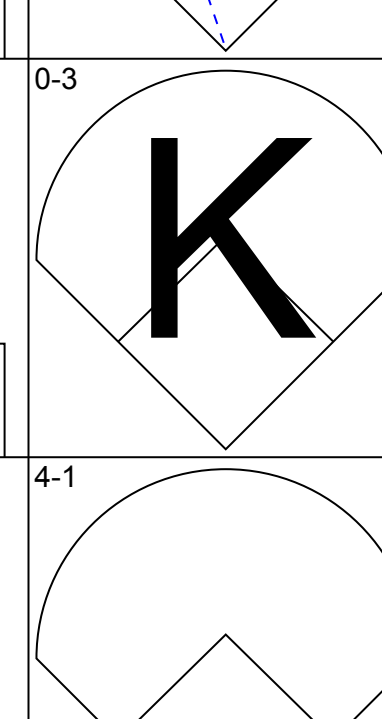
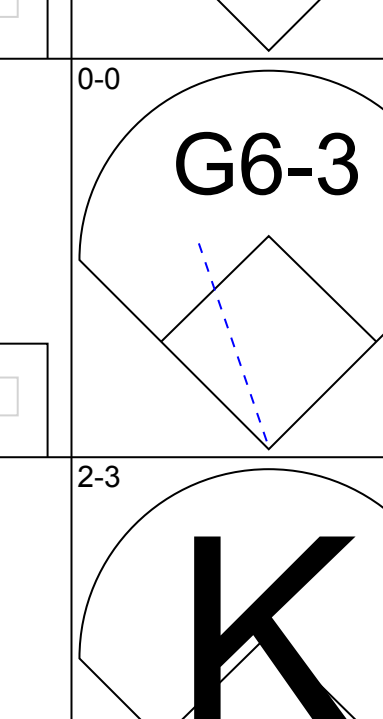
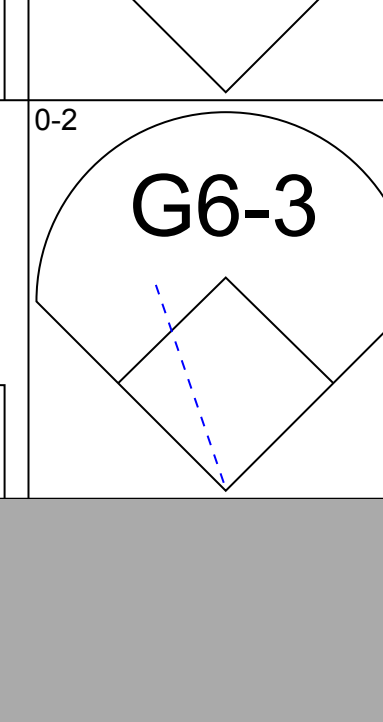
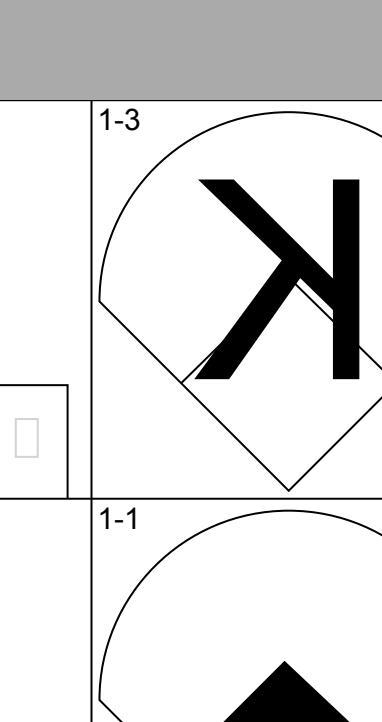
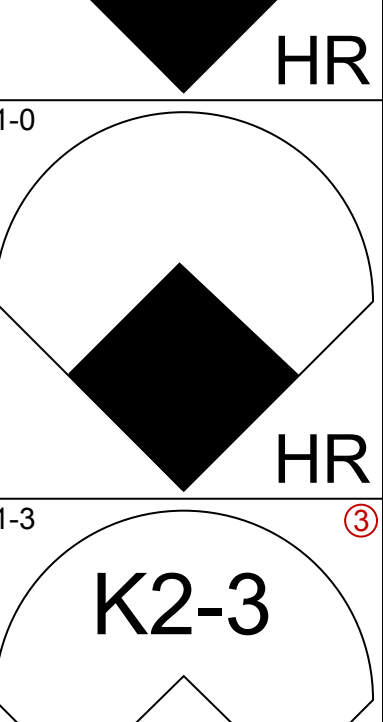
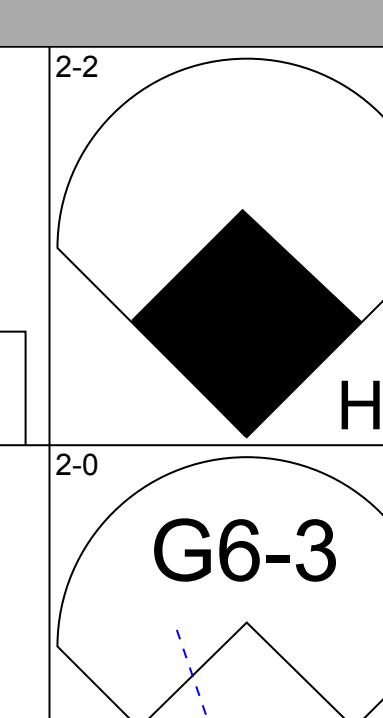
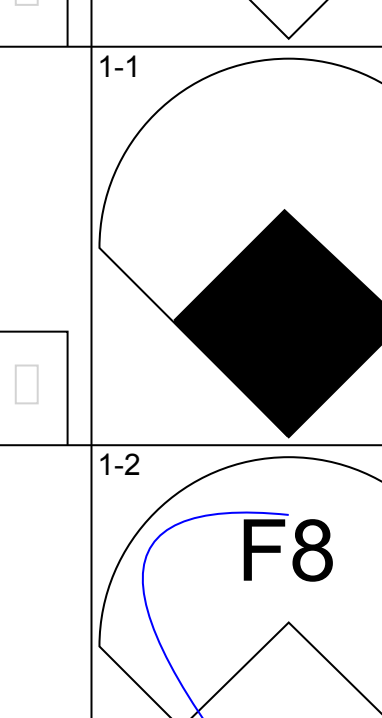
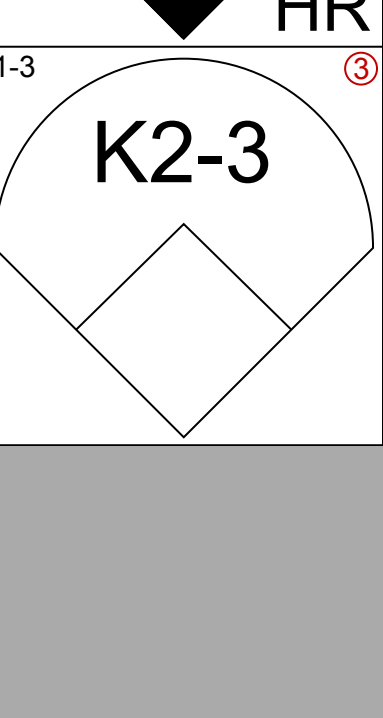
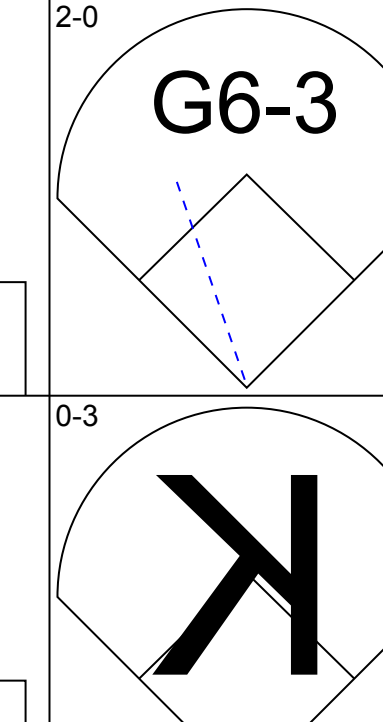
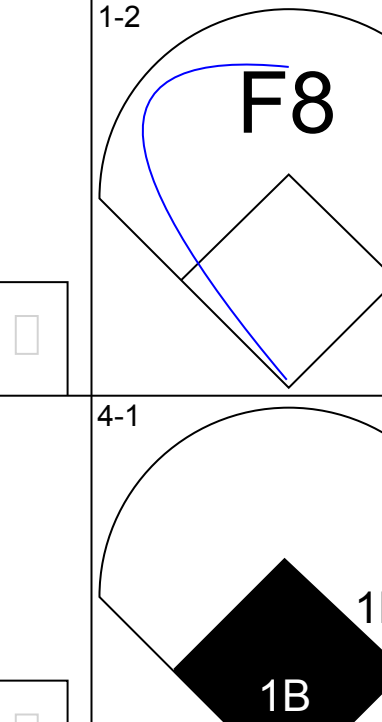
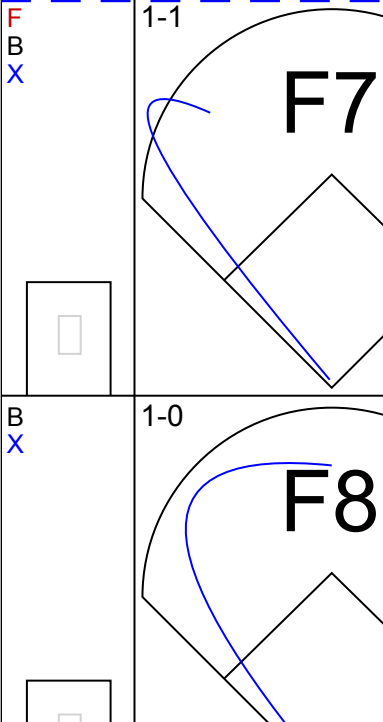
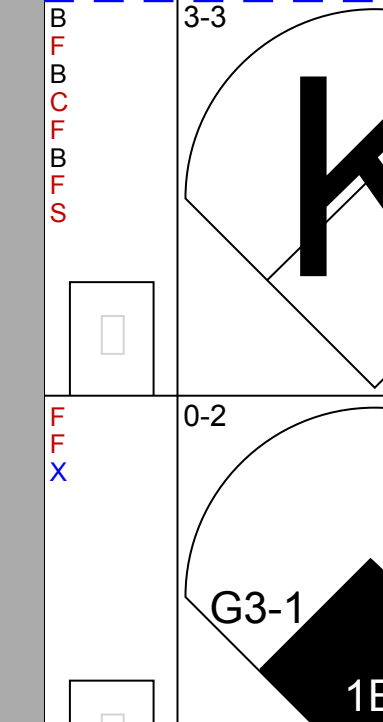
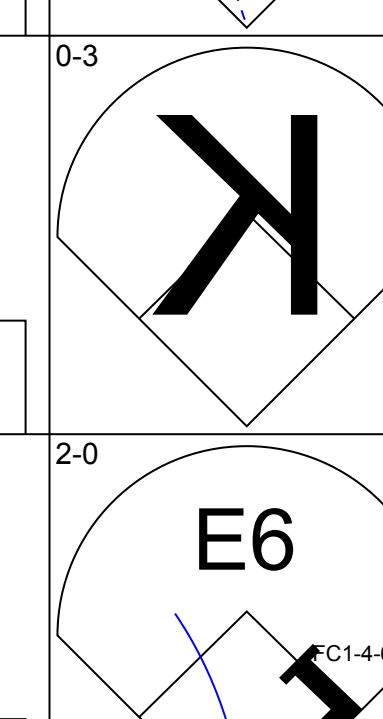
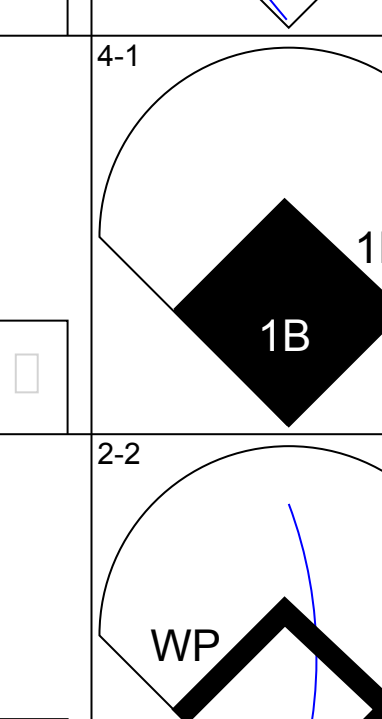

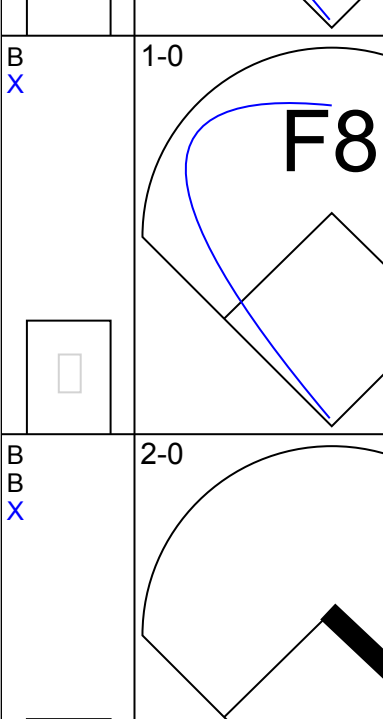
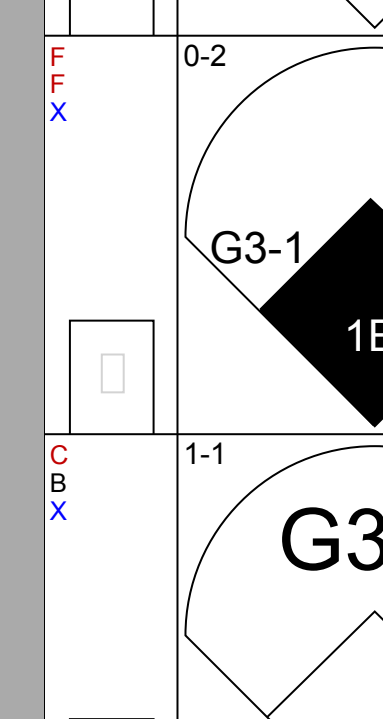
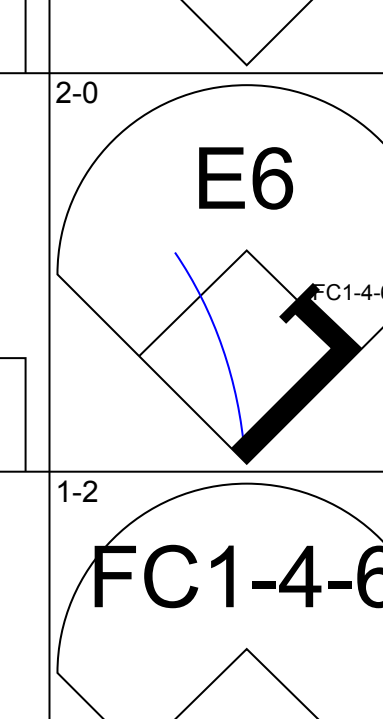
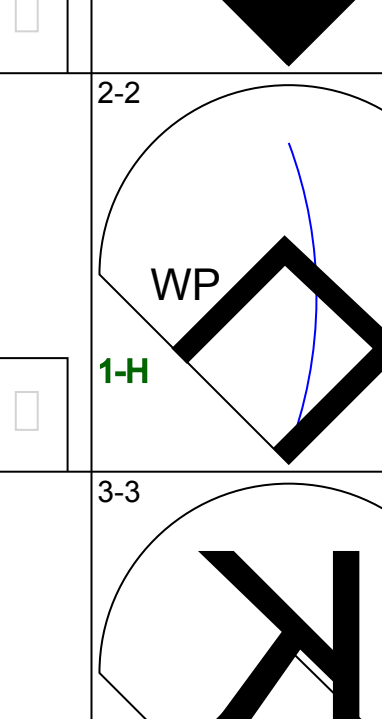

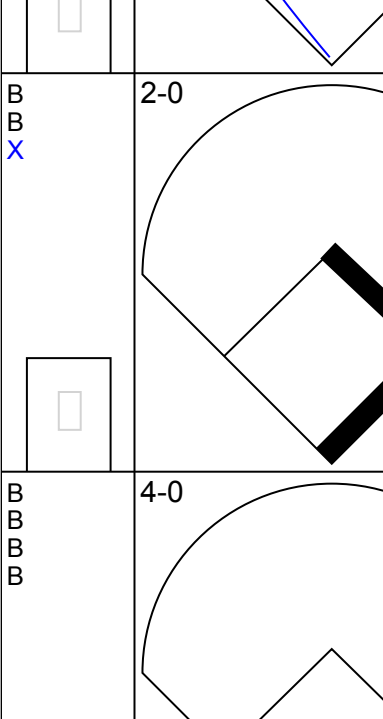

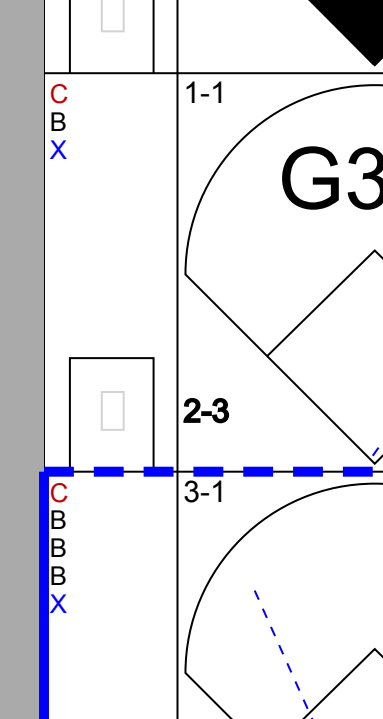
Batter	1	2	3	4	5	6	7	8	9	AB	R	H	RBI	BB	SO	LOB	TOP								
Mark Kotsay, L OBP: 0.378, SLG: 0.442	1-2 FC6-4 1B	0-0 2H HR	1-1 G3-1		1-0 2B			1-0 G6-4-3 1-2f		5	1	3	2	0	0	1	San Diego Padres @ Milwaukee Brewers Miller Park, Milwaukee, WI Sun May 26 2002, 1:05 PM CDT Att: 27,007 - Sunny - 69 F								
Sean Burroughs, L OBP: 0.283, SLG: 0.285 Deivi Cruz, R OBP: 0.284, SLG: 0.412	0-0 FC6-4 1-2f HR	2-2 G3-1		0-3 K	2-3 K			2-2 HBP		4	1	0	0	0	2	2									
Ryan Klesko, L OBP: 0.429, SLG: 0.570	3-1 1-H HR	0-0 HR		3-2 E1			1-2 L8	0-0 G5-3		5	2	3	0	0	1										
Bubba Trammell, R OBP: 0.324, SLG: 0.350	1-1 BB 1B HBP	2-3 K		0-0 F8			3-2 F9		0-0 F8	4	0	0	0	0	1	1									
Ray Lankford, L OBP: 0.306, SLG: 0.316 Jeremy Fikac, R Alan Embree, L Steve Reed, R Mark Sweeney, L OBP: 0.306, SLG: 0.308 Trevor Hoffman, R	1-1 1-2 1B	0-1 F7		0-0 E4	1-2 1B		1-3 K		1-3 K	4	0	1	0	0	0	1									
D'Angelo Jimenez, S OBP: 0.308, SLG: 0.314	1-3 K		0-0 1B G6-4-3	2-0 F8			3-3 K		0-0 F7	5	1	1	0	0	2	4									
Ramón Vázquez, L OBP: 0.276, SLG: 0.233	4-2 1-2 2-3 BB		1-1 1-3 1B G6-4-3	2-1 1B G6-3			0-0 G3-1			3	1	2	0	1	0	0									
Wiki Gonzalez, R OBP: 0.241, SLG: 0.259	1-3 K		1-1 G6-4-3	0-0 1B G6-3	1-3 1B		1-1 L9			4	0	1	0	0	1	4									
Dennis Tankersley, R OBP: 0.400, SLG: 0.800 Trenidad Hubbard, R OBP: 0.286, SLG: 0.281		1-1 HR 2B	2-0 HR	1-2 G6-3 1-2f 3-H				0-0 G6-4-3 1B		3	2	2	1	0	0	1									
										1	0	1	0	0	0	0									
Inning Stats	R: 2 E: 0 K: 2 S: 18	H: 3 LOB: 3 BB: 1 P: 30	R: 3 E: 0 K: 1 S: 13	H: 3 LOB: 0 BB: 0 P: 18	R: 2 E: 0 K: 0 S: 8	H: 3 LOB: 0 BB: 0 P: 13	R: 0 E: 2 K: 1 S: 10	H: 0 LOB: 2 BB: 0 P: 15	R: 1 E: 0 K: 1 S: 10	H: 3 LOB: 1 BB: 0 P: 16	R: 0 E: 0 K: 1 S: 10	H: 0 LOB: 0 BB: 0 P: 15	R: 0 E: 0 K: 1 S: 8	H: 0 LOB: 0 BB: 0 P: 12	R: 0 E: 0 K: 0 S: 6	H: 1 LOB: 1 BB: 0 P: 9	R: 0 E: 0 K: 1 S: 5	H: 0 LOB: 0 BB: 0 P: 6	1B: 7 2B: 2 3B: 0 HR: 4	SF: 0 SAC: 0 DP: 3 HBP: 2	WP: 0 PB: 0 SB: 0 CS: 0	PA: 42			
PITCHER	IP WLS BF H R ER SO BB IBB HBP BLK WP HR S P ERA WHIP	IP WLS BF H R ER SO BB IBB HBP BLK WP HR S P ERA WHIP	IP WLS BF H R ER SO BB IBB HBP BLK WP HR S P ERA WHIP	IP WLS BF H R ER SO BB IBB HBP BLK WP HR S P ERA WHIP	IP WLS BF H R ER SO BB IBB HBP BLK WP HR S P ERA WHIP	IP WLS BF H R ER SO BB IBB HBP BLK WP HR S P ERA WHIP	IP WLS BF H R ER SO BB IBB HBP BLK WP HR S P ERA WHIP	IP WLS BF H R ER SO BB IBB HBP BLK WP HR S P ERA WHIP	IP WLS BF H R ER SO BB IBB HBP BLK WP HR S P ERA WHIP	IP WLS BF H R ER SO BB IBB HBP BLK WP HR S P ERA WHIP	IP WLS BF H R ER SO BB IBB HBP BLK WP HR S P ERA WHIP	IP WLS BF H R ER SO BB IBB HBP BLK WP HR S P ERA WHIP	IP WLS BF H R ER SO BB IBB HBP BLK WP HR S P ERA WHIP	IP WLS BF H R ER SO BB IBB HBP BLK WP HR S P ERA WHIP	IP WLS BF H R ER SO BB IBB HBP BLK WP HR S P ERA WHIP	IP WLS BF H R ER SO BB IBB HBP BLK WP HR S P ERA WHIP	IP WLS BF H R ER SO BB IBB HBP BLK WP HR S P ERA WHIP	IP WLS BF H R ER SO BB IBB HBP BLK WP HR S P ERA WHIP	IP WLS BF H R ER SO BB IBB HBP BLK WP HR S P ERA WHIP	IP WLS BF H R ER SO BB IBB HBP BLK WP HR S P ERA WHIP	IP WLS BF H R ER SO BB IBB HBP BLK WP HR S P ERA WHIP	IP WLS BF H R ER SO BB IBB HBP BLK WP HR S P ERA WHIP	IP WLS BF H R ER SO BB IBB HBP BLK WP HR S P ERA WHIP	IP WLS BF H R ER SO BB IBB HBP BLK WP HR S P ERA WHIP	IP WLS BF H R ER SO BB IBB HBP BLK WP HR S P ERA WHIP

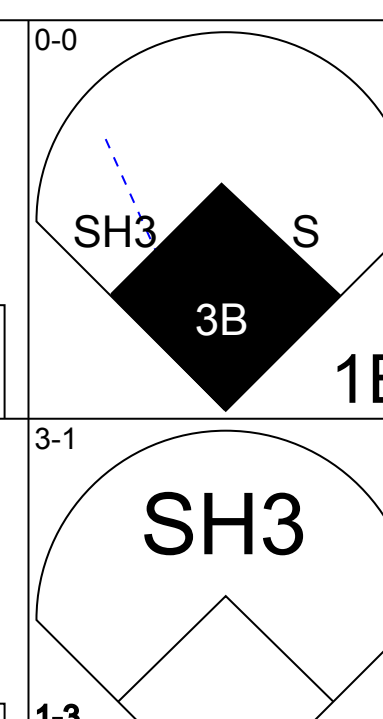
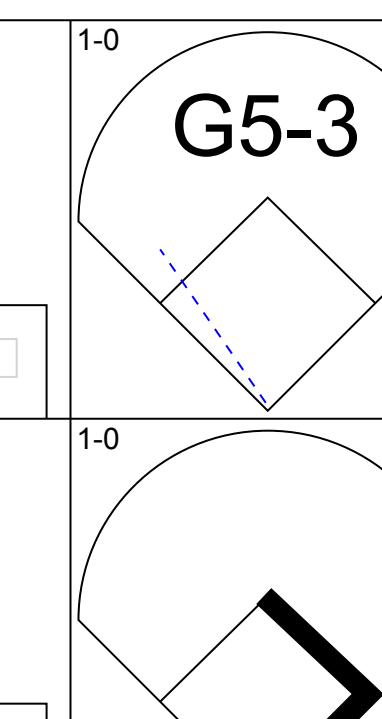
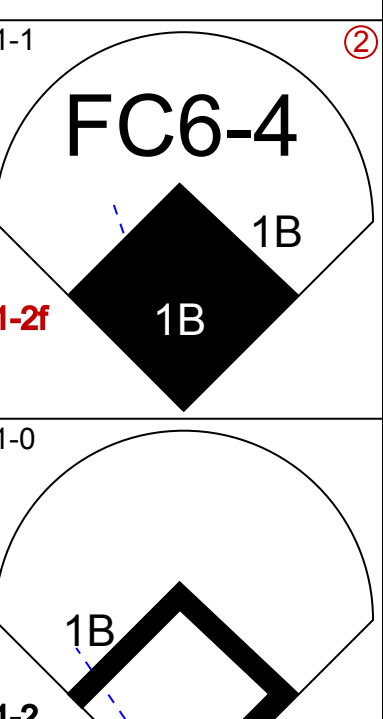
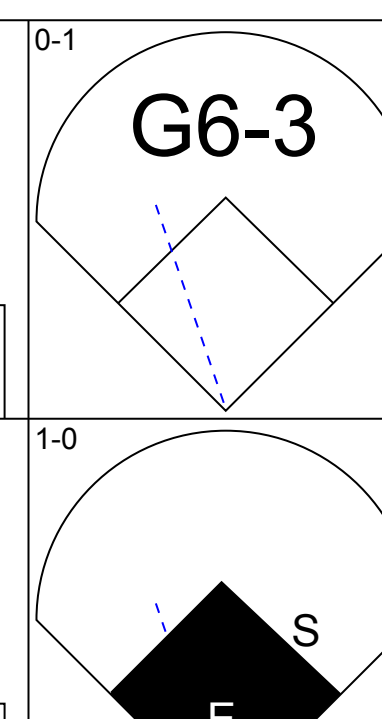
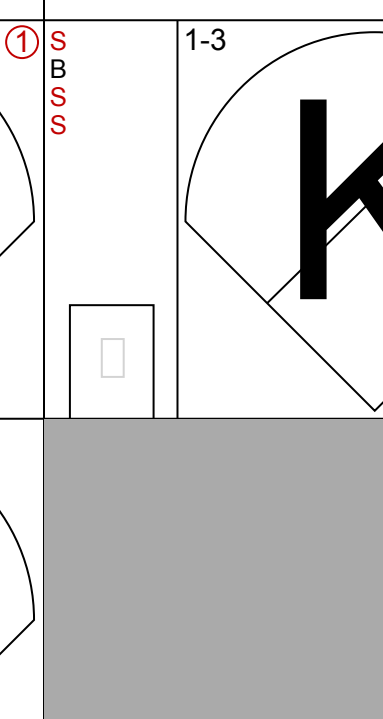
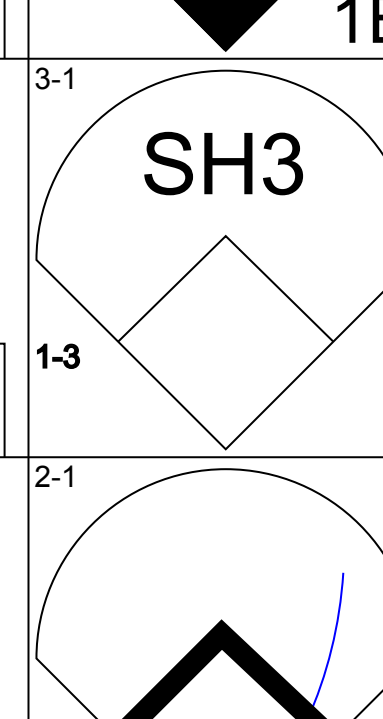
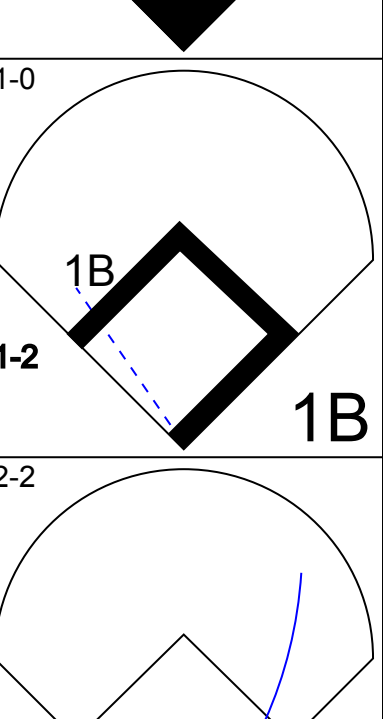
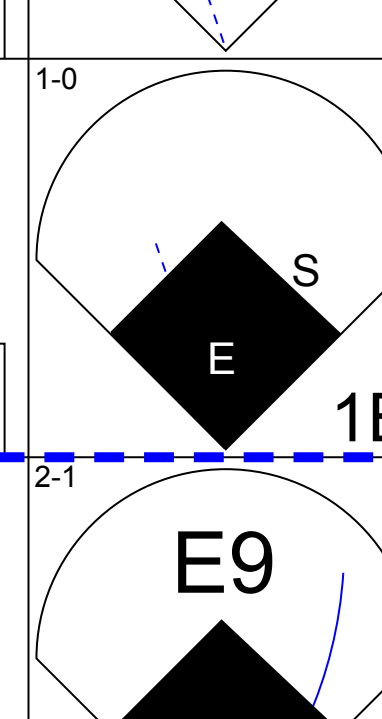
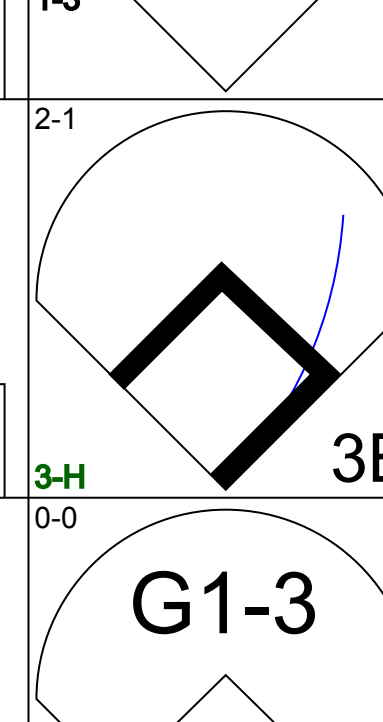
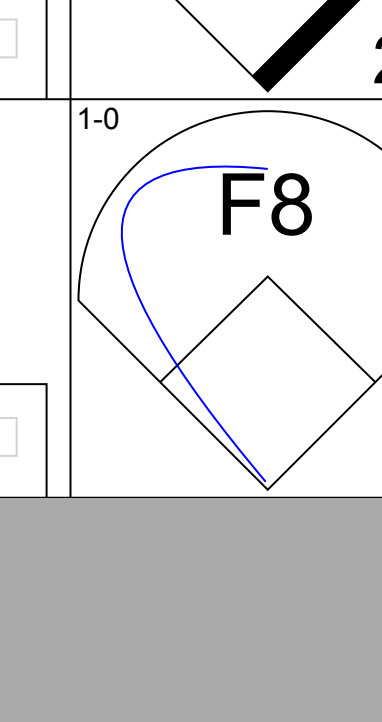
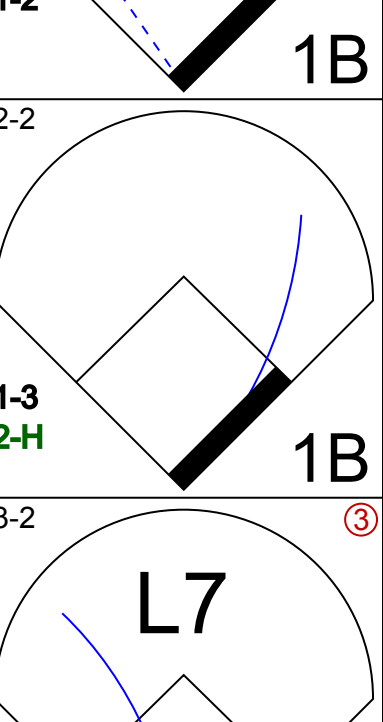
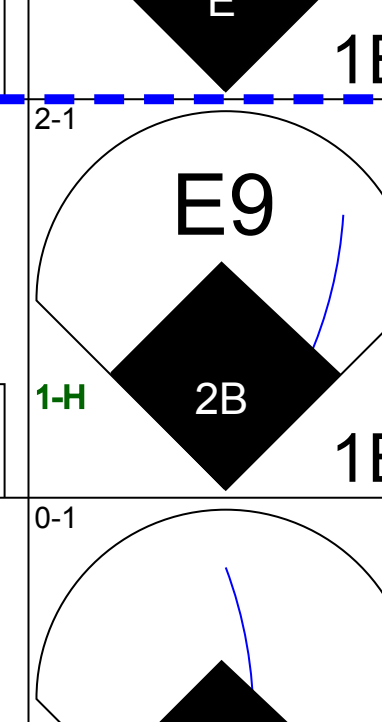
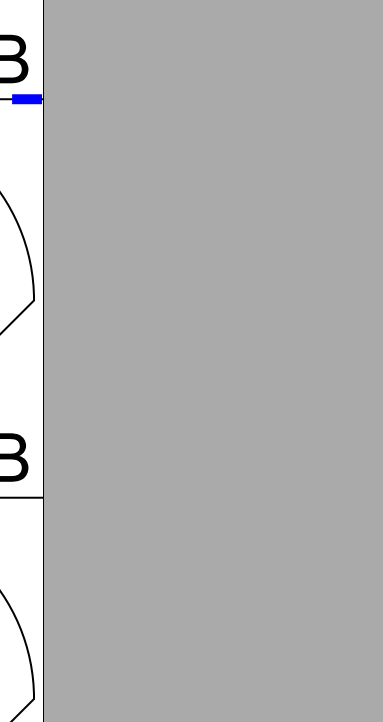
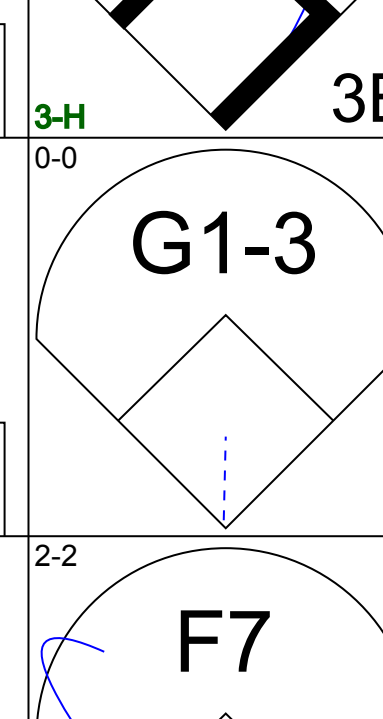
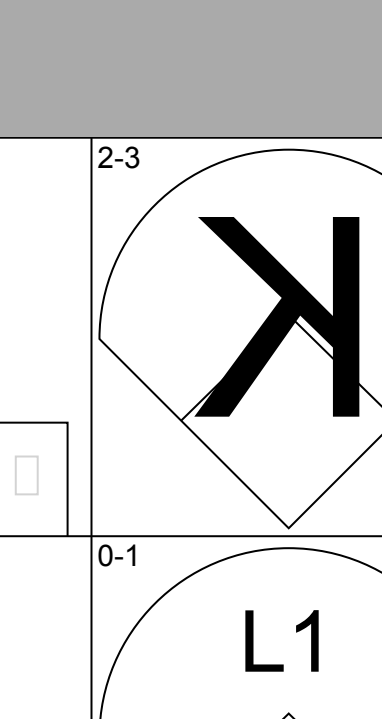
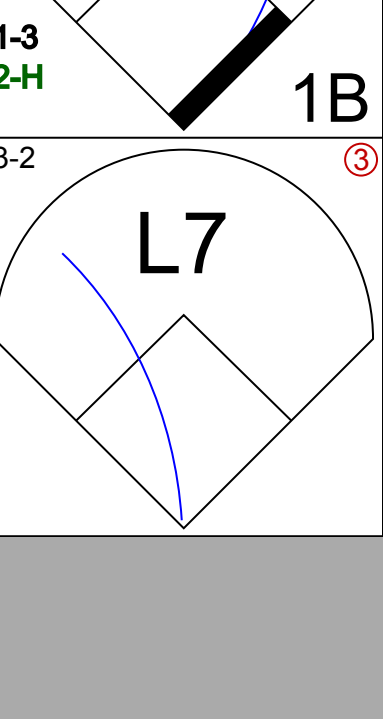
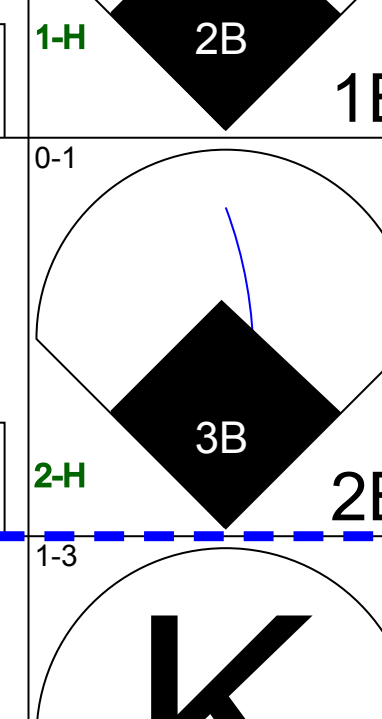

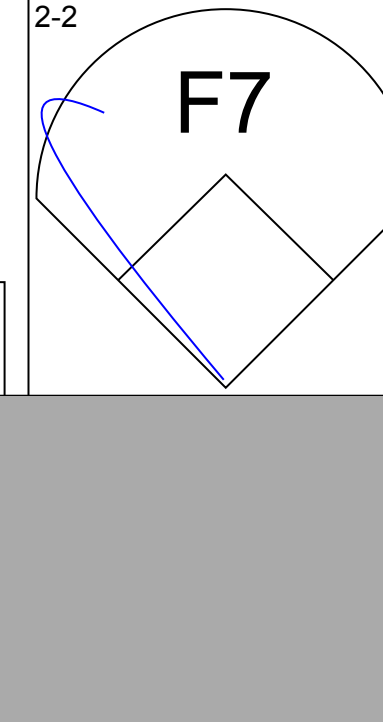
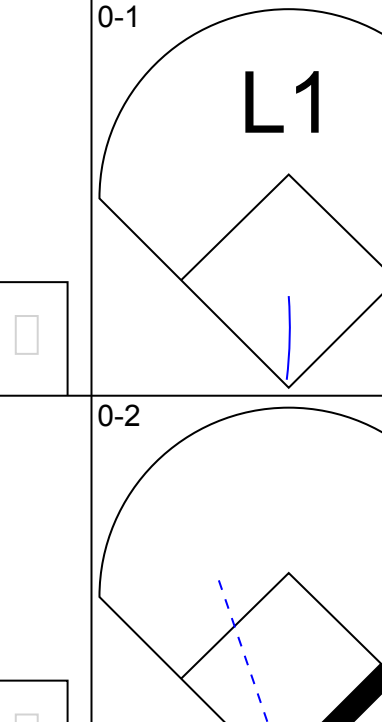
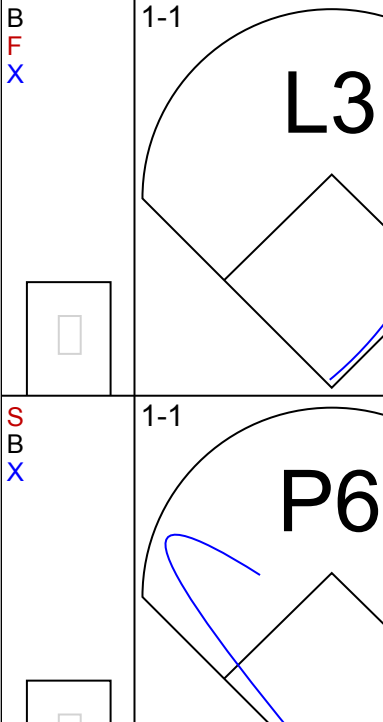
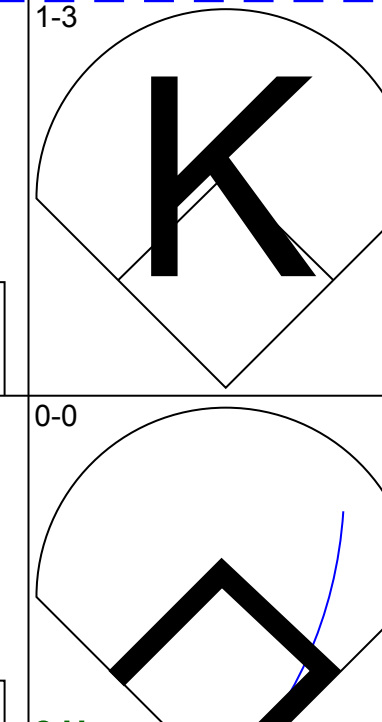
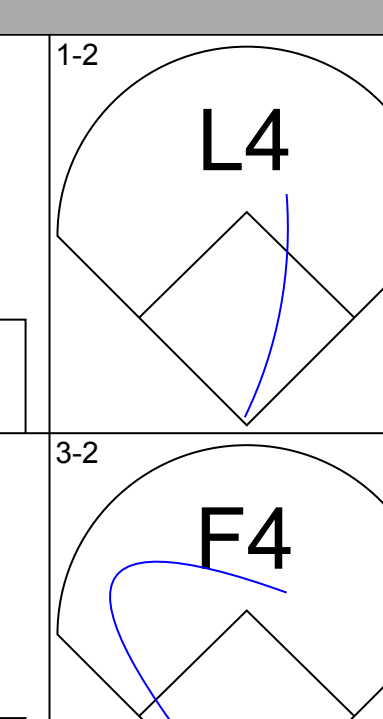
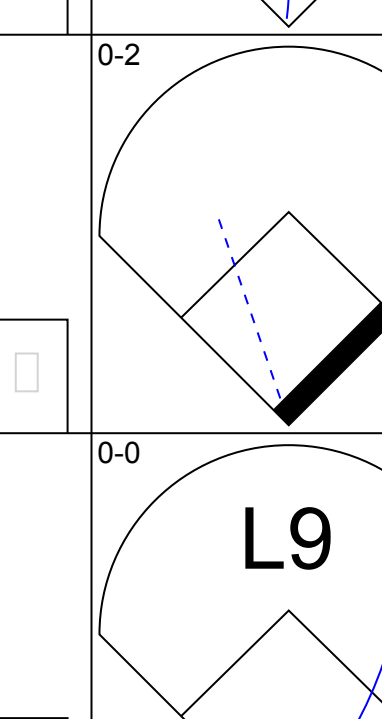
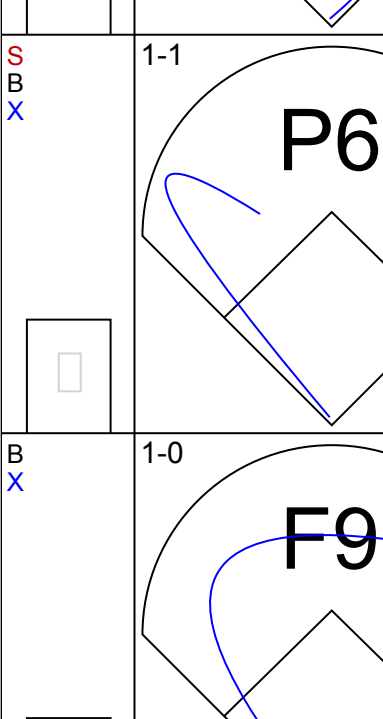
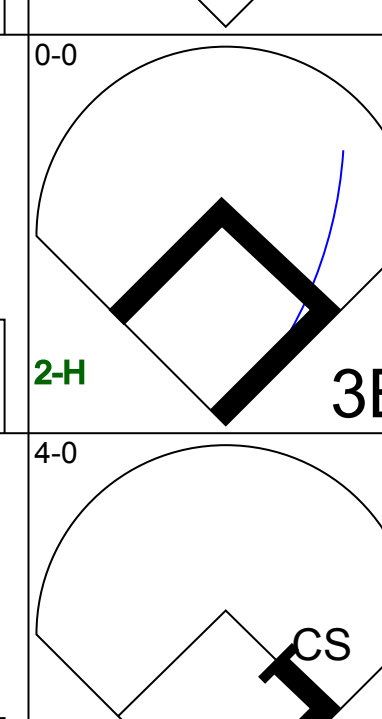
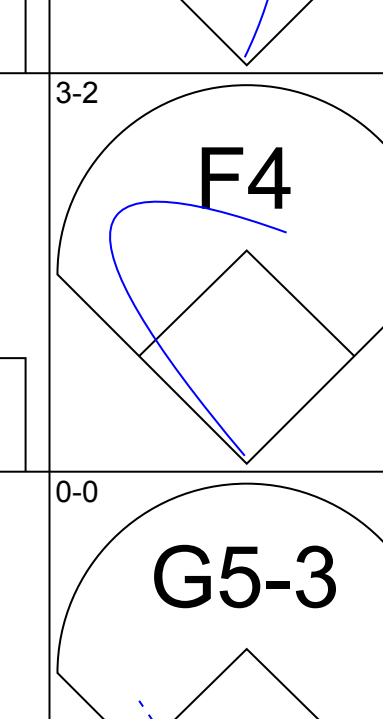
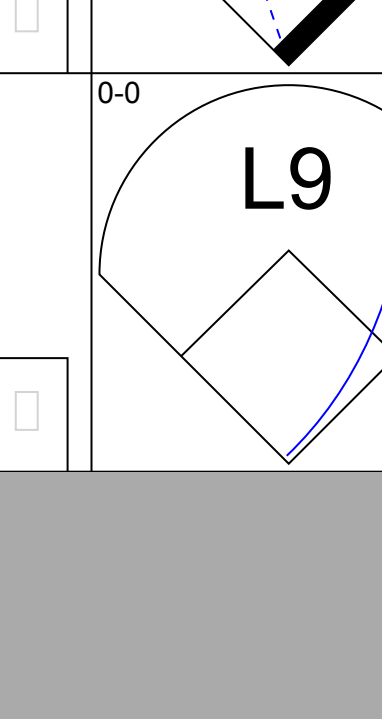
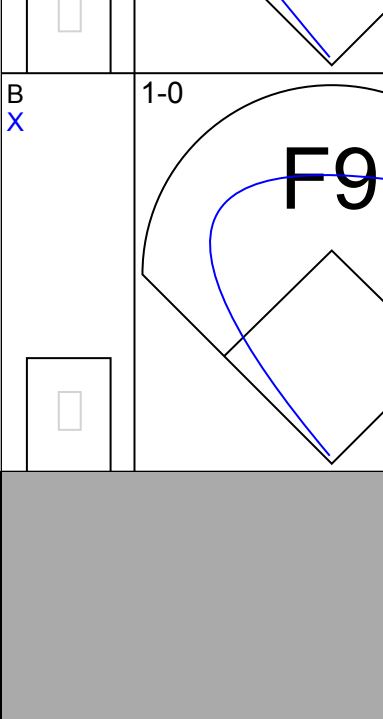
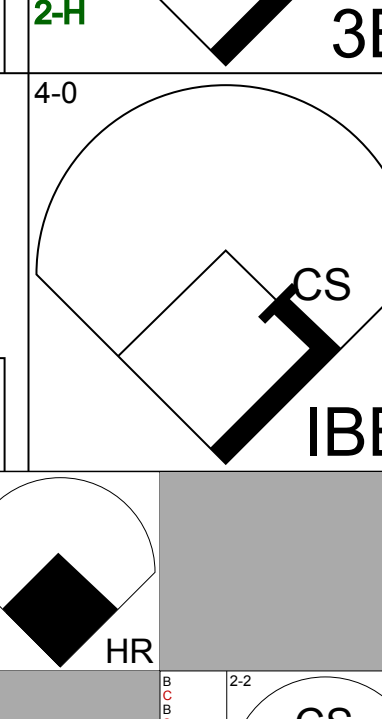
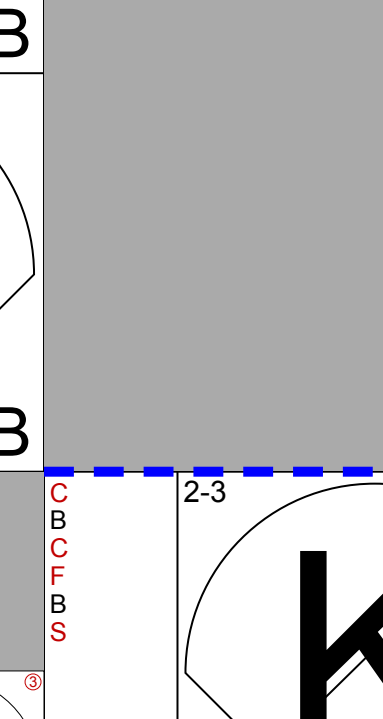
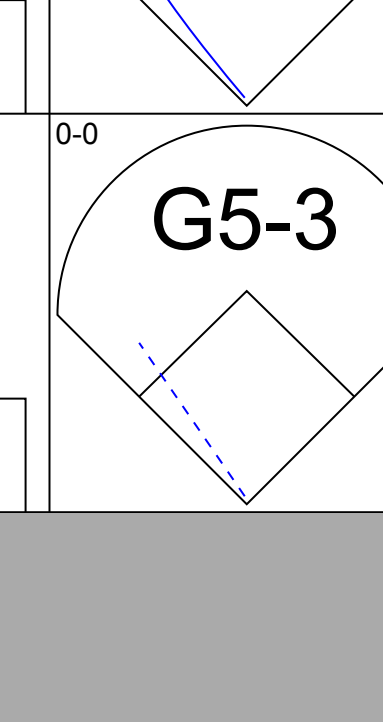


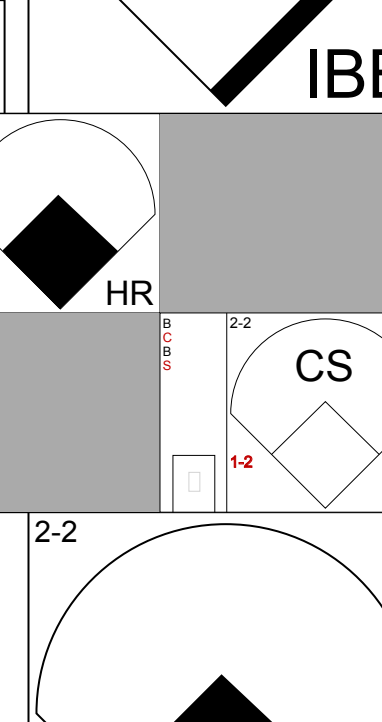
Batter	1	2	3	4	5	6	7	8	9	AB	R	H	RBI	BB	SO	LOB	BOTTOM								
Alex Sanchez, L OBP: 0.355, SLG: 0.344	4-2 FC1-6-5 BB		1-3 K		0-1 SF7		0-0 G4-3 3B	2-1 F8		3	1	1	2	1	1	1	San Diego Padres @ Milwaukee Brewers Miller Park, Milwaukee, WI Sun May 26 2002, 1:05 PM CDT Att: 27,007 - Sunny - 69 F								
Ronnie Belliard, R OBP: 0.327, SLG: 0.323	3-2 FC1-6-5 1-3 1B		0-0 L4		3-H 0-0 2B		1-0 G4-3		0-2 BB 1B	5	1	2	2	0	0	1									
Tyler Houston, L OBP: 0.301, SLG: 0.405	2-1 2-H HR 1B		3-1 F2		1-1 G3		0-0 G3		0-3 K	5	1	2	1	0	1	2									
Richie Sexson, R OBP: 0.305, SLG: 0.541	2-2 1-H HR			1-1 F9		2-2 G6-3	1-0 FC6-4 1B		4-2 1-2 BB	4	1	2	2	1	0	0									
Geoff Jenkins, L OBP: 0.305, SLG: 0.409	3-3 K			2-2 F9		1-0 G3-1	3-3 K		2-3 K	5	0	0	0	0	3	4									
Alex Ochoa, R OBP: 0.364, SLG: 0.458	0-3 K			0-0 F9		2-2 BB HBP	0-1 FC6-4 1-2f		2-3 K	4	0	0	0	0	2	4									
José Hernández, R OBP: 0.374, SLG: 0.541		2-3 K			0-0 2B SF7 1B		4-2 1-2 BB		0-1 SH1-4 1B	3	1	2	0	1	1	0									
Paul Bako, L OBP: 0.341, SLG: 0.338		1-3 K			0-3 K		0-1 G6-3		0-0 SH1-4	3	0	0	0	0	2	3									
Nelson Figueroa, R ERA: 4.7 47 Mike Budde, R ERA: 4.54 Valerio De Los Santos, L ERA: 2.08 Ray King, L ERA: 4.67 Mike DeJean, R ERA: 2.6		0-0 L7			0-0 2B 2B		1-0 3B 1B		3-3 K	0	0	0	0	0	0	0									
										0	0	0	0	0	0	0									
Inning Stats	R: 3 E: 0 K: 2 S: 19	H: 2 LOB: 0 BB: 1 P: 33	R: 0 E: 0 K: 2 S: 7	H: 0 LOB: 0 BB: 0 P: 10	R: 0 E: 0 K: 1 S: 7	H: 0 LOB: 0 BB: 0 P: 11	R: 0 E: 0 K: 0 S: 6	H: 0 LOB: 0 BB: 0 P: 9	R: 2 E: 0 K: 1 S: 10	H: 3 LOB: 1 BB: 0 P: 11	R: 0 E: 0 K: 0 S: 14	H: 0 LOB: 2 BB: 1 P: 23	R: 2 E: 0 K: 1 S: 10	H: 4 LOB: 0 BB: 0 P: 16	R: 0 E: 0 K: 1 S: 9	H: 1 LOB: 1 BB: 0 P: 14	R: 0 E: 0 K: 3 S: 15	H: 1 LOB: 2 BB: 1 P: 23	1B: 7 2B: 2 3B: 1 HR: 1	SF: 1 SAC: 1 DP: 0 HBP: 1	WP: 0 PB: 0 SB: 1 CS: 0	PA: 42			
PITCHER	IP WLS BF H R ER SO BB IBB HBP BLK WP HR S P ERA WHIP	IP WLS BF H R ER SO BB IBB HBP BLK WP HR S P ERA WHIP	IP WLS BF H R ER SO BB IBB HBP BLK WP HR S P ERA WHIP	IP WLS BF H R ER SO BB IBB HBP BLK WP HR S P ERA WHIP	IP WLS BF H R ER SO BB IBB HBP BLK WP HR S P ERA WHIP	IP WLS BF H R ER SO BB IBB HBP BLK WP HR S P ERA WHIP	IP WLS BF H R ER SO BB IBB HBP BLK WP HR S P ERA WHIP	IP WLS BF H R ER SO BB IBB HBP BLK WP HR S P ERA WHIP	IP WLS BF H R ER SO BB IBB HBP BLK WP HR S P ERA WHIP	IP WLS BF H R ER SO BB IBB HBP BLK WP HR S P ERA WHIP	IP WLS BF H R ER SO BB IBB HBP BLK WP HR S P ERA WHIP	IP WLS BF H R ER SO BB IBB HBP BLK WP HR S P ERA WHIP	IP WLS BF H R ER SO BB IBB HBP BLK WP HR S P ERA WHIP	IP WLS BF H R ER SO BB IBB HBP BLK WP HR S P ERA WHIP	IP WLS BF H R ER SO BB IBB HBP BLK WP HR S P ERA WHIP	IP WLS BF H R ER SO BB IBB HBP BLK WP HR S P ERA WHIP	IP WLS BF H R ER SO BB IBB HBP BLK WP HR S P ERA WHIP	IP WLS BF H R ER SO BB IBB HBP BLK WP HR S P ERA WHIP	IP WLS BF H R ER SO BB IBB HBP BLK WP HR S P ERA WHIP	IP WLS BF H R ER SO BB IBB HBP BLK WP HR S P ERA WHIP	IP WLS BF H R ER SO BB IBB HBP BLK WP HR S P ERA WHIP	IP WLS BF H R ER SO BB IBB HBP BLK WP HR S P ERA WHIP	IP WLS BF H R ER SO BB IBB HBP BLK WP HR S P ERA WHIP	IP WLS BF H R ER SO BB IBB HBP BLK WP HR S P ERA WHIP	IP WLS BF H R ER SO BB IBB HBP BLK WP HR S P ERA WHIP



Batter	1	2	3	4	5	6	7	8	9	AB	R	H	RBI	BB	SO	LOB	TOP					
Alex Sanchez, L (1, 8) OBP: 0.348, SLG: 0.333 Geoff Jenkins, L (9, FH) OBP: 0.301, SLG: 0.401	G6-3		F7		F7				E4	4	0	1	0	0	0	1	Milwaukee Brewers @ Los Angeles Dodgers Dodger Stadium, Los Angeles, CA Wed May 29 2002, 12:10 PM PDT Att: 26,399 - Sunny - 75 F livebaseballscorecards.com					
Eric Young Sr., R (1, 4) OBP: 0.302, SLG: 0.279	K					2B	F8		K	5	1	2	1	0	2	4						
Jeffrey Hammonds, R (1, 9) OBP: 0.370, SLG: 0.469			G1-3						K	4	0	1	0	0	2	2						
Richie Sexson, R (1, 3) OBP: 0.329, SLG: 0.549	K									4	0	2	1	0	1	1						
Alex Ochoa, R (1, 7) OBP: 0.364, SLG: 0.444										3	0	1	0	1	0	1						
José Hernández, R (1, 6) OBP: 0.372, SLG: 0.542	K									4	1	1	1	0	2	4						
Ronnie Belliard, R (1, 5) OBP: 0.325, SLG: 0.320										4	0	1	0	0	0	3						
Marcus Jensen, S (1, 2) OBP: 0.333, SLG: 0.500 Lenny Harris, L (9, FH) OBP: 0.220, SLG: 0.220	CS									3	1	1	0	0	0	1						
Jamey Wright, R (1, 1) OBP: 0.600, SLG: 1.000 Ray King, L (7, 1) Luis Vizcaino, R (8, 1) Tyler Houston, L (9, FH) OBP: 0.308, SLG: 0.407										2	0	1	0	0	0	0						
Inning Stats	R: 0 E: 0 K: 2 S: 11	H: 1 LOB: 1 BB: 0 P: 13	R: 0 E: 0 K: 1 S: 6	H: 0 LOB: 0 BB: 1 P: 11	R: 1 E: 0 K: 0 S: 9	H: 2 LOB: 1 BB: 0 P: 13	R: 0 E: 0 K: 0 S: 8	H: 2 LOB: 1 BB: 0 P: 11	R: 0 E: 0 K: 0 S: 6	H: 0 LOB: 0 BB: 0 P: 9	R: 1 E: 0 K: 2 S: 12	H: 2 LOB: 1 BB: 0 P: 17	R: 0 E: 0 K: 0 S: 9	H: 3 LOB: 3 BB: 0 P: 16	R: 0 E: 0 K: 1 S: 7	H: 0 LOB: 0 BB: 0 P: 10		R: 1 E: 1 K: 2 S: 17	H: 3 LOB: 2 BB: 0 P: 23	1B: 10 2B: 3 3B: 0 HR: 1	SF: 0 SAC: 1 DP: 2 HBP: 0	WP: 0 PB: 0 SB: 0 CS: 1
PITCHER	IP	WLS	BF	H	R	ER	SO	BB	IBB	HBP	BLK	WP	HR	S	P	ERA	WHIP					
Odalis Perez, L (1, 1) ERA: 2.52	7.0	W	29	10	2	2	5	1	0	0	0	0	0	61	90	2.57	1.571					
Paul Quantrill, R (8, 1) ERA: 4.15	1.0	H	3	0	0	0	1	0	0	0	0	0	0	7	10	0.00	0.000					
Eric Gagne, R (9, 1) ERA: 1.65	1.0	S	6	3	1	1	2	0	0	0	0	0	1	17	23	9.00	3.000					

Batter	1	2	3	4	5	6	7	8	9	AB	R	H	RBI	BB	SO	LOB	BOTTOM				
Dave Roberts, L (1, 8) OBP: 0.415, SLG: 0.408	F7		G4-3		G3					3	0	0	0	1	0	1	Milwaukee Brewers @ Los Angeles Dodgers Dodger Stadium, Los Angeles, CA Wed May 29 2002, 12:10 PM PDT Att: 26,399 - Sunny - 75 F livebaseballscorecards.com				
Cesar Izturis, S (1, 6) OBP: 0.282, SLG: 0.328	F7									4	0	0	0	0	0	1					
Shawn Green, L (1, 9) OBP: 0.381, SLG: 0.552										1	1	0	0	3	1	0					
Brian Jordan, R (1, 7) OBP: 0.339, SLG: 0.533 Marquis Grissom, R (6, PR) OBP: 0.351, SLG: 0.550	F9									3	1	2	2	0	0	1					
Eric Karros, R (1, 3) OBP: 0.358, SLG: 0.435										3	0	0	0	1	0	0					
Adrián Beltré, R (1, 5) OBP: 0.307, SLG: 0.371										3	0	0	0	0	1	3					
Chad Kreuter, S (1, 2) OBP: 0.314, SLG: 0.326										2	1	0	0	1	0	0					
Alex Cora, L (1, 4) OBP: 0.365, SLG: 0.521										3	1	2	2	0	0	0					
Odalis Perez, L (1, 1) OBP: 0.136, SLG: 0.227 Mark Grudzielanek, R (7, PH) OBP: 0.259, SLG: 0.353 Paul Quantrill, L (8, 1) Eric Gagne, R (9, 1)										1	0	0	0	0	0	0					
Inning Stats	R: 0 E: 0 K: 0 S: 5	H: 0 LOB: 0 BB: 1 P: 11	R: 0 E: 0 K: 1 S: 9	H: 0 LOB: 0 BB: 0 P: 16	R: 0 E: 0 K: 0 S: 7	H: 0 LOB: 0 BB: 0 P: 11	R: 2 E: 0 K: 0 S: 11	H: 1 LOB: 0 BB: 1 P: 21	R: 0 E: 0 K: 0 S: 8	H: 1 LOB: 1 BB: 0 P: 12	R: 0 E: 0 K: 0 S: 10	H: 1 LOB: 2 BB: 2 P: 24	R: 2 E: 0 K: 1 S: 7	H: 1 LOB: 0 BB: 2 P: 19	R: 0 E: 0 K: 1 S: 9	H: 0 LOB: 0 BB: 0 P: 12		1B: 1 2B: 2 3B: 0 HR: 2	SF: 0 SAC: 1 DP: 2 HBP: 0	WP: 1 PB: 0 SB: 1 CS: 0	PA: 32
PITCHER	IP	WLS	BF	H	R	ER	SO	BB	IBB	HBP	BLK	WP	HR	S	P	ERA	WHIP				
Jamey Wright, R (1, 1) ERA: 4.32	6.1	L	27	4	4	4	2	5	0	0	0	0	0	55	107	5.68	1.421				
Ray King, L (7, 1) ERA: 4.42	1.0		3	0	0	0	1	1	0	0	0	0	0	5	11	0.00	1.000				
Luis Vizcaino, R (8, 1) ERA: 2.81	0.2		2	0	0	0	0	0	0	0	0	0	0	6	8	0.00	0.000				

Batter	1	2	3	4	5	6	7	8	9	AB	R	H	RBI	BB	SO	LOB	TOP				
Bobby Hill, S OBP: 0.306, SLG: 0.324 (1, 4)										5	0	0	0	0	2	0	Chicago Cubs @ Milwaukee Brewers Miller Park, Milwaukee, WI Mon Jun 03 2002, 7:05 PM CDT Att: 28,094 - Dome - 72 F				
Corey Patterson, L OBP: 0.338, SLG: 0.412 (1, 8)										5	1	1	1	0	2	0					
Sammy Sosa, R OBP: 0.451, SLG: 0.685 (1, 9)										4	1	1	1	1	2	0					
Fred McGriff, L OBP: 0.348, SLG: 0.464 (1, 3)										4	2	2	2	0	2	1					
Moises Alou, R OBP: 0.255, SLG: 0.287 (1, 7)										4	0	0	0	0	1	0					
Mark Bellhorn, S OBP: 0.375, SLG: 0.480 (1, 6)										3	2	1	0	1	1	0					
Bill Mueller, S OBP: 0.268, SLG: 0.329 (1, 5)										4	0	2	1	0	0	1					
Joe Girardi, R OBP: 0.262, SLG: 0.283 (8, PH)										2	0	0	0	1	1	2					
Roosevelt Brown, L OBP: 0.272, SLG: 0.319 (8, PH)										0	0	0	0	0	0	0					
Chris Stynes, R OBP: 0.316, SLG: 0.376 (8, PH)										1	0	1	1	0	0	0					
Juan Cruz, R OBP: 0.154, SLG: 0.154 (8, 1)										0	0	0	0	0	0	0					
Jon Lieber, L OBP: 0.192, SLG: 0.192 (7, 1)										3	0	0	0	0	1	2					
Joe Borowski, R OBP: 0.500, SLG: 0.500 (7, 1)										0	0	0	0	0	0	0					
Jeff Fassero, L OBP: 0.224, SLG: 0.235 (8, 2)										0	0	0	0	0	0	0					
Todd Hundley, S OBP: 0.224, SLG: 0.235 (8, 2)										1	0	0	0	0	1	1					
Inning Stats	R: 0 E: 0 K: 2 S: 9	H: 0 LOB: 0 BB: 0 P: 11	R: 1 E: 1 K: 1 S: 11	H: 1 LOB: 1 BB: 0 P: 18	R: 0 E: 0 K: 0 S: 4	H: 0 LOB: 0 BB: 0 P: 7	R: 2 E: 0 K: 2 S: 16	H: 2 LOB: 1 BB: 1 P: 28	R: 2 E: 0 K: 1 S: 9	H: 2 LOB: 2 BB: 1 P: 15	R: 0 E: 0 K: 2 S: 10	H: 0 LOB: 1 BB: 1 P: 18	R: 1 E: 0 K: 2 S: 18	H: 2 LOB: 1 BB: 0 P: 27	R: 0 E: 0 K: 2 S: 8	H: 0 LOB: 0 BB: 0 P: 10	1B: 3 2B: 1 3B: 0 HR: 4	SF: 0 SAC: 0 DP: 0 HBP: 0	WP: 1 PB: 0 SB: 0 CS: 0	PA: 39	
PITCHER	IP	WLS	BF	H	R	ER	SO	BB	IBB	HBP	BLK	WP	HR	S	P	ERA	WHIP				
Jamey Wright, R ERA: 5.4 (1, 1)	5.0		22	5	5	5	6	1	0	0	0	1	4	49	77	9.00	1.200				
Valerio De Los Santos, L ERA: 3.52 (8, 1)	2.0	W	9	1	0	0	3	2	0	0	0	0	0	17	33	0.00	1.500				
Luis Vizcaino, R ERA: 2.94 (8, 1)	0.2	H	3	1	1	1	1	0	0	0	0	0	0	10	14	13.50	1.500				
Ray King, L ERA: 4.05 (8, 1)	0.1	H	2	1	0	0	1	0	0	0	0	0	0	8	13	0.00	3.000				
Mike DeJean, R ERA: 2.56 (9, 1)	1.0	S	3	0	0	0	2	0	0	0	0	0	0	8	10	0.00	0.000				

Batter	1	2	3	4	5	6	7	8	9	AB	R	H	RBI	BB	SO	LOB	BOTTOM				
Alex Sanchez, L OBP: 0.364, SLG: 0.344 (1, 8)										5	2	1	0	0	1	1	Chicago Cubs @ Milwaukee Brewers Miller Park, Milwaukee, WI Mon Jun 03 2002, 7:05 PM CDT Att: 28,094 - Dome - 72 F				
Eric Young Sr., R OBP: 0.319, SLG: 0.307 (1, 4)										3	1	3	0	0	0	0					
Jeffrey Hammonds, R OBP: 0.392, SLG: 0.511 (1, 9)										4	1	3	3	0	0	1					
Richie Sexson, R OBP: 0.345, SLG: 0.565 (1, 3)										4	1	1	1	0	1	3					
Geoff Jenkins, L OBP: 0.310, SLG: 0.408 (1, 7)										4	0	0	0	0	1	2					
Tyler Houston, L OBP: 0.331, SLG: 0.467 (1, 5)										4	0	2	1	0	0	0					
José Hernández, R OBP: 0.362, SLG: 0.511 (1, 6)										3	0	0	0	1	0	1					
Paul Bako, L OBP: 0.320, SLG: 0.363 (1, 2)										4	1	1	1	0	1	0					
Jamey Wright, R ERA: 5.4 (1, 1)										1	0	0	0	0	0	0					
Matt Stairs, L ERA: 3.29 (5, PH)										0	0	0	0	0	1	0					
Valerio De Los Santos, L ERA: 3.52 (8, 1)										0	0	0	0	0	0	0					
Lenny Harris, L ERA: 2.94 (8, 1)										1	1	1	1	0	0	0					
Luis Vizcaino, R ERA: 2.94 (8, 1)										0	0	0	0	0	0	0					
Ray King, L ERA: 4.05 (8, 1)										0	0	0	0	0	0	0					
Alex Ochoa, R ERA: 2.56 (9, 1)										1	0	0	0	0	1	0					
Mike DeJean, R ERA: 2.56 (9, 1)										0	0	0	0	0	0	0					
Inning Stats	R: 1 E: 0 K: 0 S: 9	H: 2 LOB: 1 BB: 0 P: 16	R: 0 E: 0 K: 0 S: 8	H: 0 LOB: 0 BB: 0 P: 12	R: 0 E: 0 K: 0 S: 6	H: 1 LOB: 1 BB: 0 P: 12	R: 0 E: 0 K: 1 S: 9	H: 1 LOB: 0 BB: 0 P: 11	R: 1 E: 0 K: 0 S: 16	H: 2 LOB: 2 BB: 1 P: 29	R: 0 E: 0 K: 0 S: 5	H: 0 LOB: 0 BB: 0 P: 8	R: 5 E: 1 K: 1 S: 18	H: 6 LOB: 1 BB: 1 P: 32	R: 0 E: 0 K: 3 S: 10	H: 0 LOB: 0 BB: 0 P: 14	1B: 6 2B: 2 3B: 2 HR: 2	SF: 0 SAC: 1 DP: 0 HBP: 0	WP: 0 PB: 0 SB: 2 CS: 1	PA: 38	
PITCHER	IP	WLS	BF	H	R	ER	SO	BB	IBB	HBP	BLK	WP	HR	S	P	ERA	WHIP				
Jon Lieber, R ERA: 3.7 (7, 1)	6.1		29	9	5	5	1	1	0	0	0	0	0	4	6	7.11	1.579				
Joe Borowski, R ERA: 3.29 (7, 1)	0.0	L	2	2	1	1	0	0	0	0	0	0	0	6	13	13.50	1.500				
Jeff Fassero, L ERA: 6.17 (8, 1)	0.2		3	1	1	1	1	0	1	0	0	0	0	6	13	13.50	1.500				
Juan Cruz, R ERA: 3.83 (8, 1)	1.0		3	0	0	0	3	0	0	0	0	0	0	10	14	0.00	0.000				

Batter	1	2	3	4	5	6	7	8	9	10	11	AB	R	H	RBI	BB	SO	LOB	TOP					
Bobby Hill, S OBP: 0.311, SLG: 0.312 (1, 4)	2-2 HBP	1-3 K			0-0 SH1-4	2-2 HBP		1-3 K			0-0 G4-3	3	0	0	0	0	2	4						
Corey Patterson, L OBP: 0.338, SLG: 0.410 (1, 8)	0-0 1B		2-1 G4-3		0-1 FC4-6 E	2-3 K			0-0 G4-3		0-0 F8	6	1	2	1	0	1	1						
Sammy Sosa, R OBP: 0.448, SLG: 0.672 (1, 9)	0-3 K		3-1 G6-3		4-2 FC4-6 1B		2-1 F3		4-1 1B BB		1-1 F7	4	0	0	0	2	1	2						
Fred McGriff, L OBP: 0.349, SLG: 0.468 (1, 3)	0-1 F8		0-0 2B		1-1 FC4-6 HR		3-1 F8		2-0 1B			5	1	2	0	0	0	4						
Moises Alou, R OBP: 0.247, SLG: 0.277 (1, 7)	1-0 L9		2-3 K		1-0 E5 HR		0-1 G6-3		0-1 P3			5	1	0	0	0	1	6						
Todd Hundley, S OBP: 0.238, SLG: 0.291 (1, 2)					4-1 FC1-5 1B BB		1-1 G3-1		1-1 F8		3-3 K	4	1	1	3	1	1	2						
Alex Gonzalez, R OBP: 0.292, SLG: 0.389 (1, 6)		0-2 FC6-4 FC1-5 1B		1-3 K	3-2 L6			1-2 34 1B G4-3		2-2 F9		5	0	2	0	0	1	0						
Bill Mueller, S OBP: 0.255, SLG: 0.311 (1, 5)		0-0 FC1-5 FC6-4 1B		2-1 G4-3		1-0 G3		1-2 G4-3		0-0 G4-3		5	0	0	0	0	0	3						
34 Kerry Wood, R OBP: 0.221, SLG: 0.200 Kyle Farnsworth, R OBP: 0.667, SLG: 0.667 Antonio Alfonseca, R OBP: 0.268, SLG: 0.315 Roosevelt Brown, L OBP: 0.268, SLG: 0.315 Jeff Fassero, L OBP: 0.268, SLG: 0.315 (1, 1) (8, 1) (9, 1) (10, PH) (10, 1)		0-0 FC6-4			0-0 SH1-4 1B	3-3 K		1-2 1B		2-3 1B		4	1	2	0	0	1	2						
Inning Stats	R: 0 E: 0 K: 1 S: 9	H: 1 LOB: 2 BB: 1 P: 12	R: 0 E: 0 K: 1 S: 11	H: 1 LOB: 2 BB: 1 P: 16	R: 0 E: 0 K: 1 S: 9	H: 1 LOB: 0 BB: 0 P: 16	R: 0 E: 0 K: 1 S: 7	H: 0 LOB: 0 BB: 0 P: 11	R: 5 E: 2 K: 0 S: 15	H: 3 LOB: 0 BB: 1 P: 26	R: 0 E: 0 K: 2 S: 15	H: 0 LOB: 1 BB: 0 P: 23	R: 0 E: 0 K: 1 S: 14	H: 2 LOB: 2 BB: 1 P: 19	R: 0 E: 0 K: 1 S: 9	H: 0 LOB: 0 BB: 0 P: 13	R: 0 E: 0 K: 0 S: 4	H: 0 LOB: 0 BB: 0 P: 5	1B: 7 2B: 1 3B: 0 HR: 1	SF: 0 SAC: 1 DP: 0 HBP: 2	WP: 0 PB: 0 SB: 1 CS: 0	PA: 48		
PITCHER	IP 5.0	WLS 5.0	BF 25	H 6	R 5	ER 1	SO 4	BB 2	IBB 0	HBP 1	BLK 0	WP 0	HR 0	S 51	P 81	ERA 1.80	WHIP 1.600							
Nelson Figueroa, R ERA: 5.36 (1, 1)																								
Jose Cabrera, R ERA: 4.81 (6, 1)	2.0	7	0	0	0	2	0	0	1	0	0	0	0	21	34	0.00	0.000							
Chad Fox, R ERA: (8, 1)	2.0	10	3	0	0	2	1	0	0	0	0	0	0	23	37	0.00	2.000							
Luis Vizcaino, R ERA: 2.78 (10, 1)	2.0	W	6	0	0	1	0	0	0	0	0	0	0	13	18	0.00	0.000							

Chicago Cubs @ Milwaukee Brewers
Miller Park, Milwaukee, WI
Tue Jun 04 2002, 7:05 PM CDT
Att: 25,603 - Dome - 72 F

livebaseballscores.com

AB 42
R 5
H 9
RBI 4
BB 3
SO 9
LOB 24



Batter	1	2	3	4	5	6	7	8	9	10	11	AB	R	H	RBI	BB	SO	LOB	BOTTOM					
Alex Sanchez, L OBP: 0.374, SLG: 0.358 (1, 8)	4-1 G4-6-3 BB			0-0 F8 1B	0-1 G4-3		1-0 G4-3		1-0 1B		1-1 1B	5	1	3	3	1	0	2						
Eric Young Sr., R OBP: 0.316, SLG: 0.304 (1, 4)	1-0 G4-6-3		3-2 F8	2-3 3H	0-2 G1-3			2-1 G4-3	0-0 1B		2-3 3H	5	0	1	1	0	0	3						
Jeffrey Hammonds, R OBP: 0.392, SLG: 0.506 (1, 9)	1-3 K		0-0 BB	3-1 1B		3-3 K		4-2 1B BB	2-3 K			4	0	1	1	1	3	1						
Richie Sexson, R OBP: 0.346, SLG: 0.559 (1, 3)		2-1 P6		4-2 G3-6-1 BB		0-1 WP HBP 1B		2-3 K		3-3 K		4	0	1	0	1	2	1						
Geoff Jenkins, L OBP: 0.307, SLG: 0.403 (1, 7)		1-3 K		0-0 G3-6-1		0-2 F5		0-0 1B		0-2 G3		5	0	1	0	0	1	3						
Tyler Houston, L OBP: 0.327, SLG: 0.454 (1, 5)		0-0 L5		1-1 F7		1-0 WP HBP		0-1 G1-3		1-1 G3		4	0	0	0	0	2							
José Hernández, R OBP: 0.373, SLG: 0.519 (1, 6)			1-2 CS 1B		1-1 BB 2B 1B		3-3 K		3-2 SH1-4 BB 1B		3-0 SH3-4 1B	5	3	4	0	0	1	2						
Paul Bako, L OBP: 0.337, SLG: 0.366 (1, 2)			3-3 K		4-2 2B G4-3 BB		0-1 G4-3 1B		4-2 1B SH1-4 BB		1-1 SH3-4	2	2	1	0	2	1	1						
Nelson Figueroa, R ERA: 5.36 (1, 1)			1-3 K		2-0 G4-3 2B		3-2 F2		2-0 SH1-4		4-0 1B	1	0	0	0	0	1	0						
Matt Stairs, L ERA: (8, PH)												1	0	1	1	0	0	0						
Jose Cabrera, R ERA: (6, PH)												0	0	0	0	0	0	0						
Lenny Harris, L ERA: (7, PH)												1	0	0	0	0	0	1						
Chad Fox, R ERA: (8, PH)												0	0	0	0	0	0	0						
Mark Loretta, R ERA: (8, PH)												0	0	0	0	0	0	0						
Luis Vizcaino, R ERA: (10, PH)												0	0	0	0	0	0	0						
Alex Ochoa, R ERA: 6.2 (10, PH)												0	0	0	0	1	0	0						
Inning Stats	R: 0 E: 0 K: 1 S: 5	H: 0 LOB: 0 BB: 1 P: 11	R: 0 E: 0 K: 1 S: 6	H: 0 LOB: 0 BB: 0 P: 9	R: 0 E: 0 K: 2 S: 10	H: 1 LOB: 0 BB: 0 P: 15	R: 1 E: 0 K: 0 S: 9	H: 2 LOB: 1 BB: 1 P: 16	R: 2 E: 0 K: 0 S: 12	H: 2 LOB: 1 BB: 1 P: 20	R: 0 E: 0 K: 2 S: 13	H: 1 LOB: 0 BB: 0 P: 20	R: 0 E: 0 K: 1 S: 14	H: 1 LOB: 2 BB: 1 P: 22	R: 2 E: 0 K: 1 S: 12	H: 3 LOB: 1 BB: 1 P: 24	R: 0 E: 0 K: 1 S: 9	H: 0 LOB: 0 BB: 0 P: 13	R: 1 E: 0 K: 0 S: 5	H: 2 LOB: 2 BB: 1 P: 14	1B: 11 2B: 2 3B: 0 HR: 0	SF: 0 SAC: 2 DP: 3 HBP: 1	WP: 1 PB: 0 SB: 0 CS: 1	PA: 46
PITCHER	IP 7.1	WLS 7.1	BF 30	H 7	R 3	ER 3	SO 6	BB 4	IBB 0	HBP 1	BLK 0	WP 0	HR 0	S 67	P 113	ERA 3.68	WHIP 1.500							
34 Kerry Wood, R ERA: 3.13 (8, 1)	0.2	H	3	1	0	0	1	0	0	0	0	0	0	8	10	0.00	1.500							
Kyle Farnsworth, R ERA: (8, 1)	1.0	B	6	3	2	2	1	1	0	0	0	0	0	12	24	18.00	4.000							
Antonio Alfonseca, R ERA: 2.77 (10, 1)	1.1	L	7	2	1	1	1	0	1	0	0	0	0	14	27	6.75	1.500							

Chicago Cubs @ Milwaukee Brewers
Miller Park, Milwaukee, WI
Tue Jun 04 2002, 7:05 PM CDT
Att: 25,603 - Dome - 72 F

livebaseballscores.com

AB 37
R 6
H 13
RBI 6
BB 6
SO 9
LOB 16



Batter	1	2	3	4	5	6	7	8	9	10	AB	R	H	RBI	BB	SO	LOB	TOP								
Corey Patterson, L OBP: 0.333, SLG: 0.404 Chris Stynes, R OBP: 0.323, SLG: 0.376	(1, 8) C K			(2, 3) C K		(0, 0) X F7			(4, 2) B F9 SH1-4 2B BB	(0, 1) C SH3-4	3	0	0	0	0	2	1									
Antonio Alfonseca, R OBP: 0.667, SLG: 0.667	(9, 4) B K									(1, 2) C SH3-4	0	1	0	0	1	0	0									
Bill Mueller, S OBP: 0.255, SLG: 0.319	(1, 5) C G4-3			(3, 2) C F8		(1, 1) X G6-3			(1, 0) B SH1-4	(1, 0) C WP 1B 2B	4	1	1	2	0	0	1									
Sammy Sosa, R OBP: 0.444, SLG: 0.659	(1, 9) C F8			(1, 1) C L8			(1, 1) X F9		(2, 2) B F9	(4, 2) C 1B SF9 BB	4	1	0	0	1	0	1									
Fred McGriff, L OBP: 0.350, SLG: 0.463			(1, 3) C K		(3, 2) B P6		(0, 0) X L1		(4, 0) B 2B IBB	(1, 0) C SF9 1B	4	0	1	1	1	1	0									
Moises Alou, R OBP: 0.232, SLG: 0.290			(0, 0) X F9		(1, 0) B 1B		(3, 3) C K		(1, 1) B 1B	(1, 0) C SF9	4	0	2	2	0	1	0									
Todd Hundley, S OBP: 0.227, SLG: 0.276			(2, 3) B K		(0, 3) S 1B				(1, 3) B 2B	(1, 2) C SF9	3	0	0	0	0	3	1									
Darren Lewis, R OBP: 0.310, SLG: 0.352									(4, 0) B BB	(2, 1) C G6-3	0	0	0	0	0	0	0									
Joe Girardi, R OBP: 0.257, SLG: 0.280											1	0	0	0	1	0	1									
Alex Gonzalez, R OBP: 0.291, SLG: 0.386					(0, 0) X F8		(2, 3) B K		(3, 2) B 1B		4	0	1	0	0	2	4									
Mark Bellhorn, S OBP: 0.379, SLG: 0.490									(1, 3) B K		4	1	2	0	0	2	1									
Jason Bere, R OBP: 0.158, SLG: 0.263																										
Roosevelt Brown, L OBP: 0.255, SLG: 0.311																										
Kyle Farnsworth, R OBP: 0.319, SLG: 0.312																										
Bobby Hill, S OBP: 0.319, SLG: 0.312																										
Inning Stats	R: 0 E: 0 K: 1 S: 11	H: 0 LOB: 0 BB: 0 P: 15	R: 0 E: 0 K: 2 S: 7	H: 0 LOB: 0 BB: 0 P: 10	R: 0 E: 0 K: 1 S: 5	H: 0 LOB: 0 BB: 0 P: 5	R: 0 E: 0 K: 1 S: 10	H: 0 LOB: 0 BB: 0 P: 16	R: 0 E: 0 K: 2 S: 11	H: 1 LOB: 1 BB: 0 P: 17	R: 0 E: 0 K: 0 S: 8	H: 1 LOB: 1 BB: 0 P: 12	R: 0 E: 0 K: 1 S: 10	H: 0 LOB: 0 BB: 0 P: 14	R: 0 E: 0 K: 3 S: 13	H: 1 LOB: 1 BB: 0 P: 21	R: 1 E: 0 K: 1 S: 15	H: 1 LOB: 3 BB: 3 P: 33	R: 4 E: 0 K: 0 S: 11	H: 3 LOB: 1 BB: 2 P: 25	1B: 4 2B: 3 3B: 0 HR: 0	SF: 1 SAC: 3 DP: 0 HBP: 0	WP: 2 PB: 0 SB: 1 CS: 0	PA: 42		
PITCHER	IP WLS BF H R ER SO BB IBB HBP BLK WP HR S P ERA WHIP	IP WLS BF H R ER SO BB IBB HBP BLK WP HR S P ERA WHIP	IP WLS BF H R ER SO BB IBB HBP BLK WP HR S P ERA WHIP	IP WLS BF H R ER SO BB IBB HBP BLK WP HR S P ERA WHIP	IP WLS BF H R ER SO BB IBB HBP BLK WP HR S P ERA WHIP	IP WLS BF H R ER SO BB IBB HBP BLK WP HR S P ERA WHIP	IP WLS BF H R ER SO BB IBB HBP BLK WP HR S P ERA WHIP	IP WLS BF H R ER SO BB IBB HBP BLK WP HR S P ERA WHIP	IP WLS BF H R ER SO BB IBB HBP BLK WP HR S P ERA WHIP	IP WLS BF H R ER SO BB IBB HBP BLK WP HR S P ERA WHIP	IP WLS BF H R ER SO BB IBB HBP BLK WP HR S P ERA WHIP	IP WLS BF H R ER SO BB IBB HBP BLK WP HR S P ERA WHIP	IP WLS BF H R ER SO BB IBB HBP BLK WP HR S P ERA WHIP	IP WLS BF H R ER SO BB IBB HBP BLK WP HR S P ERA WHIP	IP WLS BF H R ER SO BB IBB HBP BLK WP HR S P ERA WHIP	IP WLS BF H R ER SO BB IBB HBP BLK WP HR S P ERA WHIP	IP WLS BF H R ER SO BB IBB HBP BLK WP HR S P ERA WHIP	IP WLS BF H R ER SO BB IBB HBP BLK WP HR S P ERA WHIP	IP WLS BF H R ER SO BB IBB HBP BLK WP HR S P ERA WHIP	IP WLS BF H R ER SO BB IBB HBP BLK WP HR S P ERA WHIP	IP WLS BF H R ER SO BB IBB HBP BLK WP HR S P ERA WHIP	IP WLS BF H R ER SO BB IBB HBP BLK WP HR S P ERA WHIP	IP WLS BF H R ER SO BB IBB HBP BLK WP HR S P ERA WHIP	IP WLS BF H R ER SO BB IBB HBP BLK WP HR S P ERA WHIP	IP WLS BF H R ER SO BB IBB HBP BLK WP HR S P ERA WHIP	IP WLS BF H R ER SO BB IBB HBP BLK WP HR S P ERA WHIP

Chicago Cubs @ Milwaukee Brewers
Miller Park, Milwaukee, WI
Wed Jun 05 2002, 7:05 PM CDT
Att. 24,041 - Dome - 72 F

AB 33
R 5
H 7
RBI 5
BB 5
SO 12
LOB 11



Batter	1	2	3	4	5	6	7	8	9	10	AB	R	H	RBI	BB	SO	LOB	BOTTOM									
Alex Sanchez, L OBP: 0.371, SLG: 0.355	(1, 8) F 1B SF8 1B									(1, 1) B L9	4	1	1	0	0	0	1										
Alex Ochoa, R OBP: 0.353, SLG: 0.432	(8, 9) B 1B										1	0	0	0	0	0	0										
Eric Young Sr., R OBP: 0.318, SLG: 0.307	(1, 4) B G5-3 1B										5	0	2	0	0	0	1										
Jeffrey Hammonds, R OBP: 0.390, SLG: 0.503	(1, 9) C SF8										3	0	1	1	0	0	0										
Richie Sexson, R OBP: 0.344, SLG: 0.553	(1, 3) B G5-3										4	0	1	0	0	2	1										
Geoff Jenkins, L OBP: 0.302, SLG: 0.395	(1, 7) F G1-3										4	0	0	0	0	0	2										
Tyler Houston, L OBP: 0.338, SLG: 0.455											2	0	1	0	1	1	0										
Valerio De Los Santos, L											0	0	0	0	0	0	0										
José Hernández, R OBP: 0.370, SLG: 0.511											3	0	0	0	1	1	3										
Paul Bako, L OBP: 0.333, SLG: 0.361											4	0	1	0	0	1	2										
Ruben Quevedo, R OBP: 0.087, SLG: 0.045											3	0	0	0	0	3	1										
Ray King, L											0	0	0	0	0	0	0										
Mike DeJean, R											0	0	0	0	0	0	0										
Ronnie Belliard, R OBP: 0.328, SLG: 0.343											1	0	0	0	0	1	0										
Inning Stats	R: 1 E: 0 K: 0 S: 12	H: 2 LOB: 1 BB: 0 P: 15	R: 0 E: 0 K: 1 S: 11	H: 0 LOB: 0 BB: 1 P: 20	R: 0 E: 0 K: 1 S: 9	H: 2 LOB: 2 BB: 0 P: 12	R: 0 E: 0 K: 1 S: 13	H: 1 LOB: 2 BB: 1 P: 22	R: 0 E: 0 K: 1 S: 6	H: 0 LOB: 0 BB: 0 P: 7	R: 0 E: 0 K: 1 S: 10	H: 1 LOB: 2 BB: 0 P: 15	R: 0 E: 0 K: 1 S: 13	H: 1 LOB: 1 BB: 0 P: 17	R: 0 E: 0 K: 1 S: 5	H: 0 LOB: 0 BB: 0 P: 8	R: 0 E: 0 K: 1 S: 10	H: 0 LOB: 0 BB: 0 P: 13	R: 0 E: 0 K: 1 S: 7	H: 0 LOB: 0 BB: 0 P: 10	1B: 7 2B: 0 3B: 0 HR: 0	SF: 1 SAC: 0 DP: 1 HBP: 1	WP: 1 PB: 0 SB: 1 CS: 0	PA: 38			
PITCHER	IP WLS BF H R ER SO BB IBB HBP BLK WP HR S P ERA WHIP	IP WLS BF H R ER SO BB IBB HBP BLK WP HR S P ERA WHIP	IP WLS BF H R ER SO BB IBB HBP BLK WP HR S P ERA WHIP	IP WLS BF H R ER SO BB IBB HBP BLK WP HR S P ERA WHIP	IP WLS BF H R ER SO BB IBB HBP BLK WP HR S P ERA WHIP	IP WLS BF H R ER SO BB IBB HBP BLK WP HR S P ERA WHIP	IP WLS BF H R ER SO BB IBB HBP BLK WP HR S P ERA WHIP	IP WLS BF H R ER SO BB IBB HBP BLK WP HR S P ERA WHIP	IP WLS BF H R ER SO BB IBB HBP BLK WP HR S P ERA WHIP	IP WLS BF H R ER SO BB IBB HBP BLK WP HR S P ERA WHIP	IP WLS BF H R ER SO BB IBB HBP BLK WP HR S P ERA WHIP	IP WLS BF H R ER SO BB IBB HBP BLK WP HR S P ERA WHIP	IP WLS BF H R ER SO BB IBB HBP BLK WP HR S P ERA WHIP	IP WLS BF H R ER SO BB IBB HBP BLK WP HR S P ERA WHIP	IP WLS BF H R ER SO BB IBB HBP BLK WP HR S P ERA WHIP	IP WLS BF H R ER SO BB IBB HBP BLK WP HR S P ERA WHIP	IP WLS BF H R ER SO BB IBB HBP BLK WP HR S P ERA WHIP	IP WLS BF H R ER SO BB IBB HBP BLK WP HR S P ERA WHIP	IP WLS BF H R ER SO BB IBB HBP BLK WP HR S P ERA WHIP	IP WLS BF H R ER SO BB IBB HBP BLK WP HR S P ERA WHIP	IP WLS BF H R ER SO BB IBB HBP BLK WP HR S P ERA WHIP	IP WLS BF H R ER SO BB IBB HBP BLK WP HR S P ERA WHIP	IP WLS BF H R ER SO BB IBB HBP BLK WP HR S P ERA WHIP	IP WLS BF H R ER SO BB IBB HBP BLK WP HR S P ERA WHIP	IP WLS BF H R ER SO BB IBB HBP BLK WP HR S P ERA WHIP	IP WLS BF H R ER SO BB IBB HBP BLK WP HR S P ERA WHIP	IP WLS BF H R ER SO BB IBB HBP BLK WP HR S P ERA WHIP

Chicago Cubs @ Milwaukee Brewers
Miller Park, Milwaukee, WI
Wed Jun 05 2002, 7:05 PM CDT
Att. 24,041 - Dome - 72 F

AB 34
R 1
H 7
RBI 1
BB 2
SO 9
LOB 11



Batter	1	2	3	4	5	6	7	8	9	AB	R	H	RBI	BB	SO	LOB	TOP											
Eric Young Sr., R OBP: 0.312, SLG: 0.300 (1, 7)										4	0	0	0	0	1	2	Milwaukee Brewers @ Pittsburgh Pirates PNC Park, Pittsburgh, PA Fri Jun 07 2002, 7:05 PM EDT Att: 27,001 - Sunny - 78 F											
Ronnie Belliard, R OBP: 0.335, SLG: 0.339 Valerio De Los Santos, L (8, 1)										4	0	1	0	0	1	2												
Jeffrey Hammonds, R OBP: 0.394, SLG: 0.495 Alex Sanchez, L OBP: 0.369, SLG: 0.353 (9, PH)										3	0	0	0	0	2	1												
Richie Sexson, R OBP: 0.343, SLG: 0.562 (1, 3)										4	1	1	1	0	1	1												
Alex Ochoa, R OBP: 0.359, SLG: 0.424 (1, 9)										4	0	1	0	0	0	0												
José Hernández, R OBP: 0.384, SLG: 0.500 (1, 6)										4	0	0	0	0	1	1												
Mark Loretta, R OBP: 0.280, SLG: 0.215 (1, 5)										2	0	0	0	1	0	0												
Marcus Jensen, S OBP: 0.261, SLG: 0.300 (1, 2)										3	0	1	0	0	0	1												
15 Ben Sheets, R OBP: 0.111, SLG: 0.148 Chad Fox, R (7, 1)										2	0	0	0	0	1	0												
Geoff Jenkins, L OBP: 0.305, SLG: 0.403 (8, 7)										0	0	0	0	0	0	0												
Inning Stats	R: 0 E: 0 K: 2 S: 9	H: 1 LOB: 1 BB: 0 P: 13	R: 0 E: 0 K: 0 S: 9	H: 0 LOB: 1 BB: 1 P: 18	R: 0 E: 0 K: 1 S: 9	H: 0 LOB: 0 BB: 0 P: 15	R: 1 E: 0 K: 0 S: 9	H: 1 LOB: 0 BB: 0 P: 18	R: 0 E: 0 K: 1 S: 6	H: 0 LOB: 0 BB: 0 P: 7	R: 0 E: 0 K: 1 S: 8	H: 0 LOB: 0 BB: 0 P: 12	R: 0 E: 0 K: 0 S: 8	H: 0 LOB: 0 BB: 0 P: 13	R: 0 E: 0 K: 1 S: 12	H: 2 LOB: 2 BB: 0 P: 17		R: 0 E: 0 K: 1 S: 8	H: 1 LOB: 1 BB: 0 P: 11	1B: 3 2B: 1 3B: 0 HR: 1	SF: 0 SAC: 0 DP: 0 HBP: 0	WP: 0 PB: 0 CS: 0	PA: 33					
PITCHER	IP	WLS	BF	H	R	ER	SO	BB	IBB	HBP	BLK	WP	HR	S	P	ERA		WHIP										
Joe Beimel, L ERA: 2.3	5.0	W	18	2	1	1	3	1	0	0	0	0	1	42	71	1.80		0.600										
Sean Lowe, R ERA: 6.87	1.0	H	3	0	0	0	1	0	0	0	0	0	0	8	12	0.00		0.000										
Mike Fetters, R ERA: 1.93	2.0	H	8	2	0	0	2	0	0	0	0	0	0	20	30	0.00		1.000										
Brian Boehringer, R ERA: 2.79	1.0		4	1	0	0	1	0	0	0	0	0	0	8	11	0.00	1.000											

Batter	1	2	3	4	5	6	7	8	9	AB	R	H	RBI	BB	SO	LOB	BOTTOM											
Chad Hermansen, R OBP: 0.327, SLG: 0.459 (1, 8)										5	1	1	0	0	0	0	Milwaukee Brewers @ Pittsburgh Pirates PNC Park, Pittsburgh, PA Fri Jun 07 2002, 7:05 PM EDT Att: 27,001 - Sunny - 78 F											
2 Jack Wilson, R OBP: 0.297, SLG: 0.313 (1, 6)										5	2	3	0	0	0	0												
18 Jason Kendall, R OBP: 0.332, SLG: 0.345 (1, 2)										4	1	2	0	0	0	4												
Brian Giles, L OBP: 0.449, SLG: 0.641 (1, 7)										2	1	2	3	2	0	0												
Craig Wilson, R OBP: 0.358, SLG: 0.412 Mike Benjamin, R OBP: 0.188, SLG: 0.167 (8, 5)										3	0	0	1	1	2	2												
Rob Mackowiak, L OBP: 0.277, SLG: 0.438 (8, 9)										4	0	1	2	0	1	2												
Kevin Young, R OBP: 0.294, SLG: 0.361 (1, 3)										3	0	1	0	1	0	2												
Pokey Reese, R OBP: 0.252, SLG: 0.246 (1, 4)										4	0	1	0	0	1	3												
Joe Beimel, L Abraham Nunez, S OBP: 0.207, SLG: 0.332 Sean Lowe, R OBP: 0.225, SLG: 0.283 Keith Osk, R OBP: 0.125 Mike Fetters, R Adrian Brown, S OBP: 0.275, SLG: 0.266 Brian Boehringer, S (9, 1)										1	0	0	0	0	0	3												
Inning Stats	R: 0 E: 0 K: 0 S: 8	H: 1 LOB: 0 BB: 0 P: 14	R: 0 E: 0 K: 2 S: 17	H: 1 LOB: 2 BB: 2 P: 28	R: 0 E: 0 K: 0 S: 8	H: 2 LOB: 0 BB: 0 P: 13	R: 0 E: 0 K: 0 S: 8	H: 1 LOB: 1 BB: 0 P: 11	R: 3 E: 0 K: 1 S: 15	H: 4 LOB: 1 BB: 0 P: 23	R: 0 E: 0 K: 0 S: 10	H: 0 LOB: 0 BB: 0 P: 17	R: 3 E: 0 K: 1 S: 16	H: 3 LOB: 2 BB: 2 P: 30	R: 0 E: 0 K: 0 S: 6	H: 0 LOB: 0 BB: 0 P: 9		1B: 7 2B: 5 3B: 0 HR: 0	SF: 0 SAC: 0 DP: 1 HBP: 0	WP: 1 PB: 0 CS: 0	PA: 38							
PITCHER	IP	WLS	BF	H	R	ER	SO	BB	IBB	HBP	BLK	WP	HR	S	P	ERA		WHIP										
15 Ben Sheets, R ERA: 3.86	6.0	L	27	9	3	3	3	2	0	0	0	0	0	66	106	4.50		1.833										
Chad Fox, R ERA: 5.79	1.0		8	3	3	3	1	1	1	0	0	0	0	16	30	27.00		4.000										
Valerio De Los Santos, L ERA: 2.89	1.0		3	0	0	0	0	0	0	0	0	0	0	6	9	0.00		0.000										

Batter	1	2	3	4	5	6	7	8	9	10	11	AB	R	H	RBI	BB	SO	LOB	TOP											
Alex Sanchez, L OBP: 0.373, SLG: 0.370 (1, 8)												6	2	3	0	0	0	1												
Eric Young Sr., R OBP: 0.318, SLG: 0.303 (1, 4)													5	2	2	1	1	0	1											
Geoff Jenkins, L OBP: 0.314, SLG: 0.412 (1, 7)														5	1	3	3	1	0	0										
Richie Sexson, R OBP: 0.343, SLG: 0.552 (1, 3)														4	1	0	0	1	1	3										
Matt Stairs, L OBP: 0.281, SLG: 0.300 Alex Ochoa, R OBP: 0.361, SLG: 0.436 (9, PH) (9, 9)														3	1	1	1	1	1	2										
Tyler Houston, L OBP: 0.335, SLG: 0.456 Ronnie Belliard, R OBP: 0.320, SLG: 0.333 (9, PH) (9, 5)														4	0	1	3	0	0	3										
José Hernández, R OBP: 0.360, SLG: 0.492 (1, 6)														5	0	1	0	0	3	2										
Paul Bako, L OBP: 0.333, SLG: 0.354 Marcus Jensen, S OBP: 0.280, SLG: 0.286 (6, 2)													2	0	0	0	1	1	2											
Glendon Rusch, L OBP: 0.287, SLG: 0.330 Jose Cabrera, R OBP: 0.311, SLG: 0.341 Luis Vizcaino, R OBP: 0.311, SLG: 0.341 Mike DeJean, R OBP: 0.311, SLG: 0.341 Mark Loretta, R OBP: 0.311, SLG: 0.341 Ray King, L OBP: 0.311, SLG: 0.341 (1, 1) (7, 1) (8, 1) (9, 1) (10, PH) (10, 1)													4	1	1	0	0	1	1											
Inning Stats	R: 1 E: 0 K: 0 S: 5	H: 1 LOB: 0 BB: 0 P: 9	R: 0 E: 0 K: 0 S: 12	H: 1 LOB: 1 BB: 0 P: 22	R: 0 E: 0 K: 1 S: 9	H: 1 LOB: 2 BB: 1 P: 16	R: 0 E: 0 K: 2 S: 9	H: 1 LOB: 1 BB: 0 P: 12	R: 4 E: 0 K: 0 S: 16	H: 3 LOB: 1 BB: 1 P: 27	R: 3 E: 0 K: 1 S: 17	H: 2 LOB: 2 BB: 3 P: 33	R: 0 E: 0 K: 2 S: 9	H: 1 LOB: 1 BB: 0 P: 11	R: 0 E: 0 K: 0 S: 6	H: 0 LOB: 0 BB: 0 P: 11	R: 0 E: 0 K: 1 S: 9	H: 0 LOB: 0 BB: 0 P: 13	R: 0 E: 0 K: 0 S: 5	H: 1 LOB: 1 BB: 1 P: 11	R: 0 E: 0 K: 2 S: 14	H: 2 LOB: 1 BB: 0 P: 22	1B: 8 2B: 5 3B: 1 HR: 0	SF: 0 SAC: 0 DP: 2 HBP: 1	WP: 0 PB: 0 SB: 0 CS: 1	PA: 51				
PITCHER	Kris Benson, R ERA: 8.23 Ron Villone, L ERA: 5.82 Mike Lincoln, R ERA: 0.45 Scott Sauerbeck, L ERA: 2.49 Brian Boehringer, R ERA: 2.87 (1, 1) (6, 1) (7, 1) (9, 1) (10, 1)	IP 5.0	WLS 25	BF 25	H 7	R 0	ER 5	SO 3	BB 2	IBB 0	HBP 1	BLK 0	WP 0	HR 0	S 51	P 86	ERA 9.00	WHIP 1.800												

Milwaukee Brewers @ Pittsburgh Pirates
PNC Park, Pittsburgh, PA
Sat Jun 08 2002, 7:05 PM EDT
Att: 38,244 - Sunny - 78 F

AB 44
R 8
H 13
RBI 8
BB 6
SO 9
LOB 17

livebaseballscorecards.com

Batter	1	2	3	4	5	6	7	8	9	10	11	AB	R	H	RBI	BB	SO	LOB	BOTTOM										
Adrian Brown, S OBP: 0.269, SLG: 0.259 Rob Mackowiak, L OBP: 0.280, SLG: 0.439 (10, 8)												4	0	0	1	0	1	2											
Keith Osik, R OBP: 0.229, SLG: 0.283 (11, 7)												0	0	0	0	0	0	0											
2 Jack Wilson, R OBP: 0.309, SLG: 0.330 (1, 6)												6	2	4	1	0	0	1											
18 Jason Kendall, R OBP: 0.336, SLG: 0.347 (1, 2)												5	1	2	0	1	1	4											
Brian Giles, L OBP: 0.450, SLG: 0.649 (1, 7) (11, 8)												4	1	1	3	2	1	2											
Aramis Ramirez, R OBP: 0.252, SLG: 0.341 Brian Boehringer, S OBP: 0.179, SLG: 0.286 Kip Wells, R OBP: 0.179, SLG: 0.286 (1, 5) (10, 1) (11, PH)												4	1	1	1	0	0	0											
Craig Wilson, R OBP: 0.364, SLG: 0.416 (1, 9)												6	1	3	1	0	1	2											
Kevin Young, R OBP: 0.297, SLG: 0.362 (1, 3)												5	1	2	0	0	1	1											
Pokey Reese, R OBP: 0.258, SLG: 0.248 (1, 4)												3	1	1	1	1	1	1											
Kris Benson, R ERA: 5.16 Jose Cabrera, R ERA: 4.73 Luis Vizcaino, R ERA: 2.7 Mike DeJean, R ERA: 3.71 Ray King, L ERA: 4.64 (1, 1) (6, 1) (8, PH) (7, 1) (8, PH) (9, 1) (10, 1)												1	0	0	0	0	1	2											
Inning Stats	R: 0 E: 0 K: 0 S: 9	H: 1 LOB: 1 BB: 0 P: 12	R: 4 E: 1 K: 1 S: 21	H: 3 LOB: 1 BB: 0 P: 27	R: 0 E: 0 K: 1 S: 10	H: 0 LOB: 0 BB: 0 P: 16	R: 0 E: 0 K: 1 S: 9	H: 1 LOB: 1 BB: 0 P: 14	R: 0 E: 0 K: 1 S: 10	H: 2 LOB: 2 BB: 1 P: 19	R: 3 E: 0 K: 1 S: 13	H: 2 LOB: 0 BB: 1 P: 20	R: 0 E: 0 K: 1 S: 13	H: 0 LOB: 0 BB: 0 P: 16	R: 1 E: 0 K: 1 S: 11	H: 2 LOB: 2 BB: 1 P: 23	R: 0 E: 0 K: 0 S: 9	H: 1 LOB: 1 BB: 0 P: 13	R: 1 E: 0 K: 1 S: 10	H: 3 LOB: 3 BB: 1 P: 16	1B: 13 2B: 1 3B: 0 HR: 1	SF: 2 SAC: 1 DP: 1 HBP: 0	WP: 0 PB: 0 SB: 1 CS: 0	PA: 51					
PITCHER	Glendon Rusch, L ERA: 5.16 Jose Cabrera, R ERA: 4.73 Luis Vizcaino, R ERA: 2.7 Mike DeJean, R ERA: 3.71 Ray King, L ERA: 4.64 (1, 1) (7, 1) (8, 1) (9, 1) (10, 1)	IP 6.1	WLS 2	BF 31	H 9	R 0	ER 0	SO 4	BB 0	IBB 0	HBP 0	BLK 0	WP 0	HR 1	S 74	P 115	ERA 7.11	WHIP 1.737											

Milwaukee Brewers @ Pittsburgh Pirates
PNC Park, Pittsburgh, PA
Sat Jun 08 2002, 7:05 PM EDT
Att: 38,244 - Sunny - 78 F

AB 44
R 9
H 15
RBI 8
BB 4
SO 8
LOB 22

Batter	1	2	3	4	5	6	7	8	9	AB	R	H	RBI	BB	SO	LOB	TOP					
Alex Sanchez, L (1, 8) OBP: 0.376, SLG: 0.573	1-1 G3 SH2-3 1B		0-0 F9		0-2 2B 1B		1-1 SH1-3		0-3 K	4	1	2	1	0	1	0						
Eric Young Sr., R (1, 4) OBP: 0.318, SLG: 0.309	0-0 SH2-3		1-2 F9		0-2 2H 2B		2-1 FC5-2			3	0	1	1	0	0	1						
Geoff Jenkins, L (1, 7) OBP: 0.309, SLG: 0.405	2-1 G3		0-0 G6-3		2-3 K		3H L9			4	0	0	0	0	1	3						
Richie Sexson, R (1, 3) OBP: 0.337, SLG: 0.542	3-2 G6-3			2-3 K		3-3 K		1-0 G5-3		4	0	0	0	0	2	1						
Matt Stairs, L (1, 9) OBP: 0.245, SLG: 0.279		1-2 G4-3		0-0 F7		2-2 G3-1		0-1 G6-3		3	0	0	0	0	0	0						
Alex Ochoa, R (8, PH) OBP: 0.358, SLG: 0.431										1	0	0	0	0	0	0						
Lenny Harris, L (1, 5) OBP: 0.283, SLG: 0.353		1-2 1B SF8 1B		0-1 CS 1B		0-1 1B 2B		2-2 F7		4	1	3	0	0	0	0						
José Hernández, R (1, 6) OBP: 0.371, SLG: 0.515		2-2 1B		2-2 CS		4-1 SH1-4 1B BB		0-0 1B		3	2	3	1	1	0	0						
Marcus Jensen, S (1, 2) OBP: 0.241, SLG: 0.250		2-1 SF8		1-3 1B		2-0 F8		3-3 K		3	0	0	1	0	1	3						
Jamey Wright, R (1, 1) OBP: 0.500, SLG: 0.875		3H K		0-3 K		1-1 SH1-4		0-2 SH1-3 FC5-2 2B		2	0	1	0	0	1	1						
Jose Cabrera, R (8, 1)										0	0	0	0	0	0	0						
Tyler Houston, L (9, PH) OBP: 0.333, SLG: 0.453										1	0	0	0	0	1	0						
Inning Stats	R: 0 E: 0 K: 0 S: 8	H: 1 LOB: 1 BB: 0 P: 14	R: 1 E: 0 K: 1 S: 16	H: 2 LOB: 1 BB: 0 P: 22	R: 0 E: 0 K: 1 S: 6	H: 0 LOB: 0 BB: 0 P: 7	R: 0 E: 0 K: 1 S: 8	H: 1 LOB: 0 BB: 0 P: 12	R: 2 E: 0 K: 2 S: 13	H: 2 LOB: 2 BB: 1 P: 22	R: 0 E: 0 K: 2 S: 15	H: 2 LOB: 2 BB: 0 P: 23	R: 0 E: 0 K: 0 S: 10	H: 1 LOB: 0 BB: 0 P: 12	R: 0 E: 0 K: 0 S: 6	H: 0 LOB: 0 BB: 0 P: 9	R: 1 E: 0 K: 2 S: 9	H: 1 LOB: 0 BB: 0 P: 13	1B: 6 2B: 3 3B: 0 HR: 1	SF: 1 SAC: 3 DP: 0 HBP: 0	WP: 0 PB: 0 CS: 1	PA: 38
PITCHER	IP WLS BF H R ER SO BB IBB HBP BLK WP HR S P ERA WHIP																					
Kip Wells, R (1, 1) ERA: 3.27	6.0	26	8	3	3	5	1	0	0	0	0	0	0	0	66	100	4.50	1.500				
Sean Lowe, R (7, 1) ERA: 8.75	0.2	3	1	0	0	0	0	0	0	0	0	0	0	9	10	0.00	1.500					
Scott Sauerbeck, L (7, 1) ERA: 2.36	1.1	W	4	0	0	0	0	0	0	0	0	0	0	7	11	0.00	0.000					
Mike Williams, R (9, 1) ERA: 1.54	1.0	S	4	1	1	1	2	0	0	0	0	0	1	9	13	9.00	1.000					

Milwaukee Brewers @ Pittsburgh Pirates
PNC Park, Pittsburgh, PA
Sun Jun 09 2002, 1:35 PM EDT
Att: 24,897 - Sunny - 79 F

AB	32
R	4
H	10
RBI	4
BB	1
SO	7
LOB	9



Batter	1	2	3	4	5	6	7	8	9	AB	R	H	RBI	BB	SO	LOB	BOTTOM					
Chad Hermansen, R (1, 8) OBP: 0.317, SLG: 0.473	3-2 HR		1-3 K		0-1 G6-3		1-3 K		2-3 K	5	1	1	1	0	3	3						
Jack Wilson, R (1, 6) OBP: 0.307, SLG: 0.324	4-1 G4-3 BB		1-1 G6-3		1-1 G6-3		3-2 G6-3			3	0	0	0	1	0	0						
Brian Giles, L (1, 7) OBP: 0.451, SLG: 0.642	3-2 G4-3		4-2 HBP		1-3 K		4-0 BB			2	0	0	0	1	1	1						
Aramis Ramirez, R (1, 5) OBP: 0.245, SLG: 0.331	2-1 F9		0-3 K		0-0 F9		0-1 P6			4	0	0	0	0	1	3						
Mike Benjamin, R (9, 5) OBP: 0.195, SLG: 0.164										0	0	0	0	0	0	0						
Craig Wilson, R (1, 9) OBP: 0.361, SLG: 0.406	1-0 HBP		1-1 G6-3		1-3 K		2-1 F8			3	0	0	0	0	1	1						
Kevin Young, R (1, 3) OBP: 0.302, SLG: 0.381	1-1 F8			1-0 HR		4-1 2B BB		1-3 K		3	2	1	1	1	1	2						
Keith Osik, R (1, 2) OBP: 0.250, SLG: 0.306		1-3 K		0-2 G6-3		0-0 2B		4-1 HR BB		3	1	1	1	1	1	0						
Pokey Reese, R (1, 4) OBP: 0.265, SLG: 0.280		1-0 G5-3		2-2 SH5-4 1B		0-1 P6		1-2 HR BB		4	1	2	2	0	0	1						
Kip Wells, R (1, 1) OBP: 0.207, SLG: 0.310		2-2 1B		0-0 SH5-4		1-1 G4-3		2-0 HR		1	0	1	0	0	0	0						
Abraham Nunez, S (5, PH) OBP: 0.296, SLG: 0.317										1	0	0	0	0	0	1						
Sean Lowe, L (7, 1) OBP: 0.126, SLG: 0.126										0	0	0	0	0	0	0						
Scott Sauerbeck, R (7, 1) OBP: 0.126, SLG: 0.126										0	0	0	0	0	0	0						
Adrian Brown, S (8, PH) OBP: 0.273, SLG: 0.270										1	0	1	0	0	0	0						
Mike Williams, R (9, 1) ERA: 1.54										0	0	0	0	0	0	0						
Inning Stats	R: 1 E: 0 K: 0 S: 12	H: 1 LOB: 1 BB: 1 P: 26	R: 0 E: 0 K: 2 S: 10	H: 1 LOB: 1 BB: 0 P: 15	R: 0 E: 0 K: 1 S: 9	H: 0 LOB: 1 BB: 0 P: 15	R: 1 E: 0 K: 0 S: 10	H: 2 LOB: 1 BB: 0 P: 13	R: 0 E: 0 K: 1 S: 6	H: 0 LOB: 0 BB: 0 P: 8	R: 1 E: 0 K: 1 S: 9	H: 1 LOB: 1 BB: 1 P: 15	R: 0 E: 0 K: 1 S: 9	H: 0 LOB: 1 BB: 1 P: 17	R: 2 E: 0 K: 2 S: 14	H: 2 LOB: 1 BB: 1 P: 26	1B: 2 2B: 2 3B: 0 HR: 3	SF: 0 SAC: 1 DP: 0 HBP: 2	WP: 0 PB: 0 CS: 0	PA: 37		
PITCHER	IP WLS BF H R ER SO BB IBB HBP BLK WP HR S P ERA WHIP																					
Jamey Wright, R (1, 1) ERA: 5.22	7.2	L	34	5	4	4	7	4	0	0	0	0	0	0	71	122	4.70	1.174				
Jose Cabrera, R (8, 1) ERA: 4.91	0.1		3	2	1	1	1	0	0	0	0	0	0	1	8	13	27.00	6.000				

Milwaukee Brewers @ Pittsburgh Pirates
PNC Park, Pittsburgh, PA
Sun Jun 09 2002, 1:35 PM EDT
Att: 24,897 - Sunny - 79 F

AB	30
R	5
H	7
RBI	5
BB	4
SO	8
LOB	12



Batter	1	2	3	4	5	6	7	8	9	AB	R	H	RBI	BB	SO	LOB	TOP				
Eric Young Sr., R OBP: 0.318, SLG: 0.310	L7		G5-3			P6			1B	4	1	1	0	0	0	0					
Ronnie Belliard, R OBP: 0.308, SLG: 0.319	L5		P4			G1-3			L4	4	0	0	0	0	0	1					
Jeffrey Hammonds, R OBP: 0.379, SLG: 0.482	1B			F8		K			FC3-6	4	0	2	0	0	1	0					
Richie Sexson, R OBP: 0.341, SLG: 0.542	P4			G6-3			P3		FC3-6	4	0	1	1	0	0	1					
Alex Ochoa, R OBP: 0.347, SLG: 0.415		P3			P6		L7		FC3-6	4	0	0	0	0	0	2					
Geoff Jenkins, L OBP: 0.322, SLG: 0.436					HR		F7		G4-3	3	1	1	1	1	0	2					
José Hernández, R OBP: 0.364, SLG: 0.507			F9		K			G6-3		3	0	0	0	0	1	1					
Mark Loretta, R OBP: 0.266, SLG: 0.203			P4		G1-3			G1-3		3	0	0	0	0	0	1					
Robert Machado, R OBP: 0.329, SLG: 0.400			G4-3		K			K		3	0	0	0	0	2	0					
Inning Stats	R: 0 H: 1 E: 0 K: 0 S: 9	H: 1 LOB: 1 BB: 0 P: 16	R: 0 H: 0 E: 0 K: 0 S: 4	H: 0 LOB: 1 BB: 0 P: 10	R: 0 H: 0 E: 0 K: 0 S: 7	H: 0 LOB: 0 BB: 0 P: 11	R: 0 H: 0 E: 0 K: 1 S: 6	H: 0 LOB: 0 BB: 0 P: 11	R: 1 H: 1 E: 0 K: 2 S: 13	H: 1 LOB: 0 BB: 0 P: 19	R: 0 H: 0 E: 0 K: 1 S: 7	H: 0 LOB: 0 BB: 0 P: 10	R: 0 H: 0 E: 0 K: 1 S: 12	H: 0 LOB: 0 BB: 0 P: 15	R: 1 H: 3 E: 0 K: 0 S: 12	H: 3 LOB: 2 BB: 0 P: 18	1B: 4 2B: 0 3B: 0 HR: 1	SF: 0 SAC: 0 DP: 0 HBP: 0	WP: 0 PB: 0 SB: 0 CS: 0	PA: 33	
PITCHER	IP	WLS	BF	H	R	ER	SO	BB	IBB	HBP	BLK	WP	HR	S	P	ERA	WHIP				
Barry Zito, L ERA: 3.13	(1, 1)	8.0	W	27	2	1	1	4	1	0	0	0	1	65	102	1.12	0.375				
Mike Magnante, L ERA: 7.32	(9, 1)	1.0		6	3	1	1	0	0	0	0	0	0	12	18	9.00	3.000				

Milwaukee Brewers @ Oakland Athletics
Network Associates Coliseum, Oakland, CA
Tue Jun 11 2002, 10:05 PM EDT
Att: 11,223 - Sunny - 64 F

AB	32
R	2
H	5
RBI	2
BB	1
SO	4
LOB	8




Batter	1	2	3	4	5	6	7	8	9	AB	R	H	RBI	BB	SO	LOB	BOTTOM				
Mark Ellis, R OBP: 0.348, SLG: 0.300	1B	1B		G6-3		1B		F7		5	1	3	0	0	0	2					
Terrence Long, L OBP: 0.293, SLG: 0.394	E9	G6-3		F7		K		HR		5	2	3	2	0	1	3					
Miguel Tejada, R OBP: 0.335, SLG: 0.500	2B	G6-3			K	1B		HR		4	2	2	3	0	1	2					
David Justice, L OBP: 0.414, SLG: 0.448	2B		K		BB	G4-3		F9		3	1	0	1	2	1	3					
Jermaine Dye, R OBP: 0.353, SLG: 0.430	3					F8				4	2	2	4	0	0	1					
Eric Byrnes, R OBP: 0.314, SLG: 0.485	1B		HR			G6-3		K		1	0	0	0	0	1	0					
3 Eric Chavez, L OBP: 0.343, SLG: 0.543	G4-6-3		F9		L9			K		4	0	1	1	0	1	1					
Adam Platt, R OBP: 0.386, SLG: 0.535	K			1B		G6-3	G5-3			4	0	1	0	0	1	1					
John Mabry, L OBP: 0.275, SLG: 0.388	G4-6-3		K			E1		1B	1B	4	2	1	0	0	1	2					
Ramon Hernandez, R OBP: 0.277, SLG: 0.331		F7		G5-3		1B		2B	1B	3	1	1	0	1	0	0					
Inning Stats	R: 5 H: 4 E: 1 K: 1 S: 22	H: 2 LOB: 1 BB: 0 P: 34	R: 0 H: 2 E: 0 K: 0 S: 8	H: 2 LOB: 1 BB: 0 P: 10	R: 1 H: 2 E: 0 K: 2 S: 12	H: 2 LOB: 1 BB: 0 P: 20	R: 0 H: 0 E: 0 K: 0 S: 6	H: 0 LOB: 0 BB: 0 P: 7	R: 0 H: 0 E: 0 K: 1 S: 11	H: 0 LOB: 1 BB: 1 P: 22	R: 1 H: 2 E: 1 K: 1 S: 18	H: 2 LOB: 3 BB: 1 P: 32	R: 0 H: 0 E: 0 K: 1 S: 7	H: 0 LOB: 0 BB: 0 P: 9	R: 4 H: 4 E: 0 K: 1 S: 15	H: 4 LOB: 0 BB: 0 P: 22	1B: 10 2B: 2 3B: 0 HR: 2	SF: 0 SAC: 0 DP: 2 HBP: 1	WP: 1 PB: 0 SB: 0 CS: 0	PA: 41	
PITCHER	IP	WLS	BF	H	R	ER	SO	BB	IBB	HBP	BLK	WP	HR	S	P	ERA	WHIP				
Nelson Figueroa, R ERA: 5.85	(1, 1)	5.1	L	28	9	7	6	4	3	0	0	0	1	69	113	10.12	2.250				
Jayson Durocher, R ERA	(6, 1)	0.2		3	1	0	0	1	0	0	0	0	0	8	12	0.00	1.500				
Mike DeJean, R ERA: 3.6	(7, 1)	1.0		3	0	0	0	1	0	0	0	0	0	7	9	0.00	0.000				
Luis Vizcaino, R ERA: 3.58	(8, 1)	1.0		7	4	4	4	1	0	0	0	0	1	15	22	36.00	4.000				

Milwaukee Brewers @ Oakland Athletics
Network Associates Coliseum, Oakland, CA
Tue Jun 11 2002, 10:05 PM EDT
Att: 11,223 - Sunny - 64 F

AB	37
R	11
H	14
RBI	11
BB	3
SO	7
LOB	15




Batter	1	2	3	4	5	6	7	8	9	AB	R	H	RBI	BB	SO	LOB	TOP			
Eric Young Sr. R OBP: 0.316, SLG: 0.303 (1, 10)	G5-3		FC6-4 BB			K		G4-6-3	FC4-6	4	0	0	0	1	1	4				
Ronnie Belliard R OBP: 0.305, SLG: 0.317 (1, 4)	G4-3		FC6-4			G4-3		1B		4	0	1	0	0	0	2				
Jeffrey Hammonds R OBP: 0.380, SLG: 0.480 (1, 8)	FC5-4 BB		L5			L8		1B		3	0	1	0	1	0	2				
Richie Sexson R OBP: 0.336, SLG: 0.533 (1, 3)	FC5-4			F7			K	F8		4	0	0	0	0	1	3				
Alex Ochoa R OBP: 0.359, SLG: 0.427 (1, 9)		CS 1B		K			FC3-6 1B		1B G1-3	4	0	3	0	0	1	0				
Geoff Jenkins L OBP: 0.317, SLG: 0.429 (1, 7)	K			K			FC3-6 1B		G1-3	4	0	0	0	0	2	3				
José Hernández R OBP: 0.367, SLG: 0.505 (1, 6)					G5-3		1B		1B BB	3	0	1	0	1	1	1	AB 33 R 0 H 9 RBI 0 BB 4 SO 6 LOB 22			
Mark Loretta R OBP: 0.289, SLG: 0.222 (1, 5)			FC6-4 WP BB			G6-4-3 1B		G3-1	FC4-6 1B	3	0	2	0	1	0	2				
Marcus Jensen S OBP: 0.242, SLG: 0.250 (1, 2)			L8		G6-4-3			G4-6-3 1B	F9	4	0	1	0	0	0	5				
Inning Stats	R: 0 E: 0 K: 0 S: 8	H: 0 LOB: 1 BB: 1 P: 13	R: 0 E: 0 K: 2 S: 8	H: 1 LOB: 0 BB: 0 P: 11	R: 0 E: 0 K: 0 S: 7	H: 0 LOB: 2 BB: 2 P: 17	R: 0 E: 0 K: 2 S: 7	H: 0 LOB: 0 BB: 0 P: 8	R: 0 E: 0 K: 1 S: 5	H: 1 LOB: 0 BB: 0 P: 8	R: 0 E: 0 K: 1 S: 14	H: 2 LOB: 2 BB: 0 P: 22	R: 0 E: 0 K: 0 S: 6	H: 3 LOB: 3 BB: 0 P: 8	R: 0 E: 0 K: 0 S: 9	H: 2 LOB: 3 BB: 1 P: 19	1B: 9 2B: 0 3B: 0 HR: 0	SF: 0 SAC: 0 DP: 2 HBP: 0	WP: 1 PB: 0 SB: 0 CS: 1	PA: 37
PITCHER Mark Mulder L ERA: 4.62 (1, 1)	IP: 9.0 WLS: W BF: 37 H: 9 R: 0 ER: 0 SO: 6 BB: 4 IBB: 0 HBP: 0 BLK: 0 WP: 1 HR: 0 S: 70 P: 112 ERA: 0.00 WHIP: 1.444															PITCHER				

Milwaukee Brewers @ Oakland Athletics
Network Associates Coliseum, Oakland, CA
Wed Jun 12 2002, 3:35 PM EDT
Att: 20,847 - Sunny - 66 F

AB 33
R 0
H 9
RBI 0
BB 4
SO 6
LOB 22



Batter	1	2	3	4	5	6	7	8	9	AB	R	H	RBI	BB	SO	LOB	BOTTOM			
Mark Ellis R OBP: 0.393, SLG: 0.400 (1, 4)	G4-3 WP PB 1B	2-2 PB 1B		E6 1B 2B		G5-3		L9		5	2	3	2	0	0	1				
Scott Hatteberg L OBP: 0.383, SLG: 0.463 (1, 3)	G4-3	G6-3		G1-3			BB	K		4	0	0	0	1	1	5				
Miguel Tejada R OBP: 0.337, SLG: 0.498 (1, 6)	4-2 G6-3 BB		K	1B		F7				3	0	1	1	1	1	1				
John Mabry L OBP: 0.275, SLG: 0.388 (0, 9)				1B						0	0	0	0	0	0	0				
David Justice L OBP: 0.409, SLG: 0.440 (1, 10)	G6-3		L5	1B		K				4	0	1	0	0	1	2				
Jermaine Dye R OBP: 0.345, SLG: 0.418 (8, 9)		G5-3	K	K			G5-3			4	0	0	0	0	2	2				
Eric Byrnes R OBP: 0.314, SLG: 0.485 (9, 8)										0	0	0	0	0	0	0				
3 Eric Chavez L OBP: 0.345, SLG: 0.556 (1, 5)		G4-3		G4-3 2B 1B	HR		G4-3			4	2	2	1	0	0	0				
Adam Platt R OBP: 0.391, SLG: 0.547 (1, 7)		HR 1B		G4-3 E 2B	F8		G6-3			4	2	2	0	0	0	0	AB 33 R 8 H 10 RBI 7 BB 4 SO 7 LOB 13			
Terrence Long L OBP: 0.293, SLG: 0.406 (8, PH)				G4-3 HR	K			G1-3 BB		3	1	1	3	0	1	1				
Randy Velarde R OBP: 0.337, SLG: 0.349 (9, 4)		HR								0	0	0	0	1	0	0				
Ramon Hernandez R OBP: 0.282, SLG: 0.327 (1, 2)		PB 1B BB		E HBP	K			G1-3		2	1	0	0	1	1	1				
Inning Stats	R: 1 E: 0 K: 0 S: 11	H: 1 LOB: 0 BB: 1 P: 20	R: 2 E: 0 K: 0 S: 21	H: 3 LOB: 2 BB: 1 P: 35	R: 0 E: 0 K: 2 S: 13	H: 0 LOB: 0 BB: 0 P: 19	R: 4 E: 1 K: 1 S: 15	H: 5 LOB: 2 BB: 0 P: 24	R: 1 E: 0 K: 2 S: 9	H: 1 LOB: 0 BB: 0 P: 15	R: 0 E: 0 K: 1 S: 8	H: 0 LOB: 1 BB: 1 P: 15	R: 0 E: 0 K: 0 S: 4	H: 0 LOB: 0 BB: 0 P: 7	R: 0 E: 0 K: 1 S: 14	H: 0 LOB: 1 BB: 1 P: 20	1B: 6 2B: 2 3B: 0 HR: 2	SF: 0 SAC: 0 DP: 1 HBP: 1	WP: 1 PB: 2 SB: 0 CS: 0	PA: 38
PITCHER 15 Ben Sheets R ERA: 4.33 Jayson Durocher R ERA: 3.39 Jose Cabrera R ERA: 4.75 Ray King L ERA: 4.43 (8, 1)	IP: 4.0 WLS: L BF: 23 H: 9 R: 7 ER: 6 SO: 3 BB: 2 IBB: 0 HBP: 1 BLK: 0 WP: 1 HR: 1 S: 60 P: 98 ERA: 13.50 WHIP: 2.750															PITCHER				

Milwaukee Brewers @ Oakland Athletics
Network Associates Coliseum, Oakland, CA
Wed Jun 12 2002, 3:35 PM EDT
Att: 20,847 - Sunny - 66 F

AB 33
R 8
H 10
RBI 7
BB 4
SO 7
LOB 13



Batter	1	2	3	4	5	6	7	8	9	AB	R	H	RBI	BB	SO	LOB	TOP						
Jacque Jones, L (1, 7) OBP: 0.363, SLG: 0.528	1-3 K	0-0 3B 1B		1-1 1-2 1B		1-1 G6-3			2-2 1B 2B	5	1	3	1	0	1	0	Minnesota Twins @ Milwaukee Brewers Miller Park, Milwaukee, WI Fri Jun 14 2002, 7:05 PM CDT Att: 25,038 - Dome - 72 F						
Cristian Guzman, S (1, 6) OBP: 0.297, SLG: 0.336	1-1 G5-3	0-0 1-H 3B		0-0 L8			0-0 P4		1-0 2-3 1B	5	0	2	1	0	0	2							
Doug Mientkiewicz, L (1, 3) OBP: 0.494, SLG: 0.386	4-2 2B BB	0-0 G3		1-3 K			1-1 G6-4-3 1B		0-3 K	4	1	1	0	1	2	5							
Tori Hunter, R (1, 8) OBP: 0.344, SLG: 0.554	2-1 1-H 2B		3-3 K		4-2 G4-3 BB		1-0 G6-4-3			3	0	1	1	1	1	1							
Corey Koskie, L (1, 5) OBP: 0.381, SLG: 0.422	3-3 K		3-2 G6-3		2-3 K			0-1 G3		4	0	0	0	0	2	2							
Dustin Mohr, R (1, 9) OBP: 0.360, SLG: 0.448		1-2 2B		2-1 G1-3		1-0 G4-3		0-3 K		4	1	1	0	0	1	1							
A.J. Pierzynski, L (1, 2) OBP: 0.366, SLG: 0.508		2-1 G5-3		1-0 HR		2-1 P5		0-0 G3		4	1	1	1	0	0	2							
Luis Rivas, R (1, 4) OBP: 0.318, SLG: 0.357	1-1 2H 1B 2B		1-3 K		3-2 G6-3			2-3 K2-3		3	1	1	1	0	1	0							
Bobby Kielty, S (9, PH) OBP: 0.445, SLG: 0.536										1	0	0	0	0	1	0							
Rick Reed, R (1, 1) OBP: 0.333, SLG: 0.333	0-3 K		2-1 K		2-3 K			2-2 G1-5-3		3	0	1	0	0	2	1							
LaTroy Hawkins, R (6, 1)										0	0	0	0	0	0	0							
J.C. Romero, S (7, 1)										0	0	0	0	0	0	0							
Michael Jackson, R (7, 1)										0	0	0	0	0	0	0							
David Ortiz, L (9, PH) OBP: 0.399, SLG: 0.525										1	0	0	0	0	0	0							
Inning Stats	R: 1 E: 0 K: 2 S: 13	H: 1 LOB: 1 BB: 1 P: 24	R: 3 E: 0 K: 1 S: 13	H: 4 LOB: 1 BB: 0 P: 17	R: 0 E: 0 K: 1 S: 9	H: 0 LOB: 0 BB: 0 P: 17	R: 1 E: 0 K: 1 S: 13	H: 3 LOB: 2 BB: 0 P: 19	R: 0 E: 0 K: 1 S: 8	H: 0 LOB: 1 BB: 1 P: 17	R: 0 E: 0 K: 0 S: 15	H: 0 LOB: 0 BB: 0 P: 21	R: 0 E: 0 K: 1 S: 4	H: 1 LOB: 0 BB: 0 P: 6	R: 0 E: 0 K: 1 S: 8	H: 0 LOB: 0 BB: 0 P: 8		R: 0 E: 0 K: 2 S: 14	H: 2 LOB: 2 BB: 0 P: 21	1B: 5 2B: 4 3B: 1 HR: 1	SF: 0 SAC: 0 DP: 1 HBP: 0	WP: 0 PB: 0 SB: 0 CS: 0	PA: 39
PITCHER	IP WLS BF H R ER SO BB IBB HBP BLK WP HR S P ERA WHIP																						
Glendon Rusch, L (1, 1) ERA: 5.4	5.0 25 8 5 5 7 2 0 0 0 0 0 1 56 94 9.00 2.000																						
Valerio De Los Santos, L (6, 1) ERA: 3.38	2.0 6 1 0 0 1 0 0 0 0 0 0 0 19 27 0.00 0.500																						
Ray King, L (8, 1) ERA: 4.24	1.0 W 3 0 0 0 1 0 0 0 0 0 0 0 8 8 0.00 0.000																						
Mike DeJean, R (9, 1) ERA: 3.5	1.0 S 5 2 0 0 2 0 0 0 0 0 0 0 14 21 0.00 2.000																						

Batter	1	2	3	4	5	6	7	8	9	AB	R	H	RBI	BB	SO	LOB	BOTTOM				
Eric Young Sr., R (1, 4) OBP: 0.313, SLG: 0.301	0-2 2B 1B	1-0 G6-3			2-1 G5-3		0-2 G5-3	0-0 B2		5	1	1	0	0	0	1	Minnesota Twins @ Milwaukee Brewers Miller Park, Milwaukee, WI Fri Jun 14 2002, 7:05 PM CDT Att: 25,038 - Dome - 72 F				
Jeffrey Hammonds, R (1, 8) OBP: 0.360, SLG: 0.483	2-2 1-H 1B 2B		2-2 G6-3		1-1 L9		1-0 E 1B 1B	0-0 FC6-4		5	1	2	1	0	0	1					
Geoff Jenkins, L (1, 7) OBP: 0.319, SLG: 0.427	1-2 1B G3 HBP		1-0 F7		3-2 P6		0-2 E 1B			3	1	1	0	0	0	0					
Richie Sexson, R (1, 3) OBP: 0.335, SLG: 0.533	0-0 F8		2-2 P4		1-0 1B 2B		3-2 E6			4	1	1	0	0	0	4					
Matt Stairs, L (1, 9) OBP: 0.283, SLG: 0.319	1-2 G3			1-0 L9		1-2 2B G4-3 1B	2-2 G4-3			3	0	2	2	0	0	0					
Alex Ochoa, R (6, PR) OBP: 0.357, SLG: 0.423	1-3 2-H 1B				2-2 1B 1B		2-1 G4-3 2B 1B			1	1	0	0	0	0	3					
Tyler Houston, L (1, 5) OBP: 0.395, SLG: 0.484	1-1 G3			2-2 1B 1B		2-1 G4-3 2B		1-0 SH1-3 1B 1B		4	1	3	1	0	0	1					
José Hernández, R (1, 6) OBP: 0.369, SLG: 0.505	2-1 G1-4-3			3-2 1B 1B		1-2 G4-3		1-1 SH1-3 1B 1B		4	1	2	1	0	0	2					
Robert Machado, R (1, 2) OBP: 0.315, SLG: 0.382		0-0 F8		2-0 G6-4-3		1-2 K		0-2 SH1-3		3	0	0	0	0	1	3					
Glendon Rusch, L (1, 1) ERA: 5.4	5.1 24 8 5 5 1 0 0 0 0 0 0 0 57 88 8.44 1.500																				
Alex Sánchez, L (5, PH) ERA: 1.51	1.1 B 5 1 0 0 1 0 0 0 0 0 0 0 17 22 0.00 0.750																				
LaTroy Hawkins, R (6, 1)	1.1 5 1 0 0 0 0 0 0 0 0 0 0 6 9 ∞ ∞																				
J.C. Romero, L (7, 1)	0.0 2 1 0 0 0 0 0 0 0 0 0 0 6 9 ∞ ∞																				
Michael Jackson, R (7, 1)	1.1 L 7 3 2 2 0 0 0 0 0 0 0 0 13 17 13.50 2.250																				
Inning Stats	R: 3 E: 0 K: 0 S: 19	H: 3 LOB: 1 BB: 0 P: 26	R: 0 E: 0 K: 1 S: 7	H: 0 LOB: 0 BB: 0 P: 8	R: 0 E: 0 K: 0 S: 7	H: 0 LOB: 0 BB: 0 P: 12	R: 0 E: 0 K: 0 S: 9	H: 2 LOB: 1 BB: 0 P: 17	R: 0 E: 0 K: 0 S: 6	H: 0 LOB: 0 BB: 0 P: 9	R: 2 E: 0 K: 1 S: 15	H: 3 LOB: 1 BB: 0 P: 25	R: 0 E: 1 K: 0 S: 21	H: 2 LOB: 3 BB: 0 P: 28	R: 2 E: 0 K: 0 S: 9	H: 3 LOB: 1 BB: 0 P: 11		1B: 10 2B: 3 3B: 0 HR: 0	SF: 0 SAC: 1 DP: 1 HBP: 1	WP: 0 PB: 0 SB: 0 CS: 0	PA: 38
PITCHER	IP WLS BF H R ER SO BB IBB HBP BLK WP HR S P ERA WHIP																				
Rick Reed, R (1, 1) ERA: 4.9	5.1 24 8 5 5 1 0 0 0 0 0 0 0 57 88 8.44 1.500																				
LaTroy Hawkins, R (6, 1)	1.1 B 5 1 0 0 1 0 0 0 0 0 0 0 17 22 0.00 0.750																				
J.C. Romero, L (7, 1)	0.0 2 1 0 0 0 0 0 0 0 0 0 0 6 9 ∞ ∞																				
Michael Jackson, R (7, 1)	1.1 L 7 3 2 2 0 0 0 0 0 0 0 0 13 17 13.50 2.250																				

Batter	1	2	3	4	5	6	7	8	9	AB	R	H	RBI	BB	SO	LOB	TOP					
Jacque Jones, L OBP: 0.364, SLG: 0.530 (1, 7)										5	0	2	1	0	2	1	Minnesota Twins @ Milwaukee Brewers Miller Park, Milwaukee, WI Sat Jun 15 2002, 6:05 PM CDT Att: 35,832 - Dome - 72 F					
Cristian Guzman, S OBP: 0.283, SLG: 0.330 (1, 6)										5	0	0	0	0	1	4						
Doug Mientkiewicz, L OBP: 0.494, SLG: 0.396 (1, 3)										5	1	2	0	0	0	1						
Corey Koskie, L OBP: 0.377, SLG: 0.413 (1, 5)										4	1	0	0	1	3	2						
Tori Hunter, R OBP: 0.350, SLG: 0.563 (1, 8)										3	2	2	1	1	0	0						
Bobby Kielty, S OBP: 0.450, SLG: 0.530 (1, 9)										3	0	1	2	1	1	1						
A.J. Pierzynski, L OBP: 0.364, SLG: 0.500 (1, 2)										3	0	0	0	1	1	4						
Luis Rivas, R OBP: 0.313, SLG: 0.333 (1, 4)										3	1	0	0	1	0	1						
Eric Milton, L OBP: 0.500, SLG: 0.500 Eddie Guardado, R (9, 1)										4	0	2	1	0	1	0						
										0	0	0	0	0	0	0						
Inning Stats	R: 0 E: 0 K: 1 S: 6	H: 1 LOB: 1 BB: 0 P: 9	R: 0 E: 0 K: 1 S: 6	H: 0 LOB: 1 BB: 1 P: 14	R: 0 E: 0 K: 0 S: 7	H: 0 LOB: 0 BB: 0 P: 11	R: 4 E: 0 K: 1 S: 21	H: 4 LOB: 2 BB: 2 P: 36	R: 1 E: 0 K: 1 S: 9	H: 2 LOB: 1 BB: 0 P: 15	R: 0 E: 0 K: 2 S: 11	H: 1 LOB: 2 BB: 2 P: 24	R: 0 E: 0 K: 2 S: 11	H: 0 LOB: 0 BB: 0 P: 15	R: 0 E: 0 K: 0 S: 5	H: 0 LOB: 0 BB: 0 P: 8	1B: 4 2B: 5 3B: 0 HR: 0	SF: 0 SAC: 0 DP: 0 HBP: 0	WP: 0 PB: 0 SB: 0 CS: 1	PA: 40		
PITCHER	IP WLS BF H R ER SO BB IBB HBP BLK WP HR S P ERA WHIP	IP WLS BF H R ER SO BB IBB HBP BLK WP HR S P ERA WHIP	IP WLS BF H R ER SO BB IBB HBP BLK WP HR S P ERA WHIP	IP WLS BF H R ER SO BB IBB HBP BLK WP HR S P ERA WHIP	IP WLS BF H R ER SO BB IBB HBP BLK WP HR S P ERA WHIP	IP WLS BF H R ER SO BB IBB HBP BLK WP HR S P ERA WHIP	IP WLS BF H R ER SO BB IBB HBP BLK WP HR S P ERA WHIP	IP WLS BF H R ER SO BB IBB HBP BLK WP HR S P ERA WHIP	IP WLS BF H R ER SO BB IBB HBP BLK WP HR S P ERA WHIP	IP WLS BF H R ER SO BB IBB HBP BLK WP HR S P ERA WHIP	IP WLS BF H R ER SO BB IBB HBP BLK WP HR S P ERA WHIP	IP WLS BF H R ER SO BB IBB HBP BLK WP HR S P ERA WHIP	IP WLS BF H R ER SO BB IBB HBP BLK WP HR S P ERA WHIP	IP WLS BF H R ER SO BB IBB HBP BLK WP HR S P ERA WHIP	IP WLS BF H R ER SO BB IBB HBP BLK WP HR S P ERA WHIP	IP WLS BF H R ER SO BB IBB HBP BLK WP HR S P ERA WHIP	IP WLS BF H R ER SO BB IBB HBP BLK WP HR S P ERA WHIP	IP WLS BF H R ER SO BB IBB HBP BLK WP HR S P ERA WHIP	IP WLS BF H R ER SO BB IBB HBP BLK WP HR S P ERA WHIP	IP WLS BF H R ER SO BB IBB HBP BLK WP HR S P ERA WHIP	IP WLS BF H R ER SO BB IBB HBP BLK WP HR S P ERA WHIP	IP WLS BF H R ER SO BB IBB HBP BLK WP HR S P ERA WHIP

AB	35
R	5
H	9
RBI	5
BB	5
SO	9
LOB	14




Batter	1	2	3	4	5	6	7	8	9	AB	R	H	RBI	BB	SO	LOB	BOTTOM						
Eric Young Sr., R OBP: 0.314, SLG: 0.301 Jayson Durocher, R (7, 1)										3	0	1	0	0	1	1	Minnesota Twins @ Milwaukee Brewers Miller Park, Milwaukee, WI Sat Jun 15 2002, 6:05 PM CDT Att: 35,832 - Dome - 72 F						
Matt Stairs, L OBP: 0.278, SLG: 0.313 Luis Vizcaino, R (9, 1)										0	0	0	0	0	0	0							
Ronnie Belliard, R OBP: 0.309, SLG: 0.320 (7, 4)										4	0	1	0	0	0	1							
Jeffrey Hammonds, R OBP: 0.374, SLG: 0.473 (1, 8)										4	0	0	0	0	0	1							
Richie Sexson, R OBP: 0.337, SLG: 0.544 (1, 3)										4	1	2	1	0	1	0							
Alex Ochoa, R OBP: 0.346, SLG: 0.409 (1, 9)										4	0	0	0	0	1	2							
Geoff Jenkins, L OBP: 0.318, SLG: 0.433 (1, 7)										4	1	1	0	0	1	2							
José Hernández, R OBP: 0.368, SLG: 0.502 (1, 6)										3	0	1	0	0	1	1							
Marcus Jensen, S OBP: 0.222, SLG: 0.226 (1, 2)										3	0	0	0	0	2	2							
Jamey Wright, R OBP: 0.444, SLG: 0.778 Mark Loretta, R OBP: 0.294, SLG: 0.243 (6, PH) (7, 5)										1	0	0	0	0	1	0							
										2	0	1	1	0	0	1							
Inning Stats	R: 0 E: 0 K: 1 S: 9	H: 0 LOB: 0 BB: 0 P: 12	R: 0 E: 0 K: 1 S: 10	H: 0 LOB: 0 BB: 0 P: 12	R: 0 E: 0 K: 2 S: 8	H: 0 LOB: 0 BB: 0 P: 11	R: 0 E: 0 K: 0 S: 10	H: 1 LOB: 0 BB: 0 P: 16	R: 0 E: 0 K: 2 S: 9	H: 0 LOB: 0 BB: 0 P: 13	R: 0 E: 0 K: 0 S: 10	H: 1 LOB: 1 BB: 0 P: 13	R: 1 E: 0 K: 0 S: 5	H: 1 LOB: 0 BB: 0 P: 7	R: 1 E: 0 K: 2 S: 13	H: 2 LOB: 1 BB: 0 P: 17	R: 0 E: 0 K: 0 S: 9	H: 2 LOB: 2 BB: 0 P: 14	1B: 4 2B: 1 3B: 1 HR: 1	SF: 0 SAC: 0 DP: 1 HBP: 0	WP: 0 PB: 0 SB: 0 CS: 0	PA: 33	
PITCHER	IP WLS BF H R ER SO BB IBB HBP BLK WP HR S P ERA WHIP	IP WLS BF H R ER SO BB IBB HBP BLK WP HR S P ERA WHIP	IP WLS BF H R ER SO BB IBB HBP BLK WP HR S P ERA WHIP	IP WLS BF H R ER SO BB IBB HBP BLK WP HR S P ERA WHIP	IP WLS BF H R ER SO BB IBB HBP BLK WP HR S P ERA WHIP	IP WLS BF H R ER SO BB IBB HBP BLK WP HR S P ERA WHIP	IP WLS BF H R ER SO BB IBB HBP BLK WP HR S P ERA WHIP	IP WLS BF H R ER SO BB IBB HBP BLK WP HR S P ERA WHIP	IP WLS BF H R ER SO BB IBB HBP BLK WP HR S P ERA WHIP	IP WLS BF H R ER SO BB IBB HBP BLK WP HR S P ERA WHIP	IP WLS BF H R ER SO BB IBB HBP BLK WP HR S P ERA WHIP	IP WLS BF H R ER SO BB IBB HBP BLK WP HR S P ERA WHIP	IP WLS BF H R ER SO BB IBB HBP BLK WP HR S P ERA WHIP	IP WLS BF H R ER SO BB IBB HBP BLK WP HR S P ERA WHIP	IP WLS BF H R ER SO BB IBB HBP BLK WP HR S P ERA WHIP	IP WLS BF H R ER SO BB IBB HBP BLK WP HR S P ERA WHIP	IP WLS BF H R ER SO BB IBB HBP BLK WP HR S P ERA WHIP	IP WLS BF H R ER SO BB IBB HBP BLK WP HR S P ERA WHIP	IP WLS BF H R ER SO BB IBB HBP BLK WP HR S P ERA WHIP	IP WLS BF H R ER SO BB IBB HBP BLK WP HR S P ERA WHIP	IP WLS BF H R ER SO BB IBB HBP BLK WP HR S P ERA WHIP	IP WLS BF H R ER SO BB IBB HBP BLK WP HR S P ERA WHIP	IP WLS BF H R ER SO BB IBB HBP BLK WP HR S P ERA WHIP



Batter	1	2	3	4	5	6	7	8	9	AB	R	H	RBI	BB	SO	LOB	TOP					
Jose Vizcaino, S (1.6) OBP: 0.336, SLG: 0.357	L1		FC4-6 1B		F8		G1			4	0	1	0	0	0	0	Houston Astros @ Milwaukee Brewers Miller Park, Milwaukee, WI Tue Jun 18 2002, 7:05 PM CDT Att: 17,195 - Sunny - 69 F					
Craig Biggio, R (1.4) OBP: 0.346, SLG: 0.406	1B		FC4-6 17 BB 1-2f		F3		G3-1			4	0	1	0	0	0	1						
17 Lance Berkman, S (1.8) OBP: 0.399, SLG: 0.587	1B		BB				K			2	1	1	0	2	1	0						
5 Jeff Bagwell, R (1.3) OBP: 0.377, SLG: 0.484	K		K				G4-3			4	0	1	0	0	2	5						
Orlando Merced, S (1.9) OBP: 0.400, SLG: 0.431	1B		F7				E6			4	0	1	1	0	1	3						
Darvle Ward, L (1.7) OBP: 0.317, SLG: 0.399	F7		G4-3				G4-3			3	0	1	0	1	0	3						
Brad Ausmus, R (1.2) OBP: 0.332, SLG: 0.350			G6-3				G6-4-3			4	0	0	0	0	1	3						
Geoff Blum, S (1.5) OBP: 0.343, SLG: 0.389	F7		F7				F7			4	0	1	0	0	0	0						
Kirk Saarloos, R (1.1)			G4-3				G3-1			2	0	0	0	0	1	0						
Nelson Cruz, R (5.1)										0	0	0	0	0	0	0						
Alan Zinter, S (7. PH)										1	0	0	0	0	0	0						
Brandon Puffer, R (7.1)										0	0	0	0	0	0	0						
Gregg Zaun, S (9. PH)										1	0	0	0	0	1	1						
Inning Stats	R: 0 E: 0 K: 1 S: 13	H: 2 LOB: 3 BB: 1 P: 21	R: 0 E: 0 K: 0 S: 3	H: 0 LOB: 0 BB: 0 P: 5	R: 0 E: 0 K: 1 S: 9	H: 1 LOB: 2 BB: 1 P: 17	R: 0 E: 0 K: 1 S: 10	H: 0 LOB: 0 BB: 0 P: 13	R: 0 E: 0 K: 0 S: 7	H: 0 LOB: 0 BB: 0 P: 12	R: 1 E: 1 K: 0 S: 5	H: 1 LOB: 1 BB: 1 P: 11	R: 0 E: 0 K: 0 S: 5	H: 0 LOB: 0 BB: 0 P: 8	R: 0 E: 0 K: 2 S: 11	H: 1 LOB: 1 BB: 0 P: 14	R: 0 E: 0 K: 1 S: 12	H: 2 LOB: 1 BB: 0 P: 16	1B: 5 2B: 2 3B: 0 HR: 0	SF: 0 SAC: 0 DP: 2 HBP: 0	WP: 0 PB: 0 SB: 0 CS: 0	PA: 36
PITCHER 15 Ben Sheets, R (1.1) ERA: 4.0	IP: 9.0 WLS: W BF: 36 H: 7 R: 1 ER: 1 SO: 7 BB: 3 IBB: 0 HBP: 0 BLK: 0 WP: 0 HR: 0 S: 75 P: 117 ERA: 1.00 WHIP: 1.111															PITCHER						

Batter	1	2	3	4	5	6	7	8	9	AB	R	H	RBI	BB	SO	LOB	BOTTOM			
Eric Young Sr., R (1.4) OBP: 0.311, SLG: 0.296	K		G6-3							3	0	0	0	1	1	2	Houston Astros @ Milwaukee Brewers Miller Park, Milwaukee, WI Tue Jun 18 2002, 7:05 PM CDT Att: 17,195 - Sunny - 69 F			
Tyler Houston, L (1.5) OBP: 0.371, SLG: 0.512	G4-3									3	1	1	2	0	0	1				
Jeffrey Hammonds, R (1.8) OBP: 0.367, SLG: 0.457	G3-1									4	1	0	0	0	2	2				
Richie Sexson, R (1.3) OBP: 0.358, SLG: 0.556										2	1	2	1	2	0	0				
Ryan Thompson, R (1.7) OBP: 0.250, SLG: 0.750	G5-4-3									4	0	1	2	0	1	3				
José Hernández, R (1.6) OBP: 0.355, SLG: 0.494	K									4	0	0	0	0	1	3				
Alex Ochoa, R (1.9) OBP: 0.343, SLG: 0.397										3	1	1	0	1	0	0				
Robert Machado, R (1.2) OBP: 0.313, SLG: 0.395										4	2	1	0	0	0	1				
15 Ben Sheets, R (1.1) OBP: 0.167, SLG: 0.200										3	1	2	2	0	0	0				
Inning Stats	R: 0 E: 0 K: 1 S: 8	H: 0 LOB: 0 BB: 0 P: 11	R: 0 E: 0 K: 1 S: 6	H: 0 LOB: 0 BB: 1 P: 12	R: 0 E: 0 K: 0 S: 7	H: 0 LOB: 1 BB: 1 P: 12	R: 1 E: 0 K: 2 S: 14	H: 2 LOB: 1 BB: 0 P: 17	R: 5 E: 0 K: 0 S: 18	H: 5 LOB: 1 BB: 1 P: 27	R: 1 E: 1 K: 0 S: 7	H: 1 LOB: 1 BB: 0 P: 11	R: 0 E: 0 K: 1 S: 7	H: 0 LOB: 1 BB: 1 P: 13	R: 0 E: 0 K: 0 S: 5	H: 0 LOB: 0 BB: 0 P: 5		1B: 5 2B: 1 3B: 1 HR: 1	SF: 1 SAC: 1 DP: 1 HBP: 0	WP: 0 PB: 0 SB: 0 CS: 0
PITCHER Kirk Saarloos, R (1.1) ERA: 11.57	IP: 4.2 WLS: L BF: 22 H: 6 R: 6 ER: 6 SO: 4 BB: 3 IBB: 0 HBP: 0 BLK: 0 WP: 0 HR: 1 S: 50 P: 76 ERA: 11.57 WHIP: 1.929															PITCHER				
Nelson Cruz, R (5.1) ERA: 5.09	1.1	7	2	1	0	0	0	0	0	10	14	0.00	1.500							
Brandon Puffer, R (7.1) ERA: 6.53	2.0	7	0	0	0	1	1	0	0	12	18	0.00	0.500							

AB	33
R	1
H	7
RBI	1
BB	3
SO	7
LOB	16



AB	30
R	7
H	8
RBI	7
BB	4
SO	5
LOB	12



Batter	1	2	3	4	5	6	7	8	9	AB	R	H	RBI	BB	SO	LOB	TOP										
Brian Hunter, R OBP: 0.292, SLG: 0.400 (1, 8)	G1-3	F8			FC3-6 2B		F8		K	5	0	1	0	0	1	2											
Craig Biggio, R OBP: 0.348, SLG: 0.406 (1, 4)	5 BB BB		FC4-6 1B		FC3-6 2-3		G4-3			3	0	1	0	1	0	1											
Orlando Merced, S Geoff Blum, S OBP: 0.347, SLG: 0.389 (6, PH) (8, 7)	K		FC4-6 5 BB 1-2		F9			G6-4-3 5 HBP BB		3	0	0	0	0	1	2											
5 Jeff Bagwell, R OBP: 0.386, SLG: 0.486 (1, 3)						FC6-4 BB 1B		G6-4-3 HBP		1	0	1	0	2	0	0											
Richard Hidalgo, R OBP: 0.365, SLG: 0.519 (1, 9)	K		F7			FC6-4 BB 1B		G6-4-3		3	0	0	0	1	1	6											
Jose Vizcaino, S OBP: 0.333, SLG: 0.353 (1, 5)		FC5-4 1B	G5-3			FC6-4 1-2 2-3		E6		4	0	1	0	0	0	4											
Gregg Zaun, S OBP: 0.279, SLG: 0.284 (1, 2)		FC5-4 1B 1-2		G5-3		F2		F8		4	0	0	0	0	0	4											
Julio Lugo, R OBP: 0.341, SLG: 0.393 (1, 6)			F8						G4-3	4	0	1	0	0	1	2											
Tim Redding, R Brad Ausmus, R Ricky Stone, R Pedro Borbon, R Scott Linebrink, R Brandon Puffer, R Alan Zinter, S (1, 1) (7, PH) (7, 1) (7, 1) (8, 1) (9, PH)		F2					F9		K	2	0	0	0	0	1	2											
Inning Stats	R: 0 E: 0 K: 2 S: 15	H: 0 LOB: 2 BB: 2 P: 31	R: 0 E: 0 K: 0 S: 12	H: 2 LOB: 2 BB: 0 P: 17	R: 0 E: 0 K: 0 S: 12	H: 1 LOB: 2 BB: 1 P: 23	R: 0 E: 0 K: 1 S: 6	H: 0 LOB: 0 BB: 0 P: 9	R: 0 E: 0 K: 0 S: 11	H: 1 LOB: 2 BB: 0 P: 14	R: 0 E: 0 K: 0 S: 12	H: 1 LOB: 2 BB: 1 P: 21	R: 0 E: 0 K: 0 S: 9	H: 0 LOB: 0 BB: 0 P: 12	R: 1 E: 1 K: 0 S: 7	H: 0 LOB: 1 BB: 1 P: 16	R: 0 E: 0 K: 2 S: 10	H: 0 LOB: 0 BB: 0 P: 16	1B: 4 2B: 2 3B: 0 HR: 0	SF: 0 SAC: 0 DP: 2 HBP: 1	WP: 0 PB: 0 SB: 0 CS: 0	PA: 37					
PITCHER	IP	WLS	BF	H	R	ER	SO	BB	IBB	HBP	BLK	WP	HR	S	P	ERA	WHIP										
Glendon Rusch, L ERA: 5.04 (1, 1)	6.0	W	26	5	0	0	4	4	0	0	0	0	0	68	115	0.00	1.500										
Valerio De Los Santos, L ERA: 2.93 (7, 1)	1.0	H	4	0	1	0	0	1	0	0	0	0	0	10	17	0.00	1.000										
Luis Vizcaino, R ERA: 3.24 (8, 1)	2.0		7	0	0	0	2	0	0	1	0	0	0	16	27	0.00	0.000										

Houston Astros @ Milwaukee Brewers
Miller Park, Milwaukee, WI
Wed Jun 19 2002, 7:05 PM CDT
Att: 24,128 - Cloudy - 75 F

AB 31
R 1
H 5
RBI 0
BB 5
SO 6
LOB 23



Batter	1	2	3	4	5	6	7	8	9	AB	R	H	RBI	BB	SO	LOB	BOTTOM										
Eric Young Sr., R OBP: 0.313, SLG: 0.321 (1, 4)	HR		G6-3		G1-3			E6 FC5 1B		5	1	2	2	0	0	3											
Tyler Houston, L OBP: 0.372, SLG: 0.506 (1, 5)	F8		G5-3				F7 2H 3B	FC5 1B		4	0	1	1	1	0	1											
Jeffrey Hammonds, R OBP: 0.359, SLG: 0.446 (1, 8)	G5-3				F8 F9		F7	FC5 1-2 3H 2-3		5	0	0	0	0	0	6											
Richie Sexson, R OBP: 0.356, SLG: 0.563 (1, 3)	K				K			F9		4	1	1	1	0	2	0											
Ryan Thompson, R OBP: 0.250, SLG: 0.625 (1, 7)			K		F9		G4-3	1B 2B		4	1	1	0	0	1	0											
José Hernández, R OBP: 0.397, SLG: 0.506 (1, 6)		G6-3					G6-3	1B 2B 1B		4	2	2	2	0	0	0											
Alex Ochoa, R OBP: 0.354, SLG: 0.403 (1, 9)							G5-3	2B BB 1B		3	1	2	0	1	0	0											
Robert Machado, R OBP: 0.333, SLG: 0.430 (1, 2)								SH3-4 3B BB 1B 2B		3	2	2	2	1	1	1											
Glendon Rusch, L OBP: 0.258, SLG: 0.355 Valerio De Los Santos, L Luis Vizcaino, R (1, 1) (7, 1) (8, 1)								SH3-4 BB 1-2 K		2	0	0	0	0	2	2											
Inning Stats	R: 1 E: 0 K: 1 S: 10	H: 1 LOB: 0 BB: 0 P: 15	R: 0 E: 0 K: 2 S: 10	H: 1 LOB: 0 BB: 0 P: 16	R: 0 E: 0 K: 1 S: 10	H: 0 LOB: 0 BB: 0 P: 13	R: 0 E: 0 K: 1 S: 8	H: 0 LOB: 0 BB: 0 P: 11	R: 1 E: 0 K: 0 S: 8	H: 2 LOB: 3 BB: 2 P: 12	R: 1 E: 0 K: 0 S: 6	H: 1 LOB: 1 BB: 1 P: 15	R: 4 E: 1 K: 1 S: 17	H: 5 LOB: 2 BB: 0 P: 23	R: 1 E: 1 K: 1 S: 10	H: 0 LOB: 0 BB: 0 P: 16	1B: 4 2B: 3 3B: 1 HR: 3	SF: 0 SAC: 1 DP: 0 HBP: 0	WP: 0 PB: 0 SB: 0 CS: 0	PA: 39							
PITCHER	IP	WLS	BF	H	R	ER	SO	BB	IBB	HBP	BLK	WP	HR	S	P	ERA	WHIP										
Tim Redding, R ERA: 5.27 (7, 1)	0.1		3	1	1	1	0	1	0	0	0	0	0	4	11	27.00	6.000										
Ricky Stone, R ERA: 2.21 (7, 1)	0.1		1	0	0	0	0	0	0	0	0	0	0	1	2	0.00	0.000										
Pedro Borbon, L ERA: 5.55 (7, 1)	0.2		6	4	4	3	0	0	0	0	0	0	0	11	17	40.50	6.000										
Scott Linebrink, R ERA: 7.53 Brandon Puffer, R ERA: 6.33 (8, 1)	0.2		4	1	0	0	1	0	0	0	0	0	0	7	8	0.00	1.500										

Houston Astros @ Milwaukee Brewers
Miller Park, Milwaukee, WI
Wed Jun 19 2002, 7:05 PM CDT
Att: 24,128 - Cloudy - 75 F

AB 35
R 8
H 11
RBI 8
BB 3
SO 7
LOB 14



Batter	1	2	3	4	5	6	7	8	9	AB R H RBI BB SO LOB	TOP											
David Eckstein, R (1, 6) OBP: 0.364, SLG: 0.408	F7	1B		K			BB		G3-1	5 2 2 1 1 1 3	Anaheim Angels @ Milwaukee Brewers Miller Park, Milwaukee, WI Sat Jun 22 2002, 6:05 PM CDT Att: 28,765 - Sunny - 90 F											
Darin Erstad, L (1, 8) OBP: 0.339, SLG: 0.387	16 FC3-6 BB	1B			L8		16 SF9 BB		G4-3	6 1 4 3 0 0 4												
Troy Glaus, R (1, 5) OBP: 0.348, SLG: 0.479	16 FC3-6 BB			K		16 G3 S	16 SF9 BB		F5	3 1 0 0 3 1 4												
16 Garret Anderson, L (1, 7) OBP: 0.326, SLG: 0.553	FC3-6					G3	SF9			3 0 0 1 1 0 3												
Tim Salmon, R (1, 9) OBP: 0.370, SLG: 0.519				L8						5 0 2 2 0 1 5												
Al Levine, L (7, 1)				F7						0 0 0 0 0 0 0												
Lou Pote, R (9, 1)										0 0 0 0 0 0 0												
Brad Fullmer, L (1, 3) OBP: 0.336, SLG: 0.529										4 1 1 1 0 0 3												
Orlando Palmeiro, L (7, 9) OBP: 0.393, SLG: 0.417	F8			HR		F8	FC4		G5-3	1 0 0 0 0 0 0												
Bengie Molina, R (1, 2) OBP: 0.289, SLG: 0.314				F8						5 0 1 0 0 0 1												
Adam Kennedy, L (1, 4) OBP: 0.329, SLG: 0.438										4 2 3 0 1 0 0												
Jarrod Washburn, L (1, 1) OBP: 0.200, SLG: 0.200										3 0 1 0 0 1 3												
Jose Nieves, R (7, PH) OBP: 0.308, SLG: 0.325										1 1 1 0 0 0 0												
Scott Spiezio, S (7, 3) OBP: 0.383, SLG: 0.424										1 0 1 0 0 0 0												
Inning Stats	R: 1 E: 0 K: 0 S: 15	H: 2 LOB: 2 BB: 1 P: 25	R: 2 E: 0 K: 0 S: 20	H: 3 LOB: 1 BB: 0 P: 30	R: 1 E: 0 K: 0 S: 7	H: 1 LOB: 0 BB: 0 P: 14	R: 1 E: 0 K: 2 S: 12	H: 3 LOB: 3 BB: 1 P: 21	R: 0 E: 0 K: 1 S: 14	H: 2 LOB: 3 BB: 1 P: 22	R: 1 E: 0 K: 0 S: 10	H: 1 LOB: 1 BB: 1 P: 18	R: 2 E: 0 K: 1 S: 12	H: 3 LOB: 2 BB: 2 P: 23	R: 0 E: 0 K: 0 S: 7	H: 0 LOB: 0 BB: 0 P: 10	R: 0 E: 0 K: 0 S: 6	H: 1 LOB: 1 BB: 0 P: 12	1B: 12 2B: 3 3B: 0 HR: 1	SF: 1 SAC: 0 DP: 0 HBP: 0	WP: 0 PB: 0 SB: 2 CS: 1	PA: 48
PITCHER	IP WLS BF H R ER SO BB IBB HBP BLK WP HR S P ERA WHIP											PITCHER	IP WLS BF H R ER SO BB IBB HBP BLK WP HR S P ERA WHIP									
Jose Cabrera, R (1, 1) ERA: 5.05	4.0 L 23 9 5 5 2 1 1 0 0 0 0 1 54 90 11.25 2.500																					
Valerio De Los Santos, L (5, 1) ERA: 3.12	2.0 11 3 1 1 1 2 0 0 0 0 0 0 24 40 4.50 2.500																					
Luis Vizcaino, R (7, 1) ERA: 0.99	1.0 7 3 2 2 1 2 0 0 0 0 0 0 12 23 18.00 5.000																					
Ray King, L (8, 1) ERA: 3.76	1.0 3 0 0 0 0 0 0 0 0 0 0 0 7 10 0.00 0.000																					
Mike DeJean, R (9, 1) ERA: 3.38	1.0 4 1 0 0 0 0 0 0 0 0 0 0 6 12 0.00 1.000																					

Batter	1	2	3	4	5	6	7	8	9	AB R H RBI BB SO LOB	BOTTOM											
Eric Young Sr., R (1, 4) OBP: 0.318, SLG: 0.342	1B					F8			G6-3	3 1 1 0 2 0 1	Anaheim Angels @ Milwaukee Brewers Miller Park, Milwaukee, WI Sat Jun 22 2002, 6:05 PM CDT Att: 28,765 - Sunny - 90 F											
Ronnie Belliard, R (1, 5) OBP: 0.302, SLG: 0.314	CS		G5-3						G1-3	5 0 2 0 0 1 4												
Jeffrey Hammonds, R (1, 8) OBP: 0.363, SLG: 0.454	CS									3 0 2 1 1 1 1												
Richie Sexson, R (1, 3) OBP: 0.355, SLG: 0.557										4 0 1 0 0 3 5												
Alex Ochoa, R (1, 9) OBP: 0.365, SLG: 0.403				E5					G5-4-3	4 1 2 0 0 1 3												
Ryan Thompson, R (1, 7) OBP: 0.250, SLG: 0.438										4 0 1 0 0 2 1												
José Hernández, R (1, 6) OBP: 0.353, SLG: 0.500										4 0 0 0 0 2 2												
Robert Machado, R (1, 2) OBP: 0.323, SLG: 0.440										4 0 0 0 0 2 2												
Mike DeJean, R (9, 1)										0 0 0 0 0 0 0												
Jose Cabrera, R (1, 1) ERA: 5.05										1 0 0 0 0 1 0												
Mark Loretta, R (4, PH) OBP: 0.370, SLG: 0.200										1 0 1 1 0 0 0												
Valerio De Los Santos, L (5, 1) ERA: 3.12										0 0 0 0 0 0 0												
Alex Sanchez, L (6, PH) OBP: 0.356, SLG: 0.356										0 0 0 0 0 1 0												
Luis Vizcaino, R (7, 1) ERA: 0.99										0 0 0 0 0 0 0												
Ray King, L (8, 1) ERA: 3.76										0 0 0 0 0 0 0												
Marcus Jensen, S (9, 2) ERA: 0.00, SLG: 0.122										1 0 0 0 0 1 0												
Inning Stats	R: 1 E: 0 K: 1 S: 10	H: 3 LOB: 2 BB: 1 P: 18	R: 0 E: 0 K: 1 S: 7	H: 0 LOB: 0 BB: 0 P: 12	R: 0 E: 0 K: 2 S: 9	H: 1 LOB: 2 BB: 1 P: 18	R: 1 E: 0 K: 3 S: 19	H: 3 LOB: 3 BB: 1 P: 34	R: 0 E: 0 K: 3 S: 12	H: 1 LOB: 1 BB: 0 P: 16	R: 0 E: 0 K: 0 S: 13	H: 0 LOB: 1 BB: 1 P: 24	R: 0 E: 0 K: 1 S: 9	H: 2 LOB: 1 BB: 0 P: 13	R: 0 E: 0 K: 2 S: 8	H: 0 LOB: 0 BB: 0 P: 12	R: 0 E: 0 K: 1 S: 5	H: 0 LOB: 0 BB: 0 P: 5	1B: 7 2B: 3 3B: 1 HR: 0	SF: 0 SAC: 0 DP: 2 HBP: 0	WP: 0 PB: 0 SB: 0 CS: 2	PA: 38
PITCHER	IP WLS BF H R ER SO BB IBB HBP BLK WP HR S P ERA WHIP											PITCHER	IP WLS BF H R ER SO BB IBB HBP BLK WP HR S P ERA WHIP									
Jarrod Washburn, L (1, 1) ERA: 3.59	6.0 W 28 8 2 2 10 4 0 0 0 0 0 0 0 70 122 3.00 2.000																					
Al Levine, R (7, 1) ERA: 4.01	2.0 7 2 0 0 3 0 0 0 0 0 0 0 17 25 0.00 1.000																					
Lou Pote, R (9, 1) ERA: 2.45	1.0 3 0 0 0 1 0 0 0 0 0 0 0 5 5 0.00 0.000																					

Batter	1	2	3	4	5	6	7	8	9	AB	R	H	RBI	BB	SO	LOB	TOP			
Alex Sanchez, L (1, 7) OBP: 0.360, SLG: 0.346	G6-3		BB		G1-3			K		3	0	0	0	1	1	1	Milwaukee Brewers @ St. Louis Cardinals Busch Stadium, St. Louis, MO Wed Jun 26 2002, 7:10 PM CDT Att: 32,686 - Cloudy - 90 F			
Eric Young Sr., R (1, 4) OBP: 0.308, SLG: 0.333	F9		G1-3			B1-3		2B	2B	4	1	1	0	0	0	2				
Jeffrey Hammonds, R (1, 8) Lenny Harris, L (6, 3) OBP: 0.442, SLG: 0.339	F8				F9	G1-4-3		G5-3		3	0	0	0	0	0	0				
Richie Sexson, R (1, 3) Nelson Figueroa, R (6, 1) Ryan Thompson, R (8, PH) Valerio De Los Santos, L (8, 1) OBP: 0.294, SLG: 0.299		K			G6-3	K		K		3	0	0	0	0	2	0				
Tyler Houston, L (1, 5) OBP: 0.397, SLG: 0.553		K2-3						K	K	4	0	1	0	0	3	1				
Alex Ochoa, R (1, 9) OBP: 0.358, SLG: 0.387		F9			FC6-4			F8		4	0	0	0	0	0	1				
José Hernández, R (1, 6) OBP: 0.359, SLG: 0.500									G4-3	4	0	3	0	0	1	0				
Paul Bako, L (1, 2) OBP: 0.331, SLG: 0.349					F7	L9		K		4	0	0	0	0	1	3				
Jamey Wright, R (1, 1) Matt Stairs, L (6, 9) OBP: 0.364, SLG: 0.636					SH1					1	0	0	0	0	1	1				
									HR	1	1	1	1	0	0	0				
Inning Stats	R: 0 E: 0 K: 0 S: 8	H: 0 LOB: 0 BB: 0 P: 8	R: 0 E: 0 K: 2 S: 7	H: 0 LOB: 0 BB: 0 P: 10	R: 0 E: 0 K: 0 S: 10	H: 1 LOB: 2 BB: 1 P: 18	R: 0 E: 0 K: 0 S: 8	H: 1 LOB: 1 BB: 0 P: 13	R: 0 E: 0 K: 1 S: 10	H: 1 LOB: 1 BB: 0 P: 15	R: 0 E: 0 K: 2 S: 14	H: 1 LOB: 1 BB: 0 P: 19	R: 2 E: 0 K: 2 S: 17	H: 3 LOB: 1 BB: 0 P: 25	R: 0 E: 0 K: 1 S: 10	H: 0 LOB: 0 BB: 0 P: 14	1B: 4 2B: 2 3B: 0 HR: 1	SF: 0 SAC: 1 DP: 0 HBP: 0	WP: 0 PB: 0 SB: 0 CS: 0	PA: 35
PITCHER	IP WLS BF H R ER SO BB IBB HBP BLK WP HR S P ERA WHIP																			
Woody Williams, R (1, 1) ERA: 2.28	7.2 W 31 7 2 2 7 1 0 0 0 0 1 77 112 2.35 1.043																			
Steve Kline, L (8, 1) ERA: 4.6	0.1 H 1 0 0 0 1 0 0 0 0 0 0 3 5 0.00 0.000																			
44 Jason Istringhausen, R (8, 1) ERA: 1.02	1.0 S 3 0 0 0 1 0 0 0 0 0 0 0 10 14 0.00 0.000																			

Batter	1	2	3	4	5	6	7	8	9	AB	R	H	RBI	BB	SO	LOB	BOTTOM			
Fernando Vina, L (1, 4) OBP: 0.348, SLG: 0.378	G6-4-3				F7			G3		4	0	2	1	0	0	0	Milwaukee Brewers @ St. Louis Cardinals Busch Stadium, St. Louis, MO Wed Jun 26 2002, 7:10 PM CDT Att: 32,686 - Cloudy - 90 F			
J.D. Drew, L (1, 9) OBP: 0.357, SLG: 0.457	K									3	0	0	0	1	2	3				
5 Albert Pujols, R (1, 5) OBP: 0.377, SLG: 0.529	G6-4-3				L9			F8		4	0	0	0	0	1	2				
15 Jim Edmonds, L (1, 8) Placido Polanco, R (7, 5) OBP: 0.278, SLG: 0.341		G6-3			F7			K		3	0	0	0	0	1	1				
Tino Martinez, L (1, 3) OBP: 0.336, SLG: 0.369		K						G4-3		3	2	0	0	1	1	0				
Edgar Renteria, R (1, 6) OBP: 0.352, SLG: 0.416								G5-3		4	2	2	0	0	0	0				
Mike Matheny, R (1, 2) OBP: 0.310, SLG: 0.367										4	1	3	2	0	0	0				
Eli Marrero, R (1, 7) OBP: 0.339, SLG: 0.439					L8					4	0	1	1	0	1	3				
Woody Williams, R (1, 1) Steve Kline, S (8, 1) Miguel Cairo, R (8, PH) 44 Jason Istringhausen, R (8, 1) OBP: 0.278, SLG: 0.370										3	0	1	1	0	0	2				
										0	0	0	0	0	0	0				
Inning Stats	R: 0 E: 0 K: 1 S: 8	H: 1 LOB: 0 BB: 0 P: 12	R: 3 E: 0 K: 1 S: 18	H: 4 LOB: 2 BB: 0 P: 26	R: 2 E: 0 K: 0 S: 15	H: 3 LOB: 2 BB: 1 P: 26	R: 0 E: 0 K: 3 S: 11	H: 0 LOB: 1 BB: 0 P: 17	R: 0 E: 0 K: 0 S: 11	H: 1 LOB: 1 BB: 0 P: 18	R: 0 E: 0 K: 0 S: 8	H: 0 LOB: 1 BB: 1 P: 17	R: 0 E: 0 K: 1 S: 6	H: 0 LOB: 0 BB: 0 P: 9	R: 0 E: 0 K: 1 S: 6	H: 0 LOB: 0 BB: 0 P: 9	1B: 9 2B: 0 3B: 0 HR: 0	SF: 0 SAC: 0 DP: 1 HBP: 0	WP: 1 PB: 1 SB: 0 CS: 0	PA: 36
PITCHER	IP WLS BF H R ER SO BB IBB HBP BLK WP HR S P ERA WHIP																			
Jamey Wright, R (1, 1) ERA: 7.21	5.0 L 26 7 0 0 0 0 1 0 0 0 0 0 0 14 26 9.00 2.000																			
Nelson Figueroa, R (8, 1) ERA: 5.0	2.0 7 0 0 0 0 1 0 0 0 0 0 0 0 6 9 0.00 0.500																			
Valerio De Los Santos, L (8, 1) ERA: 2.95	1.0 3 0 0 0 1 0 0 0 0 0 0 0 0 6 9 0.00 0.000																			

Batter	1	2	3	4	5	6	7	8	9	10	11	AB	R	H	RBI	BB	SO	LOB	TOP					
Eric Young Sr., R OBP: 0.309, SLG: 0.341 (1, 4)	2-2 FC5-4 2B		3-1 F6		1-1 F9			3-2 L4		1-1 G4-3	1-2 2B	6	0	2	2	0	0	0						
Mark Loretta, R OBP: 0.343, SLG: 0.329 (1, 5)	4-0 FC5-4 BB		1-2 G3		4-1 FC6 BB			0-0 24-34 1B		2-0 F8	1-2 G4-3	4	0	2	0	2	0	1						
Jeffrey Hammonds, R OBP: 0.348, SLG: 0.431 (1, 8)	1-2 FC5-4 1-2f 2-3		0-0 G3		0-1 FC6 1-2f			0-0 G4-3-6-4 1-2f		2-2 F8	0-0 F9	6	0	0	0	0	0	6						
Richie Sexson, R OBP: 0.350, SLG: 0.533 (1, 3)	3-2 P4		4-0 BB							1-3 K	4-2 BB 1B BB	2	1	0	0	3	1	1						
Ryan Thompson, R OBP: 0.314, SLG: 0.500 Matt Stairs, L OBP: 0.292, SLG: 0.381 (9, PH) (9, 9)		1-0 1B	0-1 F8					0-2 G1-4-3 1-2f		0-0 2B 1B	4-2 1B BB	3	0	1	0	0	0	3						
Alex Ochoa, R OBP: 0.359, SLG: 0.384 (1, 9) (9, 7)		1-2 F7		1-2 G6-4-3 1B				0-1 G6-3		0-3 K	4-1 1B BB	4	1	1	0	1	1	2						
José Hernández, R OBP: 0.384, SLG: 0.506 (1, 6)		1-2 FC6-4 1B		1-1 G6-4-3 1-2f				1-3 K		0-0 1B 2B	2-2 1B 2B 1B	5	2	3	1	0	1	1						
Robert Machado, R OBP: 0.314, SLG: 0.426 Lenny Harris, L OBP: 0.282, SLG: 0.333 Paul Bako, L OBP: 0.333, SLG: 0.352 (1, 2) (7, PH) (7, 2)		1-2 P6		1-3 K				1-1 G4-3		0-1 K	0-0 F7	2	0	0	0	0	1	2						
Ruben Quevedo, R OBP: 0.314, SLG: 0.388 Alex Sanchez, R OBP: 0.345, SLG: 0.345 Ray King, L OBP: 0.335, SLG: 0.350 Tyler Houston, L OBP: 0.335, SLG: 0.350 Luis Vizcaino, R OBP: 0.335, SLG: 0.350 Ronnie Belliard, R OBP: 0.335, SLG: 0.350 Mike DeJean, R OBP: 0.335, SLG: 0.350 (1, 1) (7, PH) (7, 1) (8, PH) (8, 1) (9, 1) (11, PH) (11, 1)		1-0 FC6-4		1-3 K				0-3 K		0-3 2H 3H 1B	0-2 1B 2B	2	0	0	0	0	1	2						
Inning Stats	R: 0 E: 0 K: 0 S: 10	H: 1 LOB: 1 BB: 1 P: 20	R: 0 E: 0 K: 0 S: 13	H: 2 LOB: 2 BB: 0 P: 18	R: 0 E: 0 K: 0 S: 8	H: 1 LOB: 0 BB: 1 P: 16	R: 0 E: 0 K: 1 S: 10	H: 1 LOB: 0 BB: 0 P: 13	R: 0 E: 0 K: 1 S: 8	H: 0 LOB: 0 BB: 1 P: 12	R: 0 E: 0 K: 2 S: 8	H: 0 LOB: 0 BB: 0 P: 10	R: 0 E: 0 K: 0 S: 6	H: 1 LOB: 0 BB: 0 P: 9	R: 2 E: 0 K: 3 S: 13	H: 3 LOB: 1 BB: 0 P: 15	R: 0 E: 0 K: 0 S: 6	H: 0 LOB: 0 BB: 0 P: 11	R: 5 E: 0 K: 0 S: 20	H: 3 LOB: 1 BB: 3 P: 36	1B: 8 2B: 4 3B: 0 HR: 0	SF: 0 SAC: 0 DP: 3 HBP: 0	WP: 0 PB: 0 SB: 0 CS: 0	PA: 48
PITCHER	IP ERA WLS BF H R ER SO BB IBB HBP BLK WP HR S P ERA WHIP	5.0 6.88 3.0 8 1 0 0 2 4 0 0 0 0 0 0 19 24 0.00 0.333	4.0 3.07 1.0 6 3 2 3 0 0 0 0 0 0 0 0 13 15 18.00 3.000	10.1 4.55 1.0 6 0 3 3 0 3 0 0 0 0 0 0 11 28 27.00 3.000	11.1 5.98 0.1 2 1 0 0 0 0 0 0 0 0 0 0 4 6 0.00 3.000	PITCHER	IP ERA WLS BF H R ER SO BB IBB HBP BLK WP HR S P ERA WHIP	11.1 3.07 0.2 4 2 2 2 0 0 0 0 0 0 0 0 10 10 27.00 3.000																

Milwaukee Brewers @ St. Louis Cardinals
 Busch Stadium, St. Louis, MO
 Thu Jun 27 2002, 7:10 PM CDT
 Att: 31,136 - Cloudy - 88 F


AB	41
R	7
H	12
RBI	7
BB	7
SO	7
LOB	22



Batter	1	2	3	4	5	6	7	8	9	10	11	AB	R	H	RBI	BB	SO	LOB	BOTTOM			
Fernando Vina, L OBP: 0.342, SLG: 0.372 (1, 4)	2-1 F7		0-1 F9 2-3		1-0 F8			0-0 G1-3		2-1 F7		5	0	0	0	0	0	1				
Placido Polanco, R OBP: 0.296, SLG: 0.351 (1, 5)	1-1 2B		2-2 F8		2-2 1B			0-0 G6-3		1-1 1B		5	0	3	0	0	0	1				
Miguel Cairo, R OBP: 0.267, SLG: 0.357 15 Jim Edmonds, L OBP: 0.434, SLG: 0.601 (1, 7) (6, 8)	0-0 F9		2-2 F2		0-1 F9			0-0 1B		0-0 G6-3		3	0	0	0	0	0	2				
5 Albert Pujols, R OBP: 0.375, SLG: 0.625 44 Jason Istringhausen, R OBP: 0.353, SLG: 0.376 (1, 3) (8, 1) (10, 7)	0-0 F7		3-2 1B 2B 1B		0-0 G6-3			1-3 K		3-2 F8		4	1	1	0	0	1	3				
Eduardo Perez, R OBP: 0.227, SLG: 0.288 J.D. Drew, L OBP: 0.353, SLG: 0.452 (1, 9) (6, 9)		3-3 K		0-2 2B 1B				2-3 K		0-0 G1-3		2	1	1	0	0	1	0				
Edgar Renteria, R OBP: 0.349, SLG: 0.416 (1, 6)		1-2 L6		0-0 1H 3H 2B				3-2 L6		0-1 F8		5	0	1	2	0	0	0				
Mike Matheny, R OBP: 0.302, SLG: 0.357 Gene Stechschulte, R OBP: 0.353, SLG: 0.452 Steve Kline, S OBP: 0.353, SLG: 0.452 (1, 2) (10, 1) (11, 1) (11, 1)		3-2 L6		2-3 K				0-0 F7		1-0 G5-3		4	0	0	0	0	1	1				
Eli Marrero, R OBP: 0.337, SLG: 0.432 (1, 8) (6, 7) (10, 2)			2-2 F7		4-0 S IBB			0-3 K		0-0 L6		3	0	0	0	1	1	0				
Bud Smith, L OBP: 0.273, SLG: 0.300 Dave Veres, R OBP: 0.333, SLG: 0.333 Tino Martinez, L OBP: 0.333, SLG: 0.367 (1, 1) (6, 1) (9, 3)			0-0 F9 2B		3-2 F7			2-3 K		0-0 L6		2	0	1	0	0	0	2				
Inning Stats	R: 0 E: 0 K: 0 S: 6	H: 1 LOB: 1 BB: 0 P: 9	R: 0 E: 0 K: 1 S: 10	H: 0 LOB: 0 BB: 0 P: 17	R: 0 E: 0 K: 0 S: 10	H: 1 LOB: 1 BB: 0 P: 14	R: 2 E: 0 K: 1 S: 17	H: 3 LOB: 2 BB: 1 P: 32	R: 0 E: 0 K: 0 S: 9	H: 0 LOB: 0 BB: 0 P: 11	R: 0 E: 0 K: 1 S: 6	H: 1 LOB: 1 BB: 0 P: 7	R: 0 E: 0 K: 0 S: 4	H: 0 LOB: 0 BB: 0 P: 5	R: 0 E: 0 K: 0 S: 9	H: 1 LOB: 1 BB: 0 P: 15	R: 0 E: 0 K: 0 S: 9	H: 0 LOB: 0 BB: 0 P: 16	1B: 5 2B: 3 3B: 0 HR: 0	SF: 0 SAC: 0 DP: 0 HBP: 0	WP: 0 PB: 0 SB: 0 CS: 0	PA: 42
PITCHER	IP ERA WLS BF H R ER SO BB IBB HBP BLK WP HR S P ERA WHIP	6.0 4.27 2.0 7 1 0 0 3 0 0 0 0 0 0 15 18 0.00 0.500	7.1 3.38 2.0 7 1 0 0 0 0 0 0 0 0 0 13 20 0.00 0.500	3.29 1.0 3 0 0 0 0 0 0 0 0 0 0 0 9 16 0.00 0.000	PITCHER	IP ERA WLS BF H R ER SO BB IBB HBP BLK WP HR S P ERA WHIP	4.27 3.38 2.0 7 1 0 0 0 0 0 0 0 0 0 13 20 0.00 0.500															

Milwaukee Brewers @ St. Louis Cardinals
 Busch Stadium, St. Louis, MO
 Thu Jun 27 2002, 7:10 PM CDT
 Att: 31,136 - Cloudy - 88 F

AB	41
R	2
H	8
RBI	2
BB	1
SO	6
LOB	12



Batter	1	2	3	4	5	6	7	8	9	AB	R	H	RBI	BB	SO	LOB	TOP						
Eric Young Sr. R OBP: 0.304, SLG: 0.336 (1, 10)										4	0	0	0	0	2	1							
Ronnie Belliard R OBP: 0.299, SLG: 0.310 (1, 4)										4	0	0	0	0	1	0							
Jeffrey Hammonds R OBP: 0.343, SLG: 0.424 (1, 8)											4	0	0	0	0	1	0						
Richie Sexson R OBP: 0.349, SLG: 0.529 (1, 3)											4	1	1	0	0	0	0						
Ryan Thompson R OBP: 0.304, SLG: 0.478 (1, 7)											3	0	1	0	0	0	1						
Alex Ochoa R OBP: 0.358, SLG: 0.383 (1, 9)											3	0	1	1	0	1	1						
José Hernández R OBP: 0.360, SLG: 0.500 (1, 6)											3	0	0	0	0	2	2						
Mark Loretta R OBP: 0.343, SLG: 0.330 (1, 5)											3	0	1	0	0	1	1						
Robert Machado R OBP: 0.305, SLG: 0.412 (1, 2)											3	0	0	0	0	1	1						
Inning Stats	R: 0 E: 0 K: 2 S: 8	H: 0 LOB: 0 BB: 0 P: 10	R: 0 E: 0 K: 1 S: 8	H: 0 LOB: 0 BB: 0 P: 12	R: 0 E: 0 K: 1 S: 10	H: 1 LOB: 1 BB: 0 P: 18	R: 0 E: 0 K: 0 S: 4	H: 0 LOB: 0 BB: 0 P: 8	R: 0 E: 0 K: 2 S: 11	H: 1 LOB: 1 BB: 0 P: 15	R: 0 E: 0 K: 1 S: 8	H: 0 LOB: 0 BB: 0 P: 10	R: 1 E: 0 K: 1 S: 11	H: 2 LOB: 1 BB: 0 P: 16	R: 0 E: 0 K: 0 S: 5	H: 0 LOB: 0 BB: 0 P: 6	R: 0 E: 0 K: 0 S: 7	H: 0 LOB: 0 BB: 0 P: 8	1B: 4 2B: 0 3B: 0 HR: 0	SF: 0 SAC: 0 DP: 0 HBP: 0	WP: 2 PB: 0 CS: 1	PA: 31	
PITCHER	IP	WLS	BF	H	R	ER	SO	BB	IBB	HBP	BLK	WP	HR	S	P	ERA	WHIP					ERA	WHIP
Johan Santana, L ERA: 2.65 (1, 1)	8.0	W	28	4	1	1	9	0	0	0	1	2	0	65	95	1.12	0.500						
Tony Fiore, R ERA: 2.99 (9, 1)	1.0		3	0	0	0	0	0	0	0	0	0	0	7	8	0.00	0.000						

Milwaukee Brewers @ Minnesota Twins
Hubert H. Humphrey Metrodome, Minneapolis, MN

AB 31
R 1
H 4
RBI 1
BB 0
SO 9
LOB 7



WP: 2 PA: 31
PB: 0
CS: 1

Fri Jun 28 2002, 8:05 PM EDT
Att: 25,409 - Dome - 72 F

Batter	1	2	3	4	5	6	7	8	9	AB	R	H	RBI	BB	SO	LOB	BOTTOM						
Jacque Jones L OBP: 0.335, SLG: 0.476 (1, 7)										4	0	0	0	0	1	0							
Cristian Guzman S OBP: 0.271, SLG: 0.344 (1, 6)										4	0	1	0	0	0	0							
Corey Koskie L OBP: 0.374, SLG: 0.434 (1, 5)										4	0	1	0	0	0	1							
David Ortiz L OBP: 0.306, SLG: 0.399 (1, 10)										2	0	0	0	1	0	0							
Brian Buchanan R OBP: 0.303, SLG: 0.427 (8, PH)										1	0	0	0	0	0	0							
Tori Hunter R OBP: 0.348, SLG: 0.564 (1, 8)										3	2	2	0	1	0	2							
Doug Mientkiewicz L OBP: 0.338, SLG: 0.389 (1, 3)										3	0	1	0	1	0	1							
Dustan Mohr R OBP: 0.353, SLG: 0.490 (1, 9)										4	2	2	2	0	1	4							
A.J. Pierzynski L OBP: 0.369, SLG: 0.516 (1, 2)										3	1	2	3	1	0	2							
Luis Rivas R OBP: 0.313, SLG: 0.351 (1, 4)										4	0	0	0	0	1	3							
Inning Stats	R: 0 E: 0 K: 0 S: 11	H: 1 LOB: 2 BB: 1 P: 19	R: 2 E: 0 K: 0 S: 12	H: 2 LOB: 0 BB: 0 P: 15	R: 0 E: 0 K: 0 S: 7	H: 0 LOB: 0 BB: 0 P: 13	R: 2 E: 0 K: 0 S: 11	H: 2 LOB: 0 BB: 1 P: 19	R: 0 E: 0 K: 1 S: 9	H: 0 LOB: 0 BB: 0 P: 15	R: 0 E: 0 K: 0 S: 9	H: 2 LOB: 2 BB: 0 P: 14	R: 0 E: 0 K: 0 S: 6	H: 1 LOB: 1 BB: 0 P: 8	R: 1 E: 0 K: 2 S: 16	H: 1 LOB: 2 BB: 2 P: 25	R: 0 E: 0 K: 0 S: 7	H: 0 LOB: 0 BB: 0 P: 8	1B: 5 2B: 2 3B: 0 HR: 2	SF: 0 SAC: 0 DP: 1 HBP: 0	WP: 0 PB: 0 CS: 0	PA: 36	
PITCHER	IP	WLS	BF	H	R	ER	SO	BB	IBB	HBP	BLK	WP	HR	S	P	ERA	WHIP					ERA	WHIP
15 Ben Sheets, R ERA: 4.3 (1, 1)	6.2	L	29	8	4	4	1	2	0	0	0	0	0	64	102	5.40	1.500						
Valerio De Los Santos, L ERA: 3.2 (7, 1)	1.1		7	1	1	1	2	2	0	0	0	0	0	17	26	6.75	2.250						

Milwaukee Brewers @ Minnesota Twins
Hubert H. Humphrey Metrodome, Minneapolis, MN

AB 32
R 5
H 9
RBI 5
BB 4
SO 3
LOB 13



WP: 0 PA: 36
PB: 0
CS: 0

Fri Jun 28 2002, 8:05 PM EDT
Att: 25,409 - Dome - 72 F

Batter	1	2	3	4	5	6	7	8	9	AB	R	H	RBI	BB	SO	LOB	TOP							
Alex Sanchez, L (1,8) OBP: 0.366, SLG: 0.354										6	0	4	1	0	0	5	Milwaukee Brewers @ Minnesota Twins Hubert H. Humphrey Metrodome, Minneapolis, MN Sat Jun 29 2002, 7:05 PM EDT Att: 30,125 - Dome - 72 F livebaseballscorecards.com							
Ronnie Belliard, R (1,4) OBP: 0.288, SLG: 0.297										6	0	0	0	0	1	5								
Tyler Houston, L (1,5) OBP: 0.381, SLG: 0.541										5	0	1	0	0	0	3								
Richie Sexson, R (1,3) OBP: 0.356, SLG: 0.536										4	3	3	0	0	0	1								
Mark Loretta, R (8,3) OBP: 0.343, SLG: 0.330										0	0	0	0	0	0	0								
Matt Stairs, L (1,9) OBP: 0.316, SLG: 0.507										4	2	3	3	0	0	1								
Ryan Thompson, R (7, PR) OBP: 0.333, SLG: 0.625										1	2	1	2	0	0	0								
Alex Ochoa, R (1,7) OBP: 0.354, SLG: 0.377										5	1	1	0	0	1	2								
Lenny Harris, L (1,10) OBP: 0.271, SLG: 0.318										3	0	0	0	2	2	1								
José Hernández, R (1,6) OBP: 0.364, SLG: 0.502										3	1	1	1	1	1	1								
Paul Bako, L (1,2) OBP: 0.344, SLG: 0.389										5	1	3	3	0	1	3								
Inning Stats	R: 0 E: 0 K: 0 S: 8	H: 1 LOB: 1 BB: 0 P: 10	R: 1 E: 0 K: 1 S: 12	H: 1 LOB: 2 BB: 2 P: 25	R: 0 E: 0 K: 0 S: 8	H: 2 LOB: 1 BB: 0 P: 12	R: 2 E: 0 K: 2 S: 15	H: 3 LOB: 1 BB: 0 P: 24	R: 2 E: 0 K: 0 S: 7	H: 2 LOB: 0 BB: 0 P: 10	R: 0 E: 0 K: 0 S: 11	H: 2 LOB: 2 BB: 0 P: 15	R: 2 E: 0 K: 0 S: 10	H: 2 LOB: 3 BB: 1 P: 18	R: 2 E: 0 K: 0 S: 10	H: 2 LOB: 0 BB: 0 P: 14	R: 1 E: 0 K: 3 S: 13	H: 2 LOB: 1 BB: 0 P: 21	1B: 10 2B: 4 3B: 0 HR: 4	SF: 0 SAC: 0 DP: 1 HBP: 2	WP: 1 PB: 0 SB: 0 CS: 0	PA: 47		
PITCHER	IP WLS BF H R ER SO BB IBB HBP BLK WP HR S P ERA WHIP	IP WLS BF H R ER SO BB IBB HBP BLK WP HR S P ERA WHIP	IP WLS BF H R ER SO BB IBB HBP BLK WP HR S P ERA WHIP	IP WLS BF H R ER SO BB IBB HBP BLK WP HR S P ERA WHIP	IP WLS BF H R ER SO BB IBB HBP BLK WP HR S P ERA WHIP	IP WLS BF H R ER SO BB IBB HBP BLK WP HR S P ERA WHIP	IP WLS BF H R ER SO BB IBB HBP BLK WP HR S P ERA WHIP	IP WLS BF H R ER SO BB IBB HBP BLK WP HR S P ERA WHIP	IP WLS BF H R ER SO BB IBB HBP BLK WP HR S P ERA WHIP	IP WLS BF H R ER SO BB IBB HBP BLK WP HR S P ERA WHIP	IP WLS BF H R ER SO BB IBB HBP BLK WP HR S P ERA WHIP	IP WLS BF H R ER SO BB IBB HBP BLK WP HR S P ERA WHIP	IP WLS BF H R ER SO BB IBB HBP BLK WP HR S P ERA WHIP	IP WLS BF H R ER SO BB IBB HBP BLK WP HR S P ERA WHIP	IP WLS BF H R ER SO BB IBB HBP BLK WP HR S P ERA WHIP	IP WLS BF H R ER SO BB IBB HBP BLK WP HR S P ERA WHIP	IP WLS BF H R ER SO BB IBB HBP BLK WP HR S P ERA WHIP	IP WLS BF H R ER SO BB IBB HBP BLK WP HR S P ERA WHIP	IP WLS BF H R ER SO BB IBB HBP BLK WP HR S P ERA WHIP	IP WLS BF H R ER SO BB IBB HBP BLK WP HR S P ERA WHIP	IP WLS BF H R ER SO BB IBB HBP BLK WP HR S P ERA WHIP	IP WLS BF H R ER SO BB IBB HBP BLK WP HR S P ERA WHIP	IP WLS BF H R ER SO BB IBB HBP BLK WP HR S P ERA WHIP	IP WLS BF H R ER SO BB IBB HBP BLK WP HR S P ERA WHIP
Matt Kinney, R (1,1) ERA: 4.64	6.0	L	30	11	5	5	3	2	0	0	0	0	1	3	61	96	7.50	2.167						
Tony Fiore, R (7,1) ERA: 3.2	2.0		12	4	4	4	0	0	1	2	0	0	0	1	20	32	18.00	2.000						
J.C. Romero, L (9,1) ERA: 1.75	1.0		5	2	1	1	3	0	0	0	0	0	0	0	13	21	9.00	2.000						

Batter	1	2	3	4	5	6	7	8	9	AB	R	H	RBI	BB	SO	LOB	BOTTOM							
Jacque Jones, L (1,7) OBP: 0.331, SLG: 0.470										4	0	0	0	0	0	2	Milwaukee Brewers @ Minnesota Twins Hubert H. Humphrey Metrodome, Minneapolis, MN Sat Jun 29 2002, 7:05 PM EDT Att: 30,125 - Dome - 72 F livebaseballscorecards.com							
Cristian Guzman, S (1,6) OBP: 0.271, SLG: 0.343										4	0	1	1	0	0	0								
Corey Koskie, L (1,5) OBP: 0.372, SLG: 0.444										4	1	1	1	0	1	2								
David Ortiz, L (1,10) OBP: 0.303, SLG: 0.394										2	0	0	0	0	0	0								
Matthew LeCroy, R (7, PH) OBP: 0.370, SLG: 0.541										2	0	0	0	0	0	0								
Tori Hunter, R (1,8) OBP: 0.347, SLG: 0.559										4	0	1	0	0	0	0								
Doug Mientkiewicz, L (1,3) OBP: 0.395, SLG: 0.369										3	0	1	0	0	0	1								
Denny Hocking, S (7, PR) OBP: 0.309, SLG: 0.308										1	0	1	0	0	0	0								
Dustan Mohr, R (1,9) OBP: 0.347, SLG: 0.481										4	0	0	0	0	2	3								
A.J. Pierzynski, L (1,2) OBP: 0.365, SLG: 0.509										3	0	0	0	0	0	1								
Luis Rivas, R (1,4) OBP: 0.326, SLG: 0.367										2	1	1	0	1	0	0								
Inning Stats	R: 1 E: 0 K: 0 S: 10	H: 1 LOB: 0 BB: 0 P: 17	R: 0 E: 0 K: 1 S: 9	H: 1 LOB: 1 BB: 0 P: 18	R: 0 E: 0 K: 0 S: 5	H: 0 LOB: 0 BB: 0 P: 9	R: 0 E: 0 K: 0 S: 11	H: 0 LOB: 0 BB: 0 P: 17	R: 0 E: 0 K: 0 S: 5	H: 0 LOB: 0 BB: 0 P: 8	R: 1 E: 0 K: 0 S: 12	H: 1 LOB: 1 BB: 0 P: 19	R: 0 E: 0 K: 0 S: 13	H: 1 LOB: 2 BB: 1 P: 20	R: 0 E: 0 K: 1 S: 9	H: 1 LOB: 1 BB: 1 P: 17	R: 0 E: 0 K: 1 S: 10	H: 1 LOB: 1 BB: 0 P: 18	1B: 4 2B: 1 3B: 0 HR: 1	SF: 0 SAC: 0 DP: 0 HBP: 0	WP: 0 PB: 0 SB: 1 CS: 0	PA: 34		
PITCHER	IP WLS BF H R ER SO BB IBB HBP BLK WP HR S P ERA WHIP	IP WLS BF H R ER SO BB IBB HBP BLK WP HR S P ERA WHIP	IP WLS BF H R ER SO BB IBB HBP BLK WP HR S P ERA WHIP	IP WLS BF H R ER SO BB IBB HBP BLK WP HR S P ERA WHIP	IP WLS BF H R ER SO BB IBB HBP BLK WP HR S P ERA WHIP	IP WLS BF H R ER SO BB IBB HBP BLK WP HR S P ERA WHIP	IP WLS BF H R ER SO BB IBB HBP BLK WP HR S P ERA WHIP	IP WLS BF H R ER SO BB IBB HBP BLK WP HR S P ERA WHIP	IP WLS BF H R ER SO BB IBB HBP BLK WP HR S P ERA WHIP	IP WLS BF H R ER SO BB IBB HBP BLK WP HR S P ERA WHIP	IP WLS BF H R ER SO BB IBB HBP BLK WP HR S P ERA WHIP	IP WLS BF H R ER SO BB IBB HBP BLK WP HR S P ERA WHIP	IP WLS BF H R ER SO BB IBB HBP BLK WP HR S P ERA WHIP	IP WLS BF H R ER SO BB IBB HBP BLK WP HR S P ERA WHIP	IP WLS BF H R ER SO BB IBB HBP BLK WP HR S P ERA WHIP	IP WLS BF H R ER SO BB IBB HBP BLK WP HR S P ERA WHIP	IP WLS BF H R ER SO BB IBB HBP BLK WP HR S P ERA WHIP	IP WLS BF H R ER SO BB IBB HBP BLK WP HR S P ERA WHIP	IP WLS BF H R ER SO BB IBB HBP BLK WP HR S P ERA WHIP	IP WLS BF H R ER SO BB IBB HBP BLK WP HR S P ERA WHIP	IP WLS BF H R ER SO BB IBB HBP BLK WP HR S P ERA WHIP	IP WLS BF H R ER SO BB IBB HBP BLK WP HR S P ERA WHIP	IP WLS BF H R ER SO BB IBB HBP BLK WP HR S P ERA WHIP	IP WLS BF H R ER SO BB IBB HBP BLK WP HR S P ERA WHIP
Jose Cabrera, R (1,1) ERA: 4.84	6.0	W	21	3	2	2	1	0	0	0	0	0	0	0	0	0	3.00	0.500						
Ray King, L (7,1) ERA: 3.26	1.0		4	1	0	0	0	0	0	0	0	0	0	0	13	20	0.00	1.000						
Jayson Durocher, R (8,1) ERA: 1.69	2.0		9	2	0	0	2	1	0	0	0	0	0	0	19	35	0.00	1.500						

Batter	1	2	3	4	5	6	7	8	9	AB	R	H	RBI	BB	SO	LOB	TOP				
Eric Young Sr. R OBP: 0.303, SLG: 0.335 (1, 4) C X										4	0	1	0	0	0	2					
Mark Loretta R OBP: 0.330, SLG: 0.315 (1, 3) X										4	0	0	0	0	1	1					
Jeffrey Hammonds R OBP: 0.339, SLG: 0.417 (1, 8) B X										4	0	0	0	0	1	0					
Richie Sexson R OBP: 0.354, SLG: 0.530 (1, 10)										3	1	0	0	1	1	0					
Ryan Thompson R OBP: 0.357, SLG: 0.643 Alex Sanchez L OBP: 0.366, SLG: 0.354 (9, PR)										4	1	2	1	0	0	0					
Alex Ochoa R OBP: 0.357, SLG: 0.372 (1, 9)										2	1	0	0	2	2	1					
José Hernández R OBP: 0.360, SLG: 0.496 (1, 6)										3	0	0	0	0	2	3					
Ronnie Belliard R OBP: 0.288, SLG: 0.298 (1, 5)										3	0	1	0	0	1	2					
Robert Machado R OBP: 0.306, SLG: 0.430 (1, 2)										3	0	1	2	0	2	1					
Inning Stats	R: 0 E: 0 K: 0 S: 4	H: 1 LOB: 0 BB: 0 P: 5	R: 0 E: 0 K: 1 S: 13	H: 0 LOB: 1 BB: 1 P: 22	R: 0 E: 0 K: 1 S: 7	H: 0 LOB: 0 BB: 0 P: 10	R: 0 E: 0 K: 1 S: 12	H: 0 LOB: 0 BB: 0 P: 20	R: 2 E: 0 K: 2 S: 12	H: 2 LOB: 1 BB: 1 P: 20	R: 0 E: 0 K: 1 S: 7	H: 0 LOB: 0 BB: 0 P: 9	R: 0 E: 0 K: 1 S: 7	H: 1 LOB: 0 BB: 0 P: 9	R: 1 E: 0 K: 2 S: 13	H: 1 LOB: 1 BB: 1 P: 22	1B: 3 2B: 1 3B: 1 HR: 0	SF: 0 SAC: 0 DP: 2 HBP: 0	WP: 0 PB: 0 SB: 0 CS: 0	PA: 33	
PITCHER	IP	WLS	BF	H	R	ER	SO	BB	IBB	HBP	BLK	WP	HR	S	P	ERA	WHIP				
Eric Milton, L ERA: 5.32 (1, 1)	8.0	W	28	4	2	2	8	2	0	0	0	0	0	69	109	2.25	0.750				
Eddie Guardado, L ERA: 2.96 (9, 1)	1.0	S	5	1	1	1	2	1	0	0	0	0	0	13	22	9.00	2.000				

Milwaukee Brewers @ Minnesota Twins
Hubert H. Humphrey Metrodome, Minneapolis, MN
Sun Jun 30 2002, 2:05 PM EDT
Att: 33,193 - Dome - 72 F

AB 30
R 3
H 5
RBI 3
BB 3
SO 10
LOB 10



Batter	1	2	3	4	5	6	7	8	9	AB	R	H	RBI	BB	SO	LOB	BOTTOM				
Luis Rivas R OBP: 0.322, SLG: 0.361 (1, 4) B X										4	1	1	0	0	2	0					
Denny Hocking S OBP: 0.315, SLG: 0.319 (9, 3) C C C B B X										4	2	3	0	0	1	0					
Corey Koskie L OBP: 0.374, SLG: 0.447 (1, 5) C B X										3	0	1	0	1	1	2					
Matthew LeCroy R OBP: 0.375, SLG: 0.539 Cristian Guzman, S OBP: 0.271, SLG: 0.343 (9, 6) B, PR										4	0	2	2	0	0	2					
Tori Hunter R OBP: 0.349, SLG: 0.562 (1, 8) B X										4	0	2	0	0	1	2					
Bobby Kielty S OBP: 0.446, SLG: 0.533 (1, 9) C C C X										3	0	0	0	1	0	4					
Dustan Mohr R OBP: 0.345, SLG: 0.474 Jacque Jones, L OBP: 0.331, SLG: 0.470 (9, 7) B B X										3	0	0	1	1	1	1					
Brian Buchanan R OBP: 0.301, SLG: 0.422 (1, 10) B B B B B										4	0	1	0	0	1	3					
Tom Prince R OBP: 0.346, SLG: 0.521 (1, 2) C C C X										3	0	0	0	0	1	1					
Inning Stats	R: 0 E: 0 K: 0 S: 7	H: 1 LOB: 1 BB: 0 P: 12	R: 0 E: 0 K: 1 S: 8	H: 1 LOB: 0 BB: 0 P: 13	R: 2 E: 0 K: 0 S: 18	H: 4 LOB: 2 BB: 1 P: 29	R: 0 E: 0 K: 0 S: 8	H: 1 LOB: 0 BB: 0 P: 14	R: 0 E: 0 K: 2 S: 8	H: 1 LOB: 1 BB: 0 P: 14	R: 0 E: 0 K: 1 S: 5	H: 0 LOB: 0 BB: 0 P: 10	R: 0 E: 0 K: 2 S: 8	H: 0 LOB: 0 BB: 0 P: 12	R: 2 E: 0 K: 2 S: 19	H: 2 LOB: 3 BB: 2 P: 32	1B: 8 2B: 2 3B: 0 HR: 0	SF: 0 SAC: 0 DP: 2 HBP: 0	WP: 0 PB: 0 SB: 0 CS: 0	PA: 35	
PITCHER	IP	WLS	BF	H	R	ER	SO	BB	IBB	HBP	BLK	WP	HR	S	P	ERA	WHIP				
Glendon Rusch, L ERA: 4.61 (1, 1)	7.1	L	31	10	4	4	7	1	0	0	0	0	0	70	114	4.91	1.500				
Luis Vizcaino, R ERA: 3.39 (8, 1)	0.2		4	0	0	0	1	2	0	0	1	0	0	11	22	0.00	3.000				

Milwaukee Brewers @ Minnesota Twins
Hubert H. Humphrey Metrodome, Minneapolis, MN
Sun Jun 30 2002, 2:05 PM EDT
Att: 33,193 - Dome - 72 F

AB 32
R 4
H 10
RBI 3
BB 3
SO 8
LOB 15



Batter	1	2	3	4	5	6	7	8	9	AB	R	H	RBI	BB	SO	LOB	TOP					
Alex Sanchez, L OBP: 0.364, SLG: 0.352	G6-3		G4-3			E1		F9 2B		4	1	1	0	0	0	1	Milwaukee Brewers @ Pittsburgh Pirates PNC Park, Pittsburgh, PA Mon Jul 01 2002, 7:05 PM EDT Att: 14,634 - Cloudy - 89 F					
Eric Young Sr., R OBP: 0.303, SLG: 0.331	G5-3			G4-3 BB		G4-3		F9		3	0	0	0	1	0	2						
Jeffrey Hammonds, R OBP: 0.340, SLG: 0.420	K2-3			G4-3						3	0	1	1	1	1	1						
Richie Sexson, R OBP: 0.350, SLG: 0.523		L9		FC1-2-5-2						4	0	0	0	0	1	4						
Matt Stairs, L OBP: 0.304, SLG: 0.486																						
Alex Ochoa, R OBP: 0.361, SLG: 0.372																						
Tyler Houston, L OBP: 0.374, SLG: 0.530																						
José Hernández, R OBP: 0.362, SLG: 0.493																						
Paul Bako, L OBP: 0.341, SLG: 0.385																						
Jamey Wright, R OBP: 0.267, SLG: 0.467																						
Inning Stats	R: 0 E: 0 K: 1 S: 6	H: 0 LOB: 0 BB: 0 P: 10	R: 0 E: 0 K: 0 S: 5	H: 0 LOB: 0 BB: 0 P: 7	R: 0 E: 0 K: 0 S: 7	H: 0 LOB: 1 BB: 1 P: 13	R: 0 E: 0 K: 1 S: 8	H: 0 LOB: 0 BB: 0 P: 17	R: 0 E: 0 K: 2 S: 15	H: 0 LOB: 2 BB: 1 P: 23	R: 0 E: 0 K: 0 S: 6	H: 0 LOB: 1 BB: 1 P: 12	R: 1 E: 0 K: 1 S: 10	H: 2 LOB: 1 BB: 0 P: 11	R: 1 E: 0 K: 1 S: 10	H: 1 LOB: 1 BB: 1 P: 15	1B: 2 2B: 1 3B: 0 HR: 0	SF: 0 SAC: 0 DP: 0 HBP: 1	WP: 0 PB: 0 CS: 2	PA: 36		
PITCHER	IP	WLS	BF	H	R	ER	SO	BB	IBB	HBP	BLK	WP	HR	S	P	ERA	WHIP					
Kip Wells, R ERA: 2.94	(1, 1)	8.0	L	31	2	1	1	5	3	0	1	0	0	0	63	103	1.12	0.625				
Mike Fetters, R ERA: 3.39	(9, 1)	0.2		3	0	1	1	1	1	0	0	0	0	7	12	13.50	1.500					
Scott Sauerbeck, L ERA: 2.61	(9, 1)	0.1		2	1	0	0	0	0	0	0	0	0	3	3	0.00	3.000					

Batter	1	2	3	4	5	6	7	8	9	AB	R	H	RBI	BB	SO	LOB	BOTTOM					
18 Jason Kendall, R OBP: 0.344, SLG: 0.361										4	0	2	0	0	0	1	Milwaukee Brewers @ Pittsburgh Pirates PNC Park, Pittsburgh, PA Mon Jul 01 2002, 7:05 PM EDT Att: 14,634 - Cloudy - 89 F					
Abraham Nunez, S OBP: 0.287, SLG: 0.294										4	0	0	0	0	1	3						
Mike Fetters, R ERA: 3.39										0	0	0	0	0	0	0						
Scott Sauerbeck, R ERA: 2.61										0	0	0	0	0	0	0						
Brian Giles, L OBP: 0.426, SLG: 0.602										2	0	0	0	2	0	1						
Aramis Ramirez, R OBP: 0.268, SLG: 0.327										4	0	0	0	0	1	3						
Rob Mackowiak, L OBP: 0.315, SLG: 0.465										3	0	0	0	1	0	0						
Kevin Young, R OBP: 0.312, SLG: 0.419										2	0	0	0	1	0	1						
Craig Wilson, R OBP: 0.346, SLG: 0.433										2	0	0	0	0	1	1						
Pokey Reese, R OBP: 0.299, SLG: 0.301										3	0	0	0	0	0	1						
Kip Wells, R OBP: 0.162, SLG: 0.243										2	0	0	0	0	1	0						
Adrian Brown, S OBP: 0.271, SLG: 0.267										1	0	1	0	0	0	0						
2 Jack Wilson, R OBP: 0.312, SLG: 0.316										0	0	0	0	0	0	0						
Inning Stats	R: 0 E: 0 K: 1 S: 9	H: 1 LOB: 1 BB: 0 P: 15	R: 0 E: 0 K: 0 S: 7	H: 0 LOB: 0 BB: 1 P: 14	R: 0 E: 0 K: 2 S: 11	H: 1 LOB: 1 BB: 0 P: 17	R: 0 E: 0 K: 0 S: 9	H: 0 LOB: 1 BB: 2 P: 21	R: 0 E: 0 K: 0 S: 4	H: 0 LOB: 0 BB: 0 P: 6	R: 0 E: 0 K: 0 S: 9	H: 0 LOB: 1 BB: 1 P: 15	R: 0 E: 0 K: 1 S: 10	H: 0 LOB: 0 BB: 0 P: 13	R: 0 E: 1 K: 0 S: 7	H: 1 LOB: 1 BB: 0 P: 9	R: 0 E: 0 K: 0 S: 5	H: 0 LOB: 0 BB: 0 P: 6	1B: 3 2B: 0 3B: 0 HR: 0	SF: 0 SAC: 0 DP: 1 HBP: 1	WP: 0 PB: 0 CS: 2	PA: 32
PITCHER	IP	WLS	BF	H	R	ER	SO	BB	IBB	HBP	BLK	WP	HR	S	P	ERA	WHIP					
Jamey Wright, R ERA: 5.98	(1, 1)	9.0	W	32	3	0	0	4	4	0	1	0	0	71	116	0.00	0.778					



Batter	1	2	3	4	5	6	7	8	9	AB	R	H	RBI	BB	SO	LOB	TOP											
Eric Young Sr. R OBP: 0.307, SLG: 0.335																												
Mark Loretta R OBP: 0.351, SLG: 0.354		G3-1																										
Jeffrey Hammonds R Alex Sanchez L OBP: 0.425, SLG: 0.425 OBP: 0.363, SLG: 0.350	FC1-4 1B	G6-3																										
Richie Sexson R OBP: 0.353, SLG: 0.520	1B																											
Ryan Thompson R OBP: 0.353, SLG: 0.647	BB 1B	L5																										
Alex Ochoa R OBP: 0.367, SLG: 0.379	BB 1B																											
José Hernández R OBP: 0.366, SLG: 0.491	BB 1B																											
Robert Machado R OBP: 0.327, SLG: 0.437	1B																											
Ruben Quevedo R Valerio De Los Santos L Mike DeJean R OBP: 0.129, SLG: 0.100 OBP: 0.091, SLG: 0.091 OBP: 0.179, SLG: 0.151	1B																											
Inning Stats	R: 5 E: 0 K: 0 S: 19	H: 5 LOB: 2 BB: 3 P: 39	R: 0 E: 0 K: 0 S: 10	H: 0 LOB: 1 BB: 0 P: 14	R: 0 E: 0 K: 0 S: 9	H: 1 LOB: 1 BB: 0 P: 14	R: 0 E: 0 K: 0 S: 7	H: 1 LOB: 1 BB: 0 P: 11	R: 1 E: 0 K: 1 S: 9	H: 2 LOB: 2 BB: 1 P: 17	R: 1 E: 0 K: 0 S: 10	H: 2 LOB: 1 BB: 1 P: 17	R: 0 E: 0 K: 0 S: 5	H: 1 LOB: 1 BB: 0 P: 7	R: 5 E: 0 K: 0 S: 18	H: 5 LOB: 2 BB: 2 P: 37	R: 0 E: 0 K: 2 S: 8	H: 1 LOB: 1 BB: 0 P: 9	1B: 14 2B: 2 3B: 2 HR: 0	SF: 0 SAC: 1 DP: 1 HBP: 1	WP: 0 PB: 0 CS: 0	PA: 50						
PITCHER	IP	WLS	BF	H	R	ER	SO	BB	IBB	HBP	BLK	WP	HR	S	P	ERA	WHIP											
Jimmy Anderson, L ERA: 4.83	0.2	L	9	5	5	5	0	3	0	0	0	0	0	17	34	67.50	12.000											
Sean Lowe, R ERA: 5.84	4.1	R	18	4	1	1	1	0	1	1	0	0	0	37	61	2.08	0.923											
Mike Lincoln, R ERA: 1.97	2.0	R	9	3	1	1	0	1	0	0	0	0	0	15	24	4.50	2.000											
Ron Villone, L ERA: 6.4	1.0	L	10	5	5	5	0	1	1	0	0	0	0	18	37	45.00	6.000											
Scott Sauerbeck, L ERA: 2.53	1.0	L	4	1	0	0	2	0	0	0	0	0	0	8	9	0.00	1.000											
Batter	1	2	3	4	5	6	7	8	9	AB	R	H	RBI	BB	SO	LOB	BOTTOM											
18 Jason Kendall R Adam Hyzdu R OBP: 0.346, SLG: 0.363 OBP: 1.000, SLG: 4.000	2 HR 1B	F9																										
2 Jack Wilson R Mike Lincoln R Rob Mackowski L Ron Villone L Scott Sauerbeck R Keith Osik R OBP: 0.339, SLG: 0.339 OBP: 0.214, SLG: 0.214 OBP: 0.214, SLG: 0.214 OBP: 0.214, SLG: 0.214 OBP: 0.214, SLG: 0.214 OBP: 0.214, SLG: 0.214	1B																											
Brian Giles L OBP: 0.425, SLG: 0.600	HR																											
Aramis Ramirez R OBP: 0.263, SLG: 0.319	G5-3																											
Kevin Young R OBP: 0.314, SLG: 0.429	F8																											
Craig Wilson R OBP: 0.343, SLG: 0.424																												
Chad Hermansen R OBP: 0.289, SLG: 0.391																												
Pokey Reese R Mike Benjamin R OBP: 0.299, SLG: 0.301 OBP: 0.179, SLG: 0.151																												
Jimmy Anderson L Sean Lowe R Abraham Nunez S OBP: 0.194, SLG: 0.167 OBP: 0.091, SLG: 0.091 OBP: 0.288, SLG: 0.315																												
Inning Stats	R: 2 E: 0 K: 1 S: 9	H: 2 LOB: 0 BB: 0 P: 15	R: 0 E: 0 K: 0 S: 8	H: 0 LOB: 2 BB: 1 P: 18	R: 0 E: 0 K: 1 S: 9	H: 1 LOB: 1 BB: 0 P: 12	R: 0 E: 0 K: 0 S: 10	H: 1 LOB: 0 BB: 0 P: 17	R: 0 E: 0 K: 0 S: 6	H: 0 LOB: 1 BB: 1 P: 14	R: 0 E: 0 K: 0 S: 6	H: 0 LOB: 0 BB: 0 P: 9	R: 1 E: 0 K: 0 S: 17	H: 3 LOB: 2 BB: 0 P: 23	R: 1 E: 0 K: 1 S: 12	H: 1 LOB: 3 BB: 3 P: 14	R: 2 E: 1 K: 1 S: 14	H: 1 LOB: 3 BB: 3 P: 31	1B: 3 2B: 2 3B: 0 HR: 4	SF: 0 SAC: 0 DP: 0 HBP: 1	WP: 0 PB: 0 CS: 1	PA: 42						
PITCHER	IP	WLS	BF	H	R	ER	SO	BB	IBB	HBP	BLK	WP	HR	S	P	ERA	WHIP											
Ruben Quevedo R ERA: 4.26	6.2	W	29	7	3	3	2	2	0	1	0	0	1	13	15	6.75	0.750											
Valerio De Los Santos L ERA: 3.43	1.1	L	5	1	1	1	1	0	0	0	0	0	0	1	13	15	6.75	0.750										
Mike DeJean R ERA: 3.43	1.0	R	8	1	2	1	1	3	0	0	0	0	1	14	31	9.00	4.000											

Milwaukee Brewers @ Pittsburgh Pirates
PNC Park, Pittsburgh, PA
Tue Jul 02 2002, 7:05 PM EDT
Att: 15,142 - Overcast - 84 F

AB 41
R 12
H 18
RBI 11
BB 7
SO 3
LOB 20



Milwaukee Brewers @ Pittsburgh Pirates
PNC Park, Pittsburgh, PA
Tue Jul 02 2002, 7:05 PM EDT
Att: 15,142 - Overcast - 84 F

AB 36
R 6
H 9
RBI 6
BB 5
SO 4
LOB 16



Batter	1	2	3	4	5	6	7	8	9	AB	R	H	RBI	BB	SO	LOB	TOP																	
Alex Sanchez, L (1, 7) OBP: 0.369, SLG: 0.353	4-2 BB		1-1 1B				0-3 K		2-2 1B	4	1	2	0	1	2	1	<p>Milwaukee Brewers @ Cincinnati Reds</p> <p>Cinergy Field, Cincinnati, OH</p> <p>Thu Jul 04 2002, 1:15 PM EDT</p> <p>Att: 16,662 - Sunny - 92 F</p>																	
Eric Young Sr., R (1, 4) OBP: 0.317, SLG: 0.347	2-2 1B		2-2 G5-3			4-0 2B	1-2 L5		0-0 2B	4	1	2	2	1	0	1																		
Jeffrey Hammonds, R (1, 8) OBP: 0.342, SLG: 0.420	1-2 G6-3		0-0 G4-3			4-1 2B	1-2 E		0-0 G6-3	3	1	0	0	2	0	2																		
Richie Sexson, R (1, 3) OBP: 0.353, SLG: 0.524	0-0 G5-3		2-0 P3			0-1 E7			4-2 CS	3	0	1	2	1	0	2																		
Ronnie Belliard, R (8, PR) OBP: 0.297, SLG: 0.296						1-2 2-3			3-1 F9	1	0	0	0	0	0	2																		
Tyler Houston, L (1, 5) OBP: 0.369, SLG: 0.517						1-2 F7			0-0 1B	4	0	1	0	0	0	1																		
Alex Ochoa, R (1, 9) OBP: 0.359, SLG: 0.375						0-0 G6-3			2-3 K	3	0	1	0	0	0	0																		
Matt Stairs, L (8, PH) OBP: 0.321, SLG: 0.479									2-3 K	1	0	0	0	0	1	2																		
José Hernández, R (1, 6) OBP: 0.357, SLG: 0.477						2-2 F2			2-3 K	4	0	0	0	0	1	1																		
Robert Machado, R (1, 2) OBP: 0.342, SLG: 0.443						0-1 BB			2-2 1B	3	1	2	0	1	1	0																		
Paul Bako, L (9, PR) OBP: 0.341, SLG: 0.383						0-1 SH1-4			0-1 1B	0	1	0	0	0	0	0																		
Jose Cabrera, R (1, 1) Valerio De Los Santos, L (6, 1) Lenny Harris, L (7, PH) Ray King, L (7, 1) Jayson Durocher, R (8, 1) Ryan Thompson, R (8, PH) Mike DeJean, R (9, 1)						0-1 SH1-4			0-0 F3	1	0	0	0	0	0	0																		
Inning Stats	R: 0 E: 0 K: 0 S: 11	H: 1 LOB: 1 BB: 1 P: 18	R: 0 E: 0 K: 0 S: 14	H: 1 LOB: 2 BB: 1 P: 23	R: 0 E: 0 K: 0 S: 7	H: 0 LOB: 0 BB: 0 P: 10	R: 3 E: 1 K: 1 S: 14	H: 2 LOB: 1 BB: 2 P: 26	R: 0 E: 0 K: 1 S: 8	H: 0 LOB: 0 BB: 1 P: 11	R: 0 E: 0 K: 1 S: 7	H: 0 LOB: 0 BB: 1 P: 8	R: 0 E: 0 K: 1 S: 8	H: 1 LOB: 2 BB: 1 P: 14	R: 2 E: 0 K: 1 S: 17	H: 3 LOB: 2 BB: 1 P: 30	1B: 6 2B: 4 3B: 0 HR: 0	SF: 0 SAC: 1 DP: 1 HBP: 0	WP: 0 PB: 0 SB: 1 CS: 1	PA: 40														
PITCHER	IP WLS BF H R ER SO BB IBB HBP BLK WP HR S P ERA WHIP																																	
Jared Fernandez, R (1, 1) ERA: 3.0	6.0		26	5	3	2	2	4	0	0	0	0	0	0	61	100	3.00	1.500																
Scott Sullivan, R (7, 1) ERA: 4.59	2.0	H	7	1	0	0	2	1	0	0	0	0	0	0	15	22	0.00	1.000																
Danny Graves, R (9, 1) ERA: 3.02	1.0	L	7	3	2	2	1	1	0	0	0	0	0	0	17	30	18.00	4.000																

Batter	1	2	3	4	5	6	7	8	9	AB	R	H	RBI	BB	SO	LOB	BOTTOM																	
Todd Walker, L (1, 4) OBP: 0.340, SLG: 0.395	2-2 G1-3		1-2 BB						0-0 G2-3	4	1	3	1	1	0	0	<p>Milwaukee Brewers @ Cincinnati Reds</p> <p>Cinergy Field, Cincinnati, OH</p> <p>Thu Jul 04 2002, 1:15 PM EDT</p> <p>Att: 16,662 - Sunny - 92 F</p>																	
Aaron Boone, R (1, 6) OBP: 0.301, SLG: 0.378	1-1 F8		0-0 BB						0-0 G2-3	5	1	1	0	0	0	4																		
Adam Dunn, L (1, 7) OBP: 0.492, SLG: 0.538	4-1 BB		4-1 BB						4-0 IBB	1	0	0	1	4	1	0																		
Juan Encarnacion, R (1, 8) OBP: 0.325, SLG: 0.478	1-1 L6		1-1 BB						1-0 G4-3	4	0	1	2	1	0	3																		
Sean Casey, L (1, 3) OBP: 0.356, SLG: 0.392			1-0 F8						2-1 G3-6-1	4	0	0	0	0	0	5																		
Austin Kearns, R (1, 9) OBP: 0.395, SLG: 0.473			0-1 F9						0-0 G6-3	4	1	1	0	0	0	0																		
Russell Branyan, L (1, 5) OBP: 0.292, SLG: 0.391			3-1 F8						2-3 K	3	0	0	0	1	2	1																		
Danny Graves, R (9, 1) ERA: 3.02									2-3 K	0	0	0	0	0	0	0																		
Corky Miller, R (1, 2) OBP: 0.318, SLG: 0.440			0-2 G4-3						1-0 F9	2	0	0	0	0	0	1																		
Jason LaRue, R (6, PH) OBP: 0.314, SLG: 0.313									1-0 F9	2	0	0	0	0	1	1																		
Jared Fernandez, R (1, 1) OBP: 0.500, SLG: 0.500			0-0 1B						0-1 B1-3	2	1	1	0	0	0	0																		
Barry Larkin, R (6, PH) OBP: 0.292, SLG: 0.355										0	0	0	0	1	0	0																		
Scott Sullivan, R (7, 1) ERA: 3.27										0	0	0	0	0	0	0																		
Juan Castro, R (9, 6) OBP: 0.167, SLG: 0.095										0	0	0	0	0	0	0																		
Wilton Guerrero, S (9, PH) OBP: 0.289, SLG: 0.273										1	0	0	0	0	0	0																		
Inning Stats	R: 0 E: 0 K: 0 S: 8	H: 0 LOB: 1 BB: 1 P: 16	R: 0 E: 0 K: 0 S: 5	H: 0 LOB: 0 BB: 0 P: 9	R: 3 E: 0 K: 0 S: 14	H: 4 LOB: 1 BB: 1 P: 22	R: 0 E: 0 K: 0 S: 8	H: 0 LOB: 0 BB: 1 P: 16	R: 0 E: 0 K: 2 S: 17	H: 2 LOB: 2 BB: 1 P: 32	R: 0 E: 0 K: 1 S: 6	H: 0 LOB: 0 BB: 0 P: 11	R: 0 E: 0 K: 1 S: 5	H: 0 LOB: 0 BB: 0 P: 8	R: 0 E: 0 K: 0 S: 5	H: 1 LOB: 2 BB: 1 P: 10	1B: 5 2B: 2 3B: 0 HR: 0	SF: 0 SAC: 0 DP: 1 HBP: 0	WP: 0 PB: 0 SB: 0 CS: 1	PA: 40														
PITCHER	IP WLS BF H R ER SO BB IBB HBP BLK WP HR S P ERA WHIP																																	
Jose Cabrera, R (1, 1) ERA: 5.03	5.0		24	5	4	4	0	5	1	0	0	0	0	0	45	89	7.20	2.000																
Valerio De Los Santos, L (6, 1) ERA: 3.27	1.0		5	1	0	0	2	0	1	0	0	0	0	0	6	11	0.00	0.000																
Ray King, L (7, 1) ERA: 3.38	1.0		3	0	0	0	1	0	0	0	0	0	0	0	5	8	0.00	0.000																
Jayson Durocher, R (8, 1) ERA: 1.54	1.0	W	3	0	0	0	1	0	0	0	0	0	0	5	8	0.00	0.000																	
Mike DeJean, R (9, 1) ERA: 3.38	1.0	S	5	1	0	0	0	0	1	0	0	0	0	5	10	0.00	1.000																	

AB 33
R 5
H 9
RBI 4
BB 6
SO 5
LOB 15



AB 32
R 4
H 7
RBI 4
BB 8
SO 4
LOB 15



Batter	1	2	3	4	5	6	7	8	9	AB	R	H	RBI	BB	SO	LOB	TOP																
Alex Sanchez, L OBP: 0.368, SLG: 0.351 (1, 7)	F7		SH4-3					G3-1		4	1	1	0	0	1	2	Milwaukee Brewers @ Cincinnati Reds Cinergy Field, Cincinnati, OH Fri Jul 05 2002, 7:10 PM EDT Att: 23,369 - Sunny - 90 F																
Eric Young Sr., R OBP: 0.318, SLG: 0.345 (1, 4)	P6		F9					P3	WP 1B BB	4	1	1	0	1	0	1																	
Jeffrey Hammonds, R OBP: 0.350, SLG: 0.440 (1, 8)	K		HR						WP 1B	4	1	3	4	1	1	0																	
Richie Sexson, R OBP: 0.354, SLG: 0.525 (1, 3)		L7							1B	5	0	2	0	0	2	3																	
Tyler Houston, L OBP: 0.361, SLG: 0.505 (1, 5)	F8		F7						K	5	0	0	0	0	1	5																	
Matt Stairs, L OBP: 0.330, SLG: 0.519 Alex Ochoa, R OBP: 0.359, SLG: 0.375 (8, PR) (8, 9)		HR			F7	G1-3			1B	4	1	2	1	0	0	2																	
José Hernández, R OBP: 0.358, SLG: 0.475 (1, 6)									1B	3	0	1	0	1	0	0																	
Paul Bako, L OBP: 0.331, SLG: 0.371 (1, 2)									1B	4	0	0	0	0	0	3																	
Glendon Rusch, L OBP: 0.280, SLG: 0.332 Valerio De Los Santos, L OBP: 0.260, SLG: 0.320 Ronnie Belliard, R OBP: 0.260, SLG: 0.320 Nelson Figueroa, R OBP: 0.260, SLG: 0.320 Lenny Harris, L OBP: 0.260, SLG: 0.320 Jayson Durocher, R OBP: 0.260, SLG: 0.320 (1, 1) (5, 1) (6, PR) (6, 1) (8, PR) (8, 1)			SH4-3 HR 1B						L9	2	1	1	0	0	0	0																	
Inning Stats	R: 0 E: 0 K: 1 S: 8	H: 0 LOB: 0 BB: 0 P: 11	R: 1 E: 0 K: 0 S: 9	H: 1 LOB: 1 BB: 1 P: 20	R: 2 E: 0 K: 0 S: 7	H: 3 LOB: 1 BB: 0 P: 9	R: 0 E: 0 K: 0 S: 9	H: 0 LOB: 0 BB: 0 P: 11	R: 2 E: 0 K: 0 S: 12	H: 4 LOB: 2 BB: 0 P: 17	R: 1 E: 0 K: 1 S: 11	H: 1 LOB: 0 BB: 1 P: 16	R: 0 E: 0 K: 1 S: 9	H: 0 LOB: 1 BB: 1 P: 16	R: 0 E: 0 K: 0 S: 14	H: 2 LOB: 2 BB: 0 P: 21		R: 0 E: 0 K: 2 S: 8	H: 1 LOB: 1 BB: 1 P: 16	1B: 7 2B: 2 3B: 0 HR: 3	SF: 0 SAC: 1 DP: 0 HBP: 0	WP: 2 PB: 0 CS: 0	PA: 41										
PITCHER	IP WLS BF H R ER SO BB IBB HBP BLK WP HR S P ERA WHIP																																
Elmer Dessens, R ERA: 2.91 (1, 1)	4.1	22	8	5	5	1	1	0	0	0	0	0	2	43	65	10.38	2.077																
Gabe White, L ERA: 2.82 (5, 1)	1.2	6	1	1	1	1	0	0	0	0	0	1	13	19	5.40	0.600																	
John Riedling, R ERA: 1.98 (7, 1)	1.0	6	2	0	0	1	1	0	0	0	0	0	14	24	0.00	3.000																	
Scott Sullivan, R ERA: 4.5 (8, 1)	1.0	3	0	0	0	0	0	0	0	0	0	9	13	0.00	0.000																		
Danny Graves, R ERA: 2.99 (9, 1)	1.0	4	1	0	0	2	1	0	0	0	1	0	8	16	0.00	2.000																	

Batter	1	2	3	4	5	6	7	8	9	AB	R	H	RBI	BB	SO	LOB	BOTTOM															
Barry Larkin, R OBP: 0.298, SLG: 0.375 (1, 6)	2B		HR					G5-3		4	3	3	1	0	0	2	Milwaukee Brewers @ Cincinnati Reds Cinergy Field, Cincinnati, OH Fri Jul 05 2002, 7:10 PM EDT Att: 23,369 - Sunny - 90 F															
Aaron Boone, R OBP: 0.301, SLG: 0.379 (1, 5)	WP 1B 2B		G6-3					F8		4	2	1	2	0	0	1																
Adam Dunn, L OBP: 0.455, SLG: 0.554 (1, 7)	K		HR					G4-3 S BB		3	2	2	3	1	1	1																
Juan Encarnacion, R OBP: 0.325, SLG: 0.475 (1, 8)	G6-4-3 1B		G6-3					G4-3		4	0	1	1	0	0	2																
Sean Casey, L OBP: 0.355, SLG: 0.390 (1, 3)	G6-4-3							G4-3		4	0	1	1	0	0	2																
Austin Kearns, R OBP: 0.389, SLG: 0.464 (1, 9)		P4						K		4	0	0	0	0	1	1																
Todd Walker, L OBP: 0.336, SLG: 0.390 Juan Castro, R OBP: 0.167, SLG: 0.095 (9, 4)		G1-3						F7		4	0	0	0	0	0	0																
Jason LaRue, R OBP: 0.317, SLG: 0.319 (1, 2)								G4-3		0	0	0	0	0	0	0																
Elmer Dessens, R OBP: 0.231, SLG: 0.167 Gabe White, L OBP: 0.260, SLG: 0.320 Russell Branyan, L OBP: 0.260, SLG: 0.320 John Riedling, R OBP: 0.260, SLG: 0.320 Scott Sullivan, R OBP: 0.260, SLG: 0.320 Reggie Taylor, L OBP: 0.260, SLG: 0.320 Danny Graves, R OBP: 0.260, SLG: 0.320 (1, 1) (5, 1) (6, PR) (7, 1) (8, 1) (8, PR) (8, 1)			G4-3					SH1-4 E 2B		1	0	0	0	0	0	0																
Inning Stats	R: 2 E: 0 K: 1 S: 14	H: 3 LOB: 0 BB: 0 P: 23	R: 0 E: 0 K: 1 S: 7	H: 0 LOB: 0 BB: 0 P: 9	R: 2 E: 0 K: 0 S: 12	H: 2 LOB: 0 BB: 0 P: 21	R: 0 E: 0 K: 0 S: 4	H: 0 LOB: 0 BB: 0 P: 7	R: 3 E: 1 K: 0 S: 10	H: 3 LOB: 1 BB: 0 P: 15	R: 0 E: 0 K: 1 S: 10	H: 0 LOB: 2 BB: 2 P: 19	R: 1 E: 0 K: 0 S: 7	H: 1 LOB: 1 BB: 1 P: 14	R: 0 E: 0 K: 2 S: 9	H: 0 LOB: 0 BB: 0 P: 10		1B: 3 2B: 4 3B: 0 HR: 2	SF: 0 SAC: 1 DP: 1 HBP: 0	WP: 1 PB: 0 CS: 0	PA: 36											
PITCHER	IP WLS BF H R ER SO BB IBB HBP BLK WP HR S P ERA WHIP																															
Glendon Rusch, L ERA: 4.92 (1, 1)	4.1	21	8	7	6	2	0	0	0	0	0	2	45	73	12.46	1.846																
Valerio De Los Santos, L ERA: 3.18 (5, 1)	0.2	2	0	0	0	0	0	0	0	0	0	2	2	0.00	0.000																	
Nelson Figueroa, R ERA: 4.98 (6, 1)	2.0	10	1	1	1	1	3	0	0	0	0	17	33	4.50	2.000																	
Jayson Durocher, R ERA: 1.42 (8, 1)	1.0	3	0	0	0	2	0	0	0	0	0	9	10	0.00	0.000																	



Batter	1	2	3	4	5	6	7	8	9	AB	R	H	RBI	BB	SO	LOB	TOP											
Alex Sanchez, L OBP: 0.368, SLG: 0.352	1-3 K		2-3 K		0-0 L7		1-1 1B SF7	0-0 1B		5	1	2	0	0	2	2	Milwaukee Brewers @ Cincinnati Reds Cinergy Field, Cincinnati, OH Sat Jul 06 2002, 7:10 PM EDT Att: 26,165 - Sunny - 85 F											
Eric Young Sr., R OBP: 0.320, SLG: 0.346	2-3 K		0-1 F9		0-0 1B		1-2 1B HR	0-3 K		5	1	2	1	0	2	2												
Jeffrey Hammonds, R OBP: 0.347, SLG: 0.436	3-2 G5-3		0-0 F9		2-3 3H 0-3 K		0-1 SF7		2-1 1B	4	0	1	1	0	1	2												
Richie Sexson, R OBP: 0.355, SLG: 0.533		1-2 2B 1B		0-0 F8		2-0 P4	3-2 1B HR		0-0 F8	5	1	2	2	0	0	1												
Matt Stairs, L OBP: 0.319, SLG: 0.500 Ryan Thompson, R OBP: 0.324, SLG: 0.595	2-0 F7		0-1 G6-3		0-1 G6-3		1-2 F7	2-3 F9	2-3 K	3	0	0	0	0	0	1												
Tyler Houston, L OBP: 0.361, SLG: 0.500 Ronnie Belliard, R OBP: 0.287, SLG: 0.316	1-2 P6		2-1 G4-3		2-1 G4-3		4-2 1B BB	0-0 F9	3-3 K	2	0	0	0	1	0	1												
José Hernández, R OBP: 0.363, SLG: 0.483	1-1 2B				3-2 SH1-4 1B		0-0 1B	1-3 K 1B		4	1	3	0	0	1	0												
Robert Machado, R OBP: 0.355, SLG: 0.450	4-2 BB				1-1 1B SH1-4		1-2 1B	3-2 F8		3	0	2	0	1	0	1												
Jamey Wright, R OBP: 0.235, SLG: 0.412 Nelson Figueroa, R OBP: 0.250, SLG: 0.162 Lenny Harris, L OBP: 0.264, SLG: 0.309 Alex Ochoa, R OBP: 0.357, SLG: 0.373 Luis Vizcaino, R	1-3 K				1-0 SH1-4		2-2 FC6-4	1-0 F9		2	0	0	0	0	1	6												
Inning Stats	R: 0 E: 0 K: 2 S: 14	H: 0 LOB: 0 BB: 0 P: 20	R: 0 E: 0 K: 1 S: 15	H: 2 LOB: 3 BB: 1 P: 25	R: 0 E: 0 K: 1 S: 6	H: 0 LOB: 0 BB: 0 P: 8	R: 0 E: 0 K: 0 S: 5	H: 0 LOB: 0 BB: 0 P: 7	R: 1 E: 0 K: 1 S: 11	H: 3 LOB: 2 BB: 0 P: 16	R: 0 E: 0 K: 0 S: 14	H: 2 LOB: 3 BB: 0 P: 24	R: 3 E: 0 K: 0 S: 13	H: 3 LOB: 0 BB: 0 P: 19	R: 0 E: 0 K: 2 S: 12	H: 1 LOB: 2 BB: 0 P: 17		R: 0 E: 0 K: 2 S: 10	H: 1 LOB: 1 BB: 0 P: 17	1B: 10 2B: 1 3B: 0 HR: 1	SF: 1 SAC: 1 DP: 0 HBP: 0	WP: 1 PB: 0 SB: 1 CS: 0	PA: 42					
PITCHER	IP	WLS	BF	H	R	ER	SO	BB	IBB	HBP	BLK	WP	HR	S	P	ERA	WHIP											
Jimmy Haynes, R ERA: 4.44	(1, 1)	6.1	W	31	10	4	4	5	2	0	0	0	0	1	75	115	5.68	1.895										
Bruce Chen, L ERA: 6.39	(7, 1)	0.1	H	1	0	0	0	0	0	0	0	0	0	2	3	0.00	0.000											
Scott Williamson, R ERA: 4.73	(7, 1)	0.2	H	3	0	0	0	1	0	0	0	0	1	8	12	0.00	0.000											
Gabe White, L ERA: 2.6	(8, 1)	0.1	H	2	1	0	0	0	0	0	0	0	0	2	3	0.00	3.000											
Scott Sullivan, R ERA: 4.39	(8, 1)	1.1	S	5	1	0	0	3	0	0	0	0	0	13	20	0.00	0.750											

AB 38
R 4
H 12
RBI 4
BB 2
SO 9
LOB 19



Batter	1	2	3	4	5	6	7	8	9	AB	R	H	RBI	BB	SO	LOB	BOTTOM										
Todd Walker, L OBP: 0.338, SLG: 0.388	4-2 F8 1B K HBP		1-1 G4-3		4-0 1B IBB		0-0 F7			2	0	0	0	1	0	0	Milwaukee Brewers @ Cincinnati Reds Cinergy Field, Cincinnati, OH Sat Jul 06 2002, 7:10 PM EDT Att: 26,165 - Sunny - 85 F										
Aaron Boone, R OBP: 0.306, SLG: 0.382	0-1 K F8 1B			4-2 1B SF7 BB	1-1 1B		1-3 K			3	1	2	1	1	1	0											
Adam Dunn, L OBP: 0.453, SLG: 0.550	3-2 F8			2-2 CS 1B	2-3 K		0-0 G4-3			4	0	1	0	0	1	4											
Juan Encarnacion, R OBP: 0.324, SLG: 0.473	2-3 K			1-1 SF7		0-2 2B 1B		1-0 F3		3	1	1	1	0	1	2											
Sean Casey, L OBP: 0.354, SLG: 0.386		3-2 G1-3		1-2 F8		0-0 F8		4-0 1B BB		3	0	0	0	1	0	2											
Austin Kearns, R OBP: 0.386, SLG: 0.465		0-0 G6-3		1-0 CS	3-2 F8	1-0 2B 2B		3-1 F7		4	1	1	0	0	0	1											
Barry Larkin, R OBP: 0.304, SLG: 0.382		2-2 F9			1-0 S 1B 2B	4-0 2B IBB		0-0 1B		3	2	2	0	1	0	0											
Jason LaRue, R OBP: 0.321, SLG: 0.328			2-3 K		3-2 SH1-4 1B	1-2 1B		3-3 K		4	1	2	4	0	2	2											
Jimmy Haynes, R OBP: 0.212, SLG: 0.273 Bruce Chen, L OBP: 0.357, SLG: 0.429 Scott Williamson, R Gabe White, L Scott Sullivan, R	(1, 1)		2-1 G5-3		0-0 SH1-4	0-0 1B		0-0 5-3-6		2	0	0	0	0	0	1											
Inning Stats	R: 0 E: 0 K: 1 S: 10	H: 1 LOB: 2 BB: 0 P: 19	R: 0 E: 0 K: 0 S: 9	H: 0 LOB: 0 BB: 0 P: 14	R: 0 E: 0 K: 1 S: 7	H: 0 LOB: 0 BB: 0 P: 12	R: 1 E: 0 K: 0 S: 10	H: 1 LOB: 0 BB: 1 P: 19	R: 2 E: 0 K: 1 S: 14	H: 3 LOB: 2 BB: 1 P: 28	R: 3 E: 0 K: 0 S: 9	H: 3 LOB: 0 BB: 1 P: 15	R: 0 E: 0 K: 1 S: 5	H: 0 LOB: 0 BB: 0 P: 6	R: 0 E: 0 K: 1 S: 7	H: 1 LOB: 2 BB: 1 P: 18		1B: 6 2B: 4 3B: 0 HR: 0	SF: 1 SAC: 1 DP: 1 HBP: 1	WP: 0 PB: 0 SB: 1 CS: 1	PA: 36						
PITCHER	IP	WLS	BF	H	R	ER	SO	BB	IBB	HBP	BLK	WP	HR	S	P	ERA	WHIP										
Jimmy Haynes, R ERA: 6.29	(1, 1)	6.0	L	27	8	6	6	3	1	2	1	0	0	59	107	9.00	1.500										
Nelson Figueroa, R ERA: 4.51	(7, 1)	1.0		3	0	0	0	1	0	0	0	0	0	5	6	0.00	0.000										
Luis Vizcaino, R ERA: 3.28	(8, 1)	1.0		5	1	0	0	1	1	0	0	0	0	7	18	0.00	2.000										

AB 28
R 6
H 9
RBI 6
BB 4
SO 5
LOB 12



Batter	1	2	3	4	5	6	7	8	9	AB	R	H	RBI	BB	SO	LOB	TOP											
Alex Sanchez, L OBP: 0.369, SLG: 0.353	1-2 FC4-6 1B	0-0 2H 3H 1B			1-0 G4-3	2-3 K		1-3 K		5	0	2	1	0	2	1	Milwaukee Brewers @ Cincinnati Reds Cinergy Field, Cincinnati, OH Sun Jul 07 2002, 1:15 PM EDT Att: 19,778 - Sunny - 82 F											
Eric Young Sr., R OBP: 0.324, SLG: 0.357	1-1 FC4-6 FC5-4 1-2		1-1 G4-6-3 3B		0-1 1B 1B		1-2 1B G1-3 1B	0-0 G4-3		5	2	3	0	0	0	2												
Jeffrey Hammonds, R OBP: 0.349, SLG: 0.446	2-0 FC5-4 1-2		2-3 K		2-0 1B FC6-4 1B		0-0 G1-3 1-2	3-2 HR		5	2	2	1	0	1	3												
Matt Stairs, L OBP: 0.316, SLG: 0.300 Jayson Durocher, R Ray King, L Luis Vizcaino, R Ryan Thompson, R Mike DeJean, R	1-0 G6-3		1-0 G4-6-3		0-0 FC6-4 BB 1-3 2H 1B		1-0 2-3 1B	3-3 K		4	0	2	2	0	0	1												
Tyler Houston, L OBP: 0.361, SLG: 0.495 Ronnie Belliard, R (7, PH) OBP: 0.284, SLG: 0.312		2-2 G5-3	1-3 K		4-1 FC6-4 BB 1-2		1-1 P3	1-3 K		2	0	0	0	1	1	0												
Lenny Harris, L OBP: 0.287, SLG: 0.338 Richie Sexson, R (7, PH) OBP: 0.353, SLG: 0.529		2-2 1B 3B		1-1 G5-3	2-0 FC6-4 FC9-6 1-2 2-3 3H 1-2		3-2 G6-3	2-3 K		3	1	1	1	0	0	2												
Mark Loretta, R OBP: 0.357, SLG: 0.360		0-1 SH3 1B 1B		0-1 1B	1-1 FC9-6 1-2		1-2 F3			4	1	2	1	0	0	2												
Paul Bako, L OBP: 0.336, SLG: 0.398		1-0 SH3 1B 1B		1-1 F9		0-0 P6	1-1 HR			4	1	2	1	0	0	1												
Ruben Quevedo, R OBP: 0.125, SLG: 0.097 Valerio De Los Santos, L Alex Ochoa, R OBP: 0.380, SLG: 0.373		3-1 SH3		0-1 G5-3		0-3 K	4-2 WP BB			1	0	0	0	0	0	1												
		1-2 2-3								0	0	0	0	1	0	0												
Inning Stats	R: 0 E: 1 K: 0 S: 7	H: 1 LOB: 1 BB: 0 P: 12	R: 2 E: 0 K: 0 S: 12	H: 4 LOB: 2 BB: 0 P: 20	R: 1 E: 0 K: 2 S: 9	H: 1 LOB: 0 BB: 0 P: 14	R: 0 E: 0 K: 0 S: 8	H: 1 LOB: 1 BB: 0 P: 10	R: 2 E: 0 K: 0 S: 9	H: 3 LOB: 3 BB: 1 P: 19	R: 0 E: 0 K: 2 S: 7	H: 0 LOB: 0 BB: 0 P: 9	R: 0 E: 0 K: 0 S: 11	H: 2 LOB: 2 BB: 0 P: 17	R: 1 E: 0 K: 1 S: 11	H: 1 LOB: 1 BB: 1 P: 18	R: 1 E: 0 K: 3 S: 14	H: 1 LOB: 0 BB: 0 P: 23	1B: 10 2B: 0 3B: 2 HR: 2	SF: 0 SAC: 1 DP: 0 HBP: 0	WP: 1 PB: 0 SB: 0 CS: 0	PA: 42						
PITCHER	IP	WLS	BF	H	R	ER	SO	BB	IBB	HBP	BLK	WP	HR	S	P	ERA	WHIP											
Joey Hamilton, R ERA: 5.21	(1, 1)	5.0	L	25	10	5	5	2	1	0	0	0	0	0	45	75	9.00	2.200										
Bruce Chen, L ERA: 5.27	(6, 1)	1.0		3	0	0	0	2	0	0	0	0	0	7	9	0.00	0.000											
John Riedling, R ERA: 1.93	(7, 1)	0.1		3	2	0	0	0	0	0	0	0	0	6	8	0.00	6.000											
Gabe White, L ERA: 2.58	(7, 1)	0.1		1	0	0	0	0	0	0	0	0	0	2	3	0.00	0.000											
Scott Sullivan, R ERA: 4.45	(7, 1)	1.1		6	1	1	1	1	1	0	0	0	1	1	14	24	6.75	1.500										


Batter	1	2	3	4	5	6	7	8	9	AB	R	H	RBI	BB	SO	LOB	BOTTOM										
Barry Larkin, R OBP: 0.302, SLG: 0.382	1-0 F7				0-3 K		2-1 2B		0-1 G4-3	5	0	1	0	0	2	1	Milwaukee Brewers @ Cincinnati Reds Cinergy Field, Cincinnati, OH Sun Jul 07 2002, 1:15 PM EDT Att: 19,778 - Sunny - 82 F										
Aaron Boone, R OBP: 0.307, SLG: 0.392	3-2 S WP 1B		3-2 L7		0-1 F9		1-1 L9	2-2 HR		5	2	2	1	0	0	2											
Adam Dunn, L OBP: 0.452, SLG: 0.544	2-1 G4-3 1-2		1-2 G4-3		4-0 BB 1-2		3-3 K	4-2 BB		3	0	0	0	2	1	2											
Juan Encarnacion, R OBP: 0.330, SLG: 0.474	4-0 2H BB		4-0 BB		4-2 BB 1-2 2-3 BB		0-0 FC4-6 1B	0-3 K2-3		2	0	1	0	3	1	1											
Sean Casey, L OBP: 0.346, SLG: 0.381	0-1 F7		1-1 F7		3-1 F7		1-1 FC4-6 BB 1-2			4	0	0	0	0	0	6											
Russell Branyan, L OBP: 0.300, SLG: 0.399		0-0 HR 2B		0-0 F7		0-0 L1-4-3 1B	4-2 1B BB	1-2 BB		3	1	2	0	1	0	0											
Todd Walker, L OBP: 0.340, SLG: 0.399		0-0 2H HR		0-2 L7		0-2 L1-4-3	0-0 1B	1-2 2H 1B		4	1	2	2	0	0	1											
Corky Miller, R John Riedling, R Gabe White, L Scott Sullivan, R Austin Keams, R Scott Williamson, R		1-1 P6		1-2 F8		0-0 G5-3	0-2 F9			3	0	0	0	0	0	0											
Joey Hamilton, R OBP: 0.250, SLG: 0.348 Wilton Guerrero, S OBP: 0.298, SLG: 0.282 Bruce Chen, L OBP: 0.357, SLG: 0.429 Jason LaRue, R OBP: 0.318, SLG: 0.325		1-3 K		1-1 BB BB 1B		1-1 K	3-3 K	3-3 K		1	0	0	0	0	1	0											
										1	0	1	0	0	0	0											
Inning Stats	R: 1 E: 0 K: 0 S: 9	H: 1 LOB: 1 BB: 1 P: 19	R: 2 E: 0 K: 2 S: 11	H: 2 LOB: 0 BB: 0 P: 15	R: 0 E: 0 K: 0 S: 9	H: 0 LOB: 0 BB: 1 P: 18	R: 0 E: 0 K: 0 S: 7	H: 0 LOB: 0 BB: 0 P: 8	R: 0 E: 0 K: 1 S: 12	H: 1 LOB: 3 BB: 2 P: 24	R: 0 E: 0 K: 0 S: 5	H: 1 LOB: 0 BB: 0 P: 5	R: 0 E: 0 K: 2 S: 12	H: 1 LOB: 1 BB: 0 P: 21	R: 0 E: 0 K: 0 S: 11	H: 2 LOB: 2 BB: 1 P: 16	R: 1 E: 0 K: 2 S: 13	H: 1 LOB: 1 BB: 1 P: 22	1B: 5 2B: 3 3B: 0 HR: 2	SF: 0 SAC: 0 DP: 1 HBP: 0	WP: 1 PB: 0 SB: 2 CS: 0	PA: 40					
PITCHER	IP	WLS	BF	H	R	ER	SO	BB	IBB	HBP	BLK	WP	HR	S	P	ERA	WHIP										
Ruben Quevedo, R ERA: 4.33	(1, 1)	4.2		4	3	3	3	4	0	0	0	0	0	7	10	0.00	0.750										
Valerio De Los Santos, L ERA: 3.0	(5, 1)	1.1	W	4	1	0	0	0	0	0	0	0	0	8	14	0.00	1.500										
Jayson Durocher, R ERA: 1.15	(7, 1)	0.2	H	3	1	0	0	1	0	0	0	0	0	8	14	0.00	1.500										
Ray King, L ERA: 3.27	(7, 1)	1.0	H	5	2	0	0	1	1	0	0	0	0	11	19	0.00	3.000										
Luis Vizcaino, R ERA: 3.25	(8, 1)	0.1	H	1	0	0	0	0	0	0	0	0	0	4	4	0.00	0.000										



Batter	1	2	3	4	5	6	7	8	9	10	AB	R	H	RBI	BB	SO	LOB	TOP							
18 Jason Kendall, R OBP: 0.351, SLG: 0.367											5	0	3	0	0	0	0								
2 Jack Wilson, R OBP: 0.328, SLG: 0.337											5	0	0	0	0	0	4								
Brian Giles, L OBP: 0.428, SLG: 0.621											4	2	2	1	1	1	1								
Aramis Ramirez, R OBP: 0.294, SLG: 0.338											4	0	1	0	0	0	3								
Mike Benjamin, R OBP: 0.193, SLG: 0.148											1	0	0	0	0	1	0								
Rob Mackowiak, L OBP: 0.305, SLG: 0.451											4	0	0	0	1	1	3								
Kevin Young, R OBP: 0.308, SLG: 0.411											4	1	1	0	0	0	3								
Chad Hermansen, R OBP: 0.268, SLG: 0.377											3	0	0	0	0	3	2								
Brian Boehringer, S											0	0	0	0	0	0	0								
Mike Williams, R											0	0	0	0	0	0	0								
Pokey Reese, R OBP: 0.298, SLG: 0.300											4	0	1	2	0	1	1								
Josh Fogg, R OBP: 0.129, SLG: 0.129											3	0	1	0	0	2	3								
Adam Hyzdu, R OBP: 0.286, SLG: 0.462											1	0	0	0	0	0	0								
Inning Stats	R: 0 E: 0 K: 1 S: 9	H: 1 LOB: 1 BB: 0 P: 13	R: 0 E: 0 K: 0 S: 5	H: 0 LOB: 0 BB: 0 P: 7	R: 0 E: 0 K: 2 S: 15	H: 2 LOB: 2 BB: 0 P: 19	R: 2 E: 0 K: 1 S: 18	H: 2 LOB: 2 BB: 1 P: 29	R: 0 E: 0 K: 1 S: 11	H: 1 LOB: 2 BB: 0 P: 17	R: 0 E: 0 K: 2 S: 6	H: 0 LOB: 0 BB: 0 P: 9	R: 0 E: 0 K: 1 S: 12	H: 1 LOB: 2 BB: 0 P: 15	R: 0 E: 0 K: 0 S: 6	H: 0 LOB: 0 BB: 0 P: 8	R: 1 E: 0 K: 1 S: 11	H: 1 LOB: 0 BB: 0 P: 15	1B: 7 2B: 2 3B: 0 HR: 1	SF: 0 SAC: 0 DP: 1 HBP: 1	WP: 2 PB: 0 SB: 0 CS: 1	PA: 41			
PITCHER	IP 7.0	WLS 7	BF 30	H 7	R 2	ER 2	SO 7	BB 1	IBB 1	HBP 1	BLK 0	WP 1	HR 0	S 75	P 111	ERA 2.57	WHIP 1.143								
15 Ben Sheets, R ERA: 4.09	(1, 1)																								
Luis Vizcaino, R ERA: 3.12	(8, 1)	2.0	7	1	0	0	1	0	0	0	0	1	0	18	23	0.00	0.500								
Mike DeJean, R ERA: 3.6	(10, 1)	1.0	L	4	1	1	1	1	0	0	0	0	1	11	15	9.00	1.000								

Pittsburgh Pirates @ Milwaukee Brewers
Miller Park, Milwaukee, WI
Thu Jul 11 2002, 7:05 PM CDT
Att. 21,021 - Sunny - 68 F

AB	38
R	3
H	9
RBI	3
BB	2
SO	9
LOB	20



Batter	1	2	3	4	5	6	7	8	9	10	AB	R	H	RBI	BB	SO	LOB	BOTTOM							
Alex Sanchez, L OBP: 0.366, SLG: 0.354											5	0	1	0	0	0	2								
Eric Young Sr., R OBP: 0.326, SLG: 0.399											4	1	2	0	0	0	1								
Jeffrey Hammonds, R OBP: 0.352, SLG: 0.446											3	0	1	0	2	0	1								
Richie Sexson, R OBP: 0.353, SLG: 0.525											3	0	0	0	2	0	3								
Ronnie Belliard, R OBP: 0.284, SLG: 0.312											0	0	0	0	0	0	0								
Matt Stairs, L OBP: 0.313, SLG: 0.477											4	0	0	0	0	1	5								
Alex Ochoa, R OBP: 0.359, SLG: 0.371											1	0	0	0	0	1	2								
Tyler Houston, L OBP: 0.354, SLG: 0.486											4	0	0	0	0	0	2								
José Hernández, R OBP: 0.362, SLG: 0.490											4	1	1	1	0	1	0								
Paul Bako, L OBP: 0.340, SLG: 0.402											4	0	2	0	0	1	0								
15 Ben Sheets, R OBP: 0.135, SLG: 0.162											2	0	0	0	0	1	1								
Lenny Harris, L OBP: 0.276, SLG: 0.338											0	0	0	0	1	0	0								
Luis Vizcaino, R											0	0	0	0	0	0	0								
Ryan Thompson, R OBP: 0.368, SLG: 0.564											1	0	0	0	0	1	1								
Mike DeJean, R											0	0	0	0	0	0	0								
Inning Stats	R: 0 E: 0 K: 0 S: 15	H: 1 LOB: 2 BB: 1 P: 21	R: 0 E: 0 K: 1 S: 8	H: 0 LOB: 0 BB: 0 P: 14	R: 0 E: 0 K: 0 S: 6	H: 0 LOB: 0 BB: 0 P: 8	R: 0 E: 0 K: 0 S: 8	H: 0 LOB: 1 BB: 1 P: 16	R: 0 E: 0 K: 1 S: 6	H: 1 LOB: 1 BB: 0 P: 6	R: 1 E: 0 K: 0 S: 7	H: 1 LOB: 1 BB: 1 P: 15	R: 0 E: 0 K: 1 S: 8	H: 0 LOB: 0 BB: 0 P: 10	R: 0 E: 0 K: 2 S: 15	H: 1 LOB: 1 BB: 1 P: 20	R: 0 E: 0 K: 1 S: 9	H: 1 LOB: 2 BB: 1 P: 16	1B: 5 2B: 1 3B: 0 HR: 1	SF: 0 SAC: 1 DP: 0 HBP: 0	WP: 1 PB: 0 SB: 0 CS: 0	PA: 41			
PITCHER	IP 7.0	WLS 7	BF 29	H 5	R 2	ER 2	SO 3	BB 4	IBB 0	HBP 0	BLK 0	WP 0	HR 0	S 91	P 91	ERA 2.57	WHIP 1.286								
Josh Fogg, R ERA: 3.5	(1, 1)																								
Brian Boehringer, R ERA: 2.45	(8, 1)	2.0	W	7	1	0	3	0	0	0	0	0	0	23	30	0.00	0.500								
Mike Williams, R ERA: 1.78	(10, 1)	1.0	S	5	1	0	1	0	1	0	0	0	0	9	16	0.00	1.000								

Pittsburgh Pirates @ Milwaukee Brewers
Miller Park, Milwaukee, WI
Thu Jul 11 2002, 7:05 PM CDT
Att. 21,021 - Sunny - 68 F

AB	35
R	2
H	7
RBI	1
BB	5
SO	6
LOB	18



Batter	1	2	3	4	5	6	7	8	9	AB	R	H	RBI	BB	SO	LOB	TOP				
18 Jason Kendall, R OBP: 0.350, SLG: 0.370	F8	G6-3		HBP		L9			F8	4	1	0	0	0	0	3	Pittsburgh Pirates @ Milwaukee Brewers Miller Park, Milwaukee, WI Sat Jul 13 2002, 6:05 PM CDT Att: 28,214 - Sunny - 79 F				
2 Jack Wilson, R OBP: 0.327, SLG: 0.346	G5-3		K	1B		L5			G6-3	5	0	1	2	0	1						
Brian Giles, L OBP: 0.431, SLG: 0.636	1B		HR			FC5-4			BB	2	1	1	1	3	0	0					
Aramis Ramirez, R OBP: 0.257, SLG: 0.328 Mike Williams, R	1B		K			FC5-4			K	5	0	1	0	0	2	2					
Rob Mackowiak, L OBP: 0.302, SLG: 0.443 Brian Boehringer, S Mike Benjamin, R	K		F8			K			K	4	0	0	0	0	3	3					
Kevin Young, R OBP: 0.314, SLG: 0.432		FC3-5		HR		F7			F7	3	1	1	1	1	0	1					
Chad Hermansen, R OBP: 0.282, SLG: 0.404		K		SH1-4		HR			1B	4	2	3	1	0	1						
Pokey Reese, R OBP: 0.301, SLG: 0.305		FC3-5		F9		SH3-4			B1	3	0	1	0	1	0	2					
Kip Wells, R OBP: 0.179, SLG: 0.256 Scott Sauerbeck, R	FC3-5		SH1-4			SH3-4			K	1	0	0	0	0	0	2					
Adam Hyzdu, R OBP: 0.263, SLG: 0.389	1-2		1-2			1-2			K	0	0	0	0	0	0	0					
Inning Stats	R: 0 E: 0 K: 1 S: 9	H: 1 LOB: 2 BB: 1 P: 16	R: 0 E: 0 K: 1 S: 14	H: 0 LOB: 2 BB: 2 P: 25	R: 1 E: 0 K: 2 S: 12	H: 1 LOB: 0 BB: 0 P: 18	R: 3 E: 0 K: 0 S: 10	H: 3 LOB: 1 BB: 0 P: 16	R: 0 E: 0 K: 1 S: 8	H: 0 LOB: 1 BB: 1 P: 18	R: 0 E: 0 K: 1 S: 5	H: 0 LOB: 0 BB: 0 P: 7	R: 0 E: 0 K: 1 S: 8	H: 1 LOB: 1 BB: 0 P: 13	R: 0 E: 0 K: 1 S: 9	H: 0 LOB: 1 BB: 1 P: 14	1B: 5 2B: 0 3B: 0 HR: 3	SF: 0 SAC: 2 DP: 0 HBP: 1	WP: 1 PB: 0 SB: 0 CS: 0	PA: 40	
PITCHER	IP	WLS	BF	H	R	ER	SO	BB	IBB	HBP	BLK	WP	HR	S	P	ERA	WHIP				
Jamey Wright, R ERA: 6.36	5.0	L	24	5	4	4	5	4	0	1	0	1	2	53	93	7.20	1.800				
Nelson Figueroa, R ERA: 5.11	1.0		5	2	1	1	0	0	0	0	0	0	1	12	18	9.00	2.000				
Jayson Durocher, R ERA: 1.17	1.0		3	0	0	0	1	0	0	0	0	0	0	5	7	0.00	0.000				
Luis Vizcaino, R ERA: 3.0	2.0		8	1	0	0	2	1	0	0	0	0	0	17	27	0.00	1.000				

Batter	1	2	3	4	5	6	7	8	9	AB	R	H	RBI	BB	SO	LOB	BOTTOM					
Alex Sanchez, L OBP: 0.370, SLG: 0.354	G1-3		G4-3			S			P6	3	0	1	2	2	0	3	Pittsburgh Pirates @ Milwaukee Brewers Miller Park, Milwaukee, WI Sat Jul 13 2002, 6:05 PM CDT Att: 28,214 - Sunny - 79 F					
Eric Young Sr., R OBP: 0.320, SLG: 0.351	L9		K			F9			FC6-4	5	0	0	0	0	1	7						
Jeffrey Hammonds, R OBP: 0.345, SLG: 0.436	G1-3					K			G1-3	4	0	0	0	0	1	2						
Matt Stairs, L OBP: 0.317, SLG: 0.516	G4-3					G6-3			F7	4	1	2	1	0	0	1						
Tyler Houston, L OBP: 0.353, SLG: 0.482			G4-3			G4-3			F7	4	0	1	0	0	0	1						
José Hernández, R OBP: 0.359, SLG: 0.493			K			F9			K	4	1	1	0	0	2	2						
Lenny Harris, L OBP: 0.284, SLG: 0.333			G4-3-5			G4-3			1B	3	1	1	0	1	0	1						
Paul Bako, L OBP: 0.345, SLG: 0.404			G4-3			K			1B	4	0	2	0	0	2	2						
Jamey Wright, R ERA: 6.36 Nelson Figueroa, R ERA: 5.11 Mark Lorber, R ERA: 2.29 Jayson Durocher, R ERA: 1.17 Alex Ochoa, R OBP: 0.390, SLG: 0.374 Luis Vizcaino, R ERA: 3.0 Ryan Thompson, R ERA: 1.73			SH2-4			G3			P4	0	0	0	0	0	0	0						
Inning Stats	R: 0 E: 0 K: 0 S: 8	H: 0 LOB: 1 BB: 1 P: 17	R: 0 E: 0 K: 1 S: 5	H: 1 LOB: 0 BB: 0 P: 9	R: 0 E: 0 K: 1 S: 9	H: 1 LOB: 0 BB: 0 P: 12	R: 0 E: 0 K: 0 S: 6	H: 0 LOB: 0 BB: 0 P: 9	R: 0 E: 0 K: 1 S: 7	H: 0 LOB: 0 BB: 0 P: 11	R: 0 E: 0 K: 1 S: 11	H: 0 LOB: 1 BB: 1 P: 22	R: 3 E: 0 K: 1 S: 17	H: 4 LOB: 2 BB: 1 P: 30	R: 0 E: 0 K: 1 S: 9	H: 1 LOB: 1 BB: 0 P: 15		R: 0 E: 0 K: 0 S: 12	H: 1 LOB: 2 BB: 1 P: 18	1B: 6 2B: 2 3B: 0 HR: 1	SF: 0 SAC: 1 DP: 1 HBP: 0	WP: 0 PB: 0 SB: 3 CS: 0
PITCHER	IP	WLS	BF	H	R	ER	SO	BB	IBB	HBP	BLK	WP	HR	S	P	ERA	WHIP					
Kip Wells, R ERA: 3.45	6.1	W	25	5	3	3	4	2	0	0	0	0	1	52	90	4.26	1.105					
Scott Sauerbeck, L ERA: 2.29	0.1	H	1	0	0	0	1	0	0	0	0	0	0	3	5	0.00	0.000					
Brian Boehringer, R ERA: 2.29	1.1	H	7	2	0	0	1	1	0	0	0	0	0	17	30	0.00	2.250					
Mike Williams, R ERA: 1.73	1.0	S	5	1	0	0	0	1	0	0	0	0	0	12	18	0.00	2.000					

Batter	1	2	3	4	5	6	7	8	9	AB R H RBI BB SO LOB	TOP											
18 Jason Kendall, R OBP: 0.391, SLG: 0.368										4 0 1 0 1 0 1	Pittsburgh Pirates @ Milwaukee Brewers Miller Park, Milwaukee, WI Sun Jul 14 2002, 1:05 PM CDT Att: 21,976 - Sunny - 81 F											
2 Jack Wilson, R OBP: 0.326, SLG: 0.345										4 1 1 1 1 1 2												
Brian Giles, L OBP: 0.434, SLG: 0.633										3 0 1 0 2 0 3												
Aramis Ramirez, R OBP: 0.256, SLG: 0.325										5 0 1 1 0 1 6												
Craig Wilson, R OBP: 0.340, SLG: 0.420										4 0 0 0 0 3 2												
Kevin Young, R OBP: 0.316, SLG: 0.445										4 1 2 1 0 0 0												
Chad Hermansen, R OBP: 0.281, SLG: 0.397										3 0 0 0 1 3 1												
Pokey Reese, R OBP: 0.305, SLG: 0.305										3 1 1 0 1 2 1												
Joe Beimel, L OBP: 0.143, SLG: 0.143										1 0 0 0 0 1 1												
Mike Gonzalez, R OBP: 0.191, SLG: 0.191										1 0 0 0 0 0 0												
Josias Manzanillo, R OBP: 0.274, SLG: 0.357										0 0 0 0 0 0 0												
Ron Villone, L OBP: 0.07, SLG: 0.07										0 0 0 0 0 0 0												
Mike Lincoln, R OBP: 0.291, SLG: 0.336										1 0 0 0 0 0 0												
Inning Stats	R: 0 E: 0 K: 1 S: 13	H: 1 LOB: 1 BB: 0 P: 16	R: 1 E: 0 K: 1 S: 9	H: 1 LOB: 1 BB: 2 P: 22	R: 0 E: 0 K: 1 S: 10	H: 0 LOB: 0 BB: 1 P: 18	R: 0 E: 0 K: 2 S: 12	H: 0 LOB: 0 BB: 0 P: 17	R: 2 E: 0 K: 1 S: 20	H: 4 LOB: 2 BB: 0 P: 31	R: 0 E: 0 K: 2 S: 8	H: 0 LOB: 0 BB: 0 P: 14	R: 0 E: 1 K: 0 S: 10	H: 0 LOB: 2 BB: 1 P: 19	R: 0 E: 0 K: 3 S: 10	H: 1 LOB: 1 BB: 0 P: 15	R: 0 E: 0 K: 0 S: 14	H: 0 LOB: 2 BB: 2 P: 26	1B: 6 2B: 0 3B: 0 HR: 1	SF: 0 SAC: 1 DP: 0 HBP: 0	WP: 0 PB: 0 SB: 1 CS: 1	PA: 40
PITCHER	IP WLS BF H R ER SO BB IBB HBP BLK WP HR S P ERA WHIP											IP WLS BF H R ER SO BB IBB HBP BLK WP HR S P ERA WHIP										
Ruben Quevedo, R ERA: 4.38	5.0 W 23 6 3 3 6 3 0 0 0 0 1 64 104 5.40 1.800																					
Valerio De Los Santos, L ERA: 2.7	1.2 H 7 0 0 0 2 1 0 0 0 0 0 0 15 28 0.00 0.600																					
Luis Vizcaino, R ERA: 2.98	0.1 H 1 0 0 0 0 0 0 0 0 0 0 0 3 5 0.00 0.000																					
Ray King, L ERA: 3.09	1.0 H 4 1 0 0 3 0 0 0 0 0 0 0 10 15 0.00 1.000																					
Mike DeJean, R ERA: 3.52	1.0 S 5 0 0 0 0 1 1 0 0 0 0 0 14 26 0.00 1.000																					

Batter	1	2	3	4	5	6	7	8	9	AB R H RBI BB SO LOB	BOTTOM											
Alex Sanchez, L OBP: 0.365, SLG: 0.348										4 0 0 0 0 0 0	Pittsburgh Pirates @ Milwaukee Brewers Miller Park, Milwaukee, WI Sun Jul 14 2002, 1:05 PM CDT Att: 21,976 - Sunny - 81 F											
Eric Young Sr., R OBP: 0.319, SLG: 0.353										4 0 1 0 0 0 0												
Mark Loretta, R OBP: 0.355, SLG: 0.358										3 0 0 0 0 0 0												
Richie Sexson, R OBP: 0.355, SLG: 0.523										3 0 1 0 1 1 0												
Ronnie Belliard, R OBP: 0.293, SLG: 0.311										0 0 0 0 0 0 0												
Alex Ochoa, R OBP: 0.362, SLG: 0.371										4 2 1 0 0 0 3												
Ryan Thompson, R OBP: 0.313, SLG: 0.511										3 1 1 0 0 1 1												
José Hernández, R OBP: 0.365, SLG: 0.517										2 2 2 4 1 0 0												
Robert Machado, R OBP: 0.352, SLG: 0.447										2 0 0 1 0 0 0												
Ruben Quevedo, R ERA: 3.38	6.0 L 24 4 4 3 4 1 0 0 0 0 0 1 45 74 4.50 0.833																					
Josias Manzanillo, R ERA: 6.75	0.1 2 1 1 1 0 0 0 0 0 0 0 1 5 8 27.00 3.000																					
Ron Villone, L ERA: 0.07	1.0 4 1 0 0 0 0 0 0 0 0 0 0 7 10 0.00 1.000																					
Mike Lincoln, R ERA: 2.27	0.2 2 0 0 0 0 0 0 1 0 0 0 0 2 9 0.00 0.000																					
Inning Stats	R: 0 E: 0 K: 0 S: 6	H: 0 LOB: 0 BB: 0 P: 9	R: 3 E: 1 K: 2 S: 13	H: 2 LOB: 0 BB: 0 P: 20	R: 0 E: 0 K: 0 S: 5	H: 0 LOB: 0 BB: 0 P: 8	R: 1 E: 0 K: 1 S: 11	H: 2 LOB: 2 BB: 1 P: 21	R: 0 E: 0 K: 0 S: 4	H: 0 LOB: 0 BB: 0 P: 7	R: 0 E: 0 K: 1 S: 6	H: 0 LOB: 0 BB: 0 P: 9	R: 1 E: 0 K: 0 S: 10	H: 1 LOB: 0 BB: 0 P: 16	R: 0 E: 0 K: 0 S: 4	H: 1 LOB: 2 BB: 1 P: 11	1B: 3 2B: 1 3B: 0 HR: 2	SF: 1 SAC: 1 DP: 1 HBP: 0	WP: 0 PB: 0 SB: 0 CS: 0	PA: 32		
PITCHER	IP WLS BF H R ER SO BB IBB HBP BLK WP HR S P ERA WHIP											IP WLS BF H R ER SO BB IBB HBP BLK WP HR S P ERA WHIP										
Joe Beimel, L ERA: 3.38	6.0 L 24 4 4 3 4 1 0 0 0 0 0 1 45 74 4.50 0.833																					
Josias Manzanillo, R ERA: 6.75	0.1 2 1 1 1 0 0 0 0 0 0 0 1 5 8 27.00 3.000																					
Ron Villone, L ERA: 0.07	1.0 4 1 0 0 0 0 0 0 0 0 0 0 7 10 0.00 1.000																					
Mike Lincoln, R ERA: 2.27	0.2 2 0 0 0 0 0 0 1 0 0 0 0 2 9 0.00 0.000																					

Batter	1	2	3	4	5	6	7	8	9	AB	R	H	RBI	BB	SO	LOB	TOP				
Todd Walker, L (1,4) OBP: 0.337, SLG: 0.392	L8	F7		F8			G1-3		L6	5	0	0	0	0	0	1	Cincinnati Reds @ Milwaukee Brewers Miller Park, Milwaukee, WI Mon Jul 15 2002, 7:05 PM CDT Att: 22,621 - Sunny - 82 F				
Aaron Boone, R (1,5) OBP: 0.317, SLG: 0.424	G6-3				G5-3		K			5	0	2	0	0	1	0					
Adam Dunn, L (1,7) OBP: 0.448, SLG: 0.535	1B	G3			G5-3		S		L8	5	1	3	0	0	0	3					
Austin Kearns, R (1,9) OBP: 0.379, SLG: 0.452	1B				G5-3					3	0	2	0	1	0	1					
Sean Casey, L (1,3) OBP: 0.348, SLG: 0.377				FC4-6						3	0	0	0	1	0	4					
Barry Larkin, R (1,6) OBP: 0.302, SLG: 0.374	G4-3			F8			G6-3		G4-3	4	0	0	0	0	0	3					
Raul Gonzalez, R (1,8) OBP: 0.429, SLG: 0.385				FC6-4					G5-3	3	1	1	0	1	0	1					
Jason LaRue, R (1,2) OBP: 0.310, SLG: 0.315				F7			F5		F8	4	0	1	0	0	0	2					
Chris Reitsma, R (1,1) OBP: 0.115, SLG: 0.080							L9		K	4	0	1	1	0	2	1					
Inning Stats	R: 1 E: 0 K: 0 S: 14	H: 2 LOB: 2 BB: 1 P: 27	R: 1 E: 0 K: 0 S: 11	H: 3 LOB: 2 BB: 0 P: 15	R: 0 E: 0 K: 0 S: 8	H: 1 LOB: 1 BB: 0 P: 13	R: 0 E: 0 K: 1 S: 8	H: 1 LOB: 0 BB: 0 P: 12	R: 0 E: 0 K: 0 S: 11	H: 1 LOB: 1 BB: 0 P: 19	R: 0 E: 0 K: 1 S: 10	H: 1 LOB: 2 BB: 1 P: 16	R: 0 E: 0 K: 0 S: 8	H: 0 LOB: 0 BB: 0 P: 12	R: 0 E: 0 K: 1 S: 9	H: 1 LOB: 1 BB: 0 P: 15	1B: 9 2B: 1 3B: 0 HR: 0	SF: 0 SAC: 0 DP: 0 HBP: 0	WP: 1 PB: 0 SB: 3 CS: 0	PA: 39	
PITCHER	IP	WLS	BF	H	R	ER	SO	BB	IBB	HBP	BLK	WP	HR	S	P	ERA	WHIP				
Jose Cabrera, R (1,1) ERA: 4.85	6.0	L	27	8	2	2	1	2	0	0	0	1	0	60	104	3.00	1.667				
Valerio De Los Santos, L (7,1) ERA: 2.6	1.0		5	1	0	0	1	0	1	0	0	0	0	10	16	0.00	1.000				
Jayson Durocher, R (8,1) ERA: 1.1	1.0		3	0	0	0	0	0	0	0	0	0	0	8	12	0.00	0.000				
Ray King, L (9,1) ERA: 3.0	1.0		4	1	0	0	1	0	0	0	0	0	0	9	15	0.00	1.000				

AB	36
R	2
H	10
RBI	1
BB	3
SO	3
LOB	16



Batter	1	2	3	4	5	6	7	8	9	AB	R	H	RBI	BB	SO	LOB	BOTTOM					
Alex Sanchez, L (1,7) OBP: 0.367, SLG: 0.350	G4-3								G5-3	4	0	2	0	0	0	0	Cincinnati Reds @ Milwaukee Brewers Miller Park, Milwaukee, WI Mon Jul 15 2002, 7:05 PM CDT Att: 22,621 - Sunny - 82 F					
Eric Young Sr., R (1,4) OBP: 0.318, SLG: 0.355					G6-4-3				F9	4	0	1	0	0	0	2						
Jeffrey Hammonds, R (1,8) OBP: 0.344, SLG: 0.433					G6-4-3					4	0	1	0	0	0	1						
Richie Sexson, R (1,3) OBP: 0.354, SLG: 0.518					G5-3				F9	3	0	0	0	1	1	1						
Matt Stairs, L (1,9) OBP: 0.306, SLG: 0.495					G1-4-3					4	0	0	0	0	0	2						
Tyler Houston, L (1,5) OBP: 0.346, SLG: 0.476					F7				G4-3	3	0	0	0	0	1	0						
José Hernández, R (1,6) OBP: 0.368, SLG: 0.517										2	0	1	0	1	1	0						
Paul Bako, L (1,2) OBP: 0.344, SLG: 0.399										2	0	0	0	1	0	1						
Jose Cabrera, R (1,1) ERA: 4.85										2	0	0	0	0	1	2						
Valerio De Los Santos, L (7,1) ERA: 2.6										0	0	0	0	0	0	0						
Jayson Durocher, R (8,1) ERA: 1.1										0	0	0	0	0	0	0						
Lenny Harris, L (8,PH) OBP: 0.277, SLG: 0.325										1	0	0	0	0	0	0						
Ray King, L (9,1) ERA: 3.0										0	0	0	0	0	0	0						
Inning Stats	R: 0 E: 0 K: 0 S: 7	H: 1 LOB: 1 BB: 0 P: 10	R: 0 E: 0 K: 1 S: 6	H: 0 LOB: 2 BB: 2 P: 16	R: 0 E: 0 K: 0 S: 8	H: 1 LOB: 0 BB: 0 P: 8	R: 0 E: 0 K: 2 S: 9	H: 0 LOB: 0 BB: 0 P: 11	R: 0 E: 0 K: 1 S: 7	H: 0 LOB: 0 BB: 0 P: 8	R: 0 E: 0 K: 0 S: 6	H: 2 LOB: 2 BB: 1 P: 13	R: 0 E: 0 K: 0 S: 5	H: 1 LOB: 0 BB: 0 P: 7	R: 0 E: 0 K: 0 S: 4	H: 0 LOB: 0 BB: 0 P: 5	R: 0 E: 0 K: 0 S: 8	H: 0 LOB: 0 BB: 0 P: 11	1B: 4 2B: 1 3B: 0 HR: 0	SF: 0 SAC: 0 DP: 3 HBP: 0	WP: 0 PB: 0 SB: 0 CS: 0	PA: 32
PITCHER	IP	WLS	BF	H	R	ER	SO	BB	IBB	HBP	BLK	WP	HR	S	P	ERA	WHIP					
Chris Reitsma, R (1,1) ERA: 3.15	9.0	W	32	5	0	0	4	3	0	0	0	0	0	60	89	0.00	0.889					

AB	29
R	0
H	5
RBI	0
BB	3
SO	4
LOB	9



Batter	1	2	3	4	5	6	7	8	9	AB	R	H	RBI	BB	SO	LOB	TOP										
Todd Walker, L OBP: 0.338, SLG: 0.395 John Riedling, R (9, 1)	F7		1-H 2B		3-2 1B			F8	G1-3	5	0	2	0	0	0	0											
Aaron Boone, R OBP: 0.316, SLG: 0.419	G5-3			1-3 K	0-3 K			G1 3B BB	G6-3	4	1	0	0	1	2	1											
Adam Dunn, L OBP: 0.443, SLG: 0.528 (8, 7)	F9			3-3 K		3-2 G3-1		G1		4	0	0	0	0	1	1											
Barry Larkin, R OBP: 0.305, SLG: 0.377		1-1 L7		0-1 1B 2B		2-3 K		4-0 3B S IBB		3	1	1	0	1	1	0											
Russell Branyan, L OBP: 0.304, SLG: 0.396 Austin Kearns, R OBP: 0.381, SLG: 0.463 (8, 9)	F9			0-0 1B		2-2 F8		2-1 3B HR		3	0	1	0	0	0	0											
Sean Casey, L OBP: 0.347, SLG: 0.373	L4			0-2 F7			0-1 F7	4-0 HR IBB		3	1	0	0	1	0	2											
Jason LaRue, R OBP: 0.313, SLG: 0.348			1-3 K		1-0 HR		1-3 K	1-0 3B HR		4	2	2	4	0	2	0											
Reggie Taylor, L OBP: 0.258, SLG: 0.387			3-1 2B 1B		2-2 F8		1-1 2B	1-3 K		4	0	2	0	0	1	0											
Elmer Dessens, R OBP: 0.241, SLG: 0.154 Raul Gonzalez, R OBP: 0.400, SLG: 0.387 Scott Williamson, R (7, 1) Bruce Chen, L OBP: 0.350, SLG: 0.439 Juan Castro, R OBP: 0.154, SLG: 0.087 (9, 4)			1-3 K		1-2 G4-3		2-3 K		G6-3	2	0	0	0	0	1	1											
Inning Stats	R: 0 E: 0 K: 0 S: 13	H: 0 LOB: 0 BB: 0 P: 18	R: 0 E: 0 K: 0 S: 8	H: 0 LOB: 0 BB: 0 P: 13	R: 0 E: 0 K: 2 S: 10	H: 2 LOB: 2 BB: 0 P: 15	R: 0 E: 0 K: 2 S: 13	H: 2 LOB: 1 BB: 0 P: 17	R: 1 E: 0 K: 1 S: 17	H: 2 LOB: 1 BB: 0 P: 24	R: 0 E: 0 K: 2 S: 10	H: 0 LOB: 1 BB: 0 P: 17	R: 0 E: 0 K: 2 S: 11	H: 1 LOB: 1 BB: 0 P: 15	R: 5 E: 0 K: 1 S: 19	H: 2 LOB: 0 BB: 3 P: 38	R: 0 E: 0 K: 0 S: 10	H: 0 LOB: 0 BB: 0 P: 11	1B: 3 2B: 3 3B: 1 HR: 2	SF: 0 SAC: 0 DP: 0 HBP: 0	WP: 0 PB: 0 SB: 2 CS: 0	PA: 38					
PITCHER	IP	WLS	BF	H	R	ER	SO	BB	IBB	HBP	BLK	WP	HR	S	P	ERA	WHIP										
15 Ben Sheets, R ERA: 3.93	7.0	L	27	7	1	1	8	0	0	0	0	0	1	82	119	1.29	1.000										
Ray King, L ERA: 3.44	0.2		4	0	2	2	0	1	1	0	0	0	0	12	23	27.00	1.500										
Jayson Durocher, R ERA: 2.7	0.1		4	2	3	3	1	0	1	0	0	0	1	7	15	81.00	6.000										
Nelson Figueroa, R ERA: 5.04	1.0		3	0	0	0	0	0	0	0	0	0	0	10	11	0.00	0.000										

Cincinnati Reds @ Milwaukee Brewers
Miller Park, Milwaukee, WI
Tue Jul 16 2002, 7:05 PM CDT
Att: 20,069 - Sunny - 85 F

AB 35
R 6
H 9
RBI 6
BB 3
SO 9
LOB 6



Batter	1	2	3	4	5	6	7	8	9	AB	R	H	RBI	BB	SO	LOB	BOTTOM										
Alex Sanchez, L OBP: 0.365, SLG: 0.349	G4-3			3-2 CS 1B	1-2 FC6-4			F7		4	0	1	0	0	0	3											
Ronnie Belliard, R OBP: 0.277, SLG: 0.303	G1-5-3			3-1 1-2 G5-3		0-0 G5-3		K		4	0	0	0	0	1	1											
Jeffrey Hammonds, R OBP: 0.346, SLG: 0.431	L6			4-2 BB		4-2 S BB		K		2	0	0	0	2	1	0											
Richie Sexson, R OBP: 0.353, SLG: 0.513 Eric Young Sr., R OBP: 0.316, SLG: 0.355		2-0 G5-3		3-2 G6-3		3-3 K		4-1 G3-1 1B BB		3	0	0	0	1	1	2											
Matt Stairs, L OBP: 0.295, SLG: 0.475		2-1 F2			0-2 L7	2-3 K		0-1 G3-1		4	0	0	0	0	1	2											
Tyler Houston, L OBP: 0.351, SLG: 0.476		1-2 G4-3			0-0 2B 1B		1-3 K	2-2 FC4 1B		4	0	2	1	0	1	0											
José Hernández, R OBP: 0.366, SLG: 0.516			0-1 L9		1-3 2B		2-3 K	1-1 FC4		4	0	1	0	0	1	1											
Robert Machado, R OBP: 0.351, SLG: 0.440			1-0 G6-3		4-0 FC6-4 IBB		0-2 F7			2	0	0	0	1	0	0											
15 Ben Sheets, R ERA: 2.91 Scott Williamson, R ERA: 4.46 Bruce Chen, L ERA: 5.98 John Riedling, R ERA: 2.25			1-3 K		2-3 K		2-2 F9			2	0	0	0	0	2	3											
Inning Stats	R: 0 E: 0 K: 0 S: 5	H: 0 LOB: 0 BB: 0 P: 7	R: 0 E: 0 K: 0 S: 6	H: 0 LOB: 0 BB: 0 P: 11	R: 0 E: 0 K: 1 S: 7	H: 0 LOB: 0 BB: 0 P: 9	R: 0 E: 0 K: 0 S: 12	H: 1 LOB: 1 BB: 1 P: 25	R: 0 E: 0 K: 1 S: 15	H: 2 LOB: 3 BB: 1 P: 24	R: 0 E: 0 K: 2 S: 14	H: 0 LOB: 1 BB: 1 P: 23	R: 0 E: 0 K: 2 S: 11	H: 0 LOB: 0 BB: 0 P: 14	R: 0 E: 0 K: 1 S: 8	H: 0 LOB: 0 BB: 0 P: 10	R: 1 E: 0 K: 1 S: 12	H: 1 LOB: 1 BB: 1 P: 22	1B: 3 2B: 1 3B: 0 HR: 0	SF: 0 SAC: 0 DP: 0 HBP: 0	WP: 0 PB: 0 SB: 1 CS: 1	PA: 34					
PITCHER	IP	WLS	BF	H	R	ER	SO	BB	IBB	HBP	BLK	WP	HR	S	P	ERA	WHIP										
Elmer Dessens, R ERA: 2.91	6.0	W	23	3	0	0	4	2	0	0	0	0	0	59	99	0.00	0.833										
Scott Williamson, R ERA: 4.46	1.0	H	3	0	0	0	2	0	0	0	0	0	0	11	14	0.00	0.000										
Bruce Chen, L ERA: 5.98	1.0		3	0	0	0	1	0	0	0	0	0	0	8	10	0.00	0.000										
John Riedling, R ERA: 2.25	1.0		5	1	1	1	1	1	0	0	0	0	0	12	22	9.00	2.000										

Cincinnati Reds @ Milwaukee Brewers
Miller Park, Milwaukee, WI
Tue Jul 16 2002, 7:05 PM CDT
Att: 20,069 - Sunny - 85 F

AB 30
R 1
H 4
RBI 1
BB 4
SO 8
LOB 12




Batter	1	2	3	4	5	6	7	8	9	AB	R	H	RBI	BB	SO	LOB	TOP				
Julio Lugo, R (1, 6) OBP: 0.327, SLG: 0.389										5	1	1	0	0	1	1	Houston Astros @ Milwaukee Brewers Miller Park, Milwaukee, WI Wed Jul 17 2002, 7:05 PM CDT Att: 20,155 - Cloudy - 89 F				
Craig Biggio, R (1, 4) OBP: 0.349, SLG: 0.413										3	2	2	2	2	0	0					
Orlando Merced, S (1, 7) OBP: 0.393, SLG: 0.490										5	1	2	2	0	0	2					
5 Jeff Bagwell, R (1, 3) OBP: 0.386, SLG: 0.491										3	1	1	3	1	0	2					
Richard Hidalgo, R (1, 9) OBP: 0.346, SLG: 0.466										2	0	1	0	2	0	2					
Jose Vizcaino, S (1, 5) OBP: 0.325, SLG: 0.351										4	0	0	0	0	0	4					
Barry Wesson, R (1, 8) OBP: 0.250, SLG: 0.250										4	0	1	0	0	0	1					
Brad Ausmus, R (1, 2) OBP: 0.321, SLG: 0.344										4	0	0	0	0	1	1					
Wade Miller, R (1, 1) OBP: 0.250, SLG: 0.286										3	2	2	0	0	1	0					
Alan Zinter, S (8, PH) OBP: 0.154, SLG: 0.385										1	0	0	0	0	0	0					
T.J. Mathews, R (8, 1) Octavio Dotel, R (8, 1) Billy Wagner, L (9, 1)										0	0	0	0	0	0	0					
Inning Stats	R: 0 E: 0 K: 1 S: 9	H: 0 LOB: 1 BB: 1 P: 16	R: 0 E: 0 K: 0 S: 8	H: 0 LOB: 0 BB: 1 P: 13	R: 4 E: 0 K: 1 S: 17	H: 5 LOB: 1 BB: 0 P: 26	R: 0 E: 0 K: 1 S: 6	H: 0 LOB: 0 BB: 0 P: 11	R: 0 E: 0 K: 0 S: 3	H: 1 LOB: 0 BB: 0 P: 5	R: 3 E: 0 K: 0 S: 13	H: 4 LOB: 1 BB: 1 P: 20	R: 0 E: 0 K: 0 S: 12	H: 0 LOB: 0 BB: 0 P: 16	R: 0 E: 0 K: 0 S: 9	H: 0 LOB: 0 BB: 0 P: 15	1B: 6 2B: 3 3B: 0 HR: 1	SF: 0 SAC: 0 DP: 3 HBP: 0	WP: 0 PB: 0 SB: 0 CS: 0	PA: 39	
PITCHER	IP WLS BF H R ER SO BB IBB HBP BLK WP HR S P ERA WHIP	IP WLS BF H R ER SO BB IBB HBP BLK WP HR S P ERA WHIP	IP WLS BF H R ER SO BB IBB HBP BLK WP HR S P ERA WHIP	IP WLS BF H R ER SO BB IBB HBP BLK WP HR S P ERA WHIP	IP WLS BF H R ER SO BB IBB HBP BLK WP HR S P ERA WHIP	IP WLS BF H R ER SO BB IBB HBP BLK WP HR S P ERA WHIP	IP WLS BF H R ER SO BB IBB HBP BLK WP HR S P ERA WHIP	IP WLS BF H R ER SO BB IBB HBP BLK WP HR S P ERA WHIP	IP WLS BF H R ER SO BB IBB HBP BLK WP HR S P ERA WHIP	IP WLS BF H R ER SO BB IBB HBP BLK WP HR S P ERA WHIP	IP WLS BF H R ER SO BB IBB HBP BLK WP HR S P ERA WHIP	IP WLS BF H R ER SO BB IBB HBP BLK WP HR S P ERA WHIP	IP WLS BF H R ER SO BB IBB HBP BLK WP HR S P ERA WHIP	IP WLS BF H R ER SO BB IBB HBP BLK WP HR S P ERA WHIP	IP WLS BF H R ER SO BB IBB HBP BLK WP HR S P ERA WHIP	IP WLS BF H R ER SO BB IBB HBP BLK WP HR S P ERA WHIP	IP WLS BF H R ER SO BB IBB HBP BLK WP HR S P ERA WHIP	IP WLS BF H R ER SO BB IBB HBP BLK WP HR S P ERA WHIP	IP WLS BF H R ER SO BB IBB HBP BLK WP HR S P ERA WHIP	IP WLS BF H R ER SO BB IBB HBP BLK WP HR S P ERA WHIP	IP WLS BF H R ER SO BB IBB HBP BLK WP HR S P ERA WHIP

AB	34
R	7
H	10
RBI	7
BB	5
SO	3
LOB	13



Batter	1	2	3	4	5	6	7	8	9	AB	R	H	RBI	BB	SO	LOB	BOTTOM				
Alex Sanchez, L (1, 8) OBP: 0.363, SLG: 0.347										4	0	1	0	0	0	0	Houston Astros @ Milwaukee Brewers Miller Park, Milwaukee, WI Wed Jul 17 2002, 7:05 PM CDT Att: 20,155 - Cloudy - 89 F				
Eric Young Sr., R (1, 4) OBP: 0.314, SLG: 0.350										4	0	0	0	0	1	1					
Tyler Houston, L (1, 5) OBP: 0.349, SLG: 0.470										3	0	0	0	1	1	1					
Richie Sexson, R (1, 3) OBP: 0.350, SLG: 0.509										3	0	0	0	0	0	1					
Mark Loretta, R (8, 3) OBP: 0.349, SLG: 0.351										1	0	0	0	0	0	1					
Matt Stairs, L (1, 9) OBP: 0.304, SLG: 0.485										2	0	1	0	1	1	0					
Ronnie Belliard, R (9, PH) OBP: 0.281, SLG: 0.303										0	0	0	0	1	0	0					
Alex Ochoa, R (1, 7) OBP: 0.360, SLG: 0.365										3	0	0	0	1	0	4					
José Hernández, R (1, 6) OBP: 0.365, SLG: 0.513										4	1	1	0	0	1	2					
Paul Bako, L (1, 2) OBP: 0.342, SLG: 0.394										4	1	1	0	0	0	1					
Glendon Rusch, L (1, 1) OBP: 0.263, SLG: 0.342										1	0	0	0	0	1	0					
Lenny Harris, L (6, PH) OBP: 0.274, SLG: 0.321										1	0	0	0	0	0	0					
Nelson Figueroa, R (7, 1) OBP: 0.250, SLG: 0.182										0	0	0	0	0	0	0					
Ryan Thompson, R (8, PH) OBP: 0.327, SLG: 0.583										1	1	1	3	0	0	0					
Inning Stats	R: 0 E: 0 K: 1 S: 12	H: 0 LOB: 0 BB: 0 P: 17	R: 0 E: 0 K: 1 S: 9	H: 0 LOB: 0 BB: 1 P: 15	R: 0 E: 0 K: 1 S: 8	H: 0 LOB: 0 BB: 0 P: 9	R: 0 E: 0 K: 1 S: 9	H: 0 LOB: 0 BB: 0 P: 12	R: 0 E: 0 K: 0 S: 10	H: 1 LOB: 1 BB: 0 P: 18	R: 0 E: 0 K: 0 S: 11	H: 0 LOB: 0 BB: 2 P: 24	R: 3 E: 0 K: 0 S: 13	H: 4 LOB: 1 BB: 0 P: 16	R: 0 E: 0 K: 1 S: 6	H: 0 LOB: 1 BB: 1 P: 12	1B: 3 2B: 1 3B: 0 HR: 1	SF: 0 SAC: 0 DP: 0 HBP: 0	WP: 0 PB: 0 SB: 0 CS: 1	PA: 36	
PITCHER	IP WLS BF H R ER SO BB IBB HBP BLK WP HR S P ERA WHIP	IP WLS BF H R ER SO BB IBB HBP BLK WP HR S P ERA WHIP	IP WLS BF H R ER SO BB IBB HBP BLK WP HR S P ERA WHIP	IP WLS BF H R ER SO BB IBB HBP BLK WP HR S P ERA WHIP	IP WLS BF H R ER SO BB IBB HBP BLK WP HR S P ERA WHIP	IP WLS BF H R ER SO BB IBB HBP BLK WP HR S P ERA WHIP	IP WLS BF H R ER SO BB IBB HBP BLK WP HR S P ERA WHIP	IP WLS BF H R ER SO BB IBB HBP BLK WP HR S P ERA WHIP	IP WLS BF H R ER SO BB IBB HBP BLK WP HR S P ERA WHIP	IP WLS BF H R ER SO BB IBB HBP BLK WP HR S P ERA WHIP	IP WLS BF H R ER SO BB IBB HBP BLK WP HR S P ERA WHIP	IP WLS BF H R ER SO BB IBB HBP BLK WP HR S P ERA WHIP	IP WLS BF H R ER SO BB IBB HBP BLK WP HR S P ERA WHIP	IP WLS BF H R ER SO BB IBB HBP BLK WP HR S P ERA WHIP	IP WLS BF H R ER SO BB IBB HBP BLK WP HR S P ERA WHIP	IP WLS BF H R ER SO BB IBB HBP BLK WP HR S P ERA WHIP	IP WLS BF H R ER SO BB IBB HBP BLK WP HR S P ERA WHIP	IP WLS BF H R ER SO BB IBB HBP BLK WP HR S P ERA WHIP	IP WLS BF H R ER SO BB IBB HBP BLK WP HR S P ERA WHIP	IP WLS BF H R ER SO BB IBB HBP BLK WP HR S P ERA WHIP	IP WLS BF H R ER SO BB IBB HBP BLK WP HR S P ERA WHIP

AB	31
R	3
H	5
RBI	3
BB	4
SO	5
LOB	11



Batter	1	2	3	4	5	6	7	8	9	AB	R	H	RBI	BB	SO	LOB	TOP				
Eric Young Sr. R OBP: 0.313, SLG: 0.348 (1, 4)	F7	P4			P6		BB 1B		G3-1	5	0	1	0	0	0	2					
Tyler Houston L OBP: 0.349, SLG: 0.467 (1, 5)	F7	L4-3			G4-3		BB		K	4	0	0	0	1	1	2					
Jeffrey Hammonds R OBP: 0.349, SLG: 0.426 (7, 1)					F7		BB		K	3	0	0	0	1	0	2					
Nelson Figueroa R OBP: 0.290, SLG: 0.182 (8, 1)					F7				K	0	0	0	0	0	0	0					
Ray King L (8, 1)									K	0	0	0	0	0	0	0					
Mark Loretta R OBP: 0.344, SLG: 0.345 (9, PH)	BLK BB								K	1	0	0	0	0	1	0					
Richie Sexson R OBP: 0.350, SLG: 0.509 (1, 3)	K								K	4	0	0	0	0	2	1					
Matt Stairs L OBP: 0.317, SLG: 0.505 (1, 9)									K	3	1	1	1	1	2	0					
José Hernández R OBP: 0.385, SLG: 0.516 (1, 6)									K	2	2	1	1	2	1	0					
Alex Ochoa R OBP: 0.369, SLG: 0.389 (7, 8)									K	2	2	2	1	2	0	0					
Robert Machado R OBP: 0.346, SLG: 0.438 (1, 2)									K	4	0	1	2	0	2	3					
Ruben Quevedo R OBP: 0.111, SLG: 0.086 (6, 1)									K	2	0	0	0	0	0	1					
Valerio De Los Santos L (6, 1)									K	0	0	0	0	0	0	0					
Lenny Harris L OBP: 0.271, SLG: 0.316 (7, PH)									K	1	0	0	0	0	0	0					
Ryan Thompson R OBP: 0.296, SLG: 0.528 (7, 7)									K	1	0	0	0	0	1	3					
Inning Stats	R: 0 E: 0 K: 1 S: 9	H: 0 LOB: 1 BB: 1 P: 18	R: 3 E: 1 K: 0 S: 10	H: 2 LOB: 1 BB: 2 P: 22	R: 0 E: 0 K: 2 S: 12	H: 0 LOB: 0 BB: 0 P: 18	R: 1 E: 0 K: 1 S: 9	H: 2 LOB: 0 BB: 0 P: 16	R: 0 E: 0 K: 2 S: 9	H: 0 LOB: 0 BB: 0 P: 13	R: 1 E: 0 K: 0 S: 11	H: 2 LOB: 2 BB: 1 P: 19	R: 0 E: 0 K: 2 S: 14	H: 0 LOB: 3 BB: 3 P: 31	R: 0 E: 0 K: 2 S: 11	H: 0 LOB: 0 BB: 0 P: 17	1B: 1 2B: 3 3B: 0 HR: 3	SF: 0 SAC: 0 DP: 1 HBP: 0	WP: 0 PB: 0 SB: 0 CS: 0	PA: 39	
PITCHER	IP	WLS	BF	H	R	ER	SO	BB	IBB	HBP	BLK	WP	HR	S	P	ERA	WHIP				
Shawn Chacon R ERA: 4.7 (1, 1)	6.2	W	29	6	5	5	6	4	0	0	1	0	3	68	117	6.75	1.500				
Rick White R ERA: 5.4 (7, 1)	0.2	H	4	0	0	0	0	2	0	0	0	0	0	4	14	0.00	3.000				
Justin Speier R ERA: 3.23 (8, 1)	0.2	H	3	0	0	0	2	1	0	0	0	0	0	11	19	0.00	1.500				
Todd Jones R ERA: 3.53 (9, 1)	1.0		3	0	0	0	2	0	0	0	0	0	0	11	17	0.00	0.000				

Milwaukee Brewers @ Colorado Rockies
Coors Field, Denver, CO
Fri Jul 19, 2002, 7:05 PM MDT
Att: 34,347 - Sunny - 94 F

AB 32
R 5
H 6
RBI 5
BB 7
SO 10
LOB 14



Batter	1	2	3	4	5	6	7	8	9	AB	R	H	RBI	BB	SO	LOB	BOTTOM				
Juan Pierre L OBP: 0.311, SLG: 0.305 (1, 8)	G1-3	G5-4-3			G4-3			SH1-3		4	0	2	1	0	0	1					
Brent Butler R OBP: 0.299, SLG: 0.443 (1, 4)	G1-3	G5-4-3			BB 1B HBP		F9	F8		4	1	0	0	0	0	3					
Larry Walker L OBP: 0.427, SLG: 0.632 (1, 9)	17 CI 1B				BB 1B BB		P6			3	1	1	0	2	1	0					
17 Todd Helton L OBP: 0.442, SLG: 0.589 (1, 3)	CI				F7		F7	G5-3		3	0	0	0	1	0	4					
Todd Zeile R OBP: 0.355, SLG: 0.440 (1, 5)	G1-3				G4-3		BB	G4-3		3	1	0	0	1	0	3					
Todd Hollandsworth L OBP: 0.351, SLG: 0.489 (1, 7)					G3		P6			4	2	3	3	0	0	0					
Juan Uribe R OBP: 0.285, SLG: 0.340 (1, 6)					K		F2			3	2	1	1	1	1	1					
Gary Bennett R OBP: 0.323, SLG: 0.350 (1, 2)					K		F8			4	1	1	3	0	0	1					
Shawn Chacon R OBP: 0.280, SLG: 0.320 (7, 1)					K					3	1	2	1	0	1	1					
Rick White R (7, 1)										0	0	0	0	0	0	0					
Justin Speier R (8, 1)										0	0	0	0	0	0	0					
Ben Petrick R OBP: 0.206, SLG: 0.322 (8, PH)										1	0	1	0	0	0	0					
Todd Jones L (9, 1)										0	0	0	0	0	0	0					
Inning Stats	R: 0 E: 1 K: 0 S: 11	H: 2 LOB: 2 BB: 0 P: 17	R: 3 E: 0 K: 0 S: 15	H: 4 LOB: 0 BB: 0 P: 20	R: 0 E: 0 K: 1 S: 10	H: 0 LOB: 0 BB: 0 P: 15	R: 0 E: 0 K: 2 S: 14	H: 1 LOB: 1 BB: 0 P: 17	R: 6 E: 0 K: 0 S: 15	H: 3 LOB: 1 BB: 3 P: 34	R: 0 E: 0 K: 0 S: 5	H: 0 LOB: 1 BB: 1 P: 12	R: 0 E: 0 K: 0 S: 5	H: 0 LOB: 0 BB: 0 P: 6	R: 0 E: 0 K: 0 S: 8	H: 1 LOB: 2 BB: 1 P: 14	1B: 6 2B: 2 3B: 1 HR: 2	SF: 0 SAC: 1 DP: 1 HBP: 1	WP: 0 PB: 0 SB: 1 CS: 0	PA: 40	
PITCHER	IP	WLS	BF	H	R	ER	SO	BB	IBB	HBP	BLK	WP	HR	S	P	ERA	WHIP				
Ruben Quevedo R ERA: 4.89 (6, 1)	1.0	L	4	0	0	0	0	1	0	0	0	0	0	5	12	0.00	1.000				
Valerio De Los Santos L ERA: 2.45 (7, 1)	1.2		7	1	0	0	0	0	1	0	0	0	0	9	16	0.00	0.600				
Nelson Figueroa R ERA: 5.15 (8, 1)	0.1		1	0	0	0	0	0	0	0	0	0	0	4	4	0.00	0.000				

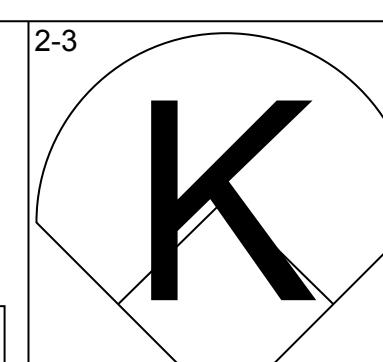
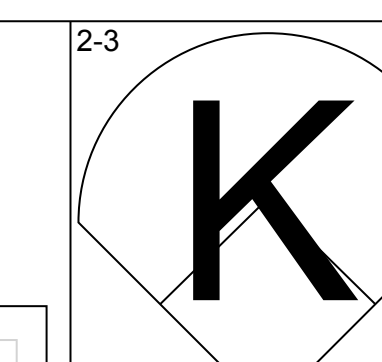
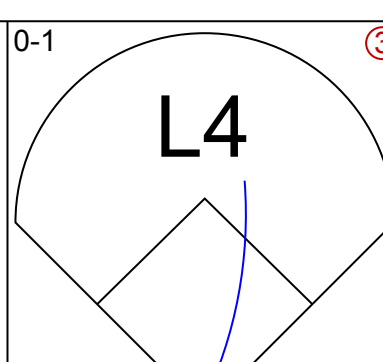
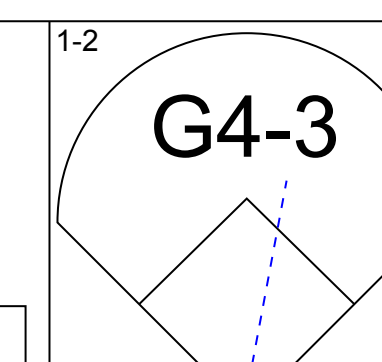
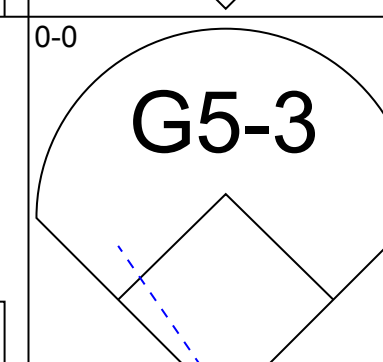
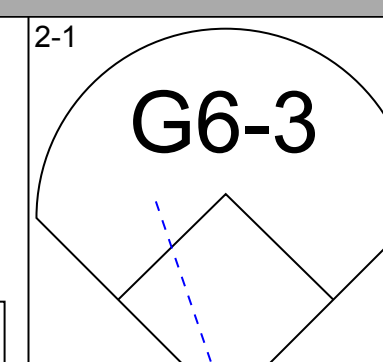
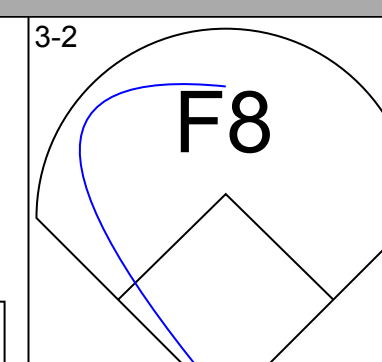
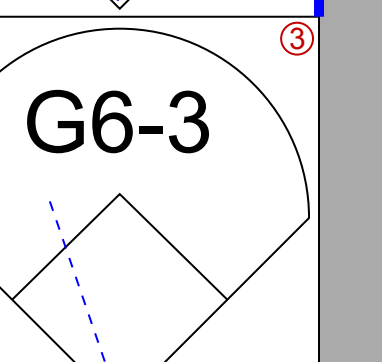
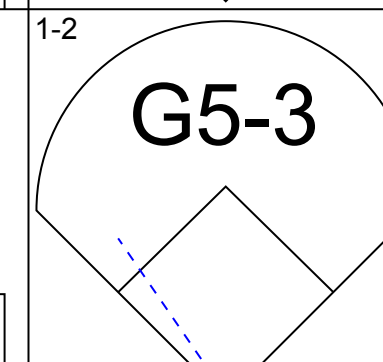
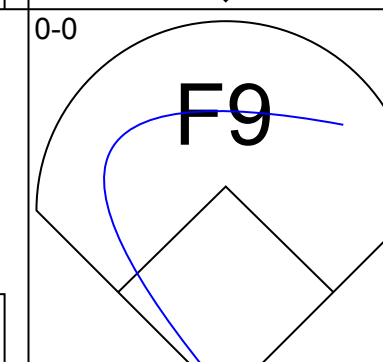
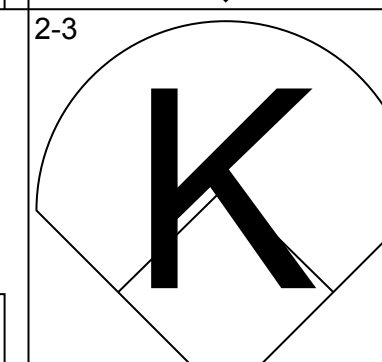
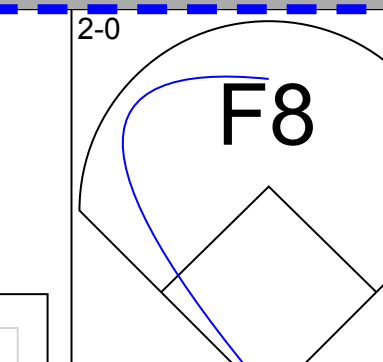
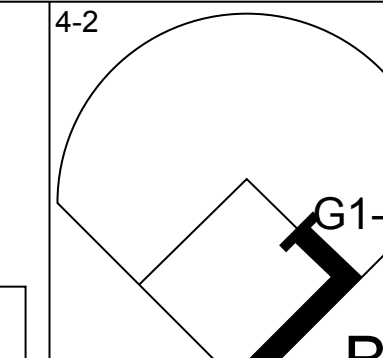
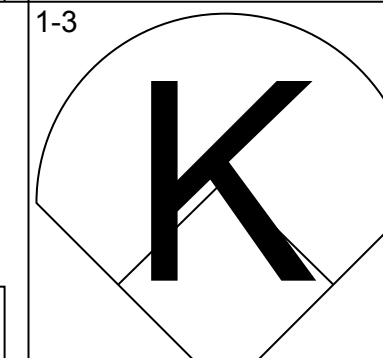
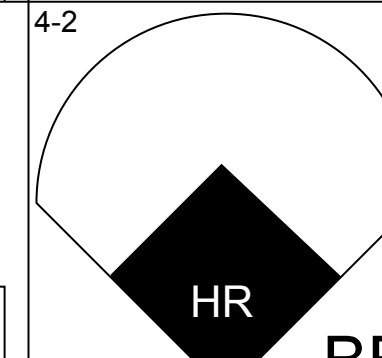
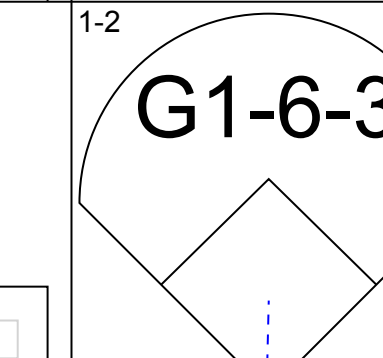
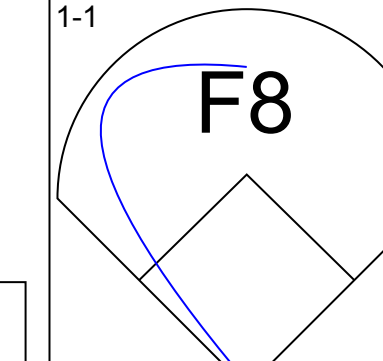
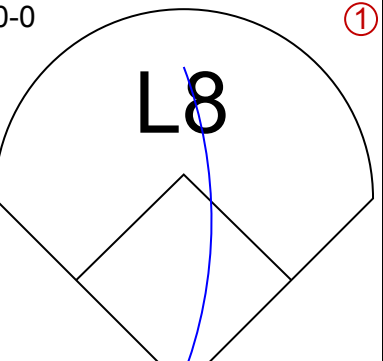
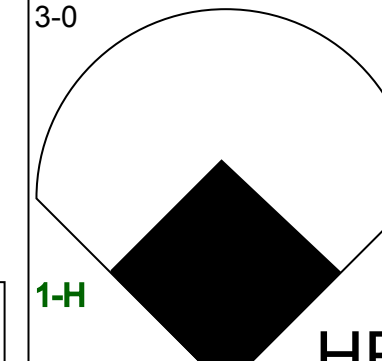
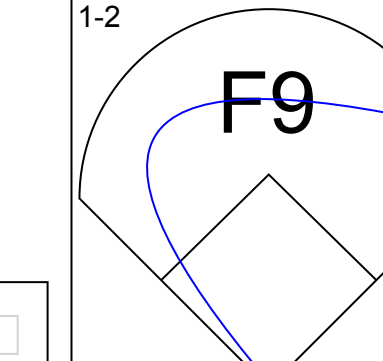
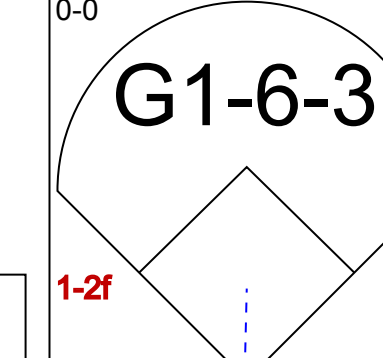
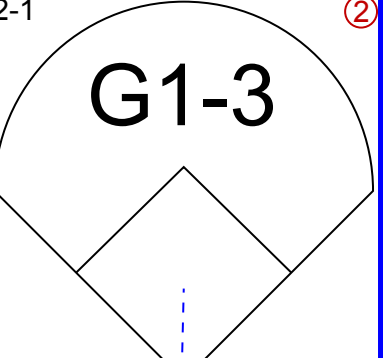
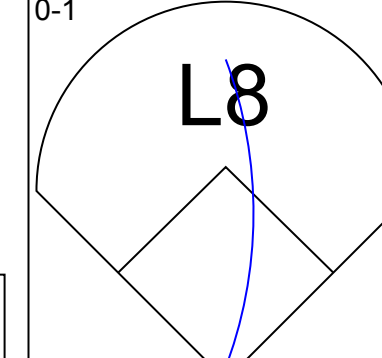
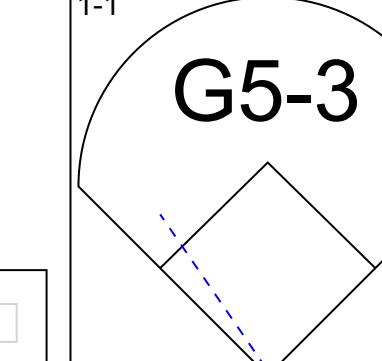
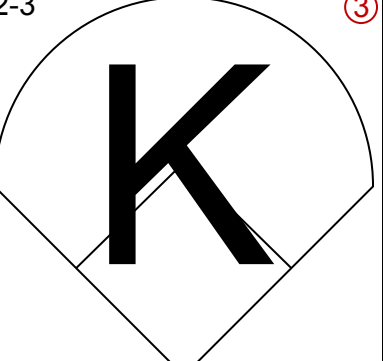
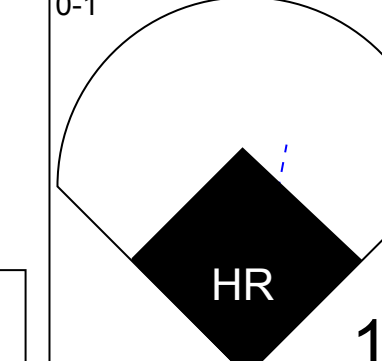
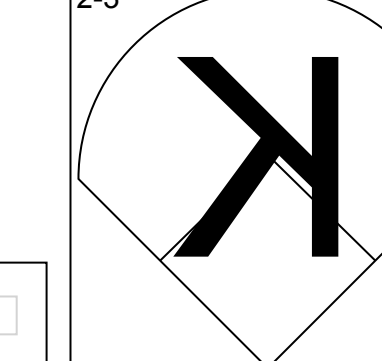
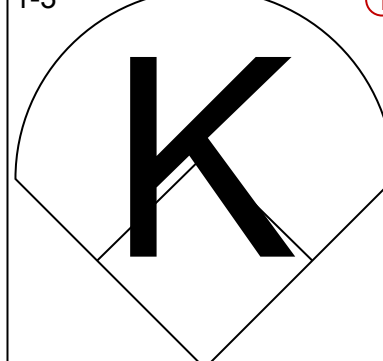
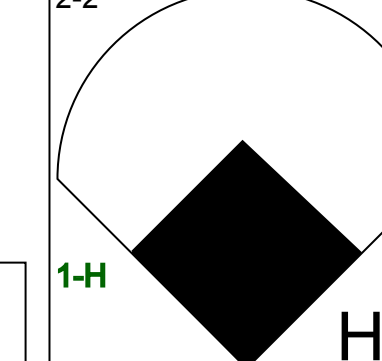
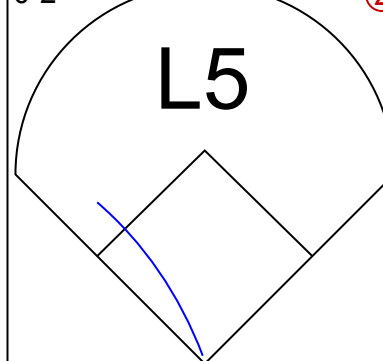
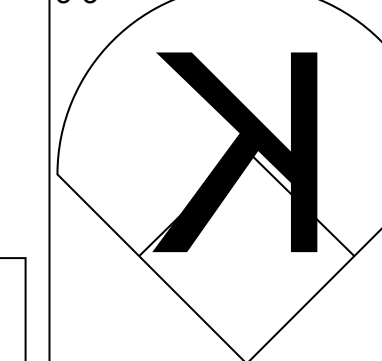
Milwaukee Brewers @ Colorado Rockies
Coors Field, Denver, CO
Fri Jul 19, 2002, 7:05 PM MDT
Att: 34,347 - Sunny - 94 F

AB 32
R 9
H 11
RBI 9
BB 5
SO 3
LOB 14



Batter	1	2	3	4	5	6	7	8	9	AB R H RBI BB SO LOB	TOP
Jeffrey Hammonds, R OBP: 0.345, SLG: 0.443 (1, 8)	F8			P6		G3 1B E	HR		G6-3	5 2 2 1 0 0 0	Milwaukee Brewers @ Colorado Rockies Coors Field, Denver, CO Sun Jul 21 2002, 1:05 PM MDT Att: 31,597 - Cloudy - 84 F
Mark Loretta, R OBP: 0.346, SLG: 0.347 (1, 4)	F7			L4		F 1B G3	F8 1B		K	5 1 2 0 0 1 0	
Tyler Houston, L OBP: 0.344, SLG: 0.458 (1, 5)	G4-3			G4-3		G3	1B		F8	5 0 1 0 0 0 2	
Richie Sexson, R OBP: 0.353, SLG: 0.524 (1, 3)		K			1B 1B FC6-2	1B E	F8			3 0 1 0 1 1 2	
Matt Stairs, L OBP: 0.341, SLG: 0.509 Ryan Thompson, R (6, PH) OBP: 0.298, SLG: 0.509 (6, 7)	F8				FC6-2 1B FC6-4	1B	G5-3			2 1 1 0 0 0 0 1 0 0 0 1 0 2	
José Hernández, R OBP: 0.383, SLG: 0.509 (1, 6)	K				FC6-4 FC6-2	1B		G5-3		4 0 2 1 0 1 0	
Alex Ochoa, R OBP: 0.369, SLG: 0.389 (6, 9)			1-2	CS 1B	FC6-2 FC6-4	K				4 0 2 0 0 1 6	
Paul Bako, L OBP: 0.331, SLG: 0.376 (1, 2)	G6-3		1-2	G6-3	FC6-4	G4-3		K		4 0 0 1 0 1 7	
15 Ben Sheets, R OBP: 0.122, SLG: 0.146 Eric Young, Jr., R OBP: 0.311, SLG: 0.349 Ray King, L (7, 1) Ronnie Belliard, R OBP: 0.279, SLG: 0.396 Nelson Figueroa, R OBP: 0.221, SLG: 0.152 Mike DeJean, R (8, 1)	K		3-3	K			F7	G5-3		2 0 0 0 0 0 2 2 1 0 0 0 0 0 0 0 0 0 0 0 0 0 0 0 1 0 0 0 0 0 0 1 0 0 0 0 0 0 0 0 0 0 0 0 0 0 0 0	
Inning Stats	R: 0 H: 0 E: 0 LOB: 0 K: 0 BB: 0 S: 8 P: 11	R: 0 H: 0 E: 0 LOB: 0 K: 2 BB: 0 S: 8 P: 9	R: 0 H: 1 E: 0 LOB: 0 K: 1 BB: 0 S: 9 P: 15	R: 0 H: 0 E: 0 LOB: 0 K: 0 BB: 0 S: 7 P: 11	R: 1 H: 3 E: 0 LOB: 2 K: 1 BB: 0 S: 14 P: 20	R: 2 H: 3 E: 1 LOB: 3 K: 1 BB: 2 S: 14 P: 27	R: 1 H: 3 E: 0 LOB: 2 K: 0 BB: 0 S: 6 P: 9	R: 0 H: 1 E: 0 LOB: 1 K: 1 BB: 0 S: 11 P: 17	R: 0 H: 0 E: 0 LOB: 0 K: 1 BB: 0 S: 9 P: 13	1B: 10 SF: 0 2B: 0 SAC: 0 3B: 0 DP: 0 HR: 1 HBP: 0	
PITCHER	IP WLS BF H R ER SO BB IBB HBP BLK WP HR S P ERA WHIP										
Jason Jennings, R ERA: 4.69 (1, 1)	5.1 W 22 6 3 3 4 1 0 0 0 0 0 0 53 79 5.06 1.312										
40 Brian Fuentes, L ERA: 11.12 (6, 1)	0.0 2 1 0 0 0 1 0 0 0 0 0 0 1 7 ∞ ∞										
Rick White, R ERA: 5.3 (6, 1)	0.2 H 2 0 0 0 1 0 0 0 0 0 0 0 6 7 0.00 0.000										
Denny Neagle, L ERA: 5.75 (7, 1)	2.0 H 10 4 1 1 1 0 0 0 0 0 1 17 26 4.50 2.000										
Jose Jimenez, R ERA: 3.59 (9, 1)	1.0 S 3 0 0 0 1 0 0 0 0 0 0 0 9 13 0.00 0.000										

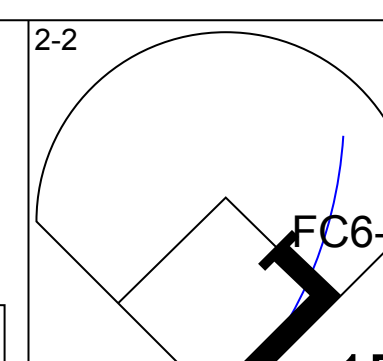
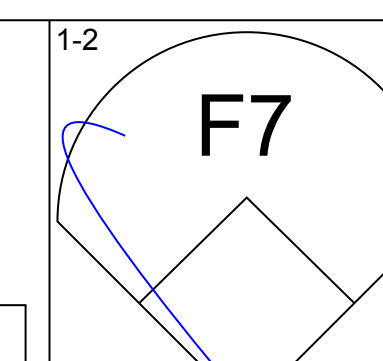
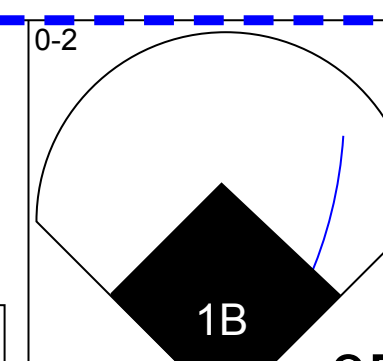
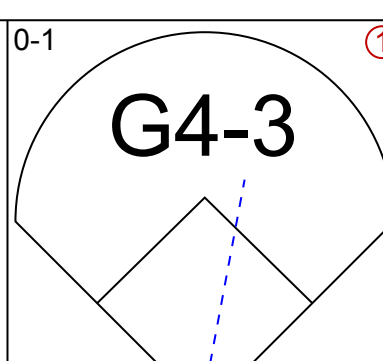
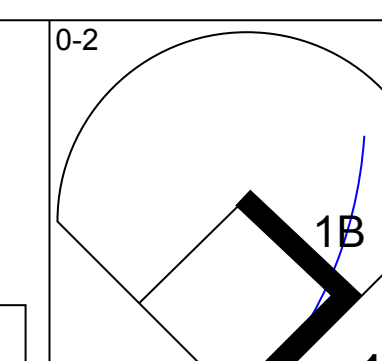
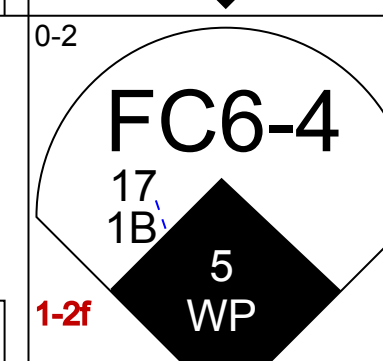
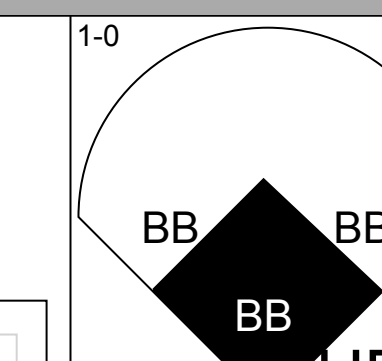
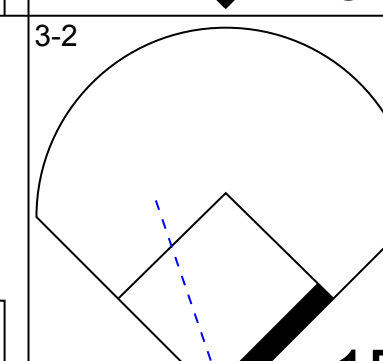
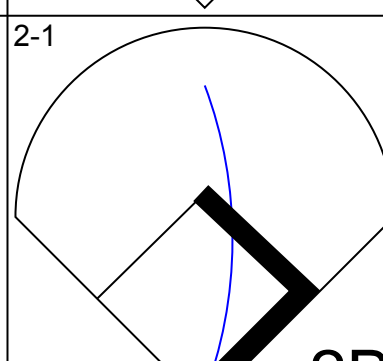
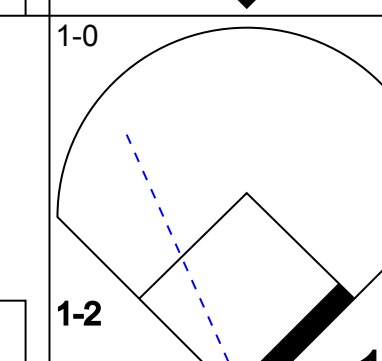
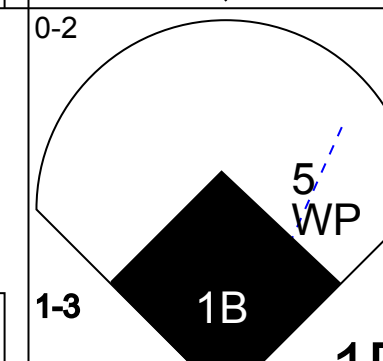
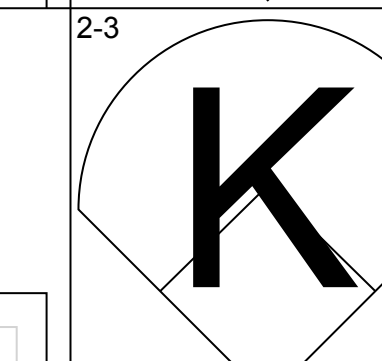
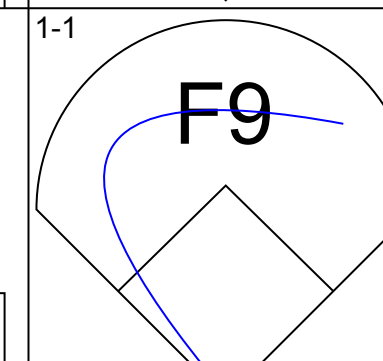
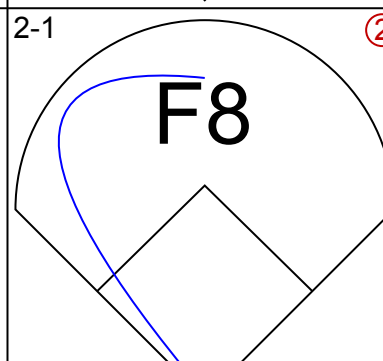
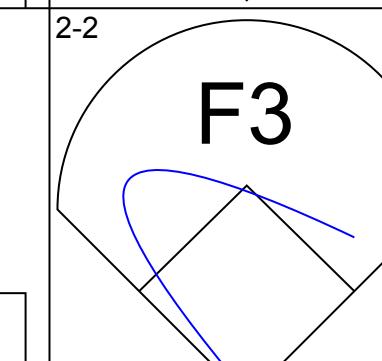
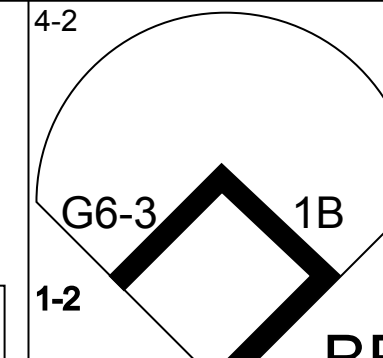
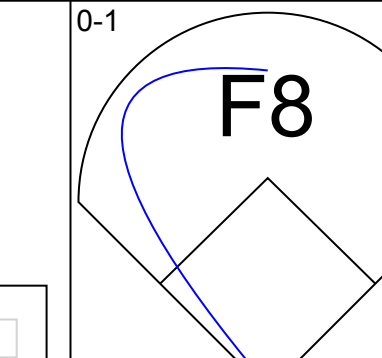
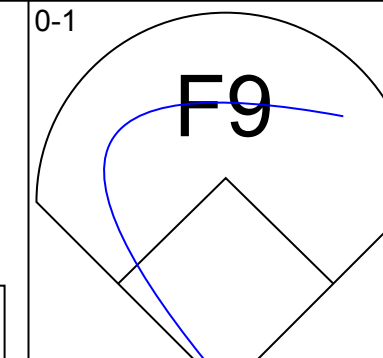
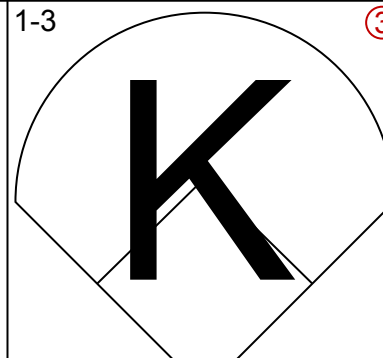
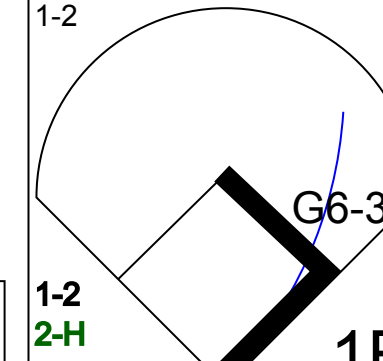
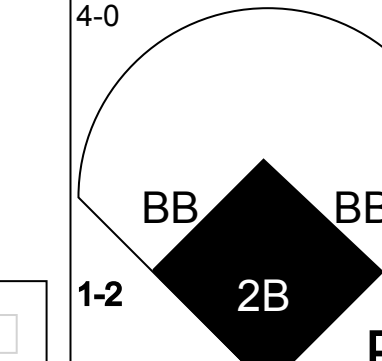
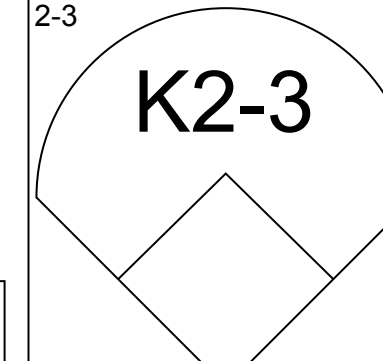
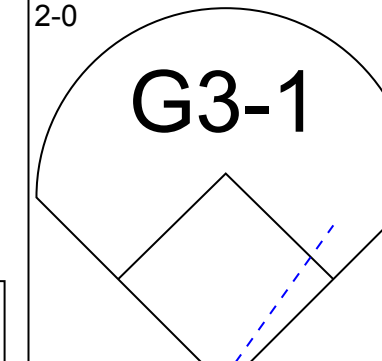
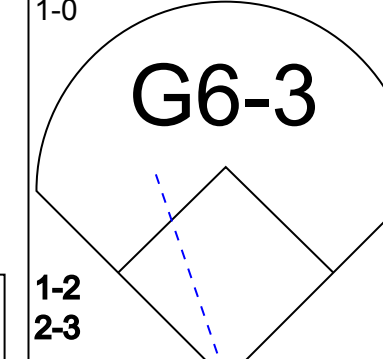
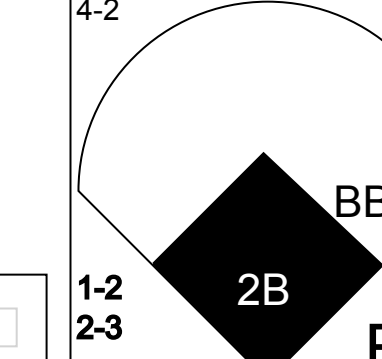
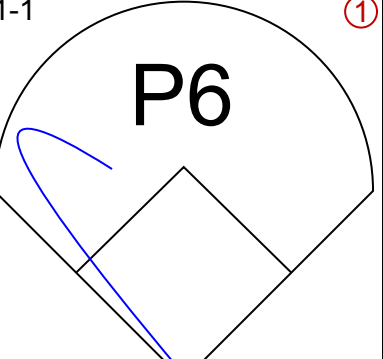
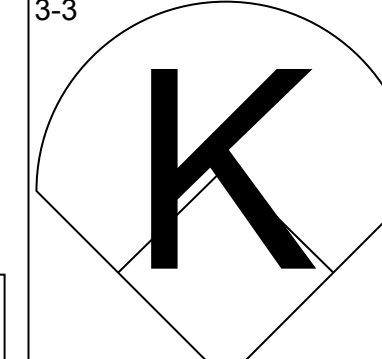
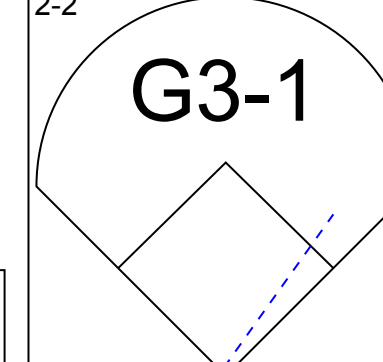
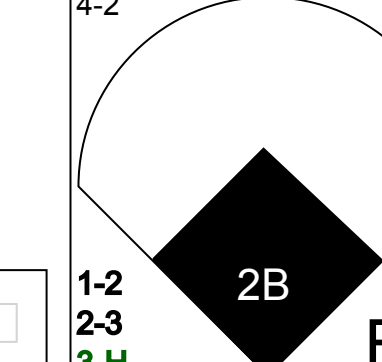
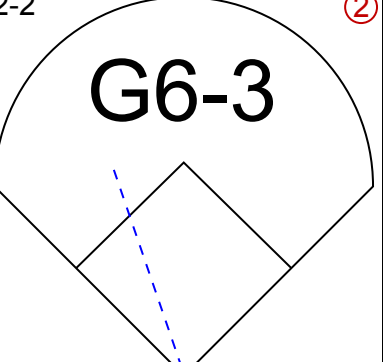
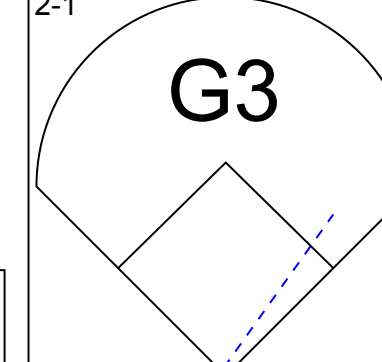
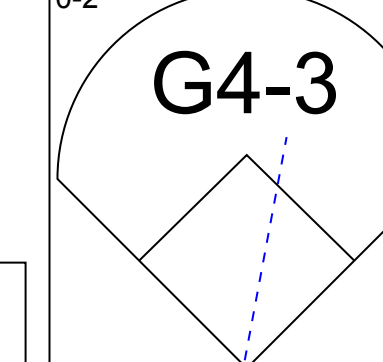
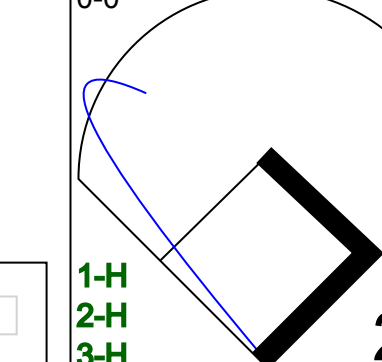
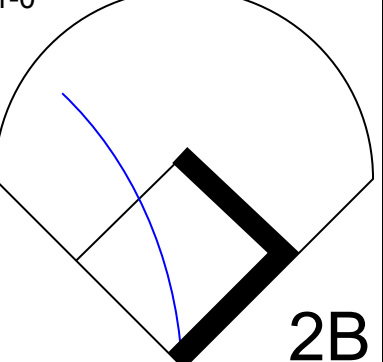
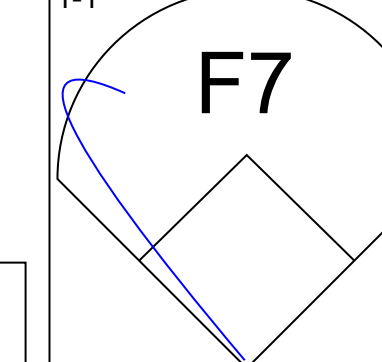
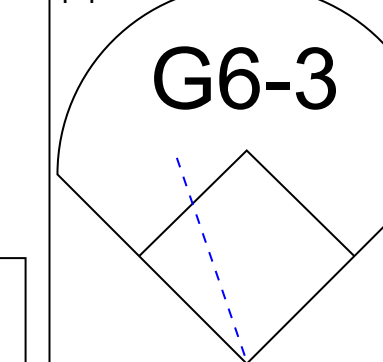
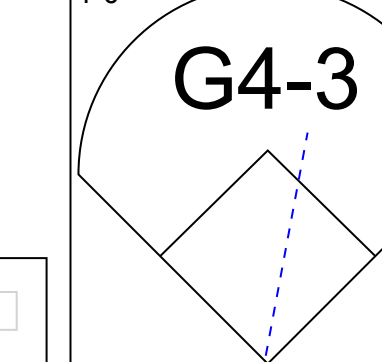
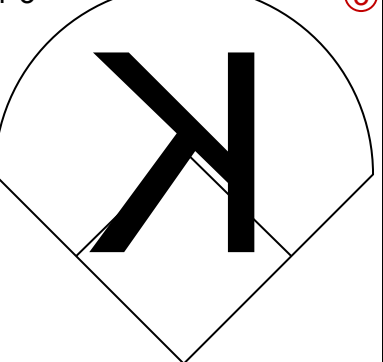
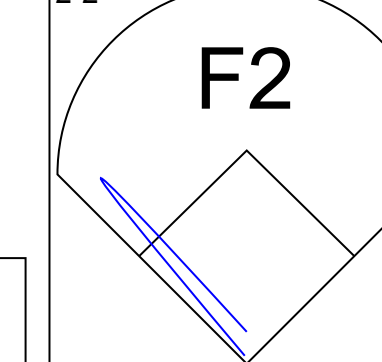
Batter	1	2	3	4	5	6	7	8	9	AB R H RBI BB SO LOB	BOTTOM
Juan Pierre, L OBP: 0.311, SLG: 0.303 (1, 8)	G1-3		G4-3	1-2 3H 1B		SH1-4				3 0 1 1 0 0 0	Milwaukee Brewers @ Colorado Rockies Coors Field, Denver, CO Sun Jul 21 2002, 1:05 PM MDT Att: 31,597 - Cloudy - 84 F
Brent Butler, R OBP: 0.301, SLG: 0.461 (1, 4)	P4		HR	F9		L5				4 1 1 1 0 0 3	
Larry Walker, L OBP: 0.436, SLG: 0.652 (1, 9)	HR		1B		1B 1B		1-4-3 BB			3 2 3 1 1 0 0	
17 Todd Helton, L OBP: 0.436, SLG: 0.578 (1, 3)	P2		G6-3		P6		F8			4 0 0 0 0 0 3	
Todd Zeile, R OBP: 0.353, SLG: 0.435 (1, 5)		K		1B 1B	K		L4-3			4 1 1 0 0 2 2	
Todd Hollandsworth, L OBP: 0.359, SLG: 0.502 (1, 7)	G3-1			1B 1B	1B 1B			F9		4 1 2 0 0 0 0	
Juan Uribe, R OBP: 0.287, SLG: 0.339 (1, 6)		BB		K			G5-3			3 0 1 1 1 1 2	
Gary Bennett, R OBP: 0.321, SLG: 0.365 (1, 2)		K		K			HR			4 1 1 1 0 2 5	
Jason Jennings, L OBP: 0.361, SLG: 0.440 40 Brian Fuentes, L ERA: 11.12 Rick White, R (6, PH) Terry Shumpert, R OBP: 0.237, SLG: 0.396 Denny Neagle, L OBP: 0.279, SLG: 0.454 Greg Norton, S OBP: 0.221, SLG: 0.152 Jose Jimenez, R (8, 1)			P3	1-3 2H 1B		SH1-4 L5 2B		F8		2 0 1 1 0 1 0 1 0 0 0 0 0 1 0 0 0 0 0 0 0 0 0 0 0 0 0 0 0	
Inning Stats	R: 1 H: 1 E: 0 LOB: 0 K: 0 BB: 0 S: 5 P: 5	R: 0 H: 0 E: 0 LOB: 1 K: 2 BB: 1 S: 16 P: 25	R: 1 H: 2 E: 0 LOB: 1 K: 0 BB: 0 S: 12 P: 17	R: 2 H: 4 E: 0 LOB: 2 K: 2 BB: 0 S: 15 P: 21	R: 1 H: 3 E: 0 LOB: 2 K: 1 BB: 0 S: 20 P: 25	R: 0 H: 1 E: 0 LOB: 0 K: 0 BB: 1 S: 8 P: 12	R: 0 H: 0 E: 0 LOB: 1 K: 0 BB: 1 S: 9 P: 16	R: 1 H: 1 E: 0 LOB: 0 K: 0 BB: 0 S: 12 P: 16	R: 0 H: 0 E: 0 LOB: 0 K: 1 BB: 0 S: 12 P: 16	1B: 8 SF: 0 2B: 3 SAC: 1 3B: 0 DP: 2 HR: 3 HBP: 0	
PITCHER	IP WLS BF H R ER SO BB IBB HBP BLK WP HR S P ERA WHIP										
15 Ben Sheets, R ERA: 4.1 (1, 1)	6.0 L 29 11 5 5 5 1 0 0 0 0 0 0 2 76 7.50 2.000										
Ray King, L ERA: 3.32 (7, 1)	1.0 3 0 0 0 0 1 0 0 0 0 0 0 9 16 0.00 1.000										
Nelson Figueroa, R ERA: 5.23 (8, 1)	0.2 3 1 1 1 0 0 0 0 0 0 0 1 8 11 13.50 1.500										
Mike DeJean, R ERA: 3.42 (8, 1)	0.1 1 0 0 0 0 0 0 0 0 0 0 0 4 5 0.00 0.000										

Batter	1	2	3	4	5	6	7	8	9	AB	R	H	RBI	BB	SO	LOB	TOP				
Alex Sanchez, L (1,7) OBP: 0.359, SLG: 0.343 Valerio De Los Santos, L (8,1)										4	0	0	0	0	2	1					
Eric Young Sr., R (1,4) OBP: 0.310, SLG: 0.347										4	0	0	0	0	0	0					
Jeffrey Hammonds, R (1,8) OBP: 0.337, SLG: 0.432										4	0	0	0	0	1	0					
Richie Sexson, R (1,3) OBP: 0.352, SLG: 0.517 Lenny Harris, L (7, PR) OBP: 0.294, SLG: 0.329										1	0	0	0	2	1	0					
Matt Stairs, L (1,9) OBP: 0.328, SLG: 0.508										4	1	1	2	0	0	1					
José Hernández, R (1,6) OBP: 0.382, SLG: 0.506 Ronnie Belliard, R (5,5) OBP: 0.277, SLG: 0.298										2	0	0	0	0	0	1					
Mark Loretta, R (1,5) OBP: 0.343, SLG: 0.344										3	1	1	0	0	1	0					
Robert Machado, R (1,2) OBP: 0.336, SLG: 0.445										3	1	1	2	0	2	0					
Jamey Wright, R (1,1) OBP: 0.238, SLG: 0.381 Nelson Figueroa, R (4,1) OBP: 0.231, SLG: 0.167 Ryan Thompson, R (6, PH) OBP: 0.293, SLG: 0.500										1	0	1	0	0	0	0					
Inning Stats	R: 0 E: 0 K: 1 S: 8	H: 0 LOB: 0 BB: 0 P: 11	R: 0 E: 0 K: 0 S: 6	H: 0 LOB: 0 BB: 1 P: 11	R: 0 E: 0 K: 2 S: 11	H: 1 LOB: 1 BB: 0 P: 18	R: 0 E: 0 K: 1 S: 6	H: 0 LOB: 0 BB: 0 P: 9	R: 0 E: 0 K: 1 S: 9	H: 0 LOB: 0 BB: 0 P: 13	R: 2 E: 0 K: 1 S: 12	H: 1 LOB: 1 BB: 1 P: 24	R: 2 E: 0 K: 1 S: 14	H: 2 LOB: 2 BB: 0 P: 22	R: 0 E: 0 K: 0 S: 8	H: 0 LOB: 0 BB: 0 P: 12	1B: 2 2B: 0 3B: 0 HR: 2	SF: 0 SAC: 0 DP: 1 HBP: 0	WP: 0 PB: 0 SB: 0 CS: 0	PA: 32	
PITCHER	IP	WLS	BF	H	R	ER	SO	BB	IBB	HBP	BLK	WP	HR	S	P	ERA	WHIP				
Pete Munro, R (1,1) ERA: 2.84	7.0	W	24	2	2	2	7	2	0	0	0	0	1	60	95	2.57	0.571				
Ricky Stone, R (8,1) ERA: 2.41	1.0		5	2	2	2	1	0	0	0	0	0	1	14	22	18.00	2.000				
Octavio Dotel, R (9,1) ERA: 2.25	1.0	S	3	0	0	0	0	0	0	0	0	0	0	8	12	0.00	0.000				

Milwaukee Brewers @ Houston Astros
Astros Field, Houston, TX
Tue Jul 23 2002, 8:05 PM EDT
Att: 25,750 - Dome - 72 F

AB	30
R	4
H	4
RBI	4
BB	2
SO	8
LOB	4



Batter	1	2	3	4	5	6	7	8	9	AB	R	H	RBI	BB	SO	LOB	BOTTOM				
Jose Vizcaino, S (1,6) OBP: 0.329, SLG: 0.355										5	1	3	0	0	0	0					
Craig Biggio, R (1,4) OBP: 0.352, SLG: 0.415										4	2	3	1	0	0	1					
17 Lance Berkman, S (1,8) OBP: 0.405, SLG: 0.606										5	1	1	0	0	1	5					
5 Jeff Bagwell, R (1,3) OBP: 0.389, SLG: 0.485										3	0	0	0	1	1	3					
Daryle Ward, L (1,7) OBP: 0.314, SLG: 0.403 Barry Wesson, R (8,8) OBP: 0.250, SLG: 0.250										3	1	1	1	1	1	1					
Richard Hidalgo, R (1,9) OBP: 0.331, SLG: 0.440										3	1	0	0	1	1	2					
Geoff Blum, S (1,5) OBP: 0.338, SLG: 0.417										3	1	0	1	1	0	2					
Brad Ausmus, R (1,2) OBP: 0.323, SLG: 0.359										4	0	2	3	0	0	0					
Pete Munro, R (1,1) ERA: 0.88 Ricky Stone, R (8,1) Gregg Zaun, S (6, PH) OBP: 0.295, SLG: 0.339 Octavio Dotel, R (9,1)										3	0	0	0	0	1	2					
Inning Stats	R: 2 E: 0 K: 0 S: 21	H: 3 LOB: 2 BB: 1 P: 31	R: 0 E: 0 K: 0 S: 12	H: 0 LOB: 0 BB: 0 P: 14	R: 4 E: 0 K: 1 S: 11	H: 1 LOB: 1 BB: 3 P: 27	R: 1 E: 0 K: 1 S: 13	H: 2 LOB: 1 BB: 0 P: 19	R: 0 E: 0 K: 1 S: 12	H: 1 LOB: 1 BB: 0 P: 17	R: 0 E: 0 K: 1 S: 9	H: 1 LOB: 1 BB: 0 P: 14	R: 0 E: 0 K: 1 S: 6	H: 0 LOB: 0 BB: 0 P: 13	R: 0 E: 0 K: 0 S: 15	H: 2 LOB: 2 BB: 0 P: 21	1B: 6 2B: 3 3B: 1 HR: 0	SF: 0 SAC: 0 DP: 0 HBP: 1	WP: 1 PB: 0 SB: 0 CS: 0	PA: 39	
PITCHER	IP	WLS	BF	H	R	ER	SO	BB	IBB	HBP	BLK	WP	HR	S	P	ERA	WHIP				
Jamey Wright, R (1,1) ERA: 0.88	3.0	L	18	4	6	6	1	4	0	1	0	0	0	44	72	18.00	2.667				
Nelson Figueroa, R (4,1) ERA: 5.08	4.0		16	4	1	1	4	0	0	0	0	0	0	40	63	2.25	1.000				
Valerio De Los Santos, L (8,1) ERA: 2.37	1.0		5	2	0	0	0	0	0	0	0	0	0	15	21	0.00	2.000				

Milwaukee Brewers @ Houston Astros
Astros Field, Houston, TX
Tue Jul 23 2002, 8:05 PM EDT
Att: 25,750 - Dome - 72 F

AB	34
R	7
H	10
RBI	6
BB	4
SO	5
LOB	16



Batter	1	2	3	4	5	6	7	8	9	AB	R	H	RBI	BB	SO	LOB	TOP					
Juan Pierre, L (1.8) OBP: 0.313, SLG: 0.306										3	1	2	0	1	0	0						
Brent Butler, R (1.4) OBP: 0.295, SLG: 0.446										4	0	1	2	0	0	2						
Rick White, R (7.1)										0	0	0	0	0	0	0						
Todd Jones, L (8.1)										0	0	0	0	0	0	0						
Larry Walker, L (1.9) OBP: 0.440, SLG: 0.649										4	0	2	0	0	0	1						
17 Todd Helton, L (1.3) OBP: 0.440, SLG: 0.589										3	1	2	1	0	0	0						
Todd Zeile, R (1.5) OBP: 0.344, SLG: 0.417										3	0	0	0	1	1	4						
Todd Hollandsworth, L (1.7) OBP: 0.353, SLG: 0.491										4	0	1	0	0	2	2						
Juan Uribe, R (1.6) OBP: 0.284, SLG: 0.332										3	0	0	0	1	0	0						
Walt McKeel, R (1.2) OBP: 0.308, SLG: 0.308										4	0	0	0	0	2	2						
Denny Stark, R (1.1) OBP: 0.211, SLG: 0.444										1	0	0	0	0	0	0						
Mark Little, R (5. PH) OBP: 0.376, SLG: 0.280										0	1	0	0	1	0	0						
40 Brian Fuentes, L (5.1)										0	0	0	0	0	0	0						
Denny Neagle, L (6.1) OBP: 0.352, SLG: 0.414										0	0	0	0	0	0	0						
Terry Shumpert, R (7. PH) OBP: 0.338, SLG: 0.388										2	0	0	0	0	0	0						
Inning Stats	R: 0 E: 0 K: 0 S: 10	H: 2 LOB: 2 BB: 0 P: 17	R: 0 E: 0 K: 2 S: 11	H: 0 LOB: 0 BB: 0 P: 19	R: 0 E: 0 K: 0 S: 8	H: 0 LOB: 0 BB: 1 P: 18	R: 0 E: 0 K: 0 S: 9	H: 0 LOB: 1 BB: 1 P: 17	R: 2 E: 0 K: 0 S: 16	H: 2 LOB: 1 BB: 1 P: 27	R: 1 E: 0 K: 2 S: 16	H: 2 LOB: 0 BB: 0 P: 25	R: 0 E: 0 K: 0 S: 4	H: 0 LOB: 0 BB: 0 P: 6	R: 0 E: 0 K: 1 S: 10	H: 2 LOB: 1 BB: 0 P: 18	R: 0 E: 0 K: 0 S: 9	H: 0 LOB: 0 BB: 0 P: 14	1B: 5 2B: 3 3B: 0 HR: 1	SF: 0 SAC: 0 DP: 3 HBP: 1	WP: 1 PB: 0 SB: 0 CS: 2	PA: 36
PITCHER	IP WLS BF H R ER SO BB IBB HBP BLK WP HR S P ERA WHIP																					
15 Ben Sheets, R (1.1) ERA: 4.13	5.1 W 25 6 3 3 3 4 0 1 0 1 1 67 117 5.06 1.875																					
Valerio De Los Santos, L (6.1) ERA: 2.25	1.2 H 4 0 0 0 1 0 0 0 0 0 0 7 12 0.00 0.000																					
Ray King, L (8.1) ERA: 3.23	0.0 2 2 0 0 0 0 0 0 0 0 0 4 8 ∞ ∞																					
Luis Vizcaino, R (8.1) ERA: 2.68	2.0 S 5 0 0 0 1 0 0 0 0 0 0 0 15 24 0.00 0.000																					

Colorado Rockies @ Milwaukee Brewers
Miller Park, Milwaukee, WI
Fri Jul 26 2002, 7:05 PM CDT
Att: 29,270 - Sunny - 78 F

AB 31
R 3
H 8
RBI 3
BB 4
SO 5
LOB 11



Batter	1	2	3	4	5	6	7	8	9	AB	R	H	RBI	BB	SO	LOB	BOTTOM			
Alex Sanchez, L (1.8) OBP: 0.367, SLG: 0.363										5	1	2	2	0	0	0				
Eric Young Sr., R (1.4) OBP: 0.311, SLG: 0.346										4	0	1	0	0	1	1				
Jeffrey Hammonds, R (1.7) OBP: 0.338, SLG: 0.432										2	0	1	0	0	0	3				
Alex Ochoa, R (4. PH) OBP: 0.371, SLG: 0.399										2	2	1	1	1	0	1				
Richie Sexson, R (1.3) OBP: 0.365, SLG: 0.541										4	2	3	3	0	1	1				
Lenny Harris, L (9.3) OBP: 0.294, SLG: 0.329										0	0	0	0	0	0	0				
Matt Stairs, L (1.9) OBP: 0.327, SLG: 0.488										5	2	2	0	0	0	3				
José Hernández, R (1.6) OBP: 0.358, SLG: 0.496										4	1	0	0	1	3	1				
Mark Loretta, R (1.5) OBP: 0.356, SLG: 0.385										4	1	1	4	0	2	1				
Robert Machado, R (1.2) OBP: 0.347, SLG: 0.446										2	1	1	0	2	0	0				
15 Ben Sheets, R (1.1) OBP: 0.136, SLG: 0.159										3	0	1	0	0	2	1				
Valerio De Los Santos, L (6.1)										0	0	0	0	0	0	0				
Izzy Alcantara, R (7. PH)										1	0	0	0	0	0	1				
Ray King, L (8.1)										0	0	0	0	0	0	0				
Luis Vizcaino, R (8.1)										0	0	0	0	0	0	0				
Inning Stats	R: 0 E: 0 K: 2 S: 13	H: 1 LOB: 1 BB: 0 P: 20	R: 2 E: 0 K: 1 S: 20	H: 3 LOB: 3 BB: 1 P: 34	R: 4 E: 0 K: 1 S: 14	H: 3 LOB: 0 BB: 1 P: 24	R: 1 E: 0 K: 0 S: 4	H: 1 LOB: 0 BB: 0 P: 9	R: 0 E: 0 K: 3 S: 17	H: 0 LOB: 1 BB: 1 P: 26	R: 0 E: 0 K: 0 S: 13	H: 2 LOB: 2 BB: 0 P: 19	R: 0 E: 0 K: 2 S: 10	H: 1 LOB: 1 BB: 0 P: 15	R: 3 E: 0 K: 0 S: 11	H: 2 LOB: 0 BB: 1 P: 21	1B: 9 2B: 1 3B: 0 HR: 3	SF: 0 SAC: 0 DP: 1 HBP: 2	WP: 0 PB: 0 SB: 3 CS: 0	PA: 42
PITCHER	IP WLS BF H R ER SO BB IBB HBP BLK WP HR S P ERA WHIP																			
Denny Stark, R (1.1) ERA: 3.89	4.0 L 23 8 7 7 4 2 0 2 0 0 0 0 2 51 87 15.75 2.500																			
40 Brian Fuentes, L (5.1) ERA: 7.88	1.0 4 0 0 0 3 1 0 0 0 0 0 0 17 26 0.00 1.000																			
Denny Neagle, L (6.1) ERA: 5.7	1.0 5 2 0 0 0 0 0 0 0 0 0 0 13 19 0.00 2.000																			
Rick White, R (7.1) ERA: 5.02	1.0 4 1 0 0 2 0 0 0 0 0 0 0 10 15 0.00 1.000																			
Todd Jones, R (8.1) ERA: 4.98	1.0 6 2 3 3 0 1 0 0 0 0 0 1 11 21 27.00 3.000																			

Colorado Rockies @ Milwaukee Brewers
Miller Park, Milwaukee, WI
Fri Jul 26 2002, 7:05 PM CDT
Att: 29,270 - Sunny - 78 F

AB 36
R 10
H 13
RBI 10
BB 4
SO 9
LOB 13



Batter	1	2	3	4	5	6	7	8	9	10	AB	R	H	RBI	BB	SO	LOB	TOP			
Mark Little, R OBP: 0.306, SLG: 0.269 Jose Jimenez, R (9, 1)	G1-3		FC4-6 BB	FC5-4			P5		F2		4	0	0	0	1	0	4	Colorado Rockies @ Milwaukee Brewers Miller Park, Milwaukee, WI Sat Jul 27 2002, 6:05 PM CDT Att: 33,497 - Cloudy - 76 F AB 37 R 5 H 8 RBI 5 BB 6 SO 7 LOB 21			
Terry Shumpert, R OBP: 0.321, SLG: 0.374	G6-3		FC4-6 17 HR		B1-3		F8		L7		5	1	0	1	0	0	4				
Larry Walker, L OBP: 0.439, SLG: 0.644	K		F7		CS 17 G3-4 1B		K			BB	4	0	1	0	1	2	2				
17 Todd Helton, L OBP: 0.438, SLG: 0.592		G4-3		HR	G3-4		P4		L4		5	1	1	3	0	0	4				
Todd Zeile, R OBP: 0.339, SLG: 0.411	F9	G6-3			CS		K		K		5	0	0	0	0	3	0				
Ben Patrick, R OBP: 0.313, SLG: 0.323 Todd Hollandsworth, L OBP: 0.354, SLG: 0.490	G6-3									G5-3	2	0	1	0	1	0	0				
Juan Uribe, R OBP: 0.285, SLG: 0.332			1B 1B				FC6-4 BB			L6	3	4	1	1	0	1	2				
Gary Bennett, R OBP: 0.314, SLG: 0.307 Juan Pierre, L (9, PH)			BB 1B FC4-6 1B		F7		P4		BB BB 1B		3	1	1	0	0	0	3				
Jason Jennings, L OBP: 0.375, SLG: 0.421 Justin Speier, R (7, 1)			FC4-6 17 HR BB 1B		FC5-4		K		BB BB		0	0	0	0	0	0	0				
Greg Norton, S OBP: 0.293, SLG: 0.357 Walt McKeel, R OBP: 0.308, SLG: 0.308											0	0	0	0	1	0	0				
Inning Stats	R: 0 E: 0 K: 1 S: 8	H: 0 LOB: 0 BB: 0 P: 12	R: 0 E: 0 K: 0 S: 9	H: 0 LOB: 0 BB: 0 P: 15	R: 5 E: 0 K: 0 S: 22	H: 4 LOB: 0 BB: 1 P: 35	R: 0 E: 0 K: 1 S: 12	H: 2 LOB: 2 BB: 0 P: 16	R: 0 E: 0 K: 2 S: 13	H: 1 LOB: 0 BB: 0 P: 11	R: 0 E: 0 K: 1 S: 8	H: 0 LOB: 0 BB: 0 P: 9	R: 0 E: 0 K: 1 S: 6	H: 0 LOB: 1 BB: 1 P: 13	R: 0 E: 0 K: 0 S: 12	H: 1 LOB: 3 BB: 2 P: 26	R: 0 E: 0 K: 1 S: 8	H: 0 LOB: 0 BB: 0 P: 13	1B: 7 2B: 0 3B: 0 HR: 1	SF: 0 SAC: 0 DP: 0 HBP: 0	WP: 0 PA: 44 PB: 0 SB: 0 CS: 1
PITCHER	IP ERA: 5.33	WLS BF	H R	ER SO	BB IBB	HBP BLK	WP HR	S P	P ERA	WHIP											
Glendon Rusch, L (1, 1)	7.0	30	7	5	5	3	0	1	124	6.43	1.429										
Ray King, L (8, 1)	0.1	1	0	0	0	0	0	1	1	0.00	0.000										
Jayson Durocher, R (8, 1)	1.1	7	1	0	0	2	0	14	28	0.00	2.250										
Mike DeJean, R (9, 1)	1.1	5	0	0	1	1	0	23	0.00	0.750											

Batter	1	2	3	4	5	6	7	8	9	10	AB	R	H	RBI	BB	SO	LOB	BOTTOM			
Alex Sanchez, L OBP: 0.368, SLG: 0.362	2B 1B BB	F9			F9 S 2B 1B		F2		G6-3		4	2	1	0	1	0	3	Colorado Rockies @ Milwaukee Brewers Miller Park, Milwaukee, WI Sat Jul 27 2002, 6:05 PM CDT Att: 33,497 - Cloudy - 76 F AB 37 R 6 H 13 RBI 6 BB 3 SO 4 LOB 12			
Ronnie Belliard, R OBP: 0.280, SLG: 0.298	1B SF8 2B		K2-3		P4		G6-3 1B BB		PB HBP		3	1	1	0	1	1	1				
Mark Loretta, R OBP: 0.358, SLG: 0.385	G4-6-3 1B		F7 1B 1B		F9		G6-3		F7		5	0	2	1	0	0	4				
Richie Sexson, R OBP: 0.368, SLG: 0.545	SF8		1B 1B		2B		1B IBB			K	3	0	2	2	1	1	0				
Matt Stairs, L OBP: 0.326, SLG: 0.481 Ray King, L (8, 1) Jayson Durocher, R (8, 1) Mike DeJean, R (9, 1) Izzy Alcantara, R (10, PH) Eric Young, S (10, PH)	G4-6-3		F7		F8		1B		1B 1B		4	0	1	1	0	0	4				
José Hernández, R OBP: 0.368, SLG: 0.503		G4-3		HR			G4-3		G1-3		5	1	2	1	0	0	0				
Alex Ochoa, R OBP: 0.368, SLG: 0.394		E3 SH2-4 1B		K			K		G1-3		5	0	1	1	0	2	0				
Paul Bako, L OBP: 0.331, SLG: 0.365		SH2-4 1B		G5-3			F7		G4-3		4	0	1	0	0	0	0				
Glendon Rusch, L OBP: 0.250, SLG: 0.325 Lenny Harris, L (7, PH) Ryan Thompson, R (8, 7)		SH2-4		G6-3			G6-3 1B 1B		G5-3		1	0	0	0	0	0	0				
Inning Stats	R: 2 E: 0 K: 0 S: 8	H: 2 LOB: 0 BB: 1 P: 15	R: 0 E: 1 K: 0 S: 10	H: 1 LOB: 2 BB: 0 P: 14	R: 0 E: 0 K: 1 S: 10	H: 2 LOB: 1 BB: 0 P: 14	R: 1 E: 0 K: 1 S: 9	H: 2 LOB: 0 BB: 0 P: 16	R: 1 E: 0 K: 0 S: 16	H: 2 LOB: 2 BB: 2 P: 30	R: 0 E: 0 K: 0 S: 10	H: 0 LOB: 0 BB: 0 P: 17	R: 0 E: 0 K: 1 S: 8	H: 0 LOB: 1 BB: 0 P: 14	R: 1 E: 0 K: 1 S: 10	H: 3 LOB: 2 BB: 0 P: 16	1B: 10 2B: 2 3B: 0 HR: 1		SF: 1 SAC: 1 DP: 1 HBP: 1	WP: 0 PA: 43 PB: 1 SB: 1 CS: 0	
PITCHER	IP ERA: 4.76	WLS BF	H R	ER SO	BB IBB	HBP BLK	WP HR	S P	P ERA	WHIP											
Jason Jennings, R (1, 1)	6.0	26	8	4	3	1	0	58	91	6.00	1.500										
Justin Speier, R (7, 1)	1.0	6	2	1	0	1	0	16	30	9.00	3.000										
Todd Jones, R (8, 1)	1.0	3	0	0	0	0	0	10	17	0.00	0.000										
Jose Jimenez, R (9, 1)	1.1	8	3	1	1	0	0	18	30	6.75	2.250										

Batter	1	2	3	4	5	6	7	8	9	AB	R	H	RBI	BB	SO	LOB	TOP										
Juan Pierre, L (1,8) OBP: 0.317, SLG: 0.311										5	0	3	0	0	0	0	Colorado Rockies @ Milwaukee Brewers Miller Park, Milwaukee, WI Sun Jul 28 2002, 1:05 PM CDT Att: 26,535 - Cloudy - 85 F										
Brent Butler, R (1,4) OBP: 0.297, SLG: 0.436										4	0	0	1	0	2	3											
Larry Walker, L (1,9) OBP: 0.440, SLG: 0.651										3	1	1	1	1	1	2											
17 Todd Helton, L (1,3) OBP: 0.436, SLG: 0.588										2	0	0	1	1	0	0											
Greg Norton, S (1,5) OBP: 0.284, SLG: 0.356										3	0	1	0	0	0	3											
Terry Shumpert, R (6,4) OBP: 0.319, SLG: 0.372										1	0	0	0	0	0	0											
Todd Hollandsworth, L (1,7) OBP: 0.353, SLG: 0.466										4	0	1	0	0	0	2											
Juan Uribe, R (1,6) OBP: 0.289, SLG: 0.336										4	0	3	0	0	0	0											
Gary Bennett, R (1,2) OBP: 0.316, SLG: 0.352										3	1	1	0	0	0	4											
Mike Hampton, R (1,1) OBP: 0.378, SLG: 0.500										2	1	1	0	0	0	2											
Mark Little, R (7,PH) OBP: 0.311, SLG: 0.286										1	0	1	0	0	0	0											
Dennys Reyes, R (7,1) Rick White, R (8,1) Ben Petrick, R (9,PH) OBP: 0.225, SLG: 0.318										0	0	0	0	0	0	0											
Inning Stats	R: 1 E: 0 K: 0 S: 8	H: 2 LOB: 0 BB: 0 P: 15	R: 0 E: 0 K: 0 S: 3	H: 1 LOB: 0 BB: 0 P: 5	R: 2 E: 0 K: 0 S: 6	H: 2 LOB: 1 BB: 1 P: 16	R: 0 E: 0 K: 0 S: 6	H: 2 LOB: 1 BB: 0 P: 9	R: 0 E: 0 K: 1 S: 12	H: 0 LOB: 0 BB: 0 P: 15	R: 0 E: 0 K: 0 S: 7	H: 1 LOB: 2 BB: 1 P: 17	R: 0 E: 0 K: 1 S: 13	H: 2 LOB: 1 BB: 0 P: 19	R: 0 E: 0 K: 0 S: 16	H: 2 LOB: 2 BB: 0 P: 23	R: 0 E: 0 K: 1 S: 9	H: 0 LOB: 0 BB: 0 P: 12	1B: 10 2B: 2 3B: 0 HR: 1	SF: 2 SAC: 0 DP: 4 HBP: 1	WP: 0 PB: 0 SB: 0 CS: 0	PA: 38					
PITCHER	IP	WLS	BF	H	R	ER	SO	BB	IBB	HBP	BLK	WP	HR	S	P	ERA	WHIP										
Jamey Wright, R (1,1) ERA: 6.53	6.0	W	26	8	3	3	1	1	1	1	0	0	1	42	77	4.50	1.500										
Valerio De Los Santos, L (7,1) ERA: 2.14	1.2	H	7	3	0	0	1	0	0	0	0	0	0	25	35	0.00	1.800										
Luis Vizcaino, R (8,1) ERA: 2.67	0.1	H	2	1	0	0	0	0	0	0	0	0	0	4	7	0.00	3.000										
Mike DeJean, R (9,1) ERA: 3.24	1.0	S	3	0	0	0	1	0	0	0	0	0	0	9	12	0.00	0.000										

Batter	1	2	3	4	5	6	7	8	9	AB	R	H	RBI	BB	SO	LOB	BOTTOM										
Ronnie Belliard, R (1,4) OBP: 0.289, SLG: 0.308										4	0	3	2	0	0	0	Colorado Rockies @ Milwaukee Brewers Miller Park, Milwaukee, WI Sun Jul 28 2002, 1:05 PM CDT Att: 26,535 - Cloudy - 85 F										
Mark Loretta, R (1,5) OBP: 0.361, SLG: 0.384										3	0	1	0	1	0	1											
Alex Ochoa, R (1,9) OBP: 0.362, SLG: 0.387										4	0	0	0	0	1	3											
Richie Sexson, R (1,3) OBP: 0.369, SLG: 0.547										4	1	2	0	0	0	1											
Ryan Thompson, R (1,8) OBP: 0.297, SLG: 0.525										4	1	1	2	0	0	1											
José Hernández, R (1,6) OBP: 0.397, SLG: 0.500										4	1	1	0	0	1	0											
Izzy Alcantara, R (1,7) OBP: 0.500, SLG: 0.667										3	1	2	1	0	0	0											
Alex Sanchez, L (8,8) OBP: 0.370, SLG: 0.364										1	0	1	0	0	0	0											
Robert Machado, R (1,2) OBP: 0.344, SLG: 0.436										3	1	0	0	1	1	2											
Jamey Wright, R (1,1) OBP: 0.217, SLG: 0.348										2	0	0	0	0	0	1											
Jeffrey Hammonds, R (6,PH) OBP: 0.350, SLG: 0.432										0	0	0	0	1	0	0											
Valerio De Los Santos, L (7,1) Luis Vizcaino, R (8,1) Mike DeJean, R (9,1) OBP: 0.370, SLG: 0.364										0	0	0	0	0	0	0											
Inning Stats	R: 0 E: 0 K: 0 S: 7	H: 0 LOB: 1 BB: 1 P: 14	R: 0 E: 0 K: 1 S: 8	H: 1 LOB: 1 BB: 0 P: 12	R: 0 E: 0 K: 0 S: 11	H: 2 LOB: 1 BB: 0 P: 16	R: 2 E: 1 K: 0 S: 16	H: 2 LOB: 1 BB: 0 P: 26	R: 0 E: 0 K: 0 S: 8	H: 1 LOB: 0 BB: 0 P: 12	R: 3 E: 0 K: 0 S: 10	H: 3 LOB: 2 BB: 2 P: 24	R: 0 E: 0 K: 1 S: 9	H: 1 LOB: 1 BB: 0 P: 12	R: 0 E: 0 K: 1 S: 6	H: 1 LOB: 0 BB: 0 P: 10	1B: 8 2B: 2 3B: 0 HR: 1	SF: 0 SAC: 0 DP: 2 HBP: 0	WP: 0 PB: 0 SB: 0 CS: 0	PA: 35							
PITCHER	IP	WLS	BF	H	R	ER	SO	BB	IBB	HBP	BLK	WP	HR	S	P	ERA	WHIP										
Mike Hampton, L (1,1) ERA: 6.87	6.0	L	28	9	5	5	1	2	1	0	0	0	0	60	104	7.50	1.833										
Dennys Reyes, L (7,1) ERA: 4.24	1.0		4	1	0	0	1	0	0	0	0	0	0	9	12	0.00	1.000										
Rick White, R (8,1) ERA: 4.89	1.0		3	1	0	0	1	0	0	0	0	0	0	6	10	0.00	1.000										

AB	33
R	3
H	12
RBI	3
BB	2
SO	3
LOB	16



AB	32
R	5
H	11
RBI	5
BB	3
SO	3
LOB	9



Batter	1	2	3	4	5	6	7	8	9	AB	R	H	RBI	BB	SO	LOB	TOP																			
Eric Young Sr. R OBP: 0.313, SLG: 0.351	1-1 BB 2B		3-3 K		2-2 F8			1-2 G6-4-3 1B		4	0	2	0	0	1	1	Milwaukee Brewers @ Atlanta Braves Turner Field, Atlanta, GA Tue Jul 30 2002, 7:35 PM EDT Att: 30,802 - Cloudy - 88 F																			
Mark Loretta R OBP: 0.382, SLG: 0.373 Jayson Durocher R (8, 1)	2-3 K		0-1 F7			0-1 G6-3		1-2 G6-4-3 1-2f		4	0	0	0	0	1	2																				
Jeffrey Hammonds R OBP: 0.344, SLG: 0.433	4-0 BB BB		1-2 G5-3			4-2 BB		0-2 G6-4-3 1B		2	0	1	0	2	0	0																				
Richie Sexson R OBP: 0.368, SLG: 0.543	4-2 BB 2-3 2-3 BB		3-2 G5-3			0-1 F8		3-1 G6-4-3 1-2f		3	0	0	0	1	0	2																				
Ryan Thompson R OBP: 0.284, SLG: 0.500 Lenny Harris L (9, PH) OBP: 0.300, SLG: 0.345	1-3 K		1-0 F7			2-2 F8		1-1 DI 1B		3	0	0	0	0	1	3																				
José Hernández R OBP: 0.359, SLG: 0.509		0-0 HR	3-3 K			2-3 K		0-1 1-H 1B		4	1	2	2	0	2	0																				
Alex Ochoa R OBP: 0.357, SLG: 0.381 Matt Stairs L (9, PH) OBP: 0.322, SLG: 0.478	2-1 G5-3		0-2 G5-3			0-2 G4-3		0-0 G3		3	0	0	0	0	0	0																				
Robert Machado R OBP: 0.338, SLG: 0.426	2-1 F9		1-0 G6-3			2-3 K				3	0	0	0	0	1	0																				
Ruben Quevedo R OBP: 0.125, SLG: 0.079 Jose Cabrera R (7, 1) Ronnie Belliard R OBP: 0.288, SLG: 0.306 (8, 5)	1-3 K		4-0 BB			1-2 G5-3				1	0	0	0	1	1	0																				
Inning Stats	R: 0 H: 1 E: 0 K: 2 S: 10	H: 1 LOB: 2 BB: 2 P: 22	R: 1 H: 1 E: 0 K: 1 S: 9	H: 1 LOB: 0 BB: 0 P: 14	R: 0 H: 0 E: 0 K: 1 S: 9	H: 0 LOB: 0 BB: 0 P: 13	R: 0 H: 0 E: 0 K: 1 S: 7	H: 0 LOB: 0 BB: 0 P: 14	R: 0 H: 0 E: 0 K: 0 S: 9	H: 0 LOB: 1 BB: 1 P: 15	R: 0 H: 0 E: 0 K: 2 S: 10	H: 0 LOB: 0 BB: 0 P: 14	R: 0 H: 1 E: 0 K: 0 S: 11	H: 3 LOB: 1 BB: 0 P: 14	R: 1 H: 3 E: 0 K: 0 S: 10	H: 3 LOB: 1 BB: 0 P: 14		1B: 4 2B: 1 3B: 0 HR: 1	SF: 0 SAC: 0 DP: 2 HBP: 0	WP: 0 PA: 34 PB: 0 SB: 0 CS: 0																
PITCHER	IP	WLS	BF	H	R	ER	SO	BB	IBB	HBP	BLK	WP	HR	S	P	ERA	WHIP	PITCHER		IP	WLS	BF	H	R	ER	SO	BB	IBB	HBP	BLK	WP	HR	S	P	ERA	WHIP
Damian Moss L ERA: 3.25	7.0	W	26	2	1	1	7	4	0	0	0	0	1	63	108	1.29	0.857																			
Mike Remlinger L ERA: 1.39	1.0	H	3	1	0	0	0	0	0	0	0	0	0	11	14	0.00	1.000																			
29 John Smoltz R ERA: 3.97	1.0	S	5	3	1	1	0	0	0	0	0	0	0	10	14	9.00	3.000																			

AB	30
R	2
H	6
RBI	2
BB	4
SO	7
LOB	9



Batter	1	2	3	4	5	6	7	8	9	AB	R	H	RBI	BB	SO	LOB	BOTTOM																			
Rafael Furcal S OBP: 0.330, SLG: 0.382	2-1 P6		3-2 G4-6-3 1-2f			0-1 1B E	2-3 K			4	1	1	0	0	1	1	Milwaukee Brewers @ Atlanta Braves Turner Field, Atlanta, GA Tue Jul 30 2002, 7:35 PM EDT Att: 30,802 - Cloudy - 88 F																			
Julio Franco R OBP: 0.352, SLG: 0.389	0-0 2B		3-3 K			1-0 1B E		2-2 E4 1B		4	1	3	0	0	1	0																				
Gary Sheffield R OBP: 0.381, SLG: 0.506	4-0 BB 10 L3			2-1 F3		0-0 E6 10 G3 2B		2-2 G5-3		3	1	1	2	1	0	1																				
10 Chipper Jones S OBP: 0.410, SLG: 0.462	3-2 L3		3-3 K			0-0 G3		4-0 IBB		3	0	0	1	1	1	2																				
Andrew Jones R OBP: 0.365, SLG: 0.488		1-2 F8		4-1 FC6-4 BB		4-1 BB		3-3 K		2	0	0	0	2	1	2																				
Vinny Castilla R OBP: 0.288, SLG: 0.359		3-2 F7		1-0 FC6-4		0-2 F8		0-1 F8		4	0	0	0	0	0	4																				
Javy Lopez R OBP: 0.297, SLG: 0.352		0-1 1B				0-0 G5-3		0-0 F8		3	0	1	0	0	0	1																				
Mark DeRosa R OBP: 0.356, SLG: 0.402		1-3 K				1-1 F9		2-2 CS HBP		2	0	0	0	0	1	1																				
Damian Moss R OBP: 0.152, SLG: 0.100 Darren Bragg L OBP: 0.350, SLG: 0.383 Mike Remlinger L (8, 1) 29 John Smoltz R (9, 1)			4-2 G4-6-3 BB			2-3 K		2-3 K		1	0	0	0	1	1	0																				
Inning Stats	R: 0 H: 1 E: 0 K: 0 S: 6	H: 1 LOB: 1 BB: 1 P: 15	R: 0 H: 1 E: 0 K: 1 S: 11	H: 1 LOB: 0 BB: 0 P: 16	R: 0 H: 0 E: 0 K: 1 S: 13	H: 0 LOB: 1 BB: 1 P: 23	R: 0 H: 0 E: 0 K: 1 S: 8	H: 0 LOB: 0 BB: 1 P: 18	R: 0 H: 3 E: 1 K: 0 S: 10	H: 3 LOB: 1 BB: 1 P: 15	R: 0 H: 0 E: 0 K: 2 S: 8	H: 0 LOB: 0 BB: 0 P: 14	R: 0 H: 1 E: 1 K: 1 S: 14	H: 1 LOB: 2 BB: 1 P: 25	R: 0 H: 1 E: 0 K: 0 S: 10	H: 1 LOB: 2 BB: 1 P: 25		1B: 4 2B: 4 3B: 0 HR: 0	SF: 0 SAC: 0 DP: 3 HBP: 1	WP: 0 PA: 33 PB: 0 SB: 0 CS: 1																
PITCHER	IP	WLS	BF	H	R	ER	SO	BB	IBB	HBP	BLK	WP	HR	S	P	ERA	WHIP	PITCHER		IP	WLS	BF	H	R	ER	SO	BB	IBB	HBP	BLK	WP	HR	S	P	ERA	WHIP
Ruben Quevedo R ERA: 5.11	6.0	L	25	5	3	2	4	4	0	0	0	0	0	54	98	3.00	1.500																			
Jose Cabrera R ERA: 5.05	1.0		3	0	0	0	2	0	0	1	0	0	0	8	14	0.00	0.000																			
Jayson Durocher R ERA: 2.05	1.0		5	1	0	0	1	0	1	0	0	0	0	14	25	0.00	1.000																			



Batter	1	2	3	4	5	6	7	8	9	AB	R	H	RBI	BB	SO	LOB	TOP			
Alex Sanchez, L (1, 8) OBP: 0.366, SLG: 0.360	G4-3		F8		F7		F7			4	0	0	0	0	0	1	Milwaukee Brewers @ Atlanta Braves Turner Field, Atlanta, GA Thu Aug 01 2002, 7:35 PM EDT Att: 29,168 - Cloudy - 89 F			
Eric Young Sr., R (1, 4) OBP: 0.319, SLG: 0.356	G4-3 2B		WP S 1B		FC6-4 1-2		G4-3 1B	G4-3 1B		4	0	3	0	0	0	1				
Lenny Harris, L (1, 7) OBP: 0.316, SLG: 0.337 Ryan Thompson, R (8, PH) OBP: 0.294, SLG: 0.508 (8, 7)	G4-3 2-3		G1-3 HBP		G4-3		G4-3	G4-3 1B		2	0	0	0	0	0	2				
Richie Sexson, R (1, 3) OBP: 0.364, SLG: 0.533			G1-3 1-2		G4-3		G4-3	G4-3 1-2 2-3		3	0	0	0	1	0	4				
Matt Stairs, L (1, 9) OBP: 0.327, SLG: 0.475 Izzy Alcantara, R (8, PH) OBP: 0.364, SLG: 0.455 (8, 9)	K		G4-3		G4-3 1B		G4-3	F9		3	0	1	0	0	1	4				
José Hernández, R (1, 6) OBP: 0.352, SLG: 0.497			K		K		K	F9		4	0	0	0	0	3	1				
Mark Loretta, R (1, 5) OBP: 0.341, SLG: 0.360			FC4-6 1B		K		L9	G5-3		4	0	1	0	0	1	1				
Paul Bako, L (1, 2) OBP: 0.322, SLG: 0.359			FC4-6 1-2 FC6		F8		K	F7		4	0	0	0	0	1	1				
Glendon Rusch, L (1, 1) OBP: 0.262, SLG: 0.333 Ronnie Belliard, R (7, PH) OBP: 0.256, SLG: 0.304 Valerio De Los Santos, L (7, 1) Luis Vizcaino, R (8, 1)			FC6 1-2		FC6-4 1B		G6-3			2	0	1	0	0	0	1				
Inning Stats	R: 0 E: 0 K: 1 S: 13	H: 1 LOB: 2 BB: 1 P: 21	R: 0 E: 0 K: 1 S: 8	H: 1 LOB: 1 BB: 0 P: 13	R: 0 E: 0 K: 0 S: 11	H: 0 LOB: 0 BB: 0 P: 18	R: 0 E: 0 K: 2 S: 10	H: 0 LOB: 0 BB: 0 P: 13	R: 0 E: 0 K: 1 S: 11	H: 1 LOB: 1 BB: 0 P: 17	R: 0 E: 0 K: 1 S: 8	H: 0 LOB: 0 BB: 0 P: 12	R: 0 E: 0 K: 0 S: 5	H: 2 LOB: 1 BB: 0 P: 8	R: 0 E: 0 K: 0 S: 4	H: 0 LOB: 0 BB: 0 P: 4	1B: 6 2B: 1 3B: 0 HR: 0	SF: 0 SAC: 0 DP: 1 HBP: 1	WP: 1 PB: 0 SB: 1 CS: 0	PA: 35
PITCHER	IP WLS BF H R ER SO BB IBB HBP BLK WP HR S P ERA WHIP	IP WLS BF H R ER SO BB IBB HBP BLK WP HR S P ERA WHIP	IP WLS BF H R ER SO BB IBB HBP BLK WP HR S P ERA WHIP	IP WLS BF H R ER SO BB IBB HBP BLK WP HR S P ERA WHIP	IP WLS BF H R ER SO BB IBB HBP BLK WP HR S P ERA WHIP	IP WLS BF H R ER SO BB IBB HBP BLK WP HR S P ERA WHIP	IP WLS BF H R ER SO BB IBB HBP BLK WP HR S P ERA WHIP	IP WLS BF H R ER SO BB IBB HBP BLK WP HR S P ERA WHIP	IP WLS BF H R ER SO BB IBB HBP BLK WP HR S P ERA WHIP	IP WLS BF H R ER SO BB IBB HBP BLK WP HR S P ERA WHIP	IP WLS BF H R ER SO BB IBB HBP BLK WP HR S P ERA WHIP	IP WLS BF H R ER SO BB IBB HBP BLK WP HR S P ERA WHIP	IP WLS BF H R ER SO BB IBB HBP BLK WP HR S P ERA WHIP	IP WLS BF H R ER SO BB IBB HBP BLK WP HR S P ERA WHIP	IP WLS BF H R ER SO BB IBB HBP BLK WP HR S P ERA WHIP	IP WLS BF H R ER SO BB IBB HBP BLK WP HR S P ERA WHIP	IP WLS BF H R ER SO BB IBB HBP BLK WP HR S P ERA WHIP	IP WLS BF H R ER SO BB IBB HBP BLK WP HR S P ERA WHIP		
Greg Maddux, R (1, 1) ERA: 2.45	6.0 W 25	5 0 0 0 5	1 0 0 0 0	0 0 0 0 0	0 0 0 0 0	0 0 0 0 0	0 0 0 0 0	0 0 0 0 0	0 0 0 0 0	0 0 0 0 0	0 0 0 0 0	0 0 0 0 0	0 0 0 0 0	0 0 0 0 0	0 0 0 0 0	0 0 0 0 0	0.00 1.000	0.000 0.000	0.000 2.000	0.000 0.000
Chris Hammond, L (7, 1) ERA: 1.3	1.0 H 3	0 0 0 0 1	0 0 0 0 0	0 0 0 0 0	0 0 0 0 0	0 0 0 0 0	0 0 0 0 0	0 0 0 0 0	0 0 0 0 0	0 0 0 0 0	0 0 0 0 0	0 0 0 0 0	0 0 0 0 0	0 0 0 0 0	0 0 0 0 0	0 0 0 0 0	0.00 0.000	0.000 2.000	0.000 0.000	0.000 0.000
Mike Remlinger, L (8, 1) ERA: 1.37	1.0 3	0 0 0 0 0	0 0 0 0 0	0 0 0 0 0	0 0 0 0 0	0 0 0 0 0	0 0 0 0 0	0 0 0 0 0	0 0 0 0 0	0 0 0 0 0	0 0 0 0 0	0 0 0 0 0	0 0 0 0 0	0 0 0 0 0	0 0 0 0 0	0 0 0 0 0	0.00 0.000	0.000 0.000	0.000 0.000	0.000 0.000
29 John Smoltz, R (9, 1) ERA: 3.9	1.0 3	0 0 0 0 0	0 0 0 0 0	0 0 0 0 0	0 0 0 0 0	0 0 0 0 0	0 0 0 0 0	0 0 0 0 0	0 0 0 0 0	0 0 0 0 0	0 0 0 0 0	0 0 0 0 0	0 0 0 0 0	0 0 0 0 0	0 0 0 0 0	0 0 0 0 0	0.00 0.000	0.000 0.000	0.000 0.000	0.000 0.000

Batter	1	2	3	4	5	6	7	8	9	AB	R	H	RBI	BB	SO	LOB	BOTTOM			
Rafael Furcal, S (1, 6) OBP: 0.328, SLG: 0.376	G4-3			1B 1B BB	K		F9			3	1	0	0	1	1	0	Milwaukee Brewers @ Atlanta Braves Turner Field, Atlanta, GA Thu Aug 01 2002, 7:35 PM EDT Att: 29,168 - Cloudy - 89 F			
Julio Franco, R (1, 3) OBP: 0.350, SLG: 0.387	G4-3			1B 10 1B	K		K			4	1	1	0	0	2	0				
Gary Sheffield, R (1, 9) OBP: 0.379, SLG: 0.500	G6-3			1B 10 1B 3-H			G6-4-3 10 1B	F8		4	1	2	1	0	0	0				
10 Chipper Jones, S (1, 7) OBP: 0.416, SLG: 0.475				G6-4-3 1B	G6-4-3 1B		G6-4-3 1B	BLK 1B BB		3	0	3	1	1	0	0				
Andrew Jones, R (1, 8) OBP: 0.363, SLG: 0.484				K	G6-4-3 1B		G6-4-3	BLK 1B		4	0	2	0	0	1	3				
Vinny Castilla, R (1, 5) OBP: 0.283, SLG: 0.352	G6-4-3 1-2			G6-4-3	G6-4-3		F9	G1-3		4	0	0	0	0	0	6				
Mark DeRosa, R (1, 4) OBP: 0.366, SLG: 0.417				F7			G4-3 SF9 2B			2	1	1	0	1	0	0				
Henry Blanco, R (1, 2) OBP: 0.238, SLG: 0.303				G6-3	F7		G4-3			3	0	0	0	0	0	3				
Greg Maddux, R (1, 1) OBP: 0.231, SLG: 0.308 Chris Hammond, L (7, 1) Wes Helms, R (7, PH) OBP: 0.292, SLG: 0.413 Mike Remlinger, L (8, 1) 29 John Smoltz, R (9, 1)				F9	G6-3		SF9			2	0	0	0	0	0	0				
Inning Stats	R: 0 E: 0 K: 0 S: 7	H: 0 LOB: 0 BB: 0 P: 14	R: 0 E: 0 K: 1 S: 6	H: 1 LOB: 0 BB: 0 P: 12	R: 0 E: 0 K: 0 S: 4	H: 0 LOB: 0 BB: 0 P: 6	R: 3 E: 0 K: 0 S: 12	H: 4 LOB: 2 BB: 2 P: 24	R: 0 E: 0 K: 2 S: 9	H: 0 LOB: 0 BB: 0 P: 16	R: 0 E: 0 K: 0 S: 11	H: 2 LOB: 1 BB: 0 P: 15	R: 1 E: 0 K: 0 S: 5	H: 1 LOB: 0 BB: 0 P: 7	R: 0 E: 0 K: 1 S: 14	H: 1 LOB: 2 BB: 1 P: 22	1B: 8 2B: 1 3B: 0 HR: 0	SF: 1 SAC: 0 DP: 3 HBP: 0	WP: 0 PB: 0 SB: 0 CS: 0	PA: 33
PITCHER	IP WLS BF H R ER SO BB IBB HBP BLK WP HR S P ERA WHIP	IP WLS BF H R ER SO BB IBB HBP BLK WP HR S P ERA WHIP	IP WLS BF H R ER SO BB IBB HBP BLK WP HR S P ERA WHIP	IP WLS BF H R ER SO BB IBB HBP BLK WP HR S P ERA WHIP	IP WLS BF H R ER SO BB IBB HBP BLK WP HR S P ERA WHIP	IP WLS BF H R ER SO BB IBB HBP BLK WP HR S P ERA WHIP	IP WLS BF H R ER SO BB IBB HBP BLK WP HR S P ERA WHIP	IP WLS BF H R ER SO BB IBB HBP BLK WP HR S P ERA WHIP	IP WLS BF H R ER SO BB IBB HBP BLK WP HR S P ERA WHIP	IP WLS BF H R ER SO BB IBB HBP BLK WP HR S P ERA WHIP	IP WLS BF H R ER SO BB IBB HBP BLK WP HR S P ERA WHIP	IP WLS BF H R ER SO BB IBB HBP BLK WP HR S P ERA WHIP	IP WLS BF H R ER SO BB IBB HBP BLK WP HR S P ERA WHIP	IP WLS BF H R ER SO BB IBB HBP BLK WP HR S P ERA WHIP	IP WLS BF H R ER SO BB IBB HBP BLK WP HR S P ERA WHIP	IP WLS BF H R ER SO BB IBB HBP BLK WP HR S P ERA WHIP	IP WLS BF H R ER SO BB IBB HBP BLK WP HR S P ERA WHIP			
Glendon Rusch, L (1, 1) ERA: 5.3	6.0 L 24	7 3 3 3	0 0 0 0 0	1 1 1 0 0	0 0 0 0 0	0 0 0 0 0	0 0 0 0 0	0 0 0 0 0	0 0 0 0 0	0 0 0 0 0	0 0 0 0 0	0 0 0 0 0	0 0 0 0 0	0 0 0 0 0	0 0 0 0 0	0 0 0 0 0	9.00 1.000	4.50 1.333	0.000 2.000	0.000 0.000
Valerio De Los Santos, L (7, 1) ERA: 2.34	1.0 4	1 1 1 0	0 0 0 0 0	0 0 0 0 0	0 0 0 0 0	0 0 0 0 0	0 0 0 0 0	0 0 0 0 0	0 0 0 0 0	0 0 0 0 0	0 0 0 0 0	0 0 0 0 0	0 0 0 0 0	0 0 0 0 0	0 0 0 0 0	0 0 0 0 0	9.00 1.000	4.50 1.333	0.000 2.000	0.000 0.000
Luis Vizcaino, R (8, 1) ERA: 2.62	1.0 5	1 0 0 1	0 0 0 1	1 0 0 1	0 0 0 1	0 0 0 1	0 0 0 1	0 0 0 1	0 0 0 1	0 0 0 0	0 0 0 0	0 0 0 0	0 0 0 0	0 0 0 0	0 0 0 0	0 0 0 0	0.00 2.000	4.50 1.333	0.000 2.000	0.000 0.000

Batter	1	2	3	4	5	6	7	8	9	AB	R	H	RBI	BB	SO	LOB	TOP			
Alex Sanchez, L (1.8) OBP: 0.360, SLG: 0.354	F7		F7		G4-3		G6-3	G6-3		5	0	0	0	0	0	1	Milwaukee Brewers @ Florida Marlins Pro Player Stadium, Miami, FL Fri Aug 02 2002, 7:05 PM EDT Att: 5,167 - Cloudy - 87 F			
Eric Young Sr., R (1.4) OBP: 0.323, SLG: 0.363	G6-3		B1-3		FC6 1B		FC5 1B		CS 2B	5	0	3	0	0	0	0				
Lenny Harris, L (1.7) OBP: 0.320, SLG: 0.341	1B			L9	FC6		FC5 1B		K	5	0	2	0	0	1	2				
Richie Sexson, R (1.3) OBP: 0.362, SLG: 0.527	K			2B FC1 HBP		F8	F7		K	4	0	0	0	0	2	3				
Jeffrey Hammonds, R (1.9) OBP: 0.346, SLG: 0.437		F8		FC1 1B 2B		G1-3 1B	FC5			4	1	2	0	0	0	2				
José Hernández, R (1.6) OBP: 0.353, SLG: 0.496		BB HBP		FC1 1B		G1-3 1B	K			3	0	1	0	0	1	5				
Ronnie Belliard, R (1.5) OBP: 0.291, SLG: 0.305				2-3 3-H 0-0		G1-3				3	0	1	1	1	0	2				
Robert Machado, R (1.2) OBP: 0.335, SLG: 0.417	G6-3			1-2 3-H 1-1	F7			F5		3	0	0	0	1	0	4				
Jamey Wright, R (1.1) OBP: 0.192, SLG: 0.308			G5-3							3	0	0	0	0	1	3				
Matt Stairs, L (8, PH) OBP: 0.331, SLG: 0.486					G5-3					1	0	1	0	0	0	0				
Ryan Thompson, R (8, PR) OBP: 0.294, SLG: 0.508										0	0	0	0	0	0	0				
Luis Vizcaino, R (8.1)										0	0	0	0	0	0	0				
Mike DeJean, R (9.1)										0	0	0	0	0	0	0				
Inning Stats	R: 0 E: 0 K: 1 S: 11	H: 1 LOB: 1 BB: 0 P: 17	R: 0 E: 0 K: 0 S: 7	H: 0 LOB: 1 BB: 1 P: 13	R: 0 E: 0 K: 0 S: 6	H: 0 LOB: 0 BB: 0 P: 9	R: 1 E: 0 K: 0 S: 11	H: 2 LOB: 2 BB: 0 P: 16	R: 0 E: 0 K: 1 S: 8	H: 1 LOB: 1 BB: 0 P: 10	R: 0 E: 0 K: 1 S: 14	H: 2 LOB: 3 BB: 0 P: 21	R: 0 E: 0 K: 0 S: 7	H: 1 LOB: 0 BB: 0 P: 9	R: 0 E: 0 K: 2 S: 8	H: 1 LOB: 0 BB: 0 P: 11	1B: 7 2B: 3 3B: 0 HR: 0	SF: 0 SAC: 0 DP: 1 HBP: 2	WP: 0 PB: 0 SB: 0 CS: 1	PA: 40
PITCHER	IP WLS BF H R ER SO BB IBB HBP BLK WP HR S P ERA WHIP	IP WLS BF H R ER SO BB IBB HBP BLK WP HR S P ERA WHIP	IP WLS BF H R ER SO BB IBB HBP BLK WP HR S P ERA WHIP	IP WLS BF H R ER SO BB IBB HBP BLK WP HR S P ERA WHIP	IP WLS BF H R ER SO BB IBB HBP BLK WP HR S P ERA WHIP	IP WLS BF H R ER SO BB IBB HBP BLK WP HR S P ERA WHIP	IP WLS BF H R ER SO BB IBB HBP BLK WP HR S P ERA WHIP	IP WLS BF H R ER SO BB IBB HBP BLK WP HR S P ERA WHIP	IP WLS BF H R ER SO BB IBB HBP BLK WP HR S P ERA WHIP	IP WLS BF H R ER SO BB IBB HBP BLK WP HR S P ERA WHIP	IP WLS BF H R ER SO BB IBB HBP BLK WP HR S P ERA WHIP	IP WLS BF H R ER SO BB IBB HBP BLK WP HR S P ERA WHIP	IP WLS BF H R ER SO BB IBB HBP BLK WP HR S P ERA WHIP	IP WLS BF H R ER SO BB IBB HBP BLK WP HR S P ERA WHIP	IP WLS BF H R ER SO BB IBB HBP BLK WP HR S P ERA WHIP	IP WLS BF H R ER SO BB IBB HBP BLK WP HR S P ERA WHIP	IP WLS BF H R ER SO BB IBB HBP BLK WP HR S P ERA WHIP			

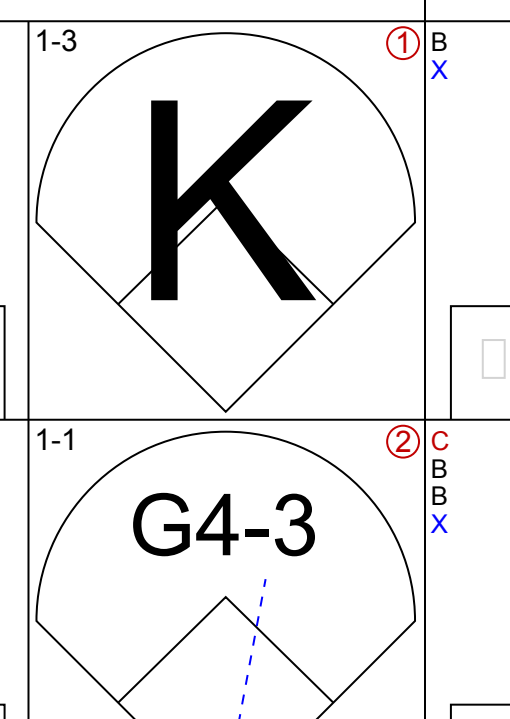
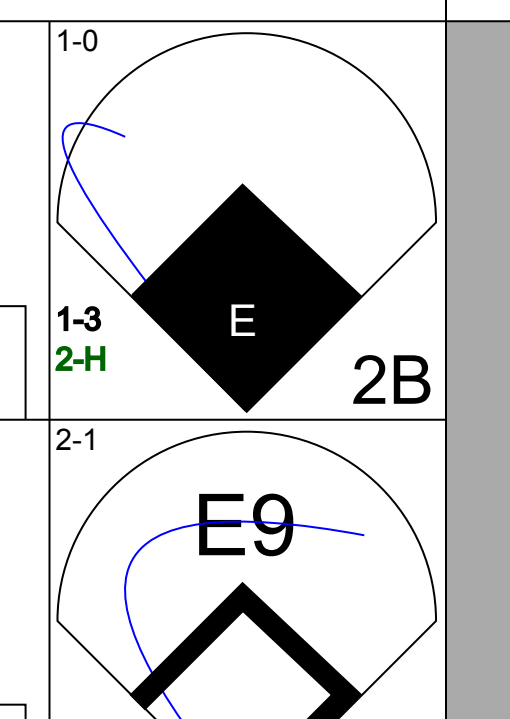
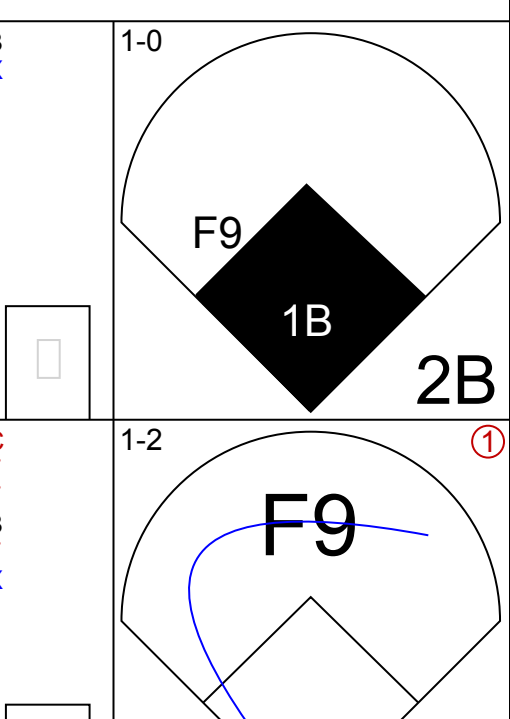
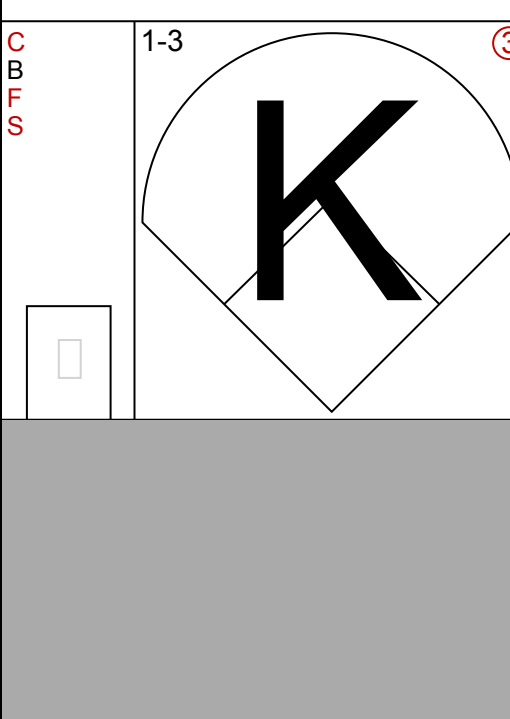
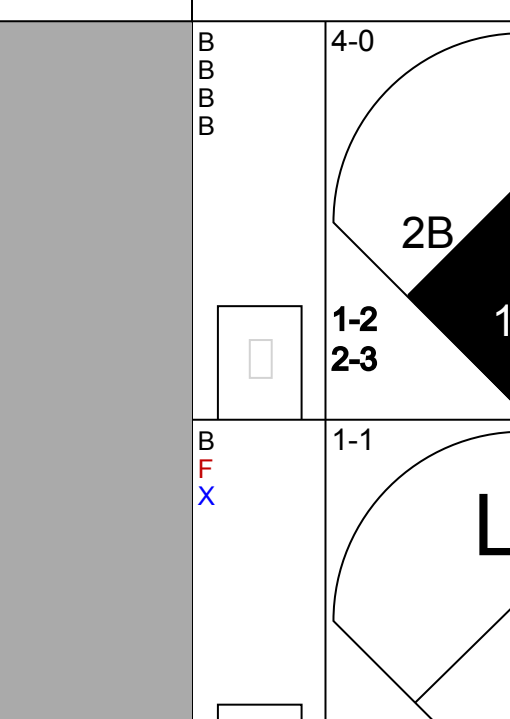
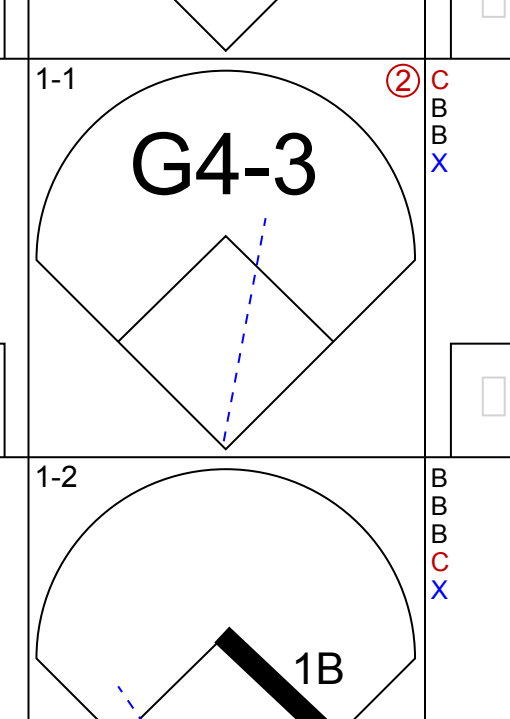
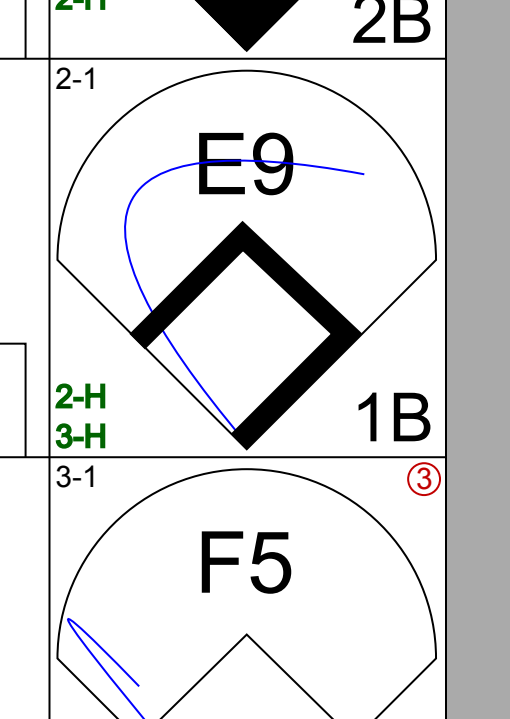
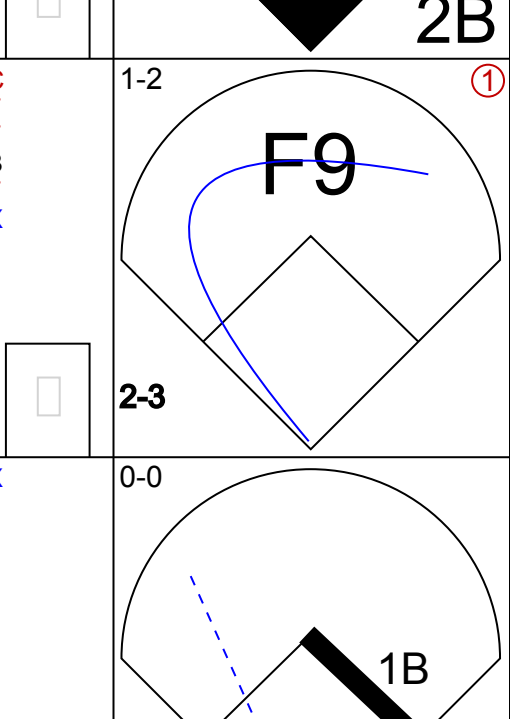
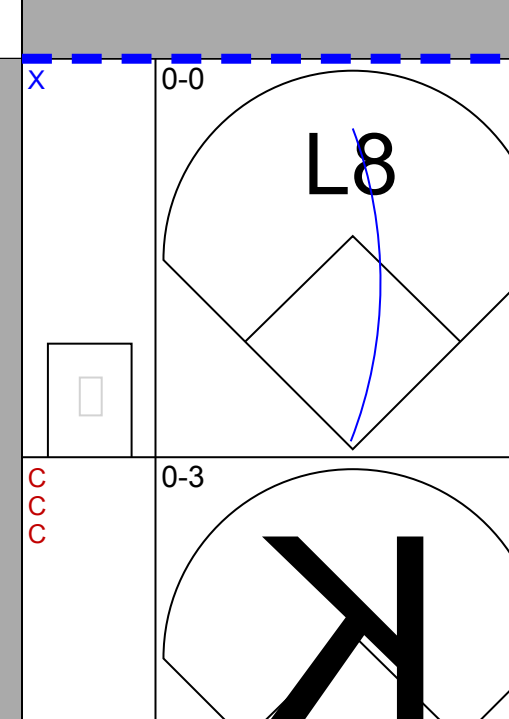
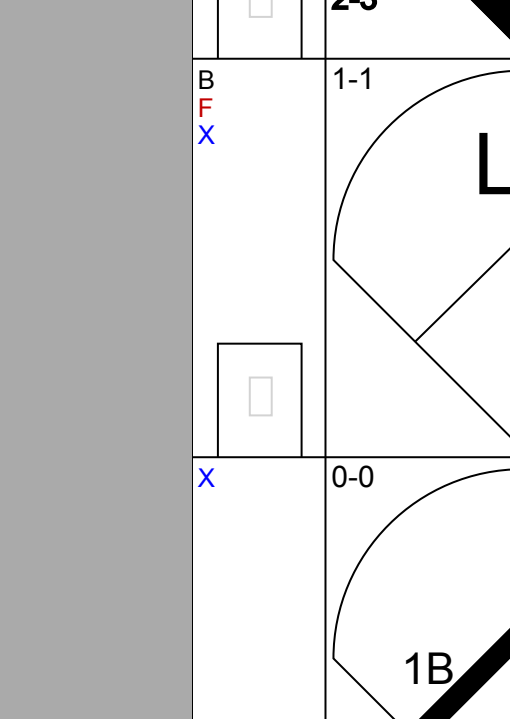
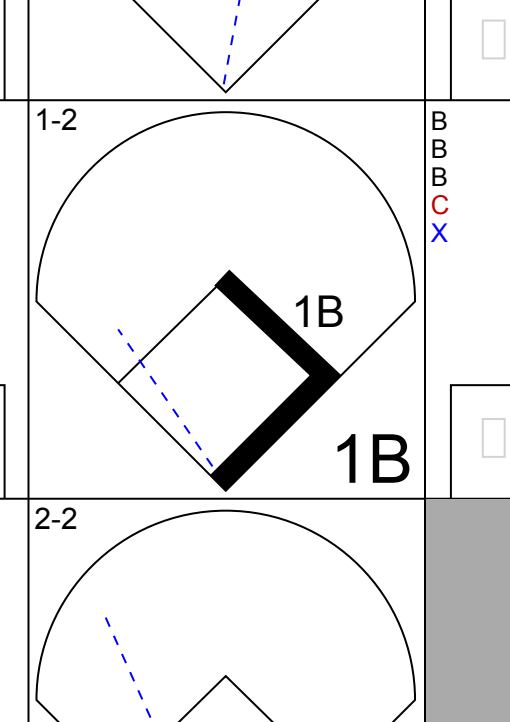
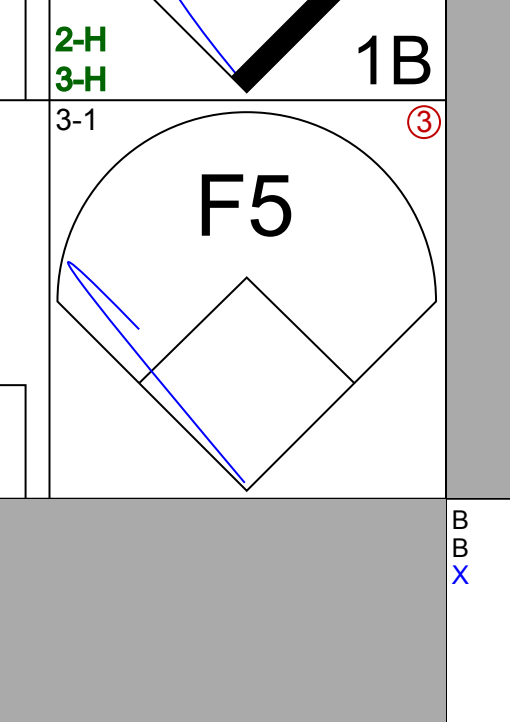
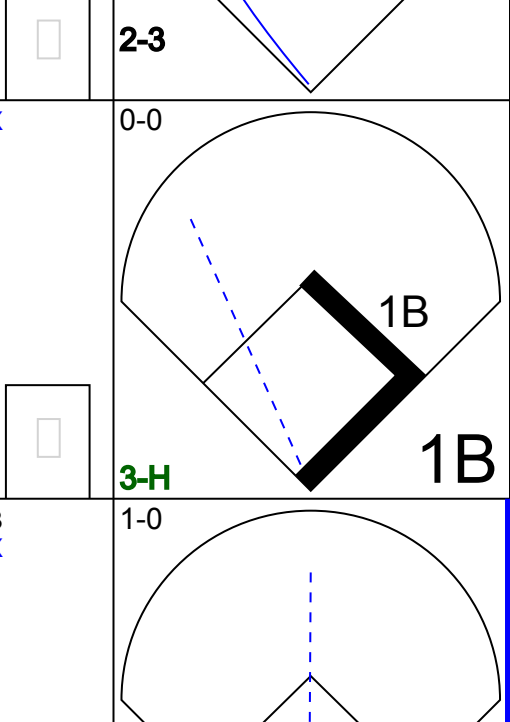
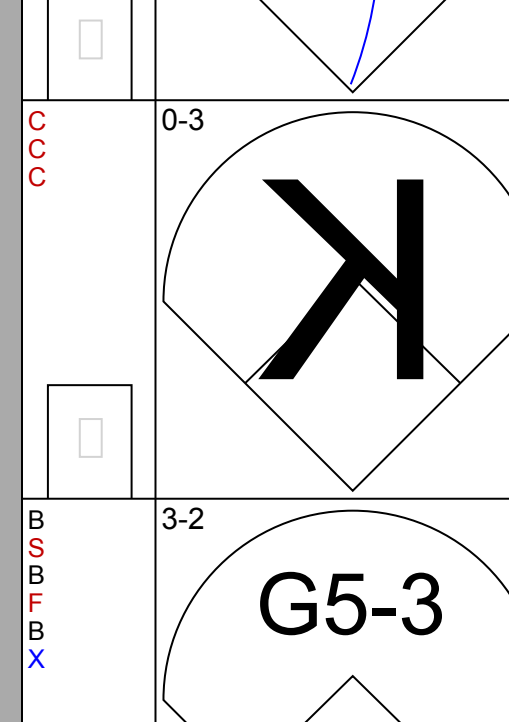
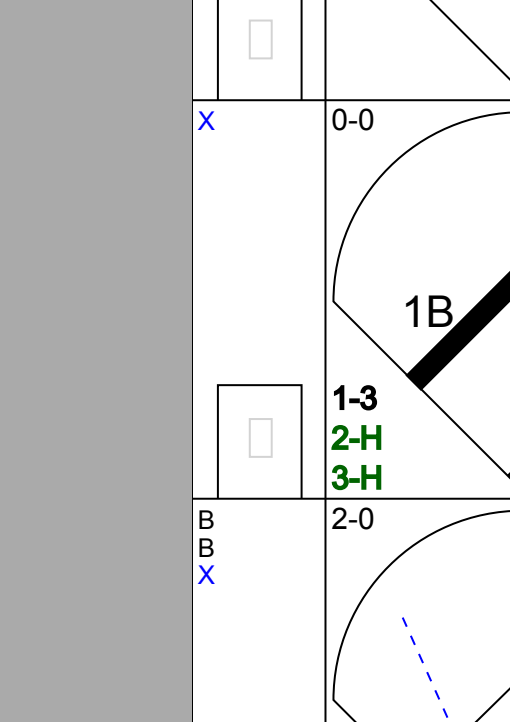
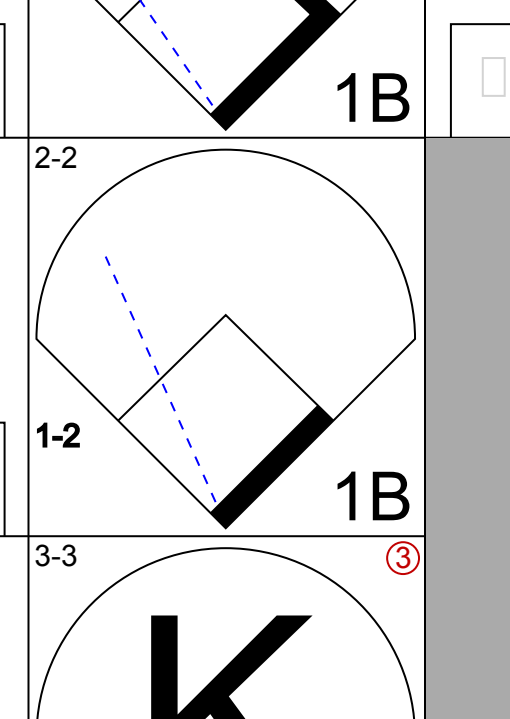
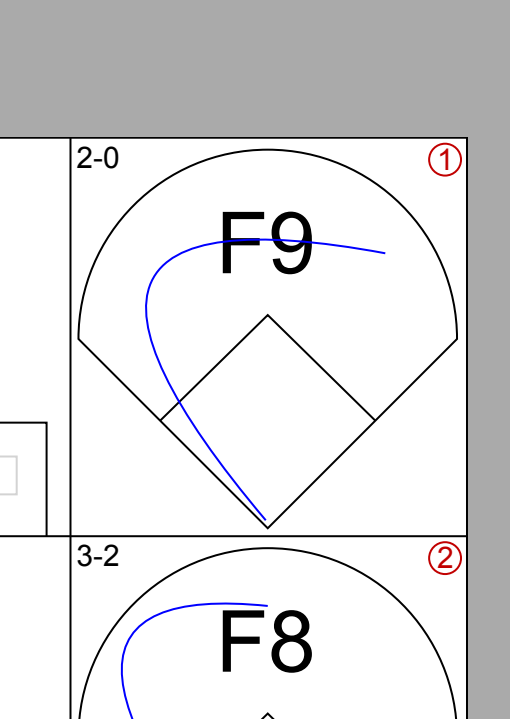
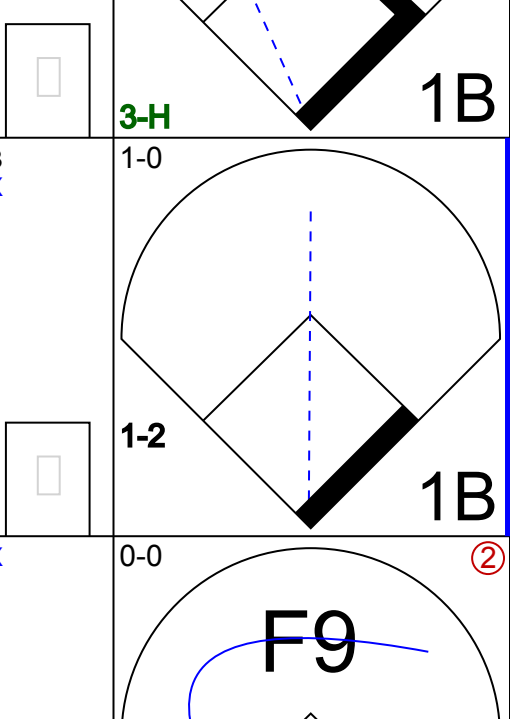
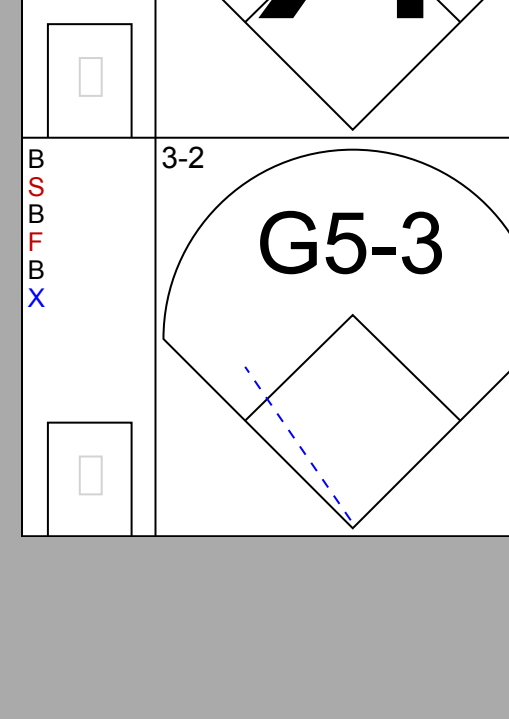
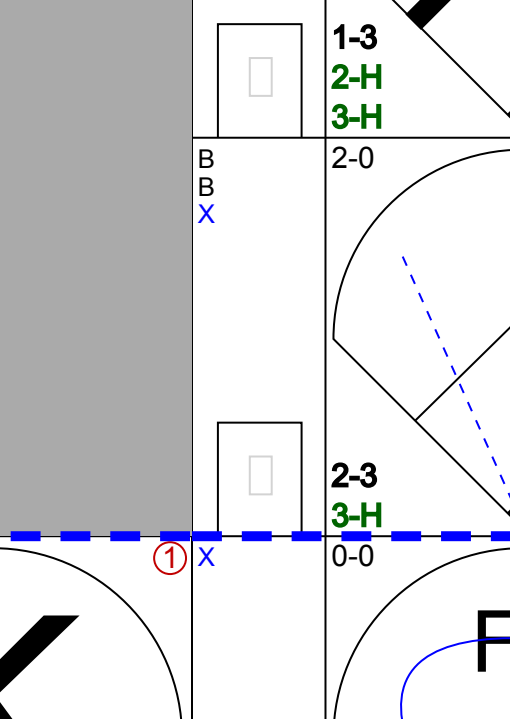
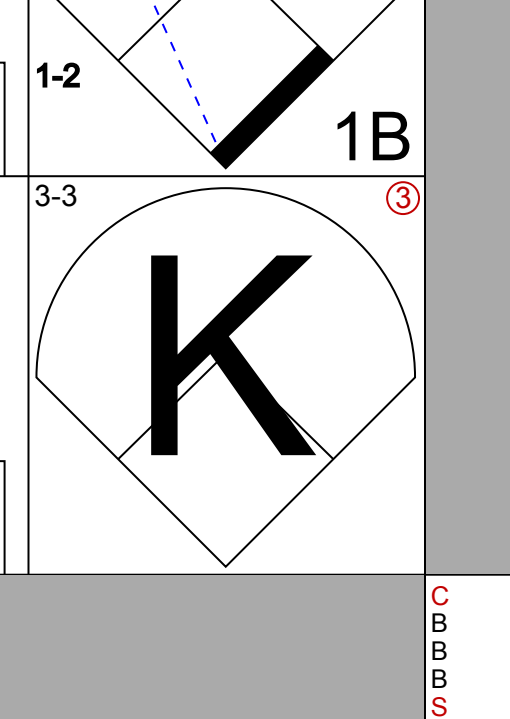
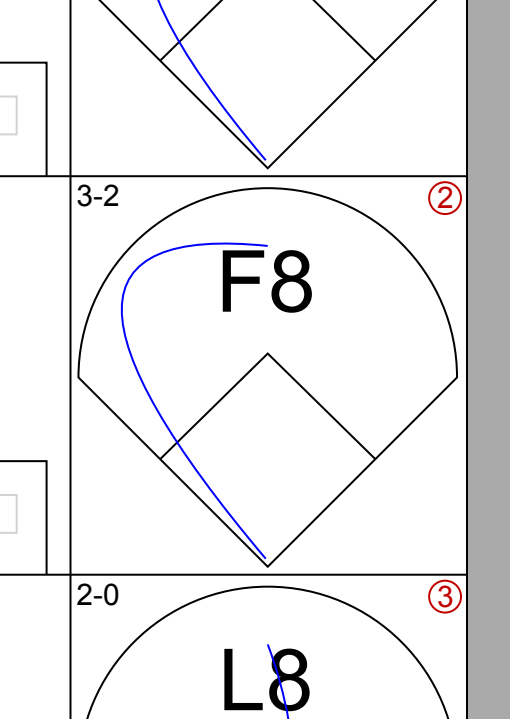
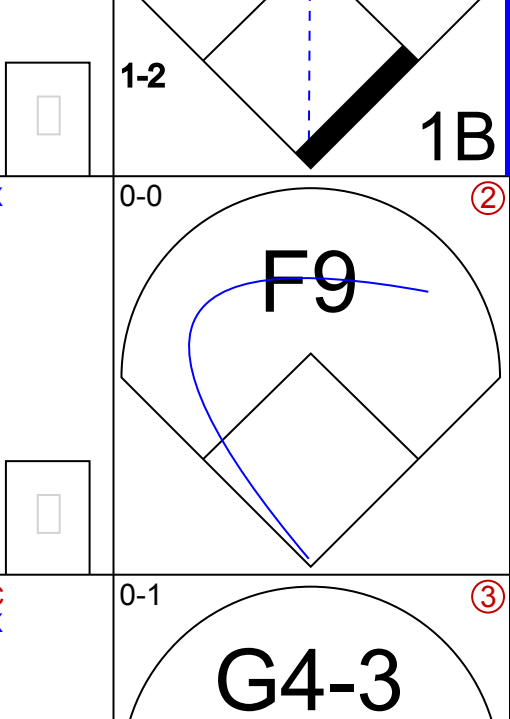
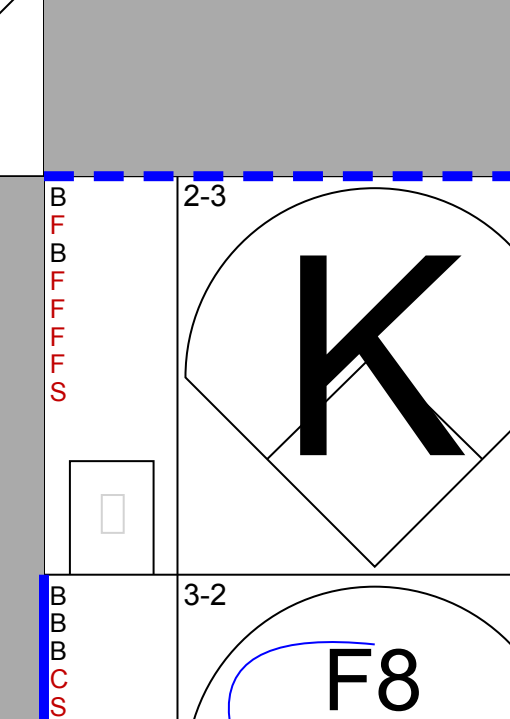
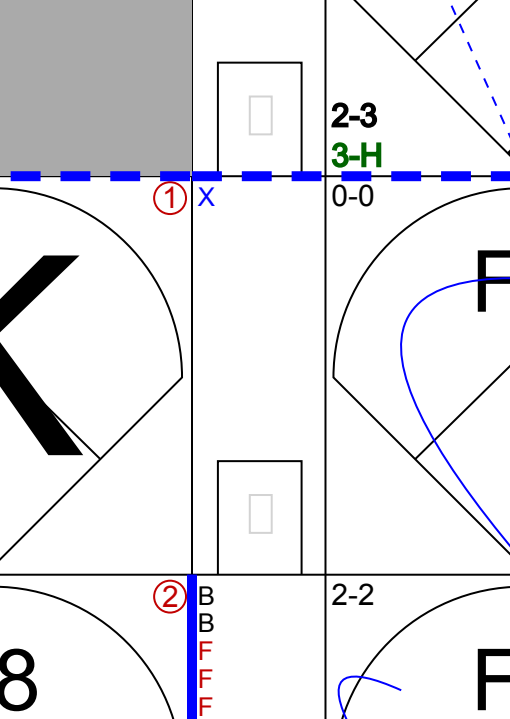
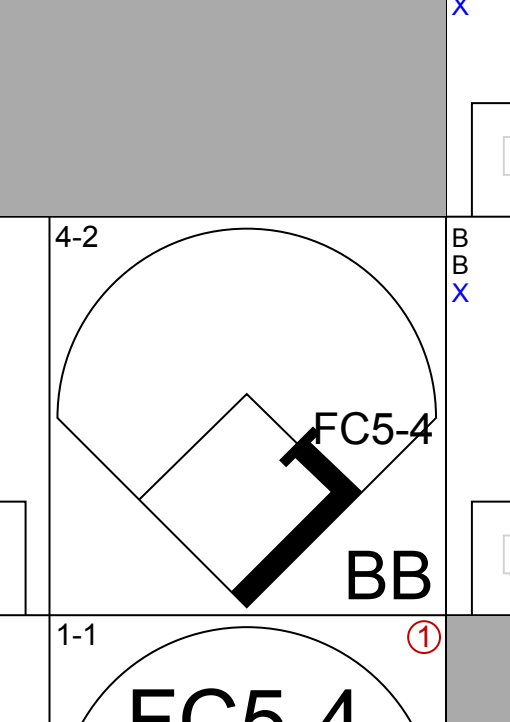
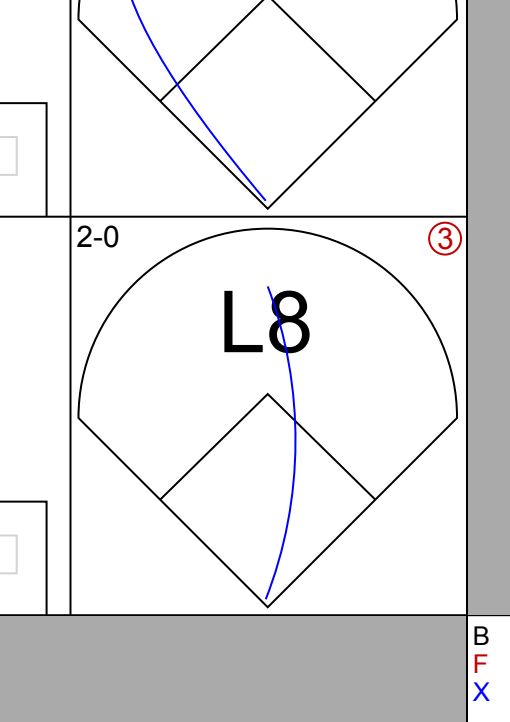
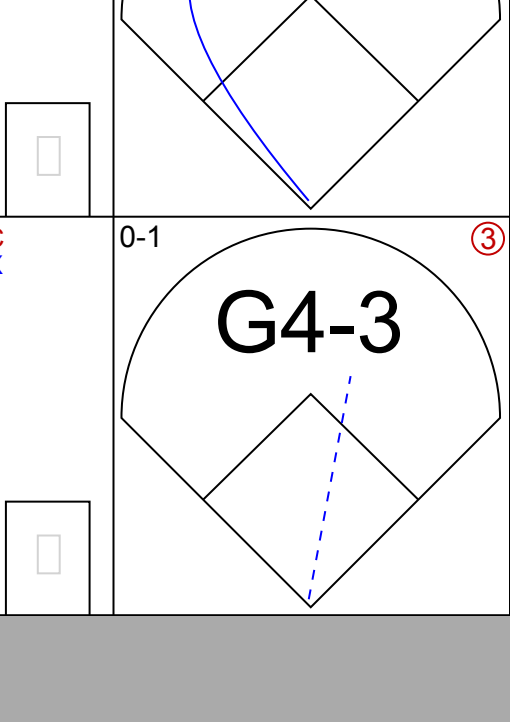
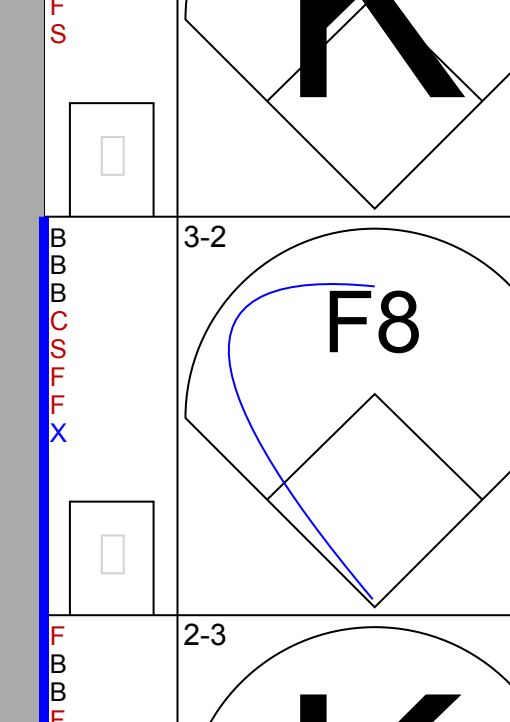
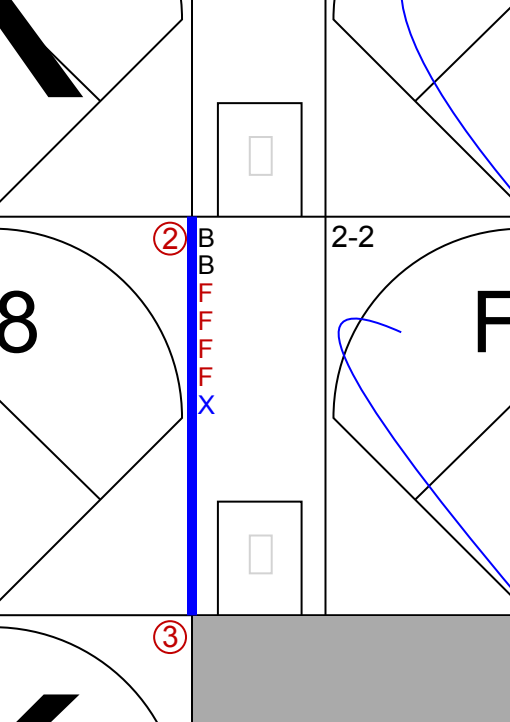
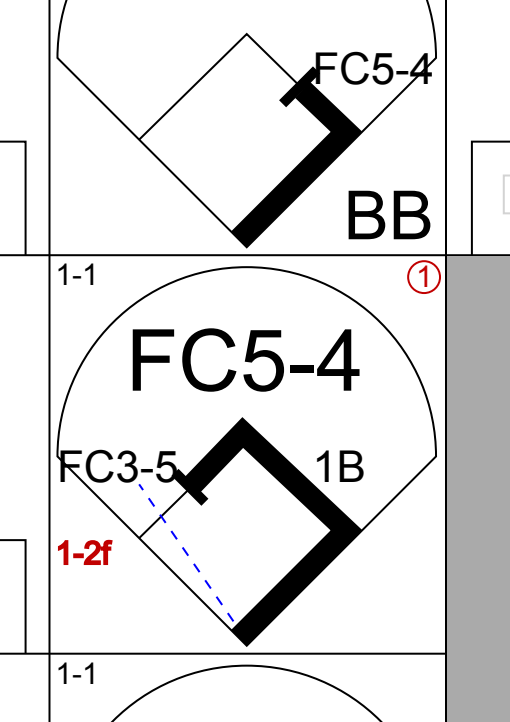
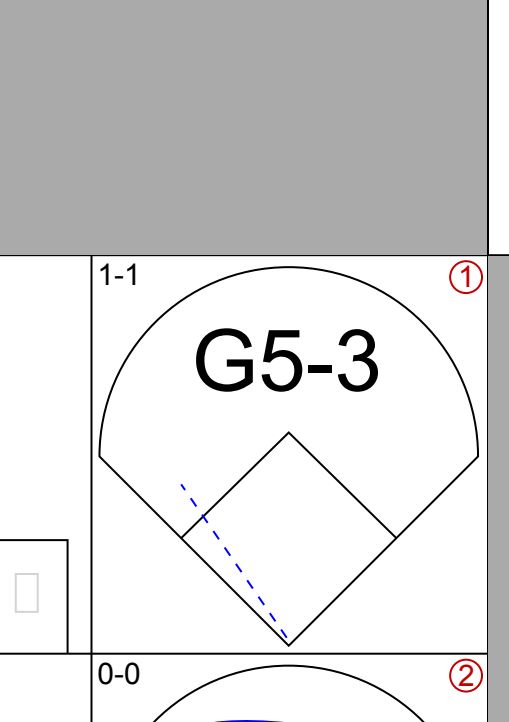
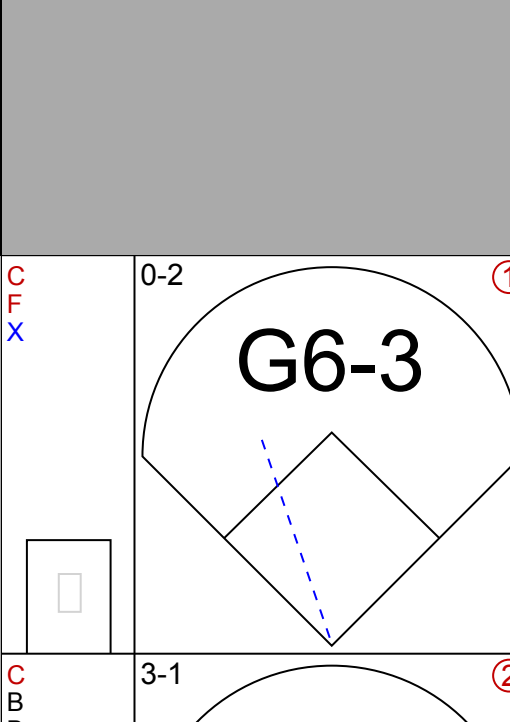
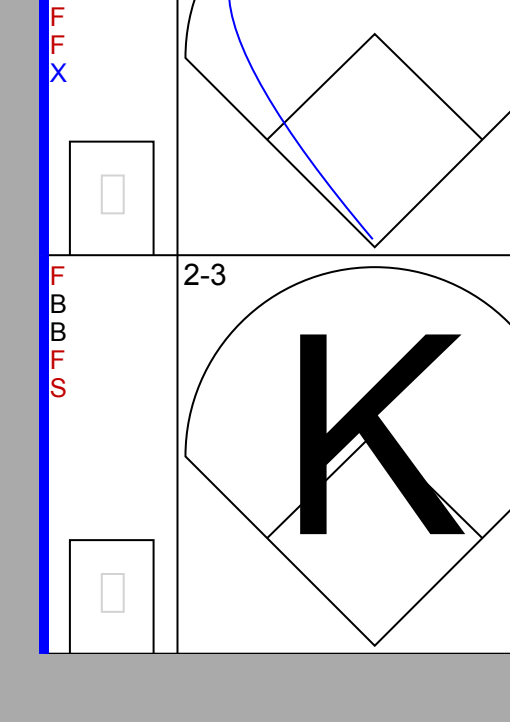
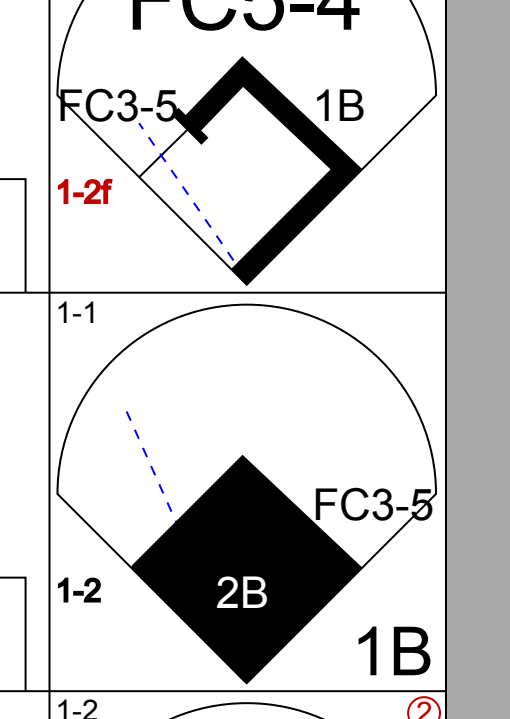


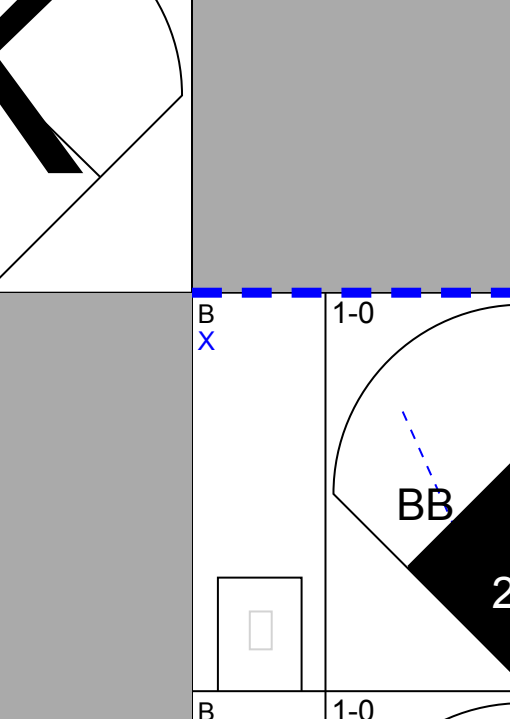
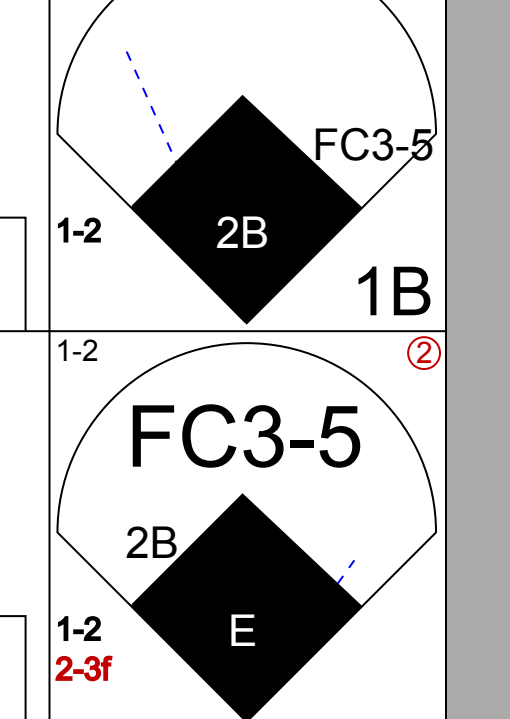
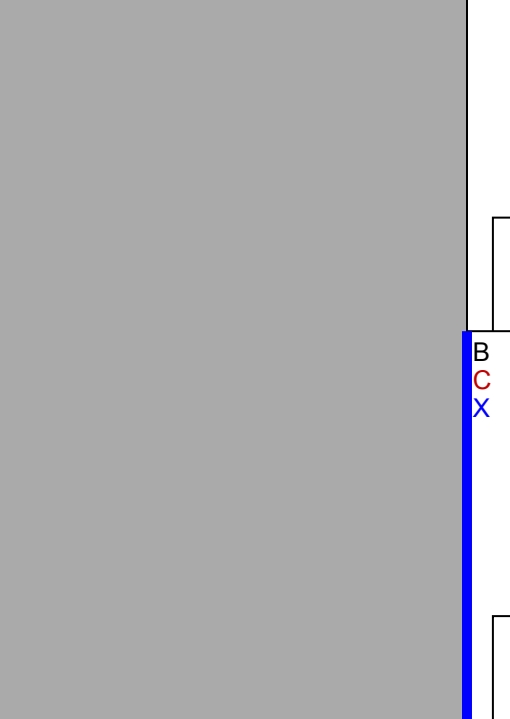

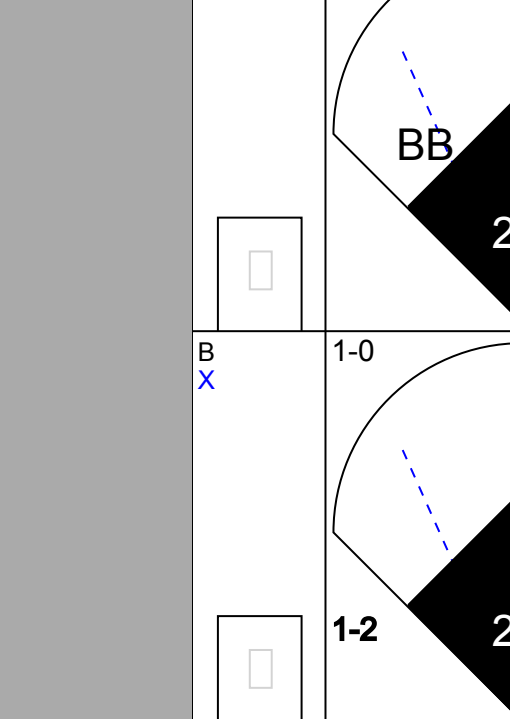
AB	36
R	1
H	10
RBI	1
BB	2
SO	5
LOB	22

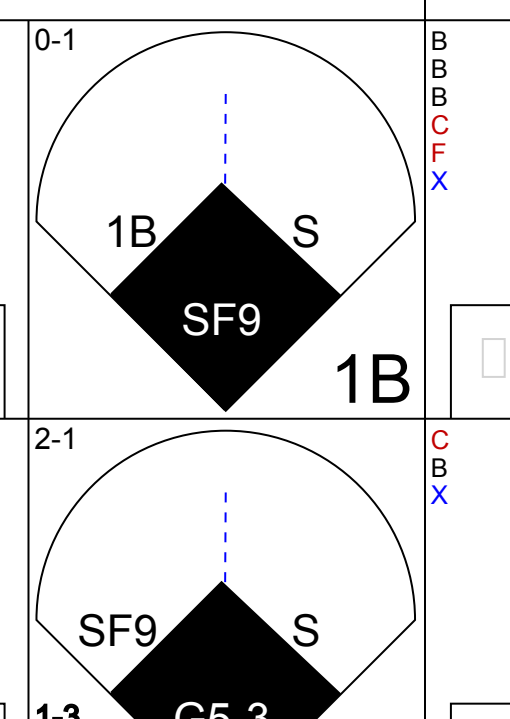
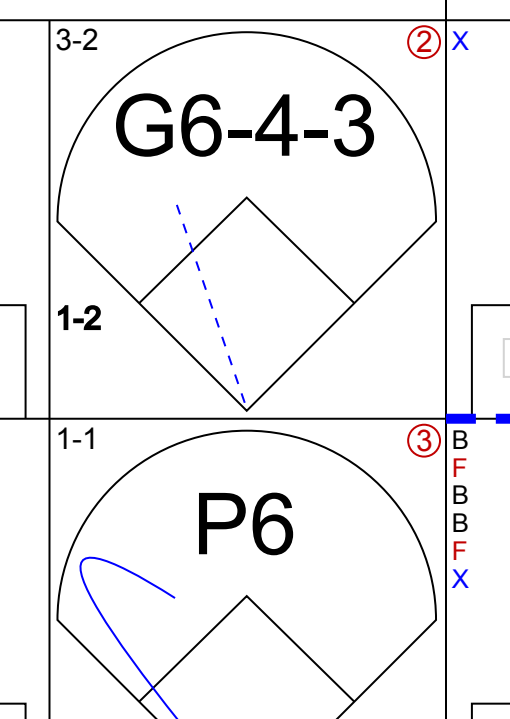
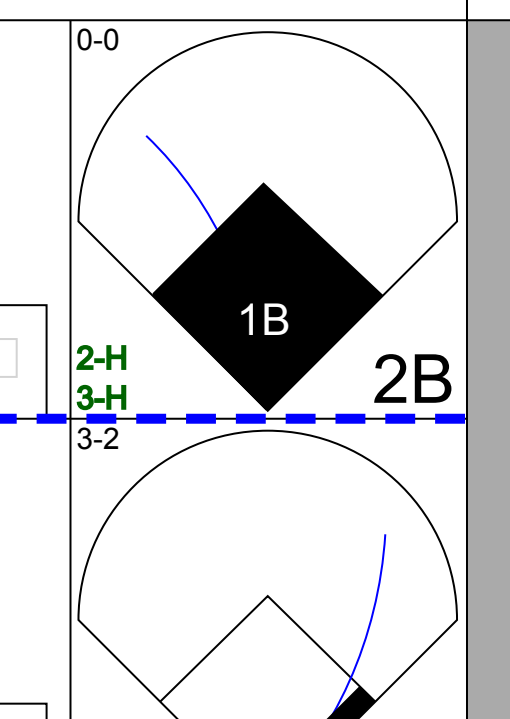
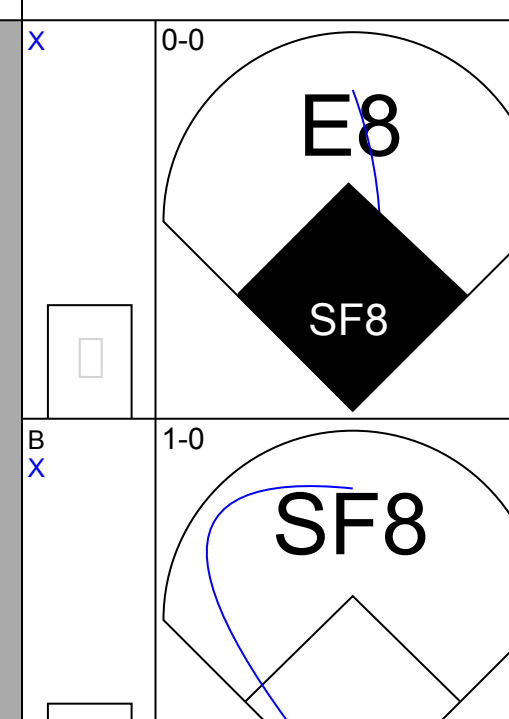
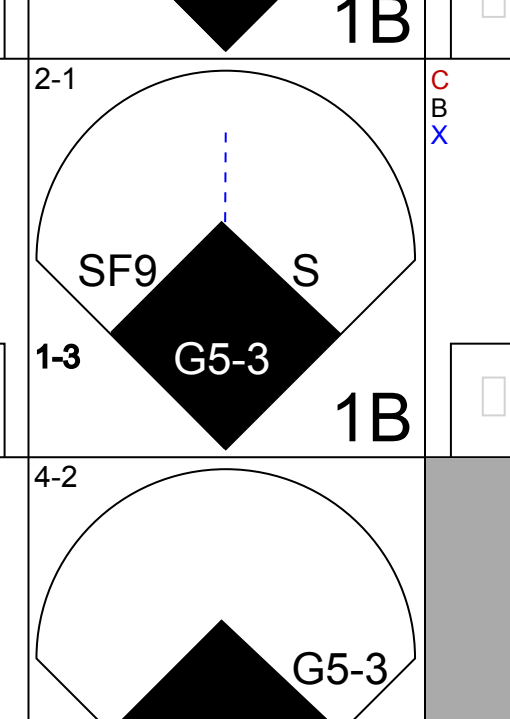
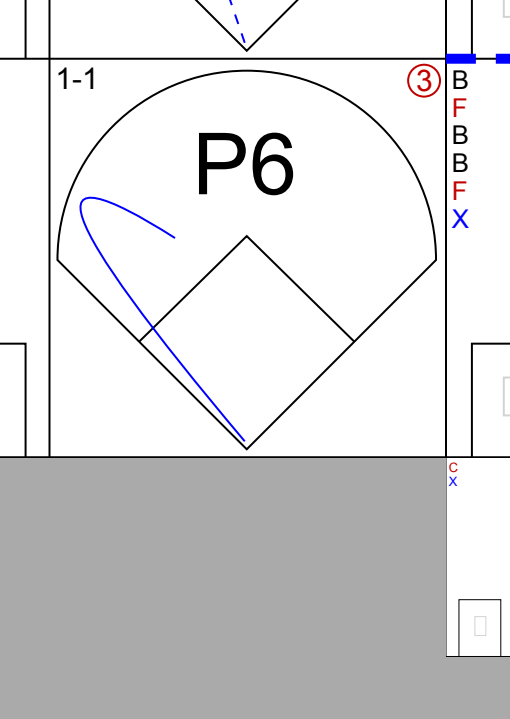
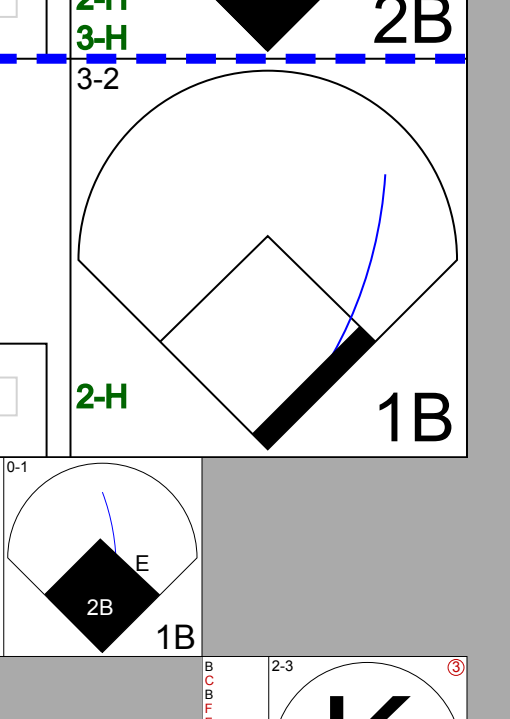
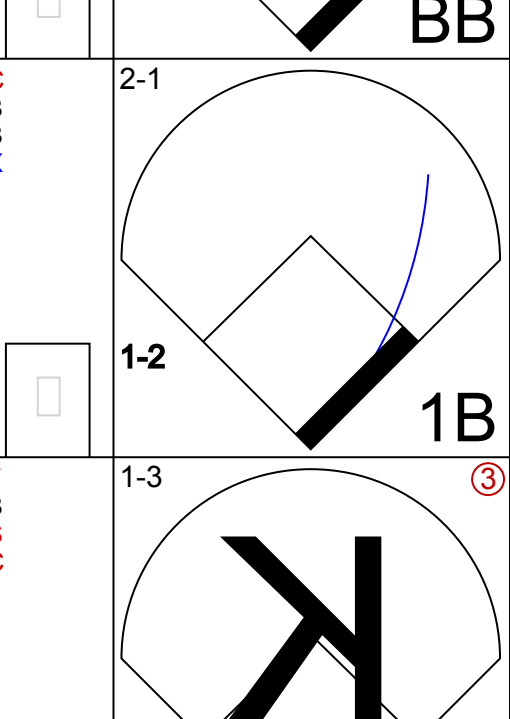
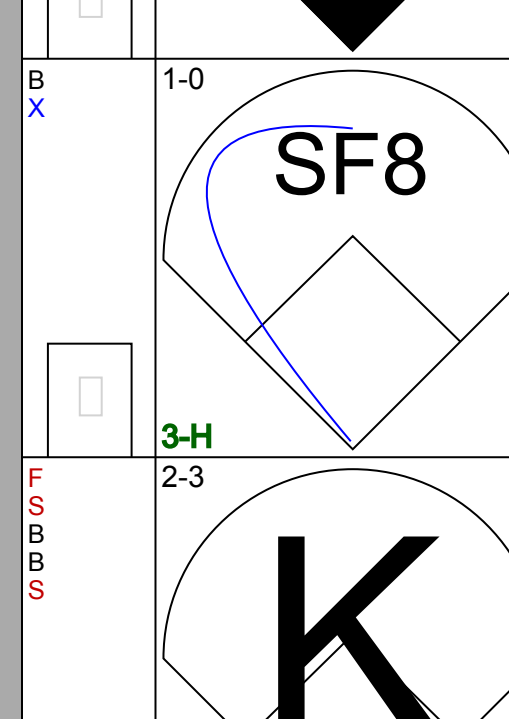
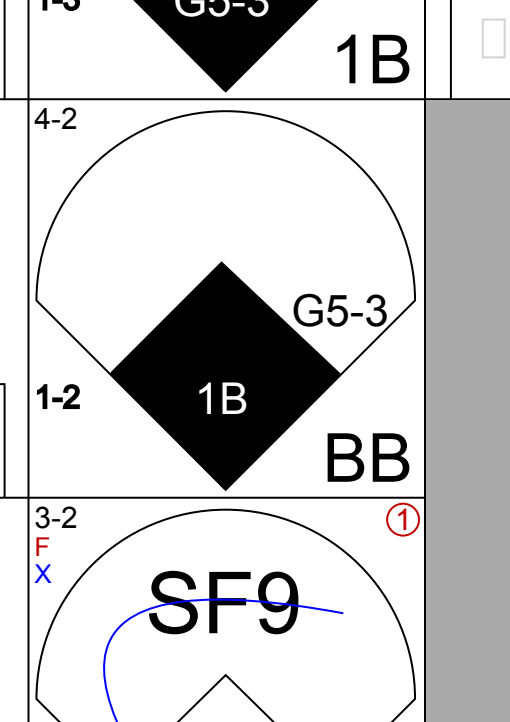

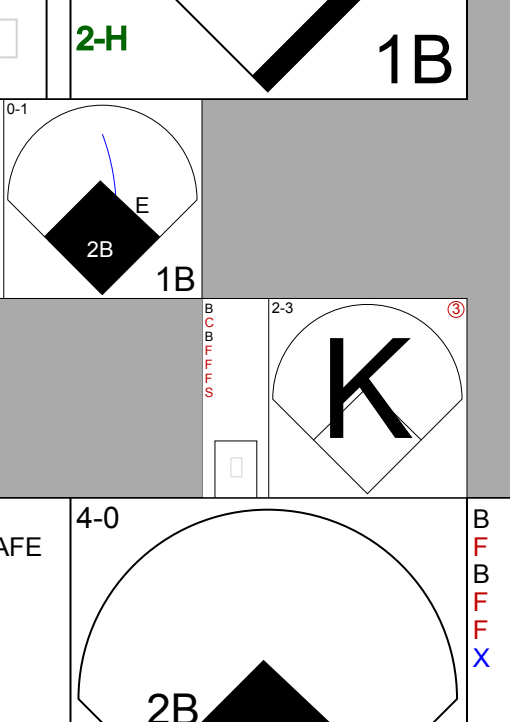
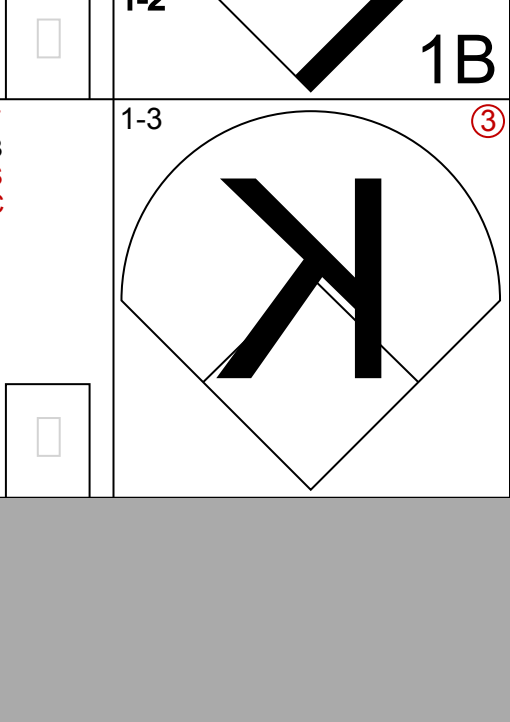
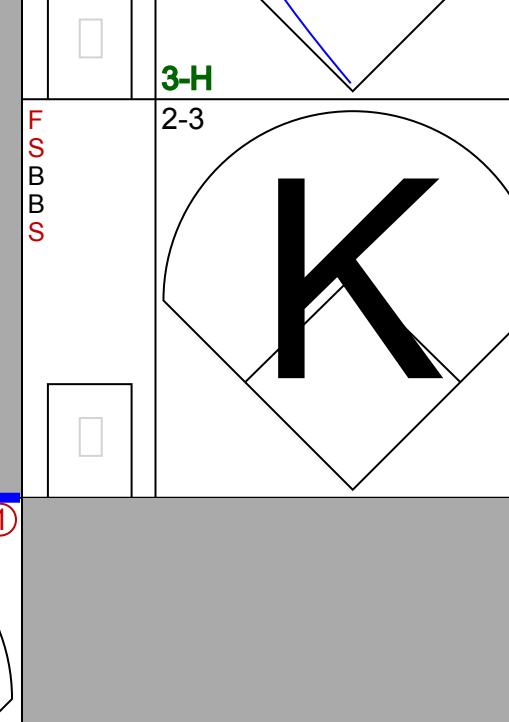
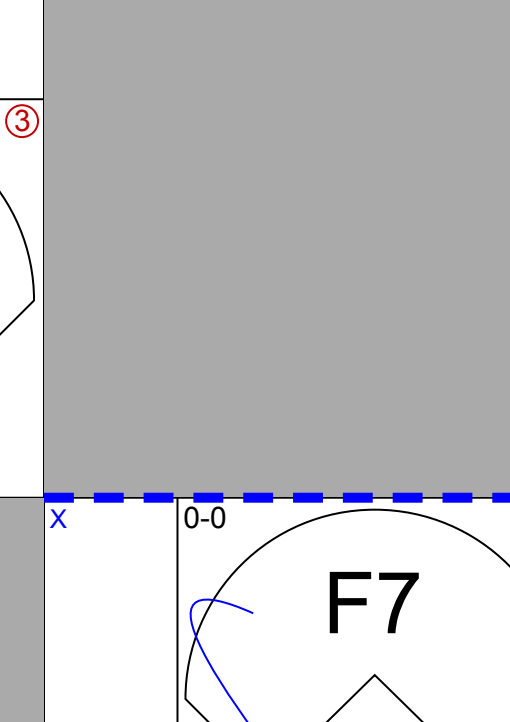
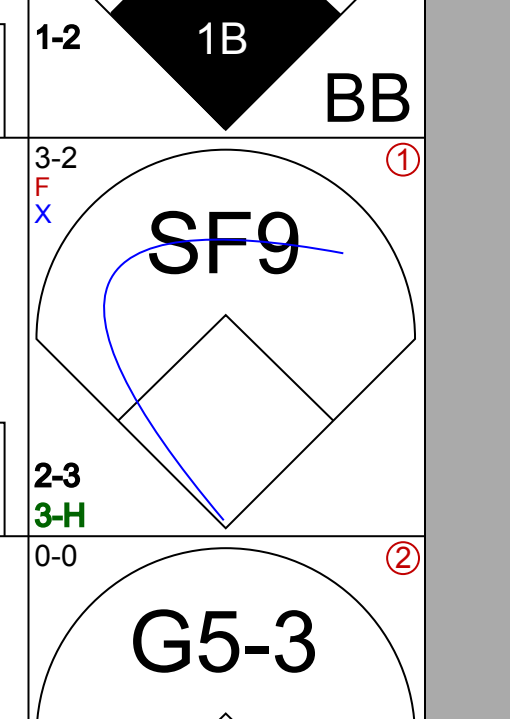
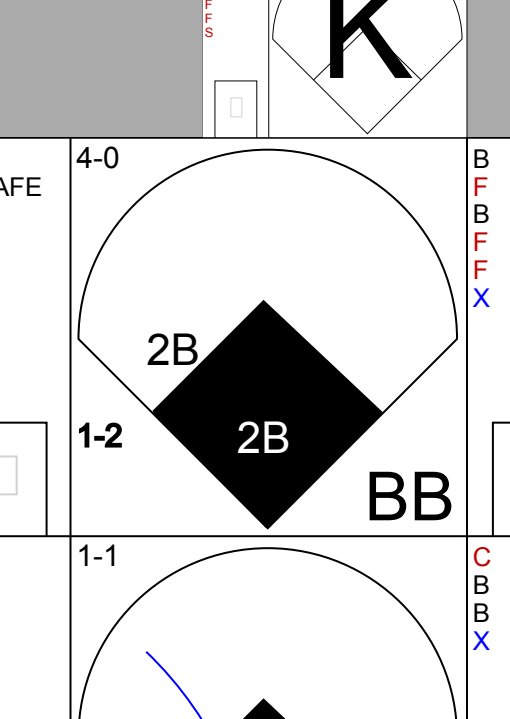

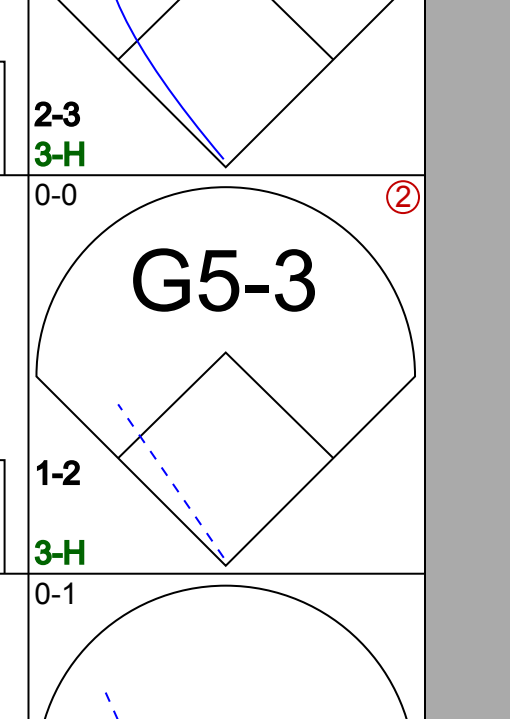
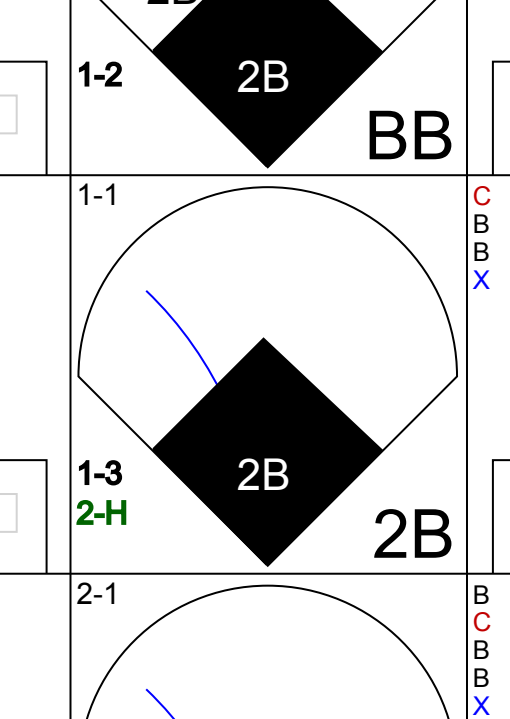
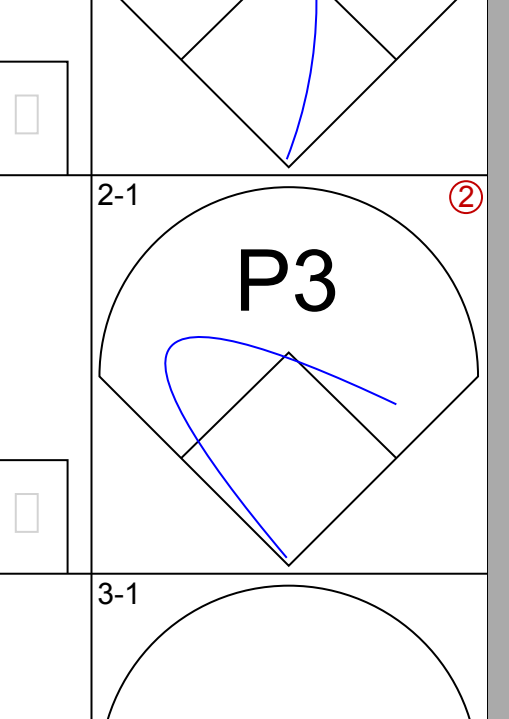
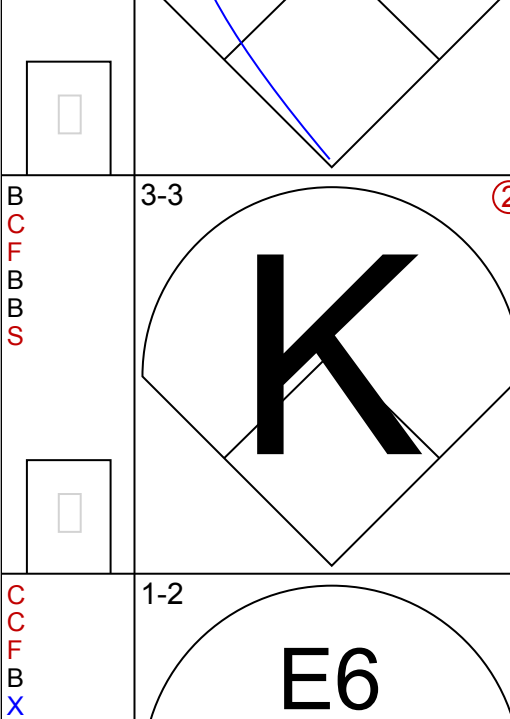
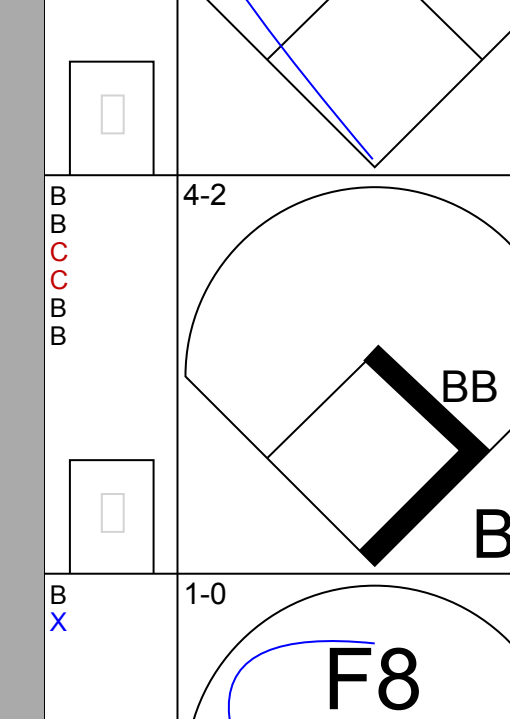
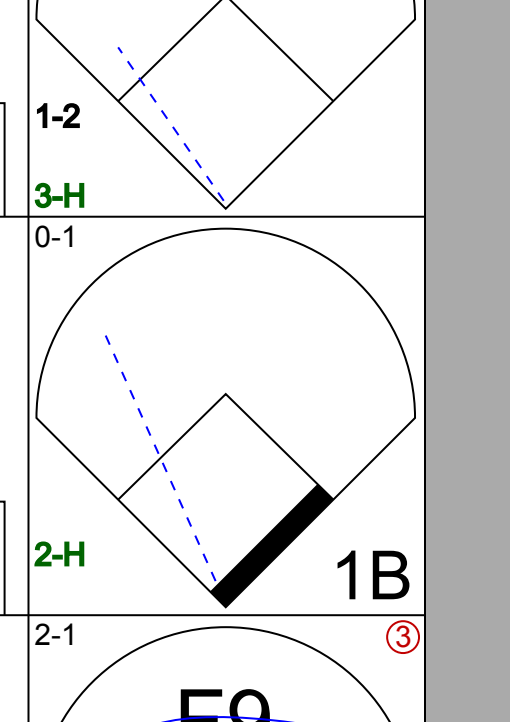
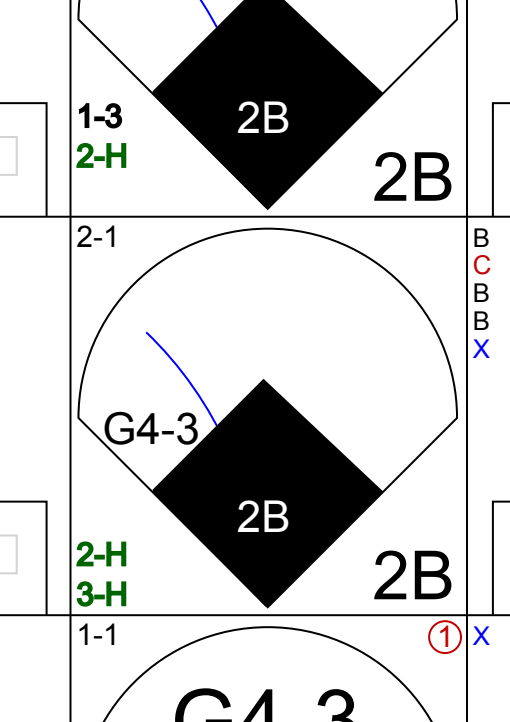
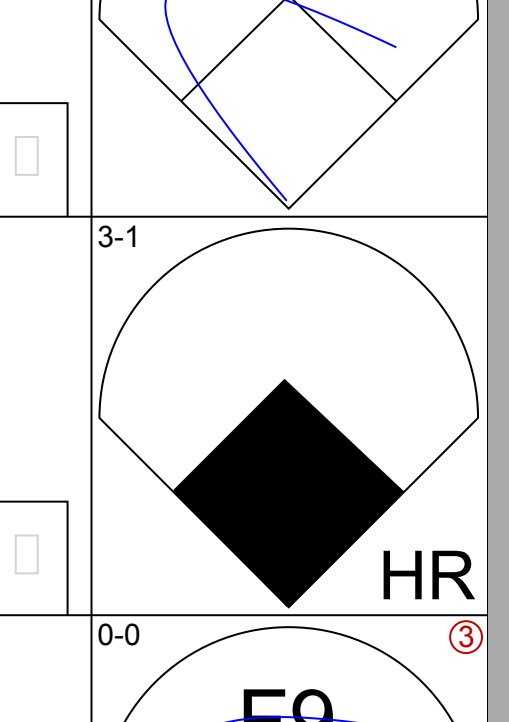
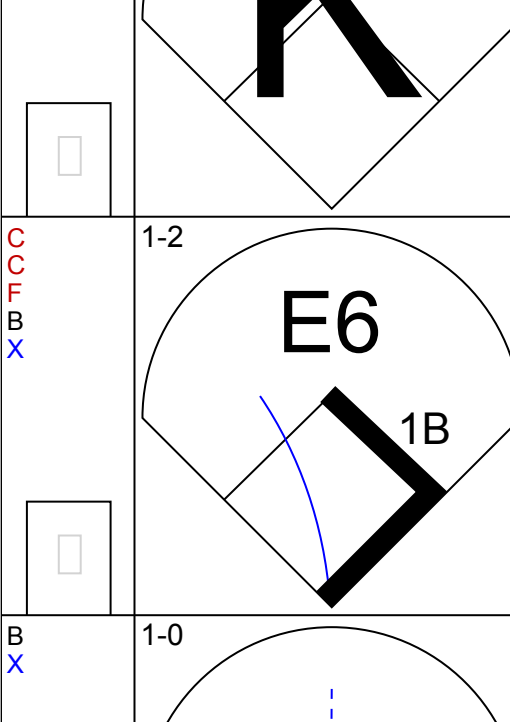
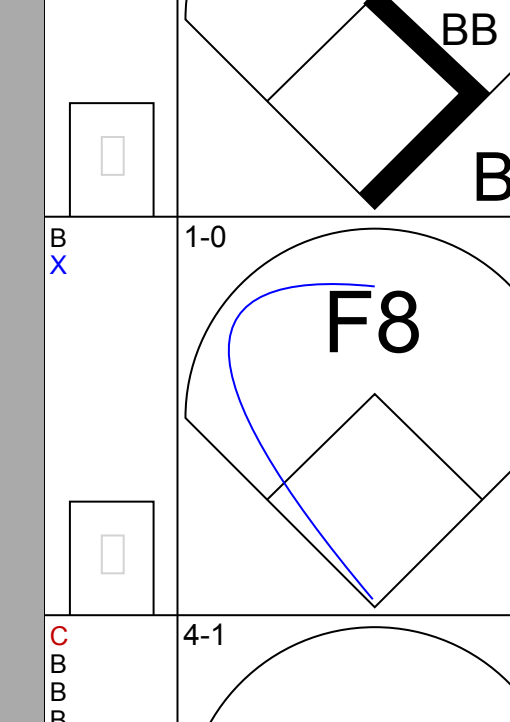
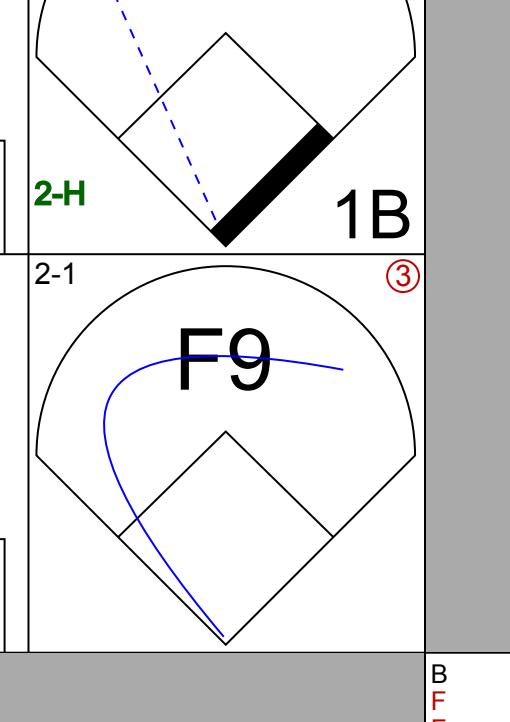
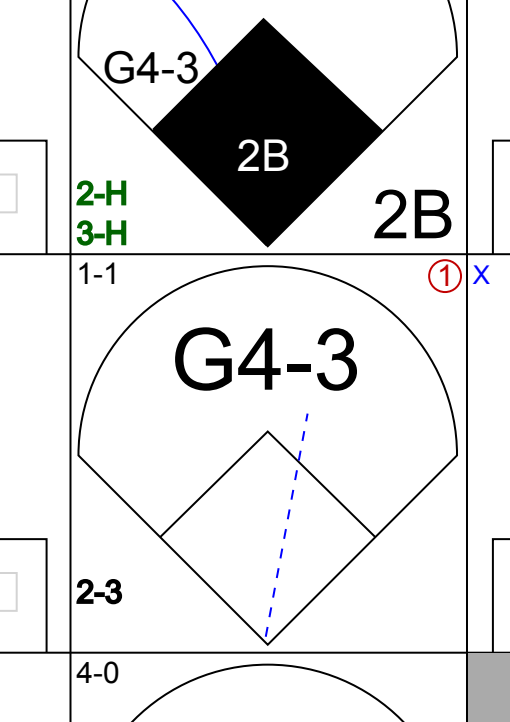
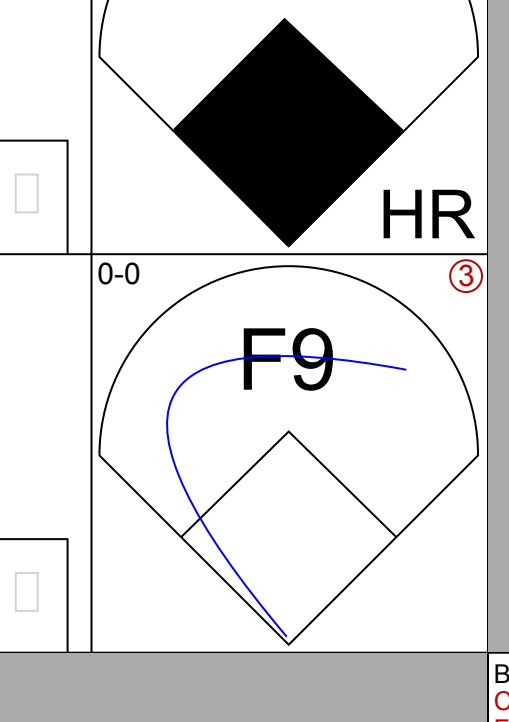
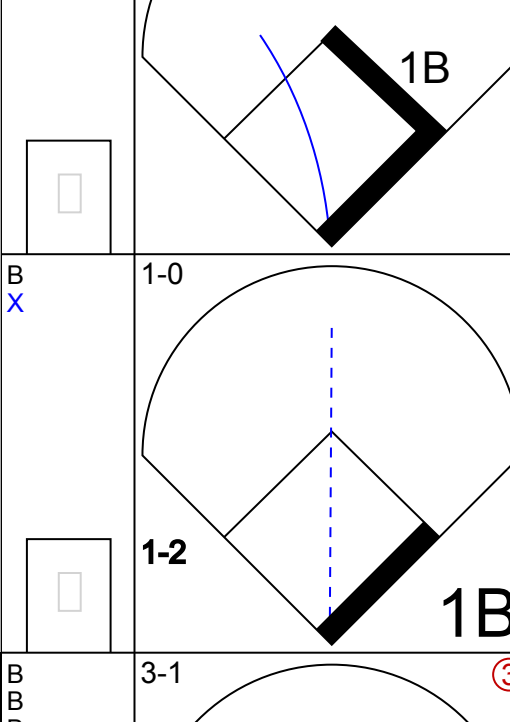
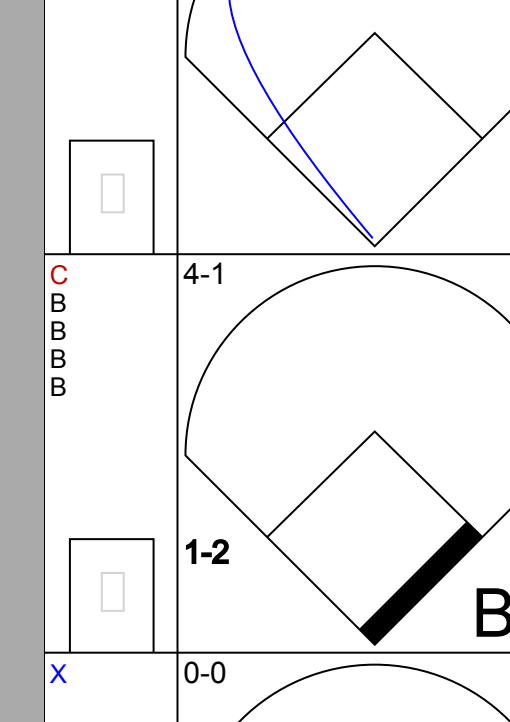
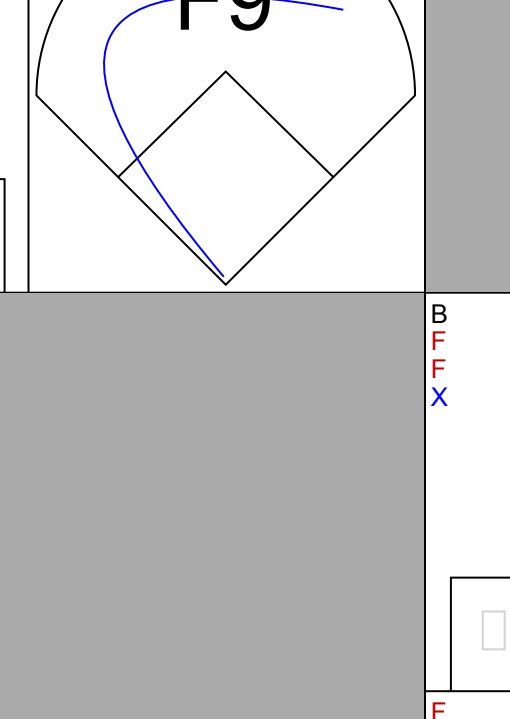
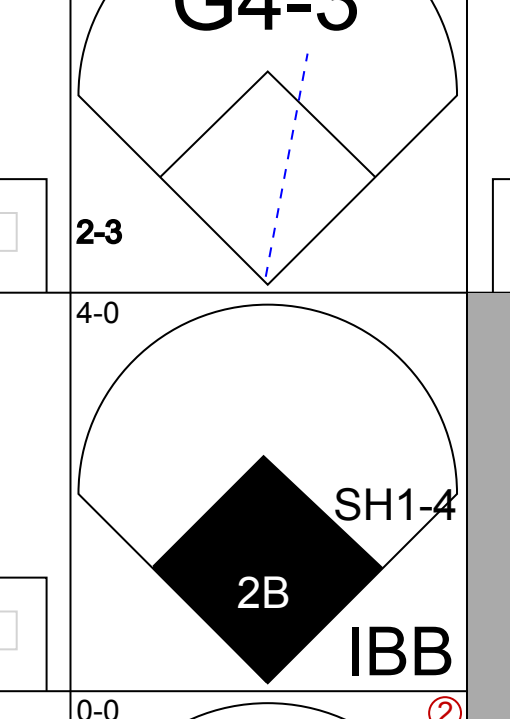
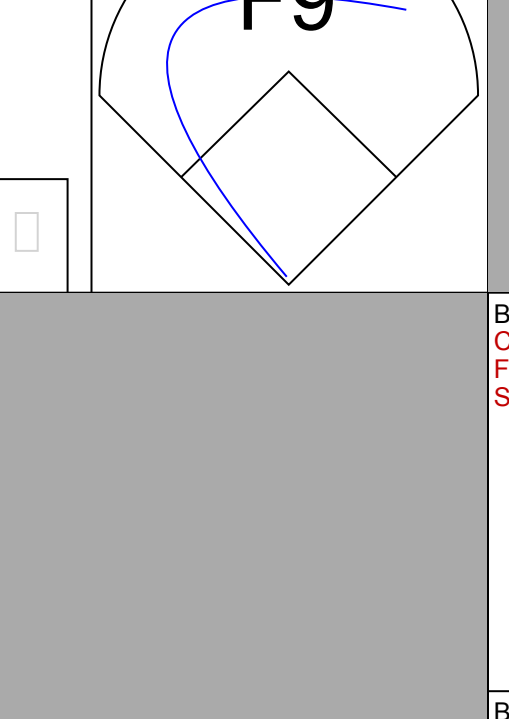
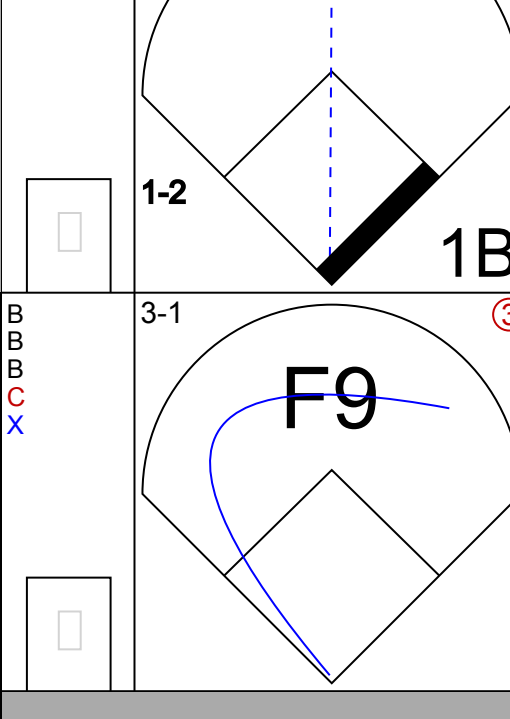
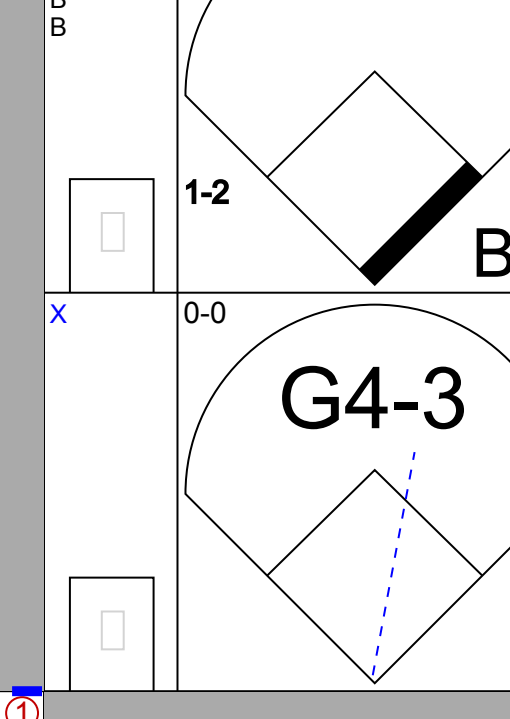
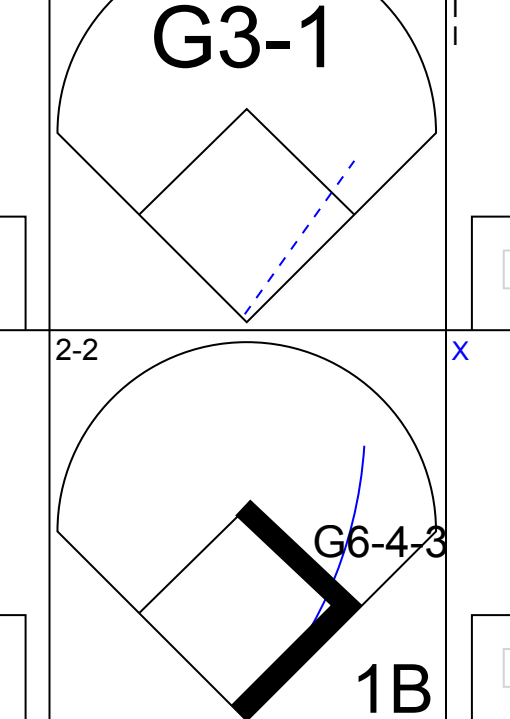
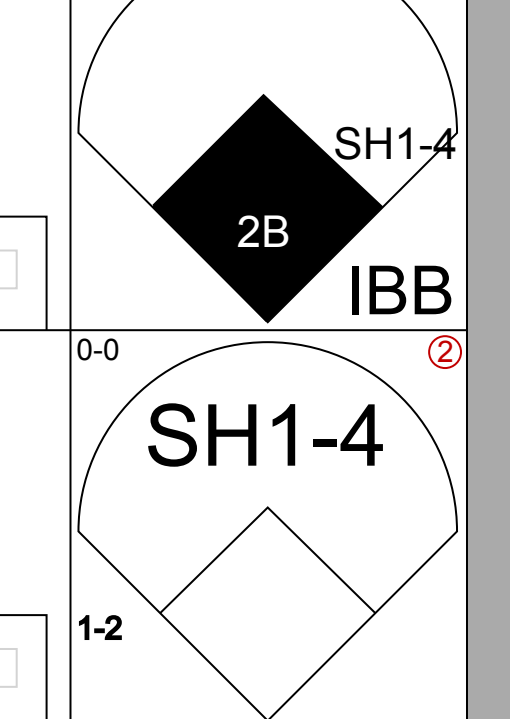
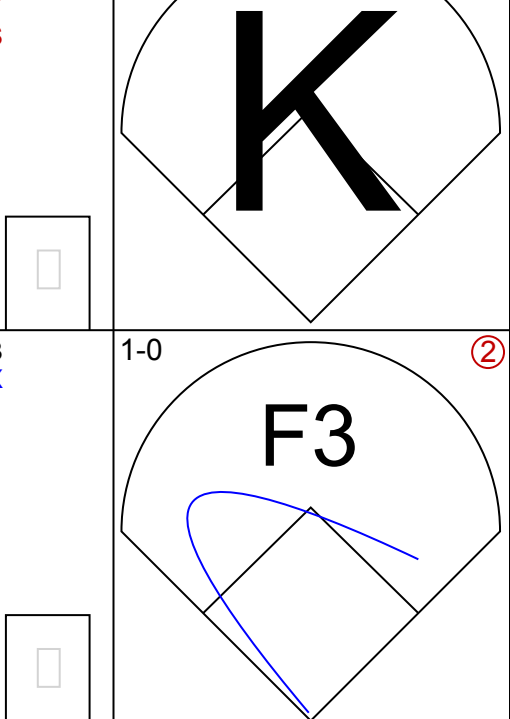
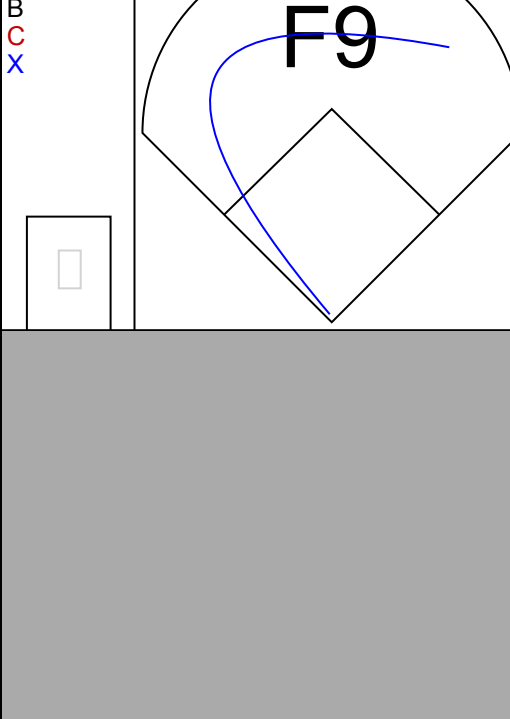
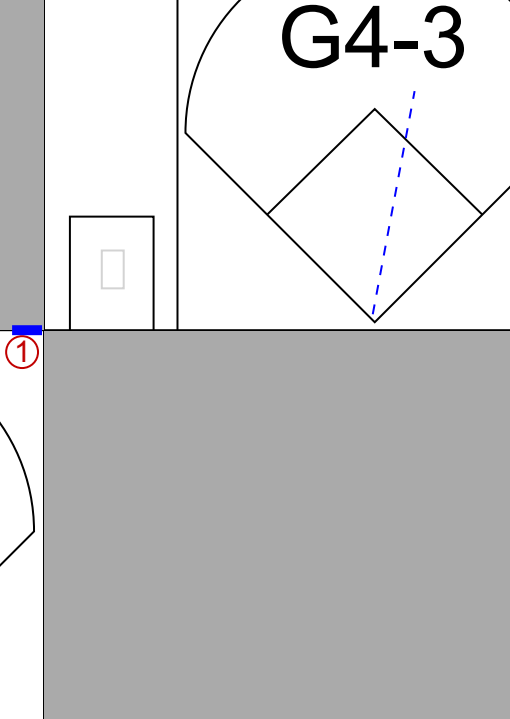
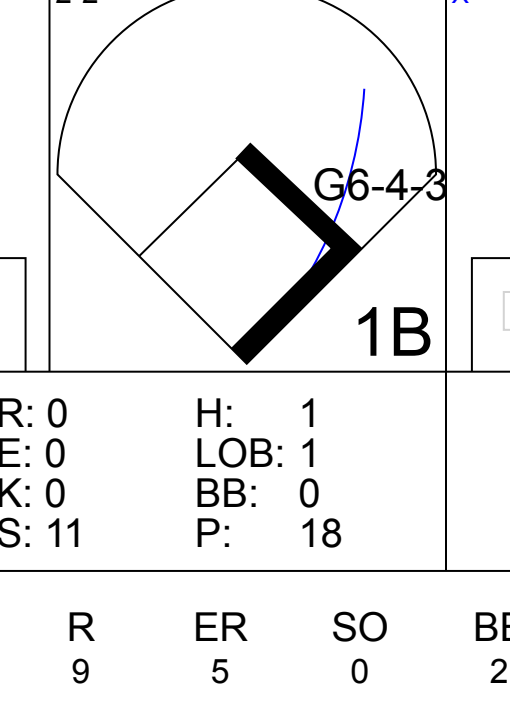
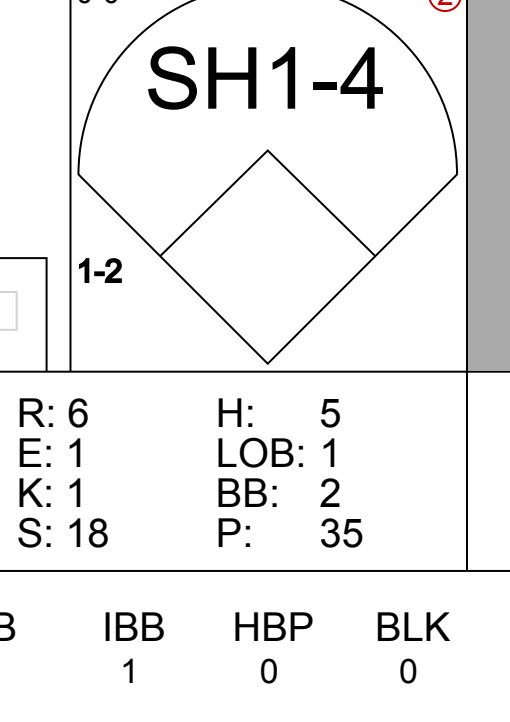
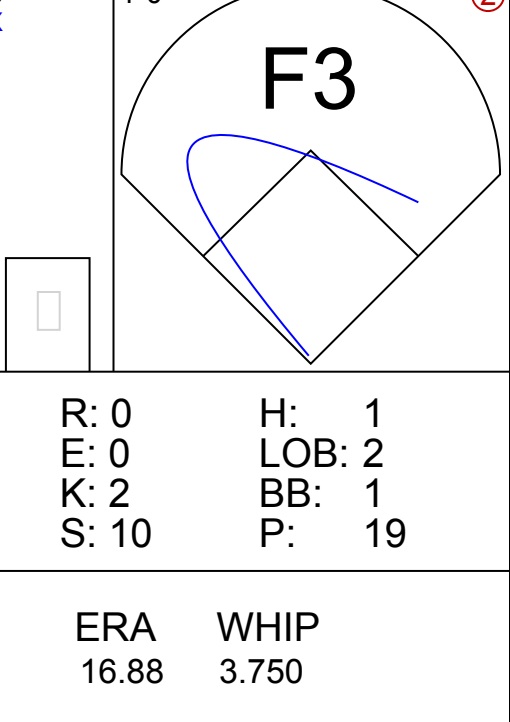
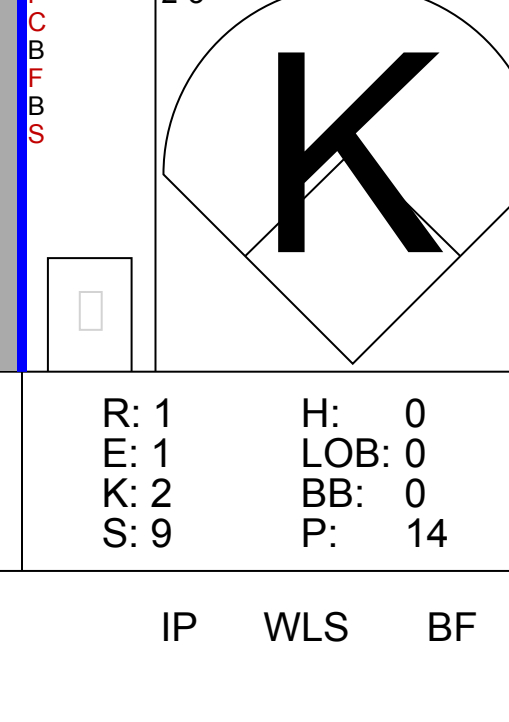


Batter	1	2	3	4	5	6	7	8	9	AB	R	H	RBI	BB	SO	LOB	BOTTOM					
Luis Castillo, S (1.4) OBP: 0.383, SLG: 0.390	G5-3		FC3-6 FC5-4			G4-6-3 1B				4	0	1	0	0	1	3	Milwaukee Brewers @ Florida Marlins Pro Player Stadium, Miami, FL Fri Aug 02 2002, 7:05 PM EDT Att: 5,167 - Cloudy - 87 F					
Juan Encarnacion, R (1.9) OBP: 0.319, SLG: 0.440	G6-3		FC5-4			G4-6-3				4	0	0	0	0	1	2						
Preston Wilson, R (1.8) OBP: 0.338, SLG: 0.438	G5-3				K	E5 WP BB				4	0	0	0	0	2	0						
Mike Lowell, R (1.5) OBP: 0.367, SLG: 0.491		BB BB			F8	4-1 WP BB				2	0	0	0	2	1	0						
Derrek Lee, R (1.3) OBP: 0.357, SLG: 0.482			L8		G6-3	1-0 F8				4	0	0	0	0	1	3						
Eric Owens, R (1.7) OBP: 0.335, SLG: 0.372					G3-1					2	0	0	0	2	0	0						
Ramon Castro, R (1.2) OBP: 0.192, SLG: 0.460			G5-4-3 BB			CS SH3-4 BB				2	0	0	0	0	1	2						
Tim Raines, S (8, PH) OBP: 0.350, SLG: 0.262			G5-4-3			SH3-4				1	0	0	0	0	0	0						
Andy Fox, L (1.6) OBP: 0.334, SLG: 0.333			G6-3			2-1 HBP 1B				2	0	1	0	1	0	0						
Julian Tavarez, L (1.1) OBP: 0.143, SLG: 0.077						2-3 HBP				2	0	1	0	0	1	1						
Carl Pavano, R (7.1) OBP: 0.192, SLG: 0.231										0	0	0	0	0	0	0						
Kevin Millar, R (7, PH) OBP: 0.328, SLG: 0.434										0	0	0	0	0	0	0						
Vladimir Nunez, R (8.1) OBP: 0.250, SLG: 0.250										0	0	0	0	0	0	0						
Inning Stats	R: 0 E: 0 K: 0 S: 6	H: 0 LOB: 0 BB: 0 P: 12	R: 0 E: 0 K: 0 S: 6	H: 0 LOB: 1 BB: 2 P: 14	R: 0 E: 0 K: 1 S: 10	H: 1 LOB: 1 BB: 0 P: 15	R: 0 E: 0 K: 1 S: 12	H: 0 LOB: 0 BB: 0 P: 16	R: 0 E: 0 K: 2 S: 9	H: 0 LOB: 1 BB: 1 P: 17	R: 0 E: 1 K: 0 S: 8	H: 1 LOB: 2 BB: 1 P: 18	R: 0 E: 0 K: 1 S: 12	H: 1 LOB: 2 BB: 1 P: 21	R: 0 E: 0 K: 3 S: 12	H: 0 LOB: 0 BB: 0 P: 18	R: 0 E: 0 K: 1 S: 11	H: 0 LOB: 0 BB: 0 P: 15	1B: 3 2B: 0 3B: 0 HR: 0	SF: 0 SAC: 1 DP: 2 HBP: 1	WP: 1 PB: 1 SB: 0 CS: 1	PA: 34
PITCHER	IP WLS BF H R ER SO BB IBB HBP BLK WP HR S P ERA WHIP	IP WLS BF H R ER SO BB IBB HBP BLK WP HR S P ERA WHIP	IP WLS BF H R ER SO BB IBB HBP BLK WP HR S P ERA WHIP	IP WLS BF H R ER SO BB IBB HBP BLK WP HR S P ERA WHIP	IP WLS BF H R ER SO BB IBB HBP BLK WP HR S P ERA WHIP	IP WLS BF H R ER SO BB IBB HBP BLK WP HR S P ERA WHIP	IP WLS BF H R ER SO BB IBB HBP BLK WP HR S P ERA WHIP	IP WLS BF H R ER SO BB IBB HBP BLK WP HR S P ERA WHIP	IP WLS BF H R ER SO BB IBB HBP BLK WP HR S P ERA WHIP	IP WLS BF H R ER SO BB IBB HBP BLK WP HR S P ERA WHIP	IP WLS BF H R ER SO BB IBB HBP BLK WP HR S P ERA WHIP	IP WLS BF H R ER SO BB IBB HBP BLK WP HR S P ERA WHIP	IP WLS BF H R ER SO BB IBB HBP BLK WP HR S P ERA WHIP	IP WLS BF H R ER SO BB IBB HBP BLK WP HR S P ERA WHIP	IP WLS BF H R ER SO BB IBB HBP BLK WP HR S P ERA WHIP	IP WLS BF H R ER SO BB IBB HBP BLK WP HR S P ERA WHIP	IP WLS BF H R ER SO BB IBB HBP BLK WP HR S P ERA WHIP					

AB	27
R	0
H	3
RBI	0
BB	5
SO	8
LOB	11



Batter	1	2	3	4	5	6	7	8	9	AB	R	H	RBI	BB	SO	LOB	TOP
Alex Sanchez, L OBP: 0.364, SLG: 0.362 (1, 8)										4	3	2	1	1	2	1	Milwaukee Brewers @ Florida Marlins Pro Player Stadium, Miami, FL Sat Aug 03 2002, 7:05 PM EDT Att: 8,904 - Cloudy - 82 F
Eric Young Sr., R OBP: 0.322, SLG: 0.360 (1, 4)										5	0	1	2	0	0	4	
Lenny Harris, L OBP: 0.333, SLG: 0.365 (1, 5)										5	0	3	3	0	1	1	
Richie Sexson, R OBP: 0.350, SLG: 0.492 Izzy Alcantara, R OBP: 0.395, SLG: 0.462 (5, 3)										3	0	2	0	0	0	0	
Jeffrey Hammonds, R OBP: 0.341, SLG: 0.430 (1, 9)										5	0	0	0	0	2	6	
Matt Stairs, L OBP: 0.331, SLG: 0.479 Ronnie Belliard, R OBP: 0.289, SLG: 0.303 Jayson Durocher, R (8, 1) Paul Bako, L OBP: 0.321, SLG: 0.357 (9, PH)										2	0	0	0	1	0	2	
José Hernández, R OBP: 0.290, SLG: 0.492 Valerio De Los Santos, L Ray King, L (7, 1) Ryan Thompson, R OBP: 0.290, SLG: 0.500 (8, PH)										3	0	0	0	0	0	1	
Robert Machado, R OBP: 0.340, SLG: 0.420 (1, 2)										4	2	2	0	0	0	0	
Jose Cabrera, R (1, 1) Matt Childers, R (3, 1) Mark Loretta, R OBP: 0.349, SLG: 0.368 (6, 6)										1	1	0	0	0	0	2	
Inning Stats	R: 0 H: 2 E: 0 K: 2 S: 15	H: 3 R: 1 ER: 1 SO: 1 BB: 1 P: 27	R: 0 H: 0 E: 0 K: 0 S: 6	H: 0 R: 0 ER: 0 SO: 0 BB: 0 P: 13	R: 0 H: 0 E: 0 K: 0 S: 5	H: 3 R: 1 ER: 0 SO: 2 BB: 0 P: 14	R: 0 H: 1 E: 0 K: 1 S: 11	H: 0 R: 0 ER: 0 SO: 0 BB: 0 P: 10	R: 0 H: 0 E: 0 K: 2 S: 14	H: 4 R: 0 ER: 0 SO: 1 BB: 1 P: 23	1B: 10 2B: 3 3B: 0 HR: 0	SF: 0 SAC: 0 DP: 0 HBP: 0	WP: 0 PA: 42				
PITCHER	IP WLS BF H R ER SO BB IBB HBP BLK WP HR S P ERA WHIP																
Brad Penny, R ERA: 5.3 (1, 1)	6.0 W 28 9 4 4 3 1 0 0 0 0 0 0 62 99 6.00 1.667																
Graeme Lloyd, L ERA: 4.89 (7, 1)	1.0 3 0 0 0 1 0 0 0 0 0 0 0 7 10 0.00 0.000																
Armando Almanza, L ERA: 4.18 (8, 1)	1.0 3 0 0 0 2 0 0 0 0 0 0 0 14 21 0.00 0.000																
Vic Darensbourg, L ERA: 4.67 (9, 1)	0.1 6 4 3 3 0 1 0 0 0 0 0 0 6 15 81.00 15.000																
Braden Looper, R ERA: 3.41 (9, 1)	0.2 S 2 0 0 0 0 0 0 0 0 0 0 0 6 8 0.00 0.000																

Batter	1	2	3	4	5	6	7	8	9	AB	R	H	RBI	BB	SO	LOB	BOTTOM
Luis Castillo, S OBP: 0.385, SLG: 0.394 (1, 4)										4	3	2	2	1	0	1	Milwaukee Brewers @ Florida Marlins Pro Player Stadium, Miami, FL Sat Aug 03 2002, 7:05 PM EDT Att: 8,904 - Cloudy - 82 F
Armando Almanza, L (8, 1) Vic Darensbourg, L (9, 1) Braden Looper, R (9, 1)										4	1	3	2	0	0	1	
Andy Fox, L OBP: 0.338, SLG: 0.339 (1, 6)										4	2	1	0	1	3	3	
Preston Wilson, R OBP: 0.339, SLG: 0.435 (1, 8)										3	1	0	1	1	0	0	
Mike Lowell, R OBP: 0.365, SLG: 0.488 Mike Mordecai, R OBP: 0.308, SLG: 0.298 (9, 5)										0	0	0	0	0	0	0	
Derrek Lee, R OBP: 0.357, SLG: 0.483 (1, 3)										4	1	1	2	1	1	1	
Kevin Millar, R OBP: 0.333, SLG: 0.453 (1, 7)										5	2	3	4	0	0	1	
Eric Owens, R OBP: 0.336, SLG: 0.370 (1, 9)										4	0	1	0	1	0	2	
Mike Redmond, R OBP: 0.399, SLG: 0.396 (1, 2)										4	1	0	0	1	1	4	
Brad Penny, R OBP: 0.148, SLG: 0.185 Graeme Lloyd, L (7, 1) Homer Bush, R OBP: 0.288, SLG: 0.274 (7, PH)										2	0	1	0	0	0	0	
Inning Stats	R: 3 H: 3 E: 0 K: 0 S: 19	H: 1 R: 0 ER: 0 SO: 1 BB: 0 P: 18	R: 6 H: 5 E: 1 K: 1 S: 18	H: 1 R: 0 ER: 0 SO: 0 BB: 0 P: 16	R: 0 H: 1 E: 0 K: 2 S: 10	H: 1 R: 0 ER: 0 SO: 2 BB: 1 P: 19	R: 0 H: 1 E: 0 K: 1 S: 13	H: 0 R: 0 ER: 0 SO: 0 BB: 0 P: 14	R: 0 H: 0 E: 0 K: 0 S: 6	H: 0 R: 0 ER: 0 SO: 2 BB: 2 P: 15	1B: 8 2B: 3 3B: 0 HR: 1	SF: 2 SAC: 1 DP: 0 HBP: 0	WP: 0 PA: 44				
PITCHER	IP WLS BF H R ER SO BB IBB HBP BLK WP HR S P ERA WHIP																
Jose Cabrera, R ERA: 5.45 (1, 1)	2.2 L 19 3 1 1 3 1 0 0 0 0 0 1 27 48 3.86 1.714																
Matt Childers, R ERA: 3.86 (7, 1)	1.0 5 1 0 0 1 0 0 0 0 0 0 0 13 22 0.00 1.000																
Valerio De Los Santos, L ERA: 2.27 (6, 1)	1.0 4 0 1 0 2 0 0 0 0 0 0 0 9 14 0.00 0.000																
Ray King, L ERA: 3.05 (8, 1)	1.0 5 0 0 0 0 2 0 0 0 0 0 0 6 15 0.00 2.000																

Batter	1	2	3	4	5	6	7	8	9	AB	R	H	RBI	BB	SO	LOB	TOP					
Ronnie Belliard, R OBP: 0.288, SLG: 0.302 (1, 4)	P6		G6-3			K				4	0	1	1	0	1	1	Milwaukee Brewers @ Florida Marlins Pro Player Stadium, Miami, FL Sun Aug 04 2002, 4:05 PM EDT Att: 6,630 - Sunny - 91 F					
Mark Loretta, R OBP: 0.347, SLG: 0.361 Mike DeJean, R (8, 1)	F8			K				K		3	0	0	0	1	2	1						
Jeffrey Hammonds, R OBP: 0.340, SLG: 0.426 (1, 8)	F9					F9			F8	4	0	1	0	0	0	2						
Richie Sexson, R OBP: 0.361, SLG: 0.523 (1, 3)		K							F9	4	0	0	0	0	2	1						
Izzy Alcantara, R OBP: 0.353, SLG: 0.588 (1, 9)	G5-3					K				4	1	1	1	0	1	0						
Ryan Thompson, R OBP: 0.301, SLG: 0.514 (1, 7)						F7				4	0	2	0	0	0	0						
José Hernández, R OBP: 0.350, SLG: 0.489 (1, 6)						F3				4	1	1	0	0	2	2						
Robert Machado, R OBP: 0.348, SLG: 0.428 Paul Bako, L OBP: 0.324, SLG: 0.361 (8, PH) (8, 2)										2	0	2	0	0	0	0						
Ruben Quevedo, R OBP: 0.122, SLG: 0.077 Eric Young, Jr., R OBP: 0.371, SLG: 0.399 Valerio De Los Santos, L (6, PH) Luis Vizcaino, R (7, 1) Lenny Harris, L OBP: 0.330, SLG: 0.361 (8, PH) (8, 5)										1	0	0	0	0	0	1						
Inning Stats	R: 0 E: 0 K: 0 S: 12	H: 0 LOB: 0 BB: 0 P: 17	R: 0 E: 0 K: 2 S: 13	H: 1 LOB: 1 BB: 0 P: 19	R: 0 E: 0 K: 1 S: 6	H: 1 LOB: 0 BB: 0 P: 8	R: 0 E: 0 K: 1 S: 7	H: 1 LOB: 0 BB: 0 P: 11	R: 0 E: 0 K: 1 S: 11	H: 0 LOB: 0 BB: 0 P: 16	R: 0 E: 0 K: 1 S: 8	H: 1 LOB: 2 BB: 1 P: 15	R: 0 E: 0 K: 1 S: 8	H: 0 LOB: 0 BB: 0 P: 14	R: 1 E: 0 K: 1 S: 8	H: 3 LOB: 1 BB: 0 P: 14		R: 1 E: 0 K: 1 S: 13	H: 2 LOB: 1 BB: 0 P: 19	1B: 7 2B: 1 3B: 0 HR: 1	SF: 0 SAC: 0 DP: 3 HBP: 0	WP: 0 PB: 0 SB: 0 CS: 0
PITCHER	IP	WLS	BF	H	R	ER	SO	BB	IBB	HBP	BLK	WP	HR	S	P	ERA	WHIP					
Michael Tejera, L ERA: 3.61 (1, 1)	7.0	W	24	4	0	0	6	1	0	0	0	0	0	65	100	0.00	0.714					
Carl Pavano, R ERA: 5.67 (8, 1)	1.0		5	3	1	1	1	0	0	0	0	0	0	8	14	9.00	3.000					
Vic Darenbourg, L ERA: 4.76 (9, 1)	1.0		5	2	1	1	1	0	0	0	0	0	1	13	19	9.00	2.000					

Batter	1	2	3	4	5	6	7	8	9	AB	R	H	RBI	BB	SO	LOB	BOTTOM				
Luis Castillo, S OBP: 0.383, SLG: 0.392 Homer Bush, R OBP: 0.268, SLG: 0.274 (1, 4) (8, 4)	G1-3			G4-3						5	0	1	0	0	0	4	Milwaukee Brewers @ Florida Marlins Pro Player Stadium, Miami, FL Sun Aug 04 2002, 4:05 PM EDT Att: 6,630 - Sunny - 91 F				
Andy Fox, L OBP: 0.345, SLG: 0.340 (1, 6)						F8				2	0	1	0	2	0	0					
Juan Encarnacion, R OBP: 0.317, SLG: 0.435 (1, 8)										4	1	0	0	1	0	5					
Mike Lowell, R OBP: 0.368, SLG: 0.495 (1, 5)										4	1	2	2	1	1	2					
Derrek Lee, R OBP: 0.360, SLG: 0.490 (1, 3)										4	3	2	1	1	0	4					
Kevin Millar, R OBP: 0.343, SLG: 0.472 (1, 7)										3	1	3	2	1	0	0					
Eric Owens, R OBP: 0.338, SLG: 0.372 (1, 9)										4	1	2	0	0	0	2					
Mike Redmond, R OBP: 0.396, SLG: 0.401 (1, 2)										3	0	1	2	0	0	2					
Michael Tejera, L OBP: 0.200, SLG: 0.320 Tim Raines, S OBP: 0.346, SLG: 0.258 (7, PH) Carl Pavano, R OBP: 0.192, SLG: 0.231 Vic Darenbourg, L (9, 1)										3	0	0	0	0	1	2					
Inning Stats	R: 0 E: 0 K: 0 S: 13	H: 2 LOB: 1 BB: 0 P: 12	R: 0 E: 0 K: 1 S: 8	H: 0 LOB: 0 BB: 0 P: 15	R: 2 E: 0 K: 0 S: 13	H: 3 LOB: 1 BB: 0 P: 20	R: 3 E: 0 K: 0 S: 16	H: 3 LOB: 1 BB: 1 P: 30	R: 0 E: 0 K: 1 S: 8	H: 1 LOB: 2 BB: 1 P: 16	R: 1 E: 0 K: 1 S: 11	H: 1 LOB: 2 BB: 2 P: 22	R: 0 E: 0 K: 0 S: 8	H: 2 LOB: 1 BB: 0 P: 10	1B: 8 2B: 1 3B: 0 HR: 3	SF: 1 SAC: 0 DP: 2 HBP: 1		WP: 0 PB: 0 SB: 2 CS: 0	PA: 41		
PITCHER	IP	WLS	BF	H	R	ER	SO	BB	IBB	HBP	BLK	WP	HR	S	P	ERA	WHIP				
Ruben Quevedo, R ERA: 5.33 (1, 1)	5.0	L	26	8	6	6	1	3	0	1	0	0	0	8	16	0.00	2.000				
Valerio De Los Santos, L ERA: 2.21 (6, 1)	1.0		5	1	0	0	1	1	0	0	0	0	0	8	16	0.00	2.000				
Luis Vizcaino, R ERA: 2.69 (7, 1)	1.0		6	1	1	1	1	2	0	0	0	0	0	11	22	9.00	3.000				
Mike DeJean, R ERA: 3.23 (8, 1)	1.0		4	2	0	0	0	0	0	0	0	0	0	8	10	0.00	2.000				

Batter	1	2	3	4	5	6	7	8	9	AB	R	H	RBI	BB	SO	LOB	TOP				
Brad Wilkerson, L OBP: 0.369, SLG: 0.451	F8		L9			F8	G4-3			5	0	1	0	0	0	3	Montreal Expos @ Milwaukee Brewers Miller Park, Milwaukee, WI Sat Aug 10 2002, 6:05 PM CDT Att: 24,954 - Cloudy - 88 F				
Jose Macias, S OBP: 0.305, SLG: 0.385	K		1B			K		G5-3	F7	5	0	2	0	0	2	2					
Jose Vidro, S OBP: 0.376, SLG: 0.473	F8		F8			HR		L9		4	1	1	1	0	0	3					
Vladimir Guerrero, R OBP: 0.410, SLG: 0.601		HR			F9			G5-3		4	1	2	1	0	0	1					
Troy O'Leary, L OBP: 0.372, SLG: 0.412	F5				G4-3					3	0	0	0	1	0	1					
Andres Galarraga, R OBP: 0.362, SLG: 0.403	K				F8					4	0	0	0	0	2	2					
Fernando Tatis, R OBP: 0.315, SLG: 0.426	L9									4	0	1	0	0	0	0					
Michael Barrett, R OBP: 0.344, SLG: 0.418			L7			G5-3			G4-3	4	0	0	0	0	1	1					
Javier Vazquez, R OBP: 0.138, SLG: 0.138										2	0	1	0	0	0	0					
Wilton Guerrero, S OBP: 0.290, SLG: 0.276										1	0	1	0	0	0	0					
Dan Smith, R OBP: 0.222, SLG: 0.222										1	0	1	0	0	0	0					
Inning Stats	R: 0 E: 0 K: 1 S: 9	H: 0 LOB: 0 BB: 0 P: 16	R: 1 E: 0 K: 1 S: 11	H: 1 LOB: 0 BB: 0 P: 20	R: 0 E: 0 K: 0 S: 10	H: 2 LOB: 2 BB: 0 P: 15	R: 0 E: 0 K: 0 S: 7	H: 0 LOB: 0 BB: 0 P: 14	R: 0 E: 0 K: 1 S: 14	H: 2 LOB: 1 BB: 0 P: 25	R: 0 E: 0 K: 1 S: 12	H: 2 LOB: 2 BB: 0 P: 17	R: 0 E: 0 K: 1 S: 10	H: 1 LOB: 2 BB: 0 P: 19	R: 0 E: 0 K: 0 S: 9	H: 2 LOB: 2 BB: 0 P: 14	1B: 7 2B: 1 3B: 0 HR: 2	SF: 0 SAC: 0 DP: 0 HBP: 0	WP: 0 PB: 0 CS: 0	PA: 38	
PITCHER	IP	WLS	BF	H	R	ER	SO	BB	IBB	HBP	BLK	WP	HR	S	P	ERA	WHIP				
Jose Cabrera, R ERA: 5.27	6.0	W	23	5	2	2	3	0	0	0	0	0	2	60	105	3.00	0.833				
Luis Vizcaino, R ERA: 2.56	1.0	H	5	2	0	0	1	0	0	0	0	0	0	12	17	0.00	2.000				
Ray King, L ERA: 3.09	0.1	H	2	1	0	0	0	0	0	0	0	0	0	3	5	0.00	3.000				
Mike DeJean, R ERA: 3.81	1.2	S	8	2	0	0	1	1	0	0	0	0	0	16	28	0.00	1.800				

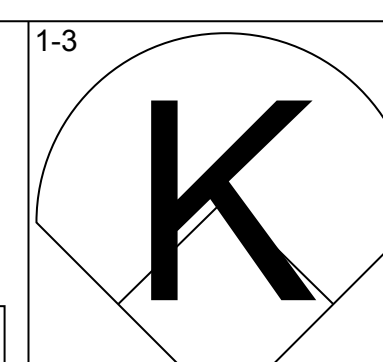
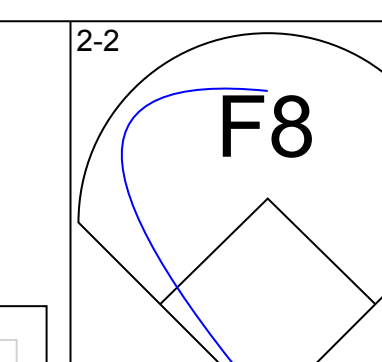
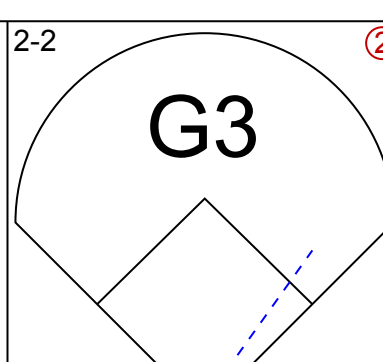
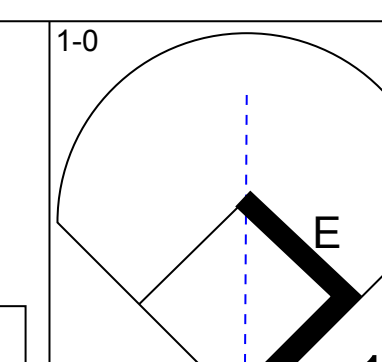
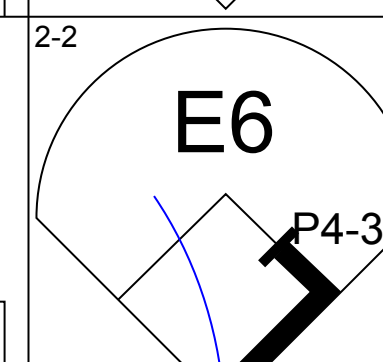
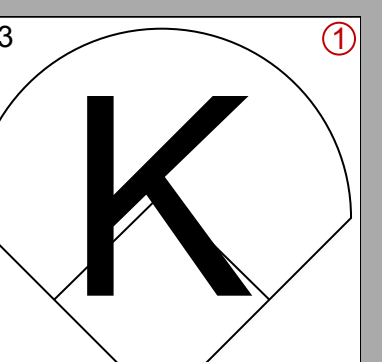
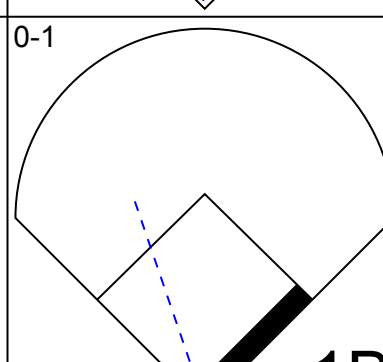
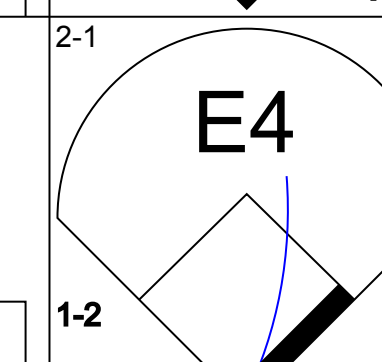
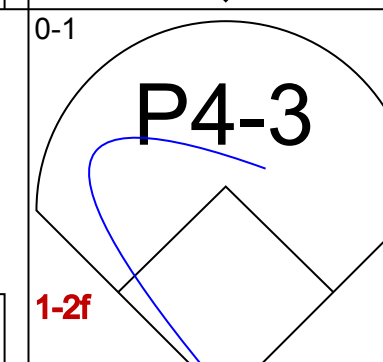
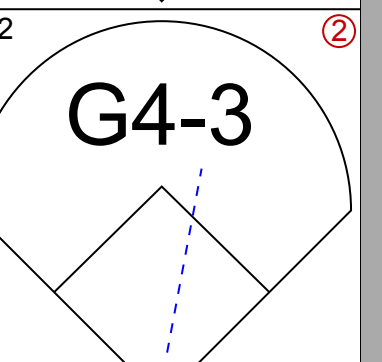
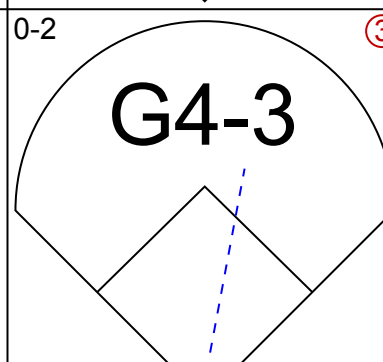
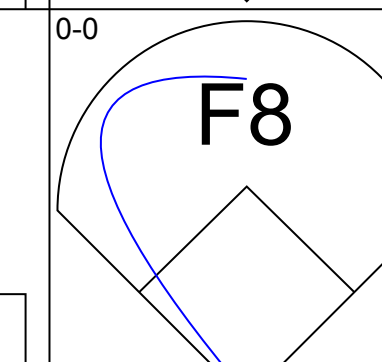
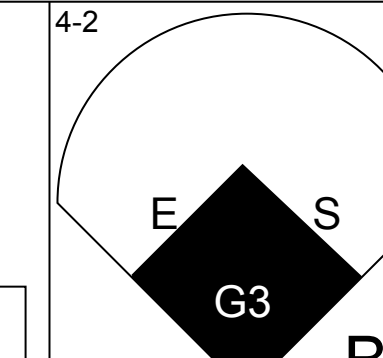
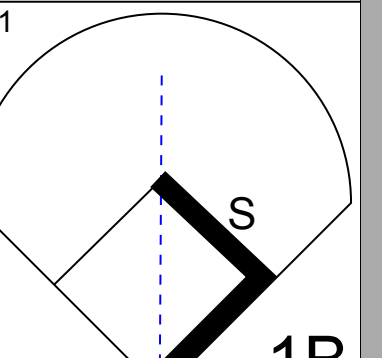
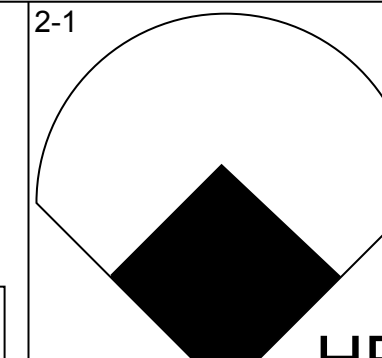
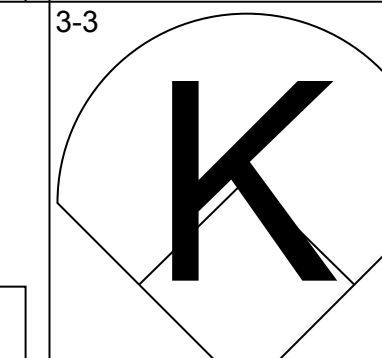
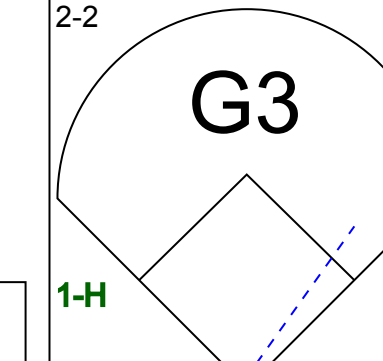
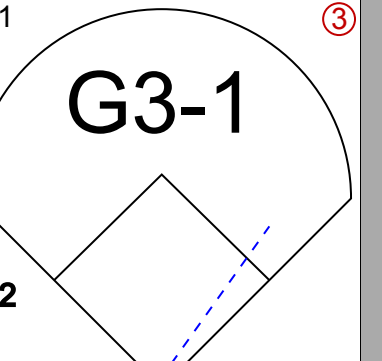
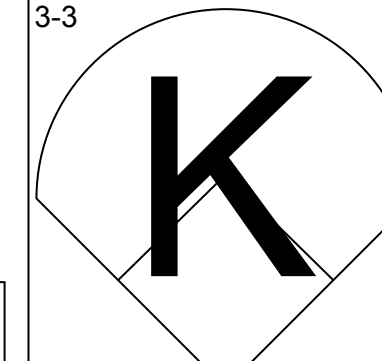
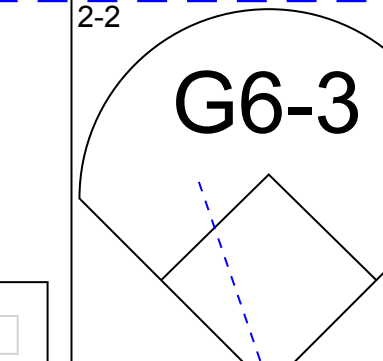
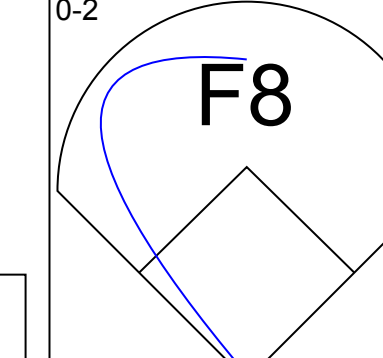
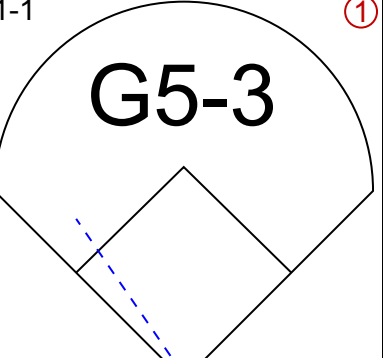
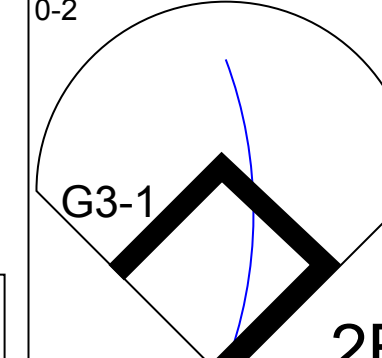
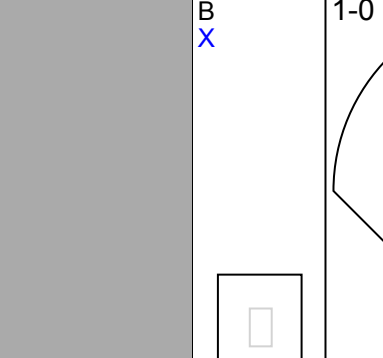
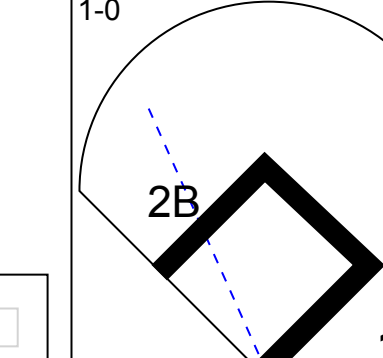
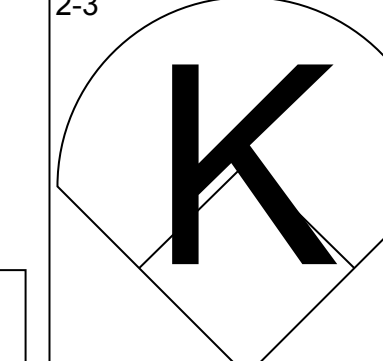
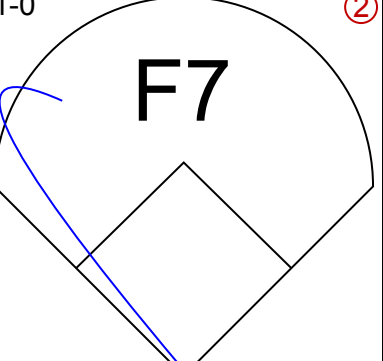
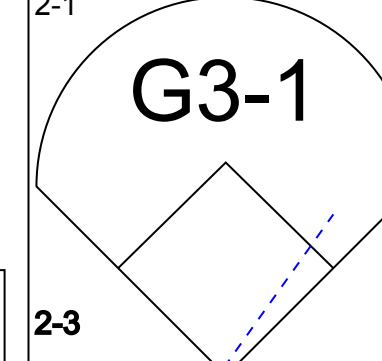
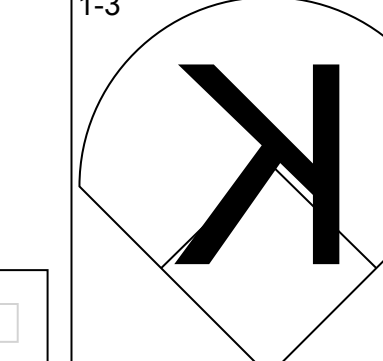
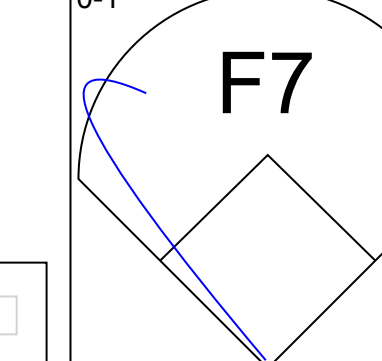
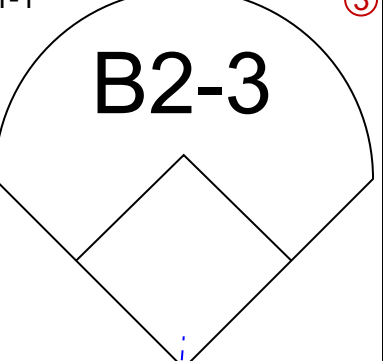
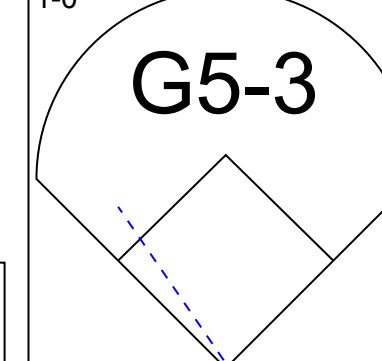
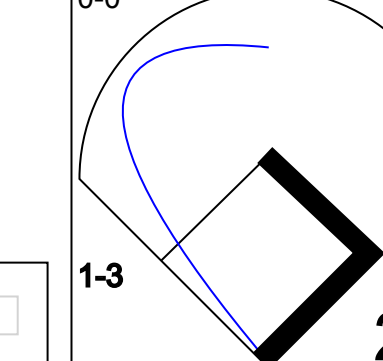
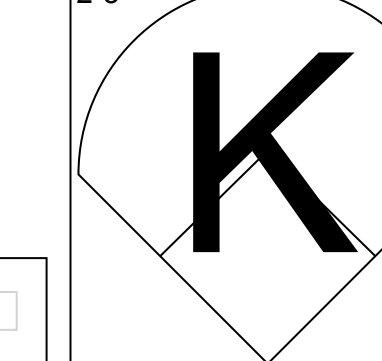
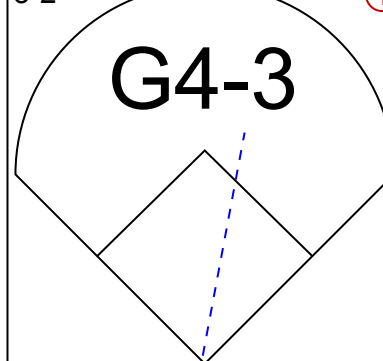
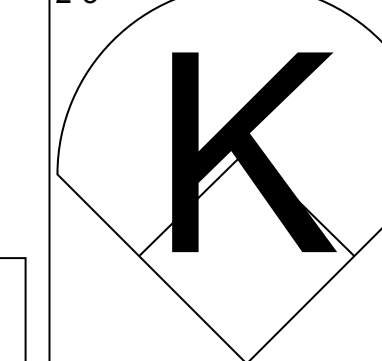
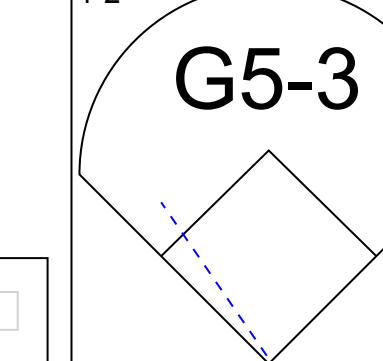
AB	37
R	2
H	10
RBI	2
BB	1
SO	5
LOB	13



Batter	1	2	3	4	5	6	7	8	9	AB	R	H	RBI	BB	SO	LOB	BOTTOM				
Alex Sanchez, L OBP: 0.355, SLG: 0.361	1B	G4-3		F7		G4-3				4	1	1	0	0	0	0	Montreal Expos @ Milwaukee Brewers Miller Park, Milwaukee, WI Sat Aug 10 2002, 6:05 PM CDT Att: 24,954 - Cloudy - 88 F				
Eric Young Sr., R OBP: 0.329, SLG: 0.362	1B				1B					4	2	4	0	0	0	0					
Lenny Harris, L OBP: 0.323, SLG: 0.348										4	1	2	1	0	0	2					
Jeffrey Hammonds, R OBP: 0.341, SLG: 0.424	1B	F2			1B					0	0	0	0	0	0	0					
Richie Sexson, R OBP: 0.361, SLG: 0.517	1B		F9							4	0	2	1	0	1	1					
Matt Stairs, L OBP: 0.326, SLG: 0.475										3	0	0	1	1	1	2					
Ryan Thompson, R OBP: 0.289, SLG: 0.493	1B									0	0	0	0	0	0	0					
José Hernández, R OBP: 0.343, SLG: 0.479	K		K							4	1	1	0	0	3	5					
Mark Loretta, R OBP: 0.348, SLG: 0.364										4	0	2	1	0	0	2					
Jorge Fabregas, L OBP: 0.228, SLG: 0.191	F7									3	0	0	1	0	1	3					
Jose Cabrera, R OBP: 0.326, SLG: 0.475										2	0	0	0	0	2	3					
Ronnie Belliard, R OBP: 0.287, SLG: 0.301										1	0	0	0	0	0	0					
Luis Vizcaino, R OBP: 0.287, SLG: 0.301										0	0	0	0	0	0	0					
Ray King, L OBP: 0.287, SLG: 0.301										0	0	0	0	0	0	0					
Mike DeJean, R OBP: 0.287, SLG: 0.301										1	0	0	0	0	1	1					
Inning Stats	R: 3 E: 0 K: 2 S: 24	H: 5 LOB: 3 BB: 1 P: 39	R: 0 E: 0 K: 0 S: 15	H: 1 LOB: 1 BB: 0 P: 20	R: 0 E: 0 K: 2 S: 8	H: 0 LOB: 0 BB: 0 P: 14	R: 0 E: 0 K: 1 S: 7	H: 0 LOB: 0 BB: 0 P: 11	R: 1 E: 0 K: 1 S: 13	H: 3 LOB: 2 BB: 0 P: 18	R: 0 E: 0 K: 1 S: 9	H: 0 LOB: 0 BB: 0 P: 14	R: 0 E: 0 K: 1 S: 8	H: 1 LOB: 0 BB: 0 P: 8	R: 1 E: 0 K: 1 S: 9	H: 2 LOB: 1 BB: 0 P: 14	1B: 11 2B: 1 3B: 0 HR: 0	SF: 1 SAC: 0 DP: 1 HBP: 0	WP: 0 PB: 0 CS: 0	PA: 36	
PITCHER	IP	WLS	BF	H	R	ER	SO	BB	IBB	HBP	BLK	WP	HR	S	P	ERA	WHIP				
Javier Vazquez, R ERA: 3.87	6.0	L	28	9	4	4	7	1	0	0	0	0	0	17	22	4.50	1.500				
Dan Smith, R ERA: 2.63	2.0		8	3	1	1	2	0	0	0	0	0	0	17	22	4.50	1.500				

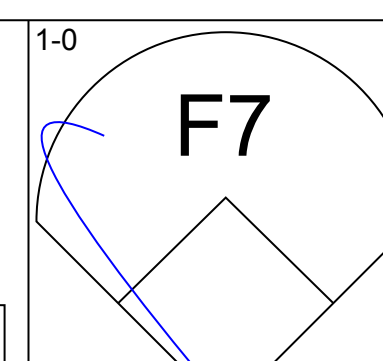
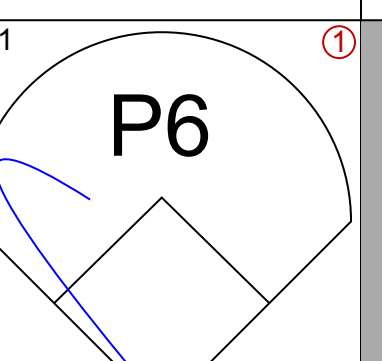
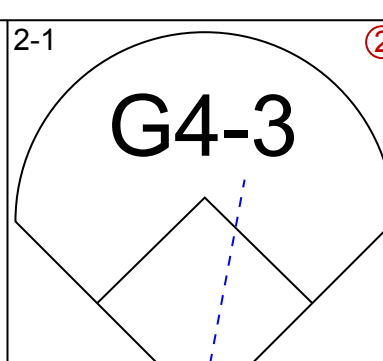
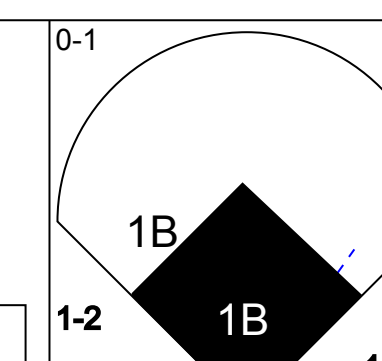
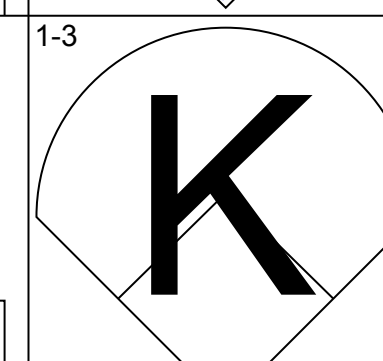
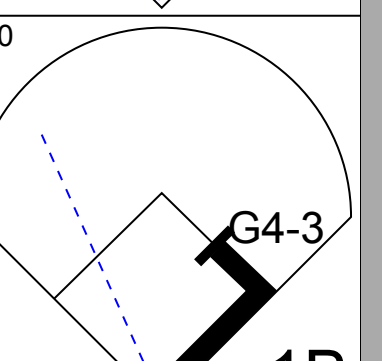
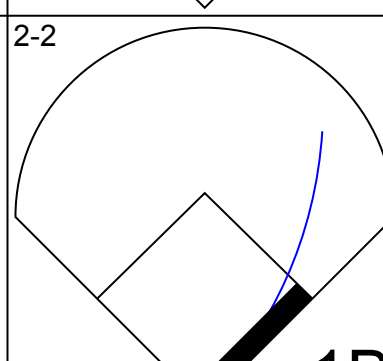
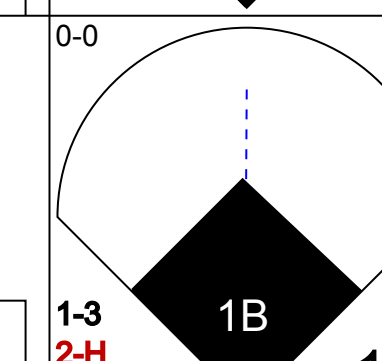
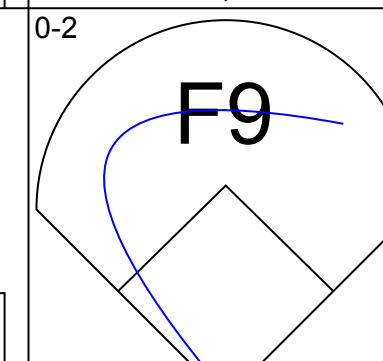
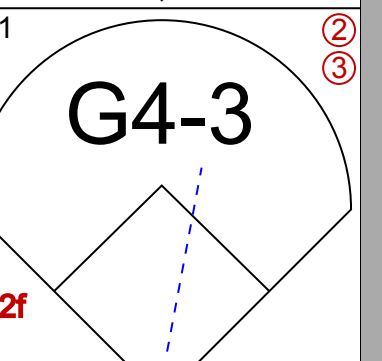
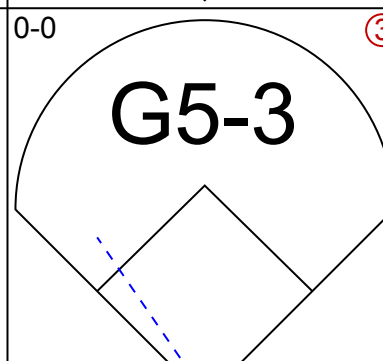
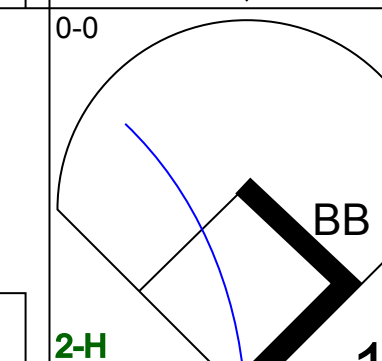
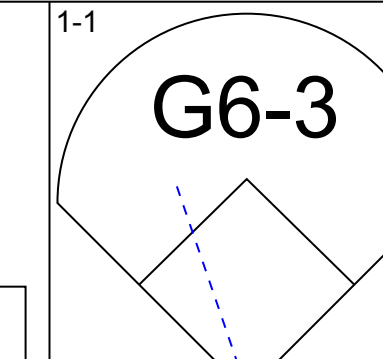
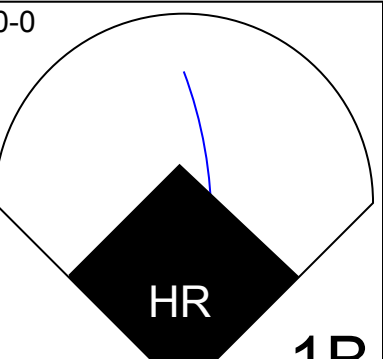
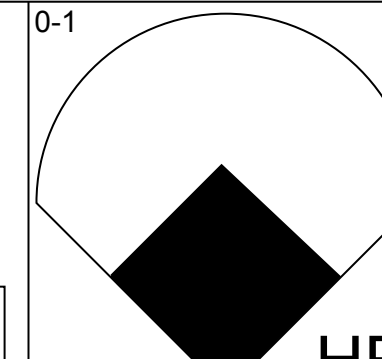
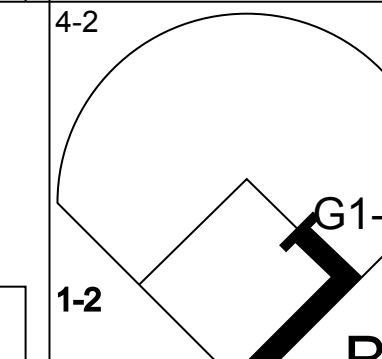
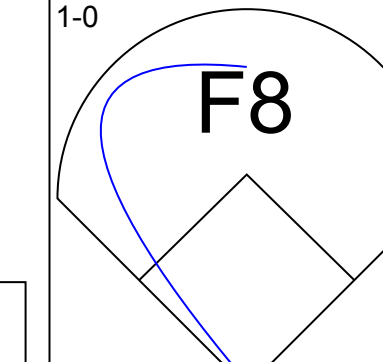
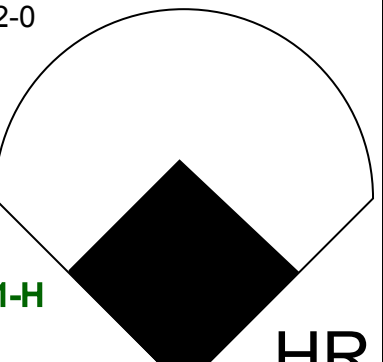
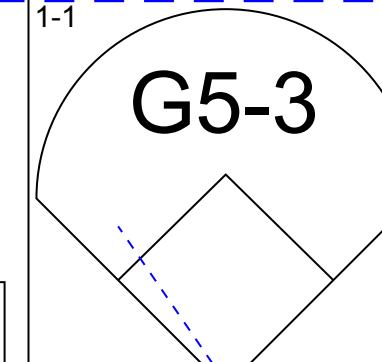
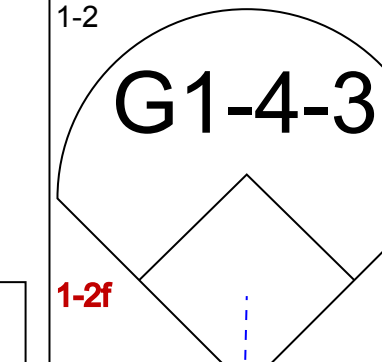
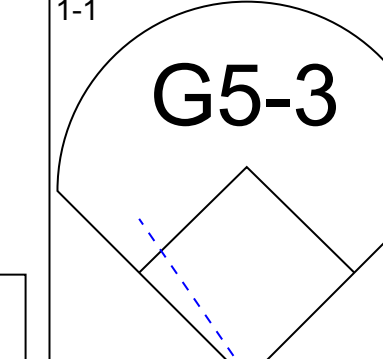
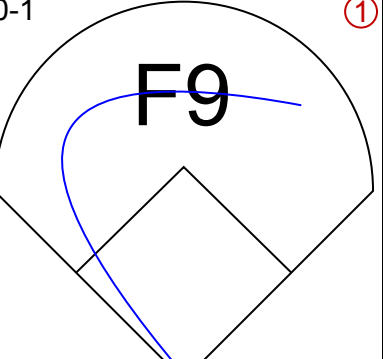
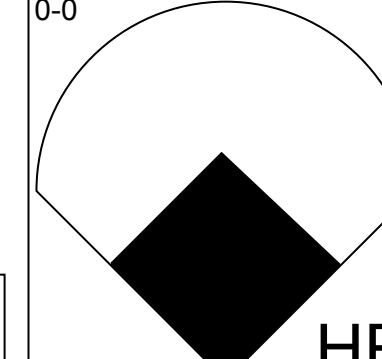
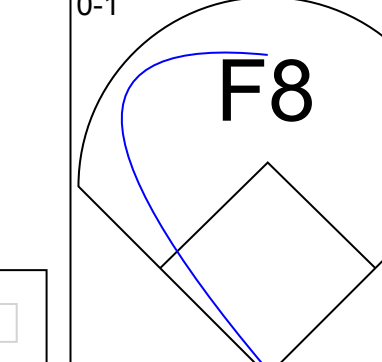
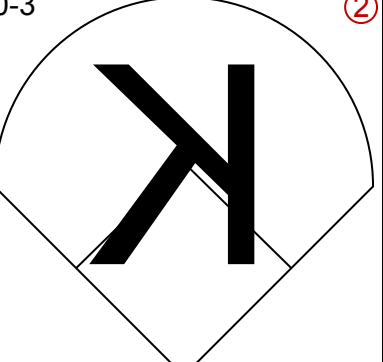
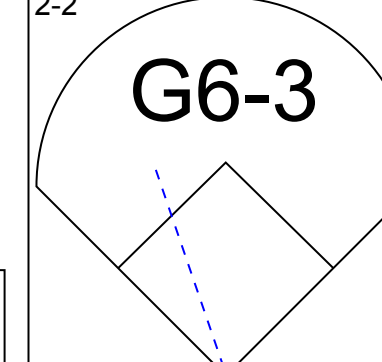
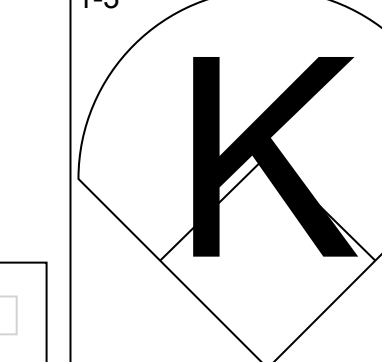
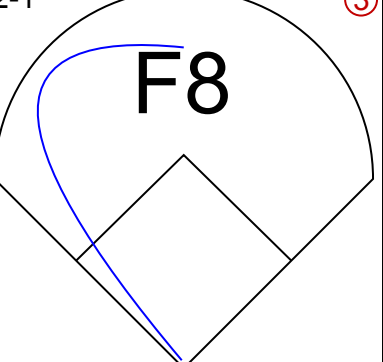
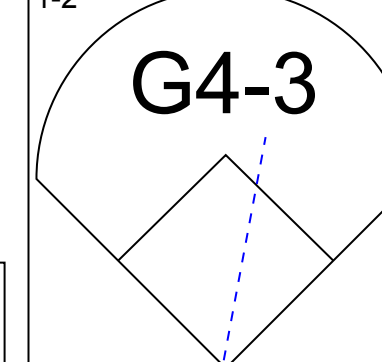
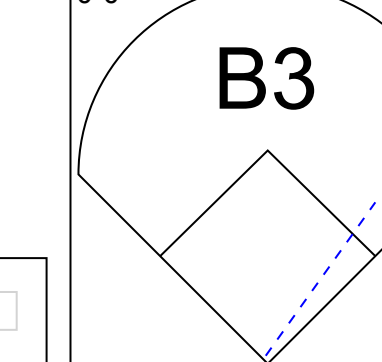
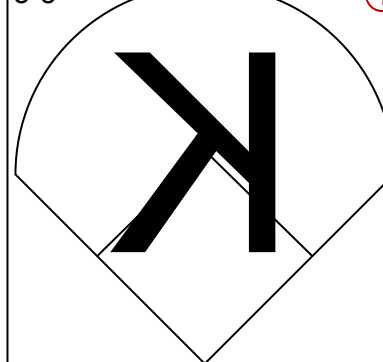
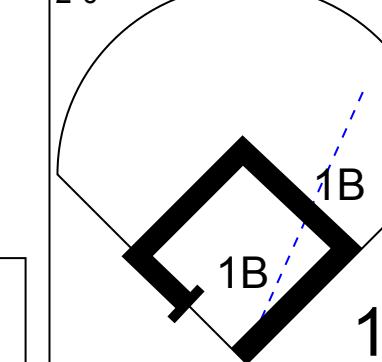


AB	34
R	5
H	12
RBI	5
BB	1
SO	9
LOB	19

Batter	1	2	3	4	5	6	7	8	9	AB	R	H	RBI	BB	SO	LOB	TOP					
Brad Wilkerson, L OBP: 0.368, SLG: 0.449 (1, 3)										4	0	1	0	0	1	0	Montreal Expos @ Milwaukee Brewers Miller Park, Milwaukee, WI Sun Aug 11 2002, 1:05 PM CDT Att: 30,153 - Sunny - 88 F					
Jose Macias, S OBP: 0.305, SLG: 0.383 (1, 6)										4	0	1	0	0	1	1						
Jose Vidro, S OBP: 0.373, SLG: 0.469 (1, 4)										4	0	0	0	0	0	4						
Vladimir Guerrero, R OBP: 0.413, SLG: 0.608 (1, 9)										3	2	2	1	1	1	2						
Troy O'Leary, L OBP: 0.365, SLG: 0.403 (1, 7)										4	0	0	1	0	1	1						
Fernando Tatis, R OBP: 0.318, SLG: 0.430 (1, 5)										4	0	2	0	0	0	0						
Brian Schneider, L OBP: 0.319, SLG: 0.452 Michael Barrett, R OBP: 0.343, SLG: 0.416 (9, PH)										3	0	0	0	0	1	1						
Wilton Guerrero, S OBP: 0.289, SLG: 0.286 (1, 8)										4	0	1	0	0	0	1						
Masato Yoshii, R OBP: 0.161, SLG: 0.037 Joey Eischen, L OBP: 0.067, SLG: 1.000 Matt Herge, L OBP: 0.295, SLG: 0.291 Henry Mateo, S OBP: 0.250, SLG: 0.272 52 T.J. Tucker, R OBP: 0.301, SLG: 0.491 Andros Calahorra, R OBP: 0.301, SLG: 0.491 (1, 1) (7, 1) (7, 1) (8, PH) (8, PH) (8, PH)										2	0	0	0	0	1	0						
Inning Stats	R: 0 E: 1 K: 1 S: 9	H: 0 LOB: 0 BB: 0 P: 12	R: 1 E: 0 K: 1 S: 12	H: 0 LOB: 0 BB: 1 P: 20	R: 0 E: 0 K: 1 S: 8	H: 0 LOB: 0 BB: 0 P: 12	R: 0 E: 0 K: 1 S: 10	H: 1 LOB: 1 BB: 0 P: 19	R: 0 E: 0 K: 0 S: 5	H: 0 LOB: 0 BB: 0 P: 8	R: 0 E: 0 K: 0 S: 13	H: 1 LOB: 1 BB: 0 P: 18	R: 1 E: 0 K: 1 S: 11	H: 2 LOB: 1 BB: 0 P: 19	R: 0 E: 1 K: 2 S: 10	H: 1 LOB: 2 BB: 0 P: 18		R: 0 E: 0 K: 1 S: 12	H: 2 LOB: 2 BB: 0 P: 17	1B: 4 2B: 3 3B: 0 HR: 1	SF: 0 SAC: 0 DP: 1 HBP: 0	WP: 0 PB: 0 CS: 0
PITCHER	IP	WLS	BF	H	R	ER	SO	BB	IBB	HBP	BLK	WP	HR	S	P	ERA	WHIP					
15 Ben Sheets, R ERA: 4.5	(1, 1)	8.0	W	31	5	2	2	7	1	0	0	0	0	1	78	126	2.25	0.750				
Ray King, L ERA: 3.02	(9, 1)	1.0		5	2	0	0	1	0	0	0	0	0	12	17	0.00	2.000					

AB	35
R	2
H	7
RBI	2
BB	1
SO	8
LOB	13



Batter	1	2	3	4	5	6	7	8	9	AB	R	H	RBI	BB	SO	LOB	BOTTOM				
Alex Sanchez, L OBP: 0.354, SLG: 0.359 (1, 8)										4	1	1	0	0	0	0	Montreal Expos @ Milwaukee Brewers Miller Park, Milwaukee, WI Sun Aug 11 2002, 1:05 PM CDT Att: 30,153 - Sunny - 88 F				
Eric Young Sr., R OBP: 0.333, SLG: 0.366 (1, 4)										4	1	3	0	0	1	0					
Jeffrey Hammonds, R OBP: 0.340, SLG: 0.422 (1, 9)										4	0	1	2	0	0	2					
Richie Sexson, R OBP: 0.365, SLG: 0.526 (1, 3)										3	2	2	1	1	0	0					
Matt Stairs, L OBP: 0.328, SLG: 0.494 Ryan Thompson, R OBP: 0.282, SLG: 0.480 (7, PH) (8, 7)										2	1	1	2	0	0	0					
José Hernández, R OBP: 0.343, SLG: 0.486 (1, 6)										3	1	1	1	0	0	0					
Mark Loretta, R OBP: 0.342, SLG: 0.357 (1, 5)										3	0	0	0	0	1	0					
Paul Bako, L OBP: 0.323, SLG: 0.354 (1, 2)										3	0	0	0	0	1	0					
15 Ben Sheets, R OBP: 0.143, SLG: 0.146 Lenny Harris, L OBP: 0.328, SLG: 0.353 Ray King, L ERA: 3.47 (1, 1) (8, PH) (9, 1)										2	0	0	0	0	1	0					
Inning Stats	R: 0 E: 0 K: 1 S: 7	H: 0 LOB: 0 BB: 0 P: 9	R: 0 E: 0 K: 0 S: 5	H: 0 LOB: 0 BB: 0 P: 8	R: 0 E: 0 K: 1 S: 7	H: 0 LOB: 0 BB: 0 P: 8	R: 0 E: 0 K: 0 S: 5	H: 1 LOB: 0 BB: 0 P: 8	R: 2 E: 0 K: 1 S: 9	H: 2 LOB: 0 BB: 0 P: 13	R: 0 E: 0 K: 1 S: 9	H: 1 LOB: 1 BB: 0 P: 16	R: 2 E: 0 K: 0 S: 11	H: 2 LOB: 0 BB: 0 P: 15	R: 2 E: 0 K: 0 S: 11	H: 4 LOB: 1 BB: 1 P: 18		1B: 7 2B: 0 3B: 0 HR: 3	SF: 0 SAC: 0 DP: 2 HBP: 0	WP: 0 PB: 0 CS: 0	PA: 32
PITCHER	IP	WLS	BF	H	R	ER	SO	BB	IBB	HBP	BLK	WP	HR	S	P	ERA	WHIP				
Masato Yoshii, R ERA: 3.4	(1, 1)	6.0	L	22	5	3	3	4	0	0	0	0	0	2	44	4.50	0.833				
Joey Eischen, L ERA: 1.49	(7, 1)	0.1		1	0	0	0	0	0	0	0	0	0	2	3	0.00	0.000				
Matt Herge, R ERA: 3.48	(7, 1)	0.2		3	1	1	1	0	0	0	0	0	1	7	10	13.50	1.500				
52 T.J. Tucker, R ERA: 3.47	(8, 1)	1.0		6	4	2	2	0	1	0	0	0	0	11	18	18.00	5.000				



Batter	1	2	3	4	5	6	7	8	9	AB	R	H	RBI	BB	SO	LOB	TOP			
Alex Sanchez, L (1, 8) OBP: 0.350, SLG: 0.355	G6-3		G4-3			G6-3		G4-3		4	0	0	0	0	0	1	Milwaukee Brewers @ Philadelphia Phillies Veterans Stadium, Philadelphia, PA Tue Aug 13 2002, 7:05 PM EDT Att: 14,046 - Sunny - 97 F			
Eric Young Sr., R (1, 4) OBP: 0.336, SLG: 0.373	CS 1B		K			1B		2B		4	0	3	1	0	1	0				
Jeffrey Hammonds, R (1, 9) OBP: 0.339, SLG: 0.420	1B				G4-3	F8		K		4	0	1	0	0	1	2				
Richie Sexson, R (1, 3) OBP: 0.362, SLG: 0.520	K				K		G4-3	F8		4	0	0	0	0	2	3				
Matt Stairs, L (1, 7) OBP: 0.326, SLG: 0.485		F9			G4-3		1B BB		G4-3	3	0	0	0	1	0	0				
José Hernández, R (1, 6) OBP: 0.345, SLG: 0.485		HBP BB			K		1B		K	3	0	1	0	1	2	0				
Mark Loretta, R (1, 5) OBP: 0.340, SLG: 0.351		G6-4-3 HBP			L3		F3		F8	3	0	0	0	0	0	2				
Paul Bako, L (1, 2) OBP: 0.318, SLG: 0.348	G6-4-3				G2-3		G4-3			3	0	0	0	0	0	4				
Glendon Rusch, L (1, 1) OBP: 0.295, SLG: 0.319			F8							2	0	0	0	0	1	0				
Lenny Harris, L (8, PH) OBP: 0.333, SLG: 0.353										0	1	0	0	1	0	0				
Jayson Durocher, R (8, 1)										0	0	0	0	0	0	0				
Valerio De Los Santos, L (8, 1)								G4-3 2B BB		0	0	0	0	0	0	0				
Inning Stats	R: 0 E: 0 K: 1 S: 14	H: 2 LOB: 2 BB: 0 P: 20	R: 0 E: 0 K: 0 S: 5	H: 0 LOB: 1 BB: 1 P: 11	R: 0 E: 0 K: 1 S: 6	H: 0 LOB: 0 BB: 0 P: 8	R: 0 E: 0 K: 1 S: 8	H: 0 LOB: 0 BB: 0 P: 15	R: 0 E: 0 K: 1 S: 9	H: 1 LOB: 1 BB: 0 P: 10	R: 0 E: 0 K: 0 S: 11	H: 1 LOB: 2 BB: 1 P: 20	R: 1 E: 0 K: 1 S: 11	H: 1 LOB: 1 BB: 1 P: 23	R: 0 E: 0 K: 1 S: 6	H: 0 LOB: 0 BB: 0 P: 10	1B: 4 2B: 2 3B: 0 HR: 0	SF: 0 SAC: 0 DP: 2 HBP: 1	WP: 0 PB: 0 CS: 1	PA: 34
PITCHER	IP WLS BF H R ER SO BB IBB HBP BLK WP HR S P ERA WHIP																			
Vicente Padilla, R (1, 1) ERA: 3.22	7.0 W 26 4 0 0 5 2 0 0 1 0 0 0 0 62 97 0.00 0.857																			
Terry Adams, R (8, 1) ERA: 4.92	1.0 H 5 1 1 1 1 1 0 0 0 0 0 0 0 11 23 9.00 2.000																			
Jose Mesa, R (9, 1) ERA: 3.1	1.0 S 3 0 0 0 1 0 0 0 0 0 0 0 0 6 10 0.00 0.000																			

Batter	1	2	3	4	5	6	7	8	9	AB	R	H	RBI	BB	SO	LOB	BOTTOM			
Doug Glanville, R (1, 8) OBP: 0.271, SLG: 0.297	F9		L3		L7		L5			4	0	0	0	0	0	0	Milwaukee Brewers @ Philadelphia Phillies Veterans Stadium, Philadelphia, PA Tue Aug 13 2002, 7:05 PM EDT Att: 14,046 - Sunny - 97 F			
11 Jimmy Rollins, S (1, 6) OBP: 0.309, SLG: 0.386	F9		1B		HBP		1B			3	0	2	0	0	0	0				
Bobby Abreu, L (1, 9) OBP: 0.410, SLG: 0.486	1B		F8		G4-3		K			4	0	1	0	0	1	3				
Pat Burrell, R (1, 7) OBP: 0.376, SLG: 0.551	G3				HR BB		K		L7	3	1	0	0	1	1	1				
Mike Lieberthal, R (1, 2) OBP: 0.354, SLG: 0.479		G6-3		HR	HR		WP FC5 2B		E8 1B BB SF8	4	2	2	2	0	0	0				
Travis Lee, L (1, 3) OBP: 0.322, SLG: 0.358		G3		G4-3		FC5 BB		SF8 1B	3	0	1	0	1	0	0	0				
Placido Polanco, R (1, 5) OBP: 0.315, SLG: 0.373		BB		G6-3		FC5		SF8 1B	3	0	1	0	1	0	2	0				
Marlon Anderson, L (1, 4) OBP: 0.323, SLG: 0.393		G6-3		B3		G5-3		SF8	3	0	0	1	0	0	3	0				
Vicente Padilla, R (1, 1) ERA: 4.97										2	0	0	0	0	1	0				
Jason Michaels, R (7, PH) OBP: 0.369, SLG: 0.523			P6							1	0	0	0	0	0	0				
Terry Adams, R (8, 1) OBP: 0.185, SLG: 0.083					K					0	0	0	0	0	0	0				
Tomas Perez, S (8, PH) OBP: 0.293, SLG: 0.375										0	0	0	0	0	0	2				
Jose Mesa, R (9, 1)										0	0	0	0	0	0	0				
Inning Stats	R: 0 E: 0 K: 0 S: 10	H: 1 LOB: 1 BB: 0 P: 18	R: 0 E: 0 K: 0 S: 10	H: 0 LOB: 1 BB: 1 P: 16	R: 0 E: 0 K: 0 S: 11	H: 1 LOB: 1 BB: 0 P: 14	R: 2 E: 0 K: 0 S: 10	H: 1 LOB: 0 BB: 1 P: 18	R: 0 E: 0 K: 1 S: 11	H: 0 LOB: 1 BB: 0 P: 18	R: 0 E: 0 K: 1 S: 12	H: 1 LOB: 2 BB: 1 P: 17	R: 0 E: 0 K: 1 S: 8	H: 1 LOB: 1 BB: 0 P: 17	R: 1 E: 1 K: 0 S: 17	H: 2 LOB: 2 BB: 0 P: 27	1B: 5 2B: 1 3B: 0 HR: 1	SF: 1 SAC: 0 DP: 0 HBP: 1	WP: 1 PB: 0 CS: 0	PA: 36
PITCHER	IP WLS BF H R ER SO BB IBB HBP BLK WP HR S P ERA WHIP																			
Glendon Rusch, L (1, 1) ERA: 1.65	7.0 L 30 5 2 2 3 3 0 1 0 0 0 0 0 6 11 0.00 0.000																			
Jayson Durocher, R (8, 1) ERA: 1.65	0.1 2 0 1 0 0 0 0 0 0 0 0 0 0 6 11 0.00 0.000																			
Valerio De Los Santos, L (8, 1) ERA: 2.23	0.2 4 2 0 0 0 0 0 0 0 0 0 0 0 11 16 0.00 3.000																			

Batter	1	2	3	4	5	6	7	8	9	AB	R	H	RBI	BB	SO	LOB	TOP
Alex Sanchez, L (1, 8) OBP: 0.346, SLG: 0.351	G6-3		G4-3					G3		4	0	0	0	0	1	0	Milwaukee Brewers @ Philadelphia Phillies Veterans Stadium, Philadelphia, PA Wed Aug 14 2002, 7:05 PM EDT Att: 14,509 - Cloudy - 96 F
Eric Young Sr., R (1, 4) OBP: 0.336, SLG: 0.370	G6-3							G5-3		3	0	0	0	1	0	0	
Jeffrey Hammonds, R (1, 9) OBP: 0.341, SLG: 0.419									F7	3	0	1	0	1	0	0	
Richie Sexson, R (1, 3) OBP: 0.363, SLG: 0.527										4	1	2	1	0	1	1	
Matt Stairs, L (1, 7) OBP: 0.325, SLG: 0.476										3	0	0	0	1	1	2	
José Hernández, R (1, 6) OBP: 0.344, SLG: 0.482										4	0	1	0	0	0	1	
Mark Loretta, R (1, 5) OBP: 0.335, SLG: 0.345										3	0	0	0	0	0	2	
Robert Machado, R (1, 2) OBP: 0.339, SLG: 0.409										2	0	0	0	1	0	1	
Jamey Wright, R (1, 1) OBP: 0.172, SLG: 0.276 (8, PH)										2	0	0	0	0	1	2	
Lenny Harris, L (8, PH) OBP: 0.331, SLG: 0.350										1	0	0	0	0	0	0	
Mike DeJean, R (8, 1)										0	0	0	0	0	0	0	
Inning Stats	R: 0 H: 0 E: 0 K: 1 S: 9	H: 0 LOB: 1 BB: 1 P: 16	R: 0 H: 0 E: 0 K: 0 S: 10	H: 0 LOB: 2 BB: 2 P: 22	R: 0 H: 2 E: 0 K: 0 S: 13	H: 0 LOB: 0 BB: 0 P: 12	R: 0 H: 0 E: 0 K: 2 S: 7	H: 0 LOB: 0 BB: 0 P: 9	R: 0 H: 1 E: 0 K: 0 S: 3	H: 0 LOB: 0 BB: 0 P: 4	R: 0 H: 0 E: 0 K: 0 S: 7	H: 0 LOB: 0 BB: 0 P: 11	R: 1 H: 1 E: 0 K: 1 S: 10	H: 1 LOB: 0 BB: 0 P: 14	1B: 3 2B: 0 3B: 0 HR: 1	SF: 0 SAC: 0 DP: 1 HBP: 0	WP: 0 PA: 33 CS: 1
PITCHER 39 Brett Myers, R (1, 1) ERA: 3.71	IP: 9.0 WLS: W BF: 33 H: 4 R: 1 ER: 1 SO: 4 BB: 4 IBB: 0 HBP: 0 BLK: 0 WP: 0 HR: 1 S: 78 P: 124 ERA: 1.00 WHIP: 0.889											PITCHER	IP: 9.0 WLS: W BF: 33 H: 4 R: 1 ER: 1 SO: 4 BB: 4 IBB: 0 HBP: 0 BLK: 0 WP: 0 HR: 1 S: 78 P: 124 ERA: 1.00 WHIP: 0.889				

Batter	1	2	3	4	5	6	7	8	9	AB	R	H	RBI	BB	SO	LOB	BOTTOM		
11 Jimmy Rollins, S (1, 6) OBP: 0.310, SLG: 0.388	SH5-3 SF7 2B									3	2	1	0	1	1	0	Milwaukee Brewers @ Philadelphia Phillies Veterans Stadium, Philadelphia, PA Wed Aug 14 2002, 7:05 PM EDT Att: 14,509 - Cloudy - 96 F		
Placido Polanco, R (1, 5) OBP: 0.313, SLG: 0.370	SH5-3									3	0	0	0	0	0	1			
Bobby Abreu, L (1, 8) OBP: 0.409, SLG: 0.483 (9, 9)	SF7									2	1	0	1	1	0	0			
Pat Burrell, R (1, 7) OBP: 0.377, SLG: 0.551	F9									4	0	2	1	0	1	0			
Jeremy Giambi, L (1, 9) OBP: 0.416, SLG: 0.507										4	0	1	1	0	2	1			
Doug Glanville, R (9, 8) OBP: 0.271, SLG: 0.297										0	0	0	0	0	0	0			
Mike Lieberthal, R (1, 2) OBP: 0.351, SLG: 0.475										3	0	0	0	0	0	2			
Travis Lee, L (1, 3) OBP: 0.322, SLG: 0.358										3	0	1	0	0	0	0			
Marlon Anderson, L (1, 4) OBP: 0.323, SLG: 0.400										3	1	1	1	0	0	1			
39 Brett Myers, R (1, 1)										3	0	0	0	0	0	0			
Inning Stats	R: 1 H: 1 E: 0 K: 0 S: 4	H: 1 LOB: 0 BB: 0 P: 6	R: 0 H: 1 E: 0 K: 1 S: 11	H: 1 LOB: 0 BB: 0 P: 17	R: 2 H: 2 E: 0 K: 0 S: 11	H: 2 LOB: 2 BB: 2 P: 23	R: 1 H: 1 E: 0 K: 0 S: 9	H: 1 LOB: 0 BB: 0 P: 11	R: 0 H: 0 E: 0 K: 1 S: 8	H: 0 LOB: 0 BB: 0 P: 15	R: 0 H: 0 E: 0 K: 0 S: 4	H: 0 LOB: 0 BB: 0 P: 6	R: 0 H: 0 E: 0 K: 1 S: 7	H: 0 LOB: 0 BB: 0 P: 13	R: 0 H: 1 E: 0 K: 1 S: 8	H: 1 LOB: 1 BB: 0 P: 11	1B: 3 2B: 2 3B: 0 HR: 1	SF: 1 SAC: 1 DP: 0 HBP: 0	WP: 0 PA: 32 CS: 0
PITCHER Jamey Wright, R (1, 1) ERA: 5.85	IP: 7.0 WLS: L BF: 28 H: 5 R: 4 ER: 4 SO: 3 BB: 2 IBB: 0 HBP: 0 BLK: 0 WP: 1 HR: 1 S: 54 P: 91 ERA: 5.14 WHIP: 1.000											PITCHER	IP: 7.0 WLS: L BF: 28 H: 5 R: 4 ER: 4 SO: 3 BB: 2 IBB: 0 HBP: 0 BLK: 0 WP: 1 HR: 1 S: 54 P: 91 ERA: 5.14 WHIP: 1.000						
Mike DeJean, R (8, 1) ERA: 3.75	IP: 1.0 WLS: L BF: 4 H: 1 R: 0 ER: 0 SO: 1 BB: 0 IBB: 0 HBP: 0 BLK: 0 WP: 0 HR: 0 S: 8 P: 11 ERA: 0.00 WHIP: 1.000											PITCHER	IP: 1.0 WLS: L BF: 4 H: 1 R: 0 ER: 0 SO: 1 BB: 0 IBB: 0 HBP: 0 BLK: 0 WP: 0 HR: 0 S: 8 P: 11 ERA: 0.00 WHIP: 1.000						

Batter	1	2	3	4	5	6	7	8	9	AB	R	H	RBI	BB	SO	LOB	TOP				
Eric Young Sr., R OBP: 0.333, SLG: 0.366	G1-5-3		F8			G5-3		G5-3		4	0	0	0	0	0	0	Milwaukee Brewers @ Philadelphia Phillies Veterans Stadium, Philadelphia, PA Thu Aug 15 2002, 7:05 PM EDT Att: 14,288 - Cloudy - 92 F				
Jeffrey Hammonds, R OBP: 0.337, SLG: 0.414	F9		F8			G5-3		F8		4	0	0	0	0	0						
Lenny Harris, L OBP: 0.328, SLG: 0.347	F7				F8				G6-3 BB	4	0	1	0	0	0						
Richie Sexson, R OBP: 0.364, SLG: 0.526		FC6-4 HBP			P4				G6-3	3	0	1	0	1	0						
Ryan Thompson, R OBP: 0.293, SLG: 0.474		FC6-4 HBP			K				G6-3 BB	3	0	1	0	0	1						
José Hernández, R OBP: 0.345, SLG: 0.483		FC6-4							G6-3	4	0	2	0	0	1						
Izzy Alcantara, R OBP: 0.280, SLG: 0.440		F7							K	3	0	0	0	0	5						
Paul Bako, L OBP: 0.313, SLG: 0.342		G3								3	0	0	0	0	5						
Ruben Quevedo, R OBP: 0.136, SLG: 0.095										2	0	0	0	0	1						
Matt Childers, R OBP: 0.225, SLG: 0.189										0	0	0	0	0	0						
Ray King, L OBP: 0.225, SLG: 0.189										0	0	0	0	0	0						
Jorge Fabregas, L OBP: 0.225, SLG: 0.189										1	0	0	0	0	0						
Luis Vizcaino, R OBP: 0.225, SLG: 0.189										0	0	0	0	0	0						
Inning Stats	R: 0 E: 0 K: 0 S: 6	H: 0 LOB: 0 BB: 0 P: 9	R: 0 E: 0 K: 0 S: 11	H: 1 LOB: 2 BB: 0 P: 21	R: 0 E: 0 K: 0 S: 7	H: 0 LOB: 0 BB: 0 P: 9	R: 0 E: 0 K: 1 S: 5	H: 0 LOB: 0 BB: 0 P: 7	R: 0 E: 0 K: 1 S: 9	H: 1 LOB: 1 BB: 0 P: 11	R: 0 E: 0 K: 0 S: 5	H: 0 LOB: 0 BB: 0 P: 5	R: 0 E: 0 K: 0 S: 14	H: 2 LOB: 2 BB: 0 P: 22	R: 0 E: 0 K: 0 S: 7	H: 0 LOB: 0 BB: 0 P: 10	R: 0 E: 0 K: 1 S: 13	H: 1 LOB: 1 BB: 1 P: 19	1B: 5 2B: 0 3B: 0 HR: 0	SF: 0 SAC: 0 DP: 1 HBP: 1	WP: 0 PA: 33 CS: 0
PITCHER	IP	WLS	BF	H	R	ER	SO	BB	IBB	HBP	BLK	WP	HR	S	P	ERA	WHIP				
Joe Roa, R ERA: 3.38	7.0	W	26	4	0	0	2	0	0	1	0	0	0	57	84	0.00	0.571				
Mike Timlin, R ERA: 2.5	1.0		3	0	0	0	0	0	0	0	0	0	0	7	10	0.00	0.000				
Carlos Silva, R ERA: 3.54	1.0		4	1	0	0	1	1	0	0	0	0	0	13	19	0.00	2.000				

Batter	1	2	3	4	5	6	7	8	9	AB	R	H	RBI	BB	SO	LOB	BOTTOM				
11 Jimmy Rollins, S OBP: 0.312, SLG: 0.395	F9		K							4	1	2	0	0	1	0	Milwaukee Brewers @ Philadelphia Phillies Veterans Stadium, Philadelphia, PA Thu Aug 15 2002, 7:05 PM EDT Att: 14,288 - Cloudy - 92 F				
Placido Polanco, R OBP: 0.314, SLG: 0.377	HR		G6-3							4	1	2	1	0	0						
Bobby Abreu, L OBP: 0.412, SLG: 0.494	HR		G6-4-3							3	1	2	2	1	1						
Pat Burrell, R OBP: 0.378, SLG: 0.549	HR		G6-4-3							3	1	1	0	1	1						
Jeremy Giambi, L OBP: 0.421, SLG: 0.521										2	1	2	2	1	0						
Doug Glanville, R OBP: 0.270, SLG: 0.296										1	0	0	0	0	0						
Mike Lieberthal, R OBP: 0.347, SLG: 0.470	G5-3									4	0	0	0	0	4						
Travis Lee, L OBP: 0.320, SLG: 0.356	F8									3	0	0	0	0	1						
Marlon Anderson, L OBP: 0.321, SLG: 0.397		L7								3	0	0	0	0	0						
Joe Roa, R OBP: 0.182, SLG: 0.273										3	0	0	0	0	1						
Mike Timlin, R ERA: 2.96										0	0	0	0	0	0						
Carlos Silva, R ERA: 2.52										0	0	0	0	0	0						
Inning Stats	R: 4 E: 0 K: 0 S: 16	H: 3 LOB: 0 BB: 1 P: 30	R: 0 E: 0 K: 1 S: 9	H: 0 LOB: 0 BB: 0 P: 14	R: 0 E: 0 K: 0 S: 9	H: 0 LOB: 0 BB: 1 P: 15	R: 0 E: 0 K: 1 S: 13	H: 1 LOB: 0 BB: 0 P: 18	R: 1 E: 0 K: 2 S: 18	H: 2 LOB: 1 BB: 0 P: 21	R: 0 E: 0 K: 0 S: 9	H: 1 LOB: 1 BB: 1 P: 16	R: 0 E: 0 K: 0 S: 8	H: 1 LOB: 1 BB: 0 P: 9	R: 0 E: 0 K: 1 S: 7	H: 1 LOB: 1 BB: 0 P: 11	1B: 3 2B: 2 3B: 2 HR: 2	SF: 0 SAC: 0 DP: 3 HBP: 0	WP: 0 PA: 33 CS: 0		
PITCHER	IP	WLS	BF	H	R	ER	SO	BB	IBB	HBP	BLK	WP	HR	S	P	ERA	WHIP				
Ruben Quevedo, R ERA: 5.76	5.0	L	21	6	5	5	4	2	0	0	0	0	2	65	98	9.00	1.600				
Matt Childers, R ERA: 6.75	1.0		4	1	0	0	0	1	0	0	0	0	0	9	16	0.00	2.000				
Ray King, L ERA: 2.96	1.0		4	1	0	0	0	0	0	0	0	0	0	8	9	0.00	1.000				
Luis Vizcaino, R ERA: 2.52	1.0		4	1	0	0	1	0	0	0	0	0	0	7	11	0.00	1.000				

Batter	1	2	3	4	5	6	7	8	9	AB	R	H	RBI	BB	SO	LOB	TOP							
Ricky Ledee, L OBP: 0.342, SLG: 0.441 Mike Timlin, R (7, 1)	0-1 P4	4-2 BB			0-0 P6		4-1 1B BB		4-2 BB	2	0	0	0	2	0	1	Philadelphia Phillies @ Milwaukee Brewers Miller Park, Milwaukee, WI Tue Aug 20 2002, 7:05 PM CDT Att: 24,082 - Sunny - 70 F							
11 Jimmy Rollins, S OBP: 0.309, SLG: 0.390	4-2 2B BB	0-0 G6-3			0-1 G4-3		2-2 S 1B		0-0 G3	4	0	1	0	1	0	4								
Bobby Abreu, L OBP: 0.403, SLG: 0.490	1-2 2B		2-0 G6-3		2-3 K		1-1 F8			4	0	1	0	0	1	2								
Pat Burrell, R OBP: 0.376, SLG: 0.546	2-0 HBP		0-0 P4			3-2 HR	3-2 F2			3	1	1	1	0	0	1								
Jeremy Giambi, L OBP: 0.418, SLG: 0.524 Carlos Silva, R (6, 1) Dan Plesac, L (7, 1) Doug Glanville, R OBP: 0.268, SLG: 0.293	2-3 K		1-0 F9			1-2 L6		2-3 K		3	0	0	0	0	1	3								
Mike Lieberthal, R OBP: 0.349, SLG: 0.475	1-0 F9			2-3 K		0-0 L7		0-2 P6		4	0	0	0	0	1	3								
Placido Polanco, R OBP: 0.313, SLG: 0.373		2-1 FC4 1B		1-0 G6-3		0-1 S 1B		0-0 F7		4	0	2	0	0	0	0								
Marlon Anderson, L OBP: 0.319, SLG: 0.394		2-2 FC4 SH3-4		1-2 L3		4-2 BB		1-3 K		3	0	0	0	1	1	1								
39 Brett Myers, R OBP: 0.083, SLG: 0.167 Travis Lee, L (6, PH) (6, 3)		0-0 SH3-4			0-1 G4-3 2B		2-3 K		3-2 G3	1	0	1	0	0	0	0								
		1-2 G3								2	0	0	0	0	1	2								
Inning Stats	R: 0 E: 0 K: 1 S: 12	H: 1 LOB: 3 BB: 1 P: 22	R: 0 E: 0 K: 0 S: 12	H: 1 LOB: 2 BB: 1 P: 20	R: 0 E: 0 K: 0 S: 3	H: 0 LOB: 0 BB: 0 P: 6	R: 0 E: 0 K: 1 S: 7	H: 0 LOB: 0 BB: 0 P: 11	R: 0 E: 0 K: 1 S: 8	H: 1 LOB: 1 BB: 0 P: 10	R: 1 E: 0 K: 1 S: 14	H: 2 LOB: 2 BB: 1 P: 24	R: 0 E: 0 K: 0 S: 14	H: 1 LOB: 1 BB: 1 P: 24	R: 0 E: 0 K: 1 S: 10	H: 0 LOB: 0 BB: 0 P: 12	R: 0 E: 0 K: 1 S: 10	H: 0 LOB: 1 BB: 1 P: 18	1B: 3 2B: 2 3B: 0 HR: 1	SF: 0 SAC: 1 DP: 0 HBP: 1	WP: 0 PB: 0 SB: 2 CS: 0	PA: 38		
PITCHER	IP WLS BF H R ER SO BB IBB HBP BLK WP HR S P ERA WHIP	6.1 W 29 6 1 1 4 4 0 1 0 0 1 60 103 1.42 1.579	0.2 H 2 0 0 0 0 0 0 0 0 0 0 10 14 0.00 0.000	1.0 H 3 0 0 0 1 0 0 0 0 0 0 10 12 0.00 0.000	1.0 S 4 0 0 0 1 1 0 0 0 0 0 10 18 0.00 1.000																			

Batter	1	2	3	4	5	6	7	8	9	AB	R	H	RBI	BB	SO	LOB	BOTTOM						
Alex Sanchez, L OBP: 0.345, SLG: 0.354	1-2 G1-3		2-1 G1-3		2-2 SH3-4 1B		2-2 F5			4	0	1	0	0	0	2	Philadelphia Phillies @ Milwaukee Brewers Miller Park, Milwaukee, WI Tue Aug 20 2002, 7:05 PM CDT Att: 24,082 - Sunny - 70 F						
Eric Young Sr., R OBP: 0.333, SLG: 0.368 Luis Vizcaino, R (8, 1) Mike DeJean, R (9, 1)	1-0 S 1B		0-1 G4-3		1-1 SH5-3-6 1-3F		0-0 G6-3			3	0	1	0	0	0	2							
Jeffrey Hammonds, R OBP: 0.340, SLG: 0.417	4-2 G1-6-3 1B BB		3-2 G5-3		2-0 2B		0-0 WP 2B			3	0	2	0	1	0	0							
Richie Sexson, R OBP: 0.361, SLG: 0.519	2-2 G1-6-3 1-2F			2-2 G6-3	2-2 G5-3		1-1 G5-3			4	0	0	0	0	0	4							
Matt Stairs, L OBP: 0.337, SLG: 0.477 Ryan Thompson, R OBP: 0.282, SLG: 0.457		4-2 SH2-3 1B BB		0-1 1B 2B		2-1 G3		1-3 K		2	2	1	0	1	0	0							
José Hernández, R OBP: 0.351, SLG: 0.492		2-2 G4-3 SH2-3 1B		2-2 1B 2H		2-1 F9		1-2 F9		4	0	2	1	0	0	1							
Mark Loretta, R OBP: 0.337, SLG: 0.339		0-0 SH2-3		1-1 F9		0-1 G4-3				2	0	0	0	0	0	1							
Robert Machado, R OBP: 0.352, SLG: 0.432 Paul Bako, L OBP: 0.314, SLG: 0.339 (7, PR) (8, 2)		2-2 G4-3		0-1 1B			0-0 SH1-4 1B			3	0	2	1	0	0	1							
Jamey Wright, R OBP: 0.161, SLG: 0.258 Jayson Durocher, R (7, 1) Ronnie Belliard, R OBP: 0.285, SLG: 0.298 (7, PH) (8, 4)		1-3 K		0-0 P6			0-1 SH1-4			2	0	0	0	0	1	3							
										0	0	0	0	0	0	0							
Inning Stats	R: 0 E: 0 K: 0 S: 9	H: 1 LOB: 1 BB: 1 P: 17	R: 1 E: 0 K: 1 S: 13	H: 1 LOB: 1 BB: 1 P: 22	R: 0 E: 0 K: 0 S: 7	H: 0 LOB: 0 BB: 0 P: 12	R: 1 E: 0 K: 0 S: 16	H: 3 LOB: 2 BB: 0 P: 21	R: 0 E: 0 K: 0 S: 13	H: 2 LOB: 1 BB: 0 P: 20	R: 0 E: 0 K: 0 S: 6	H: 0 LOB: 0 BB: 0 P: 10	R: 0 E: 0 K: 0 S: 7	H: 1 LOB: 1 BB: 0 P: 9	R: 0 E: 0 K: 1 S: 9	H: 1 LOB: 1 BB: 0 P: 12	1B: 6 2B: 4 3B: 0 HR: 0	SF: 0 SAC: 3 DP: 2 HBP: 0	WP: 1 PB: 0 SB: 1 CS: 0	PA: 33			
PITCHER	IP WLS BF H R ER SO BB IBB HBP BLK WP HR S P ERA WHIP	5.0 L 22 7 2 2 1 2 0 0 0 0 0 9 13 0.00 0.750	1.1 5 1 0 0 0 0 0 0 0 0 0 0 3 5 0.00 0.000	0.1 1 0 0 0 0 0 0 0 0 0 0 0 10 13 0.00 0.750																			

AB	31
R	1
H	6
RBI	1
BB	5
SO	6
LOB	17



Batter	1	2	3	4	5	6	7	8	9	AB	R	H	RBI	BB	SO	LOB	TOP											
11 Jimmy Rollins, S OBP: 0.314, SLG: 0.392	G1-3	G5-3				P6			FC4-6 BB	3	0	0	0	2	0	1	Philadelphia Phillies @ Milwaukee Brewers Miller Park, Milwaukee, WI Thu Aug 22 2002, 1:05 PM CDT Att: 18,150 - Dome - 72 F AB 34 R 7 H 10 RBI 7 BB 4 SO 3 LOB 15											
Placido Polanco, R OBP: 0.315, SLG: 0.383	HR	G4-3		F7		F5		L9	5	1	1	1	0	0	5													
Bobby Abreu, L OBP: 0.404, SLG: 0.499	3B BB			F7		2B		SF7	3	2	1	1	1	1	0													
Pat Burrell, R OBP: 0.381, SLG: 0.554	3B BB			HR		2B		FC4-6	4	2	2	2	1	0	1													
Mike Lieberthal, R OBP: 0.347, SLG: 0.477	3B			E5		G5-3		G6-3	4	0	1	2	0	0	1													
Todd Pratt, R OBP: 0.423, SLG: 0.500	K			G6-4-3		K		L9	4	0	0	0	0	2	3													
Tomas Perez, S OBP: 0.295, SLG: 0.364	F5			G6-3		F8		G6-4-3 1B	4	0	1	0	0	0	2													
Doug Glanville, R OBP: 0.272, SLG: 0.300		G6-3		11 BB 1B		SH2-4 2B		G6-4-3	4	0	2	0	0	0	1													
Randy Wolf, L OBP: 0.204, SLG: 0.304				B5		SH2-4		L9 2B	2	1	1	1	0	0	1													
Jeremy Giambi, L OBP: 0.421, SLG: 0.529	HR								1	1	1	0	0	0	0													
Carlos Silva, R OBP: 0.217, SLG: 0.182									0	0	0	0	0	0	0													
Inning Stats	R: 3 E: 0 K: 1 S: 23	H: 2 LOB: 1 BB: 2 P: 42	R: 1 E: 0 K: 0 S: 10	H: 1 LOB: 0 BB: 0 P: 17	R: 1 E: 1 K: 0 S: 9	H: 1 LOB: 0 BB: 0 P: 17	R: 0 E: 0 K: 0 S: 9	H: 1 LOB: 2 BB: 1 P: 17	R: 1 E: 0 K: 1 S: 10	H: 2 LOB: 1 BB: 0 P: 18	R: 0 E: 0 K: 0 S: 7	H: 1 LOB: 1 BB: 0 P: 11	R: 0 E: 0 K: 1 S: 9	H: 0 LOB: 0 BB: 0 P: 11	R: 0 E: 0 K: 0 S: 6	H: 1 LOB: 0 BB: 0 P: 8	R: 1 E: 0 K: 0 S: 9	H: 1 LOB: 1 BB: 1 P: 16	1B: 2 2B: 4 3B: 1 HR: 3	SF: 1 SAC: 1 DP: 2 HBP: 0	WP: 0 PB: 0 SB: 1 CS: 1	PA: 40						
PITCHER	IP	WLS	BF	H	R	ER	SO	BB	IBB	HBP	BLK	WP	HR	S	P	ERA	WHIP											
Jimmy Osting, L ERA: 6.23	(1, 1)	4.0	L	22	7	6	6	1	3	0	0	0	0	3	54	100	13.50	2.500										
Matt Childers, R ERA: 9.72	(5, 1)	1.0		3	0	0	0	1	0	0	0	0	0	0	7	11	0.00	0.000										
Valerio De Los Santos, L ERA: 2.25	(6, 1)	1.0		4	1	0	0	0	0	0	0	0	0	7	11	0.00	1.000											
Ray King, L ERA: 3.02	(7, 1)	1.0		3	0	0	0	1	0	0	0	0	0	9	11	0.00	0.000											
Jayson Durocher, R ERA: 1.74	(8, 1)	2.0		8	2	1	1	0	1	0	0	0	0	15	24	4.50	1.500											

Batter	1	2	3	4	5	6	7	8	9	AB	R	H	RBI	BB	SO	LOB	BOTTOM										
Eric Young Sr., R OBP: 0.336, SLG: 0.367	B1-3 BB		G4-3			F8		BB 1B		3	0	1	0	1	0	2	Philadelphia Phillies @ Milwaukee Brewers Miller Park, Milwaukee, WI Thu Aug 22 2002, 1:05 PM CDT Att: 18,150 - Dome - 72 F AB 29 R 0 H 4 RBI 0 BB 4 SO 8 LOB 14										
Alex Sanchez, L OBP: 0.340, SLG: 0.347	B1-3		F7			FC1-6 BB		BB	3	0	0	0	1	0	3												
Richie Sexson, R OBP: 0.357, SLG: 0.511	K					K		K	3	0	0	0	1	3	3												
José Hernández, R OBP: 0.350, SLG: 0.498			K			F9		F8	4	0	0	0	0	2	5												
Izzy Alcantara, R OBP: 0.250, SLG: 0.469		L4				F5		K	4	0	0	0	0	2	0												
Ryan Thompson, R OBP: 0.284, SLG: 0.464						F8		G4-3	3	0	1	0	0	0	0												
Jayson Durocher, R OBP: 0.217, SLG: 0.182						P3		G4-3	0	0	0	0	0	0	0												
Jorge Fabregas, L OBP: 0.217, SLG: 0.182						F8		G4-3	1	0	0	0	0	0	0												
Ronnie Belliard, R OBP: 0.280, SLG: 0.292						F8		G6-3	4	0	0	0	0	1	1												
Robert Machado, R OBP: 0.351, SLG: 0.430						F8		F9	3	0	1	0	0	0	0												
Jimmy Osting, R ERA: 6.23	(1, 1)					SH5-4 1B			0	0	0	0	0	0	0												
Matt Childers, R ERA: 9.72	(5, 1)					SH5-4			0	0	0	0	0	0	0												
Valerio De Los Santos, L ERA: 2.25	(6, 1)								0	0	0	0	0	0	0												
Mark Loretta, R OBP: 0.333, SLG: 0.332	(6, PH)								0	0	0	0	0	1	0												
Ray King, L ERA: 3.02	(7, 1)								0	0	0	0	0	0	0												
Lenny Harris, L OBP: 0.328, SLG: 0.346	(8, 7)								1	0	1	0	0	0	0												
Inning Stats	R: 0 E: 0 K: 1 S: 4	H: 0 LOB: 0 BB: 1 P: 8	R: 0 E: 0 K: 1 S: 15	H: 1 LOB: 0 BB: 0 P: 20	R: 0 E: 0 K: 0 S: 9	H: 1 LOB: 1 BB: 0 P: 13	R: 0 E: 0 K: 1 S: 7	H: 0 LOB: 0 BB: 0 P: 12	R: 0 E: 0 K: 0 S: 5	H: 0 LOB: 0 BB: 0 P: 8	R: 0 E: 0 K: 0 S: 13	H: 0 LOB: 2 BB: 2 P: 26	R: 0 E: 0 K: 2 S: 12	H: 0 LOB: 0 BB: 0 P: 18	R: 0 E: 0 K: 2 S: 13	H: 2 LOB: 3 BB: 1 P: 19	R: 0 E: 0 K: 1 S: 7	H: 0 LOB: 0 BB: 0 P: 10	1B: 3 2B: 2 3B: 0 HR: 0	SF: 0 SAC: 1 DP: 1 HBP: 0	WP: 0 PB: 0 SB: 0 CS: 0	PA: 34					
PITCHER	IP	WLS	BF	H	R	ER	SO	BB	IBB	HBP	BLK	WP	HR	S	P	ERA	WHIP										
Randy Wolf, L ERA: 3.44	(1, 1)	8.0	W	31	4	0	7	4	0	0	0	0	0	7	10	0.00	1.000										
Carlos Silva, R ERA: 3.31	(9, 1)	1.0		3	0	0	0	1	0	0	0	0	0	7	10	0.00	0.000										

Batter	1	2	3	4	5	6	7	8	9	AB	R	H	RBI	BB	SO	LOB	TOP										
Pokey Reese, R (1,4) OBP: 0.330, SLG: 0.351										4	3	2	1	1	1	2											
Rob Mackowiak, L (1,5) OBP: 0.306, SLG: 0.444										4	3	2	1	1	0	0											
18 Jason Kendall, R (1,2) OBP: 0.350, SLG: 0.360 Keith Osik, R (7,PH) OBP: 0.208, SLG: 0.261										3	2	2	3	1	1	0											
Brian Giles, L (1,7) OBP: 0.434, SLG: 0.627 Mike Benjamin, R (6,3) OBP: 0.207, SLG: 0.168										4	2	3	3	0	0	0											
Adam Hyzdu, R (1,8) OBP: 0.345, SLG: 0.535										5	1	0	0	1	2	3											
Armando Rios, L (1,9) OBP: 0.287, SLG: 0.295										4	2	2	2	0	0	3											
Craig Wilson, R (1,3) OBP: 0.359, SLG: 0.450										3	2	1	4	1	2	2											
Abraham Nunez, S (1,6) OBP: 0.299, SLG: 0.325										5	1	2	0	0	0	4											
Kip Wells, R (1,1) OBP: 0.208, SLG: 0.283 Joe Beimel, L (7,1) OBP: 0.364, SLG: 0.400 Aramis Ramirez, R (6,PH) OBP: 0.278, SLG: 0.364 Jimmy Anderson, L (8,1) OBP: 0.159, SLG: 0.119 Al Reyes, R (8,1)										3	1	2	2	0	0	1											
Inning Stats	R: 3 E: 0 K: 1 S: 18	H: 3 LOB: 1 BB: 0 P: 30	R: 1 E: 0 K: 0 S: 7	H: 2 LOB: 1 BB: 0 P: 10	R: 3 E: 0 K: 0 S: 14	H: 4 LOB: 1 BB: 0 P: 22	R: 0 E: 0 K: 2 S: 9	H: 0 LOB: 0 BB: 0 P: 13	R: 0 E: 0 K: 2 S: 13	H: 0 LOB: 1 BB: 0 P: 23	R: 7 E: 0 K: 0 S: 28	H: 5 LOB: 2 BB: 3 P: 46	R: 0 E: 0 K: 0 S: 5	H: 0 LOB: 0 BB: 0 P: 11	R: 1 E: 0 K: 0 S: 8	H: 1 LOB: 1 BB: 1 P: 16	R: 2 E: 0 K: 2 S: 12	H: 1 LOB: 0 BB: 1 P: 17	1B: 5 2B: 9 3B: 0 HR: 2	SF: 1 SAC: 1 DP: 0 HBP: 3	WP: 1 PB: 0 CS: 2 CS: 0	PA: 50					
PITCHER	IP	WLS	BF	H	R	ER	SO	BB	IBB	HBP	BLK	WP	HR	S	P	ERA	WHIP										
Jose Cabrera, R (1,1) ERA: 6.39	5.1	L	30	11	11	11	5	2	0	2	0	0	1	68	115	18.56	2.438										
Matt Childers, R (6,1) ERA: 12.0	0.2		7	3	3	3	0	1	0	1	0	0	0	21	29	40.50	6.000										
Shane Nance, L (7,1) ERA: 4.5	2.0		8	1	1	1	0	1	0	0	0	0	1	13	27	4.50	1.000										
Luis Vizcaino, R (9,1) ERA: 2.7	1.0		5	1	2	2	2	1	0	0	0	1	0	12	17	18.00	2.000										

Pittsburgh Pirates @ Milwaukee Brewers
Miller Park, Milwaukee, WI
Sat Aug 24 2002, 6:05 PM CDT
Att: 22,568 - Sunny - 78 F

AB 40
R 17
H 16
RBI 17
BB 5
SO 7
LOB 16

Batter	1	2	3	4	5	6	7	8	9	AB	R	H	RBI	BB	SO	LOB	BOTTOM										
Alex Sanchez, L (1,8) OBP: 0.342, SLG: 0.355										6	1	3	2	0	0	2											
Eric Young Sr., R (1,4) OBP: 0.333, SLG: 0.363										6	2	2	1	0	0	3											
Lenny Harris, L (1,7) OBP: 0.322, SLG: 0.338										5	2	2	0	0	0	0											
Richie Sexson, R (1,3) OBP: 0.362, SLG: 0.514										4	1	3	1	1	0	2											
Matt Stairs, L (1,9) OBP: 0.343, SLG: 0.503 Matt Childers, R (6,1) Shane Nance, L (7,1) OBP: 1.000, SLG: 1.000 Ronnie Belliard, R (8,PH) OBP: 0.279, SLG: 0.291 Luis Vizcaino, R (9,1)										3	1	1	0	0	1	2											
José Hernández, R (1,6) OBP: 0.354, SLG: 0.503										5	1	4	2	0	1	1											
Mark Loretta, R (1,5) OBP: 0.344, SLG: 0.342										3	0	1	0	1	0	1											
Paul Bako, L (1,2) OBP: 0.305, SLG: 0.333										5	1	1	1	0	0	8											
Jose Cabrera, R (1,1) OBP: 0.059, SLG: 0.059 Ryan Thompson, R (6,9) OBP: 0.283, SLG: 0.489										2	0	1	0	0	0	2											
Inning Stats	R: 0 E: 0 K: 0 S: 5	H: 0 LOB: 0 BB: 0 P: 12	R: 2 E: 0 K: 0 S: 18	H: 3 LOB: 2 BB: 0 P: 29	R: 0 E: 0 K: 1 S: 10	H: 1 LOB: 1 BB: 0 P: 18	R: 1 E: 0 K: 0 S: 14	H: 3 LOB: 2 BB: 0 P: 22	R: 0 E: 0 K: 0 S: 4	H: 0 LOB: 0 BB: 1 P: 9	R: 0 E: 0 K: 0 S: 7	H: 2 LOB: 1 BB: 0 P: 11	R: 3 E: 0 K: 1 S: 20	H: 5 LOB: 2 BB: 1 P: 28	R: 3 E: 0 K: 1 S: 14	H: 4 LOB: 1 BB: 0 P: 19	R: 1 E: 0 K: 1 S: 13	H: 2 LOB: 1 BB: 0 P: 17	1B: 13 2B: 6 3B: 1 HR: 1	SF: 0 SAC: 0 DP: 3 HBP: 1	WP: 0 PB: 0 CS: 0	PA: 47					
PITCHER	IP	WLS	BF	H	R	ER	SO	BB	IBB	HBP	BLK	WP	HR	S	P	ERA	WHIP										
Kip Wells, R (1,1) ERA: 3.73	6.0	W	27	9	3	3	1	0	0	0	0	0	0	20	28	27.00	6.000										
Joe Beimel, L (7,1) ERA: 5.0	1.0		8	5	3	3	0	1	0	0	0	0	1	10	14	40.50	6.000										
Jimmy Anderson, L (8,1) ERA: 5.3	0.2		6	4	3	3	0	0	0	0	0	0	1	10	14	40.50	6.000										
Al Reyes, R (8,1) ERA: 2.08	1.1		6	2	1	1	2	0	0	0	0	0	0	17	22	6.75	1.500										

Pittsburgh Pirates @ Milwaukee Brewers
Miller Park, Milwaukee, WI
Sat Aug 24 2002, 6:05 PM CDT
Att: 22,568 - Sunny - 78 F

AB 44
R 10
H 20
RBI 10
BB 2
SO 3
LOB 25

Batter	1	2	3	4	5	6	7	8	9	AB	R	H	RBI	BB	SO	LOB	TOP					
Pokey Reese, R OBP: 0.333, SLG: 0.353 (1,4)	F8		FC6-4 1B WP		SH1-3 1B		SH1-3 1B	G5-3		4	2	2	0	0	0	1						
Rob Mackowiak, L OBP: 0.313, SLG: 0.457 (1,8)	K		FC6-4 1B		SH1-3 1B		SH1-3 1B		HR	4	1	3	1	0	1	0						
18 Jason Kendall, R OBP: 0.347, SLG: 0.356 (1,2)	G6-3		FC6-4 WP HBP		E6		G6-3		F7	5	0	0	0	0	0	5						
Brian Giles, L OBP: 0.436, SLG: 0.624 (1,7)		BB 1B BB	WP HBP		F7				G6-3	2	0	0	0	2	0	2						
Aramis Ramirez, R OBP: 0.274, SLG: 0.360 (9,1)	F9		K		L7		SF8		F9	4	0	0	1	0	1	5						
Kevin Young, R OBP: 0.325, SLG: 0.412 (1,3)	K		G6-3			L9	K			4	0	0	0	0	2	5						
Armando Rios, L OBP: 0.297, SLG: 0.313 (1,9)		BB 1B		G4-3		G4-3 2B		1B		4	0	3	0	0	0	0						
Abraham Nunez, S OBP: 0.302, SLG: 0.325 (1,6)				G6-3		G4-3		G6-3 E 1B		3	0	1	0	1	0	1						
Kris Benson, R OBP: 0.212, SLG: 0.242 (1,1)				G6-3		G6-3		G6-3		4	0	0	0	0	0	5						
Mike Benjamin, R OBP: 0.207, SLG: 0.168 (9,5)	G1-3			G6-3		G6-3		G6-3		0	0	0	0	0	0	0						
Inning Stats	R: 0 E: 0 K: 1 S: 7	H: 0 LOB: 0 BB: 0 P: 9	R: 0 E: 0 K: 1 S: 15	H: 1 LOB: 3 BB: 2 P: 24	R: 1 E: 0 K: 1 S: 17	H: 2 LOB: 2 BB: 0 P: 27	R: 0 E: 0 K: 0 S: 5	H: 0 LOB: 0 BB: 0 P: 8	R: 0 E: 1 K: 0 S: 10	H: 1 LOB: 2 BB: 0 P: 11	R: 0 E: 0 K: 0 S: 8	H: 1 LOB: 1 BB: 0 P: 10	R: 1 E: 0 K: 1 S: 8	H: 1 LOB: 2 BB: 1 P: 19	R: 0 E: 1 K: 0 S: 10	H: 2 LOB: 1 BB: 0 P: 14	R: 1 E: 0 K: 0 S: 7	H: 1 LOB: 0 BB: 0 P: 10	1B: 7 2B: 1 3B: 0 HR: 1	SF: 1 SAC: 1 DP: 0 HBP: 2	WP: 1 PB: 0 SB: 0 CS: 0	PA: 41
PITCHER	IP	WLS	BF	H	R	ER	SO	BB	IBB	HBP	BLK	WP	HR	S	P	ERA	WHIP					
Jamey Wright, R ERA: 5.35 (1,1)	8.0	L	37	8	2	2	4	2	1	2	0	1	0	80	122	2.25	1.250					
Ray King, L ERA: 3.06 (9,1)	1.0		4	1	1	1	0	0	0	0	0	0	1	7	10	9.00	1.000					

Pittsburgh Pirates @ Milwaukee Brewers
Miller Park, Milwaukee, WI
Sun Aug 25 2002, 1:05 PM CDT
Att: 19,443 - Sunny - 72 F

AB	34
R	3
H	9
RBI	2
BB	3
SO	4
LOB	24



Batter	1	2	3	4	5	6	7	8	9	AB	R	H	RBI	BB	SO	LOB	BOTTOM				
Alex Sanchez, L OBP: 0.343, SLG: 0.356 (1,8)	FC6-4 S 1B		K			K				4	0	2	0	0	2	0					
Mark Loretta, R OBP: 0.342, SLG: 0.345 (1,5)	FC9-6-5 1-3			1B G5-4-3 2B		G3-1		G6-3		4	1	1	0	0	0	2					
Lenny Harris, L OBP: 0.327, SLG: 0.349 (1,7)	WP 2B			G5-4-3 1B		G4-3			G3	4	0	2	0	0	0	0					
Richie Sexson, R OBP: 0.363, SLG: 0.516 (1,3)	G5-3			G5-4-3		FC5-4 1B			WP G4-3 2B	4	1	2	0	0	0	2					
Matt Stairs, L OBP: 0.338, SLG: 0.495 (1,9)		L8		F8		FC5-4 1B			G4-3	3	0	0	0	0	0	1					
Ryan Thompson, R OBP: 0.280, SLG: 0.483 (7, PR) (8, 9)						1-2F			2H	1	0	0	1	0	0	0					
José Hernández, R OBP: 0.355, SLG: 0.503 (1,6)		K			CS 1B				K	4	0	2	0	0	2	0					
Robert Machado, R OBP: 0.346, SLG: 0.423 (1,2)		G1-3			F7		P4			3	0	0	0	0	0	3					
Ronnie Belliard, R OBP: 0.275, SLG: 0.286 (1,4)				F2		K			L7	3	0	0	0	0	1	1					
Jamey Wright, R OBP: 0.152, SLG: 0.242 (1,1)					F7				F7	2	0	0	0	0	1	0					
Jorge Fabregas, L OBP: 0.207, SLG: 0.175 (8, PH)										1	0	0	0	0	0	0					
Ray King, L ERA: 2.66 (9,1)										0	0	0	0	0	0	0					
Inning Stats	R: 0 E: 0 K: 0 S: 10	H: 2 LOB: 1 BB: 0 P: 16	R: 0 E: 0 K: 1 S: 7	H: 0 LOB: 0 BB: 0 P: 8	R: 0 E: 0 K: 1 S: 7	H: 0 LOB: 0 BB: 0 P: 9	R: 1 E: 0 K: 0 S: 7	H: 2 LOB: 0 BB: 0 P: 10	R: 0 E: 0 K: 2 S: 7	H: 0 LOB: 0 BB: 0 P: 9	R: 0 E: 0 K: 0 S: 12	H: 2 LOB: 2 BB: 0 P: 14	R: 0 E: 0 K: 0 S: 8	H: 1 LOB: 1 BB: 0 P: 12	R: 1 E: 0 K: 1 S: 8	H: 1 LOB: 0 BB: 0 P: 15	1B: 6 2B: 5 3B: 0 HR: 0	SF: 0 SAC: 0 DP: 3 HBP: 0	WP: 2 PB: 0 SB: 1 CS: 1	PA: 33	
PITCHER	IP	WLS	BF	H	R	ER	SO	BB	IBB	HBP	BLK	WP	HR	S	P	ERA	WHIP				
Kris Benson, R ERA: 5.04 (1,1)	8.0	W	29	8	1	1	5	0	0	0	0	1	0	69	92	1.12	1.000				
Mike Williams, R ERA: 2.66 (9,1)	1.0	S	4	1	1	1	1	0	0	0	0	1	0	8	15	9.00	1.000				

Pittsburgh Pirates @ Milwaukee Brewers
Miller Park, Milwaukee, WI
Sun Aug 25 2002, 1:05 PM CDT
Att: 19,443 - Sunny - 72 F

AB	33
R	2
H	9
RBI	1
BB	0
SO	6
LOB	9



Batter	1	2	3	4	5	6	7	8	9	AB	R	H	RBI	BB	SO	LOB	TOP					
Mark Bellhorn, S (1,4) OBP: 0.373, SLG: 0.526 Kyle Farnsworth, R (8,1)	L7		F5			K		L9-3		4	0	0	0	0	1	2						
Bill Mueller, S (1,5) OBP: 0.344, SLG: 0.375	G1-3					G3			FC6-4 BB	3	0	1	0	1	0	1						
Roosevelt Brown, L (1,7) OBP: 0.277, SLG: 0.313	G5-3					K			FC6-4 BB	3	0	0	0	1	1							
Fred McGriff, L (1,3)		F8				G3-6-3			K	4	0	1	0	0	1	3						
Moises Alou, R (1,9) OBP: 0.320, SLG: 0.404						F8			FC6-4	4	0	1	0	0	0	3						
Corey Patterson, L (1,8) OBP: 0.298, SLG: 0.416						K			G4-3	4	0	0	0	0	3	4						
Alex Gonzalez, R (1,6) OBP: 0.311, SLG: 0.427						F8			G4-3	3	1	1	0	0	0	1						
Todd Hundley, S (1,2) OBP: 0.286, SLG: 0.412			K						G4-3	3	0	1	0	0	1	1						
22 Mark Prior, R (1,1) OBP: 0.229, SLG: 0.303 (8, PH) Chris Stynes, R (8, PH) Bobby Hill, S (8, PR) OBP: 0.310, SLG: 0.379 (8, PR) OBP: 0.294, SLG: 0.284 (8,4)			K						L9-3	2	0	0	0	0	2	1						
										1	0	1	1	0	0	0						
										0	0	0	0	0	0	0						
Inning Stats	R: 0 E: 0 K: 0 S: 9	H: 0 LOB: 0 BB: 0 P: 13	R: 0 E: 0 K: 1 S: 8	H: 1 LOB: 1 BB: 0 P: 10	R: 0 E: 0 K: 2 S: 10	H: 0 LOB: 0 BB: 0 P: 14	R: 0 E: 0 K: 1 S: 11	H: 1 LOB: 0 BB: 0 P: 17	R: 0 E: 0 K: 1 S: 6	H: 0 LOB: 0 BB: 0 P: 8	R: 0 E: 0 K: 2 S: 10	H: 1 LOB: 1 BB: 0 P: 11	R: 0 E: 0 K: 1 S: 9	H: 1 LOB: 1 BB: 0 P: 13	R: 0 E: 0 K: 0 S: 10	H: 2 LOB: 1 BB: 0 P: 14	R: 0 E: 0 K: 1 S: 11	H: 0 LOB: 2 BB: 2 P: 22	1B: 3 2B: 4 3B: 0 HR: 0	SF: 0 SAC: 0 DP: 2 HBP: 0	WP: 0 PB: 0 SB: 0 CS: 0	PA: 33
PITCHER	IP	WLS	BF	H	R	ER	SO	BB	IBB	HBP	BLK	WP	HR	S	P	ERA	WHIP					
15 Ben Sheets, R (1,1) ERA: 4.49 Mike DeJean, R (9,1) ERA: 3.56	8.0	W	29	6	1	1	8	1	0	0	0	0	0	78	109	1.12	0.875					
	1.0	S	4	0	0	0	1	1	0	0	0	0	0	6	13	0.00	1.000					

Chicago Cubs @ Milwaukee Brewers
Miller Park, Milwaukee, WI
Mon Aug 26 2002, 7:05 PM CDT
Att: 27,254 - Sunny - 75 F

AB	31
R	1
H	6
RBI	1
BB	2
SO	9
LOB	17



Batter	1	2	3	4	5	6	7	8	9	AB	R	H	RBI	BB	SO	LOB	BOTTOM				
Alex Sanchez, L (1,8) OBP: 0.340, SLG: 0.352	G6-3		E5			F8		B5-3		4	0	0	0	0	0	0					
Eric Young Sr., R (1,4) OBP: 0.330, SLG: 0.360	P6		P6			P4		G5-3		4	0	0	0	0	0	1					
Jeffrey Hammonds, R (1,9) OBP: 0.336, SLG: 0.497	F8					P5				2	0	0	0	1	0	0					
Richie Sexson, R (1,3) OBP: 0.363, SLG: 0.515		P4								3	0	1	0	0	1	2					
Matt Stairs, L (1,7) OBP: 0.333, SLG: 0.487 Ryan Thompson, R (8,7) OBP: 0.280, SLG: 0.483		G4-3				G3				3	0	0	0	0	1	1					
José Hernández, R (1,6) OBP: 0.385, SLG: 0.501						K				0	0	0	0	0	0	0					
Mark Loretta, R (1,5) OBP: 0.342, SLG: 0.345						K				2	1	0	0	1	2	0					
Jorge Fabregas, L (1,2) OBP: 0.211, SLG: 0.189										3	1	1	0	0	1	0					
15 Ben Sheets, R (1,1) ERA: 3.3 Mike DeJean, R (9,1) ERA: 6.57										3	0	0	0	0	2	1					
										0	0	0	0	0	0	0					
Inning Stats	R: 0 E: 0 K: 0 S: 8	H: 0 LOB: 0 BB: 0 P: 15	R: 2 E: 0 K: 0 S: 11	H: 2 LOB: 1 BB: 1 P: 19	R: 0 E: 1 K: 1 S: 11	H: 0 LOB: 2 BB: 1 P: 20	R: 0 E: 0 K: 2 S: 9	H: 0 LOB: 0 BB: 0 P: 13	R: 0 E: 0 K: 1 S: 7	H: 0 LOB: 0 BB: 0 P: 11	R: 0 E: 0 K: 1 S: 11	H: 1 LOB: 1 BB: 0 P: 17	R: 0 E: 0 K: 1 S: 8	H: 0 LOB: 0 BB: 0 P: 11	R: 0 E: 0 K: 1 S: 6	H: 0 LOB: 0 BB: 0 P: 6	1B: 2 2B: 2 3B: 0 HR: 0	SF: 0 SAC: 0 DP: 1 HBP: 0	WP: 0 PB: 0 SB: 1 CS: 1	PA: 29	
PITCHER	IP	WLS	BF	H	R	ER	SO	BB	IBB	HBP	BLK	WP	HR	S	P	ERA	WHIP				
22 Mark Prior, R (1,1) ERA: 3.3 Kyle Farnsworth, R (8,1) ERA: 6.57	7.0	L	26	3	2	2	6	2	0	0	0	0	0	65	106	2.57	0.714				
	1.0		3	0	0	0	1	0	0	0	0	0	0	6	6	0.00	0.000				

Chicago Cubs @ Milwaukee Brewers
Miller Park, Milwaukee, WI
Mon Aug 26 2002, 7:05 PM CDT
Att: 27,254 - Sunny - 75 F


AB	27
R	2
H	3
RBI	2
BB	2
SO	7
LOB	5



Batter	1	2	3	4	5	6	7	8	9	AB	R	H	RBI	BB	SO	LOB	TOP								
Mark Bellhorn, S (1,4) OBP: 0.372, SLG: 0.526	2-2 SH1-3 SF8 2B		1-1 FC6-4 1B		3-3 K			1-3 K		4	1	2	0	0	2	1	Chicago Cubs @ Milwaukee Brewers Miller Park, Milwaukee, WI Wed Aug 28 2002, 7:05 PM CDT Att: 24,385 - Sunny - 70 F								
Corey Patterson, L (1,8) OBP: 0.295, SLG: 0.412	0-1 SH1-3 2-3		1-0 FC6-4 CS 1-2f			1-1 G3		0-1 E1 G3		3	0	0	0	0	0	1									
Angel Echevarria, R (1,9) OBP: 0.339, SLG: 0.443	1-2 SF8 3-H		3-2 F8 1-2			2-1 1B		2-0 G3 1-2		3	0	1	1	0	0	2									
Moises Alou, R (1,7) OBP: 0.321, SLG: 0.404	3-1 1B			0-0 F8		1-0 L6		1-0 F9		4	0	1	0	0	0	2									
Fred McGriff, L (1,3) OBP: 0.349, SLG: 0.510	2-3 K			1-0 G4-3		2-2 G4-3			1-3 K	4	0	0	0	0	2	2									
Chris Stynes, R (1,5) OBP: 0.318, SLG: 0.381		2-2 FC4-6 1B		0-3 K			1-0 G4-3 WP 1B		0-1 F8	4	0	2	0	0	1	0									
Alex Gonzalez, R (1,6) OBP: 0.310, SLG: 0.422		1-1 P4			2-3 K		2-2 G4-3 1-3		0-2 G6-3	4	0	0	0	0	1	2									
Joe Girardi, R (1,2) OBP: 0.277, SLG: 0.298		3-2 FC4-6			2-1 G1-3		2-3 K			2	0	0	0	0	0	1									
Juan Cruz, R (6,1) OBP: 0.143, SLG: 0.143		1-2f K2-3			1-2 1B					0	0	0	0	0	0	0									
Bobby Hill, S (7, FH) OBP: 0.291, SLG: 0.281										0	0	0	0	0	1	1									
Will Cunnane, R (7,1) OBP: 0.285, SLG: 0.410										0	0	0	0	0	0	0									
34 Kerry Wood, R (1,1) OBP: 0.203, SLG: 0.161										2	0	1	0	0	1	1									
Todd Hundley, S (6,2) OBP: 0.285, SLG: 0.410										1	0	0	0	0	0	1									
Inning Stats	R: 1 E: 0 K: 1 S: 13	H: 2 LOB: 1 BB: 0 P: 21	R: 0 E: 0 K: 1 S: 12	H: 1 LOB: 1 BB: 0 P: 18	R: 0 E: 0 K: 0 S: 7	H: 1 LOB: 0 BB: 0 P: 12	R: 0 E: 0 K: 1 S: 5	H: 0 LOB: 0 BB: 0 P: 6	R: 0 E: 0 K: 2 S: 13	H: 1 LOB: 1 BB: 0 P: 21	R: 0 E: 0 K: 0 S: 9	H: 1 LOB: 1 BB: 0 P: 15	R: 0 E: 1 K: 1 S: 11	H: 1 LOB: 1 BB: 0 P: 19	R: 0 E: 1 K: 1 S: 7	H: 0 LOB: 1 BB: 0 P: 11	R: 0 E: 0 K: 1 S: 8	H: 0 LOB: 0 BB: 0 P: 9	1B: 6 2B: 1 3B: 0 HR: 0	SF: 1 SAC: 1 DP: 0 HBP: 0	WP: 1 PB: 0 SB: 0 CS: 1	PA: 34			
PITCHER	IP	WLS	BF	H	R	ER	SO	BB	IBB	HBP	BLK	WP	HR	S	P	ERA	WHIP								
Glendon Rusch, L (1,1) ERA: 4.73	7.0	W	27	7	1	1	6	0	0	0	0	1	0	70	112	1.29	1.000								
Ray King, L (8,1) ERA: 2.92	0.1	H	2	0	0	0	1	0	0	0	0	0	0	5	6	0.00	0.000								
Luis Vizcaino, R (8,1) ERA: 2.63	1.2	S	5	0	0	0	1	0	0	0	0	0	0	10	14	0.00	0.000								

Batter	1	2	3	4	5	6	7	8	9	AB	R	H	RBI	BB	SO	LOB	BOTTOM								
Alex Sanchez, L (1,8) OBP: 0.340, SLG: 0.352	0-3 K	2-2 G4-3			2-3 K		1-2 G3			4	0	0	0	0	2	2	Chicago Cubs @ Milwaukee Brewers Miller Park, Milwaukee, WI Wed Aug 28 2002, 7:05 PM CDT Att: 24,385 - Sunny - 70 F								
Eric Young Sr., R (1,4) OBP: 0.334, SLG: 0.361	1-1 1B		4-1 S E 1B BB		0-0 G6-3		1-1 F8			3	1	1	0	1	0	0									
Lenny Harris, L (1,7) OBP: 0.342, SLG: 0.384	1-0 1B		1-2 S 1B		2-2 HR 1B		1-1 HR			4	2	4	1	0	0	0									
Richie Sexson, R (1,3) OBP: 0.365, SLG: 0.521	2-1 P4		2-3 K		1-1 HR		0-3 K			4	1	1	2	0	2	3									
Matt Stairs, L (1,9) OBP: 0.332, SLG: 0.475	3-3 K		4-1 G6-4-3 BB		2-3 K			0-0 HR		2	0	0	0	1	2	2									
Ryan Thompson, R (7,9) OBP: 0.284, SLG: 0.516										1	1	1	1	0	0	0									
José Hernández, R (1,6) OBP: 0.354, SLG: 0.497		3-1 G3 BB 1B	2-1 G6-4-3			2-1 G4-3		4-2 HR BB		3	0	1	0	1	0	2									
Mark Loretta, R (1,5) OBP: 0.347, SLG: 0.341		4-2 G3 BB		3-3 K		4-0 1B BB		0-1 L9		2	0	0	0	2	1	1									
Robert Machado, R (1,2) OBP: 0.344, SLG: 0.419		1-1 G3		2-2 F8		0-0 G6-4-3 1B		3-2 F7		4	0	1	0	0	0	3									
Glendon Rusch, L (1,1) OBP: 0.278, SLG: 0.321		2-3 K		2-3 K		0-0 G6-4-3		1-3 K		3	0	0	0	0	2	4									
Ray King, L (8,1)										0	0	0	0	0	0	0									
Luis Vizcaino, R (8,1)										1	0	0	0	0	1	1									
Inning Stats	R: 0 E: 0 K: 2 S: 11	H: 2 LOB: 2 BB: 0 P: 18	R: 0 E: 0 K: 1 S: 12	H: 1 LOB: 2 BB: 1 P: 24	R: 1 E: 0 K: 1 S: 10	H: 1 LOB: 1 BB: 2 P: 23	R: 0 E: 0 K: 2 S: 11	H: 0 LOB: 0 BB: 0 P: 18	R: 2 E: 0 K: 2 S: 13	H: 2 LOB: 0 BB: 0 P: 20	R: 0 E: 0 K: 0 S: 4	H: 1 LOB: 1 BB: 1 P: 10	R: 1 E: 0 K: 1 S: 10	H: 1 LOB: 0 BB: 0 P: 13	R: 1 E: 0 K: 1 S: 12	H: 1 LOB: 1 BB: 1 P: 20	R: 1 E: 0 K: 1 S: 8	H: 1 LOB: 1 BB: 0 P: 9	1B: 6 2B: 0 3B: 0 HR: 3	SF: 0 SAC: 0 DP: 2 HBP: 0	WP: 0 PB: 0 SB: 3 CS: 0	PA: 36			
PITCHER	IP	WLS	BF	H	R	ER	SO	BB	IBB	HBP	BLK	WP	HR	S	P	ERA	WHIP								
34 Kerry Wood, R (1,1) ERA: 3.88	5.0	L	23	6	3	2	8	3	0	0	0	0	0	57	103	3.60	1.800								
Juan Cruz, R (6,1) ERA: 4.3	1.0		4	1	0	0	0	1	0	0	0	0	0	4	10	0.00	2.000								
Will Cunnane, R (7,1) ERA: 4.7	2.0		9	2	2	2	2	1	0	0	0	0	2	22	33	9.00	1.500								

AB 32
R 1
H 7
RBI 1
BB 0
SO 8
LOB 14



AB 31
R 5
H 9
RBI 4
BB 5
SO 10
LOB 18



Batter	1	2	3	4	5	6	7	8	9	AB R H RBI BB SO LOB	TOP													
Alex Sanchez, L OBP: 0.341, SLG: 0.351	F7			CS BB		K		F8	BB 1B 2B	4 1 1 2 1 1 1	Milwaukee Brewers @ Cincinnati Reds Cinergy Field, Cincinnati, OH Fri Aug 30 2002, 7:10 PM EDT Att: 16,218 - Sunny - 84 F													
Mark Loretta, R OBP: 0.350, SLG: 0.359	G6-3			HR				K	BB 1B IBB	4 2 2 2 1 1 0														
Lenny Harris, L OBP: 0.339, SLG: 0.379	G4-3			K		P6		E9	P4	5 0 1 0 0 1 4														
Richie Sexson, R OBP: 0.367, SLG: 0.526				G1-3					1B BB	3 0 1 1 2 1 0														
José Hernández, R OBP: 0.355, SLG: 0.492	G6-3					K		G1-3	BB	4 0 1 2 1 1 2														
Ryan Thompson, R OBP: 0.286, SLG: 0.530						K			1B 2B	4 1 1 0 0 3 2														
Ronnie Belliard, R OBP: 0.267, SLG: 0.279						G6-3		G6-4-3	BB	4 1 1 0 0 3 2														
Paul Bako, L OBP: 0.311, SLG: 0.342								G6-4-3	1B 2B	4 0 0 0 0 1 3														
Nelson Figueroa, R OBP: 0.274, SLG: 0.154 Valerio De Los Santos, L OBP: 0.333, SLG: 0.490 Matt Stairs, L OBP: 0.293, SLG: 0.225 Ray King, L OBP: 0.285, SLG: 0.225 Jorge Fabregas, L OBP: 0.293, SLG: 0.225 Mike DeJean, R OBP: 0.285, SLG: 0.225									BB 1B 2B IBB	1 0 0 0 0 1 0 0 0 0 0 0 0 0 1 1 1 2 0 0 0 0 0 0 0 0 0 0 1 1 1 0 0 0 0 0 0 0 0 0 0 0														
Inning Stats	R: 0 E: 0 K: 0 S: 8	H: 0 LOB: 0 BB: 0 P: 13	R: 0 E: 0 K: 2 S: 7	H: 0 LOB: 0 BB: 0 P: 12	R: 0 E: 0 K: 1 S: 11	H: 0 LOB: 0 BB: 0 P: 18	R: 1 E: 0 K: 1 S: 10	H: 1 LOB: 0 BB: 1 P: 18	R: 0 E: 0 K: 2 S: 9	H: 0 LOB: 0 BB: 0 P: 13		R: 1 E: 0 K: 1 S: 8	H: 2 LOB: 1 BB: 0 P: 12	R: 0 E: 0 K: 1 S: 6	H: 1 LOB: 1 BB: 1 P: 14	R: 2 E: 1 K: 1 S: 20	H: 3 LOB: 2 BB: 1 P: 34	R: 5 E: 0 K: 1 S: 18	H: 4 LOB: 2 BB: 3 P: 40	1B: 3 2B: 6 3B: 0 HR: 2	SF: 0 SAC: 1 DP: 1 HBP: 0	WP: 0 PB: 0 SB: 0 CS: 1	PA: 41	
PITCHER	IP WLS BF H R ER SO BB IBB HBP BLK WP HR S P ERA WHIP											PITCHER	IP WLS BF H R ER SO BB IBB HBP BLK WP HR S P ERA WHIP											
Ryan Dempster, R ERA: 5.55	7.2		30	7	4	4	9	2	0	0	0	0	0	0	2	74	122	4.70	1.174					
Scott Sullivan, R ERA: 6.01	0.2	L	8	3	5	5	1	0	3	0	0	0	0	0	15	35	67.50	4.500						
Bruce Chen, L ERA: 5.25	0.1		1	0	0	0	0	0	0	0	0	0	0	3	6	0.00	0.000							
Danny Graves, R ERA: 3.45	0.1		2	1	0	0	0	1	0	0	0	0	0	5	11	0.00	6.000							

Batter	1	2	3	4	5	6	7	8	9	AB R H RBI BB SO LOB	BOTTOM												
Todd Walker, L OBP: 0.329, SLG: 0.400	F7	G3		G4-3					P4	4 0 0 0 1 0 4	Milwaukee Brewers @ Cincinnati Reds Cinergy Field, Cincinnati, OH Fri Aug 30 2002, 7:10 PM EDT Att: 16,218 - Sunny - 84 F												
Barry Larkin, R OBP: 0.301, SLG: 0.365	F8	K							G5-4-3	5 0 1 0 0 1 4													
Adam Dunn, L OBP: 0.417, SLG: 0.491	1B 2B BB			K						2 1 0 0 2 1 1													
Sean Casey, L OBP: 0.344, SLG: 0.373	2B HR 1B			F7						4 1 2 0 0 0 1													
Aaron Boone, R OBP: 0.316, SLG: 0.445	HR 2B									4 1 4 1 0 0 0													
Russell Brannan, L OBP: 0.313, SLG: 0.437 Ruben Mateo, R OBP: 0.281, SLG: 0.339	HR 2B			F7						3 1 1 3 0 0 3 1 0 0 0 0 0 1													
Danny Graves, R	HR									0 0 0 0 0 0 0													
Reggie Taylor, L OBP: 0.291, SLG: 0.463	K									3 0 1 0 1 1 1													
Kelly Stinnett, R OBP: 0.364, SLG: 0.302										4 0 1 0 0 0 2													
Ryan Dempster, R OBP: 0.189, SLG: 0.216 Scott Sullivan, R OBP: 0.333, SLG: 0.333 Bruce Chen, L OBP: 0.333, SLG: 0.400 Jose Guillen, R OBP: 0.285, SLG: 0.353										2 0 1 0 1 0 0													
Inning Stats	R: 4 E: 0 K: 1 S: 16	H: 3 LOB: 0 BB: 1 P: 29	R: 0 E: 0 K: 1 S: 9	H: 1 LOB: 0 BB: 0 P: 14	R: 0 E: 0 K: 1 S: 9	H: 1 LOB: 1 BB: 0 P: 14	R: 0 E: 0 K: 0 S: 5	H: 1 LOB: 0 BB: 0 P: 6	R: 0 E: 0 K: 0 S: 11	H: 3 LOB: 2 BB: 0 P: 16	R: 0 E: 0 K: 0 S: 6	H: 0 LOB: 0 BB: 1 P: 11	R: 0 E: 0 K: 0 S: 13	H: 0 LOB: 1 BB: 2 P: 26	R: 0 E: 0 K: 0 S: 3	H: 1 LOB: 0 BB: 0 P: 5	R: 0 E: 0 K: 0 S: 10	H: 1 LOB: 1 BB: 1 P: 15	1B: 9 2B: 1 3B: 0 HR: 1	SF: 0 SAC: 1 DP: 4 HBP: 0	WP: 0 PB: 0 SB: 0 CS: 1	PA: 38	
PITCHER	IP WLS BF H R ER SO BB IBB HBP BLK WP HR S P ERA WHIP											PITCHER	IP WLS BF H R ER SO BB IBB HBP BLK WP HR S P ERA WHIP										
Nelson Figueroa, R ERA: 5.14	6.0		27	9	4	4	3	2	0	0	0	0	0	0	13	26	0.00	2.000					
Valerio De Los Santos, L ERA: 2.44	1.0		4	0	0	0	0	2	0	0	0	0	0	3	5	0.00	1.000						
Ray King, L ERA: 3.23	1.0	W	3	1	0	0	0	0	0	0	0	0	0	10	15	0.00	2.000						
Mike DeJean, R ERA: 3.45	1.0		4	1	0	0	0	1	0	0	0	0	0	10	15	0.00	2.000						

Batter	1	2	3	4	5	6	7	8	9	AB	R	H	RBI	BB	SO	LOB	TOP				
Alex Sanchez, L (1.8) OBP: 0.344, SLG: 0.359	1-0 FC6-4 1B	3-1 HR		3-1 FC6-4 1-2f		2-3 K		4-2 2B BB	0-1 G5-3	5	2	2	1	1	1	1					
Ronnie Belliard, R (1.4) OBP: 0.289, SLG: 0.285	1-0 FC6-4 1B	0-1 F8		0-1 F8 1-2		2-1 3B 1B		1-2 1B 2B	2-3 K	6	3	2	1	0	1	2					
Lenny Harris, L (1.5) OBP: 0.347, SLG: 0.398	1-2 BB 1B	0-0 G3-1		1-2 P3		1-2 1-H 3B		1-0 2B 1B		5	1	3	1	0	0	1					
Richie Sexson, R (1.3) OBP: 0.366, SLG: 0.523	0-1 BB 1B		0-0 G5-3		1-1 G1-3	3-3 K		2-3 K		5	0	1	1	0	2	3					
Matt Stairs, L (1.7) OBP: 0.339, SLG: 0.507	0-3 K		0-2 G6-4-3 1B		1-0 HR	1-3 K		3-2 2B 1B		5	2	3	2	0	2	3					
José Hernández, R (1.6) OBP: 0.386, SLG: 0.495	4-1 FC5-4 BB		2-2 G6-4-3 1-2f		3-2 BB 1B		2-2 2B	3-3 K		4	0	2	0	1	1	3					
Ryan Thompson, R (1.9) OBP: 0.303, SLG: 0.567	1-1 FC5-4 1-2f		0-1 HR		4-1 BB		1-3 K	1-1 1-H 2-H 2B		4	1	2	3	1	1	4					
Jorge Fabregas, L (1.2) OBP: 0.238, SLG: 0.265		2-2 HR		1-0 HR	3-1 F5		3-1 P5	1-1 G6-3		5	2	2	2	0	0	4					
15 Ben Sheets, R (1.1) OBP: 0.129, SLG: 0.117		2-3 K		4-2 FC6-4 BB		1-3 K		0-3 K		3	0	0	0	1	3	3					
Shane Nance, L (8.1) OBP: 0.333, SLG: 0.333										1	0	0	0	0	1	0					
Jayson Durocher, R (9.1) OBP: 0.333, SLG: 0.333										0	0	0	0	0	0	0					
Inning Stats	R: 1 E: 0 K: 1 S: 14	H: 3 LOB: 3 BB: 1 P: 22	R: 2 E: 0 K: 1 S: 13	H: 2 LOB: 0 BB: 0 P: 20	R: 0 E: 0 K: 0 S: 7	H: 1 LOB: 0 BB: 0 P: 9	R: 2 E: 0 K: 0 S: 12	H: 2 LOB: 1 BB: 1 P: 21	R: 1 E: 0 K: 3 S: 15	H: 2 LOB: 1 BB: 0 P: 24	R: 0 E: 0 K: 2 S: 13	H: 1 LOB: 1 BB: 0 P: 19	R: 4 E: 0 K: 2 S: 20	H: 4 LOB: 1 BB: 1 P: 36	R: 0 E: 0 K: 2 S: 8	H: 0 LOB: 0 BB: 0 P: 10	1B: 8 2B: 3 3B: 1 HR: 5	SF: 0 SAC: 0 DP: 1 HBP: 0	WP: 0 PB: 0 CS: 1	PA: 47	
PITCHER	IP WLS BF H R ER SO BB IBB HBP BLK WP HR S P ERA WHIP	4.1 L 24 10 6 6 2 2 0 0 0 0 5 53 84 12.46 2.769	1.2 8 2 1 1 4 1 0 0 0 0 0 0 21 38 5.40 1.800	1.0 4 1 0 0 2 0 0 0 0 0 0 0 13 19 0.00 1.000	0.1 5 3 4 4 1 1 0 0 0 0 0 0 13 24 108.00 12.000	1.2 6 1 0 0 3 0 0 0 0 0 0 0 15 22 0.00 0.600															

Milwaukee Brewers @ Cincinnati Reds
Cinergy Field, Cincinnati, OH
Sat Aug 31 2002, 7:10 PM EDT
Att: 21,288 - Cloudy - 87 F

AB 43
R 11
H 17
RBI 11
BB 4
SO 12
LOB 24



Batter	1	2	3	4	5	6	7	8	9	AB	R	H	RBI	BB	SO	LOB	BOTTOM					
Todd Walker, L (1.4) OBP: 0.330, SLG: 0.401	0-0 G1-6-3 1B		0-0 F7			3-2 G4-6-3 1-2f		1-1 E 1B		4	0	2	0	0	0	1						
Barry Larkin, R (1.6) OBP: 0.303, SLG: 0.369	0-0 G1-6-3			1-0 FC5-4 2B		1-1 1B		1-1 E6 G1-3		3	0	2	0	0	0	1						
Juan Castro, R (8. PH) OBP: 0.210, SLG: 0.190	1-2f G1-6-3							1-3 2-H 1B		1	0	0	0	0	0	1						
Adam Dunn, L (1.9) OBP: 0.416, SLG: 0.488	2-1 P6			1-0 FC5-4 HBP		3-2 F5		1-0 G1-3		3	0	0	0	0	0	3						
Sean Casey, L (1.3) OBP: 0.343, SLG: 0.371		1-1 L3		1-0 L7			1-2 G6-3	4-1 FC6-4 BB		3	0	0	0	1	0	2						
Aaron Boone, R (1.5) OBP: 0.313, SLG: 0.441		1-3 K		1-2 FC5-4 CS			0-1 G6-3	0-1 FC6-4		4	0	0	0	0	1	5						
Russell Branyan, L (1.7) OBP: 0.313, SLG: 0.436				1-2 CS		2-2 G3-1				3	0	1	0	0	1	0						
Bruce Chen, L (8.1) OBP: 0.333, SLG: 0.400										0	0	0	0	0	0	0						
Joey Hamilton, R (8.1) OBP: 0.222, SLG: 0.308										0	0	0	0	0	0	0						
Brandon Larson, R (9. PH) OBP: 0.375, SLG: 0.571				1-2 CS						1	0	0	0	0	1	0						
Kelly Stinnett, R (1.2) OBP: 0.343, SLG: 0.281			3-1 F8			2-3 K		2-1 F8		4	0	0	0	0	1	1						
Reggie Taylor, L (1.8) OBP: 0.296, SLG: 0.479			1-1 HR			1-3 K		1-2 1B E 1B	3-1 F9	4	2	2	1	0	1	0						
Chris Reitsma, R (1.1) OBP: 0.133, SLG: 0.103			3-3 K				1-1 G4-6-3 1B			1	0	0	0	0	1	0						
Jose Rijo, R (5.1) OBP: 0.125, SLG: 0.125										0	0	0	0	0	0	0						
Jose Guillen, R (6. PH) OBP: 0.290, SLG: 0.358										1	0	1	0	0	0	0						
Scott Sullivan, R (7.1) OBP: 0.333, SLG: 0.333										0	0	0	0	0	0	0						
Ruben Mateo, R (8.9) OBP: 0.277, SLG: 0.333										1	0	0	0	0	1	1						
Inning Stats	R: 0 E: 0 K: 0 S: 4	H: 1 LOB: 0 BB: 0 P: 6	R: 0 E: 0 K: 2 S: 10	H: 0 LOB: 0 BB: 0 P: 12	R: 1 E: 0 K: 1 S: 9	H: 1 LOB: 0 BB: 0 P: 16	R: 0 E: 0 K: 0 S: 8	H: 1 LOB: 1 BB: 0 P: 13	R: 0 E: 0 K: 2 S: 10	H: 0 LOB: 0 BB: 0 P: 15	R: 0 E: 0 K: 0 S: 13	H: 2 LOB: 1 BB: 0 P: 21	R: 0 E: 0 K: 0 S: 12	H: 1 LOB: 1 BB: 0 P: 17	R: 1 E: 1 K: 1 S: 15	H: 2 LOB: 3 BB: 1 P: 24	R: 0 E: 0 K: 1 S: 7	H: 0 LOB: 0 BB: 0 P: 14	1B: 6 2B: 1 3B: 0 HR: 1	SF: 0 SAC: 0 DP: 2 HBP: 1	WP: 0 PB: 0 CS: 1	PA: 36
PITCHER	IP WLS BF H R ER SO BB IBB HBP BLK WP HR S P ERA WHIP	7.1 W 29 8 2 1 6 0 0 0 0 0 0 4 9 1.00 1.500	0.2 3 0 0 0 0 1 0 0 0 0 0 0 4 9 0.00 1.500	1.0 3 0 0 0 1 0 0 0 0 0 0 0 7 14 0.00 0.000																		

Milwaukee Brewers @ Cincinnati Reds
Cinergy Field, Cincinnati, OH
Sat Aug 31 2002, 7:10 PM EDT
Att: 21,288 - Cloudy - 87 F

AB 33
R 2
H 8
RBI 1
BB 1
SO 7
LOB 15



Batter	1	2	3	4	5	6	7	8	9	AB	R	H	RBI	BB	SO	LOB	TOP										
Alex Sanchez, L (1, 8) OBP: 0.343, SLG: 0.358 Jeffrey Hammonds, R (8, 8) OBP: 0.336, SLG: 0.404	L7		G6-3			F9		SH1-4 1B		4	0	1	0	0	0	0	Milwaukee Brewers @ Cincinnati Reds Cinergy Field, Cincinnati, OH Sun Sep 01 2002, 12:35 PM EDT Att: 20,194 - Sunny - 77 F livebaseballscores.com										
Ronnie Belliard, R (1, 4) OBP: 0.270, SLG: 0.286	K			F7		HR 1B		SH1-4-6 1-3F		3	1	1	0	0	1	0											
Lenny Harris, L (1, 5) OBP: 0.344, SLG: 0.412	K			G4-3		HR 1H		G3		4	1	1	2	0	1	0											
Richie Sexson, R (1, 3) OBP: 0.365, SLG: 0.521		F9		F7		1B			G5-3	4	0	1	0	0	0	0											
Matt Stairs, L (1, 7) OBP: 0.339, SLG: 0.502 2 Bill Hall, R (7, 5)	G5-3				HBP	F8			K	2	0	0	0	0	0	1											
José Hernández, R (1, 6) OBP: 0.355, SLG: 0.490	K				K				K	4	0	0	0	0	4	1											
Ryan Thompson, R (1, 9) OBP: 0.313, SLG: 0.626			HR		K					3	2	2	2	0	1	1											
Jorge Fabregas, L (1, 2) OBP: 0.233, SLG: 0.258			G1-3		G3				G4-3	3	0	0	0	0	0	1											
Nick Neugebauer, R (1, 1) OBP: 0.077, SLG: 0.077 Jose Cabrera, R (5, 1) OBP: 0.299, SLG: 0.056 Paul Baker, L (7, PH) OBP: 0.296, SLG: 0.000 Jayson Durocher, R (7, 1) OBP: 0.296, SLG: 0.000 Ray King, L (7, 1) OBP: 0.296, SLG: 0.000 Luis Vizcaino, R (7, 1) OBP: 0.296, SLG: 0.000 Mike DeJean, R (8, 1)			F9			G4-3		G5-3		1	0	0	0	0	0	0											
Inning Stats	R: 0 E: 0 K: 2 S: 7	H: 0 LOB: 0 BB: 0 P: 12	R: 0 E: 0 K: 1 S: 6	H: 0 LOB: 0 BB: 0 P: 9	R: 1 E: 0 K: 0 S: 8	H: 1 LOB: 0 BB: 0 P: 12	R: 0 E: 0 K: 0 S: 7	H: 0 LOB: 0 BB: 0 P: 11	R: 0 E: 0 K: 2 S: 10	H: 0 LOB: 1 BB: 0 P: 15	R: 2 E: 0 K: 0 S: 14	H: 3 LOB: 1 BB: 0 P: 26	R: 1 E: 0 K: 1 S: 9	H: 1 LOB: 0 BB: 0 P: 13	R: 0 E: 0 K: 2 S: 6	H: 1 LOB: 0 BB: 0 P: 8		R: 0 E: 0 K: 2 S: 8	H: 0 LOB: 0 BB: 0 P: 12	1B: 3 2B: 1 3B: 0 HR: 3	SF: 0 SAC: 1 DP: 1 HBP: 1	WP: 0 PB: 0 SB: 0 CS: 0	PA: 33				
PITCHER	IP	WLS	BF	H	R	ER	SO	BB	IBB	HBP	BLK	WP	HR	S	P	ERA	WHIP										
Elmer Dessens, R (1, 1) ERA: 3.0	7.0	L	27	5	4	4	6	0	0	1	0	0	3	61	98	5.14	0.714										
Scott Williamson, R (8, 1) ERA: 3.32	2.0		6	1	0	0	2	0	0	0	0	0	0	14	20	0.00	0.500										

Batter	1	2	3	4	5	6	7	8	9	AB	R	H	RBI	BB	SO	LOB	BOTTOM										
Todd Walker, L (1, 4) OBP: 0.333, SLG: 0.402	1B		BB		F7		1-2 1B		G3-1	4	0	2	0	1	0	1	Milwaukee Brewers @ Cincinnati Reds Cinergy Field, Cincinnati, OH Sun Sep 01 2002, 12:35 PM EDT Att: 20,194 - Sunny - 77 F livebaseballscores.com										
Aaron Boone, R (1, 5) OBP: 0.311, SLG: 0.438	P4		P6		F9		L5			4	0	0	0	0	0	4											
Sean Casey, L (1, 3) OBP: 0.342, SLG: 0.372	F8		L5		F7			B1-3 2B		4	0	1	0	0	0	2											
Jose Guillen, R (1, 9) OBP: 0.282, SLG: 0.348	G6-3		G6-3			G4-3		B1-3		4	0	0	0	0	0	3											
Russell Branyan, L (1, 7) OBP: 0.315, SLG: 0.435		1B BB E 1B		SH5-3 BB 1B		K		K		3	2	1	0	1	2	1											
Reggie Taylor, L (1, 8) OBP: 0.281, SLG: 0.472	K		SH5-3		K		K	F9		3	0	0	0	0	2	2											
Jason LaRue, R (1, 2) OBP: 0.313, SLG: 0.370 Barry Larkin, R (9, PH) OBP: 0.304, SLG: 0.373		1B BB E BB		CS BB 1B		F9				2	0	1	1	1	0	0											
Juan Castro, R (1, 6) OBP: 0.231, SLG: 0.200 Adam Dunn, L (9, PH) OBP: 0.415, SLG: 0.487		1B BB E BB		2H 1B				FC6-5 1B		2	0	1	0	1	1	2											
Elmer Dessens, R (1, 1) OBP: 0.263, SLG: 0.200 Ken Griffey Jr., L (7, PH) OBP: 0.354, SLG: 0.429 Scott Williamson, R (8, 1) OBP: 0.304, SLG: 0.373 Brandon Larson, R (9, PH) OBP: 0.368, SLG: 0.560		E9 1-3 2H 1B		2-3 1B		FC6-5 1B		FC6-5 1B		2	0	1	0	0	1	2											
Inning Stats	R: 0 E: 0 K: 0 S: 10	H: 1 LOB: 1 BB: 0 P: 18	R: 1 E: 1 K: 2 S: 17	H: 2 LOB: 2 BB: 1 P: 27	R: 0 E: 0 K: 0 S: 6	H: 0 LOB: 1 BB: 1 P: 12	R: 1 E: 0 K: 1 S: 9	H: 1 LOB: 1 BB: 2 P: 20	R: 0 E: 0 K: 0 S: 6	H: 0 LOB: 0 BB: 0 P: 7	R: 0 E: 0 K: 2 S: 14	H: 0 LOB: 0 BB: 0 P: 21	R: 0 E: 0 K: 0 S: 8	H: 2 LOB: 2 BB: 0 P: 12	R: 0 E: 0 K: 1 S: 13	H: 1 LOB: 1 BB: 0 P: 15		R: 0 E: 0 K: 1 S: 9	H: 1 LOB: 1 BB: 0 P: 12	1B: 6 2B: 2 3B: 0 HR: 0	SF: 0 SAC: 1 DP: 0 HBP: 0	WP: 0 PB: 0 SB: 0 CS: 1	PA: 37				
PITCHER	IP	WLS	BF	H	R	ER	SO	BB	IBB	HBP	BLK	WP	HR	S	P	ERA	WHIP										
Nick Neugebauer, R (1, 1) ERA: 4.81	4.0		18	4	2	1	3	4	0	0	0	0	0	20	28	0.00	0.000										
Jose Cabrera, R (5, 1) ERA: 6.49	2.0	W	6	0	0	0	2	0	0	0	0	0	0	2	2	0.00	3.000										
Jayson Durocher, R (7, 1) ERA: 2.52	0.1	H	2	1	0	0	0	0	0	0	0	0	0	2	2	0.00	3.000										
Ray King, L (7, 1) ERA: 2.85	0.1	H	2	1	0	0	0	0	0	0	0	0	0	4	7	0.00	3.000										
Luis Vizcaino, R (7, 1) ERA: 2.58	1.1	H	5	1	0	0	1	0	0	0	0	0	0	15	18	0.00	0.750										



Batter	1	2	3	4	5	6	7	8	9	AB	R	H	RBI	BB	SO	LOB	TOP			
Eric Young Sr. R (1,4) OBP: 0.333, SLG: 0.366 2 Bill Hall, R (7,5) OBP: 0.400, SLG: 1.000	G6-3		G5-3		G5-4-3			G3 BB		3	0	0	0	0	0	1	Milwaukee Brewers @ Chicago Cubs Wrigley Field, Chicago, IL Tue Sep 03 2002, 7:05 PM CDT Att: 30,020 - Sunny - 74 F			
Ryan Christenson, R (1,8) OBP: 0.143, SLG: 0.267	K		P6				G6-3	G3		4	0	0	0	0	1					
Jeffrey Hammonds, R (1,9) OBP: 0.339, SLG: 0.497								G5-3		4	1	2	0	0	1					
Richie Sexson, R (1,3) OBP: 0.368, SLG: 0.519	G6-3																			
Lenny Harris, L (1,5) OBP: 0.351, SLG: 0.418 Ronnie Belliard, R (4,PR) OBP: 0.278, SLG: 0.325																				
José Hernández, R (1,6) OBP: 0.352, SLG: 0.490																				
Jim Rushford, L (1,7)																				
Jorge Fabregas, L (1,2) OBP: 0.233, SLG: 0.282 Valerio De Los Santos, L (7,1)																				
David Pember, R (1,1) Jose Cabrera, R (4,1) OBP: 0.105, SLG: 0.105 Paul Bako, L (7,2) OBP: 0.307, SLG: 0.337																				
Inning Stats	R: 0 E: 0 K: 1 S: 8	H: 1 LOB: 1 BB: 0 P: 11	R: 0 E: 0 K: 0 S: 9	H: 1 LOB: 1 BB: 1 P: 17	R: 0 E: 0 K: 1 S: 7	H: 0 LOB: 0 BB: 0 P: 9	R: 1 E: 0 K: 1 S: 9	H: 2 LOB: 1 BB: 0 P: 14	R: 0 E: 0 K: 0 S: 7	H: 0 LOB: 0 BB: 0 P: 10	R: 0 E: 0 K: 1 S: 5	H: 0 LOB: 0 BB: 0 P: 5	R: 0 E: 0 K: 0 S: 5	H: 0 LOB: 1 BB: 1 P: 11	R: 0 E: 0 K: 1 S: 8	H: 1 LOB: 1 BB: 0 P: 14		1B: 5 2B: 1 3B: 0 HR: 0	SF: 0 SAC: 0 DP: 2 HBP: 0	WP: 1 PB: 0 SB: 1 CS: 0
PITCHER Matt Clement, R (1,1) ERA: 3.44	IP: 9.0 WLS: W BF: 34 H: 6 R: 1 ER: 1 SO: 7 BB: 3 IBB: 0 HBP: 0 BLK: 0 WP: 1 HR: 0 S: 67 P: 108 ERA: 1.00 WHIP: 1.000																			

Batter	1	2	3	4	5	6	7	8	9	AB	R	H	RBI	BB	SO	LOB	BOTTOM			
Mark Bellhorn, S (1,4) OBP: 0.385, SLG: 0.550 Bobby Hill, S (8,4) OBP: 0.310, SLG: 0.330	FC6-4 1B SF7 BB									2	2	1	1	3	0	0	Milwaukee Brewers @ Chicago Cubs Wrigley Field, Chicago, IL Tue Sep 03 2002, 7:05 PM CDT Att: 30,020 - Sunny - 74 F			
Corey Patterson, L (1,8) OBP: 0.288, SLG: 0.400										5	0	1	0	0	1	4				
Sammy Sosa, R (1,9) OBP: 0.413, SLG: 0.630 Angel Echevarria, R (8,9) OBP: 0.371, SLG: 0.506	FC6-4 SF7 1-2 2-3									4	1	1	0	1	1	2				
Fred McGriff, L (1,3) OBP: 0.353, SLG: 0.504 Hee-Seop Choi, L (7,3)	SF7									2	2	1	2	1	1	2				
Moises Alou, R (1,7) OBP: 0.336, SLG: 0.425 Chad Hermansen, R (8,7) OBP: 0.272, SLG: 0.367	P3									4	2	2	1	0	0	2				
Alex Gonzalez, R (1,6) OBP: 0.315, SLG: 0.434										5	1	3	3	0	0	2				
Bill Mueller, S (1,5) OBP: 0.355, SLG: 0.402										4	1	2	0	1	0	1				
Todd Hundley, S (1,2) OBP: 0.292, SLG: 0.421										3	1	1	3	1	1	2				
Matt Clement, R (1,1) OBP: 0.117, SLG: 0.089										3	0	0	0	0	2	3				
Inning Stats	R: 1 E: 0 K: 0 S: 6	H: 1 LOB: 1 BB: 1 P: 17	R: 0 E: 0 K: 1 S: 15	H: 2 LOB: 3 BB: 1 P: 27	R: 3 E: 1 K: 0 S: 14	H: 1 LOB: 0 BB: 1 P: 25	R: 0 E: 0 K: 1 S: 10	H: 0 LOB: 2 BB: 2 P: 21	R: 3 E: 0 K: 1 S: 20	H: 2 LOB: 0 BB: 1 P: 34	R: 2 E: 0 K: 3 S: 16	H: 4 LOB: 3 BB: 1 P: 32	R: 1 E: 0 K: 3 S: 15	H: 1 LOB: 0 BB: 0 P: 22	R: 0 E: 0 K: 0 S: 7	H: 1 LOB: 0 BB: 0 P: 9		1B: 6 2B: 2 3B: 1 HR: 3	SF: 1 SAC: 1 DP: 1 HBP: 0	WP: 1 PB: 0 SB: 0 CS: 0
PITCHER David Pember, R (1,1) ERA: 7.36 Jose Cabrera, R (4,1) ERA: 6.8 Valerio De Los Santos, L (7,1) ERA: 2.5	IP: 3.2 WLS: L BF: 21 H: 4 R: 4 ER: 3 SO: 3 BB: 5 IBB: 0 HBP: 0 BLK: 0 WP: 0 HR: 1 S: 42 P: 86 ERA: 7.36 WHIP: 2.455																			

AB	31
R	1
H	6
RBI	1
BB	3
SO	7
LOB	14



Batter	1	2	3	4	5	6	7	8	9	AB	R	H	RBI	BB	SO	LOB	TOP					
Eric Young Sr. R OBP: 0.332, SLG: 0.363 (1, 4)	G1-3					G6-3		G6-3		3	0	0	0	1	0	1	Milwaukee Brewers @ Chicago Cubs Wrigley Field, Chicago, IL Wed Sep 04 2002, 1:20 PM CDT Att: 21,629 - Sunny - 76 F					
Ronnie Belliard R OBP: 0.277, SLG: 0.321 (1, 5)	G4-3								G1-3	3	0	0	0	1	1							
Jim Rushford, L (1, 9)									G1-3	3	0	0	0	1	0	1						
Richie Sexson, R OBP: 0.369, SLG: 0.521 (1, 3)										4	0	2	0	0	1	1						
José Hernández, R OBP: 0.352, SLG: 0.488 (1, 6)										4	0	1	0	0	2	1						
Ryan Thompson, R OBP: 0.301, SLG: 0.578 (1, 7)										3	0	0	0	0	2	2						
Robert Machado, R OBP: 0.345, SLG: 0.417 Ray King, L (7, 1)										3	0	1	0	0	0	1						
Ryan Christenson, R OBP: 0.118, SLG: 0.294 (1, 8)										3	0	0	0	0	1	1						
Nelson Figueroa, R OBP: 0.188, SLG: 0.133 Valerio De Los Santos, L (6, 1)										2	0	0	0	0	0	1						
Jorge Fabregas, L OBP: 0.239, SLG: 0.282 (7, 2)										0	0	0	0	0	0	0						
Inning Stats	R: 0 E: 0 K: 1 S: 11	H: 0 LOB: 1 BB: 1 P: 21	R: 0 E: 0 K: 2 S: 7	H: 0 LOB: 0 BB: 0 P: 9	R: 0 E: 0 K: 1 S: 10	H: 0 LOB: 1 BB: 1 P: 20	R: 0 E: 0 K: 0 S: 6	H: 0 LOB: 0 BB: 0 P: 12	R: 0 E: 0 K: 1 S: 8	H: 1 LOB: 1 BB: 0 P: 12	R: 0 E: 0 K: 0 S: 5	H: 0 LOB: 0 BB: 1 P: 10	R: 0 E: 0 K: 0 S: 8	H: 2 LOB: 1 BB: 0 P: 11	R: 0 E: 0 K: 1 S: 8	H: 0 LOB: 0 BB: 1 P: 15	R: 0 E: 0 K: 1 S: 11	H: 1 LOB: 1 BB: 0 P: 16	1B: 3 2B: 1 3B: 0 HR: 0	SF: 0 SAC: 0 DP: 3 HBP: 0	WP: 0 PB: 0 SB: 1 CS: 0	PA: 32
PITCHER	IP	WLS	BF	H	R	ER	SO	BB	IBB	HBP	BLK	WP	HR	S	P	ERA	WHIP					
38 Carlos Zambrano, R ERA: 3.88 Antonio Alfonseca, R ERA: 3.96	(1, 1)	8.0	W	28	3	0	0	6	4	0	0	0	0	63	110	0.00	0.875					
Antonio Alfonseca, R ERA: 3.96	(9, 1)	1.0	S	4	1	0	0	1	0	0	0	0	0	11	16	0.00	1.000					

Batter	1	2	3	4	5	6	7	8	9	AB	R	H	RBI	BB	SO	LOB	BOTTOM				
Bobby Hill, S OBP: 0.315, SLG: 0.325 (1, 4)	F7									2	0	0	1	2	0	0	Milwaukee Brewers @ Chicago Cubs Wrigley Field, Chicago, IL Wed Sep 04 2002, 1:20 PM CDT Att: 21,629 - Sunny - 76 F				
Corey Patterson, L OBP: 0.287, SLG: 0.396 (1, 8)	B5-3									5	0	0	0	0	2	6					
Sammy Sosa, R OBP: 0.414, SLG: 0.627 (1, 9)										2	1	0	0	2	1	0					
Fred McGriff, L OBP: 0.354, SLG: 0.506 Hee-Seop Choi, L (8, 3)										4	1	2	0	0	0	2					
Moises Alou, R OBP: 0.342, SLG: 0.430 (1, 7)										4	1	4	1	0	0	0					
Mark Bellhorn, S OBP: 0.381, SLG: 0.544 Kevin Orle, R (8, 5)										4	0	0	0	0	4	5					
Alex Gonzalez, R OBP: 0.319, SLG: 0.435 (1, 6)										2	0	1	0	2	1	0					
Joe Girardi, R OBP: 0.274, SLG: 0.294 (1, 2)										2	0	0	0	1	1	2					
38 Carlos Zambrano, S OBP: 0.045, SLG: 0.091 Angel Echevarria, R OBP: 0.357, SLG: 0.500 Antonio Alfonseca, R OBP: 0.667, SLG: 0.667 (9, 1)										3	0	1	0	0	1	3					
Inning Stats	R: 1 E: 0 K: 1 S: 13	H: 2 LOB: 2 BB: 1 P: 21	R: 0 E: 0 K: 3 S: 9	H: 0 LOB: 0 BB: 0 P: 14	R: 0 E: 0 K: 1 S: 10	H: 0 LOB: 0 BB: 0 P: 17	R: 1 E: 0 K: 1 S: 9	H: 2 LOB: 1 BB: 1 P: 20	R: 0 E: 0 K: 1 S: 9	H: 1 LOB: 2 BB: 1 P: 17	R: 1 E: 0 K: 0 S: 13	H: 1 LOB: 3 BB: 3 P: 32	R: 0 E: 0 K: 2 S: 9	H: 1 LOB: 1 BB: 0 P: 12	R: 0 E: 0 K: 1 S: 9	H: 1 LOB: 2 BB: 1 P: 15		1B: 6 2B: 2 3B: 0 HR: 0	SF: 0 SAC: 2 DP: 1 HBP: 0	WP: 2 PB: 0 SB: 1 CS: 0	PA: 38
PITCHER	IP	WLS	BF	H	R	ER	SO	BB	IBB	HBP	BLK	WP	HR	S	P	ERA	WHIP				
Nelson Figueroa, R ERA: 5.12 Valerio De Los Santos, L ERA: 2.49 Ray King, L ERA: 2.7	(1, 1)	5.2	L	27	6	3	3	8	2	3	0	0	0	0	114	4.76	1.412				
Valerio De Los Santos, L ERA: 2.49	(6, 1)	0.1		2	0	0	0	0	1	0	0	0	0	3	7	0.00	3.000				
Ray King, L ERA: 2.7	(7, 1)	2.0		9	2	0	0	3	0	1	0	0	0	18	27	0.00	1.000				



Batter	1	2	3	4	5	6	7	8	9	10	11	12	AB	R	H	RBI	BB	SO	LOB	TOP									
Todd Walker, L OBP: 0.337, SLG: 0.406 Joey Hamilton, R OBP: 0.214, SLG: 0.296	P6		1B			FC6-4 2B	FC6-2			BB		WP FC5-4 1B	5 0	2	3	0	1	0	1										
Barry Larkin, R OBP: 0.303, SLG: 0.371	G6-3		F9			G3	K2-3			F7		FC5-4 WP 1B	6 0	1	1	1	0	1	4										
Adam Dunn, L OBP: 0.416, SLG: 0.482	2B					FC6-4 BB			P5		G6-3	FC5-4 1B	4 0	1	0	2	0	1											
Jose Guillen, R OBP: 0.286, SLG: 0.353	K					FC6-4 3B			G6-3		G1-3	FC5-4	6 1	1	2	0	1	4											
Russell Branyan, L OBP: 0.314, SLG: 0.437			K			F9			P5			FC5-4 1B	6 1	2	1	0	2	3											
Reggie Taylor, L OBP: 0.360, SLG: 0.467	G4-3					1B						K	5 0	1	1	0	3	2											
Jason LaRue, R OBP: 0.315, SLG: 0.381	F3					1B						K	5 0	1	0	0	1	1											
Juan Castro, R OBP: 0.236, SLG: 0.224	G4-3					1B						K	5 0	1	0	0	1	0											
Elmer Dessens, R Scott Williamson, R John Riedling, R Ken Griffey Jr., L Danny Graves, R Aaron Boone, R	K					G3			G4-3			1B BB	2 0	0	0	0	0	1	0										
Inning Stats	R: 0 E: 0 K: 1 S: 13	H: 1 LOB: 1 BB: 0 P: 21	R: 0 E: 0 K: 1 S: 7	H: 0 LOB: 0 BB: 0 P: 9	R: 0 E: 0 K: 1 S: 9	H: 1 LOB: 0 BB: 0 P: 13	R: 0 E: 0 K: 1 S: 13	H: 1 LOB: 0 BB: 0 P: 21	R: 0 E: 0 K: 0 S: 6	H: 0 LOB: 0 BB: 0 P: 16	R: 3 E: 0 K: 0 S: 11	H: 4 LOB: 2 BB: 1 P: 21	R: 0 E: 0 K: 1 S: 9	H: 1 LOB: 1 BB: 0 P: 14	R: 0 E: 0 K: 0 S: 6	H: 0 LOB: 0 BB: 0 P: 7	R: 0 E: 0 K: 1 S: 7	H: 0 LOB: 0 BB: 0 P: 9	R: 0 E: 0 K: 2 S: 9	H: 1 LOB: 1 BB: 0 P: 14	R: 2 E: 0 K: 2 S: 13	H: 2 LOB: 2 BB: 2 P: 23	1B: 6 2B: 4 3B: 1 HR: 0	SF: 0 SAC: 0 DP: 0 HBP: 0	WP: 3 PB: 0 SB: 0 CS: 0	PA: 50			
PITCHER	IP WLS BF H R ER SO BB IBB HBP BLK WP HR S P ERA WHIP	15 Ben Sheets, R ERA: 4.36	Jayson Durocher, R ERA: 2.33	Ray King, L ERA: 2.61	Luis Vizcaino, R ERA: 2.49	Mike DeJean, R ERA: 3.51	PITCHER	IP WLS BF H R ER SO BB IBB HBP BLK WP HR S P ERA WHIP	15 Ben Sheets, R ERA: 4.36	Jayson Durocher, R ERA: 2.33	Ray King, L ERA: 2.61	Luis Vizcaino, R ERA: 2.49	Mike DeJean, R ERA: 3.51																

Cincinnati Reds @ Milwaukee Brewers

Miller Park, Milwaukee, WI

Fri Sep 06 2002, 7:05 PM CDT
Att. 24,650 - Sunny - 74 F

AB 46
R 5
H 11
RBI 5
BB 4
SO 11
LOB 17



Batter	1	2	3	4	5	6	7	8	9	10	11	12	AB	R	H	RBI	BB	SO	LOB	BOTTOM										
Eric Young Sr., R OBP: 0.532, SLG: 0.362	K		G4-3 G5-3 1B			FC6-4 BB	K			G5-3		G6-3	5 0	1	0	1	2	0												
Ronnie Belliard, R OBP: 0.276, SLG: 0.314	G3-1		G5-3			FC6-4	K			G5-3		FC6-4 BB	5 0	0	0	0	1	1	2											
Jeffrey Hammonds, R OBP: 0.341, SLG: 0.412	BB		G4-3			HR 2B	K			L6-5 2B		FC6-4 G5-4-3 BB	5 1	2	0	0	1	1	2											
Richie Sexson, R OBP: 0.366, SLG: 0.516	L4		F9			HR BB			G6-3		E5 G1-3	G5-4-3	5 1	0	0	0	1	0	4											
Matt Stairs, L OBP: 0.339, SLG: 0.507			1B			G6-4-3							3 1	2	3	1	0	0												
Ryan Christenson, R OBP: 0.111, SLG: 0.278			1B			HR							1 0	0	0	0	0	2												
José Hernández, R OBP: 0.354, SLG: 0.487			1B			G6-4-3							3 0	1	0	2	0	1												
Mike DeJean, R OBP: 0.333, SLG: 0.445			1B			F8							0 0	0	0	0	0	0												
Ryan Thompson, R OBP: 0.297, SLG: 0.562			P4			G5-3							5 0	1	0	0	0	7												
Jorge Fabregas, L OBP: 0.230, SLG: 0.271			F7			G1-3							5 0	0	0	0	0	5												
15 Ben Sheets, R Luis Vizcaino, R Jayson Durocher, R Ray King, L Jim Rushford, L Luis Vizcaino, R 2 Bill Hall, R	B1					G4-3							2 0	0	0	0	0	2												
Inning Stats	R: 0 E: 0 K: 1 S: 10	H: 0 LOB: 1 BB: 1 P: 18	R: 0 E: 0 K: 0 S: 8	H: 2 LOB: 2 BB: 0 P: 11	R: 0 E: 0 K: 0 S: 10	H: 1 LOB: 1 BB: 0 P: 16	R: 0 E: 1 K: 0 S: 8	H: 0 LOB: 0 BB: 0 P: 14	R: 0 E: 0 K: 0 S: 6	H: 0 LOB: 1 BB: 1 P: 15	R: 3 E: 0 K: 3 S: 9	H: 3 LOB: 1 BB: 1 P: 14	R: 0 E: 0 K: 0 S: 7	H: 0 LOB: 0 BB: 0 P: 18	R: 0 E: 0 K: 0 S: 7	H: 0 LOB: 0 BB: 0 P: 14	R: 0 E: 1 K: 0 S: 9	H: 1 LOB: 2 BB: 1 P: 18	R: 0 E: 0 K: 1 S: 8	H: 0 LOB: 0 BB: 0 P: 12	R: 0 E: 0 K: 0 S: 6	H: 0 LOB: 0 BB: 1 P: 13	1B: 4 2B: 3 3B: 0 HR: 1	SF: 0 SAC: 0 DP: 3 HBP: 0	WP: 0 PB: 0 SB: 0 CS: 0	PA: 49				
PITCHER	IP WLS BF H R ER SO BB IBB HBP BLK WP HR S P ERA WHIP	15 Ben Sheets, R ERA: 4.36	Jayson Durocher, R ERA: 2.33	Ray King, L ERA: 2.48	Luis Vizcaino, R ERA: 3.32	Joey Hamilton, R ERA: 5.45	PITCHER	IP WLS BF H R ER SO BB IBB HBP BLK WP HR S P ERA WHIP	15 Ben Sheets, R ERA: 4.36	Jayson Durocher, R ERA: 2.33	Ray King, L ERA: 2.48	Luis Vizcaino, R ERA: 3.32	Joey Hamilton, R ERA: 5.45																	

Cincinnati Reds @ Milwaukee Brewers

Miller Park, Milwaukee, WI

Fri Sep 06 2002, 7:05 PM CDT
Att. 24,650 - Sunny - 74 F

AB 42
R 3
H 7
RBI 3
BB 7
SO 5
LOB 26



Batter	1	2	3	4	5	6	7	8	9	AB	R	H	RBI	BB	SO	LOB	TOP										
Todd Walker, L OBP: 0.344, SLG: 0.416 Danny Graves, R (9, 1)	0-0 1B		2-3 K		1-2 1B		2-1 L8		0-0 HR	5	1	3	2	0	1	0	Cincinnati Reds @ Milwaukee Brewers Miller Park, Milwaukee, WI Sun Sep 08 2002, 1:05 PM CDT Att: 28,388 - Sunny - 84 F										
Barry Larkin, R OBP: 0.306, SLG: 0.370	0-3 K		3-2 WP 1B		0-2 1B		2-1 F7		4-0 BB	4	0	2	0	1	1												
Adam Dunn, L OBP: 0.413, SLG: 0.475	3-1 L9		4-1 WP BB		1-2 P3		0-1 F9		2-2 G3-1	4	0	0	0	1	0	4											
Aaron Boone, R OBP: 0.312, SLG: 0.438	2-3 K		1-2 F8			2-0 E6 FC3-6 1B		0-0 F9		4	1	0	0	0	1	3											
Russell Branyan, L OBP: 0.311, SLG: 0.431		3-3 K		2-2 G4-3		1-1 FC3-6 1B		3-3 K		4	0	1	0	0	2	0											
Jose Guillen, R OBP: 0.284, SLG: 0.366		1-0 HR		2-2 G6-3		0-0 FC3-6 2B		1-3 K		4	2	1	1	0	1	2											
Reggie Taylor, L OBP: 0.294, SLG: 0.454		3-2 G4-3		0-0 F9		1-2 SF7		1-0 F8		3	0	0	1	0	0	0											
Kelly Stinnett, R OBP: 0.338, SLG: 0.295		2-0 F8			0-0 B5-3		0-0 1-H 2B		0-1 F3	4	0	1	1	0	0	0											
Jimmy Haynes, R OBP: 0.193, SLG: 0.214 John Riedling, R (6, 1) Bruce Chen, L OBP: 0.353, SLG: 0.400 Joey Hamilton, R OBP: 0.305, SLG: 0.298 Juan Castro, R OBP: 0.207, SLG: 0.290 (9, 4)			3-3 K		1-3 K		0-2 G6-3		0-0 HR 1B	3	0	0	0	0	2	1		REDS									
Inning Stats	R: 0 E: 0 K: 2 S: 12	H: 1 LOB: 1 BB: 0 P: 17	R: 1 E: 0 K: 1 S: 8	H: 1 LOB: 0 BB: 0 P: 17	R: 0 E: 0 K: 2 S: 15	H: 1 LOB: 2 BB: 1 P: 28	R: 0 E: 0 K: 0 S: 9	H: 0 LOB: 0 BB: 0 P: 13	R: 0 E: 0 K: 1 S: 14	H: 2 LOB: 1 BB: 0 P: 17	R: 2 E: 1 K: 0 S: 11	H: 2 LOB: 1 BB: 0 P: 15	R: 0 E: 0 K: 0 S: 6	H: 0 LOB: 0 BB: 0 P: 10	R: 0 E: 0 K: 2 S: 8	H: 0 LOB: 0 BB: 0 P: 12			R: 2 E: 0 K: 0 S: 8	H: 2 LOB: 1 BB: 1 P: 15	1B: 6 2B: 1 3B: 0 HR: 2	SF: 1 SAC: 0 DP: 0 HBP: 0	WP: 1 PB: 0 SB: 3 CS: 0	PA: 39			
PITCHER	IP	WLS	BF	H	R	ER	SO	BB	IBB	HBP	BLK	WP	HR	S	P	ERA	WHIP										
Nick Neugebauer, R ERA: 4.5	4.2	L	19	4	1	1	6	1	0	0	0	1	1	52	85	1.93	1.071										
Nelson Figueroa, R ERA: 5.04	1.1		8	3	2	0	0	0	0	0	0	0	0	17	22	0.00	2.250										
Valerio De Los Santos, L ERA: 2.38	1.0		3	0	0	0	0	0	0	0	0	0	0	6	10	0.00	0.000										
Luis Vizcaino, R ERA: 2.45	1.0		3	0	0	0	2	0	0	0	0	0	0	8	12	0.00	0.000										
Ray King, L ERA: 3.87	1.0		6	2	2	2	0	1	0	0	0	0	1	8	15	18.00	3.000										

Batter	1	2	3	4	5	6	7	8	9	AB	R	H	RBI	BB	SO	LOB	BOTTOM										
Eric Young Sr., R OBP: 0.339, SLG: 0.368	1-0 FC5-4 1B		1-1 BB G5-2-3 1B		1-0 G6-3		0-0 S 1B		1-3 K	5	0	3	0	0	1	0	Cincinnati Reds @ Milwaukee Brewers Miller Park, Milwaukee, WI Sun Sep 08 2002, 1:05 PM CDT Att: 28,388 - Sunny - 84 F										
Keith Ginter, R OBP: 0.611, SLG: 0.538	1-1 FC5-4 1B		0-1 G5-2-3 BB 1B		4-0 1B BB		4-2 2-3 BB		0-0 BB BB 1B	3	1	3	0	2	0	0											
Jeffrey Hammonds, R OBP: 0.347, SLG: 0.416	2-3 K		4-2 G5-2-3 BB		0-0 1-2 2-3 1B		1-2 P4		0-2 L4	4	0	1	0	1	1	5											
Richie Sexson, R OBP: 0.370, SLG: 0.522	1-2 FC5-4 BB		2-0 G5-2-3		0-0 F9		0-1 FC1-6 BB 1B		4-2 1-2 BB BB	4	1	1	0	1	0	7											
Matt Stairs, L OBP: 0.348, SLG: 0.505 Ronnie Belliard, R OBP: 0.275, SLG: 0.314	4-0 FC4-6 BB		4-1 BB		3-3 K		4-1 FC1-6 BB		4-1 1B BB	1	0	0	0	4	1	2											
0	0	0	0	0	0	0	0	0	0	0	0	0	0	0	0	0											
Jim Rushford, L OBP: 0.200, SLG: 0.143	0-2 FC4-6		1-0 F7			1-2 2 3B 1B		2-2 FC1-6 G6-4-3		1-2 2-3 BB	5	1	2	2	0	8											
2 Bill Hall, R OBP: 0.300, SLG: 0.778 Luis Vizcaino, R (8, 1) Ray King, L (9, 1) Ryan Thompson, R OBP: 0.299, SLG: 0.544		2-1 G6-3		2-3 K		3-1 1-H G6-3 3B		3-1 G6-4-3		0-0 G5-4-3	4	1	1	1	0	1		2									
0	0	0	0	0	0	0	0	0	0	0	0	0	0	0	0	0											
1	0	0	0	0	0	0	0	0	0	0	0	0	0	0	0	2											
Paul Bako, L OBP: 0.302, SLG: 0.330	2-0 F7		0-3 K2-3			0-1 G6-3		0-0 G4-3		4	0	0	1	0	1	0											
Nick Neugebauer, R OBP: 0.267, SLG: 0.267 Nelson Figueroa, R OBP: 0.198, SLG: 0.133 Lenny Harris, R OBP: 0.265, SLG: 0.273 Ryan Christenson, R OBP: 0.305, SLG: 0.273 Valerio De Los Santos, L OBP: 0.302, SLG: 0.448 (8, 6)		0-1 G1-3		2-0 G6-3		3-H 0-0 1B		1-3 2-H 3-H K		2	0	0	0	0	0	0	Brewers										
Inning Stats	R: 0 E: 0 K: 1 S: 12	H: 2 LOB: 3 BB: 1 P: 21	R: 0 E: 0 K: 0 S: 5	H: 0 LOB: 0 BB: 0 P: 9	R: 0 E: 0 K: 2 S: 9	H: 0 LOB: 0 BB: 2 P: 21	R: 0 E: 0 K: 2 S: 8	H: 0 LOB: 0 BB: 0 P: 12	R: 0 E: 0 K: 1 S: 6	H: 1 LOB: 2 BB: 1 P: 14	R: 2 E: 0 K: 0 S: 15	H: 4 LOB: 2 BB: 1 P: 24	R: 0 E: 0 K: 0 S: 8	H: 1 LOB: 1 BB: 1 P: 17	R: 0 E: 0 K: 2 S: 7	H: 0 LOB: 0 BB: 0 P: 9		R: 2 E: 0 K: 0 S: 9	H: 2 LOB: 2 BB: 2 P: 18	1B: 11 2B: 0 3B: 1 HR: 0	SF: 0 SAC: 0 DP: 3 HBP: 0	WP: 0 PB: 0 SB: 1 CS: 0	PA: 43				
PITCHER	IP	WLS	BF	H	R	ER	SO	BB	IBB	HBP	BLK	WP	HR	S	P	ERA	WHIP										
Jimmy Haynes, R ERA: 4.09	5.1	W	27	8	2	2	4	4	0	0	0	0	0	9	14	0.00	4.500										
John Riedling, R ERA: 2.43	0.2	H	4	2	0	0	0	1	0	0	0	0	0	9	14	0.00	4.500										
Bruce Chen, L ERA: 5.74	0.1	H	2	0	0	0	0	1	0	0	0	0	0	4	10	0.00	3.000										
Joey Hamilton, R ERA: 5.37	1.2	H	4	0	0	0	2	0	0	0	0	0	0	9	14	0.00	0.000										
Danny Graves, R ERA: 3.5	1.0	S	6	2	2	2	0	2	0	0	0	0	0	9	18	18.00	4.000										

Batter	1	2	3	4	5	6	7	8	9	AB	R	H	RBI	BB	SO	LOB	TOP										
Fernando Vina, L OBP: 0.335, SLG: 0.332 (1, 4)	G3		F7					B2		4	0	1	0	0	0	1	St. Louis Cardinals @ Milwaukee Brewers Miller Park, Milwaukee, WI Mon Sep 09 2002, 7:05 PM CDT Att: 16,351 - Cloudy - 90 F										
Eli Marrero, R OBP: 0.322, SLG: 0.435 (1, 9) (8, 7)	B5-3							G6-3		4	1	2	0	0	0	0											
15 Jim Edmonds, L OBP: 0.407, SLG: 0.553 (1, 8)	K							G3-6-3		3	0	0	0	1	1	3											
5 Albert Pujols, R OBP: 0.394, SLG: 0.569 J.D. Drew, L OBP: 0.396, SLG: 0.438 (8, PH) (8, 9)		G6-3						G4-3		3	1	1	1	0	0	1											
27 Scott Rolen, R OBP: 0.359, SLG: 0.477 (1, 5)	K							G4-3		1	0	0	0	0	0	1											
Tino Martinez, L OBP: 0.338, SLG: 0.431 (1, 3)	G4-3									3	1	1	1	1	1	0											
Edgar Renteria, R OBP: 0.354, SLG: 0.435 (1, 6)			K							4	0	0	0	0	3	1											
Mike Matheny, R OBP: 0.295, SLG: 0.306 (1, 2)			SH2-3 1B							2	0	1	0	1	1	0											
Woody Williams, R OBP: 0.250, SLG: 0.462 Rick White, R (6, 1) Mike Crudale, R (8, 1) Dave Veres, R OBP: 0.333, SLG: 0.333 Steve Kline, S (9, 1)			SH2-3 1B							1	0	0	0	0	0	0											
Inning Stats	R: 0 E: 0 K: 1 S: 6	H: 0 LOB: 0 BB: 0 P: 11	R: 0 E: 0 K: 1 S: 7	H: 0 LOB: 0 BB: 0 P: 13	R: 0 E: 0 K: 1 S: 7	H: 1 LOB: 1 BB: 0 P: 14	R: 2 E: 0 K: 0 S: 9	H: 3 LOB: 0 BB: 0 P: 13	R: 0 E: 0 K: 2 S: 10	H: 0 LOB: 0 BB: 0 P: 14	R: 0 E: 0 K: 0 S: 9	H: 2 LOB: 1 BB: 0 P: 11	R: 1 E: 0 K: 2 S: 11	H: 0 LOB: 1 BB: 2 P: 24	R: 0 E: 0 K: 0 S: 10	H: 0 LOB: 1 BB: 0 P: 16		R: 0 E: 0 K: 0 S: 6	H: 0 LOB: 0 BB: 0 P: 9	1B: 5 2B: 1 3B: 0 HR: 0	SF: 0 SAC: 1 DP: 2 HBP: 0	WP: 1 PB: 0 SB: 2 CS: 0	PA: 34				
PITCHER	IP	WLS	BF	H	R	ER	SO	BB	IBB	HBP	BLK	WP	HR	S	P	ERA	WHIP										
53 Ben Diggins, R ERA: 10.8 Jayson Durocher, R ERA: 2.27 David Pember, R ERA: 5.79	(1, 1) (8, 1) (9, 1)	7.0 1.0 1.0	L 4 3	27 0 0	6 0 0	3 0 0	7 0 0	2 1 0	0 0 0	0 0 0	1 0 0	1 0 0	0 10 6	59 16 9	100	3.86 0.00 0.00	1.143 1.000 0.000										

Batter	1	2	3	4	5	6	7	8	9	AB	R	H	RBI	BB	SO	LOB	BOTTOM											
Eric Young Sr., R OBP: 0.341, SLG: 0.369 (1, 4)	K									4	0	2	0	0	1	2	St. Louis Cardinals @ Milwaukee Brewers Miller Park, Milwaukee, WI Mon Sep 09 2002, 7:05 PM CDT Att: 16,351 - Cloudy - 90 F											
Keith Ginter, R OBP: 0.500, SLG: 0.412 (1, 5)	F2							K		4	0	0	0	0	1	3												
Jim Rushford, L OBP: 0.158, SLG: 0.111 (1, 9)	F7							F9		4	0	0	0	0	0	3												
Richie Sexson, R OBP: 0.371, SLG: 0.520 (1, 3)		L8								2	0	0	0	2	0	0												
Matt Stairs, L OBP: 0.343, SLG: 0.495 David Pember, R (9, 1)		K						L7		4	0	0	0	0	1	5												
José Hernández, R OBP: 0.351, SLG: 0.484 (1, 6)		K								4	0	1	0	0	2	0												
Ryan Thompson, R OBP: 0.290, SLG: 0.527 (1, 8) (9, 7)										4	0	0	0	0	0	1												
Jorge Fabregas, L OBP: 0.232, SLG: 0.273 Robert Machado, R OBP: 0.337, SLG: 0.405 (9, PH)										3	0	1	0	0	1	1												
53 Ben Diggins, R OBP: 0.333, SLG: 0.333 Jayson Durocher, R (8, 1) Lenny Harris, L OBP: 0.356, SLG: 0.422 2 Bill Hall, R OBP: 0.300, SLG: 0.778 Ryan Christenson, R OBP: 0.663, SLG: 0.208 (9, 8)										1	0	1	0	0	0	0												
Inning Stats	R: 0 E: 0 K: 1 S: 5	H: 0 LOB: 0 BB: 0 P: 10	R: 0 E: 0 K: 2 S: 8	H: 0 LOB: 0 BB: 0 P: 12	R: 0 E: 0 K: 0 S: 8	H: 0 LOB: 0 BB: 0 P: 11	R: 0 E: 0 K: 0 S: 9	H: 1 LOB: 2 BB: 1 P: 15	R: 0 E: 0 K: 1 S: 12	H: 2 LOB: 2 BB: 0 P: 18	R: 0 E: 0 K: 0 S: 6	H: 0 LOB: 0 BB: 0 P: 9	R: 0 E: 0 K: 1 S: 8	H: 1 LOB: 1 BB: 0 P: 11	R: 0 E: 0 K: 1 S: 14	H: 2 LOB: 3 BB: 1 P: 22		R: 0 E: 1 K: 0 S: 9	H: 0 LOB: 1 BB: 0 P: 16	1B: 5 2B: 1 3B: 0 HR: 0	SF: 0 SAC: 0 DP: 0 HBP: 0	WP: 0 PB: 0 SB: 1 CS: 0	PA: 36					
PITCHER	IP	WLS	BF	H	R	ER	SO	BB	IBB	HBP	BLK	WP	HR	S	P	ERA	WHIP											
Woody Williams, R ERA: 2.55 Rick White, R ERA: 4.91 Mike Crudale, R ERA: 1.75 Dave Veres, R ERA: 3.27 Steve Kline, L ERA: 4.01	(1, 1) (6, 1) (8, 1) (8, 1) (9, 1)	5.0 2.0 0.1 0.2 1.0	W H H H S	19 7 3 3 4	3 1 2 0 0	0 0 0 0 0	0 1 0 0 0	4 1 0 0 0	0 0 0 0 0	0 0 0 0 0	0 0 0 0 0	0 0 0 0 0	0 0 0 0 0	0 0 0 0 0	0 8 6 13 9	42 20 9 16 16	0.00 0.00 0.00 0.00 0.00	0.800 0.500 6.000 1.500 0.000										

Batter	1	2	3	4	5	6	7	8	9	AB	R	H	RBI	BB	SO	LOB	TOP								
Miguel Cairo, R OBP: 0.299, SLG: 0.361 (1, 4)	P4		L4			F9	K	SH1-3		4	0	0	1	0	1	3									
El Marrero, R OBP: 0.339, SLG: 0.430 (1, 7)	P6					P4	P4	K		4	0	0	0	0	1	3									
Luther Hackman, R OBP: 0.118, SLG: 0.093 15 Jim Edmonds, L OBP: 0.249, SLG: 0.552 Mike Crudale, R OBP: 0.400, SLG: 0.250 (8, 9)										0	0	0	0	0	0	0									
27 Scott Rolen, R OBP: 0.360, SLG: 0.482 (1, 5)	K					F9		G6-3		5	2	2	1	0	1	0									
5 Albert Pujols, R OBP: 0.395, SLG: 0.569 44 Jason Isringhausen, R (9, 1)		P3				HR				4	2	2	0	1	0	0									
Eduardo Perez, R OBP: 0.298, SLG: 0.489 Rick White, R (6, 1)		G5-3				HR				3	2	2	3	0	0	0									
J.D. Drew, L OBP: 0.364, SLG: 0.435 (6, 9)						HR				2	0	0	0	0	0	1									
Edgar Renteria, R OBP: 0.356, SLG: 0.435 (1, 6)										2	1	1	0	3	0	1									
Mike Matheny, R OBP: 0.293, SLG: 0.304 (1, 2)	L7					G2-3				5	0	1	2	0	0	2									
So Taguchi, R OBP: 0.375, SLG: 0.375 (1, 8)			P6					SH2-4		3	1	2	0	0	0	0									
Matt Morris, R OBP: 0.174, SLG: 0.179 Kerry Robinson, L OBP: 0.303, SLG: 0.362 (6, PH)			K			K				2	0	0	0	0	2	1									
										1	0	1	0	1	0	0									
Inning Stats	R: 0 E: 0 K: 1 S: 10	H: 0 LOB: 0 BB: 0 P: 15	R: 0 E: 0 K: 0 S: 8	H: 0 LOB: 1 BB: 1 P: 16	R: 0 E: 0 K: 1 S: 10	H: 0 LOB: 0 BB: 0 P: 13	R: 4 E: 0 K: 2 S: 22	H: 4 LOB: 1 BB: 1 P: 32	R: 0 E: 0 K: 1 S: 5	H: 0 LOB: 0 BB: 0 P: 9	R: 2 E: 0 K: 1 S: 13	H: 3 LOB: 3 BB: 2 P: 27	R: 0 E: 0 K: 0 S: 9	H: 0 LOB: 1 BB: 1 P: 16	R: 1 E: 0 K: 1 S: 10	H: 2 LOB: 1 BB: 0 P: 17	R: 1 E: 0 K: 0 S: 10	H: 2 LOB: 1 BB: 0 P: 17	1B: 8 2B: 1 3B: 0 HR: 2	SF: 0 SAC: 2 DP: 0 HBP: 0	WP: 0 PB: 0 SB: 2 CS: 0	PA: 43			
PITCHER	IP WLS BF H R ER SO BB IBB HBP BLK WP HR S P ERA WHIP	IP WLS BF H R ER SO BB IBB HBP BLK WP HR S P ERA WHIP	IP WLS BF H R ER SO BB IBB HBP BLK WP HR S P ERA WHIP	IP WLS BF H R ER SO BB IBB HBP BLK WP HR S P ERA WHIP	IP WLS BF H R ER SO BB IBB HBP BLK WP HR S P ERA WHIP	IP WLS BF H R ER SO BB IBB HBP BLK WP HR S P ERA WHIP	IP WLS BF H R ER SO BB IBB HBP BLK WP HR S P ERA WHIP	IP WLS BF H R ER SO BB IBB HBP BLK WP HR S P ERA WHIP	IP WLS BF H R ER SO BB IBB HBP BLK WP HR S P ERA WHIP	IP WLS BF H R ER SO BB IBB HBP BLK WP HR S P ERA WHIP	IP WLS BF H R ER SO BB IBB HBP BLK WP HR S P ERA WHIP	IP WLS BF H R ER SO BB IBB HBP BLK WP HR S P ERA WHIP	IP WLS BF H R ER SO BB IBB HBP BLK WP HR S P ERA WHIP	IP WLS BF H R ER SO BB IBB HBP BLK WP HR S P ERA WHIP	IP WLS BF H R ER SO BB IBB HBP BLK WP HR S P ERA WHIP	IP WLS BF H R ER SO BB IBB HBP BLK WP HR S P ERA WHIP	IP WLS BF H R ER SO BB IBB HBP BLK WP HR S P ERA WHIP	IP WLS BF H R ER SO BB IBB HBP BLK WP HR S P ERA WHIP	IP WLS BF H R ER SO BB IBB HBP BLK WP HR S P ERA WHIP	IP WLS BF H R ER SO BB IBB HBP BLK WP HR S P ERA WHIP	IP WLS BF H R ER SO BB IBB HBP BLK WP HR S P ERA WHIP	IP WLS BF H R ER SO BB IBB HBP BLK WP HR S P ERA WHIP	IP WLS BF H R ER SO BB IBB HBP BLK WP HR S P ERA WHIP	IP WLS BF H R ER SO BB IBB HBP BLK WP HR S P ERA WHIP	
Wayne Franklin, L ERA: 9.0 (1, 1)	5.0 L 24 6 6 5 4 2 1 0 0 0 1 60 96 9.00 1.600	2.0 9 1 0 0 1 1 1 0 0 0 0 17 32 0.00 1.000	2.0 10 4 2 2 1 0 0 0 0 0 1 20 34 9.00 2.000																						

St. Louis Cardinals @ Milwaukee Brewers
Miller Park, Milwaukee, WI
Tue Sep 10 2002, 7:05 PM CDT
Att: 17,539 - Cloudy - 70 F

AB	36
R	8
H	11
RBI	7
BB	5
SO	6
LOB	12



Batter	1	2	3	4	5	6	7	8	9	AB	R	H	RBI	BB	SO	LOB	BOTTOM								
Eric Young Sr., R OBP: 0.339, SLG: 0.366 (1, 4)	G5-3		L9			G6-4-3			G6-3	4	1	0	0	1	0	1									
Keith Ginter, R OBP: 0.462, SLG: 0.429 (1, 5)	K		G6-3			K				4	0	1	1	0	2	0									
Jeffrey Hammonds, R OBP: 0.346, SLG: 0.419 (1, 8)	L9		G1-3							4	1	1	0	0	0	1									
Richie Sexson, R OBP: 0.371, SLG: 0.518 (1, 3)						FC2-5				4	0	1	0	0	1	1									
Matt Stairs, L OBP: 0.345, SLG: 0.493 (1, 7)										3	1	1	0	1	0	1									
José Hernández, R OBP: 0.354, SLG: 0.486 2 Bill Hall, R OBP: 0.300, SLG: 0.778 (8, FR)										4	0	3	0	0	0	2									
Jim Rushford, L OBP: 0.174, SLG: 0.136 (1, 9)										4	0	1	1	0	0	4									
Robert Machado, R OBP: 0.335, SLG: 0.407 (1, 2)										4	0	1	0	0	0	2									
Wayne Franklin, L (1, 1)										1	0	0	0	1	0	2									
Nelson Figueroa, R ERA: 3.25 (6, 1)										0	0	0	0	0	0	0									
Lenny Harris, L OBP: 0.354, SLG: 0.420 (7, PH)										1	0	0	0	0	0	0									
Jose Cabrera, R OBP: 0.105, SLG: 0.105 (8, 1)										0	0	0	0	0	0	0									
Paul Bako, L OBP: 0.300, SLG: 0.329 (9, PH)										1	0	0	0	0	1	0									
Inning Stats	R: 0 E: 0 K: 1 S: 9	H: 0 LOB: 0 BB: 0 P: 13	R: 1 E: 0 K: 1 S: 12	H: 4 LOB: 2 BB: 0 P: 15	R: 0 E: 0 K: 0 S: 4	H: 0 LOB: 0 BB: 0 P: 7	R: 0 E: 0 K: 0 S: 12	H: 1 LOB: 2 BB: 1 P: 23	R: 0 E: 0 K: 1 S: 7	H: 0 LOB: 0 BB: 1 P: 16	R: 1 E: 0 K: 0 S: 11	H: 2 LOB: 1 BB: 0 P: 18	R: 1 E: 0 K: 0 S: 8	H: 1 LOB: 1 BB: 1 P: 13	R: 0 E: 0 K: 0 S: 13	H: 1 LOB: 1 BB: 0 P: 22	R: 0 E: 0 K: 1 S: 9	H: 0 LOB: 0 BB: 0 P: 16	1B: 6 2B: 3 3B: 0 HR: 0	SF: 0 SAC: 0 DP: 1 HBP: 0	WP: 0 PB: 0 SB: 0 CS: 0	PA: 37			
PITCHER	IP WLS BF H R ER SO BB IBB HBP BLK WP HR S P ERA WHIP	IP WLS BF H R ER SO BB IBB HBP BLK WP HR S P ERA WHIP	IP WLS BF H R ER SO BB IBB HBP BLK WP HR S P ERA WHIP	IP WLS BF H R ER SO BB IBB HBP BLK WP HR S P ERA WHIP	IP WLS BF H R ER SO BB IBB HBP BLK WP HR S P ERA WHIP	IP WLS BF H R ER SO BB IBB HBP BLK WP HR S P ERA WHIP	IP WLS BF H R ER SO BB IBB HBP BLK WP HR S P ERA WHIP	IP WLS BF H R ER SO BB IBB HBP BLK WP HR S P ERA WHIP	IP WLS BF H R ER SO BB IBB HBP BLK WP HR S P ERA WHIP	IP WLS BF H R ER SO BB IBB HBP BLK WP HR S P ERA WHIP	IP WLS BF H R ER SO BB IBB HBP BLK WP HR S P ERA WHIP	IP WLS BF H R ER SO BB IBB HBP BLK WP HR S P ERA WHIP	IP WLS BF H R ER SO BB IBB HBP BLK WP HR S P ERA WHIP	IP WLS BF H R ER SO BB IBB HBP BLK WP HR S P ERA WHIP	IP WLS BF H R ER SO BB IBB HBP BLK WP HR S P ERA WHIP	IP WLS BF H R ER SO BB IBB HBP BLK WP HR S P ERA WHIP	IP WLS BF H R ER SO BB IBB HBP BLK WP HR S P ERA WHIP	IP WLS BF H R ER SO BB IBB HBP BLK WP HR S P ERA WHIP	IP WLS BF H R ER SO BB IBB HBP BLK WP HR S P ERA WHIP	IP WLS BF H R ER SO BB IBB HBP BLK WP HR S P ERA WHIP	IP WLS BF H R ER SO BB IBB HBP BLK WP HR S P ERA WHIP	IP WLS BF H R ER SO BB IBB HBP BLK WP HR S P ERA WHIP	IP WLS BF H R ER SO BB IBB HBP BLK WP HR S P ERA WHIP	IP WLS BF H R ER SO BB IBB HBP BLK WP HR S P ERA WHIP	
Matt Morris, R ERA: 3.25 (1, 1)	5.0 W 20 4 2 1 1 3 2 0 0 0 0 0 44 74 1.80 1.400	0.2 4 2 1 0 0 0 0 0 0 0 0 9 16 0.00 3.000	1.1 6 1 1 1 1 0 1 0 0 0 0 10 15 0.75 1.500	1.0 4 1 0 0 0 0 0 0 0 0 0 13 22 0.00 1.000	1.7 3 0 0 0 1 0 0 0 0 0 0 9 16 0.00 0.000																				

St. Louis Cardinals @ Milwaukee Brewers
Miller Park, Milwaukee, WI
Tue Sep 10 2002, 7:05 PM CDT
Att: 17,539 - Cloudy - 70 F

AB	34
R	3
H	9
RBI	2
BB	3
SO	4
LOB	14



Batter	1	2	3	4	5	6	7	8	9	AB	R	H	RBI	BB	SO	LOB	TOP					
Fernando Vina, L OBP: 0.334, SLG: 0.331	1-2 G3 1B		0-1 L8	2-0 G6-3			1-1 B5		1-3 K	5	0	1	0	0	1	2						
J.D. Drew, L OBP: 0.362, SLG: 0.432	0-0 G3		2-3 K			3-2 G3-1		3-2 G4-6-3 1B		3	0	0	0	0	1	1						
Eli Marrero, R OBP: 0.320, SLG: 0.432	1-2							1-3		1	0	1	0	0	0	0						
15 Jim Edmonds, L OBP: 0.407, SLG: 0.551	3-2 1B		0-0 E3			4-1 BB		1-1 G4-6-3		3	0	1	0	1	0	2						
5 Albert Pujols, R OBP: 0.394, SLG: 0.566	1-3 K		2-2 1B			0-0 L3		1-2		4	0	1	0	0	1	2						
27 Scott Rolen, R OBP: 0.357, SLG: 0.478		1-1 L8	2-3 K				3-2 F9		2-1 F8	4	0	0	0	0	1	2						
Tino Martinez, L OBP: 0.340, SLG: 0.438		0-2 HR		0-1 2B			0-1 F9		2-2 F2	4	2	2	1	0	0	0						
Edgar Renteria, R OBP: 0.359, SLG: 0.436		4-2 BB		0-0 1B			1-2 L9		0-2 F8	3	1	1	1	1	0	0						
Mike Matheny, R OBP: 0.299, SLG: 0.315		1-0 F3		3-2 CS			1-2 1B		4-2 BB	3	1	2	1	1	0	1						
Andy Benes, R OBP: 0.233, SLG: 0.367		2-3 K		1-3 K2-3			0-0 1B		0-2 F7	2	0	0	0	0	2	2						
Jeff Fassero, L OBP: 0.333, SLG: 0.333										0	0	0	0	0	0	0						
Ivan Rodriguez, L OBP: 0.400, SLG: 0.250										0	0	0	0	0	0	0						
Miguel Cairo, R OBP: 0.320, SLG: 0.365										0	0	0	0	0	0	0						
Dave Veres, R OBP: 0.333, SLG: 0.333										0	0	0	0	0	0	0						
Steve Kline, S OBP: 0.300, SLG: 0.360										0	0	0	0	0	0	0						
Kerry Robinson, R OBP: 0.200, SLG: 0.300										0	0	0	0	0	0	0						
44 Jason Isringhausen, R OBP: 0.200, SLG: 0.300										0	0	0	0	0	0	0						
Inning Stats	R: 0 E: 0 K: 1 S: 10	H: 2 LOB: 1 BB: 0 P: 15	R: 1 E: 0 K: 1 S: 11	H: 1 LOB: 1 BB: 1 P: 19	R: 0 E: 1 K: 2 S: 12	H: 1 LOB: 2 BB: 0 P: 18	R: 2 E: 0 K: 1 S: 10	H: 3 LOB: 0 BB: 0 P: 16	R: 0 E: 0 K: 0 S: 5	H: 0 LOB: 0 BB: 0 P: 12	R: 0 E: 0 K: 0 S: 11	H: 0 LOB: 0 BB: 0 P: 15	R: 0 E: 0 K: 0 S: 15	H: 3 LOB: 1 BB: 0 P: 20	R: 0 E: 0 K: 0 S: 7	H: 0 LOB: 0 BB: 0 P: 12	R: 0 E: 0 K: 1 S: 15	H: 0 LOB: 1 BB: 1 P: 20	1B: 7 2B: 2 3B: 1 HR: 1	SF: 0 SAC: 0 DP: 3 HBP: 0	WP: 0 PB: 0 SB: 1 CS: 0	PA: 37
PITCHER	IP WLS BF H R ER SO BB IBB HBP BLK WP HR S P ERA WHIP																					
15 Ben Sheets, R ERA: 4.41	(1, 1) 6.0 L 26 8 4 4 5 2 0 0 0 0 0 1 63 100 6.00 1.667																					
Ray King, L ERA: 2.92	(7, 1) 1.0 4 2 0 0 0 0 0 0 0 0 0 0 11 15 0.00 2.000																					
Luis Vizcaino, R ERA: 2.42	(8, 1) 1.0 3 0 0 0 0 0 0 0 0 0 0 0 7 12 0.00 0.000																					
Mike DeJean, R ERA: 3.41	(9, 1) 1.0 4 0 0 0 1 1 0 0 0 0 0 0 15 20 0.00 1.000																					

St. Louis Cardinals @ Milwaukee Brewers
Miller Park, Milwaukee, WI
Wed Sep 11 2002, 7:05 PM CDT
Att: 16,907 - Sunny - 68 F

AB	34
R	4
H	10
RBI	4
BB	3
SO	6
LOB	13



Batter	1	2	3	4	5	6	7	8	9	AB	R	H	RBI	BB	SO	LOB	BOTTOM					
Eric Young Sr., R OBP: 0.341, SLG: 0.368	2-1 CS 1B		0-0 F9			3-2 S 1B			0-0 FC3-6	3	0	2	1	0	0	1						
Ronnie Belliard, R OBP: 0.274, SLG: 0.313	0-3 K		2-1 FC5-4			4-2 BB			2-3 K	3	0	0	0	1	2	3						
Keith Ginter, R OBP: 0.433, SLG: 0.375	0-3 K		2-1 FC5-4			1-2 BB			2-3 K	3	0	0	0	1	2	3						
Jeffrey Hammonds, R OBP: 0.345, SLG: 0.417	2-1 G5-3			2-2 F2		1-1 1B			3-2 G6-3	4	0	1	0	0	0	2						
Richie Sexson, R OBP: 0.370, SLG: 0.517		0-2 F8		1-3 K			3-2 2B		0-1 F7	4	0	1	0	0	1	0						
Matt Stairs, L OBP: 0.347, SLG: 0.491		2-1 PO HBP		0-1 G4-3			2-0 F7		3-1 G6-4-3 1B	3	0	1	0	0	0	1						
José Hernández, R OBP: 0.355, SLG: 0.485		0-0 F9			0-0 1B		4-0 BB		2-1 G6-4-3	3	1	1	0	1	0	2						
Jim Rushford, L OBP: 0.240, SLG: 0.174		1-1 PO		4-0 2B		0-1 1B			1-2 P3	1	2	1	0	1	0	0						
Ryan Thompson, R OBP: 0.286, SLG: 0.519		1-2		1-3 1B		1-3 1B			0-0 P3	2	0	0	0	0	0	2						
Jorge Fabregas, L OBP: 0.236, SLG: 0.286			3-2 FC1-5			1-2 SF9			0-0 F9	1	0	1	2	0	0	0						
Robert Machado, R OBP: 0.332, SLG: 0.403			1-3 2B			3-2 G5-3			3-2 F9	2	0	0	0	0	0	2						
15 Ben Sheets, R OBP: 0.223, SLG: 0.111			0-0 FC1-5			1-2 SH1-4			0-0 G4-3	1	0	0	0	0	0	1						
Ray King, L ERA: 3.3			0-0 FC1-5			1-2 SH1-4			0-0 G4-3	0	0	0	0	0	0	0						
Lenny Harris, L OBP: 0.340, SLG: 0.423			0-0 FC1-5			1-2 SH1-4			0-0 G4-3	0	0	0	0	0	0	0						
2 Bill Hall, R OBP: 0.300, SLG: 0.778			0-0 FC1-5			1-2 SH1-4			0-0 G4-3	0	0	0	0	0	0	0						
Luis Vizcaino, R OBP: 0.300, SLG: 0.778			0-0 FC1-5			1-2 SH1-4			0-0 G4-3	0	0	0	0	0	0	0						
Mike DeJean, R OBP: 0.286, SLG: 0.519			0-0 FC1-5			1-2 SH1-4			0-0 G4-3	0	0	0	0	0	0	0						
Paul Bako, L OBP: 0.200, SLG: 0.327			2-3 FC5-4			1-2			0-1 FC3-6	1	0	0	0	0	0	0						
Inning Stats	R: 0 E: 0 K: 1 S: 7	H: 1 LOB: 0 BB: 0 P: 11	R: 0 E: 0 K: 0 S: 6	H: 0 LOB: 0 BB: 0 P: 9	R: 1 E: 0 K: 0 S: 8	H: 1 LOB: 1 BB: 1 P: 17	R: 0 E: 0 K: 1 S: 8	H: 0 LOB: 0 BB: 0 P: 11	R: 2 E: 0 K: 0 S: 17	H: 4 LOB: 2 BB: 1 P: 27	R: 0 E: 0 K: 0 S: 11	H: 1 LOB: 1 BB: 1 P: 23	R: 0 E: 0 K: 1 S: 12	H: 1 LOB: 1 BB: 0 P: 17	R: 0 E: 0 K: 0 S: 6	H: 1 LOB: 0 BB: 0 P: 11	R: 0 E: 0 K: 0 S: 6	H: 0 LOB: 0 BB: 0 P: 7	1B: 7 2B: 2 3B: 0 HR: 0	SF: 1 SAC: 1 DP: 1 HBP: 1	WP: 0 PB: 0 SB: 1 CS: 1	PA: 37
PITCHER	IP WLS BF H R ER SO BB IBB HBP BLK WP HR S P ERA WHIP																					
Andy Benes, R ERA: 3.3	(1, 1) 5.1 24 7 3 3 2 3 0 1 0 0 0 0 7 10 0.00 0.000																					
Jeff Fassero, L ERA: 5.46	(6, 1) 0.2 W 2 0 0 0 0 0 0 0 0 0 0 0 7 10 0.00 0.000																					
Dave Veres, R ERA: 3.22	(7, 1) 1.1 H 5 1 0 0 1 0 0 0 0 0 0 0 14 19 0.00 0.750																					
Steve Kline, L ERA: 3.96	(8, 1) 0.2 H 2 1 0 0 0 0 0 0 0 0 0 0 4 9 0.00 1.500																					
44 Jason Isringhausen, R ERA: 2.39	(9, 1) 1.0 S 3 0 0 0 0 0 0 0 0 0 0 0 6 7 0.00 0.000																					

St. Louis Cardinals @ Milwaukee Brewers
Miller Park, Milwaukee, WI
Wed Sep 11 2002, 7:05 PM CDT
Att: 16,907 - Sunny - 68 F

AB	30
R	3
H	9
RBI	3
BB	3
SO	3
LOB	15



Batter	1	2	3	4	5	6	7	8	9	AB	R	H	RBI	BB	SO	LOB	TOP				
Ronnie Belliard, R OBP: 0.272, SLG: 0.312 (1, 4)	G6-3	SF7			G4-3			HBP 1B BB	K	4	1	1	1	0	1	0					
Keith Cinter, R OBP: 0.400, SLG: 0.321 (1, 5)	P4	P6			F9			HBP 1B BB	F8	4	1	0	0	1	0	1					
Jeffrey Hammonds, R OBP: 0.345, SLG: 0.416 (1, 8)	F4		G6-3		G6-4-3 1B			F8		4	0	1	0	0	0	2					
Richie Sexson, R OBP: 0.369, SLG: 0.517 (1, 3)		G4-3 E 2B	P4		G6-4-3 1-2			K		4	1	1	0	0	1	3					
Matt Stairs, L OBP: 0.346, SLG: 0.485 Ryan Christenson, R OBP: 0.053, SLG: 0.209 (8, PR) (8, 7)		G4-3	G4-3		G3			1B HBP		3	0	0	0	0	0	1					
José Hernández, R OBP: 0.354, SLG: 0.483 (1, 6)		E5 1B S 2B		K				K	1B 1-2 2-H 3-H	4	1	1	3	0	2	0					
Jim Rushford, L OBP: 0.310, SLG: 0.370 (1, 9)		2B 1B	G6-3					HR	1B	4	2	3	2	0	0	0					
Paul Bako, L OBP: 0.298, SLG: 0.330 (1, 2)		1B SF7 2B		K				G6-3	F9	4	1	1	1	0	1	2					
Glendon Rusch, L OBP: 0.302, SLG: 0.339 (1, 1)		1B		L6				K		4	0	1	1	0	2	0					
Inning Stats	R: 0 E: 0 K: 0 S: 11	H: 0 LOB: 0 BB: 0 P: 19	R: 4 E: 1 K: 0 S: 13	H: 4 LOB: 1 BB: 0 P: 20	R: 0 E: 0 K: 0 S: 4	H: 0 LOB: 0 BB: 0 P: 7	R: 0 E: 0 K: 2 S: 9	H: 0 LOB: 0 BB: 0 P: 12	R: 0 E: 0 K: 0 S: 7	H: 1 LOB: 0 BB: 0 P: 10	R: 1 E: 0 K: 2 S: 15	H: 1 LOB: 0 BB: 0 P: 24	R: 3 E: 0 K: 1 S: 22	H: 3 LOB: 2 BB: 1 P: 33	R: 0 E: 0 K: 2 S: 11	H: 0 LOB: 0 BB: 0 P: 16	1B: 6 2B: 2 3B: 0 HR: 1	SF: 1 SAC: 0 DP: 1 HBP: 1	WP: 0 PB: 0 SB: 1 CS: 0	PA: 38	
PITCHER	IP	WLS	BF	H	R	ER	SO	BB	IBB	HBP	BLK	WP	HR	S	P	ERA	WHIP				
Rick Helling, R ERA: 4.47 (1, 1)	7.0	L	27	6	5	3	4	0	0	0	0	0	1	64	102	3.86	0.857				
Matt Mantei, R ERA: 4.7 (8, 1)	0.2		6	2	3	3	1	1	0	1	0	0	0	14	24	40.50	4.500				
Greg Swindell, L ERA: 4.45 (8, 1)	0.1		2	1	0	0	0	0	0	0	0	0	0	8	9	0.00	3.000				
John Patterson, R ERA: 4.12 (9, 1)	1.0		3	0	0	0	2	0	0	0	0	0	0	11	16	0.00	0.000				

Milwaukee Brewers @ Arizona Diamondbacks
Bank One Ballpark, Phoenix, AZ
Fri Sep 13, 2002, 10:05 PM EDT
Att: 35,380 - Sunny - 88 F

livebaseballscores.com

AB	35
R	8
H	9
RBI	8
BB	1
SO	7
LOB	9



Batter	1	2	3	4	5	6	7	8	9	AB	R	H	RBI	BB	SO	LOB	BOTTOM					
Tony Womack, L OBP: 0.320, SLG: 0.357 (1, 6)	K	F7			G1-3			G4-3 BB		3	0	0	0	1	1	1						
Junior Spivey, R OBP: 0.391, SLG: 0.474 (1, 4)	L6-4 2B		1B G6-4-3 BB		G5-3			G4-3 1-2		3	1	1	0	1	0	1						
Luis Gonzalez, L OBP: 0.404, SLG: 0.498 (1, 7)	L6-4 2-3		G6-4-3 1B		K			F8		4	0	1	0	0	1	1						
Greg Colbrunn, R OBP: 0.352, SLG: 0.565 (1, 3)		HR 2B	G6-4-3		P4			L7		4	1	1	0	0	0	1						
Matt Williams, R OBP: 0.318, SLG: 0.447 (1, 5)		HR	G6-3		G5-3			G4-3		4	1	1	2	0	0	0						
Steve Finley, L OBP: 0.385, SLG: 0.499 (1, 8)		SH1-4 1B 2B		F3				G6-3		4	1	1	0	0	0	0						
Quinton McCracken, S OBP: 0.375, SLG: 0.469 (1, 9)		SH1-4		FC6-4 1B				G6-3		2	0	1	0	0	0	0						
Damian Miller, R OBP: 0.337, SLG: 0.430 (1, 2)		1B		K				G5-3		3	0	1	1	0	1	1						
Rick Helling, R OBP: 0.188, SLG: 0.049 Felix Jose, S OBP: 0.167, SLG: 0.100 Matt Mantei, R (8, 1) Greg Swindell, L (8, 1) John Patterson, R OBP: 0.286, SLG: 0.167 (9, 1)		K		FC6-4				K		2	0	0	0	0	1	2						
Inning Stats	R: 0 E: 0 K: 1 S: 6	H: 1 LOB: 0 BB: 0 P: 9	R: 3 E: 0 K: 1 S: 16	H: 4 LOB: 1 BB: 0 P: 22	R: 1 E: 0 K: 0 S: 8	H: 1 LOB: 0 BB: 1 P: 18	R: 0 E: 0 K: 1 S: 9	H: 1 LOB: 1 BB: 0 P: 13	R: 0 E: 0 K: 1 S: 6	H: 0 LOB: 0 BB: 0 P: 9	R: 0 E: 0 K: 1 S: 7	H: 0 LOB: 0 BB: 0 P: 12	R: 0 E: 0 K: 1 S: 8	H: 0 LOB: 0 BB: 0 P: 12	R: 0 E: 0 K: 0 S: 4	H: 0 LOB: 0 BB: 1 P: 12	R: 0 E: 0 K: 0 S: 4	H: 0 LOB: 0 BB: 0 P: 4	1B: 3 2B: 4 3B: 0 HR: 1	SF: 0 SAC: 1 DP: 3 HBP: 0	WP: 0 PB: 0 SB: 0 CS: 0	PA: 33
PITCHER	IP	WLS	BF	H	R	ER	SO	BB	IBB	HBP	BLK	WP	HR	S	P	ERA	WHIP					
Glendon Rusch, L ERA: 4.65 (1, 1)	9.0	W	33	7	4	4	5	2	0	0	0	0	1	68	111	4.00	1.000					

Milwaukee Brewers @ Arizona Diamondbacks
Bank One Ballpark, Phoenix, AZ
Fri Sep 13, 2002, 10:05 PM EDT
Att: 35,380 - Sunny - 88 F

livebaseballscores.com

AB	30
R	4
H	7
RBI	3
BB	2
SO	5
LOB	7



Batter	1	2	3	4	5	6	7	8	9	AB	R	H	RBI	BB	SO	LOB	TOP										
Ronnie Belliard, R OBP: 0.268, SLG: 0.307 (1, 4)	F8		F9					K									4 0 0 0 0 2 1										
Ryan Christenson, R OBP: 0.197, SLG: 0.185 (1, 7)	K							K									3 0 0 0 1 2 1										
Jeffrey Hammonds, R OBP: 0.344, SLG: 0.414 (1, 8)	K							K									4 0 1 0 0 2 0										
Richie Sexson, R OBP: 0.368, SLG: 0.514 (1, 3)																	3 0 0 0 1 2 2										
José Hernández, R OBP: 0.353, SLG: 0.480 Andrew Lorraine, L (8, 1)	K																3 0 0 0 0 3 1										
Lenny Harris, L OBP: 0.356, SLG: 0.421 (9, PH)																	0 0 0 0 0 0 0										
Ryan Thompson, R OBP: 0.287, SLG: 0.515 (1, 9)																	1 0 0 0 0 0 0										
Keith Ginter, R OBP: 0.368, SLG: 0.290 (1, 5)																	3 0 1 0 0 1 0										
Robert Machado, R OBP: 0.332, SLG: 0.402 (1, 2)																	3 0 0 0 0 2 2										
Nick Neugebauer, R OBP: 0.559, SLG: 0.059 Valerio De Los Santos, L (6, 1)																	3 0 1 0 0 0 2										
Jayson Durocher, R (7, 1)																	2 0 0 0 0 2 0										
2 Bill Hall, R OBP: 0.273, SLG: 0.700 (8, PH)																	0 0 0 0 0 0 0										
																	0 0 0 0 0 0 0										
																	1 0 0 0 0 1 1										
Inning Stats	R: 0 H: 0 E: 0 K: 2 S: 7	H: 0 LOB: 0 BB: 0 P: 11	R: 0 H: 1 E: 0 K: 2 S: 13	H: 1 LOB: 2 BB: 1 P: 20	R: 0 H: 1 E: 0 K: 2 S: 14	H: 1 LOB: 2 BB: 1 P: 22	R: 0 H: 0 E: 0 K: 2 S: 9	H: 0 LOB: 0 BB: 0 P: 12	R: 0 H: 0 E: 0 K: 1 S: 8	H: 0 LOB: 0 BB: 0 P: 11	R: 0 H: 0 E: 0 K: 2 S: 8	H: 0 LOB: 0 BB: 0 P: 12	R: 0 H: 1 E: 0 K: 3 S: 12	H: 1 LOB: 1 BB: 0 P: 14	R: 0 H: 0 E: 0 K: 1 S: 7	H: 0 LOB: 0 BB: 0 P: 13	1B: 3 2B: 0 3B: 0 HR: 0	SF: 0 SAC: 0 DP: 0 HBP: 0	WP: 0 PB: 0 SB: 1 CS: 0	PA: 32							
PITCHER Randy Johnson, L ERA: 2.43 (1, 1)	IP	WLS	BF	H	R	ER	SO	BB	IBB	HBP	BLK	WP	HR	S	P	ERA	WHIP										
	9.0	W	32	3	0	0	17	2	0	0	0	0	0	86	126	0.00	0.556										

Milwaukee Brewers @ Arizona Diamondbacks
Bank One Ballpark, Phoenix, AZ
Sat Sep 14 2002, 4:05 PM EDT
Att: 39,022 - Dome - 72 F

AB	30
R	0
H	3
RBI	0
BB	2
SO	17
LOB	10



Batter	1	2	3	4	5	6	7	8	9	AB	R	H	RBI	BB	SO	LOB	BOTTOM										
Tony Womack, L OBP: 0.322, SLG: 0.358 (1, 6)	S																4 2 2 1 1 0 0										
Steve Finley, L OBP: 0.385, SLG: 0.506 (1, 8)																	4 0 3 2 1 0 0										
Junior Spivey, R OBP: 0.389, SLG: 0.477 (1, 4)																	5 1 1 1 0 1 6										
Luis Gonzalez, L OBP: 0.403, SLG: 0.496 (1, 7)																	4 0 1 0 0 0 1										
Erubiel Durazo, L OBP: 0.398, SLG: 0.580 (1, 3)																	4 1 1 0 0 1 3										
Matt Williams, R OBP: 0.311, SLG: 0.436 (1, 5)																	4 0 0 0 0 1 1										
David Dellucci, L OBP: 0.328, SLG: 0.409 (1, 9)																	4 1 2 1 0 0 0										
Chad Moeller, R OBP: 0.373, SLG: 0.383 (1, 2)																	2 0 1 0 2 0 0										
Randy Johnson, R OBP: 0.157, SLG: 0.165 (1, 1)																	4 0 0 0 0 4 5										
Inning Stats	R: 1 H: 2 E: 0 K: 0 S: 11	H: 3 LOB: 3 BB: 1 P: 21	R: 1 H: 3 E: 0 K: 1 S: 12	H: 3 LOB: 3 BB: 1 P: 22	R: 1 H: 2 E: 0 K: 2 S: 12	H: 2 LOB: 2 BB: 1 P: 22	R: 0 H: 2 E: 0 K: 0 S: 10	H: 2 LOB: 2 BB: 0 P: 14	R: 0 H: 0 E: 0 K: 1 S: 10	H: 0 LOB: 1 BB: 1 P: 17	R: 1 H: 1 E: 0 K: 0 S: 8	H: 1 LOB: 0 BB: 0 P: 11	R: 0 H: 0 E: 0 K: 1 S: 7	H: 0 LOB: 0 BB: 0 P: 11	R: 1 H: 1 E: 0 K: 2 S: 15	H: 1 LOB: 1 BB: 1 P: 26	1B: 5 2B: 3 3B: 2 HR: 1	SF: 0 SAC: 0 DP: 0 HBP: 0	WP: 0 PB: 0 SB: 2 CS: 0	PA: 39							
PITCHER Nick Neugebauer, R ERA: 4.59 Valerio De Los Santos, L ERA: 2.5 Jayson Durocher, R ERA: 2.21 Andrew Lorraine, L ERA: 15.75 (1, 1)	IP	WLS	BF	H	R	ER	SO	BB	IBB	HBP	BLK	WP	HR	S	P	ERA	WHIP										
	5.0	L	27	9	3	3	4	2	1	0	0	0	0	55	96	5.40	2.200										
	1.0		4	1	1	1	0	0	0	0	0	0	1	8	11	9.00	1.000										
	1.0		3	0	0	0	1	0	0	0	0	0	0	7	11	0.00	0.000										
	1.0		5	1	1	1	2	1	0	0	0	0	0	15	26	9.00	2.000										

Milwaukee Brewers @ Arizona Diamondbacks
Bank One Ballpark, Phoenix, AZ
Sat Sep 14 2002, 4:05 PM EDT
Att: 39,022 - Dome - 72 F

AB	35
R	5
H	11
RBI	5
BB	4
SO	7
LOB	16



Batter	1	2	3	4	5	6	7	8	9	AB	R	H	RBI	BB	SO	LOB	TOP											
Brian Hunter, R OBP: 0.346, SLG: 0.444 (1, 8)	G6-3	F8		FC6-4			G4-3			4	0	0	0	0	0	3	Houston Astros @ Milwaukee Brewers Miller Park, Milwaukee, WI Wed Sep 18 2002, 7:05 PM CDT Att: 16,349 - Dome - 72 F											
Craig Biggio, R OBP: 0.343, SLG: 0.423 (1, 4)	F8	F8			K			1B	4	0	1	0	0	1	2													
17 Lance Berkman, S OBP: 0.410, SLG: 0.590 (1, 7)				G6-3			G4-6-3	F8	2	0	0	0	2	0	1													
5 Jeff Bagwell, R OBP: 0.403, SLG: 0.527 (1, 3)				P4			G4-6-3	F7	4	0	0	0	0	1	3													
Mark Loretta, R OBP: 0.306, SLG: 0.376 (8, 1) Tom Gordon, R OBP: 0.300, SLG: 0.427 (7, PH) Orlando Merced, S OBP: 0.309, SLG: 0.450 (8, PH) Morgan Luster, R OBP: 0.341, SLG: 0.530 (8, 1) Octavio Dotel, R OBP: 0.300, SLG: 0.380 (8, 1) Billy Wagner, L OBP: 0.300, SLG: 0.380 (9, 1)		F8		F9			G5-4-3	P3	2	0	0	0	1	0	0													
Jose Vizcaino, S OBP: 0.338, SLG: 0.406 (1, 6)				G6-3			G5-4-3	G6-3	4	1	1	0	0	0	1													
16 Jason Lane, R OBP: 0.368, SLG: 0.460 (1, 9)		1B					F9	1B	3	2	2	1	1	0	0													
Brad Ausmus, R OBP: 0.319, SLG: 0.357 (1, 2)				G5-3			G1-6-3	K	3	0	0	0	0	1	2													
54 Brad Lidge, R OBP: 1.000, SLG: 1.500 Ricky Stone, R (4, 1) Pedro Borbon, R (5, 1) Brandon Puffer, R (5, 1) Geoff Blum, S OBP: 0.366, SLG: 0.446 (6, 5)							G5-3	L8	2	0	2	2	0	0	0													
Inning Stats	R: 0 E: 0 K: 1 S: 12	H: 0 LOB: 1 BB: 1 P: 22	R: 2 E: 0 K: 0 S: 13	H: 3 LOB: 2 BB: 0 P: 23	R: 0 E: 0 K: 0 S: 5	H: 0 LOB: 0 BB: 0 P: 11	R: 1 E: 0 K: 0 S: 15	H: 1 LOB: 1 BB: 1 P: 24	R: 0 E: 0 K: 0 S: 8	H: 0 LOB: 0 BB: 1 P: 17	R: 0 E: 0 K: 0 S: 6	H: 0 LOB: 0 BB: 1 P: 11	R: 0 E: 1 K: 0 S: 13	H: 1 LOB: 1 BB: 0 P: 20	R: 0 E: 0 K: 1 S: 15	H: 1 LOB: 1 BB: 0 P: 23		1B: 4 2B: 2 3B: 0 HR: 0	SF: 0 SAC: 0 DP: 2 HBP: 1	WP: 0 PB: 0 SB: 1 CS: 0	PA: 36							
PITCHER	IP	WLS	BF	H	R	ER	SO	BB	IBB	HBP	BLK	WP	HR	S	P	ERA	WHIP											
Glendon Rusch, L ERA: 4.62	(1, 1)	7.0	L	28	4	3	3	2	4	0	1	0	0	0	64	117	3.86	1.143										
Jose Cabrera, R ERA: 6.9	(8, 1)	0.2		3	1	0	0	0	0	0	0	0	0	0	8	12	0.00	1.500										
Ray King, L ERA: 2.92	(8, 1)	0.1		1	0	0	0	0	0	0	0	0	0	5	8	0.00	0.000											
Jayson Durocher, R ERA: 2.06	(9, 1)	1.0		4	1	0	0	1	0	0	0	0	0	15	23	0.00	1.000											

Batter	1	2	3	4	5	6	7	8	9	AB	R	H	RBI	BB	SO	LOB	BOTTOM										
Eric Young Sr., R OBP: 0.340, SLG: 0.368 (1, 4)	F9	K					F9			4	0	1	0	0	1	3	Houston Astros @ Milwaukee Brewers Miller Park, Milwaukee, WI Wed Sep 18 2002, 7:05 PM CDT Att: 16,349 - Dome - 72 F										
Keith Ginter, R OBP: 0.404, SLG: 0.419 (1, 5)				G3-6-3				2B	3	0	3	1	1	0	0												
Jim Rushford, L OBP: 0.286, SLG: 0.316 (1, 9)				G3-6-3			F2	F7	3	0	0	0	0	0	5												
Richie Sexson, R OBP: 0.365, SLG: 0.508 (1, 3)				K			F9	F7	4	0	0	0	0	2	5												
Matt Stairs, L OBP: 0.339, SLG: 0.469 (1, 7)				F9			G4-3	F7	4	0	0	0	0	1	2												
José Hernández, R OBP: 0.351, SLG: 0.473 (1, 6)				K			K	F9	3	0	0	0	1	2	0												
Robert Machado, R OBP: 0.323, SLG: 0.390 (1, 2)				G2			F8	F8	4	0	0	0	0	0	1												
Ryan Christenson, R OBP: 0.189, SLG: 0.206 (1, 8)								P6	3	0	0	0	1	2	0												
Glendon Rusch, L ERA: 4.62 (1, 1) Lenny Harris, L OBP: 0.313, SLG: 0.349 (7, PH) Jeffrey Hammonds, R OBP: 0.300, SLG: 0.427 (7, PH) Jose Cabrera, R OBP: 0.309, SLG: 0.450 (8, 1) Ray King, L OBP: 0.341, SLG: 0.530 (8, 1) Jayson Durocher, R OBP: 0.300, SLG: 0.380 (8, 1) Ronnie Bellard, R OBP: 0.279, SLG: 0.337 (9, PH)								F9	1	0	1	0	0	0	0												
Inning Stats	R: 0 E: 0 K: 2 S: 12	H: 1 LOB: 2 BB: 0 P: 18	R: 0 E: 0 K: 1 S: 9	H: 0 LOB: 2 BB: 2 P: 18	R: 0 E: 0 K: 1 S: 10	H: 1 LOB: 0 BB: 0 P: 13	R: 0 E: 0 K: 1 S: 9	H: 0 LOB: 0 BB: 0 P: 12	R: 0 E: 0 K: 1 S: 13	H: 2 LOB: 3 BB: 1 P: 21	R: 0 E: 0 K: 1 S: 8	H: 0 LOB: 0 BB: 0 P: 10	R: 1 E: 0 K: 1 S: 10	H: 2 LOB: 1 BB: 0 P: 12	R: 0 E: 0 K: 0 S: 9	H: 0 LOB: 0 BB: 0 P: 13		R: 0 E: 0 K: 0 S: 9	H: 0 LOB: 0 BB: 0 P: 13	1B: 3 2B: 3 3B: 0 HR: 0	SF: 0 SAC: 1 DP: 1 HBP: 1	WP: 0 PB: 0 SB: 0 CS: 0	PA: 36				
PITCHER	IP	WLS	BF	H	R	ER	SO	BB	IBB	HBP	BLK	WP	HR	S	P	ERA	WHIP										
54 Brad Lidge, R ERA: 6.23	(1, 1)	3.0		13	2	0	0	4	2	0	1	0	0	31	49	0.00	1.333										
Ricky Stone, R ERA: 3.5	(4, 1)	1.1		7	2	0	0	2	1	0	0	0	0	18	28	0.00	2.250										
Pedro Borbon, L ERA: 5.11	(5, 1)	0.1		1	0	0	0	0	0	0	0	0	0	2	3	0.00	0.000										
Brandon Puffer, R ERA: 5.16	(5, 1)	0.1	W	1	0	0	0	0	0	0	0	0	0	2	2	0.00	0.000										
Tom Gordon, R ERA: 3.11	(6, 1)	2.0	H	8	2	1	1	2	0	0	0	0	0	18	22	4.50	1.000										
PITCHER	IP	WLS	BF	H	R	ER	SO	BB	IBB	HBP	BLK	WP	HR	S	P	ERA	WHIP										
Octavio Dotel, R ERA: 1.72	(8, 1)	1.0		3	0	0	0	0	0	0	0	0	0	9	13	0.00	0.000										
Billy Wagner, L ERA: 2.63	(9, 1)	1.0	S	3	0	0	0	0	0	0	0	0	0	9	13	0.00	0.000										

Batter	1	2	3	4	5	6	7	8	9	AB	R	H	RBI	BB	SO	LOB	TOP					
Brian Hunter, R OBP: 0.346, SLG: 0.448 Daryle Ward, L OBP: 0.327, SLG: 0.417	F9		K		G1-3		F8	K		3	0	1	0	0	1	1						
Craig Biggio, R OBP: 0.340, SLG: 0.419	F9		K		K		FC6-4		G6-3	5	1	0	0	0	2	4						
17 Lance Berkman, S OBP: 0.413, SLG: 0.590	BB		BB		G1-3		BB	BB	BB	3	0	2	2	2	0	1						
5 Jeff Bagwell, R OBP: 0.402, SLG: 0.524	G5-3		BB		L7		L9		FC4-6	5	0	1	1	0	0	4						
Mark Loretta, R OBP: 0.377, SLG: 0.387		L4-6	BB							3	1	3	0	2	0	0						
16 Jason Lane, R OBP: 0.381, SLG: 0.444 Orlando Merced, S OBP: 0.354, SLG: 0.448	K		FC6-4							4	0	1	0	0	2	5						
Brad Ausmus, R OBP: 0.319, SLG: 0.355	BB				F9		G5-4-3		SH1-3	2	0	0	0	1	0	1						
28 Adam Everett, R OBP: 0.292, SLG: 0.231 Morgan Ensberg, R OBP: 0.338, SLG: 0.383	L4-6				F9		FC6-4			3	1	1	0	0	0	2						
44 Roy Oswalt, R OBP: 0.175, SLG: 0.133 Jose Vizcaino, S OBP: 0.239, SLG: 0.404 Jeremie Robertson, L OBP: 0.244 Ricky Stone, R OBP: 0.244 Gregg Zaun, S OBP: 0.262, SLG: 0.307 Brandon Puffer, R OBP: 0.277, SLG: 0.307			BB		G1-3				G3	2	1	1	0	0	0	0						
Inning Stats	R: 0 E: 0 K: 0 S: 6	H: 0 LOB: 1 BB: 1 P: 15	R: 0 E: 0 K: 1 S: 8	H: 1 LOB: 1 BB: 1 P: 15	R: 1 E: 0 K: 2 S: 15	H: 3 LOB: 3 BB: 1 P: 31	R: 0 E: 0 K: 0 S: 5	H: 0 LOB: 0 BB: 0 P: 7	R: 0 E: 0 K: 1 S: 10	H: 1 LOB: 1 BB: 1 P: 16	R: 0 E: 0 K: 1 S: 4	H: 0 LOB: 0 BB: 1 P: 11	R: 2 E: 0 K: 0 S: 14	H: 2 LOB: 1 BB: 1 P: 21	R: 1 E: 0 K: 1 S: 12	H: 2 LOB: 2 BB: 1 P: 19	R: 0 E: 0 K: 1 S: 12	H: 1 LOB: 2 BB: 1 P: 18	1B: 8 2B: 3 3B: 0 HR: 0	SF: 0 SAC: 1 DP: 2 HBP: 0	WP: 0 PB: 0 SB: 3 CS: 0	PA: 42
PITCHER	IP	WLS	BF	H	R	ER	SO	BB	IBB	HBP	BLK	WP	HR	S	P	ERA	WHIP					
Wayne Franklin, L ERA: 4.91	6.0	W	25	5	1	1	5	4	0	0	0	0	0	48	95	1.50	1.500					
Valerio De Los Santos, L ERA: 2.78	0.0		2	1	2	2	0	1	0	0	0	0	0	6	11	=	=					
Luis Vizcaino, R ERA: 2.44	1.0	H	4	1	0	0	0	0	0	0	0	0	0	8	10	0.00	1.000					
Ray King, L ERA: 3.02	1.0	H	6	2	1	1	1	1	0	0	0	0	0	12	19	9.00	3.000					
Mike DeJean, R ERA: 3.27	1.0	S	5	1	0	0	1	1	0	0	0	0	0	12	18	0.00	2.000					

Houston Astros @ Milwaukee Brewers
Miller Park, Milwaukee, WI
Thu Sep 19 2002, 1:05 PM CDT
Att: 14,768 - Dome - 72 F

AB	34
R	4
H	10
RBI	4
BB	7
SO	7
LOB	26



Batter	1	2	3	4	5	6	7	8	9	AB	R	H	RBI	BB	SO	LOB	BOTTOM				
Ronnie Belliard, R OBP: 0.270, SLG: 0.307	F9			CS	G5-3		L5			4	0	1	0	0	0	1					
Keith Ginter, R OBP: 0.411, SLG: 0.400	L7			BB	BB			G6-3		2	1	0	0	2	0	0					
Jim Rushford, L OBP: 0.261, SLG: 0.286	K2-3			L7	FC4-6			F5		4	0	0	0	0	1	2					
Richie Sexson, R OBP: 0.364, SLG: 0.506	P4			E	BB			G1-3		3	1	0	0	1	1	0					
Matt Stairs, L OBP: 0.339, SLG: 0.467	K			E	BB					3	1	1	1	0	2	0					
2 Bill Hall, R OBP: 0.286, SLG: 0.692	L4			BB	BB					3	1	1	2	0	0	0					
Paul Bako, L OBP: 0.302, SLG: 0.338				F8	BB			SH		3	1	2	1	0	0	0					
Ryan Christenson, R OBP: 0.179, SLG: 0.194			K2-3	G4-3			SH	L5		2	0	0	0	0	1	1					
Wayne Franklin, L ERA: 2.92 Jeremie Robertson, L ERA: 3.18 Ricky Stone, R ERA: 3.46 Brandon Puffer, R ERA: 5.07			K		G6-3			SH3-4		2	0	0	0	0	1	0					
Inning Stats	R: 0 E: 0 K: 1 S: 5	H: 0 LOB: 0 BB: 0 P: 6	R: 0 E: 0 K: 1 S: 6	H: 0 LOB: 0 BB: 0 P: 9	R: 0 E: 0 K: 2 S: 7	H: 0 LOB: 0 BB: 0 P: 10	R: 4 E: 1 K: 0 S: 15	H: 4 LOB: 1 BB: 2 P: 28	R: 0 E: 0 K: 0 S: 9	H: 0 LOB: 1 BB: 1 P: 15	R: 0 E: 0 K: 2 S: 9	H: 0 LOB: 0 BB: 0 P: 12	R: 1 E: 1 K: 0 S: 5	H: 1 LOB: 0 BB: 0 P: 6	R: 0 E: 0 K: 0 S: 5	H: 0 LOB: 0 BB: 0 P: 10	1B: 3 2B: 3 3B: 0 HR: 0	SF: 0 SAC: 2 DP: 1 HBP: 0	WP: 0 PB: 0 SB: 0 CS: 1	PA: 31	
PITCHER	IP	WLS	BF	H	R	ER	SO	BB	IBB	HBP	BLK	WP	HR	S	P	ERA	WHIP				
44 Roy Oswalt, R ERA: 2.92	6.0	L	24	4	4	4	6	3	0	0	0	0	0	3	4	0.00	3.000				
Ricky Stone, R ERA: 3.18	0.1		3	1	1	0	0	0	0	0	0	0	0	3	4	0.00	3.000				
Ricky Stone, R ERA: 3.46	0.2		1	0	0	0	0	0	0	0	0	0	0	2	2	0.00	0.000				
Brandon Puffer, R ERA: 5.07	1.0		3	0	0	0	0	0	0	0	0	0	0	5	10	0.00	0.000				

Houston Astros @ Milwaukee Brewers
Miller Park, Milwaukee, WI
Thu Sep 19 2002, 1:05 PM CDT
Att: 14,768 - Dome - 72 F

AB	26
R	5
H	5
RBI	4
BB	3
SO	6
LOB	4



Batter	1	2	3	4	5	6	7	8	9	AB	R	H	RBI	BB	SO	LOB	TOP										
Kenny Lofton, L OBP: 0.345, SLG: 0.405	0-0 BB 1B	3-2 FC4-6 E S 1-2 HR		4-1 1B BB		2-2 L9			2-1 G4-3	4	1	1	0	1	0	1	San Francisco Giants @ Milwaukee Brewers Miller Park, Milwaukee, WI Fri Sep 20 2002, 7:05 PM CDT Att: 29,271 - Dome - 72 F livebaseballscorecards.com										
Rich Aurilia, R OBP: 0.303, SLG: 0.406	2-1 P6	3-2 HR		1-0 1B		2-3 K			0-0 G5-3	5	1	2	2	0	1	1											
Jeff Kent, R OBP: 0.371, SLG: 0.566	2-1 BB 1B	4-0 BB		2-1 L5			1-3 K		1-0 E9 PB	4	0	1	0	1	1	2											
Barry Bonds, L OBP: 0.581, SLG: 0.801	4-0 BB 1B	0-1 G6-3			4-0 1B BLK 1B BB			0-0 G3-1	2-3 K	3	1	0	0	2	1	2											
Reggie Sanders, R OBP: 0.322, SLG: 0.441	1-2 G4-6-3		2-2 L5		2-1 G6-3			0-3 K		4	0	0	0	0	1	4											
J.T. Snow, L OBP: 0.346, SLG: 0.363		3-2 E4 2B		4-1 G6-4-3 BB		2-2 1B			2-3 K	3	1	1	0	1	1	0											
David Bell, R OBP: 0.327, SLG: 0.429		3-2 F3		2-2 G6-4-3		2-2 1B			3-2 L3	4	0	1	1	0	0	2											
Yorvit Torrealba, R OBP: 0.352, SLG: 0.392		3-2 1B 2B		2-2 G4-3		0-0 G6-4-3			2-1 1B	4	1	2	1	0	0	2											
Ryan Jensen, R OBP: 0.127, SLG: 0.148 Aaron Fultz, L OBP: 0.107, SLG: 0.100 Felix Rodriguez, R OBP: 0.226, SLG: 0.336 Pedro Feliz, R OBP: 0.329, SLG: 0.529 Tim Worrell, R OBP: 0.329, SLG: 0.529 Manny Aybar, R OBP: 0.329, SLG: 0.529	0-0 FC4-6 1B			1-3 K		0-0 L7			2-3 K	3	0	1	1	0	1	0											
Inning Stats	R: 0 E: 0 K: 0 S: 8	H: 2 LOB: 2 BB: 1 P: 17	R: 4 E: 1 K: 0 S: 19	H: 3 LOB: 1 BB: 1 P: 38	R: 0 E: 0 K: 0 S: 8	H: 0 LOB: 0 BB: 1 P: 16	R: 0 E: 0 K: 1 S: 10	H: 1 LOB: 2 BB: 1 P: 20	R: 1 E: 0 K: 0 S: 11	H: 2 LOB: 1 BB: 1 P: 21	R: 0 E: 0 K: 1 S: 7	H: 0 LOB: 0 BB: 0 P: 11	R: 0 E: 0 K: 2 S: 7	H: 0 LOB: 0 BB: 0 P: 8	R: 0 E: 0 K: 2 S: 11	H: 1 LOB: 1 BB: 0 P: 20	R: 0 E: 1 K: 1 S: 7	H: 0 LOB: 1 BB: 0 P: 12	1B: 7 2B: 1 3B: 0 HR: 1	SF: 0 SAC: 0 DP: 3 HBP: 0	WP: 0 PB: 1 SB: 1 CS: 0	PA: 40					
PITCHER	IP	WLS	BF	H	R	ER	SO	BB	IBB	HBP	BLK	WP	HR	S	P	ERA	WHIP										
Nick Neugebauer, R ERA: 4.44	3.2	L	20	6	4	1	1	4	0	0	0	0	1	43	87	2.46	2.727										
Mike Matthews, L ERA: 3.99	1.1		6	2	1	1	0	1	0	0	1	0	0	13	25	6.75	2.250										
David Pember, R ERA: 4.05	2.0		6	0	0	0	3	0	0	0	0	0	0	14	19	0.00	0.000										
Andrew Lorraine, L ERA: 12.6	2.0		8	1	0	0	3	0	0	0	0	0	0	18	32	0.00	0.500										

Batter	1	2	3	4	5	6	7	8	9	AB	R	H	RBI	BB	SO	LOB	BOTTOM										
Eric Young Sr., R OBP: 0.337, SLG: 0.365	3-2 G6-3	2-1 F3			2-1 G6-3				3-2 G5-3	4	0	0	0	0	0	1	San Francisco Giants @ Milwaukee Brewers Miller Park, Milwaukee, WI Fri Sep 20 2002, 7:05 PM CDT Att: 29,271 - Dome - 72 F livebaseballscorecards.com										
Keith Ginter, R OBP: 0.417, SLG: 0.417	2-2 F8		2-1 L7			4-2 G4-3 1B BB		0-0 2B	3	0	1	0	1	0	0												
Jim Rushford, L OBP: 0.280, SLG: 0.283	2-2 1B		0-1 L3			1-0 F8		2-3 K	4	1	1	0	0	1	2												
Richie Sexson, R OBP: 0.365, SLG: 0.505	0-0 BB 1B		1-2 G6-3			3-1 G4-3		1-3 K	4	0	2	0	0	1	1												
Matt Stairs, L OBP: 0.341, SLG: 0.466	3-1 2 BB			1-0 P6		2-2 G4-3		4-2 BB	3	0	1	1	1	0	2												
2 Bill Hall, R OBP: 0.276, SLG: 0.563	4-2 1B			0-3 K2-3		3-3 K		0-0 F9	3	0	0	0	1	2	4												
Jorge Fabregas, L OBP: 0.231, SLG: 0.285	2-2 P5			2-3 K			0-0 FC4-6 1B		0-1 G4-3	4	0	1	0	0	1	3											
Ryan Christenson, R OBP: 0.163, SLG: 0.175		2-2 G4-3			2-2 F9		2-2 FC4-6		0-2 G2-3	4	0	0	0	0	0	1											
Nick Neugebauer, R ERA: 4.64 Mike Matthews, L ERA: 4.95 Paul Shaker, L OBP: 0.197, SLG: 0.197 David Pember, R OBP: 0.226, SLG: 0.336 Lenny Harris, L OBP: 0.359, SLG: 0.425 Andrew Lorraine, L OBP: 0.329, SLG: 0.529 Ronnie Bellard, R OBP: 0.289, SLG: 0.326	1-0 G3				1-2 G3		2-3 K		3-1 G3	1	0	0	0	0	0	0											
Inning Stats	R: 1 E: 0 K: 0 S: 19	H: 3 LOB: 3 BB: 1 P: 35	R: 0 E: 0 K: 0 S: 7	H: 0 LOB: 0 BB: 0 P: 12	R: 0 E: 0 K: 0 S: 7	H: 0 LOB: 0 BB: 0 P: 10	R: 0 E: 0 K: 2 S: 8	H: 0 LOB: 0 BB: 0 P: 11	R: 0 E: 0 K: 0 S: 8	H: 0 LOB: 0 BB: 0 P: 13	R: 0 E: 0 K: 1 S: 11	H: 1 LOB: 2 BB: 1 P: 24	R: 0 E: 0 K: 1 S: 13	H: 1 LOB: 1 BB: 0 P: 20	R: 0 E: 0 K: 2 S: 11	H: 1 LOB: 2 BB: 1 P: 18	R: 0 E: 0 K: 0 S: 7	H: 0 LOB: 0 BB: 0 P: 10	1B: 5 2B: 1 3B: 0 HR: 0	SF: 0 SAC: 0 DP: 0 HBP: 0	WP: 0 PB: 0 SB: 0 CS: 0	PA: 36					
PITCHER	IP	WLS	BF	H	R	ER	SO	BB	IBB	HBP	BLK	WP	HR	S	P	ERA	WHIP										
Ryan Jensen, R ERA: 4.64	5.1	W	22	4	1	1	2	2	0	0	0	0	0	7	94	0.00	1.500										
Aaron Fultz, L ERA: 4.95	0.2	H	3	1	0	0	1	0	0	0	0	0	0	7	12	0.00	1.500										
Felix Rodriguez, R ERA: 4.26	1.0		3	0	0	0	1	0	0	0	0	0	0	12	19	0.00	0.000										
Tim Worrell, R ERA: 2.33	1.0		5	1	0	0	2	1	0	0	0	0	0	11	18	0.00	2.000										
Manny Aybar, R ERA: 2.63	1.0		3	0	0	0	0	0	0	0	0	0	0	7	10	0.00	0.000										

Batter	1	2	3	4	5	6	7	8	9	AB	R	H	RBI	BB	SO	LOB	TOP												
Kenny Lofton, L OBP: 0.347, SLG: 0.412	4-1 1B BB	0-0 F9		0-1 1-2 2-H 1B			3-2 HR		2-1 F5	4	2	1	1	0	2		San Francisco Giants @ Milwaukee Brewers Miller Park, Milwaukee, WI Sat Sep 21 2002, 6:05 PM CDT Att: 28,119 - Cloudy - 68 F												
Rich Aurilia, R OBP: 0.304, SLG: 0.412	1-3 K		0-3 K		1-1 F7		2-0 HR		1-1 1B	5	1	2	1	0	2	1													
Jeff Kent, R OBP: 0.370, SLG: 0.563	1-0 1B		0-1 F7		1-0 G6-3		0-1 G4-3		0-1 F8	5	0	1	0	0	0	1													
Barry Bonds, L OBP: 0.581, SLG: 0.797	1-1 FC5-4 1B		4-1		0-0 F7		4-0		2-3 K	3	0	1	1	2	1	1													
Reggie Sanders, R OBP: 0.321, SLG: 0.442	1-0 FC5-4		1-2 P4		0-0 2B		1-3 K			4	0	1	0	0	1	3													
J.T. Snow, L OBP: 0.345, SLG: 0.361		3-3 K		2-2 1B		0-0 L7		3-3 K2-3		4	0	1	0	0	2	2													
David Bell, R OBP: 0.325, SLG: 0.426		0-1 E3 WP 1B		1-0 F7		3-3 K		0-0 F3		4	0	0	0	0	1	2													
Yorvit Torrealba, R OBP: 0.356, SLG: 0.391		2-2 WP 1B		0-0 E6 1B		4-0		1-0 F8		3	0	1	0	1	0	1													
Jason Schmidt, R OBP: 0.161, SLG: 0.167		2-1 G3		2-0 B2		0-0 G4-3		3-2 F5		3	0	0	0	0	0	6													
Damon Minor, L OBP: 0.335, SLG: 0.458 Tim Worrell, R OBP: 0.500, SLG: 0.500		1-2 2-3								1	0	0	0	0	0	0													
Inning Stats	R: 1 E: 0 K: 1 S: 8	H: 2 LOB: 1 BB: 1 P: 16	R: 0 E: 1 K: 1 S: 12	H: 1 LOB: 2 BB: 0 P: 19	R: 0 E: 0 K: 1 S: 9	H: 0 LOB: 1 BB: 1 P: 14	R: 0 E: 1 K: 0 S: 9	H: 2 LOB: 2 BB: 0 P: 14	R: 0 E: 0 K: 0 S: 4	H: 1 LOB: 2 BB: 1 P: 13	R: 2 E: 0 K: 2 S: 14	H: 2 LOB: 1 BB: 1 P: 27	R: 0 E: 0 K: 0 S: 7	H: 0 LOB: 0 BB: 0 P: 11	R: 0 E: 0 K: 1 S: 9	H: 1 LOB: 1 BB: 0 P: 14	1B: 6 2B: 1 3B: 0 HR: 2	SF: 0 SAC: 0 DP: 0 HBP: 0	WP: 1 PB: 0 CS: 0	PA: 40									
PITCHER	IP	WLS	BF	H	R	ER	SO	BB	IBB	HBP	BLK	WP	HR	S	P	ERA	WHIP												
53 Ben Diggins, R ERA: 7.65	(1, 1)	6.1	L	30	8	3	3	4	2	1	0	0	0	0	0	8	16	4.26	1.579										
Ray King, L ERA: 2.98	(7, 1)	0.2		3	0	0	0	2	1	0	0	0	0	0	8	16	0.00	1.500											
Jayson Durocher, R ERA: 2.01	(8, 1)	1.0		3	0	0	0	2	0	0	0	0	0	7	11	0.00	0.000												
Mike DeJean, R ERA: 3.22	(9, 1)	1.0		4	1	0	0	1	0	0	0	0	0	9	14	0.00	1.000												

Batter	1	2	3	4	5	6	7	8	9	AB	R	H	RBI	BB	SO	LOB	BOTTOM											
Eric Young Sr., R OBP: 0.335, SLG: 0.362	2-3 K			1-1 F3		0-1 F8		1-0 F8		4	0	0	0	0	1	2	San Francisco Giants @ Milwaukee Brewers Miller Park, Milwaukee, WI Sat Sep 21 2002, 6:05 PM CDT Att: 28,119 - Cloudy - 68 F											
Keith Ginter, R OBP: 0.422, SLG: 0.471	1-0 L7			2-1 HR		2-3 BB		3-3 K		3	1	1	1	1	1	1												
Jeffrey Hammonds, R OBP: 0.339, SLG: 0.497	2-3 K			1-3 K		1-0 L7		2-3 K		4	0	0	0	0	3	3												
Richie Sexson, R OBP: 0.364, SLG: 0.504		2-2 L6		3-0 F2		1-1 BB 1B		1-3 K		4	0	1	0	0	1	0												
Matt Stairs, L OBP: 0.340, SLG: 0.460		4-2 G3-6-3 BB				1-3 K		3-0 F5		1-3 K		3	0	0	1	2		1										
Jim Rushford, L OBP: 0.299, SLG: 0.265		0-2 G3-6-3				1-1 G3-1		4-0 BB		0-2 G5-3		3	0	0	1	0		1										
2 Bill Hall, R OBP: 0.238, SLG: 0.474			1-3 K		1-3 K		3-2 F7			3	0	0	0	0	2	2												
Paul Bako, L OBP: 0.301, SLG: 0.336			2-3 K		1-2 F8 53 SH3-4 1B		2-3 K			3	0	1	0	0	2	2												
53 Ben Diggins, R ERA: 2.97 Ray King, L ERA: 2.98 Jayson Durocher, R ERA: 2.01 Lenny Harris, L OBP: 0.340, SLG: 0.425 Ronnie Bellard, R OBP: 0.329, SLG: 0.325 Mike DeJean, R ERA: 3.22	(1, 1)	(7, 1)	(8, 1)	(8, PH)	(8, PH)	(9, 1)		4-2 BB		1	0	0	0	0	0	0												
Inning Stats	R: 0 E: 0 K: 2 S: 7	H: 0 LOB: 0 BB: 0 P: 12	R: 0 E: 0 K: 0 S: 8	H: 0 LOB: 0 BB: 1 P: 14	R: 0 E: 0 K: 2 S: 9	H: 0 LOB: 0 BB: 0 P: 13	R: 1 E: 0 K: 1 S: 8	H: 1 LOB: 0 BB: 0 P: 15	R: 0 E: 0 K: 2 S: 10	H: 0 LOB: 2 BB: 1 P: 13	R: 0 E: 0 K: 0 S: 8	H: 1 LOB: 2 BB: 1 P: 14	R: 0 E: 0 K: 1 S: 10	H: 1 LOB: 2 BB: 1 P: 23	R: 0 E: 0 K: 2 S: 12	H: 0 LOB: 1 BB: 1 P: 22		R: 0 E: 0 K: 2 S: 9	H: 0 LOB: 0 BB: 0 P: 11	1B: 2 2B: 0 3B: 0 HR: 1	SF: 0 SAC: 1 DP: 1 HBP: 0	WP: 0 PB: 0 CS: 0	PA: 33					
PITCHER	IP	WLS	BF	H	R	ER	SO	BB	IBB	HBP	BLK	WP	HR	S	P	ERA	WHIP											
Jason Schmidt, R ERA: 3.54	(1, 1)	7.0	W	26	3	1	1	8	3	0	0	0	0	0	60	104	1.29	0.857										
Tim Worrell, R ERA: 2.29	(8, 1)	1.0	H	4	0	0	0	2	1	0	0	0	0	12	22	0.00	1.000											
Robb Nen, R ERA: 2.29	(9, 1)	1.0	S	3	0	0	0	2	0	0	0	0	0	9	11	0.00	0.000											

Batter	1	2	3	4	5	6	7	8	9	AB	R	H	RBI	BB	SO	LOB	TOP										
Kenny Lofton, L OBP: 0.345, SLG: 0.408 (1, 8)	F7		P4			K		F9		4	0	0	0	0	1	1	San Francisco Giants @ Milwaukee Brewers Miller Park, Milwaukee, WI Sun Sep 22 2002, 1:05 PM CDT Att: 34,856 - Sunny - 62 F livebaseballscorecards.com										
Rich Aurilia, R OBP: 0.304, SLG: 0.410 (1, 6)	G6-3			G4-5-3 BB		K			F5	3	0	0	0	1	1												
Jeff Kent, R OBP: 0.369, SLG: 0.566 (1, 4)	G1-3					K				4	1	1	1	0	1	2											
Barry Bonds, L OBP: 0.581, SLG: 0.796 (1, 7)		G5-3 G3 2B								3	1	1	0	1	0	1											
Benito Santiago, R OBP: 0.315, SLG: 0.447 (1, 2)	G5-3									4	1	1	1	0	0	2											
J.T. Snow, L OBP: 0.345, SLG: 0.360 (1, 3)	G3									4	0	1	1	0	0	1											
Reggie Sanders, R OBP: 0.319, SLG: 0.439 (1, 9)										3	0	0	0	0	3	2											
David Bell, R OBP: 0.323, SLG: 0.423 (1, 5)			F5			P3				3	0	0	0	0	0	1											
Kirk Rueter, L OBP: 0.206, SLG: 0.180 (8, PH)										2	0	1	0	0	0	0											
Shawon Dunston, R OBP: 0.243, SLG: 0.273 (8, PH)										1	0	0	0	0	0	0											
Jay Witasick, R OBP: 0.243, SLG: 0.273 (8, PH)										0	0	0	0	0	0	0											
Scott Eyre, L OBP: 0.243, SLG: 0.273 (8, PH)										0	0	0	0	0	0	0											
Felix Rodriguez, R OBP: 0.243, SLG: 0.273 (8, PH)										0	0	0	0	0	0	0											
Robb Nen, R OBP: 0.243, SLG: 0.273 (8, PH)										0	0	0	0	0	0	0											
Inning Stats	R: 0 E: 0 K: 0 S: 8	H: 0 LOB: 0 BB: 0 P: 11	R: 1 E: 0 K: 1 S: 7	H: 1 LOB: 0 BB: 0 P: 12	R: 0 E: 0 K: 1 S: 9	H: 0 LOB: 0 BB: 0 P: 13	R: 0 E: 0 K: 1 S: 7	H: 0 LOB: 0 BB: 0 P: 13	R: 0 E: 0 K: 1 S: 9	H: 1 LOB: 1 BB: 0 P: 18	R: 0 E: 0 K: 1 S: 13	H: 1 LOB: 1 BB: 0 P: 18	R: 0 E: 0 K: 1 S: 6	H: 0 LOB: 0 BB: 0 P: 12	R: 2 E: 0 K: 0 S: 8	H: 2 LOB: 0 BB: 0 P: 12	1B: 2 2B: 1 3B: 0 HR: 2	SF: 0 SAC: 0 DP: 1 HBP: 0	WP: 0 PB: 0 SB: 0 CS: 0	PA: 33							
PITCHER	IP	WLS	BF	H	R	ER	SO	BB	IBB	HBP	BLK	WP	HR	S	P	ERA	WHIP										
15 Ben Sheets, R ERA: 4.25	8.0		28	3	1	1	6	2	0	0	0	0	0	68	110	1.12	0.625										
Luis Vizcaino, R ERA: 2.64	1.0	L	5	2	2	2	0	0	0	0	0	0	2	8	12	18.00	2.000										

Batter	1	2	3	4	5	6	7	8	9	AB	R	H	RBI	BB	SO	LOB	BOTTOM										
Ronnie Belliard, R OBP: 0.265, SLG: 0.301 (1, 4)	P4		K			L4		L3		4	0	0	0	0	1	2	San Francisco Giants @ Milwaukee Brewers Miller Park, Milwaukee, WI Sun Sep 22 2002, 1:05 PM CDT Att: 34,856 - Sunny - 62 F livebaseballscorecards.com										
Ryan Christenson, R OBP: 0.159, SLG: 0.256 (8, PH)										3	0	2	1	0	0	0											
Matt Stairs, L OBP: 0.339, SLG: 0.458 (9, 7)	G4-3									1	0	0	0	0	0	1											
Keith Ginter, R OBP: 0.397, SLG: 0.436 (1, 5)	F9		F9			G1-3		L4		4	0	0	0	0	0	3											
Richie Sexson, R OBP: 0.365, SLG: 0.503 (1, 3)		G4-3								3	0	1	0	1	0	0											
Jeffrey Hammonds, R OBP: 0.337, SLG: 0.404 (1, 8)										3	0	0	0	1	0	3											
Jim Rushford, L OBP: 0.241, SLG: 0.245 (1, 9)										4	0	0	0	0	2	2											
2 Bill Hall, R OBP: 0.240, SLG: 0.435 (1, 6)										4	0	1	0	0	0	2											
Jorge Fabregas, L OBP: 0.226, SLG: 0.279 (1, 2)										3	0	0	0	0	0	1											
15 Ben Sheets, R OBP: 0.143, SLG: 0.106 (8, PH)										1	1	0	0	1	1	0											
Lenny Harris, L OBP: 0.365, SLG: 0.433 (8, PH)										1	0	1	0	0	0	0											
Eric Young Sr., R OBP: 0.335, SLG: 0.362 (8, PH)										0	0	0	0	0	0	0											
Luis Vizcaino, R ERA: 2.64 (9, 1)										0	0	0	0	0	0	0											
Inning Stats	R: 0 E: 0 K: 0 S: 6	H: 0 LOB: 0 BB: 0 P: 9	R: 0 E: 0 K: 1 S: 9	H: 0 LOB: 1 BB: 1 P: 18	R: 1 E: 0 K: 1 S: 14	H: 1 LOB: 1 BB: 1 P: 26	R: 0 E: 0 K: 0 S: 4	H: 0 LOB: 0 BB: 0 P: 6	R: 0 E: 0 K: 1 S: 7	H: 1 LOB: 0 BB: 0 P: 10	R: 0 E: 0 K: 0 S: 9	H: 1 LOB: 2 BB: 1 P: 19	R: 0 E: 0 K: 0 S: 5	H: 0 LOB: 0 BB: 0 P: 8	R: 0 E: 0 K: 0 S: 9	H: 1 LOB: 1 BB: 0 P: 16	R: 0 E: 0 K: 1 S: 9	H: 1 LOB: 1 BB: 0 P: 13	1B: 2 2B: 3 3B: 0 HR: 0	SF: 0 SAC: 0 DP: 1 HBP: 0	WP: 0 PB: 0 SB: 0 CS: 0	PA: 34					
PITCHER	IP	WLS	BF	H	R	ER	SO	BB	IBB	HBP	BLK	WP	HR	S	P	ERA	WHIP										
Kirk Rueter, L ERA: 3.22	7.0		26	3	1	1	3	2	1	0	0	0	0	54	96	1.29	0.714										
Jay Witasick, R ERA: 2.42	0.1		2	1	0	0	0	0	0	0	0	0	0	4	7	0.00	3.000										
Scott Eyre, L ERA: 4.48	0.1		1	0	0	0	0	0	0	0	0	0	0	2	4	0.00	0.000										
Felix Rodriguez, R ERA: 4.24	0.1	W	1	0	0	0	0	0	0	0	0	0	0	3	5	0.00	0.000										
Robb Nen, R ERA: 2.26 (9, 1)	1.0	S	4	1	0	0	1	0	0	0	0	0	0	9	13	0.00	1.000										

Batter	1	2	3	4	5	6	7	8	9	AB	R	H	RBI	BB	SO	LOB	TOP					
Ryan Christenson, R OBP: 0.176, SLG: 0.229	F9	FC1-5	G1-3	G1-3		F2			K	5	0	0	0	0	1	2						
Ronnie Belliard, R OBP: 0.283, SLG: 0.297	2B	G5-4-3	G3-1	G3-1		L9			K	5	1	1	0	0	1	2						
Keith Ginter, R OBP: 0.398, SLG: 0.424	HR		G6-4-3	G6-4-3	G5-3					3	2	2	1	2	0	0						
Richie Sexson, R OBP: 0.366, SLG: 0.508	HR		G6-4-3	G6-4-3	2B				K	4	2	2	2	1	1	2						
Matt Stairs, L OBP: 0.352, SLG: 0.477	1B		G6-4-3	G6-4-3	2B				F8	2	0	1	0	2	0	1						
José Hernández, R OBP: 0.356, SLG: 0.478	F9		G6-4-3	G6-4-3	2B				G6-3	4	0	1	1	0	0	4						
Robert Machado, R OBP: 0.320, SLG: 0.385	1B		K	K	G5-3				K	4	0	1	0	0	2	3						
Jim Rushford, L OBP: 0.229, SLG: 0.219	P4		SH3	SH3	G3-1				P5	3	0	0	0	1	0	4						
Nick Neugebauer, R ERA: 4.156		FC1-5	SH3	SH3	G6-3				K	1	0	0	0	0	0	0						
Mike Matthews, L ERA: 4.0										0	0	0	0	0	0	0						
Valerio De Los Santos, L ERA: 3.16										0	0	0	0	0	0	0						
Jose Cabrera, R ERA: 3.76										0	0	0	0	0	0	0						
Lenny Harris, L ERA: 6.79										0	0	0	0	0	0	0						
Jayson Durocher, R ERA: 1.88										0	0	0	0	0	0	0						
Jorge Fábregas, L ERA: 3.277										0	0	0	0	0	0	0						
Ray King, L ERA: 3.08										0	0	0	0	0	0	0						
Inning Stats	R: 3 E: 0 K: 0 S: 18	H: 5 LOB: 2 BB: 0 P: 32	R: 0 E: 0 K: 0 S: 6	H: 1 LOB: 0 BB: 0 P: 9	R: 1 E: 0 K: 1 S: 6	H: 1 LOB: 1 BB: 2 P: 18	R: 0 E: 0 K: 0 S: 7	H: 0 LOB: 1 BB: 1 P: 13	R: 1 E: 0 K: 0 S: 13	H: 2 LOB: 2 BB: 1 P: 26	R: 0 E: 0 K: 0 S: 4	H: 0 LOB: 0 BB: 0 P: 4	R: 0 E: 0 K: 1 S: 11	H: 0 LOB: 1 BB: 1 P: 18	R: 0 E: 0 K: 2 S: 9	H: 0 LOB: 0 BB: 0 P: 12	R: 0 E: 0 K: 2 S: 12	H: 0 LOB: 1 BB: 1 P: 19	1B: 4 2B: 4 3B: 0 HR: 1	SF: 0 SAC: 1 DP: 2 HBP: 0	WP: 0 PB: 0 SB: 0 CS: 0	PA: 40
PITCHER	IP: 2.0 WLS: 3 BF: 14 ERA: 3.62	H: 7 R: 4 ER: 4 SO: 0	BB: 2 IBB: 0 HBP: 0 BLK: 0	WP: 0 HR: 1 S: 26 P: 53	ERA: 18.00 WHIP: 4.500	IP: 1.0 WLS: 0 BF: 4 ERA: 2.52	H: 0 R: 0 ER: 0 SO: 2	BB: 1 IBB: 0 HBP: 0 BLK: 0	WP: 0 HR: 0 S: 12 P: 19	ERA: 0.00 WHIP: 1.000												
Pete Munro, R ERA: 3.62	Brandon Puffer, R ERA: 4.58	Nelson Cruz, R ERA: 4.58	Tom Gordon, R ERA: 3.02	Octavio Dotel, R ERA: 1.88	Billy Wagner, L ERA: 2.52																	

Batter	1	2	3	4	5	6	7	8	9	AB	R	H	RBI	BB	SO	LOB	BOTTOM			
2B Adam Everett, R OBP: 0.289, SLG: 0.224	K		17 BB 5 G6-4-3 BB	F9	K			SH1-4		3	1	0	0	1	2	1				
Jose Vizcaino, S OBP: 0.340, SLG: 0.398	F3		5 G6-4-3 17 BB HR			P4		17 G6-4-3 1B		3	1	1	1	2	0	0				
17 Lance Berkman, S OBP: 0.411, SLG: 0.588	G4-3		5 G6-4-3 BB	K		K2-3		G6-4-3		4	0	0	0	1	2	2				
5 Jeff Bagwell, R OBP: 0.403, SLG: 0.519		G6-3	G6-4-3		HR	F8				3	1	0	0	1	0	2				
Daryle Ward, L OBP: 0.326, SLG: 0.426	K		3H	HR	HR			CS		3	2	2	4	1	1	0				
16 Jason Lane, R OBP: 0.373, SLG: 0.500		K		HR	HR			BB		0	0	0	0	0	0	0				
Orlando Merced, S OBP: 0.358, SLG: 0.445										3	0	1	0	1	2	1				
Octavio Dotel, R ERA: 1.88										0	0	0	0	0	0	0				
Billy Wagner, L ERA: 2.52										0	0	0	0	0	0	0				
Geoff Blum, S OBP: 0.368, SLG: 0.436										2	0	1	0	2	0	0				
Raul Chavez, R OBP: 0.500, SLG: 0.667										3	1	1	0	1	0	3				
Pete Munro, R ERA: 3.62										1	0	0	0	0	0	3				
Brandon Puffer, R ERA: 4.58										0	0	0	0	0	0	0				
Alan Zinter, S ERA: 4.0										0	0	0	0	0	0	0				
Nelson Cruz, R ERA: 4.58										0	0	0	0	0	0	0				
Morgan Ensberg, R ERA: 6.79										0	0	0	0	0	0	0				
Tom Gordon, R ERA: 3.02										0	0	0	0	0	0	0				
Brian Hunter, R ERA: 3.277										1	1	1	0	0	0	0				
Inning Stats	R: 0 E: 0 K: 1 S: 6	H: 0 LOB: 0 BB: 0 P: 9	R: 0 E: 0 K: 1 S: 13	H: 0 LOB: 3 BB: 3 P: 30	R: 3 E: 0 K: 0 S: 25	H: 2 LOB: 4 BB: 4 P: 44	R: 0 E: 0 K: 1 S: 10	H: 0 LOB: 1 BB: 1 P: 17	R: 3 E: 0 K: 2 S: 19	H: 3 LOB: 1 BB: 1 P: 32	R: 0 E: 0 K: 1 S: 6	H: 0 LOB: 0 BB: 0 P: 8	R: 0 E: 0 K: 1 S: 8	H: 1 LOB: 1 BB: 1 P: 15	R: 1 E: 0 K: 0 S: 10	H: 2 LOB: 0 BB: 0 P: 13	1B: 5 2B: 1 3B: 0 HR: 2	SF: 0 SAC: 1 DP: 2 HBP: 0	WP: 0 PB: 0 SB: 0 CS: 1	PA: 39
PITCHER	IP: 2.2 WLS: 2 BF: 14 ERA: 4.72	H: 3 R: 3 ER: 3 SO: 2	BB: 6 IBB: 0 HBP: 0 BLK: 0	WP: 0 HR: 1 S: 34 P: 68	ERA: 10.12 WHIP: 2.625	IP: 1.0 WLS: 0 BF: 4 ERA: 3.08	H: 2 R: 1 ER: 1 SO: 0	BB: 0 IBB: 0 HBP: 0 BLK: 0	WP: 0 HR: 0 S: 10 P: 13	ERA: 9.00 WHIP: 2.000										
Nick Neugebauer, R ERA: 4.156	Mike Matthews, L ERA: 4.0	Valerio De Los Santos, L ERA: 3.16	Jose Cabrera, R ERA: 3.76	Morgan Ensberg, R ERA: 6.79	Tom Gordon, R ERA: 3.02	Brian Hunter, R ERA: 3.277	Ray King, L ERA: 3.08													

Milwaukee Brewers @ Houston Astros
Astros Field, Houston, TX
Wed Sep 25 2002, 8:05 PM EDT
Att: 27,602 - Cloudy - 82 F

AB 33
R 5
H 9
RBI 4
BB 6
SO 6
LOB 18



Milwaukee Brewers @ Houston Astros
Astros Field, Houston, TX
Wed Sep 25 2002, 8:05 PM EDT
Att: 27,602 - Cloudy - 82 F

AB 28
R 7
H 8
RBI 6
BB 10
SO 7
LOB 12



Batter	1	2	3	4	5	6	7	8	9	AB	R	H	RBI	BB	SO	LOB	TOP										
Ryan Christenson, R OBP: 0.222, SLG: 0.276 (1, 8)	1-3 K		0-2 2B		3-3 K			1-2 F7		4	0	1	0	0	2	1	Milwaukee Brewers @ St. Louis Cardinals Busch Stadium, St. Louis, MO Sun Sep 29 2002, 1:10 PM CDT Att: 40,250 - Cloudy - 83 F										
Ronnie Belliard, R OBP: 0.257, SLG: 0.287 (1, 4)	1-0 P5		4-2 BB		1-2	1-1 G6-3		0-1 F9		3	0	0	0	1	0												
Lenny Harris, L OBP: 0.355, SLG: 0.411 (1, 3)	1-1 G6-3		1-1 G3			4-2 FC6-4 BB			0-0 G3-1	3	0	0	0	1	0	3											
Matt Stairs, L OBP: 0.349, SLG: 0.478 Jeffrey Hammonds, R OBP: 0.332, SLG: 0.397 (7, 8)		3-1 F9		1-1 G4-3		2-2 F7			0-1 G5-3	3	0	0	0	0	0	1											
Keith Ginter, R OBP: 0.374, SLG: 0.383 (1, 5)		2-0 G5-3		2-2		0-0 FC6-4			0-1 L8	4	0	1	0	0	0	1											
Jim Rushford, L OBP: 0.214, SLG: 0.208 (1, 9)		0-2 F8		0-1 L9						3	0	0	0	0	0	1											
2 Bill Hall, R OBP: 0.256, SLG: 0.361 (1, 6)			4-0 CS BB	1-1 G3				0-1 G4-6-3 1B		2	0	1	0	1	0	1											
Paul Bako, L OBP: 0.295, SLG: 0.329 (1, 2)			2-2 G3		0-0 CS 1B			2-1 G4-6-3		3	0	1	0	0	0	2											
Wayne Franklin, L Eric Young Sr., R Luis Vizcaino, R Valerio De Los Santos, L (8, PH) (8, 1) (8, 1)			4-2 2B BB		0-1 B2			1-2 F9		1	0	0	0	1	0	1											
Inning Stats	R: 0 E: 0 K: 1 S: 7	H: 0 LOB: 0 BB: 10 P: 10	R: 0 E: 0 K: 0 S: 6	H: 0 LOB: 0 BB: 11 P: 11	R: 0 E: 0 K: 0 S: 18	H: 1 LOB: 3 BB: 33 P: 33	R: 0 E: 0 K: 0 S: 10	H: 1 LOB: 1 BB: 0 P: 14	R: 0 E: 0 K: 1 S: 6	H: 0 LOB: 1 BB: 1 P: 15	R: 0 E: 0 K: 0 S: 6	H: 1 LOB: 0 BB: 8 P: 8	R: 0 E: 0 K: 0 S: 9	H: 0 LOB: 0 BB: 11 P: 11	R: 0 E: 0 K: 0 S: 5	H: 0 LOB: 0 BB: 5 P: 5		1B: 3 2B: 2 3B: 0 HR: 0	SF: 0 SAC: 0 DP: 2 HBP: 0	WP: 0 PB: 0 SB: 0 CS: 2	PA: 32						
PITCHER	IP	WLS	BF	H	R	ER	SO	BB	IBB	HBP	BLK	WP	HR	S	P	ERA	WHIP										
Andy Benes, R ERA: 2.78 (1, 1)	5.0		19	3	0	0	2	3	0	0	0	0	0	47	77	0.00	1.200										
Dave Veres, R ERA: 3.48 (6, 1)	2.0		7	1	0	0	0	1	0	0	0	0	0	14	23	0.00	1.000										
Mike Crudale, R ERA: 1.88 (8, 1)	1.0	W	3	0	0	0	0	0	0	0	0	0	0	9	11	0.00	0.000										
Rick White, R ERA: 4.31 (9, 1)	1.0		3	0	0	0	0	0	0	0	0	0	0	5	5	0.00	0.000										

Batter	1	2	3	4	5	6	7	8	9	AB	R	H	RBI	BB	SO	LOB	BOTTOM										
Fernando Vina, L OBP: 0.333, SLG: 0.338 (1, 4)	1-1 G3	0-1 G6-3			1-2 F9		0-1 F8			4	0	0	0	0	0	4	Milwaukee Brewers @ St. Louis Cardinals Busch Stadium, St. Louis, MO Sun Sep 29 2002, 1:10 PM CDT Att: 40,250 - Cloudy - 83 F										
Eli Marrero, R OBP: 0.327, SLG: 0.451 (1, 8)	2-2 G5-3		1-2 G6-3		0-0 G4-3			2-3 K		4	0	0	0	0	1	0											
27 Scott Rolen, R OBP: 0.357, SLG: 0.503 (1, 5)	4-0 BB		1-2 P6			0-1 FC4-6 1B		2-2 2B 2B		3	1	2	0	1	0	0											
5 Albert Pujols, R OBP: 0.394, SLG: 0.561 (1, 3)	3-3 K		1-0 G6-3			2-0 FC1-4-6		4-0 2B IBB		3	1	0	0	1	1	2											
Edgar Renteria, R OBP: 0.364, SLG: 0.439 (1, 6)		4-2 FC3-6 BB		0-0 F7		0-0 F9		3-2 1B 15 1B 2B		3	1	1	2	1	0	1											
Eduardo Perez, R OBP: 0.290, SLG: 0.455 Kerry Robinson, L OBP: 0.301, SLG: 0.359 (1, 9) (7, 9)		0-1 FC3-6 BB 1-2		0-0 F3		0-3 K		2-1 15 1B SF9 1B		3	0	0	0	0	1	2											
Miguel Cairo, R OBP: 0.307, SLG: 0.353 Mike Crudale, R (8, 1)		0-3 K		4-2 BB				0-2 1B		2	0	0	0	1	1	1											
15 Jim Edmonds, L OBP: 0.420, SLG: 0.561 J.D. Drew, L OBP: 0.349, SLG: 0.429 Rick White, R (8, PH) (8, 1) (9, 1)								1-3 3-H 1B		0	0	0	0	0	0	0											
Mike Matheny, R OBP: 0.313, SLG: 0.317 (1, 2)		4-1 BB 1-2		3-2 L7				1-0 G6-3		2	0	0	1	1	0	1											
Andy Benes, R OBP: 0.229, SLG: 0.324 Wilson Delgado, S OBP: 0.260, SLG: 0.600 Dave Veres, R OBP: 0.333, SLG: 0.333 So Taguchi, R OBP: 0.471, SLG: 0.400 (1, 1) (5, PH) (6, 1) (7, PH) (8, 7)		4-1 K		2-3 K				0-0 L7		0	0	0	0	1	0	0											
Inning Stats	R: 0 E: 0 K: 1 S: 8	H: 0 LOB: 1 BB: 1 P: 18	R: 0 E: 0 K: 1 S: 14	H: 0 LOB: 3 BB: 3 P: 26	R: 0 E: 0 K: 0 S: 7	H: 0 LOB: 0 BB: 10 P: 10	R: 0 E: 0 K: 0 S: 9	H: 0 LOB: 1 BB: 1 P: 16	R: 0 E: 0 K: 1 S: 9	H: 1 LOB: 0 BB: 0 P: 9	R: 0 E: 0 K: 0 S: 7	H: 0 LOB: 1 BB: 1 P: 12	R: 0 E: 0 K: 0 S: 6	H: 0 LOB: 1 BB: 1 P: 12	R: 4 E: 0 K: 1 S: 17	H: 4 LOB: 1 BB: 1 P: 31	1B: 3 2B: 2 3B: 0 HR: 0	SF: 1 SAC: 0 DP: 0 HBP: 0	WP: 0 PB: 0 SB: 0 CS: 0	PA: 36							
PITCHER	IP	WLS	BF	H	R	ER	SO	BB	IBB	HBP	BLK	WP	HR	S	P	ERA	WHIP										
Wayne Franklin, L ERA: 2.63 (1, 1)	7.0		28	1	0	0	4	6	0	0	0	0	0	12	25	108.00	9.000										
Luis Vizcaino, R ERA: 2.99 (8, 1)	0.1	L	5	3	4	4	1	0	1	0	0	0	0	5	6	0.00	1.500										
Valerio De Los Santos, L ERA: 3.12 (8, 1)	0.2		3	1	0	0	0	0	0	0	0	0	0	5	6	0.00	1.500										

