

Milwaukee Brewers - 2003

Batter			1		2		3		4		5		6		7		8		9		AB R H RBI BB SO LOB					TOP																			
Alex Sanchez, L (1, 8) B C B B F X	2-2	G4-3	2-3	K			0-2	G1-4-3			0-0	SF7			2-2	G6-3			4	0	0	1	0	1	0																				
Eric Young Sr., R (1, 4) OBP: 0.600, SLG: 1.400 B B X	2-0	P6			1-1	HR				0-2	G5-3			0-0	E G5-3 1B			0-1	HR			5	2	3	1	0	0	0																	
Richie Sexson, R (1, 3) OBP: 0.400, SLG: 1.000 C S F B B B	4-2	BB			1-3	K				2-2	G6-3			1-0	G5-3			3-2	HR			4	1	1	2	1	1	2																	
John Vander Wal, L (1, 7) Luis Vizcaino, R (7, 1) Mike DeJean, R (8, 1) Keith Ginter, R (9, PH) OBP: 1.000, SLG: 1.000 C X	0-1	G4-3			4-0	1B BB				1-0	L7			1-2	E5			0-1	1B			3	0	0	0	1	0	2																	
Jeffrey Hammonds, R (1, 9) OBP: 0.200, SLG: 0.200 X					0-0	FC5-4 1B				0-0	F8			0-1	F9			0-0	L4			5	0	1	0	0	0	4																	
Wes Helms, R (1, 5) OBP: 0.200, SLG: 0.200 S B X			1-1	FC5-4 1B HR	3-2	1B				3-2	G6-3			3-3	K			1-3	K			5	1	1	0	0	2	2																	
Eddie Pérez, R (1, 2) OBP: 0.500, SLG: 1.250 B B B B X C T C			3-2	HR 1B						0-0	F7			0-1	G6-3			3-2	HR			4	2	2	1	0	0	2																	
Royce Clayton, R (1, 6) OBP: 0.500, SLG: 1.500 X					0-0	HR				0-1	G1-3			1-1	1B SF7 2B			1-2	L7			4	2	2	3	0	0	0																	
15 Ben Sheets, R (1, 1) Shane Nance, L (6, 1) Curt Lesknic, R (6, 1) Scott Podsednik, L (7, PH) (7, 7) C T B B C			2-3	K						1-3	K			0-0	G5-3 E 1B			1-3	K			2	0	0	0	0	2	0																	
Inning Stats	R: 0 E: 0 K: 0 S: 9	H: 0 LOB: 1 BB: 1 P: 17	R: 3 E: 0 K: 2 S: 13	H: 3 LOB: 0 BB: 0 P: 21	R: 1 E: 0 K: 1 S: 10	H: 2 LOB: 2 BB: 1 P: 19	R: 0 E: 0 K: 1 S: 9	H: 0 LOB: 0 BB: 0 P: 10	R: 0 E: 0 K: 0 S: 8	H: 0 LOB: 0 BB: 0 P: 11	R: 0 E: 0 K: 0 S: 7	H: 0 LOB: 0 BB: 0 P: 10	R: 2 E: 1 K: 0 S: 13	H: 3 LOB: 2 BB: 0 P: 18	R: 1 E: 0 K: 2 S: 15	H: 1 LOB: 0 BB: 0 P: 23	R: 2 E: 0 K: 1 S: 15	H: 3 LOB: 1 BB: 0 P: 21	1B: 6 2B: 2 3B: 0 HR: 4	SF: 1 SAC: 0 DP: 0 HBP: 0	WP: 0 PB: 0 SB: 0 CS: 0	PA: 42																							
PITCHER	IP	WLS	BF	H	R	ER	SO	BB	IBB	HBP	BLK	WP	HR	S	P	ERA	WHIP	PITCHER										IP	WLS	BF	H	R	ER	SO	BB	IBB	HBP	BLK	WP	HR	S	P	ERA	WHIP	
Matt Morris, R ERA: 6.43 (1, 1)	7.0		32	8	6	5	4	2	0	0	0	0	2	69	106	6.43	1.429																												
Russ Springer, R ERA: 9.0 (8, 1)	1.0	W	4	1	1	1	2	0	0	0	0	0	1	15	23	9.00	1.000																												
Jeff Fassero, L ERA: (9, 1)	0.1		1	0	0	0	0	0	0	0	0	0	0	4	6	0.00	0.000																												
Cal Eldred, R ERA: (9, 1)	0.0		3	3	2	2	0	0	0	0	0	0	1	7	10	∞	∞																												
Steve Kline, L ERA: (9, 1)	0.2	S	2	0	0	0	1	0	0	0	0	0	0	4	5	0.00	0.000																												

Milwaukee Brewers @ St. Louis Cardinals
 Busch Stadium, St. Louis, MO
 Mon Mar 31 2003, 3:10 PM CST
 Att. 49,561 - Cloudy - 62 F

livebaseballscores.com

AB 39
 R 9
 H 12
 RBI 8
 BB 2
 SO 7
 LOB 12



BOTTOM

Milwaukee Brewers @ St. Louis Cardinals
Busch Stadium, St. Louis, MO

Mon Mar 31 2003, 3:10 PM CST
Att. 49,561 - Cloudy - 62 F

livebaseballscorecards.com

AB	35
R	11
H	12
RBI	11
BB	6
SO	5
LOB	16



WP:	0	PA:	43
PB:	1	SB:	1
CS:	0		

AB	R	H	RBI	BB	SO	LOB
4	2	1	2	0	0	1
4	0	2	1	1	1	2
3	0	1	0	0	0	3
2	1	1	1	0	0	2
3	1	1	1	2	1	0
4	2	1	3	1	0	3
4	2	2	2	1	1	1
4	1	0	0	1	2	3
4	1	1	0	0	0	1
2	0	1	0	0	0	0
0	0	0	0	0	0	0
1	1	1	1	0	0	0
0	0	0	0	0	0	0
0	0	0	0	0	0	0
0	0	0	0	0	0	0
1B:	6	SF:	1			
2B:	3	SAC:	1			
3B:	1	DP:	1			
HR:	2	HBP:	0			

Batter	1	2	3	4	5	6	7	8	9									
Fernando Vina, L (1, 4) OBP: 0.200, SLG: 0.500	2-1 B4-3		3-2 F7		0-0 E3 5 1B	0-2 SF8		0-0 PB 1B 2B										
Edgar Renteria, R (1, 6) OBP: 0.600, SLG: 0.750	1-2 15 G5-4-3 1B		4-0 BB		0-0 P6	0-1 2-3 3-H 2B		1-3 K 2-3										
15 Jim Edmonds, L (1, 8) OBP: 0.333, SLG: 0.333 Kerry Robinson, L (5, PR) OBP: 0.500, SLG: 0.500 (6, 8)	0-0 G5-4-3 1-2f		1-1 G4-3		0-0 5 1B 1B	0-0 G4-3		0-0 27 HR 5 1B										
5 Albert Pujols, R (1, 7) OBP: 0.600, SLG: 0.333		4-2 G4-3 BB		1-0 G4-3	0-2 1-2 2-H 1B		2-3 K 1 SAFE 1 SAFE 1 SAFE	4-1 27 HR 1B										
27 Scott Rolen, R (1, 5) OBP: 0.400, SLG: 1.000		1-2 F7		4-1 HR BB	2-2 F9		0-0 F8	0-0 1-H 2-H HR										
Tino Martinez, L (1, 3) OBP: 0.600, SLG: 1.250		3-2 G4-3		2-0 1-H HR		1-1 1B SF8 1B	2-3 K	4-2 BB										
Eli Marrero, R (1, 9)		0-3 K		2-3 K		0-0 F8		3B BB F8										
Mike Matheny, R (1, 2) OBP: 0.250, SLG: 0.250			3-2 F8	1-0 F7		3-2 SF8 SH 2B 1B		1-2 F8										
Matt Morris, R (1, 1) OBP: 0.000, SLG: 1.000 Russ Springer, R (8, 1) Orlando Palmeiro, L (8, PH) OBP: 1.000, SLG: 3.000 Jeff Fassero, L (9, 1) Cal Eldred, R (9, 1) Steve Kline, S (9, 1)			2-0 2B		3-2 F9	0-0 SH 2B		1-1 1-H 2B 3B										
Inning Stats	R: 0 E: 0 K: 0 S: 6	H: 1 LOB: 0 BB: 0 P: 9	R: 0 E: 0 K: 1 S: 18	H: 0 LOB: 1 BB: 1 P: 26	R: 0 E: 0 K: 0 S: 10	H: 1 LOB: 2 BB: 1 P: 23	R: 2 E: 0 K: 1 S: 7	H: 1 LOB: 0 BB: 1 P: 17	R: 1 E: 1 K: 0 S: 14	H: 2 LOB: 2 BB: 0 P: 19	R: 2 E: 1 K: 0 S: 13	H: 3 LOB: 2 BB: 0 P: 17	R: 0 E: 0 K: 2 S: 7	H: 0 LOB: 0 BB: 0 P: 11	R: 6 E: 0 K: 1 S: 21	H: 4 LOB: 1 BB: 3 P: 37	1B: 6 2B: 3 3B: 1 HR: 2	SF: 1 SAC: 1 DP: 1 HBP: 0

PITCHER	IP	WLS	BF	H	R	ER	SO	BB	IBB	HBP	BLK	WP	HR	S	P	ERA	WHIP
15 Ben Sheets, R (1, 1) ERA: 3.6	5.0		23	5	3	2	2	3	0	0	0	0	0	10	14	0.00	3.000
Shane Nance, L (6, 1) ERA:	0.2	B	5	2	2	0	0	0	0	0	0	0	0	3	3	0.00	3.000
Curt Leskanic, R (6, 1) ERA:	0.1		2	1	0	0	0	0	0	0	0	0	0	17	27	13.50	1.500
Luis Vizcaino, R (7, 1) ERA: 13.5	1.1	H	6	1	2	2	2	1	0	0	0	0	1	11	21	54.00	6.000
Mike DeJean, R (8, 1) ERA: 54.0	0.2	L	7	3	4	4	1	1	1	0	0	0	1	11	21	54.00	6.000

WP	HR	S	P	ERA	WHIP
0	0	0	0		
0	0	0	0		
1	1	1	0		
0	0	0	0		
0	0	0	0		
0	0	0	0		
0	0	0	0		

Batter	1	2	3	4	5	6	7	8	9	AB R H RBI BB SO LOB	TOP											
Alex Sanchez, L (1, 8) OBP: 0.111, SLG: 0.125	2-3 K		3-1 F8			0-1 G4-3		1-0 1B		4 0 1 0 0 1 0												
Eric Young Sr., R (1, 4) OBP: 0.556, SLG: 1.222	3-2 F9			2-1 G6-3		0-0 3B		3-2 1B		4 0 2 0 0 0 0												
Richie Sexson, R (1, 3) OBP: 0.333, SLG: 0.571	1-0 P3			1-3 K		0-0 G5-3		4-0 1B		3 0 0 0 1 1 1												
John Vander Wal, L (1, 7)		2-1 G5-3		3-1 F7			0-0 F7	0-1 P5		4 0 0 0 0 0 3												
Jeffrey Hammonds, R (1, 9) OBP: 0.333, SLG: 0.444		1-2 E6			3-2 P3		3-2 1B	0-1 2B		4 0 2 0 0 0 0												
Wes Helms, R (1, 5) OBP: 0.111, SLG: 0.111		2-3 K			2-3 K		3-2 F9	3-2 G6-3		4 0 0 0 0 2 3												
Keith Osik, R (1, 2)		2-3 K			4-2 BB		2-2 G5-3	0-3 K		3 0 0 0 1 2 3												
Royce Clayton, R (1, 6) OBP: 0.375, SLG: 0.857			1-0 F7		0-0 F8			1-1 F8	4-0 BB	3 0 0 0 1 0 1												
Glendon Rusch, L (1, 1) Enrique Cruz, R (8, PH) John Foster, L (8, 1) Jason Conti, L (8, PH) Matt Ford, S (8, 1) Scott Podsednik, L (8, PH)			0-2 G3			2-0 G6-3		2-3 K	1-1 F8	1 0 0 0 0 0 0 1 0 0 0 0 0 0 0 0 0 0 0 0 0 1 0 0 0 0 0 1 0 0 0 0 0 0 0 0 0 1 0 0 0 0 0 0 2												
Inning Stats	R: 0 E: 0 K: 1 S: 9	H: 0 LOB: 0 BB: 0 P: 15	R: 0 E: 1 K: 2 S: 12	H: 0 LOB: 1 BB: 0 P: 19	R: 0 E: 0 K: 0 S: 6	H: 0 LOB: 0 BB: 0 P: 10	R: 0 E: 0 K: 1 S: 7	H: 0 LOB: 0 BB: 0 P: 13	R: 0 E: 0 K: 1 S: 12	H: 0 LOB: 1 BB: 1 P: 21	R: 0 E: 0 K: 0 S: 5	H: 1 LOB: 1 BB: 0 P: 7	R: 0 E: 0 K: 0 S: 14	H: 1 LOB: 1 BB: 0 P: 22	R: 0 E: 0 K: 1 S: 12	H: 2 LOB: 3 BB: 1 P: 23	R: 0 E: 0 K: 1 S: 10	H: 1 LOB: 2 BB: 1 P: 18	1B: 3 2B: 1 3B: 1 HR: 0	SF: 0 SAC: 0 DP: 0 HBP: 0	WP: 0 PB: 0 SB: 0 CS: 0	PA: 36
PITCHER	IP WLS BF H R ER SO BB IBB HBP BLK WP HR S P ERA WHIP																					
Woody Williams, R (1, 1) ERA:	6.2 W 24 2 0 0 5 1 0 0 0 0 0 0 62 102 0.00 0.450																					
28 Lance Painter, L (7, 1) ERA:	0.1 1 0 0 0 0 0 0 0 0 0 0 0 3 5 0.00 0.000																					
Kiko Calero, R (8, 1) ERA:	0.2 5 2 0 0 1 1 0 0 0 0 0 0 10 21 0.00 4.500																					
Jeff Fassero, L (8, 1) ERA:	0.1 1 0 0 0 0 0 0 0 0 0 0 0 2 2 0.00 0.000																					
Dustin Hermanson, R (8, 1) ERA:	1.0 5 1 0 0 1 1 0 0 0 0 0 0 10 18 0.00 2.000																					

Milwaukee Brewers @ St. Louis Cardinals
 Busch Stadium, St. Louis, MO
 Wed Apr 02 2003, 7:10 PM CST
 Att. 26,790 - Cloudy - 76 F

AB	33
R	0
H	5
RBI	0
BB	3
SO	7
LOB	13



Batter	1	2	3	4	5	6	7	8	9	AB R H RBI BB SO LOB	TOP									
Alex Sanchez, L (1, 8) OBP: 0.071, SLG: 0.077	0-0 B2		2-2 G3		1-0 G3-1		2-1 G4-3		1-1 FC3-6	5 0 0 0 0 0 3	Milwaukee Brewers @ St. Louis Cardinals Busch Stadium, St. Louis, MO Thu Apr 03 2003, 12:10 PM CST Att. 26,952 - Cloudy - 72 F									
Eric Young Sr., R (1, 4) OBP: 0.357, SLG: 0.786	0-1 F9		1-1 P6		1-1 L7			1-2 G3-1	1-2 FC6	5 0 0 0 0 0 2										
Richie Sexson, R (1, 3) OBP: 0.308, SLG: 0.455	3-2 E6 1B		0-0 1B			2-3 K		3-3 K		4 0 1 0 0 2 0										
John Vander Wal, L (1, 7) OBP: 0.182, SLG: 0.100	1-0 1B		3-1 F7			1-1 F8		1-2 G4-3		3 0 1 0 0 0 1										
Shane Nance, L (6, 1)										0 0 0 0 0 0 0										
Jason Conti, L (8, PH)										1 0 0 0 0 0 0										
Wayne Franklin, L (8, 1)	1-3 1B									0 0 0 0 0 0 0										
Jeffrey Hammonds, R (1, 9) OBP: 0.231, SLG: 0.308	2-2 P5			0-1 G6-3		3-2 F7			0-1 G4-3	4 0 0 0 0 0 2										
Keith Ginter, R (1, 5) OBP: 0.400, SLG: 0.400			1-0 F9		2-3 K		3-2 F8		2-2 WP 1B HR 1B	4 1 1 0 0 1 0										
Eddie Pérez, R (1, 2) OBP: 0.625, SLG: 1.375			1-1 BB 1B		1-1 F7		2-1 HR		0-1 WP HR 1B	4 2 3 1 0 0 0										
Royce Clayton, R (1, 6) OBP: 0.583, SLG: 1.250			4-2 G1-4-3 BB		4-1 G3-1 SH3-4 BB		4-0 G3 BB		2-2 1-H 2-H HR	1 1 1 3 3 0 0										
Matt Kinney, R (1, 1)			2-1 SAFE G1-4-3		0-2 SAFE SH3-4		3-2 SAFE G3		2-2 FC3-6 1B	1 0 0 0 0 0 2										
Curt Leskanic, R (6, 1)										0 0 0 0 0 0 0										
Scott Podsednik, L (6, 7) OBP: 0.400, SLG: 0.400										2 0 1 0 0 0 1										
Inning Stats	R: 0 E: 1 K: 0 S: 10	H: 1 LOB: 2 BB: 0 P: 16	R: 0 E: 0 K: 0 S: 7	H: 1 LOB: 1 BB: 1 P: 15	R: 0 E: 0 K: 1 S: 9	H: 0 LOB: 0 BB: 0 P: 10	R: 0 E: 0 K: 1 S: 9	H: 0 LOB: 1 BB: 1 P: 13	R: 0 E: 0 K: 1 S: 9	H: 0 LOB: 0 BB: 0 P: 15	R: 1 E: 0 K: 0 S: 15	H: 1 LOB: 1 BB: 1 P: 29	R: 0 E: 0 K: 1 S: 9	H: 0 LOB: 0 BB: 0 P: 14	R: 3 E: 0 K: 0 S: 18	H: 4 LOB: 1 BB: 0 P: 26	1B: 6 2B: 0 3B: 0 HR: 2	SF: 0 SAC: 1 DP: 1 HBP: 0	WP: 1 PB: 0 SB: 0 CS: 0	PA: 38
PITCHER	IP WLS BF H R ER SO BB IBB HBP BLK WP HR S P ERA WHIP																			
Garrett Stephenson, R (1, 1) ERA: 1.42	6.1 W 25 4 1 1 2 2 0 0 0 0 1 57 97 1.42 0.947																			
Jeff Fassero, L (7, 1) ERA:	0.2 3 0 0 0 0 1 0 0 0 0 0 7 16 0.00 1.500																			
Russ Springer, R (8, 1) ERA: 4.5	1.0 3 0 0 0 1 0 0 0 0 0 0 9 14 0.00 0.000																			
Cal Eldred, R (9, 1) ERA: 135.0	0.1 4 3 3 3 0 0 0 0 0 1 1 10 14 81.00 9.000																			
Steve Kline, L (9, 1) ERA:	0.2 S 3 1 0 0 0 0 0 0 0 0 0 8 12 0.00 1.500																			

livebaseballscorecards.com

AB	34
R	4
H	8
RBI	4
BB	3
SO	3
LOB	11



Batter	1	2	3	4	5	6	7	8	9
Fernando Vina, L (1, 4) OBP: 0.267, SLG: 0.308	0-0 S 1B	1-0 FC6 1-2f		1-1 G4-3		0-0 1B 5 2B 1B	1-1 L6		
Edgar Renteria, R (1, 6) OBP: 0.600, SLG: 0.923	1-1 F8		1-2 F9		0-0 5 HR G5-3 1B	3-1 F9	0-1 HR		
Orlando Palmeiro, L (1, 9) OBP: 0.667, SLG: 1.000 Russ Springer, R (8, 1) Cal Eldred, R (9, 1) Steve Kline, S (9, 1)	4-1 BB		2-1 27 HBP 1B		0-0 G5-3	3-2 5 2B 27 1B	0-0 G3-1		
5 Albert Pujols, R (1, 7) OBP: 0.500, SLG: 0.833	0-0 P2		0-3 K		3-1 HR	3-2 27 1B		1-1 F9	
27 Scott Rolen, R (1, 5) OBP: 0.571, SLG: 0.800	3-3 K		2-1 HBP		4-1 2B BB	1-0 1B		1-1 G5-3	
Tino Martinez, L (1, 3) OBP: 0.385, SLG: 0.750 Eduardo Perez, R (8, PH) OBP: 0.500, SLG: 0.750 (9, 3)		1-0 P3	0-3 K		2-0 2B	0-3 K		2-3 K	
Mike Matheny, R (1, 2) OBP: 0.500, SLG: 0.500		2-2 1B		1-3 K	1-3 K	2-2 1B			
Kerry Robinson, L (1, 8) OBP: 0.375, SLG: 0.286		0-1 FC6 1B		2-2 E7	4-0 IBB	2-1 G6-3			
Garrett Stephenson, R (1, 1) Jeff Fassero, L (7, 1) Miguel Cairo, R (7, PH) (8, 9)		0-0 B2		1-3 K	0-1 G4-3		1-0 L5		

Inning Stats	R: 0	H: 1	E: 0	K: 1	S: 12	LOB: 2	BB: 1	P: 19
	R: 0	H: 2	E: 0	K: 0	S: 8	LOB: 2	BB: 0	P: 12
	R: 0	H: 1	E: 0	K: 2	S: 13	LOB: 2	BB: 0	P: 18
	R: 0	H: 0	E: 1	K: 2	S: 12	LOB: 1	BB: 0	P: 17
	R: 2	H: 3	E: 0	K: 1	S: 11	LOB: 3	BB: 2	P: 25
	R: 3	H: 5	E: 0	K: 1	S: 23	LOB: 2	BB: 0	P: 36
	R: 1	H: 1	E: 0	K: 0	S: 6	LOB: 0	BB: 0	P: 8
	R: 0	H: 0	E: 0	K: 1	S: 7	LOB: 0	BB: 0	P: 11

PITCHER	IP	WLS	BF	H	R	ER	SO	BB	IBB	HBP	BLK	WP	HR	S	P	ERA	WHIP
Matt Kinney, R (1, 1) ERA: 6.75	5.1	L	30	9	4	4	6	2	1	1	0	0	1	65	105	6.75	2.062
Curt Leskanic, R (6, 1) ERA: 13.5	0.1		4	3	1	1	1	0	0	0	0	0	0	12	18	27.00	9.000
Shane Nance, L (6, 1) ERA: 4.5	1.1		5	1	1	1	0	0	0	0	0	0	1	8	12	6.75	0.750
Wayne Franklin, L (8, 1) ERA:	1.0		3	0	0	0	1	0	0	0	0	0	0	7	11	0.00	0.000

BOTTOM

Milwaukee Brewers @ St. Louis Cardinals
Busch Stadium, St. Louis, MO
 Thu Apr 03 2003, 12:10 PM CST
 Att: 26,952 - Cloudy - 72 F

AB	R	H	RBI	BB	SO	LOB
5	1	2	0	0	0	3
5	2	2	1	0	0	2
4	1	2	0	1	0	1
0	0	0	0	0	0	0
0	0	0	0	0	0	0
0	0	0	0	0	0	0
5	2	2	3	0	1	3
3	0	1	2	1	1	2
4	0	1	0	0	2	3
1	0	0	0	0	1	0
4	0	2	0	0	2	2
3	0	1	0	1	0	2
3	0	0	0	0	1	6
0	0	0	0	0	0	0
1	0	0	0	0	0	0

AB	38
R	6
H	13
RBI	6
BB	3
SO	8
LOB	24

WP: 0 PA: 42
 PB: 0
 SB: 1
 CS: 0



Batter	1	2	3	4	5	6	7	8	9	AB R H RBI BB SO LOB	TOP																
Ray Durham, S (1, 4) OBP: 0.476, SLG: 0.722	1-2 WP SF8 1B	4-1 BB 1B		1-0 S 1B		1-2 G3		1-0 G4-3	1-3 K	5 1 2 0 1 1 0																	
José Cruz Jr., S (1, 9) OBP: 0.450, SLG: 0.765	1-3 K	0-1 G3		1-0 SAFE P5 1B		3-3 K		0-2 HR	2-3 K	6 1 1 1 0 3 5																	
Rich Aurilia, R (1, 6) OBP: 0.368, SLG: 0.400	0-0 SF8		4-1 S HBP 1B BB	3-1 F7		1-2 BB HBP		0-2 BB IBB 1B		2 2 1 1 1 0 1																	
Barry Bonds, L (1, 7) OBP: 0.444, SLG: 0.692	1-0 3-H 1B		0-2 F8		1-0 HR	4-2 BB		4-0 BB IBB 1B		3 2 2 1 2 0 1																	
Edgardo Alfonzo, R (1, 5) OBP: 0.471, SLG: 0.333	2-2 G1-3		1-0 SAFE S 1B HBP		0-1 FC6-4 BB 1B	1-3 K		4-1 1B BB		3 1 1 0 1 1 3																	
Benito Santiago, R (1, 2) OBP: 0.294, SLG: 0.600		1-1 G4-6-3 1B	3-3 K	1-2 2-3		1-1 P3		3-3 K	2-3 K	5 0 1 0 0 3 6																	
J.T. Snow, L (1, 3) OBP: 0.529, SLG: 0.643		1-0 G4-6-3 1-2f 1B	2-0 2-H 3-H 1B		4-1 FC6-4 BB	3-2 1B		3-2 1B 2-H 3-H		4 0 3 4 1 0 1																	
Marquis Grissom, R (1, 8) OBP: 0.235, SLG: 0.250		2-3 K BB 1B	F X 0-1 F8		1-0 FC6-4	2 P3		1-2 P3	2-2 F7	5 0 0 0 0 1 6																	
Felix Rodriguez, R (8, 1)										0 0 0 0 0 0 0																	
Tim Worrell, R (9, 1)										0 0 0 0 0 0 0																	
Ryan Jensen, R (1, 1) OBP: 0.333, SLG: 0.333		0-0 BB 1B		0-0 F7		3-1 F9		1-0 P5		3 0 1 0 0 0 2																	
Joe Nathan, R (6, 1)										0 0 0 0 0 0 0																	
Neifi Perez, S (7, PH)										1 0 0 0 0 0 1																	
Jim Brower, R (7, 1)										0 0 0 0 0 0 0																	
Ruben Rivera, R (8, 8)										1 0 0 0 0 0 0																	
Inning Stats	R: 1 E: 0 K: 1 S: 11	H: 2 LOB: 1 BB: 0 P: 16	R: 0 E: 0 K: 1 S: 10	H: 2 LOB: 3 BB: 1 P: 18	R: 2 E: 0 K: 1 S: 10	H: 1 LOB: 1 BB: 1 P: 20	R: 0 E: 0 K: 0 S: 5	H: 1 LOB: 1 BB: 0 P: 10	R: 1 E: 0 K: 0 S: 9	H: 2 LOB: 2 BB: 1 P: 19	R: 0 E: 0 K: 2 S: 18	H: 0 LOB: 2 BB: 1 P: 28	R: 0 E: 0 K: 1 S: 12	H: 1 LOB: 1 BB: 0 P: 20	R: 3 E: 0 K: 1 S: 17	H: 3 LOB: 2 BB: 2 P: 33	R: 0 E: 0 K: 2 S: 8	H: 0 LOB: 0 BB: 0 P: 11	1B: 10 2B: 0 3B: 0 HR: 2	SF: 1 SAC: 0 DP: 1 HBP: 2	WP: 3 PB: 0 SB: 3 CS: 0	PA: 47					
PITCHER	IP WLS BF H R ER SO BB IBB HBP BLK WP HR S P ERA WHIP																										
Todd Ritchie, R (1, 1) ERA: 6.0	6.0		32	8	4	4	5	4	0	2	0	2	1	63	111	6.00	2.000										
John Foster, L (7, 1) ERA:	1.0	H	4	1	0	0	1	0	0	0	0	0	0	12	20	0.00	1.000										
Luis Vizcaino, R (8, 1) ERA: 22.5	0.2	L	6	2	3	3	1	1	1	0	0	0	1	11	22	40.50	4.500										
Shane Nance, L (8, 1) ERA: 3.86	0.1		2	1	0	0	0	0	0	0	0	0	0	6	11	0.00	3.000										
Curt Leskanic, R (9, 1) ERA: 5.4	1.0		3	0	0	0	2	0	0	0	0	0	0	8	11	0.00	0.000										

San Francisco Giants @ Milwaukee Brewers

Miller Park, Milwaukee, WI

Fri Apr 04 2003, 1:05 PM CST
Att: 42,570 - Dome - 72 F

AB	38
R	7
H	12
RBI	7
BB	6
SO	9
LOB	26



Batter	1	2	3	4	5	6	7	8	9	AB	R	H	RBI	BB	SO	LOB
Alex Sanchez, L OBP: 0.111, SLG: 0.118 (1, 8)	2-1 CS 1B		0-2 L4		2-3 K		3-1 G4-6-3 1-2f			4	0	1	0	0	1	3
Eric Young Sr., R OBP: 0.333, SLG: 0.667 (1, 4)	1-2 F9 1-2		1-1 P3		2-0 B2		2-2 1B			4	0	1	0	0	0	3
Richie Sexson, R OBP: 0.294, SLG: 0.600 (1, 3)	0-0 G1-3			3-2 F8		0-0 HR		0-2 F8		4	1	1	1	0	0	0
John Vander Wal, L OBP: 0.267, SLG: 0.500 (1, 7)		2-1 HR		1-1 1B 2B		3-3 K		2-2 F8		4	2	2	1	0	1	0
Jeffrey Hammonds, R OBP: 0.235, SLG: 0.471 (1, 9)		0-2 F7		0-0 P4		1-0 HR		2-3 K		4	1	1	1	0	1	1
Wes Helms, R OBP: 0.231, SLG: 0.462 (1, 5)		1-3 K		1-2 2-H 1B		1-1 HR		1-3 K		4	1	2	2	0	2	0
Keith Osik, R OBP: 0.500, SLG: 0.500 (9, PH)		3-1 F7		2-1 F8		2-2 P5		2-1 1B		3	0	0	0	0	0	1
Scott Podsednik, L OBP: 0.500, SLG: 0.500 (9, PH)										1	0	1	0	0	0	0
Royce Clayton, R OBP: 0.500, SLG: 0.917 (1, 6)			1-1 SH3 1B		1-1 G4-3		0-0 L3		2-2 F9	4	0	1	0	0	0	1
Todd Ritchie, R John Foster, L Jason Conti, L Luis Vizcaino, R Shane Nance, L Curt Leskanic, R Keith Ginter, R OBP: 0.333, SLG: 0.333 (9, PH)			1-0 SH3		1-2 E6		4-0 G4-6-3 BB		0-3 K	1	0	0	0	0	0	0

Inning Stats	R: 0	H: 1	E: 0	LOB: 0	K: 0	BB: 0	S: 6	R: 1	H: 1	E: 0	LOB: 0	K: 1	BB: 0	S: 10	R: 0	H: 1	E: 0	LOB: 1	K: 0	BB: 0	S: 9	R: 1	H: 2	E: 0	LOB: 1	K: 0	BB: 0	S: 11	R: 0	H: 0	E: 1	LOB: 1	K: 1	BB: 0	S: 9	R: 3	H: 3	E: 0	LOB: 0	K: 1	BB: 0	S: 12	R: 0	H: 1	E: 0	LOB: 1	K: 0	BB: 1	S: 6	R: 0	H: 0	E: 0	LOB: 0	K: 1	BB: 0	S: 11	R: 0	H: 1	E: 0	LOB: 1	K: 2	BB: 0	S: 13	R: 0	H: 1	E: 0	LOB: 1	K: 0	BB: 0	S: 9	R: 0	H: 0	E: 0	LOB: 0	K: 1	BB: 0	S: 11	R: 0	H: 0	E: 0	LOB: 0	K: 1	BB: 0	S: 11	R: 0	H: 1	E: 0	LOB: 1	K: 0	BB: 0	S: 13	1B: 5	SF: 0	2B: 1	SAC: 1	3B: 0	DP: 1	HR: 4	HBP: 0
--------------	------	------	------	--------	------	-------	------	------	------	------	--------	------	-------	-------	------	------	------	--------	------	-------	------	------	------	------	--------	------	-------	-------	------	------	------	--------	------	-------	------	------	------	------	--------	------	-------	-------	------	------	------	--------	------	-------	------	------	------	------	--------	------	-------	-------	------	------	------	--------	------	-------	-------	------	------	------	--------	------	-------	------	------	------	------	--------	------	-------	-------	------	------	------	--------	------	-------	-------	------	------	------	--------	------	-------	-------	-------	-------	-------	--------	-------	-------	-------	--------

PITCHER	IP	WLS	BF	H	R	ER	SO	BB	IBB	HBP	BLK	WP	HR	S	P	ERA	WHIP
Ryan Jensen, R ERA: 8.44 (1, 1)	5.1		24	8	5	5	3	0	0	0	0	0	4	53	83	8.44	1.500
Joe Nathan, R ERA: (6, 1)	0.2		2	0	0	0	0	0	0	0	0	0	0	4	6	0.00	0.000
Jim Brower, R ERA: (7, 1)	1.0	W	3	1	0	0	0	1	0	0	0	0	0	6	15	0.00	2.000
Felix Rodriguez, R ERA: (8, 1)	1.0	H	3	0	0	0	1	0	0	0	0	0	0	11	15	0.00	0.000
Tim Worrell, R ERA: (9, 1)	1.0	S	4	1	0	0	2	0	0	0	0	0	0	13	18	0.00	1.000


BOTTOM

San Francisco Giants @ Milwaukee Brewers
Miller Park, Milwaukee, WI


Fri Apr 04 2003, 1:05 PM CST
Att: 42,570 - Dome - 72 F

AB	34
R	5
H	10
RBI	5
BB	1
SO	6
LOB	10

WP: 0 PA: 36
PB: 0
SB: 0
CS: 1



PITCHER	IP	WLS	BF	H	R	ER	SO	BB	IBB	HBP	BLK	WP	HR	S	P	ERA	WHIP
---------	----	-----	----	---	---	----	----	----	-----	-----	-----	----	----	---	---	-----	------

Batter	1	2	3	4	5	6	7	8	9	AB R H RBI BB SO LOB	TOP	
Ray Durham, S (1, 4) OBP: 0.423, SLG: 0.609	3-2 P2	3-2 P5		2-2 L7		3-3 K			3-1 S 1B	5 0 1 0 0 1 1	San Francisco Giants @ Milwaukee Brewers Miller Park, Milwaukee, WI Sat Apr 05 2003, 1:05 PM CST Att. 16,255 - Dome - 72 F San Francisco Giants @ Milwaukee Brewers livebaseballscorecards.com AB 35 R 6 H 9 RBI 6 BB 4 SO 6 LOB 16 	
Nefti Perez, S (1, 6) OBP: 0.143, SLG: 0.143	1-0 BB 1B		1-1 F9	1-1 F8			0-0 F8		2-2 P6 1-2	5 1 1 0 0 0 1		
José Cruz Jr., S (1, 9) OBP: 0.440, SLG: 0.667	0-0 L9		0-1 2B 1B	0-3 K			1-2 P3		4-2 BB	4 1 1 0 1 1 1		
Barry Bonds, L (1, 7) OBP: 0.435, SLG: 0.647	4-1 1B 1-2 1B BB		0-0 1B 1-H 2B		0-0 L8		3-1 F7		3-3 K 2	4 2 1 1 1 1 2		
Edgardo Alfonzo, R (1, 5) OBP: 0.455, SLG: 0.313	0-0 1B 1-3 2-H 1B		4-1 WP 1B 1B BB		1-1 G6-3			2-2 P4	1-3 K 3	4 1 1 1 1 1 2		
Benito Santiago, R (1, 2) OBP: 0.381, SLG: 0.789	3-2 1B 1-2 3-H 1B		1-1 1B 1-2 2-H 1B		2-1 P4			1-0 HR		4 1 3 3 0 0 0		
J.T. Snow, L (1, 3) OBP: 0.524, SLG: 0.563	0-0 P5		2-2 F4			4-2 SH3-4 BB		1-0 FC6-4 HBP		2 0 0 0 1 0 4		
Marquis Grissom, R (1, 8) OBP: 0.238, SLG: 0.250		1-1 G6-3	3-1 1B 1-3 2-H			0-0 F7		0-3 K 2		4 0 1 1 0 1 2		
Kurt Ainsworth, R (1, 1) Joe Nathan, R (7, 1) Ruben Rivera, R (8, PH) Felix Rodriguez, R (8, 1) Tim Worrell, R (9, 1) Scott Eyre, L (9, 1)		0-0 F8	0-3 K 3			0-0 SH3-4 2		1-2 FC6-4 1-2f 3		2 0 0 0 0 0 1 2 0 0 0 0 0 0 0 0 1 0 0 0 0 0 0 1 0		
Inning Stats	R: 2 H: 3 E: 0 LOB: 2 K: 0 BB: 1 S: 13 P: 24	R: 0 H: 0 E: 0 LOB: 0 K: 0 BB: 0 S: 6 P: 10	R: 3 H: 4 E: 0 LOB: 2 K: 1 BB: 1 S: 16 P: 27	R: 0 H: 0 E: 0 LOB: 0 K: 1 BB: 0 S: 8 P: 11	R: 0 H: 0 E: 0 LOB: 0 K: 0 BB: 0 S: 5 P: 8	R: 0 H: 0 E: 0 LOB: 1 K: 1 BB: 1 S: 8 P: 15	R: 0 H: 0 E: 0 LOB: 0 K: 0 BB: 0 S: 7 P: 11	R: 1 H: 1 E: 0 LOB: 1 K: 1 BB: 0 S: 11 P: 16	R: 0 H: 1 E: 0 LOB: 2 K: 2 BB: 1 S: 15 P: 28	1B: 7 SF: 0 2B: 1 SAC: 1 3B: 0 DP: 0 HR: 1 HBP: 1	WP: 1 PA: 41 PB: 0 SB: 1 CS: 0	
PITCHER	IP WLS BF H R ER SO BB IBB HBP BLK WP HR S P ERA WHIP											
15 Ben Sheets, R (1, 1) ERA: 5.25	7.0 L 31 7 5 5 3 3 0 0 0 0 1 0 63 106 6.43 1.429											
Valerio De Los Santos, L (8, 1) ERA: 9.0	1.0 5 1 1 1 1 0 0 1 0 0 1 11 16 9.00 1.000											
Mike DeJean, R (9, 1) ERA: 21.6	1.0 5 1 0 0 2 1 0 0 0 0 0 0 15 28 0.00 2.000											

Batter	1	2	3	4	5	6	7	8	9	AB R H RBI BB SO LOB	TOP
Marquis Grissom, R (1, 8) <small>OBP: 0.269, SLG: 0.250</small>	4-0 		1-0 	1-0 		3-1 		2-1 		4 0 1 1 1 0 2	
Nefti Perez, S (1, 4) <small>OBP: 0.083, SLG: 0.083</small>	1-1 		0-0 	0-0 			0-2 	0-0 		5 1 0 0 0 0 3	
Rich Aurilia, R (1, 6) <small>OBP: 0.375, SLG: 0.526</small>	1-0 		3-2 	4-1 			2-0 		0-0 	4 1 1 1 1 0 2	
José Cruz Jr., S (1, 9) <small>OBP: 0.400, SLG: 0.615</small>	1-3 		2-1 	1-1 			2-1 		0-0 	5 0 1 0 0 1 5	
Edgardo Alfonzo, R (1, 5) Pedro Feliz, R (8, 5)		4-1 	1-2 		2-1 		4-2 		3-2 	2 1 0 0 2 0 1 1 0 0 0 0 0 0	
Andres Galarraga, R (1, 3) Jim Brower, R (7, 1)		1-1 		4-1 	1-1 		0-1 			3 1 1 1 1 0 1 0 0 0 0 0 0 0	
Yorvit Torrealba, R (1, 2) <small>OBP: 0.750, SLG: 1.667</small>		3-1 		0-0 	2-0 		4-2 			3 1 2 1 1 0 0	
Ruben Rivera, R (1, 7)		1-2 		0-0 		0-0 	0-2 			4 0 0 0 0 0 6	
Kirk Rueter, L (1, 1) J.T. Snow, L (7, 3) <small>OBP: 0.400, SLG: 0.400</small> <small>OBP: 0.545, SLG: 0.563</small>		1-0 		0-1 	0-0 		4-2 			3 0 2 1 0 0 1 0 0 0 0 1 0 0	
Inning Stats	R: 0 H: 0 E: 0 LOB: 1 K: 1 BB: 1 S: 6 P: 13	R: 1 H: 1 E: 0 LOB: 1 K: 0 BB: 1 S: 10 P: 20	R: 1 H: 2 E: 0 LOB: 1 K: 0 BB: 0 S: 15 P: 22	R: 2 H: 3 E: 0 LOB: 3 K: 0 BB: 2 S: 10 P: 20	R: 0 H: 0 E: 0 LOB: 0 K: 0 BB: 0 S: 5 P: 10	R: 0 H: 1 E: 0 LOB: 0 K: 0 BB: 0 S: 4 P: 7	R: 1 H: 1 E: 1 LOB: 3 K: 0 BB: 2 S: 16 P: 28	R: 0 H: 0 E: 0 LOB: 0 K: 0 BB: 1 S: 5 P: 11	R: 0 H: 0 E: 0 LOB: 0 K: 0 BB: 0 S: 7 P: 10	1B: 4 SF: 0 2B: 2 SAC: 0 3B: 1 DP: 1 HR: 1 HBP: 0	WP: 1 PA: 41 PB: 0 SB: 1 CS: 1
PITCHER Wayne Franklin, L (1, 1) <small>ERA: 5.14</small> Valerio De Los Santos, L (7, 1) <small>ERA: 5.4</small> Curt Leskanic, R (7, 1) <small>ERA: 3.0</small> Matt Ford, L (9, 1) <small>ERA:</small>	IP WLS BF H R ER SO BB IBB HBP BLK WP HR S P ERA WHIP 6.0 L 28 7 4 4 1 4 0 0 0 0 1 50 92 6.00 1.833 0.2 4 0 1 0 0 1 0 0 0 0 0 9 17 0.00 1.500 1.1 6 1 0 0 0 2 0 0 0 1 0 12 22 0.00 2.250 1.0 3 0 0 0 0 0 0 0 0 0 0 7 10 0.00 0.000	PITCHER IP WLS BF H R ER SO BB IBB HBP BLK WP HR S P ERA WHIP									

San Francisco Giants @ Milwaukee Brewers
 Miller Park, Milwaukee, WI
 Sun Apr 06 2003, 1:05 PM CDT
 Att: 16,101 - Dome - 72 F

AB	34
R	5
H	8
RBI	5
BB	7
SO	1
LOB	21



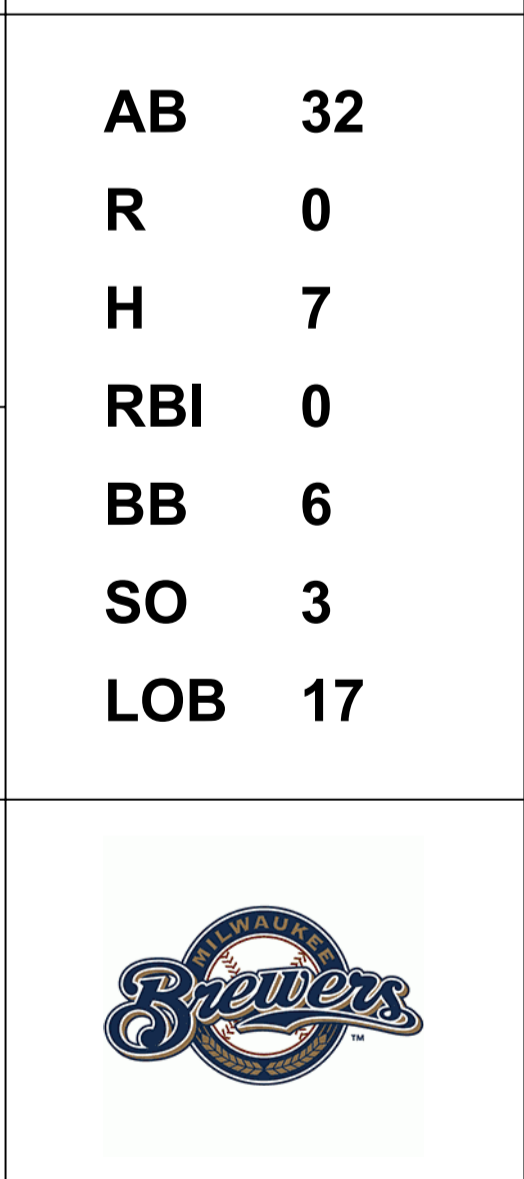
Batter	1	2	3	4	5	6	7	8	9	AB R H RBI BB SO LOB
Alex Sanchez, L OBP: 0.286, SLG: 0.370 (1, 8)	1-1 CS 2B		1-1 G4-3		2-2 G4-3		1-1 BB 1B		3-2 1B	5 0 3 0 0 0 0
Eric Young Sr., R OBP: 0.429, SLG: 0.731 (1, 4)	0-2 L7		0-0 BB 1B		2-1 F8		4-1 BB 1-2 BB		3-2 G4-3	4 0 1 0 1 0 2
Keith Ginter, R OBP: 0.455, SLG: 0.333 (1, 7)	4-1 1B 2-3 BB		1-0 L9		1-1 F8		4-2 FC6-4 1-2 2-3 BB			2 0 0 0 2 0 1
Richie Sexson, R OBP: 0.385, SLG: 0.773 (1, 3)	3-1 1-2 1B		4-0 SAFE 1-2 BB		1-0 G6-4-3 1B		0-0 FC6-4 1-2f			3 0 2 0 1 0 3
Jeffrey Hammonds, R OBP: 0.200, SLG: 0.333 (1, 9)	1-3 K		0-2 F8		0-2 G6-4-3 1-2f		1-1 F7			4 0 0 0 0 1 5
Wes Helms, R OBP: 0.286, SLG: 0.368 (1, 5)		3-2 G6-3		4-2 BB		4-2 FC6-4 BB		3-2 G6-3		2 0 0 0 2 0 0
Eddie Pérez, R OBP: 0.400, SLG: 0.800 (1, 2)		1-1		1-1 F9		2-1 FC6-4 1-2f		1-1 P2		3 0 1 0 0 0 2
Curt Leskanic, R (7, 1)		1-1 1B		3-2 F8		3-2 F8		1-1 G1-3		0 0 0 0 0 0 0
Jason Conti, L (8, PH)		3-1 F8		3-2 F8		2-2 F8		0-2 G1-3		1 0 0 0 0 0 0
Matt Ford, S (9, 1)		1-1 1B		1-1 G1-3		1-3 K		2-3 K		0 0 0 0 0 0 0
Royce Clayton, R OBP: 0.417, SLG: 0.684 (1, 6)		3-1 F8		3-2 F8		2-2 F8		0-2 G1-3		4 0 0 0 0 0 2
Wayne Franklin, L (1, 1)		2-2 G6-3		1-1 G1-3		1-3 K		2-3 K		2 0 0 0 0 0 2
Valerio De Los Santos, L (7, 1)										0 0 0 0 0 0 0
Keith Osik, R (7, 2)										2 0 0 0 0 2 0

Inning Stats	R: 0	H: 2	E: 0	K: 1	S: 11	LOB: 2	BB: 1	P: 20
Royce Clayton, R	R: 0	H: 1	E: 0	K: 0	S: 10	LOB: 1	BB: 0	P: 19
Wayne Franklin, L	R: 0	H: 1	E: 0	K: 0	S: 7	LOB: 2	BB: 1	P: 13
Wes Helms, R	R: 0	H: 0	E: 0	K: 0	S: 9	LOB: 1	BB: 1	P: 18
Eddie Pérez, R	R: 0	H: 0	E: 0	K: 0	S: 8	LOB: 0	BB: 0	P: 13
Eric Young Sr., R	R: 0	H: 1	E: 0	K: 0	S: 8	LOB: 1	BB: 1	P: 15
Keith Ginter, R	R: 0	H: 1	E: 0	K: 1	S: 13	LOB: 3	BB: 2	P: 25
Alex Sanchez, L	R: 0	H: 0	E: 0	K: 1	S: 14	LOB: 0	BB: 0	P: 14
Jeffrey Hammonds, R	R: 0	H: 1	E: 0	K: 1	S: 14	LOB: 1	BB: 0	P: 22

BOTTOM	
AB	32
R	0
H	7
RBI	0
BB	6
SO	3
LOB	17

PITCHER	
Kirk Rueter, L (1, 1)	IP: 6.0, WLS: W, BF: 25, H: 5, R: 0, ER: 0, SO: 1, BB: 4, IBB: 0, HBP: 0, BLK: 0, WP: 0, HR: 0, S: 53, P: 98, ERA: 0.00, WHIP: 1.500
Jim Brower, R (7, 1)	IP: 3.0, WLS: S, BF: 13, H: 2, R: 0, ER: 0, SO: 2, BB: 2, IBB: 0, HBP: 0, BLK: 0, WP: 0, HR: 0, S: 36, P: 61, ERA: 0.00, WHIP: 1.333

San Francisco Giants @ Milwaukee Brewers
Miller Park, Milwaukee, WI
Sun Apr 06 2003, 1:05 PM CDT
Att: 16,101 - Dome - 72 F



Batter	1	2	3	4	5	6	7	8	9	AB R H RBI BB SO LOB	TOP											
Alex Sanchez, L (1, 8) OBP: 0.281, SLG: 0.333	3-3 K	4-0 FC6-4 BB		1-0 SH5-3	0-0 G5-3		2-2 G6-3		1 SAFE 0-0 CS	3 0 0 1 1 1 1												
Eric Young Sr., R (1, 4) OBP: 0.394, SLG: 0.677	2-2 L1	1-2 FC6-4		2-1 G6-3		2-1 G4-3 FC4 2B		3-2 F7		5 1 1 0 0 0 4												
Richie Sexson, R (1, 3) OBP: 0.355, SLG: 0.654	4-2 BB		0-0 L7	0-0 G5-3		0-1 G4-3		2-2 G4-3		4 0 0 0 1 0 2												
John Vander Wal, L (1, 7) OBP: 0.280, SLG: 0.364 Luis Vizcaino, R (8, 1) Valerio De Los Santos, L (8, 1) Mike DeJean, R (9, 1)	1-3 K		3-2 F7		4-0 E 1B BB	4-2 FC4 HBP BB		1-0 1B 1B		3 1 1 0 2 1 1 0												
Wes Helms, R (1, 5) OBP: 0.346, SLG: 0.391		2-0 F9	2-0 1B BB 1B		1 SAFE 0-0 E5 F8 1B 1B	1-0 FC4 HBP		0-0 1B		4 1 2 0 0 0 1												
Scott Podsednik, L (1, 9) OBP: 0.455, SLG: 0.400		1-1 G4-3	1 SAFE 4-1 1B BB		1 SAFE 1-1 1B SH1-3 1B	1-0 FC4		2-0 L7		4 1 1 2 1 0 4												
Keith Osik, R (1, 2) OBP: 0.286, SLG: 0.250		4-1 BB E BB BB	2-1 1B		2 SAFE 1-0 F8	1 SAFE 1-1 G6-3			1-0 FC3-5 2B	4 1 2 0 1 0 4												
Royce Clayton, R (1, 6) OBP: 0.379, SLG: 0.583		1-0 FC6 BB BB	3-2 G5-3		1 SAFE 1-1 1 SAFE 1-1 1 SAFE 1-1 SH1-3 1B		0-0 G4-3		3-1 FC3-5 CS	5 0 1 1 0 0 5												
Glendon Rusch, L (1, 1) Jason Conti, L (8, 7)		4-1 BB BB		4-1 SH5-3 BB	1-2 SH1-3		2-3 K		1 SAFE 1-3 K	1 0 0 1 2 1 0 1 0 0 0 0 1 1												
Inning Stats	R: 0 E: 0 K: 2 S: 12	H: 0 LOB: 1 BB: 1 P: 22	R: 1 E: 1 K: 0 S: 9	H: 0 LOB: 3 BB: 3 P: 26	R: 0 E: 0 K: 0 S: 13	H: 2 LOB: 3 BB: 1 P: 27	R: 0 E: 0 K: 0 S: 5	H: 0 LOB: 1 BB: 1 P: 12	R: 3 E: 1 K: 0 S: 10	H: 2 LOB: 1 BB: 1 P: 18	R: 1 E: 0 K: 0 S: 10	H: 1 LOB: 2 BB: 1 P: 19	R: 0 E: 0 K: 1 S: 8	H: 0 LOB: 0 BB: 0 P: 12	R: 0 E: 0 K: 0 S: 10	H: 2 LOB: 2 BB: 0 P: 18	R: 0 E: 0 K: 1 S: 6	H: 1 LOB: 0 BB: 0 P: 11	1B: 6 2B: 2 3B: 0 HR: 0	SF: 0 SAC: 2 DP: 0 HBP: 1	WP: 0 PB: 0 SB: 0 CS: 1	PA: 46
PITCHER	IP WLS BF H R ER SO BB IBB HBP BLK WP HR S P ERA WHIP																					
Kip Wells, R (1, 1) ERA: 4.5	4.0 L 23 2 3 2 2 7 0 0 0 0 0 0 40 92 4.50 2.250																					
16 Salomon Torres, R (5, 1) ERA: 3.0	2.0 11 3 2 1 0 1 0 1 0 0 0 0 19 32 4.50 2.000																					
Julian Tavarez, R (7, 1) ERA: 5.06	2.0 8 2 0 0 1 0 0 0 0 0 0 0 18 30 0.00 1.000																					
Dennys Reyes, L (9, 1) ERA:	1.0 3 1 0 0 1 0 0 0 0 0 0 0 6 11 0.00 1.000																					

Milwaukee Brewers @ Pittsburgh Pirates
PNC Park, Pittsburgh, PA
Tue Apr 08 2003, 6:05 PM EDT
Att. 36,003 - Overcast - 50 F

AB	34
R	5
H	8
RBI	5
BB	8
SO	4
LOB	23




Batter	1	2	3	4	5	6	7	8	9	AB	R	H	RBI	BB	SO	LOB
Kenny Lofton, L OBP: 0.310, SLG: 0.393 (1, 8)	1-3 K		0-1 G6-3			0-3 K		1-0 18 HR 1B		4	1	1	0	0	2	0
18 Jason Kendall, R OBP: 0.464, SLG: 0.760 (1, 2)	0-2 G6-3		0-2 F9			3-2 F9		1-1 1-H 2-H HR		4	1	1	3	0	0	0
Brian Giles, L OBP: 0.438, SLG: 0.375 (1, 7)	4-2 BB			2-2 F7			4-1 FC4 BB	1-0 P5		2	0	0	0	2	0	0
Aramis Ramirez, R OBP: 0.281, SLG: 0.296 (1, 5)	3-2 G6-3			3-3 K			0-1 F7		1-2 G5-3	4	0	0	0	0	1	2
Reggie Sanders, R OBP: 0.391, SLG: 0.909 (1, 9)		2-1 F7		2-2 F7			1-0 L5		0-3 K	4	0	0	0	0	1	1
Kevin Young, R OBP: 0.308, SLG: 0.615 (1, 3)		0-0 FC4-6 1B			3-2 L7		0-1 FC4 1-2f		0-0 1B	4	0	2	0	0	0	1
Pokey Reese, R OBP: 0.269, SLG: 0.375 (1, 4)		0-3 K			1-3 K			3-1 18 HR 1B 1B		3	1	1	0	0	2	1
Matt Stairs, L OBP: 0.300, SLG: 0.222 (9, PH)		1 SAFE							3-3 K	1	0	0	0	0	1	1
2 Jack Wilson, R OBP: 0.174, SLG: 0.182 (1, 6)		2-0 FC4-6 1-2f			1-0 L4			1-1 F7		3	0	0	0	0	0	2
Kip Wells, R OBP: 0.333, SLG: 0.333 (1, 1)			3-3 K			0-3 K		2-3 SAFE K		1	0	0	0	0	1	0
16 Salomon Torres, R OBP: 0.286, SLG: 0.286 (5, 1)										0	0	0	0	0	0	0
Abraham Nunez, S OBP: 0.286, SLG: 0.286 (6, PH)										0	0	0	0	0	1	0
Julian Tavarez, L OBP: 0.417, SLG: 0.545 (7, 1)										0	0	0	0	0	0	0
Rob Mackowiak, L OBP: 0.417, SLG: 0.545 (8, PH)										1	0	0	0	0	1	1
Dennys Reyes, R OBP: 0.417, SLG: 0.545 (9, 1)										0	0	0	0	0	0	0

Inning Stats	R: 0	H: 0	E: 0	K: 1	S: 12	H: 0	LOB: 1	BB: 1	P: 20	R: 0	H: 1	E: 0	K: 1	S: 8	H: 0	LOB: 1	BB: 0	P: 12	R: 0	H: 0	E: 0	K: 1	S: 9	H: 0	LOB: 0	BB: 0	P: 12	R: 0	H: 0	E: 0	K: 1	S: 11	H: 0	LOB: 0	BB: 0	P: 18	R: 0	H: 0	E: 0	K: 1	S: 13	H: 0	LOB: 0	BB: 0	P: 18	R: 0	H: 0	E: 0	K: 2	S: 13	H: 0	LOB: 1	BB: 1	P: 11	R: 3	H: 3	E: 0	K: 1	S: 11	H: 3	LOB: 0	BB: 0	P: 20	R: 0	H: 1	E: 0	K: 2	S: 10	H: 1	LOB: 1	BB: 0	P: 14	1B: 4	SF: 0	2B: 0	SAC: 0	3B: 0	DP: 0	HR: 1	HBP: 0	WP: 0	PA: 34
--------------	------	------	------	------	-------	------	--------	-------	-------	------	------	------	------	------	------	--------	-------	-------	------	------	------	------	------	------	--------	-------	-------	------	------	------	------	-------	------	--------	-------	-------	------	------	------	------	-------	------	--------	-------	-------	------	------	------	------	-------	------	--------	-------	-------	------	------	------	------	-------	------	--------	-------	-------	------	------	------	------	-------	------	--------	-------	-------	-------	-------	-------	--------	-------	-------	-------	--------	-------	--------

PITCHER	IP	WLS	BF	H	R	ER	SO	BB	IBB	HBP	BLK	WP	HR	S	P	ERA	WHIP
Glendon Rusch, L ERA: 5.25 (1, 1)	7.0	W	24	1	0	0	7	2	0	0	0	0	0	72	107	0.00	0.429
Luis Vizcaino, R ERA: 27.0 (8, 1)	0.2		5	3	3	3	1	0	0	0	0	0	1	10	18	40.50	4.500
Valerio De Los Santos, L ERA: 4.5 (8, 1)	0.1	H	1	0	0	0	0	0	0	0	0	0	0	1	2	0.00	0.000
Mike DeJean, R ERA: 13.5 (9, 1)	1.0	S	4	1	0	0	2	0	0	0	0	0	0	10	14	0.00	1.000

Milwaukee Brewers @ Pittsburgh Pirates
PNC Park, Pittsburgh, PA
 Tue Apr 08 2003, 6:05 PM EDT
 Att. 36,003 - Overcast - 50 F

AB	32
R	3
H	5
RBI	3
BB	2
SO	10
LOB	9



Batter	1	2	3	4	5	6	7	8	9	AB R H RBI BB SO LOB	TOP																
Alex Sanchez, L (1, 8) OBP: 0.250, SLG: 0.294	0-3 K		1-2 F8		1-3 K		0-0 L7			4 0 0 0 0 2 2																	
Eric Young Sr., R (1, 4) OBP: 0.351, SLG: 0.600	1-1 B2-3		0-1 F8			0-1 G4-3		3-2 F8		4 0 0 0 0 0 0																	
Richie Sexson, R (1, 3) OBP: 0.343, SLG: 0.600	1-0 F9		0-1 G1-3			2-1 HR 1B		0-1 G5-3		4 1 1 0 0 0 0																	
Geoff Jenkins, L (1, 7) OBP: 0.250, SLG: 1.000		1-1 G4-3		1-2 G1-3		0-1 HR 1-H		2-3 K		4 1 1 2 0 1 0																	
Wes Helms, R (1, 5) OBP: 0.333, SLG: 0.407		1-0 G4-3 E 2B		1-1 G6-3		2-1 G5-3		0-1 G5-3		4 1 1 0 0 0 0																	
Scott Podsednik, L (1, 9) OBP: 0.333, SLG: 0.286		1-1 G4-3		2-3 K		2-3 K		1-3 K		4 0 0 0 0 3 1																	
Keith Osik, R (1, 2) OBP: 0.278, SLG: 0.200		4-2 E BB			2-1 P4		0-1 G4-3		1-1 F9	3 0 0 0 1 0 0	AB 32 R 3 H 5 RBI 2 BB 1 SO 7 LOB 7																
Royce Clayton, R (1, 6) OBP: 0.406, SLG: 0.630		1-2 SAFE E5		0-1 FC6-5 2B		2-0 SH3-4 1B				3 0 2 0 0 0 1																	
Todd Ritchie, R (1, 1)		2-3 K		0-0 FC6-5 2-3		1-1 SH3-4				2 0 0 0 0 1 3																	
John Foster, L (8, 1)										0 0 0 0 0 0 0																	
Luis Vizcaino, R (8, 1)										0 0 0 0 0 0 0																	
Mike DeJean, R (9, 1)										0 0 0 0 0 0 0																	
Inning Stats	R: 0 E: 0 K: 1 S: 6	H: 0 LOB: 0 BB: 0 P: 8	R: 1 E: 1 K: 1 S: 14	H: 1 LOB: 2 BB: 1 P: 24	R: 0 E: 0 K: 0 S: 8	H: 0 LOB: 0 BB: 0 P: 9	R: 0 E: 0 K: 1 S: 9	H: 0 LOB: 0 BB: 0 P: 13	R: 0 E: 0 K: 1 S: 8	H: 1 LOB: 1 BB: 0 P: 11	R: 2 E: 0 K: 1 S: 11	H: 2 LOB: 0 BB: 0 P: 17	R: 0 E: 0 K: 0 S: 7	H: 1 LOB: 1 BB: 0 P: 9	R: 0 E: 0 K: 1 S: 8	H: 0 LOB: 0 BB: 0 P: 13	R: 0 E: 0 K: 1 S: 7	H: 0 LOB: 0 BB: 0 P: 9	1B: 2 2B: 2 3B: 0 HR: 1	SF: 0 SAC: 1 DP: 0 HBP: 0	WP: 0 PB: 0 SB: 0 CS: 0	PA: 34					
PITCHER	IP	WLS	BF	H	R	ER	SO	BB	IBB	HBP	BLK	WP	HR	S	P	ERA	WHIP										
Josh Fogg, R (1, 1) ERA: 4.26	6.0	L	24	4	3	2	5	1	0	0	0	0	1	56	82	3.00	0.833										
Brian Boehringer, R (7, 1) ERA: 9.82	2.0		7	1	0	0	1	0	0	0	0	0	0	15	22	0.00	0.500										
Scott Sauerbeck, L (9, 1) ERA:	1.0		3	0	0	0	1	0	0	0	0	0	0	7	9	0.00	0.000										

Milwaukee Brewers @ Pittsburgh Pirates
PNC Park, Pittsburgh, PA
Wed Apr 09 2003, 7:05 PM EDT
Att. 23,332 - Cloudy - 47 F

livebaseballscorecards.com



BOTTOM

Milwaukee Brewers @ Pittsburgh Pirates
PNC Park, Pittsburgh, PA
Wed Apr 09 2003, 7:05 PM EDT
Att. 23,332 - Cloudy - 47 F

livebaseballscores.com

AB	32
R	2
H	6
RBI	2
BB	2
SO	9
LOB	12



WP:	0	PA:	34
PB:	0		
SB:	2		
CS:	0		

AB R H RBI BB SO LOB

4	0	1	2	0	0	2
3	0	0	0	1	0	2
3	0	0	0	1	0	0
4	0	1	0	0	1	3
4	0	0	0	0	0	1
4	1	1	0	0	3	0
4	1	1	0	0	2	0
3	0	1	0	0	1	2
1	0	0	0	0	1	0
1	0	1	0	0	0	0
0	0	0	0	0	0	0
0	0	0	0	0	0	0
1	0	0	0	0	1	2
0	0	0	0	0	0	0

1B:	5	SF:	0
2B:	0	SAC:	0
3B:	1	DP:	1
HR:	0	HBP:	0

Batter	1	2	3	4	5	6	7	8	9
Kenny Lofton, L (1, 8) OBP: 0.303, SLG: 0.438	0-2 G4-3			0-1 F7		1-2 G3-1		0-1 3B	
18 Jason Kendall, R (1, 2) OBP: 0.438, SLG: 0.679	2-2 F9			3-2 P2		1-2 F9		4-1 BB	
Brian Giles, L (1, 7) OBP: 0.417, SLG: 0.333	2-1 G5-3			1-0 G4-3			2-2 F8	4-1 BB	
Aramis Ramirez, R (1, 5) OBP: 0.278, SLG: 0.290			1-2 G4-3		2-3 K		0-1 G3-6-3 1B	0-1 P6	
Randall Simon, L (1, 3) OBP: 0.348, SLG: 0.545			1-0 P4		0-1 G1-3		1-0 G3-6-3	0-2 G2-3	
Reggie Sanders, R (1, 9) OBP: 0.370, SLG: 0.808			1-3 K		1-3 K		1-1 S 1B	0-3 K	
Pokey Reese, R (1, 4) OBP: 0.267, SLG: 0.357				2-3 K			1-0 S 1B	2-3 K	
2 Jack Wilson, R (1, 6) OBP: 0.192, SLG: 0.200				0-0 F9			0-1 G3-1 1B		
Josh Fogg, R (1, 1) OBP: 0.250, SLG: 0.250							1-1 G3-1 1B		
Matt Stairs, L (6, PH) OBP: 0.364, SLG: 0.300									
Brian Boehringer, S (7, 1) OBP: 0.417, SLG: 0.545									
Rob Mackowiak, L (8, PH) OBP: 0.417, SLG: 0.545									
Craig Wilson, R (8, PH)									
Scott Sauerbeck, R (9, 1)									

Inning Stats	R: 0	H: 0	E: 0	K: 0	S: 9	LOB: 0	BB: 0	P: 13	R: 0	H: 0	E: 0	K: 1	S: 8	LOB: 0	BB: 0	P: 11	R: 0	H: 0	E: 0	K: 2	S: 7	LOB: 0	BB: 0	P: 10	R: 0	H: 2	E: 0	K: 0	S: 13	LOB: 2	BB: 0	P: 17	R: 0	H: 1	E: 0	K: 0	S: 6	LOB: 0	BB: 0	P: 9	R: 2	H: 3	E: 0	K: 2	S: 16	LOB: 3	BB: 2	P: 31	R: 0	H: 0	E: 0	K: 2	S: 11	LOB: 0	BB: 0	P: 13	1B: 5	2B: 0	3B: 1	HR: 0	SF: 0	SAC: 0	DP: 1	HBP: 0	WP: 0	PA: 34
--------------	------	------	------	------	------	--------	-------	-------	------	------	------	------	------	--------	-------	-------	------	------	------	------	------	--------	-------	-------	------	------	------	------	-------	--------	-------	-------	------	------	------	------	------	--------	-------	------	------	------	------	------	-------	--------	-------	-------	------	------	------	------	-------	--------	-------	-------	-------	-------	-------	-------	-------	--------	-------	--------	-------	--------

PITCHER	IP	WLS	BF	H	R	ER	SO	BB	IBB	HBP	BLK	WP	HR	S	P	ERA	WHIP
Todd Ritchie, R (1, 1) ERA: 4.05	7.1	W	26	5	2	2	6	0	0	0	0	0	0	65	93	2.46	0.682
John Foster, L (8, 1) ERA:	0.1	H	2	1	0	0	1	0	0	0	0	0	0	6	9	0.00	3.000
Luis Vizcaino, R (8, 1) ERA: 24.0	0.1	H	3	0	0	0	0	2	0	0	0	0	0	4	12	0.00	6.000
Mike DeJean, R (9, 1) ERA: 9.82	1.0	S	3	0	0	0	2	0	0	0	0	0	0	11	13	0.00	0.000

PITCHER	IP	WLS	BF	H	R	ER	SO	BB	IBB	HBP	BLK	WP	HR	S	P	ERA	WHIP
---------	----	-----	----	---	---	----	----	----	-----	-----	-----	----	----	---	---	-----	------

Batter	1	2	3	4	5	6	7	8	9	AB R H RBI BB SO LOB	TOP	
Alex Sanchez, L (1, 8) OBP: 0.250, SLG: 0.289	2-2 G3 1B		3-2 G3			1-0 F7		1-1 E3 FC3-6 1B		4 1 1 0 0 0 0		
Eric Young Sr., R (1, 4) OBP: 0.341, SLG: 0.564	0-2 L5		0-0 G6-3			0-2 FC1-6 1B		0-0 F9		4 0 1 0 0 0 2		
Richie Sexson, R (1, 3) OBP: 0.359, SLG: 0.588	1-2 G3			0-0 P4		1-1 FC1-6 1B		1-1 FC3-6 1B		4 0 2 0 0 0 1		
Geoff Jenkins, L (1, 7) OBP: 0.250, SLG: 0.625	0-0 1B			2-1 G4-3		0-0 FC1-6 BB		0-1 FC3-6		4 0 1 1 0 0 4		
John Vander Wal, L (1, 9) OBP: 0.286, SLG: 0.333 Wes Helms, R (8, PH) OBP: 0.333, SLG: 0.407 Scott Podsednik, L (8, PH) OBP: 0.313, SLG: 0.267	1-3 K			0-1 F8		4-2 BB		3-2 P6		2 0 0 0 1 1 1 0 0 0 0 0 0 0 1 0 0 0 0 0 2		
Keith Ginter, R (1, 5) OBP: 0.333, SLG: 0.231		2-3 K			2-1 F7		2-3 K		3-2 G6-3	4 0 0 0 0 2 3		
Eddie Pérez, R (1, 2) OBP: 0.368, SLG: 0.684		1-3 K			1-0 G1-3		2-1 G4-6-3 1B		1-2 G1-3	4 0 1 0 0 1 0		
Royce Clayton, R (1, 6) OBP: 0.389, SLG: 0.581		1-3 K			0-0 1B		1-1 G4-6-3 1-2f		0-1 G1-6-3	4 0 1 0 0 1 1		
15 Ben Sheets, R (1, 1)			3-3 K		0-3 K		2-2 G1-3			3 0 0 0 0 2 1		
Inning Stats	R: 1 H: 2 E: 0 LOB: 1 K: 1 BB: 0 S: 16 P: 20	R: 0 H: 0 E: 0 LOB: 0 K: 3 BB: 0 S: 10 P: 14	R: 0 H: 0 E: 0 LOB: 0 K: 1 BB: 0 S: 13 P: 19	R: 0 H: 0 E: 0 LOB: 0 K: 0 BB: 0 S: 5 P: 7	R: 0 H: 1 E: 0 LOB: 1 K: 1 BB: 0 S: 7 P: 10	R: 0 H: 2 E: 0 LOB: 3 K: 1 BB: 1 S: 15 P: 23	R: 0 H: 1 E: 0 LOB: 0 K: 0 BB: 0 S: 7 P: 12	R: 0 H: 1 E: 1 LOB: 2 K: 0 BB: 0 S: 10 P: 15	R: 0 H: 0 E: 0 LOB: 0 K: 0 BB: 0 S: 10 P: 14	1B: 7 SF: 0 2B: 0 SAC: 0 3B: 0 DP: 1 HR: 0 HBP: 0	WP: 0 PA: 35 PB: 0 SB: 0 CS: 0	
PITCHER	IP WLS BF H R ER SO BB IBB HBP BLK WP HR S P ERA WHIP											
Jeff Suppan, R (1, 1) ERA: 1.35	7.1 W 30 7 1 1 7 1 0 0 0 0 0 0 78 112 1.23 1.091											
Scott Sauerbeck, L (8, 1) ERA:	0.1 H 1 0 0 0 0 0 0 0 0 0 0 0 2 2 0.00 0.000											
Brian Boehringer, R (8, 1) ERA: 9.0	0.1 H 1 0 0 0 0 0 0 0 0 0 0 0 3 6 0.00 0.000											
Mike Williams, R (9, 1) ERA:	1.0 S 3 0 0 0 0 0 0 0 0 0 0 0 10 14 0.00 0.000											

Milwaukee Brewers @ Pittsburgh Pirates
PNC Park, Pittsburgh, PA
Thu Apr 10 2003, 12:35 PM EDT
Att. 10,384 - Overcast - 50 F

livebaseballscorecards.com

AB	34
R	1
H	7
RBI	1
BB	1
SO	7
LOB	15



Batter	1	2	3	4	5	6	7	8	9	AB	R	H	RBI	BB	SO	LOB
Kenny Lofton, L OBP: 0.297, SLG: 0.417 (1, 8)	0-0 FC6-4 18 BB HR 1B	1-1 P6			1-0 G4-3		3-2 F7			4	1	1	0	0	0	1
18 Jason Kendall, R OBP: 0.417, SLG: 0.613 (1, 2)	4-1 FC6-4 1-2 BB		1-2 F9		1-1 F8			1-2 G4-3		3	0	0	0	1	0	0
Brian Giles, L OBP: 0.400, SLG: 0.323 (1, 7)	2-2 FC6-4 1-2f 2-3 HR		3-2 G4-3		1-2 1B			0-0 F7		4	1	1	0	0	0	2
Matt Stairs, L OBP: 0.286, SLG: 0.231 Aramis Ramirez, R OBP: 0.270, SLG: 0.281 (1, 9) (7, 5)	1-2 P6		1-1 F9		2-2 P1			2-2 G6-3		3	0	0	0	0	0	2
Randall Simon, L OBP: 0.385, SLG: 0.720 Kevin Young, R OBP: 0.308, SLG: 0.615 (1, 3) (7, 3)	1-2 1-H 3-H HR			2-1 1B FC5-2 2B		1-1 L3				3	1	2	3	0	0	0
Rob Mackowiak, L OBP: 0.467, SLG: 0.571 (1, 5) (7, 9)	0-3 K			2-2 2 F8 FC5-2 1B		0-1 1B				3	0	2	0	0	1	0
Abraham Nunez, S OBP: 0.300, SLG: 0.300 (1, 4)		1-0 SH3-4 1B		0-0 FC5-2		1-0 F7				3	0	1	0	0	0	3
2 Jack Wilson, R OBP: 0.172, SLG: 0.179 (1, 6)		1-2 SAFE P6		1-2 F8			0-1 G6-3			3	0	0	0	0	0	3
Jeff Suppan, R OBP: 0.200, SLG: 0.200 Scott Sauerbeck, R Brian Boehringer, S Mike Williams, R (1, 1) (8, 1) (8, 1) (9, 1)		0-0 SH3-4		1-0 F9			3-2 G6-3			2	0	0	0	0	0	2

Inning Stats	R: 3	H: 2	E: 0	K: 1	S: 14	R: 0	H: 1	E: 0	K: 0	S: 8	R: 0	H: 0	E: 0	K: 0	S: 9	R: 0	H: 1	E: 0	K: 0	S: 6	R: 0	H: 1	E: 0	K: 0	S: 9	R: 0	H: 0	E: 0	K: 0	S: 7	R: 0	H: 0	E: 0	K: 0	S: 12
	LOB: 0	BB: 1	P: 22			LOB: 1	BB: 0	P: 11			LOB: 2	BB: 0	P: 16			LOB: 1	BB: 0	P: 9			LOB: 0	BB: 0	P: 18			LOB: 0	BB: 0	P: 10			LOB: 0	BB: 0	P: 10		

PITCHER	IP	WLS	BF	H	R	ER	SO	BB	IBB	HBP	BLK	WP	HR	S	P	ERA	WHIP
15 Ben Sheets, R ERA: 4.5 (1, 1)	8.0	L	31	7	3	3	1	1	0	0	0	0	1	75	113	3.38	1.000

BOTTOM

Milwaukee Brewers @ Pittsburgh Pirates
PNC Park, Pittsburgh, PA
 Thu Apr 10 2003, 12:35 PM EDT
 Att: 10,384 - Overcast - 50 F

AB	29
R	3
H	7
RBI	3
BB	1
SO	1
LOB	13



WP	PA	ERA	WHIP
31			

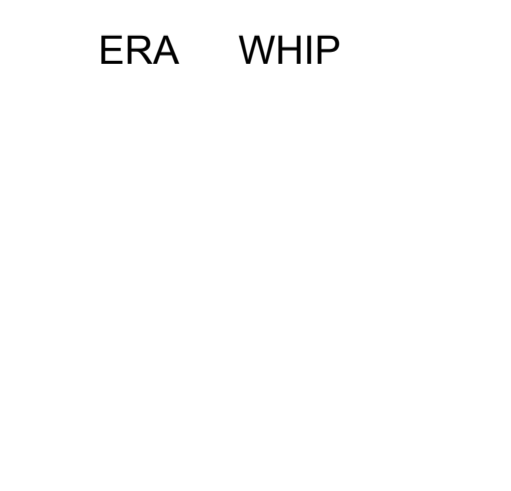
Batter	1	2	3	4	5	6	7	8	9	AB	R	H	RBI	BB	SO	LOB	TOP										
Alex Sanchez, L (1, 8) OBP: 0.295, SLG: 0.341 Scott Podsednik, L (7, PH) OBP: 0.294, SLG: 0.250 (7, 8)	1-0 PB 1B 2B	3-1 G3			1-1 1B 1B		1-1 F8			3	2	2	1	1	0	0											
Eric Young Sr., R (1, 4) OBP: 0.333, SLG: 0.524 Enrique Cruz, R (8, PH) (8, 4)	1-0 P6 2-3	0-1 G6-3			1-1 1B BB			1-1 G5-3		3	1	0	0	1	0	4											
Richie Sexson, R (1, 3) OBP: 0.364, SLG: 0.553	3-1 1B 2B HBP		1-0 L5		2-0 2B 1B	1-3 K		1-0 G4-3		4	2	1	1	0	1	0											
Geoff Jenkins, L (1, 7) OBP: 0.538, SLG: 0.846	0-2 BB 2B 1B		1-1 L5-3 1B		0-0 1B 2B	0-0 2B 1B		2-0 1B 1B		5	3	5	3	0	0	0											
Jeffrey Hammonds, R (1, 9) OBP: 0.267, SLG: 0.393	4-0 2B 1B BB		1-1 L5-3		0-0 F8	2-0 1B 2B		1-1 1B 1B		4	1	2	1	1	0	2											
Wes Helms, R (1, 5) OBP: 0.266, SLG: 0.344	2-3 K				1-0 P6	2-3 K		1-3 K		5	0	0	0	0	3	7											
Eddie Pérez, R (1, 2) OBP: 0.375, SLG: 0.667	0-1 1B 2B				0-3 K	0-1 1B 1B BB 1B		2-1 G3		5	2	2	3	0	1	1											
Royce Clayton, R (1, 6) OBP: 0.415, SLG: 0.583	1-0 2B 1B				3-2 E7 1B	3-1 BB 1B 1B		2-2 G4-3		5	0	3	2	0	0	0											
Wayne Franklin, L (1, 1) OBP: 0.167, SLG: 0.167 Shane Nance, L (7, 1) John Vander Wal, L (9, PH) OBP: 0.276, SLG: 0.320 Curt Leskanic, R (9, 1)		0-1 G3			0-3 K	2-0 BB 1B		1-1 G4-3		4	0	1	0	0	1	1											
Inning Stats	R: 5 E: 0 K: 1 S: 13	H: 4 LOB: 1 BB: 1 P: 25	R: 0 E: 0 K: 0 S: 6	H: 0 LOB: 0 BB: 0 P: 9	R: 0 E: 0 K: 0 S: 5	H: 1 LOB: 0 BB: 0 P: 8	R: 0 E: 1 K: 2 S: 10	H: 1 LOB: 1 BB: 0 P: 14	R: 5 E: 0 K: 1 S: 18	H: 6 LOB: 3 BB: 2 P: 39	R: 1 E: 0 K: 2 S: 11	H: 2 LOB: 1 BB: 0 P: 17	R: 0 E: 0 K: 0 S: 7	H: 0 LOB: 0 BB: 0 P: 11	R: 0 E: 0 K: 0 S: 9	H: 2 LOB: 2 BB: 0 P: 17	R: 0 E: 0 K: 1 S: 5	H: 0 LOB: 0 BB: 0 P: 7	1B: 12 2B: 5 3B: 0 HR: 0	SF: 0 SAC: 0 DP: 1 HBP: 1	WP: 0 PB: 1 SB: 1 CS: 0	PA: 45					
PITCHER	IP	WLS	BF	H	R	ER	SO	BB	IBB	HBP	BLK	WP	HR	S	P	ERA	WHIP										
Randy Johnson, L (1, 1) ERA: 8.31	4.2	L	25	10	10	10	4	2	0	1	0	0	0	47	80	19.29	2.571										
Oscar Villarreal, R (5, 1) ERA: 3.12	1.1		9	4	1	1	2	1	0	0	0	0	0	16	32	6.75	3.750										
Mike Myers, L (7, 1) ERA:	2.0		8	2	0	0	0	0	0	0	0	0	0	16	28	0.00	1.000										
Matt Mantei, R (9, 1) ERA: 2.25	1.0		3	0	0	0	1	0	0	0	0	0	0	5	7	0.00	0.000										

Milwaukee Brewers @ Arizona Diamondbacks
Bank One Ballpark, Phoenix, AZ
Fri Apr 11 2003, 10:05 PM EDT
Att. 31,958 - Cloudy - 86 F

AB	41
R	11
H	16
RBI	11
BB	3
SO	7
LOB	15

4	0	1	0	0	1	1
0	0	0	0	0	0	0
1	0	0	0	0	1	0
0	0	0	0	0	0	0

WP: 0	PA: 45
-------	--------



Batter	1	2	3	4	5	6	7	8	9	AB R H RBI BB SO LOB
Tony Womack, L OBP: 0.147, SLG: 0.242 (1, 6)	0-2 P6		1-2 G3-1		0-0 G6-4-3		3-1 G4-3 1-H 2-H 3B		2-2 FC6-4	5 1 1 2 0 0 2
Steve Finley, L OBP: 0.216, SLG: 0.257 (1, 8)	0-3 K			2-1 G5-4-3 1B	1-2 F8		0-1 G4-3		0-1 G6-3	5 0 1 1 0 1 1
Junior Spivey, R OBP: 0.250, SLG: 0.188 (1, 4)	4-0 BB			0-2 G5-4-3 1-2f		2-1 G6-3	1-3 K			3 0 0 0 1 1 1
Luis Gonzalez, L OBP: 0.425, SLG: 0.694 (1, 7)	2-3 K			0-0 1B 2B		0-2 G1-3		2-1 F7		4 1 1 0 0 1 1
Matt Williams, R OBP: 0.379, SLG: 0.480 (1, 5)		0-0 L7		3-2 E 2B 1B		3-1 F9		1-1 G3		3 1 1 1 0 0 0
Mike Myers, L (7, 1)										0 0 0 0 0 0 0
Quinton McCracken, S (8, PH)										1 0 0 0 0 0 0
Matt Mantei, R (9, 1)										0 0 0 0 0 0 0
Danny Bautista, R OBP: 0.179, SLG: 0.115 (1, 9)		2-2 F8		0-0 E5 2B 1-2			4-1 1B 1B SF8 BB	1-1 G6-3		3 1 0 0 1 0 1
Lyle Overbay, L OBP: 0.269, SLG: 0.440 (1, 3)										2 0 1 1 0 1 0
Oscar Villarreal, L (5, 1)										0 0 0 0 0 0 0
Robby Hammock, R OBP: 0.500, SLG: 0.500 (7, 5)		2-3 K		3-2 2B 1-3 2-H			0-0 1B 1-2 3B 1B		0-3 K	2 1 1 0 0 1 0
Chad Moeller, R OBP: 0.370, SLG: 0.615 (1, 2)										4 2 2 1 0 1 2
Randy Johnson, R OBP: 0.333, SLG: 0.333 (1, 1)				3-2 F8			2-0 3B 1-2 2-3 1B	1-0 HR		4 2 2 1 0 1 2
Carlos Baerga, S OBP: 0.500, SLG: 0.667 (5, 3)							1-2 SF8	0-0 FC6-4 1B		1 0 0 0 0 1 0
										2 0 2 1 0 0 0

Inning Stats	R: 0	H: 0	E: 0	K: 2	S: 10	LOB: 1	BB: 1	P: 16	R: 0	H: 0	E: 0	K: 1	S: 11	LOB: 0	BB: 0	P: 15	R: 0	H: 0	E: 0	K: 1	S: 10	LOB: 0	BB: 0	P: 15	R: 2	H: 4	E: 1	K: 1	S: 16	LOB: 2	BB: 0	P: 26	R: 0	H: 1	E: 0	K: 0	S: 7	LOB: 0	BB: 0	P: 8	R: 0	H: 0	E: 0	K: 0	S: 7	LOB: 0	BB: 0	P: 12	R: 4	H: 3	E: 0	K: 1	S: 13	LOB: 0	BB: 1	P: 24	R: 0	H: 0	E: 0	K: 0	S: 6	LOB: 0	BB: 0	P: 10	R: 1	H: 2	E: 0	K: 1	S: 10	LOB: 1	BB: 0	P: 13	1B: 6	SF: 1	2B: 2	SAC: 0	3B: 1	DP: 2	HR: 1	HBP: 0	WP: 0	PA: 38
--------------	------	------	------	------	-------	--------	-------	-------	------	------	------	------	-------	--------	-------	-------	------	------	------	------	-------	--------	-------	-------	------	------	------	------	-------	--------	-------	-------	------	------	------	------	------	--------	-------	------	------	------	------	------	------	--------	-------	-------	------	------	------	------	-------	--------	-------	-------	------	------	------	------	------	--------	-------	-------	------	------	------	------	-------	--------	-------	-------	-------	-------	-------	--------	-------	-------	-------	--------	-------	--------

PITCHER	IP	WLS	BF	H	R	ER	SO	BB	IBB	HBP	BLK	WP	HR	S	P	ERA	WHIP
Wayne Franklin, L ERA: 5.54 (1, 1)	6.0	W	26	7	5	4	5	2	0	0	0	0	0	64	101	6.00	1.500
Shane Nance, L ERA: 4.15 (7, 1)	2.0		7	1	1	1	1	0	0	0	0	0	0	16	25	4.50	0.500
Curt Leskanic, R ERA: 4.5 (9, 1)	1.0		5	2	1	1	1	0	0	0	0	0	1	10	13	9.00	2.000

BOTTOM

Milwaukee Brewers @ Arizona Diamondbacks
Bank One Ballpark, Phoenix, AZ
 Fri Apr 11 2003, 10:05 PM EDT
 Att: 31,958 - Cloudy - 86 F

AB	35
R	7
H	10
RBI	7
BB	2
SO	7
LOB	8



PITCHER	IP	WLS	BF	H	R	ER	SO	BB	IBB	HBP	BLK	WP	HR	S	P	ERA	WHIP
---------	----	-----	----	---	---	----	----	----	-----	-----	-----	----	----	---	---	-----	------

Batter	1	2	3	4	5	6	7	8	9	AB R H RBI BB SO LOB	TOP															
Alex Sanchez, L OBP: 0.313, SLG: 0.326 (1, 8)	4-2 G3 S BB		1-2 E HBP		2-3 K		1-0 SH SH		2-2 G4-3	2 1 0 0 1 1 0	<p>Milwaukee Brewers @ Arizona Diamondbacks</p> <p>Bank One Ballpark, Phoenix, AZ</p> <p>Sat Apr 12 2003, 10:05 PM EDT</p> <p>Att. 36,835 - Cloudy - 85 F</p>															
Eric Young Sr., R OBP: 0.347, SLG: 0.533 (1, 4)	2-1 G3		0-2 E9 WP 2B		4-2 1B 1B BB		1-0 SH		2-2 P3	3 2 1 1 1 0 1																
Richie Sexson, R OBP: 0.367, SLG: 0.535 (1, 3)	0-3 K		1-3 K		1-0 1B 1-3 1B		1-3 K		1-1 1B	5 0 2 0 0 3 5																
Geoff Jenkins, L OBP: 0.444, SLG: 0.667 (1, 7)	2-2 F7		1-3 K		2-0 G6-4-3 1B 1-2 3-H 1B		1-3 K		0-3 K	5 0 1 1 0 3 5																
Jeffrey Hammonds, R OBP: 0.235, SLG: 0.344 (1, 9)		2-3 K	1-0 G5-3		0-2 G6-4-3 1-2f		2-3 K			4 0 0 0 0 2 5																
Wes Helms, R OBP: 0.256, SLG: 0.306 (1, 5)		0-3 K		1-3 K		3-2 L4		3-2 L4		4 0 0 0 0 2 0																
Eddie Pérez, R OBP: 0.357, SLG: 0.593 (1, 2)		4-2 2B BB		0-1 F8		0-1 G5-3		1-2 G5-3		3 0 0 0 1 0 0																
Royce Clayton, R OBP: 0.444, SLG: 0.615 (1, 6)		0-0 1-3 2B		4-2 BB		0-3 K		0-1 1B		3 0 2 0 1 1 0																
Matt Kinney, R John Foster, L Enrique Cruz, R Valerio De Los Santos, L Mike DeJean, R (1, 1) (6, 1) (7, PH) (7, 1) (8, 1)		0-3 K		0-3 K		4-0 SH SH BB		0-3 K		2 0 0 0 0 2 3 0 0 0 0 0 0 0 0 0 0 0 1 0 0 1 0 0 0 0 1 1 0 0 0 0 0 0 0																
Inning Stats	R: 0 E: 0 K: 1 S: 10	H: 0 LOB: 1 BB: 1 P: 18	R: 0 E: 0 K: 3 S: 13	H: 1 LOB: 2 BB: 1 P: 19	R: 2 E: 1 K: 2 S: 12	H: 1 LOB: 0 BB: 0 P: 16	R: 0 E: 0 K: 2 S: 12	H: 0 LOB: 1 BB: 1 P: 17	R: 1 E: 0 K: 1 S: 12	H: 2 LOB: 1 BB: 1 P: 21		R: 0 E: 0 K: 1 S: 8	H: 0 LOB: 0 BB: 0 P: 11	R: 0 E: 1 K: 3 S: 11	H: 0 LOB: 3 BB: 1 P: 21	R: 0 E: 0 K: 1 S: 12	H: 1 LOB: 1 BB: 0 P: 16	R: 0 E: 0 K: 1 S: 14	H: 1 LOB: 1 BB: 0 P: 19	1B: 4 2B: 2 3B: 0 HR: 0	SF: 0 SAC: 2 DP: 1 HBP: 1	WP: 1 PB: 0 SB: 1 CS: 0	PA: 40			
PITCHER	IP WLS BF H R ER SO BB IBB HBP BLK WP HR S P ERA WHIP	IP WLS BF H R ER SO BB IBB HBP BLK WP HR S P ERA WHIP	IP WLS BF H R ER SO BB IBB HBP BLK WP HR S P ERA WHIP	IP WLS BF H R ER SO BB IBB HBP BLK WP HR S P ERA WHIP	IP WLS BF H R ER SO BB IBB HBP BLK WP HR S P ERA WHIP	IP WLS BF H R ER SO BB IBB HBP BLK WP HR S P ERA WHIP	IP WLS BF H R ER SO BB IBB HBP BLK WP HR S P ERA WHIP	IP WLS BF H R ER SO BB IBB HBP BLK WP HR S P ERA WHIP	IP WLS BF H R ER SO BB IBB HBP BLK WP HR S P ERA WHIP	IP WLS BF H R ER SO BB IBB HBP BLK WP HR S P ERA WHIP	IP WLS BF H R ER SO BB IBB HBP BLK WP HR S P ERA WHIP	IP WLS BF H R ER SO BB IBB HBP BLK WP HR S P ERA WHIP	IP WLS BF H R ER SO BB IBB HBP BLK WP HR S P ERA WHIP	IP WLS BF H R ER SO BB IBB HBP BLK WP HR S P ERA WHIP	IP WLS BF H R ER SO BB IBB HBP BLK WP HR S P ERA WHIP	IP WLS BF H R ER SO BB IBB HBP BLK WP HR S P ERA WHIP	IP WLS BF H R ER SO BB IBB HBP BLK WP HR S P ERA WHIP	IP WLS BF H R ER SO BB IBB HBP BLK WP HR S P ERA WHIP	IP WLS BF H R ER SO BB IBB HBP BLK WP HR S P ERA WHIP	IP WLS BF H R ER SO BB IBB HBP BLK WP HR S P ERA WHIP	IP WLS BF H R ER SO BB IBB HBP BLK WP HR S P ERA WHIP	IP WLS BF H R ER SO BB IBB HBP BLK WP HR S P ERA WHIP	IP WLS BF H R ER SO BB IBB HBP BLK WP HR S P ERA WHIP	IP WLS BF H R ER SO BB IBB HBP BLK WP HR S P ERA WHIP	IP WLS BF H R ER SO BB IBB HBP BLK WP HR S P ERA WHIP	IP WLS BF H R ER SO BB IBB HBP BLK WP HR S P ERA WHIP

AB	32
R	3
H	6
RBI	2
BB	5
SO	15
LOB	20



Batter	1	2	3	4	5	6	7	8	9	AB R H RBI BB SO LOB	BOTTOM	
Tony Womack, L OBP: 0.179, SLG: 0.263 (1, 6)	2-3 K		2-2 2B 1B		0-2 G1-3		2-1 SH1-3 1B		0-3 K	5 1 2 0 0 2 0	Milwaukee Brewers @ Arizona Diamondbacks Bank One Ballpark, Phoenix, AZ Sat Apr 12 2003, 10:05 PM EDT Att: 36,835 - Cloudy - 85 F	
Carlos Baerga, S OBP: 0.444, SLG: 0.625 (1, 4)	2-3 K		1-0 F8 1-H 2B		1-0 G3		0-0 SH1-3 1-2		0-0 G4-3	4 0 1 1 0 1 0		
David Dellucci, L OBP: 0.400, SLG: 0.417 (1, 9) (8, 7)	3-2 2B		0-0 G6-3		4-0 BB		2-3 K		4-1 BB	3 0 1 0 2 1 2		
Luis Gonzalez, L OBP: 0.409, SLG: 0.641 (1, 7) Quinton McCracken, S OBP: 0.150, SLG: 0.059 (8, 9)	4-2 BB		0-0 F8 2-3		1-1 G1-3		0-3 K		0-2 F9	3 0 0 0 1 1 3 1 0 0 0 0 0 1		
Matt Williams, R OBP: 0.333, SLG: 0.414 (1, 5)	1-3 K		1-1 F9		2-3 K		2-1 F9		0-0 G4-3	4 0 0 0 0 2 3 3 1 0 0 1 1 0		
Steve Finley, L OBP: 0.220, SLG: 0.237 (1, 8)		1-1 F8		4-1 G3 S SF7 BB		2-3 K		0-0 G4-3				
Lyle Overbay, L OBP: 0.333, SLG: 0.500 (1, 3)		0-0 G6-3 2B		2-2 SAFE G3 1-3		4-0 1B BB		1-0 BB 1B		3 0 2 0 1 0 1		
Chad Moeller, R OBP: 0.387, SLG: 0.607 (1, 2)		0-0 G6-3		1-1 SF7 3-H		0-0 1B		4-1 BB		2 0 1 1 1 0 1		
Curt Schilling, R Mark Grace, L Junior Spivey, R Stephen Lombardi, L Oscar Villarreal, L Mike Myers, L Mike Koplove, R Danny Bautista, R Matt Matthei, R		0-3 K		0-1 G6-3		3-2 F8		0-0 G4-3		2 0 0 0 0 0 1 1 0 0 0 0 0 0 0 0 1 0 0 0 0 0 0 2 0 1 0 0 0 0 0 0 2 0 0 0 0 0 0 0 0		
Inning Stats	R: 0 H: 1 E: 0 LOB: 2 K: 3 BB: 1 S: 16 P: 28	R: 0 H: 1 E: 0 LOB: 1 K: 1 BB: 0 S: 7 P: 8	R: 1 H: 2 E: 0 LOB: 1 K: 0 BB: 0 S: 8 P: 12	R: 1 H: 0 E: 0 LOB: 0 K: 0 BB: 1 S: 8 P: 15	R: 0 H: 0 E: 0 LOB: 1 K: 0 BB: 1 S: 6 P: 12	R: 0 H: 1 E: 0 LOB: 2 K: 2 BB: 1 S: 13 P: 24	R: 0 H: 1 E: 0 LOB: 1 K: 2 BB: 0 S: 9 P: 13	R: 0 H: 1 E: 0 LOB: 2 K: 0 BB: 1 S: 6 P: 13	R: 0 H: 0 E: 0 LOB: 1 K: 1 BB: 1 S: 8 P: 12	1B: 4 SF: 1 2B: 3 SAC: 1 3B: 0 DP: 0 HR: 0 HBP: 0	WP: 0 PA: 40 PB: 0 SB: 1 CS: 0	
PITCHER	IP WLS BF H R ER SO BB IBB HBP BLK WP HR S P ERA WHIP	IP WLS BF H R ER SO BB IBB HBP BLK WP HR S P ERA WHIP										
Matt Kinney, R ERA: 4.91 (1, 1)	5.2 W 26 H 5 R 2 ER 6 SO 4 IBB 0 HBP 0 BLK 0 WP 0 HR 0 S 55 P 93 ERA 3.18 WHIP 1.588											
John Foster, L ERA (6, 1)	0.1 H 1 0 0 0 0 0 0 0 0 0 0 0 0 3 6 0.00 0.000											
Valerio De Los Santos, L ERA: 2.45 (7, 1)	1.2 H 8 2 0 0 2 1 0 0 0 0 0 0 14 25 0.00 1.800											
Mike DeJean, R ERA: 7.2 (8, 1)	1.1 S 5 0 0 0 0 1 1 0 0 0 0 0 0 9 13 0.00 0.750											

livebaseballscorecards.com

AB	32
R	2
H	7
RBI	2
BB	6
SO	9
LOB	16



Batter	1	2	3	4	5	6	7	8	9	AB R H RBI BB SO LOB	TOP									
Alex Sanchez, L (1, 8) OBP: 0.340, SLG: 0.417	0-1 G6-3		0-0 G4-3 3B		2-2 CS 2B		3-2 F8		1-1 E9 1B	5 1 3 0 0 0 1	Milwaukee Brewers @ Arizona Diamondbacks Bank One Ballpark, Phoenix, AZ Sun Apr 13 2003, 4:35 PM EDT Att: 34,416 - Dome - 72 F									
Eric Young Sr., R (1, 4) OBP: 0.370, SLG: 0.531	4-1 S BB		0-0 G4-3		1-3 K		0-1 1B		0-0 1B	4 0 2 2 1 1 1										
Richie Sexson, R (1, 3) OBP: 0.389, SLG: 0.532	2-2 HBP		1-2 G6-3		3-2 FC4-6 1B		0-0 1B		2-3 3-H K	4 0 2 0 0 1 2										
Geoff Jenkins, L (1, 7) OBP: 0.391, SLG: 0.545	1-1 F8		4-1 FC5-4 BB		1-0 FC4-6		1-2 P4		0-0 G4-3	4 0 0 0 1 0 8										
Jeffrey Hammonds, R (1, 9) OBP: 0.211, SLG: 0.306	1-3 K		0-0 FC5-4		3-2 G5-3		1-3 K			4 0 0 0 0 2 3										
Wes Helms, R (1, 5) OBP: 0.238, SLG: 0.282		1-1 G6-3		1-3 K		0-0 G5-3		0-0 P5		3 0 0 0 0 1 0										
Shane Nance, L (6, 1)										0 0 0 0 0 0 0										
Luis Vizcaino, R (7, 1)										0 0 0 0 0 0 0										
Scott Podsednik, L (8, PH) OBP: 0.278, SLG: 0.235										1 0 0 0 0 0 0										
Matt Ford, S (8, 1)										0 0 0 0 0 0 0										
Keith Osik, R (1, 2) OBP: 0.273, SLG: 0.211		2-1 1B		0-0 G6-3		1-3 K		1-1 F9		4 0 1 0 0 1 0										
Royce Clayton, R (1, 6) OBP: 0.458, SLG: 0.683		1-0 F8		2-2 HR		4-1 1B 1B BB			0-3 K	2 1 1 1 1 0 1										
Enrique Cruz, R (9, PH)										1 0 0 0 0 1 0										
Glendon Rusch, L (1, 1)		0-1 L3		1-1 G6-3		1-3 K			0-2 E 1B	2 0 0 0 0 0 1										
Keith Ginter, R (6, 5) OBP: 0.353, SLG: 0.267										2 1 1 0 0 1 1										
Inning Stats	R: 0 E: 0 K: 1 S: 12	H: 0 LOB: 2 BB: 1 P: 20	R: 0 E: 0 K: 0 S: 7	H: 1 LOB: 1 BB: 0 P: 11	R: 1 E: 0 K: 0 S: 7	H: 1 LOB: 0 BB: 0 P: 13	R: 0 E: 0 K: 1 S: 15	H: 2 LOB: 1 BB: 0 P: 22	R: 0 E: 0 K: 1 S: 7	H: 0 LOB: 0 BB: 0 P: 11	R: 0 E: 0 K: 1 S: 15	H: 2 LOB: 3 BB: 1 P: 24	R: 0 E: 0 K: 1 S: 6	H: 0 LOB: 0 BB: 0 P: 8	R: 1 E: 1 K: 2 S: 13	H: 3 LOB: 2 BB: 0 P: 14	1B: 7 2B: 1 3B: 1 HR: 1	SF: 0 SAC: 0 DP: 0 HBP: 1	WP: 0 PB: 0 SB: 1 CS: 1	PA: 40
PITCHER	IP WLS BF H R ER SO BB IBB HBP BLK WP HR S P ERA WHIP																			
Elmer Dessens, R (1, 1) ERA: 4.58	6.2 W 30 7 2 2 5 3 0 1 0 0 1 68 108 2.70 1.500																			
Mike Myers, L (7, 1) ERA:	0.1 1 0 0 0 0 0 0 0 0 0 0 4 5 0.00 0.000																			
Miguel Batista, R (8, 1) ERA: 5.79	2.0 9 3 1 1 3 0 0 0 0 0 0 19 22 4.50 1.500																			

AB	36
R	3
H	10
RBI	3
BB	3
SO	8
LOB	18



Batter	1	2	3	4	5	6	7	8	9	AB	R	H	RBI	BB	SO	LOB	TOP										
Orlando Palmeiro, L OBP: 0.500, SLG: 0.621 (1, 9)	G4-3	SF7		HR	E	FC6		1B		5	2	3	4	0	0	3	St. Louis Cardinals @ Milwaukee Brewers Miller Park, Milwaukee, WI Mon Apr 14 2003, 7:05 PM CDT Att. 10,684 - Sunny - 80 F										
Miguel Cairo, R OBP: 0.240, SLG: 0.391 (1, 4)	P4	G6-3		BB	E4		1B	P3		5	0	1	0	1	0	3											
15 Jim Edmonds, L OBP: 0.538, SLG: 0.939 (1, 8)	1B			1B					G6-3	6	0	2	0	0	3	2											
5 Albert Pujols, R OBP: 0.442, SLG: 0.535 Kerry Robinson, L OBP: 0.333, SLG: 0.300 (7, PR) Steve Kline, S (9, 1)	1B			BB				HBP	G6-3	3	0	2	0	1	0	0											
27 Scott Rolen, R OBP: 0.492, SLG: 0.636 (1, 5)	BB			HR	FC6-4			FC5	P3	1	0	0	0	0	0	0											
Tino Martinez, L OBP: 0.333, SLG: 0.404 Russ Springer, R (7, 1) Eli Marrero, R OBP: 0.182, SLG: 0.100 (9, 7)	G4-3			1B				1B		0	0	0	0	0	0	0											
Edgar Renteria, R OBP: 0.426, SLG: 0.593 (1, 6)										5	1	1	1	1	1	6											
Mike Matheny, R OBP: 0.420, SLG: 0.521 (1, 2)										4	2	2	0	0	0	5											
Brett Tomko, R OBP: 0.500, SLG: 0.400 Kevin Ohme, L (6, 1) Jeff Fassero, L (7, 1) Eduardo Perez, R OBP: 0.375, SLG: 0.357 (7, 3)										0	0	0	0	0	0	0											
										0	0	0	0	0	0	0											
										1	0	1	0	1	0	0											
										0	0	0	0	0	0	0											
										0	0	0	0	0	0	0											
										1	0	1	0	0	0	0											
Inning Stats	R: 0 E: 0 K: 0 S: 13	H: 2 LOB: 3 BB: 1 P: 24	R: 1 E: 0 K: 0 S: 11	H: 2 LOB: 1 BB: 0 P: 15	R: 1 E: 0 K: 1 S: 11	H: 2 LOB: 1 BB: 0 P: 21	R: 1 E: 0 K: 0 S: 13	H: 3 LOB: 3 BB: 2 P: 25	R: 3 E: 1 K: 1 S: 12	H: 2 LOB: 1 BB: 0 P: 24	R: 1 E: 0 K: 1 S: 19	H: 3 LOB: 3 BB: 2 P: 33	R: 0 E: 1 K: 1 S: 11	H: 1 LOB: 2 BB: 0 P: 19	R: 0 E: 0 K: 0 S: 14	H: 2 LOB: 2 BB: 0 P: 23	R: 0 E: 0 K: 0 S: 11	H: 0 LOB: 0 BB: 0 P: 14	1B: 14 2B: 1 3B: 0 HR: 2	SF: 1 SAC: 2 DP: 0 HBP: 2	WP: 1 PB: 0 SB: 1 CS: 1	PA: 50					
PITCHER	IP	WLS	BF	H	R	ER	SO	BB	IBB	HBP	BLK	WP	HR	S	P	ERA	WHIP										
Todd Ritchie, R ERA: 5.5 (1, 1)	4.2	L	28	11	6	5	1	3	0	1	0	1	2	56	101	9.64	3.000										
John Foster, L ERA: 1.8 (5, 1)	1.1		9	3	1	1	2	1	1	0	0	0	0	23	41	6.75	3.000										
Curt Leskanic, R ERA: 3.0 (7, 1)	2.0		10	3	0	0	1	0	0	1	0	0	0	25	42	0.00	1.500										
Valerio De Los Santos, L ERA: 1.93 (9, 1)	1.0		3	0	0	0	0	0	0	0	0	0	0	11	14	0.00	0.000										

livebaseballscorecards.com

AB	40
R	7
H	17
RBI	6
BB	5
SO	4
LOB	22



Batter	1	2	3	4	5	6	7	8	9	AB	R	H	RBI	BB	SO	LOB
Alex Sanchez, L OBP: 0.362, SLG: 0.500 (1, 8)	2-2 1B 2B	1-2 3B		1-0 1B		1-0 SF8 1-H		1-0 G4-3		4	1	3	1	0	0	0
Eric Young Sr., R OBP: 0.373, SLG: 0.509 (1, 4)	0-0 1B BB 2-H	4-1 BB		2-1 F8		1-1 F7			3-2 F8	4	1	1	1	1	0	1
Richie Sexson, R OBP: 0.390, SLG: 0.500 (1, 3)	4-2 BB 1B E BB	0-3 K			0-3 K			4-1 1B BB	2-3 K	3	1	0	0	2	3	2
Geoff Jenkins, L OBP: 0.393, SLG: 0.630 (1, 7)	2-1 E BB 1B 1-2 2-3	1-3 K			1-0 HR			1-3 K	3-2 G5-3	5	1	2	1	0	2	3
Jeffrey Hammonds, R OBP: 0.220, SLG: 0.289 Scott Podsednik, L OBP: 0.263, SLG: 0.222 (1, 9) (6, 9)	4-2 E BB 1-2 2-3 3-H		2-3 K		2-2 F7			3-3 K		2	0	0	1	1	1	0
Wes Helms, R OBP: 0.261, SLG: 0.302 (1, 5)	0-0 E4 G4-6-3 1-2 2-3 3-H		1-2 F9		3-1 1B			1-2 1B		4	0	2	1	0	0	2
Keith Osik, R OBP: 0.240, SLG: 0.182 John Vander Wal, L OBP: 0.267, SLG: 0.308 Eddie Pérez, R OBP: 0.357, SLG: 0.593 (1, 2) (7, PH) (8, 2)	2-3 K		1-1 G1-3		3-2 G4-3			0-1 G3-1		3	0	0	0	0	1	4
Royce Clayton, R OBP: 0.442, SLG: 0.644 (1, 6)	1-1 G4-6-3 1-2f							3-2 WP SF8 1B	0-0 F8	4	1	1	0	0	0	3
Todd Ritchie, R John Foster, L Enrique Cruz, R Curt Leskanic, R Keith Ginter, R Valerio De Los Santos, L (1, 1) (5, 1) (6, PH) (7, 1) (8, PH) (9, 1)		0-0 G3						3-3 K	1-3 K	2	0	0	0	0	0	0

Inning Stats	R: 3	H: 3	E: 1	LOB: 2	K: 1	S: 16	P: 31	R: 0	H: 1	E: 0	LOB: 2	K: 2	S: 11	P: 17	R: 0	H: 0	E: 0	LOB: 0	K: 1	S: 8	R: 1	H: 2	E: 0	LOB: 1	K: 1	S: 14	P: 23	R: 1	H: 1	E: 0	LOB: 0	K: 1	S: 11	R: 0	H: 1	E: 0	LOB: 2	K: 2	S: 15	P: 24	R: 0	H: 0	E: 0	LOB: 0	K: 1	S: 5	R: 0	H: 0	E: 0	LOB: 0	K: 1	S: 9	P: 17	1B: 6	SF: 1	2B: 1	SAC: 0	3B: 1	DP: 1	HR: 1	HBP: 0
--------------	------	------	------	--------	------	-------	-------	------	------	------	--------	------	-------	-------	------	------	------	--------	------	------	------	------	------	--------	------	-------	-------	------	------	------	--------	------	-------	------	------	------	--------	------	-------	-------	------	------	------	--------	------	------	------	------	------	--------	------	------	-------	-------	-------	-------	--------	-------	-------	-------	--------


BOTTOM

St. Louis Cardinals @ Milwaukee Brewers
Miller Park, Milwaukee, WI

Mon Apr 14 2003, 7:05 PM CDT
Att. 10,684 - Sunny - 80 F

AB	35
R	5
H	9
RBI	5
BB	4
SO	10
LOB	19

WP: 2 PA: 40
PB: 0
SB: 0
CS: 0




PITCHER	IP	WLS	BF	H	R	ER	SO	BB	IBB	HBP	BLK	WP	HR	S	P	ERA	WHIP
Brett Tomko, R ERA: 7.27 (1, 1)	5.1	W	27	8	5	5	6	3	0	0	0	0	1	65	110	8.44	2.062
Kevin Ohme, L ERA: (6, 1)	0.2	H	2	0	0	0	0	0	0	0	0	1	0	3	5	0.00	0.000
Jeff Fassero, L ERA: 7.71 (7, 1)	0.2	H	3	0	0	0	2	1	0	0	0	0	0	10	18	0.00	1.500
Russ Springer, R ERA: 2.45 (7, 1)	2.0	H	7	1	0	0	2	0	0	0	0	0	0	16	24	0.00	0.500
Steve Kline, L ERA: 1.42 (9, 1)	0.1	S	1	0	0	0	0	0	0	0	0	0	0	3	6	0.00	0.000

Batter	1	2	3	4	5	6	7	8	9	AB R H RBI BB SO LOB	TOP														
Orlando Palmeiro, L OBP: 0.450, SLG: 0.545 (1, 7) B C C X	1-2 G3-1 ①		0-1 F7 ②		0-3 K ③		0-0 F8 ③			4 0 0 0 0 1 4															
Wilson Delgado, S OBP: 0.182, SLG: 0.100 (1, 4) (7, 6) B S B C	2-3 K ②		0-0 L3 ③			0-2 G4-3 ①		4-0 BB BB B		3 0 0 0 1 1 1															
15 Jim Edmonds, L OBP: 0.488, SLG: 0.838 (1, 8) S B B X	2-1 P5 ③			2-3 K ①		0-0 G3-1 ②		2-3 K ①		4 0 0 0 0 2 1															
27 Scott Rolen, R OBP: 0.476, SLG: 0.596 (1, 5) B B B B		4-0 2B BB		0-1 F8 ②		2-2 G6-3 ③		1-3 K ②		3 0 0 0 1 1 1															
Tino Martinez, L OBP: 0.344, SLG: 0.446 (1, 3) C X		0-1 F9-3-4 1-3 2B		0-2 2B ③			2-1 F8 ①	1-1 G4-3 ③		4 0 2 0 0 0 1															
Edgar Renteria, R OBP: 0.406, SLG: 0.561 (1, 6) Miguel Cairo, R OBP: 0.231, SLG: 0.375 (7, 4) B X F T C		1-1 F9-3-4 ① ② 2-2		0-2 K ③			0-1 F8 ②		2-2 F9 ①	3 0 0 0 0 1 3 1 0 0 0 0 0 0															
Eduardo Perez, R OBP: 0.350, SLG: 0.500 (1, 9) C X		0-1 G5-3 ③			2-2 L9 ①		0-0 HR		1-3 K ②	4 1 1 1 0 1 1															
Mike Matheny, R OBP: 0.415, SLG: 0.510 (1, 2) Kerry Robinson, L OBP: 0.318, SLG: 0.286 (9, PH) C X			0-1 G5-3 ①		0-0 F9 ②		1-0 1B 1B		1-0 F7 ③	3 0 1 0 0 0 0 1 0 0 0 0 0 0															
Garrett Stephenson, R OBP: 0.286, SLG: 0.167 (1, 1) Kevin Ohme, L OBP: 1.000, SLG: 1.000 (5, 1) Kiko Calero, R (8, 1) C S B B B B			4-2 BB		2-2 1B		0-0 1B			1 0 1 0 1 0 0 1 0 1 0 0 0 0 0 0 0 0 0 0 0															
Inning Stats	R: 0 E: 0 K: 1 S: 8	H: 0 LOB: 0 BB: 0 P: 13	R: 0 E: 0 K: 0 S: 6	H: 1 LOB: 1 BB: 1 P: 11	R: 0 E: 0 K: 0 S: 7	H: 0 LOB: 1 BB: 1 P: 11	R: 0 E: 0 K: 2 S: 13	H: 1 LOB: 1 BB: 0 P: 15	R: 0 E: 0 K: 1 S: 12	H: 1 LOB: 1 BB: 0 P: 16	R: 0 E: 0 K: 0 S: 8	H: 0 LOB: 0 BB: 0 P: 10	R: 1 E: 0 K: 0 S: 8	H: 3 LOB: 2 BB: 0 P: 11	R: 0 E: 0 K: 2 S: 9	H: 0 LOB: 1 BB: 1 P: 17	R: 0 E: 0 K: 1 S: 9	H: 0 LOB: 0 BB: 0 P: 13	1B: 3 2B: 3 3B: 0 HR: 1	SF: 0 SAC: 0 DP: 1 HBP: 0	WP: 0 PB: 0 SB: 0 CS: 0	PA: 35			
PITCHER 15 Ben Sheets, R ERA: 3.54 (1, 1) Luis Vizcaino, R ERA: 16.2 (9, 1)	IP 8.0 1.0	WLS W 3	BF 32 3	H 6 0	R 1 0	ER 1 0	SO 6 1	BB 3 0	IBB 0 0	HBP 0 0	BLK 0 0	WP 0 0	HR 1 0	S 71 9	P 104 13	ERA 1.12 0.00	WHIP 1.125 0.000								

St. Louis Cardinals @ Milwaukee Brewers
Miller Park, Milwaukee, WI
Tue Apr 15 2003, 7:05 PM CDT
Att. 12,149 - Sunny - 84 F

livebaseballscorecards.com

AB	32
R	1
H	6
RBI	1
BB	3
SO	7
LOB	12



Batter	1	2	3	4	5	6	7	8	9
Alex Sanchez, L OBP: 0.365, SLG: 0.509 (1, 8)	2-2 G4-3	2-2 G4-6-3 1B		1-2 2B		1-0 P4		1-3 K	
Eric Young Sr., R OBP: 0.359, SLG: 0.474 (1, 4)	1-3 K	0-0 G4-6-3 1-2f		4-2 BB		0-0 G4-3		1-3 K	
Richie Sexson, R OBP: 0.397, SLG: 0.547 (1, 3)	1-0 1B 2B HBP		1-1 HR	1-1 P6		1-0 F7			
Geoff Jenkins, L OBP: 0.406, SLG: 0.645 (1, 7)	1-1 2B 1B		2-1 F8		2-1 G3-1 2B		2-1 F8		
John Vander Wal, L OBP: 0.294, SLG: 0.345 (1, 9)	1-2 2B 1-H 3-H		4-2 BB		1-1 G3-1		0-2 L6		
Wes Helms, R OBP: 0.300, SLG: 0.362 (1, 5)		2-2 WP HR 1B	3-1 F9		1-0 2B 3-H		0-1 FC6-4 1B		
Eddie Pérez, R OBP: 0.313, SLG: 0.516 (1, 2)		2-0 F9	2-3 K		0-1 F8		1-0 FC6-4		
Royce Clayton, R OBP: 0.464, SLG: 0.708 (1, 6)		3-2 HR 1-H		3-2 L7		4-0 IBB		0-1 1B	
15 Ben Sheets, R OBP: 0.100, SLG: 0.100 (1, 1) Brady Clark, R (8, PH) Luis Vizcaino, R (9, 1)		1-0 1B 1B		2-1 G6-3		0-3 K		1-2 P4	

Inning Stats	R: 2 E: 0 K: 1 S: 11	H: 2 LOB: 1 BB: 0 P: 17	R: 2 E: 0 K: 0 S: 15	H: 4 LOB: 1 BB: 0 P: 25	R: 1 E: 0 K: 1 S: 11	H: 1 LOB: 1 BB: 1 P: 23	R: 0 E: 0 K: 0 S: 15	H: 1 LOB: 2 BB: 1 P: 26	R: 1 E: 0 K: 1 S: 10	H: 2 LOB: 2 BB: 1 P: 18	R: 0 E: 0 K: 0 S: 3	H: 0 LOB: 0 BB: 0 P: 5	R: 0 E: 0 K: 0 S: 8	H: 1 LOB: 1 BB: 0 P: 11	R: 0 E: 0 K: 2 S: 11	H: 1 LOB: 1 BB: 0 P: 14
--------------	-------------------------------	----------------------------------	-------------------------------	----------------------------------	-------------------------------	----------------------------------	-------------------------------	----------------------------------	-------------------------------	----------------------------------	------------------------------	---------------------------------	------------------------------	----------------------------------	-------------------------------	----------------------------------

PITCHER	IP	WLS	BF	H	R	ER	SO	BB	IBB	HBP	BLK	WP	HR	S	P	ERA	WHIP
Garrett Stephenson, R ERA: 6.06 (1, 1)	4.0	L	22	9	6	6	2	2	0	1	0	1	2	54	95	13.50	2.750
Kevin Ohme, L ERA: (5, 1)	3.2		15	3	0	0	2	0	1	0	0	0	0	27	40	0.00	0.818
Kiko Calero, R ERA: 4.05 (8, 1)	0.1		1	0	0	0	1	0	0	0	0	0	0	3	4	0.00	0.000

AB	R	H	RBI	BB	SO	LOB
5	0	2	0	0	1	1
4	0	0	0	1	2	3
3	2	1	1	0	0	2
4	2	2	0	0	0	0
3	0	1	2	1	0	1
4	1	3	1	0	0	1
4	0	0	0	0	1	4
3	1	2	2	1	0	0
3	0	1	0	0	1	2
1	0	0	0	0	0	1
0	0	0	0	0	0	0

WP	PA
1	38

1B	2B	3B	HR	SF	SAC	DP	HBP
6	4	0	2	0	0	1	1

AB	R	H	RBI	BB	SO	LOB
34	6	12	6	3	5	15



St. Louis Cardinals @ Milwaukee Brewers
Miller Park, Milwaukee, WI
Tue Apr 15 2003, 7:05 PM CDT
Att. 12,149 - Sunny - 84 F

WP	PA
1	38

Batter	1	2	3	4	5	6	7	8	9	AB R H RBI BB SO LOB	TOP																						
Miguel Cairo, R OBP: 0.250, SLG: 0.321 (1.7) (8.4)	4-1 BB 27 HR	2-0 F9		1-1 L8	4-1 2B 5 SF7 BB	0-2 G1-3			0-2 G6-3	4 2 0 0 2 0 1																							
Eli Marrero, R OBP: 0.179, SLG: 0.154 (1.8) (8.9) (9.3)	1-2 K		0-1 G6-3	1-3 K	1-0 1B 2B		0-1 L9		2-0 G6-3	6 1 1 2 0 2 2																							
27 Scott Rolen, R OBP: 0.485, SLG: 0.731 Kerry Robinson, L OBP: 0.304, SLG: 0.273 (1.5) (8.7)	2-2 1-H HR		3-2 5 1B 2B	0-0 1-H HR	3-3 K		2-1 L9		1-0 G6-3	5 3 3 4 0 1 2 1 0 0 0 0 0 0																							
5 Albert Pujols, R OBP: 0.456, SLG: 0.574 Orlando Palmeiro, L OBP: 0.450, SLG: 0.545 (1.3) (9.9)	1-0 2B		1-2 FC1-6 2B 1B	1-0 HR 1B	3-2 SF7		0-1 F9			4 2 3 2 0 0 0 0 0 0 0 0 0 0																							
Eduardo Perez, R OBP: 0.440, SLG: 0.714 (1.9) (8.5)	0-2 F7		4-1 FC1-6 BB	0-0 1-H HR	4-2 1B BB			2-2 1B 2B		3 2 2 2 2 0 1																							
Edgar Renteria, R OBP: 0.406, SLG: 0.565 15 Jim Edmonds, L OBP: 0.488, SLG: 0.838 (1.6) (8.8)	2-1 G4-3		2-2 FC1-6 2B 1-2 2-3	0-1 2B	1-0 1B			0-1 F9		5 1 2 1 0 0 4 0 0 0 0 0 0 0																							
Mike Matheny, R OBP: 0.414, SLG: 0.518 (1.2)		2-0 F9	1-0 1-H 2B	3-1 L3	3-1 F7			1-2 2-H 1B		5 0 2 3 0 0 3																							
Wilson Delgado, S OBP: 0.188, SLG: 0.133 (1.4) (8.6)		3-2 P6	2-1 G5-3		3-2 BB 1B 2B 1B	3-1 G4-3		1-1 F8		5 1 1 0 0 0 2																							
Matt Morris, R OBP: 0.455, SLG: 0.800 Cal Eldred, R Steve Kline, S (1.1) (7.1) (9.1)		2-2 HR		4-2 27 HR BB	0-0 2B BB 1B	3-3 K		1-3 K		3 3 2 1 1 1 0 1 0 0 0 0 1 1 0 0 0 0 0 0 0																							
Inning Stats	R: 2 E: 0 K: 1 S: 13	H: 2 LOB: 1 BB: 1 P: 23	R: 1 E: 0 K: 0 S: 11	H: 1 LOB: 0 BB: 0 P: 20	R: 3 E: 0 K: 0 S: 15	H: 3 LOB: 1 BB: 1 P: 28	R: 4 E: 0 K: 1 S: 17	H: 4 LOB: 1 BB: 1 P: 27	R: 4 E: 0 K: 1 S: 22	H: 4 LOB: 2 BB: 2 P: 44	R: 0 E: 0 K: 1 S: 9	H: 0 LOB: 0 BB: 0 P: 15	R: 0 E: 0 K: 0 S: 6	H: 0 LOB: 0 BB: 0 P: 8	R: 1 E: 0 K: 1 S: 18	H: 2 LOB: 1 BB: 0 P: 23	R: 0 E: 0 K: 0 S: 6	H: 0 LOB: 0 BB: 0 P: 9	1B: 6 2B: 6 3B: 0 HR: 4	SF: 1 SAC: 0 DP: 0 HBP: 0	WP: 0 PB: 0 SB: 0 CS: 0	PA: 48											
PITCHER	IP WLS BF H R ER SO BB IBB HBP BLK WP HR S P ERA WHIP																																
Wayne Franklin, L ERA: 9.18 John Foster, L ERA: 9.0 Matt Ford, L ERA: 1.42 Mike DeJean, R ERA: 6.0	(1.1) (4.1) (5.1) (9.1)	3.2 1.0 3.1 1.0	L	22 8 9 9 2 3 0 0 0 0 0 3 51 90	10 5 5 5 1 2 0 0 0 0 0 1 24 45	13 3 1 1 2 0 0 0 0 0 0 0 36 53	3 0 0 0 0 0 0 0 0 0 0 0 6 9	22.09 3.000																22.09 7.000	2.70 0.900	0.00 0.000							

St. Louis Cardinals @ Milwaukee Brewers

Miller Park, Milwaukee, WI

Wed Apr 16 2003, 1:05 PM CDT

Att. 12,387 - Dome - 72 F

livebaseballscorecards.com

AB 42
R 15
H 16
RBI 15
BB 5
SO 5
LOB 16



Batter	1	2	3	4	5	6	7	8	9	AB	R	H	RBI	BB	SO	LOB
Alex Sanchez, L OBP: 0.368, SLG: 0.500 (1, 8)	1-0 CS 1B		0-0 FC5-4 1B		1-2 G3		1-0 F7		2-2 G6-3	5	0	2	0	0	0	0
Eric Young Sr., R OBP: 0.348, SLG: 0.458 Enrique Cruz, R (5, PH) (6, 4)	2-2 F8 1-2		1-2 FC5-4 1B E		2-2 G6-3		0-3 K			2	1	0	0	0	0	2
Richie Sexson, R OBP: 0.418, SLG: 0.545 (1, 3)	4-1 BB		1-0 E7 1B 1-H		4-2 BB			2-0 G6-3		2	0	1	0	2	0	0
Geoff Jenkins, L OBP: 0.382, SLG: 0.606 Scott Podsednik, L OBP: 0.238, SLG: 0.200 (5, PH) (6, 7)	0-2 P5		2-3 K		0-0 F7			1-3 K		2	0	0	0	0	1	2
John Vander Wal, L OBP: 0.316, SLG: 0.438 Mike DeJean, R (9, 1)		2-3 K	4-2 FC5-4 BB		2-0 G6-3			1-1 HR		3	1	1	1	1	1	0
Wes Helms, R OBP: 0.308, SLG: 0.388 John Foster, L Matt Ford, S Brady Clark, R (8, PH) (9, 9)		1-2 G4-1 2B	0-1 FC5-4		0-3 K			4-2 BB		2	0	1	0	0	0	2
Eddie Pérez, R OBP: 0.306, SLG: 0.486 (1, 2)		0-0 G4-1		1-3 K		3-2 FC6-4 1B		2-3 K		4	0	1	0	0	2	2
Royce Clayton, R OBP: 0.450, SLG: 0.667 (1, 6)		4-1 BB		2-3 K		1-1 FC6-4			1-0 G6-3	3	0	0	0	1	1	1
Wayne Franklin, L OBP: 0.143, SLG: 0.143 Keith Ginter, R OBP: 0.286, SLG: 0.211 (4, 5)		0-3 K		2-3 K		2-0 F8			2-1 L9	1	0	0	0	0	1	2

Inning Stats	R: 0	H: 1	E: 0	LOB: 1	K: 0	BB: 1	S: 9	P: 15	R: 0	H: 1	E: 0	LOB: 2	K: 2	BB: 1	S: 12	P: 19	R: 1	H: 2	E: 1	LOB: 2	K: 1	BB: 1	S: 12	P: 20	R: 0	H: 0	E: 0	LOB: 0	K: 3	BB: 0	S: 12	P: 17	R: 0	H: 1	E: 0	LOB: 1	K: 1	BB: 0	S: 10	P: 16	R: 0	H: 0	E: 0	LOB: 0	K: 1	BB: 0	S: 5	P: 8	R: 1	H: 1	E: 0	LOB: 1	K: 2	BB: 1	S: 12	P: 22	R: 0	H: 0	E: 0	LOB: 0	K: 0	BB: 0	S: 6	P: 11	1B: 4	SF: 0	2B: 1	SAC: 0	3B: 0	DP: 0	HR: 1	HBP: 0
--------------	------	------	------	--------	------	-------	------	-------	------	------	------	--------	------	-------	-------	-------	------	------	------	--------	------	-------	-------	-------	------	------	------	--------	------	-------	-------	-------	------	------	------	--------	------	-------	-------	-------	------	------	------	--------	------	-------	------	------	------	------	------	--------	------	-------	-------	-------	------	------	------	--------	------	-------	------	-------	-------	-------	-------	--------	-------	-------	-------	--------

PITCHER	IP	WLS	BF	H	R	ER	SO	BB	IBB	HBP	BLK	WP	HR	S	P	ERA	WHIP
Matt Morris, R ERA: 2.43 (1, 1)	6.0	W	26	5	1	0	7	4	0	0	0	0	0	65	104	0.00	1.500
Cal Eldred, R ERA: 7.36 (7, 1)	2.0		8	1	1	1	3	1	0	0	0	0	1	17	30	4.50	1.000
Steve Kline, L ERA: 1.23 (9, 1)	1.0		3	0	0	0	0	0	0	0	0	0	0	6	11	0.00	0.000


BOTTOM

St. Louis Cardinals @ Milwaukee Brewers
Miller Park, Milwaukee, WI

Wed Apr 16 2003, 1:05 PM CDT
Att: 12,387 - Dome - 72 F

AB	32
R	2
H	6
RBI	1
BB	5
SO	10
LOB	12

WP: 0 PA: 37
PB: 0
SB: 0
CS: 1



PITCHER	IP	WLS	BF	H	R	ER	SO	BB	IBB	HBP	BLK	WP	HR	S	P	ERA	WHIP
---------	----	-----	----	---	---	----	----	----	-----	-----	-----	----	----	---	---	-----	------

Batter	1	2	3	4	5	6	7	8	9	AB R H RBI BB SO LOB	TOP		
Brian Hunter, R (1, 8) OBP: 0.273, SLG: 0.273	0-1 F9		2-3 K			2-2 1B		0-1 F8		4 0 1 0 0 1 1			
Geoff Blum, S (1, 5) OBP: 0.345, SLG: 0.385 Gregg Zaun, S (9, PH) OBP: 0.353, SLG: 0.467	1-1 G6-3		3-1 F8			1-1 L7		1-2 G6-3	3 0 0 0 0 0 2 1 0 0 0 0 0 0				
5 Jeff Bagwell, R (1, 3) OBP: 0.471, SLG: 0.759	1-3 K			2-2 G5-3		0-0 F9		1-1 HR	4 1 1 1 0 1 1				
Orlando Merced, S (1, 7) OBP: 0.316, SLG: 0.526		0-1 1B		0-3 K		2-1 1B		0-1 G4-3	4 0 2 0 0 1 0				
Richard Hidalgo, R (1, 9) OBP: 0.379, SLG: 0.440		2-1 F7		2-3 K		1-2 1B		1-2 HR	4 1 2 1 0 1 1				
Jose Vizcaino, S (1, 4) OBP: 0.130, SLG: 0.091 Jeff Kent, R (9, PH) OBP: 0.344, SLG: 0.463		2-3 K		1-0 L8		1-0 G3-6-3		2-1 F8	3 0 0 0 0 1 3 1 0 0 0 0 0 0				
Brad Ausmus, R (1, 2) OBP: 0.327, SLG: 0.452		2-2 F8		0-0 G4-3		3-3 K			3 0 0 0 0 1 2				
Julio Lugo, R (1, 6) OBP: 0.295, SLG: 0.250			4-2 BB		0-0 F9			1-1 G5-3	2 0 0 0 1 0 0				
Tim Redding, R (1, 1) Ricky Stone, R (4, 1) Morgan Ensberg, R (6, PH) Pete Munro, R (6, 1) Craig Biggio, R (8, PH) Bruce Chen, L (8, 1)			1-2 F8			3-2 P3		2-2 K	1 0 0 0 0 0 1 0 0 0 0 0 0 0 1 0 0 0 0 0 0 0 0 0 0 0 0 0 1 0 0 0 0 1 0 0 0 0 0 0 0 0				
Inning Stats	R: 0 H: 0 E: 0 LOB: 0 K: 1 BB: 0 S: 7 P: 9	R: 0 H: 1 E: 0 LOB: 1 K: 1 BB: 0 S: 10 P: 16	R: 0 H: 0 E: 0 LOB: 1 K: 1 BB: 1 S: 13 P: 22	R: 0 H: 0 E: 0 LOB: 0 K: 2 BB: 0 S: 10 P: 14	R: 0 H: 0 E: 0 LOB: 0 K: 0 BB: 0 S: 3 P: 4	R: 0 H: 1 E: 0 LOB: 1 K: 0 BB: 0 S: 9 P: 15	R: 0 H: 2 E: 0 LOB: 1 K: 1 BB: 0 S: 7 P: 13	R: 0 H: 0 E: 0 LOB: 0 K: 1 BB: 0 S: 7 P: 10	R: 2 H: 2 E: 0 LOB: 0 K: 0 BB: 0 S: 15 P: 20	1B: 4 SF: 0 2B: 0 SAC: 0 3B: 0 DP: 1 HR: 2 HBP: 0	WP: 0 PA: 33 PB: 0 SB: 2 CS: 0		
PITCHER	IP WLS BF H R ER SO BB IBB HBP BLK WP HR S P ERA WHIP											PITCHER	IP WLS BF H R ER SO BB IBB HBP BLK WP HR S P ERA WHIP
Matt Kinney, R (1, 1) ERA: 3.0	7.0 W 25 4 0 0 6 1 0 0 0 0 0 0 59 93 0.00 0.714												
Valerio De Los Santos, L (8, 1) ERA: 4.05	2.0 S 8 2 2 2 1 0 0 0 0 0 0 2 22 30 9.00 1.000												

Houston Astros @ Milwaukee Brewers
Miller Park, Milwaukee, WI
Thu Apr 17 2003, 7:05 PM CDT
Att: 11,022 - Dome - 72 F

livebaseballscorecards.com



Batter	1	2	3	4	5	6	7	8	9	AB	R	H	RBI	BB	SO	LOB	BOTTOM	
Alex Sanchez, L OBP: 0.356, SLG: 0.478 (1, 8)	F7	K		L6-4 HBP 1B		F7		L6		5	0	1	0	0	1	2	Houston Astros @ Milwaukee Brewers Miller Park, Milwaukee, WI Thu Apr 17 2003, 7:05 PM CDT Att. 11,022 - Dome - 72 F	
Eric Young Sr., R OBP: 0.362, SLG: 0.459 Keith Ginter, R OBP: 0.304, SLG: 0.200 (1, 4) (5, 4)	G1-3	1B		HBP		G4-3		BB		2	0	1	1	0	0	0		
Richie Sexson, R OBP: 0.417, SLG: 0.583 (1, 3)	HR	F9		L6-4 2-2		1B		G5-3		5	1	2	1	0	0	6		
Geoff Jenkins, L OBP: 0.395, SLG: 0.703 (1, 7)	HR			1B 2B		F8		K		4	1	2	1	0	1	1		
John Vander Wal, L OBP: 0.333, SLG: 0.444 Valerio De Los Santos, L (1, 9) (8, 1)	S 1B			K		BB FC1 1B		G6-3		4	0	2	0	0	1	1		
Wes Helms, R OBP: 0.286, SLG: 0.358 (1, 5)	F8			G5-3		FC1 BB		L3		4	0	0	0	0	0	3		
Eddie Pérez, R OBP: 0.350, SLG: 0.500 (1, 2)		FC1-5 1B		1B		BB		F7		3	0	2	0	1	0	0		
Royce Clayton, R OBP: 0.453, SLG: 0.648 (1, 6)		FC1-5 1B		1B S BB		K		G6-3		3	1	1	0	1	1	3		
Matt Kinney, R Scott Podsednik, L OBP: 0.273, SLG: 0.381 (1, 1) (8, 9)		FC1-5 1B		K		F8		HR		3	0	0	0	0	1	6		
				K		F8				1	1	1	1	0	0	0		
Inning Stats	R: 2 E: 0 K: 14 S: 18	H: 3 LOB: 1 BB: 0 P: 18	R: 1 E: 0 K: 11 S: 11	H: 3 LOB: 2 BB: 0 P: 19	R: 0 E: 0 K: 11 S: 11	H: 2 LOB: 2 BB: 0 P: 22	R: 0 E: 0 K: 1 S: 9	H: 1 LOB: 2 BB: 1 P: 19	R: 0 E: 0 K: 1 S: 18	H: 1 LOB: 3 BB: 1 P: 27	R: 0 E: 0 K: 1 S: 8	H: 0 LOB: 0 BB: 0 P: 8	R: 1 E: 0 K: 14 S: 14	H: 1 LOB: 1 BB: 1 P: 24	1B: 8 2B: 2 3B: 0 HR: 3	SF: 0 SAC: 0 DP: 1 HBP: 1	WP: 0 PB: 0 SB: 2 CS: 0	PA: 39
PITCHER	IP WLS L	WLS L	H R	R ER SO	BB IBB HBP BLK	WP HR S P	ERA WHIP	PITCHER	IP WLS L	H R	ER SO	BB IBB HBP BLK	WP HR S P	ERA WHIP				
Tim Redding, R ERA: 3.52 (1, 1)	3.1		8	3	3	1	8.10											
Ricky Stone, R ERA: (4, 1)	1.2		2	0	1	0	0.00											
Pete Munro, R ERA: 1.54 (6, 1)	2.0		1	0	1	0	0.00											
Bruce Chen, L ERA: 7.04 (8, 1)	1.0		1	1	0	1	9.00											

livebaseballscorecards.com

AB	35
R	4
H	12
RBI	4
BB	3
SO	5
LOB	22



Batter	1	2	3	4	5	6	7	8	9	AB R H RBI BB SO LOB	TOP										
Craig Biggio, R OBP: 0.273, SLG: 0.459 (1, 8)	0-0 F9		1-1 G5-3	0-0 G5-3		1 SAFE 2-3 K		2-0 HR	0-2 1B	6 1 2 2 0 1 3											
Morgan Ensberg, R OBP: 0.263, SLG: 0.412 Scott Linebrink, R (9, 1)	2-1 5 BB 1B		1-3 K	2-1 5 WP 1B		2-0 G6-3		0-2 HR	3-2 F9	6 1 3 3 0 1 3 0 0 0 0 0 0 0											
5 Jeff Bagwell, R OBP: 0.466, SLG: 0.774 (1, 3)	4-1 1-2 BB							3-1 L9		4 1 1 1 1 0 1											
Jeff Kent, R OBP: 0.364, SLG: 0.466 (1, 4)	2-1 P3			1-0 BB 2B 1B	4-0 G4-6-3 1B BB		3-2 1B 2B 1B	0-3 K		4 2 2 0 1 1 2											
Richard Hidalgo, R OBP: 0.413, SLG: 0.463 (1, 9)	0-0 G1-3			4-2 2B 1B BB	2-2 G4-6-3 1B		2-0 2B 1B	2-0 S 1B 1B		4 2 3 0 1 0 2											
Brad Ausmus, R OBP: 0.333, SLG: 0.468 (1, 2)		2-3 K		0-1 1B 2B 2B	2-0 G4-6-3		2-1 F9	3-2 BB 1B 1B		5 2 2 2 0 1 4											
Brian Hunter, R OBP: 0.286, SLG: 0.286 Orlando Merced, S OBP: 0.333, SLG: 0.571 (7, PH) (7, 7)		1-3 K2-3		0-0 2B 1B 1B	1-0 G6-3		1-1 2B	3-3 K		3 1 1 1 0 1 1 2 0 1 1 0 1 1											
Julio Lugo, R OBP: 0.327, SLG: 0.295 (1, 6)		2-3 K		2-2 1B 2B		3-2 E S 1B	3-3 K	4-1 1B BB		4 1 2 1 1 2 2											
44 Roy Oswalt, R OBP: 0.200, SLG: 0.200 Wade Miller, R OBP: 0.143, SLG: 0.143 Pete Munro, R (6, PH) 54 Brad Lidge, R Jose Vizcaino, S OBP: 0.156, SLG: 0.087 Octavio Dotel, R Geoff Blum, S OBP: 0.339, SLG: 0.377 (8, PH) (6, 1) (7, 1) (8, PH) (8, 1) (9, PH) (9, 5)		1-3 K	1-3 K			2-3 K		0-3 K	3-3 K	2 0 0 0 0 0 2 2 1 0 0 0 0 0 1 1 0 0 0 0 0 0 0 0 0 0 0 0 0 0 0 0 1 0 0 0 0 0 1 0 0 0 0 0 0 0 0 0 1 0 0 0 0 0 1 2											
Inning Stats	R: 0 E: 0 K: 0 S: 7	H: 1 LOB: 2 BB: 1 P: 15	R: 0 E: 0 K: 2 S: 10	H: 0 LOB: 0 BB: 0 P: 15	R: 0 E: 0 K: 2 S: 8	H: 0 LOB: 0 BB: 0 P: 11	R: 6 E: 0 K: 1 S: 25	H: 6 LOB: 1 BB: 1 P: 40	R: 0 E: 0 K: 2 S: 12	H: 1 LOB: 1 BB: 0 P: 21	R: 1 E: 0 K: 1 S: 14	H: 3 LOB: 2 BB: 0 P: 28	R: 2 E: 0 K: 2 S: 12	H: 2 LOB: 0 BB: 0 P: 17	R: 2 E: 0 K: 2 S: 19	H: 3 LOB: 2 BB: 1 P: 37	1B: 11 2B: 3 3B: 0 HR: 3	SF: 0 SAC: 0 DP: 1 HBP: 0	WP: 1 PB: 0 SB: 2 CS: 0	PA: 47	
PITCHER	IP WLS BF H R ER SO BB IBB HBP BLK WP HR S P ERA WHIP																			PITCHER	IP WLS BF H R ER SO BB IBB HBP BLK WP HR S P ERA WHIP
Glendon Rusch, L ERA: 8.57 (1, 1)	4.0 L 21 7 6 6 6 2 0 0 0 1 1 50 81 13.50 2.250																				
Shane Nance, L ERA: 4.05 (5, 1)	1.1 6 2 0 0 1 1 0 0 0 0 0 0 13 27 0.00 2.250																				
Curt Leskanic, R ERA: 3.52 (6, 1)	1.2 8 3 1 1 2 0 0 0 0 0 0 0 19 37 5.40 1.800																				
Luis Vizcaino, R ERA: 19.5 (8, 1)	1.0 7 4 4 4 2 0 0 0 0 0 0 2 16 26 36.00 4.000																				
Matt Ford, L ERA: 1.23 (9, 1)	1.0 5 1 0 0 2 1 0 0 0 0 0 0 15 28 0.00 2.000																				

Houston Astros @ Milwaukee Brewers
Miller Park, Milwaukee, WI
Fri Apr 18 2003, 7:05 PM CDT
Att: 14,867 - Dome - 72 F

livebaseballscorecards.com

AB	43
R	11
H	17
RBI	11
BB	4
SO	13
LOB	24



Batter	1	2	3	4	5	6	7	8	9	AB R H RBI BB SO LOB	BOTTOM
--------	---	---	---	---	---	---	---	---	---	----------------------	--------

<p>Alex Sanchez, L (1, 8) OBP: 0.372, SLG: 0.486</p>			<p>1-3 (2) K</p>		<p>1-2 (2) F8 1B HR</p>	<p>0-1 (2) S 1B 3-H</p>		<p>0-0 (3) F7</p>		5 1 3 1 0 1 0	
<p>Keith Ginter, R (1, 4) OBP: 0.357, SLG: 0.250</p>	<p>0-0 FC5-4 1B</p>		<p>1-0 HBP</p>		<p>0-1 (2) HR 1B</p>	<p>2-1 (2) G5-3 1B</p>		<p>2-2 (1) F9</p>		4 1 2 0 0 0 1	
<p>Richie Sexson, R (1, 3) OBP: 0.390, SLG: 0.538</p>	<p>3-2 (1) FC5-4 1-2f 2-3</p>		<p>2-3 (3) K</p>		<p>1-1 (1) F8 2-3</p>	<p>0-0 (3) L8</p>		<p>1-3 (2) K</p>		5 0 0 0 0 2 6	
<p>Geoff Jenkins, L (1, 7) OBP: 0.395, SLG: 0.762</p>	<p>2-3 (2) K</p>			<p>3-2 1B FC6-4 2B</p>	<p>2-0 HR 1-H 3-H</p>		<p>2-2 (1) P5</p>	<p>0-3 (3) K</p>		5 2 2 3 0 2 2	
<p>Scott Podsednik, L (1, 9) OBP: 0.346, SLG: 0.480</p>	<p>1-2 (3) G3</p>			<p>0-0 FC6-4 HBP 1B</p>	<p>1-2 2B</p>		<p>2-2 S 1B</p>			4 0 3 0 0 0 2	
<p>Wes Helms, R (1, 5) OBP: 0.283, SLG: 0.339</p>		<p>1-3 (1) K</p>		<p>2-2 FC6-4 HBP 1B</p>	<p>2-3 (2) K</p>		<p>3-3 (2) K</p>			3 0 0 0 0 3 2	
<p>Keith Osik, R (1, 2) OBP: 0.214, SLG: 0.160</p>		<p>3-2 (2) F8</p>		<p>1-2 (1) F4</p>	<p>2-1 (3) G5-3</p>		<p>0-1 (3) G6-3</p>			3 0 0 0 0 0 4	
<p>Curt Leskanic, R (6, 1)</p>				<p>1-2 FC6-4 HBP</p>						0 0 0 0 0 0 0	
<p>Brady Clark, R (7, PH)</p>										1 0 0 0 0 0 1	
<p>Luis Vizcaino, R (8, 1)</p>										0 0 0 0 0 0 0	
<p>Matt Ford, S (9, 1)</p>										0 0 0 0 0 0 0	
<p>Royce Clayton, R (1, 6) OBP: 0.441, SLG: 0.638</p>		<p>2-3 (3) K</p>		<p>2-2 (2) FC6-4 1-2f 2-3 3-H</p>		<p>0-0 G6-3 1B 2B</p>		<p>1-3 (1) K</p>		4 1 1 1 0 2 2	
<p>Glendon Rusch, L (1, 1)</p>			<p>2-3 (1) K</p>		<p>2-1 (3) L6</p>		<p>0-2 (1) G6-3</p>			1 0 0 0 0 1 0	
<p>John Vander Wal, L (4, PH) OBP: 0.326, SLG: 0.432</p>								<p>1-0 (2) F7</p>		1 0 0 0 0 0 2	
<p>Shane Nance, L (5, 1)</p>										0 0 0 0 0 0 0	
<p>Eddie Pérez, R (6, 2) OBP: 0.333, SLG: 0.475</p>										2 0 0 0 0 0 1	

Inning Stats	R: 0 H: 2 E: 0 K: 16 S: 16	H: 2 LOB: 2 BB: 0 P: 23	R: 0 H: 0 E: 0 K: 9 S: 9	H: 0 LOB: 0 BB: 0 P: 15	R: 0 H: 0 E: 0 K: 3 S: 11	H: 0 LOB: 1 BB: 0 P: 17	R: 1 H: 2 E: 0 K: 16 S: 16	H: 2 LOB: 2 BB: 0 P: 26	R: 3 H: 4 E: 0 K: 20 S: 20	H: 4 LOB: 1 BB: 0 P: 29	R: 1 H: 2 E: 0 K: 9 S: 9	H: 2 LOB: 1 BB: 0 P: 11	R: 0 H: 1 E: 0 K: 13 S: 13	H: 1 LOB: 1 BB: 0 P: 20	R: 0 H: 0 E: 0 K: 5 S: 5	H: 0 LOB: 0 BB: 0 P: 7	R: 0 H: 0 E: 0 K: 9 S: 9	H: 0 LOB: 0 BB: 0 P: 12	1B: 7 2B: 3 3B: 0 HR: 1	SF: 0 SAC: 0 DP: 0 HBP: 2	WP: 0 PB: 0 SB: 2 CS: 0	PA: 40
---------------------	----------------------------	-------------------------	--------------------------	-------------------------	---------------------------	-------------------------	----------------------------	-------------------------	----------------------------	-------------------------	--------------------------	-------------------------	----------------------------	-------------------------	--------------------------	------------------------	--------------------------	-------------------------	-------------------------	---------------------------	-------------------------	--------

PITCHER														PITCHER																			
IP	WLS	BF	H	R	ER	SO	BB	IBB	HBP	BLK	WP	HR	S	P	ERA	WHIP	IP	WLS	BF	H	R	ER	SO	BB	IBB	HBP	BLK	WP	HR	S	P	ERA	WHIP
44 Roy Oswalt, R (1, 1) ERA: 3.71	5.0	W	25	8	4	4	7	0	0	0	0	1	72	110	7.20	1.600	44 Roy Oswalt, R (1, 1) ERA: 3.71	5.0	W	25	8	4	4	7	0	0	0	1	72	110	7.20	1.600	
Pete Munro, R (6, 1) ERA: 2.13	1.0	H	5	2	1	1	0	0	0	0	0	0	9	11	9.00	2.000	Pete Munro, R (6, 1) ERA: 2.13	1.0	H	5	2	1	1	0	0	0	0	0	9	11	9.00	2.000	
54 Brad Lidge, R (7, 1) ERA: 0.82	1.0	H	4	1	0	0	1	0	0	0	0	0	13	20	0.00	1.000	54 Brad Lidge, R (7, 1) ERA: 0.82	1.0	H	4	1	0	0	1	0	0	0	0	13	20	0.00	1.000	
Octavio Dotel, R (8, 1) ERA: 1.0	1.0	3	0	0	0	1	0	0	0	0	0	0	5	7	0.00	0.000	Octavio Dotel, R (8, 1) ERA: 1.0	1.0	3	0	0	0	1	0	0	0	0	0	5	7	0.00	0.000	
Scott Linebrink, R (9, 1) ERA:	1.0	3	0	0	0	2	0	0	0	0	0	0	9	12	0.00	0.000	Scott Linebrink, R (9, 1) ERA:	1.0	3	0	0	0	2	0	0	0	0	0	9	12	0.00	0.000	

Houston Astros @ Milwaukee Brewers
Miller Park, Milwaukee, WI

AB	38
R	5
H	11
RBI	5
BB	0
SO	11
LOB	23

WP: 0 PA: 40
ERA: 7.20 WHIP: 1.600

Fri Apr 18 2003, 7:05 PM CDT
Att: 14,867 - Dome - 72 F

Batter	1	2	3	4	5	6	7	8	9	10	11	12	13	14	AB R H RBI BB SO LOB	TOP														
Craig Biggio, R OBP: 0.274, SLG: 0.438 (1, 8)	1-0 2B 5 G5-3 HBP		0-1 L7		0-2 L6		0-3 K		1-1 G6-3			3-3 K		2-2 1B	6 1 1 0 0 2 1															
Geoff Blum, S OBP: 0.379, SLG: 0.433 (1, 5)	1-1 2B		0-0 1B		3-2 5 FC6-4 1B		2-1 P3		0-0 G6-4-3 1B			1-1 1B		2-3 1B	7 0 5 0 0 1 2															
5 Jeff Bagwell, R OBP: 0.438, SLG: 0.706 (1, 3)	1-2 G5-3		4-2 FC6-4 1B		2-2 FC6-4 1-2f				0-1 G6-3		1 SAFE 0-0 F8		1-0 F8	2-3 1B	6 0 0 1 1 1 5															
Jeff Kent, R OBP: 0.356, SLG: 0.462 (1, 4)	0-0 L8		0-0 FC6-4 1-2f				1-0 L7		3-0 1B 2B		0-0 G6-4-3 1-2f		1-0 E6 FC4-6	2-0 1B	7 1 2 0 0 0 5															
Orlando Merced, S OBP: 0.379, SLG: 0.645 (8, PH) Morgan Ensberg, R OBP: 0.300, SLG: 0.444 (8, 1) Octavio Dotel, R OBP: 0.111, SLG: 0.000 (8, 1) Billy Wagner, L OBP: 0.111, SLG: 0.000 (11, PH) Jose Vizcaino, S OBP: 0.115, SLG: 0.080 (11, 6)	0-1 F7			4-2 S BB		4-1 BB		0-0 2H 1B				0-0 G6-3	2-2 FC4-6 1-2f		1 0 0 0 0 2 0 1 1 0 0 1 1 0 0 0 0 0 0 0 0 0 0 0 0 0 0 0 0 0 0 0 2 0 0 0 0 0 0 2															
Richard Hidalgo, R OBP: 0.391, SLG: 0.433 (1, 9)		2-0 F8		3-2 F9 1-2		2-0 F8		1-0 L7				0-1 L5		2-2 G4-3 BB 1B	6 0 1 0 0 0 3															
Brad Ausmus, R OBP: 0.333, SLG: 0.442 (1, 2)		0-0 G5-3		3-2 L8		0-0 B1-3		0-0 G5-3				2-1 1B		4-0 G4-3 1-2 BB	5 0 1 0 1 0 3															
Julio Lugo, R OBP: 0.315, SLG: 0.286 (1, 6) 54 Brad Lidge, R OBP: 0.333, SLG: 0.438 (13, PH) Gregg Zaun, S OBP: 0.333, SLG: 0.438 (13, 1) Scott Linebrink, R OBP: 0.235, SLG: 0.235 (8, 7)		2-3 K		1-2 L8		0-0 L9		1-2 K				0-0 1B		0-1 G4-3 1-2f 2-3	5 0 1 0 0 2 1 0 0 0 0 0 0 0 1 0 0 0 0 0 2 0 0 0 0 0 0 0															
Wade Miller, R OBP: 0.200, SLG: 0.200 (1, 1) Brian Hunter, R OBP: 0.235, SLG: 0.235 (8, 7)		0-0 F9			1-0 G5-3		0-1 1B		0-3 K			0-3 K		3-2 G5-3	3 0 1 0 0 0 0 3 0 0 0 0 2 3															
Inning Stats	R: 1 E: 0 K: 0 S: 9	H: 1 LOB: 1 BB: 0 P: 12	R: 0 E: 0 K: 1 S: 5	H: 0 LOB: 0 BB: 0 P: 9	R: 0 E: 0 K: 1 S: 8	H: 1 LOB: 2 BB: 1 P: 12	R: 0 E: 0 K: 0 S: 12	H: 0 LOB: 1 BB: 1 P: 23	R: 0 E: 0 K: 0 S: 10	H: 1 LOB: 1 BB: 0 P: 16	R: 0 E: 0 K: 0 S: 4	H: 0 LOB: 1 BB: 1 P: 11	R: 0 E: 0 K: 1 S: 8	H: 1 LOB: 0 BB: 0 P: 10	R: 1 E: 0 K: 0 S: 6	H: 2 LOB: 1 BB: 0 P: 10	R: 0 E: 0 K: 2 S: 9	H: 0 LOB: 0 BB: 0 P: 11	R: 0 E: 0 K: 1 S: 9	H: 2 LOB: 2 BB: 0 P: 11	R: 0 E: 1 K: 1 S: 10	H: 1 LOB: 2 BB: 0 P: 18	R: 0 E: 0 K: 2 S: 8	H: 1 LOB: 1 BB: 1 P: 17	R: 0 E: 0 K: 2 S: 10	H: 2 LOB: 1 BB: 0 P: 18	1B: 11 2B: 2 3B: 0 HR: 0	SF: 0 SAC: 0 DP: 2 HBP: 1	WP: 0 PB: 0 SB: 1 CS: 0	PA: 58
PITCHER	IP WLS BF H R ER SO BB IBB HBP BLK WP HR S P ERA WHIP															IP WLS BF H R ER SO BB IBB HBP BLK WP HR S P ERA WHIP														
Todd Ritchie, R ERA: 4.53 (1, 1)	5.1 23 3 1 1 1 3 0 0 0 0 0 0 46 79 1.69 1.125																													
Wayne Franklin, L ERA: 8.35 (8, 1)	1.2 6 2 1 1 2 0 0 0 0 0 0 0 10 14 0.00 0.600																													
Valerio De Los Santos, L ERA: 4.15 (8, 1)	2.0 8 4 0 0 2 0 0 0 0 0 0 0 15 21 4.50 1.000																													
Mike DeJean, R ERA: 4.0 (10, 1)	3.0 13 4 0 0 2 0 0 0 0 0 0 0 22 32 0.00 1.333																													
John Foster, L ERA: 6.75 (13, 1)	2.0 8 3 0 0 2 1 0 0 0 0 0 0 18 35 0.00 2.000																													

Houston Astros @ Milwaukee Brewers
Miller Park, Milwaukee, WI
Sat Apr 19 2003, 1:05 PM CDT
Att: 19,239 - Dome - 72 F

livebaseballscorecards.com

AB	53
R	2
H	13
RBI	2
BB	4
SO	8
LOB	28



Batter	1	2	3	4	5	6	7	8	9	10	11	12	13	14	AB	R	H	RBI	BB	SO	LOB	BOTTOM
Alex Sanchez, L (1, 8) Valerio De Los Santos, L (8, 1) Eddie Pérez, R (9, PH) OBP: 0.333, SLG: 0.452	0-0 CS 1B		2-2 G3-1		1-0 HBP		1-2 F9		0-2 FC5-4			1-2 G5-3		4-0 1B IBB	3	0	1	0	0	0	2	
Keith Ginter, R (1, 4) Mike DeJean, R (10, 1) Enrique Cruz, R (12, PH) John Foster, L (13, 1) Glendon Rusch, L (14, PH) OBP: 0.375, SLG: 0.167	3-2 F7			1-3 K	3-3 K			2-1 1B FC4-6 HBP	2-3 K			1-2 L4		0-1 1B	4	1	0	0	0	3	4	
Richie Sexson, R (1, 3) OBP: 0.373, SLG: 0.500	2-1 G5-3			0-0 G6-3		0-2 G5-3		0-3 K		4-0 G5-4-3 BB			2-2 G4-3		5	0	0	0	1	1	1	
Geoff Jenkins, L (1, 7) OBP: 0.388, SLG: 0.702		1-1 L4		4-1 1B BB		2-1 G4-3		2-2 FC4-6 1B		3-2 G5-4-3			0-0 P5		5	0	1	0	1	0	1	
Scott Podsednik, L (1, 9) OBP: 0.406, SLG: 0.483		4-2 F9-3 BB		1 SAFE 2-2 FC5-4 1B		4-2 FC6-4 BB		0-1 FC4-6		0-3 K			2-0 1B		4	0	2	1	2	1	1	
Wes Helms, R (1, 5) OBP: 0.288, SLG: 0.306		0-0 F9-3		0-0 FC5-4		1 SAFE 1-0 FC6-4		2-3 K			2-3 K		0-0 G4-3		6	0	0	0	0	2	6	
Keith Osik, R (1, 2) Eric Young Sr., R (9, PH) OBP: 0.389, SLG: 0.492			0-0 G3-1		0-1 G5-3		2-3 K		3-2 1B 2B			2-2 CS HBP		2-2 F7 SH 1B	3	0	0	0	0	1	0	
Royce Clayton, R (1, 6) OBP: 0.425, SLG: 0.603			1-2 G4-3		1-1 G6-3		1-2 S 1B		0-3 K		1 SAFE 2-1 G1-3			0-1 SH 1B F7	5	0	1	0	0	1	2	
Todd Ritchie, R (1, 1) Wayne Franklin, L (6, 1) John Vander Wal, L (7, PH) Brady Clark, R (8, 8) OBP: 0.500, SLG: 0.400			1-0 1B		1-1 HBP 1B		1-2 F7		0-1 FC5-4 1B			0-2 CS 1B		1-1 F7	2	0	2	0	0	0	0	

Inning Stats	R: 0	H: 1	E: 0	LOB: 0	K: 0	BB: 0	S: 8	P: 12	R: 0	H: 0	E: 0	LOB: 0	K: 0	BB: 0	S: 6	P: 11	R: 0	H: 1	E: 0	LOB: 1	K: 0	BB: 0	S: 10	P: 14	R: 0	H: 1	E: 0	LOB: 2	K: 1	BB: 1	S: 11	P: 18	R: 0	H: 1	E: 0	LOB: 2	K: 1	BB: 1	S: 9	P: 15	R: 0	H: 0	E: 0	LOB: 1	K: 0	BB: 1	S: 9	P: 16	R: 0	H: 1	E: 0	LOB: 1	K: 1	BB: 0	S: 13	P: 18	R: 1	H: 1	E: 0	LOB: 1	K: 2	BB: 0	S: 15	P: 21	R: 1	H: 2	E: 0	LOB: 1	K: 2	BB: 0	S: 18	P: 23	R: 0	H: 0	E: 0	LOB: 0	K: 1	BB: 1	S: 8	P: 15	R: 0	H: 0	E: 0	LOB: 0	K: 1	BB: 0	S: 9	P: 14	R: 0	H: 1	E: 0	LOB: 0	K: 0	BB: 0	S: 9	P: 12	R: 0	H: 1	E: 0	LOB: 1	K: 0	BB: 0	S: 6	P: 10	R: 1	H: 2	E: 1	LOB: 3	K: 0	BB: 1	S: 11	P: 18	1B: 11	SF: 0	2B: 2	SAC: 1	3B: 0	DP: 2	HR: 0	HBP: 3	WP: 0	PA: 56	PB: 0	SB: 1	CS: 3
Wade Miller, R (1, 1) ERA: 4.15	IP	WLS	BF	H	R	ER	SO	BB	IBB	HBP	BLK	WP	HR	S	P	104	ERA	WHIP																																																																																																											
Octavio Dotel, R (8, 1) ERA: 1.8	1.0	H	5	1	1	1	2	0	0	1	0	0	0	15	21	9.00	1.000																																																																																																												
Billy Wagner, L (9, 1) ERA: 1.64	2.0	B	8	2	1	1	3	1	0	0	0	0	0	26	38	4.50	1.500																																																																																																												
54 Brad Lidge, R (11, 1) ERA: 0.69	2.0		6	1	0	0	1	0	0	1	0	0	0	18	26	0.00	0.500																																																																																																												
Scott Linebrink, R (13, 1) ERA: 3.86	1.1	L	9	3	1	1	0	0	1	0	0	0	0	17	28	6.75	2.250																																																																																																												

Houston Astros @ Milwaukee Brewers
Miller Park, Milwaukee, WI
Sat Apr 19 2003, 1:05 PM CDT
Att. 19,239 - Dome - 72 F

livebaseballscorecards.com

AB	47
R	3
H	12
RBI	3
BB	5
SO	9
LOB	22



Batter	1	2	3	4	5	6	7	8	9	AB R H RBI BB SO LOB	TOP																
Craig Biggio, R (1, 8) OBP: 0.292, SLG: 0.482	0-0 G5-4-3 1B		1-3 K		1-0 HR		1-2 CS 1B		1-3 K	5 1 3 2 0 2 0																	
Geoff Blum, S (1, 5) OBP: 0.357, SLG: 0.406	0-0 F9		2-2 G4-3		1-2 G6-3		1-0 CS 1-2	0-0 L8		4 0 0 0 0 0 1																	
5 Jeff Bagwell, R (1, 3) OBP: 0.429, SLG: 0.722	3-2 G5-4-3 1-2f		1-2 F8		2-1 HR			0-0 G5-3		4 1 1 1 0 0 1																	
Jeff Kent, R (1, 4) OBP: 0.364, SLG: 0.456		2-0 2B 1B		1-2 F9	2-2 G5-3			4-1 BB BB BB		3 0 1 0 1 0 0																	
Orlando Merced, S (1, 7) OBP: 0.357, SLG: 0.480		0-0 L7		2-2 G4-3		0-1 F9		4-2 SAFE BB 1-2 BB		3 0 0 0 1 0 1																	
Richard Hidalgo, R (1, 9) OBP: 0.411, SLG: 0.508		2-1 1-3 2B		1-2 HR		1-2 F8		4-2 BB 1-2 2-3 BB		3 1 2 1 1 0 0																	
Gregg Zaun, S (1, 2) OBP: 0.333, SLG: 0.389		1-0 HBP		1-1 G4-3		2-2 F8		0-3 K		2 0 0 0 0 0 0																	
Pete Munro, R (6, 1)										0 0 0 0 0 0 0																	
Jose Vizcaino, S (8, PH) OBP: 0.111, SLG: 0.077										1 0 0 0 0 1 3																	
Ricky Stone, R (8, 1)										0 0 0 0 0 0 0																	
Julio Lugo, R (1, 6) OBP: 0.316, SLG: 0.275		1-3 K		3-1 G6-3		4-1 CS BB		1-1 P5		2 0 0 0 1 1 3																	
Morgan Ensberg, R (9, PH) OBP: 0.286, SLG: 0.421										1 0 0 0 0 0 0																	
Jerome Robertson, L (1, 1) OBP: 0.286, SLG: 0.286		0-2 G4-3		0-0 HR 1B		1-2 K		1-1 F9		2 1 1 0 0 0 3																	
Brad Ausmus, R (6, 2) OBP: 0.323, SLG: 0.426										2 0 0 0 0 1 1																	
Inning Stats	R: 0 E: 0 K: 0 S: 5	H: 1 LOB: 0 BB: 0 P: 8	R: 0 E: 0 K: 1 S: 10	H: 2 LOB: 3 BB: 0 P: 16	R: 0 E: 0 K: 1 S: 9	H: 0 LOB: 0 BB: 0 P: 13	R: 1 E: 0 K: 0 S: 14	H: 1 LOB: 0 BB: 0 P: 19	R: 3 E: 0 K: 0 S: 12	H: 3 LOB: 0 BB: 0 P: 21	R: 0 E: 0 K: 0 S: 9	H: 0 LOB: 0 BB: 0 P: 12	R: 0 E: 0 K: 1 S: 9	H: 1 LOB: 0 BB: 1 P: 16	R: 0 E: 0 K: 1 S: 12	H: 0 LOB: 3 BB: 3 P: 24	R: 0 E: 0 K: 1 S: 7	H: 0 LOB: 0 BB: 0 P: 10	1B: 4 2B: 1 3B: 0 HR: 3	SF: 0 SAC: 0 DP: 1 HBP: 1	WP: 0 PB: 0 SB: 0 CS: 2	PA: 38					
PITCHER	IP WLS BF H R ER SO BB IBB HBP BLK WP HR S P ERA WHIP																										
15 Ben Sheets, R (1, 1) ERA: 3.97	6.0		25	7	4	4	2	0	0	1	0	0	3	59	89	6.00	1.167										
Curt Leskanic, R (7, 1) ERA: 2.89	1.2	W	7	1	0	0	1	3	0	0	0	0	0	14	29	0.00	2.400										
Luis Vizcaino, R (8, 1) ERA: 18.47	0.1	H	2	0	0	0	1	1	0	0	0	0	0	7	11	0.00	3.000										
Mike DeJean, R (9, 1) ERA: 3.6	1.0	S	3	0	0	0	1	0	0	0	0	0	0	7	10	0.00	0.000										

Houston Astros @ Milwaukee Brewers
 Miller Park, Milwaukee, WI
 Sun Apr 20 2003, 1:05 PM CDT
 Att: 10,125 - Dome - 72 F

livebaseballscorecards.com

AB	32
R	4
H	8
RBI	4
BB	4
SO	5
LOB	13



Batter	1	2	3	4	5	6	7	8	9
Scott Podsednik, L (1, 9) <small>OBP: 0.417, SLG: 0.469</small>	0-2 	2-1 G4-3						4-1 	3-2 L7-3
Eric Young Sr., R (1, 4) <small>OBP: 0.382, SLG: 0.478</small>	2-0 		1-1 G5-3			1-3 	1-0 G4-3		
Richie Sexson, R (1, 3) <small>OBP: 0.368, SLG: 0.479</small>	4-1 		1-1 F7			1-0 F8	1-1 G5-3		
Geoff Jenkins, L (1, 7) <small>OBP: 0.415, SLG: 0.714</small>	4-0 		0-1 G4-3			0-1 	4-0 		
Brady Clark, R (1, 8) <small>OBP: 0.600, SLG: 0.571</small>	2-1 			1-2 		1-2 	4-2 		
Keith Ginter, R (1, 5) <small>OBP: 0.351, SLG: 0.250</small>	1-3 		1-0 			1-2 	0-0 		
Eddie Pérez, R (1, 2) <small>OBP: 0.313, SLG: 0.422</small>	0-0 		1-3 			0-0 	0-0 		
Royce Clayton, R (1, 6) <small>OBP: 0.416, SLG: 0.582</small>		0-0 			2-0 	3-3 		1-2 	
15 Ben Sheets, R (1, 1) <small>OBP: 0.187, SLG: 0.167</small> John Vander Wal, L (6, PH) <small>OBP: 0.371, SLG: 0.410</small> Curt Leskämä, R (7, 1) <small>OBP: 0.371, SLG: 0.410</small> Luis Vizcaino, R (8, 1) Enrique Cruz, R (8, PH) Mike DeJean, R (9, 1)		1-2 			0-0 	1-1 		0-1 	

AB	R	H	RBI	BB	SO	LOB
3	2	1	0	1	0	1
4	1	1	0	0	1	3
3	0	0	0	1	0	3
2	2	1	1	2	0	0
2	0	2	1	1	0	0
4	0	2	3	0	1	3
3	0	0	0	0	1	5
4	0	1	0	0	1	2
2	0	1	0	0	1	0
1	0	0	0	0	0	2
0	0	0	0	0	0	0
0	0	0	0	0	0	0
1	0	0	0	0	0	1
0	0	0	0	0	0	0

AB	R	H	RBI	BB	SO	LOB
29	5	9	5	5	5	20

Inning Stats		R: 2	H: 2	E: 0	K: 1	S: 11	R: 0	H: 0	E: 0	K: 1	S: 6	R: 0	H: 0	E: 0	K: 0	S: 6	R: 0	H: 1	E: 0	K: 1	S: 10	R: 0	H: 1	E: 1	K: 1	S: 7	R: 1	H: 3	E: 0	K: 1	S: 20	R: 2	H: 1	E: 0	K: 0	S: 11	R: 0	H: 1	E: 0	K: 0	S: 8				
IP WLS BF H R ER SO BB IBB HBP BLK WP HR S P ERA WHIP		5.1			25	7	3	3	4	2	0	0	0	0	0	0	0	0	0	0	0	0	0	0	0	0	0	0	0	0	0	0	0	0	0	0	0	0	0	0	0	0	0	0	0
PITCHER		Jerome Robertson, L (1, 1) <small>ERA: 6.53</small> Pete Munro, R (6, 1) <small>ERA: 3.14</small> Ricky Stone, R (8, 1) <small>ERA:</small>																																											

Houston Astros @ Milwaukee Brewers
 Miller Park, Milwaukee, WI

Sun Apr 20 2003, 1:05 PM CDT
 Att: 10,125 - Dome - 72 F

livebaseballscorecards.com

AB 29
R 5
H 9
RBI 5
BB 5
SO 5
LOB 20



Batter	1	2	3	4	5	6	7	8	9	AB R H RBI BB SO LOB	TOP													
Alex Sanchez, L (1, 8) OBP: 0.391, SLG: 0.500	3-3 			0-0 		2-2 	0-0 		0-2 	5 1 3 0 0 1 0	Milwaukee Brewers @ Florida Marlins Pro Player Stadium, Miami, FL Tue Apr 22 2003, 7:05 PM EDT Att. 10,115 - Cloudy - 84 F													
Eric Young Sr., R (1, 4) OBP: 0.370, SLG: 0.472	2-2 			1-1 		0-0 	2-2 		3-2 	5 1 1 0 0 0 7														
Richie Sexson, R (1, 3) OBP: 0.374, SLG: 0.494	0-1 			3-3 		0-2 		2-2 		4 0 2 1 0 1 1														
Geoff Jenkins, L (1, 7) OBP: 0.404, SLG: 0.698		0-2 		0-1 		1-3 		1-3 		4 0 1 1 0 2 2														
John Vander Wal, L (1, 9) OBP: 0.313, SLG: 0.405		1-2 		0-1 		3-2 		1-2 		3 0 1 0 0 0 1														
Brady Clark, R (8, PH) OBP: 0.545, SLG: 0.500										1 0 0 0 0 0 1														
Wes Helms, R (1, 5) OBP: 0.243, SLG: 0.288		1-1 			1-2 		2-3 	3-3 		4 0 0 0 0 2 1														
Eddie Pérez, R (1, 2) OBP: 0.327, SLG: 0.429			0-2 		1-1 		0-0 		1-1 	4 0 2 0 0 0 0														
Enrique Cruz, R (9, PR)										0 0 0 0 0 0 0														
Royce Clayton, R (1, 6) OBP: 0.385, SLG: 0.549			2-2 		0-1 		1-2 		0-1 	4 0 0 0 0 0 3														
Wayne Franklin, L (1, 1) OBP: 0.111, SLG: 0.111			1-0 		0-1 		4-2 		4-2 	2 0 0 0 0 0 1														
Scott Podsednik, L (7, PH) OBP: 0.432, SLG: 0.469										0 0 0 0 1 0 0														
Valerio De Los Santos, L (7, 1)										0 0 0 0 0 0 0														
Luis Vizcaino, R (8, 1)										0 0 0 0 0 0 0														
Keith Ginter, R (9, PH) OBP: 0.368, SLG: 0.250										0 0 0 0 1 0 0														
Inning Stats	R: 0 E: 0 K: 1 S: 12	H: 0 LOB: 0 BB: 0 P: 17	R: 0 E: 0 K: 0 S: 9	H: 0 LOB: 0 BB: 0 P: 11	R: 0 E: 0 K: 0 S: 8	H: 0 LOB: 0 BB: 0 P: 11	R: 1 E: 0 K: 1 S: 11	H: 2 LOB: 1 BB: 0 P: 15	R: 0 E: 0 K: 0 S: 10	H: 1 LOB: 1 BB: 0 P: 12	R: 1 E: 0 K: 1 S: 15	H: 3 LOB: 2 BB: 0 P: 21	R: 0 E: 0 K: 1 S: 15	H: 2 LOB: 3 BB: 1 P: 24	R: 0 E: 0 K: 2 S: 12	H: 1 LOB: 1 BB: 0 P: 19	R: 0 E: 1 K: 0 S: 18	H: 1 LOB: 3 BB: 1 P: 26	1B: 6 2B: 4 3B: 0 HR: 0	SF: 0 SAC: 0 DP: 1 HBP: 0	WP: 0 PB: 0 SB: 0 CS: 0	PA: 38		
PITCHER	IP	WLS	BF	H	R	ER	SO	BB	IBB	HBP	BLK	WP	HR	S	P	ERA	WHIP							
Brad Penny, R (1, 1) ERA: 4.5	7.0		29	8	2	2	4	1	0	0	0	0	0	80	111	2.57	1.286							
Armando Almanza, L (8, 1) ERA: 2.61	1.0	W	4	1	0	0	2	0	0	0	0	0	0	12	19	0.00	1.000							
Braden Looper, R (9, 1) ERA: 2.31	1.0	S	5	1	0	0	0	1	0	0	0	0	0	18	26	0.00	2.000							

livebaseballscorecards.com

AB	36
R	2
H	10
RBI	2
BB	2
SO	6
LOB	17



Batter	1	2	3	4	5	6	7	8	9	AB	R	H	RBI	BB	SO	LOB
Juan Pierre, L OBP: 0.351, SLG: 0.374 (1, 8)	0-1 F8		0-2 G4-3		1-0 F8			1-2 WP S HR 1B		4	1	1	0	0	0	1
Luis Castillo, S OBP: 0.360, SLG: 0.375 (1, 4)	2-2 F8			1-0 G4-3 3B		0-1 G5-3		3-1 F9		4	1	1	0	0	0	1
Ivan Rodriguez, R OBP: 0.418, SLG: 0.516 (1, 2)	0-1 G6-3			0-0 G4-3		2-2 FC8-6 1B		1-1 1-H HR		4	1	2	3	0	0	0
Juan Encarnacion, R OBP: 0.322, SLG: 0.435 (1, 9)		1-1 E5 G5-4-3		1-2 P3		0-0 FC8-6 1-2f		2-2 FC6-4 1B		4	0	1	0	0	0	1
Mike Lowell, R OBP: 0.341, SLG: 0.506 (1, 5)		2-1 G5-4-3 1-2f		0-2 P3		1-0 F7 1-2		1-2 F9		4	0	0	0	0	0	3
Derrek Lee, R OBP: 0.371, SLG: 0.479 (1, 3)		4-1 BB			4-0 BLK 2B BB		2-3 K	1-2 FC6-4 1-2f		2	1	0	0	2	1	1
Alex Gonzalez, R OBP: 0.414, SLG: 0.714 (1, 6)		1-1 F9			1-2 P3 1-2		1-2 HBP			2	0	0	0	0	0	2
Todd Hollandsworth, L OBP: 0.328, SLG: 0.333 (1, 7)			3-3 K		1-2 2-H 2B		0-3 K			3	0	1	1	0	2	1
Brad Penny, R OBP: 0.125, SLG: 0.500 (7, PH) Ramon Castro, R OBP: 0.375, SLG: 0.375 (8, 1) Armando Almanza, L (9, 1) Braden Loper, R			1-3 K		0-3 K		3-3 K			2	0	0	0	0	2	1
										1	0	0	0	0	1	1
										0	0	0	0	0	0	0
										0	0	0	0	0	0	0

Inning Stats		R: 0	H: 0	R: 0	H: 0	R: 0	H: 0	R: 1	H: 1	R: 1	H: 1	R: 0	H: 1	R: 0	H: 0	R: 2	H: 3
		E: 0	LOB: 0	E: 1	LOB: 1	E: 0	LOB: 0	E: 0	LOB: 0	E: 0	LOB: 1	E: 0	LOB: 1	E: 0	LOB: 1	E: 0	LOB: 1
		K: 0	BB: 0	K: 0	BB: 1	K: 2	BB: 0	K: 0	BB: 0	K: 1	BB: 1	K: 3	BB: 0	K: 3	BB: 0	K: 0	BB: 0
		S: 7	P: 9	S: 7	P: 15	S: 13	P: 17	S: 9	P: 11	S: 13	P: 20	S: 8	P: 11	S: 12	P: 18	S: 16	P: 25


BOTTOM

Milwaukee Brewers @ Florida Marlins
Pro Player Stadium, Miami, FL

Tue Apr 22 2003, 7:05 PM EDT
 Att: 10,115 - Cloudy - 84 F

livebaseballscorecards.com

AB	30
R	4
H	6
RBI	4
BB	2
SO	6
LOB	12



PITCHER		IP	WLS	BF	H	R	ER	SO	BB	IBB	HBP	BLK	WP	HR	S	P	ERA	WHIP
Wayne Franklin, L ERA: 7.03 (1, 1)		6.0		23	3	2	2	3	2	0	0	1	0	0	57	83	3.00	0.833
Valerio De Los Santos, L ERA: 5.4 (7, 1)		1.1	L	7	2	2	2	3	0	0	1	0	1	1	19	30	13.50	1.500
Luis Vizcaino, R ERA: 16.71 (8, 1)		0.2		3	1	0	0	0	0	0	0	0	0	0	9	13	0.00	1.500

Inning Stats		1B:	SF:	WP:	PA:
		3	0	1	33
		2B:	SAC:	PB:	
		1	0	0	
		3B:	DP:	SB:	
		1	1	2	
		HR:	HBP:	CS:	
		1	1	0	

Batter	1	2	3	4	5	6	7	8	9	10	11	12	AB R H RBI BB SO LOB	TOP																		
Alex Sanchez, L (1, 8) OBP: 0.387, SLG: 0.488	1-2 G4-3		2-1 L5		2-2 F7			2-2 G6-3 1B	1-2 G6-3			1-0 SAFE 1B	6 1 2 0 0 0 0																			
Eric Young Sr., R (1, 4) OBP: 0.356, SLG: 0.462	2-0 P2		1-1 P4		0-1 2B			1-1 SAFE G6-3				3-1 1B	6 0 1 0 0 1 3																			
Richie Sexson, R (1, 3) OBP: 0.371, SLG: 0.482	0-0 3B 1B			1-0 P4				1-2 1B SF8 1B				0-3 K	6 2 2 0 0 3 3																			
Geoff Jenkins, L (1, 7) OBP: 0.419, SLG: 0.741	0-1 1-H 3B			1-1 G4-3 2B 2B				3-1 SAFE SF8 1B 1-2 1B				1-2 K	5 1 3 2 0 2 0																			
Scott Podsednik, L (1, 9) OBP: 0.405, SLG: 0.432	0-0 B4-3			0-1 G4-3				1-2 F7				0-3 K	5 0 1 0 0 1 2																			
Wes Helms, R (1, 5) OBP: 0.243, SLG: 0.304 Enrique Cruz, R (11, PH) Shane Nance, L (11, 1)		1-1 G1-6-3		1-0 2B				3-2 P4				4-2 G6-4-3 HBP	3 0 1 2 0 0 0 0 0 0 0 0 0 0 0 0 0 0 0 0 0																			
Keith Osik, R (1, 2) OBP: 0.235, SLG: 0.167 John Vander Wal, L (8, PH) Eddie Pérez, R (8, 2) OBP: 0.321, SLG: 0.420		0-0 L6		4-1 BB				0-1 L4-3 1B				2-2 G6-4-3 1-2	2 0 1 0 1 0 0 1 0 0 0 0 1 2 1 0 0 0 0 0 1																			
Royce Clayton, R (1, 6) OBP: 0.354, SLG: 0.526		2-3 K		1-2 F8				1-1 L4-3 1-1				1-2 1B 1B	5 0 1 0 0 2 3																			
Glendon Rusch, L (1, 1) OBP: 0.273, SLG: 0.111 Luis Vizcaino, R (8, 1) Brady Clark, R (9, PH) John Foster, L (9, 1) Curt Leskanic, R (10, 1) Keith Ginter, R (11, 5) OBP: 0.359, SLG: 0.242			1-1 F9					0-3 K				3-3 SAFE K	3 0 0 0 0 2 0 0 0 0 0 0 0 0 1 0 1 0 0 0 0 1 1																			
Inning Stats	R: 1 E: 0 K: 8 S: 8	H: 2 LOB: 1 BB: 0 P: 11	R: 0 E: 0 K: 1 S: 6	H: 0 LOB: 0 BB: 0 P: 9	R: 0 E: 0 K: 0 S: 6	H: 0 LOB: 0 BB: 0 P: 10	R: 1 E: 0 K: 0 S: 6	H: 2 LOB: 2 BB: 1 P: 18	R: 0 E: 0 K: 2 S: 11	H: 1 LOB: 1 BB: 0 P: 16	R: 0 E: 0 K: 1 S: 10	H: 0 LOB: 0 BB: 0 P: 17	R: 0 E: 0 K: 1 S: 7	H: 1 LOB: 0 BB: 0 P: 8	R: 2 E: 0 K: 1 S: 17	H: 4 LOB: 2 BB: 0 P: 26	R: 0 E: 0 K: 1 S: 9	H: 0 LOB: 0 BB: 0 P: 12	R: 0 E: 0 K: 3 S: 10	H: 0 LOB: 0 BB: 0 P: 14	R: 0 E: 0 K: 1 S: 8	H: 0 LOB: 0 BB: 0 P: 14	R: 0 E: 0 K: 2 S: 13	H: 2 LOB: 2 BB: 0 P: 21	1B: 8 2B: 4 3B: 1 HR: 0	SF: 1 SAC: 0 DP: 2 HBP: 1	WP: 0 PB: 0 SB: 0 CS: 0	PA: 48				
PITCHER	IP WLS BF H R ER SO BB IBB HBP BLK WP HR S P ERA WHIP																															
Carl Pavano, R (1, 1) ERA: 3.69	7.0		6	2	2	5	1	0	0	0	0	0	0	0	58	89	2.57	1.000														
Michael Tejera, L (8, 1) ERA: 5.28	0.1	5	4	2	2	0	0	0	0	0	0	0	0	0	12	19	54.00	12.000														
Tim Spooneybarger, R (8, 1) ERA: 3.18	1.2	5	0	0	0	2	0	0	0	0	0	0	0	0	14	19	0.00	0.000														
Bradjen Loooper, R (10, 1) ERA: 1.98	2.0	6	0	0	0	4	0	0	1	0	0	0	0	0	18	28	0.00	0.000														
Armando Almanza, L (12, 1) ERA: 2.38	1.0	W 5	2	0	0	2	0	0	0	0	0	0	0	0	13	21	0.00	2.000														

Milwaukee Brewers @ Florida Marlins
Pro Player Stadium, Miami, FL

Wed Apr 23 2003, 7:05 PM EDT
Att: 9,182 - Sunny - 83 F

livebaseballscorecards.com

AB	45
R	4
H	12
RBI	4
BB	1
SO	13
LOB	15



Batter	1	2	3	4	5	6	7	8	9	10	11	12	AB R H RBI BB SO LOB
Juan Pierre, L OBP: 0.340, SLG: 0.361 (1, 8)	0-1 G1		2-2 G6-3		1-1 G6-4-3 1-2f			1-2 G4-3 2B	1 SAFE SAFE 3-1 P6 1-3		1-0 L8		6 1 1 0 0 0 3
Luis Castillo, S OBP: 0.359, SLG: 0.384 (1, 4)	3-2 G5-3		0-3 K		3-1 L8			0-1 G4-3 1-3 3B	2-1 G6-3			1-0 1B 1B	6 2 2 0 0 1 2
Ivan Rodriguez, R OBP: 0.424, SLG: 0.514 (1, 2)	1-1 1B		2-1 G5-3			1-0 FC5-4 1B		0-0 G4-3		2-1 F9		0-0 1B 1B	6 0 3 1 0 0 1
Juan Encarnacion, R OBP: 0.333, SLG: 0.473 (1, 9)	2-3 K			3-2 F8 1B 2B		1-1 FC5-4 1-2f		0-0 1B 3B		0-1 P4		0-0 1B	6 2 3 2 0 1 2
Mike Lowell, R OBP: 0.344, SLG: 0.494 (1, 5)		1-0 G5-3		2 SAFE 1-0 F8 2-3		1 SAFE 0-0 F8		0-1 1B		4-2 BB			4 0 1 1 1 0 2
Derrek Lee, R OBP: 0.362, SLG: 0.462 (1, 3)		1-1 G5-3		1-1 FC5-4 3-H 1B		0-3 K		1-3 K		2-3 K			5 0 1 1 0 3 3
Alex Gonzalez, R OBP: 0.427, SLG: 0.721 (1, 6)		0-2 1B 1B		1-1 FC5-4 1-2f			0-0 2B	0-3 K				0-0 F9 PB 1B	5 0 3 0 0 1 2
Todd Hollandsworth, L OBP: 0.319, SLG: 0.323 (1, 7)		0-1 1-2 1B		0-0 G1-3			1-2 F7		0-1 L6			2-3 K	5 0 1 0 0 1 2
Carl Pavano, R Mike Morseca, R Michael Inge, L Tim Lincecum, R Mike Redmond, R Garrett Williams, R Bradford Loper, R Brian Roberts, S Armando Almanza, L		1-3 K		0-1 G6-4-3 1B			2-3 K		3-1 WP S 1B		0-0 F9		2 0 1 0 0 0 1 2 1 0 0 0 0 0 1 0 0 0 0 0 0 0 0 0 0 0 0 0 0 0 0 0 1 0 0 1 0

Inning Stats	R: 0 E: 0 K: 1 S: 11	H: 1 LOB: 1 BB: 0 P: 17	R: 0 E: 0 K: 1 S: 11	H: 2 LOB: 2 BB: 0 P: 14	R: 0 E: 0 K: 1 S: 9	H: 0 LOB: 0 BB: 0 P: 13	R: 1 E: 0 K: 0 S: 9	H: 2 LOB: 1 BB: 0 P: 15	R: 0 E: 0 K: 1 S: 6	H: 1 LOB: 0 BB: 0 P: 10	R: 0 E: 0 K: 1 S: 7	H: 1 LOB: 1 BB: 0 P: 9	R: 0 E: 0 K: 1 S: 7	H: 1 LOB: 0 BB: 0 P: 10	R: 3 E: 0 K: 2 S: 15	H: 4 LOB: 1 BB: 0 P: 17	R: 0 E: 0 K: 0 S: 8	H: 1 LOB: 2 BB: 0 P: 16	R: 0 E: 0 K: 1 S: 10	H: 0 LOB: 1 BB: 1 P: 18	R: 0 E: 0 K: 1 S: 6	H: 1 LOB: 1 BB: 0 P: 9	R: 1 E: 0 K: 0 S: 3	H: 3 LOB: 2 BB: 0 P: 4	1B: 13 2B: 3 3B: 1 HR: 0	SF: 0 DP: 1 HBP: 0	WP: 1 PB: 1 SB: 1 CS: 0	PA: 49
--------------	-------------------------------	----------------------------------	-------------------------------	----------------------------------	------------------------------	----------------------------------	------------------------------	----------------------------------	------------------------------	----------------------------------	------------------------------	---------------------------------	------------------------------	----------------------------------	-------------------------------	----------------------------------	------------------------------	----------------------------------	-------------------------------	----------------------------------	------------------------------	---------------------------------	------------------------------	---------------------------------	-----------------------------------	--------------------------	----------------------------------	--------

PITCHER	IP	WLS	BF	H	R	ER	SO	BB	IBB	HBP	BLK	WP	HR	S	P	ERA	WHIP
Glendon Rusch, L ERA: 7.39 (1, 1)	7.0		29	10	3	3	5	0	0	0	0	0	0	65	94	3.86	1.429
Luis Vizcaino, R ERA: 15.75 (8, 1)	1.0	B	5	2	1	1	2	0	0	0	0	0	0	10	11	9.00	2.000
John Foster, L ERA: 6.0 (9, 1)	1.0		4	1	0	0	0	0	0	0	0	1	0	8	16	0.00	1.000
Curt Leskanic, R ERA: 2.61 (10, 1)	1.0		4	0	0	0	1	1	0	0	0	0	0	10	18	0.00	1.000
Shane Nance, L ERA: 4.7 (11, 1)	1.0	L	7	4	1	1	1	0	0	0	0	0	0	9	13	9.00	4.000

Milwaukee Brewers @ Florida Marlins
Pro Player Stadium, Miami, FL
 Wed Apr 23 2003, 7:05 PM EDT
 Att. 9,182 - Sunny - 83 F

livebaseballscorecards.com

AB	48
R	5
H	17
RBI	5
BB	1
SO	9
LOB	20



Batter	1	2	3	4	5	6	7	8	9	AB R H RBI BB SO LOB	TOP	
Alex Sanchez, L (1, 8) OBP: 0.371, SLG: 0.467	1-2 F7		0-2 F8		2-3 K			2-3 K		4 0 0 0 0 2 0		
Eric Young Sr., R (1, 4) OBP: 0.363, SLG: 0.457	0-1 G4-3			4-1 2B BB		0-0 WP 1B		0-0 P3		3 1 1 0 1 0 0		
Richie Sexson, R (1, 3) OBP: 0.386, SLG: 0.517	1-2 1B			1-0 G4-3 1-H SF9 2B		0-0 P4			3-2 G3 2B	4 1 3 1 0 0 1		
Geoff Jenkins, L (1, 7) OBP: 0.394, SLG: 0.694	1-2 K			1-1 G4-3 2-3		1-3 K 1-3			3-2 G3 2-3	4 0 0 0 0 2 4		
Brady Clark, R (1, 9) OBP: 0.400, SLG: 0.364		3-2 P3		2-2 SF9 3-H		0-3 K			0-3 K	2 0 0 1 0 1 1		
Matt Kinney, R (6, 1)										0 0 0 0 0 0 0		
Eddie Pérez, R (9, PH) OBP: 0.315, SLG: 0.412										1 0 0 0 0 1 1		
Keith Ginter, R (1, 5) OBP: 0.349, SLG: 0.222		0-2 G6-3		2-2 HBP			2-3 K		2-2 P3	3 0 0 0 0 1 1		
Keith Osik, R (1, 2) OBP: 0.216, SLG: 0.152		1-3 K		1-3 K			1-2 G1-3			3 0 0 0 0 2 1		
Royce Clayton, R (1, 6) OBP: 0.371, SLG: 0.506			2-0 F9		0-0 L3		1-2 G6-3			3 0 0 0 0 0 0		
Todd Ritchie, R (1, 1) OBP: 0.222, SLG: 0.222			1-1 G6-3		1-3 K			1-3 K		2 0 0 0 0 1 0		
Scott Podsednik, L (6, 9) OBP: 0.395, SLG: 0.421										1 0 0 0 0 1 0		
Inning Stats	R: 0 H: 1 E: 0 LOB: 1 K: 1 BB: 0 S: 13 P: 16	R: 0 H: 0 E: 0 LOB: 0 K: 1 BB: 0 S: 11 P: 15	R: 0 H: 0 E: 0 LOB: 0 K: 0 BB: 0 S: 6 P: 9	R: 2 H: 1 E: 0 LOB: 1 K: 1 BB: 1 S: 12 P: 23	R: 0 H: 0 E: 0 LOB: 0 K: 2 BB: 0 S: 7 P: 10	R: 0 H: 1 E: 0 LOB: 1 K: 2 BB: 0 S: 8 P: 9	R: 0 H: 0 E: 0 LOB: 0 K: 1 BB: 0 S: 9 P: 13	R: 0 H: 0 E: 0 LOB: 0 K: 2 BB: 0 S: 7 P: 10	R: 0 H: 1 E: 0 LOB: 1 K: 1 BB: 0 S: 15 P: 23	1B: 2 SF: 1 2B: 2 SAC: 0 3B: 0 DP: 0 HR: 0 HBP: 1	WP: 1 PA: 33 PB: 0 SB: 0 CS: 0	
PITCHER Mark Redman, L (1, 1) ERA: 3.31	IP WLS BF H R ER SO BB IBB HBP BLK WP HR S P ERA WHIP	9.0 W 33 4 2 2 11 1 0 1 0 1 0 88 128 2.00 0.556										

Milwaukee Brewers @ Florida Marlins
 Pro Player Stadium, Miami, FL
 Thu Apr 24 2003, 7:05 PM EDT
 Att: 9,069 - Sunny - 80 F

livebaseballscorecards.com

AB	30
R	2
H	4
RBI	2
BB	1
SO	11
LOB	9



Batter	1	2	3	4	5	6	7	8	9	AB R H RBI BB SO LOB
--------	---	---	---	---	---	---	---	---	---	----------------------

Juan Pierre, L <small>OBP: 0.336, SLG: 0.366</small> <small>(1, 8)</small> 										4 0 1 1 0 0 0
Luis Castillo, S <small>OBP: 0.365, SLG: 0.389</small> <small>(1, 4)</small> 										4 0 2 0 0 1 1
Ivan Rodriguez, R <small>OBP: 0.404, SLG: 0.486</small> <small>(1, 2)</small> 										4 0 0 0 0 0 2
Juan Encarnacion, R <small>OBP: 0.330, SLG: 0.495</small> <small>(1, 9)</small> 										4 1 1 1 0 1 2
Mike Lowell, R <small>OBP: 0.351, SLG: 0.506</small> <small>(1, 5)</small> 										4 1 2 0 0 1 0
Derrek Lee, R <small>OBP: 0.367, SLG: 0.457</small> <small>(1, 3)</small> 										3 1 1 0 1 0 1
Alex Gonzalez, R <small>OBP: 0.423, SLG: 0.732</small> <small>(1, 6)</small> 										3 1 1 2 0 1 1
Todd Hollandsworth, L <small>OBP: 0.333, SLG: 0.328</small> <small>(1, 7)</small> 										2 0 1 0 1 0 1
Mark Redman, L <small>(1, 1)</small> 										3 0 0 0 0 2 4


Inning Stats	R: 0	H: 1	E: 1	LOB: 1	K: 0	BB: 0	S: 7	P: 8	R: 3	H: 4	E: 0	LOB: 1	K: 0	BB: 0	S: 14	P: 24	R: 1	H: 2	E: 0	LOB: 0	K: 0	BB: 0	S: 10	P: 12	R: 0	H: 1	E: 0	LOB: 1	K: 1	BB: 0	S: 9	P: 13	R: 0	H: 0	E: 0	LOB: 2	K: 3	BB: 2	S: 13	P: 24	R: 0	H: 0	E: 0	LOB: 0	K: 1	BB: 0	S: 8	P: 11	R: 0	H: 0	E: 0	LOB: 0	K: 0	BB: 0	S: 7	P: 10
--------------	------	------	------	--------	------	-------	------	------	------	------	------	--------	------	-------	-------	-------	------	------	------	--------	------	-------	-------	-------	------	------	------	--------	------	-------	------	-------	------	------	------	--------	------	-------	-------	-------	------	------	------	--------	------	-------	------	-------	------	------	------	--------	------	-------	------	-------

PITCHER	IP	WLS	BF	H	R	ER	SO	BB	IBB	HBP	BLK	WP	HR	S	P	ERA	WHIP
Todd Ritchie, R <small>ERA: 5.08</small>	(1, 1)	5.0	L	22	9	4	4	2	0	0	0	0	0	50	69	7.20	1.800
Matt Kinney, R <small>ERA: 2.57</small>	(6, 1)	3.0		11	0	0	4	2	0	0	0	0	0	28	45	0.00	0.667

BOTTOM

4	0	1	1	0	0	0
4	0	2	0	0	1	1
4	0	0	0	0	0	2
4	1	1	1	0	1	2
4	1	2	0	0	1	0
3	1	1	0	1	0	1
3	1	1	2	0	1	1
2	0	1	0	1	0	1
3	0	0	0	0	2	4

AB	31
R	4
H	9
RBI	4
BB	2
SO	6
LOB	12



WP	PA	ERA	WHIP
0	34		

Milwaukee Brewers @ Florida Marlins
 Pro Player Stadium, Miami, FL
 Thu Apr 24 2003, 7:05 PM EDT
 Att. 9,069 - Sunny - 80 F

Batter	1	2	3	4	5	6	7	8	9	AB R H RBI BB SO LOB	TOP											
Alex Sanchez, L (1, 8) OBP: 0.363, SLG: 0.453	1-0 1B HR	1-3 K		0-0 G4-3	3-1 G4-3			0-2 G6-3		5 1 1 0 0 1 0												
Eric Young Sr., R (1, 4) OBP: 0.365, SLG: 0.453	0-1 1B HR		0-2 G1-3	1-0 2B HR		0-1 G6-3		0-0 G4-3		5 2 2 0 0 0 0												
Richie Sexson, R (1, 3) OBP: 0.406, SLG: 0.641	1-0 HR		3-2 HR	1-0 2B HR		0-0 HR			0-2 G5-3	5 4 4 5 0 0 0												
Geoff Jenkins, L (1, 7) OBP: 0.394, SLG: 0.662	0-3 K		4-1 HR BB	4-0 HR IBB		3-2 F8		1-0 L8		3 2 0 0 2 1 0												
John Vander Wal, L (1, 9) OBP: 0.333, SLG: 0.563	0-0 1B 2B		1-0 HR	1-0 HR		3-3 K		0-1 F9		5 3 3 6 0 1 0												
Keith Ginter, R (1, 5) OBP: 0.362, SLG: 0.231	1-1 G5-4-3 1B		2-2 FC5-4 1B HBP	1-2 G5-3		2-1 F9				3 0 1 1 0 0 0												
Eddie Pérez, R (1, 2) OBP: 0.310, SLG: 0.400	0-1 G5-4-3		1-2 FC5-4 1B	0-0 P4		0-0 L4				4 0 1 0 0 0 1												
Royce Clayton, R (1, 6) OBP: 0.355, SLG: 0.482			1-1 FC5-4		0-0 F9		3-2 G1-3			4 0 0 0 0 0 2												
15 Ben Sheets, R (1, 1) OBP: 0.133, SLG: 0.133			0-0 G4-3	0-3 K		0-0 G4-3		1-0 G6-3		3 0 0 0 0 1 2												
Enrique Cruz, R (8, PH)										1 0 0 0 0 0 0												
John Foster, L (8, 1)										0 0 0 0 0 0 0												
Matt Ford, S (9, 1)										0 0 0 0 0 0 0												
Inning Stats	R: 4 E: 0 K: 1 S: 13	H: 5 LOB: 0 BB: 0 P: 16	R: 0 E: 0 K: 1 S: 5	H: 0 LOB: 0 BB: 0 P: 7	R: 3 E: 0 K: 1 S: 19	H: 3 LOB: 2 BB: 1 P: 31	R: 4 E: 0 K: 0 S: 9	H: 3 LOB: 0 BB: 1 P: 17	R: 0 E: 0 K: 0 S: 4	H: 0 LOB: 0 BB: 0 P: 7	R: 1 E: 0 K: 1 S: 10	H: 1 LOB: 0 BB: 0 P: 16	R: 0 E: 0 K: 0 S: 6	H: 0 LOB: 0 BB: 0 P: 11	R: 0 E: 0 K: 0 S: 5	H: 0 LOB: 0 BB: 0 P: 6	R: 0 E: 0 K: 0 S: 6	H: 0 LOB: 0 BB: 0 P: 7	1B: 5 2B: 2 3B: 0 HR: 5	SF: 0 SAC: 0 DP: 1 HBP: 1	WP: 0 PB: 0 SB: 0 CS: 0	PA: 41
PITCHER	IP WLS BF H R ER SO BB IBB HBP BLK WP HR S P ERA WHIP																					
Shane Reynolds, R (1, 1) ERA: 5.74	3.1 L 22 10 10 10 3 1 1 1 0 0 3 40 63 27.00 3.300																					
Trey Hodges, R (4, 1) ERA: 3.65	2.2 10 2 2 2 1 0 0 0 0 0 2 20 31 6.75 0.750																					
Jung Keun Bong, L (7, 1) ERA: 1.42	2.0 6 0 0 0 0 0 0 0 0 0 0 11 17 0.00 0.000																					
Ray King, L (9, 1) ERA: 2.89	1.0 3 0 0 0 0 0 0 0 0 0 0 6 7 0.00 0.000																					

Milwaukee Brewers @ Atlanta Braves
 Turner Field, Atlanta, GA
 Fri Apr 25 2003, 7:35 PM EDT
 Att. 21,938 - Overcast - 70 F

livebaseballscorecards.com

AB 38
 R 12
 H 12
 RBI 12
 BB 2
 SO 4
 LOB 5



Batter	1	2	3	4	5	6	7	8	9	AB	R	H	RBI	BB	SO	LOB
Rafael Furcal, S OBP: 0.355, SLG: 0.436 (1, 6)	G6-3		K		K	FC6-4 1B		FC6-4 1-2f		5	0	1	0	0	2	2
Marcus Giles, R OBP: 0.422, SLG: 0.569 (1, 4)	K		G1-3		BB 10 2B 1B	FC6-4 1-2f			G6-3	5	1	1	0	0	1	2
Gary Sheffield, R OBP: 0.423, SLG: 0.634 (1, 9) Darren Bragg, L OBP: 0.200, SLG: 0.167 (8, 9)	G4-3				BB 10 2B 1B				FC6-4 1B	3	1	0	0	1	0	0
10 Chipper Jones, S OBP: 0.356, SLG: 0.461 (1, 7)		F8		HR	BB 10 2B 1B				L9	5	2	3	3	0	0	1
Andruw Jones, R OBP: 0.371, SLG: 0.547 (1, 8)		FC3-6 1B		G4-1 2B	BB 10 2B 1B				FC6-4 1-2f	5	0	3	2	0	0	2
Matt Franco, L OBP: 0.375, SLG: 0.433 (1, 3)		SAFE FC3-6 1B 1-2f		G4-1 2B	BB 10 2B 1B				K	4	0	0	0	0	1	4
Johnny Estrada, S OBP: 0.353, SLG: 0.267 (1, 2)		FC3-6 1B		F7					F9	4	0	1	0	0	0	1
Mark DeRosa, R OBP: 0.148, SLG: 0.148 (1, 5)		K			BB 10 2B 1B				G5-3	4	1	2	0	0	1	2
Shane Reynolds, R (1, 1) Trey Hodges, R (4, 1) Javy Lopez, R (6, PH) Jung Keun Bong, L (7, 1) Julio Franco, R (8, PH) Ray King, L (9, 1)			G6-3		K				FC6-4 1B	1	0	0	0	0	0	0

Inning Stats	R: 0	H: 0	E: 0	K: 1	S: 9	H: 0	LOB: 0	BB: 0	P: 13	R: 0	H: 2	E: 0	K: 1	S: 12	H: 2	LOB: 2	BB: 0	P: 17	R: 0	H: 0	E: 0	K: 1	S: 9	H: 0	LOB: 0	BB: 0	P: 14	R: 1	H: 2	E: 0	K: 0	S: 8	H: 2	LOB: 1	BB: 0	P: 15	R: 4	H: 4	E: 0	K: 2	S: 19	H: 2	LOB: 2	BB: 0	P: 13	R: 0	H: 1	E: 0	K: 1	S: 9	H: 1	LOB: 1	BB: 0	P: 11	R: 0	H: 1	E: 0	K: 0	S: 6	H: 1	LOB: 1	BB: 0	P: 10	R: 0	H: 1	E: 0	K: 0	S: 8	H: 1	LOB: 1	BB: 0	P: 9	1B: 9	SF: 0	2B: 3	SAC: 0	3B: 0	DP: 0	HR: 1	HBP: 0	WP: 0	PA: 41
--------------	------	------	------	------	------	------	--------	-------	-------	------	------	------	------	-------	------	--------	-------	-------	------	------	------	------	------	------	--------	-------	-------	------	------	------	------	------	------	--------	-------	-------	------	------	------	------	-------	------	--------	-------	-------	------	------	------	------	------	------	--------	-------	-------	------	------	------	------	------	------	--------	-------	-------	------	------	------	------	------	------	--------	-------	------	-------	-------	-------	--------	-------	-------	-------	--------	-------	--------

PITCHER	IP	WLS	BF	H	R	ER	SO	BB	IBB	HBP	BLK	WP	HR	S	P	ERA	WHIP
15 Ben Sheets, R ERA: 4.39 (1, 1)	7.0	W	33	11	5	5	6	1	0	0	0	0	1	76	113	6.43	1.714
John Foster, L ERA: 5.4 (8, 1)	1.0		4	1	0	0	0	0	0	0	0	0	0	6	10	0.00	1.000
Matt Ford, L ERA: 1.08 (9, 1)	1.0		4	1	0	0	0	0	0	0	0	0	0	8	9	0.00	1.000


BOTTOM

Milwaukee Brewers @ Atlanta Braves
Turner Field, Atlanta, GA

Fri Apr 25 2003, 7:35 PM EDT
Att. 21,938 - Overcast - 70 F

AB 40
R 5
H 13
RBI 5
BB 1
SO 6
LOB 16

livebaseballscores.com



Batter	1	2	3	4	5	6	7	8	9	AB R H RBI BB SO LOB	TOP														
Alex Sanchez, L (1, 8) OBP: 0.364, SLG: 0.455	2-2 F9		0-0 SH5-3 2B		4-1 BB		2-2 G1-3		0-0 G4-3	4 0 1 0 1 0 2															
Eric Young Sr., R (1, 4) OBP: 0.354, SLG: 0.438	3-3 K		1-0 SH5-3 2-3		0-0 G1-3			0-2 F8		3 0 0 0 0 1 1															
Richie Sexson, R (1, 3) OBP: 0.400, SLG: 0.621	4-2 BB		1-3 K			1-0 G6-3		1-3 K		3 0 0 0 1 2 1															
Geoff Jenkins, L (1, 7) OBP: 0.400, SLG: 0.642	1-0 G4-3		1-3 K			3-1 FC6-4 1B PB HBP		4-2 BB		2 1 0 0 1 1 2															
Brady Clark, R (1, 9) OBP: 0.389, SLG: 0.357		3-2 G6-3		1-0 G6-3		2-0 FC6-4 1B		1-1 G5-3		3 0 1 0 0 0 0															
John Vander Wal, L (8, PH) OBP: 0.327, SLG: 0.551						1-2				1 0 0 0 0 0 1															
Wes Helms, R (1, 5) OBP: 0.256, SLG: 0.319		3-2 WP G6-3 2B		4-2 CS BB		2-2 FC6-4 PB			2-3 K	3 1 1 0 1 1 2															
Eddie Pérez, R (1, 2) OBP: 0.306, SLG: 0.379		4-1 WP BB		3-2 K		2-2 G6-3			1-3 K	3 0 0 0 1 2 2															
Royce Clayton, R (1, 6) OBP: 0.351, SLG: 0.471		3-2 G6-3		3-2 K		2-0 F9		3-2 G4-3		4 0 1 1 0 0 1															
Wayne Franklin, L (1, 1) OBP: 0.091, SLG: 0.091		1-2 G4-3		1-2 K		1-0 G4-3		2-3 K		2 0 0 0 0 0 1															
Luis Vizcaino, R (6, 1) OBP: 0.091, SLG: 0.091										0 0 0 0 0 0 0															
Keith Ginter, R (7, PH) OBP: 0.091, SLG: 0.225										1 0 0 0 0 1 0															
Valerio De Los Santos, L (7, 1) OBP: 0.091, SLG: 0.225										0 0 0 0 0 0 0															
Curt Leskanic, R (8, 1) OBP: 0.091, SLG: 0.225										0 0 0 0 0 0 0															
Scott Podsednik, L (9, PH) OBP: 0.409, SLG: 0.436									1-2 1B	1 0 1 0 0 0 0															
Inning Stats	R: 0 E: 0 K: 1 S: 12	H: 0 LOB: 1 BB: 1 P: 22	R: 1 E: 0 K: 0 S: 14	H: 1 LOB: 1 BB: 1 P: 28	R: 0 E: 0 K: 2 S: 10	H: 1 LOB: 1 BB: 0 P: 13	R: 0 E: 0 K: 1 S: 10	H: 0 LOB: 0 BB: 1 P: 18	R: 0 E: 0 K: 0 S: 4	H: 0 LOB: 1 BB: 1 P: 11	R: 1 E: 0 K: 0 S: 9	H: 1 LOB: 1 BB: 0 P: 19	R: 0 E: 0 K: 1 S: 12	H: 0 LOB: 0 BB: 0 P: 19	R: 0 E: 0 K: 1 S: 12	H: 0 LOB: 1 BB: 1 P: 18	R: 0 E: 0 K: 2 S: 11	H: 2 LOB: 2 BB: 0 P: 15	1B: 3 2B: 2 3B: 0 HR: 0	SF: 0 SAC: 1 DP: 0 HBP: 1	WP: 1 PB: 1 SB: 0 CS: 1	PA: 37			
PITCHER	IP WLS BF H R ER SO BB IBB HBP BLK WP HR S P ERA WHIP																								
Horacio Ramirez, L (1, 1) ERA: 4.45	5.1		23	3	2	1	4	4	0	1	0	53	101	1.69	1.312										
Kevin Gryboski, R (6, 1) ERA: 4.91	0.2		2	0	0	0	0	0	0	0	0	6	10	0.00	0.000										
Ray King, L (7, 1) ERA: 2.61	1.0	W	3	0	0	0	1	0	0	0	0	12	19	0.00	0.000										
Roberto Hernandez, R (8, 1) ERA: 3.46	1.0	H	4	0	0	0	1	1	0	0	0	12	18	0.00	1.000										
29 John Smoltz, R (9, 1) ERA:	1.0	S	5	2	0	0	2	0	0	0	0	11	15	0.00	2.000										

Milwaukee Brewers @ Atlanta Braves
 Turner Field, Atlanta, GA
 Sat Apr 26 2003, 7:05 PM EDT
 Att. 27,313 - Cloudy - 68 F

AB	30
R	2
H	5
RBI	1
BB	5
SO	8
LOB	13



Batter	1	2	3	4	5	6	7	8	9	AB	R	H	RBI	BB	SO	LOB
Rafael Furcal, S OBP: 0.360, SLG: 0.438 (1, 6)	1-1 FC4-6 1B	2-2 2-H 1B			1-0 G6-3		1-2 G5-3			4	0	2	0	0	0	0
Marcus Giles, R OBP: 0.425, SLG: 0.600 (1, 4)	2-0 FC4-6 BB 1-2f BB	0-0 G6-3			4-0 WP BB		0-0 HR			3	2	1	1	1	0	2
Gary Sheffield, R OBP: 0.406, SLG: 0.605 (1, 9)	1-0 L7		0-1 P6		2-2 G5-3		3-1 G1-3			4	0	0	0	0	0	2
10 Chipper Jones, S OBP: 0.363, SLG: 0.456 (1, 7)	0-1 E5 BB 1-2		2-2 G6-3			4-0 FC1-4 BB	0-0 1B			3	0	1	0	1	0	1
29 John Smoltz, R (9, 1)										0	0	0	0	0	0	0
Andruw Jones, R OBP: 0.366, SLG: 0.528 (1, 8)	4-1 BB 1-2 2-3 BB		0-2 P2			1-2 FC1-4 1B 1-2f 1B	0-0 F8			3	1	0	0	1	0	2
Julio Franco, R OBP: 0.422, SLG: 0.439 (1, 3)	4-2 1-2 2-3 3-H BB				1-1 L9	3-1 SAFE 1B 1-2 1B		1-3 K		3	0	1	1	1	1	0
Vinny Castilla, R OBP: 0.348, SLG: 0.447 (1, 5)	0-0 G1-3		2-1 G5-3		2-2 G5-3	2-2 1-2 2-H 1B	1-0 F8			4	0	1	1	0	0	3
Javy Lopez, R OBP: 0.274, SLG: 0.450 (1, 2)		2-0 SH3-4 1B			2-2 G6-3	3-1 F5	1-1 G1-3			4	0	1	0	0	0	2
Horacio Ramirez, L OBP: 0.091, SLG: 0.091 (1, 1)		0-0 SH3-4				1-2 G4-3				1	0	0	0	0	0	0
Kevin Grysoski, R (6, 1)										0	0	0	0	0	0	0
Matt Franco, L OBP: 0.364, SLG: 0.419 (6, PH)										1	0	0	0	0	0	2
Ray King, L (7, 1)										0	0	0	0	0	0	0
Roberto Hernandez, R (8, 1)										0	0	0	0	0	0	0
Darren Bragg, L OBP: 0.200, SLG: 0.167 (9, 7)										0	0	0	0	0	0	0

Inning Stats	R: 1	H: 1	E: 1	K: 0	S: 11	LOB: 3	BB: 2	P: 23	R: 0	H: 2	E: 0	K: 0	S: 6	LOB: 1	BB: 0	P: 10	R: 0	H: 0	E: 0	K: 0	S: 8	LOB: 0	BB: 0	P: 10	R: 0	H: 0	E: 0	K: 0	S: 8	LOB: 1	BB: 1	P: 16	R: 1	H: 2	E: 0	K: 0	S: 12	LOB: 2	BB: 1	P: 25	R: 1	H: 2	E: 0	K: 0	S: 8	LOB: 1	BB: 0	P: 12	R: 0	H: 0	E: 0	K: 1	S: 6	LOB: 0	BB: 0	P: 9
--------------	------	------	------	------	-------	--------	-------	-------	------	------	------	------	------	--------	-------	-------	------	------	------	------	------	--------	-------	-------	------	------	------	------	------	--------	-------	-------	------	------	------	------	-------	--------	-------	-------	------	------	------	------	------	--------	-------	-------	------	------	------	------	------	--------	-------	------

PITCHER	IP	WLS	BF	H	R	ER	SO	BB	IBB	HBP	BLK	WP	HR	S	P	ERA	WHIP
Wayne Franklin, L ERA: 6.07 (1, 1)	5.1		25	5	2	1	0	4	0	0	0	1	0	50	91	1.69	1.688
Luis Vizcaino, R ERA: 14.54 (6, 1)	0.2		2	0	0	0	0	0	0	0	0	0	0	3	6	0.00	0.000
Valerio De Los Santos, L ERA: 5.73 (7, 1)	1.0	L	5	2	1	1	0	0	0	0	0	0	1	8	12	9.00	2.000
Curt Leskanic, R ERA: 2.38 (8, 1)	1.0		3	0	0	0	1	0	0	0	0	0	0	6	9	0.00	0.000

BOTTOM

Milwaukee Brewers @ Atlanta Braves
Turner Field, Atlanta, GA

Sat Apr 26 2003, 7:05 PM EDT
Att: 27,313 - Cloudy - 68 F

livebaseballscores.com

AB	30
R	3
H	7
RBI	3
BB	4
SO	1
LOB	14

Braves

1B: 6	SF: 0	WP: 1	PA: 35
2B: 0	SAC: 1	PB: 0	
3B: 0	DP: 0	SB: 0	
HR: 1	HBP: 0	CS: 0	

Batter	1	2	3	4	5	6	7	8	9	AB R H RBI BB SO LOB	TOP									
Alex Sanchez, L (1, 8) OBP: 0.366, SLG: 0.462	0-0 G4-3 G5-3 2B	0-2 F7		0-2 G3			1-0 F8		0-0 HBP 1B	5 1 2 0 0 0 4										
Eric Young Sr., R (1, 4) OBP: 0.340, SLG: 0.419	0-0 G4-3		1-2 G5-3		1-0 P4		2-1 G6-3		2-2 HBP 1B	4 0 0 0 0 0 1										
Matt Ford, S (7, 1)	2-3								1-2 2-3 HBP	0 0 0 0 0 0 0										
Mike DeJean, R (8, 1)									2-3	0 0 0 0 0 0 0										
Brady Clark, R (9, PH) OBP: 0.421, SLG: 0.357									2-3	0 0 0 0 0 0 0										
Richie Sexson, R (1, 3) OBP: 0.383, SLG: 0.590	0-1 G5-3		2-3 K		0-0 G6-3		2-1 G6-3		2-3 K	5 0 0 1 0 2 3										
Geoff Jenkins, L (1, 7) OBP: 0.418, SLG: 0.638	0-1 3-H 1B		4-2 BB		4-1 BB		1-0 F8			2 0 1 0 2 0 0										
John Vander Wal, L (1, 9) OBP: 0.310, SLG: 0.519	3-3 K		3-2 P5		1-3 K		0-0 F7			3 0 0 0 0 2 3										
Shane Nance, L (5, 1)	SAFE		SAFE		SAFE					0 0 0 0 0 0 0										
Luis Vizcaino, R (6, 1)										0 0 0 0 0 0 0										
Keith Ginter, R (7, 4) OBP: 0.347, SLG: 0.220										1 0 0 0 0 0 0										
Wes Helms, R (1, 5) OBP: 0.256, SLG: 0.307		4-1 SH5-4 BB BB		2-3 K		1-0 F7		0-0 G5-3		3 0 0 0 1 1 0										
Keith Osik, R (1, 2) OBP: 0.244, SLG: 0.167		1-3 K		4-2 G1-3 1B BB		1-1 FC4 1B		1-2 G1-3		3 0 1 0 1 1 1										
Royce Clayton, R (1, 6) OBP: 0.380, SLG: 0.472		4-2 SH5-4 BB		0-1 G1-3 1B		0-0 F9		1-1 G1-3		2 0 1 0 1 0 1										
Enrique Cruz, R (9, PH)		1-2 BB		1-2 1B						1 0 0 0 0 0 0										
Glendon Rusch, L (1, 1) OBP: 0.250, SLG: 0.100		0-0 SH5-4		0-0 G1-3		0-0 FC4		4-2 HBP 1B BB		1 0 0 0 0 0 2										
Scott Podsednik, L (5, 9) OBP: 0.413, SLG: 0.425		1-2 2-3		1-2 2-3		1-2f				1 0 0 0 1 0 1										
Inning Stats	R: 1 E: 0 K: 1 S: 11	H: 2 LOB: 1 BB: 0 P: 14	R: 0 E: 0 K: 1 S: 10	H: 0 LOB: 2 BB: 2 P: 19	R: 0 E: 0 K: 1 S: 12	H: 0 LOB: 1 BB: 1 P: 22	R: 0 E: 0 K: 1 S: 15	H: 1 LOB: 2 BB: 1 P: 21	R: 0 E: 0 K: 0 S: 5	H: 1 LOB: 1 BB: 0 P: 7	R: 0 E: 0 K: 0 S: 5	H: 0 LOB: 0 BB: 0 P: 10	R: 0 E: 0 K: 0 S: 3	H: 0 LOB: 0 BB: 0 P: 4	R: 0 E: 0 K: 1 S: 14	H: 1 LOB: 3 BB: 1 P: 24	1B: 4 2B: 1 3B: 0 HR: 0	SF: 0 SAC: 1 DP: 0 HBP: 1	WP: 0 PB: 0 SB: 0 CS: 0	PA: 39
PITCHER	IP WLS BF H R ER SO BB IBB HBP BLK WP HR S P ERA WHIP																			
Russ Ortiz, R (1, 1) ERA: 3.62	8.2 W 38 5 1 1 5 6 0 1 0 0 0 78 128 1.04 1.269																			
Darren Holmes, R (9, 1) ERA: 5.87	0.1 1 0 0 0 1 0 0 0 0 0 0 4 6 0.00 0.000																			

Milwaukee Brewers @ Atlanta Braves
Turner Field, Atlanta, GA
Sun Apr 27 2003, 1:05 PM EDT
Att. 26,349 - Sunny - 72 F

livebaseballscorecards.com

AB	31
R	1
H	5
RBI	1
BB	6
SO	6
LOB	16



Batter	1	2	3	4	5	6	7	8	9
Rafael Furcal, S OBP: 0.371, SLG: 0.450 (1, 6)	0-0 BB 10 FC5-4 1B	4-1 G4-6-3 BB		3-3		2-2 1-3 1B	3-3 K		
Marcus Giles, R OBP: 0.435, SLG: 0.613 (1, 4)	3-2 SAFE 10 FC5-4 BB 1-2 1B	2-1 G4-6-3			1-0 F8 10 1B 2B	0-0 10 1B 1B		1-3 K G5-3	
Gary Sheffield, R OBP: 0.406, SLG: 0.589 (1, 9)	4-1 SAFE 10 FC5-4 BB 1-2 2-3		2-0 F8		2-2 F8	0-2 10 1B 1B		1-1 F7	
10 Chipper Jones, S OBP: 0.368, SLG: 0.458 (1, 7) Darren Bragg, L OBP: 0.192, SLG: 0.160 (6, PR) (7, 7)	0-1 FC5-4 BB 1-2f 2-3 3-H		0-0 F7		0-0 1B 1B	0-0 1B 1B		0-0 G5-3 1-2	
Andruw Jones, R OBP: 0.368, SLG: 0.516 (1, 8)	0-1 P4		4-0 CS BB BB		0-1 1B 1B	3-3 K		1-3 K	
Julio Franco, R OBP: 0.449, SLG: 0.442 (1, 3)	4-1 BB BB BB 1-2 BB		4-2 BB BB BB 1-2 BB		2-2 1-3 2-H 1B	2-2 F9			
Vinny Castilla, R OBP: 0.333, SLG: 0.427 (1, 5)	2-3 K		2-1 CS BB 2-3		0-1 G5-3	1-1 P6	0-1 FC5-4		
Javy Lopez, R OBP: 0.273, SLG: 0.484 (1, 2)		0-1 HR		1-2 G5-3		3-3 K		1-2 F8	
Russ Ortiz, R OBP: 0.200, SLG: 0.400 (1, 1) Darren Holmes, R (9, 1)		0-3 K		2-2 1B		2-2 2B 1B 1B		3-2 G1-3	

AB	R	H	RBI	BB	SO	LOB
4	2	2	0	1	2	1
5	2	3	2	0	1	1
4	0	1	0	1	0	2
4	1	2	3	0	0	2
1	0	0	0	0	0	1
4	0	1	0	1	2	5
2	0	1	1	2	0	2
4	0	0	0	0	1	7
4	1	1	1	0	1	2
4	1	2	0	0	1	0
0	0	0	0	0	0	0
1B: 10	SF: 0					
2B: 2	SAC: 0					
3B: 0	DP: 1					
HR: 1	HBP: 0					


BOTTOM

Milwaukee Brewers @ Atlanta Braves
Turner Field, Atlanta, GA

Sun Apr 27 2003, 1:05 PM EDT
Att: 26,349 - Sunny - 72 F

AB	36
R	7
H	13
RBI	7
BB	5
SO	8
LOB	23

WP: 1 PA: 42
PB: 0
SB: 0
CS: 1



Inning Stats	R	H	E	K	S	H	LOB	BB	P	R	H	E	K	S	H	LOB	BB	P
R: 1 E: 0 K: 1 S: 15	H: 2 LOB: 3 BB: 2 P: 28	R: 1 E: 0 K: 1 S: 9	H: 1 LOB: 0 BB: 1 P: 15	R: 0 E: 0 K: 0 S: 6	H: 0 LOB: 1 BB: 2 P: 18	R: 0 E: 0 K: 1 S: 11	H: 1 LOB: 1 BB: 0 P: 17	R: 2 E: 0 K: 1 S: 16	H: 4 LOB: 2 BB: 0 P: 25	R: 3 E: 0 K: 1 S: 20	H: 5 LOB: 2 BB: 0 P: 29	R: 0 E: 0 K: 1 S: 13	H: 0 LOB: 0 BB: 0 P: 20	R: 0 E: 0 K: 2 S: 9	H: 0 LOB: 1 BB: 0 P: 12			

PITCHER	IP	WLS	BF	H	R	ER	SO	BB	IBB	HBP	BLK	WP	HR	S	P	ERA	WHIP
Glendon Rusch, L ERA: 7.52 (1, 1)	4.1	L	24	8	4	4	3	5	0	0	0	0	1	52	94	8.31	3.000
Shane Nance, L ERA: 7.56 (5, 1)	0.2		7	5	3	3	1	0	0	0	0	0	0	16	24	40.50	7.500
Luis Vizcaino, R ERA: 13.03 (6, 1)	1.0		3	0	0	0	1	0	0	0	0	0	0	9	14	0.00	0.000
Matt Ford, L ERA: 0.96 (7, 1)	1.0		3	0	0	0	1	0	0	0	0	0	0	13	20	0.00	0.000
Mike DeJean, R ERA: 3.27 (8, 1)	1.0		4	0	0	0	2	0	0	0	0	1	0	9	12	0.00	0.000

WP	HR	S	P	ERA	WHIP
1	2	1	12	8.31	3.000

Batter	1	2	3	4	5	6	7	8	9	AB R H RBI BB SO LOB	TOP																
Andy Chavez, L (1, 8) <small>OBP: 0.327, SLG: 0.418</small>	0-1 G3		1-1 F7		2-0 F7		0-2 G4-3		0-1 G6-4-3	5 0 0 0 0 0 3																	
Jose Vidro, S (1, 4) <small>OBP: 0.404, SLG: 0.587</small>	0-2 L9		2-3 K		0-1 G4-3			2-1 G4-3		4 0 0 0 0 1 0																	
Vladimir Guerrero, R (1, 9) <small>OBP: 0.398, SLG: 0.494</small>	1-0 S HBP		2-3 K		4-0 FC6-4 BB			2-3 K		2 0 0 0 1 2 0																	
Orlando Cabrera, R (1, 6) <small>OBP: 0.305, SLG: 0.389</small>	3-2 SAFE P4			1-2 F9 1B 2B 1B		2-0 FC6-4 G4-3		4-2 BB		3 1 1 0 1 0 2																	
Jeff Liefer, L (1, 3) <small>OBP: 0.232, SLG: 0.283</small> Luis Ayala, R (8, 1) Scott Stewart, R (8, 1) Rocky Biddle, R (9, 1)		1-1 G4-3		0-0 2B FC7-2 1B		0-0 G4-3		2-1 G4-3		4 0 1 0 0 0 2 0																	
Fernando Tatis, R (1, 5) <small>OBP: 0.295, SLG: 0.344</small>		0-0 F9		0-0 F9		1-2 L9			1-0 G6-3	4 0 0 0 0 0 3																	
Brad Wilkerson, L (1, 7) <small>OBP: 0.384, SLG: 0.479</small>		0-1 HR		1-1 2B		0-3 K			4-2 E S 1B BB	3 2 2 2 1 1 0																	
Brian Schneider, L (1, 2) <small>OBP: 0.372, SLG: 0.583</small>		1-2 2B		0-2 FC7-2		1-0 SH3-4 1B			2-0 1B 1B	4 0 3 1 0 0 2																	
Javier Vazquez, R (1, 1) <small>OBP: 0.231, SLG: 0.231</small> Ronald Calloway, L (8, 7) <small>OBP: 0.410, SLG: 0.485</small>		1-1 F9		0-2 G1-4-3		0-1 SAFE SH3-4			1-1 G6-4-3 1B	2 0 0 0 0 0 1 1 0 1 0 0 0 0																	
Inning Stats	R: 0 E: 0 K: 0 S: 9	H: 0 LOB: 1 BB: 0 P: 13	R: 1 E: 0 K: 0 S: 12	H: 2 LOB: 1 BB: 0 P: 15	R: 0 E: 0 K: 2 S: 10	H: 0 LOB: 0 BB: 0 P: 15	R: 1 E: 0 K: 0 S: 11	H: 3 LOB: 1 BB: 0 P: 13	R: 0 E: 0 K: 0 S: 6	H: 0 LOB: 0 BB: 0 P: 8	R: 0 E: 0 K: 0 S: 5	H: 0 LOB: 1 BB: 1 P: 12	R: 0 E: 0 K: 1 S: 9	H: 1 LOB: 1 BB: 0 P: 10	R: 0 E: 0 K: 1 S: 12	H: 0 LOB: 1 BB: 1 P: 22	R: 1 E: 0 K: 0 S: 8	H: 2 LOB: 1 BB: 1 P: 16	1B: 5 2B: 3 3B: 0 HR: 1	SF: 0 SAC: 1 DP: 2 HBP: 1	WP: 0 PB: 0 SB: 2 CS: 0	PA: 37					
PITCHER	IP WLS BF H R ER SO BB IBB HBP BLK WP HR S P ERA WHIP																										
Matt Kinney, R (1, 1) <small>ERA: 2.48</small> Mike DeJean, R (9, 1) <small>ERA: 3.75</small>	8.0		32	6	2	2	4	2	0	1	0	0	1	74	108	2.25	1.000										
	1.0	L	5	2	1	1	0	1	0	0	0	0	0	8	16	9.00	3.000										

Montreal Expos @ Milwaukee Brewers
 Miller Park, Milwaukee, WI
 Tue Apr 29 2003, 7:05 PM CDT
 Att: 10,044 - Dome - 72 F

livebaseballscorecards.com

AB	32
R	3
H	8
RBI	3
BB	3
SO	4
LOB	13



Batter	1	2	3	4	5	6	7	8	9	AB R H RBI BB SO LOB
Alex Sanchez, L OBP: 0.353, SLG: 0.444 (1, 8)	2-2 K			0-1 P6		1-3 K		2-2 G4-3		4 0 0 0 0 2 2
Keith Ginter, R OBP: 0.340, SLG: 0.222 (1, 4)	1-2 F8			1-2 G6-3		3-3 K			1-0 G3 WP 1B	4 0 1 0 0 1 0
Richie Sexson, R OBP: 0.378, SLG: 0.577 (1, 3)	0-1 F9			2-1 WP 1B		3-3 K			3-2 G5-3	4 0 1 0 0 1 1
Geoff Jenkins, L OBP: 0.398, SLG: 0.603 (1, 7)			0-2 F7	2-3 K			2-2 G1-3		1-2 G3	4 0 0 0 0 1 2
Scott Podsednik, L OBP: 0.400, SLG: 0.395 (1, 9)			2-3 K		1-3 K		3-3 K		4-1 BB	3 0 0 0 1 3 0
Wes Helms, R OBP: 0.256, SLG: 0.342 (1, 5)			3-3 K		0-1 HR		3-2 F9		0-1 F7	4 1 1 1 0 1 2
Eddie Pérez, R OBP: 0.308, SLG: 0.377 (1, 2)				1-3 K		2-2 F7		1-1 SH3 1B		3 0 1 0 0 1 0
Enrique Cruz, R (8, PR)										0 0 0 0 0 0 0
Keith Osik, R OBP: 0.244, SLG: 0.167 (9, 2)										0 0 0 0 0 0 0
Royce Clayton, R OBP: 0.363, SLG: 0.505 (1, 6)				1-2 F9		1-0 HR		0-1 SH3		2 1 1 1 0 0 0
Matt Kinney, R (1, 1)				2-3 K		1-3 K		2-3 K		2 0 0 0 0 2 0
John Vander Wal, L OBP: 0.310, SLG: 0.519 (8, PH)										0 0 0 0 0 0 0
Brady Clark, R OBP: 0.400, SLG: 0.333 (8, PH)										1 0 0 0 0 1 2
Mike DeJean, R (9, 1)										0 0 0 0 0 0 0

Inning Stats	R: 0 E: 0 K: 1 S: 11	H: 0 LOB: 0 BB: 0 P: 14	R: 0 E: 0 K: 2 S: 11	H: 0 LOB: 0 BB: 0 P: 16	R: 0 E: 0 K: 2 S: 10	H: 0 LOB: 0 BB: 0 P: 14	R: 0 E: 0 K: 1 S: 12	H: 1 LOB: 1 BB: 0 P: 17	R: 2 E: 0 K: 2 S: 13	H: 2 LOB: 0 BB: 0 P: 18	R: 0 E: 0 K: 3 S: 13	H: 0 LOB: 0 BB: 0 P: 20	R: 0 E: 0 K: 1 S: 13	H: 0 LOB: 0 BB: 0 P: 21	R: 0 E: 0 K: 1 S: 11	H: 1 LOB: 2 BB: 0 P: 16	R: 0 E: 0 K: 0 S: 11	H: 1 LOB: 2 BB: 1 P: 20	1B: 3 2B: 0 3B: 0 HR: 2	SF: 0 SAC: 1 DP: 0 HBP: 0
--------------	-------------------------------	----------------------------------	-------------------------------	----------------------------------	-------------------------------	----------------------------------	-------------------------------	----------------------------------	-------------------------------	----------------------------------	-------------------------------	----------------------------------	-------------------------------	----------------------------------	-------------------------------	----------------------------------	-------------------------------	----------------------------------	----------------------------------	------------------------------------

PITCHER	IP	WLS	BF	H	R	ER	SO	BB	IBB	HBP	BLK	WP	HR	S	P	ERA	WHIP
Javier Vazquez, R ERA: 2.5 (1, 1)	7.0		24	3	2	2	12	0	0	0	0	1	2	83	120	2.57	0.429
Luis Ayala, R ERA: 4.3 (8, 1)	0.1		2	1	0	0	0	0	0	0	0	0	0	4	5	0.00	3.000
Scott Stewart, L ERA: 0.82 (8, 1)	0.2	W	2	0	0	0	1	0	0	0	0	0	0	7	11	0.00	0.000
Rocky Biddle, R ERA: 4.61 (9, 1)	1.0	S	5	1	0	0	0	1	0	0	0	1	0	11	20	0.00	2.000

Montreal Expos @ Milwaukee Brewers
Miller Park, Milwaukee, WI

Tue Apr 29 2003, 7:05 PM CDT
Att. 10,044 - Dome - 72 F

AB	31
R	2
H	5
RBI	2
BB	1
SO	13
LOB	9

livebaseballscorecards.com

WP	PA	ERA	WHIP
2	33		

Batter	1	2	3	4	5	6	7	8	9	AB	R	H	RBI	BB	SO	LOB	TOP	
Endy Chavez, L (1, 8) <small>OBP: 0.330, SLG: 0.427</small> Dan Smith, R (8, 1) <small>OBP: 0.330, SLG: 0.427</small> Joey Eischen, L (8, 1) <small>OBP: 0.330, SLG: 0.427</small> Henry Mateo, S (9, 4) <small>OBP: 0.467, SLG: 0.429</small>	2-2 1B			0-0 1B 2B	1-0 F8	1-1 F7		0-0 G4-3		5	1	2	0	0	0	2		
Jose Vidro, S (1, 4) <small>OBP: 0.412, SLG: 0.583</small> Rocky Biddle, R (9, 1) <small>OBP: 0.412, SLG: 0.583</small>	1-3 K			1-1 1B	0-1 G5-4-3		4-2 BB		2-2 G3	4	1	2	1	1	1	1		
Vladimir Guerrero, R (1, 9) <small>OBP: 0.393, SLG: 0.482</small> Jose Macias, S (8, 8) <small>OBP: 0.385, SLG: 0.455</small>	1-3 K			0-1 1B	1-0 G5-4-3		2-0 P3		1-0 F7	4	1	1	0	0	1	2		
Orlando Cabrera, R (1, 6) <small>OBP: 0.318, SLG: 0.430</small>		1-2 P6		1-0 1B		1-2 HR	1-0 F7		1-2 1B	5	2	3	2	0	0	1		
Jeff Liefer, L (1, 3) <small>OBP: 0.230, SLG: 0.328</small>	2-2 G4-3			2-2 HR		0-0 E6	1-3 K		2-2 G3	5	2	1	3	0	1	2		
Fernando Tatis, R (1, 5) <small>OBP: 0.293, SLG: 0.340</small>	3-3 K			0-2 G6-3		3-2 E5		0-0 SF7		4	2	1	0	0	1	1		
Brad Wilkerson, L (1, 7) <small>OBP: 0.400, SLG: 0.506</small>			3-2 P6	0-0 1B		2-2 1B		2-2 2B		4	0	3	2	0	0	0		
Brian Schneider, L (1, 2) <small>OBP: 0.340, SLG: 0.538</small>			1-0 G6-3	0-1 L3		0-0 P6		2-0 SF7		3	0	0	1	0	0	2		
Livan Hernandez, R (1, 1) <small>OBP: 0.200, SLG: 0.200</small> Ronald Calloway, L (8, PH) <small>OBP: 0.400, SLG: 0.471</small>	0-3 K			0-1 1B		1-0 SH3		0-2 FC1-5-6-1		2	0	0	0	0	1	1		
Inning Stats	R: 0 E: 0 K: 2 S: 9 H: 1 LOB: 0 BB: 0 P: 13	R: 0 E: 0 K: 1 S: 12 H: 0 LOB: 0 BB: 0 P: 18	R: 0 E: 0 K: 1 S: 7 H: 0 LOB: 0 BB: 0 P: 11	R: 5 E: 0 K: 0 S: 17 H: 6 LOB: 1 BB: 0 P: 21	R: 0 E: 0 K: 0 S: 4 H: 1 LOB: 0 BB: 0 P: 6	R: 3 E: 2 K: 0 S: 15 H: 2 LOB: 1 BB: 0 P: 23	R: 0 E: 0 K: 1 S: 7 H: 0 LOB: 1 BB: 1 P: 15	R: 1 E: 0 K: 0 S: 9 H: 2 LOB: 1 BB: 0 P: 13	R: 0 E: 0 K: 0 S: 12 H: 1 LOB: 1 BB: 0 P: 18	1B: 9 2B: 2 3B: 0 HR: 2 SF: 1 SAC: 1 DP: 1 HBP: 0	WP: 0 PB: 0 SB: 0 CS: 1	PA: 41						
PITCHER	IP WLS BF H R ER SO BB IBB HBP BLK WP HR S P ERA WHIP					PITCHER	IP WLS BF H R ER SO BB IBB HBP BLK WP HR S P ERA WHIP											
15 Ben Sheets, R (1, 1) <small>ERA: 4.98</small> Leo Estrella, R (7, 1) <small>ERA: 4.5</small> Luis Vizcaino, R (9, 1) <small>ERA: 11.81</small>	6.0 L 28 10 8 6 4 0 0 0 0 2 64 92 9.00 1.667					2.0 9 2 1 1 1 1 0 0 0 0 16 28 4.50 1.500						1.0 4 1 0 0 0 0 0 0 0 0 12 18 0.00 1.000						

Montreal Expos @ Milwaukee Brewers
 Miller Park, Milwaukee, WI
 Wed Apr 30 2003, 7:05 PM CDT
 Att: 10,945 - Dome - 72 F

AB	38
R	9
H	13
RBI	9
BB	1
SO	5
LOB	13



BOTTOM

Montreal Expos @ Milwaukee Brewers
Miller Park, Milwaukee, WI
Wed Apr 30 2003, 7:05 PM CDT
Att. 10,945 - Dome - 72 F

livebaseballscorecards.com

AB 35
R 5
H 9
RBI 5
BB 4
SO 6
LOB 15



WP: 0 PA: 40
PB: 0
SB: 0
CS: 0

AB R H RBI BB SO LOB

4	1	1	0	1	1	1
5	1	2	0	0	1	1
5	1	2	3	0	0	2
5	0	0	0	0	2	2
3	1	2	0	1	0	0
3	1	2	2	0	0	0
4	0	0	0	0	0	4
2	0	0	0	2	0	2
2	0	0	0	0	1	0
1	0	0	0	0	1	2
0	0	0	0	0	0	0
1	0	0	0	0	0	1
0	0	0	0	0	0	0

Batter	1	2	3	4	5	6	7	8	9
Scott Podsednik, L OBP: 0.400, SLG: 0.383 (1, 8)	2-1 1B HR 1B	2-3 K			4-2 G5-3 BB		1-0 G1-3	1-1 F7	
Keith Ginter, R OBP: 0.345, SLG: 0.240 (1, 4)	0-0 1B HR 1B	2-2 1B			1-2 F9		1-0 G5-3		3-2 K
Richie Sexson, R OBP: 0.379, SLG: 0.596 (1, 3)	0-0 1B HR	1-2 G1-3			3-1 G5-3		0-1 1B		0-2 L7
Geoff Jenkins, L OBP: 0.375, SLG: 0.564 (1, 7)	2-1 L8		1-3 K		1-0 P5		2-2 G5-3		2-3 K2-3
John Vander Wal, L OBP: 0.339, SLG: 0.527 (1, 9)	1-0 1B 1B		1-0 L7		1-2 G6-4-3 HBP 1B		4-2 HR BB		
Wes Helms, R OBP: 0.278, SLG: 0.390 (1, 5)	2-0 1B		0-0 L7		2-1 G6-4-3 HBP		0-0 HR		
Eddie Pérez, R OBP: 0.290, SLG: 0.354 (1, 2)	0-2 F8			2-1 F9		1-2 G6-4-3		0-1 F8	
Royce Clayton, R OBP: 0.368, SLG: 0.495 (1, 6)	0-1 G4-3			2-1 G6-3		4-2 BB		4-1 BB	
15 Ben Sheets, R OBP: 0.118, SLG: 0.118 Brooks Kieschnick, L (6, PH) Leo Estrella, R (7, 1) Alex Sanchez, L OBP: 0.350, SLG: 0.440 (8, PH) Luis Vizcaino, R (9, 1)		1-3 K		0-0 G4-3		2-3 K		1-0 L7	

Inning Stats	R: 3	H: 5	E: 0	K: 13	LOB: 2	BB: 0	P: 20	R: 0	H: 1	E: 0	K: 2	LOB: 1	BB: 0	P: 20	R: 0	H: 0	E: 0	K: 6	LOB: 0	BB: 0	P: 8	R: 0	H: 0	E: 0	K: 5	LOB: 0	BB: 0	P: 9	R: 0	H: 1	E: 0	K: 14	LOB: 2	BB: 1	P: 24	R: 0	H: 1	E: 0	K: 8	LOB: 1	BB: 1	P: 17	R: 0	H: 1	E: 0	K: 14	LOB: 2	BB: 1	P: 24	R: 0	H: 1	E: 0	K: 8	LOB: 1	BB: 0	P: 12	R: 2	H: 1	E: 0	K: 9	LOB: 1	BB: 2	P: 19	R: 0	H: 0	E: 0	K: 10	LOB: 0	BB: 0	P: 15	1B: 7	2B: 0	3B: 0	HR: 2	SF: 0	SAC: 0	DP: 1	HBP: 1	WP: 0	PA: 40
--------------	------	------	------	-------	--------	-------	-------	------	------	------	------	--------	-------	-------	------	------	------	------	--------	-------	------	------	------	------	------	--------	-------	------	------	------	------	-------	--------	-------	-------	------	------	------	------	--------	-------	-------	------	------	------	-------	--------	-------	-------	------	------	------	------	--------	-------	-------	------	------	------	------	--------	-------	-------	------	------	------	-------	--------	-------	-------	-------	-------	-------	-------	-------	--------	-------	--------	-------	--------

PITCHER	IP	WLS	BF	H	R	ER	SO	BB	IBB	HBP	BLK	WP	HR	S	P	ERA	WHIP
Livan Hernandez, R ERA: 4.5 (1, 1)	7.0		31	8	3	3	4	2	0	1	0	0	1	68	110	3.86	1.429
Dan Smith, R ERA: 4.38 (8, 1)	0.1		4	1	2	2	0	2	0	0	0	0	1	6	14	54.00	9.000
Joey Eischen, L ERA: 0.79 (8, 1)	0.2		2	0	0	0	0	0	0	0	0	0	0	3	5	0.00	0.000
Rocky Biddle, R ERA: 4.3 (9, 1)	1.0		3	0	0	0	2	0	0	0	0	0	0	10	15	0.00	0.000

Batter	1	2	3	4	5	6	7	8	9	AB R H RBI BB SO LOB	TOP											
Henry Mateo, S (1, 4) OBP: 0.500, SLG: 0.526	0-1 FC6-4 1B	3-1 G6-3			1-0 1B		0-2 2B		2-1 F9	5 1 3 0 0 0 0												
Jose Macias, S (1, 8) OBP: 0.355, SLG: 0.407	1-2 FC6-4 2B 1B	0-0 F7			2-1 F8-3 1B		1-0 P6		1-0 P3	5 1 1 1 0 0 2												
Vladimir Guerrero, R (1, 9) OBP: 0.384, SLG: 0.478	1-0 1B 2B		3-2 G4-3		0-1 F8-3 1-1		3-0 P4		3-1 L5	5 1 1 0 0 0 2												
Orlando Cabrera, R (1, 6) OBP: 0.333, SLG: 0.437	2-1 BB 1B		1-3 K		4-0 BB			2-1 G1 BB 1B		3 0 2 2 1 1 0												
Jeff Liefer, L (1, 3) OBP: 0.215, SLG: 0.306	2-1 P5		1-3 K		0-1 F8			0-3 K		4 0 0 0 0 2 3												
Fernando Tatis, R (1, 5) OBP: 0.301, SLG: 0.333	4-1 BB			1-3 K		2-1 G5-3		4-1 G1 BB		2 0 0 0 2 1 0												
Brad Wilkerson, L (1, 7) OBP: 0.394, SLG: 0.531	3-3 K		1-2 HR		2-3 K		1-1 G1		1-1 G1	4 1 1 1 0 2 4												
Michael Barrett, R (1, 2) OBP: 0.156, SLG: 0.262		1-0 HR		1-2 G6-3		2-0 G6-3		4-0 IBB		3 1 1 1 1 0 0												
Zach Day, R (1, 1)		0-1 G2-3		0-3 K			0-3 K		0-3 K	4 0 0 0 0 3 3												
Inning Stats	R: 2 E: 0 K: 1 S: 15	H: 3 LOB: 2 BB: 1 P: 27	R: 1 E: 0 K: 0 S: 6	H: 1 LOB: 0 BB: 0 P: 10	R: 0 E: 0 K: 2 S: 11	H: 0 LOB: 0 BB: 0 P: 16	R: 1 E: 0 K: 2 S: 13	H: 1 LOB: 0 BB: 0 P: 16	R: 1 E: 0 K: 0 S: 7	H: 2 LOB: 1 BB: 1 P: 14	R: 0 E: 0 K: 1 S: 6	H: 0 LOB: 0 BB: 0 P: 12	R: 0 E: 0 K: 1 S: 11	H: 1 LOB: 1 BB: 0 P: 15	R: 0 E: 0 K: 2 S: 11	H: 1 LOB: 3 BB: 2 P: 22	R: 0 E: 0 K: 0 S: 5	H: 0 LOB: 0 BB: 0 P: 11	1B: 5 2B: 3 3B: 0 HR: 2	SF: 0 SAC: 0 DP: 1 HBP: 0	WP: 0 PB: 0 SB: 1 CS: 0	PA: 39
PITCHER	IP WLS BF H R ER SO BB IBB HBP BLK WP HR S P ERA WHIP																					
Wayne Franklin, L (1, 1) ERA: 6.31	6.0 L 26 7 5 5 6 2 0 0 0 0 0 2 58 95 7.50 1.500																					
John Foster, L (7, 1) ERA: 4.91	1.0 4 1 0 0 1 0 0 0 0 0 0 0 11 15 0.00 1.000																					
Shane Nance, L (8, 1) ERA: 6.75	1.0 6 1 0 0 2 1 1 0 0 0 0 0 11 22 0.00 2.000																					
Matt Ford, L (9, 1) ERA: 0.87	1.0 3 0 0 0 0 0 0 0 0 0 0 0 5 11 0.00 0.000																					

Montreal Expos @ Milwaukee Brewers
 Miller Park, Milwaukee, WI
 Thu May 01 2003, 12:05 PM CDT
 Att. 13,180 - Dome - 72 F

livebaseballscorecards.com

AB	35
R	5
H	9
RBI	5
BB	4
SO	9
LOB	14



Batter	1	2	3	4	5	6	7	8	9	AB R H RBI BB SO LOB	BOTTOM
Alex Sanchez, L OBP: 0.339, SLG: 0.425 (1, 8)	1-0 G4-3		0-0 G6-3			3-2 G4-3			2-1 G6-3	4 0 0 0 0 0 1	Montreal Expos @ Milwaukee Brewers Miller Park, Milwaukee, WI Thu May 01 2003, 12:05 PM CDT Att. 13,180 - Dome - 72 F
Keith Ginter, R OBP: 0.339, SLG: 0.241 (1, 4)	2-2 G1-3			2-2 K			0-2 G6-3		0-2 FC4-6 1B	4 0 1 0 0 1 0	
Richie Sexson, R OBP: 0.367, SLG: 0.575 (1, 3)	3-1 G4-3			1-0 G6-3			0-2 E1 G4-3		2-2 K	4 0 0 0 0 1 1	
Geoff Jenkins, L OBP: 0.359, SLG: 0.537 (1, 7)		0-3 K		0-0 G4-3			2-2 G4-3		2-2 FC4-6	4 0 0 0 0 1 2	
John Vander Wal, L OBP: 0.338, SLG: 0.509 (1, 9)		1-1 G4-3			4-0 G6-4-3 BB		2-2 F7			2 0 0 0 1 0 1	
Wes Helms, R OBP: 0.269, SLG: 0.376 (1, 5)		2-2 K			0-1 G6-4-3 1-2f			0-1 G6-3		3 0 0 0 0 1 1	
Eddie Pérez, R OBP: 0.278, SLG: 0.338 (1, 2)			2-1 G4-3		1-2 G5-3			0-1 G4-3		3 0 0 0 0 0 0	
Royce Clayton, R OBP: 0.367, SLG: 0.490 (1, 6)			1-1 G4-3			0-0 G6-3		0-1 1B		3 0 1 0 0 0 0	
Wayne Franklin, L OBP: 0.187, SLG: 0.167 (6, PH) Enrique Cruz, R (7, 1) John Foster, L (8, 1) Shane Nance, L (8, PH) Scott Podsednik, L OBP: 0.393, SLG: 0.375 (9, 1) Matt Ford, S			1-1 1B			2-3 K		3-2 G6-3		1 0 1 0 0 0 0 1 0 0 0 0 1 0 0 0 0 0 0 0 0 0 0 0 0 0 0 0 1 0 0 0 0 0 1 0 0 0 0 0 0 0	
Inning Stats	R: 0 H: 0 E: 0 LOB: 0 K: 0 BB: 0 S: 6 P: 12	R: 0 H: 0 E: 0 LOB: 0 K: 2 BB: 0 S: 9 P: 12	R: 0 H: 1 E: 0 LOB: 1 K: 0 BB: 0 S: 7 P: 11	R: 0 H: 0 E: 0 LOB: 0 K: 1 BB: 0 S: 5 P: 8	R: 0 H: 0 E: 0 LOB: 0 K: 0 BB: 1 S: 5 P: 10	R: 0 H: 0 E: 0 LOB: 0 K: 1 BB: 0 S: 10 P: 15	R: 0 H: 0 E: 1 LOB: 1 K: 0 BB: 0 S: 13 P: 17	R: 0 H: 1 E: 0 LOB: 1 K: 0 BB: 0 S: 9 P: 12	R: 0 H: 1 E: 0 LOB: 1 K: 1 BB: 0 S: 11 P: 17	1B: 3 SF: 0 2B: 0 SAC: 0 3B: 0 DP: 1 HR: 0 HBP: 0	
PITCHER Zach Day, R ERA: 1.94 (1, 1)	IP WLS BF H R ER SO BB IBB HBP BLK WP HR S P ERA WHIP	9.0 W 31 3 0 0 5 1 0 0 0 0 0 0 75 114 0.00 0.444									ERA WHIP

livebaseballscorecards.com

AB 30
R 0
H 3
RBI 0
BB 1
SO 5
LOB 7



Batter	1	2	3	4	5	6	7	8	9	AB R H RBI BB SO LOB	TOP		
Roberto Alomar, S (1, 4) Mike Stanton, L (8, 1)	E5 1B 31 2B	1-0 G4-6-3 1B	K		L8		FC5-4 1B		G4-3 1-2f	5 1 2 1 0 1 2 1 0 0 0 0 0 1			
Raul Gonzalez, R (1, 9)	3-2 SAFE 31 2B 1-3 1B	G4-6-3 1-2f		G6-3		31 1B 2B 1B	FC5-4 1-2f			5 1 2 0 0 0 3			
31 Mike Piazza, R (1, 2)	2-1 1-3 2B		HR BB	G4-3		1-2 2B 1B	K			4 2 2 1 1 1 1			
Cliff Floyd, L (1, 7) Timo Perez, L (8, PR) Timo Perez, L (8, 7)	3-2 P3		1-1 HR	BB 1B BB		K		1-2 1B G6-3 2B		4 1 2 2 1 1 4 0 1 0 0 0 0 0			
Ty Wigginton, R (1, 5)	1-3 K		2-1 G4-3 E 2B	2-2 BB 1B		2-1 G4-3 1B 2B		0-1 G6-3 1B		5 2 4 2 0 1 2			
Mo Vaughn, L (1, 3) Tony Clark, S (6, 3)	3-3 K		1-0 G4-3	4-0 BB 1B		0-0 G4-3		2-0 G6-3		3 0 0 0 1 1 4 1 0 0 0 0 0 2			
Tsuyoshi Shinjo, R (1, 8)		0-2 E 1B 1B	0-0 P3	3-2 F7		2-1 1B		0-1 G5-3		5 1 2 1 0 0 5			
Rey Sanchez, R (1, 6)		3-2 E4 1B 1-2	4-0 E IBB		1-0 G6-3	2-2 L8		0-2 G4-3 1B		4 0 1 0 1 0 2			
Tom Glavine, L (1, 1) Joe McEwing, R (8, 4)		0-0 B5	1-1 E4		1-1 G1-3		0-2 G6-3		0-3 K	4 0 0 0 0 0 3 1 0 0 0 0 0 1 1			
Inning Stats	R: 1 H: 2 E: 1 LOB: 2 K: 2 BB: 0 S: 21 P: 34	R: 1 H: 2 E: 1 LOB: 1 K: 0 BB: 0 S: 9 P: 13	R: 3 H: 2 E: 1 LOB: 2 K: 1 BB: 2 S: 14 P: 29	R: 0 H: 1 E: 0 LOB: 3 K: 0 BB: 2 S: 13 P: 26	R: 0 H: 0 E: 0 LOB: 0 K: 0 BB: 0 S: 7 P: 11	R: 3 H: 4 E: 0 LOB: 1 K: 1 BB: 0 S: 14 P: 21	R: 0 H: 1 E: 0 LOB: 1 K: 1 BB: 0 S: 13 P: 19	R: 1 H: 2 E: 0 LOB: 1 K: 0 BB: 0 S: 8 P: 11	R: 0 H: 1 E: 0 LOB: 0 K: 1 BB: 0 S: 8 P: 8	1B: 10 SF: 0 2B: 4 SAC: 0 3B: 0 DP: 3 HR: 1 HBP: 0	WP: 0 PA: 46 PB: 0 SB: 0 CS: 0		
PITCHER	IP WLS BF H R ER SO BB IBB HBP BLK WP HR S P ERA WHIP											PITCHER	IP WLS BF H R ER SO BB IBB HBP BLK WP HR S P ERA WHIP
Glendon Rusch, L (1, 1) ERA: 7.18	4.0 L 25 7 5 2 3 3 1 0 0 0 0 1 57 102 4.50 2.500												
Brooks Kieschnick, R (5, 1) ERA: 13.5	2.0 10 4 3 3 1 0 0 0 0 0 0 0 21 32 13.50 2.000												
Leo Estrella, R (7, 1) ERA: 3.0	1.0 4 1 0 0 1 0 0 0 0 0 0 0 13 19 0.00 1.000												
Curt Leskanic, R (8, 1) ERA: 2.92	1.0 4 2 1 1 0 0 0 0 0 0 0 0 8 11 9.00 2.000												
Mike DeJean, R (9, 1) ERA: 3.46	1.0 3 1 0 0 1 0 0 0 0 0 0 0 8 8 0.00 1.000												

New York Mets @ Milwaukee Brewers
 Miller Park, Milwaukee, WI
 Fri May 02 2003, 7:05 PM CDT
 Att. 16,315 - Dome - 72 F

livebaseballscorecards.com

AB 42
R 9
H 15
RBI 7
BB 4
SO 6
LOB 30



Batter	1	2	3	4	5	6	7	8	9	AB	R	H	RBI	BB	SO	LOB
Alex Sanchez, L OBP: 0.328, SLG: 0.410 (1, 8) C X	0-1 G4-3 ①		2-1 G4-3 ③			X 0-0 F8 ②		C B X 1-1 P5 ②		4	0	0	0	0	0	1
Eric Young Sr., R OBP: 0.340, SLG: 0.448 Leo Estrella, R (7, 1) C X	0-0 G4-3 ②			2-2 P2 ①		X 0-0 HR		C X 0-1 F7 ③		3	1	1	1	0	0	0
Curt Leskanic, R (8, 1) Scott Podsednik, L OBP: 0.386, SLG: 0.367 Mike DeJean, R (9, 1) B F B B C	3-3 K ③			1-0 F8 ②		B B X 2-0 G4-3 ③		X 0-0 F9 ①		4	0	0	0	0	1	0
Richie Sexson, R OBP: 0.356, SLG: 0.556 (1, 3) B F B B C				0-3 K ③			X 0-0 2B 1B		F X 0-1 G5-3 ②	4	0	1	0	0	1	0
Geoff Jenkins, L OBP: 0.354, SLG: 0.523 (1, 7) X		0-0 F7 ①														
Brady Clark, R OBP: 0.375, SLG: 0.368 (1, 9) B B X		2-0 L7 ②			2-2 G1-3 ①		B B X 2-0 HR 2B		B B C B X 3-1 L7 ③	4	1	1	0	0	0	0
Wes Helms, R OBP: 0.271, SLG: 0.409 (1, 5) S B B C		2-3 K ③			1-1 F9 ②		B B X 3-2 HR			3	1	1	2	0	1	0
Keith Osik, R OBP: 0.295, SLG: 0.231 (1, 2) C B X			1-1 G6-4-3 1B		2-1 F9 1B		C B B X 2-2 L1-3 1B			3	0	3	0	0	0	0
Royce Clayton, R OBP: 0.360, SLG: 0.480 Enrique Cruz, R (7, 6) B B C X			2-1 G6-4-3 ① 1-2f		0-0 F9 ③		X 0-0 L1-3 ② ③			2	0	0	0	0	0	2
Glendon Rusch, L OBP: 0.308, SLG: 0.182 Brooks Kieschnick, L (5, 1) C B B X			2-1 1B				S B B X 2-2 G4-3 ①		X 0-0 G5-3 ①	1	0	1	0	0	0	0
Keith Ginter, R OBP: 0.333, SLG: 0.236 (7, 4) B B X										1	0	0	0	0	0	0
										1	0	0	0	0	0	0
										1	0	0	0	0	0	0

Inning Stats	R: 0	H: 0	E: 0	K: 1	S: 6	LOB: 0	BB: 0	P: 9	R: 0	H: 0	E: 0	K: 1	S: 5	LOB: 0	BB: 0	P: 9	R: 0	H: 2	E: 0	K: 0	S: 8	LOB: 1	BB: 0	P: 15	R: 0	H: 0	E: 0	K: 1	S: 7	LOB: 0	BB: 0	P: 10	R: 0	H: 1	E: 0	K: 0	S: 8	LOB: 1	BB: 0	P: 13	R: 1	H: 1	E: 0	K: 0	S: 6	LOB: 0	BB: 0	P: 10	R: 2	H: 4	E: 0	K: 0	S: 10	LOB: 0	BB: 0	P: 17	R: 0	H: 0	E: 0	K: 0	S: 5	LOB: 0	BB: 0	P: 6	R: 0	H: 0	E: 0	K: 0	S: 5	LOB: 0	BB: 0	P: 8	1B: 5	SF: 0	2B: 2	SAC: 0	3B: 0	DP: 2	HR: 2	HBP: 0	WP: 0	PA: 32
PITCHER	IP	WLS	BF	H	R	ER	SO	BB	IBB	HBP	BLK	WP	HR	S	P	ERA	WHIP																																																																	
Tom Glavine, L ERA: 3.64 (1, 1)	7.0	W	26	8	3	3	3	0	0	0	0	0	0	50	83	3.86	1.143																																																																	
Mike Stanton, L ERA: 3.55 (8, 1)	2.0		6	0	0	0	0	0	0	0	0	0	0	10	14	0.00	0.000																																																																	
PITCHER	IP	WLS	BF	H	R	ER	SO	BB	IBB	HBP	BLK	WP	HR	S	P	ERA	WHIP																																																																	

BOTTOM

New York Mets @ Milwaukee Brewers
Miller Park, Milwaukee, WI

Fri May 02 2003, 7:05 PM CDT
Att: 16,315 - Dome - 72 F

AB	32
R	3
H	8
RBI	3
BB	0
SO	3
LOB	4

livebaseballscorecards.com

Batter	1	2	3	4	5	6	7	8	9	AB R H RBI BB SO LOB	TOP																
Roberto Alomar, S (1, 4) OBP: 0.367, SLG: 0.349	4-2 BB 31 BB		1-2 F8		4-2 BB 31 G6-4-3			4-1 BB 31 G6-4-3 1B		1 0 0 0 3 0 0																	
Roger Cedeno, S (1, 9) OBP: 0.267, SLG: 0.293	1-2 F8		1-1 1B		2-2 P5			0-1 1B 31 G6-4-3		4 0 2 0 0 0 2																	
31 Mike Piazza, R (1, 2) OBP: 0.374, SLG: 0.481	4-1 BB 1-2		1-0 F9		0-0 G6-4-3 1-2f			1-2 G6-4-3 1-2f 2-3		3 0 0 0 1 0 4																	
Cliff Floyd, L (1, 7) Scott Strickland, R (8, 1) OBP: 0.330, SLG: 0.413	2-2 F7			1-1 P5			3-2 L7	1-3 K		4 0 0 0 0 1 3 0 0 0 0 0 0 0																	
Tony Clark, S (1, 3) OBP: 0.270, SLG: 0.703	2-3 K			3-2 HR			2-2 F8	1-2 G4-3		4 1 1 1 0 1 2																	
Ty Wigginton, R (1, 5) Joe McEwing, R (9, PR) OBP: 0.381, SLG: 0.471		0-0 G6-3		1-0 1B 3B			3-3 K	3-2 E 1B G5-2-3 1B		4 1 2 0 0 1 0 0 0 0 0 0 0 0																	
Timo Perez, L (1, 8) OBP: 0.290, SLG: 0.310		0-1 CS 1B		1-0 1B 3-H			2-2 P6	0-0 E 1-2 1B		4 0 3 1 0 0 0																	
Rey Sanchez, R (1, 6) OBP: 0.212, SLG: 0.198		2-2 L3 1-2		0-1 L9			0-2 G4-3	0-0 E6 1-2 2-3		4 0 0 0 0 0 4																	
Jae Weong Seo, R (1, 1) Jay Bell, R (7, PH) David Weathers, R (7, 1) Mike Stanton, L (7, 1) Raul Gonzalez, R (8, 7) OBP: 0.154, SLG: 0.154			0-3 K	1-0 L6			3-3 K	0-1 G5-2-3 3-Hf		2 0 0 0 0 1 1 1 0 0 0 0 1 0 0 0 0 0 0 0 0 0 0 0 0 0 0 0 1 0 0 0 0 0 3																	
Inning Stats	R: 0 H: 0 E: 0 LOB: 2 K: 1 BB: 2 S: 17 P: 30	R: 0 H: 1 E: 0 LOB: 0 K: 0 BB: 0 S: 6 P: 8	R: 0 H: 1 E: 0 LOB: 1 K: 1 BB: 0 S: 11 P: 14	R: 2 H: 3 E: 0 LOB: 1 K: 0 BB: 0 S: 10 P: 17	R: 0 H: 0 E: 0 LOB: 0 K: 0 BB: 1 S: 7 P: 13	R: 0 H: 0 E: 0 LOB: 0 K: 1 BB: 0 S: 10 P: 18	R: 0 H: 0 E: 0 LOB: 0 K: 1 BB: 0 S: 10 P: 15	R: 0 H: 1 E: 0 LOB: 1 K: 1 BB: 1 S: 10 P: 16	R: 0 H: 2 E: 1 LOB: 2 K: 0 BB: 0 S: 10 P: 14	1B: 6 SF: 0 2B: 0 SAC: 0 3B: 1 DP: 3 HR: 1 HBP: 0	WP: 0 PA: 36 PB: 0 SB: 0 CS: 1																
PITCHER	IP WLS BF H R ER SO BB IBB HBP BLK WP HR S P ERA WHIP											PITCHER	IP WLS BF H R ER SO BB IBB HBP BLK WP HR S P ERA WHIP														
Ruben Quevedo, R (1, 1) ERA: 3.0	6.0	24	5	2	2	3	3	0	0	0	0	0	1	61	100	3.00	1.333										
John Foster, L (7, 1) ERA: 4.5	1.0	3	0	0	0	1	0	0	0	0	0	0	0	10	15	0.00	0.000										
Luis Vizcaino, R (8, 1) ERA: 10.8	1.0	4	1	0	0	1	1	0	0	0	0	0	0	10	16	0.00	2.000										
Mike DeJean, R (9, 1) ERA: 3.21	1.0	5	2	0	0	0	0	0	0	0	0	0	0	10	14	0.00	2.000										

New York Mets @ Milwaukee Brewers
 Miller Park, Milwaukee, WI
 Sat May 03 2003, 6:05 PM CDT
 Att: 19,796 - Dome - 72 F

livebaseballscorecards.com

AB	32
R	2
H	8
RBI	2
BB	4
SO	5
LOB	19



Batter	1	2	3	4	5	6	7	8	9
Alex Sanchez, L OBP: 0.318, SLG: 0.397 (1, 8)	3-3 K			1-2 G4-3		1-1 F7	2-1 F8		
Eric Young Sr., R OBP: 0.349, SLG: 0.495 Keith Ginter, R OBP: 0.328, SLG: 0.232 (1, 4) (6, PR) (7, 4)	2-2 E5 G4-6-3			1-1 HR		1-1 WP G6-3 2B		2-3 K	
Richie Sexson, R OBP: 0.360, SLG: 0.546 (1, 3)	0-0 G4-6-3 1-2f			4-2 S BB		2-1 G6-3 2-H		4-2 FC4-6 BB	
Geoff Jenkins, L OBP: 0.340, SLG: 0.500 (1, 7)		2-2 K		0-0 L6		1-1 L3		0-0 P4	
John Vander Wal, L OBP: 0.348, SLG: 0.500 (1, 9)		1-3 K		4-2 BB		2-0 SH1-4 SF8 1B		2-1 FC4-6 1-2f	
Wes Helms, R OBP: 0.273, SLG: 0.407 (1, 5)		0-1 L8		2-3 K		0-0 SH1-4 1B			
Eddie Pérez, R OBP: 0.270, SLG: 0.329 (1, 2)		2-2 L7		0-1 G4-3		0-0 SH1-4			
Royce Clayton, R OBP: 0.360, SLG: 0.470 (1, 6)		0-0 G6-3		3-3 K		4-0 IBB			
Ruben Quevedo, R John Foster, L Scott Podsednik, L Brady Clark, R Luis Vizcaino, R Mike DeJean, R (1, 1) (7, 1) (7, PH) (7, PH) (8, 1) (9, 1)		0-1 G5-3		3-3 K		1-1 SF8 3-H			

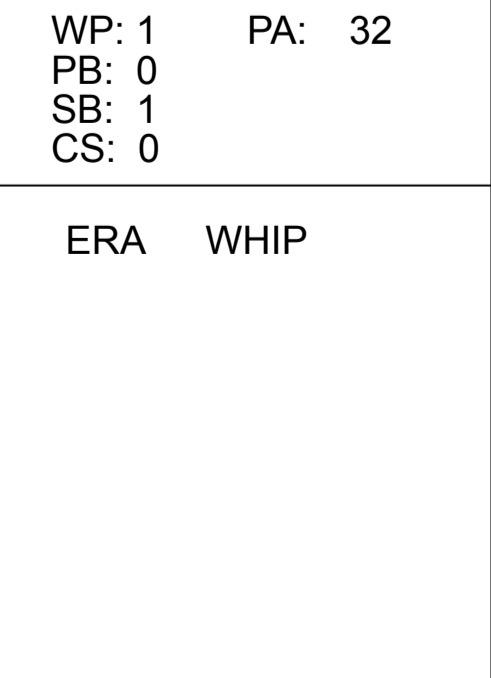
AB	R	H	RBI	BB	SO	LOB
4	0	0	0	0	1	2
3	1	2	1	0	0	0
1	1	0	0	0	1	0
2	0	0	1	2	0	1
4	0	0	0	0	1	3
3	1	1	0	1	1	1
3	0	1	0	0	1	2
2	0	0	0	0	0	0
2	0	0	0	1	1	0
2	0	0	0	0	1	0
0	0	0	0	0	0	0
0	0	0	1	0	0	0
0	0	0	0	0	0	0
0	0	0	0	0	0	0
0	0	0	0	0	0	0

AB	R	H	RBI	BB	SO	LOB
26	3	4	3	4	7	9

1B	2B	3B	HR	SF	SAC	DP	HBP
2	1	0	1	1	1	0	0

WP	HR	S	P	ERA	WHIP
1	0	16	17	0.00	1.000

NEW YORK METS @ MILWAUKEE BREWERS
 Miller Park, Milwaukee, WI
 Sat May 03 2003, 6:05 PM CDT
 Att. 19,796 - Dome - 72 F



Inning Stats														Inning Stats																																	
R	H	E	K	S	H	LOB	BB	P	R	H	E	K	S	H	LOB	BB	P	R	H	E	K	S	H	LOB	BB	P	R	H	E	K	S	H	LOB	BB	P												
0	0	1	1	7	0	0	0	12	0	0	0	0	8	0	0	0	10	0	0	0	0	10	0	0	0	0	16	1	1	0	0	13	1	2	0	0	16	0	0	1	1	17	0	0	0	0	17

PITCHER														PITCHER																																																					
IP	WLS	BF	H	R	ER	SO	BB	IBB	HBP	BLK	WP	HR	S	P	ERA	WHIP	IP	WLS	BF	H	R	ER	SO	BB	IBB	HBP	BLK	WP	HR	S	P	ERA	WHIP																																		
6.0		22	2	2	2	6	2	0	0	0	1	1	57	90	3.00	0.667	0.1	L	4	2	1	1	0	0	1	0	0	0	0	3	9	27.00	6.000	0.2		2	0	0	0	0	0	0	0	0	0	0	4	7	0.00	0.000	1.0		4	0	0	0	1	1	0	0	0	0	0	10	17	0.00	1.000

Batter	1	2	3	4	5	6	7	8	9	AB R H RBI BB SO LOB	TOP		
Roberto Alomar, S (1, 4) OBP: 0.361, SLG: 0.342	2-3 		1-2 			0-0 	2-1 		2-1 	5 1 1 0 0 1 1			
Roger Cedeno, S (1, 9) OBP: 0.270, SLG: 0.286 Raul Gonzalez, R (7, PH) OBP: 0.324, SLG: 0.419 (7, 9)	2-2 			0-2 		4-1 	1-1 		0-1 	2 1 0 0 1 0 0 2 0 0 0 0 0 1			
31 Mike Piazza, R (1, 2) OBP: 0.389, SLG: 0.494 Tsuyoshi Shinjo, R (8, PR) OBP: 0.211, SLG: 0.194 (8, 8)	2-2 			4-0 		4-2 		0-2 		2 1 1 0 2 0 0 0 1 0 0 0 0 0			
Cliff Floyd, L (1, 7) Vance Wilson, R (8, 2) OBP: 0.313, SLG: 0.552		3-2 		2-1 		0-0 		4-2 		3 1 2 4 1 0 0 0 0 0 0 0 0 0			
Tony Clark, S (1, 3) OBP: 0.268, SLG: 0.650				1-2 		0-3 		2-1 		3 0 0 0 1 1 4			
Ty Wigginton, R (1, 5) OBP: 0.377, SLG: 0.457		0-0 		0-2 		3-2 		4-2 		3 0 0 0 1 0 3			
Timo Perez, L (1, 8) OBP: 0.288, SLG: 0.295 (8, 7)		0-1 			0-0 	3-2 		4-0 		3 0 0 1 1 0 1			
Rey Sanchez, R (1, 6) OBP: 0.216, SLG: 0.202 Joe McEwing, R (7, 6) OBP: 0.174, SLG: 0.182			2-3 		2-2 		3-2 		1-2 	3 0 1 0 0 1 0 1 0 0 0 0 0 3			
Al Leiter, L (1, 1) Jay Bell, R (7, PH) OBP: 0.375, SLG: 0.200 David Weathers, R (7, 1) Mike Stanton, L (7, 1) Scott Strickland, R (8, 1) Armando Benitez, R (8, 1)			0-3 		2-3 		0-0 		0-3 	2 0 0 0 0 0 2 0 1 0 0 0 0 0 1 0			
Inning Stats	R: 0 H: 0 E: 0 K: 1 S: 10 LOB: 0 BB: 0 P: 16	R: 0 H: 0 E: 0 K: 0 S: 10 LOB: 1 BB: 1 P: 17	R: 0 H: 0 E: 0 K: 2 S: 9 LOB: 0 BB: 0 P: 12	R: 0 H: 1 E: 0 K: 0 S: 14 LOB: 2 BB: 1 P: 21	R: 0 H: 0 E: 0 K: 1 S: 7 LOB: 0 BB: 0 P: 11	R: 4 H: 2 E: 0 K: 1 S: 18 LOB: 0 BB: 2 P: 32	R: 0 H: 1 E: 0 K: 0 S: 9 LOB: 1 BB: 0 P: 15	R: 1 H: 1 E: 0 K: 0 S: 13 LOB: 2 BB: 3 P: 28	R: 0 H: 0 E: 0 K: 1 S: 7 LOB: 0 BB: 0 P: 9	1B: 3 SF: 0 2B: 1 SAC: 1 3B: 0 DP: 1 HR: 1 HBP: 0	WP: 0 PA: 38 PB: 0 SB: 1 CS: 0		
PITCHER	IP WLS BF H R ER SO BB IBB HBP BLK WP HR S P ERA WHIP											PITCHER	IP WLS BF H R ER SO BB IBB HBP BLK WP HR S P ERA WHIP
Matt Kinney, R (1, 1) ERA: 3.09	6.0 L 25 3 4 4 5 4 0 0 0 0 0 1 68 109 6.00 1.167												
John Foster, L (7, 1) ERA: 4.15	1.0 4 1 0 0 0 0 0 0 0 0 0 0 9 15 0.00 1.000												
Curt Leskanic, R (8, 1) ERA: 3.38	1.0 6 1 1 1 0 3 0 0 0 0 0 0 13 28 9.00 4.000												
Leo Estrella, R (9, 1) ERA: 2.25	1.0 3 0 0 0 0 1 0 0 0 0 0 0 7 9 0.00 0.000												

New York Mets @ Milwaukee Brewers
Miller Park, Milwaukee, WI

Sun May 04 2003, 1:05 PM CDT
Att. 18,571 - Dome - 72 F

livebaseballscorecards.com

AB 30
R 5
H 5
RBI 5
BB 7
SO 6
LOB 13



Baseball scorecard for New York Mets @ Milwaukee Brewers, Sun May 04 2003. Includes batter and pitcher performance, play diagrams, and summary statistics.

New York Mets @ Milwaukee Brewers
Miller Park, Milwaukee, WI

Sun May 04 2003, 1:05 PM CDT
Att. 18,571 - Dome - 72 F

livebaseballscorecards.com

Summary statistics: AB 28, R 3, H 5, RBI 2, BB 4, SO 7, LOB 14.



WP: 0 PA: 34
PB: 0 ERA WHIP
SB: 2 CS: 1

Batter	1	2	3	4	5	6	7	8	9	AB R H RBI BB SO LOB	TOP											
Alex Sanchez, L (1, 8) OBP: 0.336, SLG: 0.422	0-1 CS 1B		4-2 S 1B BB		2-3 K		0-2 S 1B			3 1 2 0 1 1 0												
Keith Ginter, R (1, 4) OBP: 0.319, SLG: 0.222	1-3 K 1-2		1-1 WP HR 1B		1-2 G2-3		2-3 K 1-2			4 1 1 1 0 2 2												
Richie Sexson, R (1, 3) OBP: 0.368, SLG: 0.587	1-3 K		2-2 HR 1B		2-2 F8		2-1 G6-3			4 1 1 2 0 1 1												
Geoff Jenkins, L (1, 7) OBP: 0.315, SLG: 0.459		1-0 L1	3-2 G4-3			1-0 G3		0-0 G3		4 0 0 0 0 0 0												
John Vander Wal, L (1, 9) OBP: 0.351, SLG: 0.508		2-3 K		1-1 2B		1-0 HR 1B		0-1 F8		4 1 2 0 0 1 0												
Wes Helms, R (1, 5) OBP: 0.308, SLG: 0.436		4-2 BB		4-2 BB		1 SAFE 1 SAFE HR		1-3 K		2 1 1 2 2 1 0												
Keith Osik, R (1, 2) OBP: 0.271, SLG: 0.209		0-3 K		1-3 K		1-2 G4-3			1-3 K	4 0 0 0 0 3 3	AB 33 R 5 H 7 RBI 5 BB 3 SO 12 LOB 10											
Royce Clayton, R (1, 6) OBP: 0.347, SLG: 0.449			0-0 P5	0-1 P6		2-3 K			0-2 G4-3	4 0 0 0 0 1 2												
15 Ben Sheets, R (1, 1) OBP: 0.100, SLG: 0.100 Luis Vizcaino, R (8, 1) Scott Podsednik, L (9, PH) OBP: 0.373, SLG: 0.353 Mike DeJean, R (9, 1)			2-2 L9	2-2 G5-3			1-3 K		2-3 K	3 0 0 0 0 1 2 0 0 0 0 0 0 0 1 0 0 0 0 1 0 0 0 0 0 0 0 0												
Inning Stats	R: 0 E: 0 K: 2 S: 8	H: 1 LOB: 0 BB: 0 P: 10	R: 0 E: 0 K: 2 S: 9	H: 0 LOB: 1 BB: 1 P: 16	R: 3 E: 0 K: 0 S: 15	H: 2 LOB: 0 BB: 1 P: 27	R: 0 E: 0 K: 1 S: 13	H: 1 LOB: 2 BB: 1 P: 21	R: 0 E: 0 K: 1 S: 11	H: 0 LOB: 0 BB: 0 P: 16	R: 2 E: 0 K: 1 S: 11	H: 2 LOB: 0 BB: 0 P: 16	R: 0 E: 0 K: 2 S: 11	H: 1 LOB: 1 BB: 0 P: 16	R: 0 E: 0 K: 1 S: 6	H: 0 LOB: 0 BB: 0 P: 7	R: 0 E: 0 K: 2 S: 10	H: 0 LOB: 0 BB: 0 P: 13	1B: 4 2B: 1 3B: 0 HR: 2	SF: 0 SAC: 0 DP: 0 HBP: 0	WP: 1 PB: 0 SB: 2 CS: 1	PA: 36
PITCHER	IP WLS BF H R ER SO BB IBB HBP BLK WP HR S P ERA WHIP																					
Matt Clement, R (1, 1) ERA: 3.95	6.0 L 26 6 5 5 7 3 0 0 0 1 2 67 106 7.50 1.500																					
Antonio Alfonseca, R (7, 1) ERA:	1.0 4 1 0 0 2 0 0 0 0 0 0 11 16 0.00 1.000																					
Mark Guthrie, L (8, 1) ERA: 2.53	0.2 2 0 0 0 0 0 0 0 0 0 0 3 3 0.00 0.000																					
Kyle Farnsworth, R (8, 1) ERA: 3.07	1.1 4 0 0 0 3 0 0 0 0 0 0 13 17 0.00 0.000																					

Milwaukee Brewers @ Chicago Cubs
Wrigley Field, Chicago, IL
Mon May 05 2003, 7:05 PM CDT
Att. 35,304 - Sunny - 70 F

livebaseballscorecards.com



Batter	1	2	3	4	5	6	7	8	9	AB	R	H	RBI	BB	SO	LOB
Mark Grudzielanek, R (1, 4) OBP: 0.323, SLG: 0.355	1-1 G5-4-3 1B		1-0 L8			3-2 L9		4-1 1B BB		3	0	1	0	1	0	1
Alex Gonzalez, R (1, 6) OBP: 0.387, SLG: 0.467	1-2 G5-4-3 1-2f		2-2 G4-3			2-2 SF7		2-1 1-3 1B		3	0	1	1	0	0	1
Sammy Sosa, R (1, 9) OBP: 0.436, SLG: 0.554	2-2 P2					3-3 K		0-3 K		4	0	0	0	0	3	2
Moises Alou, R (1, 7) OBP: 0.336, SLG: 0.369			3-2 F7			0-1 G5-3		0-1 L4		2-1 G5-3		4	0	0	0	0
Hee-Seop Choi, L (1, 3) OBP: 0.451, SLG: 0.618			0-2			3-3 K		1-1 G3-1		4-2 PB BB		3	1	1	1	0
Kyle Farnsworth, R (8, 1)												0	0	0	0	0
Troy O'Leary, L (9, PH) OBP: 0.259, SLG: 0.227												0	0	0	0	1
Corey Patterson, L (1, 8) OBP: 0.323, SLG: 0.508			3-2 P3			2-0 L4		2-3 K		2-0 G6-3		4	0	0	0	1
Lenny Harris, L (1, 5) OBP: 0.267, SLG: 0.379			3-2 G3 1B			2-3 K		3-2 G5-3		3-1 L8		4	0	1	0	1
Paul Bako, L (1, 2) OBP: 0.333, SLG: 0.321			2-1 G3			0-0 G3-1		1-1 G3-1				3	0	0	0	1
Matt Clement, R (1, 1)			2-2 G1-3					2-1 L9 S SF7 1B		1-1 HR		1	0	0	0	0
Tom Goodwin, L (6, PH) OBP: 0.217, SLG: 0.217												1	1	1	0	0
Antonio Alfonseca, R (7, 1)												0	0	0	0	0
Mark Guthrie, R (8, 1)												0	0	0	0	0
Eric Karros, R (8, 3) OBP: 0.440, SLG: 0.488												1	1	1	1	0


Inning Stats	R: 0	H: 1	E: 0	K: 0	S: 8	H: 2	LOB: 1	BB: 0	P: 27	R: 1	H: 0	E: 0	K: 0	S: 16	R: 0	H: 0	E: 0	K: 2	S: 8	R: 0	H: 0	E: 0	K: 1	S: 5	R: 1	H: 1	E: 0	K: 1	S: 14	R: 0	H: 0	E: 0	K: 1	S: 8	R: 1	H: 2	E: 0	K: 1	S: 13	R: 0	H: 0	E: 0	K: 0	S: 7	1B: 4	SF: 1	2B: 0	SAC: 0	3B: 0	DP: 1	HR: 2	HBP: 0	WP: 0	PA: 34
--------------	------	------	------	------	------	------	--------	-------	-------	------	------	------	------	-------	------	------	------	------	------	------	------	------	------	------	------	------	------	------	-------	------	------	------	------	------	------	------	------	------	-------	------	------	------	------	------	-------	-------	-------	--------	-------	-------	-------	--------	-------	--------

PITCHER	IP	WLS	BF	H	R	ER	SO	BB	IBB	HBP	BLK	WP	HR	S	P	ERA	WHIP
15 Ben Sheets, R (1, 1) ERA: 4.77	7.2	W	28	5	3	3	5	1	0	0	0	0	2	77	127	3.52	0.783
Luis Vizcaino, R (8, 1) ERA: 10.5	0.1	H	2	1	0	0	1	0	0	0	0	0	0	5	7	0.00	3.000
Mike DeJean, R (9, 1) ERA: 3.0	1.0	S	4	0	0	0	0	1	0	0	0	0	0	7	18	0.00	1.000

BOTTOM

Milwaukee Brewers @ Chicago Cubs
Wrigley Field, Chicago, IL
 Mon May 05 2003, 7:05 PM CDT
 Att. 35,304 - Sunny - 70 F

AB	31
R	3
H	6
RBI	3
BB	2
SO	6
LOB	7



PITCHER	IP	WLS	BF	H	R	ER	SO	BB	IBB	HBP	BLK	WP	HR	S	P	ERA	WHIP
---------	----	-----	----	---	---	----	----	----	-----	-----	-----	----	----	---	---	-----	------

Batter	1	2	3	4	5	6	7	8	9	AB R H RBI BB SO LOB	TOP											
Alex Sanchez, L (1, 8) OBP: 0.329, SLG: 0.409	0-3 K		2-0 G4-3		1-0 BB 1B			0-0 G4-3		4 0 1 0 0 1 1												
Keith Ginter, R (1, 4) OBP: 0.346, SLG: 0.261	0-2 G5-3			3-3 SAFE 1 SAFE 1 D B	4-2 BB			1-3 K		3 0 0 0 1 2 0												
Richie Sexson, R (1, 3) OBP: 0.359, SLG: 0.556	2-3 K			4-2 1B 2B BB	1-1 G6-3			1-1 G6-3		3 1 0 0 1 1 2												
Geoff Jenkins, L (1, 7) OBP: 0.308, SLG: 0.439		0-3 K		0-0 2B 1-2 1B		3-3 K2-3		2-3 K		4 0 1 0 0 3 0												
Brady Clark, R (1, 9) OBP: 0.324, SLG: 0.357		1-3 K		1-2 2B		2-2 G1-3		3-2 1B 1B		4 0 2 1 0 1 0												
Wes Helms, R (1, 5) OBP: 0.328, SLG: 0.424		2-0 F9		4-0 G4-6-3 BB		1-0 F9		0-0 1-3 1B		3 0 1 0 1 0 0												
Keith Osik, R (1, 2) OBP: 0.255, SLG: 0.196			3-2 G6-3		2-2 G4-6-3		2-2 E5 G4-6-3		2-3 K	3 0 0 0 0 0 3 1 0 0 0 0 1 2	AB 29 R 1 H 5 RBI 1 BB 5 SO 11 LOB 13											
John Vander Wal, L (9, PH) OBP: 0.375, SLG: 0.507																						
Royce Clayton, R (1, 6) OBP: 0.338, SLG: 0.425				4-2 SH1 BB		4-2 B5-6-4 BB		2-3 K		2 0 0 0 2 2 3												
Glendon Rusch, L (1, 1) OBP: 0.267, SLG: 0.154			2-2 SH1		0-2 B5-6-4		0-0 G4-6-3			2 0 0 0 0 0 2												
Inning Stats	R: 0 E: 0 K: 2 S: 9	H: 0 LOB: 0 BB: 0 P: 11	R: 0 E: 0 K: 2 S: 7	H: 0 LOB: 0 BB: 0 P: 10	R: 0 E: 0 K: 0 S: 11	H: 0 LOB: 1 BB: 1 P: 22	R: 1 E: 0 K: 1 S: 13	H: 2 LOB: 2 BB: 2 P: 27	R: 0 E: 0 K: 0 S: 10	H: 1 LOB: 2 BB: 2 P: 20	R: 0 E: 0 K: 1 S: 7	H: 0 LOB: 0 BB: 0 P: 13	R: 0 E: 1 K: 1 S: 9	H: 0 LOB: 0 BB: 0 P: 13	R: 0 E: 0 K: 1 S: 6	H: 0 LOB: 0 BB: 0 P: 8	R: 0 E: 0 K: 3 S: 16	H: 2 LOB: 2 BB: 0 P: 25	1B: 4 2B: 1 3B: 0 HR: 0	SF: 0 SAC: 1 DP: 3 HBP: 0	WP: 0 PB: 0 SB: 0 CS: 0	PA: 35
PITCHER	IP WLS BF H R ER SO BB IBB HBP BLK WP HR S P ERA WHIP																					
Shawn Estes, L (1, 1) ERA: 5.54	7.0 W 27 3 1 1 7 5 0 0 0 0 0 66 116 1.29 1.143																					
Antonio Alfonseca, R (8, 1) ERA:	1.0 H 3 0 0 0 1 0 0 0 0 0 0 6 8 0.00 0.000																					
Joe Borowski, R (9, 1) ERA: 1.59	1.0 S 5 2 0 0 3 0 0 0 0 0 0 16 25 0.00 2.000																					

Milwaukee Brewers @ Chicago Cubs
Wrigley Field, Chicago, IL
Wed May 07 2003, 1:20 PM CDT
Att. 37,574 - Cloudy - 57 F

livebaseballscorecards.com



Batter	1	2	3	4	5	6	7	8	9
Tom Goodwin, L OBP: 0.185, SLG: 0.185 (1, 8)	1-0 G3	1-1 P2			0-1 L6		0-0 F7		
Alex Gonzalez, R OBP: 0.363, SLG: 0.434 (1, 6)	3-2 L8		1-2 G4-3		0-0 F9			0-0 G6-3	
Sammy Sosa, R OBP: 0.450, SLG: 0.551 (1, 9)	0-0 1B BB 1B		2-2 CS 1B		2-3 K			3-2 F9	
Eric Karros, R OBP: 0.468, SLG: 0.510 Mark Grudzielanek, R OBP: 0.319, SLG: 0.349 (8, PR) (9, 4)	1-0 BB 1B 1-2 1B		3-3 K 1-2		0-1 CS 1B			1-0 1B 1B	
Moises Alou, R OBP: 0.343, SLG: 0.375 (1, 7)	3-2 SAFE BB 1-2 2-3 1B			1-0 F9		0-2 F7		1-0 1B 1-2 1B	
Mark Bellhorn, S OBP: 0.373, SLG: 0.310 Joe Borowski, R (9, 1)	4-1 FC1-6-4 BB 1-2 2-3 3-H			4-2 2B BB		2-3 SAFE K 1-2		0-0 F9	
Ramon Martinez, R OBP: 0.373, SLG: 0.439 (1, 4) (9, 5)	1-1 FC1-6-4 1-2f			1-0 1B 2B			1-0 SH5-3 1B		
Damian Miller, R OBP: 0.344, SLG: 0.422 (1, 2)		3-2 G6-3		0-1 2-H 1B			0-0 SH5-3 1-2		
Shawn Estes, R OBP: 0.083, SLG: 0.083 Troy O'Leary, L OBP: 0.250, SLG: 0.217 Antonio Alfonseca, R Hee-Seop Choi, L OBP: 0.446, SLG: 0.609 (7, PH) (8, 1) (9, 3)		1-2 G4-3		2-2 P3			1-1 F8		

Inning Stats	R: 1 E: 0 K: 0 S: 12	H: 3 LOB: 3 BB: 1 P: 25	R: 0 E: 0 K: 0 S: 9	H: 0 LOB: 0 BB: 0 P: 14	R: 0 E: 0 K: 1 S: 9	H: 1 LOB: 1 BB: 0 P: 15	R: 0 E: 0 K: 0 S: 15	H: 2 LOB: 1 BB: 1 P: 23	R: 0 E: 0 K: 1 S: 6	H: 0 LOB: 0 BB: 0 P: 8	R: 0 E: 0 K: 1 S: 8	H: 1 LOB: 0 BB: 0 P: 10	R: 0 E: 0 K: 0 S: 5	H: 1 LOB: 1 BB: 0 P: 7	R: 0 E: 0 K: 0 S: 8	H: 2 LOB: 2 BB: 0 P: 13
--------------	-------------------------------	----------------------------------	------------------------------	----------------------------------	------------------------------	----------------------------------	-------------------------------	----------------------------------	------------------------------	---------------------------------	------------------------------	----------------------------------	------------------------------	---------------------------------	------------------------------	----------------------------------

PITCHER	IP	WLS	BF	H	R	ER	SO	BB	IBB	HBP	BLK	WP	HR	S	P	ERA	WHIP
Glendon Rusch, L ERA: 6.29 (1, 1)	8.0	L	33	10	2	2	3	2	0	0	0	0	0	72	115	2.25	1.500

BOTTOM

AB	R	H	RBI	BB	SO	LOB
4	0	0	0	0	0	1
4	0	0	0	0	0	0
4	1	2	0	0	1	0
4	0	3	0	0	1	1
0	0	0	0	0	0	0
4	0	2	0	0	0	1
2	0	0	1	2	1	3
0	0	0	0	0	0	0
3	1	2	0	0	0	3
2	0	1	1	0	0	0
2	0	0	0	0	0	1
1	0	0	0	0	0	1
0	0	0	0	0	0	0
0	0	0	0	0	0	0

AB	30
R	2
H	10
RBI	2
BB	2
SO	3
LOB	11



WP	PA	ERA	WHIP
0	33		

Milwaukee Brewers @ Chicago Cubs
Wrigley Field, Chicago, IL
 Wed May 07 2003, 1:20 PM CDT
 Att: 37,574 - Cloudy - 57 F

livebaseballscorecards.com

Batter	1	2	3	4	5	6	7	8	9	10	AB	R	H	RBI	BB	SO	LOB	TOP									
Alex Sanchez, L (1, 8) OBP: 0.316, SLG: 0.392	F8		K		F8	G3		F8		F8	6	0	0	0	0	1	4	Milwaukee Brewers @ Cincinnati Reds Great American Ball Park, Cincinnati, OH Fri May 09 2003, 7:10 PM EDT Att: 26,320 - Cloudy - 77 F									
Eric Young Sr. R (1, 4) OBP: 0.357, SLG: 0.500	G6-3		G4-3		1B			G1-6-3		BB	4	1	2	0	1	0	0										
Richie Sexson, R (1, 3) OBP: 0.367, SLG: 0.551	F8				HR			G1-6-3		K	3	1	1	0	2	1	1										
Geoff Jenkins, L (1, 7) OBP: 0.320, SLG: 0.473		HR			HR			G1-6-3		F7	5	2	3	3	0	0	3										
John Vander Wal, L (1, 9) OBP: 0.369, SLG: 0.534		HR			G1-3			K		L8	4	1	1	2	0	2	3										
Brady Clark, R (9, PH) OBP: 0.314, SLG: 0.345											1	0	0	0	0	0	1										
Wes Helms, R (1, 5) OBP: 0.314, SLG: 0.404		G5-3			G5-3			F8		K	5	0	0	0	0	2	2										
Eddie Pérez, R (1, 2) OBP: 0.299, SLG: 0.398		G5-3						E5			5	0	3	0	0	0	0										
Enrique Cruz, R (10, PR)					2B			1B		1B	0	0	0	0	0	0	0										
Keith Osik, R (10, 2) OBP: 0.255, SLG: 0.196					1B					2B	0	0	0	0	0	0	0										
Royce Clayton, R (1, 6) OBP: 0.348, SLG: 0.441		F8			2B			F9		2B	5	1	3	0	0	0	1										
Matt Kinney, R (1, 1)								HBP																			
Scott Podsednik, L (8, PH) OBP: 0.393, SLG: 0.353										2B	3	0	0	0	0	2	3										
Curt Leskanic, R (8, 1)											0	0	0	0	0	0	0										
Mike DeJean, R (9, 1)											0	0	0	0	0	0	0										
Keith Ginter, R (10, PH) OBP: 0.354, SLG: 0.286											1	0	1	1	0	0	0										
Luis Vizcaino, R (10, 1)											0	0	0	0	0	0	0										
Inning Stats	R: 0 E: 0 K: 0 S: 11	H: 0 LOB: 0 BB: 0 P: 15	R: 2 E: 0 K: 0 S: 9	H: 2 LOB: 0 BB: 0 P: 18	R: 0 E: 0 K: 2 S: 11	H: 0 LOB: 0 BB: 0 P: 15	R: 2 E: 0 K: 0 S: 14	H: 4 LOB: 2 BB: 0 P: 21	R: 1 E: 0 K: 1 S: 10	H: 2 LOB: 1 BB: 0 P: 16	R: 0 E: 0 K: 1 S: 11	H: 2 LOB: 1 BB: 0 P: 16	R: 0 E: 0 K: 1 S: 7	H: 1 LOB: 1 BB: 1 P: 12	R: 0 E: 1 K: 1 S: 12	H: 0 LOB: 2 BB: 0 P: 16	R: 0 E: 0 K: 1 S: 12	H: 0 LOB: 1 BB: 1 P: 22	R: 1 E: 0 K: 1 S: 11	H: 3 LOB: 1 BB: 0 P: 21	1B: 8 2B: 4 3B: 0 HR: 2	SF: 0 SAC: 0 DP: 1 HBP: 1	WP: 0 PB: 0 SB: 2 CS: 0	PA: 46			
PITCHER	IP	WLS	BF	H	R	ER	SO	BB	IBB	HBP	BLK	WP	HR	S	P	ERA	WHIP										
Chris Reitsma, R (1, 1) ERA: 7.23	4.1		21	7	5	5	2	1	0	0	0	0	0	50	79	10.38	1.846										
Gabe White, L (5, 1) ERA: 3.12	2.2		11	4	0	0	3	1	0	0	0	0	0	23	34	0.00	1.875										
Scott Sullivan, R (8, 1) ERA: 3.8	1.0		5	0	0	0	1	0	0	1	0	0	0	12	16	0.00	0.000										
Felix Heredia, L (9, 1) ERA: 1.96	1.0		4	0	0	0	1	1	0	0	0	0	0	12	22	0.00	1.000										
Brian Reith, R (10, 1) ERA: 4.66	1.0	W	5	3	1	1	1	0	0	0	0	0	0	11	21	9.00	3.000										

livebaseballscorecards.com

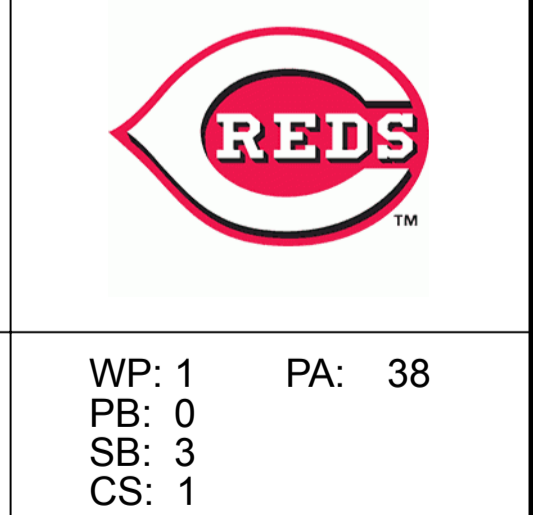
AB	42
R	6
H	14
RBI	6
BB	3
SO	8
LOB	18



Batter	1	2	3	4	5	6	7	8	9	10	AB	R	H	RBI	BB	SO	LOB	BOTTOM
Barry Larkin, R OBP: 0.327, SLG: 0.432 (1, 6)	 1-0	 2-1			 1-0			 1-0		 4-2	4	2	1	0	1	0	1	Milwaukee Brewers @ Cincinnati Reds Great American Ball Park, Cincinnati, OH Fri May 09 2003, 7:10 PM EDT Att. 26,320 - Cloudy - 77 F
Jose Guillen, R OBP: 0.352, SLG: 0.651 (1, 9)	 0-1			 1-0		 2-1			 2-2	 2-0	4	3	2	2	0	0	0	
Sean Casey, L OBP: 0.364, SLG: 0.446 (1, 3)	 0-1			 0-2		 0-0			 0-0		4	0	1	0	0	0	2	
Wily Mo Peña, R OBP: 0.067, SLG: 0.067 (9, PR) (10, 7)											0	0	0	0	0	0	0	
Austin Kearns, R OBP: 0.424, SLG: 0.605 (1, 8)	 1-0			 2-3		 2-1			 0-1		4	2	2	4	0	1	0	
Aaron Boone, R OBP: 0.346, SLG: 0.556 (1, 5)	 4-0			 1-1			 0-0		 1-0		3	0	0	1	1	0	1	
Adam Dunn, L OBP: 0.338, SLG: 0.521 (1, 7) (10, 3)	 3-1			 3-1			 0-3		 4-1		3	0	1	0	1	1	1	
Jason LaRue, R OBP: 0.352, SLG: 0.388 (1, 2)	 3-2			 3-3			 1-3		 4-1		3	0	0	0	1	2	2	
Felipe Lopez, S OBP: 0.326, SLG: 0.345 (1, 4)				 2-3		 4-0		 1-3	 0-1		3	0	0	0	1	2	3	
Chris Reitsma, R OBP: 0.167, SLG: 0.167 (1, 1)				 2-3		 1-3		 1-2	 2-1		1	0	0	0	0	1	0	
Gabe White, L OBP: 0.000, SLG: 0.000 (5, 1)											1	0	0	0	0	1	1	
Scott Sullivan, R OBP: 0.000, SLG: 0.000 (8, 1)											0	0	0	0	0	0	0	
Reggie Taylor, L OBP: 0.250, SLG: 0.318 (8, PH)											1	0	0	0	0	1	0	
Felix Heredia, L OBP: 0.000, SLG: 0.000 (9, 1)											0	0	0	0	0	0	0	
Ruben Mateo, R OBP: 0.225, SLG: 0.277 (9, PH)											1	0	0	0	0	0	3	
Brian Reith, R OBP: 0.000, SLG: 0.000 (10, 1)											0	0	0	0	0	0	0	

Inning Stats	R: 3	H: 2	E: 1	K: 0	S: 13	H: 2	LOB: 1	BB: 1	P: 25	R: 0	H: 0	E: 0	K: 2	S: 9	H: 0	LOB: 0	BB: 0	P: 15	R: 0	H: 0	E: 0	K: 1	S: 7	H: 1	LOB: 1	BB: 0	P: 14	R: 0	H: 0	E: 0	K: 1	S: 4	R: 0	H: 0	E: 0	K: 0	S: 5	R: 0	H: 0	E: 0	K: 2	S: 7	R: 0	H: 0	E: 0	K: 2	S: 7	R: 0	H: 0	E: 0	K: 2	S: 7	R: 2	H: 3	E: 1	K: 0	S: 13	H: 1	LOB: 3	BB: 2	P: 26	R: 2	H: 1	E: 0	K: 0	S: 3	H: 1	LOB: 0	BB: 1	P: 9	1B: 4	SF: 0	2B: 1	SAC: 1	3B: 0	DP: 1	HR: 2	HBP: 0	WP: 1	PA: 38
PITCHER	IP	WLS	BF	H	R	ER	SO	BB	IBB	HBP	BLK	WP	HR	S	P	ERA	WHIP																																																															
Matt Kinney, R ERA: 3.0 (1, 1)	7.0		25	3	3	2	7	2	0	0	0	0	1	52	91	2.57	0.714																																																															
Curt Leskanic, R ERA: 2.93 (8, 1)	1.0	H	3	0	0	0	2	0	0	0	0	0	0	7	10	0.00	0.000																																																															
Mike DeJean, R ERA: 3.71 (9, 1)	1.0	B	8	3	2	2	0	0	2	0	0	1	0	13	26	18.00	3.000																																																															
Luis Vizcaino, R ERA: 12.0 (10, 1)	0.0	L	2	1	2	2	0	1	0	0	0	0	1	3	9	∞	∞																																																															

AB	32
R	7
H	7
RBI	7
BB	5
SO	9
LOB	14



Batter	1	2	3	4	5	6	7	8	9	AB R H RBI BB SO LOB	TOP											
Alex Sanchez, L (1, 8) OBP: 0.316, SLG: 0.396	2-2 G6-3		0-0 F7	2-0 FC3-6		0-0 G3 1B	0-1 G4-3		3-2 BB 2B	6 0 2 3 0 0 4												
Eric Young Sr., R (1, 4) OBP: 0.347, SLG: 0.482	1-2 G5-3		3-2 HR 1B	0-0 P2		1-0 G3		0-0 F8	1-1 P3	6 1 1 0 0 0 5												
Richie Sexson, R (1, 3) OBP: 0.384, SLG: 0.576	4-0 2B BB		0-1 HR		1-1 BB 1B SF7 1B	1-0 F9		4-2 G3 BB BB	4-0 BB IBB	3 3 2 2 3 0 1												
Geoff Jenkins, L (1, 7) OBP: 0.336, SLG: 0.483	3-2 1-H 2B		2-3 K		3-1 BB BB 1B	4-0 FC3-6 IBB		4-1 G3 BB	0-3 K	4 0 2 1 2 2 3												
Scott Podsednik, L (1, 9) OBP: 0.394, SLG: 0.333	0-2 G1-3			4-2 1B SF9 BB	4-1 BB BB	0-0 FC3-6		1-2 G3	4-2 BB	3 1 0 1 3 0 5												
Wes Helms, R (1, 5) OBP: 0.307, SLG: 0.394		1-3 K		1-1 SF9 BB FC3-6 1B	0-0 SF7		2-3 K	0-2 G1-3	1-3 K	5 1 1 1 0 3 5												
Keith Osik, R (1, 2) OBP: 0.304, SLG: 0.229		3-2 G6-3		4-1 FC3-6 15 SH BB	4-2 BB BB		4-0 BB BB	2-2 1B 2B 2B		2 1 1 0 3 0 0												
Royce Clayton, R (1, 6) OBP: 0.350, SLG: 0.433		1-1 G6-3		1-1 SF9	1-3 K		4-2 BB	4-2 1B 2B BB		2 1 0 1 2 1 3												
15 Ben Sheets, R (1, 1) John Vander Wal, L (7, PH) Brooks Kieschnick, L (7, 1) John Foster, L (8, 1) Curt Leskanic, R (8, 1) Keith Ginter, R (8, PH) Luis Vizcaino, R (9, 1)			1-3 K	0-1 SH FC3-6	0-1 B1-3		1-3 K	0-1 2B BB 1B		2 0 0 0 0 0 1 3 1 0 0 0 0 0 1 2 0 1 1 1 0 0 0 0 0 0 0 0 0 0 0 0 0												
Inning Stats	R: 1 E: 0 K: 0 S: 12	H: 1 LOB: 1 BB: 1 P: 22	R: 0 E: 0 K: 1 S: 8	H: 0 LOB: 0 BB: 0 P: 13	R: 2 E: 0 K: 2 S: 12	H: 2 LOB: 0 BB: 2 P: 18	R: 2 E: 1 K: 0 S: 11	H: 1 LOB: 2 BB: 2 P: 23	R: 1 E: 0 K: 1 S: 16	H: 2 LOB: 3 BB: 2 P: 29	R: 0 E: 0 K: 0 S: 4	H: 1 LOB: 2 BB: 1 P: 10	R: 0 E: 0 K: 2 S: 14	H: 0 LOB: 2 BB: 2 P: 25	R: 0 E: 0 K: 0 S: 11	H: 0 LOB: 2 BB: 2 P: 20	R: 3 E: 0 K: 2 S: 22	H: 3 LOB: 3 BB: 3 P: 41	1B: 6 2B: 3 3B: 0 HR: 1	SF: 2 SAC: 1 DP: 0 HBP: 0	WP: 0 PB: 0 SB: 0 CS: 0	PA: 51
PITCHER	IP WLS BF H R ER SO BB IBB HBP BLK WP HR S P ERA WHIP																					
John Riedling, R (1, 1) ERA: 5.54	4.0 L 22 6 6 5 3 3 0 0 0 0 1 47 84 11.25 2.250																					
Ryan Dempster, R (5, 1) ERA: 6.8	2.1 13 1 0 0 2 4 1 0 0 0 0 24 49 0.00 2.143																					
Felix Heredia, L (7, 1) ERA: 1.83	1.1 6 0 0 0 1 2 0 0 0 0 0 13 23 0.00 1.500																					
Scott Sullivan, R (8, 1) ERA: 4.91	0.2 7 3 3 3 0 1 1 0 0 0 0 17 31 40.50 6.000																					
Kent Mercker, L (9, 1) ERA: 1.5	0.2 3 0 0 0 2 1 0 0 0 0 0 9 14 0.00 1.500																					

Milwaukee Brewers @ Cincinnati Reds
Great American Ball Park, Cincinnati, OH
Sat May 10 2003, 7:10 PM EDT
Att. 32,554 - Sunny - 76 F

livebaseballscorecards.com

AB	35
R	9
H	10
RBI	9
BB	13
SO	8
LOB	31



Batter	1	2	3	4	5	6	7	8	9	AB	R	H	RBI	BB	SO	LOB
Barry Larkin, R OBP: 0.352, SLG: 0.438 (1, 6)	0-1 1B 2B 1B	2-1 G4-3		1-2 1-H 1B		3-2 L8 1-2		4-1 BB		4	1	2	1	1	0	3
Jose Guillen, R OBP: 0.344, SLG: 0.622 (1, 9)	0-2 F8		0-1 F8	1-3 K2-3			1-0 FC1-6 HBP	1-3 K		4	0	0	0	0	2	4
Sean Casey, L OBP: 0.371, SLG: 0.458 (1, 3)	0-1 1-3 2B 1B		2-2 2B		1-1 1B		1-0 L9	1-3 K		5	0	3	0	0	1	3
Austin Kearns, R OBP: 0.417, SLG: 0.589 (1, 8)	3-1 L4		1-3 K		2-0 L9		1-2 FC1-6 BB 1-2f		1-2 G4-3 DI 1B	5	0	1	0	0	1	5
Aaron Boone, R OBP: 0.354, SLG: 0.559 (1, 5)	0-0 1-H 3-H 2B		4-1 BB		2-2 L7		4-2 1-2 BB		1-3 K 1-2	3	0	1	1	2	1	2
Felipe Lopez, S OBP: 0.324, SLG: 0.342 (1, 4)		0-1 1B	1-1 L6		3-1 G4-3		2-0 G3		0-1 G4-3	4	0	1	0	0	0	5
Scott Sullivan, R (8, 1)										0	0	0	0	0	0	0
Kent Mercker, L (9, 1)										0	0	0	0	0	0	0
Adam Dunn, L (9, PH) OBP: 0.336, SLG: 0.517									2-3 G4-3	1	0	0	0	0	0	1
Reggie Taylor, L OBP: 0.308, SLG: 0.429 (1, 7)		0-0 1-3 S 1B		1-0 S 1B 1B		0-1 S 1B		1-0 HR	2-3 K	5	2	4	1	0	1	1
Jason LaRue, R OBP: 0.349, SLG: 0.382 (1, 2)		1-3 SAFE K	1-1 F9		0-3 K		2-2 G3 1B			4	0	1	0	0	2	4
John Riedling, R OBP: 0.143, SLG: 0.143 (1, 1)		3-3 K		0-3 K		0-0 B2		0-0 G3		2	0	0	0	0	2	3
Ryan Dempster, R (5, 1)										1	0	0	0	0	0	1
Felix Heredia, L (7, 1)										0	0	0	0	0	0	0
Juan Castro, R OBP: 0.317, SLG: 0.439 (8, 4)									1-2 G3	1	0	0	0	0	0	1

Inning Stats	R: 1	H: 3	E: 0	K: 0	S: 10	H: 3	LOB: 2	BB: 0	P: 13	R: 0	H: 2	E: 0	K: 2	S: 12	H: 2	LOB: 2	BB: 0	P: 18	R: 0	H: 1	E: 0	K: 1	S: 11	R: 1	H: 2	E: 0	K: 2	S: 12	R: 0	H: 1	E: 0	K: 0	S: 10	R: 0	H: 1	E: 0	K: 1	S: 13	R: 0	H: 0	E: 0	K: 0	S: 7	R: 1	H: 2	E: 0	K: 2	S: 13	R: 0	H: 1	E: 0	K: 2	S: 14	1B: 10	2B: 2	3B: 0	HR: 1	SF: 0	SAC: 0	DP: 0	HBP: 1	WP: 0	PB: 0	SB: 3	CS: 0	PA: 43
--------------	------	------	------	------	-------	------	--------	-------	-------	------	------	------	------	-------	------	--------	-------	-------	------	------	------	------	-------	------	------	------	------	-------	------	------	------	------	-------	------	------	------	------	-------	------	------	------	------	------	------	------	------	------	-------	------	------	------	------	-------	--------	-------	-------	-------	-------	--------	-------	--------	-------	-------	-------	-------	--------

PITCHER	IP	WLS	BF	H	R	ER	SO	BB	IBB	HBP	BLK	WP	HR	S	P	ERA	WHIP
15 Ben Sheets, R ERA: 4.6 (1, 1)	6.0	W	28	10	2	2	6	1	0	0	0	0	0	65	97	3.00	1.833
Brooks Kieschnick, R ERA: 7.71 (7, 1)	1.0		5	0	0	0	0	1	0	1	0	0	0	7	16	0.00	1.000
John Foster, L ERA: 4.5 (8, 1)	0.1		4	2	1	1	0	1	0	0	0	0	1	7	14	27.00	9.000
Curt Leskanic, R ERA: 2.81 (8, 1)	0.2	H	2	0	0	0	2	0	0	0	0	0	0	6	8	0.00	0.000
Luis Vizcaino, R ERA: 11.08 (9, 1)	1.0		4	1	0	0	2	0	0	0	0	0	0	14	18	0.00	1.000

Milwaukee Brewers @ Cincinnati Reds
Great American Ball Park, Cincinnati, OH
 Sat May 10 2003, 7:10 PM EDT
 Att. 32,554 - Sunny - 76 F

AB	39
R	3
H	13
RBI	3
BB	3
SO	10
LOB	33



Milwaukee Brewers @ Cincinnati Reds
Great American Ball Park, Cincinnati, OH

Sun May 11 2003, 1:15 PM EDT
Att. 24,804 - Cloudy - 65 F

AB	35
R	5
H	9
RBI	5
BB	2
SO	8
LOB	11



Batter	1	2	3	4	5	6	7	8	9	AB R H RBI BB SO LOB	TOP											
Alex Sanchez, L (1, 8) OBP: 0.313, SLG: 0.390	2-3 K			1-2 F8		1-2 G4-3		0-0 FC4-8 1B	0-1 G6-3	5 0 1 0 0 1 4												
Eric Young Sr., R (1, 4) OBP: 0.344, SLG: 0.500	0-2 L4			0-0 F7		2-2 IHR		1-0 FC4-6 1-2f		4 1 1 2 0 0 1												
Richie Sexson, R (1, 3) OBP: 0.381, SLG: 0.566	3-2 G5-3			1-1 1B		3-1 G5-3		1-2 G4-3		4 0 1 0 0 0 1												
Geoff Jenkins, L (1, 7) OBP: 0.333, SLG: 0.500		1-0 G3		2-2 F7		2-2 HR			0-3 K	4 1 1 1 0 1 1												
John Vander Wal, L (1, 9) OBP: 0.360, SLG: 0.506		2-2 G4-3			2-3 K		1-3 K		4-0 E 1B 1B BB	3 1 0 0 1 2 0												
Keith Ginter, R (1, 5) OBP: 0.368, SLG: 0.307		3-3 K		2-2 L1-3 1B		2-0 F8		0-2 E5 BB 1B	0-2 1B	4 0 2 0 0 1 0												
Eddie Pérez, R (1, 2) OBP: 0.308, SLG: 0.437			2-2 G6-3		1-2 L1-3 1-1		3-2 HR		0-1 BB 1B	4 1 2 2 0 0 1												
Enrique Cruz, R (1, 6) Scott Podsednik, L (9, PH) OBP: 0.403, SLG: 0.333		3-2 L8			1-3 K		3-3 K		4-1 3-H 1B	3 0 0 0 0 2 0 0 0 0 0 1 0 0												
Wayne Franklin, L (1, 1) OBP: 0.133, SLG: 0.133 Brooks Kieschnick, L (5, 1) OBP: 0.250, SLG: 0.250 Leo Estrella, R (7, 1) Brady Clark, R (8, PH) OBP: 0.368, SLG: 0.333 Matt Ford, S (8, 1) Royce Clayton, R (9, PH) OBP: 0.348, SLG: 0.430			1-2 K		1-0 G4-3 IHR 1B			1-2 P6	2-2 L3	1 0 0 0 0 1 0 1 1 1 0 0 0 0 0 0 0 0 0 0 0 1 0 0 0 0 0 0 0 0 0 0 0 0 0 1 0 0 0 0 0 3												
Inning Stats	R: 0 E: 0 K: 1 S: 9	H: 0 LOB: 0 BB: 0 P: 14	R: 0 E: 0 K: 1 S: 8	H: 0 LOB: 0 BB: 0 P: 14	R: 0 E: 0 K: 1 S: 11	H: 0 LOB: 0 BB: 0 P: 17	R: 0 E: 0 K: 0 S: 9	H: 1 LOB: 1 BB: 0 P: 13	R: 0 E: 0 K: 1 S: 10	H: 1 LOB: 0 BB: 0 P: 15	R: 2 E: 0 K: 1 S: 14	H: 2 LOB: 0 BB: 0 P: 22	R: 2 E: 0 K: 2 S: 16	H: 2 LOB: 0 BB: 0 P: 27	R: 0 E: 1 K: 0 S: 8	H: 1 LOB: 1 BB: 0 P: 11	R: 1 E: 1 K: 1 S: 14	H: 2 LOB: 3 BB: 2 P: 24	1B: 6 2B: 1 3B: 0 HR: 3	SF: 0 SAC: 0 DP: 1 HBP: 0	WP: 0 PB: 0 SB: 0 CS: 0	PA: 37
PITCHER	IP WLS BF H R ER SO BB IBB HBP BLK WP HR S P ERA WHIP																					
Jeff Austin, R (1, 1) ERA: 4.44	7.0 W 26 6 4 4 7 0 0 0 0 0 2 77 122 5.14 0.857																					
Gabe White, L (8, 1) ERA: 2.95	1.0 H 4 1 0 0 0 0 0 0 0 0 0 8 11 0.00 1.000																					
Scott Williamson, R (9, 1) ERA: 2.3	1.0 S 7 2 1 1 1 2 0 0 0 0 0 0 14 24 9.00 4.000																					

livebaseballscorecards.com

Batter	1	2	3	4	5	6	7	8	9
Felipe Lopez, S OBP: 0.312, SLG: 0.328 (1, 6)	2-3 K	3-2 P3		1-2 G6-3		0-0 G4-3		1-1 F8	
Jose Guillen, R OBP: 0.350, SLG: 0.624 (1, 9)	0-1 P4		2-1 F9 G6-3 2B		4-1 E 1B BB	1-3 K			
Austin Kearns, R OBP: 0.419, SLG: 0.583 (1, 8)	4-1 1B BB		3-2 F9		1-0 E HR 1B	0-0 G5-3			
Aaron Boone, R OBP: 0.358, SLG: 0.561 (1, 5)	4-2 1B BB		1-0 G6-3		2-2 E5 HR		0-0 PB 2B		
Adam Dunn, L OBP: 0.347, SLG: 0.574 (1, 3)	1-2 1B		3-2 HR		0-0 HR		3-0 G3		
Ruben Mateo, R OBP: 0.273, SLG: 0.280 (1, 7)	2-3 K		0-1 BLK 1B		2-1 F8		4-1 G6-4-3 BB		
Kelly Stinnett, R OBP: 0.372, SLG: 0.564 (1, 2)		3-1 P6	3-1 F8		2-3 K		1-0 G6-4-3		
Juan Castro, R OBP: 0.328, SLG: 0.450 (1, 4)		4-1 SH3-4 BB		1-0 F8		1-1 2B		1-2 G5-3	
Jeff Austin, R OBP: 0.143, SLG: 0.143 (1, 1)		1-0 SH3-4		0-3 K		3-2 P6		1-2 F7	
Gabe White, L (8, 1)									
Barry Larkin, R OBP: 0.345, SLG: 0.429 (8, PH)									
Scott Williamson, R (9, 1)									

Inning Stats	R: 1	H: 1	E: 0	LOB: 2	K: 2	P: 30	R: 0	H: 0	E: 0	LOB: 1	K: 0	P: 18	R: 2	H: 3	E: 0	LOB: 1	K: 0	P: 25	R: 0	H: 0	E: 0	LOB: 0	K: 1	P: 10	R: 4	H: 3	E: 1	LOB: 1	K: 1	P: 31	R: 0	H: 0	E: 0	LOB: 0	K: 1	P: 6	R: 0	H: 1	E: 0	LOB: 1	K: 0	P: 12	R: 0	H: 0	E: 0	LOB: 0	K: 0	P: 11	
	1B: 3	SF: 0	2B: 3	SAC: 1	3B: 0	DP: 1	HR: 2	HBP: 0	WP: 0	PA: 37																																							

PITCHER	IP	WLS	BF	H	R	ER	SO	BB	IBB	HBP	BLK	WP	HR	S	P	ERA	WHIP
Wayne Franklin, L ERA: 7.11 (1, 1)	4.0	L	23	6	7	6	3	4	0	0	1	0	2	51	96	13.50	2.500
Brooks Kieschnick, R ERA: 5.4 (5, 1)	2.0		7	1	0	0	2	0	0	0	0	0	0	15	24	0.00	0.500
Leo Estrella, R ERA: 1.8 (7, 1)	1.0		4	1	0	0	0	1	0	0	0	0	0	4	12	0.00	2.000
Matt Ford, L ERA: 0.79 (8, 1)	1.0		3	0	0	0	0	0	0	0	0	0	0	8	11	0.00	0.000

BOTTOM

Milwaukee Brewers @ Cincinnati Reds
Great American Ball Park, Cincinnati, OH

Sun May 11 2003, 1:15 PM EDT
Att. 24,804 - Cloudy - 65 F

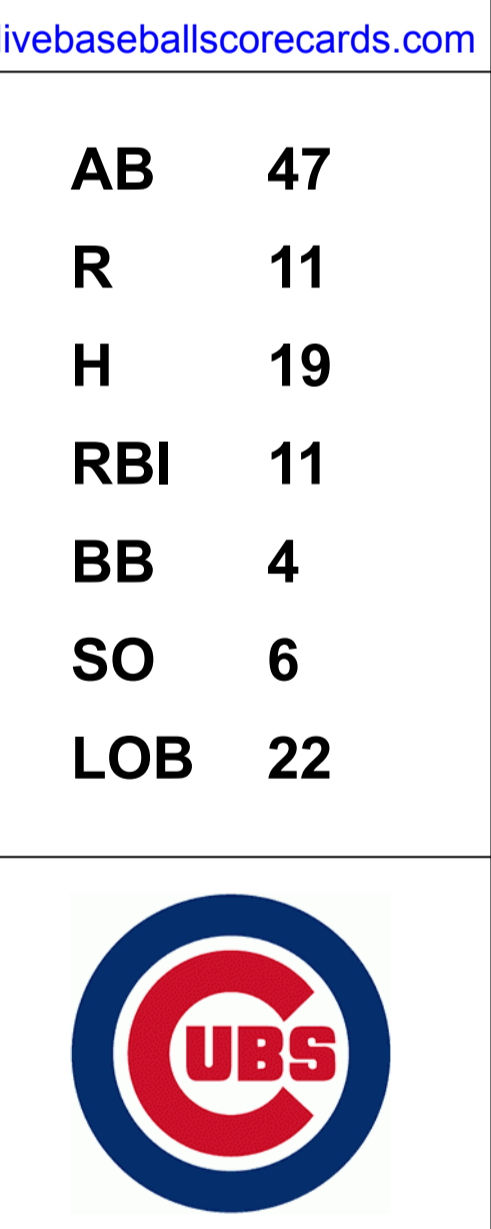
livebaseballscorecards.com

AB	31
R	7
H	8
RBI	6
BB	5
SO	5
LOB	10



Batter	1	2	3	4	5	6	7	8	9	AB R H RBI BB SO LOB	TOP										
Mark Grudzielanek, R OBP: 0.347, SLG: 0.386 (1, 4)	1-1 G6-3 1B 2B	1-1 1B 1-2 1B		2-2 1B 2B		0-0 F7		4-2 FC4 BB		5 2 4 0 1 0 1											
Ramon Martinez, R OBP: 0.356, SLG: 0.429 (1, 6)	1-2 G6-3	2-2 1B 1-2 2-H		1-2 1B 2B		1-3 K		1-1 FC4		6 1 2 2 0 1 5											
Troy O'Leary, L OBP: 0.263, SLG: 0.333 (1, 9)	0-1 G6-3 2-3	1-0 F8		2-0 FC4-6 1B 3-H	1-0 G5-3		2-2 HR		1-1 F8	6 2 2 2 0 0 3											
Moises Alou, R OBP: 0.364, SLG: 0.459 (1, 7)	2-2 1B 3-H		0-0 F8	1-0 FC4-6 1B 1-2	3-1 HR		0-0 G6-3		0-1 1B	6 1 4 2 0 0 0 0 0 0 0 0 0 0											
Tom Goodwin, L OBP: 0.185, SLG: 0.185 (9, PR)																					
Eric Karros, R OBP: 0.453, SLG: 0.527 (1, 3)	0-1 1-3 1B		0-0 3B	2-2 FC4-6 1B 1-2f 2-3	0-0 G1-3		3-2 G4-3		0-0 F8	6 1 2 0 0 0 3											
Mark Bellhorn, S OBP: 0.358, SLG: 0.290 (1, 5)	1-2 F7		4-2 BB	0-0 S 1B 1-2 HR 3-H	3-1 E4		2-2 G6-3		1-3 K	4 1 1 1 1 0 2 0 1 0 0 0 0 1 1											
Kyle Farnsworth, R (7, 1)																					
Mike Remlinger, L (8, 1)																					
Antonio Alfonseca, R (8, 1)																					
Alex Gonzalez, R OBP: 0.353, SLG: 0.439 (8, 6)																					
Corey Patterson, L OBP: 0.340, SLG: 0.560 (1, 8)			0-0 F8	1-3 K	1-0 S HR 1-2 2-H 1B	0-1 G1-3		3-1 G6-3		5 1 1 1 0 1 3	AB 47 R 11 H 19 RBI 11 BB 4 SO 6 LOB 22										
Damian Miller, R OBP: 0.375, SLG: 0.466 (1, 2)		2-2 G6-3	4-2 BB	1-0 1-H 2-H HR		1-2 1B		3-3 K		4 1 2 3 1 1 0											
22 Mark Prior, R OBP: 0.261, SLG: 0.478 (1, 1)		0-1 1B 1B	1-3 K	1-3 K		0-0 B3		4-2 BB BB		4 1 1 0 0 2 4 0 0 0 0 0 0 0 0 0 0 0 1 0 0											
Mark Guthrie, R (7, 1)																					
Lenny Harris, L OBP: 0.278, SLG: 0.353 (7, 5)																					
Inning Stats	R: 1 E: 0 K: 0 S: 15	H: 3 LOB: 2 BB: 0 P: 20	R: 1 E: 0 K: 0 S: 13	H: 3 LOB: 2 BB: 0 P: 19	R: 0 E: 0 K: 2 S: 12	H: 1 LOB: 3 BB: 2 P: 22	R: 7 E: 0 K: 1 S: 21	H: 8 LOB: 1 BB: 0 P: 36	R: 1 E: 1 K: 0 S: 8	H: 1 LOB: 1 BB: 0 P: 15	R: 0 E: 0 K: 1 S: 8	H: 1 LOB: 1 BB: 0 P: 10	R: 1 E: 0 K: 0 S: 11	H: 1 LOB: 0 BB: 0 P: 18	R: 0 E: 0 K: 1 S: 17	H: 0 LOB: 2 BB: 2 P: 32	R: 0 E: 0 K: 1 S: 8	H: 1 LOB: 1 BB: 0 P: 10	1B: 12 2B: 3 3B: 1 HR: 3	SF: 0 SAC: 0 DP: 0 HBP: 0	WP: 0 PA: 51 PB: 0 SB: 2 CS: 0
PITCHER	IP WLS BF H R ER SO BB IBB HBP BLK WP HR S P ERA WHIP	IP WLS BF H R ER SO BB IBB HBP BLK WP HR S P ERA WHIP																			
Glendon Rusch, L ERA: 7.36 (1, 1)	3.1 L 25 13 8 8 2 2 0 0 0 0 0 53 84 21.60 4.500	0.2 4 2 1 1 1 1 0 0 0 0 0 1 8 13 13.50 3.000																			
Brooks Kieschnick, R ERA: 6.14 (4, 1)	2.0 9 2 1 1 1 0 0 0 0 0 0 1 16 25 4.50 1.000	1.0 4 1 1 1 0 0 0 0 0 0 1 11 18 9.00 1.000																			
John Foster, L ERA: 4.8 (7, 1)	1.0 5 0 0 0 0 1 2 0 0 0 0 0 17 32 0.00 2.000																				
Matt Ford, L ERA: 0.73 (8, 1)																					
PITCHER	IP WLS BF H R ER SO BB IBB HBP BLK WP HR S P ERA WHIP	IP WLS BF H R ER SO BB IBB HBP BLK WP HR S P ERA WHIP																			
Luis Vizcaino, R ERA: 10.29 (9, 1)	1.0 4 1 0 0 0 1 0 0 0 0 0 0 10 10 10.29 1.000																				

Chicago Cubs @ Milwaukee Brewers
Miller Park, Milwaukee, WI
Mon May 12 2003, 7:05 PM CDT
Att. 19,106 - Dome - 72 F



livebaseballscorecards.com

Batter	1	2	3	4	5	6	7	8	9	AB	R	H	RBI	BB	SO	LOB
Alex Sanchez, L OBP: 0.315, SLG: 0.382 (1, 8)	3-3 K		1-3 K2-3	4-2 FC5-4 BB		4-2 BB		3-2 L7		3	0	0	0	2	2	1
Eric Young Sr., R OBP: 0.341, SLG: 0.487 John Foster, L (7, 1)	2-1 L3		4-2 S 2B BB	0-2 FC5-4 1-2f		1-1 G5-3		3-3 K		3	1	0	0	1	0	2
Matt Ford, S (8, 1)										0	0	0	0	0	0	0
Scott Podsednik, L OBP: 0.397, SLG: 0.327 Luis Vizcaino, R (9, 1)										0	0	0	0	0	0	0
Richie Sexson, R OBP: 0.393, SLG: 0.596 (1, 3)	2-2 G1-3		1-2 1B 1-H 2B		4-2 1B BB		0-1 HR	4-0 E BB		3	1	2	2	2	0	0
Geoff Jenkins, L OBP: 0.343, SLG: 0.528 (1, 7)		0-1 HR	0-2 1B		2-3 K		1-1 FC5-4 1B	3-2 E6 FC6-4		5	1	3	1	0	1	3
John Vander Wal, L OBP: 0.359, SLG: 0.500 Brady Clark, R OBP: 0.289, SLG: 0.313 (8, 9)		3-3 K	0-3 K		0-1 1B		2-1 FC5-4 FC5 BB 1-2f	1-0 FC6-4 1-2f		3	0	1	0	0	2	2
Wes Helms, R OBP: 0.303, SLG: 0.386 (1, 5)		1-3 K		0-1 HR 1B	2-3 K		2-1 F9		3-2 F8	5	1	1	0	0	2	3
Keith Osik, R OBP: 0.311, SLG: 0.231 (1, 2)		2-1 1B		2-2 P3	0-3 K		4-2 BB		2-3 K	4	0	1	0	1	2	3
Royce Clayton, R OBP: 0.336, SLG: 0.413 (1, 6)		0-0 F7		1-3 K		1-3 K	2-2 FC5 2-3f		0-2 P4	5	0	0	0	0	2	4
Glendon Rusch, L OBP: 0.250, SLG: 0.143 Brooks Kieschnick, L OBP: 0.400, SLG: 1.000 Leo Estrella, R (5, 1)			1-3 K2-3	0-1 HR		0-0 F9		0-0 E BB 1B		1	0	0	0	0	1	0
Enrique Cruz, R OBP: 0.158, SLG: 0.059 (7, 4)										1	1	1	2	0	0	0
										0	0	0	0	0	0	0
										2	0	1	0	0	0	0

Inning Stats	R: 0	H: 0	E: 0	K: 1	S: 9	LOB: 0	BB: 0	P: 16	R: 1	H: 2	E: 0	K: 2	S: 14	LOB: 1	BB: 0	P: 20	R: 1	H: 2	E: 0	K: 3	S: 21	LOB: 2	BB: 1	P: 28	R: 2	H: 2	E: 0	K: 1	S: 15	LOB: 1	BB: 1	P: 22	R: 0	H: 1	E: 0	K: 3	S: 13	LOB: 2	BB: 1	P: 21	R: 0	H: 0	E: 0	K: 1	S: 11	LOB: 1	BB: 1	R: 1	H: 2	E: 0	K: 0	S: 14	LOB: 2	BB: 1	P: 25	R: 0	H: 1	E: 1	K: 1	S: 13	LOB: 3	BB: 1	P: 27	R: 0	H: 0	E: 0	K: 1	S: 11	LOB: 0	BB: 0	P: 16	1B: 6	SF: 0	2B: 1	SAC: 0	3B: 0	DP: 0	HR: 3	HBP: 0	WP: 0	PA: 44
--------------	------	------	------	------	------	--------	-------	-------	------	------	------	------	-------	--------	-------	-------	------	------	------	------	-------	--------	-------	-------	------	------	------	------	-------	--------	-------	-------	------	------	------	------	-------	--------	-------	-------	------	------	------	------	-------	--------	-------	------	------	------	------	-------	--------	-------	-------	------	------	------	------	-------	--------	-------	-------	------	------	------	------	-------	--------	-------	-------	-------	-------	-------	--------	-------	-------	-------	--------	-------	--------

PITCHER	IP	WLS	BF	H	R	ER	SO	BB	IBB	HBP	BLK	WP	HR	S	P	ERA	WHIP
22 Mark Prior, R ERA: 2.13	(1, 1)	6.0	29	7	4	4	11	4	0	0	0	0	2	83	124	6.00	1.833
Mark Guthrie, L ERA: 3.55	(7, 1)	0.2	5	2	1	1	0	1	0	0	0	0	1	11	20	13.50	4.500
Kyle Farnsworth, R ERA: 2.81	(7, 1)	1.0	5	1	0	0	1	1	0	0	0	0	0	12	24	0.00	2.000
Mike Remlinger, L ERA: 3.45	(8, 1)	0.0	1	0	0	0	0	0	0	0	0	0	0	3	6	∞	∞
Antonio Alfonseca, R ERA:	(8, 1)	1.1	4	0	0	0	1	0	0	0	0	0	0	12	18	0.00	0.000


BOTTOM

Chicago Cubs @ Milwaukee Brewers
Miller Park, Milwaukee, WI

Mon May 12 2003, 7:05 PM CDT
Att. 19,106 - Dome - 72 F

AB	38
R	5
H	10
RBI	5
BB	6
SO	13
LOB	23

livebaseballscores.com



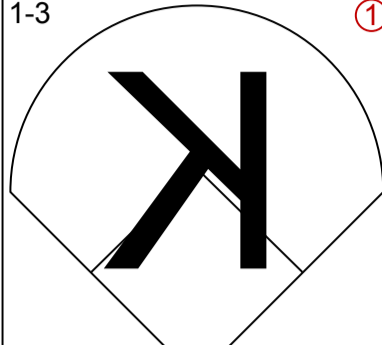
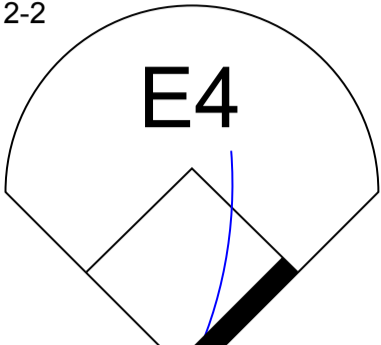
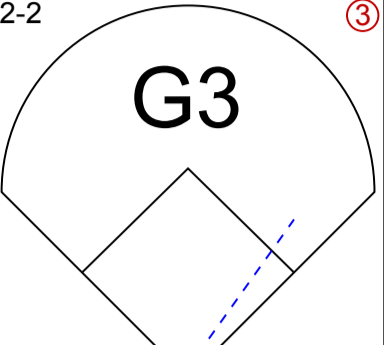
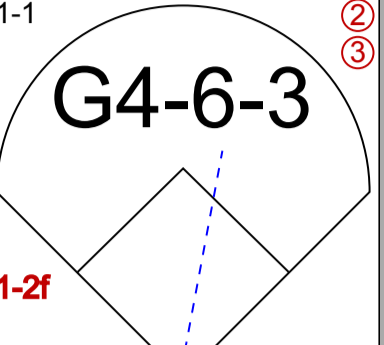
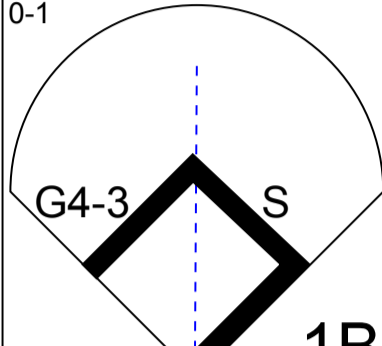
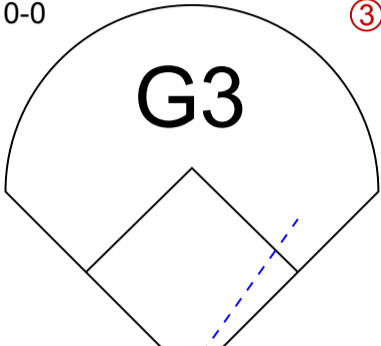
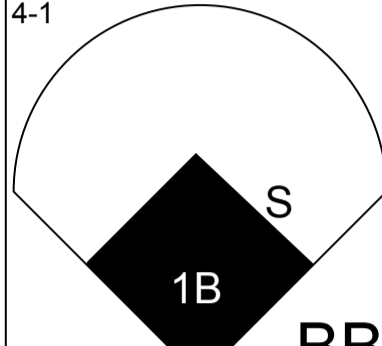
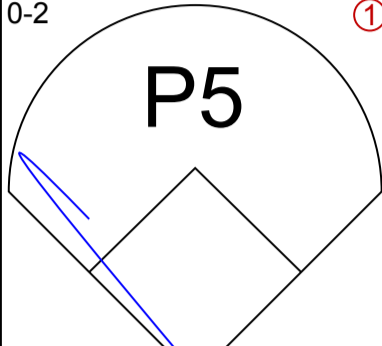
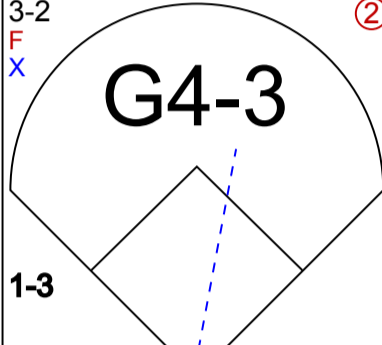
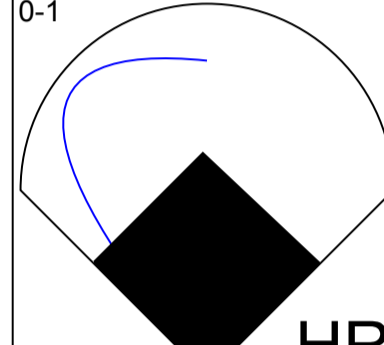
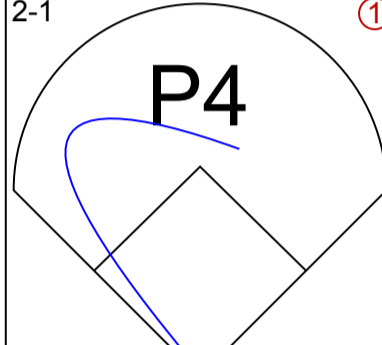
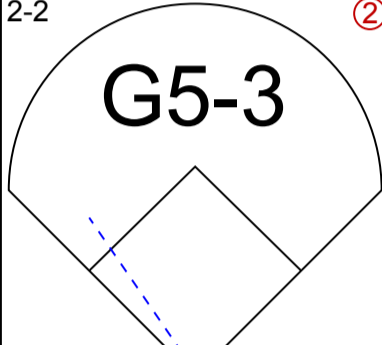
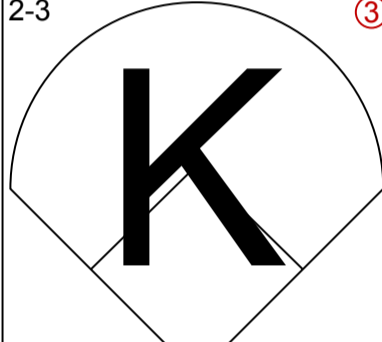
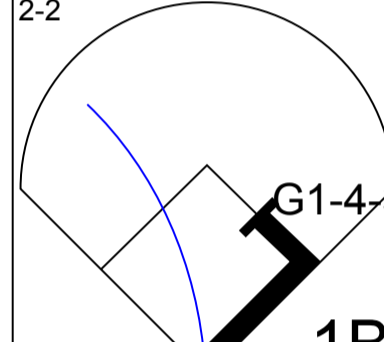
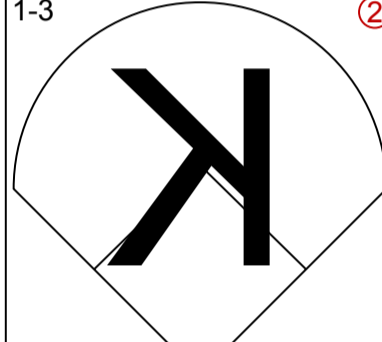
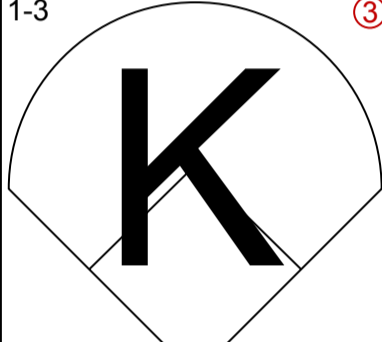
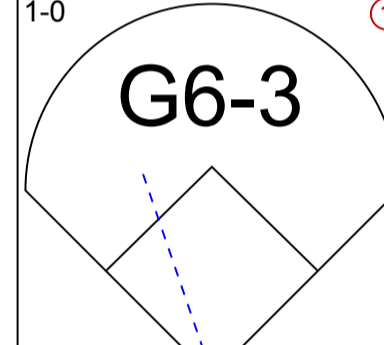
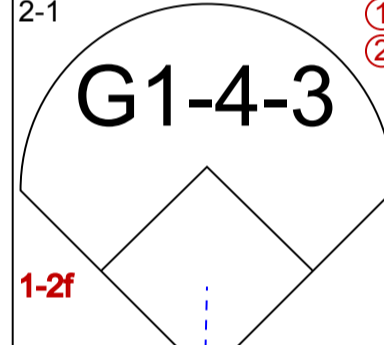
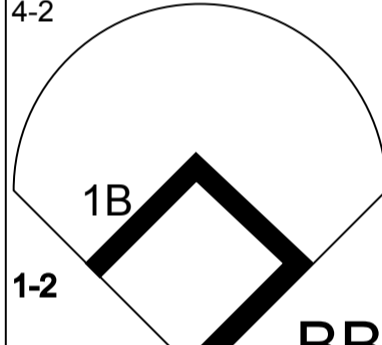
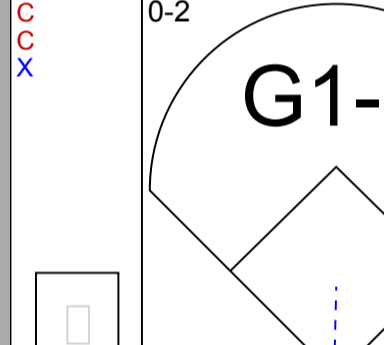
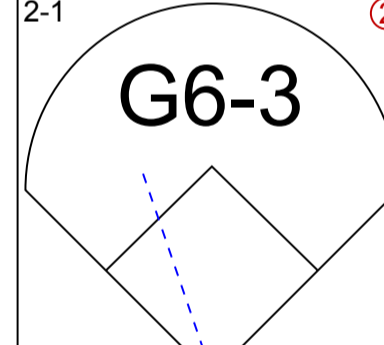
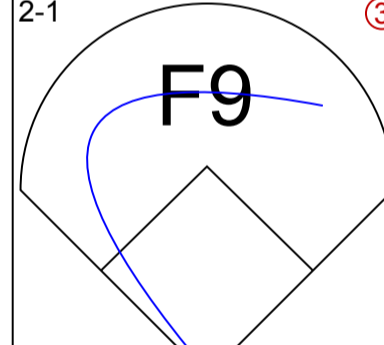
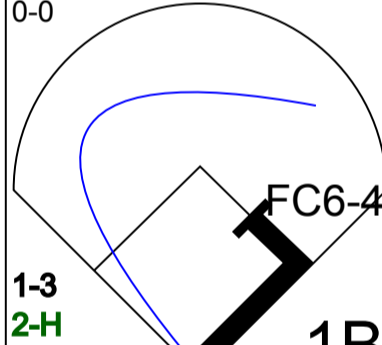
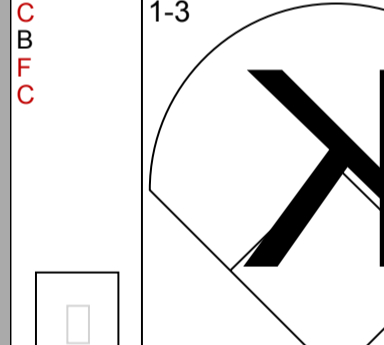
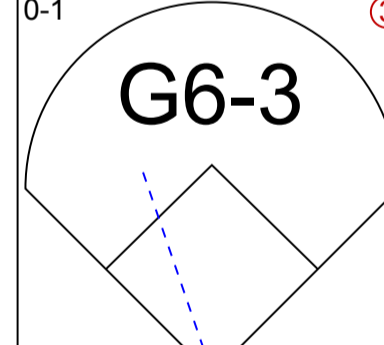
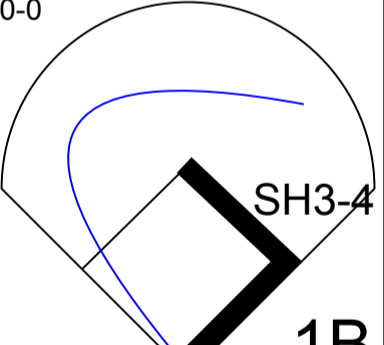
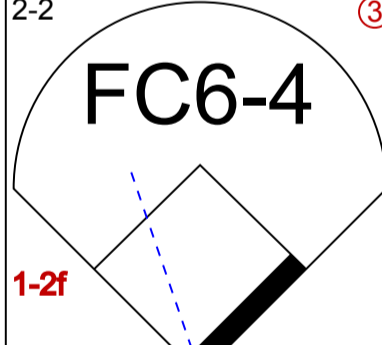
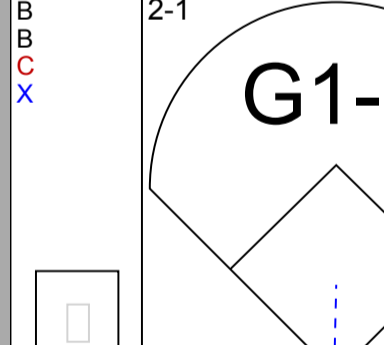
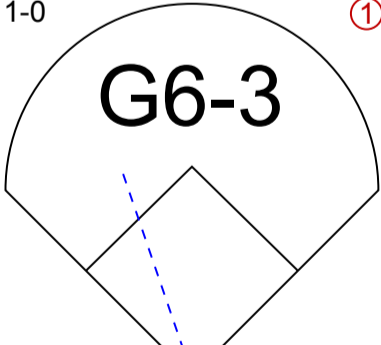
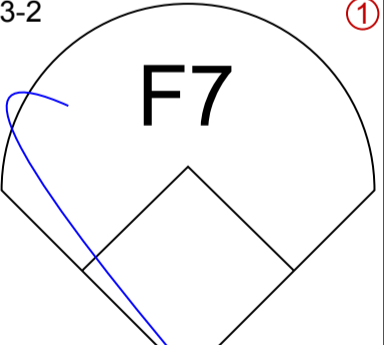
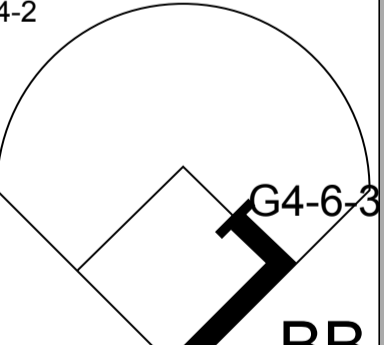
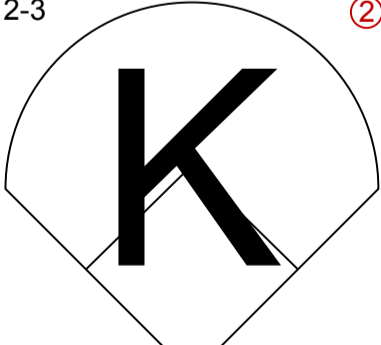
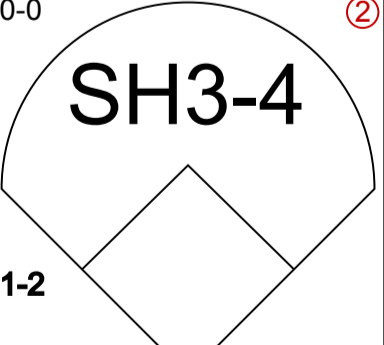
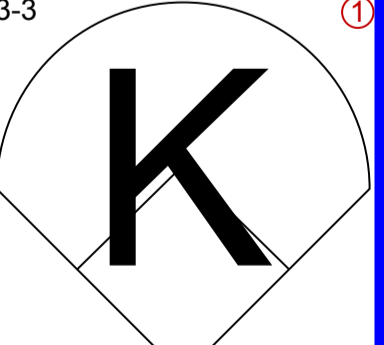
Batter	1	2	3	4	5	6	7	8	9	AB R H RBI BB SO LOB	TOP											
Mark Grudzianek, R OBP: 0.355, SLG: 0.400 (1, 4)	2-2 K	1-2 F9			2-1 SH1-3 SF9 2B		1-0 1B 1B	0-2 1B		5 2 3 0 0 1 3												
Alex Gonzalez, R OBP: 0.344, SLG: 0.427 (1, 6)	1-2 P3	0-0 FC5-4			1-0 SH1-3		2-1 P6	1-0 F9		4 0 0 0 0 0 5												
Troy O'Leary, L OBP: 0.256, SLG: 0.324 (1, 9)	0-0 L8				0-0 SF9		2-0 1B 1B	2-1 L7		4 1 1 1 0 0 1												
Moises Alou, R OBP: 0.365, SLG: 0.464 (1, 7)		2-2 HR 2B			1-0 G5-3		1-2 1B 1B	1-1 F9		5 2 2 1 0 0 1												
Hee-Seop Choi, L OBP: 0.429, SLG: 0.605 (1, 3)		0-2 HR			1-1 L9		0-0 P3	1-0 1B HBP	0-0 G3-1 G1 2B	4 2 2 2 0 0 0												
Corey Patterson, L OBP: 0.336, SLG: 0.547 (1, 8)		0-1 L9			1-0 F9		1-1 G1-3	1-2 1B	2-0 G3-1	5 0 1 2 0 0 1												
Mark Bellhorn, S OBP: 0.368, SLG: 0.309 (1, 5)		1-2 1B BB 1B			4-2 BB		2-0 1B 2B	3-1 F9	1-0 G1	4 0 2 1 1 0 2												
Damian Miller, R OBP: 0.385, SLG: 0.456 (1, 2)		4-0 1B BB			0-0 P4		4-0 1B IBB	4-0 1B IBB	1-2 G5-3	2 0 0 0 3 0 1												
Shawn Estes, R OBP: 0.188, SLG: 0.188 Antonio Alfonseca, R Joe Borowski, R		1-0 FC5-4 1B			1-0 F7		1-0 1B	1-3 K		4 0 2 0 0 1 4 0 0 0 0 0 0 0 0 0 0 0 0 0 0												
Inning Stats	R: 0 E: 0 K: 1 S: 9	H: 0 LOB: 0 BB: 0 P: 12	R: 2 E: 0 K: 0 S: 18	H: 4 LOB: 3 BB: 1 P: 27	R: 0 E: 0 K: 0 S: 5	H: 0 LOB: 0 BB: 0 P: 8	R: 0 E: 0 K: 0 S: 7	H: 0 LOB: 1 BB: 1 P: 13	R: 1 E: 0 K: 0 S: 5	H: 1 LOB: 0 BB: 0 P: 9	R: 0 E: 0 K: 0 S: 5	H: 2 LOB: 2 BB: 1 P: 13	R: 3 E: 0 K: 1 S: 16	H: 4 LOB: 3 BB: 1 P: 32	R: 0 E: 0 K: 0 S: 9	H: 1 LOB: 1 BB: 0 P: 13	R: 1 E: 0 K: 0 S: 6	H: 1 LOB: 0 BB: 0 P: 10	1B: 8 2B: 4 3B: 0 HR: 1	SF: 1 SAC: 1 DP: 0 HBP: 1	WP: 0 PB: 0 SB: 1 CS: 0	PA: 44
PITCHER	IP WLS BF H R ER SO BB IBB HBP BLK WP HR S P ERA WHIP																				PITCHER	IP WLS BF H R ER SO BB IBB HBP BLK WP HR S P ERA WHIP
Ruben Quevedo, R ERA: 5.84 (1, 1)	6.1 L 31 10 6 6 1 2 1 0 0 0 1 56 95 8.53 1.895																					
John Foster, L ERA: 4.6 (7, 1)	0.2 5 1 0 0 1 0 0 1 1 0 0 0 9 19 0.00 1.500																					
Leo Estrella, R ERA: 2.25 (8, 1)	1.0 4 1 0 0 0 0 0 0 0 0 0 0 9 13 0.00 1.000																					
Mike DeJean, R ERA: 4.0 (9, 1)	1.0 4 1 1 1 1 0 0 0 0 0 0 0 6 10 9.00 1.000																					

Chicago Cubs @ Milwaukee Brewers
Miller Park, Milwaukee, WI
Tue May 13 2003, 7:05 PM CDT
Att. 18,454 - Sunny - 59 F

livebaseballscorecards.com

AB	37
R	7
H	13
RBI	7
BB	4
SO	2
LOB	18



Batter	1	2	3	4	5	6	7	8	9	AB	R	H	RBI	BB	SO	LOB	
Scott Podsednik, L OBP: 0.375, SLG: 0.305 (1, 8)	1-3 		2-2 E4 		2-2 G3 		1-1 G4-6-3 			4	0	0	0	0	1	2	
Eric Young Sr., R OBP: 0.346, SLG: 0.483 (1, 4)	0-1 G4-3 		0-0 G3 			4-1 1B BB 		0-2 P5 		3	1	1	0	1	0	1	
Richie Sexson, R OBP: 0.390, SLG: 0.607 (1, 3)	3-2 G4-3 			0-1 HR 		2-1 P4 		2-2 G5-3 		4	1	1	1	0	0	2	
Geoff Jenkins, L OBP: 0.340, SLG: 0.519 (1, 7)	2-3 K 			2-2 G1-4-3 1B 		1-3 K 		1-3 K 		4	0	1	0	0	3	2	
Brady Clark, R OBP: 0.286, SLG: 0.286 (1, 9)		1-0 G6-3 		2-1 G1-4-3 		4-2 1B BB 		0-2 G1-3 		3	0	0	0	1	0	1	
Wes Helms, R OBP: 0.301, SLG: 0.381 (1, 5)		2-1 G6-3 		2-1 F9 		0-0 FC6-4 1B 		1-3 K 		4	0	1	1	0	1	0	
Eddie Pérez, R OBP: 0.305, SLG: 0.429 (1, 2)		0-1 G6-3 			0-0 SH3-4 1B 		2-2 FC6-4 		2-1 G1-3 		4	0	1	0	0	0	2
Royce Clayton, R OBP: 0.336, SLG: 0.406 (1, 6)			1-0 G6-3 		3-2 F7 		4-2 G4-6-3 BB 			2	0	0	0	1	0	1	
Ruben Quevedo, R (1, 1)			2-3 K 		0-0 SH3-4 		3-3 K 			1	0	0	0	0	1	0	
John Foster, L (7, 1)										0	0	0	0	0	0	0	
Keith Ginter, R OBP: 0.364, SLG: 0.303 (7, PH)										1	0	0	0	0	1	1	
Leo Estrella, R (8, 1)										0	0	0	0	0	0	0	
Mike DeJean, R (9, 1)										0	0	0	0	0	0	0	

Inning Stats	R: 0	H: 1	E: 0	K: 2	S: 13	H: 1	LOB: 1	BB: 0	P: 19	R: 0	H: 0	E: 0	K: 0	S: 5	H: 0	LOB: 0	BB: 0	P: 8	R: 0	H: 0	E: 1	K: 1	S: 8	H: 0	LOB: 1	BB: 0	P: 13	R: 1	H: 2	E: 0	K: 0	S: 9	H: 1	LOB: 0	BB: 0	P: 15	R: 0	H: 1	E: 0	K: 0	S: 10	H: 1	LOB: 1	BB: 0	P: 15	R: 1	H: 1	E: 0	K: 1	S: 13	H: 1	LOB: 2	BB: 2	P: 26	R: 0	H: 0	E: 0	K: 1	S: 8	H: 0	LOB: 0	BB: 1	P: 16	R: 0	H: 0	E: 0	K: 1	S: 9	H: 0	LOB: 0	BB: 0	P: 12	R: 0	H: 0	E: 0	K: 1	S: 8	H: 0	LOB: 0	BB: 0	P: 11	1B: 4	SF: 0	2B: 0	SAC: 1	3B: 0	DP: 2	HR: 1	HBP: 0	WP: 0	PA: 34
--------------	------	------	------	------	-------	------	--------	-------	-------	------	------	------	------	------	------	--------	-------	------	------	------	------	------	------	------	--------	-------	-------	------	------	------	------	------	------	--------	-------	-------	------	------	------	------	-------	------	--------	-------	-------	------	------	------	------	-------	------	--------	-------	-------	------	------	------	------	------	------	--------	-------	-------	------	------	------	------	------	------	--------	-------	-------	------	------	------	------	------	------	--------	-------	-------	-------	-------	-------	--------	-------	-------	-------	--------	-------	--------

PITCHER	IP	WLS	BF	H	R	ER	SO	BB	IBB	HBP	BLK	WP	HR	S	P	ERA	WHIP
Shawn Estes, L ERA: 5.08 (1, 1)	7.0	W	28	5	2	2	5	3	0	0	0	0	1	66	112	2.57	1.143
Antonio Alfonseca, R ERA: (8, 1)	1.0		3	0	0	0	1	0	0	0	0	0	0	9	12	0.00	0.000
Joe Borowski, R ERA: 1.89 (9, 1)	1.0		3	0	0	0	1	0	0	0	0	0	0	8	11	0.00	0.000


BOTTOM

Chicago Cubs @ Milwaukee Brewers
Miller Park, Milwaukee, WI
Tue May 13 2003, 7:05 PM CDT
Att. 18,454 - Sunny - 59 F

livebaseballscorecards.com

AB	30
R	2
H	5
RBI	2
BB	3
SO	7
LOB	12



Batter	1	2	3	4	5	6	7	8	9	AB R H RBI BB SO LOB	TOP	
Mark Grudzielanek, R (1, 4) OBP: 0.352, SLG: 0.396	0-3 K		0-0 F9			2-2 G4-3		1-2 1B HR 1B		4 1 1 0 0 1 0		
Alex Gonzalez, R (1, 6) OBP: 0.348, SLG: 0.429	1-3 K		2-0 P4			1-0 WP 1B		1-2 HR 1B		4 1 2 0 0 1 0		
Troy O'Leary, L (1, 9) OBP: 0.255, SLG: 0.390	2-3 K		1-3 K			0-0 P3		0-1 HR		4 1 1 3 0 2 1		
Moises Alou, R (1, 7) OBP: 0.363, SLG: 0.454		2-3 K		0-0 G6-3		1-0 P4		4-2 2B BB		3 1 0 0 1 1 1		
Hee-Seop Choi, L (1, 3) OBP: 0.431, SLG: 0.624		0-0 1B SF9 2B		1-3 K			1-1 G4-3	1-2 2B		4 1 2 1 0 1 0		
Corey Patterson, L (1, 8) OBP: 0.333, SLG: 0.538		2-1 SF9 2B 1B		2-1 G4-3			1-0 G6-3	1-2 P5		4 1 1 0 0 0 1		
Mark Bellhorn, S (1, 5) OBP: 0.357, SLG: 0.300		3-2 SF9		1-0 F8			0-0 G4-3		1-2 P2	3 0 0 1 0 0 0	AB 34 R 6 H 8 RBI 6 BB 1 SO 8 LOB 4	
Paul Bako, L (1, 2) OBP: 0.317, SLG: 0.314		1-1 2B		2-1 G4-3				0-0 F8	0-0 G6-3	4 0 1 1 0 0 0		
38 Carlos Zambrano, S (1, 1) OBP: 0.200, SLG: 0.450 Eric Karros, R (9, PH) OBP: 0.446, SLG: 0.518 Mike Remlinger, L (9, 1)		2-3 K		1-1 G5-3				2-2 G5-3	2-3 K	3 0 0 0 0 1 1 1 0 0 0 0 1 0 0 0 0 0 0 0 0		
Inning Stats	R: 0 E: 0 K: 3 S: 12 H: 0 LOB: 0 BB: 0 P: 15	R: 2 E: 0 K: 2 S: 14 H: 3 LOB: 1 BB: 0 P: 24	R: 0 E: 0 K: 1 S: 5 H: 0 LOB: 0 BB: 0 P: 8	R: 0 E: 0 K: 1 S: 6 H: 0 LOB: 0 BB: 0 P: 9	R: 0 E: 0 K: 0 S: 5 H: 0 LOB: 0 BB: 0 P: 9	R: 0 E: 0 K: 0 S: 7 H: 1 LOB: 1 BB: 0 P: 11	R: 0 E: 0 K: 0 S: 4 H: 0 LOB: 0 BB: 0 P: 6	R: 4 E: 0 K: 0 S: 23 H: 4 LOB: 1 BB: 1 P: 33	R: 0 E: 0 K: 1 S: 8 H: 0 LOB: 0 BB: 0 P: 11	1B: 4 2B: 3 3B: 0 HR: 1 SF: 1 SAC: 0 DP: 0 HBP: 0	WP: 1 PB: 0 SB: 1 CS: 0 PA: 36	
PITCHER	IP WLS BF H R ER SO BB IBB HBP BLK WP HR S P ERA WHIP	IP WLS BF H R ER SO BB IBB HBP BLK WP HR S P ERA WHIP										
Matt Kinney, R (1, 1) ERA: 3.62	7.2 L 32 8 6 6 7 1 0 0 0 1 1 72 110 7.04 1.174											
Matt Ford, L (8, 1) ERA: 0.66	1.1 4 0 0 0 1 0 0 0 0 0 0 12 16 0.00 0.000											

Chicago Cubs @ Milwaukee Brewers
Miller Park, Milwaukee, WI
Wed May 14 2003, 7:05 PM CDT
Att. 27,566 - Dome - 72 F

livebaseballscorecards.com

Batter	1	2	3	4	5	6	7	8	9	AB	R	H	RBI	BB	SO	LOB
Eric Young Sr., R (1, 4) OBP: 0.350, SLG: 0.475 B C B B C B	4-2 FC5-4 BB			1-0 G5-3			3-3 K		4-1 BB BB	2	0	0	0	2	1	0
Scott Podsednik, L (1, 8) OBP: 0.368, SLG: 0.302 B B B B C X	3-2 FC5-4 CS 1-2f			2-1 G6-4-3 1B			3-3 K		3-1 F8	4	0	1	0	0	1	2
Richie Sexson, R (1, 3) OBP: 0.387, SLG: 0.595 C F S	0-3 K			2-2 G6-4-3 1-2f			2-3 K		4-0 1-2 BB	3	0	0	0	1	2	2
Geoff Jenkins, L (1, 7) OBP: 0.338, SLG: 0.511 B S	1-1 CS 1-2		0-0 F8		0-0 G3-1			2-2 FC4-6 1B	2-1 F8	4	0	1	0	0	0	2
John Vander Wal, L (1, 9) OBP: 0.347, SLG: 0.482 C B B C X		1-2 L9			1-3 K			1-1 FC4-6 1B 1-2f FC9-6		3	1	0	0	0	1	1
Wes Helms, R (1, 5) OBP: 0.302, SLG: 0.380 C B B C X		2-1 G5-3			1-0 G5-3			1-1 FC9-6 1B 1-3		3	0	1	0	0	0	0
Eddie Pérez, R (1, 2) OBP: 0.296, SLG: 0.415 B F B S C X			2-2 G6-3			2-1 G1-4-3		0-0 FC9-6 1-2f 3-H		3	0	0	1	0	0	1
Royce Clayton, R (1, 6) OBP: 0.329, SLG: 0.397 C B B C X			2-2 F9			2-1 G3-1		0-0 P3		3	0	0	0	0	0	1
Matt Kinney, R (1, 1) Matt Ford, S (8, 1) Brady Clark, R (9, PH) OBP: 0.279, SLG: 0.278 B B B C C X			2-2 K			1-3 K			3-2 P3	2	0	0	0	0	2	0
										0	0	0	0	0	0	0
										1	0	0	0	0	0	0

Inning Stats	R: 0	H: 0	E: 0	K: 1	S: 9	R: 0	H: 0	E: 0	K: 0	S: 6	R: 0	H: 0	E: 0	K: 1	S: 12	R: 0	H: 1	E: 0	K: 0	S: 6	R: 0	H: 0	E: 0	K: 1	S: 5	R: 0	H: 0	E: 0	K: 1	S: 9	R: 0	H: 0	E: 0	K: 3	S: 12	R: 1	H: 2	E: 0	K: 0	S: 9	R: 0	H: 0	E: 0	K: 0	S: 11	1B: 3	SF: 0	2B: 0	SAC: 0	3B: 0	DP: 1	HR: 0	HBP: 0	WP: 0	PA: 32
--------------	------	------	------	------	------	------	------	------	------	------	------	------	------	------	-------	------	------	------	------	------	------	------	------	------	------	------	------	------	------	------	------	------	------	------	-------	------	------	------	------	------	------	------	------	------	-------	-------	-------	-------	--------	-------	-------	-------	--------	-------	--------

PITCHER	IP	WLS	BF	H	R	ER	SO	BB	IBB	HBP	BLK	WP	HR	S	P	ERA	WHIP
38 Carlos Zambrano, R (1, 1) ERA: 3.27	8.0	W	26	3	1	1	7	1	0	0	0	0	0	68	109	1.12	0.500
Mike Remlinger, L (9, 1) ERA: 3.24	1.0		5	0	0	0	0	2	0	0	0	0	0	11	27	0.00	2.000


BOTTOM

Chicago Cubs @ Milwaukee Brewers
Miller Park, Milwaukee, WI

Wed May 14 2003, 7:05 PM CDT
Att. 27,566 - Dome - 72 F

AB	28
R	1
H	3
RBI	1
BB	3
SO	7
LOB	9

livebaseballscores.com



Batter	1	2	3	4	5	6	7	8	9	10	11	12	13	14	15	16	17	AB	R	H	RBI	BB	SO	LOB	TOP													
Tom Goodwin, L OBP: 0.161, SLG: 0.161 Antonio Alfonseca, R Hee-Seop Choi, L OBP: 0.434, SLG: 0.614	1-3 K		3-3 K			1-1 F9		0-3 K		4-0 IBB		1-0 G3			0-3 K		0-0 1B	4	0	0	0	0	3	1														
Alex Gonzalez, R OBP: 0.337, SLG: 0.413	1-2 F8		2-2 G6-3			0-0 P6		1-0 G4-3		2-3 K			1-3 K		2-0 F7		0-1 1B	8	0	1	0	0	2	3														
Troy O'Leary, L OBP: 0.236, SLG: 0.367	1-1 P4			3-2 L7		0-0 P4			3-2 G4-3		2-1 2B		3-2 G4-3			0-0 F7	2-0 G6-3	8	0	1	0	0	0	2														
Moises Alou, R OBP: 0.359, SLG: 0.453		2-1 BB 1B		1-1 G4-3 2B		0-0 P4		3-3 K		2-2 F9			1-1 G4-3			1-0 G5-3		7	0	2	0	0	1	1														
Eric Karros, R OBP: 0.435, SLG: 0.550 Mike Remlinger, L Joe Borowski, R Mark Bellhorn, S OBP: 0.356, SLG: 0.301		0-2 F8		1-1 G4-3		0-0 P5		0-0 HR		1-3 K				1-0 G6-3 SH1-4 1B		0-1 G6-3		4	1	1	1	0	0	0	2													
Lenny Harris, L OBP: 0.293, SLG: 0.324 Juan Cruz, R Shawn Estes, R OBP: 0.168, SLG: 0.188 Kyle Farnsworth, R Mark Grudzielanek, R OBP: 0.320, SLG: 0.333		1 SAFE 4-1 BB		1-1 G1-3		0-1 G6-3		1-0 G1-3		4-0 IBB			1-0 SH1-4		1-2 1B		1-0 G4-3	3	0	0	0	2	0	1														
Ramon Martinez, R OBP: 0.333, SLG: 0.393 Todd Wellemeyer, R		2-1 L9		1-2 L6		1-3 K		0-1 G6-3 1B		1-3 K			1-0 G6-3		2-3 L6		0-1 L5	7	1	1	0	0	2	5														
Damian Miller, R OBP: 0.371, SLG: 0.433		1-3 K		1-3 K		1-2 F8		2-0 G6-3		1-2 1B		0-0 P3		3-2 L6			3-1 HR 1B	7	1	1	0	0	2	4														
34 Kerry Wood, R OBP: 0.211, SLG: 0.368 Corey Patterson, L OBP: 0.342, SLG: 0.561			2-3 K		0-3 K		0-1 S 1B		0-1 S 1B			0-1 F9			0-2 P2		2-0 HR	2	0	0	0	0	2	0														
Inning Stats	R: 0 E: 0 K: 1 S: 9	H: 0 LOB: 0 BB: 0 P: 12	R: 0 E: 0 K: 1 S: 12	H: 1 LOB: 2 BB: 1 P: 21	R: 0 E: 0 K: 2 S: 12	H: 0 LOB: 0 BB: 0 P: 19	R: 0 E: 0 K: 0 S: 10	H: 1 LOB: 1 BB: 0 P: 16	R: 0 E: 0 K: 2 S: 10	H: 0 LOB: 0 BB: 0 P: 12	R: 0 E: 0 K: 0 S: 4	H: 0 LOB: 0 BB: 0 P: 5	R: 1 E: 0 K: 1 S: 9	H: 1 LOB: 0 BB: 0 P: 10	R: 0 E: 0 K: 1 S: 9	H: 0 LOB: 1 BB: 0 P: 11	R: 0 E: 0 K: 1 S: 9	H: 0 LOB: 0 BB: 0 P: 15	R: 1 E: 0 K: 1 S: 9	H: 2 LOB: 2 BB: 1 P: 18	R: 0 E: 0 K: 2 S: 13	H: 1 LOB: 2 BB: 1 P: 23	R: 0 E: 0 K: 0 S: 4	H: 0 LOB: 0 BB: 0 P: 5	R: 0 E: 0 K: 1 S: 8	H: 0 LOB: 0 BB: 0 P: 13	R: 0 E: 0 K: 0 S: 6	H: 1 LOB: 1 BB: 0 P: 12	R: 0 E: 0 K: 1 S: 8	H: 0 LOB: 0 BB: 0 P: 10	R: 0 E: 0 K: 0 S: 4	H: 0 LOB: 0 BB: 0 P: 5	R: 2 E: 0 K: 0 S: 10	H: 4 LOB: 2 BB: 0 P: 18	1B: 8 2B: 2 3B: 0 HR: 2	SF: 0 SAC: 1 DP: 0 HBP: 0	WP: 0 PB: 0 SB: 1 CS: 0	PA: 66
PITCHER	IP WLS BF H R ER SO BB IBB HBP BLK WP HR S P ERA WHIP	15 Ben Sheets, R ERA: 4.19	2.0 9 2 1 1 2 0 1 0 0 0 0 18 33 4.50 1.000	1.1 6 1 0 0 2 0 1 0 0 0 0 14 24 0.00 0.750	0.2 2 0 0 0 0 0 0 0 0 0 0 3 4 0.00 0.000	3.0 10 1 0 0 2 0 0 0 0 0 0 22 35 0.00 0.333	PITCHER	IP WLS BF H R ER SO BB IBB HBP BLK WP HR S P ERA WHIP	Brooks Kieschnick, R ERA: 6.75	16.1 2.0 L 10 4 2 2 0 0 0 0 0 1 14 23 9.00 2.000																												

Chicago Cubs @ Milwaukee Brewers
Miller Park, Milwaukee, WI
Thu May 15 2003, 12:05 PM CDT
Att. 31,624 - Dome - 72 F

AB 62
R 4
H 12
RBI 4
BB 3
SO 14
LOB 20



livebaseballscorecards.com

Batter	1	2	3	4	5	6	7	8	9	AB R H RBI BB SO LOB	TOP											
Felipe Lopez, S (1, 6) OBP: 0.306, SLG: 0.317	3-2 F8		4-2 BB 1-2 BB		3-2 G6-3		2-2 G3-1		0-0 1B	4 0 1 0 1 0 0												
Sean Casey, L (1, 3) OBP: 0.364, SLG: 0.440 Brian Reith, R (7, 1) Kelly Stinnett, R (9, PH) OBP: 0.340, SLG: 0.512	1-2 G1-3		1-2 F7		0-0 FC6-4 1B		2-1 G6-3		2-3 K	4 0 1 0 0 0 2 0 0 0 0 0 0 0 1 0 0 0 0 1 1												
Ken Griffey Jr., L (1, 8) OBP: 0.387, SLG: 0.593	3-2 HBP		0-3 K		2-2 K			1-0 1B 2B		3 1 1 0 0 2 3												
Austin Kearns, R (1, 9) OBP: 0.422, SLG: 0.618	2-2 G5-3		4-2 BB 1-2 2-3		0-0 FC6-4 1-2f			0-1 DI 1B 2-H		3 0 1 1 1 0 2												
Aaron Boone, R (1, 5) OBP: 0.341, SLG: 0.524		2-2 G5-3	1-3 K		2-1 G5-3			0-2 L8 1-2		4 0 0 0 0 1 4												
Adam Dunn, L (1, 7) OBP: 0.342, SLG: 0.603 (7, 3)		0-2 HR		4-2 BB		1-3 K		1-2 P6		3 1 1 1 1 1 1												
Jason LaRue, R (1, 2) OBP: 0.355, SLG: 0.420		1-3 K		3-3 K		3-2 HR		1-1 L8		4 1 1 1 0 2 2												
Juan Castro, R (1, 4) OBP: 0.291, SLG: 0.387		2-1 L9		3-2 K		1-3 K			3-3 K	4 0 0 0 0 3 1												
Ryan Dempster, R (1, 1) OBP: 0.063, SLG: 0.063 Chris Reitsma, R (6, 1) OBP: 0.167, SLG: 0.167 Gabe White, L (6, 1) Scott Sullivan, R (6, 1) Wily Mo Peña, R (7, PH) OBP: 0.059, SLG: 0.059 (7, 7)			1-2 BB BB 1B		0-3 K		0-2 F8		2-3 K	2 0 1 0 0 1 1 0 2 0 0 0 0 1 0												
Inning Stats	R: 0 E: 0 K: 0 S: 13	H: 0 LOB: 1 BB: 0 P: 22	R: 1 E: 0 K: 1 S: 11	H: 1 LOB: 0 BB: 0 P: 16	R: 0 E: 0 K: 2 S: 16	H: 1 LOB: 3 BB: 2 P: 27	R: 0 E: 0 K: 3 S: 11	H: 0 LOB: 1 BB: 1 P: 21	R: 0 E: 0 K: 1 S: 8	H: 1 LOB: 1 BB: 0 P: 13	R: 1 E: 0 K: 2 S: 12	H: 1 LOB: 0 BB: 0 P: 19	R: 0 E: 0 K: 0 S: 9	H: 0 LOB: 0 BB: 0 P: 13	R: 1 E: 0 K: 0 S: 11	H: 2 LOB: 1 BB: 0 P: 14	R: 0 E: 0 K: 3 S: 11	H: 1 LOB: 1 BB: 0 P: 18	1B: 4 2B: 1 3B: 0 HR: 2	SF: 0 SAC: 0 DP: 0 HBP: 1	WP: 0 PB: 0 SB: 0 CS: 0	PA: 38
PITCHER	IP WLS BF H R ER SO BB IBB HBP BLK WP HR S P ERA WHIP																					
Wayne Franklin, L (1, 1) ERA: 6.62	6.0 W 26 4 2 2 9 3 0 1 0 0 2 71 118 3.00 1.167																					
Curt Leskanic, R (7, 1) ERA: 2.65	1.0 3 0 0 0 0 0 0 0 0 0 0 9 13 0.00 0.000																					
Matt Ford, L (8, 1) ERA: 1.15	2.0 9 3 1 1 3 0 0 0 0 0 0 22 32 4.50 1.500																					

Cincinnati Reds @ Milwaukee Brewers
Miller Park, Milwaukee, WI
Fri May 16 2003, 7:05 PM CDT
Att. 13,376 - Dome - 72 F

AB	34
R	3
H	7
RBI	3
BB	3
SO	12
LOB	17



Batter	1	2	3	4	5	6	7	8	9	AB	R	H	RBI	BB	SO	LOB	BOTTOM											
Eric Young Sr., R OBP: 0.357, SLG: 0.468 Matt Ford, S (8, 1)	3-3 K	1-0 G4-3		1-1 L8		4-1 SH5-4 HR BB	1-0 BB 1B 1B	1-3 K		4	1	1	0	1	1	3	1	0	0	0	1	1						
Scott Podsednik, L OBP: 0.384, SLG: 0.389 (1, 8)	4-2 S BB		3-2 G4-3 3B		1-2 E 2B 1B	2-1 SH5-4	1-2 F8		3	2	2	0	1	0	2													
Richie Sexson, R OBP: 0.373, SLG: 0.561 (1, 3)	2-0 L9		1-1 P3		1-1 E1 2B	4-0 BB HR IBB	1-0 BB 1B		4	2	1	1	1	0	3													
Geoff Jenkins, L OBP: 0.350, SLG: 0.507 (1, 7)	4-1 BB		2-1 G4-3		0-0 1B 2B	0-1 SF8	4-0 BB BB BB BB		2	1	1	4	2	0	0													
John Vander Wal, L OBP: 0.327, SLG: 0.436 (1, 9)	2-3 K		3-H 1-1 G3-1		2-3 K	4-1 HR BB	0-1 L9		4	1	0	0	1	2	6													
Wes Helms, R OBP: 0.311, SLG: 0.414 (1, 5)		0-0 1B G4-3 1B		0-1 SH5-4 2B		2-2 HR	2-0 G5-3		5	2	4	5	0	0	0													
Eddie Pérez, R OBP: 0.295, SLG: 0.400 (1, 2)		3-2 G4-3 1B		4-0 SH5-4 BB		1-1 P2	2-3 K		4	0	1	0	1	1	1													
Royce Clayton, R OBP: 0.311, SLG: 0.371 (1, 6)		1-1 G4-3		0-3 K		1-3 K	0-0 L8	0-0 2B 1B	5	1	1	1	0	2	4													
Wayne Franklin, L OBP: 0.125, SLG: 0.125 Alex Sanchez, L OBP: 0.318, SLG: 0.384 Curt Leskanic, R (7, 1) Enrique Cruz, R OBP: 0.227, SLG: 0.200 (8, 4)		0-0 L9		1-0 SH5-4		2-2 E1 SH5-4 SF8 1B	2-2 1B 1B	0-1 2B	1	0	0	0	0	0	1													
Inning Stats	R: 0 E: 0 K: 2 S: 12	H: 0 LOB: 2 BB: 2 P: 27	R: 1 E: 0 K: 0 S: 9	H: 2 LOB: 1 BB: 0 P: 14	R: 1 E: 0 K: 0 S: 9	H: 1 LOB: 0 BB: 0 P: 16	R: 0 E: 0 K: 1 S: 8	H: 1 LOB: 2 BB: 1 P: 14	R: 3 E: 1 K: 2 S: 15	H: 3 LOB: 1 BB: 0 P: 20	R: 5 E: 1 K: 0 S: 18	H: 2 LOB: 0 BB: 3 P: 37	R: 1 E: 0 K: 0 S: 11	H: 3 LOB: 3 BB: 1 P: 20	R: 1 E: 0 K: 2 S: 10	H: 2 LOB: 1 BB: 0 P: 15	1B: 9 2B: 3 3B: 1 HR: 1	SF: 1 SAC: 2 DP: 0 HBP: 0	WP: 0 PB: 0 SB: 1 CS: 0	PA: 46	ERA	WHIP						
PITCHER	IP WLS L	BF H R	ER 4 5	SO 5	BB 3	IBB 0	HBP 0	BLK 0	WP 0	HR 0	S 53	P 91	ERA 7.20	WHIP 2.000	IP WLS L	BF H R	ER 4 5	SO 5	BB 3	IBB 0	HBP 0	BLK 0	WP 0	HR 0	S 91	P 21	ERA 81.00	WHIP 6.000
Ryan Dempster, R ERA: 6.85 Chris Reitsma, R ERA: 8.53 Gabe White, L ERA: 3.32 Scott Sullivan, R ERA: 5.01 Brian Reith, R ERA: 5.11	(1, 1) (6, 1) (6, 1) (6, 1) (7, 1)	5.0 0.1 0.1 0.1 2.0	26 4 2 2 12	7 1 0 1 5	5 3 0 2 2	5 0 0 0 2	3 1 0 0 1	0 0 0 0 0	0 0 0 0 0	0 0 0 1 0	0 9 3 6 21	91 21 7 9 35	7.20 81.00 0.00 54.00 9.00	2.000 6.000 3.000 3.000 3.000	5.0 0.1 0.1 0.1 2.0	26 4 2 2 12	7 1 0 1 5	5 3 0 2 2	3 1 0 0 1	0 0 0 0 0	0 0 0 0 0	0 0 0 0 0	0 0 0 1 0	0 9 3 6 21	91 21 7 9 35	9.00 81.00 0.00 54.00 9.00	3.000 6.000 3.000 3.000 3.000	

Cincinnati Reds @ Milwaukee Brewers
Miller Park, Milwaukee, WI
Fri May 16 2003, 7:05 PM CDT
Att: 13,376 - Dome - 72 F

livebaseballscores.com

AB 36
R 12
H 14
RBI 12
BB 7
SO 7
LOB 21



Barry Larkin, R (1, 6) <small>OBP: 0.381, SLG: 0.415</small> Scott Williamson, R (8, 1)	4-2 BB		1-3 K		2-3 K		1-0 FC5-4 1B	3-1 G4-3		4 0 1 0 1 2 1 0 0 0 0 0 0 0
Jose Guillen, R (1, 9) <small>OBP: 0.351, SLG: 0.589</small>	1-2 F9		3-2 P4		3-2 G5-3		0-2 FC5-4 1-2f		1-3 K	5 0 0 0 0 1 2
Sean Casey, L (1, 3) <small>OBP: 0.365, SLG: 0.445</small>	1-2 2B		0-1 F7		3-2 F7		2-3 K		1-0 FC5-4 1B	5 0 2 0 0 1 1
Austin Kearns, R (1, 8) <small>OBP: 0.416, SLG: 0.604</small>	3-1 FC5-2 FC5-4 3-H			1-1 G5-3		2-0 HR 1B		1-3 K	2-3 K	5 1 1 0 0 2 4
Aaron Boone, R (1, 5) <small>OBP: 0.348, SLG: 0.548</small>	2-1 FC5-4 1-2f			1-1 HR 2B		1-0 HR 1-H		4-2 1B 3B BB	1-0 FC5-4 1-2f	4 3 2 2 1 0 3
Adam Dunn, L (1, 7) <small>OBP: 0.339, SLG: 0.614</small>		2-3 K		1-2 HR 2-H		0-0 P6		2-1 P5		4 1 1 2 0 1 1
Jason LaRue, R (1, 2) <small>OBP: 0.360, SLG: 0.423</small>		2-2 G6-3		3-2 K		2-2 1B 1B		1-1 3B 1B		4 1 2 0 0 1 0
Felipe Lopez, S (1, 4) <small>OBP: 0.317, SLG: 0.343</small> (8, 6)		1-1 1B		2-3 K		1-0 1B		1-2 1B		4 0 3 2 0 1 0
Jeff Austin, R (1, 1) <small>OBP: 0.125, SLG: 0.125</small> Kent Mercker, L (4, 1) <small>OBP: 0.056, SLG: 0.056</small> Wily Mo Peña, R (5, PH) <small>OBP: 0.167, SLG: 0.167</small> Chris Reitsma, R (5, 1) <small>OBP: 0.373, SLG: 0.571</small> Ken Griffey Jr., L (6, PH) <small>OBP: 0.373, SLG: 0.571</small> Felix Heredia, L (6, 1) <small>OBP: 0.298, SLG: 0.407</small> Reggie Taylor, L (8, PH) <small>OBP: 0.298, SLG: 0.407</small> Juan Castro, R (8, 4) <small>OBP: 0.291, SLG: 0.387</small>		0-0 F9		0-0 G6-3		1-2 K		3-2 G3		1 0 0 0 0 0 0 1 0 0 0 0 0 0 0 0 1 0 0 0 0 0 0 0 0 0 0 0 0 0 0 0 1 0 0 0 0 0 1 2 0 0 0 0 0 0 0 0 1 0 0 0 0 0 0 1 0 0 0 0 0 0 0 0

Inning Stats R: 0 H: 1 E: 0 LOB: 2 K: 0 BB: 1 S: 13 P: 24	R: 0 H: 1 E: 0 LOB: 1 K: 1 BB: 0 S: 10 P: 15	R: 0 H: 0 E: 0 LOB: 0 K: 1 BB: 0 S: 9 P: 13	R: 2 H: 2 E: 0 LOB: 0 K: 2 BB: 0 S: 15 P: 23	R: 0 H: 0 E: 0 LOB: 0 K: 1 BB: 0 S: 8 P: 13	R: 2 H: 4 E: 0 LOB: 2 K: 2 BB: 0 S: 15 P: 25	R: 0 H: 1 E: 0 LOB: 1 K: 2 BB: 0 S: 14 P: 18	R: 2 H: 2 E: 0 LOB: 1 K: 0 BB: 1 S: 16 P: 29	R: 0 H: 1 E: 0 LOB: 1 K: 2 BB: 0 S: 9 P: 14	1B: 7 SF: 0 2B: 2 SAC: 0 3B: 1 DP: 0 HR: 2 HBP: 0	WP: 0 PA: 41 PB: 0 SB: 0 CS: 0
--	---	--	---	--	---	---	---	--	--	---

PITCHER Glendon Rusch, L (1, 1) <small>ERA: 7.26</small> Brooks Kieschnick, R (6, 1) <small>ERA: 6.52</small> Curt Leskanic, R (7, 1) <small>ERA: 2.5</small> Luis Vizcaino, R (8, 1) <small>ERA: 10.34</small> John Foster, L (8, 1) <small>ERA: 4.24</small>	IP WLS BF H R ER SO BB IBB HBP BLK WP HR S P ERA WHIP 5.2 0 26 8 4 4 5 1 0 0 0 0 2 67 109 6.35 1.588 0.1 H 1 0 0 0 1 0 0 0 0 0 0 0 3 4 0.00 0.000 1.0 H 4 1 0 0 2 0 0 0 0 0 0 0 14 18 0.00 1.000 0.1 B 4 2 2 2 0 1 0 0 0 0 0 0 10 18 54.00 9.000 0.2 2 0 0 0 0 0 0 0 0 0 0 0 6 11 0.00 0.000	PITCHER Mike DeJean, R (9, 1) <small>ERA: 3.86</small> IP WLS BF H R ER SO BB IBB HBP BLK WP HR S P ERA WHIP 1.0 W 4 1 0 0 2 0 0 0 0 0 0 0 3 4 0.00 1.000
--	---	---

Cincinnati Reds @ Milwaukee Brewers
 Miller Park, Milwaukee, WI
 Sat May 17 2003, 1:05 PM CDT
 Att. 16,482 - Overcast - 63 F

AB 39 R 6 H 12 RBI 6 BB 2 SO 10 LOB 16



Batter	1	2	3	4	5	6	7	8	9	AB R H RBI BB SO LOB
Eric Young Sr., R OBP: 0.372, SLG: 0.477 (1, 4)	1-0 G4-3 2B		0-0 F8	4-2 3B BB		4-1 S BB		4-2 S BB		2 1 1 0 3 0 1
Scott Podsednik, L OBP: 0.385, SLG: 0.416 (1, 8)	2-1 G4-3 2-3		3-2 BB 2B 1B	3-2 1-H 2-H 3B		1-2 F7 1-2		1-0 G5-3 1-2		5 1 2 2 0 0 3
Richie Sexson, R OBP: 0.379, SLG: 0.554 (1, 3)	2-3 K		4-2 2B BB	4-0 G4-6-3 IBB		1-0 F9		4-0 WP HR BB		2 2 0 0 3 1 1
Geoff Jenkins, L OBP: 0.340, SLG: 0.490 (1, 7)	2-1 F8		0-0 F7	1-1 G4-6-3 1-2f		2-1 L9		0-3 SAFE K		5 0 0 0 0 1 7
John Vander Wal, L OBP: 0.348, SLG: 0.464 (1, 9)			0-1 1-H 2-H 3-H 2B		2-3 K		1-2 1B 2B		4-2 HR BB	3 1 2 3 2 1 0
Wes Helms, R OBP: 0.314, SLG: 0.409 (1, 5)			0-3 K	4-1 FC5-4 BB		1-0 G6-3		1-3 K		4 0 1 0 1 2 3
Eddie Pérez, R OBP: 0.300, SLG: 0.423 (1, 2)			4-2 SAFE BB	1-0 FC5-4 1-2f		1-2 G6-3		0-0 P4		4 1 1 3 1 0 4
Royce Clayton, R OBP: 0.310, SLG: 0.363 (1, 6)			1-0 P6	4-2 SH1-4 3B BB		3-1 G6-3		1-3 K		3 1 0 0 1 1 1
Glendon Rusch, L OBP: 0.284, SLG: 0.200 Brooks Kieschnick, L OBP: 0.429, SLG: 0.857 Keith Ginter, R OBP: 0.354, SLG: 0.289 Curt Leskanic, R Luis Vizcaino, R John Foster, L Alex Sanchez, L OBP: 0.316, SLG: 0.381 Mike DeJean, R	(1, 1) (6, 1) (6, PH) (7, 1) (8, 1) (8, 1) (8, PH) (9, 1)		3-2 BB 1B 2B 1B	1-1 SH1-4 1-2		0-0 F8		2-1 F7		1 1 1 0 0 0 0 0 0 0 0 0 0 0 1 0 1 0 0 0 0 0 0 0 0 0 0 0 0 0

Inning Stats	R: 0 E: 0 K: 1 S: 9	H: 1 LOB: 1 BB: 0 P: 16	R: 0 E: 0 K: 1 S: 11	H: 0 LOB: 1 BB: 2 P: 20	R: 3 E: 0 K: 0 S: 14	H: 3 LOB: 2 BB: 2 P: 29	R: 2 E: 0 K: 0 S: 11	H: 1 LOB: 1 BB: 3 P: 28	R: 0 E: 0 K: 1 S: 7	H: 0 LOB: 0 BB: 0 P: 11	R: 0 E: 0 K: 0 S: 7	H: 0 LOB: 1 BB: 1 P: 15	R: 0 E: 0 K: 0 S: 8	H: 2 LOB: 2 BB: 0 P: 12	R: 0 E: 0 K: 1 S: 8	H: 0 LOB: 1 BB: 1 P: 16	R: 3 E: 0 K: 2 S: 9	H: 1 LOB: 0 BB: 2 P: 18	1B: 3 2B: 3 3B: 1 HR: 1	SF: 0 SAC: 1 DP: 1 HBP: 0	WP: 1 PB: 0 SB: 2 CS: 0	PA: 43		
PITCHER	IP	WLS	BF	H	R	ER	SO	BB	IBB	HBP	BLK	WP	HR	S	P	ERA	WHIP						ERA	WHIP
Jeff Austin, R ERA: 5.53 (1, 1)	3.1		19	4	5	5	2	6	0	0	0	0	0	40	80	13.50	3.000							
Kent Mercker, L ERA: 1.76 (4, 1)	0.2		3	1	0	0	0	0	1	0	0	0	0	5	13	0.00	1.500							
Chris Reitsma, R ERA: 8.1 (5, 1)	1.0		3	0	0	0	1	0	0	0	0	0	0	7	11	0.00	0.000							
Felix Heredia, L ERA: 2.45 (6, 1)	2.0		9	2	0	0	0	1	0	0	0	0	0	15	27	0.00	1.500							
Scott Williamson, R ERA: 3.63 (8, 1)	1.2	L	9	1	3	3	3	3	0	0	0	1	1	17	34	16.20	2.400							

BOTTOM

Cincinnati Reds @ Milwaukee Brewers

Miller Park, Milwaukee, WI

Sat May 17 2003, 1:05 PM CDT

Att. 16,482 - Overcast - 63 F


livebaseballscores.com

AB	31
R	8
H	8
RBI	8
BB	11
SO	6
LOB	20



Batter	1	2	3	4	5	6	7	8	9	10	AB	R	H	RBI	BB	SO	LOB
Felipe Lopez, S OBP: 0.313, SLG: 0.338 (1, 6)	0-2 K 1B		0-0 B1		1-0 G1-3		2-3 K			0-1 G1-3	5	0	1	0	0	1	2
Sean Casey, L OBP: 0.360, SLG: 0.438 (1, 3)	2-2 SAFE SAFE SAFE P5		0-0 F7				0-1 F9		0-1 G3-1	5	1	1	0	0	0	1	
Ken Griffey Jr., L OBP: 0.324, SLG: 0.485 (1, 8)	3-3 SAFE SAFE SAFE K 1-2			3-1 SAFE SAFE SAFE SAFE P5		1-1 G1-3		1-1 F7		0-2 G4-3 1-2	5	0	0	0	0	1	2
Austin Kearns, R OBP: 0.415, SLG: 0.595 (1, 9)		0-0 F8		4-2 BB		3-2 G5-3		2-2 G5-3		1-1 PB 2-H HR 1B	4	1	1	1	1	0	0
Aaron Boone, R OBP: 0.349, SLG: 0.578 (1, 5)		1-1 HR		2-3 SAFE K			1-0 G6-3		0-0 L4	5	2	2	3	0	1	1	
Adam Dunn, L OBP: 0.341, SLG: 0.601 (1, 7)		4-1 BB		2-0 P3			4-1 BB 1B BB		0-1 G3-1	3	1	0	0	2	0	1	
Jason LaRue, R OBP: 0.372, SLG: 0.434 (1, 2)		1-3 K			2-2 1B G6-3 2B		4-1 SAFE 1B BB		4-2 1B BB	2	1	1	0	2	1	1	
Juan Castro, R OBP: 0.301, SLG: 0.392 (1, 4)		1-0 P3			2-1 G6-3 1B		0-1 F9		0-0 1-2 1B	4	0	2	0	0	0	3	
Paul Wilson, R Jose Guillen, R Gabe White, L Reggie Taylor, L Scott Sullivan, R Scott Williamson, R (1, 1) (7, PH) (7, 1) (9, PH) (9, 1) (10, 1)			2-3 K			2-1 G6-3 1B		0-0 1-2 2-H 1B		1-3 K	2	0	0	0	0	1	1

Cincinnati Reds @ Milwaukee Brewers
Miller Park, Milwaukee, WI
Sun May 18 2003, 1:05 PM CDT
Att: 14,703 - Overcast - 59 F

livebaseballscorecards.com	AB	37
	R	6
	H	9
	RBI	5
	BB	5
	SO	6
	LOB	14
		

Inning Stats	R: 0	H: 1	R: 1	H: 1	R: 0	H: 0	R: 0	H: 0	R: 1	H: 2	R: 0	H: 0	R: 0	H: 0	R: 0	H: 1	R: 3	H: 3	1B: 6	SF: 0	WP: 0	PA: 42
	E: 0	LOB: 0	E: 0	LOB: 1	E: 0	LOB: 0	E: 0	LOB: 1	E: 0	LOB: 0	E: 0	LOB: 0	E: 0	LOB: 0	E: 0	LOB: 2	E: 0	LOB: 0	2B: 1	SAC: 0	PB: 1	
	K: 1	BB: 0	K: 1	BB: 1	K: 1	BB: 0	K: 1	BB: 1	K: 0	BB: 0	K: 0	BB: 0	K: 0	BB: 0	K: 1	BB: 1	K: 0	BB: 0	3B: 0	DP: 1	SB: 0	
	S: 11	P: 16	S: 9	P: 16	S: 7	P: 9	S: 8	P: 19	S: 9	P: 16	S: 7	P: 11	S: 9	P: 12	S: 10	P: 15	S: 13	P: 16	HR: 2	HBP: 0	CS: 0	
PITCHER	IP	WLS	BF	H	R	ER	SO	BB	IBB	HBP	BLK	WP	HR	S	P	ERA	WHIP					
Ruben Quevedo, R ERA: 5.3 (1, 1)	6.1		25	4	3	3	4	4	0	0	0	0	1	54	99	4.26	1.263					
John Foster, L ERA: 4.08 (7, 1)	0.2	B	3	1	0	0	1	0	0	0	0	0	0	6	8	0.00	1.500					
Leo Estrella, R ERA: 1.38 (8, 1)	2.0		8	1	0	0	1	1	0	0	0	0	0	19	27	0.00	1.000					
Mike DeJean, R ERA: 4.91 (10, 1)	1.0	L	6	3	3	3	0	0	0	0	0	0	1	13	16	27.00	3.000					

Batter	1	2	3	4	5	6	7	8	9	10	AB	R	H	RBI	BB	SO	LOB
Scott Podsednik, L OBP: 0.385, SLG: 0.420 (1, 8)	G1-3		G6-3 S 2B BB				P4		P6		4	1	1	0	1	0	0
Keith Ginter, R OBP: 0.347, SLG: 0.276 (1, 4)	L6		G6-3				P6			E6 BB	4	0	0	0	0	0	2
Richie Sexson, R OBP: 0.384, SLG: 0.559 (1, 3)	1B 2B 1B		G4-3 2B				G6-3		FC6-4 1-2f		4	1	2	1	1	0	2
Geoff Jenkins, L OBP: 0.335, SLG: 0.480 (1, 7)	1-3 2B 1B		G4-3				K			F9	5	1	1	0	0	2	3
John Vander Wal, L OBP: 0.348, SLG: 0.470 Brady Clark, R OBP: 0.304, SLG: 0.308 (1, 9) (8, PH) (9, 9)	1-H 3-H 2B		F7				K			F9	3 2	0 0	1 1	2 0	0 1	0 0	1 2
Wes Helms, R OBP: 0.311, SLG: 0.401 (1, 5)	G6-3						K 1B 1B			F8	5	0	1	0	0	1	4
Eddie Pérez, R OBP: 0.307, SLG: 0.426 (1, 2)			G5-4-3 1B				F7				4	0	2	0	0	0	1
Royce Clayton, R OBP: 0.302, SLG: 0.353 (1, 6)			G5-4-3 1-2f				K			F8	4	0	0	0	0	1	3
Ruben Quevedo, R John Foster, L Eric Young Sr., R Leo Estrella, R Alex Sanchez, L Mike DeJean, R (1, 1) (7, 1) (7, PH) (8, 1) (9, PH) (10, 1)			K				G3-1			F7	2 0 1 0 1 0 0	0 0 0 0 0 0 0	0 0 0 0 0 0 0	0 0 0 0 0 0 0	0 0 0 0 0 0 0	1 0 0 0 0 0 0	

Inning Stats	R: 2	H: 3	E: 0	K: 0	S: 15	H: 1	LOB: 1	BB: 0	P: 22	R: 0	H: 0	E: 0	K: 1	S: 7	H: 1	LOB: 0	BB: 0	P: 9	R: 1	H: 1	E: 0	K: 0	S: 9	R: 0	H: 0	E: 0	K: 0	S: 7	R: 0	H: 1	E: 0	K: 3	S: 12	R: 0	H: 0	E: 0	K: 1	S: 11	R: 0	H: 1	E: 0	K: 2	S: 10	R: 0	H: 0	E: 0	K: 0	S: 13	R: 0	H: 0	E: 1	K: 0	S: 8	R: 0	H: 0	E: 0	K: 0	S: 8	1B: 6	2B: 3	3B: 0	HR: 0	SF: 0	SAC: 0	DP: 1	HBP: 1	WP: 0	PA: 42
--------------	------	------	------	------	-------	------	--------	-------	-------	------	------	------	------	------	------	--------	-------	------	------	------	------	------	------	------	------	------	------	------	------	------	------	------	-------	------	------	------	------	-------	------	------	------	------	-------	------	------	------	------	-------	------	------	------	------	------	------	------	------	------	------	-------	-------	-------	-------	-------	--------	-------	--------	-------	--------

PITCHER	IP	WLS	BF	H	R	ER	SO	BB	IBB	HBP	BLK	WP	HR	S	P	ERA	WHIP
Paul Wilson, R ERA: 5.05	(1, 1)		6.0	26	8	3	3	4	1	0	0	0	0	57	84	4.50	1.500
Gabe White, L ERA: 3.0	(7, 1)		2.0	8	1	0	3	0	0	1	0	0	0	21	28	0.00	0.500
Scott Sullivan, R ERA: 4.81	(9, 1)	W	1.0	3	0	0	0	0	0	0	0	0	0	13	17	0.00	0.000
Scott Williamson, R ERA: 3.44	(10, 1)	S	1.0	5	0	0	0	1	0	0	0	0	0	8	16	0.00	1.000

BOTTOM

Cincinnati Reds @ Milwaukee Brewers
Miller Park, Milwaukee, WI

Sun May 18 2003, 1:05 PM CDT
Att: 14,703 - Overcast - 59 F

AB	39
R	3
H	9
RBI	3
BB	2
SO	7
LOB	18



Batter	1	2	3	4	5	6	7	8	9	AB R H RBI BB SO LOB	TOP											
Shane Victorino, S (1, 8) OBP: 0.240, SLG: 0.194 Brian Buchanan, R (9, PH) OBP: 0.355, SLG: 0.473	2-2 G6-3			0-3 K		0-2 G1-3		0-3 K	0-2 BB 1-2 1B	4 0 0 0 0 2 1 1 0 1 0 0 0 0												
Mark Loretta, R (1, 4) OBP: 0.339, SLG: 0.396	2-3 K			1-2 P3		3-1 F8		1-3 K	4-2 BB 1-2 2-3 BB	4 0 0 0 1 2 1												
Ramón Vázquez, L (1, 6) OBP: 0.345, SLG: 0.349	1-1 G3-1			2-2 S 1B		1-2 G4-3		2-1 L8	2-3 K	5 0 1 0 0 1 4												
Ryan Klesko, L (1, 3) OBP: 0.365, SLG: 0.496 Charles Nagy, L (4, 1) Lou Merloni, R (7, PH) OBP: 0.422, SLG: 0.377 Luther Hackman, R (7, 1) Jesse Orosco, R (8, 1) Keith Lockhart, L (9, PH) OBP: 0.327, SLG: 0.412		2-1 G3-1		2-2 G4-3 1-2		2-2 L9		2-1 F9	2-1 F9	2 0 0 0 0 0 1 0 0 0 0 0 0 0 1 0 1 0 0 0 0 0 0												
Rondell White, R (1, 7) OBP: 0.335, SLG: 0.477		1-0 L9			1-1 FC1-6 1B		0-2 1B 1B		4-2 1B 2B BB	3 1 2 0 1 0 0												
Sean Burroughs, L (1, 5) OBP: 0.329, SLG: 0.395		0-1 G6-3			0-2 FC1-6 HR		2-1 FC6 1B		0-0 2B 1B	4 2 2 0 0 0 1												
Xavier Nady, R (1, 9) OBP: 0.360, SLG: 0.463			0-0 F8		0-1 HR		0-2 K		2-2 F9	4 1 1 2 0 1 4												
Miguel Ojeda, R (1, 2) OBP: 0.250, SLG: 0.375			1-3 K		2-1 P6		0-1 FC6		0-0 1B 2B	4 1 1 2 0 1 2												
Randy Keisler, L (1, 1) Dave Hansen, L (4, 3) OBP: 0.372, SLG: 0.229			0-1 G6-3		2-1 L7		3-2 1B		0-0 BB 1B	1 0 0 0 0 0 0 3 0 2 1 0 0 0												
Inning Stats	R: 0 E: 0 K: 1 S: 11	H: 0 LOB: 0 BB: 0 P: 16	R: 0 E: 0 K: 0 S: 5	H: 0 LOB: 0 BB: 0 P: 8	R: 0 E: 0 K: 1 S: 6	H: 0 LOB: 0 BB: 0 P: 7	R: 0 E: 0 K: 1 S: 15	H: 1 LOB: 1 BB: 0 P: 20	R: 2 E: 0 K: 0 S: 11	H: 2 LOB: 0 BB: 0 P: 16	R: 0 E: 0 K: 0 S: 8	H: 0 LOB: 0 BB: 0 P: 12	R: 0 E: 0 K: 1 S: 14	H: 2 LOB: 2 BB: 0 P: 18	R: 0 E: 0 K: 2 S: 13	H: 1 LOB: 1 BB: 0 P: 19	R: 3 E: 0 K: 1 S: 22	H: 4 LOB: 3 BB: 2 P: 36	1B: 8 2B: 1 3B: 0 HR: 1	SF: 0 SAC: 0 DP: 0 HBP: 0	WP: 0 PB: 0 SB: 1 CS: 0	PA: 39
PITCHER	IP WLS BF H R ER SO BB IBB HBP BLK WP HR S P ERA WHIP																					
Matt Kinney, R (1, 1) ERA: 3.43	8.0 W 30 6 2 2 6 0 0 0 0 0 0 1 83 116 2.25 0.750																					
Curt Leskanic, R (9, 1) ERA: 3.86	0.2 5 2 3 3 0 1 0 0 0 0 0 0 12 20 40.50 4.500																					
Mike DeJean, R (9, 1) ERA: 4.84	0.1 S 4 2 0 0 1 1 0 0 0 0 0 0 10 16 0.00 9.000																					

San Diego Padres @ Milwaukee Brewers
Miller Park, Milwaukee, WI
Mon May 19 2003, 7:05 PM CDT
Att. 10,136 - Dome - 72 F

AB	37
R	5
H	10
RBI	5
BB	2
SO	7
LOB	14



San Diego Padres @ Milwaukee Brewers

Miller Park, Milwaukee, WI

Mon May 19 2003, 7:05 PM CDT

Att. 10,136 - Dome - 72 F

livebaseballscorecards.com

AB	32
R	6
H	9
RBI	6
BB	4
SO	7
LOB	14



WP:	0	PA:	37
PB:	0		
SB:	2		
CS:	0		

Batter	1	2	3	4	5	6	7	8	9	AB	R	H	RBI	BB	SO	LOB	
Eric Young Sr., R OBP: 0.377, SLG: 0.477 (1, 4)	4-2 	1-2 	4-2 			3-2 		3-2 		3	2	1	0	2	0	0	
Scott Podsednik, L OBP: 0.380, SLG: 0.447 (1, 8)	3-1 	2-3 	3-2 			3-1 				4	1	1	2	0	1	2	
Richie Sexson, R OBP: 0.386, SLG: 0.552 (1, 3)	4-2 	4-1 		0-3 		2-3 				2	1	0	0	2	2	0	
Geoff Jenkins, L OBP: 0.339, SLG: 0.506 (1, 7)	0-1 	1-2 		0-0 			1-3 			4	1	2	3	0	1	0	
Brady Clark, R OBP: 0.320, SLG: 0.395 (1, 9)	0-0 	1-1 		0-1 			1-2 			4	1	2	1	0	0	2	
Wes Helms, R OBP: 0.321, SLG: 0.414 (1, 5)	3-2 	1-1 		1 SAFE 2-2 			2-0 			3	0	2	0	0	0	1	
Eddie Pérez, R OBP: 0.305, SLG: 0.420 (1, 2)	0-2 	1-3 			0-0 			1-1 		4	0	1	0	0	1	5	
Royce Clayton, R OBP: 0.295, SLG: 0.344 (1, 6)	0-2 		2-1 		1-0 			1-0 		4	0	0	0	0	1	4	
Matt Kinney, R (1, 1)		0-1 	1-2 		1-1 			1-3 		3	0	0	0	0	0	0	
Enrique Cruz, R (8, PH)										1	0	0	0	0	1	0	
Curt Leskanic, R (9, 1)										0	0	0	0	0	0	0	
Mike DeJean, R (9, 1)										0	0	0	0	0	0	0	
Inning Stats	R: 2 E: 0 K: 1 S: 20	H: 2 LOB: 3 BB: 2 P: 34	R: 4 E: 0 K: 2 S: 19	H: 4 LOB: 1 BB: 1 P: 30	R: 0 E: 0 K: 0 S: 14	H: 0 LOB: 1 BB: 1 P: 24	R: 0 E: 0 K: 1 S: 10	H: 1 LOB: 1 BB: 0 P: 12	R: 0 E: 0 K: 0 S: 4	H: 1 LOB: 0 BB: 0 P: 6	R: 0 E: 0 K: 1 S: 8	H: 0 LOB: 0 BB: 0 P: 16	R: 0 E: 0 K: 1 S: 10	H: 1 LOB: 1 BB: 0 P: 15	R: 0 E: 0 K: 1 S: 8	H: 0 LOB: 0 BB: 0 P: 13	
PITCHER	IP WLS L	BF H R	H R ER SO	BB IBB HBP BLK	WP HR S P	ERA WHIP											
Randy Keisler, L (1, 1) ERA: 18.0	3.0	20	6	6	6	3	4	0	0	1	1	0	0	0	0	18.00	3.333
Charles Nagy, R (4, 1) ERA: 1.8	3.0	10	2	0	0	2	0	0	0	0	0	0	0	0	0	0.00	0.667
Luther Hackman, R (7, 1) ERA: 4.57	1.0	4	1	0	0	1	0	0	0	0	0	0	0	0	0	0.00	1.000
Jesse Orosco, L (8, 1) ERA: 7.07	1.0	3	0	0	0	1	0	0	0	0	0	0	0	0	0	0.00	0.000

BOTTOM

Batter	1	2	3	4	5	6	7	8	9	AB R H RBI BB SO LOB	TOP																
Ramón Vázquez, L (1, 6) OBP: 0.347, SLG: 0.368	2-2 L9		0-0 HR		3-2 L3 1B		1-1 B4-3		1-0 E4 3B	5 2 2 2 0 0 0																	
Keith Lockhart, L (1, 4) OBP: 0.350, SLG: 0.407	4-2 BB		1-0 1B 1B		0-0 P4		4-0 2B BB		1-0 P6	3 1 1 0 2 0 2																	
Sean Burroughs, L (1, 5) OBP: 0.338, SLG: 0.425	1-2 F7		0-0 1B 2B		0-0 L3		1-2 2B		1-2 3B	5 1 3 1 0 0 2																	
Dave Hansen, L (1, 3) OBP: 0.375, SLG: 0.250	1-1 F8		0-0 F9			3-2 HR 1B		2-2 BB 1B	1-0 L8	5 1 2 0 0 0 4																	
Xavier Nady, R (1, 9)		0-1 CS 1B	1-1 2B			0-1 HR		1-2 F7		4 1 3 4 0 0 1																	
Brian Buchanan, R (1, 7) OBP: 0.333, SLG: 0.441		3-3 K	1-2 G6-3			0-0 F8		0-1 F9		4 0 0 0 0 1 3																	
Mike Rivera, R (1, 2) OBP: 0.241, SLG: 0.245 Jaret Wright, R (6, 1) OBP: 0.253, SLG: 0.667 Mike Matthews, L (6, 1) Ryan Klesko, L (8, PH) OBP: 0.369, SLG: 0.496 Randy Keisler, L (8, PR) Matt Herges, L (8, 1)		3-3 K		1-2 G6-3		0-2 F8		4-1 BB		3 0 0 0 0 1 0 0 0 0 0 0 0 0 0 0 0 0 0 0 0 0 0 0 0 1 0 0 0 0 0 0 0 0 0 0 0 0 0 0 0 0	AB 36 R 7 H 11 RBI 7 BB 4 SO 4 LOB 14																
Shane Victorino, S (1, 8) OBP: 0.228, SLG: 0.183			2-2 L1		1-1 F7		0-3 K		1-2 K	4 0 0 0 0 2 2																	
Adam Eaton, R (1, 1) OBP: 0.250, SLG: 0.545 Miguel Ojeda, R (6, 2) OBP: 0.200, SLG: 0.300			4-2 HR BB		2-2 F9		0-1 F8		2-2 G6-3	1 1 0 0 1 0 0 2 0 0 0 0 0 0																	
Inning Stats	R: 0 E: 0 K: 0 S: 11	H: 0 LOB: 1 BB: 1 P: 19	R: 0 E: 0 K: 2 S: 9	H: 1 LOB: 0 BB: 0 P: 15	R: 4 E: 0 K: 0 S: 17	H: 4 LOB: 1 BB: 1 P: 26	R: 0 E: 0 K: 0 S: 10	H: 0 LOB: 0 BB: 0 P: 14	R: 0 E: 0 K: 1 S: 7	H: 1 LOB: 0 BB: 0 P: 10	R: 2 E: 0 K: 1 S: 15	H: 2 LOB: 0 BB: 0 P: 18	R: 0 E: 0 K: 0 S: 7	H: 1 LOB: 2 BB: 1 P: 13	R: 0 E: 0 K: 1 S: 12	H: 1 LOB: 2 BB: 1 P: 20	R: 1 E: 1 K: 0 S: 10	H: 1 LOB: 1 BB: 0 P: 16	1B: 6 2B: 3 3B: 1 HR: 2	SF: 0 SAC: 0 DP: 1 HBP: 0	WP: 0 PB: 0 SB: 0 CS: 1	PA: 40					
PITCHER	IP WLS BF H R ER SO BB IBB HBP BLK WP HR S P ERA WHIP																										
15 Ben Sheets, R (1, 1) ERA: 4.58	6.0		26	8	6	6	3	2	0	0	0	0	2	69	102	9.00	1.667										
Matt Ford, L (7, 1) ERA: 1.08	1.0		5	2	0	0	0	1	0	0	0	0	0	10	18	0.00	3.000										
Luis Vizcaino, R (8, 1) ERA: 9.72	1.0		4	0	0	0	1	1	0	0	0	0	0	9	15	0.00	1.000										
Mike DeJean, R (9, 1) ERA: 4.63	1.0	W	5	1	1	0	0	0	0	0	0	0	0	10	16	0.00	1.000										

San Diego Padres @ Milwaukee Brewers
 Miller Park, Milwaukee, WI
 Tue May 20 2003, 7:05 PM CDT
 Att: 11,720 - Dome - 72 F

livebaseballscorecards.com



Batter	1	2	3	4	5	6	7	8	9	AB R H RBI BB SO LOB
Eric Young Sr., R OBP: 0.384, SLG: 0.474 (1, 4)	4-2 1B S 1B BB	3-2 P4			3-2 G4-3	1 SAFE 4-1 1B BB BB		1-0 1-2 3-H 1B		3 1 1 1 2 0 1
Scott Podsednik, L OBP: 0.381, SLG: 0.444 (1, 8)	2-1 BLK 1B 1-3 1B	3-2 G3			2-1 E S 1B	3-3 K		3-2 P6		5 2 2 0 0 1 5
Richie Sexson, R OBP: 0.382, SLG: 0.542 (1, 3)	1-0 BLK 1-2 HR 1B		0-2 G6-3		2-3 K		1-0 L8		1-1 L5	5 1 1 1 0 1 1
Geoff Jenkins, L OBP: 0.335, SLG: 0.497 (1, 7)	3-2 G3		0-3 K		0-1 1B		1-3 K		0-0 P5	5 0 1 1 0 2 2
John Vander Wal, L OBP: 0.350, SLG: 0.505 (1, 9)	2-3 K		2-1 2B		3-H 2-2 K		0-3 K		3-1 HR	5 1 2 1 0 3 3
Wes Helms, R OBP: 0.331, SLG: 0.435 (1, 5)	0-1 HR		2-1 F8		4-2 G6-3 WP 1B BB		4-2 F9 HBP 1B BB			2 3 1 3 2 0 1
Keith Osik, R OBP: 0.324, SLG: 0.228 (1, 2)	2-2 P5		1-3 K		4-0 G6-3 1-2 BB		1-0 1B 1-2 HBP			2 0 0 0 1 1 0
Royce Clayton, R OBP: 0.294, SLG: 0.338 (1, 6)		4-2 BB	1-1 G6-3		2-2 G6-3 1-2f 2-3		1-3 K			3 0 0 0 1 1 4
15 Ben Sheets, R OBP: 0.077, SLG: 0.077 (6, PH) Alex Sanchez, L OBP: 0.318, SLG: 0.383 (7, 1) Matt Ford, S (8, 1) Luis Vizcaino, R OBP: 0.314, SLG: 0.386 (8, PH) Brady Clark, R (9, 1) Mike DeJean, R		0-3 K	2-3 K		1-0 S 3-H 1B		2-2 F9			2 0 0 0 0 2 1 1 0 1 1 0 0 0 0 0 0 0 0 0 0 0 0 0 0 0 0 0 1 0 0 0 0 0 2 0 0 0 0 0 0 0

Inning Stats	R: 4 E: 0 K: 1 S: 18	H: 3 LOB: 0 BB: 1 P: 32	R: 0 E: 0 K: 1 S: 12	H: 0 LOB: 1 BB: 1 P: 22	R: 0 E: 0 K: 1 S: 10	H: 1 LOB: 1 BB: 0 P: 14	R: 0 E: 0 K: 2 S: 9	H: 0 LOB: 0 BB: 0 P: 13	R: 1 E: 1 K: 2 S: 17	H: 2 LOB: 1 BB: 0 P: 26	R: 1 E: 0 K: 1 S: 13	H: 1 LOB: 2 BB: 3 P: 31	R: 0 E: 0 K: 2 S: 7	H: 0 LOB: 0 BB: 0 P: 9	R: 1 E: 0 K: 1 S: 14	H: 1 LOB: 2 BB: 1 P: 26	R: 1 E: 0 K: 0 S: 5	H: 1 LOB: 0 BB: 0 P: 9	1B: 6 2B: 1 3B: 0 HR: 2	SF: 0 SAC: 0 DP: 1 HBP: 1
--------------	-------------------------------	----------------------------------	-------------------------------	----------------------------------	-------------------------------	----------------------------------	------------------------------	----------------------------------	-------------------------------	----------------------------------	-------------------------------	----------------------------------	------------------------------	---------------------------------	-------------------------------	----------------------------------	------------------------------	---------------------------------	----------------------------------	------------------------------------

PITCHER	IP	WLS	BF	H	R	ER	SO	BB	IBB	HBP	BLK	WP	HR	S	P	ERA	WHIP
Adam Eaton, R ERA: 4.3 (1, 1)	5.0		23	6	5	5	7	2	0	0	1	0	1	66	107	9.00	1.600
Jaret Wright, R ERA: 6.48 (6, 1)	0.2	B	5	1	1	1	0	3	0	0	0	1	0	9	24	13.50	6.000
Mike Matthews, L ERA: 4.34 (6, 1)	1.1		4	0	0	0	3	0	0	0	0	0	0	11	16	0.00	0.000
Matt Herges, R ERA: 1.9 (8, 1)	1.2	L	9	2	2	2	1	1	0	1	0	0	1	19	35	10.80	1.800


BOTTOM

San Diego Padres @ Milwaukee Brewers
Miller Park, Milwaukee, WI
Tue May 20 2003, 7:05 PM CDT
Att. 11,720 - Dome - 72 F

livebaseballscorecards.com

AB	34
R	8
H	9
RBI	8
BB	6
SO	11
LOB	20

WP: 1 PA: 41
PB: 0 SB: 3 CS: 0



Batter	1	2	3	4	5	6	7	8	9	AB R H RBI BB SO LOB	TOP											
Mark Loretta, R OBP: 0.337, SLG: 0.388 (1, 4)	2-1 F9		2-2 L9			4-0 SAFE 1-2 BB			1-2 F9	3 0 0 0 1 0 1	San Diego Padres @ Milwaukee Brewers Miller Park, Milwaukee, WI Wed May 21 2003, 12:05 PM CDT Att. 18,138 - Dome - 72 F											
Lou Merloni, R OBP: 0.397, SLG: 0.351 (1, 6) (8, 5)	1-2 P2				3-2 F8	0-0 G5-4-3			0-2 F7	4 0 0 0 0 0 3												
Xavier Nady, R OBP: 0.360, SLG: 0.482 (1, 9)	2-2 G1-3				0-0 F7				2-3 K	4 0 0 0 0 2 1												
Rondell White, R OBP: 0.335, SLG: 0.474 (1, 7)					0-0 L7				3-2 P5	3 0 1 0 0 0 0												
Brian Buchanan, R OBP: 0.319, SLG: 0.419 (1, 3)						1-0 F8			1-0 G5-3	3 0 0 0 0 1 1												
Sean Burroughs, L OBP: 0.331, SLG: 0.416 Jesse Orosco, R (8, 1) Jaret Wright, R OBP: 0.333, SLG: 0.667 Mike Matthews, L (8, 1)						0-1 G4-3			1-1 G4-3	3 0 0 0 0 1 1 0												
Miguel Ojeda, R OBP: 0.154, SLG: 0.231 (1, 2)						1-1 G4-3			0-0 G4-3	3 0 0 0 0 0 1												
Shane Victorino, S OBP: 0.232, SLG: 0.178 (1, 8)						4-0 S BB			1-2 G6-3	2 0 0 0 1 0 0												
44 Jake Peavy, R OBP: 0.143, SLG: 0.100 Luther Hackman, R (6, 1) Ramón Vázquez, L OBP: 0.350, SLG: 0.372 (8, 6)						1-2 B3			2-2 1B	2 0 0 0 0 1 1 0 0 0 0 0 0 0 1 0 1 0 0 0 0												
Inning Stats	R: 0 E: 0 K: 0 S: 8	H: 0 LOB: 0 BB: 0 P: 13	R: 0 E: 0 K: 2 S: 12	H: 1 LOB: 1 BB: 0 P: 17	R: 0 E: 0 K: 1 S: 9	H: 0 LOB: 0 BB: 0 P: 11	R: 0 E: 0 K: 0 S: 5	H: 0 LOB: 0 BB: 0 P: 8	R: 0 E: 0 K: 0 S: 5	H: 0 LOB: 0 BB: 0 P: 7		R: 0 E: 0 K: 0 S: 4	H: 0 LOB: 1 BB: 2 P: 13	R: 0 E: 0 K: 1 S: 8	H: 0 LOB: 0 BB: 0 P: 13	R: 0 E: 0 K: 0 S: 6	H: 0 LOB: 0 BB: 0 P: 8	R: 0 E: 0 K: 1 S: 13	H: 1 LOB: 1 BB: 0 P: 18	1B: 2 2B: 0 3B: 0 HR: 0	SF: 0 SAC: 0 DP: 1 HBP: 0	WP: 0 PB: 0 SB: 1 CS: 0
PITCHER Wayne Franklin, L ERA: 5.61 (1, 1)	IP: 9.0 WLS: W BF: 30 H: 2 R: 0 ER: 0 SO: 5 BB: 2 IBB: 0 HBP: 0 BLK: 0 WP: 0 HR: 0 S: 70 P: 108 ERA: 0.00 WHIP: 0.444											PITCHER	IP: 9.0 WLS: W BF: 30 H: 2 R: 0 ER: 0 SO: 5 BB: 2 IBB: 0 HBP: 0 BLK: 0 WP: 0 HR: 0 S: 70 P: 108 ERA: 0.00 WHIP: 0.444									

AB	28
R	0
H	2
RBI	0
BB	2
SO	5
LOB	9



Batter	1	2	3	4	5	6	7	8	9	AB R H RBI BB SO LOB
Eric Young Sr., R OBP: 0.384, SLG: 0.468 (1, 4)	4-1 G6-4-3 BB		1-0 L4		2-2 G3		0-1 F8	0-1 1B 1B		4 1 1 2 1 0 0
Scott Podsednik, L OBP: 0.382, SLG: 0.442 (1, 8)	2-2 G6-4-3 1-2f		1-3 K		0-2 S 1B		2-0 F7	3-2 1B 1B		5 0 2 0 0 1 1
Richie Sexson, R OBP: 0.382, SLG: 0.555 (1, 3)	2-1 E5 HR			1-0 G6-3	1-3 K		1-0 HR	0-0 1B		5 2 2 3 0 1 1
Geoff Jenkins, L OBP: 0.343, SLG: 0.555 (1, 7)	0-0 HR			0-0 HR		3-2 HR	2-1 G1-3	2-3 K		5 3 3 4 0 1 2
John Vander Wal, L OBP: 0.352, SLG: 0.495 (1, 9)	3-2 L7			4-1 BB BB		2-0 G4-3		BB 1B 1B K		4 1 1 0 1 1 2
Wes Helms, R OBP: 0.335, SLG: 0.433 (1, 5)		0-1 L9		0-0 F8		4-1 BB BB BB		0-1 1B 1B 1B		3 1 1 0 1 0 1
Keith Osik, R OBP: 0.361, SLG: 0.241 (1, 2)		0-0 G5-4-3 1B		4-1 BB BB		4-0 BB BB		4-2 1B 1B BB		1 1 1 0 3 0 0
Enrique Cruz, R OBP: 0.259, SLG: 0.208 (1, 6)		0-0 G5-4-3 1-2f		1-3 K		4-1 G4-3 BB		1-0 1B 1B 1B		3 1 1 1 1 1 3
Wayne Franklin, L OBP: 0.100, SLG: 0.100 (1, 1)			2-3 K		1-3 K	2-2 G4-3		0-0 F7		4 0 0 0 0 2 6

Inning Stats	R: 2	H: 1	E: 1	K: 0	S: 12	LOB: 0	BB: 1	P: 23	R: 0	H: 1	E: 0	K: 0	S: 4	LOB: 0	BB: 0	P: 4	R: 0	H: 0	E: 0	K: 2	S: 9	LOB: 0	BB: 0	P: 13	R: 1	H: 1	E: 0	K: 1	S: 8	LOB: 2	BB: 2	P: 18	R: 0	H: 1	E: 0	K: 2	S: 13	LOB: 1	BB: 0	P: 17	R: 1	H: 1	E: 0	K: 0	S: 11	LOB: 2	BB: 3	P: 30	R: 1	H: 1	E: 0	K: 0	S: 6	LOB: 0	BB: 0	P: 11	R: 5	H: 6	E: 0	K: 2	S: 21	LOB: 2	BB: 1	P: 34
--------------	------	------	------	------	-------	--------	-------	-------	------	------	------	------	------	--------	-------	------	------	------	------	------	------	--------	-------	-------	------	------	------	------	------	--------	-------	-------	------	------	------	------	-------	--------	-------	-------	------	------	------	------	-------	--------	-------	-------	------	------	------	------	------	--------	-------	-------	------	------	------	------	-------	--------	-------	-------

PITCHER	IP	WLS	BF	H	R	ER	SO	BB	IBB	HBP	BLK	WP	HR	S	P	ERA	WHIP
44 Jake Peavy, R ERA: 4.35 (1, 1)	5.1	L	25	5	4	2	5	5	0	0	0	0	3	51	93	3.38	1.875
Luther Hackman, R ERA: 4.63 (6, 1)	1.2		6	1	1	1	0	1	0	0	0	0	1	12	23	5.40	1.200
Jesse Orosco, L ERA: 8.36 (8, 1)	0.0		2	2	2	2	0	0	0	0	0	0	0	5	5	∞	∞
Jaret Wright, R ERA: 7.46 (8, 1)	0.1		6	4	3	3	0	1	0	0	0	0	0	10	18	81.00	15.000
Mike Matthews, L ERA: 4.25 (8, 1)	0.2		2	0	0	0	2	0	0	0	0	0	0	6	11	0.00	0.000

BOTTOM

San Diego Padres @ Milwaukee Brewers
Miller Park, Milwaukee, WI
Wed May 21 2003, 12:05 PM CDT
Att: 18,138 - Dome - 72 F

AB	34
R	10
H	12
RBI	10
BB	7
SO	7
LOB	16

livebaseballscores.com

1B: 8	SF: 0	WP: 0	PA: 41
2B: 0	SAC: 0	PB: 0	
3B: 0	DP: 3	SB: 1	
HR: 4	HBP: 0	CS: 0	



Batter	1	2	3	4	5	6	7	8	9	AB R H RBI BB SO LOB	TOP											
Cesar Izturis, S OBP: 0.297, SLG: 0.297 (1, 6)	2-1 1B 1B		0-2 G6-3		0-1 FC5-4 1B		0-0 B2		0-1 F9	5 1 2 0 0 0 1	Los Angeles Dodgers @ Milwaukee Brewers Miller Park, Milwaukee, WI Fri May 23 2003, 7:05 PM CDT Att. 14,859 - Dome - 72 F livebaseballscorecards.com											
Paul Lo Duca, R OBP: 0.383, SLG: 0.420 (1, 2)	1-1 1B G4-6-3 1B		0-2 BB 1B		2-0 FC5-4 1-2f		4-1 HR BB		1-2 G5-3	4 2 2 0 1 0 1												
Shawn Green, L OBP: 0.337, SLG: 0.466 (1, 9)	0-0 G4-6-3 1-3 1B		0-0 FC5 BB 1-2 1B		1-3 K		0-0 1-H 2-H HR		0-2 P5	5 1 3 4 0 1 1												
Fred McGriff, L OBP: 0.324, SLG: 0.424 (1, 3)	0-1 G4-6-3 1-2f 3-H		3-2 P2		1-3 K		0-1 P6			4 0 0 0 0 1 4												
Brian Jordan, R OBP: 0.387, SLG: 0.408 (1, 7)	2-2 1B		4-1 1-2 2-3 BB		1-0 G5-3		1-1 1B			3 0 2 0 1 0 0												
Adrián Beltré, R OBP: 0.244, SLG: 0.338 (1, 5)	1-1 L4		0-1 FC5 2-3f		1-3 K		1-2 G4-3			4 0 0 0 0 1 5												
Jolbert Cabrera, R OBP: 0.320, SLG: 0.537 (1, 8)		1-1 G6-3		1-1 G6-3		2-1 L7		2-0 P3		4 0 0 0 0 0 0												
Alex Cora, L OBP: 0.350, SLG: 0.378 (1, 4)		2-2 P4		2-3 K		0-1 2B		0-1 G3-4-1		4 1 1 0 0 1 0												
Odalis Perez, L (1, 1)		0-0 F8		1-0 G4-3		3-2 2-H HR 2B		0-3 K		2 0 0 0 0 0 0												
Ron Coomer, R OBP: 0.326, SLG: 0.316 (7, PH)										1 1 1 1 0 0 0												
Guillermo Mota, R OBP: 0.333, SLG: 0.333 (7, 1)										1 0 0 0 0 1 0												
Inning Stats	R: 2 E: 0 K: 0 S: 13	H: 4 LOB: 1 BB: 0 P: 19	R: 0 E: 0 K: 0 S: 9	H: 0 LOB: 0 BB: 0 P: 12	R: 0 E: 0 K: 0 S: 16	H: 2 LOB: 3 BB: 1 P: 23	R: 0 E: 0 K: 1 S: 7	H: 0 LOB: 0 BB: 0 P: 11	R: 0 E: 0 K: 1 S: 9	H: 1 LOB: 1 BB: 0 P: 13	R: 0 E: 0 K: 1 S: 8	H: 0 LOB: 0 BB: 0 P: 12	R: 4 E: 0 K: 0 S: 16	H: 4 LOB: 1 BB: 1 P: 25	R: 0 E: 0 K: 1 S: 6	H: 0 LOB: 0 BB: 0 P: 8	R: 0 E: 0 K: 0 S: 11	H: 0 LOB: 0 BB: 0 P: 12	1B: 8 2B: 2 3B: 0 HR: 1	SF: 0 SAC: 0 DP: 1 HBP: 0	WP: 0 PB: 0 SB: 0 CS: 0	PA: 39
PITCHER	IP WLS BF H R ER SO BB IBB HBP BLK WP HR S P ERA WHIP																				PITCHER	IP WLS BF H R ER SO BB IBB HBP BLK WP HR S P ERA WHIP
Glendon Rusch, L ERA: 7.24 (1, 1)	6.1 L 29 9 5 5 4 2 0 0 0 0 0 69 104 7.11 1.737																					
John Foster, L ERA: 4.5 (7, 1)	0.1 B 3 2 1 1 0 0 0 0 0 0 1 5 6 27.00 6.000																					
Leo Estrella, R ERA: 1.26 (7, 1)	1.1 4 0 0 0 1 0 0 0 0 0 0 0 10 13 0.00 0.000																					
Matt Ford, L ERA: 1.02 (9, 1)	1.0 3 0 0 0 0 0 0 0 0 0 0 0 11 12 0.00 0.000																					



Batter	1	2	3	4	5	6	7	8	9	AB	R	H	RBI	BB	SO	LOB
Eric Young Sr., R OBP: 0.373, SLG: 0.451 (1, 4)	G5-3	G6-4-3			F9		K		K	5	0	0	0	0	2	2
Scott Podsednik, L OBP: 0.368, SLG: 0.424 (1, 8)	G6-3		F7		L7		G6-3			4	0	0	0	0	0	0
Richie Sexson, R OBP: 0.380, SLG: 0.548 (1, 3)	G6-3		F9		1B BB		G5-3			4	0	1	0	0	0	0
Geoff Jenkins, L OBP: 0.351, SLG: 0.560 (1, 7)		SF8 BB		2B	1B BB			F7		2	1	1	0	2	0	0
Brady Clark, R OBP: 0.327, SLG: 0.417 (1, 9)		1B 2B	F7		1B BB		G6-3			4	1	2	0	0	0	1
Wes Helms, R OBP: 0.328, SLG: 0.425 (1, 5)		SF8			F7		G6-3			3	0	0	1	0	1	3
Eddie Pérez, R OBP: 0.320, SLG: 0.431 (1, 2)		PB HR			1B		G1-6-3		F8	4	1	3	1	0	0	0
Royce Clayton, R OBP: 0.293, SLG: 0.354 (1, 6)		HR			P6		G1-6-3		G5-3	4	1	1	2	0	0	2
Glendon Rusch, L OBP: 0.300, SLG: 0.222 (1, 1)		HR			G2-3		K			3	0	1	0	0	1	1
John Foster, L (7, 1)										0	0	0	0	0	0	0
Leo Estrella, R (7, 1)										0	0	0	0	0	0	0
Matt Ford, S (9, 1)										0	0	0	0	0	0	0
John Vander Wal, L (9, PH) OBP: 0.357, SLG: 0.500									1B	1	0	1	0	0	0	0

Inning Stats	R: 0	H: 0	E: 0	K: 0	S: 9	H: 0	LOB: 0	BB: 0	P: 11	R: 4	H: 4	E: 0	K: 0	S: 20	H: 1	LOB: 1	BB: 0	P: 13	R: 0	H: 1	E: 0	K: 1	S: 15	H: 2	LOB: 3	BB: 1	P: 19	R: 0	H: 1	E: 0	K: 1	S: 8	H: 0	LOB: 0	BB: 0	P: 14	R: 0	H: 0	E: 0	K: 1	S: 8	H: 0	LOB: 0	BB: 0	P: 11	R: 0	H: 1	E: 0	K: 1	S: 10	H: 1	LOB: 1	BB: 0	P: 15	1B: 7	SF: 1	2B: 2	SAC: 0	3B: 0	DP: 2	HR: 1	HBP: 0	WP: 0	PA: 37
--------------	------	------	------	------	------	------	--------	-------	-------	------	------	------	------	-------	------	--------	-------	-------	------	------	------	------	-------	------	--------	-------	-------	------	------	------	------	------	------	--------	-------	-------	------	------	------	------	------	------	--------	-------	-------	------	------	------	------	-------	------	--------	-------	-------	-------	-------	-------	--------	-------	-------	-------	--------	-------	--------

PITCHER	IP	WLS	BF	H	R	ER	SO	BB	IBB	HBP	BLK	WP	HR	S	P	ERA	WHIP
Odalys Perez, L (1, 1) ERA: 3.23	6.0	W	27	9	4	4	2	2	0	0	0	0	1	72	104	6.00	1.833
Guillermo Mota, R (7, 1) ERA: 0.94	3.0	S	10	1	0	0	2	0	0	0	0	0	0	27	40	0.00	0.333


BOTTOM

Los Angeles Dodgers @ Milwaukee Brewers
Miller Park, Milwaukee, WI
Fri May 23 2003, 7:05 PM CDT
Att. 14,859 - Dome - 72 F

livebaseballscores.com

AB	34
R	4
H	10
RBI	4
BB	2
SO	4
LOB	9



Batter	1	2	3	4	5	6	7	8	9	AB R H RBI BB SO LOB	TOP											
Alex Cora, L (1, 4) OBP: 0.345, SLG: 0.373	1-3 K		2-2 F7		0-0 HR HBP 1B	2-2 F7			1-0 P5	5 1 1 0 0 1 1												
Paul Lo Duca, R (1, 2) OBP: 0.383, SLG: 0.426	2-2 L5		0-0 2B		2-3 K			2-1 G4-3	2-1 1B 1B	5 1 2 0 0 1 2												
Shawn Green, L (1, 9) OBP: 0.338, SLG: 0.461	2-3 K		2-1 G4-3		4-0 HR HBP			0-1 G3-1	1-0 1B 1B	4 2 1 0 0 1 2												
Fred McGriff, L (1, 3) OBP: 0.332, SLG: 0.440		0-0 F8		4-2 FC4-6 1B BB	0-0 HR			1-1 G5-3	4-0 1B IBB	3 1 1 4 2 0 0												
Brian Jordan, R (1, 8) (8, 7) OBP: 0.393, SLG: 0.411		2-2 F8		0-0 FC4-6 1B	4-0 BLK G4-3 BB			0-2 L7	1-2 G5-4-3 1B	4 0 2 2 1 0 0												
Daryle Ward, L (1, 7) Jason Romano, R (8, 8) OBP: 0.206, SLG: 0.182 OBP: 0.083, SLG: 0.083		2-0 1B		0-1 FC4-6 1-2f 2-3	0-1 G4-3			1-2 G4-3	0-0 G5-4-3 1-2f	4 0 1 0 0 0 3 1 0 0 0 0 0 2												
Adrián Beltré, R (1, 5) OBP: 0.244, SLG: 0.331		3-3 K		1-3 K	3-1 F8			4-0 1B BB		3 0 0 0 1 2 4	AB 37 R 6 H 11 RBI 6 BB 4 SO 6 LOB 18											
Cesar Izturis, S (1, 6) OBP: 0.296, SLG: 0.296			1-0 P6	0-0 P6		1-2 G4-3		0-2 1B		4 0 1 0 0 0 2												
Hideo Nomo, R (1, 1) OBP: 0.154, SLG: 0.120			0-0 2B 1B		1-0 HBP 1B HR 1B	0-3 K		1-0 G4-3		4 1 2 0 0 1 2												
Inning Stats	R: 0 E: 0 K: 2 S: 14	H: 0 LOB: 0 BB: 0 P: 19	R: 0 E: 0 K: 1 S: 10	H: 1 LOB: 1 BB: 0 P: 17	R: 0 E: 0 K: 0 S: 9	H: 2 LOB: 2 BB: 0 P: 14	R: 0 E: 0 K: 1 S: 10	H: 1 LOB: 2 BB: 1 P: 15	R: 4 E: 0 K: 1 S: 11	H: 3 LOB: 1 BB: 1 P: 25	R: 0 E: 0 K: 1 S: 10	H: 0 LOB: 0 BB: 0 P: 13	R: 0 E: 0 K: 0 S: 6	H: 0 LOB: 0 BB: 0 P: 9	R: 0 E: 0 K: 0 S: 10	H: 1 LOB: 2 BB: 1 P: 16	R: 2 E: 0 K: 0 S: 8	H: 3 LOB: 1 BB: 1 P: 17	1B: 9 2B: 1 3B: 0 HR: 1	SF: 0 SAC: 0 DP: 1 HBP: 1	WP: 0 PB: 0 SB: 0 CS: 0	PA: 42
PITCHER	IP WLS BF H R ER SO BB IBB HBP BLK WP HR S P ERA WHIP																					
Matt Kinney, R (1, 1) ERA: 3.73	5.0 L 25 7 4 4 5 2 0 1 1 0 1 54 90 7.20 1.800																					
Brooks Kieschnick, R (6, 1) ERA: 4.97	3.0 11 1 0 0 1 1 0 0 0 0 0 0 26 38 0.00 0.667																					
Luis Vizcaino, R (9, 1) ERA: 10.19	1.0 6 3 2 2 0 0 0 1 0 0 0 0 8 17 18.00 3.000																					

Los Angeles Dodgers @ Milwaukee Brewers
Miller Park, Milwaukee, WI
Sat May 24 2003, 6:05 PM CDT
Att. 20,615 - Sunny - 63 F

livebaseballscorecards.com

Batter	1	2	3	4	5	6	7	8	9	AB R H RBI BB SO LOB	TOP											
Alex Cora, L (1, 4) OBP: 0.335, SLG: 0.361	0-3 K		0-1 G4-3			0-1 G3	0-0 F9		3-2 G6-3	5 0 0 0 0 1 1	Los Angeles Dodgers @ Milwaukee Brewers Miller Park, Milwaukee, WI Sun May 25 2003, 1:05 PM CDT Att. 22,354 - Sunny - 62 F livebaseballscorecards.com											
Jolbert Cabrera, R (1, 8) OBP: 0.342, SLG: 0.551	1-0 HBP		0-0 F8			3-2 HR 2B		1-0 HR HBP		2 2 1 0 0 0 0												
Shawn Green, L (1, 9) OBP: 0.336, SLG: 0.457	1-2 F9			0-1 FC6-4 1B		2-2 P3		2-0 P2		4 0 1 0 0 0 3												
Fred McGriff, L (1, 3) OBP: 0.330, SLG: 0.453	3-1 G6-3			3-2 F7		2-0 HR 2-H		2-1 E4 HR		4 2 1 2 0 0 3												
Paul Lo Duca, R (1, 2) OBP: 0.386, SLG: 0.446		1-2 G4-3		1-2 FC6-4 1-2f		0-0 E9 1B		3-1 HR 1-H 2-H		4 1 2 3 0 0 1												
Daryle Ward, L (1, 7) OBP: 0.194, SLG: 0.171		0-0 P3		1-1 P3		0-1 G5-3		2-0 P5		4 0 0 0 0 0 2												
Jason Romano, R (8, 8) OBP: 0.083, SLG: 0.083										0 0 0 0 0 0 0												
Adrian Beltré, R (1, 5) OBP: 0.244, SLG: 0.329		3-2 1B			1-1 F8		1-3 K SH3-4	2-1 G6-3		4 0 1 0 0 1 0												
Cesar Izturis, S (1, 6) OBP: 0.290, SLG: 0.289		0-0 F8			0-0 B5-3		0-0 F8		1-2 G4-3	4 0 0 0 0 0 2												
Kevin Brown, R (1, 1) OBP: 0.160, SLG: 0.208			2-2 F7		0-3 K		0-0 SH3-4		1-0 G6-3	3 0 0 0 0 1 0												
Tom Martin, L (9, 1) OBP: 0.160, SLG: 0.208										0 0 0 0 0 0 0												
Inning Stats	R: 0 E: 0 K: 1 S: 8	H: 0 LOB: 1 BB: 0 P: 13	R: 0 E: 0 K: 0 S: 10	H: 1 LOB: 1 BB: 0 P: 14	R: 0 E: 0 K: 0 S: 6	H: 0 LOB: 0 BB: 0 P: 8	R: 0 E: 0 K: 0 S: 10	H: 1 LOB: 1 BB: 0 P: 15	R: 0 E: 0 K: 1 S: 6	H: 0 LOB: 0 BB: 0 P: 7	R: 2 E: 1 K: 0 S: 12	H: 3 LOB: 1 BB: 0 P: 19	R: 0 E: 0 K: 1 S: 6	H: 0 LOB: 1 BB: 0 P: 7	R: 3 E: 1 K: 0 S: 8	H: 1 LOB: 0 BB: 0 P: 20	R: 0 E: 0 K: 0 S: 7	H: 0 LOB: 0 BB: 0 P: 12	1B: 3 2B: 1 3B: 0 HR: 2	SF: 0 SAC: 1 DP: 0 HBP: 2	WP: 1 PB: 0 SB: 0 CS: 0	PA: 37
PITCHER 15 Ben Sheets, R (1, 1) ERA: 4.57 Mike DeJean, R (9, 1) ERA: 4.44	IP 8.0 1.0	WLS L	BF 34 3	H 6 0	R 5 0	ER 4 0	SO 3 0	BB 0 0	IBB 0 0	HBP 2 0	BLK 0 0	WP 1 0	HR 2 0	S 66 7	P 103 12	ERA 4.50 0.00	WHIP 0.750 0.000					



Batter	1	2	3	4	5	6	7	8	9	AB	R	H	RBI	BB	SO	LOB
Eric Young Sr., R (1, 4) OBP: 0.362, SLG: 0.434	0-0 G2-3			1-2 G5-3			0-2 G2-3		1-2 SF8 BB 1B	4	0	1	0	0	0	0
Scott Podsednik, L (1, 8) Brady Clark, R (9, PH) OBP: 0.347, SLG: 0.396 OBP: 0.321, SLG: 0.408	0-1 L1			2-1 G6-3			2-3 K		3-1 P2	3	0	0	0	0	1	0
Richie Sexson, R (1, 3) OBP: 0.380, SLG: 0.534	3-3 K			4-1 CS BB			0-0 G6-3		4-2 FC4-6 1B 1-2 2-3 BB	2	0	0	0	2	1	0
Geoff Jenkins, L (1, 7) OBP: 0.342, SLG: 0.541		0-0 G6-3		1-2 CS 1-2	1-3 K			1-0 G6-3	0-0 SF8	3	0	0	1	0	1	0
John Vander Wal, L (1, 9) OBP: 0.358, SLG: 0.487		2-3 K			0-1 G1-4-3 1B			0-3 K	1-2 FC4-6	4	0	1	0	0	2	2
Wes Helms, R (1, 5) OBP: 0.333, SLG: 0.420		2-3 K			0-0 G1-4-3 1-2f			1-0 1B HBP		2	0	0	0	0	1	1
Keith Osik, R (1, 2) OBP: 0.360, SLG: 0.246			3-2 L4		1-1 G5-3			1-2 1B		3	0	1	0	0	0	0
Royce Clayton, R (1, 6) OBP: 0.284, SLG: 0.341			0-3 K		1-1 G6-3			0-1 F9		3	0	0	0	0	1	2
15 Ben Sheets, R (1, 1) Mike DeJean, R (9, 1) Brooks Kieschnick, L (9, PH) OBP: 0.071, SLG: 0.071 OBP: 0.444, SLG: 0.778			0-3 K		2-1 G4-3			3-2 BB 1B SF8 1B		2	0	0	0	0	1	0

BOTTOM

Los Angeles Dodgers @ Milwaukee Brewers
Miller Park, Milwaukee, WI
Sun May 25 2003, 1:05 PM CDT
Att. 22,354 - Sunny - 62 F

AB	28
R	1
H	4
RBI	1
BB	2
SO	8
LOB	7



Inning Stats		R: 0	H: 0	R: 0	H: 0	R: 0	H: 0	R: 0	H: 1	R: 0	H: 0	R: 0	H: 1	R: 1	H: 2	1B: 4	SF: 1	WP: 0	PA: 33
		E: 0	LOB: 0	E: 0	LOB: 0	E: 0	LOB: 0	E: 0	LOB: 0	E: 0	LOB: 0	E: 0	LOB: 0	E: 0	LOB: 2	2B: 0	SAC: 0	PB: 0	
		K: 1	BB: 0	K: 2	BB: 0	K: 0	BB: 1	K: 1	BB: 0	K: 1	BB: 0	K: 1	BB: 0	K: 0	BB: 1	3B: 0	DP: 1	SB: 0	
		S: 6	P: 9	S: 7	P: 11	S: 9	P: 12	S: 8	P: 16	S: 7	P: 8	S: 6	P: 10	S: 8	P: 10	HR: 0	HBP: 1	CS: 1	
PITCHER	IP	WLS	BF	H	R	ER	SO	BB	IBB	HBP	BLK	WP	HR	S	P	ERA	WHIP		
Kevin Brown, R (1, 1) ERA: 2.24	8.0	W	28	4	1	1	8	1	0	1	0	0	0	67	99	1.12	0.625		
Tom Martin, L (9, 1) ERA: 3.0	1.0		4	0	0	0	0	1	0	0	0	0	0	10	18	0.00	1.000		

Milwaukee Brewers @ San Diego Padres
 Qualcomm Stadium, San Diego, CA
 Tue May 27 2003, 10:05 PM EDT
 Att. 13,404 - Sunny - 72 F

AB	30
R	4
H	7
RBI	4
BB	3
SO	6
LOB	13



WP:	0	PA:	36
PB:	0		
SB:	0		
CS:	0		

Batter	1	2	3	4	5	6	7	8	9	AB	R	H	RBI	BB	SO	LOB
Eric Young Sr. R (1, 4) OBP: 0.359, SLG: 0.426	P5		SH2-3 BB			G6-3		G6-4-3 1-2f		3	0	0	0	1	0	1
Scott Podsednik, L (1, 8) OBP: 0.347, SLG: 0.394	1B		SH2-3			G4-3			F7	3	0	1	0	0	0	0
Richie Sexson, R (1, 3) OBP: 0.378, SLG: 0.528	L6		K			G6-3			BB 1B 1B	4	1	1	0	0	1	4
Geoff Jenkins, L (1, 7) OBP: 0.340, SLG: 0.534	K				F7		P6		BB 1B 1B	4	1	1	0	0	1	1
John Vander Wal, L (1, 9) Mike DeJean, R (9, 1) OBP: 0.370, SLG: 0.487		K		G6-3 BB		FC6-4 1B			BB 1B BB	2	1	1	0	2	1	0
Wes Helms, R (1, 5) OBP: 0.326, SLG: 0.410		G5-3		G6-3 1-2f		F9			K	4	0	0	0	0	1	5
Keith Osik, R (1, 2) Brady Clark, R (9, PH) OBP: 0.346, SLG: 0.234		L6			F8		FC6-4 1-2f		BB 1B	3	0	0	0	0	0	1
Royce Clayton, R (1, 6) Enrique Cruz, R (3, PR) OBP: 0.288, SLG: 0.341			SH2-3 SH3-4 HBP		K				BB 1B	1	1	1	2	0	0	0
Keith Ginter, R (9, PH) OBP: 0.353, SLG: 0.284						K			BB 1B	0	0	0	0	0	0	0
Wayne Franklin, L (1, 1) Brooks Kieschnick, L (8, PH) Luis Vizcaino, R (8, 1) Eddie Pérez, R (9, PH) OBP: 0.095, SLG: 0.095			SH3-4		F7				BB 1B	1	0	1	2	0	0	0
									BB 1B	2	0	0	0	0	2	0
									BB 1B	1	0	1	2	0	0	0
									BB 1B	1	0	0	0	0	0	0
									BB 1B	0	0	0	0	0	0	0
									BB 1B	1	0	0	0	0	0	1

Inning Stats	R: 0	H: 1	E: 0	K: 1	S: 12	P: 16	R: 0	H: 0	E: 0	K: 1	S: 7	P: 12	R: 0	H: 0	E: 0	K: 1	S: 9	P: 16	R: 0	H: 0	E: 0	K: 0	S: 8	P: 15	R: 0	H: 0	E: 0	K: 1	S: 7	P: 10	R: 0	H: 0	E: 0	K: 0	S: 8	P: 13	R: 0	H: 1	E: 0	K: 0	S: 7	P: 10	R: 0	H: 1	E: 0	K: 1	S: 12	P: 17	R: 4	H: 4	E: 0	K: 1	S: 19	P: 33	1B: 7	2B: 0	3B: 0	HR: 0	SF: 0	SAC: 2	DP: 2	HBP: 1	WP: 0	PA: 36
--------------	------	------	------	------	-------	-------	------	------	------	------	------	-------	------	------	------	------	------	-------	------	------	------	------	------	-------	------	------	------	------	------	-------	------	------	------	------	------	-------	------	------	------	------	------	-------	------	------	------	------	-------	-------	------	------	------	------	-------	-------	-------	-------	-------	-------	-------	--------	-------	--------	-------	--------

PITCHER	IP	WLS	BF	H	R	ER	SO	BB	IBB	HBP	BLK	WP	HR	S	P	ERA	WHIP
44 Jake Peavy, R (1, 1) ERA: 4.08	8.1		31	5	2	2	5	2	0	1	0	0	0	76	120	2.16	0.840
Mike Matthews, L (9, 1) ERA: 5.28	0.0	L	1	0	0	0	0	1	0	0	0	0	0	2	6	∞	∞
Matt Herges, R (9, 1) ERA: 2.42	0.2	B	4	2	2	2	1	0	0	0	0	0	0	11	16	27.00	3.000

Batter	1	2	3	4	5	6	7	8	9	AB	R	H	RBI	BB	SO	LOB
Ramón Vázquez, L OBP: 0.351, SLG: 0.373 (1, 6)	0-1 G3 ①		0-0 SH1-4 ① 1-2 2-3		3-2 1B BLK 1B			1-0 G4-3 ①		3	0	1	0	0	0	0
Mark Loretta, R OBP: 0.342, SLG: 0.387 (1, 4)	1-1 1B		1-2 S 2B 2-H 3-H		0-1 1B 1-3			1-2 P4 ②		4	0	3	2	0	0	0
Ryan Klesko, L OBP: 0.358, SLG: 0.482 (1, 3)	0-2 F7 ②		1-3 K ② 2-3		0-0 G6-3 ③			0-1 G4-3 ③		4	0	0	0	0	1	4
Rondell White, R OBP: 0.346, SLG: 0.491 (1, 7)	3-2 G6-3 ③		0-0 F8 ③				1-1 F8 ①		0-2 G4-6-3 1B	4	0	1	0	0	0	2
Xavier Nady, R OBP: 0.333, SLG: 0.445 (1, 9)		3-3 K ①		0-0 F8 ①			0-1 P3 ②		0-1 G4-6-3 ① ②	4	0	0	0	0	1	1
Gary Bennett, R OBP: 0.293, SLG: 0.352 Dave Hansen, L OBP: 0.424, SLG: 0.364 (1, 2) (9, PH)		2-3 K ②		0-1 F9 ②			0-0 P3 ③		3-3 K ③	3	0	0	0	0	1	0
Gary Matthews, S OBP: 0.253, SLG: 0.326 (1, 8)		2-2 F9 ③		0-0 L8 ③				1-0 G6-3 ①		3	0	0	0	0	0	0
Lou Merloni, R OBP: 0.368, SLG: 0.323 (1, 5)			1-1 SH1-4 44 HBP 2B 1B		1-1 G4-3 ①			2-1 G5-3 ②		3	1	1	0	0	0	0
44 Jake Peavy, R OBP: 0.167, SLG: 0.091 Mike Matthews, L Matt Herges, L (1, 1) (9, 1) (9, 1)			2-2 SH1-4 2B HBP		0-3 K ②			2-3 K ③		2	1	0	0	0	2	0
										0	0	0	0	0	0	0
										0	0	0	0	0	0	0


Inning Stats	R: 0 E: 0 K: 10 S: 10	H: 1 LOB: 1 BB: 0 P: 14	R: 0 E: 0 K: 2 S: 11	H: 0 LOB: 0 BB: 0 P: 18	R: 2 E: 0 K: 1 S: 13	H: 2 LOB: 1 BB: 0 P: 18	R: 0 E: 0 K: 0 S: 4	H: 0 LOB: 0 BB: 0 P: 4	R: 0 E: 0 K: 1 S: 11	H: 2 LOB: 2 BB: 0 P: 15	R: 0 E: 0 K: 0 S: 5	H: 0 LOB: 0 BB: 0 P: 6	R: 0 E: 0 K: 1 S: 6	H: 0 LOB: 0 BB: 0 P: 11	R: 0 E: 0 K: 0 S: 7	H: 0 LOB: 0 BB: 0 P: 9	R: 0 E: 0 K: 1 S: 8	H: 1 LOB: 0 BB: 0 P: 11	1B: 5 2B: 1 3B: 0 HR: 0	SF: 0 SAC: 1 DP: 1 HBP: 1	WP: 0 PB: 0 SB: 1 CS: 0	PA: 33
--------------	--------------------------------	----------------------------------	-------------------------------	----------------------------------	-------------------------------	----------------------------------	------------------------------	---------------------------------	-------------------------------	----------------------------------	------------------------------	---------------------------------	------------------------------	----------------------------------	------------------------------	---------------------------------	------------------------------	----------------------------------	----------------------------------	------------------------------------	----------------------------------	--------

PITCHER	IP	WLS	BF	H	R	ER	SO	BB	IBB	HBP	BLK	WP	HR	S	P	ERA	WHIP
Wayne Franklin, L ERA: 5.29 (1, 1)	7.0		27	5	2	2	5	0	0	1	1	0	0	60	86	2.57	0.714
Luis Vizcaino, R ERA: 9.64 (8, 1)	1.0	W	3	0	0	0	0	0	0	0	0	0	0	7	9	0.00	0.000
Mike DeJean, R ERA: 4.26 (9, 1)	1.0	S	3	1	0	0	1	0	0	0	0	0	0	8	11	0.00	1.000

Milwaukee Brewers @ San Diego Padres
Qualcomm Stadium, San Diego, CA

Tue May 27 2003, 10:05 PM EDT
Att. 13,404 - Sunny - 72 F

AB	31
R	2
H	6
RBI	2
BB	0
SO	6
LOB	7



Milwaukee Brewers @ San Diego Padres
 Qualcomm Stadium, San Diego, CA
 Wed May 28 2003, 10:05 PM EDT
 Att. 12,373 - Sunny - 75 F

AB	38
R	6
H	12
RBI	6
BB	1
SO	5
LOB	11



WP:	0	PA:	39
PB:	0		
SB:	2		
CS:	0		

AB R H RBI BB SO LOB

5	0	1	0	0	0	0
5	1	2	0	0	1	0
5	1	1	1	0	1	2
3	1	1	0	1	1	0
2	1	1	0	0	0	2
2	0	1	0	0	0	0
4	1	1	0	0	0	4
4	1	2	4	0	1	0
4	0	2	1	0	1	0
2	0	0	0	0	0	1
1	0	0	0	0	0	0
0	0	0	0	0	0	0
1	0	0	0	0	0	2
0	0	0	0	0	0	0
0	0	0	0	0	0	0
0	0	0	0	0	0	0

1B:	10	SF:	0
2B:	1	SAC:	0
3B:	0	DP:	1
HR:	1	HBP:	0

Batter	1	2	3	4	5	6	7	8	9
Eric Young Sr. R (1, 4) OBP: 0.355, SLG: 0.419	0-1 G4-3	2-2 1B		2-1 G5-3			0-2 G6-3		2-2 G4-3
Scott Podsednik, L (1, 8) OBP: 0.349, SLG: 0.404	3-1 1B	2-2 1B		2-3 K			2-1 G4-3		3-1 G4-3
Richie Sexson, R (1, 3) OBP: 0.374, SLG: 0.520	1-0 1B	1-2 G5-4-3			0-2 G5-3		2-3 K		2-1 G6-3
Geoff Jenkins, L (1, 7) OBP: 0.343, SLG: 0.531	2-2 1B	4-0 BB			3-2 G4-3			2-3 K	
John Vander Wal, L (1, 9) OBP: 0.371, SLG: 0.488	1-2 1B	1-0 P5			2-1 1B			0-1 F8	
Brady Clark, R (4, 9) OBP: 0.339, SLG: 0.423	1-2 1B				1-1 G5-3			1-1 1B	
Wes Helms, R (1, 5) OBP: 0.325, SLG: 0.406	2-2 P4		0-0 G3-1					0-3 K	
Eddie Pérez, R (1, 2) OBP: 0.315, SLG: 0.444	2-2 HR		1-1 G6-3					1-3 1B	
Keith Ginter, R (1, 6) OBP: 0.358, SLG: 0.293	2-2 1B		3-2 G1-3					3-2 1B	
Glendon Rusch, L (1, 1) OBP: 0.273, SLG: 0.200	0-0 F7			0-0 G4-3				2-2 F7	
Brooks Kieschnick, L (6, PH) OBP: 0.455, SLG: 0.727									
Jayson Durocher, R (7, 1)									
Royce Clayton, R (8, PH) OBP: 0.288, SLG: 0.339									
Valerio De Los Santos, L (8, 1)									
Luis Vizcaino, R (9, 1)									

Inning Stats	R: 5	H: 6	R: 0	H: 2	R: 0	H: 0	R: 0	H: 1	R: 0	H: 0	R: 0	H: 0	R: 1	H: 3	R: 0	H: 0
	E: 0	LOB: 1	E: 0	LOB: 2	E: 0	LOB: 0	E: 0	LOB: 1	E: 0	LOB: 0	E: 0	LOB: 0	E: 0	LOB: 2	E: 0	LOB: 0
	K: 0	BB: 0	K: 0	BB: 1	K: 0	BB: 0	K: 1	BB: 0	K: 0	BB: 0	K: 0	BB: 0	K: 1	BB: 0	K: 0	BB: 0
	S: 21	P: 34	S: 13	P: 23	S: 6	P: 10	S: 6	P: 10	S: 10	P: 16	S: 13	P: 16	S: 8	P: 12	S: 15	P: 22

PITCHER	IP	WLS	BF	H	R	ER	SO	BB	IBB	HBP	BLK	WP	HR	S	P	ERA	WHIP
Carlton Loewer, R (1, 1) ERA: 6.43	1.0		11	8	5	5	0	0	0	0	0	0	1	30	47	45.00	8.000
Charles Nagy, R (2, 1) ERA: 3.75	5.0		16	1	0	0	3	1	0	0	0	0	0	39	62	0.00	0.400
Luther Hackman, R (7, 1) ERA: 4.5	2.0		9	3	1	1	2	0	0	0	0	0	0	23	34	4.50	1.500
Mike Matthews, L (9, 1) ERA: 5.12	1.0	W	3	0	0	0	0	0	0	0	0	0	0	9	16	0.00	0.000

Batter	1	2	3	4	5	6	7	8	9	AB	R	H	RBI	BB	SO	LOB
Ramón Vázquez, L OBP: 0.361, SLG: 0.381 (1, 6)	0-0 1B E 1B		0-0 1B HR 1B	4-2 BB		1-2 1B		0-2 L6		4	2	3	0	1	0	1
Mark Loretta, R OBP: 0.344, SLG: 0.384 (1, 4)	2-2 FC5-4 1B		3-2 F9 SAFE	0-0 F9		1-1 F8		4-1 BB		4	0	1	0	1	0	4
Rondell White, R OBP: 0.347, SLG: 0.486 (1, 7)	0-2 P3		1-0 HR 1B		4-2 2B BB		1-2 P3	0-1 F7		4	2	1	0	1	0	4
Brian Buchanan, R OBP: 0.342, SLG: 0.493 (1, 3)	0-0 FC5-4 1B		1-0 HR		0-2 K 2B		0-0 S 2B 1B	3-2 SH3-4 HR 1B		5	3	4	4	0	0	1
Xavier Nady, R OBP: 0.332, SLG: 0.441 (1, 9)	0-1 1B		0-2 F8		1-3 K		3-3 K	2-0 SH3-4		4	0	1	0	0	2	2
Gary Bennett, R OBP: 0.317, SLG: 0.431 (1, 2)	2-2 G5-3		4-2 BB		0-2 L3		0-0 2B	1-1 HR		4	1	2	3	1	0	2
Gary Matthews, S OBP: 0.258, SLG: 0.330 (1, 8)		2-2 FC6-4 1B	3-3 K		0-1 FC3-6 1B		0-0 L6			4	0	2	0	0	1	2
Lou Merloni, R OBP: 0.363, SLG: 0.309 (1, 5)		3-2 FC6-4 CS 1-2f		1-3 K		0-1 F9		4-1 SH1-4 BB		3	0	0	0	1	1	2
Carlton Loewer, R Charles Nagy, L Dave Hansen, L Luther Hackman, R Adam Eaton, R Mike Matthews, L		0-1 G1-3		1-1 F7		1-1 FC3-6 1B 1-2f		0-0 SH1-4		0	0	0	0	0	0	0

Inning Stats	R: 1	H: 3	E: 1	LOB: 2	K: 0	BB: 0	S: 13	R: 0	H: 1	E: 0	LOB: 0	K: 0	BB: 0	S: 9	R: 3	H: 3	E: 0	LOB: 1	K: 1	BB: 1	S: 21	R: 0	H: 0	E: 0	LOB: 1	K: 1	BB: 0	S: 8	R: 1	H: 1	E: 0	LOB: 0	K: 1	BB: 1	S: 15	R: 0	H: 2	E: 0	LOB: 2	K: 0	BB: 0	S: 11	R: 1	H: 2	E: 0	LOB: 1	K: 1	BB: 0	S: 9	R: 0	H: 0	E: 0	LOB: 2	K: 0	BB: 2	S: 8	R: 2	H: 2	E: 0	LOB: 0	K: 0	BB: 0	S: 7	1B: 10	SF: 0	2B: 2	SAC: 2	3B: 0	DP: 0	HR: 2	HBP: 0	WP: 0	PA: 42
--------------	------	------	------	--------	------	-------	-------	------	------	------	--------	------	-------	------	------	------	------	--------	------	-------	-------	------	------	------	--------	------	-------	------	------	------	------	--------	------	-------	-------	------	------	------	--------	------	-------	-------	------	------	------	--------	------	-------	------	------	------	------	--------	------	-------	------	------	------	------	--------	------	-------	------	--------	-------	-------	--------	-------	-------	-------	--------	-------	--------

PITCHER	IP	WLS	BF	H	R	ER	SO	BB	IBB	HBP	BLK	WP	HR	S	P	ERA	WHIP
Glendon Rusch, L ERA: 7.38	(1, 1)	5.0	24	8	5	5	3	3	0	0	0	0	1	66	98	9.00	2.200
Brooks Kieschnick, R ERA: 4.61	(6, 1)	1.0	5	2	0	0	0	0	0	0	0	0	0	11	14	0.00	2.000
Jayson Durocher, R ERA: 9.0	(7, 1)	1.0	5	2	1	1	1	0	0	0	0	0	0	9	13	9.00	2.000
Valerio De Los Santos, L ERA: 5.25	(8, 1)	1.0	5	0	0	0	0	2	0	0	0	0	0	8	16	0.00	2.000
Luis Vizcaino, R ERA: 10.42	(9, 1)	0.1	L 3	2	2	2	0	0	0	0	0	0	1	7	13	54.00	6.000

BOTTOM

Milwaukee Brewers @ San Diego Padres
Qualcomm Stadium, San Diego, CA
Wed May 28 2003, 10:05 PM EDT
Att. 12,373 - Sunny - 75 F

AB	35
R	8
H	14
RBI	7
BB	5
SO	4
LOB	20



WP: 0	PA: 42
PB: 0	
SB: 1	
CS: 1	

livebaseballscorecards.com

Batter	1	2	3	4	5	6	7	8	9	AB R H RBI BB SO LOB	TOP													
Eric Young Sr. R (1, 4) OBP: 0.346, SLG: 0.406	0-2 G6-3		0-1 B1-3			1-0 G5-3		0-1 G5-3	0-1 L8	5 0 0 0 0 0 3														
Scott Podsednik, L (1, 8) OBP: 0.361, SLG: 0.424	2-1 1B			3-1 1B		3-2 G3-1			0-1 2B	4 1 3 0 0 0 0														
Richie Sexson, R (1, 3) OBP: 0.372, SLG: 0.515	0-3 1-2 K			0-2 SAFE SAFE K			2-1 BB 1B		2-2 G5-3	4 0 1 0 0 2 3														
Geoff Jenkins, L (1, 7) OBP: 0.341, SLG: 0.522	0-0 F7			4-1 SAFE 1-2 BB			2-1 F7		0-3 K	3 0 0 0 1 1 3														
Brady Clark, R (1, 9) OBP: 0.333, SLG: 0.411		2-3 K		3-2 G5-3			0-2 P6		0-0 WP 2B 1B	4 1 1 1 0 1 3														
Wes Helms, R (1, 5) OBP: 0.328, SLG: 0.411		0-0 G5-3			1-3 K		4-2 1-2 BB		1-1 1B 2B	3 1 1 1 1 1 0														
Eddie Pérez, R (1, 2) OBP: 0.313, SLG: 0.438		2-2 P3			2-3 K		0-1 P5		1-1 1B BB 1B	4 0 1 1 0 1 2														
Royce Clayton, R (1, 6) OBP: 0.286, SLG: 0.333			2-3 K		1-1 G5-3			0-0 F8	4-1 1B BB	3 0 0 0 1 1 0														
Matt Kinney, R (1, 1) Valerio De Los Santos, L (6, 1) John Vander Wal, L (8, PH) Leo Estrella, R (8, 1) Keith Ginter, R (9, PH) Mike DeJean, R (9, 1)			1-3 K		1-0 G5-3			2-2 F8	1-2 1B	2 0 0 0 0 0 1 0 0 0 0 0 0 0 0 0 1 0 0 0 0 0 0 0 0 0 0 0 0 0 0 0 1 0 1 0 0 0 0 0 0 0 0 0 0 0 0 0														
Inning Stats	R: 0 E: 0 K: 1 S: 9	H: 1 LOB: 1 BB: 0 P: 11	R: 0 E: 0 K: 1 S: 7	H: 0 LOB: 0 BB: 0 P: 11	R: 0 E: 0 K: 2 S: 8	H: 0 LOB: 0 BB: 0 P: 11	R: 0 E: 0 K: 1 S: 9	H: 1 LOB: 1 BB: 1 P: 19	R: 0 E: 0 K: 2 S: 8	H: 0 LOB: 0 BB: 0 P: 12	R: 0 E: 0 K: 0 S: 7	H: 0 LOB: 0 BB: 0 P: 12	R: 0 E: 0 K: 0 S: 11	H: 1 LOB: 2 BB: 1 P: 19	R: 0 E: 0 K: 0 S: 6	H: 0 LOB: 0 BB: 0 P: 8	R: 3 E: 0 K: 1 S: 19	H: 5 LOB: 3 BB: 1 P: 28	1B: 6 2B: 2 3B: 0 HR: 0	SF: 0 SAC: 0 DP: 0 HBP: 0	WP: 1 PB: 0 SB: 2 CS: 1	PA: 37		
PITCHER Brian Lawrence, R (1, 1) ERA: 4.58 Matt Herges, R (9, 1) ERA: 2.39	IP 8.2	WLS L	BF 34	H 7	R 3	ER 3	SO 8	BB 2	IBB 0	HBP 0	BLK 0	WP 1	HR 0	S 78	P 120	ERA 3.12	WHIP 1.038							
PITCHER	IP	WLS	BF	H	R	ER	SO	BB	IBB	HBP	BLK	WP	HR	S	P	ERA	WHIP							

Milwaukee Brewers @ San Diego Padres
Qualcomm Stadium, San Diego, CA
Thu May 29 2003, 5:05 PM EDT
Att. 13,192 - Cloudy - 63 F

livebaseballscorecards.com

AB	34
R	3
H	8
RBI	3
BB	3
SO	8
LOB	14



BOTTOM

Milwaukee Brewers @ San Diego Padres
Qualcomm Stadium, San Diego, CA

livebaseballscorecards.com

AB 30
R 2
H 5
RBI 2
BB 7
SO 6
LOB 17



WP: 0 PA: 39
PB: 0
SB: 1
CS: 1

ERA WHIP

AB R H RBI BB SO LOB

5	1	2	0	0	1	2
3	0	0	0	2	0	0
5	0	0	0	0	1	4
1	0	0	0	3	0	0
3	0	0	1	0	0	2
2	1	0	0	2	0	3
4	0	1	0	0	2	3
2	0	0	1	0	1	3
1	0	0	0	0	0	0
1	0	0	0	0	0	0

Batter	1	2	3	4	5	6	7	8	9
Ramón Vázquez, L (1, 6) OBP: 0.362, SLG: 0.381	0-2 G4-3		1-0 BB HBP 1B	K		0-0 G5-3			3-2 BB 1B
Mark Loretta, R (1, 4) OBP: 0.345, SLG: 0.377	0-1 F9		1 SAFE 4-1 1 SAFE HBP BB 1-2 BB		1-1 G6-3		2-2 G4-3		4-2 1-2 BB
Sean Burroughs, L (1, 5) OBP: 0.314, SLG: 0.387	1-2 G3-1		0-1 L7		3-2 G6-3		1-3 K		2-0 G3
Ryan Klesko, L (1, 3) OBP: 0.367, SLG: 0.478		4-0 FC5-4 BB	4-1 HBP 1-2 2-3 BB		4-1 BB		0-0 F9		
Brian Buchanan, R (1, 9) OBP: 0.338, SLG: 0.472		3-2 FC5-4 BB 1-2f	2-2 HBP		0-0 P4			1-1 G3-1	
Gary Matthews, S (1, 8) OBP: 0.263, SLG: 0.326		4-0 BB 1-2	2-1 P6		4-2 E S SF9 BB			3-1 G3-1	
Gary Bennett, R (1, 2) OBP: 0.313, SLG: 0.419		2-1 F5		0-2 FC3-6 1B		1-3 K		2-3 K	
Jermaine Clark, L (1, 7) Keith Lockhart, L (9, PH) OBP: 0.328, SLG: 0.367		2-3 K		2-0 FC3-6 CS 1-2f		0-0 SF9		3-2 P5	
Brian Lawrence, R (1, 1) Matt Herges, L (9, 1) Dave Hansen, L (9, PH) OBP: 0.412, SLG: 0.351			1-3 K	1 SAFE 2-1 S BB 1-2 2B		2-1 1B		3-2 F7	

Inning Stats	R: 0	H: 0	LOB: 0	K: 0	P: 9	R: 0	H: 0	LOB: 2	K: 1	P: 25	R: 1	H: 1	LOB: 3	K: 1	P: 26	R: 0	H: 2	LOB: 1	K: 0	P: 13	R: 0	H: 0	LOB: 1	K: 0	P: 15	R: 1	H: 1	LOB: 1	K: 1	P: 19	R: 0	H: 0	LOB: 0	K: 1	P: 10	R: 0	H: 0	LOB: 0	K: 1	P: 13	R: 0	H: 1	LOB: 2	K: 0	P: 29
--------------	------	------	--------	------	------	------	------	--------	------	-------	------	------	--------	------	-------	------	------	--------	------	-------	------	------	--------	------	-------	------	------	--------	------	-------	------	------	--------	------	-------	------	------	--------	------	-------	------	------	--------	------	-------

PITCHER	IP	WLS	BF	H	R	ER	SO	BB	IBB	HBP	BLK	WP	HR	S	P	ERA	WHIP
Matt Kinney, R (1, 1) ERA: 3.69	5.2		27	4	2		4	6	0	1	0	0	0	57	106	3.18	1.765
Valerio De Los Santos, L (6, 1) ERA: 4.73	1.1		4	0	0	0	1	0	0	0	0	0	0	8	11	0.00	0.000
Leo Estrella, R (8, 1) ERA: 1.17	1.0	W	3	0	0	0	1	0	0	0	0	0	0	7	13	0.00	0.000
Mike DeJean, R (9, 1) ERA: 4.1	1.0	S	5	1	0	0	0	1	0	0	0	0	0	14	29	0.00	2.000

PITCHER	IP	WLS	BF	H	R	ER	SO	BB	IBB	HBP	BLK	WP	HR	S	P	ERA	WHIP
---------	----	-----	----	---	---	----	----	----	-----	-----	-----	----	----	---	---	-----	------

Thu May 29 2003, 5:05 PM EDT
Att. 13,192 - Cloudy - 63 F

Batter	1	2	3	4	5	6	7	8	9	AB R H RBI BB SO LOB	TOP											
Eric Young Sr. R (1, 4) OBP: 0.354, SLG: 0.432	2-1 HR		3-2 G1-3			1-2 E 1B		0-2 E7 1B		4 2 3 1 0 0 0	Milwaukee Brewers @ Los Angeles Dodgers Dodger Stadium, Los Angeles, CA Fri May 30 2003, 7:10 PM PDT Att. 32,452 - Cloudy - 66 F											
Scott Podsednik, L (1, 8) OBP: 0.365, SLG: 0.426	1-3 K			2-2 G4-3		1-1 E8 HR 1B		1-1 E S 1B		4 1 2 1 0 1 0												
Richie Sexson, R (1, 3) OBP: 0.370, SLG: 0.524	0-0 F9			0-2 G5-3		0-1 HR		1-1 L7		4 1 1 2 0 0 1												
Geoff Jenkins, L (1, 7) OBP: 0.335, SLG: 0.511	0-2 F7			1-1 G4-3		0-3 K			0-3 K	4 0 0 0 0 2 0												
Brady Clark, R (1, 9) OBP: 0.313, SLG: 0.383		3-2 G6-3			0-0 G1		1-2 G5-3		2-1 G4-3	4 0 0 0 0 0 0												
Wes Helms, R (1, 5) OBP: 0.322, SLG: 0.401		1-3 K			2-3 K		0-1 P3		1-0 L9	4 0 0 0 0 2 0												
Keith Osik, R (1, 2) OBP: 0.333, SLG: 0.224		0-3 K			0-0 G4-3		3-3 K			3 0 0 0 0 2 0												
Royce Clayton, R (1, 6) OBP: 0.281, SLG: 0.328			1-3 K			0-1 G4-3		2-0 G5-3		3 0 0 0 0 1 0												
15 Ben Sheets, R (1, 1) OBP: 0.067, SLG: 0.067			0-3 K			0-0 G3		1-0 E 1B		2 0 0 0 0 1 0												
John Vander Wal, L (8, PH) OBP: 0.373, SLG: 0.488										1 0 1 0 0 0 0												
Enrique Cruz, R (8, PR) OBP: 0.241, SLG: 0.192										0 1 0 0 0 0 0												
Leo Estrella, R (8, 1)										0 0 0 0 0 0 0												
Mike DeJean, R (9, 1)										0 0 0 0 0 0 0												
Inning Stats	R: 1 E: 0 K: 1 S: 9	H: 1 LOB: 0 BB: 0 P: 12	R: 0 E: 0 K: 2 S: 10	H: 0 LOB: 0 BB: 0 P: 14	R: 0 E: 0 K: 2 S: 9	H: 0 LOB: 0 BB: 0 P: 13	R: 0 E: 0 K: 0 S: 9	H: 0 LOB: 0 BB: 0 P: 12	R: 0 E: 0 K: 1 S: 5	H: 0 LOB: 0 BB: 0 P: 7	R: 3 E: 1 K: 1 S: 14	H: 3 LOB: 0 BB: 0 P: 15	R: 0 E: 0 K: 1 S: 10	H: 0 LOB: 0 BB: 0 P: 14	R: 1 E: 1 K: 0 S: 9	H: 3 LOB: 2 BB: 0 P: 14	R: 0 E: 0 K: 1 S: 6	H: 0 LOB: 0 BB: 0 P: 9	1B: 5 2B: 0 3B: 0 HR: 2	SF: 0 SAC: 0 DP: 0 HBP: 0	WP: 0 PB: 0 SB: 2 CS: 0	PA: 33
PITCHER	IP WLS BF H R ER SO BB IBB HBP BLK WP HR S P ERA WHIP																					
Hideo Nomo, R (1, 1) ERA: 2.9	7.0 L 25 4 4 4 8 0 0 0 0 0 2 66 87 5.14 0.571																					
Paul Shuey, R (8, 1) ERA: 1.04	1.0 5 3 1 1 0 0 0 0 0 0 0 9 14 9.00 3.000																					
Tom Martin, L (9, 1) ERA: 2.81	1.0 3 0 0 0 0 1 0 0 0 0 0 6 9 0.00 0.000																					

AB	33
R	5
H	7
RBI	4
BB	0
SO	9
LOB	1



Batter	1	2	3	4	5	6	7	8	9	AB	R	H	RBI	BB	SO	LOB
Alex Cora, L OBP: 0.319, SLG: 0.352 (1, 4)	0-3 K		0-1 F7		1-2 FC5-4			3-2 P5		4	0	0	0	0	1	1
Adrián Beltré, R OBP: 0.259, SLG: 0.345 (1, 5)	1-2 F9 2B		0-3 K			2-2 G6-3		0-0 G5-3		4	0	1	0	0	1	0
Shawn Green, L OBP: 0.342, SLG: 0.455 (1, 9)	2-2 F9		0-0 G3-1			1-1 G6-3		1-0 2B		4	0	1	0	0	0	1
Fred McGriff, L OBP: 0.322, SLG: 0.439 (1, 3)	2-3 K			1-1 F9		0-0 2B 2B		2-2 G4-3		4	1	1	0	0	1	2
Paul Lo Duca, R OBP: 0.386, SLG: 0.447 (1, 2)		1-1 HR 1B		0-2 F9		0-1 2B 2B			1-2 F7	4	1	2	1	0	0	0
Jolbert Cabrera, R OBP: 0.330, SLG: 0.544 (1, 8)		2-0 HR		1-2 G1-3		0-0 G5-3			0-3 K2-3	4	1	1	2	0	1	1
Bubba Crosby, L OBP: 0.200, SLG: 0.200 (1, 7)		0-0 G4-3			0-3 K				0-1 G1-3	4	0	0	0	0	2	0
Cesar Izturis, S OBP: 0.293, SLG: 0.301 (1, 6)		0-3 K			0-1 G5-3				2-1 G4-3	3	0	0	0	0	1	0
Hideo Nomo, R OBP: 0.179, SLG: 0.115 (1, 1)		0-2 G1-3			4-2 FC5-4 BB				0-3 K	1	0	0	0	1	0	0
Mike Kinkade, R OBP: 0.386, SLG: 0.424 (7, PH)										1	0	0	0	0	1	0
Paul Shuey, R (8, 1)										0	0	0	0	0	0	0
Tom Martin, L (9, 1)										0	0	0	0	0	0	0

Inning Stats	R: 0	H: 1	E: 0	K: 2	S: 18	R: 2	H: 2	E: 0	K: 1	S: 10	R: 0	H: 0	E: 0	K: 1	S: 7	R: 0	H: 0	E: 0	K: 0	S: 8	R: 0	H: 0	E: 0	K: 1	S: 10	R: 1	H: 2	E: 0	K: 0	S: 9	R: 0	H: 0	E: 0	K: 2	S: 8	R: 0	H: 1	E: 0	K: 0	S: 9	R: 0	H: 0	E: 0	K: 1	S: 10	1B: 1	SF: 0	2B: 4	SAC: 0	3B: 0	DP: 0	HR: 1	HBP: 0	WP: 0	PA: 34
--------------	------	------	------	------	-------	------	------	------	------	-------	------	------	------	------	------	------	------	------	------	------	------	------	------	------	-------	------	------	------	------	------	------	------	------	------	------	------	------	------	------	------	------	------	------	------	-------	-------	-------	-------	--------	-------	-------	-------	--------	-------	--------

PITCHER	IP	WLS	BF	H	R	ER	SO	BB	IBB	HBP	BLK	WP	HR	S	P	ERA	WHIP
15 Ben Sheets, R ERA: 4.52 (1, 1)	7.0	W	27	5	3	3	7	1	0	0	0	0	1	70	89	3.86	0.857
Leo Estrella, R ERA: 1.1 (8, 1)	1.0	H	4	1	0	0	0	0	0	0	0	0	9	15	0.00	1.000	
Mike DeJean, R ERA: 3.95 (9, 1)	1.0	S	3	0	0	0	1	0	0	0	0	0	10	11	0.00	0.000	

BOTTOM

Milwaukee Brewers @ Los Angeles Dodgers
Dodger Stadium, Los Angeles, CA

Fri May 30 2003, 7:10 PM PDT
 Att. 32,452 - Cloudy - 66 F

AB	33
R	3
H	6
RBI	3
BB	1
SO	8
LOB	5



Batter	1	2	3	4	5	6	7	8	9	AB R H RBI BB SO LOB	TOP	
Eric Young Sr. R (1, 4) OBP: 0.347, SLG: 0.422	2-1 G6-3		0-0 G1-6-3		0-0 G3			2-1 G6-3		4 0 0 0 0 0 3	Milwaukee Brewers @ Los Angeles Dodgers Dodger Stadium, Los Angeles, CA Sat May 31 2003, 7:10 PM PDT Att. 35,520 - Sunny - 65 F livebaseballscorecards.com	
Scott Podsednik, L (1, 8) OBP: 0.369, SLG: 0.429	3-2 PB 1B		2-3 K		0-0 G5-3 1B			2-0 G6-3		4 0 2 0 0 1 0		
Richie Sexson, R (1, 3) OBP: 0.364, SLG: 0.514	1-2 SAFE F9		1-3 K		0-0 G5-3			2-3 K		4 0 0 0 0 2 2		
Geoff Jenkins, L (1, 7) OBP: 0.333, SLG: 0.503	3-3 K		0-0 G6-3		2-3 K			4-0 G3 BB		3 0 0 0 1 2 2		
Brady Clark, R (1, 9) OBP: 0.296, SLG: 0.359		1-2 G6-3		3-2 G5-3		1-1 G4-3		2-2 G3		4 0 0 0 0 0 2		
Wes Helms, R (1, 5) OBP: 0.320, SLG: 0.403		1-3 K2-3		0-0 FC4-5 2B		0-1 G6-3		1-3 K		4 0 1 0 0 2 1		
Eddie Pérez, R (1, 2) OBP: 0.321, SLG: 0.443		0-1 FC6-4 1B		0-1 FC4-5 E		1-0 G5-4-3 1B				3 0 2 0 0 0 1		
Royce Clayton, R (1, 6) OBP: 0.277, SLG: 0.322		1-1 FC6-4		1-2 E4		2-2 G5-4-3				3 0 0 0 0 0 3		
Ruben Quevedo, R (1, 1) OBP: 0.143, SLG: 0.143 Brooks Kieschnick, L (7, 1) OBP: 0.417, SLG: 0.667 Curt Leskanic, R (8, 1)			1-0 G1-6-3 1B		1-3 K			1-1 G6-3		2 0 1 0 0 1 2 1 0 0 0 0 0 0 0 0 0 0 0 0 0		
Inning Stats	R: 0 H: 1 E: 0 LOB: 1 K: 1 BB: 0 S: 12 P: 21	R: 0 H: 1 E: 0 LOB: 1 K: 1 BB: 0 S: 11 P: 14	R: 0 H: 1 E: 0 LOB: 0 K: 1 BB: 0 S: 6 P: 9	R: 0 H: 0 E: 0 LOB: 0 K: 1 BB: 0 S: 7 P: 11	R: 0 H: 1 E: 1 LOB: 2 K: 1 BB: 0 S: 11 P: 13	R: 0 H: 1 E: 0 LOB: 1 K: 1 BB: 0 S: 7 P: 10	R: 0 H: 1 E: 0 LOB: 0 K: 0 BB: 0 S: 8 P: 11	R: 0 H: 0 E: 0 LOB: 0 K: 2 BB: 1 S: 9 P: 18	R: 0 H: 0 E: 0 LOB: 1 K: 2 BB: 1 S: 9 P: 18	1B: 5 SF: 0 2B: 1 SAC: 0 3B: 0 DP: 2 HR: 0 HBP: 0	WP: 0 PA: 33 PB: 1 SB: 0 CS: 0	
PITCHER	IP WLS BF H R ER SO BB IBB HBP BLK WP HR S P ERA WHIP											
Kevin Brown, R (1, 1) ERA: 2.02	8.0 W 29 6 0 0 6 0 0 0 0 0 0 0 67 99 0.00 0.750											
Eric Gagne, R (9, 1) ERA: 2.33	1.0 S 4 0 0 0 2 1 0 0 0 0 0 0 9 18 0.00 1.000											

Batter	1	2	3	4	5	6	7	8	9	AB	R	H	RBI	BB	SO	LOB
Alex Cora, L OBP: 0.313, SLG: 0.344 (1, 4)	0-0 L9		0-1 G1-3		1-0 F7		0-0 G3			4	0	0	0	0	0	1
Paul Lo Duca, R OBP: 0.383, SLG: 0.443 (1, 2)	2-0 L9		2-2 G5-3		0-1 G6-3		2-0 G1 1B			4	0	1	1	0	0	0
Shawn Green, L OBP: 0.345, SLG: 0.458 (1, 9)	4-2 1B BB		3-2 HR 2B		0-0 G1-3		0-0 G1 1-2			3	1	1	0	1	0	1
Fred McGriff, L OBP: 0.335, SLG: 0.461 (1, 3)	3-2 1B		3-2 HR			4-1 G4-6-3 1B BB		4-0 IBB		2	1	2	2	2	0	0
Brian Jordan, R OBP: 0.393, SLG: 0.403 (1, 7)	0-1 F9		0-3 K			2-1 G4-6-3 1B		2-3 K		4	0	1	0	0	2	4
Jolbert Cabrera, R OBP: 0.326, SLG: 0.542 (1, 8)		2-3 K		1-0 P4		1-2 G4-6-3 1-2 2-3		3-2 F9 2B		4	0	1	0	0	1	2
Adrian Beltré, R OBP: 0.269, SLG: 0.350 (1, 5)		2-2 S 1B		2-2 1B		4-2 BB		1-0 L6		3	0	2	0	1	0	1
Cesar Izturis, S OBP: 0.287, SLG: 0.295 (1, 6)		0-3 K 1-2		0-0 F7		0-1 F7		3-1 F9 2-3		4	0	0	0	0	1	5
Kevin Brown, R OBP: 0.179, SLG: 0.259 (1, 1)		2-3 K		0-3 K			0-0 G3 1B 2B		0-2 P5	3	1	1	0	0	2	2
Bubba Crosby, L OBP: 0.167, SLG: 0.167 (8, PH)										1	0	0	0	0	0	1
Eric Gagne, R (9, 1)										0	0	0	0	0	0	0

Inning Stats	R: 0	H: 1	R: 0	H: 1	R: 2	H: 2	R: 0	H: 0	R: 0	H: 1	R: 1	H: 2	R: 0	H: 1	1B: 5	SF: 0
	E: 0	LOB: 2	E: 0	LOB: 1	E: 0	LOB: 0	E: 0	LOB: 0	E: 0	LOB: 2	E: 0	LOB: 2	E: 0	LOB: 1	2B: 3	SAC: 0
	K: 0	BB: 1	K: 3	BB: 0	K: 1	BB: 0	K: 0	BB: 0	K: 0	BB: 2	K: 1	BB: 1	K: 0	BB: 0	3B: 0	DP: 1
	S: 10	P: 19	S: 13	P: 19	S: 14	P: 22	S: 4	P: 5	S: 11	P: 22	S: 7	P: 15	S: 9	P: 16	HR: 1	HBP: 0

PITCHER	IP	WLS	BF	H	R	ER	SO	BB	IBB	HBP	BLK	WP	HR	S	P	ERA	WHIP
Ruben Quevedo, R (1, 1)	6.0	L	26	6	2	2	5	3	0	0	0	0	1	63	101	3.00	1.500
Brooks Kieschnick, R (7, 1)	1.0		6	2	1	1	1	0	1	0	0	0	0	7	15	9.00	2.000
Curt Lesknic, R (8, 1)	1.0		4	1	0	0	0	0	0	0	0	0	0	9	16	0.00	1.000

BOTTOM

Milwaukee Brewers @ Los Angeles Dodgers
 Dodger Stadium, Los Angeles, CA

Sat May 31 2003, 7:10 PM PDT
 Att. 35,520 - Sunny - 65 F

livebaseballscores.com

AB	32
R	3
H	9
RBI	3
BB	4
SO	6
LOB	17



WP: 0	PA: 36
PB: 0	
SB: 1	
CS: 0	

Batter	1	2	3	4	5	6	7	8	9	AB R H RBI BB SO LOB	TOP																
Scott Podsednik, L (1, 8) OBP: 0.363, SLG: 0.415	2-2 G4-3		2-3 K		3-1 1B SF9 HBP	1-2 G3-1			1-3 K	4 1 0 0 0 2 1																	
Keith Ginter, R (1, 4) OBP: 0.366, SLG: 0.299	4-2 G6-4-3 BB		2-3 K		2-1 1B 1B	0-2 G1-3			3-3 K	4 1 1 0 1 2 0																	
Richie Sexson, R (1, 3) OBP: 0.362, SLG: 0.526	0-2 G6-4-3 1-2f		3-3 K		2-2 SF9	2-1 HR				3 1 1 2 0 1 1																	
Geoff Jenkins, L (1, 7) OBP: 0.327, SLG: 0.492		2-2 G4-3		0-3 K	3-3 K	3-3 K				4 0 0 0 0 3 1																	
Brady Clark, R (1, 9) OBP: 0.293, SLG: 0.353		2-2 P3		2-1 F9	1-0 1B	0-1 G4-3				4 0 1 1 0 0 0																	
Wes Helms, R (1, 5) OBP: 0.324, SLG: 0.419		0-0 HR		4-2 BB 1B BB	2-3 K		1-2 G4-3			3 1 1 1 1 1 1																	
Keith Osik, R (1, 2) OBP: 0.341, SLG: 0.239		3-2 1B 1B		1-1 BB 1-2 1B		2-3 K		1-1 G6-3		4 0 2 0 0 1 0																	
Royce Clayton, R (1, 6) OBP: 0.282, SLG: 0.322		1-2 SAFE 1-2 1B		4-2 BB 1-2 2-3 BB		1-3 K		1-1 F8		3 0 1 0 1 1 0																	
Wayne Franklin, L (1, 1) OBP: 0.125, SLG: 0.125 Jayson Durocher, R (8, 1) Valerio De Los Santos, L (8, 1) Leo Estrella, R (8, 1) Eric Young Sr., R (9, PH) Mike DeJean, R (9, 1)		3-3 K		0-3 K		2-1 1B		1-1 G6-3		3 0 1 0 0 2 5 0 1 0 0 0 0 0 0 0 0 0 0 0 0 0																	
Inning Stats	R: 0 E: 0 K: 0 S: 12	H: 0 LOB: 0 BB: 1 P: 18	R: 1 E: 0 K: 1 S: 19	H: 3 LOB: 2 BB: 0 P: 30	R: 0 E: 0 K: 3 S: 12	H: 0 LOB: 0 BB: 0 P: 19	R: 0 E: 0 K: 2 S: 16	H: 1 LOB: 3 BB: 2 P: 27	R: 2 E: 0 K: 2 S: 15	H: 2 LOB: 1 BB: 0 P: 28	R: 0 E: 0 K: 2 S: 11	H: 1 LOB: 1 BB: 0 P: 17	R: 1 E: 0 K: 1 S: 10	H: 1 LOB: 0 BB: 0 P: 15	R: 0 E: 0 K: 0 S: 7	H: 0 LOB: 0 BB: 0 P: 10	R: 0 E: 0 K: 2 S: 9	H: 0 LOB: 0 BB: 0 P: 14	1B: 6 2B: 0 3B: 0 HR: 2	SF: 1 SAC: 0 DP: 1 HBP: 1	WP: 0 PB: 0 SB: 1 CS: 0	PA: 38					
PITCHER	IP WLS BF H R ER SO BB IBB HBP BLK WP HR S P ERA WHIP																										
Kaz Ishii, L (1, 1) ERA: 3.21	5.0		24	6	3	3	8	3	0	1	0	0	1	74	122	5.40	1.800										
Guillermo Mota, R (6, 1) ERA: 1.77	2.0	L	8	2	1	1	3	0	0	0	0	0	1	21	32	4.50	1.000										
Paul Quantrill, R (8, 1) ERA: 1.52	1.0		3	0	0	0	0	0	0	0	0	0	0	7	10	0.00	0.000										
Eric Gagne, R (9, 1) ERA: 2.25	1.0		3	0	0	0	2	0	0	0	0	0	0	9	14	0.00	0.000										

Milwaukee Brewers @ Los Angeles Dodgers
Dodger Stadium, Los Angeles, CA
Sun Jun 01 2003, 1:10 PM PDT
Att. 35,611 - Cloudy - 75 F

AB	33
R	4
H	8
RBI	4
BB	3
SO	13
LOB	9



Batter	1	2	3	4	5	6	7	8	9	AB	R	H	RBI	BB	SO	LOB
Dave Roberts, L OBP: 0.346, SLG: 0.341 (1, 8) C F F F F F B B X	2-2 G3-1 ①			1-1 F7 ① B C C X	0-2 G1-3 ③			0-0 SH1-3 ① 1-2		3	0	0	0	0	0	1
Paul Lo Duca, R OBP: 0.390, SLG: 0.446 (1, 2) C C C B B S	3-3 K ②			2-0 HR 1B B B X		1-0 G5-3 1B B X		4-1 BB B B C B B		3	1	2	0	1	1	0
Shawn Green, L OBP: 0.339, SLG: 0.450 (1, 9) X	0-0 P3 ③			3-3 SAFE K ② B S B B 1 SAFE C T H 1		0-0 G5-3 ① 1-2		2-1 F7 ② B B C C X		4	0	0	0	0	1	4
Brian Jordan, R OBP: 0.390, SLG: 0.418 (1, 7) B S T C C X			1-3 K ①	2-2 HR 1B ② C B B F X		1-3 K ② S F B S		2-2 F9 ③ B B C B X		4	1	1	2	0	2	3
Ron Coomer, R OBP: 0.292, SLG: 0.279 (1, 3) C C C B B B X			3-2 F9 ②	3-2 G6-3 ③ B B B B B B X		1-1 F8 ③ B F X		2-3 K ① F S B B S		4	0	0	0	0	1	1
Jolbert Cabrera, R OBP: 0.337, SLG: 0.553 Fred McGriff, L OBP: 0.333, SLG: 0.458 (9, PH) X C C C B B		2-2 P3 ③		1-2 1B 2B ② S B F X		3-1 CS HBP ② B B F H		1-3 K ② B S B C		2	1	1	0	0	0	0
Adrian Beltré, R OBP: 0.279, SLG: 0.355 (1, 5) F B B X			2-1 G6-4-3 1B ② X	3-2 2-H 1B ① B C B B B F X		3-3 SAFE K ② C B B F H		4-1 BB B B B B		3	0	2	1	1	1	1
Cesar Izturis, S OBP: 0.283, SLG: 0.290 Bubba Crosby, L OBP: 0.143, SLG: 0.143 (9, PH) X			0-0 G6-4-3 ② 1-2f	1-0 F8 ① B X		0-0 B1-3 ③ X		3-2 F7 ③ F F B B B X		3	0	0	0	0	0	2
Kaz Ishii, L Jason Romano, R OBP: 0.067, SLG: 0.067 Guillermo Mota, R OBP: 0.250, SLG: 0.250 Paul Quantrill, L Mike Kinkade, R OBP: 0.394, SLG: 0.424 Eric Gagne, R (1, 1) (5, PH) (6, 1) (8, 1) (8, PH) (9, 1)			2-3 K ③ C C C B B	1-2 L7 ② X T B B S		1-2 SH1-3 HBP ② H F F C				1	0	0	0	0	1	0

Inning Stats	R: 0	H: 0	E: 0	K: 1	S: 11	R: 0	H: 0	E: 0	K: 1	S: 11	R: 0	H: 1	E: 0	K: 1	S: 6	R: 2	H: 2	E: 0	K: 1	S: 14	R: 1	H: 2	E: 0	K: 0	S: 15	R: 0	H: 1	E: 0	K: 1	S: 7	R: 0	H: 0	E: 0	K: 1	S: 7	R: 0	H: 0	E: 0	K: 0	S: 13	R: 0	H: 0	E: 0	K: 2	S: 10	R: 0	H: 0	E: 0	K: 2	S: 10	1B: 4	SF: 0	2B: 1	SAC: 1	3B: 0	DP: 1	HR: 1	HBP: 2	WP: 0	PA: 35
--------------	------	------	------	------	-------	------	------	------	------	-------	------	------	------	------	------	------	------	------	------	-------	------	------	------	------	-------	------	------	------	------	------	------	------	------	------	------	------	------	------	------	-------	------	------	------	------	-------	------	------	------	------	-------	-------	-------	-------	--------	-------	-------	-------	--------	-------	--------

PITCHER	IP	WLS	BF	H	R	ER	SO	BB	IBB	HBP	BLK	WP	HR	S	P	ERA	WHIP
Wayne Franklin, L ERA: 5.27 (1, 1)	5.1		21	6	3	3	4	0	0	0	0	0	1	59	92	5.06	1.125
Jayson Durocher, R ERA: 3.38 (6, 1)	1.2	W	5	0	0	0	2	0	0	1	0	0	0	12	20	0.00	0.000
Valerio De Los Santos, L ERA: 4.5 (8, 1)	0.2	H	4	0	0	0	0	1	0	1	0	0	0	8	15	0.00	1.500
Leo Estrella, R ERA: 1.08 (8, 1)	0.1	H	1	0	0	0	0	0	0	0	0	0	0	3	5	0.00	0.000
Mike DeJean, R ERA: 3.81 (9, 1)	1.0	S	4	0	0	0	2	1	0	0	0	0	0	10	20	0.00	1.000

BOTTOM

Milwaukee Brewers @ Los Angeles Dodgers
Dodger Stadium, Los Angeles, CA
Sun Jun 01 2003, 1:10 PM PDT
Att: 35,611 - Cloudy - 75 F

livebaseballscorecards.com

AB	30
R	3
H	6
RBI	3
BB	2
SO	8
LOB	14



Milwaukee Brewers @ New York Mets
 Shea Stadium, Flushing, NY
 Thu Jun 05 2003, 4:10 PM EDT
 Cloudy - 70 F

livebaseballscorecards.com

AB	38
R	8
H	13
RBI	8
BB	4
SO	7
LOB	15



AB R H RBI BB SO LOB

5	2	2	1	0	1	0
4	2	2	1	1	0	0
5	1	2	3	0	2	1
4	2	1	1	1	1	1
5	0	2	0	0	2	1
5	0	2	0	0	0	3
4	0	1	0	1	0	2
2	1	1	2	1	1	1
3	0	0	0	0	0	3
1	0	0	0	0	0	3
0	0	0	0	0	0	0
0	0	0	0	0	0	0
0	0	0	0	0	0	0

Batter	1	2	3	4	5	6	7	8	9
Eric Young Sr. R (1, 4) OBP: 0.346, SLG: 0.441	2-3 K		0-0 HR	2-0 3B		3-1 B2-3		2-2 G6-3	
Scott Podsednik, L (1, 8) OBP: 0.371, SLG: 0.433	1-1 2B		2-2 F9	3-2 HR		4-2 CS		0-1 G1-3	
Richie Sexson, R (1, 3) OBP: 0.363, SLG: 0.541	1-1 G3-1		2-3 K	0-0 HR		3-1 G6-3		3-3 K	
Geoff Jenkins, L (1, 7) OBP: 0.329, SLG: 0.503	1-0 G3-1		0-1 HR	2-2 G3		4-0 2B		1-3 K2-3	
John Vander Wal, L (1, 9) OBP: 0.374, SLG: 0.492	1-3 K		3-2 1B		3-1 G4-3		0-0 BB	2-3 K2-3	
Wes Helms, R (1, 5) OBP: 0.325, SLG: 0.418			0-0 F9		2-1 G5-3		0-0 G6-3	1-2 1B	
Eddie Pérez, R (1, 2) OBP: 0.324, SLG: 0.437			2-1 F8		0-0 L7		4-0 BB	1-2 P6	
Royce Clayton, R (1, 6) OBP: 0.290, SLG: 0.341			0-3 K		1-0 HR		4-2 G4-3		
Matt Kinney, R (1, 1) Brady Clark, R (7, PH) Valerio De Los Santos, L (7, 1) Leo Estrella, R (8, 1) Mike DeJean, R (9, 1)			3-2 F9		1-2 F9		0-2 G4-3		

Inning Stats	R: 1	H: 2	R: 0	H: 1	R: 2	H: 3	R: 4	H: 4	R: 0	H: 1	R: 0	H: 0	R: 1	H: 1	R: 0	H: 0	R: 0	H: 1	
E: 1	LOB: 1	E: 0	LOB: 1	E: 0	LOB: 1	E: 0	LOB: 0	E: 0	LOB: 2	E: 0	LOB: 0	E: 0	LOB: 2	E: 0	LOB: 0	E: 0	LOB: 0	E: 0	LOB: 1
K: 2	BB: 0	K: 1	BB: 0	K: 1	BB: 0	K: 0	BB: 0	K: 0	BB: 0	K: 0	BB: 1	K: 0	BB: 1	K: 0	BB: 3	K: 1	BB: 0	K: 2	BB: 0
S: 11	P: 17	S: 10	P: 18	S: 17	P: 24	S: 15	P: 24	S: 8	P: 15	S: 7	P: 17	S: 7	P: 19	S: 12	P: 17	S: 13	P: 18	S: 13	P: 18

PITCHER	IP	WLS	BF	H	R	ER	SO	BB	IBB	HBP	BLK	WP	HR	S	P	ERA	WHIP
Steve Trachsel, R (1, 1) ERA: 4.86	4.0	L	22	10	7	7	4	0	0	0	0	0	4	53	83	15.75	2.500
Jeremy Griffiths, R (5, 1) ERA:	2.0		8	1	0	0	0	1	0	1	0	0	0	15	32	0.00	1.000
Pedro Feliciano, L (7, 1) ERA: 1.29	3.0		13	2	1	1	3	2	1	0	0	0	0	32	54	3.00	1.333

1B: 5	SF: 0
2B: 3	SAC: 0
3B: 1	DP: 1
HR: 4	HBP: 1

WP: 0	PA: 43
PB: 0	
SB: 0	
CS: 1	

Batter	1	2	3	4	5	6	7	8	9	AB	R	H	RBI	BB	SO	LOB
Roger Cedeno, S OBP: 0.331, SLG: 0.345 (1, 9)	0-1 G4-3		4-2 2B BB	1-1 G6-3			2-1 F8		0-1 F7	4	1	0	0	1	0	0
Ty Wigginton, R OBP: 0.341, SLG: 0.433 (1, 5)	1-0 P3		2-1 G3 1B 2B		0-2 HR		2-0 G5-3		1-1 HR 1B	5	3	3	3	0	0	0
Roberto Alomar, S OBP: 0.352, SLG: 0.382 Marco Scutaro, R OBP: 0.167, SLG: 0.118 (7, PH) (8, 4) Tony Clark, S OBP: 0.276, SLG: 0.453 (9, PH)	3-1 B5-3		2-1 G3		2-1 G6-3		2-1 F8		2-1 HR	3	0	0	0	0	0	1
Cliff Floyd, L OBP: 0.362, SLG: 0.508 (1, 7)		1-1 1B 1B	0-0 E 1B		2-2 FC5-4 1B			0-2 F7	1-2 P5	5	1	3	1	0	0	0
Jeremy Burnitz, L OBP: 0.376, SLG: 0.604 (1, 8)		2-2 P5	0-0 P5		1-3 K			0-0 P6		4	0	0	0	0	1	3
Jason Phillips, R OBP: 0.391, SLG: 0.418 (1, 3)		0-1 F9	1-0 E8		0-1 FC5-4			4-1 1B BB		3	0	0	0	1	0	2
Vance Wilson, R OBP: 0.330, SLG: 0.456 (1, 2)		0-1 1B	0-2 L6			4-2 L3 BB		2-2 1B		3	0	2	0	1	0	1
Rey Sanchez, R OBP: 0.273, SLG: 0.272 (1, 6)	0-1 G1-3			0-1 G4-3		2-2 L3		3-2 G5-3		4	0	0	0	0	0	5
Steve Trachsel, R OBP: 0.130, SLG: 0.136 Joe McEwing, R OBP: 0.290, SLG: 0.279 Jeremy Griffiths, R OBP: 0.337, SLG: 0.372 Pedro Feliciano, L OBP: 0.253, SLG: 0.293 (1, 1) (4, PH) (5, 1) (6, PH) (7, 1) (9, PH)			2-1 BB 2B 1B		0-1 F8		0-1 G1-3		0-2 G1-3	1	1	1	0	0	0	0

Inning Stats	R: 0	H: 0	E: 0	K: 0	S: 5	H: 0	LOB: 0	BB: 0	P: 9	R: 0	H: 2	E: 0	K: 0	S: 12	H: 2	LOB: 2	BB: 0	P: 15	R: 4	H: 3	E: 1	K: 0	S: 14	H: 0	LOB: 1	BB: 1	P: 25	R: 0	H: 0	E: 0	K: 0	S: 6	H: 0	LOB: 0	BB: 0	P: 7	R: 1	H: 2	E: 0	K: 1	S: 13	H: 0	LOB: 1	BB: 0	P: 18	R: 0	H: 0	E: 0	K: 0	S: 7	H: 0	LOB: 0	BB: 1	P: 13	R: 0	H: 0	E: 0	K: 0	S: 5	H: 0	LOB: 0	BB: 0	P: 11	R: 0	H: 1	E: 0	K: 0	S: 12	H: 1	LOB: 2	BB: 1	P: 21	R: 2	H: 2	E: 0	K: 0	S: 12	H: 2	LOB: 0	BB: 0	P: 16	1B: 7	SF: 0	2B: 2	SAC: 0	3B: 0	DP: 1	HR: 2	HBP: 0	WP: 0	PA: 40
--------------	------	------	------	------	------	------	--------	-------	------	------	------	------	------	-------	------	--------	-------	-------	------	------	------	------	-------	------	--------	-------	-------	------	------	------	------	------	------	--------	-------	------	------	------	------	------	-------	------	--------	-------	-------	------	------	------	------	------	------	--------	-------	-------	------	------	------	------	------	------	--------	-------	-------	------	------	------	------	-------	------	--------	-------	-------	------	------	------	------	-------	------	--------	-------	-------	-------	-------	-------	--------	-------	-------	-------	--------	-------	--------

PITCHER	IP	WLS	BF	H	R	ER	SO	BB	IBB	HBP	BLK	WP	HR	S	P	ERA	WHIP
Matt Kinney, R ERA: 3.87 (1, 1)	6.0	W	27	7	5	4	1	2	0	0	0	0	1	57	87	6.00	1.500
Valerio De Los Santos, L ERA: 4.02 (7, 1)	1.2	H	6	0	0	0	0	1	0	0	0	0	0	10	20	0.00	0.600
Leo Estrella, R ERA: 1.06 (8, 1)	0.1	H	2	1	0	0	0	0	0	0	0	0	0	7	12	0.00	3.000
Mike DeJean, R ERA: 4.3 (9, 1)	1.0	S	5	2	2	2	0	0	0	0	0	0	1	12	16	18.00	2.000

BOTTOM

Milwaukee Brewers @ New York Mets
Shea Stadium, Flushing, NY
Thu Jun 05 2003, 4:10 PM EDT
Cloudy - 70 F

AB	37
R	7
H	10
RBI	6
BB	3
SO	1
LOB	12



Batter	1	2	3	4	5	6	7	8	9	AB R H RBI BB SO LOB	TOP																												
Eric Young Sr. R (1, 4) OBP: 0.343, SLG: 0.432										4 0 0 0 1 0 3																													
Scott Podsednik, L (1, 8) OBP: 0.372, SLG: 0.435										4 1 1 0 1 0 1																													
Richie Sexson, R (1, 3) OBP: 0.367, SLG: 0.538										3 1 1 0 2 1 2																													
Geoff Jenkins, L (1, 7) OBP: 0.339, SLG: 0.510										5 1 4 1 0 0 1																													
Brady Clark, R (1, 9) OBP: 0.309, SLG: 0.356										4 1 2 1 1 1 1																													
Wes Helms, R (1, 5) OBP: 0.323, SLG: 0.410										4 1 0 0 1 0 6																													
Keith Osik, R (1, 2) OBP: 0.344, SLG: 0.253										4 0 1 2 1 0 5																													
Royce Clayton, R (1, 6) OBP: 0.280, SLG: 0.335										3 0 0 0 1 0 1																													
15 Ben Sheets, R (1, 1) OBP: 0.091, SLG: 0.063										2 0 0 1 1 0 0																													
John Vander Wal, L (8, PH) OBP: 0.372, SLG: 0.488										1 0 0 0 0 1 0																													
Matt Ford, S (8, 1)										0 0 0 0 0 0 0																													
Luis Vizcaino, R (8, 1)										0 0 0 0 0 0 0																													
Mike DeJean, R (9, 1)										0 0 0 0 0 0 0																													
Inning Stats	R: 4 E: 0 K: 0 S: 25	H: 3 LOB: 3 BB: 4 P: 51	R: 1 E: 0 K: 0 S: 9	H: 2 LOB: 2 BB: 2 P: 20	R: 0 E: 0 K: 0 S: 10	H: 0 LOB: 2 BB: 2 P: 19	R: 0 E: 0 K: 0 S: 6	H: 1 LOB: 0 BB: 0 P: 11	R: 0 E: 0 K: 0 S: 5	H: 0 LOB: 0 BB: 0 P: 6	R: 0 E: 1 K: 0 S: 10	H: 1 LOB: 1 BB: 0 P: 15	R: 0 E: 0 K: 1 S: 7	H: 0 LOB: 1 BB: 1 P: 14	R: 0 E: 0 K: 1 S: 9	H: 0 LOB: 0 BB: 0 P: 18	R: 0 E: 0 K: 1 S: 13	H: 2 LOB: 2 BB: 0 P: 15	1B: 7 2B: 2 3B: 0 HR: 0	SF: 0 SAC: 0 DP: 2 HBP: 0	WP: 0 PB: 0 SB: 0 CS: 1	PA: 43																	
PITCHER	IP	WLS	BF	H	R	ER	SO	BB	IBB	HBP	BLK	WP	HR	S	P	ERA	WHIP					PITCHER	IP	WLS	BF	H	R	ER	SO	BB	IBB	HBP	BLK	WP	HR	S	P	ERA	WHIP
Tom Glavine, L (1, 1) ERA: 4.82	1.0	L	11	4	5	5	0	3	1	0	0	0	0	26	52	45.00	7.000																						
38 Pat Strange, R (2, 1) ERA: 11.0	4.0		16	2	0	0	0	4	0	0	0	0	0	29	55	0.00	1.500																						
John Franco, L (6, 1) ERA:	1.0		4	1	0	0	0	0	0	0	0	0	0	10	15	0.00	1.000																						
David Weathers, R (7, 1) ERA: 3.97	2.0		7	0	0	0	2	1	0	0	0	0	0	16	32	0.00	0.500																						
Armando Benitez, R (9, 1) ERA: 3.34	1.0		5	2	0	0	1	0	0	0	0	0	0	13	15	0.00	2.000																						

Milwaukee Brewers @ New York Mets
Shea Stadium, Flushing, NY
Thu Jun 05 2003, 4:15 PM EDT
Att. 19,048 - Sunny - 69 F

AB	34
R	5
H	9
RBI	5
BB	9
SO	3
LOB	20



Batter	1	2	3	4	5	6	7	8	9	AB	R	H	RBI	BB	SO	LOB
Roger Cedeno, S (1, 9) OBP: 0.335, SLG: 0.349	3-2 G6-3			0-2 HR 1B	3-2 1B 1B		2-1 P6			4	1	2	0	0	0	0
Ty Wigginton, R (1, 5) OBP: 0.343, SLG: 0.449	0-3 K			0-0 1-H HR	0-1 1-3 1B			1-3 K2-3		4	1	2	3	0	2	0
Roberto Alomar, S (1, 4) OBP: 0.347, SLG: 0.376 Joe McEwing, R (8, PH) OBP: 0.298, SLG: 0.287 (9, 4)	1-1 G5-3			1-1 G4-3	2-2 F9			3-2 FC3-6 1B 1B		3	0	0	0	0	0	2
Cliff Floyd, L (1, 7) OBP: 0.369, SLG: 0.511		3-3 K		0-0 FC4-6 1B		4-1 BB		0-0 FC3-6 1B		3	0	2	0	1	1	0
Jeremy Burnitz, L (1, 8) OBP: 0.364, SLG: 0.582		0-0 P5		0-1 FC4-6 1-2f		3-2 F7		2-0 FC3-6 FC4-6		4	0	0	0	0	0	4
Jason Phillips, R (1, 3) OBP: 0.373, SLG: 0.397 David Weathers, R (7, 1) Tsuoyoshi Shinjo, R (8, PH) OBP: 0.250, SLG: 0.289 Armando Benitez, R (9, 1)		1-2 F9		1-0 F8		2-2 F7		1-2 FC4-6 1-2f 2-3		3	0	0	0	0	0	2
Vance Wilson, R (1, 2) OBP: 0.317, SLG: 0.436			1-1 G6-3		1-1 F9		0-1 F8			4	0	0	0	0	1	1
Rey Sanchez, R (1, 6) OBP: 0.265, SLG: 0.264			1-0 F8		1-1 G4-3		2-2 F9		1-1 G5-3	4	0	0	0	0	0	0
Tom Glavine, L (1, 1) OBP: 0.217, SLG: 0.227 38 Pat Strange, R (2, 1) Raul Gonzalez, R (5, PH) OBP: 0.344, SLG: 0.380 John Franco, L (6, 1) Tony Clark, S (7, 3) OBP: 0.271, SLG: 0.443			1-0 G6-3		1-2 1B 1B 1B		2-3 K		1-3 K2-3	0	0	0	0	0	0	0


Inning Stats	R: 0	H: 0	E: 0	K: 1	S: 11	LOB: 0	BB: 0	P: 15	R: 0	H: 0	E: 0	K: 1	S: 9	LOB: 0	BB: 0	P: 13	R: 0	H: 0	E: 0	K: 0	S: 4	LOB: 0	BB: 0	P: 7	R: 2	H: 3	E: 0	K: 0	S: 10	LOB: 1	BB: 0	P: 12	R: 1	H: 3	E: 0	K: 0	S: 17	LOB: 2	BB: 0	P: 25	R: 0	H: 0	E: 0	K: 1	S: 10	LOB: 1	BB: 1	P: 19	R: 0	H: 0	E: 0	K: 1	S: 12	LOB: 0	BB: 0	P: 18	R: 0	H: 2	E: 0	K: 1	S: 11	LOB: 2	BB: 0	P: 18	R: 0	H: 0	E: 0	K: 2	S: 8	LOB: 0	BB: 0	P: 11	1B: 7	SF: 0	2B: 0	SAC: 0	3B: 0	DP: 0	HR: 1	HBP: 0	WP: 0	PA: 36
--------------	------	------	------	------	-------	--------	-------	-------	------	------	------	------	------	--------	-------	-------	------	------	------	------	------	--------	-------	------	------	------	------	------	-------	--------	-------	-------	------	------	------	------	-------	--------	-------	-------	------	------	------	------	-------	--------	-------	-------	------	------	------	------	-------	--------	-------	-------	------	------	------	------	-------	--------	-------	-------	------	------	------	------	------	--------	-------	-------	-------	-------	-------	--------	-------	-------	-------	--------	-------	--------

PITCHER	IP	WLS	BF	H	R	ER	SO	BB	IBB	HBP	BLK	WP	HR	S	P	ERA	WHIP
15 Ben Sheets, R (1, 1) ERA: 4.47	7.0	W	28	6	3	3	3	1	0	0	0	0	1	73	109	3.86	1.000
Matt Ford, L (8, 1) ERA: 0.98	0.2	H	4	2	0	0	1	0	0	0	0	0	0	8	14	0.00	3.000
Luis Vizcaino, R (8, 1) ERA: 10.24	0.1	H	1	0	0	0	0	0	0	0	0	0	0	3	4	0.00	0.000
Mike DeJean, R (9, 1) ERA: 4.15	1.0	S	3	0	0	0	2	0	0	0	0	0	0	8	11	0.00	0.000

BOTTOM

Milwaukee Brewers @ New York Mets
Shea Stadium, Flushing, NY
 Thu Jun 05 2003, 4:15 PM EDT
 Att. 19,048 - Sunny - 69 F

AB	35
R	3
H	8
RBI	3
BB	1
SO	6
LOB	11



PITCHER	IP	WLS	BF	H	R	ER	SO	BB	IBB	HBP	BLK	WP	HR	S	P	ERA	WHIP
---------	----	-----	----	---	---	----	----	----	-----	-----	-----	----	----	---	---	-----	------

Batter	1	2	3	4	5	6	7	8	9	AB R H RBI BB SO LOB	TOP																	
Damian Jackson, R (1, 8) OBP: 0.306, SLG: 0.289 34 David Ortiz, L (9, PH) OBP: 0.348, SLG: 0.458	2-2 L8		2-2 F8		1-1 G4-3		1-2 K		3-3 K	4 0 0 0 0 1 1 1 0 0 0 0 1 0																		
Todd Walker, L (1, 4) OBP: 0.365, SLG: 0.432	0-0 P6		2-2 F9			2-0 F7				3 0 0 0 1 0 1																		
Nomar Garciaparra, R (1, 6) OBP: 0.341, SLG: 0.563	1-3 K			0-0 G6-3		0-1 G5-3				4 0 0 0 0 2 1																		
Manny Ramirez, R (1, 7) OBP: 0.409, SLG: 0.550		4-2 G4-6-3 E BB		0-1 F9		0-1 HR		1-2 G5-3		3 1 1 1 1 0 0																		
Kevin Millar, R (1, 3) OBP: 0.356, SLG: 0.492		2-1 E4 G4-6-3		1-2 1B		0-0 BB BB 1B		0-1 FC4-6 1B		4 0 3 0 0 0 1																		
Bill Mueller, S (1, 5) OBP: 0.418, SLG: 0.564		1-2 G4-6-3 1-2f 2-3			4-0 3B BB	4-2 BB BB		0-0 FC4-6 1-2f		2 1 0 0 2 0 3																		
Trot Nixon, L (1, 9) OBP: 0.394, SLG: 0.522		2-3 K			3-2 1-H E 3B	4-1 1-2 2-3 BB		1-1 F8		3 1 1 1 1 1 2																		
Doug Mirabelli, R (1, 2) OBP: 0.272, SLG: 0.397 50 Mike Timlin, R (6, 1) Ramiro Mendoza, R (8, 1) Jeremy Giambi, L (9, PH) OBP: 0.328, SLG: 0.379			1-2 G3		0-0 P3	1-2 P2			0-0 P5	3 0 0 0 0 0 3 0 0 0 0 0 0 0 0 0 0 0 0 0 0 1 0 0 0 0 0 0																		
49 Tim Wakefield, R (1, 1) Casey Fossum, L (3, PR) Rudy Seanez, R (3, 1) Freddy Sanchez, R (5, PH) Hector Almonte, R (5, 1) Jason Varitek, S (6, 2) OBP: 0.337, SLG: 0.487			1-1 HBP		1-2 G4-3		0-1 L3		0-2 G1-3	0 1 0 0 0 0 0 0 0 0 0 0 0 0 0 2 0 0 0 0 0 0																		
Inning Stats	R: 0 E: 0 K: 1 S: 8	H: 0 LOB: 0 BB: 0 P: 11	R: 0 E: 1 K: 1 S: 11	H: 0 LOB: 1 BB: 1 P: 20	R: 0 E: 0 K: 0 S: 13	H: 0 LOB: 1 BB: 0 P: 19	R: 0 E: 0 K: 0 S: 6	H: 1 LOB: 1 BB: 0 P: 7	R: 2 E: 1 K: 0 S: 12	H: 1 LOB: 0 BB: 1 P: 21	R: 1 E: 0 K: 0 S: 13	H: 2 LOB: 3 BB: 2 P: 24	R: 0 E: 0 K: 2 S: 15	H: 0 LOB: 1 BB: 1 P: 20	R: 0 E: 0 K: 0 S: 10	H: 1 LOB: 1 BB: 0 P: 12	R: 0 E: 0 K: 1 S: 8	H: 0 LOB: 0 BB: 0 P: 11	1B: 3 2B: 0 3B: 1 HR: 1	SF: 0 SAC: 0 DP: 1 HBP: 1	WP: 0 PB: 0 SB: 0 CS: 0	PA: 37						
PITCHER	IP WLS BF H R ER SO BB IBB HBP BLK WP HR S P ERA WHIP																											
Wayne Franklin, L (1, 1) ERA: 5.12	5.2		25	4	3	2	2	4	0	1	0	0	0	1	59	97	3.18	1.412										
Jayson Durocher, R (6, 1) ERA: 3.0	0.1	W	1	0	0	0	0	0	0	0	0	0	0	4	5	0.00	0.000											
Curt Leskanic, R (7, 1) ERA: 3.48	1.0		4	0	0	0	2	1	0	0	0	0	0	15	20	0.00	1.000											
Leo Estrella, R (8, 1) ERA: 1.0	1.0		4	1	0	0	0	0	0	0	0	0	0	10	12	0.00	1.000											
Brooks Kieschnick, R (9, 1) ERA: 4.6	1.0		3	0	0	0	1	0	0	0	0	0	0	8	11	0.00	0.000											

Boston Red Sox @ Milwaukee Brewers
Miller Park, Milwaukee, WI
Fri Jun 06 2003, 7:05 PM CDT
Att: 20,195 - Dome - 72 F

livebaseballscorecards.com

AB	31
R	3
H	5
RBI	2
BB	5
SO	5
LOB	12



Batter	1	2	3	4	5	6	7	8	9
Eric Young Sr., R OBP: 0.335, SLG: 0.420 (1, 4)	1-3 K		3-2 G1-3		3-3 K	0-0 G6-3		1-0 G5-3	
Scott Podsednik, L OBP: 0.369, SLG: 0.430 (1, 8)	2-1 G4-3		2-0 F7			2-3 K	0-0 2B		
Richie Sexson, R OBP: 0.366, SLG: 0.546 (1, 3)	0-3 K		2-3 K			1-1 HR	0-2 L8		
Geoff Jenkins, L OBP: 0.346, SLG: 0.519 (1, 7)		0-1 HR		1-3 K		1-0 2B	1-0 2B		
John Vander Wal, L OBP: 0.371, SLG: 0.492 (1, 9)		2-3 K		2-0 G6-3		2-1 2B	3-2 K		
Curt Leskanic, R (7, 1)									
Enrique Cruz, R OBP: 0.233, SLG: 0.185 (7, PH)									
Leo Estrella, R (8, 1)									
Brooks Kieschnick, L OBP: 0.417, SLG: 0.667 (9, 1)						1-3 2B			
Wes Helms, R OBP: 0.321, SLG: 0.424 (1, 5)		0-0 HR		2-3 K		3-2 SF7	0-3 K		
Keith Osik, R OBP: 0.340, SLG: 0.253 (1, 2)		2-1 G5-3			0-2 L9	1-2 2B	0-3 K		
Royce Clayton, R OBP: 0.303, SLG: 0.367 (1, 6)		1-0 HR			1-2 SH2-4	4-0 2B	1-1 2B		
Wayne Franklin, L OBP: 0.120, SLG: 0.120 (1, 1)		0-3 K			0-1 SH2-4	1-0 2B	3-3 K		
Jayson Durocher, R (6, 1)									
Brady Clark, R OBP: 0.313, SLG: 0.373 (6, PH)									

Inning Stats	R: 0 E: 0 K: 2 S: 8	H: 0 LOB: 0 BB: 0 P: 11	R: 3 E: 0 K: 2 S: 12	H: 3 LOB: 0 BB: 0 P: 17	R: 0 E: 0 K: 1 S: 8	H: 0 LOB: 0 BB: 0 P: 15	R: 0 E: 0 K: 2 S: 7	H: 0 LOB: 0 BB: 0 P: 12	R: 0 E: 0 K: 1 S: 11	H: 1 LOB: 1 BB: 0 P: 15	R: 5 E: 0 K: 1 S: 19	H: 5 LOB: 1 BB: 1 P: 34	R: 1 E: 0 K: 2 S: 13	H: 2 LOB: 1 BB: 0 P: 17	R: 0 E: 0 K: 2 S: 10	H: 1 LOB: 1 BB: 0 P: 15
--------------	------------------------------	----------------------------------	-------------------------------	----------------------------------	------------------------------	----------------------------------	------------------------------	----------------------------------	-------------------------------	----------------------------------	-------------------------------	----------------------------------	-------------------------------	----------------------------------	-------------------------------	----------------------------------

PITCHER														PITCHER																					
IP	WLS	BF	H	R	ER	SO	BB	IBB	HBP	BLK	WP	HR	S	P	ERA	WHIP	IP	WLS	BF	H	R	ER	SO	BB	IBB	HBP	BLK	WP	HR	S	P	ERA	WHIP		
49 Tim Wakefield, R ERA: 5.35 (1, 1)	2.0		9	3	3	3	4	0	0	0	0	0	20	28	13.50	1.500																			
Rudy Seanez, R ERA: 3.38 (3, 1)	2.0		6	0	0	0	3	0	0	0	0	0	15	27	0.00	0.000																			
Hector Almonte, R ERA: 16.88 (5, 1)	1.2	L	12	6	5	5	2	0	1	0	0	0	1	29	48	27.00	3.600																		
50 Mike Timlin, R ERA: 3.97 (6, 1)	1.1		6	2	1	1	2	0	0	0	0	0	14	18	6.75	1.500																			
Ramiro Mendoza, R ERA: 7.09 (8, 1)	1.0		4	1	0	0	2	0	0	0	0	0	10	15	0.00	1.000																			

BOTTOM

Boston Red Sox @ Milwaukee Brewers
Miller Park, Milwaukee, WI

Fri Jun 06 2003, 7:05 PM CDT
Att: 20,195 - Dome - 72 F


AB	R	H	RBI	BB	SO	LOB
5	0	0	0	0	2	3
4	1	1	0	0	1	0
4	1	1	1	0	2	1
4	2	3	1	0	1	0
3	1	1	0	0	1	1
0	0	0	0	0	0	0
1	0	0	0	0	1	1
0	0	0	0	0	0	0
0	0	0	0	0	0	0
3	1	1	3	0	2	1
4	1	1	1	0	1	0
3	2	3	1	1	0	0
1	0	0	0	0	1	0
0	0	0	0	0	0	0
2	0	1	2	0	1	1

AB	34
R	9
H	12
RBI	9
BB	1
SO	13
LOB	8

WP: 0 PA: 37
PB: 0
SB: 0
CS: 0



livebaseballscores.com

Batter	1	2	3	4	5	6	7	8	9	AB R H RBI BB SO LOB	TOP															
18 Johnny Damon, L (1, 8) OBP: 0.313, SLG: 0.403	2-1 F8		1-1 P6	1-2 F7		0-3 K2-3		2-2 FC5-8 1B	0-0 F9	6 0 1 0 0 1 4																
Todd Walker, L (1, 4) OBP: 0.357, SLG: 0.423	0-3 K		3-2 P5		1-2 G3	0-3 K		1 SAFE 1 SAFE 1 SAFE FC5-6 1-2f		5 0 0 0 0 2 1																
Nomar Garciaparra, R (1, 6) OBP: 0.346, SLG: 0.562	4-1 BB			2-2 HR 1B	1-1 34 2B 1B		0-0 G5-3	1-1 L8		4 2 2 0 1 0 1																
Manny Ramirez, R (1, 7) OBP: 0.405, SLG: 0.556	2-1 P3			3-2 HR 1-H	0-0 F9		2-0 F7	0-0 F7		5 1 1 2 0 0 3																
34 David Ortiz, L (1, 3) OBP: 0.358, SLG: 0.488				2-2 P6 HR	2-2 2B 1B		0-1 BB HR WP 1B		1-3 K	5 2 3 1 0 1 0																
Trot Nixon, L (1, 9) OBP: 0.404, SLG: 0.549				4-2 2B BB	1-1 1-3 2-H 2B		4-2 BB HR BB		0-0 HR	3 2 2 2 2 0 0																
Jason Varitek, S (1, 2) OBP: 0.345, SLG: 0.513				1-1 F7	1-1 1-3 2B		4-0 HR BB		2-1 HR	4 2 2 1 1 0 2																
Freddy Sanchez, R (1, 5) OBP: 0.200, SLG: 0.200 Alan Embree, L (6, 1) Kevin Millar, R (7, PH) Brandon Lyon, R (7, 1) Doug Mirabeli, R (9, PH) 50 Mike Timlin, R (9, 1)				3-2 G5-3	2-3 K		1-2 G5-3	0-1 HR	0-2 G1-3	3 0 0 0 0 0 1 2 0 0 0 0 0 0 0 0 1 1 1 4 0 0 0 0 0 0 0 0 0 0 0 0 1 0 0 0 0 0 0 0 0 0 0 0 0 0 0 0																
Casey Fossum, L (1, 1) Robert Person, R (2, 1) Jeremy Giambi, L (4, PH) Byung-Hyun Kim, R (4, 1) Bill Mueller, S (6, PH)				3-3 K	4-1 BB		2-1 HR	2-2 P3	3-2 2B	0 0 0 0 0 0 0 0 1 0 0 0 0 0 1 0 0 0 0 0 0 1 0 0 0 0 0 0 0 0 0 0 3 1 2 1 0 0 0 0																
Inning Stats	R: 0 E: 0 K: 1 S: 8	H: 0 LOB: 1 BB: 1 P: 16	R: 1 E: 0 K: 0 S: 9	H: 1 LOB: 0 BB: 0 P: 15	R: 0 E: 0 K: 1 S: 8	H: 0 LOB: 0 BB: 0 P: 15	R: 2 E: 0 K: 1 S: 25	H: 3 LOB: 3 BB: 2 P: 44	R: 1 E: 0 K: 0 S: 15	H: 3 LOB: 2 BB: 0 P: 21	R: 1 E: 0 K: 2 S: 12	H: 1 LOB: 0 BB: 0 P: 15	R: 4 E: 0 K: 0 S: 16	H: 2 LOB: 0 BB: 2 P: 28	R: 0 E: 0 K: 0 S: 8	H: 1 LOB: 1 BB: 0 P: 11	R: 2 E: 0 K: 1 S: 14	H: 3 LOB: 1 BB: 0 P: 20	1B: 5 2B: 3 3B: 0 HR: 6	SF: 0 SAC: 0 DP: 0 HBP: 0	WP: 1 PB: 0 SB: 0 CS: 0	PA: 46				
PITCHER	IP WLS BF H R ER SO BB IBB HBP BLK WP HR S P ERA WHIP	IP WLS BF H R ER SO BB IBB HBP BLK WP HR S P ERA WHIP	IP WLS BF H R ER SO BB IBB HBP BLK WP HR S P ERA WHIP	IP WLS BF H R ER SO BB IBB HBP BLK WP HR S P ERA WHIP	IP WLS BF H R ER SO BB IBB HBP BLK WP HR S P ERA WHIP	IP WLS BF H R ER SO BB IBB HBP BLK WP HR S P ERA WHIP	IP WLS BF H R ER SO BB IBB HBP BLK WP HR S P ERA WHIP	IP WLS BF H R ER SO BB IBB HBP BLK WP HR S P ERA WHIP	IP WLS BF H R ER SO BB IBB HBP BLK WP HR S P ERA WHIP	IP WLS BF H R ER SO BB IBB HBP BLK WP HR S P ERA WHIP	IP WLS BF H R ER SO BB IBB HBP BLK WP HR S P ERA WHIP	IP WLS BF H R ER SO BB IBB HBP BLK WP HR S P ERA WHIP	IP WLS BF H R ER SO BB IBB HBP BLK WP HR S P ERA WHIP	IP WLS BF H R ER SO BB IBB HBP BLK WP HR S P ERA WHIP	IP WLS BF H R ER SO BB IBB HBP BLK WP HR S P ERA WHIP	IP WLS BF H R ER SO BB IBB HBP BLK WP HR S P ERA WHIP	IP WLS BF H R ER SO BB IBB HBP BLK WP HR S P ERA WHIP	IP WLS BF H R ER SO BB IBB HBP BLK WP HR S P ERA WHIP	IP WLS BF H R ER SO BB IBB HBP BLK WP HR S P ERA WHIP	IP WLS BF H R ER SO BB IBB HBP BLK WP HR S P ERA WHIP	IP WLS BF H R ER SO BB IBB HBP BLK WP HR S P ERA WHIP	IP WLS BF H R ER SO BB IBB HBP BLK WP HR S P ERA WHIP	IP WLS BF H R ER SO BB IBB HBP BLK WP HR S P ERA WHIP	IP WLS BF H R ER SO BB IBB HBP BLK WP HR S P ERA WHIP	IP WLS BF H R ER SO BB IBB HBP BLK WP HR S P ERA WHIP	IP WLS BF H R ER SO BB IBB HBP BLK WP HR S P ERA WHIP

Boston Red Sox @ Milwaukee Brewers
 Miller Park, Milwaukee, WI
 Sat Jun 07 2003, 6:05 PM CDT
 Att: 34,242 - Dome - 72 F

AB	41
R	11
H	14
RBI	11
BB	5
SO	6
LOB	13

WP	1	PA	46
PB	0		
SB	0		
CS	0		

BOTTOM

Boston Red Sox @ Milwaukee Brewers
Miller Park, Milwaukee, WI
Sat Jun 07 2003, 6:05 PM CDT
Att: 34,242 - Dome - 72 F

livebaseballscorecards.com

AB 38
R 10
H 12
RBI 9
BB 3
SO 11
LOB 12



WP: 0 PA: 42
PB: 1
SB: 2
CS: 1

AB R H RBI BB SO LOB

5 3 2 0 0 1 2

5 2 2 2 0 0 3

4 1 1 1 1 2 1

4 2 1 2 1 2 1

4 0 1 1 0 1 1

4 0 0 0 1 2 1

4 0 1 2 0 1 0

4 1 2 0 0 1 2

1B: 8 SF: 1
2B: 3 SAC: 0
3B: 1 DP: 1
HR: 1 HBP: 0

Batter	1	2	3	4	5	6	7	8	9
Eric Young Sr., R (1, 4) OBP: 0.336, SLG: 0.425	K 3B		1B SF8 2B	E S 1B	G6-3			F8	
Scott Podsednik, L (1, 8) OBP: 0.370, SLG: 0.442	1 SAFE PB 3B		P2	S HR 1B		G2-3		G3	
Richie Sexson, R (1, 3) OBP: 0.366, SLG: 0.541	4-2 CS BB		BB BB 1B	L9		K		K	
Geoff Jenkins, L (1, 7) OBP: 0.347, SLG: 0.529	2-3 K		2-3 3-H 1B BB	2-2 HR		K		L7	
Brady Clark, R (1, 9) OBP: 0.307, SLG: 0.367	3-3 K		SF8	P4		G4-3		1B	
Wes Helms, R (1, 5) OBP: 0.319, SLG: 0.415		F9	1B BB		K		K	L9	
Eddie Pérez, R (1, 2) OBP: 0.322, SLG: 0.432		K2-3	1B BB		F7		G6-3		
Royce Clayton, R (1, 6) OBP: 0.306, SLG: 0.370		K	G4-3		2B 1B			1B	
Ruben Quevedo, R Enrique Cruz, R Matt Ford, S John Vander Wal, L Jayson Burdick, R Valerio De Los Santos, L Leo Estrella, R Keith Ginter, R Mike DeJean, R			2B 1B 1B	K	2B			F8	

Inning Stats	R: 2	H: 1	E: 1	LOB: 1	K: 3	S: 15	R: 0	H: 0	E: 0	LOB: 0	K: 2	S: 10	R: 4	H: 4	E: 0	LOB: 2	K: 0	S: 11	R: 3	H: 3	E: 0	LOB: 0	K: 1	S: 12	R: 1	H: 2	E: 0	LOB: 1	K: 1	S: 16	R: 0	H: 0	E: 0	LOB: 0	K: 2	S: 8	R: 0	H: 0	E: 0	LOB: 0	K: 1	S: 8	R: 0	H: 1	E: 0	LOB: 1	K: 0	S: 10	R: 0	H: 1	E: 0	LOB: 1	K: 1	S: 13	1B: 8	SF: 1	2B: 3	SAC: 0	3B: 1	DP: 1	HR: 1	HBP: 0	WP: 0	PA: 42
--------------	------	------	------	--------	------	-------	------	------	------	--------	------	-------	------	------	------	--------	------	-------	------	------	------	--------	------	-------	------	------	------	--------	------	-------	------	------	------	--------	------	------	------	------	------	--------	------	------	------	------	------	--------	------	-------	------	------	------	--------	------	-------	-------	-------	-------	--------	-------	-------	-------	--------	-------	--------

PITCHER	IP	WLS	BF	H	R	ER	SO	BB	IBB	HBP	BLK	WP	HR	S	P	ERA	WHIP
Casey Fossum, L (1, 1) ERA: 5.76	1.0		5	1	2	0	3	1	0	0	0	0	0	15	25	0.00	2.000
Robert Person, R (2, 1) ERA: 7.71	2.0		12	4	4	4	2	2	0	0	0	0	0	21	41	18.00	3.000
Byung-Hyun Kim, R (4, 1) ERA: 4.08	2.0		11	5	4	4	2	0	0	0	0	0	1	28	41	18.00	2.500
Alan Embree, L (6, 1) ERA: 5.89	1.0		3	0	0	0	2	0	0	0	0	0	0	8	11	0.00	0.000
Brandon Lyon, R (7, 1) ERA: 3.14	2.0	W	7	1	0	0	1	0	0	0	0	0	0	18	24	0.00	0.500

PITCHER	IP	WLS	BF	H	R	ER	SO	BB	IBB	HBP	BLK	WP	HR	S	P	ERA	WHIP
50 Mike Timlin, R (9, 1) ERA: 3.86	1.0		4	1	0	0	1	0	0	0	0	0	0	13	20	0.00	1.000

Batter	1	2	3	4	5	6	7	8	9	AB R H RBI BB SO LOB	TOP
18 Johnny Damon, L (1, 8) OBP: 0.315, SLG: 0.403	0-1 WP 1B 1B		0-2 G1-6-3		1-3 K		1-2 2B 1B		0-1 P6	5 2 2 1 0 1 1	Boston Red Sox @ Milwaukee Brewers Miller Park, Milwaukee, WI Sun Jun 08 2003, 1:05 PM CDT Att. 20,784 - Dome - 72 F livebaseballscorecards.com
Todd Walker, L (1, 4) OBP: 0.358, SLG: 0.427	0-0 1B 1-2 G6-4-3 1B		1-1 P4		0-0 F9		2-2 1B 1-3 2-H 2B	2-1 G4-3	5 1 2 2 0 0 1		
Nomar Garciaparra, R (1, 6) OBP: 0.347, SLG: 0.559	2-2 1B 1-3 2-H G6-4-3 1B		0-0 E8 HR 1B		1-1 G6-3		1-0 F7	0-1 G5-3	5 1 2 1 0 0 2		
Manny Ramirez, R (1, 7) OBP: 0.406, SLG: 0.553	0-2 G6-4-3 1-2f 3-H		4-0 HR IBB		1-0 G5-4-3 1B		2-0 G6-3		3 1 1 0 1 0 2		
Kevin Millar, R (1, 3) OBP: 0.362, SLG: 0.544	1-1 G6-3		1-1 HR		0-0 F9		0-1 HR		4 2 2 4 0 0 1		
Bill Mueller, S (1, 5) OBP: 0.414, SLG: 0.576		3-3 K	3-2 F9		2-2 G5-4-3 1-2f		1-0 P2		4 0 0 0 0 1 1		
Trot Nixon, L (1, 9) OBP: 0.396, SLG: 0.536		1-2 L3		3-3 K		3-3 K	2-3 K		4 0 0 0 0 3 0		
Jason Varitek, S (1, 2) OBP: 0.349, SLG: 0.510		4-0 FC6-4 BB		1-0 G6-3		1-2 1B 1B	1-0 G5-3		3 1 1 0 1 0 0		
Derek Lowe, R (1, 1) Freddy Sanchez, R (7, PH) Ramiro Mendoza, R (7, 1) Jeremy Giambi, L (9, PH) Hector Almonte, R (9, 1)		0-1 FC6-4		0-1 G6-3		2-2 1B 1B 2B 1B		3-2 G4-3 2B	2 0 0 0 0 0 1 1 1 1 0 0 0 0 0 0 0 0 0 0 0 1 0 1 0 0 0 0 0 0 0 0 0 0 0		
Inning Stats	R: 2 H: 3 E: 0 LOB: 0 K: 0 BB: 0 S: 12 P: 15	R: 0 H: 0 E: 0 LOB: 1 K: 1 BB: 1 S: 8 P: 16	R: 3 H: 2 E: 1 LOB: 0 K: 0 BB: 1 S: 11 P: 20	R: 0 H: 0 E: 0 LOB: 0 K: 1 BB: 0 S: 6 P: 10	R: 0 H: 1 E: 0 LOB: 0 K: 0 BB: 0 S: 6 P: 9	R: 3 H: 4 E: 0 LOB: 1 K: 1 BB: 0 S: 18 P: 30	R: 1 H: 1 E: 0 LOB: 0 K: 1 BB: 0 S: 7 P: 11	R: 0 H: 1 E: 0 LOB: 1 K: 0 BB: 0 S: 9 P: 14	1B: 8 SF: 0 2B: 2 SAC: 0 3B: 0 DP: 2 HR: 2 HBP: 0	WP: 1 PA: 39 PB: 0 SB: 0 CS: 0	
PITCHER	IP WLS BF H R ER SO BB IBB HBP BLK WP HR S P ERA WHIP										
Glendon Rusch, L (1, 1) ERA: 7.73	6.1 L 29 10 8 8 4 1 1 0 0 1 1 65 103 11.37 1.737										
Luis Vizcaino, R (7, 1) ERA: 9.86	1.2 6 1 1 1 1 0 0 0 0 0 1 9 16 5.40 0.600										
Brooks Kieschnick, R (9, 1) ERA: 4.32	1.0 4 1 0 0 0 0 0 0 0 0 0 9 14 0.00 1.000										

Boston Red Sox @ Milwaukee Brewers
 Miller Park, Milwaukee, WI
 Sun Jun 08 2003, 1:05 PM CDT
 Att. 20,784 - Dome - 72 F

AB 37
R 9
H 12
RBI 8
BB 2
SO 5
LOB 9



Batter	1	2	3	4	5	6	7	8	9	AB R H RBI BB SO LOB
Scott Podsednik, L (1, 8) OBP: 0.373, SLG: 0.440	4-1 G5-3 1B BB		3-1 G6-4-3 1B		1-0 L6			1-0 P6		3 0 1 0 1 0 1
Keith Ginter, R (1, 4) OBP: 0.359, SLG: 0.294	1-1 1-2 1B		0-0 G6-4-3 1-2f			3-1 G6-3			1-3 K	4 0 1 0 0 1 1
Richie Sexson, R (1, 3) OBP: 0.365, SLG: 0.536	1-3 K		0-0 F9			2-3 K			1-1 BB 1B	4 0 1 0 0 2 2
Geoff Jenkins, L (1, 7) OBP: 0.346, SLG: 0.521	0-0 G5-3 2-3f			2-3 K2-3		2-1 G1-3			4-1 FC5-4 BB	3 0 0 0 1 1 2
John Vander Wal, L (1, 9) OBP: 0.374, SLG: 0.507		3-1 G4-3 G6-3 2B		3-3 K		2-3 K	2-3 K		3-3 K	3 1 1 0 0 2 0 1 0 0 0 0 1 2
Brady Clark, R (9, 9) OBP: 0.303, SLG: 0.363										
Wes Helms, R (1, 5) OBP: 0.313, SLG: 0.407		0-0 G4-3 2-3		2-3 K		2-2 G4-3			1-1 FC5-4 1-2f	4 0 0 0 0 1 3
Eddie Pérez, R (1, 2) OBP: 0.315, SLG: 0.423		2-1 G6-3 3-H			1-2 G5-3		2-3 K			3 0 0 1 0 1 0
Royce Clayton, R (1, 6) OBP: 0.307, SLG: 0.369		1-0 FC4-6 1B			1-0 G5-3			0-0 L9		3 0 1 0 0 0 0 0 0 0 0 0 0 0
Brooks Kieschnick, L (9, 1) OBP: 0.417, SLG: 0.667										
Glendon Rusch, L (1, 1) OBP: 0.292, SLG: 0.227		0-1 FC4-6 1-2f			0-0 1B			0-0 G5-3		2 0 1 0 0 0 1 0 0 0 0 0 0 0 1 0 0 0 0 0 0
Luis Vizcaino, R (7, 1) OBP: 0.219, SLG: 0.172										
Enrique Cruz, R (8, PH) OBP: 0.219, SLG: 0.172										

Inning Stats	R: 0	H: 1	E: 0	K: 1	S: 7	H: 1	LOB: 1	BB: 1	P: 13	R: 1	H: 2	E: 0	K: 0	S: 8	H: 1	LOB: 0	BB: 0	P: 14	R: 0	H: 0	E: 0	K: 3	S: 10	H: 0	LOB: 0	BB: 0	P: 17	R: 0	H: 1	E: 0	K: 0	S: 6	H: 0	LOB: 0	BB: 0	P: 9	R: 0	H: 0	E: 0	K: 1	S: 7	H: 0	LOB: 0	BB: 0	P: 14	R: 0	H: 0	E: 0	K: 2	S: 11	H: 0	LOB: 0	BB: 0	P: 17	R: 0	H: 0	E: 0	K: 0	S: 3	H: 0	LOB: 0	BB: 0	P: 4	R: 0	H: 1	E: 0	K: 2	S: 11	H: 0	LOB: 2	BB: 1	P: 21	1B: 5	SF: 0	2B: 1	SAC: 0	3B: 0	DP: 2	HR: 0	HBP: 0	WP: 0	PA: 33
Derek Lowe, R (1, 1) ERA: 4.66	IP	WLS	BF	H	R	ER	SO	BB	IBB	HBP	BLK	WP	HR	S	P	ERA	WHIP																																																																	
Ramiro Mendoza, R (7, 1) ERA: 6.69	2.0		6	0	0	0	2	0	0	0	0	0	0	14	21	0.00	0.000																																																																	
Hector Almonte, R (9, 1) ERA: 12.27	1.0		5	1	0	0	2	1	0	0	0	0	0	11	21	0.00	2.000																																																																	

BOTTOM

Boston Red Sox @ Milwaukee Brewers
Miller Park, Milwaukee, WI
Sun Jun 08 2003, 1:05 PM CDT
Att. 20,784 - Dome - 72 F

livebaseballscores.com

AB	31
R	1
H	6
RBI	1
BB	2
SO	9
LOB	12



Batter	1	2	3	4	5	6	7	8	9	AB R H RBI BB SO LOB	TOP											
Juan Pierre, L (1, 8) OBP: 0.337, SLG: 0.342	2-1 SH 1B	2-3 K			0-1 G6-3		2-0 G3-1		4-1 E 1B BB	4 2 1 0 1 1 1												
Luis Castillo, S (1, 4) OBP: 0.364, SLG: 0.395	2-1 SH 1B		2-2 1B 1B		0-0 G6-3			0-1 L4	0-2 P3	4 1 1 0 0 0 2												
Ivan Rodriguez, R (1, 2) OBP: 0.346, SLG: 0.406 Ramon Castro, R (9, 2) OBP: 0.333, SLG: 0.370	1-0 G4-3		1-0 1 SAFE 1 SAFE 1B		1-0 G6-3			4-2 BB	1-1 E9 1B 2B 1B	4 1 2 0 1 0 1 0 0 0 0 0 0 0												
Mike Lowell, R (1, 5) OBP: 0.357, SLG: 0.602 Allen Levraut, R (9, 1)	1-2 HR 1B		0-0 P4			2-0 P3		2-0 F7	1-2 2B 1B	5 2 2 2 0 0 3 0 0 0 0 0 0 0												
Juan Encarnacion, R (1, 9) OBP: 0.323, SLG: 0.472 Brian Banks, S (9, PH) OBP: 0.350, SLG: 0.522	1-3 K		0-0 G6-4-3 1-2f			2-3 K		2-2 G5-3	0-1 2B	4 0 0 0 0 2 4 1 0 1 2 0 0 0												
Derrek Lee, R (1, 3) OBP: 0.359, SLG: 0.462	3-2 HR			2-1 HR		3-3 K			HBP 2B 1B G5-3	5 3 3 3 0 1 1												
Alex Gonzalez, R (1, 6) OBP: 0.379, SLG: 0.601	1-3 K			0-3 K			0-0 G1-3 2B		HBP 2B G5-3	4 1 1 0 0 2 1												
Todd Hollandsworth, L (1, 7) OBP: 0.324, SLG: 0.451				1-2 G1			0-3 K		0-1 1B 2B	4 1 1 2 0 1 1												
Mark Redman, L (1, 1) Andy Fox, L (9, PH) OBP: 0.300, SLG: 0.327 Mike Mordecai, R (9, PH) OBP: 0.302, SLG: 0.243				0-0 G3-1			2-2 G1-3		3-2 1B BB E 1B	3 0 0 0 0 1 1 0 0 0 0 0 0 0 1 1 1 1 0 0 0												
Inning Stats	R: 4 E: 1 K: 2 S: 18	H: 3 LOB: 0 BB: 0 P: 29	R: 0 E: 0 K: 2 S: 10	H: 0 LOB: 0 BB: 0 P: 17	R: 0 E: 0 K: 0 S: 6	H: 2 LOB: 1 BB: 0 P: 9	R: 1 E: 0 K: 1 S: 9	H: 1 LOB: 0 BB: 0 P: 12	R: 0 E: 0 K: 0 S: 4	H: 0 LOB: 0 BB: 0 P: 5	R: 0 E: 0 K: 2 S: 9	H: 0 LOB: 0 BB: 0 P: 16	R: 0 E: 0 K: 1 S: 11	H: 1 LOB: 1 BB: 0 P: 15	R: 0 E: 0 K: 0 S: 8	H: 0 LOB: 1 BB: 1 P: 16	R: 7 E: 1 K: 0 S: 23	H: 6 LOB: 1 BB: 1 P: 35	1B: 8 2B: 3 3B: 0 HR: 2	SF: 0 SAC: 1 DP: 1 HBP: 1	WP: 0 PB: 0 SB: 1 CS: 0	PA: 43
PITCHER	IP WLS BF H R ER SO BB IBB HBP BLK WP HR S P ERA WHIP																					
15 Ben Sheets, R (1, 1) ERA: 4.34	7.0 L 28 7 5 2 8 0 0 0 0 0 0 2 67 103 2.57 1.000																					
Luis Vizcaino, R (8, 1) ERA: 10.64	1.0 7 2 3 3 0 1 0 1 0 0 0 0 11 20 27.00 3.000																					
Matt Ford, L (9, 1) ERA: 2.75	0.1 4 2 1 1 0 1 0 0 0 0 0 0 9 17 27.00 9.000																					
Brooks Kieschnick, R (9, 1) ERA: 4.67	0.2 4 2 3 3 0 0 0 0 0 0 0 0 11 14 40.50 3.000																					

Florida Marlins @ Milwaukee Brewers
Miller Park, Milwaukee, WI
Tue Jun 10 2003, 7:05 PM CDT
Att. 11,598 - Cloudy - 72 F

livebaseballscorecards.com

AB 39
R 12
H 13
RBI 10
BB 2
SO 8
LOB 15



Batter	1	2	3	4	5	6	7	8	9	AB R H RBI BB SO LOB
Eric Young Sr., R OBP: 0.338, SLG: 0.421 (1, 4)	0-1 F7	1-2 G6-3			4-0 BB		0-1 P4		1-0 1B 1B	4 1 1 0 1 0 3
Scott Podsednik, L OBP: 0.374, SLG: 0.439 (1, 8)	2-1 1B		1-2 G4-3		0-1 L4		3-2 F7		2-2 1B 1B	5 0 2 1 0 0 2
Richie Sexson, R OBP: 0.365, SLG: 0.533 (1, 3)	2-3 K		0-0 G3-6-3 1B		0-2 P2			1-2 L6	1-0 FC6-4 1B	5 0 2 1 0 1 2
Geoff Jenkins, L OBP: 0.339, SLG: 0.509 (1, 7)	2-3 K		0-0 G3-6-3 1-2f			0-2 G4-3		2-3 K	0-1 FC6-4 1-2f	5 0 0 0 0 2 4
Brady Clark, R OBP: 0.301, SLG: 0.349 (1, 9)		1-1 P6		4-1 1B BB		3-3 K		3-1 G5-3		3 0 0 0 1 1 0
Wes Helms, R OBP: 0.316, SLG: 0.424 (1, 5)		1-1 E5 15 1B		2-1 P4		2-2 1B		0-1 HR		4 2 2 1 0 0 1
Keith Osik, R OBP: 0.337, SLG: 0.253 (1, 2)		2-1 F7		2-2 G6-4-3 1B		1-2 P6		0-1 P4		4 0 1 0 0 0 2
Royce Clayton, R OBP: 0.310, SLG: 0.369 (1, 6)		4-1 15 1B BB		0-1 G6-4-3 1-2f		0-2 1B		2-2 K		3 0 1 0 1 1 2
15 Ben Sheets, R OBP: 0.114, SLG: 0.088 (1, 1)		1-1 1B		0-0 B2-3		0-1 P3		3-2 1B 2B		2 0 1 1 0 0 0 1 0 0 0 0 0 1 0 0 0 0 0 0 0 0 0 0 0 0 0 0 1 1 1 0 0 0 0
Keith Ginter, R OBP: 0.356, SLG: 0.291 (7, PH)										
Luis Vizcaino, R (8, 1)										
Matt Ford, S (9, 1)										
Brooks Kieschnick, L OBP: 0.462, SLG: 0.769 (9, 1)		1-3 2-H 1B								

Inning Stats	R: 0	H: 1	E: 0	K: 2	S: 12	LOB: 1	BB: 0	P: 18	R: 1	H: 1	E: 1	K: 0	S: 13	LOB: 2	BB: 1	P: 23	R: 0	H: 1	E: 0	K: 0	S: 5	LOB: 0	BB: 0	P: 6	R: 0	H: 1	E: 0	K: 0	S: 9	LOB: 1	BB: 1	P: 17	R: 0	H: 0	E: 0	K: 0	S: 6	LOB: 1	BB: 1	P: 10	R: 0	H: 1	E: 0	K: 1	S: 16	LOB: 1	BB: 0	P: 22	R: 0	H: 1	E: 0	K: 0	S: 10	LOB: 1	BB: 0	P: 13	R: 0	H: 0	E: 0	K: 1	S: 8	LOB: 0	BB: 0	P: 14	R: 3	H: 5	E: 0	K: 1	S: 20	LOB: 2	BB: 0	P: 29	1B: 9	SF: 0	2B: 1	SAC: 0	3B: 0	DP: 2	HR: 1	HBP: 0	WP: 0	PA: 40
--------------	------	------	------	------	-------	--------	-------	-------	------	------	------	------	-------	--------	-------	-------	------	------	------	------	------	--------	-------	------	------	------	------	------	------	--------	-------	-------	------	------	------	------	------	--------	-------	-------	------	------	------	------	-------	--------	-------	-------	------	------	------	------	-------	--------	-------	-------	------	------	------	------	------	--------	-------	-------	------	------	------	------	-------	--------	-------	-------	-------	-------	-------	--------	-------	-------	-------	--------	-------	--------

PITCHER	IP	WLS	BF	H	R	ER	SO	BB	IBB	HBP	BLK	WP	HR	S	P	ERA	WHIP
Mark Redman, L ERA: 2.83 (1, 1)	8.0	W	32	6	1	0	4	3	0	0	0	0	0	79	123	0.00	1.125
Allen Levraut, R ERA: 2.7 (9, 1)	1.0		8	5	3	3	1	0	0	0	0	0	1	20	29	27.00	5.000

BOTTOM

Florida Marlins @ Milwaukee Brewers
Miller Park, Milwaukee, WI
Tue Jun 10 2003, 7:05 PM CDT
Att: 11,598 - Cloudy - 72 F

livebaseballscorecards.com

AB	37
R	4
H	11
RBI	4
BB	3
SO	5
LOB	17



Batter	1	2	3	4	5	6	7	8	9	AB R H RBI BB SO LOB	TOP											
Juan Pierre, L (1, 8) OBP: 0.344, SLG: 0.351	4-2 HR BB	0-0 FC6-4 1B		1-2 2B		0-0 1B		1-2 P4		4 1 3 1 1 0 1												
Luis Castillo, S (1, 4) OBP: 0.365, SLG: 0.405	3-2 HR 1-H	0-2 P3		3-2 G1-3		2-2 G5-3		4-2 FC5-4 BB		4 1 1 2 1 0 4												
Ivan Rodriguez, R (1, 2) OBP: 0.347, SLG: 0.417	1-3 K	1-2 FC6-4 1-2f			1-2 2B		1-2 WP 2B	1-0 FC5-4 1-2f		5 1 2 0 0 1 4												
Mike Lowell, R (1, 5) OBP: 0.355, SLG: 0.594	2-1 F9		0-1 G1-6-3 1B		1-2 F8		0-0 F8		2-3 K	5 0 1 0 0 1 2												
Juan Encarnacion, R (1, 9) OBP: 0.317, SLG: 0.463	1-3 K		3-2 G1-6-3 1-2f		0-0 G5-3		2-2 G6-3 2-H	0-0 G5-3		5 0 0 0 0 1 2												
Derrek Lee, R (1, 3) OBP: 0.367, SLG: 0.475		4-1 3B BB	4-2 S BB		4-0 IBB		2-0 HR	1-3 K		2 2 1 1 3 1 0												
Alex Gonzalez, R (1, 6) OBP: 0.377, SLG: 0.604		0-2 1B 3B	2-1 F7		1-3 K		0-2 G2-3			4 1 1 1 0 1 3												
Brian Banks, S (1, 7) OBP: 0.357, SLG: 0.507		4-2 1B BB		0-0 G5-3		1-3 K		4-0 S BB		2 0 0 0 2 1 0												
Dontrelle Willis, L (1, 1) OBP: 0.235, SLG: 0.438		2-1 B2		1-0 F8		1-1 G6-3		1-3 K		3 0 0 0 0 0 2												
Tim Spooneybarger, R (7, 1)										1 0 0 0 0 1 1												
Braden Looper, R (9, 1)										0 0 0 0 0 0 0												
Inning Stats	R: 2 E: 0 K: 2 S: 15	H: 1 LOB: 0 BB: 1 P: 25	R: 2 E: 0 K: 0 S: 19	H: 2 LOB: 2 BB: 2 P: 30	R: 0 E: 0 K: 0 S: 11	H: 1 LOB: 1 BB: 1 P: 20	R: 0 E: 0 K: 0 S: 8	H: 1 LOB: 1 BB: 0 P: 13	R: 0 E: 0 K: 1 S: 11	H: 1 LOB: 1 BB: 0 P: 14	R: 2 E: 0 K: 0 S: 11	H: 2 LOB: 0 BB: 0 P: 16	R: 0 E: 0 K: 1 S: 13	H: 0 LOB: 2 BB: 2 P: 24	R: 0 E: 0 K: 2 S: 7	H: 0 LOB: 0 BB: 0 P: 10	1B: 3 2B: 3 3B: 1 HR: 2	SF: 0 SAC: 0 DP: 1 HBP: 0	WP: 1 PB: 0 SB: 3 CS: 0	PA: 42		
PITCHER	IP WLS BF H R ER SO BB IBB HBP BLK WP HR S P ERA WHIP	IP WLS BF H R ER SO BB IBB HBP BLK WP HR S P ERA WHIP	IP WLS BF H R ER SO BB IBB HBP BLK WP HR S P ERA WHIP	IP WLS BF H R ER SO BB IBB HBP BLK WP HR S P ERA WHIP	IP WLS BF H R ER SO BB IBB HBP BLK WP HR S P ERA WHIP	IP WLS BF H R ER SO BB IBB HBP BLK WP HR S P ERA WHIP	IP WLS BF H R ER SO BB IBB HBP BLK WP HR S P ERA WHIP	IP WLS BF H R ER SO BB IBB HBP BLK WP HR S P ERA WHIP	IP WLS BF H R ER SO BB IBB HBP BLK WP HR S P ERA WHIP	IP WLS BF H R ER SO BB IBB HBP BLK WP HR S P ERA WHIP	IP WLS BF H R ER SO BB IBB HBP BLK WP HR S P ERA WHIP	IP WLS BF H R ER SO BB IBB HBP BLK WP HR S P ERA WHIP	IP WLS BF H R ER SO BB IBB HBP BLK WP HR S P ERA WHIP	IP WLS BF H R ER SO BB IBB HBP BLK WP HR S P ERA WHIP	IP WLS BF H R ER SO BB IBB HBP BLK WP HR S P ERA WHIP	IP WLS BF H R ER SO BB IBB HBP BLK WP HR S P ERA WHIP	IP WLS BF H R ER SO BB IBB HBP BLK WP HR S P ERA WHIP	IP WLS BF H R ER SO BB IBB HBP BLK WP HR S P ERA WHIP	IP WLS BF H R ER SO BB IBB HBP BLK WP HR S P ERA WHIP	IP WLS BF H R ER SO BB IBB HBP BLK WP HR S P ERA WHIP		
Wayne Franklin, L (1, 1) ERA: 5.27	4.2 L	24 6 4 4 2 4 1 0 0 0 0 0 1 60 101 7.71 2.143																				
Luis Vizcaino, R (5, 1) ERA: 10.48	0.1	1 0 0 0 1 0 0 0 0 0 0 0 0 3 4 0.00 0.000																				
Valerio De Los Santos, L (6, 1) ERA: 3.63	1.0	4 1 0 0 1 0 0 0 0 0 0 0 1 11 14 0.00 1.000																				
Jayson Durocher, R (7, 1) ERA: 12.71	1.0	5 2 2 0 0 0 0 0 0 0 0 1 1 11 16 18.00 2.000																				
Curt Leskantic, R (8, 1) ERA: 3.32	1.0	5 0 0 0 0 1 2 0 0 0 0 0 0 13 24 0.00 2.000																				
PITCHER	IP WLS BF H R ER SO BB IBB HBP BLK WP HR S P ERA WHIP	IP WLS BF H R ER SO BB IBB HBP BLK WP HR S P ERA WHIP	IP WLS BF H R ER SO BB IBB HBP BLK WP HR S P ERA WHIP	IP WLS BF H R ER SO BB IBB HBP BLK WP HR S P ERA WHIP	IP WLS BF H R ER SO BB IBB HBP BLK WP HR S P ERA WHIP	IP WLS BF H R ER SO BB IBB HBP BLK WP HR S P ERA WHIP	IP WLS BF H R ER SO BB IBB HBP BLK WP HR S P ERA WHIP	IP WLS BF H R ER SO BB IBB HBP BLK WP HR S P ERA WHIP	IP WLS BF H R ER SO BB IBB HBP BLK WP HR S P ERA WHIP	IP WLS BF H R ER SO BB IBB HBP BLK WP HR S P ERA WHIP	IP WLS BF H R ER SO BB IBB HBP BLK WP HR S P ERA WHIP	IP WLS BF H R ER SO BB IBB HBP BLK WP HR S P ERA WHIP	IP WLS BF H R ER SO BB IBB HBP BLK WP HR S P ERA WHIP	IP WLS BF H R ER SO BB IBB HBP BLK WP HR S P ERA WHIP	IP WLS BF H R ER SO BB IBB HBP BLK WP HR S P ERA WHIP	IP WLS BF H R ER SO BB IBB HBP BLK WP HR S P ERA WHIP	IP WLS BF H R ER SO BB IBB HBP BLK WP HR S P ERA WHIP	IP WLS BF H R ER SO BB IBB HBP BLK WP HR S P ERA WHIP	IP WLS BF H R ER SO BB IBB HBP BLK WP HR S P ERA WHIP	IP WLS BF H R ER SO BB IBB HBP BLK WP HR S P ERA WHIP	IP WLS BF H R ER SO BB IBB HBP BLK WP HR S P ERA WHIP	
Leo Estrella, R (9, 1) ERA: 0.92	1.0	3 0 0 0 0 0 2 0 0 0 0 0 0 0 0 0 0.00 0.000																				

Florida Marlins @ Milwaukee Brewers
 Miller Park, Milwaukee, WI
 Wed Jun 11 2003, 7:05 PM CDT
 Att. 12,419 - Dome - 72 F

livebaseballscorecards.com

AB	35
R	6
H	9
RBI	5
BB	7
SO	7
LOB	19



BOTTOM

Florida Marlins @ Milwaukee Brewers
Miller Park, Milwaukee, WI
Wed Jun 11 2003, 7:05 PM CDT
Att. 12,419 - Dome - 72 F

livebaseballscores.com

AB 36
R 5
H 13
RBI 5
BB 1
SO 7
LOB 18



WP: 1 PA: 39
PB: 0
SB: 0
CS: 1

AB R H RBI BB SO LOB

5 2 3 2 0 1 0

5 0 1 0 0 0 4

2 0 0 1 1 0 1

4 0 0 0 0 3 1

4 0 2 0 0 0 1

4 2 2 0 0 0 1

4 1 2 0 0 0 2

4 0 2 0 0 1 4

1B: 10 SF: 1
2B: 2 SAC: 0
3B: 0 DP: 2
HR: 1 HBP: 0

Batter	1	2	3	4	5	6	7	8	9
Eric Young Sr., R OBP: 0.343, SLG: 0.441 (1, 4)	0-3 K		0-0 P6			0-1 HR	2-0 CS	3-2 WP B4-3 SF8 1B	1-0 FC4-6 1B
Scott Podsednik, L OBP: 0.369, SLG: 0.431 (1, 8)	3-1 F7		1-2 F7			1-2 G1-6-3 1B		1-1 B4-3 1B	1-1 FC4-6 1B
Brady Clark, R OBP: 0.299, SLG: 0.341 (1, 9)	1-2 F7			4-2 G4-6-3 BB		2-1 G1-6-3 1B		3-1 SF8 2-H	
Richie Sexson, R OBP: 0.360, SLG: 0.525 (1, 3)		1-3 K		1-3 K		0-1 F9		3-3 K	
Keith Ginter, R OBP: 0.361, SLG: 0.299 (1, 7)		2-1 1B 1B		1-1 G4-6-3 1-2f			3-2 G5-3		2-1 FC3-5 1B 1B
Wes Helms, R OBP: 0.319, SLG: 0.425 (1, 5)		2-2 P4			1-1 L9		0-1 1B 2B 1B		0-0 1B 1B FC3-5 1B
Keith Osik, R OBP: 0.343, SLG: 0.264 (1, 2)		0-0 1B			2-2 G6-3		1-1 2B 1B		0-1 FC3-5 1B 1B
Royce Clayton, R OBP: 0.313, SLG: 0.376 (1, 6)		1-1 G4-3			3-2 2B		0-3 K		1-2 1B 1B
Wayne Franklin, L Luis Vizcaino, R Enrique Cruz, R Valerio Diaz Santos, L Jayson Durocher, R Eddie Pérez, R Curt Leskanic, R Leo Estrella, R Brooks Kieschnick, L			0-2 P6		2-3 K		0-0 CS 1-H 2-H 2B		3-3 K

Inning Stats	R: 0	H: 0	E: 0	K: 1	S: 8	H: 0	LOB: 0	BB: 0	P: 12	R: 0	H: 2	E: 0	K: 1	S: 11	H: 0	LOB: 2	BB: 0	P: 17	R: 0	H: 0	E: 0	K: 0	S: 7	R: 0	H: 0	E: 0	K: 1	S: 8	H: 0	LOB: 0	BB: 1	P: 14	R: 0	H: 1	E: 0	K: 1	S: 16	H: 2	LOB: 0	BB: 0	P: 12	R: 2	H: 3	E: 0	K: 1	S: 14	H: 1	LOB: 0	BB: 0	P: 20	R: 1	H: 1	E: 0	K: 1	S: 14	H: 4	LOB: 3	BB: 0	P: 22	1B: 10	SF: 1	2B: 2	SAC: 0	3B: 0	DP: 2	HR: 1	HBP: 0
--------------	------	------	------	------	------	------	--------	-------	-------	------	------	------	------	-------	------	--------	-------	-------	------	------	------	------	------	------	------	------	------	------	------	--------	-------	-------	------	------	------	------	-------	------	--------	-------	-------	------	------	------	------	-------	------	--------	-------	-------	------	------	------	------	-------	------	--------	-------	-------	--------	-------	-------	--------	-------	-------	-------	--------

PITCHER	IP	WLS	BF	H	R	ER	SO	BB	IBB	HBP	BLK	WP	HR	S	P	ERA	WHIP
Dontrelle Willis, L ERA: 3.16 (1, 1)	6.2	W	27	8	3	3	5	1	0	0	0	0	1	73	105	4.05	1.350
Tim Lincecum, R ERA: 4.07 (7, 1)	1.1	H	4	1	1	1	1	0	0	0	0	1	0	10	22	6.75	0.750
Braden Looper, R ERA: 2.72 (9, 1)	1.0	S	7	4	1	1	1	0	0	0	0	0	0	14	22	9.00	4.000

Batter	1	2	3	4	5	6	7	8	9	AB R H RBI BB SO LOB	TOP											
Juan Pierre, L (1, 8) OBP: 0.352, SLG: 0.359	1-0 1B		2-2 G1-3			0-1 SH1-4 1B	3-2 FC6-4 1B		1-1 1B	5 1 4 0 0 0 0												
Luis Castillo, S (1, 4) OBP: 0.369, SLG: 0.409	3-2 F8		0-1 1B			0-0 1B SH1-4	0-0 FC6-4 WP G5-3		0-2 1B G6-4-3	5 1 3 1 0 0 2												
Mike Redmond, R (1, 2) OBP: 0.270, SLG: 0.324	1-2 F9		0-0 F7			0-0 SH1-4	2-2 G5-3		1-0 G6-4-3	4 0 0 0 0 0 5												
Mike Lowell, R (1, 5) OBP: 0.353, SLG: 0.587	1-3 K			0-0 F7		4-0 1B IBB	2-1 P4			3 1 0 0 0 1 2												
Juan Encarnacion, R (1, 9) OBP: 0.320, SLG: 0.475		3-2 E5		0-2 G5-3		1-1 1B 1B		1-1 HR		4 1 2 2 0 0 0												
Derrek Lee, R (1, 3) OBP: 0.361, SLG: 0.467		0-2 F9		1-2 G4-3		3-3 K		1-2 G4-3		4 0 0 0 0 1 4												
Alex Gonzalez, R (1, 6) OBP: 0.379, SLG: 0.602		0-0 L7			1-1 G1-6-3 1B	0-0 1B		1-0 G6-3		4 0 2 2 0 0 1												
Todd Hollandsworth, L (1, 7) OBP: 0.317, SLG: 0.440		2-3 K			1-1 G1-6-3	1-3 K		1-0 G3-1		4 0 0 0 0 2 4												
Carl Pavano, R (1, 1) OBP: 0.107, SLG: 0.148			0-1 G4-3		1-1 G4-3		1-1 1B FC6-4 1B		3-2 F7	2 0 0 0 0 0 0												
Mike Mordecai, R (7, PH) OBP: 0.318, SLG: 0.263										1 1 1 0 0 0 0												
56 Kevin Olsen, R (7, 1)										0 0 0 0 0 0 0												
Brian Banks, S (9, PH) OBP: 0.353, SLG: 0.500										1 0 0 0 0 0 0												
Inning Stats	R: 0 E: 0 K: 1 S: 15	H: 1 LOB: 1 BB: 0 P: 19	R: 0 E: 1 K: 1 S: 10	H: 0 LOB: 1 BB: 0 P: 15	R: 0 E: 0 K: 0 S: 9	H: 1 LOB: 1 BB: 0 P: 11	R: 0 E: 0 K: 0 S: 9	H: 0 LOB: 0 BB: 0 P: 10	R: 0 E: 0 K: 0 S: 6	H: 1 LOB: 0 BB: 0 P: 9	R: 3 E: 0 K: 2 S: 17	H: 4 LOB: 2 BB: 1 P: 26	R: 1 E: 0 K: 0 S: 12	H: 2 LOB: 1 BB: 0 P: 20	R: 1 E: 0 K: 0 S: 7	H: 1 LOB: 0 BB: 0 P: 11	R: 0 E: 0 K: 0 S: 9	H: 2 LOB: 1 BB: 0 P: 14	1B: 11 2B: 0 3B: 0 HR: 1	SF: 0 SAC: 1 DP: 2 HBP: 0	WP: 1 PB: 0 SB: 1 CS: 0	PA: 39
PITCHER	IP WLS BF H R ER SO BB IBB HBP BLK WP HR S P ERA WHIP																					
Matt Kinney, R (1, 1) ERA: 3.92	6.0 W 26 7 3 3 4 0 1 0 0 0 0 66 90 4.50 1.167																					
Valerio De Los Santos, L (7, 1) ERA: 4.15	0.0 2 2 1 1 0 0 0 0 0 0 0 5 9 ∞ ∞																					
Leo Estrella, R (7, 1) ERA: 1.25	2.0 H 7 1 1 1 0 0 0 0 0 1 1 14 22 4.50 0.500																					
Mike DeJean, R (9, 1) ERA: 4.45	1.0 S 4 2 0 0 0 0 0 0 0 0 0 9 14 0.00 2.000																					

Florida Marlins @ Milwaukee Brewers
 Miller Park, Milwaukee, WI
 Thu Jun 12 2003, 1:05 PM CDT
 Att. 13,075 - Overcast - 57 F

livebaseballscorecards.com

AB	37
R	5
H	12
RBI	5
BB	1
SO	4
LOB	18




Batter	1	2	3	4	5	6	7	8	9	AB	R	H	RBI	BB	SO	LOB	BOTTOM			
Eric Young Sr., R OBP: 0.342, SLG: 0.451 (1, 4)	1-2 G4-3			0-0 F8		2-2 HR	1-0 P4			4	1	1	1	0	0	0	BOTTOM			
Scott Podsednik, L OBP: 0.372, SLG: 0.439 (1, 8)	2-2 F7			1-3 K		3-1 2B		3-1 1B		4	1	2	0	0	1	0	BOTTOM			
Richie Sexson, R OBP: 0.359, SLG: 0.532 (1, 3)	3-3 K			1-1 HR		1-0 G5-3		0-0 G5-3		4	1	1	1	0	1	2	BOTTOM			
Geoff Jenkins, L OBP: 0.341, SLG: 0.505 (1, 7)		1-1 F7		1-1 E3		4-0 2B		4-0 IBB		2	1	0	0	2	0	0	BOTTOM			
Brady Clark, R OBP: 0.297, SLG: 0.348 (1, 9)		3-3 K		0-1 G6-3		0-0 HR		2-2 G5-4-3		4	1	1	2	0	1	3	BOTTOM			
Wes Helms, R OBP: 0.320, SLG: 0.438 Mike DeJean, R (9, 1)		1-0 F9			1-0 G4-3		3-2 HR			3	1	1	2	0	0	0	BOTTOM			
Eddie Pérez, R OBP: 0.314, SLG: 0.425 (1, 2)			2-0 F9		3-1 P6		0-0 P3			3	0	0	0	0	0	0	BOTTOM			
Royce Clayton, R OBP: 0.309, SLG: 0.371 (1, 6)			3-2 G4-3		1-1 P6			1-1 F8		3	0	0	0	0	0	0	BOTTOM			
Matt Kinney, R Enrique Cruz, R Valerio De Los Santos, L Leo Estrella, R Keith Ginter, R OBP: 0.358, SLG: 0.296 (7, 5)			2-2 G1-3			1-2 G1-3		0-0 P6		1	0	0	0	0	0	0	BOTTOM			
Inning Stats	R: 0 E: 0 K: 1 S: 9	H: 0 LOB: 0 BB: 0 P: 15	R: 0 E: 0 K: 1 S: 6	H: 0 LOB: 0 BB: 0 P: 11	R: 0 E: 0 K: 0 S: 9	H: 0 LOB: 0 BB: 0 P: 16	R: 1 E: 1 K: 1 S: 10	H: 1 LOB: 1 BB: 0 P: 13	R: 0 E: 0 K: 0 S: 5	H: 0 LOB: 0 BB: 0 P: 10	R: 5 E: 0 K: 0 S: 16	H: 4 LOB: 0 BB: 1 P: 30	R: 0 E: 0 K: 0 S: 4	H: 0 LOB: 0 BB: 0 P: 6	R: 0 E: 0 K: 0 S: 6	H: 1 LOB: 1 BB: 1 P: 15	1B: 1 2B: 2 3B: 0 HR: 3	SF: 0 SAC: 0 DP: 1 HBP: 0	WP: 0 PB: 0 SB: 0 CS: 0	PA: 32
PITCHER Carl Pavano, R ERA: 4.53 56 Kevin Olsen, R ERA:	IP 6.0 2.0	WLS L 7	BF 25 7	H 5 1	R 6 0	ER 6 0	SO 3 0	BB 0 1	HBP 0 0	BLK 0 0	WP 0 0	HR 3 0	S 55 10	P 95 21	ERA 9.00 0.00	WHIP 0.833 0.500				

Florida Marlins @ Milwaukee Brewers
Miller Park, Milwaukee, WI
Thu Jun 12 2003, 1:05 PM CDT
Att: 13,075 - Overcast - 57 F

livebaseballscorecards.com

AB	30
R	6
H	6
RBI	6
BB	2
SO	3
LOB	5



Batter	1	2	3	4	5	6	7	8	9	AB R H RBI BB SO LOB	TOP											
Eric Young Sr. R (1, 4) OBP: 0.339, SLG: 0.450	2-2 G4-3		1-1 G3 2B		0-3 SAFE K	0-0 L6			0-0 G6-3	5 0 1 0 0 1 3												
Scott Podsednik, L (1, 8) OBP: 0.367, SLG: 0.429	1-2 F9 S HBP		0-0 G3		1-0 E5 BB		0-3 K		2-0 G4-3	4 0 0 0 0 1 2												
Richie Sexson, R (1, 3) OBP: 0.359, SLG: 0.526	0-2 F9		3-2 F7		4-2 BB		2-2 P3		4-1 1B BB	3 0 0 0 2 0 2												
Geoff Jenkins, L (1, 7) OBP: 0.336, SLG: 0.496 Brady Clark, R (8, 7) OBP: 0.304, SLG: 0.356	0-0 G3			1-3 K	1-2 P5		2-3 K		2-1 1B	4 0 0 0 0 2 4 1 0 1 0 0 0 0												
John Vander Wal, L (1, 9) OBP: 0.388, SLG: 0.511		0-1 G3-4-3 1B		0-1 1B		4-2 1B FC4-6 BB		4-1 G3-6-1 BB	3-3 K	3 2 2 0 2 1 2												
Wes Helms, R (1, 5) OBP: 0.322, SLG: 0.437		0-1 P4		1-3 K		0-0 FC4-6 1B		4-2 G3-6-1 BB		3 0 1 0 1 1 2												
Brooks Kieschnick, L (1, 10) OBP: 0.389, SLG: 0.611		1-0 G3-4-3		0-1 P5		0-1 FC4-6 1B		3-1 G3-6-1		4 0 1 0 0 0 4												
Eddie Pérez, R (1, 2) OBP: 0.318, SLG: 0.427		0-2 G3			1-0 FC6-4 1B	0-2 FC4-6		1-0 FC6-4 1B		4 0 2 2 0 0 3												
Royce Clayton, R (1, 6) OBP: 0.304, SLG: 0.364			2-2 G6-3		0-0 FC6-4 BB E	1-3 K		1-1 FC6-4		4 0 0 0 0 1 4												
Inning Stats	R: 0 E: 0 K: 0 S: 11	H: 0 LOB: 1 BB: 0 P: 14	R: 0 E: 0 K: 0 S: 9	H: 1 LOB: 1 BB: 0 P: 10	R: 0 E: 0 K: 0 S: 9	H: 1 LOB: 1 BB: 0 P: 15	R: 0 E: 0 K: 2 S: 10	H: 1 LOB: 3 BB: 1 P: 12	R: 0 E: 1 K: 1 S: 15	H: 1 LOB: 3 BB: 1 P: 21	R: 1 E: 0 K: 1 S: 14	H: 2 LOB: 2 BB: 1 P: 19	R: 0 E: 0 K: 2 S: 17	H: 0 LOB: 0 BB: 0 P: 21	R: 1 E: 0 K: 0 S: 9	H: 1 LOB: 1 BB: 2 P: 22	R: 0 E: 0 K: 1 S: 8	H: 1 LOB: 2 BB: 1 P: 19	1B: 7 2B: 1 3B: 0 HR: 0	SF: 0 SAC: 0 DP: 1 HBP: 1	WP: 0 PB: 0 SB: 1 CS: 0	PA: 41
PITCHER	IP WLS BF H R ER SO BB IBB HBP BLK WP HR S P ERA WHIP																					
Sidney Ponson, R (1, 1) ERA: 3.64	6.0 W 28 6 1 1 4 2 0 1 0 0 0 68 91 1.50 1.333																					
B.J. Ryan, L (7, 1) ERA: 5.79	1.2 6 0 1 1 2 2 0 0 0 0 0 23 38 5.40 1.200																					
Willis Roberts, R (8, 1) ERA: 4.73	1.1 7 2 0 0 1 1 0 0 0 0 0 11 24 0.00 2.250																					

Milwaukee Brewers @ Baltimore Orioles
 Oriole Park at Camden Yards, Baltimore, MD

AB	35
R	2
H	8
RBI	2
BB	5
SO	7
LOB	26



Fri Jun 13 2003, 7:05 PM EDT
 Att. 28,085 - Cloudy - 81 F

Batter	1	2	3	4	5	6	7	8	9	AB	R	H	RBI	BB	SO	LOB	BOTTOM			
1 Brian Roberts, S OBP: 0.347, SLG: 0.411 (1, 4)	4-2 FC4-6 BB		2-2 G6-3		0-1 SH2-4	1-3 K		2-2 G6-3		3	0	0	0	1	1	2	<p>Milwaukee Brewers @ Baltimore Orioles</p> <p>Oriole Park at Camden Yards, Baltimore, MD</p> <p>Fri Jun 13 2003, 7:05 PM EDT</p> <p>Att: 28,085 - Cloudy - 81 F</p> <p>livebaseballscorecards.com</p>			
Luis Matos, R OBP: 0.430, SLG: 0.587 (1, 8)	1-1 FC4-6 6 CS 1-2f		0-3 K		2-1 31 HR 6 BB 1B		0-0 F8		4	1	1	0	0	1	1					
6 Melvin Mora, R OBP: 0.466, SLG: 0.598 (1, 7)	0-2 L6 1-2		1-2 HBP		4-0 31 HR 1-2 BB		0-1 F7		2	1	0	0	1	0	1					
Jeff Conine, R OBP: 0.333, SLG: 0.433 (1, 3)		4-2 1B E BB	1 SAFE 2-1 F9		3-2 P2		1-0 31 HR 1B		3	2	1	0	1	0	4					
31 Jay Gibbons, L OBP: 0.357, SLG: 0.494 (1, 9)		3-2 P5 1 SAFE		0-1 F7 2B	1-2 HR 1-H 2-H 3-H		1-0 HR		4	2	3	6	0	0	1					
Tony Batista, R OBP: 0.302, SLG: 0.430 (1, 5)		3-2 P4		1-2 F7 2-3	1-3 K		2-3 K		4	0	0	0	0	2	2					
B.J. Surhoff, L OBP: 0.374, SLG: 0.457 (1, 10)		0-2 E 1-2 1B		3-3 K		0-2 F7		3-2 G6-4-3 1B	4	0	2	0	0	1	1					
Deivi Cruz, R OBP: 0.270, SLG: 0.415 (1, 6)		3-1 E5 1-3 2-H 1B		1-3 K		1-2 G5-3 2B		0-0 G6-4-3 1-2f 1B	4	0	2	1	0	1	2					
Brook Fordyce, R OBP: 0.320, SLG: 0.356 (1, 2)		2-3 K		2-2 1B 31 HR SH2-4 1B		3-1 G5-3 2-3		4-1 BB	3	1	1	0	1	1	3					
Inning Stats	R: 0 E: 0 K: 0 S: 9	H: 0 LOB: 0 BB: 1 P: 14	R: 1 E: 1 K: 1 S: 22	H: 2 LOB: 2 BB: 1 P: 37	R: 0 E: 0 K: 1 S: 10	H: 0 LOB: 1 BB: 0 P: 15	R: 0 E: 0 K: 2 S: 11	H: 1 LOB: 1 BB: 0 P: 16	R: 4 E: 0 K: 1 S: 16	H: 3 LOB: 0 BB: 1 P: 29	R: 0 E: 0 K: 1 S: 12	H: 1 LOB: 1 BB: 0 P: 17	R: 2 E: 0 K: 1 S: 9	H: 2 LOB: 0 BB: 0 P: 13	R: 0 E: 0 K: 0 S: 12	H: 1 LOB: 1 BB: 1 P: 21	1B: 6 2B: 2 3B: 0 HR: 2	SF: 0 SAC: 1 DP: 1 HBP: 1	WP: 0 PB: 0 SB: 0 CS: 1	PA: 37
PITCHER	IP WLS L	WLS L	BF H R ER SO	BF H R ER SO	BF H R ER SO	BF H R ER SO	BF H R ER SO	BF H R ER SO	BF H R ER SO	BF H R ER SO	BF H R ER SO	BF H R ER SO	BF H R ER SO	BF H R ER SO	BF H R ER SO	BB IBB HBP BLK	WP HR S P	ERA WHIP		
Glendon Rusch, L ERA: 7.77 (1, 1)	4.1		21 5 4 4 4	21 5 4 4 4	21 5 4 4 4	21 5 4 4 4	21 5 4 4 4	21 5 4 4 4	21 5 4 4 4	21 5 4 4 4	21 5 4 4 4	21 5 4 4 4	21 5 4 4 4	21 5 4 4 4	21 5 4 4 4	3 0 1 0	0 0 0 0	8.31 5.40 18.00 0.00	1.846 1.200 2.000 2.000	
Jayson Durocher, R ERA: 11.05 (5, 1)	1.2		7 2 1 1 2	7 2 1 1 2	7 2 1 1 2	7 2 1 1 2	7 2 1 1 2	7 2 1 1 2	7 2 1 1 2	7 2 1 1 2	7 2 1 1 2	7 2 1 1 2	7 2 1 1 2	7 2 1 1 2	7 2 1 1 2	0 0 0 0	0 0 0 0			
Luis Vizcaino, R ERA: 10.8 (7, 1)	1.0		5 2 2 2 1	5 2 2 2 1	5 2 2 2 1	5 2 2 2 1	5 2 2 2 1	5 2 2 2 1	5 2 2 2 1	5 2 2 2 1	5 2 2 2 1	5 2 2 2 1	5 2 2 2 1	5 2 2 2 1	5 2 2 2 1	0 0 0 0	0 0 0 0			
Matt Ford, L ERA: 2.61 (8, 1)	1.0		4 1 0 0 0	4 1 0 0 0	4 1 0 0 0	4 1 0 0 0	4 1 0 0 0	4 1 0 0 0	4 1 0 0 0	4 1 0 0 0	4 1 0 0 0	4 1 0 0 0	4 1 0 0 0	4 1 0 0 0	4 1 0 0 0	1 0 0 0	0 0 0 0			

AB	31
R	7
H	10
RBI	7
BB	4
SO	7
LOB	17



Batter	1	2	3	4	5	6	7	8	9	AB R H RBI BB SO LOB
--------	---	---	---	---	---	---	---	---	---	----------------------

Eric Young Sr. R (1, 4) OBP: 0.332, SLG: 0.440	2-1 F9		1-1 G4-3	0-0 E1	1-0 F8		1-2 P3			5 0 0 0 0 0 3
Scott Podsednik, L (1, 8) OBP: 0.378, SLG: 0.436	0-1 P5		1-1 HBP 1B	2-0 BB 1B		1-1 F9 1B	4-1 FC5-4 BB			4 2 3 1 1 0 0
Richie Sexson, R (1, 3) OBP: 0.363, SLG: 0.535	2-2 HR		1-0 1B HBP	4-1 BB		3-2 F9 1B	1-1 FC5-4			3 1 1 1 1 0 2
Geoff Jenkins, L (1, 10) OBP: 0.345, SLG: 0.500	4-1 BB		1-1 1B	1-0 G3-1		1-1 2B SF8 1B	0-2 G6-4-3 1B			4 1 3 2 1 0 3
John Vander Wal, L (1, 9) OBP: 0.382, SLG: 0.507	1-3 K		0-1 G4-3		1-2 G3	2-2 1B 2B	2-1 G6-4-3			5 1 1 0 0 1 4
Brady Clark, R (1, 7) OBP: 0.299, SLG: 0.351		0-2 G1-4-3		0-1 G6-3	2-0 1B S	0-0 SF8	0-3 K			4 1 1 1 0 1 0
Wes Helms, R (1, 5) OBP: 0.324, SLG: 0.436		2-2 F7		2-1 1B E 1B	2-2 F9	3-2 FC4-6 1B		0-3 K		5 1 2 1 0 1 1
Eddie Pérez, R (1, 2) OBP: 0.321, SLG: 0.426		1-1 G5-3		0-2 E 1B	2-1 1B 1B	0-0 FC4-6		1-2 G4-3		5 1 2 1 0 0 1
Royce Clayton, R (1, 6) OBP: 0.302, SLG: 0.360			0-0 L4	1-1 L6	1-2 DI 1B		0-0 F7		1-2 F8	5 0 1 0 0 0 2

TOP

Milwaukee Brewers @ Baltimore Orioles
 Oriole Park at Camden Yards, Baltimore, MD

livebaseballscorecards.com

AB	40
R	8
H	14
RBI	7
BB	3
SO	3
LOB	16



WP: 0	PA: 45
PB: 0	
SB: 2	
CS: 0	

PITCHER	IP	WLS	BF	H	R	ER	SO	BB	IBB	HBP	BLK	WP	HR	S	P	ERA	WHIP
Jason Johnson, R (1, 1) ERA: 4.0	4.2	L	27	9	5	3	1	2	0	1	0	0	1	58	92	5.79	2.357
Rick Bauer, R (5, 1) ERA: 5.03	3.1		15	5	3	3	1	1	0	0	0	0	0	33	52	8.10	1.800
Kerry Ligtenberg, R (9, 1) ERA: 3.42	1.0		3	0	0	0	1	0	0	0	0	0	0	10	12	0.00	0.000

Sat Jun 14 2003, 7:05 PM EDT
 Att. 28,290 - Cloudy - 84 F

Batter	1	2	3	4	5	6	7	8	9	AB	R	H	RBI	BB	SO	LOB	BOTTOM				
1 Brian Roberts, S OBP: 0.349, SLG: 0.442 (1, 4) B C X	1-1 G6-3 1B		0-1 F8		0-1 F7		1-0 HR		0-1 F8	5	1	2	1	0	0	1					
Luis Matos, R OBP: 0.429, SLG: 0.575 (1, 8) C 1 SAFE X	0-1 G6-3 1-2		1-1 6 BB 1B		1-1 F8		0-1 F7		0-1 2-H 1B	5	0	2	1	0	0	1					
6 Melvin Mora, R OBP: 0.468, SLG: 0.592 (1, 9) L X	0-1 G5-3		4-2 1 SAFE 1 SAFE 1 SAFE 1 SAFE 1-2 BB		4-2 31 1B BB		4-1 DI BB		0-2 G4-3	2	0	0	0	3	0	2					
Jeff Conine, R OBP: 0.332, SLG: 0.428 (1, 3) C X	0-1 F9		1-0 L3		0-0 F9		4-2 FC6 BB		1-2 BB	3	0	0	0	1	0	4					
31 Jay Gibbons, L OBP: 0.359, SLG: 0.506 (1, 10) C X T C		0-2 HR	0-2 L3		0-1 1-2 1B		0-3 K		0-2 HR	4	1	2	1	0	1	4					
Tony Batista, R OBP: 0.301, SLG: 0.427 (1, 5) C B C B X C B X		1-2 G4-6-3 1B		3-2 G6-3		1-1 F8		2-1 F8		4	0	1	0	0	0	4					
B.J. Surhoff, L OBP: 0.361, SLG: 0.440 (1, 7) C B C B X C B X		0-2 G4-6-3 1-2f 1B		1-1 G3		0-0 F9		1-1 FC6		4	0	0	0	0	0	5					
Deivi Cruz, R OBP: 0.274, SLG: 0.417 (1, 6) C B C B X C B X		0-1 1B		1-1 G5-3		2-3 K		2-1 DI 1B		4	1	2	0	0	1	0					
Brook Fordyce, R OBP: 0.307, SLG: 0.340 (1, 2) C C B B X C C B B X		1-3 K		0-0 G4-3		1-1 G4-3		3-2 G6-3 1-2		4	0	0	0	0	1	2					
Inning Stats	R: 0 E: 0 K: 8 S: 8	H: 1 LOB: 1 BB: 0 P: 9	R: 1 E: 0 K: 15 S: 15	H: 3 LOB: 1 BB: 0 P: 17	R: 0 E: 0 K: 13 S: 13	H: 1 LOB: 2 BB: 1 P: 19	R: 0 E: 0 K: 7 S: 7	H: 0 LOB: 0 BB: 0 P: 12	R: 0 E: 0 K: 5 S: 5	H: 1 LOB: 2 BB: 1 P: 13	R: 1 E: 0 K: 8 S: 8	H: 1 LOB: 0 BB: 0 P: 12	R: 0 E: 0 K: 12 S: 12	H: 0 LOB: 2 BB: 2 P: 23	R: 1 E: 0 K: 13 S: 13	H: 2 LOB: 1 BB: 0 P: 18	1B: 7 2B: 0 3B: 0 HR: 2	SF: 0 SAC: 0 DP: 1 HBP: 0	WP: 0 PB: 0 SB: 0 CS: 0	PA: 39	
PITCHER	IP WLS BF H R ER SO BB IBB HBP BLK WP HR S P ERA WHIP	IP WLS BF H R ER SO BB IBB HBP BLK WP HR S P ERA WHIP	IP WLS BF H R ER SO BB IBB HBP BLK WP HR S P ERA WHIP	IP WLS BF H R ER SO BB IBB HBP BLK WP HR S P ERA WHIP	IP WLS BF H R ER SO BB IBB HBP BLK WP HR S P ERA WHIP	IP WLS BF H R ER SO BB IBB HBP BLK WP HR S P ERA WHIP	IP WLS BF H R ER SO BB IBB HBP BLK WP HR S P ERA WHIP	IP WLS BF H R ER SO BB IBB HBP BLK WP HR S P ERA WHIP	IP WLS BF H R ER SO BB IBB HBP BLK WP HR S P ERA WHIP	IP WLS BF H R ER SO BB IBB HBP BLK WP HR S P ERA WHIP	IP WLS BF H R ER SO BB IBB HBP BLK WP HR S P ERA WHIP	IP WLS BF H R ER SO BB IBB HBP BLK WP HR S P ERA WHIP	IP WLS BF H R ER SO BB IBB HBP BLK WP HR S P ERA WHIP	IP WLS BF H R ER SO BB IBB HBP BLK WP HR S P ERA WHIP	IP WLS BF H R ER SO BB IBB HBP BLK WP HR S P ERA WHIP	IP WLS BF H R ER SO BB IBB HBP BLK WP HR S P ERA WHIP	IP WLS BF H R ER SO BB IBB HBP BLK WP HR S P ERA WHIP	IP WLS BF H R ER SO BB IBB HBP BLK WP HR S P ERA WHIP			
Ruben Quevedo, R ERA: 4.54 (1, 1)	7.0 W 29	7 2 2 2	2 2 2 2	2 2 2 2	2 2 2 2	2 2 2 2	2 2 2 2	2 2 2 2	2 2 2 2	2.57 1.286											
Curt Leskanic, R ERA: 3.18 (8, 1)	1.0 W 5	0 0 0 0	2 0 0 0	2 0 0 0	2 0 0 0	2 0 0 0	2 0 0 0	2 0 0 0	2 0 0 0	0.00 2.000											
Brooks Kieschnick, R ERA: 4.91 (9, 1)	1.0 W 5	2 1 1 0	0 0 0 0	0 0 0 0	0 0 0 0	0 0 0 0	0 0 0 0	0 0 0 0	0 0 0 0	9.00 2.000											

Milwaukee Brewers @ Baltimore Orioles
 Oriole Park at Camden Yards, Baltimore, MD

Sat Jun 14 2003, 7:05 PM EDT
 Att. 28,290 - Cloudy - 84 F

livebaseballscorecards.com

AB 35
R 3
H 9
RBI 3
BB 4
SO 3
LOB 23



Batter	1	2	3	4	5	6	7	8	9	AB R H RBI BB SO LOB	TOP											
Scott Podsednik, L (1, 8) OBP: 0.379, SLG: 0.435	2-1 F7			3-1 HBP E 1B		1-1 F8	3-3 K		2-1 E S 1B 1-H	5 1 2 1 0 1 2												
Keith Ginter, R (1, 4) OBP: 0.352, SLG: 0.292	2-2 P4			1-2 E5 HBP 1B		2-1 G1-3		2-1 1B 1B	2-3 K 1-3	5 1 1 0 0 1 2												
Richie Sexson, R (1, 3) OBP: 0.365, SLG: 0.533	0-1 G6-3			2-2 G3-6-3 1B HBP		2-2 S 1B		2-3 K SAFE		3 0 1 0 0 1 1												
Geoff Jenkins, L (1, 7) OBP: 0.347, SLG: 0.500		1-1 G3		1-2 G3-6-3 1B		0-1 F8		1-2 1B		4 0 2 2 0 0 1												
John Vander Wal, L (1, 9) OBP: 0.373, SLG: 0.493		1-2 L6		2-1 G3-6-3 1-2f 2-3		1-1 L5		1-3 K		4 0 0 0 0 1 4												
Wes Helms, R (1, 5) OBP: 0.319, SLG: 0.428		0-1 F8		1-3 K		3-2 P6		3-2 P2		4 0 0 0 0 1 3												
Brooks Kieschnick, L (1, 10) OBP: 0.364, SLG: 0.682			2-2 F7		0-0 F8		0-0 HR		2-2 G4-3	4 1 1 1 0 0 0												
Keith Osik, R (1, 2) OBP: 0.343, SLG: 0.267			1-2 G3		1-2 F8		0-0 1B 1B		3-2 FC4-6 1B	3 0 1 0 0 0 0 1 0 1 0 0 0 0												
Brady Clark, R (9, PH) OBP: 0.306, SLG: 0.358																						
Royce Clayton, R (1, 6) OBP: 0.301, SLG: 0.358			3-2 P3		0-1 P3		1-1 1B		2-2 FC4-6 DI 1B 1-2f	4 1 1 0 0 0 1												
Inning Stats	R: 0 E: 0 K: 0 S: 7	H: 0 LOB: 0 BB: 0 P: 11	R: 0 E: 0 K: 0 S: 7	H: 0 LOB: 0 BB: 0 P: 9	R: 0 E: 0 K: 0 S: 11	H: 0 LOB: 0 BB: 0 P: 17	R: 2 E: 1 K: 1 S: 15	H: 2 LOB: 1 BB: 0 P: 25	R: 0 E: 0 K: 0 S: 6	H: 0 LOB: 0 BB: 0 P: 7	R: 0 E: 0 K: 0 S: 10	H: 1 LOB: 1 BB: 0 P: 15	R: 1 E: 0 K: 1 S: 14	H: 3 LOB: 2 BB: 0 P: 22	R: 0 E: 0 K: 2 S: 15	H: 2 LOB: 2 BB: 0 P: 24	R: 1 E: 0 K: 1 S: 15	H: 2 LOB: 1 BB: 0 P: 26	1B: 9 2B: 0 3B: 0 HR: 1	SF: 0 SAC: 0 DP: 1 HBP: 1	WP: 0 PB: 0 SB: 2 CS: 0	PA: 38
PITCHER	IP WLS BF H R ER SO BB IBB HBP BLK WP HR S P ERA WHIP																					
Rodrigo Lopez, R (1, 1) ERA: 6.5	6.2 W 27 6 3 2 1 0 0 1 0 0 0 1 67 100 2.70 0.900																					
Buddy Groom, L (7, 1) ERA: 6.75	1.0 H 5 2 0 0 3 0 0 0 0 0 0 0 15 24 0.00 2.000																					
Kerry Ligtenberg, R (8, 1) ERA: 3.38	0.1 H 1 0 0 0 0 0 0 0 0 0 0 0 3 6 0.00 0.000																					
Jorge Julio, R (9, 1) ERA: 4.44	1.0 S 5 2 1 1 1 0 0 0 0 0 0 0 15 26 9.00 2.000																					

Milwaukee Brewers @ Baltimore Orioles
 Oriole Park at Camden Yards, Baltimore, MD

Sun Jun 15 2003, 1:35 PM EDT
 Att. 36,109 - Overcast - 80 F

livebaseballscorecards.com

AB	37
R	4
H	10
RBI	4
BB	0
SO	5
LOB	14



Batter	1	2	3	4	5	6	7	8	9	AB	R	H	RBI	BB	SO	LOB
1 Brian Roberts, S OBP: 0.355, SLG: 0.444	0-1 L5		0-0 1B	1-2 G3-1			1-1 6 1B			4	0	2	0	0	0	0
Luis Matos, R OBP: 0.409, SLG: 0.548	2-2 G2-3		1-0 F8		2-2 F8		1-1 L7			4	0	0	0	0	0	3
6 Melvin Mora, R OBP: 0.465, SLG: 0.585	2-3 K		3-2 G5-3		3-3 K		2-1 1B			4	0	1	0	0	2	2
31 Jay Gibbons, L OBP: 0.361, SLG: 0.508		0-0 1B 2B		4-0 FC6-4 BB	1-1 G3-1		2-3 K			3	1	1	0	1	1	2
David Segui, S OBP: 0.368, SLG: 0.396		2-3 K		0-1 FC6-4 HR		0-0 G4-3		1-0 G1-3		4	1	0	0	0	1	2
Tony Batista, R OBP: 0.308, SLG: 0.444		1-3 K		0-0 1-H HR		3-2 1B		0-2 1B 1B		4	1	3	2	0	1	1
B.J. Surhoff, L OBP: 0.366, SLG: 0.438		2-2 CS 1B		4-2 HR BB		1-1 L6		3-2 F7		3	1	1	1	1	0	2
Deivi Cruz, R OBP: 0.279, SLG: 0.433		2-2 CS	0-1 L5	1-0 1-H HR		1-1 G3		3-1 1B		4	1	2	2	0	0	1
Geronimo Gil, R OBP: 0.318, SLG: 0.336			4-2 1B BB	1-3 K			0-3 K		1-2 G6-3	3	0	0	0	1	2	2

Inning Stats	R: 0	H: 0	E: 0	K: 1	S: 10	LOB: 0	BB: 0	P: 14	R: 1	H: 2	E: 0	K: 2	S: 14	LOB: 0	BB: 0	P: 21	R: 0	H: 1	E: 0	K: 0	S: 13	LOB: 2	BB: 1	P: 21	R: 4	H: 2	E: 0	K: 1	S: 14	LOB: 0	BB: 2	P: 25	R: 0	H: 0	E: 0	K: 1	S: 8	LOB: 0	BB: 0	P: 14	R: 0	H: 1	E: 0	K: 0	S: 10	LOB: 1	BB: 0	P: 15	R: 0	H: 2	E: 0	K: 2	S: 12	LOB: 2	BB: 0	P: 18	R: 0	H: 2	E: 0	K: 0	S: 14	LOB: 2	BB: 0	P: 22	1B: 7	SF: 0	2B: 1	SAC: 0	3B: 0	DP: 0	HR: 2	HBP: 0	WP: 0	PA: 37
--------------	------	------	------	------	-------	--------	-------	-------	------	------	------	------	-------	--------	-------	-------	------	------	------	------	-------	--------	-------	-------	------	------	------	------	-------	--------	-------	-------	------	------	------	------	------	--------	-------	-------	------	------	------	------	-------	--------	-------	-------	------	------	------	------	-------	--------	-------	-------	------	------	------	------	-------	--------	-------	-------	-------	-------	-------	--------	-------	-------	-------	--------	-------	--------

PITCHER	IP	WLS	BF	H	R	ER	SO	BB	IBB	HBP	BLK	WP	HR	S	P	ERA	WHIP
15 Ben Sheets, R ERA: 4.51	(1, 1)	6.0	L	26	6	5	5	3	0	0	0	0	2	69	110	7.50	1.500
Luis Vizcaino, R ERA: 10.5	(7, 1)	0.2		4	2	0	1	0	0	0	0	0	0	9	13	0.00	3.000
Valerio De Los Santos, L ERA: 4.08	(7, 1)	0.1		1	0	0	1	0	0	0	0	0	0	3	5	0.00	0.000
Leo Estrella, R ERA: 1.19	(8, 1)	1.0		5	2	0	0	0	0	0	0	0	0	14	22	0.00	2.000


BOTTOM

Milwaukee Brewers @ Baltimore Orioles
Oriole Park at Camden Yards, Baltimore, MD

Sun Jun 15 2003, 1:35 PM EDT
Att. 36,109 - Overcast - 80 F

livebaseballscorecards.com

AB	33
R	5
H	10
RBI	5
BB	3
SO	7
LOB	15



Batter	1	2	3	4	5	6	7	8	9	AB R H RBI BB SO LOB	TOP																									
Miguel Cairo, R (1, 4) OBP: 0.281, SLG: 0.351	1-1 F8	3-1 F8		1-0 F8		0-0 F9		0-1 G1-2-3		5 0 0 0 0 0 6	St. Louis Cardinals @ Milwaukee Brewers Miller Park, Milwaukee, WI Mon Jun 16 2003, 7:05 PM CDT Att. 24,951 - Cloudy - 66 F																									
J.D. Drew, L (1, 9) Dustin Hermanson, R (8, 1) OBP: 0.370, SLG: 0.600	4-2 5 2B BB		3-2 HR		2-3 K		4-2 BB BB	0-0 G6-3		3 2 1 1 2 1 2 0 0 0 0 0 0 0																										
5 Albert Pujols, R (1, 7) OBP: 0.445, SLG: 0.706	1-0 G6-3 1-H 2B		1-3 K		4-0 2B BB		0-1 F9		4-0 15 BB BB	3 1 1 1 2 1 1																										
Edgar Renteria, R (1, 6) OBP: 0.394, SLG: 0.508	1-1 G6-3 2-3		1-1 F9		1-1 1-H 2B		4-2 1-2 BB		0-3 K	4 0 1 1 1 1 2																										
15 Jim Edmonds, L (1, 8) OBP: 0.398, SLG: 0.645	3-3 K		4-1 BB		0-0 F8		3-2 F7		4-2 G1-6-3 1-2 BB	3 0 0 0 2 1 4																										
Eduardo Perez, R (1, 5) Wilson Delgado, S (7, 5) OBP: 0.381, SLG: 0.440 OBP: 0.220, SLG: 0.156		2-2 FC5-4 HBP	0-1 P2		2-3 K		2-3 K		0-2 G1-6-3 1-2	3 0 0 0 0 2 4 1 0 0 0 0 0 2																										
Tino Martinez, L (1, 3) OBP: 0.322, SLG: 0.435		1-0 FC5-4 2B 1-2f		3-1 F7		3-3 K		0-1 G1-2-3 1B		4 0 1 0 0 1 1																										
Mike Matheny, R (1, 2) OBP: 0.336, SLG: 0.385		2-1 1-3 2B		2-2 HR		0-2 G3-1 2B		0-1 G1-2-3 1B		4 1 4 1 0 0 0																										
Kiko Calero, R (1, 1) Orlando Palmeiro, L (8, PH) Jeff Fassero, L (6, 1) Cal Eldred, R (6, 1) Steve Kline, S (7, 1) Kerry Robinson, L (8, PH) OBP: 0.250, SLG: 0.250 OBP: 0.356, SLG: 0.357		1-1 G1-3		0-1 L4		1-0 G3-1 2-3		1-0 G1-2-3 1B		2 0 0 0 0 0 2 1 0 0 0 0 0 1 0 1 0 1 0 0 0 0																										
Inning Stats	R: 1 H: 1 E: 0 K: 1 S: 10	H: 1 LOB: 1 BB: 1 P: 20	R: 0 H: 1 E: 0 K: 0 S: 9	H: 1 LOB: 2 BB: 0 P: 18	R: 1 H: 1 E: 0 K: 1 S: 11	H: 1 LOB: 1 BB: 1 P: 20	R: 1 H: 1 E: 0 K: 2 S: 10	H: 1 LOB: 1 BB: 1 P: 19	R: 0 H: 1 E: 0 K: 1 S: 9	H: 1 LOB: 1 BB: 0 P: 13		R: 0 H: 0 E: 0 K: 1 S: 15	H: 0 LOB: 2 BB: 2 P: 27	R: 0 H: 3 E: 0 K: 0 S: 8	H: 3 LOB: 2 BB: 0 P: 9	R: 0 H: 0 E: 0 K: 1 S: 9	H: 0 LOB: 1 BB: 2 P: 17	1B: 3 SF: 0 2B: 4 SAC: 0 3B: 0 DP: 2 HR: 2 HBP: 1	WP: 0 PA: 42 PB: 0 SB: 0 CS: 0																	
PITCHER	IP WLS BF H R ER SO BB IBB HBP BLK WP HR S P ERA WHIP																																			
Wayne Franklin, L (1, 1) ERA: 5.38	5.0		24	5	4	4	4	3	0	1	0	0	2	50	93	7.20	1.600																			
Luis Vizcaino, R (6, 1) ERA: 10.08	1.0		4	1	0	0	1	0	0	0	0	0	0	9	13	0.00	1.000																			
Curt Leskanic, R (7, 1) ERA: 3.04	1.0	W	5	0	0	0	1	2	0	0	0	0	0	15	27	0.00	2.000																			
Leo Estrella, R (8, 1) ERA: 1.14	1.0		5	3	0	0	0	0	0	0	0	0	0	8	9	0.00	3.000																			
Mike DeJean, R (9, 1) ERA: 4.32	1.0		4	0	0	0	1	2	0	0	0	0	0	9	17	0.00	2.000																			

AB	34
R	4
H	9
RBI	4
BB	7
SO	7
LOB	25




Batter	1	2	3	4	5	6	7	8	9	AB R H RBI BB SO LOB	TOP													
Orlando Palmeiro, L OBP: 0.355, SLG: 0.356 (1, 9) (9, 8)	2-2 F9 5 HR 15 BB 1B	2-1 F9		2-2 15 WP 5 1B 2-H 1B	1-2 FC4-6 1-2f		2-1 G3-1		2-2 G3-1 1-2 2-3	6 2 2 1 0 0 5	St. Louis Cardinals @ Milwaukee Brewers Miller Park, Milwaukee, WI Tue Jun 17 2003, 7:05 PM CDT Att. 16,659 - Sunny - 76 F													
15 Jim Edmonds, L OBP: 0.401, SLG: 0.652 Edgar Renteria, R OBP: 0.394, SLG: 0.508 (1, 8) (9, 6)	4-2 5 HR 1-2 BB		1-3 K	3-3 K 1-2		0-2 HR		1-0 F7	4-2 5 WP BB	4 2 1 1 2 2 1 0 0 0 0 0 0 0														
5 Albert Pujols, R OBP: 0.443, SLG: 0.709 (1, 7) (6, 3)	3-1 HR 1-H 2-H		0-2 E5 WP HR BB	0-1 1B 2-H 1B		0-0 F9		2-3 K	2-0 P5 1-2 2-3 3-H	6 2 2 4 0 1 2														
Tino Martinez, L OBP: 0.325, SLG: 0.433 Kerry Robinson, L OBP: 0.210, SLG: 0.183 (1, 3) (6, PR) (6, 7)	0-3 K		1-3 K	0-0 1B 1-2 1B		1-0 1B HBP		0-0 G6-3		3 0 1 0 0 2 1 1 0 0 0 0 0 0														
Eduardo Perez, R OBP: 0.391, SLG: 0.453 (1, 5) (9, 9)	2-1 F9		4-2 D 1-2 HR WP BB	0-3 K		1-2 1B 1-2 1B			2-0 2B 2B	4 2 2 0 1 1 2														
Miguel Cairo, R OBP: 0.291, SLG: 0.384 (1, 4) (9, 5)	2-2 L3		3-2 HR 1-H 2-H		2-1 G5-3		0-2 1B 1-2 1B		0-2 G6-3 2B 1B 2B	5 2 3 4 0 0 0														
Mike Matheny, R OBP: 0.333, SLG: 0.380 (1, 2)			1-2 L8	1-2 F9		2-2 BB 1B		0-1 F9	0-1 G6-3	5 0 1 0 0 0 3														
Wilson Delgado, S OBP: 0.255, SLG: 0.220 (1, 6) (9, 4)			3-2 2B		2-2 SH3-4 1B 1B		2-2 F8		0-0 G3-1 5 WP 1B 1B	5 2 3 1 0 0 1														
Garrett Stephenson, R OBP: 0.233, SLG: 0.148 Esteban Yan, R (8, 1) Jeff Fassero, L (8, 1) J.D. Drew, L OBP: 0.375, SLG: 0.603 Dustin Hermanson, R (9, PH) (9, 1)			0-3 K		0-1 SH3-4 1-2		4-2 FC4-6 BB		3-3 K 1-2 5 WP G3-1 1B	2 0 0 0 1 2 1 0 0 0 0 0 0 0 0 0 0 0 0 0 0 1 0 1 0 0 0 0 0 0 0 0 0 0 0														
Inning Stats	R: 3 E: 0 K: 1 S: 17	H: 2 LOB: 0 BB: 1 P: 30	R: 0 E: 0 K: 1 S: 11	H: 1 LOB: 1 BB: 1 P: 17	R: 3 E: 1 K: 2 S: 25	H: 1 LOB: 0 BB: 1 P: 35	R: 2 E: 0 K: 2 S: 18	H: 4 LOB: 2 BB: 0 P: 25	R: 0 E: 0 K: 0 S: 15	H: 1 LOB: 2 BB: 1 P: 26		R: 1 E: 0 K: 0 S: 13	H: 3 LOB: 2 BB: 0 P: 15	R: 0 E: 0 K: 1 S: 7	H: 0 LOB: 0 BB: 0 P: 12	R: 0 E: 0 K: 1 S: 5	H: 0 LOB: 0 BB: 0 P: 8	R: 3 E: 0 K: 0 S: 19	H: 4 LOB: 2 BB: 1 P: 32	1B: 10 2B: 3 3B: 0 HR: 3	SF: 0 SAC: 1 DP: 0 HBP: 1	WP: 3 PB: 0 SB: 0 CS: 0	PA: 48	
PITCHER	IP WLS BF H R ER SO BB IBB HBP BLK WP HR S P ERA WHIP	IP WLS BF H R ER SO BB IBB HBP BLK WP HR S P ERA WHIP	IP WLS BF H R ER SO BB IBB HBP BLK WP HR S P ERA WHIP	IP WLS BF H R ER SO BB IBB HBP BLK WP HR S P ERA WHIP	IP WLS BF H R ER SO BB IBB HBP BLK WP HR S P ERA WHIP	IP WLS BF H R ER SO BB IBB HBP BLK WP HR S P ERA WHIP	IP WLS BF H R ER SO BB IBB HBP BLK WP HR S P ERA WHIP	IP WLS BF H R ER SO BB IBB HBP BLK WP HR S P ERA WHIP	IP WLS BF H R ER SO BB IBB HBP BLK WP HR S P ERA WHIP	IP WLS BF H R ER SO BB IBB HBP BLK WP HR S P ERA WHIP	IP WLS BF H R ER SO BB IBB HBP BLK WP HR S P ERA WHIP	IP WLS BF H R ER SO BB IBB HBP BLK WP HR S P ERA WHIP	IP WLS BF H R ER SO BB IBB HBP BLK WP HR S P ERA WHIP	IP WLS BF H R ER SO BB IBB HBP BLK WP HR S P ERA WHIP	IP WLS BF H R ER SO BB IBB HBP BLK WP HR S P ERA WHIP	IP WLS BF H R ER SO BB IBB HBP BLK WP HR S P ERA WHIP	IP WLS BF H R ER SO BB IBB HBP BLK WP HR S P ERA WHIP	IP WLS BF H R ER SO BB IBB HBP BLK WP HR S P ERA WHIP	IP WLS BF H R ER SO BB IBB HBP BLK WP HR S P ERA WHIP	IP WLS BF H R ER SO BB IBB HBP BLK WP HR S P ERA WHIP	IP WLS BF H R ER SO BB IBB HBP BLK WP HR S P ERA WHIP	IP WLS BF H R ER SO BB IBB HBP BLK WP HR S P ERA WHIP	IP WLS BF H R ER SO BB IBB HBP BLK WP HR S P ERA WHIP	IP WLS BF H R ER SO BB IBB HBP BLK WP HR S P ERA WHIP

livebaseballscorecards.com

AB	42
R	12
H	16
RBI	11
BB	4
SO	8
LOB	16



Batter	1	2	3	4	5	6	7	8	9	AB R H RBI BB SO LOB	BOTTOM
--------	---	---	---	---	---	---	---	---	---	----------------------	--------

Eric Young Sr., R OBP: 0.328, SLG: 0.429 (1, 4) BX	1-0 F8 ①		CX 0-1 P4 ②		X 0-0 G5-3 ③			BX 1-0 BB 1B		4 1 1 0 0 0 0	St. Louis Cardinals @ Milwaukee Brewers Miller Park, Milwaukee, WI Tue Jun 17 2003, 7:05 PM CDT Att. 16,659 - Sunny - 76 F 
---	----------	--	-------------	--	--------------	--	--	--------------	--	---------------	---

Scott Podsednik, L OBP: 0.382, SLG: 0.429 (1, 8) CBBB	4-1 BB		BBB 3-3 K ③			B 2-2 F7 ①		BBB 4-2 BB 1B		2 0 0 0 2 1 0
--	--------	--	-------------	--	--	------------	--	---------------	--	---------------

Richie Sexson, R OBP: 0.358, SLG: 0.519 (1, 3) BBX	2-0 F7 ②			FBB 2-2 L7 ①		XBB 2-2 G3 ②		CBB 1-3 K ①		4 0 0 0 0 1 3
---	----------	--	--	--------------	--	--------------	--	-------------	--	---------------

Geoff Jenkins, L OBP: 0.358, SLG: 0.531 (1, 7) CBBB	3-1 F8 ③			X 0-0 HR		BBB 1-3 K ③		BX 0-0 BB 1B		4 1 2 2 0 1 1
--	----------	--	--	----------	--	-------------	--	--------------	--	---------------

John Vander Wal, L OBP: 0.373, SLG: 0.484 (1, 9) BBX		BBB 2-2 BB 1B		BBB 3-3 K ②		BBB 1-1 G6-3 1B		BBB 2-3 K ②		4 1 2 0 0 2 2
---	--	---------------	--	-------------	--	-----------------	--	-------------	--	---------------

Wes Helms, R OBP: 0.324, SLG: 0.437 (1, 5) DX		BB 1-0 P4 ①		FBB 1-1 BB 2B		BBB 2-2 BB 2B		BX 0-0 G4-3 ③		4 0 2 0 0 0 3
--	--	-------------	--	---------------	--	---------------	--	---------------	--	---------------

Eddie Pérez, R OBP: 0.313, SLG: 0.415 (1, 2) CBBX		BB 1-1 P5 ②		X 0-0 P2 ③		BX 1-0 G6-3 ①		CX 0-1 G6-3 ①		4 0 0 1 0 0 3
--	--	-------------	--	------------	--	---------------	--	---------------	--	---------------

Royce Clayton, R OBP: 0.302, SLG: 0.354 Valerio De Los Santos, L OBP: 0.360, SLG: 0.640 Brooks Kieschnick, L OBP: 0.360, SLG: 0.640 Luis Vizcaino, R Keith Ginter, R OBP: 0.349, SLG: 0.289 (9, PH)		BBB 3-2 F9 ③		BBX 2-1 F8 ①		BBB 1-1 F8 ②		BBB 3-2 F8 ②		2 0 0 0 0 0 1
---	--	--------------	--	--------------	--	--------------	--	--------------	--	---------------

Matt Kinney, R Matt Ford, S Enrique Cruz, R OBP: 0.184, SLG: 0.143 (6, 6) CBBB			FCBB 3-2 F9 ①		X 0-0 L9 ②		BBB 1-3 K ③		BBB 3-1 G5-3 ③		1 0 0 0 0 0 0
---	--	--	---------------	--	------------	--	-------------	--	----------------	--	---------------

Inning Stats	R: 0 E: 0 K: 0 S: 5	H: 0 LOB: 1 BB: 1 P: 15	R: 0 E: 0 K: 0 S: 9	H: 1 LOB: 1 BB: 0 P: 16	R: 0 E: 0 K: 1 S: 8	H: 0 LOB: 0 BB: 0 P: 14	R: 1 E: 0 K: 1 S: 10	H: 2 LOB: 1 BB: 0 P: 16	R: 0 E: 0 K: 0 S: 4	H: 0 LOB: 0 BB: 0 P: 6	R: 0 E: 0 K: 1 S: 10	H: 0 LOB: 0 BB: 0 P: 15	R: 1 E: 0 K: 1 S: 12	H: 2 LOB: 1 BB: 0 P: 18	R: 1 E: 0 K: 2 S: 14	H: 2 LOB: 2 BB: 1 P: 22	R: 0 E: 0 K: 0 S: 7	H: 0 LOB: 0 BB: 0 P: 13	1B: 4 2B: 2 3B: 0 HR: 1	SF: 0 SAC: 0 DP: 0 HBP: 0	WP: 0 PB: 0 SB: 0 CS: 0	PA: 36 ERA WHIP
--------------	------------------------------	----------------------------------	------------------------------	----------------------------------	------------------------------	----------------------------------	-------------------------------	----------------------------------	------------------------------	---------------------------------	-------------------------------	----------------------------------	-------------------------------	----------------------------------	-------------------------------	----------------------------------	------------------------------	----------------------------------	----------------------------------	------------------------------------	----------------------------------	-----------------------

PITCHER	IP	WLS	BF	H	R	ER	SO	BB	IBB	HBP	BLK	WP	HR	S	P	ERA	WHIP
Garrett Stephenson, R ERA: 4.24 (1, 1)	7.0	W	27	5	2	2	4	1	0	0	0	0	1	58	100	2.57	0.857
Esteban Yan, R ERA: 7.83 (8, 1)	0.1		3	1	1	1	1	1	0	0	0	0	0	7	13	27.00	6.000
Jeff Fassero, L ERA: 5.4 (8, 1)	0.2		3	1	0	0	1	0	0	0	0	0	0	7	9	0.00	1.500
Dustin Hermanson, R ERA: 5.46 (9, 1)	1.0		3	0	0	0	0	0	0	0	0	0	0	7	13	0.00	0.000

livebaseballscores.com

AB	34
R	3
H	7
RBI	3
BB	2
SO	6
LOB	15

Batter	1	2	3	4	5	6	7	8	9	AB R H RBI BB SO LOB	TOP															
J.D. Drew, L OBP: 0.366, SLG: 0.580 (1, 8)	1-1 P4	4-2 HR BB	0-2 G3-1		2-2 F7		3-2 G6-3		2-2 G6-3	5 1 0 0 1 0 0																
Eduardo Perez, R OBP: 0.397, SLG: 0.485 (1, 9) (8, 5)	2-2 5 1B 1B	1-0 HR	2-2 5 2B 1B		0-3 K		1-3 K		0-3 K	6 2 3 2 0 3 0																
5 Albert Pujols, R OBP: 0.451, SLG: 0.715 (1, 3)	3-1 1B SF9 1B	2-2 27 BB 1B	1-1 1-3 2B		1-2 G6-3		4-1 BB		1-2 E 1B	5 3 4 0 1 0 0																
Edgar Renteria, R OBP: 0.396, SLG: 0.509 (1, 6)	1-1 SF9 1B	4-1 27 BB 1B	2-1 G6-3		2-2 G4-3 2B		1-2 L9		0-0 E9 1B	5 2 2 1 1 0 3																
27 Scott Rolen, R OBP: 0.399, SLG: 0.533 Kerry Robinson, L OBP: 0.203, SLG: 0.177 (1, 5) (8, PH) (8, 9)	4-1 1B BB 1-2	4-2 G1-3 1B BB 1-2 2-3	0-3 K		1-3 K		2-3 K		0-2 L7	2 1 0 0 2 2 3 2 0 0 0 0 1 1																
Miguel Cairo, R OBP: 0.295, SLG: 0.385 Wilson Delgado, S OBP: 0.268, SLG: 0.255 (1, 4) (6, PR) (6, 4)	0-0 SF9	1-0 G1-3 1B		1-1 P6		1-0 G4-3 HBP		0-0 2B		2 0 1 3 0 0 0 1 0 1 0 0 0 0																
Mike Matheny, R OBP: 0.331, SLG: 0.373 (1, 2)	4-2 1B BB 1-2	1-1 G1-3	2-1 F8		3-2 G4-3		2-3 K			4 0 0 0 1 1 5																
Orlando Palmeiro, L OBP: 0.368, SLG: 0.369 (1, 7)	0-2 1-3 2-H 3-H 1B	2-2 P2	2-1 2B		4-0 IBB		4-1 BB			3 0 2 2 2 0 2																
Jason Simontacchi, R OBP: 0.071, SLG: 0.107 Tino Martinez, L OBP: 0.324, SLG: 0.431 Cal Eldred, R 28 Lance Painter, L 44 Jason Isringhausen, R (1, 1) (8, PH) (8, 1) (8, 1) (9, 1)	2-3 K	1-0 G1-6-3	0-0 P3		1-3 K		0-1 F8			4 0 0 0 0 2 8 1 0 0 0 0 0 2 0																
Inning Stats	R: 4 E: 0 K: 1 S: 20	H: 4 LOB: 2 BB: 2 P: 37	R: 4 E: 0 K: 0 S: 19	H: 3 LOB: 2 BB: 3 P: 39	R: 0 E: 0 K: 1 S: 13	H: 2 LOB: 2 BB: 0 P: 18	R: 0 E: 0 K: 0 S: 7	H: 1 LOB: 1 BB: 0 P: 12	R: 0 E: 0 K: 1 S: 10	H: 0 LOB: 0 BB: 0 P: 13	R: 0 E: 0 K: 2 S: 13	H: 1 LOB: 3 BB: 1 P: 25	R: 0 E: 0 K: 1 S: 12	H: 0 LOB: 1 BB: 1 P: 21	R: 0 E: 0 K: 2 S: 11	H: 1 LOB: 2 BB: 1 P: 19	R: 1 E: 1 K: 1 S: 15	H: 1 LOB: 1 BB: 0 P: 18	1B: 8 2B: 4 3B: 0 HR: 1	SF: 1 SAC: 0 DP: 0 HBP: 1	WP: 0 PB: 0 SB: 0 CS: 0	PA: 50				
PITCHER	IP WLS BF H R ER SO BB IBB HBP BLK WP HR S P ERA WHIP	IP WLS BF H R ER SO BB IBB HBP BLK WP HR S P ERA WHIP	IP WLS BF H R ER SO BB IBB HBP BLK WP HR S P ERA WHIP	IP WLS BF H R ER SO BB IBB HBP BLK WP HR S P ERA WHIP	IP WLS BF H R ER SO BB IBB HBP BLK WP HR S P ERA WHIP	IP WLS BF H R ER SO BB IBB HBP BLK WP HR S P ERA WHIP	IP WLS BF H R ER SO BB IBB HBP BLK WP HR S P ERA WHIP	IP WLS BF H R ER SO BB IBB HBP BLK WP HR S P ERA WHIP	IP WLS BF H R ER SO BB IBB HBP BLK WP HR S P ERA WHIP	IP WLS BF H R ER SO BB IBB HBP BLK WP HR S P ERA WHIP	IP WLS BF H R ER SO BB IBB HBP BLK WP HR S P ERA WHIP	IP WLS BF H R ER SO BB IBB HBP BLK WP HR S P ERA WHIP	IP WLS BF H R ER SO BB IBB HBP BLK WP HR S P ERA WHIP	IP WLS BF H R ER SO BB IBB HBP BLK WP HR S P ERA WHIP	IP WLS BF H R ER SO BB IBB HBP BLK WP HR S P ERA WHIP	IP WLS BF H R ER SO BB IBB HBP BLK WP HR S P ERA WHIP	IP WLS BF H R ER SO BB IBB HBP BLK WP HR S P ERA WHIP	IP WLS BF H R ER SO BB IBB HBP BLK WP HR S P ERA WHIP	IP WLS BF H R ER SO BB IBB HBP BLK WP HR S P ERA WHIP	IP WLS BF H R ER SO BB IBB HBP BLK WP HR S P ERA WHIP	IP WLS BF H R ER SO BB IBB HBP BLK WP HR S P ERA WHIP	IP WLS BF H R ER SO BB IBB HBP BLK WP HR S P ERA WHIP	IP WLS BF H R ER SO BB IBB HBP BLK WP HR S P ERA WHIP	IP WLS BF H R ER SO BB IBB HBP BLK WP HR S P ERA WHIP	IP WLS BF H R ER SO BB IBB HBP BLK WP HR S P ERA WHIP	IP WLS BF H R ER SO BB IBB HBP BLK WP HR S P ERA WHIP

St. Louis Cardinals @ Milwaukee Brewers
Miller Park, Milwaukee, WI
Wed Jun 18 2003, 7:05 PM CDT
Att: 17,495 - Dome - 72 F

AB	40
R	9
H	13
RBI	8
BB	8
SO	9
LOB	24



WP: 0	PA: 50
PB: 0	
SB: 0	
CS: 0	

Batter	1	2	3	4	5	6	7	8	9	AB	R	H	RBI	BB	SO	LOB
Eric Young Sr., R OBP: 0.329, SLG: 0.428 (1, 4)	3-1 G6-4-3 1B		2-2 F9		0-0 1B		1-2 F9		0-0 G6-3	5	0	2	0	0	0	3
Scott Podsednik, L OBP: 0.384, SLG: 0.428 (1, 8)	0-0 G6-4-3 1-2f		3-2 F7		0-2 G5-4-3 1B			2-0 HBP		3	0	1	0	0	0	1
Richie Sexson, R OBP: 0.356, SLG: 0.515 (1, 3)	1-1 F9			0-2 1B	2-2 G5-4-3 1-2f			2-3 K		4	0	1	0	0	1	4
Geoff Jenkins, L OBP: 0.353, SLG: 0.523 (1, 7)		2-3 K		2-0 F8		0-1 F8		1-0 F7		4	0	0	0	0	1	2
John Vander Wal, L OBP: 0.370, SLG: 0.478 (1, 9)		0-1 HBP 1B		3-1 F8		1-1 G4-3		2-2 G4-1		4	0	1	0	0	0	2
Wes Helms, R OBP: 0.327, SLG: 0.437 Keith Ginter, R OBP: 0.348, SLG: 0.284 (2, PR) (3, 5)		2-0 HBP		1-3 K		1-2 F7			4-2 FC4-6 BB	0	0	0	0	0	0	0
Eddie Pérez, R OBP: 0.312, SLG: 0.429 (1, 2)		2-2 F7			0-0 HR		1-2 F8		2-2 FC4-6 FC6-4 1-2f	4	1	1	1	0	0	3
Royce Clayton, R OBP: 0.324, SLG: 0.356 Dan Kolb, R Brady Clark, R OBP: 0.300, SLG: 0.351 Leo Estrella, R Mike DeJean, R Keith Osik, R OBP: 0.355, SLG: 0.328 (6, 1) (7, PH) (8, 1) (9, 1) (9, PH)		1-2 G1-3			0-1 1B 1B 1B		2-1 G5-3		1-0 FC6-4 BB 1-2f	2	0	1	0	0	0	2
Glendon Rusch, L OBP: 0.262, SLG: 0.227 Luis Vizcaino, R Brooks Kieschnick, L OBP: 0.346, SLG: 0.615 Valerio De Los Santos, L Enrique Cruz, R OBP: 0.220, SLG: 0.139 (1, 1) (2, 1) (3, 1) (5, 1) (5, PH) (6, 8)			3-2 L8		3-3 K			4-2 BB	4-1 BB 1-2	0	0	0	0	0	0	0

Inning Stats	R: 0	H: 1	E: 0	LOB: 0	K: 0	BB: 0	S: 5	P: 9	R: 0	H: 1	E: 0	LOB: 2	K: 1	BB: 0	S: 11	P: 18	R: 0	H: 0	E: 0	LOB: 0	K: 0	BB: 0	S: 9	P: 17	R: 0	H: 1	E: 0	LOB: 1	K: 1	BB: 0	S: 9	P: 15	R: 1	H: 4	E: 0	LOB: 2	K: 1	BB: 0	S: 13	P: 18	R: 0	H: 0	E: 0	LOB: 0	K: 0	BB: 0	S: 7	P: 9	R: 0	H: 0	E: 0	LOB: 1	K: 0	BB: 1	S: 12	P: 20	R: 0	H: 0	E: 0	LOB: 1	K: 1	BB: 0	S: 7	P: 14	R: 0	H: 0	E: 0	LOB: 2	K: 0	BB: 2	S: 9	P: 20	1B: 6	SF: 0	2B: 0	SAC: 0	3B: 0	DP: 2	HR: 1	HBP: 2	WP: 0	PA: 37
--------------	------	------	------	--------	------	-------	------	------	------	------	------	--------	------	-------	-------	-------	------	------	------	--------	------	-------	------	-------	------	------	------	--------	------	-------	------	-------	------	------	------	--------	------	-------	-------	-------	------	------	------	--------	------	-------	------	------	------	------	------	--------	------	-------	-------	-------	------	------	------	--------	------	-------	------	-------	------	------	------	--------	------	-------	------	-------	-------	-------	-------	--------	-------	-------	-------	--------	-------	--------

PITCHER	IP	WLS	BF	H	R	ER	SO	BB	IBB	HBP	BLK	WP	HR	S	P	ERA	WHIP
Jason Simontacchi, R ERA: 6.13 (1, 1)	7.0	W	28	7	1	1	3	1	0	1	0	0	1	66	106	1.29	1.143
Cal Eldred, R ERA: 5.67 (8, 1)	0.1		2	0	0	0	1	0	0	1	0	0	0	3	7	0.00	0.000
28 Lance Painter, L ERA: 3.86 (8, 1)	0.2		2	0	0	0	0	0	0	0	0	0	0	4	7	0.00	0.000
44 Jason Isringhausen, R ERA: (9, 1)	1.0		5	0	0	0	0	2	0	0	0	0	0	9	20	0.00	2.000

BOTTOM

St. Louis Cardinals @ Milwaukee Brewers
Miller Park, Milwaukee, WI
Wed Jun 18 2003, 7:05 PM CDT
Att. 17,495 - Dome - 72 F

AB	32
R	1
H	7
RBI	1
BB	3
SO	4
LOB	20

livebaseballscores.com



Batter	1	2	3	4	5	6	7	8	9	AB R H RBI BB SO LOB	TOP
Orlando Palmeiro, L (1, 7) <small>OBP: 0.364, SLG: 0.370</small>	3-2 	0-2 			0-2 	1-2 		1-2 		5 0 1 1 0 0 1	St. Louis Cardinals @ Milwaukee Brewers Miller Park, Milwaukee, WI Thu Jun 19 2003, 1:05 PM CDT Att. 20,776 - Sunny - 56 F
Eduardo Perez, R (1, 5) <small>OBP: 0.392, SLG: 0.481</small> 28 Lance Painter, L (7, 1) Esteban Yan, R (8, 1) Steve Kline, S (9, 1) 44 Jason Isringhausen, R (9, 1)	0-1 	0-1 			0-1 	0-3 		2-2 		3 1 1 1 0 1 1 1 0 0 0 0 0 1 0	
5 Albert Pujols, R (1, 3) <small>OBP: 0.450, SLG: 0.719</small>	0-0 	0-0 			4-2 	2-1 		0-0 		4 2 1 1 1 0 2	
J.D. Drew, L (1, 8) <small>OBP: 0.374, SLG: 0.600</small>	4-0 		1-1 		0-1 	3-2 		2-1 		4 1 2 2 1 0 1	
Edgar Renteria, R (1, 6) <small>OBP: 0.396, SLG: 0.507</small>	0-0 		1-2 		0-0 		0-0 	0-2 		5 0 2 1 0 1 1	
Kerry Robinson, L (1, 9) <small>OBP: 0.203, SLG: 0.179</small>	0-2 		0-0 		1-1 		0-1 	0-1 		5 1 1 0 0 0 3	
Joe Girardi, R (1, 2) <small>OBP: 0.154, SLG: 0.083</small>		1-1 		0-0 	4-2 		0-0 			3 1 0 0 1 0 0	
Bo Hart, R (1, 4) <small>OBP: 0.750, SLG: 1.667</small>		1-1 		0-2 	1-0 		4-2 			3 1 2 2 1 0 0	
Brett Tomko, R (1, 1) <small>OBP: 0.333, SLG: 0.320</small> Wilson Delgado, S (7, 5) <small>OBP: 0.263, SLG: 0.250</small>		1-0 		0-0 	1-2 		0-0 			3 1 1 0 0 0 1 1 0 0 0 0 0 1	
Inning Stats	R: 1 H: 2 E: 0 LOB: 2 K: 0 BB: 1 S: 10 P: 17	R: 2 H: 3 E: 0 LOB: 1 K: 0 BB: 0 S: 13 P: 16	R: 0 H: 0 E: 0 LOB: 0 K: 1 BB: 0 S: 6 P: 8	R: 0 H: 0 E: 0 LOB: 0 K: 0 BB: 0 S: 5 P: 5	R: 5 H: 5 E: 0 LOB: 1 K: 0 BB: 2 S: 19 P: 30	R: 0 H: 0 E: 1 LOB: 1 K: 1 BB: 0 S: 12 P: 18	R: 0 H: 0 E: 0 LOB: 0 K: 0 BB: 0 S: 4 P: 4	R: 0 H: 0 E: 0 LOB: 1 K: 0 BB: 1 S: 12 P: 19	R: 0 H: 1 E: 0 LOB: 1 K: 0 BB: 0 S: 9 P: 11	1B: 5 SF: 1 2B: 3 SAC: 0 3B: 2 DP: 0 HR: 1 HBP: 0	
PITCHER Ruben Quevedo, R (1, 1) <small>ERA: 5.75</small> Matt Ford, L (6, 1) <small>ERA: 2.08</small>	IP WLS BF H R ER SO BB IBB HBP BLK WP HR S P ERA WHIP	5.0 L 27 10 8 8 1 3 0 0 0 0 0 1 53 76 14.40 2.600	4.0 15 1 0 0 1 1 0 0 0 0 0 0 37 52 0.00 0.500	PITCHER IP WLS BF H R ER SO BB IBB HBP BLK WP HR S P ERA WHIP							

livebaseballscorecards.com

AB	37
R	8
H	11
RBI	8
BB	4
SO	2
LOB	12



Batter	1	2	3	4	5	6	7	8	9	10	AB	R	H	RBI	BB	SO	LOB	TOP									
Jacque Jones, L (1, 7) OBP: 0.321, SLG: 0.480	0-3 K		2-3 K			0-1 G1-3		0-0 F7		0-3 K	5	0	0	0	0	3	3	Minnesota Twins @ Milwaukee Brewers Miller Park, Milwaukee, WI Fri Jun 20 2003, 7:05 PM CDT Att: 25,175 - Cloudy - 71 F									
Cristian Guzman, S (1, 6) OBP: 0.296, SLG: 0.366	1-0 F8				0-0 G4-3	0-3 K		1-0 G1-3		1-0 G3-1	5	0	0	0	0	1	2										
Corey Koskie, L (1, 5) OBP: 0.404, SLG: 0.476	0-3 K				4-0 G5-3 WP BB	1-1 G4-3				1-3 K	3	1	0	0	1	2	0										
Torii Hunter, R (1, 8) OBP: 0.328, SLG: 0.431		1-1 L8			0-2 G5-3		0-0 E4 1B SF8		1-2 G3 2B		4	1	1	0	0	0	1										
Doug Mientkiewicz, L (1, 3) OBP: 0.366, SLG: 0.491		0-1 G3-1			2-1 P6		0-1 S G3 1B		2-2 G3		4	0	1	0	0	0	1										
Dustan Mohr, R (1, 9) OBP: 0.323, SLG: 0.481		2-2 G4-3				0-3 K		1-0 SF8		2-3 K	2	0	0	1	0	1	0										
33 Justin Morneau, L (9, PH) OBP: 0.382, SLG: 0.500											1	0	0	0	0	1	1										
20 Lew Ford, R (9, 9) OBP: 0.500, SLG: 0.714											0	0	0	0	0	0	0										
A.J. Pierzynski, L (1, 2) OBP: 0.330, SLG: 0.484			1-0 G3-1			2-3 K		0-0 G3		0-1 L8	4	0	0	0	0	1	1										
Luis Rivas, R (1, 4) OBP: 0.315, SLG: 0.362			2-3 K			2-2 3B		3-2 G6-3		4-1 1B BB	3	0	1	0	1	1	1										
Brad Radke, R (1, 1) OBP: 0.200, SLG: 0.200			1-0 1B			2-0 G1-3		1-3 K		0-0 1B	2	0	1	0	0	0	1										
Bobby Kielty, S (8, PH) OBP: 0.369, SLG: 0.430										1 SAFE 1 SAFE X	1	0	0	0	0	1	0										
LaTroy Hawkins, R (8, 1)											0	0	0	0	0	0	0										
Johan Santana, L (9, 1) OBP: 0.333, SLG: 0.333											0	0	0	0	0	0	0										
Denny Hocking, S (10, PH) OBP: 0.256, SLG: 0.274											1	0	1	0	0	0	0										
Juan Rincon, R (10, 1)											0	0	0	0	0	0	0										
Inning Stats	R: 0 E: 0 K: 2 S: 7	H: 0 LOB: 0 BB: 0 P: 8	R: 0 E: 0 K: 0 S: 7	H: 0 LOB: 0 BB: 0 P: 10	R: 0 E: 0 K: 2 S: 11	H: 1 LOB: 1 BB: 0 P: 17	R: 1 E: 0 K: 0 S: 7	H: 0 LOB: 0 BB: 1 P: 13	R: 0 E: 0 K: 2 S: 14	H: 1 LOB: 1 BB: 0 P: 20	R: 0 E: 0 K: 1 S: 7	H: 0 LOB: 0 BB: 0 P: 8	R: 1 E: 1 K: 0 S: 9	H: 1 LOB: 1 BB: 0 P: 13	R: 0 E: 0 K: 1 S: 5	H: 0 LOB: 0 BB: 0 P: 7	R: 0 E: 0 K: 2 S: 13	H: 1 LOB: 1 BB: 0 P: 19	R: 0 E: 0 K: 1 S: 8	H: 1 LOB: 2 BB: 1 P: 13	1B: 3 2B: 1 3B: 1 HR: 0	SF: 1 SAC: 0 DP: 0 HBP: 0	WP: 1 PB: 0 SB: 1 CS: 0	PA: 38			
PITCHER	IP	WLS	BF	H	R	ER	SO	BB	IBB	HBP	BLK	WP	HR	S	P	ERA	WHIP										
15 Ben Sheets, R (1, 1) ERA: 4.21	8.0		29	3	2	0	8	1	0	0	0	1	0	67	96	0.00	0.500										
Mike DeJean, R (9, 1) ERA: 4.08	1.0		4	1	0	0	2	0	0	0	0	0	0	13	19	0.00	1.000										
Curt Leskanic, R (10, 1) ERA: 2.92	1.0	W	5	1	0	0	1	1	0	0	0	0	0	8	13	0.00	2.000										

livebaseballscores.com

AB	35
R	2
H	5
RBI	1
BB	2
SO	11
LOB	11




Batter	1	2	3	4	5	6	7	8	9	10	AB	R	H	RBI	BB	SO	LOB
Eric Young Sr., R OBP: 0.332, SLG: 0.427 (1, 4)	P2		BB			1B		K		WP	4	1	1	0	1	1	0
Scott Podsednik, L OBP: 0.382, SLG: 0.423 (1, 8)	F7		K			1B		K			4	1	1	0	0	2	1
Richie Sexson, R OBP: 0.365, SLG: 0.516 (1, 3)	G4-3			P4		K			WP		3	0	0	0	1	1	2
Geoff Jenkins, L OBP: 0.359, SLG: 0.530 (1, 7)		G3		G5-3		1B		K		K	4	0	2	2	0	1	1
John Vander Wal, L OBP: 0.364, SLG: 0.469 (1, 9) Brady Clark, R OBP: 0.287, SLG: 0.333 (9, PH) (10, 9)		G3		K		G2-3		K		K	3	0	0	0	0	1	2
Wes Helms, R OBP: 0.326, SLG: 0.431 (1, 5)		L9									3	0	0	0	1	0	1
Keith Osik, R OBP: 0.347, SLG: 0.314 (1, 2)											4	0	1	0	0	2	3
Royce Clayton, R OBP: 0.302, SLG: 0.356 (1, 6)											4	1	2	0	0	0	1
15 Ben Sheets, R OBP: 0.108, SLG: 0.083 (1, 1) Keith Ginter, R OBP: 0.341, SLG: 0.287 (8, PH) Mike DeJean, R (9, 1) Curt Leskanic, R (10, 1) Brooks Kieschnick, L OBP: 0.357, SLG: 0.607 (10, PH)											2	0	0	0	0	1	1

Inning Stats	R: 0	H: 0	E: 0	K: 0	S: 6	R: 0	H: 1	E: 0	K: 1	S: 10	R: 0	H: 1	E: 0	K: 1	S: 9	R: 0	H: 0	E: 0	K: 1	S: 7	R: 0	H: 1	E: 0	K: 0	S: 3	R: 2	H: 3	E: 0	K: 2	S: 16	R: 0	H: 0	E: 0	K: 0	S: 6	R: 0	H: 0	E: 0	K: 2	S: 10	R: 0	H: 0	E: 0	K: 3	S: 15	R: 1	H: 1	E: 0	K: 0	S: 5	1B: 5	SF: 0	2B: 2	SAC: 0	3B: 0	DP: 1	HR: 0	HBP: 0	WP: 2	PA: 37
--------------	------	------	------	------	------	------	------	------	------	-------	------	------	------	------	------	------	------	------	------	------	------	------	------	------	------	------	------	------	------	-------	------	------	------	------	------	------	------	------	------	-------	------	------	------	------	-------	------	------	------	------	------	-------	-------	-------	--------	-------	-------	-------	--------	-------	--------

PITCHER	IP	WLS	BF	H	R	ER	SO	BB	IBB	HBP	BLK	WP	HR	S	P	ERA	WHIP
Brad Radke, R ERA: 5.74 (1, 1)	7.0		26	6	2	2	5	1	0	0	0	0	0	57	83	2.57	1.000
LaTroy Hawkins, R ERA: 2.1 (8, 1)	1.0		4	0	0	0	2	1	0	0	0	0	0	12	20	0.00	1.000
Johan Santana, L ERA: 2.19 (9, 1)	1.0		4	0	0	0	3	1	0	0	0	1	0	13	22	0.00	1.000
Juan Rincon, R ERA: 3.69 (10, 1)	0.1	L	3	1	1	1	0	0	0	0	0	1	0	5	9	27.00	3.000

Minnesota Twins @ Milwaukee Brewers
Miller Park, Milwaukee, WI
Fri Jun 20 2003, 7:05 PM CDT
Att. 25,175 - Cloudy - 71 F

AB 34
R 3
H 7
RBI 2
BB 3
SO 10
LOB 14



Batter	1	2	3	4	5	6	7	8	9	AB R H RBI BB SO LOB	TOP											
20 Lew Ford, R OBP: 0.444, SLG: 0.625 (1, 7)	0-2 F7		0-0 P3		3-2 FC5-4 1-2f		0-2 P3			4 0 0 0 0 0 5	Minnesota Twins @ Milwaukee Brewers Miller Park, Milwaukee, WI Sat Jun 21 2003, 6:05 PM CDT Att. 30,836 - Sunny - 70 F											
Cristian Guzman, S OBP: 0.292, SLG: 0.360 (1, 6)	3-3 K		1-1 G6-3		0-1 G4-3		1-0 F9			4 0 0 0 0 1 5												
Corey Koskie, L OBP: 0.402, SLG: 0.484 (1, 5)	0-0 L8			1-0 HR		0-2 G1-3		0-3 K		4 1 1 1 0 1 0												
Torii Hunter, R OBP: 0.327, SLG: 0.429 (1, 8)		0-1 L8		0-2 F8		1-0 1B		1-3 K		4 0 1 0 0 1 0												
Doug Mientkiewicz, L OBP: 0.364, SLG: 0.484 (1, 3)		0-0 B5-3		1-3 K		3-1 F8		4-2 BB		3 0 0 0 1 1 1												
Bobby Kielty, S OBP: 0.368, SLG: 0.434 (1, 9)		0-1 L9		1-0 2B		0-2 F9		0-2 G1-3		3 0 1 0 0 0 1												
Juan Rincon, R (8, 1)										0 0 0 0 0 0 0												
A.J. Pierzynski, L OBP: 0.331, SLG: 0.479 (1, 2)			4-2 SH1-4 1B BB	1-2 P5			0-0 G3-1		2-3 K	2 0 0 0 1 0 1												
Matthew LeCroy, R OBP: 0.336, SLG: 0.489 (9, PH)										1 0 0 0 0 1 0												
Luis Rivas, R OBP: 0.319, SLG: 0.362 (1, 4)			2-2 SH1-4 1B		1-0 F8		4-1 BB BB		2-1 F9	3 0 1 0 1 0 0												
Kyle Lohse, R OBP: 0.333, SLG: 0.333 (1, 1)			0-1 SH1-4		1-1 FC5-4 1B		4-2 BB		3-3 K	1 0 1 0 0 0 0												
Micheal Nakamura, R (6, 1)										0 0 0 0 0 0 0												
Dustan Mohr, R OBP: 0.325, SLG: 0.479 (6, 9)										1 0 0 0 1 1 0												
33 Justin Morneau, L OBP: 0.371, SLG: 0.485 (8, PH)			1-2 2-3				1-2 BB			1 0 0 0 0 0 1												
Inning Stats	R: 0 E: 0 K: 1 S: 15	H: 0 LOB: 0 BB: 0 P: 18	R: 0 E: 0 K: 0 S: 5	H: 0 LOB: 0 BB: 0 P: 5	R: 0 E: 0 K: 0 S: 12	H: 1 LOB: 2 BB: 1 P: 19	R: 1 E: 0 K: 1 S: 13	H: 2 LOB: 1 BB: 0 P: 17	R: 0 E: 0 K: 0 S: 10	H: 1 LOB: 1 BB: 0 P: 15	R: 0 E: 0 K: 0 S: 9	H: 1 LOB: 1 BB: 0 P: 13	R: 0 E: 0 K: 0 S: 9	H: 0 LOB: 2 BB: 2 P: 18	R: 0 E: 0 K: 2 S: 11	H: 0 LOB: 1 BB: 1 P: 16	R: 0 E: 0 K: 2 S: 10	H: 0 LOB: 0 BB: 0 P: 17	1B: 3 2B: 1 3B: 0 HR: 1	SF: 0 SAC: 1 DP: 0 HBP: 0	WP: 0 PB: 0 SB: 0 CS: 0	PA: 36
PITCHER	IP WLS BF H R ER SO BB IBB HBP BLK WP HR S P ERA WHIP																					
Wayne Franklin, L ERA: 5.07 (1, 1)	7.0 W 29 5 1 1 2 3 0 0 0 0 0 1 73 105 1.29 1.143																					
Dan Kolb, R ERA: (8, 1)	1.0 4 0 0 0 2 1 0 0 0 0 0 0 11 16 0.00 1.000																					
John Foster, L ERA: 4.26 (9, 1)	1.0 3 0 0 0 2 0 0 0 0 0 0 0 10 17 0.00 0.000																					

livebaseballscorecards.com

AB	31
R	1
H	5
RBI	1
BB	4
SO	6
LOB	14



BOTTOM

Minnesota Twins @ Milwaukee Brewers
 Miller Park, Milwaukee, WI
 Sat Jun 21 2003, 6:05 PM CDT
 Att. 30,836 - Sunny - 70 F

livebaseballscores.com

AB	32
R	8
H	9
RBI	8
BB	3
SO	5
LOB	9



WP:	1	PA:	37
PB:	0	SB:	0
CS:	0		

AB	R	H	RBI	BB	SO	LOB									
5	1	1	0	0	0	2									
4	1	1	0	0	0	0									
3	0	0	0	1	0	1									
4	1	1	0	0	2	4									
3	2	2	2	1	0	0									
3	3	3	5	0	0	0									
4	0	1	0	0	1	2									
3	0	0	0	1	1	0									
3	0	0	0	0	1	0									
0	0	0	0	0	0	0									
0	0	0	1	0	0	0									
0	0	0	0	0	0	0									
1B:	5	SF:	2	2B:	1	SAC:	0	3B:	0	DP:	0	HR:	3	HBP:	0

Batter	1	2	3	4	5	6	7	8	9								
Eric Young Sr., R OBP: 0.330, SLG: 0.422 (1, 4)	1-1 WP 1B 1B 1B	1-2 G4-3			0-0 G6-3		0-1 P4	0-2 G5-3									
Scott Podsednik, L OBP: 0.379, SLG: 0.420 (1, 8)	2-1 1B WP 1B 1-2 SF7 1B		0-1 P3		0-0 B1		1-1 E4										
Geoff Jenkins, L OBP: 0.358, SLG: 0.524 (1, 7)	4-2 SF7 1B 1-2 2-3 BB		3-1 G4-3		1-0 G4-3		1-1 F7										
Richie Sexson, R OBP: 0.364, SLG: 0.512 (1, 3)	0-3 K		3-2 G4-3		1-1 HR BB 1B		0-3 K										
John Vander Wal, L OBP: 0.372, SLG: 0.491 (1, 9)	0-2 SF7 1B 1-2 2-3 3-H		3-1 HR		4-0 HR BB		3-2 L9										
Wes Helms, R OBP: 0.332, SLG: 0.464 (1, 5)	0-2 SF7 1-2 2-3 3-H		1-2 HR		1-1 HR 1-H 2-H		1-2 SF8 1B										
Keith Osik, R OBP: 0.344, SLG: 0.321 (1, 2)	1-3 K		1-0 F8		2-2 G1-3		0-2 SF8 2B										
Royce Clayton, R OBP: 0.301, SLG: 0.352 (1, 6)		1-3 K	0-1 L8		3-2 G6-3		4-2 SF8 BB										
Wayne Franklin, L OBP: 0.100, SLG: 0.100 Dan Kolb, R OBP: 0.336, SLG: 0.287 Keith Ginter, R OBP: 0.338, SLG: 0.287 John Foster, L OBP: 0.338, SLG: 0.287		1-3 K	0-0 G1-3		1-0 P5		1-2 SF8 1-2 2-3 3-H										
Inning Stats	R: 2 H: 3 E: 0 K: 2 S: 21	H: 3 LOB: 2 BB: 1 P: 29	R: 0 H: 0 E: 0 K: 2 S: 10	H: 0 LOB: 0 BB: 0 P: 13	R: 0 H: 0 E: 0 K: 0 S: 7	H: 0 LOB: 0 BB: 0 P: 13	R: 2 H: 2 E: 0 K: 0 S: 9	H: 2 LOB: 0 BB: 1 P: 14	R: 0 H: 0 E: 0 K: 0 S: 3	H: 0 LOB: 0 BB: 0 P: 4	R: 3 H: 2 E: 0 K: 0 S: 12	H: 2 LOB: 0 BB: 1 P: 24	R: 0 H: 0 E: 1 K: 1 S: 9	H: 0 LOB: 1 BB: 0 P: 11	R: 1 H: 2 E: 0 K: 0 S: 18	H: 2 LOB: 2 BB: 1 P: 27	1B: 5 SF: 2 2B: 1 SAC: 0 3B: 0 DP: 0 HR: 3 HBP: 0

PITCHER	IP	WLS	BF	H	R	ER	SO	BB	IBB	HBP	BLK	WP	HR	S	P	ERA	WHIP
Kyle Lohse, R ERA: 3.7 (1, 1)	5.0	L	24	7	7	7	4	2	0	0	0	1	3	54	83	12.60	1.800
Micheal Nakamura, R ERA: 6.48 (6, 1)	2.0		7	0	0	0	1	0	0	0	0	0	0	17	25	0.00	0.000
Juan Rincon, R ERA: 3.86 (8, 1)	1.0		6	2	1	1	0	1	0	0	0	0	0	18	27	9.00	3.000

Batter	1	2	3	4	5	6	7	8	9	AB R H RBI BB SO LOB	TOP												
Jacque Jones, L (1, 7) OBP: 0.319, SLG: 0.478	0-2 G4-3	1-1 G3-1			1-1 G1-3		1-0 SAFE 1-H CS 2B		3-2 G1-4-3	5 0 1 1 0 0 1	Minnesota Twins @ Milwaukee Brewers Miller Park, Milwaukee, WI Sun Jun 22 2003, 1:05 PM CDT Att. 25,320 - Sunny - 81 F												
Denny Hocking, S (1, 6) OBP: 0.296, SLG: 0.379	4-1 HR BB		3-2 1B G5-4-3 1B		2-2 HR		2-2 G6-3	1-2 3B	4 3 3 1 1 0 1														
Corey Koskie, L (1, 5) OBP: 0.402, SLG: 0.494	0-1 1-H HR		1-0 G5-4-3 1B		2-0 F7		3-1 P4	0-1 F8	5 1 2 2 0 0 1														
Torii Hunter, R (1, 8) OBP: 0.325, SLG: 0.435	0-0 G4-3		1-0 G5-4-3		1-1 P2		1-0 HR	0-3 K	5 1 1 1 0 1 2														
Doug Mientkiewicz, L (1, 3) OBP: 0.366, SLG: 0.493	2-2 F7		0-3 K		1-0 2B		0-1 1B 2B		4 0 2 0 0 1 0														
Dustan Mohr, R (1, 9) OBP: 0.329, SLG: 0.477		4-2 2B G6-3 BB		3-3 K		3-3 K	1-1 SAFE 2-3 1B		3 1 1 0 1 2 1														
Tom Prince, R (1, 2) OBP: 0.366, SLG: 0.471		0-1 SAFE SAFE 1-3 2B		0-2 F9		1-3 K	0-0 P6		4 0 1 0 0 1 3														
Luis Rivas, R (1, 4) OBP: 0.313, SLG: 0.354		0-0 G6-3		2-2 P3		1-0 F7	0-3 K		4 0 0 1 0 1 3														
Kenny Rogers, L (1, 1) Johan Santana, L (6, 1) Bobby Kielty, S (7, PH) J.C. Romero, S (7, 1) LaTroy Hawkins, R (7, 1) 33 Justin Morneau, L (8, PH) Eddie Guardado, R (9, 1)		1-3 K		0-0 G6-3		4-1 WP 2B BB	1-0 HR		2 0 0 0 0 0 1 1 0 0 0 0 0 0 0 0 0 1 0 0 0 1 0 0 0 0 0 0 0 0 0 0 0 0 0 0 0 0 0 0 1 1 1 1 0 0 0 0 0 0 0 0 0 0 0 0														
Inning Stats	R: 2 E: 0 K: 0 S: 12	H: 1 LOB: 0 BB: 1 P: 18	R: 1 E: 0 K: 1 S: 10	H: 1 LOB: 1 BB: 1 P: 16	R: 1 E: 0 K: 1 S: 11	H: 2 LOB: 0 BB: 0 P: 16	R: 0 E: 0 K: 1 S: 9	H: 0 LOB: 0 BB: 0 P: 14	R: 1 E: 0 K: 0 S: 9	H: 1 LOB: 0 BB: 0 P: 14		R: 0 E: 0 K: 2 S: 11	H: 1 LOB: 1 BB: 0 P: 17	R: 1 E: 0 K: 0 S: 6	H: 1 LOB: 0 BB: 1 P: 14	R: 1 E: 0 K: 1 S: 11	H: 3 LOB: 2 BB: 0 P: 16	R: 1 E: 0 K: 1 S: 12	H: 2 LOB: 1 BB: 0 P: 17	1B: 3 2B: 4 3B: 1 HR: 4	SF: 0 SAC: 0 DP: 1 HBP: 0	WP: 1 PA: 40 PB: 0 SB: 0 CS: 1	
PITCHER	IP WLS BF H R ER SO BB IBB HBP BLK WP HR S P ERA WHIP	IP WLS BF H R ER SO BB IBB HBP BLK WP HR S P ERA WHIP	IP WLS BF H R ER SO BB IBB HBP BLK WP HR S P ERA WHIP	IP WLS BF H R ER SO BB IBB HBP BLK WP HR S P ERA WHIP	IP WLS BF H R ER SO BB IBB HBP BLK WP HR S P ERA WHIP	IP WLS BF H R ER SO BB IBB HBP BLK WP HR S P ERA WHIP	IP WLS BF H R ER SO BB IBB HBP BLK WP HR S P ERA WHIP	IP WLS BF H R ER SO BB IBB HBP BLK WP HR S P ERA WHIP	IP WLS BF H R ER SO BB IBB HBP BLK WP HR S P ERA WHIP	IP WLS BF H R ER SO BB IBB HBP BLK WP HR S P ERA WHIP	IP WLS BF H R ER SO BB IBB HBP BLK WP HR S P ERA WHIP	IP WLS BF H R ER SO BB IBB HBP BLK WP HR S P ERA WHIP	IP WLS BF H R ER SO BB IBB HBP BLK WP HR S P ERA WHIP	IP WLS BF H R ER SO BB IBB HBP BLK WP HR S P ERA WHIP	IP WLS BF H R ER SO BB IBB HBP BLK WP HR S P ERA WHIP	IP WLS BF H R ER SO BB IBB HBP BLK WP HR S P ERA WHIP	IP WLS BF H R ER SO BB IBB HBP BLK WP HR S P ERA WHIP	IP WLS BF H R ER SO BB IBB HBP BLK WP HR S P ERA WHIP	IP WLS BF H R ER SO BB IBB HBP BLK WP HR S P ERA WHIP	IP WLS BF H R ER SO BB IBB HBP BLK WP HR S P ERA WHIP	IP WLS BF H R ER SO BB IBB HBP BLK WP HR S P ERA WHIP		
Matt Kinney, R (1, 1) ERA: 4.58	6.1 L	28 7 6 6 5 3 0 0 0 0 1 2 65 104 8.53 1.579	0.2 1 0 0 0 0 0 0 0 0 0 0 3 5 0.00 0.000	1.0 6 3 1 1 1 0 0 0 0 0 1 11 16 9.00 3.000	1.0 5 2 1 1 1 0 0 0 0 0 1 12 17 9.00 2.000																		

livebaseballscorecards.com

AB	37
R	8
H	12
RBI	7
BB	3
SO	7
LOB	13



BOTTOM

Minnesota Twins @ Milwaukee Brewers
Miller Park, Milwaukee, WI

Sun Jun 22 2003, 1:05 PM CDT
Att. 25,320 - Sunny - 81 F

livebaseballscores.com

AB	35
R	3
H	11
RBI	3
BB	2
SO	3
LOB	18



WP:	1	PA:	39
PB:	0		
SB:	0		
CS:	0		

AB R H RBI BB SO LOB

4	0	1	0	0	0	1
4	1	1	0	1	1	2
5	2	3	2	0	1	4
4	0	1	0	0	0	3
4	0	0	0	0	0	2
2	0	0	1	1	1	0
4	0	3	0	0	0	0
4	0	1	0	0	0	5
2	0	0	0	0	0	0
0	0	0	0	0	0	0
1	0	1	0	0	0	0
0	0	0	0	0	0	0
0	0	0	0	0	0	0
0	0	0	0	0	0	0
1	0	0	0	0	0	1
1B:	8	SF:	1			
2B:	1	SAC:	0			
3B:	1	DP:	1			
HR:	1	HBP:	1			

Batter	1	2	3	4	5	6	7	8	9
Eric Young Sr., R OBP: 0.331, SLG: 0.419 (1, 4) C L H 1-2 3B HBP			0-1 L9 2		0-1 G6-3 2		2-1 WP 1B		1-2 G1-3 2
Scott Podsednik, L OBP: 0.380, SLG: 0.426 (1, 8) C C 1 SAFE X 0-2 1B 3B			1-0 G1-3 3		2-2 F7 3		1-3 SAFE K		4-1 BB
Geoff Jenkins, L OBP: 0.362, SLG: 0.541 (1, 7) F B 3 SAFE X 1-1 G1-6-3 1B				3-2 HR		2-2 1B SF9 2B		2-3 K	0-1 P6 3
Richie Sexson, R OBP: 0.362, SLG: 0.509 (1, 3) B B X 2-0 G1-6-3 1-2f				2-1 G6-3 1		0-0 1B 1B		0-0 L3 3	
Brady Clark, R OBP: 0.277, SLG: 0.321 (1, 9) B B X 2-2 F8 1				1-0 G5-3 2		1-1 F7 1		1-1 F9 1	
Wes Helms, R OBP: 0.331, SLG: 0.460 (1, 5) B B X 0-0 L8 2				4-2 1B BB		2-2 SF9 3-H		0-3 K 2	
Eddie Pérez, R OBP: 0.322, SLG: 0.437 (1, 2) B B X 3-1 1B				0-1 1-2 1B		2-2 1-2 1B		0-0 G6-3 3	
Royce Clayton, R OBP: 0.300, SLG: 0.350 (1, 6) B B X 3-2 L8 3				0-0 G4-3 3		1-2 F8 3		1-2 FC4-6 1B	
Matt Kinney, R Valerio De Los Santos, L Keith Ginter, R Leo Estrella, R Mike DeJean, R Enrique Cruz, R OBP: 0.217, SLG: 0.146 (1, 1) (7, 1) (7, PH) (8, 1) (9, 1) (9, PH)			0-0 L6 1		3-2 L9 1		2-2 1B 1B		0-1 FC4-6 G1-3 1-2f

Inning Stats	R: 1 E: 0 K: 0 S: 8	H: 2 LOB: 0 BB: 0 P: 12	R: 0 E: 0 K: 0 S: 11	H: 1 LOB: 1 BB: 0 P: 19	R: 0 E: 0 K: 0 S: 4	H: 0 LOB: 0 BB: 0 P: 5	R: 1 E: 0 K: 0 S: 12	H: 2 LOB: 2 BB: 1 P: 22	R: 0 E: 0 K: 0 S: 10	H: 0 LOB: 0 BB: 0 P: 15	R: 1 E: 0 K: 0 S: 18	H: 3 LOB: 2 BB: 0 P: 26	R: 0 E: 0 K: 2 S: 16	H: 2 LOB: 2 BB: 0 P: 23	R: 0 E: 0 K: 1 S: 6	H: 0 LOB: 0 BB: 0 P: 7	R: 0 E: 0 K: 0 S: 14	H: 1 LOB: 2 BB: 1 P: 20	1B: 8 2B: 1 3B: 1 HR: 1	SF: 1 SAC: 0 DP: 1 HBP: 1
--------------	------------------------------	----------------------------------	-------------------------------	----------------------------------	------------------------------	---------------------------------	-------------------------------	----------------------------------	-------------------------------	----------------------------------	-------------------------------	----------------------------------	-------------------------------	----------------------------------	------------------------------	---------------------------------	-------------------------------	----------------------------------	----------------------------------	------------------------------------

PITCHER	IP	WLS	BF	H	R	ER	SO	BB	IBB	HBP	BLK	WP	HR	S	P	ERA	WHIP
Kenny Rogers, L ERA: 5.16 (1, 1)	5.0	W	22	7	3	3	0	0	1	0	0	0	1	49	79	5.40	1.600
Johan Santana, L ERA: 2.15 (6, 1)	1.0	H	4	1	0	0	0	0	0	0	0	0	0	14	20	0.00	1.000
J.C. Romero, L ERA: 4.25 (7, 1)	0.2	H	4	2	0	0	2	0	0	0	0	1	0	15	22	0.00	3.000
LaTroy Hawkins, R ERA: 2.02 (7, 1)	1.1	H	4	0	0	0	1	0	0	0	0	0	0	7	8	0.00	0.000
Eddie Guardado, L ERA: 2.93 (9, 1)	1.0		5	1	0	0	0	1	0	0	0	0	0	14	20	0.00	2.000

Batter	1	2	3	4	5	6	7	8	9	AB R H RBI BB SO LOB	TOP											
Eric Young Sr. R (1, 4) OBP: 0.333, SLG: 0.424	2-2 FC1-6-5-3-4-3 2B	2-2 P4			1-3 K			1-1 G1-6-3 1B		4 0 2 0 0 1 3												
Scott Podsednik, L (1, 8) OBP: 0.378, SLG: 0.420	2-1 FC1-6-5-3-4-3 2-3		4-2 PO BB		1-2 F8			1-2 G1-6-3 1-2f		3 0 0 0 1 0 2												
Geoff Jenkins, L (1, 7) OBP: 0.360, SLG: 0.548	3-1 HR		0-3 K		2-3 K			1-3 K		4 1 1 1 0 3 1												
Richie Sexson, R (1, 3) OBP: 0.358, SLG: 0.502	3-3 K		2-0 P3		0-0 P3			3-2 G6-3		4 0 0 0 0 1 1												
John Vander Wal, L (1, 9) Brady Clark, R (8, 9) OBP: 0.372, SLG: 0.488 OBP: 0.275, SLG: 0.318			1-1 G3-1 1 SAFE	1-2 PO 1-2	3-2 1B 1B		1-3 K	2-2 G5-3		3 0 1 0 0 1 0 1 0 0 0 0 0 0												
Wes Helms, R (1, 5) OBP: 0.337, SLG: 0.469			1-2 1B 1B 1B		0-0 G6-4-3 1B		2-1 2B	0-0 E6		4 0 3 0 0 0 0												
Eddie Pérez, R (1, 2) OBP: 0.322, SLG: 0.435 Keith Osik, R (8, 2) OBP: 0.341, SLG: 0.318			2-2 1B 1B		2-0 F8		2-3 K	1-0 F7		3 0 1 0 0 1 3 1 0 0 0 0 0 1												
Royce Clayton, R (1, 6) OBP: 0.301, SLG: 0.350			0-0 1B 1-2 2-3 1B		1-2 G6-4-3 1-2f		3-3 K			3 0 1 0 0 1 3												
Ruben Quevedo, R (1, 1) OBP: 0.300, SLG: 0.300 Matt Ford, S (1, 1) Enrique Cruz, R (5, PH) OBP: 0.213, SLG: 0.143 Luis Vizcaino, R (5, 1) Brooks Kieschnick, L (6, 1) OBP: 0.345, SLG: 0.586 John Foster, L (8, 1)			1-3 K		1-0 G1-3		0-1 F8			0 0 0 0 0 0 0 1 0 0 0 0 0 1 3 1 0 0 0 0 0 0 0 0 0 0 0 0 0 0 0 1 0 0 0 0 0 0 1 0 0 0 0 0 0 0 0												
Inning Stats	R: 1 E: 0 K: 1 S: 11	H: 2 LOB: 0 BB: 0 P: 21	R: 0 E: 0 K: 1 S: 16	H: 3 LOB: 3 BB: 0 P: 23	R: 0 E: 0 K: 1 S: 10	H: 0 LOB: 0 BB: 1 P: 17	R: 0 E: 0 K: 0 S: 8	H: 2 LOB: 1 BB: 0 P: 14	R: 0 E: 0 K: 1 S: 7	H: 0 LOB: 0 BB: 0 P: 10	R: 0 E: 0 K: 2 S: 7	H: 0 LOB: 0 BB: 0 P: 10	R: 0 E: 0 K: 2 S: 12	H: 1 LOB: 1 BB: 0 P: 19	R: 0 E: 0 K: 1 S: 8	H: 1 LOB: 0 BB: 0 P: 11	R: 0 E: 1 K: 0 S: 9	H: 0 LOB: 1 BB: 0 P: 15	1B: 6 2B: 3 3B: 0 HR: 1	SF: 0 SAC: 0 DP: 3 HBP: 0	WP: 0 PB: 0 SB: 0 CS: 0	PA: 35
PITCHER	IP WLS BF H R ER SO BB IBB HBP BLK WP HR S P ERA WHIP																					
34 Kerry Wood, R (1, 1) ERA: 2.94	7.0 W 27 8 1 1 8 1 0 0 0 0 0 1 71 114 1.29 1.286																					
Mark Guthrie, L (8, 1) ERA: 3.0	1.0 3 1 0 0 1 0 0 0 0 0 0 0 8 11 0.00 1.000																					
Antonio Alfonseca, R (9, 1) ERA: 2.84	1.0 4 0 0 0 0 0 0 0 0 0 0 0 9 15 0.00 0.000																					

Milwaukee Brewers @ Chicago Cubs
Wrigley Field, Chicago, IL
Tue Jun 24 2003, 7:05 PM CDT
Att. 40,389 - Sunny - 90 F

livebaseballscorecards.com

AB	33
R	1
H	9
RBI	1
BB	1
SO	9
LOB	18



Batter	1	2	3	4	5	6	7	8	9
Mark Grudzielanek, R (1, 4) OBP: 0.338, SLG: 0.384 Bobby Hill, S (8, PH) OBP: 0.250, SLG: 0.250 (9, 4)	3-1 HR 1B	4-2 BB		0-1 P3		0-1 HR		1-1 G6-4-3 1-2f 2-3	
Alex Gonzalez, R (1, 6) OBP: 0.304, SLG: 0.408	2-0 F8	2-1 G1-4-6-3 1-2f		1-3 K		0-1 HR		0-0 G6-3	
Corey Patterson, L (1, 8) OBP: 0.328, SLG: 0.541	2-2 HR 1-H	1-1 P2			0-3 K	1-3 K			
Sammy Sosa, R (1, 9) OBP: 0.423, SLG: 0.530	3-2 HR		4-0 FC6-4 SF9 1B BB		1-0 HR		1-1 1B 2B		
Moises Alou, R (1, 7) OBP: 0.370, SLG: 0.462 Mark Guthrie, R (8, 1) Antonio Alfonseca, R (9, 1)	4-1 1B SF9 BB		2-1 FC6-4 1B		0-0 F8		0-0 G1-3		
Eric Karros, R (1, 3) OBP: 0.369, SLG: 0.490	3-2 1B 1B		2-2 FC6-4 1-2f 2-3		2-2 P5		0-2 G1-6-3 1B		
Ramon Martinez, R (1, 5) OBP: 0.340, SLG: 0.408	1-0 SF9		3-0 SF9		2-3 K		0-2 G1-6-3 1-2f		
Damian Miller, R (1, 2) OBP: 0.318, SLG: 0.381 Paul Bako, L (6, 2) OBP: 0.301, SLG: 0.288	1-0 1-2 1B		2-3 K		1-0 F8		0-0 G6-4-3 2B		
34 Kerry Wood, R (1, 1) OBP: 0.152, SLG: 0.333 Troy O'Leary, L (8, 7) OBP: 0.276, SLG: 0.348	1-3 K		3-3 K		0-1 HR		4-2 G6-4-3 BB		


AB	R	H	RBI	BB	SO	LOB
3	2	2	1	1	0	0
1	0	0	0	0	0	2
5	1	1	1	0	1	3
4	1	1	2	0	2	0
3	3	3	2	1	0	0
3	1	1	0	1	0	1
0	0	0	0	0	0	0
0	0	0	0	0	0	0
4	0	2	0	0	0	2
2	0	0	2	0	1	2
2	0	1	0	0	1	1
2	0	1	0	0	0	0
3	1	1	1	0	2	2
0	0	0	0	1	0	0

AB	R	H	RBI	BB	SO	LOB
32	9	13	9	4	7	13

Inning Stats		R: 4	H: 5	E: 0	K: 21	S: 11	L: 0	LOB: 2	BB: 1	P: 41	R: 0	H: 0	E: 0	K: 0	S: 8	L: 0	LOB: 0	BB: 1	P: 15	R: 1	H: 1	E: 0	K: 1	S: 11	L: 0	LOB: 1	BB: 1	P: 24	R: 0	H: 0	E: 0	K: 2	S: 10	L: 0	LOB: 0	BB: 0	P: 14	R: 1	H: 1	E: 0	K: 1	S: 10	L: 0	LOB: 0	BB: 0	P: 13	R: 3	H: 3	E: 0	K: 2	S: 14	L: 0	LOB: 0	BB: 0	P: 18	R: 0	H: 2	E: 0	K: 0	S: 9	L: 0	LOB: 1	BB: 0	P: 10	R: 0	H: 1	E: 0	K: 0	S: 6	L: 1	LOB: 1	BB: 1	P: 11
PITCHER		IP	WLS	BF	H	R	ER	SO	BB	IBB	HBP	BLK	WP	HR	S	P	ERA	WHIP	PITCHER		IP	WLS	BF	H	R	ER	SO	BB	IBB	HBP	BLK	WP	HR	S	P	ERA	WHIP																																				
Ruben Quevedo, R (1, 1) ERA: 6.53		0.2	L	8	5	4	4	0	1	0	0	0	0	0	18	37	54.00	9.000	John Foster, L (8, 1) ERA: 4.05		1.0		4	1	0	0	1	0	0	0	0	0	6	11	0.00	2.000																																					
Matt Ford, L (1, 1) ERA: 2.15		3.1		12	1	1	1	4	2	0	0	0	0	0	32	57	2.70	0.900	Luis Vizcaino, R (5, 1) ERA: 9.05		1.2		8	3	3	3	2	0	0	0	0	3	18	24	16.20	1.800																																					
Luis Vizcaino, R (5, 1) ERA: 9.05		1.2		8	3	3	3	2	0	0	0	0	0	3	18	24	16.20	1.800	Brooks Kieschnick, R (6, 1) ERA: 5.25		1.1		6	3	1	1	1	0	0	0	0	1	15	17	6.75	2.250																																					
Brooks Kieschnick, R (6, 1) ERA: 5.25		1.1		6	3	1	1	1	0	0	0	0	0	1	15	17	6.75	2.250	John Foster, L (8, 1) ERA: 4.05		1.0		4	1	0	0	0	1	0	0	0	0	6	11	0.00	2.000																																					

Milwaukee Brewers @ Chicago Cubs
 Wrigley Field, Chicago, IL
 Tue Jun 24 2003, 7:05 PM CDT
 Att. 40,389 - Sunny - 90 F

WP: 0 PA: 38
 PB: 0
 SB: 0
 CS: 0



livebaseballscorecards.com

Batter	1	2	3	4	5	6	7	8	9	10	AB R H RBI BB SO LOB	TOP
Eric Young Sr., R OBP: 0.337, SLG: 0.428 (1, 4)	3-1 E4 F8 1B		1-3 K		1-1 SF7 3-H		1-2 P3	2-1 WP S 1B 1B		0-0 BB HR 1B	5 2 3 1 0 1 0	
Scott Podsednik, L OBP: 0.385, SLG: 0.422 (1, 8)	2-0 F8 2-3		2-2 1B		4-1 BB		1-2 2B 1B 1B	0-1 L8		1 SAFE 1 SAFE 1B BB 1-2 HR BB	4 2 2 0 2 0 2	
Geoff Jenkins, L OBP: 0.363, SLG: 0.561 (1, 7)	1-1 L5		0-1 L7		0-1 G4-3		2-0 1B 2B	3-2 BB 1B 1-H		0-2 HR 1-H 2-H	6 2 3 4 0 0 3	
Richie Sexson, R OBP: 0.366, SLG: 0.502 (1, 3)	4-0 BB			1-0 G6-4-3 1B		4-0 1B BB	1-2 1B FC3-6 HBP	4-2 BB		1-3 K	2 1 1 0 3 1 0	
Wes Helms, R OBP: 0.333, SLG: 0.462 (1, 5)	2-3 K			1-0 G6-4-3 1-2f		2-3 K	1-1 FC3-6 1B 1B	1-3 K		1-1 L4	6 0 1 2 0 3 6	
Brady Clark, R OBP: 0.276, SLG: 0.312 John Vander Wal, L OBP: 0.376, SLG: 0.488 (7, PH) (7, 9)			1-1 G6-3		4-1 BB	0-3 K	1-0 FC3-6 1B 1-2 2-3		3-2 F8	4-2 E BB	2 0 0 0 1 1 1 2 1 1 0 1 0 0	
Keith Osik, R OBP: 0.336, SLG: 0.313 Eddie Pérez, R OBP: 0.326, SLG: 0.450 (10, PH) (10, 2)			0-0 F9		1-0 F9	1-0 1B	1-2 FC3-6 FC6-4		1-1 G5-3	0-0 E4 3B 1-H	5 0 1 1 0 0 3 1 1 1 1 0 0 0	
Royce Clayton, R OBP: 0.298, SLG: 0.345 (1, 6)			3-2 G6-3		2-2 E1 SF7 SH2-4 1B	3-3 K	0-2 FC6-4		2-1 P2	0-3 K	6 1 1 0 0 2 4	
15 Ben Sheets, R Keith Ginter, R Curt Lesnar, R Enrique Cruz, R Dan Kobl, R Vladimir De Los Santos, L Luis Vizcaino, R Brooks Kieschnick, L Mike DeJean, R			2-3 K		0-0 SH2-4		0-0 HR		3-2 G6-3	0-1 HR	1 0 0 0 0 0 1 0 1 1 1 1 0 1 0 0 0 0 0 0 0 0 0 0 0 0 0 0 0 1 1 1 1 1 0 0 0 0 0 0 0 0 0 0 0	

Milwaukee Brewers @ Chicago Cubs
Wrigley Field, Chicago, IL
Wed Jun 25 2003, 1:20 PM CDT
Att. 38,357 - Sunny - 90 F

AB	43
R	12
H	16
RBI	11
BB	7
SO	9
LOB	19



Inning Stats	R: 0	H: 1	R: 0	H: 0	R: 0	H: 1	R: 1	H: 1	R: 0	H: 1	R: 4	H: 5	R: 1	H: 2	R: 0	H: 0	R: 6	H: 4	1B: 11	SF: 1	WP: 1	PA: 53
Shawn Estes, L ERA: 5.4 Mike Reminger, L ERA: 4.05 Antonio Alfonseca, R ERA: 3.38 Mark Guthrie, L ERA: 3.0 Joe Borowski, R ERA: 1.95	6.0	LOB: 2	0	LOB: 0	0	LOB: 1	0	LOB: 1	0	LOB: 2	0	LOB: 2	0	LOB: 2	0	LOB: 0	19	LOB: 0	3B: 1	SAC: 1	PB: 0	
		BB: 1	0	BB: 0	2	BB: 1	0	BB: 1	3	BB: 1	0	BB: 0	1	BB: 1	0	BB: 0	29	BB: 2	HR: 3	DP: 1	SB: 1	
		P: 21	11	P: 11	13	P: 18	4	P: 17	11	P: 21	24	P: 32	17	P: 30	14	P: 14	29	P: 29		HBP: 1	CS: 0	
PITCHER Shawn Estes, L Todd Wellemeyer, R ERA: 5.68	IP	WLS	BF	H	R	ER	SO	BB	IBB	HBP	BLK	WP	HR	S	P	ERA	WHIP					
	6.0	1	26	5	1	0	6	4	0	0	0	0	0	54	99	0.00	1.500					
	0.1		4	3	3	3	0	0	0	0	0	0	1	12	16	81.00	9.000					
	1.1	B	8	3	2	2	0	0	0	1	0	0	0	19	28	13.50	2.250					
	0.0		1	1	0	0	0	0	0	0	0	1	0	5	8	∞	∞					
	1.1		5	0	0	0	1	1	0	0	0	0	0	13	24	0.00	0.750					

Batter	1	2	3	4	5	6	7	8	9	10	AB	R	H	RBI	BB	SO	LOB
Mark Grudzielanek, R OBP: 0.333, SLG: 0.379 (1, 4)	G6-3		G5-3		L9		K		SH1-4		4	0	0	0	0	1	1
José Hernández, R OBP: 0.301, SLG: 0.350 (7, 6)	K		K		K		K				4	0	0	0	0	4	1
Bobby Hill, S OBP: 0.400, SLG: 0.250 Todd Wellemeyer, R (10, 1)										BB	0	0	0	0	1	0	0
Corey Patterson, L OBP: 0.329, SLG: 0.537 (1, 8)	K				G4-3				F8		4	2	1	0	1	1	2
Sammy Sosa, R OBP: 0.427, SLG: 0.527 (1, 9)											3	2	1	0	2	2	3
Moises Alou, R OBP: 0.374, SLG: 0.473 (1, 7)	G5-3										4	2	2	3	1	0	1
Eric Karros, R OBP: 0.370, SLG: 0.483 (1, 3)	K										4	0	1	1	1	2	1
Alex Gonzalez, R OBP: 0.301, SLG: 0.404 Mike Remlinger, L Antonio Alfonseca, R Mark Guthrie, R Joe Borowski, R Lenny Harris, L OBP: 0.245, SLG: 0.229 (8, 5)	F9										3	0	0	0	0	0	3
Paul Bako, L OBP: 0.299, SLG: 0.299 (1, 2)											4	0	1	0	0	1	4
Shawn Estes, R OBP: 0.167, SLG: 0.130 Ramon Martinez, R OBP: 0.342, SLG: 0.409 (8, 6)											2	0	0	0	0	1	2

Inning Stats	R: 0	H: 0	E: 0	K: 2	S: 10	R: 0	H: 0	E: 0	K: 1	S: 7	R: 0	H: 1	E: 0	K: 1	S: 12	R: 3	H: 4	E: 0	K: 1	S: 11	R: 0	H: 0	E: 0	K: 1	S: 5	R: 2	H: 1	E: 0	K: 2	S: 14	R: 0	H: 0	E: 0	K: 2	S: 8	R: 1	H: 0	E: 0	K: 1	S: 12	R: 0	H: 1	E: 0	K: 1	S: 13	R: 0	H: 1	E: 0	K: 1	S: 13	R: 0	H: 0	E: 0	K: 0	S: 7
	0	0	0	2	10	0	0	0	1	7	0	1	0	1	12	3	4	0	1	1	11	0	0	0	1	5	2	1	0	0	14	0	0	0	8	1	0	0	13	1	0	0	12	0	1	0	13	0	0	0	7				

PITCHER	IP	WLS	BF	H	R	ER	SO	BB	IBB	HBP	BLK	WP	HR	S	P	ERA	WHIP
15 Ben Sheets, R ERA: 4.29	6.0		26	6	5	4	8	2	0	0	0	0	1	59	99	6.00	1.333
Curt Leskanic, R ERA: 2.81	1.0		3	0	0	0	2	0	0	0	0	0	0	8	13	0.00	0.000
Dan Kolb, R ERA: 2.7	0.1	H	4	0	1	1	1	3	0	0	0	1	0	9	23	27.00	9.000
Valerio De Los Santos, L ERA: 3.74	1.1	B	6	1	0	0	0	1	0	0	0	0	0	13	21	0.00	1.500
Luis Vizcaino, R ERA: 9.73	0.1	W	1	0	0	0	1	0	0	0	0	0	0	3	4	0.00	0.000

Milwaukee Brewers @ Chicago Cubs
Wrigley Field, Chicago, IL
 Wed Jun 25 2003, 1:20 PM CDT
 Att: 38,357 - Sunny - 90 F

AB	35
R	6
H	7
RBI	5
BB	6
SO	12
LOB	18



PITCHER	IP	WLS	BF	H	R	ER	SO	BB	IBB	HBP	BLK	WP	HR	S	P	ERA	WHIP
Mike DeJean, R ERA: 4.1	1.0		3	0	0	0	0	0	0	0	0	0	0	7	10	0.00	0.000

Batter	1	2	3	4	5	6	7	8	9	AB R H RBI BB SO LOB	TOP			
Scott Podsednik, L (1, 8) OBP: 0.391, SLG: 0.428 B B B C X 										4 2 3 0 0 1 0				
Keith Ginter, R (1, 4) OBP: 0.352, SLG: 0.346 C B 1 SAFE 										3 2 1 2 1 2 1				
Geoff Jenkins, L (1, 7) OBP: 0.362, SLG: 0.568 B 1 SAFE 										4 1 1 3 0 2 1				
Richie Sexson, R (1, 3) OBP: 0.362, SLG: 0.495 										4 0 0 0 0 2 0				
John Vander Wal, L (1, 9) Mike DeJean, R (9, 1) OBP: 0.374, SLG: 0.489 										4 0 1 0 0 2 0 0 0 0 0 0 0 0				
Wes Helms, R (1, 5) OBP: 0.329, SLG: 0.454 										4 0 0 0 0 3 1				
Keith Osik, R (1, 2) OBP: 0.328, SLG: 0.304 										3 0 0 0 0 2 1				
Enrique Cruz, R (1, 6) OBP: 0.196, SLG: 0.130 										3 0 0 0 0 2 0				
Wayne Franklin, L (1, 1) Luis Vizcaino, R (7, 1) Brooks Kieschnick, L (8, PH) Leo Estrella, R (8, 1) Brady Clark, R (9, 9) OBP: 0.094, SLG: 0.094 OBP: 0.355, SLG: 0.677 OBP: 0.276, SLG: 0.312 										2 0 0 0 0 0 0 0 0 0 0 0 0 0 1 0 0 0 0 1 0 0 0 0 0 0 0 0 0 0 0 0 0 0 0				
Inning Stats	R: 0 H: 1 E: 0 LOB: 1 K: 2 BB: 0 S: 10 P: 17	R: 0 H: 1 E: 0 LOB: 1 K: 3 BB: 0 S: 14 P: 21	R: 0 H: 0 E: 0 LOB: 0 K: 1 BB: 0 S: 12 P: 15	R: 0 H: 0 E: 0 LOB: 0 K: 2 BB: 0 S: 10 P: 15	R: 0 H: 0 E: 0 LOB: 0 K: 1 BB: 0 S: 8 P: 9	R: 2 H: 2 E: 0 LOB: 0 K: 1 BB: 0 S: 13 P: 21	R: 0 H: 0 E: 0 LOB: 0 K: 3 BB: 0 S: 10 P: 18	R: 0 H: 0 E: 0 LOB: 0 K: 3 BB: 0 S: 9 P: 11	R: 3 H: 2 E: 0 LOB: 0 K: 1 BB: 1 S: 12 P: 24	1B: 3 SF: 0 2B: 2 SAC: 0 3B: 0 DP: 1 HR: 2 HBP: 0	WP: 1 PA: 33 PB: 0 SB: 1 CS: 1			
PITCHER	IP WLS BF H R ER SO BB IBB HBP BLK WP HR S P ERA WHIP												PITCHER	IP WLS BF H R ER SO BB IBB HBP BLK WP HR S P ERA WHIP
22 Mark Prior, R (1, 1) ERA: 2.61 Joe Borowski, R (9, 1) ERA: 2.61	8.0 27 4 2 2 16 0 0 0 0 1 1 86 127 2.25 0.500													

Milwaukee Brewers @ Chicago Cubs
 Wrigley Field, Chicago, IL
 Thu Jun 26 2003, 1:20 PM CDT
 Att. 39,711 - Sunny - 68 F

AB	32
R	5
H	6
RBI	5
BB	1
SO	17
LOB	4

Batter	1	2	3	4	5	6	7	8	9	AB R H RBI BB SO LOB
Mark Grudzielanek, R (1, 4) OBP: 0.341, SLG: 0.382	0-1 FC6-4 1B		4-1 1B BB		0-0 HR 1B		4-1 BB BB		0-0 G1-3	3 1 2 0 2 0 0
Corey Patterson, L (1, 8) OBP: 0.331, SLG: 0.535	0-3 K		0-0 1-2 1B		2-3 K		4-1 1-2 BB			3 0 1 0 1 2 2
Sammy Sosa, R (1, 9) OBP: 0.424, SLG: 0.537	2-2 F9		3-3 K		3-0 HR		1-3 K			4 1 1 2 0 2 5
Moises Alou, R (1, 7) OBP: 0.372, SLG: 0.470	0-1 FC6-4 1-2f			0-0 2B G6-3 1B	2-1 F8		0-0 F8			4 1 1 0 0 0 3
Eric Karros, R (1, 3)		1-3 K		1-2 2B	0-0 F8		0-1 G5-3			4 0 1 0 0 1 0
Alex Gonzalez, R (1, 6) OBP: 0.297, SLG: 0.398		0-0 G6-3		2-2 G6-3 3-H		0-0 G5-3		1-1 F8		4 0 0 1 0 0 1
José Hernández, R (1, 5) OBP: 0.300, SLG: 0.346		3-3 K		4-0 BB		0-0 F8		0-1 G6-3		3 0 0 0 1 1 0
Paul Bako, L (1, 2) OBP: 0.289, SLG: 0.288 Lenny Harris, L (9, PH) OBP: 0.243, SLG: 0.227			3-2 F8	2-1 F7		0-0 F9		1-0 G1-3		3 0 0 0 0 0 2 1 0 0 0 0 0 0
22 Mark Prior, R (1, 1) OBP: 0.268, SLG: 0.400 Joe Borowski, R (9, 1) Troy O'Leary, L (9, PH) OBP: 0.273, SLG: 0.345			1-3 K	0-3 K			0-0 G5-3		1-1 G3-1	3 0 0 0 0 2 2 0 0 0 0 0 0 0 1 0 0 0 0 0 0

Inning Stats	R: 0 E: 0 K: 10 S: 10	H: 1 LOB: 1 BB: 0 P: 12	R: 0 E: 0 K: 8 S: 8	H: 0 LOB: 0 BB: 0 P: 12	R: 0 E: 0 K: 15 S: 15	H: 1 LOB: 2 BB: 1 P: 26	R: 1 E: 0 K: 1 S: 14	H: 2 LOB: 2 BB: 1 P: 23	R: 2 E: 0 K: 8 S: 8	H: 2 LOB: 0 BB: 0 P: 15	R: 0 E: 0 K: 3 S: 3	H: 0 LOB: 0 BB: 0 P: 3	R: 0 E: 0 K: 1 S: 7	H: 0 LOB: 2 BB: 2 P: 16	R: 0 E: 0 K: 6 S: 6	H: 0 LOB: 0 BB: 0 P: 7	R: 0 E: 0 K: 4 S: 4	H: 0 LOB: 0 BB: 0 P: 6	1B: 4 2B: 1 3B: 0 HR: 1	SF: 0 SAC: 0 DP: 0 HBP: 0	WP: 0 PB: 0 SB: 0 CS: 0	PA: 37
--------------	--------------------------------	----------------------------------	------------------------------	----------------------------------	--------------------------------	----------------------------------	-------------------------------	----------------------------------	------------------------------	----------------------------------	------------------------------	---------------------------------	------------------------------	----------------------------------	------------------------------	---------------------------------	------------------------------	---------------------------------	----------------------------------	------------------------------------	----------------------------------	--------


PITCHER	IP	WLS	BF	H	R	ER	SO	BB	IBB	HBP	BLK	WP	HR	S	P	ERA	WHIP
Wayne Franklin, L (1, 1) ERA: 5.02	6.1		29	6	3	3	7	4	0	0	0	0	1	61	102	4.26	1.579
Luis Vizcaino, R (7, 1) ERA: 9.51	0.2		2	0	0	0	1	0	0	0	0	0	0	4	5	0.00	0.000
Leo Estrella, R (8, 1) ERA: 1.35	1.0	W	3	0	0	0	0	0	0	0	0	0	0	6	7	0.00	0.000
Mike DeJean, R (9, 1) ERA: 3.99	1.0	S	3	0	0	0	0	0	0	0	0	0	0	4	6	0.00	0.000

BOTTOM

Milwaukee Brewers @ Chicago Cubs
Wrigley Field, Chicago, IL
 Thu Jun 26 2003, 1:20 PM CDT
 Att: 39,711 - Sunny - 68 F

livebaseballscorecards.com

AB	33
R	3
H	6
RBI	3
BB	4
SO	8
LOB	15



Batter	1	2	3	4	5	6	7	8	9	AB R H RBI BB SO LOB	TOP											
Eric Young Sr. R (1, 4) OBP: 0.338, SLG: 0.427 Enrique Cruz R (8, 4) OBP: 0.192, SLG: 0.128	1-1 G6-3		0-0 2B 1B	0-1 G5-3			2-0 P4	1-1 1B 1B	2-2 P3	5 1 2 0 0 0 2 1 0 0 0 0 0 1												
Scott Podsednik L (1, 8) OBP: 0.398, SLG: 0.441	2-2 G4-3		0-1 1-H 2-H 2B		3-2 F9 HR 2B		1-2 1B HR 1B	0-1 F6	4-0 BB	5 2 3 2 1 0 3												
Geoff Jenkins L (1, 7) OBP: 0.358, SLG: 0.559	2-3 K		0-3 K		0-0 F9		1-2 1B HR 1B	3-3 K	2-3 K	6 1 1 0 0 4 7												
Richie Sexson R (1, 3) OBP: 0.365, SLG: 0.507		1-0 G6-3		1-2 2B 1B		1-0 P3	3-2 1-H 2-H HR	2-2 1B		5 2 3 5 0 0 1												
John Vander Wal L (1, 9) OBP: 0.379, SLG: 0.511		4-2 G4-6-3 BB		0-0 1-3 E 2B	3-2 HR		1-3 K	2-0 G3		4 2 2 2 1 1 2												
Wes Helms R (1, 5) OBP: 0.327, SLG: 0.449		0-0 G4-6-3 1-2f		3-3 K	0-3 K		2-0 WP 1B		2-3 K	5 0 1 0 0 3 3												
Brooks Kieschnick L (1, 10) OBP: 0.361, SLG: 0.722			1-1 F8	0-2 E9 1B		2-2 G3	1-1 G3-1		3-1 HR	5 1 2 2 0 0 1												
Eddie Pérez R (1, 2) OBP: 0.328, SLG: 0.466			1-2 G4-3	0-0 F9		1-3 K		2-0 1B 1B 1B	0-1 HR	5 2 2 1 0 1 1												
Royce Clayton R (1, 6) OBP: 0.307, SLG: 0.356			0-1 1B 2B 1B	1-1 HBP		0-3 K		1-0 1B 1B	1-0 2B	4 2 3 0 0 1 0												
Inning Stats	R: 0 E: 0 K: 1 S: 10	H: 0 LOB: 0 BB: 0 P: 15	R: 0 E: 0 K: 0 S: 4	H: 0 LOB: 0 BB: 1 P: 9	R: 2 E: 0 K: 1 S: 14	H: 3 LOB: 1 BB: 0 P: 16	R: 2 E: 1 K: 1 S: 16	H: 3 LOB: 2 BB: 0 P: 21	R: 2 E: 0 K: 1 S: 11	H: 2 LOB: 0 BB: 0 P: 18	R: 0 E: 0 K: 2 S: 9	H: 0 LOB: 0 BB: 0 P: 12	R: 3 E: 0 K: 1 S: 17	H: 4 LOB: 1 BB: 0 P: 28	R: 2 E: 0 K: 1 S: 13	H: 4 LOB: 2 BB: 0 P: 24	R: 2 E: 0 K: 2 S: 15	H: 3 LOB: 2 BB: 1 P: 29	1B: 11 2B: 4 3B: 0 HR: 4	SF: 0 SAC: 0 DP: 1 HBP: 1	WP: 1 PB: 0 SB: 0 CS: 0	PA: 48
PITCHER	IP WLS BF H R ER SO BB IBB HBP BLK WP HR S P ERA WHIP																					
Kyle Lohse R (1, 1) ERA: 3.96	5.0 L 24 8 6 5 4 1 0 1 0 0 1 55 79 9.00 1.800																					
Johan Santana L (6, 1) ERA: 2.51	1.1 7 3 3 3 2 0 0 0 0 0 1 20 30 20.25 2.250																					
J.C. Romero L (7, 1) ERA: 4.02	0.2 3 1 0 0 1 0 0 0 0 1 0 6 10 0.00 1.500																					
Micheal Nakamura R (8, 1) ERA: 7.94	2.0 14 7 4 4 3 1 0 0 0 0 2 28 53 18.00 4.000																					

Milwaukee Brewers @ Minnesota Twins
 Hubert H. Humphrey Metrodome, Minneapolis, MN
 Fri Jun 27 2003, 8:05 PM EDT
 Att. 24,413 - Dome - 72 F

AB	45
R	13
H	19
RBI	12
BB	2
SO	10
LOB	21



Batter	1	2	3	4	5	6	7	8	9	AB	R	H	RBI	BB	SO	LOB
Jacque Jones, L (1, 7) OBP: 0.318, SLG: 0.481 Bobby Kielty, S (8, PH) OBP: 0.365, SLG: 0.421 (9, 9)	2-1 1B		0-0 1B		2-2 G6-3			1-3 K		3	0	2	0	0	0	0
Cristian Guzman, S (1, 6) OBP: 0.286, SLG: 0.349	2-3 K		0-1 L3 1B			3-2 G3-1		1-3 K		4	0	1	0	0	2	1
Corey Koskie, L (1, 5) OBP: 0.407, SLG: 0.504 Matthew LeCroy, R (8, PH) OBP: 0.326, SLG: 0.474 (9, 3)	3-2 P6		1-1 L3			1-2 33 G4-3 2B		0-2 F8		3	1	1	0	0	0	3
33 Justin Moreau, L (1, 10) OBP: 0.327, SLG: 0.468	1-0 G1-3					1-1 G4-3			0-2 G1-6-3 1B	4	0	1	0	0	1	2
Torii Hunter, R (1, 8) OBP: 0.321, SLG: 0.428 20 Lew Ford, R (8, 8) OBP: 0.432, SLG: 0.606		0-0 F9			4-1 1B BB		0-0 2B		0-1 F8	2	0	1	1	1	0	0
Doug Mientkiewicz, L (1, 3) OBP: 0.363, SLG: 0.487 (9, 5)		2-2 G5-3 1B			1-2 G6-4-3 1B		0-0 P6		2-2 G1-6-3	4	0	2	0	0	0	2
Dustan Mohr, R (1, 9) OBP: 0.335, SLG: 0.470 (9, 7)		1-2 G5-3			0-2 G6-4-3			2-2 F8		3	0	0	0	0	0	3
A.J. Pierzynski, L (1, 2) OBP: 0.320, SLG: 0.465 Tom Prince, R (8, 2) OBP: 0.366, SLG: 0.471		0-1 G5-3				0-1 P3		2-2 G5-3		3	0	0	0	0	0	1
Denny Hocking, S (1, 4) OBP: 0.309, SLG: 0.387			1-2 G6-3			1-0 G3		0-0 F8		0	0	0	0	0	0	0

Inning Stats	R: 0	H: 1	E: 0	K: 1	S: 10	LOB: 1	BB: 0	P: 18
R: 0	H: 1	E: 0	K: 1	S: 10	LOB: 1	BB: 0	P: 18	
R: 0	H: 1	E: 0	K: 0	S: 10	LOB: 1	BB: 0	P: 13	
R: 0	H: 2	E: 0	K: 0	S: 8	LOB: 1	BB: 0	P: 10	
R: 0	H: 1	E: 0	K: 1	S: 10	LOB: 1	BB: 1	P: 18	
R: 0	H: 0	E: 0	K: 0	S: 7	LOB: 0	BB: 0	P: 10	
R: 1	H: 2	E: 0	K: 0	S: 10	LOB: 1	BB: 0	P: 15	
R: 0	H: 0	E: 0	K: 0	S: 9	LOB: 0	BB: 0	P: 13	
R: 0	H: 0	E: 0	K: 2	S: 9	LOB: 0	BB: 0	P: 11	
R: 0	H: 1	E: 0	K: 0	S: 9	LOB: 0	BB: 0	P: 11	
1B: 6	SF: 0	2B: 3	SAC: 0	3B: 0	DP: 3	HR: 0	HBP: 0	

BOTTOM

Milwaukee Brewers @ Minnesota Twins
 Hubert H. Humphrey Metrodome, Minneapolis, MN

Fri Jun 27 2003, 8:05 PM EDT
 Att. 24,413 - Dome - 72 F

livebaseballscorecards.com

AB	32
R	1
H	8
RBI	1
BB	1
SO	4
LOB	13



WP: 0	PA: 33
PB: 0	SB: 0
CS: 0	

Batter	1	2	3	4	5	6	7	8	9	AB R H RBI BB SO LOB	TOP		
Eric Young Sr. R (1, 10) OBP: 0.336, SLG: 0.427	2-2 G6-3		0-1 F8		3-2 G4-3		1-1 E7 1B 2B		2-2 P6	5 1 1 0 0 0 2			
Scott Podsednik, L (1, 8) OBP: 0.399, SLG: 0.442	2-2 G3-1		1-0 G3		3-2 CS 1B		0-2 1B			4 0 2 2 0 0 1			
Geoff Jenkins, L (1, 7) OBP: 0.356, SLG: 0.555	2-3 K		0-3 K		1-1 CS 1-2	1-0 F8 1B 1B	0-1 G3			4 0 1 0 0 2 2			
Richie Sexson, R (1, 3) OBP: 0.370, SLG: 0.507		4-2 1B BB		4-2 BB		1-2 FC6-4 1B		1-3 K		2 0 1 0 2 1 0			
Keith Ginter, R (1, 4) OBP: 0.356, SLG: 0.351		1-1 1-2 1B		0-3 K		1-0 F8		3-2 G1-3 1B		4 0 2 0 0 1 3			
Wes Helms, R (1, 5) OBP: 0.322, SLG: 0.442		2-3 K		3-1 F9		2-3 K		1-0 G1-3		4 0 0 0 0 2 6			
Brady Clark, R (1, 9) OBP: 0.268, SLG: 0.301		3-2 F7		1 SAFE 0-1 F7		0-0 FC6-4 1-2f		1-2 L5		4 0 0 0 0 0 6			
Eddie Pérez, R (1, 2) OBP: 0.326, SLG: 0.467		2-2 G5-3			1-2 G4-3 1B 2B		0-3 K G5-4-3		0-2 P5	4 1 1 0 0 1 2			
Royce Clayton, R (1, 6) OBP: 0.306, SLG: 0.354			1-1 G3 BLK 1B		0-3 K		3-2 G5-4-3 1-2f		0-1 G4-3	4 0 1 0 0 1 2			
Inning Stats	R: 0 E: 0 K: 1 S: 10 H: 0 LOB: 0 BB: 0 P: 16	R: 0 E: 0 K: 1 S: 18 H: 1 LOB: 2 BB: 1 P: 30	R: 0 E: 0 K: 1 S: 8 H: 1 LOB: 1 BB: 0 P: 10	R: 0 E: 0 K: 1 S: 9 H: 0 LOB: 1 BB: 1 P: 16	R: 1 E: 0 K: 1 S: 13 H: 2 LOB: 0 BB: 0 P: 21	R: 0 E: 0 K: 1 S: 9 H: 2 LOB: 2 BB: 0 P: 14	R: 1 E: 1 K: 1 S: 13 H: 2 LOB: 1 BB: 0 P: 17	R: 0 E: 0 K: 1 S: 10 H: 1 LOB: 1 BB: 0 P: 16	R: 0 E: 0 K: 0 S: 8 H: 0 LOB: 0 BB: 0 P: 10	1B: 7 2B: 2 3B: 0 HR: 0 SF: 0 SAC: 0 DP: 1 HBP: 0	WP: 1 PB: 0 SB: 0 CS: 1 PA: 38		
PITCHER	IP WLS BF H R ER SO BB IBB HBP BLK WP HR S P ERA WHIP											PITCHER	IP WLS BF H R ER SO BB IBB HBP BLK WP HR S P ERA WHIP
Kenny Rogers, L (1, 1) ERA: 4.93	6.0 W 25 6 1 1 6 2 0 0 0 1 0 0 67 107 1.50 1.333												
J.C. Romero, L (7, 1) ERA: 4.18	1.0 H 5 2 1 1 1 0 0 0 0 1 0 13 17 9.00 2.000												
LaTroy Hawkins, R (8, 1) ERA: 1.83	1.0 H 4 1 0 0 1 0 0 0 0 0 0 10 16 0.00 1.000												
Eddie Guardado, L (9, 1) ERA: 2.76	1.0 S 3 0 0 0 0 0 0 0 0 0 0 8 10 0.00 0.000												

Milwaukee Brewers @ Minnesota Twins
 Hubert H. Humphrey Metrodome, Minneapolis, MN

AB	35
R	2
H	9
RBI	2
BB	2
SO	8
LOB	24



Sat Jun 28 2003, 7:05 PM EDT
 Att. 27,271 - Dome - 72 F

livebaseballscorecards.com

Batter	1	2	3	4	5	6	7	8	9
Jacque Jones, L (1, 7) OBP: 0.313, SLG: 0.473	0-0 F9	0-2 G3-1		2-0 G4-3		1-3 K2-3		1-2 F8	
Cristian Guzman, S (1, 6) OBP: 0.284, SLG: 0.347	0-2 G3	1-0 G3			2-1 B3		2-0 1B	2-3 K	
Corey Koskie, L (1, 5) OBP: 0.408, SLG: 0.515	2-2 1B		2-3 K		3-2 HR		2-3 K		
33 Justin Moreau, L (1, 10) OBP: 0.308, SLG: 0.440 20 Lew Ford, R (7, PH) OBP: 0.421, SLG: 0.588	1-1 G6-3		1-0 F8		1-3 K		2-2 G6-3		
Torii Hunter, R (1, 8) OBP: 0.326, SLG: 0.443		1-1 HR	1-1 F9		0-1 1B		3-2 1B		
Doug Mientkiewicz, L (1, 3) OBP: 0.365, SLG: 0.487		0-2 F8 1B		2-2 G3-1	1-2 G3		3-2 1B		
Bobby Kielty, S (1, 9) OBP: 0.368, SLG: 0.419		4-1 G3-1 1B		1-3 K		0-0 S 1B	1-0 P3		
Matthew LeCroy, R (1, 2) OBP: 0.327, SLG: 0.471 Tom Prince, R (8, 2) OBP: 0.357, SLG: 0.457		3-2 F8		1-1 1B		1-2 F7		0-2 P5	
Luis Rivas, R (1, 4) OBP: 0.320, SLG: 0.356		0-1 1B		1-2 1B		1-2 F9		1-0 1B	

Inning Stats	R: 0	H: 1	E: 0	K: 0	S: 9	L: 12	R: 2	H: 3	E: 0	K: 0	S: 19	R: 0	H: 0	E: 0	K: 1	S: 6	R: 0	H: 2	E: 0	K: 1	S: 12	R: 1	H: 2	E: 0	K: 1	S: 13	R: 0	H: 1	E: 0	K: 1	S: 10	R: 2	H: 3	E: 0	K: 1	S: 16	R: 0	H: 1	E: 0	K: 1	S: 11
	LOB: 1	BB: 0	P: 12	LOB: 2	BB: 1	P: 28	LOB: 0	BB: 0	P: 10	LOB: 2	BB: 0	LOB: 1	BB: 0	P: 20	LOB: 1	BB: 0	LOB: 1	BB: 0	P: 29	LOB: 1	BB: 0	LOB: 1	BB: 0	LOB: 1	BB: 0	P: 15	LOB: 0	BB: 0	LOB: 0	BB: 0	LOB: 0	BB: 0	LOB: 0	BB: 0	LOB: 0	BB: 0	LOB: 0	BB: 0	LOB: 0	BB: 0	LOB: 0

PITCHER	IP	WLS	BF	H	R	ER	SO	BB	IBB	HBP	BLK	WP	HR	S	P	ERA	WHIP
Dave Burba, R (1, 1) ERA: 4.76	5.2	L	27	9	3	3	3	1	0	0	0	0	2	66	98	4.76	1.765
Valerio De Los Santos, L (6, 1) ERA: 4.3	1.1		7	3	2	2	2	0	0	0	0	0	0	19	33	13.50	2.250
Luis Vizcaino, R (8, 1) ERA: 9.2	1.0		4	1	0	0	1	0	0	0	0	0	0	11	15	0.00	1.000

AB R H RBI BB SO LOB

5	0	0	0	0	1	6
5	1	1	0	0	1	3
4	1	2	1	0	2	1
3	0	0	0	0	1	1
1	0	0	0	0	0	1
4	2	3	2	0	0	0
4	1	2	1	0	0	1
3	0	1	0	1	1	1
3	0	1	0	0	0	3
1	0	0	0	0	0	0
4	0	3	1	0	0	1

1B: 11	SF: 0	WP: 0	PA: 38
2B: 0	SAC: 0	PB: 0	
3B: 0	DP: 0	SB: 4	
HR: 2	HBP: 0	CS: 0	

Milwaukee Brewers @ Minnesota Twins
 Hubert H. Humphrey Metrodome, Minneapolis, MN
 Sat Jun 28 2003, 7:05 PM EDT
 Att. 27,271 - Dome - 72 F

AB	37
R	5
H	13
RBI	5
BB	1
SO	6
LOB	18



PITCHER	IP	WLS	BF	H	R	ER	SO	BB	IBB	HBP	BLK	WP	HR	S	P	ERA	WHIP
---------	----	-----	----	---	---	----	----	----	-----	-----	-----	----	----	---	---	-----	------

Batter	1	2	3	4	5	6	7	8	9	10	AB R H RBI BB SO LOB	TOP
Scott Podsednik, L (1, 8) OBP: 0.407, SLG: 0.447	4-1 G6-4-3 BB		0-1 FC4-6 1B 1-2 2-3		1-1 2B SF9 1B 3-H		2-2 S 1B		2-3 K		4 1 3 1 1 1 0	
Keith Ginter, R (1, 4) OBP: 0.357, SLG: 0.360	0-0 G6-4-3 1-2f		1-2 FC4-6 1B 1-2 2-3 3-H		0-0 SF9 2B 1-3		3-1 F7 1-2		2-2 P4		5 0 2 1 0 0 2	
Geoff Jenkins, L (1, 7) OBP: 0.354, SLG: 0.547	2-3 K		2-1 FC4-6 FC6-4 1-2f 2-3 3-H		4-0 IBB		1-3 K			0-0 G4-3	4 0 0 1 1 2 3	
Richie Sexson, R (1, 3) OBP: 0.367, SLG: 0.502		3-2 P5	2-1 FC6-4 1-2f		1-1 SF9 2-3 3-H			4-1 1B BB		1-3 K	3 0 0 1 1 1 2	
John Vander Wal, L (1, 9) OBP: 0.374, SLG: 0.503		3-3 K		0-1 G4-3		3-2 F9		0-1 FC6-4 1-2 1B		1-2 S 1B	3 0 0 0 0 1 2 2 0 2 0 0 0 0	
Brady Clark, R (8, PH) OBP: 0.279, SLG: 0.313												
Wes Helms, R (1, 5) OBP: 0.317, SLG: 0.434		1-0 L4		3-2 G5-3		0-1 P4		0-3 K		0-3 K	5 0 0 0 0 2 3	
Brooks Kieschnick, L (1, 10) OBP: 0.325, SLG: 0.660			2-0 P5	3-0 F8		1-2 P6		2-3 K			4 0 0 0 0 1 2	
Keith Osik, R (1, 2) OBP: 0.326, SLG: 0.303			3-1 1B BB 1B 1B		0-0 F8	0-0 G6-3		0-0 FC6-4 1-2f			4 1 1 0 0 0 2	
Royce Clayton, R (1, 6) OBP: 0.308, SLG: 0.362			4-2 1B 1B FC4-6 BB		0-0 1B 3B		3-3 K		2-1 P3		3 2 1 0 1 1 0	

Inning Stats	R: 0 E: 0 K: 1 S: 5	H: 0 LOB: 0 BB: 1 P: 11	R: 0 E: 0 K: 1 S: 10	H: 0 LOB: 0 BB: 0 P: 17	R: 2 E: 0 K: 0 S: 17	H: 3 LOB: 2 BB: 1 P: 31	R: 0 E: 0 K: 0 S: 6	H: 0 LOB: 0 BB: 0 P: 12	R: 2 E: 0 K: 0 S: 11	H: 3 LOB: 2 BB: 1 P: 20	R: 0 E: 0 K: 0 S: 6	H: 0 LOB: 0 BB: 0 P: 7	R: 0 E: 0 K: 2 S: 14	H: 1 LOB: 1 BB: 0 P: 23	R: 0 E: 0 K: 2 S: 10	H: 1 LOB: 2 BB: 1 P: 16	R: 0 E: 0 K: 1 S: 8	H: 0 LOB: 0 BB: 0 P: 14	R: 0 E: 0 K: 2 S: 10	H: 1 LOB: 1 BB: 0 P: 12	1B: 7 2B: 1 3B: 1 HR: 0	SF: 1 SAC: 0 DP: 1 HBP: 0	WP: 0 PB: 0 SB: 2 CS: 0	PA: 42
PITCHER	IP	WLS	BF	H	R	ER	SO	BB	IBB	HBP	BLK	WP	HR	S	P	ERA	WHIP							
Rick Reed, R (1, 1) ERA: 4.83	6.0		26	6	4	4	2	2	1	0	0	0	0	55	98	6.00	1.333							
Juan Rincon, R (7, 1) ERA: 3.44	0.2		3	1	0	0	1	0	0	0	0	0	0	10	18	0.00	1.500							
Johan Santana, L (7, 1) ERA: 2.41	2.1		9	1	0	0	4	1	0	0	0	0	0	22	35	0.00	0.857							
LaTroy Hawkins, R (10, 1) ERA: 1.79	1.0	W	4	1	0	0	2	0	0	0	0	0	0	10	12	0.00	1.000							

Milwaukee Brewers @ Minnesota Twins
 Hubert H. Humphrey Metrodome, Minneapolis, MN

Sun Jun 29 2003, 2:05 PM EDT
 Att. 23,357 - Dome - 72 F

AB	37
R	4
H	9
RBI	4
BB	4
SO	9
LOB	16



Batter	1	2	3	4	5	6	7	8	9	10	AB R H RBI BB SO LOB
20 Lew Ford, R OBP: 0.432, SLG: 0.564 (1, 7) (9, 9)	4-2 F7 1B BB	1 SAFE 0-1 F7		0-2 G6-3 1-2f		0-0 1-2 3-H 1B			2-2 33 1B BB 1B	1 SAFE 1-1 F7	5 1 2 1 1 0 3
Cristian Guzman, S OBP: 0.288, SLG: 0.348 (1, 6) (9, 9)	0-2 BB 1-2 1B		2-1 P6		2-2 G6-3	0-0 G3			4-1 33 1B 1-2 SF9 BB 1B	3-2 1-1 1B	5 1 2 1 1 0 2
Corey Koskie, L OBP: 0.402, SLG: 0.505 (1, 5) (9, 9)	0-1 F7 2-3		2-2 F7		2-2 G5-3		2-3 K		0-3 K		5 0 0 0 0 2 4
Bobby Kielty, S OBP: 0.370, SLG: 0.432 33 Justin Morneau, L OBP: 0.321, SLG: 0.451 Denny Hocking, S OBP: 0.309, SLG: 0.387 (1, 10) (9, PH) (9, PR)	2-2 P3		0-2 1B 2B		0-1 2B		2-3 K		0-1 SF9 HBP 1-3 2-H 1B		4 1 2 0 0 1 2 1 0 1 1 0 0 0 0 0 0 0 0 0 0
Torii Hunter, R OBP: 0.330, SLG: 0.442 (1, 8) (9, 9)	4-1 1-2 BB		0-0 BB 2-H 1B		1-3 K		0-3 K		2-2 1-2 HBP		3 0 1 1 1 2 1
Doug Mientkiewicz, L OBP: 0.366, SLG: 0.483 (1, 3) (9, 9)	1-1 G4-1		4-2 1-2 BB			4-1 1B 20 1B BB		2-2 E6 2B 1B	3-1 SF9	2-3 3-H	2 1 0 1 2 0 3
Dustan Mohr, R OBP: 0.330, SLG: 0.463 Jacque Jones, L OBP: 0.314, SLG: 0.473 (1, 9) (8, PH) (9, 7)			1-3 K		2-3 K		0-3 K		3-1 1-2 2B 1B	0-2 G6-3	3 0 0 0 0 3 3 2 0 1 0 0 0 2
Matthew LeCroy, R OBP: 0.331, SLG: 0.479 Tom Prince, R OBP: 0.349, SLG: 0.444 (1, 2) (10, 2)		1-2 F9		2-0 G6-3		0-0 20 1B 1-3 1B		0-1 1-1 2-3 2B		2-1 L7	4 0 2 0 0 0 0 1 0 0 0 0 0 0
Luis Rivas, R OBP: 0.326, SLG: 0.362 (1, 4) (9, 9)		1-1 1B		1-2 20 G6-3 1B		0-3 K		1-1 G6-3		1-2 1B S 1B	5 1 3 0 0 1 3

Inning Stats	R: 0	H: 1	E: 0	K: 0	S: 13	R: 0	H: 1	E: 0	K: 1	S: 10	R: 1	H: 2	E: 0	K: 1	S: 15	R: 0	H: 1	E: 0	K: 1	S: 8	R: 1	H: 2	E: 0	K: 3	S: 12	R: 0	H: 2	E: 1	K: 0	S: 11	R: 2	H: 2	E: 0	K: 1	S: 18	R: 1	H: 2	E: 0	K: 0	S: 11	R: 1	H: 2	E: 0	K: 0	S: 11
	LOB: 3	BB: 2	P: 24	LOB: 1	BB: 0	P: 13	LOB: 2	BB: 1	P: 25	LOB: 0	BB: 0	P: 11	LOB: 2	BB: 1	P: 14	LOB: 0	BB: 0	P: 16	LOB: 1	BB: 0	P: 17	LOB: 2	BB: 1	P: 29	LOB: 1	BB: 0	P: 17	LOB: 2	BB: 1	P: 29	LOB: 1	BB: 0	P: 17	1B: 11	SF: 1	2B: 3	SAC: 0	3B: 0	DP: 1	HR: 0	HBP: 1				

PITCHER	IP	WLS	BF	H	R	ER	SO	BB	IBB	HBP	BLK	WP	HR	S	P	ERA	WHIP
Matt Ford, L ERA: 2.23 (1, 1)	3.0		16	4	1	1	2	3	0	0	0	0	0	38	62	3.00	2.333
Dan Kolb, R ERA: 2.84 (4, 1)	3.0		13	4	1	1	3	1	0	0	0	0	0	31	43	3.00	1.667
Curt Leskanic, R ERA: 2.7 (7, 1)	1.0	H	3	0	0	0	3	0	0	0	0	0	0	12	16	0.00	0.000
Leo Estrella, R ERA: 1.3 (8, 1)	1.0	H	4	2	0	0	0	0	0	0	0	0	0	11	17	0.00	2.000
Mike DeJean, R ERA: 4.5 (9, 1)	1.2	L	11	4	3	3	1	1	0	1	0	0	0	29	46	16.20	3.000


BOTTOM

Milwaukee Brewers @ Minnesota Twins
Hubert H. Humphrey Metrodome, Minneapolis, MN

Sun Jun 29 2003, 2:05 PM EDT
Att: 23,357 - Dome - 72 F

livebaseballscorecards.com

AB	40
R	5
H	14
RBI	5
BB	5
SO	9
LOB	23



WP	0	PA	47
PB	0		
SB	1		
CS	0		

Batter	1	2	3	4	5	6	7	8	9	10	AB	R	H	RBI	BB	SO	LOB	TOP					
Eric Young Sr., R OBP: 0.332, SLG: 0.432 (1, 4)	K		P4		G4-3		L9		HR	G6-3	6	1	1	1	0	1	0						
Scott Podsednik, L OBP: 0.407, SLG: 0.453 (1, 8)	K		G4-3		G6-3		3B		HBP		4	1	1	0	1	1	0						
Geoff Jenkins, L OBP: 0.355, SLG: 0.545 (1, 7)	K				3B		G5-3		HBP	1B	5	1	2	0	0	1	1						
Richie Sexson, R OBP: 0.373, SLG: 0.508 (1, 3)			G5-3		3B		2B		HBP		2	1	1	1	3	0	0						
John Vander Wal, L OBP: 0.381, SLG: 0.511 (1, 9)											3	1	2	1	1	1	1						
Eddie Pérez, R OBP: 0.324, SLG: 0.464 (9, PH)											1	0	0	0	0	0	3						
Mike DeJean, R (9, 1)											0	0	0	0	0	0	0						
Wes Helms, R OBP: 0.321, SLG: 0.433 (1, 5)			L6		BB		1B		HBP		3	0	1	2	1	1	3						
Keith Osik, R OBP: 0.321, SLG: 0.293 (1, 2)			FC6-4		K		F8			F9	4	0	0	0	1	2	8						
Royce Clayton, R OBP: 0.303, SLG: 0.355 (1, 6)			FC6-4		FC5-4		G4-3			G3	5	0	0	0	0	1	7						
15 Ben Sheets, R OBP: 0.100, SLG: 0.077 (1, 1)											2	0	0	0	0	1	0						
Keith Ginter, R OBP: 0.199, SLG: 0.358 (7, PH)			K				G1-3			G5-3	1	0	0	0	0	0	0						
Dan Kolb, R (7, 1)											0	0	0	0	0	0	0						
Leo Estrella, R (8, 1)											0	0	0	0	0	0	0						
Brady Clark, R OBP: 0.275, SLG: 0.308 (9, PH)											2	0	0	0	0	0	0						
Brady Clark, R (9, 9)											0	0	0	0	0	0	0						
Inning Stats	R: 0 E: 0 K: 3 S: 11	H: 0 LOB: 0 BB: 0 P: 16	R: 0 E: 0 K: 10 S: 10	H: 0 LOB: 2 BB: 2 P: 21	R: 0 E: 0 K: 1 S: 8	H: 0 LOB: 0 BB: 0 P: 12	R: 1 E: 0 K: 2 S: 19	H: 2 LOB: 2 BB: 1 P: 31	R: 0 E: 0 K: 0 S: 8	H: 0 LOB: 0 BB: 0 P: 9	R: 2 E: 0 K: 0 S: 8	H: 2 LOB: 1 BB: 1 P: 18	R: 0 E: 0 K: 3 S: 15	H: 1 LOB: 2 BB: 1 P: 25	R: 0 E: 0 K: 0 S: 14	H: 2 LOB: 3 BB: 2 P: 27	R: 0 E: 0 K: 0 S: 6	H: 0 LOB: 0 BB: 0 P: 10	1B: 4 2B: 1 3B: 2 HR: 1	SF: 0 SAC: 0 DP: 0 HBP: 1	WP: 0 PB: 0 SB: 1 CS: 0	PA: 46	
PITCHER	IP	WLS	BF	H	R	ER	SO	BB	IBB	HBP	BLK	WP	HR	S	P	ERA	WHIP						
Wade Miller, R ERA: 4.49 (1, 1)	7.0		30	5	3	3	6	4	0	0	0	0	0	72	120	3.86	1.286						
54 Brad Lidge, R ERA: 2.77 (8, 1)	1.0	H	5	1	0	0	3	1	0	0	0	0	0	15	25	0.00	2.000						
Billy Wagner, L ERA: 2.53 (9, 1)	1.0	B	8	2	2	2	0	2	0	1	0	0	1	14	27	18.00	4.000						
Ricky Stone, R ERA: 3.74 (10, 1)	1.0	W	3	0	0	0	0	0	0	0	0	0	0	6	10	0.00	0.000						

Milwaukee Brewers @ Houston Astros
Minute Maid Park, Houston, TX
Tue Jul 01 2003, 7:05 PM CDT
Att. 23,407 - Dome - 72 F

livebaseballscores.com

AB 38
R 5
H 8
RBI 5
BB 7
SO 9
LOB 23



BOTTOM

Milwaukee Brewers @ Houston Astros
Minute Maid Park, Houston, TX
Tue Jul 01 2003, 7:05 PM CDT
Att: 23,407 - Dome - 72 F

livebaseballscorecards.com

AB	37
R	6
H	9
RBI	6
BB	7
SO	10
LOB	16



WP:	0	PA:	45
PB:	1		
SB:	0		
CS:	0		

AB R H RBI BB SO LOB

4 1 0 0 1 0 5

4 1 1 1 1 1 1

3 1 0 0 2 2 1

5 0 1 1 0 2 2

5 2 3 3 0 1 2

5 1 1 0 0 2 1

4 0 1 0 1 0 1

4 0 2 0 1 0 1

1B:	4	SF:	1
2B:	2	SAC:	0
3B:	0	DP:	0
HR:	3	HBP:	0

Batter	1	2	3	4	5	6	7	8	9	10
Craig Biggio, R (1, 8) OBP: 0.343, SLG: 0.426	0-0 G5-3		4-0 5 BB 17 1B BB	2-1 FC6-4		1-1 F8		1-0 F9		
Geoff Blum, S (1, 4) OBP: 0.307, SLG: 0.414	4-0 BB		1-3 K		0-0 G6-3		2-1 G3		0-1 HR	
5 Jeff Bagwell, R (1, 3) OBP: 0.354, SLG: 0.464	2-2 F8		4-1 17 1B 1-2 BB		1-3 K		4-1 HR BB		1-3 K	
17 Lance Berkman, S (1, 7) OBP: 0.400, SLG: 0.489	3-2 F7		2-1 1-3 2-H 1B		1-3 K		2-3 K		0-1 G4-3	
Richard Hidalgo, R (1, 9) OBP: 0.404, SLG: 0.582		2-1 2B	2-2 L6		1-1 HR		3-2 1-H HR		1-3 K	
Morgan Ensberg, R (1, 5) OBP: 0.409, SLG: 0.618		2-3 K		0-0 F7		3-3 K		1-2 F8		0-2 PB SF9 2B
Brad Ausmus, R (1, 2) OBP: 0.276, SLG: 0.271		2-1 G1-3		3-2 28 1B 1B		1-2 G6-3		0-1 G6-3		4-1 28 IBB IBB
28 Adam Everett, R (1, 6) OBP: 0.315, SLG: 0.406		0-1 L7		0-0 FC6-4 1-2 1B		0-1 BB 1B		2-2 G5-3		4-0 1-2 IBB
Wade Miller, R (1, 1) OBP: 0.210, SLG: 0.200 54 Brad Lidge, R (8, 1) OBP: 0.290, SLG: 0.376 Orlando Merced, S (8, PH) Billy Wagner, L (8, 1) Ricky Stone, R (10, 1) Gregg Zaun, S (10, PH) OBP: 0.315, SLG: 0.321			0-3 K2-3	1-3 K		4-1 BB		1-0 E2		2-2 SF9

Inning Stats	R: 0	H: 0	E: 0	K: 0	S: 7	R: 0	H: 1	E: 0	K: 1	S: 9	R: 1	H: 1	E: 0	K: 2	S: 13	R: 0	H: 2	E: 0	K: 1	S: 12	R: 0	H: 0	E: 0	K: 2	S: 7	R: 1	H: 2	E: 0	K: 1	S: 14	R: 2	H: 1	E: 0	K: 1	S: 12	R: 0	H: 0	E: 1	K: 0	S: 7	R: 1	H: 1	E: 0	K: 2	S: 10	R: 1	H: 1	E: 0	K: 0	S: 7	R: 1	H: 1	E: 0	K: 0	S: 7	1B: 4	2B: 2	3B: 0	HR: 3	SF: 1	SAC: 0	DP: 0	HBP: 0	WP: 0	PA: 45
--------------	------	------	------	------	------	------	------	------	------	------	------	------	------	------	-------	------	------	------	------	-------	------	------	------	------	------	------	------	------	------	-------	------	------	------	------	-------	------	------	------	------	------	------	------	------	------	-------	------	------	------	------	------	------	------	------	------	------	-------	-------	-------	-------	-------	--------	-------	--------	-------	--------

PITCHER	IP	WLS	BF	H	R	ER	SO	BB	IBB	HBP	BLK	WP	HR	S	P	ERA	WHIP
15 Ben Sheets, R (1, 1) ERA: 4.23	6.0		28	6	2	2	7	4	0	0	0	0	1	62	108	3.00	1.667
Dan Kolb, R (7, 1) ERA: 4.91	1.0	B	5	1	2	2	1	1	0	0	0	0	1	12	24	18.00	2.000
Leo Estrella, R (8, 1) ERA: 1.26	1.0		4	0	0	0	0	0	0	0	0	0	0	7	11	0.00	0.000
Mike DeJean, R (9, 1) ERA: 4.79	1.1	L	8	2	2	2	2	0	2	0	0	0	1	17	29	13.50	1.500

Batter	1	2	3	4	5	6	7	8	9	10	11	AB R H RBI BB SO LOB	TOP																			
Eric Young Sr., R OBP: 0.339, SLG: 0.435 (1, 4)	P2		HBP		HBP	1B			F8		2B	5 2 3 2 0 0 0	Milwaukee Brewers @ Houston Astros Minute Maid Park, Houston, TX Wed Jul 02 2003, 7:05 PM CDT Att. 24,340 - Dome - 72 F																			
Scott Podsednik, L OBP: 0.405, SLG: 0.451 (1, 8)	G1-3		F7		HBP	1B			K		2B	5 1 1 1 1 1 4																				
Geoff Jenkins, L OBP: 0.354, SLG: 0.542 (1, 7)	G3-1				BB	HBP			G6-3		G3-1	5 0 1 0 0 0 1																				
Richie Sexson, R OBP: 0.374, SLG: 0.505 (1, 3)		G4-3			HBP	1B			P4			4 0 1 2 1 1 1																				
John Vander Wal, L OBP: 0.377, SLG: 0.500 Brady Clark, R OBP: 0.275, SLG: 0.308 (1, 9)		K			BB	1B			G4-3			4 0 0 0 1 2 2 0 0 0 0 0 0 0																				
Keith Ginter, R OBP: 0.344, SLG: 0.345 (1, 5)		K			BB	BB			F8		K	5 0 0 0 0 2 5																				
Keith Osik, R OBP: 0.331, SLG: 0.299 (1, 2)			SH2-4		G4-3	1B			G6-3		K	4 2 2 0 1 1 0																				
Royce Clayton, R OBP: 0.303, SLG: 0.353 (1, 6)			K		G4-3	1B			G4-3		F7	4 0 1 0 0 1 1																				
Wayne Franklin, L OBP: 0.118, SLG: 0.118 Wes Helms, R OBP: 0.320, SLG: 0.431 Luis Vizcaino, R OBP: 0.317, SLG: 0.524 Valerio De Los Santos, L OBP: 0.317, SLG: 0.524 Brooks Kieschnick, L OBP: 0.317, SLG: 0.524 Leo Estrella, R OBP: 0.317, SLG: 0.524 (1, 1)			SH2-4		G4-3	1B			P4		G4-3	2 0 1 0 0 0 2 1 0 1 0 0 0 0 0 1 0 0 0 0 0 0 0																				
Inning Stats	R: 0 E: 0 K: 0 S: 7	H: 0 LOB: 0 BB: 0 P: 13	R: 0 E: 0 K: 2 S: 7	H: 0 LOB: 0 BB: 0 P: 10	R: 0 E: 0 K: 1 S: 11	H: 1 LOB: 2 BB: 0 P: 18	R: 0 E: 0 K: 2 S: 12	H: 1 LOB: 1 BB: 0 P: 19	R: 3 E: 0 K: 0 S: 19	H: 4 LOB: 3 BB: 2 P: 33	R: 0 E: 0 K: 0 S: 14	H: 2 LOB: 2 BB: 0 P: 19		R: 0 E: 0 K: 0 S: 11	H: 0 LOB: 1 BB: 1 P: 16	R: 0 E: 0 K: 1 S: 10	H: 0 LOB: 0 BB: 0 P: 15	R: 0 E: 0 K: 1 S: 5	H: 0 LOB: 0 BB: 0 P: 9	R: 0 E: 0 K: 1 S: 7	H: 0 LOB: 0 BB: 0 P: 11	R: 2 E: 0 K: 0 S: 14	H: 2 LOB: 1 BB: 1 P: 22	1B: 8 2B: 2 3B: 0 HR: 0	SF: 0 SAC: 2 DP: 1 HBP: 2	WP: 0 PB: 0 SB: 2 CS: 0	PA: 48					
PITCHER	IP WLS BF H R ER SO BB IBB HBP BLK WP HR S P ERA WHIP															IP WLS BF H R ER SO BB IBB HBP BLK WP HR S P ERA WHIP																
Tim Redding, R ERA: 4.07 (1, 1)	4.2	23	6	3	3	5	2	0	2	0	0	0	0	0	54	90	5.79	1.714														
Pete Munro, R ERA: 4.87 (5, 1)	1.0	5	2	0	0	0	0	0	0	0	0	0	0	0	14	20	0.00	2.000														
Mike Gallo, L ERA: (6, 1)	1.0	4	0	0	0	0	1	0	0	0	0	0	0	0	10	15	0.00	1.000														
Kirk Saarloos, R ERA: 6.2 (7, 1)	0.1	1	0	0	0	0	0	0	0	0	0	0	0	0	3	3	0.00	0.000														
Octavio Dotel, R ERA: 2.06 (8, 1)	1.0	3	0	0	0	1	0	0	0	0	0	0	0	0	10	15	0.00	0.000														
Billy Wagner, L ERA: 2.47 (9, 1)	1.0	3	0	0	0	1	0	0	0	0	0	0	0	0	0	0	2.47	0.000														
54 Brad Lidge, R ERA: 2.72 (10, 1)	1.0	3	0	0	0	1	0	0	0	0	0	0	0	0	0	0	2.72	0.000														
Ricky Stone, R ERA: 4.05 (11, 1)	1.0	L 6	2	2	2	0	1	0	0	0	0	0	0	0	0	0	4.05	3.000														

livebaseballscorecards.com

AB	40
R	5
H	10
RBI	5
BB	4
SO	8
LOB	17



Batter	1	2	3	4	5	6	7	8	9	10	11	AB	R	H	RBI	BB	SO	LOB
Craig Biggio, R OBP: 0.341, SLG: 0.422 (1, 8) ^B X	1-0 F8 ①		1-2 1B		1-2 P2 ②		X 0-0 F8 ③			1-1 F7 ②		5	0	1	0	0	0	2
28 Adam Everett, R OBP: 0.312, SLG: 0.396 (1, 6) ^C BBB	4-1 5 G6-4-3 BB		X 0-0 P3 ③		X 2-1 G4-3 ③			1-2 G4-3 ①		X 1-2 F8 ③		4	0	0	0	1	0	2
5 Jeff Bagwell, R OBP: 0.354, SLG: 0.461 (1, 3) ^X	0-0 G6-4-3 ②③			0-1 F8 HR 1B		BB 4-1 L1-4 BLK BB		S 3-3 K ②		B 1-0 G6-3 ①		4	1	1	0	1	1	1
Richard Hidalgo, R OBP: 0.401, SLG: 0.574 (1, 9) ^X		0-0 P4 ①		B 2-0 F8 ①		B 3-2 L1-4 ①②		S 1-1 G5-3 ③		B 1-2 FC4-6 BB 1B		5	0	1	0	0	0	2
Morgan Ensberg, R OBP: 0.419, SLG: 0.644 (1, 5) ^S B		1-1 2B		B 2-0 HR ②-H		B 2-0 G4-3 ③		B 4-0 G4-3 17 SH1-3 BB		B 4-2 FC4-6 BB 1B		3	1	2	2	2	0	0
17 Lance Berkman, S OBP: 0.395, SLG: 0.482 (1, 7) ^X		0-0 P3 ②		F 1-2 P3 ②		B 2-2 G4-3 ①		B 0-0 SH1-3 ①		F 1-1 FC4-6 ②		4	0	0	0	0	0	3
Brad Ausmus, R OBP: 0.276, SLG: 0.270 Gregg Zaun, S OBP: 0.312, SLG: 0.317 (1, 2) (11, PH) ^C BBB		3-2 L4 ③		B 3-3 K ③		B 2-2 FC4-6 1B		X 0-0 G4-3 ②		B 2-2 G1-3 ③		4	1	1	0	0	1	2
4 Eric Bruntlett, R OBP: 0.091, SLG: 0.091 (1, 4) ^X			0-0 F9 ①		C 0-1 E6 SH2-4 ①		F 1-1 FC4-6 1B		B 1-0 F9 ③			4	0	1	0	0	0	1
Tim Redding, R Pete Munro, R Mike Gallo, L Mark Shapiro, R Brian Hunter, B Octavio Dotel, R Billy Wagner, L St. Brad Lidge, R David Matranga, R Ricky Stroh, R			1-1 G1-3 ②		1 SAFE SH2-4 ①		X 0-0 FC4-6 ②			1-3 K ①		1	0	0	0	0	0	0

Inning Stats	R: 0	H: 0	R: 0	H: 1	R: 0	H: 1	R: 2	H: 2	R: 0	H: 0	R: 1	H: 2	R: 0	H: 0	R: 0	H: 0	R: 0	H: 0	R: 0	H: 1	1B: 5	SF: 0	WP: 0	PA: 43
	E: 0	LOB: 0	E: 0	LOB: 1	E: 0	LOB: 1	E: 0	LOB: 0	E: 2	LOB: 0	E: 0	LOB: 1	E: 0	LOB: 0	E: 0	LOB: 0	E: 0	LOB: 0	E: 0	LOB: 2	2B: 2	SAC: 2	PB: 0	
	K: 0	BB: 1	K: 0	BB: 0	K: 0	BB: 0	K: 1	BB: 0	K: 0	BB: 0	K: 0	BB: 0	K: 0	BB: 1	K: 0	BB: 0	K: 1	BB: 0	K: 0	BB: 1	3B: 0	DP: 2	SB: 0	
	S: 3	P: 8	S: 9	P: 13	S: 7	P: 9	S: 12	P: 20	S: 8	P: 11	S: 5	P: 14	S: 11	P: 16	S: 8	P: 13	S: 3	P: 8	S: 8	P: 11	HR: 1	HBP: 0	CS: 0	
PITCHER	IP	WLS	BF	H	R	ER	SO	BB	IBB	HBP	BLK	WP	HR	S	P	ERA	WHIP							
Wayne Franklin, L ERA: 4.95 (1, 1)	7.0		28	6	3	3	1	2	0	0	1	0	1	55	91	3.86	1.143							
Luis Vizcaino, R ERA: 5.9 (8, 1)	1.0		3	0	0	0	1	0	0	0	0	0	0	8	13	0.00	0.000							
Valerio De Los Santos, L ERA: 3.96 (9, 1)	2.0	W	7	0	0	0	1	1	0	0	0	0	0	11	19	0.00	0.500							
Leo Estrella, R ERA: 1.21 (11, 1)	1.0	S	5	1	0	0	0	1	0	0	0	0	0	16	25	0.00	2.000							

Milwaukee Brewers @ Houston Astros
Minute Maid Park, Houston, TX
Wed Jul 02 2003, 7:05 PM CDT
Att. 24,340 - Dome - 72 F

livebaseballscores.com

AB	37
R	3
H	7
RBI	3
BB	4
SO	3
LOB	16



Milwaukee Brewers @ Houston Astros
Minute Maid Park, Houston, TX

Thu Jul 03 2003, 6:05 PM CDT
Att: 31,379 - Dome - 72 F

AB	30
R	3
H	8
RBI	3
BB	4
SO	2
LOB	14



WP:	0	PA:	36
PB:	0		
SB:	0		
CS:	1		

AB	R	H	RBI	BB	SO	LOB
2	1	1	0	2	0	0
4	0	1	0	0	0	2
4	0	0	0	0	0	3
3	1	1	2	0	0	0
4	1	2	0	0	0	1
4	0	1	0	0	0	1
2	0	2	1	1	0	0
3	0	0	0	1	0	4
2	0	0	0	0	2	3
1	0	0	0	0	0	0
0	0	0	0	0	0	0
0	0	0	0	0	0	0
1	0	0	0	0	0	0

Batter	1	2	3	4	5	6	7	8	9										
Eric Young Sr., R (1, 4) OBP: 0.344, SLG: 0.436	2-2 G5-3		4-1 FC4-6 1B SF7 BB		4-2 CS BB		1-1 G6-3 1B												
Scott Podsednik, L (1, 8) OBP: 0.403, SLG: 0.448	0-1 P5		1-1 FC4-6 1B		1-0 F9		3-2 G6-3 1-2f												
Geoff Jenkins, L (1, 7) OBP: 0.350, SLG: 0.535	0-2 G1-3		1-2 FC4-6 1-2f 2-3		0-0 F9 1-2			1-2 F8											
Richie Sexson, R (1, 3) OBP: 0.372, SLG: 0.513		3-2 F9	0-0 SF7			0-1 G5-3		0-0 HR											
Brady Clark, R (1, 9) OBP: 0.281, SLG: 0.314		2-2 2B SF8 1B	1-1 G1-3			0-0 1B 1B		1-2 G6-3											
Wes Helms, R (1, 5) OBP: 0.319, SLG: 0.432		3-1 1-3 2B		0-1 F9		1-0 P4		2-1 F7											
Eddie Pérez, R (1, 2) OBP: 0.333, SLG: 0.470		1-2 SF8 3-H		4-0 BB		2-1 1-2 1B		3-2 G6-4-3 1B											
Royce Clayton, R (1, 6) OBP: 0.302, SLG: 0.349		4-0 IBB		0-0 F7		2-2 G5-3		0-0 G6-4-3 1-2f											
Matt Kinney, R (1, 1) Keith Ginter, R (7, PH) OBP: 0.342, SLG: 0.343 Brooks Kieschnick, L (7, 1) OBP: 0.317, SLG: 0.634 Luis Vizcaino, R (8, 1) John Vander Wal, L (9, PH) OBP: 0.375, SLG: 0.497		0-3 K2-3		1-3 K			0-2 F9		0-0 F7										
Inning Stats	R: 0 E: 0 K: 0 S: 8 H: 0 LOB: 0 BB: 0 P: 10	R: 1 E: 0 K: 1 S: 17 H: 2 LOB: 2 BB: 1 P: 30	R: 1 E: 0 K: 0 S: 9 H: 1 LOB: 1 BB: 1 P: 16	R: 0 E: 0 K: 1 S: 8 H: 0 LOB: 1 BB: 1 P: 13	R: 0 E: 0 K: 0 S: 4 H: 0 LOB: 0 BB: 1 P: 9	R: 0 E: 0 K: 0 S: 10 H: 2 LOB: 2 BB: 0 P: 15	R: 0 E: 0 K: 0 S: 8 H: 1 LOB: 0 BB: 0 P: 12	R: 1 E: 0 K: 0 S: 12 H: 1 LOB: 0 BB: 0 P: 16	R: 0 E: 0 K: 0 S: 6 H: 1 LOB: 0 BB: 0 P: 9										
PITCHER	IP WLS BF H R ER SO BB IBB HBP BLK WP HR S P ERA WHIP																		
Jerome Robertson, L (1, 1) ERA: 5.15	7.1 W 31 7 3 3 2 3 1 0 0 0 1 68 110 3.68 1.364																		
Octavio Dotel, R (8, 1) ERA: 1.99	1.2 S 5 1 0 0 0 0 0 0 0 0 0 0 14 20 0.00 0.600																		

livebaseballscorecards.com

Batter	1	2	3	4	5	6	7	8	9	AB	R	H	RBI	BB	SO	LOB
Craig Biggio, R OBP: 0.346, SLG: 0.423 (1, 8)	2-2 G5-3		4-1 5 HR 1B BB		4-0 HR BB		3-2 G4-6-3 1B			2	2	1	0	2	0	0
Geoff Blum, S OBP: 0.310, SLG: 0.429 (1, 4)	3-2 F8		1-0 5 HR 1B		1-0 HR		2-1 G4-6-3 1-2f			4	2	2	3	0	0	1
5 Jeff Bagwell, R OBP: 0.359, SLG: 0.471 (1, 3)	4-0 BB		1-2 HR		2-2 G4-3			4-1 17 S G4-3 1B BB		2	2	1	3	2	0	0
17 Lance Berkman, S OBP: 0.391, SLG: 0.475 (1, 7)	0-2 P5		1-2 F8		0-0 G3			0-0 G4-3 1-2		4	0	0	0	0	0	2
Richard Hidalgo, R OBP: 0.402, SLG: 0.573 (1, 9)		0-1 P3		0-0 P6		0-2 G4-3 1B		2-2 CS 1B 2-H		4	0	2	1	0	0	0
Morgan Ensberg, R OBP: 0.421, SLG: 0.636 (1, 5)		1-3 K		4-0 G4-3 BB		1-2 F9		4-0 BB 1-2		2	0	0	0	2	1	1
Gregg Zaun, S OBP: 0.299, SLG: 0.302 (1, 2)		0-1 F8		2-1 G4-3 1-2f		3-2 SAFE G4-3 1-2		2-1 BB F7		4	0	0	0	0	0	3
28 Adam Everett, R OBP: 0.307, SLG: 0.389 (1, 6)			1-2 P6		0-2 P3		1-2 L5			3	0	0	0	0	0	1
Jerome Robertson, L OBP: 0.148, SLG: 0.148 (1, 1) Octavio Dotel, R (8, 1)			1-2 G6-3		2-2 BB HR 1B		3-2 G4-3			3	1	1	0	0	0	0
										0	0	0	0	0	0	0

Inning Stats	R: 0	H: 0	E: 0	K: 0	S: 10	LOB: 1	BB: 1	P: 19	R: 0	H: 0	E: 0	K: 1	S: 7	LOB: 0	BB: 0	P: 8	R: 3	H: 2	E: 0	K: 0	S: 15	LOB: 0	BB: 1	P: 24	R: 0	H: 0	E: 0	K: 0	S: 3	LOB: 0	BB: 1	P: 9	R: 3	H: 2	E: 0	K: 0	S: 11	LOB: 0	BB: 1	P: 20	R: 0	H: 1	E: 0	K: 0	S: 13	LOB: 1	BB: 0	P: 18	R: 0	H: 1	E: 0	K: 0	S: 8	LOB: 0	BB: 0	P: 16	R: 1	H: 1	E: 0	K: 0	S: 7	LOB: 1	BB: 2	P: 19
--------------	------	------	------	------	-------	--------	-------	-------	------	------	------	------	------	--------	-------	------	------	------	------	------	-------	--------	-------	-------	------	------	------	------	------	--------	-------	------	------	------	------	------	-------	--------	-------	-------	------	------	------	------	-------	--------	-------	-------	------	------	------	------	------	--------	-------	-------	------	------	------	------	------	--------	-------	-------

PITCHER	IP	WLS	BF	H	R	ER	SO	BB	IBB	HBP	BLK	WP	HR	S	P	ERA	WHIP
Matt Kinney, R ERA: 4.53 (1, 1)	6.0	L	26	5	6	6	1	4	0	0	0	0	2	59	98	9.00	1.500
Brooks Kieschnick, R ERA: 5.33 (7, 1)	1.1		5	1	1	1	0	1	0	0	0	0	0	10	22	6.75	1.500
Luis Vizcaino, R ERA: 8.72 (8, 1)	0.2		3	1	0	0	0	1	0	0	0	0	0	5	13	0.00	3.000


BOTTOM

Milwaukee Brewers @ Houston Astros
Minute Maid Park, Houston, TX

Thu Jul 03 2003, 6:05 PM CDT
Att: 31,379 - Dome - 72 F

livebaseballscores.com

AB	28
R	7
H	7
RBI	7
BB	6
SO	1
LOB	8



1B: 5	SF: 0	WP: 0	PA: 34
2B: 0	SAC: 0	PB: 0	
3B: 0	DP: 2	SB: 1	
HR: 2	HBP: 0	CS: 1	

Batter	1	2	3	4	5	6	7	8	9	AB R H RBI BB SO LOB	TOP																									
Ronnie Belliard, R (1, 4) OBP: 0.391, SLG: 0.417	3-2 L3	0-0 P4		0-1 G6-3		1-0 F7		2-2 G6-3	3-2 P6	6 0 0 0 0 0 1																										
Chris Stynes, R (1, 5) OBP: 0.372, SLG: 0.468	3-2 PB 17 1B	4-2		1-0 P3		0-1		0-0 BB 2B	0-2 17 1B	0 1 0 0 0 0 0																										
Mark Bellhorn, S (2, PH) OBP: 0.351, SLG: 0.312	HBP	BB				1B				4 1 3 0 1 0 0																										
17 Todd Helton, L (1, 3) OBP: 0.428, SLG: 0.564	1-2 PB 2B	3-1 L9		2-2 P4		1-0 F9		4-0 BB BB IBB	3-2 1B	5 2 2 0 1 0 3																										
Preston Wilson, R (1, 8) OBP: 0.363, SLG: 0.561	1-1 1B 2B			2-2 P4		2-1 HR		4-0 BB BB	2-3 K	5 2 2 3 1 2 3																										
Larry Walker, L (1, 9) OBP: 0.439, SLG: 0.515	3-2 F7			0-0 BB 2B		3-1 G4-3		1-1 F7		5 0 1 0 0 1 4																										
Jay Payton, R (1, 7) OBP: 0.357, SLG: 0.477	1-2 1B			2-2 F8		0-1 1B E		4-2 BB	4-0 BB	3 1 2 2 2 0 1																										
Juan Uribe, R (1, 6) OBP: 0.303, SLG: 0.383	1-3 K			4-2 BB BB		3-2 1B S		3-2 P6	4-2 BB	3 0 1 1 2 1 2																										
Bobby Estalella, R (1, 2) OBP: 0.319, SLG: 0.424		4-2 28 SH1-4 BB		4-2 1B 2B		3-3 K		3-3 K	3-2 F7	3 0 0 0 2 2 5																										
28 Aaron Cook, R Greg Vaughn, R Jose Jimenez, R Javier Lopez, L Steve Reed, R Greg Hjoton, S 40 Brian Fuentes, L Mark Sweeney, L Justin Speier, R		1-2 SH1-4		1-3 K		0-3 K		2-2 HR	1-3 K	1 0 0 0 0 0 1 3 1 0 0 0 0 0 1 1 0 1 1 1 1 0 0 0 0 0 0 0 0 0 0 0 0 1 0 0 0 0 0 1 0 0 0 0 0 0 0 0 0																										
Inning Stats	R: 3 E: 0 K: 1 S: 23	H: 3 LOB: 1 BB: 0 P: 36	R: 0 E: 0 K: 0 S: 15	H: 0 LOB: 2 BB: 2 P: 27	R: 0 E: 0 K: 1 S: 19	H: 1 LOB: 3 BB: 2 P: 32	R: 0 E: 0 K: 0 S: 6	H: 0 LOB: 0 BB: 0 P: 9	R: 2 E: 1 K: 2 S: 15	H: 3 LOB: 1 BB: 0 P: 26	R: 0 E: 0 K: 1 S: 7	H: 1 LOB: 1 BB: 0 P: 9	R: 0 E: 0 K: 2 S: 14	H: 0 LOB: 1 BB: 1 P: 26	R: 3 E: 0 K: 0 S: 16	H: 2 LOB: 3 BB: 4 P: 40	R: 0 E: 0 K: 2 S: 19	H: 2 LOB: 2 BB: 0 P: 28	1B: 7 2B: 3 3B: 0 HR: 2	SF: 0 SAC: 1 DP: 0 HBP: 1	WP: 0 PA: 49 PB: 1 SB: 1 CS: 0															
PITCHER	IP WLS BF H R ER SO BB IBB HBP BLK WP HR S P ERA WHIP																																			
Dave Burba, R (1, 1) ERA: 5.59	4.0	21	4	3	3	2	4	0	1	0	0	0	0	63	104	6.75	2.000																			
Shane Nance, L (5, 1) ERA: 7.45	0.1	4	3	2	1	0	0	0	0	0	0	1	9	17	27.00	9.000																				
Brooks Kieschnick, R (5, 1) ERA: 5.0	1.2	6	1	0	0	3	0	0	0	0	0	0	13	18	0.00	0.600																				
Valerio De Los Santos, L (7, 1) ERA: 3.81	1.0	H	4	0	0	2	1	0	0	0	0	0	14	26	0.00	1.000																				
Leo Estrella, R (8, 1) ERA: 2.08	0.2	L	8	2	3	3	0	3	1	0	0	0	1	13	34	40.50	7.500																			
PITCHER	IP WLS BF H R ER SO BB IBB HBP BLK WP HR S P ERA WHIP																																			
Luis Vizcaino, R (8, 1) ERA: 8.37	1.1	6	2	0	0	2	0	0	0	0	0	0	22	34	0.00	1.500																				

Colorado Rockies @ Milwaukee Brewers
Miller Park, Milwaukee, WI
Fri Jul 04 2003, 4:05 PM CDT
Att. 21,144 - Sunny - 91 F

livebaseballscorecards.com

AB	38
R	8
H	12
RBI	7
BB	9
SO	9
LOB	23



BOTTOM

Colorado Rockies @ Milwaukee Brewers
Miller Park, Milwaukee, WI
Fri Jul 04 2003, 4:05 PM CDT
Att. 21,144 - Sunny - 91 F

livebaseballscores.com

AB 40
R 6
H 14
RBI 6
BB 4
SO 8
LOB 20



WP: 0 PA: 45
PB: 0
SB: 0
CS: 0

AB R H RBI BB SO LOB

4 1 1 0 1 1 1

5 1 2 0 0 1 2

5 1 4 1 0 0 2

4 1 1 0 1 1 3

4 1 2 4 1 2 2

4 0 1 0 0 1 4

4 0 1 0 1 0 0

5 1 1 1 0 0 6

1B: 10 SF: 0
2B: 2 SAC: 0
3B: 0 DP: 1
HR: 2 HBP: 1

Batter	1	2	3	4	5	6	7	8	9
Eric Young Sr., R (1, 4) OBP: 0.345, SLG: 0.433	4-1 FC6-4 1B HR BB	0-1 1B		2-0 G5-3	1-3 K		0-1 G1-3		
Scott Podsednik, L (1, 8) OBP: 0.403, SLG: 0.451	1-0 FC6-4 1B	2-1 G5-3		2-2 1B 2B	0-1 F7		2-3 K		
Geoff Jenkins, L (1, 7) OBP: 0.357, SLG: 0.539	0-1 FC6-4 1B HR BB		0-0 G6-4-3 1B	3-2 2B 1B		1-0 BB 1B 1B		3-1 1B	
Richie Sexson, R (1, 3) OBP: 0.373, SLG: 0.513	4-2 1B HR BB		2-2 G6-4-3 1B	1-0 1B 2B		0-0 L4		1-3 K	
John Vander Wal, L (1, 9) OBP: 0.380, SLG: 0.513	1-2 1B HR		3-2 1B HBP 1B	4-0 1B IBB		0-3 K		3-3 K	
Wes Helms, R (1, 5) OBP: 0.321, SLG: 0.430	3-2 G6-3		1-1 1B HBP	0-2 G4-3		2-0 1B BB		1-3 K	
Eddie Pérez, R (1, 2) OBP: 0.335, SLG: 0.465	0-1 G6-3		0-2 1B 1B		2-2 G6-3		4-2 1B BB		2-2 G6-3
Royce Clayton, R (1, 6) OBP: 0.300, SLG: 0.357			0-0 G5-3	1-2 L7		1-1 HR		0-1 G1-3	
Dave Burba, R Keith Ginter, R Shane Nance, L Brooks Kieschnick, L Valerio De Los Santos, L Enrique Cruz, R Leo Estrella, R Luis Vizcaino, R Grady Clark, R		3-2 K		2-2 G5-3	0-0 1B		2-3 K		3-2 F9

Inning Stats	R: 4	H: 2	E: 0	K: 0	S: 18	LOB: 0	BB: 2	P: 31	R: 0	H: 1	E: 0	K: 1	S: 9	LOB: 1	BB: 0	P: 13	R: 0	H: 3	E: 0	K: 0	S: 15	LOB: 3	BB: 0	P: 22	R: 1	H: 3	E: 0	K: 0	S: 16	LOB: 3	BB: 1	P: 30	R: 1	H: 2	E: 0	K: 1	S: 11	LOB: 1	BB: 0	P: 15	R: 0	H: 2	E: 0	K: 2	S: 10	LOB: 0	BB: 0	P: 14	R: 0	H: 1	E: 0	K: 3	S: 11	LOB: 1	BB: 0	P: 19	R: 0	H: 0	E: 0	K: 0	S: 8	LOB: 0	BB: 0	P: 14	1B: 10	SF: 0	2B: 2	SAC: 0	3B: 0	DP: 1	HR: 2	HBP: 1	WP: 0	PA: 45
--------------	------	------	------	------	-------	--------	-------	-------	------	------	------	------	------	--------	-------	-------	------	------	------	------	-------	--------	-------	-------	------	------	------	------	-------	--------	-------	-------	------	------	------	------	-------	--------	-------	-------	------	------	------	------	-------	--------	-------	-------	------	------	------	------	-------	--------	-------	-------	------	------	------	------	------	--------	-------	-------	--------	-------	-------	--------	-------	-------	-------	--------	-------	--------

PITCHER	IP	WLS	BF	H	R	ER	SO	BB	IBB	HBP	BLK	WP	HR	S	P	ERA	WHIP
28 Aaron Cook, R (1, 1) ERA: 5.91	4.0		24	9	5	5	1	2	1	1	0	0	1	58	96	11.25	2.750
Jose Jimenez, R (5, 1) ERA: 7.09	1.0		5	2	1	1	1	0	0	0	0	0	1	11	15	9.00	2.000
Javier López, L (6, 1) ERA: 3.94	0.2		4	2	0	0	1	0	0	0	0	0	0	7	10	0.00	3.000
Steve Reed, R (6, 1) ERA: 3.08	1.1	W	5	0	0	0	2	1	0	0	0	0	0	14	22	0.00	0.750
40 Brian Fuentes, L (8, 1) ERA: 2.41	1.0	H	4	1	0	0	3	0	0	0	0	0	0	11	19	0.00	1.000

PITCHER	IP	WLS	BF	H	R	ER	SO	BB	IBB	HBP	BLK	WP	HR	S	P	ERA	WHIP
Justin Speier, R (9, 1) ERA: 3.3	1.0		3	0	0	0	0	0	0	0	0	0	0	8	14	0.00	0.000

Batter	1	2	3	4	5	6	7	8	9	AB R H RBI BB SO LOB	TOP											
Ronnie Belliard, R (1, 4) OBP: 0.391, SLG: 0.414	4-2 BB 17 3B	1-1 F9		1-0 1B		1-2 FC5-4 17 HR		3-3 K		4 2 1 0 1 1 2												
Chris Stynes, R (1, 5) OBP: 0.372, SLG: 0.462	4-1 BB 17 3B		1-1 G6-3	1-2 F7		1-3 K		4-1 BB		3 1 0 0 2 1 2												
17 Todd Helton, L (1, 3) OBP: 0.430, SLG: 0.580	0-0 3B 1-H 2-H		2-1 1B		0-1 F9	1-0 HR		0-3 K		5 1 3 4 0 1 1												
Preston Wilson, R (1, 8) OBP: 0.363, SLG: 0.558	2-3 K		0-0 F8		1-1 1B 2B	1-0 1B			2-2 F9	5 1 2 0 0 1 2												
Larry Walker, L (1, 9) OBP: 0.435, SLG: 0.509	0-0 G5-3		2-3 K		0-1 1B 2B	3-3 K			0-1 G6-3	5 1 1 0 0 2 3												
Jay Payton, R (1, 7) OBP: 0.358, SLG: 0.488	0-2 P3			0-0 P3	0-1 2B 1-H 2-H		0-0 P2		1-0 HR	5 1 2 3 0 0 1												
Mark Bellhorn, S (1, 6) OBP: 0.349, SLG: 0.316		3-2 2B		2-1 E6 HR		2-3 K		1-1 F8	0-3 K	4 1 1 0 0 1 1												
Justin Speier, R (8, 1)										0 0 0 0 0 0 0												
Greg Norton, S (9, PH) OBP: 0.321, SLG: 0.413										1 0 0 0 0 1 0												
40 Brian Fuentes, L (9, 1)										0 0 0 0 0 0 0												
Charles Johnson, R (1, 2) OBP: 0.320, SLG: 0.444			0-3 K	1-1 HR	2-1 G5-3		3-1 G5-3			4 1 1 2 0 1 2												
Darren Oliver, R (1, 1) OBP: 0.243, SLG: 0.257										3 0 1 0 0 0 1												
Javier López, L (7, 1) OBP: 0.500, SLG: 0.500		1-2 G5-3								0 0 0 0 0 0 0												
Nelson Cruz, R (7, 1) OBP: 0.154, SLG: 0.231										0 0 0 0 0 0 0												
Greg Vaughn, R (8, PH) OBP: 0.333, SLG: 0.559										1 0 0 0 0 1 0												
Juan Uribe, R (8, 6) OBP: 0.303, SLG: 0.383						2-1 FC5-4 1B				0 0 0 0 0 0 0												
Inning Stats	R: 2 E: 0 K: 1 S: 13	H: 1 LOB: 1 BB: 2 P: 23	R: 0 E: 0 K: 1 S: 11	H: 1 LOB: 1 BB: 0 P: 16	R: 0 E: 0 K: 1 S: 8	H: 1 LOB: 1 BB: 0 P: 13	R: 2 E: 1 K: 0 S: 10	H: 2 LOB: 1 BB: 0 P: 15	R: 2 E: 0 K: 1 S: 14	H: 3 LOB: 1 BB: 0 P: 19	R: 2 E: 1 K: 2 S: 13	H: 3 LOB: 1 BB: 0 P: 22	R: 0 E: 0 K: 0 S: 5	H: 0 LOB: 0 BB: 0 P: 9	R: 0 E: 0 K: 3 S: 11	H: 0 LOB: 1 BB: 1 P: 18	R: 1 E: 0 K: 1 S: 9	H: 1 LOB: 0 BB: 0 P: 12	1B: 6 2B: 2 3B: 1 HR: 3	SF: 0 SAC: 0 DP: 0 HBP: 0	WP: 0 PB: 0 SB: 0 CS: 0	PA: 43
PITCHER	IP WLS BF H R ER SO BB IBB HBP BLK WP HR S P ERA WHIP																					
Matt Ford, L (1, 1) ERA: 3.16	4.2 L 25 8 6 5 4 2 0 0 0 0 0 1 54 82 9.64 2.143																					
Luis Vizcaino, R (5, 1) ERA: 8.29	0.1 1 0 0 0 0 0 0 0 0 0 0 0 2 4 0.00 0.000																					
John Foster, L (6, 1) ERA: 4.71	1.0 6 3 2 2 2 0 0 0 0 0 0 1 13 22 18.00 3.000																					
Brooks Kieschnick, R (7, 1) ERA: 4.82	1.0 3 0 0 0 0 0 0 0 0 0 0 0 5 9 0.00 0.000																					
Shane Nance, L (8, 1) ERA: 6.94	2.0 8 1 1 1 4 1 0 0 0 0 0 1 20 30 4.50 1.000																					

Colorado Rockies @ Milwaukee Brewers
 Miller Park, Milwaukee, WI
 Sat Jul 05 2003, 6:35 PM CDT
 Att. 30,731 - Cloudy - 88 F

AB	40
R	9
H	12
RBI	9
BB	3
SO	10
LOB	15



BOTTOM

Colorado Rockies @ Milwaukee Brewers
Miller Park, Milwaukee, WI
Sat Jul 05 2003, 6:35 PM CDT
Att. 30,731 - Cloudy - 88 F

livebaseballscorecards.com

AB 34
R 8
H 8
RBI 8
BB 5
SO 8
LOB 11



WP: 0 PA: 39
PB: 0
SB: 0
CS: 0

AB R H RBI BB SO LOB

4	2	1	1	1	0	3
4	1	0	0	1	1	0
5	1	1	4	0	2	0
3	1	1	0	1	1	0
4	1	1	0	0	2	1
4	1	3	1	0	1	0
3	0	0	1	1	0	1
4	1	1	0	0	0	4
1	0	0	1	1	0	1
0	0	0	0	0	0	0
0	0	0	0	0	0	0
0	0	0	0	0	0	0
1	0	0	0	0	0	1
0	0	0	0	0	0	0
1	0	0	0	0	1	0

Batter	1	2	3	4	5	6	7	8	9
Eric Young Sr., R (1, 4) OBP: 0.346, SLG: 0.441	1-2 G4-3	0-0 G6-4-3			0-1 G6-3		4-1 HR BB		2-1 HR
Scott Podsednik, L (1, 8) OBP: 0.399, SLG: 0.444	2-2 F8		1-0 G3		1-0 G3		4-0 HR BB		0-3 K
Geoff Jenkins, L (1, 7) OBP: 0.354, SLG: 0.543	2-1 G3		1-3 K		0-0 G3-1		1-2 HR		0-3 K
Richie Sexson, R (1, 3) OBP: 0.374, SLG: 0.511		0-1 1B BB 1B	4-1		1-2 F9		3-3 K		
Brady Clark, R (1, 9) OBP: 0.279, SLG: 0.310		2-0 BB 1B 1B	3-3 K		0-1 L7		1-3 K		
Wes Helms, R (1, 5) OBP: 0.326, SLG: 0.448		0-0 BB BB 1B		2-2 G4-3 2B	3-2 HR			1-3 K	
Keith Osik, R (1, 2) OBP: 0.329, SLG: 0.292		4-1 BB BB		2-2 G4-3	0-0 G4-3			0-1 P2	
Royce Clayton, R (1, 6) OBP: 0.300, SLG: 0.356		2-2 L1		2-2 L3			1-0 HR BB 1B	0-0 F9	
Matt Ford, S (1, 1)		4-1		1-0 G6-3			1-1 L8		2-3 K
Luis Vizcaino, R (5, 1)									
John Foster, L (6, 1)									
Brooks Kieschnick, L (7, 1) OBP: 0.333, SLG: 0.643									
Keith Ginter, R (7, PH) OBP: 0.337, SLG: 0.338									
Shane Nance, L (8, 1)									
Eddie Pérez, R (9, PH) OBP: 0.333, SLG: 0.463		1-2 2-3 3-H BB							

Inning Stats	R: 0 H: 0 E: 0 K: 8	H: 0 LOB: 0 BB: 0 P: 13	R: 2 H: 3 E: 0 K: 10	S: 10 LOB: 2 BB: 2 P: 22	R: 0 H: 0 E: 0 K: 9	H: 0 LOB: 1 BB: 1 P: 18	R: 0 H: 1 E: 0 K: 10	S: 10 LOB: 1 BB: 0 P: 17	R: 0 H: 0 E: 0 K: 4	H: 0 LOB: 0 BB: 0 P: 5	R: 1 H: 1 E: 0 K: 11	S: 11 LOB: 0 BB: 0 P: 15	R: 4 H: 2 E: 0 K: 14	S: 14 LOB: 0 BB: 2 P: 29	R: 0 H: 0 E: 0 K: 7	S: 7 LOB: 0 BB: 0 P: 8	R: 1 H: 1 E: 0 K: 12	S: 12 LOB: 0 BB: 0 P: 16	1B: 4 2B: 1 3B: 0 HR: 3	SF: 0 SAC: 0 DP: 1 HBP: 0	WP: 0 PB: 0 SB: 0 CS: 0	PA: 39
--------------	---------------------	-------------------------	----------------------	--------------------------	---------------------	-------------------------	----------------------	--------------------------	---------------------	------------------------	----------------------	--------------------------	----------------------	--------------------------	---------------------	------------------------	----------------------	--------------------------	-------------------------	---------------------------	-------------------------	--------

PITCHER	IP	WLS	BF	H	R	ER	SO	BB	IBB	HBP	BLK	WP	HR	S	P	ERA	WHIP
Darren Oliver, L (1, 1) ERA: 4.82	6.0	W	25	5	3	3	2	3	0	0	0	0	1	52	90	4.50	1.333
Javier López, L (7, 1) ERA: 4.73	0.1		4	1	3	3	0	2	0	0	0	0	4	14	81.00	9.000	
Nelson Cruz, R (7, 1) ERA: 6.28	0.2	H	3	1	1	1	2	0	0	0	0	0	1	10	15	13.50	1.500
Justin Speier, R (8, 1) ERA: 3.22	1.0	H	3	0	0	0	1	0	0	0	0	0	0	7	8	0.00	0.000
40 Brian Fuentes, L (9, 1) ERA: 2.57	1.0	S	4	1	1	1	3	0	0	0	0	0	1	12	16	9.00	1.000

Batter	1	2	3	4	5	6	7	8	9	AB R H RBI BB SO LOB	TOP											
Mark Bellhorn, S (1, 4) OBP: 0.347, SLG: 0.315	3-2 F7		2-2 G4-3			1-0 WP SH2-3 1B		2-1 G3-1		4 0 1 0 0 0 0												
Juan Uribe, R (1, 6) OBP: 0.303, SLG: 0.390	2-2 17 WP 17 2B		2-2 G6-3			0-0 1 SAFE SH2-3		2-3 K		3 1 1 0 0 1 0												
17 Todd Helton, L (1, 3) OBP: 0.431, SLG: 0.581	2-2 G5-3 2-H 2B				2-1 G4-3		4-0 WP IBB	2-2 K		3 0 1 1 1 1 0												
Preston Wilson, R (1, 8) OBP: 0.359, SLG: 0.552	0-2 G5-3				2-3 K		1-3 K		2-3 K	4 0 0 0 0 3 3												
Greg Norton, S (1, 5) OBP: 0.311, SLG: 0.400	2-3 K				3-3 K		3-2 G3-1		2-3 K	4 0 0 0 0 3 3												
Jay Payton, R (1, 7) OBP: 0.354, SLG: 0.482		2-0 F7				1-0 F9		0-0 G2-3		1-1 F7	4 0 0 0 0 0 0											
Mark Sweeney, L (1, 9) OBP: 0.297, SLG: 0.379		1-0 G5-3				0-1 G4-3		1-3 K			3 0 0 0 0 1 0											
Bobby Estalella, R (1, 2) OBP: 0.319, SLG: 0.431		0-0 L6				1-2 2B		2-2 E5			3 0 1 0 0 0 0											
Denny Stark, R (1, 1)						0-3 K		1-1 F9			2 0 0 0 0 1 1											
Greg Vaughn, R (7, PH) OBP: 0.326, SLG: 0.543											1 0 0 0 0 0 1											
Jose Jimenez, R (7, 1)											0 0 0 0 0 0 0											
Joe Roa, R (8, 1) OBP: 0.250, SLG: 0.250											0 0 0 0 0 0 0											
Inning Stats	R: 1 E: 0 K: 1 S: 16	H: 2 LOB: 1 BB: 0 P: 25	R: 0 E: 0 K: 0 S: 3	H: 0 LOB: 0 BB: 0 P: 6	R: 0 E: 0 K: 0 S: 9	H: 0 LOB: 0 BB: 0 P: 14	R: 0 E: 0 K: 2 S: 8	H: 0 LOB: 0 BB: 0 P: 15	R: 0 E: 0 K: 1 S: 10	H: 1 LOB: 1 BB: 0 P: 12	R: 0 E: 0 K: 1 S: 9	H: 1 LOB: 2 BB: 1 P: 18	R: 0 E: 1 K: 1 S: 9	H: 0 LOB: 1 BB: 0 P: 13	R: 0 E: 0 K: 2 S: 8	H: 0 LOB: 0 BB: 0 P: 14	R: 0 E: 0 K: 2 S: 8	H: 0 LOB: 0 BB: 0 P: 13	1B: 1 2B: 3 3B: 0 HR: 0	SF: 0 SAC: 1 DP: 0 HBP: 0	WP: 2 PB: 0 SB: 0 CS: 0	PA: 33
PITCHER	IP WLS BF H R ER SO BB IBB HBP BLK WP HR S P ERA WHIP																					
15 Ben Sheets, R (1, 1) ERA: 4.08	7.0 W 27 4 1 1 6 0 1 0 0 2 0 64 103 1.29 0.571																					
Dan Kolb, R (8, 1) ERA: 4.32	1.0 H 3 0 0 0 2 0 0 0 0 0 0 8 14 0.00 0.000																					
Mike DeJean, R (9, 1) ERA: 4.68	1.0 S 3 0 0 0 2 0 0 0 0 0 0 8 13 0.00 0.000																					

Colorado Rockies @ Milwaukee Brewers
Miller Park, Milwaukee, WI
Sun Jul 06 2003, 1:05 PM CDT
Att. 21,623 - Dome - 72 F

livebaseballscorecards.com

AB	31
R	1
H	4
RBI	1
BB	1
SO	10
LOB	8



Batter	1	2	3	4	5	6	7	8	9
Scott Podsednik, L (1, 8) OBP: 0.401, SLG: 0.445	0-2 F7		2-1 SF7 1B		3-2 L6		2-1 S 2B 1B		
Keith Ginter, R (1, 4) OBP: 0.335, SLG: 0.336	1-2 F9		1-2 E 1B 1-3		0-2 F9		1-3 K		
Geoff Jenkins, L (1, 7) OBP: 0.359, SLG: 0.543	4-2 FC6-4 BB		3-2 SF7 3-H		4-2 BB		4-0 2B IBB		
Richie Sexson, R (1, 3) OBP: 0.373, SLG: 0.511	0-2 FC6-4 1-2f		1-0 E5 1-3		0-1 P3		3-2 2B 1-H 2-H		
John Vander Wal, L (1, 9) OBP: 0.382, SLG: 0.510 Mike DeJean, R (9, 1)		3-2 1B	2-2 G3		1-0 G3		4-1 BB		
Wes Helms, R (1, 5) OBP: 0.322, SLG: 0.442		1-0 F9		3-1 G6-3		0-0 G3-1	0-1 G4-3		
Keith Osik, R (1, 2) OBP: 0.333, SLG: 0.306		0-2 L7		0-1 G4-3 2B		0-0 1B		2-0 F7	
Enrique Cruz, R (1, 6) OBP: 0.175, SLG: 0.115		0-3 K		0-0 G4-3 2-3		1-1 G5-3		0-3 K	
15 Ben Sheets, R (1, 1) OBP: 0.095, SLG: 0.073 Eric Young Sr., R (7, PH) OBP: 0.345, SLG: 0.440 Dan Kolb, R (8, 1) Brady Clark, R (8, PH) OBP: 0.277, SLG: 0.307			2-2 K	0-0 G3			2-2 G4-3	1-0 G6-3	

AB	R	H	RBI	BB	SO	LOB
4	2	2	0	0	0	0
4	0	1	0	0	1	1
0	1	0	1	3	0	0
4	0	1	2	0	0	3
3	0	1	0	1	0	2
0	0	0	0	0	0	0
4	0	0	0	0	0	3
4	0	2	0	0	0	1
4	0	0	0	0	2	3
2	0	0	0	0	1	1
1	0	0	0	0	0	0
0	0	0	0	0	0	0
1	0	0	0	0	0	0


BOTTOM

Colorado Rockies @ Milwaukee Brewers
Miller Park, Milwaukee, WI

Sun Jul 06 2003, 1:05 PM CDT
Att: 21,623 - Dome - 72 F

livebaseballscorecards.com

AB	31
R	3
H	7
RBI	3
BB	4
SO	4
LOB	14



Inning Stats	R: 0	H: 0	E: 0	K: 13	H: 0	LOB: 1	BB: 1	P: 18	R: 0	H: 1	E: 0	K: 11	H: 1	LOB: 1	BB: 0	P: 15	R: 1	H: 2	E: 1	K: 17	H: 2	LOB: 2	BB: 0	P: 28	R: 0	H: 1	E: 0	K: 6	H: 0	LOB: 1	BB: 1	P: 9	R: 0	H: 0	E: 0	K: 13	H: 1	LOB: 1	BB: 0	P: 7	R: 2	H: 2	E: 0	K: 15	H: 2	LOB: 2	BB: 2	P: 31	R: 0	H: 0	E: 0	K: 5	H: 0	LOB: 0	BB: 0	P: 8
PITCHER	IP	WLS	BF	H	R	ER	SO	BB	IBB	HBP	BLK	WP	HR	S	P	ERA	WHIP																																							
Denny Stark, R (1, 1) ERA: 4.22	6.0		26	5	1	1	2	2	0	0	0	0	0	65	97	1.50	1.167																																							
Jose Jimenez, R (7, 1) ERA: 7.36	1.0	L	7	2	2	2	1	1	1	0	0	0	0	15	31	18.00	3.000																																							
Joe Roa, R (8, 1) ERA: 5.75	1.0		3	0	0	0	1	0	0	0	0	0	0	5	8	0.00	0.000																																							

WP	PA	ERA	WHIP
0	36		

Batter	1	2	3	4	5	6	7	8	9	AB R H RBI BB SO LOB	TOP											
Kenny Lofton, L (1, 8) OBP: 0.337, SLG: 0.436	0-2 G4-3		3-1 F8			1-3 K		2-0 P6		4 0 0 0 0 1 1												
18 Jason Kendall, R (1, 2) OBP: 0.390, SLG: 0.405	3-2 G4-6-3 HBP			1-0 F8		3-2 1B		0-1 1B 2B		3 1 2 1 0 0 0												
Brian Giles, L (1, 7) OBP: 0.442, SLG: 0.522	0-0 G4-6-3 1-2f			0-3 K		0-0 G4-3		2-2 G6-3		4 0 0 0 0 1 3												
Aramis Ramirez, R (1, 5) OBP: 0.339, SLG: 0.431		1-1 F7		1-3 K2-3			0-3 K	1-0 1B		4 0 1 1 0 2 0												
Reggie Sanders, R (1, 9) OBP: 0.314, SLG: 0.489		0-1 G1-3			0-0 P3		4-1 FC5-4 BB	1-3 K		2 0 0 0 1 0 0												
Carlos Rivera, L (7, 3) OBP: 0.238, SLG: 0.316										1 0 0 0 0 1 1												
Craig Wilson, R (1, 3) OBP: 0.363, SLG: 0.431		4-2 BB			4-2 L8-3 BB		2-1 FC5-4 1-2f	2-1 F8		2 0 0 0 2 0 2												
2 Jack Wilson, R (1, 6) OBP: 0.295, SLG: 0.348		2-3 K			1-0 L8-3 1-1		3-2 F7			3 0 0 0 0 1 3												
Jeff Reboulet, R (1, 4) OBP: 0.373, SLG: 0.394			4-1 L4-3 BB			3-2 1B 1B 3B		2-1 G1-3		2 1 1 0 1 0 0												
Kip Wells, R (1, 1) OBP: 0.206, SLG: 0.353			0-2 L4-3			2-3 K		1-2 L8		2 0 0 0 0 1 2												
Joe Beimel, L (6, 1)										0 0 0 0 0 0 0												
Julian Tavarez, L (7, 1)										0 0 0 0 0 0 0												
Randall Simon, L (8, PH) OBP: 0.306, SLG: 0.426										1 0 0 0 0 0 0												
Brian Boehringer, S (8, 1)										0 0 0 0 0 0 0												
Inning Stats	R: 0 E: 0 K: 0 S: 6	H: 0 LOB: 0 BB: 0 P: 9	R: 0 E: 0 K: 1 S: 11	H: 0 LOB: 1 BB: 1 P: 18	R: 0 E: 0 K: 0 S: 6	H: 0 LOB: 0 BB: 1 P: 13	R: 0 E: 0 K: 2 S: 9	H: 0 LOB: 0 BB: 0 P: 11	R: 0 E: 0 K: 1 S: 5	H: 0 LOB: 1 BB: 1 P: 10	R: 1 E: 0 K: 2 S: 15	H: 2 LOB: 1 BB: 0 P: 24	R: 0 E: 0 K: 1 S: 9	H: 0 LOB: 1 BB: 1 P: 18	R: 0 E: 0 K: 0 S: 6	H: 0 LOB: 0 BB: 0 P: 11	R: 1 E: 0 K: 1 S: 12	H: 2 LOB: 1 BB: 0 P: 18	1B: 2 2B: 3 3B: 1 HR: 0	SF: 0 SAC: 0 DP: 3 HBP: 1	WP: 0 PB: 0 SB: 1 CS: 0	PA: 33
PITCHER	IP WLS BF H R ER SO BB IBB HBP BLK WP HR S P ERA WHIP																					
Wayne Franklin, L (1, 1) ERA: 4.76	6.0 W 21 2 1 1 5 3 0 1 0 0 0 0 52 85 1.50 0.833																					
Luis Vizcaino, R (7, 1) ERA: 8.05	1.0 4 0 0 0 1 1 0 0 0 0 0 0 9 18 0.00 1.000																					
Leo Estrella, R (8, 1) ERA: 2.01	1.0 3 0 0 0 0 0 0 0 0 0 0 0 6 11 0.00 0.000																					
Shane Nance, L (9, 1) ERA: 7.11	1.0 5 2 1 1 1 0 0 0 0 0 0 0 12 18 9.00 2.000																					

Pittsburgh Pirates @ Milwaukee Brewers

Miller Park, Milwaukee, WI

Mon Jul 07 2003, 7:05 PM CDT
Att. 12,322 - Cloudy - 84 F

AB	28
R	2
H	4
RBI	2
BB	4
SO	7
LOB	12



WP: 0	PA: 33
PB: 0	
SB: 1	
CS: 0	

PITCHER	IP	WLS	BF	H	R	ER	SO	BB	IBB	HBP	BLK	WP	HR	S	P	ERA	WHIP
Wayne Franklin, L	6.0	W	21	2	1	1	5	3	0	1	0	0	0	52	85	1.50	0.833
Luis Vizcaino, R	1.0		4	0	0	0	1	1	0	0	0	0	0	9	18	0.00	1.000
Leo Estrella, R	1.0		3	0	0	0	0	0	0	0	0	0	0	6	11	0.00	0.000
Shane Nance, L	1.0		5	2	1	1	1	0	0	0	0	0	0	12	18	9.00	2.000

BOTTOM

Pittsburgh Pirates @ Milwaukee Brewers
Miller Park, Milwaukee, WI
Mon Jul 07 2003; 7:05 PM CDT
Att. 12,322 - Cloudy - 84 F

livebaseballscorecards.com

AB 32
R 9
H 10
RBI 8
BB 5
SO 5
LOB 17



WP: 1 PA: 41
PB: 0
SB: 0
CS: 0

AB	R	H	RBI	BB	SO	LOB
3	1	1	2	2	0	0
1	1	1	0	0	0	0
3	0	2	2	0	1	0
4	1	1	1	1	1	3
4	1	1	1	1	0	5
4	1	0	0	1	2	3
4	1	2	0	0	0	1
4	1	0	1	0	0	3
3	1	2	1	0	0	1
1	0	0	0	0	0	0
0	1	0	0	0	0	0
0	0	0	0	0	0	0
1	0	0	0	0	1	1
0	0	0	0	0	0	0
0	0	0	0	0	0	0
1B: 9	SF: 2	WP: 1	PA: 41			
2B: 1	SAC: 1	PB: 0				
3B: 0	DP: 1	SB: 0				
HR: 0	HBP: 1	CS: 0				

Batter	1	2	3	4	5	6	7	8	9						
Eric Young Sr., R (1, 4) OBP: 0.349, SLG: 0.439	0-1 L9 ①		0-1 G6-3 ②		4-0 SF9 IBB	2-0 WP 1B		4-2 G6-3 1B BB							
Scott Podsednik, L (1, 8) OBP: 0.403, SLG: 0.447	1-0 2B 1B		3-3 K ③		1-0 SF9 ②	2-1 1B 1B		1-0 G6-3 1B							
Brady Clark, R (2, 8) OBP: 0.283, SLG: 0.315					1-2 2-3 3-H	1-H 3-H		1-2 1B							
Geoff Jenkins, L (1, 7) OBP: 0.360, SLG: 0.543	0-1 1-H G5-3 2B			1-0 F8 ①	4-0 IBB	4-0 L9 ③		1-3 K ①							
Richie Sexson, R (1, 3) OBP: 0.373, SLG: 0.508	2-2 G5-3 ②			4-2 FC3-6 BB	1-2 F7 ③		1-0 1B BB FC6-4 1B	1-1 G6-3 ②							
John Vander Wal, L (1, 9) OBP: 0.378, SLG: 0.500	2-3 3-H 2-3 K ③			1-1 FC3-6 ②		3-1 G4-3 ①	4-2 FC6-4 1B 1-2 SF9 BB	3-3 K ③							
Wes Helms, R (1, 5) OBP: 0.324, SLG: 0.443		1-2 G6-3 ①		2-2 P4 ③		0-1 HBP 1B 1B	0-0 FC6-4 1B								
Keith Osik, R (1, 2) OBP: 0.325, SLG: 0.297		0-1 E3 G6-4-3			0-1 E6 SH2-4 SF9 1B	3-2 F8 ②	1-1 FC6-4 ①								
Royce Clayton, R (1, 6) OBP: 0.302, SLG: 0.359		1-1 G6-4-3 ② ③			1-0 SF9 SH2-4 1B	1-0 HBP 1B 1B	0-1 SF9 ②								
Wayne Franklin, L (1, 1) OBP: 0.114, SLG: 0.114			1-1 P6 ①		0-0 SH2-4 ①	3-1 1B HBP 1B	1-3 K ③								
Keith Ginter, R (6, PH) OBP: 0.336, SLG: 0.336					1-2 2-3	1-2 2-3									
Luis Vizcaino, R (7, 1) OBP: 0.172, SLG: 0.113															
Enrique Cruz, R (7, PH) OBP: 0.172, SLG: 0.113															
Leo Estrella, R (8, 1) OBP: 0.172, SLG: 0.113															
Shane Nance, L (9, 1) OBP: 0.172, SLG: 0.113															
Inning Stats	R: 2 H: 2 E: 0 K: 1 S: 13	H: 2 LOB: 0 BB: 0 P: 18	R: 0 E: 1 K: 0 S: 8	H: 0 LOB: 0 BB: 0 P: 10	R: 0 E: 0 K: 1 S: 8	H: 0 LOB: 1 BB: 1 P: 19	R: 1 E: 1 K: 0 S: 10	H: 1 LOB: 3 BB: 2 P: 19	R: 4 E: 0 K: 1 S: 17	H: 4 LOB: 1 BB: 0 P: 33	R: 2 E: 0 K: 1 S: 12	H: 2 LOB: 1 BB: 1 P: 19	R: 0 E: 0 K: 2 S: 13	H: 1 LOB: 2 BB: 1 P: 23	1B: 9 SF: 2 WP: 1 PA: 41 2B: 1 SAC: 1 PB: 0 3B: 0 DP: 1 SB: 0 HR: 0 HBP: 1 CS: 0
PITCHER	IP WLS BF H R ER SO BB IBB HBP BLK WP HR S P ERA WHIP														
Kip Wells, R (1, 1) ERA: 3.82	5.2 L 29 7 7 6 2 1 2 1 0 0 1 0 65 106 9.53 1.412														
Joe Beimel, L (6, 1) ERA: 3.23	0.1 1 0 0 0 0 0 0 0 0 0 0 3 5 0.00 0.000														
Julian Tavarez, R (7, 1) ERA: 4.66	1.0 6 2 2 2 1 1 0 0 0 0 0 12 19 18.00 3.000														
Brian Boehringer, R (8, 1) ERA: 7.02	1.0 5 1 0 0 2 1 0 0 0 0 0 13 23 0.00 2.000														

BOTTOM

Pittsburgh Pirates @ Milwaukee Brewers
Miller Park, Milwaukee, WI

Tue Jul 08 2003, 7:05 PM CDT
Att: 12,425 - Dome - 72 F

livebaseballscorecards.com



WP: 1 PA: 41
PB: 0
SB: 0
CS: 0

AB 39
R 7
H 9
RBI 7
BB 2
SO 10
LOB 5

AB R H RBI BB SO LOB

5	0	0	0	0	1	0
5	2	2	0	0	0	0
4	1	1	0	1	0	0
5	1	1	3	0	3	2
4	1	1	1	1	0	0
4	1	2	2	0	1	0
4	1	2	1	0	1	0
4	0	0	0	0	3	2
1	0	0	0	0	0	0
1	0	0	0	0	1	0
0	0	0	0	0	0	0
1	0	0	0	0	0	0
0	0	0	0	0	0	1
1	0	0	0	0	0	0

1B: 6 SF: 0
2B: 0 SAC: 0
3B: 0 DP: 0
HR: 3 HBP: 0

Batter	1	2	3	4	5	6	7	8	9	10
Eric Young Sr. R OBP: 0.343, SLG: 0.431 (1.4)	G5-3		G4-3			F9		K		G6-3
Scott Podsednik, L OBP: 0.403, SLG: 0.446 (1.8)	G4-3		L1			1B HR		G3		BB 1B
Geoff Jenkins, L OBP: 0.360, SLG: 0.539 (1.7)	G4-3				G5-3	HR 1B		F8		1B BB
Richie Sexson, R OBP: 0.371, SLG: 0.512 (1.3)		G6-3			K	1-H 3-H HR		K		K
John Vander Wal, L OBP: 0.379, SLG: 0.495 (1.9)		G3-1			G3-1	G3-1		HR BB		1-3 2-H 1B
Wes Helms, R OBP: 0.326, SLG: 0.454 (1.5)		1B 1B			F7		K	1-H HR		
Eddie Pérez, R OBP: 0.337, SLG: 0.479 (1.2)		1-1 1-3 1B			K		HR	F7		
Royce Clayton, R OBP: 0.298, SLG: 0.354 (1.6)		1-2 K			K		L7	K		
Matt Kinney, R Keith Ginter, R Valerio De Los Santos, L Brady Clark, R Dan Kolb, R Brooks Kieschnick, L Mike DeJean, R			G1-3			K		G6-3		G1-3

Inning Stats	R: 0	H: 0	E: 0	K: 0	S: 6	H: 2	R: 0	H: 2	E: 0	K: 1	S: 9	H: 0	R: 0	H: 0	E: 0	K: 1	S: 7	H: 3	R: 1	H: 1	E: 0	K: 1	S: 11	H: 0	R: 0	H: 0	E: 0	K: 1	S: 11	H: 1	R: 2	H: 1	E: 0	K: 2	S: 14	H: 0	R: 1	H: 2	E: 0	K: 1	S: 11	H: 2	R: 0	H: 2	E: 0	K: 1	S: 20	1B: 6	SF: 0	2B: 0	3B: 0	HR: 3	SAC: 0	DP: 0	HBP: 0	WP: 1	PA: 41
--------------	------	------	------	------	------	------	------	------	------	------	------	------	------	------	------	------	------	------	------	------	------	------	-------	------	------	------	------	------	-------	------	------	------	------	------	-------	------	------	------	------	------	-------	------	------	------	------	------	-------	-------	-------	-------	-------	-------	--------	-------	--------	-------	--------

PITCHER	IP	WLS	BF	H	R	ER	SO	BB	IBB	HBP	BLK	WP	HR	S	P	ERA	WHIP
Josh Fogg, R ERA: 4.44 (1.1)	6.0		23	5	3	3	5	0	0	0	0	0	1	45	69	4.50	0.833
Mike Lincoln, R ERA: 4.5 (7.1)	1.1	H	5	1	1	1	2	0	0	0	0	0	1	16	20	6.75	0.750
Scott Sauerbeck, L ERA: 4.42 (8.1)	0.2	H	2	0	0	0	0	0	0	0	0	0	0	6	9	0.00	0.000
Mike Williams, R ERA: 6.62 (9.1)	1.0	W	6	1	2	2	2	1	0	0	0	1	1	14	26	18.00	2.000
Joe Beimel, L ERA: 3.43 (10.1)	0.1	H	3	1	1	1	0	1	0	0	0	0	0	6	11	27.00	6.000
PITCHER	IP	WLS	BF	H	R	ER	SO	BB	IBB	HBP	BLK	WP	HR	S	P	ERA	WHIP
16 Salomon Torres, R ERA: 4.48 (10.1)	0.2	S	2	1	0	0	1	0	0	0	0	0	0	5	9	0.00	1.500

Batter	1	2	3	4	5	6	7	8	9	10	11	12	AB R H RBI BB SO LOB	TOP									
Kenny Lofton, L OBP: 0.339, SLG: 0.455 (1, 8)	G1-3		18 S 2B			F9		G4-3		1B			5 0 2 0 0 0 0	Pittsburgh Pirates @ Milwaukee Brewers Miller Park, Milwaukee, WI Wed Jul 09 2003, 7:05 PM CDT Att. 22,490 - Cloudy - 74 F									
18 Jason Kendall, R OBP: 0.391, SLG: 0.405 (1, 2)	G6-3		P3			3B 1B		G6-3		G1-3			5 1 1 0 0 0 2										
Brian Giles, L OBP: 0.440, SLG: 0.521 (1, 7)	P5				F8	1-H 3B		F9					5 0 1 1 0 0 0										
Aramis Ramirez, R OBP: 0.332, SLG: 0.424 (1, 5)		P5			P3	G3			P4				5 0 0 0 0 1 1										
Craig Wilson, R OBP: 0.358, SLG: 0.422 (1, 3) (9, 9)		K				F7			K				5 0 1 0 0 3 1										
Reggie Sanders, R OBP: 0.315, SLG: 0.483 Abraham Nunez, S OBP: 0.268, SLG: 0.255 Carlos Rivera, L OBP: 0.217, SLG: 0.286 (1, 9) (9, PR) (9, 3)			BB			K							2 0 0 0 2 1 1 0 0 0 0 0 0 0 1 0 0 0 0 1 0										
2 Jack Wilson, R OBP: 0.295, SLG: 0.353 (1, 6)		P4				G1-4-3 BB			L8				4 0 0 0 1 0 2										
Jeff Reboulet, R OBP: 0.353, SLG: 0.370 (1, 4)			G4-3			G1-4-3			L7				5 0 1 0 0 1 1										
Kris Benson, R Randall Simon, L OBP: 0.300, SLG: 0.417 Mike Lincoln, R Scott Sauerbeck, R Adam Hyzdu, R OBP: 0.338, SLG: 0.348 Brian Boehringer, S Joe Beimel, L (1, 1) (7, PH) (7, 1) (9, 1) (10, PH) (10, 1) (12, 1)			G1-3			F8			G1-3				2 0 0 0 0 0 0 1 0 0 0 0 0 1 0 0 0 0 0 0 0 0 0 0 0 0 0 0 1 0 0 0 0 1 0 0 0 0 0 0 0 0 0 0 0 0 0 0 0										
Inning Stats	R: 0 E: 0 K: 6	H: 0 LOB: 0 BB: 0 P: 7	R: 0 E: 0 K: 1 S: 10	H: 0 LOB: 1 BB: 1 P: 18	R: 0 E: 0 K: 1 S: 14	H: 1 LOB: 1 BB: 0 P: 9	R: 0 E: 0 K: 0 S: 6	H: 0 LOB: 0 BB: 1 P: 12	R: 1 E: 0 K: 0 S: 14	H: 2 LOB: 1 BB: 0 P: 20	R: 0 E: 0 K: 0 S: 8	H: 0 LOB: 0 BB: 0 P: 9	R: 0 E: 0 K: 1 S: 11		H: 1 LOB: 1 BB: 0 P: 14	R: 0 E: 0 K: 2 S: 9	H: 0 LOB: 0 BB: 0 P: 11	R: 0 E: 0 K: 2 S: 9	H: 0 LOB: 0 BB: 0 P: 13	1B: 4 2B: 1 3B: 1 HR: 0	SF: 0 SAC: 0 DP: 1 HBP: 0	WP: 0 PB: 0 SB: 1 CS: 0	PA: 44
PITCHER Glendon Rusch, L ERA: 8.09 Leo Estrella, R ERA: 1.89 Mike DeJean, R ERA: 4.87 Shane Nance, L ERA: 6.59 Dan Kolb, R ERA: 3.18	IP	WLS	BF	H	R	ER	SO	BB	IBB	HBP	BLK	WP	HR		S	P	ERA	WHIP					
PITCHER Brooks Kieschnick, R ERA: 4.66	IP	WLS	BF	H	R	ER	SO	BB	IBB	HBP	BLK	WP	HR		S	P	ERA	WHIP					
	6.0		23	4	1	1	2	2	0	0	0	0	0	57	85	1.50	1.000						
	2.0		7	1	0	0	0	0	0	0	0	0	0	14	19	0.00	0.500						
	1.0		4	0	0	0	1	1	0	0	0	0	0	9	17	0.00	1.000						
	1.0		4	1	0	0	1	0	0	0	0	0	0	11	14	0.00	1.000						
	1.0		3	0	0	0	2	0	0	0	0	0	0	9	11	0.00	0.000						
	1.0		3	0	0	0	2	0	0	0	0	0	0	9	11	0.00	0.000						
	1.0		3	0	0	0	2	0	0	0	0	0	0	9	11	0.00	0.000						

AB	41
R	1
H	6
RBI	1
BB	3
SO	8
LOB	9




Batter	1	2	3	4	5	6	7	8	9	10	11	12	AB	R	H	RBI	BB	SO	LOB
Eric Young Sr., R OBP: 0.337, SLG: 0.422 (1, 4)	2-2 F8		1-0 F8		2-2 P4	0-0 L8			2-2 L9		2-2 G4-6-3		6	0	0	0	0	0	4
Scott Podsednik, L OBP: 0.401, SLG: 0.442 (1, 8)	2-1 E6		4-2 E 1B BB		0-1 BB 1B	2-2 G4-3			1-2 G4-3		0-1 F8		5	0	1	0	1	0	2
Geoff Jenkins, L OBP: 0.362, SLG: 0.537 (1, 7)	1 SAFE 1-2 1B		2-1 E7 1-3 1B		4-0 BB 1-2 2-3 BB		3-3 K		0-0 L7		2-3 K		5	0	2	0	1	2	0
Richie Sexson, R OBP: 0.373, SLG: 0.509 (1, 3)	1-0 F9		1-1 F8		4-1 BB	1-2 2-3 3-H BB	1-3 K			2-2 BLK 1B		4-1 1B BB	4	1	1	1	2	1	4
John Vander Wal, L OBP: 0.373, SLG: 0.486 (1, 9)	1-0 F8			3-1 F7	1-3 K		2-3 K			0-2 G6-3		0-0 1B DI 1B	6	0	1	0	0	2	6
Wes Helms, R OBP: 0.324, SLG: 0.448 (1, 5)		0-2 F8		1-1 F8	2-1 F9			0-3 K		1-3 K		2-1 1B	6	0	1	1	0	2	4
Eddie Pérez, R OBP: 0.345, SLG: 0.490 (1, 2)		0-2 G6-4-3 1B		0-1 1B		3-3 K		0-0 2B		0-0 F8			4	0	3	0	0	1	0
Enrique Cruz, R OBP: 0.172, SLG: 0.113 (8, PR)													0	0	0	0	0	0	0
Keith Osik, R OBP: 0.323, SLG: 0.295 (9, 2)													1	0	0	0	0	0	1
Royce Clayton, R OBP: 0.297, SLG: 0.349 (1, 6)		1-1 G6-4-3		3-2 G1-3		4-2 WP 1B BB		2-3 K			2-3 K		4	0	0	0	1	2	3
Glendon Rusch, L OBP: 0.100, SLG: 0.000 (1, 1)			1-0 G3		0-0 BB 1B BB		0-2 WP 1B		2-1 F8		3-2 G4-6-3 1B		2	1	1	0	0	0	0
Keith Ginter, R OBP: 0.100, SLG: 0.000 (1, 1)													1	0	0	0	0	0	0
Leo Estrada, R OBP: 0.100, SLG: 0.000 (1, 1)													0	0	0	0	0	0	0
Shane Clark, R OBP: 0.100, SLG: 0.000 (1, 1)													0	0	0	0	0	0	0
Mike Chabot, R OBP: 0.100, SLG: 0.000 (1, 1)													0	0	0	0	0	0	0
Shane Nance, L OBP: 0.100, SLG: 0.000 (1, 1)													0	0	0	0	0	0	0
Dan Kolb, R OBP: 0.100, SLG: 0.000 (1, 1)													0	0	0	0	0	0	0
Brooks Kieschick, L OBP: 0.100, SLG: 0.000 (1, 1)													0	0	0	0	0	0	0

Inning Stats	R: 0	H: 1	E: 1	K: 0	S: 9	LOB: 2	BB: 0	P: 15	R: 0	H: 1	E: 0	K: 0	S: 8	LOB: 0	BB: 0	P: 9	R: 0	H: 1	E: 1	K: 0	S: 12	LOB: 2	BB: 1	P: 20	R: 0	H: 1	E: 0	K: 0	S: 9	LOB: 1	BB: 0	P: 16	R: 1	H: 2	E: 0	K: 1	S: 13	LOB: 3	BB: 2	P: 26	R: 0	H: 0	E: 0	K: 3	S: 9	LOB: 0	BB: 0	P: 15	R: 0	H: 1	E: 0	K: 2	S: 9	LOB: 1	BB: 0	P: 13	R: 0	H: 0	E: 0	K: 0	S: 9	LOB: 0	BB: 0	P: 12	R: 0	H: 1	E: 0	K: 1	S: 10	LOB: 1	BB: 0	P: 13	R: 0	H: 1	E: 0	K: 1	S: 14	LOB: 0	BB: 0	P: 21	R: 1	H: 2	E: 0	K: 1	S: 9	LOB: 2	BB: 1	P: 17	1B: 11	2B: 1	3B: 0	HR: 0	SF: 0	SAC: 0	DP: 2	HBP: 0	WP: 1	PA: 51
--------------	------	------	------	------	------	--------	-------	-------	------	------	------	------	------	--------	-------	------	------	------	------	------	-------	--------	-------	-------	------	------	------	------	------	--------	-------	-------	------	------	------	------	-------	--------	-------	-------	------	------	------	------	------	--------	-------	-------	------	------	------	------	------	--------	-------	-------	------	------	------	------	------	--------	-------	-------	------	------	------	------	-------	--------	-------	-------	------	------	------	------	-------	--------	-------	-------	------	------	------	------	------	--------	-------	-------	--------	-------	-------	-------	-------	--------	-------	--------	-------	--------

PITCHER	IP	WLS	BF	H	R	ER	SO	BB	IBB	HBP	BLK	WP	HR	S	P	ERA	WHIP
Kris Benson, R ERA: 4.63 (1, 1)	6.0		29	7	1	1	2	4	0	0	0	1	0	67	111	1.50	1.833
Mike Lincoln, R ERA: 2.84 (7, 1)	2.1		8	1	0	0	5	0	0	0	0	0	0	22	34	0.00	0.429
Scott Sauerbeck, L ERA: 4.34 (9, 1)	0.2		2	0	0	0	0	0	0	0	0	0	0	5	6	0.00	0.000
Brian Boehringer, R ERA: 6.62 (10, 1)	2.0		7	2	0	0	2	0	0	0	1	0	0	24	34	0.00	1.000
Joe Beimel, L ERA: 3.6 (12, 1)	0.2	L	5	2	1	1	1	1	0	0	0	0	0	9	17	13.50	4.500

Pittsburgh Pirates @ Milwaukee Brewers
Miller Park, Milwaukee, WI
Wed Jul 09 2003, 7:05 PM CDT
Att: 22,490 - Cloudy - 74 F

AB	46
R	2
H	12
RBI	2
BB	5
SO	10
LOB	25



Batter	1	2	3	4	5	6	7	8	9	AB	R	H	RBI	BB	SO	LOB	TOP										
Kenny Lofton, L (1, 8) OBP: 0.337, SLG: 0.450	2-1 L9	0-0 F7			3-2 P6	0-0 18 E 1-2 1B		3-2 G1-6-3		5	0	1	0	0	0	3											
18 Jason Kendall, R (1, 2) OBP: 0.388, SLG: 0.405	0-0 F8		2-2 F9		2-1 HR 2B	2-2 E6			2-2 F7	5	1	1	0	0	0	1											
Brian Giles, L (1, 7) OBP: 0.443, SLG: 0.519	2-2 1B		1-1 P3		4-2 HR BB	4-0 IBB			0-0 G4-3	3	1	1	0	2	0	0											
Aramis Ramirez, R (1, 5) OBP: 0.331, SLG: 0.430	3-2 P5		0-2 F8		3-2 1-H 2-H HR	3-3 K			1-2 F7	5	1	1	3	0	1	4											
Reggie Sanders, R (1, 9) OBP: 0.322, SLG: 0.500		1-0 HR		2-0 F7 1B	0-1 G6-3		0-1 G3-6-3 1B			4	1	3	1	0	0	0											
Craig Wilson, R (1, 3) OBP: 0.359, SLG: 0.423		0-1 FC4-6 1B		0-0 F7	3-2 P3		2-1 G3-6-3			2	0	1	0	0	0	1											
Matt Stairs, L (5, PH) OBP: 0.355, SLG: 0.532				1-2 1B						2	0	0	0	0	0	1											
Carlos Rivera, L (9, 3) OBP: 0.217, SLG: 0.286								1-2f		0	0	0	0	0	0	0											
2 Jack Wilson, R (1, 6) OBP: 0.292, SLG: 0.348		0-2 P3		2-1 F8		0-0 B1-3	2-0 E6			4	0	0	0	0	0	2											
Jeff Reboulet, R (1, 4) OBP: 0.357, SLG: 0.369		1-2 FC4-6 BB		2-2 HBP		3-2 18 E 1B	0-1 CS	1-2 L3		3	1	1	0	0	0	1											
Jeff Suppan, R (1, 1) OBP: 0.361, SLG: 0.333		4-2 BB		0-0 F9		1-3 K		3-2 G1-6-3 1B		3	0	1	0	1	1	3											
Inning Stats	R: 0 E: 0 K: 0 S: 10	H: 1 LOB: 1 BB: 0 P: 17	R: 1 E: 0 K: 0 S: 17	H: 2 LOB: 2 BB: 1 P: 23	R: 0 E: 0 K: 0 S: 10	H: 0 LOB: 0 BB: 0 P: 13	R: 0 E: 0 K: 0 S: 8	H: 1 LOB: 2 BB: 0 P: 14	R: 3 E: 0 K: 0 S: 19	H: 2 LOB: 0 BB: 1 P: 34	R: 1 E: 1 K: 2 S: 17	H: 2 LOB: 3 BB: 1 P: 30	R: 0 E: 1 K: 0 S: 6	H: 1 LOB: 0 BB: 0 P: 10	R: 0 E: 0 K: 0 S: 10	H: 1 LOB: 0 BB: 0 P: 17	R: 0 E: 0 K: 0 S: 7	H: 0 LOB: 0 BB: 0 P: 10	1B: 7 2B: 1 3B: 0 HR: 2	SF: 0 SAC: 0 DP: 2 HBP: 1	WP: 0 PB: 0 SB: 0 CS: 1	PA: 41					
PITCHER	IP	WLS	BF	H	R	ER	SO	BB	IBB	HBP	BLK	WP	HR	S	P	ERA	WHIP										
Matt Ford, L (1, 1) ERA: 3.7	4.1	L	22	6	4	4	0	2	0	1	0	0	2	58	92	8.31	1.846										
Dave Burba, R (5, 1) ERA: 4.26	3.0		14	4	1	0	2	0	1	0	0	0	0	36	60	0.00	1.333										
Shane Nance, L (8, 1) ERA: 6.28	0.2		1	0	0	0	0	0	0	0	0	0	0	3	6	0.00	0.000										
Brooks Kieschnick, R (9, 1) ERA: 4.5	1.0		3	0	0	0	0	0	0	0	0	0	0	7	10	0.00	0.000										

Pittsburgh Pirates @ Milwaukee Brewers

Miller Park, Milwaukee, WI

Thu Jul 10 2003, 1:05 PM CDT
Att. 21,190 - Cloudy - 77 F

AB	36
R	5
H	10
RBI	4
BB	3
SO	2
LOB	16



Batter	1	2	3	4	5	6	7	8	9	AB	R	H	RBI	BB	SO	LOB
Scott Podsednik, L (1, 8) OBP: 0.399, SLG: 0.439	1-1 P4		3-2 G3		2-0 S 1B			0-1 L8		4	0	1	0	0	0	0
Keith Ginter, R (1, 4) OBP: 0.345, SLG: 0.381	1-1 F9		2-2 HR		1 SAFE 2-3 K			1-1 HR		4	2	2	2	0	1	1
Geoff Jenkins, L (1, 7) OBP: 0.358, SLG: 0.530	1-0 G3-4-1		2-2 K				2-1 F8	1-2 G4-3		4	0	0	0	0	1	0
Richie Sexson, R (1, 3) OBP: 0.372, SLG: 0.515		2-0 G5-3		2-1 G6-3		1-3 K		3-1 HR		4	1	1	1	0	1	0
Brady Clark, R (1, 9) OBP: 0.291, SLG: 0.331		0-1 S 2B		1-2 2B		1-0 P6		1-1 FC6 1B		4	1	3	0	0	0	0
Wes Helms, R (1, 5) OBP: 0.320, SLG: 0.442		3-2 K		0-0 F7			1-3 K	2-2 F8		4	0	0	0	0	2	3
Eddie Pérez, R (1, 2) OBP: 0.343, SLG: 0.490		0-1 2B		1-2 L8			1-3 K	0-1 FC6		4	0	1	1	0	1	2
Enrique Cruz, R (9, PR) OBP: 0.172, SLG: 0.113		2-H 2B						1-2f		0	0	0	0	0	0	0
Royce Clayton, R (1, 6) OBP: 0.293, SLG: 0.345		0-2 G5-3			2-3 K		0-0 G6-3	1-3 K		4	0	0	0	0	2	2
Matt Ford, S (1, 1) Dave Burba, R (5, 1) Shane Nance, L (8, 1) Eric Young Sr., R (8, PH) Brooks Kieschnick, L (9, 1)			0-1 G1-3		0-3 K			1-1 F9		1	0	0	0	0	0	0
										1	0	0	0	0	1	0
										0	0	0	0	0	0	0
										1	0	0	0	0	0	0
										0	0	0	0	0	0	0

Inning Stats	R: 0	H: 0	E: 0	K: 0	S: 5	R: 1	H: 2	E: 0	K: 1	S: 13	R: 1	H: 1	E: 0	K: 1	S: 17	R: 0	H: 1	E: 0	K: 0	S: 10	R: 0	H: 1	E: 0	K: 3	S: 11	R: 0	H: 0	E: 0	K: 1	S: 7	R: 0	H: 0	E: 0	K: 2	S: 7	R: 1	H: 1	E: 0	K: 0	S: 10	R: 1	H: 2	E: 1	K: 1	S: 13	1B: 3	2B: 2	3B: 0	HR: 3	SF: 0	SAC: 0	DP: 0	HBP: 0	WP: 0	PA: 35
PITCHER	IP	WLS	BF	H	R	ER	SO	BB	IBB	HBP	BLK	WP	HR	S	P	ERA	WHIP																																						
Jeff Suppan, R (1, 1) ERA: 3.73	9.0	W	35	8	4	4	9	0	0	0	0	0	3	93	133	4.00	0.889																																						
																	PITCHER	IP	WLS	BF	H	R	ER	SO	BB	IBB	HBP	BLK	WP	HR	S	P	ERA	WHIP																					

BOTTOM

Pittsburgh Pirates @ Milwaukee Brewers
 Miller Park, Milwaukee, WI
 Thu Jul 10 2003, 1:05 PM CDT
 Att: 21,190 - Cloudy - 77 F

livebaseballscores.com

AB	35
R	4
H	8
RBI	4
BB	0
SO	9
LOB	8



Batter	1	2	3	4	5	6	7	8	9	AB R H RBI BB SO LOB	TOP											
D'Angelo Jimenez, S OBP: 0.336, SLG: 0.415 (1, 4)	1-2 G5-3		1-1 1B			1-1 FC5 3B	1-0 L4		1-1 F7	5 1 2 0 0 0 1												
Barry Larkin, R OBP: 0.333, SLG: 0.376 (1, 6)	0-2 G1-3		1-2 L4			3-2 FC5 1B		0-1 2B 1B	2-2 2B	5 2 2 1 0 0 1												
Jose Guillen, R OBP: 0.393, SLG: 0.619 (1, 9)	0-0 1B				1-2 F9	1-1 HR 1B		1-2 E 2B	1-0 L3	5 2 3 2 0 0 2												
Ken Griffey Jr., L OBP: 0.366, SLG: 0.553 (1, 8)	3-3 K				2-3 K	0-0 HR		0-3 K	4-0 IBB	4 1 1 2 1 3 2												
Aaron Boone, R OBP: 0.328, SLG: 0.456 (1, 5)					3-1 G6-3	0-0 G6-3		1-1 E1 G6-3 1B	3-2 P4	5 0 1 0 0 0 3												
Sean Casey, L OBP: 0.348, SLG: 0.421 (1, 3)					0-0 WP 1B	4-2 G1-6-3 BB		1-2 G6-3		3 0 1 0 1 0 1												
Adam Dunn, L OBP: 0.349, SLG: 0.505 (1, 7)					0-1 F9	2-0 G1-6-3		4-0 IBB		3 0 0 0 1 0 2												
Felix Heredia, L OBP: 0.333, SLG: 0.333 (8, 1)					0-1 F9	1-2 1-2f				0 0 0 0 0 0 0												
Scott Sullivan, R (8, 1)										0 0 0 0 0 0 0												
Kelly Stinnett, R OBP: 0.290, SLG: 0.407 (1, 2)			0-2 P3		3-3 K		0-0 L8	0-0 P3		4 0 0 0 0 1 3												
Ryan Dempster, R OBP: 0.069, SLG: 0.036 (1, 1)			2-3 K		0-0 L7		2-3 K		0-0 2B 1B	3 0 0 0 0 2 1												
Reggie Taylor, L OBP: 0.257, SLG: 0.361 (8, 7)										1 0 1 0 0 0 0												
Inning Stats	R: 0 E: 0 K: 1 S: 11	H: 1 LOB: 1 BB: 0 P: 15	R: 0 E: 0 K: 0 S: 7	H: 0 LOB: 0 BB: 0 P: 10	R: 0 E: 0 K: 1 S: 17	H: 1 LOB: 1 BB: 0 P: 21	R: 0 E: 0 K: 1 S: 9	H: 0 LOB: 0 BB: 0 P: 15	R: 0 E: 0 K: 1 S: 7	H: 1 LOB: 1 BB: 0 P: 10	R: 4 E: 1 K: 0 S: 14	H: 3 LOB: 0 BB: 1 P: 25	R: 0 E: 0 K: 1 S: 8	H: 0 LOB: 0 BB: 0 P: 11	R: 2 E: 1 K: 1 S: 15	H: 3 LOB: 2 BB: 1 P: 22	R: 0 E: 0 K: 0 S: 10	H: 2 LOB: 3 BB: 1 P: 21	1B: 7 2B: 2 3B: 1 HR: 1	SF: 0 SAC: 0 DP: 1 HBP: 0	WP: 1 PB: 0 SB: 0 CS: 0	PA: 41
PITCHER	IP WLS BF H R ER SO BB IBB HBP BLK WP HR S P ERA WHIP																					
15 Ben Sheets, R ERA: 4.19 (1, 1)	5.0 L 22 6 4 4 4 0 0 0 0 1 1 59 84 7.20 1.200																					
Valerio De Los Santos, L ERA: 3.72 (6, 1)	2.0 6 0 0 0 1 1 0 0 0 0 0 0 14 23 0.00 0.500																					
Leo Estrella, R ERA: 2.36 (8, 1)	1.0 7 3 2 2 1 0 1 0 0 0 0 0 15 22 18.00 3.000																					
Brooks Kieschnick, R ERA: 4.35 (9, 1)	1.0 6 2 0 0 0 0 0 1 0 0 0 0 0 10 21 0.00 2.000																					

Cincinnati Reds @ Milwaukee Brewers
 Miller Park, Milwaukee, WI
 Fri Jul 11 2003, 7:05 PM CDT
 Att. 28,130 - Cloudy - 75 F

livebaseballscorecards.com

AB	38
R	6
H	11
RBI	5
BB	3
SO	6
LOB	16



Batter	1	2	3	4	5	6	7	8	9	AB R H RBI BB SO LOB
Eric Young Sr., R OBP: 0.334, SLG: 0.417 (1, 4)	1-1 F8		1-0 G6-4-3 1B		2-0 G6-3		0-1 L6		1-2 G6-4-3	5 0 1 0 0 0 2
Scott Podsednik, L OBP: 0.396, SLG: 0.438 (1, 8)	3-1 F8		2-1 G6-4-3		1-2 G4-3		1-3 K		2-1 2B	5 0 1 0 0 1 3
Geoff Jenkins, L OBP: 0.356, SLG: 0.524 (1, 7)	3-3 K2-3			4-2 1B 1B BB		3-3 K		1-3 K	1-2 G3	4 0 0 0 1 3 1
Richie Sexson, R OBP: 0.375, SLG: 0.515 (1, 3)		4-1 G4-3 BB		1-2 G5-3 1B		3-2 G6-3		4-2 E 1B BB		2 0 1 0 2 0 0
John Vander Wal, L OBP: 0.377, SLG: 0.493 Brady Clark, R OBP: 0.296, SLG: 0.336 (8, PH) (9, 9)		0-3 K		1-2 1B		1-1 1B 2B		0-2 E 1B		3 1 2 0 0 1 1 1 0 1 0 0 0 0
Wes Helms, R OBP: 0.319, SLG: 0.440 (1, 5)		0-0 G4-3		0-3 K		0-1 1B 1B		0-0 L4		4 0 1 1 0 1 6
Keith Osik, R OBP: 0.321, SLG: 0.294 (1, 2)		2-3 K		3-1 G5-3		0-0 1B		1-1 E6		4 0 1 0 0 1 6
Royce Clayton, R OBP: 0.293, SLG: 0.343 (1, 6)			1-2 F8		0-1 15 SH3 1B		1-1 L4		2-1 G5-3	4 0 1 0 0 0 5
15 Ben Sheets, R OBP: 0.116, SLG: 0.095 Valerio De Los Santos, L (6, 1) Keith Ginter, R OBP: 0.343, SLG: 0.378 Leo Estrella, R (8, 1) Brooks Kieschnick, L OBP: 0.356, SLG: 0.636 (9, 1)			1-0 1B		0-0 SH3		1-3 K		4-0 G6-4-3 BB	1 0 1 0 0 0 0 0 0 0 0 0 0 0 1 0 0 0 0 1 0 0 0 0 0 0 0 0 0 0 0 0 1 0 0

Inning Stats	R: 0 E: 0 K: 1 S: 7	H: 0 LOB: 0 BB: 0 P: 14	R: 0 E: 0 K: 2 S: 8	H: 0 LOB: 1 BB: 1 P: 14	R: 0 E: 0 K: 0 S: 7	H: 2 LOB: 1 BB: 0 P: 12	R: 0 E: 0 K: 1 S: 14	H: 2 LOB: 2 BB: 1 P: 23	R: 0 E: 0 K: 0 S: 8	H: 1 LOB: 1 BB: 0 P: 11	R: 1 E: 0 K: 1 S: 15	H: 3 LOB: 2 BB: 0 P: 23	R: 0 E: 0 K: 2 S: 8	H: 0 LOB: 0 BB: 0 P: 10	R: 0 E: 1 K: 1 S: 14	H: 1 LOB: 3 BB: 1 P: 22	R: 0 E: 0 K: 0 S: 8	H: 1 LOB: 1 BB: 1 P: 16	1B: 8 2B: 2 3B: 0 HR: 0	SF: 0 SAC: 1 DP: 3 HBP: 0	WP: 0 PB: 0 SB: 0 CS: 0	PA: 39
--------------	------------------------------	----------------------------------	------------------------------	----------------------------------	------------------------------	----------------------------------	-------------------------------	----------------------------------	------------------------------	----------------------------------	-------------------------------	----------------------------------	------------------------------	----------------------------------	-------------------------------	----------------------------------	------------------------------	----------------------------------	----------------------------------	------------------------------------	----------------------------------	--------

PITCHER	IP	WLS	BF	H	R	ER	SO	BB	IBB	HBP	BLK	WP	HR	S	P	ERA	WHIP
Ryan Dempster, R ERA: 6.55 (1, 1)	7.0		29	8	1	1	7	2	0	0	0	0	0	67	107	1.29	1.429
Felix Heredia, L ERA: 3.2 (8, 1)	0.1		2	0	0	0	1	1	0	0	0	0	0	6	11	0.00	3.000
Scott Sullivan, R ERA: 3.89 (8, 1)	1.2		8	2	0	0	0	1	0	0	0	0	0	16	27	0.00	1.800

BOTTOM

Cincinnati Reds @ Milwaukee Brewers
Miller Park, Milwaukee, WI

Fri Jul 11 2003, 7:05 PM CDT
Att: 28,130 - Cloudy - 75 F

AB	34
R	1
H	10
RBI	1
BB	4
SO	8
LOB	24

livebaseballscorecards.com



Batter	1	2	3	4	5	6	7	8	9	AB R H RBI BB SO LOB	TOP	
D'Angelo Jimenez, S OBP: 0.337, SLG: 0.412 (1, 4)	0-1 BB 1B		0-1 F9			0-0 L8	4-1 E 1B BB	0-0 F7		4 0 1 0 1 0 3		
Barry Larkin, R OBP: 0.341, SLG: 0.379 (1, 6)	4-1 L4-3 BB			0-1 L6		0-1 HBP 1B BB 1B	1-2 E 1B		0-3 K	4 1 2 1 1 1 0		
Jose Guillen, R OBP: 0.390, SLG: 0.611 (1, 9)	1-3 K			2-3 K		0-1 BB HBP 1B 1B	0-1 E6 G6-4-3		0-1 G5-3	5 1 1 0 0 2 4		
Ken Griffey Jr., L OBP: 0.367, SLG: 0.564 (1, 8)	2-1 L4-3			2-3 K		1-0 BB 1B HBP	2-2 G6-4-3		2-1 HR	4 2 1 1 0 1 5		
Aaron Boone, R OBP: 0.329, SLG: 0.452 (1, 5)		1-2 F9			1-2 E5 G6-3	4-2 1B BB		4-0 HBP BB FC6-2 BB	1-0 F8	3 0 0 1 2 0 0		
Sean Casey, L OBP: 0.350, SLG: 0.420 (1, 3)		2-3 K		1 SAFE 0-1 F7		3-2 1-3 2-H 3-H 1B		4-0 FC6-2 HBP BB		3 0 1 2 1 1 1		
Adam Dunn, L OBP: 0.348, SLG: 0.500 (1, 7)		3-3 K			2-2 G6-3	0-3 K		4-2 FC6-2 HBP		3 0 0 0 0 2 3		
Kelly Stinnett, R OBP: 0.296, SLG: 0.425 (1, 2)			0-1 B2-6 2B		1-3 K		1-1 SH1-4 1B 2B	0-0 FC6-2		4 1 2 0 0 1 4		
Jimmy Haynes, R OBP: 0.250, SLG: 0.300 (1, 1)			1-0 B2-6		0-2 F8		0-1 SH1-4	2-3 K		2 0 0 0 0 0 1		
Russell Branyan, L OBP: 0.379, SLG: 0.426 (8, PH)										1 0 0 0 0 1 3		
Chris Reitsma, R OBP: 0.125, SLG: 0.125 (8, 1)										0 0 0 0 0 0 0		
Felix Heredia, L OBP: 0.333, SLG: 0.333 (9, 1)										0 0 0 0 0 0 0		
Inning Stats	R: 0 E: 0 K: 1 S: 8 H: 1 LOB: 1 BB: 1 P: 15	R: 0 E: 0 K: 2 S: 9 H: 0 LOB: 0 BB: 0 P: 15	R: 0 E: 0 K: 0 S: 5 H: 1 LOB: 0 BB: 0 P: 6	R: 0 E: 0 K: 2 S: 9 H: 0 LOB: 0 BB: 0 P: 13	R: 0 E: 1 K: 1 S: 12 H: 0 LOB: 1 BB: 0 P: 16	R: 3 E: 0 K: 1 S: 16 H: 3 LOB: 2 BB: 1 P: 24	R: 1 E: 1 K: 0 S: 19 H: 2 LOB: 2 BB: 1 P: 27	R: 0 E: 0 K: 1 S: 8 H: 0 LOB: 3 BB: 2 P: 22	R: 1 E: 0 K: 1 S: 8 H: 1 LOB: 0 BB: 0 P: 11	1B: 5 2B: 4 3B: 0 HR: 1 SF: 0 SAC: 1 DP: 3 HBP: 2	WP: 0 PB: 0 SB: 0 CS: 0 PA: 41	
PITCHER	IP WLS BF H R ER SO BB IBB HBP BLK WP HR S P ERA WHIP											
Wayne Franklin, L ERA: 4.81 (1, 1)	6.1 L 28 6 4 4 7 3 0 1 0 0 0 64 99 5.68 1.421											
Dan Kolb, R ERA: 3.0 (7, 1)	0.2 3 1 0 0 0 0 0 0 0 0 0 0 14 17 0.00 1.500											
Shane Nance, L ERA: 6.28 (8, 1)	0.0 3 0 0 0 0 2 0 1 0 0 0 3 15 ∞ ∞											
Leo Estrella, R ERA: 2.29 (8, 1)	1.0 3 0 0 0 1 0 0 0 0 0 0 5 7 0.00 0.000											
Mike DeJean, R ERA: 4.96 (9, 1)	1.0 4 1 1 1 1 0 0 0 0 0 0 1 8 11 9.00 1.000											

Cincinnati Reds @ Milwaukee Brewers
 Miller Park, Milwaukee, WI
 Sat Jul 12 2003, 6:05 PM CDT
 Att. 33,977 - Sunny - 73 F

livebaseballscorecards.com

AB	33
R	5
H	8
RBI	5
BB	5
SO	9
LOB	24



Batter	1	2	3	4	5	6	7	8	9	AB	R	H	RBI	BB	SO	LOB
Eric Young Sr., R OBP: 0.333, SLG: 0.425 (1, 4)	2-0 HR		2-1 G6-3			2-2 F7		2-2 F8		4	1	1	1	0	0	0
Scott Podsednik, L OBP: 0.394, SLG: 0.439 (1, 8)	0-0 F7			1-1 P6		0-2 G5-3			3-2 G4-3 2B	4	0	1	0	0	0	0
Geoff Jenkins, L OBP: 0.353, SLG: 0.518 (1, 7)	0-1 G4-3			1-0 G3-1		2-0 F7			2-1 G4-3	4	0	0	0	0	0	1
Richie Sexson, R OBP: 0.376, SLG: 0.513 (1, 3)	2-2 G5-3			4-2 BB			0-1 1B		1-3 K	3	0	1	0	1	1	1
John Vander Wal, L OBP: 0.372, SLG: 0.486 Brady Clark, R OBP: 0.294, SLG: 0.333 (1, 9)		1-1 P6		1-0 G3			3-2 K		3-2 F9	3	0	0	0	0	1	2
Wes Helms, R OBP: 0.322, SLG: 0.442 (1, 5)		0-1 G5-4-3 1B			1-0 FC6-4 1B		1-2 L8			3	0	2	0	0	0	1
Keith Osik, R OBP: 0.315, SLG: 0.288 (1, 2)		1-0 G5-4-3 1-2f			2-2 F9		2-0 L7			3	0	0	0	0	0	3
Royce Clayton, R OBP: 0.290, SLG: 0.340 (1, 6)			2-2 G4-3		2-2 FC6-4 1-2f			0-0 G5-3		3	0	0	0	0	0	1
Wayne Franklin, L Dan Kolb, R Shane Nance, L Leo Estrella, R Brooks Kieschnick, L Mike DeJean, R (1, 1) (7, 1) (8, 1) (8, 1) (8, PH) (9, 1)			0-0 G3-1		0-3 K			0-3 K		2	0	0	0	0	1	1

Inning Stats	R: 1	H: 1	E: 0	LOB: 0	K: 0	S: 7	P: 11	R: 0	H: 1	E: 0	LOB: 0	K: 0	S: 5	P: 7	R: 0	H: 0	E: 0	LOB: 0	K: 0	S: 6	P: 10	R: 0	H: 1	E: 0	LOB: 1	K: 0	S: 12	P: 17	R: 0	H: 0	E: 0	LOB: 0	K: 1	S: 9	P: 13	R: 0	H: 1	E: 0	LOB: 1	K: 1	S: 10	P: 16	R: 0	H: 0	E: 0	LOB: 0	K: 1	S: 8	P: 10	R: 0	H: 1	E: 0	LOB: 1	K: 1	S: 12	P: 21	1B: 3	SF: 0	2B: 1	SAC: 0	3B: 0	DP: 1	HR: 1	HBP: 0	WP: 0	PA: 32
--------------	------	------	------	--------	------	------	-------	------	------	------	--------	------	------	------	------	------	------	--------	------	------	-------	------	------	------	--------	------	-------	-------	------	------	------	--------	------	------	-------	------	------	------	--------	------	-------	-------	------	------	------	--------	------	------	-------	------	------	------	--------	------	-------	-------	-------	-------	-------	--------	-------	-------	-------	--------	-------	--------

PITCHER	IP	WLS	BF	H	R	ER	SO	BB	IBB	HBP	BLK	WP	HR	S	P	ERA	WHIP
Jimmy Haynes, R ERA: 5.29 (1, 1)	7.0	W	25	4	1	1	2	1	0	0	0	0	1	55	87	1.29	0.714
Chris Reitsma, R ERA: 4.62 (8, 1)	1.0	H	3	0	0	0	1	0	0	0	0	0	0	8	10	0.00	0.000
Felix Heredia, L ERA: 3.14 (9, 1)	1.0		4	1	0	0	1	0	0	0	0	0	0	12	21	0.00	1.000

BOTTOM

Cincinnati Reds @ Milwaukee Brewers
Miller Park, Milwaukee, WI

Sat Jul 12 2003, 6:05 PM CDT
Att. 33,977 - Sunny - 73 F

livebaseballscorecards.com

AB	31
R	1
H	5
RBI	1
BB	1
SO	4
LOB	11



Batter 1 2 3 4 5 6 7 8 9 10 11 12 AB R H RBI BB SO LOB TOP

Main table containing batter names, statistics, and play diagrams for each batter across 12 batters. Includes names like D'Angelo Jimenez, Barry Larkin, Jose Guillen, Sean Casey, Aaron Boone, Adam Dunn, Kelly Stinnett, Reggie Taylor, Felix Heredia, Darryl Graves, Scott Sullivan, Ray Olmedo, Brian Reith, Juan Castro, John Heston, Chris Ratzema, Ken Griffey, Ryan Carmona, Scott Williamson, and Russell Branyan.

Inning Stats table with columns for R, H, E, K, S, LOB, BB, P, SO, IBB, HBP, BLK, WP, HR, S, P, ERA, WHIP for both teams.

PITCHER table with columns for PITCHER, IP, WLS, BF, H, R, ER, SO, BB, IBB, HBP, BLK, WP, HR, S, P, ERA, WHIP for both teams.

Cincinnati Reds @ Milwaukee Brewers Miller Park, Milwaukee, WI Sun Jul 13 2003, 1:05 PM CDT Att. 23,632 - Sunny - 79 F

Summary table with columns AB, R, H, RBI, BB, SO, LOB and values 46, 10, 11, 10, 6, 9, 17.



Additional stats table with columns WP, PA, PB, SB, CS and values 1, 52, 0, 3, 0.

Batter	1	2	3	4	5	6	7	8	9	10	11	12
Scott Podsednik, L OBP: 0.393, SLG: 0.437	G3-1		HR 1B	K		FC6-4 1-2f			1B 1B	FC6-4 1-2f		
Keith Ginter, R OBP: 0.337, SLG: 0.389	F9		K	HR			G5-3		B1		K	
Brady Clark, R OBP: 0.296, SLG: 0.361	2B		HR	F8			K		K		F8	
Richie Sexson, R OBP: 0.376, SLG: 0.513	2B		G5-3		G6-3		F8		WP 1B		G6-3	
John Vander Wal, L OBP: 0.372, SLG: 0.489 Geoff Jenkins, L OBP: 0.352, SLG: 0.515	G4-3		E 2B		G4-3		G4-3		K		IBB	
Wes Helms, R OBP: 0.327, SLG: 0.454 Royce Clayton, R OBP: 0.289, SLG: 0.338		HR	E5 1B		G6-3			2B BB	K		K	
Eddie Pérez, R OBP: 0.338, SLG: 0.485		G5-3	G5-3			G5-3		2B			G5-3	
Enrique Cruz, R OBP: 0.159, SLG: 0.103		G5-3		K		P4		G5-3		K		
Matt Kinney, R OBP: 0.332, SLG: 0.423 Glenodin Kuschel, L OBP: 0.333, SLG: 0.250 Dan Kobb, R OBP: 0.332, SLG: 0.423 Eric Young Sr., R OBP: 0.332, SLG: 0.423 Miko DeJean, R OBP: 0.332, SLG: 0.423 Valerio De Los Santos, L OBP: 0.332, SLG: 0.423 Brooks Kieschnick, L OBP: 0.332, SLG: 0.423 Leo Estrella, R OBP: 0.332, SLG: 0.423	L9							L4				
			HR 2B					FC6-4 BB			FC6-4 BB	

Inning Stats	R: 1	H: 2	E: 0	LOB: 1	K: 0	P: 15	R: 1	H: 1	E: 0	LOB: 0	K: 0	P: 10	R: 3	H: 4	E: 1	LOB: 1	K: 1	P: 28	R: 2	H: 2	E: 0	LOB: 0	K: 2	P: 23	R: 0	H: 0	E: 0	LOB: 0	K: 0	P: 13	R: 0	H: 0	E: 0	LOB: 1	K: 0	P: 14	R: 0	H: 0	E: 0	LOB: 0	K: 1	P: 12	R: 0	H: 1	E: 0	LOB: 2	K: 1	P: 21	R: 1	H: 2	E: 0	LOB: 2	K: 2	P: 24	R: 0	H: 0	E: 0	LOB: 1	K: 2	P: 18	R: 0	H: 0	E: 0	LOB: 0	K: 1	P: 17	1B: 4	2B: 5	3B: 0	HR: 3	SF: 0	SAC: 0	DP: 0	HBP: 0	WP: 1	PA: 52
--------------	------	------	------	--------	------	-------	------	------	------	--------	------	-------	------	------	------	--------	------	-------	------	------	------	--------	------	-------	------	------	------	--------	------	-------	------	------	------	--------	------	-------	------	------	------	--------	------	-------	------	------	------	--------	------	-------	------	------	------	--------	------	-------	------	------	------	--------	------	-------	------	------	------	--------	------	-------	-------	-------	-------	-------	-------	--------	-------	--------	-------	--------

PITCHER	IP	WLS	BF	H	R	ER	SO	BB	IBB	HBP	BLK	WP	HR	S	P	ERA	WHIP
Danny Graves, R ERA: 5.51	3.2		20	9	7	6	3	0	0	0	0	0	3	51	72	14.73	2.455
Scott Sullivan, R ERA: 3.86	0.1		1	0	0	0	0	0	0	0	0	0	0	3	4	0.00	0.000
Brian Reith, R ERA: 3.58	2.0		7	0	0	0	0	1	0	0	0	0	0	16	27	0.00	0.500
John Riedling, R ERA: 6.18	1.1		6	1	0	0	2	1	0	0	0	0	0	16	26	0.00	1.500
Chris Reitsma, R ERA: 4.56	0.2		2	0	0	0	0	0	0	0	0	0	0	4	7	0.00	0.000

AB	R	H	RBI	BB	SO	LOB
6	2	2	0	0	1	3
6	1	1	2	0	2	2
6	2	2	2	0	2	1
6	0	2	2	0	0	0
3	1	1	0	0	0	1
2	0	0	0	1	1	0
3	1	2	1	1	0	0
2	0	0	0	0	2	2
6	0	1	0	0	1	1
5	0	0	0	0	2	2
2	1	1	0	0	0	0
0	0	0	0	1	0	0
0	0	0	0	0	0	0
0	0	0	0	0	0	2
0	0	0	0	0	0	0
0	0	0	0	0	0	0
0	0	0	0	1	0	0
0	0	0	0	0	0	0

PITCHER	IP	WLS	BF	H	R	ER	SO	BB	IBB	HBP	BLK	WP	HR	S	P	ERA	WHIP
Scott Williamson, R ERA: 3.38	1.2		9	2	1	1	4	1	1	0	0	1	0	23	40	5.40	1.800
Felix Heredia, L ERA: 3.0	2.1		7	0	0	0	2	0	0	0	0	0	0	19	31	0.00	0.000

WP: 1 PA: 52
PB: 0
SB: 1
CS: 0

Cincinnati Reds @ Milwaukee Brewers
Miller Park, Milwaukee, WI
Sun Jul 13 2003, 1:05 PM CDT
Att: 23,632 - Sunny - 79 F

livebaseballscorecards.com

AB	48
R	8
H	12
RBI	7
BB	4
SO	11
LOB	14



Batter	1	2	3	4	5	6	7	8	9	AB R H RBI BB SO LOB	TOP											
Eric Young Sr. R (1, 4) OBP: 0.333, SLG: 0.423	3-2 HBP BB E 1B	0-2 F7	3-1 F9		2-1 F9			2-0 CS 1B		5 1 2 0 0 0 1												
Scott Podsednik L (1, 8) OBP: 0.393, SLG: 0.432	4-1 E HBP HR BB	1-0 G4-3		1-1 F8		1-1 P6		4-2 1-2 BB		3 1 0 0 2 0 0												
Geoff Jenkins L (1, 7) OBP: 0.356, SLG: 0.523	2-2 E HR HBP	1-2 HR		1-1 2B 1B		2-1 G3		3-2 G4-3		4 2 2 1 0 0 1												
Richie Sexson R (1, 3) OBP: 0.376, SLG: 0.513	1-1 E5 HR	4-2 BB		1-2 2B		3-1 F9			2-2 G6-3	4 1 1 0 1 0 2												
John Vander Wal L (1, 9) OBP: 0.376, SLG: 0.500 Leo Estrella R (9, 1)	0-1 HR	2-3 K		4-0 IBB			1-2 F8		4-1 FC6-4 BB	3 1 1 4 2 1 1 0 0 0 0 0 0 0												
Wes Helms R (1, 5) OBP: 0.325, SLG: 0.453	1-3 K		2-1 FC1-5 2B	0-3 K			0-1 G5-3		0-1 FC6-4 FC5-4 1-2f	5 0 1 0 0 2 4												
Keith Osik R (1, 2) OBP: 0.318, SLG: 0.287	4-0 G1-3 BB		1-1 FC1-5 G4-3 1B 2-3	2-2 L9			3-2 FC4-6 1B		1-1 FC5-4 1-2f	4 1 1 0 1 0 5												
Royce Clayton R (1, 6) OBP: 0.285, SLG: 0.333	0-1 G1-3		1-0 G4-3		3-2 F8		1-1 FC4-6 1-2f			4 0 0 0 0 0 3												
Wayne Franklin L (1, 1) OBP: 0.125, SLG: 0.125 Valerio De Los Santos L (6, 1) Mike DeJean R (7, 1) Keith Ginter R (8, PH) Dan Kolb R (8, 1) Brady Clark R (9, 9) OBP: 0.296, SLG: 0.361	0-1 F8		1-1 2-H 1B		0-0 G1-3			2-1 L6		3 0 1 1 0 0 1 0 0 0 0 0 0 0 0 0 0 0 0 0 0 1 0												
Inning Stats	R: 5 E: 1 K: 1 S: 17	H: 2 LOB: 1 BB: 2 P: 32	R: 1 E: 0 K: 1 S: 13	H: 1 LOB: 1 BB: 1 P: 21	R: 1 E: 0 K: 0 S: 9	H: 2 LOB: 1 BB: 0 P: 17	R: 0 E: 0 K: 1 S: 13	H: 2 LOB: 3 BB: 1 P: 22	R: 0 E: 0 K: 0 S: 7	H: 0 LOB: 0 BB: 0 P: 12	R: 0 E: 0 K: 0 S: 6	H: 0 LOB: 0 BB: 0 P: 12	R: 0 E: 0 K: 0 S: 10	H: 1 LOB: 1 BB: 0 P: 15	R: 0 E: 0 K: 0 S: 10	H: 1 LOB: 1 BB: 1 P: 19	R: 0 E: 0 K: 0 S: 10	H: 0 LOB: 1 BB: 1 P: 17	1B: 5 2B: 2 3B: 0 HR: 2	SF: 0 SAC: 0 DP: 0 HBP: 1	WP: 0 PB: 0 SB: 0 CS: 1	PA: 43
PITCHER	IP WLS BF H R ER SO BB IBB HBP BLK WP HR S P ERA WHIP																				PITCHER	IP WLS BF H R ER SO BB IBB HBP BLK WP HR S P ERA WHIP
Kris Benson R (1, 1) ERA: 4.97	2.0 L 14 3 6 5 2 3 0 1 0 0 2 30 53 22.50 3.000																				Julian Tavarez R (9, 1) ERA: 4.28	1.0 1.0 4 0 0 0 0 1 0 0 0 0 10 17 0.00 1.000
16 Salomon Torres R (3, 1) ERA: 4.42	3.0 14 4 1 1 1 0 0 0 0 0 0 29 51 3.00 1.333																					
Joe Beimel L (6, 1) ERA: 3.48	1.0 3 0 0 0 0 0 0 0 0 0 0 6 12 0.00 0.000																					
Brian Boehringer R (7, 1) ERA: 6.27	1.0 4 1 0 0 0 0 0 0 0 0 0 10 15 0.00 1.000																					
Mike Lincoln R (8, 1) ERA: 2.25	1.0 4 1 0 0 0 0 1 0 0 0 0 10 19 0.00 2.000																					

Milwaukee Brewers @ Pittsburgh Pirates
PNC Park, Pittsburgh, PA
Thu Jul 17 2003, 7:05 PM EDT
Att. 32,304 - Overcast - 79 F

livebaseballscorecards.com

AB 36
R 7
H 9
RBI 6
BB 6
SO 3
LOB 18



Batter	1	2	3	4	5	6	7	8	9	AB R H RBI BB SO LOB
Kenny Lofton, L (1, 8) OBP: 0.333, SLG: 0.443	3-2 F8		1-2 E5		1-2 F7	3-2 G6-3			1-1 F8	5 0 0 0 0 0 2
18 Jason Kendall, R (1, 2) OBP: 0.385, SLG: 0.404	0-1 F9		1-1 P3		2-0 P4			1-1 CS BB 1B	1-2 G4-3	5 0 1 0 0 0 1
Brian Giles, L (1, 7) OBP: 0.446, SLG: 0.512	3-2 F9			0-0 G6-4-3 1B	1-2 1B			4-2 CS 1-2 BB	1-0 G4-3	4 0 2 0 1 0 0
Aramis Ramirez, R (1, 5) OBP: 0.325, SLG: 0.436		0-0 F7		2-1 P3	2-2 F7			3-3 K		4 0 0 0 0 1 4
Reggie Sanders, R (1, 9) OBP: 0.315, SLG: 0.496		1-2 E6		2-1 G6-4-3		3-2 G3 SF8 2B		1-3 K		4 1 1 0 0 1 2
Randall Simon, L (1, 3) OBP: 0.306, SLG: 0.419		2-3 SAFE K			0-2 1B 2 BB HR 1B	0-0 G3		1-1 1B		4 1 2 0 0 1 2
2 Jack Wilson, R (1, 6) OBP: 0.288, SLG: 0.337		1-0 F7			4-0 1B 1-2 HR BB	4-2 BB BB		0-2 1B 1-3 G4-3 1B		2 1 1 0 2 0 1
Jeff Reboulet, R (1, 4) OBP: 0.356, SLG: 0.362			0-3 K		2-2 1-2 HR 2-3 1B	4-1 BB		2-2 G4-3		3 1 1 0 1 1 1
Kris Benson, R 16 Salomon Torres, R Craig Wilson, R Jose Betancourt, R Adam Hyzdu, R Brian Boehringer, S Mike Lincoln, R Matt Stairs, L Julian Tavarez, L			1-1 G4-3		1-0 HR	1-0 SF8		1-2 G4-3		0 0 0 0 0 0 0 1 0 0 0 0 0 0 1 1 1 4 0 0 0 0 0 0 0 0 0 0 0 0 0 1 0 0 0 0 0 0 0 0 0 0 0 0 0 0 0 0 0 1 0 0 0 0 0 1 0 0 0 0 0 0 0

BOTTOM

Milwaukee Brewers @ Pittsburgh Pirates
PNC Park, Pittsburgh, PA
 Thu Jul 17 2003, 7:05 PM EDT
 Att. 32,304 - Overcast - 79 F

livebaseballscorecards.com

AB	34
R	5
H	9
RBI	5
BB	4
SO	4
LOB	14



Inning Stats	R: 0	H: 0	E: 0	K: 0	S: 8	LOB: 0	BB: 0	P: 14	R: 0	H: 0	E: 1	K: 1	S: 11	LOB: 1	BB: 0	P: 15	R: 0	H: 0	E: 1	K: 1	S: 14	LOB: 1	BB: 0	P: 17	R: 0	H: 1	E: 0	K: 0	S: 5	LOB: 0	BB: 0	P: 9	R: 4	H: 4	E: 0	K: 0	S: 21	LOB: 1	BB: 1	P: 34	R: 1	H: 1	E: 0	K: 0	S: 13	LOB: 2	BB: 2	P: 28	R: 0	H: 1	E: 0	K: 2	S: 11	LOB: 1	BB: 1	P: 20	R: 0	H: 2	E: 0	K: 0	S: 12	LOB: 1	BB: 0	P: 16	R: 0	H: 0	E: 0	K: 0	S: 6	LOB: 0	BB: 0	P: 9	1B: 7	SF: 1	2B: 2	SAC: 0	3B: 0	DP: 2	HR: 1	HBP: 0	WP: 0	PA: 39	PB: 0	SB: 0	CS: 2
--------------	------	------	------	------	------	--------	-------	-------	------	------	------	------	-------	--------	-------	-------	------	------	------	------	-------	--------	-------	-------	------	------	------	------	------	--------	-------	------	------	------	------	------	-------	--------	-------	-------	------	------	------	------	-------	--------	-------	-------	------	------	------	------	-------	--------	-------	-------	------	------	------	------	-------	--------	-------	-------	------	------	------	------	------	--------	-------	------	-------	-------	-------	--------	-------	-------	-------	--------	-------	--------	-------	-------	-------

PITCHER	IP	WLS	BF	H	R	ER	SO	BB	IBB	HBP	BLK	WP	HR	S	P	ERA	WHIP	
Wayne Franklin, L (1, 1) ERA: 4.97	5.1	W	25	6	5	5	2	2	0	0	0	0	0	1	67	104	8.44	1.500
Valerio De Los Santos, L (6, 1) ERA: 3.52	0.2	H	3	0	0	0	0	1	0	0	0	0	0	5	13	0.00	1.500	
Mike DeJean, R (7, 1) ERA: 5.32	1.0	H	4	1	0	0	2	1	0	0	0	0	0	11	20	0.00	2.000	
Dan Kolb, R (8, 1) ERA: 3.21	1.0	H	4	2	0	0	0	0	0	0	0	0	0	12	16	0.00	2.000	
Leo Estrella, R (9, 1) ERA: 2.58	1.0	S	3	0	0	0	0	0	0	0	0	0	0	6	9	0.00	0.000	

Batter	1	2	3	4	5	6	7	8	9	AB R H RBI BB SO LOB	TOP									
Eric Young Sr. R (1, 4) OBP: 0.334, SLG: 0.423	1-2 F7		0-1 P3		2-2 FC6-4 1B		1-0 BB 1B		2-2 P3	5 0 2 0 0 0 1	Milwaukee Brewers @ Pittsburgh Pirates PNC Park, Pittsburgh, PA Fri Jul 18 2003, 7:05 PM EDT Att. 31,697 - Cloudy - 74 F									
Scott Podsednik, L (1, 8) OBP: 0.393, SLG: 0.430	1-2 P2		3-2 1B		1-1 FC6-4 1-2f		4-2 FC6-4 BB		1-3 K	4 0 1 0 1 1 2										
Geoff Jenkins, L (1, 7) Brady Clark, R (6, 7) OBP: 0.353, SLG: 0.519 OBP: 0.294, SLG: 0.359	2-2 G3-1		0-0 F8			2-2 G6-3	1-0 FC6-4 1-2f			3 0 0 0 0 0 1 1 0 0 0 0 0 3										
Richie Sexson, R (1, 3) OBP: 0.375, SLG: 0.510		0-0 G4-6-3 1B		1-0 G3		0-2 G5-3		2-0 G5-3		4 0 1 0 0 0 0										
John Vander Wal, L (1, 9) OBP: 0.378, SLG: 0.502		1-1 G4-6-3 1-2f		4-2 BB		3-3 K		1-1 2B		3 0 1 0 1 1 1										
Wes Helms, R (1, 5) OBP: 0.327, SLG: 0.453		2-1 2B 1B		1-1 F8		0-0 G4-6-3 1B 1B		0-0 F7		4 2 2 0 0 0 2										
Eddie Pérez, R (1, 2) OBP: 0.341, SLG: 0.490		0-2 2B		1-2 G4-3		1-1 G4-6-3 1B		1-0 G5-3		4 0 2 1 0 0 2										
Royce Clayton, R (1, 6) OBP: 0.285, SLG: 0.332		2-2 F8			0-0 G5-3		1-0 G4-6-3 1-2f 2-3		3-2 DI 1B	4 0 1 0 0 0 3										
Glendon Rusch, L (1, 1) Brooks Kieschnick, L (5, 1) Luis Vizcaino, R (7, 1) Mike DeJean, R (7, 1) Dave Burba, R (8, 1) Keith Ginter, R (9, PH) OBP: 0.333, SLG: 0.384			2-3 K		2-1 L6		2-0 BB 1B 3-H		3-2 L5	2 0 0 0 0 0 1 0 1 0 0 1 1 0 1 0 0 0 0 0 0 0 1										
Inning Stats	R: 0 E: 0 K: 0 S: 10	H: 0 LOB: 0 BB: 0 P: 14	R: 1 E: 0 K: 0 S: 14	H: 3 LOB: 1 BB: 0 P: 19	R: 0 E: 0 K: 1 S: 11	H: 1 LOB: 1 BB: 0 P: 16	R: 0 E: 0 K: 0 S: 9	H: 0 LOB: 1 BB: 1 P: 16	R: 0 E: 0 K: 1 S: 11	H: 0 LOB: 0 BB: 0 P: 16		R: 1 E: 0 K: 0 S: 9	H: 4 LOB: 3 BB: 1 P: 19	R: 0 E: 0 K: 0 S: 5	H: 1 LOB: 1 BB: 0 P: 9	R: 0 E: 0 K: 1 S: 17	H: 1 LOB: 1 BB: 0 P: 26	1B: 9 2B: 2 3B: 0 HR: 0	SF: 0 SAC: 0 DP: 2 HBP: 0	WP: 0 PB: 0 SB: 0 CS: 0
PITCHER	IP WLS BF H R ER SO BB IBB HBP BLK WP HR S P ERA WHIP																			
Jeff Suppan, R (1, 1) ERA: 3.67	6.2 W 29 9 2 2 2 2 2 0 0 0 0 0 0 71 111 2.70 1.650																			
Mike Lincoln, R (7, 1) ERA: 1.93	1.1 H 5 1 0 0 0 0 0 0 0 0 0 0 0 6 11 0.00 0.750																			
Mike Williams, R (9, 1) ERA: 6.27	1.0 4 1 0 0 0 1 0 0 0 0 0 0 0 17 26 0.00 1.000																			

livebaseballscorecards.com

AB	36
R	2
H	11
RBI	2
BB	2
SO	3
LOB	16



Batter	1	2	3	4	5	6	7	8	9
18 Jason Kendall, R OBP: 0.388, SLG: 0.405 (1, 2)	2-0 G6-3 ①		4-1 2B 1B BB		0-1 1B 3B 1B	0-2 1B 2-H		2-1 F9 2-3	
2 Jack Wilson, R OBP: 0.289, SLG: 0.338 (1, 6)	1-2 G6-3 ②		1 SAFE 0-0 2B 1B		1 SAFE 2-2 P4		1-2 1B 2B 1B	1-0 F7 ③	
Brian Giles, L OBP: 0.447, SLG: 0.516 (1, 7)	1-3 K ③		3-2 1B 2B 1-H 2-H		0-0 F8		1-0 2B 1B 1-3		
Aramis Ramirez, R OBP: 0.332, SLG: 0.448 (1, 5)		0-2 2B 1B 2-H	1-2 1B		1 SAFE 0-0 3B 1B 1-2		0-2 2B 1-H 3-H		
Reggie Sanders, R OBP: 0.314, SLG: 0.500 (1, 9)		1-2 L8 SAFE	0-3 K ③		1-1 3B 1-H 2-H		1-3 K ①		
Craig Wilson, R OBP: 0.347, SLG: 0.431 Carlos Rivera, L OBP: 0.258, SLG: 0.321 (1, 3) (7, PH) (8, 3)		2-3 K ②		1-0 G6-3 2B		2-3 K ③		2-3 K ②	
Adam Hyzdu, R OBP: 0.311, SLG: 0.320 (1, 8)		2-0 F8 ③		3-2 G6-3 2-3		1-3 K ①	0-1 G6-3 ③		
Jeff Reboulet, R OBP: 0.353, SLG: 0.354 (1, 4)			1-2 F9 ①	2-2 G5-3 ②		4-0 SH3-4 1B BB		0-2 G4-3 ①	
Jeff Suppan, R OBP: 0.342, SLG: 0.314 Mike Lincoln, R ERA: 8.57 Matt Stairs, L OBP: 0.348, SLG: 0.525 Mike Williams, R (8, PH) (9, 1)			2-3 K ②	3-2 G6-3 ③		0-1 SH3-4 ②		3-2 18 F9 2B	

Inning Stats	R: 0 E: 0 K: 1 S: 7	H: 0 LOB: 0 BB: 0 P: 11	R: 0 E: 0 K: 1 S: 10	H: 1 LOB: 1 BB: 0 P: 15	R: 3 E: 0 K: 2 S: 22	H: 3 LOB: 1 BB: 1 P: 33	R: 0 E: 0 K: 0 S: 12	H: 1 LOB: 1 BB: 0 P: 21	R: 2 E: 0 K: 1 S: 13	H: 3 LOB: 1 BB: 0 P: 18	R: 0 E: 0 K: 1 S: 8	H: 1 LOB: 2 BB: 1 P: 13	R: 2 E: 0 K: 2 S: 15	H: 3 LOB: 1 BB: 0 P: 20	R: 0 E: 0 K: 0 S: 9	H: 1 LOB: 1 BB: 0 P: 15
--------------	------------------------------	----------------------------------	-------------------------------	----------------------------------	-------------------------------	----------------------------------	-------------------------------	----------------------------------	-------------------------------	----------------------------------	------------------------------	----------------------------------	-------------------------------	----------------------------------	------------------------------	----------------------------------


PITCHER	IP	WLS	BF	H	R	ER	SO	BB	IBB	HBP	BLK	WP	HR	S	P	ERA	WHIP
Glendon Rusch, L ERA: 7.99	(1, 1)	4.2	L	23	8	5	4	1	0	0	0	0	0	61	93	9.64	1.929
Brooks Kieschnick, R ERA: 4.18	(5, 1)	1.1		5	1	0	2	1	0	0	0	0	0	11	18	0.00	1.500
Luis Vizcaino, R ERA: 8.57	(7, 1)	0.0		3	3	2	0	0	0	0	0	0	0	7	9	∞	∞
Mike DeJean, R ERA: 5.21	(7, 1)	1.0		3	0	0	2	0	0	0	0	0	0	8	11	0.00	0.000
Dave Burba, R ERA: 3.95	(8, 1)	1.0		4	1	0	0	0	0	0	0	0	0	9	15	0.00	1.000

BOTTOM

Milwaukee Brewers @ Pittsburgh Pirates
PNC Park, Pittsburgh, PA
Fri Jul 18 2003, 7:05 PM EDT
Att: 31,697 - Cloudy - 74 F

AB	R	H	RBI	BB	SO	LOB
4	2	2	0	1	0	1
5	2	2	0	0	0	2
4	2	2	2	0	1	1
4	1	4	3	0	0	0
4	0	1	2	0	2	3
3	0	1	0	0	2	2
1	0	0	0	0	1	1
4	0	0	0	0	1	3
3	0	0	0	1	0	1
2	0	0	0	0	1	1
0	0	0	0	0	0	0
1	0	1	0	0	0	0
0	0	0	0	0	0	0

AB	35
R	7
H	13
RBI	7
BB	2
SO	8
LOB	15



WP: 0	PA: 38
PB: 0	
SB: 0	
CS: 0	

PITCHER	IP	WLS	BF	H	R	ER	SO	BB	IBB	HBP	BLK	WP	HR	S	P	ERA	WHIP
---------	----	-----	----	---	---	----	----	----	-----	-----	-----	----	----	---	---	-----	------

Batter	1	2	3	4	5	6	7	8	9	AB R H RBI BB SO LOB	TOP											
Eric Young Sr. R (1, 4) OBP: 0.331, SLG: 0.417	1-1 F8		0-1 P6		1-0 G5-3			2-0 P6		4 0 0 0 0 0 1												
Scott Podsednik, L (1, 8) OBP: 0.395, SLG: 0.431	3-2 G4-6-3 1B			1-3 K		1-2 CS 1B		2-0 F8		4 0 2 0 0 1 0												
Geoff Jenkins, L (1, 7) OBP: 0.354, SLG: 0.524	0-0 G4-6-3 1-2f			1-1 2B 2B		3-1 SAFE 1-2 2B		0-1 L8		4 1 2 0 0 0 1												
Richie Sexson, R (1, 3) OBP: 0.372, SLG: 0.504		0-3 K		1-1 F7		0-0 G4-3		1-1 F8		4 0 0 0 0 1 2												
John Vander Wal, L (1, 9) OBP: 0.376, SLG: 0.502		1-3 K		1-1 2B		3-1 F9		0-0 G4-3		4 0 1 1 0 0 1 1												
Brady Clark, R (9, 9) OBP: 0.294, SLG: 0.359				2-H 2B						0 0 0 0 0 0 0												
Wes Helms, R (1, 5) OBP: 0.326, SLG: 0.454		1-1 2B		1-0 G5-3		1-1 F9		2-0 F8		4 0 1 0 0 0 1												
Keith Osik, R (1, 2) OBP: 0.318, SLG: 0.288		2-1 L8			0-0 G6-3		3-1 2B 15 B5-6 1B			3 0 1 0 0 0 1												
Royce Clayton, R (1, 6) OBP: 0.288, SLG: 0.339			3-1 F8		2-1 15 SH5-4 1B		1-0 2B			3 0 2 0 0 0 0												
15 Ben Sheets, R (1, 1) OBP: 0.111, SLG: 0.091			1-3 K		2-2 SH5-4		0-0 B5-6			2 0 0 0 0 1 2												
Dan Kolb, R (8, 1)					1-2		3-3f			0 0 0 0 0 0 0												
Inning Stats	R: 0 E: 0 K: 0 S: 6	H: 1 LOB: 0 BB: 0 P: 10	R: 0 E: 0 K: 2 S: 10	H: 1 LOB: 1 BB: 0 P: 14	R: 0 E: 0 K: 1 S: 7	H: 0 LOB: 0 BB: 0 P: 11	R: 1 E: 0 K: 1 S: 10	H: 2 LOB: 1 BB: 0 P: 15	R: 0 E: 0 K: 0 S: 7	H: 1 LOB: 1 BB: 0 P: 12	R: 0 E: 0 K: 0 S: 8	H: 2 LOB: 1 BB: 0 P: 15	R: 0 E: 0 K: 0 S: 6	H: 2 LOB: 1 BB: 0 P: 11	R: 0 E: 0 K: 0 S: 4	H: 0 LOB: 0 BB: 0 P: 8	R: 0 E: 0 K: 0 S: 4	H: 0 LOB: 0 BB: 0 P: 7	1B: 4 2B: 6 3B: 0 HR: 0	SF: 0 SAC: 1 DP: 2 HBP: 0	WP: 0 PB: 0 SB: 0 CS: 1	PA: 33
PITCHER	IP WLS BF H R ER SO BB IBB HBP BLK WP HR S P ERA WHIP																					
Jeff D'Amico, R (1, 1) ERA: 3.8	7.0 L 27 9 1 1 4 0 0 0 0 0 0 0 54 88 1.29 1.286																					
Scott Sauerbeck, L (8, 1) ERA: 4.15	1.0 3 0 0 0 0 0 0 0 0 0 0 0 4 8 0.00 0.000																					
Julian Tavarez, R (9, 1) ERA: 4.17	1.0 3 0 0 0 0 0 0 0 0 0 0 0 4 7 0.00 0.000																					

Milwaukee Brewers @ Pittsburgh Pirates
PNC Park, Pittsburgh, PA
Sat Jul 19 2003, 7:05 PM EDT
Att. 24,461 - Sunny - 74 F

AB	32
R	1
H	9
RBI	1
BB	0
SO	4
LOB	9



WP: 0	PA: 33
PB: 0	
SB: 0	
CS: 1	

ERA	WHIP

Batter	1	2	3	4	5	6	7	8	9	AB R H RBI BB SO LOB
Kenny Lofton, L OBP: 0.332, SLG: 0.440 (1, 8) B F X	1-1 		0-0 F9 		0-1 G3 		0-0 G3 			4 0 1 0 0 0 2
18 Jason Kendall, R OBP: 0.389, SLG: 0.406 (1, 2) B SAFE C X	1-1 L8 		3-2 		2-1 G5-3 		0-2 G6-3 			4 0 2 0 0 0 1
Brian Giles, L OBP: 0.441, SLG: 0.508 (1, 7) SAFE SAFE SAFE C	3-3 		2-3 		3-3 K 		3-2 G6-3 			4 0 0 0 0 3 3
Aramis Ramirez, R OBP: 0.330, SLG: 0.445 (1, 5) Jeff Reboulet, R OBP: 0.355, SLG: 0.356 (6, 5) C B X	1-1 G6-3 		0-3 K 		2-2 		0-3 K 			2 0 0 0 0 1 1 2 0 1 0 0 1 1
Matt Stairs, L OBP: 0.352, SLG: 0.524 (1, 9) C X		0-1 		2-3 K 		0-0 		0-3 K 		4 0 2 0 0 2 1
Randall Simon, L OBP: 0.301, SLG: 0.413 (1, 3) C X		0-3 K 		1-0 G6-3 		0-1 G3 		1-0 G4-3 		4 0 0 0 0 1 3
2 Jack Wilson, R OBP: 0.292, SLG: 0.340 (1, 6) B C X		1-2 P5 		0-0 SH1-4 		1-2 G4-3 		0-0 L6 		4 0 2 0 0 0 1
Abraham Nunez, S OBP: 0.284, SLG: 0.279 (1, 4) B SAFE C X		3-2 G4-3 		3-1 F8 		0-0 SH3-4 		4-2 		2 0 0 0 1 0 2
Jeff D'Amico, R OBP: 0.161, SLG: 0.133 (1, 1) Carlos Rivera, L OBP: 0.250, SLG: 0.310 (7, PH) Scott Sauerbeck, R (8, 1) Julian Tavarez, L (9, 1) Craig Wilson, R OBP: 0.345, SLG: 0.428 (9, PH) C B SAFE C X		2-3 		0-0 SH1-4 		1-2 G4-3 		0-0 G6-3 		1 0 0 0 0 1 0 1 0 0 0 0 0 1 0 0 0 0 0 0 0 0 0 0 0 0 0 0 1 0 0 0 0 0 1

Inning Stats	R: 0	H: 1	E: 0	K: 1	S: 9	LOB: 1	BB: 0	P: 15	R: 0	H: 1	E: 0	K: 1	S: 14	LOB: 1	BB: 0	P: 18	R: 0	H: 1	E: 0	K: 2	S: 11	LOB: 1	BB: 0	P: 18	R: 0	H: 0	E: 0	K: 2	S: 8	LOB: 0	BB: 0	P: 11	R: 0	H: 1	E: 0	K: 0	S: 6	LOB: 1	BB: 0	P: 9	R: 0	H: 2	E: 0	K: 1	S: 15	LOB: 2	BB: 0	P: 22	R: 0	H: 1	E: 0	K: 0	S: 10	LOB: 1	BB: 0	P: 12	R: 0	H: 1	E: 0	K: 2	S: 13	LOB: 1	BB: 0	P: 16	R: 0	H: 0	E: 0	K: 0	S: 5	LOB: 1	BB: 1	P: 10	1B: 8	2B: 0	3B: 0	HR: 0	SF: 0	SAC: 2	DP: 0	HBP: 0	WP: 0	PB: 0	SB: 1	CS: 0	PA: 36
15 Ben Sheets, R ERA: 4.0 (1, 1)	IP	WLS	BF	H	R	ER	SO	BB	IBB	HBP	BLK	WP	HR	S	P	ERA	WHIP																																																																				
Dan Kolb, R ERA: 2.81 (8, 1)	2.0	S	8	1	0	0	2	1	0	0	0	0	0	18	26	0.00	1.000																																																																				
PITCHER	IP	WLS	BF	H	R	ER	SO	BB	IBB	HBP	BLK	WP	HR	S	P	ERA	WHIP																																																																				

BOTTOM

Milwaukee Brewers @ Pittsburgh Pirates
PNC Park, Pittsburgh, PA
Sat Jul 19 2003, 7:05 PM EDT
Att. 24,461 - Sunny - 74 F

livebaseballscorecards.com

AB	33
R	0
H	8
RBI	0
BB	1
SO	9
LOB	17




Batter	1	2	3	4	5	6	7	8	9	AB R H RBI BB SO LOB
Scott Podsednik, L (1, 8) OBP: 0.395, SLG: 0.428	1-2 G6-4-3 1B		2-1 G5-3		1-2 F8		0-2 G4-3		4-0 WP G5-3 BB	4 0 1 0 1 0 2
Keith Ginter, R (1, 4) OBP: 0.335, SLG: 0.385 (8, 5)	0-0 G6-4-3 1B		1-3 K			1-3 K		0-0 1B 2B 1B	0-0 G5-3	5 1 2 0 0 2 3
Geoff Jenkins, L (1, 7) OBP: 0.355, SLG: 0.523	1-2 G6-4-3 1-2f 2-3		1-0 2-H 1B			1-1 1B E1		0-0 1-2 2B G6-3 1B	1-2 L7 2-3	5 2 2 0 0 0 3
Richie Sexson, R (1, 3) OBP: 0.370, SLG: 0.504	2-3 K2-3			0-3 K		3-3 K		0-0 1-3 2-H 2B E		4 0 1 1 0 3 2
Brady Clark, R (1, 9) OBP: 0.305, SLG: 0.376		2-2 2B		0-1 1B		3-2 2-H 1B		1-0 G6-3		4 0 3 2 0 0 1
Wes Helms, R (1, 5) Eric Young Sr., R (8, PH) OBP: 0.330, SLG: 0.416 (8, 4)		1-1 G5-3		2-3 K		2-1 SAFE L8		3-2 G6-3		3 0 0 0 0 1 3 1 0 0 0 0 0 1
Eddie Pérez, R (1, 2) OBP: 0.335, SLG: 0.481		1-3 K		1-2 G5-3			2-2 G5-3	1-0 E3 FC6-4 2-3		4 0 0 0 0 1 3
Royce Clayton, R (1, 6) OBP: 0.285, SLG: 0.334		3-1 G5-3			3-1 G6-3		2-3 K	2-1 FC6-4 1-2f		4 0 0 0 0 1 3
Matt Ford, S (1, 1) Dave Burba, R (8, 1) Brooks Kieschnick, L (6, 1) Luis Vizcaino, R (7, 1) Valerio De Los Santos, L (8, 1) John Vander Wal, L (9, PH) OBP: 0.379, SLG: 0.504			0-2 1B 2B		2-3 K		0-1 1B	2-2 G5-3 BB 1B		1 0 1 0 0 0 0 1 0 0 0 0 1 0 1 0 1 0 0 0 0 0 0 0 0 0 0 0 0 0 0 0 0 0 0 1 0 1 0 0 0 0

Inning Stats	R: 0 E: 0 K: 1 S: 10	H: 2 LOB: 1 BB: 0 P: 14	R: 0 E: 0 K: 1 S: 11	H: 1 LOB: 1 BB: 0 P: 18	R: 0 E: 0 K: 1 S: 9	H: 2 LOB: 2 BB: 0 P: 13	R: 0 E: 0 K: 2 S: 11	H: 1 LOB: 1 BB: 0 P: 14	R: 0 E: 0 K: 1 S: 11	H: 0 LOB: 0 BB: 0 P: 17	R: 1 E: 1 K: 2 S: 13	H: 1 LOB: 1 BB: 0 P: 23	R: 0 E: 0 K: 1 S: 13	H: 1 LOB: 1 BB: 0 P: 17	R: 2 E: 1 K: 0 S: 10	H: 3 LOB: 2 BB: 0 P: 17	R: 0 E: 0 K: 0 S: 7	H: 1 LOB: 1 BB: 1 P: 14	1B: 9 2B: 3 3B: 0 HR: 0	SF: 0 SAC: 0 DP: 2 HBP: 0
--------------	-------------------------------	----------------------------------	-------------------------------	----------------------------------	------------------------------	----------------------------------	-------------------------------	----------------------------------	-------------------------------	----------------------------------	-------------------------------	----------------------------------	-------------------------------	----------------------------------	-------------------------------	----------------------------------	------------------------------	----------------------------------	----------------------------------	------------------------------------

PITCHER	IP	WLS	BF	H	R	ER	SO	BB	IBB	HBP	BLK	WP	HR	S	P	ERA	WHIP
Kip Wells, R (1, 1) ERA: 3.53	7.0	W	28	8	1	0	9	0	0	0	0	0	0	78	116	0.00	1.143
Julian Tavarez, R (8, 1) ERA: 4.5	1.0		7	3	2	2	0	0	0	0	0	0	0	10	17	18.00	3.000
Scott Sauerbeck, L (9, 1) ERA: 4.15	0.0		2	1	0	0	0	1	0	0	0	0	0	3	9	∞	∞
Mike Lincoln, R (9, 1) ERA: 1.74	1.0	S	2	0	0	0	0	0	0	0	0	1	0	4	5	0.00	0.000

Milwaukee Brewers @ Pittsburgh Pirates
PNC Park, Pittsburgh, PA
Sun Jul 20 2003, 1:35 PM EDT
Att. 22,643 - Cloudy - 80 F

AB	38
R	3
H	12
RBI	3
BB	1
SO	9
LOB	21



WP	1	PA	39
PB	0		
SB	0		
CS	0		

livebaseballscorecards.com

Batter	1	2	3	4	5	6	7	8	9
Kenny Lofton, L (1, 8) OBP: 0.333, SLG: 0.438	1-1 F8	4-1 18 E BB		1-2 1B 1B		0-0 F8		2-3 K	
18 Jason Kendall, R (1, 2) OBP: 0.387, SLG: 0.403	1-3 K	2-1 E9 1B		0-3 K		3-2 G6-3		2-1 F8	
Brian Giles, L (1, 7) OBP: 0.442, SLG: 0.504	4-1 BB	3-3 K		3-3 K		4-0 1B BB			
Aramis Ramirez, R (1, 5) OBP: 0.334, SLG: 0.457	3-3 K		1-0 HR	1-2 HBP 1B		1-0 1B		1-3 1B	
Reggie Sanders, R (1, 9) OBP: 0.317, SLG: 0.510		0-0 HR	2-0 P4	3-0 1B		1-0 F8			
Craig Wilson, R (1, 3) OBP: 0.351, SLG: 0.432		1-2 2 CS 1B	2-0 1B	1-3 K			1-2 G4-3		
Carlos Rivera, L (7, PH) OBP: 0.242, SLG: 0.300									
2 Jack Wilson, R (1, 6) OBP: 0.288, SLG: 0.336		1-1 L1	1-2 P6		3-1 F9		3-2 G6-3		
Jeff Reboulet, R (1, 4) OBP: 0.353, SLG: 0.348		4-1 BB 1B 18 E BB	2-1 P6		2-3 K		1-2 G5-3		
Kip Wells, R (1, 1) OBP: 0.225, SLG: 0.350		1-2 BB		0-1 1B	1-3 K			1-2 L6	
Julian Tavarez, L (8, 1)									
Adam Hyzdu, R (8, PH) OBP: 0.306, SLG: 0.314									
Scott Sauerbeck, R (9, 1)									
Mike Lincoln, R (9, 1)									

Inning Stats	R: 0	H: 0	E: 0	K: 2	S: 10	H: 0	LOB: 1	BB: 1	P: 19	R: 4	H: 4	E: 1	K: 1	S: 17	R: 1	H: 2	E: 0	K: 0	S: 13	R: 1	H: 3	E: 0	K: 3	S: 17	R: 0	H: 0	E: 0	K: 2	S: 9	R: 0	H: 1	E: 0	K: 0	S: 6	R: 0	H: 0	E: 0	K: 0	S: 11	R: 0	H: 0	E: 0	K: 1	S: 9	R: 0	H: 0	E: 0	K: 1	S: 9
--------------	------	------	------	------	-------	------	--------	-------	-------	------	------	------	------	-------	------	------	------	------	-------	------	------	------	------	-------	------	------	------	------	------	------	------	------	------	------	------	------	------	------	-------	------	------	------	------	------	------	------	------	------	------

PITCHER	IP	WLS	BF	H	R	ER	SO	BB	IBB	HBP	BLK	WP	HR	S	P	ERA	WHIP
Matt Ford, L (1, 1) ERA: 4.33	2.1	L	15	6	5	4	3	3	0	0	0	0	2	30	59	15.43	3.857
Dave Burba, R (3, 1) ERA: 3.71	3.1		16	4	1	1	5	1	0	1	0	0	0	41	67	2.70	1.500
Brooks Kieschnick, R (6, 1) ERA: 4.13	0.1		1	0	0	0	0	0	0	0	0	0	0	1	2	0.00	0.000
Luis Vizcaino, R (7, 1) ERA: 8.33	1.0		3	0	0	0	0	0	0	0	0	0	0	11	16	0.00	0.000
Valerio De Los Santos, L (8, 1) ERA: 3.41	1.0		3	0	0	0	1	0	0	0	0	0	0	9	14	0.00	0.000

AB	R	H	RBI	BB	SO	LOB	
4	1	1	0	1	1	0	
5	0	1	2	0	2	2	
2	0	0	0	2	2	3	
4	1	3	2	0	1	1	
3	1	1	1	0	0	2	
3	0	2	0	0	1	3	
1	0	0	0	0	0	0	
4	0	0	0	0	0	2	
3	1	0	0	1	1	1	
3	2	2	0	0	1	0	
0	0	0	0	0	0	0	
1	0	0	0	0	0	0	
0	0	0	0	0	0	0	
0	0	0	0	0	0	0	
1B: 8	SF: 0	2B: 0	SAC: 0	3B: 0	DP: 0	HR: 2	HBP: 1

WP	PA	ERA	WHIP
0	38		
0			
0			

Milwaukee Brewers @ Pittsburgh Pirates
PNC Park, Pittsburgh, PA
 Sun Jul 20 2003, 1:35 PM EDT
 Att: 22,643 - Cloudy - 80 F

AB	33
R	6
H	10
RBI	5
BB	4
SO	9
LOB	14



PITCHER	IP	WLS	BF	H	R	ER	SO	BB	IBB	HBP	BLK	WP	HR	S	P	ERA	WHIP
Matt Ford, L (1, 1) ERA: 4.33	2.1	L	15	6	5	4	3	3	0	0	0	0	2	30	59	15.43	3.857
Dave Burba, R (3, 1) ERA: 3.71	3.1		16	4	1	1	5	1	0	1	0	0	0	41	67	2.70	1.500
Brooks Kieschnick, R (6, 1) ERA: 4.13	0.1		1	0	0	0	0	0	0	0	0	0	0	1	2	0.00	0.000
Luis Vizcaino, R (7, 1) ERA: 8.33	1.0		3	0	0	0	0	0	0	0	0	0	0	11	16	0.00	0.000
Valerio De Los Santos, L (8, 1) ERA: 3.41	1.0		3	0	0	0	1	0	0	0	0	0	0	9	14	0.00	0.000

Batter	1	2	3	4	5	6	7	8	9	AB R H RBI BB SO LOB	TOP											
Eric Young Sr., R (1, 4) OBP: 0.332, SLG: 0.418	3-2 P2		2-2 F8 2B		1-0 F8			4-0 E BB		3 0 1 0 1 0 0												
Scott Podsednik, L (1, 8) OBP: 0.390, SLG: 0.422	1-0 F7		1-2 G6-3			2-1 B3		1-2 E6 G4-6-3		4 0 0 0 0 0 3												
Geoff Jenkins, L (1, 7) OBP: 0.354, SLG: 0.522	3-2 WP 2B		1-1 G4-3			2-2 G3		3-1 G4-6-3 1-2f		4 0 1 0 0 0 4												
Richie Sexson, R (1, 3) OBP: 0.369, SLG: 0.509	2-3 K			0-1 E5		0-0 F9			3-2 HR	4 1 1 1 0 1 1												
John Vander Wal, L (1, 9) OBP: 0.378, SLG: 0.500 2 Bill Hall, R (9, PH)		2-1 F8		0-1 L6			4-2 G5-4-3 BB		2-1 G1-3	2 0 0 0 1 0 1 1 0 0 0 0 0 0												
Keith Ginter, R (1, 5) OBP: 0.333, SLG: 0.399		3-1 F8		0-3 K			0-2 K		1-0 HR	4 1 1 1 0 2 2												
Eddie Pérez, R (1, 2) OBP: 0.333, SLG: 0.475		4-2 BB		0-0 P4			1-1 G5-4-3 1-2f		1-1 G3-1	3 0 0 0 1 0 2												
Royce Clayton, R (1, 6) OBP: 0.282, SLG: 0.330		0-1 G3			2-3 K			2-2 F9	2-3 K	4 0 0 0 0 2 1												
Matt Kinney, R (1, 1) OBP: 0.029, SLG: 0.059 Brooks Kieschnick, L (7, 1) OBP: 0.400, SLG: 0.638 Shane Nance, L (8, 1)			0-3 K		0-3 K			4-2 E BB BB		2 0 0 0 0 2 0 0 0 0 0 1 0 0 0 0 0 0 0 0 0												
Inning Stats	R: 0 E: 0 K: 1 S: 14	H: 1 LOB: 1 BB: 0 P: 23	R: 0 E: 0 K: 0 S: 12	H: 0 LOB: 1 BB: 1 P: 21	R: 0 E: 0 K: 1 S: 11	H: 1 LOB: 1 BB: 0 P: 15	R: 0 E: 1 K: 1 S: 8	H: 0 LOB: 1 BB: 0 P: 8	R: 0 E: 0 K: 2 S: 8	H: 0 LOB: 0 BB: 0 P: 11	R: 0 E: 0 K: 0 S: 6	H: 0 LOB: 0 BB: 0 P: 10	R: 0 E: 0 K: 1 S: 9	H: 0 LOB: 0 BB: 1 P: 14	R: 0 E: 1 K: 0 S: 12	H: 0 LOB: 2 BB: 2 P: 26	R: 2 E: 0 K: 1 S: 12	H: 2 LOB: 0 BB: 0 P: 21	1B: 0 2B: 2 3B: 0 HR: 2	SF: 0 SAC: 0 DP: 2 HBP: 0	WP: 1 PB: 0 SB: 0 CS: 0	PA: 35
PITCHER	IP WLS BF H R ER SO BB IBB HBP BLK WP HR S P ERA WHIP																					
Jose Acevedo, R (1, 1) ERA:	7.0 W 25 2 0 0 6 2 0 0 0 1 0 68 102 0.00 0.571																					
John Riedling, R (8, 1) ERA: 5.83	1.0 5 0 0 0 0 2 0 0 0 0 0 12 26 0.00 2.000																					
Kent Mercker, L (9, 1) ERA: 2.76	1.0 5 2 2 2 1 0 0 0 0 0 2 12 21 18.00 2.000																					

Milwaukee Brewers @ Cincinnati Reds
Great American Ball Park, Cincinnati, OH

livebaseballscorecards.com

AB	31
R	2
H	4
RBI	2
BB	4
SO	7
LOB	14



Mon Jul 21 2003, 7:10 PM EDT
Att. 22,630 - Overcast - 79 F

Batter	1	2	3	4	5	6	7	8	9	AB	R	H	RBI	BB	SO	LOB	BOTTOM
--------	---	---	---	---	---	---	---	---	---	----	---	---	-----	----	----	-----	--------

D'Angelo Jimenez, S (1, 4) OBP: 0.340, SLG: 0.407	1-0 PB 1B BB	2-0 G4-3 1-2		3-3 K		1-1 SF8 3-H	0-0 G4-3			4	1	1	1	0	1	2	
Barry Larkin, R (1, 6) OBP: 0.340, SLG: 0.374 Brandon Larson, R (7, PH) OBP: 0.183, SLG: 0.078 (8, 5)	4-2 PB 1B BB			0-0 1B		0-2 G6-3	1-2 F8	1-3 K		3	1	1	0	1	0	1	
Jose Guillen, R (1, 9) OBP: 0.387, SLG: 0.614 Reggie Taylor, L (8, 8) OBP: 0.263, SLG: 0.366	1-0 G3-6-1 1B 1-H 2-H			0-1 F9 1B		2-2 S 1B	1-1 HR	2-1 BB 1B 1B		4	1	3	3	0	0	1	
Sean Casey, L (1, 3) OBP: 0.360, SLG: 0.431	2-1 G3-6-1 1-2f			1-0 F8		4-0 BB 1B BB	1-1 2B HBP 1B	2-2 L7		4	1	1	0	1	0	3	
Aaron Boone, R (1, 5) OBP: 0.332, SLG: 0.473 Juan Castro, R (8, PH) OBP: 0.270, SLG: 0.372 (9, 6)	0-1 F8			0-3 K		2-2 F7	0-0 HBP HR 2B	1-0 BB 1B		4	1	1	0	0	1	3	
Ruben Mateo, R (1, 8) OBP: 0.294, SLG: 0.419 (8, 9)				0-1 3B 2B		0-0 F8	1-1 L1	0-0 P3		5	2	2	1	0	0	6	
Adam Dunn, L (1, 7) OBP: 0.346, SLG: 0.477				0-1 P5 1B		2-3 K	4-0 HBP HR IBB	4-0 BB BB		3	1	1	0	2	1	1	
Jason LaRue, R (1, 2) OBP: 0.332, SLG: 0.473				0-2 SH SF8 1B		2-1 SH SF8 1B	1-0 HR HBP	1-1 G4-3		4	2	2	2	0	0	4	
Jose Acevedo, R (1, 1) Russell Branyan, L (7, PH) OBP: 0.381, SLG: 0.471 John Riedling, R (8, 1) OBP: 0.235, SLG: 0.235 Kent Mercker, L (9, 1)				1-3 K		0-0 SH	0-0 HR			2	0	0	0	0	1	2	

Inning Stats	R: 2 E: 0 K: 0 S: 8	H: 2 LOB: 0 BB: 1 P: 16	R: 1 E: 0 K: 0 S: 12	H: 2 LOB: 1 BB: 0 P: 17	R: 0 E: 0 K: 1 S: 7	H: 1 LOB: 1 BB: 0 P: 8	R: 1 E: 0 K: 2 S: 13	H: 2 LOB: 1 BB: 0 P: 17	R: 0 E: 0 K: 0 S: 10	H: 1 LOB: 2 BB: 1 P: 18	R: 1 E: 1 K: 1 S: 11	H: 1 LOB: 1 BB: 0 P: 17	R: 6 E: 0 K: 1 S: 12	H: 4 LOB: 0 BB: 1 P: 21	R: 0 E: 0 K: 0 S: 9	H: 2 LOB: 3 BB: 1 P: 19	1B: 9 2B: 2 3B: 1 HR: 3	SF: 1 SAC: 1 DP: 1 HBP: 1	WP: 0 PB: 1 SB: 2 CS: 0	PA: 44
--------------	------------------------------	----------------------------------	-------------------------------	----------------------------------	------------------------------	---------------------------------	-------------------------------	----------------------------------	-------------------------------	----------------------------------	-------------------------------	----------------------------------	-------------------------------	----------------------------------	------------------------------	----------------------------------	----------------------------------	------------------------------------	----------------------------------	--------

PITCHER	IP	WLS	BF	H	R	ER	SO	BB	IBB	HBP	BLK	WP	HR	S	P	ERA	WHIP
Matt Kinney, R (1, 1) ERA: 5.0	6.0	L	32	12	8	7	4	2	0	0	0	0	2	66	100	10.50	2.333
Brooks Kieschnick, R (7, 1) ERA: 4.81	1.0		6	1	3	3	1	0	1	1	0	0	1	7	14	27.00	1.000
Shane Nance, L (8, 1) ERA: 5.87	1.0		6	2	0	0	0	1	0	0	0	0	0	9	19	0.00	3.000

Milwaukee Brewers @ Cincinnati Reds
Great American Ball Park, Cincinnati, OH

Mon Jul 21 2003, 7:10 PM EDT
Att. 22,630 - Overcast - 79 F

livebaseballscorecards.com

AB	37
R	11
H	15
RBI	11
BB	4
SO	5
LOB	23



Batter	1	2	3	4	5	6	7	8	9	AB R H RBI BB SO LOB	TOP		
Eric Young Sr. R (1, 4) OBP: 0.332, SLG: 0.416	1-1 ES 1B	1-0 G5-4-3		2-2 G6-3		4-0 HBP FC3-2 1B IBB		0-3 K		4 1 1 0 1 1 3			
Scott Podsednik, L (1, 8) OBP: 0.384, SLG: 0.416	0-1 L7		3-2 F8		2-3 K	0-0 FC3-2 1B HBP		2-0 P6		5 0 0 0 0 1 4			
Geoff Jenkins, L (1, 7) OBP: 0.357, SLG: 0.521	1-3 K		0-0 1B		4-2 BB	3-2 1B HBP		1-3 K		3 0 1 1 1 2 1			
Richie Sexson, R (1, 3) OBP: 0.367, SLG: 0.505	1 SAFE 3-2 G5-3		1 SAFE 1-3 K		2-2 L9	0-0 1B		1-2 K		5 0 1 1 0 2 3			
John Vander Wal, L (1, 9) Dan Kolb, R (9, 1) OBP: 0.375, SLG: 0.494		0-2 F8	1-3 K		2-2 P5	0-0 G3		1-1 1B		5 0 1 0 0 1 5 0 0 0 0 0 0 0			
Keith Ginter, R (1, 5) OBP: 0.340, SLG: 0.401		3-2 E6 2B		1-1 SH5-4 1B		4-2 2 HBP 2B BB	2-2 G6-3 2 PB 1B	3-2 P5		4 2 2 0 1 0 0			
Keith Osik, R (1, 2) OBP: 0.328, SLG: 0.297		0-0 2 3B 2B		4-2 SH5-4 1-2 BB		2-1 2 2B 1-2 FC3-2 HBP	0-3 K			2 1 1 1 1 1 1	AB 35 R 6 H 10 RBI 6 BB 4 SO 11 LOB 23		
2 Bill Hall, R (1, 6) OBP: 0.400, SLG: 1.000		0-1 1B 3B		2-3 K		3-2 FC3-2 1-3 2-H HBP 2B	2-2 G6-3			4 2 2 2 0 1 3			
Wayne Franklin, L (1, 1) Royce Clayton, R (7, PH) Mike DeJean, R (7, 1) Leo Estrella, R (8, 1) Brady Clark, R (9, 9) OBP: 0.143, SLG: 0.143 OBP: 0.281, SLG: 0.329		0-1 G5-4-3 1B		0-0 SH5-4		0-3 K	3-3 K			2 0 1 1 0 1 2 1 0 0 0 0 1 1 0			
Inning Stats	R: 0 H: 1 E: 0 LOB: 1 K: 1 BB: 0 S: 11 P: 16	R: 3 H: 3 E: 1 LOB: 0 K: 0 BB: 0 S: 13 P: 17	R: 0 H: 1 E: 0 LOB: 1 K: 2 BB: 0 S: 10 P: 15	R: 0 H: 1 E: 0 LOB: 2 K: 1 BB: 1 S: 11 P: 20	R: 0 H: 0 E: 0 LOB: 1 K: 1 BB: 1 S: 13 P: 23	R: 3 H: 2 E: 0 LOB: 3 K: 1 BB: 2 S: 17 P: 33	R: 0 H: 1 E: 0 LOB: 1 K: 2 BB: 0 S: 12 P: 19	R: 0 H: 0 E: 0 LOB: 0 K: 2 BB: 0 S: 7 P: 10	R: 0 H: 1 E: 0 LOB: 0 K: 1 BB: 0 S: 9 P: 14	1B: 7 SF: 0 2B: 2 SAC: 1 3B: 1 DP: 1 HR: 0 HBP: 2	WP: 0 PA: 42 PB: 1 SB: 1 CS: 0		
PITCHER	IP WLS BF H R ER SO BB IBB HBP BLK WP HR S P ERA WHIP											PITCHER	IP WLS BF H R ER SO BB IBB HBP BLK WP HR S P ERA WHIP
Paul Wilson, R (1, 1) ERA: 5.31	5.0 L 26 7 6 5 5 3 0 1 0 0 0 0 67 109 9.00 2.000												
Felix Heredia, L (6, 1) ERA: 2.89	0.2 4 0 0 0 1 0 1 1 0 0 0 6 13 0.00 0.000												
John Riedling, R (6, 1) ERA: 5.81	0.1 2 1 0 0 0 0 0 0 0 0 0 2 2 0.00 3.000												
Ryan Wagner, R (7, 1) ERA:	2.0 7 1 0 0 4 0 0 0 0 0 0 19 29 0.00 0.500												
Chris Reitsma, R (9, 1) ERA: 4.17	1.0 3 1 0 0 1 0 0 0 0 0 0 9 14 0.00 1.000												

Milwaukee Brewers @ Cincinnati Reds
Great American Ball Park, Cincinnati, OH
Tue Jul 22 2003, 7:10 PM EDT
Att. 22,336 - Cloudy - 76 F

livebaseballscorecards.com




Batter	1	2	3	4	5	6	7	8	9	AB	R	H	RBI	BB	SO	LOB
D'Angelo Jimenez, S (1, 4) OBP: 0.341, SLG: 0.410	3-2 F8		1-1 L4		1-1 G6-3		1-2 G3-1 2B	0-0 1B		5	0	2	2	0	0	0
Barry Larkin, R (1, 6) OBP: 0.332, SLG: 0.364	1-0 G6-3		0-1 F7		1-0 L9		0-1 G3-1 2-3	2-2 G6-3		5	0	0	0	0	0	3
Jose Guillen, R (1, 9) OBP: 0.387, SLG: 0.621	0-3 K		2-1 F8		2-1 HR		2-3 K		2-2 G4-6-3 1B	5	1	2	1	0	2	1
Sean Casey, L (1, 3) OBP: 0.361, SLG: 0.433		1-1 1B SF9 2B		1-1 HBP 1B	1-0 L8		0-0 P6		0-2 G4-6-3 1-2	5	1	2	0	0	0	2
Aaron Boone, R (1, 5) OBP: 0.335, SLG: 0.475		0-0 SF9 BB CS 1B		1-0 HBP 1B		0-1 G4-3		1-2 BB 1B 1B	1-1 G4-3	5	1	3	0	0	0	0
Ruben Mateo, R (1, 8) OBP: 0.306, SLG: 0.415		4-1 SAFE SAFE BB BB		1-3 K		1-1 BB 1B		2-2 P6		3	0	1	0	1	1	3
Adam Dunn, L (1, 7) OBP: 0.350, SLG: 0.479		1-1 SF9		3-1 HBP		4-2 BB		1-1 BB 1B		1	1	1	1	1	0	0
Jason LaRue, R (1, 2) OBP: 0.331, SLG: 0.466		4-1 SAFE BB		1-0 P6		0-0 L8		2-2 F7		3	0	0	0	1	0	7
Paul Wilson, R (1, 1) OBP: 0.083, SLG: 0.059		1-3 K		2-3 K		0-0 L8		4-1 1B		2	0	0	0	0	2	6
Felix Heredia, L (6, 1) OBP: 0.333, SLG: 0.333										0	0	0	0	0	0	0
John Riedling, R (6, 1) OBP: 0.235, SLG: 0.235										0	0	0	0	0	0	0
Brandon Larson, R (6, PH) OBP: 0.189, SLG: 0.077										1	0	0	0	0	0	2
Ryan Wagner, R (7, 1)										0	0	0	0	0	0	0
Russell Branyan, L (8, PH) OBP: 0.391, SLG: 0.471										0	0	0	0	1	0	0
Chris Reitsma, R (9, 1) OBP: 0.125, SLG: 0.125		3-H						1-2 2-3 BB		0	0	0	0	0	0	0

Inning Stats	R: 0	H: 0	E: 0	K: 1	S: 8	H: 0	LOB: 0	BB: 0	P: 12	R: 1	H: 2	E: 0	K: 1	S: 11	R: 0	H: 0	E: 0	K: 0	S: 6	R: 0	H: 2	E: 0	K: 2	S: 14	R: 1	H: 1	E: 0	K: 0	S: 6	R: 0	H: 1	E: 0	K: 1	S: 9	R: 0	H: 1	E: 0	K: 1	S: 11	R: 2	H: 3	E: 0	K: 0	S: 16	R: 0	H: 1	E: 0	K: 0	S: 9	1B: 8	SF: 1	2B: 2	SAC: 0	3B: 0	DP: 1	HR: 1	HBP: 1	WP: 0	PA: 41
PITCHER	IP	WLS	BF	H	R	ER	SO	BB	IBB	HBP	BLK	WP	HR	S	P	ERA	WHIP																																										
Wayne Franklin, L ERA: 4.88	(1, 1)	6.0	W	27	6	2	2	4	3	0	0	0	0	11	14	3.00	1.500																																										
Mike DeJean, R ERA: 5.11	(7, 1)	1.0		4	1	0	0	1	0	0	0	0	0	11	14	0.00	1.000																																										
Leo Estrella, R ERA: 2.97	(8, 1)	1.0		7	3	2	2	0	1	0	0	0	0	16	28	18.00	4.000																																										
Dan Kolb, R ERA: 2.65	(9, 1)	1.0	S	3	1	0	0	0	0	0	0	0	0	9	12	0.00	1.000																																										

Milwaukee Brewers @ Cincinnati Reds
Great American Ball Park, Cincinnati, OH
Tue Jul 22 2003, 7:10 PM EDT
Att. 22,336 - Cloudy - 76 F

AB	35
R	4
H	11
RBI	4
BB	4
SO	5
LOB	24



Batter	1	2	3	4	5	6	7	8	9	10	11	AB R H RBI BB SO LOB	TOP																			
Craig Biggio, R OBP: 0.348, SLG: 0.417 (1, 8)	2-1 P6		0-0 5 BB 2B 1B		1-3 K			3-3 K		3-2 P3		5 1 1 0 0 2 0																				
Morgan Ensberg, R OBP: 0.402, SLG: 0.598 (1, 5)	0-3 K		2-2 F9		1-1 F9			4-0 5 1B BB		2-1 G1-3		4 0 0 0 1 1 1																				
5 Jeff Bagwell, R OBP: 0.374, SLG: 0.496 (1, 3)	4-2 1B BB		4-1 2B BB		0-2 P4			1-1 1B		2-0 L7		3 0 1 0 2 0 0																				
Jeff Kent, R OBP: 0.363, SLG: 0.521 (1, 4)	2-2 1B		2-2 F4		1-0 F8			3-3 K		1-1 L7		5 0 1 0 0 1 4																				
Richard Hidalgo, R OBP: 0.395, SLG: 0.582 (1, 9)	1-2 K		1-1 2B		1-2 K			2-3 K		1-3 K		5 0 1 1 0 4 4																				
17 Lance Berkman, S OBP: 0.407, SLG: 0.541 (1, 7)		2-2 G4-3	1-1 P3		3-2 G5-3			0-0 SH5-4 4 SF9 2B		1-0 HR		5 2 2 1 0 0 2																				
Brad Ausmus, R OBP: 0.274, SLG: 0.260 (1, 2)		2-2 G3		1-3 K			2-3 K	0-0 SH5-4		2-1 F8		4 0 0 0 0 2 0																				
4 Eric Bruntlett, R OBP: 0.270, SLG: 0.444 (1, 6)		0-0 1B		0-3 K			1-3 K	2-0 SF9				3 0 1 1 0 2 0																				
44 Roy Oswalt, R OBP: 0.212, SLG: 0.219 (1, 1) Brian Hunter, R OBP: 0.279, SLG: 0.319 (7, PH) 54 Brad Lidge, R (7, 1) Octavio Dotel, R (8, 1) Geoff Blum, S OBP: 0.306, SLG: 0.409 (9, PH) Ricky Stone, R (9, 1) Mike Gallo, L (10, 1) Billy Wagner, L (11, 1)		2-2 G4-3		2-2 G6-3			1-3 K	3-3 K				2 0 0 0 0 0 1 1 0 0 0 0 0 1 0 0 0 0 0 0 0 0 0 0 0 0 0 0 1 0 0 0 0 0 1 0																				
Inning Stats	R: 0 E: 0 K: 2 S: 13	H: 1 LOB: 2 BB: 1 P: 22	R: 0 E: 0 K: 0 S: 10	H: 1 LOB: 1 BB: 0 P: 16	R: 1 E: 0 K: 0 S: 13	H: 2 LOB: 2 BB: 1 P: 23	R: 0 E: 0 K: 2 S: 9	H: 0 LOB: 0 BB: 0 P: 12	R: 0 E: 0 K: 1 S: 8	H: 0 LOB: 0 BB: 0 P: 10	R: 0 E: 0 K: 3 S: 7	H: 0 LOB: 0 BB: 0 P: 12	R: 0 E: 0 K: 3 S: 11	H: 0 LOB: 0 BB: 0 P: 14	R: 0 E: 0 K: 3 S: 11	H: 1 LOB: 2 BB: 1 P: 24	R: 1 E: 0 K: 1 S: 6	H: 1 LOB: 0 BB: 0 P: 11	R: 0 E: 0 K: 0 S: 6	H: 0 LOB: 0 BB: 0 P: 13	R: 1 E: 0 K: 1 S: 8	H: 1 LOB: 0 BB: 0 P: 13	1B: 4 2B: 2 3B: 0 HR: 1	SF: 1 SAC: 1 DP: 0 HBP: 0	WP: 0 PB: 0 SB: 0 CS: 0	PA: 43						
PITCHER	IP WLS BF H R ER SO BB IBB HBP BLK WP HR S P ERA WHIP																															
Glendon Rusch, L ERA: 7.5 (1, 1)	7.0		27	4	1	1	9	2	0	0	0	0	0	0	70	109	1.29	0.857														
Mike DeJean, R ERA: 5.01 (8, 1)	1.0	H	5	1	0	0	3	1	0	0	0	0	0	0	11	24	0.00	2.000														
Valerio De Los Santos, L ERA: 3.58 (9, 1)	1.0	B	4	1	1	1	1	0	0	0	0	0	0	6	11	9.00	1.000															
Dan Kolb, R ERA: 2.84 (10, 1)	2.0	L	7	1	1	1	1	0	0	0	0	0	0	1	14	26	4.50	0.500														

Houston Astros @ Milwaukee Brewers
Miller Park, Milwaukee, WI
Wed Jul 23 2003, 7:05 PM CDT
Att: 22,493 - Sunny - 70 F

AB	38
R	3
H	7
RBI	3
BB	3
SO	14
LOB	12



Batter	1	2	3	4	5	6	7	8	9	10	11	AB	R	H	RBI	BB	SO	LOB	BOTTOM						
Eric Young Sr., R OBP: 0.331, SLG: 0.413 (1, 4)	G5-3	G5-3			FC6-4 1B		K			G6-3		5	0	1	0	0	1	1	Houston Astros @ Milwaukee Brewers Miller Park, Milwaukee, WI Wed Jul 23 2003, 7:05 PM CDT Att: 22,493 - Sunny - 70 F						
Scott Podsednik, L OBP: 0.382, SLG: 0.412 (1, 8)	F8		G4-3		FC6-4 CS 1-2f			K				5	0	1	0	0	1	1							
Geoff Jenkins, L OBP: 0.355, SLG: 0.516 (1, 7)			F8		CS	G3-1		K				5	0	1	0	0	2	1							
Richie Sexson, R OBP: 0.372, SLG: 0.513 (1, 3)												2	1	1	1	3	0	0							
John Vander Wal, L OBP: 0.371, SLG: 0.488 Brady Clark, R OBP: 0.301, SLG: 0.371 (1, 9) (9, 9)	F9		L1			G3				G6-3		3	0	0	0	0	0	3							
Wes Helms, R OBP: 0.327, SLG: 0.453 (1, 5)												2	0	0	0	0	0	1							
Eddie Pérez, R OBP: 0.332, SLG: 0.468 Enrique Cruz, R OBP: 0.159, SLG: 0.103 (1, 2) (11, PR)		SH1-3										3	0	0	0	1	0	3							
2 Bill Hall, R OBP: 0.222, SLG: 0.556 Dan Kolb, R OBP: 0.326, SLG: 0.295 (1, 6) (10, 1) (11, PH)			G3									0	0	0	0	0	0	0							
Glendon Rusch, L OBP: 0.323, SLG: 0.250 Keith Ginter, R OBP: 0.338, SLG: 0.399 Mike DeJean, R OBP: 0.326, SLG: 0.295 (1, 1) (7, PH) (8, 1) (9, 1) (10, 6)												4	0	0	1	0	1	1							
Inning Stats	R: 0 E: 0 K: 0 S: 11	H: 1 LOB: 2 BB: 1 P: 23	R: 1 E: 0 K: 0 S: 12	H: 2 LOB: 1 BB: 0 P: 16	R: 1 E: 0 K: 0 S: 10	H: 1 LOB: 0 BB: 0 P: 12	R: 0 E: 0 K: 1 S: 8	H: 0 LOB: 0 BB: 0 P: 13	R: 0 E: 0 K: 0 S: 7	H: 1 LOB: 0 BB: 0 P: 11	R: 0 E: 0 K: 2 S: 9	H: 0 LOB: 0 BB: 0 P: 11	R: 0 E: 0 K: 2 S: 11	H: 0 LOB: 0 BB: 0 P: 11	R: 0 E: 0 K: 1 S: 10	H: 1 LOB: 1 BB: 0 P: 14	R: 0 E: 0 K: 1 S: 8	H: 1 LOB: 1 BB: 0 P: 13		R: 0 E: 0 K: 1 S: 11	H: 0 LOB: 2 BB: 2 P: 24	1B: 5 2B: 1 3B: 0 HR: 1	SF: 0 SAC: 1 DP: 0 HBP: 0	WP: 0 PB: 0 SB: 2 CS: 1	PA: 45
PITCHER	IP	WLS	BF	H	R	ER	SO	BB	IBB	HBP	BLK	WP	HR	S	P	ERA	WHIP								
44 Roy Oswalt, R ERA: 3.2 (1, 1)	6.0		25	5	2	2	1	3	0	0	0	0	1	59	98	3.00	1.333								
54 Brad Lidge, R ERA: 2.3 (7, 1)	1.0		3	0	0	0	2	0	0	0	0	0	0	9	11	0.00	0.000								
Octavio Dotel, R ERA: 2.56 (8, 1)	1.0		3	0	0	0	2	0	0	0	0	0	0	11	11	0.00	0.000								
Ricky Stone, R ERA: 3.28 (9, 1)	1.2		6	1	0	0	1	0	0	0	0	0	0	12	18	0.00	0.600								
Mike Gallo, L ERA: (10, 1)	0.1	W	2	1	0	0	1	0	0	0	0	0	0	6	9	0.00	3.000								
PITCHER	IP	WLS	BF	H	R	ER	SO	BB	IBB	HBP	BLK	WP	HR	S	P	ERA	WHIP								
Billy Wagner, L ERA: 2.06 (11, 1)	1.0		5	0	0	0	1	1	1	0	0	0	0	11	24	0.00	1.000								

livebaseballscores.com

AB	38
R	2
H	7
RBI	2
BB	5
SO	8
LOB	14



Batter	1	2	3	4	5	6	7	8	9	AB R H RBI BB SO LOB	TOP		
Brian Hunter, R (1, 8) OBP: 0.278, SLG: 0.316	3-2 G5-3			0-0 1B		0-0 F8		2-2 FC5-4		4 0 1 0 0 0 1	Houston Astros @ Milwaukee Brewers Miller Park, Milwaukee, WI Thu Jul 24 2003, 7:05 PM CDT Att. 26,773 - Sunny - 77 F		
Morgan Ensberg, R (1, 5) OBP: 0.395, SLG: 0.587	0-1 P4			1-0 P4		3-2 F9		2-3 K		4 0 0 0 0 1 2			
5 Jeff Bagwell, R (1, 3) OBP: 0.373, SLG: 0.496	1-1 G1-3			3-2 2B		3-3 K		1-1 F8		4 0 1 0 0 1 1			
Jeff Kent, R (1, 4) OBP: 0.364, SLG: 0.519		0-0 G6-3		4-2 BB		1-0 SF9 1B		1-1 G5-3		3 1 1 0 1 0 0			
17 Lance Berkman, S (1, 7) OBP: 0.408, SLG: 0.540		3-2 F8		2-1 P6		0-0 SF9 1B		4-1 BB		3 0 1 0 1 0 3			
Richard Hidalgo, R (1, 9) OBP: 0.391, SLG: 0.576		0-0 P4		1-2 G6-3		3-2 SF9		0-0 P2		3 0 0 1 0 0 4			
Brad Ausmus, R (1, 2) OBP: 0.274, SLG: 0.260			3-1 G4-6-3 1B		0-1 L7		0-0 L8		1-0 G5-3			4 0 1 0 0 0 2	
28 Adam Everett, R (1, 6) OBP: 0.302, SLG: 0.384			1-1 G4-6-3		3-2 P3		0-1 F8					3 0 0 0 0 0 2	
Ron Villone, L (1, 1) OBP: 0.118, SLG: 0.063 Orlando Merced, S (8, PH) OBP: 0.310, SLG: 0.386 Pete Munro, R (8, 1)			0-3 K2-3		1-3 K			0-1 FC5-4 1B		2 0 0 0 0 2 0 1 0 1 0 0 0 0 0 0 0 0 0 0 0			
Inning Stats	R: 0 E: 0 K: 0 S: 8 H: 0 LOB: 0 BB: 0 P: 12	R: 0 E: 0 K: 0 S: 9 H: 0 LOB: 0 BB: 0 P: 12	R: 0 E: 0 K: 1 S: 7 H: 1 LOB: 0 BB: 0 P: 11	R: 0 E: 0 K: 0 S: 15 H: 2 LOB: 3 BB: 1 P: 25	R: 0 E: 0 K: 1 S: 11 H: 0 LOB: 0 BB: 0 P: 15	R: 0 E: 0 K: 1 S: 7 H: 0 LOB: 0 BB: 0 P: 13	R: 1 E: 0 K: 0 S: 9 H: 2 LOB: 1 BB: 0 P: 13	R: 0 E: 0 K: 1 S: 12 H: 1 LOB: 1 BB: 0 P: 17	R: 0 E: 0 K: 0 S: 5 H: 0 LOB: 1 BB: 1 P: 11	1B: 5 2B: 1 3B: 0 HR: 0 SF: 1 SAC: 0 DP: 1 HBP: 0	WP: 0 PB: 0 SB: 0 CS: 0 PA: 34		
PITCHER	IP WLS BF H R ER SO BB IBB HBP BLK WP HR S P ERA WHIP											PITCHER	IP WLS BF H R ER SO BB IBB HBP BLK WP HR S P ERA WHIP
15 Ben Sheets, R (1, 1) ERA: 3.87	7.0 W 26 5 1 1 3 1 0 0 0 0 0 0 66 101 1.29 0.857												
Brooks Kieschnick, R (8, 1) ERA: 4.67	1.0 H 4 1 0 0 1 0 0 0 0 0 0 0 12 17 0.00 1.000												
Leo Estrella, R (9, 1) ERA: 2.9	1.0 S 4 0 0 0 0 1 0 0 0 0 0 0 5 11 0.00 1.000												

livebaseballscores.com

AB	31
R	1
H	6
RBI	1
BB	2
SO	4
LOB	15



Batter	1	2	3	4	5	6	7	8	9
Eric Young Sr., R OBP: 0.332, SLG: 0.411 (1, 4)	4-0 1B BB		1-1 P3		4-2 1B BB		0-1 L9		
Scott Podsednik, L OBP: 0.380, SLG: 0.410 (1, 8)	1-3 K		2-1 F9		0-2 1B		2-3 K		
Geoff Jenkins, L OBP: 0.354, SLG: 0.514 (1, 7)	3-1 1B		2-3 K		0-0 P6		2-2 G3-1		
Richie Sexson, R OBP: 0.371, SLG: 0.509 (1, 3)	3-3 K			2-1 G6-3		4-2 F8 BB BB		1-2 G5-3	
Brady Clark, R OBP: 0.306, SLG: 0.366 (1, 9)		1-2 E6 2B		1-2 P4		4-2 1B BB		4-2 1B BB	
Wes Helms, R OBP: 0.332, SLG: 0.458 (1, 5)		0-2 2B		4-2 BB		0-0 F8		2-0 BB 1B 1B	
Keith Osik, R OBP: 0.330, SLG: 0.296 (1, 2)		4-2 BB		0-0 F9		1-1 P3		1-0 BB 1B	
Royce Clayton, R OBP: 0.280, SLG: 0.325 (1, 6)		0-0 P6			1-2 F9		2-1 G5-3		4-1 FC6 BB
15 Ben Sheets, R OBP: 0.106, SLG: 0.087 (1, 1)		0-0 B5-3			3-2 P3		1-0 HR		0-0 FC6
Keith Ginter, R OBP: 0.342, SLG: 0.419 (7, PH)									
Brooks Kieschnick, L OBP: 0.392, SLG: 0.625 (8, 1)									
Leo Estrella, R (9, 1)									


AB	R	H	RBI	BB	SO	LOB
2	0	0	0	2	0	0
4	0	1	0	0	2	1
4	0	1	0	0	1	2
3	0	0	0	1	1	1
2	1	0	0	2	0	0
3	0	2	1	1	0	2
3	0	1	0	1	0	3
3	0	0	0	1	0	3
2	0	0	0	0	0	1
1	1	1	1	0	0	0
1	0	0	0	0	0	3
0	0	0	0	0	0	0

WP	PA
0	36

Inning Stats	R	H	E	K	S	P	BB	IBB	HBP	BLK	WP	HR	S	P	ERA	WHIP
Ron Villone, L ERA: 2.3 (1, 1)	7	0	0	2	1	127	6	0	0	0	0	1	75	127	1.29	1.429
Pete Munro, R ERA: 4.68 (8, 1)	1	0	0	0	0	22	2	0	0	0	0	0	10	22	0.00	4.000

Houston Astros @ Milwaukee Brewers
Miller Park, Milwaukee, WI
Thu Jul 24 2003, 7:05 PM CDT
Att. 26,773 - Sunny - 77 F

AB	28
R	2
H	6
RBI	2
BB	8
SO	4
LOB	16



Batter	1	2	3	4	5	6	7	8	9	AB R H RBI BB SO LOB	TOP											
Eric Young Sr. R (1, 4) OBP: 0.336, SLG: 0.421	1-0 HR	1-1 F8		1-1 B1-3			3-2 BLK 1B		4-1 DI BB	4 1 2 1 1 0 3												
Scott Podsednik, L (1, 8) OBP: 0.375, SLG: 0.404	1-1 F8	0-3 K				1-1 F8	3-2 L4		3-2 P5	5 0 0 0 0 1 4												
Geoff Jenkins, L (1, 7) OBP: 0.353, SLG: 0.511	1-2 1B			1-1 F7		1-2 F7	3-3 K			4 0 1 0 0 1 1												
Richie Sexson, R (1, 3) OBP: 0.370, SLG: 0.505	2-3 K			0-0 F9		0-0 P4		4-2 BB		3 0 0 0 1 1 1												
John Vander Wal, L (1, 9) OBP: 0.373, SLG: 0.498	1-3 K			4-2 BB		2-1 HR		1-1 F8		3 1 1 1 1 1 2												
Wes Helms, R (1, 5) OBP: 0.328, SLG: 0.453				3-2 F8		2-3 K		0-0 F9		4 0 0 0 0 1 2												
Eddie Pérez, R (1, 2) OBP: 0.331, SLG: 0.469				1-0 G6-3		2-0 G2-3		1-1 G4-3		4 1 1 0 0 0 1												
Royce Clayton, R (1, 6) OBP: 0.282, SLG: 0.327				1B 1B 2B		1-0 P4			1-3 K	4 0 2 0 0 1 0												
Wes Obermueller, R (1, 1) OBP: 0.500, SLG: 0.500				2-1 K		1-3 K		1-1 F9		2 0 1 1 0 1 1												
Keith Ginter, R (7, PH) OBP: 0.340, SLG: 0.417									0-3 K	1 0 0 0 0 0 0												
Luis Vizcaino, R (7, 1)										0 0 0 0 0 0 0												
Valerio De Los Santos, L (7, 1)										0 0 0 0 0 0 0												
Brooks Kieschnick, L (8, 1) OBP: 0.385, SLG: 0.612				1-2 3-H 1B						1 0 0 0 0 1 0												
Inning Stats	R: 1 E: 0 K: 2 S: 13	H: 2 LOB: 1 BB: 0 P: 19	R: 1 E: 0 K: 1 S: 16	H: 3 LOB: 2 BB: 0 P: 25	R: 0 E: 0 K: 0 S: 6	H: 0 LOB: 1 BB: 1 P: 11	R: 0 E: 0 K: 1 S: 8	H: 1 LOB: 1 BB: 0 P: 11	R: 0 E: 0 K: 0 S: 9	H: 0 LOB: 0 BB: 0 P: 11	R: 1 E: 0 K: 1 S: 7	H: 1 LOB: 0 BB: 0 P: 13	R: 0 E: 0 K: 1 S: 11	H: 1 LOB: 1 BB: 0 P: 21	R: 0 E: 0 K: 0 S: 8	H: 0 LOB: 1 BB: 1 P: 14	R: 0 E: 0 K: 2 S: 12	H: 0 LOB: 1 BB: 1 P: 20	1B: 5 2B: 1 3B: 0 HR: 2	SF: 0 SAC: 0 DP: 0 HBP: 0	WP: 0 PB: 0 SB: 0 CS: 0	PA: 38
PITCHER	IP WLS BF H R ER SO BB IBB HBP BLK WP HR S P ERA WHIP																					
Chin-hui Tsao, R (1, 1) ERA: 4.26	6.1 W 28 8 3 3 5 1 0 0 0 0 2 64 99 4.26 1.421																					
Javier López, L (7, 1) ERA: 5.15	0.2 H 2 0 0 0 1 0 0 0 0 1 0 6 12 0.00 0.000																					
Adam Bernero, R (8, 1) ERA: 5.84	1.0 4 0 0 0 0 1 0 0 0 0 0 8 14 0.00 1.000																					
Justin Speier, R (9, 1) ERA: 3.02	1.0 4 0 0 0 2 1 0 0 0 0 0 12 20 0.00 1.000																					

Milwaukee Brewers @ Colorado Rockies
 Coors Field, Denver, CO
 Fri Jul 25 2003, 7:05 PM MDT
 Att. 39,013 - Cloudy - 86 F

AB	35
R	3
H	8
RBI	3
BB	3
SO	8
LOB	15



Batter	1	2	3	4	5	6	7	8	9
Tony Womack, L OBP: 0.272, SLG: 0.331 (1, 6)	2-2 G4-3		1-0 B5-3		0-1 G1-3		0-0 17 2B SF8 2-3 1B	0-3 K2-3	
Ronnie Belliard, R OBP: 0.368, SLG: 0.389 (1, 4)	0-0 G6-3		1-2 G1-3		0-2 F9		1 SAFE 1 SAFE 1 SAFE 1 SAFE 1 SAFE 1 SAFE K		
17 Todd Helton, L OBP: 0.439, SLG: 0.628 (1, 3)	1-2 K			4-2 HR BB	0-1 L3		1-1 SF8 1-3 3-H 2B		
Preston Wilson, R OBP: 0.357, SLG: 0.572 (1, 8)		1-0 F9		2-2 1-H HR		3-0 G6-3	4-2 FC5-4 BB		
Larry Walker, L OBP: 0.427, SLG: 0.490 (1, 9)		2-1 1B E HBP		3-2 HR		2-2 G6-3 2B	3-2 SF8		
Jay Payton, R OBP: 0.351, SLG: 0.470 (1, 7)		0-2 L9		3-2 3B		1-2 G6-3	0-0 FC5-4		
Chris Stynes, R OBP: 0.360, SLG: 0.429 (1, 5)		1-0 E8 1-H 1B		0-0 P4		1-3 K		0-1 G2	
Charles Johnson, R OBP: 0.307, SLG: 0.412 (1, 2)		0-2 L6		2-3 K			2-2 2B 2B	3-3 K	
Chin-hui Tsao, R OBP: 0.500, SLG: 0.500 (7, 1)			1-0 G1-3		1-1 F9		0-1 1B 17 2B 2-H 2B	2-0 3B	

Inning Stats	R: 0	H: 0	E: 0	K: 1	S: 7	H: 0	LOB: 0	BB: 0	P: 10	R: 1	H: 1	E: 1	K: 0	S: 9	R: 0	H: 0	E: 0	K: 0	S: 7	R: 3	H: 3	E: 0	K: 1	S: 19	R: 0	H: 0	E: 0	K: 0	S: 7	R: 0	H: 1	E: 0	K: 1	S: 11	R: 3	H: 4	E: 0	K: 1	S: 21	R: 0	H: 1	E: 0	K: 2	S: 9	1B: 2	SF: 1	2B: 4	SAC: 0	3B: 2	DP: 0	HR: 2	HBP: 1	WP: 0	PA: 37
--------------	------	------	------	------	------	------	--------	-------	-------	------	------	------	------	------	------	------	------	------	------	------	------	------	------	-------	------	------	------	------	------	------	------	------	------	-------	------	------	------	------	-------	------	------	------	------	------	-------	-------	-------	--------	-------	-------	-------	--------	-------	--------

PITCHER	IP	WLS	BF	H	R	ER	SO	BB	IBB	HBP	BLK	WP	HR	S	P	ERA	WHIP
Wes Obermueller, R ERA: 4.5 (1, 1)	6.0	L	25	5	4	3	3	1	0	0	0	0	2	60	92	4.50	1.000
Luis Vizcaino, R ERA: 9.0 (7, 1)	0.1		4	3	3	3	1	0	0	0	0	0	0	11	15	81.00	9.000
Valerio De Los Santos, L ERA: 3.51 (7, 1)	0.2		4	1	0	0	0	1	0	0	0	0	0	10	18	0.00	3.000
Brooks Kieschnick, R ERA: 4.54 (8, 1)	1.0		4	1	0	0	2	0	0	0	0	0	0	9	14	0.00	1.000

BOTTOM

Milwaukee Brewers @ Colorado Rockies
Coors Field, Denver, CO

Fri Jul 25 2003, 7:05 PM MDT
Att: 39,013 - Cloudy - 86 F

AB	33
R	7
H	10
RBI	6
BB	2
SO	6
LOB	12

livebaseballscorecards.com



Milwaukee Brewers @ Colorado Rockies
 Coors Field, Denver, CO

Sat Jul 26 2003, 6:05 PM MDT
 Att. 40,675 - Cloudy - 90 F

livebaseballscorecards.com

AB	37
R	8
H	14
RBI	8
BB	1
SO	4
LOB	9



Batter	1	2	3	4	5	6	7	8	9	AB	R	H	RBI	BB	SO	LOB
Eric Young Sr. R (1, 4) OBP: 0.337, SLG: 0.420	0-1 1B 1B	1-2 G5-3		1-2 FC3-6 1B HR		2-2 G6-3 1-2f			1-3 K2-3	5	2	2	0	0	1	1
Brady Clark R (1, 8) OBP: 0.320, SLG: 0.386	0-1 1B 1B 1-2 BB 1B	2-1 1B 1B		0-0 FC3-6 1-2 1B		2-2 G6-3			1-1 2B	5	2	4	0	0	0	0
Geoff Jenkins L (1, 7) OBP: 0.354, SLG: 0.509	3-2 BB 1B 1-2 SF8 2-H	0-1 1B 1-2 1B		1-0 FC3-6 1-2f HR					2-2 G3	5	2	2	1	0	1	3
Richie Sexson R (1, 3) OBP: 0.376, SLG: 0.518	0-0 SF8 1-2 2-3 1B	1-0 1-3 2-H 1B		0-2 1-H 3-H HR					0-1 G6-4-3 1B	4	1	4	4	0	0	0
John Vander Wal L (1, 9) OBP: 0.375, SLG: 0.508	4-2 1-2 2-3 3-H BB		1-1 HR	0-0 G6-3					2-2 G6-4-3 1-2f	3	1	1	2	1	0	1
Wes Helms R (1, 5) OBP: 0.325, SLG: 0.449	0-0 SF8 2-3 3-H		1-0 G5-3		0-3 K				1-2 G5-3	3	0	0	1	0	1	0
Eddie Pérez R (1, 2) OBP: 0.325, SLG: 0.461	0-0 G2-3		0-1 F9		0-1 P3				2-2 G5-3	4	0	0	0	0	0	2
Royce Clayton R (1, 6) OBP: 0.279, SLG: 0.323	1-2 G4-3		3-2 F8		3-2 G6-3				2-2 G6-3	4	0	0	0	0	0	2
Matt Kinney R (1, 1) OBP: 0.029, SLG: 0.057		0-0 G1-3		1-3 K		2-0 G6-3 1B			3-1 F8	1	0	0	0	0	0	0
Dave Burba R (3, 1)										1	0	0	0	0	0	0
2 Bill Hall R (6, PH)										1	0	0	0	0	1	0
Valerio De Los Santos L (6, 1)										1	0	1	0	0	0	0
Mike DeJean R (6, 1)										0	0	0	0	0	0	0
Leo Estrella R (8, 1)										0	0	0	0	0	0	0
Scott Podsednik L (9, PH)										1	0	0	0	0	0	0

Inning Stats	R: 3	H: 4	E: 0	K: 0	S: 16	P: 24	R: 1	H: 3	E: 0	K: 0	S: 9	P: 13	R: 1	H: 1	E: 0	K: 0	S: 8	P: 13	R: 3	H: 3	E: 0	K: 1	S: 13	P: 16	R: 0	H: 0	E: 0	K: 1	S: 8	P: 11	R: 0	H: 1	E: 0	K: 0	S: 8	P: 13	R: 0	H: 1	E: 0	K: 1	S: 8	P: 11	R: 0	H: 0	E: 0	K: 0	S: 10	P: 15	R: 0	H: 1	E: 0	K: 1	S: 10	P: 17	1B: 11	SF: 1	2B: 1	SAC: 0	3B: 0	DP: 2	HR: 2	HBP: 0	WP: 0	PA: 39	PB: 0	SB: 0	CS: 0
--------------	------	------	------	------	-------	-------	------	------	------	------	------	-------	------	------	------	------	------	-------	------	------	------	------	-------	-------	------	------	------	------	------	-------	------	------	------	------	------	-------	------	------	------	------	------	-------	------	------	------	------	-------	-------	------	------	------	------	-------	-------	--------	-------	-------	--------	-------	-------	-------	--------	-------	--------	-------	-------	-------

PITCHER	IP	WLS	BF	H	R	ER	SO	BB	IBB	HBP	BLK	WP	HR	S	P	ERA	WHIP
Denny Stark R (1, 1) ERA: 5.4	3.2		22	11	8	8	1	1	0	0	0	0	2	45	65	19.64	3.273
28 Aaron Cook R (4, 1) ERA: 5.82	2.1	W	7	1	0	0	1	0	0	0	0	0	0	17	25	0.00	0.429
40 Brian Fuentes L (7, 1) ERA: 3.06	1.0	H	3	1	0	0	1	0	0	0	0	0	0	8	11	0.00	1.000
Steve Reed R (8, 1) ERA: 3.43	1.0	H	3	0	0	0	0	0	0	0	0	0	0	10	15	0.00	0.000
Adam Bernero R (9, 1) ERA: 5.79	1.0		4	1	0	0	1	0	0	0	0	0	0	10	17	0.00	1.000

BOTTOM

Milwaukee Brewers @ Colorado Rockies
Coors Field, Denver, CO
Sat Jul 26 2003, 6:05 PM MDT
Att: 40,675 - Cloudy - 90 F

livebaseballscorecards.com

AB 36
R 13
H 16
RBI 12
BB 12
SO 5
LOB 27



WP: 2 PA: 51
PB: 0
SB: 1
CS: 0

AB R H RBI BB SO LOB

6	0	1	0	0	1	7
4	3	2	1	2	0	0
4	2	2	1	1	0	1
5	3	3	3	1	0	3
2	3	2	1	4	0	0
4	0	2	2	2	0	5
5	0	2	0	0	2	6
0	0	0	0	0	0	0
0	0	0	0	0	0	0
3	1	1	1	1	2	3
0	0	0	2	1	0	0
1	0	0	0	0	0	0
1	0	0	0	0	0	2
0	0	0	0	0	0	0
1	1	1	1	0	0	0

1B: 10 SF: 3
2B: 3 SAC: 0
3B: 1 DP: 1
HR: 2 HBP: 0

WP	HR	S	P	ERA	WHIP
2	1	1	1	16.88	3.750
0	1	25	49	3.86	1.286
0	0	6	14	∞	∞
1	0	20	34	4.50	2.000
0	0	8	19	18.00	4.000

Batter	1	2	3	4	5	6	7	8	9
Tony Womack, L OBP: 0.270, SLG: 0.327 (1, 4)	K	L3	G6-3		G3-1	G4-3		G5-2-3 2B 1B	
Juan Uribe, R OBP: 0.311, SLG: 0.398 (1, 6)	17 SF9 3B		P6	G4-3		17 1B BB	1B WP BB	G5-2-3 2B	
17 Todd Helton, L OBP: 0.439, SLG: 0.626 (1, 3)	SF9 3-H		HR 1B	G4-1		1B BB 1B	F8	G5-2-3 IBB	
Preston Wilson, R OBP: 0.361, SLG: 0.587 (1, 8)	F9		HR 1-H	HR		1B BB 1B	WP 1B	G5-2-3 1-2 2-3 3-H	
Larry Walker, L OBP: 0.436, SLG: 0.494 (1, 9)		1B SF8 BB	1B BB 1B	BB BB		1B SF8 1B	1-2 3-H	FC5-4 IBB	
Jay Payton, R OBP: 0.355, SLG: 0.470 (1, 7)	SF8 WP 1B	SAFE	BB 1B BB	BB BB		1B 1B	F8	FC5-4 1-2	
Greg Norton, S OBP: 0.316, SLG: 0.388 (1, 5)	K		BB 1B	P5		1B 1B	K		
Steve Reed, R (8, 1)									
Adam Bernero, R (9, 1)									
Bobby Estalella, R OBP: 0.304, SLG: 0.405 (1, 2)	S BB		K		K	SF8		2B 2B	
Denny Stark, R (1, 1)									
28 Aaron Cook, R OBP: 0.250, SLG: 0.192 (4, 1)	SF8				G4-3	L3		1B 2B	
Rene Reyes, S OBP: 0.400, SLG: 0.533 (6, PH)									
40 Brian Fuentes, L (7, 1)									
Chris Stynes, R OBP: 0.361, SLG: 0.434 (8, 5)									

Inning Stats	R: 1	H: 1	E: 0	K: 1	S: 8	L: 0	LOB: 0	BB: 0	P: 12	R: 1	H: 1	E: 0	K: 1	S: 12	R: 3	H: 4	E: 0	K: 1	S: 23	R: 0	H: 0	E: 0	K: 1	S: 10	R: 4	H: 4	E: 0	K: 0	S: 16	R: 1	H: 1	E: 0	K: 1	S: 10	R: 2	H: 4	E: 0	K: 0	S: 8
--------------	------	------	------	------	------	------	--------	-------	-------	------	------	------	------	-------	------	------	------	------	-------	------	------	------	------	-------	------	------	------	------	-------	------	------	------	------	-------	------	------	------	------	------

PITCHER	IP	WLS	BF	H	R	ER	SO	BB	IBB	HBP	BLK	WP	HR	S	P	ERA	WHIP
Matt Kinney, R ERA: 5.26 (1, 1)	2.2		18	6	5	5	3	4	0	0	0	1	1	42	74	16.88	3.750
Dave Burba, R ERA: 3.72 (3, 1)	2.1		10	1	1	1	1	2	0	0	0	0	1	25	49	3.86	1.286
Valerio De Los Santos, L ERA: 4.59 (6, 1)	0.0	L	4	2	4	4	0	2	0	0	0	0	0	6	14	∞	∞
Mike DeJean, R ERA: 4.99 (6, 1)	2.0	B	11	3	1	1	1	1	1	0	0	1	0	20	34	4.50	2.000
Leo Estrella, R ERA: 3.27 (8, 1)	1.0		8	4	2	2	0	0	2	0	0	0	0	8	19	18.00	4.000

Batter	1	2	3	4	5	6	7	8	9	AB R H RBI BB SO LOB	TOP		
Scott Podsednik, L (1, 8) OBP: 0.372, SLG: 0.399	1-1 F9		1-1 G3		1-1 FC6-4 WP 1B S		2-2 1B		2-2 G1-3	5 1 1 0 0 0 1			
Keith Ginter, R (1, 4) OBP: 0.341, SLG: 0.410	4-1 1B HBP		4-1 BB		2-2 P3		2-0 P3		1-2 G6-3	3 0 0 0 1 0 2			
Geoff Jenkins, L (1, 7) OBP: 0.359, SLG: 0.512	2-2 1B		4-1 BB		1-0 FC6-4 1B		1-1 1B		0-3 K	4 0 3 1 1 1 0			
Richie Sexson, R (1, 3) OBP: 0.374, SLG: 0.514	2-2 G5-3		4-2 BB		0-0 FC6-4		2-2 F9			3 0 0 0 1 0 4			
Brady Clark, R (1, 9) OBP: 0.324, SLG: 0.391		0-2 2B	3-2 F9			4-1 BB		2-3 K		3 0 1 0 1 1 3			
Wes Helms, R (1, 5) OBP: 0.324, SLG: 0.445		3-1 L6		0-3 K		2-2 G5-4-3		4-0 HBP BB		3 0 0 0 1 1 2			
Keith Osik, R (1, 2) OBP: 0.333, SLG: 0.296		1-2 P3		0-0 G6-3		3-2 FC6-4 1B		2-0 HBP		3 0 1 0 0 0 1			
2 Bill Hall, R (1, 6) OBP: 0.214, SLG: 0.429		1-3 K		1-0 G4-3		1-1 FC6-4		1-1 F7		4 0 0 0 0 1 4			
Wayne Franklin, L (1, 1) Eric Young Sr., R (7, PH) Brooks Kieschnick, L (7, 1) Luis Vizcaino, R (8, 1)			0-0 G4-3		2-1 FC6-4 1B		2-2 E5		0-2 G3-1	2 0 1 0 0 0 0 1 0 0 0 0 0 0 1 0 0 0 0 0 2 0 0 0 0 0 0 0			
Inning Stats	R: 0 H: 1 E: 0 LOB: 1 K: 0 BB: 0 S: 9 P: 18	R: 0 H: 1 E: 0 LOB: 1 K: 1 BB: 0 S: 11 P: 16	R: 0 H: 0 E: 0 LOB: 3 K: 0 BB: 3 S: 11 P: 27	R: 0 H: 0 E: 0 LOB: 0 K: 1 BB: 0 S: 5 P: 6	R: 1 H: 2 E: 0 LOB: 1 K: 0 BB: 0 S: 10 P: 16	R: 0 H: 1 E: 0 LOB: 1 K: 0 BB: 1 S: 10 P: 20	R: 0 H: 2 E: 1 LOB: 2 K: 0 BB: 0 S: 14 P: 23	R: 0 H: 0 E: 0 LOB: 2 K: 1 BB: 1 S: 11 P: 20	R: 0 H: 0 E: 0 LOB: 0 K: 1 BB: 0 S: 9 P: 12	1B: 6 SF: 0 2B: 1 SAC: 0 3B: 0 DP: 1 HR: 0 HBP: 2	WP: 1 PA: 39 PB: 0 SB: 1 CS: 1		
PITCHER	IP WLS BF H R ER SO BB IBB HBP BLK WP HR S P ERA WHIP											PITCHER	IP WLS BF H R ER SO BB IBB HBP BLK WP HR S P ERA WHIP
Jason Jennings, R (1, 1) ERA: 4.69	6.0 W 26 5 1 1 2 4 0 1 0 1 0 56 103 1.50 1.500												
40 Brian Fuentes, L (7, 1) ERA: 3.02	0.2 H 4 2 0 0 0 0 0 0 0 0 0 0 10 17 0.00 3.000												
Steve Reed, R (7, 1) ERA: 3.35	1.0 H 5 0 0 0 1 1 0 1 0 0 0 0 11 22 0.00 1.000												
Javier López, L (8, 1) ERA: 4.97	1.1 4 0 0 0 1 0 0 0 0 0 0 0 13 16 0.00 0.000												

Milwaukee Brewers @ Colorado Rockies
 Coors Field, Denver, CO
 Sun Jul 27 2003, 1:05 PM MDT
 Att. 30,108 - Sunny - 86 F

livebaseballscorecards.com

AB	32
R	1
H	7
RBI	1
BB	5
SO	4
LOB	19



Batter	1	2	3	4	5	6	7	8	9	AB	R	H	RBI	BB	SO	LOB
Mark Bellhorn, S OBP: 0.341, SLG: 0.301 (1, 4)	2-3 K	1-0 F7			2-2 G6-3	0-3 K		3-2 K		5	0	0	0	0	3	2
Chris Stynes, R OBP: 0.359, SLG: 0.434 (1, 5)	2-2 F9			0-2 2B	2-1 F8	0-0 F7		3-1 P3		5	0	1	0	0	0	0
17 Todd Helton, L OBP: 0.440, SLG: 0.624 (1, 3)	1-1 F9			0-0 P5	4-0 2B BB		1-2 2B 1B			3	2	1	0	1	0	1
Preston Wilson, R OBP: 0.360, SLG: 0.587 (1, 8)		2-3 K		1-2 F7	1-1 BB 2B		2-2 F8			4	1	1	1	0	1	2
Jay Payton, R OBP: 0.361, SLG: 0.478 (1, 7)		2-2 BB 1B 2B		4-0 BB	4-2 BB S BB		2-1 G4-3 2B 2B			2	2	2	1	2	0	0
Rene Reyes, S OBP: 0.368, SLG: 0.444 (1, 9)		1-3 K		0-3 K	4-2 BB BB		2-0 G4-3			3	0	0	0	1	2	4
Charles Johnson, R OBP: 0.313, SLG: 0.417 (1, 2)		1-0 BB 1B HBP			0-0 F8		4-2 BB BB		1-0 BB 2B	2	1	1	2	1	0	0
Juan Uribe, R OBP: 0.310, SLG: 0.391 (1, 6)		4-2 1B BB			2-0 P3		1-0 P3		3-2 K	3	0	0	0	1	1	4
Jason Jennings, L OBP: 0.341, SLG: 0.316 (1, 1)		1-1 BB			1-0 F9		1-2 F7		0-3 K	3	0	1	2	0	0	0
40 Brian Fuentes, L (7, 1)										0	0	0	0	0	0	0
Steve Reed, R (7, 1)										0	0	0	0	0	0	0
Javier López, L OBP: 0.333, SLG: 0.333 (8, 1)		1-3 2-H 3-H 1B								1	0	0	0	0	1	0

Inning Stats	R: 0	H: 0	E: 0	K: 1	S: 10	H: 0	LOB: 0	BB: 0	P: 15	R: 2	H: 2	E: 0	K: 2	S: 15	H: 1	LOB: 2	BB: 1	P: 27	R: 0	H: 0	E: 0	K: 1	S: 3	R: 2	H: 1	E: 0	K: 0	S: 18	H: 0	LOB: 0	BB: 0	P: 11	R: 2	H: 3	E: 0	K: 1	S: 19	H: 0	LOB: 0	BB: 0	P: 14	R: 0	H: 0	E: 0	K: 2	S: 8	1B: 2	SF: 0	2B: 5	SAC: 0	3B: 0	DP: 0	HR: 0	HBP: 1	WP: 0	PA: 38
--------------	------	------	------	------	-------	------	--------	-------	-------	------	------	------	------	-------	------	--------	-------	-------	------	------	------	------	------	------	------	------	------	-------	------	--------	-------	-------	------	------	------	------	-------	------	--------	-------	-------	------	------	------	------	------	-------	-------	-------	--------	-------	-------	-------	--------	-------	--------

PITCHER	IP	WLS	BF	H	R	ER	SO	BB	IBB	HBP	BLK	WP	HR	S	P	ERA	WHIP
Wayne Franklin, L ERA: 4.93 (1, 1)	6.0	L	29	4	4	4	5	6	0	1	0	0	0	66	114	6.00	1.667
Brooks Kieschnick, R ERA: 4.91 (7, 1)	1.0		6	3	2	2	1	0	0	0	0	0	0	19	30	18.00	3.000
Luis Vizcaino, R ERA: 8.76 (8, 1)	1.0		3	0	0	0	2	0	0	0	0	0	0	8	14	0.00	0.000

BOTTOM

Milwaukee Brewers @ Colorado Rockies

Coors Field, Denver, CO

Sun Jul 27 2003, 1:05 PM MDT

Att: 30,108 - Sunny - 86 F

AB	31
R	6
H	7
RBI	6
BB	6
SO	8
LOB	13



Batter	1	2	3	4	5	6	7	8	9	AB R H RBI BB SO LOB	TOP																
Eric Young Sr. R (1, 4) OBP: 0.339, SLG: 0.421	4-1 CS BB		1-3 K			3-2 G4-3 2B	0-1 G1-3		4-2 1B BB	3 1 1 0 2 1 1																	
Scott Podsednik, L (1, 8) OBP: 0.369, SLG: 0.396	1-3 SAFE K			1-2 F8		0-1 G4-3		2-2 F7	1-1 BB	5 0 1 2 0 1 2																	
Geoff Jenkins, L (1, 7) OBP: 0.358, SLG: 0.508	1-1 G4-3			0-0 F8		4-2 2B BB		1-1 G1-3		3 0 0 0 1 0 1																	
Richie Sexson, R (1, 3) OBP: 0.380, SLG: 0.528		2-1 BB 1B		1-0 HR		1-0 2B		4-0 IBB		3 1 3 2 1 0 0																	
John Vander Wal, L (1, 9) OBP: 0.374, SLG: 0.504		0-3 K		2-1 F7		4-0 IBB		1-0 P3		2 0 0 0 1 1 1																	
Brady Clark, R (8, PH) OBP: 0.322, SLG: 0.389										1 0 0 0 0 0 1																	
Wes Helms, R (1, 5) OBP: 0.323, SLG: 0.441	1 SAFE BB BB BB BB	4-1 G5-4-3 BB		2-3 K		1-1 G5-4-3		1-0 L4		3 0 0 0 1 1 3																	
Eddie Pérez, R (1, 2) OBP: 0.324, SLG: 0.455		0-1 G5-4-3		1-2 G5-3		0-0 E5		4-2 FC6-4 1B BB		3 0 0 0 1 0 2																	
Enrique Cruz, R (9, PR) OBP: 0.159, SLG: 0.103										0 1 0 0 0 0 0																	
Keith Osik, R (9, 2) OBP: 0.333, SLG: 0.296										0 0 0 0 0 0 0																	
Royce Clayton, R (1, 6) OBP: 0.282, SLG: 0.326			3-3 K		2-1 1B	0-1 F8		1-0 FC6-4 1B		4 0 2 0 0 1 1																	
Glendon Rusch, L (1, 1) OBP: 0.294, SLG: 0.226			2-2 L1		0-1 G1-3	0-1 G6-3		1-2 FC6-4 BB 1B		3 0 0 0 0 0 2																	
Leo Estrella, R (7, 1)										0 0 0 0 0 0 0																	
Keith Ginter, R (9, PH) OBP: 0.340, SLG: 0.408										1 1 0 0 0 0 2																	
Dan Kolb, R (9, 1)										0 0 0 0 0 0 0																	
Inning Stats	R: 0 E: 0 K: 1 S: 7	H: 0 LOB: 0 BB: 1 P: 13	R: 0 E: 0 K: 1 S: 8	H: 1 LOB: 1 BB: 1 P: 14	R: 0 E: 0 K: 2 S: 9	H: 0 LOB: 0 BB: 0 P: 15	R: 1 E: 0 K: 0 S: 7	H: 1 LOB: 0 BB: 0 P: 11	R: 0 E: 0 K: 1 S: 11	H: 1 LOB: 1 BB: 0 P: 16	R: 1 E: 0 K: 0 S: 11	H: 2 LOB: 2 BB: 2 P: 24	R: 0 E: 1 K: 0 S: 7	H: 0 LOB: 1 BB: 0 P: 7	R: 0 E: 0 K: 0 S: 6	H: 0 LOB: 1 BB: 1 P: 14	R: 2 E: 0 K: 0 S: 14	H: 2 LOB: 2 BB: 2 P: 26	1B: 4 2B: 2 3B: 0 HR: 1	SF: 0 SAC: 0 DP: 2 HBP: 0	WP: 0 PB: 0 SB: 0 CS: 1	PA: 38					
PITCHER	IP WLS BF H R ER SO BB IBB HBP BLK WP HR S P ERA WHIP																										
Jae Weong Seo, R (1, 1) ERA: 3.97	7.0		28	5	2	2	5	3	1	0	0	0	1	60	100	2.57	1.143										
Mike Stanton, L (8, 1) ERA: 4.94	0.2		3	0	0	0	0	0	1	0	0	0	0	5	12	0.00	0.000										
David Weathers, R (8, 1) ERA: 3.41	1.0	L	6	1	2	2	0	2	0	0	0	0	0	13	25	18.00	3.000										
John Franco, L (9, 1) ERA: 3.57	0.1		1	1	0	0	0	0	0	0	0	0	0	2	3	0.00	3.000										

Milwaukee Brewers @ New York Mets
Shea Stadium, Flushing, NY
Mon Jul 28 2003, 7:10 PM EDT
Att: 6,056 - Cloudy - 82 F

livebaseballscorecards.com

AB 31
R 4
H 7
RBI 4
BB 7
SO 5
LOB 16



BOTTOM

Milwaukee Brewers @ New York Mets
Shea Stadium, Flushing, NY
Mon Jul 28 2003, 7:10 PM EDT
Att. 6,056 - Cloudy - 82 F

livebaseballscores.com

AB 31
R 2
H 5
RBI 2
BB 2
SO 6
LOB 13



WP: 0 PA: 35
PB: 0
SB: 0
CS: 0

AB R H RBI BB SO LOB

4 0 0 0 0 0 4

4 0 1 0 0 0 3

4 0 0 0 0 0 1

4 1 1 0 0 1 1

4 1 1 0 0 1 1

4 0 1 0 0 2 0

3 0 0 1 0 1 2

1 0 0 0 0 0 1

0 0 0 0 0 0 0

0 0 0 0 0 0 0

0 0 0 0 0 0 0

0 0 0 0 0 0 0

1B: 5 SF: 0
2B: 0 SAC: 1
3B: 0 DP: 0
HR: 0 HBP: 1

Batter	1	2	3	4	5	6	7	8	9
7 José Reyes, S OBP: 0.280, SLG: 0.371 (1, 6)	F9		L3			F8	FC1-2		
Roger Cedeno, S OBP: 0.310, SLG: 0.361 (1, 9)	L6			FC4-6 1B		G5-3	F9		
Jason Phillips, R OBP: 0.388, SLG: 0.462 (1, 3)	P2			F8		G5-3		F9	
Cliff Floyd, L OBP: 0.383, SLG: 0.519 (1, 7)		K		FC4-6 1-2f			1B FC6-4 1B	G1-3	
Ty Wigginton, R OBP: 0.316, SLG: 0.409 (1, 5)		F8		FC4-6 1-2f			FC6-4 1B 1B	K	
Raul Gonzalez, R OBP: 0.347, SLG: 0.365 (1, 8)		K							G6-3
Vance Wilson, R OBP: 0.296, SLG: 0.389 (1, 2)			K						
Jeff Duncan, L OBP: 0.431, SLG: 0.396 (9, PH)					G6-3		HBP 7 FC1-2 1B		K
Joe McEwing, R OBP: 0.326, SLG: 0.316 (1, 4)							1-2f 2-3 3-H		G5-3
Jae Weong Seo, R OBP: 0.147, SLG: 0.094 (1, 1)							7 FC1-2 HBP 1B		
Tony Clark, S OBP: 0.290, SLG: 0.449 (7, PH)							1-2 2-3 3-H		
Mike Stanton, L (8, 1)							7 FC1-2 HBP 1B		
David Weathers, R (8, 1)							1-2 2-3		
John Franco, L (9, 1)							7 FC1-2 HBP		

Inning Stats	R: 0	H: 0	E: 0	K: 5	H: 0	LOB: 0	BB: 0	P: 7	R: 0	H: 0	E: 0	K: 2	S: 8	R: 0	H: 0	E: 0	K: 1	S: 11	R: 0	H: 1	E: 0	K: 0	S: 9	R: 0	H: 0	E: 0	K: 1	S: 15	R: 0	H: 0	E: 0	K: 0	S: 6	R: 2	H: 4	E: 0	K: 0	S: 20	R: 0	H: 0	E: 0	K: 1	S: 6	R: 0	H: 0	E: 0	K: 1	S: 11	1B: 5	SF: 0	2B: 0	SAC: 1	3B: 0	DP: 0	HR: 0	HBP: 1	WP: 0	PA: 35
--------------	------	------	------	------	------	--------	-------	------	------	------	------	------	------	------	------	------	------	-------	------	------	------	------	------	------	------	------	------	-------	------	------	------	------	------	------	------	------	------	-------	------	------	------	------	------	------	------	------	------	-------	-------	-------	-------	--------	-------	-------	-------	--------	-------	--------

PITCHER	IP	WLS	BF	H	R	ER	SO	BB	IBB	HBP	BLK	WP	HR	S	P	ERA	WHIP
Glendon Rusch, L (1, 1) ERA: 7.21	6.1		27	5	2	2	4	2	0	1	0	0	0	68	102	2.84	1.105
Leo Estrella, R (7, 1) ERA: 3.14	1.2	W	5	0	0	0	1	0	0	0	0	0	0	12	18	0.00	0.000
Dan Kolb, R (9, 1) ERA: 2.7	1.0	S	3	0	0	0	1	0	0	0	0	0	0	11	16	0.00	0.000

Milwaukee Brewers @ New York Mets
 Shea Stadium, Flushing, NY

Tue Jul 29 2003, 7:20 PM EDT
 Att. 22,846 - Sunny - 76 F

AB	36
R	6
H	10
RBI	6
BB	4
SO	5
LOB	13



WP	1	PA	42
PB	0		
SB	0		
CS	0		

AB R H RBI BB SO LOB

4	0	0	0	1	0	0
4	1	1	0	1	0	1
5	1	2	0	0	1	1
5	0	1	0	0	2	3
3	0	1	2	0	0	0
5	1	1	0	0	0	5
3	2	2	1	1	0	0
3	1	2	3	1	0	0
3	0	0	0	0	2	1
0	0	0	0	0	0	0
1	0	0	0	0	0	2
0	0	0	0	0	0	0

Batter	1	2	3	4	5	6	7	8	9
Eric Young Sr., R OBP: 0.338, SLG: 0.416 (1, 4)	2-1 F8	2-2 F8		4-2 FC6 BB			0-2 P5		2-0 P4
Scott Podsednik, L OBP: 0.370, SLG: 0.395 (1, 8)	0-2 F8		0-1 F9	1-0 FC6			4-0 FC5-4 BB		2-2 1B 2B 1B
Geoff Jenkins, L OBP: 0.358, SLG: 0.506 (1, 7)	1-0 CI 1B 1B		2-3 K				0-0 F7		0-0 2B 1B
Richie Sexson, R OBP: 0.378, SLG: 0.524 (1, 3)	1-0 CI 1B		1-3 K				0-0 L4		1-2 K
Brady Clark, R OBP: 0.326, SLG: 0.394 (1, 9)	2-0 CI 1-2 2-3			1-1 L4			1-1 G5-3		1-1 G4-6-3 HBP 1-H 2-H 2B
Keith Ginter, R OBP: 0.336, SLG: 0.402 (1, 5)	1-2 L5			1-1 1B HR 1B			0-1 F9		2-0 G4-6-3 1-2f G6-3
Keith Osik, R OBP: 0.342, SLG: 0.321 (1, 2)		2-0 HR		1-1 1B HR 1B			0-1 P3		4-0 WP BB
Royce Clayton, R OBP: 0.286, SLG: 0.337 (1, 6)		1-1 F9		0-0 1B HR			0-1 1B		4-0 2 FC5-4 1-2 IBB
15 Ben Sheets, R OBP: 0.100, SLG: 0.082 Valerio De Los Santos, L (7, 1)		1-3 K		0-1 B5-3			1-3 K		2-1 FC5-4 1-2f
2 Bill Hall, R OBP: 0.200, SLG: 0.400 Mike DeJean, R (8, 1)									

Inning Stats	R: 0	H: 2	E: 1	K: 0	S: 11	P: 18	R: 1	H: 1	E: 0	K: 1	S: 9	P: 15	R: 0	H: 0	E: 0	K: 2	S: 9	P: 12	R: 3	H: 3	E: 0	K: 0	S: 12	P: 20	R: 0	H: 0	E: 0	K: 0	S: 4	P: 7	R: 0	H: 1	E: 0	K: 1	S: 9	P: 10	R: 0	H: 0	E: 0	K: 0	S: 6	P: 10	R: 0	H: 0	E: 0	K: 0	S: 4	P: 17	R: 2	H: 3	E: 0	K: 1	S: 17	P: 26	1B: 7	2B: 2	3B: 0	HR: 2	SF: 0	SAC: 0	DP: 1	HBP: 1	WP: 1	PA: 42
--------------	------	------	------	------	-------	-------	------	------	------	------	------	-------	------	------	------	------	------	-------	------	------	------	------	-------	-------	------	------	------	------	------	------	------	------	------	------	------	-------	------	------	------	------	------	-------	------	------	------	------	------	-------	------	------	------	------	-------	-------	-------	-------	-------	-------	-------	--------	-------	--------	-------	--------

PITCHER	IP	WLS	BF	H	R	ER	SO	BB	IBB	HBP	BLK	WP	HR	S	P	ERA	WHIP
Tom Glavine, L ERA: 5.1 (1, 1)	1.0		6	2	0	0	0	0	0	0	0	0	0	11	18	0.00	2.000
Dan Wheeler, R ERA: 3.29 (2, 1)	4.0	L	17	4	4	4	3	1	0	0	0	0	2	34	54	9.00	1.250
Pedro Feliciano, L ERA: 2.89 (6, 1)	2.0		8	1	0	0	1	1	0	0	0	0	0	15	20	0.00	1.000
John Franco, L ERA: 3.38 (8, 1)	1.0		5	0	0	0	0	1	1	1	0	1	0	4	17	0.00	1.000
Mike Stanton, L ERA: 5.4 (9, 1)	1.0		6	3	2	2	1	0	0	0	0	0	0	17	26	18.00	3.000

BOTTOM

Milwaukee Brewers @ New York Mets
 Shea Stadium, Flushing, NY
 Tue Jul 29 2003, 7:20 PM EDT
 Att. 22,846 - Sunny - 76 F

AB	34
R	3
H	8
RBI	3
BB	0
SO	4
LOB	12



WP:	0	PA:	34
PB:	0	SB:	0
CS:	0		

AB R H RBI BB SO LOB

4	0	0	0	0	1	0
4	0	0	0	0	1	0
4	1	2	0	0	0	0
4	1	1	0	0	0	2
4	1	2	1	0	0	1
4	0	3	2	0	0	1
4	0	0	0	0	0	4
3	0	0	0	0	0	2
0	0	0	0	0	0	0
1	0	0	0	0	0	0
1	0	0	0	0	1	0
0	0	0	0	0	0	0
1	0	0	0	0	1	2
0	0	0	0	0	0	0
0	0	0	0	0	0	0

1B:	6	SF:	0
2B:	2	SAC:	0
3B:	0	DP:	2
HR:	0	HBP:	0

WP: 0 PA: 34
 PB: 0 SB: 0
 CS: 0

Batter	1	2	3	4	5	6	7	8	9
Jeff Duncan, L OBP: 0.406, SLG: 0.368 (1, 8)	G4-3		G4-3		K			B1-3	
7 José Reyes, S OBP: 0.273, SLG: 0.361 (1, 6)	L4		F7			G2		K	
Cliff Floyd, L OBP: 0.364, SLG: 0.522 (1, 7)	G4-3			G4-1 1B 2B		G4-6-3 1B		G3-1	
Jason Phillips, R OBP: 0.386, SLG: 0.458 (1, 3)		1-2 2B 1B		G4-1 2-3		G4-6-3 1-2f		G1-3	
Timo Perez, L OBP: 0.340, SLG: 0.387 (1, 9)		3-2 SAFE 1B SAFE SAFE		G3		G4-3		1-1 1B	
Ty Wigginton, R OBP: 0.320, SLG: 0.413 (1, 5)		2-2 2-H 1B		G4-6-3 3-H 1B		F9 E 1B		2-1 F8	
Vance Wilson, R OBP: 0.291, SLG: 0.382 (1, 2)		0-1 SAFE 1-2f 2B		G3-1		E1 1-2		0-0 P3	
Joe McEwing, R OBP: 0.320, SLG: 0.311 (1, 4)		2-1 P4			G5-3		F9 2-3		
Tom Glavine, L OBP: 0.194, SLG: 0.178 (1, 1)			0-1 G3-1				0-3 K		
Dan Wheeler, R (2, 1)									
Roger Cedeno, S OBP: 0.309, SLG: 0.360 (5, PH)									
Pedro Feliciano, L (6, 1)									
Tony Clark, S OBP: 0.288, SLG: 0.446 (7, PH)									
John Franco, L (8, 1)									
Mike Stanton, L (9, 1)									

Inning Stats	R:	H:	E:	LOB:	K:	S:	R:	H:	E:	LOB:	K:	S:	R:	H:	E:	LOB:	K:	S:	R:	H:	E:	LOB:	K:	S:	R:	H:	E:	LOB:	K:	S:		
	0	0	0	0	0	5	2	3	0	0	15	15	1	2	0	0	10	16	0	1	0	0	13	16	0	0	0	0	8	8	0	10

PITCHER	IP	WLS	BF	H	R	ER	SO	BB	IBB	HBP	BLK	WP	HR	S	P	ERA	WHIP
15 Ben Sheets, R ERA: 3.88 (1, 1)	6.2	W	26	7	3	3	2	0	0	0	0	0	0	66	98	4.05	1.050
Valerio De Los Santos, L ERA: 4.54 (7, 1)	0.1	H	1	0	0	0	1	0	0	0	0	0	0	3	3	0.00	0.000
Mike DeJean, R ERA: 4.8 (8, 1)	2.0	S	7	1	0	0	1	0	0	0	0	0	0	14	18	0.00	0.500

WP: 0 PA: 34
 PB: 0 SB: 0
 CS: 0

Batter	1	2	3	4	5	6	7	8	9	AB R H RBI BB SO LOB	TOP
Eric Young Sr. R (1, 4) OBP: 0.337, SLG: 0.415	3-3 K		3-3 K		0-1 B5-3		0-1 1B			4 0 1 0 0 2 0	Milwaukee Brewers @ New York Mets Shea Stadium, Flushing, NY Wed Jul 30 2003, 7:10 PM EDT Att. 22,389 - Sunny - 77 F
Scott Podsednik, L (1, 8) OBP: 0.368, SLG: 0.393	2-1 F7		2-2 G6-3		0-1 F8		1-1 1B			4 0 1 0 0 0 0	
Geoff Jenkins, L (1, 7) OBP: 0.360, SLG: 0.505	3-2 F8		2-0 1B		1-0 FC6-4 HBP		2-3 K			3 0 1 0 0 1 2	
Richie Sexson, R (1, 3) OBP: 0.377, SLG: 0.520		4-2 G6-3 BB	3-3 K		2-1 FC6-4		0-3 K			3 0 0 0 1 2 2	
Brady Clark, R (1, 9) OBP: 0.330, SLG: 0.389		1 SAFE 4-2 B G6-3 1-2 BB		2-1 F H G1-4-3 1B HBP		1-1 G5-3		2-3 K		2 0 0 0 1 1 0	
Keith Ginter, R (1, 5) OBP: 0.340, SLG: 0.404		0-0 B2		1 SAFE 1-0 B X G1-4-3 1B		2-2 G4-3 1B		2-2 P5		4 0 2 0 0 0 2	
Eddie Pérez, R (1, 2) OBP: 0.319, SLG: 0.447		2-0 G6-3 1-2 2-3		S 1-2 F 1-2 SAFE 2-3 X		0-2 G4-3		0-2 F8		4 0 0 0 0 0 5	
Royce Clayton, R (1, 6) OBP: 0.289, SLG: 0.335		4-0 IBB		B 4-0 IBB		2-1 F8		1-3 K		2 0 0 0 2 1 0	
Wes Obermueller, R (1, 1) OBP: 0.250, SLG: 0.250 2 Bill Hall, R (7, PH) OBP: 0.188, SLG: 0.375 Luis Vizcaino, R (7, 1) Valerio De Los Santos, L (8, 1) John Vander Wal, L (9, PH) OBP: 0.373, SLG: 0.502		0-0 G5-3		S 1-3 K		0-3 K		2-3 K		2 0 0 0 0 1 5 1 0 0 0 0 1 0 0 0 0 0 0 0 0 0 0 0 0 0 0 0 1 0 0 0 0 1 0	
Inning Stats	R: 0 H: 0 E: 0 LOB: 0 K: 1 BB: 0 S: 10 P: 18	R: 0 H: 0 E: 0 LOB: 3 K: 0 BB: 3 S: 9 P: 23	R: 0 H: 1 E: 0 LOB: 1 K: 2 BB: 0 S: 11 P: 21	R: 0 H: 1 E: 0 LOB: 2 K: 1 BB: 1 S: 9 P: 18	R: 0 H: 0 E: 0 LOB: 1 K: 0 BB: 0 S: 6 P: 9	R: 0 H: 1 E: 0 LOB: 0 K: 0 BB: 0 S: 10 P: 13	R: 0 H: 2 E: 0 LOB: 2 K: 2 BB: 0 S: 13 P: 18	R: 0 H: 0 E: 0 LOB: 0 K: 2 BB: 0 S: 9 P: 13	R: 0 H: 0 E: 0 LOB: 0 K: 2 BB: 0 S: 10 P: 13	1B: 5 SF: 0 2B: 0 SAC: 0 3B: 0 DP: 2 HR: 0 HBP: 2	WP: 0 PA: 36 PB: 0 SB: 0 CS: 0
PITCHER	IP WLS BF H R ER SO BB IBB HBP BLK WP HR S P ERA WHIP										
Al Leiter, L (1, 1) ERA: 4.81	7.0 W 30 5 0 0 6 2 2 2 0 0 0 68 120 0.00 1.000										
David Weathers, R (8, 1) ERA: 3.3	2.0 S 6 0 0 0 4 0 0 0 0 0 0 19 26 0.00 0.000										

livebaseballscorecards.com

AB	30
R	0
H	5
RBI	0
BB	4
SO	10
LOB	16



Batter	1	2	3	4	5	6	7	8	9
Jeff Duncan, L (1, 8) OBP: 0.384, SLG: 0.344 B C F F B F X	3-2 P6 	0-1 F8 			2-3 K 			0-0 B1-3 	
7 José Reyes, S (1, 6) OBP: 0.273, SLG: 0.371 B X	1-0 F7 		0-1 G3-1 		2-2 G4-3 			2-3 K2-3 	
Cliff Floyd, L (1, 7) OBP: 0.366, SLG: 0.520 Jae Weong Seo, R (8, PR) OBP: 0.147, SLG: 0.094 Raul Gonzalez, R (9, 7) OBP: 0.347, SLG: 0.365 B B T F B S B	4-2 		3-2 G3-1 			2-3 K 		1-0 	
Jason Phillips, R (1, 3) OBP: 0.391, SLG: 0.471 X	0-0 		3-3 K 			1-2 PB SF9 		0-0 	
Timo Perez, L (1, 9) OBP: 0.333, SLG: 0.381 B C B F X	2-2 F9 		0-0 F7 			3-2 SF9 		0-2 G4-3 	
Ty Wigginton, R (1, 5) OBP: 0.318, SLG: 0.410 B B C C C B X		3-2 F8 			3-2 L7 			1-0 G5-3 	
Vance Wilson, R (1, 2) OBP: 0.292, SLG: 0.378 B B C B H		4-1 			1-3 K 			3-2 F9 	
Joe McEwing, R (1, 4) OBP: 0.315, SLG: 0.305 C C C 1 SAFE S		0-3 K 			3-2 F9 			0-1 P5 	
Al Leiter, L (1, 1) Roger Cedeno, S (7, PH) David Weathers, R (8, 1) B B C C B B		4-2 			1-1 G3-1 			0-0 P6 	

AB	R	H	RBI	BB	SO	LOB
4	0	0	0	0	1	2
4	1	1	0	0	1	0
3	0	1	1	1	1	0
0	0	0	0	0	0	0
0	0	0	0	0	0	0
4	1	3	0	0	1	0
3	0	0	1	0	0	5
3	0	0	0	0	0	0
2	0	0	0	0	1	0
3	0	0	0	0	1	1
1	0	0	0	1	0	0
1	0	0	0	0	0	0
0	0	0	0	0	0	0


Inning	R	H	E	K	S	H	LOB	BB	P
1	0	1	0	12	22	0	2	1	22
2	0	0	0	1	11	0	0	1	22
3	1	1	0	1	10	0	0	0	16
4	0	0	0	1	13	0	0	0	20
5	0	0	0	1	9	0	0	0	14
6	1	1	0	1	15	0	0	0	22
7	0	0	0	0	9	0	0	0	12
8	0	0	0	0	12	0	0	0	16
9	0	2	0	1	13	3	0	0	16

AB	R	H	RBI	BB	SO	LOB
28	2	5	2	2	6	8

PITCHER	IP	WLS	BF	H	R	ER	SO	BB	IBB	HBP	BLK	WP	HR	S	P	ERA	WHIP
Wes Obermueller, R (1, 1) ERA: 3.0	6.0	L	24	3	2	1	5	2	0	0	0	0	0	70	116	1.50	0.833
Luis Vizcaino, R (7, 1) ERA: 8.53	1.0		3	0	0	0	0	0	0	0	0	0	0	9	12	0.00	0.000
Valerio De Los Santos, L (8, 1) ERA: 4.41	1.0		5	2	0	0	1	0	0	0	0	0	0	13	16	0.00	2.000

Milwaukee Brewers @ New York Mets
 Shea Stadium, Flushing, NY
 Wed Jul 30 2003, 7:10 PM EDT
 Att. 22,389 - Sunny - 77 F

livebaseballscorecards.com



Milwaukee Brewers @ New York Mets
 Shea Stadium, Flushing, NY
 Thu Jul 31 2003, 12:10 PM EDT
 Att. 27,590 - Sunny - 75 F

livebaseballscorecards.com

AB	33
R	4
H	9
RBI	3
BB	6
SO	10
LOB	20



WP	2	PA	41
PB	0		
SB	1		
CS	0		

Batter	1	2	3	4	5	6	7	8	9	AB	R	H	RBI	BB	SO	LOB					
Scott Podsednik, L (1, 8) OBP: 0.374, SLG: 0.397	K		G6-4-3 BB		BB BB 1B	BB BB 1B		S 1B		4	0	3	1	1	1	0					
Royce Clayton, R (1, 6) OBP: 0.288, SLG: 0.331	G6-3		G6-4-3		BB BB	K		G6-3		4	0	0	0	1	1	4					
Geoff Jenkins, L (1, 7) OBP: 0.358, SLG: 0.500	BB		K		F7			F7	L7	4	0	0	0	1	1	3					
Richie Sexson, R (1, 3) OBP: 0.377, SLG: 0.517	F7				E 1B	BB		P4	K	4	0	1	1	1	1	1					
John Vander Wal, L (1, 9) Dan Kolb, R (9, 1) OBP: 0.366, SLG: 0.492			K		K	K		G6-3	P6	5	0	0	0	0	3	4					
Wes Helms, R (1, 5) Keith Ginter, R (5, 5) OBP: 0.324, SLG: 0.440					E1 BB	BB 1B		BB 1B		1	0	0	0	1	0	1					
Eddie Pérez, R (1, 2) OBP: 0.317, SLG: 0.444			K		G6-4-3			K	WP SH1-4 1B	4	1	1	1	0	2	4					
2 Bill Hall, R (1, 4) OBP: 0.263, SLG: 0.421					G6-4-3			SH1-4 BB 1B	SH1-4	3	1	2	0	0	0	1					
Matt Kinney, R (1, 1) Leo Estrella, R (7, 1) Brooks Kieschnick, L (8, PH) Mike DeJean, R (8, 1) Brady Clark, R (9, 9) OBP: 0.054, SLG: 0.056	FC5-4		FC5-4		SH1-4	SH1-4		K		1	0	0	0	1	0	2					
Inning Stats	R: 0 E: 0 K: 1 S: 12	H: 0 LOB: 1 BB: 1 P: 21	R: 0 E: 0 K: 2 S: 12	H: 1 LOB: 2 BB: 1 P: 18	R: 0 E: 0 K: 1 S: 5	H: 0 LOB: 0 BB: 1 P: 11	R: 0 E: 1 K: 1 S: 12	H: 1 LOB: 1 BB: 0 P: 18	R: 1 E: 0 K: 2 S: 13	H: 2 LOB: 3 BB: 2 P: 23	R: 0 E: 0 K: 0 S: 12	H: 0 LOB: 0 BB: 0 P: 16	R: 2 E: 0 K: 1 S: 15	H: 3 LOB: 1 BB: 0 P: 24	R: 0 E: 0 K: 1 S: 6	H: 0 LOB: 0 BB: 0 P: 8	1B: 8 2B: 1 3B: 0 HR: 0	SF: 0 SAC: 2 DP: 2 HBP: 0	WP: 2 PB: 0 SB: 1 CS: 0	PA: 41	
PITCHER	IP	WLS	BF	H	R	ER	SO	BB	IBB	HBP	BLK	WP	HR	S	P	ERA	WHIP				
Aaron Heilman, R (1, 1) ERA: 6.93	5.2	L	28	6	2	2	7	6	0	0	0	0	0	63	109	3.18	2.118				
Jaime Cerda, L (6, 1) ERA: 6.2	1.1		4	0	0	0	1	0	0	0	0	0	0	15	20	0.00	0.000				
Edwin Almonte, R (8, 1) ERA: 10.57	1.0		6	3	2	2	1	0	0	0	0	1	0	15	24	18.00	3.000				
Mike Stanton, L (9, 1) ERA: 5.22	1.0		3	0	0	0	1	0	0	0	0	0	0	6	8	0.00	0.000				

Batter	1	2	3	4	5	6	7	8	9
Scott Podsednik, L (1, 8) OBP: 0.374, SLG: 0.397	1-3 K		4-1 G6-4-3 BB		0-0 BB BB 1B	2-0 1-2 2-H 1B		0-2 S 1B	
Royce Clayton, R (1, 6) OBP: 0.288, SLG: 0.331	2-2 G6-3		0-0 G6-4-3		4-1 BB BB	1-3 K		2-1 G6-3	
Geoff Jenkins, L (1, 7) OBP: 0.358, SLG: 0.500	4-1 BB		2-3 K		0-0 F7			1-2 F7	0-1 L7
Richie Sexson, R (1, 3) OBP: 0.377, SLG: 0.517	2-2 F7				1-1 E 1B	4-2 BB		1-2 P4	1-3 K
John Vander Wal, L (1, 9) Dan Kolb, R (9, 1) OBP: 0.366, SLG: 0.492			0-3 K		2-3 K	1-3 K		2-2 G6-3	1-0 P6
Wes Helms, R (1, 5) Keith Ginter, R (5, 5) OBP: 0.324, SLG: 0.440			4-1 BB		2-2 E1 BB	2-1 BB 1B		2-2 BB 1B	
Eddie Pérez, R (1, 2) OBP: 0.317, SLG: 0.444			0-3 K		1-2 G6-4-3	0-3 K		2-0 WP SH1-4 1B	
2 Bill Hall, R (1, 4) OBP: 0.263, SLG: 0.421			2-2 BB		1-2 FC5-4 1B	2-1 BB SH1-4 1B		1-0 SH1-4	
Matt Kinney, R (1, 1) Leo Estrella, R (7, 1) Brooks Kieschnick, L (8, PH) Mike DeJean, R (8, 1) Brady Clark, R (9, 9) OBP: 0.054, SLG: 0.056	0-1 FC5-4				0-1 SH1-4	4-2 BB		2-3 K	

BOTTOM

Milwaukee Brewers @ New York Mets
 Shea Stadium, Flushing, NY
 Thu Jul 31 2003, 12:10 PM EDT
 Att. 27,590 - Sunny - 75 F

livebaseballscorecards.com

AB	34
R	3
H	8
RBI	2
BB	4
SO	6
LOB	25



WP: 0	PA: 39
PB: 0	
SB: 1	
CS: 0	

AB R H RBI BB SO LOB

4	1	0	0	1	1	2
5	1	3	0	0	0	0
5	0	1	1	0	1	5
3	0	1	1	0	0	1
3	0	0	0	1	2	4
3	1	0	0	1	0	5
3	0	1	0	1	0	2
0	0	0	0	0	0	0
2	0	1	0	0	0	1
1	0	0	0	0	1	2
1	0	1	0	0	0	0
2	0	0	0	0	0	1
0	0	0	0	0	0	0
1	0	0	0	0	0	1
0	0	0	0	0	0	0
1	0	0	0	0	1	1


Batter	1	2	3	4	5	6	7	8	9
Roger Cedeno, S (1, 9) OBP: 0.306, SLG: 0.353	4-2 7 1B BB	1-1 G5-3			0-1 G1-3			1-0 E4 7 2B G6-3	2-3 K
7 José Reyes, S (1, 6) OBP: 0.282, SLG: 0.384	1-2 1B		1-1 P5		1-1 G3			0-0 G6-3 1B 2B	1-1 1B
Timo Perez, L (1, 8) OBP: 0.330, SLG: 0.376	3-3 K		1-2 G4-3			3-2 G4-6-3 1B		1-0 G6-3	1-1 G6-3
Jason Phillips, R (1, 2) OBP: 0.393, SLG: 0.469	1-0 HBP		0-1 F8			0-0 P4		0-0 BB 1B	
Ty Wigginton, R (1, 5) OBP: 0.317, SLG: 0.406	0-3 K			1-3 K		1-2 G4-6-3 1-2f		4-0 BB	
Raul Gonzalez, R (1, 7) OBP: 0.345, SLG: 0.357	0-1 F7			0-0 P4			4-1 1B BLK BB	0-1 P3	
Tony Clark, S (1, 3) OBP: 0.293, SLG: 0.444 Mike Stanton, L (9, 1)		1-1 G4-3		4-2 BB			1-0 F8-4 BLK 1B	0-1 L4	
Marco Scutaro, R (1, 4) OBP: 0.200, SLG: 0.211 Cliff Floyd, L (7, PH) OBP: 0.365, SLG: 0.519 Joe McEwing, R (8, 4) OBP: 0.319, SLG: 0.309		2-1 G4-3 2B		0-0 P4			2-3 K		2-2 7 1B 1B
Aaron Heilman, R (1, 1) Jaime Cerda, L (6, 1) Jeff Duncan, L (7, PH) OBP: 0.378, SLG: 0.339 Edwin Almonte, R (8, 1) Jay Bell, R (9, 3) OBP: 0.356, SLG: 0.188		1-1 G4-3			1-1 F9		2-2 F8-4 1-2 3-H		2-3 K

Inning Stats	R: 0	H: 1	E: 0	LOB: 3	K: 2	BB: 1	S: 14	R: 0	H: 1	E: 0	LOB: 1	K: 0	BB: 0	S: 8	R: 0	H: 0	E: 0	LOB: 0	K: 0	BB: 0	S: 8	R: 0	H: 0	E: 0	LOB: 0	K: 0	BB: 0	S: 6	R: 0	H: 1	E: 0	LOB: 0	K: 0	BB: 0	S: 9	R: 1	H: 1	E: 0	LOB: 0	K: 1	BB: 1	S: 14	R: 2	H: 2	E: 1	LOB: 2	K: 0	BB: 1	S: 8	R: 0	H: 2	E: 0	LOB: 2	K: 2	BB: 0	S: 14	1B: 6	SF: 0	2B: 3	SAC: 0	3B: 0	DP: 2	HR: 0	HBP: 1	WP: 0	PA: 39
--------------	------	------	------	--------	------	-------	-------	------	------	------	--------	------	-------	------	------	------	------	--------	------	-------	------	------	------	------	--------	------	-------	------	------	------	------	--------	------	-------	------	------	------	------	--------	------	-------	-------	------	------	------	--------	------	-------	------	------	------	------	--------	------	-------	-------	-------	-------	-------	--------	-------	-------	-------	--------	-------	--------

PITCHER	IP	WLS	BF	H	R	ER	SO	BB	IBB	HBP	BLK	WP	HR	S	P	ERA	WHIP
Matt Kinney, R (1, 1) ERA: 5.08	6.0	W	25	4	1	1	3	3	0	1	0	0	0	54	86	1.50	1.167
Leo Estrella, R (7, 1) ERA: 3.07	1.0	H	2	0	0	0	1	0	0	0	1	0	0	12	16	0.00	0.000
Mike DeJean, R (8, 1) ERA: 4.88	1.0	H	7	2	2	1	0	1	0	0	0	0	0	8	14	9.00	3.000
Dan Kolb, R (9, 1) ERA: 2.57	1.0	S	5	2	0	0	2	0	0	0	0	0	0	14	22	0.00	2.000

Milwaukee Brewers @ Montreal Expos
 Olympic Stadium, Montreal, QB
 Fri Aug 01 2003, 7:05 PM EDT
 Att. 6,518 - Dome - 72 F

AB	35
R	4
H	11
RBI	4
BB	2
SO	8
LOB	18



WP:	0	PA:	39
PB:	0		
SB:	0		
CS:	1		

Batter	1	2	3	4	5	6	7	8	9	AB R H RBI BB SO LOB
Eric Young Sr. R (1, 4) OBP: 0.337, SLG: 0.423	2-1 F9		0-0 2-H 1B		0-1 FC4-6		1-2 F8		3-2 HR	5 1 2 1 0 0 3
Scott Podsednik L (1, 8) OBP: 0.374, SLG: 0.400	2-3 K			2-3 K		2-2 F9 G6-3 2B	0-1 1-3 1B		2-1 G4-3	5 1 2 0 0 2 0
Geoff Jenkins L (1, 7) OBP: 0.356, SLG: 0.495	0-2 G4-3			1-2 F7		2-2 G6-3 BB HBP	2-2 G4-3		1-1 F9	4 0 0 0 0 0 2
Richie Sexson R (1, 3) OBP: 0.378, SLG: 0.517		3-3 K		1-2 FC4-6 1B		0-0 F9		2-2 3B 1B		4 1 2 0 0 1 2
John Vander Wal L (1, 9) OBP: 0.372, SLG: 0.500		4-2 CS BB		0-1 FC4-6		4-0 G6-3 1-2 BB		1-2 1-H G4-3 3B		2 1 1 1 2 0 1
Keith Ginter R (1, 5) OBP: 0.344, SLG: 0.412		0-3 K			0-0 1B 1B	0-0 G6-3		2-2 P3		4 0 1 1 0 1 4
Keith Osik R (1, 2) OBP: 0.340, SLG: 0.320			1-0 SH3-4 1B 1B		1-3 K	2-3 K		2-1 G4-3		4 0 1 1 0 2 3
Royce Clayton R (1, 6) OBP: 0.287, SLG: 0.331			2-3 K		1-0 FC4-6 1B		3-2 G1-3	3-2 G4-3		4 0 1 0 0 1 1
Wayne Franklin L (1, 1) OBP: 0.156, SLG: 0.156 2 Bill Hall R (7, PH) OBP: 0.300, SLG: 0.450 Luis Vizcaino R (7, 1) Brooks Kieschnick L (8, 1) OBP: 0.370, SLG: 0.588 Brady Clark R (9, PH) OBP: 0.328, SLG: 0.387			1-0 SH3-4		1-3 K		1-0 1B		2-2 F8	1 0 0 0 0 1 2 1 0 1 0 0 0 0 0 0 0 0 0 0 0 0 0 0 0 0 0 0 1 0 0 0 0 0 0

Inning Stats	R: 0 E: 0 K: 1 S: 9	H: 0 LOB: 0 BB: 0 P: 13	R: 0 E: 0 K: 2 S: 9	H: 0 LOB: 1 BB: 1 P: 16	R: 0 E: 0 K: 1 S: 6	H: 2 LOB: 2 BB: 0 P: 10	R: 0 E: 0 K: 1 S: 13	H: 1 LOB: 1 BB: 0 P: 17	R: 0 E: 0 K: 2 S: 11	H: 2 LOB: 2 BB: 0 P: 14	R: 1 E: 0 K: 1 S: 11	H: 1 LOB: 2 BB: 1 P: 21	R: 0 E: 0 K: 0 S: 16	H: 2 LOB: 2 BB: 0 P: 23	R: 2 E: 0 K: 0 S: 18	H: 2 LOB: 0 BB: 0 P: 28	R: 1 E: 0 K: 0 S: 10	H: 1 LOB: 0 BB: 0 P: 18	1B: 8 2B: 2 3B: 1 HR: 1	SF: 0 SAC: 1 DP: 1 HBP: 1	WP: 0 PB: 0 SB: 0 CS: 1	PA: 39
--------------	------------------------------	----------------------------------	------------------------------	----------------------------------	------------------------------	----------------------------------	-------------------------------	----------------------------------	-------------------------------	----------------------------------	-------------------------------	----------------------------------	-------------------------------	----------------------------------	-------------------------------	----------------------------------	-------------------------------	----------------------------------	----------------------------------	------------------------------------	----------------------------------	--------

PITCHER	IP	WLS	BF	H	R	ER	SO	BB	IBB	HBP	BLK	WP	HR	S	P	ERA	WHIP
Tomo Ohka R (1, 1) ERA: 4.57	7.0	W	30	8	1	1	8	2	0	1	0	0	0	75	114	1.29	1.429
Hector Almonte R (8, 1) ERA: 8.82	1.0		5	2	2	2	0	0	0	0	0	0	0	18	28	18.00	2.000
Joey Eischen L (9, 1) ERA: 3.12	1.0		4	1	1	1	0	0	0	0	0	0	1	10	18	9.00	1.000

PITCHER	IP	WLS	BF	H	R	ER	SO	BB	IBB	HBP	BLK	WP	HR	S	P	ERA	WHIP
---------	----	-----	----	---	---	----	----	----	-----	-----	-----	----	----	---	---	-----	------

Batter	1	2	3	4	5	6	7	8	9	AB	R	H	RBI	BB	SO	LOB	BOTTOM																					
Jose Macias, S OBP: 0.307, SLG: 0.391 Joey Eischen, L (1, 8) (9, 1)	0-1 G4-3	0-2 G4-3		2-0 F9		0-0 G6-3		0-0 1B		5	0	1	1	0	0	4	Milwaukee Brewers @ Montreal Expos Olympic Stadium, Montreal, QB Fri Aug 01 2003, 7:05 PM EDT Att. 6,518 - Dome - 72 F																					
Jamey Carroll, R OBP: 0.333, SLG: 0.355 (1, 5)	0-1 1B		3-1 F9	1-1 F7		3-1 HR		0-2 G1-3		5	1	2	1	0	0	3																						
Jose Vidro, S OBP: 0.408, SLG: 0.493 (1, 4)	0-1 1B		3-2 G2-3		0-1 2B	1-0 F7				4	1	2	0	0	0	0																						
Vladimir Guerrero, R OBP: 0.419, SLG: 0.533 (1, 9)	1-0 G6-4-3		3-1 F9		0-0 HR		2-0 P4			4	1	1	1	0	0	2																						
Orlando Cabrera, R OBP: 0.351, SLG: 0.486 (1, 6)		0-0 2B		4-2 2B	2-2 G5-3		2-2 F9			3	2	1	0	1	0	1																						
Brad Wilkerson, L OBP: 0.374, SLG: 0.475 (1, 7)		1-2 SH5-4		2-1 P4	2-0 HR		2-1 G3-1			4	1	2	3	0	0	1																						
Joe Vitiello, R OBP: 0.500, SLG: 0.645 Edwards Guzman, L OBP: 0.275, SLG: 0.322 (1, 3) (8, 3)		4-2 SH5-4		0-1 1B	2-3 K			1-1 G6-3		2	1	1	0	1	1	0			AB	35																		
Brian Schneider, L OBP: 0.333, SLG: 0.408 (1, 2)		1-3 K		0-2 F9	0-2 G1-3			1-0 P6		4	0	1	1	0	1	3			R	8																		
Tomo Ohka, S OBP: 0.278, SLG: 0.235 Hector Almonte, R (8, 1)		2-0 SH5-4		0-0 1B		1-1 F8		3-1 G6-3		2	0	1	1	0	0	0			H	13																		
Ronald Calloway, L OBP: 0.287, SLG: 0.406 Andy Chavez, L OBP: 0.289, SLG: 0.366 (8, PH) (9, 8)		1-2 2-3		1-2 3-H				2-3 1B		1	0	0	0	0	0	0			RBI	8																		
Inning Stats											R: 0	H: 2	R: 1	H: 2	R: 0	H: 0	R: 2	H: 3	R: 3	H: 3	R: 1	H: 1	R: 0	H: 0	R: 1	H: 2	1B: 6	SF: 0	WP: 0	PA: 38								
PITCHER											E: 0	LOB: 1	E: 0	LOB: 2	E: 0	LOB: 0	E: 0	LOB: 2	E: 0	LOB: 0	E: 0	LOB: 0	E: 0	LOB: 0	E: 0	LOB: 1	2B: 5	SAC: 1	PB: 0									
Wayne Franklin, L ERA: 5.16 (1, 1)	6.0	WLS	BF	H	R	ER	SO	BB	IBB	HBP	BLK	WP	HR	S	P	105	ERA	WHIP	10.50	2.167																		
Luis Vizcaino, R ERA: 8.31 (7, 1)	1.0		3	0	0	0	0	0	0	0	0	0	0	6	12		0.00	0.000																				
Brooks Kieschnick, R ERA: 5.02 (8, 1)	1.0		5	2	1	1	0	0	0	0	0	0	0	10	15		9.00	2.000																				
											K: 0	BB: 0	K: 1	BB: 1	K: 0	BB: 0	K: 1	BB: 0	K: 0	BB: 0	K: 0	BB: 0	K: 0	BB: 0	K: 0	BB: 0	3B: 0	DP: 1	SB: 0									
											S: 7	P: 8	S: 17	P: 25	S: 7	P: 16	S: 14	P: 23	S: 16	P: 22	S: 6	P: 11	S: 6	P: 12	S: 10	P: 15	HR: 2	HBP: 0	CS: 0									
											IP	WLS	BF	H	R	ER	SO	BB	IBB	HBP	BLK	WP	HR	S	P	ERA	WHIP											

livebaseballscorecards.com

AB 35
R 8
H 13
RBI 8
BB 2
SO 2
LOB 15



Batter	1	2	3	4	5	6	7	8	9	AB R H RBI BB SO LOB	TOP											
Eric Young Sr. R (1, 4) OBP: 0.334, SLG: 0.418	3-1 P6		2-3 K			1-2 E5 1B		2-3 K		4 1 0 0 0 2 0												
Scott Podsednik, L (1, 8) OBP: 0.376, SLG: 0.401	1-1 F7			0-0 1B		1-0 1B 1-2 1B		2-3 K		4 0 2 0 0 1 0												
Geoff Jenkins, L (1, 7) OBP: 0.355, SLG: 0.493	2-3 K			0-0 G3-6-3-4 1-2f		2-2 1B 1-3 2-H 1-2 1B		2-3 K		4 0 1 1 0 2 1												
Richie Sexson, R (1, 3) OBP: 0.381, SLG: 0.522		0-1 BLK 1B		2-0 2B		1-1 G5-4-3 1-2f			2-2 1B G4-6-3	4 0 3 0 0 0 2												
John Vander Wal, L (1, 9) OBP: 0.367, SLG: 0.492		1-2 F9		1-2 F7			3-1 F8		1-3 K	4 0 0 0 0 1 3												
Keith Ginter, R (1, 5) OBP: 0.342, SLG: 0.409		1-3 K 1-2			1-3 K		0-0 1B 1B		0-0 G4-6-3 1-2f	4 0 1 0 0 2 2												
Eddie Pérez, R (1, 2) OBP: 0.314, SLG: 0.438		2-3 K			1-1 P3		2-3 K			3 0 0 0 0 2 2												
Royce Clayton, R (1, 6) OBP: 0.288, SLG: 0.331			0-0 F9		1-1 F8		0-0 1B 1-2 1B			3 0 1 0 0 0 0												
David Manning, R (1, 1)			0-3 K			0-0 F8	0-1 F8			1 0 0 0 0 1 0												
Dave Burba, R (5, 1)										1 0 0 0 0 0 0												
Wes Helms, R (7, PH) OBP: 0.323, SLG: 0.439										1 0 0 0 0 0 2												
Luis Vizcaino, R (7, 1)										0 0 0 0 0 0 0												
Brooks Kieschnick, L (8, 1) OBP: 0.370, SLG: 0.588										0 0 0 0 0 0 0												
Inning Stats	R: 0 E: 0 K: 1 S: 8	H: 0 LOB: 0 BB: 0 P: 14	R: 0 E: 0 K: 2 S: 13	H: 1 LOB: 1 BB: 0 P: 17	R: 0 E: 0 K: 2 S: 7	H: 0 LOB: 0 BB: 0 P: 9	R: 0 E: 0 K: 0 S: 7	H: 2 LOB: 1 BB: 0 P: 10	R: 0 E: 0 K: 1 S: 7	H: 0 LOB: 0 BB: 0 P: 10	R: 1 E: 1 K: 0 S: 10	H: 2 LOB: 1 BB: 0 P: 15	R: 0 E: 0 K: 1 S: 9	H: 2 LOB: 2 BB: 0 P: 14	R: 0 E: 0 K: 3 S: 11	H: 0 LOB: 0 BB: 0 P: 17	R: 0 E: 0 K: 1 S: 9	H: 1 LOB: 0 BB: 0 P: 12	1B: 7 2B: 1 3B: 0 HR: 0	SF: 0 SAC: 0 DP: 3 HBP: 0	WP: 0 PB: 0 SB: 0 CS: 0	PA: 33
PITCHER Javier Vazquez, R (1, 1) ERA: 3.55	IP: 9.0 WLS: W BF: 33 H: 8 R: 1 ER: 0 SO: 11 BB: 0 IBB: 0 HBP: 0 BLK: 1 WP: 0 HR: 0 S: 81 P: 118 ERA: 0.00 WHIP: 0.889																					

Milwaukee Brewers @ Montreal Expos
Olympic Stadium, Montreal, QB
Sat Aug 02 2003, 7:05 PM EDT
Att. 22,180 - Dome - 72 F

livebaseballscorecards.com

AB	33
R	1
H	8
RBI	1
BB	0
SO	11
LOB	12



Batter	1	2	3	4	5	6	7	8	9
Andy Chavez, L OBP: 0.288, SLG: 0.370 (1, 8) C B F B B X	3-2 G5-3 1-2	0-1 G4-3 1-2		2-2 E6 1-H 2-H 3B		0-1 P5 1-2		2-0 G3-1 1-2	
Jamey Carroll, R OBP: 0.337, SLG: 0.359 (1, 5) C B X	1-1 BB 1B		1-0 G4-3	0-0 G1-3			0-1 WP G3 1B		
Orlando Cabrera, R OBP: 0.350, SLG: 0.483 (1, 6) F 1 SAFE C B 1 SAFE B B	4-2 G6-4-3 1-2 BB		0-3 K	3-0 G6-3			1-2 F9		
Vladimir Guerrero, R OBP: 0.413, SLG: 0.523 (1, 9) F X X	0-2 G6-4-3 1-2f		0-1 F9		0-0 P3		0-1 G3 1-2		
Brad Wilkerson, L OBP: 0.378, SLG: 0.474 (1, 7) C B B B B		4-1 FC3-6 BB		4-1 HR BB		1-2 G4-3		4-2 WP BB	
Wil Cordero, R OBP: 0.357, SLG: 0.452 (1, 3) C SAFE B B 1 SAFE F 1 SAFE F 1 SAFE X		2-2 F9		2-2 1-H HR		3-3 K		1-3 K 1-2 2-3	
Brian Schneider, L OBP: 0.332, SLG: 0.410 (1, 2) X		0-0 FC3-6 WP BB 1B 1-2f		2-1 G3		0-1 G4-3 2B		1-0 F8	
Henry Mateo, S OBP: 0.330, SLG: 0.304 (1, 4) B B B B		4-0 WP 1B BB 1-2		4-1 WP SH E BB		2-1 G4-3 2-3		4-2 WP BB	
Javier Vazquez, R OBP: 0.159, SLG: 0.140 (1, 1) C C B X		1-2 1B 1-H 2-H		0-0 SH E 1-2		1-2 L3		0-3 K	

AB	R	H	RBI	BB	SO	LOB
5	1	1	2	0	0	3
4	0	2	0	0	0	0
3	0	0	0	1	1	1
4	0	0	0	0	0	3
1	1	0	0	3	0	0
4	1	1	2	0	2	3
4	1	1	0	0	0	1
1	2	0	0	3	0	1
3	1	1	2	0	1	2


BOTTOM

Milwaukee Brewers @ Montreal Expos
Olympic Stadium, Montreal, QB

Sat Aug 02 2003, 7:05 PM EDT
Att: 22,180 - Dome - 72 F

AB	29
R	7
H	6
RBI	6
BB	7
SO	4
LOB	14

livebaseballscorecards.com



WP: 4	PA: 37
PB: 0	
SB: 0	
CS: 0	

Inning Stats	R	H	E	K	S	R	H	E	K	S	R	H	E	K	S	R	H	E	K	S	R	H	E	K	S
	0	1	0	12	20	2	1	0	11	22	0	0	0	6	7	0	0	0	14	20	0	0	0	1	2
	0	1	0	12	20	2	1	0	11	22	0	0	0	6	7	0	0	0	14	20	0	0	0	1	2
	0	1	0	12	20	2	1	0	11	22	0	0	0	6	7	0	0	0	14	20	0	0	0	1	2
	0	1	0	12	20	2	1	0	11	22	0	0	0	6	7	0	0	0	14	20	0	0	0	1	2
	0	1	0	12	20	2	1	0	11	22	0	0	0	6	7	0	0	0	14	20	0	0	0	1	2

PITCHER	IP	WLS	BF	H	R	ER	SO	BB	IBB	HBP	BLK	WP	HR	S	P	ERA	WHIP
David Manning, R ERA: 13.5 (1, 1)	4.0	L	21	4	7	6	1	5	0	0	0	2	1	43	80	13.50	2.250
Dave Burba, R ERA: 3.38 (5, 1)	2.0		7	1	0	0	1	0	0	0	0	0	0	16	23	0.00	0.500
Luis Vizcaino, R ERA: 8.1 (7, 1)	1.0		5	1	0	0	1	1	0	0	0	1	0	14	20	0.00	2.000
Brooks Kieschnick, R ERA: 4.89 (8, 1)	1.0		4	0	0	0	1	1	0	0	0	1	0	7	14	0.00	1.000

Batter	1	2	3	4	5	6	7	8	9	AB R H RBI BB SO LOB	TOP
Scott Podsednik, L (1, 8) <small>OBP: 0.372, SLG: 0.397</small>	0-3 		3-3 			3-1 G6-3 		3-2 G6-4-3 		4 0 0 0 0 2 3	
Royce Clayton, R (1, 6) <small>OBP: 0.287, SLG: 0.338</small>	0-1 G5-3 			0-2 		3-2 G5-3 		2-3 		4 1 1 1 0 1 0	
Geoff Jenkins, L (1, 7) <small>OBP: 0.356, SLG: 0.495</small>	0-3 			0-1 L8 			1-2 		3-2 	4 1 2 0 0 1 0	
Richie Sexson, R (1, 3) <small>OBP: 0.380, SLG: 0.521</small>		0-0 F8 		3-3 			0-1 F8 		0-1 	4 0 1 0 0 1 1	
John Vander Wal, L (1, 9) <small>OBP: 0.368, SLG: 0.490</small>		2-2 		3-1 F8 			4-2 		3-2 G6-3 	3 0 1 1 1 0 1	
Keith Ginter, R (1, 5) <small>OBP: 0.336, SLG: 0.401</small>		2-2 F8 			1-2 L6 		2-0 E6 		1-2 	4 0 0 0 0 0 3	
2 Bill Hall, R (1, 4) <small>OBP: 0.261, SLG: 0.391</small> Mike DeJean, R (7, 1) Brooks Kieschnick, L (9, PH) <small>OBP: 0.364, SLG: 0.577</small>			1-1 F7 		2-1 P4 		1-3 		2-1 	3 0 0 0 0 1 3	
Keith Osik, R (1, 2) <small>OBP: 0.340, SLG: 0.320</small>			2-2 		0-0 G3 		1-3 			3 0 1 0 0 1 3	
15 Ben Sheets, R (1, 1) <small>OBP: 0.115, SLG: 0.098</small> Valerio De Los Santos, L (7, 1) Eric Young Sr., R (7, 4) <small>OBP: 0.336, SLG: 0.420</small>			1-3 			0-2 		0-1 		2 0 1 0 0 1 1	
Inning Stats	R: 0 E: 0 K: 2 S: 8 H: 0 LOB: 0 BB: 0 P: 8	R: 0 E: 0 K: 0 S: 7 H: 1 LOB: 0 BB: 0 P: 11	R: 0 E: 0 K: 2 S: 13 H: 1 LOB: 1 BB: 0 P: 20	R: 1 E: 0 K: 1 S: 10 H: 1 LOB: 0 BB: 0 P: 16	R: 0 E: 0 K: 0 S: 6 H: 0 LOB: 0 BB: 0 P: 9	R: 0 E: 0 K: 0 S: 8 H: 1 LOB: 0 BB: 0 P: 14	R: 0 E: 1 K: 2 S: 15 H: 1 LOB: 3 BB: 1 P: 24	R: 0 E: 0 K: 1 S: 8 H: 1 LOB: 0 BB: 0 P: 13	R: 1 E: 0 K: 0 S: 16 H: 2 LOB: 1 BB: 0 P: 25	1B: 5 2B: 2 3B: 0 HR: 1 SF: 0 SAC: 0 DP: 2 HBP: 0	WP: 0 PB: 0 SB: 0 CS: 0 PA: 34
PITCHER Livan Hernandez, R (1, 1) <small>ERA: 3.32</small> Luis Ayala, R (8, 1) <small>ERA: 3.4</small> Joey Eischen, L (9, 1) <small>ERA: 3.35</small> Rocky Biddle, R (9, 1) <small>ERA: 3.57</small>	IP WLS BF H R ER SO BB IBB HBP BLK WP HR S P ERA WHIP 7.0 W 26 5 1 1 7 1 0 0 0 0 0 1 67 102 1.29 0.857 1.0 H 3 1 0 0 1 0 0 0 0 0 0 0 8 13 0.00 1.000 0.0 1 1 1 1 0 0 0 0 0 0 0 0 3 6 ∞ ∞ 1.0 S 4 1 0 0 0 0 0 0 0 0 0 0 13 19 0.00 1.000	PITCHER IP WLS BF H R ER SO BB IBB HBP BLK WP HR S P ERA WHIP 0 0 8 13 0.00 1.000 0 0 3 6 ∞ ∞ 0 0 13 19 0.00 1.000									

Milwaukee Brewers @ Montreal Expos
 Olympic Stadium, Montreal, QB
 Sun Aug 03 2003, 1:05 PM EDT
 Att. 17,953 - Dome - 72 F

AB	33
R	2
H	8
RBI	2
BB	1
SO	8
LOB	16




Batter	1	2	3	4	5	6	7	8	9
Endy Chavez, L (1, 8) OBP: 0.290, SLG: 0.371	1-2 SH3-4 1B		0-3 K		2-2 L9		2-2 BB 1B		
Jamey Carroll, R (1, 5) OBP: 0.342, SLG: 0.357	1-0 SH3-4 1-2		1-3 K			4-1 G1-3 1B BB	4-1 PB 1B 1-2 BB		
Orlando Cabrera, R (1, 6) OBP: 0.349, SLG: 0.480	1-0 P4			1-0 G4-3		1-2 G1-3 1-2	1-0 PB 1B 1-2 2-H		
Vladimir Guerrero, R (1, 9) OBP: 0.410, SLG: 0.518	2-2 S 1B 2-H			1-1 G4-3		2-3 K	1-1 F9 1-2 2-3		
Brad Wilkerson, L (1, 7) OBP: 0.377, SLG: 0.471	2-3 K 1-2			3-2 F8		1-0 1B 2-H		2-3 K	
Wil Cordero, R (1, 3) OBP: 0.359, SLG: 0.452		0-0 CS 1B			1-1 G5-3	2-2 F9		3-2 G3-6-1 1B	
Brian Schneider, L (1, 2) OBP: 0.330, SLG: 0.407		2-2 F8 1-2			0-0 1B 1B		3-1 G3-1	0-0 G3-6-1 1-2f	
Henry Mateo, S (1, 4) OBP: 0.339, SLG: 0.333		1-3 K			0-0 1B 1-2 1B		1-0 1B 3B		
Livan Hernandez, R (1, 1) OBP: 0.216, SLG: 0.220			0-1 G5-3		1-3 K		1-1 P4		
Joe Vitiello, R (7, PH) OBP: 0.486, SLG: 0.625									
Luis Ayala, R (8, 1)									
Joey Eischen, L (9, 1)									
Rocky Biddle, R (9, 1)									

AB	R	H	RBI	BB	SO	LOB
4	2	2	1	0	1	2
1	1	0	0	2	1	0
4	0	1	1	0	0	2
4	0	1	1	0	1	3
4	0	1	1	0	2	1
4	0	2	0	0	0	1
4	0	1	0	0	0	2
3	1	2	0	0	1	0
2	0	0	0	0	1	2
1	0	0	0	0	0	1
0	0	0	0	0	0	0
0	0	0	0	0	0	0
0	0	0	0	0	0	0

Milwaukee Brewers @ Montreal Expos
Olympic Stadium, Montreal, QB
 Sun Aug 03 2003, 1:05 PM EDT
 Att. 17,953 - Dome - 72 F

AB	31
R	4
H	10
RBI	4
BB	2
SO	7
LOB	14



Inning Stats																											
R	H	E	K	S	R	H	E	K	S	R	H	E	K	S	R	H	E	K	S	R	H	E	K	S			
1	2	0	11	18	0	1	0	7	10	0	0	0	9	10	0	0	0	11	15	1	2	0	13	25	0	14	
LOB	1	LOB	0	BB	1	LOB	0	BB	0	LOB	2	LOB	0	BB	3	LOB	2	LOB	0	BB	1	LOB	0	BB	0	LOB	0

PITCHER																
IP	WLS	BF	H	R	ER	SO	BB	IBB	HBP	BLK	WP	HR	S	P	ERA	WHIP
6.0	L	24	6	2	2	6	1	0	0	0	0	0	57	86	3.00	1.167
0.2		6	3	2	2	0	1	0	0	0	0	0	10	22	27.00	6.000
1.1		4	1	0	0	1	0	0	0	0	0	0	11	17	0.00	0.750

Atlanta Braves @ Milwaukee Brewers
 Miller Park, Milwaukee, WI
 Tue Aug 05 2003, 7:05 PM CDT
 Att. 20,986 - Cloudy - 78 F

livebaseballscorecards.com

AB	33
R	3
H	6
RBI	3
BB	2
SO	7
LOB	11



WP:	0	PA:	35
PB:	0		
SB:	1		
CS:	0		


AB R H RBI BB SO LOB

4	0	0	0	0	0	2
4	0	1	0	0	1	1
3	0	1	0	1	0	1
3	1	0	0	1	0	2
4	1	1	0	0	1	2
4	1	1	2	0	0	2
4	0	1	1	0	3	0
4	0	0	0	0	2	1
2	0	1	0	0	0	0
1	0	0	0	0	0	0
0	0	0	0	0	0	0
0	0	0	0	0	0	0

Batter	1	2	3	4	5	6	7	8	9
Rafael Furcal, S (1, 6) OBP: 0.341, SLG: 0.446	3-1 G3		3-2 F7		1-0 G3		1-0 G3		
Marcus Giles, R (1, 4) OBP: 0.384, SLG: 0.504	1-2 F9		0-0 L8			2-2 FC4-6 1B	1-3 K		
Gary Sheffield, R (1, 9) OBP: 0.426, SLG: 0.589	4-0 BB			3-1 10 S 1B		1-2 F9		0-1 G5-3	
10 Chipper Jones, S (1, 7) OBP: 0.389, SLG: 0.483	1-1 SAFE SAFE G4-3			4-1 SAFE SAFE SAFE SAFE G4-6-3 BB		1-2 FC4-6 1B 3B		1-1 G5-3	
Andruw Jones, R (1, 8) OBP: 0.364, SLG: 0.538		1-1 G4-3		0-0 P3		0-0 3B 1B		0-3 K	
Robert Fick, L (1, 3) OBP: 0.360, SLG: 0.485		2-2 F8		1-2 G4-6-3 1-2f		0-2 1B 3B		1-2 G4-3	
Javy Lopez, R (1, 2) OBP: 0.367, SLG: 0.671			1-3 K		2-3 K	0-0 1B		2-3 K	
Vinny Castilla, R (1, 5) OBP: 0.316, SLG: 0.470			1-3 K		1-1 F7	3-3 K2-3		1-2 G1-3	
Horacio Ramirez, L (1, 1) OBP: 0.119, SLG: 0.167			1-2 E4		0-0 1B		2-2 G6-3		
Matt Franco, L (7, PH) OBP: 0.354, SLG: 0.413									
Darren Holmes, R (7, 1)									
Ray King, L (8, 1)									

Inning Stats	R: 0	H: 0	E: 0	K: 0	S: 8	R: 0	H: 0	E: 0	K: 1	S: 8	R: 0	H: 0	E: 1	K: 1	S: 13	R: 0	H: 1	E: 0	K: 0	S: 7	R: 0	H: 1	E: 0	K: 1	S: 7	R: 3	H: 4	E: 0	K: 1	S: 17	R: 0	H: 0	E: 0	K: 1	S: 7	R: 0	H: 0	E: 0	K: 1	S: 14	R: 0	H: 0	E: 0	K: 1	S: 14	R: 0	H: 0	E: 0	K: 1	S: 14	1B: 5	2B: 0	3B: 1	HR: 0	SF: 0	SAC: 0	DP: 1	HBP: 0	WP: 0	PA: 35							
	0	1	0	1	17	0	0	0	1	12	1	1	1	0	18	0	1	0	1	15	0	1	0	0	11	0	4	0	0	24	0	0	0	0	11	0	0	0	0	8	0	0	0	0	18	0	0	0	0	0	0	0	0	0	0	0	0	0	0	0	0	0	0	0	0		

PITCHER	IP	WLS	BF	H	R	ER	SO	BB	IBB	HBP	BLK	WP	HR	S	P	ERA	WHIP
Matt Kinney, R (1, 1) ERA: 5.06	6.0		26	6	3	3	4	2	0	0	0	0	0	60	97	4.50	1.333
Mike DeJean, R (7, 1) ERA: 4.6	2.0	W	6	0	0	0	2	0	0	0	0	0	0	14	19	0.00	0.000
Dan Kolb, R (9, 1) ERA: 2.45	1.0	S	3	0	0	0	1	0	0	0	0	0	0	14	18	0.00	0.000

Batter	1	2	3	4	5	6	7	8	9	AB	R	H	RBI	BB	SO	LOB	BOTTOM			
Eric Young Sr., R (1, 4) OBP: 0.337, SLG: 0.419	3-2 F7		2-1 SH3 1B	0-0 F9		0-2 1B		0-0 B2		5	0	2	0	0	0	3	Atlanta Braves @ Milwaukee Brewers Miller Park, Milwaukee, WI Tue Aug 05 2003, 7:05 PM CDT Att. 20,986 - Cloudy - 78 F livebaseballscorecards.com AB 31 R 4 H 9 RBI 4 BB 6 SO 7 LOB 20 			
Scott Podsednik, L (1, 8) OBP: 0.371, SLG: 0.395	2-2 1B		0-0 SH3 1-2		1-3 K 1 SAFE 1 SAFE	1-1 G1-3		2-2 G5-3 2-3f		4	0	1	0	0	1	3				
Geoff Jenkins, L (1, 7) OBP: 0.360, SLG: 0.494	4-2 BB 1-2		4-1 BB		0-0 F8		4-1 HR BB			1	1	0	0	3	0	0				
Richie Sexson, R (1, 3) OBP: 0.383, SLG: 0.537	3-3 K		4-1 IBB 1-2 2-3		3-1 HR		3-1 HR 1-H			3	2	2	3	1	1	2				
Brady Clark, R (1, 9) OBP: 0.326, SLG: 0.384	0-0 G4-3		2-2 P3		2-2 1B		2-2 G1-4-3			4	0	1	0	0	0	5				
Keith Ginter, R (1, 5) OBP: 0.339, SLG: 0.414		2-1 HR	3-3 K		4-1 BB 1-2		1-0 F8			3	1	1	1	1	1	3				
Eddie Pérez, R (1, 2) OBP: 0.313, SLG: 0.439		0-1 G6-3		1-1 2B		1-1 F9		2-2 K		4	0	1	0	0	1	2				
Royce Clayton, R (1, 6) OBP: 0.287, SLG: 0.340		1-2 G6-3		0-0 G5-3		1-1 F8		1-1 G5-3 2B		4	0	1	0	0	0	1				
Matt Kinney, R (1, 1) 2 Bill Hall, R (6, PH) Mike DeJean, R (7, 1) Wes Helms, R (8, PH) Enrique Cruz, R (8, PR) Dan Kolb, R (9, 1)		0-3 K		1-3 K		1-3 K		4-1 BB		2	0	0	0	0	2	1				
Inning Stats	R: 0 E: 0 K: 1 S: 17	H: 1 LOB: 2 BB: 1 P: 29	R: 1 E: 0 K: 1 S: 11	H: 1 LOB: 0 BB: 0 P: 14	R: 0 E: 0 K: 1 S: 12	H: 1 LOB: 3 BB: 2 P: 27	R: 0 E: 0 K: 1 S: 7	H: 1 LOB: 1 BB: 0 P: 9	R: 1 E: 0 K: 1 S: 12	H: 2 LOB: 2 BB: 1 P: 23	R: 0 E: 0 K: 1 S: 11	H: 1 LOB: 1 BB: 0 P: 14	R: 2 E: 0 K: 1 S: 12	H: 1 LOB: 0 BB: 1 P: 24	R: 0 E: 0 K: 0 S: 7	H: 1 LOB: 1 BB: 1 P: 14			1B: 4 2B: 2 3B: 0 HR: 3	SF: 0 SAC: 1 DP: 1 HBP: 0
PITCHER	IP WLS BF H R ER SO	IP WLS BF H R ER SO	IP WLS BF H R ER SO	IP WLS BF H R ER SO	IP WLS BF H R ER SO	IP WLS BF H R ER SO	IP WLS BF H R ER SO	IP WLS BF H R ER SO	IP WLS BF H R ER SO	IP WLS BF H R ER SO	IP WLS BF H R ER SO	IP WLS BF H R ER SO	IP WLS BF H R ER SO	IP WLS BF H R ER SO	IP WLS BF H R ER SO	IP WLS BF H R ER SO	ERA WHIP	ERA WHIP		
Horacio Ramirez, L (1, 1) ERA: 4.27	6.0		7	2	2	6	3	1	0	0	0	0	0	0	0	0	3.00	1.667		
Darren Holmes, R (7, 1) ERA: 4.21	1.0	L	5	1	2	1	0	0	0	0	0	0	0	0	0	0	18.00	2.000		
Ray King, L (8, 1) ERA: 3.68	1.0		4	1	0	0	1	0	0	0	0	0	0	0	0	0	0.00	2.000		

Batter	1	2	3	4	5	6	7	8	9	AB	R	H	RBI	BB	SO	LOB	TOP										
Rafael Furcal, S (1, 6) OBP: 0.342, SLG: 0.445 Mark DeRosa, R (6, 6) OBP: 0.293, SLG: 0.365	1-1 L9	4-0 HR BB		0-3 K		2-0 2B WP 1B		1-1 1-2 1B		3	2	1	0	1	1	0											
Marcus Giles, R (1, 4) OBP: 0.386, SLG: 0.523	2-1 HR	3-2 HR 1-H 2-H		0-2 F8		0-0 WP 1-3 2B		0-0 L6-4		5	2	3	4	0	0	2											
Gary Sheffield, R (1, 9) OBP: 0.427, SLG: 0.590 Darren Bragg, L (6, 9) OBP: 0.310, SLG: 0.272	4-0 HR BB	2-1 2B			1-3 K	0-3 K			1-1 G4-3	3	1	1	0	1	2	1											
10 Chipper Jones, S (1, 7) OBP: 0.387, SLG: 0.480	0-0 F9	0-1 G5-3			3-2 HR 1B	0-1 P3			3-1 G1-3	5	1	1	0	0	0	3											
Andruw Jones, R (1, 8) OBP: 0.364, SLG: 0.551	0-0 HR 1-H				1-2 HR				0-0 P4	5	2	2	4	0	0	0											
Julio Franco, R (1, 3) OBP: 0.379, SLG: 0.444	2-3 K				0-3 HR				3-2 G6-3	4	1	1	1	0	2	0											
Vinny Castilla, R (1, 5) OBP: 0.315, SLG: 0.467					3-3 K				0-0 G1-3	3	0	0	0	1	1	0											
Henry Blanco, R (1, 2) OBP: 0.267, SLG: 0.297					0-2 P3				2-2 L6-4 1B 1B	4	1	2	0	0	0	1											
Greg Maddux, R (1, 1) OBP: 0.143, SLG: 0.188 Jason Marquis, L (7, 1) OBP: 0.500, SLG: 1.000 Matt Franco, L (8, PH) OBP: 0.350, SLG: 0.409 Jung Keun Bong, L (8, 1) Roberto Hernandez, R (9, 1)					0-0 SH2-4 1B				3-3 K	2	0	0	0	0	0	0											
					2-1 G5-3				2-2 F9	0	0	0	0	0	0	0											
										1	0	0	0	0	1	1											
										0	0	0	0	0	0	0											
										0	0	0	0	0	0	0											
										0	0	0	0	0	0	0											
										0	0	0	0	0	0	0											
Inning Stats	R: 3 E: 0 K: 1 S: 9	H: 2 LOB: 0 BB: 1 P: 18	R: 3 E: 0 K: 0 S: 10	H: 3 LOB: 1 BB: 1 P: 23	R: 1 E: 0 K: 1 S: 6	H: 1 LOB: 0 BB: 0 P: 9	R: 0 E: 0 K: 1 S: 8	H: 0 LOB: 0 BB: 0 P: 10	R: 2 E: 0 K: 2 S: 19	H: 2 LOB: 1 BB: 1 P: 28	R: 1 E: 0 K: 1 S: 11	H: 2 LOB: 1 BB: 0 P: 15	R: 0 E: 0 K: 0 S: 6	H: 0 LOB: 0 BB: 0 P: 9	R: 0 E: 0 K: 1 S: 10	H: 2 LOB: 1 BB: 0 P: 16	R: 0 E: 0 K: 0 S: 5	H: 0 LOB: 0 BB: 0 P: 9	1B: 5 2B: 3 3B: 0 HR: 5	SF: 0 SAC: 1 DP: 1 HBP: 0	WP: 1 PB: 0 SB: 0 CS: 0	PA: 41					
PITCHER	IP	WLS	BF	H	R	ER	SO	BB	IBB	HBP	BLK	WP	HR	S	P	ERA	WHIP										
Wayne Franklin, L ERA: 5.49	(1, 1)	3.0	L	17	6	7	7	2	2	0	0	0	4	25	50	21.00	2.667										
Dave Burba, R ERA: 3.91	(4, 1)	4.0		17	4	3	3	4	1	0	0	0	1	44	62	6.75	1.250										
Brooks Kieschnick, R ERA: 4.76	(8, 1)	1.0		4	2	0	0	1	0	0	0	0	0	10	16	0.00	2.000										
Luis Vizcaino, R ERA: 7.9	(9, 1)	1.0		3	0	0	0	0	0	0	0	0	0	5	9	0.00	0.000										

Atlanta Braves @ Milwaukee Brewers
Miller Park, Milwaukee, WI
Wed Aug 06 2003, 7:05 PM CDT
Att. 30,010 - Cloudy - 80 F

livebaseballscorecards.com

AB	37
R	10
H	12
RBI	9
BB	3
SO	7
LOB	8



Batter	1	2	3	4	5	6	7	8	9	AB	R	H	RBI	BB	SO	LOB
Eric Young Sr., R (1, 4) OBP: 0.336, SLG: 0.419 2 Bill Hall, R (7, 4) OBP: 0.231, SLG: 0.346	2-2 L4		0-0 G5-3			3-2 2B FC5-2-5-1 1B	1-0 G5-3		0-1 G5-3 2-3f	3	0	1	0	0	0	1
Scott Podsednik, L (1, 8) OBP: 0.372, SLG: 0.399	1-1 G4-3			0-2 G1-3		0-0 2B FC5-5-1		2-1 HR 1B		4	1	2	0	0	0	0
Geoff Jenkins, L (1, 7) OBP: 0.367, SLG: 0.490 Brooks Kieschnick, L (8, 1) OBP: 0.375, SLG: 0.642 Luis Vizcaino, R (9, 1)	3-2 G1-3			0-0 G1-3		0-1 BB FC5-2-5-1		0-2 HR 1-H		3	0	0	0	0	0	2
Richie Sexson, R (1, 3) OBP: 0.384, SLG: 0.535		2-3 K		2-1 FC4-6 1B		2-3 K		4-2 G1-6-3 BB		3	0	1	0	1	2	2
John Vander Wal, L (1, 9) OBP: 0.367, SLG: 0.485		3-2 F8		0-0 FC4-6 1-2f		4-2 BB		2-2 G1-6-3 1-2f		3	0	0	0	1	0	2
Keith Ginter, R (1, 5) OBP: 0.338, SLG: 0.416		0-3 K		2-2 FC6-5 2B		1-3 K		2-3 K		4	0	1	0	0	3	3
Keith Osik, R (1, 2) OBP: 0.338, SLG: 0.318			0-0 G1-3		1-1 FC6-5 1B 2-3		3-3 K		1-1 1B 1B	4	0	1	0	0	1	1
Royce Clayton, R (1, 6) OBP: 0.294, SLG: 0.347			1-1 1B		1-0 G1-6-3 1B 1-2		0-1 1B		0-2 G5-3 1B 1-2	4	0	4	0	0	0	0
Wayne Franklin, L (1, 1) OBP: 0.156, SLG: 0.156 Enrique Cruz, R (3, PH) OBP: 0.156, SLG: 0.102 Dave Burba, R (4, 1) Brady Clark, R (7, PH) OBP: 0.328, SLG: 0.385			1-3 K		1-2 G1-6-3 1-2f		0-3 K		2-0 1B 1-2 2-H	0	0	0	0	0	0	0

Inning Stats	R: 0	H: 0	E: 0	K: 0	S: 8	R: 0	H: 0	E: 0	K: 2	S: 9	R: 0	H: 1	E: 0	K: 1	S: 7	R: 0	H: 1	E: 0	K: 0	S: 7	R: 0	H: 2	E: 0	K: 0	S: 9	R: 0	H: 2	E: 0	K: 2	S: 18	R: 0	H: 1	E: 0	K: 2	S: 10	R: 2	H: 2	E: 0	K: 1	S: 13	R: 0	H: 3	E: 0	K: 0	S: 9	1B: 9	2B: 2	3B: 0	HR: 1	SF: 0	SAC: 0	DP: 3	HBP: 0	WP: 0	PA: 37
--------------	------	------	------	------	------	------	------	------	------	------	------	------	------	------	------	------	------	------	------	------	------	------	------	------	------	------	------	------	------	-------	------	------	------	------	-------	------	------	------	------	-------	------	------	------	------	------	-------	-------	-------	-------	-------	--------	-------	--------	-------	--------

PITCHER	IP	WLS	BF	H	R	ER	SO	BB	IBB	HBP	BLK	WP	HR	S	P	ERA	WHIP
Greg Maddux, R (1, 1) ERA: 4.24	6.0	W	24	6	0	0	5	1	0	0	0	0	0	58	88	0.00	1.167
Jason Marquis, R (7, 1) ERA: 6.35	1.0		4	1	0	0	2	0	0	0	0	0	0	10	14	0.00	1.000
Jung Keun Bong, L (8, 1) ERA: 4.7	1.0		5	2	2	2	1	1	0	0	0	0	1	13	23	18.00	3.000
Roberto Hernandez, R (9, 1) ERA: 4.59	1.0		4	3	0	0	0	0	0	0	0	0	0	9	12	0.00	3.000

BOTTOM

Atlanta Braves @ Milwaukee Brewers
Miller Park, Milwaukee, WI

Wed Aug 06 2003, 7:05 PM CDT
Att: 30,010 - Cloudy - 80 F

AB	35
R	2
H	12
RBI	2
BB	2
SO	8
LOB	18

livebaseballscorecards.com



Batter	1	2	3	4	5	6	7	8	9	AB R H RBI BB SO LOB	TOP		
Rafael Furcal, S OBP: 0.343, SLG: 0.444 (1, 6) C X	0-1 G4-3		2-1 BB FC5-2 BB 1B	3-2 1B	0-3 K			2-3 K		5 0 2 0 0 2 2			
Marcus Giles, R OBP: 0.384, SLG: 0.518 (1, 4) B C F X	1-2 F8		4-2 F1 SAFE B FC5-2 BB 1-2 BB	1-0 F8		3-3 K		0-1 FC6-4		4 0 0 0 1 1 2			
Gary Sheffield, R OBP: 0.427, SLG: 0.589 (1, 9) C B B X	2-1 L9		4-0 FC5-2 BB 1-2 2-3		1-0 1B SF8 2B	2-1 F8			1-1 G4-3	4 1 1 0 1 0 0			
10 Chipper Jones, S OBP: 0.385, SLG: 0.475 (1, 7) B X		1-0 G4-3	0-0 P5		4-1 SF8 1B 1B BB	1-0 P5			1-1 G4-3	4 1 0 0 1 0 3			
Andruw Jones, R OBP: 0.362, SLG: 0.547 (1, 8) C F X		0-2 G1-3	2-2 FC5-2 1-2 2-3 3-H		2-2 1B 2B 1B		0-0 P6		3-2 L5	5 1 1 0 0 0 3			
Robert Fick, L OBP: 0.358, SLG: 0.481 (1, 3) B B B B X		4-0 HBP 3B BB	1-2 G3-1		0-2 SF8		2-3 K			2 1 0 1 1 1 3			
Javy Lopez, R OBP: 0.369, SLG: 0.668 (1, 2) B S B B H		4-2 3B 1-2 HBP		0-1 G1-3	1-0 2B 1-2 2B 1B		0-0 P2			3 2 1 1 0 0 0			
Vinny Castilla, R OBP: 0.317, SLG: 0.480 (1, 5) X		0-0 1-H 2-H 3B		0-0 HR	1-3 K			2-1 E5 FC6-4		4 1 2 3 0 1 2			
Mike Hampton, R OBP: 0.279, SLG: 0.400 (1, 1) S B B X		2-1 P4		0-1 G4-3	1-0 1-H 2-H 2B			2-3 K		4 0 1 2 0 1 2			
Inning Stats	R: 0 E: 0 K: 0 S: 7 H: 0 LOB: 0 BB: 0 P: 10	R: 2 E: 0 K: 0 S: 9 H: 1 LOB: 1 BB: 1 P: 20	R: 0 E: 0 K: 0 S: 14 H: 1 LOB: 3 BB: 2 P: 27	R: 1 E: 0 K: 0 S: 15 H: 2 LOB: 1 BB: 0 P: 19	R: 4 E: 0 K: 2 S: 19 H: 4 LOB: 1 BB: 1 P: 29	R: 0 E: 0 K: 1 S: 6 H: 0 LOB: 0 BB: 0 P: 12	R: 0 E: 0 K: 1 S: 5 H: 0 LOB: 0 BB: 0 P: 7	R: 0 E: 1 K: 2 S: 12 H: 0 LOB: 1 BB: 0 P: 18	R: 0 E: 0 K: 0 S: 7 H: 0 LOB: 0 BB: 0 P: 12	1B: 4 2B: 2 3B: 1 HR: 1 SF: 1 SAC: 0 DP: 0 HBP: 1	WP: 0 PB: 0 SB: 0 CS: 0 PA: 41		
PITCHER	IP WLS BF H R ER SO BB IBB HBP BLK WP HR S P ERA WHIP											PITCHER	IP WLS BF H R ER SO BB IBB HBP BLK WP HR S P ERA WHIP
Wes Obermueller, R ERA: 6.06 (1, 1)	4.1 L 25 7 7 7 0 4 0 1 0 0 1 56 95 14.54 2.538												
Luis Vizcaino, R ERA: 7.59 (5, 1)	1.2 6 1 0 0 3 0 0 0 0 0 0 14 22 0.00 0.600												
Valerio De Los Santos, L ERA: 4.58 (7, 1)	2.0 7 0 0 0 3 0 0 0 0 0 0 17 25 0.00 0.000												
Leo Estrella, R ERA: 3.0 (9, 1)	1.0 3 0 0 0 0 0 0 0 0 0 0 7 12 0.00 0.000												

Atlanta Braves @ Milwaukee Brewers
Miller Park, Milwaukee, WI
Thu Aug 07 2003, 1:05 PM CDT
Att. 31,097 - Cloudy - 77 F

AB	35
R	7
H	8
RBI	7
BB	4
SO	6
LOB	17



Batter	1	2	3	4	5	6	7	8	9	AB	R	H	RBI	BB	SO	LOB
Eric Young Sr., R OBP: 0.336, SLG: 0.417 (1, 4)	 2-3		 1-0			 1-0		 2-2		4	0	1	0	0	1	1
Scott Podsednik, L OBP: 0.368, SLG: 0.395 (1, 8)	 0-2			 0-1		 1-3		 0-0		4	0	0	0	0	1	1
Geoff Jenkins, L OBP: 0.354, SLG: 0.486 (1, 7)	 0-1			 1-2			 1-0	 0-1		4	0	0	0	0	0	1
Richie Sexson, R OBP: 0.381, SLG: 0.530 (1, 3)		 0-0		 1-2			 0-0		 2-3	4	0	0	0	0	1	0
Brady Clark, R OBP: 0.327, SLG: 0.388 (1, 9)		 1-2			 1-1		 2-2		 0-0	4	1	1	0	0	0	0
Keith Ginter, R OBP: 0.336, SLG: 0.417 (1, 5)		 1-1			 2-1		 0-1		 2-3	4	0	1	1	0	1	0
Eddie Pérez, R OBP: 0.317, SLG: 0.442 (1, 2)			 1-1		 0-1		 0-1			3	0	2	0	0	0	0
Royce Clayton, R OBP: 0.294, SLG: 0.345 (1, 6)			 4-1		 1-0		 0-1			2	0	0	0	1	0	3
Wes Obermueller, R OBP: 0.280, SLG: 0.250 (1, 1)			 0-1			 0-1		 0-0		0	0	0	0	0	0	0
Luis Vizcaino, R (5, 1)										0	0	0	0	0	0	0
Enrique Cruz, R OBP: 0.154, SLG: 0.100 (6, PH)										1	0	0	0	0	0	0
Valeno De Los Santos, L (7, 1)										0	0	0	0	0	0	0
2 Bill Hall, R OBP: 0.222, SLG: 0.333 (8, PH)										1	0	0	0	0	0	0
Leo Estrella, R (9, 1)										0	0	0	0	0	0	0

Inning Stats	R: 0	H: 0	R: 0	H: 0	R: 0	H: 0	R: 0	H: 1	R: 0	H: 0	R: 1	H: 3	R: 0	H: 1	R: 0	H: 0
	E: 0	LOB: 0	E: 0	LOB: 0	E: 0	LOB: 0	E: 0	LOB: 1	E: 0	LOB: 0	E: 0	LOB: 2	E: 0	LOB: 1	E: 0	LOB: 0
	K: 1	BB: 0	K: 0	BB: 0	K: 0	BB: 0	K: 0	BB: 1	K: 1	BB: 0	K: 0	BB: 0	K: 2	BB: 0	K: 2	BB: 0
	S: 14	P: 16	S: 7	P: 9	S: 6	P: 12	S: 10	P: 12	S: 7	P: 11	S: 12	P: 15	S: 7	P: 9	S: 8	P: 12

PITCHER	IP	WLS	BF	H	R	ER	SO	BB	IBB	HBP	BLK	WP	HR	S	P	ERA	WHIP
Mike Hampton, L ERA: 4.41 (1, 1)	9.0	W	33	5	1	1	4	1	0	0	0	0	0	78	105	1.00	0.667

BOTTOM

Atlanta Braves @ Milwaukee Brewers
Miller Park, Milwaukee, WI

Thu Aug 07 2003, 1:05 PM CDT
Att: 31,097 - Cloudy - 77 F

AB	31
R	1
H	5
RBI	1
BB	1
SO	4
LOB	6

WP	PA	ERA	WHIP
0	33		

Batter	1	2	3	4	5	6	7	8	9	AB R H RBI BB SO LOB	TOP											
Juan Pierre, L (1, 8) OBP: 0.362, SLG: 0.353	0-0 B1-3		1-3 K		2-1 G3		1-1 E6			4 0 0 0 0 1 0												
Luis Castillo, S (1, 4) OBP: 0.384, SLG: 0.411	1-0 3B			4-0 FC5-4 BB		1-1 1B 1B	1-3 K			3 1 2 0 1 1 1												
Ivan Rodriguez, R (1, 2) OBP: 0.390, SLG: 0.515	1-2 G4-3			1-1 FC5-4 1B		2-1 F9 1B WP 1B		0-0 G1-3		4 2 1 0 0 0 2												
Mike Lowell, R (1, 5) OBP: 0.366, SLG: 0.572	2-2 G5-3			2-2 HR 1B		1-0 WP 1B		2-1 G6-3		4 1 2 2 0 0 1												
Juan Encarnacion, R (1, 9) OBP: 0.315, SLG: 0.439			1-3 K		2-1 HR		1-2 F9		2-0 G4-3	4 1 1 2 0 1 2												
Miguel Cabrera, R (1, 7) OBP: 0.304, SLG: 0.465			3-3 K		1-3 K		1-3 K2-3		1-3 K	4 0 0 0 0 4 1												
Brian Banks, S (1, 3) OBP: 0.324, SLG: 0.402			2-3 K		1-3 K		0-0 F9		1-1 1B	4 0 1 0 0 2 1												
Derrek Lee, R (9, 3) OBP: 0.365, SLG: 0.480										0 0 0 0 0 0 0												
Alex Gonzalez, R (1, 6) OBP: 0.322, SLG: 0.478			1-0 G5-3		0-0 G5-3		0-2 F7		2-3 K	4 0 0 0 0 1 1												
Carl Pavano, R (1, 1) OBP: 0.089, SLG: 0.114			3-2 G1-3		0-0 G6-3		0-1 F8		1-0 G4-3	2 0 0 0 0 0 0												
Andy Fox, L (7, PH) OBP: 0.277, SLG: 0.275										1 0 0 0 0 0 0												
40 Nate Bump, L (7, 1)										0 0 0 0 0 0 0												
Ugueth Urbina, R (8, 1)										0 0 0 0 0 0 0												
Todd Hollandsworth, L (9, PH) OBP: 0.311, SLG: 0.430										1 0 0 0 0 0 1												
Braden Looper, R (9, 1) OBP: 1.000, SLG: 1.000										0 0 0 0 0 0 0												
Inning Stats	R: 0 E: 0 K: 0 S: 8	H: 1 LOB: 1 BB: 0 P: 12	R: 0 E: 0 K: 3 S: 11	H: 0 LOB: 0 BB: 0 P: 17	R: 0 E: 0 K: 1 S: 8	H: 0 LOB: 0 BB: 0 P: 13	R: 3 E: 1 K: 2 S: 13	H: 2 LOB: 0 BB: 1 P: 24	R: 0 E: 0 K: 0 S: 4	H: 0 LOB: 0 BB: 0 P: 6	R: 2 E: 0 K: 1 S: 15	H: 3 LOB: 1 BB: 0 P: 20	R: 0 E: 1 K: 1 S: 11	H: 0 LOB: 1 BB: 0 P: 12	R: 0 E: 0 K: 0 S: 4	H: 0 LOB: 0 BB: 0 P: 8	R: 0 E: 0 K: 2 S: 9	H: 1 LOB: 1 BB: 0 P: 14	1B: 5 2B: 0 3B: 1 HR: 1	SF: 0 SAC: 0 DP: 0 HBP: 0	WP: 1 PB: 0 SB: 2 CS: 0	PA: 36
PITCHER	IP WLS BF H R ER SO BB IBB HBP BLK WP HR S P ERA WHIP																					
15 Ben Sheets, R (1, 1) ERA: 3.95	7.0 L 29 6 5 5 8 1 0 0 0 1 1 70 104 6.43 1.000																					
Mike DeJean, R (8, 1) ERA: 4.53	1.0 3 0 0 0 0 0 0 0 0 0 0 4 8 0.00 0.000																					
Dan Kolb, R (9, 1) ERA: 2.35	1.0 4 1 0 0 2 0 0 0 0 0 0 9 14 0.00 1.000																					

Florida Marlins @ Milwaukee Brewers
 Miller Park, Milwaukee, WI
 Fri Aug 08 2003, 7:05 PM CDT
 Att. 25,022 - Sunny - 70 F

livebaseballscorecards.com

AB 35
R 5
H 7
RBI 4
BB 1
SO 10
LOB 10



Batter	1	2	3	4	5	6	7	8	9	AB	R	H	RBI	BB	SO	LOB						
Eric Young Sr., R OBP: 0.337, SLG: 0.419 (1, 4)	2-1 G5-3 ①		2-2 G4-3 ②			1-1 2B ①		4-2 SH5-4 BB ①		3	0	1	0	1	0	0						
Scott Podsednik, L OBP: 0.368, SLG: 0.394 (1, 8)	0-0 CS 1B		0-1 G1-3 ③			2-3 K ①		0-0 SH5-4 ①		3	0	1	0	0	1	1						
Geoff Jenkins, L OBP: 0.358, SLG: 0.493 (1, 7)	3-2 F7 ② ③ 1-2				1-2 HR	4-1 G5-4-3 BB		4-1 G6-4-3 BB		2	1	1	1	2	0	1						
Richie Sexson, R OBP: 0.378, SLG: 0.525 (1, 3)			1-1 G6-3 ①		0-3 K ①	0-0 G5-4-3 ② ③ 1-2f		2-2 G6-4-3 ② ③ 1-2f		4	0	0	0	0	1	5						
John Vander Wal, L OBP: 0.372, SLG: 0.507 (1, 9)		2-1 1B G1-3 2B		2-3 K ②			0-1 HR		2-2 2B	4	2	3	1	0	1	0						
Keith Ginter, R OBP: 0.335, SLG: 0.414 (1, 5)		3-2 G1-3 1B		1-2 G5-3 ③			1-1 G5-3 ①		0-0 G5-3 ①	4	0	1	0	0	0	1						
Keith Osik, R OBP: 0.338, SLG: 0.318 Mark Smith, R (9, PH)		1-2 G1-3 ②		0-1 F9 ①			2-0 G5-4-3 1B		3-2 L9 ②	3	0	1	1	0	0	1						
Royce Clayton, R OBP: 0.292, SLG: 0.342 Brooks Kieschnick, L OBP: 0.368, SLG: 0.630 (9, PH)		3-3 K ③		1-3 K ②			2-1 G5-4-3 ② ③ 1-2f		3-3 K ③	3	0	0	0	0	2	2						
15 Ben Sheets, R OBP: 0.111, SLG: 0.094 Mike DeJean, R (8, 1)			1-3 K ①		2-3 K ③			1-2 SH5-4 2B		2	0	0	0	0	2	0						
Brady Clark, R OBP: 0.330, SLG: 0.397 Dan Kolb, R (9, 1)										0	0	0	0	0	0	0						
										1	0	1	0	0	0	0						
										0	0	0	0	0	0	0						
										0	0	0	0	0	0	0						
Inning Stats	R: 0 E: 0 K: 0 S: 6	H: 1 LOB: 0 BB: 0 P: 11	R: 1 E: 0 K: 1 S: 14	H: 2 LOB: 1 BB: 0 P: 24	R: 0 E: 0 K: 1 S: 8	H: 0 LOB: 0 BB: 0 P: 11	R: 1 E: 0 K: 2 S: 13	H: 1 LOB: 0 BB: 0 P: 17	R: 0 E: 0 K: 2 S: 11	H: 0 LOB: 0 BB: 0 P: 14	R: 0 E: 0 K: 1 S: 7	H: 1 LOB: 1 BB: 1 P: 14	R: 1 E: 0 K: 0 S: 7	H: 2 LOB: 0 BB: 0 P: 12	R: 0 E: 0 K: 0 S: 13	H: 1 LOB: 2 BB: 2 P: 24	R: 0 E: 0 K: 1 S: 12	H: 1 LOB: 1 BB: 0 P: 20	1B: 3 2B: 4 3B: 0 HR: 2	SF: 0 SAC: 1 DP: 3 HBP: 0	WP: 0 PB: 0 SB: 0 CS: 1	PA: 35

BOTTOM

Florida Marlins @ Milwaukee Brewers
Miller Park, Milwaukee, WI
Fri Aug 08 2003, 7:05 PM CDT
Att. 25,022 - Sunny - 70 F

livebaseballscorecards.com

AB	31
R	3
H	9
RBI	3
BB	3
SO	8
LOB	13



PITCHER	IP	WLS	BF	H	R	ER	SO	BB	IBB	HBP	BLK	WP	HR	S	P	ERA	WHIP
Carl Pavano, R ERA: 4.35 (1, 1)	6.0	W	22	5	2	2	7	1	0	0	0	0	1	59	91	3.00	1.000
40 Nate Bump, R ERA: 3.32 (7, 1)	1.0	H	4	2	1	1	0	0	0	0	0	0	1	7	12	9.00	2.000
Ugueth Urbina, R ERA: 3.33 (8, 1)	1.0	H	5	1	0	0	0	2	0	0	0	0	0	13	24	0.00	3.000
Braden Looper, R ERA: 2.86 (9, 1)	1.0	S	4	1	0	0	1	0	0	0	0	0	0	12	20	0.00	1.000

Batter	1	2	3	4	5	6	7	8	9	AB R H RBI BB SO LOB	TOP											
Juan Pierre, L (1, 8) OBP: 0.364, SLG: 0.357	4-0 E S SF9 BB	0-0 CS 1B		0-2 P4		2-2 L6			0-1 2B	4 1 2 0 1 0 0												
Luis Castillo, S (1, 4) OBP: 0.380, SLG: 0.406	3-1 SAFE L4	SAFE 1B SAFE F7		1-3 K		0-1 G4-3			1-0 L6	5 0 0 0 0 1 3												
Mike Redmond, R (1, 2) OBP: 0.311, SLG: 0.326	2-2 SF9		4-0 G5-3 1B BB	4-2 PB 2B BB			2-2 G5-3		0-1 G6-3	2 2 0 1 2 0 1												
Mike Lowell, R (1, 5) OBP: 0.368, SLG: 0.574	3-H 3-2 X 1B 2B 1B		0-1 G5-3 1B	1-2 1B 2B			1-3 K		1-2 F7	5 2 3 1 0 1 1												
Juan Encarnacion, R (1, 9) OBP: 0.314, SLG: 0.437	2-1 2B 1B 1B		2-1 G5-3	3-2 P4			1-2 G6-3			4 1 1 0 0 0 3												
Miguel Cabrera, R (1, 7) OBP: 0.302, SLG: 0.466	1-1 1B 2B		3-2 G6-3		1-0 L9			0-0 F9		4 1 1 1 0 0 2												
Brian Banks, S (1, 3) OBP: 0.336, SLG: 0.403	2-1 1B		4-2 1B BB		0-3 K			4-2 BB		2 0 1 2 2 1 0												
Alex Gonzalez, R (1, 6) OBP: 0.321, SLG: 0.476	0-1 P6		1-1 1B		0-3 K			1-1 P6		4 0 1 2 0 1 2												
Mark Redman, L (1, 1) OBP: 0.022, SLG: 0.022		0-3 K				0-2 G4-3				4 0 0 0 0 2 3												
Michael Tejera, L (9, 1) OBP: 0.071, SLG: 0.071										0 0 0 0 0 0 0												
Inning Stats	R: 4 E: 1 K: 0 S: 20	H: 4 LOB: 1 BB: 1 P: 37	R: 0 E: 0 K: 1 S: 9	H: 1 LOB: 0 BB: 0 P: 11	R: 2 E: 0 K: 1 S: 15	H: 2 LOB: 2 BB: 2 P: 31	R: 1 E: 0 K: 1 S: 21	H: 1 LOB: 1 BB: 1 P: 30	R: 0 E: 0 K: 2 S: 7	H: 0 LOB: 0 BB: 0 P: 8	R: 0 E: 0 K: 0 S: 15	H: 0 LOB: 0 BB: 0 P: 17	R: 0 E: 0 K: 1 S: 11	H: 0 LOB: 0 BB: 0 P: 15	R: 0 E: 0 K: 0 S: 11	H: 0 LOB: 1 BB: 1 P: 17	R: 0 E: 0 K: 0 S: 9	H: 1 LOB: 1 BB: 0 P: 11	1B: 6 2B: 3 3B: 0 HR: 0	SF: 1 SAC: 0 DP: 0 HBP: 0	WP: 0 PB: 1 SB: 1 CS: 1	PA: 40
PITCHER	IP WLS BF H R ER SO BB IBB HBP BLK WP HR S P ERA WHIP																					
David Manning, R (1, 1) ERA: 16.2	2.2 L 17 7 6 6 1 3 0 0 0 0 0 0 41 74 20.25 3.750																					
Dave Burba, R (3, 1) ERA: 3.34	4.1 15 1 1 0 5 1 0 0 0 0 0 0 57 75 0.00 0.462																					
Luis Vizcaino, R (8, 1) ERA: 7.42	1.0 4 0 0 0 0 1 0 0 0 0 0 0 11 17 0.00 1.000																					
Leo Estrella, R (9, 1) ERA: 2.93	1.0 4 1 0 0 0 0 0 0 0 0 0 0 9 11 0.00 1.000																					

Florida Marlins @ Milwaukee Brewers
Miller Park, Milwaukee, WI
Sat Aug 09 2003, 6:05 PM CDT
Att. 28,488 - Sunny - 77 F

livebaseballscorecards.com

AB	34
R	7
H	9
RBI	7
BB	5
SO	6
LOB	15



Batter	1	2	3	4	5	6	7	8	9	AB R H RBI BB SO LOB	TOP																
Juan Pierre, L (1, 8) OBP: 0.362, SLG: 0.355	1-0 G3		0-0 B5-3		1-2 G1-3		0-2 G1-3		0-2 G6-3	5 0 1 0 0 0 1																	
Luis Castillo, S (1, 4) OBP: 0.378, SLG: 0.403	0-1 G6-3		4-0 1B BB		0-1 L8		0-1 L4		3-2 G6-3	4 0 0 0 1 0 1																	
Ivan Rodriguez, R (1, 2) OBP: 0.391, SLG: 0.514	4-2 BB		2-0 1B		2-0 G1-3		2-3 K			3 0 1 1 1 1 0																	
Mike Lowell, R (1, 5) OBP: 0.367, SLG: 0.578	2-2 L8		2-3 K			0-0 F8		3-1 HR		4 1 1 1 0 1 3																	
Juan Encarnacion, R (1, 9)		0-0 CS 1B		2-1 1B 2B		3-2 HR		1-1 E5 G4-6-3		4 2 3 1 0 0 0																	
Miguel Cabrera, R (1, 7) OBP: 0.301, SLG: 0.461		1 SAFE 3-2 F8		0-1 G4-3 1B		1-3 K		2-2 G4-6-3		4 0 1 1 0 1 2																	
Brian Banks, S (1, 3) OBP: 0.340, SLG: 0.407		1 SAFE 3-2 F8		2 SAFE 2-0 G4-3		2-0 WP 1B		1-0 1B		4 0 2 0 0 0 2																	
Alex Gonzalez, R (1, 6) OBP: 0.323, SLG: 0.474			3-2 B5-3 SH2-4 1B		3-3 K		4-0 WP IBB		2-3 K	3 1 1 0 1 2 2																	
Brad Penny, R (1, 1) OBP: 0.140, SLG: 0.300			0-0 SH2-4		0-3 K		2-3 K		0-3 K	2 0 0 0 0 2 3																	
40 Nate Bump, L (8, 1)										0 0 0 0 0 0 0																	
Todd Hollandsworth, L (9, PH) OBP: 0.309, SLG: 0.428										1 0 0 0 0 1 0																	
Inning Stats	R: 0 E: 0 K: 0 S: 12	H: 0 LOB: 1 BB: 1 P: 19	R: 0 E: 0 K: 0 S: 9	H: 1 LOB: 0 BB: 0 P: 15	R: 1 E: 0 K: 1 S: 12	H: 2 LOB: 2 BB: 1 P: 23	R: 1 E: 0 K: 2 S: 12	H: 2 LOB: 1 BB: 0 P: 19	R: 0 E: 0 K: 0 S: 6	H: 0 LOB: 0 BB: 0 P: 9	R: 1 E: 0 K: 2 S: 12	H: 2 LOB: 2 BB: 1 P: 24	R: 0 E: 0 K: 1 S: 8	H: 0 LOB: 0 BB: 0 P: 10	R: 1 E: 1 K: 1 S: 11	H: 2 LOB: 1 BB: 0 P: 20	R: 0 E: 0 K: 1 S: 10	H: 1 LOB: 0 BB: 0 P: 13	1B: 7 2B: 1 3B: 0 HR: 2	SF: 0 SAC: 1 DP: 1 HBP: 0	WP: 1 PB: 0 SB: 1 CS: 2	PA: 38					
PITCHER	IP WLS BF H R ER SO BB IBB HBP BLK WP HR S P ERA WHIP																										
Matt Kinney, R (1, 1) ERA: 5.03	6.0		27	7	3	3	5	2	1	0	0	1	1	63	109	4.50	1.500										
Valerio De Los Santos, L (7, 1) ERA: 4.46	1.0	W	3	0	0	0	1	0	0	0	0	0	0	8	10	0.00	0.000										
Mike DeJean, R (8, 1) ERA: 4.6	1.0	H	5	2	1	1	1	0	0	0	0	0	1	11	20	9.00	2.000										
Dan Kolb, R (9, 1) ERA: 2.25	1.0	S	3	1	0	0	1	0	0	0	0	0	0	10	13	0.00	1.000										

Florida Marlins @ Milwaukee Brewers
 Miller Park, Milwaukee, WI
 Sun Aug 10 2003, 1:05 PM CDT
 Att. 37,521 - Cloudy - 85 F

livebaseballscorecards.com

AB	34
R	4
H	10
RBI	4
BB	3
SO	8
LOB	14



Batter	1	2	3	4	5	6	7	8	9
Scott Podsednik, L OBP: 0.365, SLG: 0.390 (1, 8)	1-1 F7		2-3 K		2-2 G6-3		0-0 L7		
Keith Ginter, R OBP: 0.336, SLG: 0.422 (1, 5)	1-0 E 2B		3-2 P3			1-1 G4-3		2-1 FC6-4 1B	
Geoff Jenkins, L OBP: 0.361, SLG: 0.498 (1, 7)	1-1 2-H HR 2B		1-2 1B			2-2 G3-1		0-0 FC6-4 1B	
Richie Sexson, R OBP: 0.374, SLG: 0.525 (1, 3)	2-2 2-H HR		0-3 K			3-3 K		0-1 FC6-4 G5-4-3 1-2f 2-3	
John Vander Wal, L OBP: 0.374, SLG: 0.516 Mike DeJean, R (8, 1) Mark Smith, R OBP: 0.333, SLG: 0.500 Dan Kolb, R (9, 1)	0-0 G6-4-3 1B			4-2 F8-3 BB			0-0 HR	1-1 G5-4-3 1-2f	
Eddie Pérez, R OBP: 0.317, SLG: 0.437 (1, 2)	0-1 G6-4-3 1-2f			3-2 F8-3 1-1			1-0 G6-3		
2 Bill Hall, R OBP: 0.233, SLG: 0.367 (1, 4)		1-1 G6-3		0-3 K			2-2 F9 1B 2B		
Royce Clayton, R OBP: 0.288, SLG: 0.337 (1, 6)		0-3 K			2-2 G4-3		1-0 F9 2-3		
Matt Kinney, R OBP: 0.049, SLG: 0.050 Valerio De Los Santos, L (7, 1) Brady Clark, R OBP: 0.332, SLG: 0.397 (8, 9)		0-0 G4-3			0-3 K		2-2 3-H 1B		

Inning Stats	R: 3	H: 4	E: 1	LOB: 0	K: 0	BB: 0	S: 11	R: 0	H: 0	E: 0	LOB: 0	K: 1	BB: 0	S: 6	R: 0	H: 1	E: 0	LOB: 1	K: 2	BB: 0	S: 14	R: 0	H: 0	E: 0	LOB: 0	K: 1	BB: 1	S: 12	R: 0	H: 0	E: 0	LOB: 0	K: 1	BB: 0	S: 9	R: 0	H: 0	E: 0	LOB: 0	K: 1	BB: 0	S: 9	R: 2	H: 3	E: 0	LOB: 1	K: 0	BB: 0	S: 10	R: 0	H: 2	E: 0	LOB: 1	K: 0	BB: 0	S: 7
--------------	------	------	------	--------	------	-------	-------	------	------	------	--------	------	-------	------	------	------	------	--------	------	-------	-------	------	------	------	--------	------	-------	-------	------	------	------	--------	------	-------	------	------	------	------	--------	------	-------	------	------	------	------	--------	------	-------	-------	------	------	------	--------	------	-------	------

PITCHER	IP	WLS	BF	H	R	ER	SO	BB	IBB	HBP	BLK	WP	HR	S	P	ERA	WHIP
Brad Penny, R ERA: 4.18 (1, 1)	7.0	L	28	8	5	5	6	1	0	0	0	0	2	71	106	6.43	1.286
40 Nate Bump, R ERA: 3.15 (8, 1)	1.0		4	2	0	0	0	0	0	0	0	0	0	7	10	0.00	2.000

BOTTOM

Florida Marlins @ Milwaukee Brewers
Miller Park, Milwaukee, WI

Sun Aug 10 2003, 1:05 PM CDT
Att: 37,521 - Cloudy - 85 F

AB	R	H	RBI	BB	SO	LOB
4	0	0	0	0	1	1
4	1	2	0	0	0	0
4	1	3	1	0	0	0
4	1	1	2	0	2	3
2	1	2	1	1	0	0
0	0	0	0	0	0	0
1	0	0	0	0	0	2
0	0	0	0	0	0	0
3	0	0	0	0	0	2
3	1	1	0	0	1	0
3	0	0	0	0	1	1
2	0	0	0	0	1	0
0	0	0	0	0	0	0
1	0	1	1	0	0	0

AB	31
R	5
H	10
RBI	5
BB	1
SO	6
LOB	9

WP: 0 PA: 32
PB: 0
SB: 0
CS: 0



PITCHER	IP	WLS	BF	H	R	ER	SO	BB	IBB	HBP	BLK	WP	HR	S	P	ERA	WHIP
---------	----	-----	----	---	---	----	----	----	-----	-----	-----	----	----	---	---	-----	------

Batter	1	2	3	4	5	6	7	8	9	AB R H RBI BB SO LOB	TOP											
Eric Young Sr. R (1, 4) OBP: 0.337, SLG: 0.415	4-2 S 2B BB	3-2 L8		1-1 G6-3		1-1 G1-3 1B		2-2 L7		4 1 1 0 1 0 0												
Scott Podsednik, L (1, 8) OBP: 0.360, SLG: 0.385	3-2 L8	0-1 F7			0-2 P5	0-0 G1-3		3-1 P5		5 0 0 0 0 0 2												
Geoff Jenkins, L (1, 7) OBP: 0.361, SLG: 0.498	4-2 2B 1-2 2B BB			2-2 L9		0-0 2B 2B			2-3 K	4 2 1 0 1 1 1												
Richie Sexson, R (1, 3) OBP: 0.376, SLG: 0.529	2-1 2B 1-3 2-H			0-1 2B		4-0 2B BB		2-2 G4-3	3-2 L7	4 2 2 1 1 0 1												
John Vander Wal, L (1, 9) OBP: 0.373, SLG: 0.511 Brady Clark, R (8, 9) OBP: 0.330, SLG: 0.395	4-1 2B BB			3-3 K		3-3 K		1-3 K	1-1 P2	3 1 0 0 1 3 3 1 0 0 0 0 0 0												
Keith Ginter, R (1, 5) OBP: 0.342, SLG: 0.427	3-2 F8			4-1 BB		1-1 1B 1-H 2-H 2B		2-2 G1-3 HBP		2 0 1 2 1 0 3												
Keith Osik, R (1, 2) OBP: 0.341, SLG: 0.324	2-2 2B 1-H 2-H 3-H			0-0 P3		4-1 1B BB		1-1 G1-3		3 0 1 3 1 0 3												
Royce Clayton, R (1, 6) OBP: 0.287, SLG: 0.336	1-3 K			1-2 G5-3		0-0 1B 1-2 2-3		0-0 G1-3		4 0 1 0 0 1 2												
Wayne Franklin, L (1, 1) OBP: 0.146, SLG: 0.146 Luis Vizcaino, R (7, 1) 2 Bill Hall, R (8, PH) OBP: 0.226, SLG: 0.355 Leo Estrella, R (8, 1) Dan Kolb, R (9, 1)		0-0 F8		2-1 L3		1-1 G4-3		2-3 K		3 0 0 0 0 0 3 0 0 0 0 0 0 0 1 0 0 0 0 1 0 0 0 0 0 0 0 0 0 0 0 0 0 0 0												
Inning Stats	R: 4 E: 0 K: 1 S: 20	H: 2 LOB: 1 BB: 3 P: 43	R: 0 E: 0 K: 0 S: 6	H: 0 LOB: 0 BB: 0 P: 9	R: 0 E: 0 K: 1 S: 12	H: 1 LOB: 2 BB: 1 P: 21	R: 0 E: 0 K: 0 S: 7	H: 0 LOB: 0 BB: 0 P: 11	R: 2 E: 0 K: 1 S: 13	H: 3 LOB: 3 BB: 2 P: 26	R: 0 E: 0 K: 0 S: 7	H: 1 LOB: 1 BB: 0 P: 10	R: 0 E: 0 K: 1 S: 8	H: 0 LOB: 1 BB: 0 P: 12	R: 0 E: 0 K: 1 S: 9	H: 0 LOB: 0 BB: 0 P: 16	R: 0 E: 0 K: 1 S: 10	H: 0 LOB: 0 BB: 0 P: 16	1B: 2 2B: 5 3B: 0 HR: 0	SF: 0 SAC: 0 DP: 0 HBP: 1	WP: 0 PB: 0 SB: 1 CS: 0	PA: 41
PITCHER	IP WLS BF H R ER SO BB IBB HBP BLK WP HR S P ERA WHIP																					
Brandon Duckworth, R (1, 1) ERA: 5.04	4.2 L 25 5 6 6 3 6 0 0 0 0 0 0 55 106 11.57 2.357																					
Terry Adams, R (5, 1) ERA: 2.28	0.1 2 1 0 0 0 0 0 0 0 0 0 0 3 4 0.00 3.000																					
Carlos Silva, R (6, 1) ERA: 4.66	2.0 8 1 0 0 1 0 0 0 1 0 0 0 15 22 0.00 0.500																					
Rheal Cormier, L (8, 1) ERA: 1.15	1.0 3 0 0 0 1 0 0 0 0 0 0 0 9 16 0.00 0.000																					
Dan Plesac, L (9, 1) ERA: 1.44	1.0 3 0 0 0 1 0 0 0 0 0 0 0 10 16 0.00 0.000																					

Milwaukee Brewers @ Philadelphia Phillies
Veterans Stadium, Philadelphia, PA

AB	34
R	6
H	7
RBI	6
BB	6
SO	6
LOB	18



Tue Aug 12 2003, 7:05 PM EDT
Att. 23,136 - Cloudy - 83 F

WP: 0	PA: 41
-------	--------

Batter	1	2	3	4	5	6	7	8	9	AB	R	H	RBI	BB	SO	LOB
Marlon Byrd, R OBP: 0.354, SLG: 0.409 (1, 8)	2-3 K		1-0 G6-3			0-3 K		1-2 G6-3		4	0	0	0	0	2	1
Placido Polanco, R OBP: 0.367, SLG: 0.468 (1, 4)	4-0 3B BB		2-2 HR			2-1 G4-3		3-2 G6-3		3	2	1	1	1	0	0
Bobby Abreu, L OBP: 0.402, SLG: 0.488 (1, 9)	1-2 F8		2-1 G4-3			3-1 G4-3			2-2 G6-3	4	0	0	0	0	0	1
Pat Burrell, R OBP: 0.318, SLG: 0.405 (1, 7)	3-2 3B			2-1 F9			4-2 2B BB		2-3 K	3	1	1	1	1	1	0
Jim Thome, L OBP: 0.375, SLG: 0.522 (1, 3)	0-1 G4-3			1-3 K			3-1 P4		1-2 2B	4	0	1	0	0	1	2
Mike Lieberthal, R OBP: 0.379, SLG: 0.428 (1, 2)		1-0 1B		3-2 P4			1-0 2B		1-1 G6-3	4	0	2	1	0	0	1
11 Jimmy Rollins, S OBP: 0.310, SLG: 0.374 (1, 6)		1-2 P4			0-3 K			0-0 P3		3	0	0	0	0	1	2
Tomas Perez, S OBP: 0.338, SLG: 0.401 (1, 5)		1-0 G5-4-3			0-1 F9			1-2 F9		3	0	0	0	0	0	2
Brandon Duckworth, R OBP: 0.259, SLG: 0.200 (1, 1)			4-2 BB			2-1 G6-3			1-2 L9	0	0	0	0	0	1	0
Terry Adams, R (5, 1)										0	0	0	0	0	0	0
Nick Punto, S (5, PH)										1	0	0	0	0	0	0
Carlos Silva, R (6, 1)										0	0	0	0	0	0	0
Rheal Cormier, L (8, 1)										0	0	0	0	0	0	0
Ricky Ledee, L (8, PH)										1	0	0	0	0	0	0
Dan Plesac, L (9, 1)										0	0	0	0	0	0	0

Inning Stats	R: 1	H: 1	R: 0	H: 1	R: 1	H: 1	R: 0	H: 0	R: 0	H: 0	R: 1	H: 1	R: 0	H: 0	R: 0	H: 1	R: 0	H: 1	R: 0	H: 1	1B:	SF:	WP:	PA:
	E: 0	LOB: 1	E: 0	LOB: 0	E: 0	LOB: 0	E: 0	LOB: 0	E: 0	LOB: 0	E: 0	LOB: 1	E: 0	LOB: 0	E: 0	LOB: 1	E: 0	LOB: 1	E: 0	LOB: 1	2B: <td>SAC: <td>PB: <td>33</td> </td></td>	SAC: <td>PB: <td>33</td> </td>	PB: <td>33</td>	33
	K: 1	BB: 1	K: 0	BB: 0	K: 0	BB: 1	K: 1	BB: 0	K: 1	BB: 0	K: 0	BB: 1	K: 0	BB: 0	K: 1	BB: 0	K: 1	BB: 0	K: 1	BB: 0	3B: <td>DP: <td>SB: <td></td> </td></td>	DP: <td>SB: <td></td> </td>	SB: <td></td>	
	S: 14	P: 24	S: 5	P: 8	S: 9	P: 18	S: 9	P: 15	S: 7	P: 9	S: 10	P: 19	S: 11	P: 16	S: 11	P: 17	S: 11	P: 17	S: 11	P: 17	HR: <td>HBP: <td>CS: <td></td> </td></td>	HBP: <td>CS: <td></td> </td>	CS: <td></td>	

PITCHER	IP	WLS	BF	H	R	ER	SO	BB	IBB	HBP	BLK	WP	HR	S	P	ERA	WHIP
Wayne Franklin, L (1, 1)	6.2	W	25	4	3	3	4	3	0	0	0	0	1	58	101	4.05	1.050
Luis Vizcaino, R (7, 1)	0.1	H	1	0	0	0	0	0	0	0	0	0	0	3	4	0.00	0.000
Leo Estrella, R (8, 1)	1.0	H	3	0	0	0	0	0	0	0	0	0	0	11	16	0.00	0.000
Dan Kolb, R (9, 1)	1.0	S	4	1	0	0	1	0	0	0	0	0	0	11	17	0.00	1.000

BOTTOM

Milwaukee Brewers @ Philadelphia Phillies
Veterans Stadium, Philadelphia, PA

Tue Aug 12 2003, 7:05 PM EDT
Att: 23,136 - Cloudy - 83 F

livebaseballscores.com

AB	30
R	3
H	5
RBI	3
BB	3
SO	5
LOB	9



Batter	1	2	3	4	5	6	7	8	9	AB	R	H	RBI	BB	SO	LOB	TOP										
Eric Young Sr., R OBP: 0.336, SLG: 0.414 Mike DeJean, R (8, 1)	1-2 L7		0-1 G1-3		3-2 G6-3			1-1 FC6-4 1B 2-H 1B		4	0	1	1	0	0	0											
Scott Podsednik, L OBP: 0.362, SLG: 0.386 (1, 8)	2-2 BB 1B			0-1 B2	2-1 L7			1-1 FC6-4 1B 1-2 1B		4	0	2	0	0	0	0											
Geoff Jenkins, L OBP: 0.360, SLG: 0.494 (1, 7)	4-2 BB 1-2 BB G6-4-3			2-1 G3-1		2-2 G6-3		2-1 F8 1B		3	0	0	0	1	0	2											
Richie Sexson, R OBP: 0.375, SLG: 0.527 (1, 3)	0-1 G6-4-3 1-2f			0-1 1B HR 1B		1-2 G6-3		2-2 FC6-4 1-2f 2-3		4	1	1	0	0	0	4											
John Vander Wal, L OBP: 0.371, SLG: 0.507 (1, 9)				0-0 HR 1B 1-2		2-3 K		2-3 K		4	1	1	0	0	2	2											
Keith Ginter, R OBP: 0.349, SLG: 0.443 (1, 5)				1-2 HR 1B 1-H 2-H			4-2 G4-6-3 BB	1-1 P4		3	1	2	3	1	0	0											
Keith Osik, R OBP: 0.340, SLG: 0.323 (1, 2)				1-2 1B 1-2f			0-2 G4-6-3 1-2f	2-2 L7		4	0	1	0	0	0	2											
Royce Clayton, R OBP: 0.285, SLG: 0.333 Enrique Cruz, R OBP: 0.149, SLG: 0.097 (1, 6) (7, 6)				1-3 K			3-2 F9	1-1 F9		3	0	0	0	0	1	1											
15 Ben Sheets, R OBP: 0.107, SLG: 0.091 Brooks Kieschnick, L OBP: 0.368, SLG: 0.630 2 Bill Hall, R OBP: 0.250, SLG: 0.406 (8, PH) (8, 4)				0-3 K		1-3 K		2-2 1B 2B		2	0	0	0	0	2	0											
Inning Stats	R: 0 E: 0 K: 0 S: 10	H: 1 LOB: 1 BB: 1 P: 17	R: 0 E: 0 K: 0 S: 4	H: 1 LOB: 0 BB: 0 P: 6	R: 0 E: 0 K: 1 S: 10	H: 0 LOB: 0 BB: 0 P: 12	R: 3 E: 0 K: 1 S: 16	H: 4 LOB: 1 BB: 0 P: 21	R: 0 E: 0 K: 1 S: 9	H: 0 LOB: 0 BB: 0 P: 15	R: 0 E: 0 K: 0 S: 8	H: 0 LOB: 0 BB: 1 P: 15	R: 0 E: 0 K: 0 S: 15	H: 3 LOB: 2 BB: 0 P: 25	R: 0 E: 0 K: 0 S: 7	H: 0 LOB: 0 BB: 0 P: 11	1B: 7 2B: 1 3B: 0 HR: 1	SF: 0 SAC: 0 DP: 3 HBP: 0	WP: 0 PB: 0 SB: 0 CS: 0	PA: 35							
PITCHER	IP	WLS	BF	H	R	ER	SO	BB	IBB	HBP	BLK	WP	HR	S	P	ERA	WHIP										
Kevin Millwood, R ERA: 3.8 (1, 1)	7.0	W	26	6	3	3	4	2	0	0	0	0	1	67	101	3.86	1.143										
Rheal Cormier, L ERA: 1.29 (8, 1)	0.1		4	3	1	1	0	0	0	0	0	0	0	9	15	27.00	9.000										
Mike Williams, R ERA: 5.73 (8, 1)	0.2		2	0	0	0	1	0	0	0	0	0	0	6	10	0.00	0.000										
Turk Wendell, R ERA: 2.01 (9, 1)	1.0		3	0	0	0	0	0	0	0	0	0	0	7	11	0.00	0.000										

Milwaukee Brewers @ Philadelphia Phillies
Veterans Stadium, Philadelphia, PA
Wed Aug 13 2003, 7:05 PM EDT
Att. 24,683 - Cloudy - 86 F

AB	33
R	4
H	9
RBI	4
BB	2
SO	5
LOB	11



Batter	1	2	3	4	5	6	7	8	9	AB	R	H	RBI	BB	SO	LOB
Marlon Byrd, R OBP: 0.355, SLG: 0.407 (1, 8)	1-2 HBP 1B	1-0 G5-3			0-1 G4-3	1-1 E5 2B	2-0 FC5-4 HBP			4	2	1	0	0	0	0
Placido Polanco, R OBP: 0.369, SLG: 0.471 (1, 4)	1-0 1B HR HBP	1-2 G6-3			0-0 BB 1B	1-0 2B	0-0 FC5-4			4	3	2	0	0	0	2
Bobby Abreu, L OBP: 0.405, SLG: 0.493 (1, 9)	1-2 HR 1B		1-2 G6-4-3 1B		4-2 1B BB	0-1 HBP G5-3 2B	2-3 K			4	3	3	3	1	1	2
Jim Thome, L OBP: 0.377, SLG: 0.536 (1, 3)	0-0 HR		0-1 F7		1-0 L7	G5-3 HBP IBB		0-1 HR		4	2	2	4	1	0	3
Mike Lieberthal, R OBP: 0.382, SLG: 0.431 (1, 2)	0-1 G3 2B		2-2 G6-4-3		0-1 1B 1B	1-0 G5-3 HBP		2-3 K		4	1	2	1	0	1	1
Pat Burrell, R OBP: 0.319, SLG: 0.407 (1, 7)	0-0 G6-3			1-2 G6-3 2B	0-1 2B 1B	1-2 G5-3		2-0 P4		5	0	2	1	0	0	3
2 Tyler Houston, L OBP: 0.319, SLG: 0.407 (1, 5)	1-0 G3			0-0 G6-3 2B	2-1 1B	0-1 F8		2-1 F9		3	0	1	1	0	0	2
Tomas Perez, S OBP: 0.335, SLG: 0.397 (6, 5)	2-3			2-3	1-3 2-H 1B					2	0	0	0	0	0	1
11 Jimmy Rollins, S OBP: 0.309, SLG: 0.371 (1, 6)	0-1 L7			1-3 K	4-0 IBB		0-1 G6-3			3	0	0	0	1	1	2
Kevin Millwood, R OBP: 0.145, SLG: 0.100 (1, 1)		1-3 K		1-2 L4	2-3 K		0-0 FC5-4 2B			3	0	0	0	0	2	4
Ricky Ledee, L OBP: 0.330, SLG: 0.448 (7, PH)										1	0	1	0	0	0	0
Rheal Cormier, L OBP: 0.500, SLG: 0.500 (8, 1)										0	0	0	0	0	0	0
Mike Williams, R (8, 1)										0	0	0	0	0	0	0
Turk Wendell, L (9, 1)										0	0	0	0	0	0	0

Inning Stats	R: 4	H: 4	E: 0	K: 0	S: 13	LOB: 1	BB: 0	P: 17	R: 0	H: 0	E: 0	K: 1	S: 7	LOB: 0	BB: 0	P: 10	R: 0	H: 1	E: 0	K: 0	S: 9	LOB: 0	BB: 0	P: 12	R: 0	H: 1	E: 0	K: 1	S: 10	LOB: 1	BB: 0	P: 13	R: 3	H: 4	E: 0	K: 1	S: 17	LOB: 3	BB: 2	P: 30	R: 3	H: 2	E: 1	K: 0	S: 10	LOB: 1	BB: 1	P: 18	R: 0	H: 1	E: 0	K: 1	S: 7	LOB: 2	BB: 0	P: 11	R: 1	H: 1	E: 0	K: 1	S: 8	LOB: 0	BB: 0	P: 14
--------------	------	------	------	------	-------	--------	-------	-------	------	------	------	------	------	--------	-------	-------	------	------	------	------	------	--------	-------	-------	------	------	------	------	-------	--------	-------	-------	------	------	------	------	-------	--------	-------	-------	------	------	------	------	-------	--------	-------	-------	------	------	------	------	------	--------	-------	-------	------	------	------	------	------	--------	-------	-------

PITCHER	IP	WLS	BF	H	R	ER	SO	BB	IBB	HBP	BLK	WP	HR	S	P	ERA	WHIP
15 Ben Sheets, R ERA: 4.24 (1, 1)	5.0	L	30	12	10	8	3	1	1	1	0	0	1	61	89	14.40	2.600
Brooks Kieschnick, R ERA: 4.54 (6, 1)	2.0		9	1	0	0	1	0	1	2	0	0	0	12	22	0.00	0.500
Mike DeJean, R ERA: 4.67 (8, 1)	1.0		4	1	1	1	1	0	0	0	0	0	1	8	14	9.00	1.000

BOTTOM

Milwaukee Brewers @ Philadelphia Phillies
Veterans Stadium, Philadelphia, PA

Wed Aug 13 2003, 7:05 PM EDT
Att. 24,683 - Cloudy - 86 F

AB	37
R	11
H	14
RBI	10
BB	3
SO	5
LOB	20

WP: 0 PA: 43
PB: 0 SB: 0
CS: 0



PITCHER	IP	WLS	BF	H	R	ER	SO	BB	IBB	HBP	BLK	WP	HR	S	P	ERA	WHIP
---------	----	-----	----	---	---	----	----	----	-----	-----	-----	----	----	---	---	-----	------

Batter	1	2	3	4	5	6	7	8	9	AB R H RBI BB SO LOB	TOP											
Eric Young Sr. R (1, 4) OBP: 0.339, SLG: 0.422 BB F C B X	3-2 PB S 1B		0-0 HR		4-1 BB		2-1 F8		1-1 G1-3	4 1 2 1 1 0 2	Milwaukee Brewers @ Philadelphia Phillies Veterans Stadium, Philadelphia, PA Thu Aug 14 2003, 7:05 PM EDT Att. 23,394 - Cloudy - 90 F											
Keith Ginter R (1, 5) OBP: 0.355, SLG: 0.445 C B B B B	4-2 1-3 BB		1-1 1B		1-3 K			2-1 1B G5-4-3 1B	3 1 2 0 1 1 1													
Geoff Jenkins L (1, 7) OBP: 0.360, SLG: 0.492 C S S	0-3 K		0-3 K		1-0 F7			2-1 1B G5-4-3 1B	4 0 1 0 0 2 4													
Richie Sexson R (1, 3) OBP: 0.372, SLG: 0.522 C S S	0-3 K		1-3 K		3-2 F7			0-2 G5-4-3 1-2f 3-H	4 0 0 0 0 2 5													
Brady Clark R (1, 8) OBP: 0.333, SLG: 0.402 1 SAFE C S F B F B X	2-2 F7				0-2 1B FC4-6 2B		1-2 G6-4-3 1B	2-2 F7	4 1 2 0 0 0 2													
Mark Smith R (1, 9) OBP: 0.333, SLG: 0.444 Scott Podsednik L (9, PH) OBP: 0.363, SLG: 0.386 C B T X		1-2 G6-3		1-0 FC4-6 1B		1-1 G6-4-3		4-1 G3 BB	3 0 1 0 0 0 1 0 0 0 0 1 0 0													
Eddie Pérez R (1, 2) OBP: 0.314, SLG: 0.432 John Vander Wal L (9, PH) OBP: 0.370, SLG: 0.505 C T X		0-2 F8		0-1 P4		0-1 G5-3		0-0 G3	3 0 0 0 0 0 2 1 0 0 0 0 0 1													
Royce Clayton R (1, 6) OBP: 0.283, SLG: 0.330 X T B T B X		2-2 F9		3-2 FC4-6 1-2f 3-H		0-2 F8		2-1 G6-3	4 0 0 1 0 0 2													
Wes Obermueller R (1, 1) OBP: 0.167, SLG: 0.167 Luis Vizcaino R (4, 1) OBP: 0.242, SLG: 0.394 Valerio De Los Santos L (6, 1) OBP: 0.242, SLG: 0.394 2 Bill Hall R (7, PH) OBP: 0.242, SLG: 0.394 Leo Estrella R (7, 1) OBP: 0.242, SLG: 0.394 Brooks Kieschnick L (8, PH) OBP: 0.379, SLG: 0.630 Enrique Cruz R (9, PR) OBP: 0.149, SLG: 0.097 X T B T B X			0-2 G1-3		1-3 K		1-3 K	4-2 BB	2 0 0 0 0 0 1 1 0 0 0 0 0 0 0 0 0 0 0 0 0 0 0 0 1 0 0 0 0 0 1 0 0 0 0 0 0 0 0 0 0 0 0 0 0 1 0 0 0 0 0 0 0 0 0 0													
Inning Stats	R: 0 E: 0 K: 2 S: 16	H: 1 LOB: 2 BB: 1 P: 25	R: 0 E: 0 K: 0 S: 10	H: 0 LOB: 0 BB: 0 P: 13	R: 1 E: 0 K: 2 S: 12	H: 2 LOB: 1 BB: 0 P: 14	R: 1 E: 0 K: 1 S: 17	H: 2 LOB: 1 BB: 0 P: 22	R: 0 E: 0 K: 1 S: 10	H: 0 LOB: 1 BB: 1 P: 19	R: 0 E: 0 K: 0 S: 8	H: 1 LOB: 0 BB: 0 P: 10	R: 0 E: 0 K: 1 S: 8	H: 0 LOB: 0 BB: 0 P: 11	R: 1 E: 0 K: 0 S: 12	H: 2 LOB: 0 BB: 0 P: 18	R: 0 E: 0 K: 0 S: 8	H: 0 LOB: 2 BB: 2 P: 19	1B: 6 2B: 1 3B: 0 HR: 1	SF: 0 SAC: 0 DP: 2 HBP: 0	WP: 0 PB: 1 SB: 1 CS: 0	PA: 37
PITCHER	IP WLS BF H R ER SO BB IBB HBP BLK WP HR S P ERA WHIP																					
Randy Wolf L (1, 1) ERA: 3.46	7.0 W 28 6 2 2 7 2 0 0 0 0 0 1 81 114 2.57 1.143																					
Terry Adams R (8, 1) ERA: 2.43	0.0 1 1 1 1 0 0 0 0 0 0 0 0 2 4 ∞ ∞																					
Dan Plesac L (8, 1) ERA: 1.44	0.0 1 1 0 0 0 0 0 0 0 0 0 0 2 4 ∞ ∞																					
Turk Wendell R (8, 1) ERA: 1.97	1.0 H 2 0 0 0 0 0 0 0 0 0 0 0 8 10 0.00 0.000																					
Mike Williams R (9, 1) ERA: 5.62	1.0 S 5 0 0 0 0 0 2 0 0 0 0 0 0 8 19 0.00 2.000																					

livebaseballscorecards.com

AB	33
R	3
H	8
RBI	2
BB	4
SO	7
LOB	21



Batter	1	2	3	4	5	6	7	8	9	AB	R	H	RBI	BB	SO	LOB
Marlon Byrd, R OBP: 0.351, SLG: 0.402 (1, 8)	0-1 L8	2-2 FC1-2	2-3 K			1-3 K				4	0	0	0	0	2	6
Placido Polanco, R OBP: 0.373, SLG: 0.481 (1, 5)	1-2 G4-3		2-2 HR		3-1 WP 1B	0-1 1B				4	2	3	1	0	0	0
Bobby Abreu, L OBP: 0.406, SLG: 0.495 (1, 9)	3-1 1B		2-2 G3 1B		0-3 SAFE SAFE K	2-3 K				4	1	2	0	0	2	1
Jim Thome, L OBP: 0.374, SLG: 0.531 (1, 3)	3-1 G3		1-0 G3		1-1 SAFE F7				0-1 L4	4	0	0	0	0	0	3
Mike Lieberthal, R OBP: 0.385, SLG: 0.433 (1, 2)		1-0 11 1B 26 1B FC1-2 1B	4-2 26 1B BB		3-2 1-H 1B				1-1 P4	3	1	2	1	1	0	0
Pat Burrell, R OBP: 0.319, SLG: 0.406 (1, 7)		1-3 K	0-0 26 1B		2-3 K				0-0 L4	4	0	1	1	0	2	2
Mike Williams, R (9, 1)			1-2 3-H 1B							0	0	0	0	0	0	0
26 Chase Utley, L OBP: 0.316, SLG: 0.579 (1, 4)		2-2 SAFE 11 1B	2-2 11 BB		1-1 F7				0-0 11 F8-5-4 2B	4	0	3	1	0	0	0
11 Jimmy Rollins, S OBP: 0.311, SLG: 0.371 (1, 6)		1-2 1B	4-0 SAFE 1B		2-1 F9				1-1 F8-5-4	3	0	1	0	1	0	1
Randy Wolf, L OBP: 0.207, SLG: 0.189 (1, 1)		0-0 P5	0-3 K		2-3 K				2-2 G3-1	3	0	0	0	0	2	6
Terry Adams, R (8, 1)										0	0	0	0	0	0	0
Dan Plesac, L (8, 1)										0	0	0	0	0	0	0
Turk Wendell, L (8, 1)										0	0	0	0	0	0	0
Ricky Ledee, L OBP: 0.329, SLG: 0.446 (8, 7)										1	0	0	0	0	0	0

Inning Stats	R: 0	H: 1	E: 0	LOB: 1	K: 0	BB: 0	S: 9	R: 0	H: 3	E: 0	LOB: 3	K: 1	BB: 0	S: 15	R: 3	H: 4	E: 0	LOB: 3	K: 2	BB: 2	S: 19	R: 1	H: 2	E: 0	LOB: 1	K: 2	BB: 0	S: 13	R: 0	H: 0	E: 0	LOB: 0	K: 1	BB: 0	S: 12	R: 0	H: 1	E: 0	LOB: 0	K: 2	BB: 0	S: 8	R: 0	H: 0	E: 0	LOB: 0	K: 0	BB: 0	S: 5	R: 0	H: 1	E: 0	LOB: 0	K: 0	BB: 0	S: 9	R: 0	H: 1	E: 0	LOB: 0	K: 0	BB: 0	S: 12	1B: 9	SF: 0	2B: 3	SAC: 0	3B: 0	DP: 1	HR: 1	HBP: 0	WP: 1	PA: 36
--------------	------	------	------	--------	------	-------	------	------	------	------	--------	------	-------	-------	------	------	------	--------	------	-------	-------	------	------	------	--------	------	-------	-------	------	------	------	--------	------	-------	-------	------	------	------	--------	------	-------	------	------	------	------	--------	------	-------	------	------	------	------	--------	------	-------	------	------	------	------	--------	------	-------	-------	-------	-------	-------	--------	-------	-------	-------	--------	-------	--------

PITCHER	IP	WLS	BF	H	R	ER	SO	BB	IBB	HBP	BLK	WP	HR	S	P	ERA	WHIP
Wes Obermueller, R (1, 1)	3.2	L	23	10	4	4	4	2	0	0	0	1	1	53	91	9.82	3.273
Luis Vizcaino, R (4, 1)	1.1		4	0	0	0	2	0	0	0	0	0	0	15	22	0.00	0.000
Valerio De Los Santos, L (6, 1)	1.0		3	1	0	0	2	0	0	0	0	0	0	8	11	0.00	1.000
Leo Estrella, R (7, 1)	2.0		6	1	0	0	0	0	0	0	0	0	0	14	18	0.00	0.500

BOTTOM

Milwaukee Brewers @ Philadelphia Phillies
Veterans Stadium, Philadelphia, PA

Thu Aug 14 2003, 7:05 PM EDT
 Att: 23,394 - Cloudy - 90 F

livebaseballscores.com

AB	34
R	4
H	12
RBI	4
BB	2
SO	8
LOB	19



Batter	1	2	3	4	5	6	7	8	9	AB R H RBI BB SO LOB	TOP											
Eric Young Sr. R (1, 4) OBP: 0.343, SLG: 0.423	3-2 FC4-6 1B		1-0 F8		4-1 SH1-3 E FC1-5 BB		4-1 CS BB			2 0 1 0 2 0 0												
Scott Podsednik, L (1, 8) OBP: 0.365, SLG: 0.388	1-0 FC4-6 1B		1-0 G4-6-3 1B		0-0 SH1-3		0-2 CS	3-1 1B G6-4-3 1B		3 2 2 0 0 0 1												
Geoff Jenkins, L (1, 7) OBP: 0.359, SLG: 0.490	3-3 K 1-2		1-1 G4-6-3		0-2 FC1-5		2-1 G6-4-3 1B			4 0 1 0 0 1 3												
Richie Sexson, R (1, 3) OBP: 0.373, SLG: 0.528	2-2 2B 1B			3-1 HR		3-0 G5-3		0-1 G6-4-3 1B		4 1 2 2 0 0 2												
John Vander Wal, L (1, 9) OBP: 0.369, SLG: 0.505	1-0 1-H 2B			1-2 K		0-3 K		3-2 F8		4 0 1 0 0 2 0												
Keith Ginter, R (1, 5) OBP: 0.353, SLG: 0.440		1-1 G6-3		2-1 G5-3 HBP		0-0 F9		2-1 G5-3		3 0 0 0 0 0 0												
Eddie Pérez, R (1, 2) OBP: 0.309, SLG: 0.425		1-1 G4-3		1-0 G5-3		2-0 L6		0-2 G6-3		4 0 0 0 0 0 1												
Royce Clayton, R (1, 6) OBP: 0.285, SLG: 0.331		2-2 1B		4-0 IBB		2-1 P2		4-1 DI BB		2 0 1 0 1 0 0 0 0 0 0 1 0 0												
Brady Clark, R (9, PH) OBP: 0.336, SLG: 0.402																						
Matt Kinney, R (1, 1) OBP: 0.047, SLG: 0.048		0-1 G6-3		0-3 K		1-0 F9		1-1 G4-3		2 0 0 0 0 1 3 0 0 0 0 0 0 0 1 0 0 0 0 0 0 0 0 0 0 0 0 0 1 0 0 0 0 0 1												
Luis Vizcaino, R (6, 1)																						
2 Bill Hall, R (7, PH) OBP: 0.235, SLG: 0.382																						
Mike DeJean, R (7, 1)																						
Brooks Kieschnick, L (8, 1) OBP: 0.373, SLG: 0.618																						
Inning Stats	R: 1 E: 0 K: 1 S: 11	H: 3 LOB: 2 BB: 0 P: 21	R: 0 E: 0 K: 0 S: 9	H: 1 LOB: 1 BB: 0 P: 13	R: 0 E: 0 K: 0 S: 4	H: 1 LOB: 0 BB: 0 P: 7	R: 1 E: 0 K: 2 S: 12	H: 1 LOB: 2 BB: 1 P: 23	R: 0 E: 1 K: 0 S: 6	H: 0 LOB: 1 BB: 1 P: 13	R: 0 E: 0 K: 1 S: 6	H: 0 LOB: 0 BB: 0 P: 8	R: 0 E: 0 K: 0 S: 6	H: 0 LOB: 0 BB: 1 P: 13	R: 1 E: 0 K: 0 S: 9	H: 2 LOB: 0 BB: 0 P: 17	R: 0 E: 0 K: 0 S: 8	H: 0 LOB: 1 BB: 1 P: 15	1B: 6 2B: 1 3B: 0 HR: 1	SF: 0 SAC: 1 DP: 2 HBP: 1	WP: 0 PB: 0 SB: 1 CS: 1	PA: 37
PITCHER	IP WLS BF H R ER SO BB IBB HBP BLK WP HR S P ERA WHIP																					
Nelson Figueroa, R (1, 1) ERA: 3.27	5.0 W 22 6 2 2 3 1 1 1 0 0 1 42 77 3.60 1.400																					
Mark Corey, R (6, 1) ERA: 5.59	1.2 H 6 0 0 0 1 1 0 0 0 0 0 10 19 0.00 0.600																					
Joe Beimel, L (7, 1) ERA: 3.96	0.1 H 2 2 1 1 0 0 0 0 0 0 0 6 11 27.00 6.000																					
Julian Tavarez, R (8, 1) ERA: 3.58	2.0 S 6 0 0 0 0 1 0 0 0 0 0 13 23 0.00 0.500																					

Milwaukee Brewers @ Pittsburgh Pirates
PNC Park, Pittsburgh, PA
Fri Aug 15 2003, 7:05 PM EDT
Att. 21,096 - Cloudy - 83 F

AB	30
R	3
H	8
RBI	2
BB	4
SO	4
LOB	11



Batter	1	2	3	4	5	6	7	8	9	AB	R	H	RBI	BB	SO	LOB
18 Jason Kendall, R OBP: 0.394, SLG: 0.392 (1, 2)	F8			1B	SF7		G6-3			3	0	1	1	0	0	0
Abraham Nunez, S OBP: 0.320, SLG: 0.308 (1, 4)	F8			1B	BB		HR			3	1	2	0	1	0	0
Brian Giles, L OBP: 0.433, SLG: 0.527 (1, 8) (7, 7)	K			P5	F7		HR			3	1	0	0	1	1	3
Matt Stairs, L OBP: 0.389, SLG: 0.594 (1, 9) (7, 3)		G3-1		K2-3		P5	HR			4	1	1	3	0	1	2
Reggie Sanders, R OBP: 0.326, SLG: 0.563 (1, 7) (7, 9)		P4		L5		K	K			4	0	0	0	0	2	2
Randall Simon, L OBP: 0.305, SLG: 0.417 Joe Beimel, L Julian Tavarez, L (1, 3) (7, 1) (8, 1)		K			SH	HBP				2	1	1	0	0	1	0
José Hernández, R OBP: 0.293, SLG: 0.363 (1, 5)			P4		G4-3					4	1	2	0	0	0	0
2 Jack Wilson, R OBP: 0.290, SLG: 0.333 (1, 6)			F7		SH	G1-3				3	1	1	0	0	0	2
Nelson Figueroa, R Carlos Rivera, L Mark Corey, R Tike Redman, L (1, 1) (5, PH) (6, 1) (7, 8)			K		G4-3		G4-3			1	0	0	0	0	1	0

Inning Stats	R: 0	H: 0	E: 0	K: 1	S: 6	L: 0	LOB: 0	BB: 0	P: 8	R: 0	H: 0	E: 0	K: 1	S: 7	R: 0	H: 0	E: 0	K: 1	S: 7	R: 0	H: 2	E: 0	K: 1	S: 10	R: 3	H: 2	E: 1	K: 0	S: 12	R: 0	H: 1	E: 0	K: 1	S: 11	R: 3	H: 2	E: 0	K: 1	S: 12	R: 0	H: 1	E: 0	K: 1	S: 9	R: 0	H: 1	E: 0	K: 1	S: 9
--------------	------	------	------	------	------	------	--------	-------	------	------	------	------	------	------	------	------	------	------	------	------	------	------	------	-------	------	------	------	------	-------	------	------	------	------	-------	------	------	------	------	-------	------	------	------	------	------	------	------	------	------	------

PITCHER	IP	WLS	BF	H	R	ER	SO	BB	IBB	HBP	BLK	WP	HR	S	P	ERA	WHIP
Matt Kinney, R ERA: 4.9 (1, 1)	5.2	L	25	5	3	1	5	1	0	0	0	0	0	51	86	1.59	1.059
Luis Vizcaino, R ERA: 7.09 (6, 1)	0.1		1	0	0	0	0	0	0	0	0	0	0	2	2	0.00	0.000
Mike DeJean, R ERA: 5.03 (7, 1)	1.0		6	2	3	3	1	1	0	0	0	0	1	12	22	27.00	3.000
Brooks Kieschnick, R ERA: 4.43 (8, 1)	1.0		4	1	0	0	1	0	0	0	0	0	0	9	12	0.00	1.000

BOTTOM

Milwaukee Brewers @ Pittsburgh Pirates
PNC Park, Pittsburgh, PA
Fri Aug 15 2003, 7:05 PM EDT
Att. 21,096 - Cloudy - 83 F

AB	31
R	6
H	8
RBI	5
BB	2
SO	7
LOB	11



WP: 0	PA: 36
PB: 0	
SB: 1	
CS: 0	

Batter	1	2	3	4	5	6	7	8	9	AB R H RBI BB SO LOB	TOP														
Scott Podsednik, L (1, 8) OBP: 0.370, SLG: 0.404	1-0 FC5-4 1B		3-1 G6-3 1B		0-2 G4-3		1-2 2-H 2B		0-1 1-H 2-H HR	5 2 4 4 0 0 0															
2 Bill Hall, R (1, 4) OBP: 0.205, SLG: 0.333	1-1 FC5-4 CS 1-2f		2-1 G6-3		0-0 F8		0-1 G5-3		3-2 F8	5 0 0 0 0 0 3															
Geoff Jenkins, L (1, 7) OBP: 0.359, SLG: 0.488	2-1 G3 1-2		0-0 BB 1B 3-H		0-1 G4-3		1-1 G4-3		4-0 BB	4 0 1 1 1 0 2															
Richie Sexson, R (1, 3) OBP: 0.375, SLG: 0.529		2-2 1B 1B HBP	4-2 FC5-4 BB 1-2		1-0 2B		2-1 G5-3		1-1 F7	3 1 1 0 1 0 1															
John Vander Wal, L (1, 9) OBP: 0.364, SLG: 0.498		0-3 K	1-2 F7		2-3 K		3-3 K			4 0 0 0 0 3 4															
Brady Clark, R (9, 9) OBP: 0.336, SLG: 0.402										0 0 0 0 0 0 0															
Keith Ginter, R (1, 5) OBP: 0.352, SLG: 0.437		2-1 1B 1-2 1B	2-2 FC5-4		1-3 K		1-0 F9			4 0 1 0 0 1 3															
Keith Osik, R (1, 2) OBP: 0.340, SLG: 0.323		3-1 F8		1-1 G6-4-3 1B		2-3 K		0-1 E5 BB HR		3 0 1 0 0 1 3															
Eric Young Sr., R (9, PH) OBP: 0.342, SLG: 0.421										1 1 0 0 0 0 0															
Eddie Pérez, R (9, 2) OBP: 0.309, SLG: 0.425										0 0 0 0 0 0 0															
Royce Clayton, R (1, 6) OBP: 0.287, SLG: 0.331		0-1 1-3 2-H 1B		1-1 G6-4-3		4-2 2B BB		1 SAFE 1 SAFE F D X	2-2 F9	3 1 1 1 1 0 2															
Doug Davis, R (1, 1)																									
Mark Smith, R (7, PH) OBP: 0.300, SLG: 0.400																									
Valerio De Los Santos, L (7, 1)																									
Luis Vizcaino, R (8, 1)																									
Brooks Kieschnick, L (9, PH) OBP: 0.383, SLG: 0.618																									
Dan Kolb, R (9, 1)																									
Inning Stats	R: 0 E: 0 K: 0 S: 5	H: 1 LOB: 0 BB: 0 P: 9	R: 1 E: 0 K: 2 S: 14	H: 2 LOB: 2 BB: 0 P: 23	R: 1 E: 0 K: 0 S: 16	H: 2 LOB: 2 BB: 1 P: 27	R: 0 E: 0 K: 1 S: 9	H: 1 LOB: 0 BB: 0 P: 12	R: 0 E: 0 K: 0 S: 6	H: 0 LOB: 0 BB: 0 P: 6	R: 0 E: 0 K: 3 S: 10	H: 1 LOB: 1 BB: 0 P: 16	R: 1 E: 0 K: 1 S: 12	H: 1 LOB: 1 BB: 1 P: 19	R: 0 E: 0 K: 1 S: 6	H: 0 LOB: 0 BB: 0 P: 12	R: 3 E: 1 K: 0 S: 16	H: 1 LOB: 1 BB: 2 P: 29	1B: 6 2B: 2 3B: 0 HR: 1	SF: 0 SAC: 0 DP: 1 HBP: 1	WP: 0 PB: 0 SB: 2 CS: 1	PA: 40			
PITCHER	IP	WLS	BF	H	R	ER	SO	BB	IBB	HBP	BLK	WP	HR	S	P	ERA	WHIP								
Kip Wells, R (1, 1) ERA: 3.8	7.0		30	8	3	3	7	2	0	1	0	0	0	72	112	3.86	1.429								
Brian Boehringer, R (8, 1) ERA: 5.54	1.0	H	3	0	0	0	1	0	0	0	0	0	0	6	12	0.00	0.000								
Mike Lincoln, R (9, 1) ERA: 4.64	0.1	L	3	0	2	2	0	1	0	0	0	0	0	8	13	54.00	3.000								
Joe Beimel, L (9, 1) ERA: 4.1	0.1	B	3	1	1	0	0	1	0	0	0	0	1	6	13	0.00	6.000								
Mark Corey, R (9, 1) ERA: 5.4	0.1		1	0	0	0	0	0	0	0	0	0	0	2	3	0.00	0.000								

Milwaukee Brewers @ Pittsburgh Pirates
 PNC Park, Pittsburgh, PA
 Sat Aug 16 2003, 12:35 PM EDT
 Att. 28,143 - Cloudy - 82 F

AB	35
R	6
H	9
RBI	6
BB	4
SO	8
LOB	21



Batter	1	2	3	4	5	6	7	8	9	AB R H RBI BB SO LOB	TOP											
Eric Young Sr. R (1, 4) OBP: 0.344, SLG: 0.421	0-3 			1-2 	0-0 		4-2 			3 2 1 0 1 1 2												
Scott Podsednik, L (1, 8) OBP: 0.371, SLG: 0.405	1-0 			0-0 		2-3 	2-0 			4 0 2 1 0 1 0												
Geoff Jenkins, L (1, 7) OBP: 0.360, SLG: 0.490	0-1 			2-1 		1-0 	1-2 			4 0 2 1 0 0 1												
Richie Sexson, R (1, 3) OBP: 0.375, SLG: 0.526		0-3 		1-1 		4-2 		0-0 		3 0 0 0 1 1 2												
Brady Clark, R (1, 9) OBP: 0.335, SLG: 0.399		2-2 		3-3 		0-2 		0-1 		4 0 1 0 0 1 1												
Keith Ginter, R (1, 5) OBP: 0.347, SLG: 0.430		1-3 			0-1 		0-3 	0-2 		4 0 0 0 0 2 3												
Keith Osik, R (1, 2) OBP: 0.333, SLG: 0.316			0-0 		0-0 		1-2 		1-2 	4 0 0 0 0 0 3												
2 Bill Hall, R (1, 6) OBP: 0.209, SLG: 0.326			2-2 		2-0 		1-1 		1-2 	4 0 1 0 0 0 0												
Wayne Franklin, L (1, 1) OBP: 0.160, SLG: 0.160			1-3 		0-0 		1-0 		3-3 	2 0 1 0 0 1 0												
John Vander Wal, L (7, PH) OBP: 0.363, SLG: 0.497										1 0 0 0 0 0 0												
Leo Estrella, R (7, 1)										0 0 0 0 0 0 0												
Mark Smith, R (9, PH) OBP: 0.273, SLG: 0.364					1-2 					1 0 0 0 0 1 0												
Inning Stats	R: 0 E: 0 K: 1 S: 6	H: 0 LOB: 0 BB: 0 P: 7	R: 0 E: 0 K: 2 S: 12	H: 0 LOB: 0 BB: 0 P: 15	R: 0 E: 0 K: 1 S: 7	H: 0 LOB: 0 BB: 0 P: 10	R: 1 E: 0 K: 1 S: 12	H: 3 LOB: 1 BB: 0 P: 19	R: 0 E: 0 K: 0 S: 6	H: 2 LOB: 2 BB: 0 P: 8	R: 0 E: 0 K: 2 S: 16	H: 2 LOB: 3 BB: 1 P: 24	R: 1 E: 0 K: 0 S: 9	H: 1 LOB: 1 BB: 1 P: 18	R: 0 E: 0 K: 0 S: 6	H: 0 LOB: 0 BB: 0 P: 6	R: 0 E: 0 K: 1 S: 12	H: 0 LOB: 0 BB: 0 P: 17	1B: 7 2B: 1 3B: 0 HR: 0	SF: 0 SAC: 0 DP: 1 HBP: 0	WP: 0 PB: 0 SB: 1 CS: 0	PA: 36
PITCHER	IP WLS BF H R ER SO BB IBB HBP BLK WP HR S P ERA WHIP																					
Josh Fogg, R (1, 1) ERA: 5.45	6.2 W 29 8 2 2 7 2 0 0 0 0 0 0 65 97 2.70 1.500																					
Michael Gonzalez, L (7, 1) ERA:	0.1 H 1 0 0 0 0 0 0 0 0 0 0 0 3 4 0.00 0.000																					
Julian Tavarez, R (8, 1) ERA: 3.47	2.0 S 6 0 0 0 1 0 0 0 0 0 0 0 18 23 0.00 0.000																					

Milwaukee Brewers @ Pittsburgh Pirates
PNC Park, Pittsburgh, PA
Sun Aug 17 2003, 1:35 PM EDT
Att. 24,092 - Overcast - 71 F

AB	34
R	2
H	8
RBI	2
BB	2
SO	8
LOB	12



Batter	1	2	3	4	5	6	7	8	9
18 Jason Kendall, R OBP: 0.395, SLG: 0.393 (1, 2) C B X	1-1 G4-6-3 1B		1-2 FC4-6 CS 1-2f		0-1 SH5-4 1B		3-2 G6-3		
Tike Redman, L OBP: 0.319, SLG: 0.493 (1, 8) B X	1-0 P4		0-0 CS 1-2	0-1 P4 LD	1-2 SH5-4 1-2 2-3		0-0 HR 2-H		
Brian Giles, L OBP: 0.431, SLG: 0.521 (1, 7) C B X	1-1 G4-6-3 1-2f			0-2 HR 1B	0-0 F7		0-0 G4-3		
Reggie Sanders, R OBP: 0.328, SLG: 0.578 (1, 9) B F X		1-1 F7		0-1 HR 1-H	2-0 G5-3		3-2 G6-3		
Craig Wilson, R OBP: 0.355, SLG: 0.462 (1, 3) Carlos Rivera, L OBP: 0.241, SLG: 0.306 (8, 3) X		0-0 1B		1-2 BB 1B		3-2 P4	1-0 G4-3		
José Hernández, R OBP: 0.294, SLG: 0.369 (1, 5) C D X		0-2 F9		4-1 BB 1-2		0-1 F7	1-1 2 BB 1B		
2 Jack Wilson, R OBP: 0.294, SLG: 0.344 (1, 6) C F X			0-2 HR	3-2 F4		2-1 P6	4-2 BB		
Jeff Reboulet, R OBP: 0.350, SLG: 0.347 (1, 4) B B F C X			2-2 FC4-6 1B	2-0 P6			0-2 SH1-4 HR 1B	2-2 G4-3	
Josh Fogg, R OBP: 0.267, SLG: 0.241 (1, 1) Michael Gonzalez, R (7, 1) Abraham Nunez, S OBP: 0.320, SLG: 0.308 (7, PH) Julian Tavaréz, L (8, 1) C L B M			1-3 K		1-0 SH5-4 1B		1-1 SH1-4		


Inning Stats	R: 0	H: 1	E: 0	LOB: 0	K: 0	BB: 0	S: 5	P: 8	R: 0	H: 1	E: 0	LOB: 0	K: 0	BB: 0	S: 6	P: 7	R: 1	H: 2	E: 0	LOB: 0	K: 1	BB: 0	S: 13	P: 17	R: 2	H: 3	E: 0	LOB: 2	K: 0	BB: 1	S: 16	P: 26	R: 0	H: 2	E: 0	LOB: 2	K: 0	BB: 0	S: 8	P: 12	R: 0	H: 0	E: 0	LOB: 0	K: 0	BB: 0	S: 7	P: 12	R: 2	H: 2	E: 0	LOB: 0	K: 0	BB: 0	S: 11	P: 15	R: 0	H: 1	E: 0	LOB: 2	K: 0	BB: 1	S: 14	P: 25
--------------	------	------	------	--------	------	-------	------	------	------	------	------	--------	------	-------	------	------	------	------	------	--------	------	-------	-------	-------	------	------	------	--------	------	-------	-------	-------	------	------	------	--------	------	-------	------	-------	------	------	------	--------	------	-------	------	-------	------	------	------	--------	------	-------	-------	-------	------	------	------	--------	------	-------	-------	-------

PITCHER	IP	WLS	BF	H	R	ER	SO	BB	IBB	HBP	BLK	WP	HR	S	P	ERA	WHIP
Wayne Franklin, L ERA: 5.39 (1, 1)	6.0	L	25	9	3	3	1	1	0	0	0	0	2	55	82	4.50	1.667
Leo Estrella, R ERA: 3.0 (7, 1)	2.0		10	3	2	2	0	1	0	0	0	0	1	25	40	9.00	2.000

BOTTOM

AB	R	H	RBI	BB	SO	LOB
4	0	2	0	0	0	2
3	1	1	2	0	0	1
4	1	1	0	0	0	3
4	1	1	2	0	0	2
3	0	2	0	0	0	0
1	0	0	0	0	0	0
3	0	1	0	1	0	0
3	1	1	1	1	0	2
4	1	2	0	0	0	4
2	0	1	0	0	1	1
0	0	0	0	0	0	0
0	0	0	0	0	0	0
0	0	0	0	0	0	0

AB 31
R 5
H 12
RBI 5
BB 2
SO 1
LOB 15



WP	PA	ERA	WHIP
0	36		
0			
0			
1			

Milwaukee Brewers @ Pittsburgh Pirates
PNC Park, Pittsburgh, PA
Sun Aug 17 2003, 1:35 PM EDT
Att. 24,092 - Overcast - 71 F

livebaseballscorecards.com

Batter	1	2	3	4	5	6	7	8	9	AB R H RBI BB SO LOB	TOP
Marlon Byrd, R (1, 8) OBP: 0.352, SLG: 0.405										5 0 3 0 0 0 1	Philadelphia Phillies @ Milwaukee Brewers Miller Park, Milwaukee, WI Tue Aug 19 2003, 7:05 PM CDT Att. 17,028 - Sunny - 77 F
Placido Polanco, R (1, 5) OBP: 0.370, SLG: 0.472										5 1 2 1 0 0 2	
Bobby Abreu, L (1, 9) OBP: 0.411, SLG: 0.499										4 1 1 0 1 2 2	
Jim Thome, L (1, 3) OBP: 0.381, SLG: 0.555										2 1 1 2 2 1 0	
Mike Lieberthal, R (1, 2) OBP: 0.389, SLG: 0.441										3 0 1 1 0 1 1	
26 Chase Utley, L (1, 4) OBP: 0.286, SLG: 0.424										4 0 1 0 0 1 4	
Pat Burrell, R (1, 7) OBP: 0.314, SLG: 0.402 Ricky Ledee, L (8, PH) OBP: 0.331, SLG: 0.464 (8, 7)										3 0 0 0 0 0 3 1 0 0 0 0 1 3	
11 Jimmy Rollins, S (1, 6) OBP: 0.311, SLG: 0.372										4 0 0 0 0 0 3	
Kevin Millwood, R (1, 1) OBP: 0.140, SLG: 0.096 Jason Michaels, R (7, PH) OBP: 0.391, SLG: 0.531 Terry Adams, R (7, 1) Rheal Cormier, L (7, 1) OBP: 0.590, SLG: 0.500 Turk Wendell, L (8, 1) 2 Tyler Houston, L (9, PH) OBP: 0.316, SLG: 0.411										2 0 0 0 0 0 1 0 1 0 1 1 1 0 0 0 0 0	
Inning Stats	R: 0 H: 1 E: 0 LOB: 0 K: 1 BB: 0 S: 6 P: 10	R: 0 H: 0 E: 0 LOB: 1 K: 1 BB: 1 S: 9 P: 16	R: 0 H: 2 E: 0 LOB: 2 K: 1 BB: 0 S: 15 P: 23	R: 0 H: 2 E: 0 LOB: 1 K: 1 BB: 0 S: 11 P: 13	R: 0 H: 1 E: 0 LOB: 1 K: 1 BB: 0 S: 13 P: 14	R: 2 H: 1 E: 0 LOB: 0 K: 0 BB: 1 S: 11 P: 22	R: 0 H: 0 E: 0 LOB: 0 K: 0 BB: 0 S: 7 P: 11	R: 1 H: 2 E: 0 LOB: 3 K: 2 BB: 1 S: 16 P: 24	R: 1 H: 1 E: 0 LOB: 0 K: 0 BB: 0 S: 9 P: 12	1B: 6 SF: 0 2B: 3 SAC: 0 3B: 0 DP: 2 HR: 1 HBP: 1	
PITCHER 15 Ben Sheets, R (1, 1) ERA: 4.22 Wes Obermueller, R (2, 1) ERA: 6.29 Valerio De Los Santos, L (6, 1) ERA: 4.5 Leo Estrella, R (8, 1) ERA: 3.18 Mike DeJean, R (8, 1) ERA: 4.95	IP WLS BF H R ER SO BB IBB HBP BLK WP HR S P ERA WHIP 1.0 0 3 1 0 0 1 0 0 0 0 0 0 6 10 0.00 1.000 4.1 0 20 6 2 2 4 2 0 0 0 0 0 1 53 78 4.15 1.846 1.2 H 5 0 0 0 0 0 0 0 0 0 0 0 0 13 21 0.00 0.000 0.0 B 4 2 1 1 0 1 0 1 0 1 0 0 0 9 16 ∞ ∞ 1.0 W 3 0 0 0 0 2 0 0 0 0 0 0 0 7 8 0.00 0.000					PITCHER Dan Kolb, R (9, 1) ERA: 2.33	IP WLS BF H R ER SO BB IBB HBP BLK WP HR S P ERA WHIP 1.0 S 4 1 1 1 0 0 0 0 0 0 0 0 1 12 9 9.00 1.000				

livebaseballscorecards.com

AB	35
R	4
H	10
RBI	4
BB	3
SO	7
LOB	19



Batter	1	2	3	4	5	6	7	8	9	AB R H RBI BB SO LOB	TOP
Marlon Byrd, R OBP: 0.353, SLG: 0.408 (1, 8) C X	0-1 F8		1-1 G1-3		1-3 K		0-1 1B		2-1 G3 2B	5 0 2 0 0 1 1	
Placido Polanco, R OBP: 0.368, SLG: 0.469 (1, 5) C F B S	1-3 K		0-3 K		2-1 L4		1-0 1B		1-1 G3	5 0 1 1 0 2 2	
Bobby Abreu, L OBP: 0.409, SLG: 0.496 (1, 9) B C C B S	2-3 K		0-0 1B		2-2 G4-3		0-3 K		2-3 3-H 2-1 G4-3	5 0 1 0 0 2 4	
Jim Thome, L OBP: 0.380, SLG: 0.552 (1, 3) Mike Williams, R (8, 1) C F B S		1-3 K	0-0 F8			1-0 G6-4-3 1B		3-1 F9		4 0 1 0 0 1 1 0 0 0 0 0 0 0	
Mike Lieberthal, R OBP: 0.388, SLG: 0.441 (1, 2) Todd Pratt, R (7, 2) OBP: 0.435, SLG: 0.479 X		0-0 P3		1-0 1B		2-2 G6-4-3		3-2 DI 1B		3 0 1 0 0 0 1 1 0 1 0 0 0 0	
26 Chase Utley, L OBP: 0.308, SLG: 0.459 (1, 4) C B B B X		2-1 11 BB 2B		1-1 P6		2-2 1B		1-2 K		4 0 2 0 0 1 2	
Pat Burrell, R OBP: 0.313, SLG: 0.400 (1, 7) B T C B B B		4-2 11 BB BB		1-1 F7		2-1 F9		0-0 F8		3 0 0 0 1 0 3	
11 Jimmy Rollins, S OBP: 0.311, SLG: 0.370 (1, 6) C B B B B		4-1 1-2 2-3 BB		0-0 F8			0-1 G6-3		0-1 P5	3 0 0 0 1 0 1	
Randy Wolf, L OBP: 0.217, SLG: 0.200 (1, 1) Carlos Silva, R OBP: 0.143, SLG: 0.143 (5, 1) Tomas Perez, S OBP: 0.338, SLG: 0.400 (8, 3) C X		2-1 G4-3			0-1 1B		0-3 K		0-0 2B G3 1B	2 0 1 0 0 0 3 1 0 0 0 0 1 0 1 1 1 0 0 0 0	
Inning Stats	R: 0 H: 0 E: 0 LOB: 0 K: 2 BB: 0 S: 8 P: 11	R: 0 H: 1 E: 0 LOB: 3 K: 1 BB: 2 S: 11 P: 24	R: 0 H: 1 E: 0 LOB: 1 K: 1 BB: 0 S: 7 P: 8	R: 0 H: 1 E: 0 LOB: 1 K: 0 BB: 0 S: 6 P: 9	R: 0 H: 1 E: 0 LOB: 1 K: 1 BB: 0 S: 11 P: 16	R: 0 H: 2 E: 0 LOB: 1 K: 0 BB: 0 S: 10 P: 17	R: 0 H: 2 E: 0 LOB: 2 K: 2 BB: 0 S: 11 P: 12	R: 0 H: 1 E: 0 LOB: 1 K: 1 BB: 0 S: 10 P: 17	R: 1 H: 2 E: 0 LOB: 1 K: 0 BB: 0 S: 9 P: 14	1B: 9 SF: 0 2B: 2 SAC: 0 3B: 0 DP: 1 HR: 0 HBP: 0	WP: 0 PA: 39 PB: 0 SB: 0 CS: 0
PITCHER	IP WLS BF H R ER SO BB IBB HBP BLK WP HR S P ERA WHIP										
Matt Kinney, R ERA: 4.65 (1, 1)	8.0 W 34 9 0 0 8 2 0 0 0 0 0 0 74 114 0.00 1.375										
Brooks Kieschnick, R ERA: 4.53 (9, 1)	1.0 5 2 1 1 0 0 0 0 0 0 0 0 9 14 9.00 2.000										

Philadelphia Phillies @ Milwaukee Brewers
Miller Park, Milwaukee, WI
Wed Aug 20 2003, 7:05 PM CDT
Att. 18,115 - Sunny - 84 F

AB	37
R	1
H	11
RBI	1
BB	2
SO	8
LOB	18



Batter	1	2	3	4	5	6	7	8	9	AB R H RBI BB SO LOB	BOTTOM
Scott Podsednik, L (1, 8) <small>OBP: 0.374, SLG: 0.406</small>	0-1 F8		1-2 L8	4-2 BB		2-2 G5-4-3 1B		0-0 G3-1 2B		4 0 2 1 1 0 1	Philadelphia Phillies @ Milwaukee Brewers Miller Park, Milwaukee, WI Wed Aug 20 2003, 7:05 PM CDT Att: 18,115 - Sunny - 84 F
2 Bill Hall, R (1, 4) <small>OBP: 0.250, SLG: 0.353</small>	0-0 1B		4-0 2B BB	1-3 K		0-1 G5-4-3 1-2f 2-3		1-3 K	4 1 1 0 1 2 5		
Geoff Jenkins, L (1, 7) <small>OBP: 0.362, SLG: 0.498</small>	2-3 K		0-0 HR 2B 1-H 2-H		1-0 HR 1B	2-0 1B 3-H		1-0 G3-1 2-3	5 2 3 3 0 1 2		
Richie Sexson, R (1, 3) <small>OBP: 0.379, SLG: 0.531</small>	2-2 P4		4-2 HR BB		0-2 HR	1-0 F8		3-3 K	4 2 1 2 1 1 3		
Brady Clark, R (1, 9) <small>OBP: 0.333, SLG: 0.407</small>		2-2 P5	1-1 HR		1-0 F8		2-0 FC6-4 HBP		3 1 1 3 0 0 0		
Keith Ginter, R (1, 5) <small>OBP: 0.347, SLG: 0.427</small>		3-1 L7	3-2 P2		4-2 G5-4-3 BB		1-0 FC6-4 G1-3 1B		3 1 0 0 1 0 1		
Eddie Pérez, R (1, 2) <small>OBP: 0.307, SLG: 0.419</small>		1-3 K			0-0 G6-3	1-0 G5-4-3 1-2f		0-1 G1-3	4 0 0 0 0 1 2		
Royce Clayton, R (1, 6) <small>OBP: 0.291, SLG: 0.333</small>			2-2 SH3-4 2B 1B		0-1 FC2-6 1B	4-2 1B BB	1-2 1B 2-H		3 2 3 1 1 0 0		
Matt Kinney, R (1, 1) <small>OBP: 0.065, SLG: 0.067</small> Brooks Kieschnick, L (9, 1) <small>OBP: 0.363, SLG: 0.618</small>			0-0 SH3-4		0-0 FC2-6 BB	1-2 G5-4-3 1B 1B	1-3 K		3 1 1 0 0 1 2 0 0 0 0 0 0 0		
Inning Stats	R: 0 H: 1 E: 0 LOB: 1 K: 1 BB: 0 S: 10 P: 14	R: 0 H: 0 E: 0 LOB: 0 K: 1 BB: 0 S: 10 P: 16	R: 5 H: 3 E: 0 LOB: 0 K: 0 BB: 2 S: 17 P: 32	R: 0 H: 1 E: 0 LOB: 2 K: 1 BB: 1 S: 10 P: 15	R: 2 H: 2 E: 0 LOB: 0 K: 0 BB: 1 S: 9 P: 16	R: 2 H: 3 E: 0 LOB: 1 K: 0 BB: 1 S: 12 P: 22	R: 1 H: 1 E: 0 LOB: 1 K: 1 BB: 0 S: 9 P: 14	R: 0 H: 1 E: 0 LOB: 1 K: 2 BB: 0 S: 8 P: 13	1B: 8 SF: 0 2B: 2 SAC: 1 3B: 0 DP: 2 HR: 2 HBP: 1	WP: 0 PA: 40 PB: 0 SB: 0 CS: 0	
PITCHER Randy Wolf, L (1, 1) <small>ERA: 3.75</small> Carlos Silva, R (5, 1) <small>ERA: 4.86</small> Mike Williams, R (8, 1) <small>ERA: 5.44</small>	IP WLS BF H R ER SO BB IBB HBP BLK WP HR S P ERA WHIP 4.1 L 24 7 7 7 3 4 0 0 0 0 2 55 91 14.54 2.538	IP WLS BF H R ER SO BB IBB HBP BLK WP HR S P ERA WHIP 2.2 12 4 3 3 1 1 0 1 0 0 0 22 38 10.12 1.875	IP WLS BF H R ER SO BB IBB HBP BLK WP HR S P ERA WHIP 1.0 4 1 0 0 2 0 0 0 0 0 0 8 13 0.00 1.000	PITCHER IP WLS BF H R ER SO BB IBB HBP BLK WP HR S P ERA WHIP	WP: 0 PA: 40 ERA WHIP						

livebaseballscorecards.com

AB 33
R 10
H 12
RBI 10
BB 5
SO 6
LOB 16



Batter	1	2	3	4	5	6	7	8	9	AB R H RBI BB SO LOB	TOP											
Marlon Byrd, R OBP: 0.356, SLG: 0.413 (1, 8)	1-0 L9		2-2 G6-3		1-1 BB 1B	3-2 FC6-4 1B		0-1 2B		5 0 3 1 0 0 0	Philadelphia Phillies @ Milwaukee Brewers Miller Park, Milwaukee, WI Thu Aug 21 2003, 1:05 PM CDT Att. 19,885 - Sunny - 92 F											
Placido Polanco, R OBP: 0.364, SLG: 0.464 (1, 5)	1-2 F9		1-0 G4-3		1-2 P3	3-1 FC6-4 1-2f		2-1 G6-3		5 0 0 0 0 0 4												
Bobby Abreu, L OBP: 0.409, SLG: 0.493 (1, 9)	2-0 L7		1-1 1B		2-3 K		4-1 11 1B BB		2-2 F8	4 0 1 0 1 1 1												
Mike Lieberthal, R OBP: 0.391, SLG: 0.441 (1, 2)		1-1 F9 11 E 1B	3-2 1B		4-0 1B		3-2 F7		3-2 G5-3	4 1 2 0 1 0 1												
Jim Thome, L OBP: 0.380, SLG: 0.549 (1, 3)		1-0 11 E 1B	0-0 F7		1-3 K2-3		1-3 K		4-0 BB	4 0 1 0 1 2 5												
Jason Michaels, R OBP: 0.406, SLG: 0.530 Ricky Ledee, L OBP: 0.329, SLG: 0.462 (1, 7) (9, PH)		2-0 F9		3-1 1B		4-2 BB 1B		1-2 11 1B BB	3-2 G3	2 1 1 0 2 0 2 1 0 0 0 0 0 1												
11 Jimmy Rollins, S OBP: 0.310, SLG: 0.369 (1, 6)		1-2 E5		1-1 F8		0-0 F9		1-1 1B		4 0 1 0 0 0 3												
Tomas Perez, S OBP: 0.336, SLG: 0.397 (1, 4)		0-0 G3		1-1 F8		2-2 P3		1-1 1B		4 0 1 0 0 0 4												
Vicente Padilla, R OBP: 0.186, SLG: 0.077 Terry Adams, R 2 Tyler Houston, L OBP: 0.323, SLG: 0.418 Turk Wendell, L (8, 1) (8, 1)		1-2 K		1-1 P6		4-2 1B BB		0-2 1B		2 0 0 0 1 1 3 0 0 0 0 0 0 0 1 0 1 0 0 0 0 0 0 0 0 0 0 0												
Inning Stats	R: 0 E: 0 K: 0 S: 5	H: 0 LOB: 0 BB: 0 P: 9	R: 1 E: 1 K: 1 S: 12	H: 2 LOB: 2 BB: 0 P: 18	R: 0 E: 0 K: 0 S: 10	H: 2 LOB: 2 BB: 0 P: 17	R: 0 E: 0 K: 0 S: 8	H: 1 LOB: 1 BB: 0 P: 14	R: 0 E: 0 K: 2 S: 11	H: 1 LOB: 2 BB: 1 P: 20	R: 1 E: 0 K: 0 S: 17	H: 1 LOB: 2 BB: 2 P: 33	R: 0 E: 0 K: 1 S: 13	H: 1 LOB: 2 BB: 2 P: 26	R: 0 E: 0 K: 0 S: 9	H: 3 LOB: 1 BB: 0 P: 12	R: 0 E: 0 K: 0 S: 12	H: 0 LOB: 1 BB: 1 P: 24	1B: 10 2B: 1 3B: 0 HR: 0	SF: 0 SAC: 0 DP: 0 HBP: 0	WP: 0 PB: 0 SB: 1 CS: 0	PA: 42
PITCHER	IP WLS BF H R ER SO BB IBB HBP BLK WP HR S P ERA WHIP																					
Doug Davis, L ERA: 4.85 Leo Estrella, R ERA: 3.16 Valerio De Los Santos, L ERA: 4.4 Mike DeJean, R ERA: 4.87 Dan Kolb, R ERA: 2.25	(1, 1) (6, 1) (7, 1) (8, 1) (9, 1)	5.2 0.1 1.0 1.0 1.0	WLS W H H S	28 1 5 4 4	H 0 1 3 0	R 0 0 0 0	ER 0 0 0 0	SO 3 0 1 0 0	BB 3 0 2 0 1	IBB 0 0 0 0 0	HBP 0 0 0 0 0	BLK 0 0 0 0 0	WP 0 0 0 0 0	HR 0 2 0 0 0	S 61 5 13 9 12	P 106 5 26 12 24	ERA 1.59 0.00 0.00 0.00 0.00	WHIP 1.765 0.000 3.000 3.000 1.000				

AB	36
R	2
H	11
RBI	1
BB	6
SO	4
LOB	24



WP: 0	PA: 42
PB: 0	
SB: 1	
CS: 0	

livebaseballscorecards.com

Batter	1	2	3	4	5	6	7	8	9
Scott Podsednik, L (1, 8) OBP: 0.373, SLG: 0.405	2-3 K		1-1 G4-3		2-3 K		1-1 G4-6-3 1B		
2 Bill Hall, R (1, 4) OBP: 0.268, SLG: 0.352	1-1 S 3B HBP		1-2 1B FC5-4 1B		2-2 G3		0-0 B2		
Geoff Jenkins, L (1, 7) OBP: 0.363, SLG: 0.502	3-2 1-H FC1-5 3B		1-0 1-3 FC5-4 1B		2-2 E3		1-1 G4-6-3 1-2f		
Richie Sexson, R (1, 3) OBP: 0.377, SLG: 0.526	1-1 WP FC1-5		2-0 1-2f 3-H FC5-4 BB		0-0 F9		2-0 F8		
Keith Ginter, R (1, 5) OBP: 0.356, SLG: 0.441	4-2 WP BB		4-0 1-2 BB		3-2 HR		4-2 HR BB		
Jason Conti, L (1, 9) OBP: 0.273, SLG: 0.500	2-3 1-2 2-3 K		2-2 F9		1-2 E6 CS		1-2 1-H HR		
Eddie Pérez, R (1, 2) OBP: 0.310, SLG: 0.418		0-1 G5-3		1-0 L8		1 SAFE 4-2 1 SAFE SAFE 1-2 BB	3-2 2B 1B		
Royce Clayton, R (1, 6) OBP: 0.289, SLG: 0.329		0-3 K		1-2 G3-1		1-3 K	0-1 L8		
Doug Davis, R (1, 1) Leo Estrella, R (6, 1) Brady Clark, R (6, PH) Valerio De Los Santos, L (7, 1) Mike DeJean, R (8, 1) Mark Smith, R (8, PH) Dan Kolb, R (9, 1)		2-3 K		0-0 G4-3		1-2 L4	0-1 1-H 2B		

AB	R	H	RBI	BB	SO	LOB
4	0	1	0	0	2	0
3	2	1	0	0	0	1
4	0	2	1	0	0	1
4	0	0	1	0	0	3
1	2	1	1	3	0	0
4	1	1	2	0	1	4
3	0	1	0	1	0	0
4	0	0	0	0	2	2
2	0	0	0	0	1	0
0	0	0	0	0	0	0
1	0	0	0	0	0	1
0	0	0	0	0	0	0
0	0	0	0	0	0	0
1	0	1	0	0	0	0
0	0	0	0	0	0	0

BOTTOM	
Philadelphia Phillies @ Milwaukee Brewers	
Miller Park, Milwaukee, WI	
Thu Aug 21 2003, 1:05 PM CDT	
Att: 19,885 - Sunny - 92 F	
AB	31
R	5
H	8
RBI	5
BB	4
SO	6
LOB	12
	
1B:	4
2B:	1
3B:	1
HR:	2
SF:	0
SAC:	0
DP:	1
HBP:	1
WP:	1
PA:	36

Inning Stats		R	H	E	K	S	R	H	E	K	S	R	H	E	K	S	R	H	E	K	S
R: 1		1	1	0	2	31	R: 0	0	0	2	8	R: 1	1	0	2	21	R: 0	0	0	1	7
H: 1		1	1	0	2	31	H: 0	0	0	2	8	H: 0	0	0	2	7	H: 1	1	0	1	7
LOB: 2		2	2	0	2	31	LOB: 0	0	0	2	8	LOB: 0	0	0	2	7	LOB: 1	1	0	1	7
BB: 1		1	1	0	2	31	BB: 0	0	0	2	8	BB: 0	0	0	2	7	BB: 1	1	0	1	7
P: 31		31	31	0	2	31	P: 10	10	0	2	8	P: 32	32	0	2	7	P: 7	7	0	1	7
S: 18		18	18	0	2	31	S: 5	5	0	2	8	S: 5	5	0	2	7	S: 12	12	0	1	7

PITCHER		IP	WLS	BF	H	R	ER	SO	BB	IBB	HBP	BLK	WP	HR	S	P	ERA	WHIP
Vicente Padilla, R (1, 1)		5.0	L	24	4	3	3	5	2	0	1	0	1	1	70	108	5.40	1.200
Terry Adams, R (6, 1)		2.0		6	1	0	0	1	1	0	0	0	0	0	14	21	0.00	1.000
Turk Wendell, R (8, 1)		1.0		6	3	2	2	0	1	0	0	0	0	1	15	25	18.00	4.000

Batter	1	2	3	4	5	6	7	8	9	AB R H RBI BB SO LOB	TOP											
18 Jason Kendall, R OBP: 0.402, SLG: 0.404 (1, 2)	1-2 G4-6-3 HBP		4-2 FC6-4 HBP			0-1 F9		0-1 P5	1-3 K	3 0 0 0 0 1 1												
Jeff Reboulet, R OBP: 0.342, SLG: 0.350 (1, 4) (8, 5)	0-2 G4-6-3 1-2f		0-2 FC6-4 1-2f			3-3 K		4-2 2B HBP BB	1-2 G4-3	4 1 0 0 1 1 4												
Brian Giles, L OBP: 0.429, SLG: 0.522 (1, 8)	2-1 G3-1					0-0 P6		0-2 HBP 1-3 2B		4 0 1 0 0 1 0												
Reggie Sanders, R OBP: 0.333, SLG: 0.584 (1, 7)			3-3 K			0-3 K		2-3 K	4-1 HBP BB	3 0 0 0 1 3 0												
Craig Wilson, R OBP: 0.357, SLG: 0.482 (1, 3)			1-0 G5-3			2-3 K		2-2 HR	1-3 K	4 1 1 1 0 2 3												
José Hernández, R OBP: 0.293, SLG: 0.374 (1, 5)			2-0 P3			0-0 L7		0-2 P2	1-2 HBP	3 0 0 0 0 0 0 0 0 0 1 0 0 0 0 0 0 0 0 0 0												
Matt Stairs, L OBP: 0.383, SLG: 0.572 (8, PH)									1-2 2-3 3-H HBP													
Abraham Nunez, S OBP: 0.321, SLG: 0.319 (8, 4)									3-3 K	2 0 0 0 2 1 3												
J.J. Davis, R (1, 9)			4-1 2 CS BB			4-2 BB		2-2 E9 2 1B														
2 Jack Wilson, R OBP: 0.298, SLG: 0.351 (1, 6)			1 SAFE 4-2 SH5-4 1-2 BB			0-0 F8		0-0 FC4-6 1-2 1B	3-2 F7	3 0 1 0 1 0 1												
Kip Wells, R OBP: 0.204, SLG: 0.315 (1, 1)			0-0 SH5-4			2-3 K		2-2 FC4-6 1-2f	0-2 1B	1 0 0 0 0 1 1 0 0 0 0 0 0 0 1 0 0 0 0 0 2 0 0 0 0 0 0 0 1 0 1 0 0 0 0												
Pat Mahomes, R OBP: 0.500, SLG: 0.500 (6, 1)																						
Rob Mackowiak, L OBP: 0.294, SLG: 0.341 (7, PH)																						
Mark Corey, R (7, 1)																						
Tike Redman, L OBP: 0.318, SLG: 0.500 (9, PH)																						
Inning Stats	R: 0 E: 0 K: 0 S: 7	H: 0 LOB: 0 BB: 0 P: 10	R: 0 E: 0 K: 1 S: 6	H: 0 LOB: 0 BB: 0 P: 12	R: 0 E: 0 K: 0 S: 9	H: 0 LOB: 2 BB: 2 P: 21	R: 0 E: 0 K: 3 S: 10	H: 0 LOB: 0 BB: 0 P: 15	R: 0 E: 0 K: 1 S: 9	H: 0 LOB: 1 BB: 1 P: 15	R: 0 E: 0 K: 1 S: 7	H: 0 LOB: 0 BB: 0 P: 10	R: 1 E: 1 K: 1 S: 18	H: 2 LOB: 2 BB: 0 P: 26	R: 1 E: 0 K: 2 S: 16	H: 1 LOB: 3 BB: 2 P: 29	R: 0 E: 0 K: 1 S: 14	H: 1 LOB: 1 BB: 0 P: 19	1B: 2 2B: 1 3B: 0 HR: 1	SF: 0 SAC: 1 DP: 1 HBP: 3	WP: 0 PB: 0 SB: 0 CS: 1	PA: 38
PITCHER	IP WLS BF H R ER SO BB IBB HBP BLK WP HR S P ERA WHIP																					
Wayne Franklin, L ERA: 5.22 (1, 1)	7.0 W 27 2 1 1 7 3 0 2 0 0 0 0 1 66 109 1.29 0.714																					
Luis Vizcaino, R ERA: 7.04 (8, 1)	0.2 H 5 1 1 1 1 2 0 0 0 0 0 0 11 20 13.50 4.500																					
Glendon Rusch, L ERA: 7.19 (8, 1)	0.1 H 2 0 0 0 1 0 0 1 0 0 0 0 5 9 0.00 0.000																					
Dan Kolb, R ERA: 2.17 (9, 1)	1.0 S 4 1 0 0 1 0 0 0 0 0 0 0 14 19 0.00 1.000																					

Pittsburgh Pirates @ Milwaukee Brewers
Miller Park, Milwaukee, WI
 Fri Aug 22, 2003, 7:05 PM CDT
 Att. 22,413 - Sunny - 74 F

AB	29
R	2
H	4
RBI	2
BB	5
SO	10
LOB	15




WP	0
PB	0
SB	0
CS	1

livebaseballscorecards.com

Batter	1	2	3	4	5	6	7	8	9
Scott Podsednik, L (1, 8) OBP: 0.374, SLG: 0.420	2-2 G4-3		2-1 1-H HR		1-0 HR		1-3		
2 Bill Hall, R (1, 4) OBP: 0.250, SLG: 0.328	1-0 B5-3		0-3		0-2 G6-3		1-3		
Geoff Jenkins, L (1, 7) OBP: 0.362, SLG: 0.499	3-2 G3		1-2 F8		4-2 2B BB		3-3		
Richie Sexson, R (1, 3) OBP: 0.376, SLG: 0.526		2-3 K		3-1 BB 2B	2-3 K		3-3 K		
Brady Clark, R (1, 9) OBP: 0.335, SLG: 0.412		3-2 P4		3-3 K	1-1 2B		2-2 CS 1B		
Wes Helms, R (1, 5) OBP: 0.324, SLG: 0.437		3-1 1B		0-3 K	2-1 G5-3		2-2 SAFE SAFE 1-2 G5-3		
Keith Osik, R (1, 2) OBP: 0.329, SLG: 0.308		3-2 G4-3		4-0 BB BB		0-1 G3-1			
Royce Clayton, R (1, 6) OBP: 0.291, SLG: 0.330			1-1 HR 1B	4-2 1-2 2-3 BB		2-1 P4			
Wayne Franklin, L (1, 1) OBP: 0.151, SLG: 0.151			0-1 SAFE B3	2-3 K		0-3 K			
Luis Vizcaino, R (8, 1)									
Glendon Rusch, L (8, 1) OBP: 0.294, SLG: 0.226									
Dan Kolb, R (9, 1)									

AB	R	H	RBI	BB	SO	LOB
4	2	2	3	0	1	0
4	0	0	0	0	2	0
3	0	0	0	1	1	0
4	0	1	0	0	3	1
4	0	2	0	0	1	1
4	0	1	0	0	1	4
2	0	0	0	1	0	1
2	1	1	0	1	0	0
3	0	0	0	0	2	4
0	0	0	0	0	0	0
0	0	0	0	0	0	0
0	0	0	0	0	0	0

BOTTOM	
AB	30
R	3
H	7
RBI	3
BB	3
SO	11
LOB	11
	
WP: 0 PA: 33	
PB: 0	
SB: 0	
CS: 1	

Inning Stats		R	H	E	K	S	P	IP	WLS	BF	H	R	ER	SO	BB	IBB	HBP	BLK	WP	HR	S	P	ERA	WHIP
Royce Clayton, R (1, 6) OBP: 0.291, SLG: 0.330		0	0	0	0	8	14	5.0	L	24	6	3	3	6	3	0	0	0	0	0	2	108	5.40	1.800
Wayne Franklin, L (1, 1) OBP: 0.151, SLG: 0.151		0	0	0	0	5	3	1.0		3	0	0	0	1	0	0	0	0	0	0	7	9	0.00	0.000
Glendon Rusch, L (8, 1) OBP: 0.294, SLG: 0.226		0	0	0	0	6	14	2.0		6	1	0	0	4	0	0	0	0	0	0	21	33	0.00	0.500

Pittsburgh Pirates @ Milwaukee Brewers
 Miller Park, Milwaukee, WI
 Fri Aug 22 2003, 7:05 PM CDT
 Att. 22,413 - Sunny - 74 F

Batter	1	2	3	4	5	6	7	8	9	AB R H RBI BB SO LOB	TOP																									
18 Jason Kendall, R OBP: 0.400, SLG: 0.401 (1, 2) C B F X	2-2 G6-3 ①		X 0-0 1B 1B	C 2-2 FC6-4 ③ 1-2f			C 1-2 G5-3 ①		C 0-2 G1-3 ①	5 0 1 0 0 0 2																										
Tike Redman, L OBP: 0.322, SLG: 0.506 (1, 8) C X	0-1 HBP 1B		X 1 SAFE 0-0 F7 ①		B 3-2 G3-1 ①		B 1-2 G4-3 ②		B 2-2 1B 2B	5 2 2 0 0 0 1																										
Brian Giles, L OBP: 0.429, SLG: 0.519 (1, 7) F 1 SAFE SAFE C H	1-2 1B HBP 1-2		X 0-0 L6 ②		B 3-0 F7 ②		F 0-1 G1-3 ③		X 0-0 FC6-4 1B 2-H	4 0 1 1 0 0 1																										
Reggie Sanders, R OBP: 0.339, SLG: 0.592 (1, 9) C F X	0-2 1-3 2-H 1B		F 0-1 1-2 1B		X 0-0 CS 2B		F 2-2 G5-3 2B		C 0-1 FC6-4 HR 1-2f	5 1 4 1 0 0 1																										
Matt Stairs, L OBP: 0.387, SLG: 0.582 (1, 3) C F B B B S	3-3 K ②		F 1-2 G4-3 ③		B 4-0 CS IBB		B 4-0 G5-3 HR BB		B 1-0 HR 1-H	3 2 1 2 2 1 4																										
José Hernández, R OBP: 0.292, SLG: 0.372 (1, 5) B B C F X	3-2 G6-3 ③		S 0-1 WP 1B		S 1-1 CS ③ 1-2 2-3		B 2-0 F9 ①		B 1-0 G5-3 ① 1-2 2-3f	5 0 1 0 0 0 4																										
Rob Mackowiak, L OBP: 0.311, SLG: 0.389 (1, 4) B F B X		2-1 G6-4-3 1B		X 0-0 F7 ①		B 2-0 G2-3 1B		C 2-1 HR 2-H		4 1 3 2 0 0 1																										
2 Jack Wilson, R OBP: 0.298, SLG: 0.350 (1, 6) C 1 SAFE X		0-1 G6-4-3 ① ② 1-2f		1 SAFE 1-1 C SAFE B X F9 ②		X 0-0 G2-3 ②		C 2-2 FC6-4 1B		4 0 1 0 0 0 3																										
Josh Fogg, R OBP: 0.281, SLG: 0.233 (1, 1) Carlos Rivera, L OBP: 0.232, SLG: 0.294 (8, PH) Brian Boehringer, S (6, 1) Craig Wilson, R OBP: 0.355, SLG: 0.480 (8, PH) Julian Tavarez, L (8, 1) Michael Gonzalez, R (8, 1) Mark Corey, R (9, 1)		1-1 G4-3 ③		B 4-0 18 FC6-4 1-2 BB		B 3-3 K ③		X 0-0 FC6-4 ③ 1-2f		1 0 0 0 1 0 0 1 0 0 0 0 1 1 0 0 0 0 0 0 0 1 0 0 0 0 0 1 0																										
Inning Stats	R: 1 E: 0 K: 1 S: 16	H: 2 LOB: 2 BB: 0 P: 25	R: 0 E: 0 K: 0 S: 6	H: 1 LOB: 0 BB: 0 P: 9	R: 0 E: 0 K: 0 S: 8	H: 2 LOB: 2 BB: 0 P: 9	R: 0 E: 0 K: 0 S: 8	H: 1 LOB: 2 BB: 1 P: 15	R: 0 E: 0 K: 0 S: 6	H: 1 LOB: 1 BB: 1 P: 17	R: 0 E: 0 K: 1 S: 6	H: 1 LOB: 1 BB: 0 P: 13	R: 0 E: 0 K: 0 S: 8	H: 0 LOB: 0 BB: 0 P: 10	R: 2 E: 0 K: 0 S: 10	H: 3 LOB: 1 BB: 1 P: 21	R: 3 E: 0 K: 0 S: 15	H: 3 LOB: 0 BB: 0 P: 21	1B: 9 2B: 3 3B: 0 HR: 2	SF: 0 SAC: 0 DP: 2 HBP: 1	WP: 1 PB: 0 SB: 0 CS: 2	PA: 43														
PITCHER	IP WLS BF H R ER SO BB IBB HBP BLK WP HR S P ERA WHIP																																			
Wes Obermueller, R ERA: 5.34 (1, 1)	6.0		27	8	1	1	2	1	1	1	0	1	0	50	88	1.50	1.500																			
Valerio De Los Santos, L ERA: 4.3 (7, 1)	1.0	H	3	0	0	0	0	0	0	0	0	0	0	8	10	0.00	0.000																			
Luis Vizcaino, R ERA: 7.26 (8, 1)	1.0		6	3	2	2	0	1	0	0	0	0	1	10	21	18.00	4.000																			
Leo Estrella, R ERA: 3.61 (9, 1)	1.0	W	6	3	3	3	0	0	0	0	0	0	1	15	21	27.00	3.000																			

Pittsburgh Pirates @ Milwaukee Brewers
Miller Park, Milwaukee, WI

Sat Aug 23 2003, 6:05 PM CDT
Att. 25,432 - Sunny - 72 F

AB	38
R	6
H	14
RBI	6
BB	3
SO	2
LOB	19



WP: 1	PA: 43
PB: 0	
SB: 0	
CS: 2	

Batter	1	2	3	4	5	6	7	8	9	AB R H RBI BB SO LOB	TOP																									
Tike Redman, L (1, 8) OBP: 0.347, SLG: 0.567	3-2 BB 1B		2-1 G3		0-2 E SF7 2B	0-2 1 SAFE 1B		0-0 1-H 2-H HR		5 2 4 3 0 0 0	Pittsburgh Pirates @ Milwaukee Brewers Miller Park, Milwaukee, WI Sun Aug 24 2003, 1:05 PM CDT Att. 36,238 - Sunny - 80 F																									
18 Jason Kendall, R (1, 2) OBP: 0.398, SLG: 0.398	0-1 P5		1-1 F9		1-1 G1-3	0-0 F8		1-1 HBP		4 0 0 0 0 0 4																										
Brian Giles, L (1, 7) OBP: 0.430, SLG: 0.521	4-2 1-2 BB			2-0 2 1B 2B	4-1 SAFE BB		1-2 F8	0-1 F8		3 1 1 0 2 0 1																										
Matt Stairs, L (1, 9) OBP: 0.380, SLG: 0.572	2-2 G4-3			1-3 K	0-1 SF7		0-1 G3	3-2 G4-3		4 0 0 1 0 1 3																										
Mike Lincoln, R (8, 1)										0 0 0 0 0 0 0																										
Michael Gonzalez, R (9, 1)										0 0 0 0 0 0 0																										
José Hernández, R (9, 5) OBP: 0.292, SLG: 0.372					3-H					0 0 0 0 0 0 0																										
Rob Mackowiak, L (1, 5) OBP: 0.297, SLG: 0.370		0-2 G4-3		0-2 F7	1-1 G3		0-0 F9		1-3 K	5 0 0 0 0 1 2																										
Carlos Rivera, L (1, 3) OBP: 0.237, SLG: 0.283		2-0 F8		4-2 2 1B 3B BB		0-1 G3		4-1 2 E 1B BB	2-2 L7	2 1 0 0 1 0 0																										
Jeff Reboulet, R (8, PH) OBP: 0.345, SLG: 0.350										0 1 0 0 1 0 0																										
Craig Wilson, R (8, 3) OBP: 0.353, SLG: 0.477										1 0 0 0 0 0 0																										
2 Jack Wilson, R (1, 6) OBP: 0.303, SLG: 0.358		2-2 1B		1-2 3B 1B	1-2 G4-3 1B 2B		1-2 E1 FC3-8	1-1 S 1B		5 2 4 1 0 0 1																										
Abraham Nunez, S (1, 4) OBP: 0.319, SLG: 0.325		0-0 G6-3		0-0 1-H 2-H 3B	2-0 G4-3		0-0 FC3-6 1B HR	2-1 G3		5 1 1 2 0 0 5																										
Brian Boehringer, S (9, 1)										0 0 0 0 0 0 0																										
Brian Meadows, R (1, 1) OBP: 0.167, SLG: 0.091			0-0 G5-3		0-1 P3		1-1 1B 1B	2-2 1B HR		2 0 0 0 0 0 1																										
Joe Beimel, L (5, 1)										0 0 0 0 0 0 0																										
J.J. Davis, R (6, PH) OBP: 0.300, SLG: 0.125										1 0 1 1 0 0 0																										
Pat Mahomes, R (6, 1) OBP: 0.500, SLG: 0.500										0 0 0 0 0 0 0																										
Reggie Sanders, R (8, PH) OBP: 0.341, SLG: 0.593										1 1 1 1 0 0 0																										
											P																									
Inning Stats	R: 0 E: 0 K: 0 S: 14	H: 1 LOB: 1 BB: 1 P: 23	R: 0 E: 0 K: 0 S: 8	H: 1 LOB: 1 BB: 0 P: 12	R: 0 E: 0 K: 0 S: 5	H: 0 LOB: 0 BB: 0 P: 8	R: 3 E: 0 K: 1 S: 20	H: 3 LOB: 1 BB: 1 P: 28	R: 1 E: 1 K: 0 S: 10	H: 1 LOB: 1 BB: 1 P: 16		R: 1 E: 0 K: 0 S: 12	H: 3 LOB: 2 BB: 0 P: 16	R: 0 E: 0 K: 0 S: 6	H: 0 LOB: 0 BB: 0 P: 7	R: 4 E: 1 K: 0 S: 17	H: 2 LOB: 1 BB: 1 P: 28	R: 0 E: 0 K: 1 S: 12	H: 1 LOB: 1 BB: 0 P: 18	1B: 7 2B: 3 3B: 1 HR: 1	SF: 1 SAC: 0 DP: 0 HBP: 1	WP: 0 PB: 0 SB: 1 CS: 0	PA: 44													
PITCHER	IP WLS BF H R ER SO BB IBB HBP BLK WP HR S P ERA WHIP																																			
15 Ben Sheets, R (1, 1) ERA: 4.28	5.2		27	8	5	4	1	3	0	0	0	0	0	65	99	6.35	1.941																			
Glendon Rusch, L (6, 1) ERA: 7.1	1.1	H	5	1	0	0	0	0	0	0	0	0	0	10	11	0.00	0.750																			
Valerio De Los Santos, L (8, 1) ERA: 4.5	0.0		2	0	2	2	0	1	0	0	0	0	0	4	9	∞	∞																			
Leo Estrella, R (8, 1) ERA: 3.88	1.0	B	6	2	2	1	0	0	0	1	0	0	1	13	19	9.00	2.000																			
Dan Kolb, R (9, 1) ERA: 2.1	1.0	W	4	1	0	0	1	0	0	0	0	0	0	12	18	0.00	1.000																			

livebaseballscorecards.com

AB	38
R	9
H	12
RBI	9
BB	4
SO	2
LOB	17

Batter	1	2	3	4	5	6	7	8	9	AB	R	H	RBI	BB	SO	LOB
Scott Podsednik, L OBP: 0.381, SLG: 0.428 (1, 8)	1-1 S SH5-3 G1-3 1B		3-2 2 HR 2B		3-2 SAFE 1 2B		2-1 G4-3		4-2 2 SH1-4 1B BB	4	4	3	2	1	0	0
2 Bill Hall, R OBP: 0.266, SLG: 0.387 (1, 4)	1-1 SH5-3 1-2		0-1 2-H HR		2-1 2-H 1B		0-0 L6		0-0 SH1-4 1-2	3	1	2	3	0	0	0
Geoff Jenkins, L OBP: 0.366, SLG: 0.507 (1, 7)	2-1 G1-3 2-H		0-0 F7		0-2 SAFE 1 HR 1B		4-1 BB		3-3 K	4	1	1	1	1	1	1
Richie Sexson, R OBP: 0.374, SLG: 0.528 (1, 3)	0-0 G4-3			0-0 F8		2-1 1 SAFE HR		2-0 F8	1-0 2-H 1B	5	1	2	3	0	0	1
John Vander Wal, L OBP: 0.358, SLG: 0.490 Eddie Pérez, R OBP: 0.306, SLG: 0.412 (1, 9) (9, 2)		3-2 G4-3		1-1 G3		3-3 K		2-0 F8 SF9 2B		4	1	1	0	0	1	0
Wes Helms, R OBP: 0.324, SLG: 0.434 (1, 5)		2-3 K		0-0 F9		1-3 K		0-1 F8 2-3		4	0	0	0	0	2	1
Keith Osik, R OBP: 0.329, SLG: 0.313 Brady Clark, R OBP: 0.341, SLG: 0.415 (1, 2) (8, PH) (9, 9)		1-1 L9		2-1 1B 2B		2-0 P3		1-0 FC4-6 HBP		3	1	1	0	0	0	0
Royce Clayton, R OBP: 0.296, SLG: 0.337 (1, 6)			1-0 P3		1-1 2B 1B		2-0 2B		2-1 SF9	3	1	2	1	0	0	0
15 Ben Sheets, R OBP: 0.103, SLG: 0.088 Glendon Rusch, L OBP: 0.286, SLG: 0.219 Valerio De Los Santos, L Leo Estrella, R Mark Smith, R OBP: 0.490, SLG: 0.714 Dan Kolb, R (1, 1) (6, 1) (8, 1) (8, PH) (9, 1)			0-1 G4-3		0-3 K		0-1 F7		1-1 FC4-6 1-2f	2	0	0	0	0	1	2

Inning Stats	R: 1	H: 1	E: 0	K: 0	S: 8	LOB: 0	BB: 0	P: 11	R: 0	H: 0	E: 0	K: 1	S: 8	LOB: 0	BB: 0	P: 14	R: 2	H: 2	E: 0	K: 0	S: 11	LOB: 0	BB: 0	P: 15	R: 0	H: 0	E: 0	K: 0	S: 4	LOB: 0	BB: 0	P: 5	R: 5	H: 6	E: 0	K: 2	S: 21	LOB: 0	BB: 0	P: 33	R: 0	H: 1	E: 0	K: 1	S: 7	LOB: 1	BB: 0	P: 12	R: 0	H: 0	E: 0	K: 0	S: 5	LOB: 1	BB: 1	P: 13	R: 1	H: 1	E: 0	K: 0	S: 8	LOB: 1	BB: 0	P: 13	R: 1	H: 1	E: 0	K: 1	S: 7	LOB: 1	BB: 1	P: 15	1B: 5	SF: 1	2B: 5	SAC: 2	3B: 0	DP: 0	HR: 2	HBP: 1	WP: 0	PA: 40
--------------	------	------	------	------	------	--------	-------	-------	------	------	------	------	------	--------	-------	-------	------	------	------	------	-------	--------	-------	-------	------	------	------	------	------	--------	-------	------	------	------	------	------	-------	--------	-------	-------	------	------	------	------	------	--------	-------	-------	------	------	------	------	------	--------	-------	-------	------	------	------	------	------	--------	-------	-------	------	------	------	------	------	--------	-------	-------	-------	-------	-------	--------	-------	-------	-------	--------	-------	--------

PITCHER	IP	WLS	BF	H	R	ER	SO	BB	IBB	HBP	BLK	WP	HR	S	P	ERA	WHIP
Brian Meadows, R ERA: 5.55 (1, 1)	4.1		20	7	7		2	0	0	0	0	0	1	44	65	14.54	1.615
Joe Beimel, L ERA: 5.06 (5, 1)	0.2		3	2	1	1	1	0	0	0	0	0	1	8	13	13.50	3.000
Pat Mahomes, R ERA: 5.19 (6, 1)	2.0		8	1	0	0	1	1	0	0	0	0	0	12	25	0.00	1.000
Mike Lincoln, R ERA: 5.32 (8, 1)	1.0	B	5	1	1	1	0	0	0	1	0	0	0	8	13	9.00	1.000
Michael Gonzalez, L ERA: 4.15 (9, 1)	0.2	L	3	0	1	1	1	1	0	0	0	0	0	6	13	13.50	1.500

BOTTOM

Pittsburgh Pirates @ Milwaukee Brewers
Miller Park, Milwaukee, WI

Sun Aug 24 2003, 1:05 PM CDT
Att: 36,238 - Sunny - 80 F

AB	34
R	10
H	12
RBI	10
BB	2
SO	5
LOB	7



PITCHER	IP	WLS	BF	H	R	ER	SO	BB	IBB	HBP	BLK	WP	HR	S	P	ERA	WHIP
Brian Boehringer, R ERA: 5.4 (9, 1)	0.0		1	1	0	0	0	0	0	0	0	0	0	1	2	∞	∞

Batter	1	2	3	4	5	6	7	8	9	AB R H RBI BB SO LOB	TOP											
Scott Podsednik, L (1, 8) OBP: 0.381, SLG: 0.430	1-2 G4-3		0-2 G4-3		0-2 2B		0-2 G4-3	2-2 2B		5 1 2 0 0 0 1												
2 Bill Hall, R (1, 4) OBP: 0.304, SLG: 0.493	1-1 G3 1B		2-2 2B		1-1 HR 2B		0-0 HR	0-0 F8		5 2 4 3 0 0 1												
Geoff Jenkins, L (1, 7) OBP: 0.365, SLG: 0.511	1-1 G3 1-2		1-3 K		2-2 HR		2-3 K		1-0 G6-3	5 1 1 2 0 2 2												
Richie Sexson, R (1, 3) OBP: 0.371, SLG: 0.522	3-3 K			2-0 G6-3	2-2 G5-3		2-0 L8		3-3 K	5 0 0 0 0 2 1												
Brady Clark, R (1, 9) OBP: 0.342, SLG: 0.411		1-1 F8		3-2 HR 1B	0-2 G5-3			4-2 1B BB	3-3 K	4 2 1 0 1 1 0												
Wes Helms, R (1, 5) OBP: 0.324, SLG: 0.440		1-3 K		0-0 HR		0-0 P3		1-0 L7		4 1 1 2 0 1 1												
Eddie Pérez, R (1, 2) OBP: 0.301, SLG: 0.406		1-0 P6		0-2 G5-3		2-0 G5-3		2-3 K		4 0 0 0 0 1 1												
Royce Clayton, R (1, 6) OBP: 0.300, SLG: 0.341			3-2 G4-3 2B	3-1 F8		4-1 BB		0-1 HR 1B		3 2 2 1 1 0 0												
Matt Kinney, R (1, 1) OBP: 0.061, SLG: 0.063			1-2 B3		1-3 K	0-3 K		1-0 HR		3 0 0 0 0 2 2												
Mark Smith, R (8, PH) OBP: 0.438, SLG: 0.933										1 1 1 2 0 0 0												
Brooks Kieschnick, L (8, 1) OBP: 0.363, SLG: 0.618										0 0 0 0 0 0 0												
Dan Kolb, R (9, 1)										0 0 0 0 0 0 0												
Inning Stats	R: 0 E: 0 K: 1 S: 10	H: 1 LOB: 1 BB: 0 P: 16	R: 0 E: 0 K: 1 S: 6	H: 0 LOB: 0 BB: 0 P: 9	R: 1 E: 0 K: 1 S: 15	H: 2 LOB: 1 BB: 0 P: 22	R: 2 E: 0 K: 0 S: 10	H: 2 LOB: 0 BB: 0 P: 18	R: 3 E: 0 K: 1 S: 20	H: 3 LOB: 0 BB: 0 P: 25	R: 0 E: 0 K: 1 S: 6	H: 0 LOB: 1 BB: 1 P: 12	R: 1 E: 0 K: 1 S: 8	H: 1 LOB: 0 BB: 0 P: 12	R: 3 E: 0 K: 1 S: 17	H: 3 LOB: 1 BB: 1 P: 27	R: 0 E: 0 K: 2 S: 8	H: 0 LOB: 0 BB: 0 P: 15	1B: 4 2B: 4 3B: 0 HR: 4	SF: 0 SAC: 0 DP: 0 HBP: 0	WP: 1 PB: 0 SB: 2 CS: 0	PA: 41
PITCHER	IP WLS BF H R ER SO BB IBB HBP BLK WP HR S P ERA WHIP																					
39 Aaron Harang, R (1, 1) ERA: 4.8	5.0 L 23 8 6 6 4 0 0 0 0 1 2 61 90 10.80 1.600																					
Brian Reith, R (6, 1) ERA: 4.54	2.0 8 1 1 1 2 1 0 0 0 0 1 14 24 4.50 1.000																					
Joe Valentine, R (8, 1) ERA: 18.0	1.0 7 3 3 3 1 1 0 0 0 0 1 17 27 27.00 4.000																					
John Riedling, R (9, 1) ERA: 5.23	1.0 3 0 0 0 2 0 0 0 0 0 0 8 15 0.00 0.000																					

Milwaukee Brewers @ Cincinnati Reds
Great American Ball Park, Cincinnati, OH

livebaseballscorecards.com

AB	39
R	10
H	12
RBI	10
BB	2
SO	9
LOB	9



Mon Aug 25 2003, 7:10 PM EDT
Att. 18,411 - Cloudy - 86 F

Batter	1	2	3	4	5	6	7	8	9	AB	R	H	RBI	BB	SO	LOB
6 Ryan Freel, R OBP: 0.364, SLG: 0.441 (1, 8) B F C B X	2-2 2B 3B		0-1 E 1B		1-0 L9		0-0 G6-3		2-2 HBP	4	1	2	0	0	0	0
Ray Olmedo, S OBP: 0.311, SLG: 0.308 (1, 6) B X	1-0 G3 2B		1-2 E4 1-2			2-2 G3-1		2-1 L3	3-3 HBP	5	0	1	1	0	1	3
D'Angelo Jimenez, S OBP: 0.347, SLG: 0.407 (1, 4) B X	1-0 G3 2-3		3-3 K			0-3 K		2-2 L7		4	0	0	0	0	2	3
Sean Casey, L OBP: 0.347, SLG: 0.403 (1, 3) C F B D B S	3-3 K		0-0 P6			1-1 F8		0-1 G4-1		4	0	0	0	0	1	3
Ruben Mateo, R OBP: 0.305, SLG: 0.348 (1, 9) C F X	0-2 F8				2-1 G5-3		1-1 G6-3 1B 2B		0-1 HR 1B	4	2	2	0	0	0	1
Dernell Stenson, L OBP: 0.345, SLG: 0.577 (1, 7) B T B C X		2-2 F7			2-2 F7		3-1 G6-3 2-3		2-0 HR 1-H	4	1	1	2	0	0	1
Juan Castro, R OBP: 0.278, SLG: 0.404 (1, 5) B T B F X		1-3 K			2-3 K		2-2 37 HR 1B 3-H		0-1 6 HBP 1B	4	1	2	1	0	2	0
Jason LaRue, R OBP: 0.323, SLG: 0.440 (1, 2) B X		1-0 F9			1-1 F9		1-0 F8		0-0 L8	4	0	0	0	0	0	2
39 Aaron Harang, R OBP: 0.091, SLG: 0.091 (5, PH) Wily Mo Peña, R OBP: 0.203, SLG: 0.200 (6, 1) Brian Reith, R OBP: 0.500, SLG: 2.000 (7, PH) Joe Valentine, R OBP: 0.235, SLG: 0.235 (9, 1) Jim Chamblée, R OBP: 0.235, SLG: 0.235 (9, PH)			1-3 K		2-3 K		2-0 HR 1-H		1-3 K	1	0	0	0	0	1	0

BOTTOM

Milwaukee Brewers @ Cincinnati Reds
Great American Ball Park, Cincinnati, OH

Mon Aug 25 2003, 7:10 PM EDT
Att: 18,411 - Cloudy - 86 F

livebaseballscorecards.com

AB	37
R	6
H	9
RBI	6
BB	0
SO	9
LOB	14



Inning Stats																	WP	PA	
R: 1	H: 2	R: 0	H: 0	R: 0	H: 1	R: 0	H: 0	R: 0	H: 0	R: 3	H: 3	R: 0	H: 0	R: 2	H: 3	1B: 4	SF: 0	WP: 0	PA: 38
E: 0	LOB: 1	E: 0	LOB: 0	E: 1	LOB: 2	E: 0	LOB: 0	E: 0	LOB: 0	E: 0	LOB: 0	E: 0	LOB: 0	E: 0	LOB: 2	2B: 2	SAC: 0	PB: 0	
K: 1	BB: 0	K: 1	BB: 0	K: 2	BB: 0	K: 1	BB: 0	K: 1	BB: 0	K: 0	BB: 0	K: 0	BB: 0	K: 2	BB: 0	3B: 1	DP: 0	SB: 0	
S: 11	P: 18	S: 8	P: 12	S: 14	P: 19	S: 9	P: 15	S: 6	P: 10	S: 10	P: 19	S: 7	P: 11	S: 15	P: 23	HR: 2	HBP: 1	CS: 0	
PITCHER																	ERA	WHIP	
Matt Kinney, R ERA: 4.67 (1, 1)	IP: 7.0	WLS: W	BF: 28	H: 6	R: 4	ER: 4	SO: 7	BB: 0	IBB: 0	HBP: 0	BLK: 0	WP: 0	HR: 1	S: 66	P: 104	ERA: 5.14	WHIP: 0.857		
Brooks Kieschnick, R ERA: 4.76 (8, 1)	IP: 1.2	WLS: S	BF: 9	H: 3	R: 2	ER: 2	SO: 1	BB: 0	IBB: 0	HBP: 1	BLK: 0	WP: 0	HR: 1	S: 19	P: 28	ERA: 10.80	WHIP: 1.800		
Dan Kolb, R ERA: 2.08 (9, 1)	IP: 0.1	WLS: S	BF: 1	H: 0	R: 0	ER: 0	SO: 1	BB: 0	IBB: 0	HBP: 0	BLK: 0	WP: 0	HR: 0	S: 3	P: 6	ERA: 0.00	WHIP: 0.000		

Batter	1	2	3	4	5	6	7	8	9	AB R H RBI BB SO LOB	TOP											
Scott Podsednik, L (1, 8) OBP: 0.382, SLG: 0.428	0-1 F8		4-0 HR	1-1 F7			1-1 1B		1-0 G6-3	4 2 1 0 1 0 1												
Keith Ginter, R (1, 4) OBP: 0.358, SLG: 0.439	2-2 1B		2-2 P3		3-2 L8		4-0 1B		1-0 G4-3	4 1 1 0 1 0 1												
Geoff Jenkins, L (1, 7) OBP: 0.369, SLG: 0.522	0-0 1B		1-0 HR		1-0 L8		0-1 1B		0-0 G4-3	5 2 4 3 0 0 0												
Richie Sexson, R (1, 3) OBP: 0.370, SLG: 0.519	2-2 G5-4-3		0-0 P4		1-2 L8		4-2 1B			3 0 0 0 1 0 3												
Brady Clark, R (1, 9) OBP: 0.345, SLG: 0.410		0-2 1B		4-2 HR		1-1 F8		2-1 G5-4-3		3 1 1 0 1 0 3												
Wes Helms, R (1, 5) OBP: 0.323, SLG: 0.446		2-0 F9		1-1 HR		1-2 F7		3-3 K		4 1 1 2 0 1 1												
Eddie Pérez, R (1, 2) OBP: 0.297, SLG: 0.400		1-2 F8		2-2 G6-3		2-1 G6-3		2-2 G6-3		4 0 0 0 0 0 1												
Royce Clayton, R (1, 6) OBP: 0.297, SLG: 0.338		1-1 P4		0-1 G6-3		3-2 E6		1-3 K		4 0 0 0 0 1 1												
Doug Davis, R (1, 1) OBP: 0.111, SLG: 0.111			1-2 G1-3		1-2 1B		1-1 G2-3		1-3 K	4 0 1 0 0 1 1												
Inning Stats	R: 0 E: 0 K: 0 S: 9	H: 2 LOB: 1 BB: 0 P: 13	R: 0 E: 0 K: 0 S: 10	H: 1 LOB: 1 BB: 0 P: 14	R: 2 E: 0 K: 0 S: 8	H: 1 LOB: 0 BB: 1 P: 16	R: 2 E: 0 K: 0 S: 18	H: 2 LOB: 1 BB: 1 P: 27	R: 0 E: 0 K: 0 S: 11	H: 1 LOB: 1 BB: 0 P: 17	R: 0 E: 1 K: 0 S: 10	H: 0 LOB: 1 BB: 0 P: 17	R: 3 E: 0 K: 1 S: 12	H: 2 LOB: 0 BB: 2 P: 26	R: 0 E: 0 K: 2 S: 10	H: 0 LOB: 0 BB: 0 P: 14	R: 0 E: 0 K: 0 S: 3	H: 0 LOB: 0 BB: 0 P: 5	1B: 6 2B: 1 3B: 0 HR: 2	SF: 0 SAC: 0 DP: 2 HBP: 0	WP: 1 PB: 0 SB: 1 CS: 0	PA: 39
PITCHER	IP WLS BF H R ER SO BB IBB HBP BLK WP HR S P ERA WHIP																					
Dan Serafini, L (1, 1) ERA: 7.2	5.0 L 23 7 4 4 0 2 0 0 0 0 0 2 56 87 7.20 1.800																					
65 Scott Randall, R (6, 1) ERA:	1.0 4 0 0 0 0 0 0 0 0 0 0 0 10 17 0.00 0.000																					
Phil Norton, L (7, 1) ERA: 13.5	0.0 3 2 3 3 0 1 0 0 0 0 0 0 4 9 ∞ ∞																					
Ryan Wagner, R (7, 1) ERA: 1.89	2.0 6 0 0 0 3 1 0 0 0 1 0 18 31 0.00 0.500																					
Chris Reitsma, R (9, 1) ERA: 3.82	1.0 3 0 0 0 0 0 0 0 0 0 0 0 3 5 0.00 0.000																					

Milwaukee Brewers @ Cincinnati Reds
Great American Ball Park, Cincinnati, OH

Tue Aug 26 2003, 7:10 PM EDT
Att. 18,787 - Sunny - 86 F

livebaseballscorecards.com

AB	35
R	7
H	9
RBI	5
BB	4
SO	3
LOB	12



Batter	1	2	3	4	5	6	7	8	9	AB	R	H	RBI	BB	SO	LOB
6 Ryan Freel, R OBP: 0.343, SLG: 0.413 (1, 5)	3-2 E5 SH1-3 SF8		2-0 L7			3-2 G5-3		0-0 B1-3		4	1	0	0	0	0	1
Ray Olmedo, S OBP: 0.305, SLG: 0.301 (1, 6)	0-1 SH1-3 2-3		3-2 G5-3			2-3 K			2-2 F9	3	0	0	0	0	1	0
D'Angelo Jimenez, S OBP: 0.347, SLG: 0.405 (1, 4)	3-2 SF8 3-H			4-0 G4-6-3 BB			0-1 L4		3-1 G6-3	2	0	0	1	1	0	0
Sean Casey, L OBP: 0.346, SLG: 0.404 (1, 3)	0-1 G3-1		1-1 G4-6-3 1-2f			1-2 G3		1-2 G3	1-2 2B	4	0	1	0	0	0	1
Ruben Mateo, R OBP: 0.304, SLG: 0.345 (1, 9)		0-1 L5		1-2 G5-3		0-1 FC6-4 1B		1-0 F8		4	0	1	0	0	0	1
Kelly Stinnett, R OBP: 0.298, SLG: 0.366 (1, 2)		3-2 G6-3			0-1 F7		0-0 FC6-4 1-2f			3	0	0	0	0	0	1
37 Stephen Smitherman, R (1, 7) OBP: 0.400, SLG: 1.000		1-2 1B			3-1 G5-3			0-0 G5-3		3	0	1	0	0	0	0
Wily Mo Peña, R OBP: 0.195, SLG: 0.192 (1, 8)		1-1 G3			0-2 L8			1-3 K		3	0	0	0	0	1	1
Dan Serafini, S (1, 1) 65 Scott Randall, R (6, 1) Tim Hummel, R (6, PH) Phil Norton, R (7, 1) Ryan Wagner, R (7, 1) Jason LaRue, R (8, PH) Chris Reitsma, R (9, 1)			0-0 F7			2-2 G5-3		0-2 2B		1	0	0	0	0	0	0

Inning Stats	R: 1	H: 0	E: 1	K: 0	S: 11	H: 0	LOB: 0	BB: 0	P: 17	R: 0	H: 1	E: 0	K: 0	S: 11	H: 0	LOB: 1	BB: 0	P: 16	R: 0	H: 0	E: 0	K: 0	S: 6	H: 0	LOB: 0	BB: 0	P: 11	R: 0	H: 0	E: 0	K: 0	S: 6	H: 0	LOB: 0	BB: 1	P: 12	R: 0	H: 0	E: 0	K: 0	S: 9	H: 0	LOB: 0	BB: 0	P: 12	R: 0	H: 0	E: 0	K: 1	S: 14	H: 0	LOB: 0	BB: 0	P: 21	R: 0	H: 1	E: 0	K: 0	S: 9	H: 1	LOB: 1	BB: 0	P: 10	R: 0	H: 1	E: 0	K: 1	S: 8	H: 1	LOB: 1	BB: 0	P: 9	R: 0	H: 1	E: 0	K: 0	S: 11	H: 1	LOB: 1	BB: 0	P: 18	1B: 2	2B: 2	3B: 0	HR: 0	SF: 1	SAC: 1	DP: 1	HBP: 0	WP: 0	PA: 32
PITCHER Doug Davis, L (1, 1) ERA: 4.29	IP	WLS	BF	H	R	ER	SO	BB	IBB	HBP	BLK	WP	HR	S	P	ERA	WHIP																																																																										
	9.0	W	32	4	1	0	2	1	0	0	0	0	0	85	126	0.00	0.556																																																																										
																	PITCHER	IP	WLS	BF	H	R	ER	SO	BB	IBB	HBP	BLK	WP	HR	S	P	ERA	WHIP																																																									

BOTTOM

Milwaukee Brewers @ Cincinnati Reds
Great American Ball Park, Cincinnati, OH

Tue Aug 26 2003, 7:10 PM EDT
Att. 18,787 - Sunny - 86 F

livebaseballscorecards.com

AB	29
R	1
H	4
RBI	1
BB	1
SO	2
LOB	5



Milwaukee Brewers @ Cincinnati Reds
Great American Ball Park, Cincinnati, OH

Wed Aug 27 2003, 7:10 PM EDT
Att. 18,069 - Overcast - 80 F

AB	34
R	6
H	9
RBI	6
BB	4
SO	9
LOB	12

WP	0	PA	41
PB	0		
SB	2		
CS	0		



AB R H RBI BB SO LOB

5	0	2	3	0	2	1
3	0	0	1	1	0	1
4	1	2	1	1	0	1
4	0	0	0	1	2	1
4	0	0	0	0	2	3
0	0	0	0	0	0	0
1	0	0	0	0	1	1
0	0	0	0	0	0	0
4	1	2	0	0	1	3
4	1	1	1	0	1	1
3	2	1	0	1	0	0
1	1	0	0	0	0	0
0	0	0	0	0	0	0
1	0	1	0	0	0	0

Batter	1	2	3	4	5	6	7	8	9
Scott Podsednik, L (1, 8) OBP: 0.382, SLG: 0.430	0-1 G4-3	2-1 1B		3-3 K		0-0 SF8		2-3 K	
Keith Ginter, R (1, 4) OBP: 0.355, SLG: 0.434	4-2 2B	3-1 P6			0-0 G5-3	0-2 SF8		2-2 L8	
Geoff Jenkins, L (1, 7) OBP: 0.371, SLG: 0.530	1-1 2B		1-0 HR		2-2 L7	2-2 F7		4-2 BB	
Richie Sexson, R (1, 3) OBP: 0.369, SLG: 0.515	4-0 BB		1-3 K		1-2 G3-1		2-3 K	2-2 P6	
John Vander Wal, L (1, 9) OBP: 0.353, SLG: 0.484 Leo Estrella, R (8, 1) Mark Smith, R (9, PH) Luis Vizcaino, R (9, 1)	0-3 K		2-1 G4-3			2-3 K	2-0 G1-3	1-3 K	
Wes Helms, R (1, 5) OBP: 0.325, SLG: 0.449	3-3 K		1-2 1B		1-0 2B		1-0 G6-3		
Keith Osik, R (1, 2) OBP: 0.328, SLG: 0.317		3-3 K	0-0 F9		1-0 SH		3-1 G5-3		
Royce Clayton, R (1, 6) OBP: 0.299, SLG: 0.338		4-0 SH1-4 1B		2-2 L9		2-1 SH		2-1 G3	
Wayne Franklin, L (1, 1) OBP: 0.148, SLG: 0.148 Glendon Rusch, L (6, 1) Brady Clark, R (8, PH)		0-0 SH1-4		2-2 L6		0-2 SH		0-0 S	
65 Scott Randall, R (9, 1) ERA:		1-2 1B				1-2 2-3 SF8			

Inning Stats	R: 0	H: 1	E: 0	K: 2	S: 13	P: 25	R: 1	H: 1	E: 0	K: 1	S: 12	P: 22	R: 1	H: 2	E: 0	K: 1	S: 10	P: 15	R: 0	H: 0	E: 0	K: 1	S: 9	P: 16	R: 4	H: 4	E: 1	K: 1	S: 23	P: 31	R: 0	H: 0	E: 0	K: 1	S: 5	P: 10	R: 0	H: 1	E: 0	K: 1	S: 9	P: 16	R: 0	H: 0	E: 0	K: 1	S: 11	P: 20	1B: 4	2B: 4	3B: 0	HR: 1	SF: 1	SAC: 2	DP: 0	HBP: 0	WP: 0	PA: 41
--------------	------	------	------	------	-------	-------	------	------	------	------	-------	-------	------	------	------	------	-------	-------	------	------	------	------	------	-------	------	------	------	------	-------	-------	------	------	------	------	------	-------	------	------	------	------	------	-------	------	------	------	------	-------	-------	-------	-------	-------	-------	-------	--------	-------	--------	-------	--------

PITCHER	IP	WLS	BF	H	R	ER	SO	BB	IBB	HBP	BLK	WP	HR	S	P	ERA	WHIP
Seth Etherton, R (1, 1) ERA: 6.06	5.1	L	25	6	4	4	6	3	0	0	0	0	1	62	103	6.75	1.688
Brian Reith, R (6, 1) ERA: 4.71	0.1		4	2	2	1	0	0	0	0	0	0	0	9	11	27.00	6.000
Phil Norton, L (6, 1) ERA: 12.27	0.1		1	0	0	0	0	0	0	0	0	0	0	3	5	0.00	0.000
John Riedling, R (7, 1) ERA: 5.1	2.0		7	1	0	0	2	0	0	0	0	0	0	14	26	0.00	0.500
65 Scott Randall, R (9, 1) ERA:	1.0		4	0	0	0	1	1	0	0	0	0	0	11	20	0.00	1.000

Batter	1	2	3	4	5	6	7	8	9	AB	R	H	RBI	BB	SO	LOB	BOTTOM	
6 Ryan Freel, R OBP: 0.347, SLG: 0.403 (1, 8)	1-2 S 1B 1B	0-0 P4		4-0 IBB		2-1 F8		3-3 K		4	1	1	0	1	1	4	Milwaukee Brewers @ Cincinnati Reds Great American Ball Park, Cincinnati, OH Wed Aug 27 2003, 7:10 PM EDT Att: 18,069 - Overcast - 80 F	
Juan Castro, R OBP: 0.281, SLG: 0.404 (1, 6)	2-1 1B 1B		0-0 F8	0-1 G5-2-3 3-Hr			2-2 1B 1B	0-0 FC5 2-3f		5	0	2	0	0	0	5		
D'Angelo Jimenez, S OBP: 0.345, SLG: 0.403 (1, 4)	1-1 F9		0-1 F8		0-0 L6		1-1 FC6-4 1B	2-1 F9		5	0	1	0	0	0	2		
Ruben Mateo, R OBP: 0.306, SLG: 0.347 (1, 9)	0-1 BB 1B 1-3 2-H		1-1 1B		3-2 P4		1-2 L8 SAFE	2-2 G6-3		5	0	2	1	0	0	2		
Jason LaRue, R OBP: 0.320, SLG: 0.438 (1, 3)	0-0 F8		2-2 F8		1-3 K		2-3 K	2-0 P5		5	0	0	0	0	2	5		
Tim Hummel, R OBP: 0.400, SLG: 0.500 (1, 5)	4-2 1B BB			0-0 37 2B 2B		3-2 F9	0-0 FC6-4 1-2f			3	1	1	0	1	0	2		
37 Stephen Smitherman, R (1, 7) OBP: 0.444, SLG: 1.000	3-2 L8			2-2 1B 2B 2-H G5-2-3		0-0 2B		0-2 L7		4	0	2	1	0	0	3		
Corky Miller, R OBP: 0.333, SLG: 0.250 (1, 2)		1-1 G6-3		1-2 SH1-4 1B 2-3		4-1 BB		2-2 FC5 1B 1B		3	0	2	0	1	0	0		
Seth Etherton, R (1, 1) OBP: 0.333, SLG: 0.333 Brian Keith, R (6, 1) Phil Norton, R (6, 1) Kelly Stinnett, R (6, PH) John Riedling, R (7, 1) Darnell Stenson, L (8, PH) 65 Scott Randall, R (9, 1)		0-1 G4-3		0-0 SH1-4 1B 1-2		1-3 K		0-1 1B 1B		1	0	0	0	0	0	0		
Inning Stats	R: 1 H: 3 E: 0 LOB: 3 K: 0 BB: 1 S: 17 P: 28	R: 0 H: 0 E: 0 LOB: 0 K: 0 BB: 0 S: 5 P: 6	R: 0 H: 1 E: 0 LOB: 1 K: 0 BB: 0 S: 8 P: 11	R: 1 H: 3 E: 0 LOB: 2 K: 0 BB: 1 S: 11 P: 18	R: 0 H: 0 E: 0 LOB: 0 K: 1 BB: 0 S: 7 P: 11	R: 0 H: 1 E: 0 LOB: 2 K: 1 BB: 1 S: 13 P: 23	R: 0 H: 2 E: 0 LOB: 2 K: 1 BB: 0 S: 18 P: 24	R: 0 H: 2 E: 0 LOB: 2 K: 1 BB: 0 S: 16 P: 21	R: 0 H: 0 E: 0 LOB: 0 K: 0 BB: 0 S: 10 P: 16	1B: 9 SF: 0 2B: 3 SAC: 1 3B: 0 DP: 1 HR: 0 HBP: 0	WP: 0 PA: 41 PB: 0 SB: 1 CS: 0							
PITCHER	IP WLS BF H R ER SO BB IBB HBP BLK WP HR S P ERA WHIP																	
Wayne Franklin, L (1, 1) ERA: 5.16	5.1 W 26 8 2 2 1 2 0 0 0 0 0 0 55 88 3.38 1.875																	
Glendon Rusch, L (6, 1) ERA: 6.98	1.2 H 7 2 0 0 2 0 0 0 0 0 0 0 24 33 0.00 1.200																	
Leo Estrella, R (8, 1) ERA: 3.81	1.0 5 2 0 0 1 0 0 0 0 0 0 0 16 21 0.00 2.000																	
Luis Vizcaino, R (9, 1) ERA: 7.11	1.0 3 0 0 0 0 0 0 0 0 0 0 0 10 16 0.00 0.000																	

Milwaukee Brewers @ Cincinnati Reds
Great American Ball Park, Cincinnati, OH

Wed Aug 27 2003, 7:10 PM EDT
Att: 18,069 - Overcast - 80 F

livebaseballscorecards.com

AB 37
R 2
H 12
RBI 2
BB 3
SO 4
LOB 25



Batter	1	2	3	4	5	6	7	8	9	10	AB R H RBI BB SO LOB	TOP
Scott Podsednik, L (1, 8) OBP: 0.381, SLG: 0.431	B1		G5-4-3 1B		G4-3	G6-3		2B		G4-3	6 0 2 0 0 0 2	Milwaukee Brewers @ Cincinnati Reds Great American Ball Park, Cincinnati, OH Thu Aug 28 2003, 12:35 PM EDT Att. 21,870 - Sunny - 83 F
Keith Ginter, R (1, 4) OBP: 0.350, SLG: 0.426 Valerio De Los Santos, L (8, 1) Mark Smith, R (10, PH) Dan Kolb, R (10, 1)	P6		G5-4-3 1-2f		E5 1B 1B 1B	G6-3		K		E3	5 1 0 0 0 1 3 0 0 0 0 0 0 0 1 0 0 0 0 0 1 0 0 0 0 0 0 0	
Geoff Jenkins, L (1, 7) Brady Clark, R (7, 7) OBP: 0.375, SLG: 0.538 OBP: 0.344, SLG: 0.409	BB BB BB		HR		1B 1B 1B	1B		1B BB		G4-3	2 1 2 1 2 0 0 2 0 0 0 0 1 2	
Richie Sexson, R (1, 3) OBP: 0.372, SLG: 0.517	BB BB		FC6-4 1B		FC5 1B 1B	1B		K		1B	4 0 3 0 1 1 1	
John Vander Wal, L (1, 9) OBP: 0.360, SLG: 0.487	BB BB		FC6-4 1-2f		1B 1B 1B	1B		1B 1B		G4-6-3 1B	4 0 3 1 1 0 1	
Wes Helms, R (1, 5) OBP: 0.323, SLG: 0.445	P3		G5-3 HBP		P3			K		G4-6-3 1-2f	4 0 0 0 0 1 10	
Eddie Pérez, R (1, 2) OBP: 0.299, SLG: 0.404 Enrique Cruz, R (10, PR) Keith Osik, R (10, 2) OBP: 0.328, SLG: 0.317	G4-3		G5-3 1-2		FC5 2-3f	1B		1B		G4-3 2 HR 2B	5 0 2 0 0 0 4 0 1 0 0 0 0 0 0 0 0 0 0 0 0	
Royce Clayton, R (1, 6) OBP: 0.298, SLG: 0.336	F7		F8		F8	G6-3 SH3 1B		G4-3		G4-3 2-3	5 0 1 0 0 0 2	
Wes Obermueller, R (1, 1) OBP: 0.167, SLG: 0.167 Luis Vizcaino, R (7, 1) 2 Bill Hall, R (8, PH) OBP: 0.310, SLG: 0.536	G4-3		G6-3		G6-3	SH3 1-2		F8		HR	2 0 0 0 0 0 1 0 0 0 0 0 0 0 2 1 1 2 0 0 0	
Inning Stats	R: 0 H: 0 E: 0 LOB: 3 K: 0 BB: 3 S: 15 P: 31	R: 0 H: 0 E: 0 LOB: 0 K: 0 BB: 0 S: 7 P: 8	R: 1 H: 3 E: 0 LOB: 1 K: 0 BB: 0 S: 11 P: 17	R: 0 H: 0 E: 0 LOB: 1 K: 0 BB: 0 S: 7 P: 12	R: 1 H: 3 E: 1 LOB: 3 K: 0 BB: 0 S: 13 P: 20	R: 0 H: 1 E: 0 LOB: 1 K: 0 BB: 0 S: 6 P: 9	R: 0 H: 2 E: 0 LOB: 2 K: 2 BB: 1 S: 11 P: 20	R: 0 H: 1 E: 0 LOB: 1 K: 1 BB: 0 S: 12 P: 19	R: 0 H: 2 E: 0 LOB: 1 K: 0 BB: 0 S: 8 P: 10	R: 2 H: 2 E: 1 LOB: 2 K: 1 BB: 0 S: 15 P: 18	1B: 10 SF: 0 2B: 2 SAC: 1 3B: 0 DP: 2 HR: 2 HBP: 1	
PITCHER	IP WLS BF H R ER SO BB IBB HBP BLK WP HR S P ERA WHIP											
Paul Wilson, R (1, 1) ERA: 4.62	6.0											
Ryan Wagner, R (7, 1) ERA: 1.71	2.0											
Chris Reitsma, R (9, 1) ERA: 3.96	2.0 L											

livebaseballscores.com

AB 42
R 4
H 14
RBI 4
BB 4
SO 4
LOB 27



Batter	1	2	3	4	5	6	7	8	9	10	AB R H RBI BB SO LOB	BOTTOM										
6 Ryan Freel, R OBP: 0.350, SLG: 0.417 (1, 8)	G3-1 2B	G6-3			1B		FC9-2 3-H		G5-3		5 1 2 0 0 0 2	Milwaukee Brewers @ Cincinnati Reds Great American Ball Park, Cincinnati, OH Thu Aug 28 2003, 12:35 PM EDT Att: 21,870 - Sunny - 83 F										
Tim Hummel, R OBP: 0.300, SLG: 0.333 (1, 6) (9, 5)	G3-1 2-3		G6-3		1B			G5-3		G6-3	5 0 1 0 0 0 1											
D'Angelo Jimenez, S OBP: 0.348, SLG: 0.407 (1, 4)	37 WP 3-H 2B		G3-1		G5-3			BB 1B		FC4-6 E 1B	5 1 3 1 0 0 2											
Sean Casey, L OBP: 0.346, SLG: 0.403 (1, 3) Wily Mo Peña, R OBP: 0.195, SLG: 0.192 (10, PR)	37 WP BB		G4-3			G3-1		K		FC4-6 1B	4 0 1 0 1 1 1 0 0 0 0 0 0 0											
Russell Branyan, L OBP: 0.351, SLG: 0.474 (1, 5) Chris Reitsma, R OBP: 0.125, SLG: 0.125 (9, 1) Ray Olmedo, S OBP: 0.303, SLG: 0.299 (10, PH)	K			F7		G4-3		BB 1B		FC4-6 BB E	3 0 0 0 1 1 2 0 0 0 0 0 0 0 1 0 0 0 0 0 2											
37 Stephen Smitherman, R (1, 7) Ryan Wagner, R (7, 1) Juan Castro, R (8, PH)	1-2 2-3 BB			L8		F9		F9		E4 BB	2 0 0 0 1 0 0 0 0 0 0 0 0 0 2 0 0 0 0 0 3											
Dernell Stenson, L OBP: 0.371, SLG: 0.548 (1, 9) (7, 7)	L7			G6-3			SH 1B		K	1-2 2-3 BB	4 1 1 0 1 1 3											
Jason LaRue, R OBP: 0.319, SLG: 0.434 (1, 2)		G4-3			F8		SH 6 FC9-2 1-H		FC6-4 BB	G6-3	3 0 0 0 1 0 3											
Paul Wilson, R OBP: 0.151, SLG: 0.140 (1, 1) Ruben Mateo, R OBP: 0.303, SLG: 0.343 (7, 9)		K			K		K		FC6-4 1-2f		2 0 0 0 0 2 0 2 0 0 0 0 1 2											
Inning Stats	R: 1 E: 0 K: 1 S: 14	H: 2 LOB: 3 BB: 2 P: 25	R: 0 E: 0 K: 1 S: 6	H: 0 LOB: 0 BB: 0 P: 9	R: 0 E: 0 K: 0 S: 11	H: 0 LOB: 0 BB: 0 P: 15	R: 0 E: 0 K: 1 S: 5	H: 2 LOB: 2 BB: 0 P: 29	R: 0 E: 0 K: 0 S: 8	H: 0 LOB: 0 BB: 0 P: 13	R: 1 E: 1 K: 1 S: 7		H: 1 LOB: 0 BB: 0 P: 10	R: 0 E: 0 K: 1 S: 11	H: 1 LOB: 2 BB: 1 P: 20	R: 0 E: 0 K: 1 S: 12	H: 0 LOB: 1 BB: 1 P: 20	R: 1 E: 0 K: 0 S: 16	H: 2 LOB: 3 BB: 1 P: 27	1B: 6 2B: 3 3B: 0 HR: 0	SF: 0 SAC: 1 DP: 1 HBP: 0	WP: 1 PB: 0 SB: 0 CS: 0
PITCHER	IP WLS BF H R ER SO BB IBB HBP BLK WP HR S P ERA WHIP																					
Wes Obermueller, R (1, 1) ERA: 4.71	6.0	25	5	2	1	3	2	0	0	0	0	1	0	64	102	1.50	1.167					
Luis Vizcaino, R (7, 1) ERA: 6.97	1.0	B	3	0	0	1	0	0	0	0	0	0	0	6	8	0.00	0.000					
Valerio De Los Santos, L (8, 1) ERA: 4.3	2.0	W	9	1	0	2	2	0	0	0	0	0	0	23	40	0.00	1.500					
Dan Kolb, R (10, 1) ERA: 2.01	1.0	S	7	2	1	0	1	0	0	0	0	0	0	16	27	0.00	3.000					

AB	38
R	3
H	8
RBI	1
BB	5
SO	6
LOB	21



livebaseballscorecards.com

Batter	1	2	3	4	5	6	7	8	9	AB R H RBI BB SO LOB	TOP	
Scott Podsednik, L (1, 8) <small>OBP: 0.379, SLG: 0.428</small>	1-2 		2-2 		2-2 			0-0 		3 0 0 0 0 0 0		
2 Bill Hall, R (1, 4) <small>OBP: 0.307, SLG: 0.521</small>	0-0 		1-2 			2-2 		2-2 		4 0 1 0 0 0 1		
Brady Clark, R (1, 7) <small>OBP: 0.347, SLG: 0.411</small>	3-1 			0-1 		1-2 		0-1 		4 1 2 0 0 0 1		
Richie Sexson, R (1, 3) <small>OBP: 0.372, SLG: 0.517</small>	0-1 			1-2 		1-3 		0-0 		4 0 1 0 0 1 1		
John Vander Wal, L (1, 9) <small>OBP: 0.356, SLG: 0.481</small>		2-0 		2-3 		2-2 		2-3 		4 0 0 0 0 2 1		
Wes Helms, R (1, 5) <small>OBP: 0.323, SLG: 0.451</small>		1-1 		2-3 		0-0 		2-0 		4 1 1 1 0 1 1		
Keith Osik, R (1, 2) <small>OBP: 0.328, SLG: 0.317</small>		3-2 		0-3 		0-1 				3 0 1 0 0 1 1		
Royce Clayton, R (1, 6) <small>OBP: 0.296, SLG: 0.334</small>		1-0 			2-3 	2-2 				3 0 0 0 0 1 1		
15 Ben Sheets, R (1, 1) <small>OBP: 0.100, SLG: 0.085</small> Jason Conti, L (8, PH) <small>OBP: 0.333, SLG: 0.545</small> Luis Vizcaino, R (8, 1)			2-1 		1-2 		2-1 			2 0 0 0 0 0 0		
Inning Stats	R: 0 H: 2 E: 0 LOB: 1 K: 0 BB: 0 S: 8 P: 12	R: 0 H: 1 E: 0 LOB: 1 K: 0 BB: 0 S: 8 P: 15	R: 0 H: 0 E: 0 LOB: 0 K: 0 BB: 0 S: 9 P: 14	R: 1 H: 2 E: 1 LOB: 1 K: 3 BB: 0 S: 16 P: 21	R: 0 H: 0 E: 0 LOB: 0 K: 1 BB: 0 S: 10 P: 15	R: 0 H: 0 E: 0 LOB: 0 K: 1 BB: 0 S: 10 P: 14	R: 1 H: 1 E: 0 LOB: 0 K: 0 BB: 0 S: 11 P: 15	R: 0 H: 1 E: 0 LOB: 1 K: 0 BB: 0 S: 8 P: 12	R: 0 H: 0 E: 0 LOB: 0 K: 1 BB: 0 S: 5 P: 9	1B: 5 SF: 0 2B: 1 SAC: 1 3B: 0 DP: 0 HR: 1 HBP: 0	WP: 0 PA: 33 PB: 0 SB: 0 CS: 0	
PITCHER Matt Clement, R (1, 1) <small>ERA: 4.05</small>	IP 9.0 WLS W BF 33 H 7 R 2 ER 1 SO 6 BB 0 IBB 0 HBP 0 BLK 0 WP 0 HR 1 S 85 P 127 ERA 1.00 WHIP 0.778											PITCHER IP WLS BF H R ER SO BB IBB HBP BLK WP HR S P ERA WHIP

Milwaukee Brewers @ Chicago Cubs
 Wrigley Field, Chicago, IL
 Fri Aug 29 2003, 2:20 PM CDT
 Att. 38,215 - Cloudy - 78 F

livebaseballscorecards.com

AB	32
R	2
H	7
RBI	1
BB	0
SO	6
LOB	7



Batter	1	2	3	4	5	6	7	8	9	AB R H RBI BB SO LOB
Kenny Lofton, L OBP: 0.338, SLG: 0.436 (1, 8) C X	0-1 G3-1 ①		3-2 SF8 3B		3-2 SH5-3 1B		2-0 P6 ①			4 2 2 0 0 0 0
Ramon Martinez, R OBP: 0.337, SLG: 0.388 (1, 4) B C F X	2-1 1B 1B		3-2 SF8 ① 3-H		0-0 SH5-3 ② 1-2		4-2 1B BB			1 1 1 1 1 0 0
Sammy Sosa, R OBP: 0.378, SLG: 0.570 (1, 9) B C X	1-1 1B 1-2 1B		0-1 G5-4-3 1B		2-2 1B ② 2-H		1-1 P4 ②			4 0 3 1 0 0 1
Eric Karros, R OBP: 0.359, SLG: 0.461 (1, 3) F X	0-1 1B ① 1-3 2-H		0-1 G5-4-3 ② ③ 1-2f		1-3 K ③		0-0 1B ① 1-2			4 0 2 1 0 1 2
16 Aramis Ramirez, R OBP: 0.325, SLG: 0.461 (1, 5) B X	1-0 F9 ②			0-1 FC6-4 1B		0-0 1B S ①		1-3 K ③		4 0 2 0 0 1 4
Tom Goodwin, L OBP: 0.327, SLG: 0.364 (1, 7) B F S B X	3-2 G6-3 ③			0-0 P4 ①		1 SAFE 1-3 K ①		0-3 K ①		4 0 0 0 0 2 4
Alex Gonzalez, R OBP: 0.286, SLG: 0.403 (1, 6) F B C X		1-2 F8 ①		0-2 P2 ②		1-1 F8 ②		2-2 L7 ②		4 0 0 0 0 0 2
Damian Miller, R OBP: 0.322, SLG: 0.374 (1, 2) B X		1-0 F9 ②		1-0 FC6-4 ③ 1-2f		1-2 1B ①		0-0 HR		4 1 2 1 0 0 1
Matt Clement, R OBP: 0.151, SLG: 0.189 (1, 1) F X		0-1 L3 ③			1-3 K ①		2-1 G6-3 ③			4 0 0 0 0 2 2

Inning Stats		R: 1	H: 3	E: 0	LOB: 2	K: 0	S: 12	R: 0	H: 0	E: 0	LOB: 0	K: 0	S: 6	R: 1	H: 2	E: 0	LOB: 0	K: 0	S: 11	R: 0	H: 1	E: 0	LOB: 1	K: 0	S: 7	R: 1	H: 2	E: 0	LOB: 1	K: 2	S: 14	R: 0	H: 2	E: 0	LOB: 2	K: 1	S: 12	R: 0	H: 1	E: 0	LOB: 2	K: 1	S: 11	R: 1	H: 1	E: 0	LOB: 0	K: 2	S: 11	1B: 10	SF: 1	2B: 0	SAC: 1	3B: 1	DP: 1	HR: 1	HBP: 0
15 Ben Sheets, R ERA: 4.27 (1, 1)	IP	WLS	BF	H	R	ER	SO	BB	IBB	HBP	BLK	WP	HR	S	P	ERA	WHIP																																								
Luis Vizcaino, R ERA: 7.01 (8, 1)	1.0	4	1	1	1	2	0	0	0	0	0	0	1	11	14	9.00	1.000																																								
PITCHER		IP	WLS	BF	H	R	ER	SO	BB	IBB	HBP	BLK	WP	HR	S	P	ERA	WHIP																																							

BOTTOM

Milwaukee Brewers @ Chicago Cubs
Wrigley Field, Chicago, IL
Fri Aug 29 2003, 2:20 PM CDT
Att: 38,215 - Cloudy - 78 F

livebaseballscorecards.com

AB	33
R	4
H	12
RBI	4
BB	1
SO	6
LOB	16



WP: 0	PA: 36
PB: 0	
SB: 1	
CS: 0	

Batter	1	2	3	4	5	6	7	8	9	AB R H RBI BB SO LOB	TOP											
Scott Podsednik, L (1, 8) OBP: 0.379, SLG: 0.426	1-3 	2-1 WP S S 2-H 3-H 1B		1-3 K		4-0 BB			1-3 K	4 1 1 2 1 3 1												
Keith Ginter, R (1, 4) OBP: 0.354, SLG: 0.423	4-2 HR BB	4-2 SAFE SAFE		4-0 2B 2B BB		1-3 K			0-3 K	2 2 0 0 3 2 1												
Brady Clark, R (1, 9) OBP: 0.348, SLG: 0.415 (7, 7)	2-0 F8	3-2 SAFE G6-3		2-2 2B 1-3 2-H 2B		2-3 K			2-2 FC5 S 1B	5 1 2 1 0 1 3												
Richie Sexson, R (1, 3) OBP: 0.375, SLG: 0.526	0-1 1-H HR		3-3 K	2-2 2B 2-H 3-H 2B		4-0 G5-4-3 BB			4-0 1-2 BB	3 1 2 4 2 1 0												
Mark Smith, R (1, 7) OBP: 0.364, SLG: 0.857 Leo Estrella, R (7, 1) Glendon Rusch, L (7, 1) OBP: 0.286, SLG: 0.219 John Vander Wal, L (9, PH) OBP: 0.355, SLG: 0.479 Brooks Kieschnick, L (9, 1) OBP: 0.363, SLG: 0.618	0-1 G5-3		1-1 HR	1-0 G4-3		2-2 G5-4-3 1-2f			2-2 FC5 2-3f	4 1 1 1 0 0 2 0 0 0 0 0 0 0 0 0 0 0 0 0 0 1 0 0 0 0 0 2 0 0 0 0 0 0 0												
Wes Helms, R (1, 5) OBP: 0.320, SLG: 0.446		1-3 K	0-2 P3		1-0 P5				3-2 L8	4 0 0 0 0 1 0												
Eddie Pérez, R (1, 2) OBP: 0.302, SLG: 0.405		1-0 SH1-4 2B 1B 1B	2-2 G6-3		3-1 G6-3				0-1 2 G4-6-3 1B	4 1 2 0 0 0 0												
2 Bill Hall, R (1, 6) OBP: 0.304, SLG: 0.506		2-2 SH1-4 1B 1B		1-3 K	1-3 K				1-0 G4-6-3 1-2f	4 1 1 0 0 2 1												
Matt Kinney, R (1, 1) OBP: 0.078, SLG: 0.061 Luis Vizcaino, R (6, 1) Jason Conti, L (7, 9) OBP: 0.308, SLG: 0.500		0-1 SH1-4		4-1 BB 2B BB		2-3 K			1-2 G4-3	1 1 0 0 1 1 0 0 0 0 0 0 0 0 1 0 0 0 0 0 0												
Inning Stats	R: 2 E: 0 K: 1 S: 10	H: 1 LOB: 0 BB: 1 P: 17	R: 3 E: 0 K: 1 S: 17	H: 3 LOB: 1 BB: 1 P: 30	R: 1 E: 0 K: 1 S: 11	H: 1 LOB: 0 BB: 0 P: 17	R: 3 E: 0 K: 2 S: 18	H: 2 LOB: 1 BB: 2 P: 33	R: 0 E: 0 K: 1 S: 7	H: 0 LOB: 0 BB: 0 P: 12	R: 0 E: 0 K: 3 S: 10	H: 0 LOB: 1 BB: 1 P: 19	R: 0 E: 0 K: 0 S: 7	H: 0 LOB: 0 BB: 1 P: 16	R: 0 E: 0 K: 0 S: 6	H: 1 LOB: 0 BB: 0 P: 8	R: 0 E: 0 K: 2 S: 13	H: 1 LOB: 2 BB: 1 P: 22	1B: 5 2B: 2 3B: 0 HR: 2	SF: 0 SAC: 1 DP: 2 HBP: 0	WP: 1 PB: 0 SB: 3 CS: 0	PA: 41
PITCHER	IP WLS BF H R ER SO BB IBB HBP BLK WP HR S P ERA WHIP												PITCHER	IP WLS BF H R ER SO BB IBB HBP BLK WP HR S P ERA WHIP								
Shawn Estes, L (1, 1) ERA: 5.95	2.0 L 12 4 5 5 2 2 0 0 0 0 1 1 27 47 22.50 3.000																					
Todd Wellemeyer, R (3, 1) ERA: 6.66	4.0 18 3 4 4 7 3 0 0 0 0 0 1 46 81 9.00 1.500																					
Antonio Alfonseca, R (7, 1) ERA: 5.43	2.0 6 1 0 0 0 1 0 0 0 0 0 0 13 24 0.00 1.000																					
Mark Guthrie, L (9, 1) ERA: 2.12	0.1 1 0 0 0 1 0 0 0 0 0 0 0 3 4 0.00 0.000																					
Kyle Farnsworth, R (9, 1) ERA: 3.43	0.2 4 1 0 0 1 1 0 0 0 0 0 0 10 18 0.00 3.000																					

Milwaukee Brewers @ Chicago Cubs
Wrigley Field, Chicago, IL
 Sat Aug 30 2003, 3:05 PM CDT
 Att. 39,805 - Cloudy - 73 F

livebaseballscorecards.com

AB	33
R	9
H	9
RBI	8
BB	7
SO	11
LOB	10



Milwaukee Brewers @ Chicago Cubs
 Wrigley Field, Chicago, IL
 Sat Aug 30 2003; 3:05 PM CDT
 Att: 39,805 - Cloudy - 73 F

AB	34
R	5
H	10
RBI	4
BB	6
SO	5
LOB	17



WP	1	PA	42
PB	0		
SB	1		
CS	0		

AB R H RBI BB SO LOB

5	1	4	0	0	0	0
5	0	1	0	0	1	4
3	0	1	1	1	1	2
4	0	1	0	1	0	1
5	0	0	0	0	0	4
5	0	1	0	0	3	2
2	1	0	0	2	0	0
1	2	1	0	2	0	0
1	0	0	0	0	0	3
0	0	0	0	0	0	0
1	1	1	3	0	0	0
0	0	0	0	0	0	0
1	0	0	0	0	0	0
0	0	0	0	0	0	0
0	0	0	0	0	0	0

1B	7	SF	1
2B	2	SAC	1
3B	0	DP	1
HR	1	HBP	0

WP	1	PA	42
PB	0		
SB	1		
CS	0		

Batter	1	2	3	4	5	6	7	8	9
Kenny Lofton, L (1, 8) OBP: 0.343, SLG: 0.440	2-1 2B SF8 1B	1-1 1-3 E 1B		2-0 2-3 S 1B		1-0 F9		1-2 2B 1B F9	
Ramon Martinez, R (1, 4) OBP: 0.335, SLG: 0.388	0-1 1-3 2B	1-1 1-2 E6 3-H		2-2 1-2 G5-3		2-3 K		0-1 F9	
Sammy Sosa, R (1, 9) OBP: 0.378, SLG: 0.570	0-1 3-H SF8	1-2 G6-3			1-3 K		4-0 BB 16 1B BB	1-0 1-H 2B	
Moises Alou, R (1, 7) OBP: 0.354, SLG: 0.471	4-0 BB		0-0 L5		3-2 G1-6-3 1B		1-2 F8	1-1 F9	
Randall Simon, L (1, 3) OBP: 0.306, SLG: 0.424	2-2 P2		2-1 P4		2-2 G1-6-3 1-2f		0-1 L7	2-1 G1-3	
16 Aramis Ramirez, R (1, 5) OBP: 0.324, SLG: 0.458	3-3 K		0-0 F9			3-3 K	0-0 BB 1B	3-3 K	
Alex Gonzalez, R (1, 6) OBP: 0.288, SLG: 0.401		1-2 F9		0-2 P4		4-2 BB HR BB	4-2 1-2 2-3 BB		
Paul Bako, L (1, 2) OBP: 0.317, SLG: 0.301		4-2 1B WP E BB		1-2 1B SH3-4 1B		4-2 HR BB	2-2 G4-3		
Eric Karros, R (7, PH) OBP: 0.358, SLG: 0.460				0-1 SH3-4		2-1 HR		1-2 G1-3	
Damian Miller, R (8, 2) OBP: 0.322, SLG: 0.374				1-2 SH3-4		1-H 2-H HR			
Shawn Estes, R (1, 1) OBP: 0.189, SLG: 0.257									
Tony Womack, L (2, PH) OBP: 0.256, SLG: 0.310									
Todd Wellemeyer, R (3, 1) OBP: 0.276, SLG: 0.340									
Troy O'Leary, L (6, PH) OBP: 0.276, SLG: 0.340									
Antonio Alfonseca, R (7, 1) OBP: 0.289, SLG: 0.335									
Doug Glanville, R (8, PH) OBP: 0.289, SLG: 0.335									
Mark Guthrie, R (9, 1) OBP: 0.289, SLG: 0.335									
Kyle Farnsworth, R (9, 1) OBP: 0.289, SLG: 0.335									

Inning Stats	R: 1	H: 2	E: 0	K: 1	S: 13	R: 1	H: 1	E: 1	K: 0	S: 16	R: 0	H: 0	E: 0	K: 0	S: 4	R: 0	H: 2	E: 0	K: 0	S: 13	R: 0	H: 1	E: 0	K: 1	S: 11	R: 3	H: 1	E: 0	K: 2	S: 14	R: 0	H: 1	E: 0	K: 0	S: 11	R: 0	H: 2	E: 0	K: 0	S: 10	R: 0	H: 0	E: 0	K: 1	S: 7	1B: 7	SF: 1	2B: 2	SAC: 1	3B: 0	DP: 1	HR: 1	HBP: 0
--------------	------	------	------	------	-------	------	------	------	------	-------	------	------	------	------	------	------	------	------	------	-------	------	------	------	------	-------	------	------	------	------	-------	------	------	------	------	-------	------	------	------	------	-------	------	------	------	------	------	-------	-------	-------	--------	-------	-------	-------	--------

PITCHER	IP	WLS	BF	H	R	ER	SO	BB	IBB	HBP	BLK	WP	HR	S	P	ERA	WHIP
Matt Kinney, R (1, 1) ERA: 4.74	5.1	W	27	7	5	4	3	4	0	0	0	1	1	67	113	6.75	2.062
Luis Vizcaino, R (6, 1) ERA: 6.92	0.2		2	0	0	0	1	0	0	0	0	0	0	4	7	0.00	0.000
Leo Estrella, R (7, 1) ERA: 3.76	0.2		5	1	0	0	0	2	0	0	0	0	0	8	17	0.00	4.500
Glendon Rusch, L (7, 1) ERA: 6.9	1.1	H	5	2	0	0	0	0	0	0	0	0	0	13	18	0.00	1.500
Brooks Kieschnick, R (9, 1) ERA: 4.66	1.0		3	0	0	0	1	0	0	0	0	0	0	7	13	0.00	0.000

PITCHER	IP	WLS	BF	H	R	ER	SO	BB	IBB	HBP	BLK	WP	HR	S	P	ERA	WHIP
---------	----	-----	----	---	---	----	----	----	-----	-----	-----	----	----	---	---	-----	------

Batter	1	2	3	4	5	6	7	8	9	AB R H RBI BB SO LOB	TOP																																																																																																																																							
Scott Podsednik, L (1, 8) <small>OBP: 0.383, SLG: 0.431</small>	1-0 WP SF8 2B		2-1 S 1B		3-3 K 3		1-1 1-3 1B		4-2 BB	4 1 3 0 1 1 0																																																																																																																																								
Keith Ginter, R (1, 4) <small>OBP: 0.354, SLG: 0.422</small>	3-2 SF8 2H		4-2 F8-3 HBP			3-2 SH1-3 2B 1B	2-3 K 2		0-0 L9 3	3 1 1 1 0 1 4																																																																																																																																								
Brady Clark, R (1, 7) <small>OBP: 0.348, SLG: 0.419</small>	1-1 F9 2B		1-0 P3 1			0-1 SH1-3 1B	1-1 F8 3			3 0 1 0 0 0 4																																																																																																																																								
Richie Sexson, R (1, 3) <small>OBP: 0.374, SLG: 0.525</small>	3-2 F9 2-3		0-0 F8-3 1-1			0-1 2B 2H		3-2 F8 1		4 0 1 1 0 0 3																																																																																																																																								
John Vander Wal, L (1, 9) <small>OBP: 0.355, SLG: 0.476</small> Mark Smith, R (8, PH) <small>OBP: 0.348, SLG: 0.818</small> Jason Conti, L (8, 9) <small>OBP: 0.308, SLG: 0.500</small>	0-3 K 3			3-3 K 1		4-2 BB 2		1-1 P6 2		2 0 0 0 1 2 1 1 0 0 0 0 0 0 0 0 0 0 0 0 0																																																																																																																																								
Wes Helms, R (1, 5) <small>OBP: 0.319, SLG: 0.446</small>		2-0 G4-3 2B		2-0 G5-3 2		1-3 K 2		1-3 K 3		4 0 1 0 0 2 2																																																																																																																																								
Eddie Pérez, R (1, 2) <small>OBP: 0.301, SLG: 0.406</small>		0-0 G4-3 2-3		1-3 K 3		2-3 K 3		1-1 G6-3 2B		4 0 1 0 0 2 3																																																																																																																																								
Royce Clayton, R (1, 6) <small>OBP: 0.296, SLG: 0.333</small>		0-3 K 2			0-0 F9 1		0-1 1B 1B		1-0 G6-3 2-3	4 0 1 0 0 1 2																																																																																																																																								
Doug Davis, R (1, 1) <small>OBP: 0.077, SLG: 0.077</small> Dan Kolb, R (9, 1)		0-1 G6-3 3		3-3 K 2		0-3 K 1		1-0 G4-3 2		4 0 0 0 0 2 3 0 0 0 0 0 0 0																																																																																																																																								
Inning Stats	R: 1 H: 2 E: 0 LOB: 1 K: 1 BB: 0 S: 13 P: 21	R: 0 H: 1 E: 0 LOB: 1 K: 1 BB: 0 S: 8 P: 10	R: 0 H: 1 E: 0 LOB: 1 K: 0 BB: 0 S: 7 P: 13	R: 0 H: 0 E: 0 LOB: 0 K: 2 BB: 0 S: 8 P: 14	R: 0 H: 0 E: 0 LOB: 0 K: 2 BB: 0 S: 9 P: 15	R: 1 H: 2 E: 0 LOB: 2 K: 2 BB: 1 S: 19 P: 29	R: 0 H: 2 E: 0 LOB: 2 K: 2 BB: 0 S: 12 P: 16	R: 0 H: 0 E: 0 LOB: 0 K: 1 BB: 0 S: 8 P: 13	R: 0 H: 1 E: 0 LOB: 2 K: 0 BB: 1 S: 7 P: 14	1B: 4 SF: 1 2B: 6 SAC: 1 3B: 0 DP: 1 HR: 0 HBP: 1	WP: 1 PA: 38 PB: 0 SB: 1 CS: 0																																																																																																																																							
PITCHER	<table border="1"> <thead> <tr> <th>PITCHER</th> <th>IP</th> <th>WLS</th> <th>BF</th> <th>H</th> <th>R</th> <th>ER</th> <th>SO</th> <th>BB</th> <th>IBB</th> <th>HBP</th> <th>BLK</th> <th>WP</th> <th>HR</th> <th>S</th> <th>P</th> <th>ERA</th> <th>WHIP</th> </tr> </thead> <tbody> <tr> <td>Juan Cruz, R (1, 1) <small>ERA: 5.4</small></td> <td>5.1</td> <td>L</td> <td>23</td> <td>6</td> <td>2</td> <td>2</td> <td>6</td> <td>1</td> <td>0</td> <td>1</td> <td>0</td> <td>1</td> <td>0</td> <td>55</td> <td>90</td> <td>3.38</td> <td>1.312</td> </tr> <tr> <td>Antonio Alfonseca, R (6, 1) <small>ERA: 5.37</small></td> <td>0.2</td> <td></td> <td>2</td> <td>0</td> <td>0</td> <td>0</td> <td>2</td> <td>0</td> <td>0</td> <td>0</td> <td>0</td> <td>0</td> <td>0</td> <td>9</td> <td>12</td> <td>0.00</td> <td>0.000</td> </tr> <tr> <td>Mike Remlinger, L (7, 1) <small>ERA: 4.13</small></td> <td>2.0</td> <td></td> <td>8</td> <td>2</td> <td>0</td> <td>0</td> <td>3</td> <td>0</td> <td>0</td> <td>0</td> <td>0</td> <td>0</td> <td>0</td> <td>20</td> <td>29</td> <td>0.00</td> <td>1.000</td> </tr> <tr> <td>Mark Guthrie, L (9, 1) <small>ERA: 2.06</small></td> <td>1.0</td> <td></td> <td>5</td> <td>1</td> <td>0</td> <td>0</td> <td>0</td> <td>1</td> <td>0</td> <td>0</td> <td>0</td> <td>0</td> <td>0</td> <td>7</td> <td>14</td> <td>0.00</td> <td>2.000</td> </tr> </tbody> </table>										PITCHER	IP	WLS	BF	H	R	ER	SO	BB	IBB	HBP	BLK	WP	HR	S	P	ERA	WHIP	Juan Cruz, R (1, 1) <small>ERA: 5.4</small>	5.1	L	23	6	2	2	6	1	0	1	0	1	0	55	90	3.38	1.312	Antonio Alfonseca, R (6, 1) <small>ERA: 5.37</small>	0.2		2	0	0	0	2	0	0	0	0	0	0	9	12	0.00	0.000	Mike Remlinger, L (7, 1) <small>ERA: 4.13</small>	2.0		8	2	0	0	3	0	0	0	0	0	0	20	29	0.00	1.000	Mark Guthrie, L (9, 1) <small>ERA: 2.06</small>	1.0		5	1	0	0	0	1	0	0	0	0	0	7	14	0.00	2.000	<table border="1"> <thead> <tr> <th>PITCHER</th> <th>IP</th> <th>WLS</th> <th>BF</th> <th>H</th> <th>R</th> <th>ER</th> <th>SO</th> <th>BB</th> <th>IBB</th> <th>HBP</th> <th>BLK</th> <th>WP</th> <th>HR</th> <th>S</th> <th>P</th> <th>ERA</th> <th>WHIP</th> </tr> </thead> <tbody> <tr> <td></td> <td></td> <td></td> <td></td> <td></td> <td></td> <td></td> <td></td> <td></td> <td></td> <td></td> <td></td> <td></td> <td></td> <td></td> <td></td> <td></td> <td></td> </tr> </tbody> </table>										PITCHER	IP	WLS	BF	H	R	ER	SO	BB	IBB	HBP	BLK	WP	HR	S	P	ERA	WHIP																		
PITCHER	IP	WLS	BF	H	R	ER	SO	BB	IBB	HBP	BLK	WP	HR	S	P	ERA	WHIP																																																																																																																																	
Juan Cruz, R (1, 1) <small>ERA: 5.4</small>	5.1	L	23	6	2	2	6	1	0	1	0	1	0	55	90	3.38	1.312																																																																																																																																	
Antonio Alfonseca, R (6, 1) <small>ERA: 5.37</small>	0.2		2	0	0	0	2	0	0	0	0	0	0	9	12	0.00	0.000																																																																																																																																	
Mike Remlinger, L (7, 1) <small>ERA: 4.13</small>	2.0		8	2	0	0	3	0	0	0	0	0	0	20	29	0.00	1.000																																																																																																																																	
Mark Guthrie, L (9, 1) <small>ERA: 2.06</small>	1.0		5	1	0	0	0	1	0	0	0	0	0	7	14	0.00	2.000																																																																																																																																	
PITCHER	IP	WLS	BF	H	R	ER	SO	BB	IBB	HBP	BLK	WP	HR	S	P	ERA	WHIP																																																																																																																																	

Milwaukee Brewers @ Chicago Cubs
 Wrigley Field, Chicago, IL
 Sun Aug 31 2003, 1:20 PM CDT
 Att. 38,946 - Cloudy - 69 F

livebaseballscorecards.com

AB	33
R	2
H	9
RBI	2
BB	2
SO	11
LOB	22



Batter	1	2	3	4	5	6	7	8	9	AB R H RBI BB SO LOB	BOTTOM
--------	---	---	---	---	---	---	---	---	---	----------------------	--------

<p>Doug Glanville, R (1, 8) OBP: 0.280, SLG: 0.333</p>				<p>F7 (1)</p>		<p>1B</p>			<p>P3 (1)</p>	4 0 1 0 0 1 0	<p>Milwaukee Brewers @ Chicago Cubs Wrigley Field, Chicago, IL Sun Aug 31 2003, 1:20 PM CDT Att: 38,946 - Cloudy - 69 F</p>
<p>Ramon Martinez, R (1, 4) OBP: 0.340, SLG: 0.394</p>				<p>1B</p>		<p>G4-3 (3)</p>			<p>1B</p>	4 0 3 0 0 0 1	
<p>Sammy Sosa, R (1, 9) OBP: 0.379, SLG: 0.569</p>				<p>L9 (2)</p>			<p>G5-4-3</p>	<p>E9 (1-3)</p>	3 0 1 0 1 1 2		
<p>Moises Alou, R (1, 7) OBP: 0.354, SLG: 0.469</p>				<p>K (3)</p>		<p>G5-4-3 (1-2f)</p>	<p>G5-4-3 (1-2f)</p>	<p>K (2)</p>	4 0 1 0 0 2 4		
<p>16 Aramis Ramirez, R (1, 5) OBP: 0.324, SLG: 0.456</p>				<p>F9 (1)</p>		<p>P4 (3)</p>		<p>BB</p>	3 0 0 0 1 0 1		
<p>Eric Karros, R (1, 3) OBP: 0.353, SLG: 0.453</p>				<p>G5-3 (2)</p>			<p>F7 (1)</p>	<p>F9 (3)</p>	4 0 0 0 0 0 3		
<p>Alex Gonzalez, R (1, 6) OBP: 0.288, SLG: 0.400</p>				<p>P6 (3)</p>			<p>FC5-4</p>		2 0 0 0 1 1 0		
<p>Damian Miller, R (1, 2) OBP: 0.319, SLG: 0.370</p>				<p>F8 (1)</p>			<p>FC5-4 (1-2f)</p>		3 0 0 0 0 0 2		
<p>Juan Cruz, R (1, 1) Antonio Alfonseca, R (6, 1) Tony Womack, L (6, PH) Mike Remlinger, L (7, 1) Randall Simon, L (8, PH) Mark Guthrie, R (9, 1)</p>				<p>F9 (2)</p>			<p>K (3)</p>		1 0 0 0 0 0 0 0 0 0 0 0 0 0 1 0 0 0 0 0 0 0 0 0 0 0 0 0 1 0 0 0 0 1 1 0 0 0 0 0 0 0		

<p>Inning Stats</p> <p>R: 0 H: 1 E: 0 LOB: 1 K: 2 BB: 0 S: 10 P: 18</p>	<p>R: 0 H: 1 E: 0 LOB: 0 K: 0 BB: 0 S: 7 P: 14</p>	<p>R: 0 H: 0 E: 0 LOB: 0 K: 1 BB: 0 S: 7 P: 9</p>	<p>R: 0 H: 1 E: 0 LOB: 1 K: 1 BB: 0 S: 13 P: 18</p>	<p>R: 0 H: 0 E: 0 LOB: 0 K: 0 BB: 0 S: 7 P: 12</p>	<p>R: 0 H: 1 E: 0 LOB: 1 K: 0 BB: 0 S: 9 P: 13</p>	<p>R: 0 H: 0 E: 0 LOB: 0 K: 0 BB: 1 S: 5 P: 11</p>	<p>R: 0 H: 0 E: 1 LOB: 3 K: 1 BB: 1 S: 13 P: 20</p>	<p>1B: 6 SF: 0 2B: 1 SAC: 0 3B: 0 DP: 4 HR: 0 HBP: 0</p>	<p>WP: 1 PA: 33 PB: 0 SB: 0 CS: 1</p>
<p>PITCHER</p> <p>Doug Davis, L (1, 1) ERA: 3.87</p> <p>Dan Kolb, R (9, 1) ERA: 1.97</p> <p>IP WLS BF H R ER SO BB IBB HBP BLK WP HR S P ERA WHIP</p> <p>8.1 W 29 5 0 0 5 2 0 0 0 1 0 0 72 118 0.00 0.840</p> <p>0.2 S 4 1 0 0 1 1 0 0 0 0 0 0 8 15 0.00 3.000</p>	<p>PITCHER</p> <p>IP WLS BF H R ER SO BB IBB HBP BLK WP HR S P ERA WHIP</p>								



Batter	1	2	3	4	5	6	7	8	9	AB R H RBI BB SO LOB	TOP																										
6 Ryan Freel, R OBP: 0.343, SLG: 0.427 (1, 8)	2-2 G4-3		0-0 HR	2-2 G4-3		3-2 G3			0-0 FC1-6 FC6-4	5 1 1 1 0 0 2																											
Juan Castro, R OBP: 0.281, SLG: 0.399 (1, 6) (8, 5)	0-2 P6		1-0 G4-3 2B	2-1 G6-3			0-2 G5-3		2-1 FC6-4	5 1 1 0 0 0 2																											
Sean Casey, L OBP: 0.349, SLG: 0.402 Ray Olmedo, S OBP: 0.298, SLG: 0.294 (1, 3) (5, 4) (8, 6)	4-2 BB		0-0 G4-3		1-0 FC5-4 1B		2-3 K			2 0 1 0 1 0 1 1 0 0 0 0 1 0																											
Russell Branyan, L OBP: 0.336, SLG: 0.484 (1, 5) (5, 3)	1-1 L8		0-0 1B 2B		1-3 K		1-0 G6-3			4 1 1 1 0 1 2																											
37 Stephen Smitherman, R OBP: 0.259, SLG: 0.400 (1, 7)			0-0 P3		1-2 F8			2-2 E5 G6-4-3		4 0 0 0 0 0 2																											
Tim Hummel, R OBP: 0.350, SLG: 0.579 (1, 4) (5, 5)			0-1 1B		1-1 FC5-4			1-0 F9		4 1 2 2 0 0 2 0 0 0 0 0 0 0																											
Chris Reitsma, R OBP: 0.125, SLG: 0.125 (8, 1)			2-H HR		1-2f																																
Jason LaRue, R OBP: 0.321, SLG: 0.434 (1, 2)			3-3 K				3-3 K	2-1 G6-4-3		4 0 1 0 0 2 2																											
Wily Mo Peña, R OBP: 0.224, SLG: 0.250 (1, 9)			3-3 K		2-1 G4-3 SH3-4 1B		0-0 HR		4-1 FC1-6 BB	3 1 2 1 1 1 1																											
Seth Etherton, R OBP: 0.200, SLG: 0.200 65 Scott Randall, R OBP: 0.353, SLG: 0.417 (1, 1) (7, 1) (8, 1) (8, 4)			0-0 P4		0-1 SH3-4		1-0 P3		1-1 F8	2 0 0 0 0 0 1 0 0 0 0 0 0 0 0 0 0 0 0 0 0 1 0 0 0 0 0 1																											
Inning Stats	R: 0 E: 0 K: 0 S: 12	H: 0 LOB: 1 BB: 1 P: 19	R: 1 E: 0 K: 1 S: 12	H: 2 LOB: 1 BB: 0 P: 20	R: 3 E: 0 K: 1 S: 11	H: 4 LOB: 1 BB: 0 P: 15	R: 0 E: 0 K: 0 S: 9	H: 1 LOB: 1 BB: 0 P: 15	R: 0 E: 0 K: 1 S: 9	H: 1 LOB: 1 BB: 0 P: 13	R: 1 E: 0 K: 1 S: 12	H: 1 LOB: 0 BB: 0 P: 19	R: 0 E: 0 K: 1 S: 7	H: 0 LOB: 0 BB: 0 P: 10	R: 0 E: 1 K: 0 S: 6	H: 0 LOB: 0 BB: 0 P: 11	R: 0 E: 0 K: 0 S: 6	H: 0 LOB: 1 BB: 1 P: 13	1B: 4 2B: 2 3B: 0 HR: 3	SF: 0 SAC: 1 DP: 1 HBP: 0	WP: 0 PB: 0 SB: 0 CS: 0	PA: 38															
PITCHER	IP WLS BF H R ER SO BB IBB HBP BLK WP HR S P ERA WHIP																																				
Wayne Franklin, L ERA: 5.22 Dave Burba, R ERA: 3.41 Valerio De Los Santos, L ERA: 4.13	(1, 1) (6, 1) (8, 1)	5.0 2.0 2.0	L	24 7 7	8 1 0	4 1 0	4 1 0	3 2 0	1 0 1	0 0 0	0 0 0	0 1 0	2 19 12	53 29 24	82 29 24	7.20 4.50 0.00	1.800 0.500 0.500																				

Cincinnati Reds @ Milwaukee Brewers
Miller Park, Milwaukee, WI
Mon Sep 01 2003, 1:05 PM CDT
Att. 19,588 - Overcast - 68 F

AB	35
R	5
H	9
RBI	5
BB	2
SO	5
LOB	16



BOTTOM

Cincinnati Reds @ Milwaukee Brewers
 Miller Park, Milwaukee, WI
 Mon Sep 01 2003, 1:05 PM CDT
 Att. 19,588 - Overcast - 68 F

livebaseballscorecards.com

AB	32
R	4
H	9
RBI	3
BB	7
SO	3
LOB	19



WP: 0	PA: 40
PB: 0	
SB: 0	
CS: 0	

AB R H RBI BB SO LOB

4	2	1	0	1	1	2
3	0	0	0	2	0	2
4	0	2	1	1	0	3
5	0	1	1	0	0	3
3	1	1	0	1	0	1
2	0	1	0	2	0	0
3	0	1	0	0	0	2
1	0	0	0	0	0	3
0	0	0	0	0	0	0
4	0	1	0	0	2	2
1	0	0	0	0	0	0
0	0	0	0	0	0	0
1	0	0	0	0	0	1
0	0	0	0	0	0	0
1	1	1	0	0	0	0

1B: 7	SF: 1
2B: 2	SAC: 0
3B: 0	DP: 3
HR: 0	HBP: 0

Batter	1	2	3	4	5	6	7	8	9
Scott Podsednik, L (1, 8) OBP: 0.383, SLG: 0.430	1-1 B5-3		3-3 K		1-2 P4			1-0 E BB 1B	4-0 G6-3 E BB
Keith Ginter, R (1, 4) OBP: 0.355, SLG: 0.418	3-2 F8			4-2 G6-4-3 BB		1-2 F9		4-2 G5-4-3 BB	2-2 G6-3
Brady Clark, R (1, 7) OBP: 0.353, SLG: 0.424	4-1 BB			1-0 G6-4-3 1-2f		1-0 2B		1-1 G5-4-3 1-2f 2-3	2-2 E4 2-H 3-H 1B
Richie Sexson, R (1, 3) OBP: 0.373, SLG: 0.522	2-1 G4-3			2-0 P6		1-0 L8		2-1 BB BB 1B 3-H	2-2 F9
John Vander Wal, L (1, 9) OBP: 0.356, SLG: 0.475		2-2 G4-3			0-1 1B BB SF9 1B	3-1 G3		4-0 BB BB	
Wes Helms, R (1, 5) OBP: 0.323, SLG: 0.447		3-2 F8			4-2 SF9 1B BB		2-2 G6-4-3 1B	4-1 BB	
Keith Osik, R (1, 2) OBP: 0.328, SLG: 0.318		0-0 P4			0-0 F9		2-1 G6-4-3 1B	2-2 G6-3	
Brooks Kieschnick, L (8, PH) OBP: 0.377, SLG: 0.607									
Eddie Pérez, R (9, 2) OBP: 0.301, SLG: 0.406									
Royce Clayton, R (1, 6) OBP: 0.296, SLG: 0.333			1-3 K		2-2 1-2 2-3 1B		2-2 G6-4-3 1-2f 2-3		1-3 K
Wayne Franklin, L (1, 1) OBP: 0.146, SLG: 0.145			0-0 P3		2-2 SF9 2-3 3-H		1-0 G6-3		2-1 G6-3 1B 2B
Mark Smith, R (5, PH) OBP: 0.333, SLG: 0.818									
Dave Burdette, R (6, 1) OBP: 0.300, SLG: 0.500									
2 Bill Hall, R (7, PH) OBP: 0.300, SLG: 0.500									
Valerio De Los Santos, L (8, 1) OBP: 0.397, SLG: 0.615									
Jason Conti, L (9, PH) OBP: 0.397, SLG: 0.615									

Inning Stats	R: 0 E: 0 K: 0 S: 9	H: 0 LOB: 1 BB: 1 P: 19	R: 0 E: 0 K: 0 S: 13	H: 0 LOB: 0 BB: 0 P: 18	R: 0 E: 0 K: 2 S: 7	H: 0 LOB: 0 BB: 0 P: 11	R: 0 E: 0 K: 0 S: 4	H: 0 LOB: 0 BB: 1 P: 11	R: 1 E: 0 K: 0 S: 17	H: 2 LOB: 2 BB: 1 P: 26	R: 0 E: 0 K: 0 S: 7	H: 1 LOB: 1 BB: 0 P: 13	R: 0 E: 0 K: 0 S: 11	H: 2 LOB: 1 BB: 0 P: 18	R: 1 E: 1 K: 0 S: 12	H: 2 LOB: 3 BB: 3 P: 30	R: 2 E: 1 K: 1 S: 18	H: 2 LOB: 1 BB: 1 P: 31	1B: 7 2B: 2 3B: 0 HR: 0	SF: 1 SAC: 0 DP: 3 HBP: 0
--------------	------------------------------	----------------------------------	-------------------------------	----------------------------------	------------------------------	----------------------------------	------------------------------	----------------------------------	-------------------------------	----------------------------------	------------------------------	----------------------------------	-------------------------------	----------------------------------	-------------------------------	----------------------------------	-------------------------------	----------------------------------	----------------------------------	------------------------------------

PITCHER	IP	WLS	BF	H	R	ER	SO	BB	IBB	HBP	BLK	WP	HR	S	P	ERA	WHIP
Seth Etherton, R (1, 1) ERA: 4.84	6.0	W	23	3	1	1	2	3	0	0	0	0	0	57	98	1.50	1.000
65 Scott Randall, R (7, 1) ERA: 2.25	1.0		6	3	1	1	0	1	0	0	0	0	0	15	27	9.00	4.000
Ryan Wagner, R (8, 1) ERA: 1.66	0.2	H	4	1	0	0	0	2	0	0	0	0	0	5	16	0.00	4.500
Chris Reitsma, R (8, 1) ERA: 4.01	1.1	S	7	2	2	1	1	1	0	0	0	0	0	21	36	6.75	2.250

PITCHER	IP	WLS	BF	H	R	ER	SO	BB	IBB	HBP	BLK	WP	HR	S	P	ERA	WHIP
Seth Etherton, R (1, 1) ERA: 4.84	6.0	W	23	3	1	1	2	3	0	0	0	0	0	57	98	1.50	1.000
65 Scott Randall, R (7, 1) ERA: 2.25	1.0		6	3	1	1	0	1	0	0	0	0	0	15	27	9.00	4.000
Ryan Wagner, R (8, 1) ERA: 1.66	0.2	H	4	1	0	0	0	2	0	0	0	0	0	5	16	0.00	4.500
Chris Reitsma, R (8, 1) ERA: 4.01	1.1	S	7	2	2	1	1	1	0	0	0	0	0	21	36	6.75	2.250

Batter	1	2	3	4	5	6	7	8	9	AB R H RBI BB SO LOB	TOP													
6 Ryan Freel, R (1, 8) OBP: 0.347, SLG: 0.429 37 Stephen Smitherman, R (4, 7) OBP: 0.276, SLG: 0.385	1-0 G6-3		3-2 S 1-H		1-3 K		0-3 K			3 1 1 0 0 0 1 1 0 0 0 1 1 0														
Juan Castro, R (1, 6) OBP: 0.281, SLG: 0.394	4-0 G4-6-3 BB			0-0 S 1B		4-2 BB		3-3 K		3 0 0 0 1 0 2														
D'Angelo Jimenez, S (1, 4) OBP: 0.352, SLG: 0.416	2-2 G4-6-3 1-2f			1-1 SAFE SAFE F7		0-2 F9		2-1 G6-3		4 0 1 1 0 1 2														
Russell Branyan, L (1, 3) OBP: 0.333, SLG: 0.474		3-2 G3-1		3-2 SAFE SAFE SAFE L6-4 1B 1-H		0-0 L7		2-3 K		4 0 1 0 0 1 1														
Tim Hummel, R (1, 5) OBP: 0.292, SLG: 0.478		1-2 G6-3		0-2 1-2 1B		1-3 K		0-0 F8		4 0 0 0 0 0 2														
Dernell Stenson, L (1, 7) OBP: 0.417, SLG: 0.487 (4, 9)		2-1 G5-3		0-1 L6-4 2-2		1-1 G6-3		0-1 F9		2 1 0 0 2 1 0														
Jason LaRue, R (1, 2) OBP: 0.318, SLG: 0.430			1-1 L7		4-2 BB		4-1 HR BB		3-3 K	3 0 0 0 0 0 2														
Wily Mo Peña, R (1, 9) OBP: 0.239, SLG: 0.293 (4, 8)			3-2 6 E 6 S HBP		0-0 F7		0-1 F8			2 1 1 2 0 1 1														
Paul Wilson, R (1, 1) OBP: 0.145, SLG: 0.135 Danny Graves, R (6, 1) OBP: 0.111, SLG: 0.111			1-3 K		3-3 K		0-2 HR			2 0 0 0 0 2 2 1 0 0 0 0 1 0														
Inning Stats	R: 0 E: 0 K: 0 S: 4	H: 0 LOB: 0 BB: 1 P: 11	R: 0 E: 0 K: 0 S: 8	H: 0 LOB: 0 BB: 0 P: 14	R: 0 E: 1 K: 1 S: 10	H: 0 LOB: 1 BB: 0 P: 18	R: 1 E: 0 K: 0 S: 12	H: 3 LOB: 1 BB: 0 P: 16	R: 0 E: 0 K: 2 S: 10	H: 0 LOB: 1 BB: 1 P: 18	R: 0 E: 0 K: 1 S: 9	H: 0 LOB: 1 BB: 1 P: 14	R: 2 E: 0 K: 1 S: 12	H: 1 LOB: 0 BB: 1 P: 17	R: 0 E: 0 K: 2 S: 8	H: 0 LOB: 0 BB: 0 P: 15	R: 0 E: 0 K: 1 S: 8	H: 0 LOB: 0 BB: 0 P: 11	1B: 3 2B: 1 3B: 0 HR: 1	SF: 0 SAC: 0 DP: 2 HBP: 1	WP: 0 PB: 0 SB: 2 CS: 0	PA: 34		
PITCHER Wes Obermueller, R (1, 1) ERA: 4.57 Luis Vizcaino, R (8, 1) ERA: 6.79 Dan Kolb, R (9, 1) ERA: 1.91	IP 7.0 1.0 1.0	WLS 28 W S	BF 4 3 3	H 4 0 0	R 3 0 0	ER 3 0 0	SO 5 2 1	BB 4 0 0	IBB 0 0 0	HBP 1 0 0	BLK 0 0 0	WP 0 0 0	HR 1 0 0	S 65 8 8	P 108 15 11	ERA 3.86 0.00 0.00	WHIP 1.143 0.000 0.000							

Cincinnati Reds @ Milwaukee Brewers
 Miller Park, Milwaukee, WI
 Tue Sep 02 2003, 7:05 PM CDT
 Att: 8,703 - Sunny - 74 F

livebaseballscorecards.com

AB	29
R	3
H	4
RBI	3
BB	4
SO	8
LOB	13



Batter	1	2	3	4	5	6	7	8	9	AB	R	H	RBI	BB	SO	LOB
Scott Podsednik, L (1, 8) OBP: 0.384, SLG: 0.430	2-1 HR 1B	2-2 L6-4 1B		1-1 F9		0-0 B1-3				4	1	2	0	0	0	0
Keith Ginter, R (1, 4) OBP: 0.357, SLG: 0.428	1-0 HR 1-H	1-3 K		4-2 BB			1-2 F8			3	1	1	2	1	1	1
Brady Clark, R (1, 7) OBP: 0.347, SLG: 0.417	0-1 F7	2-2 L6-4		2-3 K			0-2 G4-3			4	0	0	0	0	1	2
Richie Sexson, R (1, 3) OBP: 0.372, SLG: 0.519	4-2 G5-3 1B BB			2-1 G4-3		0-0 G5-3		3-1 G6-3		3	1	0	0	1	0	0
John Vander Wal, L (1, 9) OBP: 0.355, SLG: 0.473	0-2 G5-3			1-3 K		1-3 K2-3		1-1 L7		1	0	0	0	0	0	1
Jason Conti, L (2, 9) OBP: 0.294, SLG: 0.500	1-2									3	0	0	0	0	2	0
Wes Helms, R (1, 5) OBP: 0.329, SLG: 0.451	4-2 1B BB			1-0 1B		3-1 1B		2-1 2B 1B		3	1	3	0	1	0	0
Eddie Pérez, R (1, 2) OBP: 0.307, SLG: 0.414	1-2 1B			3-2 1B		1-2 F7		1-0 G4-3 1-H 2B		4	0	3	2	0	0	1
Royce Clayton, R (1, 6) OBP: 0.295, SLG: 0.330	4-0 IBB			0-3 K			1-2 G4-3		1-2 G4-3	3	0	0	0	1	1	3
Wes Obermueller, R (1, 1) OBP: 0.133, SLG: 0.133	0-1 G5-3			1-1 G4-3		2-3 K		1-3 K		3	0	0	0	0	1	3
Luis Vizcaino, R (8, 1)										0	0	0	0	0	0	0
Mark Smith, R (8, PH) OBP: 0.320, SLG: 0.783										1	0	0	0	0	1	1
Dan Kolb, R (9, 1)										0	0	0	0	0	0	0

Inning Stats	R: 3	H: 3	E: 0	K: 0	S: 20	LOB: 3	BB: 3	P: 36	R: 0	H: 1	E: 0	K: 1	S: 11	LOB: 0	BB: 0	P: 16	R: 0	H: 2	E: 0	K: 2	S: 13	LOB: 2	BB: 0	P: 20	R: 0	H: 0	E: 0	K: 1	S: 9	LOB: 1	BB: 1	P: 17	R: 0	H: 1	E: 0	K: 1	S: 9	LOB: 1	BB: 0	P: 14	R: 0	H: 0	E: 0	K: 1	S: 10	LOB: 0	BB: 0	P: 13	R: 0	H: 0	E: 0	K: 0	S: 9	LOB: 0	BB: 0	P: 13	R: 1	H: 2	E: 0	K: 1	S: 11	LOB: 1	BB: 0	P: 17
PITCHER	IP	WLS	BF	H	R	ER	SO	BB	IBB	HBP	BLK	WP	HR	S	P	ERA	WHIP																																															
Paul Wilson, R (1, 1) ERA: 4.64	5.0		25	7	3	3	5	3	1	0	0	0	1	62	103	5.40	2.000																																															
Danny Graves, R (6, 1) ERA: 5.33	3.0	L	11	2	1	1	2	0	0	0	0	0	0	30	43	3.00	0.667																																															


BOTTOM

Cincinnati Reds @ Milwaukee Brewers
Miller Park, Milwaukee, WI

Tue Sep 02 2003, 7:05 PM CDT
Att. 8,703 - Sunny - 74 F

AB	32
R	4
H	9
RBI	4
BB	4
SO	7
LOB	12

WP: 0 PA: 36
PB: 0
SB: 1
CS: 0



livebaseballscorecards.com

Batter	1	2	3	4	5	6	7	8	9	AB	R	H	RBI	BB	SO	LOB	TOP								
Juan Castro, R (1, 6) OBP: 0.286, SLG: 0.392	4-0 CS 1B BB		4-1 G6-4-3 BB	0-0 F8		4-2 1-2 BB	0-0 G6-3			2	0	0	0	3	0	5									
Tim Hummel, R (1, 5) OBP: 0.310, SLG: 0.444	1-1 G4-3 CS 1-2 1B		0-1 G6-4-3 1-2		4-0 2B BB	3-1 P3		0-0 F7		4	1	1	0	1	0	3									
D'Angelo Jimenez, S (1, 4) OBP: 0.351, SLG: 0.416	1-2 G4-3 1-3 2-3			1-0 F8 L9 1-H 2B	3-1 2B BB		0-0 F9	2-0 F8		5	0	1	1	0	0	2									
Russell Branyan, L (1, 3) OBP: 0.336, SLG: 0.500	1-0 G4-3			0-1 BLK 2B 1B	0-3 K		1-0 HR	1-3 K		5	2	2	1	0	2	2									
Jason LaRue, R (1, 2) OBP: 0.322, SLG: 0.434		4-2 BB		1-1 WP 37 1B 2B	0-1 L9		2-2 BB 2B 1B		0-3 K	4	2	2	1	1	1	1									
Wily Mo Peña, R (1, 8) OBP: 0.247, SLG: 0.282		0-3 K		4-2 1B 37 1B 2B BB	2-0 G4-3		4-0 BB 2B BB		2-3 K	3	1	0	0	2	2	2									
37 Stephen Smitherman, R (1, 7) OBP: 0.265, SLG: 0.355		2-2 F8		2-0 1B 1-2 3-H 1B		2-2 F8	2-2 K		2-2 G4-3	5	0	1	1	0	1	3									
Eric Valent, L (1, 9) OBP: 0.500, SLG: 0.333		3-2 G6-3		1-2 L7		0-1 WP 1B	4-2 2B BB			3	0	1	0	1	0	3									
John Bale, L (1, 1) John Riedling, R (6, 1) Darnell Stenson, L (7, PH) 65 Scott Randall, R (7, 1) Brian Reith, R (7, 1) Phil Norton, R (7, 1)			3-2 G5-3	2-2 1B		2-3 K	0-0 2B			3	0	1	0	0	1	1									
Inning Stats	R: 0 E: 0 K: 0 S: 6	H: 1 LOB: 1 BB: 1 P: 13	R: 0 E: 0 K: 1 S: 14	H: 0 LOB: 1 BB: 1 P: 23	R: 0 E: 0 K: 0 S: 6	H: 0 LOB: 0 BB: 1 P: 13	R: 2 E: 0 K: 0 S: 15	H: 4 LOB: 3 BB: 1 P: 26	R: 1 E: 0 K: 1 S: 8	H: 1 LOB: 1 BB: 1 P: 17	R: 0 E: 0 K: 1 S: 16	H: 1 LOB: 2 BB: 1 P: 27	R: 3 E: 0 K: 1 S: 13	H: 3 LOB: 2 BB: 2 P: 26	R: 0 E: 0 K: 1 S: 5	H: 0 LOB: 0 BB: 0 P: 8	R: 0 E: 0 K: 2 S: 11	H: 0 LOB: 0 BB: 0 P: 15	1B: 6 2B: 3 3B: 0 HR: 1	SF: 0 SAC: 0 DP: 1 HBP: 0	WP: 2 PB: 0 SB: 0 CS: 2	PA: 43			
PITCHER	IP WLS BF H R ER SO BB IBB HBP BLK WP HR S P ERA WHIP	IP WLS BF H R ER SO BB IBB HBP BLK WP HR S P ERA WHIP	IP WLS BF H R ER SO BB IBB HBP BLK WP HR S P ERA WHIP	IP WLS BF H R ER SO BB IBB HBP BLK WP HR S P ERA WHIP	IP WLS BF H R ER SO BB IBB HBP BLK WP HR S P ERA WHIP	IP WLS BF H R ER SO BB IBB HBP BLK WP HR S P ERA WHIP	IP WLS BF H R ER SO BB IBB HBP BLK WP HR S P ERA WHIP	IP WLS BF H R ER SO BB IBB HBP BLK WP HR S P ERA WHIP	IP WLS BF H R ER SO BB IBB HBP BLK WP HR S P ERA WHIP	IP WLS BF H R ER SO BB IBB HBP BLK WP HR S P ERA WHIP	IP WLS BF H R ER SO BB IBB HBP BLK WP HR S P ERA WHIP	IP WLS BF H R ER SO BB IBB HBP BLK WP HR S P ERA WHIP	IP WLS BF H R ER SO BB IBB HBP BLK WP HR S P ERA WHIP	IP WLS BF H R ER SO BB IBB HBP BLK WP HR S P ERA WHIP	IP WLS BF H R ER SO BB IBB HBP BLK WP HR S P ERA WHIP	IP WLS BF H R ER SO BB IBB HBP BLK WP HR S P ERA WHIP	IP WLS BF H R ER SO BB IBB HBP BLK WP HR S P ERA WHIP	IP WLS BF H R ER SO BB IBB HBP BLK WP HR S P ERA WHIP	IP WLS BF H R ER SO BB IBB HBP BLK WP HR S P ERA WHIP	IP WLS BF H R ER SO BB IBB HBP BLK WP HR S P ERA WHIP	IP WLS BF H R ER SO BB IBB HBP BLK WP HR S P ERA WHIP	IP WLS BF H R ER SO BB IBB HBP BLK WP HR S P ERA WHIP	IP WLS BF H R ER SO BB IBB HBP BLK WP HR S P ERA WHIP	IP WLS BF H R ER SO BB IBB HBP BLK WP HR S P ERA WHIP	IP WLS BF H R ER SO BB IBB HBP BLK WP HR S P ERA WHIP

Cincinnati Reds @ Milwaukee Brewers
Miller Park, Milwaukee, WI
Wed Sep 03 2003, 7:05 PM CDT
Att. 10,282 - Sunny - 75 F

livebaseballscorecards.com

AB	35
R	6
H	10
RBI	6
BB	8
SO	7
LOB	22



Batter	1	2	3	4	5	6	7	8	9
Scott Podsednik, L (1, 8) OBP: 0.383, SLG: 0.428	2-1 F7		1-1 G3		0-3 K		2-0 HBP 2B 1B	1-1 F8	
Keith Ginter, R (1, 4) OBP: 0.357, SLG: 0.425	3-3 K		2-2 P2			0-0 HBP 3B 1B	1-2 2B 2 SF8 HBP	2-3 K	
Brady Clark, R (1, 9) (7, 7) OBP: 0.356, SLG: 0.448	0-0 HR			1-0 G6-3 3B		1-0 3B HBP	3-1 2 SF8 2B	2-0 F9	
Richie Sexson, R (1, 3) OBP: 0.375, SLG: 0.524	0-0 1B			1-2 G6-3		1-2 SF9 3B	4-0 2 SF8 1B IBB		
Mark Smith, R (1, 7) Shane Nance, L (7, 1) Luis Vizcaino, R (7, 1) Leo Estrella, R (7, 1) Z Bill Hall, R (7, PH) Mike Crudale, R (8, 1) Dan Kolb, R (9, 1)	2-2 L9			0-0 BB 1B		1-0 SF9	2-0 SF8		
Wes Helms, R (1, 5) OBP: 0.330, SLG: 0.449		3-2 G1-3		4-2 G6-4-3 BB		3-2 G5-3	4-0 1B IBB		
Eddie Pérez, R (1, 2) OBP: 0.306, SLG: 0.411		3-3 K		1-0 G6-4-3 1-2f		4-2 BB BB	1-2 SF9		
Royce Clayton, R (1, 6) OBP: 0.297, SLG: 0.330		3-3 K			0-2 G3	4-1 BB	0-2 1-2 2-H 1B		
Luis Martinez, L (1, 1) Glendon Rusch, L (5, 1) Jason Conti, L (6, PH) (7, 9) OBP: 0.278, SLG: 0.212 OBP: 0.263, SLG: 0.444			0-3 K		1-1 G1-3	0-0 G4-3	1-3 K		

Inning Stats	R: 1 E: 0 K: 1 S: 10	H: 2 LOB: 1 BB: 0 P: 17	R: 0 E: 0 K: 2 S: 14	H: 0 LOB: 0 BB: 0 P: 23	R: 0 E: 0 K: 1 S: 8	H: 0 LOB: 0 BB: 0 P: 11	R: 1 E: 0 K: 0 S: 10	H: 2 LOB: 1 BB: 1 P: 17	R: 0 E: 0 K: 1 S: 8	H: 0 LOB: 0 BB: 0 P: 9	R: 3 E: 0 K: 0 S: 13	H: 2 LOB: 2 BB: 2 P: 27	R: 4 E: 0 K: 1 S: 17	H: 3 LOB: 2 BB: 2 P: 35	R: 0 E: 0 K: 1 S: 6	H: 0 LOB: 0 BB: 0 P: 11
--------------	-------------------------------	----------------------------------	-------------------------------	----------------------------------	------------------------------	----------------------------------	-------------------------------	----------------------------------	------------------------------	---------------------------------	-------------------------------	----------------------------------	-------------------------------	----------------------------------	------------------------------	----------------------------------


PITCHER	IP	WLS	BF	H	R	ER	SO	BB	IBB	HBP	BLK	WP	HR	S	P	ERA	WHIP
John Bale, L (1, 1) ERA: 3.67	5.0		22	6	5	5	5	1	0	1	0	0	1	55	84	9.00	1.400
John Riedling, R (6, 1) ERA: 5.24	1.0		5	0	0	0	0	2	0	0	0	0	0	8	20	0.00	2.000
65 Scott Randall, R (7, 1) ERA: 11.25	0.0	L	4	2	4	4	0	0	1	1	0	0	0	5	15	∞	∞
Brian Reith, R (7, 1) ERA: 4.63	0.2		4	1	0	0	0	0	1	0	0	0	0	7	14	0.00	1.500
Phil Norton, L (7, 1) ERA: 7.5	1.1		4	0	0	0	2	0	0	0	0	0	0	11	17	0.00	0.000

AB	R	H	RBI	BB	SO	LOB
5	1	1	0	0	1	0
4	2	1	0	0	2	0
4	4	3	2	0	0	0
3	2	2	3	1	0	0
2	0	1	1	0	0	1
0	0	0	0	0	0	0
0	0	0	0	0	0	0
0	0	0	0	0	0	0
0	0	0	1	0	0	0
0	0	0	0	0	0	0
0	0	0	0	0	0	0
2	0	0	0	2	0	0
2	0	0	1	1	1	2
3	0	1	1	1	1	0
1	0	0	0	0	1	0
1	0	0	0	0	0	0
2	0	0	0	0	1	4

WP	HR	S	P	ERA	WHIP
0	1	3	39	0.00	1.400
0	0	0	0	0.00	2.000
0	0	0	0	∞	∞
0	0	0	0	0.00	1.500
0	0	0	0	0.00	0.000

Cincinnati Reds @ Milwaukee Brewers
 Miller Park, Milwaukee, WI
 Wed Sep 03 2003, 7:05 PM CDT
 Att: 10,282 - Sunny - 75 F

AB 29
R 9
H 9
RBI 9
BB 5
SO 7
LOB 7



1B	2B	3B	HR	SF	SAC	DP	HBP
5	1	2	1	3	0	1	2

Batter	1	2	3	4	5	6	7	8	9	AB R H RBI BB SO LOB	TOP									
Kenny Lofton, L (1, 8) OBP: 0.342, SLG: 0.434	2-0 HR 1B	0-0 F8		0-2 F7			2-0 P5			4 1 1 0 0 0 2										
Mark Grudzielanek, R (1, 4) OBP: 0.367, SLG: 0.416	1-1 F8		0-0 1B 16 G5-3 2B		2-0 P5			4-1 E S 16 WP BB		3 2 1 0 1 0 1										
Sammy Sosa, R (1, 9) OBP: 0.377, SLG: 0.569	0-1 HR 1-H		1-1 16 G5-3 1B		0-0 G6-3			2-2 F7		4 1 2 2 0 0 1										
Eric Karros, R (1, 3) OBP: 0.345, SLG: 0.449	2-2 F9		1-1 L5		0-1 G5-3			1-3 K		4 0 0 0 0 1 3										
16 Aramis Ramirez, R (1, 5) OBP: 0.322, SLG: 0.450	3-2 1B		2-2 G5-3		0-0 G4-3			3-2 P2		4 0 1 1 0 0 1										
Tom Goodwin, L (1, 7) OBP: 0.327, SLG: 0.360	0-0 F8		2-0 F8		2-3 K			0-1 G4-3		4 0 0 0 0 1 2										
Joe Borowski, R (9, 1)										0 0 0 0 0 0 0										
Alex Gonzalez, R (1, 6) OBP: 0.293, SLG: 0.405				1-0 G4-6-3 HBP		0-1 F9			0-3 K	2 0 0 0 1 1 0										
Damian Miller, R (1, 2) OBP: 0.313, SLG: 0.371		1 SAFE 2-3 K		0-0 G4-6-3			0-0 G6-3		3-2 L8	4 0 0 0 0 1 2										
Juan Cruz, R (1, 1) OBP: 0.125, SLG: 0.125		1 SAFE 1-3 K		1-0 1B			1-3 K			3 0 1 0 0 2 1										
Antonio Alfonseca, R (7, 1)										0 0 0 0 0 0 0										
Kyle Farnsworth, R (8, 1)										0 0 0 0 0 0 0										
Doug Glanville, R (9, 7) OBP: 0.276, SLG: 0.329										0 0 0 0 0 0 0										
Inning Stats	R: 2 E: 0 K: 0 S: 13	H: 3 LOB: 1 BB: 0 P: 21	R: 0 E: 0 K: 2 S: 10	H: 0 LOB: 1 BB: 1 P: 17	R: 1 E: 0 K: 0 S: 9	H: 2 LOB: 1 BB: 0 P: 15	R: 0 E: 0 K: 0 S: 5	H: 1 LOB: 1 BB: 0 P: 7	R: 0 E: 0 K: 1 S: 7	H: 0 LOB: 0 BB: 0 P: 9	R: 0 E: 0 K: 1 S: 5	H: 0 LOB: 0 BB: 0 P: 8	R: 1 E: 0 K: 1 S: 13	H: 0 LOB: 0 BB: 1 P: 23	R: 0 E: 0 K: 1 S: 10	H: 0 LOB: 0 BB: 0 P: 13	1B: 4 2B: 1 3B: 0 HR: 1	SF: 0 SAC: 0 DP: 1 HBP: 1	WP: 1 PB: 0 SB: 1 CS: 0	PA: 35
PITCHER	IP WLS BF H R ER SO BB IBB HBP BLK WP HR S P ERA WHIP																			
15 Ben Sheets, R (1, 1) ERA: 4.25	7.0 L 28 6 3 3 4 1 0 1 0 0 0 1 53 83 3.86 1.000																			
Luis Vizcaino, R (8, 1) ERA: 6.79	1.0 4 0 1 0 1 1 0 0 0 0 1 0 13 23 0.00 1.000																			
Mike Crudale, R (9, 1) ERA: 2.03	1.0 3 0 0 0 1 0 0 0 0 0 0 0 10 13 0.00 0.000																			

Chicago Cubs @ Milwaukee Brewers
Miller Park, Milwaukee, WI
Fri Sep 05 2003, 7:05 PM CDT
Att. 42,909 - Sunny - 69 F

livebaseballscorecards.com

AB	32
R	4
H	6
RBI	3
BB	2
SO	6
LOB	13



Batter	1	2	3	4	5	6	7	8	9	AB R H RBI BB SO LOB	TOP	
Kenny Lofton, L (1, 8) OBP: 0.341, SLG: 0.437	1-0 SF8 3B	1-0 G6-3		2-2 G3-1			1-3 K		1-1 SH HR	4 2 1 0 0 1 2		
Mark Grudzielanek, R (1, 4) OBP: 0.363, SLG: 0.412	1-3 K		1-0 L7	2-2 F8			1-1 F8		0-0 SF9	4 0 0 1 0 1 2		
Sammy Sosa, R (1, 9) OBP: 0.377, SLG: 0.568	4-2 16 BLK 16 SF8 1B BB		3-1 2B				2-3 K	2-2 G5-3	3-3 K	4 2 1 0 1 2 1		
Troy O'Leary, L (1, 7) OBP: 0.279, SLG: 0.366 Mike Remlinger, L (9, 1)	2-2 SF8		2-2 HR 2B			0-0 F8		4-0 F9 16 S BB	1-1 HR	3 2 2 4 1 0 0 0 0 0 0 0 0 0		
16 Aramis Ramirez, R (1, 5) OBP: 0.323, SLG: 0.448	0-1 WP 2-H 1B		3-2 F8			1-0 L9		4-2 BB 1-2 BB	2-3 K	4 0 1 1 1 1 1		
Randall Simon, L (1, 3) OBP: 0.304, SLG: 0.423	3-2 P3 1-2		2-1 HR			1-0 F9		0-0 F9		4 1 1 2 0 0 3		
Alex Gonzalez, R (1, 6) OBP: 0.293, SLG: 0.403		0-0 G4-3	0-3 K			2-2 F8		4-1 BB 1-2 BB		3 0 0 0 1 1 0		
Paul Bako, L (1, 2) OBP: 0.326, SLG: 0.316		2-2 3B		2-1 G3-1 22 SH1 1B		1-1 G4-3		2-3 K		4 0 2 0 0 1 3		
22 Mark Prior, R (1, 1) OBP: 0.266, SLG: 0.339 Dave Veres, R (8, 1) Tom Goodwin, L (9, PH) OBP: 0.331, SLG: 0.371		1-3 K		0-0 SH1			0-3 K		1-1 SH SF9 2B	2 0 0 0 0 2 1 0 0 0 0 0 0 0 1 1 1 0 0 0 0		
Inning Stats	R: 2 H: 2 E: 0 LOB: 1 K: 1 BB: 1 S: 15 P: 26	R: 0 H: 1 E: 0 LOB: 1 K: 1 BB: 0 S: 9 P: 13	R: 3 H: 3 E: 0 LOB: 0 K: 1 BB: 0 S: 16 P: 27	R: 0 H: 1 E: 0 LOB: 1 K: 0 BB: 0 S: 10 P: 16	R: 0 H: 0 E: 0 LOB: 0 K: 1 BB: 0 S: 5 P: 8	R: 0 H: 0 E: 0 LOB: 0 K: 0 BB: 0 S: 6 P: 10	R: 0 H: 0 E: 0 LOB: 0 K: 2 BB: 0 S: 8 P: 10	R: 0 H: 0 E: 0 LOB: 3 K: 1 BB: 3 S: 10 P: 26	R: 3 H: 2 E: 1 LOB: 0 K: 2 BB: 0 S: 13 P: 21	1B: 2 SF: 2 2B: 3 SAC: 2 3B: 2 DP: 0 HR: 2 HBP: 0	WP: 1 PA: 41 PB: 0 SB: 1 CS: 0	
PITCHER	IP WLS BF H R ER SO BB IBB HBP BLK WP HR S P ERA WHIP											
Matt Kinney, R (1, 1) ERA: 4.86	5.0 L 23 7 5 5 4 1 0 0 0 1 1 55 90 9.00 1.600											
Shane Nance, L (6, 1) ERA: 6.11	2.0 6 0 0 0 2 0 0 0 0 0 0 14 20 0.00 0.000											
Dave Burba, R (8, 1) ERA: 3.31	1.0 6 0 0 0 1 3 0 0 0 0 0 10 26 0.00 3.000											
Glendon Rusch, L (9, 1) ERA: 6.83	0.1 3 1 2 2 0 0 0 0 0 0 0 5 7 54.00 3.000											
Luis Vizcaino, R (9, 1) ERA: 6.87	0.2 3 1 1 0 2 0 0 0 0 0 0 1 8 14 0.00 1.500											

Chicago Cubs @ Milwaukee Brewers

Miller Park, Milwaukee, WI

Sat Sep 06 2003, 6:05 PM CDT
Att. 46,218 - Sunny - 84 F

livebaseballscorecards.com

AB	33
R	8
H	9
RBI	8
BB	4
SO	9
LOB	13



Batter	1	2	3	4	5	6	7	8	9	AB R H RBI BB SO LOB
Scott Podsednik, L (1, 8) OBP: 0.385, SLG: 0.430	0-3 K		2-2 BB 1B		0-2 1-2 2B 1B		3-2 HR 1B		0-1 G4-3	5 2 3 0 0 1 0
Keith Ginter, R (1, 4) OBP: 0.364, SLG: 0.447	2-0 F8		3-2 F8		3-2 1-H 2B		1-0 1-H HR			4 1 2 3 0 0 1
Brady Clark, R (1, 7) OBP: 0.364, SLG: 0.447	0-0 1B		4-2 1-2 BB		3-2 G5-3		2-2 G4-3			3 0 1 0 1 0 1
Richie Sexson, R (1, 3) OBP: 0.376, SLG: 0.528	2-3 K		0-3 K			0-0 1B		1-0 HR		4 1 2 1 0 2 3
Peter Zoccolillo, L (1, 9)		2-3 K		0-0 G6-3		0-2 F8		1-1 G4-3		4 0 0 0 0 1 1
Wes Helms, R (1, 5) OBP: 0.329, SLG: 0.447		1-1 2B		2-1 G4-6-3 1B		1-3 K		1-1 G6-3		4 0 2 0 0 1 1
Eddie Pérez, R (1, 2) OBP: 0.302, SLG: 0.406		2-2 P6		1-2 G4-6-3 1-2f		0-1 G3		1-1 F9		4 0 0 0 0 0 3
2 Bill Hall, R (1, 6) OBP: 0.270, SLG: 0.453		0-2 G5-3			3-1 F9		3-2 F8		3-2 F9	4 0 0 0 0 0 1
Matt Kinney, R (1, 1) OBP: 0.077, SLG: 0.060 Enrique Cruz, R (5, PH) OBP: 0.162, SLG: 0.111 Shane Nance, L (6, 1) Jason Conti, L (7, PH) OBP: 0.250, SLG: 0.421 Dave Burba, R (8, 1) Glendon Rusch, L (9, 1) OBP: 0.278, SLG: 0.212 Luis Vizcaino, R (9, 1) Mark Smith, R (9, PH) OBP: 0.273, SLG: 0.633			1-3 K		2-1 1B 1B		0-3 K		1-3 K	1 0 0 0 0 0 1 0 1 0 1 0 0 0 0 0 0 0 0 0 0 0 0 0 1 0 0 0 0 0 1 0 1 0 0 0 0 0 1 0

Inning Stats	R: 0 E: 0 K: 2 S: 10	H: 1 LOB: 1 BB: 0 P: 14	R: 0 E: 0 K: 1 S: 15	H: 1 LOB: 1 BB: 0 P: 20	R: 0 E: 0 K: 2 S: 16	H: 1 LOB: 2 BB: 1 P: 26	R: 0 E: 0 K: 0 S: 6	H: 1 LOB: 0 BB: 0 P: 9	R: 1 E: 0 K: 0 S: 14	H: 3 LOB: 1 BB: 0 P: 25	R: 0 E: 0 K: 1 S: 9	H: 1 LOB: 1 BB: 0 P: 10	R: 2 E: 0 K: 1 S: 16	H: 2 LOB: 0 BB: 0 P: 25	R: 1 E: 0 K: 0 S: 7	H: 1 LOB: 0 BB: 0 P: 11	R: 0 E: 0 K: 1 S: 9	H: 0 LOB: 0 BB: 0 P: 13	1B: 7 2B: 2 3B: 0 HR: 2	SF: 0 SAC: 0 DP: 1 HBP: 0
--------------	-------------------------------	----------------------------------	-------------------------------	----------------------------------	-------------------------------	----------------------------------	------------------------------	---------------------------------	-------------------------------	----------------------------------	------------------------------	----------------------------------	-------------------------------	----------------------------------	------------------------------	----------------------------------	------------------------------	----------------------------------	----------------------------------	------------------------------------

PITCHER	IP	WLS	BF	H	R	ER	SO	BB	IBB	HBP	BLK	WP	HR	S	P	ERA	WHIP
22 Mark Prior, R (1, 1) ERA: 2.41	7.0	W	30	10	3	3	7	1	0	0	0	0	1	86	129	3.86	1.571
Dave Veres, R (8, 1) ERA: 5.33	1.0	H	4	1	1	1	0	0	0	0	0	0	1	7	11	9.00	1.000
Mike Remlinger, L (9, 1) ERA: 3.86	1.0		3	0	0	0	1	0	0	0	0	0	0	9	13	0.00	0.000

BOTTOM

Chicago Cubs @ Milwaukee Brewers
Miller Park, Milwaukee, WI

Sat Sep 06 2003, 6:05 PM CDT
Att: 46,218 - Sunny - 84 F

AB	36
R	4
H	11
RBI	4
BB	1
SO	8
LOB	11

WP: 0 PA: 37
PB: 0
SB: 0
CS: 0



PITCHER	IP	WLS	BF	H	R	ER	SO	BB	IBB	HBP	BLK	WP	HR	S	P	ERA	WHIP
---------	----	-----	----	---	---	----	----	----	-----	-----	-----	----	----	---	---	-----	------

Batter	1	2	3	4	5	6	7	8	9	AB R H RBI BB SO LOB	TOP			
Tom Goodwin, L (1, 7) OBP: 0.333, SLG: 0.368	4-2 2B G4-3 BB	2-3 K		0-3 K		1-2 FC4-6 1B		2-0 G3		4 1 1 1 1 2 1				
Tony Womack, L (1, 4) OBP: 0.262, SLG: 0.320	1-2 G4-3 16 SF 2B		1-2 G4-3		1-1 1B	1-1 FC4-6 1B		0-3 K		5 1 2 0 0 1 2				
Sammy Sosa, R (1, 9) OBP: 0.378, SLG: 0.573 Mike Remlinger, L (9, 1)	2-1 G4-3		3-1 16 E HR 1B		1-2 F9		0-1 HR		1-0 G6-3	5 2 2 2 0 0 2 0 0 0 0 0 0 0				
16 Aramis Ramirez, R (1, 5) OBP: 0.322, SLG: 0.447	2-2 SF		3-2 E6 HR		0-0 P4		0-0 HR 1B		1-2 P4	4 2 1 1 0 0 2				
Randall Simon, L (1, 3) OBP: 0.305, SLG: 0.440	3-1 F8		2-0 HR		1-3 K		0-1 HR		0-0 L6	5 2 2 5 0 1 2				
Ramon Martinez, R (1, 6) OBP: 0.340, SLG: 0.392 Alex Gonzalez, R (5, 6) OBP: 0.292, SLG: 0.401	0-0 G6-3		3-3 K			2-3 K		1-0 G6-3		2 0 0 0 0 1 1 2 0 0 0 0 1 0				
Doug Glanville, R (1, 8) OBP: 0.280, SLG: 0.332		X	1-1 L7			0-0 34 1B 1B		1-0 L8		4 1 2 0 0 0 0				
Damian Miller, R (1, 2) OBP: 0.311, SLG: 0.368 Paul Bako, L (6, 2) OBP: 0.324, SLG: 0.314 Josh Paul, R (9, 2) OBP: 0.450, SLG: 0.353			3-2 FC3-6 34 SH3-4 1B		2-2 P4	2-3 K		0-0 G4-3		3 0 0 0 0 1 2 1 0 0 0 0 0 0 0 0 0 0 0 0 0				
34 Kerry Wood, R (1, 1) OBP: 0.143, SLG: 0.236 David Kelton, R (8, PH) OBP: 0.200, SLG: 0.300 Kyle Farnsworth, R (8, 1) Troy O'Leary, L (9, 9) OBP: 0.279, SLG: 0.366			1-0 SH3-4		1-3 K	0-2 1B		2-2 F9		2 0 1 0 0 1 0 1 0				
Inning Stats	R: 2 H: 1 E: 1 LOB: 1 K: 0 BB: 1 S: 16 P: 28	R: 0 H: 1 E: 0 LOB: 1 K: 1 BB: 0 S: 10 P: 16	R: 3 H: 2 E: 1 LOB: 0 K: 1 BB: 0 S: 16 P: 29	R: 0 H: 0 E: 0 LOB: 0 K: 2 BB: 0 S: 11 P: 14	R: 0 H: 1 E: 0 LOB: 1 K: 1 BB: 0 S: 9 P: 12	R: 1 H: 3 E: 0 LOB: 2 K: 2 BB: 0 S: 16 P: 22	R: 3 H: 3 E: 0 LOB: 0 K: 0 BB: 0 S: 8 P: 10	R: 0 H: 0 E: 0 LOB: 0 K: 1 BB: 0 S: 8 P: 12	R: 0 H: 0 E: 0 LOB: 0 K: 0 BB: 0 S: 5 P: 7	1B: 7 SF: 1 2B: 1 SAC: 1 3B: 0 DP: 0 HR: 3 HBP: 0	WP: 0 PA: 41 PB: 0 SB: 0 CS: 0			
PITCHER	IP WLS BF H R ER SO BB IBB HBP BLK WP HR S P ERA WHIP												PITCHER	IP WLS BF H R ER SO BB IBB HBP BLK WP HR S P ERA WHIP
Doug Davis, L (1, 1) ERA: 4.1	4.0 L 19 4 5 4 4 1 0 0 0 0 0 1 53 87 9.00 1.250													
Glendon Rusch, L (5, 1) ERA: 6.79	2.0 10 4 1 1 3 0 0 0 0 0 0 0 25 34 4.50 2.000													
Leo Estrella, R (7, 1) ERA: 4.15	1.0 6 3 3 3 0 0 0 0 0 0 0 2 8 10 27.00 3.000													
Shane Nance, L (8, 1) ERA: 5.79	1.0 3 0 0 0 1 0 0 0 0 0 0 0 8 12 0.00 0.000													
Mike Crudale, R (9, 1) ERA: 1.88	1.0 3 0 0 0 0 0 0 0 0 0 0 0 5 7 0.00 0.000													

Chicago Cubs @ Milwaukee Brewers
Miller Park, Milwaukee, WI
Sun Sep 07 2003, 1:05 PM CDT
Att. 42,127 - Sunny - 78 F

livebaseballscorecards.com

AB	38
R	9
H	11
RBI	9
BB	1
SO	8
LOB	12



Batter	1	2	3	4	5	6	7	8	9	AB R H RBI BB SO LOB
Scott Podsednik, L (1, 8) OBP: 0.385, SLG: 0.431	2-0 G5-3 2B		4-2 HBP BB		3-1 F8		3-2 G4-3		2-1 G6-3	4 0 1 0 1 0 0
Keith Ginter, R (1, 4) OBP: 0.365, SLG: 0.444	3-2 HBP		1-0 FC5-4 HBP		1-1 F8		1-2 F7			2 0 0 0 0 0 0
Brady Clark, R (1, 9) OBP: 0.360, SLG: 0.441 Jason Conti, L (7, PH) OBP: 0.286, SLG: 0.450 (8, 9)	3-2 P5		0-0 P2		1-2 G6-3		1-1 1B			3 0 0 0 0 0 5 1 0 1 0 0 0 0
Richie Sexson, R (1, 3) OBP: 0.375, SLG: 0.532	2-2 G5-3 2-3f		1-1 FC5-4		1-1 HR		1-0 P3			4 1 1 1 0 0 6
Brooks Kieschnick, L (1, 7) OBP: 0.364, SLG: 0.574		1-0 G5-4-3 1B		1-3 K		0-3 K		0-3 K		4 0 1 0 0 3 0
Wes Helms, R (1, 5) OBP: 0.330, SLG: 0.448		2-3 K		1-0 2 2B 1B		0-3 K		1-1 G4-6-3 1B		4 1 2 0 0 2 1
Eddie Pérez, R (1, 2) OBP: 0.302, SLG: 0.407		2-2 G5-4-3 1-2f		2-2 F9		0-1 2B		1-2 G4-6-3 1-2f		4 0 1 0 0 0 3
2 Bill Hall, R (1, 6) OBP: 0.280, SLG: 0.461			0-0 F9		1-0 1-H 2B		4-2 BB		2-0 L5	3 0 1 1 1 0 0
Doug Davis, R (1, 1) OBP: 0.143, SLG: 0.143 Peter Zoccolillo, L (4, PH) Glendon Rusch, L (5, 1) OBP: 0.278, SLG: 0.212 John Vander Wal, L (6, PH) OBP: 0.354, SLG: 0.472 Leo Estrella, R (7, 1) Shane Nance, L (8, 1) Mike Crudale, R (9, 1) Enrique Cruz, R (9, PH) OBP: 0.159, SLG: 0.109			3-2 HBP BB 1B		3-3 K		1-3 K2-3		0-0 L7	1 0 1 0 0 0 0 1 0 0 0 0 1 1 0 0 0 0 0 0 0 1 0 0 0 0 1 2 0 1 0 0 0 0 0 0

Inning Stats	R: 0 E: 0 K: 10 S: 10	H: 1 LOB: 1 BB: 0 P: 20	R: 0 E: 0 K: 7 S: 7	H: 1 LOB: 0 BB: 0 P: 12	R: 0 E: 0 K: 11 S: 11	H: 1 LOB: 3 BB: 1 P: 20	R: 1 E: 0 K: 2 S: 12	H: 2 LOB: 1 BB: 0 P: 20	R: 0 E: 0 K: 8 S: 8	H: 0 LOB: 0 BB: 0 P: 13	R: 1 E: 0 K: 3 S: 16	H: 2 LOB: 2 BB: 1 P: 22	R: 0 E: 0 K: 9 S: 9	H: 1 LOB: 1 BB: 0 P: 15	R: 0 E: 0 K: 1 S: 9	H: 1 LOB: 0 BB: 0 P: 11	R: 0 E: 0 K: 4 S: 4	H: 0 LOB: 0 BB: 0 P: 8	1B: 5 2B: 3 3B: 0 HR: 1	SF: 0 SAC: 0 DP: 3 HBP: 2	WP: 0 PB: 0 SB: 0 CS: 0	PA: 37
--------------	--------------------------------	----------------------------------	------------------------------	----------------------------------	--------------------------------	----------------------------------	-------------------------------	----------------------------------	------------------------------	----------------------------------	-------------------------------	----------------------------------	------------------------------	----------------------------------	------------------------------	----------------------------------	------------------------------	---------------------------------	----------------------------------	------------------------------------	----------------------------------	--------


PITCHER	IP	WLS	BF	H	R	ER	SO	BB	IBB	HBP	BLK	WP	HR	S	P	ERA	WHIP
34 Kerry Wood, R (1, 1) ERA: 3.52	7.0	W	31	8	2	2	6	2	0	2	0	0	1	73	122	2.57	1.429
Kyle Farnsworth, R (8, 1) ERA: 3.1	1.0		3	1	0	0	1	0	0	0	0	0	0	9	11	0.00	1.000
Mike Remlinger, L (9, 1) ERA: 3.79	1.0		3	0	0	0	0	0	0	0	0	0	0	4	8	0.00	0.000

BOTTOM

Chicago Cubs @ Milwaukee Brewers
Miller Park, Milwaukee, WI

Sun Sep 07 2003, 1:05 PM CDT
Att: 42,127 - Sunny - 78 F

AB	33
R	2
H	9
RBI	2
BB	2
SO	7
LOB	18



PITCHER	IP	WLS	BF	H	R	ER	SO	BB	IBB	HBP	BLK	WP	HR	S	P	ERA	WHIP
---------	----	-----	----	---	---	----	----	----	-----	-----	-----	----	----	---	---	-----	------

Batter	1	2	3	4	5	6	7	8	9	AB R H RBI BB SO LOB	TOP											
Craig Biggio, R OBP: 0.344, SLG: 0.414 (1, 8)	1-0 G6-3 17 2B	0-0 F7		1-2 5 HR	2-2 F7		1-2 G6-3		0-1 SF7	5 2 2 1 0 0 3												
Morgan Ensberg, R OBP: 0.372, SLG: 0.513 (1, 5)	3-2 G6-3	0-0 B1		2-0 L8		1-1 5 2B		2-3 K	3-H 2-3 K	6 1 1 0 0 2 4												
5 Jeff Bagwell, R OBP: 0.375, SLG: 0.514 (1, 3)	3-3 K		0-2 G5-3	3-1 2-H HR		0-0 17 S		2-2 G6-3		5 1 2 3 0 1 1												
Jeff Kent, R OBP: 0.343, SLG: 0.515 (1, 4)	4-1 17 2B		2-0 1B	1-0 P4		3-3 K		4-1 WP BB		3 1 1 0 2 1 1												
Richard Hidalgo, R OBP: 0.381, SLG: 0.558 (1, 9)	4-2 17 2B		0-0 F9		1-2 HR	4-2 17 S		0-3 K	1-2	3 2 1 1 2 1 2												
17 Lance Berkman, S OBP: 0.408, SLG: 0.511 (1, 7)	3-2 1-H 2-H 3-H 2B		4-1 1B		2-2 P3	3-2 K		0-2 G4-3		4 0 1 3 1 1 4												
Brad Ausmus, R OBP: 0.307, SLG: 0.302 (1, 2)	1-2 L4		2-2 28 FC6		0-1 44 SH1-4	2-0 G6-3			1-2 G3-1 28 SH	5 1 3 0 0 0 3	AB 37											
28 Adam Everett, R OBP: 0.311, SLG: 0.364 (1, 6)		1-1 F9	1-0 FC6		4-0 44 SH1-4		2-2 G4-6-3 HBP		0-0 SH	2 0 0 0 1 0 3	R 8											
44 Roy Oswalt, R OBP: 0.222, SLG: 0.229 (1, 1)		0-1			1-1 G6-3	0-0 SH1-4		1-2 G4-6-3	0-2 G3-1	2 0 1 0 0 0 0	H 12											
Ricky Stone, R OBP: 0.297, SLG: 0.353 (7, PH)										0 0 0 0 0 0 0	RBI 8											
Dan Miceli, R OBP: 0.297, SLG: 0.353 (7, 1)										1 0 0 0 0 0 0	BB 6											
54 Brad Lidge, R OBP: 0.297, SLG: 0.353 (8, 1)										0 0 0 0 0 0 0	SO 6											
Mitch Meluskey, S OBP: 0.297, SLG: 0.353 (8, PH)										1 0 0 0 0 0 2	LOB 24											
Billy Wagner, L OBP: 0.297, SLG: 0.353 (9, 1)										0 0 0 0 0 0 0												
Inning Stats	R: 3 E: 0 K: 1 S: 18	H: 2 LOB: 1 BB: 2 P: 37	R: 0 E: 0 K: 0 S: 6	H: 1 LOB: 1 BB: 0 P: 7	R: 0 E: 0 K: 0 S: 10	H: 2 LOB: 3 BB: 1 P: 19	R: 2 E: 0 K: 0 S: 10	H: 2 LOB: 0 BB: 0 P: 18	R: 1 E: 0 K: 2 S: 15	H: 2 LOB: 2 BB: 1 P: 24	R: 1 E: 0 K: 2 S: 13	H: 2 LOB: 2 BB: 1 P: 26	R: 0 E: 0 K: 0 S: 10	H: 0 LOB: 0 BB: 0 P: 14	R: 0 E: 0 K: 2 S: 17	H: 0 LOB: 2 BB: 1 P: 25	R: 1 E: 0 K: 1 S: 13	H: 1 LOB: 1 BB: 0 P: 16	1B: 5 2B: 5 3B: 0 HR: 2	SF: 1 SAC: 2 DP: 1 HBP: 1	WP: 1 PB: 0 SB: 2 CS: 0	PA: 47
PITCHER	IP WLS BF H R ER SO BB IBB HBP BLK WP HR S P ERA WHIP																					
Wayne Franklin, L ERA: 5.39 (1, 1)	4.1 L 26 9 6 6 1 4 0 0 0 0 2 53 97 12.46 3.000																					
Dave Burba, R ERA: 3.31 (5, 1)	2.2 11 2 1 1 2 1 0 1 0 0 0 29 48 3.38 1.125																					
Brooks Kieschnick, R ERA: 4.72 (8, 1)	1.1 8 1 1 1 2 1 0 0 0 1 0 25 34 6.75 1.500																					
Luis Vizcaino, R ERA: 6.79 (9, 1)	0.2 2 0 0 0 1 0 0 0 0 0 0 5 7 0.00 0.000																					

Houston Astros @ Milwaukee Brewers
 Miller Park, Milwaukee, WI
 Mon Sep 08 2003, 7:05 PM CDT
 Att. 10,202 - Cloudy - 80 F

livebaseballscorecards.com



Batter	1	2	3	4	5	6	7	8	9	AB	R	H	RBI	BB	SO	LOB
Scott Podsednik, L (1, 8) OBP: 0.382, SLG: 0.427	1-2 G4-3		2-1 G3-1		2-3 K			0-3 K		4	0	0	0	0	2	2
2 Bill Hall, R (1, 6) OBP: 0.278, SLG: 0.452	2-3 K			0-2 G5-3	3-2 K			0-3 K		4	0	1	1	0	2	0
Brady Clark, R (1, 7) OBP: 0.358, SLG: 0.436	0-0 B5-3			3-2 F8	2-2 P6			4-1 BB		3	0	0	0	1	0	1
Richie Sexson, R (1, 3) OBP: 0.375, SLG: 0.532		0-2 K		3-2 HR		2-3 K		1-3 K		4	1	1	0	0	3	1
Keith Ginter, R (1, 4) OBP: 0.364, SLG: 0.440		2-3 K		3-1 HR		2-2 G6-3		0-1 F9		3	1	0	0	0	1	0
Wes Helms, R (1, 5) OBP: 0.330, SLG: 0.453		1-1 F9		1-1 HR		3-3 K		0-1 F8		4	1	1	3	0	1	0
Jason Conti, L (1, 9) OBP: 0.250, SLG: 0.391			0-2 G1-3	0-2 G4-3			2-2 K	3-2 G4-3		3	0	0	0	0	1	0
Mark Smith, R (9, PH) OBP: 0.265, SLG: 0.613										1	0	0	0	0	0	0
Keith Osik, R (1, 2) OBP: 0.331, SLG: 0.318			0-0 SH3		2-2 SH5-4		2-3 K			3	1	2	0	0	1	0
Wayne Franklin, L (1, 1) OBP: 0.145, SLG: 0.145			0-0 SH3		0-0 SH5-4		0-0 G3-1			0	0	0	0	0	0	0
Dave Burba, R (5, 1)										0	0	0	0	0	0	0
Peter Zoccolillo, L (7, PH)										1	0	0	0	0	0	0
Brooks Kieschnick, L (8, 1)										0	0	0	0	0	0	0
Luis Vizcaino, R (9, 1)										0	0	0	0	0	0	0

Inning Stats	R: 0	H: 0	E: 0	K: 1	S: 7	R: 0	H: 0	E: 0	K: 2	S: 8	R: 0	H: 1	E: 0	K: 0	S: 8	R: 3	H: 2	E: 0	K: 0	S: 17	R: 1	H: 2	E: 0	K: 1	S: 19	R: 0	H: 0	E: 0	K: 2	S: 10	R: 0	H: 0	E: 0	K: 2	S: 9	R: 0	H: 0	E: 0	K: 3	S: 13	R: 0	H: 0	E: 0	K: 0	S: 7	R: 0	H: 0	E: 0	K: 0	S: 7	1B: 3	2B: 1	3B: 0	HR: 1	SF: 0	SAC: 2	DP: 0	HBP: 1	WP: 0	PA: 34
--------------	------	------	------	------	------	------	------	------	------	------	------	------	------	------	------	------	------	------	------	-------	------	------	------	------	-------	------	------	------	------	-------	------	------	------	------	------	------	------	------	------	-------	------	------	------	------	------	------	------	------	------	------	-------	-------	-------	-------	-------	--------	-------	--------	-------	--------

PITCHER	IP	WLS	BF	H	R	ER	SO	BB	IBB	HBP	BLK	WP	HR	S	P	ERA	WHIP
44 Roy Oswalt, R (1, 1) ERA: 3.42	5.0	W	21	5	4	4	4	0	0	0	0	0	1	59	86	7.20	1.000
Ricky Stone, R (6, 1) ERA: 3.3	1.0	H	3	0	0	0	2	0	0	0	0	0	0	10	17	0.00	0.000
Dan Miceli, R (7, 1) ERA: 3.14	1.0	H	3	0	0	0	2	0	0	0	0	0	0	9	13	0.00	0.000
54 Brad Lidge, R (8, 1) ERA: 3.59	1.0	H	4	0	0	0	3	1	0	0	0	0	0	13	18	0.00	1.000
Billy Wagner, L (9, 1) ERA: 1.65	1.0		3	0	0	0	0	0	0	0	0	0	0	7	10	0.00	0.000

BOTTOM

Houston Astros @ Milwaukee Brewers
Miller Park, Milwaukee, WI

Mon Sep 08 2003, 7:05 PM CDT
Att: 10,202 - Cloudy - 80 F

livebaseballscorecards.com

AB	30
R	4
H	5
RBI	4
BB	1
SO	11
LOB	4



Batter	1	2	3	4	5	6	7	8	9	AB R H RBI BB SO LOB	TOP																
Craig Biggio, R (1, 8) OBP: 0.345, SLG: 0.414	2-3 		1-0 		1-0 		0-0 		2-2 	5 0 2 0 0 1 0																	
Geoff Blum, S (1, 5) OBP: 0.307, SLG: 0.402	0-1 		1-1 		0-0 		4-0 		1-2 	4 0 2 0 1 0 2																	
5 Jeff Bagwell, R (1, 3) OBP: 0.373, SLG: 0.510	1-3 		0-0 		0-0 		1-2 		4-2 	4 1 0 1 1 1 5																	
Jeff Kent, R (1, 4) OBP: 0.342, SLG: 0.511	1-0 		0-1 		0-3 			0-1 	1-0 	5 0 1 0 0 1 5																	
17 Lance Berkman, S (1, 7) OBP: 0.410, SLG: 0.516		2-2 	0-0 		0-1 			2-2 	3-1 	5 2 3 1 0 0 4																	
Richard Hidalgo, R (1, 9) OBP: 0.383, SLG: 0.563		2-0 		1-1 		1-2 		4-1 	4-0 	3 2 1 2 2 0 0																	
Brad Ausmus, R (1, 2) OBP: 0.304, SLG: 0.298		0-1 		1-3 		1-0 		1-1 	2-2 	5 0 0 0 0 1 5																	
28 Adam Everett, R (1, 6) OBP: 0.311, SLG: 0.364		1-0 		1-0 		1-0 		0-0 		3 0 1 0 0 0 0																	
Jose Vizcaino, S (8, PH) OBP: 0.271, SLG: 0.374		1-0 			0-2 		0-2 		1-0 	1 1 1 3 0 0 0																	
Tim Redding, R (1, 1) OBP: 0.213, SLG: 0.222										3 1 1 0 0 0 1																	
Rick White, R (6, 1)										0 0 0 0 0 0 0																	
Ricky Stone, R (6, 1)										0 0 0 0 0 0 0																	
Mitch Meluskey, S (8, PH)										1 0 0 0 0 0 0																	
54 Brad Lidge, R (8, 1)										0 0 0 0 0 0 0																	
Billy Wagner, L (8, 1)										0 0 0 0 0 0 0																	
Inning Stats	R: 0 E: 0 K: 2 S: 9	H: 1 LOB: 1 BB: 0 P: 13	R: 2 E: 0 K: 0 S: 8	H: 2 LOB: 0 BB: 0 P: 14	R: 0 E: 0 K: 0 S: 7	H: 2 LOB: 2 BB: 0 P: 9	R: 0 E: 0 K: 1 S: 6	H: 0 LOB: 0 BB: 0 P: 9	R: 1 E: 1 K: 1 S: 11	H: 2 LOB: 2 BB: 0 P: 12	R: 0 E: 0 K: 0 S: 8	H: 1 LOB: 1 BB: 0 P: 11	R: 0 E: 0 K: 0 S: 4	H: 0 LOB: 0 BB: 1 P: 9	R: 3 E: 0 K: 0 S: 11	H: 2 LOB: 0 BB: 1 P: 19	R: 1 E: 0 K: 0 S: 16	H: 2 LOB: 3 BB: 2 P: 33	1B: 8 2B: 2 3B: 0 HR: 2	SF: 0 SAC: 0 DP: 1 HBP: 0	WP: 0 PB: 0 SB: 0 CS: 0	PA: 43					
PITCHER	IP	WLS	BF	H	R	ER	SO	BB	IBB	HBP	BLK	WP	HR	S	P	ERA	WHIP										
Wes Obermueller, R (1, 1) ERA: 4.56	6.0		27	8	3	3	4	0	0	0	0	0	1	49	68	4.50	1.333										
Mike Crudale, R (7, 1) ERA: 2.87	1.1	H	6	1	2	2	0	2	0	0	0	0	0	11	22	13.50	2.250										
Luis Vizcaino, R (8, 1) ERA: 6.87	0.2	B	3	1	1	1	0	0	0	0	0	0	1	4	6	13.50	1.500										
Dan Kolb, R (9, 1) ERA: 2.06	1.0	L	7	2	1	1	0	1	1	0	0	0	0	16	33	9.00	3.000										

Houston Astros @ Milwaukee Brewers
 Miller Park, Milwaukee, WI
 Tue Sep 09 2003, 7:05 PM CDT
 Att. 10,102 - Sunny - 74 F

livebaseballscorecards.com

AB	39
R	7
H	12
RBI	7
BB	4
SO	4
LOB	22



Batter	1	2	3	4	5	6	7	8	9	AB	R	H	RBI	BB	SO	LOB
Scott Podsednik, L (1, 8) OBP: 0.382, SLG: 0.426	0-0 F7		1-2 FC3-6 HBP 1B			2-2 1B		0-2 G4-6-3		4	1	1	1	1	0	3
Keith Ginter, R (1, 4) OBP: 0.364, SLG: 0.438	1-3 K		4-1 HBP 1B BB		1-0 P2	1-0 1B			0-3 K	4	1	1	2	1	2	1
Brady Clark, R (1, 7) OBP: 0.359, SLG: 0.433	1-3 K		2-1 1B HBP		2-2 FC6-4 1B	1-1 G5-3			1-2 F8	4	0	1	1	0	1	2
Richie Sexson, R (1, 3) OBP: 0.375, SLG: 0.530		0-0 G4-3	1-2 1B		1-2 FC6-4		2-1 G5-3		4-1 BB	4	0	1	2	1	0	2
Peter Zoccolillo, L (1, 9) OBP: 0.091, SLG: 0.091		0-3 K	0-0 G3			0-1 SH FC5-2 1B		1-1 G4-3		4	0	1	0	0	1	2
Jason Conti, L (8, 9) OBP: 0.250, SLG: 0.391										0	0	0	0	0	0	0
Mark Smith, R (9, PH) OBP: 0.257, SLG: 0.594										1	0	0	0	0	1	1
Wes Helms, R (1, 5) OBP: 0.331, SLG: 0.452		1-2 G5-3		2-3 K		0-0 FC5-2 SH BB 1B		4-1 FC6-4 BB		3	1	1	0	1	1	0
Eddie Pérez, R (1, 2) OBP: 0.302, SLG: 0.410			0-1 FC3-5 2B	1-1 G6-3		1-1 SH BB FC5-2 1B		2-2 FC6-4		3	1	1	0	0	0	1
Royce Clayton, R (1, 6) OBP: 0.298, SLG: 0.330			4-0 FC3-6 HBP FC3-5 BB	0-0 G6-3		0-0 FC5-2 BB 1B		3-1 G4-6-3 1B		3	2	1	0	1	0	3
Wes Obermueller, R (1, 1) OBP: 0.118, SLG: 0.118			0-1 FC3-5		0-0 G4-3	0-3 K		2-1 F9		2	0	0	0	0	0	2
John Vander Wal, L (6, PH) OBP: 0.383, SLG: 0.470										1	0	0	0	0	1	3
Mike Crudale, R (7, 1) OBP: 0.353, SLG: 0.470										0	0	0	0	0	0	0
Luis Vizcaino, R (8, 1) OBP: 0.278, SLG: 0.447										0	0	0	0	0	0	0
2 Bill Hall, R (8, PH) OBP: 0.278, SLG: 0.447										1	0	0	0	0	0	1
Dan Kolb, R (9, 1) OBP: 0.278, SLG: 0.447										0	0	0	0	0	0	0

Inning Stats	R: 0	H: 0	E: 0	LOB: 0	K: 2	BB: 0	S: 7	P: 9	R: 0	H: 0	E: 0	LOB: 0	K: 1	BB: 0	S: 7	P: 8	R: 3	H: 2	E: 0	LOB: 2	K: 0	BB: 2	S: 14	P: 26	R: 0	H: 0	E: 0	LOB: 0	K: 1	BB: 0	S: 6	P: 9	R: 0	H: 2	E: 0	LOB: 2	K: 0	BB: 0	S: 13	P: 19	R: 3	H: 3	E: 1	LOB: 2	K: 1	BB: 1	S: 15	P: 22	R: 0	H: 0	E: 0	LOB: 1	K: 0	BB: 1	S: 8	P: 17	R: 0	H: 1	E: 0	LOB: 0	K: 0	BB: 0	S: 8	P: 13	R: 0	H: 0	E: 0	LOB: 1	K: 2	BB: 1	S: 10	P: 16	1B: 7	SF: 0	2B: 1	SAC: 1	3B: 0	DP: 1	HR: 0	HBP: 1	WP: 0	PA: 41
--------------	------	------	------	--------	------	-------	------	------	------	------	------	--------	------	-------	------	------	------	------	------	--------	------	-------	-------	-------	------	------	------	--------	------	-------	------	------	------	------	------	--------	------	-------	-------	-------	------	------	------	--------	------	-------	-------	-------	------	------	------	--------	------	-------	------	-------	------	------	------	--------	------	-------	------	-------	------	------	------	--------	------	-------	-------	-------	-------	-------	-------	--------	-------	-------	-------	--------	-------	--------

PITCHER	IP	WLS	BF	H	R	ER	SO	BB	IBB	HBP	BLK	WP	HR	S	P	ERA	WHIP
Tim Redding, R (1, 1) ERA: 3.89	5.0		24	6	5	3	4	2	0	1	0	0	0	50	74	5.40	1.600
Rick White, R (6, 1) ERA: 5.73	0.2		5	1	1	0	1	1	0	0	0	0	0	10	16	0.00	3.000
Ricky Stone, R (6, 1) ERA: 3.24	1.1		5	0	0	0	0	1	0	0	0	0	0	10	20	0.00	0.750
54 Brad Lidge, R (8, 1) ERA: 3.55	1.0	W	3	1	0	0	0	0	0	0	0	0	0	8	13	0.00	1.000
Billy Wagner, L (9, 1) ERA: 1.63	1.0	S	4	0	0	0	2	1	0	0	0	0	0	10	16	0.00	1.000

BOTTOM

Houston Astros @ Milwaukee Brewers
Miller Park, Milwaukee, WI
Tue Sep 09 2003, 7:05 PM CDT
Att: 10,102 - Sunny - 74 F

livebaseballscores.com

AB	34
R	6
H	8
RBI	6
BB	5
SO	7
LOB	21



Batter	1	2	3	4	5	6	7	8	9	AB R H RBI BB SO LOB	TOP											
Craig Biggio, R (1, 8) OBP: 0.344, SLG: 0.412	0-1 F8	0-1 SH1-3		0-2 P3		0-1 G5-3		1-0 1B HBP		3 0 0 0 0 0 0												
Morgan Ensberg, R (1, 5) OBP: 0.372, SLG: 0.510	1-0 G5-3	0-0 F7		4-1 BB		2-2 P4		0-0 1B		4 0 1 0 1 0 1												
5 Jeff Bagwell, R (1, 3) OBP: 0.375, SLG: 0.510	4-1 2B 17 BB BB	0-1 BB 1B		2-3 K		3-1 1B 1B		3-3 K		4 1 2 0 1 2 3												
Jeff Kent, R (1, 4) OBP: 0.344, SLG: 0.513	1-1 17 BB 1B 2B	4-1 BB		2-0 P3		0-0 17 WP 1B		0-1 G6-3		4 1 2 0 1 0 1												
Richard Hidalgo, R (1, 9) OBP: 0.385, SLG: 0.562	4-0 17 BB 1B IBB	2-3 K		4-1 G4-6-3 17 WP BB		2-2 P5		2-0 17 S 1B		3 1 1 0 2 1 5												
17 Lance Berkman, S (1, 7) OBP: 0.411, SLG: 0.514	4-1 1B BB		2-2 F9		4-0 G4-6-3 BB		4-0 G6-4-3 IBB		1-2 G1-3		2 0 0 1 3 0 1											
Raul Chavez, R (1, 2) OBP: 0.238, SLG: 0.400	2-1 1B		0-1 L9		0-0 G4-6-3		0-2 G6-4-3		3-3 K		5 0 1 2 0 1 6											
28 Adam Everett, R (1, 6) OBP: 0.310, SLG: 0.363	3-2 G6-3		0-0 1B		2-2 G6-3		3-3 K		3-3 G6-3		4 0 1 0 0 1 3											
Jerome Robertson, L (1, 1) OBP: 0.163, SLG: 0.146			3-1 5 1B SH1-3 1B		1-1 G3		0-0 B1-3				3 0 1 0 0 0 1											
Mike Gallo, L (7, 1)											1 0 0 0 0 0 0											
Kirk Bullinger, R (8, 1)											0 0 0 0 0 0 0											
Billy Wagner, L (9, 1)											0 0 0 0 0 0 0											
Inning Stats	R: 3 E: 0 K: 0 S: 12	H: 2 LOB: 2 BB: 3 P: 31	R: 0 E: 0 K: 1 S: 11	H: 2 LOB: 3 BB: 1 P: 20	R: 0 E: 0 K: 0 S: 10	H: 1 LOB: 1 BB: 0 P: 13	R: 0 E: 0 K: 1 S: 10	H: 0 LOB: 1 BB: 1 P: 18	R: 0 E: 0 K: 0 S: 5	H: 0 LOB: 1 BB: 2 P: 15	R: 0 E: 0 K: 0 S: 7	H: 0 LOB: 0 BB: 0 P: 9	R: 0 E: 0 K: 0 S: 9	H: 2 LOB: 2 BB: 1 P: 18	R: 0 E: 0 K: 2 S: 14	H: 1 LOB: 2 BB: 0 P: 24	R: 0 E: 0 K: 1 S: 11	H: 1 LOB: 1 BB: 0 P: 17	1B: 8 2B: 1 3B: 0 HR: 0	SF: 0 SAC: 1 DP: 2 HBP: 1	WP: 2 PB: 0 SB: 1 CS: 0	PA: 43
PITCHER	IP WLS BF H R ER SO BB IBB HBP BLK WP HR S P ERA WHIP																					
Luis Martinez, L (1, 1) ERA: 6.0	5.0 L 26 5 3 3 2 6 1 0 0 1 0 48 97 5.40 2.200																					
Dave Burba, R (6, 1) ERA: 3.13	2.0 8 2 0 0 0 0 0 1 0 0 1 0 16 27 0.00 1.000																					
Leo Estrella, R (8, 1) ERA: 4.06	1.1 6 1 0 0 2 0 0 0 1 0 0 0 16 26 0.00 0.750																					
Shane Nance, L (9, 1) ERA: 5.59	0.2 3 1 0 0 1 0 0 0 0 0 0 0 9 15 0.00 1.500																					

Houston Astros @ Milwaukee Brewers
Miller Park, Milwaukee, WI
Wed Sep 10 2003, 7:05 PM CDT
Att. 19,793 - Sunny - 71 F

livebaseballscorecards.com

AB	33
R	3
H	9
RBI	3
BB	8
SO	5
LOB	21



Batter	1	2	3	4	5	6	7	8	9	AB	R	H	RBI	BB	SO	LOB
Scott Podsednik, L (1, 8) OBP: 0.383, SLG: 0.427	2-1 CS 1B		0-1 G6-3		1-0 L8			1-2 G6-3 1B		4	0	2	0	0	0	1
Keith Ginter, R (1, 4) OBP: 0.360, SLG: 0.432	2-2 SAFE 1-2 G5-3		0-1 F8		1-2 L7			0-1 G6-3 1-2		4	0	0	0	0	0	3
Brady Clark, R (1, 7) OBP: 0.357, SLG: 0.428	0-2 L8		1-0 G5-3			2-0 G5-3		1-2 FC5-4 HBP		3	0	0	0	0	0	0
Richie Sexson, R (1, 3) OBP: 0.377, SLG: 0.531		1-2 2 BB 1B 1B		2-1 G4-6-3 1B		0-1 1B		1-0 F9		4	0	3	0	0	0	2
Mark Smith, R (1, 9) OBP: 0.231, SLG: 0.528		0-3 K		0-1 G4-6-3 1-2f		1-3 K		1-0 FC5-4 1-2f		4	0	0	0	0	2	5
Wes Helms, R (1, 5) OBP: 0.331, SLG: 0.450		2-1 2 BB 1-2 1B		1-3 K		0-0 G3			2-3 K	4	0	1	0	0	2	1
Eddie Pérez, R (1, 2) OBP: 0.304, SLG: 0.419		1-1 F9			0-0 HR		4-1 2 FC1-6 BB		3-2 L9	3	1	1	1	1	0	2
2 Bill Hall, R (1, 6) OBP: 0.275, SLG: 0.433		4-0 1-2 2-3 BB		2-3 K		1-1 FC1-6 G6-3 1-2f			2-3 K	3	0	0	0	1	2	1
Luis Martinez, L (1, 1) Royce Clayton, R (5, PH) Dave Burd, R (6, 1) Enrique Cruz, R (7, PH) Leo Estrella, R (8, 1) Shane Nance, L (9, 1)		0-3 K		4-1 BB		0-0 G6-3 1-2f				1	0	0	0	0	1	3

Inning Stats	R: 0	H: 1	E: 0	LOB: 0	K: 0	P: 13	R: 0	H: 2	E: 0	LOB: 3	K: 2	P: 22	R: 0	H: 0	E: 0	LOB: 0	K: 0	P: 6	R: 0	H: 1	E: 0	LOB: 0	K: 1	P: 10	R: 1	H: 1	E: 0	LOB: 1	K: 1	P: 21	R: 0	H: 1	E: 0	LOB: 1	K: 1	P: 11	R: 0	H: 0	E: 0	LOB: 0	K: 0	P: 9	R: 0	H: 1	E: 0	LOB: 2	K: 0	P: 13	R: 0	H: 0	E: 0	LOB: 0	K: 2	P: 19	1B: 6	SF: 0	2B: 0	SAC: 0	3B: 0	DP: 2	HR: 1	HBP: 1	WP: 0	PA: 35
--------------	------	------	------	--------	------	-------	------	------	------	--------	------	-------	------	------	------	--------	------	------	------	------	------	--------	------	-------	------	------	------	--------	------	-------	------	------	------	--------	------	-------	------	------	------	--------	------	------	------	------	------	--------	------	-------	------	------	------	--------	------	-------	-------	-------	-------	--------	-------	-------	-------	--------	-------	--------

PITCHER	IP	WLS	BF	H	R	ER	SO	BB	IBB	HBP	BLK	WP	HR	S	P	ERA	WHIP
Jerome Robertson, L (1, 1) ERA: 4.95	6.0	W	25	6	1	1	5	3	0	0	0	0	1	57	88	1.50	1.500
Mike Gallo, L (7, 1) ERA: 3.46	1.1	H	5	1	0	0	0	0	0	1	0	0	0	10	13	0.00	0.750
Kirk Bullinger, R (8, 1) ERA:	0.2	H	2	0	0	0	0	0	0	0	0	0	0	2	4	0.00	0.000
Billy Wagner, L (9, 1) ERA: 1.61	1.0	S	3	0	0	0	2	0	0	0	0	0	0	12	19	0.00	0.000

BOTTOM

Houston Astros @ Milwaukee Brewers
Miller Park, Milwaukee, WI

Wed Sep 10 2003, 7:05 PM CDT
Att: 19,793 - Sunny - 71 F

livebaseballscorecards.com

AB	31
R	1
H	7
RBI	1
BB	3
SO	7
LOB	19



Batter	1	2	3	4	5	6	7	8	9	AB R H RBI BB SO LOB	TOP											
16 Jason Lane, R (1, 8) OBP: 0.235, SLG: 0.471	0-2 P4		0-2 P4		0-2 L9		2-0 G4-3		1-2 F9	5 0 0 0 0 0 3												
Jose Vizcaino, S (1, 4) OBP: 0.276, SLG: 0.373	0-2 F9			1-0 FC4-6 1B	4-0 BB			3-3 K		3 0 1 0 1 1 0												
5 Jeff Bagwell, R (1, 3) OBP: 0.374, SLG: 0.510	1-3 K			1-3 K 1 SAFE 1 SAFE	2-2 F8			1-1 17 1B 2B		4 1 1 0 0 2 2												
17 Lance Berkman, S (1, 7) OBP: 0.410, SLG: 0.511		2-2 P6		2-2 FC4-6 1B 1-2f E		2-2 F7		1-1 2-H 1B		4 1 1 1 0 0 1												
Richard Hidalgo, R (1, 9) OBP: 0.386, SLG: 0.561		0-1 1B		3-2 E 1B 1B		1-1 P3		3-2 F8		4 1 2 0 0 0 1												
Geoff Blum, S (1, 5) (7, 6) OBP: 0.307, SLG: 0.400		0-2 F7		2-1 1B 1B 1-H 3-H		2-2 G4-3		0-1 L3		4 0 1 1 0 0 2												
Brad Ausmus, R (1, 2) OBP: 0.303, SLG: 0.297		1-1 G4-3		0-2 28 FC4-6 1B 1-2			2-1 P2		0-1 F9	4 0 1 0 0 0 1												
28 Adam Everett, R (1, 6) OBP: 0.309, SLG: 0.360			2-2 G6-3	1-1 FC4-6			1-1 F8 2B		1-1 2B	2 0 0 0 0 0 2												
Orlando Merced, S (7, PH) OBP: 0.288, SLG: 0.378										1 0 1 0 0 0 0												
Colin Porter, L (7, PR) OBP: 0.233, SLG: 0.207										0 0 0 0 0 0 0												
Morgan Ensberg, R (7, 5) OBP: 0.374, SLG: 0.514										1 0 1 0 0 0 0												
Ron Villone, L (1, 1) OBP: 0.189, SLG: 0.278			1-3 K		0-1 G5-3		2-1 F8 2-3		1-2 P4	2 0 0 0 0 0 1 0												
Mitch Meluskey, S (7, PH)										1 0 0 0 0 0 0 1												
Ricky Stone, R (7, 1)										0 0 0 0 0 0 0 0												
Dan Miceli, R (7, 1)										0 0 0 0 0 0 0 0												
Kirk Bullinger, R (7, 1)										0 0 0 0 0 0 0 0												
Kirk Saarloos, R (8, 1)										0 0 0 0 0 0 0 0												
Craig Biggio, R (9, PH) OBP: 0.344, SLG: 0.411										1 0 0 0 0 0 0 1												
Inning Stats	R: 0 E: 0 K: 1 S: 10	H: 0 LOB: 0 BB: 0 P: 11	R: 0 E: 0 K: 1 S: 10	H: 1 LOB: 1 BB: 0 P: 13	R: 0 E: 0 K: 1 S: 9	H: 0 LOB: 0 BB: 0 P: 12	R: 2 E: 0 K: 1 S: 17	H: 4 LOB: 2 BB: 0 P: 27	R: 0 E: 0 K: 0 S: 9	H: 0 LOB: 1 BB: 1 P: 15	R: 0 E: 0 K: 0 S: 8	H: 0 LOB: 0 BB: 0 P: 13	R: 0 E: 0 K: 0 S: 7	H: 1 LOB: 2 BB: 0 P: 14	R: 1 E: 0 K: 1 S: 12	H: 2 LOB: 1 BB: 0 P: 20	R: 0 E: 0 K: 0 S: 11	H: 1 LOB: 1 BB: 0 P: 14	1B: 6 2B: 3 3B: 0 HR: 0	SF: 0 SAC: 0 DP: 0 HBP: 0	WP: 0 PB: 0 SB: 1 CS: 0	PA: 37
PITCHER	IP WLS BF H R ER SO BB IBB HBP BLK WP HR S P ERA WHIP																					
15 Ben Sheets, R (1, 1) ERA: 4.22	8.0 W 33 8 3 3 4 1 0 0 0 0 0 0 82 125 3.38 1.125																					
Dan Kolb, R (9, 1) ERA: 2.0	1.0 S 4 1 0 0 0 0 0 0 0 0 0 0 11 14 0.00 1.000																					

Houston Astros @ Milwaukee Brewers
Miller Park, Milwaukee, WI
Thu Sep 11 2003, 1:05 PM CDT
Att. 11,826 - Sunny - 82 F

livebaseballscorecards.com

AB	36
R	3
H	9
RBI	2
BB	1
SO	4
LOB	14



Batter	1	2	3	4	5	6	7	8	9	AB	R	H	RBI	BB	SO	LOB
Scott Podsednik, L OBP: 0.384, SLG: 0.433 (1, 8)	1-1 HR		3-3 K		1-1 L9		2-1 3B 1B			4	2	2	2	0	1	0
Keith Ginter, R OBP: 0.365, SLG: 0.444 (1, 4)	1-1 G4-3 2B		4-0 BB		1-2 G5-3		0-1 1-H 3B			3	0	2	1	1	0	0
Brady Clark, R OBP: 0.353, SLG: 0.421 (1, 9) (9, 7)	1-1 G1-3		1-2 F7		1-2 G5-3		2-1 G6-3			4	0	0	0	0	0	3
Richie Sexson, R OBP: 0.376, SLG: 0.529 (1, 3)	0-2 G4-3			0-2 2B 1B		1-0 G6-3		3-3 K		4	1	1	0	0	1	1
Wes Helms, R OBP: 0.328, SLG: 0.446 (1, 5)	0-1 F7			3-3 K		0-0 G6-3		0-2 F9		4	0	0	0	0	1	2
Mark Smith, R OBP: 0.256, SLG: 0.550 Royce Clayton, R OBP: 0.300, SLG: 0.330 (1, 7) (9, 6)		1-2 P1		0-0 2B 2B		1-1 P3		2-2 1B 1B		4	1	2	0	0	0	0
Keith Osik, R OBP: 0.341, SLG: 0.332 (1, 2)		4-0 G6-4-3 BB		1-1 2B			2-2 1B 1B	0-1 1B		3	1	3	2	1	0	0
2 Bill Hall, R OBP: 0.264, SLG: 0.416 Dan Kolb, R (1, 6) (9, 1)		1-2 G6-4-3		3-2 F8			1 SAFE G3	1-1 G4-3		4	0	0	0	0	0	5
15 Ben Sheets, R OBP: 0.092, SLG: 0.078 Jason Conti, L OBP: 0.250, SLG: 0.391 (1, 1) (9, 9)			3-3 K		1-1 G5-3		1-3 K			0	0	0	0	0	2	2

Inning Stats	R: 1	H: 2	E: 0	K: 0	S: 11	H: 2	LOB: 1	BB: 0	P: 14	R: 0	H: 0	E: 0	K: 0	S: 12	H: 0	LOB: 0	BB: 1	P: 18	R: 0	H: 0	E: 0	K: 2	S: 12	H: 0	LOB: 1	BB: 1	P: 23	R: 2	H: 3	E: 0	K: 1	S: 16	H: 0	LOB: 0	BB: 0	P: 15	R: 0	H: 0	E: 0	K: 0	S: 4	H: 0	LOB: 0	BB: 0	P: 6	R: 2	H: 3	E: 0	K: 1	S: 15	H: 3	LOB: 1	BB: 0	P: 24	R: 0	H: 2	E: 0	K: 1	S: 18	H: 2	LOB: 2	BB: 0	P: 24	1B: 5	2B: 3	3B: 1	HR: 1	SF: 0	SAC: 0	DP: 1	HBP: 0	WP: 0	PA: 35
--------------	------	------	------	------	-------	------	--------	-------	-------	------	------	------	------	-------	------	--------	-------	-------	------	------	------	------	-------	------	--------	-------	-------	------	------	------	------	-------	------	--------	-------	-------	------	------	------	------	------	------	--------	-------	------	------	------	------	------	-------	------	--------	-------	-------	------	------	------	------	-------	------	--------	-------	-------	-------	-------	-------	-------	-------	--------	-------	--------	-------	--------

PITCHER	IP	WLS	BF	H	R	ER	SO	BB	IBB	HBP	BLK	WP	HR	S	P	ERA	WHIP
Ron Villone, L ERA: 3.69 (1, 1)	6.0	L	24	5	3	3	3	2	0	0	0	0	1	67	100	4.50	1.167
Ricky Stone, R ERA: 3.33 (7, 1)	0.2		3	1	1	1	1	0	0	0	0	0	0	9	14	13.50	1.500
Dan Miceli, R ERA: 3.29 (7, 1)	0.0		1	1	0	0	0	0	0	0	0	0	0	2	4	∞	∞
Kirk Bullinger, R ERA: (7, 1)	0.1		2	1	1	1	0	0	0	0	0	0	0	4	6	27.00	3.000
Kirk Saarloos, R ERA: 5.4 (8, 1)	1.0		5	2	0	0	1	0	0	0	0	0	0	18	24	0.00	2.000

BOTTOM

Houston Astros @ Milwaukee Brewers
Miller Park, Milwaukee, WI

Thu Sep 11 2003, 1:05 PM CDT
Att. 11,826 - Sunny - 82 F

AB	33
R	5
H	10
RBI	5
BB	2
SO	5
LOB	13



PITCHER	IP	WLS	BF	H	R	ER	SO	BB	IBB	HBP	BLK	WP	HR	S	P	ERA	WHIP
---------	----	-----	----	---	---	----	----	----	-----	-----	-----	----	----	---	---	-----	------

Batter	1	2	3	4	5	6	7	8	9	AB R H RBI BB SO LOB	TOP											
Scott Podsednik, L (1, 8) OBP: 0.382, SLG: 0.431	0-2 L9		1-0 F8		2-2 S 1B			1-1 F7	1-2 G6-3	5 0 1 0 0 0 2												
Keith Ginter, R (1, 4) OBP: 0.363, SLG: 0.441	3-2 1B		1-1 G5-3		3-3 K			1-3 K		4 0 1 0 0 2 1												
Brady Clark, R (1, 7) OBP: 0.351, SLG: 0.419	1-3 K		2-0 P4		2-2 F9			1-0 1B		4 0 1 0 0 1 1												
Richie Sexson, R (1, 3) OBP: 0.374, SLG: 0.525	2-2 G5-3			0-1 F8		1-3 K		3-3 K		4 0 0 0 0 2 2												
Wes Helms, R (1, 5) OBP: 0.329, SLG: 0.447				2-2 1B		1-3 K		1-0 1B 2 G5-3 1B		4 1 2 0 0 2 0												
Jason Conti, L (1, 9) OBP: 0.250, SLG: 0.370				0-2 P5			0-1 L9	2-2 2 G5-3 1B		4 0 1 0 0 1 1												
Eddie Pérez, R (1, 2) OBP: 0.307, SLG: 0.423				2-3 K			2-3 K	2-2 2 G5-3 1B		4 0 2 0 0 2 1												
2 Bill Hall, R (1, 6) OBP: 0.264, SLG: 0.404				4-2 2B		1-3 K		1-0 G6-3		3 0 0 1 1 1 2												
Matt Kinney, R (1, 1) OBP: 0.074, SLG: 0.058				2-3 BB		1-3 K		2-0 HR		1-2 2-3 3-H												
Brooks Kieschnick, L (7, 1) OBP: 0.373, SLG: 0.629																						
Luis Vizcaino, R (8, 1)																						
Peter Zoccolillo, L (9, PH) OBP: 0.083, SLG: 0.083																						
Inning Stats	R: 0 E: 0 K: 1 S: 13	H: 1 LOB: 1 BB: 0 P: 19	R: 0 E: 0 K: 3 S: 14	H: 1 LOB: 2 BB: 1 P: 23	R: 0 E: 0 K: 0 S: 4	H: 0 LOB: 0 BB: 0 P: 8	R: 0 E: 0 K: 1 S: 12	H: 1 LOB: 1 BB: 0 P: 16	R: 0 E: 0 K: 3 S: 12	H: 1 LOB: 1 BB: 0 P: 19	R: 0 E: 0 K: 2 S: 9	H: 0 LOB: 0 BB: 0 P: 13	R: 0 E: 0 K: 1 S: 10	H: 0 LOB: 0 BB: 0 P: 13	R: 1 E: 0 K: 2 S: 10	H: 2 LOB: 1 BB: 0 P: 18	R: 1 E: 0 K: 1 S: 15	H: 3 LOB: 2 BB: 0 P: 22	1B: 7 2B: 1 3B: 0 HR: 1	SF: 0 SAC: 0 DP: 0 HBP: 0	WP: 1 PB: 0 SB: 1 CS: 0	PA: 37
PITCHER	IP WLS BF H R ER SO BB IBB HBP BLK WP HR S P ERA WHIP																					
Jason Schmidt, R (1, 1) ERA: 2.28	7.2 W 30 6 1 1 12 1 0 0 0 1 1 81 123 1.17 0.913																					
Joe Nathan, R (8, 1) ERA: 3.13	0.1 1 0 0 0 1 0 0 0 0 0 0 3 6 0.00 0.000																					
Dustin Hermanson, R (9, 1) ERA: 4.12	1.0 6 3 1 1 1 0 0 0 0 0 0 15 22 9.00 3.000																					

Milwaukee Brewers @ San Francisco Giants
PacBell Park, San Francisco, CA
Fri Sep 12 2003, 10:15 PM EDT
Att. 41,015 - Sunny - 79 F

AB	36
R	2
H	9
RBI	2
BB	1
SO	14
LOB	14



Batter	1	2	3	4	5	6	7	8	9
Ray Durham, S OBP: 0.363, SLG: 0.424 (1, 4)	3-1 1B 1B	2-2 F7			2-2 F7		0-3 K	0-0 F9	
J.T. Snow, L OBP: 0.381, SLG: 0.414 (1, 3)	3-1 1B 1B	1-2 F7			2-1 G3-1		2-1 G4-3		
Rich Aurilia, R OBP: 0.321, SLG: 0.411 (1, 6)	2-1 F8					1-0 BB SF8 1B		1-1 BB 1B	
Barry Bonds, L OBP: 0.534, SLG: 0.743 (1, 7)	4-0 1B 1B					4-1 BB BB		4-2 2B 1B	
Jeffrey Hammonds, R OBP: 0.328, SLG: 0.437 (9, 7)	1-2 E BB					1-2 BB BB		1-2 1B BB	
Edgardo Alfonzo, R OBP: 0.330, SLG: 0.380 (1, 5)	1-2 E FC5-4 1B					4-2 BB BB		0-0 E 2B	
Benito Santiago, R OBP: 0.321, SLG: 0.420 (1, 2)	0-0 E1 FC5-4 1B					2-2 P5 P3		3-2 G1-3	
Alberto Castillo, R OBP: 0.214, SLG: 0.500 (9, 2)	1-3 2-H 3-H					0-0 SF8		0-2 E9 1B	
Marquis Grissom, R OBP: 0.311, SLG: 0.453 (1, 8)	1-1 FC5-4 1-2f					3-H 2-3 K		2-H 3-H 1B	
José Cruz Jr., S OBP: 0.361, SLG: 0.407 (1, 9)	2-3 K					1-2 F8		1-0 1B	
Jason Schmidt, R OBP: 0.088, SLG: 0.071 (1, 1)						0-3 K		0-3 K	
Joe Nathan, R (8, 1)									
Tony Torcato, L (8, PH)									
Dustin Hermanson, R (9, 1)									

AB	R	H	RBI	BB	SO	LOB
5	1	1	0	0	1	2
4	1	1	0	0	0	0
4	2	3	0	0	0	2
1	2	0	0	3	0	1
0	0	0	0	0	0	0
3	2	2	2	1	1	0
4	0	1	1	0	0	5
0	0	0	0	0	0	0
3	0	1	3	0	1	1
4	0	1	0	0	2	3
3	0	0	0	0	2	0
0	0	0	0	0	0	0
1	0	0	0	0	1	2
0	0	0	0	0	0	0

WP	HR	S	P	ERA	WHIP
0	0	0	37	6.00	1.500
0	0	0	0	20.25	3.000
0	0	5	6	0.00	1.500

1B	2B	3B	HR	SF	SAC	DP	HBP
9	1	0	0	1	0	1	0
0	0	0	0	0	0	0	0
0	0	0	0	0	0	0	0

WP	HR	S	P	ERA	WHIP
0	0	0	37	6.00	1.500
0	0	0	0	20.25	3.000
0	0	5	6	0.00	1.500

Milwaukee Brewers @ San Francisco Giants
PacBell Park, San Francisco, CA
Fri Sep 12 2003, 10:15 PM EDT
Att. 41,015 - Sunny - 79 F

AB	32
R	8
H	10
RBI	6
BB	4
SO	8
LOB	16



Batter	1	2	3	4	5	6	7	8	9	AB R H RBI BB SO LOB	TOP											
Scott Podsednik, L (1, 8) OBP: 0.379, SLG: 0.427	1-2 G3		0-0 B5		1-2 G3			1-2 E4 1B G4-6-3		4 1 0 0 0 0 0	Milwaukee Brewers @ San Francisco Giants PacBell Park, San Francisco, CA Sat Sep 13 2003, 4:05 PM EDT Att. 41,403 - Sunny - 90 F											
Keith Ginter, R (1, 4) OBP: 0.365, SLG: 0.445	0-0 G6-3 HR 2B		1-2 G6-3			1-3 K		2-2 1B G4-6-3		4 1 2 0 0 1 0												
Brady Clark, R (1, 7) OBP: 0.350, SLG: 0.416	0-1 G6-3			3-2 HR 1B		1-3 K		2-1 G4-6-3		4 1 1 0 0 1 2												
Richie Sexson, R (1, 3) OBP: 0.378, SLG: 0.540	2-2 HR			2-2 HR 1-H		2-1 2B		4-2 BB BB		3 2 3 4 1 0 0												
Wes Helms, R (1, 5) OBP: 0.329, SLG: 0.443	2-2 P3			0-0 G6-3		0-0 G4-1		4-2 BB		3 0 0 0 1 0 1												
Peter Zoccolillo, L (1, 9) OBP: 0.067, SLG: 0.067		3-1 G4-3		0-0 F7			2-1 G4-3	2-0 F7		3 0 0 0 0 0 0												
Mark Smith, R (8, PH) OBP: 0.250, SLG: 0.537										1 0 0 0 0 0 2												
Jason Conti, L (8, 9) OBP: 0.250, SLG: 0.370										0 0 0 0 0 0 0												
Eddie Pérez, R (1, 2) OBP: 0.306, SLG: 0.421			0-3 K		0-2 G5-3		1-0 FC6-4 1B		0-0 P5	4 0 1 0 0 1 0												
Royce Clayton, R (1, 6) OBP: 0.297, SLG: 0.327						0-0 G4-3																
Doug Davis, R (1, 1) OBP: 0.118, SLG: 0.118			0-1 F9			1-0 F9																
Glendon Rusch, L (8, 1) OBP: 0.278, SLG: 0.212							0-1 FC6-4		2-2 G4-3	4 0 0 0 0 0 1												
Leo Estrella, R (8, 1)																						
John Vander Wal, L (9, PH) OBP: 0.352, SLG: 0.469									2-2 G3	3 0 0 0 0 0 1												
Dan Kolb, R (9, 1)										0 0 0 0 0 0 0												
										0 0 0 0 0 0 0												
										1 0 0 0 0 0 0												
										0 0 0 0 0 0 0												
Inning Stats	R: 2 E: 0 K: 0 S: 13	H: 2 LOB: 0 BB: 0 P: 18	R: 0 E: 0 K: 1 S: 6	H: 0 LOB: 0 BB: 0 P: 10	R: 0 E: 0 K: 0 S: 6	H: 0 LOB: 0 BB: 0 P: 7	R: 2 E: 0 K: 0 S: 16	H: 2 LOB: 0 BB: 0 P: 21	R: 0 E: 0 K: 0 S: 5	H: 0 LOB: 0 BB: 0 P: 7	R: 0 E: 0 K: 2 S: 9	H: 1 LOB: 1 BB: 0 P: 13	R: 0 E: 0 K: 0 S: 8	H: 1 LOB: 1 BB: 0 P: 12	R: 1 E: 1 K: 0 S: 16	H: 1 LOB: 2 BB: 2 P: 30	R: 0 E: 0 K: 0 S: 8	H: 0 LOB: 0 BB: 0 P: 12	1B: 3 2B: 2 3B: 0 HR: 2	SF: 0 SAC: 0 DP: 1 HBP: 0	WP: 0 PB: 0 SB: 1 CS: 0	PA: 36
PITCHER	IP WLS BF H R ER SO BB IBB HBP BLK WP HR S P ERA WHIP																					
Sidney Ponson, R (1, 1) ERA: 3.66	6.0 L 23 5 4 4 3 0 0 0 0 0 0 2 55 76 6.00 0.833																					
Matt Herges, R (7, 1) ERA: 2.85	1.2 9 2 1 0 0 2 0 0 0 0 0 0 23 39 0.00 2.400																					
41 Chad Zerbe, L (8, 1) ERA: 4.66	0.1 1 0 0 0 0 0 0 0 0 0 0 0 1 3 0.00 0.000																					
Felix Rodríguez, R (9, 1) ERA: 3.27	1.0 3 0 0 0 0 0 0 0 0 0 0 0 8 12 0.00 0.000																					

livebaseballscorecards.com

AB	34
R	5
H	7
RBI	4
BB	2
SO	3
LOB	7



Batter	1	2	3	4	5	6	7	8	9	AB	R	H	RBI	BB	SO	LOB
Eric Young Sr., R OBP: 0.337, SLG: 0.399 (1, 4)	0-0 B3		1-1 G5-4-3 1B		0-1 G6-3		0-1 P3	1 SAFE 3-2 G4-3 1-2f		5	0	1	0	0	0	1
José Cruz Jr., S OBP: 0.362, SLG: 0.406 41 Chad Zerbe, L (8, 1)	4-2 1B		1-1 G5-4-3 1-2f		3-2 BB 1B 1B		0-0 P2		4-2 G6-3 1B BB	3	0	1	0	1	0	1
Felix Rodriguez, R OBP: 1.000, SLG: 1.000 Ray Durham, S OBP: 0.365, SLG: 0.424 (9, PH)	1-1 BB		0-0 1B		1-2 BB 1B		1-0 F8		0-0 G6-3 1B	5	0	4	0	0	0	0
Jeffrey Hammonds, R OBP: 0.347, SLG: 0.454 (9, 9)	1-1 1B		0-0 1B		1-2 BB 1B		1-0 F8		0-0 G6-3 1B	5	0	4	0	0	0	0
Barry Bonds, L OBP: 0.533, SLG: 0.746 (1, 7)	2-3 K		3-0 G4-1		4-2 BB		0-0 HR		3-2 G6-3 1-2 2-3	4	1	1	1	1	1	5
Edgardo Alfonzo, R OBP: 0.330, SLG: 0.385 (1, 5)	1-3 K				1-2 P6		1-2 F7		0-1 HR	4	1	1	1	1	1	5
Andres Galarraga, R OBP: 0.345, SLG: 0.481 J.T. Snow, L OBP: 0.380, SLG: 0.413 (9, PH)		1-2 L5			2-2 L6		2-0 L3		0-0 HR 1B	4	1	1	0	0	0	0
Neifi Perez, S OBP: 0.291, SLG: 0.362 (1, 6)		1-0 F8			1-0 2B		1-1 F8		0-0 HR 1-H	5	1	2	2	0	0	3
Yorvit Torrealba, R OBP: 0.307, SLG: 0.375 (1, 2)		4-1 BB			1-0 G6-3		4-2 BB		0-0 B4-3	2	0	0	0	2	0	1
Sidney Ponson, R OBP: 0.042, SLG: 0.083 Pedro Feliz, R OBP: 0.262, SLG: 0.465 Matt Hergeles, L OBP: 0.333, SLG: 0.333 Todd Linden, S OBP: 0.294, SLG: 0.353 Marquis Grissom, R OBP: 0.311, SLG: 0.453 (9, 8)		1-0 F8			0-1 G4-3		0-0 P4		1-1 G4-3 1B	2	0	0	0	0	0	1

Inning Stats	R: 0	H: 1	E: 0	LOB: 2	K: 2	P: 19	R: 0	H: 0	E: 0	LOB: 1	K: 0	P: 13	R: 0	H: 2	E: 0	LOB: 1	K: 0	P: 11	R: 0	H: 1	E: 0	LOB: 1	K: 0	P: 16	R: 0	H: 2	E: 0	LOB: 3	K: 0	P: 24	R: 0	H: 0	E: 0	LOB: 1	K: 0	P: 13	R: 0	H: 0	E: 0	LOB: 0	K: 0	P: 5	R: 4	H: 5	E: 0	LOB: 1	K: 0	P: 15	R: 0	H: 1	E: 0	LOB: 3	K: 1	P: 28	1B: 8	SF: 0	2B: 1	SAC: 0	3B: 0	DP: 2	HR: 3	HBP: 0	WP: 0	PA: 43
--------------	------	------	------	--------	------	-------	------	------	------	--------	------	-------	------	------	------	--------	------	-------	------	------	------	--------	------	-------	------	------	------	--------	------	-------	------	------	------	--------	------	-------	------	------	------	--------	------	------	------	------	------	--------	------	-------	------	------	------	--------	------	-------	-------	-------	-------	--------	-------	-------	-------	--------	-------	--------

PITCHER	IP	WLS	BF	H	R	ER	SO	BB	IBB	HBP	BLK	WP	HR	S	P	ERA	WHIP
Doug Davis, L ERA: 4.08 (1, 1)	7.0	W	33	9	3	3	2	4	0	0	0	0	2	61	105	3.86	1.857
Glendon Rusch, L ERA: 6.85 (8, 1)	0.1	H	3	2	1	1	0	0	0	0	0	0	1	4	5	27.00	6.000
Leo Estrella, R ERA: 4.01 (8, 1)	0.2	H	1	0	0	0	0	0	0	0	0	0	0	3	6	0.00	0.000
Dan Kolb, R ERA: 1.95 (9, 1)	1.0	S	6	1	0	0	1	1	1	0	0	0	0	12	28	0.00	2.000

BOTTOM

Milwaukee Brewers @ San Francisco Giants
PacBell Park, San Francisco, CA

Sat Sep 13 2003, 4:05 PM EDT
Att: 41,403 - Sunny - 90 F

AB	37
R	4
H	12
RBI	4
BB	6
SO	3
LOB	21

livebaseballscorecards.com



Batter	1	2	3	4	5	6	7	8	9	10	11	AB R H RBI BB SO LOB	TOP																						
Scott Podsednik, L (1, 8) OBP: 0.381, SLG: 0.431	2-2 F7	0-1 SF8-3-5		3-2 SF8			2-1 2B		1-0 1B		4-0 IBB	3 0 2 3 1 0 0	Milwaukee Brewers @ San Francisco Giants PacBell Park, San Francisco, CA Sun Sep 14 2003, 4:05 PM EDT Att: 40,736 - Sunny - 75 F																						
Keith Ginter, R (1, 4) OBP: 0.362, SLG: 0.438	3-1 P5		2-3 K	0-0 G5-3			3-2 G6-4-3 HBP		1-3 K		1-3 K	5 0 0 0 0 3 4																							
Brady Clark, R (1, 7) OBP: 0.350, SLG: 0.423	2-1 HR		2-1 WP HBP HBP				1-2 G6-4-3				0-2 K	5 1 1 1 0 2 5																							
Richie Sexson, R (1, 3) OBP: 0.380, SLG: 0.539	4-0 1B BB		1-0 WP 1-2 HBP				0-1 G6-3		1-3 K		1-1 1B	3 0 1 0 1 1 0																							
Wes Helms, R (1, 5) OBP: 0.327, SLG: 0.441	3-1 1B		2-3 K				1-2 L4		1-3 K		3-3 K	5 0 1 0 0 3 3																							
Peter Zoccolillo, L (1, 9) Leo Estrella, R (10, 1) OBP: 0.100, SLG: 0.053	2-1 G1-5-3		4-1 1-2 2-3 BB				2-3 K		2-3 K		2-3 K	4 0 0 0 1 3 3 0 0 0 0 0 0 0																							
Keith Osik, R (1, 2) OBP: 0.346, SLG: 0.335		4-2 SH1-4 2 1B SF8-3-5 BB		0-1 G6-3			1-0 P5		2-2 G3-1 2 SH2-4 1B 1B		1-1 SH5-4 SH 1B	4 2 2 0 1 0 3																							
2 Bill Hall, R (1, 6) Royce Clayton, R (9, 6) OBP: 0.274, SLG: 0.411 OBP: 0.297, SLG: 0.327		0-1 SH1-4 1-2 SF8-3-5 1B		0-0 WP SH3-4 SF8 1B			1-2 L5		1-1 SH2-4		0-1 SH SH5-4	3 1 2 0 0 0 0 0 0 0 0 0 0 0																							
Wayne Franklin, L (1, 1) Mike Crutcher, R (8, 1) Shane Nance, L (8, 1) John Vander Wal, L (9, PH) Dan Kolb, R (9, 1) Jason Conti, L (10, 9) OBP: 0.143, SLG: 0.143 OBP: 0.362, SLG: 0.467 OBP: 0.250, SLG: 0.370		0-1 SH1-4		0-1 L SAFE SH3-4			1-3 K		0-0 G3-1		1-0 SH5-4	1 0 0 0 0 0 1 0 0 0 0 0 0 0 0 0 0 0 0 0 0 0 0 0 1 0 0 0 0 0 0 0 0 0 0 0 0 0 0 0																							
Inning Stats	R: 1 E: 0 K: 0 S: 11	H: 2 LOB: 2 BB: 1 P: 27	R: 1 E: 0 K: 0 S: 10	H: 1 LOB: 0 BB: 1 P: 14	R: 0 E: 0 K: 2 S: 10	H: 0 LOB: 3 BB: 1 P: 21	R: 1 E: 0 K: 0 S: 8	H: 1 LOB: 0 BB: 0 P: 11	R: 0 E: 0 K: 1 S: 9	H: 0 LOB: 0 BB: 0 P: 13	R: 0 E: 0 K: 3 S: 10	H: 0 LOB: 0 BB: 0 P: 14		R: 1 E: 0 K: 1 S: 10	H: 2 LOB: 1 BB: 0 P: 15	R: 0 E: 0 K: 3 S: 13	H: 1 LOB: 1 BB: 0 P: 19	R: 0 E: 1 K: 2 S: 12	H: 1 LOB: 3 BB: 1 P: 19	1B: 7 2B: 2 3B: 0 HR: 1	SF: 2 SAC: 5 DP: 2 HBP: 3	WP: 2 PB: 0 SB: 1 CS: 0	PA: 48												
PITCHER	IP WLS BF H R ER SO BB IBB HBP BLK WP HR S P ERA WHIP																																		
32 Kevin Correia, R (1, 1) ERA: 2.43	2.2	15	3	2	2	2	3	0	2	0	1	1	29	60	6.75	2.250																			
Dustin Hermanson, R (3, 1) ERA: 4.01	3.2	14	2	1	1	2	0	0	1	0	1	0	36	51	2.46	0.545																			
Jim Brower, R (7, 1) ERA: 3.9	1.2	4	0	0	0	3	0	0	0	0	0	0	13	18	0.00	0.000																			
Tim Worrell, R (9, 1) ERA: 2.48	2.0	9	3	1	1	4	0	0	0	0	0	0	23	34	4.50	1.500																			
Felix Rodriguez, R (11, 1) ERA: 3.21	1.0	W 6	1	0	0	2	0	1	0	0	0	0	12	19	0.00	1.000																			

livebaseballscorecards.com

AB	34
R	4
H	9
RBI	4
BB	4
SO	13
LOB	19



Batter	1	2	3	4	5	6	7	8	9	10	11	AB R H RBI BB SO LOB
Ray Durham, S OBP: 0.365, SLG: 0.419	(1, 4) B FC5-4	(2, 0) B FC5-4			(4, 2) B CS BB		(3, 1) B G6-3		(2, 1) B G4-3		(4, 1) B 1B BB	4 0 0 0 2 0 4
Jeffrey Hammonds, R OBP: 0.346, SLG: 0.445	(1, 7) X F8				(4, 1) B SAFE SAFE FC6-4 BB			(4, 2) B SAFE SAFE S BB		(0, 0) X F8	(1, 0) B 1B	2 0 0 0 1 0 0 0 0 0 0 1 0 0 0 0 0 0 0 0 0 2 0 1 1 0 0 0
Barry Bonds, L OBP: 0.533, SLG: 0.746	(8, PH)				(1, 2) X SAFE SAFE BB			(2, 3) L SAFE SAFE SAFE BB		(3, 1) B FC6-4 1B		5 1 2 0 0 2 2
Eric Young Sr., R OBP: 0.337, SLG: 0.399	(8, PR)				(0, 0) X SAFE SAFE BB			(1, 2) S BB		(1, 0) B FC6-4 1B		5 0 1 1 0 0 2
Todd Linden, S OBP: 0.316, SLG: 0.368	(9, 7)				(1, 2) X SAFE SAFE BB			(1, 1) B SAFE SAFE SAFE BB		(1, 0) B FC6-4 1B		3 0 0 0 0 0 1 0 0 0 0 0 0 0 0 0 0 0 0 0 0 1 0 0 0 0 0 2 0 0 0 0 0 0 0 1 0 0 0 0 0 1 0 0 0 0 0 0 0
Rich Aurilia, R OBP: 0.322, SLG: 0.413	(1, 6) C 2B				(3, 0) B F9			(1, 0) B F8		(1, 0) B FC6-4 1B		5 0 1 1 0 0 2
Andres Galarraga, R OBP: 0.343, SLG: 0.479	(1, 3) C 2B				(2, 2) B F8			(1, 0) B L9		(1, 0) B F8		3 0 0 0 0 0 1 0 0 0 0 0 0 0 0 0 0 0 0 0 0 1 0 0 0 0 0 2 0 0 0 0 0 0 0 1 0 0 0 0 0 1 0 0 0 0 0 0 0
Edgardo Alfonzo, R OBP: 0.329, SLG: 0.383	(1, 5) C F9				(0, 1) S L8			(3, 1) B F9		(0, 2) C SH3-4 3B 1B		4 1 2 0 0 0 0 0 1 0 0 0 0 0 1 0 0 0 0 0 0
Jim Brower, R OBP: 0.222, SLG: 0.176	(7, 1) X F9				(3, 1) B P3			(0, 0) X G5-3		(0, 1) C SH3-4		4 1 1 0 0 0 1
J.T. Snow, L OBP: 0.380, SLG: 0.413	(8, PH)				(2, 2) B HR			(1, 0) B F8		(1, 3) B K		5 1 2 2 0 2 3
Neil Perez, S OBP: 0.291, SLG: 0.361	(8, PH)				(0, 1) F FC2-6 1B			(4, 0) B BB		(0, 0) X 3B		1 0 0 0 0 0 1 1 0 0 0 0 0 0 2 0 2 1 1 0 0
Tim Worrell, R OBP: 0.219, SLG: 0.237	(9, 1)				(0, 1) F G4-3							
Marvin Benard, L OBP: 0.219, SLG: 0.237	(10, PH)											
Felix Rodriguez, R OBP: 1.000, SLG: 1.000	(11, 1)											
Benito Santiago, R OBP: 0.322, SLG: 0.424	(1, 2) C 1B 2B											
Cody Ransom, R OBP: 0.280, SLG: 0.417	(9, PR)											
Yorvit Torrealba, R OBP: 0.305, SLG: 0.373	(10, 2)											
Marquis Grissom, R OBP: 0.311, SLG: 0.452	(1, 8) B F9											
José Cruz Jr., S OBP: 0.363, SLG: 0.412	(1, 9) F FC2-6 1B											
32 Kevin Correia, R OBP: 0.272, SLG: 0.479	(1, 1) C FC2-6 FC5-4 1B											
Dustin Hermanson, R	(3, 1)											
Pedro Feliz, R	(7, 5)											

BOTTOM

Milwaukee Brewers @ San Francisco Giants
PacBell Park, San Francisco, CA
Sun Sep 14 2003, 4:05 PM EDT
Att. 40,736 - Sunny - 75 F

livebaseballscores.com


AB	41
R	5
H	11
RBI	5
BB	5
SO	4
LOB	17



PITCHER	IP	WLS	BF	H	R	ER	SO	BB	IBB	HBP	BLK	WP	HR	S	P	ERA	WHIP
Wayne Franklin, L ERA: 5.33	(1, 1)	7.0	28	5	3	3	1	3	0	0	0	1	1	52	99	3.86	1.143
Mike Crudale, R ERA: 2.76	(8, 1)	0.2	3	0	0	0	1	1	0	0	0	0	0	8	15	0.00	1.500
Shane Nance, L ERA: 5.49	(8, 1)	0.1	1	0	0	0	0	0	0	0	0	0	0	2	3	0.00	0.000
Dan Kolb, R ERA: 2.13	(9, 1)	1.0	B	5	2	1	1	0	0	0	0	0	0	11	14	9.00	2.000
Leo Estrella, R ERA: 4.05	(10, 1)	1.2	L	10	4	1	1	1	0	0	0	0	0	18	36	5.40	3.000

PITCHER	IP	WLS	BF	H	R	ER	SO	BB	IBB	HBP	BLK	WP	HR	S	P	ERA	WHIP

WP:	1	PA:	47
PB:	0		
SB:	1		
CS:	1		

Batter	1	2	3	4	5	6	7	8	9	AB R H RBI BB SO LOB	TOP
Scott Podsednik, L (1, 8) OBP: 0.382, SLG: 0.431	3-2 F7			0-2 F8		0-1 G4-6-3 1B			1-2 1B	4 0 2 0 0 0 0	Milwaukee Brewers @ St. Louis Cardinals Busch Stadium, St. Louis, MO Mon Sep 15 2003, 7:10 PM CDT Att. 27,925 - Sunny - 78 F livebaseballscorecards.com AB 31 R 2 H 7 RBI 2 BB 0 SO 4 LOB 7 
Keith Ginter, R (1, 4) OBP: 0.361, SLG: 0.446 Enrique Cruz, R (6, 5) OBP: 0.155, SLG: 0.106	1-2 G1-3			3-2 HR		2-1 G4-6-3 1-2f			3-3 K	3 1 1 1 0 0 1 1 0 0 0 0 1 1	
Brady Clark, R (1, 7) OBP: 0.345, SLG: 0.417	3-1 G5-3			0-1 F8			2-2 F8		2-3 K	4 0 0 0 0 1 1	
Richie Sexson, R (1, 3) OBP: 0.379, SLG: 0.539			3-3 K	3-1 G6-3			2-2 F9-3-6 2B		0-0 F8	4 0 1 0 0 1 1	
John Vander Wal, L (1, 9) OBP: 0.350, SLG: 0.466 Mark Smith, R (4, 7) OBP: 0.239, SLG: 0.512			1-0 G4-3		3-3 K		0-2 F9-3-6 2-2			1 0 0 0 0 0 0 2 0 0 0 0 1 1	
Wes Helms, R (1, 5) OBP: 0.328, SLG: 0.439 Rickie Weeks Jr., R (6, 4)			1-1 F9		0-0 G6-3			0-2 P4		2 0 0 0 0 0 0 1 0 0 0 0 0 0	
Eddie Pérez, R (1, 2) OBP: 0.306, SLG: 0.420			0-0 F9		1-2 G5-3			1-2 2B 1B		3 0 1 0 0 0 0	
2 Bill Hall, R (1, 6) OBP: 0.284, SLG: 0.445			1-2 G3-1		0-0 HR			1-2 G6-4-3 1B		3 1 2 1 0 0 0	
Wes Obermueller, R (1, 1) OBP: 0.111, SLG: 0.111 Glendon Rusch, L (3, 1) OBP: 0.270, SLG: 0.206 Peter Zoccolillo, L (8, PH) OBP: 0.095, SLG: 0.050 Brooks Kieschnick, L (8, 1) OBP: 0.373, SLG: 0.629			2-2 G4-3		0-0 G4-3			1-0 G6-4-3 1-2f		1 0 0 0 0 0 0 1 0 0 0 0 0 0 1 0 0 0 0 0 2 0 0 0 0 0 0 0	
Inning Stats	R: 0 H: 0 E: 0 LOB: 0 K: 0 BB: 0 S: 10 P: 17	R: 0 H: 0 E: 0 LOB: 0 K: 1 BB: 0 S: 6 P: 11	R: 0 H: 0 E: 0 LOB: 0 K: 0 BB: 0 S: 7 P: 10	R: 1 H: 1 E: 0 LOB: 0 K: 0 BB: 0 S: 12 P: 18	R: 0 H: 0 E: 0 LOB: 0 K: 1 BB: 0 S: 7 P: 11	R: 1 H: 2 E: 0 LOB: 0 K: 0 BB: 0 S: 6 P: 8	R: 0 H: 1 E: 0 LOB: 0 K: 0 BB: 0 S: 10 P: 14	R: 0 H: 2 E: 0 LOB: 1 K: 0 BB: 0 S: 11 P: 14	R: 0 H: 1 E: 0 LOB: 1 K: 2 BB: 0 S: 12 P: 18	1B: 4 SF: 0 2B: 2 SAC: 0 3B: 0 DP: 3 HR: 2 HBP: 0	
PITCHER	IP WLS BF H R ER SO BB IBB HBP BLK WP HR S P ERA WHIP										
Brett Tomko, R (1, 1) ERA: 5.27 44 Jason Isringhausen, R (9, 1) ERA: 2.08	8.0 W 27 6 2 2 2 0 0 0 0 0 2 69 103 2.25 0.750										
	1.0 4 1 0 0 2 0 0 0 0 0 0 12 18 0.00 1.000										

Batter	1	2	3	4	5	6	7	8	9
Bo Hart, R OBP: 0.322, SLG: 0.401 (1, 4)	0-1 G5-3	0-0 1B	1-1 P3		0-3 K		1-3 K	1-2 FC5-4	
Orlando Palmeiro, L OBP: 0.332, SLG: 0.336 So Taguchi, R OBP: 0.311, SLG: 0.452 (7, PH) (8, 8)	3-2 G3-1	0-0 1B	1-0 1B		0-0 F7		4-2 1B BB	2-3 K	
5 Albert Pujols, R OBP: 0.441, SLG: 0.686 Miguel Cairo, R OBP: 0.293, SLG: 0.392 (1, 7) (8, 5)	1-0 G6-3	0-2 G4-3	4-0 IBB		0-1 HR		0-1 L9		
15 Jim Edmonds, L OBP: 0.386, SLG: 0.613 Eli Marrero, R OBP: 0.280, SLG: 0.391 (7, PH) (8, 9)		4-2 27 WP 1B BB	1-2 HR		3-3 K		0-0 1B		
27 Scott Rolen, R OBP: 0.375, SLG: 0.523 Eduardo Perez, R OBP: 0.360, SLG: 0.455 (7, PH) (8, 3)		2-2 G5-3	2-2 2B FC6-2 1B		4-2 1B BB		0-2 P2	2-2 G6-3	
Tino Martinez, L OBP: 0.351, SLG: 0.425 Kerry Robinson, L OBP: 0.289, SLG: 0.332 (1, 3) (8, 7)		1-3 K	0-2 FC6-2 FC5 2B		3-2 1B 1B		0-1 G6-3	1-1 E6 1B	
Edgar Renteria, R OBP: 0.387, SLG: 0.475 (1, 6)		4-1 BB 1B IBB	0-2 FC6-2 FC5 1B		0-2 G4-6-3 1B		1-0 E 2B	3-2 FC5-4 1B	
Chris Widger, R OBP: 0.260, SLG: 0.264 (1, 2)		4-2 1B 1B BB	1-2 FC5 1B		1-0 F9		2-2 E5 1B	2-3 K	
Brett Tomko, R OBP: 0.349, SLG: 0.322 Joe Girardi, R OBP: 0.190, SLG: 0.105 44 Jason Istringhausen, R OBP: 0.500, SLG: 1.500 (8, PH) (9, 1)		1-2 1B 1B	1-2 1B 1B		0-2 G4-6-3		0-1 F7	2-1 FC5-4 1B	

Inning Stats	R: 0	H: 0	E: 0	LOB: 0	K: 0	BB: 0	S: 6	R: 3	H: 3	E: 0	LOB: 3	K: 1	BB: 3	S: 19	R: 4	H: 5	E: 0	LOB: 3	K: 0	BB: 1	S: 26	R: 1	H: 2	E: 0	LOB: 1	K: 0	BB: 1	S: 15	R: 1	H: 1	E: 0	LOB: 0	K: 2	BB: 0	S: 12	R: 1	H: 2	E: 1	LOB: 1	K: 0	BB: 0	S: 13	R: 0	H: 1	E: 0	LOB: 2	K: 1	BB: 1	S: 15	R: 1	H: 2	E: 1	LOB: 2	K: 2	BB: 0	S: 18	R: 4	H: 3	E: 0	LOB: 3	K: 1	BB: 3	S: 19	R: 3	H: 3	E: 0	LOB: 3	K: 1	BB: 3	S: 19	R: 1	H: 3	E: 0	LOB: 3	K: 0	BB: 1	S: 26	R: 1	H: 2	E: 0	LOB: 1	K: 0	BB: 1	S: 15	R: 1	H: 1	E: 0	LOB: 0	K: 2	BB: 0	S: 12	R: 1	H: 2	E: 1	LOB: 1	K: 0	BB: 0	S: 13	R: 0	H: 1	E: 0	LOB: 2	K: 1	BB: 1	S: 15	R: 1	H: 2	E: 1	LOB: 2	K: 2	BB: 0	S: 18	R: 4	H: 3	E: 0	LOB: 3	K: 1	BB: 3	S: 19
--------------	------	------	------	--------	------	-------	------	------	------	------	--------	------	-------	-------	------	------	------	--------	------	-------	-------	------	------	------	--------	------	-------	-------	------	------	------	--------	------	-------	-------	------	------	------	--------	------	-------	-------	------	------	------	--------	------	-------	-------	------	------	------	--------	------	-------	-------	------	------	------	--------	------	-------	-------	------	------	------	--------	------	-------	-------	------	------	------	--------	------	-------	-------	------	------	------	--------	------	-------	-------	------	------	------	--------	------	-------	-------	------	------	------	--------	------	-------	-------	------	------	------	--------	------	-------	-------	------	------	------	--------	------	-------	-------	------	------	------	--------	------	-------	-------

PITCHER	IP	WLS	BF	H	R	ER	SO	BB	IBB	HBP	BLK	WP	HR	S	P	ERA	WHIP
Wes Obermueller, R ERA: 5.57 (1, 1)	2.1	L	18	7	7	7	1	2	1	0	0	1	1	47	72	27.00	3.857
Glendon Rusch, L ERA: 6.73 (3, 1)	4.2		23	7	3	2	3	2	1	0	0	0	1	59	86	3.86	1.929
Brooks Kieschnick, R ERA: 5.04 (8, 1)	1.0		6	2	1	0	2	0	0	0	0	0	0	18	29	0.00	2.000

AB	R	H	RBI	BB	SO	LOB
6	0	1	1	0	2	4
4	0	2	1	0	0	0
1	0	0	0	1	1	2
4	1	1	1	1	0	4
0	0	0	0	0	0	0
3	2	1	1	1	1	3
1	0	1	0	0	0	0
3	1	1	0	1	0	1
1	0	0	0	0	0	2
4	1	2	0	0	1	1
1	1	0	0	0	0	0
4	3	3	1	1	0	2
4	2	1	1	1	1	5
4	0	2	3	0	0	3
1	0	1	1	0	0	0
0	0	0	0	0	0	0


Milwaukee Brewers @ St. Louis Cardinals
Busch Stadium, St. Louis, MO
 Mon Sep 15 2003, 7:10 PM CDT
 Att: 27,925 - Sunny - 78 F

AB	41
R	11
H	16
RBI	10
BB	6
SO	6
LOB	27

livebaseballscores.com



WP	PA
1	47
PB	0
SB	0
CS	0

Batter	1	2	3	4	5	6	7	8	9	AB R H RBI BB SO LOB	TOP											
Scott Podsednik, L (1, 8) OBP: 0.382, SLG: 0.430	0-3 K		4-2 BB		0-1 F7	2-1 1B			0-3 K	4 0 1 2 1 2 0	Milwaukee Brewers @ St. Louis Cardinals Busch Stadium, St. Louis, MO Tue Sep 16 2003, 7:10 PM CDT Att. 27,405 - Sunny - 79 F											
Keith Ginter, R (1, 4) OBP: 0.359, SLG: 0.441	1-1 G5-3		2-3 K		4-2 BB	2-2 F9			1-2 G6-3	4 0 0 0 1 1 3												
Brady Clark, R (1, 9) OBP: 0.341, SLG: 0.411	1-3 K		3-2 F7		0-0 G4-3			0-3 K		4 0 0 0 0 2 2												
Richie Sexson, R (1, 3) OBP: 0.378, SLG: 0.536		2-1 P4		4-0 HR BB		2-3 K		2-3 K		3 1 0 0 1 2 0												
Mark Smith, R (1, 7) OBP: 0.260, SLG: 0.500		2-1 1B 1B		0-0 P5		4-0 2 BB 1B BB		0-0 F9		3 1 1 0 1 0 1												
Wes Helms, R (1, 5) OBP: 0.329, SLG: 0.447		3-1 2 FC6-4 1B		1-2 1-H HR		4-2 1B 2 BB BB		2-2 L9		3 2 2 2 1 0 0												
Eddie Pérez, R (1, 2) OBP: 0.303, SLG: 0.415		1-1 P4		1-1 G5-3		1-3 K		0-1 G5-3		4 0 0 0 0 1 4												
2 Bill Hall, R (1, 6) OBP: 0.283, SLG: 0.434		1-1 FC6-4 1-2f		3-2 F7		4-1 1B 1B BB		1-3 K		3 1 0 0 1 1 2												
Luis Martinez, L (1, 1) Dave Burba, R (4, 1) Peter Zoccolillo, L (6, PH) Mike Crudale, R (6, 1) Shane Nance, L (7, 1) Luis Vizcaino, R (8, 1) Jason Conti, L (9, PH) OBP: 0.241, SLG: 0.357			3-2 G5-3		0-3 K	0-1 1B 1B			0-0 G4-3	1 0 0 0 0 0 0 0 1 0 0 0 0 0 1 0 1 0 1 1 0 1 0 0 0 0 0 0 0												
Inning Stats	R: 0 E: 0 K: 2 S: 9	H: 0 LOB: 0 BB: 0 P: 11	R: 0 E: 0 K: 0 S: 10	H: 2 LOB: 2 BB: 0 P: 19	R: 0 E: 0 K: 1 S: 13	H: 0 LOB: 1 BB: 1 P: 25	R: 2 E: 0 K: 0 S: 9	H: 1 LOB: 0 BB: 1 P: 18	R: 0 E: 0 K: 1 S: 9	H: 0 LOB: 1 BB: 1 P: 13		R: 3 E: 0 K: 2 S: 17	H: 2 LOB: 2 BB: 3 P: 36	R: 0 E: 0 K: 2 S: 7	H: 0 LOB: 0 BB: 0 P: 9	R: 0 E: 0 K: 1 S: 8	H: 0 LOB: 0 BB: 0 P: 11	R: 0 E: 0 K: 1 S: 7	H: 0 LOB: 0 BB: 0 P: 8	1B: 4 2B: 0 3B: 0 HR: 1	SF: 0 SAC: 0 DP: 0 HBP: 0	WP: 0 PB: 0 SB: 0 CS: 0
PITCHER	IP WLS BF H R ER SO BB IBB HBP BLK WP HR S P ERA WHIP																					
Sterling Hitchcock, L (1, 1) ERA: 4.77	5.1 W 24 3 4 4 5 5 0 0 0 0 1 55 101 6.75 1.500																					
Jason Simontacchi, R (6, 1) ERA: 5.59	0.1 H 3 1 0 0 1 1 0 0 0 0 0 7 12 0.00 6.000																					
Jeff Fassero, L (6, 1) ERA: 5.88	0.0 1 1 1 1 0 0 0 0 0 0 0 2 4 ∞ ∞																					
Cal Eldred, R (6, 1) ERA: 3.9	2.1 H 7 0 0 0 3 0 0 0 0 0 0 18 25 0.00 0.000																					
44 Jason Isringhausen, R (9, 1) ERA: 2.02	1.0 S 3 0 0 0 1 0 0 0 0 0 0 7 8 0.00 0.000																					

livebaseballscorecards.com

AB	32
R	5
H	5
RBI	5
BB	6
SO	10
LOB	12

Batter	1	2	3	4	5	6	7	8	9
Bo Hart, R OBP: 0.321, SLG: 0.403 (1, 4)	2-3 K	1-1 SH1-3		1-1 SH5-3 5 1B 2B		2-3 K		1-2 G3-1	
15 Jim Edmonds, L OBP: 0.385, SLG: 0.609 (1, 8)	1-3 K	0-0 P2		0-0 SH5-3 2-3		3-3 K		4-2 BB	
5 Albert Pujols, R OBP: 0.443, SLG: 0.688 (1, 7)	2-0 27 1B 2B		1-1 27 2B WP 1B	3-1 1B		4-1 BB		3-3 K	
27 Scott Rolen, R OBP: 0.376, SLG: 0.525 (1, 5)	0-2 BB 2B 1B		1-1 WP 2B	3-2 P3		2-3 K			
Eduardo Perez, R OBP: 0.360, SLG: 0.451 (1, 9)	4-2 2B BB		1-1 L6	1-2 F9			0-1 L9		
J.D. Drew, L OBP: 0.366, SLG: 0.518 (5, 9)	1-2 2B BB								
Edgar Renteria, R OBP: 0.390, SLG: 0.477 (1, 6)	0-2 1-H 2-H 2B		4-0 BB IBB		3-1 L8		4-2 S BB		
Tino Martinez, L OBP: 0.352, SLG: 0.427 (1, 3)	3-1 G4-3		4-0 1 SAFE BB		1-1 2B		1-3 K		
Mike Matheny, R OBP: 0.313, SLG: 0.348 (1, 2)		1-2 SH5-4 SH1-3 2B	3-3 K		3-3 K		2-3 K		
Sterling Hitchcock, L OBP: 0.143, SLG: 0.143 (1, 1)		0-0 SH5-4	2-3 K		1-2 G1-3			2-3 K	
Jason Simonacchi, R OBP: 0.126, SLG: 0.162 (6, 1)									
Jeff Fassero, L OBP: 0.500, SLG: 0.500 (6, 1)									
Cal Eldred, R OBP: 0.500, SLG: 0.500 (8, 1)									
Miguel Cairo, R OBP: 0.292, SLG: 0.390 (8, PH)									
44 Jason Iiringhausen, R OBP: 0.500, SLG: 1.500 (9, 1)									

AB	R	H	RBI	BB	SO	LOB
4	1	1	1	0	2	0
3	0	0	0	1	2	0
4	2	3	1	1	1	1
4	1	2	1	0	1	2
2	1	0	0	1	0	3
1	0	0	0	0	0	0
2	0	1	2	2	0	0
3	0	1	0	1	1	2
4	1	1	0	0	3	5
2	0	0	0	0	1	4
0	0	0	0	0	0	0
0	0	0	0	0	0	0
0	0	0	0	0	0	0
1	0	0	0	0	1	0
0	0	0	0	0	0	0

BOTTOM	
AB	30
R	6
H	9
RBI	5
BB	6
SO	12
LOB	17
1B: 3	SF: 0
2B: 6	SAC: 3
3B: 0	DP: 0
HR: 0	HBP: 0
WP: 1	PA: 39
PB: 0	
SB: 1	
CS: 0	

Milwaukee Brewers @ St. Louis Cardinals
Busch Stadium, St. Louis, MO
 Tue Sep 16 2003, 7:10 PM CDT
 Att: 27,405 - Sunny - 79 F

AB	30
R	6
H	9
RBI	5
BB	6
SO	12
LOB	17



Inning Stats		R	H	E	K	S	P	R	H	E	K	S	P	R	H	E	K	S	P	R	H	E	K	S	P	R	H	E	K	S	P			
Luis Martinez, L ERA: 8.76 (1, 1)	IP	3.1	WLS	L	BF	21	H	8	R	6	ER	6	SO	4	BB	2	IBB	1	HBP	0	BLK	0	WP	1	HR	0	S	47	P	81	ERA	16.20	WHIP	3.000
Dave Burba, R ERA: 3.0 (4, 1)	IP	1.2	WLS		BF	6	H	1	R	0	ER	0	SO	1	BB	0	IBB	0	HBP	0	BLK	0	WP	0	HR	0	S	17	P	29	ERA	0.00	WHIP	0.600
Mike Crudale, R ERA: 2.6 (6, 1)	IP	1.0	WLS		BF	4	H	0	R	0	ER	0	SO	3	BB	1	IBB	0	HBP	0	BLK	0	WP	0	HR	0	S	11	P	22	ERA	0.00	WHIP	1.000
Shane Nance, L ERA: 5.06 (7, 1)	IP	1.2	WLS		BF	7	H	0	R	0	ER	0	SO	3	BB	2	IBB	0	HBP	0	BLK	0	WP	0	HR	0	S	20	P	34	ERA	0.00	WHIP	1.200
Luis Vizcaino, R ERA: 6.75 (8, 1)	IP	0.1	WLS		BF	1	H	0	R	0	ER	0	SO	1	BB	0	IBB	0	HBP	0	BLK	0	WP	0	HR	0	S	3	P	6	ERA	0.00	WHIP	0.000

Batter	1	2	3	4	5	6	7	8	9	AB R H RBI BB SO LOB	TOP																
Scott Podsednik, L (1, 8) OBP: 0.385, SLG: 0.435	2-1 SF8 3B		1-2 S 1B		4-1 HR BB		2-2 G6-3		4-2 S 1B BB	3 3 2 0 2 0 0																	
Jason Conti, L (1, 9) OBP: 0.265, SLG: 0.469	0-2 SF8		0-2 P3 SAFE		0-0 HR 1-H 2-H			1-3 K	3-1 1B	4 1 2 5 0 1 1																	
Keith Ginter, R (1, 4) OBP: 0.362, SLG: 0.440	2-2 F9		4-0 FC6-4 BB		0-2 G3			0-1 FC4-6 1B	4-0 BB	3 0 1 0 2 0 0																	
Richie Sexson, R (1, 3) OBP: 0.375, SLG: 0.531	0-3 K		2-2 FC6-4 1-2f		2-1 G6-3			0-1 FC6 1-2 FC4-6	1-3 K	5 0 0 0 0 2 5																	
Wes Helms, R (1, 5) OBP: 0.330, SLG: 0.446					1-2 L9-3 1B			0-0 FC4-6 1-2f 2-3	3-3 K	5 0 2 0 0 2 4																	
Peter Zoccolillo, L (1, 7) OBP: 0.154, SLG: 0.160					1-1 F8			2-3 K		4 0 1 0 0 2 4																	
Keith Osik, R (1, 2) OBP: 0.345, SLG: 0.330					2-1 L9-3 1-1			3-2 G4-6-3 1-2f	4-2 HR BB	3 1 0 0 1 0 3																	
Royce Clayton, R (1, 6) OBP: 0.297, SLG: 0.327					1-1 G6-3			3-2 F9	0-3 K	4 1 1 0 0 1 2																	
15 Ben Sheets, R (1, 1) OBP: 0.091, SLG: 0.077 Shane Nance, L (6, 1) Rickie Weeks Jr., R (7, PH) Leo Estrella, R (7, 1) Brooks Kieschnick, L (9, PH) Dan Kolb, R (9, 1)					1-3 K			3-3 K	0-1 HR	1 0 0 0 0 0 1 0 0 0 0 0 0 0 0 0 1 0 0 0 0 0 1 0 0 0 0 0 0 0 0 0 1 1 1 2 0 0 0 0 0 0 0 0 0 0 0 0																	
Inning Stats	R: 1 E: 0 K: 1 S: 13	H: 1 LOB: 0 BB: 0 P: 17	R: 0 E: 0 K: 1 S: 9	H: 1 LOB: 1 BB: 0 P: 13	R: 0 E: 0 K: 1 S: 12	H: 1 LOB: 2 BB: 1 P: 20	R: 0 E: 0 K: 0 S: 7	H: 1 LOB: 0 BB: 0 P: 11	R: 3 E: 0 K: 0 S: 13	H: 2 LOB: 0 BB: 1 P: 20	R: 0 E: 0 K: 1 S: 12	H: 1 LOB: 0 BB: 0 P: 17	R: 0 E: 0 K: 1 S: 9	H: 0 LOB: 0 BB: 0 P: 17	R: 0 E: 1 K: 2 S: 12	H: 1 LOB: 2 BB: 0 P: 15	R: 3 E: 0 K: 3 S: 26	H: 2 LOB: 2 BB: 3 P: 45	1B: 6 2B: 2 3B: 1 HR: 2	SF: 1 SAC: 1 DP: 2 HBP: 0	WP: 0 PB: 0 SB: 2 CS: 0	PA: 41					
PITCHER	IP WLS BF H R ER SO BB IBB HBP BLK WP HR S P ERA WHIP																										
Garrett Stephenson, R (1, 1) ERA: 4.59	6.0		25	7	4	4	4	2	0	0	0	0	1	66	98	6.00	1.500										
Jason Simontacchi, R (7, 1) ERA: 5.55	1.0	H	3	0	0	0	1	0	0	0	0	0	0	9	17	0.00	0.000										
Mike DeJean, R (8, 1) ERA: 4.73	1.0	H	5	1	0	0	2	0	0	0	0	0	0	12	15	0.00	1.000										
44 Jason Isringhausen, R (9, 1) ERA: 2.75	0.1	L	5	2	3	3	1	2	0	0	0	0	1	18	29	81.00	12.000										
Jimmy Journell, R (9, 1) ERA: 4.32	0.2		3	0	0	0	2	1	0	0	0	0	0	8	16	0.00	1.500										

Milwaukee Brewers @ St. Louis Cardinals
 Busch Stadium, St. Louis, MO
 Wed Sep 17 2003, 7:10 PM CDT
 Att. 27,567 - Sunny - 82 F

AB	34
R	7
H	10
RBI	7
BB	5
SO	10
LOB	19



BOTTOM

Milwaukee Brewers @ St. Louis Cardinals
 Busch Stadium, St. Louis, MO
 Wed Sep 17 2003, 7:10 PM CDT
 Att: 27,567 - Sunny - 82 F

livebaseballscorecards.com

AB	36
R	6
H	13
RBI	6
BB	2
SO	7
LOB	17



WP: 0	PA: 41
PB: 1	
SB: 0	
CS: 0	

AB R H RBI BB SO LOB

5	1	1	0	0	1	2
4	1	1	1	0	1	2
0	0	0	0	0	0	0
0	0	0	0	0	0	0
1	0	0	0	0	0	1

5 0 2 0 0 0 2

4 1 0 0 1 2 3

4 1 3 2 1 0 0

3	1	0	0	0	1	3
0	0	0	0	0	0	0
0	0	0	0	0	0	0
0	0	0	0	0	0	0

4 0 2 2 0 0 0

4 1 3 1 0 1 2

2	0	1	0	0	1	2
0	0	0	0	0	0	0

1B: 10	SF: 0
2B: 3	SAC: 2
3B: 0	DP: 2
HR: 0	HBP: 1

Batter	1	2	3	4	5	6	7	8	9
Fernando Vina, L (1, 4) OBP: 0.319, SLG: 0.404	1-1 P6		0-0 FC5-2 15 BB 27 1B	1-2 G4-3		2-3 K2-3		0-0 G3	
J.D. Drew, L (1, 9) OBP: 0.364, SLG: 0.513	2-1 F7		0-0 FC5-2 15 BB 27 1B	3-3 K		1-0 5 1B 1B		1-0 G5-3	
Jason Simontacchi, R (7, 1) OBP: 0.135, SLG: 0.162			1-2 3-H			3-H 1B			
So Taguchi, R (8, 9) OBP: 0.311, SLG: 0.452			0-2 F9	2-1 1B		2-1 1B			
Orlando Palmeiro, L (8, PH) OBP: 0.331, SLG: 0.334									
5 Albert Pujols, R (1, 7) OBP: 0.443, SLG: 0.685	3-2 G5-3		0-2 F9	2-1 1B		2-1 1B			2-1 P2
15 Jim Edmonds, L (1, 8) OBP: 0.383, SLG: 0.604		0-3 K	4-1 HBP 27 1B 1B BB	0-0 F7		3-2 G3-1			0-3 K
27 Scott Rolen, R (1, 5) OBP: 0.379, SLG: 0.526		4-1 2B BB	2-2 HBP 1B		1-2 G6-3 1B		2-0 G3-6-3 1B		0-2 G6-3
Tino Martinez, L (1, 3) OBP: 0.351, SLG: 0.424		1-3 K	4-2 1B		0-1 G6-3		1-2 G3-6-3		
Mike DeJean, R (8, 1)			1-2 2-H 2-3 3-H		1-2f		1-2f		
44 Jason Istringhausen, R (9, 1) OBP: 0.500, SLG: 1.500		1-3 K	1-2 2-3 HBP						
Jimmy Journell, R (9, 1)									
Edgar Renteria, R (1, 6) OBP: 0.390, SLG: 0.478	1 SAFE 3-1 2B		1-2 PB 1B		0-0 P4		1-2 G5-3		
Chris Widger, R (1, 2) OBP: 0.280, SLG: 0.308		1-3 K	2-2 1-2 2-H			2-1 SH5-4 1B 2B		2-2 SH5-4 2B	
Garrett Stephenson, R (1, 1) OBP: 0.271, SLG: 0.205			1-0 FC5-2 1B			0-1 SH5-4		0-0 SH5-4	
Kerry Robinson, L (6, PH) OBP: 0.289, SLG: 0.332						2-3		2-3	

Inning Stats	R: 0	H: 0	E: 0	K: 10	S: 10	H: 1	LOB: 0	BB: 0	P: 16	R: 0	H: 1	E: 0	K: 3	S: 12	H: 5	LOB: 2	BB: 1	P: 41	R: 0	H: 1	E: 0	K: 1	S: 12	H: 1	LOB: 1	BB: 0	P: 18	R: 0	H: 1	E: 0	K: 0	S: 8	H: 3	LOB: 2	BB: 0	P: 25	R: 0	H: 1	E: 0	K: 0	S: 7	H: 1	LOB: 0	BB: 0	P: 11	R: 0	H: 1	E: 0	K: 0	S: 6	H: 1	LOB: 1	BB: 0	P: 9	R: 0	H: 0	E: 0	K: 1	S: 10	H: 0	LOB: 0	BB: 0	P: 12	1B: 10	SF: 0	2B: 3	SAC: 2	3B: 0	DP: 2	HR: 0	HBP: 1	WP: 0	PA: 41
--------------	------	------	------	-------	-------	------	--------	-------	-------	------	------	------	------	-------	------	--------	-------	-------	------	------	------	------	-------	------	--------	-------	-------	------	------	------	------	------	------	--------	-------	-------	------	------	------	------	------	------	--------	-------	-------	------	------	------	------	------	------	--------	-------	------	------	------	------	------	-------	------	--------	-------	-------	--------	-------	-------	--------	-------	-------	-------	--------	-------	--------

PITCHER	IP	WLS	BF	H	R	ER	SO	BB	IBB	HBP	BLK	WP	HR	S	P	ERA	WHIP
15 Ben Sheets, R (1, 1) ERA: 4.36	5.2		30	11	6	6	6	2	0	1	0	0	0	77	122	9.53	2.294
Shane Nance, L (6, 1) ERA: 4.98	0.1		1	0	0	0	0	0	0	0	0	0	0	5	8	0.00	0.000
Leo Estrella, R (7, 1) ERA: 3.92	2.0	W	7	2	0	0	0	0	0	0	0	0	0	13	20	0.00	1.000
Dan Kolb, R (9, 1) ERA: 2.08	1.0	S	3	0	0	0	1	0	0	0	0	0	0	10	12	0.00	0.000

Batter	1	2	3	4	5	6	7	8	9	AB R H RBI BB SO LOB	TOP									
Scott Podsednik, L (1, 8) OBP: 0.383, SLG: 0.432	1-2 F9		2-3 K			2-2 F7		2-2 G4-3		4 0 0 0 0 1 0	Milwaukee Brewers @ St. Louis Cardinals Busch Stadium, St. Louis, MO Thu Sep 18 2003, 7:10 PM CDT Att. 29,729 - Sunny - 85 F									
Jason Conti, L (1, 9) OBP: 0.263, SLG: 0.444	1-3 K		2-3 K			0-1 FC5-4 1B		1-1 F9	4 0 1 0 0 2 0											
Keith Ginter, R (1, 4) OBP: 0.360, SLG: 0.436 Rickie Weeks Jr., R (8, 4)	2-2 L8		2-3 K			2-2 P6		0-3 K	3 0 0 0 0 1 1 1 0 0 0 0 1 0											
Richie Sexson, R (1, 3) OBP: 0.377, SLG: 0.531		4-2 2 1B 1B BB		4-1 G5-4-3 BB		0-0 FC5-4 1-2f		4-0 WP BB	1 0 0 0 3 0 1											
Wes Helms, R (1, 5) OBP: 0.329, SLG: 0.445		0-0 2 1B 1-2 1B		1-0 G5-4-3 1-2f		2-2 P2		3-2 P3 1-2	4 0 1 0 0 0 2											
Peter Zoccolillo, L (1, 7) OBP: 0.138, SLG: 0.143		2-1 L4		3-3 K		1-0 L4			3 0 0 0 0 1 2											
Eddie Pérez, R (1, 2) OBP: 0.300, SLG: 0.411		2-2 F8			1-0 F8		0-1 L9		3 0 0 0 0 0 2											
2 Bill Hall, R (1, 6) OBP: 0.285, SLG: 0.431 Dave Burba, R (8, 1)		1-1 1-2 2-3 1B			1-0 B5-3		0-3 K		3 0 1 0 0 1 0 0 0 0 0 0 0 0											
Matt Kinney, R (1, 1) OBP: 0.071, SLG: 0.056 Luis Vizcaino, R (5, 1) Brooks Kieschnick, L (7, 1) OBP: 0.362, SLG: 0.683 Enrique Cruz, R (8, PH) OBP: 0.153, SLG: 0.104 (8, 6)		2-2 G6-3			1-3 K		0-3 K		2 0 0 0 0 1 3 0 0 0 0 0 0 0 0 0 0 0 0 0 0 1 0 0 0 0 1 0											
Inning Stats	R: 0 E: 0 K: 1 S: 9	H: 0 LOB: 0 BB: 0 P: 13	R: 0 E: 0 K: 0 S: 14	H: 2 LOB: 3 BB: 1 P: 25	R: 0 E: 0 K: 3 S: 17	H: 0 LOB: 0 BB: 0 P: 23	R: 0 E: 0 K: 1 S: 5	H: 0 LOB: 0 BB: 1 P: 13	R: 0 E: 0 K: 0 S: 9	H: 1 LOB: 1 BB: 0 P: 13	R: 0 E: 0 K: 0 S: 6	H: 0 LOB: 0 BB: 0 P: 9	R: 0 E: 0 K: 2 S: 9	H: 0 LOB: 0 BB: 0 P: 11	R: 0 E: 0 K: 1 S: 9	H: 0 LOB: 1 BB: 1 P: 17	1B: 3 2B: 0 3B: 0 HR: 0	SF: 0 SAC: 0 DP: 1 HBP: 0	WP: 1 PB: 0 SB: 0 CS: 0	PA: 32
PITCHER	IP WLS BF H R ER SO BB IBB HBP BLK WP HR S P ERA WHIP																			
Woody Williams, R (1, 1) ERA: 3.99	7.0 W 25 3 0 0 6 2 0 0 0 0 0 0 65 104 0.00 0.714																			
Steve Kline, L (8, 1) ERA: 3.9	1.0 3 0 0 0 2 0 0 0 0 0 0 0 9 11 0.00 0.000																			
54 Josh Pearce, R (9, 1) ERA: 3.38	1.0 4 0 0 0 1 1 0 0 0 1 0 0 9 17 0.00 1.000																			

livebaseballscorecards.com

AB	29
R	0
H	3
RBI	0
BB	3
SO	9
LOB	11



Batter	1	2	3	4	5	6	7	8	9	AB	R	H	RBI	BB	SO	LOB
Miguel Cairo, R OBP: 0.290, SLG: 0.384 (1, 4) (9, 5)	4-2 BB S	2-1 F9		1-3 SAFE K	3-3 K		1-1 G1-6-3 1-2f			4	0	0	0	1	2	6
Orlando Palmeiro, L OBP: 0.332, SLG: 0.342 (1, 7) (8, 9)	2-3 K 1-2		1-1 2B		1-3 K	0-0 G3-1		0-0 HBP 1B 2B		5	1	2	0	0	2	1
5 Albert Pujols, R OBP: 0.443, SLG: 0.682 Bo Hart, R OBP: 0.321, SLG: 0.403 (1, 3) (8, PR) (9, 4)	1-2 G5-3		0-3 K		1-1 BB 1B	1-0 P2		4-1 1B HBP 2B BB		4	1	1	0	1	1	2
J.D. Drew, L OBP: 0.365, SLG: 0.508 So Taguchi, R OBP: 0.311, SLG: 0.452 (1, 8) (8, PR) (9, 8)	1-3 K		1-0 F7		4-1 SAFE 27 1B 1B	1-0 G3-1		1-0 1B 1-2 2-3 HBP		3	1	0	0	1	1	2
27 Scott Rolen, R OBP: 0.382, SLG: 0.536 Eli Marrero, R OBP: 0.287, SLG: 0.398 (1, 5) (8, PH) (9, 9)		2-2 HR	3-2 G4-3		0-0 1B HR 1B		2-0 2B 2B	1-2 2B 1B		4	3	3	2	0	0	1
Edgar Renteria, R OBP: 0.395, SLG: 0.486 (1, 6) (9, 3)		4-2 CS BB		2-1 S 1B 1B	1-1 HR 1B		0-2 1B 2B	0-1 1B 2B		4	2	4	5	1	0	0
Eduardo Perez, R OBP: 0.364, SLG: 0.464 (1, 9) (9, 3)		4-2 1B E BB		1-1 SAFE 1B	2-0 1B HR		0-1 E6 1B	0-3 K		4	2	2	3	1	1	3
Mike Matheny, R OBP: 0.315, SLG: 0.349 Chris Widger, R OBP: 0.277, SLG: 0.304 (1, 2) (8, 2)		1-2 E9 1B 1B		0-3 K	1-2 G6-3		0-1 G1-6-3 1B	1-3 K		4	0	2	1	0	1	2
Woody Williams, R OBP: 0.319, SLG: 0.400 Kerry Robinson, L OBP: 0.288, SLG: 0.330 Steve Kline, S OBP: 0.500, SLG: 1.000 Joe Girardi, R OBP: 0.182, SLG: 0.100 54 Josh Pearce, R (1, 1) (7, PH) (8, 1) (8, PH) (9, 1)		2-2 1B		1-3 SAFE K	4-2 BB		2-1 F7	3-1 G4-3		2	0	1	0	1	1	2

Inning Stats	R: 0	H: 0	E: 0	K: 2	S: 12	H: 0	LOB: 1	BB: 1	P: 20	R: 2	H: 3	E: 1	K: 0	S: 16	R: 0	H: 1	E: 0	K: 1	S: 9	R: 0	H: 2	E: 0	K: 3	S: 14	R: 5	H: 4	E: 0	K: 2	S: 21	R: 0	H: 0	E: 0	K: 0	S: 3	R: 2	H: 3	E: 1	K: 0	S: 15	R: 4	H: 3	E: 0	K: 2	S: 15	1B: 9	2B: 5	3B: 0	HR: 2	SF: 0	SAC: 0	DP: 1	HBP: 1	WP: 0	PA: 45
--------------	------	------	------	------	-------	------	--------	-------	-------	------	------	------	------	-------	------	------	------	------	------	------	------	------	------	-------	------	------	------	------	-------	------	------	------	------	------	------	------	------	------	-------	------	------	------	------	-------	-------	-------	-------	-------	-------	--------	-------	--------	-------	--------

PITCHER	IP	WLS	BF	H	R	ER	SO	BB	IBB	HBP	BLK	WP	HR	S	P	ERA	WHIP
Matt Kinney, R ERA: 5.12 (1, 1)	4.2	L	27	10	7	7	7	5	0	0	0	0	2	66	112	13.50	3.214
Luis Vizcaino, R ERA: 6.6 (5, 1)	1.1		4	0	0	0	1	0	0	0	0	0	0	9	14	0.00	0.000
Brooks Kieschnick, R ERA: 5.29 (7, 1)	1.0		6	3	2	2	0	0	0	0	0	0	0	15	20	18.00	3.000
Dave Burba, R ERA: 3.83 (8, 1)	1.0		8	3	4	4	2	1	0	1	0	0	0	15	25	36.00	4.000

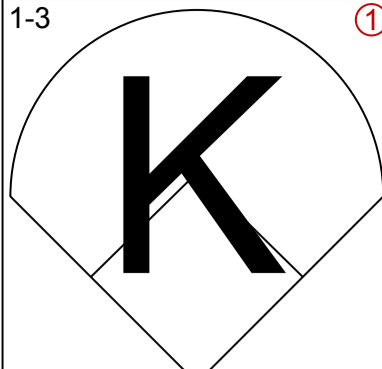
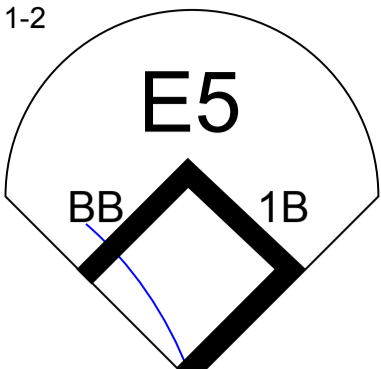
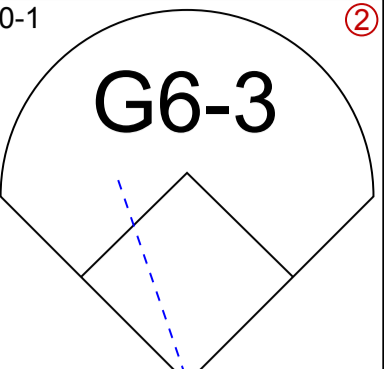
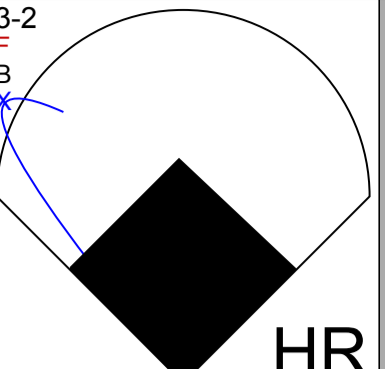
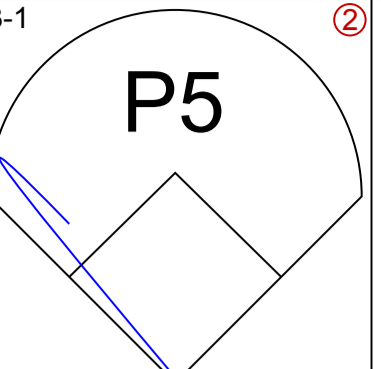
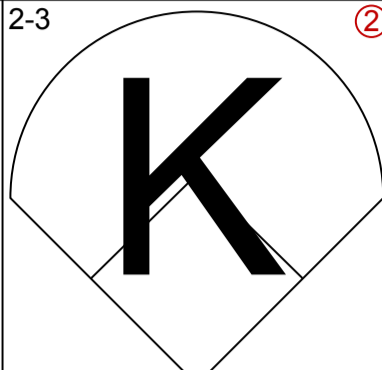
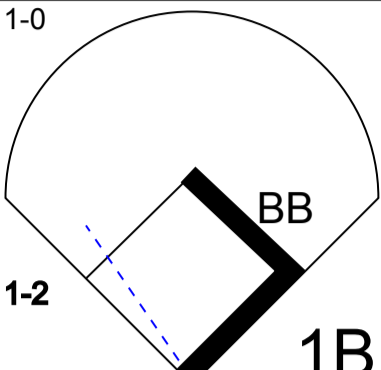
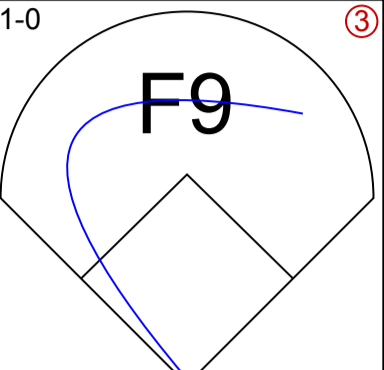
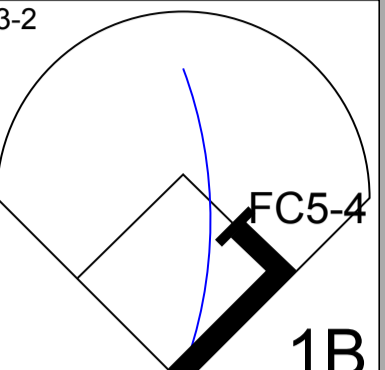
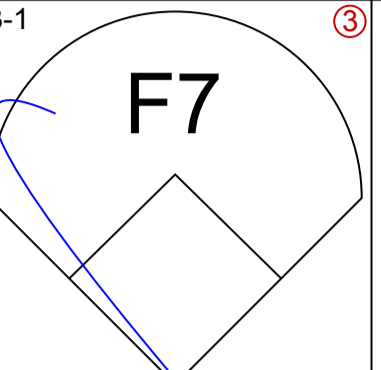
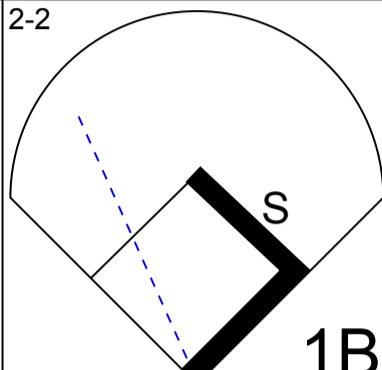
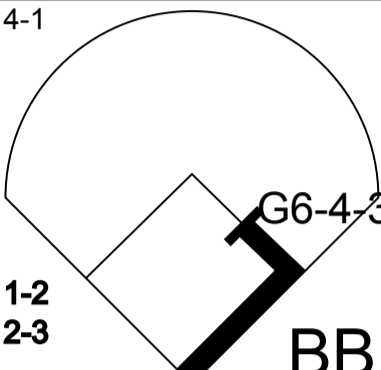
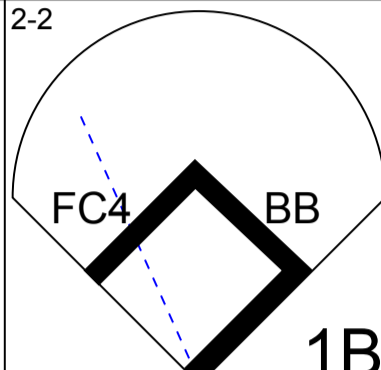
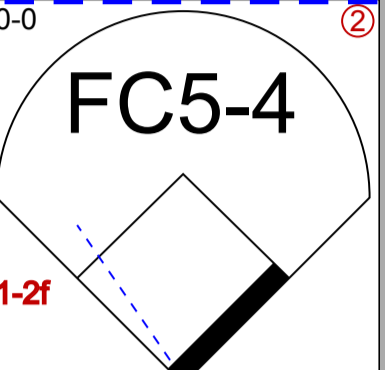
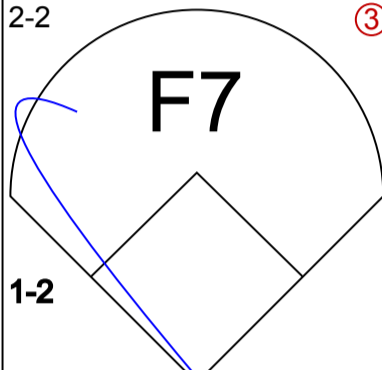
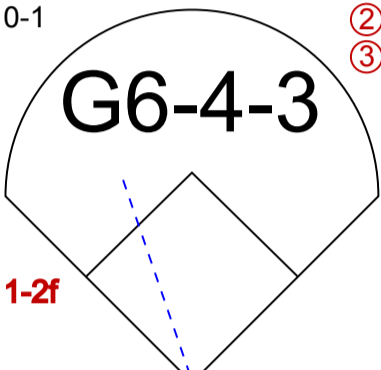
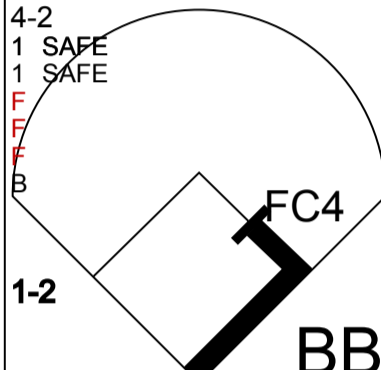
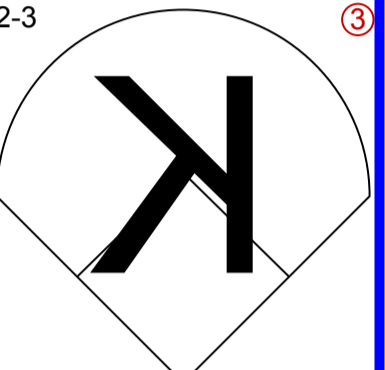
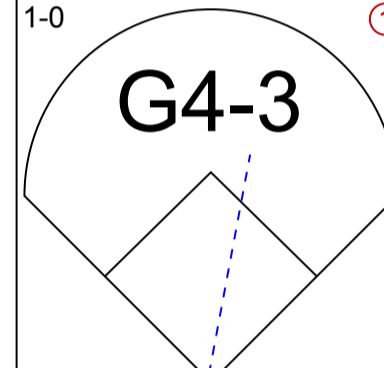
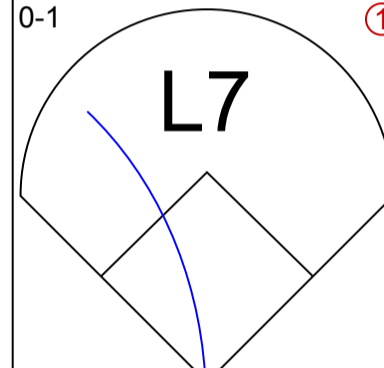
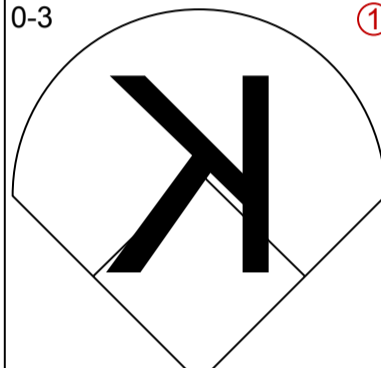
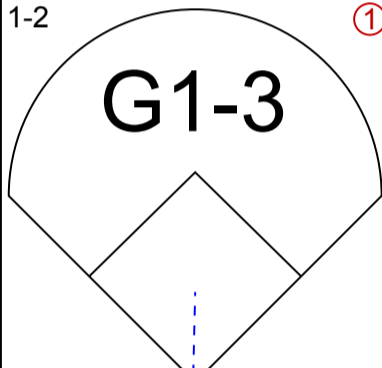
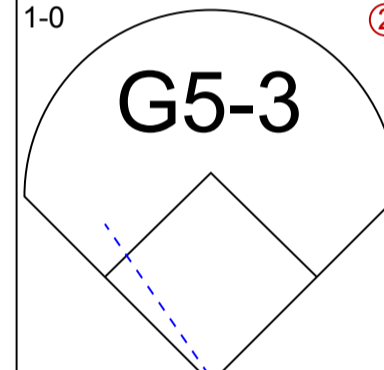
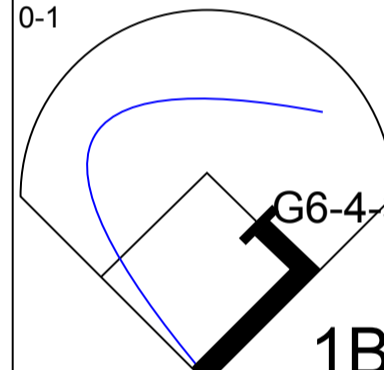
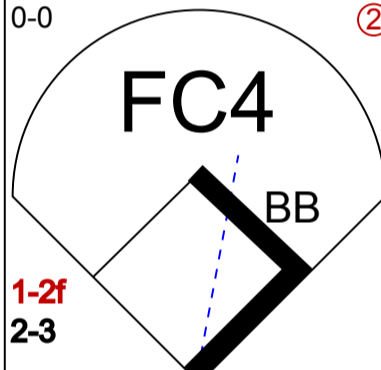
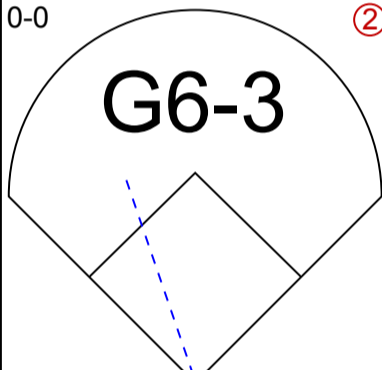
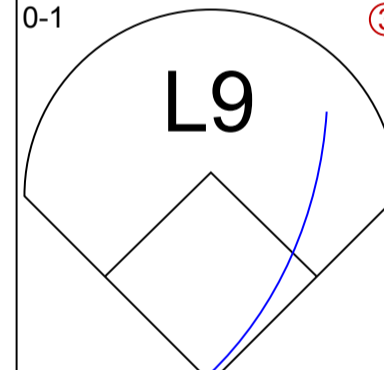
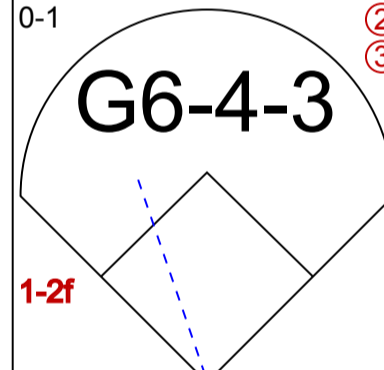
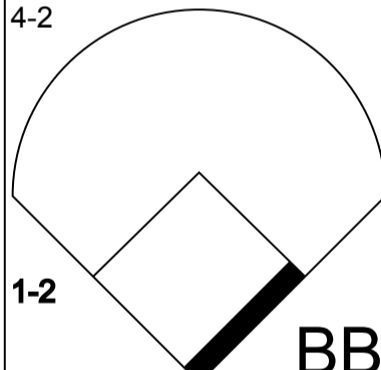
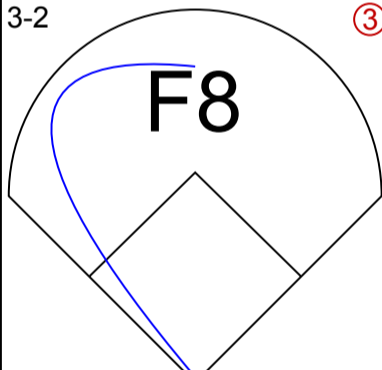
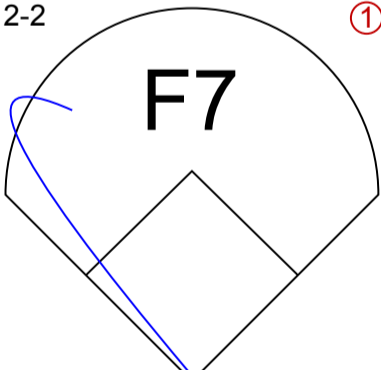
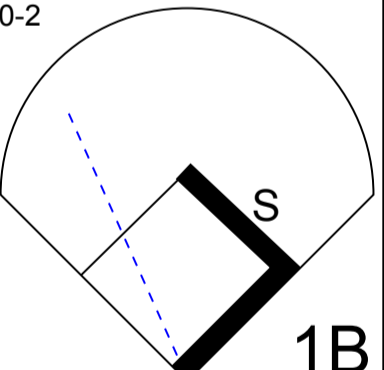
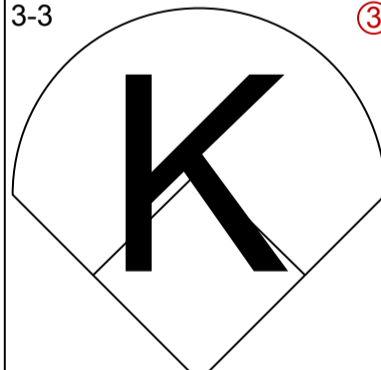
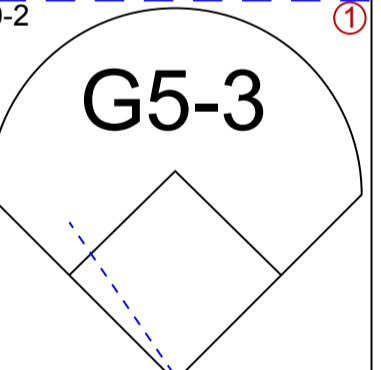
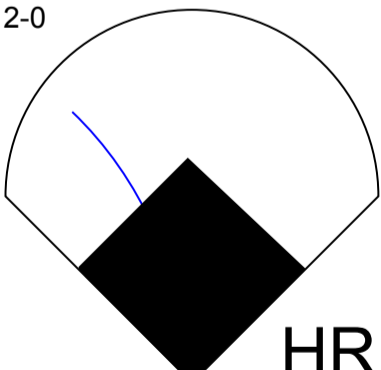
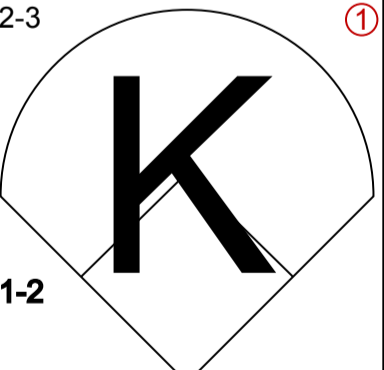
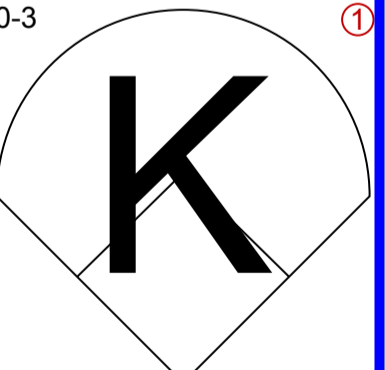
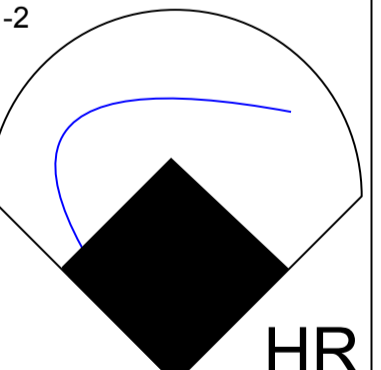
BOTTOM

Milwaukee Brewers @ St. Louis Cardinals
 Busch Stadium, St. Louis, MO
 Thu Sep 18 2003, 7:10 PM CDT
 Att: 29,729 - Sunny - 85 F

AB	38
R	13
H	16
RBI	12
BB	6
SO	10
LOB	25



PITCHER	IP	WLS	BF	H	R	ER	SO	BB	IBB	HBP	BLK	WP	HR	S	P	ERA	WHIP
---------	----	-----	----	---	---	----	----	----	-----	-----	-----	----	----	---	---	-----	------

Batter	1	2	3	4	5	6	7	8	9	AB R H RBI BB SO LOB	TOP											
Matt Kata, S OBP: 0.310, SLG: 0.424 (1, 6)	1-3 		1-2 		0-1 		3-2 		3-1 	5 1 1 1 0 1 1	Arizona Diamondbacks @ Milwaukee Brewers Miller Park, Milwaukee, WI Fri Sep 19 2003, 7:05 PM CDT Att. 27,154 - Sunny - 59 F											
Craig Counsell, L OBP: 0.328, SLG: 0.299 (1, 5)	2-3 		1-0 		1-0 		3-2 		3-1 	5 0 2 0 0 1 1												
Junior Spivey, R OBP: 0.334, SLG: 0.448 (1, 4)	2-2 		4-1 			2-2 		0-0 		3 0 2 0 1 0 1												
Felix Jose, S OBP: 0.556, SLG: 0.692 Oscar Villarreal, L Matt Mantei, R (1, 9) (7, 1) (9, 1)	1 SAFE 2-2 		0-1 			4-2 1 SAFE 1 SAFE 1 SAFE 1 SAFE 1-2 		2-3 		3 0 0 0 1 1 5 0 0 0 0 0 0 0 0 0 0 0 0 0 0												
Shea Hillenbrand, R OBP: 0.311, SLG: 0.454 (1, 3)		1-0 		0-1 		0-3 		1-2 		4 0 0 0 0 1 2												
Danny Bautista, R OBP: 0.325, SLG: 0.354 (1, 8) (7, 9)		1-0 		0-1 		0-0 		0-0 		4 0 1 0 0 0 2												
Robby Hammock, R OBP: 0.340, SLG: 0.489 (1, 2)		0-1 		0-1 		4-2 1 SAFE 1 SAFE 1 SAFE 1-2 		3-2 		3 0 0 0 1 0 1												
Quinton McCracken, S OBP: 0.262, SLG: 0.259 (1, 7)			2-2 		0-2 		3-3 		0-2 	4 0 1 0 0 1 3												
Randy Johnson, R OBP: 0.176, SLG: 0.265 Alex Cintron, S OBP: 0.356, SLG: 0.478 Steve Finley, L OBP: 0.362, SLG: 0.500 (1, 1) (7, PH) (7, 8)			2-0 		2-3 		0-3 		1-2 	2 1 1 1 0 1 1 1 0 0 0 0 1 0 1 1 1 1 0 0 0												
Inning Stats	R: 0 E: 0 K: 2 S: 16	H: 1 LOB: 1 BB: 0 P: 23	R: 0 E: 0 K: 0 S: 4	H: 0 LOB: 0 BB: 0 P: 6	R: 1 E: 1 K: 0 S: 13	H: 2 LOB: 2 BB: 1 P: 23	R: 0 E: 0 K: 0 S: 6	H: 1 LOB: 0 BB: 0 P: 6	R: 0 E: 0 K: 1 S: 9	H: 1 LOB: 1 BB: 0 P: 12	R: 0 E: 0 K: 2 S: 17	H: 1 LOB: 3 BB: 2 P: 30	R: 1 E: 0 K: 2 S: 19	H: 2 LOB: 1 BB: 0 P: 27	R: 0 E: 0 K: 0 S: 7	H: 0 LOB: 0 BB: 0 P: 11	R: 1 E: 0 K: 0 S: 10	H: 1 LOB: 0 BB: 0 P: 17	1B: 6 2B: 0 3B: 0 HR: 3	SF: 0 SAC: 0 DP: 2 HBP: 0	WP: 0 PB: 0 SB: 2 CS: 0	PA: 38
PITCHER	IP WLS BF H R ER SO BB IBB HBP BLK WP HR S P ERA WHIP																					
Doug Davis, L ERA: 4.01 (1, 1)	6.1		29	8	2	2	6	3	0	0	0	0	0	2	80	121	2.84	1.737				
Mike Crudale, R ERA: 2.37 (7, 1)	1.2		5	0	0	0	1	0	0	0	0	0	0	0	11	17	0.00	0.000				
Shane Nance, L ERA: 5.16 (9, 1)	1.0	L	4	1	1	1	0	0	0	0	0	0	0	1	10	17	9.00	1.000				

AB	35
R	3
H	9
RBI	3
BB	3
SO	7
LOB	17



Batter	1	2	3	4	5	6	7	8	9	AB R H RBI BB SO LOB
Scott Podsednik, L OBP: 0.379, SLG: 0.428 (1, 8)	2-2 G3	1-0 G5-3			3-2 F7	0-3 K			0-2 F7	5 0 0 0 0 1 3
Keith Ginter, R OBP: 0.358, SLG: 0.433 (1, 4)	2-3 K		2-2 F7		0-0 1B	1-3 K			3-3 K	5 1 1 0 0 3 1
Brady Clark, R OBP: 0.346, SLG: 0.420 (1, 9) (9, 7)	1-2 BB 1B		2-1 S 2B		0-1 PB 1B			3-2 L6		4 0 3 0 0 0 0
Richie Sexson, R OBP: 0.378, SLG: 0.530 (1, 3)	4-0 1-2 BB		1-3 K		0-1 PB 1B			0-1 L9		3 0 1 1 1 1 1
Wes Helms, R OBP: 0.327, SLG: 0.441 (1, 5)	2-3 K		3-3 K		1-3 K			2-2 G5-3		4 0 0 0 0 3 5
Mark Smith, R OBP: 0.264, SLG: 0.490 Jason Conti, L OBP: 0.256, SLG: 0.432 (8, PH) (9, 9)		0-0 2B FC5-2 1B		2-1 P6	0-1 P3			1-3 K		3 0 1 0 0 0 2 1 0 0 0 0 1 0
Eddie Pérez, R OBP: 0.305, SLG: 0.427 (1, 2)		0-0 1-3 2B		1-1 1B		0-1 HR		2-3 K		4 1 3 1 0 1 0
Royce Clayton, R OBP: 0.297, SLG: 0.328 (1, 6)		0-0 FC5-2 3-H		2-3 K		2-2 SH1-4 2B		3-3 K		4 0 1 0 0 2 3
Doug Davis, R OBP: 0.105, SLG: 0.105 Mike Crudale, R (7, 1) Shane Nance, L (9, 1) Peter Zoccolillo, L OBP: 0.133, SLG: 0.138 (9, PH)		0-3 K		1-3 K		0-1 SH1-4		1-2 F7		2 0 0 0 0 2 3 0 0 0 0 0 0 0 0 0 0 0 0 0 0 1 0 0 0 0 0 0

Inning Stats	R: 0 E: 0 K: 2 S: 13	H: 1 LOB: 2 BB: 1 P: 24	R: 0 E: 0 K: 1 S: 7	H: 2 LOB: 2 BB: 0 P: 8	R: 0 E: 0 K: 2 S: 11	H: 1 LOB: 1 BB: 0 P: 19	R: 0 E: 0 K: 2 S: 10	H: 1 LOB: 1 BB: 0 P: 16	R: 1 E: 0 K: 1 S: 14	H: 3 LOB: 2 BB: 0 P: 18	R: 1 E: 0 K: 2 S: 14	H: 2 LOB: 1 BB: 0 P: 17	R: 0 E: 0 K: 0 S: 9	H: 0 LOB: 0 BB: 0 P: 14	R: 0 E: 0 K: 3 S: 9	H: 0 LOB: 0 BB: 0 P: 15	R: 0 E: 0 K: 1 S: 10	H: 0 LOB: 0 BB: 0 P: 14	1B: 6 2B: 3 3B: 0 HR: 1	SF: 0 SAC: 1 DP: 0 HBP: 0	WP: 0 PB: 1 SB: 1 CS: 0	PA: 38
--------------	-------------------------------	----------------------------------	------------------------------	---------------------------------	-------------------------------	----------------------------------	-------------------------------	----------------------------------	-------------------------------	----------------------------------	-------------------------------	----------------------------------	------------------------------	----------------------------------	------------------------------	----------------------------------	-------------------------------	----------------------------------	----------------------------------	------------------------------------	----------------------------------	--------

PITCHER	IP	WLS	BF	H	R	ER	SO	BB	IBB	HBP	BLK	WP	HR	S	P	ERA	WHIP
Randy Johnson, L ERA: 4.33 (1, 1)	6.0		29	10	2	2	10	1	0	0	0	0	1	69	102	3.00	1.833
Oscar Villarreal, R ERA: 2.7 (7, 1)	2.0	W	6	0	0	0	3	0	0	0	0	0	0	18	29	0.00	0.000
Matt Mantei, R ERA: 2.6 (9, 1)	1.0	S	3	0	0	0	1	0	0	0	0	0	0	10	14	0.00	0.000

BOTTOM

Arizona Diamondbacks @ Milwaukee Brewers
Miller Park, Milwaukee, WI
Fri Sep 19 2003, 7:05 PM CDT
Att: 27,154 - Sunny - 59 F

AB	36
R	2
H	10
RBI	2
BB	1
SO	14
LOB	18



Batter	1	2	3	4	5	6	7	8	9	AB R H RBI BB SO LOB	TOP											
Steve Finley, L (1, 8) OBP: 0.363, SLG: 0.500	0-0 E4 F9 1B	0-1 SF8		2-0 G3-1		4-2 FC3-6 BB	0-0 F7		3-1 1B 2-H 1B	4 1 2 2 1 0 2	Arizona Diamondbacks @ Milwaukee Brewers Miller Park, Milwaukee, WI Sat Sep 20 2003, 6:05 PM CDT Att: 27,823 - Dome - 72 F livebaseballscorecards.com											
Junior Spivey, R (1, 4) OBP: 0.332, SLG: 0.446	1-1 F9	2-0 1B		1-1 G6-3		3-3 K	2-2 P2		1-3 K	6 1 1 1 0 2 5												
Luis Gonzalez, L (1, 7) OBP: 0.398, SLG: 0.535	1-0 1B	1-2 1B			4-1 2B BB	2-1 FC3-6 BB 1-2f		4-0 1B BB	0-1 1B	4 1 3 3 2 0 1												
Shea Hillenbrand, R (1, 3) OBP: 0.313, SLG: 0.455	1-3 K	0-0 G6-3			0-0 1B 2B 1-H	4-1 BB		2-1 1B	1-0 G5-3	5 1 2 1 1 1 4												
Alex Cintron, S (1, 6) OBP: 0.352, SLG: 0.472	1-3 K			1-0 F9		0-2 F7	0-2 G3-1		0-1 F8	5 0 0 0 0 1 6												
Danny Bautista, R (1, 9) OBP: 0.327, SLG: 0.358		0-0 E SF8 2B		1-0 P3		3-3 K		1-1 BB HBP FC3-6 1B		5 2 2 0 0 2 3												
Matt Kata, S (1, 5) OBP: 0.315, SLG: 0.425		2-3 K		2-2 1B		1-1 WP E 1B 2-H		1-0 FC3-6 BB 1-2 HBP		4 1 2 1 0 2 3												
Rod Barajas, R (1, 2) OBP: 0.259, SLG: 0.322		4-0 E 2B BB		0-3 K		1-2 E7 1B 1-H		4-1 FC3-6 BB 1-2 2-3		3 1 1 1 2 1 1												
Elmer Dessens, R (1, 1) OBP: 0.234, SLG: 0.250		0-0 FC2		0-1 G6-3		2-3 K		0-2 FC3-6		3 1 0 0 0 1 3												
John Patterson, R (6, 1) OBP: 0.077, SLG: 0.077		2B 1B							0-0 1B 2B	1 0 0 1 0 0 2												
Stephen Randolph, L (8, 1)										0 0 0 0 0 0 0												
Jose Valverde, R (8, 1) OBP: 1.000, SLG: 2.000		1-2 2-3 1B								1 1 1 0 0 0 0												
Inning Stats	R: 1 E: 1 K: 2 S: 11	H: 2 LOB: 1 BB: 0 P: 15	R: 4 E: 1 K: 1 S: 12	H: 3 LOB: 1 BB: 1 P: 21	R: 0 E: 0 K: 1 S: 10	H: 1 LOB: 1 BB: 0 P: 14	R: 0 E: 0 K: 0 S: 5	H: 0 LOB: 0 BB: 0 P: 8	R: 3 E: 1 K: 2 S: 16	H: 3 LOB: 1 BB: 1 P: 27	R: 0 E: 0 K: 1 S: 13	H: 0 LOB: 2 BB: 2 P: 26	R: 1 E: 0 K: 0 S: 13	H: 1 LOB: 2 BB: 1 P: 21	R: 0 E: 0 K: 2 S: 10	H: 1 LOB: 2 BB: 1 P: 19	R: 1 E: 0 K: 1 S: 11	H: 3 LOB: 2 BB: 0 P: 17	1B: 10 2B: 4 3B: 0 HR: 0	SF: 1 SAC: 0 DP: 0 HBP: 1	WP: 1 PB: 0 SB: 0 CS: 0	PA: 49
PITCHER	IP WLS BF H R ER SO BB IBB HBP BLK WP HR S P ERA WHIP																					
Wayne Franklin, L (1, 1) ERA: 5.34	4.2 L 26 9 8 3 5 2 0 0 0 1 0 51 80 5.79 2.357																					
Luis Vizcaino, R (5, 1) ERA: 6.56	0.1 1 0 0 0 1 0 0 0 0 0 0 3 5 0.00 0.000																					
Dave Burba, R (6, 1) ERA: 3.73	1.0 5 0 0 0 1 2 0 0 0 0 0 13 26 0.00 2.000																					
Brooks Kieschnick, R (7, 1) ERA: 5.26	2.0 11 2 1 1 2 2 0 1 0 0 0 23 40 4.50 2.000																					
Leo Estrella, R (9, 1) ERA: 4.0	1.0 6 3 1 1 1 0 0 0 0 0 0 11 17 9.00 3.000																					

AB	41
R	10
H	14
RBI	10
BB	6
SO	10
LOB	30



BOTTOM

Arizona Diamondbacks @ Milwaukee Brewers
Miller Park, Milwaukee, WI
Sat Sep 20 2003, 6:05 PM CDT
Att. 27,823 - Dome - 72 F

livebaseballscores.com

AB 36
R 4
H 10
RBI 3
BB 6
SO 9
LOB 27



WP: 0 PA: 43
PB: 0
SB: 0
CS: 0

AB R H RBI BB SO LOB

4	1	2	1	1	0	1
4	0	1	0	0	1	4
4	0	1	0	1	0	4
4	1	1	1	1	2	4
4	0	1	0	1	0	1
5	0	1	0	0	3	7
4	0	0	0	1	1	4
4	1	1	0	0	1	2
1	0	1	0	0	0	0
0	0	0	0	0	0	0
1	0	0	1	0	0	0
0	0	0	0	0	0	0
0	0	0	0	0	0	0
0	0	0	0	0	0	0
0	0	0	0	1	0	0
0	0	0	0	0	0	0
0	0	0	0	1	0	0
0	0	0	0	0	0	0
0	0	0	0	0	0	0

Batter	1	2	3	4	5	6	7	8	9
Scott Podsednik, L (1, 8) OBP: 0.381, SLG: 0.428	0-0 B1-3		1-0 G3		1-1 G1-3 HBP 2-H 1B		3-1 1B G5-4-3	4-2 1-2 2-3 BB	
Rickie Weeks Jr., R (1, 4) OBP: 0.250, SLG: 0.143	0-1 G6-3		0-0 P3		2-0 G1-3 1-2 HBP		1-0 G5-4-3 1-3 1B	1-3 K	
Brady Clark, R (1, 7) OBP: 0.347, SLG: 0.421	3-1 2B		2-1 FC5-2		0-0 G1-3 1-2 2-3		0-1 G5-4-3 1-2f 3-H	4-2 E DI BB	
Richie Sexson, R (1, 3) OBP: 0.378, SLG: 0.533	3-1 F8			4-1 G4-6-3 1B BB	1-3 K		2-0 HR	2-3 K	
Keith Ginter, R (1, 5) OBP: 0.358, SLG: 0.431		3-1 L8		2-2 G4-6-3 1B	4-2 BB		3-2 G4-3	0-2 E9	
Jason Conti, L (1, 9) OBP: 0.250, SLG: 0.405		1-2 FC6-4 1B		1-1 G4-6-3 1-2f 2-3	1-3 K		2-3 K	0-3 K	
Keith Osik, R (1, 2) OBP: 0.342, SLG: 0.325		2-3 K		2-0 G4-3		1-1 F8	4-1 BB G4-3 BB	0-2 F7	
Royce Clayton, R (1, 6) OBP: 0.296, SLG: 0.328		1 SAFE 0-0 FC6-4 1-2f			0-0 2B 1B	2-3 K	1-0 G4-3		
Wayne Franklin, L Luis Vizcaino, R John Vander Wal, L Dwight Gooden, R Dave Stieb, R Peter Zoccolillo, L Brooks Kieschnick, L 2 Bill Hall, R Leo Estrada, R			0-0 G3 FC5-2 2B		0-0 1B 2B	3-3 K	4-2 BB BB		

Inning Stats	R: 0	H: 1	E: 0	LOB: 1	K: 0	BB: 0	S: 7	R: 0	H: 1	E: 0	LOB: 1	K: 1	BB: 0	S: 10	R: 0	H: 1	E: 0	LOB: 1	K: 0	BB: 0	S: 5	R: 0	H: 1	E: 0	LOB: 1	K: 0	BB: 1	S: 11	R: 2	H: 3	E: 0	LOB: 3	K: 2	BB: 1	S: 14	R: 0	H: 0	E: 0	LOB: 0	K: 2	BB: 0	S: 10	R: 2	H: 3	E: 0	LOB: 0	K: 0	BB: 0	S: 9	R: 0	H: 0	E: 1	LOB: 2	K: 2	BB: 1	S: 14	R: 0	H: 0	E: 0	LOB: 3	K: 2	BB: 3	S: 15	R: 0	H: 0	E: 1	LOB: 2	K: 2	BB: 1	S: 14	1B: 6	SF: 0	2B: 3	SAC: 0	3B: 0	DP: 2	HR: 1	HBP: 1	WP: 0	PA: 43
--------------	------	------	------	--------	------	-------	------	------	------	------	--------	------	-------	-------	------	------	------	--------	------	-------	------	------	------	------	--------	------	-------	-------	------	------	------	--------	------	-------	-------	------	------	------	--------	------	-------	-------	------	------	------	--------	------	-------	------	------	------	------	--------	------	-------	-------	------	------	------	--------	------	-------	-------	------	------	------	--------	------	-------	-------	-------	-------	-------	--------	-------	-------	-------	--------	-------	--------

PITCHER	IP	WLS	BF	H	R	ER	SO	BB	IBB	HBP	BLK	WP	HR	S	P	ERA	WHIP
Elmer Dessens, R (1, 1) ERA: 5.12	5.0	W	24	7	2	2	3	2	0	0	0	0	0	47	80	3.60	1.800
John Patterson, R (6, 1) ERA: 6.04	2.0		8	3	2	2	2	0	0	0	0	0	1	19	34	9.00	1.500
Stephen Randolph, L (8, 1) ERA: 4.18	0.2		5	0	0	0	1	3	0	0	0	0	0	11	26	0.00	4.500
Jose Valverde, R (8, 1) ERA: 1.72	1.1	S	6	0	0	0	3	1	0	0	0	0	0	18	25	0.00	0.750

Batter	1	2	3	4	5	6	7	8	9	AB R H RBI BB SO LOB	TOP											
Steve Finley, L (1, 8) OBP: 0.366, SLG: 0.500	1-1 WP G1-3 1B		0-1 E9 3B 1B	2-2 L1-3 HBP		0-1 G3		0-0 G4-3		4 1 2 0 0 0 3	Arizona Diamondbacks @ Milwaukee Brewers Miller Park, Milwaukee, WI Sun Sep 21 2003, 1:05 PM CDT Att. 30,547 - Sunny - 70 F											
Craig Counsell, L (1, 5) OBP: 0.326, SLG: 0.304	0-2 G1-3		1-0 1B 2-H 3B	1-1 L1-3			1-1 G6-3		2-1 F7	5 1 1 1 0 0 4												
Luis Gonzalez, L (1, 7) OBP: 0.398, SLG: 0.532	1-2 L4		4-2 1B BB				1-1 F7		4-2 DI BB	3 0 0 0 2 0 1												
Raul Mondesi, R (1, 9) OBP: 0.345, SLG: 0.479	4-0 BB		0-0 G5-4-3 1B				1-2 F8		0-3 K	4 0 1 1 1 1 1												
Alex Cintron, S (1, 6) OBP: 0.348, SLG: 0.467	0-1 F7		1-0 F5				1-1 G4-3		3-2 G3 1-2 G4-3	5 0 0 0 0 0 5												
Shea Hillenbrand, R (1, 3) OBP: 0.315, SLG: 0.461		1-1 G6-3	1-1 G5-4-3			2-0 HR		4-2 BB 1B BB		3 2 1 1 1 0 2												
Matt Kata, S (1, 4) OBP: 0.314, SLG: 0.421		0-2 G2-3		4-0 SH1-4 1B BB		0-2 G6-3		2-1 L8		3 0 0 0 1 0 1												
Rod Barajas, R (1, 2) OBP: 0.264, SLG: 0.332		2-1		0-1 SH1-4 1B		0-3 K		4-1 1B BB		3 0 2 0 0 1 0												
Carlos Baerga, S (8, PH) OBP: 0.387, SLG: 0.458				1-2 1B				1-2 BB		0 0 0 0 1 0 0												
Chad Moeller, R (8, 2) OBP: 0.332, SLG: 0.420				2B				1-2 BB		0 0 0 0 0 0 0												
Curt Schilling, R (1, 1) OBP: 0.109, SLG: 0.058				0-0 SH1-4		0-0 1B		1-2 2-H 1B		1 0 0 0 0 0 1												
Quinton McCracken, S (8, PH) OBP: 0.265, SLG: 0.263				1-2 2-3						1 0 1 0 0 0 0												
31 Edgar Gonzalez, R (6, 1) OBP: 0.250, SLG: 0.250										0 0 0 0 0 0 0												
Mike Myers, L (7, 1) Oscar Villarreal, L (7, 1)										0 0 0 0 0 0 0												
Felix Jose, S (8, PH) Jose Valverde, R (8, 1) OBP: 0.579, SLG: 0.714 OBP: 1.000, SLG: 2.000										1 0 1 1 0 0 0												
										0 0 0 0 0 0 0												
Inning Stats	R: 0 E: 0 K: 0 S: 10	H: 1 LOB: 2 BB: 1 P: 16	R: 0 E: 0 K: 0 S: 8	H: 1 LOB: 1 BB: 0 P: 11	R: 2 E: 1 K: 0 S: 12	H: 3 LOB: 1 BB: 1 P: 19	R: 0 E: 0 K: 0 S: 7	H: 1 LOB: 2 BB: 1 P: 14	R: 0 E: 0 K: 0 S: 6	H: 0 LOB: 0 BB: 0 P: 9	R: 1 E: 0 K: 1 S: 10	H: 2 LOB: 1 BB: 0 P: 12	R: 0 E: 0 K: 0 S: 6	H: 0 LOB: 0 BB: 0 P: 10	R: 1 E: 0 K: 0 S: 12	H: 1 LOB: 2 BB: 2 P: 26	R: 0 E: 0 K: 1 S: 10	H: 0 LOB: 1 BB: 1 P: 17	1B: 6 2B: 2 3B: 1 HR: 1	SF: 0 SAC: 1 DP: 2 HBP: 1	WP: 1 PB: 0 SB: 0 CS: 0	PA: 41
PITCHER	IP WLS BF H R ER SO BB IBB HBP BLK WP HR S P ERA WHIP																					
Wes Obermueller, R (1, 1) ERA: 5.46	6.0 W 28 8 3 3 1 3 0 1 0 1 1 53 81 4.50 1.833																					
Glendon Rusch, L (7, 1) ERA: 6.67	1.0 H 3 0 0 0 0 0 0 0 0 0 0 6 10 0.00 0.000																					
Mike Crudale, R (8, 1) ERA: 2.75	0.2 H 4 0 1 1 0 2 0 0 0 0 0 8 21 13.50 3.000																					
Dan Kolb, R (8, 1) ERA: 2.01	1.1 S 6 1 0 0 1 1 0 0 0 0 0 0 14 22 0.00 1.500																					

AB	33
R	4
H	9
RBI	4
BB	6
SO	2
LOB	18



Batter	1	2	3	4	5	6	7	8	9
Scott Podsednik, L <small>(1, 8) OBP: 0.380, SLG: 0.427</small>	2-2 		0-0 		1-1 		3-1 		
2 Bill Hall, R <small>(1, 4) OBP: 0.305, SLG: 0.483</small>	0-0 		1-0 		1-2 		2-1 		
Brady Clark, R <small>(1, 9) OBP: 0.342, SLG: 0.415</small>	1-2 		0-0 		1-2 		1-0 	2-3 	
Richie Sexson, R <small>(1, 3) OBP: 0.379, SLG: 0.538</small>	0-1 		0-2 		3-2 		1-3 	1-3 	
Keith Ginter, R <small>(1, 5) OBP: 0.357, SLG: 0.437</small>	0-0 		1-1 		1-3 		1-2 		
Eddie Pérez, R <small>(1, 2) OBP: 0.305, SLG: 0.426</small>	2-1 			2-2 		0-0 			
Mark Smith, R <small>(1, 7) OBP: 0.268, SLG: 0.481</small>		0-3 		0-0 		0-0 			
Royce Clayton, R <small>(1, 6) OBP: 0.297, SLG: 0.328</small>		0-0 		1-0 		1-2 			
Wes Obermueller, R <small>(1, 1) OBP: 0.100, SLG: 0.100</small> Glendon Rusch, L <small>(7, 1) OBP: 0.270, SLG: 0.206</small> Peter Zoccolillo, L <small>(7, PH) OBP: 0.129, SLG: 0.133</small> Rickie Weeks Jr., R <small>(7, PH) OBP: 0.233, SLG: 0.143</small> Mike Crudale, R <small>(8, 1)</small> Dan Kolb, R <small>(8, 1)</small>		1-3 		2-2 		4-1 			

AB	R	H	RBI	BB	SO	LOB
4	1	1	0	0	0	1
4	3	3	1	0	0	1
4	0	0	1	0	1	2
4	1	2	3	0	1	0
4	1	1	1	0	1	1
3	0	1	0	0	0	0
3	0	1	0	0	1	0
3	0	1	0	0	0	2
2	0	0	0	0	1	1
0	0	0	0	0	0	0
0	0	0	0	0	0	0
0	0	0	0	1	0	0
0	0	0	0	0	0	0
0	0	0	0	0	0	0
0	0	0	0	0	0	0

Inning	R	H	E	K	S	H	LOB	BB	P
1	3	3	0	12	17	0	0	0	17
2	0	0	0	7	8	0	0	0	8
3	2	3	0	8	10	0	0	0	10
4	0	1	0	8	13	0	1	0	13
5	1	1	0	11	17	0	0	0	17
6	0	2	0	12	14	0	1	0	14
7	0	0	0	6	15	0	0	1	15
8	0	0	0	10	14	0	0	0	14
9	0	0	0	10	14	0	0	0	14

BOTTOM													
Arizona Diamondbacks @ Milwaukee Brewers Miller Park, Milwaukee, WI Sun Sep 21 2003, 1:05 PM CDT Att: 30,547 - Sunny - 70 F													
AB	31	R	6	H	10	RBI	6	BB	1	SO	5	LOB	8
WP	0	PA	33	PB	0	SB	0	CS	1	SF	0	SAC	0
HR	3	DP	2	HBP	0	ERA	10.80	WHIP	1.600	IP	5.0	WLS	L

PITCHER	IP	WLS	BF	H	R	ER	SO	BB	IBB	HBP	BLK	WP	HR	S	P	ERA	WHIP
Curt Schilling, R	(1, 1)	5.0	22	8	6	6	2	0	0	0	0	0	3	46	65	10.80	1.600
31 Edgar Gonzalez, R	(6, 1)	1.0	4	2	0	0	1	0	0	0	0	0	0	12	14	0.00	2.000
Mike Myers, L	(7, 1)	0.1	2	0	0	0	0	1	0	0	0	0	0	3	10	0.00	3.000
Oscar Villarreal, R	(7, 1)	0.2	1	0	0	0	0	0	0	0	0	0	0	3	5	0.00	0.000
Jose Valverde, R	(8, 1)	1.0	3	0	0	0	2	0	0	0	0	0	0	10	14	0.00	0.000



Batter	1	2	3	4	5	6	7	8	9	AB R H RBI BB SO LOB	TOP											
Fernando Vina, L (1, 4) OBP: 0.318, SLG: 0.396	1-2 G1-3		0-0 F8		0-1 G3-1		1-0 5 BB 1B		0-1 F9	5 0 1 0 0 0 0	St. Louis Cardinals @ Milwaukee Brewers Miller Park, Milwaukee, WI Tue Sep 23 2003, 7:05 PM CDT Att. 15,042 - Dome - 72 F livebaseballscorecards.com											
Orlando Palmeiro, L (1, 7) OBP: 0.333, SLG: 0.343	1-2 5 G5-4-3 1B		2-1 FC3-6 27 2B 1B		3-2 F9		2-2 SAFE P5			4 1 2 0 0 0 1												
5 Albert Pujols, R (1, 3) OBP: 0.445, SLG: 0.681	1-1 G5-4-3 1-2f		0-1 FC3-6 1-2 1B		1-1 2B		4-1 1-2 BB			3 0 2 0 1 0 1												
J.D. Drew, L (1, 8) OBP: 0.374, SLG: 0.505		0-0 P6	0-0 FC3-6 27 2B 1-2f 2-3		4-0 BB		1-1 F7			3 1 0 0 1 0 4												
27 Scott Rolen, R (1, 5) OBP: 0.382, SLG: 0.534		1-1 1B SF7 2B	0-1 1-H 3-H 2B		2-3 K		3-2 F9			4 1 2 2 0 1 2												
Edgar Renteria, R (1, 6) OBP: 0.396, SLG: 0.484		1-1 HR 2-3 1B	2-2 G5-3		2-2 G6-4-3 1B		0-0 G6-3			4 1 2 0 0 0 1												
Eduardo Perez, R (1, 9) OBP: 0.364, SLG: 0.470 So Taguchi, R (6, 9) OBP: 0.302, SLG: 0.469		0-0 SF7 3-H		1-1 G6-3		1-2 SAFE G6-4-3 1-2f		1-1 F8		2 0 0 1 0 0 1 1 0 0 0 0 0 0												
Mike Matheny, R (1, 2) OBP: 0.314, SLG: 0.354		0-1 SAFE SAFE 1-H HR		1-2 G4-3		3-3 K		3-2 F9		4 1 1 2 0 1 0												
Woody Williams, R (1, 1) OBP: 0.307, SLG: 0.382 Cal Eldred, R (8, 1) OBP: 0.500, SLG: 0.500 Steve Kline, S (8, 1) OBP: 0.500, SLG: 1.000 Kerry Robinson, L (9, PH) OBP: 0.282, SLG: 0.324 Mike DeJean, R (9, 1)		0-3 K		0-0 G5-3		1-3 K		2-2 G3		3 0 0 0 0 2 0 0 0 0 0 0 0 0 0 0 0 0 0 0 0 1 0 0 0 0 0 0 0 0 0 0 0 0 0												
Inning Stats	R: 0 E: 0 K: 0 S: 9	H: 1 LOB: 0 BB: 0 P: 12	R: 3 E: 0 K: 1 S: 11	H: 3 LOB: 0 BB: 0 P: 13	R: 2 E: 0 K: 0 S: 11	H: 3 LOB: 1 BB: 0 P: 15	R: 0 E: 0 K: 0 S: 6	H: 0 LOB: 0 BB: 0 P: 8	R: 0 E: 0 K: 1 S: 10	H: 1 LOB: 2 BB: 1 P: 20		R: 0 E: 0 K: 1 S: 10	H: 1 LOB: 0 BB: 0 P: 16	R: 0 E: 0 K: 1 S: 10	H: 1 LOB: 2 BB: 1 P: 19	R: 0 E: 0 K: 0 S: 6	H: 0 LOB: 0 BB: 0 P: 10	R: 0 E: 0 K: 0 S: 9	H: 0 LOB: 0 BB: 0 P: 14	1B: 6 2B: 3 3B: 0 HR: 1	SF: 1 SAC: 0 DP: 2 HBP: 0	WP: 0 PB: 0 SB: 0 CS: 0
PITCHER	IP WLS BF H R ER SO BB IBB HBP BLK WP HR S P ERA WHIP																					
15 Ben Sheets, R (1, 1) ERA: 4.45	6.0 L 26 9 5 5 3 1 0 0 0 0 0 1 57 84 7.50 1.667																					
Shane Nance, L (7, 1) ERA: 4.94	1.0 5 1 0 0 1 1 0 0 0 0 0 0 10 19 0.00 2.000																					
Mike Crudale, R (8, 1) ERA: 2.61	1.0 3 0 0 0 0 0 0 0 0 0 0 0 6 10 0.00 0.000																					
Luis Vizcaino, R (9, 1) ERA: 6.45	1.0 3 0 0 0 0 0 0 0 0 0 0 0 9 14 0.00 0.000																					



BOTTOM

St. Louis Cardinals @ Milwaukee Brewers
Miller Park, Milwaukee, WI
Tue Sep 23 2003, 7:05 PM CDT
Att. 15,042 - Dome - 72 F

livebaseballscorecards.com

AB 30
R 1
H 3
RBI 1
BB 0
SO 8
LOB 3



WP: 0 PA: 30
PB: 0
SB: 0
CS: 0

AB R H RBI BB SO LOB

4 0 0 0 0 0 0

4 0 1 0 0 0 0

4 1 1 1 0 1 1

3 0 0 0 0 1 0

3 0 1 0 0 0 0

3 0 0 0 0 0 1

3 0 0 0 0 2 1

1 0 0 0 0 1 0
1 0 0 0 0 1 0
0 0 0 0 0 0 0
0 0 0 0 0 0 0
1 0 0 0 0 1 0
0 0 0 0 0 0 0

1B: 2 SF: 0
2B: 0 SAC: 0
3B: 0 DP: 0
HR: 1 HBP: 0

Batter	1	2	3	4	5	6	7	8	9
Scott Podsednik, L (1, 8) OBP: 0.378, SLG: 0.424	3-2 L9 ①		2-2 P5 ③			3-2 F7 ②			2-1 F7 ①
2 Bill Hall, R (1, 6) OBP: 0.303, SLG: 0.476	0-1 G5-3 ②			1-0 G5-3 ①		0-0 1B			0-2 G1-3 ②
Brady Clark, R (1, 9) OBP: 0.341, SLG: 0.423	2-0 HR			2-3 K		1-1 G6-3 ③			3-2 F7 ③
Richie Sexson, R (1, 3) OBP: 0.377, SLG: 0.535	3-3 K ③			1-0 G5-3 ③			2-1 F7 ①		
Keith Ginter, R (1, 4) OBP: 0.355, SLG: 0.433			2-2 F9 ①		2-2 F9 ①		1-3 K ②		
Wes Helms, R (1, 5) OBP: 0.327, SLG: 0.440			2-2 F8 ②		1-2 1B		0-2 F9 ③		
Mark Smith, R (1, 7) OBP: 0.254, SLG: 0.455			1-2 F8 ③		2-2 F9 ②			3-2 P4 ①	
Keith Osik, R (1, 2) OBP: 0.338, SLG: 0.321			0-0 F8 ①		3-3 K ③			1-3 K ②	
15 Ben Sheets, R (1, 1) Peter Zoccolillo, L (6, PH) Shane Nance, L (7, 1) Mike Crudale, R (8, 1) John Vander Wal, L (8, PH) Luis Vizcaino, R (9, 1)			0-3 K ②		1-3 K ①			1-3 K ③	

Inning Stats	R: 1 E: 0 K: 1 S: 11	H: 1 LOB: 0 BB: 0 P: 19	R: 0 E: 0 K: 0 S: 11	H: 0 LOB: 0 BB: 0 P: 16	R: 0 E: 0 K: 1 S: 10	H: 0 LOB: 0 BB: 0 P: 12	R: 0 E: 0 K: 1 S: 5	H: 0 LOB: 0 BB: 0 P: 9	R: 0 E: 0 K: 1 S: 17	H: 1 LOB: 1 BB: 0 P: 25	R: 0 E: 0 K: 1 S: 9	H: 1 LOB: 1 BB: 0 P: 14	R: 0 E: 0 K: 1 S: 8	H: 0 LOB: 0 BB: 0 P: 11	R: 0 E: 0 K: 2 S: 9	H: 0 LOB: 0 BB: 0 P: 14	R: 0 E: 0 K: 0 S: 9	H: 0 LOB: 0 BB: 0 P: 14	1B: 2 2B: 0 3B: 0 HR: 1	SF: 0 SAC: 0 DP: 0 HBP: 0	WP: 0 PB: 0 SB: 0 CS: 0	PA: 30
--------------	-------------------------------	----------------------------------	-------------------------------	----------------------------------	-------------------------------	----------------------------------	------------------------------	---------------------------------	-------------------------------	----------------------------------	------------------------------	----------------------------------	------------------------------	----------------------------------	------------------------------	----------------------------------	------------------------------	----------------------------------	----------------------------------	------------------------------------	----------------------------------	--------

PITCHER	IP	WLS	BF	H	R	ER	SO	BB	IBB	HBP	BLK	WP	HR	S	P	ERA	WHIP
Woody Williams, R (1, 1) ERA: 3.9	7.0	W	24	3	1	1	6	0	0	0	0	0	1	71	106	1.29	0.429
Cal Eldred, R (8, 1) ERA: 3.68	0.2		2	0	0	0	1	0	0	0	0	0	0	6	10	0.00	0.000
Steve Kline, L (8, 1) ERA: 3.82	0.1		1	0	0	0	1	0	0	0	0	0	0	3	4	0.00	0.000
Mike DeJean, R (9, 1) ERA: 4.56	1.0		3	0	0	0	0	0	0	0	0	0	0	9	14	0.00	0.000

Batter	1	2	3	4	5	6	7	8	9	AB	R	H	RBI	BB	SO	LOB	TOP								
Fernando Vina, L (1, 4) OBP: 0.313, SLG: 0.388 Mike DeJean, R (8, 1) 44 Jason Istringhausen, R (8, 1) OBP: 0.500, SLG: 1.500	0-1 F8		0-0 F8	0-1 F9		1-2 G6-3		3-3 K		5	0	0	0	0	1	3									
Orlando Palmeiro, L (1, 9) OBP: 0.337, SLG: 0.348	1-2 S 1B		1-1 2-H 2B		4-1 HR BB	1-1 G6-3		0-1 G4-3		4	1	2	1	1	0	0									
5 Albert Pujols, R (1, 7) OBP: 0.443, SLG: 0.676 So Taguchi, R (9, 7) OBP: 0.302, SLG: 0.469	2-2 F9		1-2 F8		2-1 P6		2-2 G4-3		2-2 2B 1B	5	1	1	0	0	0	3									
J.D. Drew, L (1, 8) OBP: 0.378, SLG: 0.522	1-3 K 1-2			2-1 L8	2-0 1-H HR		0-0 1B 1B		1-1 27 G6-3 1-H SF9 2B	5	3	3	3	0	1	1									
27 Scott Rolen, R (1, 5) OBP: 0.382, SLG: 0.532		2-2 F8		1-1 F8 1B 1B	4-2 S BB		3-1 F8		1-0 G6-3	4	1	1	0	1	0	2									
Edgar Renteria, R (1, 6) OBP: 0.396, SLG: 0.484		1-0 F9		2-2 1B 1B	2-2 L8		1 SAFE 1B 1B		0-0 SF9	4	1	2	1	0	0	1									
Tino Martinez, L (1, 3) OBP: 0.349, SLG: 0.419		2-3 K		1-1 F8	4-0 IBB		1 SAFE 1B 1B		0-0 1B	4	0	2	1	1	1	2									
Mike Matheny, R (1, 2) OBP: 0.315, SLG: 0.353			4-2 SH2-4 2B BB	1-2 1B 1B	1-0 P6		1-2 G4-3		1-3 K	4	1	1	1	1	1	5									
Matt Morris, R (1, 1) OBP: 0.222, SLG: 0.288 Miguel Cairo, R (8, PH) OBP: 0.292, SLG: 0.383 (8, 4)	1 SAFE X	0-0 SH2-4		2-1 1B		0-3 K		0-0 G4-3		2	0	1	1	0	1	0									
Inning Stats	R: 0 E: 0 K: 1 S: 13	H: 1 LOB: 1 BB: 0 P: 17	R: 0 E: 0 K: 1 S: 9	H: 0 LOB: 0 BB: 0 P: 14	R: 1 E: 0 K: 0 S: 10	H: 1 LOB: 1 BB: 1 P: 16	R: 2 E: 0 K: 0 S: 17	H: 4 LOB: 2 BB: 0 P: 26	R: 2 E: 0 K: 0 S: 11	H: 1 LOB: 2 BB: 3 P: 30	R: 0 E: 0 K: 1 S: 8	H: 0 LOB: 0 BB: 0 P: 10	R: 1 E: 0 K: 0 S: 12	H: 3 LOB: 2 BB: 0 P: 20	R: 0 E: 0 K: 1 S: 9	H: 0 LOB: 0 BB: 0 P: 12	R: 2 E: 0 K: 1 S: 11	H: 3 LOB: 1 BB: 0 P: 16	1B: 10 2B: 2 3B: 0 HR: 1	SF: 1 SAC: 1 DP: 0 HBP: 0	WP: 0 PB: 0 SB: 2 CS: 0	PA: 44			
PITCHER	IP	WLS	BF	H	R	ER	SO	BB	IBB	HBP	BLK	WP	HR	S	P	ERA	WHIP								
Matt Kinney, R (1, 1) ERA: 5.22	5.0	L	26	7	5	5	2	3	1	0	0	0	1	60	103	9.00	2.000								
Glendon Rusch, L (6, 1) ERA: 6.58	3.0		12	3	1	1	2	0	0	0	0	0	0	29	42	3.00	1.000								
Leo Estrella, R (9, 1) ERA: 4.22	1.0		6	3	2	2	1	0	0	0	0	0	0	11	16	18.00	3.000								

St. Louis Cardinals @ Milwaukee Brewers
Miller Park, Milwaukee, WI
Wed Sep 24 2003, 7:05 PM CDT
Att. 21,965 - Dome - 72 F

AB	38
R	8
H	13
RBI	8
BB	4
SO	5
LOB	17



Batter	1	2	3	4	5	6	7	8	9	AB	R	H	RBI	BB	SO	LOB
Scott Podsednik, L (1, 8) OBP: 0.379, SLG: 0.432	0-2 G6-3		2-0 G6-3 2B		3-1 FC6-4 P4-3 1-2f			3-2 HR		4	2	2	1	0	0	1
Keith Ginter, R (1, 4) OBP: 0.354, SLG: 0.430	3-2 P3		3-2 G6-3 2-H		2-2 P4-3 1-1f			4-2 G5-3 BB		3	0	0	1	1	0	1
Brady Clark, R (1, 9) OBP: 0.337, SLG: 0.417	1-2 K		3-2 L8				3-2 P4	0-1 G5-3 1-2		4	0	0	0	0	1	1
Richie Sexson, R (1, 3) OBP: 0.378, SLG: 0.536		1-0 G5-3 HR 1B		1-1 1B 2B		0-1 F8		2-3 K		4	1	2	0	0	1	1
Brooks Kieschnick, L (1, 7) OBP: 0.361, SLG: 0.642		1-1 G5-3 1-2		0-1 L7		3-1 G4-3			3-2 G6-3	4	0	0	0	0	0	2
Wes Helms, R (1, 5) OBP: 0.326, SLG: 0.445		3-1 2-H HR		0-3 K			0-0 F8		0-1 G1-3	4	1	1	2	0	1	1
Eddie Pérez, R (1, 2) OBP: 0.307, SLG: 0.427		1-1 2 G6-3 1B		0-2 1B			2-2 F8		2-1 P6	4	0	2	0	0	0	0
2 Bill Hall, R (1, 6) OBP: 0.296, SLG: 0.465		0-0 G6-3 1-2f		1-3 K			2-0 F9			3	0	0	0	0	1	3
Matt Kinney, R (1, 1) OBP: 0.070, SLG: 0.055			0-0 F9			0-0 FC6-4 1B			2-2 G3-1	1	0	0	0	0	0	0
Peter Zoccolillo, L (5, PH) OBP: 0.152, SLG: 0.156										1	0	1	0	0	0	0
Glendon Rusch, L (6, 1) OBP: 0.270, SLG: 0.206										0	0	0	0	0	0	0
John Vander Wal, L (8, PH) OBP: 0.350, SLG: 0.468										1	0	0	0	0	0	0
Leo Estrella, R (9, 1)										0	0	0	0	0	0	0

Inning Stats	R: 0	H: 0	E: 0	K: 1	S: 11	LOB: 0	BB: 0	P: 15	R: 2	H: 3	E: 0	K: 0	S: 8	LOB: 0	BB: 0	P: 14	R: 1	H: 1	E: 0	K: 0	S: 11	LOB: 0	BB: 0	P: 19	R: 0	H: 2	E: 0	K: 2	S: 13	LOB: 2	BB: 0	P: 15	R: 0	H: 1	E: 0	K: 0	S: 7	LOB: 0	BB: 0	P: 12	R: 0	H: 0	E: 0	K: 0	S: 9	LOB: 0	BB: 0	P: 15	R: 0	H: 0	E: 0	K: 0	S: 6	LOB: 0	BB: 0	P: 10	R: 1	H: 1	E: 0	K: 1	S: 16	LOB: 1	BB: 1	P: 27	R: 0	H: 0	E: 0	K: 0	S: 8	LOB: 0	BB: 0	P: 13	1B: 4	2B: 3	3B: 0	HR: 2	SF: 0	SAC: 0	DP: 2	HBP: 0	WP: 0	PA: 34
PITCHER	IP	WLS	BF	H	R	ER	SO	BB	IBB	HBP	BLK	WP	HR	S	P	ERA	WHIP																																																																	
Matt Morris, R (1, 1) ERA: 3.76	7.0	W	26	7	3	3	3	0	0	0	0	0	1	65	100	3.86	1.000																																																																	
Mike DeJean, R (8, 1) ERA: 4.65	0.1	H	3	1	1	1	0	1	0	0	0	0	1	11	20	27.00	6.000																																																																	
44 Jason Isringhausen, R (8, 1) ERA: 2.5	1.2	S	5	0	0	0	1	0	0	0	0	0	0	13	20	0.00	0.000																																																																	


BOTTOM

St. Louis Cardinals @ Milwaukee Brewers
Miller Park, Milwaukee, WI

Wed Sep 24 2003, 7:05 PM CDT
Att: 21,965 - Dome - 72 F

AB	33
R	4
H	8
RBI	4
BB	1
SO	4
LOB	10

livebaseballscorecards.com



Batter	1	2	3	4	5	6	7	8	9	AB R H RBI BB SO LOB	TOP	
Scott Podsednik, L (1, 8) OBP: 0.378, SLG: 0.429										3 0 0 0 1 2 1		
Keith Ginter, R (1, 4) OBP: 0.352, SLG: 0.427										2 0 0 0 0 0 2		
2 Bill Hall, R (4, 4) OBP: 0.299, SLG: 0.465										2 0 1 0 0 0 1		
Brady Clark, R (1, 9) OBP: 0.333, SLG: 0.412										4 0 0 0 0 0 4		
Richie Sexson, R (1, 3) OBP: 0.379, SLG: 0.541										4 1 2 1 0 0 0		
Brooks Kieschnick, L (1, 7) OBP: 0.353, SLG: 0.614										3 0 0 0 1 1 2		
Wes Helms, R (1, 5) OBP: 0.328, SLG: 0.445										4 0 2 0 0 2 1		
Eddie Pérez, R (1, 2) OBP: 0.305, SLG: 0.423										3 0 0 0 0 1 3		
Royce Clayton, R (1, 6) OBP: 0.297, SLG: 0.328										3 0 1 0 0 1 0		
Doug Davis, R (1, 1) OBP: 0.095, SLG: 0.095										2 0 0 0 0 1 1		
Luis Vizcaino, R (7, 1)										0 0 0 0 0 0 0		
Peter Zoccolillo, L (8, PH) OBP: 0.176, SLG: 0.156										0 0 0 0 1 0 0		
Leo Estrella, R (8, 1)										0 0 0 0 0 0 0		
Inning Stats	R: 0 H: 0 E: 0 LOB: 0 K: 1 BB: 0 S: 15 P: 18	R: 0 H: 1 E: 0 LOB: 1 K: 1 BB: 0 S: 6 P: 9	R: 0 H: 1 E: 0 LOB: 2 K: 1 BB: 1 S: 11 P: 16	R: 1 H: 1 E: 0 LOB: 0 K: 1 BB: 1 S: 8 P: 14	R: 0 H: 0 E: 0 LOB: 0 K: 0 BB: 0 S: 4 P: 6	R: 0 H: 2 E: 0 LOB: 1 K: 0 BB: 0 S: 9 P: 11	R: 0 H: 1 E: 0 LOB: 0 K: 1 BB: 0 S: 6 P: 10	R: 0 H: 0 E: 0 LOB: 1 K: 1 BB: 1 S: 8 P: 14	R: 0 H: 0 E: 0 LOB: 0 K: 2 BB: 0 S: 10 P: 14	1B: 5 SF: 0 2B: 1 SAC: 0 3B: 0 DP: 3 HR: 1 HBP: 0	WP: 0 PA: 33 PB: 0 SB: 1 CS: 0	
PITCHER	IP WLS BF H R ER SO BB IBB HBP BLK WP HR S P ERA WHIP											
Tim Redding, R (1, 1) ERA: 3.68	5.1 W 21 4 1 1 4 2 0 0 0 0 0 1 50 71 1.69 1.125											
54 Brad Lidge, R (6, 1) ERA: 3.61	1.2 H 5 2 0 0 1 0 0 0 0 0 0 0 9 13 0.00 1.200											
Octavio Dotel, R (8, 1) ERA: 2.54	1.0 H 4 0 0 0 1 1 0 0 0 0 0 0 8 14 0.00 1.000											
Dan Miceli, R (9, 1) ERA: 3.19	1.0 3 0 0 0 2 0 0 0 0 0 0 0 10 14 0.00 0.000											

Milwaukee Brewers @ Houston Astros
Minute Maid Park, Houston, TX
Thu Sep 25 2003, 7:05 PM CDT
Att. 27,934 - Cloudy - 86 F

livebaseballscorecards.com

AB 30
R 1
H 6
RBI 1
BB 3
SO 8
LOB 15



Batter	1	2	3	4	5	6	7	8	9
Craig Biggio, R OBP: 0.350, SLG: 0.413 (1, 8)	1-1 	1-0 FC5 2-3f		1-1 FC9-2 3-H			1-3 K	2-1 SF8	
Morgan Ensberg, R OBP: 0.375, SLG: 0.525 (1, 5)	2-2 F9		4-2 BB		2-1 HR		2-2 HR	1-0 F7	
5 Jeff Bagwell, R OBP: 0.370, SLG: 0.513 (1, 3)	3-2 1B		2-3 SAFE		0-3 K		1-0 G5-3		
Jeff Kent, R OBP: 0.351, SLG: 0.509 (1, 4)	1-3 K		1-0 F9		1-2 F9		1-2 G4-3		
Richard Hidalgo, R OBP: 0.390, SLG: 0.581 (1, 9)	3-3 K		1-3 K		1-2 G4-3			0-0 17 WP 1B 2B	
17 Lance Berkman, S OBP: 0.415, SLG: 0.512 (1, 7)		0-0 FC5 28 1B		4-2 28 1B G1-3 BB		2-2 G6-3		4-2 28 SH1-4 1B SF8 BB	
Brad Ausmus, R OBP: 0.303, SLG: 0.291 (1, 2)		2-3 SAFE		0-0 G1-3		4-0 BB		1-0 28 SH1-4 1B	
28 Adam Everett, R OBP: 0.317, SLG: 0.380 (1, 6)		1-0 1B		2-1 SH FC9-2 1B		1-1 F8		1-1 SH1-4	
Tim Redding, R OBP: 0.231, SLG: 0.260 (8, 1) 54 Brad Lodge, R OBP: 0.286, SLG: 0.371 (8, PH) Colin Porter, L OBP: 0.229, SLG: 0.200 (8, PR) Dan Miceli, R OBP: 0.229, SLG: 0.200 (9, 1)		1-3 K		1-2 SH		1-3 K		4-0 IBB	

AB	R	H	RBI	BB	SO	LOB
4	1	1	2	0	1	4
4	2	2	2	1	0	2
4	0	1	0	0	2	1
4	0	0	0	0	1	2
4	1	1	0	0	2	2
2	2	1	0	2	0	0
3	0	1	1	1	1	2
3	0	2	1	0	0	1
1	0	0	0	0	1	2
1	0	0	0	0	1	1
0	0	0	0	0	0	0
0	0	0	0	1	0	0
0	0	0	0	0	0	0
0	0	0	0	0	0	0

AB	R	H	RBI	BB	SO	LOB
30	6	9	6	5	9	17

Inning Stats	R	H	E	K	S	R	H	E	K	S	R	H	E	K	S	R	H	E	K	S	R	H	E	K	S
	1	2	0	2	18	0	0	0	2	10	1	1	0	1	16	1	1	0	2	15	2	2	0	2	23

WP	HR	S	P	ERA	WHIP
1	0	1	110	4.50	1.500
0	1	10	15	9.00	1.000
1	0	10	23	18.00	3.000

Milwaukee Brewers @ Houston Astros
Minute Maid Park, Houston, TX
Thu Sep 25 2003, 7:05 PM CDT
Att. 27,934 - Cloudy - 86 F

livebaseballscorecards.com

Milwaukee Brewers @ Houston Astros
Minute Maid Park, Houston, TX

Fri Sep 26 2003, 7:05 PM CDT
Att: 37,259 - Dome - 72 F

livebaseballscorecards.com

AB 40
R 12
H 12
RBI 10
BB 8
SO 7
LOB 18



Batter	1	2	3	4	5	6	7	8	9	AB R H RBI BB SO LOB	TOP											
Scott Podsednik, L (1, 8) OBP: 0.376, SLG: 0.425	0-0 E1 FC1-6	G1-3		2-2 G3			4-2 FC5-4 BB		2-2 G6-3	5 0 0 0 1 0 2												
2 Bill Hall, R (1, 4) OBP: 0.287, SLG: 0.444	2-1 FC1-6 BB 1B 1-2f BB	F7			1-3 K		1-2 FC5-4 HR		1-1 P3	6 2 0 0 0 1 4												
Brady Clark, R (1, 9) OBP: 0.333, SLG: 0.408	0-1 BB BB 1-2 1B	4-2 2B	0-1 F8		0-2 F8		3-2 P6		1-2 G4-3	5 2 1 0 1 0 1												
Richie Sexson, R (1, 3) OBP: 0.382, SLG: 0.554	4-0 1B BB 1-2 2-3 BB	2-2 2B	0-0 F8		1-0 HR		0-0 HR			4 4 3 4 1 0 0												
Mark Smith, R (1, 7) OBP: 0.297, SLG: 0.483	4-0 BB 1B 1-2 2-3 BB	1-0 BB 1B 2B	2-1 FC4-6 1B		4-2 BB		1-2 G4-3			3 1 2 2 2 0 0												
Glendon Rusch, L (7, 1) OBP: 0.270, SLG: 0.206										0 0 0 0 0 0 0												
Wes Helms, R (1, 5) OBP: 0.328, SLG: 0.444	1-1 BB 1-2 2-3 3-H 1B	4-0 1B BB E IBB	0-0 FC4-6		1-3 K			0-2 G6-3		4 1 1 1 1 1 2												
Keith Osik, R (1, 2) OBP: 0.343, SLG: 0.321	4-0 BB 1-2 2-3 3-H BB	4-1 E 1B BB		0-0 CS 1B 1B		0-2 G3-1		0-1 P3		3 1 1 1 2 0 0												
Royce Clayton, R (1, 6) OBP: 0.300, SLG: 0.331	0-3 K	0-1 E1 1B E 1B		1-0 S 1B		1-2 P5		1-1 1B		5 1 3 1 0 1 3												
Wayne Franklin, L (1, 1) OBP: 0.169, SLG: 0.186	0-3 K	1-0 E 1B		0-3 K		1-3 K		1-3 K		2 0 1 1 0 1 3												
Dave Burba, R (3, 1)										1 0 0 0 0 1 2												
Peter Zoccolillo, L (6, PH) OBP: 0.171, SLG: 0.152										1 0 0 0 0 1 0												
Luis Vizcaino, R (6, 1)										0 0 0 0 0 0 0												
Jason Conti, L (7, 9) OBP: 0.244, SLG: 0.395		1-2 3-H 1B		2-3						1 0 0 0 0 1 1												
Inning Stats	R: 3 E: 1 K: 2 S: 13	H: 2 LOB: 3 BB: 3 P: 28	R: 6 E: 2 K: 0 S: 23	H: 4 LOB: 2 BB: 3 P: 42	R: 0 E: 0 K: 0 S: 6	H: 1 LOB: 1 BB: 0 P: 8	R: 0 E: 0 K: 1 S: 8	H: 2 LOB: 1 BB: 0 P: 11	R: 1 E: 0 K: 2 S: 12	H: 1 LOB: 1 BB: 1 P: 19	R: 0 E: 0 K: 1 S: 15	H: 0 LOB: 0 BB: 0 P: 17	R: 2 E: 0 K: 0 S: 16	H: 1 LOB: 0 BB: 1 P: 24	R: 0 E: 0 K: 1 S: 12	H: 1 LOB: 1 BB: 0 P: 14	R: 0 E: 0 K: 0 S: 9	H: 0 LOB: 0 BB: 0 P: 13	1B: 8 2B: 2 3B: 0 HR: 2	SF: 0 SAC: 0 DP: 0 HBP: 0	WP: 0 PB: 0 SB: 1 CS: 1	PA: 48
PITCHER	IP WLS BF H R ER SO BB IBB HBP BLK WP HR S P ERA WHIP																					
Jerome Robertson, L (1, 1) ERA: 5.1	0.1 L 6 2 3 2 0 2 0 0 0 0 0 0 7 18 54.00 12.000																					
Ricky Stone, R (1, 1) ERA: 3.73	1.1 9 2 4 4 2 2 1 0 0 0 0 0 20 36 27.00 3.000																					
Kirk Saarloos, R (2, 1) ERA: 5.24	0.1 5 2 2 0 0 1 0 0 0 0 0 0 9 16 0.00 9.000																					
Jared Fernandez, R (3, 1) ERA: 3.99	1.0 4 1 0 0 0 0 0 0 0 0 0 0 6 8 0.00 1.000																					
Rick White, R (4, 1) ERA: 5.73	2.0 9 3 1 1 3 1 0 0 0 0 0 1 20 30 4.50 2.000																					
PITCHER	IP WLS BF H R ER SO BB IBB HBP BLK WP HR S P ERA WHIP																					
Kirk Bullinger, R (6, 1) ERA: 5.14	2.0 8 1 2 2 1 1 0 0 0 0 0 1 31 41 9.00 1.000																					
Mike Gallo, L (8, 1) ERA: 3.14	1.0 4 1 0 0 1 0 0 0 0 0 0 0 12 14 0.00 1.000																					
Dan Miceli, R (9, 1) ERA: 3.15	1.0 3 0 0 0 0 0 0 0 0 0 0 0 9 13 0.00 0.000																					

Batter	1	2	3	4	5	6	7	8	9	AB	R	H	RBI	BB	SO	LOB
Craig Biggio, R OBP: 0.350, SLG: 0.413 (1, 8)	0-1 L7	0-0 G6-4-3 1B		0-1 E6 G4-3		1-3 K		0-0 CS 1B		5	0	2	1	0	1	0
Morgan Ensberg, R OBP: 0.375, SLG: 0.524 (1, 5)	3-2 5 2B 1B	3-1 G6-4-3 1-2f 3-H		2-1 G4-3 1-2f		3-2 5 BB 1B		3-3 1-2		5	1	2	0	0	1	3
5 Jeff Bagwell, R OBP: 0.374, SLG: 0.516 (1, 3)	3-2 FC5-4 1-H 2B	0-1 P6		2-0 1B		4-0 FC6-4 1-2 BB		0-1 1B		4	0	3	1	1	0	0
Jeff Kent, R OBP: 0.352, SLG: 0.511 (1, 4)	4-2 FC5-4 BB		0-0 SF9 3B	2-3 K		2-2 P4		1-1 L3		4	1	1	0	1	1	4
Richard Hidalgo, R OBP: 0.387, SLG: 0.577 (1, 9)	2-1 FC5-4 1-2f 2-3		0-1 SF9		1-3 K	2-2 FC6-4 1-2f		0-3 K		4	0	0	1	0	2	5
17 Lance Berkman, S OBP: 0.412, SLG: 0.508 (1, 7)	0-0 L7		0-1 G1-3		2-3 K		0-0 F8		0-0 F9	5	0	0	0	0	1	3
Raul Chavez, R OBP: 0.306, SLG: 0.457 (1, 2)		2-2 2B 3B	3-2 28 1B 1B		3-2 28 1B 1B		1-3 K			4	1	3	0	0	1	0
28 Adam Everett, R OBP: 0.321, SLG: 0.382 (1, 6)		4-2 2B 1B BB	0-1 1B		3-2 1B		2-2 P4			3	1	2	0	1	0	0
Jerome Robertson, L Ricky Stone, R Kirk Saarloos, R Mitch Meluskey, S James Fernandez, R Orlando Merced, S Rick White, R Geoff Blum, S Kirk Bullinger, R Mike Gallo, L 16 Jason Lane, R Dan Miceli, R		3-2 1B 2B	3-2 F7		2-1 P5		0-0 F8			0	0	0	0	0	0	0

Inning Stats	R: 1	H: 2	E: 0	LOB: 2	K: 0	BB: 1	S: 18	R: 3	H: 3	E: 0	LOB: 0	K: 0	BB: 1	S: 18	R: 1	H: 3	E: 0	LOB: 2	K: 0	BB: 0	S: 13	R: 0	H: 1	E: 1	LOB: 1	K: 1	BB: 0	S: 10	R: 0	H: 2	E: 0	LOB: 2	K: 2	BB: 0	S: 17	R: 0	H: 1	E: 0	LOB: 2	K: 1	BB: 1	S: 13	R: 0	H: 0	E: 0	LOB: 0	K: 1	BB: 0	S: 7	R: 0	H: 1	E: 0	LOB: 0	K: 1	BB: 0	S: 7	R: 0	H: 1	E: 0	LOB: 1	K: 1	BB: 0	S: 8	R: 0	H: 1	E: 0	LOB: 1	K: 1	BB: 0	S: 9	1B: 10	SF: 1	2B: 2	SAC: 0	3B: 2	DP: 2	HR: 0	HBP: 0	WP: 0	PA: 42
--------------	------	------	------	--------	------	-------	-------	------	------	------	--------	------	-------	-------	------	------	------	--------	------	-------	-------	------	------	------	--------	------	-------	-------	------	------	------	--------	------	-------	-------	------	------	------	--------	------	-------	-------	------	------	------	--------	------	-------	------	------	------	------	--------	------	-------	------	------	------	------	--------	------	-------	------	------	------	------	--------	------	-------	------	--------	-------	-------	--------	-------	-------	-------	--------	-------	--------

PITCHER	IP	WLS	BF	H	R	ER	SO	BB	IBB	HBP	BLK	WP	HR	S	P	ERA	WHIP
Wayne Franklin, L ERA: 5.5	(1, 1)	2.2	16	7	5	5	0	2	0	0	0	0	0	44	71	16.88	3.375
Dave Burba, R ERA: 3.53	(3, 1)	2.1	11	4	0	0	3	0	0	0	0	0	0	32	52	0.00	1.714
Luis Vizcaino, R ERA: 6.39	(6, 1)	1.0	5	1	0	0	1	1	0	0	0	0	0	13	25	0.00	2.000
Glendon Rusch, L ERA: 6.42	(7, 1)	3.0	10	2	0	0	3	0	0	0	0	0	0	22	29	0.00	0.667

BOTTOM

Milwaukee Brewers @ Houston Astros
Minute Maid Park, Houston, TX
Fri Sep 26 2003, 7:05 PM CDT
Att: 37,259 - Dome - 72 F

AB	38
R	5
H	14
RBI	4
BB	3
SO	7
LOB	19



WP: 0	PA: 42
PB: 0	
SB: 0	
CS: 1	

PITCHER	IP	WLS	BF	H	R	ER	SO	BB	IBB	HBP	BLK	WP	HR	S	P	ERA	WHIP
---------	----	-----	----	---	---	----	----	----	-----	-----	-----	----	----	---	---	-----	------

Batter	1	2	3	4	5	6	7	8	9	AB R H RBI BB SO LOB	TOP											
Scott Podsednik, L (1, 8) OBP: 0.378, SLG: 0.434	2-3 K		2-2 2-H 3B		1-2 2B	1-1 1-3 2-H 3-H 2B			1-1 F7	5 1 3 3 0 1 0												
2 Bill Hall, R (1, 4) OBP: 0.291, SLG: 0.439	0-3 K		0-0 E6 1B		4-1 BB	1-2 K			0-0 G6-3	4 0 1 1 1 2 2												
Brady Clark, R (1, 9) OBP: 0.330, SLG: 0.403	3-1 F9		0-2 G3-1		1-0 P4				2-0 P5	4 0 0 0 0 0 3												
Richie Sexson, R (1, 3) OBP: 0.380, SLG: 0.551		1-0 G1-3		0-0 G1-3		2-1 G3			0-2 G5-3	4 0 0 0 0 0 0												
Mark Smith, R (1, 7) OBP: 0.284, SLG: 0.459		1-2 F9		2-3 K		1-2 P2			1-2 P5	3 0 0 0 0 1 0												
Jason Conti, L (6, 9) OBP: 0.239, SLG: 0.386										1 0 0 0 0 0 0												
Wes Helms, R (1, 5) OBP: 0.330, SLG: 0.449		2-2 G4-3		4-0 BB		0-0 HR			2-3 K	3 1 1 1 1 1 0												
Eddie Pérez, R (1, 2) OBP: 0.304, SLG: 0.421			2-3 K		1-1 F8	2-2 1B 2B 1B			0-2 G4-3	4 1 1 0 0 1 1												
Royce Clayton, R (1, 6) OBP: 0.301, SLG: 0.334			1-2 3B 2B		3-3 K	1-0 1B 2B 1B			0-3 K	4 2 2 0 0 2 0												
Wes Obermueller, R (1, 1) OBP: 0.130, SLG: 0.130			0-3 K		0-0 F9	1-1 2B 1B			1-3 K	3 0 1 0 0 1 1												
Rickie Weeks Jr., R (9, PH) OBP: 0.300, SLG: 0.125										1 0 0 0 0 1 0												
Dan Kolb, R (9, 1)										0 0 0 0 0 0 0												
Inning Stats	R: 0 E: 0 K: 2 S: 9	H: 0 LOB: 0 BB: 0 P: 14	R: 0 E: 0 K: 0 S: 7	H: 0 LOB: 0 BB: 0 P: 11	R: 2 E: 1 K: 2 S: 21	H: 3 LOB: 1 BB: 0 P: 26	R: 0 E: 0 K: 1 S: 6	H: 0 LOB: 1 BB: 1 P: 13	R: 0 E: 0 K: 1 S: 10	H: 1 LOB: 2 BB: 1 P: 19	R: 3 E: 0 K: 1 S: 20	H: 5 LOB: 2 BB: 0 P: 29	R: 0 E: 0 K: 0 S: 10	H: 0 LOB: 0 BB: 0 P: 13	R: 0 E: 0 K: 2 S: 9	H: 0 LOB: 0 BB: 0 P: 11	R: 0 E: 0 K: 1 S: 6	H: 0 LOB: 0 BB: 0 P: 8	1B: 4 2B: 3 3B: 1 HR: 1	SF: 0 SAC: 0 DP: 0 HBP: 0	WP: 0 PB: 0 SB: 0 CS: 0	PA: 38
PITCHER	IP WLS BF H R ER SO BB IBB HBP BLK WP HR S P ERA WHIP																				PITCHER	IP WLS BF H R ER SO BB IBB HBP BLK WP HR S P ERA WHIP
Ron Villone, L (1, 1) ERA: 4.13	5.2 L 27 8 5 5 6 2 0 0 0 0 1 66 103 7.94 1.765																					
54 Brad Lidge, R (6, 1) ERA: 3.6	0.1 2 1 0 0 1 0 0 0 0 0 0 0 7 9 0.00 3.000																					
Octavio Dotel, R (7, 1) ERA: 2.48	2.0 6 0 0 0 2 0 0 0 0 0 0 0 19 24 0.00 0.000																					
Billy Wagner, L (9, 1) ERA: 1.78	1.0 3 0 0 0 1 0 0 0 0 0 0 0 6 8 0.00 0.000																					

Milwaukee Brewers @ Houston Astros
Minute Maid Park, Houston, TX
Sat Sep 27 2003, 12:25 PM CDT
Att: 38,627 - Dome - 72 F

AB	36
R	5
H	9
RBI	5
BB	2
SO	10
LOB	7



Batter	1	2	3	4	5	6	7	8	9	AB R H RBI BB SO LOB
Craig Biggio, R OBP: 0.349, SLG: 0.411 (1, 8) B F B X	2-1 FC6-4 5 1B 1B	0-0 FC6-4 1-2f		1-3 K 1-2			2-1 L6		1-0 P4	5 1 1 0 0 1 2
Morgan Ensberg, R OBP: 0.376, SLG: 0.531 (1, 5) B C 1 SAFE X	1-1 FC6-4 5 1B 1-2		2-1 F9		0-0 L9		0-1 HR			4 1 2 1 0 0 0
5 Jeff Bagwell, R OBP: 0.371, SLG: 0.512 (1, 3) X	0-0 FC6-4 17 E 1B 1-2f 2-3		0-1 E7 1B		0-0 F8		2-2 G4-3			4 0 0 0 0 0 2
Jeff Kent, R OBP: 0.353, SLG: 0.511 (1, 4) B X	1-0 G5-3 17 E 1B 1-2 3-H		0-1 1B		0-2 F9		2-0 G1-3			4 0 2 1 0 0 0
17 Lance Berkman, S OBP: 0.412, SLG: 0.509 (1, 7) C X	0-1 E3 1-2 2-3		0-3 K		0-1 1B 2B		0-0 G6-4-3 1B			4 0 2 0 0 1 4
Richard Hidalgo, R OBP: 0.384, SLG: 0.572 (1, 9) C X	0-1 G5-3 2-3f		2-0 F9		1-2 F9		0-0 G6-4-3 1-2f			4 0 0 0 0 0 7
Brad Ausmus, R OBP: 0.305, SLG: 0.293 (1, 2) F B B X		3-2 FC1-6 1B		0-0 G4-3		1-2 1B 2-3		1-1 G5-3		4 0 2 0 0 0 0
28 Adam Everett, R OBP: 0.321, SLG: 0.381 (1, 6) C B B 1 SAFE X		2-1 F9		2-2 S 1B		0-0 F9		2-2 F8		4 0 1 0 0 0 3
Ron Villone, L OBP: 0.186, SLG: 0.262 (1, 1) 54 Brad Lodge, R OBP: 0.284, SLG: 0.369 (6, PH) Jose Vizcaino, S OBP: 0.284, SLG: 0.369 (7, 1) Octavio Dotel, R OBP: 0.285, SLG: 0.376 (9, PH)		0-1 FC1-6 FC6-4 1-2f		0-0 B2		1-0 G6-3		2-3 K		2 0 0 0 0 0 2 0 0 0 0 0 0 0 1 0 0 0 0 0 2 0 0 0 0 0 0 0 0 0 0 0 0 0 0 1 0 0 0 0 0 1 0

Inning Stats	R: 1	H: 3	E: 1	K: 0	S: 10	LOB: 2	BB: 0	P: 14	R: 0	H: 1	E: 0	K: 0	S: 8	LOB: 1	BB: 0	P: 13	R: 0	H: 1	E: 1	K: 1	S: 10	LOB: 2	BB: 0	P: 14	R: 0	H: 0	E: 0	K: 0	S: 6	LOB: 0	BB: 0	P: 6	R: 0	H: 2	E: 0	K: 0	S: 11	LOB: 2	BB: 0	P: 14	R: 1	H: 1	E: 0	K: 0	S: 8	LOB: 0	BB: 0	P: 14	R: 0	H: 1	E: 0	K: 0	S: 4	LOB: 0	BB: 0	P: 5	R: 0	H: 0	E: 0	K: 1	S: 8	LOB: 0	BB: 0	P: 13	1B: 8	SF: 0	2B: 1	SAC: 0	3B: 0	DP: 2	HR: 1	HBP: 0	WP: 0	PA: 37
PITCHER Wes Obermueller, R ERA: 5.07 (1, 1) Dan Kolb, R ERA: 1.96 (9, 1)	IP	WLS	BF	H	R	ER	SO	BB	IBB	HBP	BLK	WP	HR	S	P	ERA	WHIP	IP	WLS	BF	H	R	ER	SO	BB	IBB	HBP	BLK	WP	HR	S	P	ERA	WHIP	IP	WLS	BF	H	R	ER	SO	BB	IBB	HBP	BLK	WP	HR	S	P	ERA	WHIP																							

Milwaukee Brewers @ Houston Astros
Minute Maid Park, Houston, TX
Sat Sep 27 2003, 12:25 PM CDT
Att: 38,627 - Dome - 72 F

AB 37
R 2
H 10
RBI 2
BB 0
SO 3
LOB 22



Batter	1	2	3	4	5	6	7	8	9	AB R H RBI BB SO LOB	TOP
Scott Podsednik, L (1, 8) OBP: 0.379, SLG: 0.443 Ruben Quevedo, R (6, 1) OBP: 0.300, SLG: 0.300 Shane Nance, L (7, 1) Eddie Pérez, R (8, PH) Leo Estrella, R (8, 1) Royce Clayton, R (9, PH) OBP: 0.301, SLG: 0.333	3-1 G4-3 2B		2-3 K			0-0 HR		2-2 G3 1-2	0-2 G4-3 3-H 0-1	3 2 2 1 0 1 0 0 0 0 0 0 0 0 0 0 0 0 0 0 0 1 0 0 0 0 0 1 0 0 0 0 0 0 0 1 0 0 1 0 0 0	
Jason Conti, L (1, 9) OBP: 0.255, SLG: 0.396 (6, 8)	0-1 P4			4-2 G4-6-3 BB		1-1 2B		1-3 K BB E 2-3	0-1 G4-3	4 0 1 0 1 1 2	
Peter Zoccolillo, L (1, 7) OBP: 0.154, SLG: 0.135 (2, 7) SAFE BB BB C X	3-2 G4-3 2-H			0-0 F7		2-2 F9 2B		2-1 E4 BB 1-2 3-H		4 0 0 2 0 0 3	
Richie Sexson, R (1, 3) OBP: 0.379, SLG: 0.548 BB S X	2-1 P3			2-1 G4-6-3 1-2f		3-3 K		4-2 1-2 2-3 BB		3 0 0 0 1 1 2	
Wes Helms, R (1, 5) OBP: 0.330, SLG: 0.450 Matt Kinney, R (5, 1) OBP: 0.070, SLG: 0.055 Mark Smith, R (6, PH) OBP: 0.275, SLG: 0.444 (6, 9)			0-3 K		1-1 2B 1B	1-1 G5-3		3-3 K 2B		2 0 1 0 0 1 0 0 0 0 0 0 0 0 2 0 0 0 0 1 4	
Keith Osik, R (1, 2) OBP: 0.342, SLG: 0.324			2-3 K		1-2 2B		1-2 G5-3	2-1 F9		4 0 1 0 0 1 3	
Rickie Weeks Jr., R (1, 4) OBP: 0.286, SLG: 0.250			1-3 K		1-3 K		2-1 P5		0-0 2 3B 2B	4 1 1 0 0 2 2	AB 36 R 5 H 8 RBI 5 BB 2 SO 13 LOB 22
Enrique Cruz, R (1, 6) OBP: 0.145, SLG: 0.099			3-3 K		2-3 K		1-0 G6-3		1-3 K	4 0 0 0 0 3 3	
Luis Martinez, L (1, 1) 2 Bill Hall, R (5, PH) OBP: 0.298, SLG: 0.458 (5, 5)			3-3 K		1-3 K			1-2 WP G3 E 1B	0-1 G4-3 2-H 3B	1 0 0 0 0 1 0 3 2 2 1 0 1 2	
Inning Stats	R: 1 H: 1 E: 1 LOB: 0 K: 0 BB: 0 S: 9 P: 17	R: 0 H: 0 E: 0 LOB: 0 K: 3 BB: 0 S: 11 P: 14	R: 0 H: 0 E: 0 LOB: 0 K: 3 BB: 0 S: 11 P: 19	R: 0 H: 0 E: 0 LOB: 0 K: 0 BB: 1 S: 5 P: 11	R: 0 H: 2 E: 0 LOB: 2 K: 3 BB: 0 S: 14 P: 20	R: 1 H: 2 E: 0 LOB: 1 K: 1 BB: 0 S: 11 P: 18	R: 0 H: 0 E: 0 LOB: 0 K: 0 BB: 0 S: 6 P: 10	R: 1 H: 1 E: 1 LOB: 3 K: 2 BB: 1 S: 18 P: 33	R: 2 H: 2 E: 0 LOB: 0 K: 1 BB: 0 S: 11 P: 12	1B: 2 SF: 0 2B: 4 SAC: 0 3B: 1 DP: 1 HR: 1 HBP: 0	WP: 1 PA: 38 PB: 0 SB: 0 CS: 0
PITCHER	IP WLS BF H R ER SO BB IBB HBP BLK WP HR S P ERA WHIP Kirk Saarloos, R (1, 1) ERA: 4.93 Mike Gallo, L (4, 1) ERA: 3.0 Dan Miceli, R (5, 1) ERA: 3.2 Ricky Stone, R (7, 1) ERA: 3.69 Rick White, R (8, 1) ERA: 5.78					IP WLS BF H R ER SO BB IBB HBP BLK WP HR S P ERA WHIP Kirk Bullinger, R (9, 1) ERA: 6.75					

Milwaukee Brewers @ Houston Astros
 Minute Maid Park, Houston, TX
 Sun Sep 28 2003, 1:05 PM CDT
 Att: 37,977 - Dome - 72 F

livebaseballscorecards.com

Batter	1	2	3	4	5	6	7	8	9	AB	R	H	RBI	BB	SO	LOB
16 Jason Lane, R OBP: 0.296, SLG: 0.815 (1, 8) (5, 9)	0-2 L5		1-3 K		1-0 F8 2B		2-2 1-H HR			4	1	2	2	0	1	1
Morgan Ensberg, R OBP: 0.377, SLG: 0.530 (1, 5)	1-0 P2		0-1 5 HR 1B		2-1 F8		4-2 BB			3	1	1	0	1	0	1
5 Jeff Bagwell, R OBP: 0.373, SLG: 0.524 Orlando Merced, S OBP: 0.283, SLG: 0.373 (1, 3) (4, 3) (5, 7)	1-2 HR		0-0 1-H 3-H HR		1-3 K		2-3 K			2	2	2	4	0	0	0
Jeff Kent, R OBP: 0.351, SLG: 0.509 Geoff Blum, S OBP: 0.295, SLG: 0.379 (1, 4) (4, 4)	2-3 K		1-0 F8		1-0 L8		2-0 E5			2	0	0	0	0	1	0
Richard Hidalgo, R OBP: 0.385, SLG: 0.572 Colin Porter, L OBP: 0.212, SLG: 0.188 (1, 9) (4, PR) (5, 8)		2-3 K		1-0 17 HR 1B		2-1 F8		0-3 K		2	0	1	0	0	1	0
17 Lance Berkman, S OBP: 0.412, SLG: 0.515 Jose Vizcaino, S OBP: 0.281, SLG: 0.365 (1, 7) (5, 3)		1-0 G2-3		1-1 1-H HR		0-0 G3-1		1-0 F8		2	1	1	2	0	0	0
Brad Ausmus, R OBP: 0.303, SLG: 0.291 Ricky Stone, R Rick White, R Craig Biggio, R OBP: 0.350, SLG: 0.412 Kirk Bullinger, R (1, 2) (7, 1) (8, 1) (8, PH) (9, 1)		2-2 G5-3		2-1 F8		0-1 L7		0-0 G6-4-3 1B		3	0	0	0	0	0	1
28 Adam Everett, R OBP: 0.320, SLG: 0.380 Mike Gallo, L Dan Miceli, R Raul Chavez, R OBP: 0.289, SLG: 0.432 (1, 6) (4, 1) (5, 1) (7, 2)			1-0 F8	0-0 F8		1-0 F8		2-1 G6-4-3		1	0	0	0	0	0	0
Kirk Saarloos, R 4 Eric Bruntlett, R OBP: 0.255, SLG: 0.370 (1, 1) (3, PH) (4, 6)			1-1 1B 5 HR 1B	0-1 F9		0-1 16 HR 1B				0	0	0	0	0	0	0

Inning Stats	R: 1	H: 1	E: 0	K: 1	S: 10	LOB: 0	BB: 0	P: 14	R: 0	H: 0	E: 0	K: 1	S: 13	LOB: 0	BB: 0	P: 18	R: 3	H: 3	E: 0	K: 1	S: 10	LOB: 0	BB: 0	P: 14	R: 2	H: 2	E: 0	K: 0	S: 8	LOB: 1	BB: 0	P: 12	R: 0	H: 1	E: 0	K: 1	S: 7	LOB: 1	BB: 0	P: 12	R: 0	H: 0	E: 0	K: 0	S: 5	LOB: 0	BB: 0	P: 7	R: 2	H: 2	E: 1	K: 2	S: 22	LOB: 2	BB: 1	P: 33	R: 0	H: 1	E: 0	K: 0	S: 4	LOB: 0	BB: 0	P: 7
1B: 5	SF: 0	WP: 0	PA: 35																																																													
2B: 1	SAC: 0	PB: 0																																																														
3B: 0	DP: 1	SB: 0																																																														
HR: 4	HBP: 0	CS: 0																																																														

PITCHER	IP	WLS	BF	H	R	ER	SO	BB	IBB	HBP	BLK	WP	HR	S	P	ERA	WHIP
Luis Martinez, L ERA: 9.92 (1, 1)	4.0	L	18	6	6	6	3	0	0	0	0	0	0	41	58	13.50	1.500
Matt Kinney, R ERA: 5.19 (5, 1)	1.0		4	1	0	0	1	0	0	0	0	0	0	7	12	0.00	1.000
Ruben Quevedo, R ERA: 6.75 (6, 1)	1.1		7	2	2	2	0	1	0	0	0	0	1	19	28	13.50	2.250
Shane Nance, L ERA: 4.81 (7, 1)	0.2		3	0	0	0	2	0	0	0	0	0	0	8	12	0.00	0.000
Leo Estrella, R ERA: 4.36 (8, 1)	1.0		3	1	0	0	0	0	0	0	0	0	0	4	7	0.00	1.000

BOTTOM

Milwaukee Brewers @ Houston Astros
Minute Maid Park, Houston, TX

Sun Sep 28 2003, 1:05 PM CDT
Att: 37,977 - Dome - 72 F

livebaseballscorecards.com

AB	34
R	8
H	10
RBI	8
BB	1
SO	6
LOB	12

