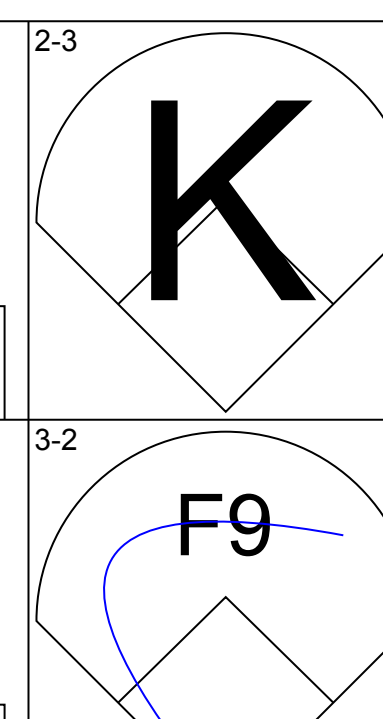
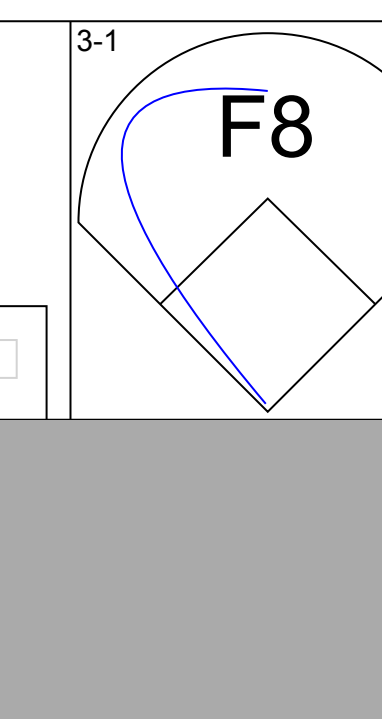
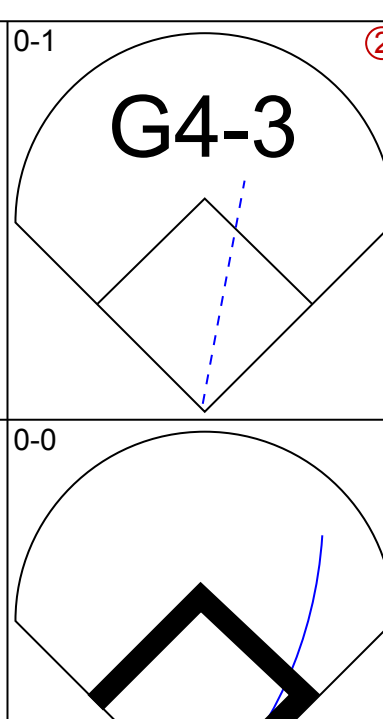
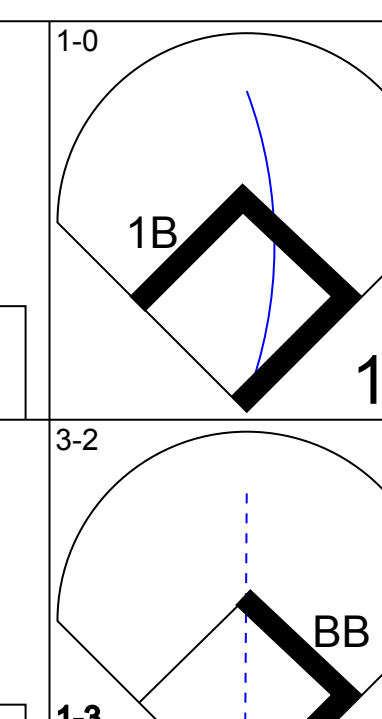
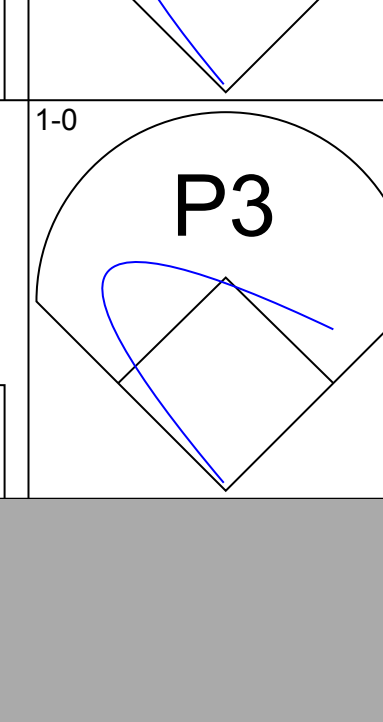
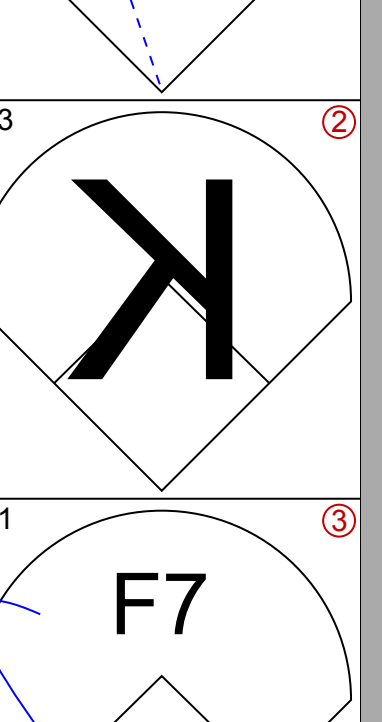
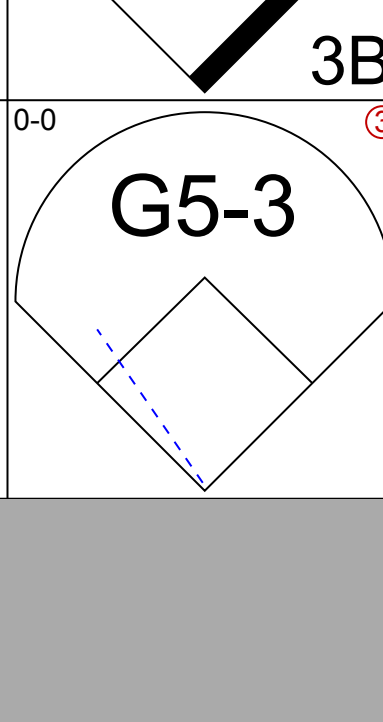
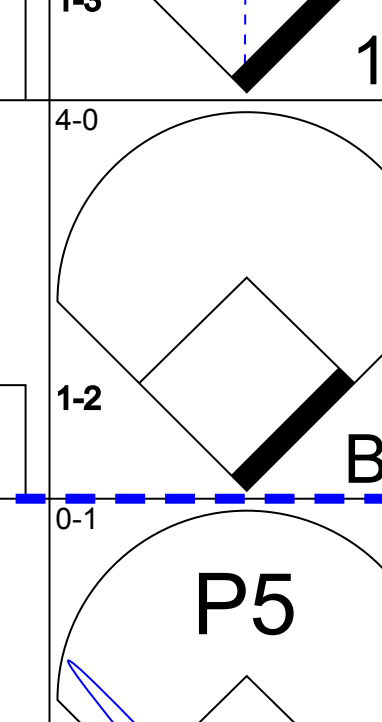




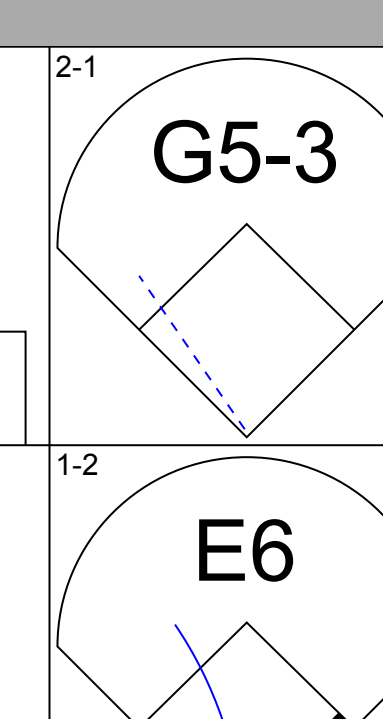
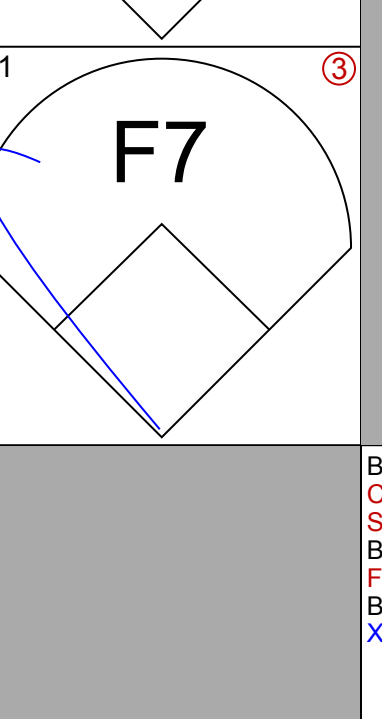
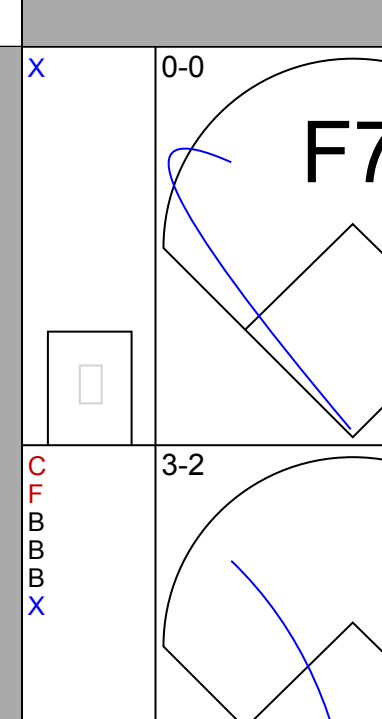
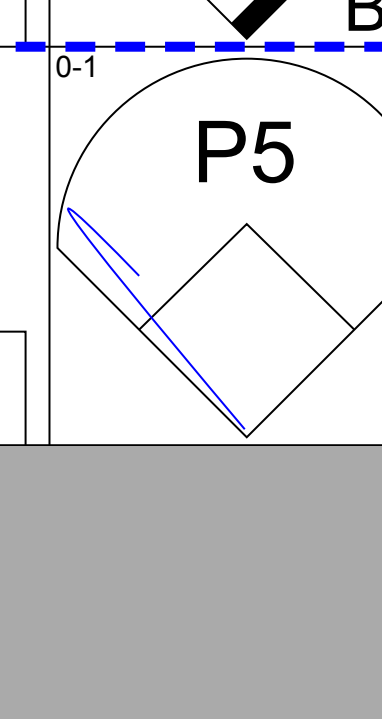
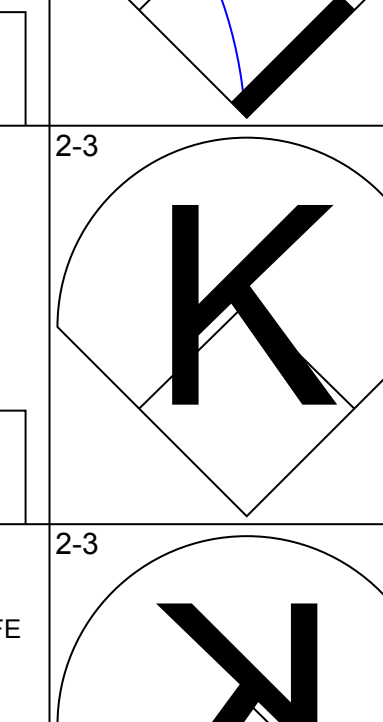
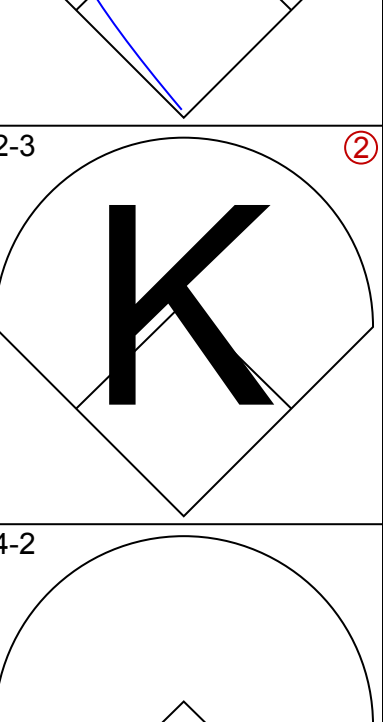
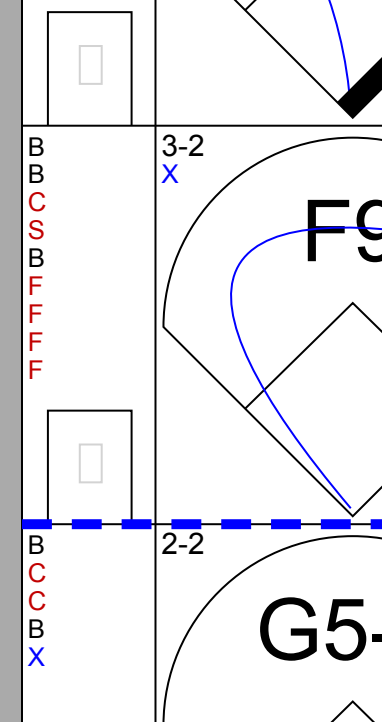
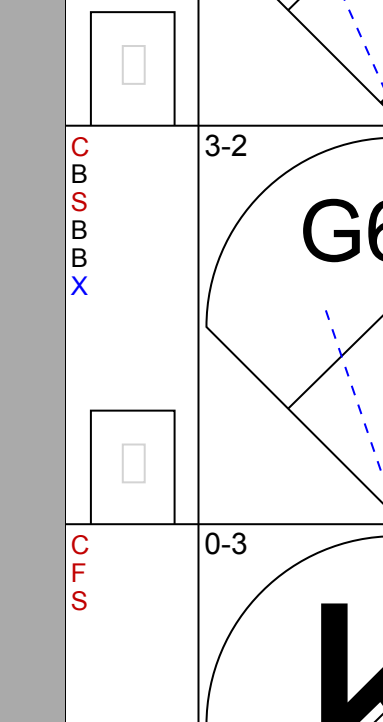

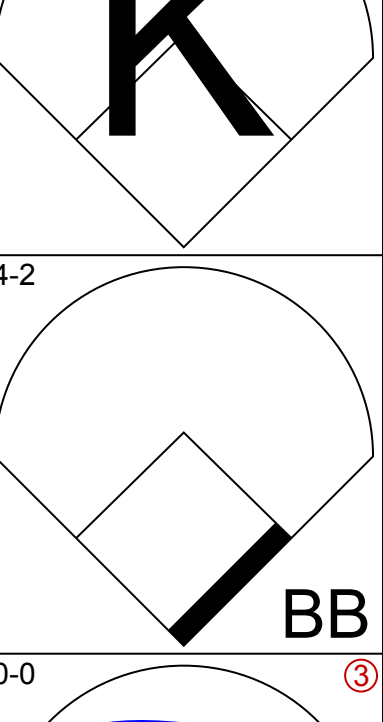
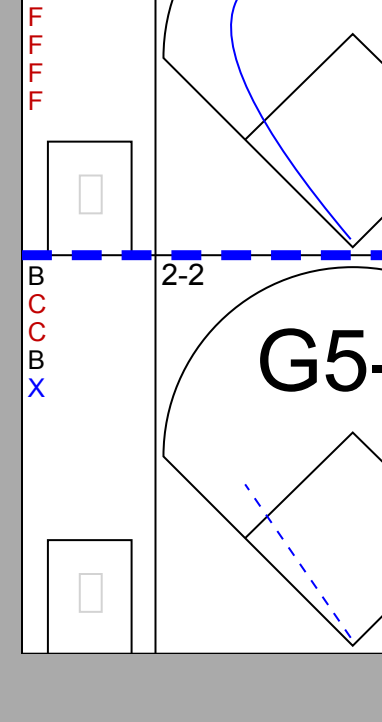
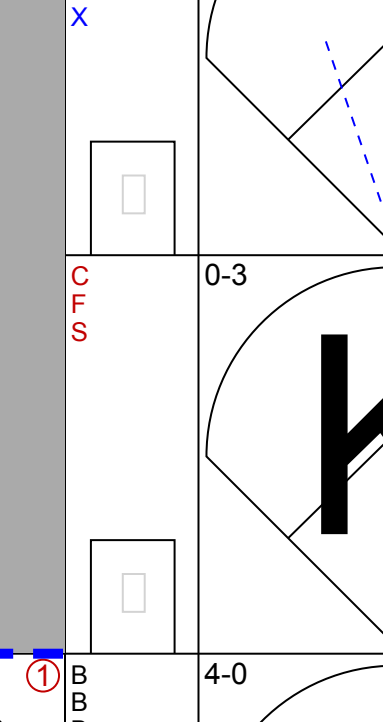

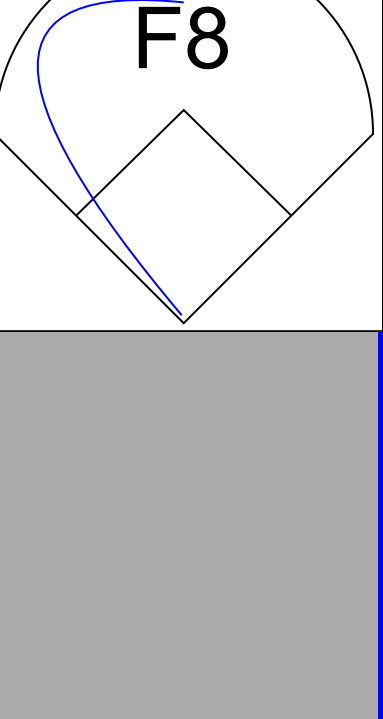
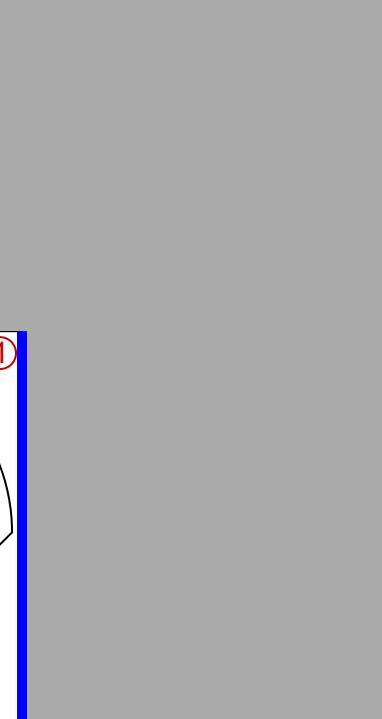
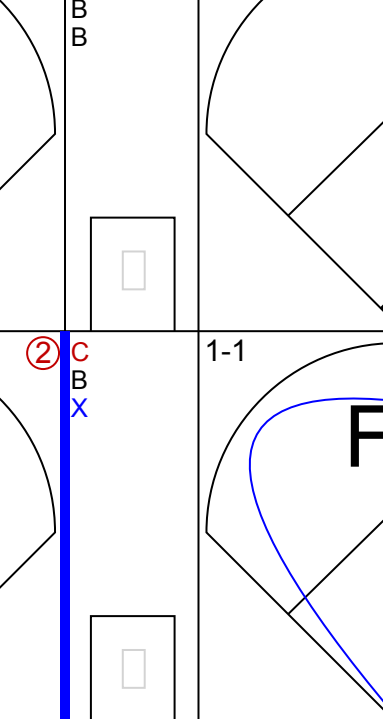
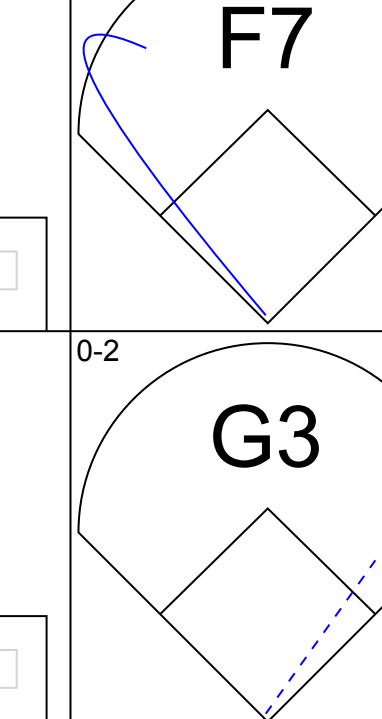
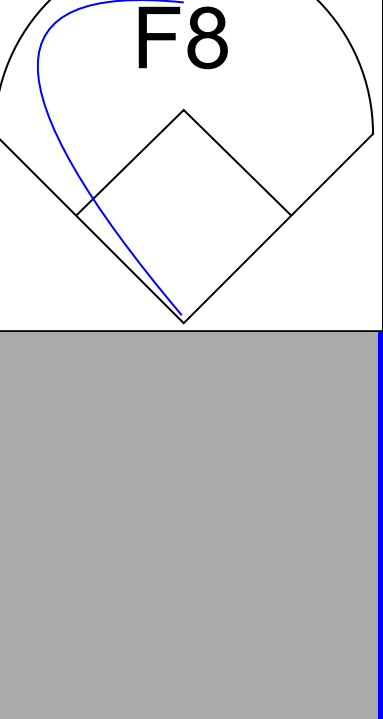
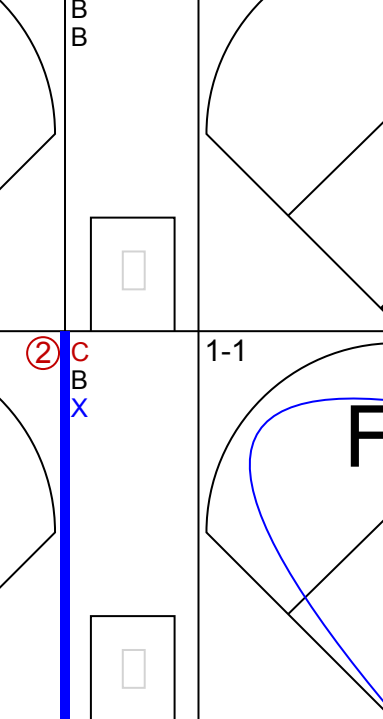
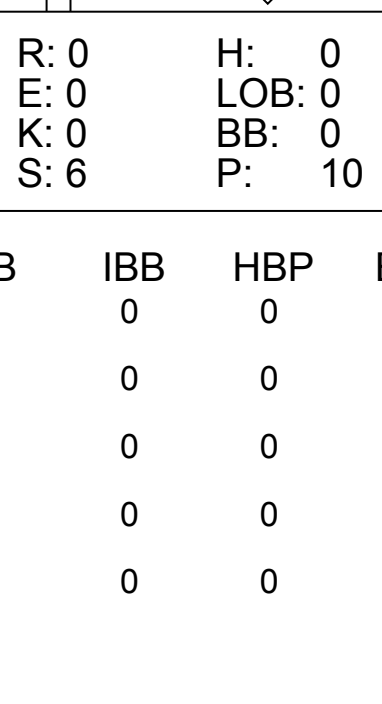
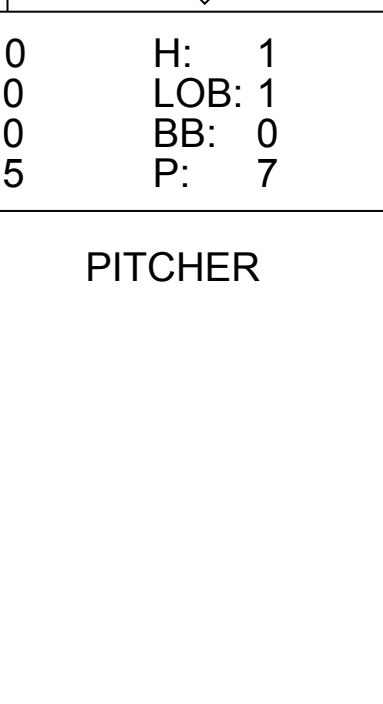
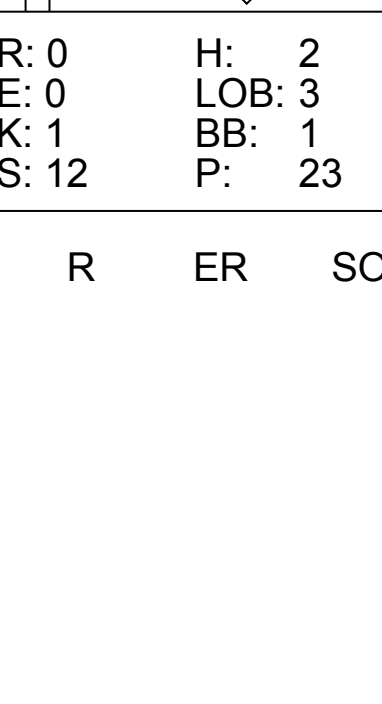
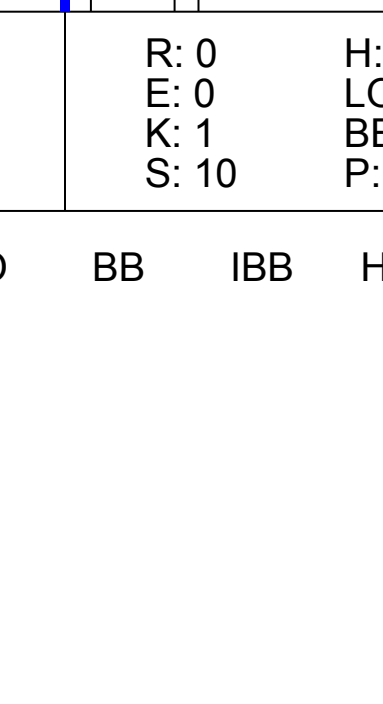


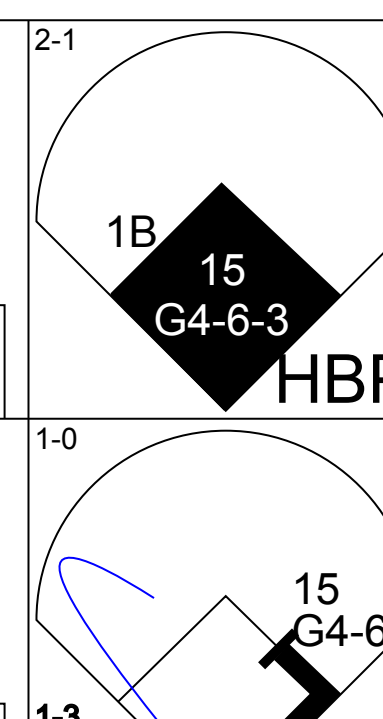
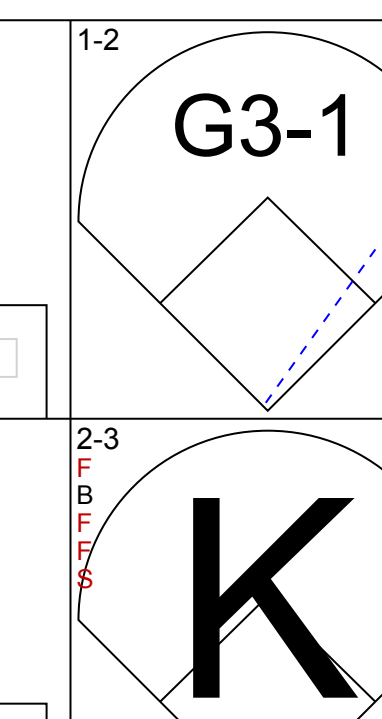
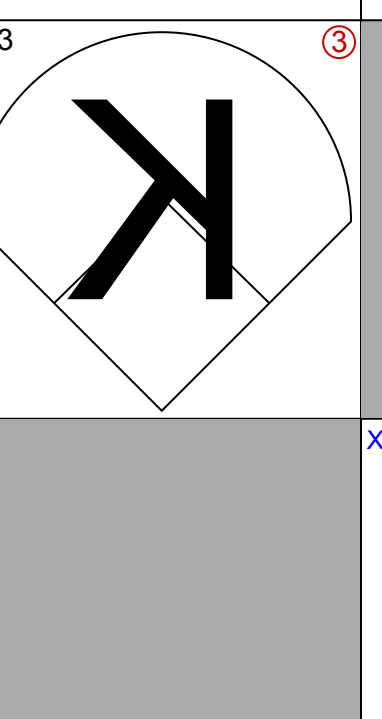
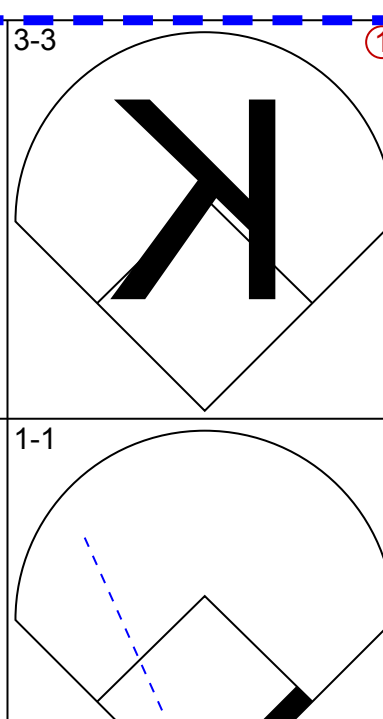
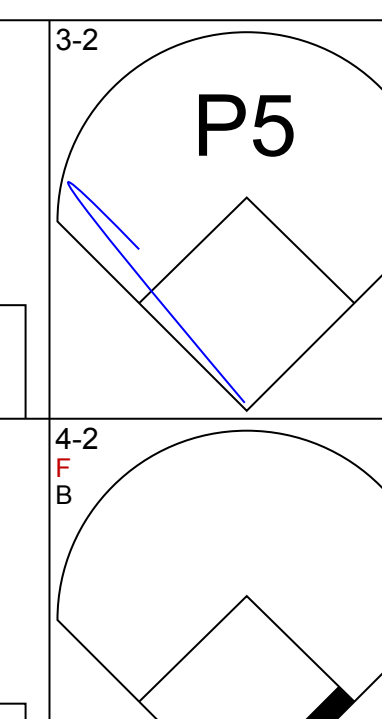
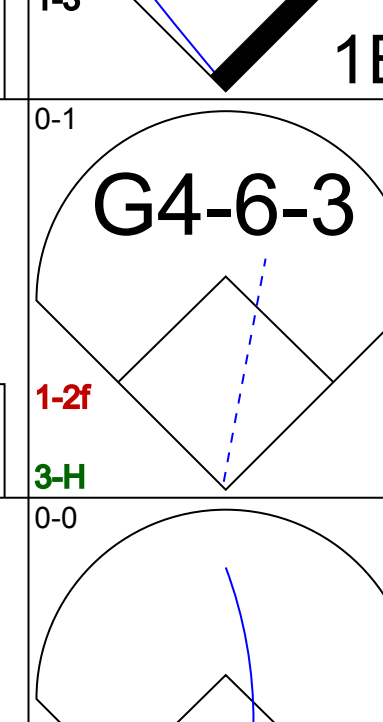
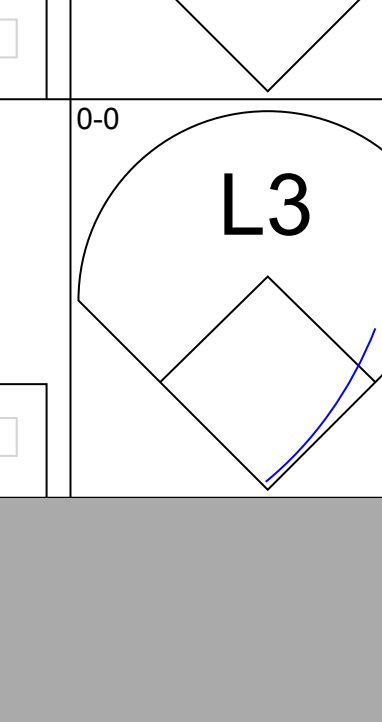
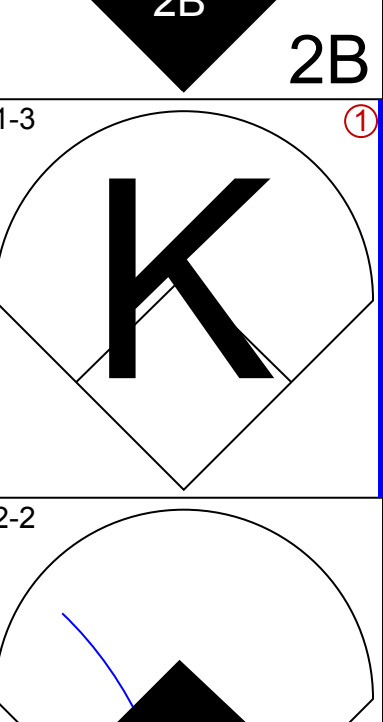
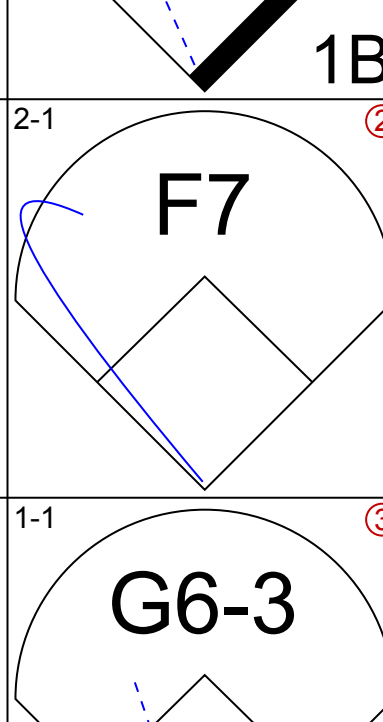
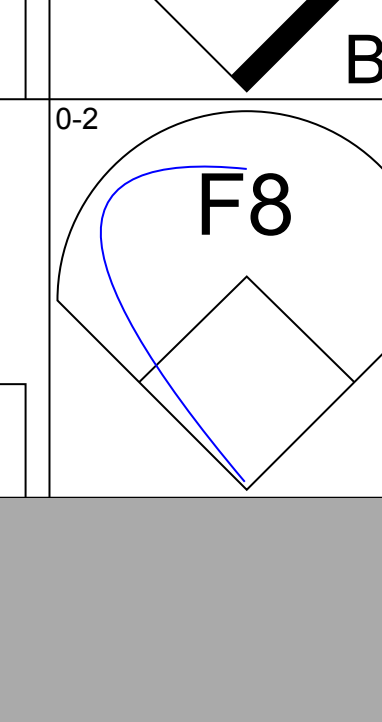
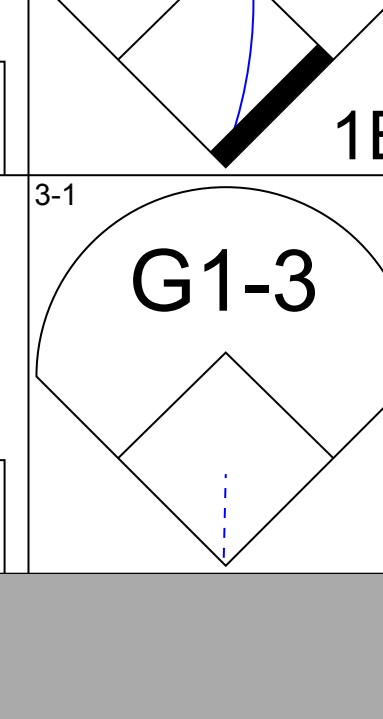

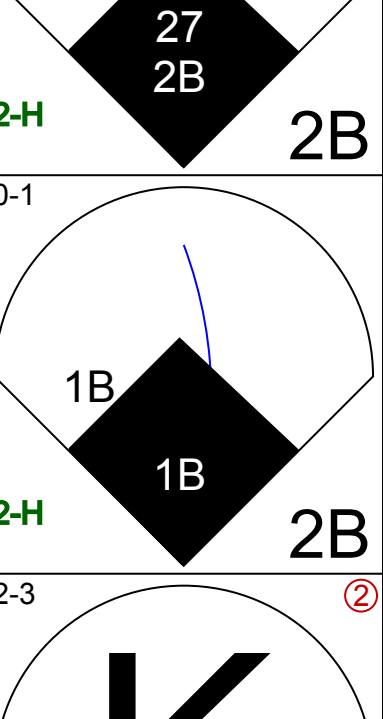




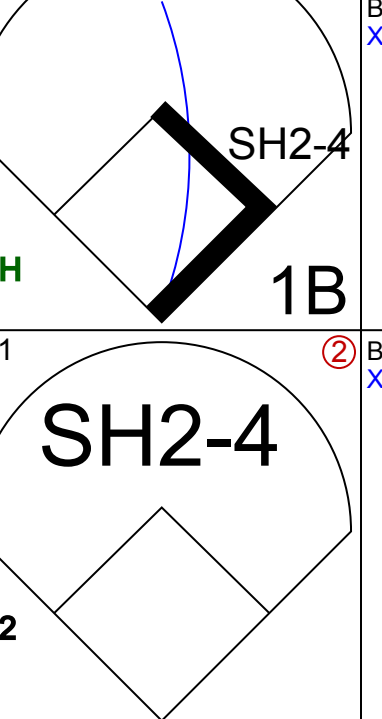
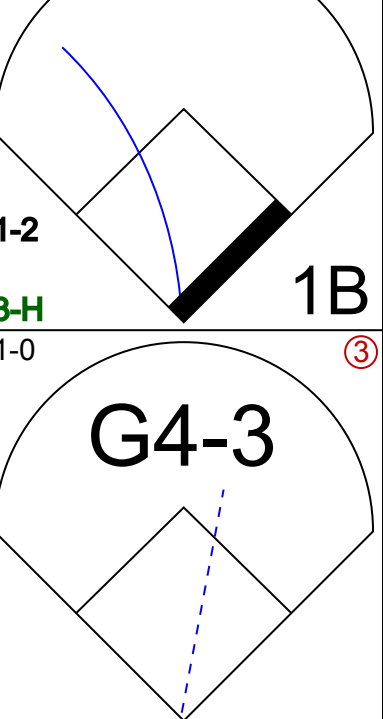

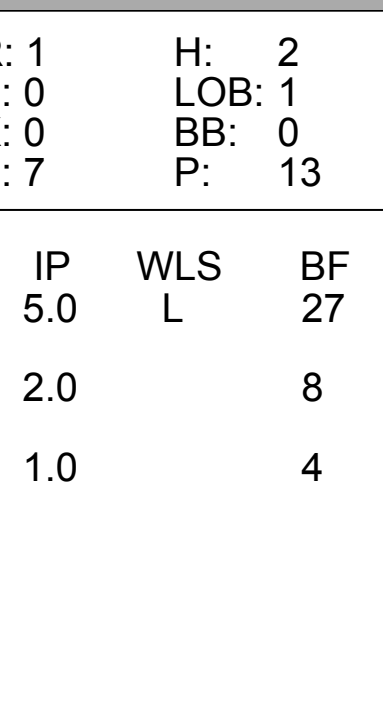
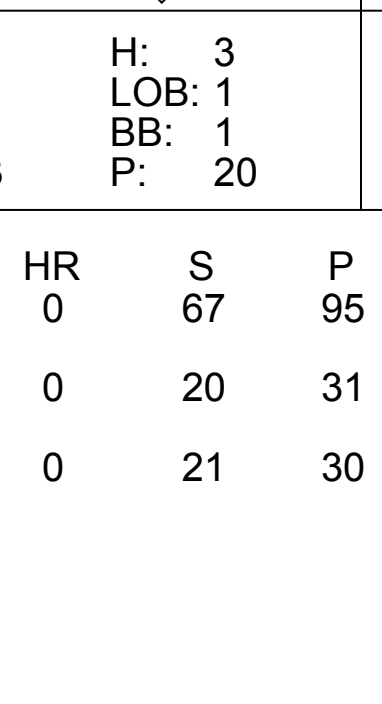
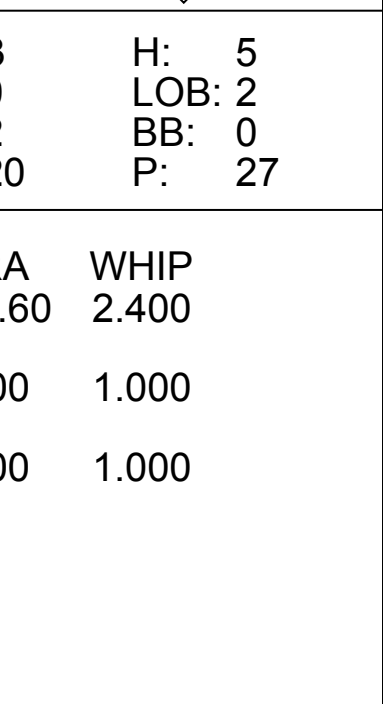
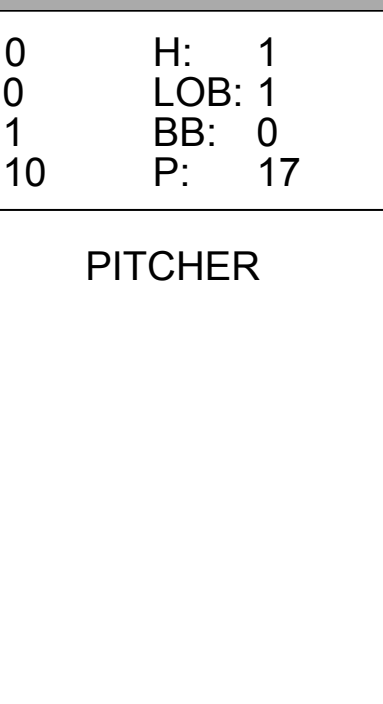
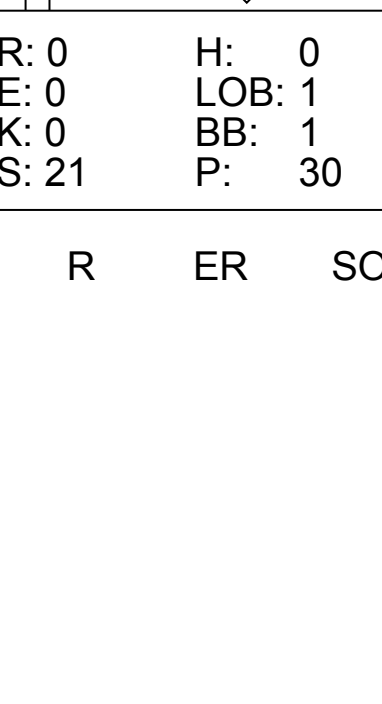
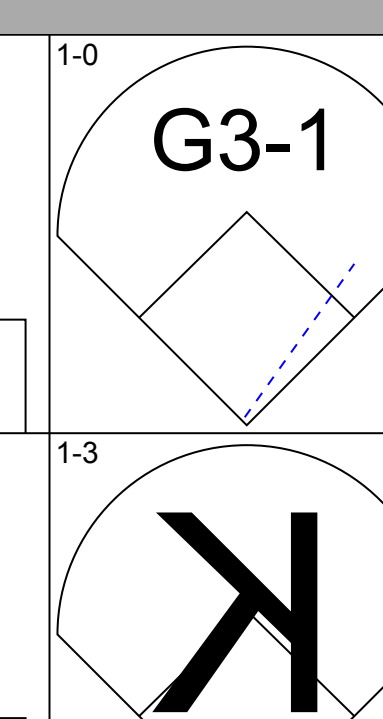
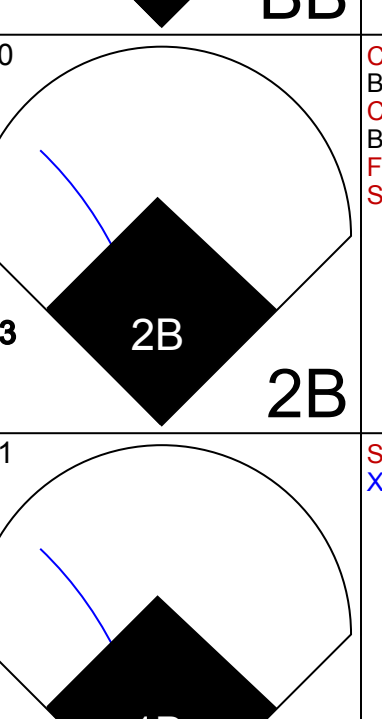
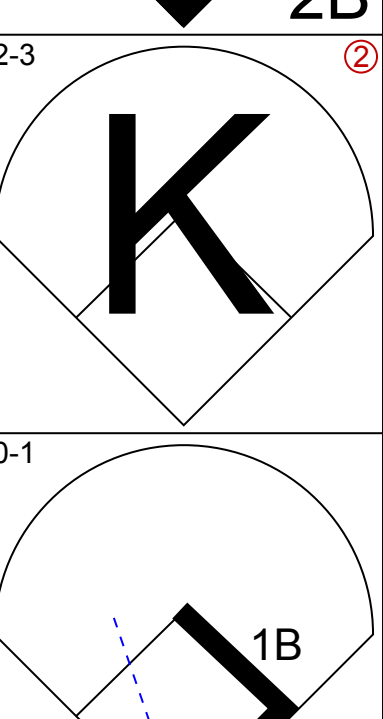

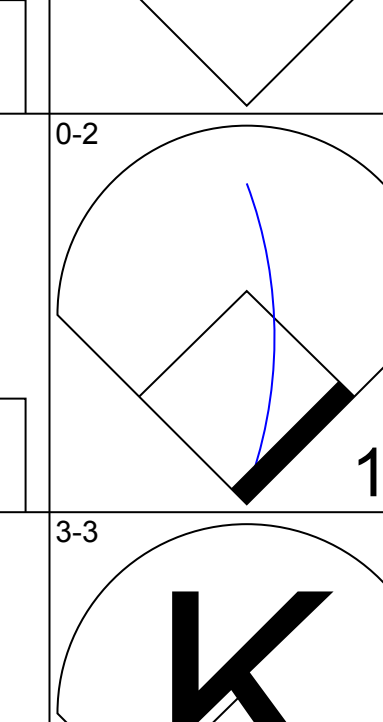
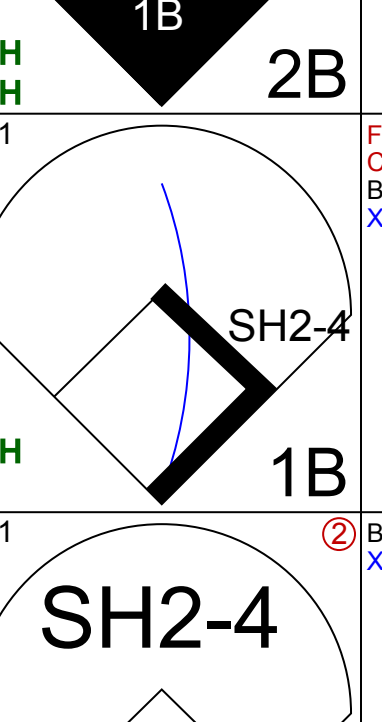
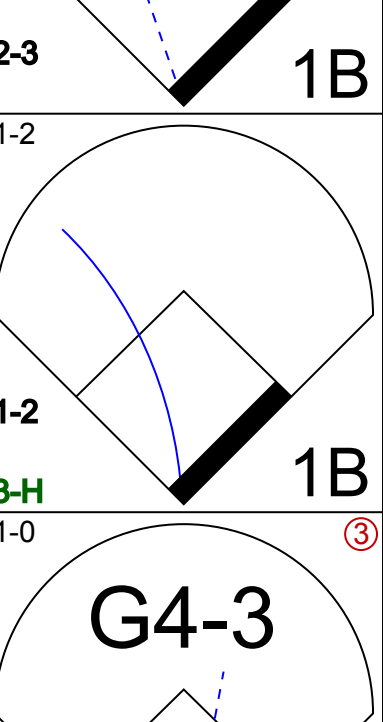
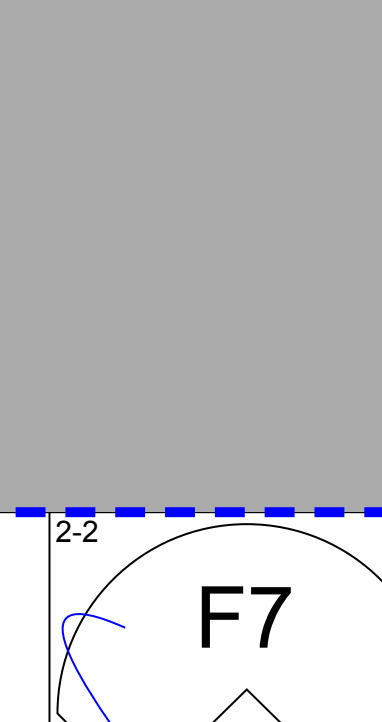
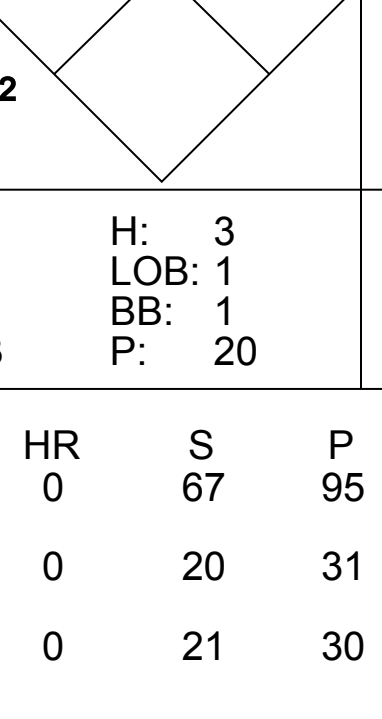
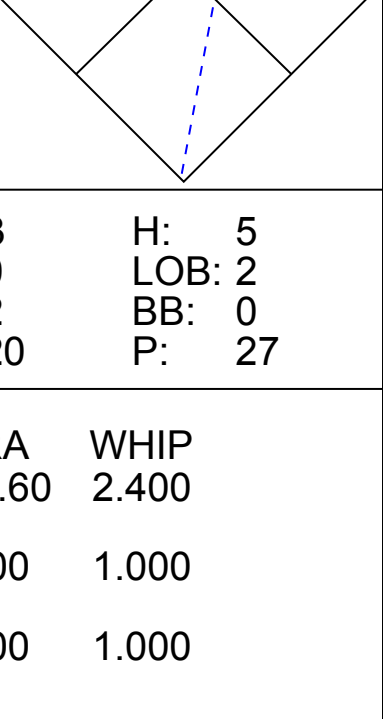
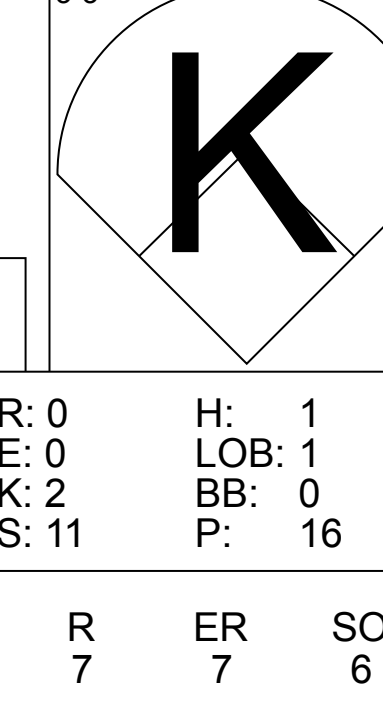
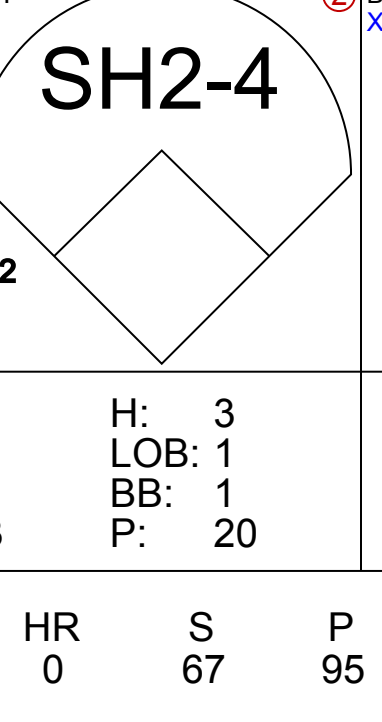
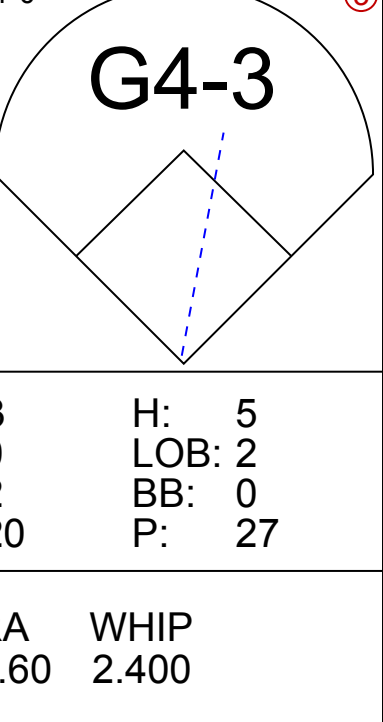
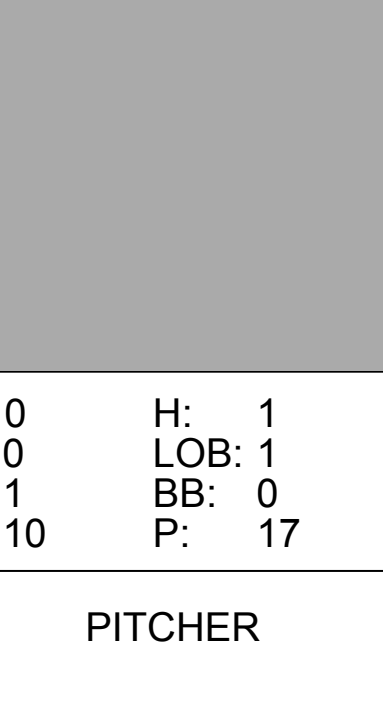
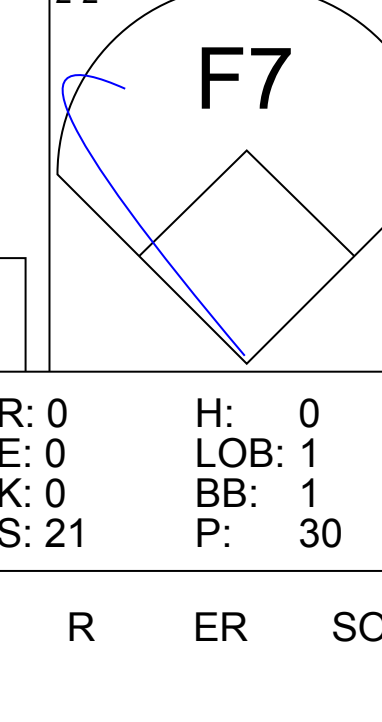
Milwaukee Brewers - 2003

Batter	1	2	3	4	5	6	7	8	9	AB	R	H	RBI	BB	SO	LOB	TOP			
Alex Sanchez, L (1, 8)	G4-3	K		G1-4-3			SF7		G6-3	4	0	0	1	0	1	0	Milwaukee Brewers @ St. Louis Cardinals Busch Stadium, St. Louis, MO Mon Mar 31 2003, 3:10 PM CST Att: 49,561 - Cloudy - 62 F			
Eric Young Sr., R (1, 4) OBP: 0.800, SLG: 1.400	P6		HR		G5-3		F G5-3 1B		HR	5	2	3	1	0	0	0				
Richie Sexson, R (1, 3) OBP: 0.400, SLG: 1.000			K		G6-3		G5-3		HR	4	1	1	2	1	1	2				
John Vander Wal, L (1, 7) Luis Vizcaino, R (7, 1) Mike DeJean, R (8, 1) Keith Ginter, R (9, PH) OBP: 1.000, SLG: 1.000	G4-3		1B		L7		E5		HR	3	0	0	0	1	0	2				
Jeffrey Hammonds, R (1, 9) OBP: 0.200, SLG: 0.200			F8				F8		L4	5	0	1	0	0	0	4				
Wes Helms, R (1, 5) OBP: 0.200, SLG: 0.200		FC5-4 1B HR					G6-3		K	5	1	1	0	0	2	2				
Eddie Pérez, R (1, 2) OBP: 0.500, SLG: 1.250		HR		F7			G6-3		HR	4	2	2	1	0	0	2				
Royce Clayton, R (1, 6) OBP: 0.500, SLG: 1.500		HR			G1-3		1B SF7 2B		L7	4	2	2	3	0	0	0				
15 Ben Sheets, R (1, 1) Shane Nance, L (6, 1) Curt Leskanic, R (6, 1) Scott Podsednik, L (7, PH) OBP: 0.500, SLG: 0.500		K					G5-3 E 1B		K	2	0	0	0	0	0	2				
Inning Stats	R: 0 E: 0 K: 0 S: 9	H: 0 LOB: 1 BB: 1 P: 17	R: 3 E: 0 K: 2 S: 13	H: 3 LOB: 0 BB: 21	R: 1 E: 0 K: 1 S: 10	H: 2 LOB: 2 BB: 1 P: 19	R: 0 E: 0 K: 1 S: 9	H: 0 LOB: 0 BB: 0 P: 10	R: 0 E: 0 K: 0 S: 7	H: 0 LOB: 0 BB: 0 P: 11	R: 2 E: 1 K: 0 S: 13	H: 3 LOB: 2 BB: 0 P: 18	R: 1 E: 0 K: 2 S: 15	H: 1 LOB: 0 BB: 0 P: 23	R: 2 E: 0 K: 1 S: 15	H: 3 LOB: 1 BB: 0 P: 21		1B: 6 2B: 2 3B: 0 HR: 4	SF: 1 SAC: 0 DP: 0 HBP: 0	WP: 0 PB: 0 SB: 0 CS: 0
PITCHER	IP WLS BF H R ER SO BB IBB HBP BLK WP HR S P ERA WHIP																			
Matt Morris, R (1, 1) ERA: 6.43	7.0		32	8	6	5	4	2	0	0	0	0	0	0	0	0	6.43	1.429		
Russ Springer, R (8, 1) ERA: 9.0	1.0	W	4	1	1	1	2	0	0	0	0	0	0	1	15	23	9.00	1.000		
Jeff Fassero, L (9, 1) ERA: 9.0	0.1		1	0	0	0	0	0	0	0	0	0	0	0	4	6	0.00	0.000		
Cal Eldred, R (9, 1) ERA: 9.0	0.0		3	3	2	2	0	0	0	0	0	0	0	1	7	10	∞	∞		
Steve Kline, L (9, 1) ERA: 9.0	0.2	S	2	0	0	0	1	0	0	0	0	0	0	0	4	5	0.00	0.000		

Batter	1	2	3	4	5	6	7	8	9	AB	R	H	RBI	BB	SO	LOB	BOTTOM			
Fernando Vina, L (1, 4) OBP: 0.200, SLG: 0.500	B4-3		F7		E3 5 1B 15 1B	SF8		PB 1B 2B		4	2	1	2	0	0	1	Milwaukee Brewers @ St. Louis Cardinals Busch Stadium, St. Louis, MO Mon Mar 31 2003, 3:10 PM CST Att: 49,561 - Cloudy - 62 F			
Edgar Renteria, R (1, 6) OBP: 0.600, SLG: 0.750		15 G5-4-3 1B			P6		1-3 K		K	4	0	2	1	1	1	2				
15 Jim Edmonds, L (1, 8) OBP: 0.333, SLG: 0.333 Kerry Robinson, L (6, PR) OBP: 0.500, SLG: 0.500					BB		2B			3	0	1	0	0	0	3				
	G5-4-3		G4-3				G4-3			2	1	1	1	0	0	2				
5 Albert Pujols, R (1, 7) OBP: 0.600, SLG: 0.333				G4-3			K			3	1	1	1	2	1	0				
27 Scott Rolen, R (1, 5) OBP: 0.400, SLG: 1.000							1B			4	2	1	3	1	0	3				
		F7		HR			F8			4	2	1	3	1	0	3				
Tino Martinez, L (1, 3) OBP: 0.600, SLG: 1.250			G4-3				K			4	2	2	2	1	1	1				
Eli Marrero, R (1, 9)			K							4	1	0	0	1	2	3				
Mike Matheny, R (1, 2) OBP: 0.250, SLG: 0.250										4	1	1	0	0	0	1				
Matt Morris, R (1, 1) OBP: 0.600, SLG: 1.000 Russ Springer, R (8, 1) Orlando Palmeiro, L (9, PH) Jeff Fassero, L (9, 1) Cal Eldred, R (9, 1) Steve Kline, S (9, 1)										2	0	1	0	0	0	0				
Inning Stats	R: 0 E: 0 K: 0 S: 6	H: 1 LOB: 0 BB: 0 P: 9	R: 0 E: 0 K: 1 S: 18	H: 0 LOB: 1 BB: 1 P: 26	R: 0 E: 0 K: 0 S: 10	H: 1 LOB: 2 BB: 1 P: 23	R: 2 E: 0 K: 1 S: 7	H: 1 LOB: 0 BB: 1 P: 17	R: 1 E: 1 K: 0 S: 14	H: 2 LOB: 2 BB: 0 P: 19	R: 2 E: 1 K: 0 S: 13	H: 3 LOB: 2 BB: 0 P: 17	R: 0 E: 0 K: 2 S: 7	H: 0 LOB: 0 BB: 0 P: 11	R: 6 E: 0 K: 1 S: 21	H: 4 LOB: 1 BB: 3 P: 37	1B: 6 2B: 3 3B: 1 HR: 2	SF: 1 SAC: 1 DP: 1 HBP: 0	WP: 0 PB: 1 SB: 1 CS: 0	PA: 43
PITCHER	IP WLS BF H R ER SO BB IBB HBP BLK WP HR S P ERA WHIP																			
15 Ben Sheets, R (1, 1) ERA: 3.6	5.0		23	5	3	2	2	3	0	0	0	0	0	0	0	0	3.60	1.600		
Shane Nance, L (6, 1) ERA: 9.0	0.2	B	5	2	2	0	0	0	0	0	0	0	0	0	10	14	0.00	3.000		
Curt Leskanic, R (6, 1) ERA: 9.0	0.1		2	1	0	0	0	0	0	0	0	0	0	3	3	0.00	3.000			
Luis Vizcaino, R (7, 1) ERA: 13.5	1.1	H	6	1	2	2	2	1	0	0	0	0	0	17	27	13.50	1.500			
Mike DeJean, R (8, 1) ERA: 54.0	0.2	L	7	3	4	4	1	1	1	0	0	0	0	11	21	54.00	6.000			



Batter	1	2	3	4	5	6	7	8	9	AB	R	H	RBI	BB	SO	LOB	TOP					
Alex Sanchez, L (1.8) OBP: 0.111, SLG: 0.125										4	0	1	0	0	1	0	Milwaukee Brewers @ St. Louis Cardinals Busch Stadium, St. Louis, MO Wed Apr 02 2003, 7:10 PM CST Att: 26,790 - Cloudy - 76 F					
Eric Young Sr., R (1.4) OBP: 0.556, SLG: 1.222										4	0	2	0	0	0	0						
Richie Sexson, R (1.3) OBP: 0.333, SLG: 0.571										3	0	0	0	1	1	1						
John Vander Wal, L (1.7)										4	0	0	0	0	0	3						
Jeffrey Hammonds, R (1.9) OBP: 0.333, SLG: 0.444										4	0	2	0	0	0	0						
Wes Helms, R (1.5) OBP: 0.111, SLG: 0.111										4	0	0	0	0	2	3						
Keith Osik, R (1.2)										3	0	0	0	1	2	3						
Royce Clayton, R (1.6) OBP: 0.375, SLG: 0.857										3	0	0	0	1	0	1						
Glendon Rusch, L (1.1) Enrique Cruz, R (6.1) John Foster, L (6.1) Jason Conti, L (6.1) Matt Ford, S (6.1) Scott Podsednik, L (6.1) OBP: 0.333, SLG: 0.333										1	0	0	0	0	0	0						
Inning Stats	R: 0 E: 0 K: 1 S: 9	H: 0 LOB: 0 BB: 0 P: 15	R: 0 E: 1 K: 2 S: 12	H: 0 LOB: 1 BB: 0 P: 19	R: 0 E: 0 K: 1 S: 6	H: 0 LOB: 0 BB: 0 P: 10	R: 0 E: 0 K: 1 S: 7	H: 0 LOB: 0 BB: 0 P: 13	R: 0 E: 0 K: 1 S: 12	H: 1 LOB: 1 BB: 0 P: 21	R: 0 E: 0 K: 0 S: 5	H: 1 LOB: 1 BB: 0 P: 7	R: 0 E: 0 K: 0 S: 14	H: 1 LOB: 1 BB: 0 P: 22	R: 0 E: 0 K: 1 S: 12	H: 2 LOB: 3 BB: 1 P: 23		R: 0 E: 0 K: 1 S: 10	H: 1 LOB: 2 BB: 1 P: 18	1B: 3 2B: 1 3B: 1 HR: 0	SF: 0 SAC: 0 DP: 0 HBP: 0	WP: 0 PB: 0 SB: 0 CS: 0
PITCHER	IP	WLS	BF	H	R	ER	SO	BB	IBB	HBP	BLK	WP	HR	S	P	ERA	WHIP					
Woody Williams, R (1.1) ERA: 12.6	6.2	W	24	2	0	0	5	1	0	0	0	0	0	62	102	0.00	0.450					
28 Lance Painter, L (7.1) ERA:	0.1		1	0	0	0	0	0	0	0	0	0	0	3	5	0.00	0.000					
Kiko Calero, R (8.1) ERA:	0.2		5	2	0	0	1	1	0	0	0	0	0	10	21	0.00	4.500					
Jeff Fassero, L (8.1) ERA:	0.1		1	0	0	0	0	0	0	0	0	0	0	2	2	0.00	0.000					
Dustin Hermanson, R (9.1) ERA:	1.0		5	1	0	0	1	1	0	0	0	0	0	10	18	0.00	2.000					

Batter	1	2	3	4	5	6	7	8	9	AB	R	H	RBI	BB	SO	LOB	BOTTOM					
Fernando Vina, L (1.4) OBP: 0.200, SLG: 0.250										4	1	0	0	0	2	1	Milwaukee Brewers @ St. Louis Cardinals Busch Stadium, St. Louis, MO Wed Apr 02 2003, 7:10 PM CST Att: 26,790 - Cloudy - 76 F					
Edgar Renteria, R (1.6) OBP: 0.700, SLG: 0.875										4	1	3	0	1	1	0						
15 Jim Edmonds, L (1.8) OBP: 0.167, SLG: 0.167										3	0	0	0	0	1	2						
Kerry Robinson, L (6.8) OBP: 0.250, SLG: 0.250										2	0	0	0	0	0	2						
5 Albert Pujols, R (1.7) OBP: 0.556, SLG: 0.571										4	1	2	1	0	0	1						
27 Scott Rolen, R (1.5) OBP: 0.556, SLG: 1.000										3	2	2	1	1	0	1						
Tino Martinez, L (1.3) OBP: 0.444, SLG: 0.875										4	1	1	0	0	1	2						
Eduardo Perez, R (1.9) OBP: 0.667, SLG: 1.000										3	1	2	2	0	1	0						
Miguel Cairo, R (7.9)										1	0	0	0	0	0	1						
Mike Matheny, R (1.2) OBP: 0.500, SLG: 0.500										4	0	3	2	0	0	1						
Woody Williams, R (1.1) ERA: 12.6	5.0	L	27	11	7	7	6	1	0	1	0	0	0	67	95	12.60	2.400					
John Foster, L (6.1) ERA:	2.0		8	2	0	0	1	0	0	0	0	0	0	20	31	0.00	1.000					
Matt Ford, L (8.1) ERA:	1.0		4	0	0	0	0	1	0	0	0	0	0	21	30	0.00	1.000					
Inning Stats	R: 1 E: 0 K: 0 S: 7	H: 2 LOB: 1 BB: 0 P: 13	R: 0 E: 0 K: 2 S: 11	H: 1 LOB: 1 BB: 0 P: 16	R: 0 E: 0 K: 1 S: 16	H: 0 LOB: 0 BB: 0 P: 19	R: 3 E: 0 K: 1 S: 13	H: 3 LOB: 1 BB: 1 P: 20	R: 3 E: 0 K: 2 S: 20	H: 5 LOB: 2 BB: 0 P: 27	R: 0 E: 0 K: 1 S: 10	H: 1 LOB: 1 BB: 0 P: 17	R: 0 E: 0 K: 0 S: 10	H: 1 LOB: 1 BB: 0 P: 14	R: 0 E: 0 K: 0 S: 21	H: 0 LOB: 1 BB: 1 P: 30	1B: 8 2B: 5 3B: 0 HR: 0	SF: 0 SAC: 1 DP: 1 HBP: 1	WP: 0 PB: 0 SB: 0 CS: 0	PA: 39		
PITCHER	IP	WLS	BF	H	R	ER	SO	BB	IBB	HBP	BLK	WP	HR	S	P	ERA	WHIP					

Batter	1	2	3	4	5	6	7	8	9	AB	R	H	RBI	BB	SO	LOB	TOP																
Ray Durham, S OBP: 0.476, SLG: 0.722	1-2 WP SF8 1B	4-1 BB		1-0 S 1B		1-2 G3		1-0 G4-3	1-3 K	5	1	2	0	1	1	0																	
José Cruz Jr., S OBP: 0.450, SLG: 0.765	1-3 K	0-1 G3		1-0 P5		3-3 K		0-2 HR	2-3 K	6	1	1	1	0	3	5																	
Rich Aurilia, R OBP: 0.368, SLG: 0.400	0-0 SF8			3-1 F7		1-2 BB HBP		0-2 BB 1B		2	2	1	1	1	0	1																	
Barry Bonds, L OBP: 0.444, SLG: 0.692	1-0 1B			0-2 F8		1-0 HR		4-0 BB 1B	1-2 1B IBB	3	2	2	1	2	0	1																	
Eduardo Alfonso, R OBP: 0.471, SLG: 0.333	2-2 G1-3			1-2 S 1B HBP		0-1 FC6-4 1B		1-3 K	4-1 1B BB	3	1	1	0	1	1	3																	
Benito Santiago, R OBP: 0.294, SLG: 0.600		1-1 G4-6-3 1B		3-3 K		1-1 P3		2-3 K		5	0	1	0	0	3	6																	
J.T. Snow, L OBP: 0.529, SLG: 0.643		1-0 G4-6-3 1B		2-0 1B		4-1 FC6-4 BB		3-2 1B	3-2 1B	4	0	3	4	1	0	1																	
Marquis Grissom, R OBP: 0.235, SLG: 0.250		2-3 K		0-1 F8		1-0 FC6-4		1-2 P3	2-2 F7	5	0	0	0	0	1	6																	
Felix Rodriguez, R		BB 1B		2-3 F8		1-2 FC6-4		2-2 P3	2-2 F7	0	0	0	0	0	0	0																	
Tim Worrell, R		BB 1B		1-2 FC6-4		1-2 FC6-4		2-2 P3	2-2 F7	0	0	0	0	0	0	0																	
Ryan Jensen, R OBP: 0.333, SLG: 0.333		0-0 1B		0-0 F7		3-1 F9		1-0 P5		3	0	1	0	0	0	2																	
Joe Nathan, R		1-2 BB 1B							0-1 G5-3	0	0	0	0	0	0	0																	
Neifi Perez, S		BB								1	0	0	0	0	0	1																	
Jim Brower, R		1-2 BB 1B								0	0	0	0	0	0	0																	
Ruben Rivera, R		1-2 BB 1B								1	0	0	0	0	0	0																	
Inning Stats	R: 1 E: 0 K: 1 S: 11	H: 2 LOB: 1 BB: 0 P: 16	R: 0 E: 0 K: 1 S: 10	H: 2 LOB: 3 BB: 1 P: 18	R: 2 E: 0 K: 1 S: 10	H: 1 LOB: 1 BB: 1 P: 20	R: 0 E: 0 K: 0 S: 5	H: 1 LOB: 1 BB: 0 P: 10	R: 1 E: 0 K: 1 S: 9	H: 2 LOB: 2 BB: 1 P: 19	R: 0 E: 0 K: 1 S: 18	H: 0 LOB: 2 BB: 1 P: 28	R: 0 E: 0 K: 1 S: 12	H: 1 LOB: 1 BB: 0 P: 20	R: 3 E: 0 K: 1 S: 17	H: 3 LOB: 2 BB: 2 P: 33	R: 0 E: 0 K: 2 S: 8	H: 0 LOB: 0 BB: 0 P: 11	1B: 10 2B: 0 3B: 0 HR: 2	SF: 1 SAC: 0 DP: 1 HBP: 2	WP: 3 PB: 0 SB: 3 CS: 0	PA: 47											
PITCHER	IP WLS BF H R ER SO BB IBB HBP BLK WP HR S P ERA WHIP																																
Todd Ritchie, R ERA: 6.0	6.0	32	8	4	4	5	4	0	2	0	2	1	63	111	6.00	2.000																	
John Foster, L ERA:	1.0	H	4	1	0	0	1	0	0	0	0	0	12	20	0.00	1.000																	
Luis Vizcaino, R ERA: 22.5	0.2	L	6	2	3	3	1	1	1	0	0	0	1	11	22	40.50	4.500																
Shane Nance, L ERA: 3.86	0.1		2	1	0	0	0	0	0	0	0	0	6	11	0.00	3.000																	
Curt Leskanic, R ERA: 5.4	1.0		3	0	0	0	2	0	0	0	0	0	8	11	0.00	0.000																	

San Francisco Giants @ Milwaukee Brewers
Miller Park, Milwaukee, WI
Fri Apr 04 2003, 1:05 PM CST
Att: 42,570 - Dome - 72 F

AB 38
R 7
H 12
RBI 7
BB 6
SO 9
LOB 26



Batter	1	2	3	4	5	6	7	8	9	AB	R	H	RBI	BB	SO	LOB	BOTTOM															
Alex Sanchez, L OBP: 0.111, SLG: 0.118	2-1 CS 1B		0-2 L4		2-3 K		3-1 G4-6-3			4	0	1	0	0	1	3																
Eric Young Sr., R OBP: 0.333, SLG: 0.667	1-2 F9		1-1 P3		2-0 B2		2-2 1B			4	0	1	0	0	0	3																
Richie Sexson, R OBP: 0.294, SLG: 0.600	0-0 G1-3			3-2 F8		0-0 HR		0-2 F8		4	1	1	1	0	0	0																
John Vander Wal, L OBP: 0.267, SLG: 0.500		2-1 HR		1-1 1B 2B		3-3 K		2-2 F8		4	2	2	1	0	1	0																
Jeffrey Hammonds, R OBP: 0.235, SLG: 0.471		0-2 F7		0-0 P4		1-0 HR		2-3 K		4	1	1	1	0	1	1																
Wes Helms, R OBP: 0.231, SLG: 0.462		1-3 K		1-2 1B		1-1 HR		1-3 K		4	1	2	2	0	2	0																
Keith Osik, R		3-1 F7		2-1 F8		2-2 P5		2-1 1B		3	0	0	0	0	0	1																
Scott Podsednik, L OBP: 0.500, SLG: 0.500				1-0 SH3 1B		1-2 E6		0-3 K		1	0	1	0	0	0	0																
Royce Clayton, R OBP: 0.500, SLG: 0.917				1-1 SH3 1B		1-1 G4-3		0-0 L3		4	0	1	0	0	0	1																
Todd Ritchie, R ERA: 8.44	5.1	24	8	5	5	3	0	0	0	0	0	0	4	6	0.00	0.000																
Joe Nathan, R ERA:	0.2		0	0	0	0	0	0	0	0	0	0	4	6	0.00	0.000																
Jim Brower, R ERA:	1.0	W	3	1	0	0	0	1	0	0	0	0	6	15	0.00	2.000																
Felix Rodriguez, R ERA:	1.0	H	3	0	0	0	1	0	0	0	0	0	11	15	0.00	0.000																
Tim Worrell, R ERA:	1.0	S	4	1	0	0	2	0	0	0	0	0	13	18	0.00	1.000																
Inning Stats	R: 0 E: 0 K: 0 S: 6	H: 1 LOB: 0 BB: 0 P: 9	R: 1 E: 0 K: 1 S: 10	H: 1 LOB: 0 BB: 0 P: 16	R: 0 E: 0 K: 0 S: 9	H: 1 LOB: 1 BB: 0 P: 12	R: 1 E: 0 K: 0 S: 11	H: 2 LOB: 1 BB: 0 P: 18	R: 0 E: 0 K: 1 S: 9	H: 0 LOB: 1 BB: 0 P: 15	R: 3 E: 0 K: 1 S: 12	H: 3 LOB: 1 BB: 0 P: 19	R: 0 E: 0 K: 0 S: 6	H: 1 LOB: 1 BB: 1 P: 15	R: 0 E: 0 K: 1 S: 11	H: 0 LOB: 0 BB: 0 P: 15	R: 0 E: 0 K: 2 S: 13	H: 1 LOB: 1 BB: 0 P: 18	1B: 5 2B: 1 3B: 0 HR: 4	SF: 0 SAC: 1 DP: 1 HBP: 0	WP: 0 PB: 0 SB: 0 CS: 1	PA: 36										
PITCHER	IP WLS BF H R ER SO BB IBB HBP BLK WP HR S P ERA WHIP																															

San Francisco Giants @ Milwaukee Brewers
Miller Park, Milwaukee, WI
Fri Apr 04 2003, 1:05 PM CST
Att: 42,570 - Dome - 72 F

AB 34
R 5
H 10
RBI 5
BB 1
SO 6
LOB 10



Batter	1	2	3	4	5	6	7	8	9	AB	R	H	RBI	BB	SO	LOB	TOP																					
Alex Sanchez, L (1, 8) OBP: 0.250, SLG: 0.294	K		F8		K		L7			4	0	0	0	0	2	2	Milwaukee Brewers @ Pittsburgh Pirates PNC Park, Pittsburgh, PA Wed Apr 09 2003, 7:05 PM EDT Att: 23,332 - Cloudy - 47 F																					
Eric Young Sr., R (1, 4) OBP: 0.351, SLG: 0.600	B2-3		F8			G4-3		F8		4	0	0	0	0	0																							
Richie Sexson, R (1, 3) OBP: 0.343, SLG: 0.600	F9		G1-3				HR	G5-3		4	1	1	0	0	0																							
Geoff Jenkins, L (1, 7) OBP: 0.250, SLG: 1.000		G4-3		G1-3		HR		K		4	1	1	2	0	1																							
Wes Helms, R (1, 5) OBP: 0.333, SLG: 0.407		G4-3		G6-3		G5-3		G5-3		4	1	1	0	0	0																							
Scott Podsednik, L (1, 9) OBP: 0.333, SLG: 0.286		G4-3		K		K		K		4	0	0	0	0	3	1																						
Keith Osik, R (1, 2) OBP: 0.278, SLG: 0.200		E				P4		G4-3		3	0	0	0	1	0																							
Royce Clayton, R (1, 6) OBP: 0.406, SLG: 0.630		E5				FC6-5		SH3-4		3	0	2	0	0	0	1																						
Todd Ritchie, R (1, 1) John Foster, L (8, 1) Luis Vizcaino, R (8, 1) Mike DeJean, R (9, 1)		3-H				FC6-5		SH3-4		2	0	0	0	0	1	3																						
Inning Stats	R: 0 E: 0 K: 1 S: 6	H: 0 LOB: 0 BB: 0 P: 8	R: 1 E: 1 K: 1 S: 14	H: 1 LOB: 2 BB: 1 P: 24	R: 0 E: 0 K: 0 S: 8	H: 0 LOB: 0 BB: 0 P: 9	R: 0 E: 0 K: 1 S: 9	H: 0 LOB: 0 BB: 0 P: 13	R: 0 E: 0 K: 1 S: 8	H: 1 LOB: 1 BB: 0 P: 11	R: 2 E: 0 K: 1 S: 11	H: 2 LOB: 0 BB: 0 P: 17	R: 0 E: 0 K: 0 S: 7	H: 1 LOB: 1 BB: 0 P: 9	R: 0 E: 0 K: 1 S: 8	H: 0 LOB: 0 BB: 0 P: 13	R: 0 E: 0 K: 1 S: 7	H: 0 LOB: 0 BB: 0 P: 9	1B: 2 2B: 2 3B: 0 HR: 1	SF: 0 SAC: 1 DP: 0 HBP: 0	WP: 0 PB: 0 CS: 0	PA: 34																
PITCHER	IP	WLS	BF	H	R	ER	SO	BB	IBB	HBP	BLK	WP	HR	S	P	ERA	WHIP	PITCHER				IP	WLS	BF	H	R	ER	SO	BB	IBB	HBP	BLK	WP	HR	S	P	ERA	WHIP
Josh Fogg, R (1, 1) ERA: 4.26	6.0	L	24	4	3	2	5	1	0	0	0	0	1	56	82	3.00	0.833																					
Brian Boehringer, R (7, 1) ERA: 9.82	2.0		7	1	0	0	1	0	0	0	0	0	0	15	22	0.00	0.500																					
Scott Sauerbeck, L (9, 1) ERA:	1.0		3	0	0	0	1	0	0	0	0	0	0	7	9	0.00	0.000																					

AB	32
R	3
H	5
RBI	2
BB	1
SO	7
LOB	7



Batter	1	2	3	4	5	6	7	8	9	AB	R	H	RBI	BB	SO	LOB	BOTTOM																					
Kenny Lofton, L (1, 8) OBP: 0.303, SLG: 0.438	G4-3			F7		G3-1				4	0	1	2	0	0	2	Milwaukee Brewers @ Pittsburgh Pirates PNC Park, Pittsburgh, PA Wed Apr 09 2003, 7:05 PM EDT Att: 23,332 - Cloudy - 47 F																					
18 Jason Kendall, R (1, 2) OBP: 0.438, SLG: 0.679	F9			P2		F9		3B		3	0	0	0	1	0	2																						
Brian Giles, L (1, 7) OBP: 0.417, SLG: 0.333	G5-3			G4-3				BB		3	0	0	0	1	0	0																						
Aramis Ramirez, R (1, 5) OBP: 0.278, SLG: 0.290		G4-3				K		P6		4	0	1	0	0	1	3																						
Randall Simon, L (1, 3) OBP: 0.348, SLG: 0.545		P4				G1-3		G2-3		4	0	0	0	0	0	1																						
Reggie Sanders, R (1, 9) OBP: 0.370, SLG: 0.808				K		K		1B		4	1	1	0	0	3	0																						
Pokey Reese, R (1, 4) OBP: 0.267, SLG: 0.357				K				1B		4	1	1	0	0	2	0																						
2 Jack Wilson, R (1, 6) OBP: 0.192, SLG: 0.200				F9				K		3	0	1	0	0	1	2																						
Josh Fogg, R (1, 1) Matt Stairs, L (6, PH) Brian Boehringer, R (7, 1) Rob Mackowiak, L (8, PH) Craig Wilson, R (8, PH) Scott Sauerbeck, R (9, 1)				K				K		1	0	0	0	0	1	0																						
Inning Stats	R: 0 E: 0 K: 0 S: 9	H: 0 LOB: 0 BB: 0 P: 13	R: 0 E: 0 K: 1 S: 8	H: 0 LOB: 0 BB: 0 P: 11	R: 0 E: 0 K: 2 S: 7	H: 0 LOB: 0 BB: 0 P: 10	R: 0 E: 0 K: 0 S: 7	H: 0 LOB: 0 BB: 0 P: 11	R: 0 E: 0 K: 2 S: 13	H: 0 LOB: 2 BB: 0 P: 17	R: 0 E: 0 K: 0 S: 6	H: 1 LOB: 0 BB: 0 P: 9	R: 2 E: 0 K: 2 S: 16	H: 3 LOB: 3 BB: 2 P: 31	R: 0 E: 0 K: 2 S: 11	H: 0 LOB: 0 BB: 0 P: 13	1B: 5 2B: 0 3B: 1 HR: 0	SF: 0 SAC: 0 DP: 1 HBP: 0	WP: 0 PB: 0 CS: 0	PA: 34																		
PITCHER	IP	WLS	BF	H	R	ER	SO	BB	IBB	HBP	BLK	WP	HR	S	P	ERA	WHIP	PITCHER				IP	WLS	BF	H	R	ER	SO	BB	IBB	HBP	BLK	WP	HR	S	P	ERA	WHIP
Todd Ritchie, R (1, 1) ERA: 4.05	7.1	W	26	5	2	2	6	0	0	0	0	0	0	65	93	2.46	0.682																					
John Foster, L (8, 1) ERA:	0.1	H	2	1	0	0	1	0	0	0	0	0	0	6	9	0.00	3.000																					
Luis Vizcaino, R (8, 1) ERA: 24.0	0.1	H	3	0	0	0	0	2	0	0	0	0	0	4	12	0.00	6.000																					
Mike DeJean, R (9, 1) ERA: 9.82	1.0	S	3	0	0	0	2	0	0	0	0	0	0	11	13	0.00	0.000																					

AB	32
R	2
H	6
RBI	2
BB	2
SO	9
LOB	12



Batter	1	2	3	4	5	6	7	8	9	AB	R	H	RBI	BB	SO	LOB	TOP						
Alex Sanchez, L (1,8) OBP: 0.250, SLG: 0.289	2-2 G3 1B		3-2 G3			1-0 F7		1-1 E3 FC3-6 1B		4	1	1	0	0	0	0	Milwaukee Brewers @ Pittsburgh Pirates PNC Park, Pittsburgh, PA Thu Apr 10 2003, 12:35 PM EDT Att: 10,384 - Overcast - 50 F livebaseballscorecards.com						
Eric Young Sr., R (1,4) OBP: 0.341, SLG: 0.564	0-2 L5		0-0 G6-3			0-2 FC1-6 1B		0-0 F9		4	0	1	0	0	0	2							
Richie Sexson, R (1,3) OBP: 0.359, SLG: 0.588	1-2 G3			0-0 P4		1-1 FC1-6 1B		1-1 FC3-6 1B		4	0	2	0	0	0	1							
Geoff Jenkins, L (1,7) OBP: 0.250, SLG: 0.625	0-0 2H 1B			2-1 G4-3		0-0 FC1-6 BB		0-1 FC3-6		4	0	1	1	0	0	4							
John Vander Wal, L (1,9) OBP: 0.286, SLG: 0.333 Wes Helms, R (8, PH) OBP: 0.333, SLG: 0.407 Scott Podsednik, L (8, PH) OBP: 0.313, SLG: 0.267	1-3 K			0-1 F8		4-2 BB		3-2 P6		2	0	0	0	1	1	1							
Keith Ginter, R (1,5) OBP: 0.333, SLG: 0.231		2-3 K			2-1 F7	2-3 K			3-2 G6-3	4	0	0	0	0	2	3							
Eddie Pérez, R (1,2) OBP: 0.368, SLG: 0.684		1-3 K			1-0 G1-3		2-1 G4-6-3 1B		1-2 G1-3	4	0	1	0	0	1	0							
Royce Clayton, R (1,6) OBP: 0.389, SLG: 0.581		1-3 K			0-0 1B		1-1 G4-6-3 1-2		0-1 G1-6-3	4	0	1	0	0	1	1							
15 Ben Sheets, R (1,1)			3-3 K		0-3 K		2-2 G1-3			3	0	0	0	0	2	1							
Inning Stats	R: 1 E: 0 K: 1 S: 16	H: 2 LOB: 1 BB: 0 P: 20	R: 0 E: 0 K: 3 S: 10	H: 0 LOB: 0 BB: 0 P: 14	R: 0 E: 0 K: 1 S: 13	H: 0 LOB: 0 BB: 0 P: 19	R: 0 E: 0 K: 0 S: 5	H: 0 LOB: 0 BB: 0 P: 7	R: 0 E: 0 K: 1 S: 7	H: 1 LOB: 1 BB: 0 P: 10	R: 0 E: 0 K: 0 S: 15	H: 2 LOB: 3 BB: 1 P: 23	R: 0 E: 0 K: 0 S: 7	H: 1 LOB: 2 BB: 0 P: 12	R: 0 E: 1 K: 0 S: 10	H: 0 LOB: 0 BB: 0 P: 15		R: 0 E: 0 K: 0 S: 10	H: 0 LOB: 0 BB: 0 P: 14	1B: 7 2B: 0 3B: 0 HR: 0	SF: 0 SAC: 0 DP: 1 HBP: 0	WP: 0 PB: 0 CS: 0	PA: 35
PITCHER	IP WLS BF H R ER SO BB IBB HBP BLK WP HR S P ERA WHIP	IP WLS BF H R ER SO BB IBB HBP BLK WP HR S P ERA WHIP	IP WLS BF H R ER SO BB IBB HBP BLK WP HR S P ERA WHIP	IP WLS BF H R ER SO BB IBB HBP BLK WP HR S P ERA WHIP	IP WLS BF H R ER SO BB IBB HBP BLK WP HR S P ERA WHIP	IP WLS BF H R ER SO BB IBB HBP BLK WP HR S P ERA WHIP	IP WLS BF H R ER SO BB IBB HBP BLK WP HR S P ERA WHIP	IP WLS BF H R ER SO BB IBB HBP BLK WP HR S P ERA WHIP	IP WLS BF H R ER SO BB IBB HBP BLK WP HR S P ERA WHIP	IP WLS BF H R ER SO BB IBB HBP BLK WP HR S P ERA WHIP	IP WLS BF H R ER SO BB IBB HBP BLK WP HR S P ERA WHIP	IP WLS BF H R ER SO BB IBB HBP BLK WP HR S P ERA WHIP	IP WLS BF H R ER SO BB IBB HBP BLK WP HR S P ERA WHIP	IP WLS BF H R ER SO BB IBB HBP BLK WP HR S P ERA WHIP	IP WLS BF H R ER SO BB IBB HBP BLK WP HR S P ERA WHIP	IP WLS BF H R ER SO BB IBB HBP BLK WP HR S P ERA WHIP							
Jeff Suppan, R (1,1) ERA: 1.35	7.1	W 30	H 7	R 1	ER 1	SO 7	BB 1	IBB 0	HBP 0	BLK 0	WP 0	HR 0	S 78	P 112	ERA 1.23	WHIP 1.091							
Scott Sauerbeck, L (8,1) ERA: 9.0	0.1	H 1	0	0	0	0	0	0	0	0	0	0	0	2	0.00	0.000							
Brian Boehringer, R (8,1) ERA: 9.0	0.1	H 1	0	0	0	0	0	0	0	0	0	0	3	6	0.00	0.000							
Mike Williams, R (9,1) ERA: 9.0	1.0	S 3	0	0	0	0	0	0	0	0	0	0	10	14	0.00	0.000							

Batter	1	2	3	4	5	6	7	8	9	AB	R	H	RBI	BB	SO	LOB	BOTTOM						
Kenny Lofton, L (1,8) OBP: 0.297, SLG: 0.417	0-0 FC6-4 HR 1B		1-1 P6		1-0 G4-3		3-2 F7			4	1	1	0	0	0	1	Milwaukee Brewers @ Pittsburgh Pirates PNC Park, Pittsburgh, PA Thu Apr 10 2003, 12:35 PM EDT Att: 10,384 - Overcast - 50 F livebaseballscorecards.com						
18 Jason Kendall, R (1,2) OBP: 0.417, SLG: 0.613	4-1 FC6-4 BB		1-2 F9		1-1 F8		1-2 G4-3			3	0	0	0	1	0	0							
Brian Giles, L (1,7) OBP: 0.400, SLG: 0.323	2-2 FC6-4 HR		3-2 G4-3		1-2 1B		0-0 F7			4	1	1	0	0	0	2							
Matt Stairs, L (1,9) OBP: 0.286, SLG: 0.231 Aramis Ramirez, R (7,5) OBP: 0.270, SLG: 0.281	1-2 P6		1-1 F9		2-2 P1		2-2 G6-3			3	0	0	0	0	0	2							
Randall Simon, L (1,3) OBP: 0.385, SLG: 0.720 Kevin Young, R (7,3) OBP: 0.308, SLG: 0.615	1-2 HR			2-1 1B FC5-2 2B		1-1 L3				3	1	2	3	0	0	0							
Rob Mackowiak, L (1,5) OBP: 0.487, SLG: 0.571	0-3 K			2-2 2 F8 FC5-2 1B		0-1 1B				3	0	2	0	0	1	0							
Abraham Nunez, S (1,4) OBP: 0.300, SLG: 0.300		1-0 SH3-4 1B		0-0 FC5-2		1-0 F7				3	0	1	0	0	0	3							
2 Jack Wilson, R (1,6) OBP: 0.172, SLG: 0.179		1-2 P6		1-2 3H F8		0-1 G6-3				3	0	0	0	0	0	3							
Jeff Suppan, R (1,1) OBP: 0.200, SLG: 0.200 Scott Sauerbeck, R (8,1) OBP: 0.200, SLG: 0.200 Brian Boehringer, S (8,1) OBP: 0.200, SLG: 0.200 Mike Williams, R (9,1) OBP: 0.200, SLG: 0.200		0-0 SH3-4		1-0 F9		3-2 G6-3				2	0	0	0	0	0	2							
Inning Stats	R: 3 E: 0 K: 1 S: 14	H: 2 LOB: 1 BB: 1 P: 22	R: 0 E: 0 K: 0 S: 8	H: 1 LOB: 1 BB: 0 P: 11	R: 0 E: 0 K: 0 S: 9	H: 0 LOB: 0 BB: 0 P: 14	R: 0 E: 0 K: 0 S: 10	H: 2 LOB: 2 BB: 0 P: 16	R: 0 E: 0 K: 0 S: 6	H: 1 LOB: 1 BB: 0 P: 9	R: 0 E: 0 K: 0 S: 9	H: 1 LOB: 1 BB: 0 P: 13	R: 0 E: 0 K: 0 S: 12	H: 0 LOB: 0 BB: 0 P: 18	R: 0 E: 0 K: 0 S: 7	H: 0 LOB: 0 BB: 0 P: 10		R: 0 E: 0 K: 0 S: 10	H: 0 LOB: 0 BB: 0 P: 14	1B: 5 2B: 1 3B: 0 HR: 1	SF: 0 SAC: 1 DP: 0 HBP: 0	WP: 0 PB: 0 CS: 0	PA: 31
PITCHER	IP WLS BF H R ER SO BB IBB HBP BLK WP HR S P ERA WHIP	IP WLS BF H R ER SO BB IBB HBP BLK WP HR S P ERA WHIP	IP WLS BF H R ER SO BB IBB HBP BLK WP HR S P ERA WHIP	IP WLS BF H R ER SO BB IBB HBP BLK WP HR S P ERA WHIP	IP WLS BF H R ER SO BB IBB HBP BLK WP HR S P ERA WHIP	IP WLS BF H R ER SO BB IBB HBP BLK WP HR S P ERA WHIP	IP WLS BF H R ER SO BB IBB HBP BLK WP HR S P ERA WHIP	IP WLS BF H R ER SO BB IBB HBP BLK WP HR S P ERA WHIP	IP WLS BF H R ER SO BB IBB HBP BLK WP HR S P ERA WHIP	IP WLS BF H R ER SO BB IBB HBP BLK WP HR S P ERA WHIP	IP WLS BF H R ER SO BB IBB HBP BLK WP HR S P ERA WHIP	IP WLS BF H R ER SO BB IBB HBP BLK WP HR S P ERA WHIP	IP WLS BF H R ER SO BB IBB HBP BLK WP HR S P ERA WHIP	IP WLS BF H R ER SO BB IBB HBP BLK WP HR S P ERA WHIP	IP WLS BF H R ER SO BB IBB HBP BLK WP HR S P ERA WHIP	IP WLS BF H R ER SO BB IBB HBP BLK WP HR S P ERA WHIP							
15 Ben Sheets, R (1,1) ERA: 4.5	8.0	L 31	H 7	R 3	ER 3	SO 1	BB 1	IBB 0	HBP 0	BLK 0	WP 0	HR 1	S 75	P 113	ERA 3.38	WHIP 1.000							

Batter	1	2	3	4	5	6	7	8	9	AB	R	H	RBI	BB	SO	LOB	TOP								
Alex Sanchez, L (1, 8) OBP: 0.295, SLG: 0.341 Scott Podsednik, L (7, PH) OBP: 0.294, SLG: 0.250										3	2	1	1	0	0	0									
Eric Young Sr., R (1, 4) OBP: 0.333, SLG: 0.524 Enrique Cruz, R (8, PH) (8, 4)										3	1	0	0	1	0	4									
Richie Sexson, R (1, 3) OBP: 0.364, SLG: 0.553										4	2	1	1	0	1	0									
Geoff Jenkins, L (1, 7) OBP: 0.538, SLG: 0.846										5	3	5	3	0	0	0									
Jeffrey Hammonds, R (1, 9) OBP: 0.267, SLG: 0.393										4	1	2	1	1	0	2									
Wes Helms, R (1, 5) OBP: 0.286, SLG: 0.344										5	0	0	0	0	3	7									
Eddie Pérez, R (1, 2) OBP: 0.375, SLG: 0.667										5	2	2	3	0	1	1									
Royce Clayton, R (1, 6) OBP: 0.415, SLG: 0.583										5	0	3	2	0	0	0									
Wayne Franklin, L (1, 1) OBP: 0.167, SLG: 0.167 Shane Nance, L (7, 1) John Vander Wal, L (9, PH) OBP: 0.276, SLG: 0.320 Curt Leskanic, R (9, 1)										4	0	1	0	0	1	1									
Inning Stats	R: 5 E: 0 K: 1 S: 13	H: 4 LOB: 1 BB: 1 P: 25	R: 0 E: 0 K: 0 S: 6	H: 0 LOB: 0 BB: 0 P: 9	R: 0 E: 0 K: 0 S: 5	H: 1 LOB: 0 BB: 0 P: 8	R: 0 E: 1 K: 2 S: 10	H: 1 LOB: 1 BB: 0 P: 14	R: 5 E: 0 K: 1 S: 18	H: 6 LOB: 3 BB: 2 P: 39	R: 1 E: 0 K: 2 S: 11	H: 2 LOB: 1 BB: 0 P: 17	R: 0 E: 0 K: 0 S: 7	H: 0 LOB: 0 BB: 0 P: 11	R: 0 E: 0 K: 0 S: 9	H: 2 LOB: 2 BB: 0 P: 17	R: 0 E: 0 K: 1 S: 5	H: 0 LOB: 0 BB: 0 P: 7	1B: 12 2B: 5 3B: 0 HR: 0	SF: 0 SAC: 0 DP: 1 HBP: 1	WP: 0 PB: 1 SB: 1 CS: 0	PA: 45			
PITCHER	IP WLS BF H R ER SO BB IBB HBP BLK WP HR S P ERA WHIP	IP WLS BF H R ER SO BB IBB HBP BLK WP HR S P ERA WHIP	IP WLS BF H R ER SO BB IBB HBP BLK WP HR S P ERA WHIP	IP WLS BF H R ER SO BB IBB HBP BLK WP HR S P ERA WHIP	IP WLS BF H R ER SO BB IBB HBP BLK WP HR S P ERA WHIP	IP WLS BF H R ER SO BB IBB HBP BLK WP HR S P ERA WHIP	IP WLS BF H R ER SO BB IBB HBP BLK WP HR S P ERA WHIP	IP WLS BF H R ER SO BB IBB HBP BLK WP HR S P ERA WHIP	IP WLS BF H R ER SO BB IBB HBP BLK WP HR S P ERA WHIP	IP WLS BF H R ER SO BB IBB HBP BLK WP HR S P ERA WHIP	IP WLS BF H R ER SO BB IBB HBP BLK WP HR S P ERA WHIP	IP WLS BF H R ER SO BB IBB HBP BLK WP HR S P ERA WHIP	IP WLS BF H R ER SO BB IBB HBP BLK WP HR S P ERA WHIP	IP WLS BF H R ER SO BB IBB HBP BLK WP HR S P ERA WHIP	IP WLS BF H R ER SO BB IBB HBP BLK WP HR S P ERA WHIP	IP WLS BF H R ER SO BB IBB HBP BLK WP HR S P ERA WHIP	IP WLS BF H R ER SO BB IBB HBP BLK WP HR S P ERA WHIP	IP WLS BF H R ER SO BB IBB HBP BLK WP HR S P ERA WHIP	IP WLS BF H R ER SO BB IBB HBP BLK WP HR S P ERA WHIP	IP WLS BF H R ER SO BB IBB HBP BLK WP HR S P ERA WHIP	IP WLS BF H R ER SO BB IBB HBP BLK WP HR S P ERA WHIP	IP WLS BF H R ER SO BB IBB HBP BLK WP HR S P ERA WHIP	IP WLS BF H R ER SO BB IBB HBP BLK WP HR S P ERA WHIP	IP WLS BF H R ER SO BB IBB HBP BLK WP HR S P ERA WHIP	IP WLS BF H R ER SO BB IBB HBP BLK WP HR S P ERA WHIP

Milwaukee Brewers @ Arizona Diamondbacks
Bank One Ballpark, Phoenix, AZ
Fri Apr 11 2003, 10:05 PM EDT
Att: 31,958 - Cloudy - 86 F

AB 41
R 11
H 16
RBI 11
BB 3
SO 7
LOB 15

Batter	1	2	3	4	5	6	7	8	9	AB	R	H	RBI	BB	SO	LOB	BOTTOM								
Tony Womack, L (1, 6) OBP: 0.147, SLG: 0.242										5	1	1	2	0	0	2									
Steve Finley, L (1, 8) OBP: 0.216, SLG: 0.257										5	0	1	1	0	1	1									
Junior Spivey, R (1, 4) OBP: 0.250, SLG: 0.188										3	0	0	0	1	1	1									
Luis Gonzalez, L (1, 7) OBP: 0.425, SLG: 0.694										4	1	1	0	0	1	1									
Matt Williams, R (1, 5) OBP: 0.379, SLG: 0.480 Mike Myers, L (7, 1) Quinton McCracken, S (8, PH) OBP: 0.158, SLG: 0.063 Matt Mantei, R (9, 1)										3	1	1	1	0	0	0									
Danny Bautista, R (1, 9) OBP: 0.178, SLG: 0.115										3	1	0	0	1	0	1									
Lyle Overbay, L (1, 3) OBP: 0.209, SLG: 0.440 Oscar Villarreal, L (5, 1) Robby Hammeck, R (7, 5) OBP: 0.500, SLG: 0.500										2	0	1	1	0	1	0									
Chad Moeller, R (1, 2) OBP: 0.370, SLG: 0.615										4	2	2	1	0	1	2									
Randy Johnson, R (1, 1) OBP: 0.333, SLG: 0.333 Carlos Baerga, S (5, 3) OBP: 0.500, SLG: 0.667										1	0	0	0	0	1	0									
Inning Stats	R: 0 E: 0 K: 2 S: 10	H: 0 LOB: 1 BB: 1 P: 16	R: 0 E: 0 K: 1 S: 11	H: 0 LOB: 0 BB: 0 P: 15	R: 0 E: 0 K: 1 S: 10	H: 0 LOB: 0 BB: 0 P: 15	R: 2 E: 1 K: 1 S: 16	H: 4 LOB: 2 BB: 0 P: 26	R: 0 E: 0 K: 0 S: 7	H: 1 LOB: 0 BB: 0 P: 8	R: 0 E: 0 K: 0 S: 7	H: 0 LOB: 0 BB: 0 P: 12	R: 4 E: 0 K: 1 S: 13	H: 3 LOB: 0 BB: 1 P: 24	R: 0 E: 0 K: 0 S: 6	H: 0 LOB: 0 BB: 0 P: 10	R: 1 E: 0 K: 1 S: 10	H: 2 LOB: 1 BB: 0 P: 13	1B: 6 2B: 2 3B: 1 HR: 1	SF: 1 SAC: 0 DP: 2 HBP: 0	WP: 0 PB: 0 SB: 0 CS: 0	PA: 38			
PITCHER	IP WLS BF H R ER SO BB IBB HBP BLK WP HR S P ERA WHIP	IP WLS BF H R ER SO BB IBB HBP BLK WP HR S P ERA WHIP	IP WLS BF H R ER SO BB IBB HBP BLK WP HR S P ERA WHIP	IP WLS BF H R ER SO BB IBB HBP BLK WP HR S P ERA WHIP	IP WLS BF H R ER SO BB IBB HBP BLK WP HR S P ERA WHIP	IP WLS BF H R ER SO BB IBB HBP BLK WP HR S P ERA WHIP	IP WLS BF H R ER SO BB IBB HBP BLK WP HR S P ERA WHIP	IP WLS BF H R ER SO BB IBB HBP BLK WP HR S P ERA WHIP	IP WLS BF H R ER SO BB IBB HBP BLK WP HR S P ERA WHIP	IP WLS BF H R ER SO BB IBB HBP BLK WP HR S P ERA WHIP	IP WLS BF H R ER SO BB IBB HBP BLK WP HR S P ERA WHIP	IP WLS BF H R ER SO BB IBB HBP BLK WP HR S P ERA WHIP	IP WLS BF H R ER SO BB IBB HBP BLK WP HR S P ERA WHIP	IP WLS BF H R ER SO BB IBB HBP BLK WP HR S P ERA WHIP	IP WLS BF H R ER SO BB IBB HBP BLK WP HR S P ERA WHIP	IP WLS BF H R ER SO BB IBB HBP BLK WP HR S P ERA WHIP	IP WLS BF H R ER SO BB IBB HBP BLK WP HR S P ERA WHIP	IP WLS BF H R ER SO BB IBB HBP BLK WP HR S P ERA WHIP	IP WLS BF H R ER SO BB IBB HBP BLK WP HR S P ERA WHIP	IP WLS BF H R ER SO BB IBB HBP BLK WP HR S P ERA WHIP	IP WLS BF H R ER SO BB IBB HBP BLK WP HR S P ERA WHIP	IP WLS BF H R ER SO BB IBB HBP BLK WP HR S P ERA WHIP	IP WLS BF H R ER SO BB IBB HBP BLK WP HR S P ERA WHIP	IP WLS BF H R ER SO BB IBB HBP BLK WP HR S P ERA WHIP	IP WLS BF H R ER SO BB IBB HBP BLK WP HR S P ERA WHIP

Milwaukee Brewers @ Arizona Diamondbacks
Bank One Ballpark, Phoenix, AZ
Fri Apr 11 2003, 10:05 PM EDT
Att: 31,958 - Cloudy - 86 F

AB 35
R 7
H 10
RBI 7
BB 2
SO 7
LOB 8

Batter	1	2	3	4	5	6	7	8	9	AB	R	H	RBI	BB	SO	LOB	TOP					
Orlando Palmeiro, L OBP: 0.450, SLG: 0.545 (1, 7)	G3-1		F7		K		F8			4	0	0	0	0	1	4	St. Louis Cardinals @ Milwaukee Brewers Miller Park, Milwaukee, WI Tue Apr 15 2003, 7:05 PM CDT Att: 12,149 - Sunny - 84 F					
Wilson Delgado, S OBP: 0.162, SLG: 0.100 (1, 4) (7, 6)	K		L3			G4-3		BB		3	0	0	0	1	1							
15 Jim Edmonds, L OBP: 0.488, SLG: 0.838 (1, 8)	P5			K		G3-1		K		4	0	0	0	0	2	1						
27 Scott Rolen, R OBP: 0.476, SLG: 0.596 (1, 5)		2B		F8		G6-3		K		3	0	0	0	1	1							
Tino Martinez, L OBP: 0.344, SLG: 0.446 (1, 3)		BB					F8	G4-3		4	0	2	0	0	0	1						
Edgar Renteria, R OBP: 0.406, SLG: 0.561 Miguel Cairo, R OBP: 0.231, SLG: 0.375 (7, 4)		2B					F8			3	0	0	0	0	1	3						
Eduardo Perez, R OBP: 0.350, SLG: 0.500 (1, 9)									F9	1	0	0	0	0	0	0						
Mike Matheny, R OBP: 0.415, SLG: 0.510 Kerry Robinson, L OBP: 0.318, SLG: 0.286 (9, PH)				G5-3		F9			F7	3	0	1	0	0	0	0						
Garrett Stephenson, R OBP: 0.286, SLG: 0.167 Kevin Ohme, L OBP: 1.000, SLG: 1.000 Kiko Calero, R (8, 1)										1	0	1	0	1	0	0						
Inning Stats	R: 0 E: 0 K: 1 S: 8	H: 0 LOB: 0 BB: 0 P: 13	R: 0 E: 0 K: 0 S: 6	H: 1 LOB: 1 BB: 1 P: 11	R: 0 E: 0 K: 0 S: 7	H: 0 LOB: 1 BB: 1 P: 11	R: 0 E: 0 K: 2 S: 13	H: 1 LOB: 1 BB: 0 P: 15	R: 0 E: 0 K: 1 S: 12	H: 1 LOB: 1 BB: 0 P: 16	R: 0 E: 0 K: 0 S: 8	H: 0 LOB: 0 BB: 0 P: 10	R: 1 E: 0 K: 0 S: 8	H: 3 LOB: 2 BB: 0 P: 11	R: 0 E: 0 K: 2 S: 9	H: 0 LOB: 1 BB: 1 P: 17		R: 0 E: 0 K: 1 S: 9	H: 0 LOB: 0 BB: 0 P: 13	1B: 3 2B: 3 3B: 0 HR: 1	SF: 0 SAC: 0 DP: 1 HBP: 0	WP: 0 PB: 0 SB: 0 CS: 0
PITCHER	IP	WLS	BF	H	R	ER	SO	BB	IBB	HBP	BLK	WP	HR	S	P	ERA	WHIP					
15 Ben Sheets, R ERA: 3.54 Luis Vizcaino, R ERA: 16.2	(1, 1)	8.0	W	32	6	1	6	3	0	0	0	0	1	71	104	1.12	1.125					
(9, 1)	1.0	3	0	0	0	1	0	0	0	0	0	0	0	9	13	0.00	0.000					

AB	32
R	1
H	6
RBI	1
BB	3
SO	7
LOB	12




Batter	1	2	3	4	5	6	7	8	9	AB	R	H	RBI	BB	SO	LOB	BOTTOM				
Alex Sanchez, L OBP: 0.365, SLG: 0.509 (1, 8)	G4-3					P4		K		5	0	2	0	0	1	1	St. Louis Cardinals @ Milwaukee Brewers Miller Park, Milwaukee, WI Tue Apr 15 2003, 7:05 PM CDT Att: 12,149 - Sunny - 84 F				
Eric Young Sr., R OBP: 0.359, SLG: 0.474 (1, 4)	K					G4-3		K		4	0	0	0	1	2	3					
Richie Sexson, R OBP: 0.397, SLG: 0.547 (1, 3)	1B					F7				3	2	1	1	0	0	2					
Geoff Jenkins, L OBP: 0.406, SLG: 0.645 (1, 7)	2B					F8				4	2	2	0	0	0	0					
John Vander Wal, L OBP: 0.294, SLG: 0.345 (1, 9)	2B					G3-1		L6		3	0	1	2	1	0	1					
Wes Helms, R OBP: 0.300, SLG: 0.362 (1, 5)						F9		FC6-4		4	1	3	1	0	0	1					
Eddie Pérez, R OBP: 0.313, SLG: 0.516 (1, 2)						F8		FC6-4		4	0	0	0	0	1	4					
Royce Clayton, R OBP: 0.464, SLG: 0.708 (1, 6)						L7				3	1	2	2	1	0	0					
15 Ben Sheets, R OBP: 0.100, SLG: 0.100 Brady Clark, R Luis Vizcaino, R (8, PH)						G6-3				3	0	1	0	0	1	2					
(9, 1)										1	0	0	0	0	0	0					
Inning Stats	R: 2 E: 0 K: 1 S: 11	H: 2 LOB: 1 BB: 0 P: 17	R: 2 E: 0 K: 0 S: 15	H: 4 LOB: 1 BB: 0 P: 25	R: 1 E: 0 K: 1 S: 11	H: 1 LOB: 1 BB: 1 P: 23	R: 0 E: 0 K: 0 S: 15	H: 1 LOB: 2 BB: 1 P: 26	R: 1 E: 0 K: 1 S: 10	H: 2 LOB: 2 BB: 1 P: 18	R: 0 E: 0 K: 0 S: 3	H: 0 LOB: 0 BB: 0 P: 5	R: 0 E: 0 K: 0 S: 8	H: 1 LOB: 1 BB: 0 P: 11	R: 0 E: 0 K: 2 S: 11	H: 1 LOB: 1 BB: 0 P: 14	1B: 6 2B: 4 3B: 0 HR: 2	SF: 0 SAC: 0 DP: 1 HBP: 1	WP: 1 PB: 0 SB: 0 CS: 0	PA: 38	
PITCHER	IP	WLS	BF	H	R	ER	SO	BB	IBB	HBP	BLK	WP	HR	S	P	ERA	WHIP				
Garrett Stephenson, R ERA: 0.68 Kevin Ohme, L ERA: 4.08 Kiko Calero, R ERA: 4.08	(1, 1)	4.0	L	22	9	6	2	2	0	1	0	0	0	27	40	0.00	0.818				
(8, 1)	0.1	1	0	0	0	1	0	0	0	0	0	0	0	3	4	0.00	0.000				



Batter	1	2	3	4	5	6	7	8	9	AB	R	H	RBI	BB	SO	LOB	TOP									
Miguel Cairo, R OBP: 0.250, SLG: 0.321	4-1 27 HR BB	2-0 F9		1-1 L8	4-1 2B 5 SF7 BB	0-2 G1-3			0-2 G6-3	4	2	0	0	2	0	1										
Eli Marrero, R OBP: 0.179, SLG: 0.154	1-2 K		0-1 G6-3	1-3 K	1-0 1B 2B		0-1 L9		2-0 G6-3	6	1	1	2	0	2	2										
27 Scott Rolen, R OBP: 0.485, SLG: 0.731 Kerry Robinson, L OBP: 0.304, SLG: 0.273	2-2 1-H HR		3-2 5 1B 2B	0-0 1-H HR	3-3 K 2B		2-1 L9		1-0 G6-3	5	3	3	4	0	1	2										
5 Albert Pujols, R OBP: 0.450, SLG: 0.574 Otiando Palmeiro, L OBP: 0.450, SLG: 0.545	1-0 2B		1-2 FC1-6 2H 2B	1-0 HR	3-2 SF7		0-1 F9			4	2	3	2	0	0	0										
Eduardo Perez, R OBP: 0.440, SLG: 0.714	0-2 F7		4-1 FC1-6 BB	0-0 1-H HR	4-2 1B			2-2 1B 2B		3	2	2	2	0	1											
Edgar Renteria, R OBP: 0.406, SLG: 0.565 15 Jim Edmonds, L OBP: 0.488, SLG: 0.838	2-1 G4-3		2-2 FC1-6 2B	0-1 2B	1-0 1B			0-1 F9		5	1	2	1	0	0	4										
Mike Matheny, R OBP: 0.414, SLG: 0.518		2-0 F9	1-0 1-H 3H 2B	3-1 L3	3-1 F7			1-2 2H 1B		5	0	2	3	0	0	3										
Wilson Delgado, S OBP: 0.188, SLG: 0.133		3-2 P6	2-1 G5-3		3-2 BB 2B 1B		3-1 G4-3		1-1 F8	5	1	1	0	0	0	2										
Matt Morris, R OBP: 0.455, SLG: 0.800 Cal Eldred, R Steve Kline, S	2-2 HR			4-2 27 HR BB	0-0 2B 1B		3-3 K		1-3 K	3	3	2	1	1	1	0										
Inning Stats	R: 2 E: 0 K: 1 S: 13	H: 2 LOB: 1 BB: 1 P: 23	R: 1 E: 0 K: 0 S: 11	H: 1 LOB: 0 BB: 0 P: 20	R: 3 E: 0 K: 0 S: 15	H: 3 LOB: 1 BB: 1 P: 28	R: 4 E: 0 K: 1 S: 17	H: 4 LOB: 1 BB: 0 P: 27	R: 4 E: 0 K: 1 S: 22	H: 4 LOB: 2 BB: 2 P: 44	R: 0 E: 0 K: 1 S: 9	H: 0 LOB: 0 BB: 0 P: 15	R: 0 E: 0 K: 0 S: 6	H: 0 LOB: 0 BB: 0 P: 8	R: 1 E: 0 K: 1 S: 18	H: 2 LOB: 1 BB: 0 P: 23	R: 0 E: 0 K: 0 S: 6	H: 0 LOB: 0 BB: 0 P: 9	1B: 6 2B: 6 3B: 0 HR: 4	SF: 1 SAC: 0 DP: 0 HBP: 0	WP: 0 PB: 0 SB: 0 CS: 0	PA: 48				
PITCHER	IP WLS BF H R ER SO BB IBB HBP BLK WP HR S P ERA WHIP	IP WLS BF H R ER SO BB IBB HBP BLK WP HR S P ERA WHIP	IP WLS BF H R ER SO BB IBB HBP BLK WP HR S P ERA WHIP	IP WLS BF H R ER SO BB IBB HBP BLK WP HR S P ERA WHIP	IP WLS BF H R ER SO BB IBB HBP BLK WP HR S P ERA WHIP	IP WLS BF H R ER SO BB IBB HBP BLK WP HR S P ERA WHIP	IP WLS BF H R ER SO BB IBB HBP BLK WP HR S P ERA WHIP	IP WLS BF H R ER SO BB IBB HBP BLK WP HR S P ERA WHIP	IP WLS BF H R ER SO BB IBB HBP BLK WP HR S P ERA WHIP	IP WLS BF H R ER SO BB IBB HBP BLK WP HR S P ERA WHIP	IP WLS BF H R ER SO BB IBB HBP BLK WP HR S P ERA WHIP	IP WLS BF H R ER SO BB IBB HBP BLK WP HR S P ERA WHIP	IP WLS BF H R ER SO BB IBB HBP BLK WP HR S P ERA WHIP	IP WLS BF H R ER SO BB IBB HBP BLK WP HR S P ERA WHIP	IP WLS BF H R ER SO BB IBB HBP BLK WP HR S P ERA WHIP	IP WLS BF H R ER SO BB IBB HBP BLK WP HR S P ERA WHIP	IP WLS BF H R ER SO BB IBB HBP BLK WP HR S P ERA WHIP	IP WLS BF H R ER SO BB IBB HBP BLK WP HR S P ERA WHIP	IP WLS BF H R ER SO BB IBB HBP BLK WP HR S P ERA WHIP	IP WLS BF H R ER SO BB IBB HBP BLK WP HR S P ERA WHIP	IP WLS BF H R ER SO BB IBB HBP BLK WP HR S P ERA WHIP	IP WLS BF H R ER SO BB IBB HBP BLK WP HR S P ERA WHIP	IP WLS BF H R ER SO BB IBB HBP BLK WP HR S P ERA WHIP	IP WLS BF H R ER SO BB IBB HBP BLK WP HR S P ERA WHIP	IP WLS BF H R ER SO BB IBB HBP BLK WP HR S P ERA WHIP	IP WLS BF H R ER SO BB IBB HBP BLK WP HR S P ERA WHIP

St. Louis Cardinals @ Milwaukee Brewers
Miller Park, Milwaukee, WI
Wed Apr 16 2003, 1:05 PM CDT
Att: 12,387 - Dome - 72 F


AB 42
R 15
H 16
RBI 15
BB 5
SO 5
LOB 16



Batter	1	2	3	4	5	6	7	8	9	AB	R	H	RBI	BB	SO	LOB	BOTTOM										
Alex Sanchez, L OBP: 0.368, SLG: 0.500	1-0 CS 1B		0-0 FC5-4 1B		1-2 G3		1-0 F7		2-2 G6-3	5	0	2	0	0	0	0											
Eric Young Sr., R OBP: 0.348, SLG: 0.458 Enrique Cruz, R	2-2 F8		1-2 FC5-4 1B E		2-2 G6-3		0-3 K			2	1	0	0	0	0	2											
Richie Sexson, R OBP: 0.418, SLG: 0.545	4-1 BB		1-0 E7 1H 1B		4-2 BB			2-0 G6-3		2	0	1	0	2	0	0											
Geoff Jenkins, L OBP: 0.382, SLG: 0.606 Scott Podsednik, R OBP: 0.238, SLG: 0.200	0-2 P5		2-3 K		0-0 F7			1-3 K		2	0	0	0	0	1	2											
John Vander Wal, L OBP: 0.316, SLG: 0.438 Mike DeJean, R		2-3 K	4-2 FC5-4 BB		2-0 G6-3			1-1 HR		3	1	1	1	1	1	0											
Wes Helms, R OBP: 0.308, SLG: 0.388 John Foster, L Matt Ford, S Brady Clark, R		1-2 G4-1 2B	0-1 FC5-4			0-3 K		4-2 BB		2	0	1	0	0	0	2											
Eddie Pérez, R OBP: 0.306, SLG: 0.486		0-0 G4-1		1-3 K		3-2 FC6-4 1B		2-3 K		4	0	1	0	0	2	2											
Royce Clayton, R OBP: 0.450, SLG: 0.667		4-1 BB		2-3 K		1-1 FC6-4			1-0 G6-3	3	0	0	0	1	1	1											
Wayne Franklin, L OBP: 0.143, SLG: 0.143 Keith Ginter, R OBP: 0.286, SLG: 0.211		0-3 K		2-3 K		2-0 F8			2-1 L9	1	0	0	0	0	1	2											
Inning Stats	R: 0 E: 0 K: 0 S: 9	H: 1 LOB: 1 BB: 1 P: 15	R: 0 E: 0 K: 2 S: 12	H: 1 LOB: 2 BB: 1 P: 19	R: 1 E: 1 K: 1 S: 12	H: 2 LOB: 2 BB: 1 P: 20	R: 0 E: 0 K: 3 S: 12	H: 0 LOB: 0 BB: 0 P: 17	R: 0 E: 0 K: 0 S: 10	H: 0 LOB: 1 BB: 1 P: 17	R: 0 E: 0 K: 1 S: 10	H: 1 LOB: 0 BB: 0 P: 16	R: 0 E: 0 K: 1 S: 5	H: 0 LOB: 0 BB: 0 P: 8	R: 1 E: 0 K: 2 S: 12	H: 1 LOB: 1 BB: 1 P: 22	R: 0 E: 0 K: 0 S: 6	H: 0 LOB: 0 BB: 0 P: 11	1B: 4 2B: 1 3B: 0 HR: 1	SF: 0 SAC: 0 DP: 0 HBP: 0	WP: 0 PB: 0 SB: 0 CS: 1	PA: 37					
PITCHER	IP WLS BF H R ER SO BB IBB HBP BLK WP HR S P ERA WHIP	IP WLS BF H R ER SO BB IBB HBP BLK WP HR S P ERA WHIP	IP WLS BF H R ER SO BB IBB HBP BLK WP HR S P ERA WHIP	IP WLS BF H R ER SO BB IBB HBP BLK WP HR S P ERA WHIP	IP WLS BF H R ER SO BB IBB HBP BLK WP HR S P ERA WHIP	IP WLS BF H R ER SO BB IBB HBP BLK WP HR S P ERA WHIP	IP WLS BF H R ER SO BB IBB HBP BLK WP HR S P ERA WHIP	IP WLS BF H R ER SO BB IBB HBP BLK WP HR S P ERA WHIP	IP WLS BF H R ER SO BB IBB HBP BLK WP HR S P ERA WHIP	IP WLS BF H R ER SO BB IBB HBP BLK WP HR S P ERA WHIP	IP WLS BF H R ER SO BB IBB HBP BLK WP HR S P ERA WHIP	IP WLS BF H R ER SO BB IBB HBP BLK WP HR S P ERA WHIP	IP WLS BF H R ER SO BB IBB HBP BLK WP HR S P ERA WHIP	IP WLS BF H R ER SO BB IBB HBP BLK WP HR S P ERA WHIP	IP WLS BF H R ER SO BB IBB HBP BLK WP HR S P ERA WHIP	IP WLS BF H R ER SO BB IBB HBP BLK WP HR S P ERA WHIP	IP WLS BF H R ER SO BB IBB HBP BLK WP HR S P ERA WHIP	IP WLS BF H R ER SO BB IBB HBP BLK WP HR S P ERA WHIP	IP WLS BF H R ER SO BB IBB HBP BLK WP HR S P ERA WHIP	IP WLS BF H R ER SO BB IBB HBP BLK WP HR S P ERA WHIP	IP WLS BF H R ER SO BB IBB HBP BLK WP HR S P ERA WHIP	IP WLS BF H R ER SO BB IBB HBP BLK WP HR S P ERA WHIP	IP WLS BF H R ER SO BB IBB HBP BLK WP HR S P ERA WHIP	IP WLS BF H R ER SO BB IBB HBP BLK WP HR S P ERA WHIP	IP WLS BF H R ER SO BB IBB HBP BLK WP HR S P ERA WHIP	IP WLS BF H R ER SO BB IBB HBP BLK WP HR S P ERA WHIP	IP WLS BF H R ER SO BB IBB HBP BLK WP HR S P ERA WHIP

St. Louis Cardinals @ Milwaukee Brewers
Miller Park, Milwaukee, WI
Wed Apr 16 2003, 1:05 PM CDT
Att: 12,387 - Dome - 72 F

AB 32
R 2
H 6
RBI 1
BB 5
SO 10
LOB 12



Batter	1	2	3	4	5	6	7	8	9	AB	R	H	RBI	BB	SO	LOB	TOP																					
Brian Hunter, R OBP: 0.273, SLG: 0.273 (1, 8)	F9		K			1B		F8		4	0	1	0	0	1	1	Houston Astros @ Milwaukee Brewers Miller Park, Milwaukee, WI Thu Apr 17 2003, 7:05 PM CDT Att: 11,022 - Dome - 72 F																					
Geoff Blum, S OBP: 0.345, SLG: 0.385 (1, 5) Gregg Zaun, S OBP: 0.353, SLG: 0.467 (9, PH)	G6-3		F8			L7		G6-3		3	0	0	0	0	2	1																						
5 Jeff Bagwell, R OBP: 0.471, SLG: 0.759 (1, 3)	K					F9		HR		4	1	1	1	0	1	1																						
Orlando Merced, S OBP: 0.316, SLG: 0.526 (1, 7)								G4-3		4	0	2	0	0	1	0																						
Richard Hidalgo, R OBP: 0.379, SLG: 0.440 (1, 9)	F7							HR		4	1	2	1	0	1	1																						
Jose Vizcaino, S OBP: 0.130, SLG: 0.091 (1, 4) Jeff Kent, R OBP: 0.344, SLG: 0.463 (9, PH)	K					L8		F8		3	0	0	0	0	1	3																						
Brad Ausmus, R OBP: 0.327, SLG: 0.452 (1, 2)	F8					G4-3				3	0	0	0	0	1	2																						
Julio Lugo, R OBP: 0.295, SLG: 0.250 (1, 6)						F9		G5-3		2	0	0	0	1	0	0																						
Tim Redding, R (1, 1) Ricky Stone, R (4, 1) Morgan Ensberg, R (6, PH) Pete Munro, R (6, 1) Craig Biggio, R (8, PH) Bruce Chen, L (8, 1)	F8					P3		K		1	0	0	0	0	0	1																						
Inning Stats	R: 0 E: 0 K: 1 S: 7	H: 0 LOB: 0 BB: 0 P: 9	R: 0 E: 0 K: 1 S: 10	H: 1 LOB: 1 BB: 0 P: 16	R: 0 E: 0 K: 1 S: 13	H: 0 LOB: 1 BB: 1 P: 22	R: 0 E: 0 K: 2 S: 10	H: 0 LOB: 0 BB: 0 P: 14	R: 0 E: 0 K: 0 S: 3	H: 0 LOB: 0 BB: 0 P: 4	R: 0 E: 0 K: 1 S: 9	H: 1 LOB: 1 BB: 0 P: 15	R: 0 E: 0 K: 1 S: 7	H: 2 LOB: 1 BB: 0 P: 13	R: 0 E: 0 K: 1 S: 7	H: 0 LOB: 0 BB: 0 P: 10		R: 2 E: 0 K: 0 S: 15	H: 2 LOB: 0 BB: 0 P: 20	1B: 4 2B: 0 3B: 0 HR: 2	SF: 0 SAC: 0 DP: 1 HBP: 0	WP: 0 PB: 0 SB: 2 CS: 0	PA: 33															
PITCHER	IP	WLS	BF	H	R	ER	SO	BB	IBB	HBP	BLK	WP	HR	S	P	ERA	WHIP	PITCHER		IP	WLS	BF	H	R	ER	SO	BB	IBB	HBP	BLK	WP	HR	S	P	ERA	WHIP		
Matt Kinney, R ERA: 3.0 (1, 1)	7.0	W	25	4	0	0	6	1	0	0	0	0	0	59	93	0.00	0.714			7.0	W	25	4	0	0	0	6	1	0	0	0	0	0	0	59	93	0.00	0.714
Valerio De Los Santos, L ERA: 4.05 (8, 1)	2.0	S	8	2	2	2	1	0	0	0	0	0	2	22	30	9.00	1.000			2.0	S	8	2	2	2	1	0	0	0	0	0	2	22	30	9.00	1.000		

AB	32
R	2
H	6
RBI	2
BB	1
SO	7
LOB	11



Batter	1	2	3	4	5	6	7	8	9	AB	R	H	RBI	BB	SO	LOB	BOTTOM																			
Alex Sanchez, L OBP: 0.356, SLG: 0.478 (1, 8)	F7			L6-4 HBP 1B		F7		L6		5	0	1	0	0	1	2	Houston Astros @ Milwaukee Brewers Miller Park, Milwaukee, WI Thu Apr 17 2003, 7:05 PM CDT Att: 11,022 - Dome - 72 F																			
Eric Young Sr., R OBP: 0.382, SLG: 0.459 (1, 4) Keith Ginter, R OBP: 0.304, SLG: 0.200 (5, 4)	G1-3			HBP		G4-3				2	0	1	1	0	0	0																				
Richie Sexson, R OBP: 0.417, SLG: 0.583 (1, 3)	HR			L6-4				G5-3		5	1	2	1	0	0	6																				
Geoff Jenkins, L OBP: 0.395, SLG: 0.703 (1, 7)	HR			1B 2B		F8		K		4	1	2	1	0	1	1																				
John Vander Wal, L OBP: 0.333, SLG: 0.444 (1, 9) Valerio De Los Santos, L (8, 1)	S 1B							G6-3		4	0	2	0	0	1	1																				
Wes Helms, R OBP: 0.286, SLG: 0.358 (1, 5)	F8			G5-3		FC1 BB 1B		L3		4	0	0	0	0	3																					
Eddie Pérez, R OBP: 0.350, SLG: 0.500 (1, 2)				FC1-5 1B 1B				F7		3	0	2	0	1	0	0																				
Royce Clayton, R OBP: 0.453, SLG: 0.648 (1, 6)				FC1-5 1B 1B				G6-3		3	1	1	0	1	1	3																				
Matt Kinney, R (1, 1) Scott Podsednik, L OBP: 0.273, SLG: 0.381 (8, 9)	FC1-5 1B					F8		HR		3	0	0	0	0	1	6																				
Inning Stats	R: 2 E: 0 K: 0 S: 14	H: 3 LOB: 1 BB: 0 P: 18	R: 1 E: 0 K: 1 S: 11	H: 3 LOB: 2 BB: 0 P: 19	R: 0 E: 0 K: 1 S: 11	H: 2 LOB: 2 BB: 0 P: 22	R: 0 E: 0 K: 1 S: 9	H: 1 LOB: 2 BB: 1 P: 19	R: 0 E: 0 K: 1 S: 18	H: 1 LOB: 3 BB: 1 P: 27	R: 0 E: 0 K: 1 S: 8	H: 1 LOB: 1 BB: 0 P: 14	R: 0 E: 0 K: 0 S: 6	H: 0 LOB: 0 BB: 0 P: 8	R: 1 E: 0 K: 0 S: 14	H: 1 LOB: 1 BB: 1 P: 24		1B: 8 2B: 2 3B: 0 HR: 3	SF: 0 SAC: 0 DP: 1 HBP: 1	WP: 0 PB: 0 SB: 2 CS: 0	PA: 39															
PITCHER	IP	WLS	BF	H	R	ER	SO	BB	IBB	HBP	BLK	WP	HR	S	P	ERA	WHIP	PITCHER		IP	WLS	BF	H	R	ER	SO	BB	IBB	HBP	BLK	WP	HR	S	P	ERA	WHIP
Tim Redding, R ERA: 3.52 (1, 1)	3.1	L	18	8	3	3	3	1	0	0	0	0	0	24	68	8.10	2.700			3.1	L	18	8	3	3	3	1	0	0	0	0	0	24	68	8.10	2.700
Ricky Stone, R ERA (4, 1)	1.2		9	2	0	0	1	1	0	1	0	0	0	14	22	0.00	0.500			1.2		9	2	0	0	1	1	0	1	0	0	14	22	0.00	0.500	
Pete Munro, R ERA: 1.54 (6, 1)	2.0		7	1	0	0	1	0	0	0	0	0	0	14	22	0.00	0.500			2.0		7	1	0	0	1	0	0	0	0	14	22	0.00	0.500		
Bruce Chen, L ERA: 7.04 (8, 1)	1.0		5	1	1	1	0	1	0	0	0	0	1	14	24	9.00	2.000			1.0		5	1	1	1	0	1	0	0	0	14	24	9.00	2.000		

AB	35
R	4
H	12
RBI	4
BB	3
SO	5
LOB	22



Batter	1	2	3	4	5	6	7	8	9	AB	R	H	RBI	BB	SO	LOB	TOP										
Craig Biggio, R OBP: 0.273, SLG: 0.459	F9		G5-3	G5-3		K		HR		6	1	2	2	0	1	3	Houston Astros @ Milwaukee Brewers Miller Park, Milwaukee, WI Fri Apr 18 2003, 7:05 PM CDT Att: 14,867 - Dome - 72 F										
Morgan Ensberg, R OBP: 0.283, SLG: 0.412 Scott Linebrink, R (9, 1)	1B		K	K		G6-3		HR	F9	6	1	3	3	0	1	3											
5 Jeff Bagwell, R OBP: 0.366, SLG: 0.774	1B									4	1	1	1	1	0	1											
Jeff Kent, R OBP: 0.364, SLG: 0.466	P3									4	2	2	0	1	1	2											
Richard Hidalgo, R OBP: 0.413, SLG: 0.463	G1-3									4	2	3	0	1	0	2											
Brad Ausmus, R OBP: 0.333, SLG: 0.468										5	2	2	2	0	1	4											
Brian Hunter, R OBP: 0.286, SLG: 0.286 Orlando Merced, S OBP: 0.333, SLG: 0.571	K2-3									3	1	1	1	0	1	1											
Julio Lugo, R OBP: 0.327, SLG: 0.295	K									4	1	2	1	1	2	2											
44 Roy Oswalt, R Wade Miller, R Pete Munro, R 54 Brad Lidge, R Jose Vizcaino, S Octavio Dotel, R Geoff Blum, S										2	0	0	0	0	2	2											
Inning Stats	R: 0 E: 0 K: 0 S: 7	H: 1 LOB: 2 BB: 1 P: 15	R: 0 E: 0 K: 3 S: 10	H: 0 LOB: 0 BB: 0 P: 15	R: 0 E: 0 K: 2 S: 8	H: 0 LOB: 0 BB: 0 P: 11	R: 6 E: 0 K: 1 S: 25	H: 6 LOB: 1 BB: 1 P: 40	R: 0 E: 0 K: 0 S: 6	H: 1 LOB: 1 BB: 1 P: 15	R: 1 E: 0 K: 1 S: 14	H: 3 LOB: 2 BB: 0 P: 28	R: 2 E: 0 K: 2 S: 12	H: 2 LOB: 0 BB: 0 P: 17	R: 2 E: 0 K: 2 S: 19	H: 3 LOB: 2 BB: 1 P: 37		1B: 11 2B: 3 3B: 0 HR: 3	SF: 0 SAC: 0 DP: 1 HBP: 0	WP: 1 PB: 0 SB: 2 CS: 0	PA: 47						
PITCHER	IP	WLS	BF	H	R	ER	SO	BB	IBB	HBP	BLK	WP	HR	S	P	ERA	WHIP										
Glendon Rusch, L ERA: 8.57	4.0	L	21	7	6	6	6	2	0	0	0	1	1	50	81	13.50	2.250										
Shane Nance, L ERA: 4.05	1.1		6	2	0	0	1	1	0	0	0	0	0	13	27	0.00	2.250										
Curt Leskanic, R ERA: 3.52	1.2		8	3	1	1	2	0	0	0	0	0	0	19	37	5.40	1.800										
Luis Vizcaino, R ERA: 19.5	1.0		7	4	4	4	2	0	0	0	0	0	2	16	26	36.00	4.000										
Matt Ford, L ERA: 1.23	1.0		5	1	0	0	2	1	0	0	0	0	0	15	28	0.00	2.000										
Alex Sanchez, L OBP: 0.372, SLG: 0.486	FC5-4																5	1	3	1	0	1	0				
Keith Ginter, R OBP: 0.357, SLG: 0.250	1B																4	1	2	0	0	0	1				
Richie Sexson, R OBP: 0.390, SLG: 0.538	1B																5	0	0	0	0	2	6				
Geoff Jenkins, L OBP: 0.395, SLG: 0.762	K																5	2	2	3	0	2	2				
Scott Podsednik, L OBP: 0.346, SLG: 0.480	G3																4	0	3	0	0	0	2				
Wes Helms, R OBP: 0.283, SLG: 0.339																	3	0	0	0	0	3	2				
Keith Osik, R OBP: 0.214, SLG: 0.160 Curt Leskanic, R Brady Clark, R Luis Vizcaino, R Matt Ford, S																	3	0	0	0	0	0	4				
Royce Clayton, R OBP: 0.441, SLG: 0.638	K																4	1	1	1	0	2	2				
Glendon Rusch, L John Vander Wal, L Shane Nance, L Eddie Pérez, R																	1	0	0	0	0	1	0				
Inning Stats	R: 0 E: 0 K: 1 S: 16	H: 2 LOB: 2 BB: 0 P: 23	R: 0 E: 0 K: 2 S: 9	H: 0 LOB: 0 BB: 0 P: 15	R: 0 E: 0 K: 3 S: 11	H: 0 LOB: 1 BB: 0 P: 17	R: 1 E: 0 K: 0 S: 16	H: 2 LOB: 2 BB: 0 P: 26	R: 3 E: 0 K: 1 S: 20	H: 4 LOB: 1 BB: 0 P: 29	R: 1 E: 0 K: 0 S: 9	H: 2 LOB: 1 BB: 0 P: 11	R: 0 E: 0 K: 1 S: 13	H: 1 LOB: 1 BB: 0 P: 20	R: 0 E: 0 K: 1 S: 5	H: 0 LOB: 0 BB: 0 P: 7	R: 0 E: 0 K: 2 S: 9	H: 0 LOB: 0 BB: 0 P: 12	1B: 7 2B: 3 3B: 0 HR: 1	SF: 0 SAC: 0 DP: 0 HBP: 2	WP: 0 PB: 0 SB: 0 CS: 0	PA: 40					
PITCHER	IP	WLS	BF	H	R	ER	SO	BB	IBB	HBP	BLK	WP	HR	S	P	ERA	WHIP										
44 Roy Oswalt, R ERA: 3.71	5.0	W	25	8	4	4	7	0	0	0	0	0	0	9	11	9.00	2.000										
Pete Munro, R ERA: 2.13	1.0	H	5	2	1	1	0	0	0	0	0	0	0	9	11	9.00	2.000										
54 Brad Lidge, R ERA: 0.82	1.0	H	4	1	0	0	1	0	0	0	0	0	0	13	20	0.00	1.000										
Octavio Dotel, R ERA: 1.0	1.0		3	0	0	0	1	0	0	0	0	0	0	5	7	0.00	0.000										
Scott Linebrink, R ERA:	1.0		3	0	0	0	2	0	0	0	0	0	0	9	12	0.00	0.000										
AB	R	H	RBI	BB	SO	LOB																					
38	5	11	5	0	11	23																					

Batter	1	2	3	4	5	6	7	8	9	10	11	12	13	14	AB	R	H	RBI	BB	SO	LOB	TOP						
Craig Biggio, R OBP: 0.274, SLG: 0.438 (1, 8)															6	1	1	0	0	2	1							
Geoff Blum, S OBP: 0.379, SLG: 0.433 (1, 5)															7	0	5	0	0	0	1	2						
5 Jeff Bagwell, R OBP: 0.438, SLG: 0.706 (1, 3)															6	0	0	1	1	1	5							
Jeff Kent, R OBP: 0.356, SLG: 0.462 (1, 4)															7	1	2	0	0	0	5							
Orlando Merced, S Morgan Ensberg, R Octavio Dotel, R Billy Wagner, L Jose Vizcaino, S OBP: 0.115, SLG: 0.080 (11, 7)															1	0	0	0	2	0	1							
Richard Hidalgo, R OBP: 0.391, SLG: 0.433 (1, 9)															6	0	1	0	0	0	3							
Brad Ausmus, R OBP: 0.333, SLG: 0.442 (1, 2)															5	0	1	0	1	0	3							
Juli Lugo, R OBP: 0.200, SLG: 0.286 54 Brad Lidge, R Gregg Zaun, S Scott Linebrink, R (13, PH) (11, 1)															5	0	1	0	0	2	1							
Wade Miller, R OBP: 0.200, SLG: 0.200 Brian Hunter, R OBP: 0.235, SLG: 0.235 (8, 7)															3	0	1	0	0	0	0							
Inning Stats	R: 1 E: 0 K: 0 S: 9	H: 1 LOB: 1 BB: 0 P: 12	R: 0 E: 0 K: 1 S: 5	H: 0 LOB: 0 BB: 0 P: 9	R: 0 E: 0 K: 1 S: 8	H: 1 LOB: 2 BB: 1 P: 12	R: 0 E: 0 K: 0 S: 10	H: 0 LOB: 1 BB: 1 P: 23	R: 0 E: 0 K: 1 S: 10	H: 1 LOB: 1 BB: 0 P: 16	R: 0 E: 0 K: 1 S: 4	H: 2 LOB: 1 BB: 0 P: 11	R: 0 E: 0 K: 1 S: 8	H: 0 LOB: 0 BB: 0 P: 10	R: 0 E: 0 K: 1 S: 9	H: 0 LOB: 0 BB: 0 P: 11	R: 0 E: 0 K: 1 S: 10	H: 1 LOB: 2 BB: 0 P: 18	R: 0 E: 0 K: 0 S: 8	H: 1 LOB: 1 BB: 1 P: 17	R: 0 E: 0 K: 2 S: 10	H: 2 LOB: 1 BB: 0 P: 18	R: 0 E: 0 K: 2 S: 10	H: 2 LOB: 1 BB: 0 P: 18	1B: 11 2B: 2 3B: 0 HR: 0	SF: 0 SAC: 0 DP: 2 HBP: 1	WP: 0 PB: 0 SB: 1 CS: 0	PA: 58
PITCHER	IP	WLS	BF	H	R	ER	SO	BB	IBB	HBP	BLK	WP	HR	S	P	ERA	WHIP											
Todd Ritchie, R ERA: 4.83 Wayne Franklin, L ERA: 6.35 Valerio De Los Santos, L ERA: 4.15 Mike DeJean, R ERA: 4.9 John Foster, L ERA: 6.75	(1, 1)	5.1	23	3	1	1	1	0	0	0	0	0	0	10	14	0.00	0.600											
PITCHER	IP	WLS	BF	H	R	ER	SO	BB	IBB	HBP	BLK	WP	HR	S	P	ERA	WHIP											
Todd Ritchie, R ERA: 4.83 Wayne Franklin, L ERA: 6.35 Valerio De Los Santos, L ERA: 4.15 Mike DeJean, R ERA: 4.9 John Foster, L ERA: 6.75	(1, 1)	5.1	23	3	1	1	1	0	0	0	0	0	0	10	14	0.00	0.600											

Houston Astros @ Milwaukee Brewers
Miller Park, Milwaukee, WI
Sat Apr 19 2003, 1:05 PM CDT
Att. 19,239 - Dome - 72 F

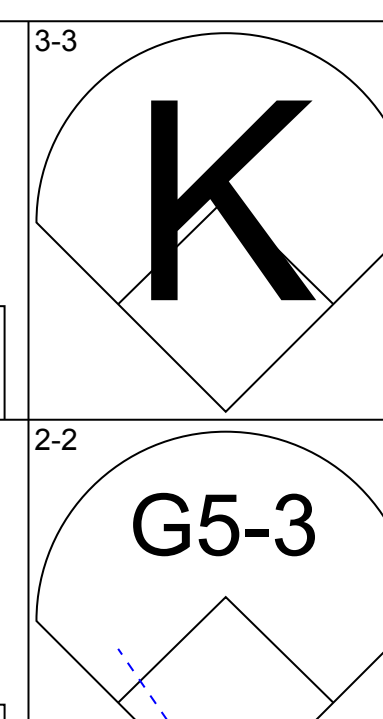
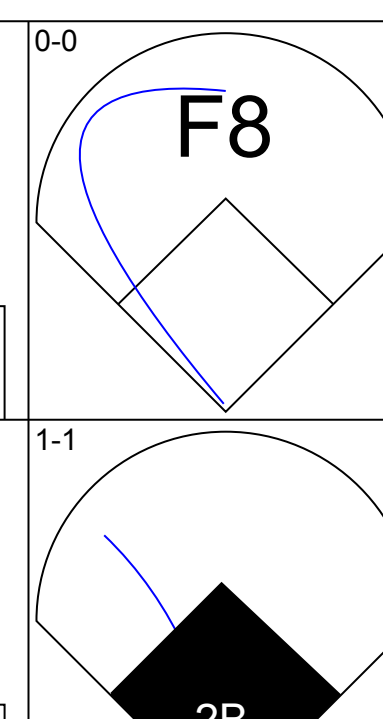
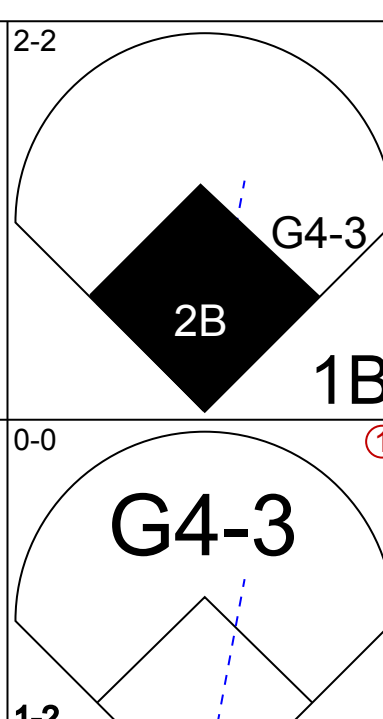
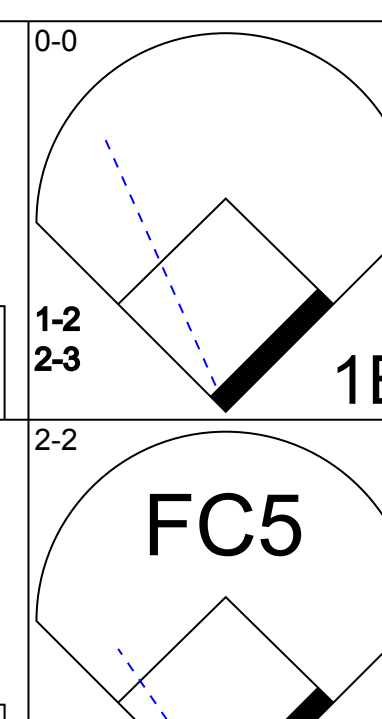
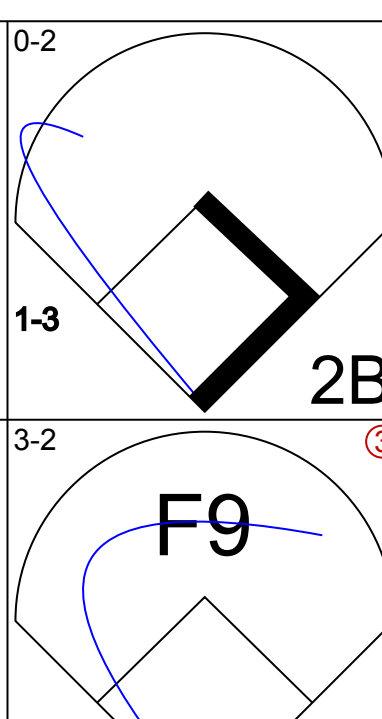
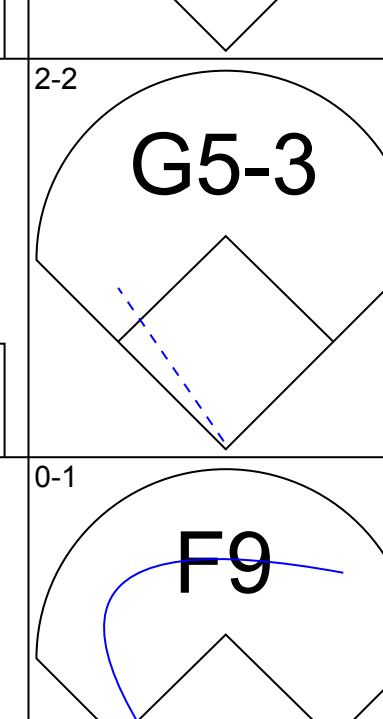
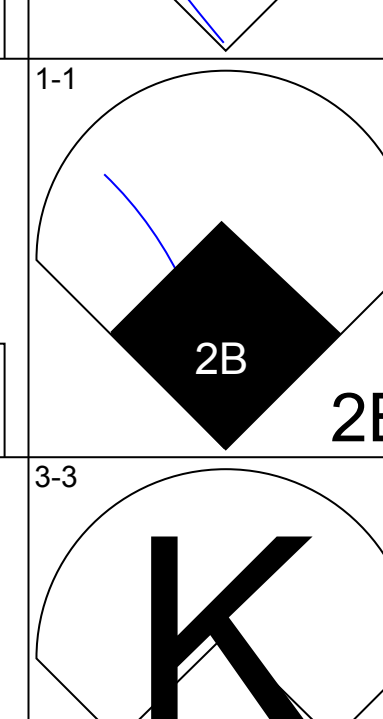
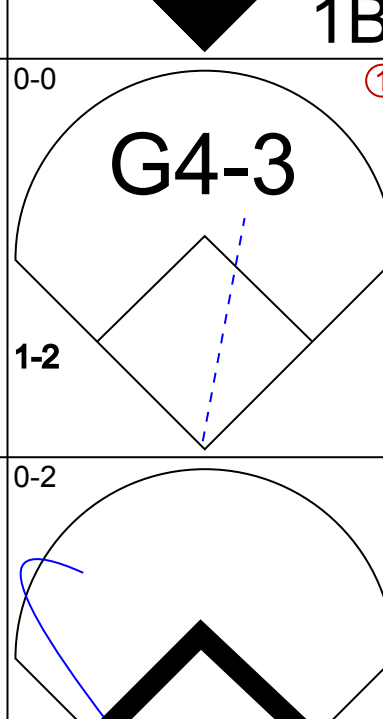
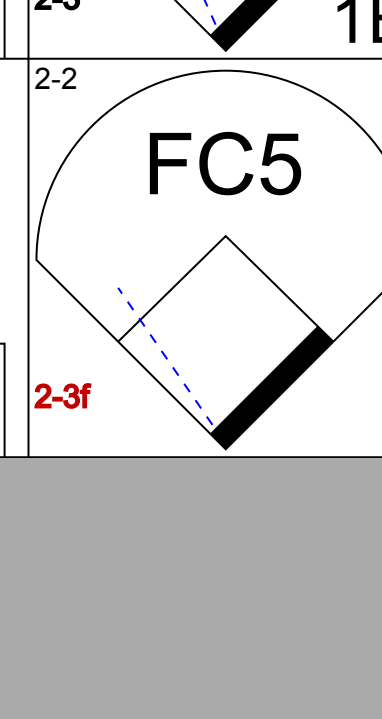
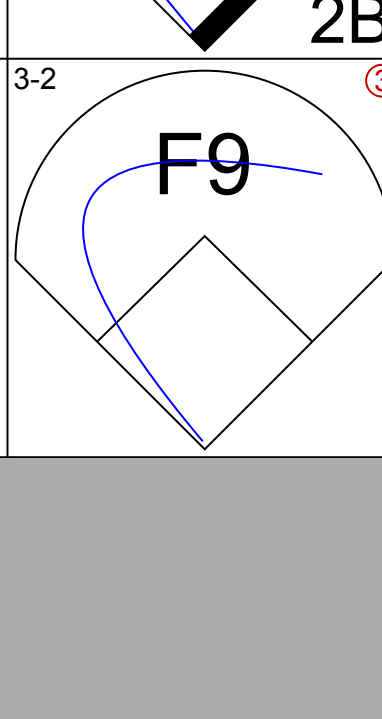
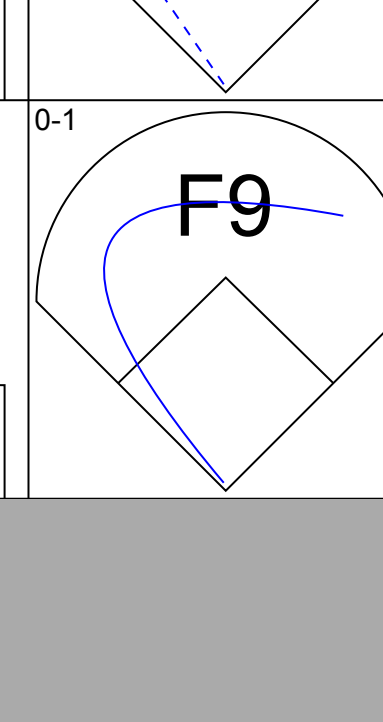
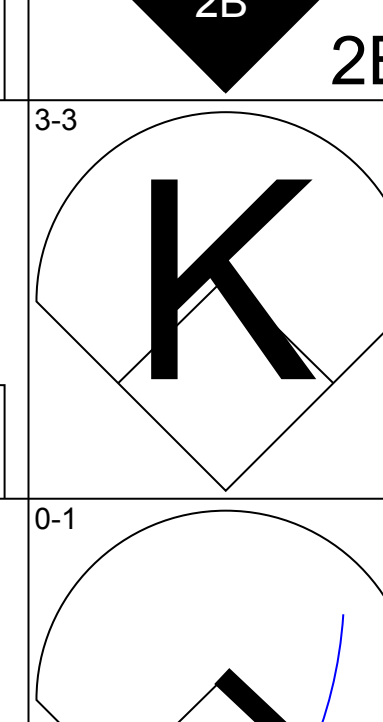

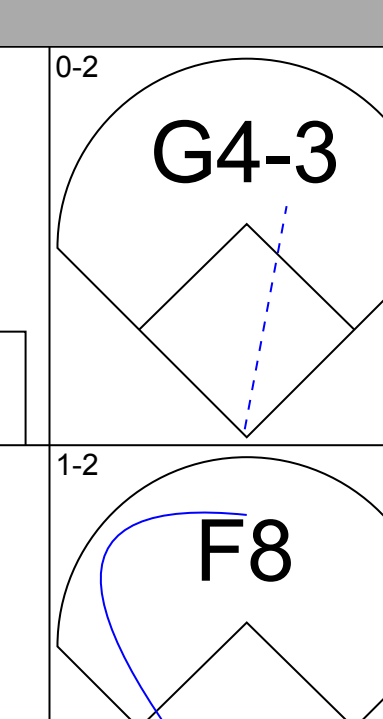
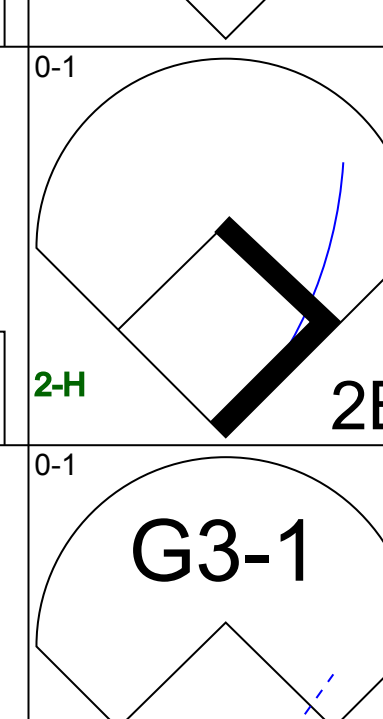
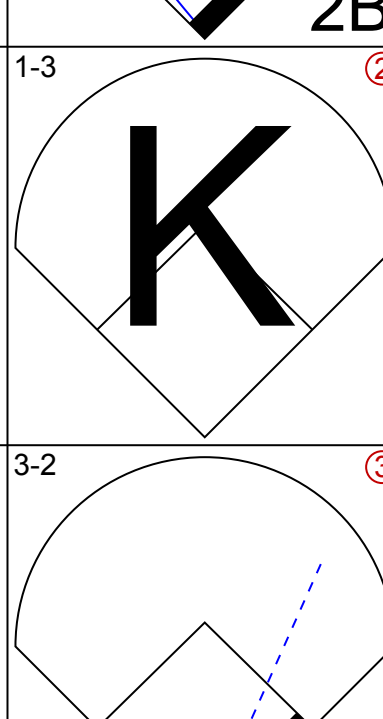
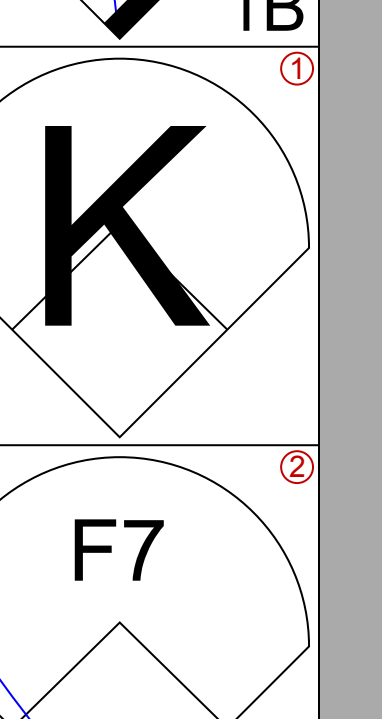

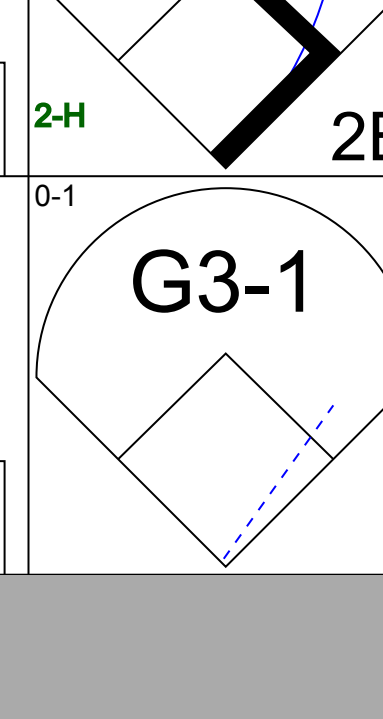
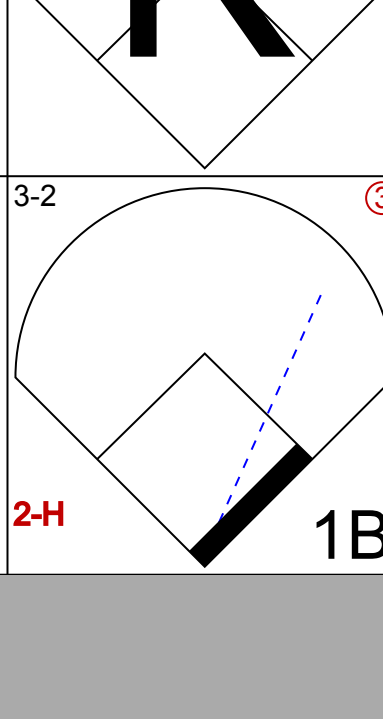
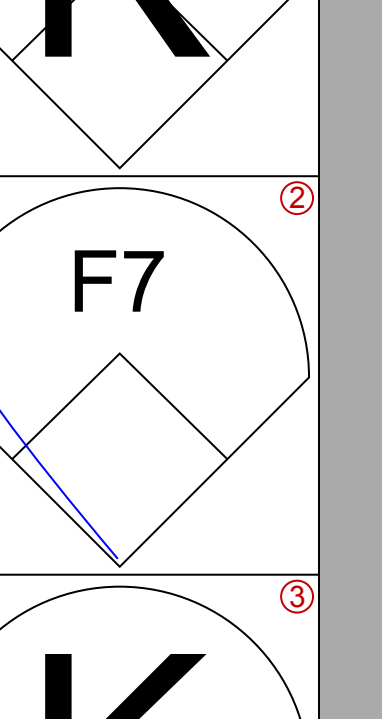

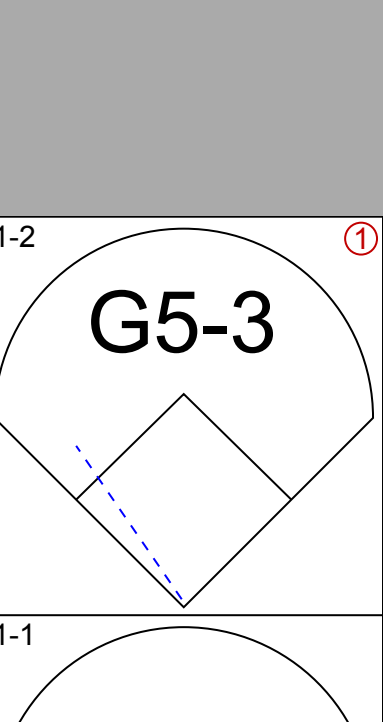
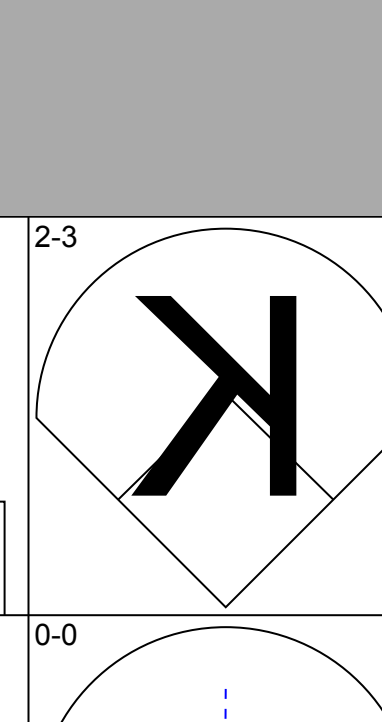
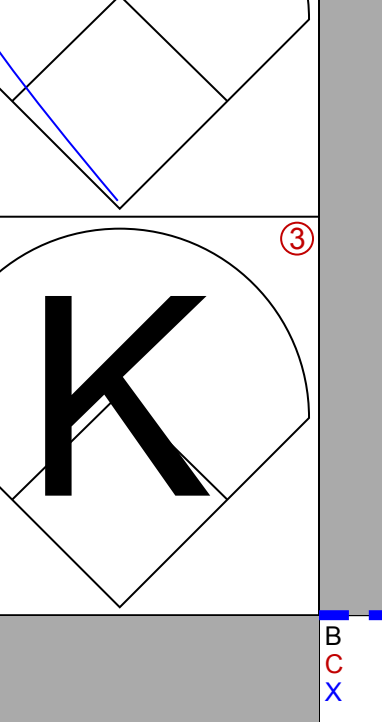
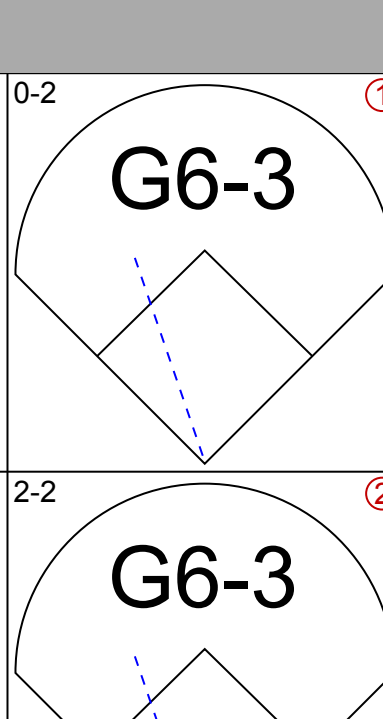
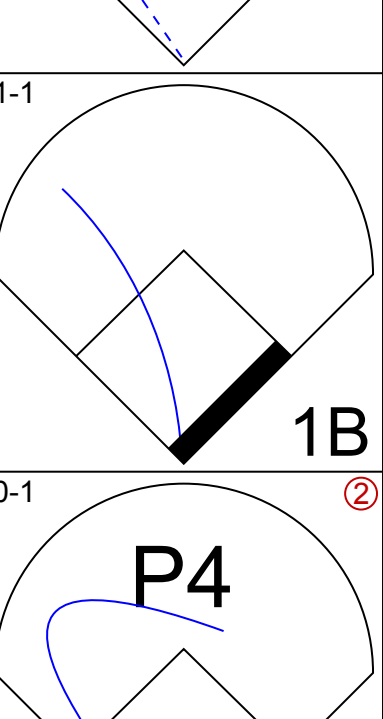
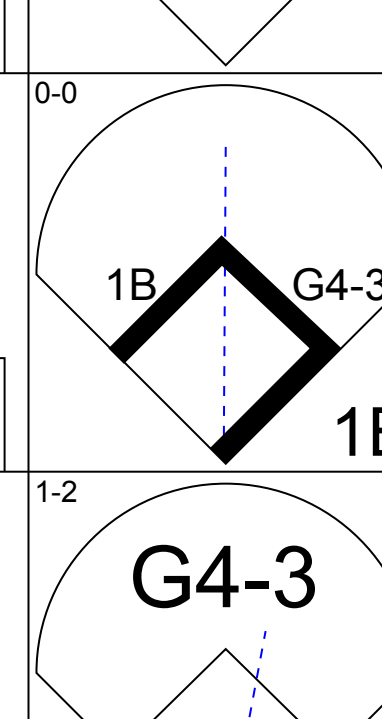
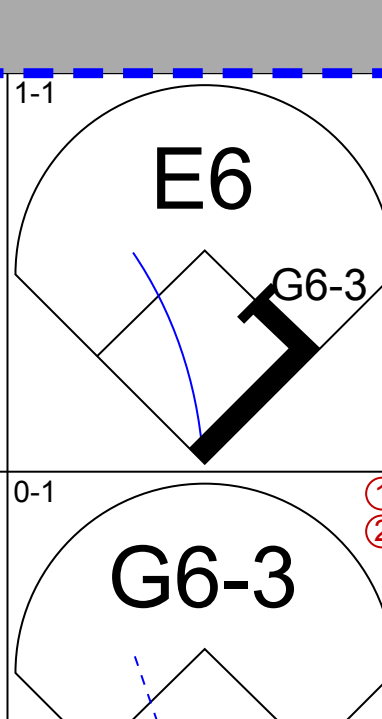
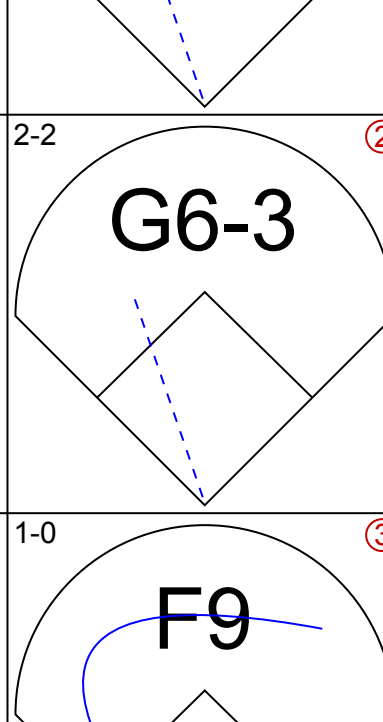
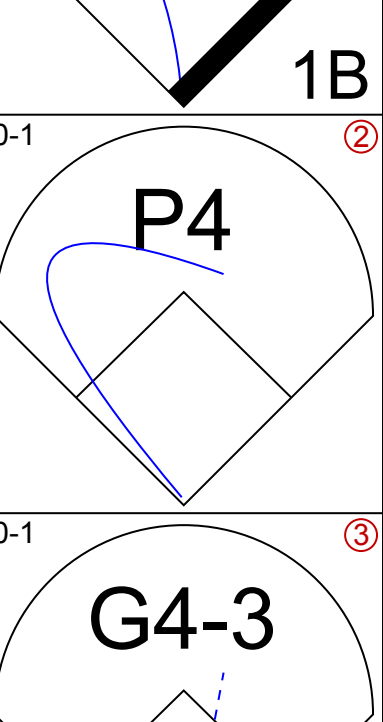
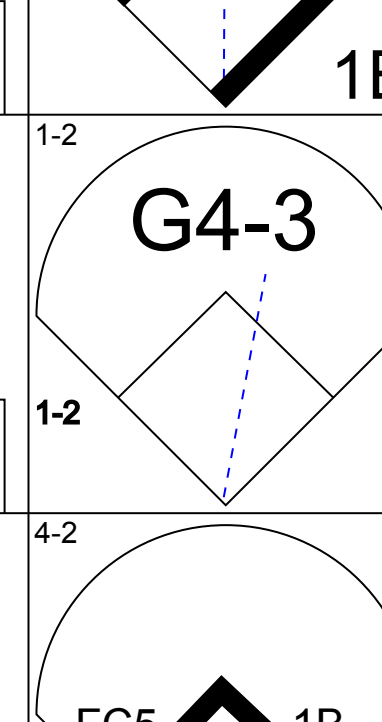
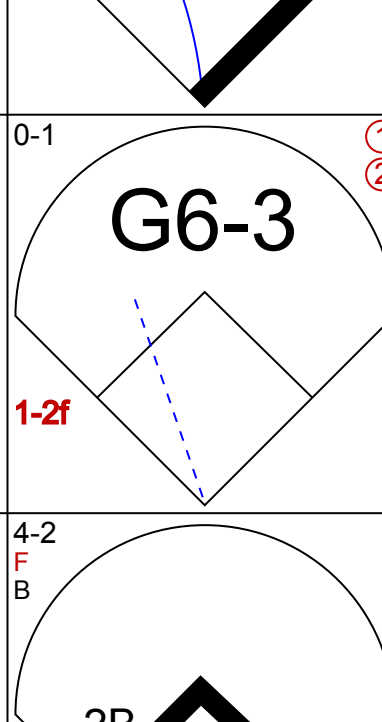

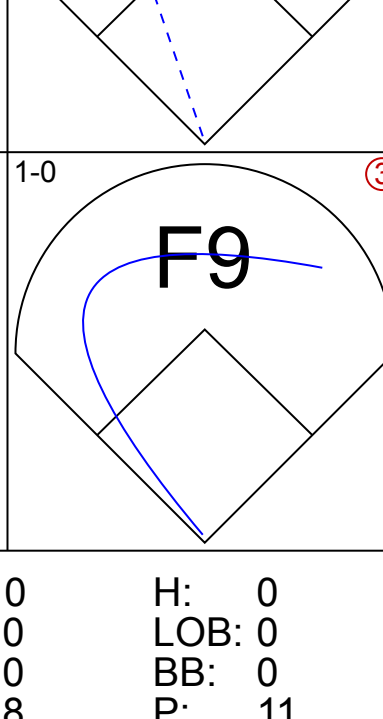
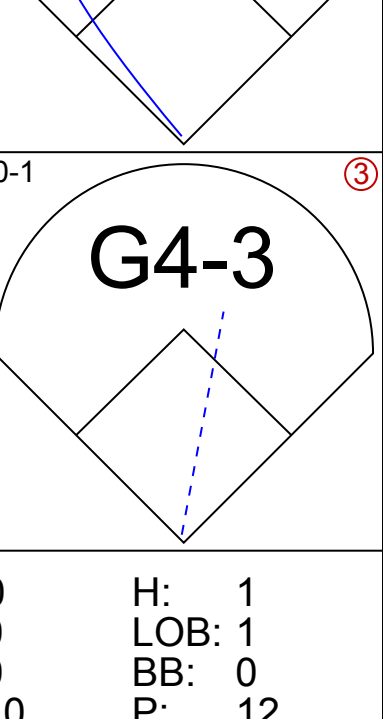
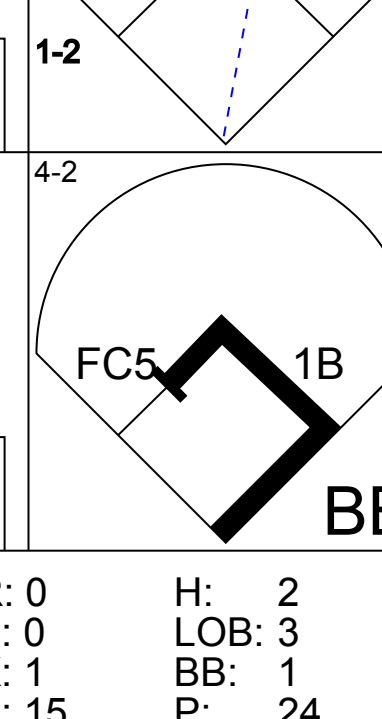
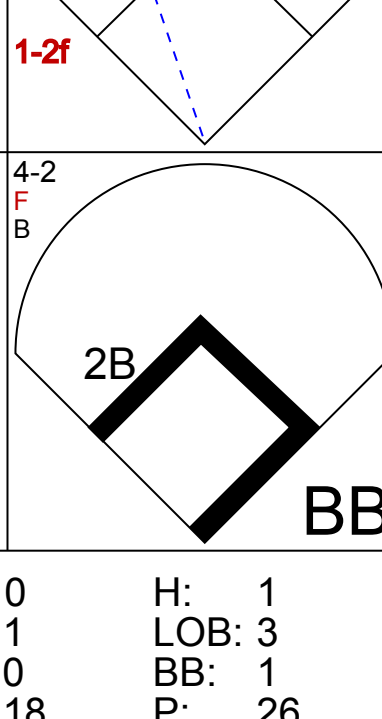
AB	53
R	13
H	12
RBI	2
BB	4
SO	8
LOB	28

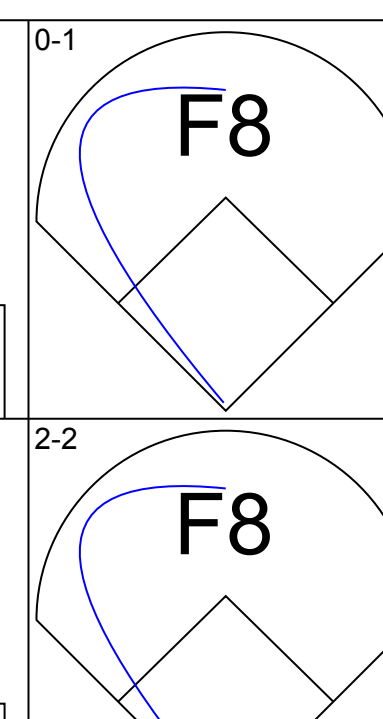
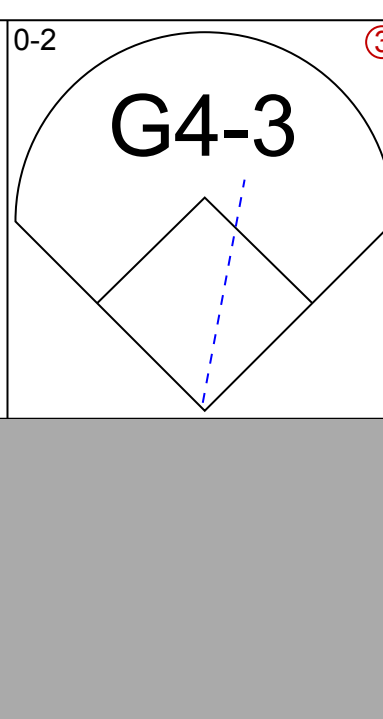
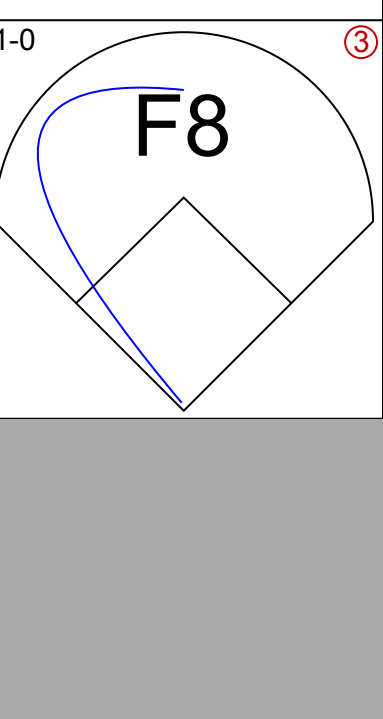
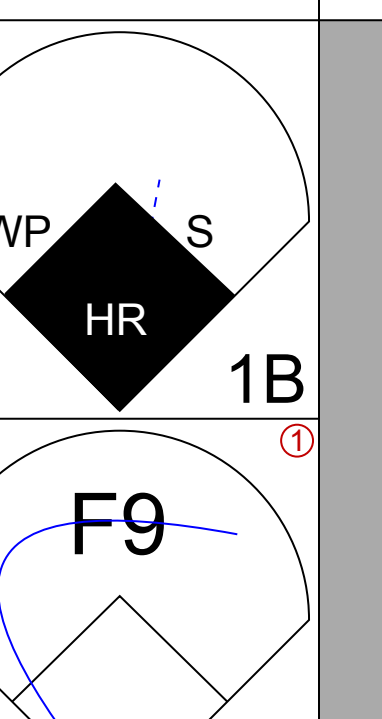
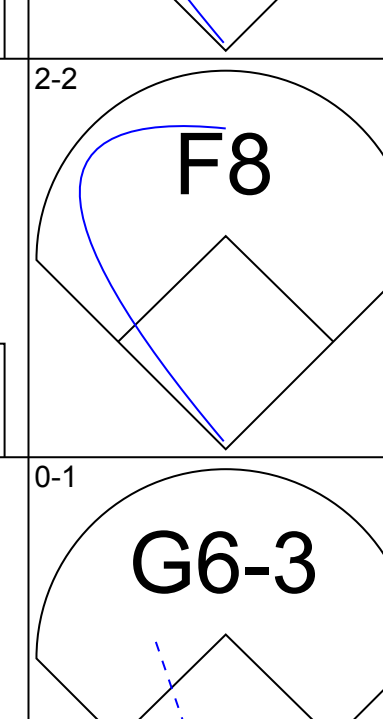
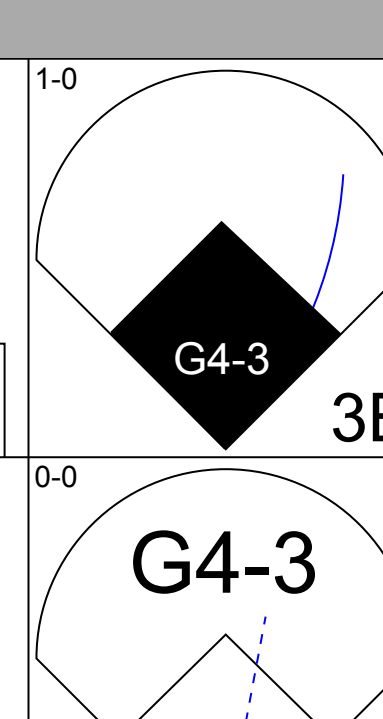
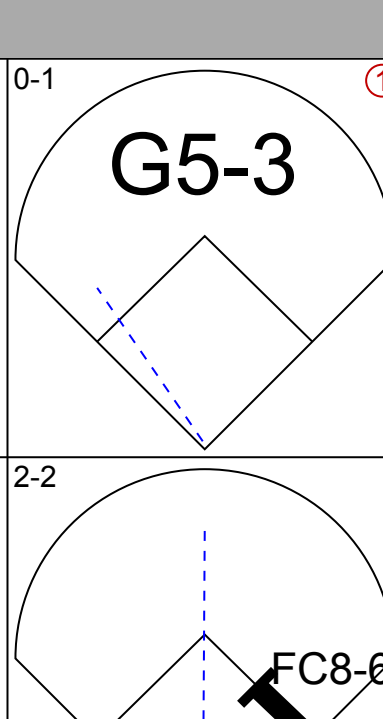
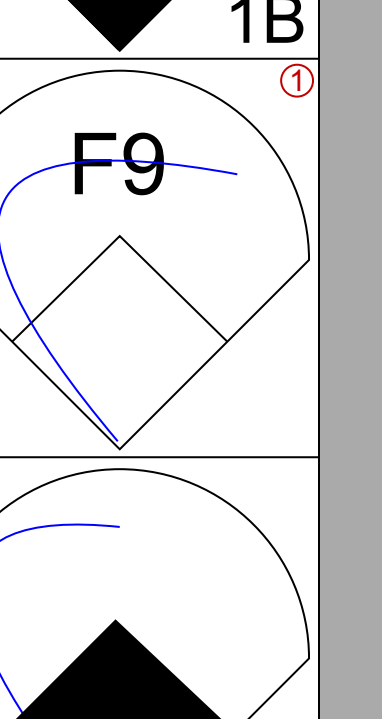
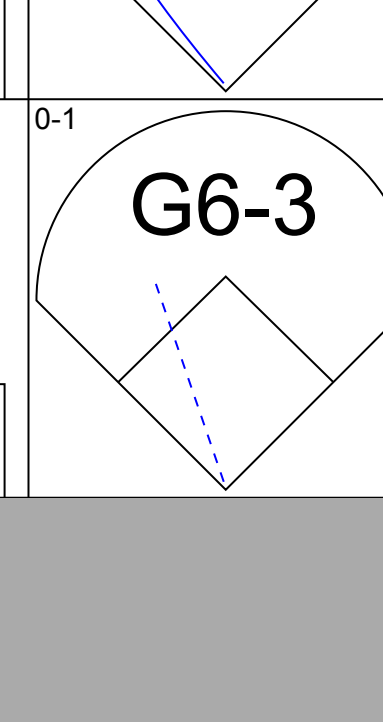
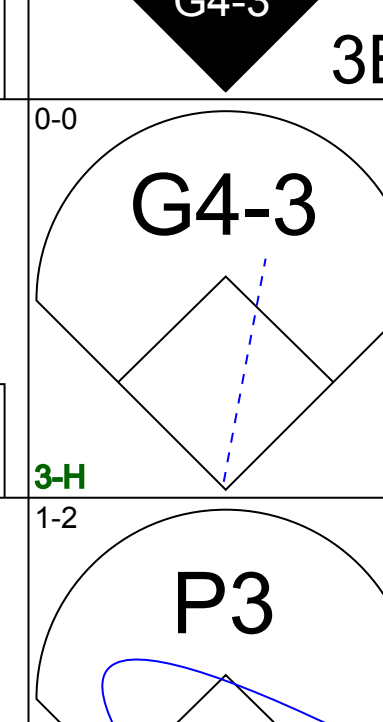
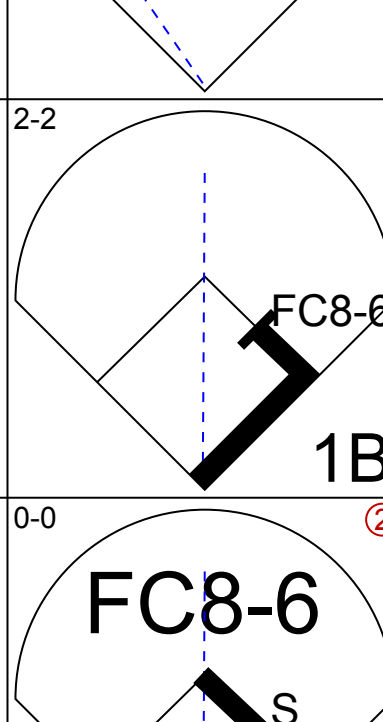

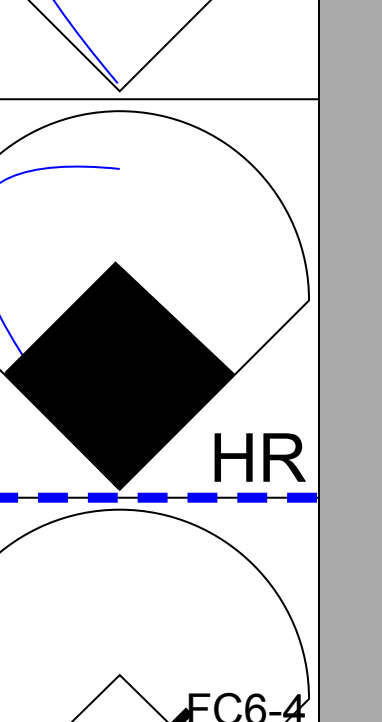
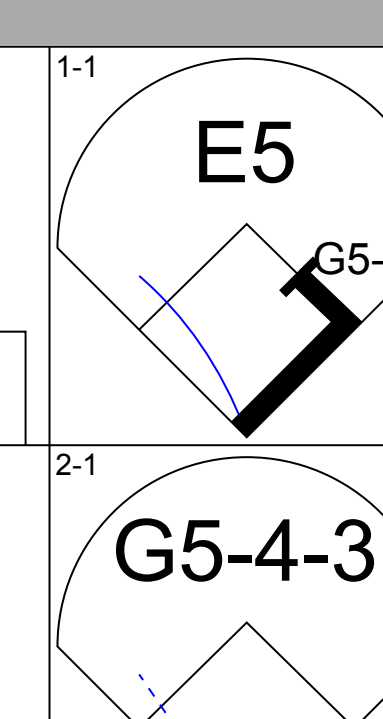
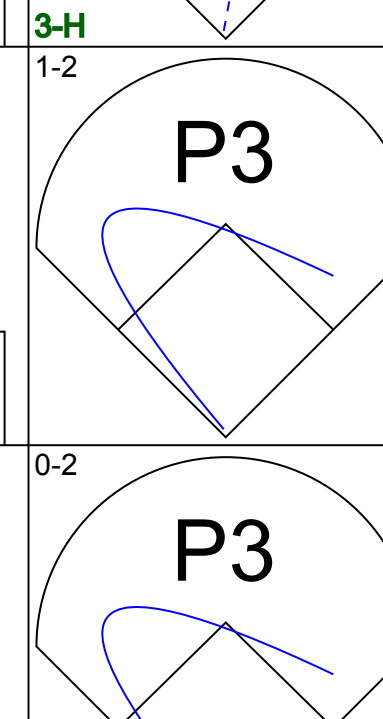
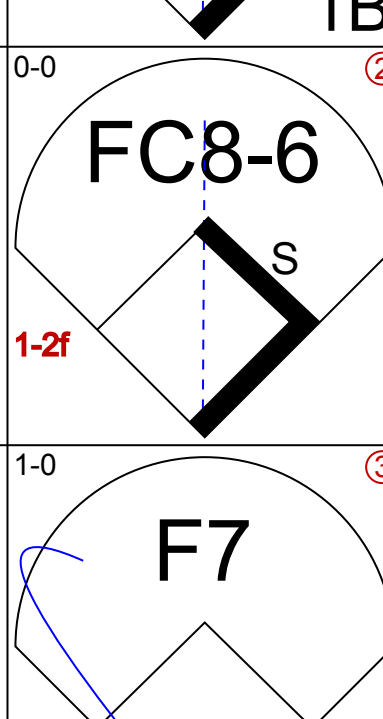

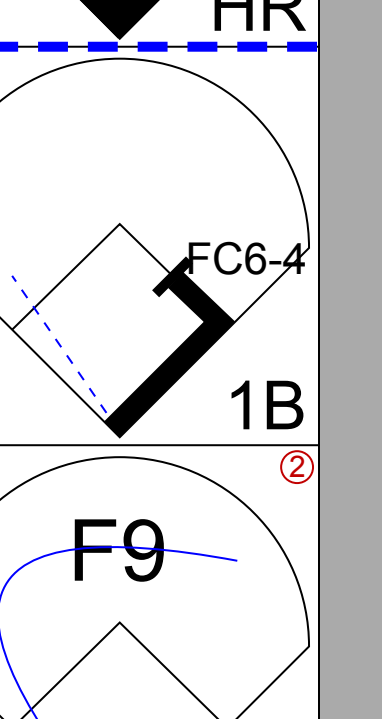

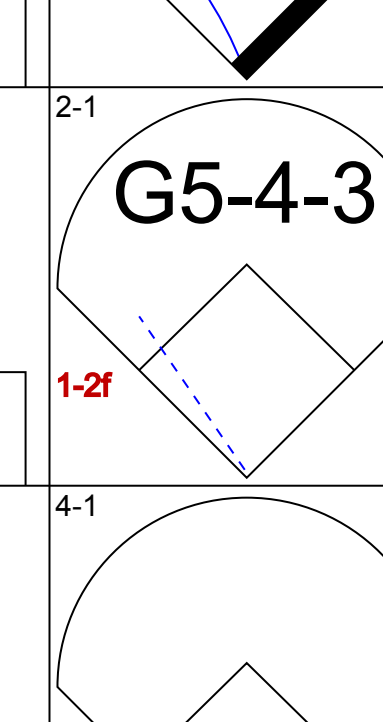
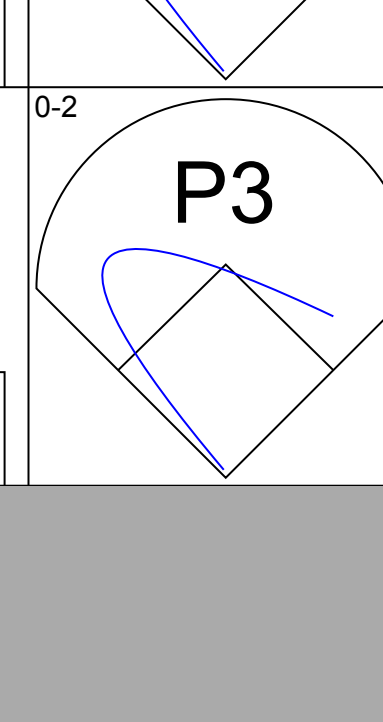
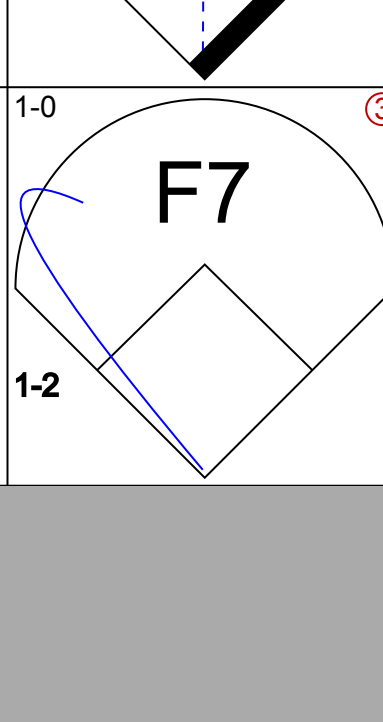
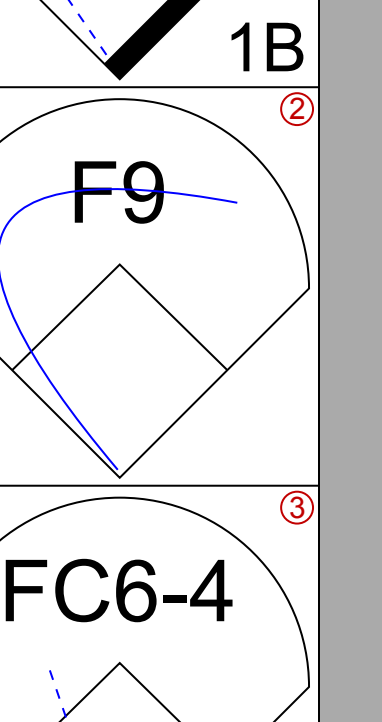
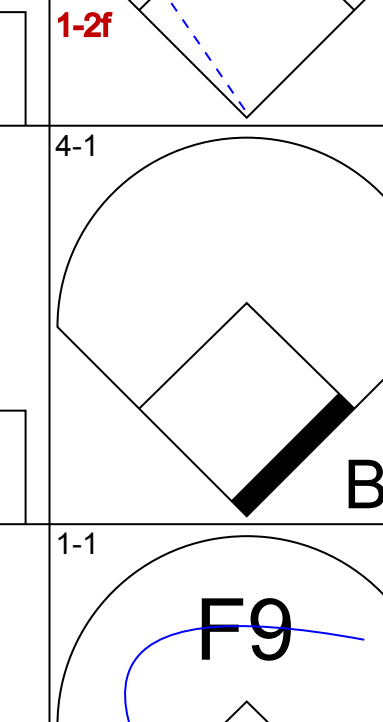
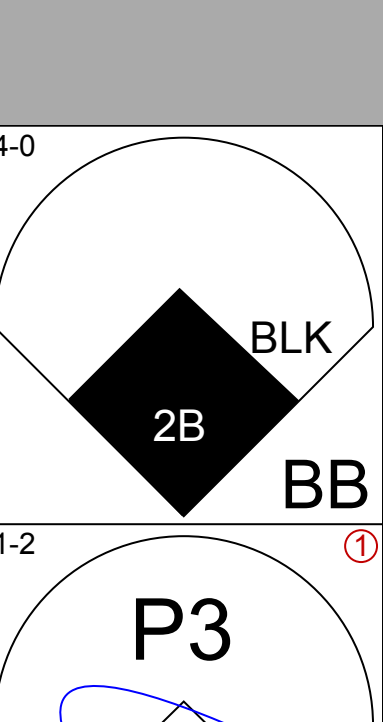
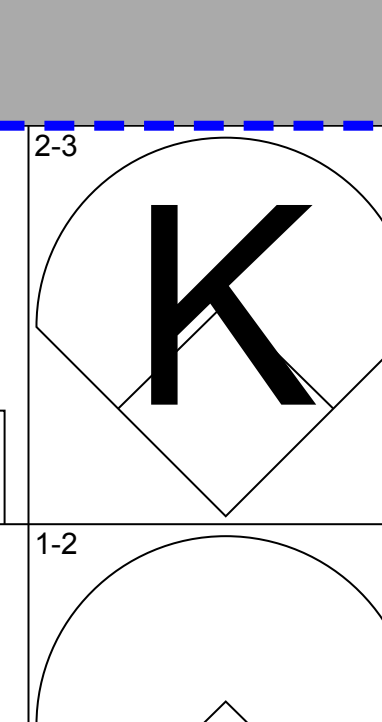
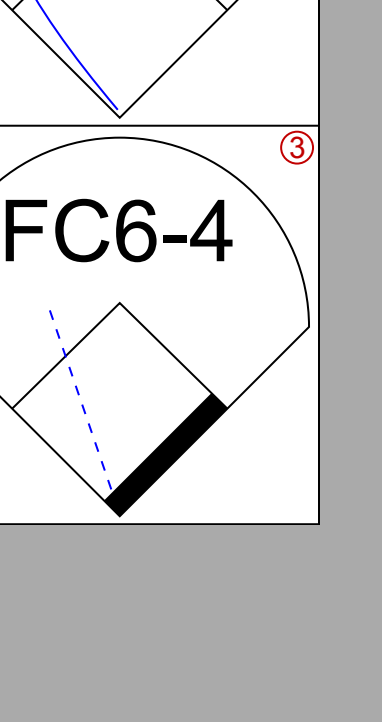
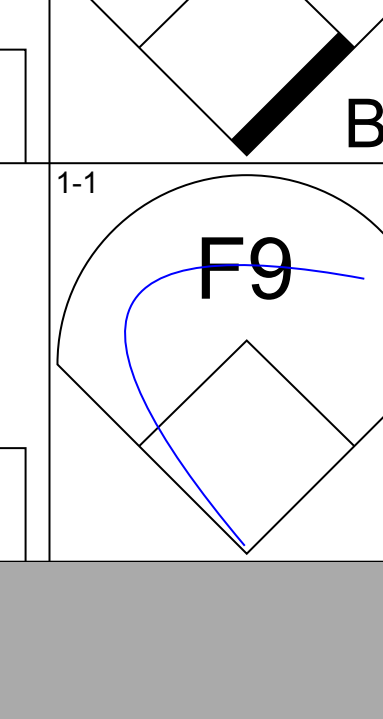
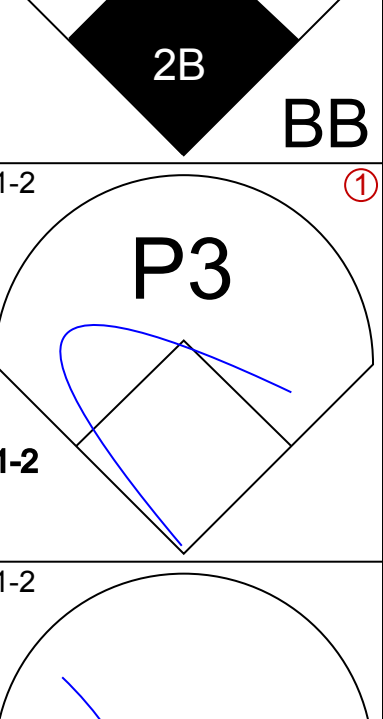
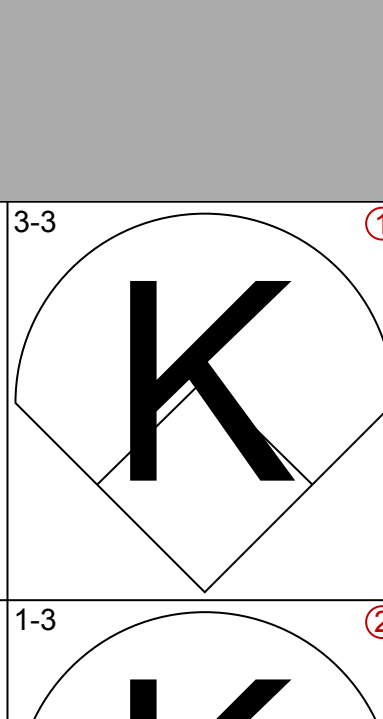
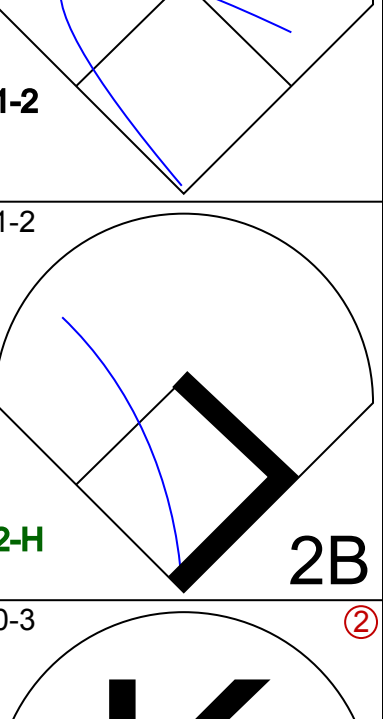
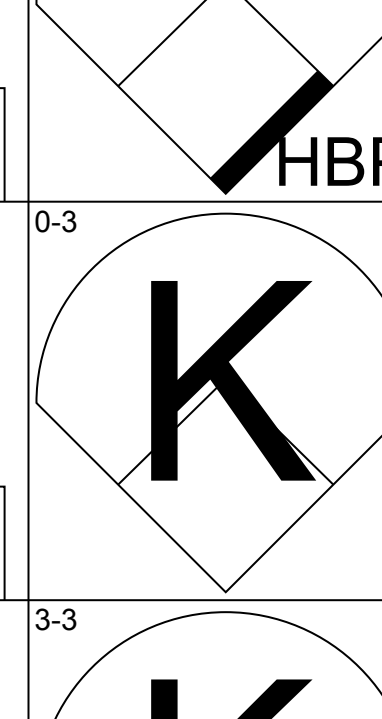
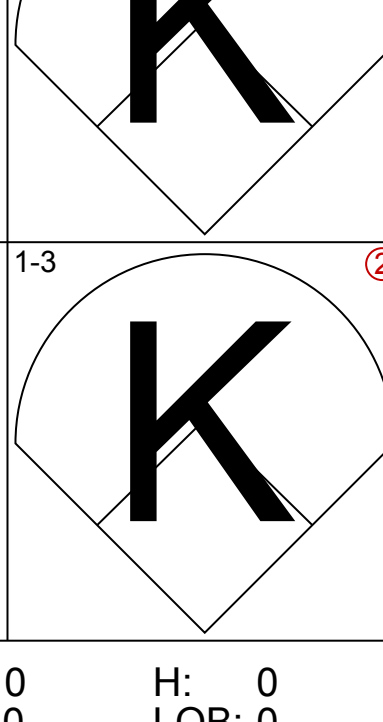
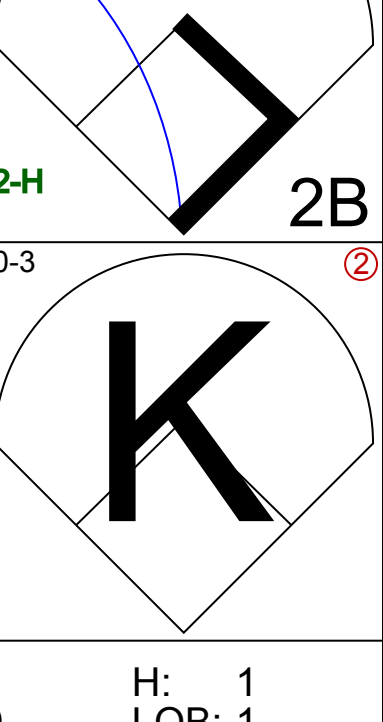
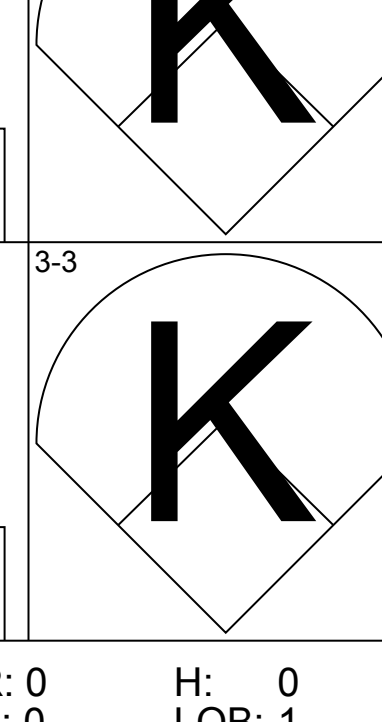


Batter	1	2	3	4	5	6	7	8	9	10	11	12	13	14	AB	R	H	RBI	BB	SO	LOB	BOTTOM
Alex Sanchez, L OBP: 0.378, SLG: 0.480 Valerio De Los Santos, L Eddie Pérez, R OBP: 0.333, SLG: 0.452 (10, 2)															3	0	1	0	0	0	2	
Keith Ginter, R OBP: 0.333, SLG: 0.214 Mike DeJean, R Enrique Cruz, R John Foster, L Glendon Rusch, L OBP: 0.375, SLG: 0.167 Richie Sexson, R OBP: 0.373, SLG: 0.500 (1, 3)																4	1	0	0	0	3	4
Geoff Jenkins, L OBP: 0.388, SLG: 0.702 Scott Podsednik, L OBP: 0.406, SLG: 0.483 Wes Helms, R OBP: 0.258, SLG: 0.306 Keith Osk, R OBP: 0.194, SLG: 0.143 Eric Young Sr., R OBP: 0.388, SLG: 0.492 (10, 4)															5	0	1	0	1	1	1	
Wes Helms, R OBP: 0.258, SLG: 0.306 Keith Osk, R OBP: 0.194, SLG: 0.143 Eric Young Sr., R OBP: 0.388, SLG: 0.492 (10, 4)															6	0	0	0	0	2	6	
Scott Podsednik, L OBP: 0.406, SLG: 0.483 Wes Helms, R OBP: 0.258, SLG: 0.306 Keith Osk, R OBP: 0.194, SLG: 0.143 Eric Young Sr., R OBP: 0.388, SLG: 0.492 (10, 4)															5	0	1	0	1	0	1	
Wes Helms, R OBP: 0.258, SLG: 0.306 Keith Osk, R OBP: 0.194, SLG: 0.143 Eric Young Sr., R OBP: 0.388, SLG: 0.492 (10, 4)															6	0	0	0	0	2	6	
Scott Podsednik, L OBP: 0.406, SLG: 0.483 Wes Helms, R OBP: 0.258, SLG: 0.306 Keith Osk, R OBP: 0.194, SLG: 0.143 Eric Young Sr., R OBP: 0.388, SLG: 0.492 (10, 4)															5	0	1	0	1	0	1	
Wes Helms, R OBP: 0.258, SLG: 0.306 Keith Osk, R OBP: 0.194, SLG: 0.143 Eric Young Sr., R OBP: 0.388, SLG: 0.492 (10, 4)															6	0	0	0	0	2	6	
Scott Podsednik, L OBP: 0.406, SLG: 0.483 Wes Helms, R OBP: 0.258, SLG: 0.306 Keith Osk, R OBP: 0.194, SLG: 0.143 Eric Young Sr., R OBP: 0.388, SLG: 0.492 (10, 4)															5	0	1	0	1	0	1	
Wes Helms, R OBP: 0.258, SLG: 0.306 Keith Osk, R OBP: 0.194, SLG: 0.143 Eric Young Sr., R OBP: 0.388, SLG: 0.492 (10, 4)															6	0	0	0	0	2	6	
Scott Podsednik, L OBP: 0.406, SLG: 0.483 Wes Helms, R OBP: 0.258, SLG: 0.306 Keith Osk, R OBP: 0.194, SLG: 0.143 Eric Young Sr., R OBP: 0.388, SLG: 0.492 (10, 4)															5	0	1	0	1	0	1	
Wes Helms, R OBP: 0.258, SLG: 0.306 Keith Osk, R OBP: 0.194, SLG: 0.143 Eric Young Sr., R OBP: 0.388, SLG: 0.492 (10, 4)															6	0	0	0	0	2	6	
Scott Podsednik, L OBP: 0.406, SLG: 0.483 Wes Helms, R OBP: 0.258, SLG: 0.306 Keith Osk, R OBP: 0.194, SLG: 0.143 Eric Young Sr., R OBP: 0.388, SLG: 0.492 (10, 4)															5	0	1	0	1	0	1	
Wes Helms, R OBP: 0.258, SLG: 0.306 Keith Osk, R OBP: 0.194, SLG: 0.143 Eric Young Sr., R OBP: 0.388, SLG: 0.492 (10, 4)															6	0	0	0	0	2	6	
Scott Podsednik, L OBP: 0.406, SLG: 0.483 Wes Helms, R OBP: 0.258, SLG: 0.306 Keith Osk, R OBP: 0.194, SLG: 0.143 Eric Young Sr., R OBP: 0.388, SLG: 0.492 (10, 4)															5	0	1	0	1	0	1	
Wes Helms, R OBP: 0.258, SLG: 0.306 Keith Osk, R OBP: 0.194, SLG: 0.143 Eric Young Sr., R OBP: 0.388, SLG: 0.492 (10, 4)															6	0	0	0	0	2	6	
Scott Podsednik, L OBP: 0.406, SLG: 0.483 Wes Helms, R OBP: 0.258, SLG: 0.306 Keith Osk, R OBP: 0.194, SLG: 0.143 Eric Young Sr., R OBP: 0.388, SLG: 0.492 (10, 4)															5	0	1	0	1	0	1	
Wes Helms, R OBP: 0.258, SLG: 0.306 Keith Osk, R OBP: 0.194, SLG: 0.143 Eric Young Sr., R OBP: 0.388, SLG: 0.492 (10, 4)															6	0	0	0	0	2	6	
Scott Podsednik, L OBP: 0.406, SLG: 0.483 Wes Helms, R OBP: 0.258, SLG: 0.306 Keith Osk, R OBP: 0.194, SLG: 0.143 Eric Young Sr., R OBP: 0.388, SLG: 0.492 (10, 4)															5	0	1	0	1	0	1	
Wes Helms, R OBP: 0.258, SLG: 0.306 Keith Osk, R OBP: 0.194, SLG: 0.143 Eric Young Sr., R OBP: 0.388, SLG: 0.492 (10, 4)															6	0	0	0	0	2	6	
Scott Podsednik, L OBP: 0.406, SLG: 0.483 Wes Helms, R OBP: 0.258, SLG: 0.306 Keith Osk, R OBP: 0.194, SLG: 0.143 Eric Young Sr., R OBP: 0.388, SLG: 0.492 (10, 4)															5	0	1	0	1	0	1	
Wes Helms, R OBP: 0.258, SLG: 0.306 Keith Osk, R OBP: 0.194, SLG: 0.143 Eric Young Sr., R OBP: 0.388, SLG: 0.492 (10, 4)															6	0	0	0	0	2	6	
Scott Podsednik, L OBP: 0.406, SLG: 0.483 Wes Helms, R OBP: 0.258, SLG: 0.306 Keith Osk, R OBP: 0.194, SLG: 0.143 Eric Young Sr., R OBP: 0.388, SLG: 0.492 (10, 4)															5	0	1	0	1	0	1	
Wes Helms, R OBP: 0.258, SLG: 0.306 Keith Osk, R OBP: 0.194, SLG: 0.143 Eric Young Sr., R OBP: 0.388, SLG: 0.492 (10, 4)																						

Batter	1	2	3	4	5	6	7	8	9	AB	R	H	RBI	BB	SO	LOB	TOP								
Craig Biggio, R OBP: 0.292, SLG: 0.482 (1, 8)										5	1	3	2	0	2	0	Houston Astros @ Milwaukee Brewers Miller Park, Milwaukee, WI Sun Apr 20 2003, 1:05 PM CDT Att: 10,125 - Dome - 72 F								
Geoff Blum, S OBP: 0.357, SLG: 0.406 (1, 5)										4	0	0	0	0	0	1									
5 Jeff Bagwell, R OBP: 0.429, SLG: 0.722 (1, 3)										4	1	1	1	0	0	1									
Jeff Kent, R OBP: 0.364, SLG: 0.456 (1, 4)										3	0	1	0	1	0	0									
Orlando Merced, S OBP: 0.357, SLG: 0.480 (1, 7)										3	0	0	0	1	0	1									
Richard Hidalgo, R OBP: 0.411, SLG: 0.508 (1, 9)										3	1	2	1	1	0	0									
Gregg Zaun, S OBP: 0.333, SLG: 0.389 (1, 2)										2	0	0	0	0	0	0									
Pete Munro, R OBP: 0.111, SLG: 0.077 (8, PH)										1	0	0	0	0	1	3									
Ricky Stone, R OBP: 0.111, SLG: 0.077 (8, 1)										0	0	0	0	0	0	0									
Julio Lugo, R OBP: 0.316, SLG: 0.275 (1, 6)										2	0	0	0	1	1	3									
Morgan Ensberg, R OBP: 0.286, SLG: 0.421 (9, PH)										1	0	0	0	0	0	0									
Jerome Robertson, L OBP: 0.286, SLG: 0.286 (1, 1)										2	1	1	0	0	0	3									
Brad Ausmus, R OBP: 0.323, SLG: 0.426 (6, 2)										2	0	0	0	0	1	1									
Inning Stats	R: 0 E: 0 K: 0 S: 5	H: 1 LOB: 0 BB: 0 P: 8	R: 0 E: 0 K: 1 S: 10	H: 2 LOB: 3 BB: 0 P: 16	R: 0 E: 0 K: 1 S: 9	H: 0 LOB: 0 BB: 0 P: 13	R: 1 E: 0 K: 0 S: 14	H: 1 LOB: 0 BB: 0 P: 19	R: 3 E: 0 K: 0 S: 12	H: 3 LOB: 0 BB: 0 P: 21	R: 0 E: 0 K: 0 S: 9	H: 0 LOB: 0 BB: 0 P: 12	R: 0 E: 0 K: 1 S: 9	H: 1 LOB: 0 BB: 1 P: 16	R: 0 E: 0 K: 1 S: 12	H: 0 LOB: 3 BB: 3 P: 24	R: 0 E: 0 K: 1 S: 7	H: 0 LOB: 0 BB: 0 P: 10	1B: 4 2B: 1 3B: 0 HR: 3	SF: 0 SAC: 0 DP: 1 HBP: 1	WP: 0 PB: 0 SB: 0 CS: 2	PA: 38			
PITCHER	IP	WLS	BF	H	R	ER	SO	BB	IBB	HBP	BLK	WP	HR	S	P	ERA	WHIP								
15 Ben Sheets, R ERA: 3.97 (1, 1)	6.0		25	7	4	4	2	0	0	1	0	0	3	59	89	6.00	1.167								
Curt Leskanic, R ERA: 2.89 (7, 1)	1.2	W	7	1	0	0	1	3	0	0	0	0	0	14	29	0.00	2.400								
Luis Vizcaino, R ERA: 18.47 (8, 1)	0.1	H	2	0	0	0	1	1	0	0	0	0	0	7	11	0.00	3.000								
Mike DeJean, R ERA: 3.6 (9, 1)	1.0	S	3	0	0	0	1	0	0	0	0	0	0	7	10	0.00	0.000								

Batter	1	2	3	4	5	6	7	8	9	AB	R	H	RBI	BB	SO	LOB	BOTTOM									
Scott Podsednik, L OBP: 0.417, SLG: 0.469 (1, 9)										3	2	1	0	1	0	1	Houston Astros @ Milwaukee Brewers Miller Park, Milwaukee, WI Sun Apr 20 2003, 1:05 PM CDT Att: 10,125 - Dome - 72 F									
Eric Young Sr., R OBP: 0.382, SLG: 0.478 (1, 4)										4	1	1	0	0	1	3										
Richie Sexson, R OBP: 0.368, SLG: 0.479 (1, 3)										3	0	0	0	1	0	3										
Geoff Jenkins, L OBP: 0.415, SLG: 0.714 (1, 7)										2	2	1	1	2	0	0										
Brady Clark, R OBP: 0.600, SLG: 0.571 (1, 8)										2	0	2	1	1	0	0										
Keith Ginter, R OBP: 0.351, SLG: 0.250 (1, 5)										4	0	2	3	0	1	3										
Eddie Pérez, R OBP: 0.313, SLG: 0.422 (1, 2)										3	0	0	0	0	1	5										
Royce Clayton, R OBP: 0.416, SLG: 0.582 (1, 6)										4	0	1	0	0	1	2										
15 Ben Sheets, R ERA: 6.93 (1, 1)	5.1		25	7	3	3	4	2	0	0	0	0	0	49	77	5.06		1.688								
Pete Munro, R ERA: 3.14 (6, 1)	1.2	L	9	1	2	2	1	2	1	0	0	0	0	22	40	10.80		1.800								
Ricky Stone, R ERA: (8, 1)	1.0		3	1	0	0	0	0	0	0	0	0	0	8	12	0.00	1.000									
Inning Stats	R: 2 E: 0 K: 1 S: 11	H: 2 LOB: 2 BB: 2 P: 24	R: 0 E: 0 K: 1 S: 6	H: 0 LOB: 0 BB: 0 P: 9	R: 0 E: 0 K: 0 S: 6	H: 0 LOB: 0 BB: 0 P: 8	R: 0 E: 0 K: 1 S: 10	H: 1 LOB: 0 BB: 0 P: 13	R: 0 E: 0 K: 1 S: 7	H: 1 LOB: 2 BB: 0 P: 12	R: 1 E: 0 K: 0 S: 20	H: 3 LOB: 2 BB: 0 P: 26	R: 2 E: 0 K: 0 S: 11	H: 1 LOB: 2 BB: 3 P: 25	R: 0 E: 0 K: 0 S: 8	H: 1 LOB: 0 BB: 0 P: 12	1B: 8 2B: 2 3B: 0 HR: 0	SF: 1 SAC: 2 DP: 1 HBP: 0	WP: 0 PB: 0 SB: 0 CS: 1	PA: 37						
PITCHER	IP	WLS	BF	H	R	ER	SO	BB	IBB	HBP	BLK	WP	HR	S	P	ERA	WHIP									
Jerome Robertson, L ERA: 6.93 (1, 1)	5.1		25	7	3	3	4	2	0	0	0	0	0	49	77	5.06	1.688									
Pete Munro, R ERA: 3.14 (6, 1)	1.2	L	9	1	2	2	1	2	1	0	0	0	0	22	40	10.80	1.800									
Ricky Stone, R ERA: (8, 1)	1.0		3	1	0	0	0	0	0	0	0	0	0	8	12	0.00	1.000									

Batter	1	2	3	4	5	6	7	8	9	AB	R	H	RBI	BB	SO	LOB	TOP																		
Alex Sanchez, L (1, 8) OBP: 0.391, SLG: 0.500										5	1	3	0	0	1	0	Milwaukee Brewers @ Florida Marlins Pro Player Stadium, Miami, FL Tue Apr 22 2003, 7:05 PM EDT Att. 10,115 - Cloudy - 84 F																		
Eric Young Sr., R (1, 4) OBP: 0.370, SLG: 0.472										5	1	1	0	0	0	7																			
Richie Sexson, R (1, 3) OBP: 0.374, SLG: 0.494										4	0	2	1	0	1	1																			
Geoff Jenkins, L (1, 7) OBP: 0.404, SLG: 0.698										4	0	1	1	0	2	2																			
John Vander Wal, L (1, 9) OBP: 0.313, SLG: 0.405 Brady Clark, R (8, PH) OBP: 0.545, SLG: 0.500										3	0	1	0	0	0	1																			
Wes Helms, R (1, 5) OBP: 0.243, SLG: 0.288										4	0	0	0	0	2	1																			
Eddie Pérez, R (1, 2) Enrique Cruz, R (9, PR)										4	0	2	0	0	0	0																			
Royce Clayton, R (1, 6) OBP: 0.395, SLG: 0.549										4	0	0	0	0	0	3																			
Wayne Franklin, L (1, 1) Scott Podsednik, L (7, PH) Valerio De Los Santos, L (7, 1) Luis Vizcaino, R (8, 1) Keith Clinger, R (9, PH)										2	0	0	0	0	0	1																			
Inning Stats	R: 0 E: 0 K: 1 S: 12	H: 0 LOB: 0 BB: 0 P: 17	R: 0 E: 0 K: 0 S: 9	H: 0 LOB: 0 BB: 0 P: 11	R: 0 E: 0 K: 0 S: 8	H: 0 LOB: 0 BB: 0 P: 11	R: 1 E: 0 K: 1 S: 11	H: 2 LOB: 1 BB: 0 P: 15	R: 0 E: 0 K: 0 S: 10	H: 1 LOB: 1 BB: 0 P: 12	R: 1 E: 0 K: 1 S: 15	H: 3 LOB: 2 BB: 0 P: 21	R: 0 E: 0 K: 1 S: 15	H: 2 LOB: 3 BB: 1 P: 24	R: 0 E: 0 K: 2 S: 12	H: 1 LOB: 1 BB: 0 P: 19		R: 0 E: 1 K: 0 S: 18	H: 1 LOB: 3 BB: 1 P: 26	1B: 6 2B: 4 3B: 0 HR: 0	SF: 0 SAC: 0 DP: 1 HBP: 0	WP: 0 PA: 38 PB: 0 SB: 0 CS: 0													
PITCHER	IP WLS BF H R ER SO BB IBB HBP BLK WP HR S P ERA WHIP																																		
Brad Penny, R (1, 1) ERA: 4.5	7.0		29	8	2	2	4	1	0	0	0	0	0	0	0	80	111	2.57	1.286																
Armando Almanza, L (8, 1) ERA: 2.51	1.0	W	4	1	0	0	2	0	0	0	0	0	0	0	0	12	19	0.00	1.000																
Braden Looper, R (9, 1) ERA: 2.31	1.0	S	5	1	0	0	0	1	0	0	0	0	0	0	0	18	26	0.00	2.000																

Batter	1	2	3	4	5	6	7	8	9	AB	R	H	RBI	BB	SO	LOB	BOTTOM																	
Juan Pierre, L (1, 8) OBP: 0.351, SLG: 0.374										4	1	1	0	0	0	1	Milwaukee Brewers @ Florida Marlins Pro Player Stadium, Miami, FL Tue Apr 22 2003, 7:05 PM EDT Att. 10,115 - Cloudy - 84 F																	
Luis Castillo, S (1, 4) OBP: 0.360, SLG: 0.375										4	1	1	0	0	0	1																		
Ivan Rodriguez, R (1, 2) OBP: 0.418, SLG: 0.516										4	1	2	3	0	0	0																		
Juan Encarnacion, R (1, 9) OBP: 0.322, SLG: 0.435										4	0	1	0	0	0	1																		
Mike Lowell, R (1, 5) OBP: 0.341, SLG: 0.506										4	0	0	0	0	0	3																		
Derek Lee, R (1, 3) OBP: 0.371, SLG: 0.479										2	1	0	0	2	1	1																		
Alex Gonzalez, R (1, 6) OBP: 0.414, SLG: 0.714										2	0	0	0	0	0	2																		
Todd Hollandsworth, L (1, 7) OBP: 0.328, SLG: 0.333										3	0	1	1	0	2	1																		
Brad Penny, R (1, 1) OBP: 0.125, SLG: 0.500 Ramon Castro, R (7, PH) Armando Almanza, L (8, 1) Braden Looper, R (9, 1)										2	0	0	0	0	2	1																		
Inning Stats	R: 0 E: 0 K: 0 S: 7	H: 0 LOB: 0 BB: 0 P: 9	R: 0 E: 1 K: 0 S: 7	H: 0 LOB: 1 BB: 1 P: 15	R: 0 E: 0 K: 2 S: 13	H: 0 LOB: 0 BB: 0 P: 17	R: 1 E: 0 K: 0 S: 9	H: 1 LOB: 0 BB: 0 P: 11	R: 1 E: 0 K: 1 S: 13	H: 1 LOB: 1 BB: 1 P: 20	R: 0 E: 0 K: 0 S: 8	H: 1 LOB: 1 BB: 0 P: 11	R: 0 E: 0 K: 3 S: 12	H: 0 LOB: 1 BB: 0 P: 18	R: 2 E: 0 K: 0 S: 16	H: 3 LOB: 1 BB: 0 P: 25		1B: 3 2B: 1 3B: 1 HR: 1	SF: 0 SAC: 0 DP: 1 HBP: 1	WP: 1 PA: 33 PB: 0 SB: 2 CS: 0														
PITCHER	IP WLS BF H R ER SO BB IBB HBP BLK WP HR S P ERA WHIP																																	
Wayne Franklin, L (1, 1) ERA: 7.03	6.0		23	3	2	2	3	2	0	0	1	1	0	0	57	83	3.00	0.833																
Valerio De Los Santos, L (7, 1) ERA: 5.4	1.1	L	7	2	2	2	3	0	0	1	0	1	1	0	19	30	13.50	1.500																
Luis Vizcaino, R (8, 1) ERA: 16.71	0.2		3	1	0	0	0	0	0	0	0	0	0	0	9	13	0.00	1.500																

Batter	1	2	3	4	5	6	7	8	9	AB	R	H	RBI	BB	SO	LOB	TOP			
Alex Sanchez, L (1,8) OBP: 0.371, SLG: 0.467	F7		F8		K			K		4	0	0	0	0	2	0	Milwaukee Brewers @ Florida Marlins Pro Player Stadium, Miami, FL Thu Apr 24 2003, 7:05 PM EDT Att: 9,069 - Sunny - 80 F			
Eric Young Sr., R (1,4) OBP: 0.383, SLG: 0.457	G4-3			2B		1B		P3		3	1	1	0	1	0	0				
Richie Sexson, R (1,3) OBP: 0.386, SLG: 0.517				G4-3	SF9	2B		P4		4	1	3	1	0	0	1				
Geoff Jenkins, L (1,7) OBP: 0.394, SLG: 0.694	K			G4-3				K		4	0	0	0	0	2	4				
Brady Clark, R (1,9) OBP: 0.400, SLG: 0.364 Matt Kinney, R (6,1)		P3		SF9				K		2	0	0	1	0	1	1				
Eddie Pérez, R (9,PH) OBP: 0.315, SLG: 0.412								K		0	0	0	0	0	0	0				
Keith Ginter, R (1,5) OBP: 0.349, SLG: 0.222	G6-3							K		1	0	0	0	0	1	1				
Keith Osik, R (1,2) OBP: 0.216, SLG: 0.152	K				HBP			G1-3		3	0	0	0	0	2	1				
Royce Clayton, R (1,6) OBP: 0.371, SLG: 0.506			F9					G6-3		3	0	0	0	0	0	0				
Todd Ritchie, R (1,1) OBP: 0.222, SLG: 0.222 Scott Podsednik, L (6,9) OBP: 0.395, SLG: 0.421	G6-3				K			K		2	0	0	0	0	1	0				
Inning Stats	R: 0 E: 0 K: 1 S: 13	H: 1 LOB: 1 BB: 0 P: 16	R: 0 E: 0 K: 1 S: 11	H: 0 LOB: 0 BB: 0 P: 15	R: 0 E: 0 K: 0 S: 6	H: 0 LOB: 0 BB: 0 P: 9	R: 2 E: 0 K: 1 S: 12	H: 1 LOB: 1 BB: 1 P: 23	R: 0 E: 0 K: 2 S: 7	H: 0 LOB: 0 BB: 0 P: 10	R: 0 E: 0 K: 1 S: 9	H: 0 LOB: 0 BB: 0 P: 13	R: 0 E: 0 K: 2 S: 7	H: 0 LOB: 0 BB: 0 P: 10	R: 0 E: 0 K: 1 S: 15	H: 1 LOB: 1 BB: 0 P: 23	1B: 2 2B: 2 3B: 0 HR: 0	SF: 1 SAC: 0 DP: 0 HBP: 1	WP: 1 PB: 0 SB: 0 CS: 0	PA: 33
PITCHER Mark Redman, L (1,1) ERA: 3.31	IP: 9.0 WLS: W BF: 33 H: 4 R: 2 ER: 2 SO: 11 BB: 1 IBB: 0 HBP: 1 BLK: 0 WP: 1 HR: 0 S: 88 P: 128 ERA: 2.00 WHIP: 0.556															PITCHER				

Batter	1	2	3	4	5	6	7	8	9	AB	R	H	RBI	BB	SO	LOB	BOTTOM			
Juan Pierre, L (1,8) OBP: 0.336, SLG: 0.366	L4			CS				B5-3		4	0	1	1	0	0	0	Milwaukee Brewers @ Florida Marlins Pro Player Stadium, Miami, FL Thu Apr 24 2003, 7:05 PM EDT Att: 9,069 - Sunny - 80 F			
Luis Castillo, S (1,4) OBP: 0.385, SLG: 0.389	E1							K		4	0	2	0	0	1	1				
Ivan Rodriguez, R (1,2) OBP: 0.404, SLG: 0.486	G6-3			F9				F8		4	0	0	0	0	0	2				
Juan Encarnacion, R (1,9) OBP: 0.330, SLG: 0.495	F8							K		4	1	1	1	0	1	2				
Mike Lowell, R (1,5) OBP: 0.351, SLG: 0.506								G1-3		4	1	2	0	0	1	0				
Derek Lee, R (1,3) OBP: 0.367, SLG: 0.457								G3-1		3	1	1	0	1	0	1				
Alex Gonzalez, R (1,6) OBP: 0.423, SLG: 0.732								G5-3		3	1	1	2	0	1	1				
Todd Hollandsworth, L (1,7) OBP: 0.333, SLG: 0.328										2	0	1	0	1	0	1				
Mark Redman, L (1,1) ERA: 2.57	G6-3									3	0	0	0	0	2	4				
Inning Stats	R: 0 E: 1 K: 0 S: 7	H: 1 LOB: 1 BB: 0 P: 8	R: 3 E: 0 K: 0 S: 14	H: 4 LOB: 1 BB: 0 P: 24	R: 1 E: 0 K: 0 S: 10	H: 2 LOB: 0 BB: 0 P: 12	R: 0 E: 0 K: 1 S: 9	H: 1 LOB: 0 BB: 0 P: 12	R: 0 E: 0 K: 3 S: 13	H: 0 LOB: 2 BB: 2 P: 24	R: 0 E: 0 K: 1 S: 8	H: 0 LOB: 0 BB: 0 P: 11	R: 0 E: 0 K: 0 S: 7	H: 0 LOB: 0 BB: 0 P: 10	R: 0 E: 0 K: 0 S: 1	H: 0 LOB: 0 BB: 0 P: 10		1B: 5 2B: 2 3B: 1 HR: 1	SF: 0 SAC: 0 DP: 1 HBP: 0	WP: 0 PB: 0 SB: 0 CS: 1
PITCHER Todd Ritchie, R (1,1) ERA: 5.08 Matt Kinney, R (6,1) ERA: 2.57	IP: 5.0 WLS: L BF: 22 H: 9 R: 4 ER: 4 SO: 4 BB: 0 IBB: 0 HBP: 0 BLK: 0 WP: 0 HR: 1 S: 50 P: 69 ERA: 7.20 WHIP: 1.800															PITCHER				

AB	30
R	2
H	4
RBI	2
BB	1
SO	11
LOB	9



AB	31
R	4
H	9
RBI	4
BB	2
SO	6
LOB	12



Batter	1	2	3	4	5	6	7	8	9	AB	R	H	RBI	BB	SO	LOB	TOP										
Alex Sanchez, L (1,8) OBP: 0.364, SLG: 0.455	F9		SH5-3 2B		BB		G1-3		G4-3	4	0	1	0	1	0	2											
Eric Young Sr., R (1,4) OBP: 0.354, SLG: 0.438	K		SH5-3 2-3		G1-3			F8		3	0	0	0	0	1	1											
Richie Sexson, R (1,3) OBP: 0.400, SLG: 0.621			K		G6-3			K		3	0	0	0	1	2	1											
Geoff Jenkins, L (1,7) OBP: 0.400, SLG: 0.642	G4-3		K				FC6-4 1B PB HBP			2	1	0	0	1	1	2											
Brady Clark, R (1,9) OBP: 0.389, SLG: 0.357 John Vander Wal, L (8,PH) OBP: 0.327, SLG: 0.551		G6-3		G6-3			FC6-4 1B	G5-3		3	0	1	0	0	0	0											
Wes Helms, R (1,5) OBP: 0.256, SLG: 0.319		WP G6-3 2B		CS BB		FC6-4 PB				3	1	1	0	1	1	2											
Eddie Pérez, R (1,2) OBP: 0.306, SLG: 0.379			WP BB		K		G6-3		K	3	0	0	0	1	2	2											
Royce Clayton, R (1,6) OBP: 0.351, SLG: 0.471		G6-3					F9		G4-3	4	0	1	1	0	0	1											
Wayne Franklin, L (1,1) Luis Vizcaino, R (6,PH) Keith Ginter, R (7,PH) Valerio De Los Santos, L (7,1) Curt Leskanic, R (8,1) Scott Podsednik, L (8,PH)	G4-3						G4-3			2	0	0	0	0	0	1											
Inning Stats	R: 0 E: 0 K: 1 S: 12	H: 0 LOB: 1 BB: 1 P: 22	R: 1 E: 0 K: 0 S: 14	H: 1 LOB: 1 BB: 1 P: 28	R: 0 E: 0 K: 2 S: 10	H: 1 LOB: 1 BB: 0 P: 13	R: 0 E: 0 K: 1 S: 10	H: 0 LOB: 0 BB: 1 P: 18	R: 0 E: 0 K: 0 S: 4	H: 0 LOB: 1 BB: 1 P: 19	R: 0 E: 0 K: 1 S: 12	H: 0 LOB: 1 BB: 0 P: 19	R: 0 E: 0 K: 1 S: 12	H: 0 LOB: 1 BB: 0 P: 18	R: 0 E: 0 K: 2 S: 11	H: 2 LOB: 2 BB: 0 P: 15	1B: 3 2B: 2 3B: 0 HR: 0	SF: 0 SAC: 1 DP: 0 HBP: 1	WP: 1 PB: 1 SB: 0 CS: 0	PA: 37							
PITCHER	IP	WLS	BF	H	R	ER	SO	BB	IBB	HBP	BLK	WP	HR	S	P	ERA	WHIP										
Horacio Ramirez, L (1,1) ERA: 4.45	5.1	23	3	2	1	4	4	0	0	1	0	1	0	53	101	1.69	1.312										
Kevin Gnyboski, R (6,1) ERA: 4.91	0.2	2	0	0	0	0	0	0	0	0	0	0	0	6	10	0.00	0.000										
Ray King, L (7,1) ERA: 2.61	1.0	W	3	0	0	0	1	0	0	0	0	0	0	12	19	0.00	0.000										
Roberto Hernandez, R (8,1) ERA: 3.46	1.0	H	4	0	0	0	1	1	0	0	0	0	0	12	18	0.00	1.000										
29 John Smoltz, R (9,1) ERA:	1.0	S	5	2	0	0	2	0	0	0	0	0	0	11	15	0.00	2.000										

Milwaukee Brewers @ Atlanta Braves
Turner Field, Atlanta, GA
Sat Apr 26 2003, 7:05 PM EDT
Att: 27,313 - Cloudy - 68 F

AB 30
R 2
H 5
RBI 1
BB 5
SO 8
LOB 13



Batter	1	2	3	4	5	6	7	8	9	AB	R	H	RBI	BB	SO	LOB	BOTTOM										
Rafael Furcal, S (1,6) OBP: 0.360, SLG: 0.438	FC4-6 1B	2H 1B			G6-3		G5-3			4	0	2	0	0	0	0											
Marcus Giles, R (1,4) OBP: 0.425, SLG: 0.600	FC4-6 BB 1-2 E	G6-3			WP BB		HR			3	2	1	1	1	0	2											
Gary Sheffield, R (1,9) OBP: 0.406, SLG: 0.605	L7		P6		G5-3		G1-3			4	0	0	0	0	0	2											
10 Chipper Jones, S (1,7) 29 John Smoltz, R (9,1)	E5 BB BB		G6-3				FC1-4 BB	1B		3	0	1	0	1	0	1											
Andruw Jones, R (1,8) OBP: 0.366, SLG: 0.528	BB 1-2 2-3 BB		P2				FC1-4 1B	F8		3	1	0	0	1	0	2											
Julio Franco, R (1,3) OBP: 0.422, SLG: 0.439	BB 1-2 2-3 3-H		L9				1B 1B		K	3	0	1	1	1	1	0											
Vinny Castilla, R (1,5) OBP: 0.348, SLG: 0.447	G1-3		G5-3		G5-3		1B 1B	F8		4	0	1	1	0	0	3											
Javy Lopez, R (1,2) OBP: 0.274, SLG: 0.450		SH3-4 1B 1B			G6-3		F5		G1-3	4	0	1	0	0	0	2											
Horacio Ramirez, L (1,1) Luis Vizcaino, R (6,PH) Matt Franco, L (6,PH) Ray King, L (7,1) Roberto Hernandez, R (8,1) Darren Bragg, R (9,7)	SH3-4				G4-3		G4-3			1	0	0	0	0	0	0											
Inning Stats	R: 1 E: 1 K: 0 S: 11	H: 1 LOB: 3 BB: 2 P: 23	R: 0 E: 0 K: 0 S: 6	H: 2 LOB: 0 BB: 0 P: 10	R: 0 E: 0 K: 0 S: 8	H: 0 LOB: 0 BB: 0 P: 10	R: 0 E: 0 K: 0 S: 8	H: 0 LOB: 0 BB: 1 P: 13	R: 0 E: 0 K: 0 S: 8	H: 0 LOB: 1 BB: 1 P: 16	R: 1 E: 0 K: 0 S: 12	H: 2 LOB: 2 BB: 1 P: 25	R: 1 E: 0 K: 0 S: 8	H: 2 LOB: 1 BB: 0 P: 12	R: 0 E: 0 K: 1 S: 6	H: 0 LOB: 0 BB: 0 P: 9	1B: 6 2B: 0 3B: 0 HR: 1	SF: 0 SAC: 1 DP: 0 HBP: 0	WP: 1 PB: 0 SB: 0 CS: 0	PA: 35							
PITCHER	IP	WLS	BF	H	R	ER	SO	BB	IBB	HBP	BLK	WP	HR	S	P	ERA	WHIP										
Wayne Franklin, L (1,1) ERA: 6.07	5.1	25	5	2	1	0	4	0	0	0	0	0	0	3	6	0.00	1.688										
Luis Vizcaino, R (6,1) ERA: 14.54	0.2	2	0	0	0	0	0	0	0	0	0	0	0	3	6	0.00	0.000										
Valerio De Los Santos, L (7,1) ERA: 5.73	1.0	L	5	2	1	1	0	0	0	0	0	0	1	8	12	9.00	2.000										
Curt Leskanic, R (8,1) ERA: 2.38	1.0	3	0	0	0	0	1	0	0	0	0	0	0	6	9	0.00	0.000										

Milwaukee Brewers @ Atlanta Braves
Turner Field, Atlanta, GA
Sat Apr 26 2003, 7:05 PM EDT
Att: 27,313 - Cloudy - 68 F

AB 30
R 3
H 7
RBI 3
BB 4
SO 1
LOB 14



Batter	1	2	3	4	5	6	7	8	9	AB	R	H	RBI	BB	SO	LOB	TOP				
Endy Chavez, L (1, 8) OBP: 0.327, SLG: 0.418	G3		F7		F7		G4-3		G6-4-3	5	0	0	0	0	0	3	Montreal Expos @ Milwaukee Brewers Miller Park, Milwaukee, WI Tue Apr 29 2003, 7:05 PM CDT Att: 10,044 - Dome - 72 F				
Jose Vidro, S (1, 4) OBP: 0.404, SLG: 0.587	L9		K		G4-3			G4-3	4	0	0	0	0	1	0						
Vladimir Guerrero, R (1, 9) OBP: 0.389, SLG: 0.494	HBP		K			FC6-4 BB		K	2	0	0	0	1	2	0						
Orlando Cabrera, R (1, 6) OBP: 0.305, SLG: 0.389	P4				F9 1B 2B		FC6-4 G4-3	BB	3	1	1	0	1	0	2						
Jeff Liefer, L (1, 3) OBP: 0.232, SLG: 0.283		G4-3							4	0	1	0	0	0	2						
Luis Ayala, R (8, 1)									0	0	0	0	0	0	0						
Scott Stewart, R (8, 1)									0	0	0	0	0	0	0						
Rocky Biddle, R (9, 1)									0	0	0	0	0	0	0						
Fernando Tatis, R (1, 5) OBP: 0.285, SLG: 0.344		F9			F9		L9		G6-3	4	0	0	0	0	3						
Brad Wilkerson, L (1, 7) OBP: 0.384, SLG: 0.479			HR							3	2	2	2	1	1	0					
Brian Schneider, L (1, 2) OBP: 0.372, SLG: 0.583					FC7-2				4	0	3	1	0	0	2						
Javier Vazquez, R (1, 1) OBP: 0.231, SLG: 0.231										2	0	0	0	0	1						
Ronald Calloway, L (8, 7) OBP: 0.410, SLG: 0.465							SH3-4 1B		G6-4-3 1B	1	0	1	0	0	0						
Inning Stats	R: 0 E: 0 K: 0 S: 9	H: 0 LOB: 1 BB: 0 P: 13	R: 1 E: 0 K: 0 S: 12	H: 2 LOB: 1 BB: 0 P: 15	R: 0 E: 0 K: 2 S: 10	H: 0 LOB: 0 BB: 0 P: 15	R: 1 E: 0 K: 0 S: 11	H: 3 LOB: 1 BB: 0 P: 13	R: 0 E: 0 K: 0 S: 6	H: 0 LOB: 0 BB: 0 P: 8	R: 0 E: 0 K: 1 S: 5	H: 1 LOB: 1 BB: 0 P: 10	R: 0 E: 0 K: 1 S: 12	H: 0 LOB: 1 BB: 1 P: 22	R: 1 E: 0 K: 0 S: 8	H: 2 LOB: 1 BB: 1 P: 16	1B: 5 2B: 3 3B: 0 HR: 1	SF: 0 SAC: 1 DP: 2 HBP: 1	WP: 0 PB: 0 CS: 0	PA: 37	
PITCHER	IP WLS BF H R ER SO BB IBB HBP BLK WP HR S P ERA WHIP	IP WLS BF H R ER SO BB IBB HBP BLK WP HR S P ERA WHIP	IP WLS BF H R ER SO BB IBB HBP BLK WP HR S P ERA WHIP	IP WLS BF H R ER SO BB IBB HBP BLK WP HR S P ERA WHIP	IP WLS BF H R ER SO BB IBB HBP BLK WP HR S P ERA WHIP	IP WLS BF H R ER SO BB IBB HBP BLK WP HR S P ERA WHIP	IP WLS BF H R ER SO BB IBB HBP BLK WP HR S P ERA WHIP	IP WLS BF H R ER SO BB IBB HBP BLK WP HR S P ERA WHIP	IP WLS BF H R ER SO BB IBB HBP BLK WP HR S P ERA WHIP	IP WLS BF H R ER SO BB IBB HBP BLK WP HR S P ERA WHIP	IP WLS BF H R ER SO BB IBB HBP BLK WP HR S P ERA WHIP	IP WLS BF H R ER SO BB IBB HBP BLK WP HR S P ERA WHIP	IP WLS BF H R ER SO BB IBB HBP BLK WP HR S P ERA WHIP	IP WLS BF H R ER SO BB IBB HBP BLK WP HR S P ERA WHIP	IP WLS BF H R ER SO BB IBB HBP BLK WP HR S P ERA WHIP	IP WLS BF H R ER SO BB IBB HBP BLK WP HR S P ERA WHIP	IP WLS BF H R ER SO BB IBB HBP BLK WP HR S P ERA WHIP	IP WLS BF H R ER SO BB IBB HBP BLK WP HR S P ERA WHIP	IP WLS BF H R ER SO BB IBB HBP BLK WP HR S P ERA WHIP	IP WLS BF H R ER SO BB IBB HBP BLK WP HR S P ERA WHIP	IP WLS BF H R ER SO BB IBB HBP BLK WP HR S P ERA WHIP

AB	32
R	3
H	8
RBI	3
BB	3
SO	4
LOB	13



Batter	1	2	3	4	5	6	7	8	9	AB	R	H	RBI	BB	SO	LOB	BOTTOM				
Alex Sanchez, L (1, 8) OBP: 0.353, SLG: 0.444	K			P6		K		G4-3		4	0	0	0	0	2	2	Montreal Expos @ Milwaukee Brewers Miller Park, Milwaukee, WI Tue Apr 29 2003, 7:05 PM CDT Att: 10,044 - Dome - 72 F				
Keith Ginter, R (1, 4) OBP: 0.340, SLG: 0.222	F8			G6-3		K			G3 WP 1B	4	0	1	0	0	1	0					
Richie Sexson, R (1, 3) OBP: 0.378, SLG: 0.577	F9			WP 1B		K			G5-3	4	0	1	0	0	1	1					
Geoff Jenkins, L (1, 7) OBP: 0.398, SLG: 0.603		F7		K			G1-3		G3	4	0	0	0	0	1	2					
Scott Podsednik, L (1, 9) OBP: 0.400, SLG: 0.395		K			K					3	0	0	0	1	3	0					
Wes Helms, R (1, 5) OBP: 0.256, SLG: 0.342		K				HR			BB	4	1	1	1	0	1	2					
Eddie Pérez, R (1, 2) OBP: 0.310, SLG: 0.377										3	0	1	0	0	1	0					
Enrique Cruz, R (8, PR)										0	0	0	0	0	0	0					
Keith Osik, R (9, 2) OBP: 0.244, SLG: 0.167				K		F7			SH3 1B	0	0	0	0	0	0	0					
Royce Clayton, R (1, 6) OBP: 0.363, SLG: 0.505				F9			HR		SH3	2	1	1	1	0	0	0					
Matt Kinney, R (1, 1)										2	0	0	0	0	2	0					
John Vander Wal, L (8, PH) OBP: 0.310, SLG: 0.519										0	0	0	0	0	0	0					
Brady Clark, R (8, PH) OBP: 0.400, SLG: 0.333										1	0	0	0	0	1	2					
Mike DeJean, R (9, 1) ERA: 4.61										0	0	0	0	0	0	0					
Inning Stats	R: 0 E: 0 K: 1 S: 11	H: 0 LOB: 0 BB: 0 P: 14	R: 0 E: 0 K: 2 S: 11	H: 0 LOB: 0 BB: 0 P: 16	R: 0 E: 0 K: 2 S: 10	H: 0 LOB: 0 BB: 0 P: 14	R: 0 E: 0 K: 1 S: 12	H: 1 LOB: 1 BB: 0 P: 17	R: 2 E: 0 K: 3 S: 13	H: 2 LOB: 0 BB: 0 P: 18	R: 0 E: 0 K: 1 S: 13	H: 0 LOB: 0 BB: 0 P: 21	R: 0 E: 0 K: 1 S: 11	H: 1 LOB: 2 BB: 0 P: 16	R: 0 E: 0 K: 0 S: 11	H: 1 LOB: 2 BB: 1 P: 20	1B: 3 2B: 0 3B: 0 HR: 2	SF: 0 SAC: 1 DP: 0 HBP: 0	WP: 2 PB: 0 CS: 0	PA: 33	
PITCHER	IP WLS BF H R ER SO BB IBB HBP BLK WP HR S P ERA WHIP	IP WLS BF H R ER SO BB IBB HBP BLK WP HR S P ERA WHIP	IP WLS BF H R ER SO BB IBB HBP BLK WP HR S P ERA WHIP	IP WLS BF H R ER SO BB IBB HBP BLK WP HR S P ERA WHIP	IP WLS BF H R ER SO BB IBB HBP BLK WP HR S P ERA WHIP	IP WLS BF H R ER SO BB IBB HBP BLK WP HR S P ERA WHIP	IP WLS BF H R ER SO BB IBB HBP BLK WP HR S P ERA WHIP	IP WLS BF H R ER SO BB IBB HBP BLK WP HR S P ERA WHIP	IP WLS BF H R ER SO BB IBB HBP BLK WP HR S P ERA WHIP	IP WLS BF H R ER SO BB IBB HBP BLK WP HR S P ERA WHIP	IP WLS BF H R ER SO BB IBB HBP BLK WP HR S P ERA WHIP	IP WLS BF H R ER SO BB IBB HBP BLK WP HR S P ERA WHIP	IP WLS BF H R ER SO BB IBB HBP BLK WP HR S P ERA WHIP	IP WLS BF H R ER SO BB IBB HBP BLK WP HR S P ERA WHIP	IP WLS BF H R ER SO BB IBB HBP BLK WP HR S P ERA WHIP	IP WLS BF H R ER SO BB IBB HBP BLK WP HR S P ERA WHIP	IP WLS BF H R ER SO BB IBB HBP BLK WP HR S P ERA WHIP	IP WLS BF H R ER SO BB IBB HBP BLK WP HR S P ERA WHIP	IP WLS BF H R ER SO BB IBB HBP BLK WP HR S P ERA WHIP	IP WLS BF H R ER SO BB IBB HBP BLK WP HR S P ERA WHIP	IP WLS BF H R ER SO BB IBB HBP BLK WP HR S P ERA WHIP

AB	31
R	2
H	5
RBI	2
BB	1
SO	13
LOB	9



Batter	1	2	3	4	5	6	7	8	9	AB	R	H	RBI	BB	SO	LOB	TOP							
Endy Chavez, L (1, 8) <small>OBP: 0.330, SLG: 0.427</small> Dan Smith, R (8, 1) Joey Eischen, L (8, 1) Henry Mateo, S (9, 4) <small>OBP: 0.467, SLG: 0.429</small> Jose Vidro, S (1, 4) <small>OBP: 0.412, SLG: 0.583</small> Rocky Biddle, R (9, 1) Vladimir Guerrero, R (1, 9) <small>OBP: 0.393, SLG: 0.452</small> Jose Macias, S (8, 8)	 			 	 			 		5 1 2 0 0 0 2 0														
Orlando Cabrera, R (1, 6) <small>OBP: 0.318, SLG: 0.430</small> Jeff Liefer, L (1, 3) <small>OBP: 0.230, SLG: 0.328</small> Fernando Tatis, R (1, 5) <small>OBP: 0.293, SLG: 0.340</small> Brad Wilkerson, L (1, 7) <small>OBP: 0.400, SLG: 0.506</small> Brian Schneider, L (1, 2) <small>OBP: 0.340, SLG: 0.538</small> Livan Hernandez, R (1, 1) <small>OBP: 0.200, SLG: 0.200</small> Ronald Calloway, L (8, PH) <small>OBP: 0.400, SLG: 0.471</small> (8, 9)		 		 		 		 		5 2 3 2 0 0 1 5 2 1 3 0 1 2 4 2 1 0 0 1 1 4 0 3 2 0 0 0														
Inning Stats	R: 0 E: 0 K: 2 S: 9	H: 1 LOB: 0 BB: 0 P: 13	R: 0 E: 0 K: 1 S: 12	H: 0 LOB: 0 BB: 0 P: 18	R: 0 E: 0 K: 1 S: 7	H: 0 LOB: 0 BB: 0 P: 11	R: 5 E: 0 K: 0 S: 17	H: 6 LOB: 1 BB: 0 P: 21	R: 0 E: 0 K: 0 S: 4	H: 1 LOB: 0 BB: 0 P: 6	R: 3 E: 2 K: 0 S: 15	H: 2 LOB: 1 BB: 0 P: 23	R: 0 E: 0 K: 1 S: 7	H: 0 LOB: 1 BB: 0 P: 15	R: 1 E: 0 K: 0 S: 9	H: 2 LOB: 1 BB: 0 P: 13	R: 0 E: 0 K: 0 S: 12	H: 1 LOB: 1 BB: 0 P: 18	1B: 9 2B: 2 3B: 0 HR: 2	SF: 1 SAC: 1 DP: 1 HBP: 0	WP: 0 PB: 0 SB: 0 CS: 1	PA: 41		
PITCHER	IP WLS BF H R ER SO BB IBB HBP BLK WP HR S P ERA WHIP	6.0 L 28 10 8 6 4 0 0 0 0 0 2 64 92 9.00 1.667	2.0 9 2 1 1 1 1 0 0 0 0 0 16 28 4.50 1.500	1.0 4 1 0 0 0 0 0 0 0 0 0 12 18 0.00 1.000																				

Montreal Expos @ Milwaukee Brewers
Miller Park, Milwaukee, WI
Wed Apr 30 2003, 7:05 PM CDT
Att: 10,945 - Dome - 72 F

AB	38
R	9
H	13
RBI	9
BB	1
SO	5
LOB	13

Batter	1	2	3	4	5	6	7	8	9	AB	R	H	RBI	BB	SO	LOB	BOTTOM						
Scott Podsednik, L (1, 8) <small>OBP: 0.400, SLG: 0.383</small> Keith Ginter, R (1, 4) <small>OBP: 0.345, SLG: 0.240</small> Richie Sexson, R (1, 3) <small>OBP: 0.379, SLG: 0.596</small> Geoff Jenkins, L (1, 7) <small>OBP: 0.375, SLG: 0.564</small> John Vander Wal, L (1, 9) <small>OBP: 0.339, SLG: 0.527</small> Wes Helms, R (1, 5) <small>OBP: 0.276, SLG: 0.390</small> Eddie Pérez, R (1, 2) <small>OBP: 0.290, SLG: 0.354</small> Royce Clayton, R (1, 6) <small>OBP: 0.368, SLG: 0.495</small> 15 Ben Sheets, R (1, 1) <small>OBP: 0.118, SLG: 0.118</small> Brooks Kieschnick, L (8, PH) Leo Estrella, R (7, 1) Alex Sanchez, L (8, PH) <small>OBP: 0.350, SLG: 0.440</small> Luis Vizcaino, R (9, 1)	 			 	 		 		4 1 1 0 1 1 1 5 1 2 0 0 1 1 5 1 2 3 0 0 2 5 0 0 0 0 2 2 3 1 2 0 1 0 0 3 1 2 2 0 0 0 4 0 0 0 0 0 4 2 0 0 0 2 0 2 2 0 0 0 0 1 0 1 0 0 0 0 1 2 0 0 0 0 0 0 0 1 0 0 0 0 0 1 0 0 0 0 0 0 0														
Inning Stats	R: 3 E: 0 K: 0 S: 13	H: 5 LOB: 2 BB: 0 P: 20	R: 0 E: 0 K: 2 S: 14	H: 1 LOB: 1 BB: 0 P: 20	R: 0 E: 0 K: 1 S: 6	H: 0 LOB: 0 BB: 0 P: 8	R: 0 E: 0 K: 0 S: 5	H: 0 LOB: 0 BB: 0 P: 9	R: 0 E: 0 K: 0 S: 8	H: 0 LOB: 1 BB: 1 P: 17	R: 0 E: 0 K: 1 S: 14	H: 1 LOB: 2 BB: 1 P: 24	R: 0 E: 0 K: 0 S: 8	H: 1 LOB: 1 BB: 0 P: 12	R: 2 E: 0 K: 0 S: 9	H: 1 LOB: 1 BB: 2 P: 19	R: 0 E: 0 K: 2 S: 10	H: 0 LOB: 0 BB: 0 P: 15	1B: 7 2B: 0 3B: 0 HR: 2	SF: 0 SAC: 0 DP: 1 HBP: 1	WP: 0 PB: 0 SB: 0 CS: 0	PA: 40	
PITCHER	IP WLS BF H R ER SO BB IBB HBP BLK WP HR S P ERA WHIP	7.0 W 31 8 3 3 4 2 0 0 0 0 1 68 110 3.86 1.429	0.1 4 1 2 2 0 2 0 0 0 0 0 1 6 14 54.00 9.000	0.2 2 0 0 0 0 0 0 0 0 0 0 3 5 0.00 0.000	1.0 3 0 0 0 2 0 0 0 0 0 0 10 15 0.00 0.000																		

Montreal Expos @ Milwaukee Brewers
Miller Park, Milwaukee, WI
Wed Apr 30 2003, 7:05 PM CDT
Att: 10,945 - Dome - 72 F

AB	35
R	5
H	9
RBI	5
BB	4
SO	6
LOB	15

Batter	1	2	3	4	5	6	7	8	9	AB R H RBI BB SO LOB	TOP											
Henry Mateo, S OBP: 0.500, SLG: 0.526 (1, 4)										5 1 3 0 0 0 0	Montreal Expos @ Milwaukee Brewers Miller Park, Milwaukee, WI Thu May 01 2003, 12:05 PM CDT Att: 13,180 - Dome - 72 F											
Jose Macias, S OBP: 0.355, SLG: 0.407 (1, 8)										5 1 1 1 0 0 2												
Vladimir Guerrero, R OBP: 0.394, SLG: 0.478 (1, 9)										5 1 1 0 0 0 2												
Orlando Cabrera, R OBP: 0.333, SLG: 0.437 (1, 6)										3 0 2 2 1 1 0												
Jeff Liefer, L OBP: 0.215, SLG: 0.306 (1, 3)										4 0 0 0 0 2 3												
Fernando Tatis, R OBP: 0.301, SLG: 0.333 (1, 5)										2 0 0 0 2 1 0												
Brad Wilkerson, L OBP: 0.394, SLG: 0.531 (1, 7)										4 1 1 1 0 2 4												
Michael Barrett, R OBP: 0.156, SLG: 0.262 (1, 2)										3 1 1 1 1 0 0												
Zach Day, R (1, 1)										4 0 0 0 0 3 3												
Inning Stats	R: 2 E: 0 K: 1 S: 15	H: 3 LOB: 2 BB: 1 P: 27	R: 1 E: 0 K: 0 S: 6	H: 1 LOB: 0 BB: 0 P: 10	R: 0 E: 0 K: 2 S: 11	H: 0 LOB: 0 BB: 0 P: 16	R: 1 E: 0 K: 2 S: 13	H: 1 LOB: 1 BB: 1 P: 16	R: 1 E: 0 K: 1 S: 7	H: 2 LOB: 1 BB: 1 P: 14		R: 0 E: 0 K: 1 S: 6	H: 0 LOB: 0 BB: 0 P: 12	R: 0 E: 0 K: 1 S: 11	H: 1 LOB: 3 BB: 2 P: 15	R: 0 E: 0 K: 2 S: 11	H: 1 LOB: 3 BB: 2 P: 22	R: 0 E: 0 K: 0 S: 5	H: 0 LOB: 0 BB: 0 P: 11	1B: 5 2B: 3 3B: 0 HR: 2	SF: 0 SAC: 0 DP: 1 HBP: 0	WP: 0 PB: 0 SB: 1 CS: 0
PITCHER	IP WLS BF H R ER SO BB IBB HBP BLK WP HR S P ERA WHIP											IP WLS BF H R ER SO BB IBB HBP BLK WP HR S P ERA WHIP										
Wayne Franklin, L ERA: 6.31 (1, 1)	6.0 L 26 7 5 5 6 2 0 0 0 0 0 2 58 95 7.50 1.500																					
John Foster, L ERA: 4.91 (7, 1)	1.0 4 1 0 0 1 0 0 0 0 0 0 0 11 15 0.00 1.000																					
Shane Nance, L ERA: 6.75 (8, 1)	1.0 6 1 0 0 2 1 1 0 0 0 0 0 11 22 0.00 2.000																					
Matt Ford, L ERA: 0.87 (9, 1)	1.0 3 0 0 0 0 0 0 0 0 0 0 0 5 11 0.00 0.000																					

AB	35
R	5
H	9
RBI	5
BB	4
SO	9
LOB	14



Batter	1	2	3	4	5	6	7	8	9	AB R H RBI BB SO LOB	BOTTOM											
Alex Sanchez, L OBP: 0.339, SLG: 0.425 (1, 8)										4 0 0 0 0 0 1	Montreal Expos @ Milwaukee Brewers Miller Park, Milwaukee, WI Thu May 01 2003, 12:05 PM CDT Att: 13,180 - Dome - 72 F											
Keith Ginter, R OBP: 0.339, SLG: 0.241 (1, 4)										4 0 1 0 0 1 0												
Richie Sexson, R OBP: 0.367, SLG: 0.575 (1, 3)										4 0 0 0 0 1 1												
Geoff Jenkins, L OBP: 0.359, SLG: 0.537 (1, 7)										4 0 0 0 0 1 2												
John Vander Wal, L OBP: 0.338, SLG: 0.509 (1, 9)										2 0 0 0 1 0 1												
Wes Helms, R OBP: 0.269, SLG: 0.376 (1, 5)										3 0 0 0 0 1 1												
Eddie Pérez, R OBP: 0.278, SLG: 0.338 (1, 2)										3 0 0 0 0 0 0												
Royce Clayton, R OBP: 0.367, SLG: 0.490 (1, 6)										3 0 1 0 0 0 0												
Wayne Franklin, L OBP: 0.367, SLG: 0.567 (5, PH)										1 0 1 0 0 0 0												
Enriquez, R (6, PH)										1 0 0 0 0 0 1												
John Foster, L (7, 1)										0 0 0 0 0 0 0												
Shane Nance, L (8, 1)										0 0 0 0 0 0 0												
Scott Podsednik, L OBP: 0.300, SLG: 0.375 (8, PH)										1 0 0 0 0 0 1												
Matt Ford, S (9, 1)										0 0 0 0 0 0 0												
Inning Stats	R: 0 E: 0 K: 0 S: 6	H: 0 LOB: 0 BB: 0 P: 12	R: 0 E: 0 K: 2 S: 9	H: 0 LOB: 0 BB: 0 P: 12	R: 0 E: 0 K: 1 S: 7	H: 1 LOB: 1 BB: 0 P: 11	R: 0 E: 0 K: 1 S: 5	H: 0 LOB: 0 BB: 0 P: 8	R: 0 E: 0 K: 1 S: 5	H: 0 LOB: 0 BB: 1 P: 10	R: 0 E: 0 K: 1 S: 10	H: 0 LOB: 0 BB: 0 P: 15	R: 0 E: 1 K: 0 S: 13	H: 0 LOB: 1 BB: 0 P: 17	R: 0 E: 0 K: 0 S: 9	H: 1 LOB: 1 BB: 0 P: 12	R: 0 E: 0 K: 1 S: 11	H: 1 LOB: 1 BB: 0 P: 17	1B: 3 2B: 0 3B: 0 HR: 0	SF: 0 SAC: 0 DP: 1 HBP: 0	WP: 0 PB: 0 SB: 0 CS: 0	PA: 31
PITCHER	IP WLS BF H R ER SO BB IBB HBP BLK WP HR S P ERA WHIP											IP WLS BF H R ER SO BB IBB HBP BLK WP HR S P ERA WHIP										
Zach Day, R ERA: 1.94 (1, 1)	9.0 W 31 3 0 0 5 1 0 0 0 0 0 0 75 114 0.00 0.444																					



Batter	1	2	3	4	5	6	7	8	9	AB	R	H	RBI	BB	SO	LOB	TOP										
Roberto Alomar, S (1,4) OBP: 0.367, SLG: 0.349	4-2 31 BB BB		1-2 F8		4-2 31 G6-4-3 BB			4-1 31 G6-4-3 1B BB		1	0	0	0	3	0	0											
Roger Cedeno, S (1,9) OBP: 0.287, SLG: 0.293	1-2 F8		1-1 1B		2-2 P5			0-1 31 G6-4-3 1B		4	0	2	0	0	0	2											
31 Mike Piazza, R (1,2) OBP: 0.374, SLG: 0.481	4-1 1B SAFE		1-0 F9		0-0 G6-4-3			1-2 G6-4-3		3	0	0	0	1	0	4											
Cliff Floyd, L (1,7) OBP: 0.330, SLG: 0.413 Scott Strickland, R (8,1)	2-2 F7			1-1 P5				1-3 K		4	0	0	0	0	1	3											
Tony Clark, S (1,3) OBP: 0.270, SLG: 0.703	2-3 K			3-2 HR				2-2 F8		4	1	1	1	0	1	2											
Ty Wigginton, R (1,5) OBP: 0.381, SLG: 0.471 Joe McEwing, R (9, FR)		0-0 G6-3		1-0 1B				3-2 K		4	1	2	0	0	1	0											
Timo Perez, L (1,8) OBP: 0.290, SLG: 0.310		0-1 CS 1B		1-0 3B				2-2 P6		4	0	3	1	0	0	0											
Rey Sanchez, R (1,6) OBP: 0.212, SLG: 0.198		2-2 L3		0-1 L9				0-2 G4-3		4	0	0	0	0	0	4											
Jae Weong Seo, R (1,1) OBP: 0.154, SLG: 0.154 Jay Bell, R (7, PH) OBP: 0.375, SLG: 0.200 David Weathers, L (7,1) Mike Stanton, L (7,1) Raul Gonzalez, R (8,7) OBP: 0.344, SLG: 0.448				0-3 K				3-3 K		2	0	0	0	0	1	1											
Inning Stats	R: 0 E: 0 K: 1 S: 17	H: 0 LOB: 2 BB: 2 P: 30	R: 0 E: 0 K: 0 S: 6	H: 1 LOB: 0 BB: 0 P: 8	R: 0 E: 0 K: 1 S: 11	H: 1 LOB: 1 BB: 0 P: 14	R: 2 E: 0 K: 0 S: 10	H: 3 LOB: 1 BB: 0 P: 17	R: 0 E: 0 K: 1 S: 10	H: 0 LOB: 0 BB: 0 P: 18	R: 0 E: 0 K: 1 S: 10	H: 0 LOB: 0 BB: 0 P: 15	R: 0 E: 0 K: 1 S: 10	H: 1 LOB: 2 BB: 0 P: 16	R: 0 E: 1 K: 0 S: 10	H: 2 LOB: 2 BB: 0 P: 14	1B: 6 2B: 0 3B: 1 HR: 1	SF: 0 SAC: 0 DP: 3 HBP: 0	WP: 0 PB: 0 SB: 0 CS: 1	PA: 36							
PITCHER	IP	WLS	BF	H	R	ER	SO	BB	IBB	HBP	BLK	WP	HR	S	P	ERA	WHIP										
Ruben Quevedo, R (1,1) ERA: 3.0	6.0		24	5	2	2	3	3	0	0	0	0	1	61	100	3.00	1.333										
John Foster, L (7,1) ERA: 4.5	1.0	W	3	0	0	0	1	0	0	0	0	0	0	10	15	0.00	0.000										
Luis Vizcaino, R (8,1) ERA: 10.8	1.0	H	4	1	0	0	1	1	0	0	0	0	0	10	16	0.00	2.000										
Mike DeJean, R (9,1) ERA: 3.21	1.0	S	5	2	0	0	0	0	0	0	0	0	0	10	14	0.00	2.000										

New York Mets @ Milwaukee Brewers
Miller Park, Milwaukee, WI
Sat May 03 2003, 6:05 PM CDT
Att: 19,796 - Dome - 72 F

AB 32
R 2
H 8
RBI 2
BB 4
SO 5
LOB 19



Batter	1	2	3	4	5	6	7	8	9	AB	R	H	RBI	BB	SO	LOB	BOTTOM											
Alex Sanchez, L (1,8) OBP: 0.318, SLG: 0.397	3-3 K			1-2 G4-3		1-1 F7	2-1 F8			4	0	0	0	0	1	2												
Eric Young Sr., R (1,4) OBP: 0.348, SLG: 0.495 Keith Ginter, R (6, FR) (7,4)	2-2 E5 G4-6-3			1-1 HR		1-1 WP G6-3 2B		2-3 K		3	1	2	1	0	0	0												
Richie Sexson, R (1,3) OBP: 0.360, SLG: 0.546	0-0 G4-6-3			4-2 S BB		2-1 G6-3		4-2 FC4-6 BB		2	0	0	1	2	0	1												
Geoff Jenkins, L (1,7) OBP: 0.340, SLG: 0.500		2-2 K		0-0 L6		1-1 L3		0-0 P4		4	0	0	0	0	1	3												
John Vander Wal, L (1,9) OBP: 0.348, SLG: 0.500		1-3 K		4-2 1B		2-0 SH1-4 SF8 1B		2-1 FC4-6		3	1	1	0	1	1	1												
Wes Helms, R (1,5) OBP: 0.273, SLG: 0.407		0-1 L8		2-3 K		0-0 SH1-4 1B		1-2 SH1-4 1B		3	0	1	0	0	1	2												
Eddie Pérez, R (1,2) OBP: 0.270, SLG: 0.329			2-2 L7		0-1 G4-3			0-0 SH1-4		2	0	0	0	0	0	0												
Royce Clayton, R (1,6) OBP: 0.360, SLG: 0.470			0-0 G6-3		3-3 K			4-0 IBB		2	0	0	0	1	1	0												
Ruben Quevedo, R (1,1) ERA: 3.15 John Foster, L (7,1) ERA: 2.79 Scott Podsednik, L (7, PH) OBP: 0.386, SLG: 0.387 Brady Clark, R (7, PH) OBP: 0.386, SLG: 0.388 Luis Vizcaino, R (8,1) Mike DeJean, R (9,1)			0-1 G5-3		3-3 K			1-1 SF8		2	0	0	0	0	1	0												
Inning Stats	R: 0 E: 1 K: 1 S: 7	H: 0 LOB: 0 BB: 0 P: 12	R: 0 E: 0 K: 2 S: 8	H: 0 LOB: 0 BB: 0 P: 11	R: 0 E: 0 K: 0 S: 8	H: 0 LOB: 0 BB: 0 P: 10	R: 1 E: 0 K: 1 S: 16	H: 1 LOB: 2 BB: 2 P: 28	R: 0 E: 0 K: 2 S: 10	H: 0 LOB: 0 BB: 0 P: 16	R: 1 E: 0 K: 0 S: 8	H: 1 LOB: 1 BB: 0 P: 13	R: 1 E: 0 K: 0 S: 7	H: 2 LOB: 2 BB: 1 P: 16	R: 0 E: 0 K: 1 S: 10	H: 0 LOB: 1 BB: 1 P: 17	1B: 2 2B: 1 3B: 0 HR: 1	SF: 1 SAC: 1 DP: 1 HBP: 0	WP: 1 PB: 0 SB: 1 CS: 0	PA: 32								
PITCHER	IP	WLS	BF	H	R	ER	SO	BB	IBB	HBP	BLK	WP	HR	S	P	ERA	WHIP											
Jae Weong Seo, R (1,1) ERA: 3.15	6.0		22	2	2	2	6	2	0	0	0	0	1	1	57	90	3.00	0.667										
David Weathers, R (7,1) ERA: 2.79	0.1	L	4	2	1	1	0	0	1	0	0	0	0	3	9	27.00	6.000											
Mike Stanton, L (7,1) ERA: 3.38	0.2		2	0	0	0	0	0	0	0	0	0	0	4	7	0.00	0.000											
Scott Strickland, R (8,1) ERA: 2.04	1.0		4	0	0	0	1	1	0	0	0	0	0	10	17	0.00	1.000											

New York Mets @ Milwaukee Brewers
Miller Park, Milwaukee, WI
Sat May 03 2003, 6:05 PM CDT
Att: 19,796 - Dome - 72 F

AB 26
R 3
H 4
RBI 3
BB 4
SO 7
LOB 9



Batter	1	2	3	4	5	6	7	8	9	AB	R	H	RBI	BB	SO	LOB	TOP					
Roberto Alomar, S OBP: 0.361, SLG: 0.342 (1, 4)										5	1	1	0	0	1	1						
Roger Cedeno, S OBP: 0.270, SLG: 0.286 (1, 9)										2	1	0	0	1	0	0						
Raul Gonzalez, R OBP: 0.324, SLG: 0.419 (7, PH) (7, 9)										2	0	0	0	0	0	1						
31 Mike Piazza, R OBP: 0.369, SLG: 0.494 (1, 2)										2	1	1	0	2	0	0						
Tsuyoshi Shinjo, R OBP: 0.211, SLG: 0.194 (6, PR) (8, 8)										0	1	0	0	0	0	0						
Cliff Floyd, L OBP: 0.345, SLG: 0.453 (1, 7)										3	1	2	4	1	0	0						
Vance Wilson, R OBP: 0.313, SLG: 0.552 (8, 2)										0	0	0	0	0	0	0						
Tony Clark, S OBP: 0.268, SLG: 0.650 (1, 3)										3	0	0	0	1	1	4						
Ty Wigginton, R OBP: 0.377, SLG: 0.457 (1, 5)										3	0	0	0	1	0	3						
Timo Perez, L OBP: 0.288, SLG: 0.295 (1, 8) (8, 7)										3	0	0	1	1	0	1						
Rey Sanchez, R OBP: 0.216, SLG: 0.202 (1, 6)										3	0	1	0	0	1	0						
Joe McEwing, R OBP: 0.174, SLG: 0.182 (7, 6)										1	0	0	0	0	0	3						
Al Leiter, L (1, 1)										2	0	0	0	0	2	0						
Jay Bell, R (7, PH)										0	0	0	0	0	0	0						
David Weathers, R (7, 1)										0	0	0	0	0	0	0						
Mike Stanton, L (7, 1)										0	0	0	0	0	0	0						
Scott Strickland, R (8, 1)										0	0	0	0	0	0	0						
Armando Benitez, R (8, 1)										1	0	0	0	0	1	0						
Inning Stats	R: 0 E: 0 K: 1 S: 10	H: 0 LOB: 0 BB: 0 P: 16	R: 0 E: 0 K: 0 S: 10	H: 0 LOB: 1 BB: 1 P: 17	R: 0 E: 0 K: 2 S: 9	H: 0 LOB: 0 BB: 0 P: 12	R: 0 E: 0 K: 0 S: 14	H: 1 LOB: 2 BB: 1 P: 21	R: 0 E: 0 K: 1 S: 7	H: 0 LOB: 0 BB: 0 P: 11	R: 4 E: 0 K: 0 S: 18	H: 2 LOB: 0 BB: 2 P: 32	R: 0 E: 0 K: 0 S: 9	H: 1 LOB: 1 BB: 0 P: 15	R: 1 E: 0 K: 0 S: 13	H: 1 LOB: 2 BB: 3 P: 28	R: 0 E: 0 K: 1 S: 7	H: 0 LOB: 0 BB: 0 P: 9	1B: 3 2B: 1 3B: 0 HR: 1	SF: 0 SAC: 1 DP: 1 HBP: 0	WP: 0 PB: 0 SB: 1 CS: 0	PA: 38
PITCHER	IP	WLS	BF	H	R	ER	SO	BB	IBB	HBP	BLK	WP	HR	S	P	ERA	WHIP					
Matt Kinney, R ERA: 3.09 (1, 1)	6.0	L	25	3	4	4	5	4	0	0	0	0	1	68	109	6.00	1.167					
John Foster, L ERA: 4.15 (7, 1)	1.0		4	1	0	0	0	0	0	0	0	0	0	9	15	0.00	1.000					
Curt Leskanic, R ERA: 3.38 (8, 1)	1.0		6	1	1	1	0	3	0	0	0	0	0	13	28	9.00	4.000					
Leo Estrella, R ERA: 2.25 (9, 1)	1.0		3	0	0	0	1	0	0	0	0	0	0	7	9	0.00	0.000					

New York Mets @ Milwaukee Brewers
Miller Park, Milwaukee, WI
Sun May 04 2003, 1:05 PM CDT
Att: 18,571 - Dome - 72 F

AB	30
R	5
H	5
RBI	5
BB	7
SO	6
LOB	13



Batter	1	2	3	4	5	6	7	8	9	AB	R	H	RBI	BB	SO	LOB	BOTTOM					
Alex Sanchez, L OBP: 0.323, SLG: 0.416 (1, 8)										4	1	2	1	0	1	0						
Keith Ginter, R OBP: 0.324, SLG: 0.220 (1, 4)										3	0	0	0	1	0	1						
Richie Sexson, R OBP: 0.371, SLG: 0.574 (1, 3)										3	1	2	1	1	0	1						
Geoff Jenkins, L OBP: 0.327, SLG: 0.479 (1, 7)										4	0	0	0	0	2	3						
Brady Clark, R OBP: 0.310, SLG: 0.304 (1, 9)										4	0	0	0	0	1	2						
Wes Helms, R OBP: 0.291, SLG: 0.402 (1, 5)										1	0	0	0	2	0	0						
Eddie Pérez, R OBP: 0.260, SLG: 0.315 (1, 2)										3	0	0	0	0	0	2						
Scott Podsednik, L OBP: 0.379, SLG: 0.360 (6, PH) (8, 1)										1	0	0	0	0	0	1						
Royce Clayton, R OBP: 0.359, SLG: 0.466 (1, 6)										3	1	1	0	0	1	2						
Matt Kinney, R (1, 1)										1	0	0	0	0	1	1						
John Foster, L (7, 1)										0	0	0	0	0	0	0						
John Vander Wal, L OBP: 0.343, SLG: 0.492 (7, PH) (8, 1)										1	0	0	0	0	1	1						
Curt Leskanic, R (8, 1)										0	0	0	0	0	0	0						
Leo Estrella, R (9, 1)										0	0	0	0	0	0	0						
Inning Stats	R: 1 E: 0 K: 0 S: 6	H: 1 LOB: 0 BB: 0 P: 11	R: 0 E: 0 K: 0 S: 10	H: 0 LOB: 0 BB: 0 P: 14	R: 1 E: 0 K: 0 S: 7	H: 2 LOB: 0 BB: 0 P: 12	R: 0 E: 0 K: 2 S: 11	H: 0 LOB: 1 BB: 1 P: 18	R: 0 E: 0 K: 2 S: 9	H: 0 LOB: 1 BB: 1 P: 15	R: 1 E: 0 K: 0 S: 9	H: 1 LOB: 1 BB: 1 P: 17	R: 0 E: 0 K: 1 S: 8	H: 0 LOB: 1 BB: 0 P: 15	R: 0 E: 0 K: 2 S: 14	H: 1 LOB: 1 BB: 0 P: 24	R: 0 E: 0 K: 0 S: 9	H: 0 LOB: 0 BB: 1 P: 15	1B: 3 2B: 2 3B: 1 HR: 1	SF: 0 SAC: 1 DP: 3 HBP: 1	WP: 0 PB: 0 SB: 2 CS: 1	PA: 34
PITCHER	IP	WLS	BF	H	R	ER	SO	BB	IBB	HBP	BLK	WP	HR	S	P	ERA	WHIP					
Al Leiter, L ERA: 3.38 (1, 1)	6.0		23	4	3	3	4	3	0	0	0	0	0	4	8	0.00	0.000					
David Weathers, R ERA: 2.7 (7, 1)	0.2	H	3	0	0	0	0	0	0	1	0	0	0	4	8	0.00	0.000					
Mike Stanton, L ERA: 3.21 (7, 1)	0.2	H	2	0	0	0	2	0	0	0	0	0	0	7	11	0.00	0.000					
Scott Strickland, R ERA: 2.0 (8, 1)	0.1	H	2	1	0	0	0	0	0	0	0	0	0	8	14	0.00	3.000					
Armando Benitez, R ERA: 3.52 (8, 1)	1.1	S	4	0	0	0	1	1	0	0	0	0	0	12	21	0.00	0.750					

New York Mets @ Milwaukee Brewers
Miller Park, Milwaukee, WI
Sun May 04 2003, 1:05 PM CDT
Att: 18,571 - Dome - 72 F

AB	28
R	3
H	5
RBI	2
BB	4
SO	7
LOB	14



Batter	1	2	3	4	5	6	7	8	9	AB	R	H	RBI	BB	SO	LOB	TOP					
Alex Sanchez, L (1.8) OBP: 0.336, SLG: 0.422	0-1 CS 1B		4-2 S 1B BB		2-3 K		0-2 S 1B			3	1	2	0	1	1	0	Milwaukee Brewers @ Chicago Cubs Wrigley Field, Chicago, IL Mon May 05 2003, 7:05 PM CDT Att: 35,304 - Sunny - 70 F					
Keith Cinter, R (1.4) OBP: 0.319, SLG: 0.222	1-3 K		1-1 WP HR 1B		1-2 G2-3		2-3 K			4	1	1	1	0	2	2						
Richie Sexson, R (1.3) OBP: 0.368, SLG: 0.587	1-3 K		2-2 1-H HR		2-2 F8		2-1 G6-3			4	1	1	2	0	1	1						
Geoff Jenkins, L (1.7) OBP: 0.315, SLG: 0.459		1-0 L1	3-2 G4-3			1-0 G3		0-0 G3		4	0	0	0	0	0	0						
John Vander Wal, L (1.9) OBP: 0.351, SLG: 0.508		2-3 K		1-1 2B		1-0 HR 1B		0-1 F8		4	1	2	0	0	1	0						
Wes Helms, R (1.5) OBP: 0.308, SLG: 0.436		4-2 BB		4-2 BB		0-0 1-H HR		1-3 K		2	1	1	2	2	1	0						
Keith Osik, R (1.2) OBP: 0.271, SLG: 0.209		0-3 K		1-3 K		1-2 G4-3			1-3 K	4	0	0	0	0	3	3						
Royce Clayton, R (1.6) OBP: 0.347, SLG: 0.449			0-0 P5	0-1 P6		2-3 K		0-2 G4-3		4	0	0	0	0	1	2						
15 Ben Sheets, R (1.1) OBP: 0.100, SLG: 0.100			2-2 L9	2-2 G5-3				1-3 K		3	0	0	0	0	1	2						
Luis Vizcaino, R (8.1)										0	0	0	0	0	0	0						
Scott Podsednik, L (9. PH) OBP: 0.373, SLG: 0.353										1	0	0	0	0	1	0						
Mike DeJean, R (9.1)										0	0	0	0	0	0	0						
Inning Stats	R: 0 E: 0 K: 2 S: 8	H: 1 LOB: 0 BB: 0 P: 10	R: 0 E: 0 K: 2 S: 9	H: 0 LOB: 1 BB: 1 P: 16	R: 3 E: 0 K: 0 S: 15	H: 2 LOB: 0 BB: 1 P: 27	R: 0 E: 0 K: 1 S: 13	H: 1 LOB: 2 BB: 1 P: 21	R: 0 E: 0 K: 1 S: 11	H: 0 LOB: 0 BB: 0 P: 16	R: 2 E: 0 K: 1 S: 11	H: 2 LOB: 0 BB: 0 P: 16	R: 0 E: 0 K: 1 S: 6	H: 1 LOB: 1 BB: 0 P: 16	R: 0 E: 0 K: 2 S: 10	H: 0 LOB: 0 BB: 0 P: 13		1B: 4 2B: 1 3B: 0 HR: 2	SF: 0 SAC: 0 DP: 0 HBP: 0	WP: 1 PB: 0 CS: 1	PA: 36	
PITCHER	IP WLS BF H R ER SO BB IBB HBP BLK WP HR S P ERA WHIP	IP WLS BF H R ER SO BB IBB HBP BLK WP HR S P ERA WHIP	IP WLS BF H R ER SO BB IBB HBP BLK WP HR S P ERA WHIP	IP WLS BF H R ER SO BB IBB HBP BLK WP HR S P ERA WHIP	IP WLS BF H R ER SO BB IBB HBP BLK WP HR S P ERA WHIP	IP WLS BF H R ER SO BB IBB HBP BLK WP HR S P ERA WHIP	IP WLS BF H R ER SO BB IBB HBP BLK WP HR S P ERA WHIP	IP WLS BF H R ER SO BB IBB HBP BLK WP HR S P ERA WHIP	IP WLS BF H R ER SO BB IBB HBP BLK WP HR S P ERA WHIP	IP WLS BF H R ER SO BB IBB HBP BLK WP HR S P ERA WHIP	IP WLS BF H R ER SO BB IBB HBP BLK WP HR S P ERA WHIP	IP WLS BF H R ER SO BB IBB HBP BLK WP HR S P ERA WHIP	IP WLS BF H R ER SO BB IBB HBP BLK WP HR S P ERA WHIP	IP WLS BF H R ER SO BB IBB HBP BLK WP HR S P ERA WHIP	IP WLS BF H R ER SO BB IBB HBP BLK WP HR S P ERA WHIP	IP WLS BF H R ER SO BB IBB HBP BLK WP HR S P ERA WHIP		IP WLS BF H R ER SO BB IBB HBP BLK WP HR S P ERA WHIP	IP WLS BF H R ER SO BB IBB HBP BLK WP HR S P ERA WHIP	IP WLS BF H R ER SO BB IBB HBP BLK WP HR S P ERA WHIP	IP WLS BF H R ER SO BB IBB HBP BLK WP HR S P ERA WHIP	IP WLS BF H R ER SO BB IBB HBP BLK WP HR S P ERA WHIP

AB	33
R	5
H	7
RBI	5
BB	3
SO	12
LOB	10



Batter	1	2	3	4	5	6	7	8	9	AB	R	H	RBI	BB	SO	LOB	BOTTOM					
Mark Grudzielanek, R (1.4) OBP: 0.323, SLG: 0.355	1-1 G5-4-3 1B		1-0 L8			3-2 L9		4-1 1B BB		3	0	1	0	1	0	1	Milwaukee Brewers @ Chicago Cubs Wrigley Field, Chicago, IL Mon May 05 2003, 7:05 PM CDT Att: 35,304 - Sunny - 70 F					
Alex Gonzalez, R (1.6) OBP: 0.387, SLG: 0.467	1-2 G5-4-3		2-2 G4-3			2-2 SF7		2-1 1B		3	0	1	1	0	0	1						
Sammy Sosa, R (1.9) OBP: 0.436, SLG: 0.554	2-2 P2			1-3 K		3-H K		0-3 K		4	0	0	0	0	3	2						
Moises Alou, R (1.7) OBP: 0.336, SLG: 0.369		3-2 F7		0-1 G5-3			0-1 L4		2-1 G5-3	4	0	0	0	0	0	0						
Hee-Seop Choi, L (1.3) OBP: 0.451, SLG: 0.618		0-2 HR		3-3 K			1-1 G3-1		4-2 PB BB	3	1	1	1	0	1	0						
Kyle Farnsworth, R (8.1)										0	0	0	0	0	0	0						
Troy O'Leary, L (9. PH) OBP: 0.295, SLG: 0.227										0	0	0	0	0	1	0						
Corey Patterson, L (1.8) OBP: 0.323, SLG: 0.508		3-2 P3					2-0 L4		2-0 G6-3	4	0	0	0	0	1	1						
Lenny Harris, L (1.5) OBP: 0.287, SLG: 0.379		3-2 G3 1B				2-3 K		3-2 G5-3	3-1 L8	4	0	1	0	0	1	1						
Paul Bako, L (1.2) OBP: 0.333, SLG: 0.321		2-1 G3				0-0 G3-1		1-1 G3-1		3	0	0	0	0	0	1						
Matt Clement, R (1.1)										1	0	0	0	0	0	0						
Tom Goodwin, L (6. PH) OBP: 0.217, SLG: 0.217										1	1	1	0	0	0	0						
Antonio Alfonseca, R (7.1)										0	0	0	0	0	0	0						
Mark Guthrie, R (8.1)										0	0	0	0	0	0	0						
Eric Karros, R (8.3) OBP: 0.440, SLG: 0.488										1	1	1	1	0	0	0						
Inning Stats	R: 0 E: 0 K: 0 S: 8	H: 1 LOB: 0 BB: 0 P: 12	R: 1 E: 0 K: 0 S: 16	H: 2 LOB: 1 BB: 0 P: 27	R: 0 E: 0 K: 0 S: 8	H: 0 LOB: 0 BB: 0 P: 13	R: 0 E: 0 K: 2 S: 10	H: 0 LOB: 0 BB: 0 P: 14	R: 0 E: 0 K: 1 S: 5	H: 0 LOB: 0 BB: 0 P: 9	R: 1 E: 0 K: 1 S: 14	H: 1 LOB: 0 BB: 0 P: 24	R: 0 E: 0 K: 1 S: 8	H: 0 LOB: 0 BB: 0 P: 11	R: 1 E: 0 K: 1 S: 13	H: 2 LOB: 2 BB: 1 P: 24	R: 0 E: 0 K: 0 S: 7	H: 0 LOB: 1 BB: 1 P: 18	1B: 4 2B: 0 3B: 0 HR: 2	SF: 1 SAC: 0 DP: 1 HBP: 0	WP: 0 PB: 1 CS: 0	PA: 34
PITCHER	IP WLS BF H R ER SO BB IBB HBP BLK WP HR S P ERA WHIP	IP WLS BF H R ER SO BB IBB HBP BLK WP HR S P ERA WHIP	IP WLS BF H R ER SO BB IBB HBP BLK WP HR S P ERA WHIP	IP WLS BF H R ER SO BB IBB HBP BLK WP HR S P ERA WHIP	IP WLS BF H R ER SO BB IBB HBP BLK WP HR S P ERA WHIP	IP WLS BF H R ER SO BB IBB HBP BLK WP HR S P ERA WHIP	IP WLS BF H R ER SO BB IBB HBP BLK WP HR S P ERA WHIP	IP WLS BF H R ER SO BB IBB HBP BLK WP HR S P ERA WHIP	IP WLS BF H R ER SO BB IBB HBP BLK WP HR S P ERA WHIP	IP WLS BF H R ER SO BB IBB HBP BLK WP HR S P ERA WHIP	IP WLS BF H R ER SO BB IBB HBP BLK WP HR S P ERA WHIP	IP WLS BF H R ER SO BB IBB HBP BLK WP HR S P ERA WHIP	IP WLS BF H R ER SO BB IBB HBP BLK WP HR S P ERA WHIP	IP WLS BF H R ER SO BB IBB HBP BLK WP HR S P ERA WHIP	IP WLS BF H R ER SO BB IBB HBP BLK WP HR S P ERA WHIP	IP WLS BF H R ER SO BB IBB HBP BLK WP HR S P ERA WHIP	IP WLS BF H R ER SO BB IBB HBP BLK WP HR S P ERA WHIP	IP WLS BF H R ER SO BB IBB HBP BLK WP HR S P ERA WHIP	IP WLS BF H R ER SO BB IBB HBP BLK WP HR S P ERA WHIP	IP WLS BF H R ER SO BB IBB HBP BLK WP HR S P ERA WHIP	IP WLS BF H R ER SO BB IBB HBP BLK WP HR S P ERA WHIP	



Batter	1	2	3	4	5	6	7	8	9	AB	R	H	RBI	BB	SO	LOB	TOP										
Alex Sanchez, L OBP: 0.329, SLG: 0.409 (1, 8)										4	0	1	0	0	1	1	Milwaukee Brewers @ Chicago Cubs Wrigley Field, Chicago, IL Wed May 07 2003, 1:20 PM CDT Att: 37,574 - Cloudy - 57 F										
Keith Cinter, R OBP: 0.346, SLG: 0.261 (1, 4)										3	0	0	0	1	2	0											
Richie Sexson, R OBP: 0.359, SLG: 0.556 (1, 3)										3	1	0	0	1	1	2											
Geoff Jenkins, L OBP: 0.308, SLG: 0.439 (1, 7)										4	0	1	0	0	3	0											
Brady Clark, R OBP: 0.324, SLG: 0.357 (1, 9)										4	0	2	1	0	1	0											
Wes Helms, R OBP: 0.326, SLG: 0.424 (1, 5)										3	0	1	0	1	0	0											
Keith Osk, R OBP: 0.255, SLG: 0.196 John Vander Wal, L OBP: 0.375, SLG: 0.507 (9, PH)										3	0	0	0	0	0	3											
Royce Clayton, R OBP: 0.338, SLG: 0.425 (1, 6)										2	0	0	0	2	2	3											
Glendon Rusch, L OBP: 0.267, SLG: 0.154 (1, 1)										2	0	0	0	0	0	2											
Inning Stats	R: 0 E: 0 K: 2 S: 9	H: 0 LOB: 0 BB: 0 P: 11	R: 0 E: 0 K: 2 S: 7	H: 0 LOB: 0 BB: 0 P: 10	R: 0 E: 0 K: 0 S: 11	H: 0 LOB: 1 BB: 1 P: 22	R: 1 E: 0 K: 1 S: 13	H: 2 LOB: 2 BB: 2 P: 27	R: 0 E: 0 K: 0 S: 10	H: 1 LOB: 2 BB: 2 P: 20	R: 0 E: 0 K: 1 S: 7	H: 0 LOB: 0 BB: 0 P: 13	R: 0 E: 0 K: 1 S: 9	H: 0 LOB: 0 BB: 0 P: 13	R: 0 E: 0 K: 3 S: 6	H: 2 LOB: 2 BB: 0 P: 8	R: 0 E: 0 K: 3 S: 16	H: 2 LOB: 2 BB: 0 P: 25	1B: 4 2B: 1 3B: 0 HR: 0	SF: 0 SAC: 1 DP: 3 HBP: 0	WP: 0 PB: 0 CS: 0	PA: 35					
PITCHER	IP	WLS	BF	H	R	ER	SO	BB	IBB	HBP	BLK	WP	HR	S	P	ERA	WHIP										
Shawn Estes, L ERA: 5.54 Antonio Alfonseca, R ERA: 6.81 Joe Borowski, R ERA: 1.59	7.0	W	27	3	1	1	7	5	0	0	0	0	0	66	116	1.29	1.143										

Batter	1	2	3	4	5	6	7	8	9	AB	R	H	RBI	BB	SO	LOB	BOTTOM										
Tom Goodwin, L OBP: 0.185, SLG: 0.185 (1, 8)										4	0	0	0	0	0	1	Milwaukee Brewers @ Chicago Cubs Wrigley Field, Chicago, IL Wed May 07 2003, 1:20 PM CDT Att: 37,574 - Cloudy - 57 F										
Alex Gonzalez, R OBP: 0.383, SLG: 0.434 (1, 6)										4	0	0	0	0	0	0											
Sammy Sosa, R OBP: 0.450, SLG: 0.551 (1, 9)										4	1	2	0	0	1	0											
Eric Karros, R OBP: 0.469, SLG: 0.510 Mark Grudzielanek, R OBP: 0.319, SLG: 0.349 (8, PR)										4	0	3	0	0	1	1											
Moises Alou, R OBP: 0.343, SLG: 0.375 (1, 7)										4	0	2	0	0	0	1											
Mark Bellhorn, S OBP: 0.373, SLG: 0.310 Joe Borowski, R (9, 1)										2	0	0	1	2	1	3											
Ramon Martinez, R OBP: 0.373, SLG: 0.439 (1, 4)										3	1	2	0	0	0	3											
Damian Miller, R OBP: 0.344, SLG: 0.422 (1, 2)										2	0	1	1	0	0	0											
Shawn Estes, R OBP: 0.083, SLG: 0.083 Troy O'Leary, L OBP: 0.250, SLG: 0.217 Antonio Alfonseca, R OBP: 0.446, SLG: 0.609 (7, PH)										2	0	0	0	0	0	1											
Inning Stats	R: 1 E: 0 K: 0 S: 12	H: 3 LOB: 3 BB: 1 P: 25	R: 0 E: 0 K: 0 S: 9	H: 0 LOB: 0 BB: 0 P: 14	R: 0 E: 0 K: 1 S: 9	H: 1 LOB: 1 BB: 0 P: 15	R: 1 E: 0 K: 0 S: 15	H: 2 LOB: 1 BB: 1 P: 23	R: 0 E: 0 K: 1 S: 6	H: 0 LOB: 0 BB: 0 P: 8	R: 0 E: 0 K: 1 S: 8	H: 1 LOB: 0 BB: 0 P: 10	R: 0 E: 0 K: 0 S: 5	H: 1 LOB: 1 BB: 0 P: 7	R: 0 E: 0 K: 0 S: 8	H: 2 LOB: 2 BB: 0 P: 13	R: 0 E: 0 K: 0 S: 8	H: 2 LOB: 2 BB: 0 P: 13	1B: 9 2B: 2 3B: 0 HR: 0	SF: 0 SAC: 1 DP: 1 HBP: 0	WP: 0 PB: 0 CS: 2	PA: 33					
PITCHER	IP	WLS	BF	H	R	ER	SO	BB	IBB	HBP	BLK	WP	HR	S	P	ERA	WHIP										
Glendon Rusch, L ERA: 6.29	8.0	L	33	10	2	2	3	2	0	0	0	0	0	72	115	2.25	1.500										



Batter	1	2	3	4	5	6	7	8	9	10	AB	R	H	RBI	BB	SO	LOB	TOP	
Alex Sanchez, L OBP: 0.316, SLG: 0.392	F8		K		F8	G3		F8		F8	6	0	0	0	0	1	4	Milwaukee Brewers @ Cincinnati Reds Great American Ball Park, Cincinnati, OH Fri May 09 2003, 7:10 PM EDT Att: 26,320 - Cloudy - 77 F	
Eric Young Sr., R OBP: 0.357, SLG: 0.500	G6-3		G4-3		1B			G1-6-3 2B		BB	4	1	2	0	1	0	0		
Richie Sexson, R OBP: 0.367, SLG: 0.551	F8				1B			G1-6-3 BB		K	3	1	1	0	2	1	1		
Geoff Jenkins, L OBP: 0.320, SLG: 0.473		HR			1B			G1-6-3		F7	5	2	3	3	0	0	3		
John Vander Wal, L OBP: 0.299, SLG: 0.534		HR			HR			1-2 2-3		1B	4	1	1	2	0	2	3		
Brady Clark, R OBP: 0.314, SLG: 0.345		HR			G1-3			K		K	1	0	0	0	0	0	1		
Wes Helms, R OBP: 0.314, SLG: 0.404		G5-3			G5-3			F8		K	5	0	0	0	0	2	2		
Eddie Pérez, R OBP: 0.299, SLG: 0.398		G5-3						E5			5	0	3	0	0	0	0		
Enrique Cruz, R (10, PR)		G5-3			2B			1B		1B	0	0	0	0	0	0	0		
Keith Osik, R OBP: 0.255, SLG: 0.196		G5-3			1B			1B		2B	0	0	0	0	0	0	0		
Royce Clayton, R OBP: 0.348, SLG: 0.441		F8			2B			F9		2B	5	1	3	0	0	0	1		
Matt Kinney, R OBP: 0.345, SLG: 0.353								1B		1B	3	0	0	0	0	0	2		
Scott Podsednik, L OBP: 0.345, SLG: 0.353										2B	0	0	0	0	0	0	0		
Curt Leskanic, R (8, PH)										2B	0	0	0	0	0	0	0		
Mike DeJean, R (9, PH)										1B	0	0	0	0	0	0	0		
Keith Ginter, R OBP: 0.264, SLG: 0.286										2B	1	0	1	1	0	0	0		
Luis Vizcaino, R (10, PH)										2B	0	0	0	0	0	0	0		
Inning Stats	R: 0 E: 0 K: 0 S: 11	H: 0 LOB: 0 BB: 0 P: 15	R: 2 E: 0 K: 0 S: 9	H: 2 LOB: 0 BB: 0 P: 18	R: 0 E: 0 K: 2 S: 14	H: 4 LOB: 2 BB: 0 P: 21	R: 1 E: 0 K: 1 S: 10	H: 2 LOB: 2 BB: 1 P: 16	R: 0 E: 0 K: 1 S: 7	H: 1 LOB: 1 BB: 1 P: 12	R: 0 E: 1 K: 1 S: 12	H: 0 LOB: 2 BB: 0 P: 16	R: 0 E: 0 K: 1 S: 12	H: 0 LOB: 1 BB: 0 P: 22	R: 1 E: 0 K: 1 S: 11	H: 3 LOB: 1 BB: 0 P: 21	1B: 8 2B: 4 3B: 0 HR: 2	SF: 0 SAC: 0 DP: 1 HBP: 1	WP: 0 PA: 46
PITCHER	IP WLS BF H R ER SO BB IBB HBP BLK WP HR S P ERA WHIP	IP WLS BF H R ER SO BB IBB HBP BLK WP HR S P ERA WHIP	IP WLS BF H R ER SO BB IBB HBP BLK WP HR S P ERA WHIP	IP WLS BF H R ER SO BB IBB HBP BLK WP HR S P ERA WHIP	IP WLS BF H R ER SO BB IBB HBP BLK WP HR S P ERA WHIP	IP WLS BF H R ER SO BB IBB HBP BLK WP HR S P ERA WHIP	IP WLS BF H R ER SO BB IBB HBP BLK WP HR S P ERA WHIP	IP WLS BF H R ER SO BB IBB HBP BLK WP HR S P ERA WHIP	IP WLS BF H R ER SO BB IBB HBP BLK WP HR S P ERA WHIP	IP WLS BF H R ER SO BB IBB HBP BLK WP HR S P ERA WHIP	IP WLS BF H R ER SO BB IBB HBP BLK WP HR S P ERA WHIP	IP WLS BF H R ER SO BB IBB HBP BLK WP HR S P ERA WHIP	IP WLS BF H R ER SO BB IBB HBP BLK WP HR S P ERA WHIP	IP WLS BF H R ER SO BB IBB HBP BLK WP HR S P ERA WHIP	IP WLS BF H R ER SO BB IBB HBP BLK WP HR S P ERA WHIP	IP WLS BF H R ER SO BB IBB HBP BLK WP HR S P ERA WHIP	IP WLS BF H R ER SO BB IBB HBP BLK WP HR S P ERA WHIP	IP WLS BF H R ER SO BB IBB HBP BLK WP HR S P ERA WHIP	
Chris Reitsma, R ERA: 7.23	4.1	7	5	5	2	BB: 1	IBB: 0	HBP: 0	BLK: 0	WP: 0	HR: 2	S: 50	P: 79	10.38	1.846				
Gabe White, L ERA: 3.12	2.2	11	4	0	0	3	1	0	0	0	0	23	34	0.00	1.875				
Scott Sullivan, R ERA: 3.8	1.0	5	0	0	0	1	0	0	1	0	0	12	16	0.00	0.000				
Felix Heredia, L ERA: 1.96	1.0	4	0	0	0	1	1	0	0	0	0	12	22	0.00	1.000				
Brian Reith, R ERA: 4.68	1.0	W	5	3	1	1	1	0	0	0	0	11	21	9.00	3.000				

AB	42
R	6
H	14
RBI	6
BB	3
SO	8
LOB	18



Batter	1	2	3	4	5	6	7	8	9	10	AB	R	H	RBI	BB	SO	LOB	BOTTOM			
Barry Larkin, R OBP: 0.327, SLG: 0.432	G3 SH HR	L4			G6-4-3			G1-3			4	2	1	0	1	0	1	Milwaukee Brewers @ Cincinnati Reds Great American Ball Park, Cincinnati, OH Fri May 09 2003, 7:10 PM EDT Att: 26,320 - Cloudy - 77 F			
Jose Guillen, R OBP: 0.352, SLG: 0.651	SH HR				F7			G6-3		2B	4	3	2	2	0	0	0				
Sean Casey, L OBP: 0.364, SLG: 0.446	G3				G4-3			G3-1		1B	4	0	1	0	0	0	2				
Wily Mo Peña, R OBP: 0.067, SLG: 0.067	G3				G4-3			G3-1		1B	0	0	0	0	0	0	0				
Austin Kearns, R OBP: 0.424, SLG: 0.605	HR				K			F8		2B	4	2	2	4	0	1	0				
Aaron Boone, R OBP: 0.345, SLG: 0.556	G3 S BB				P6			G6-3		E3 FC3-2	3	0	0	1	1	0	1				
Adam Dunn, L OBP: 0.338, SLG: 0.521	G3				CS 1B			K		FC3-2 S IBB	3	0	1	0	1	1	1				
Jason LaRue, R OBP: 0.352, SLG: 0.388	L7				K			K		FC3-2 IBB	3	0	0	0	1	2	2				
Felipe Lopez, S OBP: 0.326, SLG: 0.345					G6-4-3 BB			K		FC3-2	3	0	0	0	1	2	3				
Chris Reitsma, R ERA: 7.23	7.0	3	3	2	7	BB: 2	IBB: 0	HBP: 0	BLK: 0	WP: 0	HR: 1	S: 52	P: 91	2.57	0.714						
Gabe White, L ERA: 3.12	1.0	H	3	0	0	2	0	0	0	0	0	7	10	0.00	0.000						
Scott Sullivan, R ERA: 3.8	1.0	B	8	3	2	2	0	0	2	0	0	13	26	18.00	3.000						
Reggie Taylor, L ERA: 2.93	0.0	L	2	1	2	2	0	1	0	0	0	1	3	∞	∞						
Felix Heredia, L ERA: 1.96	0.0	L	2	1	2	2	0	1	0	0	0	1	3	∞	∞						
Ruben Mateo, R OBP: 0.115, SLG: 0.277	0.0	L	2	1	2	2	0	1	0	0	0	1	3	∞	∞						
Brian Reith, R ERA: 4.68	0.0	L	2	1	2	2	0	1	0	0	0	1	3	∞	∞						
Inning Stats	R: 3 E: 1 K: 0 S: 13	H: 2 LOB: 1 BB: 1 P: 25	R: 0 E: 0 K: 2 S: 9	H: 0 LOB: 0 BB: 0 P: 15	R: 0 E: 0 K: 1 S: 7	H: 1 LOB: 0 BB: 0 P: 14	R: 0 E: 0 K: 1 S: 4	H: 0 LOB: 0 BB: 1 P: 10	R: 0 E: 0 K: 0 S: 5	H: 0 LOB: 0 BB: 0 P: 9	R: 0 E: 0 K: 2 S: 7	H: 0 LOB: 0 BB: 0 P: 8	R: 0 E: 0 K: 2 S: 7	H: 0 LOB: 0 BB: 0 P: 10	R: 2 E: 1 K: 0 S: 13	H: 3 LOB: 3 BB: 2 P: 26	R: 2 E: 0 K: 0 S: 3	H: 1 LOB: 0 BB: 1 P: 9	1B: 4 2B: 1 3B: 0 HR: 2	SF: 0 SAC: 1 DP: 1 HBP: 0	WP: 1 PA: 38
PITCHER	IP WLS BF H R ER SO BB IBB HBP BLK WP HR S P ERA WHIP	IP WLS BF H R ER SO BB IBB HBP BLK WP HR S P ERA WHIP	IP WLS BF H R ER SO BB IBB HBP BLK WP HR S P ERA WHIP	IP WLS BF H R ER SO BB IBB HBP BLK WP HR S P ERA WHIP	IP WLS BF H R ER SO BB IBB HBP BLK WP HR S P ERA WHIP	IP WLS BF H R ER SO BB IBB HBP BLK WP HR S P ERA WHIP	IP WLS BF H R ER SO BB IBB HBP BLK WP HR S P ERA WHIP	IP WLS BF H R ER SO BB IBB HBP BLK WP HR S P ERA WHIP	IP WLS BF H R ER SO BB IBB HBP BLK WP HR S P ERA WHIP	IP WLS BF H R ER SO BB IBB HBP BLK WP HR S P ERA WHIP	IP WLS BF H R ER SO BB IBB HBP BLK WP HR S P ERA WHIP	IP WLS BF H R ER SO BB IBB HBP BLK WP HR S P ERA WHIP	IP WLS BF H R ER SO BB IBB HBP BLK WP HR S P ERA WHIP	IP WLS BF H R ER SO BB IBB HBP BLK WP HR S P ERA WHIP	IP WLS BF H R ER SO BB IBB HBP BLK WP HR S P ERA WHIP	IP WLS BF H R ER SO BB IBB HBP BLK WP HR S P ERA WHIP	IP WLS BF H R ER SO BB IBB HBP BLK WP HR S P ERA WHIP	IP WLS BF H R ER SO BB IBB HBP BLK WP HR S P ERA WHIP			
Matt Kinney, R ERA: 3.0	7.0	3	3	2	7	BB: 2	IBB: 0	HBP: 0	BLK: 0	WP: 0	HR: 1	S: 52	P: 91	2.57	0.714						
Curt Leskanic, R ERA: 2.93	1.0	H	3	0	0	2	0	0	0	0	0	7	10	0.00	0.000						
Mike DeJean, R ERA: 3.71	1.0	B	8	3	2	2	0	0	2	0	0	13	26	18.00	3.000						
Luis Vizcaino, R ERA: 12.0	0.0	L	2	1	2	2	0	1	0	0	0	1	3	∞	∞						

AB	32
R	7
H	7
RBI	7
BB	5
SO	9
LOB	14



Batter	1	2	3	4	5	6	7	8	9	AB	R	H	RBI	BB	SO	LOB	TOP										
Alex Sanchez, L (1.8) OBP: 0.316, SLG: 0.396	G6-3		F7	FC3-6		G3	G4-3		BB	6	0	2	3	0	0	4	Milwaukee Brewers @ Cincinnati Reds Great American Ball Park, Cincinnati, OH Sat May 10 2003, 7:10 PM EDT Att: 32,554 - Sunny - 76 F										
Eric Young Sr., R (1.4) OBP: 0.347, SLG: 0.482	G5-3		HR	P2		G3		F8	P3	6	1	1	0	0	0	5											
Richie Sexson, R (1.3) OBP: 0.384, SLG: 0.576	2B		HR		BB	SF7	F9	G3	BB	3	3	2	2	3	0	1											
Geoff Jenkins, L (1.7) OBP: 0.336, SLG: 0.483	1-H		K		BB	BB	FC3-6	G3	K	4	0	2	1	2	2	3											
Scott Podsednik, L (1.9) OBP: 0.394, SLG: 0.333	G1-3			1B	SF9	BB	FC3-6	G3		3	1	0	1	3	0	5											
Wes Helms, R (1.5) OBP: 0.307, SLG: 0.394		K		SF9	BB	SF7		G1-3	K	5	1	1	1	0	3	5											
Keith Osik, R (1.2) OBP: 0.304, SLG: 0.229	G6-3			FC3-6	15 SH	BB			1B	2	1	1	0	3	0	0											
Royce Clayton, R (1.6) OBP: 0.350, SLG: 0.433	G6-3			SF9					2B	2	1	0	1	2	1	3											
15 Ben Sheets, R (1.1) John Vander Vliet, L (7.1) Brooks Kieschnick, L (7.1) John Foster, L (8.1) Curt Leskanic, R (8.1) Keith Ginter, R (9.1) Luis Vizcaino, R (9.1)			K	SH	FC3-6	B1-3			2B	2	0	0	0	0	1	3											
Inning Stats	R: 1 E: 0 K: 0 S: 12	H: 1 LOB: 1 BB: 1 P: 22	R: 0 E: 0 K: 1 S: 8	H: 0 LOB: 0 BB: 0 P: 13	R: 2 E: 0 K: 2 S: 12	H: 2 LOB: 0 BB: 0 P: 18	R: 2 E: 1 K: 0 S: 11	H: 1 LOB: 2 BB: 2 P: 23	R: 1 E: 0 K: 1 S: 16	H: 2 LOB: 3 BB: 2 P: 29	R: 0 E: 0 K: 0 S: 4	H: 1 LOB: 2 BB: 1 P: 10	R: 0 E: 0 K: 2 S: 14	H: 0 LOB: 2 BB: 2 P: 25	R: 0 E: 0 K: 0 S: 11	H: 0 LOB: 2 BB: 2 P: 20	R: 3 E: 0 K: 2 S: 22	H: 3 LOB: 3 BB: 3 P: 41	1B: 6 2B: 3 3B: 0 HR: 1	SF: 2 SAC: 1 DP: 0 HBP: 0	WP: 0 PA: 51 PB: 0 SB: 0 CS: 0						
PITCHER	IP	WLS	BF	H	R	ER	SO	BB	IBB	HBP	BLK	WP	HR	S	P	ERA	WHIP										
John Riedling, R (1.1) ERA: 5.54	4.0	L	22	6	6	5	3	3	0	0	0	0	1	47	84	11.25	2.250										
Ryan Dempster, R (5.1) ERA: 8.8	2.1		13	1	0	0	2	4	1	0	0	0	0	24	49	0.00	2.143										
Felix Heredia, L (7.1) ERA: 1.83	1.1		6	0	0	0	1	2	0	0	0	0	0	13	23	0.00	1.500										
Scott Sullivan, R (8.1) ERA: 4.91	0.2		7	3	3	3	0	1	1	0	0	0	0	17	31	40.50	6.000										
Kent Mercker, L (9.1) ERA: 1.5	0.2		3	0	0	0	2	1	0	0	0	0	0	9	14	0.00	1.500										

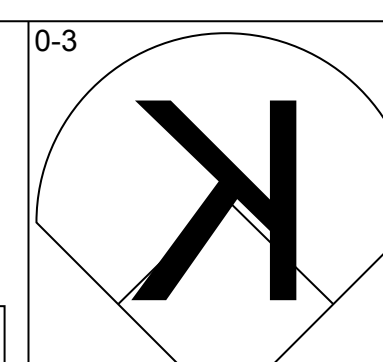
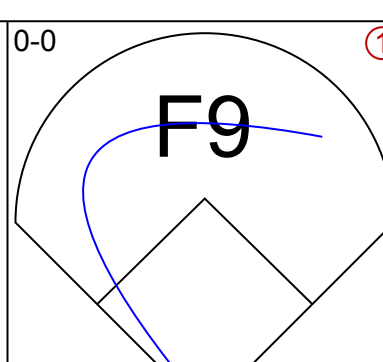
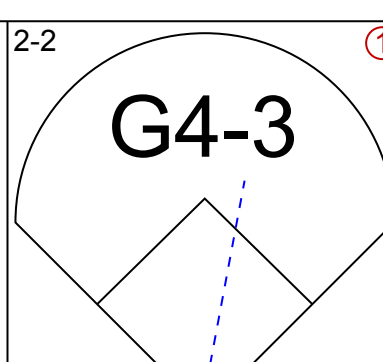
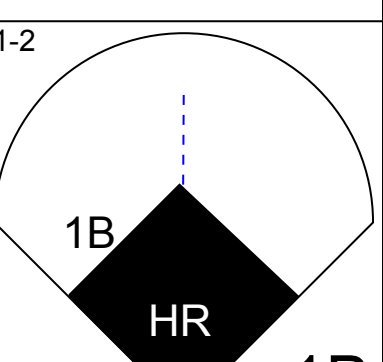
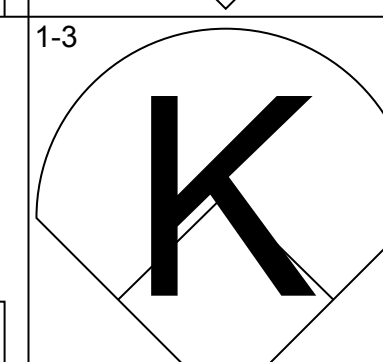
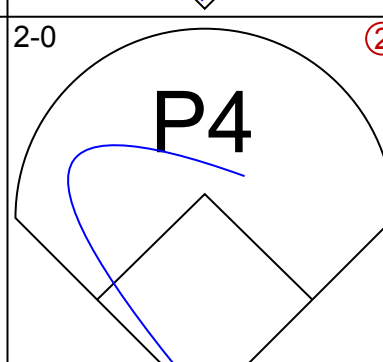
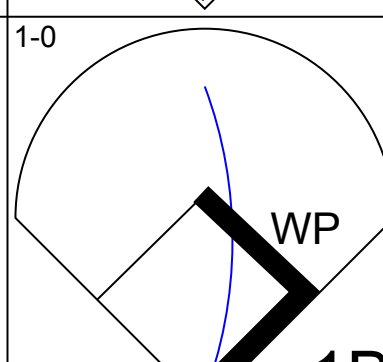
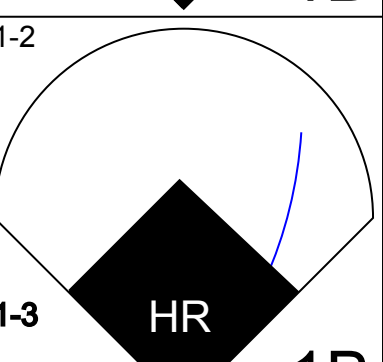
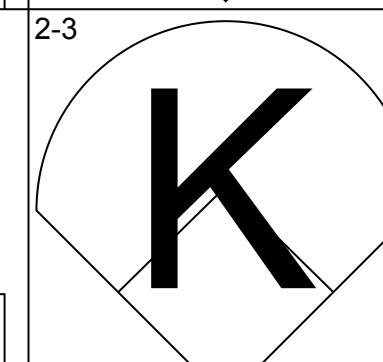
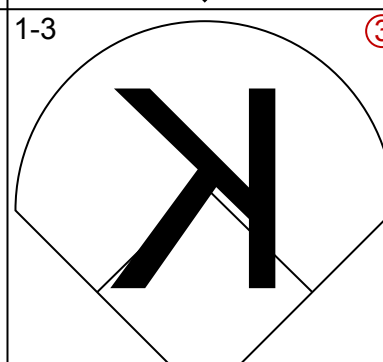
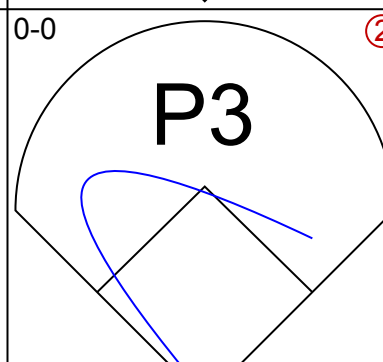
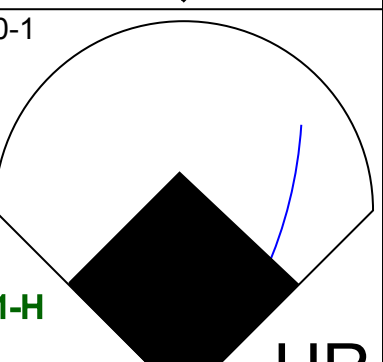
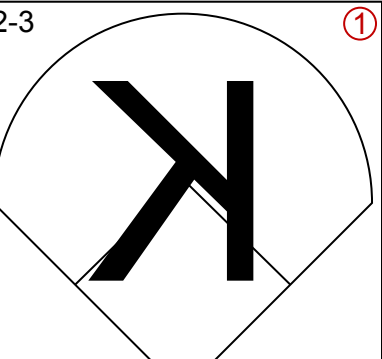
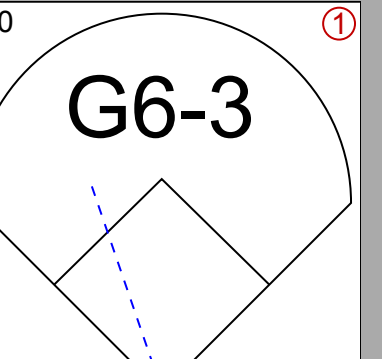
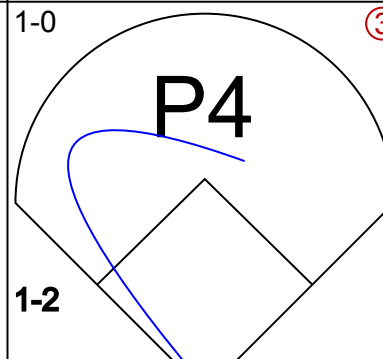
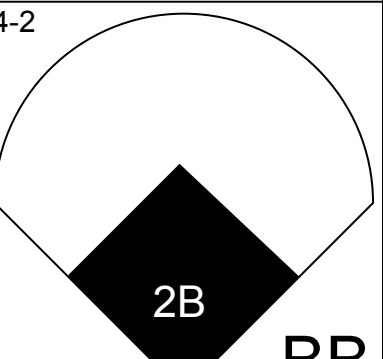
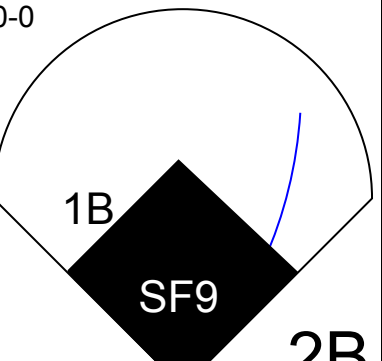

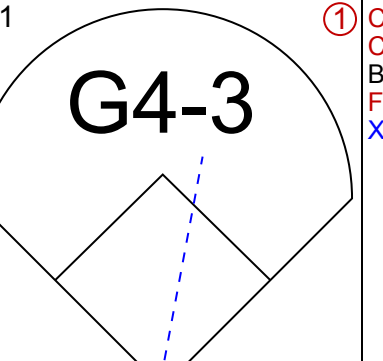
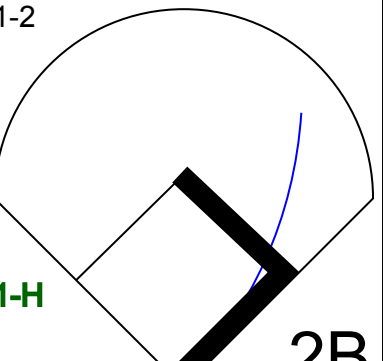
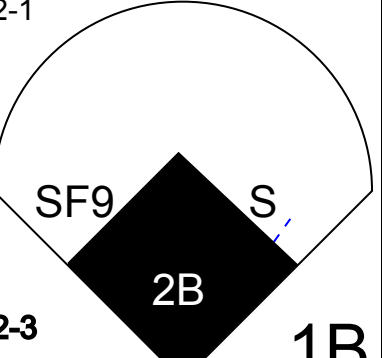
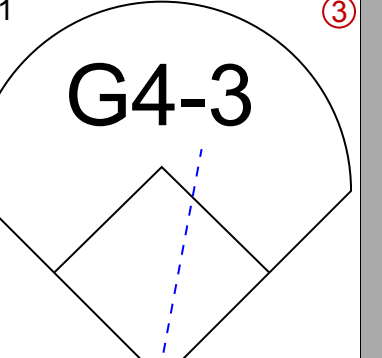
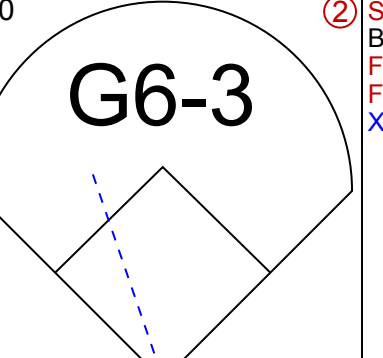
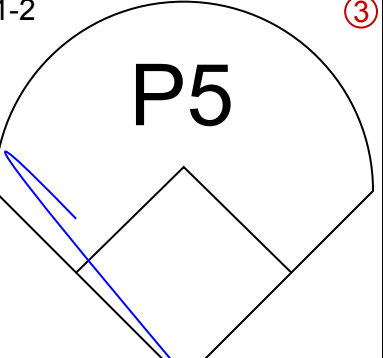
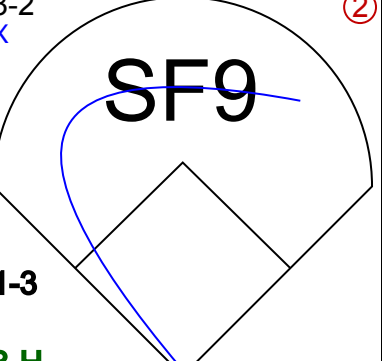
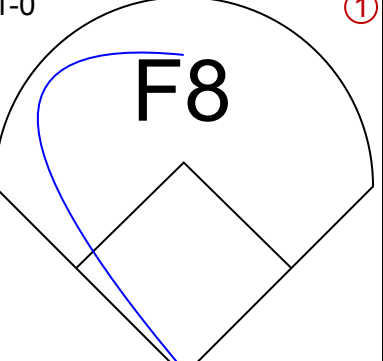
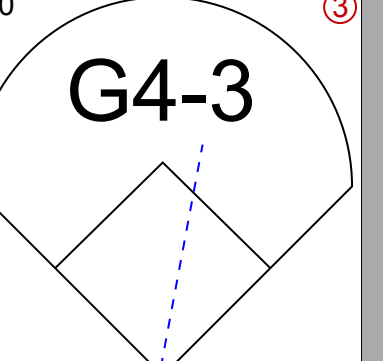
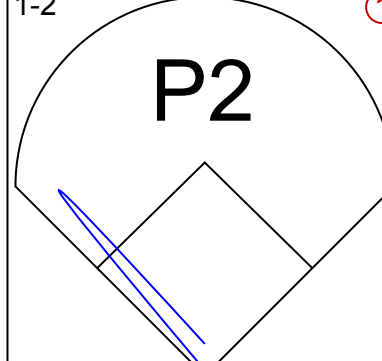
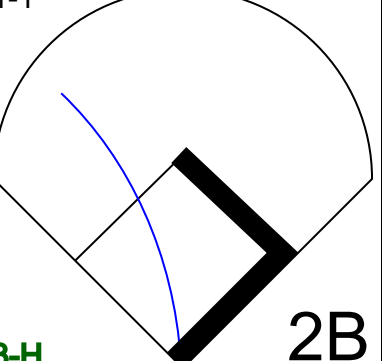
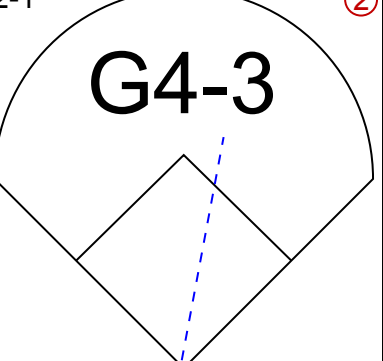
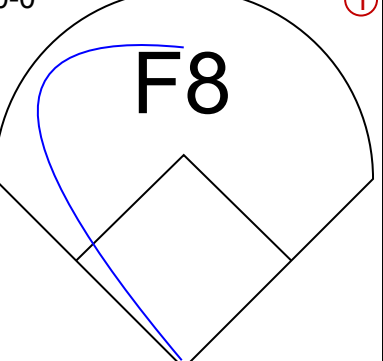
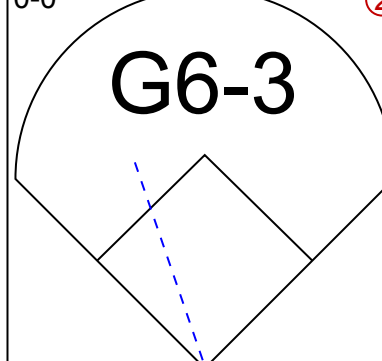
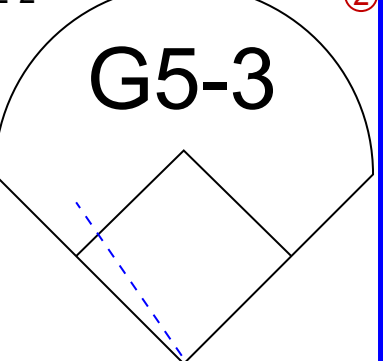

Batter	1	2	3	4	5	6	7	8	9	AB	R	H	RBI	BB	SO	LOB	BOTTOM										
Barry Larkin, R (1.6) OBP: 0.352, SLG: 0.438	1B	G4-3		1B		L8				4	1	2	1	1	0	3	Milwaukee Brewers @ Cincinnati Reds Great American Ball Park, Cincinnati, OH Sat May 10 2003, 7:10 PM EDT Att: 32,554 - Sunny - 76 F										
Jose Guillen, R (1.9) OBP: 0.344, SLG: 0.622	F8		F8	K2-3			FC1-6	K		4	0	0	0	0	2	4											
Sean Casey, L (1.3) OBP: 0.371, SLG: 0.458	2B				1B		L9	K		5	0	3	0	0	1	3											
Austin Kearns, R (1.8) OBP: 0.417, SLG: 0.589	L4		K		L9		FC1-6	BB	G4-3	5	0	1	0	0	1	5											
Aaron Boone, R (1.5) OBP: 0.354, SLG: 0.559	1-H				L7			BB	K	3	0	1	1	2	1	2											
Felipe Lopez, S (1.4) OBP: 0.524, SLG: 0.342			L6				G3		G4-3	4	0	1	0	0	0	5											
Scott Sullivan, R (8.1) ERA: 4.91		1B								0	0	0	0	0	0	0											
Kent Mercker, L (9.1) ERA: 1.5										0	0	0	0	0	0	0											
Adam Dunn, L (9.1) OBP: 0.336, SLG: 0.517		1B								1	0	0	0	0	0	1											
Reggie Taylor, L (1.7) OBP: 0.308, SLG: 0.429									K	5	2	4	1	0	1	1											
Jason LaRue, R (1.2) OBP: 0.349, SLG: 0.382		K			F9					4	0	1	0	0	2	4											
John Riedling, R (1.1) ERA: 5.54										2	0	0	0	0	2	3											
Ryan Dempster, R (5.1) ERA: 8.8										1	0	0	0	0	0	1											
Felix Heredia, L (7.1) ERA: 1.83										0	0	0	0	0	0	0											
Juan Castro, R (8.4) OBP: 0.317, SLG: 0.439										1	0	0	0	0	0	1											
Inning Stats	R: 1 E: 0 K: 0 S: 10	H: 3 LOB: 2 BB: 0 P: 13	R: 0 E: 0 K: 2 S: 12	H: 2 LOB: 0 BB: 0 P: 18	R: 0 E: 0 K: 1 S: 11	H: 1 LOB: 2 BB: 1 P: 19	R: 1 E: 0 K: 2 S: 12	H: 2 LOB: 1 BB: 0 P: 16	R: 0 E: 0 K: 0 S: 10	H: 1 LOB: 1 BB: 0 P: 18	R: 0 E: 0 K: 1 S: 10	H: 1 LOB: 2 BB: 0 P: 13	R: 0 E: 0 K: 0 S: 7	H: 0 LOB: 2 BB: 1 P: 16	R: 1 E: 0 K: 2 S: 13	H: 2 LOB: 2 BB: 1 P: 22	R: 0 E: 0 K: 2 S: 14	H: 1 LOB: 1 BB: 0 P: 18	1B: 10 2B: 2 3B: 0 HR: 1	SF: 0 SAC: 0 DP: 0 HBP: 1	WP: 0 PA: 43 PB: 0 SB: 3 CS: 0						
PITCHER	IP	WLS	BF	H	R	ER	SO	BB	IBB	HBP	BLK	WP	HR	S	P	ERA	WHIP										
15 Ben Sheets, R (1.1) ERA: 4.6	6.0	W	28	10	2	2	6	1	0	0	0	0	0	65	97	3.00	1.833										
Brooks Kieschnick, R (7.1) ERA: 7.71	1.0		5	0	0	0	0	1	0	1	0	0	0	7	16	0.00	1.000										
John Foster, L (8.1) ERA: 4.5	0.1		4	2	1	1	0	1	0	0	0	0	1	7	14	27.00	9.000										
Curt Leskanic, R (8.1) ERA: 2.81	0.2	H	2	0	0	0	2	0	0	0	0	0	0	6	8	0.00	0.000										
Luis Vizcaino, R (9.1) ERA: 11.08	1.0		4	1	0	0	2	0	0	0	0	0	0	14	18	0.00	1.000										



Batter	1	2	3	4	5	6	7	8	9	AB	R	H	RBI	BB	SO	LOB	TOP								
Alex Sanchez, L (1, 8) OBP: 0.313, SLG: 0.390	K			F8		G4-3		FC4-6 1B	G6-3	5	0	1	0	0	1	4	Milwaukee Brewers @ Cincinnati Reds Great American Ball Park, Cincinnati, OH Sun May 11 2003, 1:15 PM EDT Att: 24,804 - Cloudy - 65 F								
Eric Young Sr., R (1, 4) OBP: 0.344, SLG: 0.500	L4			F7		IHR		FC4-6 1-2		4	1	1	2	0	0	1									
Richie Sexson, R (1, 3) OBP: 0.381, SLG: 0.566	G5-3			1B		G5-3		G4-3		4	0	1	0	0	0	1									
Geoff Jenkins, L (1, 7) OBP: 0.333, SLG: 0.500		G3		F7			HR		K	4	1	1	1	0	1	1									
John Vander Wal, L (1, 9) OBP: 0.360, SLG: 0.506		G4-3			K		K		E 1B BB	3	1	0	0	1	2	0									
Keith Ginter, R (1, 5) OBP: 0.388, SLG: 0.307				1B	F8		F8		E5 BB 1B	4	0	2	0	0	1	0									
Eddie Pérez, R (1, 2) OBP: 0.308, SLG: 0.437			G6-3		L1-3 1-1		HR		BB 1B	4	1	2	2	0	0	1									
Enrique Cruz, R (1, 6) Scott Podsednik, L (9, PH) OBP: 0.493, SLG: 0.333			L8			K	K		BB 1-2 2-3	3	0	0	0	0	2	0									
Wayne Franklin, L (1, 1) Brooks Kieschnick, L (5, 1) Leo Estrella, R (7, 1) Brady Clark, R (8, PH) Matt Ford, S (8, 1) Royce Clayton, R (9, PH) OBP: 0.348, SLG: 0.430			K			IHR G4-3 1B		P6	L3	1	0	0	0	0	1	0									
Inning Stats	R: 0 E: 0 K: 1 S: 9	H: 0 LOB: 0 BB: 0 P: 14	R: 0 E: 0 K: 1 S: 8	H: 0 LOB: 0 BB: 0 P: 14	R: 0 E: 0 K: 1 S: 11	H: 0 LOB: 1 BB: 0 P: 17	R: 0 E: 0 K: 0 S: 9	H: 1 LOB: 1 BB: 0 P: 13	R: 0 E: 0 K: 1 S: 10	H: 1 LOB: 0 BB: 0 P: 15	R: 2 E: 0 K: 1 S: 14	H: 2 LOB: 0 BB: 0 P: 22	R: 2 E: 0 K: 2 S: 16	H: 2 LOB: 0 BB: 0 P: 27	R: 0 E: 1 K: 0 S: 8	H: 1 LOB: 1 BB: 0 P: 11		R: 1 E: 1 K: 1 S: 14	H: 2 LOB: 3 BB: 2 P: 24	1B: 6 2B: 1 3B: 0 HR: 3	SF: 0 SAC: 0 DP: 1 HBP: 0	WP: 0 PB: 0 SB: 0 CS: 0	PA: 37		
PITCHER	IP	WLS	BF	H	R	ER	SO	BB	IBB	HBP	BLK	WP	HR	S	P	ERA	WHIP								
Jeff Austin, R (1, 1) ERA: 4.44	7.0	W	26	6	4	4	7	0	0	0	0	0	2	77	122	5.14	0.857								
Gabe White, L (8, 1) ERA: 2.95	1.0	H	4	1	0	0	0	0	0	0	0	0	0	8	11	0.00	1.000								
Scott Williamson, R (9, 1) ERA: 2.3	1.0	S	7	2	1	1	1	2	0	0	0	0	0	14	24	9.00	4.000								

Batter	1	2	3	4	5	6	7	8	9	AB	R	H	RBI	BB	SO	LOB	BOTTOM								
Felipe Lopez, S (1, 6) OBP: 0.312, SLG: 0.328	K	P3		G6-3		G4-3		F8		5	0	0	0	0	1	1	Milwaukee Brewers @ Cincinnati Reds Great American Ball Park, Cincinnati, OH Sun May 11 2003, 1:15 PM EDT Att: 24,804 - Cloudy - 65 F								
Jose Guillen, R (1, 9) OBP: 0.350, SLG: 0.624	P4		F9 G6-3 2B		E BB	K				3	2	1	0	1	1	0									
Austin Kearns, R (1, 8) OBP: 0.419, SLG: 0.583	BB 1B BB		F9		E HR 1B	G5-3				3	2	1	0	1	0	1									
Aaron Boone, R (1, 5) OBP: 0.358, SLG: 0.561	1B BB		G6-3		E5 HR		PB 2B			3	1	1	1	1	0	1									
Adam Dunn, L (1, 3) OBP: 0.347, SLG: 0.574	1B		HR		HR	G3				4	2	3	5	0	0	1									
Ruben Mateo, R (1, 7) OBP: 0.273, SLG: 0.280	K		BLK 1B		F8	G6-4-3 BB				3	0	1	0	1	1	2									
Kelly Stinnett, R (1, 2) OBP: 0.372, SLG: 0.564		P6	F8		K	G6-4-3				4	0	0	0	0	1	3									
Juan Castro, R (1, 4) OBP: 0.328, SLG: 0.450	SH3-4 BB		F8		F8	G5-3				3	0	1	0	1	0	0									
Jeff Austin, R (1, 1) OBP: 0.143, SLG: 0.143		SH3-4 BB		K		P6				2	0	0	0	0	1	1									
Gabe White, L (8, 1) Barry Larkin, R (8, PH) Scott Williamson, R (9, 1) OBP: 0.345, SLG: 0.429			1-2			F7				0	0	0	0	0	0	0									
Inning Stats	R: 1 E: 0 K: 2 S: 17	H: 1 LOB: 2 BB: 2 P: 30	R: 0 E: 0 K: 0 S: 7	H: 0 LOB: 1 BB: 1 P: 18	R: 2 E: 0 K: 0 S: 13	H: 3 LOB: 1 BB: 0 P: 25	R: 0 E: 0 K: 1 S: 8	H: 0 LOB: 0 BB: 0 P: 10	R: 4 E: 1 K: 1 S: 16	H: 3 LOB: 1 BB: 1 P: 31	R: 0 E: 0 K: 1 S: 5	H: 0 LOB: 0 BB: 0 P: 6	R: 0 E: 0 K: 0 S: 4	H: 1 LOB: 1 BB: 1 P: 12	R: 0 E: 0 K: 0 S: 8	H: 0 LOB: 0 BB: 0 P: 11	1B: 3 2B: 3 3B: 0 HR: 2	SF: 0 SAC: 1 DP: 1 HBP: 0	WP: 0 PB: 1 SB: 0 CS: 0	PA: 37					
PITCHER	IP	WLS	BF	H	R	ER	SO	BB	IBB	HBP	BLK	WP	HR	S	P	ERA	WHIP								
Wayne Franklin, L (1, 1) ERA: 7.11	4.0	L	23	6	7	6	3	4	0	0	1	0	0	15	24	0.00	0.500								
Brooks Kieschnick, R (5, 1) ERA: 5.4	2.0		7	1	0	0	2	0	0	0	0	0	0	4	12	0.00	2.000								
Leo Estrella, R (7, 1) ERA: 1.8	1.0		4	1	0	0	0	1	0	0	0	0	0	8	11	0.00	0.000								
Matt Ford, L (8, 1) ERA: 0.79	1.0		3	0	0	0	0	0	0	0	0	0	0	8	11	0.00	0.000								

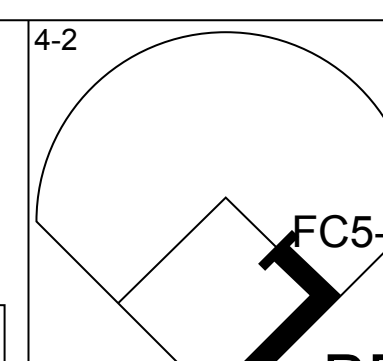
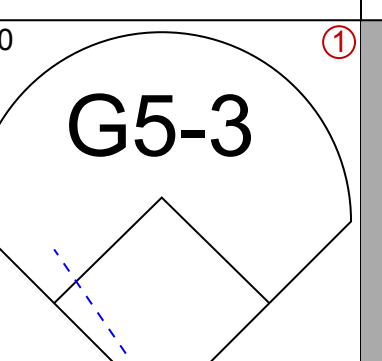
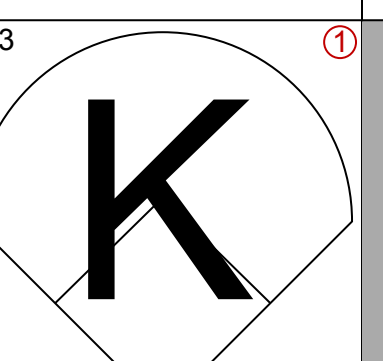
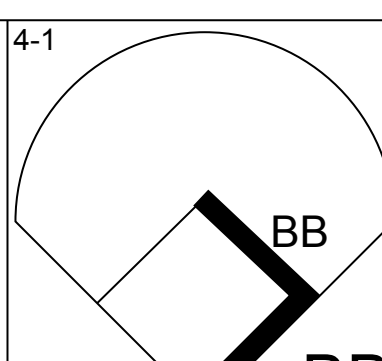
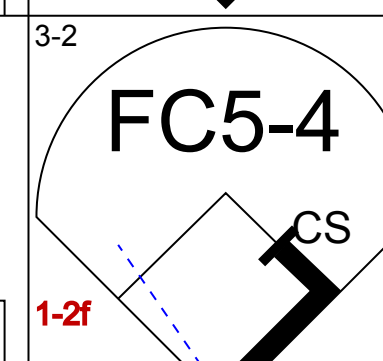
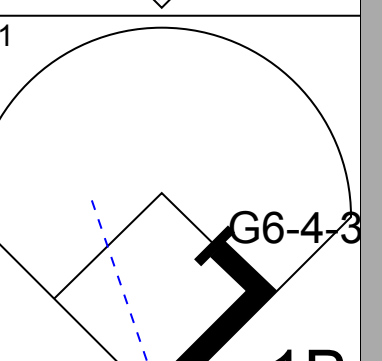
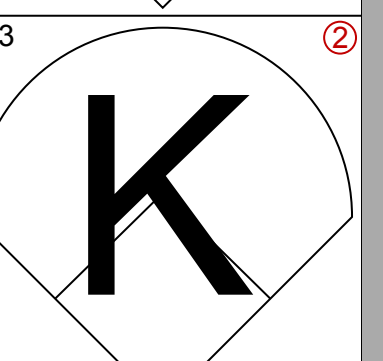
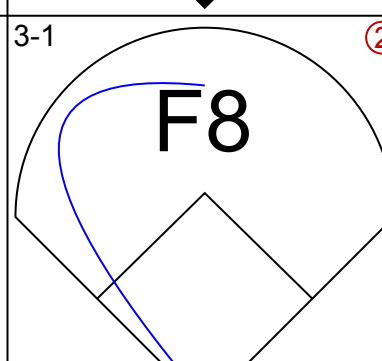
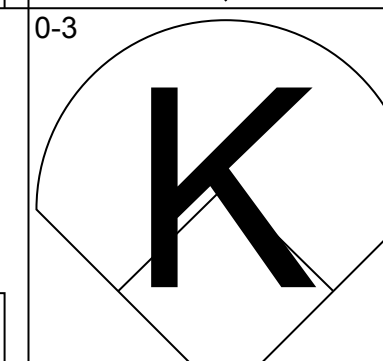
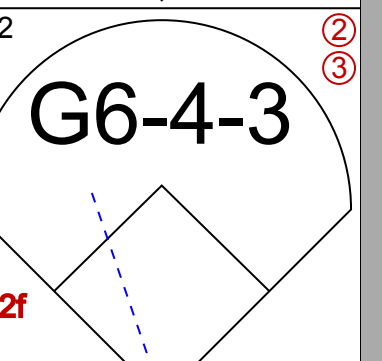
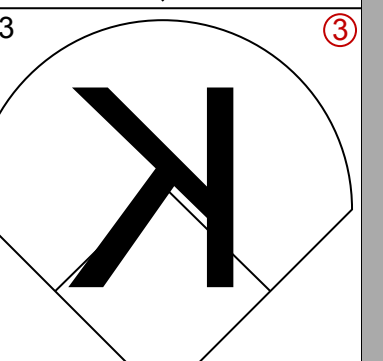
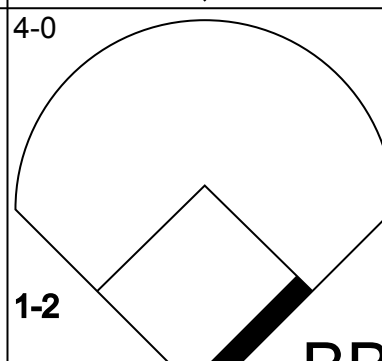
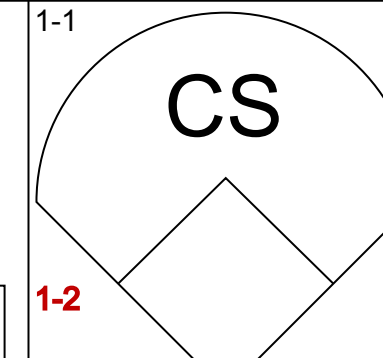
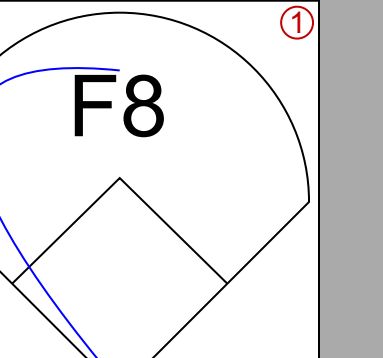
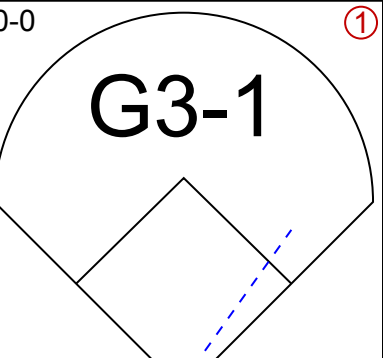
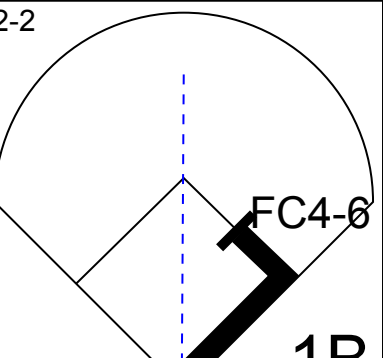
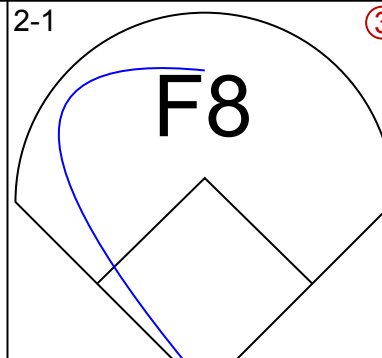
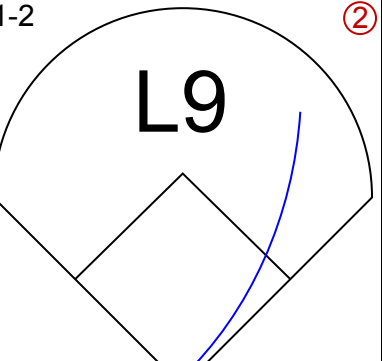
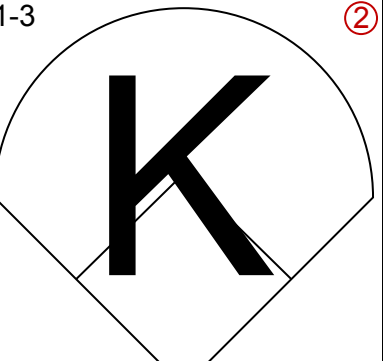
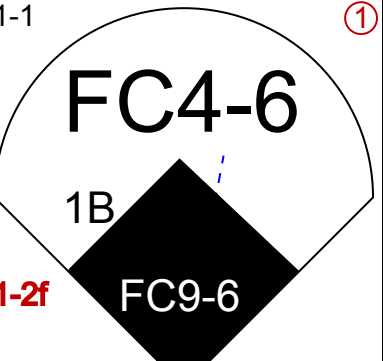
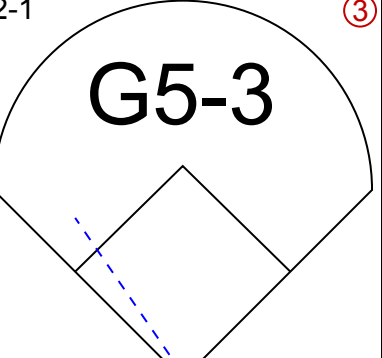
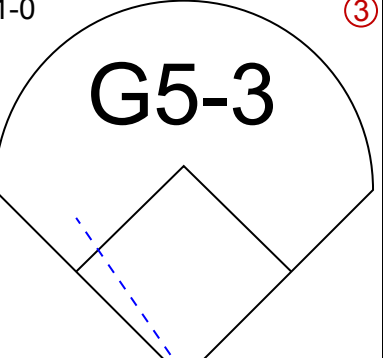
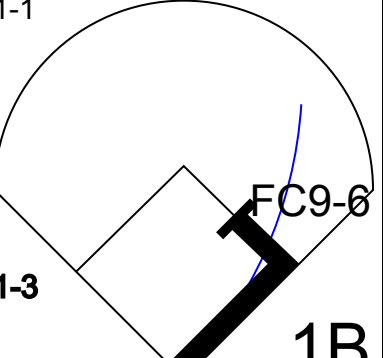
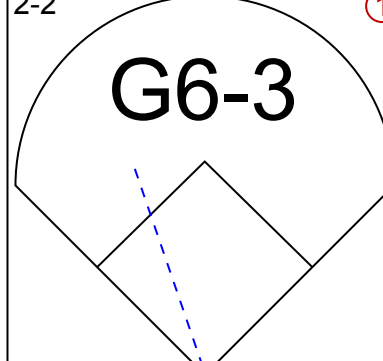
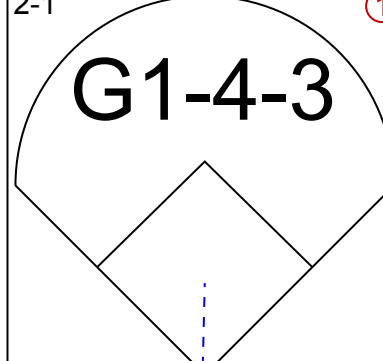
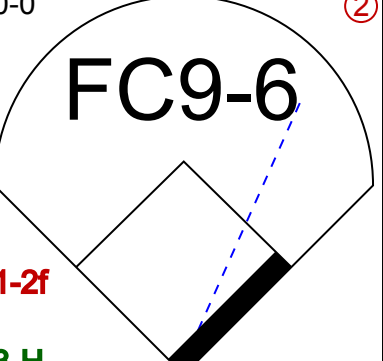
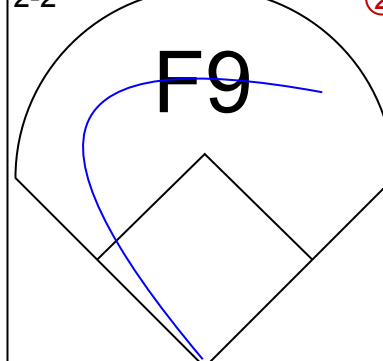
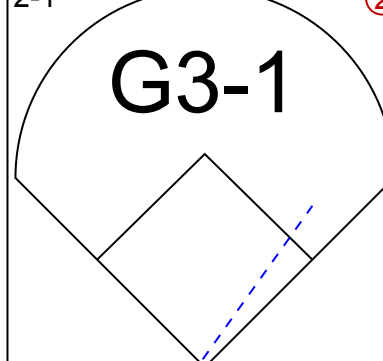
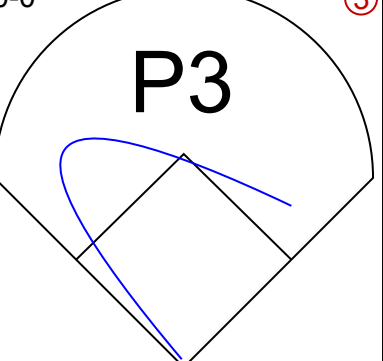

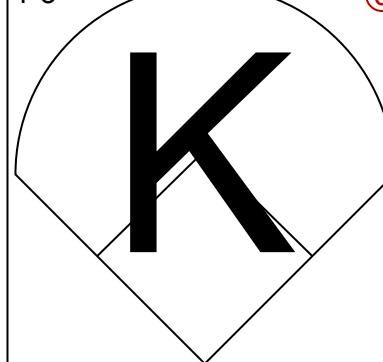
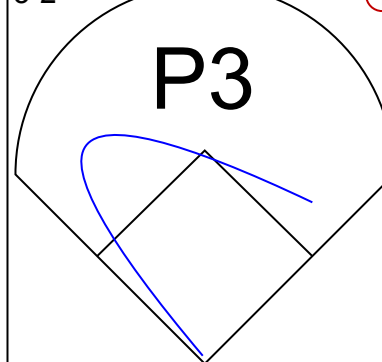


Batter	1	2	3	4	5	6	7	8	9	AB	R	H	RBI	BB	SO	LOB	TOP			
Mark Grudzielanek, R (1,4) OBP: 0.352, SLG: 0.396										4	1	1	0	0	1	0	Chicago Cubs @ Milwaukee Brewers Miller Park, Milwaukee, WI Wed May 14, 2003, 7:05 PM CDT Att: 27,566 - Dome - 72 F			
Alex Gonzalez, R (1,6) OBP: 0.348, SLG: 0.429										4	1	2	0	0	1	0				
Troy O'Leary, L (1,9) OBP: 0.255, SLG: 0.390										4	1	1	3	0	2	1				
Moises Alou, R (1,7) OBP: 0.363, SLG: 0.454										3	1	0	0	1	1	1				
Hee-Seop Choi, L (1,3) OBP: 0.431, SLG: 0.624										4	1	2	1	0	1	0				
Corey Patterson, L (1,8) OBP: 0.333, SLG: 0.538										4	1	1	0	0	0	1				
Mark Bellhorn, S (1,5) OBP: 0.357, SLG: 0.300										3	0	0	1	0	0	0				
Paul Bako, L (1,2) OBP: 0.317, SLG: 0.314										4	0	1	1	0	0	0				
3B Carlos Zambrano, S (1,1) OBP: 0.200, SLG: 0.450										3	0	0	0	0	1	1				
Eric Karros, R (9, PH) OBP: 0.446, SLG: 0.518										1	0	0	0	0	1	0				
Mike Remlinger, L (9, 1)										0	0	0	0	0	0	0				
Inning Stats	R: 0 E: 0 K: 3 S: 12	H: 0 LOB: 0 BB: 0 P: 15	R: 2 E: 0 K: 2 S: 14	H: 3 LOB: 1 BB: 0 P: 24	R: 0 E: 0 K: 1 S: 5	H: 0 LOB: 0 BB: 0 P: 8	R: 0 E: 0 K: 1 S: 6	H: 0 LOB: 0 BB: 0 P: 9	R: 0 E: 0 K: 0 S: 5	H: 1 LOB: 1 BB: 0 P: 11	R: 0 E: 0 K: 0 S: 4	H: 0 LOB: 0 BB: 0 P: 6	R: 4 E: 0 K: 1 S: 23	H: 4 LOB: 1 BB: 1 P: 33	R: 0 E: 0 K: 1 S: 8	H: 0 LOB: 0 BB: 0 P: 11	1B: 4 2B: 3 3B: 0 HR: 1	SF: 1 SAC: 0 DP: 0 HBP: 0	WP: 1 PB: 0 SB: 1 CS: 0	PA: 36
PITCHER	IP WLS BF H R ER SO BB IBB HBP BLK WP HR S P ERA WHIP																			
Matt Kinney, R (1,1) ERA: 3.62	7.2 L 32 8 6 6 7 1 0 0 0 0 1 72 110 7.04 1.174																			
Matt Ford, L (8,1) ERA: 0.66	1.1 4 0 0 0 1 0 0 0 0 0 0 12 16 0.00 0.000																			

Chicago Cubs @ Milwaukee Brewers
Miller Park, Milwaukee, WI
Wed May 14, 2003, 7:05 PM CDT
Att: 27,566 - Dome - 72 F


AB 34
R 6
H 8
RBI 6
BB 1
SO 8
LOB 4



Batter	1	2	3	4	5	6	7	8	9	AB	R	H	RBI	BB	SO	LOB	BOTTOM			
Eric Young Sr., R (1,4) OBP: 0.350, SLG: 0.475										2	0	0	0	2	1	0	Chicago Cubs @ Milwaukee Brewers Miller Park, Milwaukee, WI Wed May 14, 2003, 7:05 PM CDT Att: 27,566 - Dome - 72 F			
Scott Podsednik, L (1,8) OBP: 0.368, SLG: 0.302									4	0	1	0	0	1	2					
Richie Sexson, R (1,3) OBP: 0.387, SLG: 0.595									3	0	0	0	1	2	2					
Geoff Jenkins, L (1,7) OBP: 0.338, SLG: 0.511										4	0	1	0	0	0	2				
John Vander Wal, L (1,9) OBP: 0.347, SLG: 0.482										3	1	0	0	0	1	1				
Wes Helms, R (1,5) OBP: 0.302, SLG: 0.380										3	0	1	0	0	0	0				
Eddie Pérez, R (1,2) OBP: 0.296, SLG: 0.415										3	0	0	1	0	0	1				
Royce Clayton, R (1,6) OBP: 0.329, SLG: 0.397										3	0	0	0	0	0	1				
Matt Kinney, R (1,1) Matt Ford, S (8,1) Brady Clark, R (9, PH) OBP: 0.278, SLG: 0.278										2	0	0	0	0	2	0				
Inning Stats	R: 0 E: 0 K: 1 S: 9	H: 0 LOB: 0 BB: 1 P: 17	R: 0 E: 0 K: 0 S: 6	H: 0 LOB: 0 BB: 0 P: 9	R: 0 E: 0 K: 1 S: 12	H: 0 LOB: 0 BB: 0 P: 18	R: 0 E: 0 K: 0 S: 6	H: 1 LOB: 0 BB: 0 P: 11	R: 0 E: 0 K: 1 S: 5	H: 0 LOB: 0 BB: 0 P: 7	R: 0 E: 0 K: 3 S: 12	H: 0 LOB: 0 BB: 0 P: 20	R: 1 E: 0 K: 0 S: 9	H: 2 LOB: 1 BB: 0 P: 13	R: 0 E: 0 K: 0 S: 11	H: 0 LOB: 2 BB: 2 P: 27	1B: 3 2B: 0 3B: 0 HR: 0	SF: 0 SAC: 0 DP: 1 HBP: 0	WP: 0 PB: 0 SB: 0 CS: 1	PA: 32
PITCHER	IP WLS BF H R ER SO BB IBB HBP BLK WP HR S P ERA WHIP																			
3B Carlos Zambrano, R (1,1) ERA: 3.27	8.0 W 26 3 1 1 7 1 0 0 0 0 0 68 109 1.12 0.500																			
Mike Remlinger, L (9,1) ERA: 3.24	1.0 5 0 0 0 0 2 0 0 0 0 0 11 27 0.00 2.000																			

Chicago Cubs @ Milwaukee Brewers
Miller Park, Milwaukee, WI
Wed May 14, 2003, 7:05 PM CDT
Att: 27,566 - Dome - 72 F

AB 28
R 1
H 3
RBI 1
BB 3
SO 7
LOB 9



Batter	1	2	3	4	5	6	7	8	9	AB	R	H	RBI	BB	SO	LOB	TOP										
Felipe Lopez, S OBP: 0.306, SLG: 0.317 (1, 6)	F8		BB BB		G6-3		G3-1		1B	4	0	1	0	1	0	0	Cincinnati Reds @ Milwaukee Brewers Miller Park, Milwaukee, WI Fri May 16 2003, 7:05 PM CDT Att: 13,376 - Dome - 72 F										
Sean Casey, L OBP: 0.384, SLG: 0.440 Brian Reith, R (7, 1)	G1-3		F7		FC6-4 1B		G6-3		K	4	0	1	0	0	0	2											
Kelly Stinnett, R OBP: 0.340, SLG: 0.512 (9, PH)									K	0	0	0	0	0	0	0											
Ken Griffey Jr., L OBP: 0.387, SLG: 0.593 (1, 8)	HBP		K		K				1B 2B	3	1	1	0	0	2	3											
Austin Kearns, R OBP: 0.422, SLG: 0.618 (1, 9)	G5-3		BB		FC6-4 1-2				DI 1B 2H	3	0	1	1	1	0	2											
Aaron Boone, R OBP: 0.341, SLG: 0.524 (1, 5)		G5-3	K				G5-3		L8	4	0	0	0	0	1	4											
Adam Dunn, L OBP: 0.342, SLG: 0.603 (1, 7) (7, 3)	HR				BB		K		P6	3	1	1	1	1	1	1											
Jason LaRue, R OBP: 0.355, SLG: 0.420 (1, 2)	K				K		HR		L8	4	1	1	1	0	2	2											
Juan Castro, R OBP: 0.291, SLG: 0.387 (1, 4)	L9				K		K		K	4	0	0	0	0	3	1											
Ryan Dempster, R OBP: 0.085, SLG: 0.093 Chris Reitsma, R OBP: 0.187, SLG: 0.187 Gabe White, L Scott Sullivan, R Wily Mo Peña, R OBP: 0.059, SLG: 0.059			BB BB		K				F8	2	0	1	0	0	1	1											
Inning Stats	R: 0 E: 0 K: 0 S: 13	H: 0 LOB: 1 BB: 0 P: 22	R: 1 E: 0 K: 1 S: 11	H: 1 LOB: 0 BB: 0 P: 16	R: 0 E: 0 K: 2 S: 16	H: 1 LOB: 3 BB: 2 P: 27	R: 0 E: 0 K: 3 S: 11	H: 0 LOB: 1 BB: 1 P: 21	R: 0 E: 0 K: 1 S: 8	H: 1 LOB: 1 BB: 0 P: 13	R: 1 E: 0 K: 2 S: 12	H: 1 LOB: 0 BB: 0 P: 19	R: 0 E: 0 K: 0 S: 9	H: 0 LOB: 0 BB: 0 P: 13	R: 1 E: 0 K: 0 S: 11	H: 2 LOB: 1 BB: 0 P: 14	R: 0 E: 0 K: 3 S: 11	H: 1 LOB: 1 BB: 0 P: 18	1B: 4 2B: 1 3B: 0 HR: 2	SF: 0 SAC: 0 DP: 0 HBP: 1	WP: 0 PB: 0 SB: 0 CS: 0	PA: 38					
PITCHER	IP	WLS	BF	H	R	ER	SO	BB	IBB	HBP	BLK	WP	HR	S	P	ERA	WHIP										
Wayne Franklin, L ERA: 6.62 Curt Leskanic, R ERA: 2.65 Matt Ford, L ERA: 1.15	(1, 1) (7, 1) (8, 1)	6.0 1.0 2.0	W 3 9	26 0 3	4 0 3	2 0 1	2 0 1	9 0 3	3 0 0	0 0 0	0 0 0	0 0 0	2 0 22	71 9 32	118	3.00 0.00 4.50	1.167 0.000 1.500										

AB	34
R	3
H	7
RBI	3
BB	3
SO	12
LOB	17



Batter	1	2	3	4	5	6	7	8	9	AB	R	H	RBI	BB	SO	LOB	BOTTOM										
Eric Young Sr., R OBP: 0.357, SLG: 0.468 Matt Ford, S (8, 1)	K	G4-3		L8		SH5-4 HR BB	BB 1B	K		4	1	1	0	1	1	3	Cincinnati Reds @ Milwaukee Brewers Miller Park, Milwaukee, WI Fri May 16 2003, 7:05 PM CDT Att: 13,376 - Dome - 72 F										
Scott Podsednik, L OBP: 0.384, SLG: 0.389 (1, 8)	S BB		G4-3 3B		E 2B 1B	SH5-4	F8			3	2	2	0	1	0	2											
Richie Sexson, R OBP: 0.373, SLG: 0.561 (1, 3)	L9		P3		E1 2B	HR IBB	BB 1B			4	2	1	1	1	0	3											
Geoff Jenkins, L OBP: 0.350, SLG: 0.507 (1, 7)	BB		G4-3		1B 2B	SF8	BB			2	1	1	4	2	0	0											
John Vander Wal, L OBP: 0.327, SLG: 0.436 (1, 9)	K		G3-1		K	HR BB	L9			4	1	0	0	1	2	6											
Wes Helms, R OBP: 0.311, SLG: 0.414 (1, 5)		1B G4-3 1B		SH5-4 2B	1B	HR	G5-3			5	2	4	5	0	0	0											
Eddie Pérez, R OBP: 0.295, SLG: 0.490 (1, 2)	G4-3 1B		SH5-4 BB		F8	P2	K			4	0	1	0	1	1	1											
Royce Clayton, R OBP: 0.311, SLG: 0.371 (1, 6)	G4-3		K		K		L8		2B 1B	5	1	1	1	0	2	4											
Wayne Franklin, L OBP: 0.125, SLG: 0.125 Alex Sanchez, L OBP: 0.318, SLG: 0.384 Curt Leskanic, R Enrique Cruz, R OBP: 0.227, SLG: 0.200	L9		SH5-4		E1 SH5-4 1B	1B	1B			1	0	0	0	0	0	1											
Inning Stats	R: 0 E: 0 K: 2 S: 12	H: 0 LOB: 2 BB: 2 P: 27	R: 1 E: 0 K: 0 S: 9	H: 2 LOB: 1 BB: 0 P: 14	R: 1 E: 0 K: 0 S: 9	H: 1 LOB: 0 BB: 0 P: 16	R: 0 E: 0 K: 1 S: 8	H: 1 LOB: 2 BB: 1 P: 14	R: 3 E: 1 K: 2 S: 15	H: 3 LOB: 1 BB: 0 P: 20	R: 5 E: 1 K: 0 S: 18	H: 2 LOB: 0 BB: 3 P: 37	R: 1 E: 0 K: 0 S: 11	H: 3 LOB: 3 BB: 1 P: 20	R: 1 E: 0 K: 2 S: 10	H: 2 LOB: 1 BB: 0 P: 15		1B: 9 2B: 3 3B: 1 HR: 1	SF: 1 SAC: 2 DP: 0 HBP: 0	WP: 0 PB: 0 SB: 1 CS: 0	PA: 46						
PITCHER	IP	WLS	BF	H	R	ER	SO	BB	IBB	HBP	BLK	WP	HR	S	P	ERA	WHIP										
Ryan Dempster, R ERA: 8.85 Chris Reitsma, R ERA: 8.53 Gabe White, L ERA: 3.32 Scott Sullivan, R ERA: 5.01 Brian Reith, R ERA: 5.11	(1, 1) (6, 1) (6, 1) (6, 1) (7, 1)	5.0 0.1 0.1 0.1 2.0	L 4 2 2 12	26 1 0 1 5	5 3 0 2 2	5 3 0 2 2	0 0 0 0 2	3 1 0 0 1	0 1 0 0 0	0 0 0 0 0	0 0 0 0 0	0 0 0 1 0	9 9 6 9 21	53 21 7 9 35	91	7.20 81.00 0.00 54.00 9.00	2.000 6.000 3.000 3.000 3.000										

AB	36
R	12
H	14
RBI	12
BB	7
SO	7
LOB	21



Batter	1	2	3	4	5	6	7	8	9	AB	R	H	RBI	BB	SO	LOB	TOP					
Barry Larkin, R OBP: 0.381, SLG: 0.415 Scott Williamson, R (8, 1)	4-2 FC5-2 BB		1-3 K		2-3 K		1-0 FC5-4 1B	3-1 G4-3		4	0	1	0	1	2	1	0 0 0 0 0 0 0					
Jose Guillen, R OBP: 0.351, SLG: 0.589	1-2 F9		3-2 P4		3-2 G5-3		0-2 FC5-4 1-2		1-3 K	5	0	0	0	0	1	2						
Sean Casey, L OBP: 0.365, SLG: 0.445	1-2 2B		0-1 F7			3-2 F7	2-3 K		1-0 FC5-4 1B	5	0	2	0	0	1	1						
Austin Kearns, R OBP: 0.416, SLG: 0.604	3-1 FC5-2 FC5-4			1-1 G5-3		2-0 HR 1B	1-3 K		2-3 K	5	1	1	0	0	2	4						
Aaron Boone, R OBP: 0.348, SLG: 0.548	2-1 FC5-4 1-2			1-1 HR 2B		1-0 HR 1B		4-2 1B 3B BB	1-0 FC5-4 1-2	4	3	2	2	1	0	3						
Adam Dunn, L OBP: 0.339, SLG: 0.614		2-3 K		1-2 HR		0-0 P6		2-1 P5		4	1	1	2	0	1	1						
Jason LaRue, R OBP: 0.360, SLG: 0.423		2-2 G6-3		3-2 K		2-2 1B		1-1 1B		4	1	2	0	0	1	0						
Felipe Lopez, S OBP: 0.317, SLG: 0.343 (8, 6)		1-1 1B		2-3 K		1-0 1B		1-2 1B		4	0	3	2	0	1	0						
Jeff Austin, R OBP: 0.325, SLG: 0.125 Kent Mercker, L (4, 1)		0-0 F9			0-0 G6-3		1-2 K		3-2 G3	1	0	0	0	0	0	1						
Wily Mo Peña, R OBP: 0.345, SLG: 0.056 Chris Reitsma, R (5, 1)										0	0	0	0	0	0	0						
Ken Griffey Jr., L OBP: 0.375, SLG: 0.571 Felix Heredia, L (8, 1)										0	0	0	0	0	0	0						
Reggie Taylor, L OBP: 0.285, SLG: 0.407 Juan Castro, R (8, 4)										0	0	0	0	0	0	1						
Inning Stats	R: 0 E: 0 K: 0 S: 13	H: 1 LOB: 2 BB: 1 P: 24	R: 0 E: 0 K: 1 S: 10	H: 1 LOB: 1 BB: 0 P: 15	R: 0 E: 0 K: 1 S: 9	H: 0 LOB: 0 BB: 0 P: 13	R: 2 E: 0 K: 2 S: 15	H: 2 LOB: 0 BB: 0 P: 23	R: 0 E: 0 K: 1 S: 8	H: 0 LOB: 0 BB: 0 P: 13	R: 2 E: 0 K: 1 S: 15	H: 4 LOB: 2 BB: 0 P: 25	R: 0 E: 0 K: 2 S: 14	H: 1 LOB: 1 BB: 0 P: 18	R: 2 E: 0 K: 0 S: 16	H: 2 LOB: 1 BB: 0 P: 29	R: 0 E: 0 K: 2 S: 9	H: 1 LOB: 1 BB: 0 P: 14	1B: 7 2B: 2 3B: 1 HR: 2	SF: 0 SAC: 0 DP: 0 HBP: 0	WP: 0 PB: 0 SB: 0 CS: 0	PA: 41
PITCHER	IP: 5.2 WLS: 7.26 BF: 26 ERA: 7.26	H: 8 R: 4 ER: 4 SO: 5	H: 0 R: 0 ER: 0 SO: 1	H: 0 R: 0 ER: 0 SO: 2	H: 0 R: 0 ER: 0 SO: 10	H: 0 R: 0 ER: 0 SO: 6	H: 2 R: 2 ER: 6.35 SO: 109	H: 4 R: 0 ER: 0.00 SO: 18	H: 1 R: 0 ER: 0.00 SO: 11	H: 0 R: 0 ER: 0.00 SO: 14	H: 0 R: 0 ER: 0.00 SO: 17	H: 0 R: 0 ER: 0.00 SO: 17	H: 2 R: 1 ER: 54.00 SO: 9,000	H: 1 R: 0 ER: 0.00 SO: 14	H: 2 R: 0 ER: 0.00 SO: 14	H: 1 R: 0 ER: 0.00 SO: 14	H: 1 R: 0 ER: 0.00 SO: 14	H: 1 R: 0 ER: 0.00 SO: 14	1B: 3 2B: 3 3B: 1 HR: 1	SF: 0 SAC: 1 DP: 1 HBP: 0	WP: 1 PB: 0 SB: 2 CS: 0	PA: 43

Cincinnati Reds @ Milwaukee Brewers
Miller Park, Milwaukee, WI
Sat May 17 2003, 1:05 PM CDT
Att: 16,482 - Overcast - 63 F

livebaseballscorecards.com

REDS

AB 39
R 6
H 12
RBI 6
BB 2
SO 10
LOB 16

Batter	1	2	3	4	5	6	7	8	9	AB	R	H	RBI	BB	SO	LOB	BOTTOM				
Eric Young Sr., R OBP: 0.372, SLG: 0.477	1-0 G4-3 2B		0-0 F8	4-2 3B BB		4-1 S BB		4-2 S BB		2	1	1	0	3	0	1					
Scott Podsednik, L OBP: 0.385, SLG: 0.416	2-1 G4-3		3-2 BB 1B	3-2 1B 3B		1-2 F7		1-0 G5-3		5	1	2	2	0	0	3					
Richie Sexson, R OBP: 0.379, SLG: 0.554	2-3 K		4-2 2B BB	4-0 G4-6-3 IBB		1-0 F9			4-0 HR BB WP	2	2	0	0	3	1	1					
Geoff Jenkins, L OBP: 0.340, SLG: 0.490	2-1 F8		0-0 F7	1-1 G4-6-3		2-1 L9		0-3 K		5	0	0	0	0	1	7					
John Vander Wal, L OBP: 0.348, SLG: 0.464		4-2 BB BB	0-1 1B 2B		2-3 K		1-2 1B 2B		4-2 HR BB	3	1	2	3	2	1	0					
Wes Helms, R OBP: 0.314, SLG: 0.409		0-3 K	4-1 FC5-4 BB		1-0 G6-3		0-0 1B		1-3 K	4	0	1	0	1	2	3					
Eddie Pérez, R OBP: 0.300, SLG: 0.423		4-2 BB	1-0 FC5-4		1-2 G6-3		0-0 P4		0-0 HR	4	1	1	3	1	0	4					
Royce Clayton, R OBP: 0.310, SLG: 0.363		1-0 P6		4-2 SH1-4 3B BB		3-1 G6-3		1-3 K		3	1	0	0	1	1	1					
Glendon Rusch, L OBP: 0.294, SLG: 0.200 Brooks Kieschnick, L (8, 1)			3-2 BB 1B		1-1 SH1-4		0-0 F8		2-1 F7	1	1	1	0	0	0	0					
Keith Senter, L OBP: 0.429, SLG: 0.887 Curt Leskanic, R (7, 1)										0	0	0	0	0	0	0					
Luis Vizcaino, R OBP: 0.354, SLG: 0.289 John Foster, L (8, 1)										0	0	0	0	0	0	0					
Alex Sanchez, L OBP: 0.381, SLG: 0.381 Mike DeJean, R (9, 1)										0	0	0	0	0	0	0					
Inning Stats	R: 0 E: 0 K: 1 S: 9	H: 1 LOB: 1 BB: 0 P: 16	R: 0 E: 0 K: 1 S: 11	H: 0 LOB: 2 BB: 2 P: 20	R: 3 E: 0 K: 0 S: 14	H: 3 LOB: 2 BB: 2 P: 29	R: 2 E: 0 K: 0 S: 11	H: 1 LOB: 1 BB: 3 P: 28	R: 0 E: 0 K: 1 S: 7	H: 0 LOB: 0 BB: 1 P: 15	R: 0 E: 0 K: 0 S: 8	H: 2 LOB: 2 BB: 0 P: 12	R: 0 E: 0 K: 1 S: 8	H: 0 LOB: 1 BB: 1 P: 16	R: 3 E: 0 K: 2 S: 9	H: 1 LOB: 0 BB: 2 P: 18	1B: 3 2B: 3 3B: 1 HR: 1	SF: 0 SAC: 1 DP: 1 HBP: 0	WP: 1 PB: 0 SB: 2 CS: 0	PA: 43	
PITCHER	IP: 3.1 WLS: 5.52 BF: 19 ERA: 5.52	H: 4 R: 5 ER: 5 SO: 2	H: 0 R: 0 ER: 0 SO: 1	H: 0 R: 0 ER: 0 SO: 1	H: 0 R: 0 ER: 0 SO: 15	H: 0 R: 0 ER: 0.00 SO: 17	H: 0 R: 0 ER: 0.00 SO: 11	H: 0 R: 0 ER: 0.00 SO: 11	H: 0 R: 0 ER: 0.00 SO: 16	H: 0 R: 0 ER: 0.00 SO: 16	H: 0 R: 0 ER: 0.00 SO: 16	H: 2 R: 1 ER: 16.20 SO: 3,000	H: 0 R: 0 ER: 0.00 SO: 17	H: 0 R: 0 ER: 0.00 SO: 17	H: 0 R: 0 ER: 0.00 SO: 17	H: 0 R: 0 ER: 0.00 SO: 17	H: 0 R: 0 ER: 0.00 SO: 17	1B: 3 2B: 3 3B: 1 HR: 1	SF: 0 SAC: 1 DP: 1 HBP: 0	WP: 1 PB: 0 SB: 2 CS: 0	PA: 43

Cincinnati Reds @ Milwaukee Brewers
Miller Park, Milwaukee, WI
Sat May 17 2003, 1:05 PM CDT
Att: 16,482 - Overcast - 63 F

livebaseballscorecards.com

Brewers

AB 31
R 8
H 8
RBI 8
BB 11
SO 6
LOB 20

Batter	1	2	3	4	5	6	7	8	9	10	AB	R	H	RBI	BB	SO	LOB	TOP								
Felipe Lopez, S <small>OBP: 0.313, SLG: 0.338</small>											5	0	1	0	0	1	2									
Sean Casey, L <small>OBP: 0.360, SLG: 0.438</small>											5	1	1	0	0	0	1									
Ken Griffey Jr., L <small>OBP: 0.324, SLG: 0.485</small>											5	0	0	0	0	1	2									
Austin Kearns, R <small>OBP: 0.415, SLG: 0.595</small>											4	1	1	1	1	0	0									
Aaron Boone, R <small>OBP: 0.349, SLG: 0.576</small>											5	2	2	3	0	1	1									
Adam Dunn, L <small>OBP: 0.341, SLG: 0.601</small>											3	1	0	0	2	0	1									
Jason LaRue, R <small>OBP: 0.372, SLG: 0.434</small>											2	1	1	0	2	1	1									
Juan Castro, R <small>OBP: 0.301, SLG: 0.392</small>											4	0	2	0	0	0	3									
Paul Wilson, R <small>OBP: 0.327, SLG: 0.593</small> Jose Guillen, R <small>OBP: 0.327, SLG: 0.593</small> Gabe White, L <small>OBP: 0.327, SLG: 0.593</small> Reggie Taylor, L <small>OBP: 0.327, SLG: 0.593</small> Scott Sullivan, R <small>OBP: 0.327, SLG: 0.593</small> Scott Williamson, R <small>OBP: 0.327, SLG: 0.593</small>											2	0	0	0	0	1	1									
Inning Stats	R: 0 E: 0 K: 1 S: 11	H: 1 LOB: 0 BB: 0 P: 16	R: 1 E: 0 K: 1 S: 9	H: 1 LOB: 1 BB: 1 P: 16	R: 0 E: 0 K: 1 S: 7	H: 0 LOB: 0 BB: 0 P: 9	R: 0 E: 0 K: 1 S: 8	H: 0 LOB: 1 BB: 1 P: 19	R: 1 E: 0 K: 0 S: 9	H: 2 LOB: 0 BB: 0 P: 16	R: 0 E: 0 K: 0 S: 7	H: 0 LOB: 0 BB: 0 P: 11	R: 1 E: 0 K: 1 S: 9	H: 1 LOB: 2 BB: 2 P: 20	R: 0 E: 0 K: 0 S: 9	H: 0 LOB: 0 BB: 0 P: 12	R: 0 E: 0 K: 1 S: 10	H: 1 LOB: 2 BB: 0 P: 15	R: 3 E: 0 K: 0 S: 13	H: 3 LOB: 0 BB: 0 P: 16	1B: 6 2B: 1 3B: 0 HR: 2	SF: 0 SAC: 0 DP: 1 HBP: 0	WP: 0 PB: 1 SB: 0 CS: 0	PA: 42		
PITCHER	IP 6.1	WLS B	BF 25	H 4	R 3	ER 3	SO 4	BB 4	IBB 0	HBP 0	BLK 0	WP 0	HR 1	S 54	P 99	ERA 4.26	WHIP 1.263									
Ruben Quevedo, R <small>ERA: 5.3</small>	(1, 1)																									
John Foster, L <small>ERA: 4.08</small>	(7, 1)	0.2	B	3	1	0	0	1	0	0	0	0	0	6	8	0.00	1.500									
Leo Estrella, R <small>ERA: 1.38</small>	(8, 1)	2.0		8	1	0	0	1	1	0	0	0	0	19	27	0.00	1.000									
Mike DeJean, R <small>ERA: 4.91</small>	(10, 1)	1.0	L	6	3	3	0	0	0	0	0	0	0	1	13	16	27.00	3.000								

Cincinnati Reds @ Milwaukee Brewers
 Miller Park, Milwaukee, WI
 Sun May 18 2003, 1:05 PM CDT
 Att: 14,703 - Overcast - 59 F

livebaseballscorecards.com

AB	37
R	6
H	9
RBI	5
BB	5
SO	6
LOB	14

Batter	1	2	3	4	5	6	7	8	9	10	AB	R	H	RBI	BB	SO	LOB	BOTTOM							
Scott Podsednik, L <small>OBP: 0.385, SLG: 0.420</small>											4	1	1	0	1	0	0								
Keith Ginter, R <small>OBP: 0.347, SLG: 0.276</small>												4	0	0	0	0	2								
Richie Sexson, R <small>OBP: 0.384, SLG: 0.559</small>												4	1	2	1	1	0	2							
Geoff Jenkins, L <small>OBP: 0.335, SLG: 0.480</small>												5	1	1	0	0	2	3							
John Vander Wal, L <small>OBP: 0.348, SLG: 0.470</small> Brady Clark, R <small>OBP: 0.304, SLG: 0.308</small>											3	0	1	2	0	1	1								
Wes Helms, R <small>OBP: 0.311, SLG: 0.401</small>											5	0	1	0	0	1	4								
Eddie Pérez, R <small>OBP: 0.307, SLG: 0.426</small>											4	0	2	0	0	0	1								
Royce Clayton, R <small>OBP: 0.302, SLG: 0.353</small>											4	0	0	0	0	1	3								
Ruben Quevedo, R <small>ERA: 5.05</small> John Foster, L <small>ERA: 5.05</small> Eric Young Sr., R <small>OBP: 0.343, SLG: 0.473</small> Leo Estrella, R <small>OBP: 0.343, SLG: 0.473</small> Alex Sanchez, L <small>OBP: 0.343, SLG: 0.473</small> Mike DeJean, R <small>OBP: 0.343, SLG: 0.473</small>											2	0	0	0	0	1	0								
Inning Stats	R: 2 E: 0 K: 0 S: 15	H: 3 LOB: 1 BB: 0 P: 22	R: 0 E: 0 K: 1 S: 7	H: 1 LOB: 0 BB: 0 P: 9	R: 1 E: 0 K: 0 S: 9	H: 1 LOB: 1 BB: 1 P: 17	R: 0 E: 0 K: 0 S: 7	H: 0 LOB: 0 BB: 0 P: 10	R: 0 E: 0 K: 0 S: 7	H: 1 LOB: 1 BB: 0 P: 12	R: 0 E: 0 K: 3 S: 12	H: 2 LOB: 2 BB: 0 P: 14	R: 0 E: 0 K: 1 S: 11	H: 0 LOB: 1 BB: 0 P: 14	R: 0 E: 0 K: 2 S: 10	H: 1 LOB: 1 BB: 0 P: 14	R: 0 E: 0 K: 0 S: 13	H: 0 LOB: 0 BB: 0 P: 17	R: 0 E: 1 K: 0 S: 8	H: 0 LOB: 2 BB: 1 P: 16	1B: 6 2B: 3 3B: 0 HR: 0	SF: 0 SAC: 0 DP: 1 HBP: 1	WP: 0 PB: 0 SB: 2 CS: 0	PA: 42	
PITCHER	IP 6.0	WLS 26	BF 26	H 8	R 3	ER 3	SO 4	BB 1	IBB 0	HBP 0	BLK 0	WP 0	HR 0	S 57	P 84	ERA 4.50	WHIP 1.500								
Paul Wilson, R <small>ERA: 5.05</small>	(1, 1)																								
Gabe White, L <small>ERA: 3.0</small>	(7, 1)	2.0		8	1	0	0	3	0	0	1	0	0	21	28	0.00	0.500								
Scott Sullivan, R <small>ERA: 4.81</small>	(9, 1)	1.0	W	3	0	0	0	0	0	0	0	0	0	13	17	0.00	0.000								
Scott Williamson, R <small>ERA: 3.44</small>	(10, 1)	1.0	S	5	0	0	0	0	1	0	0	0	0	8	16	0.00	1.000								

Cincinnati Reds @ Milwaukee Brewers
 Miller Park, Milwaukee, WI
 Sun May 18 2003, 1:05 PM CDT
 Att: 14,703 - Overcast - 59 F

livebaseballscorecards.com

AB	39
R	3
H	9
RBI	3
BB	2
SO	7
LOB	18

Batter	1	2	3	4	5	6	7	8	9	AB	R	H	RBI	BB	SO	LOB	TOP								
Shane Victorino, S (1, 8) OBP: 0.240, SLG: 0.194 Brian Buchanan, R (9, PH) OBP: 0.355, SLG: 0.473	2-2 G6-3			0-3 K		0-2 G1-3		0-3 K	0-2 BB 1B	4	0	0	0	0	2	1									
Mark Loretta, R (1, 4) OBP: 0.339, SLG: 0.396	2-3 K			1-2 P3		3-1 F8		1-3 K	4-2 BB 1B	4	0	0	0	1	2	1									
Ramón Vázquez, L (1, 6) OBP: 0.345, SLG: 0.349	1-1 G3-1			2-2 S 1B		1-2 G4-3		2-1 L8	2-3 K	5	0	1	0	0	1	4									
Ryan Klesko, L (1, 3) Charles Nagy, L (4, 1) Lou Merloni, R (7, PH) Luther Hackman, R (7, 1) Jesse Orosco, R (8, 1) Keith Lockhart, L (9, PH) OBP: 0.327, SLG: 0.412	2-1 G3-1			2-2 G4-3		1-2 G4-3		2-2 L9	2-1 F9	2	0	0	0	0	0	1									
Rondell White, R (1, 7) OBP: 0.335, SLG: 0.477	1-0 L9				1-1 FC1-6 1B		0-2 1B 1B	4-2 1B 2B BB		3	1	2	0	1	0	0									
Sean Burroughs, L (1, 5) OBP: 0.329, SLG: 0.395	0-1 G6-3				0-2 FC1-6 HR		2-1 FC6 1B	0-0 2B 1B		4	2	2	0	0	0	1									
Xavier Nady, R (1, 9) OBP: 0.360, SLG: 0.463			0-0 F8		0-1 HR		0-2 K	2-2 F9		4	1	1	2	0	1	4									
Miguel Ojeda, R (1, 2) OBP: 0.250, SLG: 0.375			1-3 K		2-1 P6		0-1 FC6	0-0 1B 2B		4	1	1	2	0	1	2									
Randy Keisler, L (1, 1) Dave Hansen, L (4, 3) OBP: 0.372, SLG: 0.229			0-1 G6-3		2-1 L7			3-2 1B 2B 1B		1	0	0	0	0	0	0									
Inning Stats	R: 0 H: 0 E: 0 K: 1 S: 11	H: 0 LOB: 0 BB: 0 P: 16	R: 0 H: 0 E: 0 K: 0 S: 5	H: 0 LOB: 0 BB: 0 P: 8	R: 0 H: 0 E: 0 K: 1 S: 6	H: 0 LOB: 0 BB: 0 P: 7	R: 0 H: 1 E: 0 K: 1 S: 15	H: 1 LOB: 1 BB: 0 P: 20	R: 2 H: 2 E: 0 K: 0 S: 11	H: 2 LOB: 0 BB: 0 P: 16	R: 0 H: 0 E: 0 K: 0 S: 8	H: 0 LOB: 0 BB: 0 P: 12	R: 0 H: 2 E: 0 K: 1 S: 14	H: 2 LOB: 2 BB: 0 P: 18	R: 0 H: 1 E: 0 K: 2 S: 13	H: 1 LOB: 1 BB: 0 P: 19	R: 3 H: 4 E: 0 K: 1 S: 22	H: 4 LOB: 3 BB: 2 P: 36	1B: 8 2B: 1 HR: 1	SF: 0 SAC: 0 DP: 0 HBP: 0	WP: 0 PB: 0 SB: 1 CS: 0	PA: 39			
PITCHER	IP	WLS	BF	H	R	ER	SO	BB	IBB	HBP	BLK	WP	HR	S	P	ERA	WHIP								
Matt Kinney, R (1, 1) ERA: 3.43	8.0	W	30	6	2	2	6	0	0	0	0	0	1	83	116	2.25	0.750								
Curt Leskanic, R (9, 1) ERA: 3.86	0.2		5	2	3	3	0	1	0	0	0	0	0	12	20	40.50	4.500								
Mike DeJean, R (9, 1) ERA: 4.84	0.1	S	4	2	0	0	1	1	0	0	0	0	0	10	16	0.00	9.000								

San Diego Padres @ Milwaukee Brewers
Miller Park, Milwaukee, WI
Mon May 19 2003, 7:05 PM CDT
Att: 10,136 - Dome - 72 F

AB 37
R 5
H 10
RBI 5
BB 2
SO 7
LOB 14



Batter	1	2	3	4	5	6	7	8	9	AB	R	H	RBI	BB	SO	LOB	BOTTOM								
Eric Young Sr., R (1, 4) OBP: 0.377, SLG: 0.477	4-2 S HR BB	1-2 S HR 2B	4-2 BLK BB			3-2 G4-3		3-2 F8		3	2	1	0	2	0	0									
Scott Podsednik, L (1, 8) OBP: 0.380, SLG: 0.447	3-1 1-H HR	2-3 K	3-2 G6-3			3-1 F7				4	1	1	2	0	1	2									
Richie Sexson, R (1, 3) OBP: 0.386, SLG: 0.552	4-2 2B BB	4-1 HR BB		0-3 K		2-3 K				2	1	0	0	2	2	0									
Geoff Jenkins, L (1, 7) OBP: 0.339, SLG: 0.506	0-1 2B	1-2 1-H 3-H HR		0-0 G6-3		1-3 K				4	1	2	3	0	1	0									
Brady Clark, R (1, 9) OBP: 0.320, SLG: 0.395	0-0 G5-3	1-1 HR		0-1 FC5-4 1B		1-2 G6-3				4	1	2	1	0	0	2									
Wes Helms, R (1, 5) OBP: 0.321, SLG: 0.414	3-2 HBP	1-1 1B		1 SAFE 2-2 FC5-4		2-0 2B				3	0	2	0	0	0	1									
Eddie Pérez, R (1, 2) OBP: 0.305, SLG: 0.420	0-2 F3	1-3 K			0-0 G4-6-3 1B		1-1 L5			4	0	1	0	0	1	5									
Royce Clayton, R (1, 6) OBP: 0.295, SLG: 0.344	0-2 K		2-1 G1-3		1-0 G4-6-3		1-0 F9			4	0	0	0	0	1	4									
Matt Kinney, R (1, 1) Enrique Cruz, R (8, PH) Curt Leskanic, R (9, 1) Mike DeJean, R (9, 1)		0-1 L8	1-2 G6-3		1-1 G1-3		1-3 K			3	0	0	0	0	0	0									
Inning Stats	R: 2 H: 2 E: 0 K: 1 S: 20	H: 2 LOB: 3 BB: 2 P: 34	R: 4 H: 4 E: 0 K: 2 S: 19	H: 4 LOB: 1 BB: 1 P: 30	R: 0 H: 0 E: 0 K: 0 S: 14	H: 0 LOB: 1 BB: 1 P: 24	R: 0 H: 1 E: 0 K: 1 S: 10	H: 1 LOB: 1 BB: 0 P: 12	R: 0 H: 1 E: 0 K: 0 S: 4	H: 1 LOB: 0 BB: 0 P: 6	R: 0 H: 0 E: 0 K: 1 S: 8	H: 0 LOB: 0 BB: 0 P: 16	R: 0 H: 1 E: 0 K: 1 S: 10	H: 1 LOB: 1 BB: 0 P: 15	R: 0 H: 0 E: 0 K: 1 S: 8	H: 0 LOB: 0 BB: 0 P: 13	R: 0 H: 0 E: 0 K: 1 S: 22	H: 0 LOB: 0 BB: 0 P: 36	1B: 3 2B: 3 3B: 0 HR: 3	SF: 0 SAC: 0 DP: 1 HBP: 1	WP: 0 PB: 0 SB: 2 CS: 0	PA: 37			
PITCHER	IP	WLS	BF	H	R	ER	SO	BB	IBB	HBP	BLK	WP	HR	S	P	ERA	WHIP								
Randy Keisler, L (1, 1) ERA: 18.0	3.0	L	20	6	6	6	3	4	0	0	0	0	0	22	34	0.00	0.667								
Charles Nagy, R (4, 1) ERA: 1.8	3.0		10	2	0	0	2	0	0	0	0	0	0	10	15	0.00	1.000								
Luther Hackman, R (7, 1) ERA: 4.57	1.0		4	1	0	0	1	0	0	0	0	0	0	8	13	0.00	0.000								
Jesse Orosco, L (8, 1) ERA: 7.07	1.0		3	0	0	0	1	0	0	0	0	0	0	8	13	0.00	0.000								

San Diego Padres @ Milwaukee Brewers
Miller Park, Milwaukee, WI
Mon May 19 2003, 7:05 PM CDT
Att: 10,136 - Dome - 72 F

AB 32
R 6
H 9
RBI 6
BB 4
SO 7
LOB 14



Batter	1	2	3	4	5	6	7	8	9	AB	R	H	RBI	BB	SO	LOB	TOP		
Mark Loretta, R (1,4) OBP: 0.337, SLG: 0.388	F9		L9			G5-4-3 BB			F9	3	0	0	0	1	0	1	San Diego Padres @ Milwaukee Brewers Miller Park, Milwaukee, WI Wed May 21 2003, 12:05 PM CDT Att: 18,138 - Dome - 72 F		
Lou Merloni, R (1,6) OBP: 0.397, SLG: 0.351	P2			F8		G5-4-3			F7	4	0	0	0	0	0	3			
Xavier Nady, R (1,9) OBP: 0.360, SLG: 0.482	G1-3			F7					K	4	0	0	0	0	2	1			
Rondell White, R (1,7) OBP: 0.335, SLG: 0.474		1B		L7					P5	3	0	1	0	0	0	0			
Brian Buchanan, R (1,3) OBP: 0.319, SLG: 0.419		K			F8				G5-3	3	0	0	0	0	1	1			
Sean Burroughs, L (1,5) OBP: 0.331, SLG: 0.416		K			G4-3				G4-3	3	0	0	0	0	1	1			
Jaret Wright, R (8,1) OBP: 0.353, SLG: 0.667		K								0	0	0	0	0	0	0			
Mike Matthews, L (8,1)										0	0	0	0	0	0	0			
Miguel Ojeda, R (1,2) OBP: 0.154, SLG: 0.231		G4-3			G4-3				G4-3	3	0	0	0	0	0	1			
Shane Victorino, S (1,8) OBP: 0.232, SLG: 0.178			P4						G6-3	2	0	0	0	1	0	0			
44 Jake Peavy, R (1,1) OBP: 0.143, SLG: 0.100				K						2	0	0	0	0	1	1			
Luther Hackman, R (6,1)										0	0	0	0	0	0	0			
Ramón Vázquez, L (8,6) OBP: 0.350, SLG: 0.372						B3			1B	1	0	1	0	0	0	0			
Inning Stats	R: 0 H: 0 E: 0 K: 0 S: 8	H: 0 LOB: 0 BB: 0 P: 13	R: 0 H: 1 E: 0 K: 2 S: 12	H: 1 LOB: 1 BB: 0 P: 17	R: 0 H: 0 E: 0 K: 1 S: 9	H: 0 LOB: 0 BB: 0 P: 11	R: 0 H: 0 E: 0 K: 0 S: 5	H: 0 LOB: 0 BB: 0 P: 8	R: 0 H: 0 E: 0 K: 0 S: 5	H: 0 LOB: 1 BB: 2 P: 13	R: 0 H: 0 E: 0 K: 1 S: 8	H: 0 LOB: 0 BB: 0 P: 13	R: 0 H: 0 E: 0 K: 0 S: 6	H: 0 LOB: 0 BB: 0 P: 8	R: 0 H: 1 E: 0 K: 1 S: 13	H: 1 LOB: 1 BB: 0 P: 18	1B: 2 2B: 0 3B: 0 HR: 0	SF: 0 SAC: 0 DP: 1 HBP: 0	WP: 0 PA: 30 SB: 0 CS: 1
PITCHER Wayne Franklin, L (1,1) ERA: 5.61	IP: 9.0 WLS: W BF: 30 H: 2 R: 0 ER: 0 SO: 5 BB: 2 IBB: 0 HBP: 0 BLK: 0 WP: 0 HR: 0 S: 70 P: 108 ERA: 0.00 WHIP: 0.444															PITCHER			

Batter	1	2	3	4	5	6	7	8	9	AB	R	H	RBI	BB	SO	LOB	BOTTOM			
Eric Young Sr., R (1,4) OBP: 0.384, SLG: 0.468	G6-4-3 BB		L4		G3		F8	1B		4	1	1	2	1	0	0	San Diego Padres @ Milwaukee Brewers Miller Park, Milwaukee, WI Wed May 21 2003, 12:05 PM CDT Att: 18,138 - Dome - 72 F			
Scott Podsednik, L (1,8) OBP: 0.382, SLG: 0.442	G6-4-3		K		S		F7	1B		5	0	2	0	0	1	1				
Richie Sexson, R (1,3) OBP: 0.382, SLG: 0.555	E5 HR			G6-3	K		HR	1B		5	2	2	3	0	1	1				
Geoff Jenkins, L (1,7) OBP: 0.343, SLG: 0.555	HR			HR		HR	G1-3	K		5	3	3	4	0	1	2				
John Vander Wal, L (1,9) OBP: 0.352, SLG: 0.495	L7			BB		HR	G4-3	K		4	1	1	0	1	1	2				
Wes Helms, R (1,5) OBP: 0.335, SLG: 0.433		L9		F8		BB	BB	BB	1B	3	1	1	0	1	0	1				
Keith Osik, R (1,2) OBP: 0.361, SLG: 0.241			G5-4-3		BB		BB	BB	1B	1	1	1	0	3	0	0				
Enrique Cruz, R (1,6) OBP: 0.259, SLG: 0.208		G5-4-3			K		BB	BB	1B	3	1	1	1	1	1	3				
Wayne Franklin, L (1,1) OBP: 0.100, SLG: 0.100			K		K		G4-3	F7		4	0	0	0	0	2	6				
Inning Stats	R: 2 H: 1 E: 1 K: 0 S: 12	H: 1 LOB: 0 BB: 1 P: 23	R: 0 H: 1 E: 0 K: 0 S: 4	H: 1 LOB: 0 BB: 0 P: 4	R: 0 H: 0 E: 0 K: 2 S: 9	H: 0 LOB: 0 BB: 0 P: 13	R: 1 H: 1 E: 0 K: 1 S: 8	H: 1 LOB: 2 BB: 2 P: 18	R: 0 H: 1 E: 0 K: 2 S: 13	H: 1 LOB: 1 BB: 0 P: 17	R: 1 H: 1 E: 0 K: 0 S: 11	H: 1 LOB: 2 BB: 3 P: 30	R: 1 H: 1 E: 0 K: 0 S: 6	H: 1 LOB: 0 BB: 0 P: 11	R: 5 H: 6 E: 0 K: 2 S: 21	H: 6 LOB: 2 BB: 1 P: 34		1B: 8 2B: 0 3B: 0 HR: 4	SF: 0 SAC: 0 DP: 3 HBP: 0	WP: 0 PA: 41 SB: 1 CS: 0
PITCHER 44 Jake Peavy, R (1,1) ERA: 4.35 Luther Hackman, R (6,1) ERA: 4.63 Jesse Orosco, L (8,1) ERA: 8.36 Jaret Wright, R (8,1) ERA: 7.46 Mike Matthews, L (8,1) ERA: 4.25	IP: 5.1 WLS: L BF: 25 H: 5 R: 4 ER: 2 SO: 5 BB: 5 IBB: 0 HBP: 0 BLK: 0 WP: 0 HR: 3 S: 51 P: 93 ERA: 3.38 WHIP: 1.875															PITCHER				

AB 28
R 0
H 2
RBI 0
BB 2
SO 5
LOB 9

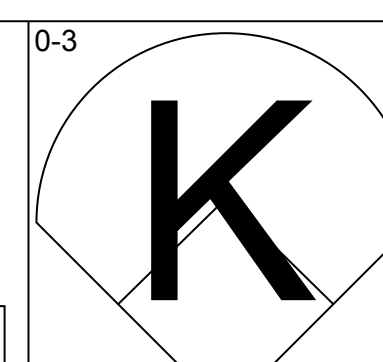
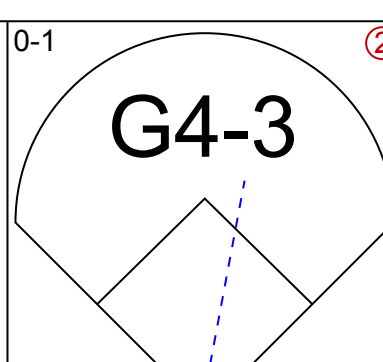
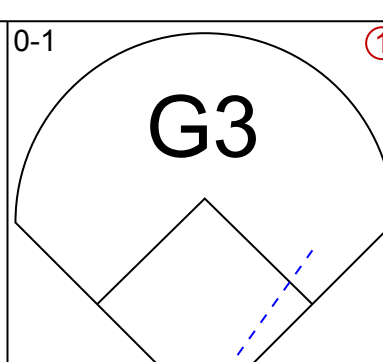
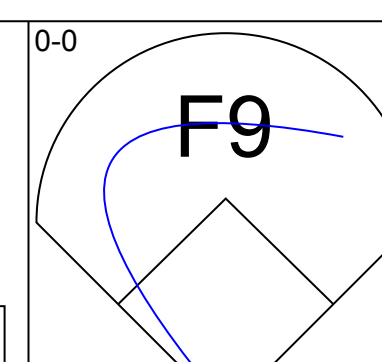
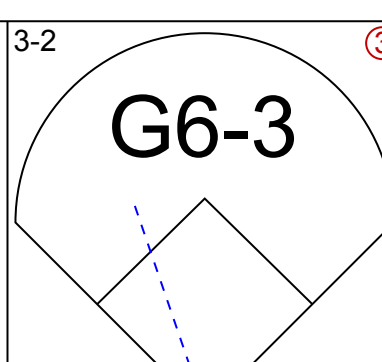
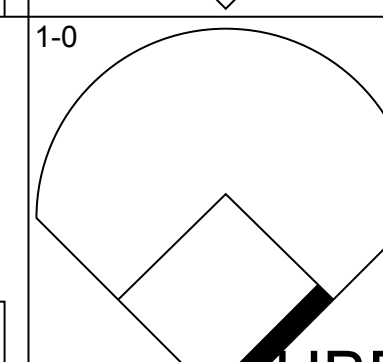
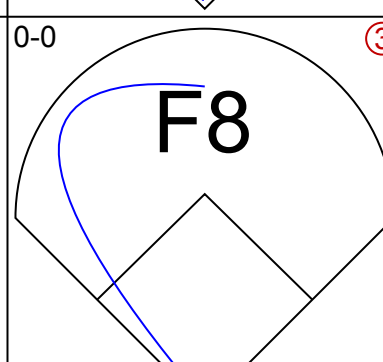
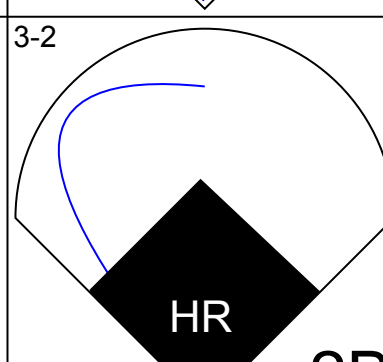
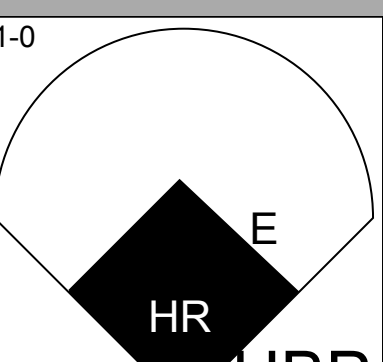
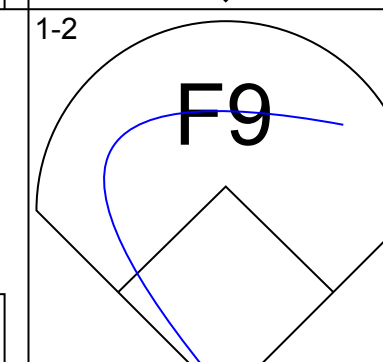
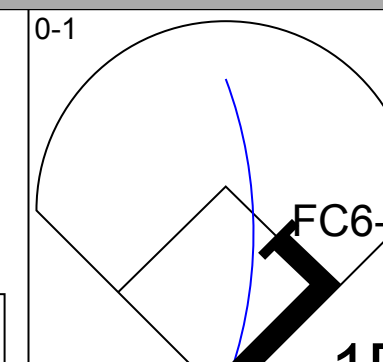
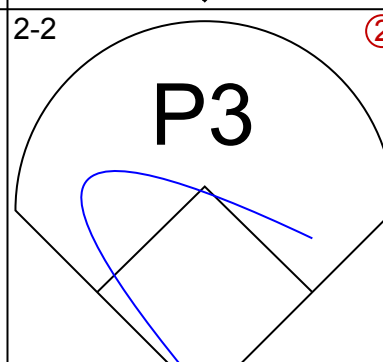
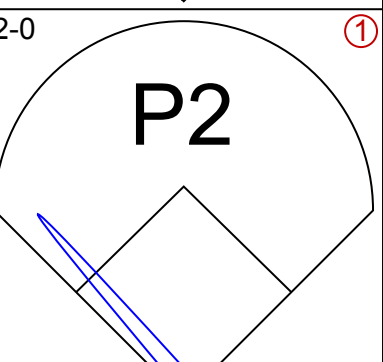
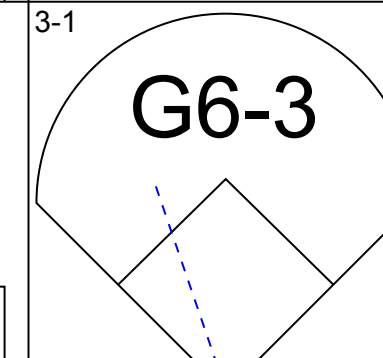
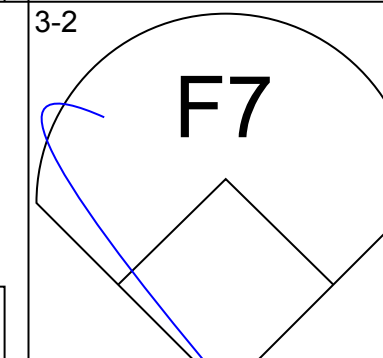
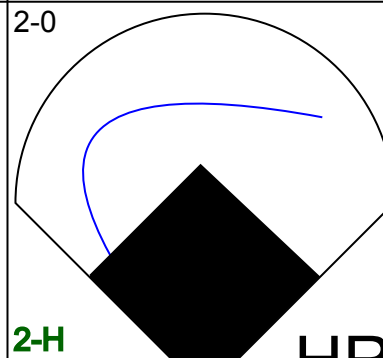
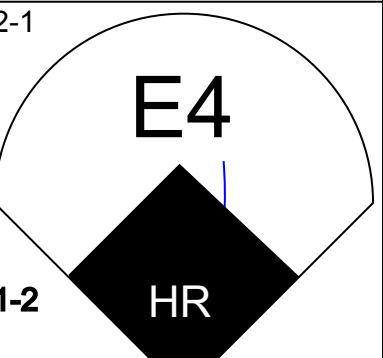
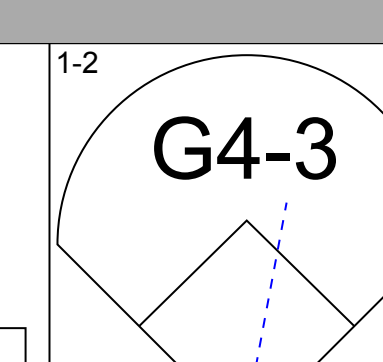
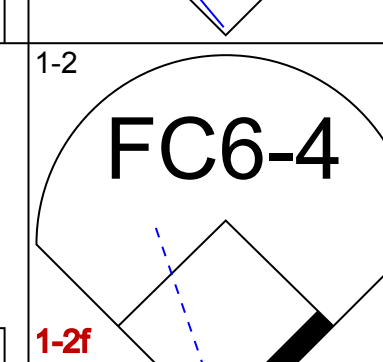
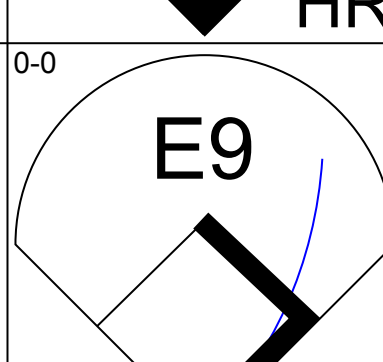
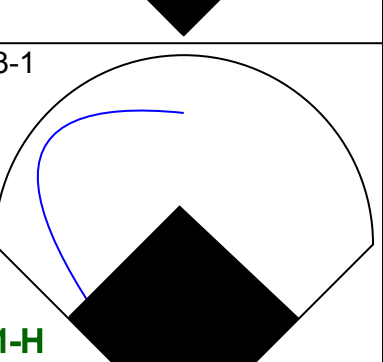
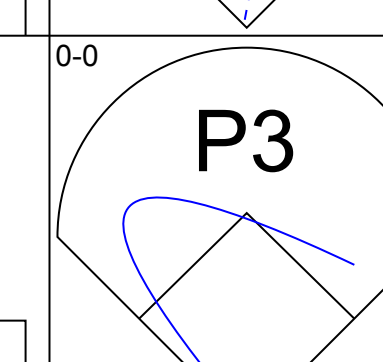
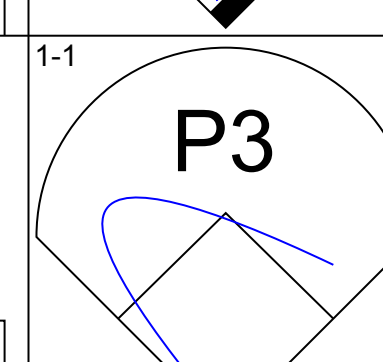
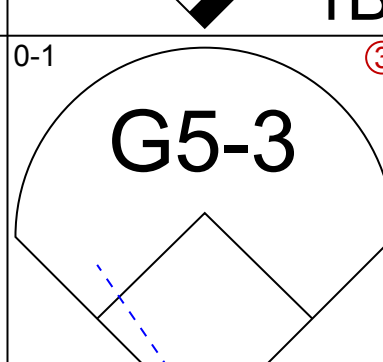
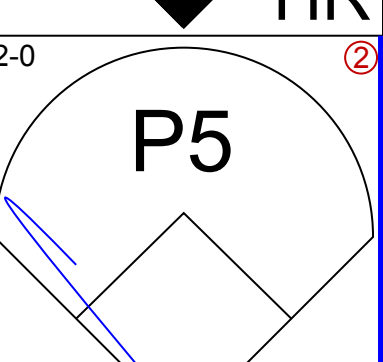
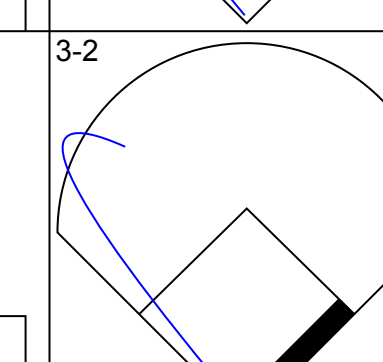
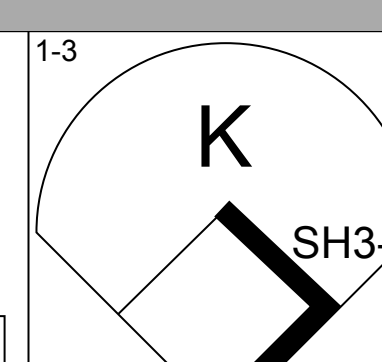

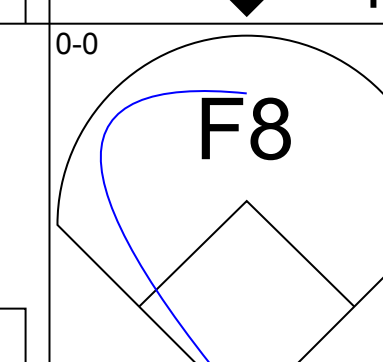
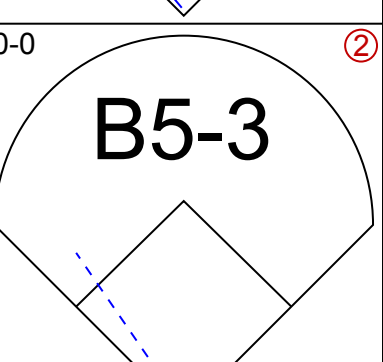
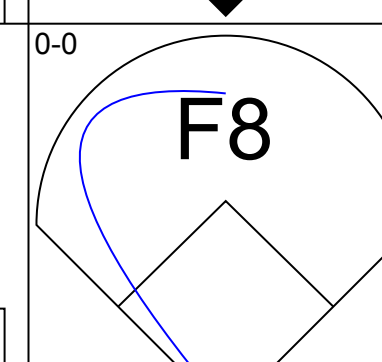
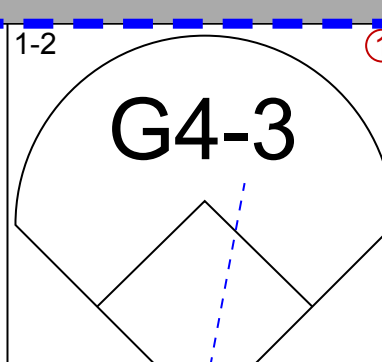
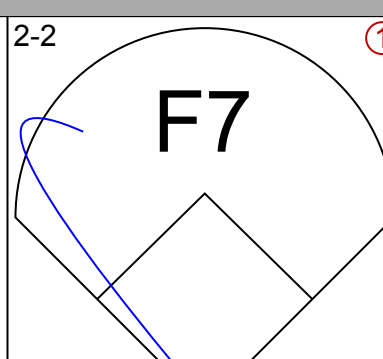
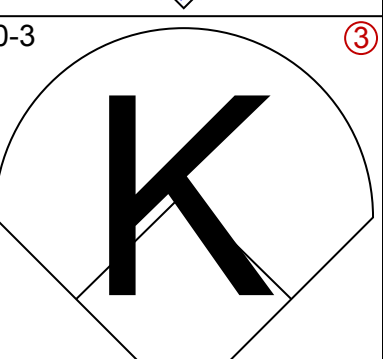
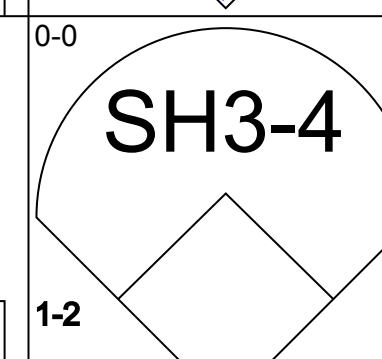
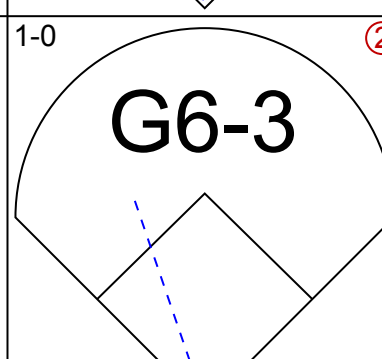


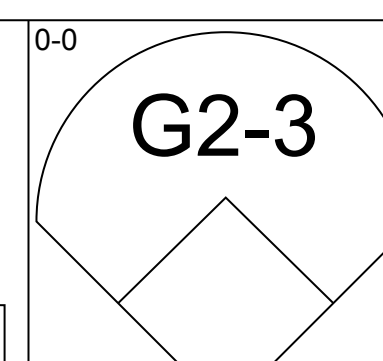
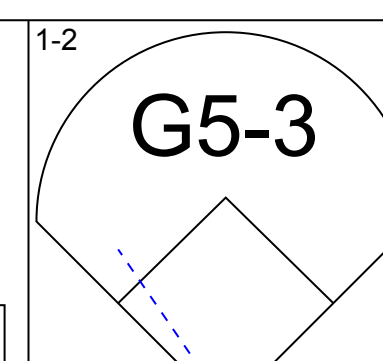
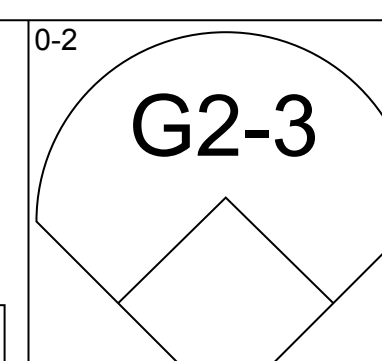
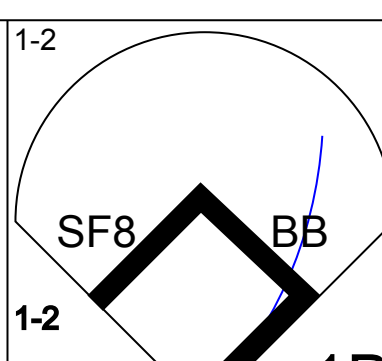
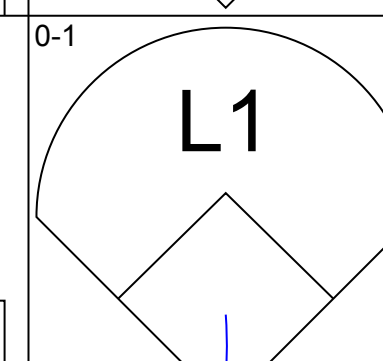
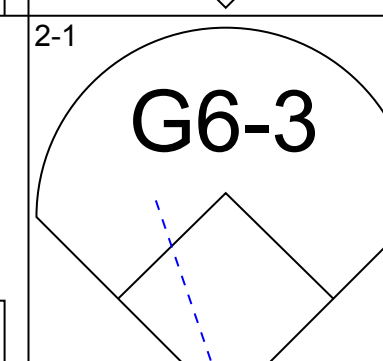
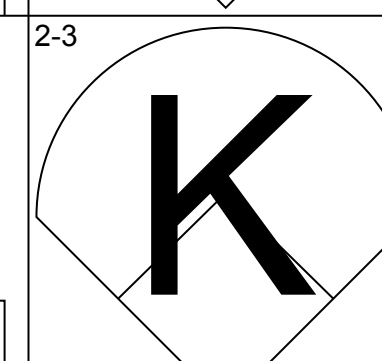
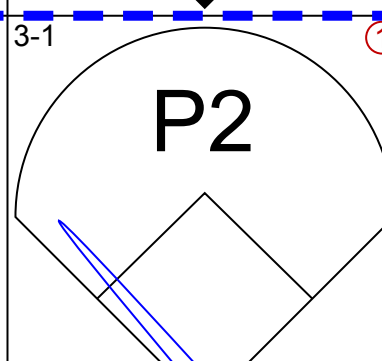
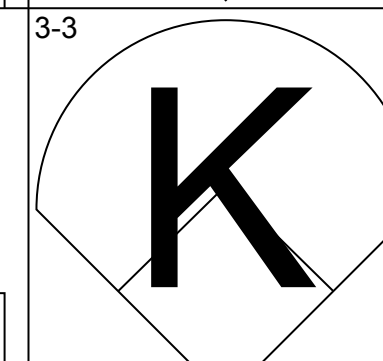
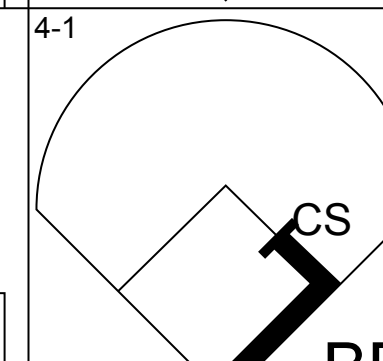
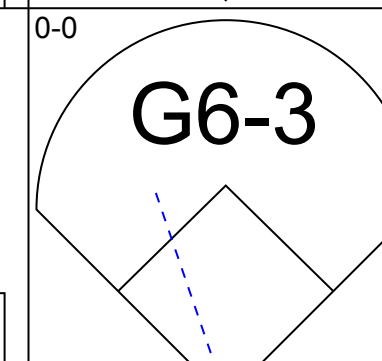
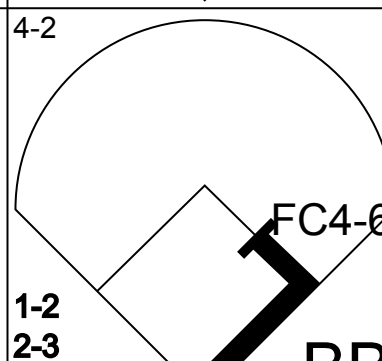
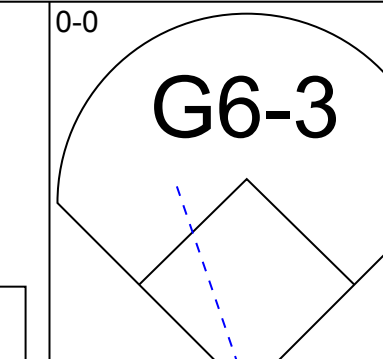
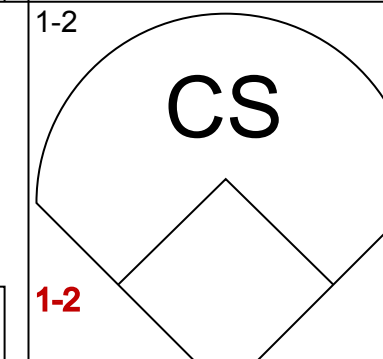
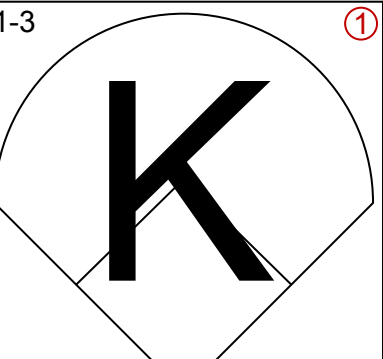
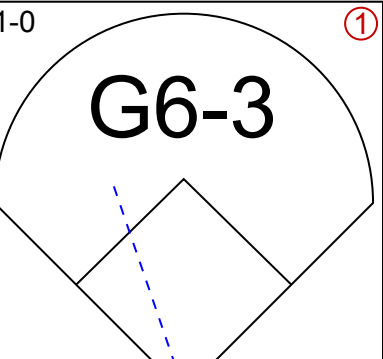
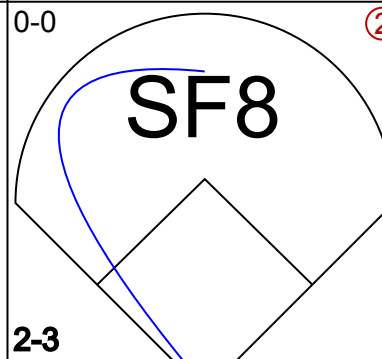
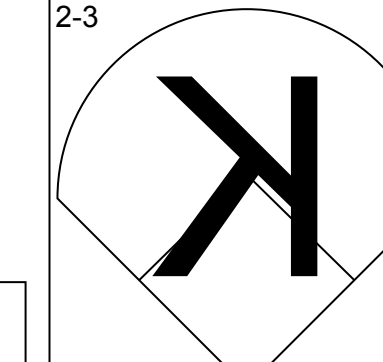
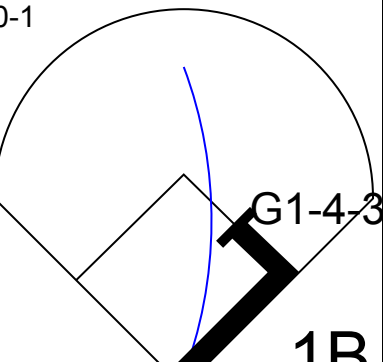
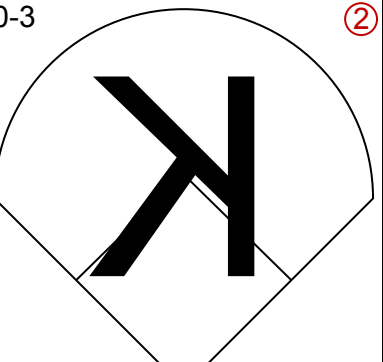
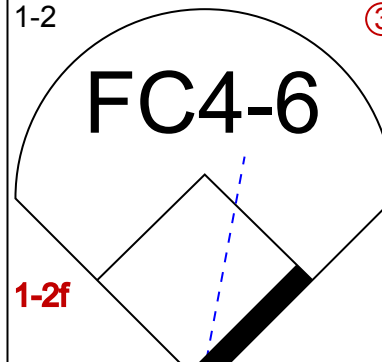
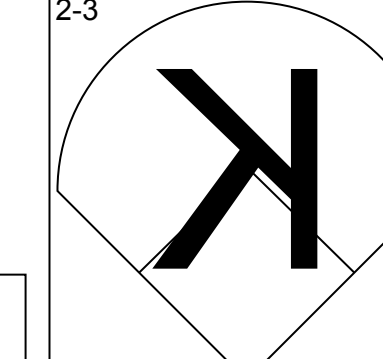
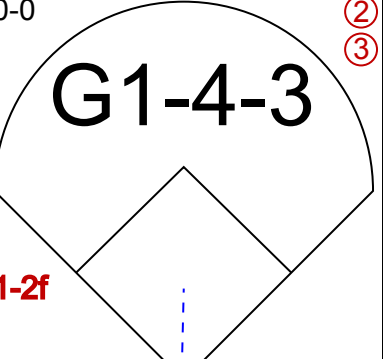
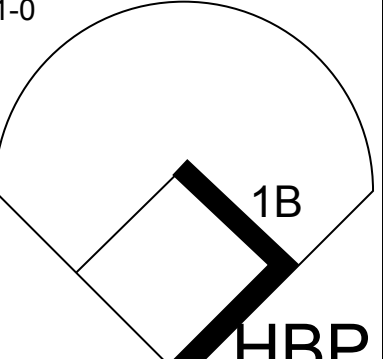
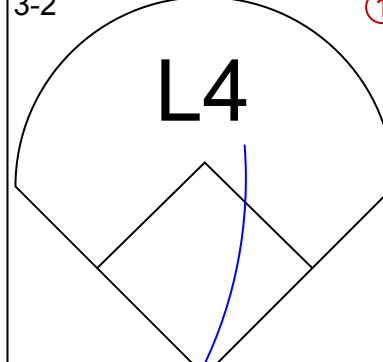
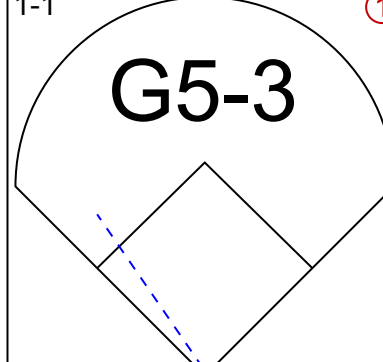
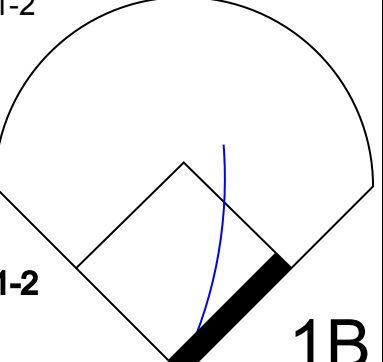
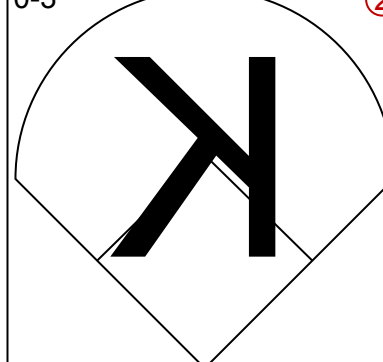
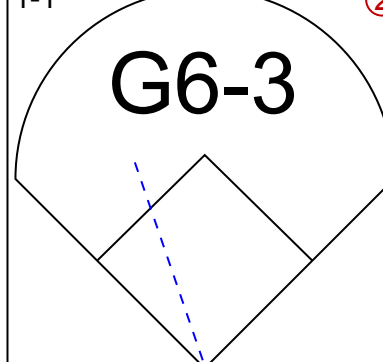
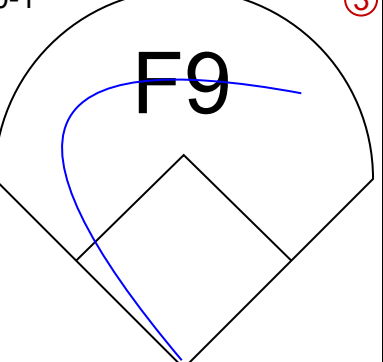
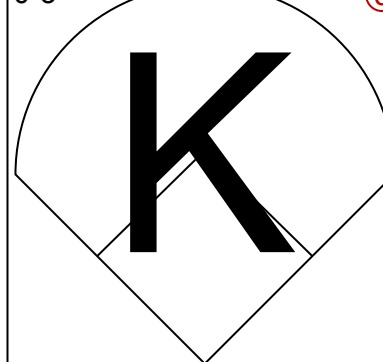
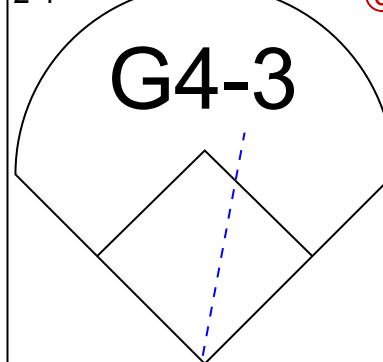
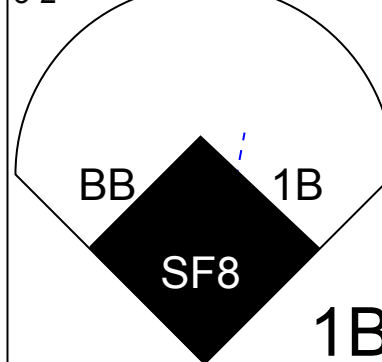
AB 34
R 10
H 12
RBI 10
BB 7
SO 7
LOB 16



Batter	1	2	3	4	5	6	7	8	9	AB	R	H	RBI	BB	SO	LOB	TOP										
Cesar Izturis, S (1, 6) OBP: 0.297, SLG: 0.297	2-1 1B		0-2 G6-3		0-1 FC5-4		0-0 B2		0-1 F9	5	1	2	0	0	0	1	Los Angeles Dodgers @ Milwaukee Brewers Miller Park, Milwaukee, WI Fri May 23 2003, 7:05 PM CDT Att: 14,859 - Dome - 72 F livebaseballscorecards.com										
Paul Lo Duca, R (1, 2) OBP: 0.383, SLG: 0.420	1-1 1B		0-2 BB		2-0 FC5-4		4-1 HR		1-2 G5-3	4	2	2	0	1	0	1											
Shawn Green, L (1, 9) OBP: 0.337, SLG: 0.466	0-0 1B		0-0 FC5		1-3 K		0-0 HR		0-2 P5	5	1	3	4	0	1	1											
Fred McGriff, L (1, 3) OBP: 0.324, SLG: 0.424	0-1 G4-6-3		3-2 P2		1-3 K		0-1 P6			4	0	0	0	0	1	4											
Brian Jordan, R (1, 7) OBP: 0.387, SLG: 0.408	2-2 1B		4-1 BB		1-0 G5-3		1-1 1B			3	0	2	0	1	0	0											
Adrián Beltré, R (1, 5) OBP: 0.244, SLG: 0.338	1-1 L4		0-1 FC5		1-3 K		1-2 G4-3			4	0	0	0	0	1	5											
Jolbert Cabrera, R (1, 8) OBP: 0.320, SLG: 0.537		1-1 G6-3		1-1 G6-3		2-1 L7		2-0 P3		4	0	0	0	0	0	0											
Alex Cora, L (1, 4) OBP: 0.350, SLG: 0.378		2-2 P4		2-3 K			0-1 2B	0-1 G3-4-1		4	1	1	0	0	1	0											
Odalis Perez, L (1, 1) Ron Coomer, R (7, PH) Guillermo Mota, R (7, 1) OBP: 0.326, SLG: 0.316 OBP: 0.333, SLG: 0.333		0-0 F8		1-0 G4-3			3-2 HR	0-3 K		2	0	0	0	0	0	0											
Inning Stats	R: 2 E: 0 K: 0 S: 13	H: 4 LOB: 1 BB: 0 P: 19	R: 0 E: 0 K: 0 S: 9	H: 0 LOB: 0 BB: 0 P: 12	R: 0 E: 0 K: 0 S: 16	H: 2 LOB: 3 BB: 1 P: 23	R: 0 E: 0 K: 1 S: 7	H: 0 LOB: 0 BB: 0 P: 11	R: 0 E: 0 K: 2 S: 9	H: 1 LOB: 1 BB: 0 P: 13	R: 0 E: 0 K: 1 S: 8	H: 0 LOB: 0 BB: 0 P: 12	R: 4 E: 0 K: 0 S: 16	H: 4 LOB: 1 BB: 1 P: 25	R: 0 E: 0 K: 1 S: 6	H: 0 LOB: 0 BB: 0 P: 8	R: 0 E: 0 K: 0 S: 11	H: 0 LOB: 0 BB: 0 P: 12	1B: 8 2B: 2 3B: 0 HR: 1	SF: 0 SAC: 0 DP: 1 HBP: 0	WP: 0 PB: 0 SB: 0 CS: 0	PA: 39					
PITCHER	IP	WLS	BF	H	R	ER	SO	BB	IBB	HBP	BLK	WP	HR	S	P	ERA	WHIP										
Glendon Rusch, L (1, 1) ERA: 7.24	6.1	L	29	9	5	5	4	2	0	0	0	0	0	69	104	7.11	1.737										
John Foster, L (7, 1) ERA: 4.5	0.1	B	3	2	1	1	0	0	0	0	0	0	1	5	6	27.00	6.000										
Leo Estrella, R (7, 1) ERA: 1.26	1.1		4	0	0	0	1	0	0	0	0	0	0	10	13	0.00	0.000										
Matt Ford, L (9, 1) ERA: 1.02	1.0		3	0	0	0	0	0	0	0	0	0	0	11	12	0.00	0.000										

Batter	1	2	3	4	5	6	7	8	9	AB	R	H	RBI	BB	SO	LOB	BOTTOM										
Eric Young Sr., R (1, 4) OBP: 0.373, SLG: 0.451	0-2 G5-3	2-2 G6-4-3			2-1 F9		3-3 K		3-3 K	5	0	0	0	0	2	2	Los Angeles Dodgers @ Milwaukee Brewers Miller Park, Milwaukee, WI Fri May 23 2003, 7:05 PM CDT Att: 14,859 - Dome - 72 F livebaseballscorecards.com										
Scott Podsednik, L (1, 8) OBP: 0.368, SLG: 0.424	2-2 G6-3		3-2 F7		0-2 L7		1-1 G6-3			4	0	0	0	0	0	0											
Richie Sexson, R (1, 3) OBP: 0.380, SLG: 0.548	0-0 G6-3		1-0 F9		0-0 1B		1-2 G5-3			4	0	1	0	0	0	0											
Geoff Jenkins, L (1, 7) OBP: 0.351, SLG: 0.560		4-0 2B	0-1 2B		4-1 1B		1-2 BB		1-2 F7	2	1	1	0	2	0	0											
Brady Clark, R (1, 9) OBP: 0.327, SLG: 0.417		1-2 1B	0-1 F7		1-2 1B		1-2 1B		2-2 G6-3	4	1	2	0	0	0	1											
Wes Helms, R (1, 5) OBP: 0.328, SLG: 0.425		0-0 SF8		1-3 K		1-0 F7		0-1 G6-3		3	0	0	1	0	1	3											
Eddie Pérez, R (1, 2) OBP: 0.320, SLG: 0.431		3-1 HR		0-1 1B		1-2 G1-6-3		0-1 F8		4	1	3	1	0	0	0											
Royce Clayton, R (1, 6) OBP: 0.293, SLG: 0.354		2-2 HR		3-2 P6		0-1 G1-6-3		1-2 G5-3		4	1	1	2	0	0	2											
Glendon Rusch, L (1, 1) OBP: 0.300, SLG: 0.222 John Foster, L (7, 1) Leo Estrella, R (7, 1) Matt Ford, S (9, 1) John Vander Wal, L (9, PH) OBP: 0.357, SLG: 0.500		2-2 1B		2-2 G2-3		0-3 K		1-1 1B		3	0	1	0	0	1	1											
Inning Stats	R: 0 E: 0 K: 0 S: 9	H: 4 LOB: 0 BB: 1 P: 11	R: 4 E: 0 K: 0 S: 20	H: 4 LOB: 1 BB: 1 P: 31	R: 0 E: 0 K: 1 S: 15	H: 1 LOB: 1 BB: 0 P: 21	R: 0 E: 0 K: 1 S: 11	H: 2 LOB: 3 BB: 1 P: 19	R: 0 E: 0 K: 1 S: 8	H: 1 LOB: 0 BB: 0 P: 9	R: 0 E: 0 K: 1 S: 9	H: 0 LOB: 0 BB: 0 P: 14	R: 0 E: 0 K: 0 S: 8	H: 0 LOB: 0 BB: 0 P: 11	R: 0 E: 0 K: 1 S: 10	H: 1 LOB: 1 BB: 0 P: 15	1B: 7 2B: 2 3B: 0 HR: 1	SF: 1 SAC: 0 DP: 2 HBP: 0	WP: 0 PB: 1 SB: 0 CS: 0	PA: 37							
PITCHER	IP	WLS	BF	H	R	ER	SO	BB	IBB	HBP	BLK	WP	HR	S	P	ERA	WHIP										
Odalis Perez, L (1, 1) ERA: 3.23	6.0	W	27	9	4	4	2	2	0	0	0	0	0	72	104	6.00	1.833										
Guillermo Mota, R (7, 1) ERA: 0.94	3.0	S	10	1	0	0	2	0	0	0	0	0	0	27	40	0.00	0.333										

Batter	1	2	3	4	5	6	7	8	9	AB	R	H	RBI	BB	SO	LOB	TOP								
Alex Cora, L OBP: 0.335, SLG: 0.361 (1, 4)										5	0	0	0	0	1	1	Los Angeles Dodgers @ Milwaukee Brewers Miller Park, Milwaukee, WI Sun May 25 2003, 1:05 PM CDT Att: 22,354 - Sunny - 62 F livebaseballscorecards.com								
Jolbert Cabrera, R OBP: 0.342, SLG: 0.551 (1, 8) (8, 7)										2	2	1	0	0	0	0									
Shawn Green, L OBP: 0.336, SLG: 0.457 (1, 9)										4	0	1	0	0	0	3									
Fred McGriff, L OBP: 0.330, SLG: 0.453 (1, 3)										4	2	1	2	0	0	3									
Paul Lo Duca, R OBP: 0.386, SLG: 0.446 (1, 2)										4	1	2	3	0	0	1									
Danyle Ward, L OBP: 0.194, SLG: 0.171 Jason Romano, R OBP: 0.083, SLG: 0.083 (1, 7) (8, 8)										4	0	0	0	0	0	2									
Adrian Beltré, R OBP: 0.244, SLG: 0.329 (1, 5)										4	0	1	0	0	1	0									
Cesar Izturis, S OBP: 0.290, SLG: 0.289 (1, 6)										4	0	0	0	0	0	2									
Kevin Brown, R OBP: 0.160, SLG: 0.208 Tom Martin, L (9, 1)										3	0	0	0	0	1	0									
Inning Stats	R: 0 E: 0 K: 1 S: 8	H: 0 LOB: 1 BB: 0 P: 13	R: 0 E: 0 K: 0 S: 10	H: 1 LOB: 1 BB: 0 P: 14	R: 0 E: 0 K: 0 S: 6	H: 0 LOB: 0 BB: 0 P: 8	R: 0 E: 0 K: 0 S: 10	H: 1 LOB: 1 BB: 0 P: 15	R: 0 E: 0 K: 1 S: 6	H: 0 LOB: 0 BB: 0 P: 7	R: 2 E: 1 K: 0 S: 12	H: 3 LOB: 1 BB: 0 P: 19	R: 0 E: 0 K: 1 S: 6	H: 0 LOB: 1 BB: 0 P: 7	R: 3 E: 1 K: 0 S: 8	H: 1 LOB: 0 BB: 0 P: 20		R: 0 E: 0 K: 0 S: 7	H: 0 LOB: 0 BB: 0 P: 12	1B: 3 2B: 1 3B: 0 HR: 2	SF: 0 SAC: 1 DP: 0 HBP: 2	WP: 1 PB: 0 SB: 0 CS: 0	PA: 37		
PITCHER	IP WLS BF H R ER SO BB IBB HBP BLK WP HR S P ERA WHIP																								
15 Ben Sheets, R ERA: 4.57 Mike DeJean, R ERA: 4.44	(1, 1) (9, 1)	8.0 L	34 3	6 0	5 0	4 0	3 0	0 0	0 0	2 0	0 0	0 0	1 0	2 7	66 12	103 0.00	4.50 0.000								

Batter	1	2	3	4	5	6	7	8	9	AB	R	H	RBI	BB	SO	LOB	BOTTOM							
Eric Young Sr., R OBP: 0.362, SLG: 0.434 (1, 4)										4	0	1	0	0	0	0	Los Angeles Dodgers @ Milwaukee Brewers Miller Park, Milwaukee, WI Sun May 25 2003, 1:05 PM CDT Att: 22,354 - Sunny - 62 F livebaseballscorecards.com							
Scott Podsednik, L OBP: 0.347, SLG: 0.396 Brady Clark, R OBP: 0.321, SLG: 0.408 (1, 8) (9, PH)										3	0	0	0	0	1	0								
Richie Sexson, R OBP: 0.380, SLG: 0.534 (1, 3)										2	0	0	0	2	1	0								
Geoff Jenkins, L OBP: 0.342, SLG: 0.541 (1, 7)										3	0	0	1	0	1	0								
John Vander Wal, L OBP: 0.358, SLG: 0.487 (1, 9)										4	0	1	0	0	2	2								
Wes Helms, R OBP: 0.333, SLG: 0.420 (1, 5)										2	0	0	0	0	1	1								
Keith Osik, R OBP: 0.360, SLG: 0.246 (1, 2)										3	0	1	0	0	0	0								
Royce Clayton, R OBP: 0.284, SLG: 0.341 (1, 6)										3	0	0	0	0	1	2								
15 Ben Sheets, R OBP: 0.071, SLG: 0.071 Mike DeJean, R OBP: 0.444, SLG: 0.778 Brooks Kieschnick, L OBP: 0.444, SLG: 0.778 (1, 1) (9, PH)										2	0	0	0	0	1	0								
Inning Stats	R: 0 E: 0 K: 1 S: 6	H: 0 LOB: 0 BB: 0 P: 9	R: 0 E: 0 K: 2 S: 7	H: 0 LOB: 0 BB: 0 P: 11	R: 0 E: 0 K: 2 S: 9	H: 0 LOB: 0 BB: 0 P: 12	R: 0 E: 0 K: 0 S: 8	H: 0 LOB: 0 BB: 1 P: 16	R: 0 E: 0 K: 0 S: 7	H: 1 LOB: 0 BB: 0 P: 8	R: 0 E: 0 K: 0 S: 6	H: 0 LOB: 0 BB: 0 P: 10	R: 0 E: 0 K: 1 S: 8	H: 0 LOB: 0 BB: 0 P: 10	R: 0 E: 0 K: 1 S: 9	H: 1 LOB: 2 BB: 0 P: 12		R: 1 E: 0 K: 0 S: 17	H: 2 LOB: 2 BB: 1 P: 29	1B: 4 2B: 0 3B: 0 HR: 0	SF: 1 SAC: 0 DP: 1 HBP: 1	WP: 0 PB: 0 SB: 0 CS: 1	PA: 33	
PITCHER	IP WLS BF H R ER SO BB IBB HBP BLK WP HR S P ERA WHIP																							
Kevin Brown, R ERA: 2.24 Tom Martin, L ERA: 3.0	(1, 1) (9, 1)	8.0 W	28 4	1 1	1 1	8 8	0 0	0 0	0 0	1 1	0 0	0 0	0 0	0 0	10 18	67 0.00	1.12 1.000							

Batter	1	2	3	4	5	6	7	8	9	AB	R	H	RBI	BB	SO	LOB	TOP																		
Eric Young Sr. R OBP: 0.359, SLG: 0.426	P5		SH2-3 BB			G6-3		G6-4-3		3	0	0	0	1	0	1																			
Scott Podsednik L OBP: 0.347, SLG: 0.394	1B		SH2-3			G4-3			F7	3	0	1	0	0	0	0																			
Richie Sexson R OBP: 0.378, SLG: 0.528	L6		K			G6-3			BB 1B 1B	4	1	1	0	0	1	4																			
Geoff Jenkins L OBP: 0.340, SLG: 0.534	K				F7		P6		BB 1B 1B	4	1	1	0	0	1	1																			
John Vander Wal L OBP: 0.370, SLG: 0.487 Mike DeJean R	K				G6-3 BB		FC6-4 1B		1B 1B BB	2	1	1	0	2	1	0																			
Wes Helms R OBP: 0.326, SLG: 0.410	G5-3				G6-3		F9		K	4	0	0	0	0	1	5																			
Keith Osk R OBP: 0.346, SLG: 0.234 Brady Clark R OBP: 0.333, SLG: 0.420	L6				F8		FC6-4		1B	3	0	0	0	0	0	1																			
Royce Clayton R OBP: 0.288, SLG: 0.341 Enrique Cruz R OBP: 0.241, SLG: 0.192			SH2-3 SH3-4 HBP			K		K	1B	0	0	0	0	0	0	0																			
Keith Ginter R OBP: 0.353, SLG: 0.284					F7				2H 3H	1	0	1	2	0	0	0																			
Wayne Franklin L OBP: 0.095, SLG: 0.095 Brooks Kieschnick L OBP: 0.590, SLG: 0.950 Luis Vizcaino R Eddie Pérez R OBP: 0.310, SLG: 0.417			SH3-4			F7		G6-4-3 1B	F9	1	0	0	0	0	0	0																			
Inning Stats	R: 0 E: 0 K: 1 S: 12	H: 1 LOB: 1 BB: 0 P: 16	R: 0 E: 0 K: 1 S: 7	H: 0 LOB: 0 BB: 0 P: 12	R: 0 E: 0 K: 1 S: 9	H: 0 LOB: 3 BB: 1 P: 16	R: 0 E: 0 K: 0 S: 8	H: 0 LOB: 0 BB: 1 P: 15	R: 0 E: 0 K: 1 S: 7	H: 0 LOB: 0 BB: 0 P: 10	R: 0 E: 0 K: 0 S: 8	H: 0 LOB: 1 BB: 0 P: 13	R: 0 E: 0 K: 1 S: 12	H: 1 LOB: 0 BB: 0 P: 17	R: 4 E: 0 K: 1 S: 19	H: 4 LOB: 1 BB: 1 P: 33	1B: 7 2B: 0 3B: 0 HR: 0	SF: 0 SAC: 2 DP: 2 HBP: 1	WP: 0 PB: 0 CS: 0	PA: 36															
PITCHER	IP WLS BF H R ER SO BB IBB HBP BLK WP HR S P ERA WHIP																																		
44 Jake Peavy R ERA: 4.08	(1, 1)	8.1	31	5	2	2	5	2	0	1	0	0	0	0	0	76	120	2.16	0.840																
Mike Matthews L ERA: 5.29	(9, 1)	0.0	L	1	0	0	0	1	0	0	0	0	0	0	0	2	6	∞	∞																
Matt Herges R ERA: 2.42	(9, 1)	0.2	B	4	2	2	2	1	0	0	0	0	0	0	0	11	16	27.00	3.000																

Milwaukee Brewers @ San Diego Padres
Qualcomm Stadium, San Diego, CA
Tue May 27 2003, 10:05 PM EDT
Att: 13,404 - Sunny - 72 F

AB 30
R 4
H 7
RBI 4
BB 3
SO 6
LOB 13



Batter	1	2	3	4	5	6	7	8	9	AB	R	H	RBI	BB	SO	LOB	BOTTOM																		
Ramón Vázquez L OBP: 0.351, SLG: 0.373	G3		SH1-4					G4-3		3	0	1	0	0	0	0																			
Mark Loretta R OBP: 0.342, SLG: 0.387	1B		S 2B					P4		4	0	3	2	0	0	0																			
Ryan Klesko L OBP: 0.358, SLG: 0.482	F7		K					G4-3		4	0	0	0	0	1	4																			
Rondell White R OBP: 0.346, SLG: 0.491	G6-3		F8					F8		4	0	1	0	0	0	2																			
Xavier Nady R OBP: 0.333, SLG: 0.445			K					P3		4	0	0	0	0	1	1																			
Gary Bennett R OBP: 0.293, SLG: 0.352 Dave Hansen L OBP: 0.424, SLG: 0.364	K							P3		3	0	0	0	0	1	0																			
Gary Matthews S OBP: 0.253, SLG: 0.326	F9							G6-3		3	0	0	0	0	0	0																			
Lou Merloni R OBP: 0.368, SLG: 0.323			SH1-4 44 HBP 2B					G4-3		3	1	1	0	0	0	0																			
44 Jake Peavy R OBP: 0.167, SLG: 0.091 Mike Matthews L Matt Herges L			SH1-4 2B HBP					K		2	1	0	0	0	2	0																			
Inning Stats	R: 0 E: 0 K: 0 S: 10	H: 1 LOB: 1 BB: 0 P: 14	R: 0 E: 0 K: 2 S: 11	H: 0 LOB: 0 BB: 0 P: 18	R: 2 E: 0 K: 1 S: 13	H: 2 LOB: 1 BB: 0 P: 18	R: 0 E: 0 K: 0 S: 4	H: 0 LOB: 0 BB: 0 P: 4	R: 0 E: 0 K: 1 S: 11	H: 2 LOB: 2 BB: 0 P: 15	R: 0 E: 0 K: 0 S: 5	H: 0 LOB: 0 BB: 0 P: 6	R: 0 E: 0 K: 1 S: 6	H: 0 LOB: 0 BB: 0 P: 11	R: 0 E: 0 K: 0 S: 7	H: 0 LOB: 0 BB: 0 P: 9	R: 0 E: 0 K: 1 S: 8	H: 1 LOB: 0 BB: 0 P: 11	1B: 5 2B: 1 3B: 0 HR: 0	SF: 0 SAC: 1 DP: 1 HBP: 1	WP: 0 PB: 0 CS: 0	PA: 33													
PITCHER	IP WLS BF H R ER SO BB IBB HBP BLK WP HR S P ERA WHIP																																		
Wayne Franklin L ERA: 5.29	(1, 1)	7.0	27	5	2	2	5	0	0	1	1	1	0	0	0	60	86	2.57	0.714																
Luis Vizcaino R ERA: 9.64	(8, 1)	1.0	W	3	0	0	0	0	0	0	0	0	0	0	7	9	0.00	0.000																	
Mike DeJean R ERA: 4.26	(9, 1)	1.0	S	3	1	0	0	1	0	0	0	0	0	0	8	11	0.00	1.000																	

Milwaukee Brewers @ San Diego Padres
Qualcomm Stadium, San Diego, CA
Tue May 27 2003, 10:05 PM EDT
Att: 13,404 - Sunny - 72 F

AB 31
R 2
H 6
RBI 2
BB 0
SO 6
LOB 7



Batter	1	2	3	4	5	6	7	8	9	AB	R	H	RBI	BB	SO	LOB	TOP			
Eric Young Sr. R OBP: 0.355, SLG: 0.419	0-1 G4-3	2-2 1B		2-1 G5-3			0-2 G6-3		2-2 G4-3	5	0	1	0	0	0	0	Milwaukee Brewers @ San Diego Padres Qualcomm Stadium, San Diego, CA Wed May 28 2003, 10:05 PM EDT Att: 12,373 - Sunny - 75 F			
Scott Podsednik L OBP: 0.349, SLG: 0.404	3-1 1B	2-2 2B		2-3 K			2-1 G4-3		3-1 G4-3	5	1	2	0	0	1	0				
Richie Sexson R OBP: 0.374, SLG: 0.520	1-0 1B	1-2 G5-4-3			0-2 G5-3		2-3 K		2-1 G6-3	5	1	1	1	0	1	2				
Geoff Jenkins L OBP: 0.343, SLG: 0.531	2-2 1B	4-0 BB			3-2 G4-3			2-3 K		3	1	1	0	1	1	0				
John Vander Wal L OBP: 0.371, SLG: 0.488	1-2 1B	1-0 P5			2-1 1B			0-1 F8		2	1	1	0	0	0	2				
Brady Clark R OBP: 0.339, SLG: 0.423	1-2 2-3 1B				1-1 G5-3			1-1 1B		2	0	1	0	0	0	0				
Wes Helms R OBP: 0.325, SLG: 0.406	2-2 P4		0-0 G3-1		1-1 G5-3			1-1 1B		4	1	1	0	0	0	4				
Eddie Pérez R OBP: 0.315, SLG: 0.444	2-2 HR		1-1 G6-3		0-3 K			1-1 1B		4	1	2	4	0	1	0				
Keith Ginter R OBP: 0.356, SLG: 0.293	2-2 1B		3-2 G1-3		1-3 K			3-2 1B		4	0	2	1	0	1	0				
Glendon Rusch L Brooks Kieschnick L Jayson Durocher R Royce Clayton R Valerio De Los Santos L Luis Vizcaino R	0-0 F7		0-0 G4-3		2-2 F7			0-2 G4-3		2	0	0	0	0	0	1				
Inning Stats	R: 5 E: 0 K: 0 S: 21	H: 6 LOB: 1 BB: 0 P: 34	R: 0 E: 0 K: 0 S: 13	H: 2 LOB: 2 BB: 1 P: 23	R: 0 E: 0 K: 1 S: 6	H: 0 LOB: 0 BB: 0 P: 10	R: 0 E: 0 K: 1 S: 6	H: 0 LOB: 1 BB: 0 P: 16	R: 0 E: 0 K: 2 S: 13	H: 0 LOB: 0 BB: 0 P: 16	R: 0 E: 0 K: 1 S: 8	H: 0 LOB: 0 BB: 0 P: 12	R: 1 E: 0 K: 1 S: 15	H: 3 LOB: 2 BB: 0 P: 22	R: 0 E: 0 K: 0 S: 9	H: 0 LOB: 0 BB: 0 P: 16	1B: 10 2B: 1 3B: 0 HR: 1	SF: 0 SAC: 0 DP: 1 HBP: 0	WP: 0 PB: 0 SB: 2 CS: 0	PA: 39
PITCHER	IP WLS BF H R ER SO BB IBB HBP BLK WP HR S P ERA WHIP																			
Carlton Loewer R ERA: 6.43	(1, 1) 1.0 11 8 5 5 0 0 0 0 0 0 0 1 30 47 45.00 8.000																			
Charles Nagy R ERA: 3.75	(2, 1) 5.0 16 1 0 0 3 1 0 0 0 0 0 0 39 62 0.00 0.400																			
Luther Hackman R ERA: 4.5	(7, 1) 2.0 9 3 1 1 2 0 0 0 0 0 0 0 23 34 4.50 1.500																			
Mike Matthews L ERA: 5.12	(9, 1) 1.0 W 3 0 0 0 0 0 0 0 0 0 0 0 9 16 0.00 0.000																			

Batter	1	2	3	4	5	6	7	8	9	AB	R	H	RBI	BB	SO	LOB	BOTTOM					
Ramón Vázquez L OBP: 0.361, SLG: 0.381	0-0 1B		0-0 HR	4-2 BB		1-2 1B		0-2 L6		4	2	3	0	1	0	1	Milwaukee Brewers @ San Diego Padres Qualcomm Stadium, San Diego, CA Wed May 28 2003, 10:05 PM EDT Att: 12,373 - Sunny - 75 F					
Mark Loretta R OBP: 0.344, SLG: 0.384	2-2 FC5-4		3-2 F9	0-0 F9		1-1 F8		4-1 BB		4	0	1	0	1	0	4						
Rondell White R OBP: 0.347, SLG: 0.486	0-2 P3		1-0 HR	4-2 2B		1-2 P3		0-1 F7		4	2	1	0	1	0	4						
Brian Buchanan R OBP: 0.342, SLG: 0.493	0-0 FC5-4		1-0 HR	0-2 K		0-0 S		3-2 SH3-4		5	3	4	4	0	0	1						
Xavier Nady R OBP: 0.332, SLG: 0.441	0-1 1B		0-2 F8	1-3 K		3-3 K		2-0 SH3-4		4	0	1	0	0	2	2						
Gary Bennett R OBP: 0.317, SLG: 0.431	2-2 G5-3		4-2 BB	0-2 L3		0-2 L6		1-1 HR		4	1	2	3	1	0	2						
Gary Matthews S OBP: 0.258, SLG: 0.330		2-2 FC6-4	3-3 K		0-1 FC3-6		0-0 L6			4	0	2	0	0	1	2						
Lou Merloni R OBP: 0.363, SLG: 0.309		3-2 FC6-4		1-3 K		0-1 F9		4-1 SH1-4		3	0	0	0	1	1	2						
Carlton Loewer R Charles Nagy L Dave Hansen L Luther Hackman R Adam Eaton R Mike Matthews L	0-1 G1-3		0-1 F7		1-1 FC3-6		1-1 SH1-4			0	0	0	0	0	0	0						
Inning Stats	R: 1 E: 1 K: 0 S: 13	H: 3 LOB: 2 BB: 0 P: 17	R: 0 E: 0 K: 0 S: 9	H: 1 LOB: 0 BB: 0 P: 14	R: 3 E: 0 K: 1 S: 21	H: 3 LOB: 1 BB: 1 P: 33	R: 0 E: 0 K: 1 S: 8	H: 0 LOB: 1 BB: 1 P: 14	R: 1 E: 0 K: 0 S: 15	H: 1 LOB: 0 BB: 1 P: 20	R: 0 E: 0 K: 0 S: 11	H: 2 LOB: 2 BB: 0 P: 14	R: 1 E: 0 K: 1 S: 9	H: 2 LOB: 1 BB: 0 P: 13	R: 0 E: 0 K: 0 S: 8	H: 0 LOB: 2 BB: 2 P: 16		R: 2 E: 0 K: 0 S: 7	H: 2 LOB: 0 BB: 0 P: 13	1B: 10 2B: 2 3B: 0 HR: 2	SF: 0 SAC: 2 DP: 0 HBP: 0	WP: 0 PB: 0 SB: 1 CS: 1
PITCHER	IP WLS BF H R ER SO BB IBB HBP BLK WP HR S P ERA WHIP																					
Glendon Rusch L ERA: 7.38	(1, 1) 5.0 24 8 5 5 3 3 0 0 0 0 0 0 0 11 14 0.00 2.000																					
Brooks Kieschnick R ERA: 4.61	(6, 1) 1.0 5 2 0 0 0 0 0 0 0 0 0 0 9 13 9.00 2.000																					
Jayson Durocher R ERA: 5.0	(7, 1) 1.0 5 0 0 0 0 2 0 0 0 0 0 0 8 16 0.00 2.000																					
Valerio De Los Santos L ERA: 5.25	(8, 1) 1.0 L 3 2 2 2 0 0 0 0 0 0 0 1 7 13 54.00 6.000																					
Luis Vizcaino R ERA: 10.42	(9, 1) 0.1 3 2 2 2 0 0 0 0 0 0 0 1 7 13 54.00 6.000																					

Batter	1	2	3	4	5	6	7	8	9	AB	R	H	RBI	BB	SO	LOB	TOP
Eric Young Sr. R OBP: 0.346, SLG: 0.406 (1, 4)	G6-3		B1-3			G5-3		G5-3	L8	5	0	0	0	0	0	3	Milwaukee Brewers @ San Diego Padres Qualcomm Stadium, San Diego, CA Thu May 29 2003, 5:05 PM EDT Att: 13,192 - Cloudy - 63 F
Scott Podsednik L OBP: 0.381, SLG: 0.424 (1, 8)	1B			CS		G3-1			1B	4	1	3	0	0	0	0	
Richie Sexson R OBP: 0.372, SLG: 0.515 (1, 3)	K			K					G5-3	4	0	1	0	0	2	3	
Geoff Jenkins L OBP: 0.341, SLG: 0.522 (1, 7)	F7								K	3	0	0	0	1	1	3	
Brady Clark R OBP: 0.333, SLG: 0.411 (1, 9)		K							WP	4	1	1	1	0	1	3	
Wes Helms R OBP: 0.328, SLG: 0.411 (1, 5)	G5-3								2H	3	1	1	1	1	1	0	
Eddie Pérez R OBP: 0.313, SLG: 0.438 (1, 2)	P3								1B	4	0	1	1	0	1	2	
Royce Clayton R OBP: 0.286, SLG: 0.333 (1, 6)									2H	3	0	0	0	1	1	0	
Matt Kinney R Valerio De Los Santos L John Vander Wal L Leo Estrella R Keith Ginter R Mike DeJean R (1, 1) (6, 1) (6, PH) (8, 1) (9, PH) (9, 1)									1-2	2	0	0	0	0	1	0	
Inning Stats	R: 0 E: 0 K: 1 S: 9	H: 1 LOB: 1 BB: 0 P: 11	R: 0 E: 0 K: 1 S: 7	H: 0 LOB: 0 BB: 0 P: 11	R: 0 E: 0 K: 1 S: 8	H: 1 LOB: 1 BB: 1 P: 19	R: 0 E: 0 K: 2 S: 8	H: 0 LOB: 0 BB: 0 P: 12	R: 0 E: 0 K: 0 S: 6	H: 1 LOB: 2 BB: 0 P: 8	R: 3 E: 0 K: 1 S: 19	H: 5 LOB: 3 BB: 1 P: 28	1B: 6 2B: 2 3B: 0 HR: 0	SF: 0 SAC: 0 DP: 0 HBP: 0	WP: 1 PB: 0 CS: 2	PA: 37	
PITCHER	IP	WLS	BF	H	R	ER	SO	BB	IBB	HBP	BLK	WP	HR	S	P	ERA	WHIP
Brian Lawrence R ERA: 4.58 (1, 1)	8.2	L	34	7	3	3	8	2	0	0	0	1	0	78	120	3.12	1.038
Matt Herges R ERA: 2.39 (9, 1)	0.1		3	1	0	0	0	1	0	0	0	0	0	6	11	0.00	6.000

Batter	1	2	3	4	5	6	7	8	9	AB	R	H	RBI	BB	SO	LOB	BOTTOM					
Ramón Vázquez L OBP: 0.362, SLG: 0.381 (1, 6)	G4-3		BB			G5-3			BB	5	1	2	0	0	1	2	Milwaukee Brewers @ San Diego Padres Qualcomm Stadium, San Diego, CA Thu May 29 2003, 5:05 PM EDT Att: 13,192 - Cloudy - 63 F					
Mark Loretta R OBP: 0.345, SLG: 0.377 (1, 4)	F9		HBP			G6-3			BB	3	0	0	0	2	0	0						
Sean Burroughs L OBP: 0.314, SLG: 0.387 (1, 5)	G3-1					G6-3			BB	5	0	0	0	0	1	4						
Ryan Klesko L OBP: 0.367, SLG: 0.478 (1, 3)		FC5-4		HBP					F9	1	0	0	0	3	0	0						
Brian Buchanan R OBP: 0.338, SLG: 0.472 (1, 9)	FC5-4					P4			G3-1	3	0	0	1	0	0	2						
Gary Matthews S OBP: 0.283, SLG: 0.326 (1, 8)									G3-1	2	1	0	0	2	0	3						
Gary Bennett R OBP: 0.313, SLG: 0.419 (1, 2)	F5								K	4	0	1	0	0	2	3						
Jemaine Clark L Keith Lockhart L (1, 7) (9, PH)									P5	2	0	0	1	0	1	3						
Brian Lawrence R Matt Herges L Dave Hansen L (1, 1) (9, 1) (9, PH)									F7	3	0	2	0	0	1	0						
Inning Stats	R: 0 E: 0 K: 0 S: 8	H: 0 LOB: 0 BB: 0 P: 9	R: 0 E: 0 K: 1 S: 10	H: 0 LOB: 2 BB: 2 P: 25	R: 1 E: 0 K: 1 S: 12	H: 1 LOB: 3 BB: 2 P: 26	R: 0 E: 0 K: 1 S: 9	H: 2 LOB: 1 BB: 0 P: 13	R: 0 E: 0 K: 0 S: 7	H: 0 LOB: 1 BB: 1 P: 15	R: 1 E: 0 K: 1 S: 12	H: 1 LOB: 1 BB: 1 P: 19	R: 0 E: 0 K: 1 S: 7	H: 0 LOB: 0 BB: 0 P: 10	R: 0 E: 0 K: 1 S: 7	H: 0 LOB: 2 BB: 1 P: 13	R: 0 E: 0 K: 0 S: 14	H: 1 LOB: 2 BB: 1 P: 29	1B: 4 2B: 1 3B: 0 HR: 0	SF: 1 SAC: 0 DP: 0 HBP: 1	WP: 0 PB: 0 CS: 1	PA: 39
PITCHER	IP	WLS	BF	H	R	ER	SO	BB	IBB	HBP	BLK	WP	HR	S	P	ERA	WHIP					
Matt Kinney R ERA: 3.68 (1, 1)	5.2		27	4	2	2	4	6	0	1	0	0	0	8	11	0.00	1.765					
Valerio De Los Santos L ERA: 4.73 (6, 1)	1.1		4	0	0	0	1	0	0	0	0	0	0	7	13	0.00	0.000					
Leo Estrella R ERA: 1.13 (8, 1)	1.0	W	3	0	0	0	1	0	0	0	0	0	0	14	29	0.00	2.000					
Mike DeJean R ERA: 4.1 (9, 1)	1.0	S	5	1	0	0	0	1	0	0	0	0	0	0	0	0.00	0.000					

Batter	1	2	3	4	5	6	7	8	9	AB	R	H	RBI	BB	SO	LOB	TOP									
Eric Young Sr. R OBP: 0.354, SLG: 0.432 (1, 4)	2-1 HR		3-2 G1-3			1-2 E 1B		0-2 E7 1B		4	2	3	1	0	0	0	Milwaukee Brewers @ Los Angeles Dodgers Dodger Stadium, Los Angeles, CA Fri May 30 2003, 7:10 PM PDT Att: 32,452 - Cloudy - 66 F									
Scott Podsednik L OBP: 0.365, SLG: 0.426 (1, 8)	1-3 K			2-2 G4-3		1-1 E8 HR 1B		1-1 E S 1B		4	1	2	1	0	1	0										
Richie Sexson R OBP: 0.370, SLG: 0.524 (1, 3)	0-0 F9			0-2 G5-3		0-1 HR		1-1 L7		4	1	1	2	0	0	1										
Geoff Jenkins L OBP: 0.335, SLG: 0.511 (1, 7)	0-2 F7			1-1 G4-3		0-3 K			0-3 K	4	0	0	0	0	2	0										
Brady Clark R OBP: 0.313, SLG: 0.383 (1, 9)		3-2 G6-3			0-0 G1		1-2 G5-3		2-1 G4-3	4	0	0	0	0	0	0										
Wes Helms R OBP: 0.322, SLG: 0.401 (1, 5)		1-3 K			2-3 K		0-1 P3		1-0 L9	4	0	0	0	0	2	0										
Keith Osik R OBP: 0.333, SLG: 0.224 (1, 2)			0-3 K		0-0 G4-3		3-3 K			3	0	0	0	0	2	0										
Royce Clayton R OBP: 0.281, SLG: 0.328 (1, 6)			1-3 K			0-1 G4-3		2-0 G5-3		3	0	0	0	0	1	0										
15 Ben Sheets R OBP: 0.067, SLG: 0.067 (1, 1)			0-3 K			0-0 G3		1-0 E 1B		2	0	0	0	0	1	0										
John Vander Wal L OBP: 0.373, SLG: 0.468 (8, PH)										1	0	1	0	0	0	0										
Enrique Cruz R OBP: 0.241, SLG: 0.192 (8, PR)										0	0	1	0	0	0	0										
Leo Estrella R (8, 1)										0	0	0	0	0	0	0										
Mike DeJean R (9, 1)										0	0	0	0	0	0	0										
Inning Stats	R: 1 H: 1 E: 0 K: 1 S: 9	L: 1 LOB: 0 BB: 0 P: 12	R: 0 H: 0 E: 0 K: 2 S: 10	L: 0 LOB: 0 BB: 0 P: 14	R: 0 H: 0 E: 0 K: 2 S: 9	L: 0 LOB: 0 BB: 0 P: 13	R: 0 H: 0 E: 0 K: 0 S: 9	L: 0 LOB: 0 BB: 0 P: 12	R: 0 H: 0 E: 0 K: 1 S: 5	L: 0 LOB: 0 BB: 0 P: 7	R: 3 H: 3 E: 1 K: 1 S: 14	L: 3 LOB: 0 BB: 0 P: 15	R: 0 H: 0 E: 0 K: 1 S: 10	L: 0 LOB: 0 BB: 0 P: 14	R: 1 H: 3 E: 1 K: 0 S: 9	L: 3 LOB: 2 BB: 0 P: 14		R: 0 H: 0 E: 0 K: 1 S: 6	L: 0 LOB: 0 BB: 0 P: 9	1B: 5 2B: 0 3B: 0 HR: 2	SF: 0 SAC: 0 DP: 0 HBP: 0	WP: 0 PB: 0 SB: 2 CS: 0	PA: 33			
PITCHER	IP	WLS	BF	H	R	ER	SO	BB	IBB	HBP	BLK	WP	HR	S	P	ERA		WHIP								
Hideo Nomo R ERA: 2.9	(1, 1)	7.0	L	25	4	4	4	8	0	0	0	0	0	2	66	87	5.14	0.571								
Paul Shuey R ERA: 1.04	(8, 1)	1.0		5	3	1	1	0	0	0	0	0	0	9	14	9.00	3.000									
Tom Martin L ERA: 2.81	(9, 1)	1.0		3	0	0	0	1	0	0	0	0	0	6	9	0.00	0.000									

Batter	1	2	3	4	5	6	7	8	9	AB	R	H	RBI	BB	SO	LOB	BOTTOM									
Alex Cora L OBP: 0.319, SLG: 0.352 (1, 4)	0-3 K		0-1 F7		1-2 FC5-4 1B			3-2 P5		4	0	0	0	0	1	1	Milwaukee Brewers @ Los Angeles Dodgers Dodger Stadium, Los Angeles, CA Fri May 30 2003, 7:10 PM PDT Att: 32,452 - Cloudy - 66 F									
Adrián Beltré R OBP: 0.259, SLG: 0.345 (1, 5)	1-2 F9 2B		0-3 K			2-2 G6-3		0-0 G5-3		4	0	1	0	0	1	0										
Shawn Green L OBP: 0.342, SLG: 0.455 (1, 9)	2-2 F9		0-0 G3-1			1-1 G6-3		1-0 2B		4	0	1	0	0	0	1										
Fred McGriff L OBP: 0.322, SLG: 0.439 (1, 3)	1-3 K			1-1 F9		0-0 2B 2B		2-2 G4-3		4	1	1	0	0	1	2										
Paul Lo Duca R OBP: 0.386, SLG: 0.447 (1, 2)		1-1 HR 1B		0-2 F9		0-1 2B 2B		1-2 F7		4	1	2	1	0	0	0										
Jolbert Cabrera R OBP: 0.330, SLG: 0.544 (1, 8)		2-0 HR		1-2 G1-3		0-0 G5-3		0-3 K2-3		4	1	1	2	0	1	1										
Bubba Crosby L OBP: 0.200, SLG: 0.200 (1, 7)		0-0 G4-3			0-3 K		0-3 K		0-1 G1-3	4	0	0	0	0	2	0										
Cesar Izturis S OBP: 0.293, SLG: 0.301 (1, 6)		0-3 K			0-1 G5-3		2-1 G4-3			3	0	0	0	0	1	0										
Hideo Nomo R OBP: 0.179, SLG: 0.115 (1, 1)		0-2 G1-3			4-2 FC5-4 BB		0-3 K			1	0	0	0	1	0	0										
Mike Kinkade R OBP: 0.386, SLG: 0.424 (7, PH)										1	0	0	0	0	1	0										
Paul Shuey R (8, 1)										0	0	0	0	0	0	0										
Tom Martin L (9, 1)										0	0	0	0	0	0	0										
Inning Stats	R: 0 H: 1 E: 0 K: 2 S: 18	L: 1 LOB: 1 BB: 0 P: 22	R: 2 H: 2 E: 0 K: 1 S: 10	L: 2 LOB: 0 BB: 0 P: 13	R: 0 H: 0 E: 0 K: 1 S: 7	L: 0 LOB: 0 BB: 0 P: 7	R: 0 H: 0 E: 0 K: 0 S: 8	L: 0 LOB: 0 BB: 0 P: 10	R: 0 H: 2 E: 0 K: 1 S: 9	L: 1 LOB: 1 BB: 0 P: 12	R: 0 H: 0 E: 0 K: 2 S: 8	L: 0 LOB: 0 BB: 0 P: 10	R: 0 H: 1 E: 0 K: 0 S: 9	L: 1 LOB: 0 BB: 0 P: 15	R: 0 H: 0 E: 0 K: 1 S: 10	L: 0 LOB: 0 BB: 0 P: 11		1B: 1 2B: 4 3B: 0 HR: 1	SF: 0 SAC: 0 DP: 0 HBP: 0	WP: 0 PB: 0 SB: 0 CS: 0	PA: 34					
PITCHER	IP	WLS	BF	H	R	ER	SO	BB	IBB	HBP	BLK	WP	HR	S	P	ERA		WHIP								
15 Ben Sheets R ERA: 4.52	(1, 1)	7.0	W	27	5	3	3	7	1	0	0	0	0	1	70	89		3.86	0.857							
Leo Estrella R ERA: 1.1	(8, 1)	1.0	H	4	1	0	0	0	0	0	0	0	0	9	15	0.00	1.000									
Mike DeJean R ERA: 3.95	(9, 1)	1.0	S	3	0	0	0	1	0	0	0	0	0	10	11	0.00	0.000									

AB	33
R	5
H	7
RBI	4
BB	0
SO	9
LOB	1



WP	0	PA	33
PB	0		
SB	2		
CS	0		

AB	33
R	3
H	6
RBI	3
BB	1
SO	8
LOB	5



WP	0	PA	34
PB	0		
SB	0		
CS	0		

Batter	1	2	3	4	5	6	7	8	9	AB	R	H	RBI	BB	SO	LOB	TOP				
Eric Young Sr. R OBP: 0.347, SLG: 0.422 (1, 4)	G6-3		G1-6-3		G3			G6-3		4	0	0	0	0	0	3	Milwaukee Brewers @ Los Angeles Dodgers Dodger Stadium, Los Angeles, CA Sat May 31 2003, 7:10 PM PDT Att: 35,520 - Sunny - 65 F				
Scott Podsednik L OBP: 0.369, SLG: 0.429 (1, 8)	PB 1B		K					G6-3		4	0	2	0	0	1	0					
Richie Sexson R OBP: 0.364, SLG: 0.514 (1, 3)	F9				K			G5-3		4	0	0	0	0	2	2					
Geoff Jenkins L OBP: 0.333, SLG: 0.503 (1, 7)	K				G6-3			K		3	0	0	0	1	2	2					
Brady Clark R OBP: 0.296, SLG: 0.359 (1, 9)		G6-3			G5-3			G3 BB		4	0	0	0	0	0	2					
Wes Helms R OBP: 0.320, SLG: 0.403 (1, 5)	K2-3							G6-3		4	0	1	0	0	2	1					
Eddie Pérez R OBP: 0.321, SLG: 0.443 (1, 2)					FC4-5 2B			G5-4-3 1B		3	0	2	0	0	0	1					
Royce Clayton R OBP: 0.277, SLG: 0.322 (1, 6)					E4			G5-4-3 1-2		3	0	0	0	0	0	3					
Ruben Quevedo R OBP: 0.143, SLG: 0.143 (1, 1)								G6-3		2	0	1	0	0	1	2					
Brooks Kieschnick L OBP: 0.417, SLG: 0.667 (7, 1)										1	0	0	0	0	0	0					
Curt Leskanic R (8, 1)										0	0	0	0	0	0	0					
Inning Stats	R: 0 E: 0 K: 1 S: 12	H: 1 LOB: 1 BB: 0 P: 21	R: 0 E: 0 K: 1 S: 11	H: 1 LOB: 1 BB: 0 P: 14	R: 0 E: 0 K: 1 S: 6	H: 1 LOB: 0 BB: 0 P: 9	R: 0 E: 0 K: 1 S: 7	H: 0 LOB: 0 BB: 0 P: 11	R: 0 E: 1 K: 1 S: 11	H: 1 LOB: 2 BB: 0 P: 13	R: 0 E: 0 K: 0 S: 8	H: 1 LOB: 1 BB: 0 P: 11	R: 0 E: 0 K: 0 S: 5	H: 0 LOB: 0 BB: 0 P: 10	R: 0 E: 0 K: 2 S: 9	H: 0 LOB: 1 BB: 1 P: 18	1B: 5 2B: 1 3B: 0 HR: 0	SF: 0 SAC: 0 DP: 2 HBP: 0	WP: 0 PB: 1 SB: 0 CS: 0	PA: 33	
PITCHER	IP	WLS	BF	H	R	ER	SO	BB	IBB	HBP	BLK	WP	HR	S	P	ERA	WHIP				
Kevin Brown R ERA: 2.02 (1, 1)	8.0	W	29	6	0	0	6	0	0	0	0	0	0	67	99	0.00	0.750				
Eric Gagne R ERA: 2.33 (9, 1)	1.0	S	4	0	0	0	2	1	0	0	0	0	0	9	18	0.00	1.000				

Batter	1	2	3	4	5	6	7	8	9	AB	R	H	RBI	BB	SO	LOB	BOTTOM				
Alex Cora L OBP: 0.313, SLG: 0.344 (1, 4)	L9		G1-3		F7			G3		4	0	0	0	0	0	1	Milwaukee Brewers @ Los Angeles Dodgers Dodger Stadium, Los Angeles, CA Sat May 31 2003, 7:10 PM PDT Att: 35,520 - Sunny - 65 F				
Paul Lo Duca R OBP: 0.383, SLG: 0.443 (1, 2)	L9		G5-3		G6-3			G1 1B		4	0	1	1	0	0	0					
Shawn Green L OBP: 0.345, SLG: 0.458 (1, 9)	1B BB		HR 2B		G1-3			G1 1-2		3	1	1	0	1	0	1					
Fred McGriff L OBP: 0.335, SLG: 0.461 (1, 3)			HR 2B					G4-6-3 1B BB		2	1	2	2	2	0	0					
Brian Jordan R OBP: 0.393, SLG: 0.403 (1, 7)	F9		K					G4-6-3 1B		4	0	1	0	0	2	4					
Jolbert Cabrera R OBP: 0.326, SLG: 0.542 (1, 8)					P4			F9 2B		4	0	1	0	0	1	2					
Adrian Beltré R OBP: 0.269, SLG: 0.350 (1, 5)								L6		3	0	2	0	1	0	1					
Cesar Izturis S OBP: 0.287, SLG: 0.295 (1, 6)					F7			F9		4	0	0	0	0	1	5					
Kevin Brown R OBP: 0.179, SLG: 0.259 (1, 1)								P5		3	1	1	0	0	2	2					
Bubba Crosby L OBP: 0.167, SLG: 0.167 (8, PH)										1	0	0	0	0	0	1					
Eric Gagne R (9, 1)										0	0	0	0	0	0	0					
Inning Stats	R: 0 E: 0 K: 0 S: 10	H: 1 LOB: 2 BB: 1 P: 19	R: 0 E: 0 K: 3 S: 13	H: 1 LOB: 0 BB: 0 P: 19	R: 2 E: 0 K: 1 S: 14	H: 2 LOB: 0 BB: 0 P: 22	R: 0 E: 0 K: 1 S: 11	H: 1 LOB: 1 BB: 0 P: 14	R: 0 E: 0 K: 0 S: 4	H: 0 LOB: 0 BB: 0 P: 5	R: 0 E: 0 K: 0 S: 11	H: 1 LOB: 2 BB: 2 P: 22	R: 1 E: 0 K: 1 S: 7	H: 2 LOB: 2 BB: 1 P: 15	R: 0 E: 0 K: 0 S: 9	H: 1 LOB: 1 BB: 0 P: 16	1B: 5 2B: 3 3B: 0 HR: 1	SF: 0 SAC: 0 DP: 1 HBP: 0	WP: 0 PB: 0 SB: 1 CS: 0	PA: 36	
PITCHER	IP	WLS	BF	H	R	ER	SO	BB	IBB	HBP	BLK	WP	HR	S	P	ERA	WHIP				
Ruben Quevedo R ERA: 4.74 (1, 1)	6.0	L	26	6	2	2	5	3	0	0	0	0	0	63	101	3.00	1.500				
Brooks Kieschnick R ERA: 4.91 (7, 1)	1.0		6	2	1	1	1	0	1	0	0	0	0	7	15	9.00	2.000				
Curt Leskanic R ERA: 3.66 (8, 1)	1.0		4	1	0	0	0	0	0	0	0	0	0	9	16	0.00	1.000				

Batter	1	2	3	4	5	6	7	8	9	AB	R	H	RBI	BB	SO	LOB	TOP										
Scott Podsednik, L (1, 8) OBP: 0.363, SLG: 0.415	G4-3		K						K	4	1	0	0	0	2	1	Milwaukee Brewers @ Los Angeles Dodgers Dodger Stadium, Los Angeles, CA Sun Jun 01 2003, 1:10 PM PDT Att: 35,611 - Cloudy - 75 F										
Keith Ginter, R (1, 4) OBP: 0.366, SLG: 0.299	G6-4-3 BB		K						K	4	1	1	0	1	2	0											
Richie Sexson, R (1, 3) OBP: 0.362, SLG: 0.526	G6-4-3 1-2		K							3	1	1	2	0	1	1											
Geoff Jenkins, L (1, 7) OBP: 0.327, SLG: 0.492		G4-3			K				K	4	0	0	0	0	3	1											
Brady Clark, R (1, 9) OBP: 0.293, SLG: 0.353		P3			F9					4	0	1	1	0	0	0											
Wes Helms, R (1, 5) OBP: 0.324, SLG: 0.419										3	1	1	1	1	1	1											
Keith Osik, R (1, 2) OBP: 0.341, SLG: 0.239										4	0	2	0	0	1	0											
Royce Clayton, R (1, 6) OBP: 0.282, SLG: 0.322										3	0	1	0	1	1	0											
Wayne Franklin, L (1, 1) OBP: 0.125, SLG: 0.125 Jayson Durocher, R (8, 1) OBP: 0.296, SLG: 0.296 Valerio De Los Santos, L (8, 1) Leo Estrella, R (8, 1) Eric Young Sr., R (8, PH) OBP: 0.342, SLG: 0.420 Mike DeJean, R (9, 1)										3	0	1	0	0	2	5	Brewers										
										0	0	0	0	0	0	0											
Inning Stats	R: 0 E: 0 K: 0 S: 12	H: 0 LOB: 0 BB: 1 P: 18	R: 1 E: 0 K: 1 S: 19	H: 3 LOB: 2 BB: 0 P: 30	R: 0 E: 0 K: 3 S: 12	H: 0 LOB: 0 BB: 0 P: 19	R: 0 E: 0 K: 2 S: 16	H: 1 LOB: 3 BB: 2 P: 27	R: 2 E: 0 K: 2 S: 15	H: 2 LOB: 1 BB: 0 P: 28	R: 0 E: 0 K: 2 S: 11	H: 1 LOB: 1 BB: 0 P: 17	R: 1 E: 0 K: 1 S: 10	H: 1 LOB: 0 BB: 0 P: 15	R: 0 E: 0 K: 0 S: 7	H: 0 LOB: 0 BB: 0 P: 10	R: 0 E: 0 K: 2 S: 9	H: 0 LOB: 0 BB: 0 P: 14	1B: 6 2B: 0 3B: 0 HR: 2	SF: 1 SAC: 0 DP: 1 HBP: 1	WP: 0 PB: 0 SB: 1 CS: 0	PA: 38					
PITCHER	IP	WLS	BF	H	R	ER	SO	BB	IBB	HBP	BLK	WP	HR	S	P	ERA	WHIP										
Kaz Ishii, L (1, 1) ERA: 3.21	5.0		24	6	3	3	8	3	0	1	0	0	1	74	122	5.40	1.800										
Guillermo Mota, R (8, 1) ERA: 1.77	2.0	L	8	2	1	1	3	0	0	0	0	0	1	21	32	4.50	1.000										
Paul Quantrill, R (8, 1) ERA: 1.52	1.0		3	0	0	0	0	0	0	0	0	0	0	7	10	0.00	0.000										
Eric Gagne, R (9, 1) ERA: 2.25	1.0		3	0	0	0	2	0	0	0	0	0	0	9	14	0.00	0.000										

Batter	1	2	3	4	5	6	7	8	9	AB	R	H	RBI	BB	SO	LOB	BOTTOM										
Dave Roberts, L (1, 8) OBP: 0.346, SLG: 0.341	G3-1									3	0	0	0	0	0	1	Milwaukee Brewers @ Los Angeles Dodgers Dodger Stadium, Los Angeles, CA Sun Jun 01 2003, 1:10 PM PDT Att: 35,611 - Cloudy - 75 F										
Paul Lo Duca, R (1, 2) OBP: 0.390, SLG: 0.446	K									3	1	2	0	1	1	0											
Shawn Green, L (1, 9) OBP: 0.339, SLG: 0.450	P3									4	0	0	0	0	1	4											
Brian Jordan, R (1, 7) OBP: 0.390, SLG: 0.418		K								4	1	1	2	0	2	3											
Ron Coomer, R (1, 3) OBP: 0.292, SLG: 0.279										4	0	0	0	0	1	1											
Jolbert Cabrera, R (1, 4) OBP: 0.337, SLG: 0.553 Fred McGriff, L (8, PH) OBP: 0.333, SLG: 0.458										2	1	1	0	0	0	0											
Adrian Beltré, R (1, 5) OBP: 0.279, SLG: 0.355										1	0	0	0	0	1	0											
Cesar Izturis, S (1, 6) OBP: 0.283, SLG: 0.290 Bubba Crosby, L (8, PH) OBP: 0.143, SLG: 0.143										3	0	0	0	0	0	2											
Kaz Ishii, L (1, 1) Jason Romano, R (8, PH) OBP: 0.297, SLG: 0.297 Guillermo Mota, R (8, 1) OBP: 0.296, SLG: 0.296 Paul Quantrill, L (8, 1) Mike Kinkade, R (8, PH) OBP: 0.342, SLG: 0.420 Eric Gagne, R (9, 1)										1	0	0	0	0	1	0	Dodgers										
										0	0	0	0	0	0	0											
Inning Stats	R: 0 E: 0 K: 1 S: 11	H: 0 LOB: 0 BB: 0 P: 16	R: 0 E: 0 K: 1 S: 11	H: 0 LOB: 0 BB: 0 P: 17	R: 0 E: 0 K: 1 S: 6	H: 1 LOB: 0 BB: 0 P: 10	R: 2 E: 0 K: 1 S: 14	H: 2 LOB: 0 BB: 0 P: 25	R: 1 E: 0 K: 0 S: 15	H: 2 LOB: 1 BB: 0 P: 21	R: 0 E: 0 K: 1 S: 7	H: 1 LOB: 1 BB: 0 P: 10	R: 0 E: 0 K: 1 S: 7	H: 0 LOB: 0 BB: 0 P: 13	R: 0 E: 0 K: 0 S: 11	H: 0 LOB: 2 BB: 1 P: 20	R: 0 E: 0 K: 2 S: 10	H: 0 LOB: 1 BB: 1 P: 20	1B: 4 2B: 1 3B: 0 HR: 1	SF: 0 SAC: 1 DP: 1 HBP: 2	WP: 0 PB: 0 SB: 0 CS: 1	PA: 35					
PITCHER	IP	WLS	BF	H	R	ER	SO	BB	IBB	HBP	BLK	WP	HR	S	P	ERA	WHIP										
Wayne Franklin, L (1, 1) ERA: 5.27	5.1		21	6	3	3	4	0	0	0	0	0	1	59	92	5.06	1.125										
Jayson Durocher, R (8, 1) ERA: 3.38	1.2	W	5	0	0	0	2	0	0	1	0	0	0	12	20	0.00	0.000										
Valerio De Los Santos, L (8, 1) ERA: 4.5	0.2	H	4	0	0	0	0	1	0	1	0	0	0	8	15	0.00	1.500										
Leo Estrella, R (8, 1) ERA: 1.08	0.1	H	1	0	0	0	0	0	0	0	0	0	0	3	5	0.00	0.000										
Mike DeJean, R (9, 1) ERA: 3.81	1.0	S	4	0	0	0	2	1	0	0	0	0	0	10	20	0.00	1.000										

Batter	1	2	3	4	5	6	7	8	9	AB	R	H	RBI	BB	SO	LOB	TOP					
Eric Young Sr. R OBP: 0.346, SLG: 0.441 (1, 4)										5	2	2	1	0	1	0						
Scott Podsednik L OBP: 0.371, SLG: 0.433 (1, 8)										4	2	2	1	1	0	0						
Richie Sexson R OBP: 0.363, SLG: 0.541 (1, 3)										5	1	2	3	0	2	1						
Geoff Jenkins L OBP: 0.329, SLG: 0.503 (1, 7)										4	2	1	1	1	1							
John Vander Wal L OBP: 0.374, SLG: 0.492 (1, 9)										5	0	2	0	0	2	1						
Wes Helms R OBP: 0.325, SLG: 0.418 (1, 5)										5	0	2	0	0	0	3						
Eddie Pérez R OBP: 0.324, SLG: 0.437 (1, 2)										4	0	1	0	1	0	2						
Royce Clayton R OBP: 0.290, SLG: 0.341 (1, 6)										2	1	1	2	1	1							
Matt Kinney R (1, 1)										3	0	0	0	0	0	3						
Brady Clark R (7, PH)										1	0	0	0	0	0	3						
Valerio De Los Santos L (7, 1)										0	0	0	0	0	0	0						
Leo Estrella R (8, 1)										0	0	0	0	0	0	0						
Mike DeJean R (9, 1)										0	0	0	0	0	0	0						
Inning Stats	R: 1 E: 1 K: 2 S: 11	H: 2 LOB: 1 BB: 0 P: 17	R: 0 E: 0 K: 1 S: 10	H: 1 LOB: 1 BB: 0 P: 18	R: 2 E: 0 K: 1 S: 17	H: 3 LOB: 1 BB: 0 P: 24	R: 4 E: 0 K: 0 S: 15	H: 4 LOB: 0 BB: 0 P: 24	R: 0 E: 0 K: 0 S: 8	H: 1 LOB: 2 BB: 1 P: 15	R: 0 E: 0 K: 0 S: 7	H: 0 LOB: 0 BB: 1 P: 17	R: 1 E: 0 K: 0 S: 7	H: 1 LOB: 2 BB: 3 P: 19	R: 0 E: 0 K: 1 S: 12	H: 0 LOB: 0 BB: 0 P: 17	R: 0 E: 0 K: 2 S: 13	H: 1 LOB: 1 BB: 0 P: 18	1B: 5 2B: 3 3B: 1 HR: 4	SF: 0 SAC: 0 DP: 1 HBP: 1	WP: 0 PB: 0 SB: 0 CS: 1	PA: 43
PITCHER	IP WLS BF H R ER SO BB IBB HBP BLK WP HR S P ERA WHIP																					
Steve Trachsel R ERA: 4.86 (1, 1)	4.0 L 22 10 7 7 4 0 0 0 0 0 0 4 53 83 15.75 2.500																					
Jeremy Griffiths R ERA: (5, 1)	2.0 8 1 0 0 0 1 0 1 0 0 0 0 15 32 0.00 1.000																					
Pedro Feliciano L ERA: 1.29 (7, 1)	3.0 13 2 1 1 3 2 1 0 0 0 0 0 32 54 3.00 1.333																					

Milwaukee Brewers @ New York Mets
Shea Stadium, Flushing, NY
Thu Jun 05 2003, 4:10 PM EDT
Cloudy - 70 F

AB 38
R 8
H 13
RBI 8
BB 4
SO 7
LOB 15



Batter	1	2	3	4	5	6	7	8	9	AB	R	H	RBI	BB	SO	LOB	BOTTOM					
Roger Cedeno S OBP: 0.331, SLG: 0.345 (1, 9)										4	1	0	0	1	0	0						
Ty Wigington R OBP: 0.341, SLG: 0.433 (1, 5)										5	3	3	3	0	0	0						
Roberto Alomar S OBP: 0.352, SLG: 0.382 (1, 4)										3	0	0	0	0	0	1						
Marco Scutaro R OBP: 0.167, SLG: 0.118 (7, PH)										1	0	0	0	0	0	0						
Tony Clark S OBP: 0.276, SLG: 0.453 (9, PH)										1	1	1	2	0	0	0						
Cliff Floyd L OBP: 0.362, SLG: 0.508 (1, 7)										5	1	3	1	0	0	0						
Jeromy Burnitz L OBP: 0.376, SLG: 0.604 (1, 8)										4	0	0	0	0	1	3						
Jason Phillips R OBP: 0.391, SLG: 0.418 (1, 3)										3	0	0	0	1	0	2						
Vance Wilson R OBP: 0.330, SLG: 0.456 (1, 2)										3	0	2	0	1	0	1						
Rey Sanchez R OBP: 0.273, SLG: 0.272 (1, 6)										4	0	0	0	0	0	5						
Steve Trachsel R OBP: 0.130, SLG: 0.136 (4, PH)										1	1	1	0	0	0	0						
Joe Mauer R OBP: 0.299, SLG: 0.279 (5, 1)										0	0	0	0	0	0	0						
Jeremy Griffiths R ERA: (5, 1)										0	0	0	0	0	0	0						
Raul Gonzalez R OBP: 0.330, SLG: 0.332 (6, PH)										0	0	0	0	0	0	0						
Pedro Feliciano L ERA: 1.06 (7, 1)										0	0	0	0	0	0	0						
Tsuyoshi Shinjo R OBP: 0.203, SLG: 0.220 (9, PH)										1	0	0	0	0	0	0						
Inning Stats	R: 0 E: 0 K: 0 S: 5	H: 0 LOB: 0 BB: 0 P: 9	R: 0 E: 0 K: 0 S: 12	H: 2 LOB: 2 BB: 0 P: 15	R: 4 E: 1 K: 0 S: 14	H: 3 LOB: 1 BB: 1 P: 25	R: 0 E: 0 K: 0 S: 6	H: 0 LOB: 0 BB: 0 P: 7	R: 1 E: 0 K: 1 S: 13	H: 2 LOB: 1 BB: 0 P: 18	R: 0 E: 0 K: 0 S: 7	H: 0 LOB: 0 BB: 1 P: 13	R: 0 E: 0 K: 0 S: 5	H: 0 LOB: 0 BB: 0 P: 11	R: 0 E: 0 K: 0 S: 12	H: 1 LOB: 2 BB: 1 P: 21	R: 2 E: 0 K: 0 S: 12	H: 2 LOB: 0 BB: 0 P: 16	1B: 7 2B: 2 3B: 0 HR: 2	SF: 0 SAC: 0 DP: 1 HBP: 0	WP: 0 PB: 0 SB: 0 CS: 0	PA: 40
PITCHER	IP WLS BF H R ER SO BB IBB HBP BLK WP HR S P ERA WHIP																					
Matt Kinney R ERA: 3.87 (1, 1)	6.0 W 27 7 5 4 1 2 0 0 0 0 0 0 1 57 87 6.00 1.500																					
Valerio De Los Santos L ERA: 4.02 (7, 1)	1.2 H 6 0 0 0 0 1 0 0 0 0 0 0 10 20 0.00 0.600																					
Leo Estrella R ERA: 1.06 (8, 1)	0.1 H 2 1 0 0 0 0 0 0 0 0 0 0 7 12 0.00 3.000																					
Mike DeJean R ERA: 4.3 (9, 1)	1.0 S 5 2 2 2 0 0 0 0 0 0 0 1 12 16 18.00 2.000																					

Milwaukee Brewers @ New York Mets
Shea Stadium, Flushing, NY
Thu Jun 05 2003, 4:10 PM EDT
Cloudy - 70 F

AB 37
R 7
H 10
RBI 6
BB 3
SO 1
LOB 12



Batter	1	2	3	4	5	6	7	8	9	AB	R	H	RBI	BB	SO	LOB	TOP								
Eric Young Sr. R (1.4) OBP: 0.343, SLG: 0.432										4	0	0	0	1	0	3	Milwaukee Brewers @ New York Mets Shea Stadium, Flushing, NY Thu Jun 05 2003, 4:15 PM EDT Att: 19,048 - Sunny - 69 F								
Scott Podsednik L (1.8) OBP: 0.372, SLG: 0.435										4	1	1	0	1	0	1									
Richie Sexson R (1.3) OBP: 0.367, SLG: 0.538										3	1	1	0	2	1	2									
Geoff Jenkins L (1.7) OBP: 0.339, SLG: 0.510										5	1	4	1	0	0	1									
Brady Clark R (1.9) OBP: 0.309, SLG: 0.356										4	1	2	1	1	1	1									
Wes Helms R (1.5) OBP: 0.323, SLG: 0.410										4	1	0	0	1	0	6									
Keith Osik R (1.2) OBP: 0.344, SLG: 0.253										4	0	1	2	1	0	5									
Royce Clayton R (1.6) OBP: 0.290, SLG: 0.335										3	0	0	0	1	0	1									
15 Ben Sheets R (1.1) OBP: 0.091, SLG: 0.063										2	0	0	1	1	0	0									
John Vander Wal L (8, PH) OBP: 0.372, SLG: 0.468										1	0	0	0	0	1	0									
Matt Ford S (8.1)										0	0	0	0	0	0	0									
Luis Vizcaino R (8.1)										0	0	0	0	0	0	0									
Mike DeJean R (9.1)										0	0	0	0	0	0	0									
Inning Stats	R: 4 E: 0 K: 0 S: 25	H: 3 LOB: 3 BB: 4 P: 51	R: 1 E: 0 K: 0 S: 9	H: 2 LOB: 2 BB: 2 P: 20	R: 0 E: 0 K: 0 S: 10	H: 0 LOB: 2 BB: 2 P: 19	R: 0 E: 0 K: 0 S: 6	H: 1 LOB: 0 BB: 0 P: 11	R: 0 E: 0 K: 0 S: 5	H: 0 LOB: 0 BB: 0 P: 6	R: 0 E: 1 K: 0 S: 10	H: 1 LOB: 1 BB: 0 P: 15	R: 0 E: 0 K: 1 S: 7	H: 0 LOB: 1 BB: 1 P: 14	R: 0 E: 0 K: 1 S: 9	H: 0 LOB: 0 BB: 0 P: 18	R: 0 E: 0 K: 1 S: 13	H: 2 LOB: 2 BB: 0 P: 15	1B: 7 2B: 2 3B: 0 HR: 0	SF: 0 SAC: 0 DP: 2 HBP: 0	WP: 0 PB: 0 SB: 0 CS: 1	PA: 43			
PITCHER	IP WLS BF H R ER SO BB IBB HBP BLK WP HR S P ERA WHIP	IP WLS BF H R ER SO BB IBB HBP BLK WP HR S P ERA WHIP	IP WLS BF H R ER SO BB IBB HBP BLK WP HR S P ERA WHIP	IP WLS BF H R ER SO BB IBB HBP BLK WP HR S P ERA WHIP	IP WLS BF H R ER SO BB IBB HBP BLK WP HR S P ERA WHIP	IP WLS BF H R ER SO BB IBB HBP BLK WP HR S P ERA WHIP	IP WLS BF H R ER SO BB IBB HBP BLK WP HR S P ERA WHIP	IP WLS BF H R ER SO BB IBB HBP BLK WP HR S P ERA WHIP	IP WLS BF H R ER SO BB IBB HBP BLK WP HR S P ERA WHIP	IP WLS BF H R ER SO BB IBB HBP BLK WP HR S P ERA WHIP	IP WLS BF H R ER SO BB IBB HBP BLK WP HR S P ERA WHIP	IP WLS BF H R ER SO BB IBB HBP BLK WP HR S P ERA WHIP	IP WLS BF H R ER SO BB IBB HBP BLK WP HR S P ERA WHIP	IP WLS BF H R ER SO BB IBB HBP BLK WP HR S P ERA WHIP	IP WLS BF H R ER SO BB IBB HBP BLK WP HR S P ERA WHIP	IP WLS BF H R ER SO BB IBB HBP BLK WP HR S P ERA WHIP	IP WLS BF H R ER SO BB IBB HBP BLK WP HR S P ERA WHIP	IP WLS BF H R ER SO BB IBB HBP BLK WP HR S P ERA WHIP	IP WLS BF H R ER SO BB IBB HBP BLK WP HR S P ERA WHIP	IP WLS BF H R ER SO BB IBB HBP BLK WP HR S P ERA WHIP	IP WLS BF H R ER SO BB IBB HBP BLK WP HR S P ERA WHIP	IP WLS BF H R ER SO BB IBB HBP BLK WP HR S P ERA WHIP	IP WLS BF H R ER SO BB IBB HBP BLK WP HR S P ERA WHIP	IP WLS BF H R ER SO BB IBB HBP BLK WP HR S P ERA WHIP	
Tom Glavine L (1.1) ERA: 4.82	1.0 L 11 4 5 5 0 3 1 0 0 0 0 0 26 52 45.00 7.000	1.0 L 11 4 5 5 0 3 1 0 0 0 0 0 26 52 45.00 7.000	1.0 L 11 4 5 5 0 3 1 0 0 0 0 0 26 52 45.00 7.000	1.0 L 11 4 5 5 0 3 1 0 0 0 0 0 26 52 45.00 7.000	1.0 L 11 4 5 5 0 3 1 0 0 0 0 0 26 52 45.00 7.000	1.0 L 11 4 5 5 0 3 1 0 0 0 0 0 26 52 45.00 7.000	1.0 L 11 4 5 5 0 3 1 0 0 0 0 0 26 52 45.00 7.000	1.0 L 11 4 5 5 0 3 1 0 0 0 0 0 26 52 45.00 7.000	1.0 L 11 4 5 5 0 3 1 0 0 0 0 0 26 52 45.00 7.000	1.0 L 11 4 5 5 0 3 1 0 0 0 0 0 26 52 45.00 7.000	1.0 L 11 4 5 5 0 3 1 0 0 0 0 0 26 52 45.00 7.000	1.0 L 11 4 5 5 0 3 1 0 0 0 0 0 26 52 45.00 7.000	1.0 L 11 4 5 5 0 3 1 0 0 0 0 0 26 52 45.00 7.000	1.0 L 11 4 5 5 0 3 1 0 0 0 0 0 26 52 45.00 7.000	1.0 L 11 4 5 5 0 3 1 0 0 0 0 0 26 52 45.00 7.000	1.0 L 11 4 5 5 0 3 1 0 0 0 0 0 26 52 45.00 7.000	1.0 L 11 4 5 5 0 3 1 0 0 0 0 0 26 52 45.00 7.000	1.0 L 11 4 5 5 0 3 1 0 0 0 0 0 26 52 45.00 7.000	1.0 L 11 4 5 5 0 3 1 0 0 0 0 0 26 52 45.00 7.000	1.0 L 11 4 5 5 0 3 1 0 0 0 0 0 26 52 45.00 7.000	1.0 L 11 4 5 5 0 3 1 0 0 0 0 0 26 52 45.00 7.000	1.0 L 11 4 5 5 0 3 1 0 0 0 0 0 26 52 45.00 7.000	1.0 L 11 4 5 5 0 3 1 0 0 0 0 0 26 52 45.00 7.000	1.0 L 11 4 5 5 0 3 1 0 0 0 0 0 26 52 45.00 7.000	
38 Pat Strange R (2.1) ERA: 11.0	4.0 16 2 0 0 0 4 0 0 0 0 0 0 29 55 0.00 1.500	4.0 16 2 0 0 0 4 0 0 0 0 0 0 29 55 0.00 1.500	4.0 16 2 0 0 0 4 0 0 0 0 0 0 29 55 0.00 1.500	4.0 16 2 0 0 0 4 0 0 0 0 0 0 29 55 0.00 1.500	4.0 16 2 0 0 0 4 0 0 0 0 0 0 29 55 0.00 1.500	4.0 16 2 0 0 0 4 0 0 0 0 0 0 29 55 0.00 1.500	4.0 16 2 0 0 0 4 0 0 0 0 0 0 29 55 0.00 1.500	4.0 16 2 0 0 0 4 0 0 0 0 0 0 29 55 0.00 1.500	4.0 16 2 0 0 0 4 0 0 0 0 0 0 29 55 0.00 1.500	4.0 16 2 0 0 0 4 0 0 0 0 0 0 29 55 0.00 1.500	4.0 16 2 0 0 0 4 0 0 0 0 0 0 29 55 0.00 1.500	4.0 16 2 0 0 0 4 0 0 0 0 0 0 29 55 0.00 1.500	4.0 16 2 0 0 0 4 0 0 0 0 0 0 29 55 0.00 1.500	4.0 16 2 0 0 0 4 0 0 0 0 0 0 29 55 0.00 1.500	4.0 16 2 0 0 0 4 0 0 0 0 0 0 29 55 0.00 1.500	4.0 16 2 0 0 0 4 0 0 0 0 0 0 29 55 0.00 1.500	4.0 16 2 0 0 0 4 0 0 0 0 0 0 29 55 0.00 1.500	4.0 16 2 0 0 0 4 0 0 0 0 0 0 29 55 0.00 1.500	4.0 16 2 0 0 0 4 0 0 0 0 0 0 29 55 0.00 1.500	4.0 16 2 0 0 0 4 0 0 0 0 0 0 29 55 0.00 1.500	4.0 16 2 0 0 0 4 0 0 0 0 0 0 29 55 0.00 1.500	4.0 16 2 0 0 0 4 0 0 0 0 0 0 29 55 0.00 1.500	4.0 16 2 0 0 0 4 0 0 0 0 0 0 29 55 0.00 1.500		
John Franco L (6.1) ERA: 11.0	1.0 4 1 0 0 0 0 0 0 0 0 0 0 10 15 0.00 1.000	1.0 4 1 0 0 0 0 0 0 0 0 0 0 10 15 0.00 1.000	1.0 4 1 0 0 0 0 0 0 0 0 0 0 10 15 0.00 1.000	1.0 4 1 0 0 0 0 0 0 0 0 0 0 10 15 0.00 1.000	1.0 4 1 0 0 0 0 0 0 0 0 0 0 10 15 0.00 1.000	1.0 4 1 0 0 0 0 0 0 0 0 0 0 10 15 0.00 1.000	1.0 4 1 0 0 0 0 0 0 0 0 0 0 10 15 0.00 1.000	1.0 4 1 0 0 0 0 0 0 0 0 0 0 10 15 0.00 1.000	1.0 4 1 0 0 0 0 0 0 0 0 0 0 10 15 0.00 1.000	1.0 4 1 0 0 0 0 0 0 0 0 0 0 10 15 0.00 1.000	1.0 4 1 0 0 0 0 0 0 0 0 0 0 10 15 0.00 1.000	1.0 4 1 0 0 0 0 0 0 0 0 0 0 10 15 0.00 1.000	1.0 4 1 0 0 0 0 0 0 0 0 0 0 10 15 0.00 1.000	1.0 4 1 0 0 0 0 0 0 0 0 0 0 10 15 0.00 1.000	1.0 4 1 0 0 0 0 0 0 0 0 0 0 10 15 0.00 1.000	1.0 4 1 0 0 0 0 0 0 0 0 0 0 10 15 0.00 1.000	1.0 4 1 0 0 0 0 0 0 0 0 0 0 10 15 0.00 1.000	1.0 4 1 0 0 0 0 0 0 0 0 0 0 10 15 0.00 1.000	1.0 4 1 0 0 0 0 0 0 0 0 0 0 10 15 0.00 1.000	1.0 4 1 0 0 0 0 0 0 0 0 0 0 10 15 0.00 1.000	1.0 4 1 0 0 0 0 0 0 0 0 0 0 10 15 0.00 1.000	1.0 4 1 0 0 0 0 0 0 0 0 0 0 10 15 0.00 1.000	1.0 4 1 0 0 0 0 0 0 0 0 0 0 10 15 0.00 1.000	1.0 4 1 0 0 0 0 0 0 0 0 0 0 10 15 0.00 1.000	1.0 4 1 0 0 0 0 0 0 0 0 0 0 10 15 0.00 1.000
David Weathers R (7.1) ERA: 3.97	2.0 7 0 0 0 2 1 0 0 0 0 0 0 16 32 0.00 0.500	2.0 7 0 0 0 2 1 0 0 0 0 0 0 16 32 0.00 0.500	2.0 7 0 0 0 2 1 0 0 0 0 0 0 16 32 0.00 0.500	2.0 7 0 0 0 2 1 0 0 0 0 0 0 16 32 0.00 0.500	2.0 7 0 0 0 2 1 0 0 0 0 0 0 16 32 0.00 0.500	2.0 7 0 0 0 2 1 0 0 0 0 0 0 16 32 0.00 0.500	2.0 7 0 0 0 2 1 0 0 0 0 0 0 16 32 0.00 0.500	2.0 7 0 0 0 2 1 0 0 0 0 0 0 16 32 0.00 0.500	2.0 7 0 0 0 2 1 0 0 0 0 0 0 16 32 0.00 0.500	2.0 7 0 0 0 2 1 0 0 0 0 0 0 16 32 0.00 0.500	2.0 7 0 0 0 2 1 0 0 0 0 0 0 16 32 0.00 0.500	2.0 7 0 0 0 2 1 0 0 0 0 0 0 16 32 0.00 0.500	2.0 7 0 0 0 2 1 0 0 0 0 0 0 16 32 0.00 0.500	2.0 7 0 0 0 2 1 0 0 0 0 0 0 16 32 0.00 0.500	2.0 7 0 0 0 2 1 0 0 0 0 0 0 16 32 0.00 0.500	2.0 7 0 0 0 2 1 0 0 0 0 0 0 16 32 0.00 0.500	2.0 7 0 0 0 2 1 0 0 0 0 0 0 16 32 0.00 0.500	2.0 7 0 0 0 2 1 0 0 0 0 0 0 16 32 0.00 0.500	2.0 7 0 0 0 2 1 0 0 0 0 0 0 16 32 0.00 0.500	2.0 7 0 0 0 2 1 0 0 0 0 0 0 16 32 0.00 0.500	2.0 7 0 0 0 2 1 0 0 0 0 0 0 16 32 0.00 0.500	2.0 7 0 0 0 2 1 0 0 0 0 0 0 16 32 0.00 0.500	2.0 7 0 0 0 2 1 0 0 0 0 0 0 16 32 0.00 0.500	2.0 7 0 0 0 2 1 0 0 0 0 0 0 16 32 0.00 0.500	
Aramando Benitez R (9.1) ERA: 3.34	1.0 5 2 0 0 1 0 0 0 0 0 0 0 13 15 0.00 2.000	1.0 5 2 0 0 1 0 0 0 0 0 0 0 13 15 0.00 2.000	1.0 5 2 0 0 1 0 0 0 0 0 0 0 13 15 0.00 2.000	1.0 5 2 0 0 1 0 0 0 0 0 0 0 13 15 0.00 2.000	1.0 5 2 0 0 1 0 0 0 0 0 0 0 13 15 0.00 2.000	1.0 5 2 0 0 1 0 0 0 0 0 0 0 13 15 0.00 2.000	1.0 5 2 0 0 1 0 0 0 0 0 0 0 13 15 0.00 2.000	1.0 5 2 0 0 1 0 0 0 0 0 0 0 13 15 0.00 2.000	1.0 5 2 0 0 1 0 0 0 0 0 0 0 13 15 0.00 2.000	1.0 5 2 0 0 1 0 0 0 0 0 0 0 13 15 0.00 2.000	1.0 5 2 0 0 1 0 0 0 0 0 0 0 13 15 0.00 2.000	1.0 5 2 0 0 1 0 0 0 0 0 0 0 13 15 0.00 2.000	1.0 5 2 0 0 1 0 0 0 0 0 0 0 13 15 0.00 2.000	1.0 5 2 0 0 1 0 0 0 0 0 0 0 13 15 0.00 2.000	1.0 5 2 0 0 1 0 0 0 0 0 0 0 13 15 0.00 2.000	1.0 5 2 0 0 1 0 0 0 0 0 0 0 13 15 0.00 2.000	1.0 5 2 0 0 1 0 0 0 0 0 0 0 13 15 0.00 2.000	1.0 5 2 0 0 1 0 0 0 0 0 0 0 13 15 0.00 2.000	1.0 5 2 0 0 1 0 0 0 0 0 0 0 13 15 0.00 2.000	1.0 5 2 0 0 1 0 0 0 0 0 0 0 13 15 0.00 2.000	1.0 5 2 0 0 1 0 0 0 0 0 0 0 13 15 0.00 2.000	1.0 5 2 0 0 1 0 0 0 0 0 0 0 13 15 0.00 2.000	1.0 5 2 0 0 1 0 0 0 0 0 0 0 13 15 0.00 2.000	1.0 5 2 0 0 1 0 0 0 0 0 0 0 13 15 0.00 2.000	
Batter	1	2	3	4	5	6	7	8	9	AB	R	H	RBI	BB	SO	LOB	BOTTOM								
Roger Cedeno S (1.9) OBP: 0.335, SLG: 0.349										4	1	2	0	0	0	0	Milwaukee Brewers @ New York Mets Shea Stadium, Flushing, NY Thu Jun 05 2003, 4:15 PM EDT Att: 19,048 - Sunny - 69 F								
Ty Wigginton R (1.5) OBP: 0.343, SLG: 0.449										4	1	2	3	0	2	0									
Roberto Alomar S (1.4) OBP: 0.347, SLG: 0.376										3	0	0	0	0	0	2									
Joe McEwing R (6, PH) OBP: 0.298, SLG: 0.287										1	0	1	0	0	0	0									
Cliff Floyd L (1.7) OBP: 0.369, SLG: 0.511										3	0	2	0	1	1	0									
Jeromy Burnitz L (1.8) OBP: 0.364, SLG: 0.582										4	0	0	0	0	0	4									
Jason Phillips R (1.3) OBP: 0.373, SLG: 0.397		<																							

Batter	1	2	3	4	5	6	7	8	9	AB	R	H	RBI	BB	SO	LOB	TOP				
Damian Jackson, R (1, 8) OBP: 0.306, SLG: 0.289 34 David Ortiz, L (9, PH) OBP: 0.348, SLG: 0.458	L8		F8		G4-3		K		K	4	0	0	0	0	1	1	Boston Red Sox @ Milwaukee Brewers Miller Park, Milwaukee, WI Fri Jun 06 2003, 7:05 PM CDT Att: 20,195 - Dome - 72 F				
Todd Walker, L (1, 4) OBP: 0.365, SLG: 0.432	P6		F9			F7				3	0	0	0	1	0						
Nomar Garciaparra, R (1, 6) OBP: 0.341, SLG: 0.563	K			G6-3		G5-3			K	4	0	0	0	0	2	1					
Manny Ramirez, R (1, 7) OBP: 0.409, SLG: 0.550		G4-6-3 E BB		F9				G5-3		3	1	1	1	1	0	0					
Kevin Millar, R (1, 3) OBP: 0.356, SLG: 0.492		E4 G4-6-3			1-2		BB BB 1B		FC4-6 1B	4	0	3	0	0	0	1					
Bill Mueller, S (1, 5) OBP: 0.418, SLG: 0.564		G4-6-3 1-2 2-3			4-0	BB BB			FC4-6 1-2	2	1	0	0	2	0	3					
Trot Nixon, L (1, 9) OBP: 0.394, SLG: 0.522			K		3-2	BB E 3B			F8	3	1	1	1	1	1	2					
Doug Mirabeli, R (1, 2) OBP: 0.272, SLG: 0.397 50 Mike Timlin, R (6, 1) Ramiro Mendoza, R (8, 1) Jeremy Giambi, L (9, PH) OBP: 0.328, SLG: 0.379			G3		0-0	P3 3-H			P2 P5	3	0	0	0	0	0	3					
49 Tim Wakefield, R (3, PH) Casey Fossum, L (3, PH) Rudy Seanez, R (3, 1) Freddy Sanchez, R (5, PH) Hector Almonte, R (5, 1) Jason Varitek, S (5, 2) OBP: 0.337, SLG: 0.487				1-1		G4-3			L3 G1-3	0	0	0	0	0	0	0					
										1B: 3	SF: 0	2B: 0	SAC: 0	3B: 1	DP: 1	HBP: 1					
Inning Stats	R: 0 E: 0 K: 1 S: 8	H: 0 LOB: 0 BB: 0 P: 11	R: 0 E: 1 K: 1 S: 11	H: 0 LOB: 1 BB: 1 P: 20	R: 0 E: 0 K: 0 S: 13	H: 0 LOB: 1 BB: 0 P: 19	R: 0 E: 0 K: 0 S: 6	H: 1 LOB: 1 BB: 0 P: 7	R: 2 E: 1 K: 0 S: 12	H: 1 LOB: 0 BB: 1 P: 21	R: 1 E: 0 K: 0 S: 13	H: 2 LOB: 3 BB: 2 P: 24	R: 0 E: 0 K: 2 S: 15	H: 0 LOB: 1 BB: 1 P: 20	R: 0 E: 0 K: 0 S: 10	H: 1 LOB: 1 BB: 0 P: 12	R: 0 E: 0 K: 1 S: 8	H: 0 LOB: 0 BB: 0 P: 11	WP: 0 PB: 0 SB: 0 CS: 0	PA: 37	
PITCHER	IP WLS BF H R ER SO BB IBB HBP BLK WP HR S P ERA WHIP	IP WLS BF H R ER SO BB IBB HBP BLK WP HR S P ERA WHIP	IP WLS BF H R ER SO BB IBB HBP BLK WP HR S P ERA WHIP	IP WLS BF H R ER SO BB IBB HBP BLK WP HR S P ERA WHIP	IP WLS BF H R ER SO BB IBB HBP BLK WP HR S P ERA WHIP	IP WLS BF H R ER SO BB IBB HBP BLK WP HR S P ERA WHIP	IP WLS BF H R ER SO BB IBB HBP BLK WP HR S P ERA WHIP	IP WLS BF H R ER SO BB IBB HBP BLK WP HR S P ERA WHIP	IP WLS BF H R ER SO BB IBB HBP BLK WP HR S P ERA WHIP	IP WLS BF H R ER SO BB IBB HBP BLK WP HR S P ERA WHIP	IP WLS BF H R ER SO BB IBB HBP BLK WP HR S P ERA WHIP	IP WLS BF H R ER SO BB IBB HBP BLK WP HR S P ERA WHIP	IP WLS BF H R ER SO BB IBB HBP BLK WP HR S P ERA WHIP	IP WLS BF H R ER SO BB IBB HBP BLK WP HR S P ERA WHIP	IP WLS BF H R ER SO BB IBB HBP BLK WP HR S P ERA WHIP	IP WLS BF H R ER SO BB IBB HBP BLK WP HR S P ERA WHIP	IP WLS BF H R ER SO BB IBB HBP BLK WP HR S P ERA WHIP	IP WLS BF H R ER SO BB IBB HBP BLK WP HR S P ERA WHIP	IP WLS BF H R ER SO BB IBB HBP BLK WP HR S P ERA WHIP	IP WLS BF H R ER SO BB IBB HBP BLK WP HR S P ERA WHIP	
Wayne Franklin, L (1, 1) ERA: 5.12	5.2	25	4	3	2	2	4	0	1	0	0	0	1	59	97	3.18	1.412				
Jayson Durocher, R (6, 1) ERA: 3.0	0.1	W	1	0	0	0	0	0	0	0	0	0	0	4	5	0.00	0.000				
Curt Leskanic, R (7, 1) ERA: 3.48	1.0		4	0	0	2	1	0	0	0	0	0	0	15	20	0.00	1.000				
Leo Estrella, R (8, 1) ERA: 1.0	1.0		4	1	0	0	0	0	0	0	0	0	0	10	12	0.00	1.000				
Brooks Kieschnick, R (9, 1) ERA: 4.6	1.0		3	0	0	1	0	0	0	0	0	0	0	8	11	0.00	0.000				

AB	31
R	3
H	5
RBI	2
BB	5
SO	5
LOB	12



Batter	1	2	3	4	5	6	7	8	9	AB	R	H	RBI	BB	SO	LOB	BOTTOM									
Eric Young Sr., R (1, 4) OBP: 0.335, SLG: 0.420	K		G1-3			K		G5-3		5	0	0	0	0	2	3	Boston Red Sox @ Milwaukee Brewers Miller Park, Milwaukee, WI Fri Jun 06 2003, 7:05 PM CDT Att: 20,195 - Dome - 72 F									
Scott Podsednik, L (1, 8) OBP: 0.369, SLG: 0.430	G4-3		F7			K				4	1	1	0	0	1	0										
Richie Sexson, R (1, 3) OBP: 0.366, SLG: 0.546	K		K							4	1	1	1	0	2	1										
Geoff Jenkins, L (1, 7) OBP: 0.346, SLG: 0.519		HR 1B		K						4	2	3	1	0	1	0										
John Vander Wal, L (1, 9) OBP: 0.371, SLG: 0.492 Curt Leskanic, R (7, 1) Enrique Cruz, R (7, PH) OBP: 0.233, SLG: 0.185 Leo Estrella, R (8, 1) Brooks Kieschnick, L (9, 1) OBP: 0.417, SLG: 0.567				G6-3						3	1	1	0	0	1	1										
Wes Helms, R (1, 5) OBP: 0.321, SLG: 0.424										3	1	1	3	0	2	1										
Keith Osik, R (1, 2) OBP: 0.340, SLG: 0.253		G5-3								4	1	1	1	0	1	0										
Royce Clayton, R (1, 6) OBP: 0.303, SLG: 0.367										3	2	3	1	1	0	0										
Wayne Franklin, L (1, 1) OBP: 0.120, SLG: 0.120 Jayson Durocher, R (6, 1) Brady Clark, R (6, PH) OBP: 0.313, SLG: 0.373										1	0	0	0	0	1	0										
										2	0	1	2	0	1	1										
Inning Stats	R: 0 E: 0 K: 2 S: 8	H: 0 LOB: 0 BB: 0 P: 11	R: 3 E: 0 K: 2 S: 12	H: 3 LOB: 0 BB: 0 P: 17	R: 0 E: 0 K: 1 S: 8	H: 0 LOB: 0 BB: 0 P: 15	R: 0 E: 0 K: 2 S: 7	H: 0 LOB: 0 BB: 0 P: 12	R: 0 E: 0 K: 1 S: 11	H: 1 LOB: 1 BB: 0 P: 15	R: 5 E: 0 K: 1 S: 19	H: 5 LOB: 1 BB: 1 P: 34	R: 1 E: 0 K: 2 S: 13	H: 2 LOB: 1 BB: 0 P: 17	R: 0 E: 0 K: 2 S: 10	H: 1 LOB: 1 BB: 0 P: 15	1B: 5	SF: 1	2B: 4	SAC: 1	3B: 0	DP: 0	HR: 3	HBP: 0	WP: 0 PB: 0 SB: 0 CS: 0	PA: 37
PITCHER	IP WLS BF H R ER SO BB IBB HBP BLK WP HR S P ERA WHIP	IP WLS BF H R ER SO BB IBB HBP BLK WP HR S P ERA WHIP	IP WLS BF H R ER SO BB IBB HBP BLK WP HR S P ERA WHIP	IP WLS BF H R ER SO BB IBB HBP BLK WP HR S P ERA WHIP	IP WLS BF H R ER SO BB IBB HBP BLK WP HR S P ERA WHIP	IP WLS BF H R ER SO BB IBB HBP BLK WP HR S P ERA WHIP	IP WLS BF H R ER SO BB IBB HBP BLK WP HR S P ERA WHIP	IP WLS BF H R ER SO BB IBB HBP BLK WP HR S P ERA WHIP	IP WLS BF H R ER SO BB IBB HBP BLK WP HR S P ERA WHIP	IP WLS BF H R ER SO BB IBB HBP BLK WP HR S P ERA WHIP	IP WLS BF H R ER SO BB IBB HBP BLK WP HR S P ERA WHIP	IP WLS BF H R ER SO BB IBB HBP BLK WP HR S P ERA WHIP	IP WLS BF H R ER SO BB IBB HBP BLK WP HR S P ERA WHIP	IP WLS BF H R ER SO BB IBB HBP BLK WP HR S P ERA WHIP	IP WLS BF H R ER SO BB IBB HBP BLK WP HR S P ERA WHIP	IP WLS BF H R ER SO BB IBB HBP BLK WP HR S P ERA WHIP	IP WLS BF H R ER SO BB IBB HBP BLK WP HR S P ERA WHIP	IP WLS BF H R ER SO BB IBB HBP BLK WP HR S P ERA WHIP	IP WLS BF H R ER SO BB IBB HBP BLK WP HR S P ERA WHIP	IP WLS BF H R ER SO BB IBB HBP BLK WP HR S P ERA WHIP						
49 Tim Wakefield, R (1, 1) ERA: 5.35	2.0		9	3	3	4	0	0	0	0	0	0	0	20	28	13.50	1.500									
Rudy Seanez, R (3, 1) ERA: 3.39	2.0		6	0	0	3	0	0	0	0	0	0	0	15	27	0.00	0.000									
Hector Almonte, R (5, 1) ERA: 16.88	1.2	L	12	6	5	5	2	0	1	0	0	0	0	1	29	48	27.00	3.600								
50 Mike Timlin, R (6, 1) ERA: 3.97	1.1		6	2	1	1	2	0	0	0	0	0	0	14	18	6.75	1.500									
Ramiro Mendoza, R (8, 1) ERA: 7.09	1.0		4	1	0	0	2	0	0	0	0	0	0	10	15	0.00	1.000									



Batter	1	2	3	4	5	6	7	8	9	AB	R	H	RBI	BB	SO	LOB	TOP			
18 Johnny Damon, L (1, 8) OBP: 0.315, SLG: 0.403	0-1 WP 1B 1B		0-2 G1-6-3		1-3 K		1-2 2B 1B		0-1 P6	5	2	2	1	0	1	1	Boston Red Sox @ Milwaukee Brewers Miller Park, Milwaukee, WI Sun Jun 08 2003, 1:05 PM CDT Att: 20,784 - Dome - 72 F			
Todd Walker, L (1, 4) OBP: 0.358, SLG: 0.427	0-0 1B G6-4-3 1B		1-1 P4		0-0 F9		2-2 2B 1B		2-1 G4-3	5	1	2	2	0	0	1				
Nomar Garciaparra, R (1, 6) OBP: 0.347, SLG: 0.559	2-2 G6-4-3 1B		0-0 E8 HR 1B		1-1 G6-3		1-0 F7		0-1 G5-3	5	1	2	1	0	0	2				
Manny Ramirez, R (1, 7) OBP: 0.406, SLG: 0.553	0-2 G6-4-3 1B		4-0 HR IBB		1-0 G6-3		2-0 G6-3			3	1	1	0	1	0	2				
Kevin Millar, R (1, 3) OBP: 0.362, SLG: 0.544	1-1 G6-3		1-1 HR		0-0 F9		0-1 HR			4	2	2	4	0	0	1				
Bill Mueller, S (1, 5)		3-3 K	3-2 F9		2-2 G5-4-3		1-0 P2			4	0	0	0	0	1	1				
Trot Nixon, L (1, 9) OBP: 0.396, SLG: 0.536		1-2 L3		3-3 K		3-3 K		2-3 K		4	0	0	0	0	3	0				
Jason Varitek, S (1, 2) OBP: 0.349, SLG: 0.510		4-0 FC6-4 BB		1-0 G6-3		1-2 1B 1B		1-0 G5-3		3	1	1	0	1	0	0				
Derek Lowe, R (1, 1) Freddy Sanchez, R (7, PH) Ramiro Mendoza, R (7, 1) Jeremy Giambi, L (9, PH) Hector Almonte, R (9, 1)		0-1 FC6-4		0-1 G6-3		2-2 1B 1B		3-2 G4-3 2B		2	0	0	0	0	0	1				
Inning Stats	R: 2 E: 0 K: 0 S: 12	H: 3 LOB: 0 BB: 0 P: 15	R: 0 E: 0 K: 1 S: 8	H: 0 LOB: 1 BB: 1 P: 16	R: 3 E: 1 K: 0 S: 11	H: 2 LOB: 0 BB: 1 P: 20	R: 0 E: 0 K: 1 S: 6	H: 0 LOB: 0 BB: 0 P: 10	R: 0 E: 0 K: 1 S: 6	H: 1 LOB: 0 BB: 0 P: 9	R: 3 E: 0 K: 1 S: 18	H: 4 LOB: 1 BB: 0 P: 30	R: 1 E: 0 K: 1 S: 7	H: 1 LOB: 0 BB: 0 P: 11	R: 0 E: 0 K: 0 S: 9	H: 1 LOB: 1 BB: 0 P: 14		1B: 8 2B: 2 3B: 0 HR: 2	SF: 0 SAC: 0 DP: 2 HBP: 0	WP: 1 PB: 0 SB: 0 CS: 0
PITCHER	IP WLS BF H R ER SO BB IBB HBP BLK WP HR S P ERA WHIP	IP WLS BF H R ER SO BB IBB HBP BLK WP HR S P ERA WHIP	IP WLS BF H R ER SO BB IBB HBP BLK WP HR S P ERA WHIP	IP WLS BF H R ER SO BB IBB HBP BLK WP HR S P ERA WHIP	IP WLS BF H R ER SO BB IBB HBP BLK WP HR S P ERA WHIP	IP WLS BF H R ER SO BB IBB HBP BLK WP HR S P ERA WHIP	IP WLS BF H R ER SO BB IBB HBP BLK WP HR S P ERA WHIP	IP WLS BF H R ER SO BB IBB HBP BLK WP HR S P ERA WHIP	IP WLS BF H R ER SO BB IBB HBP BLK WP HR S P ERA WHIP	IP WLS BF H R ER SO BB IBB HBP BLK WP HR S P ERA WHIP	IP WLS BF H R ER SO BB IBB HBP BLK WP HR S P ERA WHIP	IP WLS BF H R ER SO BB IBB HBP BLK WP HR S P ERA WHIP	IP WLS BF H R ER SO BB IBB HBP BLK WP HR S P ERA WHIP	IP WLS BF H R ER SO BB IBB HBP BLK WP HR S P ERA WHIP	IP WLS BF H R ER SO BB IBB HBP BLK WP HR S P ERA WHIP	IP WLS BF H R ER SO BB IBB HBP BLK WP HR S P ERA WHIP	IP WLS BF H R ER SO BB IBB HBP BLK WP HR S P ERA WHIP			

AB	37
R	9
H	12
RBI	8
BB	2
SO	5
LOB	9



Batter	1	2	3	4	5	6	7	8	9	AB	R	H	RBI	BB	SO	LOB	BOTTOM		
Scott Podsednik, L (1, 8) OBP: 0.373, SLG: 0.440	4-1 G5-3 1B BB		3-1 G6-4-3 1B		1-0 L6			1-0 P6		3	0	1	0	1	0	1	Boston Red Sox @ Milwaukee Brewers Miller Park, Milwaukee, WI Sun Jun 08 2003, 1:05 PM CDT Att: 20,784 - Dome - 72 F		
Keith Ginter, R (1, 4) OBP: 0.359, SLG: 0.294	1-1 1B		0-0 G6-4-3 1-2F		3-1 G6-3		2-3 K		1-3 K	4	0	1	0	0	1	1			
Richie Sexson, R (1, 3) OBP: 0.365, SLG: 0.536	1-3 K		0-0 F9		2-3 K		2-1 K		1-1 BB 1B	4	0	1	0	0	2	2			
Geoff Jenkins, L (1, 7) OBP: 0.346, SLG: 0.521	0-0 G5-3 2-3F		2-3 K2-3		1-0 G1-3		4-1 FC5-4 BB		3-3 K	3	0	0	0	1	1	2			
John Vander Wal, L (1, 9) Brady Clark, R (9, 9) Wes Helms, R (1, 5) Eddie Pérez, R (1, 2) Royce Clayton, R (1, 6) Brooks Kieschnick, L (9, 1)		3-1 G4-3 G6-3 2B		3-3 K		2-3 K		2-2 G4-3		3-3 K	3	1	1	0	0	2		0	
Wes Helms, R (1, 5) Eddie Pérez, R (1, 2) Royce Clayton, R (1, 6) Brooks Kieschnick, L (9, 1)		0-0 G4-3 2-3		2-3 K		2-2 G4-3		1-1 FC5-4		1-1 FC5-4	4	0	0	0	0	1		3	
Eddie Pérez, R (1, 2) Royce Clayton, R (1, 6) Brooks Kieschnick, L (9, 1)		2-1 G6-3 3-H		1-2 G5-3		2-3 K		0-0 L9		3	0	0	1	0	1	0			
Glendon Rusch, L (1, 1) Luis Vizcaino, R (7, 1) Enrique Cruz, R (9, 6)		0-1 FC4-6		0-0 G5-3		1-2 G5-3		0-0 G5-3		2	0	1	0	0	0	1			
Inning Stats	R: 0 E: 0 K: 1 S: 7	H: 1 LOB: 1 BB: 1 P: 13	R: 1 E: 0 K: 0 S: 8	H: 2 LOB: 0 BB: 0 P: 14	R: 0 E: 0 K: 3 S: 10	H: 0 LOB: 0 BB: 0 P: 17	R: 0 E: 0 K: 1 S: 7	H: 0 LOB: 0 BB: 0 P: 14	R: 0 E: 0 K: 2 S: 11	H: 0 LOB: 0 BB: 0 P: 17	R: 0 E: 0 K: 0 S: 3	H: 0 LOB: 0 BB: 0 P: 4	R: 0 E: 0 K: 2 S: 11	H: 1 LOB: 2 BB: 1 P: 21	1B: 5 2B: 1 3B: 0 HR: 0	SF: 0 SAC: 0 DP: 2 HBP: 0		WP: 0 PB: 0 SB: 0 CS: 0	PA: 33
PITCHER	IP WLS BF H R ER SO BB IBB HBP BLK WP HR S P ERA WHIP	IP WLS BF H R ER SO BB IBB HBP BLK WP HR S P ERA WHIP	IP WLS BF H R ER SO BB IBB HBP BLK WP HR S P ERA WHIP	IP WLS BF H R ER SO BB IBB HBP BLK WP HR S P ERA WHIP	IP WLS BF H R ER SO BB IBB HBP BLK WP HR S P ERA WHIP	IP WLS BF H R ER SO BB IBB HBP BLK WP HR S P ERA WHIP	IP WLS BF H R ER SO BB IBB HBP BLK WP HR S P ERA WHIP	IP WLS BF H R ER SO BB IBB HBP BLK WP HR S P ERA WHIP	IP WLS BF H R ER SO BB IBB HBP BLK WP HR S P ERA WHIP	IP WLS BF H R ER SO BB IBB HBP BLK WP HR S P ERA WHIP	IP WLS BF H R ER SO BB IBB HBP BLK WP HR S P ERA WHIP	IP WLS BF H R ER SO BB IBB HBP BLK WP HR S P ERA WHIP	IP WLS BF H R ER SO BB IBB HBP BLK WP HR S P ERA WHIP	IP WLS BF H R ER SO BB IBB HBP BLK WP HR S P ERA WHIP	IP WLS BF H R ER SO BB IBB HBP BLK WP HR S P ERA WHIP	IP WLS BF H R ER SO BB IBB HBP BLK WP HR S P ERA WHIP			

AB	31
R	1
H	6
RBI	1
BB	2
SO	9
LOB	12



Batter	1	2	3	4	5	6	7	8	9	AB	R	H	RBI	BB	SO	LOB	TOP				
Juan Pierre, L OBP: 0.337, SLG: 0.342	2-1 SH 1B	2-3 K			0-1 G6-3		2-0 G3-1		4-1 E 1B BB	4	2	1	0	1	1	1					
Luis Castillo, S OBP: 0.364, SLG: 0.395	2-1 SH G4-3 1B		2-2 1B		0-0 G6-3			0-1 L4	0-2 P3	4	1	1	0	0	0	2					
Ivan Rodriguez, R OBP: 0.346, SLG: 0.406	1-0 G4-3		1-0 SAFE 1B		1-0 G6-3			4-2 BB	1-1 E9 1B 2B	4	1	2	0	1	0	1					
Ramon Castro, R OBP: 0.333, SLG: 0.370			1-2 1B		1-2 G6-4-3 1B				1-3 2B 1B	0	0	0	0	0	0	0					
Mike Lowell, R OBP: 0.357, SLG: 0.602	1-2 HR 1B		0-0 P4		0-0 P3		2-0 P3	2-0 F7	1-2 2B 1B	5	2	2	2	0	0	3					
Allen Levrault, R									1-2 2B 1B	0	0	0	0	0	0	0					
Juan Encarnacion, R OBP: 0.323, SLG: 0.472	1-3 K		1-3 G6-4-3		2-3 K		2-2 G5-3	2-2 G5-3	0-1 1B 2B	4	0	0	0	0	2	4					
Brian Banks, S OBP: 0.350, SLG: 0.522			1-2 1B		1-2 G6-4-3				1-1 1B 2B	1	0	1	2	0	0	0					
Derrek Lee, R OBP: 0.359, SLG: 0.462	3-2 HR			2-1 HR			3-3 K		0-1 G5-3	5	3	3	3	0	1	1					
Alex Gonzalez, R OBP: 0.379, SLG: 0.601	1-3 K		0-3 K		0-0 G1-3 2B				0-1 G5-3	4	1	1	0	0	2	1					
Todd Hollandsworth, L OBP: 0.324, SLG: 0.451		3-1 P5		1-2 G1			0-3 K		0-1 1B 2B	4	1	1	2	0	1	1					
Mark Redman, L		2-3 K		0-0 G3-1			2-2 G1-3		3-2 1B BB E 1B	3	0	0	0	0	1	1					
Andy Fox, L OBP: 0.300, SLG: 0.327										0	0	0	0	0	0	0					
Mike Mordecai, R OBP: 0.302, SLG: 0.243										1	1	1	1	0	0	0					
Inning Stats	R: 4 H: 3 E: 1 K: 2 S: 18	H: 3 LOB: 0 BB: 0 P: 29	R: 0 H: 0 E: 0 K: 2 S: 10	H: 0 LOB: 0 BB: 0 P: 17	R: 0 H: 2 E: 0 K: 0 S: 6	H: 2 LOB: 1 BB: 0 P: 9	R: 1 H: 1 E: 0 K: 1 S: 9	H: 1 LOB: 0 BB: 0 P: 12	R: 0 H: 0 E: 0 K: 0 S: 4	H: 0 LOB: 0 BB: 0 P: 5	R: 0 H: 1 E: 0 K: 1 S: 11	H: 1 LOB: 1 BB: 0 P: 15	R: 0 H: 0 E: 0 K: 0 S: 8	H: 0 LOB: 1 BB: 1 P: 16	R: 7 H: 6 E: 1 K: 0 S: 23	H: 6 LOB: 1 BB: 1 P: 35	1B: 8 2B: 3 HR: 2	SF: 0 SAC: 1 DP: 1 HBP: 1	WP: 0 PB: 0 SB: 1 CS: 0	PA: 43	
PITCHER	IP WLS BF H R ER SO BB IBB HBP BLK WP HR S P ERA WHIP	IP WLS BF H R ER SO BB IBB HBP BLK WP HR S P ERA WHIP	IP WLS BF H R ER SO BB IBB HBP BLK WP HR S P ERA WHIP	IP WLS BF H R ER SO BB IBB HBP BLK WP HR S P ERA WHIP	IP WLS BF H R ER SO BB IBB HBP BLK WP HR S P ERA WHIP	IP WLS BF H R ER SO BB IBB HBP BLK WP HR S P ERA WHIP	IP WLS BF H R ER SO BB IBB HBP BLK WP HR S P ERA WHIP	IP WLS BF H R ER SO BB IBB HBP BLK WP HR S P ERA WHIP	IP WLS BF H R ER SO BB IBB HBP BLK WP HR S P ERA WHIP	IP WLS BF H R ER SO BB IBB HBP BLK WP HR S P ERA WHIP	IP WLS BF H R ER SO BB IBB HBP BLK WP HR S P ERA WHIP	IP WLS BF H R ER SO BB IBB HBP BLK WP HR S P ERA WHIP	IP WLS BF H R ER SO BB IBB HBP BLK WP HR S P ERA WHIP	IP WLS BF H R ER SO BB IBB HBP BLK WP HR S P ERA WHIP	IP WLS BF H R ER SO BB IBB HBP BLK WP HR S P ERA WHIP	IP WLS BF H R ER SO BB IBB HBP BLK WP HR S P ERA WHIP	IP WLS BF H R ER SO BB IBB HBP BLK WP HR S P ERA WHIP	IP WLS BF H R ER SO BB IBB HBP BLK WP HR S P ERA WHIP	IP WLS BF H R ER SO BB IBB HBP BLK WP HR S P ERA WHIP	IP WLS BF H R ER SO BB IBB HBP BLK WP HR S P ERA WHIP	IP WLS BF H R ER SO BB IBB HBP BLK WP HR S P ERA WHIP
15 Ben Sheets, R ERA: 4.34	7.0	L	28	7	5	2	8	0	0	0	0	0	0	0	2	67	103	2.57	1.000		
Luis Vizcaino, R ERA: 10.64	1.0		7	2	3	3	0	1	0	1	0	0	0	0	0	11	20	27.00	3.000		
Matt Ford, L ERA: 2.75	0.1		4	2	1	1	0	1	0	0	0	0	0	0	0	9	17	27.00	9.000		
Brooks Kieschnick, R ERA: 4.67	0.2		4	2	3	3	0	0	0	0	0	0	0	0	0	11	14	40.50	3.000		

Florida Marlins @ Milwaukee Brewers
Miller Park, Milwaukee, WI
Tue Jun 10 2003, 7:05 PM CDT
Att: 11,598 - Cloudy - 72 F

AB 39
R 12
H 13
RBI 10
BB 2
SO 8
LOB 15



Batter	1	2	3	4	5	6	7	8	9	AB	R	H	RBI	BB	SO	LOB	BOTTOM					
Eric Young Sr., R OBP: 0.338, SLG: 0.421	0-1 F7	1-2 G6-3			4-0 BB		0-1 P4		1-0 1B 1B	4	1	1	0	1	0	3						
Scott Podsednik, L OBP: 0.374, SLG: 0.439	2-1 1B		1-2 G4-3		0-1 L4		3-2 F7		2-2 1B 1B	5	0	2	1	0	0	2						
Richie Sexson, R OBP: 0.365, SLG: 0.533	2-3 K		0-0 G3-6-3 1B		0-2 P2			1-2 L6	1-0 FC6-4 1B	5	0	2	1	0	1	2						
Geoff Jenkins, L OBP: 0.339, SLG: 0.509	2-3 K		0-0 G3-6-3		0-2 G4-3			2-3 K	0-1 FC6-4	5	0	0	0	0	2	4						
Brady Clark, R OBP: 0.301, SLG: 0.349		1-1 P6		4-1 1B BB		3-3 K		3-1 G5-3		3	0	0	0	1	1	0						
Wes Helms, R OBP: 0.316, SLG: 0.424		1-1 E5 1B		2-1 P4		2-2 1B		0-1 HR		4	2	2	1	0	0	1						
Keith Osik, R OBP: 0.337, SLG: 0.253		2-1 F7		2-2 G6-4-3 1B		1-2 P6		0-1 P4		4	0	1	0	0	0	2						
Royce Clayton, R OBP: 0.310, SLG: 0.369		4-1 1B BB		0-1 G6-4-3			0-2 1B		2-2 K	3	0	1	0	1	1	2						
15 Ben Sheets, R OBP: 0.114, SLG: 0.088		1-1 1B		0-0 B2-3			0-1 P3		3-2 1B 2B	2	0	1	1	0	0	0						
Keith Ginter, R OBP: 0.356, SLG: 0.291										1	0	0	0	0	0	1						
Luis Vizcaino, R										0	0	0	0	0	0	0						
Matt Ford, S										0	0	0	0	0	0	0						
Brooks Kieschnick, L OBP: 0.462, SLG: 0.769		1-3 2H 1B								1	1	1	0	0	0	0						
Inning Stats	R: 0 H: 1 E: 0 K: 2 S: 12	H: 1 LOB: 1 BB: 0 P: 18	R: 1 H: 1 E: 1 K: 0 S: 13	H: 1 LOB: 2 BB: 1 P: 23	R: 0 H: 1 E: 0 K: 0 S: 5	H: 1 LOB: 0 BB: 0 P: 6	R: 0 H: 1 E: 0 K: 0 S: 9	H: 1 LOB: 1 BB: 1 P: 17	R: 0 H: 1 E: 0 K: 0 S: 6	H: 0 LOB: 1 BB: 1 P: 10	R: 0 H: 1 E: 0 K: 1 S: 16	H: 1 LOB: 1 BB: 0 P: 22	R: 0 H: 1 E: 0 K: 0 S: 10	H: 1 LOB: 1 BB: 0 P: 13	R: 0 H: 0 E: 0 K: 1 S: 8	H: 0 LOB: 0 BB: 0 P: 14	R: 3 H: 5 E: 0 K: 1 S: 20	H: 5 LOB: 2 BB: 0 P: 29	1B: 9 2B: 1 3B: 0 HR: 1	SF: 0 SAC: 0 DP: 2 HBP: 0	WP: 0 PB: 0 SB: 0 CS: 0	PA: 40
PITCHER	IP WLS BF H R ER SO BB IBB HBP BLK WP HR S P ERA WHIP	IP WLS BF H R ER SO BB IBB HBP BLK WP HR S P ERA WHIP	IP WLS BF H R ER SO BB IBB HBP BLK WP HR S P ERA WHIP	IP WLS BF H R ER SO BB IBB HBP BLK WP HR S P ERA WHIP	IP WLS BF H R ER SO BB IBB HBP BLK WP HR S P ERA WHIP	IP WLS BF H R ER SO BB IBB HBP BLK WP HR S P ERA WHIP	IP WLS BF H R ER SO BB IBB HBP BLK WP HR S P ERA WHIP	IP WLS BF H R ER SO BB IBB HBP BLK WP HR S P ERA WHIP	IP WLS BF H R ER SO BB IBB HBP BLK WP HR S P ERA WHIP	IP WLS BF H R ER SO BB IBB HBP BLK WP HR S P ERA WHIP	IP WLS BF H R ER SO BB IBB HBP BLK WP HR S P ERA WHIP	IP WLS BF H R ER SO BB IBB HBP BLK WP HR S P ERA WHIP	IP WLS BF H R ER SO BB IBB HBP BLK WP HR S P ERA WHIP	IP WLS BF H R ER SO BB IBB HBP BLK WP HR S P ERA WHIP	IP WLS BF H R ER SO BB IBB HBP BLK WP HR S P ERA WHIP	IP WLS BF H R ER SO BB IBB HBP BLK WP HR S P ERA WHIP	IP WLS BF H R ER SO BB IBB HBP BLK WP HR S P ERA WHIP	IP WLS BF H R ER SO BB IBB HBP BLK WP HR S P ERA WHIP	IP WLS BF H R ER SO BB IBB HBP BLK WP HR S P ERA WHIP	IP WLS BF H R ER SO BB IBB HBP BLK WP HR S P ERA WHIP	IP WLS BF H R ER SO BB IBB HBP BLK WP HR S P ERA WHIP	
Mark Redman, L ERA: 2.83	8.0	W	32	6	1	0	4	3	0	0	0	0	0	0	0	0	0	0.00	1.125			
Allen Levrault, R ERA: 2.7	1.0		8	5	3	3	1	0	0	0	0	0	0	0	1	20	29	27.00	5.000			

Florida Marlins @ Milwaukee Brewers
Miller Park, Milwaukee, WI
Tue Jun 10 2003, 7:05 PM CDT
Att: 11,598 - Cloudy - 72 F

AB 37
R 4
H 11
RBI 4
BB 3
SO 5
LOB 17



Batter	1	2	3	4	5	6	7	8	9	AB	R	H	RBI	BB	SO	LOB	TOP								
Eric Young Sr. R OBP: 0.332, SLG: 0.440	F9		G4-3	E1	F8		P3			5	0	0	0	0	0	3	Milwaukee Brewers @ Baltimore Orioles Oriole Park at Camden Yards, Baltimore, MD Sat Jun 14 2003, 7:05 PM EDT Att: 28,290 - Cloudy - 84 F								
Scott Podsednik L OBP: 0.378, SLG: 0.436	P5		HBP 1B	BB		F9 S 1B	FC5-4 BB			4	2	3	1	1	0	0									
Richie Sexson R OBP: 0.363, SLG: 0.535	HR		HBP 1B	BB		F9 1B	FC5-4 BB			3	1	1	1	1	0	2									
Geoff Jenkins L OBP: 0.345, SLG: 0.500	BB		HBP 1B	G3-1		2B SF8 1B	G6-4-3 1B			4	1	3	2	1	0	3									
John Vander Wal L OBP: 0.382, SLG: 0.507	K		G4-3		G3	1B 2B	G6-4-3 1-2			5	1	1	0	0	1	4									
Brady Clark R OBP: 0.299, SLG: 0.351		G1-4-3		G6-3	S 1B	SF8	K			4	1	1	1	0	1	0									
Wes Helms R OBP: 0.324, SLG: 0.436	F7		1B E 1B	F9	F9	FC4-6 1B	K			5	1	2	1	0	1	1									
Eddie Pérez R OBP: 0.321, SLG: 0.426	G5-3		1B E 1B	1B E 1B	1B 1B	FC4-6 1-2	G4-3			5	1	2	1	0	0	1									
Royce Clayton R OBP: 0.302, SLG: 0.360			L4	L6	F7		F8			5	0	1	0	0	0	2									
Inning Stats	R: 1 E: 0 K: 1 S: 11	H: 1 LOB: 1 BB: 1 P: 20	R: 0 E: 0 K: 0 S: 8	H: 0 LOB: 0 BB: 0 P: 11	R: 1 E: 0 K: 0 S: 9	H: 2 LOB: 2 BB: 0 P: 13	R: 2 E: 1 K: 0 S: 13	H: 3 LOB: 3 BB: 1 P: 23	R: 1 E: 0 K: 0 S: 18	H: 3 LOB: 2 BB: 0 P: 27	R: 3 E: 0 K: 0 S: 16	H: 4 LOB: 1 BB: 0 P: 26	R: 0 E: 0 K: 1 S: 7	H: 0 LOB: 0 BB: 1 P: 13	R: 0 E: 0 K: 1 S: 9	H: 1 LOB: 0 BB: 0 P: 11	R: 0 E: 0 K: 1 S: 10	H: 0 LOB: 0 BB: 0 P: 12	1B: 12 2B: 1 3B: 0 HR: 1	SF: 1 SAC: 0 DP: 1 HBP: 1	WP: 0 PB: 0 SB: 2 CS: 0	PA: 45			
PITCHER	IP	WLS	BF	H	R	ER	SO	BB	IBB	HBP	BLK	WP	HR	S	P	ERA	WHIP								
Jason Johnson R ERA: 4.0	4.2	L	27	9	5	3	1	2	0	1	0	0	1	58	92	5.79	2.357								
Rick Bauer R ERA: 5.03	3.1		15	5	3	3	1	1	0	0	0	0	0	33	52	8.10	1.800								
Kerry Ligtenberg R ERA: 3.42	1.0		3	0	0	0	1	0	0	0	0	0	0	10	12	0.00	0.000								

Batter	1	2	3	4	5	6	7	8	9	AB	R	H	RBI	BB	SO	LOB	BOTTOM								
1 Brian Roberts S OBP: 0.349, SLG: 0.442	G6-3 1B		F8		F7		HR		F8	5	1	2	1	0	0	1	Milwaukee Brewers @ Baltimore Orioles Oriole Park at Camden Yards, Baltimore, MD Sat Jun 14 2003, 7:05 PM EDT Att: 28,290 - Cloudy - 84 F								
Luis Matos R OBP: 0.429, SLG: 0.575	G6-3		6 BB 1B		F8		F7		F8	5	0	2	1	0	0	1									
6 Melvin Mora R OBP: 0.468, SLG: 0.592	G5-3		1B BB			31 1B BB			G4-3	2	0	0	0	3	0	2									
Jeff Conine R OBP: 0.332, SLG: 0.428	F9		L3		F9		FC6 BB		K	3	0	0	0	1	0	4									
31 Jay Gibbons L OBP: 0.359, SLG: 0.506		HR	L3		1B		K		F8	4	1	2	1	0	1	4									
Tony Batista R OBP: 0.301, SLG: 0.427		G4-6-3 1B		G6-3		F8		F8	F8	4	0	1	0	0	0	4									
B.J. Surhoff L OBP: 0.361, SLG: 0.440	G4-6-3 1-2		G3		F9		FC6 1-2		FC6	4	0	0	0	0	0	5									
Deivi Cruz R OBP: 0.274, SLG: 0.417		HR	G5-3		G5-3		K		DI 1B 1B	4	1	2	0	0	1	0									
Brook Fordyce R OBP: 0.307, SLG: 0.340	K		G4-3		G4-3		G4-3		G6-3	4	0	0	0	0	1	2									
Inning Stats	R: 0 E: 0 K: 0 S: 8	H: 1 LOB: 1 BB: 0 P: 9	R: 1 E: 0 K: 1 S: 15	H: 3 LOB: 1 BB: 0 P: 17	R: 0 E: 0 K: 0 S: 13	H: 1 LOB: 2 BB: 1 P: 19	R: 0 E: 0 K: 0 S: 7	H: 0 LOB: 0 BB: 0 P: 12	R: 0 E: 0 K: 0 S: 5	H: 0 LOB: 0 BB: 0 P: 6	R: 0 E: 0 K: 0 S: 8	H: 1 LOB: 2 BB: 1 P: 13	R: 1 E: 0 K: 1 S: 8	H: 1 LOB: 0 BB: 0 P: 12	R: 0 E: 0 K: 1 S: 12	H: 0 LOB: 2 BB: 2 P: 23	R: 1 E: 0 K: 0 S: 13	H: 2 LOB: 1 BB: 0 P: 18	1B: 7 2B: 0 3B: 0 HR: 2	SF: 0 SAC: 0 DP: 1 HBP: 0	WP: 0 PB: 0 SB: 0 CS: 0	PA: 39			
PITCHER	IP	WLS	BF	H	R	ER	SO	BB	IBB	HBP	BLK	WP	HR	S	P	ERA	WHIP								
Ruben Quevedo R ERA: 4.54	7.0	W	29	7	2	2	2	2	0	0	0	0	2	64	88	2.57	1.286								
Curt Leskanic R ERA: 3.18	1.0		5	0	0	0	1	2	0	0	0	0	0	12	23	0.00	2.000								
Brooks Kieschnick R ERA: 4.91	1.0		5	2	1	1	0	0	0	0	0	0	0	13	18	9.00	2.000								

Batter	1	2	3	4	5	6	7	8	9	AB	R	H	RBI	BB	SO	LOB	TOP					
Scott Podsednik, L (1, 8) OBP: 0.379, SLG: 0.435	F7			HBP E 1B		F8	K		E S 1B	5	1	2	1	0	1	2						
Keith Cinter, R (1, 4) OBP: 0.352, SLG: 0.292	P4			E5 HBP 1B		G1-3		1B	K	5	1	1	0	0	1	2						
Richie Sexson, R (1, 3) OBP: 0.365, SLG: 0.533	G6-3			G3-6-3 1B HBP				K		3	0	1	0	0	1	1						
Geoff Jenkins, L (1, 7) OBP: 0.347, SLG: 0.500		G3		G3-6-3 1B		F8		1B		4	0	2	2	0	0	1						
John Vander Wal, L (1, 9) OBP: 0.373, SLG: 0.493	L6			G3-6-3			L5	K		4	0	0	0	0	1	4						
Wes Helms, R (1, 5) OBP: 0.319, SLG: 0.428	F8			K			P6	P2		4	0	0	0	0	1	3						
Brooks Kieschnick, L (1, 10) OBP: 0.364, SLG: 0.662			F7		F8		HR		G4-3	4	1	1	1	0	0	0						
Keith Osik, R (1, 2) OBP: 0.343, SLG: 0.267			G3		F8					3	0	1	0	0	0	0						
Brady Clark, R (9, PH) OBP: 0.306, SLG: 0.358							1B	1B	FC4-6 1B	1	0	1	0	0	0	0						
Royce Clayton, R (1, 6) OBP: 0.301, SLG: 0.358			P3		P3				FC4-6 DI 1B	4	1	1	0	0	0	1						
Inning Stats	R: 0 E: 0 K: 0 S: 7	H: 0 LOB: 0 BB: 0 P: 11	R: 0 E: 0 K: 0 S: 7	H: 0 LOB: 0 BB: 0 P: 9	R: 0 E: 0 K: 0 S: 11	H: 0 LOB: 0 BB: 0 P: 17	R: 2 E: 1 K: 1 S: 15	H: 2 LOB: 1 BB: 0 P: 25	R: 0 E: 0 K: 0 S: 6	H: 0 LOB: 0 BB: 0 P: 7	R: 0 E: 0 K: 0 S: 10	H: 1 LOB: 1 BB: 0 P: 15	R: 1 E: 0 K: 1 S: 14	H: 3 LOB: 2 BB: 0 P: 22	R: 0 E: 0 K: 2 S: 15	H: 2 LOB: 2 BB: 0 P: 24	R: 1 E: 0 K: 1 S: 15	H: 2 LOB: 1 BB: 0 P: 26	1B: 9 2B: 0 3B: 0 HR: 1	SF: 0 SAC: 0 DP: 1 HBP: 1	WP: 0 PB: 0 SB: 2 CS: 0	PA: 38
PITCHER	IP	WLS	BF	H	R	ER	SO	BB	IBB	HBP	BLK	WP	HR	S	P	ERA	WHIP					
Rodrigo Lopez, R (1, 1) ERA: 6.5	6.2	W	27	6	3	2	1	0	0	1	0	0	1	67	100	2.70	0.900					
Buddy Groom, L (7, 1) ERA: 6.75	1.0	H	5	2	0	0	3	0	0	0	0	0	0	15	24	0.00	2.000					
Kerry Ligtenberg, R (8, 1) ERA: 3.38	0.1	H	1	0	0	0	0	0	0	0	0	0	0	3	6	0.00	0.000					
Jorge Julio, R (9, 1) ERA: 4.44	1.0	S	5	2	1	1	1	0	0	0	0	0	0	15	26	9.00	2.000					

Milwaukee Brewers @ Baltimore Orioles
 Oriole Park at Camden Yards, Baltimore, MD
 Sun Jun 15 2003, 1:35 PM EDT
 Att: 36,109 - Overcast - 80 F

AB	37
R	4
H	10
RBI	4
BB	0
SO	5
LOB	14



Batter	1	2	3	4	5	6	7	8	9	AB	R	H	RBI	BB	SO	LOB	BOTTOM						
1 Brian Roberts, S (1, 4) OBP: 0.355, SLG: 0.444	L5			G3-1			6 1B			4	0	2	0	0	0	0							
Luis Matos, R (1, 8) OBP: 0.409, SLG: 0.548	G2-3		F8		F8		L7			4	0	0	0	0	0	3							
6 Melvin Mora, R (1, 9) OBP: 0.465, SLG: 0.585	K		G5-3		K		1B			4	0	1	0	0	2	2							
31 Jay Gibbons, L (1, 10) OBP: 0.361, SLG: 0.508				FC6-4 BB	G3-1		K			3	1	1	0	1	1	2							
David Segui, S (1, 3) OBP: 0.368, SLG: 0.396		K		FC6-4 HR		G4-3		G1-3		4	1	0	0	0	1	2							
Tony Batista, R (1, 5) OBP: 0.308, SLG: 0.444		K		HR			1B			4	1	3	2	0	1	1							
B.J. Surhoff, L (1, 7) OBP: 0.366, SLG: 0.438		CS 1B		HR		L6		F7		3	1	1	1	1	0	2							
Deivi Cruz, R (1, 6) OBP: 0.279, SLG: 0.433		CS	L5		HR		G3			4	1	2	2	0	0	1							
Geronimo Gil, R (1, 2) OBP: 0.318, SLG: 0.336				1B BB	K		K		G6-3	3	0	0	0	1	2	2							
Inning Stats	R: 0 E: 0 K: 1 S: 10	H: 0 LOB: 0 BB: 0 P: 14	R: 1 E: 0 K: 2 S: 14	H: 2 LOB: 0 BB: 0 P: 21	R: 0 E: 0 K: 0 S: 13	H: 1 LOB: 2 BB: 1 P: 21	R: 4 E: 0 K: 1 S: 14	H: 2 LOB: 0 BB: 2 P: 25	R: 0 E: 0 K: 0 S: 8	H: 0 LOB: 0 BB: 0 P: 14	R: 0 E: 0 K: 0 S: 10	H: 1 LOB: 1 BB: 0 P: 15	R: 0 E: 0 K: 2 S: 12	H: 2 LOB: 2 BB: 0 P: 18	R: 0 E: 0 K: 0 S: 14	H: 2 LOB: 2 BB: 0 P: 22	1B: 7 2B: 1 3B: 0 HR: 2	SF: 0 SAC: 0 DP: 0 HBP: 0	WP: 0 PB: 0 SB: 0 CS: 1	PA: 37			
PITCHER	IP	WLS	BF	H	R	ER	SO	BB	IBB	HBP	BLK	WP	HR	S	P	ERA	WHIP						
15 Ben Sheets, R (1, 1) ERA: 4.91	6.0	L	26	6	5	5	5	3	0	0	0	0	0	2	69	110	7.50	1.500					
Luis Vizcaino, R (7, 1) ERA: 10.5	0.2		4	2	0	0	1	0	0	0	0	0	0	9	13	0.00	3.000						
Valerio De Los Santos, L (7, 1) ERA: 4.08	0.1		1	0	0	0	1	0	0	0	0	0	0	3	5	0.00	0.000						
Leo Estrella, R (8, 1) ERA: 1.19	1.0		5	2	0	0	0	0	0	0	0	0	0	14	22	0.00	2.000						

Milwaukee Brewers @ Baltimore Orioles
 Oriole Park at Camden Yards, Baltimore, MD
 Sun Jun 15 2003, 1:35 PM EDT
 Att: 36,109 - Overcast - 80 F

AB	33
R	5
H	10
RBI	5
BB	3
SO	7
LOB	15



Batter	1	2	3	4	5	6	7	8	9	AB	R	H	RBI	BB	SO	LOB	TOP																			
Miguel Cairo, R OBP: 0.281, SLG: 0.351 (1, 4)	F8	F8		F8		F9		G1-2-3		5	0	0	0	0	0	6	St. Louis Cardinals @ Milwaukee Brewers Miller Park, Milwaukee, WI Mon Jun 16 2003, 7:05 PM CDT Att: 24,951 - Cloudy - 66 F																			
J.D. Drew, L OBP: 0.370, SLG: 0.600 Dustin Hermanson, R (8, 1)	5 2B			HR		K		G6-3		3	2	1	1	2	1	2																				
5 Albert Pujols, R OBP: 0.445, SLG: 0.706 (1, 7)	G6-3 1-H			K		2B		F9		3	1	1	1	2	1	1																				
Edgar Renteria, R OBP: 0.394, SLG: 0.508 (1, 6)	G6-3			F9		2B		F9		4	0	1	1	1	1	2																				
15 Jim Edmonds, L OBP: 0.398, SLG: 0.645 (1, 8)	K					F8		F7		3	0	0	0	2	1	4																				
Eduardo Perez, R OBP: 0.381, SLG: 0.440 Wilson Delgado, S OBP: 0.220, SLG: 0.156 (7, 5)		FC5-4 HBP		P2		K		K		3	0	0	0	0	2	4																				
Tino Martinez, L OBP: 0.322, SLG: 0.435 (1, 3)	FC5-4 2B			F7		K		G1-2-3 1B		4	0	1	0	0	1	1																				
Mike Matheny, R OBP: 0.336, SLG: 0.385 (1, 2)						G3-1 2B		G1-2-3 1B		4	1	4	1	0	0	0																				
Kiko Calero, R OBP: 0.256, SLG: 0.290 Orlando Palmeiro, L OBP: 0.306, SLG: 0.357 Jeff Fassero, L (8, 1) Cal Eldred, R (8, 1) Steve Kline, S (7, 1) Kerry Robinson, L OBP: 0.273, SLG: 0.198 (8, 9)	G1-3			L4		G3-1		G1-2-3 1B		2	0	0	0	0	0	2																				
Inning Stats	R: 1 E: 0 K: 1 S: 10	H: 1 LOB: 1 BB: 1 P: 20	R: 0 E: 0 K: 0 S: 9	H: 1 LOB: 2 BB: 0 P: 18	R: 1 E: 0 K: 1 S: 11	H: 1 LOB: 0 BB: 0 P: 20	R: 1 E: 0 K: 2 S: 10	H: 1 LOB: 1 BB: 1 P: 19	R: 0 E: 0 K: 1 S: 15	H: 0 LOB: 2 BB: 2 P: 27	R: 0 E: 0 K: 0 S: 8	H: 3 LOB: 2 BB: 0 P: 9	R: 0 E: 0 K: 1 S: 9	H: 0 LOB: 1 BB: 2 P: 17	1B: 3 2B: 4 3B: 0 HR: 2	SF: 0 SAC: 0 DP: 2 HBP: 1		WP: 0 PB: 0 SB: 0 CS: 0	PA: 42																	
PITCHER	IP	WLS	BF	H	R	ER	SO	BB	IBB	HBP	BLK	WP	HR	S	P	ERA	WHIP	PITCHER		IP	WLS	BF	H	R	ER	SO	BB	IBB	HBP	BLK	WP	HR	S	P	ERA	WHIP
Wayne Franklin, L ERA: 5.38 (1, 1)	5.0		24	5	4	4	4	3	0	1	0	0	2	50	93	7.20	1.600																			
Luis Vizcaino, R ERA: 10.08 (6, 1)	1.0		4	1	0	0	1	0	0	0	0	0	0	9	13	0.00	1.000																			
Curt Leskanic, R ERA: 3.04 (7, 1)	1.0	W	5	0	0	0	1	2	0	0	0	0	0	15	27	0.00	2.000																			
Leo Estrella, R ERA: 1.14 (8, 1)	1.0		5	3	0	0	0	0	0	0	0	0	0	8	9	0.00	3.000																			
Mike DeJean, R ERA: 4.32 (9, 1)	1.0		4	0	0	0	1	2	0	0	0	0	0	9	17	0.00	2.000																			



Batter	1	2	3	4	5	6	7	8	9	AB	R	H	RBI	BB	SO	LOB	BOTTOM																			
Eric Young Sr., R OBP: 0.329, SLG: 0.432 (1, 4)	G6-3			K		L9		F9		4	1	0	0	1	1	0	St. Louis Cardinals @ Milwaukee Brewers Miller Park, Milwaukee, WI Mon Jun 16 2003, 7:05 PM CDT Att: 24,951 - Cloudy - 66 F																			
Scott Podsednik, L OBP: 0.379, SLG: 0.434 (1, 8)	K			L7		B3		1B		5	1	2	2	0	1	0																				
Richie Sexson, R OBP: 0.362, SLG: 0.527 (1, 3)	K					G4-3		1B		5	0	1	0	0	2	2																				
Geoff Jenkins, L OBP: 0.356, SLG: 0.519 (1, 7)				G4-3 1B		HR		K		3	3	2	1	2	1	2																				
John Vander Wal, L OBP: 0.370, SLG: 0.483 Brady Clark, R OBP: 0.303, SLG: 0.354 (8, 9)				G4-3		K		L8		3	0	0	1	1	2	2																				
Wes Helms, R OBP: 0.322, SLG: 0.427 (1, 5)				1B		F9		FC6-4 2B		3	1	1	1	1	0	2																				
Keith Osik, R OBP: 0.358, SLG: 0.330 (1, 2)	F8									4	1	3	4	0	0	2																				
Royce Clayton, R OBP: 0.304, SLG: 0.357 (1, 6)										3	1	1	0	1	2	4																				
Wayne Franklin, L ERA: 2.94 Enriquez, R OBP: 0.300, SLG: 0.156 Luis Vizcaino, R (8, 1) Curt Leskanic, R (7, 1) Brooks Kieschnick, L OBP: 0.375, SLG: 0.687 Leo Estrella, R (8, 1) Mike DeJean, R (9, 1)				K						1	0	0	0	0	1	0																				
Inning Stats	R: 0 E: 0 K: 2 S: 8	H: 0 LOB: 0 BB: 0 P: 12	R: 0 E: 0 K: 2 S: 14	H: 1 LOB: 2 BB: 1 P: 24	R: 0 E: 0 K: 2 S: 9	H: 0 LOB: 0 BB: 0 P: 12	R: 1 E: 0 K: 2 S: 13	H: 2 LOB: 2 BB: 1 P: 25	R: 0 E: 0 K: 1 S: 9	H: 0 LOB: 0 BB: 0 P: 13	R: 1 E: 0 K: 0 S: 29	H: 1 LOB: 0 BB: 4 P: 56	R: 0 E: 0 K: 1 S: 10	H: 2 LOB: 2 BB: 0 P: 17	1B: 7 2B: 2 3B: 0 HR: 2	SF: 0 SAC: 0 DP: 0 HBP: 0		WP: 0 PB: 0 SB: 0 CS: 0	PA: 41																	
PITCHER	IP	WLS	BF	H	R	ER	SO	BB	IBB	HBP	BLK	WP	HR	S	P	ERA	WHIP	PITCHER		IP	WLS	BF	H	R	ER	SO	BB	IBB	HBP	BLK	WP	HR	S	P	ERA	WHIP
Kiko Calero, R ERA: 2.94 (1, 1)	5.0		20	3	1	1	9	2	0	0	0	0	1	7	7	13.50	1.500																			
Jeff Fassero, L ERA: 5.55 (6, 1)	0.2	H	3	1	1	1	1	0	0	0	0	0	1	7	7	13.50	1.500																			
Cal Eldred, R ERA: 5.74 (6, 1)	0.1	L	5	3	4	4	0	1	0	0	0	0	1	15	24	108.00	12.000																			
Steve Kline, L ERA: 4.18 (7, 1)	1.0	B	8	2	3	3	0	3	0	0	0	0	0	16	34	27.00	5.000																			
Dustin Hermanson, R ERA: 5.65 (8, 1)	1.0		5	2	0	0	1	0	0	0	0	0	0	10	17	0.00	2.000																			



Batter	1	2	3	4	5	6	7	8	9	AB	R	H	RBI	BB	SO	LOB	TOP				
J.D. Drew, L OBP: 0.366, SLG: 0.580 (1, 8)	1-1 P4	4-2 HR	0-2 G3-1		2-2 F7		3-2 G6-3		2-2 G6-3	5	1	0	0	1	0	0					
Eduardo Perez, R OBP: 0.397, SLG: 0.485 (8, 5)	2-2 1B	1-0 HR	2-2 1B		0-3 K		1-3 K		0-3 K	6	2	3	2	0	3	0					
5 Albert Pujols, R OBP: 0.451, SLG: 0.715	3-1 1B	2-2 1B	1-1 2B		1-2 G6-3		4-1 BB		1-2 E	5	3	4	0	1	0	0					
Edgar Renteria, R OBP: 0.396, SLG: 0.509 (1, 6)	1-1 1B	4-1 1B	2-1 G6-3		2-2 2B		1-2 L9		0-0 E9	5	2	2	1	1	0	3					
27 Scott Rolen, R OBP: 0.399, SLG: 0.533 Kerry Robinson, L OBP: 0.203, SLG: 0.177 (8, PH) (8, 9)	4-1 1B	4-2 1B	0-3 K		1-3 K		2-3 K		0-2 L7	2	1	0	0	0	2	3					
Miguel Cairo, R OBP: 0.295, SLG: 0.385 Wilson Delgado, S OBP: 0.268, SLG: 0.255 (6, PR) (6, 4)	0-0 SF9	1-0 1B		1-1 P6		1-0 HBP		0-0 2B		2	0	1	3	0	0	0					
Mike Matheny, R OBP: 0.331, SLG: 0.373 (1, 2)	2-3 1B	4-2 G1-3		2-1 F8		3-2 G4-3		2-3 K		4	0	0	0	1	1	5					
Orlando Palmeiro, L OBP: 0.368, SLG: 0.369 (1, 7)	0-2 1B	2-2 P2		2-1 2B		4-0 IBB		4-1 BB		3	0	2	2	2	0	2					
Jason Simontacchi, R OBP: 0.071, SLG: 0.107 Tino Martinez, L OBP: 0.324, SLG: 0.431 Cal Eldred, R OBP: 0.306, SLG: 0.385 28 Lance Painter, L OBP: 0.306, SLG: 0.385 44 Jason Isringhausen, R OBP: 0.306, SLG: 0.385 (8, PH) (8, 1) (8, 1) (9, 1)	2-3 K	1-0 G1-6-3		0-0 P3		1-3 K		0-1 F8		4	0	0	0	0	2	8					
Inning Stats	R: 4 E: 0 K: 1 S: 20	H: 4 LOB: 2 BB: 2 P: 37	R: 4 E: 0 K: 0 S: 19	H: 3 LOB: 2 BB: 3 P: 39	R: 0 E: 0 K: 1 S: 13	H: 2 LOB: 0 BB: 0 P: 18	R: 0 E: 0 K: 0 S: 7	H: 1 LOB: 1 BB: 0 P: 12	R: 0 E: 0 K: 2 S: 10	H: 0 LOB: 0 BB: 0 P: 13	R: 0 E: 0 K: 1 S: 12	H: 0 LOB: 1 BB: 1 P: 21	R: 0 E: 0 K: 2 S: 11	H: 1 LOB: 2 BB: 1 P: 19	R: 1 E: 1 K: 1 S: 15	H: 1 LOB: 1 BB: 0 P: 18	1B: 8 2B: 4 3B: 0 HR: 1	SF: 1 SAC: 0 DP: 0 HBP: 1	WP: 0 PB: 0 SB: 0 CS: 0	PA: 50	
PITCHER	IP WLS BF H R ER SO BB IBB HBP BLK WP HR S P ERA WHIP	IP WLS BF H R ER SO BB IBB HBP BLK WP HR S P ERA WHIP	IP WLS BF H R ER SO BB IBB HBP BLK WP HR S P ERA WHIP	IP WLS BF H R ER SO BB IBB HBP BLK WP HR S P ERA WHIP	IP WLS BF H R ER SO BB IBB HBP BLK WP HR S P ERA WHIP	IP WLS BF H R ER SO BB IBB HBP BLK WP HR S P ERA WHIP	IP WLS BF H R ER SO BB IBB HBP BLK WP HR S P ERA WHIP	IP WLS BF H R ER SO BB IBB HBP BLK WP HR S P ERA WHIP	IP WLS BF H R ER SO BB IBB HBP BLK WP HR S P ERA WHIP	IP WLS BF H R ER SO BB IBB HBP BLK WP HR S P ERA WHIP	IP WLS BF H R ER SO BB IBB HBP BLK WP HR S P ERA WHIP	IP WLS BF H R ER SO BB IBB HBP BLK WP HR S P ERA WHIP	IP WLS BF H R ER SO BB IBB HBP BLK WP HR S P ERA WHIP	IP WLS BF H R ER SO BB IBB HBP BLK WP HR S P ERA WHIP	IP WLS BF H R ER SO BB IBB HBP BLK WP HR S P ERA WHIP	IP WLS BF H R ER SO BB IBB HBP BLK WP HR S P ERA WHIP	IP WLS BF H R ER SO BB IBB HBP BLK WP HR S P ERA WHIP	IP WLS BF H R ER SO BB IBB HBP BLK WP HR S P ERA WHIP	IP WLS BF H R ER SO BB IBB HBP BLK WP HR S P ERA WHIP	IP WLS BF H R ER SO BB IBB HBP BLK WP HR S P ERA WHIP	IP WLS BF H R ER SO BB IBB HBP BLK WP HR S P ERA WHIP

St. Louis Cardinals @ Milwaukee Brewers
Miller Park, Milwaukee, WI
Wed Jun 18 2003, 7:05 PM CDT
Att: 17,495 - Dome - 72 F

AB 40
R 9
H 13
RBI 8
BB 8
SO 9
LOB 24



Batter	1	2	3	4	5	6	7	8	9	AB	R	H	RBI	BB	SO	LOB	BOTTOM					
Eric Young Sr., R OBP: 0.329, SLG: 0.428 (1, 4)	3-1 1B		2-2 F9		0-0 1B		1-2 F9		0-0 G6-3	5	0	2	0	0	0	3						
Scott Podsednik, L OBP: 0.384, SLG: 0.428 (1, 8)	0-0 G6-4-3		3-2 F7		0-2 1B		0-2 HBP		2-0 HBP	3	0	1	0	0	0	1						
Richie Sexson, R OBP: 0.356, SLG: 0.515 (1, 3)	1-1 F9			0-2 1B	2-2 G5-4-3		2-3 K		1-0 F7	4	0	1	0	0	1	4						
Geoff Jenkins, L OBP: 0.353, SLG: 0.523 (1, 7)		2-3 K		2-0 F8		0-1 F8		1-0 F7		4	0	0	0	0	1	2						
John Vander Wal, L OBP: 0.370, SLG: 0.478 (1, 9)		0-1 HBP		3-1 F8		1-1 G4-3		2-2 G4-1		4	0	1	0	0	0	2						
Wes Helms, R OBP: 0.327, SLG: 0.437 Keith Ginter, R OBP: 0.348, SLG: 0.284 (2, PR) (3, 5)		2-0 HBP		1-3 K		1-2 F7		1-2 FC4-6		0	0	0	0	0	0	0						
Eddie Pérez, R OBP: 0.312, SLG: 0.429 (1, 2)		2-2 F7			0-0 HR		1-2 F8		2-2 FC4-6	4	1	1	1	0	0	3						
Royce Clayton, R OBP: 0.260, SLG: 0.356 Dan Kolb, R OBP: 0.303, SLG: 0.393 Brady Clark, R OBP: 0.303, SLG: 0.393 Leo Estrella, R OBP: 0.303, SLG: 0.393 Mike DeJean, R OBP: 0.303, SLG: 0.393 Keith Osk, R OBP: 0.303, SLG: 0.393 (1, 6) (6, 1) (7, PH) (8, 1) (8, 1) (9, PH)		1-2 G1-3			0-1 1B		2-1 G5-3		1-0 FC6-4	2	0	1	0	0	0	2						
Glendon Rusch, L OBP: 0.260, SLG: 0.227 Luis Vizcaino, R OBP: 0.260, SLG: 0.227 Brooks Kieschnick, L OBP: 0.260, SLG: 0.227 Valerio De Los Santos, L OBP: 0.260, SLG: 0.227 Enrique Cruz, R OBP: 0.260, SLG: 0.227 (1, 1) (2, 1) (3, 1) (5, PH) (6, 6)			3-2 L8		3-3 K		4-2 BB		4-1 BB	0	0	0	0	0	0	0						
Inning Stats	R: 0 E: 0 K: 0 S: 5	H: 1 LOB: 0 BB: 0 P: 9	R: 0 E: 0 K: 1 S: 11	H: 1 LOB: 0 BB: 0 P: 18	R: 0 E: 0 K: 0 S: 9	H: 0 LOB: 0 BB: 0 P: 17	R: 0 E: 0 K: 1 S: 9	H: 1 LOB: 1 BB: 0 P: 15	R: 1 E: 0 K: 1 S: 13	H: 4 LOB: 2 BB: 0 P: 18	R: 0 E: 0 K: 0 S: 7	H: 0 LOB: 0 BB: 0 P: 9	R: 0 E: 0 K: 1 S: 12	H: 0 LOB: 1 BB: 1 P: 20	R: 0 E: 0 K: 1 S: 7	H: 0 LOB: 1 BB: 0 P: 14	R: 0 E: 0 K: 0 S: 9	H: 0 LOB: 2 BB: 2 P: 20	1B: 6 2B: 0 3B: 0 HR: 1	SF: 0 SAC: 0 DP: 2 HBP: 2	WP: 0 PB: 0 SB: 0 CS: 0	PA: 37
PITCHER	IP WLS BF H R ER SO BB IBB HBP BLK WP HR S P ERA WHIP	IP WLS BF H R ER SO BB IBB HBP BLK WP HR S P ERA WHIP	IP WLS BF H R ER SO BB IBB HBP BLK WP HR S P ERA WHIP	IP WLS BF H R ER SO BB IBB HBP BLK WP HR S P ERA WHIP	IP WLS BF H R ER SO BB IBB HBP BLK WP HR S P ERA WHIP	IP WLS BF H R ER SO BB IBB HBP BLK WP HR S P ERA WHIP	IP WLS BF H R ER SO BB IBB HBP BLK WP HR S P ERA WHIP	IP WLS BF H R ER SO BB IBB HBP BLK WP HR S P ERA WHIP	IP WLS BF H R ER SO BB IBB HBP BLK WP HR S P ERA WHIP	IP WLS BF H R ER SO BB IBB HBP BLK WP HR S P ERA WHIP	IP WLS BF H R ER SO BB IBB HBP BLK WP HR S P ERA WHIP	IP WLS BF H R ER SO BB IBB HBP BLK WP HR S P ERA WHIP	IP WLS BF H R ER SO BB IBB HBP BLK WP HR S P ERA WHIP	IP WLS BF H R ER SO BB IBB HBP BLK WP HR S P ERA WHIP	IP WLS BF H R ER SO BB IBB HBP BLK WP HR S P ERA WHIP	IP WLS BF H R ER SO BB IBB HBP BLK WP HR S P ERA WHIP	IP WLS BF H R ER SO BB IBB HBP BLK WP HR S P ERA WHIP	IP WLS BF H R ER SO BB IBB HBP BLK WP HR S P ERA WHIP	IP WLS BF H R ER SO BB IBB HBP BLK WP HR S P ERA WHIP	IP WLS BF H R ER SO BB IBB HBP BLK WP HR S P ERA WHIP	IP WLS BF H R ER SO BB IBB HBP BLK WP HR S P ERA WHIP	IP WLS BF H R ER SO BB IBB HBP BLK WP HR S P ERA WHIP

St. Louis Cardinals @ Milwaukee Brewers
Miller Park, Milwaukee, WI
Wed Jun 18 2003, 7:05 PM CDT
Att: 17,495 - Dome - 72 F

AB 32
R 1
H 7
RBI 1
BB 3
SO 4
LOB 20



Batter	1	2	3	4	5	6	7	8	9	AB	R	H	RBI	BB	SO	LOB	TOP									
Orlando Palmeiro, L OBP: 0.364, SLG: 0.370	L9	SF9 1-3 3-H 2B			F7	E3		FC1-6		5	0	1	1	0	0	1										
Eduardo Perez, R OBP: 0.350, SLG: 0.481	G4-3	SF9				K		G3		3	1	1	1	0	1	1										
28 Lance Painter, L ERA: 3.38										1	0	0	0	0	0	1										
Esteban Yan, R ERA: 7.79										0	0	0	0	0	0	0										
Steve Kline, S ERA: 4.13										0	0	0	0	0	0	0										
44 Jason Isringhausen, R ERA: 4.13										0	0	0	0	0	0	0										
5 Albert Pujols, R OBP: 0.450, SLG: 0.719		G5-3				F9			L8	4	2	1	1	1	0	2										
J.D. Drew, L OBP: 0.374, SLG: 0.600	1B BB			G4-3						4	1	2	2	1	0	1										
Edgar Renteria, R OBP: 0.396, SLG: 0.507				K						5	0	2	1	0	1	1										
Kerry Robinson, L OBP: 0.203, SLG: 0.179	G4-3			B2-3						5	1	1	0	0	0	3										
Joe Girardi, R OBP: 0.154, SLG: 0.083			B2-3		G6-3					3	1	0	0	1	0	0										
Bo Hart, R OBP: 0.750, SLG: 1.667					G4-3					3	1	2	2	1	0	0										
Brett Tomko, R OBP: 0.333, SLG: 0.320										3	1	1	0	0	0	1										
Wilson Delgado, S OBP: 0.263, SLG: 0.250					P4					1	0	0	0	0	0	1										
Inning Stats	R: 1 E: 0 K: 0 S: 10	H: 2 LOB: 2 BB: 1 P: 17	R: 2 E: 0 K: 0 S: 13	H: 3 LOB: 1 BB: 0 P: 16	R: 0 E: 0 K: 1 S: 6	H: 0 LOB: 0 BB: 0 P: 8	R: 0 E: 0 K: 0 S: 5	H: 0 LOB: 0 BB: 0 P: 5	R: 5 E: 0 K: 0 S: 19	H: 5 LOB: 1 BB: 2 P: 30	R: 0 E: 1 K: 1 S: 12	H: 0 LOB: 1 BB: 0 P: 18	R: 0 E: 0 K: 0 S: 4	H: 0 LOB: 0 BB: 0 P: 4	R: 0 E: 0 K: 0 S: 12	H: 0 LOB: 1 BB: 1 P: 19	R: 0 E: 0 K: 0 S: 9	H: 1 LOB: 1 BB: 0 P: 11	1B: 5 2B: 3 3B: 2 HR: 1	SF: 1 SAC: 0 DP: 0 HBP: 0	WP: 0 PB: 0 SB: 1 CS: 2	PA: 42				
PITCHER	IP	WLS	BF	H	R	ER	SO	BB	IBB	HBP	BLK	WP	HR	S	P	ERA	WHIP									
Ruben Quevedo, R ERA: 5.75	(1, 1)	5.0	L	27	10	8	8	1	3	0	0	0	0	1	53	76	14.40	2.600								
Matt Ford, L ERA: 2.08	(6, 1)	4.0		15	1	0	0	1	1	0	0	0	0	0	37	52	0.00	0.500								

St. Louis Cardinals @ Milwaukee Brewers
Miller Park, Milwaukee, WI
Thu Jun 19 2003, 1:05 PM CDT
Att: 20,776 - Sunny - 56 F

AB 37
R 8
H 11
RBI 8
BB 4
SO 2
LOB 12



Batter	1	2	3	4	5	6	7	8	9	AB	R	H	RBI	BB	SO	LOB	BOTTOM									
Scott Podsednik, L OBP: 0.384, SLG: 0.427	1B 2B S		G5-3	B1-3		F7			FC6-5 1B	5	2	2	0	0	0	2										
Keith Ginter, R OBP: 0.343, SLG: 0.289	K								FC6-5 1B	5	1	1	0	0	2	3										
Richie Sexson, R OBP: 0.366, SLG: 0.522	2B 1B									4	0	4	2	1	0	0										
Geoff Jenkins, L OBP: 0.357, SLG: 0.526	2B									4	1	2	1	1	0	3										
Brady Clark, R OBP: 0.289, SLG: 0.337	P4									4	0	0	0	0	0	6										
Keith Osik, R OBP: 0.351, SLG: 0.316	P4									3	0	0	0	1	0	5										
Royce Clayton, R OBP: 0.299, SLG: 0.349										4	0	0	0	0	0	3										
Enrique Cruz, R OBP: 0.222, SLG: 0.150										4	0	1	0	0	0	1										
Ruben Quevedo, R OBP: 0.300, SLG: 0.300										2	0	1	0	0	1	0										
Matt Ford, S										1	0	0	0	0	0	0										
Brooks Kieschnick, L OBP: 0.370, SLG: 0.630										1	0	1	0	0	0	0										
Inning Stats	R: 1 E: 0 K: 1 S: 18	H: 3 LOB: 2 BB: 0 P: 25	R: 0 E: 0 K: 1 S: 8	H: 0 LOB: 0 BB: 0 P: 15	R: 0 E: 0 K: 1 S: 16	H: 0 LOB: 2 BB: 2 P: 29	R: 0 E: 0 K: 0 S: 9	H: 2 LOB: 2 BB: 0 P: 12	R: 2 E: 1 K: 0 S: 12	H: 3 LOB: 1 BB: 0 P: 16	R: 0 E: 0 K: 0 S: 8	H: 0 LOB: 0 BB: 0 P: 12	R: 0 E: 0 K: 0 S: 5	H: 1 LOB: 0 BB: 0 P: 6	R: 0 E: 0 K: 0 S: 10	H: 0 LOB: 1 BB: 1 P: 15	R: 1 E: 0 K: 0 S: 10	H: 3 LOB: 2 BB: 0 P: 11	1B: 10 2B: 2 3B: 0 HR: 0	SF: 0 SAC: 0 DP: 2 HBP: 0	WP: 1 PB: 0 SB: 1 CS: 0	PA: 41				
PITCHER	IP	WLS	BF	H	R	ER	SO	BB	IBB	HBP	BLK	WP	HR	S	P	ERA	WHIP									
Brett Tomko, R ERA: 5.97	(1, 1)	6.1	W	30	9	3	2	3	2	0	0	0	0	1	75	114	2.84	1.737								
28 Lance Painter, L ERA: 3.38	(7, 1)	0.2		1	0	0	0	0	0	0	0	0	0	1	1	0.00	0.000									
Esteban Yan, R ERA: 7.79	(8, 1)	1.1		8	3	1	1	0	1	0	0	0	0	16	21	6.75	3.000									
Steve Kline, L ERA: 4.13	(9, 1)	0.1	H	1	0	0	0	0	0	0	0	0	0	1	1	0.00	0.000									
44 Jason Isringhausen, R ERA: 4.13	(9, 1)	0.1	S	1	0	0	0	0	0	0	0	0	0	3	4	0.00	0.000									

St. Louis Cardinals @ Milwaukee Brewers
Miller Park, Milwaukee, WI
Thu Jun 19 2003, 1:05 PM CDT
Att: 20,776 - Sunny - 56 F

AB 37
R 4
H 12
RBI 3
BB 3
SO 3
LOB 23



Batter	1	2	3	4	5	6	7	8	9	10	AB	R	H	RBI	BB	SO	LOB	TOP			
Jacque Jones, L (1, 7) OBP: 0.321, SLG: 0.480	K		K			G1-3		F7		K	5	0	0	0	0	3	3	Minnesota Twins @ Milwaukee Brewers Miller Park, Milwaukee, WI Fri Jun 20 2003, 7:05 PM CDT Att: 25,175 - Cloudy - 71 F			
Cristian Guzman, S (1, 6) OBP: 0.296, SLG: 0.366	F8			G4-3		K		G1-3		G3-1	5	0	0	0	0	1	2				
Corey Koskie, L (1, 5) OBP: 0.404, SLG: 0.476	K			G5-3 WP BB		G4-3			K		3	1	0	0	1	2	0				
Tori Hunter, R (1, 8)		L8		G5-3		E4 1B SF8			G3 2B		4	1	1	0	0	0	1				
Doug Mientkewicz, L (1, 3) OBP: 0.395, SLG: 0.491		G3-1		P6		G3 1B			G3		4	0	1	0	0	0	1				
Dustan Mohr, R (1, 9) OBP: 0.323, SLG: 0.481 33 Justin Morneau, L (9, PH) OBP: 0.382, SLG: 0.500 20 Lew Ford, R (9, 9) OBP: 0.500, SLG: 0.714		G4-3				SF8			K		2	0	0	1	0	1	0				
A.J. Pierzynski, L (1, 2) OBP: 0.330, SLG: 0.484			G3-1		K	G3				L8	4	0	0	0	0	1	1				
Luis Rivas, R (1, 4) OBP: 0.315, SLG: 0.362			K			G6-3				1B BB	3	0	1	0	1	1	1				
Brad Radke, R (8, PH) OBP: 0.200, SLG: 0.200 Bobby Kielty, C (8, 1) OBP: 0.338, SLG: 0.440 LaTroy Hawkins, R (8, 1) OBP: 0.333, SLG: 0.333 Johan Santana, L (10, PH) OBP: 0.566, SLG: 0.274 Juan Rincon, R (10, 1)					G1-3			K		1B	2	0	1	0	0	0	1				
Inning Stats	R: 0 E: 0 K: 2 S: 7	H: 0 LOB: 0 BB: 0 P: 8	R: 0 E: 0 K: 0 S: 7	H: 0 LOB: 0 BB: 0 P: 10	R: 0 E: 0 K: 2 S: 11	H: 1 LOB: 1 BB: 0 P: 17	R: 1 E: 0 K: 0 S: 7	H: 0 LOB: 0 BB: 1 P: 13	R: 0 E: 0 K: 2 S: 14	H: 1 LOB: 1 BB: 0 P: 20	R: 1 E: 1 K: 0 S: 9	H: 1 LOB: 1 BB: 0 P: 13	R: 0 E: 0 K: 1 S: 5	H: 0 LOB: 0 BB: 0 P: 7	R: 0 E: 0 K: 2 S: 13	H: 1 LOB: 1 BB: 0 P: 19	R: 0 E: 0 K: 1 S: 8		H: 1 LOB: 2 BB: 1 P: 13	1B: 3 2B: 1 3B: 1 HR: 0	SF: 1 SAC: 0 DP: 0 HBP: 0
PITCHER	IP 8.0	WLS 29	BF 3	H 2	R 0	ER 0	SO 8	BB 1	IBB 0	HBP 0	BLK 0	WP 1	HR 0	S 67	P 96	ERA 0.00	WHIP 0.500				
15 Ben Sheets, R ERA: 4.21	1.0	4	1	0	0	2	0	0	0	0	0	0	0	13	19	0.00	1.000				
Mike DeJean, R ERA: 4.08	1.0	W	5	1	0	0	1	1	0	0	0	0	0	8	13	0.00	2.000				
Curt Leskanic, R ERA: 2.92																					

AB	35
R	2
H	5
RBI	1
BB	2
SO	11
LOB	11



Batter	1	2	3	4	5	6	7	8	9	10	AB	R	H	RBI	BB	SO	LOB	BOTTOM					
Eric Young Sr., R (1, 4) OBP: 0.332, SLG: 0.427	P2		1B BB			1B 1B		K		WP	4	1	1	0	1	1	0	Minnesota Twins @ Milwaukee Brewers Miller Park, Milwaukee, WI Fri Jun 20 2003, 7:05 PM CDT Att: 25,175 - Cloudy - 71 F					
Scott Podsednik, L (1, 8) OBP: 0.382, SLG: 0.423	F7		K			1B 1B		K			4	1	1	0	0	2	1						
Richie Sexson, R (1, 3) OBP: 0.365, SLG: 0.516	G4-3			P4		K			WP BB		3	0	0	0	1	1	2						
Geoff Jenkins, L (1, 7) OBP: 0.359, SLG: 0.530		G3 2B		G5-3		1B			K		4	0	2	2	0	1	1						
John Vander Wal, L (1, 9) OBP: 0.294, SLG: 0.469 Brady Clark, R (9, PH) OBP: 0.287, SLG: 0.333 (10, 9)		G3		K		G2-3			K		3	0	0	0	0	1	2						
Wes Helms, R (1, 5) OBP: 0.326, SLG: 0.431		L9				G5-3		F8			3	0	0	0	1	0	1						
Keith Osik, R (1, 2) OBP: 0.347, SLG: 0.314		K				G6-3		G6-3		K2-3	4	0	1	0	0	2	3						
Royce Clayton, R (1, 6) OBP: 0.302, SLG: 0.356						G6-3		F9			4	1	2	0	0	0	1						
15 Ben Sheets, R ERA: 5.74 Keith Ginter, R (8, PH) OBP: 0.341, SLG: 0.287 Mike DeJean, R (9, 1) Curt Leskanic, R (10, 1) Brooks Kieschnick, L (10, PH) OBP: 0.357, SLG: 0.607						CS 1B				F8 WP 2B	2	0	0	0	0	1	1						
Inning Stats	R: 0 E: 0 K: 0 S: 6	H: 0 LOB: 0 BB: 0 P: 11	R: 0 E: 0 K: 1 S: 10	H: 1 LOB: 1 BB: 0 P: 15	R: 0 E: 0 K: 1 S: 9	H: 1 LOB: 1 BB: 1 P: 12	R: 0 E: 0 K: 1 S: 7	H: 0 LOB: 0 BB: 0 P: 8	R: 0 E: 0 K: 0 S: 3	H: 1 LOB: 0 BB: 0 P: 4	R: 2 E: 0 K: 2 S: 16	H: 3 LOB: 3 BB: 0 P: 24	R: 0 E: 0 K: 0 S: 6	H: 0 LOB: 0 BB: 0 P: 9	R: 0 E: 0 K: 2 S: 10	H: 0 LOB: 0 BB: 0 P: 14	R: 0 E: 0 K: 3 S: 15		H: 0 LOB: 2 BB: 0 P: 28	R: 1 E: 0 K: 0 S: 5	H: 1 LOB: 0 BB: 0 P: 9	1B: 5 2B: 2 3B: 0 HR: 0	SF: 0 SAC: 0 DP: 1 HBP: 0
PITCHER	IP 7.0	WLS 26	BF 6	H 2	R 0	ER 2	SO 5	BB 1	IBB 0	HBP 0	BLK 0	WP 0	HR 0	S 57	P 83	ERA 2.57	WHIP 1.000						
Brad Radke, R ERA: 5.74	1.0	4	0	0	0	2	1	0	0	0	0	0	0	12	20	0.00	1.000						
LaTroy Hawkins, R ERA: 2.1	1.0	4	0	0	0	3	1	0	0	0	1	0	0	13	22	0.00	1.000						
Johan Santana, L ERA: 2.19	0.1	L	3	1	1	1	0	0	0	0	1	0	0	5	9	27.00	3.000						

AB	34
R	3
H	7
RBI	2
BB	3
SO	10
LOB	14



Batter	1	2	3	4	5	6	7	8	9	AB	R	H	RBI	BB	SO	LOB	TOP			
20 Lew Ford, R OBP: 0.444, SLG: 0.625	F7		P3		FC5-4		P3			4	0	0	0	0	0	5	Minnesota Twins @ Milwaukee Brewers Miller Park, Milwaukee, WI Sat Jun 21 2003, 6:05 PM CDT Att: 30,836 - Sunny - 70 F			
Cristian Guzman, S OBP: 0.292, SLG: 0.360	K		G6-3		G4-3		F9			4	0	0	0	0	1	5				
Corey Koskie, L OBP: 0.402, SLG: 0.484	L8				HR		G1-3		K	4	1	1	1	0	1	0				
Tori Hunter, R OBP: 0.327, SLG: 0.429		L8			F8				K	4	0	1	0	0	1	0				
Doug Mientkiewicz, L OBP: 0.364, SLG: 0.484		B5-3			K		F8			3	0	0	0	1	1	1				
Bobby Kielty, S OBP: 0.368, SLG: 0.434 Juan Rincon, R (8, 1)		L9					F9		G1-3	3	0	1	0	0	0	1				
A.J. Pierzynski, L OBP: 0.351, SLG: 0.479 Matthew LeCroy, R (9, PH) OBP: 0.336, SLG: 0.489					P5		G3-1		K	2	0	0	0	1	0	1				
Luis Rivas, R OBP: 0.319, SLG: 0.362					F8				F9	3	0	1	0	1	0	0				
Kyle Lohse, R OBP: 0.333, SLG: 0.333 Micheal Nakamura, R (6, 1) Dustan Mohr, R OBP: 0.355, SLG: 0.479 33 Justin Morneau, L OBP: 0.371, SLG: 0.485					SH1-4				K	1	0	1	0	0	0	0				
					SH1-4					1	0	0	0	0	0	0				
					SH1-4					1	0	0	0	0	0	1				
					FC5-4					1	0	0	0	0	0	1				
Inning Stats	R: 0 E: 0 K: 1 S: 15	H: 0 LOB: 0 BB: 0 P: 18	R: 0 E: 0 K: 0 S: 5	H: 0 LOB: 0 BB: 0 P: 5	R: 0 E: 0 K: 0 S: 12	H: 1 LOB: 2 BB: 1 P: 19	R: 1 E: 0 K: 1 S: 13	H: 2 LOB: 1 BB: 0 P: 17	R: 0 E: 0 K: 0 S: 10	H: 1 LOB: 1 BB: 0 P: 15	R: 0 E: 0 K: 0 S: 9	H: 1 LOB: 1 BB: 0 P: 13	R: 0 E: 0 K: 0 S: 11	H: 0 LOB: 1 BB: 1 P: 16	R: 0 E: 0 K: 2 S: 10	H: 0 LOB: 0 BB: 0 P: 17	1B: 3 2B: 1 3B: 0 HR: 1	SF: 0 SAC: 1 DP: 0 HBP: 0	WP: 0 PB: 0 CS: 0	PA: 36
PITCHER	IP WLS BF H R ER SO BB IBB HBP BLK WP HR S P ERA WHIP																			
Wayne Franklin, L ERA: 5.07	(1, 1) 7.0 W 29 5 1 1 2 3 0 0 0 0 0 1 73 105 1.29 1.143																			
Dan Kolb, R ERA: 4.26	(8, 1) 1.0 4 0 0 0 2 1 0 0 0 0 0 0 11 16 0.00 1.000																			
John Foster, L ERA: 4.26	(9, 1) 1.0 3 0 0 0 2 0 0 0 0 0 0 0 10 17 0.00 0.000																			

Batter	1	2	3	4	5	6	7	8	9	AB	R	H	RBI	BB	SO	LOB	BOTTOM			
Eric Young Sr., R OBP: 0.330, SLG: 0.422	WP 1B 1B	G4-3			G6-3		P4	G5-3		5	1	1	0	0	0	2	Minnesota Twins @ Milwaukee Brewers Miller Park, Milwaukee, WI Sat Jun 21 2003, 6:05 PM CDT Att: 30,836 - Sunny - 70 F			
Scott Podsednik, L OBP: 0.379, SLG: 0.420	1B WP SF7 1B			P3	B1		E4			4	1	1	0	0	0	0				
Geoff Jenkins, L OBP: 0.358, SLG: 0.524	SF7 1B 1-2 2-3 BB			G4-3	G4-3		F7			3	0	0	0	1	0	1				
Richie Sexson, R OBP: 0.364, SLG: 0.512	K			G4-3			K			4	1	1	0	0	2	4				
John Vander Wal, L OBP: 0.372, SLG: 0.491	SF7 1B 1-2 2-3 3-H			HR	HR		HR		L9	3	2	2	2	1	0	0				
Wes Helms, R OBP: 0.332, SLG: 0.464	SF7			HR	HR		HR		2B SF8 1B	3	3	3	5	0	0	0				
Keith Osik, R OBP: 0.344, SLG: 0.321	K			F8	G1-3		G1-3		SF8 2B	4	0	1	0	0	1	2				
Royce Clayton, R OBP: 0.301, SLG: 0.352		K		L8	G6-3		G6-3		SF8 BB	3	0	0	0	1	1	0				
Wayne Franklin, L OBP: 0.100, SLG: 0.100 Dan Kolb, R (8, 1) Keith Ginter, R OBP: 0.338, SLG: 0.287 John Foster, L (9, 1)		K		G1-3			P5		SF8	3	0	0	0	0	1	0				
Inning Stats	R: 2 E: 0 K: 2 S: 21	H: 3 LOB: 2 BB: 1 P: 29	R: 0 E: 0 K: 2 S: 10	H: 0 LOB: 0 BB: 0 P: 13	R: 0 E: 0 K: 0 S: 7	H: 0 LOB: 0 BB: 0 P: 13	R: 2 E: 0 K: 0 S: 9	H: 2 LOB: 0 BB: 0 P: 14	R: 0 E: 0 K: 0 S: 3	H: 0 LOB: 0 BB: 0 P: 4	R: 3 E: 0 K: 0 S: 12	H: 2 LOB: 1 BB: 1 P: 24	R: 0 E: 1 K: 1 S: 9	H: 0 LOB: 1 BB: 0 P: 11	R: 0 E: 0 K: 0 S: 18	H: 2 LOB: 2 BB: 1 P: 27	1B: 5 2B: 1 3B: 0 HR: 3	SF: 2 SAC: 0 DP: 0 HBP: 0	WP: 1 PB: 0 CS: 0	PA: 37
PITCHER	IP WLS BF H R ER SO BB IBB HBP BLK WP HR S P ERA WHIP																			
Kyle Lohse, R ERA: 3.7	(1, 1) 5.0 L 24 7 7 7 4 2 0 0 0 0 0 0 3 54 83 12.60 1.800																			
Micheal Nakamura, R ERA: 6.48	(6, 1) 2.0 7 0 0 0 1 0 0 0 0 0 0 0 17 25 0.00 0.000																			
Juan Rincon, R ERA: 9.86	(8, 1) 1.0 6 2 1 1 0 1 0 0 0 0 0 0 18 27 9.00 3.000																			

Batter	1	2	3	4	5	6	7	8	9	AB	R	H	RBI	BB	SO	LOB	TOP				
Jacque Jones, L OBP: 0.319, SLG: 0.478 (1, 7)	G4-3	G3-1			G1-3		1-0 CS 1-H 2B		G1-4-3	5	0	1	1	0	0	1	Minnesota Twins @ Milwaukee Brewers Miller Park, Milwaukee, WI Sun Jun 22 2003, 1:05 PM CDT Att: 25,320 - Sunny - 81 F				
Denny Hocking, S OBP: 0.296, SLG: 0.379 (1, 6)	HR	BB	1B G5-4-3		HR		G6-3			4	3	3	1	1	0	1					
Corey Koskie, L OBP: 0.402, SLG: 0.494 (1, 5)	HR		G5-4-3		F7			P4	F8	5	1	2	2	0	0	1					
Tori Hunter, R OBP: 0.325, SLG: 0.435 (1, 8)	G4-3		G5-4-3			P2		HR	K	5	1	1	1	0	1	2					
Doug Mientkiewicz, L OBP: 0.386, SLG: 0.493 (1, 3)	F7		K			2B		1B 2B		4	0	2	0	0	1	0					
Dustin Mohr, R OBP: 0.329, SLG: 0.477 (1, 9)		2B G6-3			K			2B		3	1	1	0	1	2	1					
Tom Prince, R OBP: 0.366, SLG: 0.471 (1, 2)					F9			1B	P6	4	0	1	0	0	1	3					
Luis Rivas, R OBP: 0.313, SLG: 0.354 (1, 4)					P3			F7	K	4	0	0	1	0	1	3					
Kenny Rogers, L Johan Santana, L Bobby Kennedy, S J.C. Romero, S LaTroy Hawkins, R 33 Justin Morneau, L Eddie Guardado, R (1, 1) (6, 1) (7, PH) (7, 1) (7, 1) (6, PH) (9, 1)					G6-3			WP 2B BB	HR	2	0	0	0	0	0	1					
Inning Stats	R: 2 E: 0 K: 0 S: 12	H: 1 LOB: 0 BB: 1 P: 18	R: 1 E: 0 K: 1 S: 10	H: 1 LOB: 1 BB: 1 P: 16	R: 1 E: 0 K: 1 S: 11	H: 2 LOB: 0 BB: 0 P: 16	R: 0 E: 0 K: 1 S: 9	H: 0 LOB: 0 BB: 0 P: 14	R: 1 E: 0 K: 2 S: 9	H: 1 LOB: 1 BB: 0 P: 17	R: 1 E: 0 K: 0 S: 6	H: 1 LOB: 0 BB: 1 P: 14	R: 1 E: 0 K: 1 S: 11	H: 3 LOB: 2 BB: 0 P: 16	R: 1 E: 0 K: 0 S: 12	H: 2 LOB: 1 BB: 0 P: 17		1B: 3 2B: 4 3B: 1 HR: 4	SF: 0 SAC: 0 DP: 1 HBP: 0	WP: 1 PB: 0 SB: 0 CS: 1	PA: 40
PITCHER	IP	WLS	BF	H	R	ER	SO	BB	IBB	HBP	BLK	WP	HR	S	P	ERA	WHIP				
Matt Kinney, R ERA: 4.58 (1, 1)	6.1	L	28	7	6	6	5	3	0	0	0	1	2	65	104	8.53	1.579				
Valerio De Los Santos, L ERA: 3.98 (7, 1)	0.2			0	0	0	0	0	0	0	0	0	0	3	5	0.00	0.000				
Leo Estrella, R ERA: 1.4 (8, 1)	1.0		6	3	1	1	1	0	0	0	0	0	1	11	16	9.00	3.000				
Mike DeJean, R ERA: 4.21 (9, 1)	1.0		5	2	1	1	1	0	0	0	0	0	1	12	17	9.00	2.000				

Batter	1	2	3	4	5	6	7	8	9	AB	R	H	RBI	BB	SO	LOB	BOTTOM					
Eric Young Sr., R OBP: 0.331, SLG: 0.419 (1, 4)	3B HBP		L9		G6-3		WP 1B		G1-3	4	0	1	0	0	0	1	Minnesota Twins @ Milwaukee Brewers Miller Park, Milwaukee, WI Sun Jun 22 2003, 1:05 PM CDT Att: 25,320 - Sunny - 81 F					
Scott Podsednik, L OBP: 0.380, SLG: 0.426 (1, 8)	1B 3B		G1-3		F7		K			4	1	1	0	1	1	2						
Geoff Jenkins, L OBP: 0.362, SLG: 0.541 (1, 7)	G1-6-3				HR		K		P6	5	2	3	2	0	1	4						
Richie Sexson, R OBP: 0.362, SLG: 0.509 (1, 3)	G1-6-3				G6-3		L3			4	0	1	0	0	0	3						
Brady Clark, R OBP: 0.277, SLG: 0.321 (1, 9)		F8			G5-3		F7		F9	4	0	0	0	0	0	2						
Wes Helms, R OBP: 0.331, SLG: 0.460 (1, 5)		L8			1B BB		SF9		K	2	0	0	1	1	1	0						
Eddie Pérez, R OBP: 0.322, SLG: 0.437 (1, 2)					1B		1B		G6-3	4	0	3	0	0	0	0						
Royce Clayton, R OBP: 0.300, SLG: 0.350 (1, 6)					L8		F8		FC4-6 1B	4	0	1	0	0	0	5						
Matt Kinney, R Valerio De Los Santos, L Keith Ginter, R Leo Estrella, R Mike DeJean, R Enrique Cruz, R (1, 1) (7, 1) (7, PH) (8, 1) (9, 1) (9, PH)					L6		L9		1B 1B	2	0	0	0	0	0	0						
Inning Stats	R: 1 E: 0 K: 0 S: 8	H: 2 LOB: 0 BB: 0 P: 12	R: 0 E: 0 K: 0 S: 11	H: 1 LOB: 1 BB: 0 P: 19	R: 0 E: 0 K: 0 S: 4	H: 0 LOB: 0 BB: 0 P: 5	R: 1 E: 0 K: 0 S: 12	H: 2 LOB: 2 BB: 1 P: 22	R: 0 E: 0 K: 0 S: 10	H: 0 LOB: 0 BB: 0 P: 15	R: 1 E: 0 K: 2 S: 18	H: 3 LOB: 2 BB: 0 P: 26	R: 0 E: 0 K: 2 S: 16	H: 0 LOB: 0 BB: 0 P: 23	R: 0 E: 0 K: 1 S: 6	H: 0 LOB: 0 BB: 0 P: 7		R: 0 E: 0 K: 0 S: 14	H: 1 LOB: 2 BB: 1 P: 20	1B: 8 2B: 1 3B: 1 HR: 1	SF: 1 SAC: 0 DP: 1 HBP: 1	WP: 1 PB: 0 SB: 0 CS: 0
PITCHER	IP	WLS	BF	H	R	ER	SO	BB	IBB	HBP	BLK	WP	HR	S	P	ERA	WHIP					
Kenny Rogers, L ERA: 5.16 (1, 1)	5.0	W	22	7	3	3	0	1	0	0	0	0	1	49	79	5.40	1.600					
Johan Santana, L ERA: 2.15 (6, 1)	1.0	H	4	1	0	0	0	0	0	0	0	0	0	14	20	0.00	1.000					
J.C. Romero, L ERA: 4.25 (7, 1)	0.2	H	4	2	0	0	2	0	0	0	0	1	0	15	22	0.00	3.000					
LaTroy Hawkins, R ERA: 2.02 (7, 1)	1.1	H	4	0	0	0	1	0	0	0	0	0	0	7	8	0.00	0.000					
Eddie Guardado, L ERA: 2.93 (9, 1)	1.0		5	1	0	0	0	1	0	0	0	0	0	14	20	0.00	2.000					

Batter	1	2	3	4	5	6	7	8	9	AB	R	H	RBI	BB	SO	LOB	TOP										
Eric Young Sr. R OBP: 0.333, SLG: 0.424										4	0	2	0	0	1	3	Milwaukee Brewers @ Chicago Cubs Wrigley Field, Chicago, IL Tue Jun 24 2003, 7:05 PM CDT Att: 40,389 - Sunny - 90 F										
Scott Podsednik L OBP: 0.378, SLG: 0.420										3	0	0	0	1	0	2											
Geoff Jenkins L OBP: 0.360, SLG: 0.548										4	1	1	1	0	3	1											
Richie Sexson R OBP: 0.358, SLG: 0.502										4	0	0	0	0	1	1											
John Vander Wal L OBP: 0.372, SLG: 0.488										3	0	1	0	0	1	0											
Brady Clark R OBP: 0.275, SLG: 0.318										1	0	0	0	0	0	0											
Wes Helms R OBP: 0.337, SLG: 0.469										4	0	3	0	0	0	0											
Eddie Pérez R OBP: 0.322, SLG: 0.435										3	0	1	0	0	1	3											
Keith Osik R OBP: 0.341, SLG: 0.318										1	0	0	0	0	0	1											
Royce Clayton R OBP: 0.301, SLG: 0.350										3	0	1	0	0	1	3											
Ruben Quevedo R OBP: 0.306, SLG: 0.300										0	0	0	0	0	0	0											
Enrique Cruz R OBP: 0.315, SLG: 0.143										1	0	0	0	0	1	3											
Luis Vizcaino R OBP: 0.345, SLG: 0.588										1	0	0	0	0	0	0											
Brooks Kieschnick L OBP: 0.345, SLG: 0.588										1	0	0	0	0	0	1											
John Foster L OBP: 0.345, SLG: 0.588										0	0	0	0	0	0	0											
Inning Stats	R: 1 E: 0 K: 1 S: 11	H: 2 LOB: 0 BB: 0 P: 21	R: 0 E: 0 K: 1 S: 16	H: 3 LOB: 3 BB: 0 P: 23	R: 0 E: 0 K: 1 S: 10	H: 0 LOB: 0 BB: 1 P: 17	R: 0 E: 0 K: 0 S: 8	H: 2 LOB: 1 BB: 0 P: 14	R: 0 E: 0 K: 1 S: 7	H: 0 LOB: 0 BB: 0 P: 10	R: 0 E: 0 K: 2 S: 12	H: 1 LOB: 1 BB: 0 P: 19	R: 0 E: 0 K: 1 S: 8	H: 1 LOB: 0 BB: 0 P: 11	R: 0 E: 1 K: 0 S: 9	H: 0 LOB: 1 BB: 0 P: 15	1B: 6 2B: 3 3B: 0 HR: 1	SF: 0 SAC: 0 DP: 3 HBP: 0	WP: 0 PB: 0 SB: 0 CS: 0	PA: 35							
PITCHER	IP	WLS	BF	H	R	ER	SO	BB	IBB	HBP	BLK	WP	HR	S	P	ERA	WHIP										
34 Kerry Wood R ERA: 2.94	7.0	W	27	8	1	1	8	1	0	0	0	0	1	71	114	1.29	1.286										
Mark Guthrie L ERA: 3.0	1.0		3	1	0	0	1	0	0	0	0	0	0	8	11	0.00	1.000										
Antonio Alfonseca R ERA: 2.84	1.0		4	0	0	0	0	0	0	0	0	0	0	9	15	0.00	0.000										

Batter	1	2	3	4	5	6	7	8	9	AB	R	H	RBI	BB	SO	LOB	BOTTOM											
Mark Grudzielanek R OBP: 0.338, SLG: 0.384										3	2	2	1	1	0	0	Milwaukee Brewers @ Chicago Cubs Wrigley Field, Chicago, IL Tue Jun 24 2003, 7:05 PM CDT Att: 40,389 - Sunny - 90 F											
Bobby Hill S OBP: 0.250, SLG: 0.250										1	0	0	0	0	0	2												
Alex Gonzalez R OBP: 0.304, SLG: 0.408										5	1	1	1	0	1	3												
Corey Patterson L OBP: 0.328, SLG: 0.541										4	1	1	2	0	2	0												
Sammy Sosa R OBP: 0.423, SLG: 0.530										3	3	3	2	1	0	0												
Moises Alou R OBP: 0.370, SLG: 0.462										3	1	1	0	1	0	1												
Mark Guthrie R										0	0	0	0	0	0	0												
Antonio Alfonseca R										0	0	0	0	0	0	0												
Eric Karros R OBP: 0.369, SLG: 0.490										4	0	2	0	0	0	2												
Ramon Martinez R OBP: 0.340, SLG: 0.498										2	0	0	2	0	1	2												
Damian Miller R OBP: 0.318, SLG: 0.381										2	0	1	0	0	1	1												
Paul Bako L OBP: 0.301, SLG: 0.288										2	0	1	0	0	0	0												
34 Kerry Wood R OBP: 0.152, SLG: 0.333										3	1	1	1	0	2	2												
Troy O'Leary L OBP: 0.276, SLG: 0.348										0	0	0	0	1	0	0												
Inning Stats	R: 4 E: 0 K: 1 S: 21	H: 5 LOB: 2 BB: 1 P: 41	R: 0 E: 0 K: 0 S: 8	H: 0 LOB: 1 BB: 1 P: 15	R: 1 E: 0 K: 1 S: 11	H: 1 LOB: 1 BB: 1 P: 24	R: 0 E: 0 K: 2 S: 10	H: 0 LOB: 0 BB: 0 P: 14	R: 1 E: 0 K: 1 S: 10	H: 1 LOB: 0 BB: 0 P: 13	R: 3 E: 0 K: 2 S: 14	H: 3 LOB: 1 BB: 0 P: 18	R: 0 E: 0 K: 0 S: 9	H: 2 LOB: 1 BB: 0 P: 10	R: 0 E: 0 K: 0 S: 6	H: 1 LOB: 1 BB: 1 P: 11	1B: 5 2B: 2 3B: 0 HR: 6	SF: 2 SAC: 0 DP: 3 HBP: 0	WP: 0 PB: 0 SB: 0 CS: 0	PA: 38								
PITCHER	IP	WLS	BF	H	R	ER	SO	BB	IBB	HBP	BLK	WP	HR	S	P	ERA	WHIP											
Ruben Quevedo R ERA: 6.53	0.2	L						1	0	0	0	0	0	2	18	37	54.00	9.000										
Matt Ford L ERA: 2.15	3.1		12	1	1	1	4	2	0	0	0	0	0	32	57	2.70	0.900											
Luis Vizcaino R ERA: 9.85	1.2		8	3	3	3	2	0	0	0	0	0	3	18	24	16.20	1.800											
Brooks Kieschnick R ERA: 6.25	1.1		6	3	1	1	1	0	0	0	0	0	1	15	17	6.75	2.250											
John Foster L ERA: 4.05	1.0		4	1	0	0	0	1	0	0	0	0	0	6	11	0.00	2.000											

AB	33
R	1
H	9
RBI	1
BB	1
SO	9
LOB	18



AB	32
R	9
H	13
RBI	9
BB	4
SO	7
LOB	13



Batter	1	2	3	4	5	6	7	8	9	10	AB	R	H	RBI	BB	SO	LOB	TOP				
Eric Young Sr., R OBP: 0.337, SLG: 0.428 (1.4)	E4 F8 1B		K		SF7		P3	WP 1B		HR 1B	5	2	3	1	0	1	0					
Scott Podsednik, L OBP: 0.385, SLG: 0.422 (1.8)	F8							L8		HR BB	4	2	2	0	2	0	2					
Geoff Jenkins, L OBP: 0.363, SLG: 0.561 (1.7)	L5		L7		G4-3			1B		HR	6	2	3	4	0	0	3					
Richie Sexson, R OBP: 0.366, SLG: 0.502 (1.3)										K	2	1	1	0	3	1	0					
Wes Helms, R OBP: 0.333, SLG: 0.462 (1.5)	K				G6-4-3 1B			1B		L4	6	0	1	2	0	3	6					
Brady Clark, R OBP: 0.276, SLG: 0.312 (7.9)		G6-3																				
John Vander Wal, L OBP: 0.376, SLG: 0.488 (7.9)																						
Keith Osik, R OBP: 0.336, SLG: 0.313 (10.2)		F9																				
Eddie Pérez, R OBP: 0.326, SLG: 0.450 (10.2)																						
Royce Clayton, R OBP: 0.288, SLG: 0.345 (1.6)		G6-3																				
15 Ben Sheets, R Karl Glatz, R Curt Leskanic, R Dan Kolb, R Valerio De Los Santos, L Luis Vizcaino, R Ramon Martinez, R Mike DeJean, R																						
E1 SH2-4 SF7 1B																						
SH2-4																						
G6-3																						
HR																						
G6-3																						
HR																						
Inning Stats	R: 0 E: 1 K: 1 S: 9	H: 1 LOB: 2 BB: 1 P: 21	R: 0 E: 0 K: 0 S: 7	H: 0 LOB: 0 BB: 0 P: 11	R: 0 E: 0 K: 2 S: 13	H: 1 LOB: 1 BB: 0 P: 18	R: 0 E: 0 K: 0 S: 4	H: 1 LOB: 1 BB: 1 P: 17	R: 0 E: 0 K: 3 S: 11	H: 1 LOB: 2 BB: 1 P: 21	R: 4 E: 0 K: 2 S: 24	H: 5 LOB: 2 BB: 0 P: 32	R: 1 E: 0 K: 1 S: 17	H: 2 LOB: 2 BB: 1 P: 30	R: 0 E: 0 K: 0 S: 8	H: 0 LOB: 0 BB: 0 P: 14	R: 6 E: 1 K: 2 S: 19	H: 4 LOB: 0 BB: 2 P: 29	1B: 11 2B: 1 3B: 1 HR: 3	SF: 1 SAC: 1 DP: 1 HBP: 1	WP: 1 PB: 0 SB: 1 CS: 0	PA: 53
PITCHER	IP WLS BF H R ER SO BB IBB HBP BLK WP HR S P ERA WHIP	IP WLS BF H R ER SO BB IBB HBP BLK WP HR S P ERA WHIP																				
Shawn Estes, L ERA: 5.4	(1.1) 6.0 0.1 4 3 3 0 0 0 0 0 0 1 12 16 81.00 9.000	(7.1) 1.1 8 3 2 2 0 0 0 0 0 0 0 0 19 28 13.50 2.250																				
Mike Remlinger, L ERA: 4.05	(7.1) 1.1 8 3 2 2 0 0 0 0 0 0 0 0 19 28 13.50 2.250	(8.1) 0.0 1 1 0 0 0 0 0 0 0 0 0 0 5 8 =																				
Antonio Alfonseca, R ERA: 3.38	(8.1) 0.0 1 1 0 0 0 0 0 0 0 0 0 0 5 8 =	(8.1) 1.1 5 0 0 0 0 1 1 0 0 0 0 0 13 24 0.00 0.750																				
Mark Guthrie, L ERA: 3.0	(8.1) 1.1 5 0 0 0 0 1 1 0 0 0 0 0 13 24 0.00 0.750																					
Joe Borowski, R ERA: 1.55																						

Milwaukee Brewers @ Chicago Cubs
Wrigley Field, Chicago, IL
Wed Jun 25 2003, 1:20 PM CDT
Att. 38,357 - Sunny - 90 F

AB 43
R 12
H 16
RBI 11
BB 7
SO 9
LOB 19



Batter	1	2	3	4	5	6	7	8	9	10	AB	R	H	RBI	BB	SO	LOB	BOTTOM						
Mark Grudzielanek, R OBP: 0.333, SLG: 0.379 (1.4)	G6-3		G5-3		L9		K			SH1-4	4	0	0	0	0	1	1							
José Hernández, R OBP: 0.301, SLG: 0.390 (7.6)	K		K		K		K				4	0	0	0	0	4	1							
Bobby Hill, S OBP: 0.400, SLG: 0.250 (9. PH)											0	0	0	0	1	0	0							
Todd Wellemeyer, R (10.1)											0	0	0	0	0	0	0							
Corey Patterson, L OBP: 0.329, SLG: 0.537 (1.8)	K				G4-3						4	2	1	0	1	1	2							
Sammy Sosa, R OBP: 0.427, SLG: 0.527 (1.9)											3	2	1	0	2	2	3							
Moises Alou, R OBP: 0.374, SLG: 0.473 (1.7)											4	2	2	3	1	0	1							
Eric Karros, R OBP: 0.370, SLG: 0.483 (1.3)											4	0	1	1	1	2	1							
Alex Gonzalez, R OBP: 0.331, SLG: 0.404 (7.1)											3	0	0	0	0	0	3							
Mike Remlinger, L ERA: 2.81											0	0	0	0	0	0	0							
Antonio Alfonseca, R ERA: 2.7											0	0	0	0	0	0	0							
Mark Guthrie, R ERA: 3.74											0	0	0	0	0	0	0							
Joe Borowski, R ERA: 1.55											1	0	0	0	1	0	0							
Lenny Harris, L OBP: 0.296, SLG: 0.229 (8.5)											0	0	0	0	0	0	0							
Paul Bako, L OBP: 0.289, SLG: 0.299 (1.2)											4	0	1	0	0	1	4							
Shawn Estes, R OBP: 0.167, SLG: 0.130 (1.1)											2	0	0	0	0	1	2							
Ramon Martinez, R OBP: 0.342, SLG: 0.409 (7.5)											2	0	1	0	0	0	0							
Inning Stats	R: 0 E: 0 K: 2 S: 10	H: 0 LOB: 0 BB: 0 P: 15	R: 0 E: 0 K: 1 S: 7	H: 0 LOB: 1 BB: 1 P: 16	R: 0 E: 0 K: 1 S: 12	H: 1 LOB: 1 BB: 0 P: 17	R: 3 E: 0 K: 1 S: 11	H: 4 LOB: 1 BB: 0 P: 22	R: 0 E: 0 K: 1 S: 5	H: 0 LOB: 0 BB: 0 P: 5	R: 2 E: 0 K: 2 S: 14	H: 1 LOB: 0 BB: 0 P: 24	R: 0 E: 0 K: 2 S: 8	H: 0 LOB: 0 BB: 0 P: 13	R: 1 E: 0 K: 1 S: 12	H: 0 LOB: 2 BB: 3 P: 27	R: 0 E: 0 K: 1 S: 13	H: 1 LOB: 1 BB: 0 P: 21	R: 0 E: 0 K: 0 S: 7	H: 0 LOB: 0 BB: 0 P: 10	1B: 5 2B: 1 3B: 0 HR: 1	SF: 1 SAC: 1 DP: 0 HBP: 0	WP: 1 PB: 1 SB: 1 CS: 0	PA: 43
PITCHER	IP WLS BF H R ER SO BB IBB HBP BLK WP HR S P ERA WHIP	IP WLS BF H R ER SO BB IBB HBP BLK WP HR S P ERA WHIP																						
15 Ben Sheets, R Curt Leskanic, R Dan Kolb, R Valerio De Los Santos, L Luis Vizcaino, R	(1.1) 6.0 1.0 0.1 4 0 0 0 0 0 0 0 0 0 1 13 6.00 0.000	(7.1) 1.0 3 0 0 0 0 2 0 0 0 0 0 0 8 13 0.00 0.000																						
Mike Remlinger, L ERA: 2.81	(7.1) 1.0 3 0 0 0 0 2 0 0 0 0 0 0 8 13 0.00 0.000	(8.1) 0.1 H 4 0 1 1 1 3 0 0 0 1 0 9 23 27.00 9.000																						
Antonio Alfonseca, R ERA: 2.7	(8.1) 0.1 H 4 0 1 1 1 3 0 0 0 1 0 9 23 27.00 9.000	(8.1) 1.1 B 6 1 0 0 0 1 0 0 0 0 0 0 13 21 0.00 1.500																						
Mark Guthrie, R ERA: 3.74	(8.1) 1.1 B 6 1 0 0 0 1 0 0 0 0 0 0 13 21 0.00 1.500	(8.1) 0.1 W 1 0 0 0 1 0 0 0 0 0 0 3 4 0.00 0.000																						
Luis Vizcaino, R ERA: 1.73	(8.1) 0.1 W 1 0 0 0 1 0 0 0 0 0 0 3 4 0.00 0.000																							

Milwaukee Brewers @ Chicago Cubs
Wrigley Field, Chicago, IL
Wed Jun 25 2003, 1:20 PM CDT
Att. 38,357 - Sunny - 90 F

AB 35
R 6
H 7
RBI 5
BB 6
SO 12
LOB 18



Batter	1	2	3	4	5	6	7	8	9	AB	R	H	RBI	BB	SO	LOB	TOP										
Scott Podsednik, L (1, 8) OBP: 0.391, SLG: 0.428										4	2	3	0	0	1	0	Milwaukee Brewers @ Chicago Cubs Wrigley Field, Chicago, IL Thu Jun 26 2003, 1:20 PM CDT Att: 39,711 - Sunny - 68 F										
Keith Ginter, R (1, 4) OBP: 0.352, SLG: 0.346										3	2	1	2	1	2	1											
Geoff Jenkins, L (1, 7) OBP: 0.362, SLG: 0.568										4	1	1	3	0	2	1											
Richie Sexson, R (1, 3) OBP: 0.362, SLG: 0.495										4	0	0	0	0	2	0											
John Vander Wal, L (1, 9) OBP: 0.374, SLG: 0.489 Mike DeJean, R (9, 1)										4	0	1	0	0	2	0											
Wes Helms, R (1, 5) OBP: 0.329, SLG: 0.454										4	0	0	0	0	3	1											
Keith Osik, R (1, 2) OBP: 0.328, SLG: 0.304										3	0	0	0	0	2	1											
Enrique Cruz, R (1, 6) OBP: 0.196, SLG: 0.130										3	0	0	0	0	2	0											
Wayne Franklin, L (1, 1) OBP: 0.094, SLG: 0.094 Luis Vizcaino, R (7, 1)										2	0	0	0	0	0	0											
Brooks Kieschnick, L (8, PH) OBP: 0.355, SLG: 0.677 Leo Estrella, R (8, 1) Brady Clark, R (9, 9) OBP: 0.276, SLG: 0.312										0	0	0	0	0	0	0											
Inning Stats	R: 0 E: 0 K: 2 S: 10	H: 1 LOB: 1 BB: 0 P: 17	R: 0 E: 0 K: 3 S: 14	H: 1 LOB: 1 BB: 0 P: 21	R: 0 E: 0 K: 1 S: 12	H: 0 LOB: 0 BB: 0 P: 15	R: 0 E: 0 K: 2 S: 10	H: 0 LOB: 0 BB: 0 P: 15	R: 0 E: 0 K: 1 S: 8	H: 0 LOB: 0 BB: 0 P: 9	R: 2 E: 0 K: 1 S: 13	H: 2 LOB: 0 BB: 0 P: 21	R: 0 E: 0 K: 3 S: 10	H: 0 LOB: 0 BB: 0 P: 18	R: 0 E: 0 K: 3 S: 9	H: 0 LOB: 0 BB: 0 P: 11	R: 3 E: 0 K: 1 S: 12	H: 2 LOB: 0 BB: 1 P: 24	1B: 3 2B: 2 3B: 0 HR: 2	SF: 0 SAC: 0 DP: 1 HBP: 0	WP: 1 PB: 0 SB: 1 CS: 1	PA: 33					
PITCHER	IP	WLS	BF	H	R	ER	SO	BB	IBB	HBP	BLK	WP	HR	S	P	ERA	WHIP										
22 Mark Prior, R (1, 1) ERA: 2.61	8.0		27	4	2	2	16	0	0	0	0	1	1	86	127	2.25	0.500										
Joe Borowski, R (9, 1) ERA: 2.61	1.0	L	6	2	3	3	1	1	0	0	0	0	1	12	24	27.00	3.000										

AB	32
R	5
H	6
RBI	5
BB	1
SO	17
LOB	4



Batter	1	2	3	4	5	6	7	8	9	AB	R	H	RBI	BB	SO	LOB	BOTTOM										
Mark Grudzielanek, R (1, 4) OBP: 0.341, SLG: 0.382										3	1	2	0	2	0	0	Milwaukee Brewers @ Chicago Cubs Wrigley Field, Chicago, IL Thu Jun 26 2003, 1:20 PM CDT Att: 39,711 - Sunny - 68 F										
Corey Patterson, L (1, 8) OBP: 0.331, SLG: 0.535										3	0	1	0	1	2	2											
Sammy Sosa, R (1, 9) OBP: 0.424, SLG: 0.537										4	1	1	2	0	2	5											
Moises Alou, R (1, 7) OBP: 0.372, SLG: 0.470										4	1	1	0	0	0	3											
Eric Karros, R (1, 3) OBP: 0.367, SLG: 0.484										4	0	1	0	0	1	0											
Alex Gonzalez, R (1, 6) OBP: 0.297, SLG: 0.398										4	0	0	1	0	0	1											
José Hernández, R (1, 5) OBP: 0.300, SLG: 0.346										3	0	0	0	1	1	0											
Paul Bako, L (1, 2) OBP: 0.289, SLG: 0.288 Lenny Harris, L (9, PH) OBP: 0.243, SLG: 0.227										3	0	0	0	0	0	2											
22 Mark Prior, R (1, 1) OBP: 0.268, SLG: 0.400 Joe Borowski, R (9, 1)										3	0	0	0	0	2	2											
Troy O'Leary, L (9, PH) OBP: 0.273, SLG: 0.345										1	0	0	0	0	0	0											
Inning Stats	R: 0 E: 0 K: 1 S: 10	H: 1 LOB: 1 BB: 0 P: 12	R: 0 E: 0 K: 2 S: 8	H: 0 LOB: 0 BB: 0 P: 12	R: 0 E: 0 K: 2 S: 15	H: 1 LOB: 2 BB: 1 P: 26	R: 1 E: 0 K: 1 S: 14	H: 2 LOB: 2 BB: 1 P: 23	R: 2 E: 0 K: 1 S: 8	H: 2 LOB: 0 BB: 0 P: 15	R: 0 E: 0 K: 0 S: 3	H: 0 LOB: 0 BB: 0 P: 3	R: 0 E: 0 K: 1 S: 7	H: 0 LOB: 2 BB: 2 P: 16	R: 0 E: 0 K: 0 S: 6	H: 0 LOB: 0 BB: 0 P: 7	R: 0 E: 0 K: 0 S: 4	H: 0 LOB: 0 BB: 0 P: 6	1B: 4 2B: 1 3B: 0 HR: 1	SF: 0 SAC: 0 DP: 0 HBP: 0	WP: 0 PB: 0 SB: 0 CS: 0	PA: 37					
PITCHER	IP	WLS	BF	H	R	ER	SO	BB	IBB	HBP	BLK	WP	HR	S	P	ERA	WHIP										
Wayne Franklin, L (1, 1) ERA: 5.02	6.1		29	6	3	3	7	4	0	0	0	0	0	61	102	4.26	1.579										
Luis Vizcaino, R (7, 1) ERA: 9.51	0.2		2	0	0	0	1	0	0	0	0	0	0	4	5	0.00	0.000										
Leo Estrella, R (8, 1) ERA: 1.35	1.0	W	3	0	0	0	0	0	0	0	0	0	0	6	7	0.00	0.000										
Mike DeJean, R (9, 1) ERA: 3.99	1.0	S	3	0	0	0	0	0	0	0	0	0	0	4	6	0.00	0.000										

AB	33
R	3
H	6
RBI	3
BB	4
SO	8
LOB	15




Batter	1	2	3	4	5	6	7	8	9	AB	R	H	RBI	BB	SO	LOB	TOP				
Eric Young Sr. R (1.4) OBP: 0.338, SLG: 0.427 Enrique Cruz, R (8.4) OBP: 0.192, SLG: 0.128	G6-3		2B 1B	G5-3			P4	1B	P3	5	1	2	0	0	0	2	Milwaukee Brewers @ Minnesota Twins Hubert H. Humphrey Metrodome, Minneapolis, MN Fri Jun 27 2003, 8:05 PM EDT Att: 24,413 - Dome - 72 F livebaseballscorecards.com				
Scott Podsednik, L (1.8) OBP: 0.398, SLG: 0.441	G4-3		2B		F9 HR		1B HR	F6		5	2	3	2	1	0	3					
Geoff Jenkins, L (1.7) OBP: 0.358, SLG: 0.559	K		K		F9		1B HR	K	K	6	1	1	0	0	4	7					
Richie Sexson, R (1.3) OBP: 0.365, SLG: 0.507		G6-3					2B 1B HR			5	2	3	5	0	0	1					
John Vander Wal, L (1.9) OBP: 0.379, SLG: 0.511							K	G3		4	2	2	2	1	1	2					
Wes Helms, R (1.5) OBP: 0.327, SLG: 0.449									K	5	0	1	0	0	3	3					
Brooks Kieschnick, L (1.10) OBP: 0.361, SLG: 0.722																					
Eddie Pérez, R (1.2) OBP: 0.328, SLG: 0.466										5	2	2	1	0	1	1					
Royce Clayton, R (1.6) OBP: 0.307, SLG: 0.356										4	2	3	0	0	1	0					
Inning Stats	R: 0 E: 0 K: 1 S: 10	H: 0 LOB: 0 BB: 0 P: 15	R: 0 E: 0 K: 0 S: 4	H: 0 LOB: 0 BB: 1 P: 9	R: 2 E: 0 K: 1 S: 14	H: 3 LOB: 1 BB: 0 P: 16	R: 2 E: 1 K: 1 S: 16	H: 3 LOB: 2 BB: 0 P: 21	R: 2 E: 0 K: 2 S: 9	H: 2 LOB: 0 BB: 0 P: 12	R: 3 E: 0 K: 1 S: 17	H: 4 LOB: 1 BB: 0 P: 28	R: 2 E: 0 K: 1 S: 13	H: 4 LOB: 2 BB: 1 P: 24	R: 2 E: 0 K: 2 S: 15	H: 3 LOB: 2 BB: 1 P: 29	1B: 11 2B: 4 3B: 0 HR: 4	SF: 0 SAC: 0 DP: 1 HBP: 1	WP: 1 PB: 0 CS: 0	PA: 48	
PITCHER	IP	WLS	BF	H	R	ER	SO	BB	IBB	HBP	BLK	WP	HR	S	P	ERA	WHIP				
Kyle Lohse, R (1.1) ERA: 3.96	5.0	L	24	8	6	5	4	1	0	1	0	0	1	55	79	9.00	1.800				
Johan Santana, L (6.1) ERA: 2.51	1.1		7	3	3	3	2	0	0	0	0	0	1	20	30	20.25	2.250				
J.C. Romero, L (7.1) ERA: 4.02	0.2		3	1	0	0	1	0	0	0	0	0	1	6	10	0.00	1.500				
Michael Nakamura, R (8.1) ERA: 7.94	2.0		14	7	4	4	3	1	0	0	0	0	2	28	53	18.00	4.000				

Batter	1	2	3	4	5	6	7	8	9	AB	R	H	RBI	BB	SO	LOB	BOTTOM				
Jacque Jones, L (1.7) OBP: 0.318, SLG: 0.481 Bobby Kielty, S (8.9) OBP: 0.365, SLG: 0.421	1B		1B		G6-3			K		3	0	2	0	0	0	0	Milwaukee Brewers @ Minnesota Twins Hubert H. Humphrey Metrodome, Minneapolis, MN Fri Jun 27 2003, 8:05 PM EDT Att: 24,413 - Dome - 72 F livebaseballscorecards.com				
Cristian Guzman, S (1.6) OBP: 0.286, SLG: 0.349	K		L3				G3-1	K		4	0	1	0	0	2	1					
Corey Koskie, L (1.5) OBP: 0.407, SLG: 0.594 Matthew LeCroy, R (9.3) OBP: 0.326, SLG: 0.474	P6		L3				G4-3 2B	F8		3	1	1	0	0	0	3					
33 Justin Morneau, L (1.10) OBP: 0.327, SLG: 0.468	G1-3						G4-3			4	0	1	0	0	1	2					
Tori Hunter, R (1.8) OBP: 0.321, SLG: 0.428 20 Lew Ford, R (8.8) OBP: 0.432, SLG: 0.606										2	0	1	1	1	0	0					
Doug Mientkiewicz, L (1.3) OBP: 0.383, SLG: 0.487										1	0	0	0	0	0	1					
Dustan Mohr, R (1.9) OBP: 0.335, SLG: 0.470										4	0	2	0	0	0	2					
A.J. Pierzynski, L (1.2) OBP: 0.320, SLG: 0.465 Tom Prince, R (8.2) OBP: 0.366, SLG: 0.471										3	0	0	0	0	0	1					
Denny Hocking, S (1.4) OBP: 0.309, SLG: 0.387										3	0	0	0	0	0	0					
Inning Stats	R: 0 E: 0 K: 1 S: 10	H: 1 LOB: 1 BB: 0 P: 18	R: 0 E: 0 K: 0 S: 10	H: 1 LOB: 0 BB: 0 P: 13	R: 0 E: 0 K: 0 S: 8	H: 2 LOB: 1 BB: 0 P: 10	R: 0 E: 0 K: 1 S: 10	H: 1 LOB: 1 BB: 1 P: 18	R: 0 E: 0 K: 0 S: 7	H: 0 LOB: 0 BB: 0 P: 10	R: 1 E: 0 K: 0 S: 10	H: 2 LOB: 1 BB: 0 P: 15	R: 0 E: 0 K: 2 S: 9	H: 0 LOB: 0 BB: 0 P: 13	R: 0 E: 0 K: 2 S: 9	H: 1 LOB: 0 BB: 0 P: 11	1B: 6 2B: 3 3B: 0 HR: 0	SF: 0 SAC: 0 DP: 3 HBP: 0	WP: 0 PB: 0 CS: 0	PA: 33	
PITCHER	IP	WLS	BF	H	R	ER	SO	BB	IBB	HBP	BLK	WP	HR	S	P	ERA	WHIP				
Matt Kinney, R (1.1) ERA: 4.26	9.0	W	33	8	1	1	4	1	0	0	0	0	0	82	119	1.00	1.000				


Batter	1	2	3	4	5	6	7	8	9	AB	R	H	RBI	BB	SO	LOB	TOP								
Eric Young Sr. R OBP: 0.336, SLG: 0.427 (1, 10)	G6-3		F8		G4-3		E7		P6	5	1	1	0	0	0	2	Milwaukee Brewers @ Minnesota Twins Hubert H. Humphrey Metrodome, Minneapolis, MN Sat Jun 28 2003, 7:05 PM EDT Att: 27,271 - Dome - 72 F								
Scott Podsednik L OBP: 0.399, SLG: 0.442 (1, 8)	G3-1		G3							4	0	2	2	0	0	1									
Geoff Jenkins L OBP: 0.356, SLG: 0.555 (1, 7)	K		K		CS		G3			4	0	1	0	0	2	2									
Richie Sexson R OBP: 0.370, SLG: 0.507 (1, 3)									K	2	0	1	0	2	1	0									
Keith Ginter R OBP: 0.356, SLG: 0.351 (1, 4)										4	0	2	0	0	1	3									
Wes Helms R OBP: 0.322, SLG: 0.442 (1, 5)										4	0	0	0	0	2	6									
Brady Clark R OBP: 0.268, SLG: 0.301 (1, 9)										4	0	0	0	0	0	6									
Eddie Pérez R OBP: 0.326, SLG: 0.467 (1, 2)										4	1	1	0	0	1	2									
Royce Clayton R OBP: 0.306, SLG: 0.354 (1, 6)										4	0	1	0	0	1	2									
Inning Stats	R: 0 E: 0 K: 1 S: 10	H: 0 LOB: 0 BB: 0 P: 16	R: 0 E: 0 K: 1 S: 18	H: 1 LOB: 2 BB: 1 P: 30	R: 0 E: 0 K: 1 S: 8	H: 1 LOB: 1 BB: 0 P: 10	R: 0 E: 0 K: 1 S: 9	H: 0 LOB: 1 BB: 1 P: 16	R: 1 E: 0 K: 1 S: 13	H: 2 LOB: 2 BB: 0 P: 21	R: 0 E: 0 K: 1 S: 9	H: 2 LOB: 2 BB: 0 P: 14	R: 1 E: 1 K: 1 S: 13	H: 2 LOB: 1 BB: 0 P: 17	R: 0 E: 0 K: 1 S: 10	H: 1 LOB: 1 BB: 0 P: 16	R: 0 E: 0 K: 0 S: 8	H: 0 LOB: 0 BB: 0 P: 10	1B: 7 2B: 2 3B: 0 HR: 0	SF: 0 SAC: 0 DP: 1 HBP: 0	WP: 1 PB: 0 SB: 0 CS: 1	PA: 38			
PITCHER	IP	WLS	BF	H	R	ER	SO	BB	IBB	HBP	BLK	WP	HR	S	P	ERA	WHIP								
Kenny Rogers, L ERA: 4.93 (1, 1)	6.0	W	25	6	1	1	6	2	0	0	1	0	0	67	107	1.50	1.333								
J.C. Romero, L ERA: 4.19 (7, 1)	1.0	H	5	2	1	1	1	0	0	0	0	1	0	13	17	9.00	2.000								
LaTroy Hawkins, R ERA: 1.83 (8, 1)	1.0	H	4	1	0	0	1	0	0	0	0	0	0	10	16	0.00	1.000								
Eddie Guardado, L ERA: 2.76 (9, 1)	1.0	S	3	0	0	0	0	0	0	0	0	0	0	8	10	0.00	0.000								

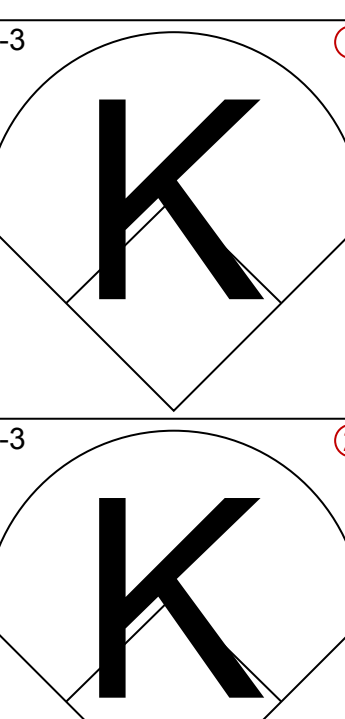
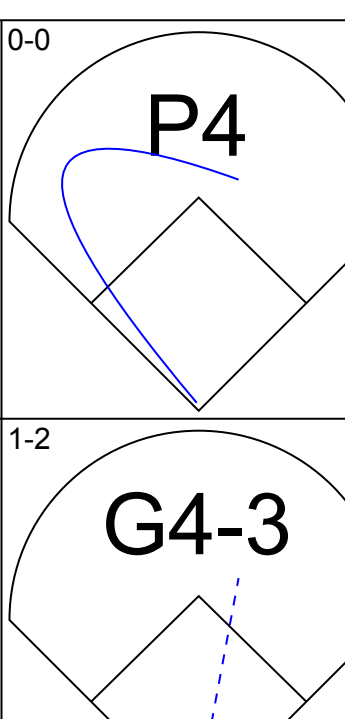
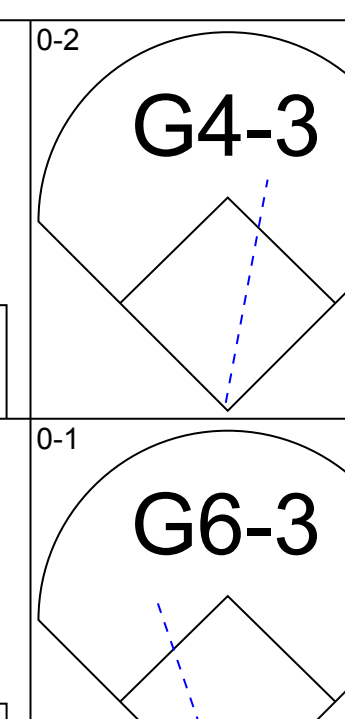
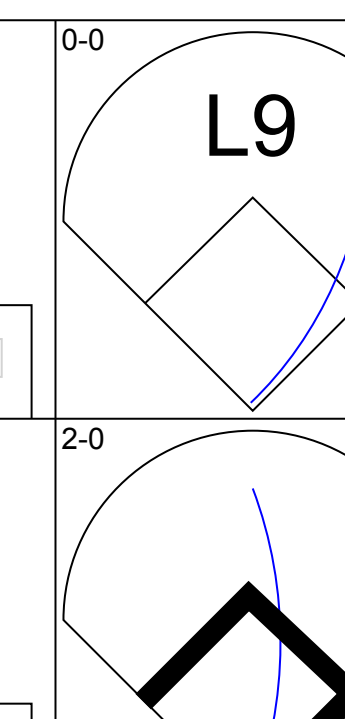
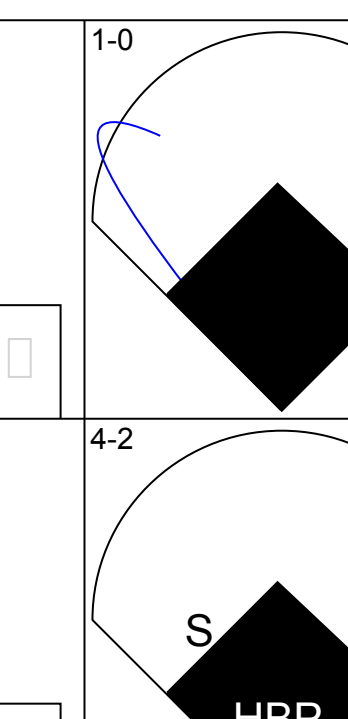
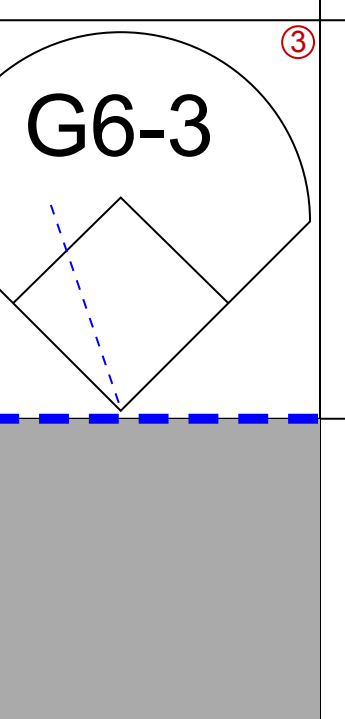



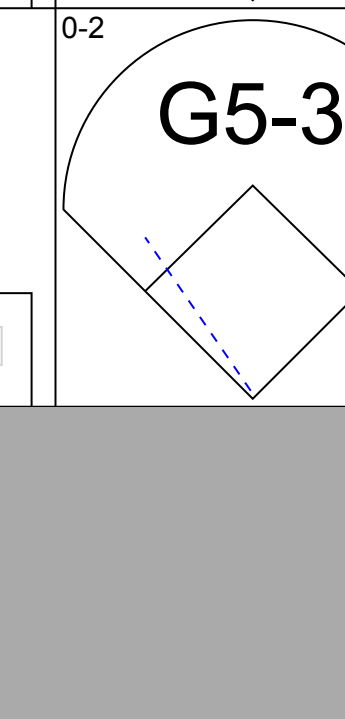
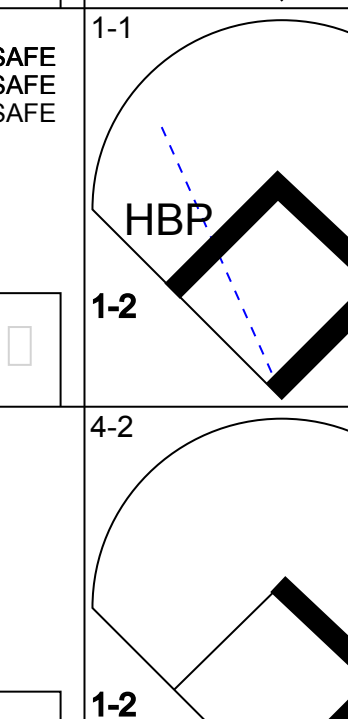

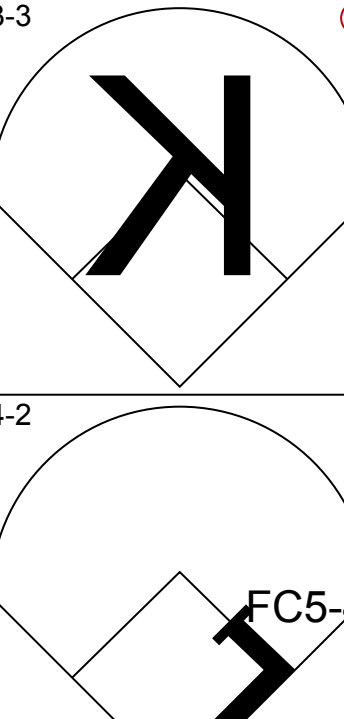
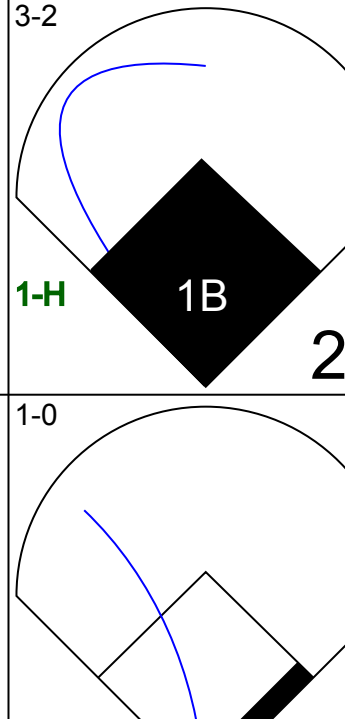
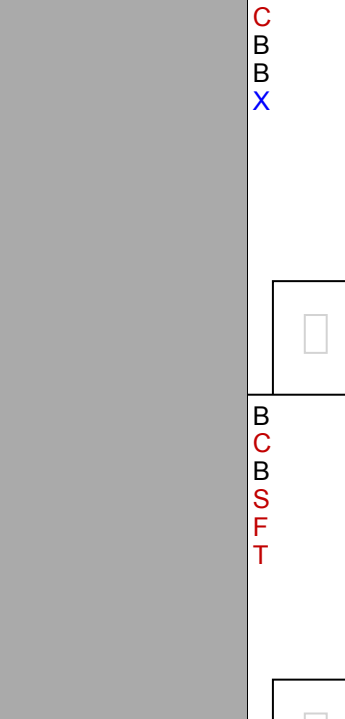
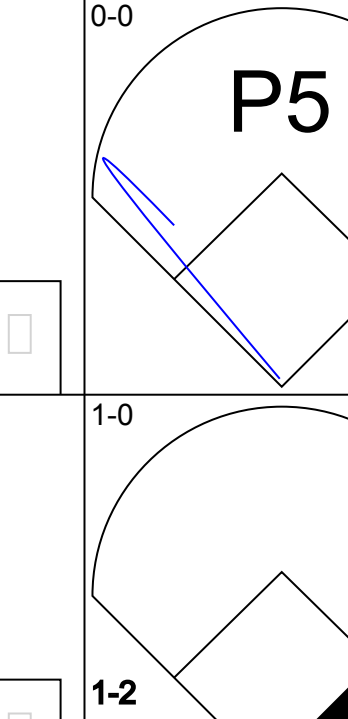
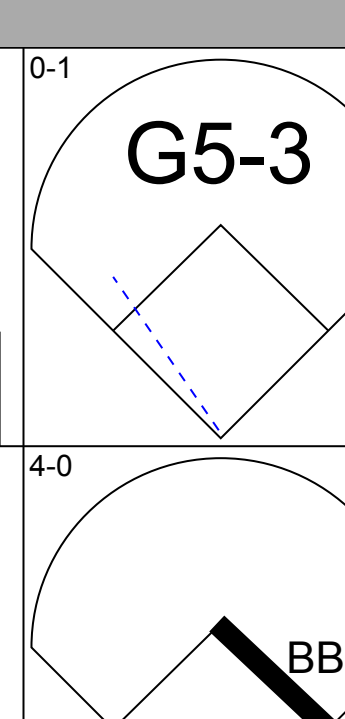
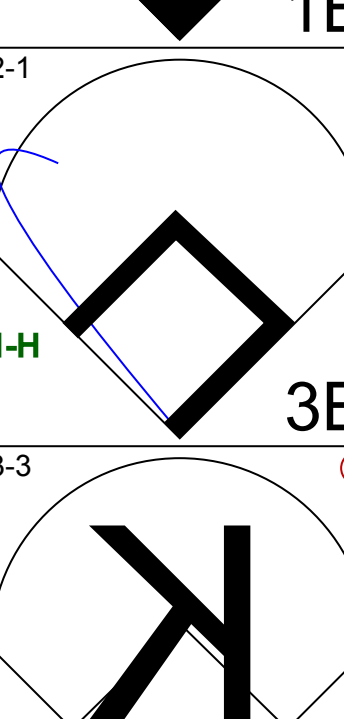
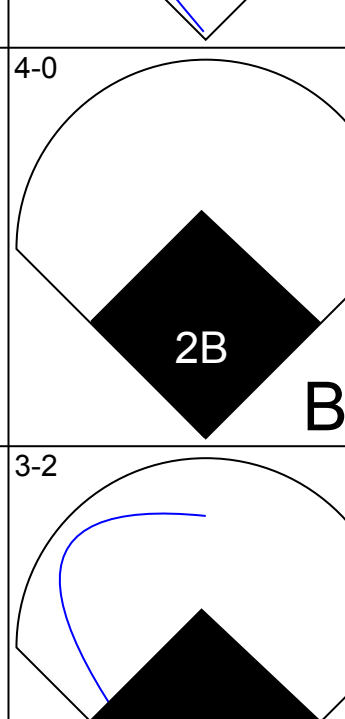
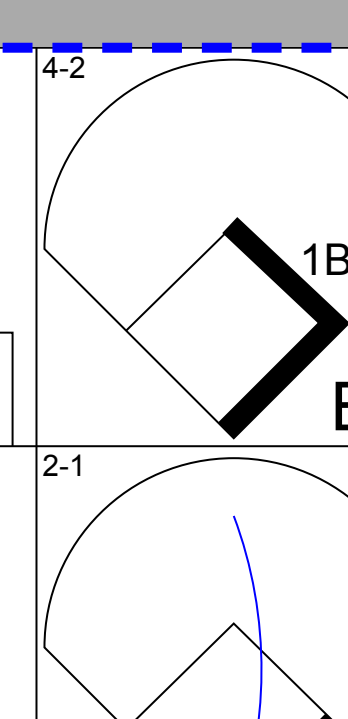
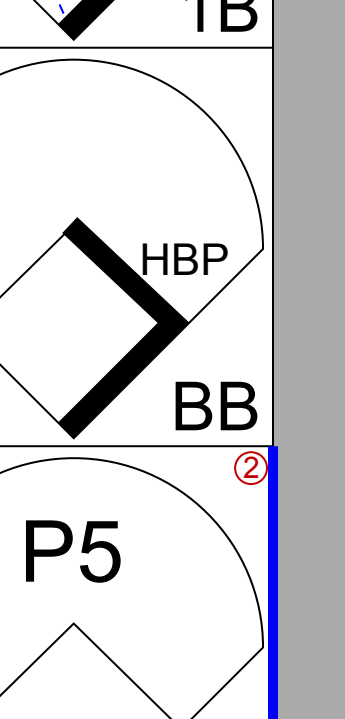
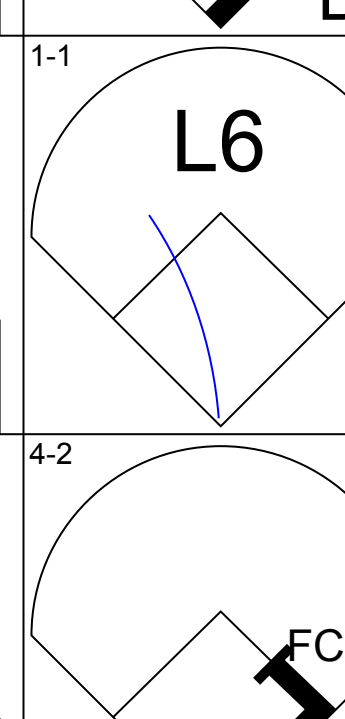
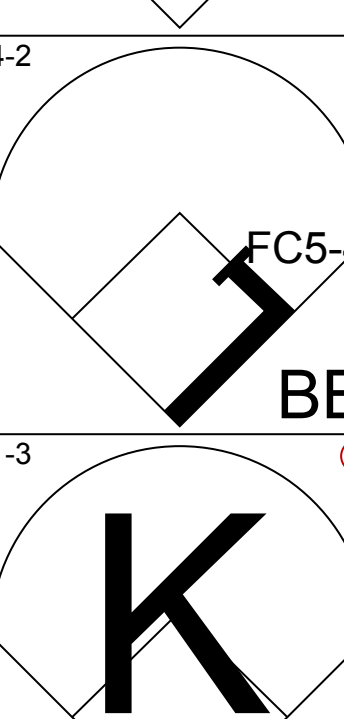
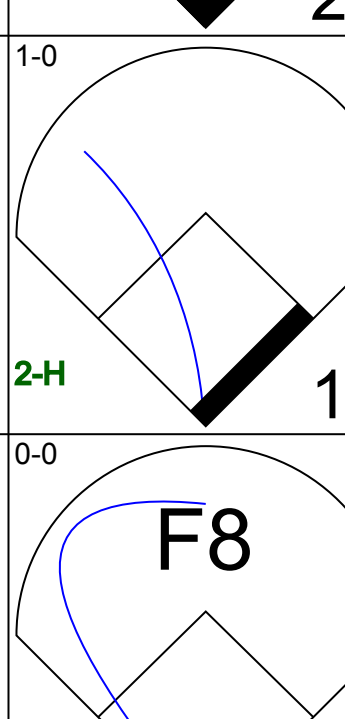
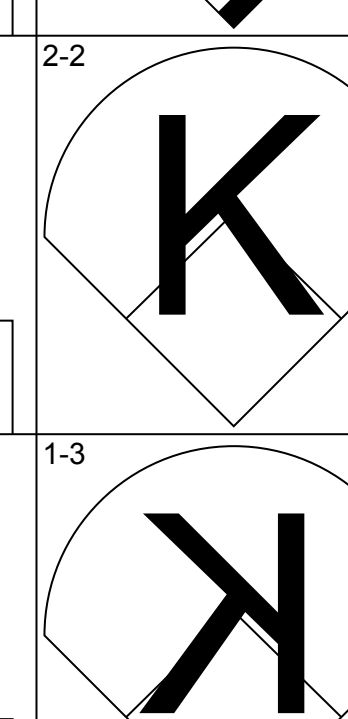

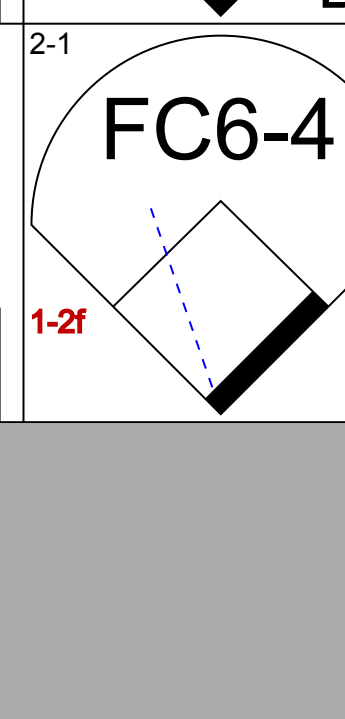
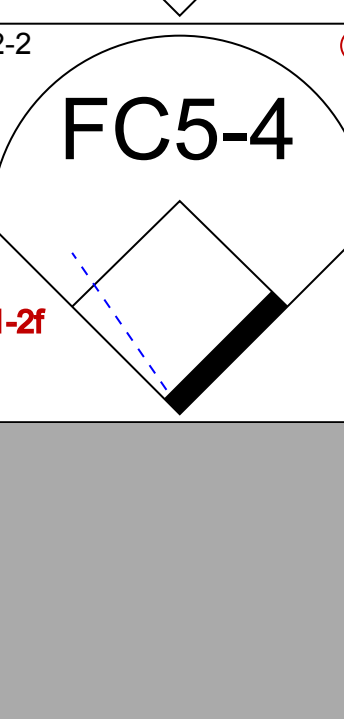
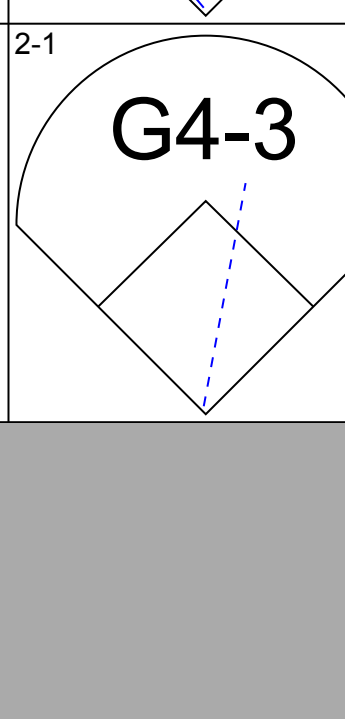
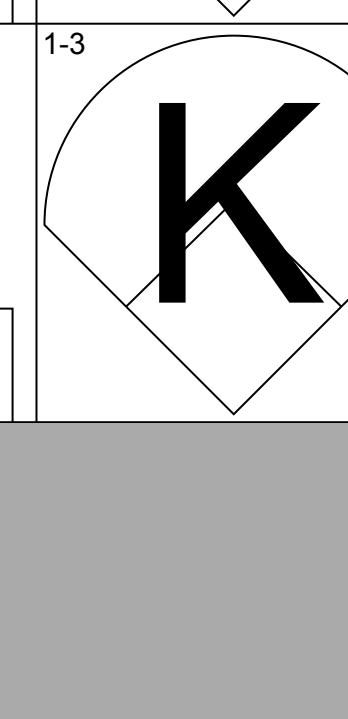
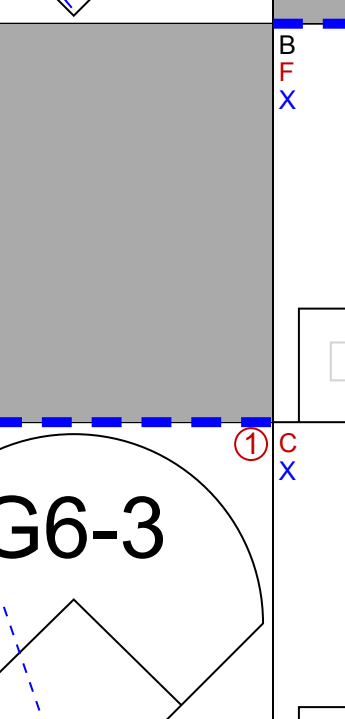
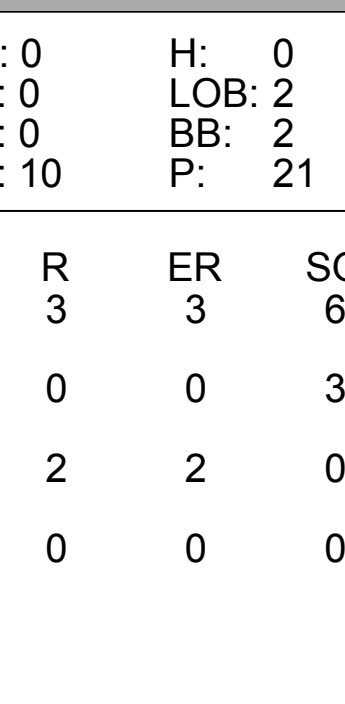
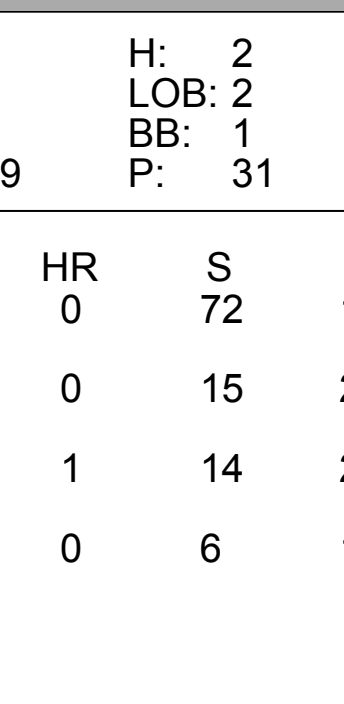
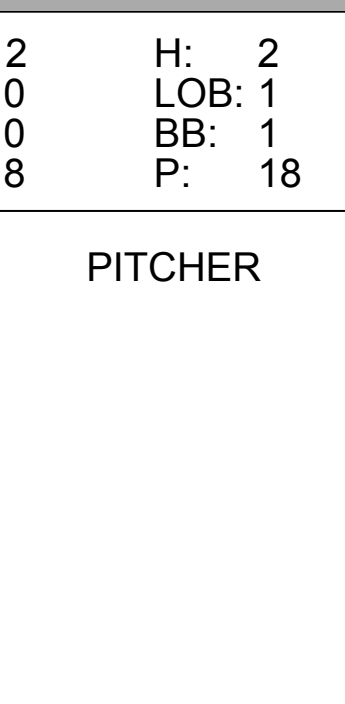
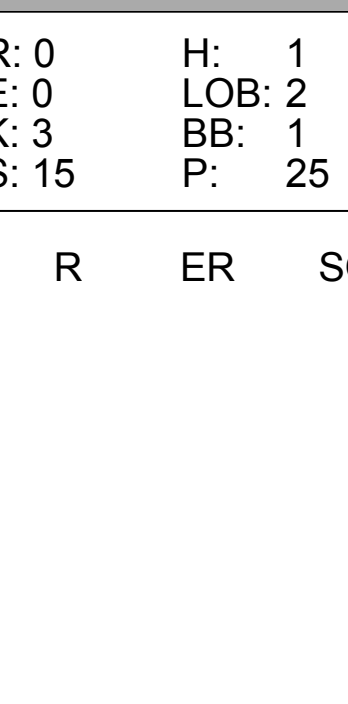
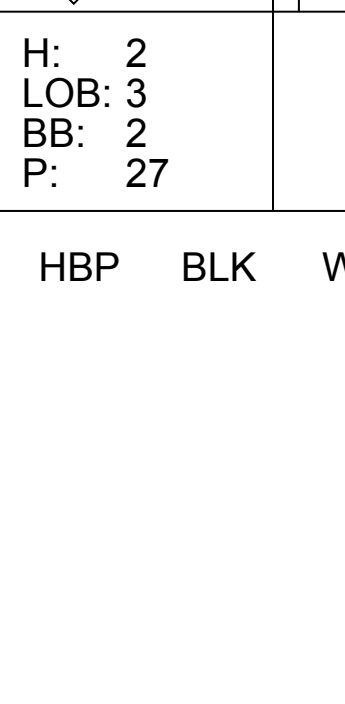

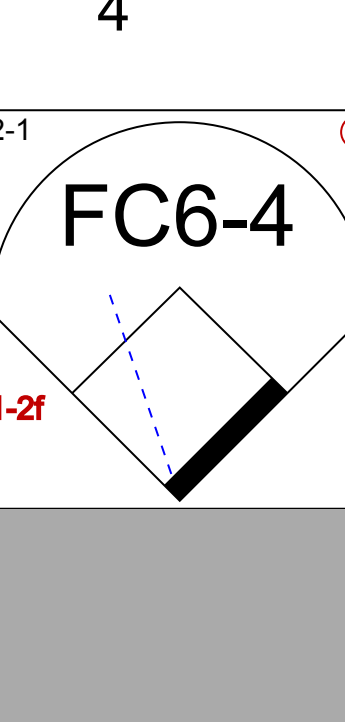
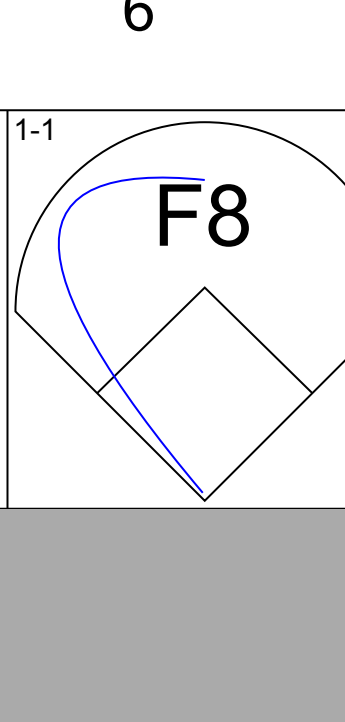
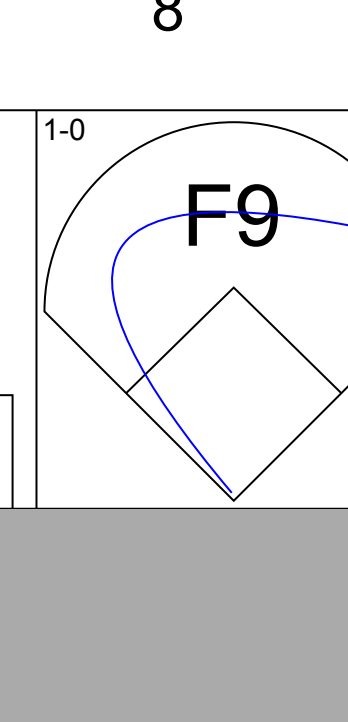
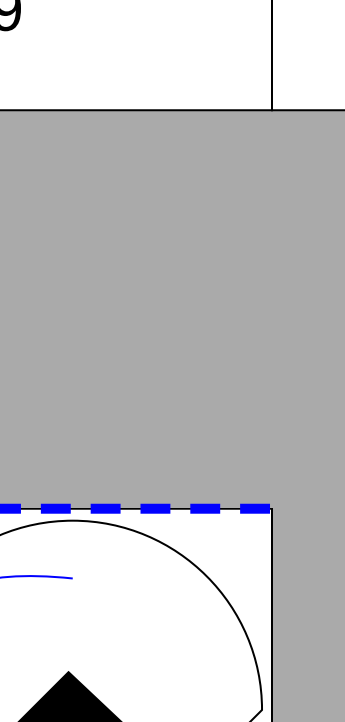




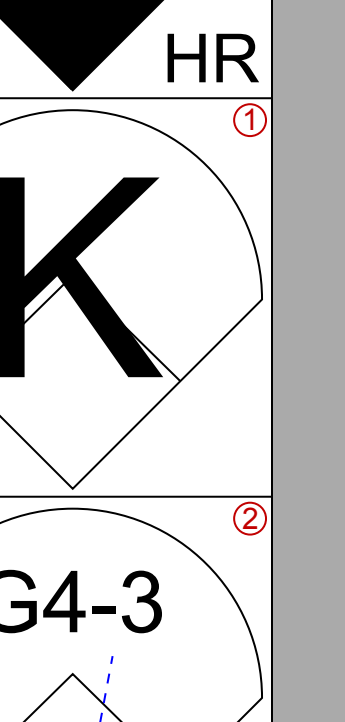
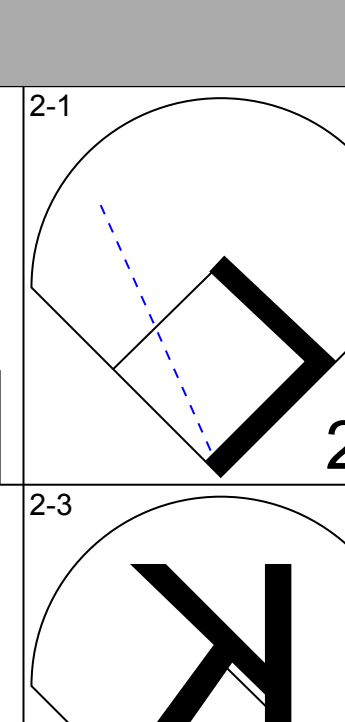

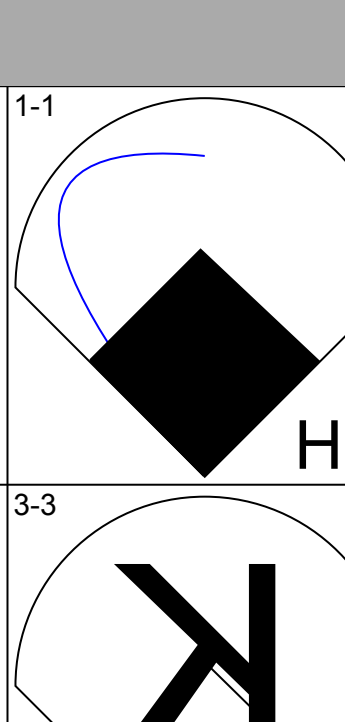

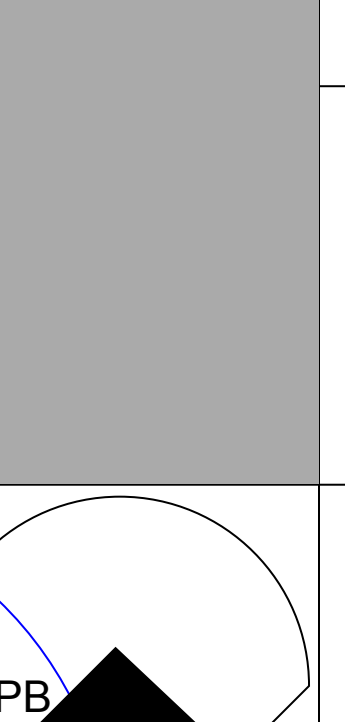




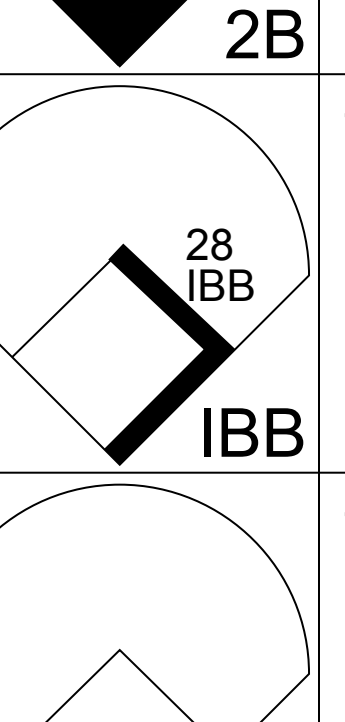
Batter	1	2	3	4	5	6	7	8	9	AB	R	H	RBI	BB	SO	LOB	BOTTOM								
Jacque Jones L OBP: 0.313, SLG: 0.473 (1, 7)	F9	G3-1		G4-3		K2-3		F8		5	0	0	0	0	1	6	Milwaukee Brewers @ Minnesota Twins Hubert H. Humphrey Metrodome, Minneapolis, MN Sat Jun 28 2003, 7:05 PM EDT Att: 27,271 - Dome - 72 F								
Cristian Guzman S OBP: 0.284, SLG: 0.347 (1, 6)	G3	G3			B3			K		5	1	1	0	0	1	3									
Corey Koskie L OBP: 0.408, SLG: 0.515 (1, 5)										4	1	2	1	0	2	1									
33 Justin Morneau, L OBP: 0.308, SLG: 0.440 (1, 10)										3	0	0	0	0	1	1									
20 Lew Ford, R OBP: 0.421, SLG: 0.588 (7, PH)	G6-3									1	0	0	0	0	0	1									
Tori Hunter R OBP: 0.326, SLG: 0.443 (1, 8)										4	2	3	2	0	0	0									
Doug Mientkiewicz L OBP: 0.385, SLG: 0.487 (1, 3)										4	1	2	1	0	0	1									
Bobby Kielty S OBP: 0.368, SLG: 0.419 (1, 9)										3	0	1	0	1	1	1									
Matthew LeCroy R OBP: 0.327, SLG: 0.471 (1, 2)										3	0	1	0	0	0	3									
Tom Prince, R OBP: 0.357, SLG: 0.457 (8, 2)										1	0	0	0	0	0	0									
Luis Rivas R OBP: 0.320, SLG: 0.356 (1, 4)										4	0	3	1	0	0	1									
Inning Stats	R: 0 E: 0 K: 0 S: 9	H: 1 LOB: 1 BB: 0 P: 12	R: 2 E: 0 K: 0 S: 19	H: 3 LOB: 2 BB: 1 P: 28	R: 0 E: 0 K: 1 S: 6	H: 0 LOB: 0 BB: 0 P: 10	R: 0 E: 0 K: 1 S: 12	H: 2 LOB: 2 BB: 0 P: 19	R: 1 E: 0 K: 1 S: 13	H: 2 LOB: 1 BB: 0 P: 20	R: 0 E: 0 K: 1 S: 10	H: 1 LOB: 1 BB: 0 P: 13	R: 2 E: 0 K: 1 S: 16	H: 3 LOB: 1 BB: 0 P: 29	R: 0 E: 0 K: 1 S: 11	H: 1 LOB: 1 BB: 0 P: 15	R: 0 E: 0 K: 0 S: 8	H: 0 LOB: 0 BB: 0 P: 10	1B: 11 2B: 0 3B: 0 HR: 2	SF: 0 SAC: 0 DP: 0 HBP: 0	WP: 0 PB: 0 SB: 4 CS: 0	PA: 38			
PITCHER	IP	WLS	BF	H	R	ER	SO	BB	IBB	HBP	BLK	WP	HR	S	P	ERA	WHIP								
Dave Burba, R ERA: 4.76 (1, 1)	5.2	L	27	9	3	3	3	1	0	0	0	0	0	66	98	4.76	1.765								
Valerio De Los Santos, L ERA: 4.3 (6, 1)	1.1		7	3	2	2	2	0	0	0	0	0	0	19	33	13.50	2.250								
Luis Vizcaino, R ERA: 9.2 (8, 1)	1.0		4	1	0	0	1	0	0	0	0	0	0	11	15	0.00	1.000								

AB 35
R 2
H 9
RBI 2
BB 2
SO 8
LOB 24



AB 37
R 5
H 13
RBI 5
BB 1
SO 6
LOB 18

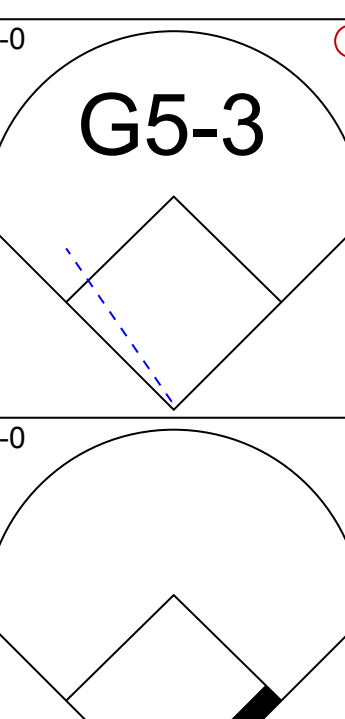
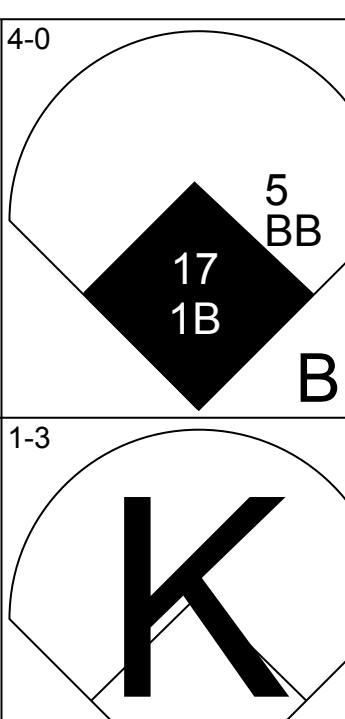
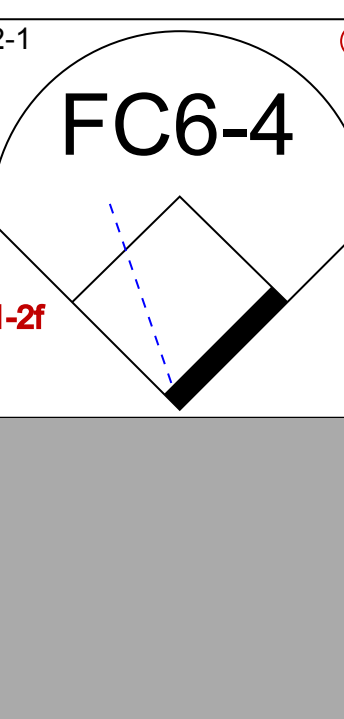
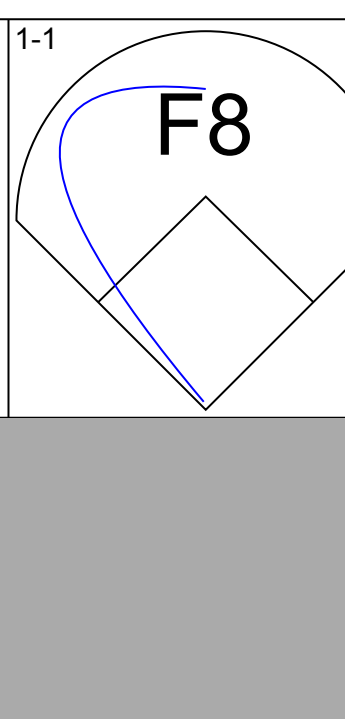
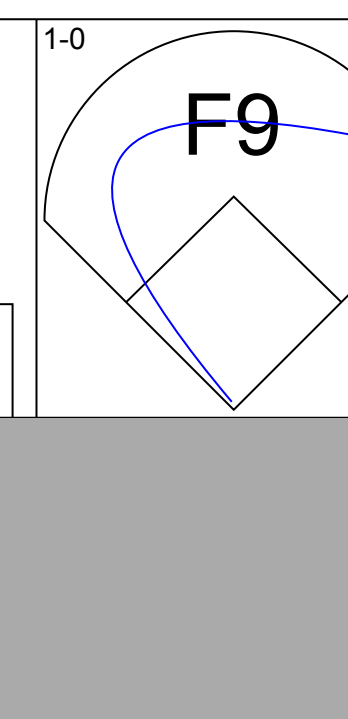
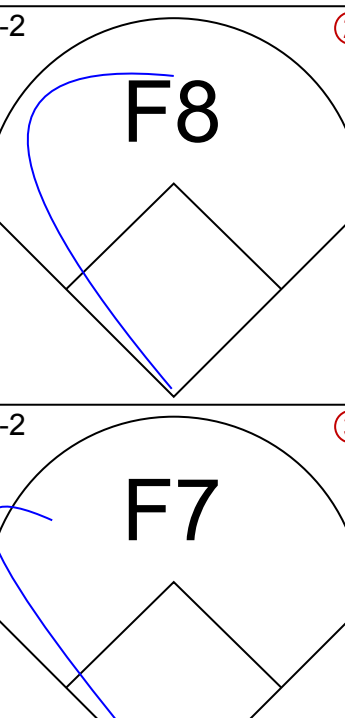
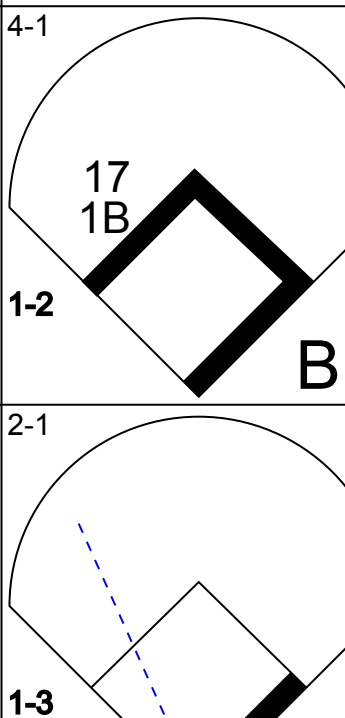
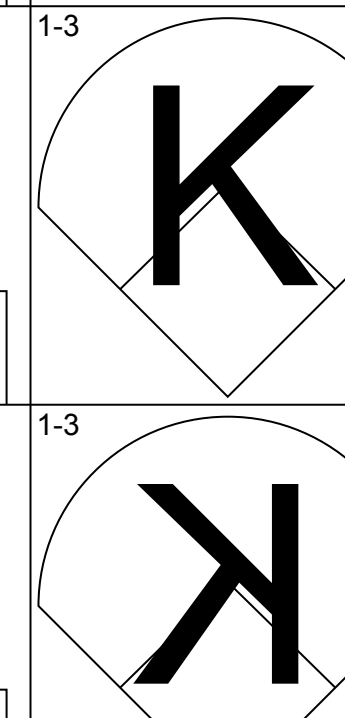
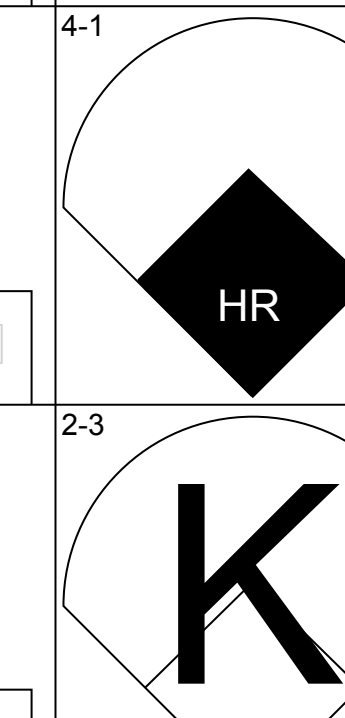
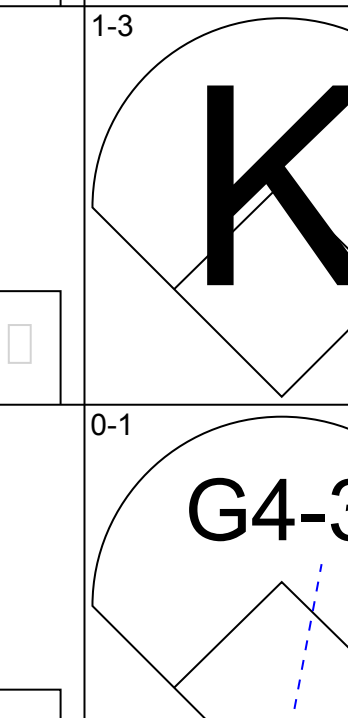

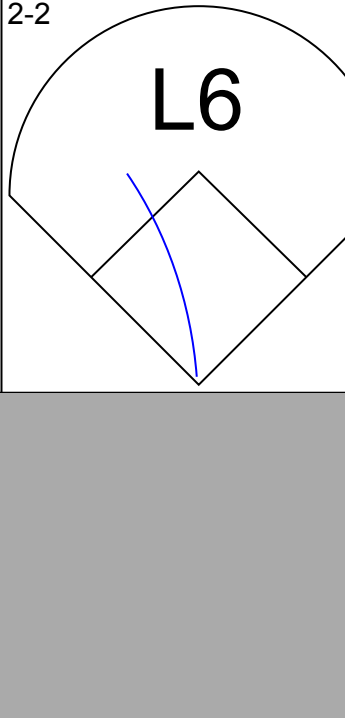

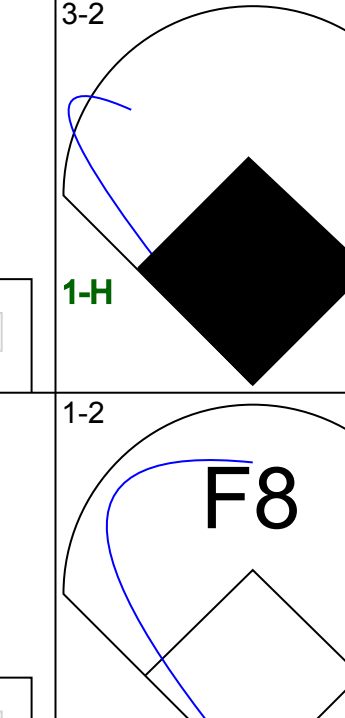






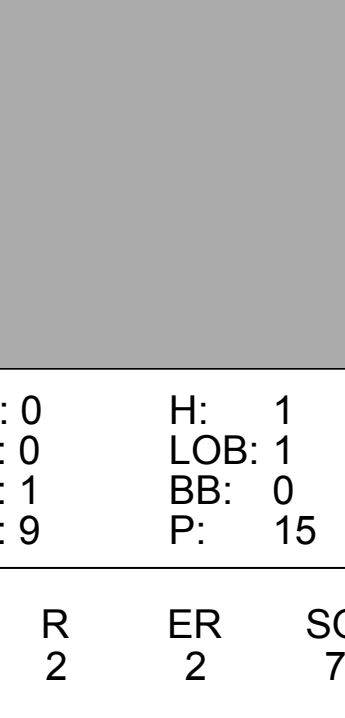
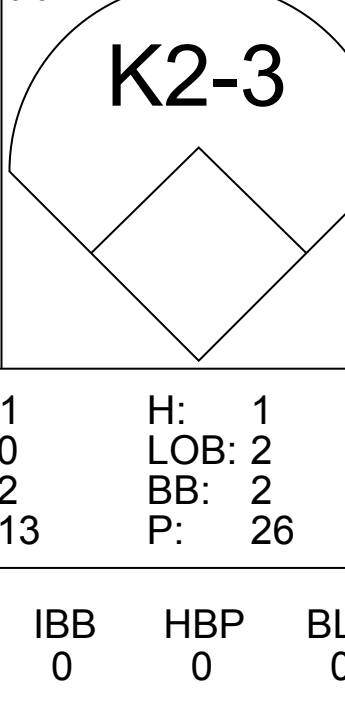
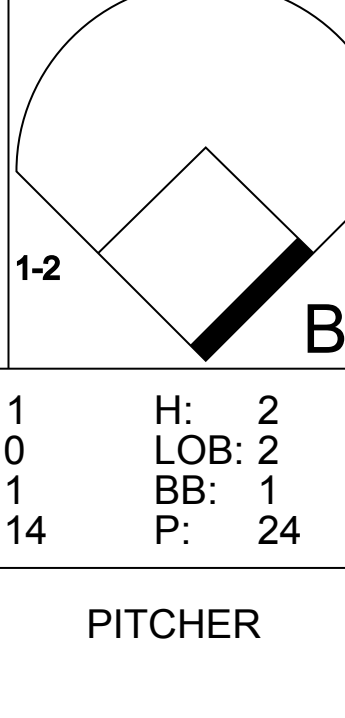
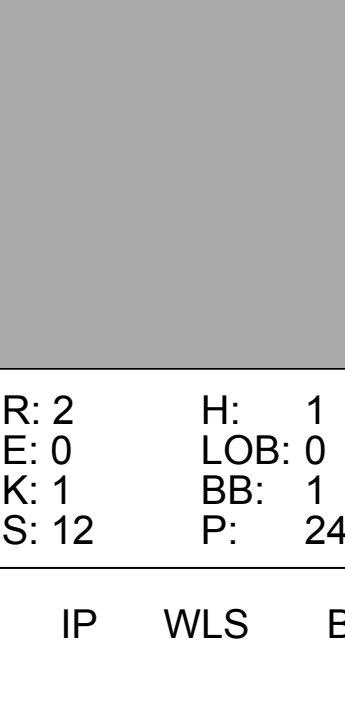
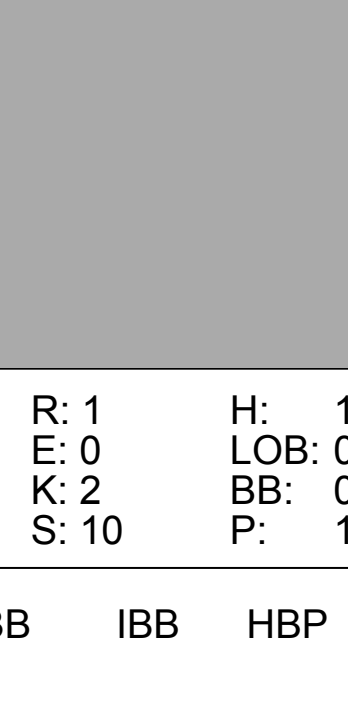







Batter	1	2	3	4	5	6	7	8	9	10	AB	R	H	RBI	BB	SO	LOB	TOP						
Eric Young Sr., R OBP: 0.332, SLG: 0.432 (1, 4)											6	1	1	1	0	1	0							
Scott Podsednik, L OBP: 0.407, SLG: 0.453 (1, 8)											4	1	1	0	1	1	0							
Geoff Jenkins, L OBP: 0.355, SLG: 0.545 (1, 7)											5	1	2	0	0	1	1							
Richie Sexson, R OBP: 0.373, SLG: 0.508 (1, 3)											2	1	1	1	3	0	0							
John Vander Wal, L OBP: 0.351, SLG: 0.511 (9, PH)											3	1	2	1	1	1	1							
Eddie Pérez, R OBP: 0.324, SLG: 0.464 (9, PH)											1	0	0	0	0	0	3							
Mike DeJean, R (9, 1)											0	0	0	0	0	0	0							
Wes Helms, R OBP: 0.321, SLG: 0.433 (1, 5)											3	0	1	2	1	1	3							
Keith Osik, R OBP: 0.321, SLG: 0.293 (1, 2)											4	0	0	0	1	2	8							
Royce Clayton, R OBP: 0.303, SLG: 0.355 (1, 6)											5	0	0	0	0	1	7							
15 Ben Sheets, R OBP: 0.106, SLG: 0.077 (7, PH)											2	0	0	0	0	1	0							
Keith Ginter, R OBP: 0.352, SLG: 0.388 (7, 1)											0	0	0	0	0	0	0							
Dan Koib, R (7, 1)											0	0	0	0	0	0	0							
Leo Estrella, R (8, 1)											0	0	0	0	0	0	0							
Brady Clark, R OBP: 0.276, SLG: 0.308 (9, PH)											2	0	0	0	0	0	0							
Inning Stats	R: 0 E: 0 K: 3 S: 11	H: 0 LOB: 0 BB: 0 P: 16	R: 0 E: 0 K: 10 S: 10	H: 0 LOB: 2 BB: 2 P: 21	R: 0 E: 0 K: 1 S: 8	H: 0 LOB: 0 BB: 0 P: 12	R: 1 E: 0 K: 2 S: 19	H: 2 LOB: 2 BB: 1 P: 31	R: 0 E: 0 K: 0 S: 8	H: 0 LOB: 0 BB: 0 P: 9	R: 2 E: 0 K: 0 S: 8	H: 2 LOB: 1 BB: 1 P: 18	R: 0 E: 0 K: 0 S: 8	H: 1 LOB: 1 BB: 0 P: 13	R: 0 E: 0 K: 3 S: 15	H: 1 LOB: 2 BB: 1 P: 25	R: 2 E: 0 K: 0 S: 14	H: 2 LOB: 3 BB: 2 P: 27	R: 0 E: 0 K: 0 S: 6	H: 0 LOB: 0 BB: 0 P: 10	1B: 4 2B: 1 3B: 2 HR: 1	SF: 0 SAC: 0 DP: 0 HBP: 1	WP: 0 PB: 0 SB: 1 CS: 0	PA: 46
PITCHER	IP WLS BF H R ER SO	IP WLS BF H R ER SO	IP WLS BF H R ER SO	IP WLS BF H R ER SO	IP WLS BF H R ER SO	IP WLS BF H R ER SO	IP WLS BF H R ER SO	IP WLS BF H R ER SO	IP WLS BF H R ER SO	IP WLS BF H R ER SO	IP WLS BF H R ER SO	IP WLS BF H R ER SO	IP WLS BF H R ER SO	IP WLS BF H R ER SO	IP WLS BF H R ER SO	IP WLS BF H R ER SO	IP WLS BF H R ER SO	IP WLS BF H R ER SO	IP WLS BF H R ER SO	IP WLS BF H R ER SO	ERA WHIP	ERA WHIP		
Wade Miller, R ERA: 4.49 (1, 1)	7.0	30	5	3	3	6	4	0	0	0	0	0	0	0	0	0	0	0	0	0	3.86	1.286		
54 Brad Lidge, R ERA: 2.77 (8, 1)	1.0	5	1	0	0	3	1	0	0	0	0	0	0	0	0	0	0	0	0	0	0.00	2.000		
Billy Wagner, L ERA: 2.53 (9, 1)	1.0	8	2	2	2	0	2	0	1	0	0	0	0	0	0	0	0	0	0	0	18.00	4.000		
Ricky Stone, R ERA: 3.74 (10, 1)	1.0	3	0	0	0	0	0	0	0	0	0	0	0	0	0	0	0	0	0	0	0.00	0.000		

Milwaukee Brewers @ Houston Astros
Minute Maid Park, Houston, TX
Tue Jul 01 2003, 7:05 PM CDT
Att. 23,407 - Dome - 72 F

AB 38
R 5
H 8
RBI 5
BB 7
SO 9
LOB 23



Batter	1	2	3	4	5	6	7	8	9	10	AB	R	H	RBI	BB	SO	LOB	BOTTOM					
Craig Biggio, R OBP: 0.343, SLG: 0.426 (1, 8)											4	1	0	0	1	0	5						
Geoff Blum, S OBP: 0.307, SLG: 0.414 (1, 4)											4	1	1	1	1	1	1						
5 Jeff Bagwell, R OBP: 0.354, SLG: 0.464 (1, 3)											3	1	0	0	2	2	1						
17 Lance Berkman, S OBP: 0.400, SLG: 0.489 (1, 7)											5	0	1	1	0	2	2						
Richard Hidalgo, R OBP: 0.434, SLG: 0.582 (1, 9)											5	2	3	3	0	1	2						
Morgan Ensberg, R OBP: 0.409, SLG: 0.618 (1, 5)											5	1	1	0	0	2	1						
Brad Ausmus, R OBP: 0.276, SLG: 0.271 (1, 2)											4	0	1	0	1	0	1						
28 Adam Everett, R OBP: 0.315, SLG: 0.406 (1, 6)											4	0	2	0	1	0	1						
Wade Miller, R ERA: 4.23 (1, 1)	6.0	28	6	2	2	7	4	0	0	0	0	0	0	1	2	2	0						
54 Brad Lidge, R ERA: 4.91 (8, PH)	1.0	5	1	2	2	1	1	0	0	0	0	0	0	0	0	0	0						
Orlando Merced, S OBP: 0.266, SLG: 0.376 (8, PH)	1.0	4	0	0	0	0	0	0	0	0	0	0	0	0	0	0	0						
Billy Wagner, L ERA: 1.26 (9, 1)	1.1	8	2	2	2	2	0	2	0	0	0	0	0	1	0	0	0						
Ricky Stone, R ERA: 4.79 (10, PH)	1.1	8	2	2	2	2	0	2	0	0	0	0	0	1	0	0	0						
Inning Stats	R: 0 E: 0 K: 0 S: 7	H: 0 LOB: 1 BB: 1 P: 16	R: 0 E: 0 K: 1 S: 9	H: 1 LOB: 1 BB: 0 P: 15	R: 1 E: 0 K: 2 S: 13	H: 1 LOB: 2 BB: 2 P: 26	R: 0 E: 0 K: 1 S: 12	H: 2 LOB: 2 BB: 0 P: 18	R: 0 E: 0 K: 2 S: 7	H: 0 LOB: 1 BB: 0 P: 9	R: 1 E: 0 K: 1 S: 14	H: 2 LOB: 2 BB: 1 P: 24	R: 0 E: 1 K: 0 S: 7	H: 0 LOB: 1 BB: 0 P: 11	R: 1 E: 0 K: 2 S: 10	H: 1 LOB: 0 BB: 0 P: 12	R: 1 E: 0 K: 0 S: 7	H: 1 LOB: 2 BB: 2 P: 17	1B: 4 2B: 2 3B: 0 HR: 3	SF: 1 SAC: 0 DP: 0 HBP: 0	WP: 0 PB: 1 SB: 0 CS: 0	PA: 45	
PITCHER	IP WLS BF H R ER SO	IP WLS BF H R ER SO	IP WLS BF H R ER SO	IP WLS BF H R ER SO	IP WLS BF H R ER SO	IP WLS BF H R ER SO	IP WLS BF H R ER SO	IP WLS BF H R ER SO	IP WLS BF H R ER SO	IP WLS BF H R ER SO	IP WLS BF H R ER SO	IP WLS BF H R ER SO	IP WLS BF H R ER SO	IP WLS BF H R ER SO	IP WLS BF H R ER SO	IP WLS BF H R ER SO	IP WLS BF H R ER SO	IP WLS BF H R ER SO	IP WLS BF H R ER SO	IP WLS BF H R ER SO	ERA WHIP	ERA WHIP	
15 Ben Sheets, R ERA: 4.23 (1, 1)	6.0	28	6	2	2	7	4	0	0	0	0	0	0	1	2	2	0						
Dan Koib, R ERA: 4.91 (8, PH)	1.0	5	1	2	2	1	1	0	0	0	0	0	0	0	0	0	0						
Leo Estrella, R ERA: 1.26 (9, 1)	1.0	4	0	0	0	0	0	0	0	0	0	0	0	0	0	0	0						
Mike DeJean, R ERA: 4.79 (10, PH)	1.1	8	2	2	2	2	0	2	0	0	0	0	0	1	0	0	0						

Milwaukee Brewers @ Houston Astros
Minute Maid Park, Houston, TX
Tue Jul 01 2003, 7:05 PM CDT
Att. 23,407 - Dome - 72 F

AB 37
R 6
H 9
RBI 6
BB 7
SO 10
LOB 16



Batter	1	2	3	4	5	6	7	8	9	10	11	AB	R	H	RBI	BB	SO	LOB	TOP			
Eric Young Sr., R OBP: 0.339, SLG: 0.435	P2		HBP		HBP	1B	1B		F8		2B	5	2	3	2	0	0	0				
Scott Podsednik, L OBP: 0.405, SLG: 0.451	G1-3		F7		HBP	1B	F7		K		2B	5	1	1	1	1	1	4				
Geoff Jenkins, L OBP: 0.354, SLG: 0.542	G3-1						G3-1		G6-3		G3-1	5	0	1	0	0	0	1				
Richie Sexson, R OBP: 0.374, SLG: 0.505		G4-3									P4	4	0	1	2	1	1	1				
John Vander Wal, L OBP: 0.377, SLG: 0.500												4	0	0	0	1	2	2				
Brady Clark, R OBP: 0.275, SLG: 0.308											G4-3	0	0	0	0	0	0	0				
Keith Glinter, R OBP: 0.344, SLG: 0.345												5	0	0	0	0	2	5				
Keith Osik, R OBP: 0.331, SLG: 0.299												4	2	2	0	1	1	0				
Royce Clayton, R OBP: 0.303, SLG: 0.353												4	0	1	0	0	1	1				
Wayne Franklin, L OBP: 0.317, SLG: 0.518												2	0	1	0	0	0	2				
Wes Helms, R OBP: 0.431, SLG: 0.431												1	0	0	0	0	0	0				
Luis Vizcaino, R OBP: 0.312, SLG: 0.431												0	0	0	0	0	0	0				
Valerio De Los Santos, L OBP: 0.317, SLG: 0.431												1	0	0	0	0	0	0				
Brooks Kieschnick, L OBP: 0.317, SLG: 0.431												1	0	0	0	0	0	1				
Leo Estrella, R OBP: 0.317, SLG: 0.431												0	0	0	0	0	0	0				
Inning Stats	R: 0 E: 0 K: 0 S: 7	H: 0 LOB: 0 BB: 0 P: 13	R: 0 E: 0 K: 2 S: 7	H: 0 LOB: 0 BB: 0 P: 10	R: 0 E: 0 K: 1 S: 11	H: 1 LOB: 2 BB: 0 P: 18	R: 0 E: 0 K: 2 S: 12	H: 1 LOB: 1 BB: 0 P: 19	R: 3 E: 0 K: 0 S: 19	H: 4 LOB: 3 BB: 2 P: 33	R: 0 E: 0 K: 0 S: 14	H: 0 LOB: 1 BB: 0 P: 16	R: 0 E: 0 K: 1 S: 10	H: 0 LOB: 0 BB: 0 P: 15	R: 0 E: 0 K: 1 S: 7	H: 0 LOB: 0 BB: 0 P: 11	R: 2 E: 0 K: 0 S: 14	H: 2 LOB: 1 BB: 1 P: 22	1B: 8 2B: 2 3B: 0 HR: 0	SF: 0 SAC: 2 DP: 1 HBP: 2	WP: 0 PB: 0 SB: 2 CS: 0	PA: 48
PITCHER	IP WLS BF H R ER SO BB IBB HBP BLK WP HR S P ERA WHIP	IP WLS BF H R ER SO BB IBB HBP BLK WP HR S P ERA WHIP	IP WLS BF H R ER SO BB IBB HBP BLK WP HR S P ERA WHIP	IP WLS BF H R ER SO BB IBB HBP BLK WP HR S P ERA WHIP	IP WLS BF H R ER SO BB IBB HBP BLK WP HR S P ERA WHIP	IP WLS BF H R ER SO BB IBB HBP BLK WP HR S P ERA WHIP	IP WLS BF H R ER SO BB IBB HBP BLK WP HR S P ERA WHIP	IP WLS BF H R ER SO BB IBB HBP BLK WP HR S P ERA WHIP	IP WLS BF H R ER SO BB IBB HBP BLK WP HR S P ERA WHIP	IP WLS BF H R ER SO BB IBB HBP BLK WP HR S P ERA WHIP	IP WLS BF H R ER SO BB IBB HBP BLK WP HR S P ERA WHIP	IP WLS BF H R ER SO BB IBB HBP BLK WP HR S P ERA WHIP	IP WLS BF H R ER SO BB IBB HBP BLK WP HR S P ERA WHIP	IP WLS BF H R ER SO BB IBB HBP BLK WP HR S P ERA WHIP	IP WLS BF H R ER SO BB IBB HBP BLK WP HR S P ERA WHIP	IP WLS BF H R ER SO BB IBB HBP BLK WP HR S P ERA WHIP	IP WLS BF H R ER SO BB IBB HBP BLK WP HR S P ERA WHIP	IP WLS BF H R ER SO BB IBB HBP BLK WP HR S P ERA WHIP	IP WLS BF H R ER SO BB IBB HBP BLK WP HR S P ERA WHIP	IP WLS BF H R ER SO BB IBB HBP BLK WP HR S P ERA WHIP	IP WLS BF H R ER SO BB IBB HBP BLK WP HR S P ERA WHIP	IP WLS BF H R ER SO BB IBB HBP BLK WP HR S P ERA WHIP

Milwaukee Brewers @ Houston Astros
Minute Maid Park, Houston, TX
Wed Jul 02 2003, 7:05 PM CDT
Att: 24,340 - Dome - 72 F

AB 40
R 5
H 10
RBI 5
BB 4
SO 8
LOB 17



Batter	1	2	3	4	5	6	7	8	9	10	11	AB	R	H	RBI	BB	SO	LOB	BOTTOM				
Craig Biggio, R OBP: 0.341, SLG: 0.422	F8		1B		P2		F8			F7		5	0	1	0	0	0	2					
28 Adam Everett, R OBP: 0.312, SLG: 0.396	G6-4-3		P3		G4-3				G4-3		F8	4	0	0	0	1	0	2					
5 Jeff Bagwell, R OBP: 0.354, SLG: 0.461	G6-4-3										G6-3	4	1	1	0	1	1	1					
Richard Hidalgo, R OBP: 0.401, SLG: 0.574		P4			F8		L1-4		G5-3			5	0	1	0	0	0	2					
Morgan Ensberg, R OBP: 0.419, SLG: 0.644												3	1	2	2	2	0	0					
17 Lance Berkman, S OBP: 0.395, SLG: 0.482												4	0	0	0	0	0	3					
Brad Ausmus, R OBP: 0.276, SLG: 0.270												4	1	1	0	0	1	2					
Gregg Zaun, S OBP: 0.312, SLG: 0.317												1	0	0	0	0	0	2					
4 Eric Bruntlett, R OBP: 0.091, SLG: 0.091												4	0	1	0	0	0	1					
Tim Lincecum, R OBP: 0.317, SLG: 0.431												1	0	0	0	0	0	0					
Mike Gallo, L OBP: 0.317, SLG: 0.431												0	0	0	0	0	0	0					
Mike Sweeney, R OBP: 0.317, SLG: 0.431												0	0	0	0	0	0	0					
Brian Hunter, R OBP: 0.317, SLG: 0.431												0	0	0	0	0	0	0					
Oswaldo Arcia, R OBP: 0.317, SLG: 0.431												0	0	0	0	0	0	0					
45 Eric Lidge, R OBP: 0.317, SLG: 0.431												0	0	0	0	0	0	0					
David Martinez, R OBP: 0.317, SLG: 0.431												0	0	0	0	0	0	0					
Ricky Stiles, R OBP: 0.317, SLG: 0.431												0	0	0	0	0	0	0					
Inning Stats	R: 0 E: 0 K: 0 S: 3	H: 0 LOB: 0 BB: 1 P: 8	R: 0 E: 0 K: 0 S: 9	H: 1 LOB: 1 BB: 0 P: 13	R: 0 E: 0 K: 0 S: 7	H: 1 LOB: 1 BB: 0 P: 9	R: 2 E: 0 K: 1 S: 12	H: 2 LOB: 0 BB: 0 P: 20	R: 0 E: 0 K: 0 S: 5	H: 0 LOB: 0 BB: 1 P: 14	R: 1 E: 0 K: 0 S: 11	H: 2 LOB: 1 BB: 0 P: 16	R: 0 E: 0 K: 1 S: 8	H: 0 LOB: 0 BB: 0 P: 13	R: 0 E: 0 K: 1 S: 8	H: 0 LOB: 0 BB: 0 P: 11	R: 0 E: 0 K: 0 S: 16	H: 1 LOB: 2 BB: 1 P: 25	1B: 5 2B: 2 3B: 0 HR: 1	SF: 0 SAC: 2 DP: 2 HBP: 0	WP: 0 PB: 0 SB: 0 CS: 0	PA: 43	
PITCHER	IP WLS BF H R ER SO BB IBB HBP BLK WP HR S P ERA WHIP	IP WLS BF H R ER SO BB IBB HBP BLK WP HR S P ERA WHIP	IP WLS BF H R ER SO BB IBB HBP BLK WP HR S P ERA WHIP	IP WLS BF H R ER SO BB IBB HBP BLK WP HR S P ERA WHIP	IP WLS BF H R ER SO BB IBB HBP BLK WP HR S P ERA WHIP	IP WLS BF H R ER SO BB IBB HBP BLK WP HR S P ERA WHIP	IP WLS BF H R ER SO BB IBB HBP BLK WP HR S P ERA WHIP	IP WLS BF H R ER SO BB IBB HBP BLK WP HR S P ERA WHIP	IP WLS BF H R ER SO BB IBB HBP BLK WP HR S P ERA WHIP	IP WLS BF H R ER SO BB IBB HBP BLK WP HR S P ERA WHIP	IP WLS BF H R ER SO BB IBB HBP BLK WP HR S P ERA WHIP	IP WLS BF H R ER SO BB IBB HBP BLK WP HR S P ERA WHIP	IP WLS BF H R ER SO BB IBB HBP BLK WP HR S P ERA WHIP	IP WLS BF H R ER SO BB IBB HBP BLK WP HR S P ERA WHIP	IP WLS BF H R ER SO BB IBB HBP BLK WP HR S P ERA WHIP	IP WLS BF H R ER SO BB IBB HBP BLK WP HR S P ERA WHIP	IP WLS BF H R ER SO BB IBB HBP BLK WP HR S P ERA WHIP	IP WLS BF H R ER SO BB IBB HBP BLK WP HR S P ERA WHIP	IP WLS BF H R ER SO BB IBB HBP BLK WP HR S P ERA WHIP	IP WLS BF H R ER SO BB IBB HBP BLK WP HR S P ERA WHIP	IP WLS BF H R ER SO BB IBB HBP BLK WP HR S P ERA WHIP	IP WLS BF H R ER SO BB IBB HBP BLK WP HR S P ERA WHIP	IP WLS BF H R ER SO BB IBB HBP BLK WP HR S P ERA WHIP

Milwaukee Brewers @ Houston Astros
Minute Maid Park, Houston, TX
Wed Jul 02 2003, 7:05 PM CDT
Att: 24,340 - Dome - 72 F

AB 37
R 3
H 7
RBI 3
BB 4
SO 3
LOB 16



Batter	1	2	3	4	5	6	7	8	9	AB	R	H	RBI	BB	SO	LOB	TOP										
Eric Young Sr. R (1.4) OBP: 0.344, SLG: 0.436	G5-3		FC4-6 1B SF7 BB				CS BB										2 1 1 0 2 0 0										
Scott Podsednik L (1.8) OBP: 0.403, SLG: 0.448	P5		FC4-6 1B				F9										4 0 1 0 0 0 2										
Geoff Jenkins L (1.7) OBP: 0.350, SLG: 0.535	G1-3		FC4-6 1-2 1B				F9										4 0 0 0 0 0 3										
Richie Sexson R (1.3) OBP: 0.372, SLG: 0.513			F9				G5-3										3 1 1 2 0 0 0										
Brady Clark R (1.9) OBP: 0.281, SLG: 0.314			2B SF8 1B				G1-3										4 1 2 0 0 0 1										
Wes Helms R (1.5) OBP: 0.319, SLG: 0.432			3-1 1-3 2B				F9										4 0 1 0 0 0 1										
Eddie Pérez R (1.2) OBP: 0.333, SLG: 0.470			1-2 SF8				4-0 BB										2 0 2 1 1 0 0										
Royce Clayton R (1.6) OBP: 0.302, SLG: 0.349			3-H 4-0 IBB				F7										3 0 0 0 1 0 4										
Matt Kinney R (1.1) OBP: 0.342, SLG: 0.343			0-3 K2-3				1-3 K										2 0 0 0 0 0 2 3										
Keith Ginter R (7. PH) OBP: 0.317, SLG: 0.634																	1 0 0 0 0 0 0 0										
Brooks Kieschnick L (7.1) OBP: 0.317, SLG: 0.634																	0 0 0 0 0 0 0 0										
Luis Vizcaino R (8.1) OBP: 0.375, SLG: 0.497																	0 0 0 0 0 0 0 0										
John Vander Wal L (9. PH) OBP: 0.375, SLG: 0.497																	1 0 0 0 0 0 0 0										
Inning Stats	R: 0 E: 0 K: 0 S: 8	H: 0 LOB: 0 BB: 0 P: 10	R: 1 E: 0 K: 1 S: 17	H: 2 LOB: 2 BB: 1 P: 30	R: 1 E: 0 K: 0 S: 9	H: 1 LOB: 1 BB: 1 P: 16	R: 0 E: 0 K: 1 S: 8	H: 0 LOB: 1 BB: 1 P: 13	R: 0 E: 0 K: 0 S: 4	H: 0 LOB: 0 BB: 1 P: 9	R: 0 E: 0 K: 0 S: 10	H: 2 LOB: 2 BB: 0 P: 15	R: 0 E: 0 K: 0 S: 8	H: 1 LOB: 0 BB: 0 P: 12	R: 1 E: 0 K: 0 S: 12	H: 1 LOB: 0 BB: 0 P: 16	R: 0 E: 0 K: 0 S: 6	H: 1 LOB: 0 BB: 0 P: 9	1B: 6 2B: 1 3B: 0 HR: 1	SF: 2 SAC: 0 DP: 2 HBP: 0	WP: 0 PB: 0 SB: 0 CS: 1	PA: 36					
PITCHER	IP	WLS	BF	H	R	ER	SO	BB	IBB	HBP	BLK	WP	HR	S	P	ERA	WHIP										
Jerome Robertson L (1.1) ERA: 5.15	7.1	W	31	7	3	3	2	3	1	0	0	0	1	68	110	3.68	1.364										
Octavio Dotel R (8.1) ERA: 1.99	1.2	S	5	1	0	0	0	0	0	0	0	0	0	14	20	0.00	0.600										

Milwaukee Brewers @ Houston Astros
Minute Maid Park, Houston, TX
Thu Jul 03 2003, 6:05 PM CDT
Att: 31,379 - Dome - 72 F

AB 30
R 3
H 8
RBI 3
BB 4
SO 2
LOB 14



Batter	1	2	3	4	5	6	7	8	9	AB	R	H	RBI	BB	SO	LOB	BOTTOM										
Craig Biggio R (1.8) OBP: 0.346, SLG: 0.423	G5-3		5 HR 1B BB				HR BB										2 2 1 0 2 0 0										
Geoff Blum S (1.4) OBP: 0.310, SLG: 0.429	F8		5 HR 1B				1-H 2-H HR										4 2 2 3 0 0 1										
5 Jeff Bagwell R (1.3) OBP: 0.359, SLG: 0.471			1-H 2-H HR				G4-3										2 2 1 3 2 0 0										
17 Lance Berkman S (1.7) OBP: 0.391, SLG: 0.475	P5		F8				G3										4 0 0 0 0 0 2										
Richard Hidalgo R (1.9) OBP: 0.402, SLG: 0.573			P3				P6										4 0 2 1 0 0 0										
Morgan Ensberg R (1.5) OBP: 0.421, SLG: 0.636			K				G4-3 BB										2 0 0 0 2 1 1										
Gregg Zaun S (1.2) OBP: 0.299, SLG: 0.302			F8				G4-3										4 0 0 0 0 0 3										
28 Adam Everett R (1.6) OBP: 0.307, SLG: 0.389			P6				P3										3 0 0 0 0 0 1										
Jerome Robertson L (1.1) ERA: 4.53			G6-3				G4-3										3 1 1 0 0 0 0										
Octavio Dotel R (8.1) ERA: 8.72							BB HR 1B										0 0 0 0 0 0 0										
Inning Stats	R: 0 E: 0 K: 0 S: 10	H: 0 LOB: 1 BB: 1 P: 19	R: 0 E: 0 K: 1 S: 7	H: 0 LOB: 0 BB: 0 P: 8	R: 3 E: 0 K: 0 S: 15	H: 2 LOB: 0 BB: 1 P: 24	R: 0 E: 0 K: 0 S: 3	H: 0 LOB: 0 BB: 1 P: 9	R: 3 E: 0 K: 0 S: 11	H: 2 LOB: 0 BB: 1 P: 20	R: 0 E: 0 K: 0 S: 13	H: 1 LOB: 1 BB: 0 P: 18	R: 0 E: 0 K: 0 S: 8	H: 1 LOB: 0 BB: 0 P: 16	R: 1 E: 0 K: 0 S: 7	H: 1 LOB: 2 BB: 2 P: 19	1B: 5 2B: 0 3B: 0 HR: 2	SF: 0 SAC: 0 DP: 2 HBP: 0	WP: 0 PB: 0 SB: 1 CS: 1	PA: 34							
PITCHER	IP	WLS	BF	H	R	ER	SO	BB	IBB	HBP	BLK	WP	HR	S	P	ERA	WHIP										
Matt Kinney R (1.1) ERA: 4.53	6.0	L	26	5	6	6	1	4	0	0	0	0	0	10	22	6.75	1.500										
Brooks Kieschnick R (7.1) ERA: 5.33	1.1		5	1	1	1	0	1	0	0	0	0	0	5	13	0.00	3.000										
Luis Vizcaino R (8.1) ERA: 8.72	0.2		3	1	0	0	0	1	0	0	0	0	0	5	13	0.00	3.000										

Milwaukee Brewers @ Houston Astros
Minute Maid Park, Houston, TX
Thu Jul 03 2003, 6:05 PM CDT
Att: 31,379 - Dome - 72 F

AB 28
R 7
H 7
RBI 7
BB 6
SO 1
LOB 8



Batter	1	2	3	4	5	6	7	8	9	AB	R	H	RBI	BB	SO	LOB	TOP																			
Ronnie Belliard, R OBP: 0.391, SLG: 0.417	L3	P4		G6-3		F7		G6-3	P6	6	0	0	0	0	0	1	Colorado Rockies @ Milwaukee Brewers Miller Park, Milwaukee, WI Fri Jul 04, 2003, 4:05 PM CDT Att: 21,144 - Sunny - 91 F																			
Chris Stynes, R OBP: 0.372, SLG: 0.468				P3				BB		0	1	0	0	0	0	0																				
Mark Bellhorn, S OBP: 0.351, SLG: 0.312	PB 17 1B							BB	17 1B	4	1	3	0	1	0	0																				
17 Todd Helton, L OBP: 0.428, SLG: 0.564	PB 2B		L9	P4		F9		BB	BB 1B	5	2	2	0	1	0	3																				
Preston Wilson, R OBP: 0.363, SLG: 0.561	1B			P4		HR		BB	BB K	5	2	2	3	1	2	3																				
Larry Walker, L OBP: 0.439, SLG: 0.515	F7			BB		G4-3			F7	5	0	1	0	0	1	4																				
Jay Payton, R OBP: 0.357, SLG: 0.477				F8		1B			BB	3	1	2	2	2	0	1																				
Juan Uribe, R OBP: 0.303, SLG: 0.383	K					1B		P6		3	0	1	1	2	1	2																				
Bobby Estalella, R OBP: 0.319, SLG: 0.424						K		K	F7	3	0	0	0	2	2	5																				
28 Aaron Cook, R ERA: 5.99				SH1-4				HR		1	0	0	0	0	1	3																				
Inning Stats	R: 3 E: 0 K: 1 S: 23	H: 3 LOB: 1 BB: 0 P: 36	R: 0 E: 0 K: 0 S: 15	H: 0 LOB: 2 BB: 2 P: 27	R: 0 E: 0 K: 1 S: 19	H: 1 LOB: 3 BB: 2 P: 32	R: 0 E: 0 K: 0 S: 6	H: 0 LOB: 0 BB: 0 P: 9	R: 2 E: 1 K: 2 S: 15	H: 3 LOB: 1 BB: 0 P: 26	R: 0 E: 0 K: 1 S: 7	H: 1 LOB: 1 BB: 0 P: 9	R: 0 E: 0 K: 2 S: 14	H: 0 LOB: 1 BB: 1 P: 26	R: 3 E: 0 K: 0 S: 16	H: 2 LOB: 3 BB: 4 P: 40	R: 0 E: 0 K: 2 S: 19	H: 2 LOB: 2 BB: 0 P: 28	1B: 7 2B: 3 3B: 0 HR: 2	SF: 0 SAC: 1 DP: 0 HBP: 1	WP: 0 PB: 1 SB: 1 CS: 0	PA: 49														
PITCHER	IP	WLS	BF	H	R	ER	SO	BB	IBB	HBP	BLK	WP	HR	S	P	ERA	WHIP	PITCHER		IP	WLS	BF	H	R	ER	SO	BB	IBB	HBP	BLK	WP	HR	S	P	ERA	WHIP
Dave Burba, R ERA: 6.99	(1, 1)	4.0	21	4	3	3	2	4	0	1	0	0	0	63	104	6.75	2.000	Luis Vizcaino, R ERA: 8.37		(8, 1)	1.1	6	2	0	0	2	0	0	0	0	0	22	34	0.00	1.500	
Shane Nance, L ERA: 7.45	(5, 1)	0.1	4	3	2	1	0	0	0	0	0	0	1	9	17	27.00	9.000																			
Brooks Kieschnick, R ERA: 5.0	(5, 1)	1.2	6	1	0	0	3	0	0	0	0	0	0	13	18	0.00	0.600																			
Valerio De Los Santos, L ERA: 3.81	(7, 1)	1.0	H	4	0	0	2	1	0	0	0	0	0	14	26	0.00	1.000																			
Leo Estrella, R ERA: 2.98	(8, 1)	0.2	L	8	2	3	0	3	1	0	0	0	1	13	34	40.50	7.500																			

AB	38
R	8
H	12
RBI	7
BB	9
SO	9
LOB	23



Batter	1	2	3	4	5	6	7	8	9	AB	R	H	RBI	BB	SO	LOB	BOTTOM																			
Eric Young Sr., R OBP: 0.345, SLG: 0.433	FC6-4 1B			G5-3				G1-3		4	1	1	0	1	1	1	Colorado Rockies @ Milwaukee Brewers Miller Park, Milwaukee, WI Fri Jul 04, 2003, 4:05 PM CDT Att: 21,144 - Sunny - 91 F																			
Scott Podsednik, L OBP: 0.403, SLG: 0.451				G5-3						5	1	2	0	0	1	2																				
Geoff Jenkins, L OBP: 0.357, SLG: 0.539	FC6-4 1B									5	1	4	1	0	0	2																				
Richie Sexson, R OBP: 0.373, SLG: 0.513				G6-4-3						4	1	1	0	1	1	3																				
John Vander Wal, L OBP: 0.380, SLG: 0.513										4	1	2	4	1	2	2																				
Wes Helms, R OBP: 0.321, SLG: 0.430										4	0	1	0	0	1	4																				
Eddie Pérez, R OBP: 0.335, SLG: 0.465										4	0	1	0	1	0	0																				
Royce Clayton, R OBP: 0.300, SLG: 0.357										5	1	1	1	0	0	6																				
Dave Burba, R ERA: 6.99										1	0	0	0	0	1	0																				
Inning Stats	R: 4 E: 0 K: 0 S: 18	H: 2 LOB: 0 BB: 2 P: 31	R: 0 E: 0 K: 1 S: 9	H: 1 LOB: 1 BB: 0 P: 13	R: 0 E: 0 K: 0 S: 15	H: 3 LOB: 3 BB: 0 P: 22	R: 1 E: 0 K: 0 S: 16	H: 3 LOB: 1 BB: 1 P: 30	R: 1 E: 0 K: 1 S: 11	H: 2 LOB: 1 BB: 0 P: 15	R: 0 E: 0 K: 2 S: 10	H: 2 LOB: 0 BB: 0 P: 14	R: 0 E: 0 K: 3 S: 11	H: 1 LOB: 1 BB: 0 P: 19	R: 0 E: 0 K: 0 S: 8	H: 0 LOB: 0 BB: 0 P: 14		1B: 10 2B: 2 3B: 0 HR: 2	SF: 0 SAC: 0 DP: 1 HBP: 1	WP: 0 PB: 0 SB: 0 CS: 0	PA: 45															
PITCHER	IP	WLS	BF	H	R	ER	SO	BB	IBB	HBP	BLK	WP	HR	S	P	ERA	WHIP	PITCHER		IP	WLS	BF	H	R	ER	SO	BB	IBB	HBP	BLK	WP	HR	S	P	ERA	WHIP
28 Aaron Cook, R ERA: 5.91	(1, 1)	4.0	24	9	5	5	1	2	1	1	0	0	0	1	11	15	9.00	2.000	Justin Speier, R ERA: 3.3		(9, 1)	1.0	3	3	0	0	0	0	0	0	8	14	0.00	0.000		
Jose Jimenez, R ERA: 7.09	(5, 1)	1.0	5	2	1	1	1	0	0	0	0	0	1	11	15	9.00	2.000																			
Javier López, L ERA: 3.94	(6, 1)	0.2	4	2	0	0	1	0	0	0	0	0	0	7	10	0.00	3.000																			
Steve Reed, R ERA: 3.08	(6, 1)	1.1	W	5	0	0	2	1	0	0	0	0	0	14	22	0.00	0.750																			
40 Brian Fuentes, L ERA: 2.41	(8, 1)	1.0	H	4	1	0	3	0	0	0	0	0	0	11	19	0.00	1.000																			



Batter	1	2	3	4	5	6	7	8	9	AB	R	H	RBI	BB	SO	LOB	TOP			
Ronnie Belliard, R OBP: 0.391, SLG: 0.414	4-2 BB BB	1-1 F9		1-0 1B		1-2 FC5-4 17 HR		3-3 K		4	2	1	0	1	1	2				
Chris Stynes, R OBP: 0.372, SLG: 0.462	4-1 BB BB		1-1 G6-3	1-2 F7		1-3 K		4-1 BB		3	1	0	0	2	1	2				
17 Todd Helton, L OBP: 0.430, SLG: 0.580	0-0 1H 2H		2-1			0-1 F9		0-3 K		5	1	3	4	0	1	1				
Preston Wilson, R OBP: 0.363, SLG: 0.558	2-3 K		0-0 F8			1-1 1B 2B		1-0 1B		5	1	2	0	0	1	2				
Larry Walker, L OBP: 0.435, SLG: 0.509	0-0 G5-3		2-3 K			0-1 2B 1B		3-3 K		5	1	1	0	0	2	3				
Jay Payton, R OBP: 0.358, SLG: 0.488	0-2 P3					0-0 P3 1H 2H		0-0 P2		5	1	2	3	0	0	1				
Mark Bellhorn, S OBP: 0.349, SLG: 0.316		3-2				2-1 E6 HR		1-1 F8		4	1	1	0	0	1	1	AB 40			
Justin Speier, R (8, PH)										0	0	0	0	0	0	0	R 9			
Greg Norton, S (9, PH)										1	0	0	0	0	1	0	H 12			
40 Brian Fuentes, L (9, 1)										0	0	0	0	0	0	0	RBI 9			
Charles Johnson, R OBP: 0.320, SLG: 0.444		0-3 K				1-1 1H HR		3-1 G5-3		4	1	1	2	0	1	2	BB 3			
Darren Oliver, R OBP: 0.243, SLG: 0.257		1-2 G5-3				0-0 P3				3	0	1	0	0	0	1	SO 10			
Javier López, L OBP: 0.300, SLG: 0.500										0	0	0	0	0	0	0	LOB 15			
Nelson Cruz, R OBP: 0.154, SLG: 0.231										0	0	0	0	0	0	0				
Greg Vaughn, R OBP: 0.333, SLG: 0.559										1	0	0	0	0	1	0				
Juan Uribe, R OBP: 0.303, SLG: 0.383										0	0	0	0	0	0	0				
Inning Stats	R: 2 E: 0 K: 1 S: 13	H: 1 LOB: 2 BB: 23	R: 0 E: 0 K: 1 S: 11	H: 1 LOB: 1 BB: 16	R: 0 E: 0 K: 1 S: 8	H: 1 LOB: 1 BB: 0 P: 13	R: 2 E: 1 K: 0 S: 10	H: 2 LOB: 1 BB: 0 P: 15	R: 2 E: 0 K: 1 S: 14	H: 3 LOB: 1 BB: 0 P: 19	R: 0 E: 0 K: 0 S: 5	H: 0 LOB: 0 BB: 9	R: 0 E: 0 K: 3 S: 11	H: 0 LOB: 1 BB: 18	R: 1 E: 0 K: 1 S: 9	H: 1 LOB: 0 BB: 12	1B: 6 2B: 2 3B: 1 HR: 3	SF: 0 SAC: 0 DP: 0 HBP: 0	WP: 0 PB: 0 SB: 0 CS: 0	PA: 43
PITCHER	IP WLS BF H R ER SO BB IBB HBP BLK WP HR S P ERA WHIP																			
Matt Ford, L ERA: 3.15	(1, 1) 4.2 L 25 8 6 5 4 2 0 0 0 0 0 1 54 82 9.64 2.143																			
Luis Vizcaino, R ERA: 8.29	(5, 1) 0.1 0 0 0 0 0 0 0 0 0 0 0 0 2 4 0.00 0.000																			
John Foster, L ERA: 4.71	(6, 1) 1.0 6 3 2 2 2 0 0 0 0 0 0 1 13 22 18.00 3.000																			
Brooks Kieschnick, R ERA: 4.82	(7, 1) 1.0 3 0 0 0 0 0 0 0 0 0 0 0 5 9 0.00 0.000																			
Shane Nance, L ERA: 6.94	(8, 1) 2.0 8 1 1 1 4 1 0 0 0 0 0 1 20 30 4.50 1.000																			

Colorado Rockies @ Milwaukee Brewers
Miller Park, Milwaukee, WI
Sat Jul 05 2003, 6:35 PM CDT
Att: 30,731 - Cloudy - 88 F

AB	40
R	9
H	12
RBI	9
BB	3
SO	10
LOB	15



Batter	1	2	3	4	5	6	7	8	9	AB	R	H	RBI	BB	SO	LOB	BOTTOM					
Eric Young Sr., R OBP: 0.346, SLG: 0.441	1-2 G4-3	0-0 G6-4-3				0-1 G6-3		4-1 BB HR BB	2-1 HR	4	2	1	1	1	0	3						
Scott Podsednik, L OBP: 0.399, SLG: 0.444	2-2 F8		1-0 G3			1-0 G3		4-0 HR BB	0-3 K	4	1	0	0	1	1	0						
Geoff Jenkins, L OBP: 0.354, SLG: 0.543	2-1 G3		1-3 K			0-0 G3-1		1-2 2-3 1H 2H 3H HR	0-3 K	5	1	1	4	0	2	0						
Richie Sexson, R OBP: 0.374, SLG: 0.511		0-1 1B BB 1B	4-1 BB			1-2 F9		3-3 K		3	1	1	0	1	1	0						
Brady Clark, R OBP: 0.279, SLG: 0.310		2-0 BB BB 1B	3-3 SAFE K			0-1 L7		1-3 K		4	1	1	0	0	2	1						
Wes Helms, R OBP: 0.326, SLG: 0.448		0-0 BB BB 1B		2-2 G4-3 2B		3-2 HR		1-3 K		4	1	3	1	0	1	0						
Keith Osik, R OBP: 0.329, SLG: 0.292		4-1 BB BB BB		2-2 G4-3		0-0 G4-3		0-1 P2		3	0	0	1	1	0	1	AB 34					
Royce Clayton, R OBP: 0.300, SLG: 0.356		2-2 L1		2-2 L3		1-0 BB BB HR 1B		0-0 F9		4	1	1	0	0	0	4	R 8					
Matt Ford, S ERA: 4.82	(1, 1) 6.0 W 25 8 6 5 4 2 0 0 0 0 0 1 54 82 9.64 2.143																					
Javier López, L ERA: 4.73	(7, 1) 0.1 4 1 3 3 0 2 0 0 0 0 0 0 4 14 81.00 9.000																					
Nelson Cruz, R ERA: 6.28	(7, 1) 0.2 H 3 1 1 1 2 0 0 0 0 0 0 1 10 15 13.50 1.500																					
Justin Speier, R ERA: 3.22	(8, 1) 1.0 H 3 0 0 0 1 0 0 0 0 0 0 0 7 8 0.00 0.000																					
40 Brian Fuentes, L ERA: 2.57	(9, 1) 1.0 S 4 1 1 1 3 0 0 0 0 0 0 1 12 16 9.00 1.000																					
Inning Stats	R: 0 E: 0 K: 0 S: 8	H: 0 LOB: 0 BB: 0 P: 13	R: 2 E: 0 K: 0 S: 10	H: 3 LOB: 2 BB: 2 P: 22	R: 0 E: 0 K: 2 S: 9	H: 0 LOB: 1 BB: 1 P: 18	R: 0 E: 0 K: 0 S: 10	H: 1 LOB: 1 BB: 0 P: 17	R: 0 E: 0 K: 0 S: 4	H: 0 LOB: 0 BB: 0 P: 5	R: 1 E: 0 K: 0 S: 11	H: 1 LOB: 0 BB: 0 P: 15	R: 4 E: 0 K: 2 S: 14	H: 2 LOB: 2 BB: 2 P: 29	R: 0 E: 0 K: 1 S: 7	H: 0 LOB: 0 BB: 0 P: 8	R: 1 E: 0 K: 3 S: 12	H: 1 LOB: 0 BB: 0 P: 16	1B: 4 2B: 1 3B: 0 HR: 3	SF: 0 SAC: 0 DP: 1 HBP: 0	WP: 0 PB: 0 SB: 0 CS: 0	PA: 39
PITCHER	IP WLS BF H R ER SO BB IBB HBP BLK WP HR S P ERA WHIP																					

Colorado Rockies @ Milwaukee Brewers
Miller Park, Milwaukee, WI
Sat Jul 05 2003, 6:35 PM CDT
Att: 30,731 - Cloudy - 88 F

AB	34
R	8
H	8
RBI	8
BB	5
SO	8
LOB	11



Batter	1	2	3	4	5	6	7	8	9	AB	R	H	RBI	BB	SO	LOB	TOP					
Mark Bellhorn, S (1,4) OBP: 0.347, SLG: 0.315	F7		G4-3			1B		G3-1		4	0	1	0	0	0	0						
Juan Uribe, R (1,6) OBP: 0.303, SLG: 0.390	2B		G6-3			SH2-3		K		3	1	1	0	0	1	0						
17 Todd Helton, L (1,3) OBP: 0.431, SLG: 0.581	2B			G4-3		IBB		K		3	0	1	1	1	1	0						
Preston Wilson, R (1,8) OBP: 0.359, SLG: 0.552	G5-3			K		K		K		4	0	0	0	0	3	3						
Greg Norton, S (1,5) OBP: 0.311, SLG: 0.400	K			K		G3-1		K		4	0	0	0	0	3	3						
Jay Payton, R (1,7) OBP: 0.354, SLG: 0.482		F7						F7		4	0	0	0	0	0	0						
Mark Sweeney, L (1,9) OBP: 0.297, SLG: 0.379		G5-3								3	0	0	0	0	1	0						
Bobby Estellella, R (1,2) OBP: 0.319, SLG: 0.431		L6								3	0	1	0	0	0	0						
Denny Stark, R (1,1) Greg Vaughn, R (7,PH) Jose Jimenez, R (7,1) Joe Roa, R (8,1) OBP: 0.250, SLG: 0.250			L9							2	0	0	0	0	1	1						
Inning Stats	R: 1 E: 0 K: 1 S: 16	H: 2 LOB: 1 BB: 0 P: 25	R: 0 E: 0 K: 0 S: 3	H: 0 LOB: 0 BB: 0 P: 6	R: 0 E: 0 K: 0 S: 9	H: 0 LOB: 0 BB: 0 P: 14	R: 0 E: 0 K: 2 S: 8	H: 0 LOB: 0 BB: 0 P: 15	R: 0 E: 0 K: 1 S: 10	H: 1 LOB: 1 BB: 0 P: 12	R: 0 E: 0 K: 1 S: 9	H: 0 LOB: 2 BB: 1 P: 18	R: 0 E: 0 K: 1 S: 9	H: 0 LOB: 1 BB: 0 P: 13	R: 0 E: 0 K: 2 S: 8	H: 0 LOB: 0 BB: 0 P: 14	R: 0 E: 0 K: 2 S: 8	H: 0 LOB: 0 BB: 0 P: 13	1B: 1 2B: 3 3B: 0 HR: 0	SF: 0 SAC: 1 DP: 0 HBP: 0	WP: 2 PB: 0 SB: 0 CS: 0	PA: 33
PITCHER	IP	WLS	BF	H	R	ER	SO	BB	IBB	HBP	BLK	WP	HR	S	P	ERA	WHIP					
15 Ben Sheets, R (1,1) ERA: 4.08	7.0	W	27	4	1	1	6	0	1	0	0	2	0	64	103	1.29	0.571					
Dan Kolb, R (8,1) ERA: 4.32	1.0	H	3	0	0	0	2	0	0	0	0	0	0	8	14	0.00	0.000					
Mike DeJean, R (9,1) ERA: 4.68	1.0	S	3	0	0	0	2	0	0	0	0	0	0	8	13	0.00	0.000					

Colorado Rockies @ Milwaukee Brewers
Miller Park, Milwaukee, WI
Sun Jul 06 2003, 1:05 PM CDT
Att: 21,623 - Dome - 72 F

AB 31
R 1
H 4
RBI 1
BB 1
SO 10
LOB 8



Batter	1	2	3	4	5	6	7	8	9	AB	R	H	RBI	BB	SO	LOB	BOTTOM					
Scott Podsednik, L (1,8) OBP: 0.401, SLG: 0.445	F7		1B							4	2	2	0	0	0	0						
Keith Ginter, R (1,4) OBP: 0.335, SLG: 0.336	F9		E							4	0	1	0	0	1	1						
Geoff Jenkins, L (1,7) OBP: 0.359, SLG: 0.543	BB		SF7							0	1	0	1	3	0	0						
Richie Sexson, R (1,3) OBP: 0.373, SLG: 0.511	FC6-4		E5							4	0	1	2	0	0	3						
John Vander Wal, L (1,9) Mike DeJean, R (9,1) OBP: 0.382, SLG: 0.510			G3							3	0	1	0	1	0	2						
Wes Helms, R (1,5) OBP: 0.322, SLG: 0.442	F9			G6-3						4	0	0	0	0	0	3						
Keith Osik, R (1,2) OBP: 0.333, SLG: 0.306	L7			G4-3						4	0	2	0	0	0	1						
Enrique Cruz, R (1,6) OBP: 0.175, SLG: 0.115				G4-3						4	0	0	0	0	2	3						
15 Ben Sheets, R (1,1) Eric Young Sr., R (7,PH) Dan Kolb, R (8,1) Brady Clark, R (8,PH) OBP: 0.277, SLG: 0.307			K							2	0	0	0	0	1	1						
Inning Stats	R: 0 E: 0 K: 0 S: 13	H: 0 LOB: 1 BB: 1 P: 18	R: 0 E: 0 K: 1 S: 11	H: 1 LOB: 0 BB: 0 P: 15	R: 1 E: 1 K: 1 S: 17	H: 2 LOB: 2 BB: 0 P: 28	R: 0 E: 0 K: 0 S: 6	H: 1 LOB: 1 BB: 0 P: 9	R: 0 E: 0 K: 0 S: 5	H: 0 LOB: 1 BB: 1 P: 7	R: 2 E: 0 K: 1 S: 15	H: 2 LOB: 2 BB: 2 P: 31	R: 0 E: 0 K: 1 S: 5	H: 0 LOB: 0 BB: 0 P: 8	1B: 5 2B: 2 3B: 0 HR: 0	SF: 1 SAC: 0 DP: 0 HBP: 0	WP: 0 PB: 0 SB: 1 CS: 0	PA: 36				
PITCHER	IP	WLS	BF	H	R	ER	SO	BB	IBB	HBP	BLK	WP	HR	S	P	ERA	WHIP					
Denny Stark, R (1,1) ERA: 4.22	6.0	L	26	5	1	1	2	2	0	0	0	0	0	65	97	1.50	1.167					
Jose Jimenez, R (7,1) ERA: 7.59	1.0	L	7	2	2	2	1	1	1	0	0	0	0	15	31	18.00	3.000					
Joe Roa, R (8,1) ERA: 5.75	1.0		3	0	0	0	1	0	0	0	0	0	0	5	8	0.00	0.000					

Colorado Rockies @ Milwaukee Brewers
Miller Park, Milwaukee, WI
Sun Jul 06 2003, 1:05 PM CDT
Att: 21,623 - Dome - 72 F

AB 31
R 3
H 7
RBI 3
BB 4
SO 4
LOB 14



Batter	1	2	3	4	5	6	7	8	9	AB	R	H	RBI	BB	SO	LOB	TOP								
Kenny Lofton, L OBP: 0.337, SLG: 0.436 (1.8)	G4-3		F8			K		P6		4	0	0	0	0	1	1	Pittsburgh Pirates @ Milwaukee Brewers Miller Park, Milwaukee, WI Mon Jul 07 2003, 7:05 PM CDT Att: 12,322 - Cloudy - 84 F								
18 Jason Kendall, R OBP: 0.390, SLG: 0.405 (1.2)	G4-6-3 HBP			F8					1B 2B	3	1	2	1	0	0	0									
Brian Giles, L OBP: 0.442, SLG: 0.522 (1.7)	G4-6-3 1-2				K				G6-3	4	0	0	0	0	1	3									
Aramis Ramirez, R OBP: 0.339, SLG: 0.431 (1.5)		F7			K2-3					4	0	1	1	0	2	0									
Reggie Sanders, R OBP: 0.314, SLG: 0.489 (1.9)										2	0	0	0	1	0	0									
Carlos Rivera, L OBP: 0.238, SLG: 0.316 (7.3)		G1-3				P3			K	1	0	0	0	0	1	1									
Craig Wilson, R OBP: 0.363, SLG: 0.431 (1.3)										2	0	0	0	2	0	2									
2 Jack Wilson, R OBP: 0.295, SLG: 0.348 (1.6)										3	0	0	0	0	1	3									
Jeff Reboulet, R OBP: 0.373, SLG: 0.394 (1.4)										2	1	1	0	1	0	0									
Kip Wells, R OBP: 0.206, SLG: 0.353 (1.1)										2	0	0	0	0	1	2									
Joe Beimel, L (6.1)										0	0	0	0	0	0	0									
Julian Tavarez, L (7.1)										0	0	0	0	0	0	0									
Randall Simon, L OBP: 0.306, SLG: 0.426 (8. PH)										1	0	0	0	0	0	0									
Brian Boehringer, S (8.1)										0	0	0	0	0	0	0									
Inning Stats	R: 0 E: 0 K: 0 S: 6	H: 0 LOB: 0 BB: 0 P: 9	R: 0 E: 0 K: 1 S: 11	H: 0 LOB: 1 BB: 1 P: 18	R: 0 E: 0 K: 0 S: 6	H: 0 LOB: 0 BB: 1 P: 13	R: 0 E: 0 K: 2 S: 9	H: 0 LOB: 0 BB: 0 P: 11	R: 0 E: 0 K: 0 S: 5	H: 0 LOB: 0 BB: 1 P: 10	R: 1 E: 0 K: 2 S: 15	H: 2 LOB: 1 BB: 0 P: 24	R: 0 E: 0 K: 1 S: 9	H: 0 LOB: 1 BB: 1 P: 18	R: 0 E: 0 K: 0 S: 6	H: 0 LOB: 0 BB: 0 P: 11	R: 1 E: 0 K: 1 S: 12	H: 2 LOB: 1 BB: 0 P: 18	1B: 2 2B: 3 3B: 1 HR: 0	SF: 0 SAC: 0 DP: 3 HBP: 1	WP: 0 PB: 0 SB: 1 CS: 0	PA: 33			
PITCHER	IP	WLS	BF	H	R	ER	SO	BB	IBB	HBP	BLK	WP	HR	S	P	ERA	WHIP								
Wayne Franklin, L ERA: 4.76 (1.1)	6.0	W	21	2	1	1	5	3	0	1	0	0	0	52	85	1.50	0.833								
Luis Vizcaino, R ERA: 8.05 (7.1)	1.0		4	0	0	0	1	1	0	0	0	0	0	9	18	0.00	1.000								
Leo Estrella, R ERA: 2.01 (8.1)	1.0		3	0	0	0	0	0	0	0	0	0	0	6	11	0.00	0.000								
Shane Nance, L ERA: 7.11 (9.1)	1.0		5	2	1	1	1	0	0	0	0	0	0	12	18	9.00	2.000								

Batter	1	2	3	4	5	6	7	8	9	AB	R	H	RBI	BB	SO	LOB	BOTTOM								
Eric Young Sr., R OBP: 0.349, SLG: 0.439 (1.4)	L9		G6-3							3	1	1	2	2	0	0	Pittsburgh Pirates @ Milwaukee Brewers Miller Park, Milwaukee, WI Mon Jul 07 2003, 7:05 PM CDT Att: 12,322 - Cloudy - 84 F								
Scott Podsednik, L OBP: 0.403, SLG: 0.447 (1.8)										1	1	1	0	0	0	0									
Brady Clark, R OBP: 0.283, SLG: 0.315 (2.8)										3	0	2	2	0	1	0									
Geoff Jenkins, L OBP: 0.360, SLG: 0.543 (1.7)										4	1	1	1	1	1	3									
Richie Sexson, R OBP: 0.373, SLG: 0.508 (1.3)										4	1	1	1	1	0	5									
John Vander Wal, L OBP: 0.378, SLG: 0.500 (1.9)										4	1	0	0	1	2	3									
Wes Helms, R OBP: 0.324, SLG: 0.443 (1.5)										4	1	2	0	0	0	1									
Keith Osik, R OBP: 0.325, SLG: 0.297 (1.2)										4	1	0	1	0	0	3									
Royce Clayton, R OBP: 0.302, SLG: 0.359 (1.6)										3	1	2	1	0	0	1									
Wayne Franklin, L OBP: 0.114, SLG: 0.154 (5. PH)										1	0	0	0	0	0	0									
Keith Gillier, R ERA: 3.82 (6. PH)										0	1	0	0	0	0	0									
Luis Vizcaino, R OBP: 0.336, SLG: 0.336 (7.1)										0	0	0	0	0	0	0									
Enrique Cruz, R OBP: 0.172, SLG: 0.113 (7. PH)										1	0	0	0	0	1	1									
Leo Estrella, R (8.1)										0	0	0	0	0	0	0									
Shane Nance, L (9.1)										0	0	0	0	0	0	0									
Inning Stats	R: 2 E: 0 K: 1 S: 13	H: 2 LOB: 0 BB: 0 P: 18	R: 0 E: 1 K: 0 S: 8	H: 0 LOB: 0 BB: 0 P: 10	R: 0 E: 0 K: 1 S: 8	H: 0 LOB: 0 BB: 0 P: 12	R: 0 E: 0 K: 0 S: 12	H: 0 LOB: 1 BB: 1 P: 19	R: 0 E: 1 K: 0 S: 10	H: 1 LOB: 3 BB: 2 P: 19	R: 4 E: 0 K: 0 S: 17	H: 4 LOB: 1 BB: 0 P: 33	R: 2 E: 0 K: 1 S: 12	H: 2 LOB: 1 BB: 1 P: 19	R: 0 E: 0 K: 2 S: 13	H: 1 LOB: 2 BB: 1 P: 23	1B: 9 2B: 1 3B: 0 HR: 0	SF: 2 SAC: 1 DP: 1 HBP: 1	WP: 1 PB: 0 SB: 0 CS: 0	PA: 41					
PITCHER	IP	WLS	BF	H	R	ER	SO	BB	IBB	HBP	BLK	WP	HR	S	P	ERA	WHIP								
Kip Wells, R ERA: 3.82 (1.1)	5.2	L	29	7	7	6	2	1	2	1	0	0	0	65	106	9.53	1.412								
Joe Beimel, L ERA: 3.23 (6.1)	0.1		1	0	0	0	0	0	0	0	0	0	0	3	5	0.00	0.000								
Julian Tavarez, R ERA: 4.68 (7.1)	1.0		6	2	2	2	1	1	0	0	0	0	0	12	19	18.00	3.000								
Brian Boehringer, R ERA: 7.02 (8.1)	1.0		5	1	0	0	2	1	0	0	0	0	0	13	23	0.00	2.000								

Batter	1	2	3	4	5	6	7	8	9	10	AB	R	H	RBI	BB	SO	LOB	TOP																	
Kenny Lofton, L OBP: 0.338, SLG: 0.452 (1, 8)	B5-3		FC4-6 1B		1B		HR		G2-3		5	2	2	1	0	0	1																		
18 Jason Kendall, R OBP: 0.393, SLG: 0.408 (1, 2)	P4		1B		1B		F8		1B		5	1	3	1	0	0	0																		
Brian Giles, L OBP: 0.444, SLG: 0.520 (1, 7)	G4-3		1B		1B		BB		L5		3	1	1	0	2	0	1																		
Aramis Ramirez, R OBP: 0.337, SLG: 0.431 (1, 5)		F8	2B		L9		K			K	5	0	1	2	0	2	3																		
Randall Simon, L OBP: 0.391, SLG: 0.419 (7, 1) Mike Lincoln, R OBP: 0.391, SLG: 0.419 (8, 1) Scott Sauerbeck, R OBP: 0.391, SLG: 0.419 (9, 1) Mike Williams, R OBP: 0.391, SLG: 0.419 (10, 1) Reggie Sanders, R OBP: 0.313, SLG: 0.487 (10, 9)	E3 2B SF8				F8		L9		G3		4	1	0	0	0	0	1																		
Matt Stairs, L OBP: 0.359, SLG: 0.539 (10, 1) Joe Beimel, L (10, 1)					F7		HR		K		5	2	3	1	0	1	0																		
16 Salomon Torres, R (10, 1)		2B			K		BB		G5-3		3	1	1	3	1	1	0																		
2 Jack Wilson, R OBP: 0.297, SLG: 0.357 (1, 6)	SF8				K		BB		G5-3		3	1	1	3	1	1	0																		
Jeff Reboulet, R OBP: 0.359, SLG: 0.377 (1, 4)	G1-3				K		K		G5-3		5	0	0	0	0	2	2																		
Josh Fogg, R OBP: 0.300, SLG: 0.263 (1, 1) Carlos Rivera, L OBP: 0.227, SLG: 0.300 (7, 3)					K		K		G1-3		3	0	1	0	0	2	1																		
Inning Stats	R: 0 E: 0 K: 0 S: 5	H: 0 LOB: 0 BB: 0 P: 6	R: 1 E: 1 K: 0 S: 9	H: 1 LOB: 1 BB: 0 P: 12	R: 2 E: 0 K: 0 S: 14	H: 4 LOB: 1 BB: 0 P: 19	R: 0 E: 0 K: 1 S: 6	H: 0 LOB: 0 BB: 0 P: 12	R: 1 E: 0 K: 2 S: 18	H: 2 LOB: 2 BB: 1 P: 30	R: 1 E: 0 K: 1 S: 15	H: 1 LOB: 1 BB: 1 P: 24	R: 0 E: 0 K: 1 S: 12	H: 0 LOB: 0 BB: 0 P: 14	R: 0 E: 0 K: 0 S: 8	H: 1 LOB: 1 BB: 0 P: 13	R: 2 E: 0 K: 2 S: 10	H: 2 LOB: 0 BB: 1 P: 14	1B: 6 2B: 2 3B: 1 HR: 3	SF: 1 SAC: 0 DP: 0 HBP: 0	WP: 1 PB: 0 SB: 0 CS: 0	PA: 44													
PITCHER	IP WLS BF H R ER SO BB IBB HBP BLK WP HR S P ERA WHIP	PITCHER																																	
Matt Kinney, R ERA: 4.61 (1, 1)	6.0	27	8	5	4	5	2	0	0	0	0	1	1	65	101	6.00	1.667																		
Valerio De Los Santos, L ERA: 4.0 (7, 1)	1.0	5	1	1	1	1	1	0	0	0	0	0	1	15	24	9.00	2.000																		
Dan Kolb, R ERA: 3.48 (8, 1)	2.0	7	1	0	0	1	0	0	0	0	0	0	0	20	27	0.00	0.500																		
Mike DeJean, R ERA: 4.98 (10, 1)	1.0	L	5	2	2	2	0	0	0	0	0	1	10	14	18.00	2.000																			

Pittsburgh Pirates @ Milwaukee Brewers
Miller Park, Milwaukee, WI
Tue Jul 08 2003, 7:05 PM CDT
Att. 12,425 - Dome - 72 F

AB 40
R 8
H 12
RBI 8
BB 3
SO 9
LOB 9



Batter	1	2	3	4	5	6	7	8	9	10	AB	R	H	RBI	BB	SO	LOB	BOTTOM																	
Eric Young Sr., R OBP: 0.343, SLG: 0.431 (1, 4)	G5-3		G4-3			F9		K		G6-3	5	0	0	0	0	1	0																		
Scott Podsednik, L OBP: 0.403, SLG: 0.446 (1, 8)	G4-3		L1			1B HR		G3		1B 1B	5	2	2	0	0	0	0																		
Geoff Jenkins, L OBP: 0.360, SLG: 0.539 (1, 7)	G4-3				G5-3	1B HR		F8		1B BB	4	1	1	0	1	0	0																		
Richie Sexson, R OBP: 0.371, SLG: 0.512 (1, 3)		G6-3			K	1B HR		K		K	5	1	1	3	0	3	2																		
John Vander Wal, L OBP: 0.379, SLG: 0.495 (1, 9)		G3-1			G3-1	G3-1		G3-1		HR BB	4	1	1	1	1	0	0																		
Wes Helms, R OBP: 0.326, SLG: 0.454 (1, 5)		1B			F7		K		HR		4	1	2	2	0	1	0																		
Eddie Pérez, R OBP: 0.337, SLG: 0.479 (1, 2)		1B			K		HR		F7		4	1	2	1	0	1	0																		
Royce Clayton, R OBP: 0.288, SLG: 0.354 (1, 6)		K			K		L7		K		4	0	0	0	0	3	2																		
Matt Kinney, R ERA: 4.44 (8, 1) Keith Ginter, R ERA: 4.5 (7, 1) Valerio De Los Santos, L ERA: 4.42 (7, 1) Brady Clark, R ERA: 6.62 (8, 1) Dan Kolb, R ERA: 3.48 (8, 1) Brooks Kieschnick, L ERA: 3.43 (10, 1)			G1-3			K		G6-3		G1-3	1	0	0	0	0	0	0																		
Inning Stats	R: 0 E: 0 K: 0 S: 6	H: 0 LOB: 0 BB: 0 P: 11	R: 0 E: 0 K: 1 S: 9	H: 2 LOB: 2 BB: 0 P: 13	R: 0 E: 0 K: 0 S: 5	H: 0 LOB: 0 BB: 0 P: 9	R: 0 E: 0 K: 1 S: 7	H: 0 LOB: 0 BB: 0 P: 9	R: 0 E: 0 K: 2 S: 8	H: 0 LOB: 0 BB: 0 P: 9	R: 3 E: 0 K: 1 S: 10	H: 3 LOB: 3 BB: 1 P: 18	R: 1 E: 0 K: 1 S: 11	H: 1 LOB: 0 BB: 0 P: 14	R: 0 E: 0 K: 1 S: 11	H: 0 LOB: 0 BB: 0 P: 15	R: 2 E: 0 K: 2 S: 14	H: 1 LOB: 1 BB: 1 P: 26	R: 1 E: 0 K: 1 S: 11	H: 2 LOB: 2 BB: 1 P: 20	1B: 6 2B: 0 3B: 0 HR: 3	SF: 0 SAC: 0 DP: 0 HBP: 0	WP: 1 PB: 0 SB: 0 CS: 0	PA: 41											
PITCHER	IP WLS BF H R ER SO BB IBB HBP BLK WP HR S P ERA WHIP	PITCHER																																	
Josh Fogg, R ERA: 4.44 (1, 1)	6.0	23	5	3	3	5	0	0	0	0	0	1	16	20	6.75	0.750																			
Mike Lincoln, R ERA: 4.5 (7, 1)	1.1	H	5	1	1	1	2	0	0	0	0	0	1	14	26	18.00	2.000																		
Scott Sauerbeck, L ERA: 4.42 (8, 1)	0.2	H	2	0	0	0	0	0	0	0	0	0	6	9	0.00	0.000																			
Mike Williams, R ERA: 6.62 (9, 1)	1.0	W	6	1	2	2	1	0	0	0	1	1	14	26	18.00	2.000																			
Joe Beimel, L ERA: 3.43 (10, 1)	0.1	H	3	1	1	1	0	1	0	0	0	0	6	11	27.00	6.000																			

Pittsburgh Pirates @ Milwaukee Brewers
Miller Park, Milwaukee, WI
Tue Jul 08 2003, 7:05 PM CDT
Att. 12,425 - Dome - 72 F

AB 39
R 7
H 9
RBI 7
BB 2
SO 10
LOB 5



Batter	1	2	3	4	5	6	7	8	9	10	11	12	AB	R	H	RBI	BB	SO	LOB	TOP						
Kenny Lofton, L OBP: 0.339, SLG: 0.455 (1.8)	G1-3		F9			F9		G4-3					5	0	2	0	0	0	0							
18 Jason Kendall, R OBP: 0.391, SLG: 0.405 (1.2)	G6-3		P3			3B		G6-3		G1-3			5	1	1	0	0	0	2							
Brian Giles, L OBP: 0.440, SLG: 0.521 (1.7)	P5					1B		F9					5	0	1	1	0	0	0							
Aramis Ramirez, R OBP: 0.332, SLG: 0.424 (1.5)		P5		P3		G3							5	0	0	0	0	1	1							
Craig Wilson, R OBP: 0.358, SLG: 0.422 (9.9)		K				1B		F7					5	0	1	0	0	3	1							
Reggie Sanders, R OBP: 0.315, SLG: 0.483 (9. FR)													2	0	0	0	2	1	1							
Abraham Nunez, S OBP: 0.288, SLG: 0.255 (9. FR)													0	0	0	0	0	0	0							
Carlos Rivera, L OBP: 0.217, SLG: 0.286 (9.3)													1	0	0	0	0	1	0							
2 Jack Wilson, R OBP: 0.295, SLG: 0.353 (1.6)		P4				G1-4-3		G5-3		L7			4	0	0	0	1	0	2							
Jeff Rebutel, R OBP: 0.353, SLG: 0.370 (1.4)			G4-3		G1-4-3					F8			5	0	1	0	0	1	1							
Kris Benson, R OBP: 0.320, SLG: 0.417 (7. PR)			G1-3										2	0	0	0	0	0	0							
Randall Simon, L OBP: 0.200, SLG: 0.241 (7. PR)													0	0	0	0	0	0	0							
Mike Lincoln, R OBP: 0.288, SLG: 0.255 (9.3)													0	0	0	0	0	0	0							
Scott Sauerbeck, R OBP: 0.217, SLG: 0.286 (9.3)													1	0	0	0	0	1	0							
Adam Hyzdu, R OBP: 0.217, SLG: 0.286 (10.1)													0	0	0	0	0	0	0							
Brian Boehringer, S OBP: 0.217, SLG: 0.286 (10.1)													0	0	0	0	0	0	0							
Joe Beimel, L OBP: 0.217, SLG: 0.286 (12.1)													0	0	0	0	0	0	0							
Inning Stats	R: 0 E: 0 K: 0 S: 6	H: 0 LOB: 0 BB: 0 P: 7	R: 0 E: 0 K: 1 S: 10	H: 0 LOB: 1 BB: 1 P: 18	R: 0 E: 0 K: 0 S: 14	H: 1 LOB: 1 BB: 0 P: 19	R: 0 E: 0 K: 1 S: 7	H: 1 LOB: 1 BB: 0 P: 9	R: 0 E: 0 K: 0 S: 6	H: 0 LOB: 0 BB: 1 P: 12	R: 1 E: 0 K: 0 S: 14	H: 2 LOB: 1 BB: 0 P: 20	R: 0 E: 0 K: 0 S: 6	H: 1 LOB: 0 BB: 0 P: 10	R: 0 E: 0 K: 1 S: 9	H: 0 LOB: 1 BB: 1 P: 17	R: 0 E: 0 K: 1 S: 11	H: 0 LOB: 0 BB: 0 P: 14	R: 0 E: 0 K: 2 S: 9	H: 0 LOB: 0 BB: 0 P: 11	R: 0 E: 0 K: 2 S: 9	H: 0 LOB: 0 BB: 0 P: 13	1B: 4 2B: 1 3B: 1 HR: 0	SF: 0 SAC: 0 DP: 1 HBP: 0	WP: 0 PB: 0 SB: 0 CS: 0	PA: 44
PITCHER	IP	WLS	BF	H	R	ER	SO	BB	IBB	HBP	BLK	WP	HR	S	P	ERA	WHIP									
Glendon Rusch, L ERA: 4.09	(1.1)	6.0	23	4	1	1	2	2	0	0	0	0	0	57	8	1.50	1.000									
Leo Estrella, R ERA: 1.89	(7.1)	2.0	7	1	0	0	0	0	0	0	0	0	0	14	19	0.00	0.500									
Mike DeJean, R ERA: 4.87	(9.1)	1.0	4	0	0	0	1	1	0	0	0	0	0	9	17	0.00	1.000									
Shane Nance, L ERA: 6.59	(10.1)	1.0	4	1	0	0	1	0	0	0	0	0	0	11	14	0.00	1.000									
Dan Kolb, R ERA: 3.18	(11.1)	1.0	3	0	0	0	2	0	0	0	0	0	0	9	11	0.00	0.000									

Pittsburgh Pirates @ Milwaukee Brewers
Miller Park, Milwaukee, WI
Wed Jul 09 2003, 7:05 PM CDT
Alt. 22,490 - Cloudy - 74 F

AB	41
R	1
H	6
RBI	1
BB	3
SO	8
LOB	9



Batter	1	2	3	4	5	6	7	8	9	10	11	12	AB	R	H	RBI	BB	SO	LOB	BOTTOM						
Eric Young Sr., R OBP: 0.337, SLG: 0.422 (1.4)	F8		F8			L8							6	0	0	0	0	0	4							
Scott Podsednik, L OBP: 0.401, SLG: 0.442 (1.8)	E6		E			G4-3							5	0	1	0	1	0	2							
Geoff Jenkins, L OBP: 0.362, SLG: 0.537 (1.7)			E7										5	0	2	0	1	2	0							
Richie Sexson, R OBP: 0.373, SLG: 0.509 (1.3)	F9		F8										4	1	1	1	2	1	4							
John Vander Wal, L OBP: 0.373, SLG: 0.486 (1.9)	F8					F7							6	0	1	0	0	2	6							
Wes Helms, R OBP: 0.324, SLG: 0.448 (1.5)		F8		F8		F9							6	0	1	1	0	2	4							
Eddie Pérez, R OBP: 0.345, SLG: 0.490 (1.2)													4	0	3	0	0	1	0							
Enrique Cruz, R OBP: 0.172, SLG: 0.113 (8. PR)													0	0	0	0	0	0	0							
Keith Osik, R OBP: 0.323, SLG: 0.295 (9.2)													1	0	0	0	0	0	1							
Royce Clayton, R OBP: 0.297, SLG: 0.349 (1.6)													4	0	0	0	1	2	3							
Denner Reyes, L ERA: 6.00													2	0	1	0	0	0	0							
Leo Estrella, R ERA: 1.89													0	0	0	0	0	0	0							
Brian Giles, L OBP: 0.440, SLG: 0.521 (1.7)													0	0	0	0	0	0	0							
Mike DeJean, R ERA: 4.87													0	0	0	0	0	0	0							
Adam Hyzdu, R OBP: 0.217, SLG: 0.286 (10.1)													0	0	0	0	0	0	0							
Brian Boehringer, S OBP: 0.217, SLG: 0.286 (10.1)													0	0	0	0	0	0	0							
Joe Beimel, L OBP: 0.217, SLG: 0.286 (12.1)													0	0	0	0	0	0	0							
Inning Stats	R: 0 E: 1 K: 0 S: 9	H: 1 LOB: 2 BB: 0 P: 15	R: 0 E: 0 K: 0 S: 8	H: 1 LOB: 0 BB: 0 P: 9	R: 0 E: 1 K: 0 S: 12	H: 1 LOB: 2 BB: 1 P: 20	R: 0 E: 0 K: 0 S: 9	H: 1 LOB: 1 BB: 1 P: 16	R: 1 E: 0 K: 1 S: 13	H: 2 LOB: 3 BB: 2 P: 26	R: 0 E: 0 K: 3 S: 9	H: 1 LOB: 1 BB: 0 P: 15	R: 0 E: 0 K: 0 S: 9	H: 1 LOB: 0 BB: 0 P: 13	R: 0 E: 0 K: 1 S: 10	H: 0 LOB: 0 BB: 0 P: 12	R: 0 E: 0 K: 1 S: 14	H: 1 LOB: 1 BB: 0 P: 13	R: 0 E: 0 K: 1 S: 14	H: 1 LOB: 0 BB: 0 P: 21	R: 1 E: 0 K: 1 S: 9	H: 2 LOB: 2 BB: 1 P: 17	1B: 11 2B: 1 3B: 0 HR: 0	SF: 0 SAC: 0 DP: 2 HBP: 0	WP: 1 PB: 0 SB: 0 CS: 0	PA: 51
PITCHER	IP	WLS	BF	H	R	ER	SO	BB	IBB	HBP	BLK	WP	HR	S	P	ERA	WHIP									
Kris Benson, R ERA: 4.00	(1.1)	6.0	29	7	1	1	2	4	0	0	0	1	0	67	111	1.50	1.833									
Mike Lincoln, R ERA: 2.84	(7.1)	2.1	8	1	0	0	5	0	0	0	0	0	0	22	34	0.00	0.429									
Scott Sauerbeck, L ERA: 4.34	(9.1)	0.2	2	0	0	0	0	0	0	0	0	0	0	5	6	0.00	0.000									
Brian Boehringer, R ERA: 6.00	(10.1)	2.0	7	2	0	0	2	0	0	0	1	0	0	24	34	0.00	1.000									
Joe Beimel, L ERA: 3.50	(12.1)	0.2	5	2	1	1	1	1	0	0	0	0	0	9	17	13.50	4.500									

Pittsburgh Pirates @ Milwaukee Brewers
Miller Park, Milwaukee, WI
Wed Jul 09 2003, 7:05 PM CDT
Alt. 22,490 - Cloudy - 74 F

AB	46
R	2
H	12
RBI	2
BB	5
SO	10
LOB	25



Batter	1	2	3	4	5	6	7	8	9	AB	R	H	RBI	BB	SO	LOB	TOP								
D'Angelo Jimenez, S OBP: 0.339, SLG: 0.415	G5-3		1B			FC5	L4		F7	5	1	2	0	0	0	1	Cincinnati Reds @ Milwaukee Brewers Miller Park, Milwaukee, WI Fri Jul 11 2003, 7:05 PM CDT Att: 28,130 - Cloudy - 75 F								
Barry Larkin, R OBP: 0.333, SLG: 0.376	G1-3		L4			FC5		2B	2B	5	2	2	1	0	0	1									
Jose Guillen, R OBP: 0.393, SLG: 0.619	1B					HR		E	L3	5	2	3	2	0	0	2									
Ken Griffey Jr., L OBP: 0.366, SLG: 0.553	K					HR		K	IBB	4	1	1	2	1	3	2									
Aaron Boone, R OBP: 0.328, SLG: 0.456		F8				G6-3		E1	P4	5	0	1	0	0	0	3									
Sean Casey, L OBP: 0.348, SLG: 0.421		F7				WP		G6-3		3	0	1	0	1	0	1									
Adam Dunn, L OBP: 0.349, SLG: 0.505						1B				3	0	0	0	1	0	2									
Felix Heredia, L OBP: 0.333, SLG: 0.333						F9		G1-6-3		0	0	0	0	0	0	0									
Scott Sullivan, R OBP: 0.333, SLG: 0.333						G1-6-3		IBB		0	0	0	0	0	0	0									
Kelly Stinnett, R OBP: 0.290, SLG: 0.407			P3			K		L8	P3	4	0	0	0	0	1	3									
Ryan Dempster, R OBP: 0.069, SLG: 0.036						L7				3	0	0	0	0	2	1									
Reggie Taylor, L OBP: 0.257, SLG: 0.361								K	2B	1	0	1	0	0	0	0									
Inning Stats	R: 0 E: 0 K: 1 S: 11	H: 1 LOB: 1 BB: 0 P: 15	R: 0 E: 0 K: 0 S: 7	H: 0 LOB: 0 BB: 0 P: 10	R: 0 E: 0 K: 1 S: 17	H: 1 LOB: 1 BB: 0 P: 21	R: 0 E: 0 K: 1 S: 9	H: 0 LOB: 0 BB: 0 P: 15	R: 0 E: 0 K: 1 S: 7	H: 1 LOB: 1 BB: 0 P: 10	R: 4 E: 1 K: 0 S: 14	H: 3 LOB: 0 BB: 1 P: 25	R: 0 E: 0 K: 1 S: 8	H: 0 LOB: 0 BB: 0 P: 11	R: 2 E: 1 K: 1 S: 15	H: 3 LOB: 2 BB: 1 P: 22	R: 0 E: 0 K: 0 S: 10	H: 2 LOB: 3 BB: 1 P: 21	1B: 7 2B: 2 3B: 1 HR: 1	SF: 0 SAC: 0 DP: 1 HBP: 0	WP: 1 PB: 0 SB: 0 CS: 0	PA: 41			
PITCHER	IP	WLS	BF	H	R	ER	SO	BB	IBB	HBP	BLK	WP	HR	S	P	ERA	WHIP								
15 Ben Sheets, R ERA: 4.19	5.0	L	22	6	4	4	4	0	0	0	0	1	1	59	84	7.20	1.200								
Valerio De Los Santos, L ERA: 3.72	2.0		6	0	0	0	1	1	0	0	0	0	0	14	23	0.00	0.500								
Leo Estrella, R ERA: 2.26	1.0		7	3	2	2	1	0	1	0	0	0	0	15	22	18.00	3.000								
Brooks Kieschnick, R ERA: 4.35	1.0		6	2	0	0	0	0	1	0	0	0	0	10	21	0.00	2.000								

AB	38
R	6
H	11
RBI	5
BB	3
SO	6
LOB	16



Batter	1	2	3	4	5	6	7	8	9	AB	R	H	RBI	BB	SO	LOB	BOTTOM								
Eric Young Sr., R OBP: 0.334, SLG: 0.417	F8		G6-4-3			G6-3		L6	G6-4-3	5	0	1	0	0	0	2	Cincinnati Reds @ Milwaukee Brewers Miller Park, Milwaukee, WI Fri Jul 11 2003, 7:05 PM CDT Att: 28,130 - Cloudy - 75 F								
Scott Podsednik, L OBP: 0.396, SLG: 0.438	F8		G6-4-3			G4-3		K	2B	5	0	1	0	0	1	3									
Geoff Jenkins, L OBP: 0.356, SLG: 0.524	K2-3					1B		K	G3	4	0	0	0	1	3	1									
Richie Sexson, R OBP: 0.375, SLG: 0.515						G4-3		G6-3	E	2	0	1	0	2	0	0									
John Vander Wal, L OBP: 0.377, SLG: 0.493						G5-3		1B	BB	3	1	2	0	0	1	1									
Brady Clark, R OBP: 0.296, SLG: 0.336						K		1B	E	1	0	1	0	0	0	0									
Wes Helms, R OBP: 0.319, SLG: 0.440						G4-3		K	L4	4	0	1	1	0	1	6									
Keith Osik, R OBP: 0.321, SLG: 0.294						K		1B	E6	4	0	1	0	0	1	6									
Royce Clayton, R OBP: 0.293, SLG: 0.343						F8		L4	G5-3	4	0	1	0	0	0	5									
15 Ben Sheets, R OBP: 0.116, SLG: 0.095						SH3		K		1	0	1	0	0	0	0									
Valerio De Los Santos, L OBP: 0.333, SLG: 0.378						1B			G6-4-3	0	0	0	0	0	0	0									
Keith Ginter, R OBP: 0.333, SLG: 0.378						1B				1	0	0	0	0	1	0									
Leo Estrella, R OBP: 0.333, SLG: 0.378						1B				0	0	0	0	0	0	0									
Brooks Kieschnick, L OBP: 0.356, SLG: 0.636						1B				0	0	0	0	1	0	0									
Inning Stats	R: 0 E: 0 K: 1 S: 7	H: 0 LOB: 0 BB: 0 P: 14	R: 0 E: 0 K: 2 S: 8	H: 0 LOB: 1 BB: 1 P: 14	R: 0 E: 0 K: 0 S: 7	H: 2 LOB: 1 BB: 0 P: 12	R: 0 E: 0 K: 1 S: 14	H: 2 LOB: 2 BB: 1 P: 23	R: 0 E: 0 K: 0 S: 8	H: 1 LOB: 1 BB: 0 P: 11	R: 1 E: 0 K: 1 S: 15	H: 3 LOB: 2 BB: 0 P: 23	R: 0 E: 0 K: 2 S: 8	H: 0 LOB: 0 BB: 0 P: 10	R: 0 E: 1 K: 1 S: 14	H: 1 LOB: 3 BB: 1 P: 22	R: 0 E: 0 K: 0 S: 8	H: 1 LOB: 1 BB: 1 P: 16	1B: 8 2B: 2 3B: 0 HR: 0	SF: 0 SAC: 1 DP: 3 HBP: 0	WP: 0 PB: 0 SB: 0 CS: 0	PA: 39			
PITCHER	IP	WLS	BF	H	R	ER	SO	BB	IBB	HBP	BLK	WP	HR	S	P	ERA	WHIP								
Ryan Dempster, R ERA: 6.55	7.0	W	29	8	1	1	7	2	0	0	0	0	0	67	107	1.29	1.429								
Felix Heredia, L ERA: 3.2	0.1		2	0	0	0	1	1	0	0	0	0	0	6	11	0.00	3.000								
Scott Sullivan, R ERA: 3.89	1.2		8	2	0	0	0	1	0	0	0	0	0	16	27	0.00	1.800								



Batter	1	2	3	4	5	6	7	8	9	AB	R	H	RBI	BB	SO	LOB	TOP					
D'Angelo Jimenez, S OBP: 0.337, SLG: 0.412										4	0	1	0	1	0	3	Cincinnati Reds @ Milwaukee Brewers Miller Park, Milwaukee, WI Sat Jul 12 2003, 6:05 PM CDT Att: 33,977 - Sunny - 73 F					
Barry Larkin, R OBP: 0.341, SLG: 0.379										4	1	2	1	1	1	0						
Jose Guillen, R OBP: 0.390, SLG: 0.611										5	1	1	0	0	2	4						
Ken Griffey Jr., L OBP: 0.367, SLG: 0.564										4	2	1	1	0	1	5						
Aaron Boone, R OBP: 0.329, SLG: 0.452										3	0	0	1	2	0	0						
Sean Casey, L OBP: 0.350, SLG: 0.420										3	0	1	2	1	1	1						
Adam Dunn, L OBP: 0.348, SLG: 0.500										3	0	0	0	0	2	3						
Kelly Stinnett, R OBP: 0.296, SLG: 0.425										4	1	2	0	0	1	4						
Jimmy Haynes, R OBP: 0.250, SLG: 0.300										2	0	0	0	0	0	1						
Russell Branyan, L OBP: 0.379, SLG: 0.426										1	0	0	0	0	1	3						
Chris Reitsma, R OBP: 0.125, SLG: 0.125										0	0	0	0	0	0	0						
Felix Heredia, L OBP: 0.333, SLG: 0.333										0	0	0	0	0	0	0						
Inning Stats	R: 0 E: 0 K: 1 S: 8	H: 1 LOB: 1 BB: 1 P: 15	R: 0 E: 0 K: 2 S: 9	H: 0 LOB: 0 BB: 0 P: 15	R: 0 E: 0 K: 0 S: 5	H: 1 LOB: 0 BB: 0 P: 6	R: 0 E: 0 K: 2 S: 9	H: 0 LOB: 0 BB: 0 P: 13	R: 0 E: 1 K: 1 S: 12	H: 0 LOB: 1 BB: 0 P: 16	R: 3 E: 0 K: 1 S: 16	H: 3 LOB: 2 BB: 1 P: 24	R: 1 E: 1 K: 0 S: 19	H: 2 LOB: 2 BB: 1 P: 27	R: 0 E: 0 K: 1 S: 8	H: 0 LOB: 3 BB: 2 P: 22	R: 1 E: 0 K: 1 S: 8	H: 1 LOB: 0 BB: 0 P: 11	1B: 5 2B: 4 3B: 0 HR: 1	SF: 0 SAC: 1 DP: 3 HBP: 2	WP: 0 PB: 0 SB: 0 CS: 0	PA: 41
PITCHER	IP WLS BF H R ER SO BB IBB HBP BLK WP HR S P ERA WHIP																					
Wayne Franklin, L ERA: 4.81	(1, 1) 6.1 L 28 6 4 4 7 3 0 0 0 0 0 0 0 64 99 5.68 1.421																					
Dan Kolb, R ERA: 3.0	(7, 1) 0.2 3 1 0 0 0 0 0 0 0 0 0 0 14 17 0.00 1.500																					
Shane Nance, L ERA: 6.28	(8, 1) 0.0 3 0 0 0 0 0 2 0 0 1 0 0 0 3 15 ∞ ∞																					
Leo Estrella, R ERA: 2.29	(8, 1) 1.0 3 0 0 0 0 1 0 0 0 0 0 0 0 5 7 0.00 0.000																					
Mike DeJean, R ERA: 4.99	(9, 1) 1.0 4 1 1 1 1 0 0 0 0 0 0 0 1 8 11 9.00 1.000																					

Batter	1	2	3	4	5	6	7	8	9	AB	R	H	RBI	BB	SO	LOB	BOTTOM					
Eric Young Sr., R OBP: 0.333, SLG: 0.425										4	1	1	1	0	0	0	Cincinnati Reds @ Milwaukee Brewers Miller Park, Milwaukee, WI Sat Jul 12 2003, 6:05 PM CDT Att: 33,977 - Sunny - 73 F					
Scott Podsednik, L OBP: 0.394, SLG: 0.439										4	0	1	0	0	0	0						
Geoff Jenkins, L OBP: 0.353, SLG: 0.518										4	0	0	0	0	0	1						
Richie Sexson, R OBP: 0.376, SLG: 0.513										3	0	1	0	1	1	1						
John Vander Wal, L OBP: 0.372, SLG: 0.486										3	0	0	0	0	1	2						
Brady Clark, R OBP: 0.294, SLG: 0.333										1	0	0	0	0	0	1						
Wes Helms, R OBP: 0.322, SLG: 0.442										3	0	2	0	0	0	1						
Keith Osik, R OBP: 0.315, SLG: 0.288										3	0	0	0	0	0	3						
Royce Clayton, R OBP: 0.290, SLG: 0.340										3	0	0	0	0	0	1						
Wayne Franklin, L OBP: 0.198, SLG: 0.198										2	0	0	0	0	0	1						
Dan Kolb, R ERA: 3.0	(7, 1) 0.2 3 1 0 0 0 0 0 0 0 0 0 0 14 17 0.00 1.500																					
Shane Nance, L ERA: 6.28	(8, 1) 0.0 3 0 0 0 0 0 2 0 0 1 0 0 0 3 15 ∞ ∞																					
Leo Estrella, R ERA: 2.29	(8, 1) 1.0 3 0 0 0 0 1 0 0 0 0 0 0 0 5 7 0.00 0.000																					
Brooks Kieschnick, L OBP: 0.346, SLG: 0.622	(8, PH) 0.0 3 0 0 0 0 0 0 0 0 0 0 0 0 0 0 0 0																					
Mike DeJean, R ERA: 4.99	(9, 1) 1.0 4 1 1 1 1 0 0 0 0 0 0 0 0 1 8 11 9.00 1.000																					
Inning Stats	R: 1 E: 0 K: 0 S: 7	H: 1 LOB: 0 BB: 0 P: 11	R: 0 E: 0 K: 0 S: 5	H: 1 LOB: 0 BB: 0 P: 7	R: 0 E: 0 K: 0 S: 6	H: 0 LOB: 0 BB: 0 P: 10	R: 0 E: 0 K: 0 S: 6	H: 0 LOB: 1 BB: 1 P: 13	R: 0 E: 0 K: 1 S: 12	H: 1 LOB: 0 BB: 0 P: 17	R: 0 E: 0 K: 0 S: 9	H: 0 LOB: 0 BB: 0 P: 13	R: 0 E: 0 K: 1 S: 10	H: 1 LOB: 1 BB: 0 P: 16	R: 0 E: 0 K: 1 S: 8	H: 0 LOB: 0 BB: 0 P: 10	R: 0 E: 0 K: 1 S: 12	H: 1 LOB: 1 BB: 0 P: 21	1B: 3 2B: 1 3B: 0 HR: 1	SF: 0 SAC: 0 DP: 1 HBP: 0	WP: 0 PB: 0 SB: 0 CS: 0	PA: 32
PITCHER	IP WLS BF H R ER SO BB IBB HBP BLK WP HR S P ERA WHIP																					
Jimmy Haynes, R ERA: 5.29	(1, 1) 7.0 W 25 4 1 1 2 1 0 0 0 0 0 0 0 55 87 1.29 0.714																					
Chris Reitsma, R ERA: 4.02	(8, 1) 1.0 H 3 0 0 0 0 1 0 0 0 0 0 0 0 8 10 0.00 0.000																					
Felix Heredia, L ERA: 3.14	(9, 1) 1.0 4 1 0 0 0 1 0 0 0 0 0 0 0 0 12 21 0.00 1.000																					

AB	33
R	5
H	8
RBI	5
BB	5
SO	9
LOB	24



AB	31
R	1
H	5
RBI	1
BB	1
SO	4
LOB	11



Batter	1	2	3	4	5	6	7	8	9	10	11	12	AB	R	H	RBI	BB	SO	LOB	TOP										
D'Angelo Jimenez, S OBP: 0.343, SLG: 0.412	1-2 E S 1B		4-2 WP BB		4-1 1B HR BB		0-1 F9		4-1 S 1B G4-3 BB		2-2 F7		3	2	1	0	3	0	0											
Barry Larkin, R OBP: 0.341, SLG: 0.377	2-3 SAFE SAFE K		1-0 L9		1-2 HR 1B		1-0 F8		1-1 G4-3 S 1B 1B		2-3 K		6	2	2	1	0	2	2											
Jose Guillen, R OBP: 0.389, SLG: 0.616	1-3 K				1-2 HR P3			0-1 1B FC4-6 1B		1-2 G4-3			6	2	2	2	0	1	4											
Sean Casey, L OBP: 0.397, SLG: 0.434	1-0 G4-3				4-0 BB HR			1-2 FC4-6 1B		2-2 1B		2-2 HR 1B		5	2	4	4	1	0	1										
Aaron Boone, R OBP: 0.326, SLG: 0.456		0-1 P2		2-1 P4				0-0 FC4-6 1B		3-0 G5-3		1-2 HR 1B		6	1	1	3	0	1	3										
Adam Dunn, L OBP: 0.343, SLG: 0.491	0-0 P2			4-2 BB			2-2 P3		1-1 F8		2-1 P4		5	0	0	0	1	0	1											
Kelly Stinnett, R OBP: 0.291, SLG: 0.414	1-3 K			1-3 K			1-2 G4-3 1B		1-3 K		0-1 F8		6	0	1	0	0	3	3											
Reggie Taylor, L OBP: 0.245, SLG: 0.343			3-2 F7		1-1 F9		0-1 G4-3				1-1 F8		5	0	0	0	0	1	3											
Felix Heredia, L OBP: 0.333, SLG: 0.333							1-2 G4-3				1-3 K		0	0	0	0	0	0	0											
Danny Graves, R ERA: 3.51			0-0 L6		2-3 K			2-2 G6-3		4-2 BB 1B BB		0-0 F9		1	0	0	0	0	0											
Inning Stats	R: 0 E: 1 K: 2 S: 11	H: 1 LOB: 1 BB: 0 P: 16	R: 0 E: 0 K: 1 S: 8	H: 0 LOB: 0 BB: 0 P: 9	R: 0 E: 0 K: 0 S: 8	H: 0 LOB: 1 BB: 1 P: 16	R: 1 E: 0 K: 1 S: 13	H: 1 LOB: 2 BB: 2 P: 26	R: 3 E: 0 K: 2 S: 17	H: 2 LOB: 0 BB: 1 P: 28	R: 0 E: 0 K: 0 S: 10	H: 1 LOB: 0 BB: 0 P: 13	R: 1 E: 0 K: 1 S: 11	H: 2 LOB: 1 BB: 0 P: 14	R: 3 E: 0 K: 0 S: 14	H: 2 LOB: 1 BB: 2 P: 27	R: 0 E: 0 K: 1 S: 8	H: 0 LOB: 0 BB: 0 P: 11	R: 0 E: 0 K: 1 S: 8	H: 0 LOB: 0 BB: 0 P: 12	R: 2 E: 0 K: 0 S: 10	H: 2 LOB: 0 BB: 0 P: 16	1B: 8 2B: 0 3B: 0 HR: 3	SF: 0 SAC: 0 DP: 1 HBP: 0	WP: 1 PB: 0 SB: 3 CS: 0	PA: 52				
PITCHER	IP WLS BF H R ER SO BB IBB HBP BLK WP HR S P ERA WHIP	5.0 23 6 4 4 6 4 0 0 0 0 0 0 16 22 0.00 0.500	6.1 10 5 2 1 1 1 0 0 0 0 0 0 11 14 9.00 2.000	8.1 10 7 2 3 3 0 2 0 0 0 0 0 14 27 27.00 4.000	10.1 10 3 0 0 0 1 0 0 0 0 0 0 8 11 0.00 0.000	11.1 2.0 8 2 2 2 1 0 0 0 0 0 2 2 2.00 1.000	11.1 2.0 8 2 2 2 1 0 0 0 0 0 0 2 2 2.00 1.000																							

Cincinnati Reds @ Milwaukee Brewers
Miller Park, Milwaukee, WI
Sun Jul 13 2003, 1:05 PM CDT
Att. 23,632 - Sunny - 79 F

AB 46
R 10
H 11
RBI 10
BB 6
SO 9
LOB 17



Batter	1	2	3	4	5	6	7	8	9	10	11	12	AB	R	H	RBI	BB	SO	LOB	BOTTOM								
Scott Podsednik, L OBP: 0.393, SLG: 0.437	1-2 G3-1		2-1 HR 1B	2-3 K		2-1 FC6-4			1-0 S 1B 1B	0-1 FC6-4			6	2	2	0	0	1	3									
Keith Ginter, R OBP: 0.337, SLG: 0.389	1-1 F9		1-3 K	1-1 HR			0-2 G5-3		0-1 SAFE SAFE B1		2-3 K		6	1	1	2	0	2	2									
Brady Clark, R OBP: 0.296, SLG: 0.361	0-0 2B		1-0 HR	1-2 F8			2-3 K		3-3 SAFE SAFE K		2-0 F8		6	2	2	2	0	2	1									
Richie Sexson, R OBP: 0.376, SLG: 0.513	2-2 2B		0-1 G5-3		3-2 G6-3		2-1 F8		0-1 WP 1B		1-2 G6-3		6	0	2	2	0	0	0									
John Vander Wal, L OBP: 0.372, SLG: 0.489	1-0 G4-3		3-2 E 2B		1-2 G4-3		1-3 K		4-1 1B IBB		1-2 G4-3		3	1	1	0	0	0	1									
Wes Helms, R OBP: 0.327, SLG: 0.454		0-1 HR	1-2 E5		1-1 G6-3		4-2 2B BB		3-3 K		3-3 K		3	1	2	1	1	0	0									
Royce Clayton, R OBP: 0.289, SLG: 0.338			2-4 HR 1B										2	0	0	0	0	2	2									
Eddie Pérez, R OBP: 0.338, SLG: 0.485		1-0 G5-3	0-2 G5-3			0-0 G5-3		1-0 2B		3-3 K		1-2 G5-3		6	0	1	0	0	1									
Enrique Cruz, R OBP: 0.159, SLG: 0.103		0-0 G5-3		2-3 K		0-0 P4		0-0 G5-3		0-3 K			5	0	0	0	0	2	2									
Matt Kinney, R ERA: 3.86	2-2 L9			0-2 HR 2B		4-2 FC6-4 BB		3-2 L4		4-1 FC6-4 BB			2	1	1	0	0	0	0									
Inning Stats	R: 1 E: 0 K: 0 S: 10	H: 2 LOB: 1 BB: 0 P: 15	R: 1 E: 0 K: 0 S: 7	H: 1 LOB: 0 BB: 0 P: 10	R: 3 E: 1 K: 1 S: 20	H: 4 LOB: 1 BB: 0 P: 28	R: 2 E: 0 K: 2 S: 17	H: 2 LOB: 0 BB: 0 P: 23	R: 0 E: 0 K: 0 S: 8	H: 0 LOB: 0 BB: 1 P: 14	R: 0 E: 0 K: 1 S: 12	H: 1 LOB: 1 BB: 0 P: 21	R: 1 E: 0 K: 2 S: 14	H: 2 LOB: 2 BB: 1 P: 24	R: 0 E: 0 K: 2 S: 11	H: 0 LOB: 1 BB: 1 P: 18	R: 0 E: 0 K: 1 S: 10	H: 0 LOB: 0 BB: 0 P: 17	1B: 4 2B: 5 3B: 0 HR: 3	SF: 0 SAC: 0 DP: 0 HBP: 0	WP: 1 PB: 0 SB: 1 CS: 0	PA: 52						
PITCHER	IP WLS BF H R ER SO BB IBB HBP BLK WP HR S P ERA WHIP	3.2 20 9 7 6 3 0 0 0 0 0 0 0 3 51 72 14.73 2.455	4.1 10 5 2 1 1 1 0 0 0 0 0 0 3 4 4 0.00 0.000	5.1 7 0 0 0 0 1 0 0 0 0 0 0 16 27 0.00 0.500	6.1 6 1 0 0 2 1 0 0 0 0 0 0 16 26 0.00 1.500	8.1 2 0 0 0 0 0 0 0 0 0 0 0 4 7 0.00 0.000	9.1 1.2 8 9 2 1 1 4 1 1 0 0 0 1 0 23 40 5.40 1.800	10.1 2.1 7 0 0 0 2 0 0 0 0 0 0 0 0 19 31 0.00 0.000																				

Cincinnati Reds @ Milwaukee Brewers
Miller Park, Milwaukee, WI
Sun Jul 13 2003, 1:05 PM CDT
Att. 23,632 - Sunny - 79 F

AB 48
R 8
H 12
RBI 7
BB 4
SO 11
LOB 14



Batter	1	2	3	4	5	6	7	8	9	AB	R	H	RBI	BB	SO	LOB	TOP				
Eric Young Sr. R OBP: 0.333, SLG: 0.423 (1, 4)										5	1	2	0	0	0	1	Milwaukee Brewers @ Pittsburgh Pirates PNC Park, Pittsburgh, PA Thu Jul 17 2003, 7:05 PM EDT Att: 32,304 - Overcast - 79 F				
Scott Podsednik L OBP: 0.393, SLG: 0.432 (1, 8)										3	1	0	0	2	0	0					
Geoff Jenkins L OBP: 0.356, SLG: 0.523 (1, 7)										4	2	2	1	0	0	1					
Richie Sexson R OBP: 0.376, SLG: 0.513 (1, 3)											4	1	1	0	1	0		2			
John Vander Wal L OBP: 0.376, SLG: 0.500 Leo Estrella R (9, 1)										3	1	1	4	2	1	1					
Wes Helms R OBP: 0.325, SLG: 0.453 (1, 5)										5	0	1	0	0	2	4					
Keith Osik R OBP: 0.318, SLG: 0.287 (1, 2)										4	1	1	0	1	0	5					
Royce Clayton R OBP: 0.285, SLG: 0.333 (1, 6)										4	0	0	0	0	0	3					
Wayne Franklin L OBP: 0.125, SLG: 0.125 Valerio De Los Santos L OBP: 0.348 Mike DeJean R OBP: 0.387 Keith Ginter R OBP: 0.387 Dan Kolb R OBP: 0.387 Brady Clark R OBP: 0.296, SLG: 0.363 (1, 1), (6, 1), (7, 1), (8, 1), (9, 1)										3	0	1	1	0	0	1					
Inning Stats	R: 5 E: 1 K: 1 S: 17	H: 2 LOB: 1 BB: 2 P: 32	R: 1 E: 0 K: 1 S: 13	H: 1 LOB: 1 BB: 1 P: 21	R: 1 E: 0 K: 0 S: 9	H: 2 LOB: 1 BB: 0 P: 17	R: 0 E: 0 K: 1 S: 13	H: 2 LOB: 3 BB: 1 P: 22	R: 0 E: 0 K: 0 S: 7	H: 0 LOB: 0 BB: 0 P: 12	R: 0 E: 0 K: 0 S: 6	H: 1 LOB: 1 BB: 0 P: 15	R: 0 E: 0 K: 0 S: 10	H: 1 LOB: 1 BB: 1 P: 19	R: 0 E: 0 K: 0 S: 10	H: 0 LOB: 1 BB: 1 P: 17		1B: 5 2B: 2 3B: 0 HR: 2	SF: 0 SAC: 0 DP: 0 HBP: 1	WP: 0 PB: 0 CS: 1	PA: 43
PITCHER	IP WLS BF H R ER SO BB IBB HBP BLK WP HR S P ERA WHIP	IP WLS BF H R ER SO BB IBB HBP BLK WP HR S P ERA WHIP																			
Kris Benson R ERA: 4.97 16 Salomon Torres R ERA: 4.42 Joe Beimel L ERA: 3.48 Brian Boehringer R ERA: 6.27 Mike Lincoln R ERA: 2.25 (1, 1), (3, 1), (6, 1), (7, 1), (8, 1), (9, 1)	2.0 L 14 3 6 5 2 3 0 1 0 0 0 2 30 53 22.50 3.000	3.0 14 4 1 1 1 0 0 0 0 0 0 6 29 51 3.00 1.333	1.0 3 0 0 0 0 0 0 0 0 0 0 6 12 0.00 0.000	1.0 4 1 0 0 0 0 0 0 0 0 0 10 15 0.00 1.000	1.0 4 1 0 0 0 1 0 0 0 0 0 10 19 0.00 2.000																
PITCHER	IP WLS BF H R ER SO BB IBB HBP BLK WP HR S P ERA WHIP	IP WLS BF H R ER SO BB IBB HBP BLK WP HR S P ERA WHIP																			
Julian Tavarez R ERA: 4.28 (9, 1)	1.0 4 0 0 0 0 1 0 0 0 0 0 0 10 17 0.00 1.000																				

AB	36
R	7
H	9
RBI	6
BB	6
SO	3
LOB	18



Batter	1	2	3	4	5	6	7	8	9	AB	R	H	RBI	BB	SO	LOB	BOTTOM			
Kenny Lofton L OBP: 0.333, SLG: 0.443 (1, 8)										5	0	0	0	0	0	2	Milwaukee Brewers @ Pittsburgh Pirates PNC Park, Pittsburgh, PA Thu Jul 17 2003, 7:05 PM EDT Att: 32,304 - Overcast - 79 F			
18 Jason Kendall R OBP: 0.385, SLG: 0.404 (1, 2)										5	0	1	0	0	0	1				
Brian Giles L OBP: 0.446, SLG: 0.512 (1, 7)										4	0	2	0	1	0	0				
Aramis Ramirez R OBP: 0.325, SLG: 0.436 (1, 5)										4	0	0	0	0	1	4				
Reggie Sanders R OBP: 0.315, SLG: 0.496 (1, 9)										4	1	1	0	0	1	2				
Randall Simon L OBP: 0.306, SLG: 0.419 (1, 3)										4	1	2	0	0	1	2				
2 Jack Wilson R OBP: 0.288, SLG: 0.337 (1, 6)										2	1	1	0	2	0	1				
Jeff Reboulet R OBP: 0.356, SLG: 0.362 (1, 4)										3	1	1	0	1	1	1				
Kris Benson R ERA: 4.97 16 Salomon Torres R ERA: 4.42 Joe Beimel L ERA: 3.48 Brian Boehringer R ERA: 6.27 Mike Lincoln R ERA: 2.25 (1, 1), (3, 1), (6, 1), (7, 1), (8, 1), (9, 1)	5.1 W 25 6 5 5 2 2 0 0 0 0 0 0 5 13 0.00 1.500	0.2 H 3 0 0 0 0 1 0 0 0 0 0 0 5 13 0.00 1.500	1.0 H 4 1 0 0 2 1 0 0 0 0 0 0 11 20 0.00 2.000	1.0 H 4 2 0 0 0 0 0 0 0 0 0 0 12 16 0.00 2.000	1.0 S 3 0 0 0 0 0 0 0 0 0 0 0 6 9 0.00 0.000															
PITCHER	IP WLS BF H R ER SO BB IBB HBP BLK WP HR S P ERA WHIP	IP WLS BF H R ER SO BB IBB HBP BLK WP HR S P ERA WHIP																		
Wayne Franklin L ERA: 4.97 Valerio De Los Santos L ERA: 3.52 Mike DeJean R ERA: 5.32 Dan Kolb R ERA: 3.21 Leo Estrella R ERA: 2.58 (1, 1), (6, 1), (7, 1), (8, 1), (9, 1)	5.1 W 25 6 5 5 2 2 0 0 0 0 0 0 5 13 0.00 1.500	0.2 H 3 0 0 0 0 1 0 0 0 0 0 0 5 13 0.00 1.500	1.0 H 4 1 0 0 2 1 0 0 0 0 0 0 11 20 0.00 2.000	1.0 H 4 2 0 0 0 0 0 0 0 0 0 0 12 16 0.00 2.000	1.0 S 3 0 0 0 0 0 0 0 0 0 0 0 6 9 0.00 0.000															
PITCHER	IP WLS BF H R ER SO BB IBB HBP BLK WP HR S P ERA WHIP	IP WLS BF H R ER SO BB IBB HBP BLK WP HR S P ERA WHIP																		
Wayne Franklin L ERA: 4.97 Valerio De Los Santos L ERA: 3.52 Mike DeJean R ERA: 5.32 Dan Kolb R ERA: 3.21 Leo Estrella R ERA: 2.58 (1, 1), (6, 1), (7, 1), (8, 1), (9, 1)	5.1 W 25 6 5 5 2 2 0 0 0 0 0 0 5 13 0.00 1.500	0.2 H 3 0 0 0 0 1 0 0 0 0 0 0 5 13 0.00 1.500	1.0 H 4 1 0 0 2 1 0 0 0 0 0 0 11 20 0.00 2.000	1.0 H 4 2 0 0 0 0 0 0 0 0 0 0 12 16 0.00 2.000	1.0 S 3 0 0 0 0 0 0 0 0 0 0 0 6 9 0.00 0.000															
Inning Stats	R: 0 E: 0 K: 0 S: 8	H: 0 LOB: 0 BB: 0 P: 14	R: 0 E: 1 K: 1 S: 11	H: 0 LOB: 1 BB: 0 P: 15	R: 0 E: 1 K: 1 S: 14	H: 0 LOB: 1 BB: 0 P: 17	R: 0 E: 0 K: 0 S: 5	H: 1 LOB: 0 BB: 0 P: 9	R: 4 E: 0 K: 0 S: 21	H: 4 LOB: 1 BB: 1 P: 34	R: 1 E: 0 K: 2 S: 11	H: 1 LOB: 1 BB: 1 P: 20	R: 0 E: 0 K: 0 S: 12	H: 2 LOB: 1 BB: 0 P: 16	R: 0 E: 0 K: 0 S: 6	H: 0 LOB: 0 BB: 0 P: 9	1B: 7 2B: 2 3B: 0 HR: 1	SF: 1 SAC: 0 DP: 2 HBP: 0	WP: 0 PB: 0 CS: 2	PA: 39

AB	34
R	5
H	9
RBI	5
BB	4
SO	4
LOB	14



Batter	1	2	3	4	5	6	7	8	9	AB	R	H	RBI	BB	SO	LOB	TOP					
Eric Young Sr. R OBP: 0.334, SLG: 0.423 (1, 4)	F7		P3						P3	5	0	2	0	0	0	1	Milwaukee Brewers @ Pittsburgh Pirates PNC Park, Pittsburgh, PA Fri Jul 18, 2003, 7:05 PM EDT Att: 31,697 - Cloudy - 74 F					
Scott Podsednik L OBP: 0.393, SLG: 0.430 (1, 8)	P2				FC6-4				K	4	0	1	0	1	1	2						
Geoff Jenkins L OBP: 0.519, SLG: 0.519 Brady Clark R OBP: 0.294, SLG: 0.359 (6, 7)	G3-1		F8			G6-3	FC6-4			3	0	0	0	0	0	1						
Richie Sexson R OBP: 0.375, SLG: 0.510 (1, 3)				G3						4	0	1	0	0	0	0						
John Vander Wal L OBP: 0.378, SLG: 0.502 (1, 9)		G4-6-3								3	0	1	0	1	1	1						
Wes Helms R OBP: 0.327, SLG: 0.453 (1, 5)										4	2	2	0	0	0	2						
Eddie Pérez R OBP: 0.341, SLG: 0.490 (1, 2)										4	0	2	1	0	0	2						
Royce Clayton R OBP: 0.285, SLG: 0.332 (1, 6)										4	0	1	0	0	0	3						
Glendon Rusch L Brooks Kieschnick L Luis Vizcaino R Mike DeJean R Dave Burba R Keith Ginter R (1, 1) (5, 1) (7, 1) (7, 1) (8, 1) (8, PH) (9, PH)			K							2	0	0	0	0	0	1						
Inning Stats	R: 0 E: 0 K: 0 S: 10	H: 0 LOB: 0 BB: 0 P: 14	R: 1 E: 0 K: 0 S: 14	H: 3 LOB: 1 BB: 0 P: 19	R: 0 E: 0 K: 1 S: 11	H: 1 LOB: 1 BB: 0 P: 16	R: 0 E: 0 K: 0 S: 9	H: 0 LOB: 1 BB: 1 P: 16	R: 0 E: 0 K: 1 S: 8	H: 0 LOB: 0 BB: 0 P: 16	R: 0 E: 0 K: 0 S: 11	H: 0 LOB: 0 BB: 0 P: 16	R: 1 E: 0 K: 0 S: 9	H: 4 LOB: 3 BB: 1 P: 19	R: 0 E: 0 K: 0 S: 5	H: 1 LOB: 1 BB: 0 P: 9		R: 0 E: 0 K: 1 S: 17	H: 1 LOB: 1 BB: 0 P: 26	1B: 9 2B: 2 3B: 0 HR: 0	SF: 0 SAC: 0 DP: 2 HBP: 0	WP: 0 PB: 0 SB: 0 CS: 0
PITCHER	IP	WLS	BF	H	R	ER	SO	BB	IBB	HBP	BLK	WP	HR	S	P	ERA	WHIP					
Jeff Suppan R ERA: 3.67 (1, 1)	6.2	W	29	9	2	2	2	2	0	0	0	0	0	71	111	2.70	1.650					
Mike Lincoln R ERA: 1.93 (7, 1)	1.1	H	5	1	0	0	0	0	0	0	0	0	0	6	11	0.00	0.750					
Mike Williams R ERA: 6.27 (9, 1)	1.0		4	1	0	0	1	0	0	0	0	0	0	17	26	0.00	1.000					

Batter	1	2	3	4	5	6	7	8	9	AB	R	H	RBI	BB	SO	LOB	BOTTOM					
18 Jason Kendall R OBP: 0.388, SLG: 0.405 (1, 2)	G6-3									4	2	2	0	1	0	1	Milwaukee Brewers @ Pittsburgh Pirates PNC Park, Pittsburgh, PA Fri Jul 18, 2003, 7:05 PM EDT Att: 31,697 - Cloudy - 74 F					
2 Jack Wilson R OBP: 0.289, SLG: 0.338 (1, 6)	G6-3									5	2	2	0	0	0	2						
Brian Giles L OBP: 0.447, SLG: 0.516 (1, 7)	K									4	2	2	2	0	1	1						
Aramis Ramirez R OBP: 0.332, SLG: 0.448 (1, 5)										4	1	4	3	0	0	0						
Reggie Sanders R OBP: 0.314, SLG: 0.500 (1, 9)										4	0	1	2	0	2	3						
Craig Wilson R OBP: 0.347, SLG: 0.431 Carlos Rivera L OBP: 0.258, SLG: 0.321 (1, 3) (7, PH) (8, 3)										3	0	1	0	0	2	2						
Adam Hyzdu R OBP: 0.311, SLG: 0.320 (1, 8)										4	0	0	0	0	1	3						
Jeff Reboulet R OBP: 0.353, SLG: 0.354 (1, 4)										3	0	0	0	1	0	1						
Jeff Suppan R OBP: 0.342, SLG: 0.314 Mike Lincoln R (7, 1)										2	0	0	0	0	1	1						
Matt Stairs L OBP: 0.348, SLG: 0.525 Mike Williams R (8, PH) (9, 1)										1	0	1	0	0	0	0						
Inning Stats	R: 0 E: 0 K: 1 S: 7	H: 0 LOB: 0 BB: 0 P: 11	R: 0 E: 0 K: 1 S: 10	H: 1 LOB: 1 BB: 0 P: 15	R: 3 E: 0 K: 2 S: 22	H: 3 LOB: 1 BB: 1 P: 33	R: 0 E: 0 K: 0 S: 12	H: 1 LOB: 1 BB: 0 P: 21	R: 2 E: 0 K: 1 S: 13	H: 3 LOB: 2 BB: 1 P: 13	R: 0 E: 0 K: 1 S: 8	H: 1 LOB: 1 BB: 1 P: 13	R: 2 E: 0 K: 2 S: 15	H: 3 LOB: 1 BB: 0 P: 20	R: 0 E: 0 K: 0 S: 9	H: 1 LOB: 1 BB: 0 P: 15	1B: 7 2B: 5 3B: 1 HR: 0	SF: 0 SAC: 1 DP: 0 HBP: 0	WP: 0 PB: 0 SB: 0 CS: 0	PA: 38		
PITCHER	IP	WLS	BF	H	R	ER	SO	BB	IBB	HBP	BLK	WP	HR	S	P	ERA	WHIP					
Glendon Rusch L ERA: 7.99 (1, 1)	4.2	L	23	8	5	5	4	1	0	0	0	0	0	61	93	9.64	1.929					
Brooks Kieschnick R ERA: 4.18 (5, 1)	1.1		5	1	0	0	2	1	0	0	0	0	0	11	18	0.00	1.500					
Luis Vizcaino R ERA: 9.63 (7, 1)	0.0		3	3	2	2	0	0	0	0	0	0	0	7	9	*	*					
Mike DeJean R ERA: 5.21 Dave Burba R ERA: 3.95 (7, 1) (8, 1)	1.0		3	0	0	0	2	0	0	0	0	0	0	8	11	0.00	0.000					
1.0	4		1	0	0	0	0	0	0	0	0	0	0	9	15	0.00	1.000					



Batter	1	2	3	4	5	6	7	8	9	AB	R	H	RBI	BB	SO	LOB	TOP				
Eric Young Sr. R (1.4) OBP: 0.311, SLG: 0.417	F8		P6		G5-3			P6		4	0	0	0	0	0	1					
Scott Podsednik L (1.8) OBP: 0.395, SLG: 0.431	G4-6-3 1B			K				F8		4	0	2	0	0	1	0					
Geoff Jenkins L (1.7) OBP: 0.354, SLG: 0.524	G4-6-3 1-2			2B				L8		4	1	2	0	0	0	1					
Richie Sexson R (1.3) OBP: 0.372, SLG: 0.504		K		F7				G4-3		4	0	0	0	0	1	2					
John Vander Wal L (1.9) OBP: 0.376, SLG: 0.502 Brady Clark R (9.9) OBP: 0.294, SLG: 0.359		K		2B				G4-3		4	0	1	1	0	1	1					
Wes Helms R (1.5) OBP: 0.326, SLG: 0.454		2B		G5-3				F8		4	0	1	0	0	0	1					
Keith Osik R (1.2) OBP: 0.318, SLG: 0.288		L8		G6-3				2B 15 B5-6 1B		3	0	1	0	0	0	1					
Royce Clayton R (1.6) OBP: 0.288, SLG: 0.339			F8		15 SH5-4 1B			2B		3	0	2	0	0	0	0					
15 Ben Sheets R (1.1) OBP: 0.111, SLG: 0.091 Dan Kolb R (8.1)			K		SH5-4 1-2			B5-6 3-3		2	0	0	0	0	1	2					
Inning Stats	R: 0 E: 0 K: 0 S: 6	H: 1 LOB: 0 BB: 0 P: 10	R: 0 E: 0 K: 2 S: 10	H: 1 LOB: 1 BB: 0 P: 14	R: 0 E: 0 K: 1 S: 7	H: 0 LOB: 0 BB: 0 P: 11	R: 1 E: 0 K: 1 S: 10	H: 2 LOB: 1 BB: 0 P: 15	R: 0 E: 0 K: 0 S: 8	H: 2 LOB: 1 BB: 0 P: 15	R: 0 E: 0 K: 0 S: 6	H: 2 LOB: 1 BB: 0 P: 11	R: 0 E: 0 K: 0 S: 4	H: 0 LOB: 0 BB: 0 P: 8	R: 0 E: 0 K: 0 S: 4	H: 0 LOB: 0 BB: 0 P: 7	1B: 4 2B: 6 3B: 0 HR: 0	SF: 0 SAC: 1 DP: 2 HBP: 0	WP: 0 PB: 0 CS: 1	PA: 33	
PITCHER	IP	WLS	BF	H	R	ER	SO	BB	IBB	HBP	BLK	WP	HR	S	P	ERA	WHIP				
Jeff D'Amico R (1.1) ERA: 3.8	7.0	L	27	9	1	1	4	0	0	0	0	0	0	54	88	1.29	1.286				
Scott Sauerbeck L (8.1) ERA: 4.15	1.0		3	0	0	0	0	0	0	0	0	0	0	4	8	0.00	0.000				
Julian Tavarez R (9.1) ERA: 4.17	1.0		3	0	0	0	0	0	0	0	0	0	0	4	7	0.00	0.000				

Milwaukee Brewers @ Pittsburgh Pirates
PNC Park, Pittsburgh, PA
Sat Jul 19 2003, 7:05 PM EDT
Att: 24,461 - Sunny - 74 F

AB	32
R	1
H	9
RBI	1
BB	0
SO	4
LOB	9



Batter	1	2	3	4	5	6	7	8	9	AB	R	H	RBI	BB	SO	LOB	BOTTOM				
Kenny Lofton L (1.8) OBP: 0.332, SLG: 0.440	S 1B		F9		G3			G3		4	0	1	0	0	0	2					
18 Jason Kendall R (1.2) OBP: 0.385, SLG: 0.406	L8		1B		G5-3			G6-3 1B		4	0	2	0	0	0	1					
Brian Giles L (1.7) OBP: 0.441, SLG: 0.508	K 1-2		K		K			G6-3 1-2		4	0	0	0	0	3	3					
Aramis Ramirez R (1.5) OBP: 0.330, SLG: 0.445 Jeff Reboulet R (6.5) OBP: 0.355, SLG: 0.356	G6-3		K		1B			K		2	0	0	0	0	1	1					
Matt Stairs L (1.9) OBP: 0.352, SLG: 0.524			1B		K			K		4	0	2	0	0	2	1					
Randall Simon L (1.3) OBP: 0.301, SLG: 0.413			K		G6-3			G3		4	0	0	0	0	1	3					
2 Jack Wilson R (1.6) OBP: 0.292, SLG: 0.340		P5			SH1-4 1B			G4-3 SH3-4 1B		4	0	2	0	0	0	1					
Abraham Nunez S (1.4) OBP: 0.284, SLG: 0.279		G4-3			F8			SH3-4		2	0	0	0	1	0	2					
Jeff D'Amico R (1.1) OBP: 0.161, SLG: 0.133 Carlos Rivera L (7. PH) OBP: 0.250, SLG: 0.310 Scott Sauerbeck R (8.1) Julian Tavarez L (9.1) Craig Wilson R (9. PH) OBP: 0.345, SLG: 0.428			K		SH1-4 1-2			G4-3 2-3		1	0	0	0	0	1	0					
Inning Stats	R: 0 E: 0 K: 1 S: 9	H: 1 LOB: 1 BB: 0 P: 15	R: 0 E: 0 K: 1 S: 14	H: 1 LOB: 0 BB: 0 P: 18	R: 0 E: 0 K: 2 S: 11	H: 1 LOB: 1 BB: 0 P: 18	R: 0 E: 0 K: 2 S: 8	H: 0 LOB: 0 BB: 0 P: 11	R: 0 E: 0 K: 1 S: 15	H: 2 LOB: 2 BB: 0 P: 22	R: 0 E: 0 K: 0 S: 10	H: 1 LOB: 1 BB: 0 P: 12	R: 0 E: 0 K: 2 S: 13	H: 1 LOB: 1 BB: 0 P: 16	R: 0 E: 0 K: 0 S: 5	H: 0 LOB: 1 BB: 1 P: 10	1B: 8 2B: 0 3B: 0 HR: 0	SF: 0 SAC: 2 DP: 0 HBP: 0	WP: 0 PB: 0 CS: 0	PA: 36	
PITCHER	IP	WLS	BF	H	R	ER	SO	BB	IBB	HBP	BLK	WP	HR	S	P	ERA	WHIP				
15 Ben Sheets R (1.1) ERA: 4.0	7.0	W	28	7	0	0	7	0	0	0	0	0	0	73	105	0.00	1.000				
Dan Kolb R (8.1) ERA: 2.81	2.0	S	8	1	0	0	2	1	0	0	0	0	0	18	26	0.00	1.000				

Milwaukee Brewers @ Pittsburgh Pirates
PNC Park, Pittsburgh, PA
Sat Jul 19 2003, 7:05 PM EDT
Att: 24,461 - Sunny - 74 F

AB	33
R	0
H	8
RBI	0
BB	1
SO	9
LOB	17



Batter	1	2	3	4	5	6	7	8	9	AB	R	H	RBI	BB	SO	LOB	TOP				
Eric Young Sr. R OBP: 0.332, SLG: 0.418 (1, 4)										3	0	1	0	1	0	0	Milwaukee Brewers @ Cincinnati Reds Great American Ball Park, Cincinnati, OH Mon Jul 21 2003, 7:10 PM EDT Att: 22,630 - Overcast - 79 F				
Scott Podsednik L OBP: 0.390, SLG: 0.422 (1, 8)										4	0	0	0	0	0	3					
Geoff Jenkins L OBP: 0.354, SLG: 0.522 (1, 7)										4	0	1	0	0	0	4					
Richie Sexson R OBP: 0.369, SLG: 0.509 (1, 3)											4	1	1	1	0	1					
John Vander Wal L OBP: 0.378, SLG: 0.500 (9, PH) 2 Bill Hall R											2	0	0	0	1	0					
Keith Ginter R OBP: 0.333, SLG: 0.399 (1, 5)											4	1	1	1	0	2					
Eddie Pérez R OBP: 0.333, SLG: 0.475 (1, 2)											3	0	0	0	1	0					
Royce Clayton R OBP: 0.282, SLG: 0.330 (1, 6)										4	0	0	0	0	2	1					
Matt Kinney R OBP: 0.029, SLG: 0.059 (7, 1) Brooks Kieschnick L OBP: 0.490, SLG: 0.635 (8, 1) Shane Nance L										2	0	0	0	0	2	0					
Inning Stats	R: 0 E: 0 K: 1 S: 14	H: 1 LOB: 1 BB: 0 P: 23	R: 0 E: 0 K: 0 S: 12	H: 0 LOB: 1 BB: 1 P: 21	R: 0 E: 0 K: 1 S: 11	H: 1 LOB: 1 BB: 0 P: 15	R: 0 E: 1 K: 1 S: 8	H: 0 LOB: 1 BB: 0 P: 8	R: 0 E: 0 K: 2 S: 8	H: 0 LOB: 0 BB: 0 P: 11	R: 0 E: 0 K: 1 S: 9	H: 0 LOB: 1 BB: 1 P: 14	R: 0 E: 1 K: 0 S: 12	H: 0 LOB: 2 BB: 2 P: 26	R: 2 E: 0 K: 1 S: 12	H: 2 LOB: 0 BB: 0 P: 21		1B: 0 2B: 2 3B: 0 HR: 2	SF: 0 SAC: 0 DP: 2 HBP: 0	WP: 1 PB: 1 SB: 0 CS: 0	PA: 35
PITCHER	IP	WLS	BF	H	R	ER	SO	BB	IBB	HBP	BLK	WP	HR	S	P	ERA	WHIP				
Jose Acevedo R ERA: 5.83	(1, 1)	7.0	W	25	2	0	6	2	0	0	0	1	0	68	102	0.00	0.571				
John Riedling R ERA: 5.83	(8, 1)	1.0		5	0	0	0	2	0	0	0	0	0	12	26	0.00	2.000				
Kent Mercker L ERA: 2.76	(9, 1)	1.0		5	2	2	1	0	0	0	0	0	2	12	21	18.00	2.000				

Batter	1	2	3	4	5	6	7	8	9	AB	R	H	RBI	BB	SO	LOB	BOTTOM				
D'Angelo Jimenez S OBP: 0.340, SLG: 0.407 (1, 4)										4	1	1	1	0	1	2	Milwaukee Brewers @ Cincinnati Reds Great American Ball Park, Cincinnati, OH Mon Jul 21 2003, 7:10 PM EDT Att: 22,630 - Overcast - 79 F				
Barry Larkin R OBP: 0.340, SLG: 0.374 (8, 5) Brandon Larson R OBP: 0.183, SLG: 0.078										3	1	1	0	1	0	1					
Jose Guillen R OBP: 0.387, SLG: 0.614 (8, 8) Reggie Taylor L OBP: 0.263, SLG: 0.366										4	1	3	3	0	0	1					
Sean Casey L OBP: 0.360, SLG: 0.431 (1, 3)										4	1	1	0	1	0	3					
Aaron Boone R OBP: 0.332, SLG: 0.473 (8, 6)										4	1	1	0	0	1	3					
Juan Castro R OBP: 0.270, SLG: 0.372 (8, 6)										1	0	1	0	0	0	0					
Ruben Mateo R OBP: 0.294, SLG: 0.419 (8, 9)										5	2	2	1	0	0	6					
Adam Dunn L OBP: 0.346, SLG: 0.477 (1, 7)										3	1	1	0	2	1	1					
Jason LaRue R OBP: 0.332, SLG: 0.473 (1, 2)										4	2	2	2	0	0	4					
Jose Acevedo R ERA: 5.83 Russell Branyan L OBP: 0.381, SLG: 0.471 (8, 1) John Riedling R OBP: 0.235, SLG: 0.235 (9, 1) Kent Mercker L										2	0	0	0	0	1	2					
Inning Stats	R: 2 E: 0 K: 0 S: 8	H: 2 LOB: 0 BB: 1 P: 16	R: 1 E: 0 K: 0 S: 12	H: 2 LOB: 1 BB: 0 P: 17	R: 0 E: 0 K: 1 S: 7	H: 1 LOB: 1 BB: 0 P: 8	R: 1 E: 0 K: 2 S: 13	H: 2 LOB: 1 BB: 0 P: 17	R: 0 E: 0 K: 0 S: 10	H: 1 LOB: 2 BB: 1 P: 18	R: 1 E: 1 K: 1 S: 11	H: 1 LOB: 1 BB: 0 P: 17	R: 6 E: 0 K: 1 S: 12	H: 4 LOB: 0 BB: 1 P: 21	R: 0 E: 0 K: 0 S: 9	H: 2 LOB: 3 BB: 1 P: 19	1B: 9 2B: 2 3B: 1 HR: 3	SF: 1 SAC: 1 DP: 1 HBP: 1	WP: 0 PB: 1 SB: 2 CS: 0	PA: 44	
PITCHER	IP	WLS	BF	H	R	ER	SO	BB	IBB	HBP	BLK	WP	HR	S	P	ERA	WHIP				
Matt Kinney R ERA: 5.07	(1, 1)	6.0	L	32	12	8	7	4	2	0	0	0	0	66	100	10.50	2.333				
Brooks Kieschnick R ERA: 4.81	(7, 1)	1.0		6	1	3	3	1	0	1	1	0	0	7	14	27.00	1.000				
Shane Nance L ERA: 5.87	(8, 1)	1.0		6	2	0	0	0	1	0	0	0	0	9	19	0.00	3.000				

livebaseballscores.com

AB 31
R 2
H 4
RBI 2
BB 4
SO 7
LOB 14

livebaseballscores.com

AB 37
R 11
H 15
RBI 11
BB 4
SO 5
LOB 23

Batter	1	2	3	4	5	6	7	8	9	AB	R	H	RBI	BB	SO	LOB	TOP					
Eric Young Sr. R OBP: 0.332, SLG: 0.416										4	1	1	0	1	1	3	Milwaukee Brewers @ Cincinnati Reds Great American Ball Park, Cincinnati, OH Tue Jul 22 2003, 7:10 PM EDT Att: 22,336 - Cloudy - 76 F					
Scott Podsednik L OBP: 0.384, SLG: 0.416										5	0	0	0	0	1	4						
Geoff Jenkins L OBP: 0.357, SLG: 0.521										3	0	1	1	1	2	1						
Richie Sexson R OBP: 0.367, SLG: 0.505										5	0	1	1	0	2	3						
John Vander Wal L OBP: 0.375, SLG: 0.494 Dan Kolb R										5	0	1	0	0	1	5						
Keith Ginter R OBP: 0.340, SLG: 0.401										4	2	2	0	1	0	0						
Keith Osik R OBP: 0.328, SLG: 0.297										2	1	1	1	1	1							
2 Bill Hall R OBP: 0.400, SLG: 1.000										4	2	2	2	0	1	3						
Wayne Franklin L OBP: 0.143, SLG: 0.143 Royce Clayton R OBP: 0.281, SLG: 0.329 Mike DeJean R Leo Estrella R Brady Clark R OBP: 0.305, SLG: 0.376										2	0	1	1	0	1	2						
Inning Stats	R: 0 E: 0 K: 1 S: 11	H: 1 LOB: 1 BB: 0 P: 16	R: 3 E: 1 K: 0 S: 13	H: 3 LOB: 0 BB: 0 P: 17	R: 0 E: 0 K: 2 S: 10	H: 1 LOB: 2 BB: 1 P: 15	R: 0 E: 0 K: 1 S: 11	H: 1 LOB: 2 BB: 1 P: 20	R: 0 E: 0 K: 1 S: 13	H: 0 LOB: 1 BB: 1 P: 23	R: 3 E: 0 K: 1 S: 17	H: 2 LOB: 3 BB: 2 P: 33	R: 0 E: 0 K: 2 S: 12	H: 1 LOB: 0 BB: 0 P: 19	R: 0 E: 0 K: 2 S: 7	H: 0 LOB: 0 BB: 0 P: 10		R: 0 E: 0 K: 1 S: 9	H: 1 LOB: 0 BB: 0 P: 14	1B: 7 2B: 2 3B: 1 HR: 0	SF: 0 SAC: 1 DP: 1 HBP: 2	WP: 0 PB: 1 SB: 1 CS: 0
PITCHER	IP WLS BF H R ER SO BB IBB HBP BLK WP HR S P ERA WHIP																					
Paul Wilson R ERA: 5.31	(1, 1) 5.0 L 26 7 6 5 5 3 0 1 0 0 0 0 67 109 9.00 2.000																					
Felix Heredia L ERA: 2.89	(6, 1) 0.2 4 0 0 0 1 0 1 1 0 0 0 6 13 0.00 0.000																					
John Riedling R ERA: 5.81	(6, 1) 0.1 2 1 0 0 0 0 0 0 0 0 0 2 2 0.00 3.000																					
Ryan Wagner R ERA: 4.17	(7, 1) 2.0 7 1 0 0 4 0 0 0 0 0 0 19 29 0.00 0.500																					
Chris Reitsma R ERA: 4.17	(9, 1) 1.0 3 1 0 0 1 0 0 0 0 0 0 9 14 0.00 1.000																					

Batter	1	2	3	4	5	6	7	8	9	AB	R	H	RBI	BB	SO	LOB	BOTTOM					
D'Angelo Jimenez S OBP: 0.341, SLG: 0.410										5	0	2	2	0	0	0	Milwaukee Brewers @ Cincinnati Reds Great American Ball Park, Cincinnati, OH Tue Jul 22 2003, 7:10 PM EDT Att: 22,336 - Cloudy - 76 F					
Barry Larkin R OBP: 0.332, SLG: 0.364										5	0	0	0	0	3							
Jose Guillen R OBP: 0.387, SLG: 0.621										5	1	2	1	0	2	1						
Sean Casey L OBP: 0.361, SLG: 0.433										5	1	2	0	0	2							
Aaron Boone R OBP: 0.335, SLG: 0.475										5	1	3	0	0	0							
Ruben Mateo R OBP: 0.306, SLG: 0.415										3	0	1	0	1	3							
Adam Dunn L OBP: 0.350, SLG: 0.479										1	1	1	1	1	0	0						
Jason LaRue R OBP: 0.331, SLG: 0.466										3	0	0	0	1	0	7						
Paul Wilson R OBP: 0.285, SLG: 0.059 Felix Heredia L OBP: 0.335, SLG: 0.333 John Riedling R OBP: 0.226, SLG: 0.025 Brandon Larrison R OBP: 0.185, SLG: 0.077 Ryan Wagner R Russell Brantley L OBP: 0.309, SLG: 0.471 Chris Reitsma R OBP: 0.125, SLG: 0.125										2	0	0	0	0	2	6						
Inning Stats	R: 0 E: 0 K: 1 S: 8	H: 0 LOB: 0 BB: 0 P: 12	R: 1 E: 0 K: 1 S: 11	H: 2 LOB: 2 BB: 2 P: 21	R: 0 E: 0 K: 0 S: 6	H: 0 LOB: 0 BB: 0 P: 9	R: 0 E: 0 K: 2 S: 14	H: 2 LOB: 3 BB: 0 P: 23	R: 1 E: 0 K: 0 S: 6	H: 1 LOB: 0 BB: 0 P: 11	R: 0 E: 0 K: 1 S: 9	H: 1 LOB: 2 BB: 1 P: 14	R: 0 E: 0 K: 1 S: 11	H: 1 LOB: 1 BB: 0 P: 14	R: 2 E: 0 K: 0 S: 16	H: 3 LOB: 2 BB: 1 P: 28		R: 0 E: 0 K: 0 S: 9	H: 1 LOB: 0 BB: 0 P: 12	1B: 8 2B: 2 3B: 0 HR: 1	SF: 1 SAC: 0 DP: 1 HBP: 1	WP: 0 PB: 0 SB: 0 CS: 1
PITCHER	IP WLS BF H R ER SO BB IBB HBP BLK WP HR S P ERA WHIP																					
Wayne Franklin L ERA: 4.88	(1, 1) 6.0 W 27 6 2 2 4 3 0 1 0 0 0 54 90 3.00 1.500																					
Mike DeJean R ERA: 5.11	(7, 1) 1.0 4 1 0 0 1 0 0 0 0 0 0 11 14 0.00 1.000																					
Leo Estrella R ERA: 2.97	(8, 1) 1.0 7 3 2 2 0 1 0 0 0 0 0 16 28 18.00 4.000																					
Dan Kolb R ERA: 2.85	(9, 1) 1.0 S 3 1 0 0 0 0 0 0 0 0 0 9 12 0.00 1.000																					



Batter	1	2	3	4	5	6	7	8	9	AB	R	H	RBI	BB	SO	LOB	TOP								
Eric Young Sr. R OBP: 0.336, SLG: 0.421 (1,4)										4	1	2	1	1	0	3									
Scott Podsednik L OBP: 0.375, SLG: 0.404 (1,8)										5	0	0	0	0	1	4									
Geoff Jenkins L OBP: 0.353, SLG: 0.511 (1,7)										4	0	1	0	0	1	1									
Richie Sexson R OBP: 0.370, SLG: 0.505 (1,3)										3	0	0	0	1	1	1									
John Vander Wal L OBP: 0.373, SLG: 0.498 (1,9)										3	1	1	1	1	1	2									
Wes Helms R OBP: 0.328, SLG: 0.453 (1,5)										4	0	0	0	0	1	2									
Eddie Pérez R OBP: 0.331, SLG: 0.469 (1,2)										4	1	1	0	0	0	1									
Royce Clayton R OBP: 0.282, SLG: 0.327 (1,6)										4	0	2	0	0	1	0									
Wes Obermueller R OBP: 0.500, SLG: 0.500 (7, PH)										2	0	1	1	0	1	1									
Keith Ginter R OBP: 0.340, SLG: 0.417 (7, PH)										1	0	0	0	0	0	0									
Luis Vizcaino R OBP: 0.385, SLG: 0.612 (8, PH)										0	0	0	0	0	0	0									
Valerio De Los Santos L OBP: 0.385, SLG: 0.612 (8, PH)										0	0	0	0	0	0	0									
Brooks Kieschnick L OBP: 0.385, SLG: 0.612 (8, PH)										1	0	0	0	0	1	0									
Inning Stats	R: 1 E: 0 K: 2 S: 13	H: 2 LOB: 1 BB: 0 P: 19	R: 1 E: 0 K: 1 S: 16	H: 3 LOB: 2 BB: 0 P: 25	R: 0 E: 0 K: 0 S: 6	H: 0 LOB: 1 BB: 1 P: 11	R: 0 E: 0 K: 1 S: 8	H: 1 LOB: 1 BB: 0 P: 11	R: 0 E: 0 K: 1 S: 9	H: 0 LOB: 0 BB: 0 P: 11	R: 1 E: 0 K: 1 S: 7	H: 1 LOB: 0 BB: 0 P: 13	R: 0 E: 0 K: 1 S: 11	H: 1 LOB: 1 BB: 0 P: 21	R: 0 E: 0 K: 0 S: 8	H: 0 LOB: 1 BB: 1 P: 14	R: 0 E: 0 K: 2 S: 12	H: 0 LOB: 1 BB: 1 P: 20	1B: 5 2B: 1 3B: 0 HR: 2	SF: 0 SAC: 0 DP: 0 HBP: 0	WP: 0 PB: 0 SB: 0 CS: 0	PA: 38			
PITCHER	IP	WLS	BF	H	R	ER	SO	BB	IBB	HBP	BLK	WP	HR	S	P	ERA	WHIP								
Chin-hui Tsao, R ERA: 4.26 (1, 1)	6.1	W	28	8	3	3	5	1	0	0	0	0	2	64	99	4.26	1.421								
Javier López, L ERA: 5.15 (7, 1)	0.2	H	2	0	0	0	1	0	0	0	1	0	0	6	12	0.00	0.000								
Adam Bernero, R ERA: 5.84 (8, 1)	1.0		4	0	0	0	0	1	0	0	0	0	0	8	14	0.00	1.000								
Justin Speier, R ERA: 3.02 (9, 1)	1.0		4	0	0	0	2	1	0	0	0	0	0	12	20	0.00	1.000								

Milwaukee Brewers @ Colorado Rockies
Coors Field, Denver, CO
Fri Jul 25 2003, 7:05 PM MDT
Att: 39,013 - Cloudy - 86 F

AB 35
R 3
H 8
RBI 3
BB 3
SO 8
LOB 15



Batter	1	2	3	4	5	6	7	8	9	AB	R	H	RBI	BB	SO	LOB	BOTTOM								
Tony Womack L OBP: 0.272, SLG: 0.331 (1,6)										5	1	1	0	0	1	1									
Ronnie Belliard R OBP: 0.368, SLG: 0.389 (1,4)										4	0	0	0	0	1	2									
17 Todd Helton L OBP: 0.439, SLG: 0.628 (1,3)										3	1	1	1	1	1	0									
Preston Wilson R OBP: 0.357, SLG: 0.572 (1,8)										3	1	1	2	1	0	0									
Larry Walker L OBP: 0.427, SLG: 0.490 (1,9)										2	2	2	2	0	0	0									
Jay Payton R OBP: 0.351, SLG: 0.470 (1,7)										4	0	1	0	0	0	4									
Chris Stynes R OBP: 0.360, SLG: 0.429 (1,5)										4	0	1	0	0	1	2									
Charles Johnson R OBP: 0.307, SLG: 0.412 (1,2)										4	1	1	0	0	2	2									
Chin-hui Tsao, R ERA: 4.5 (7, 1)										2	0	0	0	0	0	1									
Javier López, L ERA: 4.5 (7, 1)										0	0	0	0	0	0	0									
Greg Norton, L ERA: 9.0 (7, PH)										1	1	1	1	0	0	0									
Adam Bernero, R ERA: 5.84 (8, PH)										0	0	0	0	0	0	0									
Rene Reyes, S ERA: 3.51 (8, PH)										1	0	1	0	0	0	0									
Justin Speier, R ERA: 3.02 (9, 1)										0	0	0	0	0	0	0									
Inning Stats	R: 0 E: 0 K: 1 S: 7	H: 0 LOB: 0 BB: 0 P: 10	R: 1 E: 1 K: 0 S: 9	H: 1 LOB: 1 BB: 0 P: 13	R: 0 E: 0 K: 0 S: 7	H: 0 LOB: 0 BB: 0 P: 10	R: 3 E: 0 K: 1 S: 19	H: 3 LOB: 1 BB: 1 P: 34	R: 0 E: 0 K: 0 S: 7	H: 0 LOB: 0 BB: 0 P: 7	R: 0 E: 0 K: 1 S: 11	H: 1 LOB: 1 BB: 0 P: 18	R: 3 E: 0 K: 1 S: 21	H: 4 LOB: 2 BB: 1 P: 33	R: 0 E: 0 K: 2 S: 9	H: 1 LOB: 1 BB: 0 P: 14	1B: 2 2B: 4 3B: 2 HR: 2	SF: 1 SAC: 0 DP: 0 HBP: 1	WP: 0 PB: 0 SB: 0 CS: 0	PA: 37					
PITCHER	IP	WLS	BF	H	R	ER	SO	BB	IBB	HBP	BLK	WP	HR	S	P	ERA	WHIP								
Wes Obermueller, R ERA: 4.5 (1, 1)	6.0	L	25	5	4	3	3	1	0	1	0	0	2	60	92	4.50	1.000								
Luis Vizcaino, R ERA: 9.0 (7, 1)	0.1		4	3	3	3	1	0	0	0	0	0	0	11	15	81.00	9.000								
Valerio De Los Santos, L ERA: 3.51 (7, 1)	0.2		4	1	0	0	0	1	0	0	0	0	0	10	18	0.00	3.000								
Brooks Kieschnick, R ERA: 4.54 (8, 1)	1.0		4	1	0	0	2	0	0	0	0	0	0	9	14	0.00	1.000								

Milwaukee Brewers @ Colorado Rockies
Coors Field, Denver, CO
Fri Jul 25 2003, 7:05 PM MDT
Att: 39,013 - Cloudy - 86 F

AB 33
R 7
H 10
RBI 6
BB 2
SO 6
LOB 12



Batter	1	2	3	4	5	6	7	8	9	AB	R	H	RBI	BB	SO	LOB	TOP		
Eric Young Sr. R OBP: 0.337, SLG: 0.420	0-1 1B	1-2 G5-3		1-2 FC3-6 1B		2-2 G6-3			1-3 K2-3	5	2	2	0	0	1	1	Milwaukee Brewers @ Colorado Rockies Coors Field, Denver, CO Sat Jul 26 2003, 6:05 PM MDT Att: 40,675 - Cloudy - 90 F		
Brady Clark R OBP: 0.320, SLG: 0.386	0-1 1B	2-1 1B		0-0 FC3-6 1B		2-2 G6-3			1-1 2B	5	2	4	0	0	0	0			
Geoff Jenkins L OBP: 0.354, SLG: 0.509	3-2 BB 1B	0-1 1B		1-0 FC3-6 HR			1-3 K		2-2 G3	5	2	2	1	0	1	3			
Richie Sexson R OBP: 0.376, SLG: 0.518	0-0 SF8 BB	1-0 1B		0-2 HR			0-1 1B			4	1	4	4	0	0	0			
John Vander Wal L OBP: 0.375, SLG: 0.508	4-2 BB		1-1 HR			2-2 G6-4-3 1B				3	1	1	2	1	0	1			
Wes Helms R OBP: 0.325, SLG: 0.449	0-0 SF8		1-0 HR		0-3 K			1-2 G5-3		3	0	0	1	0	1	0			
Eddie Pérez R OBP: 0.325, SLG: 0.461	0-0 G2-3		0-1 F9		0-1 P3			2-2 G5-3		4	0	0	0	0	0	2			
Royce Clayton R OBP: 0.279, SLG: 0.323	1-2 G4-3		3-2 F8		3-2 G6-3			2-2 G6-3		4	0	0	0	0	0	2			
Matt Kinney R OBP: 0.246, SLG: 0.357		0-0 G1-3		1-3 K		2-0 G6-3 1B			3-1 F8	1	0	0	0	0	0	0			
Dave Burba R OBP: 0.250, SLG: 0.400										1	0	0	0	0	0	0			
2 Bill Hall R OBP: 0.250, SLG: 0.400										1	0	0	0	0	0	0			
Valerio De Los Santos L OBP: 0.250, SLG: 0.400										0	0	0	0	0	0	0			
Mike DeJean R OBP: 0.250, SLG: 0.400										0	0	0	0	0	0	0			
Leo Estrella R OBP: 0.250, SLG: 0.400										0	0	0	0	0	0	0			
Scott Podsednik L OBP: 0.250, SLG: 0.400										1	0	0	0	0	0	0			
Inning Stats	R: 3 E: 0 K: 0 S: 16	H: 4 LOB: 2 BB: 1 P: 24	R: 1 E: 0 K: 0 S: 9	H: 3 LOB: 2 BB: 0 P: 13	R: 1 E: 0 K: 0 S: 8	H: 1 LOB: 0 BB: 0 P: 13	R: 3 E: 0 K: 1 S: 13	H: 3 LOB: 0 BB: 0 P: 16	R: 0 E: 0 K: 1 S: 8	H: 0 LOB: 0 BB: 0 P: 11	R: 0 E: 0 K: 0 S: 8	H: 1 LOB: 0 BB: 0 P: 11	R: 0 E: 0 K: 1 S: 10	H: 0 LOB: 0 BB: 0 P: 15	R: 0 E: 0 K: 1 S: 10	H: 1 LOB: 1 BB: 0 P: 17	1B: 11 2B: 1 3B: 0 HR: 2	SF: 1 SAC: 0 DP: 2 HBP: 0	WP: 0 PA: 39 PB: 0 SB: 0 CS: 0
PITCHER	IP WLS BF H R ER SO BB IBB HBP BLK WP HR S P ERA WHIP																		
Denny Stark R ERA: 5.4	(1, 1) 3.2 22 11 8 8 1 1 0 0 0 0 2 45 65 19.64 3.273																		
28 Aaron Cook R ERA: 5.82	(4, 1) 2.1 7 1 0 0 1 0 0 0 0 0 0 17 25 0.00 0.429																		
40 Brian Fuentes L ERA: 3.06	(7, 1) 1.0 3 1 0 0 1 0 0 0 0 0 0 8 11 0.00 1.000																		
Steve Reed R ERA: 3.43	(8, 1) 1.0 3 0 0 0 0 0 0 0 0 0 0 10 15 0.00 0.000																		
Adam Bernero R ERA: 5.79	(9, 1) 1.0 4 1 0 0 1 0 0 0 0 0 0 10 17 0.00 1.000																		
Batter	1	2	3	4	5	6	7	8	9	AB	R	H	RBI	BB	SO	LOB	BOTTOM		
Tony Womack L OBP: 0.270, SLG: 0.327	2-3 K	1-2 L3	1-0 G6-3		3-2 G3-1	0-0 G4-3		0-0 2B G5-2-3 1B		6	0	1	0	0	1	7	Milwaukee Brewers @ Colorado Rockies Coors Field, Denver, CO Sat Jul 26 2003, 6:05 PM MDT Att: 40,675 - Cloudy - 90 F		
Juan Uribe R OBP: 0.311, SLG: 0.398	0-1 17 SF9 3B		1-1 P6	3-2 G4-3		4-2 BB 17 1B BB	4-2 1B WP BB	0-1 G5-2-3 1B 3-H 2B		4	3	2	1	2	0	0			
17 Todd Helton L OBP: 0.439, SLG: 0.626	0-1 SF9		2-2 HR 1B	2-1 G4-1		0-0 1B BB 1B	1-2 1B 1B	4-0 G5-2-3 IBB		4	2	2	1	1	0	1			
Preston Wilson R OBP: 0.361, SLG: 0.587	2-0 F9		0-0 HR	1-1 HR		4-2 1B BB 1B	1-0 WP 1B	1-0 G5-2-3		5	3	3	3	1	0	3			
Larry Walker L OBP: 0.436, SLG: 0.494		4-2 1B SF8 BB	1-0 1B BB 1B	4-2 BB BB		0-0 1B SF8 1B	4-0 1B IBB	4-0 FC5-4 IBB		2	3	2	1	4	0	0			
Jay Payton R OBP: 0.355, SLG: 0.470	1-1 SF8 WP 1B	1-1 SF8 WP 1B	4-2 BB 1B	4-1 BB BB		1-2 1B 1B	1-1 F8	2-0 FC5-4		4	0	2	2	2	0	5			
Greg Norton S OBP: 0.316, SLG: 0.388	2-3 K		3-2 BB 1B	1-2 BB		1-2 1B 1B	2-3 K			5	0	2	0	0	2	6			
Steve Reed R OBP: 0.400, SLG: 0.533			1-2 2-3 1B			1-2 2-3 1B				0	0	0	0	0	0	0			
Adam Bernero R OBP: 0.381, SLG: 0.434										0	0	0	0	0	0	0			
Bobby Estallella R OBP: 0.304, SLG: 0.405	4-1 S BB		1-3 K			1-2 2-3 1B				3	1	1	1	1	2	3			
Denny Stark R ERA: 5.28	(1, 1) 0.0 2 1 0 0 2 0 0 0 0 0 0 6 14 ∞ ∞																		
28 Aaron Cook R ERA: 4.99	(4, 1) 2.2 18 5 5 3 4 0 0 0 0 1 1 25 49 3.86 1.286																		
Rene Reyes S OBP: 0.400, SLG: 0.533	(6, PH) 3.1 11 3 1 1 1 1 1 0 0 0 1 20 34 4.50 2.000																		
40 Brian Fuentes L ERA: 3.27	(7, 1) 1.0 8 4 2 2 0 0 2 0 0 0 0 8 19 18.00 4.000																		
Chris Stynes R OBP: 0.381, SLG: 0.434	(8, 5) 1.0 8 4 2 2 0 0 2 0 0 0 0 8 19 18.00 4.000																		
Inning Stats	R: 1 E: 0 K: 1 S: 8	H: 1 LOB: 0 BB: 0 P: 12	R: 1 E: 0 K: 1 S: 12	H: 1 LOB: 2 BB: 2 P: 24	R: 3 E: 0 K: 1 S: 23	H: 4 LOB: 3 BB: 2 P: 40	R: 1 E: 0 K: 0 S: 14	H: 1 LOB: 2 BB: 2 P: 29	R: 0 E: 0 K: 1 S: 10	H: 0 LOB: 0 BB: 0 P: 18	R: 4 E: 0 K: 0 S: 16	H: 4 LOB: 2 BB: 2 P: 26	R: 1 E: 0 K: 1 S: 10	H: 1 LOB: 2 BB: 2 P: 22	R: 2 E: 0 K: 0 S: 8	H: 4 LOB: 3 BB: 2 P: 19	1B: 10 2B: 3 3B: 1 HR: 2	SF: 3 SAC: 0 DP: 1 HBP: 0	WP: 2 PA: 51 PB: 0 SB: 1 CS: 0
PITCHER	IP WLS BF H R ER SO BB IBB HBP BLK WP HR S P ERA WHIP																		
Matt Kinney R ERA: 3.72	(1, 1) 2.2 10 1 1 1 1 2 0 0 0 0 1 25 49 3.86 1.286																		
Dave Burba R ERA: 4.99	(3, 1) 0.0 4 2 4 4 0 2 0 0 0 0 0 6 14 ∞ ∞																		
Valerio De Los Santos L OBP: 0.250, SLG: 0.400	(6, PH) 2.0 11 3 1 1 1 1 1 0 0 0 1 20 34 4.50 2.000																		
Mike DeJean R ERA: 4.99	(8, 1) 1.0 8 4 2 2 0 0 2 0 0 0 0 8 19 18.00 4.000																		
Leo Estrella R ERA: 3.27	(8, 1) 1.0 8 4 2 2 0 0 2 0 0 0 0 8 19 18.00 4.000																		

Batter	1	2	3	4	5	6	7	8	9	AB	R	H	RBI	BB	SO	LOB	TOP										
Scott Podsednik, L (1.8) OBP: 0.372, SLG: 0.399	F9		G3		FC6-4 WP 1B		1B		G1-3	5	1	1	0	0	0	1	Milwaukee Brewers @ Colorado Rockies Coors Field, Denver, CO Sun Jul 27 2003, 1:05 PM MDT Att: 30,108 - Sunny - 86 F										
Keith Ginter, R (1.4) OBP: 0.341, SLG: 0.410	HBP		BB		P3		P3		G6-3	3	0	0	0	1	0	2											
Geoff Jenkins, L (1.7) OBP: 0.359, SLG: 0.512	1B		BB		FC6-4 1B		1B		K	4	0	3	1	1	1	0											
Richie Sexson, R (1.3) OBP: 0.374, SLG: 0.514	G5-3		BB		FC6-4		F9			3	0	0	0	1	0	4											
Brady Clark, R (1.9) OBP: 0.324, SLG: 0.391		2B	F9						K	3	0	1	0	1	1	3											
Wes Helms, R (1.5) OBP: 0.324, SLG: 0.445	L6				K		G5-4-3		HBP BB	3	0	0	0	1	1	2											
Keith Osik, R (1.2) OBP: 0.333, SLG: 0.296	P3				G6-3		FC6-4 1B		HBP	3	0	1	0	0	0	1											
2 Bill Hall, R (1.6) OBP: 0.214, SLG: 0.429	K				G4-3		FC6-4		F7	4	0	0	0	0	1	4											
Wayne Franklin, L (1.1) OBP: 0.159, SLG: 0.159					G4-3				G3-1	2	0	1	0	0	0	0											
Eric Young Sr., R (7. Ph) OBP: 0.339, SLG: 0.419							FC6-4 1B			1	0	0	0	0	0	0											
Brooks Kieschnick, L (7.1) OBP: 0.377, SLG: 0.680										1	0	0	0	0	0	2											
Luis Vizcaino, R (8.1)										0	0	0	0	0	0	0											
Inning Stats	R: 0 E: 0 K: 0 S: 9	H: 1 LOB: 1 BB: 0 P: 18	R: 0 E: 0 K: 1 S: 11	H: 1 LOB: 1 BB: 0 P: 16	R: 0 E: 0 K: 1 S: 11	H: 0 LOB: 3 BB: 3 P: 27	R: 0 E: 0 K: 1 S: 5	H: 0 LOB: 0 BB: 0 P: 6	R: 1 E: 0 K: 0 S: 10	H: 2 LOB: 1 BB: 1 P: 16	R: 0 E: 0 K: 0 S: 10	H: 1 LOB: 1 BB: 1 P: 20	R: 0 E: 1 K: 0 S: 14	H: 2 LOB: 2 BB: 0 P: 23	R: 0 E: 0 K: 1 S: 11	H: 0 LOB: 2 BB: 1 P: 20	R: 0 E: 0 K: 1 S: 9	H: 0 LOB: 0 BB: 0 P: 12	1B: 6 2B: 1 3B: 0 HR: 0	SF: 0 SAC: 0 DP: 1 HBP: 2	WP: 1 PB: 0 SB: 1 CS: 1	PA: 39					
PITCHER	IP	WLS	BF	H	R	ER	SO	BB	IBB	HBP	BLK	WP	HR	S	P	ERA	WHIP										
Jason Jennings, R (1.1) ERA: 4.69	6.0	W	26	5	1	1	2	4	0	1	0	1	0	56	103	1.50	1.500										
40 Brian Fuentes, L (7.1) ERA: 3.02	0.2	H	4	2	0	0	0	0	0	0	0	0	0	10	17	0.00	3.000										
Steve Reed, R (7.1) ERA: 3.35	1.0	H	5	0	0	0	1	1	0	1	0	0	0	11	22	0.00	1.000										
Javier López, L (8.1) ERA: 4.97	1.1		4	0	0	0	1	0	0	0	0	0	0	13	16	0.00	0.000										

Batter	1	2	3	4	5	6	7	8	9	AB	R	H	RBI	BB	SO	LOB	BOTTOM										
Mark Bellhorn, S (1.4) OBP: 0.341, SLG: 0.301	K	F7			G6-3		K		K	5	0	0	0	0	3	2	Milwaukee Brewers @ Colorado Rockies Coors Field, Denver, CO Sun Jul 27 2003, 1:05 PM MDT Att: 30,108 - Sunny - 86 F										
Chris Stynes, R (1.5) OBP: 0.359, SLG: 0.434	F9		2B		F8		F7		P3	5	0	1	0	0	0	0											
17 Todd Helton, L (1.3) OBP: 0.440, SLG: 0.624	F9		P5		2B BB		2B 1B			3	2	1	0	1	0	1											
Preston Wilson, R (1.8) OBP: 0.360, SLG: 0.587		K	F7		F8 BB 2B		F8			4	1	1	1	0	1	2											
Jay Payton, R (1.7) OBP: 0.361, SLG: 0.478		BB 1B 2B			BB S BB		G4-3 2B			2	2	2	1	2	0	0											
Rene Reyes, S (1.9) OBP: 0.388, SLG: 0.444		K			BB K		G4-3			3	0	0	0	1	2	4											
Charles Johnson, R (1.2) OBP: 0.313, SLG: 0.417		BB HBP			F8		BB			2	1	1	2	1	0	0											
Juan Uribe, R (1.6) OBP: 0.310, SLG: 0.391		1B BB			P3		P3		K	3	0	0	0	1	1	4											
Jason Jennings, L (1.1) OBP: 0.341, SLG: 0.316					F9				K	3	0	1	2	0	0	0											
40 Brian Fuentes, L (7.1) ERA: 4.93							F7			0	0	0	0	0	0	0											
Steve Reed, R (7.1) ERA: 4.91										0	0	0	0	0	0	0											
Javier López, L (8.1) OBP: 0.333, SLG: 0.333										1	0	0	0	0	1	0											
Inning Stats	R: 0 E: 0 K: 1 S: 10	H: 0 LOB: 0 BB: 0 P: 15	R: 2 E: 0 K: 2 S: 15	H: 2 LOB: 2 BB: 1 P: 27	R: 0 E: 0 K: 1 S: 10	H: 1 LOB: 2 BB: 1 P: 15	R: 0 E: 0 K: 0 S: 3	H: 0 LOB: 0 BB: 0 P: 6	R: 2 E: 0 K: 0 S: 18	H: 1 LOB: 3 BB: 4 P: 40	R: 0 E: 0 K: 1 S: 10	H: 0 LOB: 0 BB: 0 P: 11	R: 2 E: 0 K: 1 S: 19	H: 3 LOB: 1 BB: 0 P: 30	R: 0 E: 0 K: 2 S: 8	H: 0 LOB: 0 BB: 0 P: 14	R: 0 E: 0 K: 2 S: 9	H: 0 LOB: 0 BB: 0 P: 12	1B: 2 2B: 5 3B: 0 HR: 0	SF: 0 SAC: 0 DP: 0 HBP: 1	WP: 0 PB: 0 SB: 1 CS: 0	PA: 38					
PITCHER	IP	WLS	BF	H	R	ER	SO	BB	IBB	HBP	BLK	WP	HR	S	P	ERA	WHIP										
Wayne Franklin, L (1.1) ERA: 4.93	6.0	L	29	4	4	4	5	6	0	1	0	0	0	66	114	6.00	1.667										
Brooks Kieschnick, R (7.1) ERA: 4.91	1.0		6	3	2	2	1	0	0	0	0	0	0	19	30	18.00	3.000										
Luis Vizcaino, R (8.1) ERA: 6.76	1.0		3	0	0	0	2	0	0	0	0	0	0	8	14	0.00	0.000										

Batter	1	2	3	4	5	6	7	8	9	AB	R	H	RBI	BB	SO	LOB	TOP								
Eric Young Sr. R OBP: 0.339, SLG: 0.421	4-1 CS BB		1-3 K			3-2 G4-3 2B 2B	0-1 G1-3		4-2 1B 1-2 BB	3	1	1	0	2	1	1	Milwaukee Brewers @ New York Mets Shea Stadium, Flushing, NY Mon Jul 28 2003, 7:10 PM EDT Att: 6,056 - Cloudy - 82 F								
Scott Podsednik L OBP: 0.369, SLG: 0.396	1-3 K			1-2 F8		0-1 G4-3		2-2 F7	1-1 1B	5	0	1	2	0	1	2									
Geoff Jenkins L OBP: 0.358, SLG: 0.508	1-1 G4-3			0-0 F8		4-2 2B BB		1-1 G1-3		3	0	0	0	1	0	1									
Richie Sexson R OBP: 0.380, SLG: 0.528		2-1 BB 1B		1-0 HR		1-0 2B		4-0 IBB		3	1	3	2	1	0	0									
John Vander Wal L OBP: 0.374, SLG: 0.504 Brady Clark R OBP: 0.322, SLG: 0.389	0-3 K		2-1 F7			1-3 3-H 4-0 G5-4-3 IBB		1-0 P3		2	0	0	0	1	1	1									
Wes Helms R OBP: 0.323, SLG: 0.441	1-2 G5-4-3 BB				2-3 K	1-1 G5-4-3			1-0 L4	3	0	0	0	1	1	3									
Eddie Pérez R OBP: 0.324, SLG: 0.455 Enrique Cruz R OBP: 0.159, SLG: 0.103 Keith Osik R OBP: 0.333, SLG: 0.296	0-1 G5-4-3			1-2 G5-3		0-0 E5 G6-3		4-2 FC6-4 1B BB		3	0	0	0	1	0	2									
Royce Clayton R OBP: 0.282, SLG: 0.326			3-3 K		2-1 1B	0-1 F8		1-0 FC6-4 1B		4	0	2	0	0	1	1									
Glendon Rusch L OBP: 0.294, SLG: 0.226 Leo Estrella R OBP: 0.340, SLG: 0.408 Dan Kolb R	2-2 L1		2-2 L1		0-1 G1-3	0-1 G6-3		1-2 FC6-4 BB 1B		3	0	0	0	0	0	2									
Inning Stats	R: 0 E: 0 K: 1 S: 7	H: 0 LOB: 0 BB: 1 P: 13	R: 0 E: 0 K: 1 S: 8	H: 1 LOB: 1 BB: 1 P: 14	R: 0 E: 0 K: 2 S: 9	H: 0 LOB: 0 BB: 0 P: 15	R: 1 E: 0 K: 0 S: 7	H: 1 LOB: 1 BB: 0 P: 11	R: 0 E: 0 K: 1 S: 11	H: 0 LOB: 1 BB: 0 P: 16	R: 1 E: 0 K: 0 S: 11	H: 2 LOB: 2 BB: 2 P: 24	R: 0 E: 0 K: 0 S: 7	H: 0 LOB: 1 BB: 0 P: 7	R: 0 E: 0 K: 0 S: 6	H: 0 LOB: 1 BB: 1 P: 14		R: 2 E: 0 K: 0 S: 14	H: 2 LOB: 2 BB: 2 P: 26	1B: 4 2B: 2 3B: 0 HR: 1	SF: 0 SAC: 0 DP: 2 HBP: 0	WP: 0 PB: 0 SB: 0 CS: 1	PA: 38		
PITCHER	IP	WLS	BF	H	R	ER	SO	BB	IBB	HBP	BLK	WP	HR	S	P	ERA	WHIP								
Jae Weong Seo, R ERA: 3.97	(1, 1)	7.0	28	5	2	2	5	3	1	0	0	0	1	60	100	2.57	1.143								
Mike Stanton, L ERA: 4.94	(8, 1)	0.2	3	0	0	0	0	0	1	0	0	0	0	5	12	0.00	0.000								
David Weathers, R ERA: 3.41	(8, 1)	1.0	L	6	1	2	2	2	0	0	0	0	0	13	25	18.00	3.000								
John Franco, L ERA: 3.57	(9, 1)	0.1	1	1	0	0	0	0	0	0	0	0	0	2	3	0.00	3.000								

Batter	1	2	3	4	5	6	7	8	9	AB	R	H	RBI	BB	SO	LOB	BOTTOM								
7 José Reyes S OBP: 0.280, SLG: 0.371	1-1 F9		0-1 L3			0-2 F8	0-1 FC1-2			4	0	0	0	0	0	4	Milwaukee Brewers @ New York Mets Shea Stadium, Flushing, NY Mon Jul 28 2003, 7:10 PM EDT Att: 6,056 - Cloudy - 82 F								
Roger Cedeno S OBP: 0.310, SLG: 0.361	1-0 L6			1-2 FC4-6 1B		0-0 G5-3	2-2 F9			4	0	1	0	0	0	3									
Jason Phillips R OBP: 0.388, SLG: 0.462	0-1 P2			1-1 F8		0-0 G5-3		1-1 F9		4	0	0	0	0	0	1									
Cliff Floyd L OBP: 0.363, SLG: 0.519		2-3 K		0-0 FC4-6 1B		1-1 1B FC6-4 1B		1-0 G1-3		4	1	1	0	0	1	1									
Ty Wigginton R OBP: 0.316, SLG: 0.409	1-1 F8			1-2 FC4-6		1-1 FC6-4 1B 1B		2-3 K		4	1	1	0	0	1	1									
Raul Gonzalez R OBP: 0.347, SLG: 0.365	0-3 K				3-2 K		3-2 FC6-4 1B		3-2 G6-3	4	0	1	0	0	2	0									
Vance Wilson R OBP: 0.296, SLG: 0.389 Jeff Duncan L OBP: 0.431, SLG: 0.396			1-3 K		1-1 G6-3		3-2 FC6-4 1B FC1-2		1-2 K	3	0	0	1	0	1	2									
Joe McEwing R OBP: 0.326, SLG: 0.316			4-2 SH3-4 BB		4-2 BB		4-2 FC1-2 HBP 1B		1-2 G5-3	2	0	1	1	2	0	0									
Jae Weong Seo R OBP: 0.147, SLG: 0.094 Tony Clark S OBP: 0.290, SLG: 0.449 Mike Stanton L OBP: 0.431, SLG: 0.396			1-2 SH3-4		0-2 G5-3		1-2 FC1-2 HBP 1B			1	0	0	0	0	0	1									
David Weathers R OBP: 0.347, SLG: 0.365 John Franco L ERA: 2.7			1-2				1-2 FC1-2 HBP			0	0	0	0	0	0	0									
Inning Stats	R: 0 E: 0 K: 0 S: 5	H: 0 LOB: 0 BB: 0 P: 7	R: 0 E: 0 K: 2 S: 8	H: 0 LOB: 0 BB: 0 P: 11	R: 0 E: 0 K: 1 S: 11	H: 0 LOB: 1 BB: 1 P: 17	R: 0 E: 0 K: 0 S: 9	H: 1 LOB: 1 BB: 0 P: 12	R: 0 E: 0 K: 1 S: 15	H: 0 LOB: 1 BB: 1 P: 23	R: 0 E: 0 K: 0 S: 6	H: 0 LOB: 0 BB: 0 P: 6	R: 2 E: 0 K: 0 S: 20	H: 4 LOB: 3 BB: 0 P: 34	R: 0 E: 0 K: 1 S: 6	H: 0 LOB: 0 BB: 0 P: 10	R: 0 E: 0 K: 1 S: 11	H: 0 LOB: 0 BB: 0 P: 16	1B: 5 2B: 0 3B: 0 HR: 0	SF: 0 SAC: 1 DP: 0 HBP: 1	WP: 0 PB: 0 SB: 0 CS: 0	PA: 35			
PITCHER	IP	WLS	BF	H	R	ER	SO	BB	IBB	HBP	BLK	WP	HR	S	P	ERA	WHIP								
Glendon Rusch, L ERA: 7.21	(1, 1)	6.1	27	5	2	2	4	2	0	1	0	0	0	68	102	2.84	1.105								
Leo Estrella, R ERA: 3.14	(7, 1)	1.2	W	5	0	0	1	0	0	0	0	0	0	12	18	0.00	0.000								
Dan Kolb, R ERA: 2.7	(9, 1)	1.0	S	3	0	0	1	0	0	0	0	0	0	11	16	0.00	0.000								

Batter	1	2	3	4	5	6	7	8	9	AB	R	H	RBI	BB	SO	LOB	TOP		
Eric Young Sr. R OBP: 0.338, SLG: 0.416 (1, 4)	F8	F8		FC6 BB			P5		P4	4	0	0	0	1	0	0			
Scott Podsednik L OBP: 0.370, SLG: 0.395 (1, 8)	F8		F9	FC6			FC5-4 BB		1B	4	1	1	0	1	0	1			
Geoff Jenkins L OBP: 0.358, SLG: 0.506 (1, 7)	CI 1B		K		F8		F7		2B	5	1	2	0	0	1	1			
Richie Sexson R OBP: 0.378, SLG: 0.524 (1, 3)	CI 1B		K		L4		FC5-4		K	5	0	1	0	0	2	3			
Brady Clark R OBP: 0.326, SLG: 0.394 (1, 9)	CI			L4	G5-3			G4-6-3 HBP	2B	3	0	1	2	0	0	0			
Keith Ginter R OBP: 0.336, SLG: 0.402 (1, 5)	L5			1B HR			F9	G4-6-3	G6-3	5	1	1	0	0	0	5			
Keith Osik R OBP: 0.342, SLG: 0.321 (1, 2)				HR	HR		P3			3	2	2	1	1	0	0			
Royce Clayton R OBP: 0.286, SLG: 0.337 (1, 6)			F9	HR	HR			WP BB		3	1	2	3	1	0	0			
15 Ben Sheets R OBP: 0.100, SLG: 0.082 Valero De Los Santos L OBP: 0.200, SLG: 0.400 2 Bill Hall R OBP: 0.200, SLG: 0.400 Mike DeJean R OBP: 0.200, SLG: 0.400			K		B5-3		K		FC5-4	3	0	0	0	0	2	1			
Inning Stats	R: 0 E: 1 K: 0 S: 11	H: 2 LOB: 3 BB: 0 P: 18	R: 1 E: 0 K: 1 S: 9	H: 1 LOB: 0 BB: 0 P: 15	R: 0 E: 0 K: 2 S: 9	H: 0 LOB: 0 BB: 0 P: 12	R: 3 E: 0 K: 0 S: 12	H: 3 LOB: 1 BB: 1 P: 20	R: 0 E: 0 K: 1 S: 4	H: 1 LOB: 1 BB: 0 P: 10	R: 0 E: 0 K: 0 S: 6	H: 0 LOB: 1 BB: 1 P: 10	R: 0 E: 0 K: 0 S: 4	H: 0 LOB: 2 BB: 2 P: 17	R: 2 E: 0 K: 1 S: 17	H: 3 LOB: 1 BB: 0 P: 26	1B: 7 2B: 2 3B: 0 HR: 2	SF: 0 SAC: 0 DP: 1 HBP: 1	WP: 1 PA: 42 PB: 0 SB: 0 CS: 0
PITCHER	IP	WLS	BF	H	R	ER	SO	BB	IBB	HBP	BLK	WP	HR	S	P	ERA	WHIP		
Tom Glavine L ERA: 5.1 (1, 1)	1.0		6	2	0	0	0	0	0	0	0	0	0	11	18	0.00	2.000		
Dan Wheeler R ERA: 3.29 (2, 1)	4.0	L	17	4	4	4	3	1	0	0	0	0	2	34	54	9.00	1.250		
Pedro Feliciano L ERA: 2.89 (6, 1)	2.0		8	1	0	0	1	1	0	0	0	0	0	15	20	0.00	1.000		
John Franco L ERA: 3.38 (8, 1)	1.0		5	0	0	0	0	1	1	1	0	1	0	4	17	0.00	1.000		
Mike Stanton L ERA: 5.4 (9, 1)	1.0		6	3	2	2	1	0	0	0	0	0	0	17	26	18.00	3.000		

Milwaukee Brewers @ New York Mets
Shea Stadium, Flushing, NY
Tue Jul 29 2003, 7:20 PM EDT
Att: 22,846 - Sunny - 76 F

AB	36
R	6
H	10
RBI	6
BB	4
SO	5
LOB	13



Batter	1	2	3	4	5	6	7	8	9	AB	R	H	RBI	BB	SO	LOB	BOTTOM		
Jeff Duncan L OBP: 0.406, SLG: 0.368 (1, 8)	G4-3		G4-3		K			B1-3		4	0	0	0	0	1	0			
7 José Reyes S OBP: 0.273, SLG: 0.361 (1, 6)	L4		F7				G2	K		4	0	0	0	0	1	0			
Cliff Floyd L OBP: 0.364, SLG: 0.522 (1, 7)	G4-3			G4-1 1B			G4-6-3 1B	G3-1		4	1	2	0	0	0	0			
Jason Phillips R OBP: 0.386, SLG: 0.458 (1, 3)		2B 1B		G4-1			G4-6-3		G1-3	4	1	1	0	0	0	2			
Timo Perez L OBP: 0.340, SLG: 0.387 (1, 9)		1B 2B		G3			G4-3		1B	4	1	2	1	0	0	1			
Ty Wigginton R OBP: 0.320, SLG: 0.413 (1, 5)		G4-6-3 1B					F9 E 1B		F8	4	0	3	2	0	0	1			
Vance Wilson R OBP: 0.291, SLG: 0.382 (1, 2)		G4-6-3		G3-1			E1		P3	4	0	0	0	0	0	4			
Joe McEwing R OBP: 0.320, SLG: 0.311 (1, 4)		P4			G5-3		F9			3	0	0	0	0	0	2			
Tom Glavine L ERA: 5.1 (1, 1)	6.2	W	26	7	3	3	2	0	0	0	0	0	0	0	0	0			
Dan Wheeler R ERA: 3.88 (2, 1)	0.1	H	1	0	0	0	1	0	0	0	0	0	0	0	0	0			
Roger Cedeno S ERA: 4.54 (5, PH)	2.0	S	7	1	0	0	1	0	0	0	0	0	0	0	0	0			
Tony Clark S OBP: 0.326, SLG: 0.448 John Franco L OBP: 0.200, SLG: 0.400 Mike Stanton L OBP: 0.200, SLG: 0.400				G3-1			K2-3		K	0	0	0	0	0	0	0			
Inning Stats	R: 0 E: 0 K: 0 S: 5	H: 0 LOB: 0 BB: 0 P: 11	R: 2 E: 0 K: 0 S: 15	H: 3 LOB: 0 BB: 0 P: 23	R: 0 E: 0 K: 0 S: 5	H: 0 LOB: 0 BB: 0 P: 5	R: 1 E: 0 K: 0 S: 11	H: 2 LOB: 1 BB: 0 P: 15	R: 0 E: 0 K: 2 S: 10	H: 1 LOB: 0 BB: 0 P: 15	R: 0 E: 1 K: 1 S: 13	H: 1 LOB: 2 BB: 0 P: 16	R: 0 E: 0 K: 1 S: 7	H: 0 LOB: 0 BB: 0 P: 8	R: 0 E: 0 K: 0 S: 7	H: 1 LOB: 1 BB: 0 P: 10	1B: 6 2B: 2 3B: 0 HR: 0	SF: 0 SAC: 0 DP: 2 HBP: 0	WP: 0 PA: 34 PB: 0 SB: 0 CS: 0
PITCHER	IP	WLS	BF	H	R	ER	SO	BB	IBB	HBP	BLK	WP	HR	S	P	ERA	WHIP		
15 Ben Sheets R ERA: 3.88 (1, 1)	6.2	W	26	7	3	3	2	0	0	0	0	0	0	0	0	4.05	1.050		
Valero De Los Santos L ERA: 4.54 (7, 1)	0.1	H	1	0	0	0	1	0	0	0	0	0	0	0	0	0.00	0.000		
Mike DeJean R ERA: 4.8 (8, 1)	2.0	S	7	1	0	0	1	0	0	0	0	0	0	0	0	0.00	0.500		

Milwaukee Brewers @ New York Mets
Shea Stadium, Flushing, NY
Tue Jul 29 2003, 7:20 PM EDT
Att: 22,846 - Sunny - 76 F

AB	34
R	3
H	8
RBI	3
BB	0
SO	4
LOB	12



Batter	1	2	3	4	5	6	7	8	9	AB	R	H	RBI	BB	SO	LOB	TOP			
Eric Young Sr. R OBP: 0.337, SLG: 0.415 (1, 4)										4	0	1	0	0	2	0	Milwaukee Brewers @ New York Mets Shea Stadium, Flushing, NY Wed Jul 30 2003, 7:10 PM EDT Att: 22,389 - Sunny - 77 F			
Scott Podsednik L OBP: 0.388, SLG: 0.393 (1, 8)										4	0	1	0	0	0	0				
Geoff Jenkins L OBP: 0.360, SLG: 0.505 (1, 7)										3	0	1	0	0	1	2				
Richie Sexson R OBP: 0.377, SLG: 0.520 (1, 3)										3	0	0	0	1	2	2				
Brady Clark R OBP: 0.330, SLG: 0.389 (1, 9)										2	0	0	0	1	1	0				
Keith Ginter R OBP: 0.340, SLG: 0.404 (1, 5)										4	0	2	0	0	0	2				
Eddie Pérez R OBP: 0.319, SLG: 0.447 (1, 2)										4	0	0	0	0	0	5				
Royce Clayton R OBP: 0.289, SLG: 0.335 (1, 6)										2	0	0	0	2	1	0				
Wes Obermueller R OBP: 0.250, SLG: 0.250 (1, 1)										2	0	0	0	0	1	5				
2 Bill Hall, R OBP: 0.158, SLG: 0.375 (7, PH)										1	0	0	0	0	1	0				
Luis Vizcaino, R OBP: 0.373, SLG: 0.502 (8, 1)										0	0	0	0	0	0	0				
John Vander Wal, L OBP: 0.373, SLG: 0.502 (9, PH)										1	0	0	0	0	1	0				
Inning Stats	R: 0 E: 0 K: 1 S: 10	H: 0 LOB: 0 BB: 0 P: 18	R: 0 E: 0 K: 0 S: 9	H: 0 LOB: 3 BB: 3 P: 23	R: 0 E: 0 K: 2 S: 11	H: 1 LOB: 1 BB: 0 P: 21	R: 0 E: 0 K: 1 S: 9	H: 1 LOB: 2 BB: 1 P: 18	R: 0 E: 0 K: 0 S: 6	H: 0 LOB: 1 BB: 0 P: 9	R: 0 E: 0 K: 0 S: 10	H: 1 LOB: 0 BB: 0 P: 13	R: 0 E: 0 K: 2 S: 13	H: 2 LOB: 2 BB: 0 P: 18	R: 0 E: 0 K: 2 S: 9	H: 0 LOB: 0 BB: 0 P: 13	1B: 5 2B: 0 3B: 0 HR: 0	SF: 0 SAC: 0 DP: 2 HBP: 2	WP: 0 PB: 0 SB: 0 CS: 0	PA: 36
PITCHER	IP WLS BF H R ER SO BB IBB HBP BLK WP HR S P ERA WHIP																			
Al Leiter, L ERA: 4.81 (1, 1)	7.0 W 30 5 0 0 6 2 2 2 0 0 0 68 120 0.00 1.000																			
David Weathers, R ERA: 3.3 (8, 1)	2.0 S 6 0 0 0 4 0 0 0 0 0 0 19 26 0.00 0.000																			

Batter	1	2	3	4	5	6	7	8	9	AB	R	H	RBI	BB	SO	LOB	BOTTOM			
Jeff Duncan L OBP: 0.384, SLG: 0.344 (1, 8)										4	0	0	0	0	1	2	Milwaukee Brewers @ New York Mets Shea Stadium, Flushing, NY Wed Jul 30 2003, 7:10 PM EDT Att: 22,389 - Sunny - 77 F			
7 José Reyes S OBP: 0.273, SLG: 0.371 (1, 6)										4	1	1	0	0	1	0				
Cliff Floyd L OBP: 0.366, SLG: 0.520 (1, 7)										3	0	1	1	1	1	0				
Jae Weong Seo R OBP: 0.147, SLG: 0.094 (6, PR)										0	0	0	0	0	0	0				
Raul Gonzalez R OBP: 0.347, SLG: 0.365 (9, 7)										0	0	0	0	0	0	0				
Jason Phillips R OBP: 0.391, SLG: 0.471 (1, 3)										4	1	3	0	0	1	0				
Timo Perez L OBP: 0.333, SLG: 0.381 (1, 9)										3	0	0	1	0	0	5				
Ty Wigginton R OBP: 0.318, SLG: 0.410 (1, 5)										3	0	0	0	0	0	0				
Vance Wilson R OBP: 0.292, SLG: 0.378 (1, 2)										2	0	0	0	0	1	0				
Joe McEwing R OBP: 0.315, SLG: 0.305 (1, 4)										3	0	0	0	0	1	1				
Al Leiter, L ERA: 4.81 (1, 1)										1	0	0	0	1	0	0				
Roger Cedeno S OBP: 0.308, SLG: 0.358 (7, PH)										1	0	0	0	0	0	0				
David Weathers, R ERA: 3.3 (8, 1)										0	0	0	0	0	0	0				
Inning Stats	R: 0 E: 0 K: 0 S: 12	H: 1 LOB: 2 BB: 1 P: 22	R: 0 E: 0 K: 1 S: 11	H: 0 LOB: 2 BB: 1 P: 22	R: 1 E: 0 K: 1 S: 10	H: 1 LOB: 0 BB: 0 P: 16	R: 0 E: 0 K: 1 S: 13	H: 0 LOB: 0 BB: 0 P: 20	R: 0 E: 0 K: 1 S: 9	H: 0 LOB: 0 BB: 0 P: 14	R: 1 E: 0 K: 0 S: 15	H: 1 LOB: 0 BB: 0 P: 22	R: 0 E: 0 K: 0 S: 9	H: 0 LOB: 0 BB: 0 P: 12	R: 0 E: 0 K: 1 S: 13	H: 2 LOB: 3 BB: 0 P: 16	1B: 2 2B: 2 3B: 1 HR: 0	SF: 1 SAC: 0 DP: 0 HBP: 1	WP: 0 PB: 1 SB: 0 CS: 0	PA: 32
PITCHER	IP WLS BF H R ER SO BB IBB HBP BLK WP HR S P ERA WHIP																			
Wes Obermueller R ERA: 3.0 (1, 1)	6.0 L 24 3 2 1 5 2 0 1 0 0 0 70 116 1.50 0.833																			
Luis Vizcaino R ERA: 8.53 (7, 1)	1.0 3 0 0 0 0 0 0 0 0 0 0 9 12 0.00 0.000																			
Valerio De Los Santos L ERA: 4.41 (8, 1)	1.0 5 2 0 0 1 0 0 0 0 0 0 13 16 0.00 2.000																			



Batter	1	2	3	4	5	6	7	8	9	AB	R	H	RBI	BB	SO	LOB	TOP				
Scott Podsednik, L (1, 8) OBP: 0.374, SLG: 0.397										4	0	3	1	1	1	0	Milwaukee Brewers @ New York Mets Shea Stadium, Flushing, NY Thu Jul 31, 2003, 12:10 PM EDT Att: 27,590 - Sunny - 75 F				
Royce Clayton, R (1, 6) OBP: 0.286, SLG: 0.331										4	0	0	0	1	1	4					
Geoff Jenkins, L (1, 7) OBP: 0.358, SLG: 0.500										4	0	0	0	1	1	3					
Richie Sexson, R (1, 3) OBP: 0.377, SLG: 0.517										4	0	1	1	1	1	1					
John Vander Wal, L (1, 9) OBP: 0.366, SLG: 0.492 Dan Kolb, R (9, 1)										5	0	0	0	0	3	4					
Wes Helms, R (1, 5) OBP: 0.324, SLG: 0.440 Keith Ginter, R (5, 5) OBP: 0.346, SLG: 0.415										1	0	0	0	1	0	1					
Eddie Pérez, R (1, 2) OBP: 0.317, SLG: 0.444										4	1	1	1	0	2	4					
2 Bill Hall, R (1, 4) OBP: 0.263, SLG: 0.421										3	1	2	0	0	0	1					
Matt Kinney, R (1, 1) OBP: 0.054, SLG: 0.056 Leo Estrella, R (7, 1)										1	0	0	0	1	0	2					
Brooks Kieschnick, L (8, PH) OBP: 0.370, SLG: 0.588 Mike DeJean, R (8, 1) Brady Clark, R (9, 9) OBP: 0.350, SLG: 0.389										0	0	0	0	0	0	0					
Inning Stats	R: 0 E: 0 K: 1 S: 12	H: 0 LOB: 1 BB: 1 P: 21	R: 0 E: 0 K: 2 S: 12	H: 1 LOB: 2 BB: 1 P: 18	R: 0 E: 0 K: 1 S: 5	H: 0 LOB: 0 BB: 1 P: 11	R: 0 E: 1 K: 1 S: 12	H: 1 LOB: 1 BB: 0 P: 18	R: 1 E: 0 K: 2 S: 13	H: 2 LOB: 3 BB: 2 P: 23	R: 0 E: 0 K: 0 S: 12	H: 0 LOB: 0 BB: 0 P: 16	R: 2 E: 1 K: 1 S: 15	H: 3 LOB: 1 BB: 0 P: 24	R: 0 E: 0 K: 1 S: 6	H: 0 LOB: 0 BB: 0 P: 8		1B: 8 2B: 1 3B: 0 HR: 0	SF: 0 SAC: 2 DP: 2 HBP: 0	WP: 2 PB: 0 SB: 1 CS: 0	PA: 41
PITCHER	IP WLS BF H R ER SO BB IBB HBP BLK WP HR S P ERA WHIP																				
Aaron Heilman, R (1, 1) ERA: 6.93	5.2 L 28 6 2 2 7 6 0 0 0 0 0 0 63 109 3.18 2.118																				
Jaime Cerda, L (6, 1) ERA: 6.2	1.1 4 0 0 0 1 0 0 0 0 0 0 0 15 20 0.00 0.000																				
Edwin Almonte, R (8, 1) ERA: 10.57	1.0 6 3 2 2 1 0 0 0 0 0 1 0 15 24 18.00 3.000																				
Mike Stanton, L (9, 1) ERA: 5.22	1.0 3 0 0 0 1 0 0 0 0 0 0 0 6 8 0.00 0.000																				

Batter	1	2	3	4	5	6	7	8	9	AB	R	H	RBI	BB	SO	LOB	BOTTOM				
Roger Cedeno, S (1, 9) OBP: 0.306, SLG: 0.353										4	1	0	0	1	1	2	Milwaukee Brewers @ New York Mets Shea Stadium, Flushing, NY Thu Jul 31, 2003, 12:10 PM EDT Att: 27,590 - Sunny - 75 F				
7 José Reyes, S (1, 6) OBP: 0.282, SLG: 0.384										5	1	3	0	0	0	0					
Timo Perez, L (1, 8) OBP: 0.330, SLG: 0.376										5	0	1	1	0	1	5					
Jason Phillips, R (1, 2) OBP: 0.393, SLG: 0.469										3	0	1	1	0	0	1					
Ty Wigginton, R (1, 5) OBP: 0.317, SLG: 0.406										3	0	0	0	1	2	4					
Raul Gonzalez, R (1, 7) OBP: 0.345, SLG: 0.357										3	1	0	0	1	0	5					
Tony Clark, S (1, 3) OBP: 0.293, SLG: 0.444 Mike Stanton, L (9, 1)										3	0	1	0	1	0	2					
Marco Scutaro, R (1, 4) OBP: 0.200, SLG: 0.211 Cliff Floyd, L (7, PH) OBP: 0.365, SLG: 0.519 Joe McEwing, R (8, 4) OBP: 0.319, SLG: 0.309										2	0	1	0	0	0	1					
Aaron Heilman, R (1, 1) Jaime Cerda, L (6, 1) Jeff Duncan, L (7, PH) OBP: 0.378, SLG: 0.339 Edwin Almonte, R (8, 1) Jay Bell, R (9, 3) OBP: 0.356, SLG: 0.188										2	0	0	0	0	0	1					
Inning Stats	R: 0 E: 0 K: 2 S: 14	H: 1 LOB: 1 BB: 0 P: 13	R: 0 E: 0 K: 0 S: 8	H: 1 LOB: 0 BB: 0 P: 10	R: 0 E: 0 K: 1 S: 7	H: 0 LOB: 0 BB: 1 P: 12	R: 0 E: 0 K: 0 S: 6	H: 0 LOB: 0 BB: 0 P: 8	R: 0 E: 0 K: 0 S: 9	H: 1 LOB: 0 BB: 0 P: 13	R: 1 E: 0 K: 1 S: 14	H: 1 LOB: 0 BB: 1 P: 23	R: 2 E: 1 K: 0 S: 8	H: 2 LOB: 2 BB: 1 P: 14	R: 0 E: 0 K: 2 S: 14	H: 2 LOB: 2 BB: 0 P: 22		1B: 6 2B: 3 3B: 0 HR: 0	SF: 0 SAC: 0 DP: 2 HBP: 1	WP: 0 PB: 0 SB: 1 CS: 0	PA: 39
PITCHER	IP WLS BF H R ER SO BB IBB HBP BLK WP HR S P ERA WHIP																				
Matt Kinney, R (1, 1) ERA: 5.08	6.0 H 25 4 1 1 3 3 0 0 0 1 0 0 12 16 0.00 0.000																				
Leo Estrella, R (7, 1) ERA: 3.07	1.0 H 2 0 0 0 1 0 0 0 0 1 0 0 12 16 0.00 0.000																				
Mike DeJean, R (8, 1) ERA: 4.88	1.0 H 7 2 2 1 0 1 0 0 0 0 0 0 8 14 9.00 3.000																				
Dan Kolb, R (9, 1) ERA: 2.57	1.0 S 5 2 0 0 2 0 0 0 0 0 0 0 14 22 0.00 2.000																				

AB	33
R	4
H	9
RBI	3
BB	6
SO	10
LOB	20



Batter	1	2	3	4	5	6	7	8	9	AB	R	H	RBI	BB	SO	LOB	TOP					
Eric Young Sr. R OBP: 0.337, SLG: 0.423	F9		2H 1B		FC4-6		F8		HR	5	1	2	1	0	0	3	Milwaukee Brewers @ Montreal Expos Olympic Stadium, Montreal, QB Fri Aug 01 2003, 7:05 PM EDT Att. 6,518 - Dome - 72 F					
Scott Podsednik L OBP: 0.374, SLG: 0.400	K			K		F9 G6-3	1B		G4-3	5	1	2	0	0	2	0						
Geoff Jenkins L OBP: 0.356, SLG: 0.495	G4-3			F7		G6-3 BB HBP	G4-3		F9	4	0	0	0	0	0	2						
Richie Sexson R OBP: 0.378, SLG: 0.517		K		FC4-6 1B		F9		3B 1B		4	1	2	0	0	1	2						
John Vander Wal L OBP: 0.372, SLG: 0.500		CS BB		FC4-6 1B		G6-3 BB		G4-3 3B		2	1	1	1	2	0	1						
Keith Ginter R OBP: 0.344, SLG: 0.412	K				1B	G6-3		P3		4	0	1	1	0	1	4						
Keith Osik R OBP: 0.340, SLG: 0.320			SH3-4 1B		K	K		G4-3		4	0	1	1	0	2	3						
Royce Clayton R OBP: 0.287, SLG: 0.331			K		FC4-6 1B		G1-3	G4-3		4	0	1	0	0	1	1						
Wayne Franklin L OBP: 0.156, SLG: 0.156			SH3-4		K		1B		F8	1	0	0	0	0	1	2						
2 Bill Hall R OBP: 0.300, SLG: 0.450										1	0	1	0	0	0	0						
Luis Vizcaino R OBP: 0.370, SLG: 0.588										0	0	0	0	0	0	0						
Brooks Kieschnick L OBP: 0.370, SLG: 0.588										0	0	0	0	0	0	0						
Brady Clark R OBP: 0.328, SLG: 0.387										1	0	0	0	0	0	0						
Inning Stats	R: 0 E: 0 K: 1 S: 9	H: 0 LOB: 0 BB: 0 P: 13	R: 0 E: 0 K: 2 S: 9	H: 0 LOB: 1 BB: 1 P: 16	R: 0 E: 0 K: 1 S: 6	H: 2 LOB: 2 BB: 0 P: 10	R: 0 E: 0 K: 1 S: 13	H: 1 LOB: 1 BB: 0 P: 17	R: 0 E: 0 K: 2 S: 11	H: 2 LOB: 2 BB: 0 P: 14	R: 1 E: 0 K: 1 S: 11	H: 1 LOB: 2 BB: 1 P: 21	R: 0 E: 0 K: 0 S: 16	H: 2 LOB: 2 BB: 0 P: 23	R: 2 E: 0 K: 0 S: 18	H: 2 LOB: 0 BB: 0 P: 28	R: 1 E: 0 K: 0 S: 10	H: 1 LOB: 0 BB: 0 P: 18	1B: 8 2B: 2 3B: 1 HR: 1	SF: 0 SAC: 1 DP: 1 HBP: 1	WP: 0 PB: 0 SB: 0 CS: 1	PA: 39
PITCHER	IP WLS BF H R ER SO BB IBB HBP BLK WP HR S P ERA WHIP																					
Tomo Ohka R ERA: 4.57	(1, 1) 7.0 W 30 8 1 1 8 2 0 0 0 0 0 0 75 114 1.29 1.429																					
Hector Almonte R ERA: 8.82	(8, 1) 1.0 5 2 2 2 0 0 0 0 0 0 0 0 18 28 18.00 2.000																					
Joey Eischen L ERA: 3.12	(9, 1) 1.0 4 1 1 1 0 0 0 0 0 0 0 0 1 10 9.00 1.000																					

Batter	1	2	3	4	5	6	7	8	9	AB	R	H	RBI	BB	SO	LOB	BOTTOM			
Jose Macias S OBP: 0.307, SLG: 0.391	G4-3	G4-3		F9		G6-3				5	0	1	1	0	0	4	Milwaukee Brewers @ Montreal Expos Olympic Stadium, Montreal, QB Fri Aug 01 2003, 7:05 PM EDT Att. 6,518 - Dome - 72 F			
Joey Eischen L				2-3				1B		0	0	0	0	0	0	0				
Jamey Carroll R OBP: 0.333, SLG: 0.355	1B		F9	F7		HR		G1-3		5	1	2	1	0	0	3				
Jose Vidro S OBP: 0.408, SLG: 0.493	G6-4-3 1B		G2-3		2B 1B	F7				4	1	2	0	0	0	0				
Vladimir Guerrero R OBP: 0.419, SLG: 0.533	G6-4-3		F9		HR 2B		P4			4	1	1	1	0	0	2				
Orlando Cabrera R OBP: 0.351, SLG: 0.486		2B 2B		2B 1B BB		G5-3		F9		3	2	1	0	1	0	1				
Brad Wilkerson L OBP: 0.374, SLG: 0.475		SH5-4 2H 2B		P4		HR		G3-1		4	1	2	3	0	0	1				
Joe Vitiello R OBP: 0.500, SLG: 0.645				1B 2B		K				2	1	1	0	1	1	0				
Edwards Guzman L OBP: 0.275, SLG: 0.322		SH5-4 BB		1B 2B		K		G6-3 1B 2B		1	1	1	0	0	0	0				
Brian Schneider L OBP: 0.333, SLG: 0.408		K		F9 1B		G1-3		P6		4	0	1	1	0	1	3				
Tomo Ohka S OBP: 0.278, SLG: 0.235		SH5-4		2-3 3H 1B						2	0	1	1	0	0	0				
Hector Almonte R ERA: 5.16								G6-3		0	0	0	0	0	0	0				
Ronald Calloway L OBP: 0.287, SLG: 0.406										1	0	0	0	0	0	1				
Endy Chavez L OBP: 0.289, SLG: 0.366		1-2 2-3		1-2 3H 1B						0	0	0	0	0	0	0				
Inning Stats	R: 0 E: 0 K: 0 S: 7	H: 2 LOB: 1 BB: 0 P: 8	R: 1 E: 0 K: 1 S: 17	H: 2 LOB: 2 BB: 1 P: 25	R: 0 E: 0 K: 0 S: 7	H: 0 LOB: 0 BB: 0 P: 16	R: 2 E: 0 K: 0 S: 14	H: 3 LOB: 2 BB: 1 P: 23	R: 3 E: 0 K: 1 S: 16	H: 3 LOB: 0 BB: 0 P: 22	R: 1 E: 0 K: 0 S: 6	H: 1 LOB: 0 BB: 0 P: 11	R: 0 E: 0 K: 0 S: 6	H: 0 LOB: 0 BB: 0 P: 12	R: 1 E: 0 K: 0 S: 10	H: 2 LOB: 1 BB: 0 P: 15	1B: 6 2B: 5 3B: 0 HR: 2	SF: 0 SAC: 1 DP: 1 HBP: 0	WP: 0 PB: 0 SB: 0 CS: 0	PA: 38
PITCHER	IP WLS BF H R ER SO BB IBB HBP BLK WP HR S P ERA WHIP																			
Wayne Franklin L ERA: 5.16	(1, 1) 6.0 L 30 11 7 7 2 2 0 0 0 0 0 0 6 67 10.50 2.167																			
Luis Vizcaino R ERA: 8.31	(7, 1) 1.0 3 0 0 0 0 0 0 0 0 0 0 0 6 12 0.00 0.000																			
Brooks Kieschnick R ERA: 5.02	(8, 1) 1.0 5 2 1 1 0 0 0 0 0 0 0 0 10 15 9.00 2.000																			



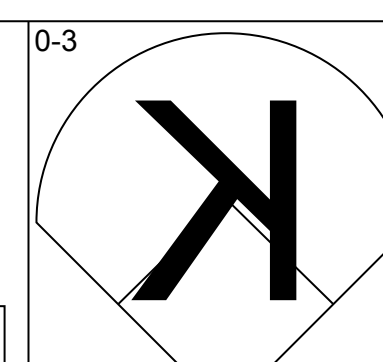
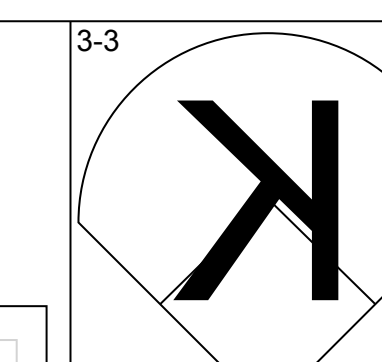
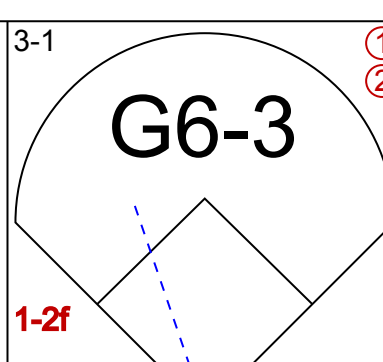
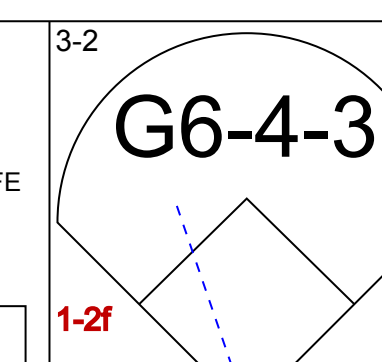
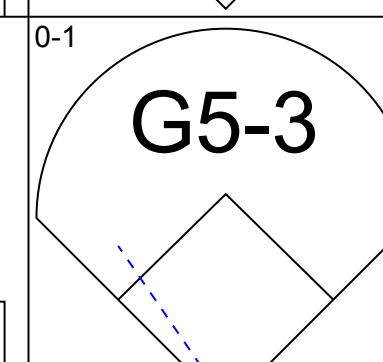
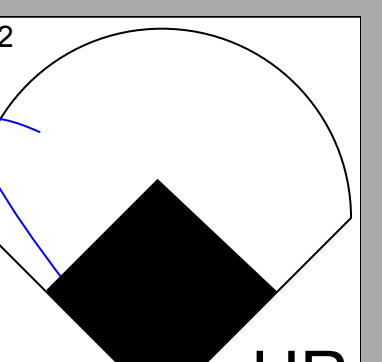
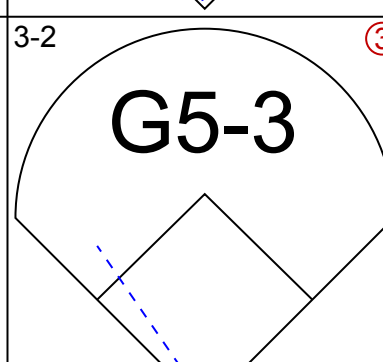
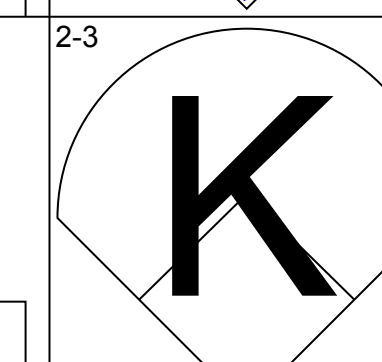
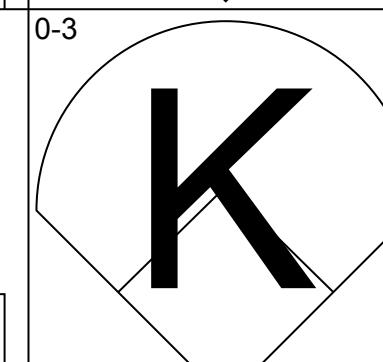
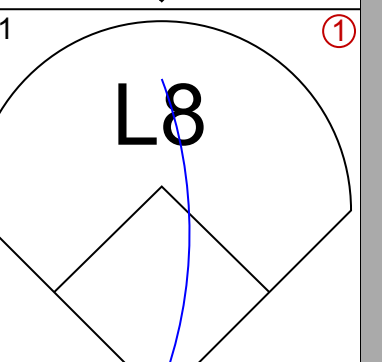
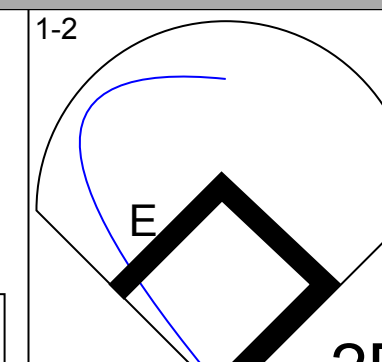
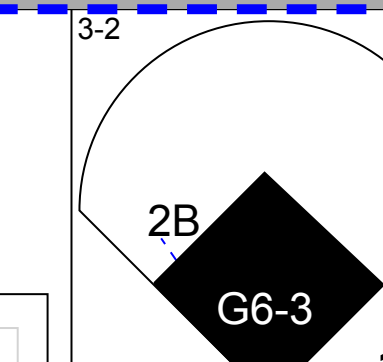
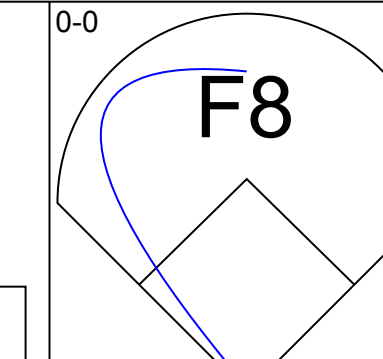
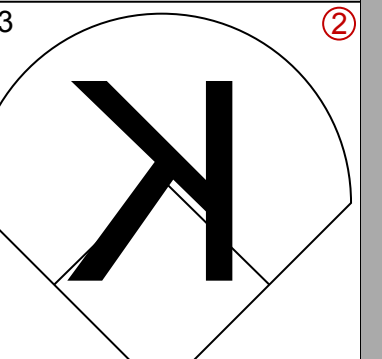
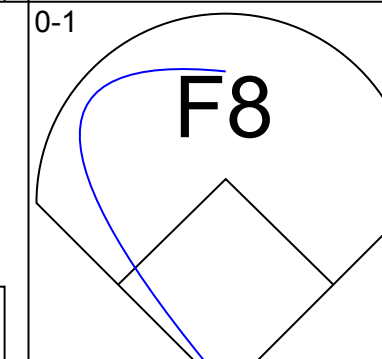
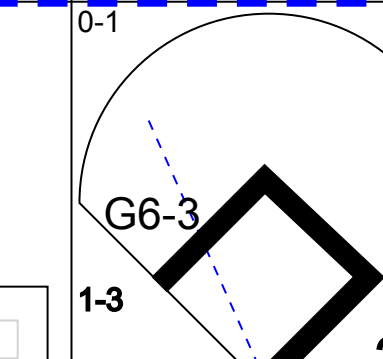
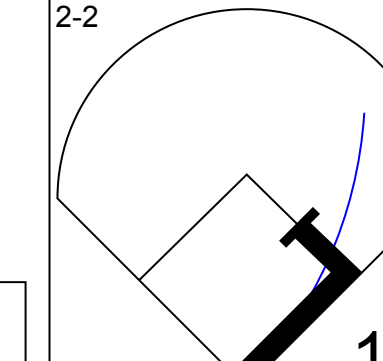
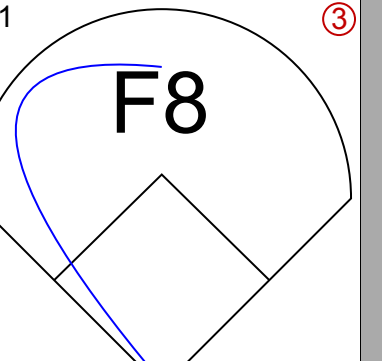
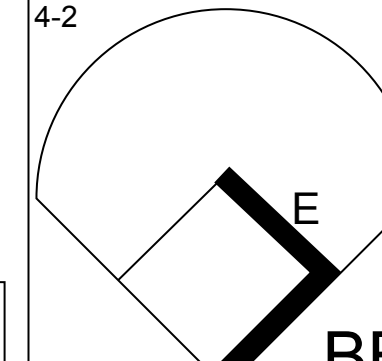
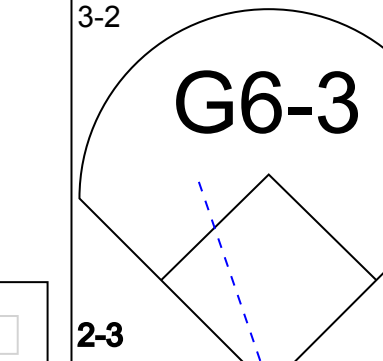
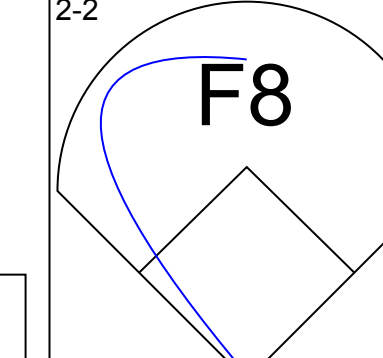
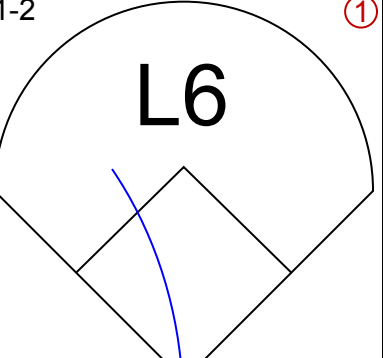
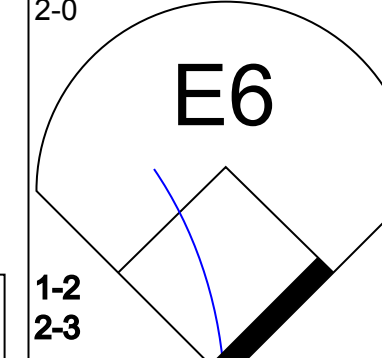
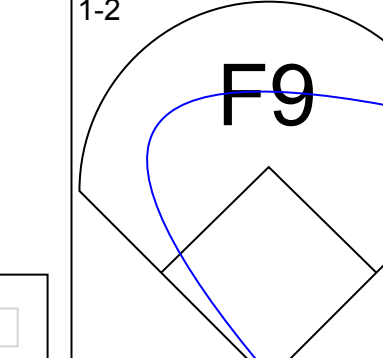
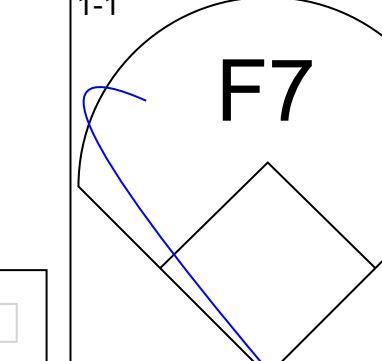
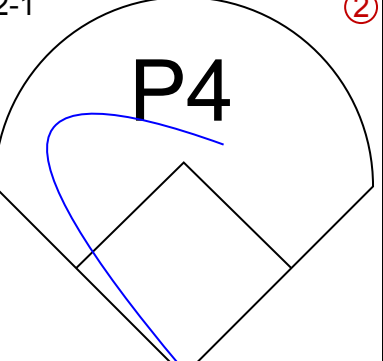
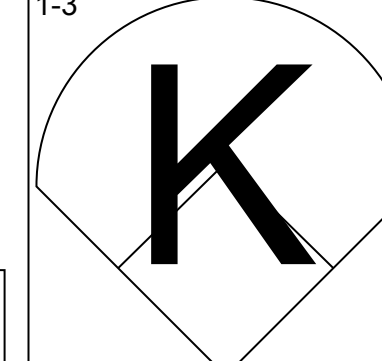
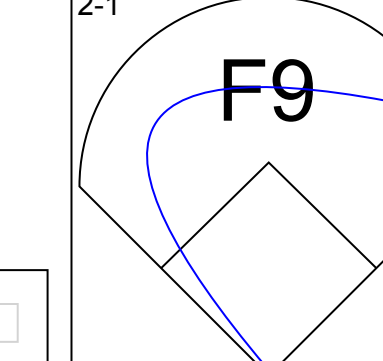
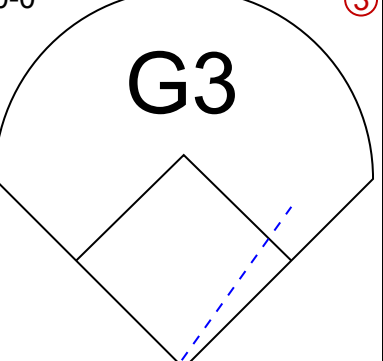
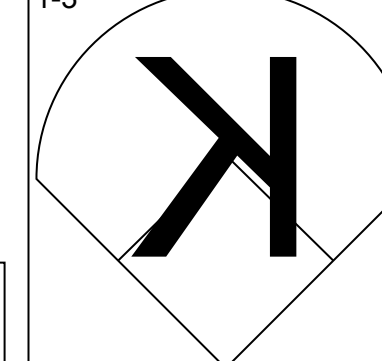
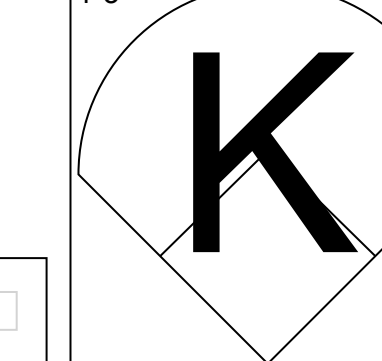
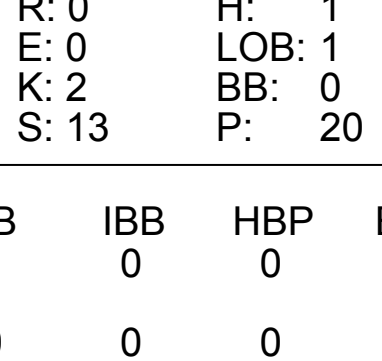
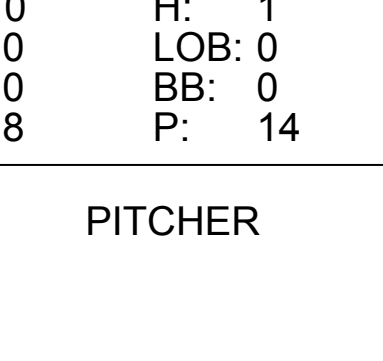
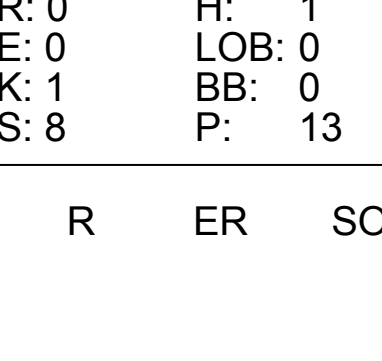
Batter	1	2	3	4	5	6	7	8	9	AB	R	H	RBI	BB	SO	LOB	TOP					
Eric Young Sr. R OBP: 0.334, SLG: 0.418 (1, 4)										4	1	0	0	0	2	0	Milwaukee Brewers @ Montreal Expos Olympic Stadium, Montreal, QB Sat Aug 02 2003, 7:05 PM EDT Att: 22,180 - Dome - 72 F					
Scott Podsednik L OBP: 0.376, SLG: 0.401 (1, 8)										4	0	2	0	0	1	0						
Geoff Jenkins L OBP: 0.355, SLG: 0.493 (1, 7)										4	0	1	1	0	2	1						
Richie Sexson R OBP: 0.381, SLG: 0.522 (1, 3)										4	0	3	0	0	0	2						
John Vander Wal L OBP: 0.367, SLG: 0.492 (1, 9)										4	0	0	0	0	1	3						
Keith Ginter R OBP: 0.342, SLG: 0.409 (1, 5)										4	0	1	0	0	2	2						
Eddie Pérez R OBP: 0.314, SLG: 0.438 (1, 2)										3	0	0	0	0	2	2						
Royce Clayton R OBP: 0.288, SLG: 0.331 (1, 6)										3	0	1	0	0	0	0						
David Manning R (1, 1)										1	0	0	0	0	1	0						
Dave Burba R (5, 1)										1	0	0	0	0	0	0						
Wes Helms R OBP: 0.333, SLG: 0.439 (7, FH)										1	0	0	0	0	0	2						
Luis Vizcaino R (7, 1)										0	0	0	0	0	0	0						
Brooks Kieschnick L OBP: 0.370, SLG: 0.588 (8, 1)										0	0	0	0	0	0	0						
Inning Stats	R: 0 E: 0 K: 1 S: 8	H: 0 LOB: 0 BB: 0 P: 14	R: 0 E: 0 K: 2 S: 13	H: 1 LOB: 1 BB: 0 P: 17	R: 0 E: 0 K: 2 S: 7	H: 0 LOB: 0 BB: 0 P: 9	R: 0 E: 0 K: 0 S: 7	H: 2 LOB: 1 BB: 0 P: 10	R: 0 E: 0 K: 1 S: 7	H: 0 LOB: 0 BB: 0 P: 10	R: 1 E: 1 K: 0 S: 10	H: 2 LOB: 1 BB: 0 P: 15	R: 0 E: 0 K: 1 S: 9	H: 2 LOB: 2 BB: 0 P: 14	R: 0 E: 0 K: 3 S: 11	H: 0 LOB: 0 BB: 0 P: 17	R: 0 E: 0 K: 1 S: 9	H: 1 LOB: 0 BB: 0 P: 12	1B: 7 2B: 1 3B: 0 HR: 0	SF: 0 SAC: 0 DP: 3 HBP: 0	WP: 0 PB: 0 SB: 0 CS: 0	PA: 33
PITCHER Javier Vazquez R ERA: 3.55 (1, 1)	IP: 9.0 WLS: W BF: 33 H: 8 R: 1 ER: 0 SO: 11 BB: 0 IBB: 0 HBP: 0 BLK: 1 WP: 0 HR: 0 S: 81 P: 118 ERA: 0.00 WHIP: 0.889															PITCHER						

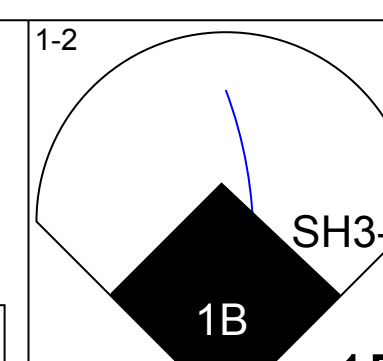
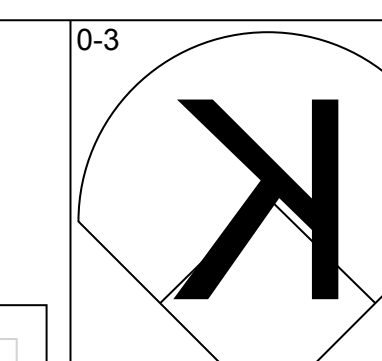
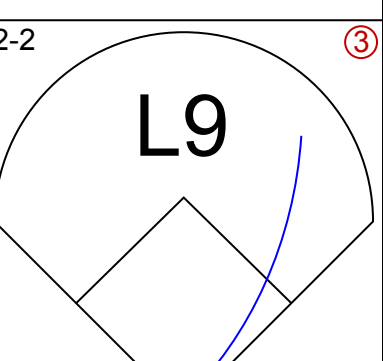
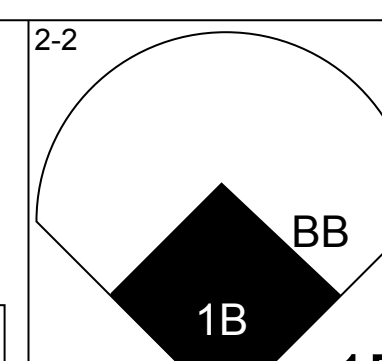
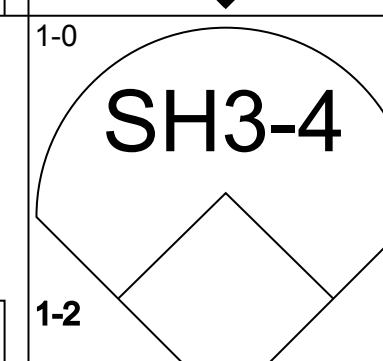
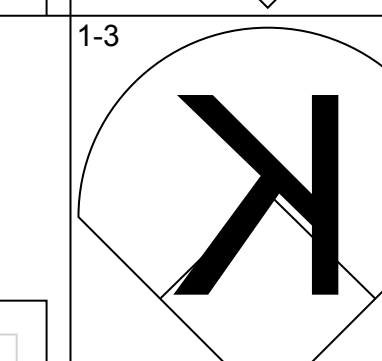
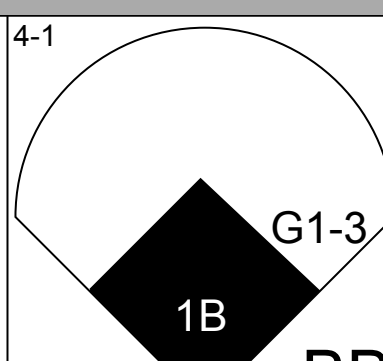
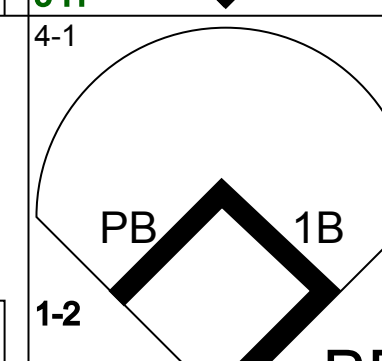
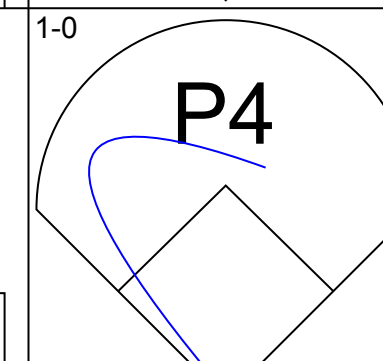
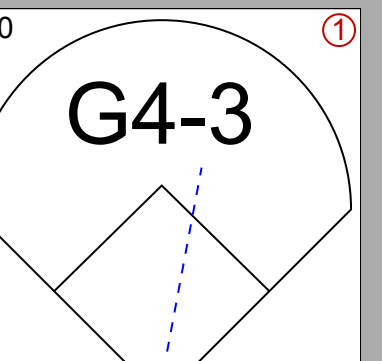
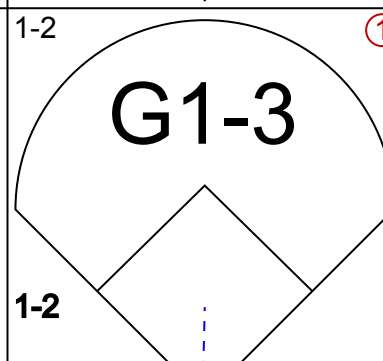
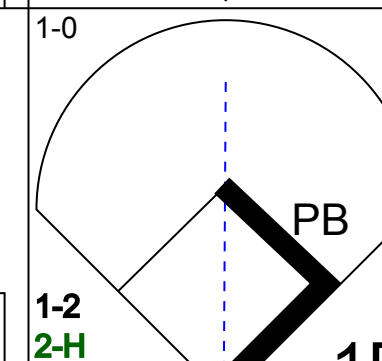

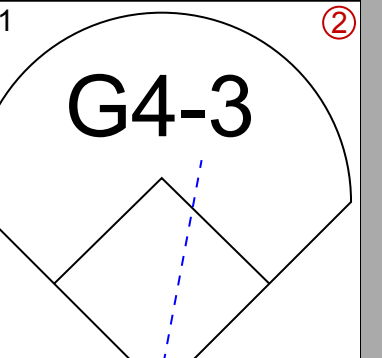
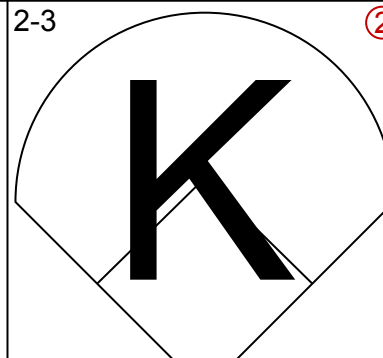
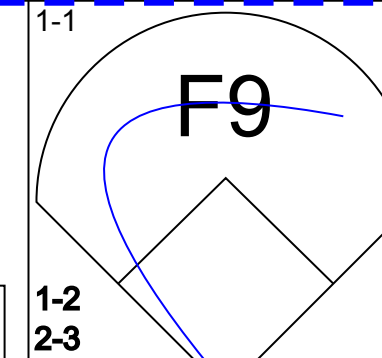

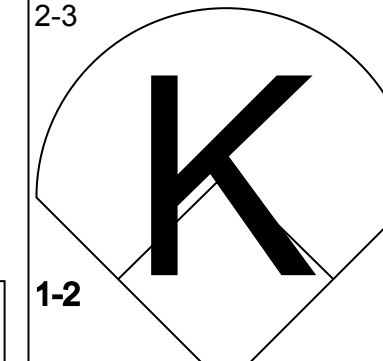
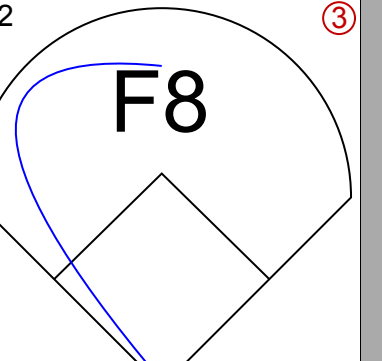
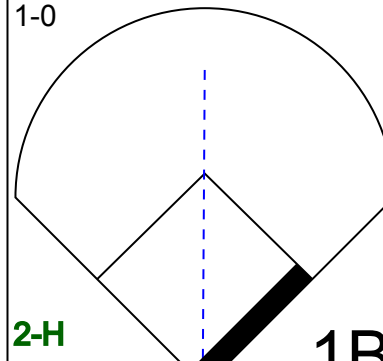
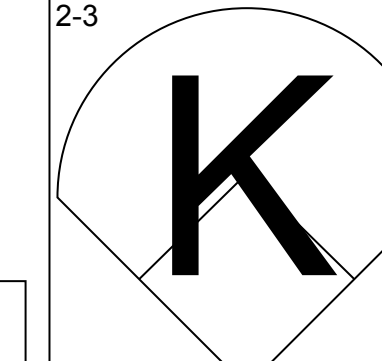
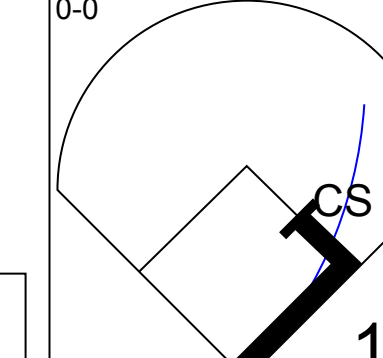
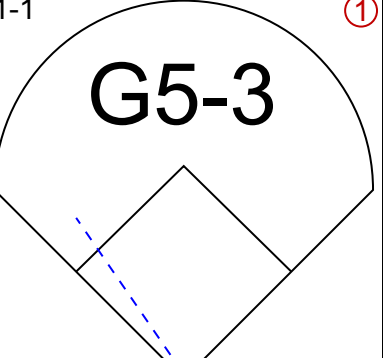
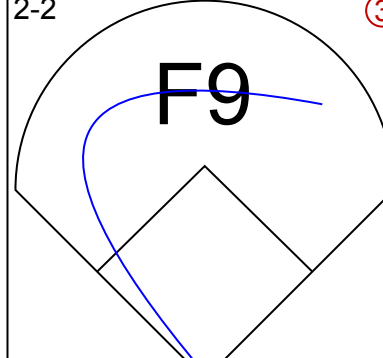
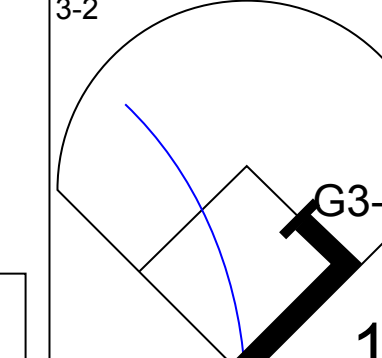
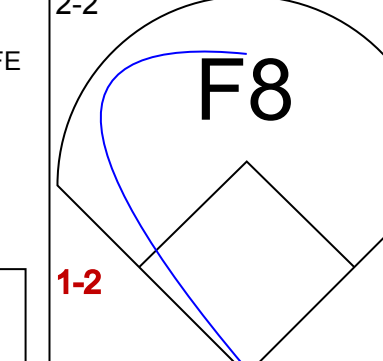
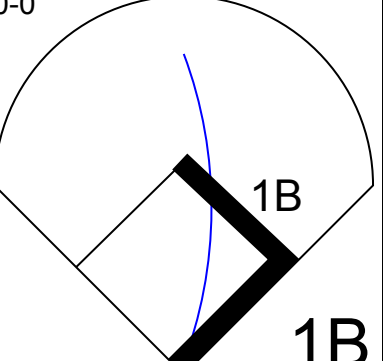
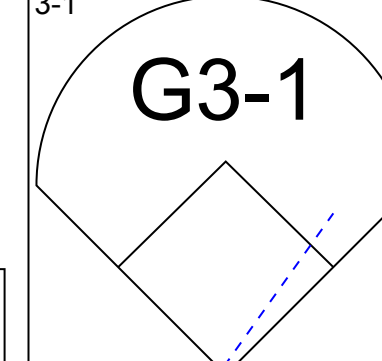
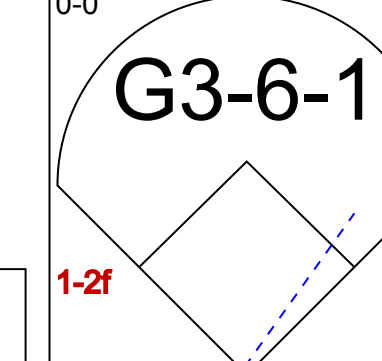
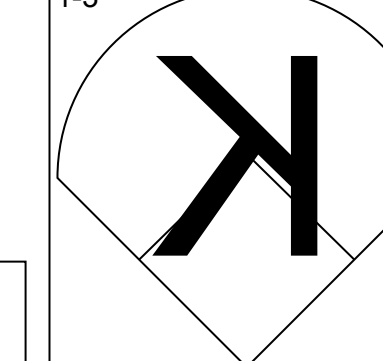
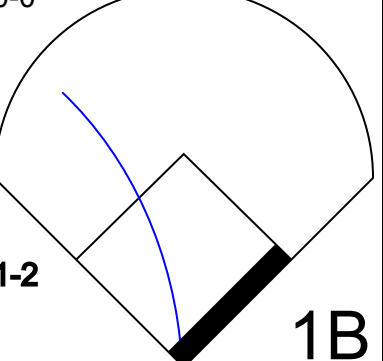
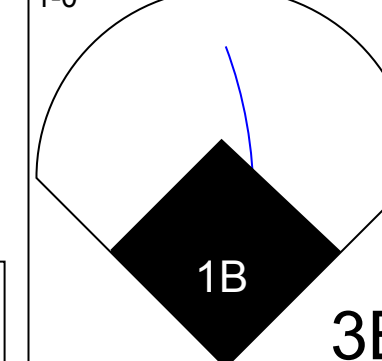
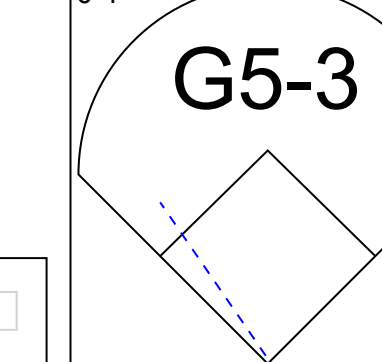
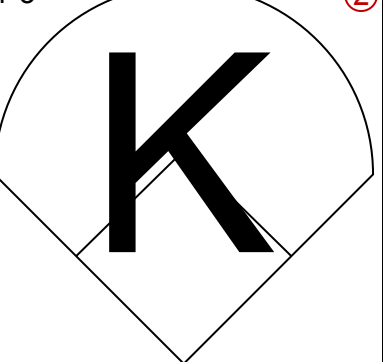
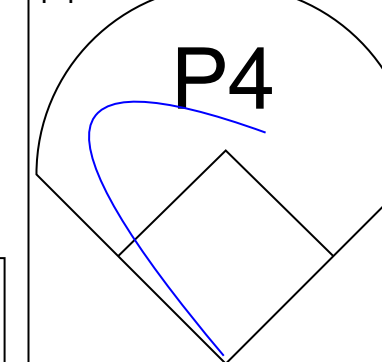
AB	33
R	1
H	8
RBI	1
BB	0
SO	11
LOB	12




Batter	1	2	3	4	5	6	7	8	9	AB	R	H	RBI	BB	SO	LOB	BOTTOM			
Endy Chavez L OBP: 0.288, SLG: 0.370 (1, 8)										5	1	1	2	0	0	3	Milwaukee Brewers @ Montreal Expos Olympic Stadium, Montreal, QB Sat Aug 02 2003, 7:05 PM EDT Att: 22,180 - Dome - 72 F			
Jamey Carroll R OBP: 0.337, SLG: 0.359 (1, 5)										4	0	2	0	0	0	0				
Orlando Cabrera R OBP: 0.350, SLG: 0.483 (1, 6)										3	0	0	0	1	1	1				
Vladimir Guerrero R OBP: 0.413, SLG: 0.523 (1, 9)										4	0	0	0	0	0	3				
Brad Wilkerson L OBP: 0.378, SLG: 0.474 (1, 7)										1	1	0	0	3	0	0				
Wil Cordero R OBP: 0.357, SLG: 0.452 (1, 3)										4	1	1	2	0	2	3				
Brian Schneider L OBP: 0.332, SLG: 0.410 (1, 2)										4	1	1	0	0	0	1				
Henry Mateo S OBP: 0.330, SLG: 0.304 (1, 4)										1	2	0	0	3	0	1				
Javier Vazquez R OBP: 0.159, SLG: 0.140 (1, 1)										3	1	1	2	0	1	2				
Inning Stats	R: 0 E: 0 K: 0 S: 12	H: 1 LOB: 1 BB: 1 P: 20	R: 2 E: 0 K: 0 S: 11	H: 1 LOB: 1 BB: 2 P: 22	R: 0 E: 0 K: 1 S: 6	H: 0 LOB: 0 BB: 0 P: 7	R: 5 E: 1 K: 0 S: 14	H: 2 LOB: 0 BB: 2 P: 31	R: 0 E: 0 K: 1 S: 7	H: 0 LOB: 0 BB: 0 P: 11	R: 0 E: 0 K: 0 S: 9	H: 1 LOB: 1 BB: 0 P: 12	R: 0 E: 0 K: 1 S: 14	H: 1 LOB: 2 BB: 1 P: 20	R: 0 E: 0 K: 1 S: 7	H: 0 LOB: 1 BB: 1 P: 14		1B: 3 2B: 1 3B: 1 HR: 1	SF: 0 SAC: 1 DP: 1 HBP: 0	WP: 4 PB: 0 SB: 0 CS: 0
PITCHER David Manning R ERA: 13.5 (1, 1)	IP: 4.0 WLS: L BF: 21 H: 4 R: 7 ER: 6 SO: 1 BB: 5 IBB: 0 HBP: 0 BLK: 0 WP: 2 HR: 1 S: 43 P: 80 ERA: 13.50 WHIP: 2.250															PITCHER				
Dave Burba R ERA: 3.38 (5, 1)	IP: 2.0 WLS: W BF: 7 H: 1 R: 0 ER: 0 SO: 1 BB: 0 IBB: 0 HBP: 0 BLK: 0 WP: 0 HR: 0 S: 16 P: 23 ERA: 0.00 WHIP: 0.500															PITCHER				
Luis Vizcaino R ERA: 8.1 (7, 1)	IP: 1.0 WLS: W BF: 5 H: 1 R: 0 ER: 0 SO: 1 BB: 1 IBB: 0 HBP: 0 BLK: 0 WP: 1 HR: 0 S: 14 P: 20 ERA: 0.00 WHIP: 2.000															PITCHER				
Brooks Kieschnick R ERA: 4.89 (8, 1)	IP: 1.0 WLS: W BF: 4 H: 0 R: 0 ER: 0 SO: 1 BB: 0 IBB: 0 HBP: 0 BLK: 0 WP: 1 HR: 0 S: 7 P: 14 ERA: 0.00 WHIP: 1.000															PITCHER				





Batter	1	2	3	4	5	6	7	8	9	AB	R	H	RBI	BB	SO	LOB	TOP					
Scott Podsednik, L (1.8) OBP: 0.372, SLG: 0.397										4	0	0	0	0	2	3	Milwaukee Brewers @ Montreal Expos Olympic Stadium, Montreal, QB Sun Aug 03 2003, 1:05 PM EDT Att: 17,953 - Dome - 72 F					
Royce Clayton, R (1.6) OBP: 0.297, SLG: 0.338										4	1	1	1	0	1	0						
Geoff Jenkins, L (1.7) OBP: 0.356, SLG: 0.495										4	1	2	0	0	1	0						
Richie Sexson, R (1.3) OBP: 0.380, SLG: 0.521										4	0	1	0	0	1	1						
John Vander Wal, L (1.9) OBP: 0.368, SLG: 0.490										3	0	1	1	1	0	1						
Keith Ginter, R (1.5) OBP: 0.336, SLG: 0.401										4	0	0	0	0	0	3						
2 Bill Hall, R (1.4) Mike DeJean, R (7.1)										3	0	0	0	0	1	3						
Brooks Kieschnick, L (9. PH) OBP: 0.364, SLG: 0.577										1	0	0	0	0	0	1						
Keith Osik, R (1.2) OBP: 0.340, SLG: 0.320										3	0	1	0	0	1	3						
15 Ben Sheets, R (1.1) Valerio De Los Santos, L (7.1) Eric Young Sr., R (7.4) OBP: 0.336, SLG: 0.420										2	0	1	0	0	1	1						
										0	0	0	0	0	0	0						
										1	0	1	0	0	0	0						
Inning Stats	R: 0 E: 0 K: 2 S: 8	H: 0 LOB: 0 BB: 0 P: 8	R: 0 E: 0 K: 0 S: 7	H: 1 LOB: 0 BB: 0 P: 11	R: 0 E: 0 K: 2 S: 13	H: 1 LOB: 1 BB: 0 P: 20	R: 1 E: 0 K: 1 S: 10	H: 1 LOB: 0 BB: 0 P: 16	R: 0 E: 0 K: 0 S: 6	H: 0 LOB: 0 BB: 0 P: 9	R: 0 E: 0 K: 0 S: 8	H: 1 LOB: 0 BB: 0 P: 14	R: 0 E: 1 K: 2 S: 15	H: 1 LOB: 3 BB: 1 P: 24	R: 0 E: 0 K: 1 S: 8	H: 1 LOB: 0 BB: 0 P: 13	R: 1 E: 0 K: 0 S: 16	H: 2 LOB: 1 BB: 0 P: 25	1B: 5 2B: 2 3B: 0 HR: 1	SF: 0 SAC: 0 DP: 2 HBP: 0	WP: 0 PB: 0 CS: 0	PA: 34
PITCHER	IP	WLS	BF	H	R	ER	SO	BB	IBB	HBP	BLK	WP	HR	S	P	ERA	WHIP					
Livan Hernandez, R (1.1) ERA: 3.32	7.0	W	26	5	1	1	7	1	0	0	0	0	1	67	102	1.29	0.857					
Luis Ayala, R (8.1) ERA: 3.5	1.0	H	3	1	0	0	1	0	0	0	0	0	0	8	13	0.00	1.000					
Joey Eischen, L (9.1) ERA: 3.35	0.0		1	1	1	1	0	0	0	0	0	0	0	3	6	∞	∞					
Rocky Biddle, R (9.1) ERA: 3.57	1.0	S	4	1	0	0	0	0	0	0	0	0	0	13	19	0.00	1.000					

Batter	1	2	3	4	5	6	7	8	9	AB	R	H	RBI	BB	SO	LOB	BOTTOM					
Endy Chavez, L (1.8) OBP: 0.290, SLG: 0.371										4	2	2	1	0	1	2	Milwaukee Brewers @ Montreal Expos Olympic Stadium, Montreal, QB Sun Aug 03 2003, 1:05 PM EDT Att: 17,953 - Dome - 72 F					
Jamey Carroll, R (1.5) OBP: 0.342, SLG: 0.357										1	1	0	0	2	1	0						
Orlando Cabrera, R (1.6) OBP: 0.349, SLG: 0.480										4	0	1	1	0	0	2						
Vladimir Guerrero, R (1.9) OBP: 0.410, SLG: 0.518										4	0	1	1	0	1	3						
Brad Wilkerson, L (1.7) OBP: 0.377, SLG: 0.471										4	0	1	1	0	2	1						
Wil Cordero, R (1.3) OBP: 0.359, SLG: 0.452										4	0	2	0	0	0	1						
Brian Schneider, L (1.2) OBP: 0.330, SLG: 0.407										4	0	1	0	0	0	2						
Henry Mateo, S (1.4) OBP: 0.339, SLG: 0.333										3	1	2	0	0	1	0						
Livan Hernandez, R (1.1) Joe Vitiello, R (7. PH) Luis Ayala, R (8.1) Joey Eischen, L (9.1) Rocky Biddle, R (9.1)										2	0	0	0	0	1	2						
										1	0	0	0	0	0	1						
										0	0	0	0	0	0	0						
										0	0	0	0	0	0	0						
Inning Stats	R: 1 E: 0 K: 1 S: 11	H: 2 LOB: 1 BB: 0 P: 18	R: 0 E: 0 K: 1 S: 7	H: 1 LOB: 0 BB: 0 P: 10	R: 0 E: 0 K: 2 S: 9	H: 0 LOB: 0 BB: 0 P: 10	R: 0 E: 0 K: 0 S: 6	H: 0 LOB: 0 BB: 0 P: 11	R: 0 E: 0 K: 1 S: 11	H: 2 LOB: 2 BB: 0 P: 15	R: 1 E: 0 K: 1 S: 13	H: 1 LOB: 1 BB: 1 P: 22	R: 2 E: 0 K: 0 S: 12	H: 3 LOB: 2 BB: 1 P: 25	R: 0 E: 0 K: 1 S: 9	H: 1 LOB: 0 BB: 0 P: 14	1B: 9 2B: 0 3B: 1 HR: 0	SF: 0 SAC: 1 DP: 1 HBP: 0	WP: 0 PB: 1 CS: 1	PA: 34		
PITCHER	IP	WLS	BF	H	R	ER	SO	BB	IBB	HBP	BLK	WP	HR	S	P	ERA	WHIP					
15 Ben Sheets, R (1.1) ERA: 3.85	6.0	L	24	6	2	2	6	1	0	0	0	0	0	57	86	3.00	1.167					
Valerio De Los Santos, L (7.1) ERA: 4.84	0.2		6	3	2	2	0	1	0	0	0	0	0	10	22	27.00	6.000					
Mike DeJean, R (7.1) ERA: 4.76	1.1		4	1	0	0	1	0	0	0	0	0	0	11	17	0.00	0.750					

AB	33
R	2
H	8
RBI	2
BB	1
SO	8
LOB	16



Batter	1	2	3	4	5	6	7	8	9	AB	R	H	RBI	BB	SO	LOB	TOP											
Rafael Furcal, S OBP: 0.342, SLG: 0.445 Mark DeRosa, R OBP: 0.293, SLG: 0.365	1-1 L9	4-0 HR		0-3 K		2-0 2B WP 1B		1-1 1-2 1B		3	2	1	0	1	1	0	Atlanta Braves @ Milwaukee Brewers Miller Park, Milwaukee, WI Wed Aug 06 2003, 7:05 PM CDT Att: 30,010 - Cloudy - 80 F											
Marcus Giles, R OBP: 0.386, SLG: 0.523	2-1 HR	3-2 1-H 2-H HR		0-2 F8		0-0 WP 1-3 2B		0-0 L6-4		5	2	3	4	0	0	2												
Gary Sheffield, R OBP: 0.427, SLG: 0.590 Darren Bragg, L OBP: 0.310, SLG: 0.272	4-0 HR	2-1 2B			1-3 K	0-3 K			1-1 G4-3	3	1	1	0	1	2	1												
10 Chipper Jones, S OBP: 0.387, SLG: 0.480	0-0 F9	0-1 G5-3			3-2 HR	0-1 P3			3-1 G1-3	5	1	1	0	0	0	3												
Andruw Jones, R OBP: 0.364, SLG: 0.551	0-0 1-H HR		0-0 L7		1-2 1-H HR		0-1 L7		0-0 P4	5	2	2	4	0	0	0												
Julio Franco, R OBP: 0.379, SLG: 0.444	2-3 K		0-0 HR		0-3 K		3-2 G6-3			4	1	1	1	0	2	0												
Vinny Castilla, R OBP: 0.315, SLG: 0.467		2-0 F8	3-3 K		4-1 BB		0-0 G1-3			3	0	0	0	1	1	0												
Henry Blanco, R OBP: 0.267, SLG: 0.297		2-0 HR SH2-4 1B	0-0 P3		0-2 G1-3			2-2 L6-4 1B		4	1	2	0	0	0	1												
Greg Maddux, R OBP: 0.143, SLG: 0.188 Jason Marquis, L ERA: 5.49 Dave Burba, R ERA: 3.91 Brooks Kieschnick, R ERA: 4.78 Luis Vizcaino, R ERA: 7.9	0-0 SH2-4		2-1 G5-3		2-2 F9			3-3 K		2	0	0	0	0	0	0												
Inning Stats	R: 3 E: 0 K: 1 S: 9	H: 2 LOB: 0 BB: 1 P: 18	R: 3 E: 0 K: 0 S: 10	H: 3 LOB: 1 BB: 23	R: 1 E: 0 K: 1 S: 6	H: 1 LOB: 0 BB: 9	R: 0 E: 0 K: 1 S: 8	H: 0 LOB: 0 BB: 10	R: 2 E: 0 K: 2 S: 19	H: 2 LOB: 1 BB: 1 P: 28	R: 0 E: 0 K: 0 S: 6	H: 0 LOB: 0 BB: 9	R: 0 E: 0 K: 1 S: 10	H: 2 LOB: 1 BB: 0 P: 16	R: 0 E: 0 K: 0 S: 5	H: 0 LOB: 0 BB: 9			1B: 5 2B: 3 3B: 0 HR: 5	SF: 0 SAC: 1 DP: 1 HBP: 0	WP: 1 PB: 0 CS: 0	PA: 41						
PITCHER	IP	WLS	BF	H	R	ER	SO	BB	IBB	HBP	BLK	WP	HR	S	P	ERA	WHIP											
Wayne Franklin, L ERA: 5.49	(1, 1)	3.0	L	17	6	7	7	2	2	0	0	0	0	4	25	50	21.00	2.667										
Scott Podsednik, L OBP: 0.357, SLG: 1.000	(7, 1)	4.0	L	17	4	3	3	4	1	0	0	0	1	1	44	62	6.75	1.250										
Brooks Kieschnick, R ERA: 4.78	(8, PH)	1.0		4	2	0	0	1	0	0	0	0	0	0	10	16	0.00	2.000										
Luis Vizcaino, R ERA: 7.9	(9, 1)	1.0		3	0	0	0	0	0	0	0	0	0	0	5	9	0.00	0.000										

Batter	1	2	3	4	5	6	7	8	9	AB	R	H	RBI	BB	SO	LOB	BOTTOM											
Eric Young Sr., R OBP: 0.336, SLG: 0.419 2 Bill Hall, R OBP: 0.231, SLG: 0.346	2-2 L4		0-0 G5-3			3-2 2B FC5-2-5-1 1B	1-0 G5-3		0-1 G5-3	3	0	1	0	0	0	1	Atlanta Braves @ Milwaukee Brewers Miller Park, Milwaukee, WI Wed Aug 06 2003, 7:05 PM CDT Att: 30,010 - Cloudy - 80 F											
Scott Podsednik, L OBP: 0.372, SLG: 0.399	1-1 G4-3			0-2 G1-3		0-0 FC5-2-5-1 2B		2-1 HR	4	1	2	0	0	0	0													
Geoff Jenkins, L OBP: 0.357, SLG: 0.490 Brooks Kieschnick, L OBP: 0.375, SLG: 0.642 Luis Vizcaino, R	3-2 G1-3			0-0 G1-3		0-1 FC5-2-5-1 BB		0-2 1-H HR	3	0	0	0	0	0	2													
Richie Sexson, R OBP: 0.384, SLG: 0.535		2-3 K		2-1 FC4-6 1B		2-3 K		4-2 G1-6-3 BB	3	0	1	0	1	2	2													
John Vander Wal, L OBP: 0.367, SLG: 0.485		3-2 F8		0-0 FC4-6		4-2 1-2 BB		2-2 G1-6-3	3	0	0	0	1	0	2													
Keith Ginter, R OBP: 0.338, SLG: 0.416		0-3 K			2-2 FC6-5 2B	1-3 K		2-3 K	4	0	1	0	0	3	3													
Keith Osik, R OBP: 0.338, SLG: 0.318			0-0 G1-3		1-1 FC6-5 1B	2-3 K		1-1 1B 1B	4	0	1	0	0	1	1													
Royce Clayton, R OBP: 0.294, SLG: 0.347			1-1 1B		1-0 S1-6-3 1B	1-2 1B		0-2 G5-3 1B	4	0	4	0	0	0	0													
Wayne Franklin, L OBP: 0.156, SLG: 0.156 Enrique Cruz, R OBP: 0.156, SLG: 0.102 Dave Burba, R Brady Clark, R OBP: 0.328, SLG: 0.385	1-3 K		1-3 G1-6-3		1-2 1-2 K		0-3 K		2-0 1-2 2-H 1B	0	0	0	0	0	0	0												
Inning Stats	R: 0 E: 0 K: 0 S: 8	H: 0 LOB: 0 BB: 0 P: 14	R: 0 E: 0 K: 2 S: 9	H: 0 LOB: 0 BB: 0 P: 14	R: 0 E: 0 K: 1 S: 7	H: 1 LOB: 1 BB: 0 P: 9	R: 0 E: 0 K: 0 S: 7	H: 1 LOB: 1 BB: 0 P: 9	R: 0 E: 0 K: 2 S: 18	H: 2 LOB: 3 BB: 1 P: 28	R: 0 E: 0 K: 2 S: 10	H: 1 LOB: 1 BB: 0 P: 14	R: 2 E: 0 K: 1 S: 13	H: 2 LOB: 0 BB: 1 P: 23	R: 0 E: 0 K: 0 S: 9	H: 3 LOB: 1 BB: 0 P: 12			1B: 9 2B: 2 3B: 0 HR: 1	SF: 0 SAC: 0 DP: 3 HBP: 0	WP: 0 PB: 0 CS: 0	PA: 37						
PITCHER	IP	WLS	BF	H	R	ER	SO	BB	IBB	HBP	BLK	WP	HR	S	P	ERA	WHIP											
Greg Maddux, R ERA: 4.24	(1, 1)	6.0	W	24	6	0	0	5	1	0	0	0	0	58	88	0.00	1.167											
Jason Marquis, R ERA: 6.35	(7, 1)	1.0		4	1	0	0	2	0	0	0	0	0	10	14	0.00	1.000											
Jung Keun Bong, L ERA: 4.7	(8, 1)	1.0		5	2	2	2	1	1	0	0	0	0	1	13	23	18.00	3.000										
Roberto Hernandez, R ERA: 4.59	(9, 1)	1.0		4	3	0	0	0	0	0	0	0	0	9	12	0.00	3.000											

Batter	1	2	3	4	5	6	7	8	9	AB	R	H	RBI	BB	SO	LOB	TOP										
Rafael Furcal, S OBP: 0.343, SLG: 0.444 (1, 6)	G4-3		BB FC5-2 1B	3-2 1B	K			K		5	0	2	0	0	2	2	Atlanta Braves @ Milwaukee Brewers Miller Park, Milwaukee, WI Thu Aug 07 2003, 1:05 PM CDT Att: 31,097 - Cloudy - 77 F										
Marcus Giles, R OBP: 0.384, SLG: 0.518 (1, 4)	F8		SAFE FC5-2 BB 1-2	F8			K	FC6-4		4	0	0	0	1	1	2											
Gary Sheffield, R OBP: 0.427, SLG: 0.589 (1, 9)	L9		FC5-2 BB 1-2 2-3		1B SF8 2B		F8		G4-3	4	1	1	0	1	0	0											
10 Chipper Jones, S OBP: 0.385, SLG: 0.475 (1, 7)		G4-3	P5		SF8 1B BB		P5		G4-3	4	1	0	0	1	0	3											
Andruw Jones, R OBP: 0.362, SLG: 0.547 (1, 8)	G1-3	FC5-2			1B 2B 1B		P6		L5	5	1	1	0	0	0	3											
Robert Fick, L OBP: 0.358, SLG: 0.481 (1, 3)	HBP 3B BB	G3-1			SF8		K			2	1	0	1	1	1	3											
Javy Lopez, R OBP: 0.369, SLG: 0.668 (1, 2)	HBP 3B			G1-3	2B 1B		P2			3	2	1	1	0	0	0											
Vinny Castilla, R OBP: 0.317, SLG: 0.480 (1, 5)	3B			HR	K			E5 FC6-4		4	1	2	3	0	1	2											
Mike Hampton, R OBP: 0.279, SLG: 0.400 (1, 1)	P4			G4-3	2B			K		4	0	1	2	0	1	2											
Inning Stats	R: 0 E: 0 K: 0 S: 7	H: 0 LOB: 0 BB: 0 P: 10	R: 2 E: 0 K: 0 S: 9	H: 1 LOB: 1 BB: 2 P: 20	R: 0 E: 0 K: 0 S: 14	H: 1 LOB: 3 BB: 2 P: 27	R: 1 E: 0 K: 0 S: 15	H: 2 LOB: 1 BB: 0 P: 19	R: 4 E: 0 K: 1 S: 19	H: 4 LOB: 1 BB: 1 P: 29	R: 0 E: 0 K: 1 S: 6	H: 0 LOB: 0 BB: 0 P: 12	R: 0 E: 0 K: 1 S: 5	H: 0 LOB: 0 BB: 0 P: 7	R: 0 E: 1 K: 2 S: 12	H: 0 LOB: 1 BB: 0 P: 18	R: 0 E: 0 K: 0 S: 7	H: 0 LOB: 0 BB: 0 P: 12	1B: 4 2B: 2 3B: 1 HR: 1	SF: 1 SAC: 0 DP: 0 HBP: 1	WP: 0 PB: 0 CS: 0	PA: 41					
PITCHER	IP	WLS	BF	H	R	ER	SO	BB	IBB	HBP	BLK	WP	HR	S	P	ERA	WHIP										
Wes Obermueller, R ERA: 6.06 (1, 1)	4.1	L	25	7	7	7	0	4	0	1	0	0	1	56	95	14.54	2.538										
Luis Vizcaino, R ERA: 7.59 (5, 1)	1.2		6	1	0	0	3	0	0	0	0	0	0	14	22	0.00	0.600										
Valerio De Los Santos, L ERA: 4.58 (7, 1)	2.0		7	0	0	0	3	0	0	0	0	0	0	17	25	0.00	0.000										
Leo Estrella, R ERA: 3.0 (9, 1)	1.0		3	0	0	0	0	0	0	0	0	0	0	7	12	0.00	0.000										

Batter	1	2	3	4	5	6	7	8	9	AB	R	H	RBI	BB	SO	LOB	BOTTOM										
Eric Young Sr., R OBP: 0.336, SLG: 0.417 (1, 4)	K		P3			F8		FC1-6 1B		4	0	1	0	0	1	1	Atlanta Braves @ Milwaukee Brewers Miller Park, Milwaukee, WI Thu Aug 07 2003, 1:05 PM CDT Att: 31,097 - Cloudy - 77 F										
Scott Podsednik, L OBP: 0.368, SLG: 0.395 (1, 8)	G3			G6-3		K		FC1-6		4	0	0	0	0	1	1											
Geoff Jenkins, L OBP: 0.354, SLG: 0.486 (1, 7)	G6-3			G4-3		G3		G4-3		4	0	0	0	0	0	1											
Richie Sexson, R OBP: 0.381, SLG: 0.530 (1, 3)	G6-3			L9		G6-3		K		4	0	0	0	0	1	0											
Brady Clark, R OBP: 0.327, SLG: 0.388 (1, 9)	L5				G5-3	2B		G6-3		4	1	1	0	0	0	0											
Keith Ginter, R OBP: 0.336, SLG: 0.417 (1, 5)	P3				P4	1B 2B		K		4	0	1	1	0	1	0											
Eddie Pérez, R OBP: 0.317, SLG: 0.442 (1, 2)			G4-3					FC5-4 1B		3	0	2	0	0	0	0											
Royce Clayton, R OBP: 0.294, SLG: 0.345 (1, 6)			SH1-4 BB		F8			FC5-4		2	0	0	0	1	0	3											
Wes Obermueller, R OBP: 0.280, SLG: 0.250 (5, 1)										0	0	0	0	0	0	0											
Luis Vizcaino, R OBP: 0.310, SLG: 0.390 (5, 1)										0	0	0	0	0	0	0											
Enrique Cruz, R OBP: 0.280, SLG: 0.390 (5, 1)										0	0	0	0	0	0	0											
Valerio De Los Santos, L OBP: 0.322, SLG: 0.333 (7, 1)										0	0	0	0	0	0	0											
2 Bill Hall, R OBP: 0.322, SLG: 0.333 (5, 1)										0	0	0	0	0	0	0											
Leo Estrella, R (9, 1)										0	0	0	0	0	0	0											
Inning Stats	R: 0 E: 0 K: 1 S: 14	H: 0 LOB: 0 BB: 0 P: 16	R: 0 E: 0 K: 0 S: 7	H: 0 LOB: 0 BB: 0 P: 9	R: 0 E: 0 K: 0 S: 6	H: 0 LOB: 1 BB: 1 P: 12	R: 0 E: 0 K: 0 S: 10	H: 0 LOB: 0 BB: 0 P: 12	R: 0 E: 0 K: 1 S: 7	H: 1 LOB: 1 BB: 0 P: 11	R: 0 E: 0 K: 1 S: 7	H: 0 LOB: 0 BB: 0 P: 9	R: 1 E: 0 K: 0 S: 12	H: 3 LOB: 2 BB: 0 P: 15	R: 0 E: 0 K: 0 S: 7	H: 1 LOB: 1 BB: 0 P: 9	R: 0 E: 0 K: 2 S: 8	H: 0 LOB: 0 BB: 0 P: 12	1B: 3 2B: 2 3B: 0 HR: 0	SF: 0 SAC: 1 DP: 0 HBP: 0	WP: 0 PB: 0 CS: 0	PA: 33					
PITCHER	IP	WLS	BF	H	R	ER	SO	BB	IBB	HBP	BLK	WP	HR	S	P	ERA	WHIP										
Mike Hampton, L ERA: 4.41 (1, 1)	9.0	W	33	5	1	1	4	1	0	0	0	0	0	78	105	1.00	0.667										

Batter	1	2	3	4	5	6	7	8	9	AB	R	H	RBI	BB	SO	LOB	TOP										
Juan Pierre, L (1, 8) OBP: 0.362, SLG: 0.353	0-0 B1-3		1-3 K		2-1 G3		1-1 E6			4	0	0	0	0	1	0	Florida Marlins @ Milwaukee Brewers Miller Park, Milwaukee, WI Fri Aug 08 2003, 7:05 PM CDT Att: 25,022 - Sunny - 70 F										
Luis Castillo, S (1, 4) OBP: 0.394, SLG: 0.411	1-0 3B			4-0 FC5-4 BB		1-1 1B S 1B	1-3 K			3	1	2	0	1	1												
Ivan Rodriguez, R (1, 2) OBP: 0.390, SLG: 0.515	1-2 G4-3			1-1 FC5-4 1B		2-1 F9 1B WP		0-0 G1-3		4	2	1	0	0	2												
Mike Lowell, R (1, 5) OBP: 0.366, SLG: 0.572	2-2 G5-3			2-2 HR 1B		1-0 WP 1B		2-1 G6-3		4	1	2	2	0	0	1											
Juan Encarnacion, R (1, 9) OBP: 0.315, SLG: 0.439		1-3 K		2-1 HR		1-2 F9		2-0 G4-3		4	1	1	2	0	1	2											
Miguel Cabrera, R (1, 7) OBP: 0.304, SLG: 0.465		3-3 K		1-3 K		1-3 K2-3		1-3 K		4	0	0	0	0	4	1											
Brian Banks, S (1, 3) Derrek Lee, R (9, 3) OBP: 0.365, SLG: 0.480		2-3 K		1-3 K		1-2 F9		1-1 1B		4	0	1	0	0	2	1											
Alex Gonzalez, R (1, 6) OBP: 0.322, SLG: 0.478			1-0 G5-3		0-0 G5-3		0-2 F7		2-3 K	4	0	0	0	0	1	1											
Carl Pavano, R (1, 1) Andy Fox, L (7, PH) 40 Nate Bump, L (7, 1) Ugueth Urbina, R (8, 1) Todd Hollandsworth, L (9, PH) Braden Looper, R (9, 1) OBP: 0.289, SLG: 0.114 OBP: 0.277, SLG: 0.275 OBP: 0.319, SLG: 0.423 OBP: 1.000, SLG: 1.000			3-2 G1-3		0-0 G6-3		0-1 F8		1-0 G4-3	2	0	0	0	0	0	0											
Inning Stats	R: 0 E: 0 K: 0 S: 8	H: 1 LOB: 1 BB: 0 P: 12	R: 0 E: 0 K: 3 S: 11	H: 0 LOB: 0 BB: 0 P: 17	R: 0 E: 0 K: 1 S: 8	H: 0 LOB: 0 BB: 1 P: 13	R: 3 E: 1 K: 2 S: 13	H: 2 LOB: 0 BB: 1 P: 24	R: 0 E: 0 K: 0 S: 4	H: 0 LOB: 0 BB: 0 P: 6	R: 2 E: 0 K: 1 S: 15	H: 3 LOB: 1 BB: 0 P: 20	R: 0 E: 1 K: 1 S: 11	H: 0 LOB: 1 BB: 0 P: 12	R: 0 E: 0 K: 0 S: 4	H: 0 LOB: 0 BB: 0 P: 8		R: 0 E: 0 K: 2 S: 9	H: 1 LOB: 1 BB: 0 P: 14	1B: 5 2B: 0 3B: 1 HR: 1	SF: 0 SAC: 0 DP: 0 HBP: 0	WP: 1 PB: 0 CS: 0	PA: 36				
PITCHER	IP	WLS	BF	H	R	ER	SO	BB	IBB	HBP	BLK	WP	HR	S	P	ERA	WHIP										
15 Ben Sheets, R (1, 1) ERA: 3.95	7.0	L	29	6	5	5	8	1	0	0	0	1	1	70	104	6.43	1.000										
Mike DeJean, R (8, 1) ERA: 4.53	1.0		3	0	0	0	0	0	0	0	0	0	0	4	8	0.00	0.000										
Dan Kolb, R (9, 1) ERA: 2.35	1.0		4	1	0	0	2	0	0	0	0	0	0	9	14	0.00	1.000										

AB	35
R	5
H	7
RBI	4
BB	1
SO	10
LOB	10



Batter	1	2	3	4	5	6	7	8	9	AB	R	H	RBI	BB	SO	LOB	BOTTOM										
Eric Young Sr., R (1, 4) OBP: 0.337, SLG: 0.419	2-1 G5-3		2-2 G4-3			1-1 2B		4-2 SH5-4 BB		3	0	1	0	1	0	0	Florida Marlins @ Milwaukee Brewers Miller Park, Milwaukee, WI Fri Aug 08 2003, 7:05 PM CDT Att: 25,022 - Sunny - 70 F										
Scott Podsednik, L (1, 8) OBP: 0.368, SLG: 0.394	0-0 CS 1B		0-1 G1-3			2-3 K		0-0 SH5-4		3	0	1	0	0	1	1											
Geoff Jenkins, L (1, 7) OBP: 0.358, SLG: 0.493	3-2 F7			1-2 HR		4-1 G5-4-3 BB		4-1 G6-4-3 BB		2	1	1	1	2	0	1											
Richie Sexson, R (1, 3) OBP: 0.378, SLG: 0.525		1-1 G6-3		0-3 K		0-0 G5-4-3		2-2 G6-4-3		4	0	0	0	0	1	5											
John Vander Wal, L (1, 9) OBP: 0.372, SLG: 0.507		2-1 1B G1-3 2B		2-3 K		0-1 HR		2-2 2B		4	2	3	1	0	1	0											
Keith Ginter, R (1, 5) OBP: 0.335, SLG: 0.414		3-2 G1-3 1B		1-2 G5-3		1-1 G5-3		0-0 G5-3		4	0	1	0	0	0	1											
Keith Osik, R (1, 2) Mark Smith, R (9, PH) OBP: 0.338, SLG: 0.318		1-2 G1-3			0-1 F9		2-0 G5-4-3 1B		3-2 L9	3	0	1	1	0	0	1											
Royce Clayton, R (1, 6) Brooks Kieschnick, L (9, PH) OBP: 0.292, SLG: 0.342 OBP: 0.368, SLG: 0.630		3-3 K			1-3 K		2-1 G5-4-3		3-3 K	3	0	0	0	0	2	2											
15 Ben Sheets, R (1, 1) Mike DeJean, R (8, 1) Brady Clark, R (9, PH) Dan Kolb, R (9, 1) OBP: 0.111, SLG: 0.094			1-3 K		2-3 K		1-2 SH5-4 2B			2	0	0	0	0	0	0											
Inning Stats	R: 0 E: 0 K: 0 S: 6	H: 1 LOB: 0 BB: 0 P: 11	R: 1 E: 0 K: 1 S: 14	H: 2 LOB: 1 BB: 0 P: 24	R: 0 E: 0 K: 1 S: 8	H: 0 LOB: 0 BB: 0 P: 11	R: 1 E: 0 K: 2 S: 13	H: 1 LOB: 0 BB: 0 P: 17	R: 0 E: 0 K: 2 S: 11	H: 0 LOB: 0 BB: 0 P: 14	R: 0 E: 0 K: 1 S: 7	H: 1 LOB: 1 BB: 1 P: 14	R: 1 E: 0 K: 0 S: 7	H: 2 LOB: 0 BB: 0 P: 12	R: 0 E: 0 K: 0 S: 13	H: 1 LOB: 2 BB: 2 P: 24		R: 0 E: 0 K: 1 S: 12	H: 1 LOB: 1 BB: 0 P: 20	1B: 3 2B: 4 3B: 0 HR: 2	SF: 0 SAC: 1 DP: 3 HBP: 0	WP: 0 PB: 0 CS: 1	PA: 35				
PITCHER	IP	WLS	BF	H	R	ER	SO	BB	IBB	HBP	BLK	WP	HR	S	P	ERA	WHIP										
Carl Pavano, R (1, 1) ERA: 4.35	6.0	W	22	5	2	2	7	1	0	0	0	0	1	59	91	3.00	1.000										
40 Nate Bump, R (7, 1) ERA: 3.32	1.0	H	4	2	1	1	0	0	0	0	0	0	1	7	12	9.00	2.000										
Ugueth Urbina, R (8, 1) ERA: 3.33	1.0	H	5	1	0	0	0	2	0	0	0	0	0	13	24	0.00	3.000										
Braden Looper, R (9, 1) ERA: 2.86	1.0	S	4	1	0	0	1	0	0	0	0	0	0	12	20	0.00	1.000										

AB	31
R	3
H	9
RBI	3
BB	3
SO	8
LOB	13



Batter	1	2	3	4	5	6	7	8	9	AB	R	H	RBI	BB	SO	LOB	TOP															
Juan Pierre, L (1,8) OBP: 0.362, SLG: 0.355	G3		B5-3		G1-3		G1-3		G6-3	5	0	1	0	0	0	1	Florida Marlins @ Milwaukee Brewers Miller Park, Milwaukee, WI Sun Aug 10 2003, 1:05 PM CDT Att: 37,521 - Cloudy - 85 F															
Luis Castillo, S (1,4) OBP: 0.376, SLG: 0.403	G6-3		1B		L8		L4		G6-3	4	0	0	0	1	0	1																
Ivan Rodriguez, R (1,2) OBP: 0.391, SLG: 0.514					G1-3		K			3	0	1	1	1	1	0																
Mike Lowell, R (1,5) OBP: 0.367, SLG: 0.578	L8						F8		HR	4	1	1	1	0	1	3																
Juan Encarnacion, R (1,9)									E5	4	2	3	1	0	0	0																
Miguel Cabrera, R (1,7) OBP: 0.301, SLG: 0.461							K		G4-6-3	4	0	1	1	0	1	2																
Brian Banks, S (1,3) OBP: 0.340, SLG: 0.407										4	0	2	0	0	0	2																
Alex Gonzalez, R (1,6) OBP: 0.323, SLG: 0.474										3	1	1	0	1	2	2																
Brad Penny, R (1,1) OBP: 0.140, SLG: 0.300										2	0	0	0	0	2	3																
Todd Hollandsworth, L (9, PH) OBP: 0.309, SLG: 0.428										0	0	0	0	0	0	0																
Inning Stats	R: 0 E: 0 K: 0 S: 12	H: 0 LOB: 1 BB: 1 P: 19	R: 0 E: 0 K: 0 S: 9	H: 1 LOB: 0 BB: 0 P: 15	R: 1 E: 0 K: 1 S: 12	H: 2 LOB: 1 BB: 1 P: 23	R: 1 E: 0 K: 2 S: 12	H: 2 LOB: 0 BB: 0 P: 19	R: 0 E: 0 K: 0 S: 6	H: 0 LOB: 0 BB: 0 P: 9	R: 1 E: 0 K: 2 S: 12	H: 2 LOB: 2 BB: 1 P: 24	R: 0 E: 0 K: 1 S: 8	H: 0 LOB: 0 BB: 0 P: 10	R: 1 E: 1 K: 1 S: 11	H: 2 LOB: 1 BB: 0 P: 20	R: 0 E: 0 K: 1 S: 10	H: 1 LOB: 0 BB: 0 P: 13	1B: 7 2B: 1 3B: 0 HR: 2	SF: 0 SAC: 1 DP: 1 HBP: 0	WP: 1 PB: 0 SB: 1 CS: 2	PA: 38										
PITCHER	IP WLS BF H R ER SO BB IBB HBP BLK WP HR S P ERA WHIP																															
Matt Kinney, R (1,1) ERA: 5.03	6.0	27	7	3	3	5	2	1	0	0	1	1	63	109	4.50	1.500																
Valerio De Los Santos, L (7,1) ERA: 4.46	1.0	W	3	0	0	1	0	0	0	0	0	0	8	10	0.00	0.000																
Mike DeJean, R (8,1) ERA: 4.8	1.0	H	5	2	1	1	0	0	0	0	1	11	20	9.00	2.000																	
Dan Kolb, R (9,1) ERA: 2.25	1.0	S	3	1	0	0	0	0	0	0	0	10	13	0.00	1.000																	

AB	34
R	4
H	10
RBI	4
BB	3
SO	8
LOB	14



Batter	1	2	3	4	5	6	7	8	9	AB	R	H	RBI	BB	SO	LOB	BOTTOM															
Scott Podsednik, L (1,8) OBP: 0.365, SLG: 0.390	F7				G6-3		L7			4	0	0	0	0	1	1	Florida Marlins @ Milwaukee Brewers Miller Park, Milwaukee, WI Sun Aug 10 2003, 1:05 PM CDT Att: 37,521 - Cloudy - 85 F															
Keith Ginter, R (1,5) OBP: 0.336, SLG: 0.422							G4-3		FC6-4	4	1	2	0	0	0	0																
Geoff Jenkins, L (1,7) OBP: 0.361, SLG: 0.498							G3-1			4	1	3	1	0	0	0																
Richie Sexson, R (1,3) OBP: 0.374, SLG: 0.525							K		FC6-4	4	1	1	2	0	2	3																
John Vander Wal, L (1,9) OBP: 0.374, SLG: 0.516										2	1	2	1	1	0	0																
Mark Smith, R (8, PH) OBP: 0.333, SLG: 0.500										0	0	0	0	0	0	0																
Eddie Pérez, R (1,2) OBP: 0.317, SLG: 0.437										3	0	0	0	0	0	2																
2 Bill Hall, R (1,4) OBP: 0.233, SLG: 0.367										3	1	1	0	0	1	0																
Royce Clayton, R (1,6) OBP: 0.288, SLG: 0.337										3	0	0	0	0	1	1																
Brady Clark, R (7, PH) OBP: 0.332, SLG: 0.397										2	0	0	0	0	1	0																
Inning Stats	R: 3 E: 1 K: 0 S: 11	H: 4 LOB: 0 BB: 0 P: 16	R: 0 E: 0 K: 1 S: 6	H: 0 LOB: 0 BB: 0 P: 7	R: 0 E: 0 K: 2 S: 14	H: 1 LOB: 1 BB: 0 P: 20	R: 0 E: 0 K: 1 S: 12	H: 0 LOB: 0 BB: 1 P: 19	R: 0 E: 0 K: 1 S: 9	H: 0 LOB: 0 BB: 0 P: 15	R: 2 E: 0 K: 0 S: 10	H: 3 LOB: 1 BB: 0 P: 16	R: 0 E: 0 K: 0 S: 7	H: 2 LOB: 1 BB: 0 P: 10	1B: 5 2B: 4 3B: 0 HR: 2	SF: 0 SAC: 0 DP: 3 HBP: 0	WP: 0 PB: 0 SB: 0 CS: 0	PA: 32														
PITCHER	IP WLS BF H R ER SO BB IBB HBP BLK WP HR S P ERA WHIP																															
Brad Penny, R (1,1) ERA: 4.18	7.0	L	28	8	5	5	6	1	0	0	0	2	71	106	6.43	1.286																
40 Nate Bump, R (8,1) ERA: 3.15	1.0		4	2	0	0	0	0	0	0	0	0	7	10	0.00	2.000																



Batter	1	2	3	4	5	6	7	8	9	AB	R	H	RBI	BB	SO	LOB	TOP					
Eric Young Sr. R (1,4) OBP: 0.337, SLG: 0.415										4	1	1	0	1	0	0	Milwaukee Brewers @ Philadelphia Phillies Veterans Stadium, Philadelphia, PA Tue Aug 12 2003, 7:05 PM EDT Att: 23,136 - Cloudy - 83 F					
Scott Podsednik L (1,8) OBP: 0.360, SLG: 0.385										5	0	0	0	0	0	2						
Geoff Jenkins L (1,7) OBP: 0.361, SLG: 0.498										4	2	1	0	1	1							
Richie Sexson R (1,3) OBP: 0.376, SLG: 0.529										4	2	2	1	1	0	1						
John Vander Wal L (1,9) OBP: 0.373, SLG: 0.511										3	1	0	0	1	3	3						
Brady Clark R (8,9) OBP: 0.330, SLG: 0.395										1	0	0	0	0	0	0						
Keith Ginter R (1,5) OBP: 0.342, SLG: 0.427										2	0	1	2	1	0	3						
Keith Osik R (1,2) OBP: 0.341, SLG: 0.324										3	0	1	3	1	0	3						
Royce Clayton R (1,6) OBP: 0.287, SLG: 0.336										4	0	1	0	0	1	2						
Wayne Franklin L (1,1) OBP: 0.146, SLG: 0.146										3	0	0	0	0	0	3						
Luis Vizcaino R (7,1)										0	0	0	0	0	0	0						
2 Bill Hall R (8, PH) OBP: 0.226, SLG: 0.355										1	0	0	0	0	1	0						
Leo Estrella R (8,1)										0	0	0	0	0	0	0						
Dan Kolb R (9,1)										0	0	0	0	0	0	0						
Inning Stats	R: 4 E: 0 K: 1 S: 20	H: 2 LOB: 1 BB: 3 P: 43	R: 0 E: 0 K: 0 S: 6	H: 0 LOB: 0 BB: 0 P: 9	R: 0 E: 0 K: 1 S: 12	H: 1 LOB: 2 BB: 1 P: 21	R: 0 E: 0 K: 0 S: 7	H: 0 LOB: 0 BB: 0 P: 11	R: 2 E: 0 K: 1 S: 13	H: 3 LOB: 3 BB: 2 P: 26	R: 0 E: 0 K: 0 S: 7	H: 1 LOB: 1 BB: 0 P: 10	R: 0 E: 0 K: 1 S: 8	H: 0 LOB: 1 BB: 0 P: 12	R: 0 E: 0 K: 1 S: 9	H: 0 LOB: 0 BB: 0 P: 16	R: 0 E: 0 K: 1 S: 10	H: 0 LOB: 0 BB: 0 P: 16	1B: 2 2B: 5 3B: 0 HR: 0	SF: 0 SAC: 0 DP: 0 HBP: 1	WP: 0 PB: 0 CS: 1	PA: 41
PITCHER	IP WLS BF H R ER SO BB IBB HBP BLK WP HR S P ERA WHIP																					
Brandon Duckworth R (1,1) ERA: 5.04	4.2 L 25 5 6 6 3 6 0 0 0 0 0 0 55 106 11.57 2.357																					
Terry Adams R (5,1) ERA: 2.28	0.1 2 1 0 0 0 0 0 0 0 0 0 0 0 3 4 0.00 3.000																					
Carlos Silva R (6,1) ERA: 4.68	2.0 8 1 0 0 1 0 0 0 1 0 0 0 15 22 0.00 0.500																					
Rheal Cormier L (8,1) ERA: 1.15	1.0 3 0 0 0 1 0 0 0 0 0 0 0 9 16 0.00 0.000																					
Dan Plesac L (9,1) ERA: 1.44	1.0 3 0 0 0 1 0 0 0 0 0 0 0 10 16 0.00 0.000																					

AB	34
R	6
H	7
RBI	6
BB	6
SO	6
LOB	18



Batter	1	2	3	4	5	6	7	8	9	AB	R	H	RBI	BB	SO	LOB	BOTTOM					
Marlon Byrd R (1,8) OBP: 0.354, SLG: 0.409										4	0	0	0	0	2	1	Milwaukee Brewers @ Philadelphia Phillies Veterans Stadium, Philadelphia, PA Tue Aug 12 2003, 7:05 PM EDT Att: 23,136 - Cloudy - 83 F					
Placido Polanco R (1,4) OBP: 0.367, SLG: 0.468										3	2	1	1	1	0	0						
Bobby Abreu L (1,9) OBP: 0.402, SLG: 0.488										4	0	0	0	0	0	1						
Pat Burrell R (1,7) OBP: 0.318, SLG: 0.405										3	1	1	1	1	1	0						
Jim Thome L (1,3) OBP: 0.375, SLG: 0.522										4	0	1	0	0	1	2						
Mike Lieberthal R (1,2) OBP: 0.379, SLG: 0.428										4	0	2	1	0	0	1						
11 Jimmy Rollins S (1,6) OBP: 0.310, SLG: 0.374										3	0	0	0	0	1	2						
Tomas Perez S (1,5) OBP: 0.338, SLG: 0.401										3	0	0	0	0	0	2						
Brandon Duckworth R (1,1) ERA: 5.04										0	0	0	0	1	0	0						
Nick Punto S (5, PH) OBP: 0.279, SLG: 0.279										0	0	0	0	0	0	0						
Carlos Silva R (6,1) ERA: 4.68										1	0	0	0	0	0	0						
Rheal Cormier L (8,1) ERA: 1.15										0	0	0	0	0	0	0						
Ricky Ledee L (8, PH) OBP: 0.325, SLG: 0.441										1	0	0	0	0	0	0						
Dan Plesac L (9,1) ERA: 1.44										0	0	0	0	0	0	0						
Inning Stats	R: 1 E: 0 K: 1 S: 14	H: 1 LOB: 1 BB: 1 P: 24	R: 0 E: 0 K: 0 S: 5	H: 1 LOB: 0 BB: 0 P: 8	R: 1 E: 0 K: 0 S: 9	H: 1 LOB: 0 BB: 1 P: 18	R: 0 E: 0 K: 1 S: 9	H: 0 LOB: 0 BB: 0 P: 15	R: 0 E: 0 K: 1 S: 7	H: 0 LOB: 0 BB: 0 P: 9	R: 0 E: 0 K: 0 S: 7	H: 0 LOB: 0 BB: 0 P: 12	R: 1 E: 0 K: 0 S: 10	H: 1 LOB: 1 BB: 1 P: 19	R: 0 E: 0 K: 0 S: 11	H: 0 LOB: 0 BB: 0 P: 16	R: 0 E: 0 K: 1 S: 11	H: 1 LOB: 1 BB: 0 P: 17	1B: 1 2B: 2 3B: 1 HR: 1	SF: 0 SAC: 0 DP: 2 HBP: 0	WP: 0 PB: 0 CS: 0	PA: 33
PITCHER	IP WLS BF H R ER SO BB IBB HBP BLK WP HR S P ERA WHIP																					
Wayne Franklin L (1,1) ERA: 5.42	6.2 W 25 4 3 3 4 3 0 0 0 0 0 0 58 101 4.05 1.050																					
Luis Vizcaino R (7,1) ERA: 7.36	0.1 H 1 0 0 0 0 0 0 0 0 0 0 0 3 4 0.00 0.000																					
Leo Estrella R (8,1) ERA: 2.87	1.0 H 3 0 0 0 0 0 0 0 0 0 0 0 11 16 0.00 0.000																					
Dan Kolb R (9,1) ERA: 2.16	1.0 S 4 1 0 0 1 0 0 0 0 0 0 0 11 17 0.00 1.000																					

AB	30
R	3
H	5
RBI	3
BB	3
SO	5
LOB	9



Batter	1	2	3	4	5	6	7	8	9	AB	R	H	RBI	BB	SO	LOB	TOP				
Eric Young Sr. R OBP: 0.339, SLG: 0.422	3-2 PB S 1B		0-0 HR		4-1 BB		2-1 F8		1-1 G1-3	4	1	2	1	1	0	2	Milwaukee Brewers @ Philadelphia Phillies Veterans Stadium, Philadelphia, PA Thu Aug 14 2003, 7:05 PM EDT Att: 23,394 - Cloudy - 90 F				
Keith Ginter R OBP: 0.355, SLG: 0.445	4-2 BB		1-1 1B		1-3 K			2-1 1B G5-4-3		3	1	2	0	1	1						
Geoff Jenkins L OBP: 0.360, SLG: 0.492	0-3 K		0-3 K		1-0 F7			2-1 1B G5-4-3		4	0	1	0	0	2	4					
Richie Sexson R OBP: 0.372, SLG: 0.522	0-3 K		1-3 K		3-2 F7			0-2 1B G5-4-3		4	0	0	0	0	2	5					
Brady Clark R OBP: 0.333, SLG: 0.402	2-2 F7			0-2 1B FC4-6		1-2 1B G6-4-3		2-2 F7		4	1	2	0	0	0	2					
Mark Smith R OBP: 0.333, SLG: 0.444		1-2 G6-3		1-0 1B FC4-6		1-1 1B G6-4-3			4-1 BB G3	3	0	1	0	0	0	1					
Scott Podsednik L OBP: 0.363, SLG: 0.386				2-3 1B		1-2 1B				0	0	0	0	1	0	0					
Eddie Pérez R OBP: 0.314, SLG: 0.432		0-2 F8		0-1 P4		0-1 G5-3			0-0 G3	3	0	0	0	0	0	2					
John Vander Wal L OBP: 0.370, SLG: 0.505									1-2 BB	1	0	0	0	0	0	1					
Royce Clayton R OBP: 0.283, SLG: 0.330		2-2 F9		3-2 1B FC4-6			0-2 F8		2-1 G6-3	4	0	0	1	0	0	2					
Wes Obermueller R OBP: 0.167, SLG: 0.167			0-2 G1-3		1-3 K		1-3 K		4-2 BB	2	0	0	0	0	0	1					
Luis Vizcaino R OBP: 0.197, SLG: 0.197										0	0	0	0	0	0	0					
Valerio De Los Santos L OBP: 0.197, SLG: 0.197										0	0	0	0	0	0	0					
2 Bill Hall R OBP: 0.197, SLG: 0.197										0	0	0	0	0	0	0					
Leo Estrella R OBP: 0.197, SLG: 0.197										0	0	0	0	0	0	0					
Brooks Kieschnick L OBP: 0.197, SLG: 0.197										0	0	0	0	0	0	0					
Enrique Cruz R OBP: 0.197, SLG: 0.197										0	0	0	0	0	0	0					
Inning Stats	R: 0 E: 0 K: 2 S: 16	H: 1 LOB: 2 BB: 1 P: 25	R: 0 E: 0 K: 0 S: 10	H: 0 LOB: 0 BB: 0 P: 13	R: 1 E: 0 K: 2 S: 12	H: 2 LOB: 1 BB: 0 P: 14	R: 1 E: 0 K: 1 S: 17	H: 2 LOB: 1 BB: 0 P: 22	R: 0 E: 0 K: 0 S: 10	H: 0 LOB: 1 BB: 1 P: 19	R: 0 E: 0 K: 1 S: 8	H: 0 LOB: 0 BB: 0 P: 11	R: 1 E: 0 K: 0 S: 12	H: 2 LOB: 2 BB: 2 P: 18	R: 0 E: 0 K: 0 S: 8	H: 0 LOB: 2 BB: 2 P: 19	1B: 6 2B: 1 3B: 0 HR: 1	SF: 0 SAC: 0 DP: 2 HBP: 0	WP: 0 PB: 1 CS: 1	PA: 37	
PITCHER	IP	WLS	BF	H	R	ER	SO	BB	IBB	HBP	BLK	WP	HR	S	P	ERA	WHIP				
Randy Wolf L ERA: 3.46	7.0	W	28	6	2	2	7	2	0	0	0	0	0	2	4	2.57	1.143				
Terry Adams R ERA: 2.43	0.0		1	1	1	1	0	0	0	0	0	0	0	2	4	∞	∞				
Dan Plesac L ERA: 1.44	0.0		1	1	0	0	0	0	0	0	0	0	0	2	4	∞	∞				
Turk Wendell R ERA: 1.97	1.0	H	2	0	0	0	0	0	0	0	0	0	0	8	10	0.00	0.000				
Mike Williams R ERA: 5.62	1.0	S	5	0	0	0	0	2	0	0	0	0	0	8	19	0.00	2.000				

Batter	1	2	3	4	5	6	7	8	9	AB	R	H	RBI	BB	SO	LOB	BOTTOM				
Marlon Byrd R OBP: 0.391, SLG: 0.402	0-1 L8	2-2 FC1-2	2-3 K			1-3 K				4	0	0	0	0	2	6	Milwaukee Brewers @ Philadelphia Phillies Veterans Stadium, Philadelphia, PA Thu Aug 14 2003, 7:05 PM EDT Att: 23,394 - Cloudy - 90 F				
Placido Polanco R OBP: 0.373, SLG: 0.481	1-2 G4-3		2-2 HR	3-1 1B WP S		0-1 1B				4	2	3	1	0	0	0					
Bobby Abreu L OBP: 0.406, SLG: 0.495	3-1 1B		2-2 1B G3	0-3 K		2-3 K				4	1	2	0	0	2	1					
Jim Thome L OBP: 0.374, SLG: 0.531	3-1 G3		1-0 G3	1-1 F7		0-1 L4				4	0	0	0	0	0	3					
Mike Lieberthal R OBP: 0.385, SLG: 0.433		1-0 1B FC1-2	4-2 1B 26	3-2 1B 26	1-1 1B	1-1 P4				3	1	2	1	1	0	0					
Pat Burrell R OBP: 0.319, SLG: 0.406		1-3 K	0-0 26	2-3 K		0-0 L4				4	0	1	1	0	2	2					
Mike Williams R OBP: 0.319, SLG: 0.406			1-2 1B 26							0	0	0	0	0	0	0					
26 Chase Utley L OBP: 0.316, SLG: 0.579		2-2 1B 11	1-2 1B	1-2 1B		1-1 F7		0-0 1B F8-5-4		4	0	3	1	0	0	0					
11 Jimmy Rollins S OBP: 0.311, SLG: 0.371		1-2 1B	4-0 1B	1-2 BB		2-1 F9		1-1 1B F8-5-4		3	0	1	0	1	0	1					
Randy Wolf L OBP: 0.207, SLG: 0.189		0-0 P5	0-3 K			2-3 K		2-2 G3-1		3	0	0	0	0	2	6					
Terry Adams R OBP: 0.207, SLG: 0.189										0	0	0	0	0	0	0					
Dan Plesac L OBP: 0.207, SLG: 0.189										0	0	0	0	0	0	0					
Turk Wendell L OBP: 0.207, SLG: 0.189										0	0	0	0	0	0	0					
Ricky Ledes R OBP: 0.329, SLG: 0.446										1	0	0	0	0	0	0					
Inning Stats	R: 0 E: 0 K: 0 S: 9	H: 1 LOB: 1 BB: 0 P: 16	R: 0 E: 0 K: 1 S: 15	H: 3 LOB: 3 BB: 0 P: 22	R: 3 E: 0 K: 2 S: 19	H: 4 LOB: 3 BB: 2 P: 36	R: 1 E: 0 K: 2 S: 13	H: 2 LOB: 1 BB: 0 P: 22	R: 0 E: 0 K: 1 S: 12	H: 0 LOB: 0 BB: 0 P: 17	R: 0 E: 0 K: 2 S: 8	H: 1 LOB: 0 BB: 0 P: 11	R: 0 E: 0 K: 0 S: 5	H: 0 LOB: 0 BB: 0 P: 6	R: 0 E: 0 K: 0 S: 9	H: 1 LOB: 0 BB: 0 P: 12	1B: 9 2B: 3 3B: 0 HR: 1	SF: 0 SAC: 0 DP: 1 HBP: 0	WP: 1 PB: 0 CS: 0	PA: 36	
PITCHER	IP	WLS	BF	H	R	ER	SO	BB	IBB	HBP	BLK	WP	HR	S	P	ERA	WHIP				
Wes Obermueller R ERA: 6.75	3.2	L	23	10	4	4	4	2	0	0	0	0	0	15	22	0.00	0.000				
Luis Vizcaino R ERA: 7.15	1.1		4	0	0	0	2	0	0	0	0	0	0	15	22	0.00	0.000				
Valerio De Los Santos L ERA: 4.35	1.0		3	1	0	0	2	0	0	0	0	0	0	8	11	0.00	1.000				
Leo Estrella R ERA: 2.76	2.0		6	1	0	0	0	0	0	0	0	0	0	14	18	0.00	0.500				

AB 33
R 3
H 8
RBI 2
BB 4
SO 7
LOB 21



AB 34
R 4
H 12
RBI 4
BB 2
SO 8
LOB 19



WP: 0 PA: 37
PB: 1
CS: 1

WP: 1 PA: 36
PB: 0
CS: 0

livebaseballscores.com

livebaseballscores.com

Batter	1	2	3	4	5	6	7	8	9	AB	R	H	RBI	BB	SO	LOB	TOP								
Eric Young Sr. R (1,4) OBP: 0.343, SLG: 0.423										2	0	1	0	2	0	0	Milwaukee Brewers @ Pittsburgh Pirates PNC Park, Pittsburgh, PA Fri Aug 15 2003, 7:05 PM EDT Att: 21,096 - Cloudy - 83 F								
Scott Podsednik L (1,8) OBP: 0.385, SLG: 0.388										3	2	2	0	0	0	1									
Geoff Jenkins L (1,7) OBP: 0.359, SLG: 0.490										4	0	1	0	0	1	3									
Richie Sexson R (1,3) OBP: 0.373, SLG: 0.528										4	1	2	2	0	0	2									
John Vander Wal L (1,9) OBP: 0.369, SLG: 0.505										4	0	1	0	0	2	0									
Keith Ginter R (1,5)										3	0	0	0	0	0	0									
Eddie Pérez R (1,2) OBP: 0.309, SLG: 0.425										4	0	0	0	0	0	1									
Royce Clayton R (1,6) OBP: 0.285, SLG: 0.331										2	0	1	0	1	0	0									
Brady Clark R (9, PH) OBP: 0.336, SLG: 0.402										0	0	0	0	1	0	0									
Matt Kinney R (1,1) OBP: 0.047, SLG: 0.048										2	0	0	0	0	1	3									
Luis Vizcaino R (6,1)										0	0	0	0	0	0	0									
2 Bill Hall R (7, PH) OBP: 0.233, SLG: 0.382										1	0	0	0	0	0	0									
Mike DeJean R (7,1)										0	0	0	0	0	0	0									
Brooks Kieschnick L (8,1) OBP: 0.373, SLG: 0.618										1	0	0	0	0	0	1									
Inning Stats	R: 1 E: 0 K: 1 S: 11	H: 3 LOB: 2 BB: 0 P: 21	R: 0 E: 0 K: 0 S: 9	H: 1 LOB: 1 BB: 0 P: 13	R: 0 E: 0 K: 0 S: 4	H: 1 LOB: 0 BB: 0 P: 7	R: 1 E: 0 K: 2 S: 12	H: 1 LOB: 2 BB: 1 P: 23	R: 0 E: 1 K: 0 S: 6	H: 0 LOB: 1 BB: 1 P: 13	R: 0 E: 0 K: 1 S: 6	H: 0 LOB: 0 BB: 0 P: 8	R: 0 E: 0 K: 0 S: 6	H: 0 LOB: 0 BB: 1 P: 13	R: 1 E: 0 K: 0 S: 9	H: 2 LOB: 0 BB: 0 P: 17	R: 0 E: 0 K: 0 S: 8	H: 0 LOB: 1 BB: 1 P: 15	1B: 6 2B: 1 3B: 0 HR: 1	SF: 0 SAC: 1 DP: 2 HBP: 1	WP: 0 PB: 0 SB: 1 CS: 1	PA: 37			
PITCHER	IP	WLS	BF	H	R	ER	SO	BB	IBB	HBP	BLK	WP	HR	S	P	ERA	WHIP								
Nelson Figueroa R (1,1) ERA: 3.27	5.0	W	22	6	2	2	3	1	1	1	0	0	1	42	77	3.60	1.400								
Mark Corey R (6,1) ERA: 5.59	1.2	H	6	0	0	0	1	1	0	0	0	0	0	10	19	0.00	0.600								
Joe Beimel L (7,1) ERA: 3.96	0.1	H	2	2	1	1	0	0	0	0	0	0	0	6	11	27.00	6.000								
Julian Tavarez R (8,1) ERA: 3.58	2.0	S	6	0	0	0	0	1	0	0	0	0	0	13	23	0.00	0.500								

Batter	1	2	3	4	5	6	7	8	9	AB	R	H	RBI	BB	SO	LOB	BOTTOM								
18 Jason Kendall R (1,2) OBP: 0.394, SLG: 0.392										3	0	1	1	0	0	0	Milwaukee Brewers @ Pittsburgh Pirates PNC Park, Pittsburgh, PA Fri Aug 15 2003, 7:05 PM EDT Att: 21,096 - Cloudy - 83 F								
Abraham Nunez S (1,4) OBP: 0.320, SLG: 0.308										3	1	2	0	1	0	0									
Brian Giles L (1,8) OBP: 0.433, SLG: 0.527										3	1	0	0	1	1	3									
Matt Stairs L (1,9) OBP: 0.389, SLG: 0.594										4	1	1	3	0	1	2									
Reggie Sanders R (1,7) OBP: 0.326, SLG: 0.563										4	0	0	0	0	2	2									
Randall Simon L (1,3) OBP: 0.305, SLG: 0.417										2	1	1	0	0	1	0									
Joe Beimel L (7,1)										0	0	0	0	0	0	0									
Julian Tavarez L (8,1)										1	0	0	0	0	1	0									
José Hernández R (1,5) OBP: 0.293, SLG: 0.363										4	1	2	0	0	0	0									
2 Jack Wilson R (1,6) OBP: 0.290, SLG: 0.333										3	1	1	0	0	0	2									
Nelson Figueroa R (1,1)										1	0	0	0	0	1	0									
Carlos Rivera L (5, PH) OBP: 0.250, SLG: 0.319										1	0	0	1	0	0	1									
Mark Corey R (6,1)										0	0	0	0	0	0	0									
Tike Redman L (7,8) OBP: 0.297, SLG: 0.450										2	0	0	0	0	0	1									
Inning Stats	R: 0 E: 0 K: 1 S: 6	H: 0 LOB: 0 BB: 0 P: 8	R: 0 E: 0 K: 1 S: 7	H: 0 LOB: 0 BB: 0 P: 9	R: 0 E: 0 K: 1 S: 7	H: 0 LOB: 0 BB: 0 P: 11	R: 0 E: 0 K: 1 S: 10	H: 2 LOB: 2 BB: 0 P: 17	R: 3 E: 1 K: 0 S: 12	H: 2 LOB: 1 BB: 1 P: 24	R: 0 E: 0 K: 1 S: 11	H: 1 LOB: 0 BB: 0 P: 19	R: 3 E: 0 K: 1 S: 12	H: 2 LOB: 0 BB: 1 P: 22	R: 0 E: 0 K: 1 S: 9	H: 1 LOB: 1 BB: 0 P: 12	1B: 7 2B: 0 3B: 0 HR: 1	SF: 1 SAC: 1 DP: 0 HBP: 1	WP: 0 PB: 0 SB: 1 CS: 0	PA: 36					
PITCHER	IP	WLS	BF	H	R	ER	SO	BB	IBB	HBP	BLK	WP	HR	S	P	ERA	WHIP								
Matt Kinney R (1,1) ERA: 4.9	5.2	L	25	5	3	1	5	1	0	1	0	0	0	51	86	1.59	1.059								
Luis Vizcaino R (6,1) ERA: 7.09	0.1		1	0	0	0	0	0	0	0	0	0	0	2	2	0.00	0.000								
Mike DeJean R (7,1) ERA: 5.03	1.0		6	2	3	3	1	1	0	0	0	0	1	12	22	27.00	3.000								
Brooks Kieschnick R (8,1) ERA: 4.43	1.0		4	1	0	0	1	0	0	0	0	0	0	9	12	0.00	1.000								



Batter	1	2	3	4	5	6	7	8	9	AB	R	H	RBI	BB	SO	LOB	TOP					
Eric Young Sr. R OBP: 0.344, SLG: 0.421 (1, 4)										3	2	1	0	1	1	2	Milwaukee Brewers @ Pittsburgh Pirates PNC Park, Pittsburgh, PA Sun Aug 17 2003, 1:35 PM EDT Att: 24,092 - Overcast - 71 F					
Scott Podsednik L OBP: 0.371, SLG: 0.405 (1, 8)										4	0	2	1	0	1	0						
Geoff Jenkins L OBP: 0.360, SLG: 0.490 (1, 7)										4	0	2	1	0	0	1						
Richie Sexson R OBP: 0.375, SLG: 0.526 (1, 3)										3	0	0	0	1	1	2						
Brady Clark R OBP: 0.335, SLG: 0.399 (1, 9)										4	0	1	0	0	1	1						
Keith Ginter R OBP: 0.347, SLG: 0.430 (1, 5)										4	0	0	0	0	2	3						
Keith Osik R OBP: 0.333, SLG: 0.316 (1, 2)										4	0	0	0	0	0	3						
2 Bill Hall R OBP: 0.209, SLG: 0.326 (1, 6)										4	0	1	0	0	0	0						
Wayne Franklin L OBP: 0.160, SLG: 0.160 (1, 1)										2	0	1	0	0	1	0						
John Vander Wal L OBP: 0.363, SLG: 0.497 (7, PH)										1	0	0	0	0	0	0						
Leo Estrella R OBP: 0.273, SLG: 0.364 (9, PH)										1	0	0	0	0	1	0						
Inning Stats	R: 0 E: 0 K: 1 S: 6	H: 0 LOB: 0 BB: 0 P: 7	R: 0 E: 0 K: 2 S: 12	H: 0 LOB: 0 BB: 0 P: 15	R: 0 E: 0 K: 1 S: 7	H: 0 LOB: 0 BB: 0 P: 10	R: 1 E: 0 K: 1 S: 12	H: 3 LOB: 1 BB: 0 P: 19	R: 0 E: 0 K: 0 S: 6	H: 2 LOB: 2 BB: 0 P: 8	R: 0 E: 0 K: 2 S: 16	H: 2 LOB: 3 BB: 1 P: 24	R: 1 E: 0 K: 0 S: 9	H: 1 LOB: 1 BB: 1 P: 18	R: 0 E: 0 K: 0 S: 6	H: 0 LOB: 0 BB: 0 P: 6	R: 0 E: 0 K: 1 S: 12	H: 0 LOB: 0 BB: 0 P: 17	1B: 7 2B: 1 3B: 0 HR: 0	SF: 0 SAC: 0 DP: 1 HBP: 0	WP: 0 PB: 0 SB: 1 CS: 0	PA: 36
PITCHER	IP WLS BF H R ER SO BB IBB HBP BLK WP HR S P ERA WHIP																					
Josh Fogg R ERA: 5.45 (1, 1)	6.2 W 29 8 2 2 7 2 0 0 0 0 0 0 65 97 2.70 1.500																					
Michael Gonzalez L ERA: (7, 1)	0.1 H 1 0 0 0 0 0 0 0 0 0 0 0 3 4 0.00 0.000																					
Julian Tavarez R ERA: 3.47 (8, 1)	2.0 S 6 0 0 0 1 0 0 0 0 0 0 0 0 18 23 0.00 0.000																					

Batter	1	2	3	4	5	6	7	8	9	AB	R	H	RBI	BB	SO	LOB	BOTTOM	
18 Jason Kendall R OBP: 0.395, SLG: 0.393 (1, 2)										4	0	2	0	0	0	2	Milwaukee Brewers @ Pittsburgh Pirates PNC Park, Pittsburgh, PA Sun Aug 17 2003, 1:35 PM EDT Att: 24,092 - Overcast - 71 F	
Tike Redman L OBP: 0.319, SLG: 0.493 (1, 8)										3	1	1	2	0	0	1		
Brian Giles L OBP: 0.431, SLG: 0.521 (1, 7)										4	1	1	0	0	0	3		
Reggie Sanders R OBP: 0.328, SLG: 0.578 (1, 9)										4	1	1	2	0	0	2		
Craig Wilson R OBP: 0.355, SLG: 0.462 (1, 3)										3	0	2	0	0	0	0		
Carlos Rivera L OBP: 0.241, SLG: 0.306 (8, 3)										1	0	0	0	0	0	0		
José Hernández R OBP: 0.294, SLG: 0.369 (1, 5)										3	0	1	0	1	0	0		
2 Jack Wilson R OBP: 0.294, SLG: 0.344 (1, 6)										3	1	1	1	1	0	2		
Jeff Reboulet R OBP: 0.350, SLG: 0.347 (1, 4)										4	1	2	0	0	0	4		
Josh Fogg R OBP: 0.267, SLG: 0.241 (1, 1)										2	0	1	0	0	1	1		
Michael Gonzalez R OBP: 0.330, SLG: 0.308 (7, PH)										0	0	0	0	0	0	0		
Abraham Nunez S OBP: 0.330, SLG: 0.308 (7, PH)										0	0	0	0	0	0	0		
Julian Tavarez L OBP: 0.273, SLG: 0.364 (8, 1)										0	0	0	0	0	0	0		
Inning Stats	R: 0 E: 0 K: 0 S: 5	H: 1 LOB: 0 BB: 0 P: 8	R: 0 E: 0 K: 0 S: 6	H: 1 LOB: 0 BB: 0 P: 7	R: 1 E: 0 K: 1 S: 13	H: 2 LOB: 0 BB: 0 P: 17	R: 2 E: 0 K: 0 S: 16	H: 3 LOB: 2 BB: 1 P: 26	R: 0 E: 0 K: 0 S: 7	H: 2 LOB: 2 BB: 0 P: 12	R: 2 E: 0 K: 0 S: 11	H: 2 LOB: 0 BB: 0 P: 15	R: 0 E: 0 K: 0 S: 14	H: 1 LOB: 2 BB: 1 P: 25	1B: 9 2B: 0 3B: 0 HR: 3	SF: 0 SAC: 2 DP: 1 HBP: 0	WP: 0 PB: 0 SB: 0 CS: 1	PA: 36
PITCHER	IP WLS BF H R ER SO BB IBB HBP BLK WP HR S P ERA WHIP																	
Wayne Franklin L ERA: 5.39 (1, 1)	6.0 L 25 9 3 3 1 1 0 0 0 0 0 0 2 55 82 4.50 1.667																	
Leo Estrella R ERA: 3.0 (7, 1)	2.0 10 3 2 2 0 1 0 0 0 0 0 0 1 25 40 9.00 2.000																	



Batter	1	2	3	4	5	6	7	8	9	AB	R	H	RBI	BB	SO	LOB	TOP						
Marlon Byrd, R OBP: 0.352, SLG: 0.405 (1, 8)										5	0	3	0	0	0	1	Philadelphia Phillies @ Milwaukee Brewers Miller Park, Milwaukee, WI Tue Aug 19 2003, 7:05 PM CDT Att: 17,028 - Sunny - 77 F						
Placido Polanco, R OBP: 0.370, SLG: 0.472 (1, 5)										5	1	2	1	0	0	2							
Bobby Abreu, L OBP: 0.411, SLG: 0.499 (1, 9)										4	1	1	0	1	2	2							
Jim Thome, L OBP: 0.381, SLG: 0.555 (1, 3)										2	1	1	2	2	1	0							
Mike Lieberthal, R OBP: 0.389, SLG: 0.441 (1, 2)										3	0	1	1	0	1	1							
26 Chase Utley, L OBP: 0.286, SLG: 0.424 (1, 4)										4	0	1	0	0	1	4							
Pat Burrell, R OBP: 0.314, SLG: 0.402 (8, PH)										3	0	0	0	0	0	3							
Ricky Ledes, L OBP: 0.331, SLG: 0.464 (8, 7)										1	0	0	0	0	1	3							
11 Jimmy Rollins, S OBP: 0.311, SLG: 0.372 (1, 6)										4	0	0	0	0	0	3							
Kevin Millwood, R OBP: 0.145, SLG: 0.096 (7, PH)										2	0	0	0	0	0	0							
Inning Stats	R: 0 E: 0 K: 1 S: 6	H: 1 LOB: 0 BB: 0 P: 10	R: 0 E: 0 K: 1 S: 9	H: 0 LOB: 1 BB: 1 P: 16	R: 0 E: 0 K: 1 S: 15	H: 2 LOB: 2 BB: 0 P: 23	R: 0 E: 0 K: 1 S: 11	H: 2 LOB: 1 BB: 0 P: 13	R: 0 E: 0 K: 0 S: 13	H: 1 LOB: 0 BB: 0 P: 14	R: 2 E: 0 K: 0 S: 11	H: 1 LOB: 0 BB: 0 P: 22	R: 0 E: 0 K: 0 S: 7	H: 0 LOB: 0 BB: 0 P: 11	R: 1 E: 0 K: 2 S: 16	H: 2 LOB: 3 BB: 1 P: 24		R: 1 E: 0 K: 0 S: 9	H: 1 LOB: 0 BB: 0 P: 12	1B: 6 2B: 3 3B: 0 HR: 1	SF: 0 SAC: 0 DP: 2 HBP: 1	WP: 0 PB: 1 SB: 0 CS: 0	PA: 39
PITCHER	IP	WLS	BF	H	R	ER	SO	BB	IBB	HBP	BLK	WP	HR	S	P	ERA	WHIP					ERA	WHIP
15 Ben Sheets, R ERA: 4.22	(1, 1)	1.0	3	1	0	0	1	0	0	0	0	0	0	6	10	0.00	1.000					9.00	1.000
Wes Obermueller, R ERA: 6.29	(2, 1)	4.1	20	6	2	2	4	2	0	0	0	0	1	53	78	4.15	1.846						
Valerio De Los Santos, L ERA: 4.5	(6, 1)	1.2	H	5	0	0	0	0	0	0	0	0	0	13	21	0.00	0.000						
Leo Estrella, R ERA: 3.18	(8, 1)	0.0	B	4	2	1	1	1	0	1	0	0	0	9	16	=	=						
Mike DeJean, R ERA: 4.88	(8, 1)	1.0	W	3	0	0	0	2	0	0	0	0	0	7	8	0.00	0.000						

AB	35
R	4
H	10
RBI	4
BB	3
SO	7
LOB	19



Batter	1	2	3	4	5	6	7	8	9	AB	R	H	RBI	BB	SO	LOB	BOTTOM						
Scott Podsednik, L OBP: 0.372, SLG: 0.403 (1, 8)										4	2	1	0	1	1	2	Philadelphia Phillies @ Milwaukee Brewers Miller Park, Milwaukee, WI Tue Aug 19 2003, 7:05 PM CDT Att: 17,028 - Sunny - 77 F						
2 Bill Hall, R OBP: 0.234, SLG: 0.362 (1, 4)										4	0	2	1	0	0	1							
Geoff Jenkins, L OBP: 0.359, SLG: 0.494 (1, 7)										4	1	1	2	0	1	3							
Richie Sexson, R OBP: 0.379, SLG: 0.527 (1, 3)										1	1	1	0	3	0	0							
Brady Clark, R OBP: 0.330, SLG: 0.393 (1, 9)										3	0	0	0	0	0	4							
Keith Ginter, R OBP: 0.348, SLG: 0.433 (1, 5)										3	1	1	0	1	1	1							
Keith Osk, R OBP: 0.329, SLG: 0.311 (2, 1)										3	0	0	0	0	0	2							
Mark Smith, R OBP: 0.333, SLG: 0.667 (8, PH)										1	1	1	3	0	0	0							
Dan Kolb, R ERA: 2.33 (9, 1)										0	0	0	0	0	0	0							
Royce Clayton, R OBP: 0.285, SLG: 0.328 (1, 6)										4	0	0	0	0	0	0							
15 Ben Sheets, R ERA: 3.83	(1, 1)	6.0	25	4	3	3	2	3	1	0	0	0	0	0	0	0							
Terry Adams, R ERA: 2.27	(7, 1)	0.1	2	1	0	0	0	0	0	0	0	0	3	4	0.00	3.000							
Rheal Cormier, L ERA: 1.27	(7, 1)	0.2	3	1	0	0	1	0	0	0	0	0	7	12	0.00	1.500							
Turk Wendell, R ERA: 2.73 (8, 1)	1.0	L	7	2	3	3	0	1	1	0	0	0	1	9	19	27.00	3.000						
Inning Stats	R: 2 E: 0 K: 1 S: 11	H: 2 LOB: 1 BB: 1 P: 19	R: 0 E: 0 K: 0 S: 5	H: 0 LOB: 0 BB: 0 P: 8	R: 1 E: 0 K: 0 S: 9	H: 1 LOB: 1 BB: 2 P: 20	R: 0 E: 0 K: 0 S: 8	H: 0 LOB: 0 BB: 0 P: 10	R: 0 E: 0 K: 1 S: 11	H: 1 LOB: 2 BB: 1 P: 20	R: 0 E: 0 K: 1 S: 10	H: 2 LOB: 2 BB: 0 P: 16	R: 3 E: 0 K: 0 S: 9	H: 2 LOB: 1 BB: 2 P: 19	R: 0 E: 0 K: 0 S: 10	H: 1 LOB: 0 BB: 0 P: 16	R: 3 E: 0 K: 0 S: 9	H: 2 LOB: 1 BB: 2 P: 19	1B: 4 2B: 2 3B: 0 HR: 2	SF: 0 SAC: 1 DP: 1 HBP: 0	WP: 0 PB: 0 SB: 0 CS: 0	PA: 37	
PITCHER	IP	WLS	BF	H	R	ER	SO	BB	IBB	HBP	BLK	WP	HR	S	P	ERA	WHIP					ERA	WHIP



Batter	1	2	3	4	5	6	7	8	9	AB	R	H	RBI	BB	SO	LOB	TOP								
Marlon Byrd, R OBP: 0.353, SLG: 0.408 (1, 8)	F8		G1-3		K		1B		G3	5	0	2	0	0	1	1	Philadelphia Phillies @ Milwaukee Brewers Miller Park, Milwaukee, WI Wed Aug 20 2003, 7:05 PM CDT Att: 18,115 - Sunny - 84 F								
Placido Polanco, R OBP: 0.388, SLG: 0.469 (1, 5)	K		K		L4		1B		G3	5	0	1	1	0	2	2									
Bobby Abreu, L OBP: 0.409, SLG: 0.496 (1, 9)	K				G4-3		K		G4-3	5	0	1	0	0	2	4									
Jim Thome, L OBP: 0.380, SLG: 0.552 Mike Williams, R (8, 1)		K	F8				G6-4-3 1B		F9	4	0	1	0	0	1	1									
Mike Lieberthal, R OBP: 0.388, SLG: 0.441 Todd Pratt, R OBP: 0.435, SLG: 0.479 (1, 2) (7, 2)		P3					G6-4-3 1-2 1B		DI 1B	3	0	1	0	0	0	1									
26 Chase Utley, L OBP: 0.308, SLG: 0.459 (1, 4)		11 BB 2B			P6		1B		K	4	0	2	0	0	1	2									
Pat Burrell, R OBP: 0.313, SLG: 0.400 (1, 7)		11 BB BB			F7		F9		F8	3	0	0	0	1	0	3									
11 Jimmy Rollins, S OBP: 0.311, SLG: 0.370 (1, 6)					F8				P5	3	0	0	0	1	0	1									
Randy Wolf, L OBP: 0.217, SLG: 0.200 Carlos Silva, R OBP: 0.143, SLG: 0.143 Tomas Perez, S OBP: 0.338, SLG: 0.400 (1, 1) (5, 1) (8, 3)		G4-3					1B		2B G3 1B	2	0	1	0	0	0	3									
										1	0	0	0	0	1	0									
										1	1	1	0	0	0	0									
Inning Stats	R: 0 E: 0 K: 2 S: 8	H: 0 LOB: 0 BB: 0 P: 11	R: 0 E: 0 K: 1 S: 11	H: 1 LOB: 3 BB: 2 P: 24	R: 0 E: 0 K: 1 S: 7	H: 1 LOB: 1 BB: 0 P: 8	R: 0 E: 0 K: 0 S: 6	H: 1 LOB: 1 BB: 0 P: 9	R: 0 E: 0 K: 1 S: 11	H: 2 LOB: 1 BB: 0 P: 16	R: 0 E: 0 K: 2 S: 10	H: 2 LOB: 2 BB: 0 P: 17	R: 0 E: 0 K: 1 S: 11	H: 1 LOB: 1 BB: 0 P: 12	R: 0 E: 0 K: 1 S: 10	H: 1 LOB: 1 BB: 0 P: 17	R: 1 E: 0 K: 0 S: 9	H: 2 LOB: 1 BB: 0 P: 14	1B: 9 2B: 2 3B: 0 HR: 0	SF: 0 SAC: 0 DP: 1 HBP: 0	WP: 0 PB: 0 SB: 0 CS: 0	PA: 39			
PITCHER	IP	WLS	BF	H	R	ER	SO	BB	IBB	HBP	BLK	WP	HR	S	P	ERA	WHIP								
Matt Kinney, R ERA: 4.65 Brooks Kieschnick, R ERA: 4.53	(1, 1)	8.0	W	34	9	0	8	2	0	0	0	0	0	74	114	0.00	1.375								
(9, 1)	1.0	5	2	1	1	0	0	0	0	0	0	0	0	9	14	9.00	2.000								

Batter	1	2	3	4	5	6	7	8	9	AB	R	H	RBI	BB	SO	LOB	BOTTOM								
Scott Podsednik, L OBP: 0.374, SLG: 0.406 (1, 8)	F8		L8							4	0	2	1	1	0	1	Philadelphia Phillies @ Milwaukee Brewers Miller Park, Milwaukee, WI Wed Aug 20 2003, 7:05 PM CDT Att: 18,115 - Sunny - 84 F								
2 Bill Hall, R OBP: 0.250, SLG: 0.353 (1, 4)			2B BB		K				G5-4-3	4	1	1	0	1	2	5									
Geoff Jenkins, L OBP: 0.362, SLG: 0.498 (1, 7)									1-2 2-H 1B	5	2	3	3	0	1	2									
Richie Sexson, R OBP: 0.379, SLG: 0.531 (1, 3)									G3-1	4	2	1	2	1	1	3									
Brady Clark, R OBP: 0.333, SLG: 0.407 (1, 9)									1-2 2-H 1B	3	1	1	3	0	0	0									
Keith Ginter, R OBP: 0.347, SLG: 0.427 (1, 5)									1-2 2-H 1B	3	1	0	0	1	0	1									
Eddie Pérez, R OBP: 0.307, SLG: 0.419 (1, 2)									1-2 2-H 1B	4	0	0	0	0	1	2									
Royce Clayton, R OBP: 0.291, SLG: 0.333 (1, 6)									G1-3	3	2	3	1	1	0	0									
Matt Kinney, R OBP: 0.065, SLG: 0.067 Brooks Kieschnick, L OBP: 0.353, SLG: 0.619 (1, 1) (9, 1)									G5-4-3 1B	3	1	1	0	0	1	2									
										0	0	0	0	0	0	0									
Inning Stats	R: 0 E: 0 K: 1 S: 10	H: 1 LOB: 1 BB: 0 P: 14	R: 0 E: 0 K: 1 S: 10	H: 0 LOB: 0 BB: 0 P: 16	R: 5 E: 0 K: 0 S: 17	H: 3 LOB: 0 BB: 2 P: 32	R: 0 E: 0 K: 1 S: 10	H: 1 LOB: 2 BB: 1 P: 15	R: 2 E: 0 K: 0 S: 9	H: 2 LOB: 0 BB: 1 P: 16	R: 2 E: 0 K: 0 S: 12	H: 3 LOB: 1 BB: 1 P: 22	R: 1 E: 0 K: 1 S: 9	H: 1 LOB: 1 BB: 0 P: 14	R: 0 E: 0 K: 2 S: 8	H: 1 LOB: 1 BB: 0 P: 13	1B: 8 2B: 2 3B: 0 HR: 2	SF: 0 SAC: 1 DP: 2 HBP: 1	WP: 0 PB: 0 SB: 0 CS: 0	PA: 40					
PITCHER	IP	WLS	BF	H	R	ER	SO	BB	IBB	HBP	BLK	WP	HR	S	P	ERA	WHIP								
Randy Wolf, L ERA: 3.75 Carlos Silva, R ERA: 4.65 Mike Williams, R ERA: 5.44	(1, 1)	4.1	L	24	7	7	3	4	0	0	0	0	0	22	38	10.12	1.875								
(8, 1)	1.0	4	1	0	0	2	0	0	0	0	0	0	0	8	13	0.00	1.000								

Batter	1	2	3	4	5	6	7	8	9	AB	R	H	RBI	BB	SO	LOB	TOP											
Marlon Byrd, R OBP: 0.356, SLG: 0.413	L9		G6-3			BB				5	0	3	1	0	0	0	Philadelphia Phillies @ Milwaukee Brewers Miller Park, Milwaukee, WI Thu Aug 21 2003, 1:05 PM CDT Att: 19,885 - Sunny - 92 F											
Placido Polanco, R OBP: 0.394, SLG: 0.464	F9		G4-3		P3	FC6-4		G6-3		5	0	0	0	0	0	4												
Bobby Abreu, L OBP: 0.409, SLG: 0.493	L7		1B		K				F8	4	0	1	0	1	1	1												
Mike Lieberthal, R OBP: 0.391, SLG: 0.441		F9	1B					F7		4	1	2	0	1	0	1												
Jim Thome, L OBP: 0.380, SLG: 0.549			1B							4	0	1	0	1	2	5												
Jason Michaels, R OBP: 0.406, SLG: 0.530										2	1	1	0	2	0	2												
Ricky Ledee, L OBP: 0.329, SLG: 0.462										1	0	0	0	0	0	1												
11 Jimmy Rollins, S OBP: 0.310, SLG: 0.369										4	0	1	0	0	0	3												
Tomas Perez, S OBP: 0.336, SLG: 0.397										4	0	1	0	0	0	4												
Vicente Padilla, R OBP: 0.186, SLG: 0.077										2	0	0	0	1	1	3												
Terry Adams, R ERA: 4.4										0	0	0	0	0	0	0												
2 Tyler Houston, L OBP: 0.323, SLG: 0.418										1	0	1	0	0	0	0												
Turk Wendell, L ERA: 2.25										0	0	0	0	0	0	0												
Inning Stats	R: 0 E: 0 K: 0 S: 5	H: 0 LOB: 0 BB: 0 P: 9	R: 1 E: 1 K: 1 S: 12	H: 2 LOB: 2 BB: 0 P: 18	R: 0 E: 0 K: 0 S: 10	H: 2 LOB: 2 BB: 0 P: 17	R: 0 E: 0 K: 0 S: 8	H: 1 LOB: 1 BB: 0 P: 14	R: 0 E: 0 K: 2 S: 11	H: 1 LOB: 2 BB: 1 P: 20	R: 0 E: 0 K: 1 S: 13	H: 1 LOB: 2 BB: 2 P: 26	R: 0 E: 0 K: 0 S: 9	H: 3 LOB: 1 BB: 0 P: 12	R: 0 E: 0 K: 0 S: 12	H: 0 LOB: 1 BB: 1 P: 24	1B: 10 2B: 1 3B: 0 HR: 0	SF: 0 SAC: 0 DP: 0 HBP: 0	WP: 0 PB: 0 SB: 1 CS: 0	PA: 42								
PITCHER	IP	WLS	BF	H	R	ER	SO	BB	IBB	HBP	BLK	WP	HR	S	P	ERA	WHIP											
Doug Davis, L ERA: 4.85	(1, 1)	5.2		28	7	2	1	3	3	0	0	0	0	0	61	106	1.59	1.765										
Leo Estrella, R ERA: 3.16	(6, 1)	0.1	W	1	0	0	0	0	0	0	0	0	0	2	5	0.00	0.000											
Valerio De Los Santos, L ERA: 4.4	(7, 1)	1.0	H	5	1	0	0	1	2	0	0	0	0	13	26	0.00	3.000											
Mike DeJean, R ERA: 4.87	(8, 1)	1.0	H	4	3	0	0	0	0	0	0	0	0	9	12	0.00	3.000											
Dan Kolb, R ERA: 2.25	(9, 1)	1.0	S	4	0	0	0	0	1	0	0	0	0	12	24	0.00	1.000											

Batter	1	2	3	4	5	6	7	8	9	AB	R	H	RBI	BB	SO	LOB	BOTTOM											
Scott Podsednik, L OBP: 0.373, SLG: 0.405	K		G4-3							4	0	1	0	0	2	0	Philadelphia Phillies @ Milwaukee Brewers Miller Park, Milwaukee, WI Thu Aug 21 2003, 1:05 PM CDT Att: 19,885 - Sunny - 92 F											
2 Bill Hall, R OBP: 0.268, SLG: 0.352	S		1B		G3			B2		3	2	1	0	0	0	1												
Geoff Jenkins, L OBP: 0.363, SLG: 0.502										4	0	2	1	0	0	1												
Richie Sexson, R OBP: 0.377, SLG: 0.526	FC1-5		FC5-4							4	0	0	1	0	0	3												
Keith Ginter, R OBP: 0.356, SLG: 0.441										1	2	1	1	3	0	0												
Jason Conti, L OBP: 0.273, SLG: 0.500										4	1	1	2	0	1	4												
Eddie Pérez, R OBP: 0.310, SLG: 0.418										3	0	1	0	1	0	0												
Royce Clayton, R OBP: 0.289, SLG: 0.329										4	0	0	0	0	2	2												
Doug Davis, R ERA: 3.9	(1, 1)	5.0	L	24	4	3	3	5	2	0	0	0	0	0	0	0		1										
Leo Estrella, R ERA: 3.16	(6, 1)	0.1		1	0	0	0	0	0	0	0	0	0	0	0	0		1										
Brady Clark, R ERA: 2.2	(6, PH)	2.0		6	1	0	0	1	1	0	0	0	0	0	0	0		0										
Valerio De Los Santos, L ERA: 4.4	(7, 1)	1.0		6	3	2	2	0	1	0	0	0	0	0	0	0		0										
Mike DeJean, R ERA: 4.87	(8, PH)	1.0		6	3	2	2	0	1	0	0	0	0	0	0	0		0										
Mark Smith, R OBP: 0.385, SLG: 0.709	(8, PH)	1.0		6	3	2	2	0	1	0	0	0	0	0	0	0	0											
Dan Kolb, R ERA: 2.25	(9, 1)	1.0		6	3	2	2	0	1	0	0	0	0	0	0	0	0											
Inning Stats	R: 1 E: 0 K: 2 S: 18	H: 1 LOB: 2 BB: 1 P: 31	R: 0 E: 0 K: 2 S: 8	H: 0 LOB: 0 BB: 0 P: 10	R: 1 E: 0 K: 0 S: 21	H: 2 LOB: 2 BB: 1 P: 32	R: 0 E: 0 K: 0 S: 5	H: 0 LOB: 0 BB: 0 P: 7	R: 0 E: 1 K: 1 S: 12	H: 0 LOB: 1 BB: 0 P: 18	R: 1 E: 1 K: 1 S: 15	H: 1 LOB: 1 BB: 1 P: 24	R: 0 E: 0 K: 0 S: 5	H: 1 LOB: 0 BB: 0 P: 7	R: 2 E: 0 K: 0 S: 15	H: 3 LOB: 2 BB: 1 P: 25	1B: 4 2B: 1 3B: 1 HR: 2	SF: 0 SAC: 0 DP: 1 HBP: 1	WP: 1 PB: 0 SB: 1 CS: 1	PA: 36								
PITCHER	IP	WLS	BF	H	R	ER	SO	BB	IBB	HBP	BLK	WP	HR	S	P	ERA	WHIP											
Vicente Padilla, R ERA: 3.9	(1, 1)	5.0		24	4	3	3	5	2	0	0	0	0	0	70	108	5.40	1.200										
Terry Adams, R ERA: 2.2	(6, 1)	2.0		6	1	0	0	1	1	0	0	0	0	14	21	0.00	1.000											
Turk Wendell, R ERA: 3.02	(8, 1)	1.0		6	3	2	2	0	1	0	0	0	1	15	25	18.00	4.000											




Batter	1	2	3	4	5	6	7	8	9	AB	R	H	RBI	BB	SO	LOB	TOP	
18 Jason Kendall, R OBP: 0.400, SLG: 0.401	G6-3		1B	FC6-4			G5-3		G1-3	5	0	1	0	0	0	2	Pittsburgh Pirates @ Milwaukee Brewers Miller Park, Milwaukee, WI Sat Aug 23 2003, 6:05 PM CDT Att: 25,432 - Sunny - 72 F	
Tike Redman, L OBP: 0.322, SLG: 0.506	HBP 1B		F7		G3-1		G4-3		1B 2B	5	2	2	0	0	0	1		
Brian Giles, L OBP: 0.429, SLG: 0.519	1B HBP		L6		F7		G1-3		FC6-4 1B	4	0	1	1	0	0	1		
Reggie Sanders, R OBP: 0.339, SLG: 0.592	1B		1B		CS 2B		G5-3 2B		FC6-4 DI HR	5	1	4	1	0	0	1		
Matt Stairs, L OBP: 0.397, SLG: 0.582	K		G4-3		CS IBB		G5-3 HR BB		1-H HR	3	2	1	2	2	1	4		
José Hernández, R OBP: 0.292, SLG: 0.372	G6-3			WP 1B	CS 1B	F9	G5-3	F9		5	0	1	0	0	0	4		
Rob Mackowiak, L OBP: 0.311, SLG: 0.389		2-1 G6-4-3 1B		F7			G2-3 1B		HR	4	1	3	2	0	0	1		
2 Jack Wilson, R OBP: 0.298, SLG: 0.350		0-1 G6-4-3		F9			G2-3	FC6-4 1B		4	0	1	0	0	0	3		
Josh Fogg, R ERA: 5.34										1	0	0	0	1	0	0		
Carlos Rivera, L OBP: 0.202, SLG: 0.264										0	0	0	0	0	0	1		
Brian Boehringer, R ERA: 5.4										0	0	0	0	0	0	0		
Craig Wilson, R OBP: 0.350, SLG: 0.480										0	0	0	0	0	0	1		
Julian Tavaréz, L ERA: 7.28										0	0	0	0	0	0	0		
Michael Gonzalez, R ERA: 4.55										0	0	0	0	0	0	0		
Mark Corey, R ERA: 4.5										0	0	0	0	0	0	0		
Inning Stats	R: 1 E: 0 K: 1 S: 16	H: 2 LOB: 2 BB: 0 P: 25	R: 0 E: 0 K: 0 S: 6	H: 1 LOB: 0 BB: 0 P: 9	R: 0 E: 0 K: 0 S: 8	H: 1 LOB: 2 BB: 1 P: 15	R: 0 E: 0 K: 1 S: 6	H: 1 LOB: 1 BB: 0 P: 13	R: 0 E: 0 K: 0 S: 8	H: 0 LOB: 0 BB: 0 P: 10	R: 2 E: 0 K: 0 S: 10	H: 3 LOB: 1 BB: 1 P: 21	R: 3 E: 0 K: 0 S: 15	H: 3 LOB: 0 BB: 0 P: 21	1B: 9 2B: 3 3B: 0 HR: 2	SF: 0 SAC: 0 DP: 2 HBP: 1	WP: 1 PB: 0 SB: 0 CS: 2	PA: 43
PITCHER	IP WLS BF H R ER SO BB IBB HBP BLK WP HR S P ERA WHIP																	
Wes Obermueller, R ERA: 5.34	(1, 1) 6.0 27 8 1 1 2 1 1 1 0 0 1 0 50 88 1.50 1.500																	
Valerio De Los Santos, L ERA: 4.3	(7, 1) 1.0 H 3 0 0 0 0 0 0 0 0 0 0 8 10 0.00 0.000																	
Luis Vizcaino, R ERA: 7.28	(8, 1) 1.0 6 3 2 2 0 1 0 0 0 0 0 1 10 21 18.00 4.000																	
Leo Estrella, R ERA: 3.61	(9, 1) 1.0 W 6 3 3 3 0 0 0 0 0 0 0 1 15 21 27.00 3.000																	

Batter	1	2	3	4	5	6	7	8	9	AB	R	H	RBI	BB	SO	LOB	BOTTOM			
Scott Podsednik, L OBP: 0.377, SLG: 0.420	S 1B		L7		FC1-2 HR		2B SF8 BB	HBP IBB		3	3	1	0	2	0	2	Pittsburgh Pirates @ Milwaukee Brewers Miller Park, Milwaukee, WI Sat Aug 23 2003, 6:05 PM CDT Att: 25,432 - Sunny - 72 F			
Keith Ginter, R OBP: 0.357, SLG: 0.442	K		G6-3		F7		SF8 2B	HBP		4	0	1	0	0	1	3				
Geoff Jenkins, L OBP: 0.366, SLG: 0.510	2-H 1B		2B		HR		IBB	K		4	1	3	4	1	1	3				
Richie Sexson, R OBP: 0.374, SLG: 0.523	K		L7		BB		SF8		K	3	0	0	1	1	2	2				
John Vander Wal, L OBP: 0.359, SLG: 0.490										4	0	0	0	0	1	4				
Luis Vizcaino, R ERA: 7.28										0	0	0	0	0	0	0				
Leo Estrella, R ERA: 3.61										0	0	0	0	0	0	0				
Mark Smith, R OBP: 0.429, SLG: 0.769									1B BB	0	1	0	0	1	0	0				
Wes Helms, R OBP: 0.328, SLG: 0.439		G6-3 E 1B		G5-3		K		SH1-3 1B	1B	5	1	3	0	0	1	0				
Eddie Pérez, R OBP: 0.306, SLG: 0.412	E5			F8		L4		SH1-3	P6	4	0	0	0	0	0	3				
Royce Clayton, R OBP: 0.294, SLG: 0.332	G6-3					P3		1B BB	1B	4	0	2	1	1	0	2				
Wes Obermueller, R ERA: 5.34										2	1	1	0	0	0	1				
Valerio De Los Santos, L ERA: 4.3										0	0	0	0	0	0	0				
2 Bill Hall, R OBP: 0.248, SLG: 0.322										1	0	0	0	0	0	0				
Brady Clark, R OBP: 0.338, SLG: 0.415										1	0	1	1	0	0	0				
Inning Stats	R: 1 E: 0 K: 2 S: 12	H: 2 LOB: 1 BB: 0 P: 19	R: 0 E: 1 K: 0 S: 9	H: 1 LOB: 1 BB: 0 P: 13	R: 0 E: 0 K: 0 S: 5	H: 0 LOB: 0 BB: 0 P: 8	R: 3 E: 0 K: 0 S: 12	H: 3 LOB: 1 BB: 1 P: 22	R: 0 E: 0 K: 1 S: 8	H: 0 LOB: 0 BB: 0 P: 13	R: 1 E: 0 K: 1 S: 12	H: 1 LOB: 2 BB: 2 P: 22	R: 1 E: 0 K: 1 S: 11	H: 2 LOB: 3 BB: 2 P: 22	R: 1 E: 0 K: 0 S: 15	H: 2 LOB: 2 BB: 1 P: 26	1B: 9 2B: 2 3B: 0 HR: 1	SF: 1 SAC: 1 DP: 1 HBP: 1	WP: 0 PB: 0 SB: 1 CS: 0	PA: 44
PITCHER	IP WLS BF H R ER SO BB IBB HBP BLK WP HR S P ERA WHIP																			
Josh Fogg, R ERA: 5.4	(1, 1) 5.0 23 7 4 4 2 1 0 0 0 0 0 0 49 81 7.20 1.600																			
Brian Boehringer, R ERA: 5.4	(6, 1) 2.0 9 1 1 1 2 1 1 0 0 0 0 0 20 35 4.50 1.000																			
Julian Tavaréz, L ERA: 4.55	(8, 1) 0.2 6 2 1 1 0 1 1 1 0 0 0 0 8 18 13.50 4.500																			
Michael Gonzalez, L ERA: 2.45	(8, 1) 0.1 1 0 0 0 0 0 0 0 0 0 0 3 4 0.00 0.000																			
Mark Corey, R ERA: 4.5	(9, 1) 0.2 L 5 2 1 1 1 1 0 0 0 0 0 0 15 26 13.50 4.500																			

Batter	1	2	3	4	5	6	7	8	9	AB	R	H	RBI	BB	SO	LOB	TOP								
Tike Redman, L OBP: 0.347, SLG: 0.567 (1, 8)	3-2 BB 1B		2-1 G3		0-2 SF7 2B	0-2 SAFE 1B		0-0 1-H 2-H HR		5	2	4	3	0	0	0									
18 Jason Kendall, R OBP: 0.396, SLG: 0.398 (1, 2)	SAFE 0-1 P5		1-1 F9		1-1 G1-3	0-0 F8		1-1 HBP		4	0	0	0	0	0	4									
Brian Giles, L OBP: 0.430, SLG: 0.521 (1, 7)	4-2 1-2 BB			2-0 2B	4-1 BB		1-2 F8	0-1 F8		3	1	1	0	2	0	1									
Matt Stairs, L OBP: 0.380, SLG: 0.572 Mike Lincoln, R (8, 1)	2-2 SAFE G4-3			1-3 K	0-1 SF7		0-1 G3	3-2 G4-3		4	0	0	1	0	1	3									
Michael Gonzalez, R (9, 1)										0	0	0	0	0	0	0									
José Hernández, R OBP: 0.292, SLG: 0.372 (9, 5)										0	0	0	0	0	0	0									
Rob Mackowiak, L OBP: 0.297, SLG: 0.370 (1, 5) (9, 4)		0-2 G4-3		0-2 F7	1-1 G3		0-0 F9		1-3 K	5	0	0	0	0	1	2									
Carlos Rivera, L OBP: 0.237, SLG: 0.283 Jeff Reboulet, R OBP: 0.345, SLG: 0.350 Craig Wilson, R OBP: 0.353, SLG: 0.477 (8, 3)		2-0 F8		4-2 2B BB		0-1 G3		4-1 2B BB	2-2 L7	2	1	0	0	1	0	0									
2 Jack Wilson, R OBP: 0.303, SLG: 0.358 (1, 6)		2-2 1B		1-2 2B 1B		1-2 G4-3 1B 2B		1-2 E1 FC3-6 1B	1-1 S 1B	5	2	4	1	0	0	1									
Abraham Nunez, S OBP: 0.319, SLG: 0.325 Brian Boehringer, S (9, 1)		0-0 G6-3		0-0 1-H 2-H 3B		2-0 G4-3		0-0 FC3-6 1B HR	2-1 G3	5	1	1	2	0	0	5									
Brian Meadows, R OBP: 0.167, SLG: 0.091 Joe Bermal, L (5, 1)										2	0	0	0	0	0	1									
J.J. Davis, R OBP: 0.300, SLG: 0.125 Pat Mahomes, R OBP: 0.300, SLG: 0.125 Reggie Sanders, R OBP: 0.341, SLG: 0.593 (8, 9)										1	0	1	0	0	0	0									
Inning Stats	R: 0 E: 0 K: 0 S: 14	H: 1 LOB: 1 BB: 1 P: 23	R: 0 E: 0 K: 0 S: 8	H: 1 LOB: 1 BB: 0 P: 12	R: 0 E: 0 K: 0 S: 5	H: 0 LOB: 0 BB: 0 P: 8	R: 3 E: 0 K: 1 S: 20	H: 3 LOB: 1 BB: 1 P: 28	R: 1 E: 1 K: 0 S: 10	H: 1 LOB: 1 BB: 1 P: 16	R: 1 E: 0 K: 0 S: 12	H: 3 LOB: 2 BB: 0 P: 16	R: 0 E: 0 K: 0 S: 6	H: 0 LOB: 0 BB: 0 P: 7	R: 4 E: 1 K: 0 S: 17	H: 2 LOB: 1 BB: 1 P: 28	R: 0 E: 0 K: 1 S: 12	H: 1 LOB: 1 BB: 0 P: 18	1B: 7 2B: 3 3B: 1 HR: 1	SF: 1 SAC: 0 DP: 0 HBP: 1	WP: 0 PB: 0 SB: 1 CS: 0	PA: 44			
PITCHER	IP	WLS	BF	H	R	ER	SO	BB	IBB	HBP	BLK	WP	HR	S	P	ERA	WHIP								
15 Ben Sheets, R ERA: 4.28 Glendon Rusch, L ERA: 7.1 Valerio De Los Santos, L ERA: 4.5 Leo Estrella, R ERA: 3.88 Dan Kolb, R ERA: 2.1 (1, 1) (5, 1) (8, 1) (8, 1) (9, 1)	5.2		27	8	5	4	1	3	0	0	0	0	0	65	99	6.35	1.941								
15 Ben Sheets, R OBP: 0.329, SLG: 0.490 Eddie Pérez, R OBP: 0.306, SLG: 0.412 (1, 9) (9, 2)	4.1		20	7	7	7	2	0	0	0	0	0	1	8	13	13.50	3.000								
Wes Helms, R OBP: 0.324, SLG: 0.434 (1, 5)	0.2		3	2	1	1	1	0	0	0	0	0	1	8	13	13.50	3.000								
Keith Osk, R OBP: 0.329, SLG: 0.313 Brady Clark, R OBP: 0.341, SLG: 0.415 (1, 2) (6, PH) (9, 9)	2.0		8	1	0	0	1	1	0	0	0	0	0	12	25	0.00	1.000								
Royce Clayton, R OBP: 0.296, SLG: 0.337 (1, 6)	1.0	B	5	1	1	1	0	1	0	0	0	0	0	8	13	9.00	1.000								
15 Ben Sheets, R OBP: 0.329, SLG: 0.490 Glendon Rusch, L ERA: 7.1 Valerio De Los Santos, L ERA: 4.5 Leo Estrella, R ERA: 3.88 Mark Smith, R OBP: 0.300, SLG: 0.125 Dan Kolb, R ERA: 2.1 (1, 1) (5, 1) (8, 1) (8, PH) (9, 1)	0.2	L	3	0	1	1	1	1	0	0	0	0	0	6	13	13.50	1.500								
Inning Stats	R: 1 E: 0 K: 0 S: 8	H: 1 LOB: 0 BB: 0 P: 11	R: 0 E: 0 K: 1 S: 8	H: 0 LOB: 0 BB: 0 P: 14	R: 2 E: 0 K: 0 S: 11	H: 2 LOB: 0 BB: 0 P: 15	R: 0 E: 0 K: 0 S: 4	H: 0 LOB: 0 BB: 0 P: 5	R: 5 E: 0 K: 2 S: 21	H: 6 LOB: 0 BB: 0 P: 33	R: 0 E: 0 K: 1 S: 7	H: 1 LOB: 1 BB: 0 P: 12	R: 0 E: 0 K: 0 S: 5	H: 0 LOB: 1 BB: 1 P: 13	R: 1 E: 0 K: 0 S: 8	H: 1 LOB: 1 BB: 0 P: 13	R: 1 E: 0 K: 1 S: 7	H: 1 LOB: 1 BB: 1 P: 15	1B: 5 2B: 5 3B: 0 HR: 2	SF: 1 SAC: 2 DP: 0 HBP: 1	WP: 0 PB: 0 SB: 2 CS: 1	PA: 40			
PITCHER	IP	WLS	BF	H	R	ER	SO	BB	IBB	HBP	BLK	WP	HR	S	P	ERA	WHIP								
Brian Meadows, R ERA: 5.65 Joe Bermal, L ERA: 5.06 Pat Mahomes, R ERA: 5.15 Mike Lincoln, R ERA: 5.32 Michael Gonzalez, L ERA: 4.15 (1, 1) (5, 1) (6, 1) (8, 1) (9, 1)	0.0		1	1	0	0	0	0	0	0	0	0	0	1	2	*	*								

Pittsburgh Pirates @ Milwaukee Brewers
Miller Park, Milwaukee, WI
Sun Aug 24 2003, 1:05 PM CDT
Att: 36,238 - Sunny - 80 F


AB 38
R 9
H 12
RBI 9
BB 4
SO 2
LOB 17



Batter	1	2	3	4	5	6	7	8	9	AB	R	H	RBI	BB	SO	LOB	BOTTOM								
Scott Podsednik, L OBP: 0.381, SLG: 0.428 (1, 8)	1-1 S 2 SH5-3 G1-3 1B		3-2 2 HR 2B		3-2 1-H 3-H 2B		2-1 G4-3		4-2 2 SH1-4 1B BB	4	4	3	2	1	0	0									
2 Bill Hall, R OBP: 0.266, SLG: 0.387 (1, 4)	SAFE 1-1 SH5-3		0-1 2-H HR		2-1 2-H 1B		0-0 L6		0-0 SH1-4	3	1	2	3	0	0	0									
Geoff Jenkins, L OBP: 0.366, SLG: 0.507 (1, 7)	SAFE 2-1 G1-3		0-0 F7		0-2 1-2 HR 1B		4-1 BB		3-3 K	4	1	1	1	1	1	1									
Richie Sexson, R OBP: 0.374, SLG: 0.528 (1, 3)	SAFE 0-0 G4-3			0-0 F8	2-1 1-H HR		2-0 F8		1-0 1B	5	1	2	3	0	0	1									
John Vander Wal, L OBP: 0.358, SLG: 0.490 Eddie Pérez, R OBP: 0.306, SLG: 0.412 (1, 9) (9, 2)		3-2 G4-3		1-1 G3	3-3 K			2-0 F8 SF9 2B		4	1	1	0	0	1	0									
Wes Helms, R OBP: 0.324, SLG: 0.434 (1, 5)		2-3 K		0-0 F9		1-3 K		0-1 F8		4	0	0	0	0	2	1									
Keith Osk, R OBP: 0.329, SLG: 0.313 Brady Clark, R OBP: 0.341, SLG: 0.415 (1, 2) (6, PH) (9, 9)		1-1 L9			2-1 1B 2B	2-0 P3		1-0 FC4-6 HBP		3	1	1	0	0	0	0									
Royce Clayton, R OBP: 0.296, SLG: 0.337 (1, 6)			1-0 P3		1-1 2B 1B	2-0 2B		2-1 SF9		3	1	2	1	0	0	0									
15 Ben Sheets, R OBP: 0.329, SLG: 0.490 Glendon Rusch, L ERA: 7.1 Valerio De Los Santos, L ERA: 4.5 Leo Estrella, R ERA: 3.88 Mark Smith, R OBP: 0.300, SLG: 0.125 Dan Kolb, R ERA: 2.1 (1, 1) (5, 1) (8, 1) (8, PH) (9, 1)			0-1 G4-3		0-3 K	0-1 F7		1-1 FC4-6		2	0	0	0	0	1	2									
Inning Stats	R: 1 E: 0 K: 0 S: 8	H: 1 LOB: 0 BB: 0 P: 11	R: 0 E: 0 K: 1 S: 8	H: 0 LOB: 0 BB: 0 P: 14	R: 2 E: 0 K: 0 S: 11	H: 2 LOB: 0 BB: 0 P: 15	R: 0 E: 0 K: 0 S: 4	H: 0 LOB: 0 BB: 0 P: 5	R: 5 E: 0 K: 2 S: 21	H: 6 LOB: 0 BB: 0 P: 33	R: 0 E: 0 K: 1 S: 7	H: 1 LOB: 1 BB: 0 P: 12	R: 0 E: 0 K: 0 S: 5	H: 0 LOB: 1 BB: 1 P: 13	R: 1 E: 0 K: 0 S: 8	H: 1 LOB: 1 BB: 0 P: 13	R: 1 E: 0 K: 1 S: 7	H: 1 LOB: 1 BB: 1 P: 15	1B: 5 2B: 5 3B: 0 HR: 2	SF: 1 SAC: 2 DP: 0 HBP: 1	WP: 0 PB: 0 SB: 2 CS: 1	PA: 40			
PITCHER	IP	WLS	BF	H	R	ER	SO	BB	IBB	HBP	BLK	WP	HR	S	P	ERA	WHIP								
Brian Meadows, R ERA: 5.65 Joe Bermal, L ERA: 5.06 Pat Mahomes, R ERA: 5.15 Mike Lincoln, R ERA: 5.32 Michael Gonzalez, L ERA: 4.15 (1, 1) (5, 1) (6, 1) (8, 1) (9, 1)	0.0		1	1	0	0	0	0	0	0	0	0	0	1	2	*	*								

Pittsburgh Pirates @ Milwaukee Brewers
Miller Park, Milwaukee, WI
Sun Aug 24 2003, 1:05 PM CDT
Att: 36,238 - Sunny - 80 F

AB 34
R 10
H 12
RBI 10
BB 2
SO 5
LOB 7



Batter	1	2	3	4	5	6	7	8	9	AB	R	H	RBI	BB	SO	LOB	TOP					
Scott Podsednik, L (1.8) OBP: 0.381, SLG: 0.430	G4-3		G4-3				G4-3			5	1	2	0	0	0	1	Milwaukee Brewers @ Cincinnati Reds Great American Ball Park, Cincinnati, OH Mon Aug 25 2003, 7:10 PM EDT Att: 18,411 - Cloudy - 86 F					
2 Bill Hall, R (1.4) OBP: 0.304, SLG: 0.493	G3									5	2	4	3	0	0	1						
Geoff Jenkins, L (1.7) OBP: 0.365, SLG: 0.511	G3									5	1	1	2	0	2	2						
Richie Sexson, R (1.3) OBP: 0.371, SLG: 0.522	K									5	0	0	0	0	2	1						
Brady Clark, R (1.9) OBP: 0.342, SLG: 0.411										4	2	1	0	1	1	0						
Wes Helms, R (1.5) OBP: 0.324, SLG: 0.440	K									4	1	1	2	0	1	1						
Eddie Pérez, R (1.2) OBP: 0.301, SLG: 0.406	P6									4	0	0	0	0	1	1						
Royce Clayton, R (1.6) OBP: 0.300, SLG: 0.341										3	2	2	1	1	0	0						
Matt Kinney, R (1.1) OBP: 0.061, SLG: 0.063										3	0	0	0	0	2	2						
Mark Smith, R (8. PH) OBP: 0.438, SLG: 0.933										0	0	0	0	0	0	0						
Brooks Kieschnick, L (8.1) OBP: 0.383, SLG: 0.618										0	0	0	0	0	0	0						
Dan Kolb, R (9.1)										0	0	0	0	0	0	0						
Inning Stats	R: 0 E: 0 K: 1 S: 10	H: 1 LOB: 1 BB: 0 P: 16	R: 0 E: 0 K: 1 S: 6	H: 0 LOB: 0 BB: 0 P: 9	R: 1 E: 0 K: 1 S: 15	H: 2 LOB: 1 BB: 0 P: 22	R: 2 E: 0 K: 0 S: 10	H: 2 LOB: 0 BB: 0 P: 18	R: 3 E: 0 K: 1 S: 20	H: 3 LOB: 0 BB: 1 P: 25	R: 0 E: 0 K: 1 S: 6	H: 0 LOB: 1 BB: 1 P: 12	R: 1 E: 0 K: 1 S: 8	H: 1 LOB: 0 BB: 0 P: 12	R: 3 E: 0 K: 1 S: 17	H: 3 LOB: 1 BB: 1 P: 27	R: 0 E: 0 K: 2 S: 8	H: 0 LOB: 0 BB: 0 P: 15	1B: 4 2B: 4 3B: 0 HR: 4	SF: 0 SAC: 0 DP: 0 HBP: 0	WP: 1 PB: 0 CS: 0	PA: 41
PITCHER	IP	WLS	BF	H	R	ER	SO	BB	IBB	HBP	BLK	WP	HR	S	P	ERA	WHIP					
39 Aaron Harang, R (1.1) ERA: 4.8	5.0	L	23	8	6	6	4	0	0	0	0	1	2	61	90	10.80	1.600					
Brian Reith, R (6.1)	2.0		8	1	1	1	2	1	0	0	0	0	1	14	24	4.50	1.000					
Joe Valentine, R (8.1) ERA: 18.0	1.0		7	3	3	3	1	1	0	0	0	0	1	17	27	27.00	4.000					
John Riedling, R (9.1) ERA: 5.23	1.0		3	0	0	0	2	0	0	0	0	0	0	8	15	0.00	0.000					

AB	39
R	10
H	12
RBI	10
BB	2
SO	9
LOB	9



Batter	1	2	3	4	5	6	7	8	9	AB	R	H	RBI	BB	SO	LOB	BOTTOM					
6 Ryan Freel, R (1.8) OBP: 0.364, SLG: 0.441										4	1	2	0	0	0	0	Milwaukee Brewers @ Cincinnati Reds Great American Ball Park, Cincinnati, OH Mon Aug 25 2003, 7:10 PM EDT Att: 18,411 - Cloudy - 86 F					
Ray Olmedo, S (1.6) OBP: 0.311, SLG: 0.308										5	0	1	1	0	1	3						
D'Angelo Jimenez, S (1.4) OBP: 0.347, SLG: 0.497										4	0	0	0	0	2	3						
Sean Casey, L (1.3) OBP: 0.347, SLG: 0.403										4	0	0	0	0	1	3						
Ruben Mateo, R (1.9) OBP: 0.305, SLG: 0.348										4	2	2	0	0	0	1						
Demell Stenson, L (1.7) OBP: 0.345, SLG: 0.577										4	1	1	2	0	0	1						
Juan Castro, R (1.5) OBP: 0.278, SLG: 0.404										4	1	2	1	0	2	0						
Jason LaRue, R (1.2) OBP: 0.323, SLG: 0.440										4	0	0	0	0	0	2						
39 Aaron Harang, R (1.1) OBP: 0.061, SLG: 0.063										1	0	0	0	0	1	0						
Wily Mo Peña, R (5. PH) OBP: 0.207, SLG: 0.200										1	0	0	0	0	0	1						
Brian Reith, R (6.1)										0	0	0	0	0	0	0						
37 Stephen Smitherman, R (7. PH) OBP: 0.590, SLG: 2.000										1	1	1	2	0	0	0						
Joe Valentine, R (8.1)										0	0	0	0	0	0	0						
John Riedling, R (9.1) OBP: 0.205, SLG: 0.235										1	0	0	0	0	0	1						
Jim Chamblée, R (9. PH)										0	0	0	0	0	0	0						
Inning Stats	R: 1 E: 0 K: 1 S: 11	H: 2 LOB: 1 BB: 0 P: 18	R: 0 E: 0 K: 1 S: 8	H: 0 LOB: 0 BB: 0 P: 12	R: 0 E: 1 K: 2 S: 14	H: 1 LOB: 2 BB: 0 P: 19	R: 0 E: 0 K: 1 S: 9	H: 0 LOB: 0 BB: 0 P: 15	R: 0 E: 0 K: 1 S: 6	H: 0 LOB: 0 BB: 0 P: 10	R: 0 E: 0 K: 1 S: 8	H: 0 LOB: 0 BB: 0 P: 11	R: 3 E: 0 K: 0 S: 10	H: 3 LOB: 0 BB: 0 P: 19	R: 0 E: 0 K: 0 S: 7	H: 0 LOB: 0 BB: 0 P: 11	R: 2 E: 0 K: 2 S: 15	H: 3 LOB: 2 BB: 0 P: 23	1B: 4 2B: 2 3B: 1 HR: 2	SF: 0 SAC: 0 DP: 0 HBP: 1	WP: 0 PB: 0 CS: 0	PA: 38
PITCHER	IP	WLS	BF	H	R	ER	SO	BB	IBB	HBP	BLK	WP	HR	S	P	ERA	WHIP					
Matt Kinney, R (1.1) ERA: 4.67	7.0	W	28	6	4	4	7	0	0	0	0	0	1	66	104	5.14	0.857					
Brooks Kieschnick, R (8.1) ERA: 4.76	1.2		9	3	2	2	1	0	0	1	0	0	1	19	28	10.80	1.800					
Dan Kolb, R (9.1) ERA: 2.08	0.1	S	1	0	0	0	1	0	0	0	0	0	0	3	6	0.00	0.000					



Batter	1	2	3	4	5	6	7	8	9	AB	R	H	RBI	BB	SO	LOB	TOP										
Scott Podsednik, L (1.8) OBP: 0.382, SLG: 0.428	F8		HR	F7			1B		G6-3	4	2	1	0	1	0	1	<p>Milwaukee Brewers @ Cincinnati Reds Great American Ball Park, Cincinnati, OH Tue Aug 26 2003, 7:10 PM EDT Att: 18,787 - Sunny - 86 F</p> <p>livebaseballscores.com</p>										
Keith Ginter, R (1.4) OBP: 0.358, SLG: 0.439	1B		P3		L8		BB	1B	G4-3	4	1	1	0	1	0	1											
Geoff Jenkins, L (1.7) OBP: 0.369, SLG: 0.522	G5-4-3		HR		L8		G5-4-3	BB	G4-3	5	2	4	3	0	0	0											
Richie Sexson, R (1.3) OBP: 0.370, SLG: 0.519	G5-4-3		P4		L8		WP	1B		3	0	0	0	1	0	3											
Brady Clark, R (1.9) OBP: 0.345, SLG: 0.410				HR	F8		G5-4-3			3	1	1	0	1	0	3											
Wes Helms, R (1.5) OBP: 0.323, SLG: 0.446	F9		HR		F7		K			4	1	1	2	0	1	1											
Eddie Pérez, R (1.2) OBP: 0.297, SLG: 0.400	F8		G6-3		G6-3			G6-3		4	0	0	0	0	0	1											
Royce Clayton, R (1.6) OBP: 0.297, SLG: 0.338	P4		G6-3		E6			K		4	0	0	0	0	1	1											
Doug Davis, R (1.1) OBP: 0.111, SLG: 0.111			G1-3		G2-3			K		4	0	1	0	0	1	1											
Inning Stats	R: 0 E: 0 K: 0 S: 9	H: 2 LOB: 1 BB: 0 P: 13	R: 0 E: 0 K: 0 S: 10	H: 1 LOB: 1 BB: 0 P: 14	R: 2 E: 0 K: 0 S: 8	H: 1 LOB: 0 BB: 1 P: 16	R: 2 E: 0 K: 0 S: 18	H: 2 LOB: 1 BB: 1 P: 27	R: 0 E: 0 K: 0 S: 11	H: 0 LOB: 1 BB: 0 P: 17	R: 3 E: 0 K: 1 S: 12	H: 2 LOB: 0 BB: 2 P: 26	R: 0 E: 0 K: 2 S: 10	H: 0 LOB: 0 BB: 0 P: 14	R: 0 E: 0 K: 0 S: 3	H: 0 LOB: 0 BB: 0 P: 5	1B: 6 2B: 1 3B: 0 HR: 2	SF: 0 SAC: 0 DP: 2 HBP: 0	WP: 1 PB: 0 CS: 1	PA: 39							
PITCHER	IP	WLS	BF	H	R	ER	SO	BB	IBB	HBP	BLK	WP	HR	S	P	ERA	WHIP										
Dan Serafini, L (1.1) ERA: 7.2	5.0	L	23	7	4	4	0	2	0	0	0	0	2	56	17	7.20	1.800										
65 Scott Randall, R (6.1) ERA:	1.0		4	0	0	0	0	0	0	0	0	0	0	10	17	0.00	0.000										
Phil Norton, L (7.1) ERA: 13.5	0.0		3	2	3	3	0	1	0	0	0	0	0	4	9	∞	∞										
Ryan Wagner, R (7.1) ERA: 1.89	2.0		6	0	0	0	3	1	0	0	0	1	0	18	31	0.00	0.500										
Chris Reitsma, R (9.1) ERA: 3.82	1.0		3	0	0	0	0	0	0	0	0	0	0	3	5	0.00	0.000										

Batter	1	2	3	4	5	6	7	8	9	AB	R	H	RBI	BB	SO	LOB	BOTTOM										
6 Ryan Freel, R (1.5) OBP: 0.343, SLG: 0.413	E5		L7			G5-3		B1-3		4	1	0	0	0	0	1	<p>Milwaukee Brewers @ Cincinnati Reds Great American Ball Park, Cincinnati, OH Tue Aug 26 2003, 7:10 PM EDT Att: 18,787 - Sunny - 86 F</p> <p>livebaseballscores.com</p>										
Ray Olmedo, S (1.6) OBP: 0.305, SLG: 0.301	SH1-3		G5-3			K			F9	3	0	0	0	0	1	0											
D'Angelo Jimenez, S (1.4) OBP: 0.347, SLG: 0.405	SF8				G4-6-3		L4		G6-3	2	0	0	1	1	0	0											
Sean Casey, L (1.3) OBP: 0.346, SLG: 0.404	G3-1				G4-6-3		G3			4	0	1	0	0	0	1											
Ruben Mateo, R (1.9) OBP: 0.304, SLG: 0.345		L5			G5-3				F8	4	0	1	0	0	0	1											
Kelly Stinnett, R (1.2) OBP: 0.298, SLG: 0.366		G6-3				F7		FC6-4		3	0	0	0	0	0	1											
37 Stephen Smitherman, R (1.7) OBP: 0.400, SLG: 1.000						G5-3			G5-3	3	0	1	0	0	0	0											
Wily Mo Peña, R (1.8) OBP: 0.195, SLG: 0.192						L8			K	3	0	0	0	0	1	1											
Dan Serafini, S (1.1) 65 Scott Randall, R (6.1) Tim Hummel, R (6.1) Phil Norton, R (7.1) Ryan Wagner, R (7.1) Jason LaRue, R (8.1) Chris Reitsma, R (9.1)						F7			G5-3	1	0	0	0	0	0	0											
Inning Stats	R: 1 E: 1 K: 0 S: 11	H: 0 LOB: 0 BB: 0 P: 17	R: 0 E: 0 K: 0 S: 11	H: 1 LOB: 1 BB: 0 P: 16	R: 0 E: 0 K: 0 S: 6	H: 0 LOB: 0 BB: 0 P: 11	R: 0 E: 0 K: 0 S: 6	H: 0 LOB: 0 BB: 1 P: 12	R: 0 E: 0 K: 1 S: 14	H: 0 LOB: 0 BB: 0 P: 21	R: 0 E: 0 K: 0 S: 9	H: 1 LOB: 1 BB: 0 P: 10	R: 0 E: 0 K: 1 S: 8	H: 1 LOB: 1 BB: 0 P: 9	R: 0 E: 0 K: 0 S: 11	H: 1 LOB: 1 BB: 0 P: 18	1B: 2 2B: 2 3B: 0 HR: 0	SF: 1 SAC: 1 DP: 1 HBP: 0	WP: 0 PB: 0 CS: 0	PA: 32							
PITCHER	IP	WLS	BF	H	R	ER	SO	BB	IBB	HBP	BLK	WP	HR	S	P	ERA	WHIP										
Doug Davis, L (1.1) ERA: 4.29	9.0	W	32	4	1	0	2	1	0	0	0	0	0	85	126	0.00	0.556										



Batter	1	2	3	4	5	6	7	8	9	AB	R	H	RBI	BB	SO	LOB	TOP										
Scott Podsednik, L (1, 8) OBP: 0.382, SLG: 0.430	G4-3			K				K		5	0	2	3	0	2	1	Milwaukee Brewers @ Cincinnati Reds Great American Ball Park, Cincinnati, OH Wed Aug 27 2003, 7:10 PM EDT Att: 18,069 - Overcast - 80 F										
Keith Ginter, R (1, 4) OBP: 0.355, SLG: 0.434	2B	BB			G5-3	SF8			L8	3	0	0	1	1	0	1											
Geoff Jenkins, L (1, 7) OBP: 0.371, SLG: 0.530	2B				L7	F7			BB	4	1	2	1	1	0	1											
Richie Sexson, R (1, 3) OBP: 0.369, SLG: 0.515	BB			K	G3-1			K	P6	4	0	0	0	1	2	1											
John Vander Wal, L (1, 9) Leo Estrella, R (8, 1)	K			G4-3		K		G1-3		4	0	0	0	0	2	3											
Mark Smith, R (9, PH) Luis Vizcaino, R (9, 1)	K								K	0	0	0	0	0	0	0											
Wes Helms, R (1, 5) OBP: 0.325, SLG: 0.449	K									1	0	0	0	0	1	1											
Keith Osik, R (1, 2) OBP: 0.328, SLG: 0.317										4	1	1	1	0	1	1											
Royce Clayton, R (1, 6) OBP: 0.299, SLG: 0.338										3	2	1	0	1	0	0											
Wayne Franklin, L (1, 1) Glendon Rusch, L (6, 1) Brady Clark, R (6, PH) 65 Scott Randall, R (8, 9)										1	1	0	0	0	0	0											
Inning Stats	R: 0 E: 0 K: 2 S: 13	H: 1 LOB: 3 BB: 2 P: 25	R: 1 E: 0 K: 1 S: 12	H: 1 LOB: 1 BB: 1 P: 22	R: 1 E: 0 K: 1 S: 10	H: 2 LOB: 1 BB: 0 P: 15	R: 0 E: 0 K: 1 S: 9	H: 0 LOB: 0 BB: 0 P: 16	R: 0 E: 0 K: 0 S: 7	H: 0 LOB: 0 BB: 0 P: 10	R: 4 E: 1 K: 1 S: 23	H: 4 LOB: 1 BB: 0 P: 31	R: 0 E: 0 K: 1 S: 5	H: 0 LOB: 0 BB: 0 P: 10	R: 0 E: 0 K: 1 S: 9	H: 1 LOB: 1 BB: 0 P: 16	R: 0 E: 0 K: 1 S: 11	H: 0 LOB: 1 BB: 1 P: 20	1B: 4 2B: 4 3B: 0 HR: 1	SF: 1 SAC: 2 DP: 0 HBP: 0	WP: 0 PB: 0 SB: 2 CS: 0	PA: 41					
PITCHER	IP	WLS	BF	H	R	ER	SO	BB	IBB	HBP	BLK	WP	HR	S	P	ERA	WHIP										
Seth Etherton, R (1, 1) ERA: 6.06	5.1	L	25	6	4	4	6	3	0	0	0	0	1	62	103	6.75	1.688										
Brian Reith, R (6, 1) ERA: 4.71	0.1		4	2	2	1	0	0	0	0	0	0	0	9	11	27.00	6.000										
Phil Norton, L (6, 1) ERA: 12.27	0.1		1	0	0	0	0	0	0	0	0	0	0	3	5	0.00	0.000										
John Riedling, R (7, 1) ERA: 5.1	2.0		7	1	0	0	2	0	0	0	0	0	0	14	26	0.00	0.500										
65 Scott Randall, R (9, 1) ERA:	1.0		4	0	0	0	1	1	0	0	0	0	0	11	20	0.00	1.000										

Batter	1	2	3	4	5	6	7	8	9	AB	R	H	RBI	BB	SO	LOB	BOTTOM										
6 Ryan Freel, R (1, 8) OBP: 0.347, SLG: 0.403	1B							K		4	1	1	0	1	1	4	Milwaukee Brewers @ Cincinnati Reds Great American Ball Park, Cincinnati, OH Wed Aug 27 2003, 7:10 PM EDT Att: 18,069 - Overcast - 80 F										
Juan Castro, R (1, 6) OBP: 0.281, SLG: 0.404	1B			F8	G5-2-3			1B	FC5	5	0	2	0	0	0	5											
D'Angelo Jimenez, S (1, 4) OBP: 0.345, SLG: 0.493	F9			F8					F9	5	0	1	0	0	0	2											
Ruben Mateo, R (1, 9) OBP: 0.306, SLG: 0.347	BB							1B	L8	5	0	2	1	0	0	2											
Jason LaRue, R (1, 3) OBP: 0.320, SLG: 0.438	F8			F8				K		5	0	0	0	0	2	5											
Tim Hummel, R (1, 5) OBP: 0.400, SLG: 0.500	BB								FC6-4	3	1	1	0	1	0	2											
37 Stephen Smitherman, R (1, 7) OBP: 0.444, SLG: 1.000	L8								L7	4	0	2	1	0	0	3											
Corky Miller, R (1, 2) OBP: 0.333, SLG: 0.250									FC5	3	0	2	0	1	0	0											
Seth Etherton, R (1, 1) BRIAN REITH, R (6, 1) PHIL NORTON, R (6, 1) KELLY STINNETT, R (6, PH) JOHN RIEDLING, R (7, 1) DERMILL STANSON, L (8, PH) 65 SCOTT RANDALL, R (8, 1)										1	0	0	0	0	0	0											
Inning Stats	R: 1 E: 0 K: 0 S: 17	H: 3 LOB: 3 BB: 1 P: 28	R: 0 E: 0 K: 0 S: 5	H: 0 LOB: 0 BB: 0 P: 6	R: 0 E: 0 K: 0 S: 8	H: 1 LOB: 1 BB: 0 P: 11	R: 1 E: 0 K: 0 S: 11	H: 3 LOB: 2 BB: 1 P: 18	R: 0 E: 0 K: 1 S: 7	H: 0 LOB: 0 BB: 0 P: 11	R: 0 E: 0 K: 1 S: 13	H: 1 LOB: 2 BB: 1 P: 23	R: 0 E: 0 K: 1 S: 18	H: 2 LOB: 2 BB: 0 P: 24	R: 0 E: 0 K: 1 S: 16	H: 2 LOB: 2 BB: 0 P: 21		R: 0 E: 0 K: 0 S: 10	H: 0 LOB: 0 BB: 0 P: 16	1B: 9 2B: 3 3B: 0 HR: 0	SF: 0 SAC: 1 DP: 1 HBP: 0	WP: 0 PB: 0 SB: 1 CS: 0	PA: 41				
PITCHER	IP	WLS	BF	H	R	ER	SO	BB	IBB	HBP	BLK	WP	HR	S	P	ERA	WHIP										
Wayne Franklin, L (1, 1) ERA: 5.16	5.1	W	26	8	2	2	1	0	0	0	0	0	0	55	88	3.38	1.875										
Glendon Rusch, L (6, 1) ERA: 6.89	1.2	H	7	2	0	0	2	0	0	0	0	0	0	24	33	0.00	1.200										
Leo Estrella, R (8, 1) ERA: 3.81	1.0		5	2	0	0	1	0	0	0	0	0	0	16	21	0.00	2.000										
Luis Vizcaino, R (9, 1) ERA: 7.11	1.0		3	0	0	0	0	0	0	0	0	0	0	10	16	0.00	0.000										

Batter	1	2	3	4	5	6	7	8	9	AB	R	H	RBI	BB	SO	LOB	TOP			
Scott Podsednik, L (1, 8) OBP: 0.379, SLG: 0.428	G4-3		F9		P4			SH1-4		3	0	0	0	0	0	0	Milwaukee Brewers @ Chicago Cubs Wrigley Field, Chicago, IL Fri Aug 29 2003, 2:20 PM CDT Att: 38,215 - Cloudy - 78 F			
2 Bill Hall, R (1, 4) OBP: 0.307, SLG: 0.521	1B		G6-3			G4-3		F9		4	0	1	0	0	0	1				
Brady Clark, R (1, 7) OBP: 0.347, SLG: 0.411	1B			2B	E	G6-3		G3-1		4	1	2	0	0	0	1				
Richie Sexson, R (1, 3) OBP: 0.372, SLG: 0.517	G5-3			E9	1-H	K			G1-3	4	0	1	0	0	1	1				
John Vander Wal, L (1, 9) OBP: 0.356, SLG: 0.481		G3		K			P3		K	4	0	0	0	0	2	1				
Wes Helms, R (1, 5) OBP: 0.323, SLG: 0.451	F8			K			HR		G5-3	4	1	1	1	0	1	1				
Keith Osik, R (1, 2) OBP: 0.328, SLG: 0.317				K			G6-3			3	0	1	0	0	1	1				
Royce Clayton, R (1, 6) OBP: 0.296, SLG: 0.334	F8					K		G6-3		3	0	0	0	0	1	1				
15 Ben Sheets, R (1, 1) OBP: 0.100, SLG: 0.085 (8, PH)			G6-3			G3-1				2	0	0	0	0	0	0				
Jason Conti, L (8, PH) OBP: 0.333, SLG: 0.545								SH1-4		1	0	1	0	0	0	0				
Luis Vizcaino, R (8, 1)								1B		0	0	0	0	0	0	0				
Inning Stats	R: 0 E: 0 K: 0 S: 8	H: 2 LOB: 1 BB: 0 P: 12	R: 0 E: 0 K: 0 S: 8	H: 1 LOB: 1 BB: 0 P: 15	R: 0 E: 0 K: 0 S: 9	H: 0 LOB: 0 BB: 0 P: 14	R: 1 E: 1 K: 3 S: 16	H: 2 LOB: 1 BB: 0 P: 21	R: 0 E: 0 K: 1 S: 10	H: 0 LOB: 0 BB: 0 P: 15	R: 1 E: 0 K: 0 S: 11	H: 1 LOB: 0 BB: 0 P: 15	R: 0 E: 0 K: 0 S: 8	H: 1 LOB: 1 BB: 0 P: 12	R: 0 E: 0 K: 1 S: 5	H: 0 LOB: 0 BB: 0 P: 9	1B: 5 2B: 1 3B: 0 HR: 1	SF: 0 SAC: 1 DP: 0 HBP: 0	WP: 0 PB: 0 SB: 0 CS: 0	PA: 33
PITCHER Matt Clement, R (1, 1) ERA: 4.05	IP: 9.0 WLS: W BF: 33 H: 7 R: 2 ER: 1 SO: 6 BB: 0 IBB: 0 HBP: 0 BLK: 0 WP: 0 HR: 1 S: 85 P: 127 ERA: 1.00 WHIP: 0.778																			

Batter	1	2	3	4	5	6	7	8	9	AB	R	H	RBI	BB	SO	LOB	BOTTOM			
Kenny Lofton, L (1, 8) OBP: 0.338, SLG: 0.436	G3-1		SF8		SH5-3		P6			4	2	2	0	0	0	0	Milwaukee Brewers @ Chicago Cubs Wrigley Field, Chicago, IL Fri Aug 29 2003, 2:20 PM CDT Att: 38,215 - Cloudy - 78 F			
Ramon Martinez, R (1, 4) OBP: 0.337, SLG: 0.388	1B		SF8		SH5-3		1B			1	1	1	1	1	0	0				
Sammy Sosa, R (1, 9) OBP: 0.378, SLG: 0.570	1B		3-H		G5-4-3		P4			4	0	3	1	0	0	1				
Eric Karros, R (1, 3) OBP: 0.359, SLG: 0.461	1B		G5-4-3		2-H		K			4	0	2	1	0	1	2				
16 Aramis Ramirez, R (1, 5) OBP: 0.325, SLG: 0.461	F9			FC6-4		1B	S		K	4	0	2	0	0	1	4				
Tom Goodwin, L (1, 7) OBP: 0.327, SLG: 0.364	G6-3			P4		1B			K	4	0	0	0	0	2	4				
Alex Gonzalez, R (1, 6) OBP: 0.286, SLG: 0.403		F8		P2		F8		L7		4	0	0	0	0	0	2				
Damian Miller, R (1, 2) OBP: 0.322, SLG: 0.374		F9		FC6-4				HR		4	1	2	1	0	0	1				
Matt Clement, R (1, 1) OBP: 0.151, SLG: 0.189		L3				G6-3		K		4	0	0	0	0	2	2				
Inning Stats	R: 1 E: 0 K: 0 S: 12	H: 3 LOB: 2 BB: 0 P: 19	R: 0 E: 0 K: 0 S: 6	H: 0 LOB: 0 BB: 0 P: 8	R: 1 E: 0 K: 0 S: 11	H: 2 LOB: 0 BB: 0 P: 17	R: 0 E: 0 K: 0 S: 7	H: 1 LOB: 1 BB: 0 P: 8	R: 1 E: 0 K: 2 S: 14	H: 2 LOB: 1 BB: 0 P: 21	R: 0 E: 0 K: 1 S: 12	H: 2 LOB: 2 BB: 0 P: 17	R: 0 E: 0 K: 1 S: 11	H: 1 LOB: 1 BB: 0 P: 19	R: 1 E: 0 K: 2 S: 11	H: 1 LOB: 0 BB: 0 P: 14		1B: 10 2B: 0 3B: 1 HR: 1	SF: 1 SAC: 1 DP: 1 HBP: 0	WP: 0 PB: 0 SB: 1 CS: 0
PITCHER 15 Ben Sheets, R (1, 1) ERA: 4.27 Luis Vizcaino, R (8, 1) ERA: 7.01	IP: 7.0 WLS: L BF: 32 H: 11 R: 3 ER: 3 SO: 4 BB: 1 IBB: 0 HBP: 0 BLK: 0 WP: 0 HR: 0 S: 73 P: 109 ERA: 3.86 WHIP: 1.714																			

AB	32
R	2
H	7
RBI	1
BB	0
SO	6
LOB	7

AB	33
R	4
H	12
RBI	4
BB	1
SO	6
LOB	16



Batter	1	2	3	4	5	6	7	8	9	AB	R	H	RBI	BB	SO	LOB	TOP			
Scott Podsednik, L (1, 8) OBP: 0.379, SLG: 0.426										4	1	2	1	3	1		Milwaukee Brewers @ Chicago Cubs Wrigley Field, Chicago, IL Sat Aug 30 2003, 3:05 PM CDT Att: 39,805 - Cloudy - 73 F			
Keith Ginter, R (1, 4) OBP: 0.354, SLG: 0.423										2	2	0	0	3	2	1				
Brady Clark, R (1, 9) (7, 7) OBP: 0.348, SLG: 0.415										5	1	2	1	0	1	3				
Richie Sexson, R (1, 3) OBP: 0.375, SLG: 0.526										3	1	2	4	2	1	0				
Mark Smith, R (1, 7) Leo Estrella, R (7, 1) Glendon Rusch, L (7, 1) John Vander Wal, L (8, PH) Brooks Kieschnick, L (9, 1) OBP: 0.364, SLG: 0.857 OBP: 0.298, SLG: 0.219 OBP: 0.355, SLG: 0.479 OBP: 0.353, SLG: 0.915										4	1	1	1	0	0	2				
Wes Helms, R (1, 5) OBP: 0.320, SLG: 0.446										4	0	0	0	0	1	0				
Eddie Pérez, R (1, 2) OBP: 0.302, SLG: 0.405										4	1	2	0	0	0	0				
2 Bill Hall, R (1, 6) OBP: 0.304, SLG: 0.506										4	1	1	0	0	2	1				
Matt Kinney, R (1, 1) Luis Vizcaino, R (6, 1) Jason Conti, L (7, 9) OBP: 0.076, SLG: 0.061 OBP: 0.308, SLG: 0.500										1	1	0	0	1	1	0				
Inning Stats	R: 2 E: 0 K: 1 S: 10	H: 1 LOB: 0 BB: 1 P: 17	R: 3 E: 0 K: 1 S: 17	H: 3 LOB: 1 BB: 1 P: 30	R: 1 E: 0 K: 1 S: 11	H: 1 LOB: 0 BB: 0 P: 17	R: 3 E: 0 K: 2 S: 18	H: 2 LOB: 1 BB: 2 P: 33	R: 0 E: 0 K: 1 S: 7	H: 0 LOB: 0 BB: 0 P: 12	R: 0 E: 0 K: 3 S: 10	H: 0 LOB: 0 BB: 1 P: 19	R: 0 E: 0 K: 0 S: 6	H: 1 LOB: 0 BB: 0 P: 8	R: 0 E: 0 K: 2 S: 13	H: 1 LOB: 2 BB: 1 P: 22		1B: 5 2B: 2 3B: 0 HR: 2	SF: 0 SAC: 1 DP: 2 HBP: 0	WP: 1 PB: 0 SB: 3 CS: 0
PITCHER	IP WLS BF H R ER SO BB IBB HBP BLK WP HR S P ERA WHIP																			
Shawn Estes, L (1, 1) ERA: 5.95	2.0 L 12 4 5 5 2 2 0 0 0 0 1 1 27 47 22.50 3.000																			
Todd Wellemeyer, R (3, 1) ERA: 6.66	4.0 18 3 4 4 7 3 0 0 0 0 0 1 46 81 9.00 1.500																			
Antonio Alfonseca, R (7, 1) ERA: 5.43	2.0 6 1 0 0 0 1 0 0 0 0 0 0 13 24 0.00 1.000																			
Mark Guthrie, L (9, 1) ERA: 2.12	0.1 1 0 0 0 1 0 0 0 0 0 0 0 3 4 0.00 0.000																			
Kyle Farnsworth, R (9, 1) ERA: 3.43	0.2 4 1 0 0 1 1 0 0 0 0 0 0 10 18 0.00 3.000																			

Batter	1	2	3	4	5	6	7	8	9	AB	R	H	RBI	BB	SO	LOB	BOTTOM					
Kenny Lofton, L (1, 8) OBP: 0.343, SLG: 0.440										5	1	4	0	0	0	0	Milwaukee Brewers @ Chicago Cubs Wrigley Field, Chicago, IL Sat Aug 30 2003, 3:05 PM CDT Att: 39,805 - Cloudy - 73 F					
Ramon Martinez, R (1, 4) OBP: 0.335, SLG: 0.388										5	0	1	0	0	1	4						
Sammy Sosa, R (1, 9) OBP: 0.378, SLG: 0.570										3	0	1	1	1	2							
Moises Alou, R (1, 7) OBP: 0.354, SLG: 0.471										4	0	1	0	1	0	1						
Randall Simon, L (1, 3) OBP: 0.306, SLG: 0.424										5	0	0	0	0	0	4						
16 Aramis Ramirez, R (1, 5) OBP: 0.324, SLG: 0.458										5	0	1	0	0	3	2						
Alex Gonzalez, R (1, 6) OBP: 0.288, SLG: 0.401										2	1	0	0	2	0	0						
Paul Bako, L (1, 2) Eric Karros, R (7, PH) Damian Miller, R (8, 2) OBP: 0.317, SLG: 0.301 OBP: 0.358, SLG: 0.460 OBP: 0.322, SLG: 0.374										1	2	1	0	2	0	0						
Shawn Estes, R (1, 1) Tony Womack, L (2, PH) Todd Wellemeyer, R (3, 1) Troy O'Leary, L (6, PH) Antonio Alfonseca, R (7, 1) Doug Glavine, R (8, PH) Mark Guthrie, R (9, 1) Kyle Farnsworth, R (9, 1) OBP: 0.180, SLG: 0.257 OBP: 0.295, SLG: 0.330 OBP: 0.355, SLG: 0.479 OBP: 0.353, SLG: 0.915										0	0	0	0	0	0	0						
Inning Stats	R: 1 E: 0 K: 1 S: 13	H: 2 LOB: 2 BB: 1 P: 24	R: 1 E: 1 K: 0 S: 16	H: 1 LOB: 2 BB: 1 P: 25	R: 0 E: 0 K: 0 S: 4	H: 0 LOB: 0 BB: 0 P: 6	R: 0 E: 0 K: 0 S: 13	H: 2 LOB: 2 BB: 0 P: 18	R: 0 E: 0 K: 1 S: 11	H: 1 LOB: 0 BB: 0 P: 17	R: 3 E: 0 K: 2 S: 14	H: 1 LOB: 0 BB: 2 P: 30	R: 0 E: 0 K: 0 S: 11	H: 1 LOB: 3 BB: 2 P: 22	R: 0 E: 0 K: 0 S: 10	H: 2 LOB: 2 BB: 0 P: 13		R: 0 E: 0 K: 1 S: 7	H: 0 LOB: 0 BB: 0 P: 13	1B: 7 2B: 2 3B: 0 HR: 1	SF: 1 SAC: 1 DP: 1 HBP: 0	WP: 1 PB: 0 SB: 1 CS: 0
PITCHER	IP WLS BF H R ER SO BB IBB HBP BLK WP HR S P ERA WHIP																					
Matt Kinney, R (1, 1) ERA: 4.74	5.1 W 27 7 5 4 3 4 0 0 0 0 0 0 4 67 11 6.75 2.062																					
Luis Vizcaino, R (6, 1) ERA: 6.92	0.2 2 0 0 0 1 0 0 0 0 0 0 0 4 7 0.00 0.000																					
Leo Estrella, R (7, 1) ERA: 3.78	0.2 5 1 0 0 0 2 0 0 0 0 0 0 8 17 0.00 4.500																					
Glendon Rusch, L (7, 1) ERA: 6.9	1.1 H 5 2 0 0 0 0 0 0 0 0 0 0 13 18 0.00 1.500																					
Brooks Kieschnick, R (9, 1) ERA: 4.66	1.0 3 0 0 0 1 0 0 0 0 0 0 0 7 13 0.00 0.000																					

Batter	1	2	3	4	5	6	7	8	9	AB	R	H	RBI	BB	SO	LOB	TOP									
6 Ryan Freel, R OBP: 0.343, SLG: 0.427	G4-3		HR	G4-3		G3			FC1-6	5	1	1	1	0	0	2	Cincinnati Reds @ Milwaukee Brewers Miller Park, Milwaukee, WI Mon Sep 01 2003, 1:05 PM CDT Att: 19,588 - Overcast - 68 F									
Juan Castro, R OBP: 0.281, SLG: 0.399	P6		2B	G6-3			G5-3	FC6-4	5	1	1	0	0	0	2											
Sean Casey, L OBP: 0.349, SLG: 0.402			G4-3							2	0	1	0	1	0											
Ray Olmedo, S OBP: 0.298, SLG: 0.294							K			1	0	0	0	0	1											
Russell Branyan, L OBP: 0.336, SLG: 0.484	L8		1B			K	G6-3			4	1	1	1	0	1											
37 Stephen Smitherman, R OBP: 0.259, SLG: 0.400		G6-3	P3			F8		E5		4	0	0	0	0	2											
Tim Hummel, R OBP: 0.350, SLG: 0.579						FC5-4		F9		4	1	2	2	0	2											
Chris Reitsma, R OBP: 0.125, SLG: 0.125		HR	1B							0	0	0	0	0	0											
Jason LaRue, R OBP: 0.321, SLG: 0.434			K			K		G6-4-3		4	0	1	0	0	2											
Wily Mo Peña, R OBP: 0.224, SLG: 0.250						HR				3	1	2	1	1	1											
Seth Etherton, R OBP: 0.200, SLG: 0.200										2	0	0	0	0	0											
65 Scott Randall, R ERA: 5.22										0	0	0	0	0	0											
Ryan Wagner, R ERA: 3.41										0	0	0	0	0	0											
D'Angelo Jimenez, S OBP: 0.353, SLG: 0.417										1	0	0	0	0	0											
Inning Stats	R: 0 E: 0 K: 0 S: 12	H: 0 LOB: 1 BB: 1 P: 19	R: 1 E: 0 K: 1 S: 12	H: 2 LOB: 1 BB: 0 P: 20	R: 3 E: 0 K: 1 S: 11	H: 4 LOB: 1 BB: 0 P: 15	R: 0 E: 0 K: 0 S: 9	H: 1 LOB: 1 BB: 0 P: 15	R: 0 E: 0 K: 1 S: 12	H: 1 LOB: 0 BB: 0 P: 19	R: 0 E: 0 K: 0 S: 7	H: 0 LOB: 0 BB: 0 P: 10	R: 0 E: 1 K: 0 S: 6	H: 0 LOB: 0 BB: 0 P: 11	R: 0 E: 0 K: 0 S: 6	H: 0 LOB: 1 BB: 1 P: 13	1B: 4 2B: 2 3B: 0 HR: 3	SF: 0 SAC: 1 DP: 1 HBP: 0	WP: 0 PB: 0 SB: 0 CS: 0	PA: 38						
PITCHER	IP	WLS	BF	H	R	ER	SO	BB	IBB	HBP	BLK	WP	HR	S	P	ERA	WHIP									
Wayne Franklin, L	(1, 1)	5.0	L	24	8	4	4	3	1	0	0	0	0	2	53	82	7.20	1.800								
Dave Burba, R	(6, 1)	2.0		7	1	1	1	2	0	0	0	0	0	1	19	29	4.50	0.500								
Valerio De Los Santos, L	(8, 1)	2.0		7	0	0	0	0	1	0	0	0	0	0	12	24	0.00	0.500								



Batter	1	2	3	4	5	6	7	8	9	AB	R	H	RBI	BB	SO	LOB	BOTTOM									
Scott Podsednik, L OBP: 0.383, SLG: 0.430	B5-3		K		P4				E	4	2	1	0	1	1	2	Cincinnati Reds @ Milwaukee Brewers Miller Park, Milwaukee, WI Mon Sep 01 2003, 1:05 PM CDT Att: 19,588 - Overcast - 68 F									
Keith Ginter, R OBP: 0.355, SLG: 0.418	F8				G6-4-3		F9		G6-3	3	0	0	0	2	0											
Brady Clark, R OBP: 0.353, SLG: 0.424					G6-4-3				G5-4-3	4	0	2	1	1	0											
Richie Sexson, R OBP: 0.373, SLG: 0.522	G4-3				P6		L8		E4	5	0	1	1	0	0											
John Vander Wal, L OBP: 0.356, SLG: 0.475					G4-3				G3	3	1	1	0	1	0											
Wes Helms, R OBP: 0.323, SLG: 0.447		F8			SF9				G6-4-3	2	0	1	0	2	0											
Keith Osik, R OBP: 0.328, SLG: 0.318										3	0	1	0	0	2											
Brooks Kieschnick, L OBP: 0.377, SLG: 0.607					F9				G6-3	1	0	0	0	0	3											
Eddie Pérez, R OBP: 0.301, SLG: 0.406										0	0	0	0	0	0											
Royce Clayton, R OBP: 0.296, SLG: 0.333					K				G6-4-3	4	0	1	0	0	2											
Wayne Franklin, L ERA: 4.84										1	0	0	0	0	0											
Mark Smith, R ERA: 2.25					P3					0	0	0	1	0	0											
Dave Burba, R										0	0	0	0	0	0											
2 Bill Hall, R OBP: 0.328, SLG: 0.500										0	0	0	0	0	1											
Valerio De Los Santos, L										1	0	0	0	0	0											
Jason Conti, L OBP: 0.307, SLG: 0.615										1	1	1	0	0	0											
Inning Stats	R: 0 E: 0 K: 0 S: 9	H: 0 LOB: 0 BB: 0 P: 19	R: 0 E: 0 K: 0 S: 13	H: 0 LOB: 0 BB: 0 P: 18	R: 0 E: 0 K: 2 S: 7	H: 0 LOB: 0 BB: 0 P: 11	R: 0 E: 0 K: 0 S: 4	H: 0 LOB: 0 BB: 1 P: 11	R: 0 E: 0 K: 0 S: 17	H: 2 LOB: 2 BB: 1 P: 26	R: 0 E: 0 K: 0 S: 7	H: 1 LOB: 1 BB: 0 P: 13	R: 0 E: 0 K: 0 S: 11	H: 2 LOB: 1 BB: 0 P: 18	R: 1 E: 1 K: 0 S: 12	H: 2 LOB: 3 BB: 3 P: 30	R: 2 E: 1 K: 1 S: 18	H: 2 LOB: 1 BB: 1 P: 31	1B: 7 2B: 2 3B: 0 HR: 0	SF: 1 SAC: 0 DP: 3 HBP: 0	WP: 0 PB: 0 SB: 0 CS: 0	PA: 40				
PITCHER	IP	WLS	BF	H	R	ER	SO	BB	IBB	HBP	BLK	WP	HR	S	P	ERA	WHIP									
Seth Etherton, R	(1, 1)	6.0	W	23	3	1	1	2	3	0	0	0	0	0	15	27	1.50	1.000								
65 Scott Randall, R	(7, 1)	1.0		6	3	1	1	0	1	0	0	0	0	0	15	27	9.00	4.000								
Ryan Wagner, R	(8, 1)	0.2	H	4	1	0	0	0	2	0	0	0	0	0	5	16	0.00	4.500								
Chris Reitsma, R	(8, 1)	1.1	S	7	2	2	1	1	1	0	0	0	0	0	21	36	6.75	2.250								



Batter	1	2	3	4	5	6	7	8	9	AB	R	H	RBI	BB	SO	LOB	TOP							
6 Ryan Freel, R (1, 8) OBP: 0.347, SLG: 0.429 37 Stephen Smitherman, R (4, 7) OBP: 0.270, SLG: 0.365	1-0 G6-3		3-2 S		1-3 K		0-3 K			3	1	1	0	0	0	1								
Juan Castro, R (1, 6) OBP: 0.281, SLG: 0.394	4-0 G4-6-3 BB			0-0 S 1B		4-2 BB		3-3 K		3	0	0	0	1	0	2								
D'Angelo Jimenez, S (1, 4) OBP: 0.352, SLG: 0.416	2-2 G4-6-3 1-2			1-1 F7		0-2 F9		2-1 G6-3		4	0	1	1	0	1	2								
Russell Branyan, L (1, 3) OBP: 0.333, SLG: 0.474		3-2 G3-1		3-2 L6-4 1B 1-H		0-0 L7		2-3 K		4	0	1	0	0	1	1								
Tim Hummel, R (1, 5) OBP: 0.292, SLG: 0.478	1-2 G6-3			0-2 1B		1-3 K			0-0 F8	4	0	0	0	0	0	2								
Dermell Stenson, L (1, 7) OBP: 0.417, SLG: 0.487	2-1 G5-3			0-1 L6-4 2-2			1-1 G6-3		0-1 F9	2	1	0	0	2	1	0								
Jason LaRue, R (1, 2) OBP: 0.318, SLG: 0.430			1-1 L7		4-2 BB		4-1 HR BB		3-3 K	3	0	0	0	0	0	2								
Wily Mo Peña, R (1, 9) OBP: 0.239, SLG: 0.293			3-2 HBP		0-0 F7		0-1 F8			2	1	1	2	0	1	1								
Paul Wilson, R (1, 1) OBP: 0.145, SLG: 0.135 Danny Graves, R (6, 1) OBP: 0.111, SLG: 0.111			1-3 K		3-3 K		0-2 HR			2	0	0	0	0	2	2								
										1	0	0	0	0	1	0								
Inning Stats	R: 0 E: 0 K: 0 S: 4	H: 0 LOB: 0 BB: 1 P: 11	R: 0 E: 0 K: 0 S: 8	H: 0 LOB: 0 BB: 0 P: 14	R: 0 E: 1 K: 1 S: 10	H: 0 LOB: 1 BB: 0 P: 18	R: 1 E: 0 K: 0 S: 12	H: 3 LOB: 1 BB: 1 P: 16	R: 0 E: 0 K: 1 S: 10	H: 0 LOB: 1 BB: 1 P: 18	R: 0 E: 0 K: 1 S: 9	H: 0 LOB: 1 BB: 1 P: 14	R: 2 E: 0 K: 1 S: 12	H: 1 LOB: 0 BB: 1 P: 17	R: 0 E: 0 K: 2 S: 8	H: 0 LOB: 0 BB: 0 P: 15	R: 0 E: 0 K: 1 S: 8	H: 0 LOB: 0 BB: 0 P: 11	1B: 3 2B: 1 3B: 0 HR: 1	SF: 0 SAC: 0 DP: 2 HBP: 1	WP: 0 PB: 0 SB: 2 CS: 0	PA: 34		
PITCHER	IP	WLS	BF	H	R	ER	SO	BB	IBB	HBP	BLK	WP	HR	S	P	ERA	WHIP							
Wes Obermueller, R (1, 1) ERA: 4.57	7.0		28	4	3	3	5	4	0	1	0	0	1	65	108	3.86	1.143							
Luis Vizcaino, R (8, 1) ERA: 6.79	1.0	W	3	0	0	0	2	0	0	0	0	0	0	8	15	0.00	0.000							
Dan Kolb, R (9, 1) ERA: 1.91	1.0	S	3	0	0	0	1	0	0	0	0	0	0	8	11	0.00	0.000							

Cincinnati Reds @ Milwaukee Brewers
Miller Park, Milwaukee, WI
Tue Sep 02 2003, 7:05 PM CDT
Att: 8,703 - Sunny - 74 F

AB 29
R 3
H 4
RBI 3
BB 4
SO 8
LOB 13



Batter	1	2	3	4	5	6	7	8	9	AB	R	H	RBI	BB	SO	LOB	BOTTOM							
Scott Podsednik, L (1, 8) OBP: 0.384, SLG: 0.430	2-1 HR			1-1 F9		0-0 B1-3				4	1	2	0	0	0	0								
Keith Ginter, R (1, 4) OBP: 0.357, SLG: 0.428	1-0 HR		1-3 K	4-2 BB			1-2 F8			3	1	1	2	1	1	1								
Brady Clark, R (1, 7) OBP: 0.347, SLG: 0.417	0-1 F7		2-2 L6-4	2-3 K			0-2 G4-3			4	0	0	0	0	1	2								
Richie Sexson, R (1, 3) OBP: 0.372, SLG: 0.519	4-2 G5-3 BB		2-1 G4-3		0-0 G5-3		3-1 G6-3			3	1	0	0	1	0	0								
John Vander Wal, L (1, 9) OBP: 0.355, SLG: 0.473 Jason Conti, L (2, 9) OBP: 0.294, SLG: 0.500	0-2 G5-3		1-3 K		1-3 K2-3			1-1 L7		1	0	0	0	0	0	1								
Wes Helms, R (1, 5) OBP: 0.329, SLG: 0.451	4-2 1B BB		1-0 1B		3-1 1B			2-1 2B 1B		3	1	3	0	1	0	0								
Eddie Pérez, R (1, 2) OBP: 0.307, SLG: 0.414	1-2 1B		3-2 1B		1-2 F7			1-0 G4-3 1-H		4	0	3	2	0	0	1								
Royce Clayton, R (1, 6) OBP: 0.295, SLG: 0.330	4-0 1B IBB		0-3 K			1-2 G4-3		1-2 G4-3		3	0	0	0	1	1	3								
Wes Obermueller, R (1, 1) OBP: 0.133, SLG: 0.133 Luis Vizcaino, R (8, 1) OBP: 0.294, SLG: 0.500 Mark Smith, R (6, PH) OBP: 0.320, SLG: 0.783 Dan Kolb, R (9, 1)	0-1 G5-3			1-1 G4-3		2-3 K		1-3 K		3	0	0	0	0	1	3								
										0	0	0	0	0	0	0								
Inning Stats	R: 3 E: 0 K: 0 S: 20	H: 3 LOB: 3 BB: 3 P: 36	R: 0 E: 0 K: 1 S: 11	H: 1 LOB: 0 BB: 0 P: 16	R: 0 E: 0 K: 2 S: 13	H: 2 LOB: 2 BB: 0 P: 20	R: 0 E: 0 K: 1 S: 9	H: 0 LOB: 1 BB: 1 P: 17	R: 0 E: 0 K: 1 S: 9	H: 1 LOB: 1 BB: 0 P: 14	R: 0 E: 0 K: 1 S: 10	H: 0 LOB: 0 BB: 0 P: 13	R: 0 E: 0 K: 0 S: 9	H: 0 LOB: 0 BB: 0 P: 13	R: 1 E: 0 K: 1 S: 11	H: 2 LOB: 1 BB: 0 P: 17	R: 0 E: 0 K: 1 S: 8	H: 0 LOB: 0 BB: 0 P: 11	1B: 7 2B: 2 3B: 0 HR: 1	SF: 0 SAC: 0 DP: 1 HBP: 0	WP: 0 PB: 0 SB: 1 CS: 0	PA: 36		
PITCHER	IP	WLS	BF	H	R	ER	SO	BB	IBB	HBP	BLK	WP	HR	S	P	ERA	WHIP							
Paul Wilson, R (1, 1) ERA: 4.64	5.0		25	7	3	3	5	3	1	0	0	0	0	62	103	5.40	2.000							
Danny Graves, R (6, 1) ERA: 5.33	3.0	L	11	2	1	1	2	0	0	0	0	0	0	30	43	3.00	0.667							

Cincinnati Reds @ Milwaukee Brewers
Miller Park, Milwaukee, WI
Tue Sep 02 2003, 7:05 PM CDT
Att: 8,703 - Sunny - 74 F

AB 32
R 4
H 9
RBI 4
BB 4
SO 7
LOB 12



Batter	1	2	3	4	5	6	7	8	9	AB	R	H	RBI	BB	SO	LOB	TOP										
Kenny Lofton, L OBP: 0.342, SLG: 0.434										4	1	1	0	0	0	2	Chicago Cubs @ Milwaukee Brewers Miller Park, Milwaukee, WI Fri Sep 05 2003, 7:05 PM CDT Att: 42,909 - Sunny - 69 F										
Mark Crutzielank, R OBP: 0.367, SLG: 0.416										3	2	1	0	1	0	1											
Sammy Sosa, R OBP: 0.377, SLG: 0.569										4	1	2	2	0	0	1											
Eric Karros, R OBP: 0.345, SLG: 0.449										4	0	0	0	0	1	3											
16 Aramis Ramirez, R OBP: 0.322, SLG: 0.450										4	0	1	1	0	0	1											
Tom Goodwin, L OBP: 0.327, SLG: 0.360 Joe Borowski, R										4	0	0	0	0	1	2											
Alex Gonzalez, R OBP: 0.293, SLG: 0.405										2	0	0	0	1	1	0											
Damian Miller, R OBP: 0.313, SLG: 0.371										4	0	0	0	0	1	2											
Juan Cruz, R OBP: 0.125, SLG: 0.125 Antonio Alfonseca, R Kyle Farnsworth, R Doug Gianville, R										3	0	1	0	0	2	1											
Inning Stats	R: 2 E: 0 K: 0 S: 13	H: 3 LOB: 1 BB: 0 P: 21	R: 0 E: 0 K: 2 S: 10	H: 0 LOB: 1 BB: 1 P: 17	R: 1 E: 0 K: 0 S: 9	H: 2 LOB: 1 BB: 0 P: 15	R: 0 E: 0 K: 0 S: 5	H: 1 LOB: 1 BB: 0 P: 7	R: 0 E: 0 K: 1 S: 7	H: 0 LOB: 0 BB: 0 P: 9	R: 0 E: 0 K: 1 S: 5	H: 0 LOB: 0 BB: 0 P: 8	R: 1 E: 0 K: 1 S: 13	H: 0 LOB: 0 BB: 1 P: 23	R: 0 E: 0 K: 1 S: 10	H: 0 LOB: 0 BB: 0 P: 13	1B: 4 2B: 1 3B: 0 HR: 1	SF: 0 SAC: 0 DP: 1 HBP: 1	WP: 1 PB: 0 SB: 1 CS: 0	PA: 35							
PITCHER	IP	WLS	BF	H	R	ER	SO	BB	IBB	HBP	BLK	WP	HR	S	P	ERA	WHIP										
15 Ben Sheets, R ERA: 4.25	7.0	L	28	6	3	3	4	1	0	1	0	0	1	53	83	3.86	1.000										
Luis Vizcaino, R ERA: 5.79	1.0		4	0	1	0	1	1	0	0	0	1	0	13	23	0.00	1.000										
Mike Crudale, R ERA: 2.03	1.0		3	0	0	0	1	0	0	0	0	0	0	10	13	0.00	0.000										

AB	32
R	4
H	6
RBI	3
BB	2
SO	6
LOB	13



Batter	1	2	3	4	5	6	7	8	9	AB	R	H	RBI	BB	SO	LOB	BOTTOM										
Scott Podsednik, L OBP: 0.383, SLG: 0.429										4	2	1	0	1	1	0	Chicago Cubs @ Milwaukee Brewers Miller Park, Milwaukee, WI Fri Sep 05 2003, 7:05 PM CDT Att: 42,909 - Sunny - 69 F										
Keith Ginter, R OBP: 0.362, SLG: 0.433										4	0	3	1	0	0	1											
Brady Clark, R OBP: 0.362, SLG: 0.448										2	0	1	0	2	0	1											
Richie Sexson, R OBP: 0.375, SLG: 0.523										3	0	1	1	0	1	3											
Mark Smith, R OBP: 0.281, SLG: 0.655										4	0	0	0	0	1	6											
Wes Helms, R OBP: 0.326, SLG: 0.444										4	0	0	0	0	2	1											
Keith Osik, R OBP: 0.326, SLG: 0.313										3	0	0	0	1	2	1											
2 Bill Hall, R OBP: 0.282, SLG: 0.476										4	0	0	0	0	1	1											
15 Ben Sheets, R OBP: 0.097, SLG: 0.082 Peter Zoccolillo, L Luis Vizcaino, R Mike Crudale, R Brooks Kieschnick, L										2	0	0	0	0	1	1											
Inning Stats	R: 1 E: 1 K: 0 S: 7	H: 2 LOB: 1 BB: 0 P: 12	R: 0 E: 0 K: 2 S: 8	H: 0 LOB: 0 BB: 0 P: 13	R: 0 E: 0 K: 2 S: 14	H: 1 LOB: 3 BB: 1 P: 26	R: 0 E: 0 K: 0 S: 8	H: 0 LOB: 1 BB: 1 P: 14	R: 0 E: 0 K: 2 S: 9	H: 1 LOB: 1 BB: 0 P: 15	R: 0 E: 0 K: 2 S: 9	H: 1 LOB: 2 BB: 0 P: 12	R: 1 E: 0 K: 1 S: 10	H: 1 LOB: 2 BB: 2 P: 25	R: 0 E: 0 K: 1 S: 12	H: 0 LOB: 0 BB: 0 P: 14	R: 0 E: 0 K: 1 S: 8	H: 0 LOB: 0 BB: 0 P: 13	1B: 4 2B: 2 3B: 0 HR: 0	SF: 0 SAC: 0 DP: 2 HBP: 1	WP: 0 PB: 0 SB: 1 CS: 0	PA: 37					
PITCHER	IP	WLS	BF	H	R	ER	SO	BB	IBB	HBP	BLK	WP	HR	S	P	ERA	WHIP										
Juan Cruz, R ERA: 5.04	6.2	W	29	6	2	2	6	3	0	1	0	0	0	62	108	2.70	1.350										
Antonio Alfonseca, R ERA: 5.22	0.1	H	2	0	0	0	1	1	0	0	0	0	0	3	9	0.00	3.000										
Kyle Farnsworth, R ERA: 3.15	1.0	H	3	0	0	0	1	0	0	0	0	0	0	12	14	0.00	0.000										
Joe Borowski, R ERA: 2.8	1.0	S	3	0	0	0	1	0	0	0	0	0	0	8	13	0.00	0.000										

AB	32
R	2
H	6
RBI	2
BB	4
SO	9
LOB	15



Batter	1	2	3	4	5	6	7	8	9	AB	R	H	RBI	BB	SO	LOB	TOP								
Kenny Lofton, L OBP: 0.341, SLG: 0.437										4	2	1	0	0	1	2	Chicago Cubs @ Milwaukee Brewers Miller Park, Milwaukee, WI Sat Sep 06 2003, 6:05 PM CDT Att: 46,218 - Sunny - 84 F								
Mark Grudzielanek, R OBP: 0.363, SLG: 0.412										4	0	0	1	0	1	2									
Sammy Sosa, R OBP: 0.377, SLG: 0.568										4	2	1	0	1	2	1									
Troy O'Leary, L OBP: 0.279, SLG: 0.366										3	2	2	4	1	0	0									
Mike Reminger, L										0	0	0	0	0	0	0									
16 Aramis Ramirez, R OBP: 0.323, SLG: 0.448										4	0	1	1	1	1	1									
Randall Simon, L OBP: 0.304, SLG: 0.423										4	1	1	2	0	0	3									
Alex Gonzalez, R OBP: 0.293, SLG: 0.403										3	0	0	0	1	1	0									
Paul Bako, L OBP: 0.326, SLG: 0.316										4	0	2	0	0	1	3									
22 Mark Prior, R OBP: 0.266, SLG: 0.339										2	0	0	0	0	2	1									
Dave Veres, R										0	0	0	0	0	0	0									
Tom Goodwin, L OBP: 0.331, SLG: 0.371										1	1	1	0	0	0	0									
Inning Stats	R: 2 E: 0 K: 1 S: 15	H: 2 LOB: 1 BB: 1 P: 26	R: 0 E: 0 K: 1 S: 9	H: 1 LOB: 1 BB: 0 P: 13	R: 3 E: 0 K: 1 S: 16	H: 3 LOB: 0 BB: 0 P: 27	R: 0 E: 0 K: 0 S: 10	H: 1 LOB: 1 BB: 0 P: 16	R: 0 E: 0 K: 1 S: 5	H: 0 LOB: 0 BB: 0 P: 8	R: 0 E: 0 K: 2 S: 6	H: 0 LOB: 0 BB: 0 P: 10	R: 0 E: 0 K: 1 S: 8	H: 0 LOB: 3 BB: 3 P: 10	R: 0 E: 0 K: 1 S: 10	H: 0 LOB: 0 BB: 0 P: 26	R: 3 E: 1 K: 2 S: 13	H: 2 LOB: 0 BB: 0 P: 21	1B: 2 2B: 3 3B: 2 HR: 2	SF: 2 SAC: 2 DP: 0 HBP: 0	WP: 1 PB: 0 SB: 1 CS: 0	PA: 41			
PITCHER	IP	WLS	BF	H	R	ER	SO	BB	IBB	HBP	BLK	WP	HR	S	P	ERA	WHIP								
Matt Kinney, R ERA: 4.86	5.0	L	23	7	5	5	4	1	0	0	1	1	1	55	90	9.00	1.600								
Shane Nance, L ERA: 6.11	2.0		6	0	0	0	2	0	0	0	0	0	0	14	20	0.00	0.000								
Dave Burba, R ERA: 3.31	1.0		6	0	0	0	1	3	0	0	0	0	0	10	26	0.00	3.000								
Glendon Rusch, L ERA: 6.83	0.1		3	1	2	2	0	0	0	0	0	0	0	5	7	54.00	3.000								
Luis Vizcaino, R ERA: 6.87	0.2		3	1	1	0	2	0	0	0	0	0	1	8	14	0.00	1.500								

AB	33
R	8
H	9
RBI	8
BB	4
SO	9
LOB	13



Batter	1	2	3	4	5	6	7	8	9	AB	R	H	RBI	BB	SO	LOB	BOTTOM								
Scott Podsednik, L OBP: 0.385, SLG: 0.430										5	2	3	0	0	1	0	Chicago Cubs @ Milwaukee Brewers Miller Park, Milwaukee, WI Sat Sep 06 2003, 6:05 PM CDT Att: 46,218 - Sunny - 84 F								
Keith Ginter, R OBP: 0.364, SLG: 0.447										4	1	2	3	0	0	1									
Brady Clark, R OBP: 0.364, SLG: 0.447										3	0	1	0	1	0	1									
Richie Sexson, R OBP: 0.376, SLG: 0.528										4	1	2	1	0	2	3									
Peter Zoccolillo, L										4	0	0	0	0	1	1									
Wes Helms, R OBP: 0.329, SLG: 0.447										4	0	2	0	0	1	1									
Eddie Pérez, R OBP: 0.302, SLG: 0.406										4	0	0	0	0	0	3									
2 Bill Hall, R OBP: 0.270, SLG: 0.453										4	0	0	0	0	0	1									
Matt Kinney, R Enriquez, R Shane Nance, L Jason Conti, L Dave Burba, R Glendon Rusch, L Luis Vizcaino, R Mark Smith, R										1	0	0	0	0	1	0									
Inning Stats	R: 0 E: 0 K: 2 S: 10	H: 1 LOB: 1 BB: 0 P: 14	R: 0 E: 0 K: 1 S: 15	H: 1 LOB: 0 BB: 0 P: 20	R: 0 E: 0 K: 2 S: 16	H: 1 LOB: 2 BB: 1 P: 26	R: 0 E: 0 K: 0 S: 6	H: 1 LOB: 0 BB: 0 P: 9	R: 1 E: 0 K: 0 S: 14	H: 3 LOB: 1 BB: 0 P: 25	R: 0 E: 0 K: 1 S: 9	H: 1 LOB: 1 BB: 0 P: 10	R: 2 E: 0 K: 1 S: 16	H: 2 LOB: 0 BB: 0 P: 25	R: 1 E: 0 K: 0 S: 7	H: 1 LOB: 0 BB: 0 P: 11		R: 0 E: 0 K: 1 S: 9	H: 0 LOB: 0 BB: 0 P: 13	1B: 7 2B: 2 3B: 0 HR: 2	SF: 0 SAC: 0 DP: 1 HBP: 0	WP: 0 PB: 0 SB: 0 CS: 0	PA: 37		
PITCHER	IP	WLS	BF	H	R	ER	SO	BB	IBB	HBP	BLK	WP	HR	S	P	ERA	WHIP								
22 Mark Prior, R ERA: 2.41	7.0	W	30	10	3	3	7	1	0	0	0	0	1	86	129	3.86	1.571								
Dave Veres, R ERA: 5.33	1.0	H	4	1	1	1	0	0	0	0	0	0	1	7	11	9.00	1.000								
Mike Reminger, L ERA: 3.86	1.0		3	0	0	0	1	0	0	0	0	0	0	9	13	0.00	0.000								



Batter	1	2	3	4	5	6	7	8	9	AB	R	H	RBI	BB	SO	LOB	TOP									
Tom Goodwin, L (1, 7) OBP: 0.333, SLG: 0.368	4-2 2B G4-3	2-3 K		0-3 K		1-2 FC4-6 1B		2-0 G3		4	1	1	1	1	2	1										
Tony Womack, L (1, 4) OBP: 0.378, SLG: 0.320	1-2 SAFE SAFE G4-3 16 SF 1-3 2B		1-2 G4-3		1-1 1B	1-1 FC4-6 1B		0-3 K		5	1	2	0	0	1	2										
Sammy Sosa, R (1, 9) OBP: 0.578, SLG: 0.573 Mike Remlinger, L (9, 1)	2-1 G4-3		3-1 16 E HR 1B		1-2 F9		0-1 HR		1-0 G6-3	5	2	2	2	0	0	2										
16 Aramis Ramirez, R (1, 5) OBP: 0.322, SLG: 0.447	2-2 SF		3-2 E6 HR 1B		0-0 P4		0-0 HR 1B		1-2 P4	4	2	1	1	0	0	2										
Randall Simon, L (1, 3) OBP: 0.305, SLG: 0.440	3-1 F8		2-0 HR 1B		1-3 K		0-1 HR		0-0 L6	5	2	2	5	0	1	2										
Ramon Martinez, R (1, 6) OBP: 0.340, SLG: 0.392 Alex Gonzalez, R (5, 6)	0-0 G6-3		3-3 K			2-3 K		1-0 G6-3		2	0	0	0	0	1	1										
Doug Glanville, R (1, 8) OBP: 0.280, SLG: 0.332		0-0 FC3-6 1B	1-1 L7			0-0 34 1B 1B		1-0 L8		4	1	2	0	0	0	0										
Damian Miller, R (1, 2) OBP: 0.311, SLG: 0.368 Paul Bako, L (6, 2) OBP: 0.324, SLG: 0.314 Josh Paul, R (9, 2) OBP: 0.450, SLG: 0.353	3-2 SAFE SAFE FC3-6 34 SH3-4 1-2		2-2 P4			2-3 K		0-0 G4-3		3	0	0	0	0	1	2										
34 Kerry Wood, R (1, 1) OBP: 0.143, SLG: 0.236 David Kelton, R (8, PH) OBP: 0.200, SLG: 0.300 Kyle Farnsworth, R (8, 1) Troy O'Leary, L (9, 9) OBP: 0.279, SLG: 0.366	1-0 SH3-4		1-3 K			0-2 1B		2-2 F9		2	0	1	0	0	1	0										
Inning Stats	R: 2 E: 1 K: 0 S: 16	H: 1 LOB: 1 BB: 1 P: 28	R: 0 E: 0 K: 1 S: 10	H: 1 LOB: 1 BB: 0 P: 16	R: 3 E: 1 K: 1 S: 16	H: 2 LOB: 0 BB: 0 P: 29	R: 0 E: 0 K: 2 S: 11	H: 0 LOB: 0 BB: 0 P: 14	R: 0 E: 0 K: 1 S: 9	H: 1 LOB: 1 BB: 0 P: 12	R: 1 E: 0 K: 2 S: 16	H: 3 LOB: 2 BB: 0 P: 22	R: 3 E: 0 K: 0 S: 8	H: 3 LOB: 0 BB: 0 P: 10	R: 0 E: 0 K: 1 S: 8	H: 0 LOB: 0 BB: 0 P: 12	R: 0 E: 0 K: 0 S: 5	H: 0 LOB: 0 BB: 0 P: 7	1B: 7 2B: 1 3B: 0 HR: 3	SF: 1 SAC: 1 DP: 0 HBP: 0	WP: 0 PB: 0 SB: 0 CS: 0	PA: 41				
PITCHER	IP WLS BF H R ER SO BB IBB HBP BLK WP HR S P ERA WHIP	IP WLS BF H R ER SO BB IBB HBP BLK WP HR S P ERA WHIP	IP WLS BF H R ER SO BB IBB HBP BLK WP HR S P ERA WHIP	IP WLS BF H R ER SO BB IBB HBP BLK WP HR S P ERA WHIP	IP WLS BF H R ER SO BB IBB HBP BLK WP HR S P ERA WHIP	IP WLS BF H R ER SO BB IBB HBP BLK WP HR S P ERA WHIP	IP WLS BF H R ER SO BB IBB HBP BLK WP HR S P ERA WHIP	IP WLS BF H R ER SO BB IBB HBP BLK WP HR S P ERA WHIP	IP WLS BF H R ER SO BB IBB HBP BLK WP HR S P ERA WHIP	IP WLS BF H R ER SO BB IBB HBP BLK WP HR S P ERA WHIP	IP WLS BF H R ER SO BB IBB HBP BLK WP HR S P ERA WHIP	IP WLS BF H R ER SO BB IBB HBP BLK WP HR S P ERA WHIP	IP WLS BF H R ER SO BB IBB HBP BLK WP HR S P ERA WHIP	IP WLS BF H R ER SO BB IBB HBP BLK WP HR S P ERA WHIP	IP WLS BF H R ER SO BB IBB HBP BLK WP HR S P ERA WHIP	IP WLS BF H R ER SO BB IBB HBP BLK WP HR S P ERA WHIP	IP WLS BF H R ER SO BB IBB HBP BLK WP HR S P ERA WHIP	IP WLS BF H R ER SO BB IBB HBP BLK WP HR S P ERA WHIP	IP WLS BF H R ER SO BB IBB HBP BLK WP HR S P ERA WHIP	IP WLS BF H R ER SO BB IBB HBP BLK WP HR S P ERA WHIP	IP WLS BF H R ER SO BB IBB HBP BLK WP HR S P ERA WHIP	IP WLS BF H R ER SO BB IBB HBP BLK WP HR S P ERA WHIP	IP WLS BF H R ER SO BB IBB HBP BLK WP HR S P ERA WHIP	IP WLS BF H R ER SO BB IBB HBP BLK WP HR S P ERA WHIP	IP WLS BF H R ER SO BB IBB HBP BLK WP HR S P ERA WHIP	
Scott Podsednik, L (1, 8) OBP: 0.385, SLG: 0.431	2-0 G5-3 2B		4-2 HBP BB		3-1 F8		3-2 G4-3		2-1 G6-3	4	0	1	0	1	0	0										
Keith Ginter, R (1, 4) OBP: 0.385, SLG: 0.444	3-2 HBP		1-0 FC5-4 HBP		1-1 F8		1-2 F7			2	0	0	0	0	0	0										
Brady Clark, R (1, 9) OBP: 0.360, SLG: 0.441 Jason Conti, L (7, PH) OBP: 0.286, SLG: 0.450	3-2 P5		0-0 P2		1-2 G6-3		1-1 1B			3	0	0	0	0	0	5										
Richie Sexson, R (1, 3) OBP: 0.375, SLG: 0.532	2-2 G5-3		1-1 FC5-4		1-1 HR		1-0 P3			4	1	1	1	0	0	6										
Brooks Kieschnick, L (1, 7) OBP: 0.364, SLG: 0.574		1-0 G5-4-3 1B		1-3 K		0-3 K		0-3 K		4	0	1	0	0	3	0										
Wes Helms, R (1, 5) OBP: 0.330, SLG: 0.448		2-3 K		1-0 2 2B 1B		0-3 K		1-1 G4-6-3 1B		4	1	2	0	0	2	1										
Eddie Pérez, R (1, 2) OBP: 0.302, SLG: 0.407	2-2 G5-4-3		2-2 F9		0-1 2B		1-2 G4-6-3			4	0	1	0	0	0	3										
2 Bill Hall, R (1, 6) OBP: 0.280, SLG: 0.461			0-0 F9		1-0 2B		4-2 BB		2-0 L5	3	0	1	1	1	0	0										
Doug Davis, R (1, 1) OBP: 0.143, SLG: 0.236 Peter Zoccolillo, L (4, PH) OBP: 0.279, SLG: 0.472 Glendon Rusch, L (5, 1) John Vander Wal, R (6, PH) OBP: 0.286, SLG: 0.450 Leo Estrella, R (7, 1) Shane Nance, L (8, 1) Mike Crudate, R (9, 1) Enrique Cruz, R (9, PH) OBP: 0.159, SLG: 0.109			3-2 HBP BB 1B		3-3 K		1-3 K2-3		0-0 L7	1	0	1	0	0	0	0										
Inning Stats	R: 0 E: 0 K: 0 S: 10	H: 1 LOB: 0 BB: 0 P: 20	R: 0 E: 0 K: 1 S: 7	H: 1 LOB: 0 BB: 0 P: 12	R: 0 E: 0 K: 0 S: 11	H: 1 LOB: 3 BB: 1 P: 20	R: 1 E: 0 K: 3 S: 16	H: 2 LOB: 2 BB: 1 P: 22	R: 0 E: 0 K: 0 S: 9	H: 1 LOB: 1 BB: 0 P: 15	R: 0 E: 0 K: 1 S: 9	H: 1 LOB: 0 BB: 0 P: 11	R: 0 E: 0 K: 0 S: 4	H: 0 LOB: 0 BB: 0 P: 8	R: 0 E: 0 K: 0 S: 4	H: 0 LOB: 0 BB: 0 P: 8	1B: 5 2B: 3 3B: 0 HR: 1	SF: 0 SAC: 0 DP: 3 HBP: 2	WP: 0 PB: 0 SB: 0 CS: 0	PA: 37						
PITCHER	IP WLS BF H R ER SO BB IBB HBP BLK WP HR S P ERA WHIP	IP WLS BF H R ER SO BB IBB HBP BLK WP HR S P ERA WHIP	IP WLS BF H R ER SO BB IBB HBP BLK WP HR S P ERA WHIP	IP WLS BF H R ER SO BB IBB HBP BLK WP HR S P ERA WHIP	IP WLS BF H R ER SO BB IBB HBP BLK WP HR S P ERA WHIP	IP WLS BF H R ER SO BB IBB HBP BLK WP HR S P ERA WHIP	IP WLS BF H R ER SO BB IBB HBP BLK WP HR S P ERA WHIP	IP WLS BF H R ER SO BB IBB HBP BLK WP HR S P ERA WHIP	IP WLS BF H R ER SO BB IBB HBP BLK WP HR S P ERA WHIP	IP WLS BF H R ER SO BB IBB HBP BLK WP HR S P ERA WHIP	IP WLS BF H R ER SO BB IBB HBP BLK WP HR S P ERA WHIP	IP WLS BF H R ER SO BB IBB HBP BLK WP HR S P ERA WHIP	IP WLS BF H R ER SO BB IBB HBP BLK WP HR S P ERA WHIP	IP WLS BF H R ER SO BB IBB HBP BLK WP HR S P ERA WHIP	IP WLS BF H R ER SO BB IBB HBP BLK WP HR S P ERA WHIP	IP WLS BF H R ER SO BB IBB HBP BLK WP HR S P ERA WHIP	IP WLS BF H R ER SO BB IBB HBP BLK WP HR S P ERA WHIP	IP WLS BF H R ER SO BB IBB HBP BLK WP HR S P ERA WHIP	IP WLS BF H R ER SO BB IBB HBP BLK WP HR S P ERA WHIP	IP WLS BF H R ER SO BB IBB HBP BLK WP HR S P ERA WHIP	IP WLS BF H R ER SO BB IBB HBP BLK WP HR S P ERA WHIP	IP WLS BF H R ER SO BB IBB HBP BLK WP HR S P ERA WHIP	IP WLS BF H R ER SO BB IBB HBP BLK WP HR S P ERA WHIP	IP WLS BF H R ER SO BB IBB HBP BLK WP HR S P ERA WHIP	IP WLS BF H R ER SO BB IBB HBP BLK WP HR S P ERA WHIP	IP WLS BF H R ER SO BB IBB HBP BLK WP HR S P ERA WHIP
34 Kerry Wood, R (1, 1) ERA: 3.52 Kyle Farnsworth, R (8, 1) ERA: 3.1 Mike Remlinger, L (9, 1) ERA: 3.79	IP WLS BF H R ER SO BB IBB HBP BLK WP HR S P ERA WHIP	IP WLS BF H R ER SO BB IBB HBP BLK WP HR S P ERA WHIP	IP WLS BF H R ER SO BB IBB HBP BLK WP HR S P ERA WHIP	IP WLS BF H R ER SO BB IBB HBP BLK WP HR S P ERA WHIP	IP WLS BF H R ER SO BB IBB HBP BLK WP HR S P ERA WHIP	IP WLS BF H R ER SO BB IBB HBP BLK WP HR S P ERA WHIP	IP WLS BF H R ER SO BB IBB HBP BLK WP HR S P ERA WHIP	IP WLS BF H R ER SO BB IBB HBP BLK WP HR S P ERA WHIP	IP WLS BF H R ER SO BB IBB HBP BLK WP HR S P ERA WHIP	IP WLS BF H R ER SO BB IBB HBP BLK WP HR S P ERA WHIP	IP WLS BF H R ER SO BB IBB HBP BLK WP HR S P ERA WHIP	IP WLS BF H R ER SO BB IBB HBP BLK WP HR S P ERA WHIP	IP WLS BF H R ER SO BB IBB HBP BLK WP HR S P ERA WHIP	IP WLS BF H R ER SO BB IBB HBP BLK WP HR S P ERA WHIP	IP WLS BF H R ER SO BB IBB HBP BLK WP HR S P ERA WHIP	IP WLS BF H R ER SO BB IBB HBP BLK WP HR S P ERA WHIP	IP WLS BF H R ER SO BB IBB HBP BLK WP HR S P ERA WHIP	IP WLS BF H R ER SO BB IBB HBP BLK WP HR S P ERA WHIP	IP WLS BF H R ER SO BB IBB HBP BLK WP HR S P ERA WHIP	IP WLS BF H R ER SO BB IBB HBP BLK WP HR S P ERA WHIP	IP WLS BF H R ER SO BB IBB HBP BLK WP HR S P ERA WHIP	IP WLS BF H R ER SO BB IBB HBP BLK WP HR S P ERA WHIP	IP WLS BF H R ER SO BB IBB HBP BLK WP HR S P ERA WHIP	IP WLS BF H R ER SO BB IBB HBP BLK WP HR S P ERA WHIP	IP WLS BF H R ER SO BB IBB HBP BLK WP HR S P ERA WHIP	IP WLS BF H R ER SO BB IBB HBP BLK WP HR S P ERA WHIP

Chicago Cubs @ Milwaukee Brewers
Miller Park, Milwaukee, WI
Sun Sep 07 2003, 1:05 PM CDT
Att: 42,127 - Sunny - 78 F

AB 38
R 9
H 11
RBI 9
BB 1
SO 8
LOB 12



Chicago Cubs @ Milwaukee Brewers
Miller Park, Milwaukee, WI
Sun Sep 07 2003, 1:05 PM CDT
Att: 42,127 - Sunny - 78 F

AB 33
R 2
H 9
RBI 2
BB 2
SO 7
LOB 18



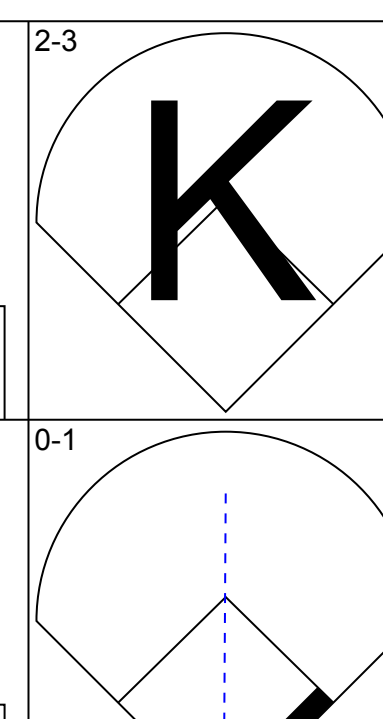
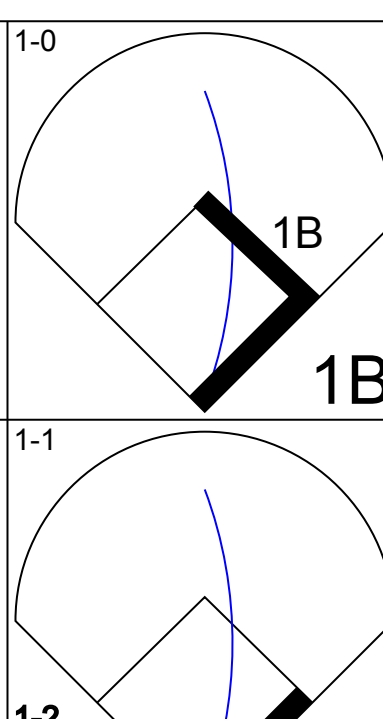
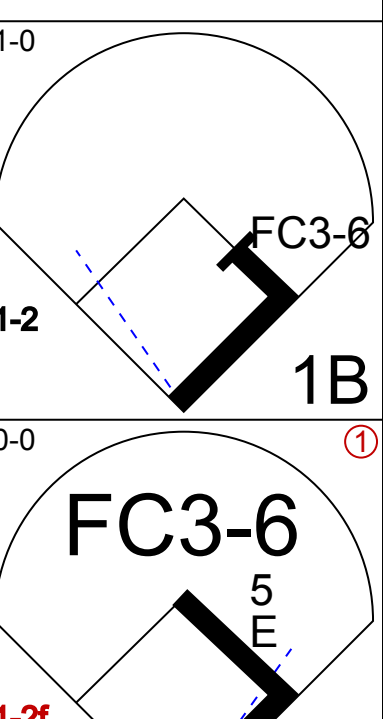
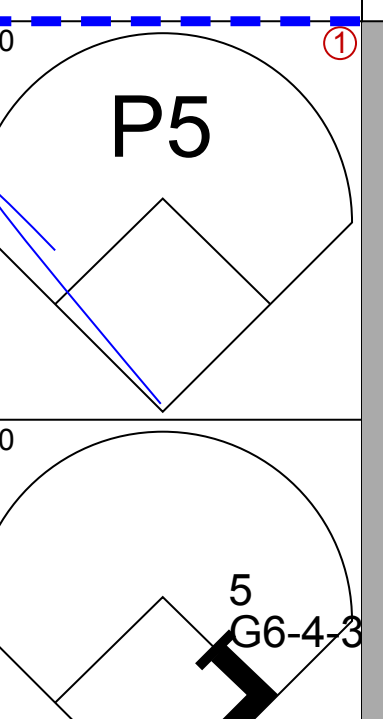
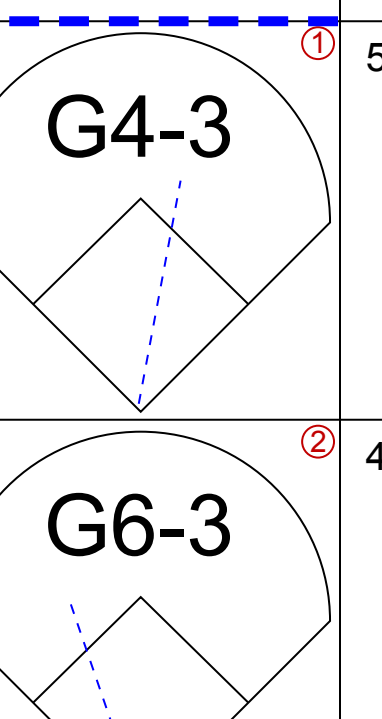
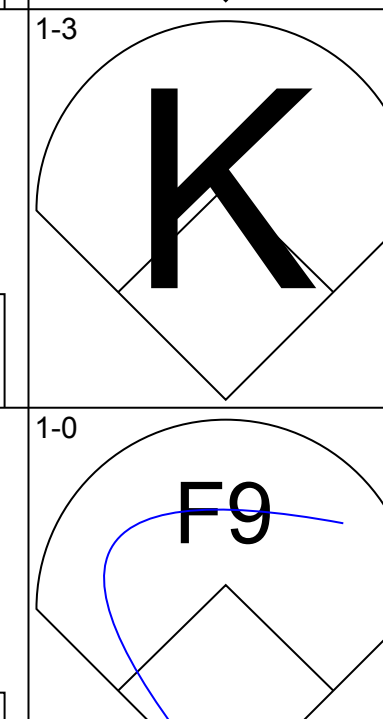
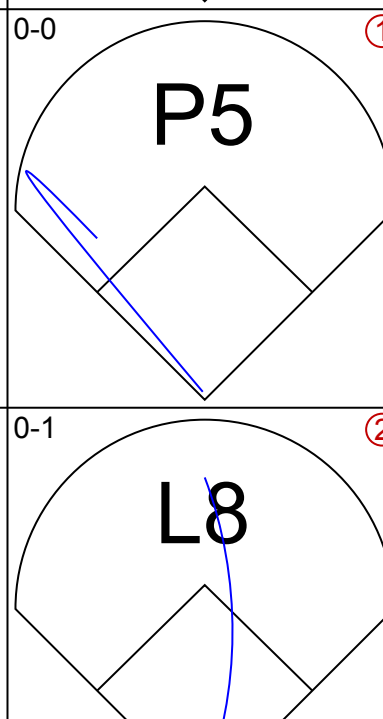
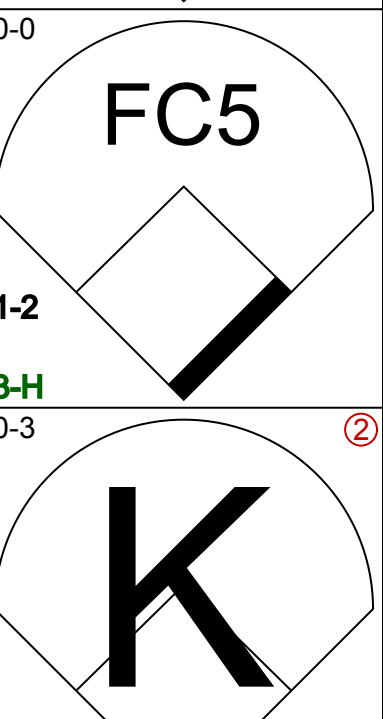
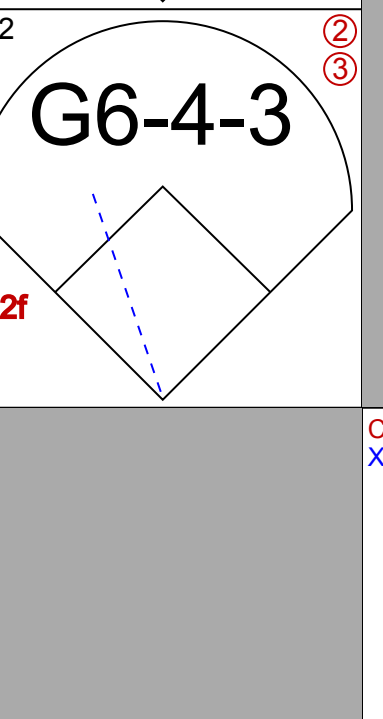
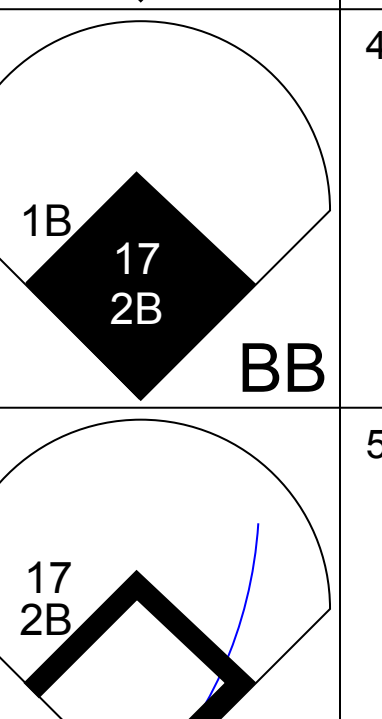

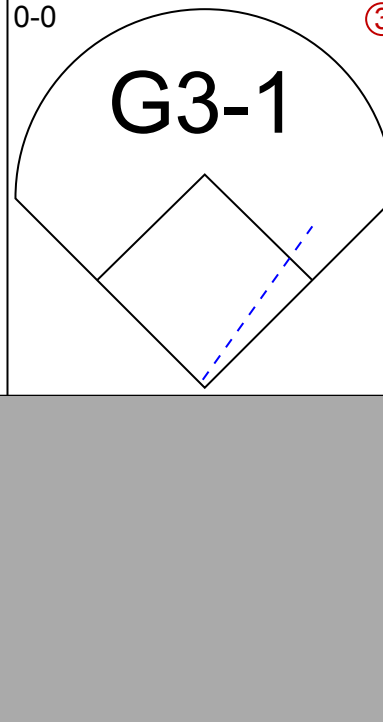
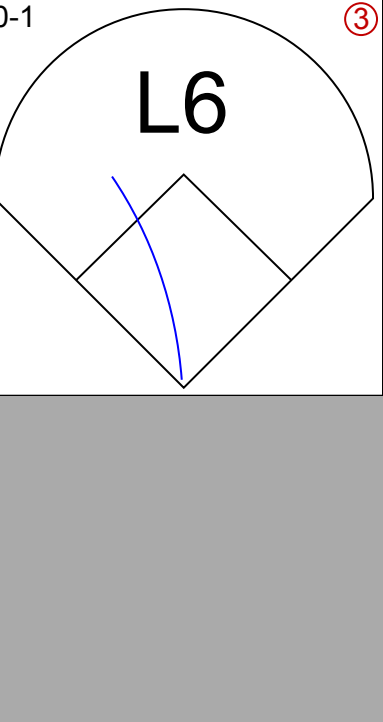

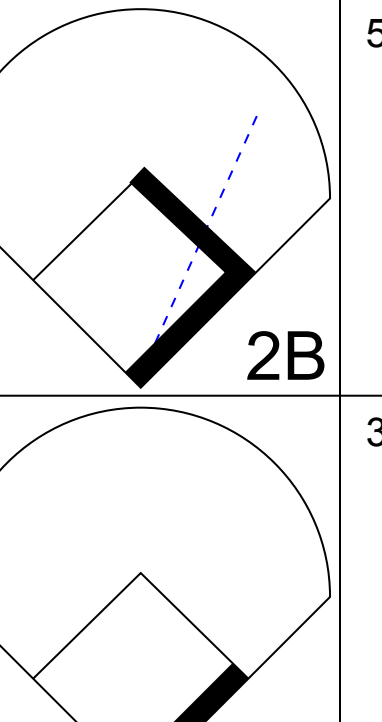



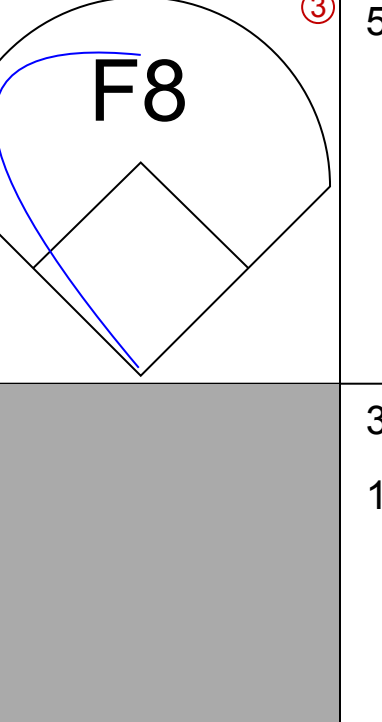
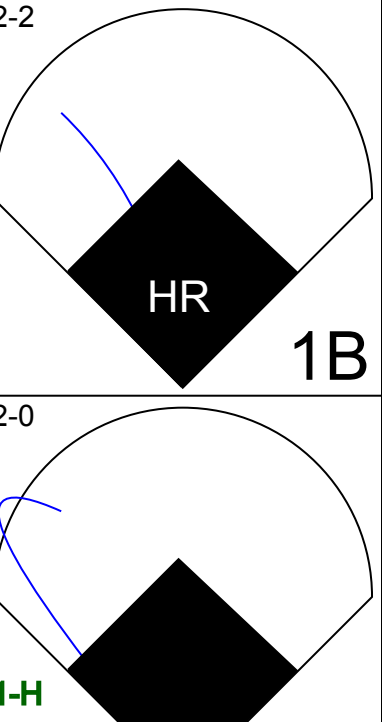
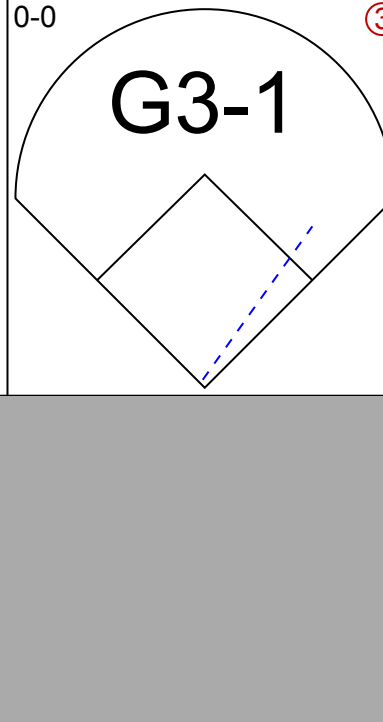
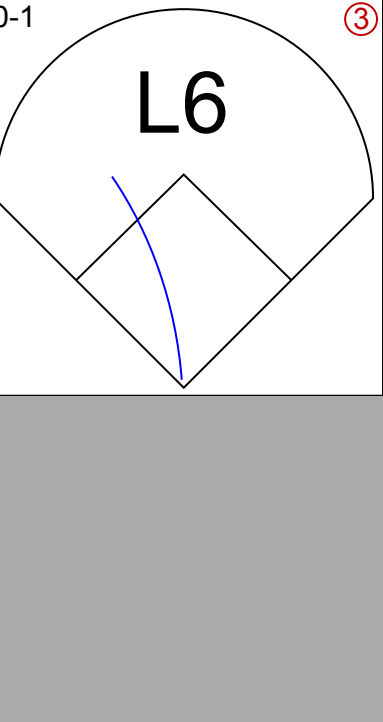
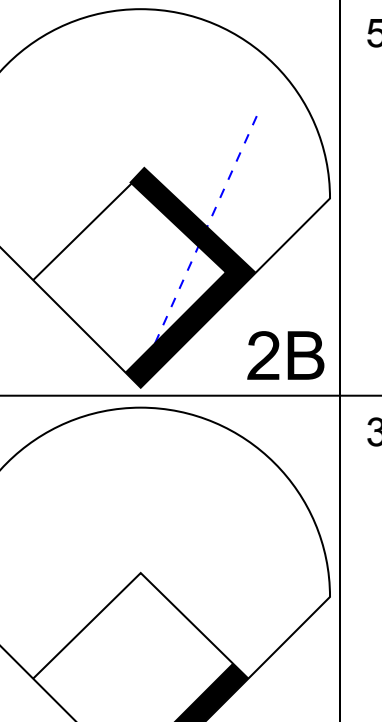
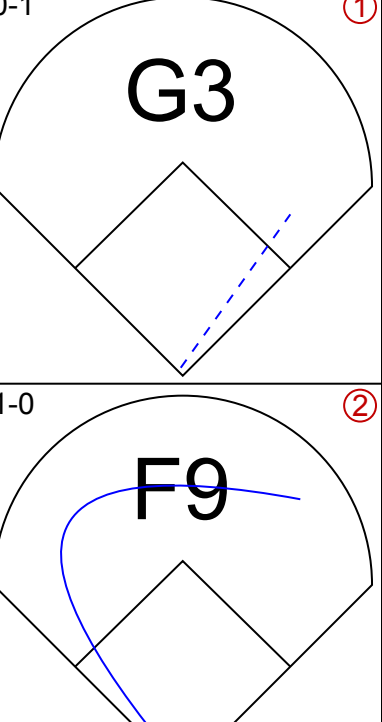
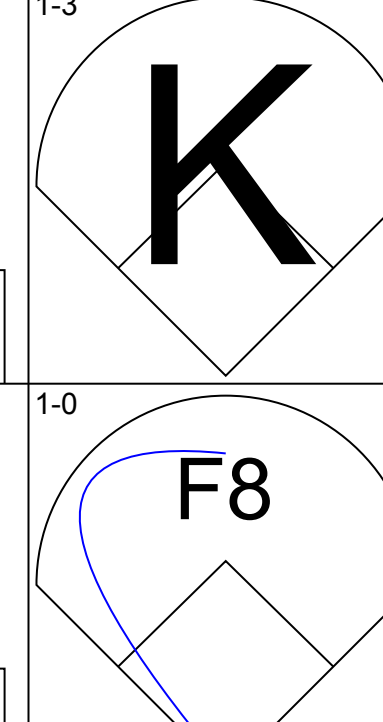
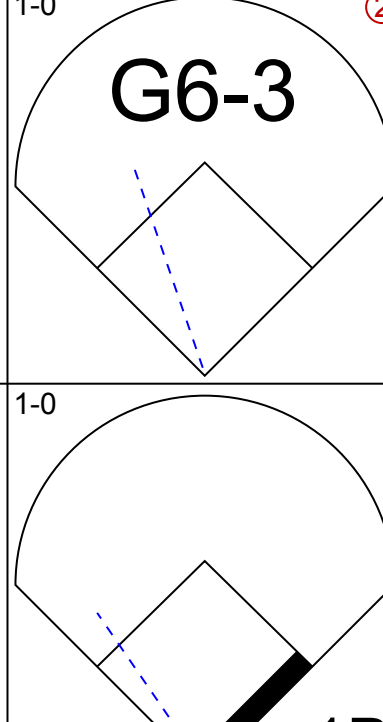
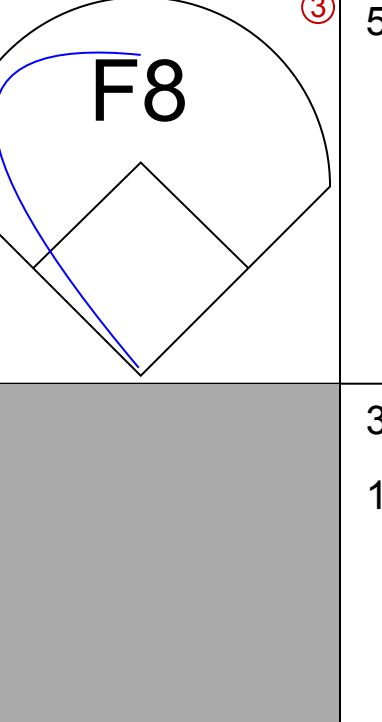
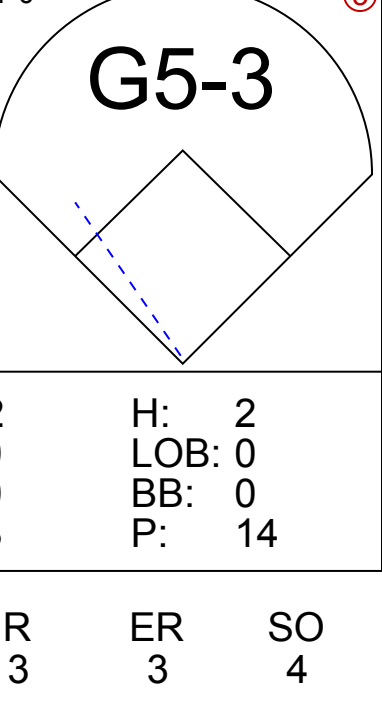

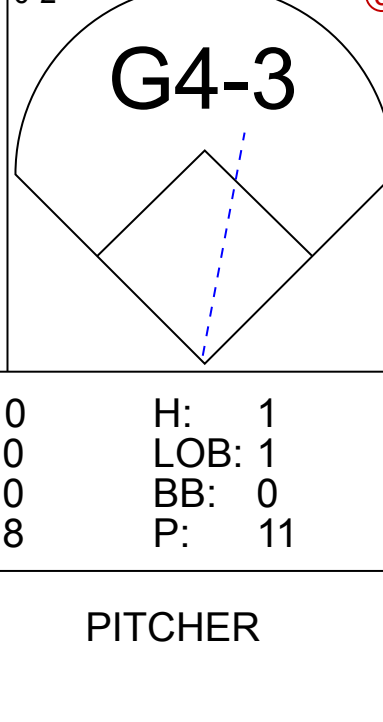
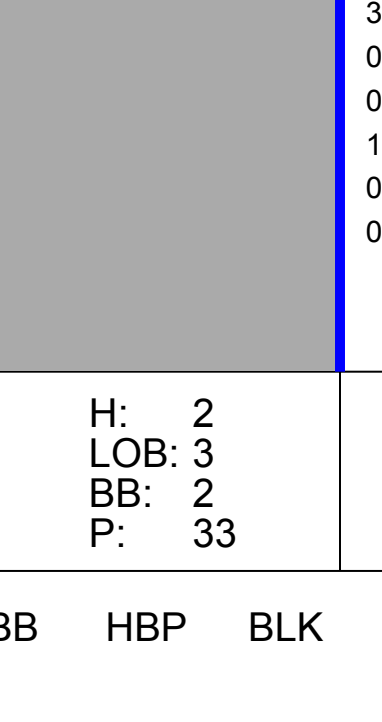
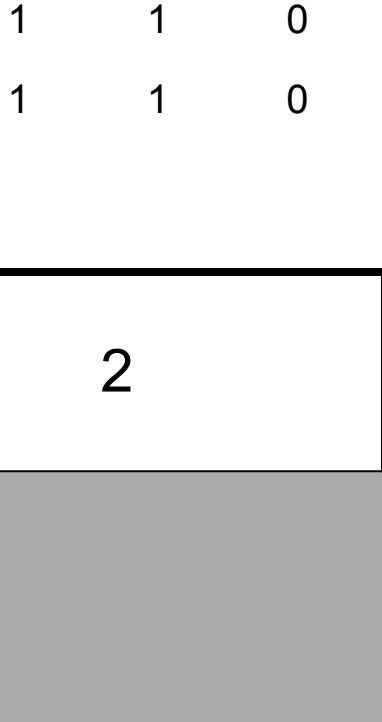
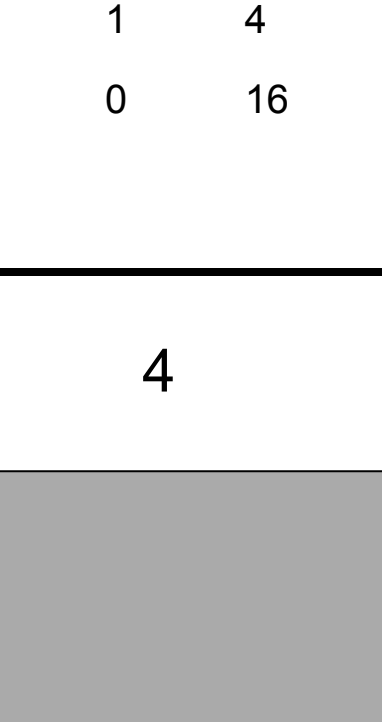
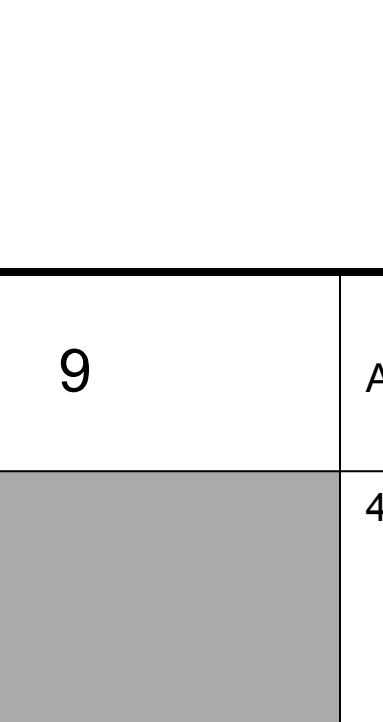

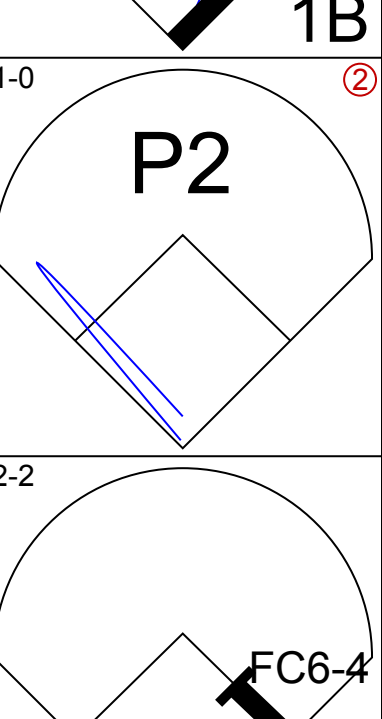
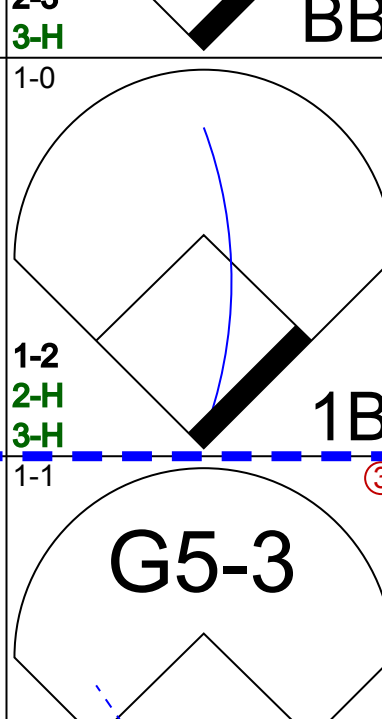
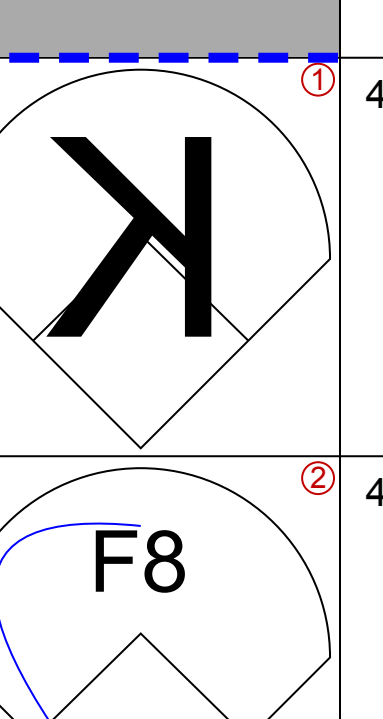
Batter	1	2	3	4	5	6	7	8	9	AB	R	H	RBI	BB	SO	LOB	TOP			
Craig Biggio, R OBP: 0.344, SLG: 0.414										5	2	2	1	0	0	3	Houston Astros @ Milwaukee Brewers Miller Park, Milwaukee, WI Mon Sep 08 2003, 7:05 PM CDT Att: 10,202 - Cloudy - 80 F			
Morgan Ensberg, R OBP: 0.372, SLG: 0.513										6	1	1	0	0	2	4				
5 Jeff Bagwell, R OBP: 0.375, SLG: 0.514										5	1	2	3	0	1	1				
Jeff Kent, R OBP: 0.343, SLG: 0.515										3	1	1	0	2	1	1				
Richard Hidalgo, R OBP: 0.381, SLG: 0.558										3	2	1	1	2	1	2				
17 Lance Berkman, S OBP: 0.408, SLG: 0.511										4	0	1	3	1	1	4				
Brad Ausmus, R OBP: 0.307, SLG: 0.302										5	1	3	0	0	0	3				
28 Adam Everett, R OBP: 0.311, SLG: 0.364										2	0	0	0	1	0	3				
44 Roy Oswalt, R Ricky Stone, R										2	0	1	0	0	0	0				
Jose Vizcaino, S Dan Miceli, R										0	0	0	0	0	0	0				
54 Brad Lidge, R Mitch Meluskey, S Billy Wagner, L										0	0	0	0	0	0	0				
Inning Stats	R: 3 E: 0 K: 1 S: 18	H: 2 LOB: 1 BB: 2 P: 37	R: 0 E: 0 K: 0 S: 6	H: 1 LOB: 1 BB: 0 P: 7	R: 0 E: 0 K: 0 S: 10	H: 2 LOB: 3 BB: 1 P: 19	R: 2 E: 0 K: 0 S: 10	H: 2 LOB: 2 BB: 1 P: 18	R: 1 E: 0 K: 2 S: 15	H: 2 LOB: 2 BB: 1 P: 24	R: 0 E: 0 K: 0 S: 10	H: 0 LOB: 0 BB: 0 P: 14	R: 0 E: 0 K: 2 S: 17	H: 0 LOB: 1 BB: 1 P: 25	R: 1 E: 0 K: 1 S: 13	H: 1 LOB: 1 BB: 0 P: 16	1B: 5 2B: 5 3B: 0 HR: 2	SF: 1 SAC: 2 DP: 1 HBP: 1	WP: 1 PB: 0 SB: 2 CS: 0	PA: 47
PITCHER	IP WLS BF H R ER SO BB IBB HBP BLK WP HR S P ERA WHIP																			
Wayne Franklin, L ERA: 5.39	4.1 L 26 9 6 6 1 4 0 0 0 0 0 2 53 97 12.46 3.000																			
Dave Burba, R ERA: 3.31	2.2 11 2 1 1 2 1 0 1 0 0 0 0 29 48 3.38 1.125																			
Brooks Kieschnick, R ERA: 4.72	1.1 8 1 1 1 2 1 0 0 0 0 1 0 25 34 6.75 1.500																			
Luis Vizcaino, R ERA: 6.79	0.2 2 0 0 0 1 0 0 0 0 0 0 0 5 7 0.00 0.000																			

AB	37
R	8
H	12
RBI	8
BB	6
SO	6
LOB	24



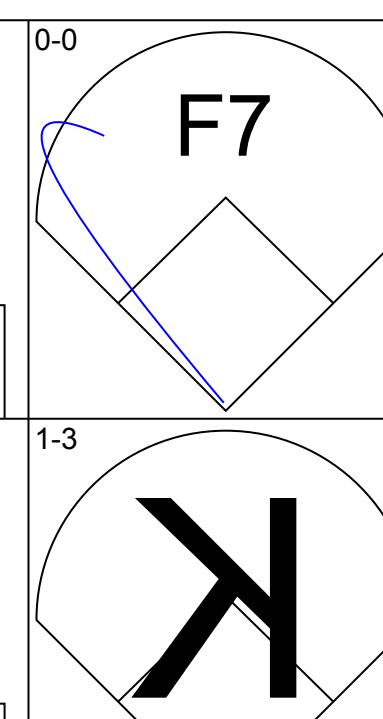
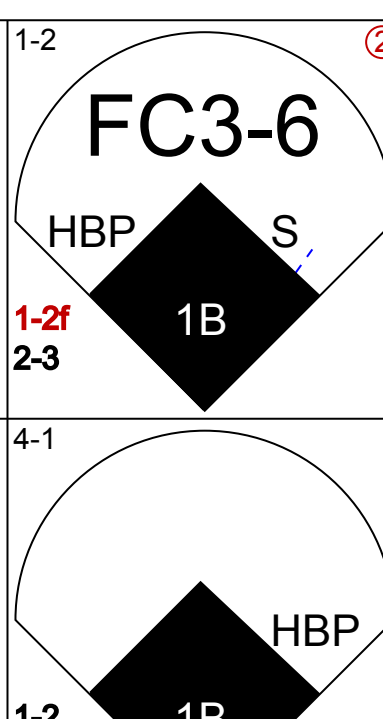
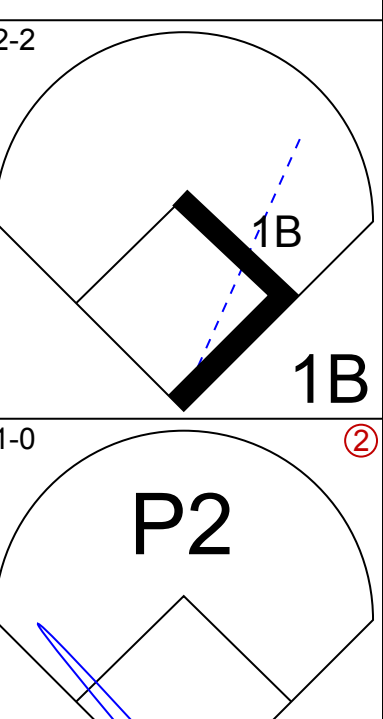
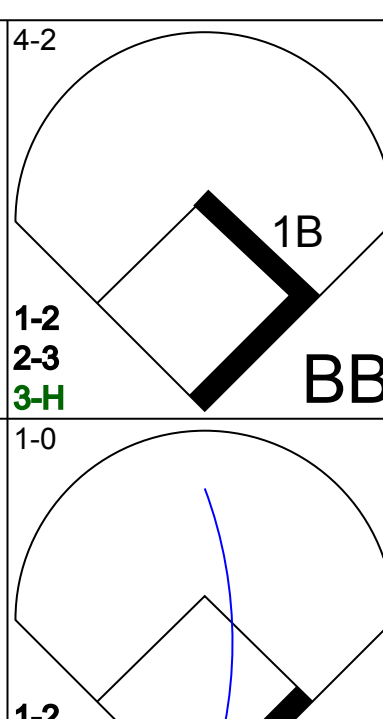
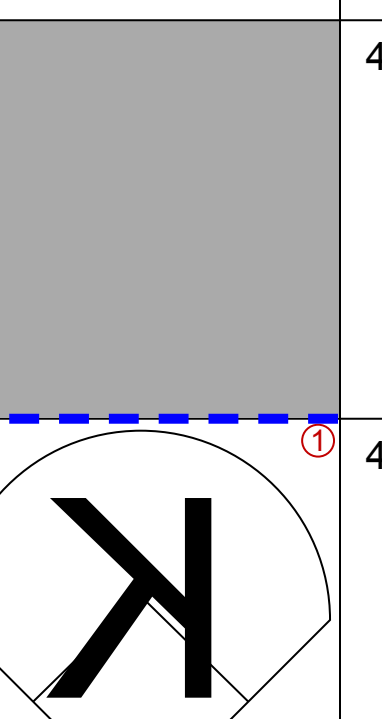

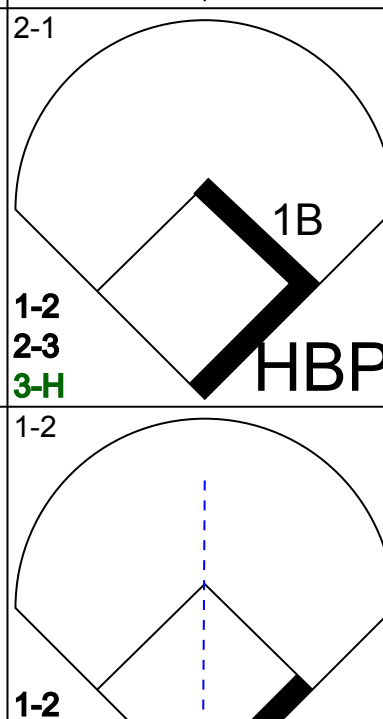
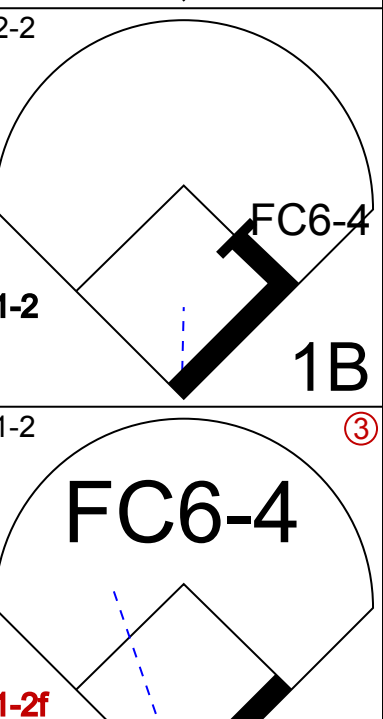
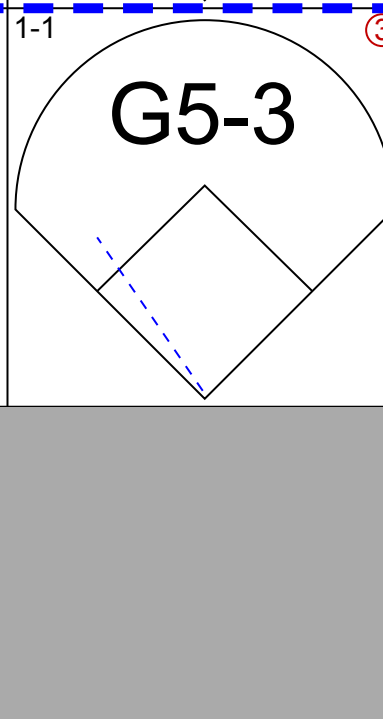
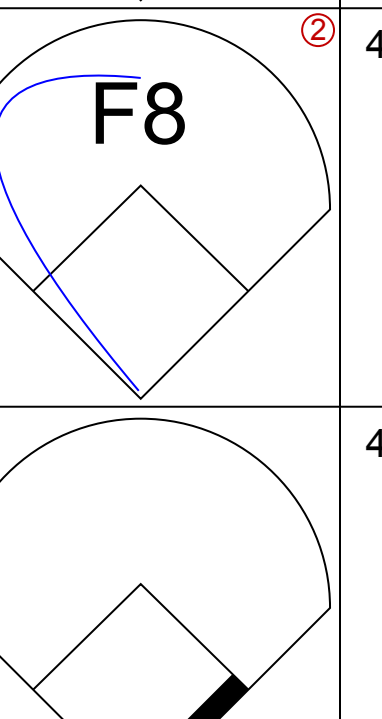

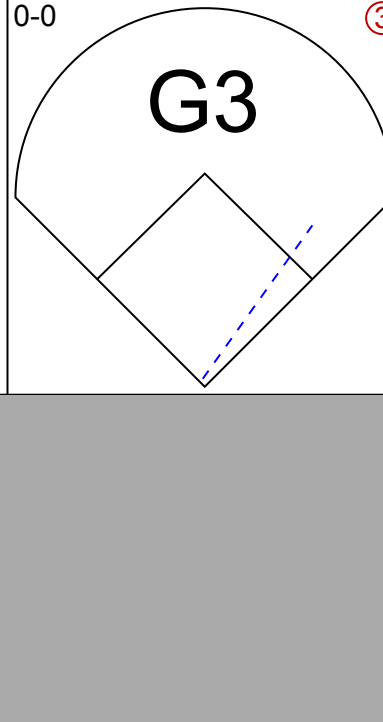

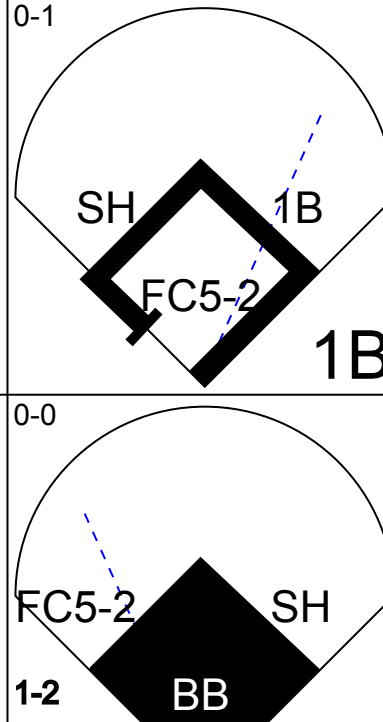
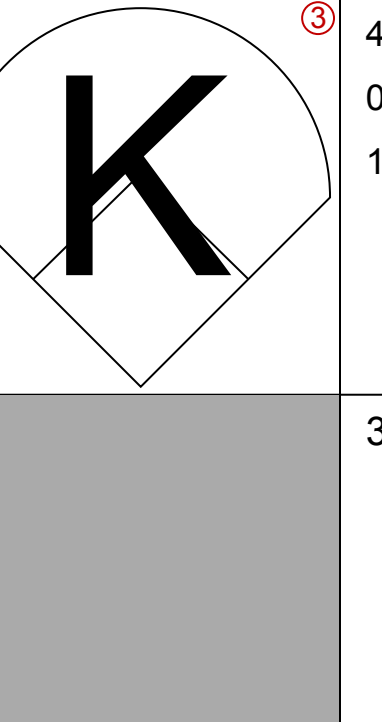
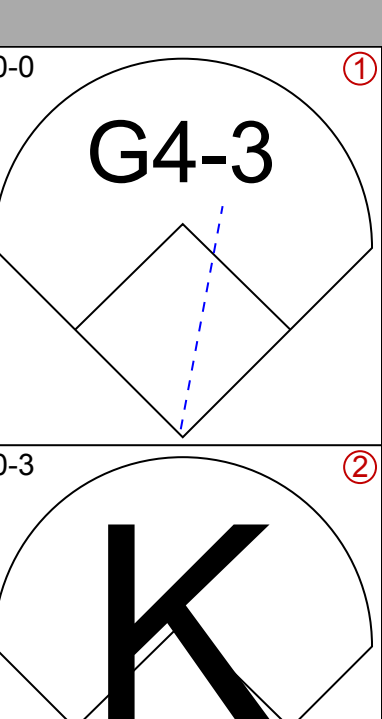
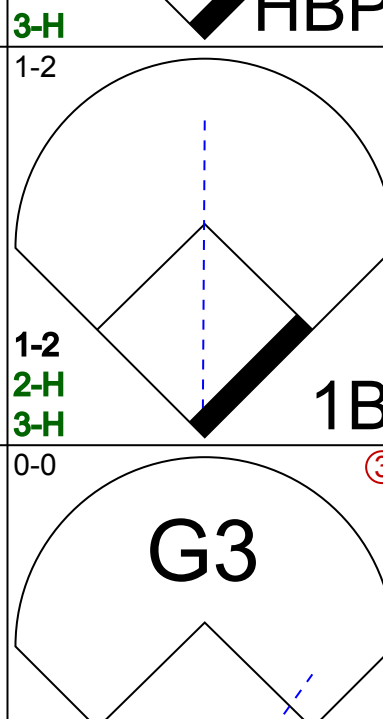
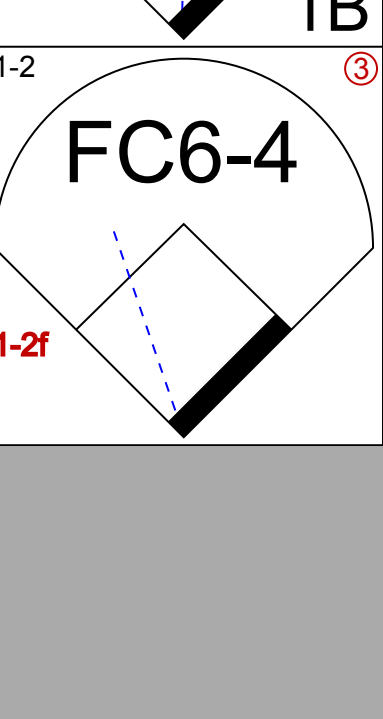
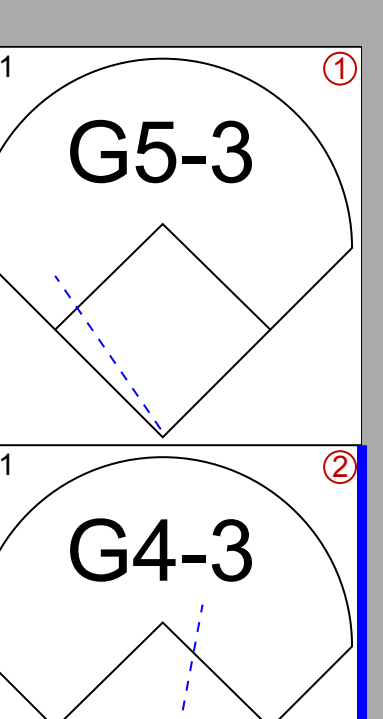
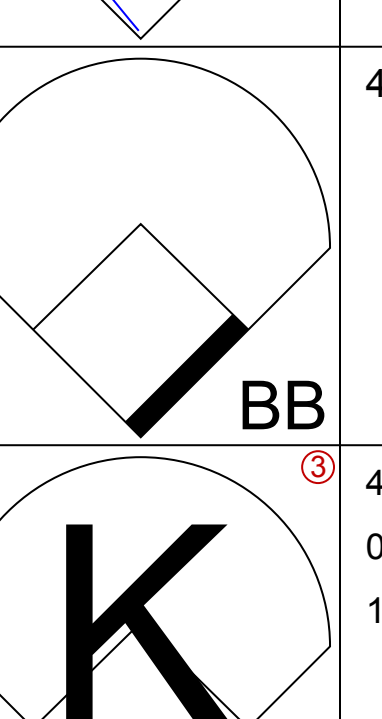
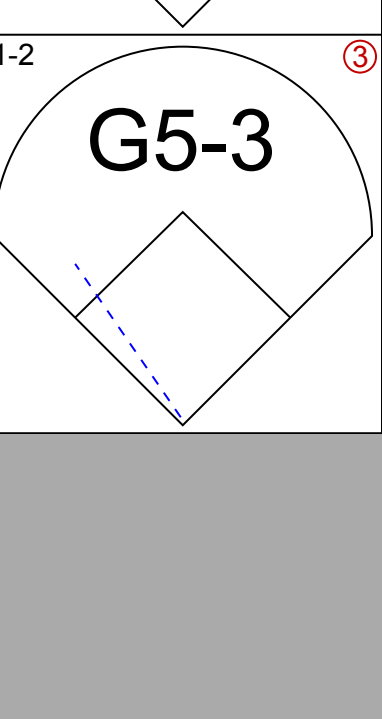
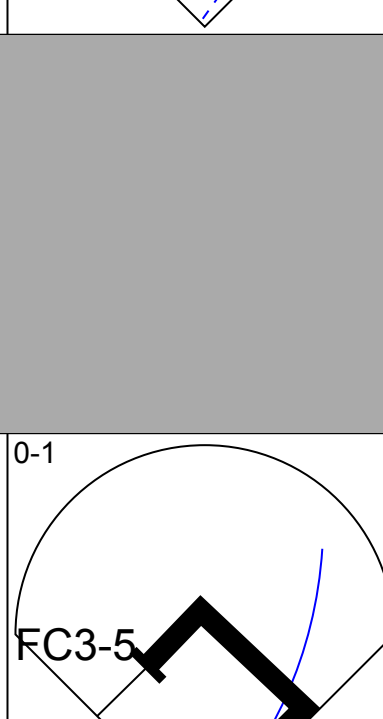
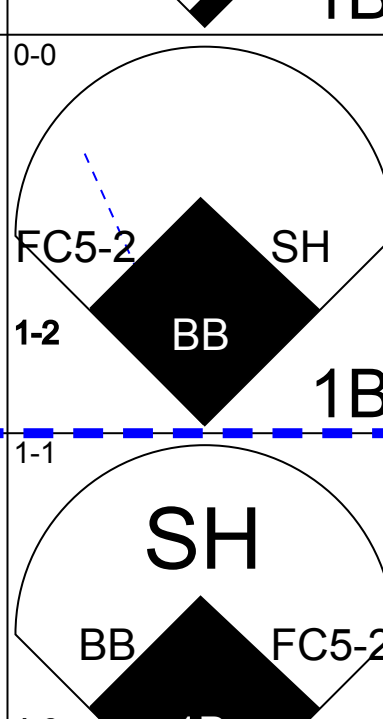
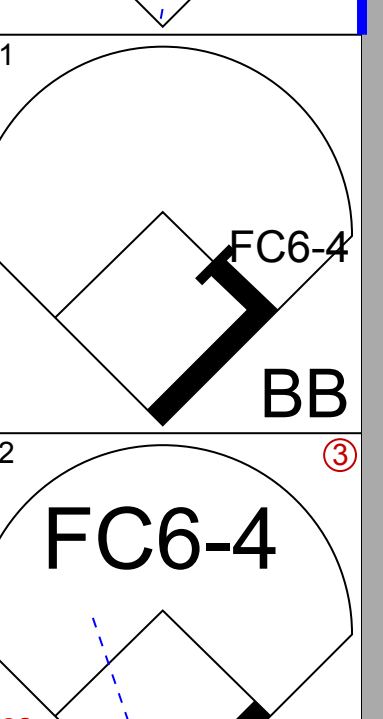

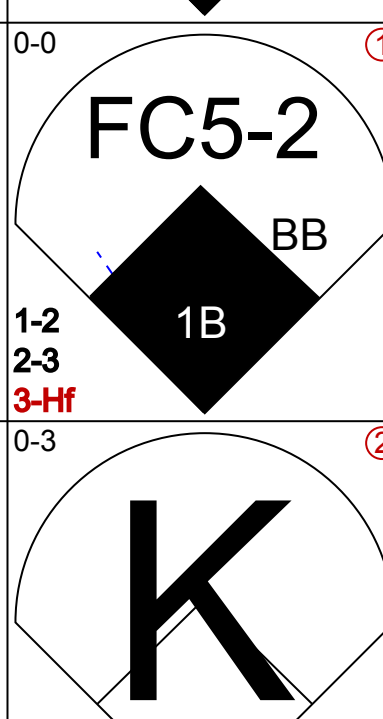

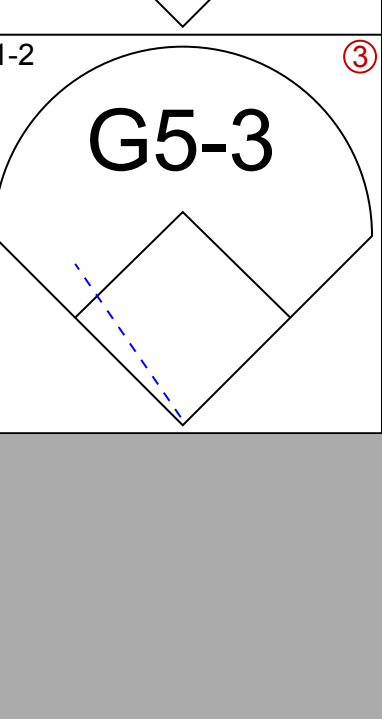
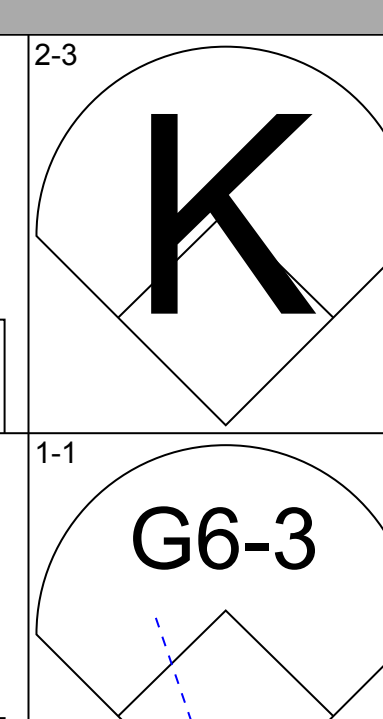
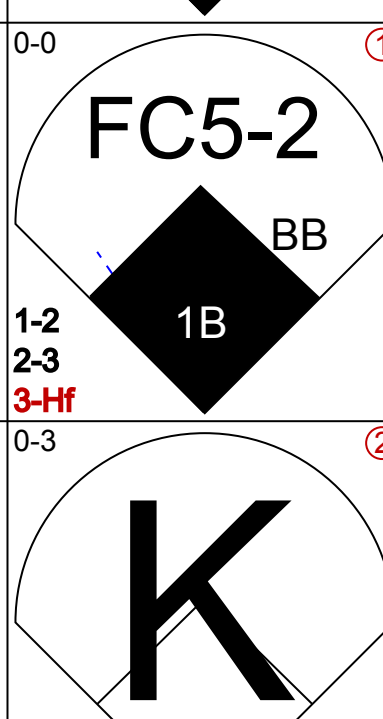


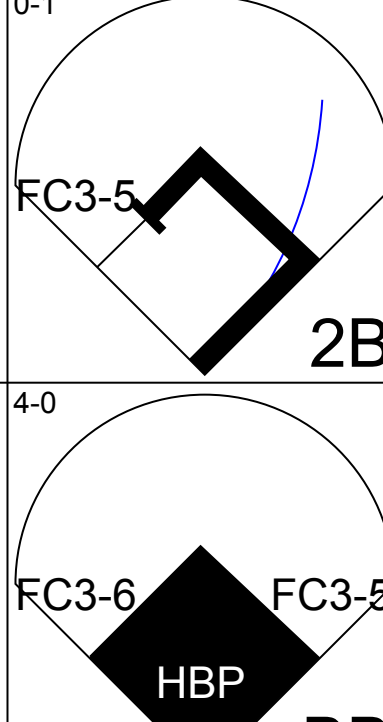
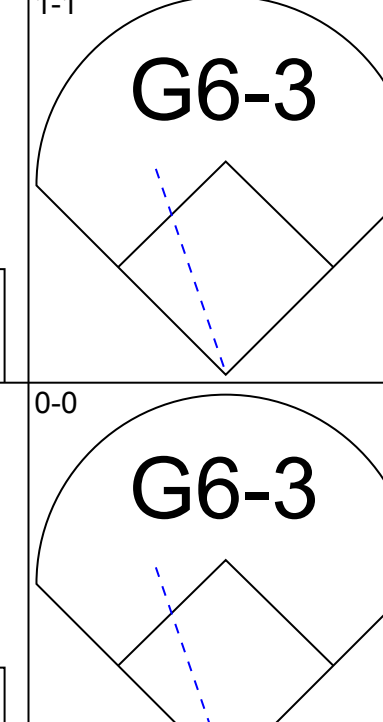
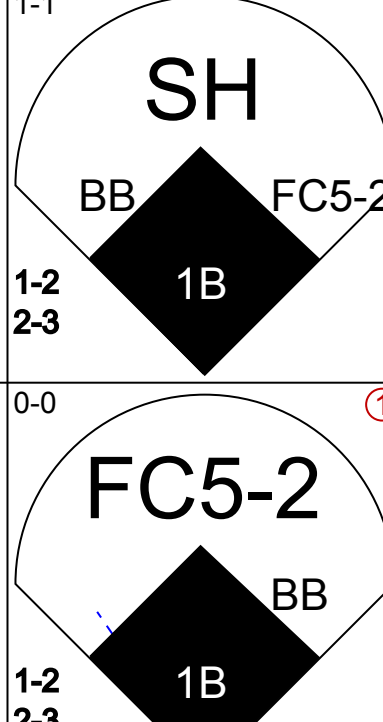
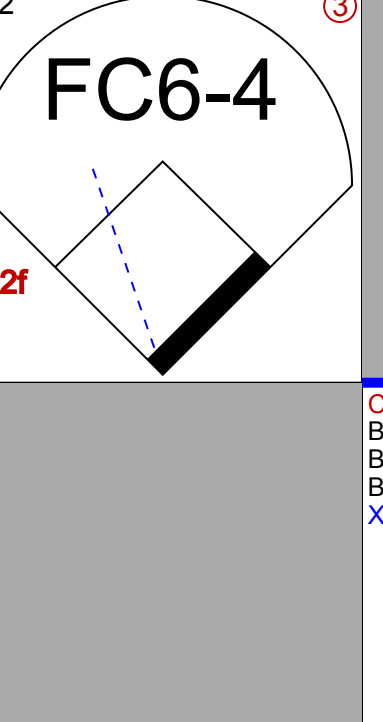
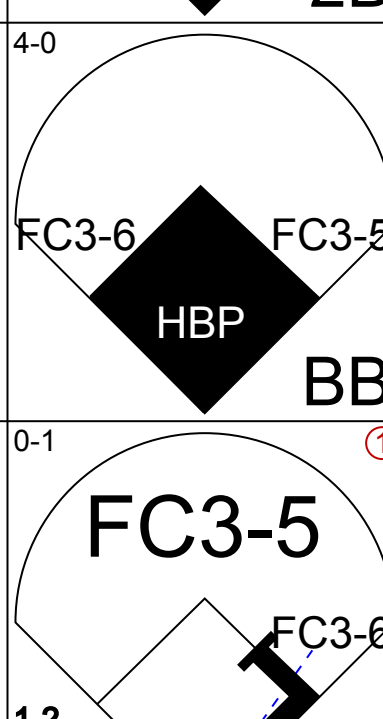
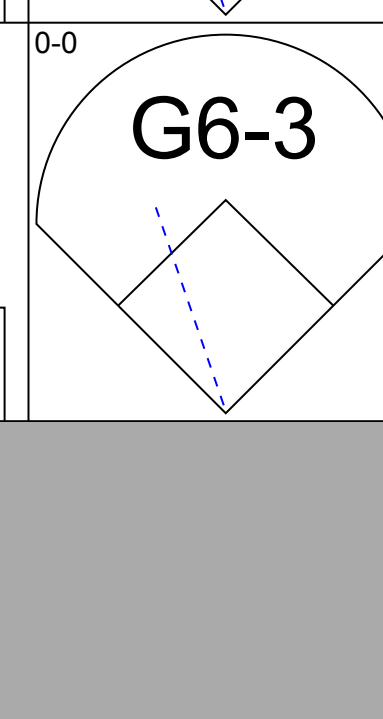
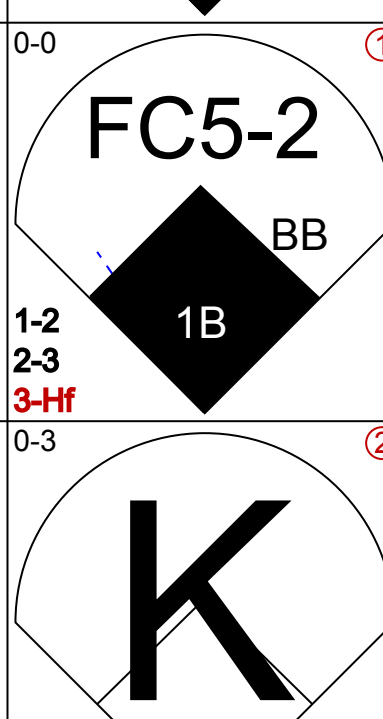

Batter	1	2	3	4	5	6	7	8	9	AB	R	H	RBI	BB	SO	LOB	BOTTOM			
Scott Podsednik, L OBP: 0.382, SLG: 0.427										4	0	0	0	0	2	2	Houston Astros @ Milwaukee Brewers Miller Park, Milwaukee, WI Mon Sep 08 2003, 7:05 PM CDT Att: 10,202 - Cloudy - 80 F			
2 Bill Hall, R OBP: 0.278, SLG: 0.452										4	0	1	1	0	2	0				
Brady Clark, R OBP: 0.358, SLG: 0.436										3	0	0	0	1	0	1				
Richie Sexson, R OBP: 0.375, SLG: 0.532										4	1	1	0	0	3	1				
Keith Ginter, R OBP: 0.364, SLG: 0.440										3	1	0	0	0	1	0				
Wes Helms, R OBP: 0.330, SLG: 0.453										4	1	1	3	0	1	0				
Jason Conti, L OBP: 0.250, SLG: 0.391										3	0	0	0	0	1	0				
Mark Smith, R OBP: 0.285, SLG: 0.613										1	0	0	0	0	0	0				
Keith Osik, R OBP: 0.331, SLG: 0.318										3	1	2	0	0	1	0				
Wayne Franklin, L OBP: 0.145, SLG: 0.145										0	0	0	0	0	0	0				
Dave Burba, R Peter Zoccolillo, L										0	0	0	0	0	0	0				
Brooks Kieschnick, L Luis Vizcaino, R										0	0	0	0	0	0	0				
Inning Stats	R: 0 E: 0 K: 1 S: 7	H: 0 LOB: 0 BB: 0 P: 10	R: 0 E: 0 K: 2 S: 8	H: 0 LOB: 0 BB: 0 P: 11	R: 0 E: 0 K: 0 S: 8	H: 1 LOB: 1 BB: 0 P: 10	R: 3 E: 0 K: 0 S: 17	H: 2 LOB: 0 BB: 0 P: 27	R: 1 E: 0 K: 1 S: 19	H: 2 LOB: 1 BB: 0 P: 28	R: 0 E: 0 K: 2 S: 10	H: 0 LOB: 0 BB: 0 P: 17	R: 0 E: 0 K: 3 S: 13	H: 0 LOB: 1 BB: 1 P: 18	R: 0 E: 0 K: 0 S: 7	H: 0 LOB: 0 BB: 0 P: 10	1B: 3 2B: 1 3B: 0 HR: 1	SF: 0 SAC: 2 DP: 0 HBP: 1	WP: 0 PB: 0 SB: 0 CS: 0	PA: 34
PITCHER	IP WLS BF H R ER SO BB IBB HBP BLK WP HR S P ERA WHIP																			
44 Roy Oswalt, R ERA: 3.42	5.0 W 21 5 4 4 4 4 0 0 0 0 0 0 10 17 0.00 0.000																			
Ricky Stone, R ERA: 3.3	1.0 H 3 0 0 0 2 0 0 0 0 0 0 0 10 17 0.00 0.000																			
Dan Miceli, R ERA: 3.14	1.0 H 3 0 0 0 2 0 0 0 0 0 0 0 9 13 0.00 0.000																			
54 Brad Lidge, R ERA: 3.59	1.0 H 4 0 0 0 3 1 0 0 0 0 0 0 13 18 0.00 1.000																			
Billy Wagner, L ERA: 1.65	1.0 3 0 0 0 0 0 0 0 0 0 0 0 7 10 0.00 0.000																			




Batter	1	2	3	4	5	6	7	8	9	AB	R	H	RBI	BB	SO	LOB	TOP																	
Craig Biggio, R OBP: 0.345, SLG: 0.414 (1, 8)										5	0	2	0	0	1	0	Houston Astros @ Milwaukee Brewers Miller Park, Milwaukee, WI Tue Sep 09 2003, 7:05 PM CDT Att: 10,102 - Sunny - 74 F																	
Geoff Blum, S OBP: 0.307, SLG: 0.402 (1, 5)										4	0	2	0	1	0	2																		
5 Jeff Bagwell, R OBP: 0.373, SLG: 0.510 (1, 3)										4	1	0	1	1	1	5																		
Jeff Kent, R OBP: 0.342, SLG: 0.511 (1, 4)										5	0	1	0	0	1	5																		
17 Lance Berkman, S OBP: 0.410, SLG: 0.516 (1, 7)										5	2	3	1	0	0	4																		
Richard Hidalgo, R OBP: 0.383, SLG: 0.563 (1, 9)										3	2	1	2	2	0	0																		
Brad Ausmus, R OBP: 0.304, SLG: 0.298 (1, 2)										5	0	0	0	0	1	5																		
28 Adam Everett, R OBP: 0.311, SLG: 0.364 (8, PH)										3	0	1	0	0	0	0																		
Jose Vizcaino, S OBP: 0.271, SLG: 0.374 (8, 6)										1	1	1	3	0	0	0																		
Tim Redding, R OBP: 0.217, SLG: 0.222 (8, 1)										3	1	1	0	0	0	1																		
Inning Stats	R: 0 E: 0 K: 2 S: 9	H: 1 LOB: 1 BB: 0 P: 13	R: 2 E: 0 K: 0 S: 8	H: 2 LOB: 0 BB: 0 P: 14	R: 0 E: 0 K: 0 S: 7	H: 2 LOB: 2 BB: 0 P: 9	R: 0 E: 0 K: 1 S: 6	H: 0 LOB: 0 BB: 0 P: 9	R: 1 E: 1 K: 1 S: 11	H: 2 LOB: 2 BB: 0 P: 12	R: 0 E: 0 K: 0 S: 8	H: 1 LOB: 1 BB: 0 P: 11	R: 0 E: 0 K: 0 S: 4	H: 0 LOB: 0 BB: 1 P: 9	R: 3 E: 0 K: 0 S: 11	H: 2 LOB: 3 BB: 1 P: 19	R: 1 E: 0 K: 0 S: 16	H: 2 LOB: 2 BB: 2 P: 33	1B: 8 2B: 2 3B: 0 HR: 2	SF: 0 SAC: 0 DP: 1 HBP: 0	WP: 0 PA: 43 PB: 0 SB: 0 CS: 0													
PITCHER	IP WLS BF H R ER SO BB IBB HBP BLK WP HR S P ERA WHIP																																	
Wes Obermueller, R ERA: 4.56	6.0	27	8	3	3	4	0	0	0	0	0	0	0	1	49	68	4.50	1.333																
Mike Crudate, R ERA: 2.87	1.1	6	1	2	2	0	2	0	0	0	0	0	0	0	11	22	13.50	2.250																
Luis Vizcaino, R ERA: 6.87	0.2	3	1	1	1	0	0	0	0	0	0	0	0	1	4	6	13.50	1.500																
Dan Kolb, R ERA: 2.06	1.0	7	2	1	1	0	1	1	0	0	0	0	0	0	16	33	9.00	3.000																

AB	39
R	7
H	12
RBI	7
BB	4
SO	4
LOB	22



Batter	1	2	3	4	5	6	7	8	9	AB	R	H	RBI	BB	SO	LOB	BOTTOM																
Scott Podsednik, L OBP: 0.382, SLG: 0.426 (1, 8)										4	1	1	1	1	0	3	Houston Astros @ Milwaukee Brewers Miller Park, Milwaukee, WI Tue Sep 09 2003, 7:05 PM CDT Att: 10,102 - Sunny - 74 F																
Keith Ginter, R OBP: 0.364, SLG: 0.438 (1, 4)										4	1	1	2	1	2	1																	
Brady Clark, R OBP: 0.359, SLG: 0.433 (1, 7)										4	0	1	1	0	1	2																	
Richie Sexson, R OBP: 0.375, SLG: 0.530 (1, 3)										4	0	1	2	1	0	2																	
Peter Zoccolillo, L OBP: 0.091, SLG: 0.091 (8, 9)										4	0	1	0	0	1	2																	
Jason Conti, L OBP: 0.250, SLG: 0.391 (9, PH)										0	0	0	0	0	0	0																	
Mark Smith, R OBP: 0.297, SLG: 0.594 (8, PH)										1	0	0	0	0	1	1																	
Wes Helms, R OBP: 0.331, SLG: 0.452 (1, 5)										3	1	1	0	1	1	0																	
Eddie Pérez, R OBP: 0.302, SLG: 0.410 (1, 2)										3	1	1	0	0	0	1																	
Royce Clayton, R OBP: 0.298, SLG: 0.330 (1, 6)										3	2	1	0	1	0	3																	
Inning Stats	R: 0 E: 0 K: 2 S: 7	H: 0 LOB: 0 BB: 0 P: 9	R: 0 E: 0 K: 1 S: 7	H: 0 LOB: 0 BB: 0 P: 8	R: 3 E: 0 K: 0 S: 14	H: 2 LOB: 2 BB: 2 P: 26	R: 0 E: 0 K: 1 S: 6	H: 0 LOB: 0 BB: 0 P: 9	R: 0 E: 0 K: 1 S: 13	H: 2 LOB: 2 BB: 0 P: 19	R: 3 E: 1 K: 1 S: 15	H: 3 LOB: 2 BB: 1 P: 22	R: 0 E: 0 K: 0 S: 8	H: 0 LOB: 1 BB: 1 P: 17	R: 0 E: 0 K: 0 S: 8	H: 1 LOB: 0 BB: 0 P: 13	R: 0 E: 0 K: 2 S: 10	H: 0 LOB: 1 BB: 1 P: 16	1B: 7 2B: 1 3B: 0 HR: 0	SF: 0 SAC: 1 DP: 1 HBP: 1	WP: 0 PA: 41 PB: 0 SB: 1 CS: 0												
PITCHER	IP WLS BF H R ER SO BB IBB HBP BLK WP HR S P ERA WHIP																																
Tim Redding, R ERA: 3.89	5.0	24	6	5	3	4	2	0	0	0	0	0	0	10	74	5.40	1.600																
Rick White, R ERA: 5.73	0.2	5	1	1	0	1	1	0	0	0	0	0	0	10	20	0.00	0.750																
Ricky Stone, R ERA: 3.24	1.1	5	0	0	0	0	1	0	0	0	0	0	0	8	13	0.00	1.000																
54 Brad Lidge, R ERA: 3.55	1.0	W	3	1	0	0	0	0	0	0	0	0	0	8	13	0.00	1.000																
Billy Wagner, L ERA: 1.63	1.0	S	4	0	0	0	2	1	0	0	0	0	0	10	16	0.00	1.000																

AB	34
R	6
H	8
RBI	6
BB	5
SO	7
LOB	21



Batter	1	2	3	4	5	6	7	8	9	AB	R	H	RBI	BB	SO	LOB	TOP		
Scott Podsednik, L (1,8) OBP: 0.382, SLG: 0.431	L9		F8					F7	G6-3	5	0	1	0	0	0	2	Milwaukee Brewers @ San Francisco Giants PacBell Park, San Francisco, CA Fri Sep 12, 2003, 10:15 PM EDT Att: 41,015 - Sunny - 79 F		
Keith Cinter, R (1,4) OBP: 0.363, SLG: 0.441	1B		G5-3					K		4	0	1	0	0	2	1			
Brady Clark, R (1,7) OBP: 0.351, SLG: 0.419	K		P4					1B		4	0	1	0	0	1	1			
Richie Sexson, R (1,3) OBP: 0.374, SLG: 0.525	G5-3			F8				K	K	4	0	0	0	0	2	2			
Wes Helms, R (1,5) OBP: 0.329, SLG: 0.447		K							1B	4	1	2	0	0	2	0			
Jason Conti, L (1,9) OBP: 0.250, SLG: 0.370		K							1B	4	0	1	0	0	1	1			
Eddie Pérez, R (1,2) OBP: 0.307, SLG: 0.423	2B								1B	4	0	2	0	0	2	1			
2 Bill Hall, R (1,6) OBP: 0.264, SLG: 0.404									G5-3	3	0	0	1	1	1	2			
Matt Kinney, R (1,1) OBP: 0.074, SLG: 0.058										2	0	0	0	0	2	2	AB 36 R 2 H 9 RBI 2 BB 1 SO 14 LOB 14		
Brooks Kieschnick, L (7,1) OBP: 0.373, SLG: 0.569										1	1	1	0	0	0	0			
Luis Vizcaino, R (8,1) OBP: 0.300, SLG: 0.300										0	0	0	0	0	0	0			
Peter Zoccolillo, L (9,PH) OBP: 0.083, SLG: 0.083										1	0	0	0	0	1	2			
								HR											
Inning Stats	R: 0 H: 1 E: 0 K: 1 S: 13	H: 1 LOB: 1 BB: 0 P: 19	R: 0 H: 1 E: 0 K: 3 S: 14	H: 1 LOB: 2 BB: 1 P: 23	R: 0 H: 0 E: 0 K: 0 S: 4	H: 0 LOB: 0 BB: 0 P: 8	R: 0 H: 1 E: 0 K: 1 S: 12	H: 1 LOB: 1 BB: 0 P: 16	R: 0 H: 0 E: 0 K: 2 S: 9	H: 0 LOB: 0 BB: 0 P: 13	R: 0 H: 0 E: 0 K: 1 S: 10	H: 0 LOB: 0 BB: 0 P: 13	R: 1 H: 2 E: 0 K: 2 S: 10	H: 2 LOB: 1 BB: 0 P: 18	R: 1 H: 3 E: 0 K: 1 S: 15	H: 3 LOB: 2 BB: 0 P: 22	1B: 7 2B: 1 3B: 0 HR: 1	SF: 0 SAC: 0 DP: 0 HBP: 0	WP: 1 PA: 37 PB: 0 CS: 1
PITCHER	IP WLS BF H R ER SO BB IBB HBP BLK WP HR S P ERA WHIP	IP WLS BF H R ER SO BB IBB HBP BLK WP HR S P ERA WHIP	IP WLS BF H R ER SO BB IBB HBP BLK WP HR S P ERA WHIP	IP WLS BF H R ER SO BB IBB HBP BLK WP HR S P ERA WHIP	IP WLS BF H R ER SO BB IBB HBP BLK WP HR S P ERA WHIP	IP WLS BF H R ER SO BB IBB HBP BLK WP HR S P ERA WHIP	IP WLS BF H R ER SO BB IBB HBP BLK WP HR S P ERA WHIP	IP WLS BF H R ER SO BB IBB HBP BLK WP HR S P ERA WHIP	IP WLS BF H R ER SO BB IBB HBP BLK WP HR S P ERA WHIP	IP WLS BF H R ER SO BB IBB HBP BLK WP HR S P ERA WHIP	IP WLS BF H R ER SO BB IBB HBP BLK WP HR S P ERA WHIP	IP WLS BF H R ER SO BB IBB HBP BLK WP HR S P ERA WHIP	IP WLS BF H R ER SO BB IBB HBP BLK WP HR S P ERA WHIP	IP WLS BF H R ER SO BB IBB HBP BLK WP HR S P ERA WHIP	IP WLS BF H R ER SO BB IBB HBP BLK WP HR S P ERA WHIP	IP WLS BF H R ER SO BB IBB HBP BLK WP HR S P ERA WHIP	IP WLS BF H R ER SO BB IBB HBP BLK WP HR S P ERA WHIP	IP WLS BF H R ER SO BB IBB HBP BLK WP HR S P ERA WHIP	
Jason Schmidt, R (1,1) ERA: 2.28	7.2	W	30	6	1	1	12	1	0	0	0	0	1	1	81	123	1.17	0.913	
Joe Nathan, R (8,1) ERA: 3.13	0.1		1	0	0	0	1	0	0	0	0	0	0	0	3	6	0.00	0.000	
Dustin Hermanson, R (9,1) ERA: 4.12	1.0		6	3	1	1	1	0	0	0	0	0	0	0	15	22	9.00	3.000	

Batter	1	2	3	4	5	6	7	8	9	AB	R	H	RBI	BB	SO	LOB	BOTTOM		
Ray Durham, S (1,4) OBP: 0.363, SLG: 0.424	1B	F7			F7			F9		5	1	1	0	0	1	2	Milwaukee Brewers @ San Francisco Giants PacBell Park, San Francisco, CA Fri Sep 12, 2003, 10:15 PM EDT Att: 41,015 - Sunny - 79 F		
J.T. Snow, L (1,3) OBP: 0.381, SLG: 0.414	1B	F7			G3-1			G4-3		4	1	1	0	0	0	0			
Rich Aurilia, R (1,6) OBP: 0.321, SLG: 0.411	F8				G4-6-3			2B		4	2	3	0	0	0	2			
Barry Bonds, L (1,7) OBP: 0.534, SLG: 0.743	1B				G4-6-3			2B		1	2	0	0	3	0	1			
Jeffrey Hammonds, R (9,7) OBP: 0.328, SLG: 0.437	E				1-2			1B		0	0	0	0	0	0	0			
Edgardo Alfonzo, R (1,5) OBP: 0.330, SLG: 0.380	FC5-4				K			E		3	2	2	2	1	1	0			
Benito Santiago, R (1,2) OBP: 0.321, SLG: 0.420	E1				P5			2B		4	0	1	1	0	0	5			
Alberto Castillo, R (9,2) OBP: 0.214, SLG: 0.500	1B							G1-3		0	0	0	0	0	0	0			
Marquis Grissom, R (1,8) OBP: 0.311, SLG: 0.453	FC5-4				K			E9		3	0	1	3	0	1	1			
José Cruz Jr., S (1,9) OBP: 0.361, SLG: 0.407	K				F8			1B		4	0	1	0	0	2	3			
Jason Schmidt, R (1,1) ERA: 4.9										3	0	0	0	0	2	0	AB 32 R 8 H 10 RBI 6 BB 4 SO 8 LOB 16		
Joe Nathan, R (8,1)										0	0	0	0	0	0	0			
Tony Torcato, L (8,PH) OBP: 0.300, SLG: 0.300										1	0	0	0	0	1	2			
Dustin Hermanson, R (9,1)										0	0	0	0	0	0	0			
Inning Stats	R: 4 H: 4 E: 1 K: 1 S: 17	H: 4 LOB: 1 BB: 1 P: 33	R: 0 H: 0 E: 0 K: 0 S: 9	H: 0 LOB: 0 BB: 0 P: 13	R: 0 H: 1 E: 0 K: 1 S: 11	H: 0 LOB: 0 BB: 0 P: 17	R: 0 H: 0 E: 0 K: 1 S: 7	H: 0 LOB: 0 BB: 0 P: 10	R: 0 H: 0 E: 0 K: 1 S: 8	H: 0 LOB: 2 BB: 2 P: 10	R: 1 H: 1 E: 0 K: 2 S: 11	H: 1 LOB: 2 BB: 0 P: 24	R: 0 H: 0 E: 0 K: 2 S: 8	H: 0 LOB: 0 BB: 0 P: 10	R: 3 H: 4 E: 1 K: 1 S: 17	H: 4 LOB: 2 BB: 1 P: 26	1B: 9 2B: 1 3B: 0 HR: 0	SF: 1 SAC: 0 DP: 1 HBP: 0	WP: 0 PA: 37 PB: 0 CS: 0
PITCHER	IP WLS BF H R ER SO BB IBB HBP BLK WP HR S P ERA WHIP	IP WLS BF H R ER SO BB IBB HBP BLK WP HR S P ERA WHIP	IP WLS BF H R ER SO BB IBB HBP BLK WP HR S P ERA WHIP	IP WLS BF H R ER SO BB IBB HBP BLK WP HR S P ERA WHIP	IP WLS BF H R ER SO BB IBB HBP BLK WP HR S P ERA WHIP	IP WLS BF H R ER SO BB IBB HBP BLK WP HR S P ERA WHIP	IP WLS BF H R ER SO BB IBB HBP BLK WP HR S P ERA WHIP	IP WLS BF H R ER SO BB IBB HBP BLK WP HR S P ERA WHIP	IP WLS BF H R ER SO BB IBB HBP BLK WP HR S P ERA WHIP	IP WLS BF H R ER SO BB IBB HBP BLK WP HR S P ERA WHIP	IP WLS BF H R ER SO BB IBB HBP BLK WP HR S P ERA WHIP	IP WLS BF H R ER SO BB IBB HBP BLK WP HR S P ERA WHIP	IP WLS BF H R ER SO BB IBB HBP BLK WP HR S P ERA WHIP	IP WLS BF H R ER SO BB IBB HBP BLK WP HR S P ERA WHIP	IP WLS BF H R ER SO BB IBB HBP BLK WP HR S P ERA WHIP	IP WLS BF H R ER SO BB IBB HBP BLK WP HR S P ERA WHIP	IP WLS BF H R ER SO BB IBB HBP BLK WP HR S P ERA WHIP		
Matt Kinney, R (1,1) ERA: 4.9	6.0	L	26	6	5	4	5	3	0	0	0	0	0	0	63	109	6.00	1.500	
Brooks Kieschnick, R (7,1) ERA: 5.14	1.1		8	3	3	3	2	1	0	0	0	0	0	20	30	20.25	3.000		
Luis Vizcaino, R (8,1) ERA: 6.79	0.2		3	1	0	0	1	0	0	0	0	0	0	5	6	0.00	1.500		

Batter	1	2	3	4	5	6	7	8	9	AB	R	H	RBI	BB	SO	LOB	TOP			
Scott Podsednik, L (1, 8) OBP: 0.379, SLG: 0.427	1-2 G3		0-0 B5		1-2 G3			1-2 E4 1B G4-6-3		4	1	0	0	0	0	0				
Keith Ginter, R (1, 4) OBP: 0.395, SLG: 0.445	0-0 G6-3 HR 2B		1-2 G6-3			1-3 K		2-2 G4-6-3 1B		4	1	2	0	0	1	0				
Brady Clark, R (1, 7) OBP: 0.350, SLG: 0.416	0-1 G6-3			3-2 HR 1B		1-3 K		2-1 G4-6-3 1-2f 3-H		4	1	1	0	0	1	2				
Richie Sexson, R (1, 3) OBP: 0.378, SLG: 0.540	2-2 HR			2-2 HR 1-H		2-1 2B		4-2 BB BB		3	2	3	4	1	0	0				
Wes Helms, R (1, 5) OBP: 0.329, SLG: 0.443	2-2 P3			0-0 G6-3		0-0 G4-1		4-2 BB 1-2 BB		3	0	0	0	1	0	1				
Peter Zoccolillo, L (1, 9) OBP: 0.097, SLG: 0.067		3-1 G4-3		0-0 F7			2-1 G4-3	2-0 F7		3	0	0	0	0	0	0				
Mark Smith, R (8, PH) OBP: 0.250, SLG: 0.537										1	0	0	0	0	0	2				
Jason Conti, L (8, 9) OBP: 0.250, SLG: 0.370										0	0	0	0	0	0	0				
Eddie Pérez, R (1, 2) OBP: 0.306, SLG: 0.421			0-3 K		0-2 G5-3		1-0 FC6-4 1B		0-0 P5	4	0	1	0	0	1	0				
Royce Clayton, R (1, 6) OBP: 0.297, SLG: 0.327			1-0 G1-3			0-0 G4-3	1-2 F8		2-2 G4-3	4	0	0	0	0	0	1				
Doug Davis, R (1, 1) OBP: 0.118, SLG: 0.118				0-1 F9		1-0 F9		2-2 G3		3	0	0	0	0	0	1				
Glendon Rusch, L (8, 1) OBP: 0.278, SLG: 0.212										0	0	0	0	0	0	0				
Leo Estrella, R (8, 1)										0	0	0	0	0	0	0				
John Vander Wal, L (8, PH) OBP: 0.352, SLG: 0.469										1	0	0	0	0	0	0				
Dan Kolb, R (9, 1)										0	0	0	0	0	0	0				
Inning Stats	R: 2 E: 0 K: 0 S: 13	H: 2 LOB: 0 BB: 0 P: 18	R: 0 E: 0 K: 1 S: 6	H: 0 LOB: 0 BB: 0 P: 10	R: 0 E: 0 K: 0 S: 6	H: 0 LOB: 0 BB: 0 P: 7	R: 2 E: 0 K: 0 S: 16	H: 2 LOB: 0 BB: 0 P: 21	R: 0 E: 0 K: 2 S: 9	H: 1 LOB: 1 BB: 0 P: 13	R: 0 E: 0 K: 0 S: 8	H: 1 LOB: 1 BB: 0 P: 12	R: 1 E: 1 K: 0 S: 16	H: 1 LOB: 2 BB: 2 P: 30	R: 0 E: 0 K: 0 S: 8	H: 0 LOB: 0 BB: 0 P: 12	1B: 3 2B: 2 3B: 0 HR: 2	SF: 0 SAC: 0 DP: 1 HBP: 0	WP: 0 PB: 0 SB: 1 CS: 0	PA: 36
PITCHER	IP WLS BF H R ER SO BB IBB HBP BLK WP HR S P ERA WHIP																			
Sidney Ponson, R (1, 1) ERA: 3.66	6.0 L 23 5 4 4 3 0 0 0 0 0 0 2 55 76 6.00 0.833																			
Matt Herges, R (7, 1) ERA: 2.95	1.2 9 2 1 0 0 2 0 0 0 0 0 0 23 39 0.00 2.400																			
41 Chad Zerbe, L (8, 1) ERA: 4.66	0.1 1 0 0 0 0 0 0 0 0 0 0 0 1 3 0.00 0.000																			
Felix Rodriguez, R (9, 1) ERA: 3.27	1.0 3 0 0 0 0 0 0 0 0 0 0 0 8 12 0.00 0.000																			

Milwaukee Brewers @ San Francisco Giants
PacBell Park, San Francisco, CA
Sat Sep 13 2003, 4:05 PM EDT
Att: 41,403 - Sunny - 90 F

AB 34
R 5
H 7
RBI 4
BB 2
SO 3
LOB 7



Batter	1	2	3	4	5	6	7	8	9	AB	R	H	RBI	BB	SO	LOB	BOTTOM					
Eric Young Sr., R (1, 4) OBP: 0.337, SLG: 0.399	0-0 B3		1-1 G5-4-3 1B		0-1 G6-3		0-1 P3	3-2 G4-3 1-2f		5	0	1	0	0	0	1						
José Cruz Jr., S (1, 9) OBP: 0.362, SLG: 0.406	4-2 1B		1-1 G5-4-3 1B		3-2 BB 1B		0-0 P2	4-2 G6-3 1B		3	0	1	0	1	0	1						
41 Chad Zerbe, L (8, 1) OBP: 1.000, SLG: 1.000	1B									0	0	0	0	0	0	0						
Felix Rodriguez, R (9, 1) OBP: 0.365, SLG: 0.424	BB									0	0	0	0	1	0	0						
Ray Durham, S (9, PH) OBP: 0.365, SLG: 0.424	BB									0	0	0	0	1	0	0						
Jeffrey Hammonds, R (1, 8) OBP: 0.347, SLG: 0.454	1-1 1B		0-0 1B		1-2 BB 1B		1-0 F8		0-0 G6-3 1B	5	0	4	0	0	0	0						
Barry Bonds, L (1, 7) OBP: 0.533, SLG: 0.746	2-3 K		3-0 G4-1		4-2 BB				3-2 G6-3	4	1	1	1	1	1	5						
Edgardo Alfonzo, R (1, 5) OBP: 0.330, SLG: 0.385	1-3 K			3-2 P6	1-2 F7			0-1 HR	4-0 IBB	4	1	1	1	1	1	5						
Andres Galarraga, R (1, 3) OBP: 0.348, SLG: 0.481		1-2 L5		2-2 L6		2-0 L3		0-0 HR 1B	3-2 K	4	1	1	0	0	0	0						
J.T. Snow, L (9, PH) OBP: 0.380, SLG: 0.413										1	0	0	0	0	1	3						
Neifi Perez, S (1, 6) OBP: 0.291, SLG: 0.362	1-0 F8		1-0 2B		1-1 F8		1-1 F8	0-0 HR 1-H	2-2 G3	5	1	2	2	0	0	3						
Yorvit Torrealba, R (1, 2) OBP: 0.307, SLG: 0.375		4-1 BB		1-0 G6-3		4-2 BB		0-0 B4-3		2	0	0	0	2	0	1						
Sidney Ponson, R (1, 1) OBP: 0.042, SLG: 0.083					0-1 G4-3		0-0 P4	1-1 G4-3 1B		2	0	0	0	0	0	1						
Pedro Feliz, R (5, PH) OBP: 0.282, SLG: 0.465										1	0	0	0	0	0	1						
Matt Herges, R (7, 1) ERA: 6.65										0	0	0	0	0	0	0						
Todd Lintz, R (8, 9) OBP: 0.333, SLG: 0.333										1	0	1	0	0	0	0						
Marquis Grissom, R (8, PH) OBP: 0.311, SLG: 0.433										0	0	0	0	0	0	0						
Inning Stats	R: 0 E: 0 K: 2 S: 11	H: 1 LOB: 2 BB: 1 P: 19	R: 0 E: 0 K: 0 S: 6	H: 0 LOB: 1 BB: 1 P: 13	R: 0 E: 0 K: 0 S: 6	H: 2 LOB: 0 BB: 0 P: 11	R: 0 E: 0 K: 0 S: 9	H: 1 LOB: 1 BB: 0 P: 16	R: 0 E: 0 K: 0 S: 15	H: 2 LOB: 3 BB: 1 P: 24	R: 0 E: 0 K: 0 S: 6	H: 0 LOB: 1 BB: 1 P: 13	R: 0 E: 0 K: 0 S: 4	H: 0 LOB: 0 BB: 0 P: 5	R: 4 E: 0 K: 0 S: 11	H: 5 LOB: 1 BB: 0 P: 15	R: 0 E: 0 K: 1 S: 12	H: 1 LOB: 3 BB: 2 P: 28	1B: 8 2B: 1 3B: 0 HR: 3	SF: 0 SAC: 0 DP: 2 HBP: 0	WP: 0 PB: 0 SB: 0 CS: 0	PA: 43
PITCHER	IP WLS BF H R ER SO BB IBB HBP BLK WP HR S P ERA WHIP																					
Doug Davis, L (1, 1) ERA: 4.08	7.0 W 33 9 3 3 3 0 4 0 0 0 0 0 2 61 105 3.86 1.857																					
Glendon Rusch, L (8, 1) ERA: 6.65	0.1 H 3 2 1 1 0 0 0 0 0 0 0 1 4 5 27.00 6.000																					
Leo Estrella, R (8, 1) ERA: 4.01	0.2 H 1 0 0 0 0 0 0 0 0 0 0 0 3 6 0.00 0.000																					
Dan Kolb, R (9, 1) ERA: 1.95	1.0 S 6 1 0 0 1 1 1 0 0 0 0 0 12 28 0.00 2.000																					

Milwaukee Brewers @ San Francisco Giants
PacBell Park, San Francisco, CA
Sat Sep 13 2003, 4:05 PM EDT
Att: 41,403 - Sunny - 90 F

AB 37
R 4
H 12
RBI 4
BB 6
SO 3
LOB 21



Batter	1	2	3	4	5	6	7	8	9	AB	R	H	RBI	BB	SO	LOB	TOP								
Scott Podsednik, L (1, 8) OBP: 0.382, SLG: 0.431	F7			F8		G4-6-3 1B			1B	4	0	2	0	0	0	0	Milwaukee Brewers @ St. Louis Cardinals Busch Stadium, St. Louis, MO Mon Sep 15 2003, 7:10 PM CDT Att: 27,925 - Sunny - 78 F								
Keith Ginter, R (1, 4) OBP: 0.381, SLG: 0.446	G1-3			HR		G4-6-3 1-2			1B	3	1	1	1	0	0	1									
Enrique Cruz, R (6, 5) OBP: 0.155, SLG: 0.106										1	0	0	0	0	1	1									
Brady Clark, R (1, 7) OBP: 0.345, SLG: 0.417	G5-3			F8			F8		1B	4	0	0	0	0	1	1									
Richie Sexson, R (1, 3) OBP: 0.379, SLG: 0.539		K		G6-3			F9-3-6 2B		F8	4	0	1	0	0	1	1									
John Vander Wal, L (1, 9) OBP: 0.350, SLG: 0.466	G4-3				K		F9-3-6 2B			1	0	0	0	0	0	0									
Mark Smith, R (4, 7) OBP: 0.239, SLG: 0.512										2	0	0	0	0	1	1									
Wes Helms, R (1, 5) OBP: 0.328, SLG: 0.439	F9				G6-3				P4	2	0	0	0	0	0	0									
Rickie Weeks Jr., R (6, 4)										1	0	0	0	0	0	0									
Eddie Pérez, R (1, 2) OBP: 0.306, SLG: 0.420				F9					1B	3	0	1	0	0	0	0									
2 Bill Hall, R (1, 6) OBP: 0.284, SLG: 0.445				G3-1			HR		1B	3	1	2	1	0	0	0									
Wes Obermueller, R (1, 1) OBP: 0.111, SLG: 0.111				G4-3			G4-3		G6-4-3	1	0	0	0	0	0	0									
Glendon Rusch, L (3, 1) OBP: 0.270, SLG: 0.206										1	0	0	0	0	0	0									
Peter Zoccolillo, L (8, PH) OBP: 0.095, SLG: 0.050										1	0	0	0	0	0	2									
Brooks Kieschnick, L (8, 1) OBP: 0.373, SLG: 0.629										0	0	0	0	0	0	0									
Inning Stats	R: 0 E: 0 K: 0 S: 10	H: 0 LOB: 0 BB: 0 P: 17	R: 0 E: 0 K: 1 S: 6	H: 0 LOB: 0 BB: 0 P: 11	R: 0 E: 0 K: 0 S: 7	H: 0 LOB: 0 BB: 0 P: 10	R: 1 E: 0 K: 0 S: 12	H: 1 LOB: 0 BB: 0 P: 18	R: 0 E: 0 K: 1 S: 7	H: 0 LOB: 0 BB: 0 P: 11	R: 1 E: 0 K: 0 S: 6	H: 2 LOB: 0 BB: 0 P: 8	R: 0 E: 0 K: 0 S: 10	H: 1 LOB: 0 BB: 0 P: 14	R: 0 E: 0 K: 0 S: 11	H: 2 LOB: 1 BB: 0 P: 14	R: 0 E: 0 K: 2 S: 12	H: 1 LOB: 1 BB: 0 P: 18	1B: 4 2B: 2 3B: 0 HR: 2	SF: 0 SAC: 0 DP: 3 HBP: 0	WP: 0 PB: 0 SB: 0 CS: 0	PA: 31			
PITCHER	IP	WLS	BF	H	R	ER	SO	BB	IBB	HBP	BLK	WP	HR	S	P	ERA	WHIP								
Brett Tomko, R (1, 1) ERA: 5.27	8.0	W	27	6	2	2	2	0	0	0	0	0	2	69	103	2.25	0.750								
44 Jason Istringhausen, R (9, 1) ERA: 2.08	1.0		4	1	0	0	2	0	0	0	0	0	0	12	18	0.00	1.000								

Batter	1	2	3	4	5	6	7	8	9	AB	R	H	RBI	BB	SO	LOB	BOTTOM								
Bo Hart, R (1, 4) OBP: 0.322, SLG: 0.401	G5-3	1B	P3				K	FC5-4		6	0	1	1	0	2	4	Milwaukee Brewers @ St. Louis Cardinals Busch Stadium, St. Louis, MO Mon Sep 15 2003, 7:10 PM CDT Att: 27,925 - Sunny - 78 F								
Orlando Palmeiro, L (1, 9) OBP: 0.332, SLG: 0.336	G3-1	1B				F7		1B	K	4	0	2	1	0	0	0									
So Taguchi, R (7, PH) OBP: 0.311, SLG: 0.452		1B						BB		1	0	0	0	1	1	2									
5 Albert Pujols, R (1, 7) OBP: 0.441, SLG: 0.686	G6-3	G4-3					L9			4	1	1	1	1	0	4									
Miguel Cairo, R (8, 5) OBP: 0.293, SLG: 0.392						HR				0	0	0	0	0	0	0									
15 Jim Edmonds, L (1, 8) OBP: 0.386, SLG: 0.613										3	2	1	1	1	1	3									
Eli Marrero, R (7, PH) OBP: 0.290, SLG: 0.391		BB								1	0	1	0	0	0	0									
27 Scott Rolen, R (1, 5) OBP: 0.375, SLG: 0.523	G5-3									3	1	1	0	1	0	1									
Eduardo Perez, R (7, PH) OBP: 0.360, SLG: 0.455										1	0	0	0	0	0	2									
Tino Martinez, L (1, 3) OBP: 0.351, SLG: 0.425										4	1	2	0	0	1	1									
Kerry Robinson, L (8, 7) OBP: 0.289, SLG: 0.332	K									1	1	0	0	0	0	0									
Edgar Renteria, R (1, 6) OBP: 0.387, SLG: 0.475										4	3	3	1	1	0	2									
Chris Widger, R (1, 2) OBP: 0.260, SLG: 0.264										4	2	1	1	1	1	5									
Brett Tomko, R (1, 1) OBP: 0.349, SLG: 0.322										4	0	2	3	0	0	3									
Joe Girardi, R (8, PH) OBP: 0.150, SLG: 0.105										1	0	1	1	0	0	0									
44 Jason Istringhausen, R (9, 1) OBP: 0.500, SLG: 1.500										0	0	0	0	0	0	0									
Inning Stats	R: 0 E: 0 K: 0 S: 6	H: 0 LOB: 0 BB: 0 P: 10	R: 3 E: 0 K: 1 S: 19	H: 3 LOB: 3 BB: 3 P: 35	R: 4 E: 0 K: 0 S: 26	H: 5 LOB: 3 BB: 1 P: 37	R: 1 E: 0 K: 0 S: 15	H: 2 LOB: 1 BB: 1 P: 23	R: 1 E: 0 K: 2 S: 12	H: 1 LOB: 0 BB: 0 P: 15	R: 1 E: 0 K: 0 S: 13	H: 2 LOB: 1 BB: 0 P: 16	R: 0 E: 0 K: 1 S: 15	H: 1 LOB: 2 BB: 1 P: 22	R: 1 E: 1 K: 2 S: 18	H: 2 LOB: 2 BB: 0 P: 29	R: 1 E: 1 K: 2 S: 15	H: 2 LOB: 2 BB: 0 P: 29	1B: 12 2B: 2 3B: 0 HR: 2	SF: 0 SAC: 0 DP: 1 HBP: 0	WP: 1 PB: 0 SB: 0 CS: 0	PA: 47			
PITCHER	IP	WLS	BF	H	R	ER	SO	BB	IBB	HBP	BLK	WP	HR	S	P	ERA	WHIP								
Wes Obermueller, R (1, 1) ERA: 5.97	2.1	L	18	7	7	7	1	2	1	0	0	0	1	47	72	27.00	3.857								
Glendon Rusch, L (3, 1) ERA: 6.73	4.2		23	7	3	2	3	2	1	0	0	0	1	59	86	3.86	1.929								
Brooks Kieschnick, R (8, 1) ERA: 5.04	1.0		6	2	1	0	2	0	0	0	0	0	0	18	29	0.00	2.000								



Batter	1	2	3	4	5	6	7	8	9	AB	R	H	RBI	BB	SO	LOB	TOP					
Scott Podsednik, L (1.8) OBP: 0.382, SLG: 0.430	0-3 K		4-2 BB		0-1 F7	2-1 1B			0-3 K	4	0	1	2	1	2	0	Milwaukee Brewers @ St. Louis Cardinals Busch Stadium, St. Louis, MO Tue Sep 16 2003, 7:10 PM CDT Att: 27,405 - Sunny - 79 F					
Keith Ginter, R (1.4) OBP: 0.359, SLG: 0.441	1-1 G5-3		2-3 K		4-2 BB	1-2 2-H 3-H 2-2 F9			1-2 G6-3	4	0	0	0	1	1	3						
Brady Clark, R (1.9) OBP: 0.341, SLG: 0.411	1-3 K		3-2 F7		0-0 G4-3					4	0	0	0	0	2	2						
Richie Sexson, R (1.3) OBP: 0.378, SLG: 0.536		2-1 P4		4-0 HR BB		2-3 K				3	1	0	0	1	2	0						
Mark Smith, R (1.7) OBP: 0.260, SLG: 0.500		2-1 1B 1B		0-0 P5		4-0 2 BB 1B BB			0-0 F9	3	1	1	0	1	0	1						
Wes Helms, R (1.5) OBP: 0.329, SLG: 0.447		3-1 2 FC6-4 1B		1-2 1-H HR		4-2 1B 2 BB 1B			2-2 L9	3	2	2	2	1	0	0						
Eddie Pérez, R (1.2) OBP: 0.303, SLG: 0.415	1-1 P4		1-1 G5-3		1-3 K				0-1 G5-3	4	0	0	0	0	1	4						
2 Bill Hall, R (1.6) OBP: 0.283, SLG: 0.434	1-1 FC6-4		3-2 F7		4-1 1B 1B				1-3 K	3	1	0	0	1	1	2						
Luis Martínez, L (1.1) Dave Burba, R (4.1) Peter Zoccolillo, L (6. Ph) Mike Crudale, R (6.1) Shane Nance, L (7.1) Luis Vizcaino, R (8.1) Jason Conti, L (9. Ph) OBP: 0.241, SLG: 0.357			3-2 G5-3		0-3 K	0-1 1B			0-0 G4-3	1	0	0	0	0	0	0						
Inning Stats	R: 0 E: 0 K: 2 S: 9	H: 0 LOB: 0 BB: 0 P: 11	R: 0 E: 0 K: 0 S: 10	H: 2 LOB: 2 BB: 0 P: 19	R: 0 E: 0 K: 1 S: 13	H: 0 LOB: 1 BB: 1 P: 25	R: 2 E: 0 K: 0 S: 9	H: 1 LOB: 1 BB: 1 P: 18	R: 0 E: 0 K: 1 S: 9	H: 0 LOB: 1 BB: 1 P: 13	R: 0 E: 0 K: 2 S: 17	H: 2 LOB: 2 BB: 3 P: 36	R: 0 E: 0 K: 1 S: 7	H: 0 LOB: 0 BB: 0 P: 9	R: 0 E: 0 K: 1 S: 8	H: 0 LOB: 0 BB: 0 P: 11		R: 0 E: 0 K: 1 S: 7	H: 0 LOB: 0 BB: 0 P: 8	1B: 4 2B: 0 3B: 0 HR: 1	SF: 0 SAC: 0 DP: 0 HBP: 0	WP: 0 PB: 0 SB: 0 CS: 0
PITCHER	IP WLS BF H R ER SO BB IBB HBP BLK WP HR S P ERA WHIP																					
Sterling Hitchcock, L (1.1) ERA: 4.77	5.1 W 24 3 4 4 5 5 0 0 0 0 1 55 101 6.75 1.500																					
Jason Simontacchi, R (6.1) ERA: 5.59	0.1 H 3 1 0 0 1 1 0 0 0 0 0 7 12 0.00 6.000																					
Jeff Fassero, L (6.1) ERA: 5.88	0.0 1 1 1 1 0 0 0 0 0 0 0 2 4 ∞ ∞																					
Cal Eldred, R (6.1) ERA: 3.9	2.1 H 7 0 0 0 3 0 0 0 0 0 0 18 25 0.00 0.000																					
44 Jason Isringhausen, R (9.1) ERA: 2.02	1.0 S 3 0 0 0 1 0 0 0 0 0 0 7 8 0.00 0.000																					

Batter	1	2	3	4	5	6	7	8	9	AB	R	H	RBI	BB	SO	LOB	BOTTOM	
Bo Hart, R (1.4) OBP: 0.321, SLG: 0.403	2-3 K	1-1 SH1-3		1-1 15 SH5-3 5 1B 2B		2-3 K		1-2 G3-1		4	1	1	1	0	2	0	Milwaukee Brewers @ St. Louis Cardinals Busch Stadium, St. Louis, MO Tue Sep 16 2003, 7:10 PM CDT Att: 27,405 - Sunny - 79 F	
15 Jim Edmonds, L (1.8) OBP: 0.385, SLG: 0.609	1-3 K	0-0 P2		0-0 SH5-3		3-3 K		4-2 BB		3	0	0	0	1	2	0		
5 Albert Pujols, R (1.7) OBP: 0.443, SLG: 0.688	2-0 2B		1-1 27 2B WP 1B	3-1 1B		4-1 BB		3-3 K		4	2	3	1	1	1	1		
27 Scott Rolen, R (1.5) OBP: 0.376, SLG: 0.525	0-2 2B 1B		1-1 WP 2B	3-H 3-2 P3		2-3 K				4	1	2	1	0	1	2		
Eduardo Pérez, R (1.9) J.D. Drew, L (5.9) OBP: 0.366, SLG: 0.518	4-2 2B BB		1-1 L6	1-2 F9				0-1 L9		2	1	0	0	1	0	3		
Edgar Rentería, R (1.6) OBP: 0.390, SLG: 0.477	1-2 2B		4-0 BB IBB		3-1 L8			4-2 S BB		2	0	1	2	2	0	0		
Tino Martínez, L (1.3) OBP: 0.352, SLG: 0.427	3-1 G4-3		1-2 BB		1-1 2B			1-3 K		3	0	1	0	1	1	2		
Mike Matheny, R (1.2) OBP: 0.313, SLG: 0.348		1-2 SH5-4 SH1-3 2B		3-3 K		3-3 K		2-3 K		4	1	1	0	0	3	5		
Sterling Hitchcock, L (1.1) Jason Simonacchi, R (6.1) Jeff Fassero, L (6.1) Cal Eldred, R (6.1) Miguel Cairo, R (8. Ph) 44 Jason Isringhausen, R (9.1) OBP: 0.200, SLG: 1.500			0-0 SH5-4	2-3 K		1-2 G1-3		2-3 K		2	0	0	0	0	1	4		
Inning Stats	R: 3 E: 0 K: 2 S: 19	H: 3 LOB: 1 BB: 1 P: 31	R: 1 E: 0 K: 0 S: 7	H: 1 LOB: 0 BB: 0 P: 9	R: 1 E: 0 K: 2 S: 16	H: 2 LOB: 3 BB: 2 P: 32	R: 1 E: 0 K: 0 S: 11	H: 2 LOB: 1 BB: 0 P: 19	R: 0 E: 0 K: 3 S: 11	H: 0 LOB: 1 BB: 1 P: 22	R: 0 E: 0 K: 2 S: 10	H: 0 LOB: 1 BB: 1 P: 17	R: 0 E: 0 K: 2 S: 13	H: 0 LOB: 1 BB: 1 P: 23	1B: 3 2B: 6 3B: 0 HR: 0	SF: 0 SAC: 3 DP: 0 HBP: 0		WP: 1 PB: 0 SB: 1 CS: 0
PITCHER	IP WLS BF H R ER SO BB IBB HBP BLK WP HR S P ERA WHIP																	
Luis Martínez, L (1.1) ERA: 8.76	3.1 L 21 8 6 6 4 2 1 0 0 0 0 0 47 81 16.20 3.000																	
Dave Burba, R (4.1) ERA: 3.0	1.2 6 1 0 0 1 0 0 0 0 0 0 17 29 0.00 0.600																	
Mike Crudale, R (6.1) ERA: 2.6	1.0 4 0 0 0 3 1 0 0 0 0 0 0 11 22 0.00 1.000																	
Shane Nance, L (7.1) ERA: 5.06	1.2 7 0 0 0 3 2 0 0 0 0 0 0 20 34 0.00 1.200																	
Luis Vizcaino, R (8.1) ERA: 6.75	0.1 1 0 0 0 1 0 0 0 0 0 0 3 6 0.00 0.000																	

Batter	1	2	3	4	5	6	7	8	9	AB	R	H	RBI	BB	SO	LOB	TOP			
Scott Podsednik, L (1.8) OBP: 0.385, SLG: 0.435	2-1 SF8 3B		1-2 S 1B		4-1 HR BB		2-2 G6-3		4-2 S 1B BB	3	3	2	0	2	0	0				
Jason Conti, L (1.9) OBP: 0.285, SLG: 0.469	0-2 SF8		0-2 P3		0-0 HR		1-3 K		3-1 1B	4	1	2	5	0	1	1				
Keith Ginter, R (1.4) OBP: 0.362, SLG: 0.440	3-H F9		4-0 FC6-4 BB		0-2 G3		0-1 FC4-6 1B		4-0 BB	3	0	1	0	2	0	0				
Richie Sexson, R (1.3) OBP: 0.375, SLG: 0.531	0-3 K		2-2 FC6-4		2-1 G6-3		0-1 FC6 FC4-6 1B		1-3 K	5	0	0	0	0	2	5				
Wes Helms, R (1.5) OBP: 0.330, SLG: 0.446		0-3 K		1-2 L9-3 1B		1-2 G4-6-3 1B		0-0 FC4-6		3-3 K	5	0	2	0	0	2	4			
Peter Zoccolillo, L (1.7) OBP: 0.154, SLG: 0.160	1-0 2B		1-1 F8		1-3 K		2-3 K			4	0	1	0	0	2	4				
Keith Osik, R (1.2) OBP: 0.345, SLG: 0.330	2-1 L8		2-1 L9-3		3-2 G4-6-3				4-2 HR BB	3	1	0	0	1	0	3				
Royce Clayton, R (1.6) OBP: 0.297, SLG: 0.327	1-1 G6-3		1-2 SH1-4 HR 1B		3-2 F9				0-3 K	4	1	1	0	0	1	2				
15 Ben Sheets, R (1.1) Shane Nance, L (6.1) Rickey Weeks Jr., R (7.7) Leo Estrella, R (7.1) Brooks Kieschnick, L (6.7) Dan Kolb, R (9.1)			1-3 K		0-1 SH1-4		3-3 K		0-1 HR	1	0	0	0	0	1	0				
Inning Stats	R: 1 E: 0 K: 1 S: 13	H: 1 LOB: 0 BB: 0 P: 17	R: 0 E: 0 K: 1 S: 9	H: 1 LOB: 1 BB: 0 P: 13	R: 0 E: 0 K: 1 S: 12	H: 1 LOB: 2 BB: 1 P: 20	R: 0 E: 0 K: 0 S: 7	H: 1 LOB: 0 BB: 0 P: 11	R: 3 E: 0 K: 1 S: 13	H: 2 LOB: 0 BB: 1 P: 20	R: 0 E: 0 K: 1 S: 12	H: 0 LOB: 0 BB: 0 P: 17	R: 0 E: 1 K: 2 S: 12	H: 1 LOB: 2 BB: 0 P: 15	R: 3 E: 0 K: 3 S: 26	H: 2 LOB: 2 BB: 3 P: 45	1B: 6 2B: 2 3B: 1 HR: 2	SF: 1 SAC: 1 DP: 2 HBP: 0	WP: 0 PB: 0 SB: 2 CS: 0	PA: 41
PITCHER	IP WLS BF H R ER SO BB IBB HBP BLK WP HR S P ERA WHIP																			
Garrett Stephenson, R (1.1) ERA: 4.58	6.0 25 7 4 4 4 2 0 0 0 0 0 1 66 98 6.00 1.500																			
Jason Simontacchi, R (7.1) ERA: 5.55	1.0 H 3 0 0 0 1 0 0 0 0 0 0 0 9 17 0.00 0.000																			
Mike DeJean, R (8.1) ERA: 4.73	1.0 H 5 1 0 0 2 0 0 0 0 0 0 0 12 15 0.00 1.000																			
44 Jason Isringhausen, R (9.1) ERA: 2.75	0.1 L 5 2 3 3 1 2 0 0 0 0 0 1 18 29 81.00 12.000																			
Jimmy Journell, R (9.1) ERA: 4.32	0.2 3 0 0 0 2 1 0 0 0 0 0 0 8 16 0.00 1.500																			

Milwaukee Brewers @ St. Louis Cardinals
 Busch Stadium, St. Louis, MO
 Wed Sep 17 2003, 7:10 PM CDT
 Att: 27,567 - Sunny - 82 F

AB	34
R	7
H	10
RBI	7
BB	5
SO	10
LOB	19



Batter	1	2	3	4	5	6	7	8	9	AB	R	H	RBI	BB	SO	LOB	BOTTOM			
Fernando Vina, L (1.4) OBP: 0.319, SLG: 0.404	1-1 P6		0-0 15 BB 27 1B FC5-2 1B		1-2 G4-3		2-3 K2-3		0-0 G3	5	1	1	0	0	1	2				
J.D. Drew, L (1.9) OBP: 0.504, SLG: 0.513	2-1 F7		0-0 FC5-2 15 BB 27 1B		3-3 K		1-0 5 1B		1-0 G5-3	4	1	1	1	0	1	2				
Jason Simontacchi, R (7.1) OBP: 0.330, SLG: 0.162										0	0	0	0	0	0	0				
So Taguchi, R (8.1) OBP: 0.311, SLG: 0.452										0	0	0	0	0	0	0				
Olando Palmeiro, L (8.7) OBP: 0.331, SLG: 0.334										1	0	0	0	0	0	1				
5 Albert Pujols, R (1.7) OBP: 0.443, SLG: 0.685	3-2 G5-3		0-2 F9		2-1 1B		2-1 1B		2-1 P2	5	0	2	0	0	0	2				
15 Jim Edmonds, L (1.8) OBP: 0.383, SLG: 0.604		0-3 K	4-1 HBP 27 1B 1B		0-0 F7		3-2 G3-1		0-3 K	4	1	0	0	1	2	3				
27 Scott Rolen, R (1.5) OBP: 0.379, SLG: 0.526		4-1 2B BB	2-2 1B HBP		1-2 G6-3 1B		2-0 G3-6-3 1B		0-2 G6-3	4	1	3	2	1	0	0				
Tino Martinez, L (1.3) OBP: 0.351, SLG: 0.424		1-3 K	4-2 1B HBP		0-1 G6-3		1-2 G3-6-3			3	1	0	0	0	1	3				
Mike DeJean, R (8.1) ERA: 4.99										0	0	0	0	0	0	0				
44 Jason Isringhausen, R (9.1) OBP: 0.500, SLG: 1.500										0	0	0	0	0	0	0				
Jimmy Journell, R (9.1) ERA: 2.08										0	0	0	0	0	0	0				
Edgar Renteria, R (1.6) OBP: 0.390, SLG: 0.478	1 SAFE 3-1 2B		1-2 PB 1B		0-0 P4		1-2 G5-3			4	0	2	2	0	0	0				
Chris Widger, R (1.2) OBP: 0.280, SLG: 0.308	1-3 K		1-2 2H 3H 2-2 1B				2-1 SH5-4 1B 2B		2-2 SH5-4 2B	4	1	3	1	0	1	2				
Garrett Stephenson, R (1.1) OBP: 0.271, SLG: 0.205							0-1 SH5-4		0-0 SH5-4	2	0	1	0	0	1	2				
Kerry Robinson, L (6.7) OBP: 0.259, SLG: 0.332							2-3 K			0	0	0	0	0	0	0				
Inning Stats	R: 0 E: 0 K: 0 S: 10	H: 0 LOB: 0 BB: 0 P: 16	R: 0 E: 0 K: 3 S: 12	H: 1 LOB: 2 BB: 1 P: 21	R: 5 E: 0 K: 1 S: 25	H: 5 LOB: 2 BB: 1 P: 41	R: 0 E: 0 K: 1 S: 12	H: 1 LOB: 1 BB: 0 P: 18	R: 0 E: 0 K: 0 S: 8	H: 3 LOB: 2 BB: 0 P: 25	R: 0 E: 0 K: 0 S: 7	H: 1 LOB: 0 BB: 0 P: 11	R: 0 E: 0 K: 0 S: 6	H: 1 LOB: 1 BB: 0 P: 9	R: 0 E: 0 K: 1 S: 10	H: 0 LOB: 0 BB: 0 P: 12	1B: 10 2B: 3 3B: 0 HR: 0	SF: 0 SAC: 2 DP: 2 HBP: 1	WP: 0 PB: 1 SB: 0 CS: 0	PA: 41
PITCHER	IP WLS BF H R ER SO BB IBB HBP BLK WP HR S P ERA WHIP																			
15 Ben Sheets, R (1.1) ERA: 4.36	5.2 30 11 6 6 6 2 0 0 0 0 0 0 5 77 9.53 2.294																			
Shane Nance, L (6.1) ERA: 4.99	0.1 1 0 0 0 0 0 0 0 0 0 0 0 5 8 0.00 0.000																			
Leo Estrella, R (7.1) ERA: 3.92	2.0 W 7 2 0 0 0 0 0 0 0 0 0 0 13 20 0.00 1.000																			
Dan Kolb, R (9.1) ERA: 2.08	1.0 S 3 0 0 0 1 0 0 0 0 0 0 0 10 12 0.00 0.000																			

Milwaukee Brewers @ St. Louis Cardinals
 Busch Stadium, St. Louis, MO
 Wed Sep 17 2003, 7:10 PM CDT
 Att: 27,567 - Sunny - 82 F

AB	36
R	6
H	13
RBI	6
BB	2
SO	7
LOB	17



Batter	1	2	3	4	5	6	7	8	9	AB	R	H	RBI	BB	SO	LOB	TOP								
Steve Finley, L OBP: 0.363, SLG: 0.500 (1, 8)	E4 F9 1B	SF8 3-H		G3-1 2-0		FC3-6 BB	F7 0-0		1B 3-1	4	1	2	2	1	0	2	Arizona Diamondbacks @ Milwaukee Brewers Miller Park, Milwaukee, WI Sat Sep 20 2003, 6:05 PM CDT Att: 27,823 - Dome - 72 F livebaseballscorecards.com								
Junior Salvey, R OBP: 0.332, SLG: 0.446 (1, 4)	F9 2-3	1B 1-3 2-H		G6-3 1-1		K 3-3	P2 2-2		K 1-3	6	1	1	1	0	2	5									
Luis Gonzalez, L OBP: 0.398, SLG: 0.535 (1, 7)		1B 3-H			2B 4-1	FC3-6 BB 1-2		1B 4-0	1B 0-1	4	1	3	3	2	0	1									
Shea Hillenbrand, R OBP: 0.313, SLG: 0.455 (1, 3)	K 1-3	G6-3 0-0			1B 1-H	2B 4-1		1B 2-1	G5-3 1-0	5	1	2	1	1	1	4									
Alex Cintron, S OBP: 0.352, SLG: 0.472 (1, 6)	K 1-3			F9 1-0		F7 0-2	G3-1 0-2		F8 0-1	5	0	0	0	0	1	6									
Danny Bautista, R OBP: 0.327, SLG: 0.358 (1, 9)		E SF8 2B		P3 1-0		K 3-3		BB FC3-6 1B 1-1	K 1-3	5	2	2	0	0	2	3									
Matt Kata, S OBP: 0.315, SLG: 0.425 (1, 5)		K 2-3			1B 2-2			FC3-6 BB HBP 1-2	K 2-3	4	1	2	1	0	2	3									
Rod Barajas, R OBP: 0.259, SLG: 0.322 (1, 2)		E 2B BB		K 0-3		E7 1-H		FC3-6 BB 1-2 2-3	G6-3 1-1	3	1	1	1	2	1	1									
Elmer Dessens, R OBP: 0.234, SLG: 0.250 (1, 1)		FC2 2B 1B		G6-3 0-1		K 2-3		FC3-6 1-2 2-3		3	1	0	0	0	1	3									
John Patterson, R OBP: 0.077, SLG: 0.077 (8, 1)										1	0	0	1	0	0	2									
Stephen Randolph, L OBP: 0.000, SLG: 0.000 (8, 1)										0	0	0	0	0	0	0									
Jose Valverde, R OBP: 1.000, SLG: 2.000 (8, 1)										1	1	1	0	0	0	0									
Inning Stats	R: 1 E: 1 K: 2 S: 11	H: 2 LOB: 1 BB: 0 P: 15	R: 4 E: 1 K: 1 S: 12	H: 3 LOB: 1 BB: 21 P: 21	R: 0 E: 0 K: 1 S: 10	H: 1 LOB: 1 BB: 0 P: 14	R: 0 E: 0 K: 0 S: 5	H: 0 LOB: 0 BB: 0 P: 8	R: 3 E: 1 K: 2 S: 16	H: 3 LOB: 1 BB: 1 P: 27	R: 0 E: 0 K: 1 S: 13	H: 0 LOB: 2 BB: 2 P: 26	R: 1 E: 0 K: 0 S: 13	H: 1 LOB: 2 BB: 1 P: 21	R: 0 E: 0 K: 2 S: 10	H: 1 LOB: 2 BB: 1 P: 19	R: 1 E: 0 K: 1 S: 11	H: 3 LOB: 2 BB: 0 P: 17	1B: 10 2B: 4 3B: 0 HR: 0	SF: 1 DP: 0 HBP: 1	WP: 1 PB: 0 CS: 0	PA: 49			
PITCHER	IP	WLS	BF	H	R	ER	SO	BB	IBB	HBP	BLK	WP	HR	S	P	ERA	WHIP								
Wayne Franklin, L ERA: 5.34 (1, 1)	4.2	L	26	9	8	3	5	2	0	0	0	1	0	51	80	5.79	2.357								
Luis Vizcaino, R ERA: 6.56 (5, 1)	0.1		1	0	0	0	1	0	0	0	0	0	0	3	5	0.00	0.000								
Dave Burba, R ERA: 3.73 (6, 1)	1.0		5	0	0	0	1	2	0	0	0	0	0	13	26	0.00	2.000								
Brooks Kieschnick, R ERA: 5.26 (7, 1)	2.0		11	2	1	1	2	2	0	1	0	0	0	23	40	4.50	2.000								
Leo Estrella, R ERA: 4.0 (9, 1)	1.0		6	3	1	1	1	0	0	0	0	0	0	11	17	9.00	3.000								


Batter	1	2	3	4	5	6	7	8	9	AB	R	H	RBI	BB	SO	LOB	BOTTOM								
Scott Podsednik, L OBP: 0.381, SLG: 0.428 (1, 8)	B1-3 1-0		G3 2-3		G1-3 HBP 2-H 1B		1B G5-4-3 1B		BB 1-2 2-3	4	1	2	1	1	0	1	Arizona Diamondbacks @ Milwaukee Brewers Miller Park, Milwaukee, WI Sat Sep 20 2003, 6:05 PM CDT Att: 27,823 - Dome - 72 F livebaseballscorecards.com								
Rickie Weeks Jr., R OBP: 0.250, SLG: 0.143 (1, 4)	G6-3 0-1		P3 0-0		G1-3 HBP 1-2		G5-4-3 1B 1-3		K 1-3	4	0	1	0	0	1	4									
Brady Clark, R OBP: 0.347, SLG: 0.421 (1, 7)	2B 3-1		FC5-2 2-1		G1-3 1-2 2-3		G5-4-3 1B 1-2 2-3		E DI BB 4-2	4	0	1	0	1	0	4									
Richie Sexson, R OBP: 0.378, SLG: 0.533 (1, 3)	F8 3-1				G4-6-3 1B BB 4-1		HR 2-0		K 2-3	4	1	1	1	1	2	4									
Keith Ginter, R OBP: 0.358, SLG: 0.431 (1, 5)		L8 3-1			G4-6-3 1B BB 2-2		G4-3 3-2		E9 1-3	4	0	1	0	1	0	1									
Jason Conti, L OBP: 0.250, SLG: 0.405 (1, 9)		FC6-4 1B 1-2		G4-6-3 1-2 2-3		K 1-3		K 2-3	K 0-3	5	0	1	0	0	3	7									
Keith Osik, R OBP: 0.342, SLG: 0.325 (1, 2)		K 2-3		G4-3 2-0			F8 1-1		BB G4-3 BB 4-1	4	0	0	0	1	1	4									
Royce Clayton, R OBP: 0.296, SLG: 0.328 (1, 6)		FC6-4 1-2			2B 0-0		K 2-3		G4-3 1-2	4	1	1	0	0	1	2									
Wayne D'Arment, L ERA: 5.12 (1, 1)					G3 FC5-2 2B		K 3-3		BB 4-2	1	0	1	0	0	0	0									
John Patterson, R ERA: 6.04 (6, 1)										0	0	0	0	0	0	0									
Stephen Randolph, L ERA: 4.18 (8, 1)										0	0	0	0	0	0	0									
Jose Valverde, R ERA: 1.72 (8, 1)										0	0	0	0	0	0	0									
Inning Stats	R: 0 E: 0 K: 0 S: 7	H: 1 LOB: 1 BB: 0 P: 13	R: 0 E: 0 K: 1 S: 10	H: 1 LOB: 1 BB: 0 P: 16	R: 0 E: 0 K: 0 S: 5	H: 1 LOB: 1 BB: 0 P: 8	R: 0 E: 0 K: 0 S: 11	H: 1 LOB: 1 BB: 1 P: 20	R: 2 E: 0 K: 2 S: 14	H: 3 LOB: 3 BB: 1 P: 23	R: 0 E: 0 K: 2 S: 10	H: 0 LOB: 0 BB: 0 P: 16	R: 2 E: 0 K: 0 S: 9	H: 3 LOB: 0 BB: 0 P: 18	R: 0 E: 0 K: 2 S: 15	H: 0 LOB: 3 BB: 3 P: 31	R: 0 E: 1 K: 2 S: 14	H: 0 LOB: 2 BB: 1 P: 20	1B: 6 2B: 3 3B: 0 HR: 1	SF: 0 DP: 2 HBP: 1	WP: 0 PB: 0 CS: 0	PA: 43			
PITCHER	IP	WLS	BF	H	R	ER	SO	BB	IBB	HBP	BLK	WP	HR	S	P	ERA	WHIP								
Elmer Dessens, R ERA: 5.12 (1, 1)	5.0	W	24	7	2	2	3	2	0	1	0	0	0	47	80	3.60	1.800								
John Patterson, R ERA: 6.04 (6, 1)	2.0		8	3	2	2	2	0	0	0	0	0	1	19	34	9.00	1.500								
Stephen Randolph, L ERA: 4.18 (8, 1)	0.2		5	0	0	0	1	3	0	0	0	0	0	11	26	0.00	4.500								
Jose Valverde, R ERA: 1.72 (8, 1)	1.1	S	6	0	0	0	3	1	0	0	0	0	0	18	25	0.00	0.750								



Batter	1	2	3	4	5	6	7	8	9	AB	R	H	RBI	BB	SO	LOB	TOP										
Fernando Vina, L (1.4) OBP: 0.318, SLG: 0.396	G1-3		F8		G3-1		5 ^{BB}		F9	5	0	1	0	0	0	0											
Orlando Palmeiro, L (1.7) OBP: 0.333, SLG: 0.343	G5-4-3 1B		FC3-6 27 2B		F9		1 SAFE		P5	4	1	2	0	0	0	1											
5 Albert Pujols, R (1.3) OBP: 0.445, SLG: 0.681	G5-4-3		FC3-6		2B		4-1		1-2	3	0	2	0	1	0	1											
J.D. Drew, L (1.8) OBP: 0.374, SLG: 0.505			FC3-6 27 2B		BB		1-1		F7	3	1	0	0	1	0	4											
27 Scott Rolen, R (1.5) OBP: 0.382, SLG: 0.534	1B SF7		1-H 3-H		BB		3-2		F9	4	1	2	2	0	1	2											
Edgar Renteria, R (1.6) OBP: 0.396, SLG: 0.484	HR		G5-3		BB		0-0		G6-3	4	1	2	0	0	0	1											
Eduardo Perez, R (1.9) So Taguchi, R (6.9) OBP: 0.364, SLG: 0.470 OBP: 0.302, SLG: 0.469	SF7		G6-3		G6-4-3		1-2		F8	2	0	0	1	0	0	1											
Mike Matheny, R (1.2) OBP: 0.314, SLG: 0.354	1 SAFE 1 SAFE		G4-3		K		3-3		F9	4	1	1	2	0	1	0											
Woody Williams, R (1.1) Cal Eldred, R (8.1) Steve Kline, S (8.1) Kerry Robinson, L (9, PH) Mike DeJean, R (9.1) OBP: 0.307, SLG: 0.382 OBP: 0.500, SLG: 0.500 OBP: 0.500, SLG: 1.000 OBP: 0.282, SLG: 0.324	K		G5-3		G5-3		1-3		G3	3	0	0	0	0	2	0											
Inning Stats	R: 0 E: 0 K: 0 S: 9	H: 1 LOB: 0 BB: 0 P: 12	R: 3 E: 0 K: 1 S: 11	H: 3 LOB: 0 BB: 0 P: 13	R: 2 E: 0 K: 0 S: 11	H: 3 LOB: 1 BB: 0 P: 15	R: 0 E: 0 K: 0 S: 6	H: 0 LOB: 0 BB: 0 P: 8	R: 0 E: 0 K: 1 S: 10	H: 1 LOB: 2 BB: 1 P: 20	R: 0 E: 0 K: 1 S: 10	H: 1 LOB: 2 BB: 1 P: 19	R: 0 E: 0 K: 0 S: 6	H: 0 LOB: 0 BB: 0 P: 10	R: 0 E: 0 K: 0 S: 9	H: 0 LOB: 0 BB: 0 P: 14	1B: 6 2B: 3 3B: 0 HR: 1	SF: 1 SAC: 0 DP: 2 HBP: 0	WP: 0 PB: 0 SB: 0 CS: 0	PA: 37							
PITCHER	IP	WLS	BF	H	R	ER	SO	BB	IBB	HBP	BLK	WP	HR	S	P	ERA	WHIP										
15 Ben Sheets, R (1.1) ERA: 4.45	6.0	L	26	9	5	5	3	1	0	0	0	0	1	57	84	7.50	1.667										
Shane Nance, L (7.1) ERA: 4.94	1.0		5	1	0	0	1	1	0	0	0	0	0	10	19	0.00	2.000										
Mike Crudale, R (8.1) ERA: 2.61	1.0		3	0	0	0	0	0	0	0	0	0	0	6	10	0.00	0.000										
Luis Vizcaino, R (9.1) ERA: 6.45	1.0		3	0	0	0	0	0	0	0	0	0	0	9	14	0.00	0.000										

St. Louis Cardinals @ Milwaukee Brewers
Miller Park, Milwaukee, WI
Tue Sep 23 2003, 7:05 PM CDT
Att: 15,042 - Dome - 72 F

AB 34
R 5
H 10
RBI 5
BB 2
SO 4
LOB 10



Batter	1	2	3	4	5	6	7	8	9	AB	R	H	RBI	BB	SO	LOB	BOTTOM										
Scott Podsednik, L (1.8) OBP: 0.378, SLG: 0.424	L9		P5						F7	4	0	0	0	0	0	0											
2 Bill Hall, R (1.6) OBP: 0.303, SLG: 0.476	G5-3				G5-3				G1-3	4	0	1	0	0	0	0											
Brady Clark, R (1.9) OBP: 0.341, SLG: 0.423	HR				K				F7	4	1	1	1	0	1	1											
Richie Sexson, R (1.3) OBP: 0.377, SLG: 0.535	K				G5-3				F7	3	0	0	0	0	1	0											
Keith Ginter, R (1.4) OBP: 0.355, SLG: 0.433									F9	3	0	0	0	0	1	0											
Wes Helms, R (1.5) OBP: 0.327, SLG: 0.440									F8	3	0	1	0	0	0	0											
Mark Smith, R (1.7) OBP: 0.254, SLG: 0.455									F8	3	0	0	0	0	0	1											
Keith Osik, R (1.2) OBP: 0.338, SLG: 0.321									F8	3	0	0	0	0	2	1											
15 Ben Sheets, R (1.1) Peter Zoccolillo, L (6, PH) Shane Nance, L (7.1) Mike Crudale, R (8.1) John Vander Wal, L (8, PH) Luis Vizcaino, R (9.1) OBP: 0.307, SLG: 0.382 OBP: 0.125, SLG: 0.129 OBP: 0.302, SLG: 0.469 OBP: 0.282, SLG: 0.324									K	1	0	0	0	0	0	0											
Inning Stats	R: 1 E: 0 K: 1 S: 11	H: 1 LOB: 0 BB: 0 P: 19	R: 0 E: 0 K: 0 S: 11	H: 0 LOB: 0 BB: 0 P: 16	R: 0 E: 0 K: 1 S: 10	H: 0 LOB: 0 BB: 0 P: 12	R: 0 E: 0 K: 1 S: 5	H: 0 LOB: 0 BB: 0 P: 9	R: 0 E: 0 K: 1 S: 9	H: 1 LOB: 1 BB: 0 P: 14	R: 0 E: 0 K: 1 S: 8	H: 0 LOB: 0 BB: 0 P: 11	R: 0 E: 0 K: 2 S: 9	H: 0 LOB: 0 BB: 0 P: 14	R: 0 E: 0 K: 0 S: 9	H: 0 LOB: 0 BB: 0 P: 14	1B: 2 2B: 0 3B: 0 HR: 1	SF: 0 SAC: 0 DP: 0 HBP: 0	WP: 0 PB: 0 SB: 0 CS: 0	PA: 30							
PITCHER	IP	WLS	BF	H	R	ER	SO	BB	IBB	HBP	BLK	WP	HR	S	P	ERA	WHIP										
Woody Williams, R (1.1) ERA: 3.9	7.0	W	24	3	1	1	6	0	0	0	0	0	0	6	10	0.00	0.429										
Cal Eldred, R (8.1) ERA: 3.68	0.2		2	0	0	0	1	0	0	0	0	0	0	3	4	0.00	0.000										
Steve Kline, L (8.1) ERA: 3.82	0.1		1	0	0	0	1	0	0	0	0	0	0	3	4	0.00	0.000										
Mike DeJean, R (9.1) ERA: 4.56	1.0		3	0	0	0	0	0	0	0	0	0	0	9	14	0.00	0.000										

St. Louis Cardinals @ Milwaukee Brewers
Miller Park, Milwaukee, WI
Tue Sep 23 2003, 7:05 PM CDT
Att: 15,042 - Dome - 72 F

AB 30
R 1
H 3
RBI 1
BB 0
SO 8
LOB 3



Batter	1	2	3	4	5	6	7	8	9	AB	R	H	RBI	BB	SO	LOB	TOP					
Fernando Vina, L (1.4) Mike DeJean, R (8.1) 44 Jason Isringhausen, R (8.1) OBP: 0.500, SLG: 1.500	F8		F8	F9		G6-3		K		5	0	0	0	0	1	3						
Orlando Palmeiro, L (1.9) OBP: 0.337, SLG: 0.348	1B		2B		HR	G6-3		G4-3		4	1	2	1	1	0	0						
5 Albert Pujols, R (1.7) So Taguchi, R (9.7) OBP: 0.302, SLG: 0.469	F9		F8		P6		G4-3		2B	5	1	1	0	0	0	3						
J.D. Drew, L (1.8) OBP: 0.378, SLG: 0.522	K			L8	HR		1B		1B	5	3	3	3	0	1	1						
27 Scott Rolen, R (1.5) OBP: 0.382, SLG: 0.532		F8		F8	1B		F8		G6-3	4	1	1	0	1	0	2						
Edgar Renteria, R (1.6) OBP: 0.396, SLG: 0.484	F9		1B	1B	L8		1B		SF9	4	1	2	1	0	0	1						
Tino Martinez, L (1.3) OBP: 0.349, SLG: 0.419	K		F8		IBB		1B		1B	4	0	2	1	1	1	2						
Mike Matheny, R (1.2) OBP: 0.315, SLG: 0.353			SH2-4	1B	P6		G4-3		K	4	1	1	1	1	1	5						
Matt Morris, R (1.1) Miguel Cairo, R (8.4) OBP: 0.292, SLG: 0.383			SH2-4	1B			K		G4-3	2	0	1	1	0	1	0						
Inning Stats	R: 0 E: 0 K: 1 S: 13	H: 1 LOB: 1 BB: 0 P: 17	R: 0 E: 0 K: 1 S: 9	H: 0 LOB: 0 BB: 0 P: 14	R: 1 E: 0 K: 0 S: 10	H: 1 LOB: 1 BB: 1 P: 16	R: 2 E: 0 K: 0 S: 17	H: 4 LOB: 2 BB: 0 P: 26	R: 2 E: 0 K: 0 S: 11	H: 1 LOB: 2 BB: 3 P: 30	R: 0 E: 0 K: 1 S: 8	H: 0 LOB: 0 BB: 0 P: 10	R: 1 E: 0 K: 0 S: 12	H: 3 LOB: 2 BB: 0 P: 20	R: 0 E: 0 K: 1 S: 9	H: 0 LOB: 0 BB: 0 P: 12	R: 2 E: 0 K: 1 S: 11	H: 3 LOB: 1 BB: 0 P: 16	1B: 10 2B: 2 3B: 0 HR: 1	SF: 1 SAC: 1 DP: 0 HBP: 0	WP: 0 PB: 0 SB: 2 CS: 0	PA: 44
PITCHER	IP WLS BF H R ER SO BB IBB HBP BLK WP HR S P ERA WHIP																					
Matt Kinney, R (1.1) ERA: 5.22	5.0 L 26 7 5 5 2 3 1 0 0 0 1 60 103 9.00 2.000																					
Glendon Rusch, L (6.1) ERA: 8.58	3.0 12 3 1 1 2 0 0 0 0 0 0 29 42 3.00 1.000																					
Leo Estrella, R (9.1) ERA: 4.22	1.0 6 3 2 2 1 0 0 0 0 0 0 11 16 18.00 3.000																					

St. Louis Cardinals @ Milwaukee Brewers
Miller Park, Milwaukee, WI
Wed Sep 24 2003, 7:05 PM CDT
Att: 21,965 - Dome - 72 F

AB	38
R	8
H	13
RBI	8
BB	4
SO	5
LOB	17



Batter	1	2	3	4	5	6	7	8	9	AB	R	H	RBI	BB	SO	LOB	BOTTOM					
Scott Podsednik, L (1.8) OBP: 0.379, SLG: 0.432	G6-3		G6-3		FC6-4			HR		4	2	2	1	0	0	1						
Keith Ginter, R (1.4) OBP: 0.354, SLG: 0.430	P3		G6-3		P4-3		G5-3		BB	3	0	0	1	1	0	1						
Brady Clark, R (1.9) OBP: 0.337, SLG: 0.417	K		L8			P4		G5-3		4	0	0	0	0	1	1						
Richie Sexson, R (1.3) OBP: 0.378, SLG: 0.536		HR		1B		F8		K		4	1	2	0	0	1	1						
Brooks Kieschnick, L (1.7) OBP: 0.361, SLG: 0.642		G5-3		L7		G4-3			G6-3	4	0	0	0	0	0	2						
Wes Helms, R (1.5) OBP: 0.326, SLG: 0.445		HR		K			F8		G1-3	4	1	1	2	0	1	1						
Eddie Pérez, R (1.2) OBP: 0.307, SLG: 0.427		G6-3		1B			F8		P6	4	0	2	0	0	0	0						
2 Bill Hall, R (1.6) OBP: 0.296, SLG: 0.465		G6-3		K			F9			3	0	0	0	0	1	3						
Matt Kinney, R (1.1) Peter Zoccolillo, L (6.4) Glendon Rusch, L (6.1) John Vander Wal, L (8.4) Leo Estrella, R (9.1)			F9					G3-1		1	0	0	0	0	0	0						
Inning Stats	R: 0 E: 0 K: 1 S: 11	H: 0 LOB: 0 BB: 0 P: 15	R: 2 E: 0 K: 0 S: 8	H: 3 LOB: 0 BB: 0 P: 14	R: 1 E: 0 K: 0 S: 11	H: 1 LOB: 0 BB: 0 P: 19	R: 0 E: 0 K: 2 S: 13	H: 2 LOB: 2 BB: 0 P: 15	R: 0 E: 0 K: 0 S: 7	H: 1 LOB: 0 BB: 0 P: 12	R: 0 E: 0 K: 0 S: 9	H: 0 LOB: 0 BB: 0 P: 15	R: 0 E: 0 K: 0 S: 6	H: 0 LOB: 0 BB: 0 P: 10	R: 1 E: 0 K: 1 S: 16	H: 1 LOB: 1 BB: 1 P: 27	R: 0 E: 0 K: 0 S: 8	H: 0 LOB: 0 BB: 0 P: 13	1B: 4 2B: 3 3B: 0 HR: 2	SF: 0 SAC: 0 DP: 2 HBP: 0	WP: 0 PB: 0 SB: 1 CS: 0	PA: 34
PITCHER	IP WLS BF H R ER SO BB IBB HBP BLK WP HR S P ERA WHIP																					
Matt Morris, R (1.1) ERA: 3.76	7.0 W 26 7 3 3 3 0 0 0 0 0 1 65 100 3.86 1.000																					
Mike DeJean, R (8.1) ERA: 4.65	0.1 H 3 1 1 1 0 1 0 0 0 0 0 1 11 20 27.00 6.000																					
44 Jason Isringhausen, R (8.1) ERA: 2.5	1.2 S 5 0 0 0 1 0 0 0 0 0 0 13 20 0.00 0.000																					

St. Louis Cardinals @ Milwaukee Brewers
Miller Park, Milwaukee, WI
Wed Sep 24 2003, 7:05 PM CDT
Att: 21,965 - Dome - 72 F


AB	33
R	4
H	8
RBI	4
BB	1
SO	4
LOB	10



Batter	1	2	3	4	5	6	7	8	9	AB	R	H	RBI	BB	SO	LOB	TOP										
Scott Podsednik, L (1, 8) OBP: 0.378, SLG: 0.429										3	0	0	0	1	2	1	Milwaukee Brewers @ Houston Astros Minute Maid Park, Houston, TX Thu Sep 25 2003, 7:05 PM CDT Att: 27,934 - Cloudy - 86 F										
Keith Ginter, R (1, 4) OBP: 0.352, SLG: 0.427 2 Bill Hall, R (4, 4) OBP: 0.299, SLG: 0.465										2	0	0	0	0	0	2											
Brady Clark, R (1, 9) OBP: 0.333, SLG: 0.412										4	0	0	0	0	0	4											
Richie Sexson, R (1, 3) OBP: 0.379, SLG: 0.541										4	1	2	1	0	0	0											
Brooks Kieschnick, L (1, 7) OBP: 0.355, SLG: 0.614										3	0	0	0	1	1	2											
Wes Helms, R (1, 5) OBP: 0.328, SLG: 0.445											4	0	2	0	0	2											
Eddie Pérez, R (1, 2) OBP: 0.305, SLG: 0.423										3	0	0	0	0	1	3											
Royce Clayton, R (1, 6) OBP: 0.297, SLG: 0.328										3	0	1	0	0	1	0											
Doug Davis, R (1, 1) OBP: 0.095, SLG: 0.095 Luis Vizcaino, R (7, 1) OBP: 0.178, SLG: 0.156 Peter Zoccolillo, L (8, PH) OBP: 0.178, SLG: 0.156 Leo Estrella, R (8, 1)										2	0	0	0	0	1	1											
										0	0	0	0	0	0	0											
										0	0	0	0	0	0	0											
										0	0	0	0	0	0	0											
										0	0	0	0	0	0	0											
Inning Stats	R: 0 E: 0 K: 1 S: 15	H: 0 LOB: 0 BB: 0 P: 18	R: 0 E: 0 K: 1 S: 6	H: 1 LOB: 1 BB: 0 P: 9	R: 0 E: 0 K: 1 S: 11	H: 1 LOB: 2 BB: 1 P: 16	R: 1 E: 0 K: 1 S: 8	H: 1 LOB: 0 BB: 1 P: 14	R: 0 E: 0 K: 0 S: 4	H: 2 LOB: 1 BB: 0 P: 11	R: 0 E: 0 K: 1 S: 6	H: 1 LOB: 0 BB: 0 P: 10	R: 0 E: 0 K: 1 S: 8	H: 0 LOB: 1 BB: 1 P: 14	R: 0 E: 0 K: 2 S: 10	H: 0 LOB: 0 BB: 0 P: 14	1B: 5 2B: 1 3B: 0 HR: 1	SF: 0 SAC: 0 DP: 3 HBP: 0	WP: 0 PB: 0 SB: 1 CS: 0	PA: 33							
PITCHER	IP	WLS	BF	H	R	ER	SO	BB	IBB	HBP	BLK	WP	HR	S	P	ERA	WHIP										
Tim Redding, R (1, 1) ERA: 3.68	5.1	W	21	4	1	1	4	2	0	0	0	0	1	50	71	1.69	1.125										
54 Brad Lidge, R (6, 1) ERA: 3.51	1.2	H	5	2	0	0	1	0	0	0	0	0	0	9	13	0.00	1.200										
Octavio Dotel, R (8, 1) ERA: 2.54	1.0	H	4	0	0	0	1	1	0	0	0	0	0	8	14	0.00	1.000										
Dan Miceli, R (9, 1) ERA: 3.19	1.0		3	0	0	0	2	0	0	0	0	0	0	10	14	0.00	0.000										

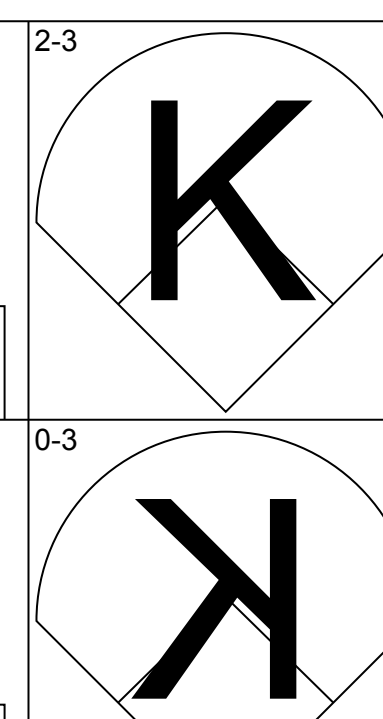
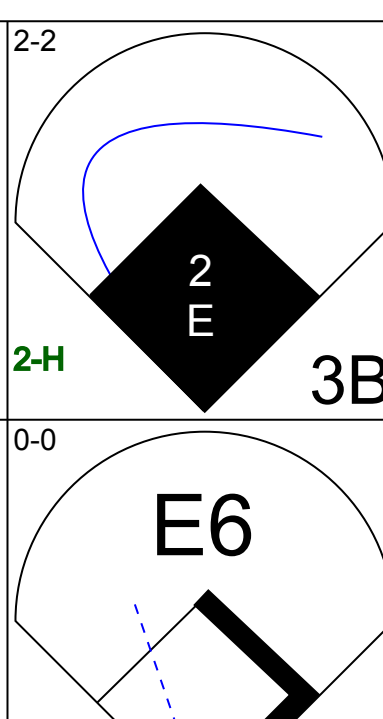
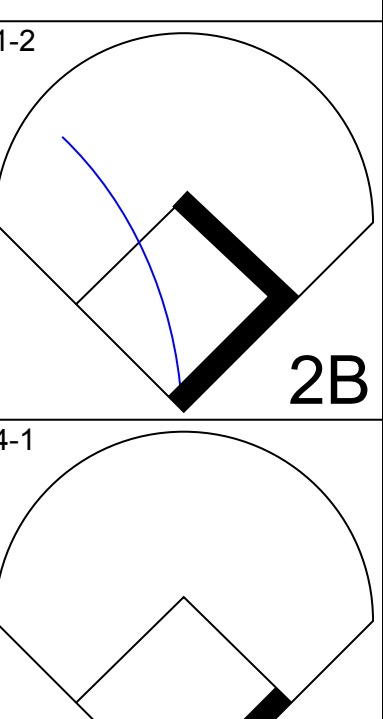
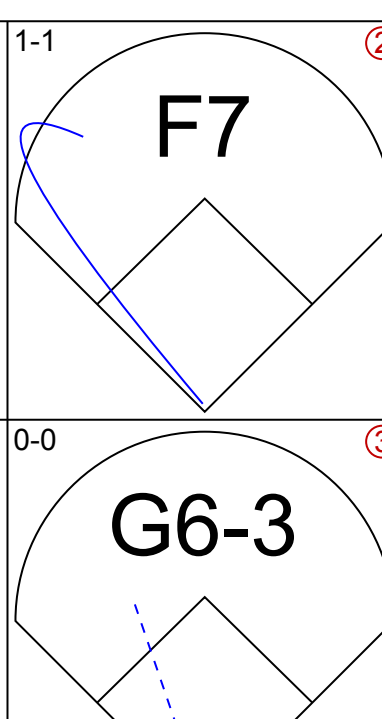
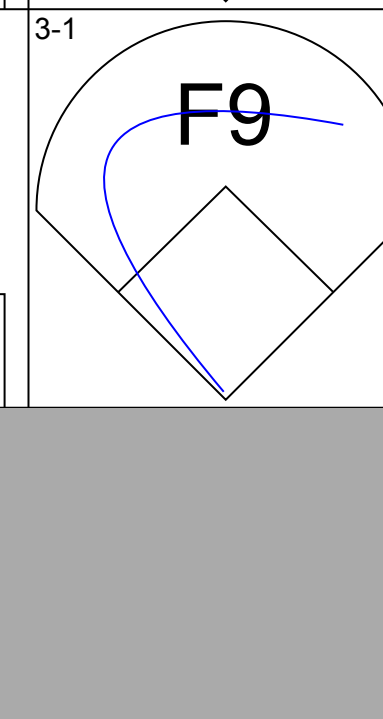
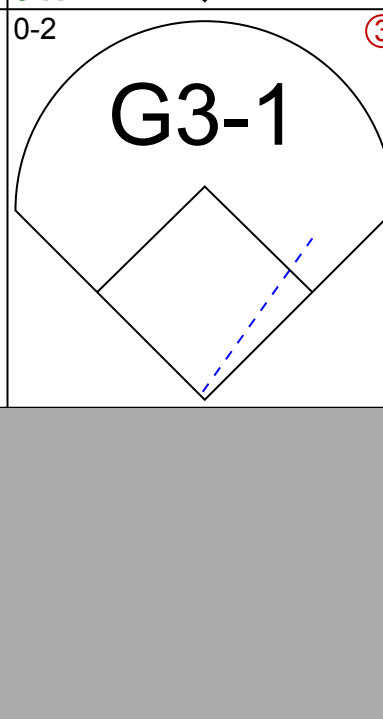
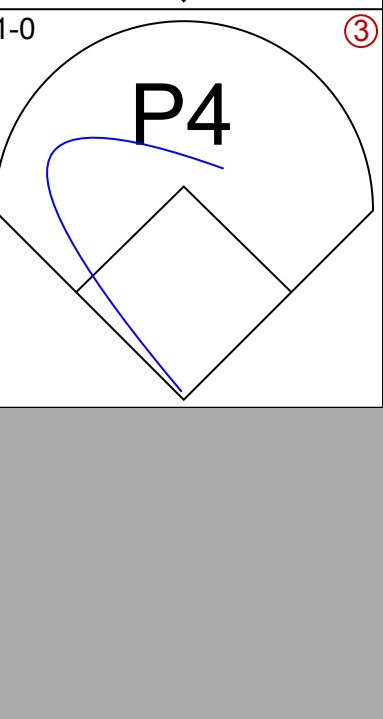




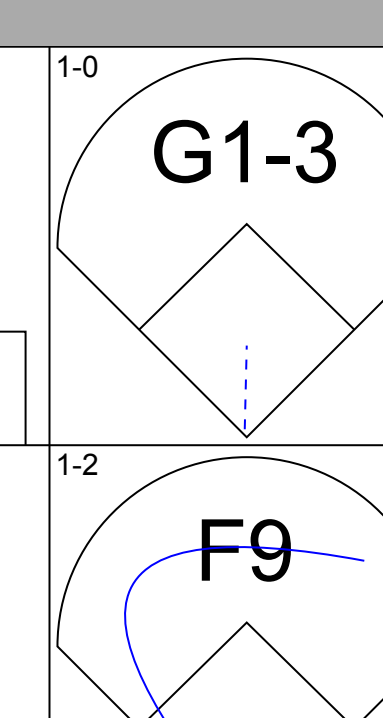
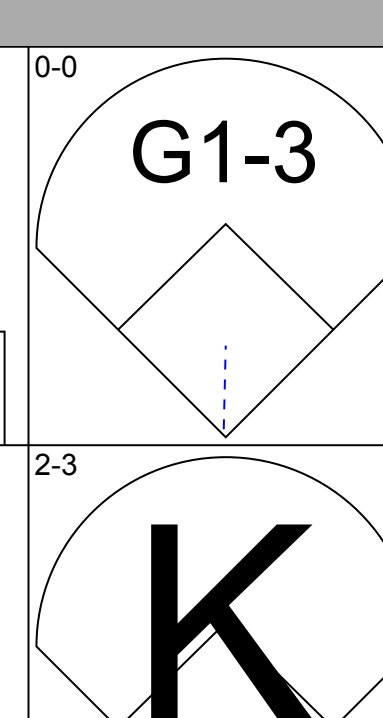
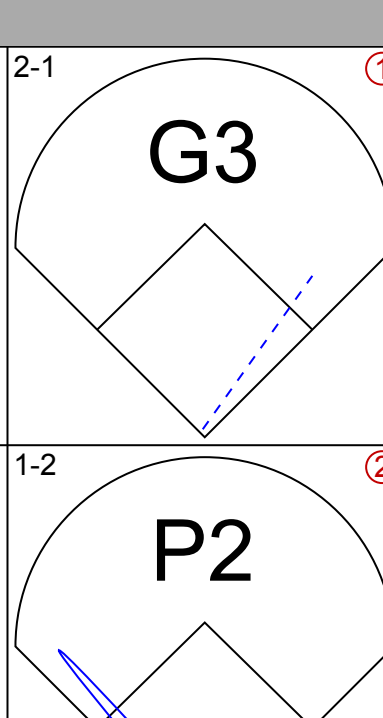


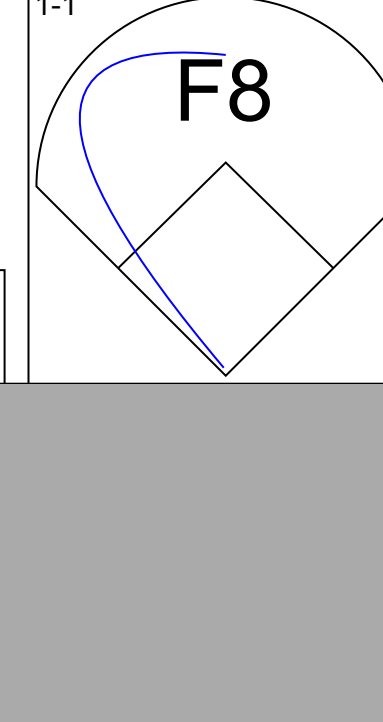
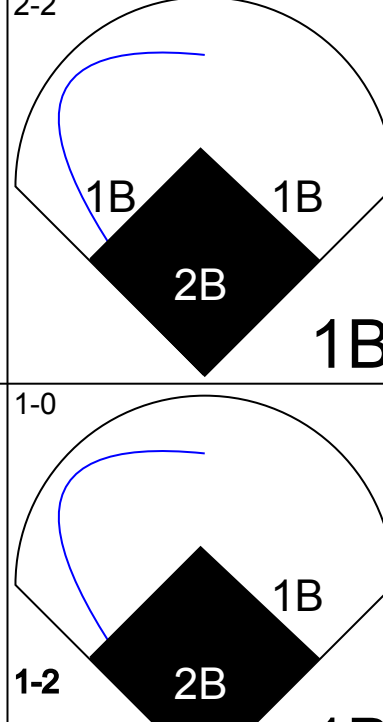
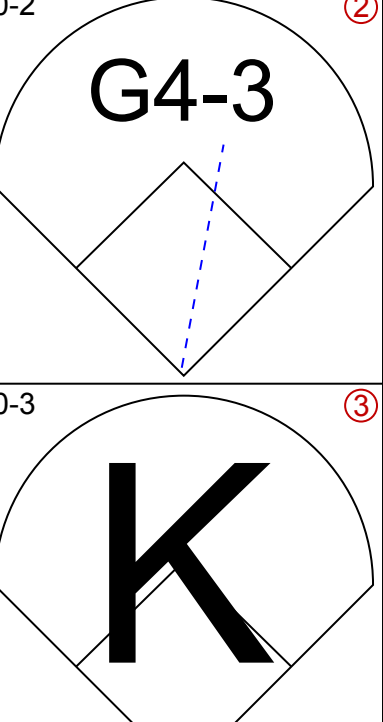
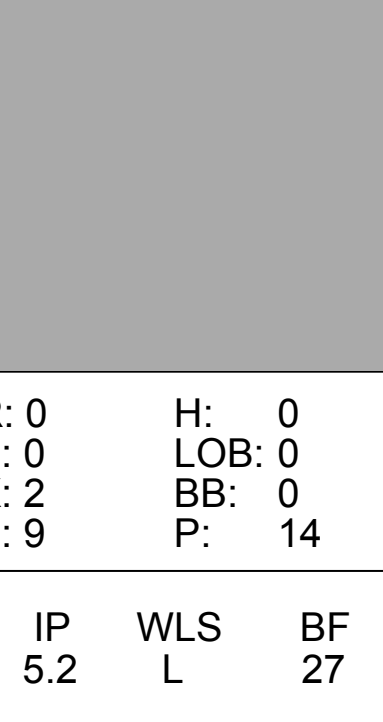

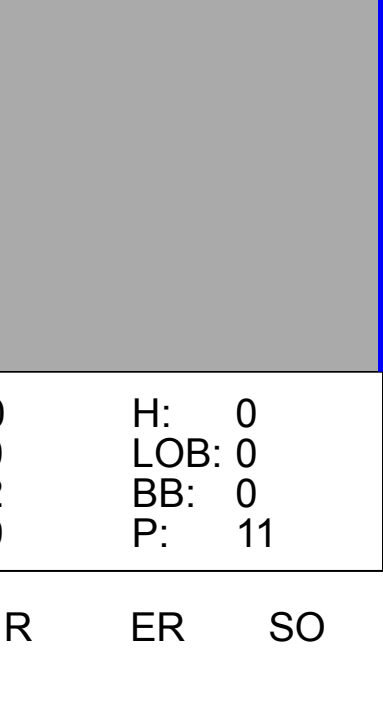
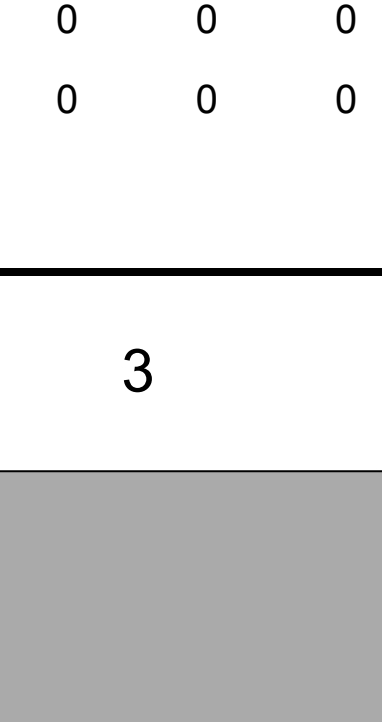
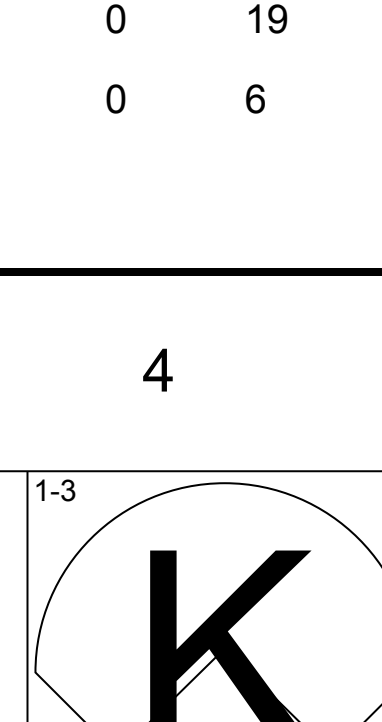
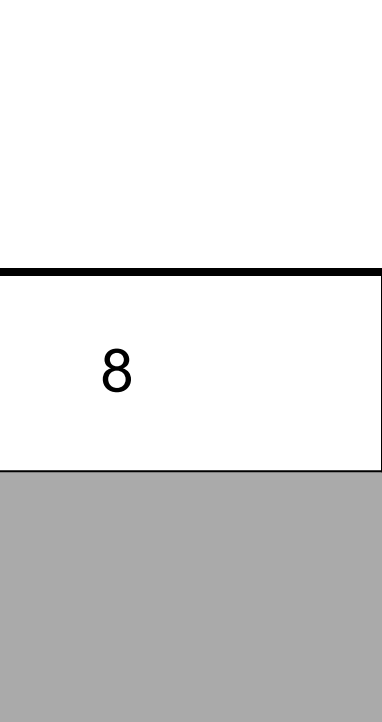
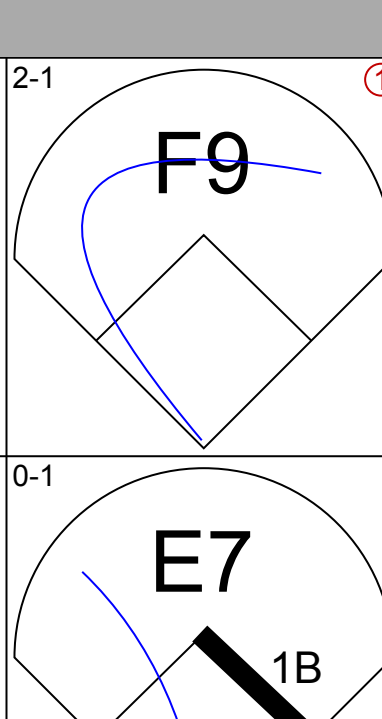
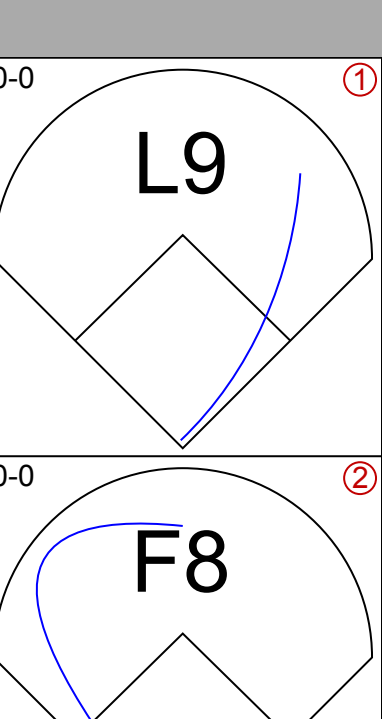

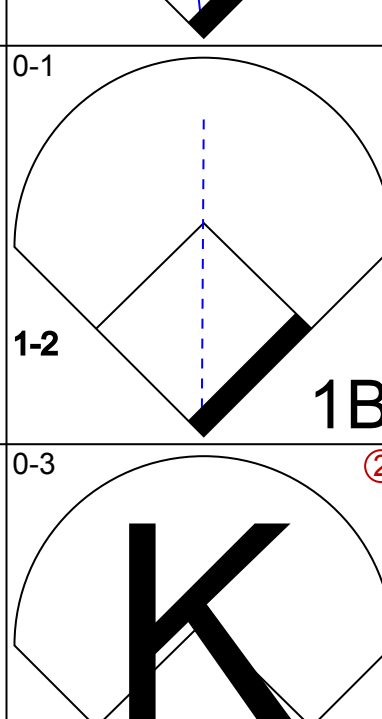
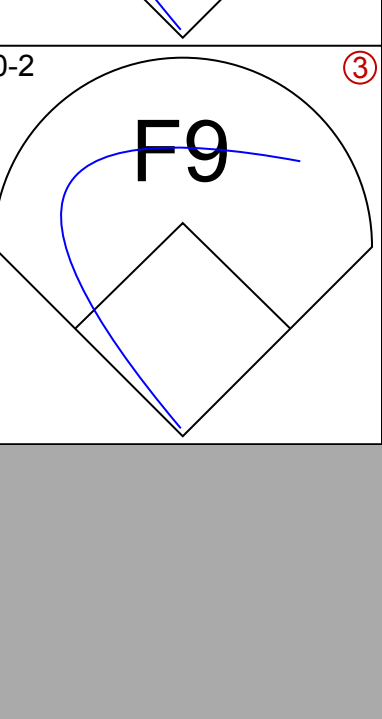

Batter	1	2	3	4	5	6	7	8	9	AB	R	H	RBI	BB	SO	LOB	BOTTOM										
Craig Biggio, R (1, 8) OBP: 0.350, SLG: 0.413										4	1	1	2	0	1	4	Milwaukee Brewers @ Houston Astros Minute Maid Park, Houston, TX Thu Sep 25 2003, 7:05 PM CDT Att: 27,934 - Cloudy - 86 F										
Morgan Ensberg, R (1, 5) OBP: 0.375, SLG: 0.525										4	2	2	2	1	0	2											
5 Jeff Bagwell, R (1, 3) OBP: 0.370, SLG: 0.513										4	0	1	0	0	2	1											
Jeff Kent, R (1, 4) OBP: 0.351, SLG: 0.509										4	0	0	0	0	1	2											
Richard Hidalgo, R (1, 9) OBP: 0.390, SLG: 0.581										4	1	1	0	0	2	2											
17 Lance Berkman, S (1, 7) OBP: 0.415, SLG: 0.512										2	2	1	0	2	0	0											
Brad Ausmus, R (1, 2) OBP: 0.303, SLG: 0.291										3	0	1	1	1	1	2											
28 Adam Everett, R (1, 6) OBP: 0.317, SLG: 0.380										3	0	2	1	0	0	1											
Tim Redding, R (1, 1) ERA: 4.03 54 Brad Lidge, R (6, 1) ERA: 3.51 Octavio Dotel, R (8, 1) ERA: 2.54 Jose Vizcaino, S (8, PH) OBP: 0.178, SLG: 0.156 Colin Porter, R (8, PH) OBP: 0.178, SLG: 0.156 Dan Miceli, R (9, 1)										1	0	0	0	0	1	2											
										1	0	0	0	0	1	1											
										0	0	0	0	0	0	0											
										0	0	0	0	0	0	0											
										0	0	0	0	0	0	0											
										0	0	0	0	0	0	0											
Inning Stats	R: 1 E: 0 K: 2 S: 18	H: 2 LOB: 1 BB: 0 P: 28	R: 0 E: 0 K: 2 S: 9	H: 2 LOB: 2 BB: 0 P: 14	R: 0 E: 0 K: 2 S: 10	H: 0 LOB: 1 BB: 1 P: 18	R: 1 E: 1 K: 0 S: 10	H: 1 LOB: 1 BB: 1 P: 18	R: 1 E: 0 K: 1 S: 12	H: 1 LOB: 0 BB: 0 P: 16	R: 0 E: 0 K: 1 S: 8	H: 0 LOB: 1 BB: 1 P: 16	R: 1 E: 0 K: 1 S: 10	H: 1 LOB: 0 BB: 0 P: 15	R: 2 E: 0 K: 0 S: 10	H: 2 LOB: 2 BB: 2 P: 23	1B: 5 2B: 2 3B: 0 HR: 3	SF: 1 SAC: 2 DP: 1 HBP: 0	WP: 1 PB: 0 SB: 0 CS: 0	PA: 38							
PITCHER	IP	WLS	BF	H	R	ER	SO	BB	IBB	HBP	BLK	WP	HR	S	P	ERA	WHIP										
Doug Davis, L (1, 1) ERA: 4.03	6.0	L	27	6	3	3	8	3	0	0	0	0	2	67	110	4.50	1.500										
Luis Vizcaino, R (7, 1) ERA: 6.49	1.0		4	1	1	1	1	0	0	0	0	0	1	10	15	9.00	1.000										
Leo Estrella, R (8, 1) ERA: 4.43	1.0		7	2	2	2	0	1	1	0	0	1	0	10	23	18.00	3.000										

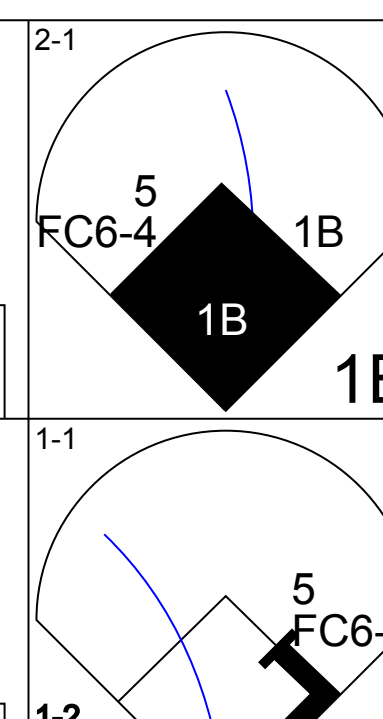
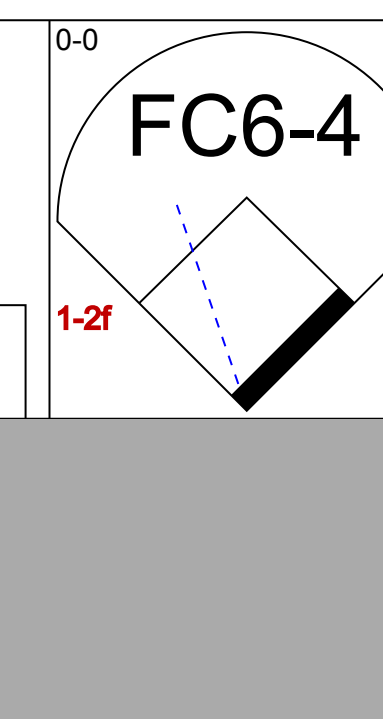
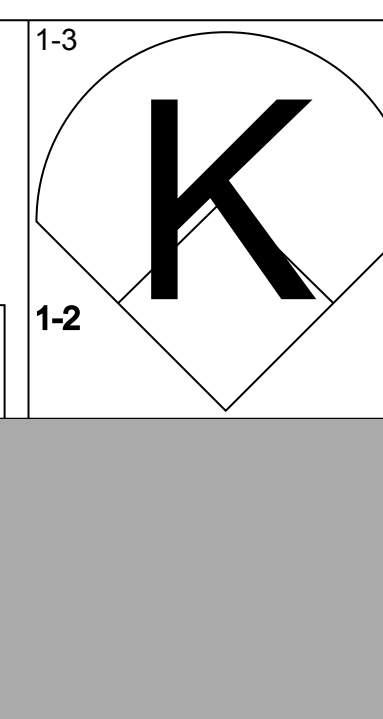
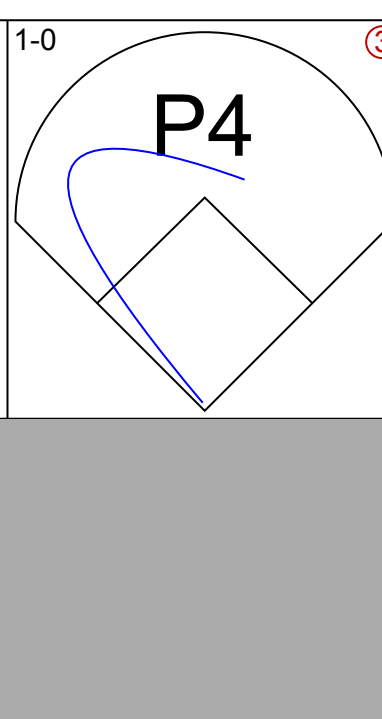
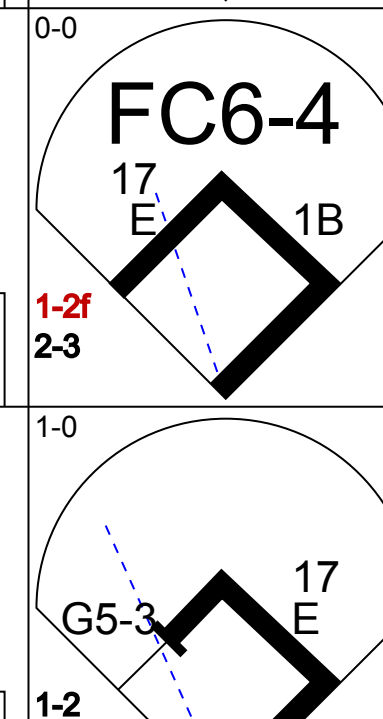
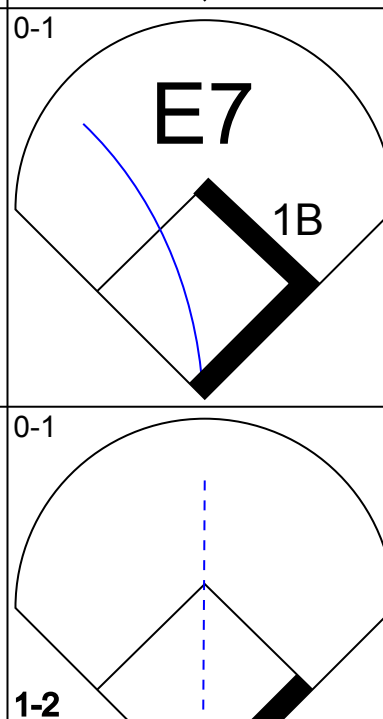
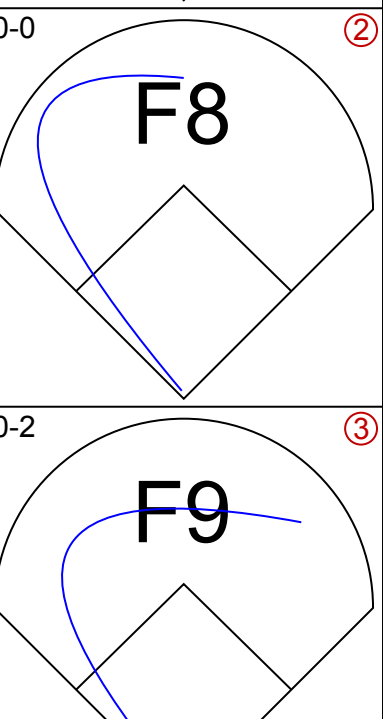
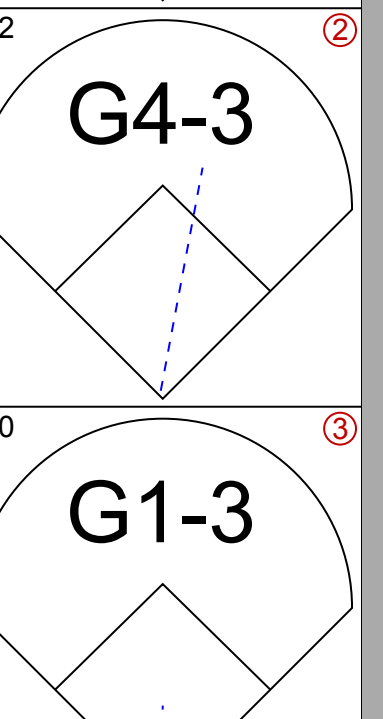
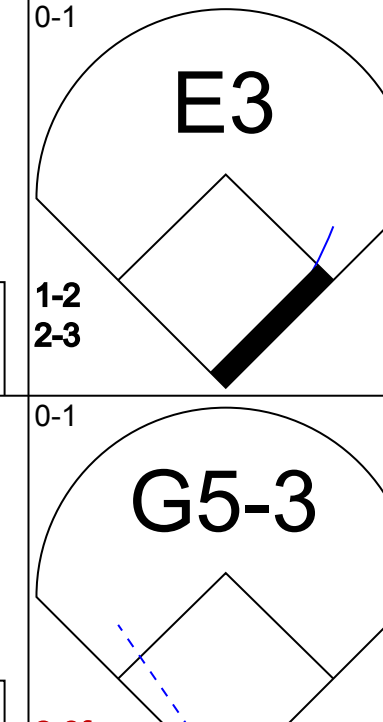
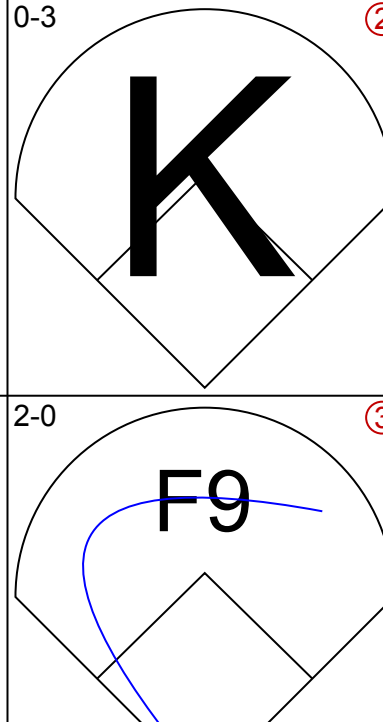







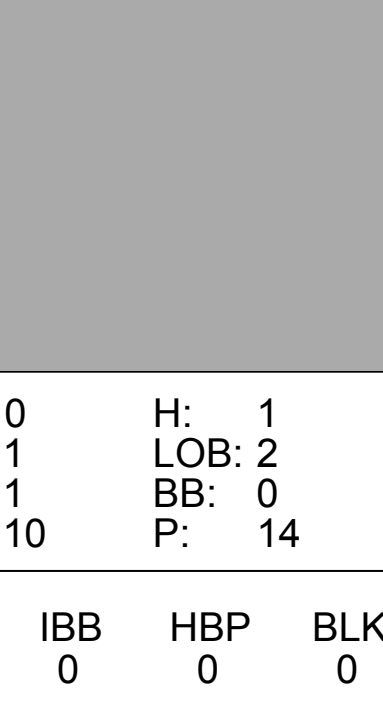
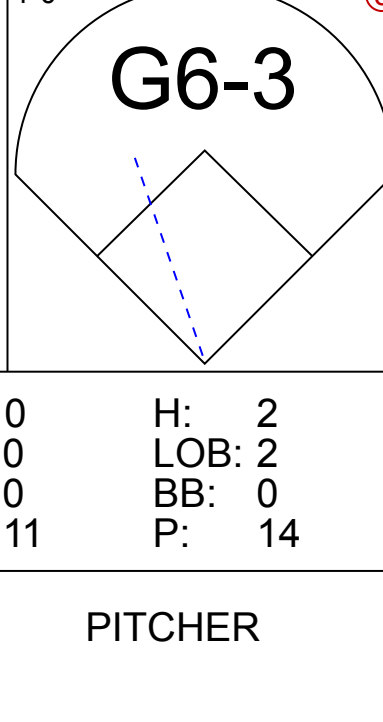
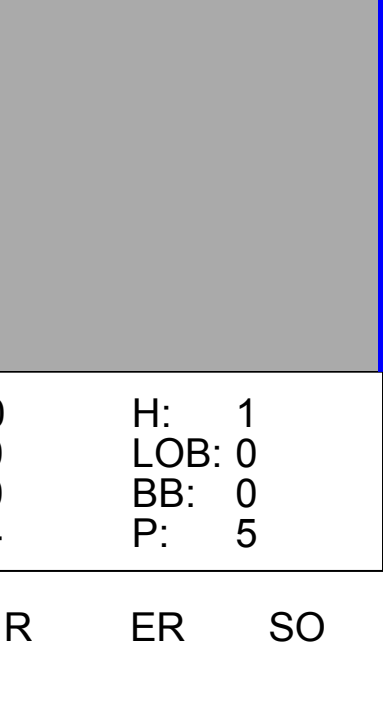







AB 30
R 1
H 6
RBI 1
BB 3
SO 8
LOB 15



AB 30
R 6
H 9
RBI 6
BB 5
SO 9
LOB 17



Batter	1	2	3	4	5	6	7	8	9	AB	R	H	RBI	BB	SO	LOB	TOP					
Scott Podsednik, L (1, 8) OBP: 0.378, SLG: 0.434										5	1	3	3	0	1	0	Milwaukee Brewers @ Houston Astros Minute Maid Park, Houston, TX Sat Sep 27 2003, 12:25 PM CDT Att: 38,627 - Dome - 72 F					
2 Bill Hall, R (1, 4) OBP: 0.291, SLG: 0.439										4	0	1	1	1	2	2						
Brady Clark, R (1, 9) OBP: 0.330, SLG: 0.403										4	0	0	0	0	0	3						
Richie Sexson, R (1, 3) OBP: 0.380, SLG: 0.551										4	0	0	0	0	0	0						
Mark Smith, R (1, 7) OBP: 0.284, SLG: 0.459 Jason Conti, L (6, 9) OBP: 0.239, SLG: 0.386										3	0	0	0	0	1	0						
Wes Helms, R (1, 5) OBP: 0.330, SLG: 0.449										3	1	1	1	1	1	0						
Eddie Pérez, R (1, 2) OBP: 0.304, SLG: 0.421										4	1	1	0	0	1	1						
Royce Clayton, R (1, 6) OBP: 0.301, SLG: 0.334										4	2	2	0	0	2	0						
Wes Obermueller, R (1, 1) OBP: 0.130, SLG: 0.130 Rickie Weeks Jr., R (9, PH) OBP: 0.300, SLG: 0.125 Dan Kolb, R (9, 1)										3	0	1	0	0	1	1						
Inning Stats	R: 0 E: 0 K: 2 S: 9	H: 0 LOB: 0 BB: 0 P: 14	R: 0 E: 0 K: 0 S: 7	H: 0 LOB: 0 BB: 0 P: 11	R: 2 E: 1 K: 2 S: 21	H: 3 LOB: 1 BB: 0 P: 26	R: 0 E: 0 K: 1 S: 6	H: 0 LOB: 1 BB: 1 P: 13	R: 0 E: 0 K: 1 S: 10	H: 1 LOB: 2 BB: 1 P: 19	R: 3 E: 0 K: 1 S: 20	H: 5 LOB: 2 BB: 0 P: 29	R: 0 E: 0 K: 0 S: 10	H: 0 LOB: 0 BB: 0 P: 13	R: 0 E: 0 K: 2 S: 9	H: 0 LOB: 0 BB: 0 P: 11		R: 0 E: 0 K: 1 S: 6	H: 0 LOB: 0 BB: 0 P: 8	1B: 4 2B: 3 3B: 1 HR: 1	SF: 0 SAC: 0 DP: 0 HBP: 0	WP: 0 PB: 0 SB: 0 CS: 0
PITCHER	IP WLS BF H R ER SO BB IBB HBP BLK WP HR S P ERA WHIP																					
Ron Villone, L (1, 1) ERA: 4.13	5.2 L 27 8 5 5 6 2 0 0 0 0 0 1 66 103 7.94 1.765																					
54 Brad Lidge, R (6, 1) ERA: 3.5	0.1 2 1 0 0 1 0 0 0 0 0 0 0 7 9 0.00 3.000																					
Octavio Dotel, R (7, 1) ERA: 2.48	2.0 6 0 0 0 2 0 0 0 0 0 0 0 19 24 0.00 0.000																					
Billy Wagner, L (9, 1) ERA: 1.78	1.0 3 0 0 0 1 0 0 0 0 0 0 0 6 8 0.00 0.000																					

Batter	1	2	3	4	5	6	7	8	9	AB	R	H	RBI	BB	SO	LOB	BOTTOM			
Craig Biggio, R (1, 8) OBP: 0.349, SLG: 0.411										5	1	1	0	0	1	2	Milwaukee Brewers @ Houston Astros Minute Maid Park, Houston, TX Sat Sep 27 2003, 12:25 PM CDT Att: 38,627 - Dome - 72 F			
Morgan Ensberg, R (1, 5) OBP: 0.376, SLG: 0.531										4	1	2	1	0	0	0				
5 Jeff Bagwell, R (1, 3) OBP: 0.371, SLG: 0.512										4	0	0	0	0	0	2				
Jeff Kent, R (1, 4) OBP: 0.353, SLG: 0.511										4	0	2	1	0	0	0				
17 Lance Berkman, S (1, 7) OBP: 0.412, SLG: 0.509										4	0	2	0	0	1	4				
Richard Hidalgo, R (1, 9) OBP: 0.384, SLG: 0.572										4	0	0	0	0	0	7				
Brad Ausmus, R (1, 2) OBP: 0.305, SLG: 0.293										4	0	2	0	0	0	0				
28 Adam Everett, R (1, 6) OBP: 0.321, SLG: 0.381										4	0	1	0	0	0	3				
Ron Villone, L (1, 1) OBP: 0.136, SLG: 0.262 54 Brad Lidge, R (6, PH) OBP: 0.296, SLG: 0.369 Jose Vizcaino, S (6, PH) OBP: 0.296, SLG: 0.369 Octavio Dotel, R (7, 1) OBP: 0.300, SLG: 0.125 Billy Wagner, L (9, PH) OBP: 0.235, SLG: 0.376 Orlando Merced, S (9, PH) OBP: 0.235, SLG: 0.376										2	0	0	0	0	0	2				
Inning Stats	R: 1 E: 1 K: 0 S: 10	H: 3 LOB: 2 BB: 0 P: 14	R: 0 E: 0 K: 0 S: 8	H: 1 LOB: 1 BB: 0 P: 13	R: 0 E: 1 K: 1 S: 10	H: 1 LOB: 2 BB: 0 P: 14	R: 0 E: 0 K: 1 S: 9	H: 1 LOB: 1 BB: 0 P: 12	R: 0 E: 0 K: 0 S: 11	H: 2 LOB: 2 BB: 0 P: 14	R: 1 E: 0 K: 0 S: 8	H: 1 LOB: 0 BB: 0 P: 14	R: 0 E: 0 K: 0 S: 4	H: 1 LOB: 0 BB: 0 P: 5	R: 0 E: 0 K: 1 S: 8	H: 0 LOB: 0 BB: 0 P: 13		1B: 8 2B: 1 3B: 0 HR: 1	SF: 0 SAC: 0 DP: 2 HBP: 0	WP: 0 PB: 0 SB: 1 CS: 0
PITCHER	IP WLS BF H R ER SO BB IBB HBP BLK WP HR S P ERA WHIP																			
Wes Obermueller, R (1, 1) ERA: 5.07	8.0 W 34 10 2 2 2 2 0 0 0 0 0 0 1 66 92 2.25 1.250																			
Dan Kolb, R (9, 1) ERA: 1.96	1.0 S 3 0 0 0 1 0 0 0 0 0 0 0 8 13 0.00 0.000																			

