Milwaukee Brewers - 2004

Batter	1	2	3	4	5	6	7	8	9	AB	R	H	RBI	BB	SO	LOB
Scott Podsednik, L (1, 8) OBP: 0.400, SLG: 1.200	B X 1-0 G1-3 ①		C B X 1-1 FC4 SH1-3 1-2 3-H	C C B X 1-2 WP 2B		C B B X 2-1 1-H 2-H HR		B F C B C 2-3 K ②		5	1	2	4	0	1	1
Craig Counsell, L (1, 6)	B C B B B 4-1 L8-4 1B BB		X 0-0 SH1-3 ① 1-2 2-3	B X 1-0 F8 ③ 2-3		C B X 1-1 G3 ③		C C S 0-3 K ③		3	0	0	0	1	1	1
Junior Spivey, R (1, 4) OBP: 0.600, SLG: 0.333	B X 1-0 1-2 1B		C B B S B B 4-2 FC4-6 BB		S B F X 1-2 G1-3 ①		B B B C F B 4-2 G4-6-3 1B BB		C B F S 1-3 K ①	3	1	1	0	2	1	0
Geoff Jenkins, L (1, 7)	B S B C F B X 3-2 L8-4 ② ③ 2-2		F X 0-1 SF7 ② 3-H		X 0-0 F7 ②		B B B B 4-0 G4-6-3 1-2 BB		C B B F X 2-2 G1 ②	3	0	0	1	1	0	2
Lyle Overbay, L (1, 3)		C F B S 1-3 K2-3 ①	X 0-0 FC4-6 ③ 1-2f		F B B X 2-1 F8 ③		C F X 0-2 G4-6-3 ① ② 1-2f 2-3		B F S S 1-3 K ③	5	0	0	0	0	2	4
Wes Helms, R (1, 5)		X 0-0 P3 ②		B B B B 4-0 HR BB		C C B S 1-3 K ①	B B B C B 4-1 1B BB			2	1	0	0	2	1	0
Ben Grieve, L (1, 9) OBP: 0.500, SLG: 1.250 Brady Clark, R (7, 9)	C B C X 1-2 G6-3 ③			C B X 1-1 1-H HR		C X 0-1 F8 ②	C B B C X 2-2 1-2 3-H 1B			4 0	1 0	2 0	3 0	0 0	0 0	0 0
Chad Moeller, R (1, 2) OBP: 0.500, SLG: 0.333			F B B B B 4-1 15 SH E BB	C X 0-1 P6 ①		B C B B X 3-1 BB HR 1B	S S C 0-3 K ③			3	2	1	0	1	1	2
15 Ben Sheets, R (1, 1) Dave Burba, R (4, 1) Keith Ginter, R (6, PH) Ben Ford, R (6, 1) Trent Durrington, R (8, PH) Luis Vizcaino, R (8, 1) Dan Kolb, R (9, 1)			X 0-0 SH SH1-3 E 1-3 SF7	C B F B B F S 3-3 K ②		B B B B 4-0 1-2 HR BB		B B C C B F F F X 3-2 P6 ①		1 0 0 0 1 0 0	1 0 1 0 0 0 0	0 0 0 0 0 0 0	0 0 1 0 0 0 0	0 0 0 0 0 0 0	1 0 0 0 0 0 0	0 0 0 0 0 0 0
Inning Stats	R: 0 H: 1 E: 0 LOB: 1 K: 0 BB: 1 S: 7 P: 16	R: 0 H: 0 E: 0 LOB: 0 K: 1 BB: 0 S: 7 P: 9	R: 2 H: 0 E: 2 LOB: 2 K: 0 BB: 2 S: 10 P: 19	R: 2 H: 2 E: 0 LOB: 1 K: 1 BB: 1 S: 12 P: 22	R: 0 H: 0 E: 0 LOB: 0 K: 0 BB: 0 S: 6 P: 9	R: 3 H: 2 E: 0 LOB: 2 K: 1 BB: 3 S: 11 P: 26	R: 1 H: 1 E: 0 LOB: 0 K: 1 BB: 1 S: 12 P: 22	R: 0 H: 0 E: 0 LOB: 0 K: 2 BB: 0 S: 12 P: 17	R: 0 H: 0 E: 0 LOB: 0 K: 2 BB: 0 S: 9 P: 13	1B: 3 2B: 2 3B: 0 HR: 2	SF: 1 SAC: 2 DP: 2 HBP: 0				WP: 1 PB: 0 SB: 0 CS: 0	PA: 41	

TOP

Milwaukee Brewers @ St. Louis Cardinals

Busch Stadium, St. Louis, MO

Mon Apr 05 2004, 3:10 PM CDT
Att. 49,149 - Unknown - 63 F

livebaseballscorecards.com

AB	30
R	8
H	6
RBI	8
BB	8
SO	8
LOB	10

PITCHER		IP	WLS	BF	H	R	ER	SO	BB	IBB	HBP	BLK	WP	HR	S	P	ERA	WHIP
Matt Morris, R ERA: 7.5	(1, 1)	6.0	L	29	5	7	5	3	5	0	0	0	1	2	53	97	7.50	1.667
Ray King, L ERA: 13.5	(7, 1)	0.2		3	0	1	1	0	2	0	0	0	0	0	5	13	13.50	3.000
Mike Lincoln, R ERA:	(7, 1)	1.1		6	1	0	0	3	1	0	0	0	0	0	19	30	0.00	1.500
Julian Tavarez, R ERA:	(9, 1)	1.0		3	0	0	0	2	0	0	0	0	0	0	9	13	0.00	0.000

PITCHER	IP	WLS	BF	H	R	ER	SO	BB	IBB	HBP	BLK	WP	HR	S	P	ERA	WHIP

BOTTOM

Milwaukee Brewers @ St. Louis Cardinals

Busch Stadium, St. Louis, MO

Mon Apr 05 2004, 3:10 PM CDT
Att. 49,149 - Unknown - 63 F

livebaseballscorecards.com

Batter	1	2	3	4	5	6	7	8	9	AB	R	H	RBI	BB	SO	LOB
Tony Womack, L (1, 4) OBP: 0.600, SLG: 0.333	4-2 BB		0-1 G4-3	4-1 BB		1-1 G1-3 1-2		1-3 K		3	1	1	0	2	1	1
Ray Lankford, L (1, 7) OBP: 0.200, SLG: 0.400	3-3 K 1-2		3-2 2B	3-1 F9 2-3		0-0 G1-3 1-2 2-3		2-1 L7		5	0	1	0	0	1	6
5 Albert Pujols, R (1, 3) OBP: 0.400, SLG: 0.500	2-3 K 2-3		1-0 F8	4-0 IBB 1-2		3-0 2B 2-H 3-H			0-1 G6-3	4	0	1	2	1	1	2
15 Jim Edmonds, L (1, 8)	3-3 K		1-0 L3	0-0 P5		2-2 L8			3-1 L6	5	0	0	0	0	1	6
27 Scott Rolen, R (1, 5) OBP: 0.400, SLG: 0.250		1-0 1B		4-1 BB	3-2 F8		3-2 F9		3-2 G4-3	4	2	1	0	1	0	0
Edgar Renteria, R (1, 6)		0-0 L7		4-0 FC5-2 BB	0-1 F7		2-1 F9			3	0	0	0	1	0	1
Reggie Sanders, R (1, 9) OBP: 0.250, SLG: 0.500		3-2 P4		1-2 2B	2-3 K		3-2 P5			4	1	1	1	0	1	1
Mike Matheny, R (1, 2) OBP: 0.750, SLG: 0.667		1-2 1B 1-H		2-2 FC5-2 2-3 3-H		2-1 G1-3 1B HBP		1-2 1B		3	2	2	1	0	0	2
Matt Morris, R (1, 1) OBP: 0.500, SLG: 1.000	3-2 L8			1-0 F9 1-H 3-H		0-3 K		0-3 K		2	0	1	2	0	0	1
Marlon Anderson, L (6, PH)										1	0	0	0	0	1	1
Ray King, L (7, 1)										0	0	0	0	0	0	0
Mike Lincoln, R (7, 1)										0	0	0	0	0	0	0
Roger Cedeno, S (8, PH)										1	0	0	0	0	1	1
Julian Tavarez, L (9, 1)										0	0	0	0	0	0	0
Inning Stats	R: 0 E: 0 K: 3 S: 13 H: 0 LOB: 1 BB: 1 P: 25	R: 1 E: 1 K: 0 S: 14 H: 2 LOB: 1 BB: 0 P: 22	R: 0 E: 0 K: 0 S: 8 H: 1 LOB: 1 BB: 0 P: 13	R: 3 E: 0 K: 0 S: 12 H: 2 LOB: 3 BB: 4 P: 35	R: 0 E: 0 K: 1 S: 9 H: 0 LOB: 0 BB: 0 P: 14	R: 2 E: 0 K: 1 S: 11 H: 2 LOB: 1 BB: 0 P: 19	R: 0 E: 0 K: 0 S: 8 H: 0 LOB: 0 BB: 0 P: 16	R: 0 E: 0 K: 2 S: 12 H: 1 LOB: 1 BB: 0 P: 16	R: 0 E: 0 K: 0 S: 8 H: 0 LOB: 0 BB: 0 P: 14	1B: 4 2B: 4 3B: 0 HR: 0	SF: 0 SAC: 0 DP: 0 HBP: 1					

	AB	35
	R	6
	H	8
	RBI	6
	BB	5
	SO	7
	LOB	22

PITCHER		IP	WLS	BF	H	R	ER	SO	BB	IBB	HBP	BLK	WP	HR	S	P	ERA	WHIP
15 Ben Sheets, R ERA: 8.1	(1, 1)	3.1		18	5	4	3	3	3	0	0	0	0	0	43	80	8.10	2.400
Dave Burba, R ERA:	(4, 1)	1.2	W	7	0	0	0	1	1	1	0	0	0	0	13	29	0.00	0.600
Ben Ford, R ERA: 9.0	(6, 1)	2.0	H	9	2	2	2	1	0	0	1	0	0	0	19	35	9.00	1.000
Luis Vizcaino, R ERA:	(8, 1)	1.0	H	4	1	0	0	2	0	0	0	0	0	0	12	16	0.00	1.000
Dan Kolb, R ERA:	(9, 1)	1.0	S	3	0	0	0	0	0	0	0	0	0	0	8	14	0.00	0.000

PITCHER	IP	WLS	BF	H	R	ER	SO	BB	IBB	HBP	BLK	WP	HR	S	P	ERA	WHIP

Milwaukee Brewers @ St. Louis Cardinals

Busch Stadium, St. Louis, MO

Tue Apr 06 2004, 7:10 PM CDT
Att. 23,966 - Cloudy - 73 F

TOP

livebaseballscorecards.com

Batter	1	2	3	4	5	6	7	8	9	AB	R	H	RBI	BB	SO	LOB
Scott Podsednik, L (1, 8) OBP: 0.300, SLG: 0.700	B1-3		G1-6-3		K	G3-1			L7	5	1	1	0	0	1	0
Craig Counsell, L (1, 6) OBP: 0.375, SLG: 0.714	HR		G1-6-3		G2-3		G4-6-3			4	1	2	1	0	0	1
Junior Spivey, R (1, 4) OBP: 0.444, SLG: 0.286	L6		3B		G5-3		L5			4	1	1	1	0	0	1
Geoff Jenkins, L (1, 7) OBP: 0.333, SLG: 0.857	G4-3		3B			HR	G4-6-3			4	1	2	1	0	0	1
Lyle Overbay, L (1, 3) OBP: 0.222, SLG: 0.556		1B	G3			HR		G4-3		4	1	2	2	0	0	1
Wes Helms, R (1, 5) OBP: 0.375, SLG: 0.167		1B	K			K		F9		4	0	1	0	0	2	1
Ben Grieve, L (1, 9) OBP: 0.429, SLG: 0.833		K		G4-3		HR		G6-3		2	1	0	0	1	1	2
Brady Clark, R (8, PH)										1	0	0	0	0	0	0
(8, 9)						BB										
Chad Moeller, R (1, 2) OBP: 0.375, SLG: 0.714		K		G4-3		HR			F7	4	1	1	2	0	1	2
Doug Davis, R (1, 1)		K		G1-3		G6-3			G6-3	3	0	0	0	0	1	2
Jeff Bennett, R (7, 1)										0	0	0	0	0	0	0
Luis Vizcaino, R (8, 1)										0	0	0	0	0	0	0
Keith Ginter, R (9, PH)										1	0	0	0	0	0	0
Dan Kolb, R (9, 1)										0	0	0	0	0	0	0
Inning Stats	R: 1 E: 0 K: 0 S: 9 H: 1 LOB: 0 BB: 0 P: 14	R: 0 E: 0 K: 3 S: 16 H: 2 LOB: 2 BB: 0 P: 21	R: 2 E: 0 K: 1 S: 12 H: 3 LOB: 1 BB: 0 P: 23	R: 0 E: 0 K: 0 S: 9 H: 0 LOB: 0 BB: 0 P: 14	R: 0 E: 0 K: 1 S: 9 H: 0 LOB: 0 BB: 0 P: 15	R: 4 E: 0 K: 1 S: 15 H: 3 LOB: 0 BB: 1 P: 25	R: 0 E: 0 K: 0 S: 7 H: 1 LOB: 0 BB: 0 P: 12	R: 0 E: 0 K: 0 S: 5 H: 0 LOB: 0 BB: 0 P: 9	R: 0 E: 0 K: 0 S: 6 H: 0 LOB: 0 BB: 0 P: 8	1B: 5 2B: 0 3B: 2 HR: 3 SF: 0 SAC: 0 DP: 1 HBP: 0						

AB	36
R	7
H	10
RBI	7
BB	1
SO	6
LOB	11

WP: 0 PB: 0 SB: 0 CS: 0 PA: 37

PITCHER		IP	WLS	BF	H	R	ER	SO	BB	IBB	HBP	BLK	WP	HR	S	P	ERA	WHIP
Jason Marquis, R ERA: 10.13	(1, 1)	5.1	L	25	8	6	6	6	1	0	0	0	0	2	63	101	10.12	1.688
Jason Simontacchi, R ERA: 5.4	(6, 1)	1.2		6	2	1	1	0	0	0	0	0	0	1	14	23	5.40	1.200
Steve Kline, L ERA:	(8, 1)	1.0		3	0	0	0	0	0	0	0	0	0	0	5	9	0.00	0.000
44 Jason Isringhausen, R ERA:	(9, 1)	1.0		3	0	0	0	0	0	0	0	0	0	0	6	8	0.00	0.000

PITCHER	IP	WLS	BF	H	R	ER	SO	BB	IBB	HBP	BLK	WP	HR	S	P	ERA	WHIP

Milwaukee Brewers @ St. Louis Cardinals

Busch Stadium, St. Louis, MO

Tue Apr 06 2004, 7:10 PM CDT

Att. 23,966 - Cloudy - 73 F

livebaseballscorecards.com

BOTTOM

Batter	1	2	3	4	5	6	7	8	9	AB	R	H	RBI	BB	SO	LOB
Tony Womack, L (1, 4) OBP: 0.400, SLG: 0.250	C B F B X 2-2 ① G5-3		B C L B X 2-2 ① F8		C C B X 1-2 1B		C B X 1-1 ② F7		C X 0-1 ② G4-3 1-2	5	0	1	0	0	0	3
Roger Cedeno, S (1, 7) Steve Kline, S (8, 1) 44 Jason Isringhausen, R (9, 1) Marlon Anderson, L (9, PH) OBP: 0.500, SLG: 0.500	X 0-0 ② G4-3		C F B X 1-2 ② G4-3		D 1 SAFE 1 SAFE X 1-0 ③ G4-3		B B C S X 2-2 ③ F7		F X 0-1 27 1B 5 BB 2-H 1B	4 0 0 1	0 0 0 0	0 0 0 1	0 0 0 1	0 0 0 0	0 0 0 0	3 0 0 0
5 Albert Pujols, R (1, 3) OBP: 0.400, SLG: 0.375	C B F B X 2-2 1B		F F B F F B B X 3-2 ③ G3			C F X 0-2 ① F9		F C X 0-2 ① P5	B F B S D B 4-2 27 1B 1-2 BB	4	0	1	0	1	0	0
27 Scott Rolen, R (1, 5) OBP: 0.400, SLG: 0.333	B B C S C 2-3 ③ K			C B X 1-1 ① F9		X 0-0 ② L9		B B C X 2-1 FC6 1B	F X 0-1 1-2 2-3 1B	5	0	2	0	0	1	1
Edgar Renteria, R (1, 6) OBP: 0.333, SLG: 0.625		C X 0-1 15 G1-3 HR 1B		B C B X 2-1 HR		B X 1-0 ③ P1		B X 1-0 ② FC6 15 1B 1-2f	D F X 1-1 ③ G6-3	5	2	2	1	0	0	4
15 Jim Edmonds, L (1, 8) OBP: 0.222, SLG: 0.333		B F 1 SAFE F X 1-2 ① G1-3 1-2		C B F B S 2-3 ② K			B B S X 2-1 1B SF8 2B	B X 1-0 1-2 1B		4	1	2	0	0	1	1
Reggie Sanders, R (1, 9) OBP: 0.250, SLG: 0.375		B F B S S 2-3 ② K		C B S S 1-3 ③ K			S F B X 1-2 BB 2-3 1B	B B C B X 3-1 ③ L4		4	0	1	0	0	2	3
Mike Matheny, R (1, 2) OBP: 0.500, SLG: 1.000	X 0-0 2-H HR				C C B X 1-2 ① G4-3		B F X 1-1 ① SF8 3-H		B C X 1-1 ① F8	3	1	1	3	0	0	0
Jason Marquis, L (1, 1) Jason Simontacchi, R (6, 1) Ray Lankford, L (7, PH) (8, 7) OBP: 0.429, SLG: 0.500	C X 0-1 ③ P4				S X 0-1 ② F8		B B C S B B 4-2 1-2 BB		B B C X 2-1 G4-3 1B 1B	2 0 1	0 0 1	0 0 1	0 0 1	0 0 0	0 0 1	0 0 0
Inning Stats	R: 0 E: 0 K: 1 S: 10 H: 1 LOB: 1 BB: 0 P: 16	R: 2 E: 0 K: 1 S: 11 H: 2 LOB: 0 BB: 0 P: 14	R: 0 E: 0 K: 0 S: 11 H: 0 LOB: 0 BB: 0 P: 17	R: 1 E: 0 K: 2 S: 10 H: 1 LOB: 0 BB: 0 P: 16	R: 0 E: 0 K: 0 S: 9 H: 1 LOB: 1 BB: 0 P: 12	R: 0 E: 0 K: 0 S: 5 H: 0 LOB: 0 BB: 0 P: 6	R: 1 E: 0 K: 0 S: 14 H: 2 LOB: 2 BB: 1 P: 25	R: 0 E: 0 K: 0 S: 9 H: 2 LOB: 2 BB: 0 P: 16	R: 1 E: 0 K: 0 S: 14 H: 3 LOB: 3 BB: 1 P: 22	1B: 9 2B: 1 3B: 0 HR: 2	SF: 1 SAC: 0 DP: 0 HBP: 0						

	AB	38
	R	5
	H	12
	RBI	5
	BB	2
	SO	4
	LOB	15

PITCHER		IP	WLS	BF	H	R	ER	SO	BB	IBB	HBP	BLK	WP	HR	S	P	ERA	WHIP
Doug Davis, L ERA: 5.68	(1, 1)	6.1	W	27	7	4	4	4	1	0	0	0	0	2	65	98	5.68	1.263
Jeff Bennett, R ERA:	(7, 1)	1.1	H	6	2	0	0	0	0	0	0	0	0	0	12	19	0.00	1.500
Luis Vizcaino, R ERA:	(8, 1)	0.1	H	1	0	0	0	0	0	0	0	0	0	0	2	5	0.00	0.000
Dan Kolb, R ERA: 4.5	(9, 1)	1.0	S	7	3	1	1	0	1	0	0	0	0	0	14	22	9.00	4.000

PITCHER	IP	WLS	BF	H	R	ER	SO	BB	IBB	HBP	BLK	WP	HR	S	P	ERA	WHIP

WP: 0 PB: 0 SB: 0 CS: 0 PA: 41

Batter	1	2	3	4	5	6	7	8	9	AB	R	H	RBI	BB	SO	LOB
Scott Podsednik, L (1, 8) OBP: 0.333, SLG: 0.571	B B F F X 2-2 2 F7 2 S 1B	B F X 1-1 ③ L8		C B F D F X 2-2 ②③ G4-6-3 1-2f		B B B C C B 4-2 1-2 2-3 BB		C X 0-1 ③ FC4-6 1-2f		4	0	1	0	1	0	5
2 Bill Hall, R (1, 6) OBP: 0.200, SLG: 0.200	1 SAFE B B X 1-0 ① F7 1-3		B S B B B C X 3-2 G6-4-3 1B		C B F B X 2-2 ① G6-3	B B X 2-0 ③ F8			B X 1-0 ① P3	5	0	1	0	0	0	4
Junior Spivey, R (1, 4) OBP: 0.286, SLG: 0.167	B F F B B F X 3-2 ② P6		B B X 2-0 ①② G6-4-3 1-2f		B B X 2-0 ② F8		C X 0-1 ① G5-3		C C B S 1-3 ② K	5	0	0	0	0	1	2
Geoff Jenkins, L (1, 7) OBP: 0.286, SLG: 0.545	C B B C F F F S 2-3 ③ K		B F B B B 4-1 2B 1B BB		S B F B X 2-2 ③ G4-3		B B B C F X 3-2 ② F7		B F S S 1-3 ③ K	4	1	0	0	1	2	1
Lyle Overbay, L (1, 3) OBP: 0.231, SLG: 0.538		B C B F F B S 3-3 ① K	S X 0-1 1-3 1B 2B			C F F C 0-3 ① K	B C C F F B F F B 3-2 X ③ G4-3			4	1	1	0	0	2	0
Wes Helms, R (1, 5) OBP: 0.500, SLG: 0.500	B C F B B B F X 3-2 E 1B 1B	F C F B F F X 1-2 2-H 3-H 1B				B B C S F B X 3-2 1B 2B		C X 0-1 ① G6-3		4	2	3	2	0	0	0
Ben Grieve, L (1, 9) OBP: 0.273, SLG: 0.500	B C C B B X 3-2 E6 1B 1-2	B D X 2-0 ③ F8				C B B C X 2-2 ② F9		C B B B X 3-1 ② G4-3		4	0	0	0	0	0	3
Gary Bennett, R (1, 2) OBP: 0.750, SLG: 1.000	C B B B C F F S 3-3 ② K			C B S F F B F X 2-2 FC1-5 2B		B X 1-0 BB 1B 2-H 1B		C B S B X 2-2 BB 1B		4	0	3	1	0	1	2
Matt Kinney, R (1, 1) OBP: 0.667, SLG: 0.667 31 Adrian Hernandez, R (7, 1) Brooks Kieschnick, L (8, PH) (8, 1)	S D B X 2-1 1-2 2-H 1B			L 2 SAFE B S X 1-2 ① FC1-5 G4-6-3 2-3		B X 1-0 BB 1-2 1B		S B B S B 4-1 FC4-6 1-2 BB		3 0 0	0 0 0	2 0 0	1 0 0	0 0 1	0 0 0	1 0 0
Inning Stats	R: 0 H: 1 E: 0 LOB: 1 K: 1 BB: 0 S: 14 P: 22	R: 1 H: 2 E: 1 LOB: 2 K: 2 BB: 0 S: 20 P: 35	R: 2 H: 3 E: 0 LOB: 1 K: 0 BB: 1 S: 13 P: 25	R: 0 H: 1 E: 0 LOB: 0 K: 0 BB: 0 S: 14 P: 19	R: 0 H: 0 E: 0 LOB: 0 K: 0 BB: 0 S: 7 P: 13	R: 1 H: 3 E: 0 LOB: 3 K: 1 BB: 1 S: 16 P: 29	R: 0 H: 0 E: 0 LOB: 0 K: 0 BB: 0 S: 12 P: 18	R: 0 H: 1 E: 0 LOB: 2 K: 0 BB: 1 S: 10 P: 19	R: 0 H: 0 E: 0 LOB: 0 K: 2 BB: 0 S: 7 P: 10	1B: 8 SF: 0 2B: 3 SAC: 0 3B: 0 DP: 2 HR: 0 HBP: 0						

PITCHER		IP	WLS	BF	H	R	ER	SO	BB	IBB	HBP	BLK	WP	HR	S	P	ERA	WHIP
Woody Williams, R ERA: 6.0	(1, 1)	3.0		16	6	3	2	3	1	0	0	0	0	0	47	82	6.00	2.333
Cal Eldred, R ERA: 3.38	(4, 1)	2.2		11	4	1	1	1	0	0	0	0	0	0	34	52	3.38	1.500
Mike Lincoln, R ERA:	(6, 1)	1.1	W	5	0	0	0	0	1	0	0	0	0	0	15	27	0.00	0.750
Julian Tavarez, R ERA:	(8, 1)	0.2		4	1	0	0	0	1	0	0	0	0	0	8	17	0.00	3.000
Ray King, L ERA: 9.0	(8, 1)	0.1	H	1	0	0	0	0	0	0	0	0	0	0	2	2	0.00	0.000

PITCHER		IP	WLS	BF	H	R	ER	SO	BB	IBB	HBP	BLK	WP	HR	S	P	ERA	WHIP
Steve Kline, L ERA:	(9, 1)	1.0		3	0	0	0	2	0	0	0	0	0	0	7	10	0.00	0.000

TOP

Milwaukee Brewers @ St. Louis Cardinals

Busch Stadium, St. Louis, MO

Wed Apr 07 2004, 7:10 PM CDT
Att. 23,488 - Cloudy - 73 F

livebaseballscorecards.com

AB	37
R	4
H	11
RBI	4
BB	3
SO	6
LOB	18

BOTTOM

Milwaukee Brewers @ St. Louis Cardinals

Busch Stadium, St. Louis, MO

Wed Apr 07 2004, 7:10 PM CDT
Att. 23,488 - Cloudy - 73 F

livebaseballscorecards.com

Batter	1	2	3	4	5	6	7	8	9	AB	R	H	RBI	BB	SO	LOB
Tony Womack, L (1, 4) OBP: 0.467, SLG: 0.385	C X 0-1 1B 5 G5-4-3 1B	B C C X 1-2 E9 1-3 1B			B B X 2-0 ① G3		X 0-0 5 SF9 FC3-2 15 1B 1-2 2-3 1B	F B X 1-1 ② F9 2-3		5	2	3	0	0	0	1
Ray Lankford, L (1, 7) OBP: 0.333, SLG: 0.364	C 1 SAFE 1 SAFE B B X 2-1 5 G5-4-3 1-3 1B	X 0-0 ③ F7			C F S 0-3 ② K		B B X 2-0 ① FC3-2 15 1B 27 HR 1-2 2-3 3-Hf	F X 0-1 ③ G4-3		5	1	1	0	0	1	6
5 Albert Pujols, R (1, 3) OBP: 0.357, SLG: 0.455	B X 1-0 ① ② G5-4-3 1-2f 3-H		B F X 1-1 15 G1 27 G4-3 2B		C B B B X 3-1 ③ F8		X 0-0 ② SF9 2-3 3-H			3	1	1	1	0	0	1
15 Jim Edmonds, L (1, 8) OBP: 0.385, SLG: 0.667	S B B S F F B B 4-2 27 1B BB		X 0-0 ① G1 2-3			B C F B X 2-2 HR	B S B C X 2-2 27 HR 1-2 3-H 1B			3	2	2	2	1	0	1
27 Scott Rolen, R (1, 5) OBP: 0.429, SLG: 0.615	F C B X 1-2 1-2 1B		B X 1-0 ② G4-3 3-H			C X 0-1 ① L4	B B B C S X 3-2 1-H 2-H HR			4	1	2	4	0	0	0
Edgar Renteria, R (1, 6) OBP: 0.231, SLG: 0.417	C F B X 1-2 ③ F8		B C S S 1-3 ③ K			B B S S F X 2-2 ② F9	F S X 0-2 ③ G5-3			4	0	0	0	0	1	2
Reggie Sanders, R (1, 9) OBP: 0.250, SLG: 0.417 Steve Kline, S (9, 1)		B C F F B X 2-2 ① G6-3		C S X 0-2 ① F9		B F C B S 2-3 ③ K		F B F B X 2-2 SH2-3 2B		4 0	1 0	1 0	0 0	0 0	1 0	0 0
Mike Matheny, R (1, 2) OBP: 0.545, SLG: 0.889		C B X 1-1 E 1B 1B		C B B X 2-1 ② P6			F C B X 1-2 1B 1B FC3-2 1B	X 0-0 ① SH2-3 2-3		3	0	2	0	0	0	0
Woody Williams, R (1, 1) Cal Eldred, R (4, 1) Mike Lincoln, R (6, 1) Marlon Anderson, L (7, PH) OBP: 0.667, SLG: 0.667 Julian Tavarez, L (8, 1) Ray King, L (8, 1) So Taguchi, R (8, PH) OBP: 1.000, SLG: 2.000 (9, 9)		1 SAFE C L F D F B S 2-3 ② K		F C S 0-3 ③ K2-3			X 0-0 FC3-2 1B 5 SF9 1-2 1B	B B X 2-0 F9 3-H 2B		1 1 0 1 0 0 0 1	0 0 0 1 0 0 0 0	0 0 0 1 0 0 0 1	0 0 0 0 0 0 0 1	0 1 0 0 0 0 0 0	1 0 0 0 0 0 0 0	1 0 0 0 0 0 0 0
Inning Stats	R: 1 E: 0 K: 0 S: 15 H: 3 LOB: 2 BB: 1 P: 24	R: 0 E: 1 K: 1 S: 15 H: 2 LOB: 2 BB: 0 P: 21	R: 1 E: 0 K: 1 S: 7 H: 1 LOB: 0 BB: 0 P: 10	R: 0 E: 0 K: 1 S: 8 H: 0 LOB: 0 BB: 0 P: 10	R: 0 E: 0 K: 1 S: 6 H: 0 LOB: 0 BB: 0 P: 11	R: 1 E: 0 K: 1 S: 11 H: 1 LOB: 0 BB: 0 P: 17	R: 5 E: 0 K: 0 S: 16 H: 5 LOB: 0 BB: 0 P: 24	R: 1 E: 0 K: 0 S: 9 H: 2 LOB: 1 BB: 0 P: 14		1B: 9 2B: 3 3B: 0 HR: 2	SF: 1 SAC: 1 DP: 1 HBP: 0		WP: 0 PB: 0 SB: 0 CS: 0	PA: 38		

	AB	35
	R	9
	H	14
	RBI	8
	BB	1
	SO	5
	LOB	12

PITCHER		IP	WLS	BF	H	R	ER	SO	BB	IBB	HBP	BLK	WP	HR	S	P	ERA	WHIP
Matt Kinney, R ERA: 4.5	(1, 1)	6.0		25	7	3	3	5	1	0	0	0	0	1	62	93	4.50	1.333
31 Adrian Hernandez, R ERA: 45.0	(7, 1)	1.0	L	8	5	5	5	0	0	0	0	0	0	1	16	24	45.00	5.000
Brooks Kieschnick, R ERA: 9.0	(8, 1)	1.0		5	2	1	1	0	0	0	0	0	0	0	9	14	9.00	2.000

PITCHER		IP	WLS	BF	H	R	ER	SO	BB	IBB	HBP	BLK	WP	HR	S	P	ERA	WHIP

Batter	1	2	3	4	5	6	7	8	9	AB	R	H	RBI	BB	SO	LOB
Scott Podsednik, L (1, 8) OBP: 0.476, SLG: 0.684	B X 1-0 S 1B	B C B F F X 2-2 1-2 1B		B B B B 4-0 G4-3 BB	B C C X 1-2 1-2 1B		C X 0-1 1B 2B	B B C X 2-1 G3-1 ③		5	1	4	0	1	0	0
Craig Counsell, L (1, 6) OBP: 0.286, SLG: 0.462	C B C S 1-3 ① K 1-2	C B F C 1-3 ② K		C 1 SAFE X 0-1 ② G4-3 1-2	B F B X 2-1 ③ G3		C F B B B F F X 3-2 G2-3 1B 2-H 1B		C B X 1-1 ① F7	6	0	1	1	0	2	6
Junior Spivey, R (1, 4) OBP: 0.300, SLG: 0.353	B X 1-0 ② G5-3	B B C B B X 3-1 ③ L8		C C S 1-3 ③ K		F B B F X 2-2 HR	F B B X 2-1 ① F9		B B B B 4-0 BB	5	1	1	1	1	1	5
Geoff Jenkins, L (1, 7) OBP: 0.350, SLG: 0.563	B B F 2 B B SAFE 4-1 BB		X 0-0 ① F7		X 0-0 1B HR 2B	F B C F F B X 2-2 ① G3	B X 1-0 G2-3 1-2 1B		B C X 1-1 ② F7	5	1	2	0	1	0	1
Lyle Overbay, L (1, 3) OBP: 0.211, SLG: 0.421	C B B X 2-1 ③ F8		B B C C F B C 3-3 ② K		X 0-0 HR 2-3 1B	C B B X 2-2 ② G5-3	X 0-0 ② G2-3 1-2 2-3		X 0-0 ③ G4-3	6	1	1	0	0	1	5
Keith Ginter, R (1, 5) OBP: 0.857, SLG: 1.667		C B F B F B B 4-2 HR BB	C S B F B X 3-2 HR 1B		1 SAFE B C X 1-1 1-H 3-H HR	B B C B B 4-1 BB 1B BB	H 1-0 HBP			2	4	2	3	2	0	0
Brady Clark, R (1, 9) OBP: 0.600, SLG: 2.000 2 Bill Hall, R (7, PH) OBP: 0.167, SLG: 0.167 Dave Burba, R (7, 1)	B B 1 SAFE F B X 3-1 1-H HR	B 1 SAFE X 1-0 1-H HR		C F B X 1-2 ① F7	C B B D B 4-2 1-2 E 1B BB	F F B S 1-3 ③ K				3 1 0	3 0 0	2 0 0	4 0 0	1 1 0	0 3 0	0 3 0
Chad Moeller, R (1, 2) OBP: 0.385, SLG: 0.545	C B C B X 2-2 ① G6-3	X 0-0 ③ F8		C S H 1-2 1B HBP	F S F D B X 2-2 1-H 2-H E7 1B		X 0-0 ① G4-3			4	0	1	1	0	0	0
39 Chris Capuano, L (1, 1) OBP: 0.250, SLG: 0.250 Ben Grieve, L (7, 9) OBP: 0.250, SLG: 0.455	B B B S F X 3-2 1B 1B			X 0-0 ① G4-3	B X 1-0 ② F8	C B B S C 2-3 ③ K	C X 0-1 ② G3			4 1	0 0	1 0	0 0	0 0	1 0	2 0
Inning Stats	R: 0 E: 0 K: 1 S: 8 H: 1 LOB: 2 BB: 1 P: 17	R: 2 E: 0 K: 1 S: 20 H: 3 LOB: 2 BB: 1 P: 38	R: 2 E: 0 K: 1 S: 11 H: 2 LOB: 0 BB: 0 P: 18	R: 0 E: 0 K: 1 S: 6 H: 0 LOB: 1 BB: 1 P: 11	R: 3 E: 0 K: 0 S: 15 H: 4 LOB: 2 BB: 0 P: 22	R: 3 E: 1 K: 1 S: 21 H: 2 LOB: 1 BB: 2 P: 39	R: 1 E: 0 K: 1 S: 14 H: 3 LOB: 3 BB: 0 P: 22	R: 0 E: 0 K: 0 S: 5 H: 0 LOB: 0 BB: 0 P: 7	R: 0 E: 0 K: 0 S: 5 H: 0 LOB: 1 BB: 1 P: 11	1B: 9 2B: 2 3B: 0 HR: 4 SF: 0 SAC: 0 DP: 0 HBP: 2						

PITCHER		IP	W/L/S	BF	H	R	ER	SO	BB	IBB	HBP	BLK	WP	HR	S	P	ERA	WHIP
Jeff Suppan, R ERA: 13.5	(1, 1)	4.0	L	23	8	6	6	4	3	0	0	0	0	2	47	86	13.50	2.750
Jason Simontacchi, R ERA: 10.8	(5, 1)	1.2		12	4	4	3	0	2	0	1	0	0	2	31	54	16.20	3.600
Ray King, L ERA: 7.71	(6, 1)	1.1		8	3	1	1	2	0	0	1	0	0	0	17	27	6.75	2.250
Cody McKay, R ERA:	(8, 1)	2.0		7	0	0	0	0	1	0	0	0	0	0	10	18	0.00	0.500

PITCHER	IP	W/L/S	BF	H	R	ER	SO	BB	IBB	HBP	BLK	WP	HR	S	P	ERA	WHIP

TOP

Milwaukee Brewers @ St. Louis Cardinals

Busch Stadium, St. Louis, MO

Thu Apr 08 2004, 12:10 PM CDT

Att. 27,433 - Sunny - 59 F

livebaseballscorecards.com

AB	42
R	11
H	15
RBI	10
BB	6
SO	6
LOB	22

WP: 0	PA: 50				
PB: 0					
SB: 1					
CS: 0					

Batter	1	2	3	4	5	6	7	8	9	AB	R	H	RBI	BB	SO	LOB
So Taguchi, R (1, 7) OBP: 0.200, SLG: 0.400	C F B F B B X 3-2 F9 ①		B X 1-0 L9 ② 1-2		B X 1-0 E4 ② 1-3 5 HR		B X 1-0 G4-3 ②			4	1	0	0	0	0	2
15 Jim Edmonds, L (1, 8) OBP: 0.294, SLG: 0.500	C C C F F B X 2-2 G3-1 ②		B C S S 1-3 K ③		B F S S 1-3 K ②		C C B B F B F S 3-3 K ③			4	0	0	0	0	3	3
5 Albert Pujols, R (1, 3) OBP: 0.444, SLG: 0.929	C B B F B B X 3-2 F9 ③			B B B B 4-0 F9 27 BB BB	C F X 0-2 2-H 3-H HR			C B X 1-1 HR		3	2	2	4	1	0	0
27 Scott Rolen, R (1, 5) OBP: 0.389, SLG: 0.500		C X 0-1 G4-3 ①		B 1 SAFE 1 SAFE B B C B 4-1 1-2 BB	C S S 0-3 K ③			B F X 1-1 F8 ①		3	0	0	0	1	1	0
Edgar Renteria, R (1, 6) OBP: 0.176, SLG: 0.313		B B C C B F S 3-3 K ②		D X 1-0 F8 ①		B B C C X 2-2 G6-3 ①		F B B X 2-1 F9 ②		4	0	0	0	0	1	2
Reggie Sanders, R (1, 9) OBP: 0.188, SLG: 0.313	X 0-0 G5-3 ③			B B C B X 3-1 2-3 F9 ②		B S B X 2-1 F8 ②		B B X 2-0 L5 ③		4	0	0	0	0	0	2
7 Hector Luna, R (1, 4) OBP: 0.500, SLG: 1.333			B X 1-0 HR	X 0-0 G5-3 ③		C B B F B B 4-2 BB			F F B X 1-2 F7 ①	3	1	1	1	1	0	2
Mike Matheny, R (1, 2) OBP: 0.467, SLG: 0.692			B B X 2-0 WP 1B	X 0-0 G5-3 ①	S S 1 SAFE X 0-2 G5-3 ③				B B B B C F F F S 3-3 K ②	4	0	1	0	0	1	1
Jeff Suppan, R (1, 1)			B 1 SAFE C F L 1-3 K ①		B X 1-0 E 5 HR 1B		X 0-0 F7 ①		C B B B B F S 3-3 K ③	1	0	0	0	0	1	1
Jason Simontacchi, R (5, 1) OBP: 1.000, SLG: 1.000										1	1	1	0	0	0	0
Ray King, L (6, 1)										0	0	0	0	0	0	0
Cody McKay, L (7, PH)										2	0	0	0	0	1	0
(8, 1)																
Inning Stats	R: 0 E: 0 K: 0 S: 12 H: 0 LOB: 0 BB: 0 P: 20	R: 0 E: 0 K: 1 S: 7 H: 0 LOB: 0 BB: 0 P: 10	R: 1 E: 0 K: 2 S: 9 H: 2 LOB: 1 BB: 0 P: 15	R: 0 E: 0 K: 0 S: 5 H: 0 LOB: 2 BB: 2 P: 17	R: 3 E: 1 K: 2 S: 12 H: 2 LOB: 0 BB: 0 P: 15	R: 0 E: 0 K: 0 S: 10 H: 0 LOB: 1 BB: 1 P: 18	R: 0 E: 0 K: 1 S: 7 H: 0 LOB: 0 BB: 0 P: 11	R: 1 E: 0 K: 0 S: 7 H: 1 LOB: 0 BB: 0 P: 13	R: 0 E: 0 K: 2 S: 11 H: 0 LOB: 0 BB: 0 P: 18	1B: 2 2B: 0 3B: 0 HR: 3 SF: 0 SAC: 0 DP: 0 HBP: 0							

PITCHER		IP	WLS	BF	H	R	ER	SO	BB	IBB	HBP	BLK	WP	HR	S	P	ERA	WHIP
39 Chris Capuano, L ERA: 1.5	(1, 1)	6.0	W	26	4	4	1	5	3	0	0	0	1	2	55	95	1.50	1.167
Dave Burba, R ERA: 1.93	(7, 1)	3.0	S	10	1	1	1	3	0	0	0	0	0	1	25	42	3.00	0.333

PITCHER	IP	WLS	BF	H	R	ER	SO	BB	IBB	HBP	BLK	WP	HR	S	P	ERA	WHIP

BOTTOM

Milwaukee Brewers @ St. Louis Cardinals

Busch Stadium, St. Louis, MO

Thu Apr 08 2004, 12:10 PM CDT
Att. 27,433 - Sunny - 59 F

livebaseballscorecards.com

AB	33
R	5
H	5
RBI	5
BB	3
SO	8
LOB	13

1B: 2 SF: 0
2B: 0 SAC: 0
3B: 0 DP: 0
HR: 3 HBP: 0

WP: 1 PA: 36
PB: 0
SB: 0
CS: 0

Batter	1	2	3	4	5	6	7	8	9	AB	R	H	RBI	BB	SO	LOB
Craig Biggio, R (1, 8) OBP: 0.500, SLG: 0.529	BBBCCX 3-2 28 G4-6-3 1B		BBLBBB 4-1 28 SH1-3 5 1B BB		X 0-0 ② P3	BSX 1-1 28 BB 5 HR 1-2 3-H 1B		BBBB 4-0 17 1B 5 1B 1B BB	BBBB 4-0 28 E 1-2 BB	3	2	2	1	1	0	0
16 Jason Lane, R (7, 8)										0	1	0	0	2	0	0
28 Adam Everett, R (1, 6) OBP: 0.474, SLG: 0.375	BX 1-0 ①② G4-6-3 1-2f		X 0-0 ① SH1-3 1-2		CBBFS 2-3 ③ K	FCFBBFDFB 4-2 5 HR 1-2 2-3 BB		CFS 0-3 ① K	CFDX 1-2 E5 1-2 2-3	4	1	0	0	1	2	4
5 Jeff Bagwell, R (1, 3) OBP: 0.682, SLG: 1.071	SCBBBB 4-2 FC6-4 BB		BBFX 2-1 F8 2-H 1B			BBFFX 3-2 2B 2B BBX 2-2 1-H 2-H 3-H HR FBFB 1-3 ① K 2-1 17 G3-1 1B 1B BBBB 4-0 2B BB BBX 1-2 ② G3-1 1-2 FSBB 2-2 1-H 2-H 1B 2B 2-1 2-H 1B 1B B 4-1 1B SH BB		CSBX 1-2 17 1B 1B 1B	FBCDC 3-3 ② K	5	3	4	5	1	1	3
Jeff Kent, R (1, 4) OBP: 0.389, SLG: 0.625	X 0-0 ③ FC6-4 1-2f		BX 1-0 ② F8 2-3		X 1-2 ① G6-3	SFBBBFX 0-0 ② P4		X 0-0 ② P4	SFBBBFX 2-2 ③ F8	5	0	1	0	0	1	5
4 Eric Bruntlett, R (8, 4)										1	0	0	0	0	0	3
17 Lance Berkman, S (1, 7) OBP: 0.389, SLG: 0.231		CBX 1-1 1B G6-3 2B	CBX 1-1 ③ G3-1					BCX 1-1 1B 1-2 2-3 1B		4	2	2	0	1	0	2
Richard Hidalgo, R (1, 9) OBP: 0.556, SLG: 1.000		BFX 1-1 ① G5-3		CBFS 1-3 ① K				SBBX 2-1 1-3 2-H 3-H 1B		5	1	3	4	0	1	1
Morgan Ensberg, R (1, 5) OBP: 0.308, SLG: 0.273		DX 1-0 G6-3 2-3 1B	BBFBFC 2-3 ② K			BSBBBBB 4-1 1B SH BB BBBCSFX 3-2 ① F7		CX 0-1 ③ L4		4	1	1	0	1	1	2
Brad Ausmus, R (1, 2) OBP: 0.222, SLG: 0.222		CBBBX 2-1 ② G6-3 1-2 3-H	BBBBCX 3-1 ③ G4-3			BX 1-0 SH 1B 1-3 2-H 1B BTX 1-1 ② G6-3			FCBS 1-3 ① K	5	1	1	2	0	1	1
Wade Miller, R (1, 1)		CX 0-1 ③ F7			CBCX 1-2 ① G6-3	BCBCX 0-0 SH 28 BB 1B 5 HR 2-3 3-H			FFBBBB 4-2 28 E 16 BB BB	2	1	0	1	0	0	1
Orlando Palmeiro, L (7, PH) OBP: 0.667, SLG: 1.000										1	0	0	0	0	0	0
Jared Fernandez, R (7, 1)										0	0	0	0	0	0	0
Brandon Duckworth, R (7, 1)										0	0	0	0	0	0	0
Dan Miceli, R (8, 1)										0	0	0	0	0	0	0
Jose Vizcaino, S (9, PH)										0	0	0	0	1	0	0
Octavio Dotel, R (9, 1)										0	0	0	0	0	0	0
Inning Stats	R: 0 E: 0 K: 0 S: 7 H: 1 LOB: 1 BB: 1 P: 15	R: 1 E: 0 K: 0 S: 9 H: 2 LOB: 1 BB: 0 P: 14	R: 1 E: 0 K: 0 S: 7 H: 1 LOB: 1 BB: 1 P: 15	R: 0 E: 0 K: 2 S: 8 H: 0 LOB: 0 BB: 0 P: 14	R: 0 E: 0 K: 1 S: 7 H: 0 LOB: 0 BB: 0 P: 10	R: 9 E: 0 K: 1 S: 29 H: 7 LOB: 2 BB: 3 P: 56	R: 0 E: 0 K: 0 S: 9 H: 0 LOB: 0 BB: 0 P: 15	R: 2 E: 0 K: 1 S: 13 H: 3 LOB: 2 BB: 1 P: 21	R: 0 E: 1 K: 2 S: 15 H: 0 LOB: 3 BB: 2 P: 30	1B: 10 2B: 3 3B: 0 HR: 1 SF: 0 SAC: 2 DP: 1 HBP: 0						

PITCHER		IP	WLS	BF	H	R	ER	SO	BB	IBB	HBP	BLK	WP	HR	S	P	ERA	WHIP
Wes Obermueller, R ERA: 8.44	(1, 1)	5.1	L	24	6	5	5	4	3	0	0	0	0	0	47	87	8.44	1.688
Ben Ford, R ERA: 31.5	(6, 1)	0.0		5	2	2	2	0	2	0	0	0	0	0	10	20	∞	∞
Brooks Kieschnick, R ERA: 6.75	(6, 1)	1.2		7	3	4	4	0	0	0	0	0	0	1	19	32	21.60	1.800
31 Adrian Hernandez, R ERA: 21.0	(8, 1)	2.0		13	3	2	2	3	3	0	0	0	0	0	28	51	9.00	3.000

PITCHER	IP	WLS	BF	H	R	ER	SO	BB	IBB	HBP	BLK	WP	HR	S	P	ERA	WHIP

TOP

Houston Astros @ Milwaukee Brewers

Miller Park, Milwaukee, WI

Fri Apr 09 2004, 3:05 PM CDT

Att. 44,405 - Dome - 67 F

livebaseballscorecards.com

AB	39
R	13
H	14
RBI	13
BB	8
SO	7
LOB	22

WP: 0 PB: 0 SB: 0 CS: 0 PA: 49

Houston Astros @ Milwaukee Brewers

Miller Park, Milwaukee, WI

Fri Apr 09 2004, 3:05 PM CDT

Att. 44,405 - Dome - 67 F

BOTTOM

Batter	1	2	3	4	5	6	7	8	9	AB	R	H	RBI	BB	SO	LOB
Scott Podsednik, L (1, 8) OBP: 0.423, SLG: 0.583	C B B B X 3-1 P2 ①			B F X 1-1 F8 S 1B 1B	B C D S F X 2-2 F9 ③		C B X 1-1 F7 ②	C B B F X 3-2 G3 ③		5	1	1	0	0	0	4
Craig Counsell, L (1, 6) OBP: 0.316, SLG: 0.375	B C B C X 2-2 P5 ②			1 SAFE 1 SAFE B F 1 SAFE B B B X 3-1 F8 ① 1-3		C F B F C 1-3 K ①	D B C B F F B 4-2 BB 1-2 2-3		C B B B B 4-1 BB	3	0	0	0	2	1	1
Junior Spivey, R (1, 4) OBP: 0.250, SLG: 0.286 31 Adrian Hernandez, R (8, 1) 2 Bill Hall, R (9, PH) OBP: 0.143, SLG: 0.143	B C C B B C 3-3 K ③			F B D F F F F C 2-3 K ②		F F B B B S 3-3 K ②	B C X 1-1 L7 ③		B B F X 2-1 P4 ①	4 0 1	0 0 0	0 0 0	0 0 0	0 0 0	3 0 0	4 0 1
Geoff Jenkins, L (1, 7) OBP: 0.320, SLG: 0.476		X 0-0 F9 ①		B S F X 1-2 2B 1B 3-H		X 0-0 F7 ③		B F S B X 2-2 F7 ①	B C B F B X 3-2 L8 ②	5	1	1	1	0	0	1
Lyle Overbay, L (1, 3) OBP: 0.250, SLG: 0.583		B C B B F X 3-2 F8 ②		B F X 1-1 2B 1-H			F B B X 2-1 G3-1 ①	B F F X 1-2 HR	B S C F F F S 1-3 K ③	5	1	2	2	0	1	1
Wes Helms, R (1, 5) OBP: 0.467, SLG: 0.417 Trent Durrington, R (8, PH) (9, 5)		C F B F B S 2-3 K ③		S F S 0-3 K ③			B B B 4-0 2B 1B BB	B B C B B 4-1 G3 HR BB		2 0	1 1	0 0	0 0	1 1	2 0	1 0
Ben Grieve, L (1, 9) OBP: 0.250, SLG: 0.467			B F C B X 2-2 G3-1 ①		B S B F X 2-2 F8 ①		B C B X 2-1 1B 1B 2B 1-3	X 0-0 G3 ② 1-2		4	1	1	0	0	0	1
Gary Bennett, R (1, 2) OBP: 0.625, SLG: 1.125			B B X 2-0 F9 ②		X 0-0 G4-3 ②		B C X 1-1 BB 1B 1B 2-3 3-H	B B B C X 3-1 HR 2-H		4	1	2	3	0	0	0
Wes Obermueller, R (1, 1) OBP: 0.500, SLG: 0.500 Ben Ford, R (6, 1) Brooks Kieschnick, L (6, 1) OBP: 1.000, SLG: 1.000 Keith Ginter, R (8, 4) OBP: 0.875, SLG: 1.750			C C C 0-3 K ③		B B X 2-0 1B		B X 1-0 BB 1B 1-2 3-H	C F B X 1-2 2B		2 0 1 1	0 0 0 0	1 0 1 1	0 0 0 0	0 0 0 0	1 0 0 0	0 0 0 0
Inning Stats	R: 0 H: 0 E: 0 LOB: 0 K: 1 BB: 0 S: 8 P: 16	R: 0 H: 0 E: 0 LOB: 0 K: 1 BB: 0 S: 9 P: 14	R: 0 H: 0 E: 0 LOB: 0 K: 1 BB: 0 S: 7 P: 11	R: 2 H: 3 E: 0 LOB: 1 K: 2 BB: 0 S: 18 P: 26	R: 0 H: 1 E: 0 LOB: 1 K: 0 BB: 0 S: 9 P: 15	R: 0 H: 0 E: 0 LOB: 0 K: 2 BB: 0 S: 8 P: 12	R: 2 H: 3 E: 0 LOB: 3 K: 0 BB: 2 S: 14 P: 30	R: 3 H: 3 E: 0 LOB: 1 K: 0 BB: 1 S: 16 P: 30	R: 0 H: 0 E: 0 LOB: 1 K: 1 BB: 1 S: 13 P: 23	1B: 5 SF: 0 2B: 3 SAC: 0 3B: 0 DP: 0 HR: 2 HBP: 0						

livebaseballscorecards.com

AB	37
R	7
H	10
RBI	7
BB	4
SO	8
LOB	14

PITCHER		IP	WLS	BF	H	R	ER	SO	BB	IBB	HBP	BLK	WP	HR	S	P	ERA	WHIP
Wade Miller, R ERA: 3.0	(1, 1)	6.0	W	22	4	2	2	7	0	0	0	0	0	0	59	94	3.00	0.667
Jared Fernandez, R ERA: 27.0	(7, 1)	0.2		7	3	2	2	0	2	0	0	0	0	0	12	27	27.00	7.500
Brandon Duckworth, R ERA: 18.0	(7, 1)	1.0		7	3	3	3	0	1	0	0	0	0	2	15	27	27.00	4.000
Dan Miceli, R ERA: 3.0	(8, 1)	0.1		1	0	0	0	0	0	0	0	0	0	0	3	6	0.00	0.000
Octavio Dotel, R ERA: 4.5	(9, 1)	1.0		4	0	0	0	1	1	0	0	0	0	0	13	23	0.00	1.000

PITCHER	IP	WLS	BF	H	R	ER	SO	BB	IBB	HBP	BLK	WP	HR	S	P	ERA	WHIP

Houston Astros @ Milwaukee Brewers

Miller Park, Milwaukee, WI

Sat Apr 10 2004, 1:05 PM CDT
Att. 18,337 - Dome - 67 F

TOP

Batter	1	2	3	4	5	6	7	8	9	AB R H RBI BB SO LOB
Orlando Palmeiro, L (1, 8) OBP: 0.286, SLG: 0.429	B B C F X 2-2 G1-3 ①		C F X 0-2 G5-3 ③			B F B F F X 2-2 G3 ①		F B S F F F X 1-2 F8 ②		4 0 0 0 0 0 1
Jose Vizcaino, S (1, 6)	C F F B X 1-2 G5-3 ②			C B F F B F S 2-3 K ①		C F S 0-3 K ②		X 0-0 G1-3 ③		4 0 0 0 0 2 0
5 Jeff Bagwell, R (1, 3) OBP: 0.654, SLG: 1.000	C C S 0-3 K ③			S C B B C 2-3 ꓘ ②		B F S B X 2-2 2B			B F F F B F B X 3-2 1B 17 G4-6-3	4 0 2 0 0 2 0
Jeff Kent, R (1, 4) OBP: 0.318, SLG: 0.500		B F F B B C 3-3 ꓘ ①		B X 1-0 L9 ③		B B B F X 3-1 P6 ③			C X 0-1 F8 ①	4 0 0 0 0 1 2
17 Lance Berkman, S (1, 7) OBP: 0.318, SLG: 0.176		C F B S 1-3 K ②			S C F B F B B F F F F F C 3-3 ꓘ ①		B C F B B X 3-2 F7 ①		S S B X 1-2 G4-6-3 ② ③ 1-2f	4 0 0 0 0 2 1
Richard Hidalgo, R (1, 9) OBP: 0.476, SLG: 0.857		S B X 1-1 G4-3 ③			B X 1-0 P5 ②		C B F X 1-2 L4 ②			3 0 0 0 0 0 0
Mike Lamb, L (1, 5) OBP: 0.375, SLG: 0.429			C C B S 1-3 K ①		X 0-0 1B 1B		B B B C F F F X 3-2 L3 ③			3 0 1 0 0 1 0
Brad Ausmus, R (1, 2) OBP: 0.333, SLG: 0.429			S S F F B X 1-2 1B		B D F F X 2-2 1B 1-3			S B X 1-1 SF9 3B		3 1 3 0 0 0 0
Tim Redding, R (1, 1) Ricky Stone, R (6, 1) Morgan Ensberg, R (8, PH) OBP: 0.286, SLG: 0.273 Brandon Duckworth, R (8, 1)			C B L B S 2-3 K ②		C B T B C 2-3 ꓘ ③			F C X 0-2 SF9 ① 3-H		2 0 0 0 0 2 3 0 0 0 0 0 0 0 0 0 0 1 0 0 0 0 0 0 0 0 0 0
Inning Stats	R: 0 H: 0 E: 0 LOB: 0 K: 1 BB: 0 S: 10 P: 13	R: 0 H: 0 E: 0 LOB: 0 K: 2 BB: 0 S: 8 P: 13	R: 0 H: 1 E: 0 LOB: 1 K: 2 BB: 0 S: 14 P: 18	R: 0 H: 0 E: 0 LOB: 0 K: 2 BB: 0 S: 9 P: 14	R: 0 H: 2 E: 0 LOB: 2 K: 2 BB: 0 S: 18 P: 26	R: 0 H: 1 E: 0 LOB: 1 K: 1 BB: 0 S: 12 P: 19	R: 0 H: 0 E: 0 LOB: 0 K: 0 BB: 0 S: 11 P: 18	R: 1 H: 1 E: 0 LOB: 0 K: 0 BB: 0 S: 12 P: 14	R: 0 H: 1 E: 0 LOB: 0 K: 0 BB: 0 S: 10 P: 14	1B: 4 SF: 1 2B: 1 SAC: 0 3B: 1 DP: 1 HR: 0 HBP: 0

AB	31
R	1
H	6
RBI	1
BB	0
SO	10
LOB	7

WP: 0 PA: 32
PB: 0
SB: 0
CS: 0

PITCHER		IP	WLS	BF	H	R	ER	SO	BB	IBB	HBP	BLK	WP	HR	S	P	ERA	WHIP
15 Ben Sheets, R ERA: 2.89	(1, 1)	6.0	W	22	4	0	0	10	0	0	0	0	0	0	71	103	0.00	0.667
Jeff Bennett, R ERA: 2.7	(7, 1)	2.0		7	1	1	1	0	0	0	0	0	0	0	23	32	4.50	0.500
Luis Vizcaino, R ERA:	(9, 1)	1.0		3	1	0	0	0	0	0	0	0	0	0	10	14	0.00	1.000

PITCHER	IP	WLS	BF	H	R	ER	SO	BB	IBB	HBP	BLK	WP	HR	S	P	ERA	WHIP

livebaseballscorecards.com

Houston Astros @ Milwaukee Brewers

Miller Park, Milwaukee, WI

Sat Apr 10 2004, 1:05 PM CDT

Att. 18,337 - Dome - 67 F

BOTTOM

Batter	1	2	3	4	5	6	7	8	9	AB	R	H	RBI	BB	SO	LOB
Scott Podsednik, L (1, 8) OBP: 0.387, SLG: 0.500	C B B F B X 3-2 F8 ①		C B C C 1-3 K ①	B F C X 1-2 F8 ③		I I I 4-0 1B 1B IBB	C B B X 2-1 P4 ③			4	1	0	0	1	1	2
Craig Counsell, L (1, 6) OBP: 0.333, SLG: 0.350	C C T 0-2 K ②		B B F B B B 4-1 1B BB		C S S 0-3 K ①	F B B X 2-1 1B 1B 1-2 2-H 1B		X 0-0 L7 ①		4	1	1	1	1	2	0
Keith Ginter, R (1, 4) OBP: 0.615, SLG: 0.889	B B F X 2-1 F8 ③		C 1 B S F F S SAFE 1-3 K ②		B C F F B X 2-2 G6-3 ②	2 F X SAFE 0-1 1B 1-3 2-H 1B		C C B B B X 3-2 F8 ②		5	0	1	1	0	1	1
Geoff Jenkins, L (1, 7) OBP: 0.400, SLG: 0.542		X 0-0 G3-1 2B	X 0-0 FC6-4 1-2 1B		C H 1-1 1B HR HBP	I I I 4-0 1B IBB		S S B F S 1-3 K ③		3	1	2	0	1	1	0
Lyle Overbay, L (1, 3) OBP: 0.286, SLG: 0.571		B D B C X 3-1 G3-1 ① 2-3	B B X 2-0 FC6-4 ③ 1-2f		X 0-0 HR 1-2 1B	C B X 1-1 1-2 2-3 3-H 1B				4	1	2	1	0	0	3
Wes Helms, R (1, 5) OBP: 0.474, SLG: 0.625		F B F X 1-2 G6-3 ②	C F B B B X 3-2 1B 1B	B X 1-0 1-H 2-H HR	X 0-0 F5 ②					4	1	2	3	0	0	4
Ben Grieve, L (1, 9) OBP: 0.316, SLG: 0.471 Brady Clark, R (6, 9) OBP: 0.500, SLG: 1.600		B C B F B B 4-2 BB BB	F C B B B X 3-2 1-2 1B	B B F X 2-1 L7 ③	D C X 1-1 L9 ③					2 1	0 0	1 0	0 0	1 0	0 0	0 3
Chad Moeller, R (1, 2) OBP: 0.412, SLG: 0.500		B B B B F D 4-1 1-2 BB	C X 0-1 F9 ①		B C X 1-1 G1-3 1B 1B	X 0-0 G1-3 ①				3	1	1	0	1	0	2
15 Ben Sheets, R (1, 1) Trent Durrington, R (6, PH) Jeff Bennett, R (7, 1) Luis Vizcaino, R (9, 1)		B C C F S 1-3 K ③	X 0-0 B3 ②		B X 1-0 G1-3 ① 1-2	C T S 0-3 K ②				2 1 1 0	0 0 0 0	0 0 0 0	0 0 0 0	0 0 1 0	1 0 0 0	5 1 0 0
Inning Stats	R: 0 E: 0 K: 1 S: 8 H: 0 LOB: 0 BB: 0 P: 13	R: 0 E: 0 K: 1 S: 13 H: 1 LOB: 3 BB: 2 P: 26	R: 0 E: 0 K: 2 S: 11 H: 1 LOB: 2 BB: 1 P: 19	R: 0 E: 0 K: 0 S: 12 H: 2 LOB: 2 BB: 0 P: 19	R: 3 E: 0 K: 1 S: 12 H: 2 LOB: 0 BB: 0 P: 18	R: 3 E: 0 K: 0 S: 12 H: 4 LOB: 3 BB: 2 P: 26	R: 0 E: 0 K: 1 S: 6 H: 0 LOB: 0 BB: 0 P: 8	R: 0 E: 0 K: 1 S: 8 H: 0 LOB: 0 BB: 0 P: 12		1B: 8 2B: 1 3B: 0 HR: 1	SF: 0 SAC: 0 DP: 0 HBP: 1					

	AB	34
	R	6
	H	10
	RBI	6
	BB	5
	SO	7
	LOB	21

livebaseballscorecards.com

PITCHER		IP	WLS	BF	H	R	ER	SO	BB	IBB	HBP	BLK	WP	HR	S	P	ERA	WHIP
Tim Redding, R ERA: 5.4	(1, 1)	5.0	L	25	6	3	3	5	3	0	1	0	0	1	56	95	5.40	1.800
Ricky Stone, R ERA: 9.0	(6, 1)	2.0		12	4	3	3	1	0	2	0	0	0	0	18	34	13.50	2.000
Brandon Duckworth, R ERA: 12.0	(8, 1)	1.0		3	0	0	0	1	0	0	0	0	0	0	8	12	0.00	0.000

PITCHER	IP	WLS	BF	H	R	ER	SO	BB	IBB	HBP	BLK	WP	HR	S	P	ERA	WHIP

Batter	1	2	3	4	5	6	7	8	9	AB	R	H	RBI	BB	SO	LOB
Craig Biggio, R (1, 8) OBP: 0.400, SLG: 0.409	C B F X 1-2 F7 ①		X 0-0 FC3-6 28 2B WP ① 1-2f	B X 1-0 G5-3 ②		B C X 1-1 G6-3 ③		B C B F X 2-2 F7 ②		5	1	0	0	0	0	3
16 Jason Lane, R (8, 8)										0	0	0	0	0	0	0
28 Adam Everett, R (1, 6) OBP: 0.417, SLG: 0.381	C C X 0-2 F8 ②		C 1 SAFE 1 SAFE B T F X 1-2 WP 17 HR 1-3 2B ③	F X 0-1 G3-1 ③			X 0-0 B3 ①	B T B X 2-1 P5 ③		5	1	1	0	0	0	2
5 Jeff Bagwell, R (1, 3) OBP: 0.548, SLG: 0.783	B S F B B B X 3-2 E5		F S B C 1-3 K ②		B B C C X 2-2 F7 ①		C T B X 1-2 L4 ②		X 0-0 F9 ①	5	0	0	0	0	1	2
Jeff Kent, R (1, 4) OBP: 0.333, SLG: 0.583	C C B F B S 2-3 K ③		B B B B 4-0 WP 17 HR BB		B F X 1-1 HR		X 0-0 E6 1B 17 1B		B C B F X 2-2 F9 ②	4	3	1	1	1	1	1
Richard Hidalgo, R (1, 9) OBP: 0.538, SLG: 0.833		S B C X 1-2 17 G6-3 1B	B B C B I 4-1 17 HR 1-2 2-3 3-H IBB		B C B B S B 4-2 17 BB BB		B C D C F B X 3-2 17 1B 1-3 1B		F B B C S 2-3 K ③	3	1	2	0	2	1	0
17 Lance Berkman, S (1, 7) OBP: 0.385, SLG: 0.400		F X 0-1 G6-3 ① 1-2	X 0-0 1-H 2-H 3-H HR		C F B B B B 4-2 G5-4-3 1-2 BB		C X 0-1 1-2 3-H 1B			3	1	2	5	1	0	1
Morgan Ensberg, R (1, 5) OBP: 0.222, SLG: 0.200		B F B S C 2-3 K ②	S C B X 1-2 G1-3 ③		X 0-0 G5-4-3 ② ③ 1-2f		C X 0-1 F8 ③			4	0	0	0	0	1	5
54 Brad Lidge, R (7, 1)										0	0	0	0	0	0	0
41 Brandon Backe, R (9, 1)										0	0	0	0	0	0	0
Raul Chavez, R (1, 2) OBP: 0.250, SLG: 0.250		B C B F D X 3-2 G4-3 ③		C F B B F S 2-3 K ①		S C B C 1-3 K ①		L F F X 0-2 1B		4	0	1	0	0	2	1
44 Roy Oswalt, R (1, 1) OBP: 0.400, SLG: 0.600			C S X 0-2 FC3-6 1B	B B B C C X 3-2 2B		B B F B C X 3-2 G6-3 ②		B S B C T 2-2 K ①		3	0	2	0	0	0	0
Mike Lamb, L (7, 5) OBP: 0.333, SLG: 0.375										1	0	0	0	0	1	1
Inning Stats	R: 0 E: 1 K: 1 S: 14 H: 0 LOB: 1 BB: 0 P: 20	R: 0 E: 0 K: 1 S: 11 H: 1 LOB: 1 BB: 0 P: 17	R: 5 E: 0 K: 1 S: 16 H: 3 LOB: 0 BB: 2 P: 27	R: 0 E: 0 K: 1 S: 10 H: 1 LOB: 1 BB: 0 P: 16	R: 1 E: 0 K: 0 S: 10 H: 1 LOB: 1 BB: 2 P: 21	R: 0 E: 0 K: 1 S: 8 H: 0 LOB: 0 BB: 0 P: 13	R: 1 E: 1 K: 0 S: 13 H: 2 LOB: 2 BB: 0 P: 17	R: 0 E: 0 K: 1 S: 12 H: 1 LOB: 1 BB: 0 P: 18	R: 0 E: 0 K: 1 S: 7 H: 0 LOB: 0 BB: 0 P: 11	1B: 5 2B: 2 3B: 0 HR: 2	SF: 0 SAC: 0 DP: 1 HBP: 0						

TOP

Houston Astros @ Milwaukee Brewers

Miller Park, Milwaukee, WI

Sun Apr 11 2004, 1:05 PM CDT

Att. 11,262 - Dome - 65 F

livebaseballscorecards.com

AB	37
R	7
H	9
RBI	6
BB	4
SO	7
LOB	16

WP: 1 PB: 0 SB: 0 CS: 0 PA: 41

PITCHER		IP	WLS	BF	H	R	ER	SO	BB	IBB	HBP	BLK	WP	HR	S	P	ERA	WHIP
Doug Davis, L ERA: 8.44	(1, 1)	4.1	L	24	6	6	6	4	3	1	0	0	1	2	60	100	12.46	2.077
Ben Ford, R ERA: 17.18	(5, 1)	1.2		4	0	0	0	1	0	0	0	0	0	0	9	14	0.00	0.000
Dave Burba, R ERA: 1.35	(7, 1)	2.0		10	3	1	0	1	0	0	0	0	0	0	25	35	0.00	1.500
Dan Kolb, R ERA: 3.0	(9, 1)	1.0		3	0	0	0	1	0	0	0	0	0	0	7	11	0.00	0.000

PITCHER	IP	WLS	BF	H	R	ER	SO	BB	IBB	HBP	BLK	WP	HR	S	P	ERA	WHIP

Houston Astros @ Milwaukee Brewers

Miller Park, Milwaukee, WI

Sun Apr 11 2004, 1:05 PM CDT

Att. 11,262 - Dome - 65 F

livebaseballscorecards.com

BOTTOM

Batter	1	2	3	4	5	6	7	8	9	AB	R	H	RBI	BB	SO	LOB
Scott Podsednik, L (1, 8) OBP: 0.333, SLG: 0.424	0-2 P5	1 SAFE 2-2 G4-3		1-1 FC6-4 1-2f		2-1 FC6-4 1-2f 2-3		2-2 F9		5	0	0	0	0	0	5
2 Bill Hall, R (1, 6) OBP: 0.250, SLG: 0.250	1-1 2B 1B		1-2 F8		0-2 F9	1 SAFE 1-3 K			2-2 2B 1B	5	2	2	0	0	1	2
Junior Spivey, R (1, 4) OBP: 0.379, SLG: 0.520	1 SAFE 2-0 E 2B 1-H	2-0 1B 1B			2-1 2B		4-1 1B BB		1-1 F9 G6-3 2B 1-H	4	1	4	2	1	0	0
Geoff Jenkins, L (1, 7) OBP: 0.400, SLG: 0.517	1-2 E5 2-3	1-0 1B 1-2 1B			2-3 K		0-2 G6-4-3 1B 1-3		1-1 F9 2-3	5	0	2	0	0	1	3
Lyle Overbay, L (1, 3) OBP: 0.242, SLG: 0.485	1-3 K	1-3 K			1-0 P2		0-3 K		1-2 G6-3 3-H	5	0	0	1	0	3	7
Wes Helms, R (1, 5) OBP: 0.417, SLG: 0.571	2-0 F7	1-2 L1				0-0 F9 2B	1-2 G6-4-3 1-2f		3-2 L4	5	1	1	0	0	0	6
Brady Clark, R (1, 9) OBP: 0.400, SLG: 1.000		4-2 BB		2-3 K		2-0 F9 2-3		0-1 E5 G4-6-3 BB		3	0	0	0	1	1	1
Chad Moeller, R (1, 2) OBP: 0.476, SLG: 0.563		1-0 L5		4-2 FC6-4 BB		2-2 FC6-4 3-H		4-0 G4-6-3 1-2		2	0	1	1	2	0	1
Doug Davis, R (1, 1) Ben Ford, R (5, 1) Ben Grieve, L (6, PH) OBP: 0.350, SLG: 0.471 Dave Burba, R (7, 1) Brooks Kieschnick, L (8, PH) OBP: 0.667, SLG: 0.500 Dan Kolb, R (9, 1)	1 SAFE 1-3 K	0-0 B2				4-1 FC6-4 BB		1-2 G4-6-3 1-2f 2-3		2 0 0 0 0 1 2 0 0 0 0 0 0 0 0 0 0 0 1 0 0 0 0 0 0 0 0 0 1 0 0 0 0 0 2 0 0 0 0 0 0 0						
Inning Stats	R: 1 H: 2 E: 1 LOB: 2 K: 1 BB: 0 S: 13 P: 20	R: 0 H: 0 E: 0 LOB: 1 K: 1 BB: 1 S: 10 P: 17	R: 0 H: 2 E: 0 LOB: 2 K: 1 BB: 0 S: 11 P: 17	R: 0 H: 0 E: 0 LOB: 1 K: 1 BB: 1 S: 10 P: 17	R: 0 H: 1 E: 0 LOB: 1 K: 1 BB: 0 S: 9 P: 14	R: 1 H: 2 E: 0 LOB: 2 K: 1 BB: 1 S: 14 P: 25	R: 0 H: 1 E: 0 LOB: 1 K: 1 BB: 1 S: 11 P: 16	R: 0 H: 0 E: 1 LOB: 1 K: 0 BB: 1 S: 8 P: 15	R: 2 H: 2 E: 0 LOB: 0 K: 0 BB: 0 S: 14 P: 22	1B: 5 SF: 0 2B: 5 SAC: 0 3B: 0 DP: 2 HR: 0 HBP: 0						

PITCHER		IP	WLS	BF	H	R	ER	SO	BB	IBB	HBP	BLK	WP	HR	S	P	ERA	WHIP
44 Roy Oswalt, R ERA: 4.05	(1, 1)	6.0	W	29	7	2	2	6	3	0	0	0	0	0	67	110	3.00	1.667
54 Brad Lidge, R ERA:	(7, 1)	2.0		8	1	0	0	1	2	0	0	0	0	0	19	31	0.00	1.500
41 Brandon Backe, R ERA: 18.0	(9, 1)	1.0		5	2	2	2	0	0	0	0	0	0	0	14	22	18.00	2.000

PITCHER	IP	WLS	BF	H	R	ER	SO	BB	IBB	HBP	BLK	WP	HR	S	P	ERA	WHIP

AB	37
R	4
H	10
RBI	4
BB	5
SO	7
LOB	29

WP: 0 PA: 42
PB: 0
SB: 0
CS: 0

Milwaukee Brewers @ San Francisco Giants

SBC Park, San Francisco, CA

Mon Apr 12 2004, 4:05 PM EDT

Att. 42,548 - Cloudy - 59 F

livebaseballscorecards.com

TOP

Batter	1	2	3	4	5	6	7	8	9	AB	R	H	RBI	BB	SO	LOB
Scott Podsednik, L (1, 8) OBP: 0.341, SLG: 0.421	C B B X 2-1 G6-3 ①		B X 1-0 G4-3 ①		B B X 2-0 S 1B 1B		C B 1 SAFE X 1-1 S SH5-4 1-2 1B		B C S F F S 1-3 K ①	5	1	2	0	0	1	1
Craig Counsell, L (1, 6) OBP: 0.393, SLG: 0.417	C B B X 2-1 F9 S 1B 1B		C B X 1-1 HBP 1B 1B		1 SAFE 1 SAFE C 1 SAFE S X 0-2 F8 ① 1-2		B B X 2-0 SH5-4 ① 1-2 2-3		F C F X 0-2 G5-4-3 1-2 1B	4	2	3	0	0	0	1
Junior Spivey, R (1, 4) OBP: 0.382, SLG: 0.483	B 1 SAFE B C X 2-1 F9 ② 1-3		1 SAFE 1 SAFE 1 SAFE C H 1-1 1B E HBP 1-2		S X 0-1 G4-6-3 2-H 1B		B C X 1-1 G6-3 ② 3-H		X 0-0 G5-4-3 ② ③ 1-2f	4	1	1	2	0	0	5
Geoff Jenkins, L (1, 7) OBP: 0.410, SLG: 0.515	C X 0-1 3-H 1B		X 0-0 E3 G3 1-H 2-H 1B		C 1 SAFE B X 1-1 G4-6-3 ② ③ 1-2f		C D F S 1-3 K ③ 2-3			4	0	2	2	0	1	3
Lyle Overbay, L (1, 3) OBP: 0.216, SLG: 0.432	B X 1-0 G4-3 ③		C B F X 1-2 G3 ② 2-3			B S X 1-1 G3 ①		C X 0-1 F7 ①		4	0	0	0	0	0	2
Wes Helms, R (1, 5) OBP: 0.429, SLG: 0.560		B B X 2-0 G4-3 G4-3 1B	B X 1-0 L8 ③			B C F S 1-3 K ②		C S B X 1-2 1B		4	0	2	0	0	1	1
Ben Grieve, L (1, 9) OBP: 0.333, SLG: 0.476		C B 1 SAFE B X 2-1 G4-3 ① 1-2		B F X 1-1 L3 ①		C B X 1-1 2B		F B B B X 3-1 L9 ②		4	0	1	0	0	0	2
Luis Vizcaino, R (8, 1)										0	0	0	0	0	0	0
Gary Bennett, R (1, 2) OBP: 0.417, SLG: 0.750		C C B F X 1-2 G4-3 ② 2-3		X 0-0 F9 ②		C F F B X 1-2 G3 ③		D X 1-0 P5 ③		4	0	0	0	0	0	3
Matt Kinney, R (1, 1) OBP: 0.400, SLG: 0.400		F X 0-1 G3-1 ③		B B C F X 2-2 G6-3 ③			B X 1-0 SH5-4 1B G6-3 1B		C F X 0-2 1B 1B	2	0	0	0	0	0	1
Brooks Kieschnick, L (6, 1) OBP: 0.750, SLG: 0.667										1	0	1	0	0	0	0
Trent Durrington, R (7, PR)										0	1	0	0	0	0	0
Jeff Bennett, R (7, 1)										0	0	0	0	0	0	0
Brady Clark, R (8, 9) OBP: 0.455, SLG: 1.000										1	0	1	0	0	0	0
Inning Stats	R: 1 E: 0 K: 0 S: 9 H: 2 LOB: 1 BB: 0 P: 16	R: 0 E: 0 K: 0 S: 9 H: 1 LOB: 1 BB: 0 P: 14	R: 2 E: 1 K: 0 S: 9 H: 2 LOB: 1 BB: 0 P: 14	R: 0 E: 0 K: 0 S: 6 H: 0 LOB: 0 BB: 0 P: 9	R: 1 E: 0 K: 0 S: 8 H: 2 LOB: 0 BB: 0 P: 11	R: 0 E: 0 K: 1 S: 11 H: 1 LOB: 1 BB: 0 P: 15	R: 1 E: 0 K: 1 S: 9 H: 2 LOB: 2 BB: 0 P: 15	R: 0 E: 0 K: 0 S: 8 H: 1 LOB: 1 BB: 0 P: 13	R: 0 E: 0 K: 1 S: 13 H: 2 LOB: 1 BB: 0 P: 14	1B: 12 2B: 1 3B: 0 HR: 0 SF: 0 SAC: 1 DP: 2 HBP: 1						

AB	37
R	5
H	13
RBI	4
BB	0
SO	3
LOB	19

WP: 0 PB: 0 SB: 3 CS: 0 PA: 39

PITCHER		IP	WLS	BF	H	R	ER	SO	BB	IBB	HBP	BLK	WP	HR	S	P	ERA	WHIP
Jerome Williams, R ERA: 6.0	(1, 1)	6.0	W	26	8	4	3	1	0	0	1	0	0	0	52	79	4.50	1.333
Jim Brower, R ERA: 9.0	(7, 1)	0.0		1	1	1	1	0	0	0	0	0	0	0	1	2	∞	∞
Wayne Franklin, L ERA:	(7, 1)	1.0	H	4	1	0	0	1	0	0	0	0	0	0	8	13	0.00	1.000
Felix Rodriguez, R ERA: 3.86	(8, 1)	1.0	H	4	1	0	0	0	0	0	0	0	0	0	8	13	0.00	1.000
Matt Herges, R ERA: 4.5	(9, 1)	1.0	S	4	2	0	0	1	0	0	0	0	0	0	13	14	0.00	2.000

BOTTOM

Milwaukee Brewers @ San Francisco Giants

SBC Park, San Francisco, CA

Mon Apr 12 2004, 4:05 PM EDT

Att. 42,548 - Cloudy - 59 F

livebaseballscorecards.com

Batter	1	2	3	4	5	6	7	8	9	AB	R	H	RBI	BB	SO	LOB
Ray Durham, S (1, 4) OBP: 0.424, SLG: 0.483	BBBB 4-0 2B BB		BX 1-0 G6-3 1B 1B		BBFBB 4-1 1B HR BB	BX 1-0 ② ③ G4-6-3 1-2f		1 SAFE CBFX 1-2 ③ F9		3	3	1	0	2	0	3
J.T. Snow, L (1, 3) OBP: 0.276, SLG: 0.240	BCX 1-1 L8 1-H 2B		B 1 SAFE X 1-0 ① F7		C 1 SAFE X 0-1 1-2 HR 1B		CBFS 1-3 ① K			4	1	2	1	0	1	1
Marquis Grissom, R (1, 8) OBP: 0.433, SLG: 0.538	DX 1-0 ① L8 2-3		BX 1-0 ② G6-3 1-2		BCBSX 2-2 ② F3		BBX 2-0 ② F8			4	0	0	0	0	0	4
Barry Bonds, L (1, 7) OBP: 0.567, SLG: 0.864	BBBB 4-0 G6-4-3 BB		X 0-0 2-H 1B		BBDFX 3-1 1-H 2-H HR		BX 1-0 1B 2B			3	2	3	4	1	0	0
A.J. Pierzynski, L (1, 2) OBP: 0.200, SLG: 0.200	X 0-0 ② ③ G6-4-3 1-2f		BFX 1-1 ③ L6		BFBFBX 3-2 ③ G1-3		BFFBX 2-2 2-H 1B			4	0	1	1	0	0	3
Edgardo Alfonzo, R (1, 5) OBP: 0.231, SLG: 0.200		FBBBBX 3-1 ① F9		CFX 0-2 ① F7		CBX 1-1 ① F9	CTX 0-2 ③ G4-3			4	0	0	0	0	0	1
Michael Tucker, L (1, 9) OBP: 0.300, SLG: 0.286		BBBCX 3-1 ② F7		BFX 1-1 ② G3-1		CBX 1-1 1B 1B 1B		BCBFFFX 2-2 ① L8		4	1	1	0	0	0	0
Neifi Perez, S (1, 6) OBP: 0.414, SLG: 0.423		BBBBCB 4-1 BB		BFBFC 2-3 ③ K		BCX 1-1 1B 1-3 1B		BBBFBX 3-1 ② L8		3	0	1	0	1	1	0
Jerome Williams, R (1, 1)		BCSFBFX 2-2 ③ G6-3			STBFC 1-3 ① K	1 SAFE X 0-0 G4-6-3 1-3 3-H 1B		BFBBBB 4-1 BB		2	0	0	0	0	1	1
Tony Torcato, L (6, PH) OBP: 0.667, SLG: 0.500										1	0	1	1	0	0	0
Jim Brower, R (7, 1)										0	0	0	0	0	0	0
Wayne Franklin, L (7, 1)										0	0	0	0	0	0	0
Felix Rodriguez, R (8, 1)										0	0	0	0	0	0	0
Dustan Mohr, R (8, PH) OBP: 0.333, SLG: 0.200										0	0	0	0	1	0	0
Matt Herges, L (9, 1)										0	0	0	0	0	0	0
Inning Stats	R: 1 E: 0 K: 0 S: 4 H: 1 LOB: 1 BB: 2 P: 14	R: 0 E: 0 K: 0 S: 10 H: 0 LOB: 1 BB: 1 P: 22	R: 1 E: 0 K: 0 S: 6 H: 2 LOB: 1 BB: 0 P: 10	R: 0 E: 0 K: 1 S: 8 H: 0 LOB: 0 BB: 0 P: 11	R: 3 E: 0 K: 1 S: 15 H: 2 LOB: 0 BB: 1 P: 28	R: 1 E: 0 K: 0 S: 8 H: 3 LOB: 1 BB: 0 P: 12	R: 1 E: 0 K: 1 S: 11 H: 2 LOB: 1 BB: 0 P: 17	R: 0 E: 0 K: 0 S: 11 H: 0 LOB: 1 BB: 1 P: 21		1B: 7 2B: 2 3B: 0 HR: 1	SF: 0 SAC: 0 DP: 2 HBP: 0					

AB	32
R	7
H	10
RBI	7
BB	5
SO	3
LOB	13

WP: 0 PB: 0 SB: 0 CS: 0 PA: 37

PITCHER		IP	WLS	BF	H	R	ER	SO	BB	IBB	HBP	BLK	WP	HR	S	P	ERA	WHIP
Matt Kinney, R ERA: 7.15	(1, 1)	5.1	L	26	7	6	6	2	4	0	0	0	0	1	49	94	10.12	2.062
Brooks Kieschnick, R ERA: 5.4	(6, 1)	0.2		2	1	0	0	0	0	0	0	0	0	0	2	3	0.00	1.500
Jeff Bennett, R ERA: 3.6	(7, 1)	1.2		8	2	1	1	1	1	0	0	0	0	0	19	34	5.40	1.800
Luis Vizcaino, R ERA:	(8, 1)	0.1		1	0	0	0	0	0	0	0	0	0	0	3	4	0.00	0.000

PITCHER	IP	WLS	BF	H	R	ER	SO	BB	IBB	HBP	BLK	WP	HR	S	P	ERA	WHIP

Milwaukee Brewers @ San Francisco Giants

SBC Park, San Francisco, CA

Tue Apr 13 2004, 9:05 PM EDT

Att. 42,040 - Cloudy - 59 F

livebaseballscorecards.com

TOP

Batter	1	2	3	4	5	6	7	8	9	AB	R	H	RBI	BB	SO	LOB
Scott Podsednik, L (1, 8) OBP: 0.378, SLG: 0.452	C B C B X 2-2 B2 1B			X 0-0 ① L7		B B 1 SAFE L B S X 3-2 BB 1-2 1B		B C S X 1-2 S 1B 1B		4	1	3	0	0	0	0
Craig Counsell, L (1, 6) OBP: 0.438, SLG: 0.423	1 SAFE B C X 1-1 ①② B2 1-2			B B C B F B 4-2 FC6-4 BB		B B C B D 4-1 1-2 2-3 BB		B B B C X 3-1 1B 1-2 1B		2	0	1	0	2	0	1
Junior Spivey, R (1, 4) OBP: 0.368, SLG: 0.469	C S B S 1-3 ③ K			C D 1 SAFE S X 1-2 ② FC6-4 1-2f		F B X 1-1 ② SF8 3-H		B B F X 2-1 1-3 2-H 1B		3	0	1	2	0	1	1
Geoff Jenkins, L (1, 7) OBP: 0.372, SLG: 0.459		F B X 1-1 ① F7		1 SAFE 1 SAFE C F B B S 2-3 ③ K		C S B D D F S 3-3 ③ K		X 0-0 ③ F7		4	0	0	0	0	2	5
Lyle Overbay, L (1, 3) OBP: 0.195, SLG: 0.390		B F C F X 1-2 ② G3			X 0-0 ① F7		S C B S 1-3 ① K		B F B C X 2-2 ① L8	4	0	0	0	0	1	0
Keith Ginter, R (1, 5) OBP: 0.529, SLG: 0.692		C F B S 1-3 ③ K2-3			C F X 0-2 ② G6-3		C X 0-1 ② F8		C B C F B B F X 3-2 FC6-4 1B	4	0	1	0	0	1	0
Ben Grieve, L (1, 9) OBP: 0.286, SLG: 0.400			B C B F B C 3-3 ① K		B C S S 1-3 ③ K2-3		X 0-0 ③ G4-3		B S B X 2-1 ② FC6-4 1-2f	4	0	0	0	0	2	1
Chad Moeller, R (1, 2) OBP: 0.458, SLG: 0.526			B C F B B S 3-3 ② K			C X 0-1 BB 1B SF8 1B		X 0-0 ① F8	F B X 1-1 ③ G3	3	1	1	0	0	1	0
Brooks Kieschnick, L (9, PH) OBP: 0.600, SLG: 0.500										1	0	0	0	0	0	1
39 Chris Capuano, L (1, 1) OBP: 0.200, SLG: 0.200			C B B B X 2-1 ③ F7			B F X 1-1 ① P3		B S X 1-1 ② F8		1	0	0	0	0	0	0
Trent Durrington, R (6, PH)										1	0	0	0	0	0	1
Ben Ford, R (6, 1)										0	0	0	0	0	0	0
2 Bill Hall, R (8, PH) OBP: 0.231, SLG: 0.231										1	0	0	0	0	0	0
Luis Vizcaino, R (8, 1)										0	0	0	0	0	0	0
Inning Stats	R: 0 E: 0 K: 1 S: 8 H: 1 LOB: 0 BB: 0 P: 12	R: 0 E: 0 K: 1 S: 9 H: 0 LOB: 0 BB: 0 P: 12	R: 0 E: 0 K: 2 S: 8 H: 0 LOB: 0 BB: 0 P: 16	R: 0 E: 0 K: 1 S: 9 H: 0 LOB: 1 BB: 1 P: 16	R: 0 E: 0 K: 1 S: 7 H: 0 LOB: 0 BB: 0 P: 8	R: 1 E: 0 K: 1 S: 14 H: 2 LOB: 2 BB: 1 P: 26	R: 0 E: 0 K: 1 S: 6 H: 0 LOB: 0 BB: 0 P: 7	R: 1 E: 0 K: 0 S: 11 H: 3 LOB: 2 BB: 0 P: 18	R: 0 E: 0 K: 0 S: 12 H: 1 LOB: 1 BB: 0 P: 20	1B: 7 2B: 0 3B: 0 HR: 0 SF: 1 SAC: 0 DP: 0 HBP: 0							

	AB	32
	R	2
	H	7
	RBI	2
	BB	2
	SO	8
	LOB	10

WP: 0 PB: 0 SB: 1 CS: 0 PA: 35

PITCHER		IP	WLS	BF	H	R	ER	SO	BB	IBB	HBP	BLK	WP	HR	S	P	ERA	WHIP
Dustin Hermanson, R (1, 1) ERA: 1.54		5.2	W	21	3	1	1	6	2	0	0	0	0	0	51	83	1.59	0.882
Kevin Walker, L (6, 1) ERA: 16.2		0.1	H	1	0	0	0	1	0	0	0	0	0	0	4	7	0.00	0.000
Jim Brower, R (7, 1) ERA: 7.71		1.2	H	7	2	1	1	1	0	0	0	0	0	0	14	20	5.40	1.200
Felix Rodriguez, R (8, 1) ERA: 3.86		0.0		1	1	0	0	0	0	0	0	0	0	0	2	4	∞	∞
Jason Christiansen, L (8, 1) ERA:		0.1	H	1	0	0	0	0	0	0	0	0	0	0	1	1	0.00	0.000

PITCHER		IP	WLS	BF	H	R	ER	SO	BB	IBB	HBP	BLK	WP	HR	S	P	ERA	WHIP
Matt Herges, R (9, 1) ERA: 3.86		1.0	S	4	1	0	0	0	0	0	0	0	0	0	12	20	0.00	1.000

Milwaukee Brewers @ San Francisco Giants

SBC Park, San Francisco, CA

Tue Apr 13 2004, 9:05 PM EDT

Att. 42,040 - Cloudy - 59 F

livebaseballscorecards.com

BOTTOM

Batter	1	2	3	4	5	6	7	8	9	AB	R	H	RBI	BB	SO	LOB
Ray Durham, S (1, 4) OBP: 0.441, SLG: 0.500	B X 1-0 BLK HR 1B	H 1-0 G6-3 1-2 HBP		B S S B F T 2-2 ② K		C X 0-1 ③ G4-3				1	1	1	0	0	0	0
Cody Ransom, R (2, 4)										2	0	0	0	0	1	0
J.T. Snow, L (1, 3) OBP: 0.242, SLG: 0.207	1 SAFE B C B B F S 3-3 ① K 1-2	C X 0-1 ② ③ G6-3 1-2f		B S B C B S 3-3 ③ K			X 0-0 ① G4-3			4	0	0	0	0	2	3
Marquis Grissom, R (1, 8) OBP: 0.441, SLG: 0.733	2 SAFE F C B X 1-2 2-H HR	F B C X 1-2 HR	B B C X 2-1 ① F9			X 0-0 ② G6-3			4	2	2	3	0	0	0	
Barry Bonds, L (1, 7) OBP: 0.588, SLG: 0.960	B B B B 4-0 FC6-4 BB	C C X 0-2 ① P5	X 0-0 1B 1B			B F F X 1-2 HR			3	1	2	1	1	0	0	
Edgardo Alfonzo, R (1, 5) OBP: 0.200, SLG: 0.172	C F 1 SAFE X 0-2 ② FC6-4 BB 1-2f	C F X 0-2 ② P4	B S C X 1-2 ② F7			B C S B X 2-2 ③ G4-3			4	0	0	0	0	0	2	
Jeffrey Hammonds, R (1, 9) OBP: 0.600, SLG: 0.333	B D C F B B 4-2 1-2 BB	B S B B F B 4-2 1B BB	1 SAFE B S X 1-1 1-3 1B			B B X 2-0 ① P4			2	0	1	0	2	0	0	
A.J. Pierzynski, L (1, 2) OBP: 0.207, SLG: 0.207	C F B X 1-2 ③ F9	B 1 SAFE B X 2-0 1-2 1B	B X 1-0 ③ G4-3			B S S F F B F F X 2-2 ② P6			4	0	1	0	0	0	4	
Neifi Perez, S (1, 6) OBP: 0.394, SLG: 0.400	C C B X 1-2 FC5-6 1B	F S B B S 2-3 ③ K				B C B B C X 3-2 ① F8		X 0-0 ③ G4-1		4	0	1	0	0	1	2
Dustin Hermanson, R (1, 1) Kevin Walker, L (6, 1) Michael Tucker, L (6, PH) OBP: 0.280, SLG: 0.276 Jim Brower, R (7, 1) Felix Rodriguez, R (8, 1) Jason Christiansen, R (8, 1) Matt Herges, L (9, 1)	L F B 1 SAFE X 1-2 ① FC5-6 HBP 1-2f		B C C S 1-3 ① K			C X 0-1 ② G1-3				2 0 1 0 0 0 0 0	0 0 0 0 0 0 0 0	0 0 0 0 0 0 0 0	0 0 0 0 0 0 0 0	0 0 0 0 0 0 0 0	1 0 0 0 0 0 0 0	1 0 0 0 0 0 0 0
Inning Stats	R: 2 E: 0 K: 1 S: 16 H: 2 LOB: 2 BB: 2 P: 30	R: 0 E: 0 K: 0 S: 8 H: 1 LOB: 1 BB: 0 P: 11	R: 1 E: 0 K: 1 S: 15 H: 2 LOB: 2 BB: 1 P: 24	R: 0 E: 0 K: 3 S: 10 H: 0 LOB: 0 BB: 0 P: 16	R: 0 E: 0 K: 0 S: 9 H: 2 LOB: 2 BB: 0 P: 14	R: 0 E: 0 K: 0 S: 7 H: 0 LOB: 0 BB: 0 P: 10	R: 1 E: 0 K: 0 S: 8 H: 1 LOB: 0 BB: 0 P: 11	R: 0 E: 0 K: 0 S: 9 H: 0 LOB: 0 BB: 0 P: 13		1B: 5 2B: 0 3B: 0 HR: 3	SF: 0 SAC: 0 DP: 1 HBP: 1		WP: 0 PB: 0 SB: 0 CS: 0	PA: 35	

	AB	31
	R	4
	H	8
	RBI	4
	BB	3
	SO	5
	LOB	12

PITCHER		IP	WLS	BF	H	R	ER	SO	BB	IBB	HBP	BLK	WP	HR	S	P	ERA	WHIP
39 Chris Capuano, L ERA: 3.27	(1, 1)	5.0	L	25	7	3	3	5	3	0	1	1	0	2	58	95	5.40	2.000
Ben Ford, R ERA: 12.71	(6, 1)	2.0		7	1	1	1	0	0	0	0	0	0	1	15	21	4.50	0.500
Luis Vizcaino, R ERA:	(8, 1)	1.0		3	0	0	0	0	0	0	0	0	0	0	9	13	0.00	0.000

PITCHER	IP	WLS	BF	H	R	ER	SO	BB	IBB	HBP	BLK	WP	HR	S	P	ERA	WHIP

Batter	1	2	3	4	5	6	7	8	9	AB	R	H	RBI	BB	SO	LOB
Scott Podsednik, L (1, 8) OBP: 0.367, SLG: 0.422	B B B B 4-0 G4-3 BB	D C F F B F F X 2-2 ③ F7			B C X 1-1 ③ G3		C B X 1-1 ③ G4-3			3	0	0	0	1	0	4
Craig Counsell, L (1, 6) OBP: 0.417, SLG: 0.400	B C 1 SAFE F B F X 2-2 ① L8		B C X 1-1 ① G6-3			B C C B X 2-2 ① G3-1		C B X 1-1 F8 BB 1B		4	0	1	0	0	0	1
Junior Spivey, R (1, 4) OBP: 0.357, SLG: 0.429	1 SAFE F C X 0-2 ② ③ G4-3 1-2f		B S X 1-1 ② P5			B X 1-0 ② F8		D S 1 SAFE D B B 4-1 G6-4-3 1-2 BB		3	0	0	0	1	0	1
Geoff Jenkins, L (1, 7) OBP: 0.362, SLG: 0.512		B X 1-0 HR	B F B X 2-1 ③ L9			B B F S B S 3-3 ③ K		F B F B F F X 2-2 ① F8 2-3		4	1	1	1	0	1	2
Keith Ginter, R (1, 5) OBP: 0.476, SLG: 0.588		C X 0-1 ① FC5-4 1B		F X 0-1 ① G5-3			C B B B X 3-1 ① L5	B B B B X 3-0 ② ③ G6-4-3 1-2f		4	0	1	0	0	0	2
Wes Helms, R (1, 3) OBP: 0.387, SLG: 0.500 Lyle Overbay, L (7, 3) OBP: 0.214, SLG: 0.390		B X 1-0 ① FC5-4 1B 1B 1-2f		C F S 0-3 ② K			B B F F B X 3-2 ② P4		C B B B B 4-1 F9 G5-3 BB	3 0	1 0	0 0	0 0	0 1	1 0	1 0
Brady Clark, R (1, 9) OBP: 0.467, SLG: 0.833		X 0-0 SH1-4 1B 1-3 1B		B B F X 2-1 ③ F8			C F F B B B B B 4-2 S 1B BB		1 SAFE X 0-0 ① G5-3 1-2	3	1	1	0	1	0	1
Gary Bennett, R (1, 2) OBP: 0.438, SLG: 0.667		B C X 1-1 SH1-4 1-2 3-H 1B			B X 1-0 ① L7		B B F B B C B 4-2 1B 1-2 BB		X 0-0 ② F9 2-3	3	0	1	1	1	0	1
Wes Obermueller, R (1, 1) OBP: 0.500, SLG: 0.500 Jeff Bennett, R (7, 1) Brooks Kieschnick, L (9, PH) OBP: 0.500, SLG: 0.400 Dan Kolb, R (9, 1)		X 0-0 ② SH1-4 1-2 2-3			B B X 2-0 ② F8		C X 0-1 1-2 2-H 1B		B B X 2-0 ③ G4-3	2 0 1 0	0 0 0 0	1 0 0 0	1 0 0 0	0 0 0 0	0 0 1 0	0 0 1 0

TOP

Milwaukee Brewers @ San Francisco Giants

SBC Park, San Francisco, CA

Wed Apr 14 2004, 3:35 PM EDT

Att. 37,844 - Unknown - 58 F

livebaseballscorecards.com

AB	30
R	3
H	6
RBI	3
BB	5
SO	2
LOB	14

Inning Stats	1	2	3	4	5	6	7	8	9	1B: 5	SF: 0	WP: 0	PA: 36
R:	0	2	0	0	0	0	1	0	0	2B: 0	SAC: 1	PB: 0	
E:	0	0	0	0	0	0	0	0	0	3B: 0	DP: 2	SB: 1	
K:	0	0	0	1	0	1	0	0	0	HR: 1	HBP: 0	CS: 0	
S:	7	14	6	7	4	7	14	9	4				
H:	0	4	0	0	0	0	1	1	0				
LOB:	0	2	0	0	0	0	2	1	1				
BB:	1	0	0	0	0	0	2	1	1				
P:	13	19	10	9	8	13	29	19	10				

PITCHER		IP	WLS	BF	H	R	ER	SO	BB	IBB	HBP	BLK	WP	HR	S	P	ERA	WHIP
Brian Cooper, R ERA: 3.0	(1, 1)	6.0	L	22	4	2	2	2	1	0	0	0	0	1	45	72	3.00	0.833
David Aardsma, R ERA: 2.7	(7, 1)	0.2		5	1	1	1	0	2	0	0	0	0	0	12	26	13.50	4.500
Wayne Franklin, L ERA:	(7, 1)	1.1		5	1	0	0	0	1	0	0	0	0	0	11	22	0.00	1.500
Kevin Walker, L ERA: 16.2	(9, 1)	0.0		1	0	0	0	0	1	0	0	0	0	0	1	5	∞	∞
Jim Brower, R ERA: 6.35	(9, 1)	1.0		3	0	0	0	0	0	0	0	0	0	0	3	5	0.00	0.000

PITCHER	IP	WLS	BF	H	R	ER	SO	BB	IBB	HBP	BLK	WP	HR	S	P	ERA	WHIP

BOTTOM

Milwaukee Brewers @ San Francisco Giants

SBC Park, San Francisco, CA

Wed Apr 14 2004, 3:35 PM EDT

Att. 37,844 - Unknown - 58 F

livebaseballscorecards.com

Batter	1	2	3	4	5	6	7	8	9	AB	R	H	RBI	BB	SO	LOB
Neifi Perez, S (1, 6) (8, 4) OBP: 0.351, SLG: 0.353	C B S F X 1-2 G4-3 ①			B X 1-0 L8 ①		C B B X 2-1 G4-3 ②		C B B X 2-1 F9 ②		4	0	0	0	0	0	0
J.T. Snow, L (1, 3) OBP: 0.243, SLG: 0.242	C X 0-1 G6-3 ②			C B F B X 2-2 F8 ②		B X 1-0 G6-3 ③		X 0-0 2B		4	0	1	0	0	0	0
Marquis Grissom, R (1, 8) OBP: 0.421, SLG: 0.676	B F S X 1-2 F7 ③			C B B B X 3-1 1B 1B			C B X 1-1 P6 ①	C B F D X 2-2 G6-3 ③		4	0	1	0	0	0	1
Pedro Feliz, R (1, 5) (8, 6) OBP: 0.353, SLG: 0.353		B F C B C 2-3 K ①		B X 1-0 **1-2** 1B			X 0-0 F9 ②		X 0-0 G3-1 ①	4	0	1	0	0	1	0
A.J. Pierzynski, L (1, 2) OBP: 0.212, SLG: 0.188		C F X 0-2 G5-3 ②		F X 0-1 G3-1 ③			C B B F F F B F B 4-2 IBB 1B BB		B X 1-0 G6-3 ②	3	0	0	0	1	0	2
Michael Tucker, L (1, 9) OBP: 0.286, SLG: 0.273		C C X 0-2 G4-3 ③			B F C S 1-3 K ①		F X 0-1 **1-2** IBB 1B		B B B C S X 3-2 F8 ③	4	0	1	0	0	1	0
Dustan Mohr, R (1, 7) OBP: 0.250, SLG: 0.143			B C B X 2-1 F7 ①		B B X 2-0 G6-3 ②		I I I 4-0 **1-2** **2-3** IBB			2	0	0	0	0	0	0
Barry Bonds, L (7, PH) (8, 7) OBP: 0.600, SLG: 0.960										0	0	0	0	1	0	0
Cody Ransom, R (1, 4)			B C B X 2-1 F8 ②		C B X 1-1 F8 ③		X 0-0 F8 ③			2	0	0	0	0	0	0
Edgardo Alfonzo, R (7, PH) OBP: 0.194, SLG: 0.167 (8, 5)										1	0	0	0	0	0	3
Brian Cooper, R (1, 1)			C S C 0-3 K ③			C B X 1-1 G6-3 ①		X 0-0 B3 ①		1	0	0	0	0	1	0
Jeffrey Hammonds, R (6, PH) OBP: 0.500, SLG: 0.250										1	0	0	0	0	0	0
David Aardsma, R (7, 1)										0	0	0	0	0	0	0
Wayne Franklin, L (7, 1)										0	0	0	0	0	0	0
Yorvit Torrealba, R (8, PH) OBP: 0.600, SLG: 0.333										1	0	0	0	0	0	0
Kevin Walker, L (9, 1)										0	0	0	0	0	0	0
Jim Brower, R (9, 1)										0	0	0	0	0	0	0
Inning Stats	R: 0 E: 0 K: 0 S: 10 H: 0 LOB: 0 BB: 0 P: 12	R: 0 E: 0 K: 1 S: 9 H: 0 LOB: 0 BB: 0 P: 11	R: 0 E: 0 K: 1 S: 7 H: 0 LOB: 0 BB: 0 P: 11	R: 0 E: 0 K: 0 S: 9 H: 2 LOB: 2 BB: 0 P: 16	R: 0 E: 0 K: 1 S: 6 H: 0 LOB: 0 BB: 0 P: 10	R: 0 E: 0 K: 0 S: 5 H: 0 LOB: 0 BB: 0 P: 9	R: 0 E: 0 K: 0 S: 11 H: 1 LOB: 3 BB: 2 P: 20	R: 0 E: 0 K: 0 S: 7 H: 1 LOB: 1 BB: 0 P: 11	R: 0 E: 0 K: 0 S: 5 H: 0 LOB: 0 BB: 0 P: 9	1B: 3 2B: 1 3B: 0 HR: 0	SF: 0 SAC: 0 DP: 0 HBP: 0						

	AB	31
	R	0
	H	4
	RBI	0
	BB	2
	SO	3
	LOB	6

WP: 0 PB: 0 SB: 0 CS: 0 PA: 33

PITCHER		IP	WLS	BF	H	R	ER	SO	BB	IBB	HBP	BLK	WP	HR	S	P	ERA	WHIP
Wes Obermueller, R ERA: 3.75	(1, 1)	6.2	W	24	3	0	0	3	1	0	0	0	0	0	56	84	0.00	0.600
Jeff Bennett, R ERA: 2.84	(7, 1)	1.1	H	6	1	0	0	0	0	1	0	0	0	0	8	16	0.00	0.750
Dan Kolb, R ERA: 2.25	(9, 1)	1.0	S	3	0	0	0	0	0	0	0	0	0	0	5	9	0.00	0.000

PITCHER	IP	WLS	BF	H	R	ER	SO	BB	IBB	HBP	BLK	WP	HR	S	P	ERA	WHIP

Batter	1	2	3	4	5	6	7	8	9	AB	R	H	RBI	BB	SO	LOB
Scott Podsednik, L (1, 8) OBP: 0.370, SLG: 0.396	B B B C B 4-1 S 2B BB	C B B B B 4-1 BB		X 0-0 E7 2B 1-3 2-H		B F X 1-1 ① B1-3		C F C 0-3 ② K		3	2	0	0	2	1	1
Craig Counsell, L (1, 6) OBP: 0.415, SLG: 0.412	1 SAFE C B B B B C X 3-2 1B 1B 2B 1-H	C B C X 1-2 ③ FC5 2-3f		C B B X 2-1 ② G1-3		C B B B C B 4-2 1B BB		C F S 0-3 ③ K		4	1	1	1	1	1	4
Junior Spivey, R (1, 4) OBP: 0.383, SLG: 0.475	B B B C X 3-1 1B SF7 1B 2-3	X 0-0 ① G6-3	B F X 1-1 2B 2-H 3-H		X 0-0 1B 1-2		C X 0-1 ① P3		5	1	3	2	0	0	0
Geoff Jenkins, L (1, 7) OBP: 0.365, SLG: 0.500	B F B F X 2-2 G6-3 1B 1-3 3-H	F S B X 1-2 1B	C F B S 1-3 ③ K		B C F S 1-3 ② K		B B S B X 3-1 ② F9		5	0	2	1	0	2	3
Lyle Overbay, L (1, 3) OBP: 0.213, SLG: 0.422	B C B F X 2-2 ① SF7 3-H	B F F X 1-2 ② F9		X 0-0 3B	S S S 0-3 ③ K		B B X 2-0 ③ G4-3		4	0	1	1	0	1	3
Wes Helms, R (1, 5) OBP: 0.343, SLG: 0.438	F B F X 1-2 ②③ G6-3 1-2f	T F B F F B B S 3-3 ③ K		B C F X 1-2 ① G4-3			C X 0-1 ① G5-3			4	0	0	0	0	1	3
Ben Grieve, L (1, 9) OBP: 0.300, SLG: 0.407 Brady Clark, R (5, PH) OBP: 0.471, SLG: 0.769 (5, 9)	B B F C X 2-2 ① G4-3	C C X 0-2 15 SH E 1B	B C H 2-1 HBP			C B B C F F B X 3-2 ② F8				2 1	1 0	1 0	0 0	0 0	0 0	0 0
Chad Moeller, R (1, 2) OBP: 0.393, SLG: 0.435	S B X 1-1 E3 FC5 15 SH1-4	B B S B X 3-1 ① F9	C F S 0-3 ② K			C B C S 1-3 ③ K				4	0	0	0	0	2	3
15 Ben Sheets, R (1, 1) Dave Burba, R (6, 1) 2 Bill Hall, R (8, PH) OBP: 0.214, SLG: 0.214 Ben Ford, R (8, 1)	C X 0-1 ② SH1-4 1-2	L X 0-1 SH E 2B 1-2	X 0-0 ③ G1-3				C S C 0-3 ① K			1 0 1 0	1 0 0 0	0 0 0 0	0 0 0 0	0 0 1 0	0 0 0 0	2 0 0 0
Inning Stats	R: 3 H: 3 E: 0 LOB: 0 K: 0 BB: 1 S: 15 P: 30	R: 0 H: 0 E: 1 LOB: 2 K: 0 BB: 1 S: 11 P: 19	R: 0 H: 1 E: 0 LOB: 1 K: 1 BB: 0 S: 12 P: 17	R: 3 H: 2 E: 2 LOB: 1 K: 1 BB: 0 S: 15 P: 22	R: 0 H: 1 E: 0 LOB: 2 K: 1 BB: 0 S: 9 P: 12	R: 0 H: 1 E: 0 LOB: 2 K: 2 BB: 1 S: 11 P: 17	R: 0 H: 0 E: 0 LOB: 0 K: 1 BB: 0 S: 10 P: 14	R: 0 H: 0 E: 0 LOB: 0 K: 3 BB: 0 S: 9 P: 9	R: 0 H: 0 E: 0 LOB: 0 K: 0 BB: 0 S: 5 P: 10	1B: 5 2B: 2 3B: 1 HR: 0	SF: 1 SAC: 2 DP: 1 HBP: 1					

PITCHER		IP	WLS	BF	H	R	ER	SO	BB	IBB	HBP	BLK	WP	HR	S	P	ERA	WHIP
Tim Redding, R ERA: 6.23	(1, 1)	3.2	L	21	6	6	3	1	2	0	0	0	0	0	50	84	7.36	2.182
Mike Gallo, L ERA:	(4, 1)	2.1		11	2	0	0	4	1	0	1	0	0	0	23	33	0.00	1.286
41 Brandon Backe, R ERA: 4.5	(7, 1)	2.0		6	0	0	0	4	0	0	0	0	0	0	19	23	0.00	0.000
Dan Miceli, R ERA: 1.29	(9, 1)	1.0		3	0	0	0	0	0	0	0	0	0	0	5	10	0.00	0.000

PITCHER	IP	WLS	BF	H	R	ER	SO	BB	IBB	HBP	BLK	WP	HR	S	P	ERA	WHIP

Milwaukee Brewers @ Houston Astros

Minute Maid Park, Houston, TX

Thu Apr 15 2004, 7:05 PM CDT

Att. 33,010 - Cloudy - 71 F

TOP

livebaseballscorecards.com

AB	34
R	6
H	8
RBI	5
BB	3
SO	9
LOB	19

WP: 0 PA: 41
PB: 0
SB: 1
CS: 0

BOTTOM

Milwaukee Brewers @ Houston Astros

Minute Maid Park, Houston, TX

Thu Apr 15 2004, 7:05 PM CDT
Att. 33,010 - Cloudy - 71 F

livebaseballscorecards.com

Batter	1	2	3	4	5	6	7	8	9	AB	R	H	RBI	BB	SO	LOB
Craig Biggio, R (1, 8) OBP: 0.452, SLG: 0.658	HR		F9		K			F8		4	1	1	1	0	1	1
28 Adam Everett, R (1, 6) OBP: 0.333, SLG: 0.395	G4-3		K			F9		K2-3		3	0	0	0	0	1	1
41 Brandon Backe, R (7, 1)										0	0	0	0	0	0	0
Orlando Palmeiro, L (8, PH) OBP: 0.222, SLG: 0.333										1	0	0	0	0	1	0
Dan Miceli, R (9, 1)										0	0	0	0	0	0	0
5 Jeff Bagwell, R (1, 3) OBP: 0.500, SLG: 0.692	P6			F8		G6-3			G4-3	4	0	0	0	0	0	0
Jeff Kent, R (1, 4) OBP: 0.311, SLG: 0.500	G5-3			17 2B 3B		F9			F8	4	1	1	0	0	0	0
17 Lance Berkman, S (1, 7) OBP: 0.409, SLG: 0.559		F7		3-H 2B			G5-4-3 BB		K	3	0	1	1	1	1	0
Richard Hidalgo, R (1, 9) OBP: 0.442, SLG: 0.800		F8	K				G5-4-3 1-2f			3	0	0	0	0	1	2
Morgan Ensberg, R (1, 5) OBP: 0.313, SLG: 0.269		F8	G1-3				BB			2	0	0	0	1	0	1
Brad Ausmus, R (1, 2) OBP: 0.351, SLG: 0.371			G6-3		F9		F8			3	0	0	0	0	0	1
Tim Redding, R (1, 1) OBP: 0.333, SLG: 0.333			1B		G6-3			G4-3		1	0	1	0	0	0	0
Mike Gallo, L (4, 1)										1	0	0	0	0	0	0
Jose Vizcaino, S (7, 6) OBP: 0.154, SLG: 0.167										1	0	0	0	0	0	0
Inning Stats	R: 1 E: 0 K: 0 S: 12 H: 1 LOB: 0 BB: 0 P: 20	R: 0 E: 0 K: 0 S: 6 H: 0 LOB: 0 BB: 0 P: 10	R: 0 E: 0 K: 1 S: 7 H: 1 LOB: 1 BB: 0 P: 9	R: 1 E: 0 K: 1 S: 11 H: 2 LOB: 1 BB: 0 P: 18	R: 0 E: 0 K: 1 S: 6 H: 0 LOB: 0 BB: 0 P: 9	R: 0 E: 0 K: 0 S: 7 H: 0 LOB: 0 BB: 0 P: 10	R: 0 E: 0 K: 0 S: 10 H: 0 LOB: 1 BB: 2 P: 24	R: 0 E: 0 K: 1 S: 7 H: 0 LOB: 0 BB: 0 P: 10	R: 0 E: 0 K: 1 S: 7 H: 0 LOB: 0 BB: 0 P: 11	1B: 1 2B: 1 3B: 1 HR: 1 SF: 0 SAC: 0 DP: 1 HBP: 0						

	AB	30
	R	2
	H	4
	RBI	2
	BB	2
	SO	5
	LOB	6

WP: 0 PB: 0 SB: 0 CS: 0 PA: 32

PITCHER		IP	WLS	BF	H	R	ER	SO	BB	IBB	HBP	BLK	WP	HR	S	P	ERA	WHIP
15 Ben Sheets, R ERA: 3.14	(1, 1)	5.0	W	19	4	2	2	3	0	0	0	0	0	1	42	66	3.60	0.800
Dave Burba, R ERA: 1.04	(6, 1)	2.0		7	0	0	0	0	2	0	0	0	0	0	17	34	0.00	1.000
Ben Ford, R ERA: 9.39	(8, 1)	2.0		6	0	0	0	2	0	0	0	0	0	0	14	21	0.00	0.000

PITCHER		IP	WLS	BF	H	R	ER	SO	BB	IBB	HBP	BLK	WP	HR	S	P	ERA	WHIP

Batter	1	2	3	4	5	6	7	8	9	AB	R	H	RBI	BB	SO	LOB
Scott Podsednik, L (1, 8) OBP: 0.379, SLG: 0.404	X 0-0 G6-4-3 1B			B X 1-0 S S 1B		C C B S 1-3 ③ K			X 0-0 ③ B5-3	4	0	2	0	0	1	0
Craig Counsell, L (1, 6) OBP: 0.386, SLG: 0.378	X 0-0 ①② G6-4-3 1-2f			1 SAFE C B L C 1-3 ① K 1-2			C C F C 0-3 ① K			3	0	0	0	0	2	2
Junior Spivey, R (1, 4) OBP: 0.360, SLG: 0.442	C B S S 1-3 ③ K			C X 0-1 ② G6-3 2-3			B X 1-0 ② P4			3	0	0	0	0	1	1
Geoff Jenkins, L (1, 7) OBP: 0.345, SLG: 0.469		B F B C C 2-3 ① K		B X 1-0 ③ F8			F S S 0-3 ③ K			3	0	0	0	0	2	1
Lyle Overbay, L (1, 3) OBP: 0.220, SLG: 0.417		C B B F B X 3-2 ② G4-3			C C B F X 1-2 G1-6-3 1B			B F B B X 3-1 ① G4-3		3	0	1	0	0	0	0
Wes Helms, R (1, 5) OBP: 0.316, SLG: 0.400		B X 1-0 ③ G4-3			B F S F B F B F S 3-3 ① K			S F F X 0-2 ② L5		3	0	0	0	0	1	1
Ben Grieve, L (1, 9) OBP: 0.273, SLG: 0.367			C B B C S 2-3 ① K		C B X 1-1 ②③ G1-6-3 1-2f			X 0-0 ③ F9		3	0	0	0	0	1	1
Chad Moeller, R (1, 2) OBP: 0.355, SLG: 0.385			B X 1-0 ② G4-3			S B X 1-1 ① P2			B X 1-0 ① G5-3	3	0	0	0	0	0	0
Doug Davis, R (1, 1) Jeff Bennett, R (7, 1) Brooks Kieschnick, L (9, PH) OBP: 0.429, SLG: 0.333			S F B T S 1-3 ③ K			X 0-0 ② G4-3			C C T B B S 2-3 ② K	2 0 1	0 0 0	0 0 0	0 0 0	0 0 0	1 0 1	0 0 0
Inning Stats	R: 0 H: 1 E: 0 LOB: 0 K: 1 BB: 0 S: 5 P: 6	R: 0 H: 0 E: 0 LOB: 0 K: 1 BB: 0 S: 7 P: 13	R: 0 H: 0 E: 0 LOB: 0 K: 2 BB: 0 S: 8 P: 12	R: 0 H: 1 E: 0 LOB: 1 K: 1 BB: 0 S: 7 P: 10	R: 0 H: 1 E: 0 LOB: 0 K: 1 BB: 0 S: 12 P: 17	R: 0 H: 0 E: 0 LOB: 0 K: 1 BB: 0 S: 6 P: 8	R: 0 H: 0 E: 0 LOB: 0 K: 2 BB: 0 S: 8 P: 9	R: 0 H: 0 E: 0 LOB: 0 K: 0 BB: 0 S: 7 P: 10	R: 0 H: 0 E: 0 LOB: 0 K: 1 BB: 0 S: 6 P: 9	1B: 3 SF: 0 2B: 0 SAC: 0 3B: 0 DP: 2 HR: 0 HBP: 0						WP: 0 PA: 28 PB: 0 SB: 2 CS: 0	

PITCHER	IP	WLS	BF	H	R	ER	SO	BB	IBB	HBP	BLK	WP	HR	S	P	ERA	WHIP
44 Roy Oswalt, R (1, 1) ERA: 2.42	9.0	W	28	3	0	0	10	0	0	0	0	0	0	66	94	0.00	0.333

PITCHER	IP	WLS	BF	H	R	ER	SO	BB	IBB	HBP	BLK	WP	HR	S	P	ERA	WHIP

TOP

Milwaukee Brewers @ Houston Astros

Minute Maid Park, Houston, TX

Fri Apr 16 2004, 7:05 PM CDT
Att. 32,656 - Unknown - 74 F

livebaseballscorecards.com

AB	28
R	0
H	3
RBI	0
BB	0
SO	10
LOB	6

Batter	1	2	3	4	5	6	7	8	9	AB	R	H	RBI	BB	SO	LOB
Craig Biggio, R (1, 8) OBP: 0.457, SLG: 0.634	B C F X 1-2 G5-3 ①	S B B C X 2-2 G5-3 ③			F S X 0-2 28 SH1-3 1B		B B B C B 4-1 5 F8 28 1B BB			3	0	1	0	1	0	0
16 Jason Lane, R (9, 8)										0	0	0	0	0	0	0
28 Adam Everett, R (1, 6) OBP: 0.356, SLG: 0.415	X 0-0 F8 ②		B I B X 2-1 FC6-4 5 BB 1B		X 0-0 SH1-3 ① 1-2		X 0-0 G6-4-3 1-2 1B			3	0	2	0	0	0	0
5 Jeff Bagwell, R (1, 3) OBP: 0.500, SLG: 0.659	C B B B B 4-1 1B 1B BB		F B C B B 1 SAFE B 4-2 FC6-4 1-2 BB		X 0-0 G5-3 ② 1-2		B C B X 2-1 F8 ① 2-3			2	1	0	0	2	0	3
Jeff Kent, R (1, 4) OBP: 0.306, SLG: 0.477	B F C B B X 3-2 1B 1-2 1B		C C S 0-3 K ①		B B X 2-0 P3 ③		B 1 SAFE X 1-0 G6-4-3 ②③ 1-2f			4	0	1	0	0	1	5
Richard Hidalgo, R (1, 9) OBP: 0.468, SLG: 0.837	C X 0-1 17 HBP 1-3 2-H 1B		X 0-0 FC6-4 ② 1-2f 2-3			B B B B 4-0 FC6-4 17 1B FC5-2 BB		C B B X 2-1 17 SF8 3B		3	1	2	1	1	0	2
17 Lance Berkman, S (1, 7) OBP: 0.417, SLG: 0.556	C S B H 2-2 1-2 HBP		X 0-0 F8 ③			X 0-0 FC6-4 1-2 1B		X 0-0 SF8 ① 3-H		2	0	1	1	0	0	2
Morgan Ensberg, R (1, 5) OBP: 0.333, SLG: 0.276	B B S F B S 3-3 K ③			B B B C B 4-1 44 B2-6-3 BB		C S X 0-2 FC6-4 FC5-2 ① 1-2f 2-3		B X 1-0 G6-4-3 1B		3	0	1	0	1	1	5
Raul Chavez, R (1, 2) OBP: 0.125, SLG: 0.125		B S C F F B C 2-3 K ①		B F B F X 2-2 P3 ①		B C F X 1-2 FC5-2 ② 44 FC5-4 1-2 3-H		S F F F X 0-2 G6-4-3 ②③ 1-2f		4	0	0	0	0	1	4
44 Roy Oswalt, R (1, 1) OBP: 0.250, SLG: 0.375		C C B B B X 2-2 G4-3 ②		X 0-0 B2-6-3 ②③ 1-2f		B X 1-0 FC5-4 ③ 1-2f				3	0	0	0	0	0	3
Inning Stats	R: 1 H: 2 E: 0 LOB: 3 K: 1 BB: 1 S: 15 P: 28	R: 0 H: 0 E: 0 LOB: 0 K: 1 BB: 0 S: 11 P: 17	R: 0 H: 1 E: 0 LOB: 2 K: 1 BB: 1 S: 9 P: 15	R: 0 H: 0 E: 0 LOB: 0 K: 0 BB: 1 S: 5 P: 11	R: 0 H: 1 E: 0 LOB: 1 K: 0 BB: 0 S: 6 P: 8	R: 0 H: 1 E: 0 LOB: 2 K: 0 BB: 1 S: 8 P: 14	R: 0 H: 1 E: 0 LOB: 1 K: 0 BB: 1 S: 5 P: 12	R: 1 H: 2 E: 0 LOB: 0 K: 0 BB: 0 S: 9 P: 12		1B: 7 SF: 1 2B: 0 SAC: 1 3B: 1 DP: 3 HR: 0 HBP: 1						

BOTTOM

Milwaukee Brewers @ Houston Astros

Minute Maid Park, Houston, TX

Fri Apr 16 2004, 7:05 PM CDT
Att. 32,656 - Unknown - 74 F

livebaseballscorecards.com

AB	27
R	2
H	8
RBI	2
BB	5
SO	3
LOB	24

PITCHER		IP	WLS	BF	H	R	ER	SO	BB	IBB	HBP	BLK	WP	HR	S	P	ERA	WHIP
Doug Davis, L ERA: 5.94	(1, 1)	6.0	L	27	5	1	1	3	4	0	1	0	0	0	54	93	1.50	1.500
Jeff Bennett, R ERA: 3.24	(7, 1)	2.0		8	3	1	1	0	1	0	0	0	0	0	14	24	4.50	2.000

PITCHER	IP	WLS	BF	H	R	ER	SO	BB	IBB	HBP	BLK	WP	HR	S	P	ERA	WHIP

Batter	1	2	3	4	5	6	7	8	9	AB	R	H	RBI	BB	SO	LOB
Scott Podsednik, L (1, 8) OBP: 0.387, SLG: 0.518	HR		F9			HR		L6		4	2	2	2	0	0	0
2 Bill Hall, R (1, 6) OBP: 0.167, SLG: 0.167	G5-3		L6			K		K		4	0	0	0	0	2	0
Keith Ginter, R (1, 4) OBP: 0.440, SLG: 0.667	F9		L7			F8		HR		4	1	1	1	0	0	0
Geoff Jenkins, L (1, 7) OBP: 0.339, SLG: 0.491	K			3B		L5		G3		4	0	1	0	0	1	0
Lyle Overbay, L (1, 3) OBP: 0.241, SLG: 0.442		1B		FC1-5-4 3-H			2B		G4-3	4	1	2	0	0	0	1
Wes Helms, R (1, 5) OBP: 0.300, SLG: 0.378		L8		F9			G5-3		WP 1B	2	0	0	0	0	0	1
Trent Durrington, R (7, PH) OBP: 0.333, SLG: 0.200										2	0	1	0	0	0	1
(7, 5)																
(8, 1)																
Brady Clark, R (1, 9) OBP: 0.476, SLG: 0.875		HR 1-H			L8		BB		P4 1-2	3	1	1	2	1	0	1
Gary Bennett, R (1, 2) OBP: 0.350, SLG: 0.526		P3			G1-3		K		K	4	0	0	0	0	2	3
Matt Kinney, R (1, 1) OBP: 0.333, SLG: 0.333		F9			G4-3		G5-3			1	0	0	0	0	0	0
Brooks Kieschnick, L (4, 1) OBP: 0.375, SLG: 0.286										1	0	0	0	0	0	0
31 Adrian Hernandez, R (5, 1)										0	0	0	0	0	0	0
Ben Grieve, L (7, PH) OBP: 0.265, SLG: 0.355										1	0	0	0	0	0	2
Dave Burba, R (7, 1)										0	0	0	0	0	0	0
Luis Vizcaino, R (8, 1)										0	0	0	0	0	0	0
Craig Counsell, L (8, 5) OBP: 0.386, SLG: 0.378										0	0	0	0	0	0	0
Inning Stats	R: 1 E: 0 K: 1 S: 12 H: 1 LOB: 0 BB: 0 P: 15	R: 2 E: 0 K: 0 S: 9 H: 2 LOB: 0 BB: 0 P: 15	R: 0 E: 0 K: 0 S: 8 H: 0 LOB: 0 BB: 0 P: 12	R: 0 E: 0 K: 0 S: 5 H: 1 LOB: 0 BB: 0 P: 8	R: 0 E: 0 K: 0 S: 9 H: 0 LOB: 0 BB: 0 P: 14	R: 1 E: 0 K: 1 S: 11 H: 1 LOB: 0 BB: 0 P: 13	R: 0 E: 0 K: 1 S: 14 H: 1 LOB: 2 BB: 1 P: 26	R: 1 E: 0 K: 1 S: 9 H: 1 LOB: 0 BB: 0 P: 10	R: 0 E: 0 K: 1 S: 15 H: 1 LOB: 1 BB: 0 P: 20	1B: 2 2B: 2 3B: 1 HR: 4 SF: 0 SAC: 0 DP: 1 HBP: 0						

PITCHER		IP	WLS	BF	H	R	ER	SO	BB	IBB	HBP	BLK	WP	HR	S	P	ERA	WHIP
Brandon Duckworth, R ERA: 6.75	(1, 1)	4.0		15	4	3	3	1	0	0	0	0	0	2	34	50	6.75	1.000
41 Brandon Backe, R ERA: 4.76	(5, 1)	1.2	W	6	1	1	1	1	0	0	0	0	0	1	18	24	5.40	0.600
Mike Gallo, L ERA:	(6, 1)	0.1		2	1	0	0	0	0	0	0	0	0	0	5	9	0.00	3.000
Chad Harville, R ERA: 2.45	(7, 1)	1.0		4	0	0	0	1	1	0	0	0	0	0	11	20	0.00	1.000
54 Brad Lidge, R ERA: 1.59	(8, 1)	1.0		4	1	1	1	1	0	0	0	0	0	1	9	10	9.00	1.000

PITCHER		IP	WLS	BF	H	R	ER	SO	BB	IBB	HBP	BLK	WP	HR	S	P	ERA	WHIP
Octavio Dotel, R ERA: 5.06	(9, 1)	1.0		4	1	0	0	1	0	0	0	0	1	0	15	20	0.00	1.000

Milwaukee Brewers @ Houston Astros

Minute Maid Park, Houston, TX

Sat Apr 17 2004, 6:05 PM CDT

Att. 40,030 - Unknown - 77 F

TOP

livebaseballscorecards.com

AB	34
R	5
H	8
RBI	5
BB	1
SO	5
LOB	9

WP: 1 PA: 35
PB: 0
SB: 0
CS: 0

Batter	1	2	3	4	5	6	7	8	9	AB	R	H	RBI	BB	SO	LOB
Craig Biggio, R (1, 8) OBP: 0.451, SLG: 0.696 54 Brad Lidge, R (8, 1) Jose Vizcaino, S (8, PH) OBP: 0.143, SLG: 0.154 (9, 4)	1-2 SF8 2B 1-0 P3			0-1 HR 1-H 2-H	0-1 G6-3		2-2 P6	0-0 F9		5 0 1	2 0 0	2 0 0	3 0 0	0 0 0	0 0 0	3 0 2
28 Adam Everett, R (1, 6) OBP: 0.360, SLG: 0.413	0-1 17 BB 5 WP 2B 1B 2-3 1-1 F9			0-0 E5 5 FC6-4		0-1 F9 5 BB 2B 1B		1-1 F8		5	2	2	0	0	0	0
5 Jeff Bagwell, R (1, 3) OBP: 0.525, SLG: 0.721	4-1 17 BB 2B BB 1-2 4-2 G6-4-3 BB			1 SAFE 1 SAFE 1-2 FC6-4 CS 1-2f		4-2 17 WP 2B BB 1 SAFE 1-2		1-1 HR		2	3	1	1	3	0	1
Jeff Kent, R (1, 4) OBP: 0.296, SLG: 0.447 Octavio Dotel, R (9, 1)	2-2 SF8 3-H 1-0 G6-4-3 1-2f			3-2 17 BB 1-2 BB		2-1 F9 2-3		1-2 E5 17 G3 HR		3 0	1 0	0 0	1 0	1 0	0 0	3 0
17 Lance Berkman, S (1, 7) OBP: 0.415, SLG: 0.513	4-2 2B E BB 1-2 2-3		2-2 G4-3 3-3 K	4-2 1-2 BB 2-3 K		2-3 K 1-2		1-2 G3 1-2		3	1	0	0	2	1	3
Richard Hidalgo, R (1, 9) OBP: 0.481, SLG: 0.851	1-1 E 2B 1-3 2-H 3-H					1-1 2-H 3-H		4-2 HR BB		4	1	2	4	1	2	2
Mike Lamb, L (1, 5) OBP: 0.333, SLG: 0.643	2-1 E6 BB 2-3 3-H		0-2 F7		3-1 G3-1 41 CS 2B	0-0 F7		0-2 1-H 2-H HR		5	2	2	3	0	0	2
Brad Ausmus, R (1, 2) OBP: 0.357, SLG: 0.400	1-0 P4			3-2 HR 2B	0-1 G3-1 2-3		3-2 G1-4-3	2-1 PB 1B		5	1	2	0	0	0	3
Brandon Duckworth, R (1, 1) Morgan Ensberg, R (4, PH) OBP: 0.351, SLG: 0.276 41 Brandon Backe, R (5, 1) Mike Gallo, L (6, 1) Chad Harville, R (7, 1) Orlando Palmeiro, L (7, PH) OBP: 0.273, SLG: 0.300 (8, 8)	4-0 1-2 BB			4-1 HR BB	3-3 K 3-H		3-2 P5	4-2 1-2 BB		0 0 1 0 0 1	0 1 0 0 0 0	0 0 0 0 0 0	0 0 1 0 0 1	1 0 0 0 0 0	0 0 0 0 0 0	0 0 0 0 0 0
Inning Stats	R: 4 H: 3 E: 1 LOB: 3 K: 0 BB: 3 S: 18 P: 38	R: 0 H: 0 E: 0 LOB: 0 K: 0 BB: 1 S: 5 P: 11	R: 0 H: 0 E: 0 LOB: 0 K: 1 BB: 0 S: 11 P: 16	R: 3 H: 2 E: 1 LOB: 2 K: 1 BB: 3 S: 18 P: 35	R: 1 H: 1 E: 0 LOB: 0 K: 1 BB: 0 S: 9 P: 15	R: 2 H: 2 E: 0 LOB: 1 K: 1 BB: 1 S: 12 P: 21	R: 0 H: 0 E: 0 LOB: 0 K: 0 BB: 0 S: 12 P: 20	R: 4 H: 3 E: 1 LOB: 2 K: 0 BB: 2 S: 25 P: 39		1B: 3 SF: 1 2B: 5 SAC: 0 3B: 0 DP: 1 HR: 3 HBP: 0						

PITCHER		IP	WLS	BF	H	R	ER	SO	BB	IBB	HBP	BLK	WP	HR	S	P	ERA	WHIP
Matt Kinney, R ERA: 9.42	(1, 1)	3.0	L	19	5	7	6	1	5	0	0	0	1	1	40	78	18.00	3.333
Brooks Kieschnick, R ERA: 4.15	(4, 1)	1.0		5	0	0	0	1	2	0	0	0	0	0	12	22	0.00	2.000
31 Adrian Hernandez, R ERA: 16.2	(5, 1)	2.0		10	3	3	2	2	1	0	0	0	1	0	21	36	9.00	2.000
Dave Burba, R ERA: 0.93	(7, 1)	1.0		3	0	0	0	0	0	0	0	0	0	0	12	20	0.00	0.000
Luis Vizcaino, R ERA: 2.08	(8, 1)	0.2		8	3	4	1	0	2	0	0	0	0	2	24	38	13.50	7.500

PITCHER		IP	WLS	BF	H	R	ER	SO	BB	IBB	HBP	BLK	WP	HR	S	P	ERA	WHIP
Trent Durrington, R ERA:	(8, 1)	0.1		1	0	0	0	0	0	0	0	0	0	0	1	1	0.00	0.000

BOTTOM

Milwaukee Brewers @ Houston Astros

Minute Maid Park, Houston, TX

Sat Apr 17 2004, 6:05 PM CDT
Att. 40,030 - Unknown - 77 F

livebaseballscorecards.com

AB	35
R	14
H	11
RBI	12
BB	10
SO	4
LOB	19

WP: 2 PA: 46
PB: 1
SB: 0
CS: 2

Milwaukee Brewers @ Houston Astros

Minute Maid Park, Houston, TX

Sun Apr 18 2004, 1:05 PM CDT

Att. 38,195 - Unknown - 77 F

TOP

livebaseballscorecards.com

Batter	1	2	3	4	5	6	7	8	9	AB	R	H	RBI	BB	SO	LOB
Scott Podsednik, L (1, 8) OBP: 0.379, SLG: 0.517	C B C F X 1-2 ① G4-3			F B F B B X 3-2 G4-3 1B 2B		B B F 1 SAFE B C S 3-3 ② K		C B X 1-1 ②③ G4-6-3 1-2f		4	1	1	0	0	1	3
Craig Counsell, L (1, 6) OBP: 0.354, SLG: 0.341	B C C S 1-3 ② K			F X 0-1 ① G4-3 2-3		C B S B F S 2-3 ③ K			X 0-0 ① G3	4	0	0	0	0	2	2
Brady Clark, R (1, 7) OBP: 0.480, SLG: 0.789	X 0-0 ③ G6-3			C B X 1-1 G6-4-3 3-H 1B			B B B C B 4-1 G5-3 BB		C B C S 1-3 ② K	3	0	1	1	1	1	0
Junior Spivey, R (1, 4) OBP: 0.333, SLG: 0.404		C X 0-1 ① L4		1 SAFE 1 SAFE 1 SAFE B C 1 SAFE F F F 1-2 F X ②③ G6-4-3 1-2f			S B B F S 2-3 ① K		B F F S 1-3 ③ K	4	0	0	0	0	2	2
Lyle Overbay, L (1, 3) OBP: 0.228, SLG: 0.418		C C B B X 2-2 ② G4-3			B T B X 2-1 ① G6-3		B X 1-0 ② G5-3 1-2			3	0	0	0	0	0	1
Wes Helms, R (1, 5) OBP: 0.286, SLG: 0.359 Jeff Bennett, R (7, 1) Dan Kolb, R (8, 1)		B X 1-0 ③ L7			B F B F B F X 3-2 ② F7		F B B S B S 3-3 ③ K			2 0 0	0 0 0	0 0 0	0 0 0	0 0 0	0 0 0	0 0 0
Ben Grieve, L (1, 9) OBP: 0.297, SLG: 0.382			C B X 1-1 ① G4-3		C S B B X 2-2 ③ 1B			B S C X 1-2 1B 1B		3	0	2	0	0	0	0
Chad Moeller, R (1, 2) OBP: 0.324, SLG: 0.345			F S C 0-3 ② K			C F B S 1-3 ① K		C S S 0-3 ① K		3	0	0	0	0	3	1
39 Chris Capuano, L (1, 1) OBP: 0.167, SLG: 0.167 Wes Obermueller, R (3, 1) OBP: 0.500, SLG: 0.500 Ben Ford, R (5, 1) Keith Ginter, R (5, 5) OBP: 0.481, SLG: 0.696 Brooks Kieschnick, L (7, PH) OBP: 0.333, SLG: 0.250			S B B X 2-1 ③ G5-3			C B X 1-1 1B		B S X 1-1 G4-6-3 1-2 1B		1 0 0 2 1	0 0 0 0 0	0 0 0 2 0	0 0 0 0 1	0 0 0 0 1	0 0 0 0 1	0 0 0 0 1
Inning Stats	R: 0 E: 0 K: 1 S: 8 H: 0 LOB: 0 BB: 0 P: 10	R: 0 E: 0 K: 0 S: 6 H: 0 LOB: 0 BB: 0 P: 9	R: 0 E: 0 K: 1 S: 7 H: 0 LOB: 0 BB: 0 P: 10	R: 1 E: 0 K: 0 S: 13 H: 2 LOB: 0 BB: 0 P: 18	R: 0 E: 0 K: 0 S: 9 H: 1 LOB: 1 BB: 0 P: 16	R: 0 E: 0 K: 3 S: 12 H: 1 LOB: 1 BB: 0 P: 19	R: 0 E: 0 K: 2 S: 8 H: 0 LOB: 1 BB: 1 P: 18	R: 0 E: 0 K: 1 S: 10 H: 2 LOB: 1 BB: 0 P: 13	R: 0 E: 0 K: 2 S: 7 H: 0 LOB: 0 BB: 0 P: 9	1B: 5 2B: 1 3B: 0 HR: 0	SF: 0 SAC: 0 DP: 2 HBP: 0						

	AB	30
	R	1
	H	6
	RBI	1
	BB	1
	SO	10
	LOB	10

PITCHER		IP	WLS	BF	H	R	ER	SO	BB	IBB	HBP	BLK	WP	HR	S	P	ERA	WHIP
Roger Clemens, R ERA: 0.87	(1, 1)	7.0	W	24	4	1	1	7	1	0	0	0	0	0	63	100	1.29	0.714
Dan Miceli, R ERA: 1.13	(8, 1)	1.0		4	2	0	0	1	0	0	0	0	0	0	10	13	0.00	2.000
54 Brad Lidge, R ERA: 1.35	(9, 1)	1.0		3	0	0	0	2	0	0	0	0	0	0	7	9	0.00	0.000

PITCHER	IP	WLS	BF	H	R	ER	SO	BB	IBB	HBP	BLK	WP	HR	S	P	ERA	WHIP

Batter	1	2	3	4	5	6	7	8	9	AB	R	H	RBI	BB	SO	LOB
16 Jason Lane, R (1, 8) OBP: 0.667, SLG: 0.800	F B B X 2-1 2B		C B X 1-1 ① G5-3	B X 1-0 28 3B 1-3 2B		B B B B 4-0 28 1B BB		B B X 2-0 ① F8		4	1	2	0	1	0	1
28 Adam Everett, R (1, 6) OBP: 0.382, SLG: 0.460	B X 1-0 ① F7		C C S 0-3 ② K	C B X 2-1 2-H 3-H 3B		X 0-0 5 G6-4-3 1-2 1B		B B B C B 4-1 5 1B 1-2 BB		4	0	2	2	1	1	1
5 Jeff Bagwell, R (1, 3) OBP: 0.516, SLG: 0.688	B C B X 2-1 ② G5-3		B C B B X 3-1 2B 1B	F C F B B X 2-2 F8		F F X 0-2 ② ③ G6-4-3 1-2f		B X 1-0 G5-4-3 1-2 2-3 1B		5	1	2	0	0	0	4
Jeff Kent, R (1, 4) OBP: 0.339, SLG: 0.510	C B B B S F B 4-2 BB		F C B X 1-2 1-H 2B	B B X 2-0 17 1B 1B 1B			C B B B X 3-1 17 1B FC5-2 2B	B C B X 2-1 ② ③ G5-4-3 1-2f		4	1	3	1	1	0	3
Richard Hidalgo, R (1, 9) OBP: 0.464, SLG: 0.804	B B C F X 2-2 ③ P4		B X 1-0 ③ F9		X 0-0 17 1B G6-4-3 1-2 1B		C F F B X 1-2 ① F9			4	0	1	0	0	0	4
17 Lance Berkman, S (1, 7) OBP: 0.439, SLG: 0.581		B F B F S 2-3 ① K		X 0-0 FC5-2 3B	C F B B F X 2-2 G6-4-3 1-2 2-H 1B		X 0-0 FC5-2 2-3 1B			4	0	3	1	0	1	0
Morgan Ensberg, R (1, 5) OBP: 0.317, SLG: 0.242		B C B X 2-1 ② F9	S X 0-1 ① P4	X 0-0 ① ② G6-4-3 1-2f 2-3		B C X 1-1 ② FC5-2 1-2 3-H				4	0	0	0	0	0	5
Brad Ausmus, R (1, 2) OBP: 0.348, SLG: 0.455		B B X 2-0 HR	C X 0-1 ② FC5-2 1B 3-H	C C S 0-3 ③ K			F B X 1-1 ③ F9			4	2	1	1	0	1	4
Roger Clemens, R (1, 1) OBP: 0.286, SLG: 0.286 Dan Miceli, R (8, 1) Orlando Palmeiro, L (8, PH) OBP: 0.333, SLG: 0.364 54 Brad Lidge, R (9, 1)		S B C S 1-3 ③ K	C S X 0-2 16 2B 28 3B 2-H 1B			X 0-0 ① G5-3		C F B X 1-2 5 1B 28 BB 1B		3 0 1 0	1 0 0 0	1 0 1 0	1 0 0 0	0 0 0 0	1 0 0 0	0 0 0 0
Inning Stats	R: 0 H: 1 E: 0 LOB: 2 K: 0 BB: 1 S: 11 P: 22	R: 1 H: 1 E: 0 LOB: 0 K: 2 BB: 0 S: 9 P: 16	R: 1 H: 2 E: 0 LOB: 1 K: 1 BB: 0 S: 11 P: 17	R: 3 H: 4 E: 0 LOB: 1 K: 0 BB: 0 S: 15 P: 20	R: 1 H: 3 E: 0 LOB: 1 K: 1 BB: 0 S: 10 P: 14	R: 0 H: 1 E: 0 LOB: 1 K: 0 BB: 1 S: 5 P: 9	R: 0 H: 2 E: 0 LOB: 2 K: 0 BB: 0 S: 11 P: 17	R: 0 H: 2 E: 0 LOB: 2 K: 0 BB: 1 S: 8 P: 18		1B: 9 SF: 0 2B: 4 SAC: 0 3B: 2 DP: 3 HR: 1 HBP: 0						

PITCHER	IP	WLS	BF	H	R	ER	SO	BB	IBB	HBP	BLK	WP	HR	S	P	ERA	WHIP
39 Chris Capuano, L (1, 1) ERA: 3.46	2.0	L	9	2	1	1	2	1	0	0	0	0	1	20	38	4.50	1.500
Wes Obermueller, R (3, 1) ERA: 6.43	2.0		15	9	5	5	1	0	0	0	0	0	0	32	47	22.50	4.500
Ben Ford, R (5, 1) ERA: 7.45	2.0		6	1	0	0	1	1	0	0	0	0	0	9	13	0.00	1.000
Jeff Bennett, R (7, 1) ERA: 2.89	1.0		5	2	0	0	0	0	0	0	0	0	0	11	17	0.00	2.000
Dan Kolb, R (8, 1) ERA: 1.8	1.0		5	2	0	0	0	1	0	0	0	0	0	8	18	0.00	3.000

PITCHER	IP	WLS	BF	H	R	ER	SO	BB	IBB	HBP	BLK	WP	HR	S	P	ERA	WHIP

BOTTOM

Milwaukee Brewers @ Houston Astros

Minute Maid Park, Houston, TX

Sun Apr 18 2004, 1:05 PM CDT
Att. 38,195 - Unknown - 77 F

livebaseballscorecards.com

AB	37
R	6
H	16
RBI	6
BB	3
SO	4
LOB	22

Batter	1	2	3	4	5	6	7	8	9	AB	R	H	RBI	BB	SO	LOB
Steve Finley, L (1, 8) OBP: 0.250, SLG: 0.269	C F B X 1-2 F9 ①		C B F X 1-2 2B			F S F F S 0-3 K ①		B B C F X 2-2 P5 ①		4	0	1	0	0	1	0
Roberto Alomar, S (1, 4) OBP: 0.317, SLG: 0.306 Matt Kata, S (6, PR) OBP: 0.280, SLG: 0.320 (6, 4)	F B X 1-1 WP 1B		B S X 1-1 G4-3 ③			C B S H 2-2 2B FC1-2-5 HBP		B B F X 2-1 1B 1B		2 1	0 0	1 1	0 0	0 0	0 0	1 0
Luis Gonzalez, L (1, 7) OBP: 0.373, SLG: 0.647	B S F F B F F F F F 2-3 F 1 S SAFE K ②			B X 1-0 G4-3 ①		C X 0-1 1-3 2B 2B		C B B T B X 3-2 1-3 1B		4	1	2	0	0	1	1
Richie Sexson, R (1, 3) OBP: 0.293, SLG: 0.538	B B F F B C 3-3 1-2 K ③			X 0-0 G5-3 ②		B B C X 2-1 FC1-2-5 2B 3-H ②		F 1 S SAFE F F F F S 0-3 K ②		4	1	0	0	0	2	6
Alex Cintron, S (1, 6) OBP: 0.370, SLG: 0.438		C X 0-1 P6 ①		B C X 1-1 G3 ③		F B X 1-1 1-H 2-H 2B		B C F X 1-2 P5 ③		4	0	1	2	0	0	2
Shea Hillenbrand, R (1, 5) OBP: 0.271, SLG: 0.390		C X 0-1 F8 ②			B C S F X 1-2 G6-3 ①	C B B B X 3-1 G6-3 ③			X 0-0 G5-3 ①	4	0	0	0	0	0	2
Danny Bautista, R (1, 9) OBP: 0.420, SLG: 0.543		C B X 1-1 G6-3 ③			C B C B X 2-2 G1-3 2B		X 0-0 G4-6-3 1B		C C X 0-2 G6-4-3 1B	4	0	3	0	0	0	0
Robby Hammock, R (1, 2)			B B C X 2-1 F9 ①		C C X 0-2 2-3 G1-3 ②		X 0-0 B1 ①		C X 0-1 1-2f G6-4-3 ②③	4	0	0	0	0	0	3
Elmer Dessens, R (1, 1) Stephen Randolph, L (6, 1) Carlos Baerga, S (7, PH) OBP: 0.444, SLG: 0.167 Mike Koplove, R (7, 1) Jose Valverde, R (8, 1)			C X 0-1 G1-3 ②		B S B S B S 3-3 K ③		D B X 2-0 1-2f G4-6-3 ②③			2 0 1 0 0	0 0 0 0 0	0 0 0 0 0	0 0 0 0 0	1 0 0 0 0	1 0 1 0 0	1 0 0 0 0
Inning Stats	R: 0 H: 1 E: 0 LOB: 1 K: 2 BB: 0 S: 17 P: 24	R: 0 H: 0 E: 0 LOB: 0 K: 0 BB: 0 S: 6 P: 7	R: 0 H: 1 E: 0 LOB: 1 K: 0 BB: 0 S: 9 P: 13	R: 0 H: 0 E: 0 LOB: 0 K: 0 BB: 0 S: 4 P: 6	R: 0 H: 1 E: 0 LOB: 1 K: 1 BB: 0 S: 13 P: 19	R: 2 H: 2 E: 0 LOB: 2 K: 1 BB: 0 S: 15 P: 23	R: 0 H: 1 E: 0 LOB: 0 K: 0 BB: 0 S: 3 P: 5	R: 0 H: 2 E: 0 LOB: 2 K: 1 BB: 0 S: 17 P: 25	R: 0 H: 1 E: 0 LOB: 0 K: 0 BB: 0 S: 6 P: 6	1B: 5 SF: 0 2B: 4 SAC: 0 3B: 0 DP: 2 HR: 0 HBP: 1						

TOP

Arizona Diamondbacks @ Milwaukee Brewers

Miller Park, Milwaukee, WI

Tue Apr 20 2004, 6:35 PM CDT

Att. 10,244 - Dome - 60 F

livebaseballscorecards.com

AB	34
R	2
H	9
RBI	2
BB	0
SO	5
LOB	17

WP: 1 PA: 35
PB: 0
SB: 0
CS: 0

PITCHER		IP	WLS	BF	H	R	ER	SO	BB	IBB	HBP	BLK	WP	HR	S	P	ERA	WHIP
15 Ben Sheets, R ERA: 3.1	(1, 1)	6.0	W	24	5	2	2	4	0	0	1	0	1	0	64	92	3.00	0.833
Dave Burba, R ERA: 0.82	(7, 1)	1.1	H	6	3	0	0	0	0	0	0	0	0	0	11	20	0.00	2.250
Luis Vizcaino, R ERA: 1.8	(8, 1)	0.2	H	2	0	0	0	1	0	0	0	0	0	0	9	10	0.00	0.000
Dan Kolb, R ERA: 1.5	(9, 1)	1.0	S	3	1	0	0	0	0	0	0	0	0	0	6	6	0.00	1.000

PITCHER	IP	WLS	BF	H	R	ER	SO	BB	IBB	HBP	BLK	WP	HR	S	P	ERA	WHIP

BOTTOM

Arizona Diamondbacks @ Milwaukee Brewers

Miller Park, Milwaukee, WI

Tue Apr 20 2004, 6:35 PM CDT
Att. 10,244 - Dome - 60 F

livebaseballscorecards.com

Batter	1	2	3	4	5	6	7	8	9	AB	R	H	RBI	BB	SO	LOB
Scott Podsednik, L (1, 8) OBP: 0.352, SLG: 0.477	C X 0-1 ① G4-3		C B F F X 1-2 ③ G6-3		B B F X 2-1 ② B1-3	F C S 0-3 ③ K		C B B S B F F X 3-2 ③ F8		5	0	0	0	0	1	4
Craig Counsell, L (1, 6) OBP: 0.346, SLG: 0.333	C C B F S 1-3 ② K			X 0-0 ① L9	C B B B X 3-1 ③ F8		C B X 1-1 E7 1B 1B			4	1	1	0	0	1	0
Junior Spivey, R (1, 4) OBP: 0.362, SLG: 0.451	B X 1-0 CS 1B			C B B S X 2-2 1B 2B		X 0-0 HR 1B	C F B X 1-2 ① P6			4	2	3	0	0	0	1
Geoff Jenkins, L (1, 7) OBP: 0.349, SLG: 0.536	F 1 SAFE B C P 2-2 ③ CS 1-2	B S X 1-1 ① G6-3		B F F S 1-3 ② K		S 1 SAFE X 0-1 1-H HR	I I I I 4-0 1B IBB			3	1	1	2	1	1	1
Lyle Overbay, L (1, 3) OBP: 0.262, SLG: 0.441		B B C B F X 3-2 ② G3-1		F X 0-1 BB E 2-H 1B		X 0-0 BB 1B	B B X 2-0 FC5-4 1-3 2-H 1B			4	0	3	2	0	0	0
Wes Helms, R (1, 5) OBP: 0.283, SLG: 0.349		B X 1-0 ③ G6-3		X 0-0 E4 BB 1-2		B B X 2-0 BB 1-2 1B	C F S 0-3 ② K			4	0	1	0	0	1	3
Ben Grieve, L (1, 9) OBP: 0.308, SLG: 0.371 Brady Clark, R (6, PH) OBP: 0.444, SLG: 0.714 (7, 9)			C B X 1-1 ① L8	C B F F B F B B 4-2 1-2 2-3 BB		B C B C F S 2-3 ① K	C 1 SAFE C B F X 1-2 ③ FC5-4 1-2f			1 2	0 0	0 0	0 0	1 0	0 1	0 4
Chad Moeller, R (1, 2) OBP: 0.316, SLG: 0.333			C B B B X 2-1 15 SH2-4 1B	C C B D S 2-3 ③ K		D S S S 1-3 ② K		F B C S 1-3 ① K		4	0	1	0	0	3	5
15 Ben Sheets, R (1, 1) Keith Ginter, R (6, PH) OBP: 0.500, SLG: 0.696 Dave Burba, R (7, 1) Luis Vizcaino, R (8, 1) 2 Bill Hall, R (8, PH) OBP: 0.158, SLG: 0.158 Dan Kolb, R (9, 1)			X 0-0 ② SH2-4 1-2		X 0-0 ① G4-3	B B B B 4-0 1-2 2-3 BB		B X 1-0 ② L3		1 0 0 0 0 1 0	0 0 0 0 0 0 0	0 0 0 0 0 0 0	0 0 0 0 0 0 0	0 1 0 0 0 0 0	0 0 0 0 0 0 0	0 0 0 0 0 0 0
Inning Stats	R: 0 E: 0 K: 1 S: 10 H: 1 LOB: 0 BB: 0 P: 13	R: 0 E: 0 K: 0 S: 7 H: 0 LOB: 0 BB: 0 P: 12	R: 0 E: 0 K: 0 S: 9 H: 1 LOB: 1 BB: 0 P: 13	R: 1 E: 1 K: 2 S: 17 H: 2 LOB: 3 BB: 1 P: 26	R: 0 E: 0 K: 0 S: 5 H: 0 LOB: 0 BB: 0 P: 10	R: 2 E: 0 K: 3 S: 15 H: 4 LOB: 3 BB: 1 P: 24	R: 1 E: 1 K: 1 S: 13 H: 2 LOB: 2 BB: 1 P: 22	R: 0 E: 0 K: 1 S: 10 H: 0 LOB: 0 BB: 0 P: 15		1B: 8 2B: 1 3B: 0 HR: 1	SF: 0 SAC: 1 DP: 0 HBP: 0					

	AB	33
	R	4
	H	10
	RBI	4
	BB	3
	SO	8
	LOB	18

WP: 0 PB: 0 SB: 0 CS: 1 PA: 38

PITCHER		IP	WLS	BF	H	R	ER	SO	BB	IBB	HBP	BLK	WP	HR	S	P	ERA	WHIP
Elmer Dessens, R ERA: 7.63	(1, 1)	5.0	L	24	8	3	3	3	1	0	0	0	0	1	53	81	5.40	1.800
Stephen Randolph, L ERA: 3.86	(6, 1)	1.0		4	0	0	0	3	1	0	0	0	0	0	10	17	0.00	1.000
Mike Koplove, R ERA: 9.53	(7, 1)	1.0		6	2	1	1	1	0	1	0	0	0	0	13	22	9.00	2.000
Jose Valverde, R ERA: 4.7	(8, 1)	1.0		3	0	0	0	1	0	0	0	0	0	0	10	15	0.00	0.000

PITCHER	IP	WLS	BF	H	R	ER	SO	BB	IBB	HBP	BLK	WP	HR	S	P	ERA	WHIP

Batter	1	2	3	4	5	6	7	8	9	AB	R	H	RBI	BB	SO	LOB
Steve Finley, L (1, 8) OBP: 0.254, SLG: 0.273	C X 0-1 CS 1B			C X 0-1 ① B3		F F F B B D F F F B 3-3 C ② K	B C D X 2-1 1-3 2B		B B B C S S 3-3 ③ K	3	0	1	0	0	1	1
Donnie Sadler, R (6, 8) OBP: 0.400, SLG: 0.800										1	0	1	0	0	0	0
Chad Tracy, L (9, PH)										1	0	0	0	0	1	0
Matt Kata, S (1, 4) OBP: 0.345, SLG: 0.414	B B 1 SAFE C X 2-1 ① G6-3 1-2 1B			X 0-0 2B		C X 0-1 3-H 1B	D C B X 2-1 ③ L4			4	0	3	1	0	0	2
Luis Gonzalez, L (1, 7) OBP: 0.365, SLG: 0.611	C B B X 2-1 ② ③ G6-3 1-2f			B B X 2-0 ② P5		B F S B S 2-3 ③ K		B B B C B 4-1 G4-3 BB 1B BB		3	1	0	0	1	1	3
Richie Sexson, R (1, 3) OBP: 0.306, SLG: 0.519		X 0-0 ① G6-3		C B F D F B C 3-3 ③ K			B B B B 4-0 SH1-3 HR BB	B B B C B 4-1 G4-3 1-2 1B BB		2	2	0	0	2	1	1
Alex Cintron, S (1, 6) OBP: 0.351, SLG: 0.412		C F B X 1-2 ② G6-3			C X 0-1 ① F8		X 0-0 ① SH1-3 1-2	B C X 1-1 ① G4-3 1-2 2-3		3	0	0	0	0	0	2
Shea Hillenbrand, R (1, 5) OBP: 0.288, SLG: 0.386		C F B S 1-3 ③ K			C X 0-1 ② G5-3		C F B B B B 4-2 HR BB	B C B F X 2-2 G6-4-3 2-H 3-H 1B		3	1	1	2	1	1	0
Danny Bautista, R (1, 9) OBP: 0.407, SLG: 0.580			B B C B B C C 3-3 ① K		C X 0-1 ③ G6-3		X 0-0 1-H 2-H HR	C B X 1-1 ② ③ G6-4-3 1-2f		4	1	1	3	0	1	1
Brent Mayne, L (1, 2) OBP: 0.333, SLG: 0.452		B X 1-0 ② F8				B C B X 2-1 SH5-4 1B 2B	X 0-0 ② L9		C S B B S 2-3 ① K	4	1	1	0	0	1	0
Randy Johnson, R (1, 1) OBP: 0.250, SLG: 0.286		C C S 0-3 ③ K				B X 1-0 ① SH5-4 2-3	C B B F F B B B 4-2 2B BB		B X 1-0 ② G3	1	0	0	0	1	1	0
Randy Choate, L (7, 1)										0	0	0	0	0	0	0
Oscar Villarreal, L (7, 1)										0	0	0	0	0	0	0
Steve Sparks, R (8, 1)										0	0	0	0	0	0	0
Carlos Baerga, S (9, PH) OBP: 0.400, SLG: 0.143										1	0	0	0	0	0	0
Inning Stats	R: 0 E: 0 K: 0 S: 6 H: 2 LOB: 0 BB: 0 P: 10	R: 0 E: 0 K: 1 S: 7 H: 0 LOB: 0 BB: 0 P: 9	R: 0 E: 0 K: 2 S: 7 H: 0 LOB: 0 BB: 0 P: 11	R: 0 E: 0 K: 1 S: 8 H: 1 LOB: 1 BB: 0 P: 13	R: 0 E: 0 K: 0 S: 6 H: 0 LOB: 0 BB: 0 P: 6	R: 1 E: 0 K: 2 S: 15 H: 2 LOB: 1 BB: 0 P: 23	R: 3 E: 0 K: 0 S: 12 H: 2 LOB: 2 BB: 3 P: 28	R: 2 E: 0 K: 0 S: 9 H: 1 LOB: 0 BB: 2 P: 21	R: 0 E: 0 K: 2 S: 7 H: 0 LOB: 0 BB: 0 P: 13	1B: 4 2B: 3 3B: 0 HR: 1 SF: 0 SAC: 2 DP: 2 HBP: 0						

PITCHER		IP	WLS	BF	H	R	ER	SO	BB	IBB	HBP	BLK	WP	HR	S	P	ERA	WHIP
Doug Davis, L ERA: 5.48	(1, 1)	6.1		24	5	3	3	6	2	0	0	0	0	0	52	83	4.26	1.105
Ben Ford, R ERA: 7.84	(7, 1)	0.2	W	5	2	1	1	0	1	0	0	0	0	1	9	17	13.50	4.500
Jeff Bennett, R ERA: 4.66	(8, 1)	0.1		4	1	2	2	0	2	0	0	0	0	0	7	18	54.00	9.000
Luis Vizcaino, R ERA: 1.35	(8, 1)	1.2		4	0	0	0	2	0	0	0	0	0	0	9	16	0.00	0.000

PITCHER	IP	WLS	BF	H	R	ER	SO	BB	IBB	HBP	BLK	WP	HR	S	P	ERA	WHIP

TOP

Arizona Diamondbacks @ Milwaukee Brewers

Miller Park, Milwaukee, WI

Wed Apr 21 2004, 6:35 PM CDT
Att. 11,223 - Dome - 63 F

livebaseballscorecards.com

AB	30
R	6
H	8
RBI	6
BB	5
SO	8
LOB	10

WP: 0 PB: 0 SB: 0 CS: 1
PA: 37

BOTTOM

Arizona Diamondbacks @ Milwaukee Brewers

Miller Park, Milwaukee, WI

Wed Apr 21 2004, 6:35 PM CDT
Att. 11,223 - Dome - 63 F

livebaseballscorecards.com

Batter	1	2	3	4	5	6	7	8	9	AB	R	H	RBI	BB	SO	LOB
Scott Podsednik, L (1, 8) OBP: 0.342, SLG: 0.486	BBBCX 3-1 G3 ①		BBCBST 3-2 K ②		CX 0-1 G4-3 ③		BBBCSFX 3-2 1B 3B 2-H 3-H	CBX 1-1 G4-3 ②		5	1	1	2	0	1	1
Craig Counsell, L (1, 6) OBP: 0.351, SLG: 0.313	BX 1-0 F7 ②		SSS 0-3 K ③			BSCX 1-2 G4-3 ①	BBBCB 4-1 1B 2B BB	BBCBB 4-1 BB		3	1	0	0	2	1	0
Junior Spivey, R (1, 4) OBP: 0.381, SLG: 0.509	FCBX 1-2 G5-3 ③			BX 1-0 HR		CFBFT 1-2 K ②	CBX 1-1 2B 1B 1-3 3-H	C SAFE CB 1 SAFE FB 1 SAFE B 1 B 4-2 1-2 BB		4	2	2	2	1	1	0
Geoff Jenkins, L (1, 7) OBP: 0.338, SLG: 0.525		CSX 0-2 L8 ①		FCBBS 2-3 K ①		CSBFBFS 2-3 K ③	BF 1 SAFE BBX 3-1 HR 2B 1-H 3-H	X 0-0 G4-3 ③		5	1	1	2	0	2	2
Keith Ginter, R (1, 5) OBP: 0.500, SLG: 0.815		CBFBBC 3-3 K ②		CBBSS 2-3 K ②			FCBBX 2-2 WP 2 G5-3 2B FBBX 1-2 2-H HR			4	2	2	2	0	2	0
Brady Clark, R (1, 9) OBP: 0.484, SLG: 0.708		FCBX 1-2 CS 1B 1B		BCCC 1-3 K ③			FSBX 2-2 2 G5-3 WP 3B HBP BX 1-2 1B 1B			3	2	2	0	0	1	0
Wes Helms, R (1, 3) OBP: 0.300, SLG: 0.348 Luis Vizcaino, R (8, 1)		BSS 1 SAFE BBCD 4-2 1B BB 1-2			BSFFX 1-2 G1-3 ①		CFBFL 1-3 K X 0-0 1B 1-2			3 0	0 0	1 0	0 0	1 0	1 0	2 0
Chad Moeller, R (1, 2) OBP: 0.357, SLG: 0.343		X 0-0 1B 1-3 2-H			BBBB 4-0 BB		SBBFBFS 4-2 2 G5-3 3B BB 1-2 2-3 X 0-0 L6			2	1	1	1	2	0	2
Doug Davis, R (1, 1) Ben Ford, R (7, 1) 2 Bill Hall, R (7, PH) OBP: 0.150, SLG: 0.150 Jeff Bennett, R (8, 1) Lyle Overbay, L (8, 3) OBP: 0.258, SLG: 0.433			SSS 0-3 K ①		LLM 0-3 K ②		BBCFFX 2-2 G5-3 ② 1-2 2-3 3-H	X 0-0 G4-3 ①		2 0 1 0 1	0 0 0 0 0	0 0 1 0 0	0 0 1 0 0	0 0 0 0 0	2 0 0 0 0	1 0 2 0 0
Inning Stats	R: 0 E: 0 K: 0 S: 6 H: 0 LOB: 0 BB: 0 P: 11	R: 1 E: 0 K: 1 S: 12 H: 2 LOB: 2 BB: 1 P: 20	R: 0 E: 0 K: 3 S: 9 H: 0 LOB: 0 BB: 0 P: 12	R: 1 E: 0 K: 3 S: 10 H: 1 LOB: 0 BB: 0 P: 16	R: 0 E: 0 K: 1 S: 9 H: 0 LOB: 1 BB: 1 P: 14	R: 0 E: 0 K: 2 S: 12 H: 0 LOB: 0 BB: 0 P: 16	R: 8 E: 0 K: 1 S: 35 H: 7 LOB: 2 BB: 2 P: 59	R: 0 E: 0 K: 0 S: 8 H: 0 LOB: 2 BB: 2 P: 17		1B: 5 2B: 2 3B: 1 HR: 2 SF: 0 SAC: 0 DP: 0 HBP: 1						

	AB	33
	R	10
	H	10
	RBI	10
	BB	6
	SO	11
	LOB	10

WP: 1 PA: 40
PB: 0
SB: 0
CS: 1

PITCHER		IP	WLS	BF	H	R	ER	SO	BB	IBB	HBP	BLK	WP	HR	S	P	ERA	WHIP
Randy Johnson, L ERA: 4.08	(1, 1)	6.2	L	28	5	6	5	11	3	0	1	0	1	1	80	125	6.75	1.200
Randy Choate, L ERA: 14.73	(7, 1)	0.0		1	0	0	0	0	1	0	0	0	0	0	1	5	∞	∞
Oscar Villarreal, R ERA: 7.04	(7, 1)	0.1		6	5	4	4	0	0	0	0	0	0	1	12	18	108.00	15.000
Steve Sparks, R ERA: 6.75	(8, 1)	1.0		5	0	0	0	0	2	0	0	0	0	0	8	17	0.00	2.000

PITCHER	IP	WLS	BF	H	R	ER	SO	BB	IBB	HBP	BLK	WP	HR	S	P	ERA	WHIP

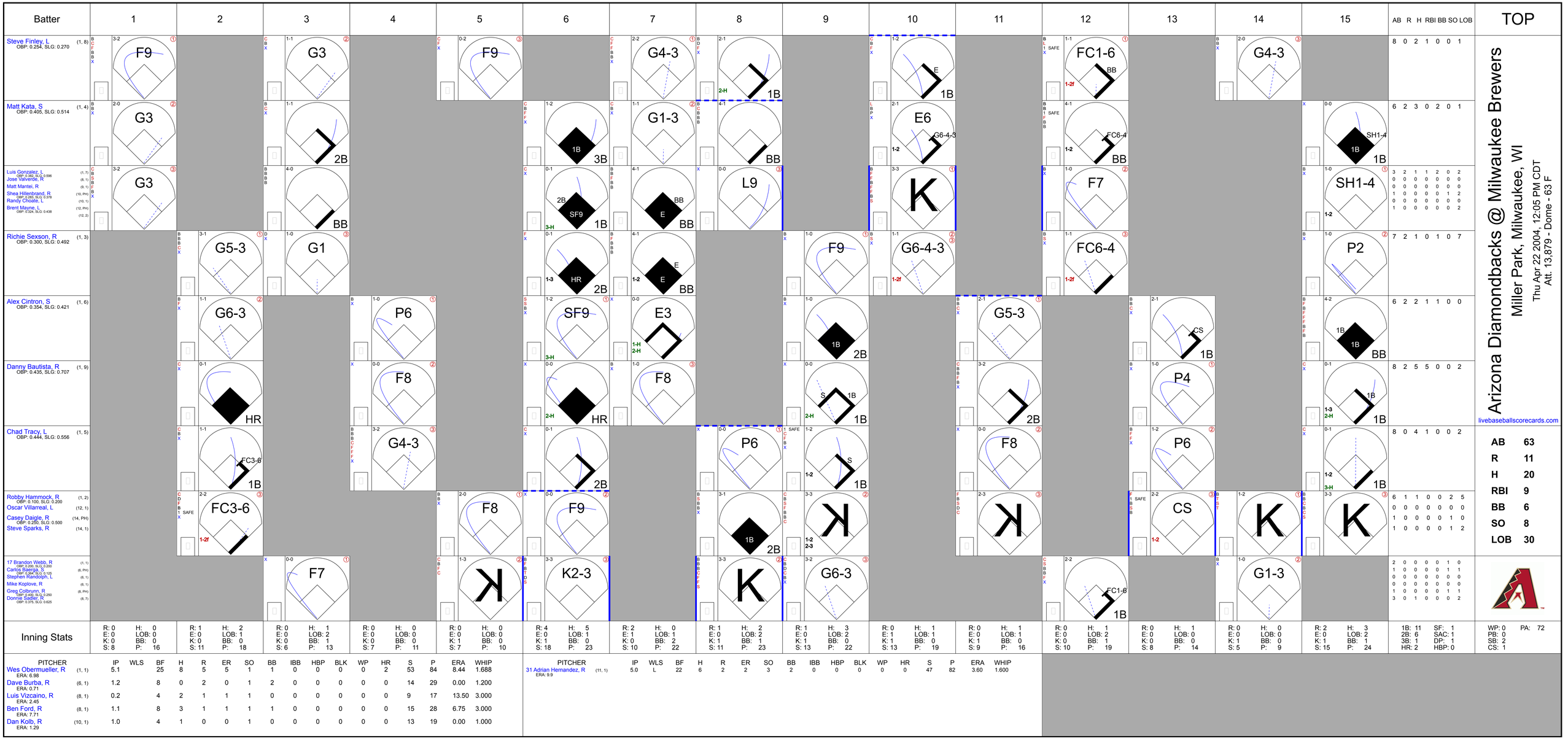
Batter
1
2
3
4
5
6
7
8
9
10
11
12
13
14
15
AB R H RBI BB SO LOB
TOP
Steve Finley, L (1, 8) OBP: 0.254, SLG: 0.270
F9
G3
F9
G4-3
1B
E 1B
FC1-6 BB
G4-3
8 0 2 1 0 0 1
Matt Kata, S (1, 4) OBP: 0.405, SLG: 0.514
G3
2B
1B 3B
G1-3
BB
E6 G6-4-3
FC6-4 BB
SH1-4 1B
6 2 3 0 2 0 1
Luis Gonzalez, L (1, 7) OBP: 0.280, SLG: 0.596
Jose Valverde, R (8, 1)
Matt Mantei, R (9, 1)
Shea Hillenbrand, R (10, PH) OBP: 0.333, SLG: 0.778
Randy Choate, L (10, 1)
Brent Mayne, L (12, PH) OBP: 0.324, SLG: 0.438
(12, 2)
G3
BB
2B SF9 1B
E BB
L9
K
F7
SH1-4
3 2 1 1 2 0 2
0 0 0 0 0 0 0
0 0 0 0 0 0 0
1 0 0 0 0 1 2
0 0 0 0 0 0 0
1 0 0 0 0 0 2
Richie Sexson, R (1, 3) OBP: 0.300, SLG: 0.492
G5-3
G1
HR 2B
E E BB
F9
G6-4-3
FC6-4
P2
7 2 1 0 1 0 7
Alex Cintron, S (1, 6) OBP: 0.354, SLG: 0.421
G6-3
P6
SF9
E3
1B 2B
G5-3
CS 1B
1B 1B BB
6 2 2 1 1 0 0
Danny Bautista, R (1, 9) OBP: 0.435, SLG: 0.707
HR
F8
HR
F8
S 1B 1B
P4
P4
8 2 5 5 0 0 2
Chad Tracy, L (1, 5) OBP: 0.444, SLG: 0.556
FC3-6 1B
G4-3
2B
P6
S 1B
F8
P6
8 0 4 1 0 0 2
Robby Hammock, R (1, 2) OBP: 0.100, SLG: 0.200
Oscar Villarreal, L (12, 1)
Casey Daigle, R (14, PH) OBP: 0.250, SLG: 0.500
Steve Sparks, R (14, 1)
FC3-6
F8
F9
1B 2B
K K
CS
K
6 1 1 0 0 2 5
0 0 0 0 0 0 0
1 0 0 0 0 1 0
1 0 0 0 0 1 2
17 Brandon Webb, R (1, 1) OBP: 0.200, SLG: 0.200
Carlos Baerga, S (6, PH) OBP: 0.364, SLG: 0.125
Stephen Randolph, L (6, 1)
Mike Koplove, R (6, 1)
Greg Colbrunn, R (8, PH) OBP: 0.400, SLG: 0.250
Donnie Sadler, R (8, 7) OBP: 0.375, SLG: 0.625
F7
K
K2-3
K
G6-3
FC1-6
G1-3
2 0 0 0 0 1 0
1 0 0 0 0 1 1
0 0 0 0 0 0 0
0 0 0 0 0 0 0
1 0 0 0 0 1 1
3 0 1 0 0 0 2
Arizona Diamondbacks @ Milwaukee Brewers
Miller Park, Milwaukee, WI
Thu Apr 22 2004, 12:05 PM CDT
Att. 13,879 - Dome - 63 F
livebaseballscorecards.com
AB 63
R 11
H 20
RBI 9
BB 6
SO 8
LOB 30
Inning Stats
R: 0 E: 0 K: 0 S: 8 H: 0 LOB: 0 BB: 0 P: 16
R: 1 E: 0 K: 0 S: 11 H: 2 LOB: 1 BB: 0 P: 18
R: 0 E: 0 K: 0 S: 6 H: 1 LOB: 2 BB: 1 P: 13
R: 0 E: 0 K: 0 S: 7 H: 0 LOB: 0 BB: 0 P: 11
R: 0 E: 0 K: 1 S: 7 H: 0 LOB: 0 BB: 0 P: 10
R: 4 E: 0 K: 1 S: 18 H: 5 LOB: 1 BB: 0 P: 23
R: 2 E: 1 K: 0 S: 10 H: 0 LOB: 1 BB: 2 P: 22
R: 1 E: 0 K: 1 S: 11 H: 2 LOB: 2 BB: 1 P: 23
R: 1 E: 0 K: 1 S: 13 H: 3 LOB: 2 BB: 0 P: 22
R: 0 E: 1 K: 1 S: 13 H: 1 LOB: 1 BB: 0 P: 19
R: 0 E: 0 K: 1 S: 9 H: 1 LOB: 1 BB: 0 P: 16
R: 0 E: 0 K: 0 S: 10 H: 1 LOB: 2 BB: 1 P: 19
R: 0 E: 0 K: 0 S: 8 H: 1 LOB: 0 BB: 0 P: 14
R: 0 E: 0 K: 1 S: 5 H: 0 LOB: 0 BB: 0 P: 9
R: 2 E: 0 K: 1 S: 15 H: 3 LOB: 2 BB: 1 P: 24
1B: 11 2B: 6 3B: 1 HR: 2
SF: 1 SAC: 1 DP: 1 HBP: 0
WP: 0 PB: 0 SB: 2 CS: 1
PA: 72
PITCHER IP WLS BF H R ER SO BB IBB HBP BLK WP HR S P ERA WHIP
Wes Obermueller, R (1, 1) ERA: 6.98 5.1 25 8 5 5 1 1 0 0 0 0 0 53 84 8.44 1.688
Dave Burba, R (6, 1) ERA: 0.71 1.2 8 0 2 0 1 2 0 0 0 0 0 14 29 0.00 1.200
Luis Vizcaino, R (8, 1) ERA: 2.45 0.2 4 2 1 1 1 0 0 0 0 0 0 9 17 13.50 3.000
Ben Ford, R (8, 1) ERA: 7.71 1.1 8 3 1 1 1 1 0 0 0 0 0 15 28 6.75 3.000
Dan Kolb, R (10, 1) ERA: 1.29 1.0 4 1 0 0 1 0 0 0 0 0 0 13 19 0.00 1.000
PITCHER IP WLS BF H R ER SO BB IBB HBP BLK WP HR S P ERA WHIP
31 Adrian Hernandez, R (11, 1) ERA: 9.9 5.0 L 22 6 2 2 3 2 0 0 0 0 0 0 47 82 3.60 1.600

BOTTOM

Arizona Diamondbacks @ Milwaukee Brewers

Miller Park, Milwaukee, WI

Thu Apr 22 2004, 12:05 PM CDT

Att. 13,879 - Dome - 63 F

livebaseballscorecards.com

Batter	1	2	3	4	5	6	7	8	9	10	11	12	13	14	15	AB	R	H	RBI	BB	SO	LOB
Scott Podsednik, L (1, 8) OBP: 0.361, SLG: 0.486	1-1 G4-3 2B		4-1 S BB		4-1 1B S E BB	4-2 BB BB		1-2 G4-3		1-3 K			3-3 K			4	1	1	0	3	2	0
Craig Counsell, L (1, 6) OBP: 0.366, SLG: 0.308 31 Adrian Hernandez, R (11, 1)	1-2 G4-3 2-3		4-2 BB 1-2		3-1 E E 1B 1-3	4-2 FC6-4 BB 1-2 2-3		2-2 F8		1-3 K			0-3 K			4 1	1 0	1 0	0 0	2 0	1 1	1 0
Junior Spivey, R (1, 4) OBP: 0.357, SLG: 0.459 (12, 6)	4-2 G4-6-3 BB		0-0 P2		2-1 E5 E 2B 1-3 3-H	1-1 FC6-4 1-2f			3-3 K		3-3 K		0-3 K			6	1	0	0	1	3	6
Geoff Jenkins, L (1, 7) OBP: 0.347, SLG: 0.545	3-1 G4-6-3 1-2f			0-1 HR	0-0 E6 2B 1-2 3-H		4-1 2B BB		4-2 2B BB		3-3 K			1-2 G4-3		5	4	1	1	2	1	3
Lyle Overbay, L (1, 3) OBP: 0.304, SLG: 0.500		2-3 K		3-2 G6-4-3 1B	2-1 2B 1-H 2-H		0-1 G6-3 2B 1-H		1-2 HR 2B 1-H		4-2 BB			2-1 F8		6	1	4	4	1	1	0
Wes Helms, R Jason Phillips, C Dave Burba, R Ben Grieve, L Luis Vizcaino, R Ben Ford, R Brooks Kieschnick, L Dan Kolb, R J Bill Hall, R Trent Durrington, R		1-1 G1-3		0-0 G6-4-3 1-2f	1-3 K		1-3 K		0-2 HR 2B 2-H		3-3 K			0-3 K									
Brady Clark, R (1, 9) OBP: 0.395, SLG: 0.548		2-0 G1-3		2-3 K		1-0 F7	2-1 G6-3 2-3		0-2 G1-3			3-2 F9			0-0 F9	7	0	0	0	0	1	1
Gary Bennett, R (1, 2) OBP: 0.259, SLG: 0.385			1-0 G6-3		0-0 G6-3	2-1 F7	0-0 G3		0-3 K			0-3 K			1-3 K	7	0	0	0	0	3	1
Wes Obermueller, R (1, 1) OBP: 0.333, SLG: 0.333 Keith Ginter, R (6, 5) OBP: 0.459, SLG: 0.710			0-3 K		1-3 K2-3	4-0 BB BB BB		0-3 K		1-3 K		1-2 G5-3			3-1 P4	2	0	0	0	2	0
																4	0	0	0	1	2	0
Inning Stats	R: 0 H: 1 E: 0 LOB: 1 K: 0 BB: 1 S: 9 P: 18	R: 0 H: 0 E: 0 LOB: 0 K: 1 BB: 0 S: 7 P: 12	R: 0 H: 0 E: 0 LOB: 2 K: 1 BB: 2 S: 9 P: 17	R: 1 H: 2 E: 0 LOB: 0 K: 1 BB: 0 S: 9 P: 14	R: 4 H: 2 E: 2 LOB: 1 K: 2 BB: 1 S: 17 P: 29	R: 0 H: 0 E: 0 LOB: 3 K: 0 BB: 3 S: 10 P: 26	R: 1 H: 1 E: 0 LOB: 1 K: 1 BB: 1 S: 9 P: 16	R: 0 H: 0 E: 0 LOB: 0 K: 1 BB: 0 S: 10 P: 13	R: 3 H: 2 E: 0 LOB: 0 K: 2 BB: 1 S: 19 P: 27	R: 0 H: 0 E: 0 LOB: 0 K: 3 BB: 0 S: 9 P: 12	R: 0 H: 0 E: 0 LOB: 1 K: 3 BB: 1 S: 16 P: 29	R: 0 H: 0 E: 0 LOB: 0 K: 1 BB: 0 S: 10 P: 14	R: 0 H: 0 E: 0 LOB: 0 K: 3 BB: 0 S: 10 P: 13	R: 0 H: 0 E: 0 LOB: 0 K: 1 BB: 0 S: 9 P: 12	R: 0 H: 0 E: 0 LOB: 0 K: 1 BB: 0 S: 6 P: 10	1B: 2 SF: 0 2B: 4 SAC: 0 3B: 0 DP: 2 HR: 2 HBP: 0						WP: 0 PA: 63 PB: 0 SB: 2 CS: 0

AB	53
R	9
H	8
RBI	7
BB	10
SO	21
LOB	16

PITCHER		IP	WLS	BF	H	R	ER	SO	BB	IBB	HBP	BLK	WP	HR	S	P	ERA	WHIP
17 Brandon Webb, R ERA: 2.74	(1, 1)	5.0		24	5	5	1	5	4	0	0	0	0	1	51	90	1.80	1.800
Stephen Randolph, L ERA: 3.38	(6, 1)	0.2		5	0	0	0	0	3	0	0	0	0	0	8	23	0.00	4.500
Mike Koplove, R ERA: 9.0	(6, 1)	1.1		6	1	1	1	1	1	0	0	0	0	0	11	19	6.75	1.500
Jose Valverde, R ERA: 4.15	(8, 1)	1.0	H	3	0	0	0	1	0	0	0	0	0	0	10	13	0.00	0.000
Matt Mantei, R ERA: 16.62	(9, 1)	1.0	B	6	2	3	3	2	1	0	0	0	0	1	19	27	27.00	3.000

PITCHER		IP	WLS	BF	H	R	ER	SO	BB	IBB	HBP	BLK	WP	HR	S	P	ERA	WHIP
Randy Choate, L ERA: 9.53	(10, 1)	2.0		7	0	0	0	6	1	0	0	0	0	0	25	41	0.00	0.500
Oscar Villarreal, R ERA: 5.59	(12, 1)	2.0		6	0	0	0	4	0	0	0	0	0	0	20	27	0.00	0.000
Steve Sparks, R ERA: 5.94	(14, 1)	2.0	W	6	0	0	0	2	0	0	0	0	0	0	15	22	0.00	0.000

Batter	1	2	3	4	5	6	7	8	9	AB	R	H	RBI	BB	SO	LOB
Marlon Anderson, L (1, 4) OBP: 0.326, SLG: 0.650	C S B B X 2-2 ① G4-3		B F B X 2-1 ② SF9 3-H		L X 0-1 ③ B5-3			C S B X 1-2 ① G6-3		3	0	0	1	0	0	0
Ray Lankford, L (1, 7) OBP: 0.436, SLG: 0.758 So Taguchi, R (8, 7) OBP: 0.292, SLG: 0.348	B B F S X 2-2 ② L9		F D B F B F B 4-2 1-2 BB			B B B C X 3-1 ① G4-3		B X 1-0 ② G1-3		3 0	0 0	0 0	0 0	1 0	0 0	0 0
5 Albert Pujols, R (1, 3) OBP: 0.425, SLG: 0.667	S X 0-1 ③ P2		F B C B F B F F S 3-3 ③ K			C C S 0-3 ② K		B S S B B B 4-2 BB		3	0	0	0	1	2	2
15 Jim Edmonds, L (1, 8) OBP: 0.347, SLG: 0.525		C B B S F B F X 3-2 ① G4-3		X 0-0 1B		B B F X 2-1 ③ F7		C C C 0-3 ③ K		4	0	1	0	0	1	1
27 Scott Rolen, R (1, 5) OBP: 0.387, SLG: 0.771		C B B X 2-1 ② P4		B F F F C 1-3 ① K			B X 1-0 ① P5		B C S F X 1-2 ① G4-3	4	0	0	0	0	1	1
Edgar Renteria, R (1, 6) OBP: 0.394, SLG: 0.441		C C B F B X 2-2 CS 1B		C F B F B F B X 3-2 ② F9			B X 1-0 1B 1B		C B C F B F X 2-2 ② G4-3	4	0	2	0	0	0	1
Colin Porter, L (1, 9) OBP: 0.375, SLG: 0.375	C B B F 1 SAFE F 1 SAFE 1 SAFE 2-2 ③ CS 1-2	F F F B X 1-2 ① G4-3	C B 1 SAFE F B B F F S 3-3 ③ K				B F 1 SAFE B F F F 1 SAFE F X 2-2 1-3 1B		B F B X 2-1 ③ F8	4	0	1	0	0	1	1
Mike Matheny, R (1, 2) OBP: 0.311, SLG: 0.483			X 0-0 29 1B SF9 2B		C C B B B X 3-2 ① G3		S F F B B C 1-3 ② K			3	1	1	0	0	1	2
29 Chris Carpenter, R (1, 1) OBP: 0.167, SLG: 0.167 Tony Womack, L (7, PH) OBP: 0.424, SLG: 0.510 Julian Tavarez, L (7, 1) Steve Kline, S (8, 1)			C D X 1-1 BB 2-3 1B		B X 1-0 ② G6-3		B C F S 1-3 ③ K			2 1 0 0	0 0 0 0	1 0 0 0	0 0 0 0	0 0 0 0	0 1 0 0	0 2 0 0
Inning Stats	R: 0 H: 0 E: 0 LOB: 0 K: 0 BB: 0 S: 8 P: 12	R: 0 H: 1 E: 0 LOB: 0 K: 0 BB: 0 S: 14 P: 23	R: 1 H: 2 E: 0 LOB: 2 K: 1 BB: 1 S: 18 P: 29	R: 0 H: 1 E: 0 LOB: 1 K: 2 BB: 0 S: 15 P: 22	R: 0 H: 0 E: 0 LOB: 0 K: 0 BB: 0 S: 6 P: 10	R: 0 H: 0 E: 0 LOB: 0 K: 1 BB: 0 S: 7 P: 12	R: 0 H: 2 E: 0 LOB: 2 K: 2 BB: 0 S: 14 P: 20	R: 0 H: 0 E: 0 LOB: 1 K: 1 BB: 1 S: 9 P: 15	R: 0 H: 0 E: 0 LOB: 0 K: 0 BB: 0 S: 11 P: 16	1B: 5 SF: 1 2B: 1 SAC: 0 3B: 0 DP: 0 HR: 0 HBP: 0					WP: 0 PA: 35 PB: 0 SB: 0 CS: 1	

TOP

St. Louis Cardinals @ Milwaukee Brewers

Miller Park, Milwaukee, WI

Fri Apr 23 2004, 7:05 PM CDT
Att. 17,107 - Dome - 65 F

livebaseballscorecards.com

AB	31
R	1
H	6
RBI	1
BB	2
SO	7
LOB	10

PITCHER		IP	WLS	BF	H	R	ER	SO	BB	IBB	HBP	BLK	WP	HR	S	P	ERA	WHIP
Matt Kinney, R ERA: 6.97	(1, 1)	6.1		25	6	1	1	4	1	0	0	0	0	0	75	119	1.42	1.105
Brooks Kieschnick, R ERA: 2.57	(7, 1)	2.2	W	9	0	0	0	3	1	0	0	0	0	0	27	40	0.00	0.375

PITCHER	IP	WLS	BF	H	R	ER	SO	BB	IBB	HBP	BLK	WP	HR	S	P	ERA	WHIP

Batter	1	2	3	4	5	6	7	8	9	AB	R	H	RBI	BB	SO	LOB
Scott Podsednik, L (1, 8) OBP: 0.375, SLG: 0.500	X 0-0 G4-3 2B 2B	B C T 1-2 ③ K			B F B S F X 2-2 ① P6			B C X 1-1 BLK SH1-3 1B	B C F D D F F B 4-2 1B 1-2 2-3 BB	4	1	2	0	1	1	2
Craig Counsell, L (1, 6) OBP: 0.358, SLG: 0.304	X 0-0 ① G4-3 2-3		B C C B X 2-2 ① L4		B C B F X 2-2 ② G5-3			B X 1-0 ① SH1-3 1-2	C B B X 2-1 1B 1-2 2-3 3-H	4	0	1	1	0	0	1
Junior Spivey, R (1, 4) OBP: 0.351, SLG: 0.462	C F B X 1-2 G4-3 2B 3-H		C B X 1-1 ② F8		F C B B T 2-2 ③ K			F F F 2 B B F S SAFE 2-3 2-3 ②		4	0	1	1	0	2	1
Geoff Jenkins, L (1, 7) OBP: 0.342, SLG: 0.522	F B C B B X 3-2 ② G4-3 2-3		C C B C 1-3 ③			C X 0-1 ① P6		D F D D I 4-1 IBB		3	0	0	0	1	1	1
Lyle Overbay, L (1, 3) OBP: 0.315, SLG: 0.514	B B D C X 3-1 ③ G3-1			B X 1-0 BB 1B		B X 1-0 L4-6 2B		S B F S 1-3 ③ K		4	0	2	0	0	1	3
Keith Ginter, R (1, 5) OBP: 0.415, SLG: 0.629		B C B B X 3-1 ① F7		C D 1 F B C SAFE 2-3 ① K		F X 0-1 ②③ L4-6 2-2			B F B X 2-1 ① G6-3	4	0	0	0	0	1	2
Ben Grieve, L (1, 9) OBP: 0.326, SLG: 0.368 Brady Clark, R (9, PH) OBP: 0.410, SLG: 0.548		B X 1-0 SH1-4 BB 1B		B B C B B 4-1 FC4-6 1-2 BB			F B B B X 3-1 ① G3		B B B B 4-0 FC6-4 BB	2 0	0 0	1 0	0 0	1 1	0 0	0 0
Gary Bennett, R (1, 2) OBP: 0.258, SLG: 0.345 Trent Durrington, R (9, PR) OBP: 0.286, SLG: 0.167		C B B B F B 4-2 SH1-4 1-2 BB		F C C 0-3 ② K			C X 0-1 ② F7		X 0-0 ② FC6-4 WP 1B 1-2f 1B	3 0	0 1	0 0	0 0	1 0	1 0	3 0
Matt Kinney, R (1, 1) OBP: 0.286, SLG: 0.286 Brooks Kieschnick, L (7, 1) OBP: 0.364, SLG: 0.600 Wes Helms, R (9, PH) OBP: 0.296, SLG: 0.340	X 0-0 ② SH1-4 1-2 2-3			X 0-0 ③ FC4-6 1-2f			B S C X 1-2 ③ G1-3		D B F X 2-1 1B WP 1-2 1B	1 1 1	0 0 0	0 0 1	0 0 0	0 0 0	0 0 0	2 0 0
Inning Stats	R: 1 H: 2 E: 0 LOB: 1 K: 0 BB: 0 S: 10 P: 17	R: 0 H: 1 E: 0 LOB: 2 K: 1 BB: 1 S: 9 P: 18	R: 0 H: 0 E: 0 LOB: 0 K: 1 BB: 0 S: 8 P: 12	R: 0 H: 1 E: 0 LOB: 2 K: 2 BB: 1 S: 9 P: 16	R: 0 H: 0 E: 0 LOB: 0 K: 1 BB: 0 S: 10 P: 16	R: 0 H: 1 E: 0 LOB: 0 K: 0 BB: 0 S: 5 P: 6	R: 0 H: 0 E: 0 LOB: 0 K: 0 BB: 0 S: 7 P: 11	R: 0 H: 1 E: 0 LOB: 2 K: 2 BB: 1 S: 12 P: 21	R: 1 H: 2 E: 0 LOB: 3 K: 0 BB: 2 S: 11 P: 25	1B: 5 SF: 0 2B: 4 SAC: 2 3B: 0 DP: 1 HR: 0 HBP: 0						WP: 1 PA: 38 PB: 0 SB: 0 CS: 0	

PITCHER		IP	WLS	BF	H	R	ER	SO	BB	IBB	HBP	BLK	WP	HR	S	P	ERA	WHIP
29 Chris Carpenter, R ERA: 5.29	(1, 1)	6.0		24	5	1	1	5	2	0	0	0	0	0	51	85	1.50	1.167
Julian Tavarez, R ERA: 6.75	(7, 1)	1.2		6	1	0	0	1	0	0	0	1	0	0	15	23	0.00	0.600
Steve Kline, L ERA: 2.84	(8, 1)	1.0	L	8	2	1	1	1	2	1	0	0	1	0	15	34	9.00	4.000

PITCHER	IP	WLS	BF	H	R	ER	SO	BB	IBB	HBP	BLK	WP	HR	S	P	ERA	WHIP

BOTTOM

St. Louis Cardinals @ Milwaukee Brewers

Miller Park, Milwaukee, WI

Fri Apr 23 2004, 7:05 PM CDT
Att. 17,107 - Dome - 65 F

livebaseballscorecards.com

AB	31
R	2
H	8
RBI	2
BB	5
SO	7
LOB	15

Batter	1	2	3	4	5	6	7	8	9	AB	R	H	RBI	BB	SO	LOB
Bo Hart, R (1, 4) OBP: 0.273, SLG: 0.200 Marlon Anderson, L (8, PH) OBP: 0.341, SLG: 0.659 (8, 4)	C F T 0-2 ① K		C B C S 1-3 ① K		B C B F B S 3-3 ③ K			B S X 1-1 5 G4-6-3 15 WP BB 1B		3 0 0 0 0 3 0 1 1 1 0 0 0 0						
Ray Lankford, L (1, 7) OBP: 0.442, SLG: 0.722 So Taguchi, R (8, PR) OBP: 0.292, SLG: 0.348 (8, 7)	X 0-0 27 BB 15 BB 1B		C B B B X 3-1 ② G4-3			C X 0-1 ① G4-3		B S S D B B 4-2 5 G4-6-3 1-2 BB		3 0 1 0 1 0 0 0 0 0 0 0 0 0						
5 Albert Pujols, R (1, 3) OBP: 0.429, SLG: 0.652	B X 1-0 ② P3		H 1-0 HBP			C X 0-1 1B		B B C X 2-1 ① ② G4-6-3 1-2f 2-3		3 0 1 0 0 0 3						
15 Jim Edmonds, L (1, 8) OBP: 0.355, SLG: 0.508	F B B B 1 B SAFE 4-1 27 BB 1-2 BB		F B C F X 1-2 ③ G3			F F X 0-2 ② F8		D C B C F B F B 4-2 27 1B 3-H BB		2 0 0 0 2 0 2						
27 Scott Rolen, R (1, 5) OBP: 0.392, SLG: 0.753	B B F B F B 4-2 1-2 2-3 BB			C F F C 0-3 ① K		F B B D F F X 3-2 ③ P5		X 0-0 1-3 1B		3 0 1 0 1 1 1						
Edgar Renteria, R (1, 6) OBP: 0.387, SLG: 0.419	B S X 1-1 ③ F8			C C F X 0-2 ② G6-3			B F B B B 4-2 FC5-4 BB	B X 1-0 ③ L9		3 0 0 0 1 0 5						
Reggie Sanders, R (1, 9) OBP: 0.348, SLG: 0.662		B B X 2-0 ① G5-3		S B T B S 2-3 ③ K			C B F B B B F F X 3-2 ① FC5-4 1B 1-2f	C F F B X 1-2 ① L6		4 0 0 0 0 1 1						
Mike Matheny, R (1, 2) OBP: 0.313, SLG: 0.475 Tony Womack, L (9, PH) OBP: 0.417, SLG: 0.500		C C S 0-3 ② K			B F C F X 1-2 ① F8		X 0-0 G6-3 1-3 1B	C B F X 1-2 ② G4-3		3 0 1 0 0 1 0 1 0 0 0 0 0 0						
Woody Williams, R (1, 1) Colin Porter, L (7, PH) OBP: 0.333, SLG: 0.333 Ray King, L (7, 1) Julian Tavarez, L (8, 1) Steve Kline, S (8, 1) Cody McKay, L (9, PH) OBP: 0.133, SLG: 0.071		B S C B S 2-3 ③ K			B B X 2-0 ② G5-3		B F X 1-1 ② ③ G6-3 1-2f	S B X 1-1 ③ G6-3		2 0 0 0 0 1 0 1 0 0 0 0 0 2 0 0 0 0 0 0 0 0 0 0 0 0 0 0 0 0 0 0 0 0 0 1 0 0 0 0 0 0						
Inning Stats	R: 0 H: 1 E: 0 LOB: 3 K: 1 BB: 2 S: 10 P: 20	R: 0 H: 0 E: 0 LOB: 0 K: 2 BB: 0 S: 7 P: 11	R: 0 H: 0 E: 0 LOB: 1 K: 1 BB: 0 S: 9 P: 15	R: 0 H: 0 E: 0 LOB: 0 K: 2 BB: 0 S: 11 P: 13	R: 0 H: 0 E: 0 LOB: 0 K: 1 BB: 0 S: 8 P: 14	R: 0 H: 1 E: 0 LOB: 1 K: 0 BB: 0 S: 11 P: 14	R: 0 H: 1 E: 0 LOB: 1 K: 0 BB: 1 S: 10 P: 18	R: 1 H: 2 E: 0 LOB: 2 K: 0 BB: 2 S: 12 P: 24	R: 0 H: 0 E: 0 LOB: 0 K: 0 BB: 0 S: 9 P: 12	1B: 5 SF: 0 2B: 0 SAC: 0 3B: 0 DP: 2 HR: 0 HBP: 1						

PITCHER		IP	WLS	BF	H	R	ER	SO	BB	IBB	HBP	BLK	WP	HR	S	P	ERA	WHIP
38 Chris Saenz, R ERA:	(1, 1)	6.0	W	24	2	0	0	7	3	0	1	0	0	0	58	93	0.00	0.833
Jeff Bennett, R ERA: 4.22	(7, 1)	1.0	H	3	1	0	0	0	0	0	0	0	0	0	8	12	0.00	1.000
Luis Vizcaino, R ERA: 3.38	(8, 1)	0.2	H	5	2	1	1	0	2	0	0	0	1	0	11	22	13.50	6.000
Dave Burba, R ERA: 0.69	(8, 1)	0.1	H	1	0	0	0	0	0	0	0	0	0	0	1	2	0.00	0.000
Dan Kolb, R ERA: 1.13	(9, 1)	1.0	S	3	0	0	0	0	0	0	0	0	0	0	9	12	0.00	0.000

PITCHER	IP	WLS	BF	H	R	ER	SO	BB	IBB	HBP	BLK	WP	HR	S	P	ERA	WHIP

TOP

St. Louis Cardinals @ Milwaukee Brewers

Miller Park, Milwaukee, WI

Sat Apr 24 2004, 1:05 PM CDT
Att. 22,222 - Dome - 64 F

livebaseballscorecards.com

AB	30
R	1
H	5
RBI	0
BB	5
SO	7
LOB	14

1B: 5	SF: 0	WP: 1	PA: 36
2B: 0	SAC: 0	PB: 0	
3B: 0	DP: 2	SB: 0	
HR: 0	HBP: 1	CS: 0	

Batter	1	2	3	4	5	6	7	8	9	AB	R	H	RBI	BB	SO	LOB
Scott Podsednik, L (1, 8) OBP: 0.391, SLG: 0.531	C C B F B B B 4-2 2 1B 1B BB		C B C B C 2-3 ① K			B F B C X 2-2 G1-4-3 2 S 1B		C X 0-1 2 WP 3B		3	2	2	0	1	1	0
2 Bill Hall, R (1, 6) OBP: 0.240, SLG: 0.208	1 SAFE B S S 1 SAFE B 1 F F F 3-2 F9 1B SF8 1-3 1B		B S B B B F C 3-3 ② K			1 SAFE 1 SAFE 1 SAFE C B C B B B 4-2 G1-4-3 1-2 BB		B X 1-0 2B G3-2-3 3-H 1B		3	1	2	0	1	1	0
Junior Spivey, R (1, 4) OBP: 0.359, SLG: 0.478	B X 1-0 1-2 3-H 1B		X 0-0 ③ G6-3			B B F F X 2-2 ① ② G1-4-3 1-2f 2-3		B 1 SAFE F C F 1 SAFE X 1-2 1-3 2B		4	0	2	1	0	0	2
Geoff Jenkins, L (1, 7) OBP: 0.349, SLG: 0.507	F F F B X 1-2 ① F9 2-3			F B C C 1-3 ① K		I I I I 4-0 CS IBB		B B B B 4-0 BB		2	0	0	0	2	1	2
Lyle Overbay, L (1, 3) OBP: 0.299, SLG: 0.493	S F B X 1-2 ② SF8 3-H			C C X 0-2 ② G4-3		F C 0-2 ③ CS 1-2	C C X 0-2 ① G4-3	B F X 1-1 ② ③ G3-2-3 3-Hf		3	0	0	1	0	0	3
Wes Helms, R (1, 5) OBP: 0.281, SLG: 0.321 Dave Burba, R (8, 1) Dan Kolb, R (9, 1)	X 0-0 ③ F8			B F B B F B F X 3-2 ③ F9			C S X 0-2 ② G6-3			3 0 0	0 0 0	0 0 0	0 0 0	0 0 0	0 0 0	1 0 0
Ben Grieve, L (1, 9) OBP: 0.311, SLG: 0.350 Brady Clark, R (7, PH) OBP: 0.425, SLG: 0.548 (8, 9)		C B C B C 2-3 ① K			B B B C F X 3-2 ① F8		B B B C B B 4-1 BB			2 0	0 0	0 0	0 0	0 1	1 0	0 0
Chad Moeller, R (1, 2) OBP: 0.333, SLG: 0.316		C B B C F B X 3-2 ② F9			F B B B F X 3-2 ② F7		C B F X 1-2 ③ L5			3	0	0	0	0	0	1
38 Chris Saenz, R (1, 1) Jeff Bennett, R (7, 1) Luis Vizcaino, R (8, 1) Keith Ginter, R (8, 5) OBP: 0.405, SLG: 0.611		C C S 0-3 ③ K			B X 1-0 ③ G5-3			C B F S 1-3 ① K		2 0 0 1	0 0 0 0	0 0 0 0	0 0 0 0	0 0 0 0	1 0 0 1	0 0 0 0
Inning Stats	R: 2 E: 0 K: 0 S: 18 H: 2 LOB: 1 BB: 1 P: 28	R: 0 E: 0 K: 2 S: 10 H: 0 LOB: 0 BB: 0 P: 15	R: 0 E: 0 K: 2 S: 7 H: 0 LOB: 0 BB: 0 P: 12	R: 0 E: 0 K: 1 S: 10 H: 0 LOB: 0 BB: 0 P: 14	R: 0 E: 0 K: 0 S: 7 H: 0 LOB: 0 BB: 0 P: 14	R: 0 E: 0 K: 0 S: 10 H: 1 LOB: 1 BB: 2 P: 22	R: 0 E: 0 K: 0 S: 10 H: 0 LOB: 1 BB: 1 P: 15	R: 1 E: 0 K: 1 S: 12 H: 3 LOB: 2 BB: 1 P: 20		1B: 4 2B: 1 3B: 1 HR: 0	SF: 1 SAC: 0 DP: 2 HBP: 0					

PITCHER		IP	WLS	BF	H	R	ER	SO	BB	IBB	HBP	BLK	WP	HR	S	P	ERA	WHIP
Woody Williams, R ERA: 6.53	(1, 1)	6.0	L	22	3	2	2	5	2	1	0	0	0	0	62	105	3.00	0.833
Ray King, L ERA: 3.68	(7, 1)	1.0		4	0	0	0	0	1	0	0	0	0	0	10	15	0.00	1.000
Julian Tavarez, R ERA: 7.71	(8, 1)	0.1		4	3	1	1	1	0	0	0	0	1	0	10	13	27.00	9.000
Steve Kline, L ERA: 2.57	(8, 1)	0.2		2	0	0	0	0	1	0	0	0	0	0	2	7	0.00	1.500

PITCHER	IP	WLS	BF	H	R	ER	SO	BB	IBB	HBP	BLK	WP	HR	S	P	ERA	WHIP

BOTTOM

St. Louis Cardinals @ Milwaukee Brewers

Miller Park, Milwaukee, WI

Sat Apr 24 2004, 1:05 PM CDT

Att. 22,222 - Dome - 64 F

livebaseballscorecards.com

AB	26
R	3
H	6
RBI	2
BB	5
SO	6
LOB	9

1B: 4	SF: 1	WP: 1	PA: 33
2B: 1	SAC: 0	PB: 0	
3B: 1	DP: 2	SB: 1	
HR: 0	HBP: 0	CS: 1	

Batter	1	2	3	4	5	6	7	8	9	AB	R	H	RBI	BB	SO	LOB
Marlon Anderson, L (1, 4) OBP: 0.333, SLG: 0.622	C F S 0-3 ① K	C B F F X 1-2 ③ G3-1			B F X 1-1 CS 1B			B F S X 1-2 ② P5		4	0	1	0	0	1	2
Ray Lankford, L (1, 7) OBP: 0.426, SLG: 0.700 So Taguchi, R (8, PR) OBP: 0.292, SLG: 0.348 (8, 7)	F C B F B B S 3-3 ② K	C X 0-1 ① L9	B 1 SAFE C 1-1 ③ CS 1-2		F F B S 1-3 ① K			B B X 2-0 1-H 2B		4 0	0 0	1 0	1 0	0 0	2 0	0 0
5 Albert Pujols, R (1, 3) OBP: 0.420, SLG: 0.671	B F B C X 2-2 HR	B C F B B C 3-3 ② K				B B C C X 2-2 ② G5-3		F X 0-1 ③ G4-3		4	1	1	1	0	1	1
15 Jim Edmonds, L (1, 8) OBP: 0.363, SLG: 0.567	B F S B X 2-2 HR	C B F X 1-2 ③ G4-1				C B S B B S 3-3 ③ K			B C F B B X 3-2 S SF9 2B	4	2	2	1	0	1	0
27 Scott Rolen, R (1, 5) OBP: 0.386, SLG: 0.727	B F F B F B X 3-2 1B			X 0-0 ① G1-3			C B B B X 3-1 ① G4-3		D F B B B C F X 3-2 ① F8	4	0	1	0	0	0	1
Edgar Renteria, R (1, 6) OBP: 0.367, SLG: 0.400	B X 1-0 ③ L9			C F B B X 2-2 ② G6-3			B F F B B F X 3-2 ② G5-3		B B B X 3-0 ② SF9 2-H	3	0	0	1	0	0	1
Reggie Sanders, R (1, 9) OBP: 0.356, SLG: 0.696		C X 0-1 SH1-3 HBP 1B		C X 0-1 ③ G6-3			F C B B F X 2-2 ③ P3		C B C B B X 3-2 HR	4	1	2	1	0	0	0
Cody McKay, L (1, 2) OBP: 0.211, SLG: 0.176		S 1 SAFE 1 SAFE H 1-1 SH1-3 1-2 HBP			C F F S 0-3 ① K			C X 0-1 FC3-5 2B	C B X 1-1 ③ G3	3	0	1	0	0	1	0
Jeff Suppan, R (1, 1) Mike Lincoln, R (8, 1) 44 Jason Isringhausen, R (9, 1)		L 2 SAFE C X 0-2 ① ② SH1-3 1-2 2-3			C F S 0-3 ② K			B M B C X 2-2 ① FC3-5 2B 2-3		2 0 0	1 0 0	0 0 0	0 0 0	0 0 0	1 0 0	1 0 0
Inning Stats	R: 2 E: 0 K: 2 S: 18 H: 3 LOB: 1 BB: 0 P: 29	R: 0 E: 0 K: 0 S: 10 H: 1 LOB: 1 BB: 0 P: 12	R: 0 E: 0 K: 1 S: 9 H: 0 LOB: 0 BB: 0 P: 13	R: 0 E: 0 K: 0 S: 6 H: 0 LOB: 0 BB: 0 P: 8	R: 0 E: 0 K: 2 S: 10 H: 1 LOB: 0 BB: 0 P: 12	R: 0 E: 0 K: 2 S: 9 H: 0 LOB: 0 BB: 0 P: 15	R: 0 E: 0 K: 0 S: 10 H: 0 LOB: 0 BB: 0 P: 18	R: 1 E: 0 K: 0 S: 11 H: 2 LOB: 1 BB: 0 P: 16	R: 2 E: 0 K: 0 S: 13 H: 2 LOB: 0 BB: 0 P: 26	1B: 3 2B: 3 3B: 0 HR: 3 SF: 1 SAC: 1 DP: 0 HBP: 1						

PITCHER		IP	WLS	BF	H	R	ER	SO	BB	IBB	HBP	BLK	WP	HR	S	P	ERA	WHIP
15 Ben Sheets, R ERA: 3.21	(1, 1)	7.2	L	29	7	3	3	7	0	0	1	0	0	2	81	121	3.52	0.913
Victor Santos, R ERA: 13.5	(8, 1)	1.1		6	2	2	2	0	0	0	0	0	0	1	15	28	13.50	1.500

PITCHER	IP	WLS	BF	H	R	ER	SO	BB	IBB	HBP	BLK	WP	HR	S	P	ERA	WHIP

TOP

St. Louis Cardinals @ Milwaukee Brewers

Miller Park, Milwaukee, WI

Sun Apr 25 2004, 1:05 PM CDT
Att. 18,135 - Dome - 64 F

livebaseballscorecards.com

AB	32
R	5
H	9
RBI	5
BB	0
SO	7
LOB	6

WP: 0 PB: 0 SB: 1 CS: 1 PA: 36

Batter	1	2	3	4	5	6	7	8	9	AB	R	H	RBI	BB	SO	LOB
Scott Podsednik, L (1, 8) OBP: 0.385, SLG: 0.512	C B B B X 3-1 P5 ①			C H 1-1 G1-3 HBP		B F B X 2-1 F7 ①		X 0-0 L8 ③		3	0	0	0	0	0	0
Craig Counsell, L (1, 6) OBP: 0.338, SLG: 0.283	B X 1-0 G4-3 ②			1 SAFE B B F 1 SAFE B B F 1 SAFE X 3-2 G1-3 ① ② 1-2		B B X 2-0 G6-3 ②			C B X 1-1 L8 ①	4	0	0	0	0	0	1
Junior Spivey, R (1, 4) OBP: 0.366, SLG: 0.493	F C B X 1-2 P2 ③			C B X 1-1 2B		S C B F B F X 2-2 P4 ③			C S B X 1-2 DI 2B 1B	4	1	2	0	0	0	0
Geoff Jenkins, L (1, 7) OBP: 0.345, SLG: 0.507		F B X 1-1 F9 ①		X 0-0 F7 ③			C B C X 1-2 F8 ①		C B B X 2-1 L9 1-H 2B	4	0	1	1	0	0	1
Lyle Overbay, L (1, 3) OBP: 0.296, SLG: 0.474		B S S X 1-2 G4-3 ②			B B B C C B 4-2 L8 1B BB		C B C B C 2-3 K ②		C S X 0-2 L9 ② 2-3	3	0	0	0	1	1	1
Wes Helms, R (1, 5) OBP: 0.283, SLG: 0.321 Victor Santos, R (8, 1) Brooks Kieschnick, L (9, PH) OBP: 0.333, SLG: 0.545		X 0-0 F9 ③			X 0-0 HBP 1-2 1B		C S X 0-2 G5-3 ③		D C B F C 2-3 K ③	3 0 1	0 0 0	1 0 0	0 0 0	0 0 1	0 0 1	0 0 1
Brady Clark, R (1, 9) OBP: 0.419, SLG: 0.515			C B B C E B B 4-2 G4-6-3 BB		B B C X 2-1 L8 ① 2-3			F B B F X 2-2 F8 ①		2	0	0	0	1	0	2
Chad Moeller, R (1, 2) OBP: 0.333, SLG: 0.300			F X 0-1 G4-6-3 ① ② 1-2f		B S H 2-1 15 G4-6-3 1-2 HBP			X 0-0 G5-3 ②		2	0	0	0	0	0	1
15 Ben Sheets, R (1, 1) Keith Ginter, R (8, 5) OBP: 0.419, SLG: 0.703			X 0-0 G6-3 ③		F B S X 1-2 G4-6-3 ② ③ 1-2f			B X 1-0 HR		2 1	0 1	0 1	0 1	0 0	0 0	3 0
Inning Stats	R: 0 H: 0 E: 0 LOB: 0 K: 0 BB: 0 S: 6 P: 11	R: 0 H: 0 E: 0 LOB: 0 K: 0 BB: 0 S: 6 P: 8	R: 0 H: 0 E: 0 LOB: 0 K: 0 BB: 0 S: 6 P: 10	R: 0 H: 1 E: 0 LOB: 1 K: 0 BB: 0 S: 7 P: 12	R: 0 H: 1 E: 0 LOB: 2 K: 0 BB: 1 S: 9 P: 18	R: 0 H: 0 E: 0 LOB: 0 K: 0 BB: 0 S: 8 P: 14	R: 0 H: 0 E: 0 LOB: 0 K: 1 BB: 0 S: 9 P: 12	R: 1 H: 1 E: 0 LOB: 0 K: 0 BB: 0 S: 6 P: 9	R: 1 H: 2 E: 0 LOB: 1 K: 1 BB: 0 S: 13 P: 19	1B: 2 2B: 2 3B: 0 HR: 1	SF: 0 SAC: 0 DP: 2 HBP: 2						

PITCHER		IP	WLS	BF	H	R	ER	SO	BB	IBB	HBP	BLK	WP	HR	S	P	ERA	WHIP
Jeff Suppan, R ERA: 3.65	(1, 1)	7.2	W	27	3	1	1	1	2	0	2	0	0	1	56	93	1.17	0.652
Mike Lincoln, R ERA: 3.55	(8, 1)	0.1	H	1	0	0	0	0	0	0	0	0	0	0	1	1	0.00	0.000
44 Jason Isringhausen, R ERA: 4.22	(9, 1)	1.0		5	2	1	1	1	0	0	0	0	0	0	13	19	9.00	2.000

PITCHER	IP	WLS	BF	H	R	ER	SO	BB	IBB	HBP	BLK	WP	HR	S	P	ERA	WHIP

BOTTOM

St. Louis Cardinals @ Milwaukee Brewers

Miller Park, Milwaukee, WI

Sun Apr 25 2004, 1:05 PM CDT
Att. 18,135 - Dome - 64 F

livebaseballscorecards.com

AB	29
R	2
H	5
RBI	2
BB	2
SO	2
LOB	10

Batter	1	2	3	4	5	6	7	8	9	AB	R	H	RBI	BB	SO	LOB
D'Angelo Jimenez, S (1, 4) OBP: 0.383, SLG: 0.368	2-2 K 2B		0-1 G6-3	0-3 K		4-2 2B BB		2-3 K		4	1	1	0	1	2	3
Barry Larkin, R (1, 6) OBP: 0.342, SLG: 0.343	1-2 2B 2-3 1B		0-1 G6-3		4-1 FC3-6 BB	1-2 1-3 2-H 2B		0-0 G6-3		4	1	2	1	1	0	0
Ken Griffey Jr., L (1, 8) OBP: 0.329, SLG: 0.431	0-1 G6-3 1-H 3-H 2B		2-3 K		1-2 FC3-6 G3-6-3 1-2f	2-3 K			4-2 2B WP BB	4	1	1	2	1	2	3
Sean Casey, L (1, 3) OBP: 0.471, SLG: 0.692	1-0 G6-3 2-3			0-0 G3 BB BB 1B	0-1 G3-6-3 1-2f	0-2 L3			0-0 WP 1-3 2B	5	1	2	0	0	0	4
Adam Dunn, L (1, 7) OBP: 0.500, SLG: 0.754	3-3 K			4-0 BB G3 1-2 BB		0-1 F9	2-3 K		4-0 WP IBB	3	0	0	0	2	2	1
Brandon Larson, R (1, 5) OBP: 0.444, SLG: 0.286	0-0 P6			1-2 G3 1-2 2-3		4-2 1B HR BB	1-2 1B		2-1 L5	4	1	1	0	1	0	6
Wily Mo Peña, R (1, 9) OBP: 0.400, SLG: 0.538		0-2 L9		0-3 K		0-0 1-2 HR 1B	0-3 K		2-3 K 1-2 2-3 3-H	4	1	1	0	0	2	3
Ryan Wagner, R (7, 1)										0	0	0	0	0	0	0
Todd Jones, L (8, 1)										0	0	0	0	0	0	0
Javier Valentin, S (9, PH) OBP: 0.176, SLG: 0.067										1	0	0	0	0	1	2
Danny Graves, R (9, 1)										0	0	0	0	0	0	0
Jason LaRue, R (1, 2) OBP: 0.267, SLG: 0.269		2-3 K		4-2 BB BB		2-2 1-H 2-H HR	1-3 K		0-1 G5-3	4	1	1	3	1	2	3
Cory Lidle, R (1, 1) OBP: 0.556, SLG: 0.400										1	0	0	1	1	0	0
Jason Romano, R (6, PH) OBP: 0.167, SLG: 0.091										0	1	0	0	1	0	0
Phil Norton, R (6, 1)										0	0	0	0	0	0	0
John Riedling, R (6, 1)										0	0	0	0	0	0	0
6 Ryan Freel, R (7, 9) OBP: 0.288, SLG: 0.413		3-2 P4		4-2 1-2 2-3 3-H BB		4-1 BB 2B BB		2-3 K		1	0	0	0	0	1	0
Inning Stats	R: 2 E: 0 K: 1 S: 14 H: 3 LOB: 1 BB: 0 P: 21	R: 0 E: 0 K: 1 S: 11 H: 0 LOB: 0 BB: 0 P: 16	R: 0 E: 0 K: 1 S: 7 H: 0 LOB: 0 BB: 0 P: 9	R: 1 E: 0 K: 2 S: 15 H: 1 LOB: 3 BB: 3 P: 28	R: 0 E: 0 K: 0 S: 7 H: 0 LOB: 0 BB: 1 P: 12	R: 4 E: 0 K: 1 S: 25 H: 3 LOB: 2 BB: 3 P: 42	R: 0 E: 0 K: 3 S: 12 H: 1 LOB: 1 BB: 0 P: 16	R: 0 E: 0 K: 2 S: 7 H: 0 LOB: 0 BB: 0 P: 11	R: 1 E: 0 K: 1 S: 14 H: 1 LOB: 2 BB: 2 P: 26	1B: 4 2B: 4 3B: 0 HR: 1 SF: 0 SAC: 0 DP: 1 HBP: 0							

WP: 1 PB: 0 SB: 0 CS: 0 PA: 44

Cincinnati Reds @ Milwaukee Brewers

Miller Park, Milwaukee, WI

Tue Apr 27 2004, 6:35 PM CDT

Att. 8,918 - Dome - 63 F

TOP

livebaseballscorecards.com

AB	35
R	8
H	9
RBI	7
BB	9
SO	12
LOB	25

PITCHER		IP	WLS	BF	H	R	ER	SO	BB	IBB	HBP	BLK	WP	HR	S	P	ERA	WHIP
Doug Davis, L ERA: 5.46	(1, 1)	5.0		22	4	3	3	5	4	0	0	0	0	0	54	86	5.40	1.600
Ben Ford, R ERA: 9.75	(6, 1)	0.1	B	4	2	3	3	0	1	0	0	0	0	1	12	18	81.00	9.000
Victor Santos, R ERA: 9.0	(6, 1)	1.2		9	2	1	1	4	2	0	0	0	0	0	25	40	5.40	2.400
Luis Vizcaino, R ERA: 3.72	(8, 1)	1.2		8	1	1	1	3	1	1	0	0	1	0	19	35	5.40	1.200
Jeff Bennett, R ERA: 4.09	(9, 1)	0.1	W	1	0	0	0	0	0	0	0	0	0	0	2	2	0.00	0.000

PITCHER	IP	WLS	BF	H	R	ER	SO	BB	IBB	HBP	BLK	WP	HR	S	P	ERA	WHIP

Cincinnati Reds @ Milwaukee Brewers

Miller Park, Milwaukee, WI

Tue Apr 27 2004, 6:35 PM CDT

Att. 8,918 - Dome - 63 F

livebaseballscorecards.com

BOTTOM

Batter	1	2	3	4	5	6	7	8	9	AB	R	H	RBI	BB	SO	LOB
Scott Podsednik, L (1, 8) OBP: 0.366, SLG: 0.483	G6-3	G4-3		G6-3		B1		K		5	0	0	0	0	1	1
Craig Counsell, L (1, 6) OBP: 0.329, SLG: 0.266	G4-3		B3		F7	K		BB		4	0	0	0	1	1	0
Junior Spivey, R (1, 4) OBP: 0.379, SLG: 0.526	BB, 1B		E5, 1B, FC6-4		HR	BB, E, S		L9		3	2	1	1	2	0	1
Geoff Jenkins, L (1, 7) OBP: 0.348, SLG: 0.500	BB, 1-3, 1B		FC6-4, 1-3, 1B		G6-3	F7, 1-3		G3, 1-2		5	0	2	0	0	0	2
Lyle Overbay, L (1, 3) OBP: 0.302, SLG: 0.463	BB, 1-2		FC6-4, 1-2f, 3-H		E, 3B, 1B	L9			K	4	1	1	1	1	1	1
Wes Helms, R (1, 5) OBP: 0.292, SLG: 0.328	P3		G1-3		E4, 1-3, 3B, 1B	K			WP, E, 1B	5	2	2	0	0	1	4
Keith Ginter, R (1, 9) OBP: 0.426, SLG: 0.667		G6-3		G5-3	3B, BB	1B, BB		P3		2	1	0	0	2	0	0
Brady Clark, R (8, 9) OBP: 0.409, SLG: 0.500										1	0	0	0	0	0	1
Chad Moeller, R (1, 2) OBP: 0.377, SLG: 0.489		HR		2B	1-H, 2-H, 3-H, 3B	1-3, 1B		E5, 2 HR, 1-H		5	1	4	4	0	0	0
Trent Durrington, R (9, PR) OBP: 0.286, SLG: 0.167										0	1	0	0	0	0	0
Doug Davis, R (1, 1)		K		K	K	G4-3		HR, 1-H		2	0	0	0	0	2	1
Ben Grieve, L (5, PH) OBP: 0.304, SLG: 0.341										1	0	0	0	0	1	1
Ben Ford, R (6, 1)										0	0	0	0	0	0	0
Victor Santos, R (6, 1)										0	0	0	0	0	0	0
Brooks Kieschnick, L (7, PH) OBP: 0.308, SLG: 0.500										1	0	0	0	0	0	2
Luis Vizcaino, R (8, 1)										0	0	0	0	0	0	0
Jeff Bennett, R (9, 1)										0	0	0	0	0	0	0
2 Bill Hall, R (9, PH) OBP: 0.269, SLG: 0.360										1	1	1	2	0	0	0
Inning Stats	R: 0 E: 0 K: 0 S: 10 H: 1 LOB: 3 BB: 2 P: 21	R: 1 E: 0 K: 1 S: 9 H: 1 LOB: 0 BB: 0 P: 12	R: 1 E: 1 K: 0 S: 10 H: 1 LOB: 1 BB: 0 P: 11	R: 0 E: 0 K: 1 S: 11 H: 1 LOB: 1 BB: 0 P: 19	R: 4 E: 1 K: 1 S: 18 H: 4 LOB: 1 BB: 1 P: 27	R: 0 E: 0 K: 1 S: 10 H: 0 LOB: 1 BB: 1 P: 22	R: 0 E: 0 K: 1 S: 10 H: 1 LOB: 2 BB: 1 P: 20	R: 0 E: 0 K: 1 S: 12 H: 0 LOB: 1 BB: 1 P: 21	R: 3 E: 1 K: 1 S: 10 H: 2 LOB: 1 BB: 0 P: 18	1B: 6 2B: 1 3B: 1 HR: 3 SF: 0 SAC: 0 DP: 0 HBP: 0						

AB	39
R	9
H	11
RBI	8
BB	6
SO	7
LOB	14

WP: 1 PA: 45
PB: 0
SB: 2
CS: 0

PITCHER		IP	WLS	BF	H	R	ER	SO	BB	IBB	HBP	BLK	WP	HR	S	P	ERA	WHIP
Cory Lidle, R ERA: 4.97	(1, 1)	5.0		27	8	6	5	3	3	0	0	0	0	2	58	90	9.00	2.200
Phil Norton, L ERA: 9.45	(6, 1)	0.1	H	1	0	0	0	0	0	0	0	0	0	0	2	4	0.00	0.000
John Riedling, R ERA: 0.87	(6, 1)	0.2	H	3	0	0	0	1	1	0	0	0	0	0	8	18	0.00	1.500
Ryan Wagner, R ERA: 9.0	(7, 1)	1.0	H	5	1	0	0	1	1	0	0	0	0	0	10	20	0.00	2.000
Todd Jones, R ERA: 2.77	(8, 1)	1.0	H	4	0	0	0	1	1	0	0	0	0	0	12	21	0.00	1.000

PITCHER		IP	WLS	BF	H	R	ER	SO	BB	IBB	HBP	BLK	WP	HR	S	P	ERA	WHIP
Danny Graves, R ERA: 3.86	(9, 1)	0.2	L	5	2	3	0	1	0	0	0	0	1	1	10	18	0.00	3.000

Batter	1	2	3	4	5	6	7	8	9	10	AB	R	H	RBI	BB	SO	LOB
D'Angelo Jimenez, S (1, 4) OBP: 0.370, SLG: 0.366	G6-3	2B	K		L8		K			K	6	0	1	0	0	3	3
Barry Larkin, R (1, 6) OBP: 0.342, SLG: 0.356	2B	L8		1B E	G5-3			F9		G6-3	6	2	2	0	0	0	2
Ken Griffey Jr., L (1, 8) OBP: 0.318, SLG: 0.423	G4-3 1B	F7	P5		G3			F8		L3	6	1	1	1	0	0	2
Sean Casey, L (1, 3) OBP: 0.467, SLG: 0.687	G4-3	PB 2B	E 2B			F7		F8			5	2	2	0	0	0	1
Adam Dunn, L (1, 7) OBP: 0.517, SLG: 0.742	6 1B	2B WP	E4 2B						6 FC5-4		1	3	0	1	4	0	1
Jason LaRue, R (1, 2) OBP: 0.292, SLG: 0.333	6 1B	WP WP	2B				K			K	4	1	3	4	0	1	1
Brandon Larson, R (9, PH) OBP: 0.444, SLG: 0.286											1	0	0	0	0	1	1
Todd Van Poppel, R (9, 1) OBP: 0.500, SLG: 0.500	1B										0	0	0	0	0	0	0
6 Ryan Freel, R (1, 5) OBP: 0.296, SLG: 0.403	CS 1B		WP WP HBP	G6-3		G4-3			FC5-4 1B		4	0	1	1	0	0	3
Jason Romano, R (1, 9) OBP: 0.176, SLG: 0.125	CS	P3	F8	K			K			1B	5	0	1	0	0	2	3
Paul Wilson, R (1, 1) OBP: 0.272, SLG: 0.300		K	BB		2B		G5-3		G4-3		2	0	1	0	1	1	0
Wily Mo Pena, R (7, PH) OBP: 0.387, SLG: 0.519											1	0	0	0	0	0	0
Brian Reith, R (7, 1)											0	0	0	0	0	0	0
John Riedling, R (7, 1)											0	0	0	0	0	0	0
Todd Jones, L (8, 1)											0	0	0	0	0	0	0
Ryan Wagner, R (8, 1)											0	0	0	0	0	0	0
Javier Valentin, S (9, PH) OBP: 0.167, SLG: 0.063											1	0	0	0	0	0	2
(9, 2)																	
Inning Stats	R: 3 E: 0 K: 0 S: 15 H: 4 LOB: 1 BB: 1 P: 30	R: 0 E: 0 K: 1 S: 12 H: 1 LOB: 1 BB: 0 P: 17	R: 3 E: 0 K: 1 S: 14 H: 2 LOB: 2 BB: 2 P: 26	R: 3 E: 1 K: 1 S: 16 H: 3 LOB: 1 BB: 0 P: 27	R: 0 E: 0 K: 0 S: 12 H: 1 LOB: 1 BB: 0 P: 20	R: 0 E: 0 K: 1 S: 8 H: 0 LOB: 1 BB: 1 P: 16	R: 0 E: 0 K: 2 S: 9 H: 0 LOB: 0 BB: 0 P: 12	R: 0 E: 0 K: 0 S: 8 H: 0 LOB: 0 BB: 0 P: 13	R: 0 E: 0 K: 1 S: 14 H: 1 LOB: 2 BB: 1 P: 22	R: 0 E: 0 K: 1 S: 9 H: 0 LOB: 0 BB: 0 P: 14	1B: 5 2B: 7 3B: 0 HR: 0 SF: 0 SAC: 0 DP: 0 HBP: 1						

PITCHER	IP	WLS	BF	H	R	ER	SO	BB	IBB	HBP	BLK	WP	HR	S	P	ERA	WHIP
Matt Kinney, R (1, 1) ERA: 8.61	2.1		16	7	6	6	1	2	0	1	0	0	0	34	59	23.14	3.857
31 Adrian Hernandez, R (3, 1) ERA: 10.03	1.2		10	3	3	2	2	1	0	0	0	2	0	23	41	10.80	2.400
Wes Obermueller, R (5, 1) ERA: 6.64	1.0		4	1	0	0	0	0	0	0	0	0	0	12	20	0.00	1.000
Brooks Kieschnick, R (6, 1) ERA: 1.8	3.0		10	0	0	0	3	1	0	0	0	0	0	25	41	0.00	0.333
Dan Kolb, R (9, 1) ERA: 1.0	1.0		5	1	0	0	1	1	0	0	0	0	0	14	22	0.00	2.000

PITCHER	IP	WLS	BF	H	R	ER	SO	BB	IBB	HBP	BLK	WP	HR	S	P	ERA	WHIP
Dave Burba, R (10, 1) ERA: 0.64	1.0	W	3	0	0	0	1	0	0	0	0	0	0	9	14	0.00	0.000

TOP

Cincinnati Reds @ Milwaukee Brewers

Miller Park, Milwaukee, WI

Wed Apr 28 2004, 6:35 PM CDT
Att. 9,103 - Sunny - 79 F

livebaseballscorecards.com

AB	42
R	9
H	12
RBI	7
BB	5
SO	8
LOB	19

Cincinnati Reds @ Milwaukee Brewers

Miller Park, Milwaukee, WI

Wed Apr 28 2004, 6:35 PM CDT
Att. 9,103 - Sunny - 79 F

livebaseballscorecards.com

BOTTOM

Batter	1	2	3	4	5	6	7	8	9	10	AB	R	H	RBI	BB	SO	LOB
Scott Podsednik, L (1, 8) OBP: 0.387, SLG: 0.500	B X 1-0 FC5-4 1B		B B C F B C 3-3 ② K		B B F B X 3-1 1B		C F X 0-2 G4-3 2 WP 2B 1B	B F X 1-1 1-2 2-3 2 2B 1B		C B X 1-1 ① SH2-4 2-3	5	2	4	0	0	1	1
2 Bill Hall, R (1, 6) OBP: 0.313, SLG: 0.419	1 SAFE 1 SAFE F B C X 1-2 ① F8		C X 0-1 ③ 2-H 1B		C X 0-1 ② P3		C S S 0-3 ① K 1-2	B X 1-0 1-H 2-H 3-H 1B 2B		X 0-0 3-H 1B	6	0	3	4	0	1	3
Junior Spivey, R (1, 4) OBP: 0.378, SLG: 0.513 Brooks Kieschnick, L (6, 1) OBP: 0.333, SLG: 0.500 Craig Counsell, L (8, PR) OBP: 0.329, SLG: 0.266 Dan Kolb, R (9, 1) Keith Ginter, R (10, 5) OBP: 0.426, SLG: 0.667	1 SAFE F X 0-1 ② FC5-4 1-2f			C H 1-1 1B 1B HBP	X 0-0 ③ G1-3		C B X 1-1 ② G4-3 2-3	F X 0-1 ② 2-H 1B			2	1	0	0	0	0	2
											2	0	1	0	0	0	1
											0	0	0	0	0	0	0
											0	0	0	0	0	0	0
											0	0	0	0	0	0	0
Geoff Jenkins, L (1, 7) OBP: 0.371, SLG: 0.518	1 SAFE B 1 SAFE X 1-0 ③ G3			X 0-0 FC6-4 1B 1-3 1B		B B S B F F B 4-2 2B BB	C F B B F X 2-2 3-H 1B 2B	I I I 4-0 IBB			3	2	2	1	2	0	1
Lyle Overbay, L (1, 3) OBP: 0.319, SLG: 0.482		B B X 2-0 ① F8		X 0-0 FC6-4 1-2 3-H 1B		B S B X 2-1 1-H HR 2B	B D C B F X 3-2 2-H 1B	D X 1-0 ③ P5			5	1	3	3	0	0	2
Wes Helms, R (1, 5) OBP: 0.271, SLG: 0.303 Dave Burba, R (10, 1)		B X 1-0 ② G1-3		C F B S 1-3 ① K		X 0-0 ① G6-3	X 0-0 ③ G5-3		B X 1-0 ① F7		5	0	0	0	0	1	4
											0	0	0	0	0	0	0
Ben Grieve, L (1, 9) OBP: 0.333, SLG: 0.409 Brady Clark, R (9, PR) OBP: 0.409, SLG: 0.500 (10, 9)		C B X 1-1 ③ L4		X 0-0 ② FC6-4 FC5-4 1-2f 2-3		C X 0-1 2-H HR	B F B B S B 4-2 1B 2 2B BB	B B B B 4-0 CS BB			3	2	1	2	2	0	2
											0	0	0	0	0	0	0
Gary Bennett, R (1, 2) OBP: 0.278, SLG: 0.333			C B C X 1-2 31 SH1-4 2 1B 1B	B C X 1-1 ③ FC5-4 1-2f		X 0-0 ② G4-3		B B B C B 4-1 1B 2 2B 1-2 BB	S S S 0-3 ② K		4	1	1	0	1	1	3
Matt Kinney, R (1, 1) OBP: 0.286, SLG: 0.286 31 Adrian Hernandez, R (3, 1) Wes Obermueller, R (5, 1) OBP: 0.333, SLG: 0.333 Trent Durrington, R (5, PH) OBP: 0.273, SLG: 0.300 (6, 4)			L B X 1-1 ① SH1-4 1-2		C S S C 1-3 ① K	B X 1-0 ③ G4-3		D F B C C 2-3 ① K	F C 0-2 ③ CS 1-2	X 0-0 SH2-4 2 1B 2B	0	0	0	0	0	0	0
											0	0	0	0	0	0	0
											0	0	0	0	0	0	0
											4	1	1	0	0	2	2
Inning Stats	R: 0 E: 0 K: 0 S: 7 H: 1 LOB: 1 BB: 0 P: 10	R: 0 E: 0 K: 0 S: 4 H: 0 LOB: 0 BB: 0 P: 8	R: 0 E: 0 K: 1 S: 10 H: 2 LOB: 2 BB: 0 P: 15	R: 1 E: 0 K: 1 S: 9 H: 2 LOB: 2 BB: 0 P: 12	R: 0 E: 0 K: 1 S: 8 H: 1 LOB: 1 BB: 0 P: 12	R: 3 E: 0 K: 0 S: 10 H: 2 LOB: 0 BB: 1 P: 17	R: 2 E: 0 K: 1 S: 16 H: 3 LOB: 1 BB: 0 P: 22	R: 3 E: 0 K: 1 S: 12 H: 3 LOB: 2 BB: 3 P: 29	R: 0 E: 0 K: 1 S: 6 H: 0 LOB: 1 BB: 1 P: 11	R: 1 E: 0 K: 0 S: 4 H: 2 LOB: 1 BB: 0 P: 5	1B: 11 2B: 4 3B: 0 HR: 1 SF: 0 SAC: 2 DP: 0 HBP: 1	WP: 1 PB: 0 SB: 0 CS: 1 PA: 48					

	AB	39
	R	10
	H	16
	RBI	10
	BB	5
	SO	6
	LOB	21

PITCHER		IP	WLS	BF	H	R	ER	SO	BB	IBB	HBP	BLK	WP	HR	S	P	ERA	WHIP
Paul Wilson, R ERA: 4.5	(1, 1)	6.0		27	8	4	4	3	1	0	1	0	0	1	48	74	6.00	1.500
Brian Reith, R ERA: 5.63	(7, 1)	0.2		5	3	2	2	1	0	0	0	0	1	0	15	21	27.00	4.500
John Riedling, R ERA: 0.84	(7, 1)	0.1	H	1	0	0	0	0	0	0	0	0	0	0	1	1	0.00	0.000
Todd Jones, R ERA: 4.73	(8, 1)	0.1	B	4	1	3	3	1	2	0	0	0	0	0	8	19	81.00	9.000
Ryan Wagner, R ERA: 8.22	(8, 1)	0.2	B	4	2	0	0	0	0	1	0	0	0	0	4	10	0.00	3.000

PITCHER		IP	WLS	BF	H	R	ER	SO	BB	IBB	HBP	BLK	WP	HR	S	P	ERA	WHIP
Todd Van Poppel, R ERA: 4.91	(9, 1)	1.1	L	6	2	1	1	1	1	0	0	0	0	0	10	16	6.75	2.250

Batter	1	2	3	4	5	6	7	8	9	AB	R	H	RBI	BB	SO	LOB
Tike Redman, L (1, 8) OBP: 0.229, SLG: 0.301	G4-3		1B		G6-3		K			4	0	1	0	0	1	0
2 Jack Wilson, R (1, 6) OBP: 0.386, SLG: 0.548	F7		K			18 1B 2B 1B		G6-3		4	1	1	0	0	1	1
18 Jason Kendall, R (1, 2) OBP: 0.416, SLG: 0.385	G6-3			G6-3		2B G6-3 1-3 1B		F9		4	1	1	0	0	0	0
Raul Mondesi, R (1, 9) OBP: 0.398, SLG: 0.513		2B		1B FC5-2 2B		G6-3 SF8 1-3 3-H 2B		G6-3		4	1	3	1	0	0	0
Rob Mackowiak, L (1, 5) (9, 7) OBP: 0.343, SLG: 0.439	K2-3			FC5-2 2-3 1B		G6-3 2-3 3-H			G3-1	4	0	1	1	0	1	2
Craig Wilson, R (1, 7) OBP: 0.427, SLG: 0.675 Chris Stynes, R (9, 5) OBP: 0.214, SLG: 0.222	L7			FC5-2 1-2 3-H		SF8 3-H			G6-3	3 0	0 0	0 0	1 0	0 0	0 0	3 0
Abraham Nunez, S (1, 4) OBP: 0.286, SLG: 0.346 Jose Mesa, R (9, 1)	K2-3			K		G4-3			1B 2B	4 0	1 0	1 0	0 0	0 0	2 0	3 0
Carlos Rivera, L (1, 3) OBP: 0.143, SLG: 0.143			G3		G5-3		G6-3		1B 2-H	4	0	1	1	0	0	0
Kris Benson, R (1, 1) OBP: 0.429, SLG: 0.333 34 John Grabow, L (8, 1) Jose Castillo, R (9, 4) OBP: 0.367, SLG: 0.419			G6-3		K		K			3 0 0	0 0 0	0 0 0	0 0 0	0 0 0	2 0 0	0 0 0
Inning Stats	R: 0 E: 0 K: 0 S: 11 H: 0 LOB: 0 BB: 0 P: 15	R: 0 E: 0 K: 2 S: 10 H: 1 LOB: 1 BB: 0 P: 11	R: 0 E: 0 K: 1 S: 7 H: 1 LOB: 1 BB: 0 P: 10	R: 0 E: 0 K: 1 S: 12 H: 2 LOB: 2 BB: 0 P: 15	R: 0 E: 0 K: 1 S: 7 H: 0 LOB: 0 BB: 0 P: 10	R: 3 E: 0 K: 0 S: 13 H: 3 LOB: 0 BB: 0 P: 17	R: 0 E: 0 K: 2 S: 10 H: 0 LOB: 0 BB: 0 P: 11	R: 0 E: 0 K: 0 S: 7 H: 0 LOB: 0 BB: 0 P: 11	R: 1 E: 0 K: 0 S: 8 H: 2 LOB: 1 BB: 0 P: 13	1B: 5 2B: 4 3B: 0 HR: 0	SF: 1 SAC: 0 DP: 0 HBP: 0						

PITCHER	IP	WLS	BF	H	R	ER	SO	BB	IBB	HBP	BLK	WP	HR	S	P	ERA	WHIP
15 Ben Sheets, R (1, 1) ERA: 3.25	8.0	L	31	7	3	3	7	0	0	0	0	0	0	77	100	3.38	0.875
Victor Santos, R (9, 1) ERA: 9.0	1.0		4	2	1	1	0	0	0	0	0	0	0	8	13	9.00	2.000

PITCHER	IP	WLS	BF	H	R	ER	SO	BB	IBB	HBP	BLK	WP	HR	S	P	ERA	WHIP

TOP

Pittsburgh Pirates @ Milwaukee Brewers

Miller Park, Milwaukee, WI

Fri Apr 30 2004, 7:05 PM CDT
Att. 17,533 - Dome - 64 F

livebaseballscorecards.com

AB	34
R	4
H	9
RBI	4
BB	0
SO	7
LOB	9

WP: 0 PA: 35
PB: 0
SB: 0
CS: 0

Batter	1	2	3	4	5	6	7	8	9	AB	R	H	RBI	BB	SO	LOB
Scott Podsednik, L (1, 8) OBP: 0.382, SLG: 0.500	B C X 1-1 2B		B X 1-0 ① G3		B C X 1-1 ③ G5-3			F B B S F B C 3-3 ② K		4	0	1	0	0	1	0
Craig Counsell, L (1, 6) OBP: 0.338, SLG: 0.299	C B C C F C 1-3 ① K		B F B X 2-1 G6-3 3B			C X 0-1 ① F7		B B C B B 4-1 1B BB		3	1	1	0	1	1	1
Junior Spivey, R (1, 4) OBP: 0.372, SLG: 0.500	F B F B C 2-3 ② K		X 0-0 ② G6-3 3-H			C B B S C 2-3 ② K		F D S X 1-2 1-2 1B		4	0	1	1	0	2	1
Geoff Jenkins, L (1, 7) OBP: 0.356, SLG: 0.494	F S X 0-2 ③ L8		B F X 1-1 ③ L8			X 0-0 ③ L4		B X 1-0 ③ P5		4	0	0	0	0	0	3
Lyle Overbay, L (1, 3) OBP: 0.337, SLG: 0.511		S F B B B B 4-2 1B BB		B X 1-0 ① F7			X 0-0 2B		B C X 1-1 G4-3 G6-3 2B	3	1	2	0	1	0	0
Wes Helms, R (1, 5) OBP: 0.257, SLG: 0.286		F S S 0-3 ① K		B B S S B F S 3-3 ② K			X 0-0 ① L3		X 0-0 ① G4-3 2-3	4	0	0	0	0	2	3
Ben Grieve, L (1, 9) OBP: 0.352, SLG: 0.413 Brady Clark, R (7, PR) OBP: 0.400, SLG: 0.486 (8, 9)		B 1 SAFE C X 1-1 1-2 1B		F C B X 1-2 ③ F7			F B B B B 4-1 G5-4-3 BB		B C B X 2-1 ② G6-3 3-H	2 1	0 0	1 0	0 1	1 0	0 0	0 0
Chad Moeller, R (1, 2) OBP: 0.351, SLG: 0.449		B B D X 3-0 ② F8			X 0-0 ① G6-3		F B X 1-1 ② ③ G5-4-3 1-2f		B B C S B X 3-2 ③ G5-3	4	0	0	0	0	0	4
15 Ben Sheets, R (1, 1) Trent Durrington, R (8, PH) OBP: 0.250, SLG: 0.273 Victor Santos, R (9, 1)		C F M 0-3 ③ K			C X 0-1 ② G1-3			X 0-0 ① F9		2 1 0	0 0 0	0 0 0	0 0 0	1 0 0	2 0 0	2 0 0
Inning Stats	R: 0 H: 1 E: 0 LOB: 1 K: 2 BB: 0 S: 12 P: 16	R: 0 H: 1 E: 0 LOB: 2 K: 2 BB: 1 S: 11 P: 19	R: 1 H: 1 E: 0 LOB: 0 K: 0 BB: 0 S: 6 P: 10	R: 0 H: 0 E: 0 LOB: 0 K: 1 BB: 0 S: 8 P: 13	R: 0 H: 0 E: 0 LOB: 0 K: 0 BB: 0 S: 5 P: 6	R: 0 H: 0 E: 0 LOB: 0 K: 1 BB: 0 S: 6 P: 8	R: 0 H: 1 E: 0 LOB: 2 K: 0 BB: 1 S: 5 P: 10	R: 0 H: 1 E: 0 LOB: 2 K: 1 BB: 1 S: 10 P: 19	R: 1 H: 1 E: 0 LOB: 0 K: 0 BB: 0 S: 8 P: 14	1B: 2 SF: 0 2B: 3 SAC: 0 3B: 1 DP: 1 HR: 0 HBP: 0						

PITCHER		IP	WLS	BF	H	R	ER	SO	BB	IBB	HBP	BLK	WP	HR	S	P	ERA	WHIP
Kris Benson, R ERA: 3.23	(1, 1)	7.2	W	30	5	1	1	7	3	0	0	0	0	0	62	99	1.17	1.043
34 John Grabow, L ERA: 2.0	(8, 1)	0.1	H	1	0	0	0	0	0	0	0	0	0	0	1	2	0.00	0.000
Jose Mesa, R ERA: 0.96	(9, 1)	1.0	S	4	1	1	1	0	0	0	0	0	0	0	8	14	9.00	1.000

PITCHER	IP	WLS	BF	H	R	ER	SO	BB	IBB	HBP	BLK	WP	HR	S	P	ERA	WHIP

BOTTOM

Pittsburgh Pirates @ Milwaukee Brewers

Miller Park, Milwaukee, WI

Fri Apr 30 2004, 7:05 PM CDT
Att. 17,533 - Dome - 64 F

livebaseballscorecards.com

AB	32
R	2
H	6
RBI	2
BB	3
SO	7
LOB	14

Batter	1	2	3	4	5	6	7	8	9	10	AB	R	H	RBI	BB	SO	LOB
Tike Redman, L (1, 8) OBP: 0.228, SLG: 0.289	4-2 18 G6-3 2 G1-3 1B BB	2-1 F8 ②		3-1 F6 ①		2-1 G4-3 ②			3-2 P5 ②		4	1	0	0	1	0	3
2 Jack Wilson, R (1, 6) OBP: 0.387, SLG: 0.551	2-1 G1-3 ① SAFE 1-2 SAFE	2-2 L8 ③		2-0 1-3 2-H 3-H 2B		2-0 G6-3 ③			1-1 1B ③		5	0	2	2	0	0	1
18 Jason Kendall, R (1, 2) OBP: 0.402, SLG: 0.371	1-2 G6-3 ② 2-3		2-1 G6-3 ①	0-1 G5-3 ② 3-H			3-1 F8 ①			2-1 S S 2B 1B	5	1	1	1	0	0	2
Raul Mondesi, R (1, 9) OBP: 0.387, SLG: 0.488	4-2 BB 1B BB		0-0 F8 ②	1-1 G5-3 ③			2-0 F8 ②			0-2 L7 ①	4	1	0	0	1	0	2
Rob Mackowiak, L (1, 5) OBP: 0.347, SLG: 0.475 (10, 7)	4-2 1B E 1-2 BB		2-1 HR		1-3 K ①		2-3 K ③			3-3 K ② 1-2	4	2	1	1	1	3	1
Craig Wilson, R (1, 7) OBP: 0.436, SLG: 0.679 Jose Mesa, R (10, 1)	1-2 E9 1B 1-H 2-H 3-H 1B		3-3 K ③		4-1 G6-3 BB			3-3 K ①		2-2 2-H 2B	4	0	2	3	1	2	0
											0	0	0	0	0	0	0
Carlos Rivera, L (1, 3) OBP: 0.250, SLG: 0.250	0-2 1-2 1B			2-1 BB 2 2B 1B	3-2 G6-3 ② 1-2			2-1 G4-3 ②		1-3 K ③	5	1	2	0	0	1	2
Jose Castillo, R (1, 4) OBP: 0.358, SLG: 0.404	0-3 K ③			2-2 BB 2 2B 1-2 1B	3-3 K ③			3-1 F9 ③			4	1	1	0	0	2	3
Oliver Pérez, L (1, 1) OBP: 0.500, SLG: 0.429 Abraham Nunez, S (6, PH) OBP: 0.276, SLG: 0.333 Brian Meadows, R (6, 1) 16 Salomon Torres, R (8, 1) 34 John Grabow, L (8, 1) Bobby Hill, S (9, PH) OBP: 0.395, SLG: 0.324 Jason Boyd, R (9, 1) Chris Stynes, R (10, 5) OBP: 0.214, SLG: 0.222		0-0 G4-3 ①		4-0 2 2B 18 G5-3 1-2 2-3 BB		0-1 G3 ①			3-1 G3 ①		1 1 0 0 0 1 0	1 0 0 0 0 0 0	0 0 0 0 0 0 0	0 0 0 0 0 0 0	1 0 0 0 0 0 0	0 0 0 0 0 0 0	0 0 0 0 0 0 0
Inning Stats	R: 3 E: 1 K: 1 S: 21 H: 2 LOB: 2 BB: 3 P: 37	R: 0 E: 0 K: 0 S: 6 H: 0 LOB: 0 BB: 0 P: 10	R: 1 E: 0 K: 1 S: 9 H: 1 LOB: 0 BB: 0 P: 16	R: 3 E: 0 K: 0 S: 12 H: 3 LOB: 1 BB: 1 P: 26	R: 0 E: 0 K: 2 S: 11 H: 0 LOB: 1 BB: 1 P: 22	R: 0 E: 0 K: 0 S: 5 H: 0 LOB: 0 BB: 0 P: 9	R: 0 E: 0 K: 1 S: 6 H: 0 LOB: 0 BB: 0 P: 13	R: 0 E: 0 K: 1 S: 7 H: 0 LOB: 0 BB: 0 P: 15	R: 0 E: 0 K: 0 S: 9 H: 1 LOB: 1 BB: 0 P: 16	R: 1 E: 0 K: 2 S: 17 H: 2 LOB: 1 BB: 0 P: 25	1B: 6 2B: 2 3B: 0 HR: 1	SF: 0 SAC: 0 DP: 0 HBP: 0		WP: 0 PB: 0 SB: 2 CS: 0	PA: 43		

PITCHER		IP	WLS	BF	H	R	ER	SO	BB	IBB	HBP	BLK	WP	HR	S	P	ERA	WHIP
Wes Obermueller, R ERA: 8.49	(1, 1)	3.0		18	5	7	7	2	4	0	0	0	0	1	41	76	21.00	3.000
Brooks Kieschnick, R ERA: 1.5	(4, 1)	2.0		8	1	0	0	2	1	0	0	0	0	0	18	35	0.00	1.000
Ben Ford, R ERA: 9.0	(6, 1)	1.0		3	0	0	0	0	0	0	0	0	0	0	5	9	0.00	0.000
Dave Burba, R ERA: 0.56	(7, 1)	2.0		6	0	0	0	2	0	0	0	0	0	0	13	28	0.00	0.000
Dan Kolb, R ERA: 0.96	(9, 1)	0.1		1	0	0	0	0	0	0	0	0	0	0	2	5	0.00	0.000

PITCHER		IP	WLS	BF	H	R	ER	SO	BB	IBB	HBP	BLK	WP	HR	S	P	ERA	WHIP
Luis Vizcaino, R ERA: 3.97	(9, 1)	1.2	L	7	3	1	1	2	0	0	0	0	0	0	24	36	5.40	1.800

TOP

Pittsburgh Pirates @ Milwaukee Brewers

Miller Park, Milwaukee, WI

Sat May 01 2004, 6:05 PM CDT

Att. 25,134 - Dome - 64 F

livebaseballscorecards.com

AB	38
R	8
H	9
RBI	7
BB	5
SO	8
LOB	14

Batter	1	2	3	4	5	6	7	8	9	10	AB	R	H	RBI	BB	SO	LOB
Scott Podsednik, L (1, 8) OBP: 0.383, SLG: 0.490	1-2 G3		H 1-0 FC1-2, 2 E, 1-2 2-3 HBP		X 0-0 2 1B, 1B, 1-2 2-3 1B	X 0-0 SH3, 2-3		D B C S F S 2-3 K		C B B X 2-1 G4-3	4	1	1	0	0	1	2
2 Bill Hall, R (1, 6) OBP: 0.297, SLG: 0.389	F F X 0-2 G1-3		X 0-0 E5, FC1-2, 1-2 2-3 3-H		D C X 1-1 1B, FC6, 1-2 2-3 3-H 1B	B D F F C 2-3 K		C F B C 1-3 K			5	1	1	2	0	2	5
Junior Spivey, R (1, 4) OBP: 0.354, SLG: 0.471	C F B X 1-2 F9		B F X 1-1 FC1-2, 1-2 2-3 3-Hf		B B B C S S 3-3 K	B S S F F C 1-3 K			S B F X 1-2 F8		5	0	0	0	0	2	7
Geoff Jenkins, L (1, 7) OBP: 0.368, SLG: 0.511		F C S 0-3 K	F B F F F B B S 3-3 K		C F B X 1-2 FC6, 1-3 2-H 3-H 1B		S F B X 1-2 L5-3 1B		B X 1-0 2B		5	0	3	2	0	2	3
Keith Ginter, R (1, 5) OBP: 0.404, SLG: 0.605		B F S F F F X 1-2 P6		B C S S 1-3 K	C B X 1-1 FC6, 1B, 1-2f 3-H		B B C B F 1 SAFE F F F X 3-2 L5-3 1-1		I I I I 4-0 IBB		4	0	0	1	1	1	2
Brady Clark, R (1, 9) OBP: 0.380, SLG: 0.450		C B F S 1-3 K		B B C B X 3-1 F8	1 B C 1 B C B X SAFE, 3-2 1-2 1B		C X 0-1 G6-3		B C X 1-1 F9		5	0	1	0	0	1	2
Wes Helms, R (1, 3) OBP: 0.244, SLG: 0.270 Chad Moeller, R (9, 2) OBP: 0.345, SLG: 0.440	B F B X 2-1 G4-3		B C S S 1-3 K		B C F F F S 1-3 K			B S B C F F S 2-3 K	X 0-0 G4-3		4 1	0 0	0 0	0 0	0 0	3 0	2 2
Gary Bennett, R (1, 2) OBP: 0.325, SLG: 0.405 Trent Durrington, R (8, PR) OBP: 0.250, SLG: 0.273 Dan Kolb, R (9, 1) Luis Vizcaino, R (9, 1) Craig Counsell, L (10, PH) OBP: 0.333, SLG: 0.294	B X 1-0 HBP, 2 E 2B				B C B F X 2-2 1B, 2, 1B 1B	B B C B X 3-1 E4 2B		B C S S X 1-2 2B 1B		B C B C S 2-3 K	4 0 0 0 1	3 1 0 0 0	3 0 0 0 0	0 0 0 0 0	0 0 0 0 0	0 0 0 0 1	0 0 0 0 0
Wes Obermueller, R (1, 1) OBP: 0.429, SLG: 0.429 Brooks Kieschnick, L (4, 1) OBP: 0.375, SLG: 0.533 Ben Ford, R (6, 1) Ben Grieve, L (6, PH) OBP: 0.364, SLG: 0.447 Dave Burba, R (7, 1) Lyle Overbay, L (8, PH) OBP: 0.340, SLG: 0.522 (9, 3)			S F B F X 1-2 2, 2 E, HBP, FC1-2 1B		B C X 1-1 2, 1B, 1B, 1-2 1B	1 SAFE X 0-0 SH3, 1-H 2B		S C X 0-2 1-H 2B		B C X 2-1 F7	1 1 0 1 0 2	0 1 0 0 0 0	1 1 0 1 0 1	0 0 0 0 0 0	0 0 0 0 0 0	0 0 0 0 0 0	0 0 0 0 0 0
Inning Stats	R: 0 H: 0 E: 0 LOB: 0 K: 0 BB: 0 S: 10 P: 12	R: 0 H: 0 E: 0 LOB: 0 K: 2 BB: 0 S: 11 P: 13	R: 1 H: 2 E: 1 LOB: 3 K: 1 BB: 0 S: 15 P: 24	R: 0 H: 0 E: 0 LOB: 0 K: 2 BB: 0 S: 8 P: 13	R: 4 H: 6 E: 0 LOB: 2 K: 2 BB: 0 S: 24 P: 37	R: 1 H: 1 E: 1 LOB: 1 K: 2 BB: 0 S: 12 P: 18	R: 0 H: 1 E: 0 LOB: 0 K: 0 BB: 0 S: 10 P: 14	R: 1 H: 2 E: 0 LOB: 2 K: 3 BB: 0 S: 18 P: 24	R: 0 H: 1 E: 0 LOB: 2 K: 0 BB: 1 S: 7 P: 14	R: 0 H: 0 E: 0 LOB: 0 K: 1 BB: 0 S: 7 P: 12	1B: 9 2B: 5 3B: 0 HR: 0	SF: 0 SAC: 1 DP: 1 HBP: 1					

PITCHER		IP	WLS	BF	H	R	ER	SO	BB	IBB	HBP	BLK	WP	HR	S	P	ERA	WHIP
Oliver Pérez, L ERA: 3.16	(1, 1)	5.0		25	8	5	5	7	0	0	1	0	0	0	68	99	9.00	1.600
Brian Meadows, R ERA: 1.1	(6, 1)	2.0	H	8	2	1	0	2	0	0	0	0	0	0	22	32	0.00	1.000
16 Salomon Torres, R ERA: 5.73	(8, 1)	0.1	H	2	1	1	1	1	0	0	0	0	0	0	8	11	27.00	3.000
34 John Grabow, L ERA: 1.86	(8, 1)	0.2	B	3	1	0	0	2	0	0	0	0	0	0	10	13	0.00	1.500
Jason Boyd, R ERA: 3.6	(9, 1)	1.0	W	5	1	0	0	0	0	1	0	0	0	0	7	14	0.00	1.000

PITCHER		IP	WLS	BF	H	R	ER	SO	BB	IBB	HBP	BLK	WP	HR	S	P	ERA	WHIP
Jose Mesa, R ERA: 0.87	(10, 1)	1.0	S	3	0	0	0	1	0	0	0	0	0	0	7	12	0.00	0.000

BOTTOM

Pittsburgh Pirates @ Milwaukee Brewers

Miller Park, Milwaukee, WI

Sat May 01 2004, 6:05 PM CDT

Att. 25,134 - Dome - 64 F

livebaseballscorecards.com

AB	43
R	7
H	13
RBI	7
BB	1
SO	13
LOB	25

WP: 0 PA: 46
PB: 0
SB: 0
CS: 0

Batter	1	2	3	4	5	6	7	8	9	10	11	AB	R	H	RBI	BB	SO	LOB
Tike Redman, L (1, 8) OBP: 0.226, SLG: 0.284	1B	G4-3		FC3-6		G3-1			L8			5	1	1	0	0	0	4
2 Jack Wilson, R (1, 6) OBP: 0.378, SLG: 0.532	F9	F9			WP 1B		F8			F8		5	1	1	0	0	0	1
18 Jason Kendall, R (1, 2) OBP: 0.414, SLG: 0.387	1B S 1-2 1B	1B 1B			WP 1B 1-3 1B		G5-3			K		5	1	3	0	0	1	0
Raul Mondesi, R (1, 9) OBP: 0.378, SLG: 0.472	L8	G5-4-3 1-2 1B			P4 1-2 3-H		K			F8		5	0	1	0	0	1	3
Craig Wilson, R (1, 3) OBP: 0.444, SLG: 0.709 Carlos Rivera, L (11, 3) OBP: 0.250, SLG: 0.250	1-3 2-H 1B	G5-4-3 1-2f			CS 2-H 1B			G6-3			HR	5 0	1 0	3 0	3 0	0 0	0 0	2 0
J.J. Davis, R (1, 7) OBP: 0.150, SLG: 0.059 Rob Mackowiak, L (8, PH) OBP: 0.338, SLG: 0.460 (8, 7)	G5-3			G5-3	K 1-2			L9			K	3 2	0 0	0 0	0 0	0 0	1 1	3 0
Chris Stynes, R (1, 5) OBP: 0.230, SLG: 0.241		FC4-6 BB		L5		G4-3		P4			2B	4	0	1	0	1	0	0
Jose Castillo, R (1, 4) OBP: 0.362, SLG: 0.404		FC4-6 1-2f		1B 1B		SH3-4 1B			G5-3		K	5	0	2	0	0	1	2
Ryan Vogelsong, R (1, 1) OBP: 0.429, SLG: 0.333 Brian Boehringer, S (7, 1) 16 Salomon Torres, R (8, 1) Bobby Hill, S (9, PH) OBP: 0.386, SLG: 0.316 Brian Meadows, R (9, 1) Abraham Nunez, S (11, PH) OBP: 0.267, SLG: 0.321 Jose Mesa, R (11, 1)	B2		FC3-6 1-3 1B		SH3-4 1-2				P5		G5-3	2 0 0 1 0 1 0	0 0 0 0 0 0 0	1 0 0 0 0 0 0	0 0 0 0 0 0 0	0 0 0 0 0 0 0	0 0 0 0 0 0 0	1 0 0 0 0 1 0
Inning Stats	R: 1 E: 0 K: 0 S: 11 H: 3 LOB: 2 BB: 0 P: 18	R: 0 E: 0 K: 0 S: 9 H: 0 LOB: 1 BB: 1 P: 14	R: 0 E: 0 K: 0 S: 8 H: 2 LOB: 1 BB: 0 P: 11	R: 0 E: 0 K: 0 S: 9 H: 2 LOB: 2 BB: 0 P: 13	R: 2 E: 0 K: 1 S: 14 H: 3 LOB: 1 BB: 0 P: 21	R: 0 E: 0 K: 0 S: 8 H: 1 LOB: 1 BB: 0 P: 12	R: 0 E: 0 K: 1 S: 12 H: 0 LOB: 0 BB: 0 P: 20	R: 0 E: 0 K: 0 S: 5 H: 0 LOB: 0 BB: 0 P: 8	R: 0 E: 0 K: 0 S: 7 H: 0 LOB: 0 BB: 0 P: 11	R: 0 E: 0 K: 1 S: 8 H: 0 LOB: 0 BB: 0 P: 11	R: 1 E: 0 K: 2 S: 11 H: 2 LOB: 1 BB: 0 P: 17	1B: 11 2B: 2 3B: 0 HR: 1	SF: 0 SAC: 1 DP: 2 HBP: 0		WP: 1 PB: 0 SB: 2 CS: 1	PA: 45		

PITCHER		IP	WLS	BF	H	R	ER	SO	BB	IBB	HBP	BLK	WP	HR	S	P	ERA	WHIP
Doug Davis, L ERA: 5.14	(1, 1)	7.0		31	11	3	3	2	1	0	0	0	1	0	71	109	3.86	1.714
Ben Ford, R ERA: 7.8	(8, 1)	2.0		6	0	0	0	0	0	0	0	0	0	0	12	19	0.00	0.000
Jeff Bennett, R ERA: 4.15	(10, 1)	2.0	L	8	2	1	1	3	0	0	0	0	0	1	19	28	4.50	1.000

PITCHER	IP	WLS	BF	H	R	ER	SO	BB	IBB	HBP	BLK	WP	HR	S	P	ERA	WHIP

TOP

Pittsburgh Pirates @ Milwaukee Brewers

Miller Park, Milwaukee, WI

Sun May 02 2004, 1:05 PM CDT
Att. 16,392 - Dome - 63 F

livebaseballscorecards.com

AB	43
R	4
H	13
RBI	3
BB	1
SO	5
LOB	17

Pittsburgh Pirates @ Milwaukee Brewers

Miller Park, Milwaukee, WI

Sun May 02 2004, 1:05 PM CDT

Att. 16,392 - Dome - 63 F

livebaseballscorecards.com

Batter	1	2	3	4	5	6	7	8	9	10	11	AB	R	H	RBI	BB	SO	LOB
Scott Podsednik, L (1, 8) OBP: 0.383, SLG: 0.481	F8			1B S G4-3 BB	1-2f FC4-6		S 1B 1B		G6-3			4	2	1	0	1	0	1
Craig Counsell, L (1, 6) OBP: 0.326, SLG: 0.288	P4			P2 1-2		2B SF7 1B	P6 1-2		F8			5	1	1	0	0	0	2
Junior Spivey, R (1, 4) OBP: 0.365, SLG: 0.489	K			G4-3 S 2-3 1B		SF7 1-3 2B	2-H 1B			P3		5	0	3	1	0	1	0
2 Bill Hall, R (11, 4) OBP: 0.297, SLG: 0.389												0	0	0	0	0	0	0
Geoff Jenkins, L (1, 7) OBP: 0.369, SLG: 0.500		L5-3 1B		G4-3 1-3 3-H		BB IBB	1 SAFE 1 SAFE 1 SAFE F8			K		4	0	1	1	1	1	2
Lyle Overbay, L (1, 3) OBP: 0.343, SLG: 0.516		K		IBB		SF7 2-3 3-H		1 SAFE SH1-4 1B		G4-3		3	0	1	1	1	1	1
Keith Ginter, R (1, 5) OBP: 0.393, SLG: 0.565		L5-3 1-1		K		BB 1-2		1 SAFE SH1-4 1-2			K	3	0	0	0	1	2	3
Ben Grieve, L (1, 9) OBP: 0.356, SLG: 0.420			G3	G3-1	P2			G6-4-3 IBB			F7	3	0	0	0	1	0	3
Brady Clark, R (8, PR) OBP: 0.373, SLG: 0.439												1	0	0	0	0	0	0
(9, 9)																		
Chad Moeller, R (1, 2) OBP: 0.349, SLG: 0.455			K		FC1-6 1B	K		G6-4-3 1-2f			2B	5	0	2	0	0	2	5
Doug Davis, R (1, 1)			K		FC1-6 FC4-6 1-2f		F9		K		G6-3	2	0	0	0	0	1	1
Trent Durrington, R (7, PH) OBP: 0.231, SLG: 0.250												1	0	0	0	0	0	0
Ben Ford, R (8, 1)												0	0	0	0	0	0	0
Brooks Kieschnick, L (9, PH) OBP: 0.353, SLG: 0.500												1	0	0	0	0	1	0
Jeff Bennett, R (10, 1)												0	0	0	0	0	0	0
Wes Helms, R (11, PH) OBP: 0.241, SLG: 0.267												1	0	0	0	0	0	1
Inning Stats	R: 0 E: 0 K: 1 S: 9 H: 0 LOB: 0 BB: 0 P: 13	R: 0 E: 0 K: 1 S: 10 H: 1 LOB: 0 BB: 0 P: 15	R: 0 E: 0 K: 2 S: 8 H: 0 LOB: 0 BB: 0 P: 11	R: 1 E: 0 K: 1 S: 14 H: 1 LOB: 2 BB: 2 P: 26	R: 0 E: 0 K: 0 S: 6 H: 1 LOB: 1 BB: 0 P: 8	R: 1 E: 0 K: 1 S: 9 H: 2 LOB: 3 BB: 2 P: 21	R: 1 E: 0 K: 0 S: 16 H: 2 LOB: 1 BB: 0 P: 24	R: 0 E: 0 K: 0 S: 5 H: 1 LOB: 2 BB: 1 P: 10	R: 0 E: 0 K: 1 S: 8 H: 0 LOB: 0 BB: 0 P: 11	R: 0 E: 0 K: 1 S: 7 H: 0 LOB: 0 BB: 0 P: 9	R: 0 E: 0 K: 1 S: 13 H: 1 LOB: 1 BB: 0 P: 20	1B: 7 2B: 3 3B: 0 HR: 0	SF: 1 SAC: 1 DP: 2 HBP: 0	PA: 45				

BOTTOM	
AB	38
R	3
H	9
RBI	3
BB	5
SO	9
LOB	19

WP: 0 PB: 0 SB: 3 CS: 0

PITCHER		IP	WLS	BF	H	R	ER	SO	BB	IBB	HBP	BLK	WP	HR	S	P	ERA	WHIP
Ryan Vogelsong, R ERA: 7.56	(1, 1)	6.0		26	5	2	2	6	2	2	0	0	0	0	56	94	3.00	1.167
Brian Boehringer, R ERA: 5.91	(7, 1)	1.0	B	5	2	1	1	0	0	0	0	0	0	0	16	24	9.00	2.000
16 Salomon Torres, R ERA: 5.25	(8, 1)	1.0		4	1	0	0	0	0	1	0	0	0	0	5	10	0.00	1.000
Brian Meadows, R ERA: 0.98	(9, 1)	2.0	W	6	0	0	0	2	0	0	0	0	0	0	15	20	0.00	0.000
Jose Mesa, R ERA: 0.79	(11, 1)	1.0	S	4	1	0	0	1	0	0	0	0	0	0	13	20	0.00	1.000

PITCHER	IP	WLS	BF	H	R	ER	SO	BB	IBB	HBP	BLK	WP	HR	S	P	ERA	WHIP

Milwaukee Brewers @ Cincinnati Reds

Great American Ball Park, Cincinnati, OH

Tue May 04 2004, 7:10 PM EDT

Att. 14,228 - Unknown - 59 F

TOP

livebaseballscorecards.com

Batter	1	2	3	4	5	6	7	8	9	AB	R	H	RBI	BB	SO	LOB
Scott Podsednik, L (1, 8) OBP: 0.376, SLG: 0.464	F9		1B, CI, FC2, HBP	G6-3			E4, 1B		K	4	0	0	0	0	1	0
Craig Counsell, L (1, 6) OBP: 0.333, SLG: 0.289	CS, BB		CI, FC2, 1B, HR 1-2 2-3 3-H	F7			L6		1B	3	1	1	1	1	0	1
Keith Ginter, R (1, 4) OBP: 0.393, SLG: 0.549	K 1-2		FC2, HR, 1B 1-2 2-3 3-H		E5, L3		G6-4-3, 1B 1-2		L8	5	1	2	1	0	1	2
Geoff Jenkins, L (1, 7) OBP: 0.357, SLG: 0.480		G3-1	FC2, HR 1-2 2-3 3-Hf		L3 1-1		G6-4-3 1-2f			4	1	0	0	0	0	6
Lyle Overbay, L (1, 3) OBP: 0.349, SLG: 0.546		G1-3	HR 1-H 2-H 3-H		K			L5-4, BB, 1B		4	1	2	4	0	1	0
Brady Clark, R (1, 9) OBP: 0.382, SLG: 0.432		L1	1B, 1B			F8		BB 1-2		3	0	1	0	1	0	0
Wes Helms, R (1, 5) OBP: 0.265, SLG: 0.282			2B, CI, BB 1B 2-1 1-2			1B 1-1		L5-4 2-2		3	1	2	0	1	0	2
Gary Bennett, R (1, 2) OBP: 0.318, SLG: 0.415			2B, CI, 1B 1-3 F8 1-1			K 2-3		F9 2-1		4	1	1	0	0	1	4
Victor Santos, R (1, 1) Ben Grieve, L (6, PH) OBP: 0.350, SLG: 0.412 Matt Kinney, R (6, 1) OBP: 0.250, SLG: 0.250 Luis Vizcaino, R (9, 1)			K 1-3	F9 0-0		K 2-3			G6-3 0-0	2 1 1 0	0 0 0 0	0 0 0 0	0 0 0 0	0 0 0 0	1 1 0 0	2 1 0 0

	AB	34
	R	6
	H	9
	RBI	6
	BB	3
	SO	6
	LOB	18

Inning Stats																		
	R: 0	H: 0	R: 0	H: 0	R: 6	H: 5	R: 0	H: 0	R: 0	H: 0	R: 0	H: 1	R: 0	H: 1	R: 0	H: 1	R: 0	H: 1
	E: 0	LOB: 0	E: 0	LOB: 0	E: 1	LOB: 2	E: 0	LOB: 0	E: 1	LOB: 0	E: 0	LOB: 1	E: 1	LOB: 1	E: 0	LOB: 1	E: 0	LOB: 1
	K: 1	BB: 1	K: 0	BB: 0	K: 1	BB: 1	K: 0	BB: 0	K: 1	BB: 0	K: 2	BB: 0	K: 0	BB: 0	K: 0	BB: 1	K: 1	BB: 0
	S: 6	P: 12	S: 6	P: 7	S: 28	P: 49	S: 7	P: 11	S: 10	P: 13	S: 10	P: 15	S: 5	P: 9	S: 9	P: 20	S: 8	P: 11

	1B: 7	SF: 0	WP: 0	PA: 39
	2B: 3	SAC: 0	PB: 0	
	3B: 0	DP: 3	SB: 0	
	HR: 1	HBP: 1	CS: 1	

PITCHER		IP	WLS	BF	H	R	ER	SO	BB	IBB	HBP	BLK	WP	HR	S	P	ERA	WHIP
Jimmy Haynes, R ERA: 9.6	(1, 1)	3.0	L	17	5	6	5	2	2	0	1	0	0	1	40	68	15.00	2.333
Todd Van Poppel, R ERA: 4.5	(4, 1)	3.0		10	1	0	0	3	0	0	0	0	0	0	27	39	0.00	0.333
Phil Norton, L ERA: 7.56	(7, 1)	1.0		4	1	0	0	0	0	0	0	0	0	0	5	9	0.00	1.000
Ryan Wagner, R ERA: 10.0	(8, 1)	1.0		4	1	0	0	0	1	0	0	0	0	0	9	20	0.00	2.000
Brian Reith, R ERA: 7.84	(9, 1)	1.0		4	1	0	0	1	0	0	0	0	0	0	8	11	0.00	1.000

PITCHER		IP	WLS	BF	H	R	ER	SO	BB	IBB	HBP	BLK	WP	HR	S	P	ERA	WHIP

BOTTOM

Milwaukee Brewers @ Cincinnati Reds

Great American Ball Park, Cincinnati, OH

Tue May 04 2004, 7:10 PM EDT

Att. 14,228 - Unknown - 59 F

Batter	1	2	3	4	5	6	7	8	9	AB	R	H	RBI	BB	SO	LOB
D'Angelo Jimenez, S (1, 4) OBP: 0.358, SLG: 0.357 Brian Reith, R (9, 1)	4-1 G4-6-3 BB BB		3-2 F8 ② CCBBBX			3-2 F7 ① CBBCFBFX		1-1 L3 ③ CBX		3 0	0 0	0 0	0 0	1 0	0 0	0 0
Barry Larkin, R (1, 6) OBP: 0.347, SLG: 0.367	4-1 G4-6-3 1-2 BB		2-2 1B BCFFFFFX			1-1 G3 ② BFX			3-2 1B 3B CBBBFX	3	1	2	0	1	0	0
Sean Casey, L (1, 3) OBP: 0.439, SLG: 0.615	1-0 G4-6-3 ① ② 1-2f 2-3		1-1 F8 ③ CBX			0-0 G4-3 ③ XX			0-0 1B 2B 1B X 3-H	4	1	1	1	0	0	3
Adam Dunn, L (1, 7) OBP: 0.518, SLG: 0.697	4-0 IBB BBBBI			1-2 G3-1 ① CCFBFFX			3-2 F8 ① BBBCCFFX		0-0 2B 1B X 1-2	3	0	1	0	1	0	0
Brandon Larson, R (1, 5) OBP: 0.379, SLG: 0.500	0-3 K ③ SSC			1-0 G5-3 ② BX			3-2 G6-3 ② CBSBBX		0-0 2B X 1-3 2-H	4	0	1	1	0	1	2
Jacob Cruz, L (1, 9) OBP: 0.385, SLG: 0.417		2-3 K ① SBFBBS		3-3 K ③ CCBBBFBC			1-0 1B BX		2-3 K ① BSBCSS	4	0	1	0	0	3	2
Javier Valentin, S (1, 2) OBP: 0.194, SLG: 0.321		1-2 G4-3 ② BSFX			0-3 K ① CFS		2-2 L9 ③ BFBFX		0-2 F7 ② SSX	4	0	0	0	0	1	3
Wily Mo Peña, R (1, 8) OBP: 0.293, SLG: 0.378		0-3 K ③ SFS			1-1 G5-3 ② BCX			1-0 F9 ① BX	0-0 P5 ③ X	4	0	0	0	0	1	2
Jimmy Haynes, R (1, 1) Jason Romano, R (3, PH) OBP: 0.182, SLG: 0.100 Todd Van Poppel, R (4, 1) OBP: 0.333, SLG: 0.333 Phil Norton, R (7, 1) Ryan Wagner, R (8, 1) Juan Castro, R (8, PH) OBP: 0.298, SLG: 0.326 (9, 4)			1-3 K ① CBFS		1-1 P6-3 ③ BSX			0-3 K ② CCS		0 1 1 0 0 0 1	0 0 0 0 0 0 0	0 0 0 0 0 0 0	0 0 0 0 0 0 0	0 1 0 0 0 0 1	0 0 0 0 0 1 0	0 0 0 0 0 0 0
Inning Stats	R: 0 E: 0 K: 1 S: 6 H: 0 LOB: 2 BB: 3 P: 19	R: 0 E: 0 K: 2 S: 9 H: 0 LOB: 0 BB: 0 P: 12	R: 0 E: 0 K: 1 S: 14 H: 1 LOB: 1 BB: 0 P: 21	R: 0 E: 0 K: 1 S: 11 H: 0 LOB: 0 BB: 0 P: 16	R: 0 E: 0 K: 1 S: 7 H: 0 LOB: 0 BB: 0 P: 9	R: 0 E: 0 K: 0 S: 8 H: 0 LOB: 0 BB: 0 P: 12	R: 0 E: 0 K: 0 S: 12 H: 1 LOB: 1 BB: 0 P: 21	R: 0 E: 0 K: 1 S: 6 H: 0 LOB: 0 BB: 0 P: 8	R: 2 E: 0 K: 1 S: 13 H: 4 LOB: 2 BB: 0 P: 18	1B: 4 2B: 1 3B: 1 HR: 0	SF: 0 SAC: 0 DP: 1 HBP: 0						

livebaseballscorecards.com

AB	32
R	2
H	6
RBI	2
BB	3
SO	8
LOB	12

WP: 0 PB: 0 SB: 0 CS: 0 PA: 35

PITCHER		IP	WLS	BF	H	R	ER	SO	BB	IBB	HBP	BLK	WP	HR	S	P	ERA	WHIP
Victor Santos, R ERA: 4.0	(1, 1)	5.0	W	18	1	0	0	6	2	1	0	0	0	0	47	77	0.00	0.600
Matt Kinney, R ERA: 8.31	(6, 1)	3.0		13	4	2	2	1	0	0	0	0	0	0	31	49	6.00	1.333
Luis Vizcaino, R ERA: 3.65	(9, 1)	1.0		4	1	0	0	1	0	0	0	0	0	0	8	10	0.00	1.000

PITCHER	IP	WLS	BF	H	R	ER	SO	BB	IBB	HBP	BLK	WP	HR	S	P	ERA	WHIP

Batter	1	2	3	4	5	6	7	8	9	10	AB	R	H	RBI	BB	SO	LOB
Scott Podsednik, L (1, 8) OBP: 0.362, SLG: 0.443	B C X 1-1 G3 ①	B B C B X 3-1 FC3-6 2 S ② 1-2f 2-3			C X 0-1 G6-3 ①		B F F B S 2-3 K ①		B X 1-0 G4-6-3 ②③ 1-2f		5	0	0	0	0	1	4
2 Bill Hall, R (1, 6) OBP: 0.286, SLG: 0.390	C B C B F X 2-2 G4-3 ②	D S X 1-1 G4-3 ③ 1-2 3-H			B X 1-0 E 1B 2B		C M X 0-2 F8 ②			F C X 0-2 G6-3 ①	5	1	1	0	0	0	1
Keith Ginter, R (1, 4) OBP: 0.379, SLG: 0.571	S B X 1-1 HR		C S X 0-2 G5-3 ①		X 0-0 E5 1B 2-3		C B B X 2-1 G4-3 ③			C S S 0-3 K ②	5	1	1	1	0	1	1
Geoff Jenkins, L (1, 7) OBP: 0.358, SLG: 0.476	S B X 1-1 2B 1B		F B X 1-1 F9 ②		B S B 1 SAFE F B X 3-2 1-2 3-H 1B			B B F X 2-1 G3-1 ①		X 0-0 G4-3 ③	5	1	2	1	0	0	0
Lyle Overbay, L (1, 3) OBP: 0.345, SLG: 0.545	C B C D D X 3-2 1-H 2B		B B C C S 2-3 K ③		C F S 0-3 K ②			B C B X 2-1 F7 ②			4	0	1	1	0	2	2
Wes Helms, R (1, 5) OBP: 0.253, SLG: 0.268	X 0-0 G6-3 ③	B C F B X 2-2 P4 ①			C C B C 1-3 K ③			B B B C S S 3-3 K ③			4	0	0	0	0	2	3
Ben Grieve, L (1, 9) OBP: 0.365, SLG: 0.426 Brady Clark, R (7, 9) OBP: 0.393, SLG: 0.444	B C X 1-1 FC5-4 1B	X 0-0 1B			B C C C 1-3 K ①				B C B X 2-1 CS 1B		3 1	0 0	2 1	0 0	0 0	1 0	0 0
Chad Moeller, R (1, 2) OBP: 0.343, SLG: 0.458	C X 0-1 FC5-4 FC3-6 15 BB 2 E ① 1-2f	1 SAFE B X 1-0 F7 ②			B S X 1-1 F8 ②				B L S B X 2-2 1-2 2B ①		4	1	1	0	0	0	2
15 Ben Sheets, R (1, 1) Ben Ford, R (7, 1) Brooks Kieschnick, L (8, 1) OBP: 0.389, SLG: 0.500 Luis Vizcaino, R (9, 1) Jeff Bennett, R (10, 1)	L L B B B B 4-2 FC3-6 1-2 BB	X 0-0 G4-3 ③			S B B X 2-1 G4-3 ③				B B B I 4-0 G4-6-3 IBB		2 0 0 0 0	0 0 0 0 0	0 0 0 0 0	0 0 0 0 0	1 0 1 0 0	0 0 0 0 0	1 0 0 0 0
Inning Stats	R: 2 E: 0 K: 0 S: 14 H: 3 LOB: 1 BB: 0 P: 22	R: 1 E: 0 K: 0 S: 10 H: 1 LOB: 1 BB: 1 P: 19	R: 0 E: 0 K: 1 S: 8 H: 0 LOB: 0 BB: 0 P: 11	R: 0 E: 0 K: 0 S: 6 H: 1 LOB: 1 BB: 0 P: 9	R: 1 E: 1 K: 2 S: 13 H: 2 LOB: 2 BB: 0 P: 18	R: 0 E: 0 K: 1 S: 7 H: 0 LOB: 0 BB: 0 P: 11	R: 0 E: 0 K: 1 S: 8 H: 0 LOB: 0 BB: 0 P: 12	R: 0 E: 0 K: 1 S: 7 H: 0 LOB: 0 BB: 0 P: 14	R: 0 E: 0 K: 0 S: 6 H: 2 LOB: 1 BB: 1 P: 15	R: 0 E: 0 K: 1 S: 7 H: 0 LOB: 0 BB: 0 P: 7	1B: 5 2B: 3 3B: 0 HR: 1	SF: 0 SAC: 0 DP: 1 HBP: 0					

PITCHER	IP	WLS	BF	H	R	ER	SO	BB	IBB	HBP	BLK	WP	HR	S	P	ERA	WHIP
Jose Acevedo, R (1, 1) ERA: 4.54	4.1		21	6	4	3	1	1	0	0	0	0	1	42	66	6.23	1.615
Phil Norton, L (5, 1) ERA: 6.3	1.2		6	1	0	0	3	0	0	0	0	0	0	16	24	0.00	0.600
John Riedling, R (7, 1) ERA: 0.64	2.0		6	0	0	0	2	0	0	0	0	0	0	15	26	0.00	0.000
Danny Graves, R (9, 1) ERA: 3.07	2.0	W	7	2	0	0	1	0	1	0	0	0	0	13	22	0.00	1.000

PITCHER	IP	WLS	BF	H	R	ER	SO	BB	IBB	HBP	BLK	WP	HR	S	P	ERA	WHIP

TOP

Milwaukee Brewers @ Cincinnati Reds

Great American Ball Park, Cincinnati, OH

Wed May 05 2004, 7:10 PM EDT
Att. 14,965 - Sunny - 74 F

livebaseballscorecards.com

AB	38
R	4
H	9
RBI	3
BB	2
SO	7
LOB	14

WP: 0 PB: 0 SB: 1 CS: 1 PA: 40

Batter	1	2	3	4	5	6	7	8	9	10	AB	R	H	RBI	BB	SO	LOB
D'Angelo Jimenez, S (1, 4) OBP: 0.352, SLG: 0.343	G4-3		1B 1B BB	K			K		P4		4	1	0	0	1	2	0
Barry Larkin, R (1, 6) OBP: 0.359, SLG: 0.389	0-1 2B		3-2 1B 1-3	K	K		E6		1B 1B		5	0	3	0	0	1	0
Sean Casey, L (1, 3) OBP: 0.437, SLG: 0.606	L7		0-0 1B 1-2 3-H		G4-3		L8		IBB 1B 1-3		5	0	2	1	0	0	2
Adam Dunn, L (1, 7) OBP: 0.522, SLG: 0.722	BB		K		K			HR	IBB 1-2		3	1	1	1	2	2	2
Brandon Larson, R (1, 5) OBP: 0.324, SLG: 0.419	K		P6			L8		G5-3	K		5	0	0	0	0	2	7
Jacob Cruz, L (1, 9) OBP: 0.412, SLG: 0.357	K			HR BB		K		1B BB	K		2	1	0	0	2	2	0
Jason Romano, R (8, PR) OBP: 0.174, SLG: 0.095 (9, 9)											1	0	0	0	0	1	3
Javier Valentin, S (1, 2) OBP: 0.250, SLG: 0.438	G2-3		1-H HR			BB		1-3 1B	P4		4	1	2	2	1	0	0
Wily Mo Peña, R (1, 8) OBP: 0.273, SLG: 0.350	K			K		G6-3		K	HR		3	0	0	0	0	2	1
John Riedling, R (7, 1)											0	0	0	0	0	0	0
Ken Griffey Jr., L (8, PH) OBP: 0.314, SLG: 0.398											1	0	0	0	0	1	2
Danny Graves, R (9, 1)											0	0	0	0	0	0	0
Juan Castro, R (10, PH) OBP: 0.313, SLG: 0.409											1	1	1	1	0	0	0
Jose Acevedo, R (1, 1) OBP: 0.250, SLG: 0.182			K	L4			K	K			2	0	0	0	0	1	0
Phil Norton, R (5, 1)											0	0	0	0	0	0	0
6 Ryan Freel, R (7, 8) OBP: 0.288, SLG: 0.365											2	0	0	0	0	2	2

BOTTOM

Milwaukee Brewers @ Cincinnati Reds

Great American Ball Park, Cincinnati, OH

Wed May 05 2004, 7:10 PM EDT
Att. 14,965 - Sunny - 74 F

livebaseballscorecards.com

AB	38
R	5
H	9
RBI	5
BB	6
SO	16
LOB	19

Inning Stats	1	2	3	4	5	6	7	8	9	10
	R: 0 H: 1 E: 0 LOB: 2 K: 1 BB: 1 S: 15 P: 24	R: 0 H: 0 E: 0 LOB: 0 K: 2 BB: 0 S: 11 P: 18	R: 1 H: 2 E: 0 LOB: 2 K: 2 BB: 1 S: 17 P: 28	R: 2 H: 1 E: 0 LOB: 0 K: 2 BB: 1 S: 13 P: 21	R: 0 H: 0 E: 0 LOB: 0 K: 2 BB: 0 S: 10 P: 14	R: 0 H: 0 E: 0 LOB: 1 K: 1 BB: 1 S: 9 P: 20	R: 0 H: 0 E: 1 LOB: 1 K: 2 BB: 0 S: 10 P: 16	R: 1 H: 2 E: 0 LOB: 2 K: 2 BB: 1 S: 16 P: 26	R: 0 H: 2 E: 0 LOB: 3 K: 2 BB: 1 S: 9 P: 17	R: 1 H: 1 E: 0 LOB: 0 K: 0 BB: 0 S: 4 P: 5

1B: 5	SF: 0	WP: 0 PA: 44
2B: 1	SAC: 0	PB: 0
3B: 0	DP: 0	SB: 0
HR: 3	HBP: 0	CS: 0

PITCHER		IP	WLS	BF	H	R	ER	SO	BB	IBB	HBP	BLK	WP	HR	S	P	ERA	WHIP
15 Ben Sheets, R ERA: 3.43	(1, 1)	6.0		26	4	3	3	10	4	0	0	0	0	1	75	125	4.50	1.333
Ben Ford, R ERA: 7.71	(7, 1)	1.1	B	8	2	1	1	2	1	0	0	0	0	1	19	33	6.75	2.250
Brooks Kieschnick, R ERA: 1.38	(8, 1)	1.0		4	1	0	0	2	0	0	0	0	0	0	9	12	0.00	1.000
Luis Vizcaino, R ERA: 3.46	(9, 1)	0.2		4	1	0	0	2	0	1	0	0	0	0	7	14	0.00	1.500
Jeff Bennett, R ERA: 4.73	(10, 1)	0.1	L	2	1	1	1	0	0	0	0	0	0	1	4	5	27.00	3.000

PITCHER		IP	WLS	BF	H	R	ER	SO	BB	IBB	HBP	BLK	WP	HR	S	P	ERA	WHIP

Milwaukee Brewers @ Cincinnati Reds

Great American Ball Park, Cincinnati, OH

Thu May 06 2004, 7:10 PM EDT

Att. 17,489 - Sunny - 83 F

TOP

livebaseballscorecards.com

Batter	1	2	3	4	5	6	7	8	9	AB	R	H	RBI	BB	SO	LOB
Scott Podsednik, L (1, 8) OBP: 0.378, SLG: 0.458	BBCBFB 4-2 2 2B BB		BBSFX 2-2 ① G6-3		BCBFX 2-2 2 HR 2B	BBBB 4-0 BB		CBSX 1-2 FC6-4 1B		3	2	2	0	2	0	0
2 Bill Hall, R (1, 6) OBP: 0.298, SLG: 0.478	1 SAFE CFFBBX 2-2 1-H 2B 2B		CBX 1-1 ② P6		CBSDFFX 2-2 2-H HR	BBBCCX 3-2 ③ P4		SBFBBX 3-2 ① F9		5	2	2	3	0	0	4
Keith Ginter, R (1, 4) OBP: 0.380, SLG: 0.550	CBSCC 1-3 ① K		CFBSS 1-3 ③ K		CBSBX 2-2 1B		SBBBBB 4-1 BB 1B SF7 BB	CBFC 1-3 ② K		4	1	1	0	1	3	2
Geoff Jenkins, L (1, 7) OBP: 0.352, SLG: 0.473	BBCFX 2-2 2-H 2B			BFBFX 2-2 ① F8	BBX 2-0 ③ G3		BBBFC 2-3 ① K	X 0-0 ③ FC6-4 1-2f		5	0	1	1	0	1	3
Lyle Overbay, L (1, 3) OBP: 0.348, SLG: 0.547	CBCCS 1-3 ② K			X 0-0 ② G4-3		X 0-0 G3-1 1B 2B	BB1 SAFEX 2-0 BB BB 1-2 1B		FCBBS 1-3 ① K	5	1	2	0	0	2	1
Trent Durrington, R (1, 5) OBP: 0.278, SLG: 0.375	CBX 1-1 ③ F8			CCBBFX 2-2 3B		BBBCCX 3-2 ① G3-1 2-3	BSDBB 4-1 BB 1-2 2-3 BB		BCBSS 2-3 ② K	4	0	1	0	1	1	2
Ben Grieve, L (1, 9) OBP: 0.358, SLG: 0.411 Brady Clark, R (7, 9) OBP: 0.386, SLG: 0.435		CFC 0-3 ① K		X 0-0 ③ G4-3		BBI 4-0 1B IBB	SBFBX 2-2 ② SF7 3-H		FCX 0-2 ③ G6-3	2 1	0 0	0 0	1 0	1 0	1 0	1 0
Gary Bennett, R (1, 2) OBP: 0.333, SLG: 0.409	BCX 1-1 ② G5-3				BCX 1-1 ① F7	DBCCFX 2-2 SH1-3 1-3 3-H 1B	SBSBBB 4-2 1-2 2-3 BB			3	0	1	1	1	0	0
Wes Obermueller, R (1, 1) OBP: 0.300, SLG: 0.300 Jeff Bennett, R (7, 1) Brooks Kieschnick, L (7, 1) OBP: 0.389, SLG: 0.500		FFX 0-2 ③ G4-3			CCS 0-3 ② K	X 0-0 ② SH1-3 1-2	CFX 0-2 ③ G4-3			3 0 0	0 0 0	0 0 0	0 0 0	0 0 0	1 0 0	3 0 0

	AB	35
	R	6
	H	10
	RBI	6
	BB	6
	SO	9
	LOB	16

Inning Stats	1	2	3	4	5	6	7	8	9
	R: 2 E: 0 K: 2 S: 17	R: 0 E: 0 K: 1 S: 8	R: 0 E: 0 K: 1 S: 8	R: 0 E: 0 K: 0 S: 9	R: 2 E: 0 K: 1 S: 17	R: 1 E: 0 K: 0 S: 12	R: 1 E: 0 K: 1 S: 14	R: 0 E: 0 K: 1 S: 10	R: 0 E: 0 K: 2 S: 9
	H: 2 LOB: 1 BB: 1 P: 28	H: 0 LOB: 0 BB: 0 P: 9	H: 0 LOB: 0 BB: 0 P: 12	H: 1 LOB: 1 BB: 0 P: 13	H: 3 LOB: 1 BB: 0 P: 26	H: 2 LOB: 3 BB: 2 P: 28	H: 1 LOB: 3 BB: 3 P: 32	H: 1 LOB: 1 BB: 0 P: 15	H: 0 LOB: 0 BB: 0 P: 12

1B: 4	SF: 1	WP: 0	PA: 43
2B: 4	SAC: 1	PB: 0	
3B: 1	DP: 0	SB: 0	
HR: 1	HBP: 0	CS: 0	

PITCHER		IP	WLS	BF	H	R	ER	SO	BB	IBB	HBP	BLK	WP	HR	S	P	ERA	WHIP
39 Aaron Harang, R ERA: 4.96	(1, 1)	5.1		26	8	5	5	5	1	1	0	0	0	1	67	105	8.44	1.688
Brian Reith, R ERA: 8.18	(6, 1)	0.2		4	0	1	1	0	2	0	0	0	0	0	5	16	13.50	3.000
Ryan Wagner, R ERA: 9.31	(7, 1)	0.2		5	1	0	0	1	2	0	0	0	0	0	10	24	0.00	4.500
Todd Jones, R ERA: 5.74	(7, 1)	0.1	W	1	0	0	0	0	0	0	0	0	0	0	3	3	0.00	0.000
John Riedling, R ERA: 0.6	(8, 1)	1.0	H	4	1	0	0	1	0	0	0	0	0	0	10	15	0.00	1.000

PITCHER		IP	WLS	BF	H	R	ER	SO	BB	IBB	HBP	BLK	WP	HR	S	P	ERA	WHIP
Danny Graves, R ERA: 2.87	(9, 1)	1.0	S	3	0	0	0	2	0	0	0	0	0	0	9	12	0.00	0.000

BOTTOM

Batter	1	2	3	4	5	6	7	8	9	AB	R	H	RBI	BB	SO	LOB
D'Angelo Jimenez, S (1, 4) OBP: 0.354, SLG: 0.349	B C C F B B X 3-2 2B		B C C X 1-2 ② G3		F C X 0-2 ① G4-3		B F 1 SAFE B 1 SAFE F 1 SAFE B F 4-2 B SF E 1-2 1B BB	L C F F X 0-2 ① G4-3		4	1	1	0	1	0	0
Barry Larkin, R (1, 6) OBP: 0.352, SLG: 0.380	C F S 0-3 ① K		C B X 1-1 ③ F8		B F F X 1-2 ② G6-3		L L X 0-2 E4 SF 1-2 2-3 1B	B F X 1-1 S 1B		5	1	1	0	0	1	3
Sean Casey, L (1, 3) OBP: 0.427, SLG: 0.593	B B X 2-0 ② G1-3			X 0-0 2B 1B 1B	X 0-0 ③ G3-1		F F X 0-2 SF 1B 1B E 1-2 2-3 3-H	X 0-0 ② P6		4	2	1	1	0	0	2
Adam Dunn, L (1, 7) OBP: 0.525, SLG: 0.720	B C S B C 2-3 ③			X 0-0 1B SF8 1-3 2B		B C F B B B 4-2 HR BB	F F B B C 2-3 ① K	B B B I 4-0 1-2 IBB		3	2	1	0	2	2	4
Ken Griffey Jr., L (1, 8) OBP: 0.327, SLG: 0.439		F B X 1-1 ① F7		F B C B X 2-2 SF8 BB 2-3 3-H 1B		X 0-0 1-H HR	F B B X 2-1 E 1B WP 1-2 2-H 3-H 1B	S B C D F X 2-2 ③ G3		5	2	3	5	0	0	2
Brandon Larson, R (1, 5) OBP: 0.342, SLG: 0.412 John Riedling, R (8, 1) Danny Graves, R (9, 1)		B X 1-0 ② G6-3		B C B F D F F B 4-2 39 FC5-4 1-2 BB		X 0-0 ① G5-3	B X 1-0 WP E 1-2 2-3 1B			3 0 0	0 0 0	1 0 0	0 0 0	1 0 0	0 0 0	0 0 0
Jacob Cruz, L (1, 9) OBP: 0.400, SLG: 0.353 Todd Jones, L (7, 1) Juan Castro, R (7, PH) OBP: 0.306, SLG: 0.400 (8, 5)		F F B X 1-2 1B		F S C 0-3 ① K		B X 1-0 ② G6-3	S S B X 1-2 E1 WP 1-2 2-3 3-H			3 0 1	0 0 0	1 0 0	0 0 1	0 0 0	1 0 0	3 0 2
Javier Valentin, S (1, 2) OBP: 0.225, SLG: 0.400		B X 1-0 ③ G4-3		B B F B X 3-1 ② SF8 2-3 3-H		B F X 1-1 ③ F7	F C F B F S 1-3 ② K 1-2 2-3 3-H			3	0	0	1	0	1	3
39 Aaron Harang, R (1, 1) Brian Reith, R (6, 1) Ryan Wagner, R (7, 1) 6 Ryan Freel, R (7, 9) OBP: 0.293, SLG: 0.368			B C F B X 2-2 ① G6-3	X 0-0 ③ FC5-4 1-2f			2-2 E BB SF 1B 3-2 G6-3			2 0 0 2	0 0 0 1	0 0 0 1	0 0 0 1	0 0 0 0	0 0 0 2	2 0 0 2
Inning Stats	R: 0 E: 0 K: 2 S: 11 H: 1 LOB: 1 BB: 0 P: 18	R: 0 E: 0 K: 0 S: 7 H: 1 LOB: 1 BB: 0 P: 11	R: 0 E: 0 K: 0 S: 8 H: 0 LOB: 0 BB: 0 P: 12	R: 2 E: 0 K: 1 S: 15 H: 3 LOB: 2 BB: 1 P: 24	R: 0 E: 0 K: 0 S: 7 H: 0 LOB: 0 BB: 0 P: 8	R: 2 E: 0 K: 0 S: 7 H: 1 LOB: 0 BB: 1 P: 13	R: 5 E: 3 K: 2 S: 30 H: 3 LOB: 2 BB: 1 P: 46	R: 0 E: 0 K: 0 S: 12 H: 1 LOB: 2 BB: 1 P: 19		1B: 7 2B: 2 3B: 0 HR: 1	SF: 2 SAC: 0 DP: 0 HBP: 0					

PITCHER	IP	WLS	BF	H	R	ER	SO	BB	IBB	HBP	BLK	WP	HR	S	P	ERA	WHIP
Wes Obermueller, R (1, 1) ERA: 8.28	6.0		28	7	6	5	3	3	0	0	0	0	1	61	98	7.50	1.667
Jeff Bennett, R (7, 1) ERA: 4.5	0.2	L	7	2	3	0	2	0	0	0	0	1	0	20	27	0.00	3.000
Brooks Kieschnick, R (7, 1) ERA: 1.26	1.1		6	1	0	0	0	0	1	0	0	0	0	16	26	0.00	0.750

PITCHER	IP	WLS	BF	H	R	ER	SO	BB	IBB	HBP	BLK	WP	HR	S	P	ERA	WHIP

Milwaukee Brewers @ Cincinnati Reds

Great American Ball Park, Cincinnati, OH

Thu May 06 2004, 7:10 PM EDT

Att. 17,489 - Sunny - 83 F

livebaseballscorecards.com

AB	35
R	9
H	10
RBI	8
BB	4
SO	5
LOB	23

WP: 1	PB: 0	SB: 1	CS: 0	PA: 41		

Batter	1	2	3	4	5	6	7	8	9	AB	R	H	RBI	BB	SO	LOB
Scott Podsednik, L (1, 8) OBP: 0.379, SLG: 0.455	G3		2B 1B	G4-3			S E 1B	F9		5	2	2	0	0	0	0
Craig Counsell, L (1, 6) OBP: 0.337, SLG: 0.309	F8		1 SAFE 1 SAFE 1-H HR 2B	G3-1			1 SAFE 1 SAFE 1 SAFE 1-H E5 2B 1B		G3	5	1	2	1	0	0	0
Keith Ginter, R (1, 4) OBP: 0.395, SLG: 0.587	BB E BB		2-H HR		G3 BB		F8		P2	3	1	1	2	2	0	1
Geoff Jenkins, L (1, 7) OBP: 0.338, SLG: 0.452	E4 BB 1-2		F8		1 SAFE 1 SAFE G3 1-2		F9		E1 2B	5	1	0	0	0	0	3
Lyle Overbay, L (1, 3) OBP: 0.367, SLG: 0.600	1-2 2-3 BB		HR		K		1 SAFE 1-3 2B		1-H 2B	4	1	3	2	1	1	1
Brady Clark, R (1, 9) OBP: 0.355, SLG: 0.392	F8		K		F7		L9		K	5	0	0	0	0	2	7
Wes Helms, R (1, 5) OBP: 0.264, SLG: 0.279		L6 1B	1B			CS 1B		K		4	0	2	0	0	1	0
Chad Moeller, R (1, 2) OBP: 0.324, SLG: 0.429		G5-3	F8			1 SAFE 1-2 K		K		4	0	0	0	0	2	2
Doug Davis, R (1, 1)		G4-3		K		G6-3		HR		3	0	0	0	0	1	0
Ben Ford, R (7, 1)										0	0	0	0	0	0	0
Ben Grieve, L (8, PH) OBP: 0.368, SLG: 0.474										1	1	1	1	0	0	0
Dave Burba, R (8, 1)										0	0	0	0	0	0	0
Inning Stats	R: 0 E: 1 K: 0 S: 12 H: 0 LOB: 3 BB: 2 P: 24	R: 0 E: 0 K: 0 S: 7 H: 0 LOB: 0 BB: 0 P: 12	R: 4 E: 0 K: 1 S: 14 H: 5 LOB: 1 BB: 0 P: 22	R: 0 E: 0 K: 1 S: 8 H: 0 LOB: 0 BB: 0 P: 10	R: 0 E: 0 K: 1 S: 15 H: 0 LOB: 1 BB: 1 P: 25	R: 0 E: 0 K: 1 S: 7 H: 1 LOB: 0 BB: 0 P: 13	R: 1 E: 1 K: 0 S: 11 H: 3 LOB: 2 BB: 0 P: 15	R: 1 E: 0 K: 2 S: 9 H: 1 LOB: 0 BB: 0 P: 13	R: 1 E: 1 K: 1 S: 14 H: 1 LOB: 1 BB: 0 P: 22	1B: 5 2B: 4 3B: 0 HR: 3 SF: 0 SAC: 0 DP: 1 HBP: 0						

PITCHER		IP	WLS	BF	H	R	ER	SO	BB	IBB	HBP	BLK	WP	HR	S	P	ERA	WHIP
Tom Glavine, L ERA: 2.4	(1, 1)	6.0	L	27	6	4	4	4	3	0	0	0	0	2	63	106	6.00	1.500
Orber Moreno, R ERA: 5.25	(7, 1)	0.1		3	2	1	1	0	0	0	0	0	0	0	5	7	27.00	6.000
Mike Stanton, L ERA: 3.38	(7, 1)	0.2		3	1	0	0	0	0	0	0	0	0	0	6	8	0.00	1.500
Dan Wheeler, R ERA: 3.6	(8, 1)	2.0		9	2	2	1	3	0	0	0	0	0	1	23	35	4.50	1.000

TOP

Milwaukee Brewers @ New York Mets

Shea Stadium, Flushing, NY

Fri May 07 2004, 7:10 PM EDT

Att. 27,841 - Sunny - 78 F

livebaseballscorecards.com

AB	39
R	7
H	11
RBI	6
BB	3
SO	7
LOB	14

PITCHER		IP	WLS	BF	H	R	ER	SO	BB	IBB	HBP	BLK	WP	HR	S	P	ERA	WHIP

Milwaukee Brewers @ New York Mets

Shea Stadium, Flushing, NY

Fri May 07 2004, 7:10 PM EDT

Att. 27,841 - Sunny - 78 F

BOTTOM

livebaseballscorecards.com

Batter	1	2	3	4	5	6	7	8	9	AB	R	H	RBI	BB	SO	LOB
Kazuo Matsui, S (1, 6) OBP: 0.323, SLG: 0.350	K		FC6-4 1-2f			1B 1-2		G1		4	1	1	0	0	1	1
Danny Garcia, R (1, 4) Orber Moreno, R (7, 1) Mike Stanton, L (7, 1) OBP: 1.000, SLG: 1.000 Jason Phillips, R (8, 3) OBP: 0.278, SLG: 0.207	K			G5-3		K		G4-3		3 0 0 1	0 0 0 0	0 0 0 0	0 0 0 0	0 0 0 0	2 0 0 0	2 0 0 0
31 Mike Piazza, R (1, 2) OBP: 0.347, SLG: 0.500	G4-3			G1-6-3 1B		1B 1-2 2-H		K		4	0	2	1	0	1	0
Todd Zeile, R (1, 3) (8, 5) OBP: 0.364, SLG: 0.390		F9		G1-6-3 1-2f		1B 1-2 2-H			K	4	0	1	1	0	1	1
Karim Garcia, L (1, 9) OBP: 0.321, SLG: 0.510		G6-3			G4-3	G3-1			F7	4	0	0	0	0	0	2
Ty Wigginton, R (1, 5) OBP: 0.204, SLG: 0.314 Dan Wheeler, R (8, 1) Vance Wilson, R (9, PH) OBP: 0.400, SLG: 0.267		G5-3			G4-3		G6-3		HR 1B BB	3 0 0	0 0 1	0 0 0	0 0 0	0 0 1	0 0 0	0 0 0
Eric Valent, L (1, 7) OBP: 0.333, SLG: 0.439			F8		P2		K		HR 1-3 1B	4	1	1	0	0	1	0
Joe McEwing, R (1, 8) OBP: 0.286, SLG: 0.308			G6-3			1B 31 1B	BB		HR 1-H 3-H	3	2	2	3	1	0	0
Tom Glavine, L (1, 1) OBP: 0.429, SLG: 0.333 Ricky Gutierrez, R (6, PH) OBP: 0.239, SLG: 0.197 (7, 4)			FC6-4 1B			K SAFE SAFE	K		F8	1 3	0 0	1 0	0 0	0 0	0 2	0 2
Inning Stats	R: 0 E: 0 K: 2 S: 12 H: 0 LOB: 0 BB: 0 P: 19	R: 0 E: 0 K: 0 S: 6 H: 0 LOB: 0 BB: 0 P: 10	R: 0 E: 0 K: 0 S: 11 H: 1 LOB: 1 BB: 0 P: 14	R: 0 E: 0 K: 0 S: 8 H: 1 LOB: 0 BB: 0 P: 14	R: 0 E: 0 K: 0 S: 7 H: 0 LOB: 0 BB: 0 P: 11	R: 2 E: 0 K: 2 S: 16 H: 4 LOB: 2 BB: 0 P: 24	R: 0 E: 0 K: 2 S: 8 H: 0 LOB: 1 BB: 1 P: 19	R: 0 E: 0 K: 1 S: 5 H: 0 LOB: 0 BB: 0 P: 8	R: 3 E: 0 K: 1 S: 17 H: 2 LOB: 0 BB: 1 P: 28	1B: 7 2B: 0 3B: 0 HR: 1 SF: 0 SAC: 0 DP: 1 HBP: 0			WP: 0 PB: 0 SB: 0 CS: 0		PA: 36	

	AB	34
	R	5
	H	8
	RBI	5
	BB	2
	SO	8
	LOB	8

PITCHER		IP	WLS	BF	H	R	ER	SO	BB	IBB	HBP	BLK	WP	HR	S	P	ERA	WHIP
Doug Davis, L ERA: 4.75	(1, 1)	6.2	W	26	6	2	2	5	1	0	0	0	0	0	65	106	2.70	1.050
Ben Ford, R ERA: 7.56	(7, 1)	0.1	H	1	0	0	0	1	0	0	0	0	0	0	3	5	0.00	0.000
Dave Burba, R ERA: 2.0	(8, 1)	2.0		9	2	3	3	2	1	0	0	0	0	1	22	36	13.50	1.500

PITCHER	IP	WLS	BF	H	R	ER	SO	BB	IBB	HBP	BLK	WP	HR	S	P	ERA	WHIP

Batter	1	2	3	4	5	6	7	8	9	AB	R	H	RBI	BB	SO	LOB
Scott Podsednik, L (1, 8) OBP: 0.372, SLG: 0.445	C B X 1-1 L8 ①	C B S X 1-2 G3 ③		1 SAFE B C D X 2-1 FC6-4 ③ 1-2f		F C B B F X 2-2 G3 ①		B F B F D X 3-2 S ① 1-H 1B		5	0	1	1	0	0	4
Craig Counsell, L (1, 6) OBP: 0.330, SLG: 0.294	C F B B S 2-3 K ②		C B X 1-1 G4-3 ①		B B B C F F B 4-2 HR 1B BB	C B C B B X 3-2 G4-3 ②		B B C X 2-1 F7 ③ 2-3		4	1	0	0	1	1	1
Keith Ginter, R (1, 4) OBP: 0.383, SLG: 0.559	C C F X 1-2 G5-3 ③		C S B B B X 3-2 G3 1B 1B		C B 1 SAFE S S 1-3 K ①	B B C B B C F C 3-3 K ③			B C B B F S 3-3 K ①	5	1	1	0	0	3	1
Geoff Jenkins, L (1, 7) OBP: 0.341, SLG: 0.458		C B B X 2-1 1B 1B 2B	X 0-0 G3 ② 1-2		X 0-0 ① 1-2 HR 1B		B F C S 1-3 K ①		F S B S 1-3 K ②	5	2	2	0	0	2	1
Lyle Overbay, L (1, 3) OBP: 0.384, SLG: 0.632		B B B B B 4-0 1B 1B BB	X 0-0 ② 2-H 1B		F B X 1-1 ① 1-H 2-H HR		B C B X 2-1 F8 ②		C X 0-1 1B 1B	4	1	3	4	1	0	0
Wes Helms, R (1, 5) OBP: 0.271, SLG: 0.286		B F F X 1-2 ① 1-2 2-3 1B	X 0-0 G6-3 ③		B B F S X 2-2 G5-3 ②		B B C F F F X 2-2 F8 ③		B S B F X 2-2 ① 1-2 1B	5	0	2	0	0	0	1
Ben Grieve, L (1, 9) OBP: 0.394, SLG: 0.508 Brady Clark, R (8, PH) OBP: 0.359, SLG: 0.396 (8, 9)	F C B F B X 2-2 ① 1-2 2-3 3-H 1B			B C S B B F B 4-2 FC6-4 BB	B C B X 2-1 2B			C B B X 2-1 ① S 1B 1B	C D F F B C 2-3 K ③	2 2	0 1	2 1	1 1	1 0	0 0	0 2
Gary Bennett, R (1, 2) OBP: 0.327, SLG: 0.383	B C C D S 2-3 K ①			B B B C X 3-1 F9 ①	I I I I 4-0 IBB			C F 1 SAFE 1 SAFE S 0-3 K ①		3	0	0	0	1	2	5
31 Adrian Hernandez, R (1, 1) Matt Kinney, R (5, 1) OBP: 0.250, SLG: 0.250 2 Bill Hall, R (8, PH) OBP: 0.292, SLG: 0.468 Luis Vizcaino, R (8, 1) Dan Kolb, R (9, 1)	S S F S 0-3 K ②		L D C M 1-3 K ②	X 0-0 G3 ③				C 1 SAFE S 1 X SAFE 0-2 F7 ②		3 0 1 0 0	0 0 0 0 0	0 0 0 0 0	0 0 0 0 0	0 0 0 0 0	2 0 0 0 0	6 0 1 0 0
Inning Stats	R: 0 H: 0 E: 0 LOB: 0 K: 1 BB: 0 S: 9 P: 13	R: 1 H: 3 E: 0 LOB: 3 K: 2 BB: 1 S: 19 P: 31	R: 1 H: 2 E: 0 LOB: 1 K: 0 BB: 0 S: 8 P: 12	R: 0 H: 0 E: 0 LOB: 0 K: 1 BB: 1 S: 10 P: 20	R: 3 H: 3 E: 0 LOB: 2 K: 1 BB: 2 S: 15 P: 29	R: 0 H: 0 E: 0 LOB: 0 K: 1 BB: 0 S: 11 P: 19	R: 0 H: 0 E: 0 LOB: 0 K: 1 BB: 0 S: 10 P: 15	R: 1 H: 2 E: 0 LOB: 1 K: 1 BB: 0 S: 13 P: 20	R: 0 H: 2 E: 0 LOB: 2 K: 3 BB: 0 S: 15 P: 23	1B: 9 2B: 2 3B: 0 HR: 1		SF: 0 SAC: 0 DP: 0 HBP: 0		WP: 0 PB: 0 SB: 2 CS: 0		PA: 43

TOP

Milwaukee Brewers @ New York Mets

Shea Stadium, Flushing, NY

Sat May 08 2004, 1:10 PM EDT

Att. 29,212 - Unknown - 54 F

livebaseballscorecards.com

AB	39
R	6
H	12
RBI	6
BB	4
SO	11
LOB	22

PITCHER		IP	WLS	BF	H	R	ER	SO	BB	IBB	HBP	BLK	WP	HR	S	P	ERA	WHIP
Tyler Yates, R ERA: 6.04	(1, 1)	5.0	L	27	8	5	5	5	3	1	0	0	0	1	61	105	9.00	2.200
John Franco, L ERA: 6.55	(6, 1)	1.0		3	0	0	0	1	0	0	0	0	0	0	11	19	0.00	0.000
Mike Stanton, L ERA: 3.18	(7, 1)	1.0		3	0	0	0	1	0	0	0	0	0	0	10	15	0.00	0.000
Ricky Bottalico, R ERA: 3.38	(8, 1)	1.0		5	2	1	1	1	0	0	0	0	0	0	13	20	9.00	2.000
Orber Moreno, R ERA: 4.85	(9, 1)	1.0		5	2	0	0	3	0	0	0	0	0	0	15	23	0.00	2.000

Milwaukee Brewers @ New York Mets

Shea Stadium, Flushing, NY

Sat May 08 2004, 1:10 PM EDT

Att. 29,212 - Unknown - 54 F

livebaseballscorecards.com

BOTTOM

Batter	1	2	3	4	5	6	7	8	9	AB	R	H	RBI	BB	SO	LOB
Kazuo Matsui, S (1, 6) OBP: 0.312, SLG: 0.336	X 0-0 ① G1-3		C T B F S 1-3 ② K2-3		D C B D C X 3-2 ① FC3-6 31 BB BB 1B 1-2f	B C B T B S 3-3 ③ K			C X 0-1 ① G3	5	1	0	0	0	2	1
Danny Garcia, R (1, 4) OBP: 0.400, SLG: 0.387	C B B F S 2-3 ② K		X 0-0 ③ G4-3		B B B 1 SAFE C B 4-1 1B 31 BB BB 1-2 BB		C C C 1-3 ① K		X 0-0 ② G5-3	4	1	0	0	1	2	0
31 Mike Piazza, R (1, 3) OBP: 0.358, SLG: 0.491	B B C B B 4-1 BB			B B B 4-0 FC3-6 BB	B B D C B 4-1 BB 1B 1-2 2-3 BB		C S B B F X 2-2 ② G6-3		C B F X 1-2 ③ G6-3	2	0	0	0	3	0	0
Karim Garcia, L (1, 9) OBP: 0.318, SLG: 0.500	C C B S 1-3 ③ K2-3			B X 1-0 ① FC3-6 BB E 1-2f	X 0-0 BB 1B 1-2 2-3 3-H		L B B F X 2-2 ③ G3-1			4	1	1	1	0	1	2
Eric Valent, L (1, 7) OBP: 0.367, SLG: 0.465		B B B B 4-0 G1-3 BB		X 0-0 ② F7	B B F B B 4-1 BB 1-2 2-3 3-H			C C F B B F X 2-2 F7 SF9 2B		2	1	1	1	2	0	1
Mike Cameron, R (1, 8) OBP: 0.362, SLG: 0.495		C B F B X 2-2 ① G1-3 1-2		B B B B C B 4-1 E BB 1-2	B B B C S T 3-2 ② K			C B X 1-1 ① F7 2-3		3	0	0	0	1	1	5
Ty Wigginton, R (1, 5) OBP: 0.190, SLG: 0.296		B X 1-0 ② F7		B X 1-0 E5 1-3 2-H	S C S 0-3 ③ K			X 0-0 SF9 3-H		3	0	0	1	0	1	5
Vance Wilson, R (1, 2) OBP: 0.375, SLG: 0.222		B X 1-0 ③ G5-3		C F B B S 2-3 ③ K		S B B B X 2-1 ① F7		B B B B 4-0 BB		3	0	0	0	1	1	3
Tyler Yates, R (1, 1) OBP: 0.111, SLG: 0.111 Ricky Gutierrez, R (5, PH) OBP: 0.250, SLG: 0.197 John Franco, L (6, 1) Jason Phillips, R (6, PH) OBP: 0.278, SLG: 0.205 Mike Stanton, L (7, 1) OBP: 1.000, SLG: 1.000 Ricky Bottalico, L (8, 1) Todd Zeile, R (8, PH) OBP: 0.360, SLG: 0.385 Orber Moreno, R (9, 1)			C B B F X 2-2 ① F7		B F B B B 4-1 FC3-6 BB	B F C X 1-2 ② G6-3		B C C F X 1-2 ③ L9		1 0 0 1 0 0 1 0	0 0 0 0 0 0 0 0	0 0 0 0 0 0 0 0	0 0 0 0 0 0 0 0	0 1 0 0 0 0 0 0	0 0 0 0 0 0 0 0	0 0 0 0 0 1 0
Inning Stats	R: 0 E: 0 K: 2 S: 8 H: 0 LOB: 1 BB: 1 P: 15	R: 0 E: 0 K: 0 S: 5 H: 0 LOB: 1 BB: 1 P: 13	R: 0 E: 0 K: 1 S: 8 H: 0 LOB: 0 BB: 0 P: 11	R: 1 E: 1 K: 1 S: 7 H: 0 LOB: 2 BB: 2 P: 19	R: 2 E: 0 K: 2 S: 14 H: 1 LOB: 3 BB: 4 P: 36	R: 0 E: 0 K: 1 S: 8 H: 0 LOB: 0 BB: 0 P: 14	R: 0 E: 0 K: 1 S: 10 H: 0 LOB: 0 BB: 0 P: 15	R: 1 E: 0 K: 0 S: 12 H: 1 LOB: 1 BB: 1 P: 20	R: 0 E: 0 K: 0 S: 6 H: 0 LOB: 0 BB: 0 P: 7	1B: 1 2B: 1 3B: 0 HR: 0		SF: 1 SAC: 0 DP: 0 HBP: 0			WP: 0 PB: 0 SB: 0 CS: 0		PA: 39

	AB	29
	R	4
	H	2
	RBI	3
	BB	9
	SO	8
	LOB	18

PITCHER		IP	WLS	BF	H	R	ER	SO	BB	IBB	HBP	BLK	WP	HR	S	P	ERA	WHIP
31 Adrian Hernandez, R ERA: 8.44	(1, 1)	4.1		21	0	3	2	4	7	0	0	0	0	0	34	79	4.15	1.615
Matt Kinney, R ERA: 7.53	(5, 1)	2.2	W	10	1	0	0	4	1	0	0	0	0	0	26	44	0.00	0.750
Luis Vizcaino, R ERA: 3.86	(8, 1)	1.0	H	5	1	1	1	0	1	0	0	0	0	0	12	20	9.00	2.000
Dan Kolb, R ERA: 0.87	(9, 1)	1.0	S	3	0	0	0	0	0	0	0	0	0	0	6	7	0.00	0.000

PITCHER	IP	WLS	BF	H	R	ER	SO	BB	IBB	HBP	BLK	WP	HR	S	P	ERA	WHIP

Batter	1	2	3	4	5	6	7	8	9	10	11	AB	R	H	RBI	BB	SO	LOB
Scott Podsednik, L (1, 8) OBP: 0.371, SLG: 0.444	P2		P6		S 1B		SF7 3-H	1-2 1B 3-H			F9	5	0	2	2	0	0	0
Craig Counsell, L (1, 6) OBP: 0.321, SLG: 0.286	F7		PB 2B 1B		P5		K	G3			G3-1	6	1	1	0	0	1	4
Keith Ginter, R (1, 4) OBP: 0.368, SLG: 0.527	1B		F8 1-2		G6-3 1-2		K		G4-3		F8	6	0	1	0	0	1	3
Geoff Jenkins, L (1, 7) OBP: 0.336, SLG: 0.456	L5		2B 2-H		F8			G4-3	G3			5	0	1	1	0	0	2
Lyle Overbay, L (1, 3) OBP: 0.392, SLG: 0.636		G6-3 2B		IBB		K		G1-3	1B			4	0	2	0	1	1	0
Wes Helms, R (1, 5) OBP: 0.267, SLG: 0.281		G6-3 2-3		F9		L3		WP BB 1B 1B	G4-3			5	1	1	0	0	0	4
Ben Grieve, L (1, 9) OBP: 0.400, SLG: 0.492		BB		G1-3		G4-3		WP 1-2 BB		K		2	1	0	0	2	0	0
Dave Burba, R (8, 1)												0	0	0	0	0	0	0
Luis Vizcaino, R (9, 1)												0	0	0	0	0	0	0
2 Bill Hall, R (10, PH) OBP: 0.286, SLG: 0.458												1	0	0	0	0	1	0
Ben Ford, R (10, 1)												0	0	0	0	0	0	0
Chad Moeller, R (1, 2) OBP: 0.329, SLG: 0.418		K		F7			2B SF7 1B	1B 1B 1-2 2-3 BB		F9		4	2	1	0	1	1	2
Victor Santos, R (1, 1)												2	0	0	0	0	2	2
Brooks Kieschnick, L (6, 1) OBP: 0.421, SLG: 0.588												1	0	1	0	0	0	0
Trent Durrington, R (7, PR) OBP: 0.278, SLG: 0.375												0	0	0	0	0	0	0
Jeff Bennett, R (7, 1)												0	0	0	0	0	0	0
Brady Clark, R (8, PH) OBP: 0.364, SLG: 0.400		K		K			1-3 2B	1-2 1B 1-3 3-H 1B		G5-3		2	0	1	2	0	0	0
(8, 9)																		
Inning Stats	R: 0 E: 0 K: 0 S: 10 H: 1 LOB: 1 BB: 0 P: 14	R: 0 E: 0 K: 2 S: 9 H: 1 LOB: 2 BB: 1 P: 16	R: 1 E: 0 K: 0 S: 10 H: 2 LOB: 2 BB: 1 P: 17	R: 0 E: 0 K: 1 S: 9 H: 0 LOB: 0 BB: 0 P: 12	R: 0 E: 0 K: 0 S: 10 H: 1 LOB: 1 BB: 0 P: 19	R: 0 E: 0 K: 1 S: 8 H: 0 LOB: 0 BB: 0 P: 10	R: 1 E: 0 K: 2 S: 13 H: 2 LOB: 1 BB: 0 P: 26	R: 3 E: 0 K: 0 S: 16 H: 3 LOB: 2 BB: 2 P: 33	R: 0 E: 0 K: 0 S: 8 H: 1 LOB: 1 BB: 0 P: 10	R: 0 E: 0 K: 1 S: 10 H: 0 LOB: 0 BB: 0 P: 15	R: 0 E: 0 K: 0 S: 6 H: 0 LOB: 0 BB: 0 P: 7							

PITCHER		IP	WLS	BF	H	R	ER	SO	BB	IBB	HBP	BLK	WP	HR	S	P	ERA	WHIP
Steve Trachsel, R ERA: 3.48	(1, 1)	6.0		27	7	2	1	4	1	1	0	0	0	0	60	96	1.50	1.333
John Franco, L ERA: 7.11	(7, 1)	1.2	H	7	1	2	2	2	1	0	0	0	0	0	17	37	10.80	1.200
David Weathers, R ERA: 4.2	(8, 1)	0.0	B	2	1	0	0	0	1	0	0	0	1	0	5	10	∞	∞
Mike Stanton, L ERA: 3.12	(8, 1)	0.1		2	1	1	1	0	0	0	0	0	0	0	3	4	27.00	3.000
Braden Looper, R ERA:	(9, 1)	2.0		7	1	0	0	1	0	0	0	0	0	0	18	25	0.00	0.500

PITCHER		IP	WLS	BF	H	R	ER	SO	BB	IBB	HBP	BLK	WP	HR	S	P	ERA	WHIP
Dan Wheeler, R ERA: 3.38	(11, 1)	1.0	W	3	0	0	0	0	0	0	0	0	0	0	6	7	0.00	0.000

Milwaukee Brewers @ New York Mets

Shea Stadium, Flushing, NY

Sun May 09 2004, 1:10 PM EDT

Att. 29,686 - Unknown - 61 F

TOP

livebaseballscorecards.com

AB	43
R	5
H	11
RBI	5
BB	4
SO	7
LOB	17

1B: 8	SF: 1	WP: 1	PA: 48
2B: 3	SAC: 0	PB: 1	
3B: 0	DP: 0	SB: 1	
HR: 0	HBP: 0	CS: 0	

Batter	1	2	3	4	5	6	7	8	9	10	11	AB	R	H	RBI	BB	SO	LOB
Eric Valent, L (1, 7) OBP: 0.382, SLG: 0.511	HR	P6			G3 SH3-4 BB		SH3-4 BB	G4-3			F9	4	1	1	1	2	0	3
Joe McEwing, R (1, 6) (9, 4) OBP: 0.283, SLG: 0.302	P2		G6-3		SH3-4 1-2		SH3-4 1-2		FC3-6 1B		F8	4	0	1	0	0	0	0
Todd Zeile, R (1, 5) (9, 3) OBP: 0.358, SLG: 0.386	2B		K		G3 2-3		K		FC3-6 1-2f		1B 2B BB	5	1	1	0	1	2	3
Karim Garcia, L (1, 9) OBP: 0.310, SLG: 0.482	P6		P5		L4		G4-3		K		2B 1B 1-2	6	0	1	0	0	1	4
Jason Phillips, R (1, 3) OBP: 0.294, SLG: 0.233 Kazuo Matsui, S (8, PR) OBP: 0.314, SLG: 0.347 (9, 6)	F9			2B G6-3 1B		B5-3 2B		BLK 31 BB 1B BB	K		1-3 2-H 2B	3 2	1 1	2 1	0 1	1 0	0 1	1 1
Mike Cameron, R (1, 8) OBP: 0.347, SLG: 0.471		G4-3		SAFE K		G1-3		F8		K		5	0	0	0	0	2	3
Vance Wilson, R (1, 2) OBP: 0.379, SLG: 0.348		1B 2B		SAFE G6-3 1-3 2B		B5-3 2-3		F9		G6-3		5	1	2	0	0	0	2
Danny Garcia, R (1, 4) OBP: 0.419, SLG: 0.394 31 Mike Piazza, R (8, PH) OBP: 0.363, SLG: 0.491 Jae Weong Seo, R (8, PR) OBP: 0.182, SLG: 0.143 Braden Looper, R (9, 1) Ricky Gutierrez, R (10, PH) OBP: 0.261, SLG: 0.210 Dan Wheeler, R (11, 1)	2-H 1B		G6-3 2-3 3-H		IBB		SAFE BLK 1-2 1B BB			1B		2 0 0 0 1 0	0 0 1 0 0 0	1 0 0 0 1 0	2 0 0 0 0 0	1 1 0 0 0 0	0 0 0 0 0 0	1 0 0 0 0 0
Steve Trachsel, R (1, 1) OBP: 0.263, SLG: 0.316 John Franco, L (7, 1) David Weathers, R (8, 1) Mike Stanton, L (8, 1) OBP: 1.000, SLG: 1.000 Ty Wigginton, R (8, PH) OBP: 0.200, SLG: 0.304 (9, 5)	K		K		G2		SAFE SAFE 1-H 2-H 1B			K		3 0 0 0 2	0 0 0 0 0	0 0 0 0 1	0 0 0 0 1	2 0 0 0 1	0 0 0 0 1	4 0 0 0 1
Inning Stats	R: 1 H: 2 E: 0 LOB: 1 K: 0 BB: 0 S: 11 P: 16	R: 1 H: 2 E: 0 LOB: 1 K: 1 BB: 0 S: 12 P: 20	R: 0 H: 0 E: 0 LOB: 0 K: 1 BB: 0 S: 10 P: 15	R: 1 H: 2 E: 0 LOB: 0 K: 2 BB: 0 S: 17 P: 27	R: 0 H: 0 E: 0 LOB: 1 K: 0 BB: 1 S: 9 P: 14	R: 0 H: 1 E: 0 LOB: 2 K: 0 BB: 1 S: 9 P: 19	R: 0 H: 0 E: 0 LOB: 1 K: 1 BB: 1 S: 7 P: 12	R: 2 H: 1 E: 0 LOB: 2 K: 0 BB: 2 S: 11 P: 23	R: 0 H: 1 E: 0 LOB: 1 K: 2 BB: 0 S: 12 P: 17	R: 0 H: 1 E: 0 LOB: 2 K: 2 BB: 1 S: 12 P: 18	R: 1 H: 2 E: 0 LOB: 2 K: 0 BB: 1 S: 10 P: 19	1B: 6 2B: 5 3B: 0 HR: 1	SF: 0 SAC: 2 DP: 0 HBP: 0			PA: 50		

PITCHER		IP	WLS	BF	H	R	ER	SO	BB	IBB	HBP	BLK	WP	HR	S	P	ERA	WHIP
Victor Santos, R ERA: 4.5	(1, 1)	5.0		22	6	3	3	4	1	0	0	0	0	1	59	92	5.40	1.400
Brooks Kieschnick, R ERA: 1.17	(6, 1)	1.0		5	1	0	0	0	0	1	0	0	0	0	9	19	0.00	1.000
Jeff Bennett, R ERA: 4.2	(7, 1)	1.0		4	0	0	0	1	1	0	0	0	0	0	7	12	0.00	1.000
Dave Burba, R ERA: 2.84	(8, 1)	1.0	B	6	1	2	2	0	2	0	0	1	0	0	11	23	18.00	3.000
Luis Vizcaino, R ERA: 3.6	(9, 1)	1.0		4	1	0	0	2	0	0	0	0	0	0	12	17	0.00	1.000

PITCHER		IP	WLS	BF	H	R	ER	SO	BB	IBB	HBP	BLK	WP	HR	S	P	ERA	WHIP
Ben Ford, R ERA: 7.36	(10, 1)	1.2	L	9	3	1	1	2	1	0	0	0	0	0	22	37	5.40	2.400

BOTTOM

Milwaukee Brewers @ New York Mets

Shea Stadium, Flushing, NY

Sun May 09 2004, 1:10 PM EDT

Att. 29,686 - Unknown - 61 F

livebaseballscorecards.com

AB	42
R	6
H	12
RBI	6
BB	6
SO	9
LOB	23

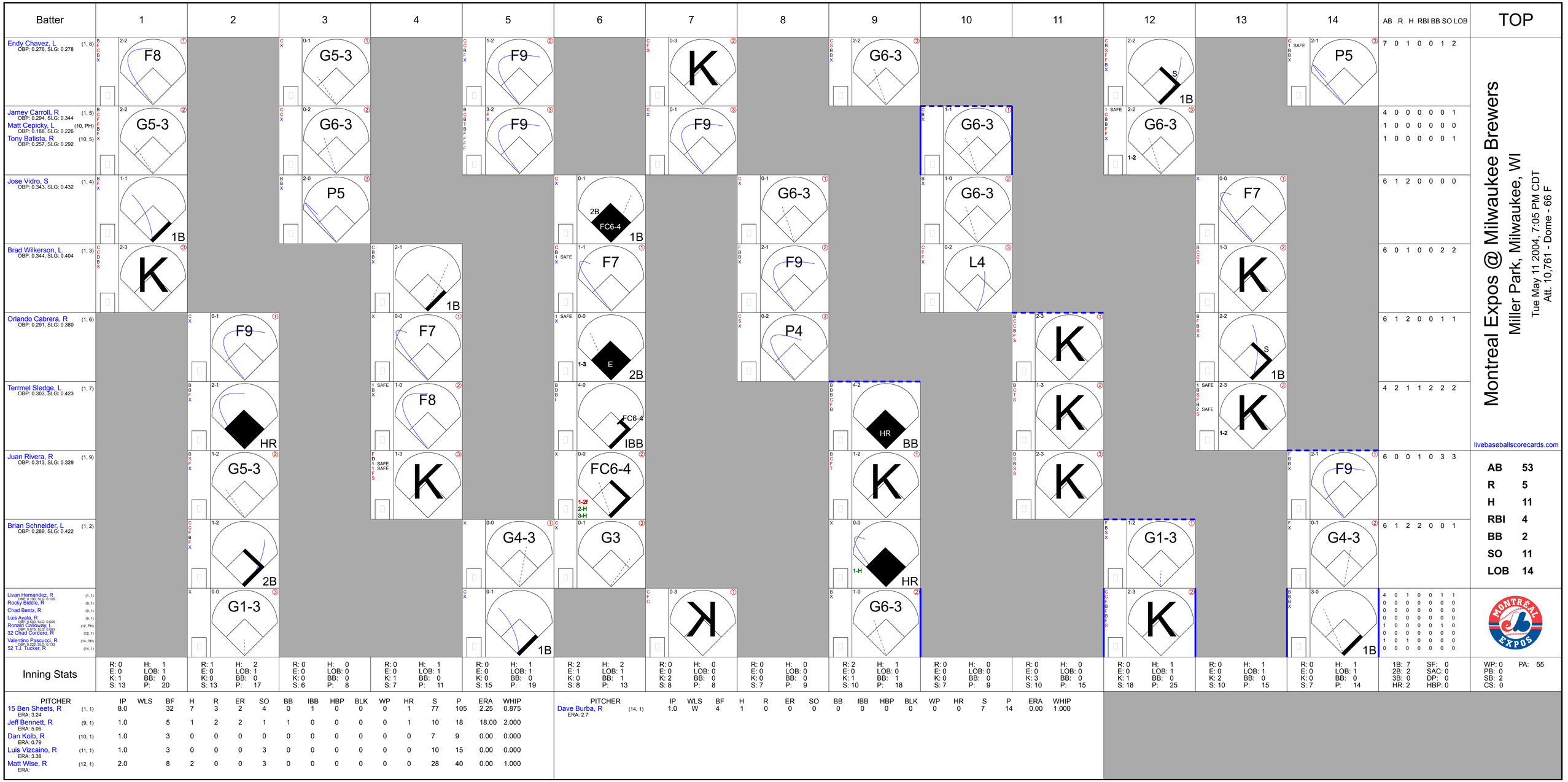
Batter
1
2
3
4
5
6
7
8
9
10
11
12
13
14
AB R H RBI BB SO LOB
TOP
Endy Chavez, L (1, 8) OBP: 0.276, SLG: 0.278
F8
G5-3
G6-3
S
P5
7 0 1 0 0 1 2
Jamey Carroll, R (1, 5) OBP: 0.294, SLG: 0.344
Matt Cepicky, L (10, PH) OBP: 0.188, SLG: 0.226
Tony Batista, R (10, 5) OBP: 0.257, SLG: 0.292
G5-3
G6-3
F9
4 0 0 0 0 0 1
1 0 0 0 0 0 0
1 0 0 0 0 0 1
Jose Vidro, S (1, 4) OBP: 0.343, SLG: 0.432
1B
P5
2B
FC6-4
F7
6 1 2 0 0 0 0
Brad Wilkerson, L (1, 3) OBP: 0.344, SLG: 0.404
K
F7
F9
L4
6 0 1 0 0 2 2
Orlando Cabrera, R (1, 6) OBP: 0.291, SLG: 0.380
F9
P4
E
6 1 2 0 0 1 1
Terrmel Sledge, L (1, 7) OBP: 0.303, SLG: 0.423
HR
F8
FC6-4
IBB
HR
BB
4 2 1 1 2 2 2
Juan Rivera, R (1, 9) OBP: 0.313, SLG: 0.329
G5-3
K
FC6-4
K
F9
6 0 0 1 0 3 3
Brian Schneider, L (1, 2) OBP: 0.289, SLG: 0.422
2B
G4-3
G3
HR
G1-3
G4-3
6 1 2 2 0 0 1
Livan Hernandez, R (1, 1) OBP: 0.100, SLG: 0.100
Rocky Biddle, R (9, 1)
Chad Bentz, R (9, 1)
Luis Ayala, R (9, 1) OBP: 0.000, SLG: 0.000
Ronald Calloway, L (12, PH) OBP: 1.000, SLG: 0.000
32 Chad Cordero, R (12, 1)
Valentino Pascucci, R (14, PH) OBP: 0.222, SLG: 0.133
52 T.J. Tucker, R (14, 1)
G1-3
1B
G6-3
K
4 0 1 0 0 1 1
0 0 0 0 0 0 0
0 0 0 0 0 0 0
1 0 0 0 0 1 0
0 0 0 0 0 0 0
1 0 1 0 0 0 0
0 0 0 0 0 0 0
Montreal Expos @ Milwaukee Brewers
Miller Park, Milwaukee, WI
Tue May 11 2004, 7:05 PM CDT
Att. 10,761 - Dome - 66 F
livebaseballscorecards.com
AB 53
R 5
H 11
RBI 4
BB 2
SO 11
LOB 14
Inning Stats
1: R: 0 E: 0 K: 1 S: 13 | H: 1 LOB: 1 BB: 0 P: 20
2: R: 1 E: 0 K: 0 S: 13 | H: 2 LOB: 1 BB: 0 P: 17
3: R: 0 E: 0 K: 0 S: 6 | H: 0 LOB: 0 BB: 0 P: 8
4: R: 0 E: 0 K: 1 S: 7 | H: 1 LOB: 1 BB: 0 P: 11
5: R: 0 E: 0 K: 0 S: 15 | H: 1 LOB: 1 BB: 0 P: 19
6: R: 2 E: 1 K: 0 S: 8 | H: 2 LOB: 1 BB: 1 P: 13
7: R: 0 E: 0 K: 2 S: 8 | H: 0 LOB: 0 BB: 0 P: 8
8: R: 0 E: 0 K: 0 S: 7 | H: 0 LOB: 0 BB: 0 P: 9
9: R: 2 E: 0 K: 1 S: 10 | H: 1 LOB: 0 BB: 1 P: 18
10: R: 0 E: 0 K: 0 S: 7 | H: 0 LOB: 0 BB: 0 P: 9
11: R: 0 E: 0 K: 3 S: 10 | H: 0 LOB: 0 BB: 0 P: 15
12: R: 0 E: 0 K: 1 S: 18 | H: 1 LOB: 1 BB: 0 P: 25
13: R: 0 E: 0 K: 2 S: 10 | H: 1 LOB: 1 BB: 0 P: 15
14: R: 0 E: 0 K: 0 S: 7 | H: 1 LOB: 1 BB: 0 P: 14
1B: 7 2B: 2 3B: 0 HR: 2
SF: 0 SAC: 0 DP: 0 HBP: 0
WP: 0 PB: 0 SB: 2 CS: 0
PA: 55
PITCHER IP WLS BF H R ER SO BB IBB HBP BLK WP HR S P ERA WHIP
15 Ben Sheets, R (1, 1) ERA: 3.24 8.0 32 7 3 2 4 0 1 0 0 0 1 7 7 105 2.25 0.875
Jeff Bennett, R (9, 1) ERA: 5.06 1.0 5 1 2 2 1 1 0 0 0 0 1 0 1 0 18 18.00 2.000
Dan Kolb, R (10, 1) ERA: 0.79 1.0 3 0 0 0 0 0 0 0 0 0 0 0 7 9 0.00 0.000
Luis Vizcaino, R (11, 1) ERA: 3.38 1.0 3 0 0 0 3 0 0 0 0 0 0 0 10 15 0.00 0.000
Matt Wise, R (12, 1) ERA: 2.0 8 2 0 0 3 0 0 0 0 0 0 0 28 40 0.00 1.000
PITCHER IP WLS BF H R ER SO BB IBB HBP BLK WP HR S P ERA WHIP
Dave Burba, R (14, 1) ERA: 2.7 1.0 W 4 1 0 0 0 0 0 0 0 0 0 0 7 14 0.00 1.000

Montreal Expos @ Milwaukee Brewers

Miller Park, Milwaukee, WI

Tue May 11 2004, 7:05 PM CDT

Att. 10,761 - Dome - 66 F

livebaseballscorecards.com

BOTTOM

Batter	1	2	3	4	5	6	7	8	9	10	11	12	13	14	AB	R	H	RBI	BB	SO	LOB
Scott Podsednik, L (1, 8) OBP: 0.367, SLG: 0.436	F7				G4-3			G1-3	BB, 1B 2-H 3-H		F8		B4-3 1-2		7	0	2	2	0	0	4
Craig Counsell, L (1, 6) OBP: 0.330, SLG: 0.292 Matt Wise, R (12, 1) Junior Spivey, R (13, PH) OBP: 0.362, SLG: 0.484 Dave Burba, R (14, 1)	S, 1B		1-2 1B			K		G4-3	1 SAFE 1-2 BB		2 SAFE G4-3		K		5 0 1 0	0 0 0 0	2 0 0 0	0 0 0 0	1 0 1 0	1 0 1 0	2 0 1 0
Keith Ginter, R (1, 4) OBP: 0.340, SLG: 0.481	1 SAFE SAFE SAFE 1-2 K		K			F7			F8 K			L8	K	K	7	0	0	0	0	4	5
Geoff Jenkins, L (1, 7) OBP: 0.340, SLG: 0.485	K			F7		G3			HR	F8		2B	HR 1B		7	2	3	1	0	1	1
Lyle Overbay, L (1, 3) OBP: 0.387, SLG: 0.613		G6-3		P5			K		K	G6-3		IBB		HR 1-3	6	1	1	0	1	2	0
Wes Helms, R (1, 5) OBP: 0.278, SLG: 0.314		F9		G5-3			1B		1B BB	G5-3		F9		HR 1-H 3-H	6	2	2	3	1	0	2
Ben Grieve, L (1, 9) OBP: 0.405, SLG: 0.508 Dan Kolb, R (10, 1) Luis Vizcaino, R (11, 1) 2 Bill Hall, R (11, PH) OBP: 0.275, SLG: 0.440 (12, 6)		G4-3			2B		F8		2B 1-2 1B		F8	P6			4 0 0 2	1 0 0 0	2 0 0 0	0 0 0 0	0 0 0 0	0 0 0 0	1 0 0 2
Chad Moeller, R (1, 2) OBP: 0.329, SLG: 0.411			F8		F9		K		2B 1B 1-2 2-H 1B		BB 1B		G3-1		6	1	2	1	0	1	2
15 Ben Sheets, R (1, 1) Trent Durrington, R (8, PH) OBP: 0.250, SLG: 0.333 Jeff Bennett, R (9, 1) Brooks Kieschnick, L (9, PH) OBP: 0.400, SLG: 0.667 Brady Clark, R (9, PR) OBP: 0.382, SLG: 0.411 (10, 9)			K		P5			K	1-3 2-H 1B 2B		1-2 BB		B4-3 1B		2 1 0 1	0 0 0 0	0 0 0 1	0 0 0 1	0 1 0 0	1 0 0 0	1 0 0 0
Inning Stats	R: 0 E: 0 K: 2 S: 12 H: 1 LOB: 1 BB: 0 P: 19	R: 0 E: 0 K: 0 S: 6 H: 0 LOB: 0 BB: 0 P: 10	R: 0 E: 0 K: 2 S: 10 H: 2 LOB: 2 BB: 0 P: 16	R: 0 E: 0 K: 0 S: 3 H: 0 LOB: 0 BB: 0 P: 7	R: 0 E: 0 K: 0 S: 7 H: 1 LOB: 1 BB: 0 P: 10	R: 0 E: 0 K: 1 S: 8 H: 0 LOB: 0 BB: 0 P: 12	R: 0 E: 0 K: 2 S: 11 H: 1 LOB: 1 BB: 0 P: 17	R: 0 E: 0 K: 1 S: 7 H: 0 LOB: 0 BB: 0 P: 11	R: 5 E: 0 K: 2 S: 26 H: 5 LOB: 2 BB: 2 P: 50	R: 0 E: 0 K: 0 S: 5 H: 0 LOB: 0 BB: 0 P: 10	R: 0 E: 0 K: 0 S: 17 H: 1 LOB: 2 BB: 1 P: 28	R: 0 E: 0 K: 0 S: 14 H: 1 LOB: 2 BB: 1 P: 21	R: 0 E: 0 K: 1 S: 11 H: 1 LOB: 1 BB: 0 P: 16	R: 3 E: 0 K: 1 S: 8 H: 3 LOB: 0 BB: 0 P: 14	1B: 11 2B: 3 3B: 0 HR: 2	SF: 0 SAC: 0 DP: 0 HBP: 0	WP: 0 PB: 0 SB: 1 CS: 0	PA: 60

	AB	56
	R	8
	H	16
	RBI	8
	BB	4
	SO	12
	LOB	21

PITCHER		IP	WLS	BF	H	R	ER	SO	BB	IBB	HBP	BLK	WP	HR	S	P	ERA	WHIP
Livan Hernandez, R ERA: 2.97	(1, 1)	8.2		34	7	3	3	9	1	0	0	0	0	1	77	128	3.12	0.923
Rocky Biddle, R ERA: 8.31	(9, 1)	0.0	B	3	3	2	2	0	0	0	0	0	0	0	8	14	∞	∞
Chad Bentz, L ERA: 5.4	(9, 1)	0.0		1	0	0	0	0	1	0	0	0	0	0	2	6	∞	∞
Luis Ayala, R ERA: 3.79	(9, 1)	2.1		9	1	0	0	1	1	0	0	0	0	0	25	42	0.00	0.857
32 Chad Cordero, R ERA: 1.65	(12, 1)	2.0		9	2	0	0	1	0	1	0	0	0	0	25	37	0.00	1.000

PITCHER		IP	WLS	BF	H	R	ER	SO	BB	IBB	HBP	BLK	WP	HR	S	P	ERA	WHIP
52 T.J. Tucker, R ERA: 13.5	(14, 1)	0.1	L	4	3	3	3	1	0	0	0	0	0	1	8	14	81.00	9.000

Batter	1	2	3	4	5	6	7	8	9	AB	R	H	RBI	BB	SO	LOB
Endy Chavez, L (1, 8) OBP: 0.275, SLG: 0.303	B C C X 1-2 SF9 3B		X 0-0 ② B3-4			C C B B F X 2-2 ① G3		F F F X 0-2 ② P5		4	1	1	0	0	0	0
Orlando Cabrera, R (1, 6) OBP: 0.283, SLG: 0.371	F B X 1-1 ① SF9 3-H		C S X 0-2 ③ G4-3			C B F X 1-2 ② F8		C S X 0-2 ③ P3		3	0	0	1	0	0	0
Jose Vidro, S (1, 4) OBP: 0.341, SLG: 0.434	F F B B X 2-2 ② G1-3			B F X 1-1 ① G4-3		B B B F C X 3-2 3B 2B			C B F B F X 2-2 ① G4-3	4	1	1	0	0	0	0
Brad Wilkerson, L (1, 3) OBP: 0.348, SLG: 0.425	B X 1-0 ③ F7			C B F F B B X 3-2 ② L7		F X 0-1 2-H 3B			C X 0-1 CS 1B	4	0	2	1	0	0	0
Tony Batista, R (1, 5) OBP: 0.256, SLG: 0.291		X 0-0 ① G2-3		B X 1-0 1B		C F X 0-2 ③ G6-3			B C B F B X 3-2 ② ③ L8 1-2	4	0	1	0	0	0	2
Terrmel Sledge, L (1, 7) OBP: 0.291, SLG: 0.405		B B C C B X 3-2 ② P5		B C B B X 3-1 ③ G3			B B C C X 2-2 ① F8			3	0	0	0	0	0	1
Ronald Calloway, L (1, 9) OBP: 0.070, SLG: 0.049		C B F F S 1-3 ③ K			B X 1-0 ① F8		X 0-0 ② G3			3	0	0	0	0	1	0
Brian Schneider, L (1, 2) OBP: 0.280, SLG: 0.409			B X 1-0 ① F7		B B B C X 3-1 ② F8		F B B B X 2-1 ③ F7			3	0	0	0	0	0	0
Zach Day, R (1, 1) OBP: 0.077, SLG: 0.308			B B C X 2-1 HR		C S B S 1-3 ③ K			F S F F B B F S 2-3 ① K		2	1	1	1	0	1	0
Chad Bentz, R (7, 1)										0	0	0	0	0	0	0
Matt Cepicky, L (8, PH) OBP: 0.182, SLG: 0.219										1	0	0	0	0	1	0
Jeremy Fikac, R (8, 1)										0	0	0	0	0	0	0
Inning Stats	R: 1 H: 1 E: 0 LOB: 0 K: 0 BB: 0 S: 9 P: 14	R: 0 H: 0 E: 0 LOB: 0 K: 1 BB: 0 S: 8 P: 12	R: 1 H: 1 E: 0 LOB: 0 K: 0 BB: 0 S: 7 P: 10	R: 0 H: 1 E: 0 LOB: 1 K: 0 BB: 0 S: 9 P: 17	R: 0 H: 0 E: 0 LOB: 0 K: 1 BB: 0 S: 6 P: 11	R: 1 H: 2 E: 0 LOB: 1 K: 0 BB: 0 S: 15 P: 21	R: 0 H: 0 E: 0 LOB: 0 K: 0 BB: 0 S: 6 P: 10	R: 0 H: 0 E: 0 LOB: 0 K: 1 BB: 0 S: 12 P: 14	R: 0 H: 1 E: 0 LOB: 0 K: 0 BB: 0 S: 9 P: 14	1B: 2 SF: 1 2B: 1 SAC: 0 3B: 2 DP: 0 HR: 1 HBP: 0						

TOP

Montreal Expos @ Milwaukee Brewers

Miller Park, Milwaukee, WI

Wed May 12 2004, 7:05 PM CDT

Att. 10,803 - Dome - 76 F

livebaseballscorecards.com

AB	31
R	3
H	6
RBI	3
BB	0
SO	3
LOB	3

PITCHER		IP	WLS	BF	H	R	ER	SO	BB	IBB	HBP	BLK	WP	HR	S	P	ERA	WHIP
Wes Obermueller, R ERA: 7.64	(1, 1)	6.0	W	23	5	3	3	2	0	0	0	0	0	1	54	85	4.50	0.833
Brooks Kieschnick, R ERA: 1.1	(7, 1)	1.0	H	3	0	0	0	0	0	0	0	0	0	0	6	10	0.00	0.000
Luis Vizcaino, R ERA: 3.18	(8, 1)	1.0	H	3	0	0	0	1	0	0	0	0	0	0	12	14	0.00	0.000
Dan Kolb, R ERA: 0.73	(9, 1)	1.0	S	3	1	0	0	0	0	0	0	0	0	0	9	14	0.00	1.000

PITCHER	IP	WLS	BF	H	R	ER	SO	BB	IBB	HBP	BLK	WP	HR	S	P	ERA	WHIP

Batter	1	2	3	4	5	6	7	8	9	AB	R	H	RBI	BB	SO	LOB
Scott Podsednik, L (1, 8) OBP: 0.364, SLG: 0.427	C B F B C 2-3 ① K		B X 1-0 ① G1-3			X 0-0 ① G1-3	C B H 2-1 S HBP			3	0	0	0	0	1	0
Craig Counsell, L (1, 6) OBP: 0.336, SLG: 0.320	B X 1-0 F9 2B		B I B F B X 3-2 ② L8			B B C C B X 3-2 1B 1B 2B	C 1 SAFE 1 SAFE B F B X 2-2 ② P6 1-2			4	1	2	0	0	0	1
Keith Ginter, R (1, 4) OBP: 0.347, SLG: 0.476	C D X 1-1 ② F9 2-3		C C S 0-3 ③ K			C B S F D B X 3-2 WP 1B 2B 2-3 1B	I I I I 4-0 IBB			3	1	1	0	1	1	1
Geoff Jenkins, L (1, 7) OBP: 0.338, SLG: 0.478	B B C X 2-1 ③ G6-3			X 0-0 ① F7		F X 0-1 WP 2B 1-2 3-H 1B	F F F F B X 1-2 ③ G3-1			4	1	1	1	0	0	3
Lyle Overbay, L (1, 3) OBP: 0.390, SLG: 0.625		B B F X 2-1 ① G3		B F B X 2-1 ② G4-3		F B F X 1-2 E 1-H 2-H 2B		F F F F X 0-2 FC8-6-5 2B		4	1	2	2	0	0	0
Wes Helms, R (1, 5) OBP: 0.277, SLG: 0.305		B B B B 4-0 1B BB		B C B F X 2-2 ③ G5-3		B F X 1-1 E4 2-H		B B F S T D X 3-2 ① P3		3	0	0	0	1	0	1
Ben Grieve, L (1, 9) OBP: 0.390, SLG: 0.485 Brady Clark, R (7, 9) OBP: 0.377, SLG: 0.404		C C F B S 1-3 ② K			C F B C 1-3 ① K	F B S C 1-3 ② K		C C B X 1-2 ② ③ FC8-6-5 2-3		3 1	0 0	0 0	0 0	0 0	3 0	2 1
Gary Bennett, R (1, 2) OBP: 0.327, SLG: 0.380		C C X 0-2 1-2 1B			B B X 2-0 ② G6-3	X 0-0 ③ P5				3	0	1	0	0	0	1
Wes Obermueller, R (1, 1) OBP: 0.250, SLG: 0.250 Brooks Kieschnick, L (7, 1) OBP: 0.450, SLG: 0.667 Trent Durrington, R (7, PH) OBP: 0.250, SLG: 0.333 Luis Vizcaino, R (8, 1) Dan Kolb, R (9, 1)		B B C X 2-1 ③ G6-3			C F S 0-3 ③ K		C B X 1-1 ① G4-3			2 0 1 0 0	0 0 0 0 0	0 0 0 0 0	0 0 0 0 0	0 0 0 0 0	1 0 0 0 0	2 0 0 0 0
Inning Stats	R: 0 E: 0 K: 1 S: 8 H: 1 LOB: 1 BB: 0 P: 14	R: 0 E: 0 K: 1 S: 11 H: 1 LOB: 2 BB: 1 P: 20	R: 0 E: 0 K: 1 S: 7 H: 0 LOB: 0 BB: 0 P: 11	R: 0 E: 0 K: 0 S: 6 H: 0 LOB: 0 BB: 0 P: 10	R: 0 E: 0 K: 2 S: 7 H: 0 LOB: 0 BB: 0 P: 10	R: 4 E: 1 K: 1 S: 19 H: 4 LOB: 1 BB: 0 P: 28	R: 0 E: 0 K: 0 S: 11 H: 0 LOB: 2 BB: 1 P: 21	R: 0 E: 0 K: 0 S: 12 H: 1 LOB: 0 BB: 0 P: 16		1B: 3 2B: 5 3B: 0 HR: 0	SF: 0 SAC: 0 DP: 1 HBP: 1			WP: 1 PB: 0 SB: 1 CS: 0	PA: 34	

PITCHER		IP	WLS	BF	H	R	ER	SO	BB	IBB	HBP	BLK	WP	HR	S	P	ERA	WHIP
Zach Day, R ERA: 3.35	(1, 1)	6.0	L	26	6	4	3	6	1	0	0	0	1	0	58	93	4.50	1.167
Chad Bentz, L ERA: 4.91	(7, 1)	1.0		5	0	0	0	0	0	1	1	0	0	0	11	21	0.00	0.000
Jeremy Fikac, R ERA: 3.55	(8, 1)	1.0		3	1	0	0	0	0	0	0	0	0	0	12	16	0.00	1.000

PITCHER	IP	WLS	BF	H	R	ER	SO	BB	IBB	HBP	BLK	WP	HR	S	P	ERA	WHIP

BOTTOM

Montreal Expos @ Milwaukee Brewers

Miller Park, Milwaukee, WI

Wed May 12 2004, 7:05 PM CDT
Att. 10,803 - Dome - 76 F

livebaseballscorecards.com

AB	31
R	4
H	7
RBI	3
BB	2
SO	6
LOB	12

Montreal Expos @ Milwaukee Brewers

Miller Park, Milwaukee, WI

Thu May 13 2004, 12:05 PM CDT

Att. 14,972 - Cloudy - 74 F

livebaseballscorecards.com

TOP

Batter	1	2	3	4	5	6	7	8	9	AB	R	H	RBI	BB	SO	LOB
Endy Chavez, L (1, 8) OBP: 0.262, SLG: 0.288	B C X 1-1 ① G3	C B X 1-1 ③ G3			C B B X 2-1 ③ F8			X 0-0 ② G6-3		4	0	0	0	0	0	1
Einar Díaz, R (1, 2) OBP: 0.250, SLG: 0.280	B X 1-0 ② B5-3		C X 0-1 ① G6-3			B C B F X 2-2 ① G6-3		C B F B F X 2-2 E5		4	0	0	0	0	0	0
Jose Vidro, S (1, 4) OBP: 0.331, SLG: 0.421	B B C C S 2-3 ③ K		F B F B F B X 3-2 ② L4			F B B X 2-1 ② P3		B B B C X 3-1 ③ L8		4	0	0	0	0	1	1
Orlando Cabrera, R (1, 6) OBP: 0.282, SLG: 0.363		X 0-0 ① F9	C B F F X 1-2 ③ P3			C X 0-1 ③ F9			B B C B C B 4-2 DI S 1B BB	3	1	0	0	1	0	0
Juan Rivera, R (1, 7) OBP: 0.313, SLG: 0.329 Brad Wilkerson, L (9, PH) OBP: 0.346, SLG: 0.421		C C X 0-2 E E 1B		S X 1-1 ① F9			C S X 0-2 ① G6-3		B C X 1-1 ① F7 1-2	3 1	1 0	1 0	0 0	0 0	0 0	0 1
Tony Batista, R (1, 5) OBP: 0.256, SLG: 0.289		S B 1 B X 1 SAFE 2-1 ② P6		B B S X 2-1 ② G6-3			C B S F X 1-2 FC3-6 1B		C B B X 2-1 ② P4 2-3	4	0	1	0	0	0	2
Terrmel Sledge, L (1, 3) OBP: 0.289, SLG: 0.397		C C B D 1 SAFE 1 SAFE B X 3-2 E3 BB 1-H 2B		C B B X 2-1 ③ G3-1			X 0-0 ② FC3-6 1-2f		C C F X 0-2 1B 3-H 1B	4	1	1	1	0	0	1
Valentino Pascucci, R (1, 9) OBP: 0.238, SLG: 0.118 Ronald Calloway, L (9, PH) OBP: 0.091, SLG: 0.071		C C B F F D D B 4-2 1-2 2B BB			S C B B B X 3-2 ① G5-3		X 0-0 ③ F9		C F X 0-2 1-2 1B	2 1	1 0	0 1	0 0	1 0	0 0	1 0
Sun-Woo Kim, R (1, 1) OBP: 0.250, SLG: 0.375 52 T.J. Tucker, R (5, 1) Jamey Carroll, R (8, PH) OBP: 0.286, SLG: 0.333 Jeremy Fikac, R (8, 1) Matt Cepicky, L (9, PH) OBP: 0.176, SLG: 0.212		S X 0-1 1-H 2-H 2B			C B F C 1-3 ② K			C C X 0-2 ① G6-3	B B C F T F B X 3-2 ③ G5-3	2 0 1 0 1	0 0 0 0 0	1 0 0 0 0	2 0 0 0 0	0 0 0 0 0	1 0 0 0 0	0 0 0 0 2
Inning Stats	R: 0 E: 0 K: 1 S: 6 H: 0 LOB: 0 BB: 0 P: 10	R: 3 E: 1 K: 0 S: 17 H: 2 LOB: 1 BB: 1 P: 27	R: 0 E: 0 K: 0 S: 10 H: 0 LOB: 0 BB: 0 P: 14	R: 0 E: 0 K: 0 S: 6 H: 0 LOB: 0 BB: 0 P: 11	R: 0 E: 0 K: 1 S: 8 H: 0 LOB: 0 BB: 0 P: 14	R: 0 E: 0 K: 0 S: 7 H: 0 LOB: 0 BB: 0 P: 11	R: 0 E: 0 K: 0 S: 9 H: 1 LOB: 1 BB: 0 P: 10	R: 0 E: 1 K: 0 S: 10 H: 0 LOB: 1 BB: 0 P: 15	R: 1 E: 0 K: 0 S: 17 H: 2 LOB: 2 BB: 1 P: 27	1B: 4 2B: 1 3B: 0 HR: 0	SF: 0 SAC: 0 DP: 0 HBP: 0			WP: 0 PB: 0 SB: 1 CS: 0		PA: 36	

	AB	34
	R	4
	H	5
	RBI	3
	BB	2
	SO	2
	LOB	9

PITCHER		IP	WLS	BF	H	R	ER	SO	BB	IBB	HBP	BLK	WP	HR	S	P	ERA	WHIP
Doug Davis, L ERA: 3.99	(1, 1)	8.0	W	30	3	3	0	2	1	0	0	0	0	0	73	112	0.00	0.500
Ben Ford, R ERA: 7.58	(9, 1)	0.2		5	2	1	1	0	1	0	0	0	0	0	13	20	13.50	4.500
Dan Kolb, R ERA: 0.71	(9, 1)	0.1	S	1	0	0	0	0	0	0	0	0	0	0	4	7	0.00	0.000

PITCHER		IP	WLS	BF	H	R	ER	SO	BB	IBB	HBP	BLK	WP	HR	S	P	ERA	WHIP

Montreal Expos @ Milwaukee Brewers

Miller Park, Milwaukee, WI

Thu May 13 2004, 12:05 PM CDT
Att. 14,972 - Cloudy - 74 F

BOTTOM

Batter	1	2	3	4	5	6	7	8	9	AB	R	H	RBI	BB	SO	LOB
Scott Podsednik, L (1, 8) OBP: 0.359, SLG: 0.419	B B X 2-0 ① G1-3		C C X 0-2 2 HR 2-3 1B	F X 0-1 ③ G3-1		B X 1-0 ① F7		C B F F X 1-2 ③ G4-3		5	1	1	0	0	0	2
Craig Counsell, L (1, 6) OBP: 0.342, SLG: 0.330	B C B C X 2-2 ② G3		C X 0-1 ② SF8 3-H		C B B F X 2-2 1B 2 E G3 1B	B F B F B X 3-2 1B				3	1	2	1	0	0	0
2 Bill Hall, R (1, 4) OBP: 0.291, SLG: 0.500	B C F F F B F F X 2-2 S 1B		1 SAFE 1 SAFE B X 1-0 1-H HR		B B 1 C C B S SAFE 3-3 ① K 1-2	X 0-0 ② P3				4	1	2	2	0	1	2
Geoff Jenkins, L (1, 7) OBP: 0.335, SLG: 0.471	F S B 1 SAFE S 1-3 ③ K 1-2		B B F B X 3-1 ③ G3-1		X 0-0 G3 2B 2-3 1B	C B F 1 F S SAFE 1-3 ③ K				4	1	1	0	0	2	2
Lyle Overbay, L (1, 3) OBP: 0.386, SLG: 0.621		C F B F B T 2-2 ① K	S B B X 2-1 1B SF7 2B	D B F B F X 3-2 ② G3 1-2 3-H		B C B F B X 3-2 ① G4-3				4	1	1	1	0	1	1
Wes Helms, R (1, 5) OBP: 0.284, SLG: 0.321		C X 0-1 ② G5-3	B F X 1-1 BB 2-3 1B	F X 0-1 1B 2-H 2B			C S S 0-3 ② K			4	1	2	1	0	1	0
Ben Grieve, L (1, 9) OBP: 0.395, SLG: 0.471 Ben Ford, R (9, 1) Dan Kolb, R (9, 1)		F X 0-1 ③ G6-3	B B B B 4-0 1-2 BB	I I I I 4-0 1B IBB			C S S 0-3 ③ K			2 0 0	0 0 0	0 0 0	0 0 0	2 0 0	1 0 0	0 0 0
Chad Moeller, R (1, 2) OBP: 0.337, SLG: 0.421			B B X 2-0 1B SH1-4 SF8 1B	F F B F B X 2-2 ① SF7 3-H	B X 1-0 1-3 2-H 1B			F B S B S 2-3 ① K		3	1	2	2	0	1	0
Doug Davis, R (1, 1) Brady Clark, R (8, PH) (9, 9) OBP: 0.371, SLG: 0.397			1 SAFE M L X 0-2 ① SH1-4 1-2	C L M 0-3 ② K	B C S D X 2-2 ③ G6-3			S F B B S 2-3 ② K		2 1	0 0	0 0	0 0	0 0	1 1	4 0
Inning Stats	R: 0 E: 0 K: 1 S: 14 H: 1 LOB: 1 BB: 0 P: 21	R: 0 E: 0 K: 1 S: 8 H: 0 LOB: 0 BB: 0 P: 10	R: 3 E: 0 K: 0 S: 12 H: 3 LOB: 0 BB: 0 P: 18	R: 1 E: 0 K: 1 S: 13 H: 2 LOB: 2 BB: 1 P: 22	R: 3 E: 1 K: 1 S: 16 H: 4 LOB: 2 BB: 1 P: 31	R: 0 E: 0 K: 1 S: 9 H: 1 LOB: 1 BB: 0 P: 14	R: 0 E: 0 K: 2 S: 9 H: 0 LOB: 0 BB: 0 P: 12	R: 0 E: 0 K: 2 S: 10 H: 0 LOB: 0 BB: 0 P: 15		1B: 8 2B: 2 3B: 0 HR: 1	SF: 2 SAC: 1 DP: 0 HBP: 0					

livebaseballscorecards.com

AB	32
R	7
H	11
RBI	7
BB	2
SO	9
LOB	11

WP: 0 PB: 0 SB: 1 CS: 0 PA: 37

PITCHER		IP	WLS	BF	H	R	ER	SO	BB	IBB	HBP	BLK	WP	HR	S	P	ERA	WHIP
Sun-Woo Kim, R ERA: 2.94	(1, 1)	4.2	L	25	9	7	7	4	1	1	0	0	0	1	59	95	13.50	2.143
52 T.J. Tucker, R ERA: 7.2	(5, 1)	2.1		9	2	0	0	3	0	0	0	0	0	0	22	33	0.00	0.857
Jeremy Fikac, R ERA: 3.29	(8, 1)	1.0		3	0	0	0	2	0	0	0	0	0	0	10	15	0.00	0.000

PITCHER	IP	WLS	BF	H	R	ER	SO	BB	IBB	HBP	BLK	WP	HR	S	P	ERA	WHIP

Batter	1	2	3	4	5	6	7	8	9	AB	R	H	RBI	BB	SO	LOB
Wilson Betemit, S (1, 6) OBP: 0.176, SLG: 0.125	X 0-0 CS 1B		C B C S 1-3 ② K		S F B D F D 2 X SAFE 3-2 ③ G6-3			S C B X 1-2 ① P4		4	0	1	0	0	1	1
Marcus Giles, R (1, 4) OBP: 0.376, SLG: 0.470	B B B C F F B 4-2 ① 1-2 BB		B B X 2-0 2B			S B C B F X 2-2 CS 1B		B C B F X 2-2 ② F9		3	0	2	0	1	0	0
J.D. Drew, L (1, 9) OBP: 0.437, SLG: 0.633	C B B X 2-1 ② F8		B B C X 2-1 ③ P6			B B B C F S 3-3 ①② K 1-2		B C X 1-1 HR		4	1	1	1	0	1	3
10 Chipper Jones, S (1, 7) OBP: 0.394, SLG: 0.509	B X 1-0 ③ G4-3			C C S 0-3 ① K		F S F B F B B X 3-2 ③ G4-3		S X 0-1 HR		4	1	1	1	0	1	1
Adam LaRoche, L (1, 3) OBP: 0.258, SLG: 0.348		C B B F B S 3-3 ① K		B B B C F F T 3-2 ② K			F B B B X 3-1 ① L9	C X 0-1 ③ F7		4	0	0	0	0	2	0
Andruw Jones, R (1, 8) OBP: 0.351, SLG: 0.457		B X 1-0 2B		B C X 1-1 ③ G6-3			B C F X 1-2 E5 G6-3		C S B B X 2-2 ① G4-3	4	0	1	0	0	0	0
Eddie Pérez, R (1, 2) OBP: 0.233, SLG: 0.207		B X 1-0 ② F9			F X 0-1 ① G6-3		S D X 1-1 ② G6-3 2-3		X 0-0 1B	4	0	1	0	0	0	2
Mark DeRosa, R (1, 5) OBP: 0.281, SLG: 0.301	C X 0-1 ③ G6-3				X 0-0 SH3-4 1B		I I I I 4-0 IBB		B B B C X 3-1 ② L9	3	0	1	0	1	0	2
Horacio Ramirez, L (1, 1) Julio Franco, R (9, PH) OBP: 0.386, SLG: 0.417 29 John Smoltz, R (9, 1)			S C B C 1-3 ① K		L X 0-1 ② SH3-4 1-2		C X 0-1 ③ G4-1		S S S 0-3 ③ K	2 1 0	0 0 0	0 0 0	0 0 0	0 0 0	1 1 0	2 1 0
Inning Stats	R: 0 H: 1 E: 0 LOB: 1 K: 0 BB: 1 S: 7 P: 14	R: 0 H: 1 E: 0 LOB: 1 K: 1 BB: 0 S: 7 P: 12	R: 0 H: 1 E: 0 LOB: 1 K: 2 BB: 0 S: 9 P: 15	R: 0 H: 0 E: 0 LOB: 0 K: 2 BB: 0 S: 9 P: 13	R: 0 H: 1 E: 0 LOB: 1 K: 0 BB: 0 S: 9 P: 12	R: 0 H: 1 E: 0 LOB: 0 K: 1 BB: 0 S: 12 P: 20	R: 0 H: 0 E: 1 LOB: 2 K: 0 BB: 1 S: 9 P: 18	R: 2 H: 2 E: 0 LOB: 0 K: 0 BB: 0 S: 12 P: 16	R: 0 H: 1 E: 0 LOB: 1 K: 1 BB: 0 S: 9 P: 14	1B: 4 SF: 0 2B: 2 SAC: 1 3B: 0 DP: 0 HR: 2 HBP: 0						WP: 0 PA: 36 PB: 0 SB: 0 CS: 2

TOP

Atlanta Braves @ Milwaukee Brewers

Miller Park, Milwaukee, WI

Fri May 14 2004, 7:05 PM CDT

Att. 33,061 - Dome - 67 F

livebaseballscorecards.com

AB	33
R	2
H	8
RBI	2
BB	2
SO	7
LOB	12

PITCHER		IP	WLS	BF	H	R	ER	SO	BB	IBB	HBP	BLK	WP	HR	S	P	ERA	WHIP
Victor Santos, R ERA: 3.0	(1, 1)	7.0		27	5	0	0	6	1	1	0	0	0	0	62	104	0.00	0.857
Luis Vizcaino, R ERA: 4.0	(8, 1)	1.0	L	5	2	2	2	0	0	0	0	0	0	2	12	16	18.00	2.000
Jeff Bennett, R ERA: 4.76	(9, 1)	1.0		4	1	0	0	1	0	0	0	0	0	0	9	14	0.00	1.000

PITCHER	IP	WLS	BF	H	R	ER	SO	BB	IBB	HBP	BLK	WP	HR	S	P	ERA	WHIP

Atlanta Braves @ Milwaukee Brewers

Miller Park, Milwaukee, WI

Fri May 14 2004, 7:05 PM CDT
Att. 33,061 - Dome - 67 F

livebaseballscorecards.com

BOTTOM

Batter	1	2	3	4	5	6	7	8	9	AB	R	H	RBI	BB	SO	LOB
Scott Podsednik, L (1, 8) OBP: 0.357, SLG: 0.411	F8		G4-3		G6-3		BB			3	0	0	0	1	0	0
2 Bill Hall, R (1, 6) OBP: 0.288, SLG: 0.474	G6-3		1B S BB			G4-3	F9			3	0	0	0	1	0	2
Keith Ginter, R (1, 4) OBP: 0.353, SLG: 0.477	G6-3		SAFE 1-3 1B			FC4-6 1B		K		4	0	2	0	0	1	0
Geoff Jenkins, L (1, 7) OBP: 0.327, SLG: 0.458		G1-6-3	SAFE F7			FC4-6 BB 1-2f		K		4	0	0	0	0	1	2
Lyle Overbay, L (1, 3) OBP: 0.396, SLG: 0.622		BB E 1B		G6-4-3 1B		SAFE BB 1-2		G5-3		3	0	2	0	1	0	0
Brady Clark, R (1, 9) OBP: 0.351, SLG: 0.371		FC1 BB 1-2	SAFE SAFE G6-4-3 1-2f			G6-3			P4	4	0	0	0	0	0	4
Wes Helms, R (1, 5) OBP: 0.292, SLG: 0.321		1-2 2-3 BB		G6-3			SH1-3 1B		K	3	0	1	0	1	1	0
Chad Moeller, R (1, 2) OBP: 0.326, SLG: 0.405		K			F9		SH1-3 1-2		G4-3	3	0	0	0	0	1	3
Victor Santos, R (1, 1)		K			K		P3			2	0	0	0	0	2	3
Trent Durrington, R (7, PH) OBP: 0.238, SLG: 0.316										1	0	0	0	0	0	1
Luis Vizcaino, R (8, 1)										0	0	0	0	0	0	0
Jeff Bennett, R (9, 1)										0	0	0	0	0	0	0
Inning Stats	R: 0 E: 0 K: 0 S: 5 H: 0 LOB: 0 BB: 0 P: 7	R: 0 E: 1 K: 2 S: 15 H: 1 LOB: 3 BB: 1 P: 22	R: 0 E: 0 K: 0 S: 6 H: 1 LOB: 1 BB: 1 P: 14	R: 0 E: 0 K: 0 S: 11 H: 1 LOB: 0 BB: 0 P: 16	R: 0 E: 0 K: 1 S: 10 H: 0 LOB: 0 BB: 0 P: 14	R: 0 E: 0 K: 0 S: 10 H: 1 LOB: 2 BB: 1 P: 17	R: 0 E: 0 K: 0 S: 12 H: 1 LOB: 2 BB: 1 P: 18	R: 0 E: 0 K: 2 S: 10 H: 0 LOB: 0 BB: 0 P: 11	R: 0 E: 0 K: 1 S: 9 H: 0 LOB: 0 BB: 0 P: 13	1B: 5 2B: 0 3B: 0 HR: 0 SF: 0 SAC: 1 DP: 1 HBP: 0							

	AB	30
	R	0
	H	5
	RBI	0
	BB	4
	SO	6
	LOB	15

WP: 0 PB: 0 SB: 1 CS: 0 PA: 35

PITCHER		IP	WLS	BF	H	R	ER	SO	BB	IBB	HBP	BLK	WP	HR	S	P	ERA	WHIP
Horacio Ramirez, L ERA: 2.25	(1, 1)	8.0	W	32	5	0	0	5	4	0	0	0	0	0	79	119	0.00	1.125
29 John Smoltz, R ERA: 3.52	(9, 1)	1.0	S	3	0	0	0	1	0	0	0	0	0	0	9	13	0.00	0.000

PITCHER	IP	WLS	BF	H	R	ER	SO	BB	IBB	HBP	BLK	WP	HR	S	P	ERA	WHIP

Batter	1	2	3	4	5	6	7	8	9	AB	R	H	RBI	BB	SO	LOB
Marcus Giles, R (1, 4) OBP: 0.381, SLG: 0.475	S B C X 1-2 2B WP 1B	B B S F S 2-3 ② K2-3	F B B X 2-1 ③ F9		S S D B X 2-2 2-H 1B			B B B 4-0 2B BB	C S B B C 2-3 ② K	1	1	1	0	0	0	0
Nick Green, R (1, 4) OBP: 0.400, SLG: 0.250										4	1	1	1	1	2	2
Adam LaRoche, L (1, 3) OBP: 0.283, SLG: 0.411	B B X 2-0 WP 1-3 1B 2B	F F F B B F B X 3-2 10 WP 2B		B C X 1-1 G4-3 1B 2B	C F 1 SAFE X 0-2 ③ P5			B C X 1-1 1B 1-H 2B 2B	B B X 2-0 ③ F8	6	3	4	1	0	0	1
J.D. Drew, L (1, 9) OBP: 0.444, SLG: 0.624	B B S D B 4-1 1B HR 2-3 3-H BB	B D B I 4-0 10 WP IBB		C X 0-1 ① G4-3 2-3		C B B S X 2-2 ① F9		C X 0-1 BB 2B 2-3 1B		3	2	1	0	2	0	1
10 Chipper Jones, S (1, 7) OBP: 0.371, SLG: 0.475 Juan Cruz, R (6, 1) Julio Franco, R (8, PH) OBP: 0.397, SLG: 0.417 Chris Reitsma, R (8, 1)	D C D X 2-1 ① L4	C B F F B D X 3-2 ③ F9 1-2 2-3		B C F S 1-3 ② K2-3		B C S T C 1-3 ② K		B D B B 4-0 2B 1-2 BB		4	0	0	0	0	2	5
										0	0	0	0	0	0	0
										0	0	0	0	1	0	0
										0	0	0	0	0	0	0
Johnny Estrada, S (1, 2) OBP: 0.410, SLG: 0.551	B C F B 1 SAFE X 2-2 1-2 HR 3-H 1B		X 0-0 HR	B B C C D X 3-2 3-H 1B		C X 0-1 FC6-4 1B		X 0-0 1-3 2-H 3-H 2B		5	2	5	5	0	0	0
Andruw Jones, R (1, 8) OBP: 0.346, SLG: 0.470	X 0-0 1-H 2-H HR		B F B X 2-1 ① F9	B C S D X 2-2 ③ F8		B C X 1-1 ③ FC6-4 1-2f		C X 0-1 ① G6-3		5	1	1	3	0	0	4
Mark DeRosa, R (1, 5) OBP: 0.278, SLG: 0.305	C B B S T 2-2 ② K		F C B F X 1-2 2B		C C B F X 1-2 ① G6-3		B F X 1-1 ① F7	B B X 2-0 ② G6-3		5	0	1	0	0	1	2
Wilson Betemit, S (1, 6) OBP: 0.227, SLG: 0.150	B B C C F B S 3-3 ③ K		F D B F D B 4-2 BB		S B B F X 2-2 SH2-4 1B 1B		S S B B B S 2-3 ② K	F F C 0-3 ③ K		4	1	1	0	1	3	2
Russ Ortiz, R (1, 1) OBP: 0.231, SLG: 0.167 Antonio Alfonseca, R (2, 1) Armando Almanza, L (4, 1) Dewayne Wise, L (6, 7) OBP: 0.234, SLG: 0.373		C C B B S 2-3 ① K	M 2 SAFE L M 0-3 ② K		B X 1-0 ② SH2-4 1-2		C B F B F S 2-3 ③ K		X 0-0 ① F7	1	0	0	0	0	1	0
										1	0	0	0	0	1	2
										0	0	0	0	0	0	0
										2	0	0	0	0	1	0
Inning Stats	R: 5 E: 0 K: 2 S: 18 H: 4 LOB: 0 BB: 1 P: 34	R: 0 E: 0 K: 2 S: 17 H: 1 LOB: 2 BB: 1 P: 31	R: 1 E: 0 K: 1 S: 14 H: 2 LOB: 2 BB: 1 P: 23	R: 1 E: 0 K: 1 S: 13 H: 2 LOB: 1 BB: 0 P: 20	R: 1 E: 0 K: 0 S: 14 H: 2 LOB: 1 BB: 0 P: 20	R: 0 E: 0 K: 1 S: 11 H: 1 LOB: 1 BB: 0 P: 15	R: 0 E: 0 K: 2 S: 9 H: 0 LOB: 0 BB: 0 P: 14	R: 3 E: 0 K: 1 S: 11 H: 3 LOB: 2 BB: 2 P: 22	R: 0 E: 0 K: 1 S: 5 H: 0 LOB: 0 BB: 0 P: 9	1B: 7 2B: 6 3B: 0 HR: 2 SF: 0 SAC: 1 DP: 0 HBP: 0						

PITCHER		IP	WLS	BF	H	R	ER	SO	BB	IBB	HBP	BLK	WP	HR	S	P	ERA	WHIP
Matt Kinney, R ERA: 8.51	(1, 1)	2.0	L	13	5	5	5	4	1	1	0	0	2	1	35	65	22.50	3.000
Dave Burba, R ERA: 3.27	(3, 1)	2.0		11	4	2	2	2	1	0	0	0	0	1	27	43	9.00	2.500
Brooks Kieschnick, R ERA: 1.47	(5, 1)	2.0		9	3	1	1	1	0	0	0	0	0	0	25	35	4.50	1.500
Matt Wise, R ERA: 9.0	(7, 1)	1.0		7	2	3	3	2	2	0	0	0	0	0	13	27	27.00	4.000
Jeff Bennett, R ERA: 4.5	(8, 1)	1.0		4	1	0	0	1	0	0	0	0	0	0	7	9	0.00	1.000

PITCHER		IP	WLS	BF	H	R	ER	SO	BB	IBB	HBP	BLK	WP	HR	S	P	ERA	WHIP
Ben Ford, R ERA: 7.2	(9, 1)	1.0		3	0	0	0	1	0	0	0	0	0	0	5	9	0.00	0.000

TOP

Atlanta Braves @ Milwaukee Brewers

Miller Park, Milwaukee, WI

Sat May 15 2004, 6:05 PM CDT

Att. 26,862 - Dome - 65 F

livebaseballscorecards.com

AB	41
R	11
H	15
RBI	10
BB	5
SO	11
LOB	19

BOTTOM

Batter	1	2	3	4	5	6	7	8	9	AB	R	H	RBI	BB	SO	LOB
Scott Podsednik, L (1, 8) OBP: 0.352, SLG: 0.410	C C X 0-2 G4-3 ①	B X 1-0 BB 1B 2B	C B B B S X 3-2 F7 ③			C C B F B X 2-2 G1-3 ②		B X 1-0 G4-3 ③		5	1	1	0	0	0	1
Craig Counsell, L (1, 6) OBP: 0.344, SLG: 0.321	B B B C B 4-1 WP BB 2B BB	2 SAFE B B B B B 4-0 1B BB BB BB		C F S 0-3 K ①		B X 1-0 G6-3 ③			B B B C F F F X 3-2 F7 ①	3	2	0	0	2	1	0
Keith Ginter, R (1, 4) OBP: 0.355, SLG: 0.478	B C 1 SAFE C S S 1-3 K ②	B B B C B 4-1 BB 1B 1-2 2-3 BB		B B F B F S 3-3 K ②			C B F B X 2-2 2B 2B		B C F X 1-2 G6-3 ②	4	1	1	0	1	2	1
Geoff Jenkins, L (1, 7) OBP: 0.329, SLG: 0.453	B B B 1 SAFE B 4-0 WP 1-2 2B BB	F D C X 1-2 BB 1-2 2-3 3-H 1B		S F B X 1-2 G4-3 ③			B B C X 2-1 F7 ①		F F X 0-2 G4-3 ③	4	1	1	1	1	0	1
Lyle Overbay, L (1, 3) OBP: 0.405, SLG: 0.628	C B F B B D 4-2 2B 1-2 2-3 BB	S B B F D F B 4-2 G6-4-3 1-2 2-3 3-H BB			F F B B F F T 2-2 K ①		B C B C F X 2-2 WP 1B 2-H 2B			2	1	1	2	2	1	0
Wes Helms, R (1, 5) OBP: 0.298, SLG: 0.336	C B F X 1-2 2B 1-3 2-H 3-H	B C T F D X 2-2 G6-4-3 ② ③ 1-2f			C B F B X 2-2 P3 ②		B F X 1-1 L1-3 2-H 1B			4	0	2	3	0	0	3
Ben Grieve, L (1, 9) OBP: 0.393, SLG: 0.458 Brady Clark, R (7, 9) OBP: 0.347, SLG: 0.365	B B B I 4-0 IBB		C B B X 2-1 G6-3 ①		B B X 2-0 E6		C C X 0-2 L1-3 ② ③ 1-1			2 1	0 0	0 0	0 0	1 0	0 0	0 1
Gary Bennett, R (1, 2) OBP: 0.305, SLG: 0.352	B B F C F X 2-2 F9 ③		C S F X 0-2 G3 ②		B F X 1-1 F9 ③			B X 1-0 G4-3 ①		4	0	0	0	0	0	4
Matt Kinney, R (1, 1) OBP: 0.250, SLG: 0.250 Trent Durrington, R (2, PH) OBP: 0.227, SLG: 0.300 Dave Burba, R (3, 1) Brooks Kieschnick, L (5, 1) OBP: 0.429, SLG: 0.632 Matt Wise, R (7, 1) Jeff Bennett, R (8, 1) 2 Bill Hall, R (8, PH) OBP: 0.283, SLG: 0.466 Ben Ford, R (9, 1)		B F B B B F X 3-2 G6-3 ①	B C X 1-1 E5			S B X 1-1 G3-1 ①		C S S 0-3 K ②		0 1 1 1 0 0 1	0 0 0 0 0 0 0	0 0 0 0 0 0 0	0 0 0 0 0 0 0	0 0 0 0 0 0 1	0 0 0 0 0 0 0	0 0 0 0 0 0 0
Inning Stats	R: 2 E: 0 K: 1 S: 16 H: 1 LOB: 3 BB: 4 P: 36	R: 2 E: 0 K: 0 S: 15 H: 2 LOB: 2 BB: 3 P: 34	R: 0 E: 1 K: 0 S: 11 H: 0 LOB: 1 BB: 0 P: 17	R: 0 E: 0 K: 2 S: 9 H: 0 LOB: 0 BB: 0 P: 13	R: 0 E: 1 K: 1 S: 11 H: 0 LOB: 1 BB: 0 P: 18	R: 0 E: 0 K: 0 S: 7 H: 0 LOB: 0 BB: 0 P: 11	R: 2 E: 0 K: 0 S: 14 H: 3 LOB: 0 BB: 0 P: 21	R: 0 E: 0 K: 1 S: 5 H: 0 LOB: 0 BB: 0 P: 7	R: 0 E: 0 K: 0 S: 11 H: 0 LOB: 0 BB: 0 P: 15	1B: 2 2B: 5 3B: 0 HR: 0	SF: 0 SAC: 0 DP: 2 HBP: 0						

PITCHER		IP	WLS	BF	H	R	ER	SO	BB	IBB	HBP	BLK	WP	HR	S	P	ERA	WHIP
Russ Ortiz, R ERA: 5.18	(1, 1)	1.1		14	3	4	4	1	6	1	0	0	1	0	27	64	27.00	6.750
Antonio Alfonseca, R ERA: 3.32	(2, 1)	1.2	W	5	0	0	0	0	0	0	0	0	0	0	15	23	0.00	0.000
Armando Almanza, L ERA:	(4, 1)	2.0		7	0	0	0	3	0	0	0	0	0	0	20	31	0.00	0.000
Juan Cruz, R ERA: 3.71	(6, 1)	2.0		8	3	2	2	0	0	0	0	0	1	0	21	32	9.00	1.500
Chris Reitsma, R ERA: 2.95	(8, 1)	2.0		6	0	0	0	1	0	0	0	0	0	0	16	22	0.00	0.000

PITCHER	IP	WLS	BF	H	R	ER	SO	BB	IBB	HBP	BLK	WP	HR	S	P	ERA	WHIP

Atlanta Braves @ Milwaukee Brewers

Miller Park, Milwaukee, WI

Sat May 15 2004, 6:05 PM CDT

Att. 26,862 - Dome - 65 F

livebaseballscorecards.com

AB	33
R	6
H	6
RBI	6
BB	7
SO	5
LOB	11

WP: 2	PA: 40		
PB: 0			
SB: 0			
CS: 0			

Batter	1	2	3	4	5	6	7	8	9	AB	R	H	RBI	BB	SO	LOB
Dewayne Wise, L (1, 7) OBP: 0.235, SLG: 0.380	C S X 0-2 2B		M F S 0-3 ③ K			C S X 0-2 ② F8		C S S 0-3 ③ K		4	0	1	0	0	2	2
Adam LaRoche, L (1, 3) OBP: 0.272, SLG: 0.394	B B C F F C 2-3 ① K			C X 0-1 ① L9		C X 0-1 ③ G4-3			F F C 0-3 ① K	4	0	0	0	0	2	2
J.D. Drew, L (1, 9) OBP: 0.430, SLG: 0.600	S B F C 1-3 ② K			C B X 1-1 ② G3-1			B B F S S 2-3 ① K		B C B F C 2-3 ② K	4	0	0	0	0	3	1
Johnny Estrada, S (1, 2) OBP: 0.397, SLG: 0.532	C F X 0-2 ③ G1-3			F F F B S 1-3 ③ K			C C F S 0-3 ② K		B F B C F S 2-3 ③ K	4	0	0	0	0	3	1
Andruw Jones, R (1, 8) OBP: 0.346, SLG: 0.489		C S B S 1-3 ① K			B S B F B S 3-3 ① K		F C X 0-2 HR			3	1	1	1	0	2	0
Mark DeRosa, R (1, 5) OBP: 0.272, SLG: 0.298		C F X 0-2 ② G6-3			F C S 0-3 ② K		F X 0-1 ③ L4			3	0	0	0	0	1	0
Wilson Betemit, S (1, 6) OBP: 0.200, SLG: 0.130		C S B S 1-3 ③ K			C F S 0-3 ③ K			B C F F F S 1-3 ① K		3	0	0	0	0	3	0
Nick Green, R (1, 4) OBP: 0.500, SLG: 0.333			B C X 1-1 ① P3			F F B B B B 4-2 SH2-4 BB		B X 1-0 1B		2	0	1	0	1	0	0
Jaret Wright, R (1, 1) OBP: 0.111, SLG: 0.222			S S B T 1-2 ② K			C L X 0-2 ① SH2-4 1-2		B C C S 1-3 ② K		1	0	0	0	0	1	0
C.J. Nitkowski, L (7, 1)										0	0	0	0	0	0	0
10 Chipper Jones, S (8, PH) OBP: 0.366, SLG: 0.467										1	0	0	0	0	1	1
Juan Cruz, R (8, 1)										0	0	0	0	0	0	0
Inning Stats	R: 0 E: 0 K: 2 S: 13 H: 1 LOB: 1 BB: 0 P: 16	R: 0 E: 0 K: 2 S: 9 H: 0 LOB: 0 BB: 0 P: 11	R: 0 E: 0 K: 2 S: 8 H: 0 LOB: 0 BB: 0 P: 10	R: 0 E: 0 K: 1 S: 8 H: 0 LOB: 0 BB: 0 P: 10	R: 0 E: 0 K: 3 S: 9 H: 0 LOB: 0 BB: 0 P: 12	R: 0 E: 0 K: 0 S: 10 H: 0 LOB: 1 BB: 1 P: 14	R: 1 E: 0 K: 2 S: 12 H: 1 LOB: 0 BB: 0 P: 14	R: 0 E: 0 K: 3 S: 12 H: 1 LOB: 1 BB: 0 P: 15	R: 0 E: 0 K: 3 S: 10 H: 0 LOB: 0 BB: 0 P: 14	1B: 1 2B: 1 3B: 0 HR: 1	SF: 0 SAC: 1 DP: 0 HBP: 0					

PITCHER	IP	WLS	BF	H	R	ER	SO	BB	IBB	HBP	BLK	WP	HR	S	P	ERA	WHIP
15 Ben Sheets, R (1, 1) ERA: 2.9	9.0	W	31	3	1	1	18	1	0	0	0	0	1	91	116	1.00	0.444

PITCHER	IP	WLS	BF	H	R	ER	SO	BB	IBB	HBP	BLK	WP	HR	S	P	ERA	WHIP

TOP

Atlanta Braves @ Milwaukee Brewers

Miller Park, Milwaukee, WI

Sun May 16 2004, 1:05 PM CDT
Att. 20,654 - Sunny - 64 F

livebaseballscorecards.com

AB	29
R	1
H	3
RBI	1
BB	1
SO	18
LOB	7

WP: 0 PB: 0 SB: 0 CS: 0 PA: 31

Batter	1	2	3	4	5	6	7	8	9	AB	R	H	RBI	BB	SO	LOB
Scott Podsednik, L (1, 8) OBP: 0.356, SLG: 0.409	C B B B S F F B 4-2 2 1B 1B SF7 BB	B S C B X 2-2 ② F8		B B C D 3-1 ③ 2-5 2-3	B X 1-0 ① L8		C B X 1-1 2 S BB 2 G1-3 1B			3	2	1	0	1	0	0
Craig Counsell, L (1, 6) OBP: 0.349, SLG: 0.321	C 1 SAFE X 0-1 2 1B 2B 1-2 1B	C X 0-1 ③ F8			X 0-0 ② G4-3		B S 1 SAFE C B 1 B F 1 SAFE 4-2 F 1 SAFE F B 2 2 G1-3 S 1-2 BB			3	1	1	0	1	0	0
2 Bill Hall, R (1, 4) OBP: 0.297, SLG: 0.468	B 2 SAFE B X 2-0 2B 1-2 2-3 1B		F B F B X 2-2 FC4-6 1B		C B B B X 3-2 ③ F8		C C B F B B X 3-2 ② G1-3 1-3 2-H			4	1	2	1	0	0	1
Geoff Jenkins, L (1, 7) OBP: 0.321, SLG: 0.444	B B X 2-0 ① SF7 3-H		X 0-0 ① FC4-6 WP 1-2f			B F X 1-1 ① G3	B B C F X 2-2 ③ G4-3			3	0	0	1	0	0	2
Lyle Overbay, L (1, 3) OBP: 0.414, SLG: 0.638	B B F B X 3-1 F9 1-H 2-H 2B		B F B F C 2-3 ② K			B X 1-0 BB 1B		X 0-0 1B		4	0	3	2	0	1	1
Brady Clark, R (1, 9) OBP: 0.342, SLG: 0.348	C D B B B 4-1 BB		B 1 SAFE C C B B S 3-3 ③ K2-3 1-2			F 1 SAFE C S 0-3 ② K		B C F B X 2-2 ① F8		3	0	0	0	1	2	3
Wes Helms, R (1, 5) OBP: 0.305, SLG: 0.345	X 0-0 ② F9 2-3			B X 1-0 2-5 2B		C B B F 1 SAFE F D B 4-2 1-2 BB		C C B S 1-3 ② K		3	0	1	0	1	1	3
Chad Moeller, R (1, 2) OBP: 0.312, SLG: 0.386	C 1 SAFE S S 0-3 ③ K			S S F B D F S 2-3 ① K		F B B S 2-3 ③ K		C S F S 0-3 ③ K		4	0	0	0	0	4	6
15 Ben Sheets, R (1, 1)		C B S X 1-2 ① G4-3		C S S 0-3 ② K			B X 1-0 ① G3			3	0	0	0	0	1	1
Inning Stats	R: 3 H: 3 E: 0 LOB: 2 K: 1 BB: 2 S: 15 P: 30	R: 0 H: 0 E: 0 LOB: 0 K: 0 BB: 0 S: 8 P: 11	R: 0 H: 1 E: 0 LOB: 1 K: 2 BB: 0 S: 10 P: 17	R: 0 H: 1 E: 0 LOB: 1 K: 2 BB: 0 S: 11 P: 17	R: 0 H: 0 E: 0 LOB: 0 K: 0 BB: 0 S: 5 P: 9	R: 0 H: 1 E: 0 LOB: 2 K: 2 BB: 1 S: 12 P: 20	R: 1 H: 1 E: 0 LOB: 1 K: 0 BB: 1 S: 15 P: 26	R: 0 H: 1 E: 0 LOB: 1 K: 2 BB: 0 S: 11 P: 14		1B: 6 SF: 1 2B: 2 SAC: 0 3B: 0 DP: 0 HR: 0 HBP: 0						WP: 1 PA: 35 PB: 0 SB: 2 CS: 0

PITCHER		IP	WLS	BF	H	R	ER	SO	BB	IBB	HBP	BLK	WP	HR	S	P	ERA	WHIP
Jaret Wright, R ERA: 3.55	(1, 1)	6.0	L	27	6	3	3	7	3	0	0	0	1	0	61	104	4.50	1.500
C.J. Nitkowski, L ERA: 4.09	(7, 1)	1.0		5	1	1	1	0	1	0	0	0	0	0	15	26	9.00	2.000
Juan Cruz, R ERA: 3.5	(8, 1)	1.0		4	1	0	0	2	0	0	0	0	0	0	11	14	0.00	1.000

PITCHER	IP	WLS	BF	H	R	ER	SO	BB	IBB	HBP	BLK	WP	HR	S	P	ERA	WHIP

BOTTOM

Atlanta Braves @ Milwaukee Brewers

Miller Park, Milwaukee, WI

Sun May 16 2004, 1:05 PM CDT
Att. 20,654 - Sunny - 64 F

livebaseballscorecards.com

AB	30
R	4
H	8
RBI	4
BB	4
SO	9
LOB	17

Milwaukee Brewers @ Montreal Expos

Hiram Bithorn Stadium, San Juan, PR

Tue May 18 2004, 7:05 PM EDT

Att. 8,387 - Cloudy - 84 F

TOP

livebaseballscorecards.com

Batter	1	2	3	4	5	6	7	8	9	AB	R	H	RBI	BB	SO	LOB
Scott Podsednik, L (1, 8) OBP: 0.351, SLG: 0.399	G6-3	BB			P4		K		K	4	0	0	0	1	2	0
Craig Counsell, L (1, 6) OBP: 0.351, SLG: 0.333	K	G1-3			K	2B	1B		1B	5	1	2	0	0	2	2
Keith Ginter, R (1, 4) OBP: 0.366, SLG: 0.495	1B		F8		2B		1B		L9	5	1	3	1	0	0	1
Geoff Jenkins, L (1, 7) OBP: 0.329, SLG: 0.455	2B		G3-1		1B		1B		P5	5	0	3	0	0	0	1
Lyle Overbay, L (1, 3) OBP: 0.416, SLG: 0.632	IBB		1B		L7		F7			3	0	1	0	1	0	4
Brady Clark, R (1, 9) OBP: 0.349, SLG: 0.357	1B		G6-3			G4-6-3 1B		K		4	0	2	1	0	1	1
Wes Helms, R (1, 5) OBP: 0.303, SLG: 0.341		G6-3		G6-4-3 1B		G4-6-3 1-2f		P3		4	0	1	0	0	0	1
Chad Moeller, R (1, 2) OBP: 0.320, SLG: 0.376		BB		G6-4-3 1-2f		K		BB		2	0	0	0	2	1	1
Doug Davis, R (1, 1)		K		K			G6-3	G3		2	0	0	0	0	2	1
2 Bill Hall, R (7, PH) OBP: 0.292, SLG: 0.460										1	0	0	0	0	0	0
Mike Adams, R (7, 1)										0	0	0	0	0	0	0
Brooks Kieschnick, L (8, PH) OBP: 0.409, SLG: 0.600										1	0	0	0	0	0	1
Luis Vizcaino, R (8, 1)										0	0	0	0	0	0	0
Inning Stats	R: 1 E: 0 K: 1 S: 10 H: 3 LOB: 2 BB: 1 P: 20	R: 0 E: 0 K: 1 S: 13 H: 0 LOB: 2 BB: 2 P: 26	R: 0 E: 0 K: 0 S: 8 H: 1 LOB: 1 BB: 0 P: 12	R: 0 E: 0 K: 1 S: 12 H: 1 LOB: 0 BB: 0 P: 16	R: 0 E: 0 K: 1 S: 12 H: 2 LOB: 2 BB: 0 P: 17	R: 0 E: 0 K: 1 S: 8 H: 1 LOB: 0 BB: 0 P: 14	R: 1 E: 0 K: 1 S: 15 H: 3 LOB: 2 BB: 0 P: 25	R: 0 E: 0 K: 1 S: 9 H: 0 LOB: 1 BB: 1 P: 16	R: 0 E: 0 K: 1 S: 13 H: 1 LOB: 1 BB: 0 P: 18	1B: 9 2B: 3 3B: 0 HR: 0 SF: 0 SAC: 0 DP: 2 HBP: 0	WP: 0 PB: 0 SB: 0 CS: 0 PA: 40					

	AB	36
	R	2
	H	12
	RBI	2
	BB	4
	SO	8
	LOB	13

PITCHER		IP	WLS	BF	H	R	ER	SO	BB	IBB	HBP	BLK	WP	HR	S	P	ERA	WHIP
Zach Day, R ERA: 3.14	(1, 1)	6.0	W	26	8	1	1	5	2	1	0	0	0	0	63	105	1.50	1.667
32 Chad Cordero, R ERA: 1.86	(7, 1)	2.0	H	10	3	1	1	2	1	0	0	0	0	0	24	41	4.50	2.000
Rocky Biddle, R ERA: 7.2	(9, 1)	1.0	S	4	1	0	0	1	0	0	0	0	0	0	13	18	0.00	1.000

PITCHER		IP	WLS	BF	H	R	ER	SO	BB	IBB	HBP	BLK	WP	HR	S	P	ERA	WHIP

BOTTOM

Milwaukee Brewers @ Montreal Expos

Hiram Bithorn Stadium, San Juan, PR

Tue May 18 2004, 7:05 PM EDT

Att. 8,387 - Cloudy - 84 F

livebaseballscorecards.com

Batter	1	2	3	4	5	6	7	8	9	AB	R	H	RBI	BB	SO	LOB
Endy Chavez, L (1, 8) OBP: 0.262, SLG: 0.286	C B B F F X 2-2 F7 ①		C B X 1-1 G6-3 ②		B B X 2-0 F9 ①		B B X 2-0 L6 ③			4	0	0	0	0	0	0
Jose Vidro, S (1, 4) OBP: 0.321, SLG: 0.399	F B F F B X 2-2 G3 ②		F C B X 1-2 G3-1 ③		S X 0-1 L9 ②			B X 1-0 G3 ①		4	0	0	0	0	0	0
Orlando Cabrera, R (1, 6) OBP: 0.286, SLG: 0.351	C X 0-1 G1-3 ③			C B X 1-1 1B 1B 1B	X 0-0 G5-3 ③			B B C B B 4-1 WP BB		3	1	1	0	1	0	0
Carl Everett, S (1, 7) OBP: 0.286, SLG: 0.394 32 Chad Cordero, R (7, 1) Matt Cepicky, L (8, PH) OBP: 0.214, SLG: 0.268 Rocky Biddle, R (9, 1)		F B T F S 1-3 K ①		B S X 1-1 F7 ①		X 0-0 FC1-6 1B		B X 1-0 F9 ②		3 0 1 0	0 0 0 0	1 0 0 0	0 0 0 0	0 0 0 0	1 0 0 0	1 0 1 0
Tony Batista, R (1, 5) OBP: 0.272, SLG: 0.313		C X 0-1 S S 1B 1B		1 SAFE C X 0-1 L9 1B 1B 1-2		B X 1-0 P5 ①		B S X 1-1 F9 ③ 1-2		4	2	2	0	0	0	2
Brad Wilkerson, L (1, 3) OBP: 0.360, SLG: 0.409		B B C B C F X 3-2 L7 ② 1-2		B X 1-0 1B 1-2 2-H		S F B X 1-2 FC1-6 1-2f				3	0	1	1	0	0	2
Juan Rivera, R (1, 9) OBP: 0.311, SLG: 0.325		B X 1-0 2-H 1B		B X 1-0 L9 ② 2-3		C 1 SAFE F B D S 2-3 K ③				3	0	1	1	0	1	3
Brian Schneider, L (1, 2) OBP: 0.287, SLG: 0.458		C B B B X 3-1 F9 ③		B C B F F X 2-2 1-2 3-H 1B			B B X 2-0 F7 ①			3	0	1	1	0	0	1
Zach Day, R (1, 1) OBP: 0.067, SLG: 0.267 Terrmel Sledge, L (7, 7) OBP: 0.312, SLG: 0.460			C C X 0-2 G5-3 ①	C B S S 1-3 K ③			B C S B F C 2-3 K ②			2 1	0 0	0 0	0 0	0 0	1 1	2 0
Inning Stats	R: 0 E: 0 K: 0 S: 9 H: 0 LOB: 0 BB: 0 P: 13	R: 1 E: 0 K: 1 S: 13 H: 2 LOB: 1 BB: 0 P: 21	R: 0 E: 0 K: 0 S: 8 H: 0 LOB: 0 BB: 0 P: 10	R: 2 E: 0 K: 1 S: 15 H: 4 LOB: 2 BB: 0 P: 22	R: 0 E: 0 K: 0 S: 4 H: 0 LOB: 0 BB: 0 P: 6	R: 0 E: 0 K: 1 S: 8 H: 1 LOB: 1 BB: 0 P: 12	R: 0 E: 0 K: 1 S: 6 H: 0 LOB: 0 BB: 0 P: 12	R: 0 E: 0 K: 0 S: 5 H: 0 LOB: 1 BB: 1 P: 12		1B: 7 2B: 0 3B: 0 HR: 0	SF: 0 SAC: 0 DP: 0 HBP: 0			WP: 1 PB: 0 SB: 2 CS: 0	PA: 32	

AB	31
R	3
H	7
RBI	3
BB	1
SO	4
LOB	12

PITCHER		IP	WLS	BF	H	R	ER	SO	BB	IBB	HBP	BLK	WP	HR	S	P	ERA	WHIP
Doug Davis, L ERA: 4.04	(1, 1)	6.0	L	25	7	3	3	3	0	0	0	0	0	0	57	84	4.50	1.167
Mike Adams, R ERA:	(7, 1)	1.0		3	0	0	0	1	0	0	0	0	0	0	6	12	0.00	0.000
Luis Vizcaino, R ERA: 3.79	(8, 1)	1.0		4	0	0	0	0	1	0	0	0	1	0	5	12	0.00	1.000

PITCHER	IP	WLS	BF	H	R	ER	SO	BB	IBB	HBP	BLK	WP	HR	S	P	ERA	WHIP

Batter	1	2	3	4	5	6	7	8	9	AB	R	H	RBI	BB	SO	LOB
Scott Podsednik, L (1, 8) OBP: 0.347, SLG: 0.389	C F B X 1-2 G4-3 ①		B C X 1-1 F8 ③	B F F X 1-2 F8 ③			B B B 4-0 1B SF8 BB	B X 1-0 L8 ③		4	1	0	0	1	0	4
Craig Counsell, L (1, 6) OBP: 0.367, SLG: 0.361	B C X 1-1 G5-4-3 1B			B X 1-0 WP 2 3B 2B	C B X 1-1 G4-3 ①		1 SAFE C 1 SAFE B 1 SAFE 1 SAFE 1 SAFE S F 1-2 1 SAFE X SF8 1-3 1B		B F X 1-1 G3-6-3 1B	5	1	4	0	0	0	0
Keith Ginter, R (1, 5) OBP: 0.359, SLG: 0.485	C B 1 SAFE 1 SAFE X 1-1 G5-4-3 ②③ 1-2f			B X 1-0 F7 ①	B X 1-0 1B		X 0-0 SF8 ② 1-2 3-H		C F B T 1-2 K ①	4	0	1	1	0	1	3
Geoff Jenkins, L (1, 7) OBP: 0.326, SLG: 0.444		F B F S 1-3 K ①		B B B B 4-0 2 3B BB BB 2-3	B F S S 1-3 K ②		C B B B S F S 3-3 K ③		X 0-0 G3-6-3 ②③ 1-2f	4	1	0	0	1	3	3
Lyle Overbay, L (1, 3) OBP: 0.418, SLG: 0.623		F B B B B 4-1 BB		B D F B B 4-1 2 3B BB 1-2	B F F F X 2-2 G4-3 ③			B B X 2-0 G4-3 ①		2	1	0	0	2	0	1
2 Bill Hall, R (1, 4) OBP: 0.304, SLG: 0.493		F S C 0-3 K ②		X 0-0 1B 3B 1-H 2-H 3-H		M X 0-1 CS 1B		B C C S 1-3 K ②		4	1	2	3	0	2	1
Ben Grieve, L (1, 9) OBP: 0.398, SLG: 0.453 Luis Vizcaino, R (8, 1) Dan Kolb, R (9, 1)		B B X 2-0 G5-3 ③		C F X 0-2 1B 1B 3-H		B B X 2-0 F9 ①② 1-2		B C F B F B B 4-2 1B 1B BB		3 1 1 1 1 0 2 0 0 0 0 0 0 0 0 0 0 0 0 0 0						
Gary Bennett, R (1, 2) OBP: 0.317, SLG: 0.362		C B F X 1-2 G4-3 ①	B X 1-0 1B 1-2			B S X 1-1 F7 ③		B B B C X 3-1 1B 1B 1-2		4	0	2	0	0	0	0
Victor Santos, R (1, 1) Brooks Kieschnick, L (6, 1) OBP: 0.391, SLG: 0.571 Jeff Bennett, R (7, 1) Brady Clark, R (8, PH) OBP: 0.357, SLG: 0.366 (8, 9)		B C S C 1-3 K ②	L F L 0-3 K ②				C B S X 1-2 G3-1 ①	B C X 1-1 1B 1-3 2-H		2 0 0 0 0 2 2 1 0 0 0 0 0 0 0 0 0 0 0 0 0 1 0 1 1 0 0 0						
Inning Stats	R: 0 H: 1 E: 0 LOB: 0 K: 0 BB: 0 S: 7 P: 10	R: 0 H: 0 E: 0 LOB: 1 K: 2 BB: 1 S: 8 P: 15	R: 0 H: 0 E: 0 LOB: 0 K: 1 BB: 0 S: 8 P: 11	R: 4 H: 4 E: 0 LOB: 2 K: 1 BB: 2 S: 14 P: 26	R: 0 H: 1 E: 0 LOB: 1 K: 1 BB: 0 S: 10 P: 15	R: 0 H: 1 E: 0 LOB: 0 K: 0 BB: 0 S: 5 P: 8	R: 1 H: 1 E: 0 LOB: 1 K: 1 BB: 1 S: 12 P: 21	R: 1 H: 2 E: 0 LOB: 2 K: 1 BB: 1 S: 12 P: 24	R: 0 H: 1 E: 0 LOB: 0 K: 1 BB: 0 S: 6 P: 8	1B: 9 SF: 1 2B: 1 SAC: 0 3B: 1 DP: 2 HR: 0 HBP: 0					WP: 1 PA: 40 PB: 0 SB: 0 CS: 1	

Milwaukee Brewers @ Montreal Expos

Hiram Bithorn Stadium, San Juan, PR

Wed May 19 2004, 7:05 PM EDT

Att. 8,157 - Overcast - 81 F

TOP

livebaseballscorecards.com

AB	34
R	6
H	11
RBI	6
BB	5
SO	8
LOB	16

PITCHER		IP	WLS	BF	H	R	ER	SO	BB	IBB	HBP	BLK	WP	HR	S	P	ERA	WHIP
Sun-Woo Kim, R ERA: 3.65	(1, 1)	3.1	L	16	4	4	4	3	3	0	0	0	1	0	30	53	10.80	2.100
52 T.J. Tucker, R ERA: 5.4	(4, 1)	1.2		7	2	0	0	2	0	0	0	0	0	0	17	24	0.00	1.200
Jeremy Fikac, R ERA: 3.52	(6, 1)	1.2		7	2	1	1	0	1	0	0	0	0	0	13	22	5.40	1.800
Chad Bentz, L ERA: 4.76	(7, 1)	0.1		1	0	0	0	1	0	0	0	0	0	0	4	7	0.00	0.000
Luis Ayala, R ERA: 3.52	(8, 1)	2.0		9	3	1	1	2	1	0	0	0	0	0	18	32	4.50	2.000

PITCHER	IP	WLS	BF	H	R	ER	SO	BB	IBB	HBP	BLK	WP	HR	S	P	ERA	WHIP

BOTTOM

Milwaukee Brewers @ Montreal Expos

Hiram Bithorn Stadium, San Juan, PR

Wed May 19 2004, 7:05 PM EDT

Att. 8,157 - Overcast - 81 F

livebaseballscorecards.com

Batter	1	2	3	4	5	6	7	8	9	AB	R	H	RBI	BB	SO	LOB
Endy Chavez, L (1, 8) OBP: 0.287, SLG: 0.330	1-1: 2B 1B	3-1: 1-3 2B		2-2: G5-3			1-1: 2B		1-1: 1-2 FC6-4 1B	5	1	4	0	0	0	0
Jose Vidro, S (1, 4) OBP: 0.317, SLG: 0.387	1-2: P4	0-0: P3			1-2: G5-3		4-2: G5-4-3 BB		2-2: 1-2f FC6-4	4	0	0	0	1	0	5
Orlando Cabrera, R (1, 6) OBP: 0.291, SLG: 0.361	2-1: 1-H 1B 2B	0-2: G6-3			2-0: G4-6-3 1B		2-2: 1-2f G5-4-3			4	1	2	1	0	0	4
Carl Everett, S (1, 7) OBP: 0.263, SLG: 0.361	1-3: K2-3		1-1: G4-3		1-2: 1-2f G4-6-3			0-3: K		3	0	0	0	0	1	2
Matt Cepicky, L (8, 7) OBP: 0.209, SLG: 0.262										1	0	0	0	0	1	0
Brad Wilkerson, L (1, 3) OBP: 0.357, SLG: 0.400	4-0: 1B BB		2-0: F8			3-1: F8		1-3: K		3	0	0	0	1	1	0
Tony Batista, R (1, 5) OBP: 0.279, SLG: 0.313	2-1: 1-3 3-H 1B		4-2: BB			0-1: P6		1-1: P4		3	0	1	1	1	0	0
Terrmel Sledge, L (1, 9) OBP: 0.299, SLG: 0.440	0-0: F9		2-0: F9			0-2: G3-1			1-1: G4-3	4	0	0	0	0	0	3
Brian Schneider, L (1, 2) OBP: 0.294, SLG: 0.486		2-3: K		0-3: K			0-0: HR		3-1: 1B 1B	4	1	2	1	0	2	0
Sun-Woo Kim, R (1, 1) OBP: 0.333, SLG: 0.444		0-2: 2B 1B		1-1: F8			3-3: K		2-2: L5	1	0	1	0	0	0	0
52 T.J. Tucker, R (4, 1)										1	0	0	0	0	0	0
Jeremy Fikac, R (6, 1)										0	0	0	0	0	0	0
Chad Bentz, R (7, 1)										0	0	0	0	0	0	0
Andy Fox, L (7, PH) OBP: 0.211, SLG: 0.368										1	0	0	0	0	1	0
Luis Ayala, R (8, 1) OBP: 0.500, SLG: 0.500										0	0	0	0	0	0	0
Juan Rivera, R (9, PH) OBP: 0.308, SLG: 0.321										1	0	0	0	0	0	1
Inning Stats	R: 2 E: 0 K: 1 S: 17 H: 3 LOB: 2 BB: 1 P: 28	R: 0 E: 0 K: 1 S: 16 H: 2 LOB: 2 BB: 0 P: 21	R: 0 E: 0 K: 0 S: 9 H: 0 LOB: 1 BB: 1 P: 18	R: 0 E: 0 K: 1 S: 8 H: 0 LOB: 0 BB: 0 P: 11	R: 0 E: 0 K: 0 S: 8 H: 1 LOB: 0 BB: 0 P: 12	R: 0 E: 0 K: 0 S: 7 H: 0 LOB: 0 BB: 0 P: 10	R: 1 E: 0 K: 1 S: 13 H: 2 LOB: 1 BB: 1 P: 23	R: 0 E: 0 K: 2 S: 8 H: 0 LOB: 0 BB: 0 P: 10	R: 0 E: 0 K: 0 S: 13 H: 2 LOB: 2 BB: 0 P: 22	1B: 6 2B: 3 3B: 0 HR: 1 SF: 0 SAC: 0 DP: 2 HBP: 0							

	AB	35
	R	3
	H	10
	RBI	3
	BB	3
	SO	6
	LOB	15

WP: 0 PB: 0 SB: 0 CS: 0 PA: 38

PITCHER		IP	WLS	BF	H	R	ER	SO	BB	IBB	HBP	BLK	WP	HR	S	P	ERA	WHIP
Victor Santos, R (1, 1) ERA: 3.12		5.0	W	22	6	2	2	3	2	0	0	0	0	0	58	90	3.60	1.600
Brooks Kieschnick, R (6, 1) ERA: 1.83		1.1	H	7	2	1	1	1	1	0	0	0	0	1	17	28	6.75	2.250
Jeff Bennett, R (7, 1) ERA: 4.34		0.2	H	1	0	0	0	0	0	0	0	0	0	0	3	5	0.00	0.000
Luis Vizcaino, R (8, 1) ERA: 3.6		1.0	H	3	0	0	0	2	0	0	0	0	0	0	8	10	0.00	0.000
Dan Kolb, R (9, 1) ERA: 0.66		1.0	S	5	2	0	0	0	0	0	0	0	0	0	13	22	0.00	2.000

PITCHER	IP	WLS	BF	H	R	ER	SO	BB	IBB	HBP	BLK	WP	HR	S	P	ERA	WHIP

Milwaukee Brewers @ Montreal Expos

Hiram Bithorn Stadium, San Juan, PR

Thu May 20 2004, 2:35 PM EDT
Att. 8,941 - Overcast - 77 F

livebaseballscorecards.com

Batter	1	2	3	4	5	6	7	8	9	AB	R	H	RBI	BB	SO	LOB
Scott Podsednik, L (1, 8) OBP: 0.351, SLG: 0.415	C B B X 2-1 2B		B C X 1-1 ① F9			S C B X 1-2 ① G3-1			B C B X 2-1 HR	4	1	2	1	0	0	0
Craig Counsell, L (1, 6) OBP: 0.364, SLG: 0.358	C B B X 2-1 ① L7		F B B B X 3-1 ② L9			B B F F F S 2-3 ② K			C C B F B X 2-2 G3-1 SH3-4 1B	4	0	1	0	0	1	1
Keith Ginter, R (1, 5) OBP: 0.350, SLG: 0.471	C F D S 1-3 ② K		B C S X 1-2 ③ G5-3			B C F F S 1-3 ③ K			1 SAFE C 1 SAFE X 0-1 ① SH3-4 1-2	3	0	0	0	0	2	1
Geoff Jenkins, L (1, 7) OBP: 0.324, SLG: 0.439	F X 0-1 ③ P5			C B F X 1-2 G1-6-3 1B			C C C 0-3 ① K		S B S F B X 2-2 ② G3-1 2-3	4	0	1	0	0	1	2
Lyle Overbay, L (1, 3) OBP: 0.414, SLG: 0.613		B C B F B X 3-2 2 HR 1B		B S X 1-1 ① ② G1-6-3 1-2f			B B B C X 3-1 ② G3-1		C X 0-1 ③ G3-1	4	1	1	0	0	0	2
2 Bill Hall, R (1, 4) OBP: 0.306, SLG: 0.529		F B C F F B X 2-2 1-H HR		B C F B B B X 3-2 P3			C C F B B F B X 3-2 F9			3	1	1	2	0	0	0
Ben Grieve, L (1, 9) OBP: 0.396, SLG: 0.442		X 0-0 ① G2-3			C F B F X 1-2 ① G3			C B B B B 4-1 CS BB		2	0	0	0	1	0	0
Brady Clark, R (8, PR) OBP: 0.357, SLG: 0.366 (8, 9)										0	0	0	0	0	0	0
Gary Bennett, R (1, 2) OBP: 0.303, SLG: 0.344		B X 1-0 ② F8			C X 0-1 ② G3			X 0-0 ① B3		3	0	0	0	0	0	1
Matt Wise, R (1, 1)		C F B F B S 2-3 ③ K			C F B S 1-3 ③ K			1 SAFE F 1 SAFE C B B 1 SAFE B 1 SAFE 3-3 S ② ③ K 1-2		1	0	0	0	0	1	0
Jeff Bennett, R (4, 1)										1	0	0	0	0	1	0
Dave Burba, R (6, 1)										0	0	0	0	0	0	0
Brooks Kieschnick, L (8, PH) OBP: 0.375, SLG: 0.545										1	0	0	0	0	1	1
Mike Adams, R (8, 1)										0	0	0	0	0	0	0
Dan Kolb, R (9, 1)										0	0	0	0	0	0	0
Inning Stats	R: 0 E: 0 K: 1 S: 9 H: 1 LOB: 1 BB: 0 P: 14	R: 2 E: 0 K: 1 S: 14 H: 2 LOB: 0 BB: 0 P: 22	R: 0 E: 0 K: 0 S: 7 H: 0 LOB: 0 BB: 0 P: 12	R: 0 E: 0 K: 0 S: 8 H: 1 LOB: 0 BB: 0 P: 13	R: 0 E: 0 K: 1 S: 9 H: 0 LOB: 0 BB: 0 P: 11	R: 0 E: 0 K: 2 S: 11 H: 0 LOB: 0 BB: 0 P: 15	R: 0 E: 0 K: 1 S: 10 H: 0 LOB: 0 BB: 0 P: 16	R: 0 E: 0 K: 1 S: 5 H: 0 LOB: 1 BB: 1 P: 12	R: 1 E: 0 K: 0 S: 14 H: 2 LOB: 1 BB: 0 P: 20	1B: 3 2B: 2 3B: 0 HR: 2 SF: 0 SAC: 1 DP: 2 HBP: 0							

PITCHER		IP	WLS	BF	H	R	ER	SO	BB	IBB	HBP	BLK	WP	HR	S	P	ERA	WHIP
Tomo Ohka, R ERA: 3.72	(1, 1)	7.0		24	4	2	2	6	0	0	0	0	0	1	68	103	2.57	0.571
32 Chad Cordero, R ERA: 1.77	(8, 1)	1.0		3	0	0	0	1	1	0	0	0	0	0	5	12	0.00	1.000
Rocky Biddle, R ERA: 7.63	(9, 1)	0.1	L	3	2	1	1	0	0	0	0	0	0	1	8	12	27.00	6.000
Chad Bentz, L ERA: 4.5	(9, 1)	0.2		2	0	0	0	0	0	0	0	0	0	0	6	8	0.00	0.000

PITCHER	IP	WLS	BF	H	R	ER	SO	BB	IBB	HBP	BLK	WP	HR	S	P	ERA	WHIP

TOP	
AB	30
R	3
H	6
RBI	3
BB	1
SO	7
LOB	8

WP: 0 PB: 0 SB: 0 CS: 1 PA: 32

Milwaukee Brewers @ Montreal Expos

Hiram Bithorn Stadium, San Juan, PR

Thu May 20 2004, 2:35 PM EDT

Att. 8,941 - Overcast - 77 F

BOTTOM

Batter	1	2	3	4	5	6	7	8	9	AB	R	H	RBI	BB	SO	LOB
Endy Chavez, L (1, 8) OBP: 0.277, SLG: 0.318	X 0-0 ① G6-3		C C X 0-2 ② G6-3		B C F F F F B X 2-2 ③ G3		B F B C X 2-2 ③ F7			4	0	0	0	0	0	1
Jamey Carroll, R (1, 4) (8, 5) OBP: 0.366, SLG: 0.378	B B B B 4-0 G1-3 BB		C B C F B F X 2-2 ③ L8			C B B X 2-1 S 1B 1B		B B B C B 4-1 SH2-4 BB		2	1	1	0	2	0	0
Terrmel Sledge, L (1, 3) (9, 7) OBP: 0.300, SLG: 0.436	B C B B X 3-1 ② G1-3 1-2			C X 0-1 G6-4-3 1B		F F 1 SAFE F F F F B 1 SAFE B 3-3 F B S ① K 1-2		1 SAFE X 0-0 ① SH2-4 1-2		3	0	1	0	0	1	2
Orlando Cabrera, R (1, 6) OBP: 0.290, SLG: 0.358	C X 0-1 ③ G6-3			X 0-0 ① ② G6-4-3 1-2f		C X 0-1 G4-3 2-H 1B		C B F F B F D F F 3-3 F S ② K		4	0	1	1	0	1	3
Matt Cepicky, L (1, 7) OBP: 0.213, SLG: 0.261 Rocky Biddle, R (9, 1) Chad Bentz, R (9, 1)		C X 0-1 ① F7		C B X 1-1 2B 1B		X 0-0 ② G4-3 1-2		S F F X 0-2 ③ L3		4 0 0	1 0 0	1 0 0	0 0 0	0 0 0	0 0 0	2 0 0
Juan Rivera, R (1, 9) OBP: 0.316, SLG: 0.341		B X 1-0 ② F9		C X 0-1 1-H 2B		C B B B X 3-1 ③ G6-3			X 0-0 G4-3 SH5-3 1B	4	0	2	1	0	0	1
Brian Schneider, L (1, 2) OBP: 0.303, SLG: 0.500		B S C X 1-2 1B		B S B F F F B S 3-3 ③ K			B X 1-0 G6-3 2B		C B X 1-1 ① SH5-3 1-2	3	0	2	0	0	1	1
Andy Fox, L (1, 5) OBP: 0.182, SLG: 0.318 32 Chad Cordero, R (8, 1) Brad Wilkerson, L (9, 3) OBP: 0.355, SLG: 0.397		C B F D X 2-2 ③ G1-3			C F F F X 0-2 ① G3		C M X 0-2 ① G6-3 2-3		B B S B X 3-1 ② G4-3 2-3	3 0 1	0 0 0	0 0 0	0 0 0	0 0 0	0 0 0	2 0 1
Tomo Ohka, S (1, 1) OBP: 0.133, SLG: 0.133 Jose Vidro, S (7, PH) (8, 4) OBP: 0.313, SLG: 0.382			B C C S 1-3 ① K		S C S 0-3 ② K		C B F B X 2-2 ② G5-3		X 0-0 ③ F9	2 2	0 0	0 0	0 0	0 0	2 0	0 2
Inning Stats	R: 0 E: 0 K: 0 S: 5 H: 0 LOB: 1 BB: 1 P: 12	R: 0 E: 0 K: 0 S: 9 H: 1 LOB: 1 BB: 0 P: 13	R: 0 E: 0 K: 1 S: 11 H: 0 LOB: 0 BB: 0 P: 14	R: 1 E: 0 K: 1 S: 12 H: 3 LOB: 1 BB: 0 P: 16	R: 0 E: 0 K: 1 S: 14 H: 0 LOB: 0 BB: 0 P: 16	R: 1 E: 0 K: 1 S: 14 H: 2 LOB: 1 BB: 0 P: 22	R: 0 E: 0 K: 0 S: 10 H: 1 LOB: 1 BB: 0 P: 15	R: 0 E: 0 K: 1 S: 14 H: 0 LOB: 1 BB: 1 P: 21	R: 0 E: 0 K: 0 S: 6 H: 1 LOB: 1 BB: 0 P: 10	1B: 6 2B: 2 3B: 0 HR: 0	SF: 0 SAC: 2 DP: 1 HBP: 0						

livebaseballscorecards.com

AB	32
R	2
H	8
RBI	2
BB	2
SO	5
LOB	15

WP: 0 PB: 0 SB: 1 CS: 0 PA: 36

PITCHER		IP	WLS	BF	H	R	ER	SO	BB	IBB	HBP	BLK	WP	HR	S	P	ERA	WHIP
Matt Wise, R ERA: 5.4	(1, 1)	3.2		15	4	1	1	1	1	0	0	0	0	0	32	47	2.46	1.364
Jeff Bennett, R ERA: 4.05	(4, 1)	1.1		4	0	0	0	2	0	0	0	0	0	0	19	24	0.00	0.000
Dave Burba, R ERA: 3.38	(6, 1)	2.0	B	9	3	1	1	1	0	0	0	0	0	0	24	37	4.50	1.500
Mike Adams, R ERA:	(8, 1)	1.0	W	4	0	0	0	1	1	0	0	0	0	0	14	21	0.00	1.000
Dan Kolb, R ERA: 0.61	(9, 1)	1.0	S	4	1	0	0	0	0	0	0	0	0	0	6	10	0.00	1.000

PITCHER	IP	WLS	BF	H	R	ER	SO	BB	IBB	HBP	BLK	WP	HR	S	P	ERA	WHIP

TOP

Milwaukee Brewers @ Pittsburgh Pirates

PNC Park, Pittsburgh, PA

Sat May 22 2004, 7:05 PM EDT

Att. 25,736 - Cloudy - 79 F

Batter	1	2	3	4	5	6	7	8	9	AB	R	H	RBI	BB	SO	LOB
Scott Podsednik, L (1, 8) OBP: 0.343, SLG: 0.406	C B B F F B X; 3-2; F8 ①		C B X; 1-1; G4-3 ①		C B C B F F B X; 3-2; L9 ③			B F B X; 2-1; G4-6-3 ①②; 1-2f		4	0	0	0	0	0	2
Craig Counsell, L (1, 6) OBP: 0.354, SLG: 0.346	C X; 0-1; L6 ②		C B C X; 1-2; G4-3 ②			B C C B X; 2-2; F7 ①		C L B B F B F X; 3-2; E4 ③		4	0	0	0	0	0	0
Junior Spivey, R (1, 4) OBP: 0.349, SLG: 0.464	B F S X; 1-2; G1-3 ③		S F S; 0-3; K ③			C B S B X; 2-2; G1-3 ②			C C B B F F X; 2-2; F7 ①	4	0	0	0	0	1	0
Geoff Jenkins, L (1, 7) OBP: 0.328, SLG: 0.440		B B F X; 2-1; 1B; BB; G6-4-3; 2B		B B C X; 2-1; G6-3 ①		X; 0-0; G4-3 ③			B X; 1-0; 1B; DI	4	1	2	0	0	0	0
Lyle Overbay, L (1, 3) OBP: 0.416, SLG: 0.608		C D B B B; 4-1; BB; G6-4-3; 1-2		B B B X; 3-0; F7 ②			F C B F B X; 2-2; 1B; G6-4-3; 1B		X; 0-0; F8 ②	3	0	1	0	1	0	1
Keith Ginter, R (1, 5) OBP: 0.347, SLG: 0.463		B C C X; 1-2; G6-4-3 ①②; 1-2f; 2-3		X; 0-0; L9 ③			B X; 1-0; 1B; G6-4-3; 1-2		C F F X; 0-2; G6-3 ③; 1-2	4	0	1	0	0	0	3
Ben Grieve, L (1, 9) OBP: 0.398, SLG: 0.436		B B F F B F B; 4-2; BB; 2B			C B B B C F S; 3-3; K ①					1	0	0	0	1	1	0
Brady Clark, R (7, PH) OBP: 0.353, SLG: 0.361 (7, 9)							C X; 0-1; G6-4-3 ①②; 1-2f; 2-3			1	0	0	0	0	0	2
Chad Moeller, R (1, 2) OBP: 0.330, SLG: 0.398		C C B B B X; 3-2; 2B; 1-3; 3-H			X; 0-0; 1B; 15 SH3-4		X; 0-0; F9 ③			3	0	2	1	0	0	1
15 Ben Sheets, R (1, 1)		C F X; 0-2; G6-3 ③			X; 0-0; SH3-4 ②; 1-2					1	0	0	0	0	0	2
2 Bill Hall, R (8, PH) OBP: 0.315, SLG: 0.535								B X; 1-0; 1B; G4-6-3		1	0	1	0	0	0	0
Brooks Kieschnick, L (8, 1) OBP: 0.375, SLG: 0.545										0	0	0	0	0	0	0

AB	30
R	1
H	7
RBI	1
BB	2
SO	2
LOB	11

livebaseballscorecards.com

Inning Stats	1	2	3	4	5	6	7	8	9
R	0	1	0	0	0	0	0	0	0
E	0	0	0	0	0	0	0	1	0
K	0	0	1	0	1	0	0	0	0
S	9	15	8	4	11	7	8	8	11
H	0	2	0	0	1	0	2	1	1
LOB	0	2	0	0	1	0	1	0	1
BB	0	2	0	0	0	0	0	0	0
P	13	29	10	9	17	11	11	14	14

1B: 6	SF: 0	WP: 0	PA: 33
2B: 1	SAC: 1	PB: 0	
3B: 0	DP: 3	SB: 0	
HR: 0	HBP: 0	CS: 0	

PITCHER		IP	WLS	BF	H	R	ER	SO	BB	IBB	HBP	BLK	WP	HR	S	P	ERA	WHIP
Josh Fogg, R ERA: 6.81	(1, 1)	6.0	W	24	5	1	1	2	2	0	0	0	0	0	59	97	1.50	1.167
34 John Grabow, L ERA: 3.45	(7, 1)	1.0	H	2	0	0	0	0	0	0	0	0	0	0	3	3	0.00	0.000
16 Salomon Torres, R ERA: 3.16	(8, 1)	1.0	H	3	1	0	0	0	0	0	0	0	0	0	8	14	0.00	1.000
Jose Mesa, R ERA: 0.47	(9, 1)	1.0	S	4	1	0	0	0	0	0	0	0	0	0	11	14	0.00	1.000

PITCHER	IP	WLS	BF	H	R	ER	SO	BB	IBB	HBP	BLK	WP	HR	S	P	ERA	WHIP

Milwaukee Brewers @ Pittsburgh Pirates

PNC Park, Pittsburgh, PA

Sat May 22 2004, 7:05 PM EDT

Att. 25,736 - Cloudy - 79 F

livebaseballscorecards.com

BOTTOM

Batter	1	2	3	4	5	6	7	8	9	AB	R	H	RBI	BB	SO	LOB
18 Jason Kendall, R (1, 2) OBP: 0.380, SLG: 0.353	G6-3		0-1 2 1B 1B		1-1 2 G6-4-3 1B		3-1 G6-3			4	0	2	0	0	0	0
2 Jack Wilson, R (1, 6) OBP: 0.375, SLG: 0.553	2-2 1B		0-1 1-2 1B		2-1 G6-4-3 1-2f		1-1 G4-3 S 1B			4	0	3	0	0	0	1
Daryle Ward, L (1, 3) OBP: 0.357, SLG: 0.780	0-2 F9		0-1 F9		2-1 G3-1		1-0 G4-3 1-3			4	0	0	0	0	0	4
Craig Wilson, R (1, 9) OBP: 0.410, SLG: 0.614	1-3 K		1-3 K			4-2 FC4-6 BB	2-1 F9			3	0	0	0	1	2	4
Rob Mackowiak, L (1, 5) OBP: 0.345, SLG: 0.528 Jose Castillo, R (9, 4) OBP: 0.353, SLG: 0.391		0-1 1B G6-3 1B	1-0 G3-1			0-1 FC4-6 S G4-3 1-2f		0-2 E 1B		4 0	2 0	2 0	0 0	0 0	0 0	3 0
Jason Bay, R (1, 7) OBP: 0.439, SLG: 0.556		1-0 G6-3 G1-3 1-3 1B			1-1 1B	4-2 G4-3 WP E 1-3 BB		2-2 P3		3	1	2	0	1	0	1
Abraham Nunez, S (1, 4) OBP: 0.296, SLG: 0.373 Chris Stynes, R (9, 5) OBP: 0.260, SLG: 0.286		0-0 G1-3 1-2			0-0 F7	2-2 G4-3 1-3 3-H		1-0 E3 1-3		4 0	0 0	0 0	1 0	0 0	0 0	5 0
Tike Redman, L (1, 8) OBP: 0.256, SLG: 0.321		2-0 G6-3 2-3 3-H			1-3 K	0-0 E1 3-H		1-3 K		4	0	0	1	0	2	4
Josh Fogg, R (1, 1) 34 John Grabow, L (7, 1) 16 Salomon Torres, R (8, 1) Bobby Hill, S (8, PH) OBP: 0.368, SLG: 0.406 Jose Mesa, R (9, 1)		2-2 L9			0-0 G6-3	2-1 G4-3		2-0 F8		3 0 0 1 0	0 0 0 0 0	0 0 0 0 0	0 0 0 0 0	0 0 0 0 0	0 0 0 0 0	3 0 0 2 0
Inning Stats	R: 0 E: 0 K: 1 S: 17 H: 1 LOB: 1 BB: 0 P: 21	R: 1 E: 0 K: 0 S: 8 H: 2 LOB: 1 BB: 0 P: 13	R: 0 E: 0 K: 1 S: 10 H: 2 LOB: 2 BB: 0 P: 12	R: 0 E: 0 K: 1 S: 7 H: 1 LOB: 1 BB: 0 P: 9	R: 0 E: 0 K: 0 S: 6 H: 1 LOB: 0 BB: 0 P: 11	R: 2 E: 1 K: 0 S: 14 H: 0 LOB: 1 BB: 2 P: 26	R: 0 E: 0 K: 0 S: 7 H: 1 LOB: 1 BB: 0 P: 14	R: 0 E: 1 K: 1 S: 12 H: 1 LOB: 2 BB: 0 P: 18		1B: 9 2B: 0 3B: 0 HR: 0	SF: 0 SAC: 0 DP: 1 HBP: 0					

	AB	34
	R	3
	H	9
	RBI	2
	BB	2
	SO	4
	LOB	27

WP: 1 PB: 0 SB: 3 CS: 0 PA: 36

PITCHER	IP	WLS	BF	H	R	ER	SO	BB	IBB	HBP	BLK	WP	HR	S	P	ERA	WHIP
15 Ben Sheets, R (1, 1) ERA: 2.86	7.0	L	31	8	3	2	3	2	0	0	0	1	0	69	106	2.57	1.429
Brooks Kieschnick, R (8, 1) ERA: 1.74	1.0		5	1	0	0	1	0	0	0	0	0	0	12	18	0.00	1.000

PITCHER	IP	WLS	BF	H	R	ER	SO	BB	IBB	HBP	BLK	WP	HR	S	P	ERA	WHIP

Milwaukee Brewers @ Pittsburgh Pirates

PNC Park, Pittsburgh, PA

Sun May 23 2004, 1:35 PM EDT

Att. 19,326 - Cloudy - 83 F

TOP

livebaseballscorecards.com

Batter	1	2	3	4	5	6	7	8	9	AB	R	H	RBI	BB	SO	LOB
Scott Podsednik, L (1, 8) OBP: 0.347, SLG: 0.404	X 0-0 S 1B	C X 0-1 G4-3 ③	B B B C B 4-1 FC1-2 1-2 2-3 BB	C B C B X 2-2 G4-3 ③						3	0	1	0	1	0	0
Craig Counsell, L (1, 6) OBP: 0.344, SLG: 0.336	1 SAFE 1 SAFE B B C B X 3-1 L6 ① 1-2	C F F D F X 1-2 F8 ①	X 0-0 FC1-2 ② 1-2 2-3 3-Hf	C B F F D X 2-2 G4-3 ①						4	0	0	0	0	0	4
Junior Spivey, R (1, 4) OBP: 0.345, SLG: 0.450	S C F F S 0-3 K ②	H 1-0 1B HBP	S X 0-1 F7 ③	B B X 2-0 F7 ②						3	0	0	0	0	1	4
Geoff Jenkins, L (1, 7) OBP: 0.321, SLG: 0.430	C B X 1-1 G1-3 ③	C 1 SAFE 1 SAFE F 1 SAFE 1 SAFE S 0-3 K ②		B X 1-0 G3-1 ①		F F B D F S 2-3 K ③				4	0	0	0	0	2	2
Lyle Overbay, L (1, 3) OBP: 0.418, SLG: 0.624	C C F X 0-2 G4-3 ①	1 SAFE B B B X 2-0 1B 1-2	C C B F X 0-2 HR	B C C B B F F C 3-3 K ①						4	1	2	1	0	1	0
Brady Clark, R (1, 9) OBP: 0.337, SLG: 0.342	B C B S S 2-3 K ②	C F B B S 2-3 K ③	B C X 1-1 G6-3 ②	B B F F B S 3-3 K ②						4	0	0	0	0	3	2
Keith Ginter, R (1, 5) OBP: 0.344, SLG: 0.482	C S S B S 1-3 K ③	C B X 1-1 F7 ①	B B F B C F X 3-2 F9 ③	B B C C B F X 3-2 HR						4	1	1	1	0	1	0
Chad Moeller, R (1, 2) OBP: 0.327, SLG: 0.391	C C C 0-3 K ①	F S F B B F D X 3-2 BB FC1-2 BB 1B	B F X 1-1 G6-3 ①	X 0-0 P4 ③						4	0	1	0	0	1	0
Doug Davis, R (1, 1)	C B F E B C 2-3 K ②	B B L 1 SAFE D C F B 4-2 FC1-2 BB 1-2 BB	C B C D C 2-3 K ②							1	0	0	0	1	1	0
Ben Grieve, L (7, PH) OBP: 0.394, SLG: 0.430										1	0	0	0	0	1	0
Jeff Bennett, R (7, 1)										0	0	0	0	0	0	0
Luis Vizcaino, R (8, 1)										0	0	0	0	0	0	0
Dan Kolb, R (9, 1)										0	0	0	0	0	0	0
Inning Stats	R: 0 E: 0 K: 1 S: 10 H: 1 LOB: 1 BB: 0 P: 14	R: 0 E: 0 K: 2 S: 10 H: 0 LOB: 0 BB: 0 P: 13	R: 0 E: 0 K: 2 S: 9 H: 0 LOB: 0 BB: 0 P: 11	R: 0 E: 0 K: 2 S: 12 H: 1 LOB: 2 BB: 0 P: 18	R: 0 E: 0 K: 0 S: 14 H: 1 LOB: 3 BB: 2 P: 26	R: 1 E: 0 K: 0 S: 11 H: 1 LOB: 0 BB: 0 P: 16	R: 0 E: 0 K: 1 S: 8 H: 0 LOB: 0 BB: 0 P: 13	R: 0 E: 0 K: 1 S: 9 H: 0 LOB: 0 BB: 0 P: 15	R: 1 E: 0 K: 2 S: 13 H: 1 LOB: 0 BB: 0 P: 22	1B: 3 2B: 0 3B: 0 HR: 2	SF: 0 SAC: 0 DP: 0 HBP: 1					

	AB	32
	R	2
	H	5
	RBI	2
	BB	2
	SO	11
	LOB	12

WP: 0 PB: 0 SB: 1 CS: 0 PA: 35

PITCHER		IP	WLS	BF	H	R	ER	SO	BB	IBB	HBP	BLK	WP	HR	S	P	ERA	WHIP
Kip Wells, R ERA: 3.86	(1, 1)	7.0		28	4	1	1	8	2	0	1	0	0	1	74	111	1.29	0.857
37 Mike Johnston, L ERA: 1.35	(8, 1)	1.1		4	0	0	0	2	0	0	0	0	0	0	14	23	0.00	0.000
Brian Meadows, R ERA: 2.1	(9, 1)	0.2	L	3	1	1	1	1	0	0	0	0	0	1	8	14	13.50	1.500

PITCHER	IP	WLS	BF	H	R	ER	SO	BB	IBB	HBP	BLK	WP	HR	S	P	ERA	WHIP

BOTTOM

Milwaukee Brewers @ Pittsburgh Pirates

PNC Park, Pittsburgh, PA

Sun May 23 2004, 1:35 PM EDT

Att. 19,326 - Cloudy - 83 F

livebaseballscorecards.com

Batter	1	2	3	4	5	6	7	8	9	AB	R	H	RBI	BB	SO	LOB
18 Jason Kendall, R (1, 2) OBP: 0.374, SLG: 0.348	C C X 0-2 2 FC4-6 1B	B B C B C X 3-2 ③ G6-3			B C B X 2-1 ② F7		F X 0-1 ② F9		C F D F X 1-2 ③ P3	5	0	1	0	0	0	3
2 Jack Wilson, R (1, 6) OBP: 0.372, SLG: 0.545	C 1 SAFE B F B B 1 SAFE 1 SAFE X 3-2 ① FC4-6 2B 1-2f	B S B C X 2-2 ① G5-3			B C X 1-1 ③ G5-3		B B F B F X 3-2 1-3 1B			4	0	1	0	0	0	1
Jason Bay, R (1, 7) OBP: 0.422, SLG: 0.550 37 Mike Johnston, L (8, 1) Brian Meadows, R (9, 1)	B C 1 SAFE F B S 2-3 ② K	B C B C C 2-3 ② K				X 0-0 FC4-6 2B	C S S 0-3 ③ K			4 0 0	0 0 0	1 0 0	0 0 0	0 0 0	3 0 0	3 0 0
Craig Wilson, R (1, 9) OBP: 0.418, SLG: 0.643	X 0-0 1-3 2B	B C F X 1-2 1B				F F B S 1-3 ① K		X 0-0 HR		4	1	3	1	0	1	1
Ruben Mateo, R (1, 8) Tike Redman, L (7, 8) OBP: 0.254, SLG: 0.319	X 0-0 ③ G3	C F B X 1-2 ③ F9				B F B S F B F F B 4-2 FC4-6 BB		C F F S 0-3 ① K		2 1	0 0	0 0	0 0	1 0	0 1	3 0
Daryle Ward, L (1, 3) OBP: 0.348, SLG: 0.733	X 0-0 2B 1B		S B S S 1-3 ① K			C D B X 2-1 ② FC4-6 1-2f 2-3		B S F B X 2-2 ② G4-3		4	0	1	0	0	1	2
Chris Stynes, R (1, 5) OBP: 0.259, SLG: 0.284	C X 0-1 ① P4	S B X 1-1 ② 1B				1 SAFE B B X 2-0 ③ P5		C X 0-1 ③ G6-3		4	0	1	0	0	0	3
Jose Castillo, R (1, 4) OBP: 0.343, SLG: 0.379 Bobby Hill, S (9, PH) OBP: 0.364, SLG: 0.400	F B S T F S 1-3 ② K	F X 0-1 ③ G3-1					C X 0-1 ① L4		F B B B F F X 3-2 ① G4-3	3 1	0 0	0 0	0 0	0 0	1 0	1 0
Kip Wells, R (1, 1) OBP: 0.188, SLG: 0.375 Rob Mackowiak, L (7, PH) OBP: 0.348, SLG: 0.528 (8, 7)	X 0-0 1-3 2B				C S S 0-3 ① K		B B F F F X 2-2 2 1B 1B		B C F B X 2-2 ② F7	2 2	0 0	1 1	0 0	0 0	1 0	0 0
Inning Stats	R: 0 H: 2 E: 0 LOB: 2 K: 1 BB: 0 S: 11 P: 16	R: 0 H: 2 E: 0 LOB: 2 K: 1 BB: 0 S: 12 P: 16	R: 0 H: 1 E: 0 LOB: 1 K: 1 BB: 0 S: 12 P: 18	R: 0 H: 1 E: 0 LOB: 0 K: 1 BB: 0 S: 7 P: 9	R: 0 H: 0 E: 0 LOB: 0 K: 1 BB: 0 S: 7 P: 10	R: 0 H: 1 E: 0 LOB: 2 K: 1 BB: 1 S: 12 P: 21	R: 0 H: 2 E: 0 LOB: 2 K: 1 BB: 0 S: 13 P: 18	R: 1 H: 1 E: 0 LOB: 0 K: 1 BB: 0 S: 10 P: 12	R: 0 H: 0 E: 0 LOB: 0 K: 0 BB: 0 S: 11 P: 17	1B: 6 SF: 0 2B: 3 SAC: 0 3B: 0 DP: 0 HR: 1 HBP: 0						

	AB	36
	R	1
	H	10
	RBI	1
	BB	1
	SO	8
	LOB	17

WP: 0 PA: 37
PB: 0
SB: 0
CS: 0

PITCHER		IP	WLS	BF	H	R	ER	SO	BB	IBB	HBP	BLK	WP	HR	S	P	ERA	WHIP
Doug Davis, L ERA: 3.65	(1, 1)	6.0		25	7	0	0	6	1	0	0	0	0	0	61	90	0.00	1.333
Jeff Bennett, R ERA: 3.86	(7, 1)	1.0	H	5	2	0	0	1	0	0	0	0	0	0	13	18	0.00	2.000
Luis Vizcaino, R ERA: 3.86	(8, 1)	1.0	W	4	1	1	1	1	0	0	0	0	0	1	10	12	9.00	1.000
Dan Kolb, R ERA: 0.57	(9, 1)	1.0	S	3	0	0	0	0	0	0	0	0	0	0	11	17	0.00	0.000

PITCHER	IP	WLS	BF	H	R	ER	SO	BB	IBB	HBP	BLK	WP	HR	S	P	ERA	WHIP

Los Angeles Dodgers @ Milwaukee Brewers

Miller Park, Milwaukee, WI

Tue May 25 2004, 7:05 PM CDT

Att. 16,129 - Cloudy - 67 F

livebaseballscorecards.com

TOP

Batter	1	2	3	4	5	6	7	8	9	AB	R	H	RBI	BB	SO	LOB
Cesar Izturis, S (1, 6) OBP: 0.333, SLG: 0.380	C F B S 1-3 K ①		C X 0-1 1B G6-4-3 1-3 3-H 1B	C X 0-1 G3 ③			B B B C S 2 SAFE 4-2 BB		F X 0-1 FC3-6 1-2 3-H 1B	4	1	2	2	1	1	1
Shawn Green, L (1, 3) OBP: 0.330, SLG: 0.426	B B B C B 4-1 BB		F X 0-1 G6-4-3 BB 2B 1-3 3-H 1B		F S X 0-2 P6 ①		F B B S D F S 3-3 K ②		C B B X 2-1 FC3-6 ② 1-2f 2-3	4	1	1	1	1	1	4
Milton Bradley, S (1, 8) OBP: 0.341, SLG: 0.433	B C 1 SAFE X 1-1 F7 ②		B B B B 4-0 G6-4-3 BB 1-2		B C F B B B X 3-2 L7 ②		F S B B F F B S 3-3 K ③		X 0-0 G1-3 ③	4	0	0	0	1	1	5
Adrián Beltré, R (1, 5) OBP: 0.350, SLG: 0.565	B B S S S 2-3 K ③		D D X 2-0 G6-4-3 ① ② 1-2f 2-3 3-H		B F T F S 1-3 K ③			S B X 1-1 P3 ①		4	0	0	0	0	2	3
Paul Lo Duca, R (1, 2) OBP: 0.391, SLG: 0.432		C B F X 1-2 G6-3 ①	X 0-0 WP 2B 3-H			C X 0-1 F9 ①		B B X 2-0 G6-3 ②		4	0	1	1	0	0	0
Juan Encarnacion, R (1, 9) OBP: 0.264, SLG: 0.385		B S S S 1-3 K ②	B F F B F F B S 3-3 K ③ 2-3			F X 0-1 G6-3 ②		B B X 2-0 P4 ③		4	0	0	0	0	2	1
Jason Grabowski, L (1, 7) OBP: 0.312, SLG: 0.457		B C F B B B X 3-2 F7 ③		B C B B B X 3-1 F7 ①		B X 1-0 L9 ③			X 0-0 F7 ①	4	0	0	0	0	0	0
Alex Cora, L (1, 4) OBP: 0.394, SLG: 0.474			B B C B C F X 3-2 SH 1B 1B	B C X 1-1 P4 ②			C F F X 0-2 CS 1B		B C X 1-1 1B 1B	4	2	3	0	0	0	0
Kaz Ishii, L (1, 1) OBP: 0.167, SLG: 0.118 Jose Lima, R (5, 1) OBP: 0.500, SLG: 0.400 Joe Thurston, L (7, PH) OBP: 0.333, SLG: 0.750 Guillermo Mota, R (7, 1) Robin Ventura, L (9, PH) OBP: 0.348, SLG: 0.293 Eric Gagne, R (9, 1)			X 0-0 SH 1B 1B 1-3	B C B B B 4-1 BB			B B X 2-0 2B 1-2 ①		C B S B F B X 3-2 FC3-6 1B 1B 1-3	0 0 1 0 1 0	1 0 0 0 0 0	0 0 1 0 1 0	0 0 0 0 0 0	1 0 0 0 0 0	0 0 0 0 0 0	0 0 0 0 0 0
Inning Stats	R: 0 E: 0 K: 2 S: 9 H: 0 LOB: 1 BB: 1 P: 17	R: 0 E: 0 K: 1 S: 9 H: 0 LOB: 0 BB: 0 P: 14	R: 4 E: 1 K: 1 S: 16 H: 4 LOB: 1 BB: 1 P: 28	R: 0 E: 0 K: 0 S: 7 H: 0 LOB: 1 BB: 1 P: 15	R: 0 E: 0 K: 1 S: 10 H: 0 LOB: 0 BB: 0 P: 14	R: 0 E: 0 K: 0 S: 5 H: 0 LOB: 0 BB: 0 P: 6	R: 0 E: 0 K: 2 S: 16 H: 2 LOB: 2 BB: 1 P: 28	R: 0 E: 0 K: 0 S: 4 H: 0 LOB: 0 BB: 0 P: 9	R: 1 E: 0 K: 0 S: 12 H: 3 LOB: 2 BB: 0 P: 18	1B: 7 2B: 2 3B: 0 HR: 0	SF: 0 SAC: 1 DP: 1 HBP: 0						

	AB	34
	R	5
	H	9
	RBI	4
	BB	4
	SO	7
	LOB	14

WP: 1 PB: 0 SB: 0 CS: 1 PA: 39

PITCHER		IP	WLS	BF	H	R	ER	SO	BB	IBB	HBP	BLK	WP	HR	S	P	ERA	WHIP
Victor Santos, R (1, 1) ERA: 3.9	(1, 1)	4.0	L	19	4	4	4	4	3	0	0	0	1	0	41	74	9.00	1.750
Matt Kinney, R ERA: 7.99	(5, 1)	2.0		6	0	0	0	1	0	0	0	0	0	0	15	20	0.00	0.000
Dave Burba, R ERA: 3.24	(7, 1)	1.0		5	2	0	0	2	1	0	0	0	0	0	16	28	0.00	3.000
Luis Vizcaino, R ERA: 3.68	(8, 1)	1.0		3	0	0	0	0	0	0	0	0	0	0	4	9	0.00	0.000
Matt Wise, R ERA: 5.87	(9, 1)	1.0		6	3	1	1	0	0	0	0	0	0	0	12	18	9.00	3.000

PITCHER	IP	WLS	BF	H	R	ER	SO	BB	IBB	HBP	BLK	WP	HR	S	P	ERA	WHIP

Batter	1	2	3	4	5	6	7	8	9	AB	R	H	RBI	BB	SO	LOB
Scott Podsednik, L (1, 8) OBP: 0.348, SLG: 0.401	C B B B X 3-1 F7 ①		B S B C B B 4-2 BB 2 BB SF8 BB	C X 0-1 G3 ③		X 0-0 B5-3 ②		B C X 1-1 2 E 2 S 1B		4	1	1	0	1	0	1
2 Bill Hall, R (1, 6) OBP: 0.321, SLG: 0.520	X 0-0 G6-3 ②		M C B F F 1 SAFE 1 SAFE F F 4-2 B D F F B SF8 BB 1-2 BB		F B F F B B X 3-2 G5-3 ①	C X 0-1 E7 1B 1B		1 SAFE 1 SAFE F 1 SAFE C B B 1 SAFE 1 SAFE 2-3 S K ② 1-3		4	1	1	0	1	1	1
Junior Spivey, R (1, 4) OBP: 0.364, SLG: 0.451	C B F B F B B 4-2 BB		B B B C B 4-1 SF8 1-2 2-3 BB		F B B B B 4-1 1B 1B BB	C S B X 1-2 2-H 1B		S B B S S 2-3 K ③		2	1	1	1	3	1	1
Geoff Jenkins, L (1, 7) OBP: 0.318, SLG: 0.424	C F 1 SAFE B B S 2-3 K ③		S S S 0-3 K ①		F D B X 2-1 BB 1B 1-3 1B	X 0-0 G4-3 ③			S S X 0-2 G4-3 ①	5	0	1	0	0	2	5
Lyle Overbay, L (1, 3) OBP: 0.407, SLG: 0.609		B B F S X 2-2 G6-3 ①	X 0-0 SF8 ② 1-2 2-3 3-H		C B X 1-1 P6 ②		S F B X 1-2 F8 ①		S B S B S 2-3 K ②	4	0	0	1	0	1	2
Brady Clark, R (1, 9) OBP: 0.344, SLG: 0.350 Ben Grieve, L (9, PH) OBP: 0.390, SLG: 0.425	C X 0-1 F9 ②	X 0-0 G4-3 ③			B X 1-0 BB 1-2 3-H 1B		C B S X 1-2 CS 1B		S B S F C 1-3 K ③	4 1	0 0	2 0	1 0	0 0	0 1	2 0
Keith Ginter, R (1, 5) OBP: 0.364, SLG: 0.513	B C B X 2-1 2B			B C B B X 3-1 2B	D B B B 4-0 1-2 2-3 BB		B B X 2-0 S 1-2 1B ②			3	0	3	0	1	0	0
Gary Bennett, R (1, 2) OBP: 0.300, SLG: 0.328	B B I I 4-0 IBB			C X 0-1 G5-3 ①	B C B F X 2-2 G4-3 ③		D 1 SAFE B F C F T 2-2 K 1-2 ③			3	0	0	0	1	1	5
Victor Santos, R (1, 1) 1 Corey Hart, R (4, PH) Matt Kinney, R (5, 1) OBP: 0.250, SLG: 0.250 Craig Counsell, L (6, PH) OBP: 0.342, SLG: 0.333 Dave Burba, R (7, 1) Luis Vizcaino, R (8, 1) Trent Durrington, R (8, PH) OBP: 0.217, SLG: 0.286 Matt Wise, R (9, 1)	C S S 0-3 K ③			S C F F D S 1-3 K ②		B C F T 1-2 K ①		C S S 0-3 K ①		1 1 0 1 0 0 0 1 0	0 0 0 0 0 0 0 0 0	0 0 0 0 0 0 0 0 0	0 0 0 0 0 0 0 0 0	0 1 0 0 0 0 0 1 0	1 1 0 1 0 0 0 0 0	2 1 0 0 0 0 0 0 0
Inning Stats	R: 0 E: 0 K: 1 S: 9 H: 0 LOB: 1 BB: 1 P: 18	R: 0 E: 0 K: 1 S: 10 H: 1 LOB: 2 BB: 1 P: 18	R: 1 E: 0 K: 1 S: 16 H: 0 LOB: 2 BB: 3 P: 28	R: 0 E: 0 K: 1 S: 11 H: 1 LOB: 1 BB: 0 P: 15	R: 1 E: 0 K: 0 S: 13 H: 2 LOB: 3 BB: 2 P: 30	R: 1 E: 1 K: 1 S: 10 H: 2 LOB: 1 BB: 0 P: 12	R: 0 E: 0 K: 1 S: 11 H: 2 LOB: 1 BB: 0 P: 17	R: 0 E: 1 K: 3 S: 11 H: 1 LOB: 1 BB: 0 P: 16	R: 0 E: 0 K: 2 S: 10 H: 0 LOB: 0 BB: 0 P: 13	1B: 7 2B: 2 3B: 0 HR: 0	SF: 1 SAC: 0 DP: 0 HBP: 0						

PITCHER		IP	WLS	BF	H	R	ER	SO	BB	IBB	HBP	BLK	WP	HR	S	P	ERA	WHIP
Kaz Ishii, L ERA: 3.88	(1, 1)	4.2		24	4	2	2	4	5	1	0	0	0	0	56	100	3.86	1.929
Jose Lima, R ERA: 4.94	(5, 1)	1.1	W	7	2	1	0	1	1	0	0	0	0	0	13	21	0.00	2.250
Guillermo Mota, R ERA: 2.16	(7, 1)	2.0	H	8	3	0	0	4	0	0	0	0	0	0	22	33	0.00	1.500
Eric Gagne, R ERA: 1.89	(9, 1)	1.0	S	3	0	0	0	2	0	0	0	0	0	0	10	13	0.00	0.000

PITCHER	IP	WLS	BF	H	R	ER	SO	BB	IBB	HBP	BLK	WP	HR	S	P	ERA	WHIP

BOTTOM

Los Angeles Dodgers @ Milwaukee Brewers

Miller Park, Milwaukee, WI

Tue May 25 2004, 7:05 PM CDT

Att. 16,129 - Cloudy - 67 F

livebaseballscorecards.com

AB	34
R	3
H	9
RBI	3
BB	7
SO	11
LOB	20

WP: 0 PA: 42
PB: 0
SB: 2
CS: 1

Batter	1	2	3	4	5	6	7	8	9	10	11	12	AB	R	H	RBI	BB	SO	LOB
Cesar Izturis, S (1, 6) OBP: 0.335, SLG: 0.386	B C B X 2-1 G3 2B		C F X 0-2 FC4-6 1B		C X 0-1 G4-3 ②		F B X 1-1 L6-5 ② ③ 3-3			F X 0-1 G6-3 ③			5	0	2	0	0	0	2
Shawn Green, L (1, 9) OBP: 0.326, SLG: 0.415	B F F B F X 2-2 G3 ① 2-3		F X 0-1 FC4-6 ② 1-2f		B F S B X 2-2 G5-3 ③			B B B B 4-0 G6-3 BB			X 0-0 F7 ①		4	0	0	0	1	0	2
Milton Bradley, S (1, 8) OBP: 0.337, SLG: 0.426	F B C B B X 3-2 G6-3 1B		F C F 1 B S SAFE 1-3 K ③			B X 1-0 G6-3 ①		B X 1-1 G6-3 ① ② 1-2f			C B S F B S 2-3 K ②		5	0	1	0	0	2	2
Adrián Beltré, R (1, 5) OBP: 0.341, SLG: 0.549	1 SAFE D 1 SAFE F F F F X 1-2 G6-3 ② ③ 1-2			B F B F B X 3-2 G6-3 ①		C X 0-1 F9 ②		C B B B F S 3-3 K ③			B S X 1-1 L8 ③		5	0	0	0	0	1	2
Paul Lo Duca, R (1, 2) OBP: 0.385, SLG: 0.425		X 0-0 F7 ①		B B B C F S 3-3 K ②		C B X 1-1 1B			C B C F B X 2-2 L7 ①			F B T 1-2 K ①	5	0	1	0	0	2	0
Juan Encarnacion, R (1, 7) OBP: 0.268, SLG: 0.400		F X 0-1 HR		H 1-0 1B HBP		C X 0-1 F8 ③			C C X 0-2 G5-3 ②			X 0-0 L7 ②	4	1	1	1	0	0	1
Olmedo Saenz, R (1, 3) OBP: 0.333, SLG: 0.667	B F F S 1-3 K ②			1 SAFE C 1 SAFE D X 1-1 FC6-4 1B 1-2			B B B C F F X 3-2 1B L6-5 1B		X 0-0 P6 ③			B B C B X 3-1 F9 ③	3	0	2	0	0	1	0
Alex Cora, L (7, PR) OBP: 0.391, SLG: 0.470 (7, 4)													1	0	0	0	0	0	0
Guillermo Mota, R (9, 1)													0	0	0	0	0	0	0
Duaner Sanchez, R (11, 1) OBP: 0.333, SLG: 0.667													1	0	0	0	0	0	0
José Hernández, R (1, 4) OBP: 0.375, SLG: 0.559 (7, 3) (9, 4)		C F S 0-3 K ③		B B S X 2-1 FC6-4 ③ 1-2f			1 SAFE S X 0-1 SH1-4 ③ 1-3			B C X 1-1 F9 ①			3	0	1	0	0	1	2
Jason Grabowski, L (10, PH) OBP: 0.308, SLG: 0.451													1	0	0	0	0	0	0
Joe Thurston, L (10, 4) OBP: 0.333, SLG: 0.750													0	0	0	0	0	0	0
Odalis Perez, L (1, 1) OBP: 0.048, SLG: 0.095			C B B F B X 3-2 G4-3 ①		C S B F B S 2-3 K ①		X 0-0 SH1-4 ① 1-2			T C C 0-3 K ②			2	0	0	0	0	1	0
37 Darren Dreifort, R (8, 1)													0	0	0	0	0	0	0
Tom Martin, L (9, 1)													0	0	0	0	0	0	0
Robin Ventura, L (9, 3) OBP: 0.340, SLG: 0.286													1	0	0	0	0	1	0
Inning Stats	R: 0 E: 0 K: 0 S: 14 H: 2 LOB: 1 BB: 0 P: 22	R: 1 E: 0 K: 2 S: 9 H: 1 LOB: 0 BB: 0 P: 10	R: 0 E: 0 K: 1 S: 12 H: 1 LOB: 1 BB: 0 P: 16	R: 0 E: 0 K: 1 S: 11 H: 1 LOB: 2 BB: 0 P: 21	R: 0 E: 0 K: 1 S: 9 H: 0 LOB: 0 BB: 0 P: 13	R: 0 E: 0 K: 0 S: 7 H: 1 LOB: 1 BB: 0 P: 9	R: 0 E: 0 K: 0 S: 9 H: 2 LOB: 2 BB: 0 P: 13	R: 0 E: 0 K: 1 S: 6 H: 0 LOB: 0 BB: 1 P: 14	R: 0 E: 0 K: 0 S: 8 H: 0 LOB: 0 BB: 0 P: 10	R: 0 E: 0 K: 1 S: 7 H: 0 LOB: 0 BB: 0 P: 8	R: 0 E: 0 K: 1 S: 7 H: 0 LOB: 0 BB: 0 P: 10	R: 0 E: 0 K: 1 S: 6 H: 0 LOB: 0 BB: 0 P: 10	1B: 6 2B: 2 3B: 0 HR: 1	SF: 0 SAC: 1 DP: 2 HBP: 1		WP: 0 PB: 0 SB: 0 CS: 0	PA: 43		

PITCHER		IP	WLS	BF	H	R	ER	SO	BB	IBB	HBP	BLK	WP	HR	S	P	ERA	WHIP
39 Chris Capuano, L ERA: 3.18	(1, 1)	4.0		17	5	1	1	4	0	0	1	0	0	1	46	69	2.25	1.250
Mike Adams, R ERA:	(5, 1)	2.0		7	1	0	0	1	0	0	0	0	0	0	16	22	0.00	0.500
Jeff Bennett, R ERA: 3.52	(7, 1)	2.0		7	2	0	0	1	1	0	0	0	0	0	15	27	0.00	1.500
Brooks Kieschnick, R ERA: 1.66	(9, 1)	1.0		3	0	0	0	0	0	0	0	0	0	0	8	10	0.00	0.000
Dan Kolb, R ERA: 0.54	(10, 1)	1.0		3	0	0	0	1	0	0	0	0	0	0	7	8	0.00	0.000

PITCHER		IP	WLS	BF	H	R	ER	SO	BB	IBB	HBP	BLK	WP	HR	S	P	ERA	WHIP
Luis Vizcaino, R ERA: 3.52	(11, 1)	1.0		3	0	0	0	1	0	0	0	0	0	0	6	10	0.00	0.000
Matt Kinney, R ERA: 7.75	(12, 1)	1.0	W	3	0	0	0	1	0	0	0	0	0	0	7	10	0.00	0.000

TOP

Los Angeles Dodgers @ Milwaukee Brewers

Miller Park, Milwaukee, WI

Wed May 26 2004, 7:05 PM CDT

Att. 14,084 - Cloudy - 57 F

livebaseballscorecards.com

AB	40
R	1
H	8
RBI	1
BB	1
SO	9
LOB	11

Batter	1	2	3	4	5	6	7	8	9	10	11	12	AB	R	H	RBI	BB	SO	LOB
Scott Podsednik, L (1, 8) OBP: 0.344, SLG: 0.401	B1-3		K			K CS, 1B			K		FC1-5, 2B		5	0	1	0	0	3	1
2 Bill Hall, R (1, 6) OBP: 0.313, SLG: 0.500	G3-1			G3					F9		FC1-5, CS, 2-3		5	0	1	0	0	0	2
Junior Spivey, R (1, 4) OBP: 0.366, SLG: 0.443	L8			G4-6-3, BB		CS, 1-2	L9-3, 1B		G6-3, 1-2		G4-3, 1-2		4	0	1	0	1	0	2
Geoff Jenkins, L (1, 7) OBP: 0.325, SLG: 0.425		G4-3, 1B		G4-6-3, 1-2f			K			1B, BB		SH, BB, 1B	4	1	2	0	1	1	2
Lyle Overbay, L (1, 3) OBP: 0.406, SLG: 0.600		K			K		L9-3, 1-1			IBB, 1-3, 1B		SH, 1-2, BB	4	0	1	0	1	2	2
Keith Ginter, R (1, 5) OBP: 0.353, SLG: 0.496		G4-3, 1-2			F8			G1-3		P5		SH, 1-3, 2-H	4	0	0	0	0	0	3
Brady Clark, R (1, 9) OBP: 0.340, SLG: 0.337		G6-3			F8			K		IBB, 1-2			3	0	0	0	1	1	1
Chad Moeller, R (1, 2) OBP: 0.315, SLG: 0.375			G5-3			G1-4-3		G5-3		K			4	0	0	0	0	1	3
39 Chris Capuano, L (1, 1) Mike Adams, R (8, 1) Trent Durrington, R (8, PH) Jeff Bennett, R (7, 1) Brooks Kieschnick, L (9, 1) Craig Counsell, L (8, PR) Dan Kolb, R (10, 1) Ben Grieve, L (10, PH) Luis Vizcaino, R (11, 1) Matt Kinney, R (10, 1)			G4-3			HR		BB, S		L3			1	0	0	0	0	0	0 0 0 1 0 0 0 0 0 0
Inning Stats	R: 0 E: 0 K: 0 S: 6 H: 0 LOB: 0 BB: 0 P: 8	R: 0 E: 0 K: 1 S: 14 H: 1 LOB: 1 BB: 0 P: 19	R: 0 E: 0 K: 1 S: 8 H: 0 LOB: 0 BB: 0 P: 10	R: 0 E: 0 K: 0 S: 4 H: 0 LOB: 0 BB: 1 P: 8	R: 0 E: 0 K: 1 S: 9 H: 0 LOB: 0 BB: 0 P: 14	R: 1 E: 0 K: 1 S: 10 H: 2 LOB: 0 BB: 0 P: 15	R: 0 E: 0 K: 1 S: 8 H: 1 LOB: 0 BB: 0 P: 12	R: 0 E: 0 K: 1 S: 10 H: 0 LOB: 0 BB: 0 P: 12	R: 0 E: 0 K: 1 S: 11 H: 0 LOB: 2 BB: 1 P: 17	R: 0 E: 0 K: 1 S: 12 H: 1 LOB: 3 BB: 2 P: 27	R: 0 E: 0 K: 0 S: 8 H: 1 LOB: 0 BB: 0 P: 11	R: 1 E: 1 K: 0 S: 6 H: 1 LOB: 2 BB: 1 P: 11	1B: 5 2B: 2 3B: 0 HR: 1 SF: 0 SAC: 1 DP: 2 HBP: 0						

PITCHER	IP	WLS	BF	H	R	ER	SO	BB	IBB	HBP	BLK	WP	HR	S	P	ERA	WHIP
Odalis Perez, L (1, 1) ERA: 3.11	7.0		23	4	1	1	5	1	0	0	0	0	1	59	86	1.29	0.714
37 Darren Dreifort, R (8, 1) ERA: 3.92	1.0		3	0	0	0	1	0	0	0	0	0	0	10	12	0.00	0.000
Tom Martin, L (9, 1) ERA: 3.48	0.1		2	0	0	0	1	1	0	0	0	0	0	4	8	0.00	3.000
Guillermo Mota, R (9, 1) ERA: 2.03	1.2		8	1	0	0	1	1	1	0	0	0	0	19	36	0.00	1.200
Duaner Sanchez, R (11, 1) ERA: 2.11	1.0	L	6	2	1	0	0	1	0	0	0	0	0	14	22	0.00	3.000

PITCHER	IP	WLS	BF	H	R	ER	SO	BB	IBB	HBP	BLK	WP	HR	S	P	ERA	WHIP

BOTTOM

Los Angeles Dodgers @ Milwaukee Brewers

Miller Park, Milwaukee, WI

Wed May 26 2004, 7:05 PM CDT

Att. 14,084 - Cloudy - 57 F

livebaseballscorecards.com

AB	36
R	2
H	7
RBI	1
BB	5
SO	8
LOB	19

WP: 0 PB: 0 SB: 1 CS: 2 PA: 43

Batter	1	2	3	4	5	6	7	8	9	AB	R	H	RBI	BB	SO	LOB
Cesar Izturis, S (1, 6) OBP: 0.339, SLG: 0.389	B B X 2-0 ① G3		L X 0-1 ② G3			C B X 1-1 G4-6-3 1B		C F B F F F X 1-2 1-2 1B		4	0	2	0	0	0	0
Shawn Green, L (1, 3) OBP: 0.319, SLG: 0.405	F S B F F B X 2-2 ② F8		S B B F B X 3-2 ③ F7			S X 0-1 ②③ G4-6-3 1-2f		C B B X 2-1 ③ G4-3		4	0	0	0	0	0	3
Milton Bradley, S (1, 8) OBP: 0.341, SLG: 0.446	C S B B F B X 3-2 1B			F F B B C 2-3 ① K			F B B X 2-1 HR		F S B S 1-3 ① K	4	1	2	1	0	2	0
Juan Encarnacion, R (1, 9) OBP: 0.262, SLG: 0.390	X 0-0 ③ F8			C B B S S 2-3 ② K			X 0-0 ① F8		F C X 0-2 ② G6-3	4	0	0	0	0	1	1
Robin Ventura, L (1, 5) OBP: 0.314, SLG: 0.261		X 0-0 ① G4-3		B B B C S F X 3-2 ③ F8			C B C B F S 2-3 ② K		B X 1-0 ③ G5-3	4	0	0	0	0	1	0
Jason Grabowski, L (1, 7) OBP: 0.309, SLG: 0.446		B C B X 2-1 1B			B C F B C 2-3 ① K		C B F B S 2-3 ③ K			3	0	1	0	0	2	0
David Ross, R (1, 2) OBP: 0.212, SLG: 0.313		B C B S F C 2-3 ② K			T F F B S 1-3 ② K			B X 1-0 ① F7		3	0	0	0	0	2	1
Alex Cora, L (1, 4) OBP: 0.382, SLG: 0.458		B C C B B F F X 2-2 ③ F9			B C B C X 2-2 ③ F7			C X 0-1 ② G3		3	0	0	0	0	0	1
Jeff Weaver, R (1, 1) OBP: 0.261, SLG: 0.348			C X 0-1 ① G4-3			C C B F F F F B B 3-3 C ① K		B F B X 2-1 1B		2	0	0	0	0	1	0
Olmedo Saenz, R (8, PH) OBP: 0.360, SLG: 0.682										1	0	1	0	0	0	0
Joe Thurston, L (8, PR) OBP: 0.333, SLG: 0.750										0	0	0	0	0	0	0
Tom Martin, L (8, 1)										0	0	0	0	0	0	0
Duaner Sanchez, R (8, 1) OBP: 0.333, SLG: 0.667										0	0	0	0	0	0	0
Inning Stats	R: 0 E: 0 K: 0 S: 11 H: 1 LOB: 1 BB: 0 P: 18	R: 0 E: 0 K: 1 S: 12 H: 1 LOB: 1 BB: 0 P: 18	R: 0 E: 0 K: 0 S: 7 H: 0 LOB: 0 BB: 0 P: 10	R: 0 E: 0 K: 2 S: 10 H: 0 LOB: 0 BB: 0 P: 17	R: 0 E: 0 K: 2 S: 10 H: 0 LOB: 0 BB: 0 P: 15	R: 0 E: 0 K: 1 S: 11 H: 1 LOB: 0 BB: 0 P: 15	R: 1 E: 0 K: 2 S: 10 H: 1 LOB: 0 BB: 0 P: 16	R: 0 E: 0 K: 0 S: 13 H: 2 LOB: 2 BB: 0 P: 19	R: 0 E: 0 K: 1 S: 7 H: 0 LOB: 0 BB: 0 P: 9	1B: 5 2B: 0 3B: 0 HR: 1	SF: 0 SAC: 0 DP: 1 HBP: 0						

PITCHER	IP	WLS	BF	H	R	ER	SO	BB	IBB	HBP	BLK	WP	HR	S	P	ERA	WHIP
15 Ben Sheets, R (1, 1) ERA: 2.71	7.0	W	24	4	1	1	8	0	0	0	0	0	1	71	109	1.29	0.571
Brooks Kieschnick, R (8, 1) ERA: 1.59	1.0	H	5	2	0	0	0	0	0	0	0	0	0	13	19	0.00	2.000
Dan Kolb, R (9, 1) ERA: 0.51	1.0	S	3	0	0	0	1	0	0	0	0	0	0	7	9	0.00	0.000

PITCHER	IP	WLS	BF	H	R	ER	SO	BB	IBB	HBP	BLK	WP	HR	S	P	ERA	WHIP

TOP

Los Angeles Dodgers @ Milwaukee Brewers

Miller Park, Milwaukee, WI

Thu May 27 2004, 12:05 PM CDT
Att. 24,616 - Cloudy - 71 F

livebaseballscorecards.com

AB	32
R	1
H	6
RBI	1
BB	0
SO	9
LOB	6

1B: 5	SF: 0	WP: 0	PA: 32
2B: 0	SAC: 0	PB: 0	
3B: 0	DP: 1	SB: 0	
HR: 1	HBP: 0	CS: 0	

Batter	1	2	3	4	5	6	7	8	9	AB	R	H	RBI	BB	SO	LOB
Scott Podsednik, L (1, 8) OBP: 0.347, SLG: 0.419	B S C B B F X 3-2 CS 1B	B C C T S 1-3 ③ K			X 0-0 ① G6-3			B B B C X 3-1 HR		4	1	2	1	0	1	0
Craig Counsell, L (1, 6) OBP: 0.340, SLG: 0.326	L B 1 SAFE 1 SAFE C X 1-2 ① E3 BB 1B E	B T F B B F B 4-2 FC5-4-5 BB	B F B C F F S 2-3 ② K					B B F B C T 3-2 ① K		3	1	0	0	1	2	1
Ben Grieve, L (1, 9) OBP: 0.394, SLG: 0.422 Brooks Kieschnick, L (8, 1) OBP: 0.385, SLG: 0.522 Dan Kolb, R (9, 1)	B 1 SAFE X 1-2 1-0 BB E 1B	B B 1 SAFE B C F B 4-2 FC5-4-5 1-2 BB	C F C 0-3 ③ K					C S X 0-2 ② G4-3		2 1 0	1 0 0	1 0 0	0 0 0	1 0 0	1 0 0	0 0 0
Geoff Jenkins, L (1, 7) OBP: 0.324, SLG: 0.418	X 0-0 ② F8	F B F X 1-2 ① ② FC5-4-5 1-2 2-3				X 0-0 ① P5		F B S B H 3-2 1B HBP		3	0	0	0	0	0	4
Lyle Overbay, L (1, 3) OBP: 0.408, SLG: 0.595	2 SAFE B B B B B 4-0 E 1-2 2-3 BB	C E B C 1-3 ③ K				B C B X 2-1 ② F8		C B X 1-1 1-2 1B		3	0	1	0	1	1	1
Keith Ginter, R (1, 5) OBP: 0.350, SLG: 0.488	C B B C X 2-2 E6 1-3 2-H 3-H			C B C B B F X 3-2 15 G5-6-3 2 BB 1B		C S S 0-3 ③ K		B C B S S 2-3 ③ K		4	0	1	0	0	2	3
2 Bill Hall, R (1, 4) OBP: 0.314, SLG: 0.488	B X 1-0 ③ G3			B B B B 4-0 1-2 BB			X 0-0 ① P5			2	0	0	0	1	0	2
Chad Moeller, R (1, 2) OBP: 0.306, SLG: 0.364		B X 1-0 ① G6-3		C C B B F B F S 3-3 ① K			S C B B C 2-3 ② K			3	0	0	0	0	2	2
15 Ben Sheets, R (1, 1) Brady Clark, R (7, PH) OBP: 0.337, SLG: 0.333 (8, 9)		B C C C 1-3 ② K		B X 1-0 ② ③ G5-6-3 2-3f			B C S X 1-2 ③ F9			2 1	0 0	0 0	0 0	0 0	1 0	2 0
Inning Stats	R: 2 H: 2 E: 2 LOB: 2 K: 0 BB: 1 S: 13 P: 25	R: 0 H: 0 E: 0 LOB: 0 K: 2 BB: 0 S: 9 P: 12	R: 0 H: 0 E: 0 LOB: 1 K: 1 BB: 2 S: 11 P: 21	R: 0 H: 1 E: 0 LOB: 1 K: 1 BB: 1 S: 10 P: 21	R: 0 H: 0 E: 0 LOB: 0 K: 2 BB: 0 S: 10 P: 12	R: 0 H: 0 E: 0 LOB: 0 K: 1 BB: 0 S: 6 P: 8	R: 0 H: 0 E: 0 LOB: 0 K: 1 BB: 0 S: 7 P: 10	R: 1 H: 2 E: 0 LOB: 2 K: 2 BB: 0 S: 15 P: 27		1B: 4 SF: 0 2B: 0 SAC: 0 3B: 0 DP: 2 HR: 1 HBP: 1						

PITCHER		IP	WLS	BF	H	R	ER	SO	BB	IBB	HBP	BLK	WP	HR	S	P	ERA	WHIP
Jeff Weaver, R ERA: 4.38	(1, 1)	7.0	L	27	3	2	0	8	4	0	0	0	0	0	66	109	0.00	1.000
Tom Martin, L ERA: 4.09	(8, 1)	0.2		5	2	1	1	1	0	0	1	0	0	1	12	22	13.50	3.000
Duaner Sanchez, R ERA: 2.08	(8, 1)	0.1		1	0	0	0	1	0	0	0	0	0	0	3	5	0.00	0.000

PITCHER	IP	WLS	BF	H	R	ER	SO	BB	IBB	HBP	BLK	WP	HR	S	P	ERA	WHIP

BOTTOM

Los Angeles Dodgers @ Milwaukee Brewers

Miller Park, Milwaukee, WI

Thu May 27 2004, 12:05 PM CDT
Att. 24,616 - Cloudy - 71 F

livebaseballscorecards.com

AB	28
R	3
H	5
RBI	1
BB	4
SO	10
LOB	15

Batter	1	2	3	4	5	6	7	8	9	AB	R	H	RBI	BB	SO	LOB
3 Khalil Greene, R (1, 6) OBP: 0.344, SLG: 0.400	B C C B B F X 3-2 ① G5-3		B C S F B B C 3-3 ③ K			S B C B S 2-3 ① K	B B B C B 4-1 1B BB		C B F S 1-3 ② K	4	0	0	0	1	3	1
Mark Loretta, R (1, 4) OBP: 0.371, SLG: 0.467	C B F X 1-2 ② L7			B C B B B C X 3-2 ① G4-3		B C B B B B 4-1 24 E 24 E 1B BB	D B C F X 2-2 1-2 2-H 1B		F B X 1-1 2B	4	1	2	1	1	0	0
24 Brian Giles, L (1, 9) OBP: 0.388, SLG: 0.489 Kerry Robinson, L (7, 7) OBP: 0.294, SLG: 0.277	B F B B X 3-1 ③ F8			C B X 1-1 ② G4-3		X 0-0 E3 1B 1-3	C B F F F C 1-3 ③ K		C X 0-1 ③ L3	4 1	1 0	0 0	0 0	0 0	1 0	3 1
Phil Nevin, R (1, 3) OBP: 0.348, SLG: 0.415		X 0-0 ① L9		B B C F B X 3-2 ③ G4-3		C B X 1-1 ② G1-3		S S B B X 2-2 ① F8		4	0	0	0	0	0	2
Jay Payton, R (1, 8) OBP: 0.380, SLG: 0.434		C F X 0-2 ② G6-3			C B B B F F X 3-2 1B 1B	C X 0-1 2-H 3-H 1B		B F S F S 1-3 ② K		4	0	2	2	0	1	0
Brian Buchanan, R (1, 7) OBP: 0.282, SLG: 0.343 Terrence Long, L (7, 9) OBP: 0.369, SLG: 0.408		F X 0-1 ③ G5-3			B B 1 SAFE C X 2-1 ① FC6-4 BB 1-2 1B	F F S 0-3 ③ K		F F F F S 0-3 ③ K		3 1	0 0	1 0	0 0	0 0	1 1	1 0
Ramon Hernandez, R (1, 2) OBP: 0.331, SLG: 0.398			B B B B 4-0 BB		B S 1 SAFE 1 SAFE D B B 4-1 FC6-4 1-2 BB		B B C F B X 3-2 SH1-4 1B 1B		X 0-0 WP G6-3 HR 1B	2	2	2	0	2	0	0
Jeff Cirillo, R (1, 5) OBP: 0.300, SLG: 0.125			F B B F S 2-3 ① K		X 0-0 ② FC6-4 1-2f 2-3	B X 1-0 ① P4			B C 1 SAFE B X 2-1 ① G6-3 1-2	4	0	0	0	0	1	5
Brian Lawrence, R (1, 1) OBP: 0.190, SLG: 0.238 Akinori Otsuka, R (8, 1) Sean Burroughs, L (9, PH) OBP: 0.371, SLG: 0.403 Trevor Hoffman, R (9, 1)			L 1 SAFE L C 0-3 ② K		B S C X 1-2 ③ F8	X 0-0 ② SH1-4 1-2			B B S F X 2-2 2-H HR	2 0 1 0	0 0 1 0	0 0 1 0	0 0 2 0	0 0 0 0	1 0 0 0	3 0 0 0
Inning Stats	R: 0 E: 0 K: 0 S: 9 H: 0 LOB: 0 BB: 0 P: 16	R: 0 E: 0 K: 0 S: 6 H: 0 LOB: 0 BB: 0 P: 6	R: 0 E: 0 K: 3 S: 10 H: 0 LOB: 1 BB: 1 P: 19	R: 0 E: 0 K: 0 S: 8 H: 0 LOB: 0 BB: 0 P: 15	R: 0 E: 0 K: 0 S: 11 H: 2 LOB: 2 BB: 1 P: 21	R: 2 E: 1 K: 2 S: 12 H: 1 LOB: 1 BB: 1 P: 19	R: 1 E: 0 K: 1 S: 14 H: 2 LOB: 2 BB: 1 P: 25	R: 0 E: 0 K: 2 S: 12 H: 0 LOB: 0 BB: 0 P: 15	R: 2 E: 0 K: 1 S: 13 H: 3 LOB: 1 BB: 0 P: 19	1B: 6 2B: 1 3B: 0 HR: 1 SF: 0 SAC: 1 DP: 0 HBP: 0						

PITCHER	IP	WLS	BF	H	R	ER	SO	BB	IBB	HBP	BLK	WP	HR	S	P	ERA	WHIP
Doug Davis, L (1, 1) ERA: 3.41	7.0	L	30	5	3	1	6	4	0	0	0	0	0	70	121	1.29	1.286
Jeff Bennett, R (8, 1) ERA: 3.38	1.0		3	0	0	0	2	0	0	0	0	0	0	12	15	0.00	0.000
Luis Vizcaino, R (9, 1) ERA: 4.13	1.0		6	3	2	2	1	0	0	0	0	1	1	13	19	18.00	3.000

PITCHER	IP	WLS	BF	H	R	ER	SO	BB	IBB	HBP	BLK	WP	HR	S	P	ERA	WHIP

TOP

San Diego Padres @ Milwaukee Brewers

Miller Park, Milwaukee, WI

Fri May 28 2004, 7:05 PM CDT
Att. 17,851 - Dome - 65 F

livebaseballscorecards.com

AB	34
R	5
H	8
RBI	5
BB	4
SO	9
LOB	16

WP: 1 PB: 0 SB: 0 CS: 0 PA: 39

BOTTOM

San Diego Padres @ Milwaukee Brewers

Miller Park, Milwaukee, WI

Fri May 28 2004, 7:05 PM CDT
Att. 17,851 - Dome - 65 F

livebaseballscorecards.com

Batter	1	2	3	4	5	6	7	8	9	AB	R	H	RBI	BB	SO	LOB
Brady Clark, R (1, 8) OBP: 0.327, SLG: 0.322	B B C C B S 3-3 K ①		C B B B C 3-3 K ③		C B X 1-1 G4-3 ③			C B X 1-1 P5 ③		3	0	0	0	0	2	0
Brooks Kieschnick, L (8, PH) OBP: 0.370, SLG: 0.500										1	0	0	0	0	0	0
Luis Vizcaino, R (9, 1)										0	0	0	0	0	0	0
Craig Counsell, L (1, 6) OBP: 0.340, SLG: 0.326	X 0-0 S 1B			B C C F X 1-2 CI HR		B X 1-0 G6-3 ①			F B C X 1-2 L8 ①	3	1	1	0	0	0	0
Ben Grieve, L (1, 9) OBP: 0.398, SLG: 0.453	B C T F F 1 SAFE B F S 2-3 K ② 1-2			F X 0-1 1-H HR		B X 1-0 G3-1 ②			B C C B B B 4-2 2B BB	3	2	1	2	1	1	1
Geoff Jenkins, L (1, 7) OBP: 0.322, SLG: 0.420	S S B F S 1-3 K ③			B B F F F F F B F F 3-2 F X G6-3 ①		F F B F F S 1-3 K ③			C C F X 0-2 1-H 2B	4	0	1	1	0	2	1
Lyle Overbay, L (1, 3) OBP: 0.405, SLG: 0.587		S X 0-1 F7 ①		X 0-0 1B			C S B B F F S 2-3 K ①		B C S S 1-3 K ②	4	0	1	0	0	2	1
Junior Spivey, R (1, 4) OBP: 0.362, SLG: 0.436		C B X 1-1 G6-3 ②		S B C C 1-3 K ②			X 0-0 L6-3 1B		B D B X 3-0 F9 ③	4	0	1	0	0	1	2
Keith Ginter, R (1, 5) OBP: 0.343, SLG: 0.476		C B S C 1-3 K ③		X 0-0 G6-3 ③			B B C S X 2-2 L6-3 ②③ 1-1			3	0	0	0	0	1	2
Chad Moeller, R (1, 2) OBP: 0.298, SLG: 0.353			C B X 1-1 P4 ①		S X 0-1 G4-3 ①			C B B S B F F X 3-2 F8 ①		3	0	0	0	0	0	0
Doug Davis, R (1, 1)			C F S 0-3 K ②		C B B B C S 3-3 K ②			C S B X 1-2 G1-3 ②		2	0	0	0	0	2	0
Jeff Bennett, R (8, 1)										0	0	0	0	0	0	0
Scott Podsednik, L (8, PH) OBP: 0.346, SLG: 0.417 (9, 8)										1	0	0	0	0	0	0
Inning Stats	R: 0 H: 1 E: 0 LOB: 1 K: 3 BB: 0 S: 14 P: 20	R: 0 H: 0 E: 0 LOB: 0 K: 1 BB: 0 S: 7 P: 9	R: 0 H: 0 E: 0 LOB: 0 K: 2 BB: 0 S: 8 P: 12	R: 2 H: 2 E: 1 LOB: 1 K: 1 BB: 0 S: 19 P: 24	R: 0 H: 0 E: 0 LOB: 0 K: 1 BB: 0 S: 7 P: 11	R: 0 H: 0 E: 0 LOB: 0 K: 1 BB: 0 S: 7 P: 10	R: 0 H: 1 E: 0 LOB: 0 K: 1 BB: 0 S: 9 P: 13	R: 0 H: 0 E: 0 LOB: 0 K: 0 BB: 0 S: 10 P: 15	R: 1 H: 1 E: 0 LOB: 1 K: 1 BB: 1 S: 13 P: 22	1B: 3 SF: 0 2B: 2 SAC: 0 3B: 0 DP: 1 HR: 1 HBP: 0						

AB	31
R	3
H	5
RBI	3
BB	1
SO	11
LOB	7

WP: 0 PA: 33
PB: 0
SB: 1
CS: 0

PITCHER		IP	WLS	BF	H	R	ER	SO	BB	IBB	HBP	BLK	WP	HR	S	P	ERA	WHIP
Brian Lawrence, R ERA: 4.4	(1, 1)	7.0	W	25	4	2	1	10	0	0	0	0	0	1	71	99	1.29	0.571
Akinori Otsuka, R ERA: 1.48	(8, 1)	1.0	H	3	0	0	0	0	0	0	0	0	0	0	10	15	0.00	0.000
Trevor Hoffman, R ERA: 2.12	(9, 1)	1.0	S	5	1	1	1	1	1	0	0	0	0	0	13	22	9.00	2.000

PITCHER	IP	WLS	BF	H	R	ER	SO	BB	IBB	HBP	BLK	WP	HR	S	P	ERA	WHIP

San Diego Padres @ Milwaukee Brewers

Miller Park, Milwaukee, WI

Sat May 29 2004, 6:05 PM CDT

Att. 29,499 - Dome - 66 F

TOP

livebaseballscorecards.com

Batter	1	2	3	4	5	6	7	8	9	AB	R	H	RBI	BB	SO	LOB
Sean Burroughs, L (1, 5) OBP: 0.371, SLG: 0.403	G5-3 24 BB 1B		F9		K		1-H 1B		G6-3	5	0	2	1	0	1	1
Mark Loretta, R (1, 4) OBP: 0.364, SLG: 0.458	F7		F8		K		G1-3			4	0	0	0	0	1	3
24 Brian Giles, L (1, 9) OBP: 0.394, SLG: 0.497	SAFE 1-2 BB			WP 1B 2B	K			S 1B 1B		3	1	2	0	1	1	1
Phil Nevin, R (1, 3) OBP: 0.355, SLG: 0.419	G5-3 2-3f			1B 2-H 1B		G6-4-3 BB		1-H 2B 1B		3	1	2	1	1	0	2
Terrence Long, L (1, 7) OBP: 0.364, SLG: 0.413		G4-3		F8		G6-4-3 1-2f		1-H 2B		4	0	1	1	0	0	2
Jay Payton, R (1, 8) OBP: 0.388, SLG: 0.446		2B		1-2 1B		P6		WP BB		3	0	2	0	1	0	0
Ramon Hernandez, R (1, 2) OBP: 0.329, SLG: 0.389		K		L8			FC5-4 BB	1-2 F8		3	0	0	0	1	1	4
3 Khalil Greene, R (1, 6) OBP: 0.342, SLG: 0.396		K		K			F8		L5-3 1B	4	0	1	0	0	2	4
Dennis Tankersley, R (1, 1) OBP: 0.333, SLG: 0.333			G6-3		1B					2	0	1	0	0	0	0
Kerry Robinson, L (7, PH) OBP: 0.288, SLG: 0.271										1	1	0	0	0	0	1
Jay Witasick, R (7, 1)										0	0	0	0	0	0	0
Rod Beck, R (8, 1)										0	0	0	0	0	0	0
Miguel Ojeda, R (9, PH) OBP: 0.316, SLG: 0.333							FC5-4 1-2f 1B		L5-3 1-1	1	0	0	0	0	0	1
Inning Stats	R: 0 E: 0 K: 0 S: 6 H: 1 LOB: 1 BB: 1 P: 11	R: 0 E: 0 K: 2 S: 11 H: 1 LOB: 1 BB: 0 P: 19	R: 0 E: 0 K: 0 S: 5 H: 0 LOB: 0 BB: 0 P: 8	R: 1 E: 0 K: 1 S: 13 H: 3 LOB: 2 BB: 0 P: 22	R: 0 E: 0 K: 3 S: 11 H: 1 LOB: 1 BB: 0 P: 17	R: 0 E: 0 K: 0 S: 4 H: 0 LOB: 0 BB: 1 P: 9	R: 1 E: 0 K: 0 S: 14 H: 1 LOB: 1 BB: 1 P: 24	R: 1 E: 0 K: 0 S: 12 H: 3 LOB: 1 BB: 1 P: 21	R: 0 E: 0 K: 0 S: 7 H: 1 LOB: 0 BB: 0 P: 11	1B: 8 2B: 4 3B: 0 HR: 0 SF: 0 SAC: 0 DP: 3 HBP: 0	WP: 2 PB: 0 SB: 2 CS: 0 PA: 37					

	AB	33
	R	3
	H	11
	RBI	3
	BB	4
	SO	6
	LOB	19

PITCHER		IP	WLS	BF	H	R	ER	SO	BB	IBB	HBP	BLK	WP	HR	S	P	ERA	WHIP
Wes Obermueller, R ERA: 6.75	(1, 1)	6.0	W	24	6	1	1	6	2	0	0	0	1	0	50	86	1.50	1.333
Matt Kinney, R ERA: 7.79	(7, 1)	1.0	H	5	1	1	1	0	1	0	0	0	0	0	14	24	9.00	2.000
Brooks Kieschnick, R ERA: 1.93	(8, 1)	0.2	H	4	3	1	1	0	1	0	0	0	0	0	10	17	13.50	6.000
Mike Adams, R ERA:	(8, 1)	0.1	H	1	0	0	0	0	0	0	0	0	1	0	2	4	0.00	0.000
Dan Kolb, R ERA: 0.48	(9, 1)	1.0	S	3	1	0	0	0	0	0	0	0	0	0	7	11	0.00	1.000

PITCHER		IP	WLS	BF	H	R	ER	SO	BB	IBB	HBP	BLK	WP	HR	S	P	ERA	WHIP

BOTTOM

San Diego Padres @ Milwaukee Brewers

Miller Park, Milwaukee, WI

Sat May 29 2004, 6:05 PM CDT

Att. 29,499 - Dome - 66 F

livebaseballscorecards.com

Batter	1	2	3	4	5	6	7	8	9	AB	R	H	RBI	BB	SO	LOB
Scott Podsednik, L (1, 8) OBP: 0.348, SLG: 0.412	B B B C T T X 3-2 G3-1 ①	C B C T B T B B 4-2 BB BB			X 0-0 F8 ①		B B C B B 4-1 FC4-6 BB			2	0	0	0	2	0	0
Craig Counsell, L (1, 6) OBP: 0.337, SLG: 0.319	C X 0-1 L9 ②	C B C B B B 4-2 1-2 2-3 BB			C C F B B F S 2-3 K ②		1 SAFE 1 SAFE B 1 SAFE B C X 2-1 FC4-6 ③ 1-2f			3	0	0	0	1	1	1
Ben Grieve, L (1, 9) OBP: 0.387, SLG: 0.438 Brooks Kieschnick, L (8, 1) OBP: 0.370, SLG: 0.500 Mike Adams, R (8, 1) 2 Bill Hall, R (8, PH) OBP: 0.310, SLG: 0.482 Dan Kolb, R (9, 1)	C S T T 0-2 K ③	B B T S S 2-3 K ③			B F B S B B C 3-3 K ③			X 0-0 F8 ①		3 0 0 1 0	0 0 0 0 0	0 0 0 0 0	0 0 0 0 0	0 0 0 0 0	3 0 0 0 0	3 0 0 0 0
Geoff Jenkins, L (1, 7) OBP: 0.316, SLG: 0.411		C T B T T X 1-2 G4-3 ①	S C B T S 1-3 K ①			B B C C B S 3-3 K ①		C B S X 1-2 F7 ②		4	0	0	0	0	2	0
Lyle Overbay, L (1, 3) OBP: 0.402, SLG: 0.580	B B X 2-0 E 1B 2B 1B	B S F C 1-3 K ②			F F C 0-3 K ②		X 0-0 G4-3 ③		4	1	1	0	0	2	0
Junior Spivey, R (1, 4) OBP: 0.362, SLG: 0.434	B B C S X 2-2 E 1-2 2B 1B	C X 0-1 G6-3 ③			X 0-0 L9 ③					3	1	1	0	0	0	0
Keith Ginter, R (1, 5) OBP: 0.342, SLG: 0.481	C S X 0-2 E4 1-2 2-3 2B	C X 0-1 F7 ①					C B X 1-1 G4-3 WP 2B			3	2	1	0	0	0	2
Gary Bennett, R (1, 2) OBP: 0.288, SLG: 0.313	B F X 1-1 F8 ②	C B C B B X 3-2 G6-3 ②					X 0-0 G4-3 ① 2-3			3	0	0	0	0	0	4
Wes Obermueller, R (1, 1) OBP: 0.286, SLG: 0.357 Matt Kinney, R (7, 1) OBP: 0.250, SLG: 0.250 Brady Clark, R (7, PH) OBP: 0.324, SLG: 0.318 (8, 9)	B C X 1-1 BB 1-H 2-H 3-H 2B	B C S S 1-3 K ③					B L S B B X 3-2 G6-3 ② 3-H			2 0 1	0 0 0	1 0 0	3 0 0	0 0 0	1 0 0	0 0 0
Inning Stats	R: 0 H: 0 E: 0 LOB: 0 K: 1 BB: 0 S: 10 P: 13	R: 3 H: 3 E: 1 LOB: 3 K: 1 BB: 2 S: 25 P: 42	R: 0 H: 0 E: 0 LOB: 0 K: 2 BB: 0 S: 9 P: 11		R: 0 H: 0 E: 0 LOB: 0 K: 1 BB: 0 S: 8 P: 12	R: 0 H: 0 E: 0 LOB: 0 K: 2 BB: 0 S: 10 P: 15	R: 0 H: 0 E: 0 LOB: 0 K: 2 BB: 0 S: 7 P: 10	R: 1 H: 1 E: 0 LOB: 1 K: 0 BB: 1 S: 9 P: 19	R: 0 H: 0 E: 0 LOB: 0 K: 0 BB: 0 S: 5 P: 6	1B: 2 SF: 0 2B: 2 SAC: 0 3B: 0 DP: 0 HR: 0 HBP: 0						

	AB	29
	R	4
	H	4
	RBI	3
	BB	3
	SO	9
	LOB	10

WP: 1 PA: 32
PB: 0
SB: 0
CS: 0

PITCHER		IP	WLS	BF	H	R	ER	SO	BB	IBB	HBP	BLK	WP	HR	S	P	ERA	WHIP
Dennis Tankersley, R ERA: 2.0	(1, 1)	6.0	L	24	3	3	0	9	2	0	0	0	0	0	69	103	0.00	0.833
Jay Witasick, R ERA: 2.59	(7, 1)	1.0		5	1	1	1	0	1	0	0	0	1	0	9	19	9.00	2.000
Rod Beck, R ERA: 3.0	(8, 1)	1.0		3	0	0	0	0	0	0	0	0	0	0	5	6	0.00	0.000

PITCHER		IP	WLS	BF	H	R	ER	SO	BB	IBB	HBP	BLK	WP	HR	S	P	ERA	WHIP

San Diego Padres @ Milwaukee Brewers

Miller Park, Milwaukee, WI

Sun May 30 2004, 1:05 PM CDT

Att. 27,168 - Dome - 66 F

TOP

livebaseballscorecards.com

Batter	1	2	3	4	5	6	7	8	9	AB	R	H	RBI	BB	SO	LOB
Sean Burroughs, L (1, 5) OBP: 0.367, SLG: 0.398	K		1B	P3		G4-3			G3-1	5	1	1	0	0	1	1
Jeff Cirillo, R (1, 4) OBP: 0.286, SLG: 0.167	K		1B		F7		F9			4	1	1	0	0	1	0
24 Brian Giles, L (1, 9) OBP: 0.392, SLG: 0.503	F8		3B		K		G4-3			4	0	1	2	0	1	0
Phil Nevin, R (1, 3) OBP: 0.358, SLG: 0.437		1B	K		HR		K			4	2	2	1	0	2	1
Terrence Long, L (1, 7) OBP: 0.359, SLG: 0.429		3B	P5		G6-3			F8		4	0	1	1	0	0	1
Jay Payton, R (1, 8) OBP: 0.391, SLG: 0.444		G4-3	BB			1B		P5		3	1	1	0	1	0	1
Miguel Ojeda, R (1, 2) OBP: 0.295, SLG: 0.309		G5-3	F8			SAFE		K		4	0	0	0	0	2	4
3 Khalil Greene, R (1, 6) OBP: 0.340, SLG: 0.389		IBB		G6-3		F9			K	3	0	0	0	1	1	1
Ismael Valdez, R (1, 1) OBP: 0.150, SLG: 0.222		G4-3		G4-3		2B			P2	3	0	1	1	0	0	2
Scott Linebrink, R (7, 1)										0	0	0	0	0	0	0
Akinori Otsuka, R (8, 1)										0	0	0	0	0	0	0
Jon Knott, R (9, PH)										1	0	0	0	0	0	0
Trevor Hoffman, R (9, 1)										0	0	0	0	0	0	0

	AB	35
	R	5
	H	8
	RBI	5
	BB	2
	SO	8
	LOB	11

Inning Stats	1	2	3	4	5	6	7	8	9
	R: 0 E: 0 K: 2 S: 9 H: 0 LOB: 0 BB: 0 P: 14	R: 1 E: 0 K: 0 S: 13 H: 2 LOB: 2 BB: 1 P: 23	R: 2 E: 0 K: 1 S: 16 H: 3 LOB: 2 BB: 1 P: 30	R: 0 E: 0 K: 0 S: 6 H: 0 LOB: 0 BB: 0 P: 9	R: 1 E: 0 K: 1 S: 9 H: 1 LOB: 0 BB: 0 P: 15	R: 1 E: 0 K: 1 S: 12 H: 2 LOB: 1 BB: 0 P: 20	R: 0 E: 0 K: 1 S: 6 H: 0 LOB: 0 BB: 0 P: 12	R: 0 E: 0 K: 1 S: 7 H: 0 LOB: 0 BB: 0 P: 13	R: 0 E: 0 K: 1 S: 7 H: 0 LOB: 0 BB: 0 P: 9

1B: 4	SF: 0	WP: 0	PA: 37
2B: 1	SAC: 0	PB: 0	
3B: 2	DP: 0	SB: 0	
HR: 1	HBP: 0	CS: 0	

PITCHER		IP	WLS	BF	H	R	ER	SO	BB	IBB	HBP	BLK	WP	HR	S	P	ERA	WHIP
Victor Santos, R ERA: 4.5	(1, 1)	6.0	L	28	8	5	5	5	1	1	0	0	0	1	65	111	7.50	1.500
Mike Adams, R ERA:	(7, 1)	2.0		6	0	0	0	2	0	0	0	0	0	0	13	25	0.00	0.000
Jeff Bennett, R ERA: 3.24	(9, 1)	1.0		3	0	0	0	1	0	0	0	0	0	0	7	9	0.00	0.000

PITCHER	IP	WLS	BF	H	R	ER	SO	BB	IBB	HBP	BLK	WP	HR	S	P	ERA	WHIP

Batter	1	2	3	4	5	6	7	8	9	AB	R	H	RBI	BB	SO	LOB
Scott Podsednik, L (1, 8) OBP: 0.345, SLG: 0.407	C C X 0-2 ① G4-3	X 0-0 ③ G3		C X 0-1 ③ F7			C F X 0-2 2B 1B	C C T 0-2 ③ K 1-2		5	1	1	0	0	1	5
Craig Counsell, L (1, 6) OBP: 0.345, SLG: 0.336	C B F X 1-2 2B G3-1 1B		B X 1-0 ① L7		C C B X 1-2 G6-3 1B		C 1 SAFE 1 SAFE F B 1 F X SAFE 1-2 1-H 2B		B C C F B B C 3-3 ① K	5	1	3	1	0	1	0
Ben Grieve, L (1, 9) OBP: 0.397, SLG: 0.468	B B X 2-0 G3-1 1-3 2B		B B C B X 3-1 FC4-6 1B		X 0-0 ① ② G6-3 1-2f		C C C 0-3 ① K		B B B C X 3-1 2B	5	0	3	0	0	1	2
Geoff Jenkins, L (1, 7) OBP: 0.313, SLG: 0.403	B X 1-0 ② G3-1 2-3 3-H		B C X 1-1 ② P4		S B F F X 1-2 E4		F F F D B B B 4-2 BB		X 0-0 ② P2	4	0	0	1	1	0	3
Lyle Overbay, L (1, 3) OBP: 0.392, SLG: 0.564	C B S T F F X 1-2 ③ L7		D X 1-0 ③ FC4-6 1-2f		F C B B X 2-2 ③ G4-3		B S X 2-1 ② L9		D F D C S 2-3 ③ K	5	0	0	0	0	1	6
Junior Spivey, R (1, 4) OBP: 0.358, SLG: 0.427		X 0-0 SH2-4 G5-3 1B		B B F X 2-1 ① G5-3		B C F X 1-2 ① G5-3	X 0-0 ③ F7			4	0	1	0	0	0	2
Keith Ginter, R (1, 5) OBP: 0.347, SLG: 0.473	C 1 SAFE 1 SAFE X 0-1 ① G5-3 1-2		B X 1-0 ② F9			B B C B B 4-1 BB		B B S B B 4-1 S BB		2	0	0	0	2	0	1
Gary Bennett, R (1, 2) OBP: 0.299, SLG: 0.314	B B C C B F B 4-2 SH2-4 BB		X 0-0 1B 1B			F X 0-1 ② L5		D S B B F F S 3-3 ① K		3	0	1	0	1	1	2
Victor Santos, R (1, 1) OBP: 0.100, SLG: 0.100	C X 0-1 ② SH2-4 1-2 2-3			C C X 0-2 1-2 1B		S F C 0-3 ③ K		F B B S B X 3-2 ② F8		1	0	1	0	0	0	0
2 Bill Hall, R (6, PH) OBP: 0.307, SLG: 0.476										1	0	0	0	0	1	1
Mike Adams, R (7, 1)										0	0	0	0	0	0	0
Brooks Kieschnick, L (8, PH) OBP: 0.357, SLG: 0.480										1	0	0	0	0	0	1
Jeff Bennett, R (9, 1)										0	0	0	0	0	0	0
Inning Stats	R: 1 H: 2 E: 0 LOB: 1 K: 0 BB: 0 S: 14 P: 19	R: 0 H: 1 E: 0 LOB: 2 K: 0 BB: 1 S: 9 P: 13	R: 0 H: 1 E: 0 LOB: 1 K: 0 BB: 0 S: 6 P: 12	R: 0 H: 2 E: 0 LOB: 2 K: 0 BB: 0 S: 9 P: 12	R: 0 H: 1 E: 1 LOB: 1 K: 0 BB: 0 S: 11 P: 15	R: 0 H: 0 E: 0 LOB: 1 K: 1 BB: 1 S: 9 P: 14	R: 1 H: 2 E: 0 LOB: 2 K: 1 BB: 1 S: 16 P: 23	R: 0 H: 0 E: 0 LOB: 1 K: 2 BB: 1 S: 11 P: 21	R: 0 H: 1 E: 0 LOB: 1 K: 2 BB: 0 S: 10 P: 18							

PITCHER	IP	WLS	BF	H	R	ER	SO	BB	IBB	HBP	BLK	WP	HR	S	P	ERA	WHIP
Ismael Valdez, R (1, 1) ERA: 5.06	6.0	W	29	9	2	2	1	2	0	0	0	0	0	65	93	3.00	1.833
Scott Linebrink, R (7, 1) ERA: 1.78	1.0	H	4	0	0	0	1	1	0	0	0	0	0	9	15	0.00	1.000
Akinori Otsuka, R (8, 1) ERA: 1.42	1.0	H	4	0	0	0	2	1	0	0	0	0	0	11	21	0.00	1.000
Trevor Hoffman, R (9, 1) ERA: 2.0	1.0	S	4	1	0	0	2	0	0	0	0	0	0	10	18	0.00	1.000

PITCHER	IP	WLS	BF	H	R	ER	SO	BB	IBB	HBP	BLK	WP	HR	S	P	ERA	WHIP

BOTTOM

San Diego Padres @ Milwaukee Brewers

Miller Park, Milwaukee, WI

Sun May 30 2004, 1:05 PM CDT
Att. 27,168 - Dome - 66 F

livebaseballscorecards.com

AB	36
R	2
H	10
RBI	2
BB	4
SO	6
LOB	23

1B: 7	SF: 0	WP: 0	PA: 41
2B: 3	SAC: 1	PB: 0	
3B: 0	DP: 1	SB: 1	
HR: 0	HBP: 0	CS: 0	

Batter	1	2	3	4	5	6	7	8	9	10	AB	R	H	RBI	BB	SO	LOB
Scott Podsednik, L (1, 8) OBP: 0.343, SLG: 0.401	G4-3		K			SH1-4 1-3		F7		HBP	3	0	0	0	0	1	2
2 Bill Hall, R (1, 6) OBP: 0.290, SLG: 0.455	K			K		SF9 3-H		K		K	4	0	0	1	0	4	3
Junior Spivey, R (1, 4) OBP: 0.348, SLG: 0.413	K			P4		F8			G5-3		4	0	0	0	0	1	0
Geoff Jenkins, L (1, 7) OBP: 0.321, SLG: 0.430		G5-4-3 1B		F7			HR		2B		4	1	3	1	0	0	0
Lyle Overbay, L (1, 3) OBP: 0.385, SLG: 0.551		F7			K		G4-3		K		4	0	0	0	0	2	2
Keith Ginter, R (1, 5) OBP: 0.338, SLG: 0.459		G5-4-3 1-2f			L9		G6-3		K		4	0	0	0	0	1	2
Brady Clark, R (1, 9) OBP: 0.321, SLG: 0.326			K		FC5-4 2B		G4-3			K	4	0	1	0	0	2	0
Chad Moeller, R (1, 2) OBP: 0.305, SLG: 0.368			SH5-3 1B		FC5-4 2-3			G1-3		2B	4	0	2	0	0	0	1
Matt Wise, R (1, 1)			SH5-3 1-2			SH1-4 2 SF9 BLK 1B		1B		P2	0	0	0	0	0	0	0
Trent Durrington, R (6, PH) OBP: 0.280, SLG: 0.478											1	1	1	0	0	0	0
Matt Kinney, R (6, 1) OBP: 0.250, SLG: 0.250											0	0	0	0	0	0	0
Ben Grieve, L (8, PH) OBP: 0.402, SLG: 0.474											1	0	1	0	0	0	0
Luis Vizcaino, R (8, 1)											0	0	0	0	0	0	0
Dan Kolb, R (9, 1)											0	0	0	0	0	0	0
Craig Counsell, L (10, PH) OBP: 0.343, SLG: 0.333											1	0	0	0	0	0	1
Dave Burba, R (10, 1)											0	0	0	0	0	0	0
Inning Stats	R: 0 E: 0 K: 2 S: 8 H: 0 LOB: 0 BB: 0 P: 12	R: 0 E: 0 K: 0 S: 7 H: 1 LOB: 0 BB: 0 P: 10	R: 0 E: 0 K: 2 S: 14 H: 1 LOB: 1 BB: 0 P: 16	R: 0 E: 0 K: 1 S: 9 H: 0 LOB: 0 BB: 0 P: 13	R: 0 E: 0 K: 1 S: 13 H: 1 LOB: 1 BB: 0 P: 21	R: 1 E: 0 K: 0 S: 10 H: 1 LOB: 0 BB: 0 P: 12	R: 1 E: 0 K: 0 S: 8 H: 1 LOB: 0 BB: 0 P: 12	R: 0 E: 0 K: 1 S: 10 H: 1 LOB: 1 BB: 0 P: 14	R: 0 E: 0 K: 2 S: 11 H: 1 LOB: 1 BB: 0 P: 15	R: 0 E: 0 K: 2 S: 10 H: 1 LOB: 2 BB: 0 P: 13	1B: 4 2B: 3 3B: 0 HR: 1 SF: 1 SAC: 2 DP: 1 HBP: 1	WP: 0 PB: 0 SB: 0 CS: 0 PA: 38					

PITCHER		IP	WLS	BF	H	R	ER	SO	BB	IBB	HBP	BLK	WP	HR	S	P	ERA	WHIP
Odalis Perez, L ERA: 3.05	(1, 1)	7.0		25	5	2	2	6	0	0	0	1	0	1	69	96	2.57	0.714
37 Darren Dreifort, R ERA: 3.97	(8, 1)	1.0		4	1	0	0	1	0	0	0	0	0	0	10	14	0.00	1.000
Tom Martin, L ERA: 3.46	(9, 1)	0.2		3	1	0	0	1	0	0	0	0	0	0	8	11	0.00	1.500
Duaner Sanchez, R ERA: 2.35	(9, 1)	0.1		1	0	0	0	1	0	0	0	0	0	0	3	4	0.00	0.000
Eric Gagne, R ERA: 1.64	(10, 1)	1.0	W	5	1	0	0	2	0	0	1	0	0	0	10	13	0.00	1.000

PITCHER	IP	WLS	BF	H	R	ER	SO	BB	IBB	HBP	BLK	WP	HR	S	P	ERA	WHIP

TOP

Milwaukee Brewers @ Los Angeles Dodgers

Dodger Stadium, Los Angeles, CA

Mon May 31 2004, 1:10 PM PDT

Att. 32,642 - Sunny - 85 F

livebaseballscorecards.com

AB	34
R	2
H	8
RBI	2
BB	0
SO	11
LOB	11

Batter	1	2	3	4	5	6	7	8	9	10	AB	R	H	RBI	BB	SO	LOB
Dave Roberts, L (1, 8) OBP: 0.353, SLG: 0.344	C C B C 1-3 K ①		B X 1-0 G6-3 ②			X 0-0 B3-4 ②		B F F B S 2-3 K ②		X 0-0 SH1-3 ① 1-2	4	0	0	0	0	2	1
Cesar Izturis, S (1, 6) OBP: 0.340, SLG: 0.385	B C B S X 2-2 P6 ②		S F F C 0-3 K ③			B C F F F X 1-2 1B		C B F B S 2-3 K ③		F X 0-1 1B 2-H	5	0	2	1	0	2	1
Paul Lo Duca, R (1, 2) OBP: 0.408, SLG: 0.446	B B S X 2-1 1B 1B			B B S B F X 3-2 G5-3 ①		B X 1-0 F8 ③			C F B H 2-2 1B 1B HBP		3	1	1	0	0	0	1
Shawn Green, L (1, 3) OBP: 0.332, SLG: 0.408	C 1 SAFE X 0-1 1B 1-2			C B B X 2-1 F9 ②			X 0-0 1B		F F B F B F C 2-3 K ①		4	0	2	0	0	1	1
Adrián Beltré, R (1, 5) OBP: 0.338, SLG: 0.555	C C F X 0-2 G1-3 ③			X 0-0 F9 ③			B S S B S 2-3 K ①		C F D F F X 1-2 1B 1B 1-2		4	1	1	0	0	1	3
Juan Encarnacion, R (1, 9) OBP: 0.255, SLG: 0.389		B C F B X 2-2 G4-3 ①			X 0-0 G4-6-3 1B		F B B X 2-1 F9 ②		F X 0-1 G5-3 1B 1-3 2-H		4	0	2	1	0	0	1
Jason Grabowski, L (1, 7) OBP: 0.299, SLG: 0.425		X 0-0 G1-3 ②			X 0-0 ①② G4-6-3 1-2f		C X 0-1 F7 ③		F F F X 0-2 1B 1-2 3-H		4	0	1	1	0	0	2
Alex Cora, L (1, 4) OBP: 0.382, SLG: 0.444 Eric Gagne, R (10, 1)		X 0-0 F7 ③			B C B B X 3-1 G6-3 ③			C C H 1-2 HBP	C X 0-1 G5-3 ②③ 2-3f		3 0	0 0	0 0	0 0	0 0	0 0	2 0
Odalis Perez, L (1, 1) OBP: 0.043, SLG: 0.087 37 Darren Dreifort, R (8, 1) Robin Ventura, L (8, PH) OBP: 0.302, SLG: 0.250 Tom Martin, L (9, 1) Duaner Sanchez, R (9, 1) OBP: 0.333, SLG: 0.667 José Hernández, R (10, 4) OBP: 0.438, SLG: 0.621			B X 1-0 F8 ①			X 0-0 L4 ①		X 0-0 P4 ①		B B S B B 4-1 SH1-3 1B BB	2 0 0 1 0 0 0 0	0 0 0 0 0 0 0 1	0 0 0 0 0 0 0 0	0 0 0 0 0 1 0 0	0 0 0 0 0 0 0 0	0 0 0 0 0 0 0 0	0 0 1 0 0 0 0 0
Inning Stats	R: 0 E: 0 K: 1 S: 14 H: 2 LOB: 2 BB: 0 P: 19	R: 0 E: 0 K: 0 S: 5 H: 0 LOB: 0 BB: 0 P: 7	R: 0 E: 0 K: 1 S: 6 H: 0 LOB: 0 BB: 0 P: 8	R: 0 E: 0 K: 0 S: 6 H: 0 LOB: 0 BB: 0 P: 11	R: 0 E: 0 K: 0 S: 4 H: 1 LOB: 0 BB: 0 P: 7	R: 0 E: 0 K: 0 S: 8 H: 1 LOB: 1 BB: 0 P: 10	R: 0 E: 0 K: 1 S: 8 H: 1 LOB: 1 BB: 0 P: 12	R: 0 E: 0 K: 2 S: 9 H: 0 LOB: 1 BB: 0 P: 14	R: 2 E: 0 K: 1 S: 21 H: 3 LOB: 1 BB: 0 P: 26	R: 1 E: 0 K: 0 S: 4 H: 1 LOB: 1 BB: 1 P: 8	1B: 9 2B: 0 3B: 0 HR: 0	SF: 0 SAC: 1 DP: 2 HBP: 2					

PITCHER	IP	WLS	BF	H	R	ER	SO	BB	IBB	HBP	BLK	WP	HR	S	P	ERA	WHIP
Matt Wise, R (1, 1) ERA: 3.55	5.0		17	3	0	0	2	0	0	0	0	0	0	35	52	0.00	0.600
Matt Kinney, R (6, 1) ERA: 7.36	2.0	H	8	2	0	0	1	0	0	0	0	0	0	16	22	0.00	1.000
Luis Vizcaino, R (8, 1) ERA: 3.96	1.0	H	4	0	0	0	2	0	0	1	0	0	0	9	14	0.00	0.000
Dan Kolb, R (9, 1) ERA: 1.37	1.0	B	6	3	2	2	1	0	0	1	0	0	0	21	26	18.00	3.000
Dave Burba, R (10, 1) ERA: 3.55	0.1	L	3	1	1	1	0	1	0	0	0	0	0	4	8	27.00	6.000

PITCHER	IP	WLS	BF	H	R	ER	SO	BB	IBB	HBP	BLK	WP	HR	S	P	ERA	WHIP

BOTTOM

Milwaukee Brewers @ Los Angeles Dodgers

Dodger Stadium, Los Angeles, CA

Mon May 31 2004, 1:10 PM PDT

Att. 32,642 - Sunny - 85 F

livebaseballscorecards.com

AB	34
R	3
H	9
RBI	3
BB	1
SO	6
LOB	13

WP: 0	PA: 38		
PB: 0			
SB: 0			
CS: 0			

Milwaukee Brewers @ Los Angeles Dodgers

Dodger Stadium, Los Angeles, CA

Tue Jun 01 2004, 7:10 PM PDT

Att. 22,402 - Sunny - 74 F

livebaseballscorecards.com

TOP

Batter	1	2	3	4	5	6	7	8	9	AB	R	H	RBI	BB	SO	LOB
Scott Podsednik, L (1, 8) OBP: 0.353, SLG: 0.420	HR		BB		1B		HBP		K	3	2	2	1	1	1	0
Craig Counsell, L (1, 6) OBP: 0.339, SLG: 0.325	F9		F8 1-2		G6-4-3 1-2f		BB 1-2		G4-3	4	1	0	0	1	0	2
Ben Grieve, L (1, 9) OBP: 0.397, SLG: 0.465 Jeff Bennett, R (7, 1) Brooks Kieschnick, L (8, 1) OBP: 0.357, SLG: 0.480 Dan Kolb, R (9, 1)	G4-3		K		G3-1		E8 1-H 2-H			4 0 0 0	1 0 0 0	1 0 0 0	1 0 0 0	0 0 0 0	1 0 0 0	1 0 0 0
Geoff Jenkins, L (1, 7) OBP: 0.324, SLG: 0.433	G3		HBP			P6	2B 2-H			3	0	1	1	0	0	0
Lyle Overbay, L (1, 3) OBP: 0.387, SLG: 0.550		1B	K			FC6-4	K			4	0	2	0	0	2	3
Junior Spivey, R (1, 4) OBP: 0.338, SLG: 0.400		P3	K	G4-3		FC6-4 1-2f		G5-3		4	0	0	0	0	0	2
Keith Ginter, R (1, 5) OBP: 0.342, SLG: 0.468		2B 1-3	K	K		L8		G6-4-3		4	0	2	0	0	1	1
Chad Moeller, R (1, 2) OBP: 0.303, SLG: 0.373		G5-3		2B			K	G6-4-3 1-2f		4	0	1	0	0	1	3
Doug Davis, R (1, 1) Trent Durrington, R (7, PH) OBP: 0.269, SLG: 0.458 Brady Clark, R (7, 9) OBP: 0.318, SLG: 0.323		G3	K				G1-3		F8	2 1 1	0 0 0	0 0 0	0 0 0	0 0 0	1 0 0	3 0 0

	AB	34
	R	4
	H	9
	RBI	3
	BB	2
	SO	7
	LOB	15

Inning Stats																		
	R: 1	H: 1	R: 0	H: 2	R: 0	H: 0	R: 0	H: 1	R: 0	H: 1	R: 0	H: 1	R: 3	H: 2	R: 0	H: 1	R: 0	H: 0
	E: 0	LOB: 0	E: 0	LOB: 2	E: 0	LOB: 2	E: 0	LOB: 1	E: 0	LOB: 0	E: 0	LOB: 1	E: 1	LOB: 1	E: 0	LOB: 0	E: 0	LOB: 0
	K: 0	BB: 0	K: 0	BB: 0	K: 2	BB: 1	K: 2	BB: 0	K: 0	BB: 0	K: 0	BB: 0	K: 2	BB: 1	K: 0	BB: 0	K: 1	BB: 0
	S: 11	P: 17	S: 9	P: 18	S: 13	P: 24	S: 15	P: 21	S: 8	P: 11	S: 8	P: 13	S: 17	P: 31	S: 5	P: 6	S: 10	P: 13

	1B: 5	SF: 0	WP: 0	PA: 38
	2B: 3	SAC: 0	PB: 0	
	3B: 0	DP: 2	SB: 2	
	HR: 1	HBP: 2	CS: 0	

PITCHER		IP	WLS	BF	H	R	ER	SO	BB	IBB	HBP	BLK	WP	HR	S	P	ERA	WHIP
Jeff Weaver, R ERA: 4.35	(1, 1)	6.2	L	30	7	4	3	5	2	0	2	0	0	1	75	125	4.05	1.350
Tom Martin, L ERA: 3.38	(7, 1)	0.1		2	1	0	0	1	0	0	0	0	0	0	6	10	0.00	3.000
Rodney Myers, R ERA:	(8, 1)	2.0		6	1	0	0	1	0	0	0	0	0	0	15	19	0.00	0.500

PITCHER	IP	WLS	BF	H	R	ER	SO	BB	IBB	HBP	BLK	WP	HR	S	P	ERA	WHIP

Batter	1	2	3	4	5	6	7	8	9	AB	R	H	RBI	BB	SO	LOB
Cesar Izturis, S (1, 6) OBP: 0.343, SLG: 0.384	C B X 1-1 ① G5-3		B S X 1-1 HBP 1B 1B		B C X 1-1 ② B1			B B C B B 4-1 G6-4-3 BB		3	0	1	0	1	0	0
Paul Lo Duca, R (1, 2) OBP: 0.400, SLG: 0.436	C B F X 1-2 ② G6-3		C 1 SAFE 1 SAFE F S 0-3 ② K		B X 1-0 ③ G6-3			X 0-0 ① ② G6-4-3 1-2f		4	0	0	0	0	1	2
Milton Bradley, S (1, 8) OBP: 0.349, SLG: 0.443 Dave Roberts, L (6, PH) (7, 8) OBP: 0.364, SLG: 0.357	C B B X 2-1 ③ G3		B F B C B X 3-2 HBP 1-2 1B			B F X 1-1 G4-6-3 1B		B B C F B X 3-2 S 1B 1B		2	0	1	0	0	0	0
										2	1	2	0	0	0	0
Shawn Green, L (1, 9) OBP: 0.340, SLG: 0.409		B B B B 4-0 L4-3 BB	F H 1-1 FC4-6 1-2 2-3 HBP			1 SAFE B 1 SAFE F F F X 1-2 ① ② G4-6-3 1-2f		B B B C F X 3-2 FC5 E 1-H 1B		2	0	1	1	1	0	1
Adrián Beltré, R (1, 5) OBP: 0.332, SLG: 0.544		B C F 1 SAFE X 1-2 ① ② L4-3 1-1	C X 0-1 ③ FC4-6 1-2f			B B B X 3-0 ③ F8		B C F B X 2-2 E4 1-2		4	0	0	0	0	0	5
Juan Encarnacion, R (1, 7) OBP: 0.260, SLG: 0.397		B B B C X 3-1 BB 1B	C F S 0-3 ① K				X 0-0 F8 2B	B C B F X 2-2 ③ FC5 2-3f		4	0	2	0	0	1	2
Olmedo Saenz, R (1, 3) OBP: 0.333, SLG: 0.536		B 1 SAFE B B C F B 4-2 1-2 BB	B F C B B X 3-2 ② G6-3				B X 1-0 ① F8 2-3	C F B F F F B F X 2-2 ① G1-3		3	0	0	0	1	0	1
José Hernández, R (1, 4) OBP: 0.416, SLG: 0.586		B F B B X 3-1 ③ L7	B F S B B X 3-2 ③ G4-3				X 0-0 ② G1-3	C C X 0-2 ② G5-3		4	0	0	0	0	0	3
Jeff Weaver, R (1, 1) OBP: 0.240, SLG: 0.320 Tom Martin, L (7, 1) Robin Ventura, L (7, PH) OBP: 0.296, SLG: 0.245 Rodney Myers, R (8, 1) Jason Grabowski, L (9, PH) OBP: 0.295, SLG: 0.420			S F C 0-3 ① K		C M F B B X 2-2 ① G3		B B X 2-0 ③ F7	F B C F B F B F X 3-2 ③ G4-3		2	0	0	0	0	1	0
										0	0	0	0	0	0	0
										1	0	0	0	0	0	1
										0	0	0	0	0	0	0
										1	0	0	0	0	0	0
Inning Stats	R: 0 E: 0 K: 0 S: 7 H: 0 LOB: 0 BB: 0 P: 11	R: 0 E: 0 K: 0 S: 9 H: 1 LOB: 2 BB: 2 P: 24	R: 0 E: 0 K: 2 S: 14 H: 2 LOB: 3 BB: 0 P: 19	R: 0 E: 0 K: 1 S: 9 H: 0 LOB: 0 BB: 0 P: 15	R: 0 E: 0 K: 0 S: 7 H: 0 LOB: 0 BB: 0 P: 11	R: 0 E: 0 K: 0 S: 7 H: 1 LOB: 0 BB: 0 P: 12	R: 0 E: 0 K: 0 S: 4 H: 1 LOB: 1 BB: 0 P: 7	R: 1 E: 1 K: 0 S: 15 H: 2 LOB: 2 BB: 1 P: 29	R: 0 E: 0 K: 0 S: 16 H: 0 LOB: 0 BB: 0 P: 21	1B: 6 2B: 2 3B: 0 HR: 0 SF: 0 SAC: 0 DP: 3 HBP: 1						

BOTTOM

Milwaukee Brewers @ Los Angeles Dodgers

Dodger Stadium, Los Angeles, CA

Tue Jun 01 2004, 7:10 PM PDT

Att. 22,402 - Sunny - 74 F

livebaseballscorecards.com

AB	32
R	1
H	7
RBI	1
BB	3
SO	3
LOB	15

PITCHER		IP	WLS	BF	H	R	ER	SO	BB	IBB	HBP	BLK	WP	HR	S	P	ERA	WHIP
Doug Davis, L ERA: 3.13	(1, 1)	6.0	W	23	4	0	0	3	2	0	1	0	0	0	53	92	0.00	1.000
Jeff Bennett, R ERA: 3.38	(7, 1)	1.2		8	3	1	1	0	1	0	0	0	0	0	13	26	5.40	2.400
Brooks Kieschnick, R ERA: 1.9	(8, 1)	0.1	H	2	0	0	0	0	0	0	0	0	0	0	6	10	0.00	0.000
Dan Kolb, R ERA: 1.31	(9, 1)	1.0	S	3	0	0	0	0	0	0	0	0	0	0	16	21	0.00	0.000

PITCHER	IP	WLS	BF	H	R	ER	SO	BB	IBB	HBP	BLK	WP	HR	S	P	ERA	WHIP

WP: 0 PB: 0 SB: 1 CS: 0 PA: 36

Batter	1	2	3	4	5	6	7	8	9	AB	R	H	RBI	BB	SO	LOB
Scott Podsednik, L (1, 8) OBP: 0.356, SLG: 0.435	B C B F B F X 3-2 HR		C X 0-1 E3 BB G4-3		B C B B S X 3-2 ② P5			B S B B X 3-1 WP DI 1B		4	1	2	1	0	0	0
Craig Counsell, L (1, 6) OBP: 0.337, SLG: 0.323	B B C B F F X 3-2 G1-3 S 1B		B C X 1-1 ① G4-3 1-2		B C F B F F B S 3-3 ③ K			S C B X 1-2 ② P5 1-2		4	0	1	0	0	1	2
Ben Grieve, L (1, 9) OBP: 0.400, SLG: 0.455	B S B X 2-1 ① P6 1-2		B B F B F 2 SAFE B 4-2 ② 2-3 BB			C S C C 1-3 ① K		S B B F F B B 4-2 2-3 BB		2	0	0	0	2	1	1
Geoff Jenkins, L (1, 7) OBP: 0.319, SLG: 0.425	B F F B X 2-2 ② G1-3 2-3		F X 0-1 ③ L6			B X 1-0 ② G1-3		X 0-0 ③ F7		4	0	0	0	0	0	4
Lyle Overbay, L (1, 3) OBP: 0.384, SLG: 0.549	C B B X 2-1 ③ G4-3			F B X 1-1 ① G1-3		B F F X 1-2 ③ G6-3			B T X 1-1 1B 2B	4	1	1	0	0	0	1
Junior Spivey, R (1, 4) OBP: 0.336, SLG: 0.391		B B B C S B 4-2 G4-6-3 BB BB		B F X 1-1 ② G5-3			C C S 0-3 ① K		C C B F S 1-3 ① K	3	0	0	0	1	2	1
Keith Ginter, R (1, 5) OBP: 0.346, SLG: 0.479		B B B C 1 SAFE 1 SAFE B 4-1 G4-6-3 1-2 BB	C B F B X 2-2 3B			B B B C C F F F X 3-2 ② P2			X 0-0 ② P2	3	0	1	0	1	0	1
Gary Bennett, R (1, 2) OBP: 0.288, SLG: 0.301 Brooks Kieschnick, L (9, PH) OBP: 0.379, SLG: 0.500	C B C F X 1-2 ① ② G4-6-3 1-2f 2-3		X 0-0 ③ G6-3			B B C C B F X 3-2 ③ G5-3			B S X 1-1 2 FC6-4 2-H 1B	3	0	0	0	0	0	3
										1	0	1	1	0	0	0
Ben Hendrickson, R (1, 1) Matt Kinney, R (6, 1) OBP: 0.250, SLG: 0.250 Trent Durrington, R (8, PH) OBP: 0.259, SLG: 0.440 Dave Burba, R (8, 1) 2 Bill Hall, R (9, PH) OBP: 0.287, SLG: 0.449		B C B S F B F C 3-3 ③ K			B C B B C S 3-3 ① K			C B S S S 2-3 ① K	C X 0-1 ③ FC6-4 1-2f	2	0	0	0	0	2	1
										0	0	0	0	0	0	0
										1	0	0	0	0	1	0
										0	0	0	0	0	0	0
										1	0	0	0	0	0	1

TOP

Milwaukee Brewers @ Los Angeles Dodgers

Dodger Stadium, Los Angeles, CA

Wed Jun 02 2004, 7:10 PM PDT

Att. 27,871 - Sunny - 74 F

livebaseballscorecards.com

AB	32
R	2
H	6
RBI	2
BB	4
SO	7
LOB	15

Inning Stats	1	2	3	4	5	6	7	8	9	1B: 3	SF: 0	WP: 1	PA: 36
R	1	0	0	0	0	0	0	0	1	2B: 1	SAC: 0	PB: 0	
E	0	0	0	0	0	0	0	0	0	3B: 1	DP: 1	SB: 1	
K	0	1	0	0	2	1	1	2	1	HR: 1	HBP: 0	CS: 0	
S	15	12	8	8	11	7	13	12	11				
LOB	2	1	1	1	0	0	0	1	2				
BB	0	2	1	0	0	0	0	1	0				
P	27	24	13	12	20	10	19	22	14				

PITCHER		IP	WLS	BF	H	R	ER	SO	BB	IBB	HBP	BLK	WP	HR	S	P	ERA	WHIP
Edwin Jackson, R ERA: 1.8	(1, 1)	5.0	W	20	3	1	1	3	3	0	0	0	0	1	54	96	1.80	1.200
Tom Martin, L ERA: 3.14	(6, 1)	1.0	H	3	0	0	0	1	0	0	0	0	0	0	7	10	0.00	0.000
Guillermo Mota, R ERA: 1.8	(7, 1)	1.2		7	1	0	0	2	1	0	0	0	1	0	24	40	0.00	1.200
Eric Gagne, R ERA: 1.93	(8, 1)	1.1	S	6	2	1	1	1	0	0	0	0	0	0	12	15	6.75	1.500

PITCHER	IP	WLS	BF	H	R	ER	SO	BB	IBB	HBP	BLK	WP	HR	S	P	ERA	WHIP

BOTTOM

Milwaukee Brewers @ Los Angeles Dodgers

Dodger Stadium, Los Angeles, CA

Wed Jun 02 2004, 7:10 PM PDT

Att. 27,871 - Sunny - 74 F

livebaseballscorecards.com

Batter	1	2	3	4	5	6	7	8	9	AB	R	H	RBI	BB	SO	LOB
Dave Roberts, L (1, 7) OBP: 0.369, SLG: 0.392	F7	CS 1-2	WP 3B		G3		2B 1-3			4	1	2	0	0	0	1
Cesar Izturis, S (1, 6) OBP: 0.343, SLG: 0.383	BB BB 1B 1B		G3		SH2-3 3-H		P4			3	1	1	1	0	0	3
Milton Bradley, S (1, 8) OBP: 0.352, SLG: 0.441	BB 1B 1-2 BB		FC6-4 3-H 1B		G4-3		G1-3			3	1	1	0	1	0	2
Shawn Green, L (1, 3) OBP: 0.338, SLG: 0.402	1B 1-2 2-3 BB		FC6-4 1-2f			G3		K		3	0	0	0	1	1	1
Paul Lo Duca, R (1, 2) OBP: 0.402, SLG: 0.454	G5-4-3 1-2 2-H 3-H 1B		L8			HR		G1-3		4	1	2	3	0	0	1
Adrian Beltré, R (1, 5) OBP: 0.330, SLG: 0.538	G5-4-3 1-2f			G4-6-3 1B		F8		F9		4	0	1	0	0	0	2
Juan Encarnacion, R (1, 9) OBP: 0.262, SLG: 0.396		CS 1B	K			F8				3	0	1	0	0	1	1
Alex Cora, L (1, 4) OBP: 0.381, SLG: 0.442		F7	G4-6-3 1-2f				2B 1B			3	0	1	0	0	0	2
Edwin Jackson, R (1, 1)		K			E9 SH2-3 2B		K			1	0	0	0	0	1	1
Jason Grabowski, L (5, PH) OBP: 0.303, SLG: 0.439										1	1	1	0	0	0	0
Tom Martin, L (6, 1)										0	0	0	0	0	0	0
Guillermo Mota, R (7, 1)										1	0	0	0	0	1	1
Eric Gagne, R (8, 1)										0	0	0	0	0	0	0

Inning Stats	1	2	3	4	5	6	7	8	9
	R: 2 H: 2 E: 0 LOB: 1 K: 0 BB: 2 S: 16 P: 31	R: 0 H: 1 E: 0 LOB: 0 K: 1 BB: 0 S: 12 P: 16	R: 1 H: 2 E: 0 LOB: 1 K: 0 BB: 0 S: 7 P: 11	R: 0 H: 1 E: 0 LOB: 0 K: 1 BB: 0 S: 8 P: 14	R: 1 H: 1 E: 1 LOB: 0 K: 0 BB: 0 S: 6 P: 10	R: 1 H: 1 E: 0 LOB: 0 K: 0 BB: 0 S: 8 P: 12	R: 0 H: 2 E: 0 LOB: 2 K: 1 BB: 0 S: 8 P: 14	R: 0 H: 0 E: 0 LOB: 0 K: 1 BB: 0 S: 8 P: 12	

AB	30
R	5
H	10
RBI	4
BB	2
SO	4
LOB	15

1B: 6	SF: 0
2B: 2	SAC: 1
3B: 1	DP: 2
HR: 1	HBP: 0

WP: 1	PA: 34
PB: 0	
SB: 0	
CS: 1	

PITCHER		IP	WLS	BF	H	R	ER	SO	BB	IBB	HBP	BLK	WP	HR	S	P	ERA	WHIP
Ben Hendrickson, R ERA: 7.2	(1, 1)	5.0	L	21	7	4	4	2	2	0	0	0	1	0	49	82	7.20	1.800
Matt Kinney, R ERA: 7.22	(6, 1)	2.0		9	3	1	1	1	0	0	0	0	0	1	16	26	4.50	1.500
Dave Burba, R ERA: 3.42	(8, 1)	1.0		3	0	0	0	1	0	0	0	0	0	0	8	12	0.00	0.000

PITCHER	IP	WLS	BF	H	R	ER	SO	BB	IBB	HBP	BLK	WP	HR	S	P	ERA	WHIP

Batter	1	2	3	4	5	6	7	8	9	AB	R	H	RBI	BB	SO	LOB
Scott Podsednik, L (1, 8) OBP: 0.348, SLG: 0.425	B1		F8		G5-3		F8		F7	5	0	0	0	0	0	2
Craig Counsell, L (1, 6) OBP: 0.339, SLG: 0.338	G4-3		1-H 2B 3B		E3 2B		CS 1B		K	5	2	2	1	0	1	1
Geoff Jenkins, L (1, 7) OBP: 0.325, SLG: 0.436	G6-3		3-H 2B		2-H 2B		1-2 K		1-2 BB BB	4	0	2	2	1	1	1
Lyle Overbay, L (1, 3) OBP: 0.398, SLG: 0.557		G4-3 2B	IBB		FC6-4 IBB			E 1B BB	1-2 2-3 BB	1	0	1	0	4	0	0
Keith Ginter, R (1, 5) OBP: 0.335, SLG: 0.463		G4-3 2-3	F9		1-2f FC6-4			K	K	5	0	0	0	0	2	9
Junior Spivey, R (1, 4) OBP: 0.340, SLG: 0.394		K		L3		G4-3 S 1B		1-2 E 1B		4	0	2	0	0	1	1
Brady Clark, R (1, 9) OBP: 0.306, SLG: 0.309		K		L8		K		E6 G4-6-3 1-2 2-3		4	0	0	0	0	2	4
Gary Bennett, R (1, 2) OBP: 0.286, SLG: 0.289			BB 3B	P3		1-3 G4-3		1-2f G4-6-3		3	1	0	0	1	0	4
Victor Santos, R (1, 1) OBP: 0.083, SLG: 0.083			1 SAFE K		G6-3	K			BB BB 1B	2	0	0	0	0	1	1
Ben Grieve, L (6, PH) OBP: 0.397, SLG: 0.451										1	0	0	0	0	1	1
Mike Adams, R (6, 1)										0	0	0	0	0	0	0
Jeff Liefer, L (9, PH) OBP: 1.000, SLG: 1.000										1	0	1	0	0	0	0
Dan Kolb, R (9, 1)										0	0	0	0	0	0	0
Inning Stats	R: 0 E: 0 K: 0 S: 5 H: 0 LOB: 0 BB: 0 P: 9	R: 0 E: 0 K: 2 S: 10 H: 1 LOB: 1 BB: 0 P: 14	R: 2 E: 0 K: 1 S: 8 H: 2 LOB: 2 BB: 2 P: 21	R: 0 E: 0 K: 0 S: 4 H: 0 LOB: 0 BB: 0 P: 8	R: 1 E: 1 K: 0 S: 14 H: 1 LOB: 2 BB: 1 P: 22	R: 0 E: 0 K: 2 S: 11 H: 1 LOB: 1 BB: 0 P: 19	R: 0 E: 0 K: 1 S: 6 H: 1 LOB: 1 BB: 0 P: 10	R: 0 E: 1 K: 1 S: 12 H: 1 LOB: 2 BB: 1 P: 19	R: 0 E: 0 K: 2 S: 16 H: 1 LOB: 3 BB: 2 P: 30	1B: 4 2B: 4 3B: 1 HR: 0 SF: 0 SAC: 0 DP: 2 HBP: 0						

PITCHER		IP	WLS	BF	H	R	ER	SO	BB	IBB	HBP	BLK	WP	HR	S	P	ERA	WHIP
Dennis Tankersley, R ERA: 2.35	(1, 1)	6.1	L	29	6	3	2	5	1	2	0	0	0	0	55	97	2.84	1.105
Antonio Osuna, R ERA: 3.57	(7, 1)	0.2		1	0	0	0	1	0	0	0	0	0	0	3	6	0.00	0.000
Rod Beck, R ERA: 1.93	(8, 1)	1.0		5	1	0	0	1	1	0	0	0	0	0	12	19	0.00	2.000
Brandon Puffer, R ERA: 4.85	(9, 1)	0.2		5	1	0	0	1	2	0	0	0	0	0	12	23	0.00	4.500
Jay Witasick, R ERA: 2.17	(9, 1)	0.1		1	0	0	0	1	0	0	0	0	0	0	4	7	0.00	0.000

PITCHER	IP	WLS	BF	H	R	ER	SO	BB	IBB	HBP	BLK	WP	HR	S	P	ERA	WHIP

TOP

Milwaukee Brewers @ San Diego Padres

PETCO Park, San Diego, CA

Fri Jun 04 2004, 10:05 PM EDT

Att. 41,828 - Sunny - 69 F

livebaseballscorecards.com

AB	35
R	3
H	8
RBI	3
BB	6
SO	9
LOB	24

WP: 0	PA: 41		
PB: 0			
SB: 1			
CS: 1			

BOTTOM

Batter	1	2	3	4	5	6	7	8	9	AB	R	H	RBI	BB	SO	LOB
Jeff Cirillo, R (1, 5) OBP: 0.211, SLG: 0.118	C X 0-1 ① F8		B B C X 2-1 ① P3		B B X 2-0 ① L9		C B C B F B X 3-2 ② F8			4	0	0	0	0	0	0
Mark Loretta, R (1, 4) OBP: 0.361, SLG: 0.437	B C B X 2-1 ② F9		B F B B B 4-1 24 L3 BB		C F B B X 1-2 ② G5-3		B C B C X 2-2 ③ G5-3			3	0	0	0	1	0	0
24 Brian Giles, L (1, 9) OBP: 0.389, SLG: 0.495	B X 1-0 ③ G4-3		C B B F F B F 1 SAFE X 3-2 ②③ L3 1-1		B B F B B B 4-1 BB			B X 1-0 ① F7		3	0	0	0	1	0	1
Phil Nevin, R (1, 3) OBP: 0.362, SLG: 0.429		B B C X 2-1 ① G6-3		C B C F X 1-2 3 BB 1B 1B	C C S 0-3 ③ K			C B X 1-1 ② P3		4	0	1	0	0	1	1
Jay Payton, R (1, 8) OBP: 0.389, SLG: 0.430		F B B X 2-1 ② G4-3		F B X 1-1 ① P4		S X 0-1 ① F8		X 0-0 ③ F9		4	0	0	0	0	0	1
Terrence Long, L (1, 7) OBP: 0.350, SLG: 0.404		B B B B 4-0 3 1B HBP BB		B X 1-0 3 BB 1-2 1B		B S X 1-1 ② F8			B X 1-0 1B	3	1	2	0	1	0	0
Ramon Hernandez, R (1, 2) OBP: 0.325, SLG: 0.382	C 1 SAFE B S B H 3-2 3 1B 1-2 HBP		B X 1-0 ② P6		B B C F X 2-2 2B				L F X 0-2 ① P3	3	0	1	0	0	0	3
3 Khalil Greene, R (1, 6) OBP: 0.345, SLG: 0.380	C X 0-1 1-2 2-H 1B		C B B B B 4-1 1-2 2-3 BB		C B S B X 2-2 ③ F9				B C B C X 2-2 ② F9	3	0	1	1	1	0	2
Dennis Tankersley, R (1, 1) OBP: 0.200, SLG: 0.200 Antonio Osuna, R (7, 1) Kerry Robinson, L (7, PH) OBP: 0.273, SLG: 0.255 Rod Beck, R (8, 1) Brandon Puffer, R (9, 1) Jay Witasick, R (9, 1) Miguel Ojeda, R (9, PH) OBP: 0.286, SLG: 0.298	S S F C 0-3 ③ K		C S S 0-3 ③ K			X 0-0 ① B1-4			B F X 1-1 ③ P6	2 0 1 0 0 0 0 1	0 0 0 0 0 0 0 0	0 0 0 0 0 0 0 0	0 0 0 0 0 0 0 0	0 0 0 0 0 0 0 0	2 0 0 0 0 0 0 0	5 0 0 0 0 0 0 1
Inning Stats	R: 0 H: 0 E: 0 LOB: 0 K: 0 BB: 0 S: 5 P: 8	R: 1 H: 1 E: 0 LOB: 2 K: 1 BB: 1 S: 12 P: 23	R: 0 H: 0 E: 0 LOB: 0 K: 0 BB: 1 S: 8 P: 17	R: 0 H: 2 E: 0 LOB: 3 K: 1 BB: 1 S: 12 P: 20	R: 0 H: 0 E: 0 LOB: 1 K: 1 BB: 1 S: 9 P: 16	R: 0 H: 1 E: 0 LOB: 1 K: 0 BB: 0 S: 10 P: 15	R: 0 H: 0 E: 0 LOB: 0 K: 0 BB: 0 S: 8 P: 13	R: 0 H: 0 E: 0 LOB: 0 K: 0 BB: 0 S: 4 P: 6	R: 0 H: 1 E: 0 LOB: 1 K: 0 BB: 0 S: 9 P: 13	1B: 4 2B: 2 3B: 0 HR: 0	SF: 0 SAC: 0 DP: 1 HBP: 1			WP: 0 PB: 0 SB: 0 CS: 0	PA: 36		

PITCHER		IP	WLS	BF	H	R	ER	SO	BB	IBB	HBP	BLK	WP	HR	S	P	ERA	WHIP
Victor Santos, R ERA: 4.17	(1, 1)	5.0	W	22	3	1	1	3	4	0	1	0	0	0	46	84	1.80	1.400
Mike Adams, R ERA:	(6, 1)	3.0	H	10	1	0	0	0	0	0	0	0	0	0	22	34	0.00	0.333
Dan Kolb, R ERA: 1.25	(9, 1)	1.0	S	4	1	0	0	0	0	0	0	0	0	0	9	13	0.00	1.000

PITCHER	IP	WLS	BF	H	R	ER	SO	BB	IBB	HBP	BLK	WP	HR	S	P	ERA	WHIP

Milwaukee Brewers @ San Diego Padres

PETCO Park, San Diego, CA

Fri Jun 04 2004, 10:05 PM EDT

Att. 41,828 - Sunny - 69 F

livebaseballscorecards.com

AB	31
R	1
H	5
RBI	1
BB	4
SO	3
LOB	14

Batter	1	2	3	4	5	6	7	8	9	AB	R	H	RBI	BB	SO	LOB
Scott Podsednik, L (1, 8) OBP: 0.343, SLG: 0.417	C C B B C 2-3 ① K		B C X 1-1 ② F8 2-3			C X 0-1 ① L9		C X 0-1 ③ L8		4	0	0	0	0	1	3
Craig Counsell, L (1, 6) OBP: 0.332, SLG: 0.329	F C B B X 2-2 ② G4-3		C X 0-1 ③ G3			X 0-0 ② F7			C C B B X 2-2 ① F7	4	0	0	0	0	0	2
Geoff Jenkins, L (1, 7) OBP: 0.319, SLG: 0.428	X 0-0 ③ G3-1			F B F B B S 3-3 ① K		C B X 1-1 ③ F8			B X 1-0 ② P2	4	0	0	0	0	1	0
Lyle Overbay, L (1, 3) OBP: 0.396, SLG: 0.556		X 0-0 ① F7		C S X 0-2 ② 2B			F B X 1-1 ① G4-3		C F B F B X 2-2 ③ L3	4	0	1	0	0	0	0
Ben Grieve, L (1, 9) OBP: 0.388, SLG: 0.438		C X 0-1 ② G4-3		C S C 0-3 ② K			X 0-0 ② G4-3			3	0	0	0	0	1	1
Junior Spivey, R (1, 4) OBP: 0.333, SLG: 0.385		B C X 1-1 ③ F8		C X 0-1 ③ G5-3			C C F B B F X 1-2 ③ G5-3			3	0	0	0	0	0	1
2 Bill Hall, R (1, 5) OBP: 0.278, SLG: 0.435			C X 0-1 ① F9		B F F C 1-3 ① K			B F X 1-1 ① G5-3		3	0	0	0	0	1	0
Gary Bennett, R (1, 2) OBP: 0.299, SLG: 0.304			B B C F F X 2-2 F8 1B 1B		B B B C C X 3-1 ② F8			B C C X 1-2 1B		3	0	2	0	0	0	0
Wes Obermueller, R (1, 1) OBP: 0.313, SLG: 0.375 Matt Kinney, R (6, 1) OBP: 0.250, SLG: 0.250 Jeff Liefer, L (8, PH) OBP: 0.500, SLG: 0.500 Dave Burba, R (8, 1)			X 0-0 1-2 1B		C S X 0-2 ③ G1-3			C B B X 2-1 ② P6		2 0 1 0	0 0 0 0	1 0 0 0	0 0 0 0	0 0 0 0	0 0 0 0	0 0 1 0
Inning Stats	R: 0 E: 0 K: 1 S: 7 H: 0 LOB: 0 BB: 0 P: 11	R: 0 E: 0 K: 0 S: 5 H: 0 LOB: 0 BB: 0 P: 6	R: 0 E: 0 K: 0 S: 10 H: 2 LOB: 2 BB: 0 P: 13	R: 0 E: 0 K: 2 S: 11 H: 1 LOB: 1 BB: 0 P: 14	R: 0 E: 0 K: 1 S: 8 H: 0 LOB: 0 BB: 0 P: 12	R: 0 E: 0 K: 0 S: 5 H: 0 LOB: 0 BB: 0 P: 6	R: 0 E: 0 K: 0 S: 8 H: 0 LOB: 0 BB: 0 P: 10	R: 0 E: 0 K: 0 S: 9 H: 1 LOB: 1 BB: 0 P: 13	R: 0 E: 0 K: 0 S: 8 H: 0 LOB: 0 BB: 0 P: 13	1B: 3 2B: 1 3B: 0 HR: 0 SF: 0 SAC: 0 DP: 0 HBP: 0						

PITCHER		IP	WLS	BF	H	R	ER	SO	BB	IBB	HBP	BLK	WP	HR	S	P	ERA	WHIP
Ismael Valdez, R ERA: 4.33	(1, 1)	9.0	W	31	4	0	0	4	0	0	0	0	0	0	71	98	0.00	0.444

PITCHER	IP	WLS	BF	H	R	ER	SO	BB	IBB	HBP	BLK	WP	HR	S	P	ERA	WHIP

TOP

Milwaukee Brewers @ San Diego Padres

PETCO Park, San Diego, CA

Sat Jun 05 2004, 10:05 PM EDT

Att. 39,817 - Sunny - 66 F

livebaseballscorecards.com

AB	31
R	0
H	4
RBI	0
BB	0
SO	4
LOB	8

BOTTOM

Milwaukee Brewers @ San Diego Padres

PETCO Park, San Diego, CA

Sat Jun 05 2004, 10:05 PM EDT

Att. 39,817 - Sunny - 66 F

livebaseballscorecards.com

Batter	1	2	3	4	5	6	7	8	9	AB	R	H	RBI	BB	SO	LOB
Sean Burroughs, L (1, 5) OBP: 0.369, SLG: 0.396	C B X 1-1 ① G5-3		B X 1-0 ② 2-3 1B	B C X 1-1 ③ G1-3		B S B C F F S 2-3 ② K		C F F B X 1-2 ③ G1-3		5	0	1	0	0	1	4
Mark Loretta, R (1, 4) OBP: 0.359, SLG: 0.436	C B X 1-1 ② F9		1 SAFE C X 0-1 ② SF8 3-H		B B F F B X 3-2 24 1B 1B	B F B F S 2-3 ③ K				3	1	1	1	0	1	1
24 Brian Giles, L (1, 9) OBP: 0.387, SLG: 0.490	X 0-0 ③ G4-3		B B C X 2-1 ③ L6		B C X 1-1 1-3 1B 1B		B S C S 1-3 ① K			4	1	1	0	0	1	1
Phil Nevin, R (1, 3) OBP: 0.364, SLG: 0.430		B B B C X 3-1 ① G4-3		C S B B F X 2-2 1B G6-3 BB 1B	F B B S S 2-3 ① K		X 0-0 1B 1B			4	1	2	0	0	1	2
Jay Payton, R (1, 8) OBP: 0.392, SLG: 0.432		C B B B X 2-1 FC3-6 1B	B C B F B 1 SAFE 1 SAFE X 3-2 ① G6-3 1-2	C X 0-1 2-H 3-H 1B			C B B B X 2-1 ② F8			4	0	2	2	0	0	2
Terrence Long, L (1, 7) OBP: 0.346, SLG: 0.398		B X 1-0 ② FC3-6 1-2f	X 0-0 ② F8	C B B F X 2-2 ② F7			F B C X 1-2 1-2 1B			4	0	1	0	0	0	3
Miguel Ojeda, R (1, 2) OBP: 0.284, SLG: 0.295		F B B S X 2-2 ③ P6	B C S B B X 3-2 BB 3 BB 2-3 1B	C B B C X 2-2 ③ G6-3			S B S C 1-3 ③ K			4	0	1	0	0	1	4
3 Khalil Greene, R (1, 6) OBP: 0.353, SLG: 0.381			B C B C B B 4-2 1B SH1-4 SF8 BB	B B B 4-0 BB 1-2 BB		C B C X 1-2 SH3-4 1B		C S B F B F S 2-3 ① K		2	1	1	0	2	1	0
Ismael Valdez, R (1, 1) OBP: 0.182, SLG: 0.211			1 SAFE X 0-0 ① SH1-4 1-2	B B C C F B B 4-2 1-2 2-3 3-H BB		B 1 SAFE X 1-0 ① SH3-4 1-2		F B C X 1-2 ② G1-3		1	0	0	1	1	0	0
Inning Stats	R: 0 H: 0 E: 0 LOB: 0 K: 0 BB: 0 S: 5 P: 7	R: 0 H: 1 E: 0 LOB: 1 K: 0 BB: 0 S: 8 P: 16	R: 1 H: 1 E: 0 LOB: 1 K: 0 BB: 1 S: 8 P: 15	R: 1 H: 2 E: 0 LOB: 3 K: 0 BB: 2 S: 16 P: 33	R: 2 H: 3 E: 0 LOB: 1 K: 1 BB: 0 S: 16 P: 26	R: 0 H: 1 E: 0 LOB: 1 K: 2 BB: 0 S: 12 P: 18	R: 0 H: 2 E: 0 LOB: 2 K: 2 BB: 0 S: 12 P: 17	R: 0 H: 0 E: 0 LOB: 0 K: 1 BB: 0 S: 12 P: 16		1B: 10 SF: 1 2B: 0 SAC: 2 3B: 0 DP: 0 HR: 0 HBP: 0						

	AB	31
	R	4
	H	10
	RBI	4
	BB	3
	SO	6
	LOB	17

WP: 0 PA: 37
PB: 0
SB: 0
CS: 0

PITCHER		IP	WLS	BF	H	R	ER	SO	BB	IBB	HBP	BLK	WP	HR	S	P	ERA	WHIP
Wes Obermueller, R ERA: 6.8	(1, 1)	5.0	L	25	7	4	4	1	3	0	0	0	0	0	53	97	7.20	2.000
Matt Kinney, R ERA: 6.86	(6, 1)	2.0		9	3	0	0	4	0	0	0	0	0	0	24	35	0.00	1.500
Dave Burba, R ERA: 3.29	(8, 1)	1.0		3	0	0	0	1	0	0	0	0	0	0	12	16	0.00	0.000

PITCHER	IP	WLS	BF	H	R	ER	SO	BB	IBB	HBP	BLK	WP	HR	S	P	ERA	WHIP

Batter	1	2	3	4	5	6	7	8	9	AB	R	H	RBI	BB	SO	LOB
Scott Podsednik, L (1, 8) OBP: 0.341, SLG: 0.414	C X 0-1 BB 1B 1B		B X 1-0 ① F8			C B B T X 2-2 ① F9	C B F B X 2-2 ③ F9			4	1	1	0	0	0	2
Craig Counsell, L (1, 6) OBP: 0.340, SLG: 0.331	B B C 1 SAFE 1 SAFE B F B 4-2 1B SF8 1-2 BB		B S C H 2-2 CS HBP			C C X 0-2 1B		C B B B C F F F 3-2 ① X F7		2	1	1	0	1	0	0
Geoff Jenkins, L (1, 7) OBP: 0.318, SLG: 0.425	C F B X 1-2 1-3 2-H 1B		C F X 0-2 ② P6			S X 0-1 ② L4		B F F F S 1-3 ② K		4	0	1	1	0	1	2
Lyle Overbay, L (1, 3) OBP: 0.393, SLG: 0.552	F C B B F F B F X 3-2 ① SF8 3-H		1 SAFE C 0-1 ③ CS 1-2	B C C C 1-3 ① K		S F B B S 2-3 ③ K		B F F X 1-2 1B		3	0	1	1	0	2	1
Jeff Liefer, L (1, 9) OBP: 0.167, SLG: 0.167	C F S 0-3 ② K			X 0-0 ② P3			X 0-0 ① P3	C C F C 0-3 ③ K		4	0	0	0	0	2	2
Keith Ginter, R (1, 5) OBP: 0.333, SLG: 0.477	C B X 1-1 ③ F8			C X 0-1 ③ G3			C B B X 1-2 HR		F F F B X 1-2 E5 FC1-6	4	1	1	1	0	0	1
2 Bill Hall, R (1, 4) OBP: 0.277, SLG: 0.421		B C X 1-1 ① G6-3			B C X 1-1 ① F9		B B C B F F F B 4-2 BB BB		S B F S 1-3 ① K	3	0	0	0	1	1	1
Chad Moeller, R (1, 2) OBP: 0.294, SLG: 0.360		S B C T F B T T T T 2-2 ② P4			X 0-0 ② F8		C X 0-1 ② F8		F S F X 0-2 ② FC1-6 1-2f	4	0	0	0	0	0	2
Doug Davis, R (1, 1) Trent Durrington, R (5, PH) OBP: 0.250, SLG: 0.423 Matt Wise, R (5, 1) Brooks Kieschnick, L (7, PH) OBP: 0.400, SLG: 0.500 (7, 1) Jeff Bennett, R (8, 1) Ben Grieve, L (9, PH) OBP: 0.385, SLG: 0.434		C S B S 1-3 ③ K			B C F B F F C 2-3 ③ K		B B B B 4-0 1-2 BB		C B X 1-1 ③ F7	1 0 0 0 0 1 0 1 0 0 0 0 1 0 0 0 0 0 0 0 0 0 0 0 0 1 0 0 0 0 0 0 0 0 0 1 0 0 0 0 0 1							
Inning Stats	R: 2 E: 0 K: 1 S: 18 H: 2 LOB: 1 BB: 1 P: 27	R: 0 E: 0 K: 1 S: 16 H: 0 LOB: 0 BB: 0 P: 20	R: 0 E: 0 K: 0 S: 7 H: 0 LOB: 0 BB: 0 P: 10	R: 0 E: 0 K: 1 S: 6 H: 0 LOB: 0 BB: 0 P: 7	R: 0 E: 0 K: 1 S: 8 H: 0 LOB: 0 BB: 0 P: 11	R: 0 E: 0 K: 1 S: 11 H: 1 LOB: 1 BB: 0 P: 15	R: 1 E: 0 K: 0 S: 12 H: 1 LOB: 2 BB: 2 P: 23	R: 0 E: 0 K: 2 S: 18 H: 1 LOB: 1 BB: 0 P: 23	R: 0 E: 1 K: 1 S: 13 H: 0 LOB: 1 BB: 0 P: 16	1B: 4 2B: 0 3B: 0 HR: 1 SF: 1 SAC: 0 DP: 0 HBP: 1						

PITCHER		IP	WLS	BF	H	R	ER	SO	BB	IBB	HBP	BLK	WP	HR	S	P	ERA	WHIP
Adam Eaton, R ERA: 5.65	(1, 1)	6.0	W	22	3	2	2	5	1	0	1	0	0	0	66	90	3.00	0.667
Scott Linebrink, R ERA: 2.03	(7, 1)	0.2	H	5	1	1	1	0	2	0	0	0	0	1	9	18	13.50	4.500
Akinori Otsuka, R ERA: 1.27	(7, 1)	1.1	H	5	1	0	0	2	0	0	0	0	0	0	21	28	0.00	0.750
Trevor Hoffman, R ERA: 1.8	(9, 1)	1.0		4	0	0	0	1	0	0	0	0	0	0	13	16	0.00	0.000

PITCHER	IP	WLS	BF	H	R	ER	SO	BB	IBB	HBP	BLK	WP	HR	S	P	ERA	WHIP

TOP

Milwaukee Brewers @ San Diego Padres

PETCO Park, San Diego, CA

Sun Jun 06 2004, 5:00 PM EDT

Att. 40,348 - Cloudy - 68 F

livebaseballscorecards.com

AB	31
R	3
H	5
RBI	3
BB	3
SO	8
LOB	12

WP: 0 PB: 0 SB: 0 CS: 1 PA: 37

Batter	1	2	3	4	5	6	7	8	9	AB	R	H	RBI	BB	SO	LOB
Sean Burroughs, L (1, 5) OBP: 0.367, SLG: 0.394	B C F X 1-2 G3 ①		C B X 1-1 E 24 SF7-5 1B 1-2 2-H 3-H	B C B X 2-1 G4-3 ③ 1-2			B S X 1-1 F7 ①			4	1	1	2	0	0	1
Mark Loretta, R (1, 4) OBP: 0.361, SLG: 0.437	C B X 1-1 F9 ②		X 0-0 E1 24 SF7-5 1B 1-3 2-H		B C C X 1-2 F8 ①		B C X 1-1 24 1B HR 1B			4	1	2	0	0	0	0
24 Brian Giles, L (1, 9) OBP: 0.385, SLG: 0.488	B B X 2-0 P6 ③		C F X 0-2 SF7-5 ① ② 2-3 3-H		C C X 0-2 P5 ②		X 0-0 HR 1B 1-3			3	1	1	1	0	0	0
Phil Nevin, R (1, 3) OBP: 0.367, SLG: 0.450		B C C X 1-2 G6-3 ① B B C X 2-1 2B			B B B F X 3-1 G1-3 ③		B C B X 2-1 HR 1-H 3-H			4	1	2	3	0	0	0
Jay Payton, R (1, 8) OBP: 0.384, SLG: 0.422		B B C X 2-1 G5-3 ② C X 0-1 G5-3 ③			X 0-0 G5-3 ①		C B S F X 1-2 P5 ②			4	0	0	0	0	0	1
Jon Knott, R (1, 7) Kerry Robinson, L (6, PR) (7, 7) OBP: 0.286, SLG: 0.269	C S B S 1-3 K ③			X 0-0 G5-3 ①	B B C B F B 4-2 3 S S BB	C B S X 1-2 CS 1B				2 1	0 0	0 1	0 0	1 0	1 0	0 0
Ramon Hernandez, R (1, 2) OBP: 0.335, SLG: 0.408			C X 0-1 3 1B 1B 1B 1B C X 0-1 HR		C 1 SAFE F B B F B F F 4-2 B 1-2 BB	B F 1 SAFE B 2-1 CS 1-2 ③	F C B X 1-2 G1-3 ①			3	2	2	1	1	0	0
3 Khalil Greene, R (1, 6) OBP: 0.351, SLG: 0.378			B B F X 2-1 1B 1B 1-2 1B F B B X 2-1 G6-3 ②		C C C 0-3 K 2-3 ②		X 0-0 L7 ②			4	1	1	0	0	1	2
Adam Eaton, R (1, 1) OBP: 0.300, SLG: 0.333 Terrence Long, L (6, PH) OBP: 0.343, SLG: 0.394 Scott Linebrink, R (7, 1) Akinori Otsuka, R (7, 1) Jeff Cirillo, R (8, PH) OBP: 0.200, SLG: 0.111 Trevor Hoffman, R (9, 1)			C F X 0-2 1B 1B E 1-2 2-3 1B X 0-0 S 1B		C B B F C 2-3 K ③		B C F B B X 3-2 G6-3 ③			2 1 0 0 1 0	1 0 0 0 0 0	2 0 0 0 0 0	0 0 0 0 0 0	0 1 0 0 0 0	0 2 0 0 0 0	0 1 0 0 0 0
Inning Stats	R: 0 H: 0 E: 0 LOB: 0 K: 0 BB: 0 S: 6 P: 10	R: 0 H: 0 E: 0 LOB: 0 K: 1 BB: 0 S: 8 P: 12	R: 4 H: 6 E: 1 LOB: 1 K: 0 BB: 0 S: 17 P: 22	R: 1 H: 2 E: 0 LOB: 1 K: 0 BB: 0 S: 8 P: 12	R: 0 H: 0 E: 0 LOB: 0 K: 0 BB: 0 S: 8 P: 12	R: 0 H: 0 E: 0 LOB: 2 K: 2 BB: 2 S: 14 P: 24	R: 3 H: 4 E: 0 LOB: 0 K: 0 BB: 0 S: 15 P: 23	R: 0 H: 0 E: 0 LOB: 0 K: 0 BB: 0 S: 7 P: 11		1B: 9 2B: 2 3B: 0 HR: 2	SF: 1 SAC: 0 DP: 1 HBP: 0			WP: 0 PB: 0 SB: 3 CS: 1	PA: 37	

PITCHER		IP	WLS	BF	H	R	ER	SO	BB	IBB	HBP	BLK	WP	HR	S	P	ERA	WHIP
Doug Davis, L ERA: 3.55	(1, 1)	4.0	L	19	8	5	5	1	0	0	0	0	0	1	39	56	11.25	2.000
Matt Wise, R ERA: 3.07	(5, 1)	2.0		8	0	0	0	2	2	0	0	0	0	0	22	36	0.00	1.000
Brooks Kieschnick, R ERA: 2.92	(7, 1)	1.0		6	4	3	3	0	0	0	0	0	0	1	15	23	27.00	4.000
Jeff Bennett, R ERA: 3.25	(8, 1)	1.0		3	0	0	0	0	0	0	0	0	0	0	7	11	0.00	0.000

PITCHER	IP	WLS	BF	H	R	ER	SO	BB	IBB	HBP	BLK	WP	HR	S	P	ERA	WHIP

BOTTOM

Milwaukee Brewers @ San Diego Padres

PETCO Park, San Diego, CA

Sun Jun 06 2004, 5:00 PM EDT

Att. 40,348 - Cloudy - 68 F

livebaseballscorecards.com

AB	33
R	8
H	12
RBI	7
BB	2
SO	3
LOB	6

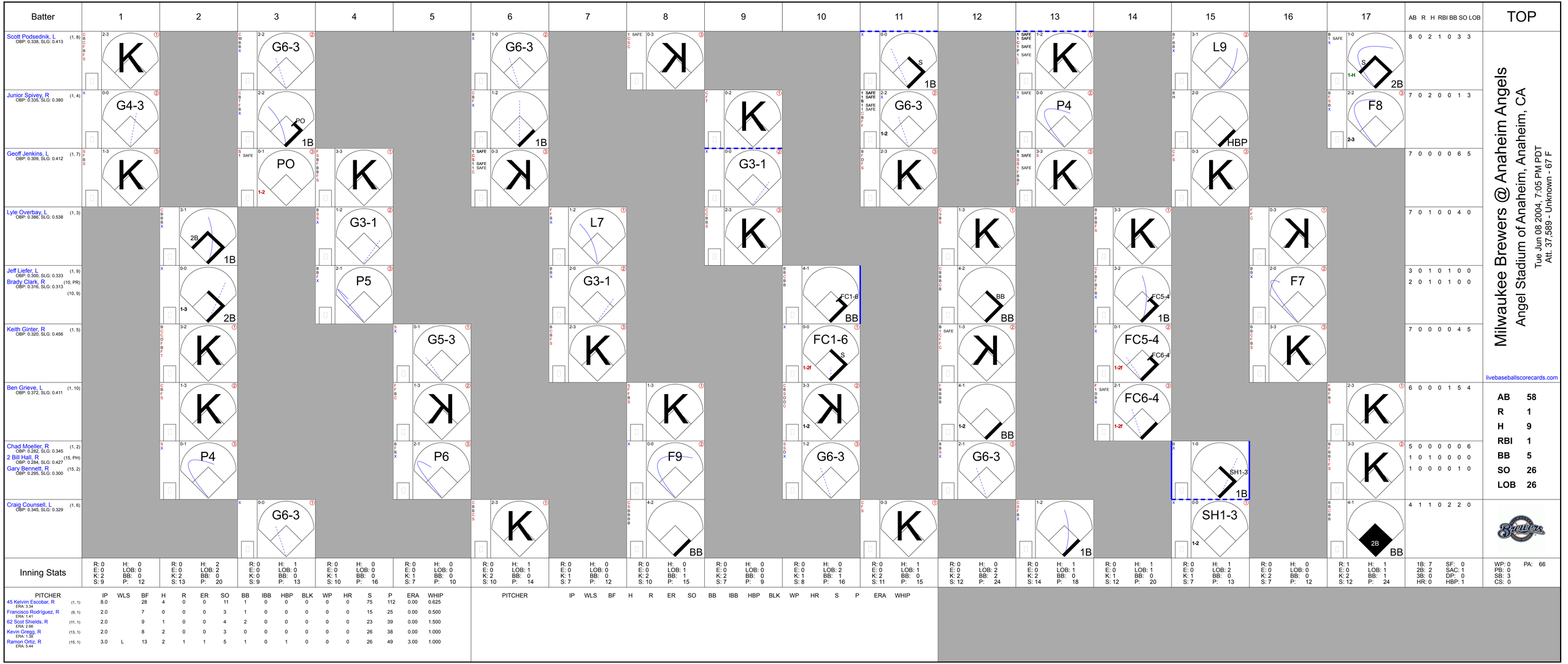
Batter
1
2
3
4
5
6
7
8
9
10
11
12
13
14
15
16
17
AB R H RBI BB SO LOB
TOP
Scott Podsednik, L (1, 8) OBP: 0.338, SLG: 0.413
8 0 2 1 0 3 3
Junior Spivey, R (1, 4) OBP: 0.335, SLG: 0.380
7 0 2 0 0 1 3
Geoff Jenkins, L (1, 7) OBP: 0.309, SLG: 0.412
7 0 0 0 0 6 5
Lyle Overbay, L (1, 3) OBP: 0.386, SLG: 0.538
7 0 1 0 0 4 0
Jeff Liefer, L (1, 9) OBP: 0.300, SLG: 0.333
3 0 1 0 1 0 0
Brady Clark, R (10, PR) (10, 9) OBP: 0.316, SLG: 0.313
2 0 1 0 1 0 0
Keith Ginter, R (1, 5) OBP: 0.320, SLG: 0.456
7 0 0 0 0 4 5
Ben Grieve, L (1, 10) OBP: 0.372, SLG: 0.411
6 0 0 0 1 5 4
Chad Moeller, R (1, 2) OBP: 0.282, SLG: 0.345
5 0 0 0 0 0 6
2 Bill Hall, R (15, PH) OBP: 0.284, SLG: 0.427
1 0 1 0 0 0 0
Gary Bennett, R (15, 2) OBP: 0.295, SLG: 0.300
1 0 0 0 0 1 0
Craig Counsell, L (1, 6) OBP: 0.345, SLG: 0.329
4 1 1 0 2 2 0
Milwaukee Brewers @ Anaheim Angels
Angel Stadium of Anaheim, Anaheim, CA
Tue Jun 08 2004, 7:05 PM PDT
Att. 37,589 - Unknown - 67 F
livebaseballscorecards.com
AB 58
R 1
H 9
RBI 1
BB 5
SO 26
LOB 26
Inning Stats
PITCHER IP WLS BF H R ER SO BB IBB HBP BLK WP HR S P ERA WHIP
45 Kelvim Escobar, R (1, 1) ERA: 3.34 8.0 28 4 0 0 11 1 0 0 0 0 0 75 112 0.00 0.625
Francisco Rodriguez, R (9, 1) ERA: 1.41 2.0 7 0 0 0 3 1 0 0 0 0 0 15 25 0.00 0.500
62 Scot Shields, R (11, 1) ERA: 2.65 2.0 9 1 0 0 4 2 0 0 0 0 0 23 39 0.00 1.500
Kevin Gregg, R (13, 1) ERA: 1.38 2.0 8 2 0 0 3 0 0 0 0 0 0 26 38 0.00 1.000
Ramon Ortiz, R (15, 1) ERA: 5.44 3.0 L 13 2 1 1 5 1 0 1 0 0 0 26 49 3.00 1.000
1B: 7 SF: 0
2B: 2 SAC: 1
3B: 0 DP: 0
HR: 0 HBP: 1
WP: 0 PA: 66
PB: 0
SB: 3
CS: 0

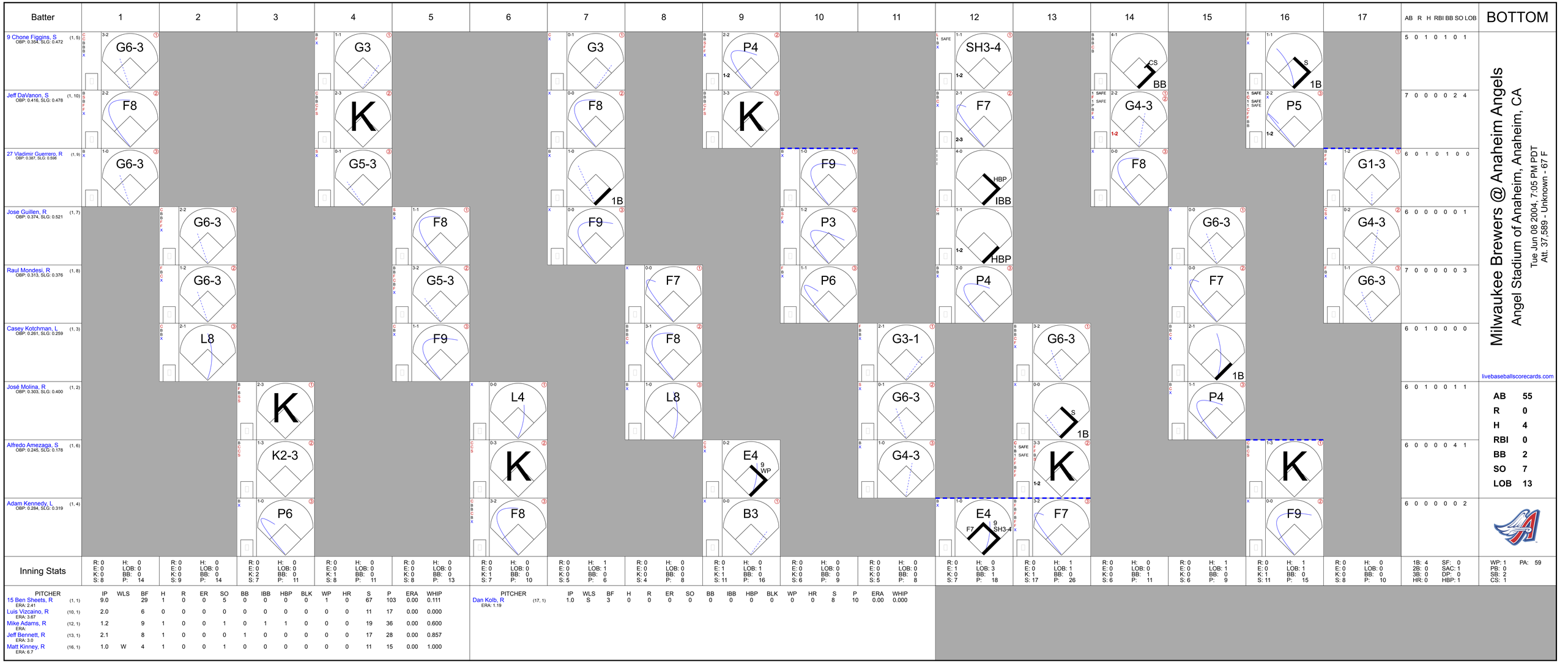
Batter
1
2
3
4
5
6
7
8
9
10
11
12
13
14
15
16
17
AB R H RBI BB SO LOB
BOTTOM
9 Chone Figgins, S (1, 5) OBP: 0.354, SLG: 0.472
3-2 G6-3
1-1 G3
0-1 G3
2-2 P4
1-2
1-1 SH3-4
1-2
4-1 CS BB
1-1 S 1B
5 0 1 0 1 0 1
Jeff DaVanon, S (1, 10) OBP: 0.416, SLG: 0.478
2-2 F8
2-3 K
0-0 F8
3-3 K
2-1 F7
2-3
2-2 G4-3
1-2
2-2 P5
1-2
7 0 0 0 0 2 4
27 Vladimir Guerrero, R (1, 9) OBP: 0.387, SLG: 0.558
1-0 G6-3
0-1 G5-3
1-0 1B
1-0 F9
4-0 HBP IBB
0-0 F8
1-2 G1-3
6 0 1 0 1 0 0
Jose Guillen, R (1, 7) OBP: 0.374, SLG: 0.521
2-2 G6-3
1-1 F8
0-0 F9
1-2 P3
1-1 HBP
0-0 G6-3
0-2 G4-3
6 0 0 0 0 0 1
Raul Mondesi, R (1, 8) OBP: 0.313, SLG: 0.376
1-2 G6-3
3-2 G5-3
0-0 F7
1-1 P6
2-0 P4
0-0 F7
1-1 G6-3
7 0 0 0 0 0 3
Casey Kotchman, L (1, 3) OBP: 0.261, SLG: 0.259
2-1 L8
1-1 F9
3-1 F8
2-1 G3-1
3-2 G6-3
2-1 1B
6 0 1 0 0 0 0
José Molina, R (1, 2) OBP: 0.303, SLG: 0.400
2-3 K
0-0 L4
1-0 L8
0-1 G6-3
0-0 S 1B
1-1 P4
6 0 1 0 0 1 1
Alfredo Amezaga, S (1, 6) OBP: 0.245, SLG: 0.178
1-3 K2-3
0-3 K
0-2 E4 9 WP
1-0 G4-3
3-3 K 1-2
1-3 K
6 0 0 0 0 4 1
Adam Kennedy, L (1, 4) OBP: 0.284, SLG: 0.319
1-0 P6
3-2 F8
0-0 B3
1-0 E4 F7 9 SH3-4
3-2 F7
0-0 F9
6 0 0 0 0 0 2
AB 55
R 0
H 4
RBI 0
BB 2
SO 7
LOB 13
Milwaukee Brewers @ Anaheim Angels
Angel Stadium of Anaheim, Anaheim, CA
Tue Jun 08 2004, 7:05 PM PDT
Att. 37,589 - Unknown - 67 F
livebaseballscorecards.com
Inning Stats
R: 0 E: 0 K: 0 S: 8 H: 0 LOB: 0 BB: 0 P: 14
R: 0 E: 0 K: 0 S: 9 H: 0 LOB: 0 BB: 0 P: 14
R: 0 E: 0 K: 2 S: 7 H: 0 LOB: 0 BB: 0 P: 11
R: 0 E: 0 K: 1 S: 8 H: 0 LOB: 0 BB: 0 P: 11
R: 0 E: 0 K: 0 S: 8 H: 0 LOB: 0 BB: 0 P: 13
R: 0 E: 0 K: 1 S: 7 H: 0 LOB: 0 BB: 0 P: 10
R: 0 E: 0 K: 0 S: 5 H: 1 LOB: 1 BB: 0 P: 6
R: 0 E: 0 K: 0 S: 4 H: 0 LOB: 0 BB: 0 P: 8
R: 0 E: 1 K: 1 S: 11 H: 0 LOB: 1 BB: 0 P: 16
R: 0 E: 0 K: 0 S: 6 H: 0 LOB: 0 BB: 0 P: 9
R: 0 E: 0 K: 0 S: 5 H: 0 LOB: 0 BB: 0 P: 8
R: 0 E: 1 K: 0 S: 7 H: 0 LOB: 3 BB: 1 P: 18
R: 0 E: 0 K: 1 S: 17 H: 1 LOB: 1 BB: 0 P: 26
R: 0 E: 0 K: 0 S: 6 H: 0 LOB: 0 BB: 1 P: 11
R: 0 E: 0 K: 0 S: 6 H: 1 LOB: 1 BB: 0 P: 9
R: 0 E: 0 K: 1 S: 11 H: 1 LOB: 1 BB: 0 P: 15
R: 0 E: 0 K: 0 S: 8 H: 0 LOB: 0 BB: 0 P: 10
1B: 4 2B: 0 3B: 0 HR: 0
SF: 0 SAC: 1 DP: 0 HBP: 1
WP: 1 PB: 0 SB: 2 CS: 1
PA: 59
PITCHER IP WLS BF H R ER SO BB IBB HBP BLK WP HR S P ERA WHIP
15 Ben Sheets, R (1, 1) ERA: 2.41 9.0 29 1 0 0 5 0 0 0 0 1 0 67 103 0.00 0.111
Luis Vizcaino, R (10, 1) ERA: 3.67 2.0 6 0 0 0 0 0 0 0 0 0 0 11 17 0.00 0.000
Mike Adams, R (12, 1) ERA: 1.2 9 1 0 0 1 0 1 1 0 0 0 19 36 0.00 0.600
Jeff Bennett, R (13, 1) ERA: 3.0 2.1 8 1 0 0 0 1 0 0 0 0 0 17 28 0.00 0.857
Matt Kinney, R (16, 1) ERA: 6.7 1.0 W 4 1 0 0 1 0 0 0 0 0 0 11 15 0.00 1.000
PITCHER IP WLS BF H R ER SO BB IBB HBP BLK WP HR S P ERA WHIP
Dan Kolb, R (17, 1) ERA: 1.19 1.0 S 3 0 0 0 0 0 0 0 0 0 0 8 10 0.00 0.000

Batter	1	2	3	4	5	6	7	8	9	AB	R	H	RBI	BB	SO	LOB
Scott Podsednik, L (1, 8) OBP: 0.346, SLG: 0.417	L B B S B F X 3-2 F7 ① 3-H	C B C F F X 1-2 P5 ③		B B B B 4-0 E HBP 1-2 2-3 BB		C B X 1-1 S 2B 1B		C C X 0-2 1B SF7 1B	B F X 1-1 FC4-6 1B	5	2	3	0	1	0	0
Brady Clark, R (1, 9) OBP: 0.342, SLG: 0.346	X 0-0 2B 2B 1B		X 0-0 FC1-6 1B	C C D H 2-2 E 1-2 2-3 3-H HBP		1 SAFE C C B C B X 2-2 L6 1-H 2B		B X 1-0 1B WP 2 2B 1-3 1B	X 0-0 P4 ① P4	5	2	4	2	0	0	1
Geoff Jenkins, L (1, 7) OBP: 0.306, SLG: 0.411	C F B B X 2-2 1-3 2B 2B	S B S X 1-2 FC1-6 ① 1-2f 2B	F S D X 1-2 E4 FC6-4 1-2 2-3 3-H			B X 1-0 L6 ① ② 2-2		C X 0-1 SF7 ① 3-H	C F B S 1-3 K ② K	5	2	1	2	0	1	5
Lyle Overbay, L (1, 3) OBP: 0.388, SLG: 0.538	S F X 0-2 G4-3 2 1B 2-H 3-H 2B	F B F S 1-3 K ② K	F D B S S 2-3 K ② K			B B B C B 4-1 BB		B B B C B 4-1 1B 2 2B 1-2 BB	B X 1-0 FC4-6 ③ 1-2f FC4-6	4	2	1	2	2	2	5
Junior Spivey, R (1, 4) OBP: 0.337, SLG: 0.388	C D F B B X 3-2 G4-3 ② 2-3 G4-3	F B F 1 SAFE 1 SAFE 1 SAFE D X 2-2 1-H 2B	C X 0-1 FC6-4 ③ 1-2f FC6-4			B F B X 2-1 P4 ③ P4		X 0-0 2 2B 1-2 2-3 1B		5	1	2	1	0	0	5
2 Bill Hall, R (1, 6) OBP: 0.290, SLG: 0.436	B C F B B X 2-2 3-H 1B	F F F B B B C 2-3 ③ K			C B X 1-1 ① G5-3		C F S 0-3 ① K	C B B C B X 3-2 1-3 2-H 3-H 2B 2B		5	1	2	3	0	2	1
Keith Ginter, R (1, 5) OBP: 0.328, SLG: 0.460	C X 0-1 ③ F9 3-H 1B			B C B F X 2-2 ① L5	B C X 1-1 FC5-4 1B		B B F B F X 3-2 1B	B X 1-0 2-H 3-H 1B		5	0	3	2	0	0	1
Trent Durrington, R (1, 10) OBP: 0.242, SLG: 0.387		C B C X 1-2 ① G4-3 G4-3		S B X 1-1 BB FC5 HBP 1B	F B 1 SAFE 1 SAFE S D X 2-2 ② FC5-4 1-2f		B C 1 SAFE F S 1-3 ② K K	F X 0-1 ② F8 F8		5	1	1	0	0	1	3
Gary Bennett, R (1, 2) OBP: 0.280, SLG: 0.282		B C B C X 2-2 ② L4 L4		F 1 SAFE B X 1-1 FC5 HBP BB 1-2 E	1 SAFE C B B X 2-1 ③ P4 P4		1 SAFE B B B X 2-0 ③ P5 P5	X 0-0 ③ L6 L6		5	1	0	0	0	0	4
Inning Stats	R: 3 H: 4 E: 0 LOB: 1 K: 0 BB: 0 S: 19 P: 29	R: 0 H: 0 E: 0 LOB: 0 K: 0 BB: 0 S: 11 P: 15	R: 1 H: 2 E: 0 LOB: 1 K: 2 BB: 0 S: 14 P: 20	R: 2 H: 1 E: 1 LOB: 3 K: 1 BB: 1 S: 17 P: 30	R: 0 H: 1 E: 0 LOB: 1 K: 0 BB: 0 S: 9 P: 15	R: 1 H: 2 E: 0 LOB: 1 K: 0 BB: 1 S: 9 P: 19	R: 0 H: 1 E: 0 LOB: 1 K: 2 BB: 0 S: 10 P: 16	R: 5 H: 5 E: 0 LOB: 1 K: 0 BB: 1 S: 15 P: 24	R: 0 H: 1 E: 0 LOB: 1 K: 1 BB: 0 S: 7 P: 10	1B: 12 SF: 1 2B: 6 SAC: 0 3B: 0 DP: 1 HR: 0 HBP: 1						

TOP

Milwaukee Brewers @ Anaheim Angels

Angel Stadium of Anaheim, Anaheim, CA

Wed Jun 09 2004, 7:05 PM PDT
Att. 41,423 - Sunny - 67 F

livebaseballscorecards.com

AB	44
R	12
H	17
RBI	12
BB	3
SO	6
LOB	25

PITCHER		IP	WLS	BF	H	R	ER	SO	BB	IBB	HBP	BLK	WP	HR	S	P	ERA	WHIP
Jarrod Washburn, L ERA: 5.63	(1, 1)	5.0	L	27	8	6	6	3	1	0	1	0	0	0	70	109	10.80	1.800
Matt Hensley, R ERA: 6.75	(6, 1)	2.0		11	5	3	3	2	1	0	0	0	0	0	23	40	13.50	3.000
Dusty Bergman, L ERA: 13.5	(8, 1)	2.0		11	4	3	3	1	1	0	0	0	1	0	18	29	13.50	2.500

PITCHER	IP	WLS	BF	H	R	ER	SO	BB	IBB	HBP	BLK	WP	HR	S	P	ERA	WHIP

Milwaukee Brewers @ Anaheim Angels

Angel Stadium of Anaheim, Anaheim, CA

Wed Jun 09 2004, 7:05 PM PDT

Att. 41,423 - Sunny - 67 F

BOTTOM

Batter	1	2	3	4	5	6	7	8	9	AB	R	H	RBI	BB	SO	LOB
9 Chone Figgins, S (1, 6) (9, 8) OBP: 0.355, SLG: 0.470	F9	P2		G3-6-3 1B		1B			L6	5	0	2	0	0	0	2
Adam Kennedy, L (1, 4) OBP: 0.277, SLG: 0.310	F9		F8	G3-6-3		F7			F8	5	0	0	0	0	0	3
27 Vladimir Guerrero, R (1, 9) OBP: 0.393, SLG: 0.612 Alfredo Amezaga, S (9, 6) OBP: 0.240, SLG: 0.174	S 1B		HR		G6-4-3 BB		G6-3		G4-3	3 1	1 0	2 0	1 0	1 0	0 0	0 0
Jose Guillen, R (1, 7) OBP: 0.372, SLG: 0.516	G5-3		1B BLK 1B		G6-4-3		G5-3			4	0	1	0	0	0	2
Jeff DaVanon, S (1, 8) (9, 9) OBP: 0.426, SLG: 0.487		1B E 1B	1B		S 1B		G4-3			4	1	3	0	0	0	0
Tim Salmon, R (1, 10) OBP: 0.321, SLG: 0.358 José Molina, R (8, PR) OBP: 0.303, SLG: 0.400	FC6-4 1B	G6-4-3 1B			4-2 BB			BB 1B		3 0	0 0	3 0	0 0	1 0	0 0	0 0
Casey Kotchman, L (1, 3) OBP: 0.250, SLG: 0.247	L8	G6-4-3			F9			P5		4	0	0	0	0	0	8
Shane Halter, R (1, 5) OBP: 0.255, SLG: 0.386	FC6-4 1B			G3-1		CS 1B		G6-3 BB		3	0	1	0	1	0	1
Josh Paul, R (1, 2) OBP: 0.267, SLG: 0.154	1B			9 1B		K		G6-3		4	0	2	0	0	1	3
Inning Stats	R: 0 E: 0 K: 0 S: 11 H: 1 LOB: 1 BB: 0 P: 17	R: 1 E: 1 K: 0 S: 10 H: 3 LOB: 2 BB: 0 P: 10	R: 1 E: 0 K: 0 S: 8 H: 4 LOB: 2 BB: 0 P: 15	R: 0 E: 0 K: 0 S: 10 H: 2 LOB: 1 BB: 0 P: 13	R: 0 E: 0 K: 0 S: 11 H: 1 LOB: 2 BB: 2 P: 24	R: 0 E: 0 K: 1 S: 13 H: 2 LOB: 1 BB: 0 P: 21	R: 0 E: 0 K: 0 S: 6 H: 0 LOB: 0 BB: 0 P: 10	R: 0 E: 0 K: 0 S: 6 H: 1 LOB: 2 BB: 1 P: 12	R: 0 E: 0 K: 0 S: 8 H: 0 LOB: 0 BB: 0 P: 11	1B: 13 2B: 1 3B: 0 HR: 1	SF: 0 SAC: 0 DP: 5 HBP: 0						

livebaseballscorecards.com

AB	36
R	2
H	14
RBI	1
BB	3
SO	1
LOB	19

WP: 0 PB: 0 SB: 3 CS: 1 PA: 39

PITCHER	IP	WLS	BF	H	R	ER	SO	BB	IBB	HBP	BLK	WP	HR	S	P	ERA	WHIP
Victor Santos, R (1, 1) ERA: 4.02	6.0	W	29	13	2	2	1	2	0	0	1	0	1	63	100	3.00	2.500
Dave Burba, R (7, 1) ERA: 2.97	3.0	S	10	1	0	0	0	1	0	0	0	0	0	20	33	0.00	0.667

PITCHER	IP	WLS	BF	H	R	ER	SO	BB	IBB	HBP	BLK	WP	HR	S	P	ERA	WHIP

Batter	1	2	3	4	5	6	7	8	9	AB	R	H	RBI	BB	SO	LOB
Scott Podsednik, L (1, 8) OBP: 0.344, SLG: 0.412	C B B F X 2-2 ① P5		C H 1-1 1B HR HBP		C B C B X 2-2 ② F9		C B B X 2-1 ③ P5		C B B F X 2-2 CI G6-4-3 1-2 2-3	3	1	0	0	0	0	2
Junior Spivey, R (1, 4) OBP: 0.339, SLG: 0.388	B F X 1-1 ② G6-3		C X 0-1 1-2 2-H HR 1B		X 0-0 2-3 1B			B F F B X 2-2 ① F9	F B X 1-1 ② ③ G6-4-3 1-2f	5	1	2	1	0	0	3
Geoff Jenkins, L (1, 7) OBP: 0.309, SLG: 0.426	X 0-0 ③ G6-3		B S C X 1-2 1-H 2-H HR		B C D B B F X 3-2 ③ G3			B C X 1-1 1B 1B		4	1	2	3	0	0	2
Lyle Overbay, L (1, 3) OBP: 0.386, SLG: 0.532		C B B X 2-1 G6-4-3 1B	C B F X 1-2 ③ G4-3			F X 0-1 ① F8		B F B F 1 S SAFE 2-3 ② K		4	0	1	0	0	1	1
Jeff Liefer, L (1, 10) OBP: 0.286, SLG: 0.308		B B F B X 3-1 ① ② G6-4-3 1-2f		C B B B C X 3-2 ① P6		X 0-0 ② F7		X 0-0 1-2 1B		4	0	1	0	0	0	1
Brady Clark, R (1, 9) OBP: 0.331, SLG: 0.333		C X 0-1 ③ G4-3		B C B X 2-1 ② G4-3		B F F B X 3-2 ③ G5-3		C B B S B T 3-2 ③ K		4	0	0	0	0	1	2
Keith Ginter, R (1, 5) OBP: 0.321, SLG: 0.449			B C C X 1-2 ① G4-3	X 0-0 ③ F8			B B X 2-0 ① G3		C B C F S 1-3 ① K	4	0	0	0	0	1	0
Gary Bennett, R (1, 2) OBP: 0.302, SLG: 0.302 Ben Grieve, L (9, PH) OBP: 0.377, SLG: 0.416 Trent Durrington, R (9, PR) OBP: 0.242, SLG: 0.387			X 0-0 1B 2B	C B C B B F B 4-2 1B G6-3 BB			F B B F B B 4-2 BB		C B X 1-1 CI BB 1B	1	1	1	0	2	0	0
										1	0	1	0	0	0	0
										0	0	0	0	0	0	0
Craig Counsell, L (1, 6) OBP: 0.343, SLG: 0.324			C F X 0-2 ② F7		X 0-0 ① G6-3 1-2		C S S 0-3 ② K		B 1 SAFE B B C 1 SAFE B 4-1 CI 1-2 BB	3	0	0	0	1	1	3
Inning Stats	R: 0 E: 0 K: 0 S: 6 H: 0 LOB: 0 BB: 0 P: 9	R: 0 E: 0 K: 0 S: 6 H: 1 LOB: 0 BB: 0 P: 11	R: 4 E: 0 K: 0 S: 16 H: 3 LOB: 0 BB: 0 P: 20	R: 0 E: 0 K: 0 S: 6 H: 0 LOB: 0 BB: 0 P: 11	R: 0 E: 0 K: 0 S: 11 H: 1 LOB: 2 BB: 1 P: 20	R: 0 E: 0 K: 0 S: 6 H: 0 LOB: 0 BB: 0 P: 9	R: 0 E: 0 K: 1 S: 8 H: 0 LOB: 1 BB: 1 P: 16	R: 0 E: 0 K: 2 S: 12 H: 2 LOB: 2 BB: 0 P: 20	R: 0 E: 1 K: 1 S: 12 H: 1 LOB: 3 BB: 1 P: 21	1B: 6 2B: 1 3B: 0 HR: 1 SF: 0 SAC: 0 DP: 2 HBP: 1							

TOP

Milwaukee Brewers @ Anaheim Angels

Angel Stadium of Anaheim, Anaheim, CA

Thu Jun 10 2004, 7:05 PM PDT

Att. 39,425 - Sunny - 72 F

livebaseballscorecards.com

AB	33
R	4
H	8
RBI	4
BB	3
SO	4
LOB	14

PITCHER		IP	WLS	BF	H	R	ER	SO	BB	IBB	HBP	BLK	WP	HR	S	P	ERA	WHIP
Aaron Sele, R ERA: 3.56	(1, 1)	6.0		24	5	4	4	0	1	0	1	0	0	1	51	80	6.00	1.000
Kevin Gregg, R ERA: 1.32	(7, 1)	2.0	W	9	2	0	0	3	1	0	0	0	0	0	20	36	0.00	1.500
Francisco Rodríguez, R ERA: 1.36	(9, 1)	1.0	S	5	1	0	0	1	1	0	0	0	0	0	12	21	0.00	2.000

PITCHER	IP	WLS	BF	H	R	ER	SO	BB	IBB	HBP	BLK	WP	HR	S	P	ERA	WHIP

WP: 0 PB: 0 SB: 0 CS: 0 PA: 38

Milwaukee Brewers @ Anaheim Angels

Angel Stadium of Anaheim, Anaheim, CA

Thu Jun 10 2004, 7:05 PM PDT

Att. 39,425 - Sunny - 72 F

livebaseballscorecards.com

BOTTOM

Batter	1	2	3	4	5	6	7	8	9	AB	R	H	RBI	BB	SO	LOB
David Eckstein, R (1, 6) OBP: 0.346, SLG: 0.349	C B X 1-1 ① G5-3		B C X 1-1 ② G5-3 1-2			C B C F F X 1-2 ① G1-3	S F S 0-3 ② K	C F B F F F B X 2-2 ③ F8		5	0	0	0	0	1	8
9 Chone Figgins, S (1, 5) OBP: 0.353, SLG: 0.465	C B B F X 2-2 ② 1B		S X 0-1 ③ F9			X 0-0 ② B5-3	C X 0-1 ③ F9			4	0	1	0	0	0	5
27 Vladimir Guerrero, R (1, 9) OBP: 0.395, SLG: 0.609	F B X 1-1 ③ G3-1			B X 1-0 16 G4-3 16 WP G3 1B		X 0-0 ③ G4-3		B B B B 4-0 16 BB 1B BB		3	2	1	0	1	0	0
16 Garret Anderson, L (1, 8) OBP: 0.397, SLG: 0.500		F B S B X 2-2 ① F8		C D S X 1-2 ① G4-3 1-3			X 0-0 BB 2B 1B	1 SAFE B B C B B 4-1 1B 1B 1-2 BB		3	2	1	0	1	0	1
Jose Guillen, R (1, 10) OBP: 0.370, SLG: 0.511		C F F B B B X 3-2 ② G4-3		F X 0-1 ② G3 3-H			F S X 0-2 ① F7	C L X 0-2 HBP 1B 1-2 2-H FC4-2 1B		4	0	1	2	0	0	1
Jeff DaVanon, S (1, 7) OBP: 0.428, SLG: 0.484		B C B F B X 3-2 ③ G6-3		M S B F X 1-2 ③ G4-3			C B B B B 4-1 2B 1-2 BB	F B B B X 3-1 FC4-2 HBP 1-2 2-H 1B		3	1	1	1	1	0	0
Casey Kotchman, L (1, 3) OBP: 0.270, SLG: 0.272			C X 0-1 1B 1B	S X 0-1 ① G3			B B B C F X 3-2 BB 1-H 2-H 2B	C F H 1-2 FC4-2 1-2 2-3 HBP		3	0	2	2	0	0	0
José Molina, R (1, 2) OBP: 0.297, SLG: 0.392 Tim Salmon, R (7, PH) OBP: 0.329, SLG: 0.358 Josh Paul, R (7, PR) OBP: 0.250, SLG: 0.143 (8, 2)			X 0-0 ① F9	S C B X 1-2 ② G6-3			S B D T D B 4-2 BB BB	S B B X 2-1 ① F6		2 0 1	0 0 0	0 0 0	0 0 0	0 1 0	0 0 0	1 0 3
Adam Kennedy, L (1, 4) OBP: 0.282, SLG: 0.311			L B B F B X 3-2 WP 1-3 1B	B X 1-0 ③ G4-3			C B F F F F F B F 4-2 B F D F F F K F 1-2 2-3 BB	S F X 0-2 ② FC4-2 1-2 2-3 3-Hf		3	0	1	0	1	0	3
Inning Stats	R: 0 E: 0 K: 0 S: 7 H: 1 LOB: 0 BB: 0 P: 11	R: 0 E: 0 K: 0 S: 10 H: 0 LOB: 0 BB: 0 P: 18	R: 0 E: 0 K: 0 S: 10 H: 2 LOB: 2 BB: 0 P: 14	R: 1 E: 0 K: 0 S: 10 H: 1 LOB: 0 BB: 0 P: 13	R: 0 E: 0 K: 0 S: 6 H: 0 LOB: 0 BB: 0 P: 8	R: 0 E: 0 K: 0 S: 7 H: 0 LOB: 0 BB: 0 P: 8	R: 2 E: 0 K: 1 S: 29 H: 2 LOB: 3 BB: 3 P: 44	R: 2 E: 0 K: 0 S: 21 H: 2 LOB: 3 BB: 2 P: 37		1B: 7 2B: 1 3B: 0 HR: 0	SF: 0 SAC: 0 DP: 0 HBP: 1			WP: 2 PB: 0 SB: 0 CS: 0	PA: 37	

	AB	31
	R	5
	H	8
	RBI	5
	BB	5
	SO	1
	LOB	22

PITCHER		IP	WLS	BF	H	R	ER	SO	BB	IBB	HBP	BLK	WP	HR	S	P	ERA	WHIP
Wes Obermueller, R ERA: 6.49	(1, 1)	6.1		24	5	3	3	0	1	0	0	0	2	0	55	81	4.26	0.947
Brooks Kieschnick, R ERA: 2.92	(7, 1)	0.0		2	1	0	0	0	1	0	0	0	0	0	5	12	∞	∞
Luis Vizcaino, R ERA: 3.58	(7, 1)	0.2	H	3	0	0	0	1	1	0	0	0	0	0	19	23	0.00	1.500
Jeff Bennett, R ERA: 3.6	(8, 1)	0.0	L	2	0	2	2	0	2	0	0	0	0	0	1	9	∞	∞
Mike Adams, R ERA:	(8, 1)	1.0	B	6	2	0	0	0	0	0	1	0	0	0	20	28	0.00	2.000

PITCHER		IP	WLS	BF	H	R	ER	SO	BB	IBB	HBP	BLK	WP	HR	S	P	ERA	WHIP

Batter	1	2	3	4	5	6	7	8	9	AB	R	H	RBI	BB	SO	LOB
Craig Biggio, R (1, 8) OBP: 0.356, SLG: 0.475	F F X 0-2 5 G5-4-3 1B		B B C B B 4-1 28 SH3-4 BB		X 0-0 ② L5	B C B X 2-1 ② G1-3				3	0	1	0	1	0	0
28 Adam Everett, R (1, 6) OBP: 0.320, SLG: 0.375	B 1 SAFE 1 SAFE X 1-0 ① B1		X 0-0 ① SH3-4 1-2		B X 1-0 ③ G5-3		C C S 0-3 ③ K			3	0	0	0	0	1	1
5 Jeff Bagwell, R (1, 3) OBP: 0.394, SLG: 0.458	C B B X 2-1 ②③ G5-4-3 1-2f		B X 1-0 ② F8			C B F B B B 4-2 G5-4-3 BB		C B C B F B C 3-3 K		3	0	0	0	1	1	2
Jeff Kent, R (1, 4) OBP: 0.361, SLG: 0.541		C F B X 1-2 17 CS 2B	F B B C B X 3-2 L5			C B C F X 1-2 ①② G5-4-3 1-2f		C X 0-1 ② G5-3		4	0	1	0	0	0	2
17 Lance Berkman, S (1, 7) OBP: 0.486, SLG: 0.660		B C B B F B 4-2 ① 1B BLK 1B 2-3 BB	B B B F F B B 4-2 G5-4-3 BB			B S X 1-1 HR		B C B F B F X 3-2 ③ P1		2	2	1	1	2	0	0
Richard Hidalgo, R (1, 9) OBP: 0.313, SLG: 0.418 16 Jason Lane, R (5, 9) OBP: 0.333, SLG: 0.293		C B C S 1-3 ② K	C B X 1-1 ①② G5-4-3 1-2f			C B B S X 2-2 1B 2B			X 0-0 ① F8	2 2	0 1	0 1	0 0	0 0	1 0	2 0
Morgan Ensberg, R (1, 5) OBP: 0.343, SLG: 0.358 Mike Gallo, L (6, 1) Chad Harville, R (7, 1) Ricky Stone, R (8, 1) Orlando Palmeiro, L (9, PH) OBP: 0.298, SLG: 0.400		B C F B F X 2-2 1B 1-3 1B	B B B 4-0 BB			X 0-0 2-H 1B			B F C B F B F F F 3-2 ② F P5	2 0 0 0 1	0 0 0 0 0	2 0 0 0 0	1 0 0 0 0	1 0 0 0 0	0 0 0 0 0	0 0 0 0 0
Brad Ausmus, R (1, 2) OBP: 0.314, SLG: 0.328		S C B B F X 2-2 FC4-6 1-2 3-H 1B	F C D F F B 1 SAFE B X 3-2 ③ F8			F C B T 1-2 ③ K			B X 1-0 ③ F9	4	0	1	1	0	1	2
Tim Redding, R (1, 1) OBP: 0.190, SLG: 0.190 Jose Vizcaino, S (6, 5) OBP: 0.280, SLG: 0.221		C X 0-1 ③ FC4-6 1-2f			B C S S 1-3 ① K		C B B B C F X 3-2 ① G3			2 1	0 0	0 0	0 0	0 0	1 0	2 0
Inning Stats	R: 0 E: 0 K: 0 S: 6 H: 1 LOB: 0 BB: 0 P: 9	R: 1 E: 0 K: 1 S: 18 H: 3 LOB: 2 BB: 1 P: 28	R: 0 E: 0 K: 0 S: 6 H: 0 LOB: 1 BB: 1 P: 14	R: 0 E: 0 K: 0 S: 10 H: 0 LOB: 1 BB: 2 P: 22	R: 0 E: 0 K: 1 S: 5 H: 0 LOB: 0 BB: 0 P: 7	R: 2 E: 0 K: 1 S: 15 H: 3 LOB: 1 BB: 1 P: 24	R: 0 E: 0 K: 1 S: 9 H: 0 LOB: 0 BB: 0 P: 14	R: 0 E: 0 K: 1 S: 10 H: 0 LOB: 0 BB: 0 P: 16	R: 0 E: 0 K: 0 S: 11 H: 0 LOB: 0 BB: 0 P: 15	1B: 4 2B: 2 3B: 0 HR: 1	SF: 0 SAC: 1 DP: 3 HBP: 0					

TOP

Houston Astros @ Milwaukee Brewers

Miller Park, Milwaukee, WI

Fri Jun 11 2004, 7:05 PM CDT

Att. 26,141 - Dome - 64 F

livebaseballscorecards.com

AB	29
R	3
H	7
RBI	3
BB	5
SO	5
LOB	11

PITCHER		IP	WLS	BF	H	R	ER	SO	BB	IBB	HBP	BLK	WP	HR	S	P	ERA	WHIP
Doug Davis, L ERA: 3.61	(1, 1)	6.0	W	26	7	3	3	3	5	0	0	1	0	1	60	104	4.50	2.000
Matt Wise, R ERA: 2.87	(7, 1)	1.0	H	3	0	0	0	1	0	0	0	0	0	0	9	14	0.00	0.000
Brooks Kieschnick, R ERA: 2.7	(8, 1)	2.0		6	0	0	0	1	0	0	0	0	0	0	21	31	0.00	0.000

PITCHER	IP	WLS	BF	H	R	ER	SO	BB	IBB	HBP	BLK	WP	HR	S	P	ERA	WHIP

Batter	1	2	3	4	5	6	7	8	9	AB	R	H	RBI	BB	SO	LOB
Scott Podsednik, L (1, 8) OBP: 0.345, SLG: 0.428	C C B B X 2-2 G4-3 ①		C C S 0-3 K ① X 0-0 G4-3 ③			B C C D F X 2-2 HR 2-H 3-H	C F X 0-2 2B 1-3 2-H			5	1	2	4	0	1	0
Junior Spivey, R (1, 4) OBP: 0.341, SLG: 0.414	B B X 2-0 F8 ②		X 0-0 HR		B X 1-0 F9 ①	B F X 1-1 2B	S B B S F X 2-2 G5-3 ③			5	1	2	1	0	0	2
Geoff Jenkins, L (1, 7) OBP: 0.314, SLG: 0.442	C X 0-1 FC6 1B		B C B X 2-1 E3 2 BB BB 1B G4-3		F F B B F B X 3-2 BB 1B	C B B F F S 2-3 K ③		S C B B B X 3-2 HR		5	2	3	1	0	1	1
Lyle Overbay, L (1, 3) OBP: 0.394, SLG: 0.536	D B C X 2-1 FC6 ③ 1-2f		B S B X 2-1 G4-3 2 BB 1-2 1B		B B D B 4-0 2 G6-4-3 1-2 BB		B X 1-0 E6 2 FC6-5 1B	B B F X 2-1 FC5-4 1B		4	0	3	0	1	0	1
2 Bill Hall, R (1, 5) OBP: 0.286, SLG: 0.419		X 0-0 L8 ①	B B B B 4-0 G4-3 1-2 2-3 BB		C X 0-1 G6-4-3 ② ③ 1-2f		S B F X 1-2 FC6-5 ① 1B 1B 1B 2-3	F F D B B X 3-2 P4 ①		4	1	0	0	1	0	4
Ben Grieve, L (1, 9) OBP: 0.383, SLG: 0.417 Brady Clark, R (7, 9)		B B B B 4-0 1B BB	C B C F F X 1-2 G4-3 ② 1-2 2-3 3-H			C F F B B X 2-2 SH5-4 1B HR 1B	1 SAFE C B 1 SAFE 1 SAFE C X 1-2 1B 1-2 1B	B C C X 1-2 FC5-4 ② 1-2f		2 2	1 1	1 1	1 0	1 0	0 0	2 1
Chad Moeller, R (1, 2) OBP: 0.294, SLG: 0.355	B S D X 2-1 1B 1-2		X 0-0 L9 ③			B S B X 2-1 SH5-4 1-2 HR 1B	X 0-0 1B 1-2 2B 1-2 1B	C F S 0-3 K ③		5	2	3	0	0	1	3
Craig Counsell, L (1, 6) OBP: 0.343, SLG: 0.324		C B X 1-1 L8 ②		X 0-0 F8 ①		B X 1-0 SH5-4 ① 1-2 2-3	C X 0-1 2B 1-2 2-H 3-H 1B			3	0	1	2	0	0	2
Doug Davis, R (1, 1) Jeff Liefer, L (6, PH) OBP: 0.286, SLG: 0.308 Keith Ginter, R (6, PH) OBP: 0.319, SLG: 0.446 Matt Wise, R (7, 1) Brooks Kieschnick, L (7, PH) OBP: 0.387, SLG: 0.481 (8, 1)		F C B T 1-2 K ③		F X 0-1 G3 ②		X 0-0 G5-3 ②	C D S S 1-3 K ②			2 0 1 0 1	0 0 0 0 0	0 0 0 0 0	0 0 0 0 0	0 0 0 0 0	1 0 0 0 1	2 0 2 0 2
Inning Stats	R: 0 H: 1 E: 0 LOB: 1 K: 0 BB: 0 S: 8 P: 14	R: 0 H: 1 E: 0 LOB: 2 K: 1 BB: 1 S: 8 P: 16	R: 2 H: 2 E: 1 LOB: 2 K: 1 BB: 1 S: 14 P: 23	R: 0 H: 0 E: 0 LOB: 0 K: 0 BB: 0 S: 4 P: 4	R: 0 H: 1 E: 0 LOB: 1 K: 0 BB: 1 S: 7 P: 15	R: 3 H: 4 E: 0 LOB: 1 K: 1 BB: 0 S: 18 P: 28	R: 3 H: 5 E: 1 LOB: 2 K: 1 BB: 0 S: 21 P: 27	R: 1 H: 2 E: 0 LOB: 1 K: 1 BB: 0 S: 14 P: 23		1B: 11 2B: 2 3B: 0 HR: 3	SF: 0 SAC: 1 DP: 1 HBP: 0					

PITCHER		IP	WLS	BF	H	R	ER	SO	BB	IBB	HBP	BLK	WP	HR	S	P	ERA	WHIP
Tim Redding, R ERA: 5.3	(1, 1)	5.1	L	26	7	4	3	2	3	0	0	0	0	1	48	84	5.06	1.875
Mike Gallo, L ERA: 3.0	(6, 1)	1.0	B	6	3	2	2	1	0	0	0	0	0	1	15	22	18.00	3.000
Chad Harville, R ERA: 5.14	(7, 1)	0.2		6	4	2	2	1	0	0	0	0	0	0	17	21	27.00	6.000
Ricky Stone, R ERA: 5.68	(8, 1)	1.0		5	2	1	1	1	0	0	0	0	0	1	14	23	9.00	2.000

PITCHER	IP	WLS	BF	H	R	ER	SO	BB	IBB	HBP	BLK	WP	HR	S	P	ERA	WHIP

BOTTOM

Houston Astros @ Milwaukee Brewers

Miller Park, Milwaukee, WI

Fri Jun 11 2004, 7:05 PM CDT
Att. 26,141 - Dome - 64 F

livebaseballscorecards.com

AB	39
R	9
H	16
RBI	9
BB	3
SO	5
LOB	22

Batter	1	2	3	4	5	6	7	8	9	AB	R	H	RBI	BB	SO	LOB
Craig Biggio, R (1, 8) OBP: 0.365, SLG: 0.475	B B B B 4-0 5 F7-4 28 SH1-3 BB			S B B B H 4-1 E 5 BB 16 2B HBP	X 0-0 28 FC5-4 3-H 1B		B F B B C B 4-2 BB		S F F B B S 2-3 ③ K	2	1	1	1	2	1	0
28 Adam Everett, R (1, 6) OBP: 0.316, SLG: 0.370	B 1 SAFE C 1 SAFE X 1-1 ① SH1-3 1-2			C D 1 SAFE F 1 SAFE S 1-3 ① K	B X 1-0 ② FC5-4 5 1B 1-2f		F B X 1-1 ① F8			3	0	0	0	0	1	3
5 Jeff Bagwell, R (1, 3) OBP: 0.395, SLG: 0.456	F X 0-1 ②③ F7-4 2-2			B 1 SAFE B D B 4-0 E 16 2B 1-2 BB	1 SAFE B B X 2-0 1-2 1B		C S B X 1-2 ② L9			3	1	1	0	1	0	2
Jeff Kent, R (1, 4) OBP: 0.356, SLG: 0.531		X 0-0 ① L4		B C 2 SAFE B X 2-1 E5 16 2B 1-2 2-3	F B F B B F S 3-3 ③ K		B B C C B S 3-3 ③ K			4	1	0	0	0	2	5
Morgan Ensberg, R (1, 5) OBP: 0.341, SLG: 0.355		C B X 1-1 ② F8		C F B 1 SAFE B B C 3-3 ② K		X 0-0 1B 1B		B C X 1-1 ① L8		4	0	1	0	0	1	3
16 Jason Lane, R (1, 9) OBP: 0.327, SLG: 0.311		C F B F B X 2-2 ③ G3-1		X 0-0 1-H 2-H 3-H 2B		C B S S 1-3 ① K		B S C B B S 3-3 ② K		4	0	1	3	0	2	1
Raul Chavez, R (1, 2) OBP: 0.244, SLG: 0.279		S X 0-1 ① P3	C F B S 1-3 ③ K		B B C F S 2-3 ② K			B C X 1-1 ③ F8		4	0	0	0	0	2	2
Orlando Palmeiro, L (1, 7) OBP: 0.311, SLG: 0.426		C C X 0-2 ② G6-3		B B B C C X 3-2 44 SH1-4 1B 2B	B B C F X 2-2 1-2 1B				F S B F F X 1-2 ① F9	4	1	2	0	0	0	0
44 Roy Oswalt, R (1, 1) OBP: 0.138, SLG: 0.148		C B B C S 2-3 ③ K		X 0-0 ① SH1-4 2-3	F C F S 0-3 ③ K				C F F B X 0-2 ② G4-3	1	0	0	0	0	1	0
Mike Gallo, L (5, 1)										0	0	0	0	0	0	0
Mike Lamb, L (6, PH) OBP: 0.379, SLG: 0.605										1	0	0	0	0	1	2
Chad Harville, R (6, 1)										0	0	0	0	0	0	0
Dan Miceli, R (7, 1) OBP: 0.500, SLG: 0.500										0	0	0	0	0	0	0
Kirk Bullinger, R (8, 1)										0	0	0	0	0	0	0
Jose Vizcaino, S (9, PH) OBP: 0.276, SLG: 0.217										1	0	0	0	0	0	0
Inning Stats	R: 0 E: 0 K: 0 S: 4 H: 0 LOB: 0 BB: 1 P: 9	R: 0 E: 0 K: 0 S: 7 H: 0 LOB: 0 BB: 0 P: 10	R: 0 E: 0 K: 1 S: 8 H: 0 LOB: 0 BB: 0 P: 10	R: 3 E: 1 K: 3 S: 13 H: 1 LOB: 1 BB: 1 P: 28	R: 1 E: 0 K: 1 S: 11 H: 3 LOB: 2 BB: 0 P: 20	R: 0 E: 0 K: 3 S: 14 H: 2 LOB: 2 BB: 0 P: 19	R: 0 E: 0 K: 1 S: 10 H: 0 LOB: 1 BB: 1 P: 19	R: 0 E: 0 K: 1 S: 7 H: 0 LOB: 0 BB: 0 P: 12	R: 0 E: 0 K: 1 S: 14 H: 0 LOB: 0 BB: 0 P: 17	1B: 4 2B: 3 3B: 0 HR: 0	SF: 0 SAC: 2 DP: 1 HBP: 1					

Houston Astros @ Milwaukee Brewers

Miller Park, Milwaukee, WI

Sat Jun 12 2004, 6:05 PM CDT

Att. 40,223 - Sunny - 67 F

TOP

livebaseballscorecards.com

AB	31
R	4
H	6
RBI	4
BB	3
SO	11
LOB	18

PITCHER		IP	WLS	BF	H	R	ER	SO	BB	IBB	HBP	BLK	WP	HR	S	P	ERA	WHIP
39 Chris Capuano, L ERA: 2.86	(1, 1)	5.0	W	22	4	4	1	5	2	0	1	0	0	0	43	77	1.80	1.200
Matt Kinney, R ERA: 6.54	(6, 1)	1.0	H	5	2	0	0	3	0	0	0	0	0	0	14	19	0.00	2.000
Mike Adams, R ERA:	(7, 1)	1.0	H	4	0	0	0	1	1	0	0	0	0	0	10	19	0.00	1.000
Luis Vizcaino, R ERA: 3.45	(8, 1)	1.0	H	3	0	0	0	1	0	0	0	0	0	0	7	12	0.00	0.000
Dan Kolb, R ERA: 1.14	(9, 1)	1.0	S	3	0	0	0	1	0	0	0	0	0	0	14	17	0.00	0.000

PITCHER	IP	WLS	BF	H	R	ER	SO	BB	IBB	HBP	BLK	WP	HR	S	P	ERA	WHIP

WP: 0 PB: 0 SB: 0 CS: 0 PA: 37

BOTTOM

Houston Astros @ Milwaukee Brewers

Miller Park, Milwaukee, WI

Sat Jun 12 2004, 6:05 PM CDT
Att. 40,223 - Sunny - 67 F

livebaseballscorecards.com

Batter	1	2	3	4	5	6	7	8	9	AB	R	H	RBI	BB	SO	LOB
Scott Podsednik, L (1, 8) OBP: 0.346, SLG: 0.427	X 0-0 G4-3 HBP 1B		C B B B X 3-1 ② P5		X 0-0 G3 1B 2B 3-H 1B	B X 1-0 ① L7		B F F C 1-3 ① K		5	1	2	1	0	1	0
Junior Spivey, R (1, 4) OBP: 0.343, SLG: 0.410	S 1 SAFE 1 SAFE S H 1-2 G4-3 HBP		F F X 0-2 ③ L7		F D F B B X 3-2 G3 2B 1-2 2-H 1B	F B S X 1-2 ② G1-3		C S S 0-3 ② K		4	1	1	1	0	1	0
Geoff Jenkins, L (1, 7) OBP: 0.312, SLG: 0.434	S F F X 0-2 ① G4-3 1-2 2-3			B B B B 4-0 1B 1B BB	S S S 0-3 ① K	B X 1-0 ③ L8		B F B F S 2-3 ③ K		4	1	0	0	1	2	4
Lyle Overbay, L (1, 3) OBP: 0.392, SLG: 0.545	B 3 SAFE C B C B S 3-3 ② K2-3			X 0-0 ① F7	X 0-0 ② G3 1-2 2-3		F X 0-1 HR			4	1	1	1	0	1	5
Keith Ginter, R (1, 5) OBP: 0.323, SLG: 0.453	B C B S F S 2-3 ③ K			C X 0-1 1B 1-2 1B	C F B X 1-2 1B 2-H 3-H 2B		C B C F F F F B F 2-3 S ① K			4	1	2	2	0	2	2
Ben Grieve, L (1, 9) OBP: 0.393, SLG: 0.424 Brady Clark, R (8, 9) OBP: 0.333, SLG: 0.336		B B C B C X 3-2 ① F8		C C B B X 2-2 G5-4-3 1-2 2-H 1B	X 0-0 BB 2-H 1B		B S F B B F B 4-2 1B FC5 BB			3 0	0 0	2 0	2 0	1 0	0 0	0 0
Chad Moeller, R (1, 2) OBP: 0.293, SLG: 0.346		C B F S 1-3 ② K		B S X 1-1 ②③ G5-4-3 1-2f	B S B S H 3-2 BB HBP		S 1 SAFE F D B X 2-2 FC5 1B 1-2			3	0	0	0	0	1	3
Craig Counsell, L (1, 6) OBP: 0.351, SLG: 0.330		F F B F X 1-2 ③ G3			X 0-0 2B 1B 1B 1-2 2-3 BB		C B X 1-1 G6-3 1-2 2-3 1B			3	1	2	0	1	0	0
39 Chris Capuano, L (1, 1) OBP: 0.125, SLG: 0.125 Jeff Liefer, L (5, PH) OBP: 0.313, SLG: 0.400 Matt Kinney, R (6, 1) OBP: 0.250, SLG: 0.250 Mike Adams, R (7, 1) Brooks Kieschnick, L (7, PH) OBP: 0.375, SLG: 0.464 Luis Vizcaino, R (8, 1) Dan Kolb, R (9, 1)			C B X 1-1 ① G6-3		X 1-0 1B 1-3 2B 1-3 K		B B D X 3-0 ②③ G6-3 1-2f			1 2 0 0 1 0 0	0 1 0 0 0 0 0	0 1 0 0 0 0 0	0 1 0 0 0 0 0	0 0 0 0 0 0 0	0 0 0 0 0 0 0	0 0 0 0 3 0 0
Inning Stats	R: 0 E: 0 K: 2 S: 14 H: 1 LOB: 2 BB: 0 P: 20	R: 0 E: 0 K: 1 S: 10 H: 0 LOB: 0 BB: 0 P: 15	R: 0 E: 0 K: 0 S: 7 H: 0 LOB: 0 BB: 0 P: 11	R: 1 E: 0 K: 0 S: 8 H: 2 LOB: 1 BB: 1 P: 15	R: 5 E: 0 K: 2 S: 24 H: 6 LOB: 3 BB: 1 P: 37	R: 0 E: 0 K: 0 S: 5 H: 0 LOB: 0 BB: 0 P: 8	R: 1 E: 0 K: 1 S: 19 H: 2 LOB: 2 BB: 1 P: 31	R: 0 E: 0 K: 3 S: 9 H: 0 LOB: 0 BB: 0 P: 12		1B: 8 2B: 2 3B: 0 HR: 1	SF: 0 SAC: 0 DP: 2 HBP: 2			WP: 0 PB: 0 SB: 0 CS: 0	PA: 39	

	AB	34
	R	7
	H	11
	RBI	7
	BB	3
	SO	9
	LOB	20

PITCHER		IP	WLS	BF	H	R	ER	SO	BB	IBB	HBP	BLK	WP	HR	S	P	ERA	WHIP
44 Roy Oswalt, R ERA: 3.86	(1, 1)	4.2	L	25	9	6	6	4	1	0	2	0	0	0	56	86	11.57	2.143
Mike Gallo, L ERA: 2.95	(5, 1)	0.1		2	0	0	0	1	1	0	0	0	0	0	7	12	0.00	3.000
Chad Harville, R ERA: 4.8	(6, 1)	1.0		3	0	0	0	0	0	0	0	0	0	0	5	8	0.00	0.000
Dan Miceli, R ERA: 3.52	(7, 1)	1.0		6	2	1	1	1	1	0	0	0	0	1	19	31	9.00	3.000
Kirk Bullinger, R ERA:	(8, 1)	1.0		3	0	0	0	3	0	0	0	0	0	0	9	12	0.00	0.000

PITCHER	IP	WLS	BF	H	R	ER	SO	BB	IBB	HBP	BLK	WP	HR	S	P	ERA	WHIP

Batter	1	2	3	4	5	6	7	8	9	AB	R	H	RBI	BB	SO	LOB
Craig Biggio, R (1, 8) OBP: 0.358, SLG: 0.466	S X 0-1 ① G5-3		C S S 0-3 ② K		C X 0-1 ② L8	D S X 1-1 ③ P6			F X 0-1 ② P6	5	0	0	0	0	1	3
Jose Vizcaino, S (1, 6) (6, 5) OBP: 0.296, SLG: 0.284	B F S X 1-2 HR		C C S 0-3 ③ K		X 0-0 5 2B 1-2 1B		B S F X 1-2 ① G4-3		F X 0-1 5 WP 1B	5	1	3	1	0	1	0
5 Jeff Bagwell, R (1, 3) OBP: 0.396, SLG: 0.457	B C B B B 4-1 BB			B F S S 1-3 ① K	F B B B S X 3-2 1-3 2-H 2B		B B X 2-0 ② G6-3		B C F B B X 3-2 ③ L8 1-2	4	0	1	1	1	1	1
Jeff Kent, R (1, 4) OBP: 0.354, SLG: 0.539	C C B B S 2-3 ② K			B X 1-0 ② L8	F F F F S 0-3 ③ K		X 0-0 HR			4	1	1	1	0	2	3
Mike Lamb, L (1, 5) OBP: 0.378, SLG: 0.607 54 Brad Lidge, R (6, 1) Octavio Dotel, R (8, 1)	S B F 1 S SAFE 1-3 ③ K			C B X 1-1 16 2B 2B		C X 0-1 ① G1-3	C B F F X 1-2 ③ G2-3			3 1 0	1 0 0	1 0 0	0 0 0	0 0 0	1 0 0	1 0 0
16 Jason Lane, R (1, 9) OBP: 0.339, SLG: 0.367		F S X 0-2 ① P6		B F B X 2-1 2-H 2B		F F B X 1-2 1B E 2B		C X 0-1 ① F8		4	1	2	1	0	0	0
Orlando Palmeiro, L (1, 7) OBP: 0.308, SLG: 0.414		C F F X 0-2 ② L8		B C X 1-1 ③ G4-3		X 0-0 E 2-3 1B		X 0-0 ② F7		4	0	1	0	0	0	1
Brad Ausmus, R (1, 2) OBP: 0.308, SLG: 0.320		F S F B B B X 3-2 ③ P4			F B B B C X 3-2 ① P3	X 0-0 E5 1-2 3-H		C F B F S 1-3 ③ K		4	0	0	1	0	1	1
Pete Munro, R (1, 1) Mike Gallo, L (5, 1) Dan Miceli, R (5, 1) OBP: 0.500, SLG: 0.500 28 Adam Everett, R (6, PH) OBP: 0.313, SLG: 0.367 (6, 6)			C F S 0-3 ① K		B B B 4-0 1B 5 2B BB	X 0-0 ② P3			C F F B X 1-2 ① G4-3	1 0 0 2	1 0 0 0	0 0 0 0	0 0 0 0	1 0 0 0	1 0 0 0	0 0 0 2
Inning Stats	R: 1 E: 0 K: 2 S: 12 H: 1 LOB: 1 BB: 1 P: 20	R: 0 E: 0 K: 0 S: 11 H: 0 LOB: 0 BB: 0 P: 14	R: 0 E: 0 K: 3 S: 9 H: 0 LOB: 0 BB: 0 P: 9	R: 1 E: 0 K: 1 S: 10 H: 2 LOB: 1 BB: 0 P: 16	R: 1 E: 0 K: 1 S: 14 H: 2 LOB: 2 BB: 1 P: 24	R: 1 E: 1 K: 0 S: 10 H: 2 LOB: 2 BB: 0 P: 12	R: 1 E: 0 K: 0 S: 9 H: 1 LOB: 0 BB: 0 P: 13	R: 0 E: 0 K: 1 S: 7 H: 0 LOB: 0 BB: 0 P: 8	R: 0 E: 0 K: 0 S: 11 H: 1 LOB: 1 BB: 0 P: 15	1B: 3 2B: 4 3B: 0 HR: 2 SF: 0 SAC: 0 DP: 0 HBP: 0						

TOP

Houston Astros @ Milwaukee Brewers

Miller Park, Milwaukee, WI

Sun Jun 13 2004, 1:05 PM CDT

Att. 23,007 - Cloudy - 78 F

livebaseballscorecards.com

AB	37
R	5
H	9
RBI	5
BB	2
SO	8
LOB	12

PITCHER		IP	WLS	BF	H	R	ER	SO	BB	IBB	HBP	BLK	WP	HR	S	P	ERA	WHIP
15 Ben Sheets, R ERA: 2.66	(1, 1)	6.0	L	28	7	4	4	7	2	0	0	0	0	1	66	95	6.00	1.500
Jeff Bennett, R ERA: 3.66	(7, 1)	2.0		7	1	1	1	1	0	0	0	0	0	1	16	21	4.50	0.500
Dave Burba, R ERA: 2.87	(9, 1)	1.0		4	1	0	0	0	0	0	0	0	1	0	11	15	0.00	1.000

PITCHER	IP	WLS	BF	H	R	ER	SO	BB	IBB	HBP	BLK	WP	HR	S	P	ERA	WHIP

WP: 1 PB: 0 SB: 0 CS: 0 PA: 39

Batter	1	2	3	4	5	6	7	8	9	AB	R	H	RBI	BB	SO	LOB
Scott Podsednik, L (1, 8) OBP: 0.340, SLG: 0.419	B L F B X 2-2 F9 ①		B C B X 2-1 F8 ① 1-0 L3 ③	B X		B B B C C S 3-3 K ③		C F T 0-2 K ①		5	0	0	0	0	2	4
Junior Spivey, R (1, 4) OBP: 0.355, SLG: 0.421	X 0-0 L4 ②		C S B B B F F X 2-2 2B 1B		X 0-0 HR 2B		C B H 2-1 WP BLK HBP	B S B B B 4-1 1B 1-2 BB		3	1	2	0	1	0	0
Geoff Jenkins, L (1, 7) OBP: 0.318, SLG: 0.452	B B B B 4-0 2B BB		1 SAFE 1 SAFE B C 1 SAFE P X 2-1 1-3 2B		B C X 1-1 2-H HR		B S S S 1-3 K BB 1-3	F B S F F S 1-3 K ②		4	1	2	2	1	2	4
Lyle Overbay, L (1, 3) OBP: 0.404, SLG: 0.559	B B B C X 3-1 1-3 2B		I I I I 4-0 G4-6-3 IBB		B B X 2-0 SH5-3 2B		F B B B B 4-1 1-2 BB	S B F X 1-2 1-3 2-H 3-H 1B		3	0	3	2	2	0	0
Keith Ginter, R (1, 5) OBP: 0.316, SLG: 0.443	C F D F X 1-2 G4-3 ③		B F X 1-1 G4-6-3 ② ③ 1-2f		X 0-0 SH5-3 ① 2-3		C S S 0-3 K ①	B F B B C F S 2-3 K ③		4	0	0	0	0	2	10
Ben Grieve, L (1, 9) OBP: 0.387, SLG: 0.415		C B F B X 2-2 F7 ①		X 0-0 1B G1-6-3 1B	B S S B S 2-3 K ②		S C D B F C 2-3 K ②		B X 1-0 P6 ①	5	0	1	0	0	2	4
Chad Moeller, R (1, 2) OBP: 0.285, SLG: 0.336 2 Bill Hall, R (9, PH) OBP: 0.283, SLG: 0.415	B F F B C 2-3 K ②		B X 1-0 G1-6-3 ① 1-2	S B S S D B X 3-2 F7 ③			S S S 0-3 K ③		C S S 0-3 K ②	4 1	0 0	0 0	0 0	0 0	2 1	5 0
Craig Counsell, L (1, 6) OBP: 0.357, SLG: 0.348	B B B C C X 3-2 15 FC6-4 1B		B X 1-0 15 SH1-4 2-3 1B			B C B B C X 3-2 G6-3 ①		B C C D B X 3-2 1B 3B	B B C X 2-1 P5 ③	5	1	3	0	0	0	0
15 Ben Sheets, R (1, 1) Jeff Liefer, L (6, PH) OBP: 0.294, SLG: 0.375 Jeff Bennett, R (7, 1) Brady Clark, R (8, PH) OBP: 0.339, SLG: 0.336 Dave Burba, R (9, 1)	B S C 1 SAFE X 1-2 FC6-4 ③ 1-2f			L 1 SAFE L X 0-2 SH1-4 ② 1-2		S S S 0-3 K ②		B C B F B B 4-2 S 1B BB		1 1 0 0 0	0 0 0 1 0	0 0 0 0 0	0 0 0 0 0	0 1 0 0 0	0 0 0 1 0	1 0 0 0 0
Inning Stats	R: 0 H: 1 E: 0 LOB: 2 K: 0 BB: 1 S: 10 P: 20	R: 0 H: 1 E: 0 LOB: 1 K: 1 BB: 0 S: 12 P: 20	R: 0 H: 2 E: 0 LOB: 2 K: 0 BB: 1 S: 12 P: 22	R: 0 H: 2 E: 0 LOB: 2 K: 0 BB: 0 S: 7 P: 10	R: 2 H: 3 E: 0 LOB: 1 K: 1 BB: 0 S: 11 P: 19	R: 0 H: 0 E: 0 LOB: 0 K: 2 BB: 0 S: 10 P: 16	R: 0 H: 0 E: 0 LOB: 3 K: 4 BB: 1 S: 15 P: 24	R: 2 H: 2 E: 0 LOB: 2 K: 3 BB: 2 S: 22 P: 37	R: 0 H: 0 E: 0 LOB: 0 K: 1 BB: 0 S: 6 P: 9	1B: 5 SF: 0 2B: 4 SAC: 2 3B: 1 DP: 1 HR: 1 HBP: 1						

PITCHER		IP	WLS	BF	H	R	ER	SO	BB	IBB	HBP	BLK	WP	HR	S	P	ERA	WHIP
Pete Munro, R ERA: 2.79	(1, 1)	4.0		20	7	1	1	1	1	1	0	0	0	0	42	73	2.25	2.000
Mike Gallo, L ERA: 3.44	(5, 1)	0.0		2	2	1	1	0	0	0	0	0	0	1	3	6	∞	∞
Dan Miceli, R ERA: 3.43	(5, 1)	1.0	W	3	0	0	0	1	0	0	0	0	0	0	7	12	0.00	0.000
54 Brad Lidge, R ERA: 2.65	(6, 1)	2.0	H	9	0	0	0	6	1	0	1	1	1	0	25	40	0.00	0.500
Octavio Dotel, R ERA: 3.19	(8, 1)	2.0	S	10	2	2	2	4	2	0	0	0	0	0	28	46	9.00	2.000

PITCHER	IP	WLS	BF	H	R	ER	SO	BB	IBB	HBP	BLK	WP	HR	S	P	ERA	WHIP

BOTTOM

Houston Astros @ Milwaukee Brewers

Miller Park, Milwaukee, WI

Sun Jun 13 2004, 1:05 PM CDT
Att. 23,007 - Cloudy - 78 F

livebaseballscorecards.com

AB	36
R	4
H	11
RBI	4
BB	5
SO	12
LOB	28

WP: 1 PA: 44
PB: 0
SB: 1
CS: 0

Batter	1	2	3	4	5	6	7	8	9	AB	R	H	RBI	BB	SO	LOB
Randy Winn, S (1, 7) OBP: 0.322, SLG: 0.349	C F F X 0-2 ① G4-3		B C B F X 2-2 ③ G4-3			F B F B C 2-3 ② K			B C F F F B B B 4-2 G1-6-3 BB	3	0	0	0	1	1	0
Rich Aurilia, R (1, 6) OBP: 0.289, SLG: 0.312	B S C X 1-2 ② F7			T B F B S 2-3 ① K		C X 0-1 ③ G6-3			L F X 0-2 ②③ G1-6-3 1-2f	4	0	0	0	0	1	1
51 Ichiro Suzuki, L (1, 9) OBP: 0.378, SLG: 0.403	F B X 1-1 ③ F7			B X 1-0 ② P3			B X 1-0 ① G4-3			3	0	0	0	0	0	0
Bret Boone, R (1, 4) OBP: 0.310, SLG: 0.397		X 0-0 ① 1B		B C B S C 2-3 ③ K			S F B F X 1-2 ② G4-3			3	0	1	0	0	1	0
John Olerud, L (1, 3) OBP: 0.381, SLG: 0.387		C B B X 2-1 2B			F B B B X 3-1 ① G3		F F B S 1-3 ③ K			3	0	1	0	0	1	0
Scott Spiezio, S (1, 5) OBP: 0.299, SLG: 0.385		F B X 1-1 ② F8			B C F X 1-2 ② P4			F X 0-1 ① F9		3	0	0	0	0	0	1
Hiram Bocachica, R (1, 8) OBP: 0.440, SLG: 0.550		B C F B S 2-3 ③ K			B C F B B F F B 4-2 BB			B F B X 2-1 ② L7		2	0	0	0	1	1	1
Dan Wilson, R (1, 2) OBP: 0.320, SLG: 0.361			B F X 1-1 ① P3		B X 1-0 ③ L4			B F C F F B F F X 2-2 ③ G5-3		3	0	0	0	0	0	1
Freddy Garcia, R (1, 1) Mike Myers, L (8, 1) Dave Hansen, L (9, PH) OBP: 0.443, SLG: 0.490			X 0-0 ② F9			B F S S 1-3 ① K			B X 1-0 ① G5-3	2 0 1	0 0 0	0 0 0	0 0 0	0 0 0	1 0 0	0 0 0
Inning Stats	R: 0 H: 0 E: 0 LOB: 0 K: 0 BB: 0 S: 9 P: 11	R: 0 H: 2 E: 0 LOB: 1 K: 1 BB: 0 S: 8 P: 13	R: 0 H: 0 E: 0 LOB: 0 K: 0 BB: 0 S: 6 P: 9	R: 0 H: 0 E: 0 LOB: 0 K: 2 BB: 0 S: 7 P: 12	R: 0 H: 0 E: 0 LOB: 1 K: 0 BB: 1 S: 10 P: 19	R: 0 H: 0 E: 0 LOB: 0 K: 2 BB: 0 S: 8 P: 11	R: 0 H: 0 E: 0 LOB: 0 K: 1 BB: 0 S: 8 P: 11	R: 0 H: 0 E: 0 LOB: 0 K: 0 BB: 0 S: 11 P: 15	R: 0 H: 0 E: 0 LOB: 0 K: 0 BB: 1 S: 8 P: 13	1B: 1 SF: 0 2B: 1 SAC: 0 3B: 0 DP: 1 HR: 0 HBP: 0						

TOP

Seattle Mariners @ Milwaukee Brewers

Miller Park, Milwaukee, WI

Tue Jun 15 2004, 7:05 PM CDT

Att. 24,559 - Cloudy - 61 F

livebaseballscorecards.com

AB	27
R	0
H	2
RBI	0
BB	2
SO	6
LOB	4

WP: 0 PA: 29
PB: 0
SB: 0
CS: 0

PITCHER		IP	WLS	BF	H	R	ER	SO	BB	IBB	HBP	BLK	WP	HR	S	P	ERA	WHIP
Victor Santos, R ERA: 3.5	(1, 1)	7.0	W	23	2	0	0	6	1	0	0	0	0	0	56	86	0.00	0.429
Luis Vizcaino, R ERA: 3.34	(8, 1)	1.0	H	3	0	0	0	0	0	0	0	0	0	0	11	15	0.00	0.000
Dan Kolb, R ERA: 1.09	(9, 1)	1.0	S	3	0	0	0	0	1	0	0	0	0	0	8	13	0.00	1.000

PITCHER	IP	WLS	BF	H	R	ER	SO	BB	IBB	HBP	BLK	WP	HR	S	P	ERA	WHIP

Seattle Mariners @ Milwaukee Brewers

Miller Park, Milwaukee, WI

Tue Jun 15 2004, 7:05 PM CDT

Att. 24,559 - Cloudy - 61 F

livebaseballscorecards.com

BOTTOM

Batter	1	2	3	4	5	6	7	8	9	AB	R	H	RBI	BB	SO	LOB
Scott Podsednik, L (1, 8) OBP: 0.336, SLG: 0.412	B C S S 1-3 K ①	C S T S 0-3 K ③		D B X 2-0 G3 ② 2-3			B B X 2-0 F8 ②			4	0	0	0	0	2	3
Junior Spivey, R (1, 4) OBP: 0.358, SLG: 0.419	S B C B B X 3-2 1B 1B		B C B B B 4-1 2B 2B BB	B D S F X 2-2 G5-3 ③			B X 1-0 L4 ③			3	1	1	0	1	0	1
Geoff Jenkins, L (1, 7) OBP: 0.320, SLG: 0.468	C X 0-1 F9 ②		1 SAFE X 0-0 1-3 2B 2B		C S B S 1-3 K ①			B S X 1-1 HR		4	2	2	1	0	1	1
Lyle Overbay, L (1, 3) OBP: 0.405, SLG: 0.563	C B X 1-1 1-2 1B		B B X 2-0 2-H 3-H 2B		F S B B F B F X 3-2 F8 ②			F F S 0-3 K ①		4	0	2	2	0	1	0
2 Bill Hall, R (1, 5) OBP: 0.282, SLG: 0.409	X 0-0 G1-3 ③		C F S 0-3 K ①		F S S 0-3 K ③			X 0-0 G6-3 1B		4	0	1	0	0	2	3
Brady Clark, R (1, 9) OBP: 0.336, SLG: 0.342		B F B B F X 3-2 G6-3 2B	C S D X 1-2 L7 ②			C B B S C 2-3 K ①		1 SAFE F X 0-1 G6-3 ② 1-2		4	0	1	0	0	1	2
Gary Bennett, R (1, 2) OBP: 0.300, SLG: 0.292	C X 0-1 G6-3 ① 2-3	X 0-0 G5-3 ③				F C X 0-2 G6-3 ②		B B B B 4-0 BB		3	0	0	0	1	0	2
Craig Counsell, L (1, 6) OBP: 0.356, SLG: 0.348	C S D B B X 3-2 CI SH5-4			C B B X 2-1 G3 SH3-4 1B		C B X 1-1 P6 ③		C B X 1-1 G5-3 ③		3	0	1	0	0	0	2
Victor Santos, R (1, 1) OBP: 0.083, SLG: 0.083 Jeff Liefer, L (7, PH) OBP: 0.278, SLG: 0.353 Luis Vizcaino, R (8, 1) Dan Kolb, R (9, 1)		X 0-0 SH5-4 ② 1-2		L B X 1-1 SH3-4 ① 1-2			C F S 0-3 K2-3 ①			0 1 0 0	0 0 0 0	0 0 0 0	0 0 0 0	0 1 0 0	0 0 0 0	0 0 0 0
Inning Stats	R: 0 E: 0 K: 1 S: 11 H: 2 LOB: 2 BB: 0 P: 16	R: 0 E: 1 K: 1 S: 13 H: 1 LOB: 2 BB: 0 P: 19	R: 2 E: 0 K: 1 S: 10 H: 2 LOB: 1 BB: 1 P: 17	R: 0 E: 0 K: 0 S: 8 H: 1 LOB: 1 BB: 0 P: 15	R: 0 E: 0 K: 2 S: 11 H: 0 LOB: 0 BB: 0 P: 15	R: 0 E: 0 K: 1 S: 8 H: 0 LOB: 0 BB: 0 P: 11	R: 0 E: 0 K: 1 S: 5 H: 0 LOB: 0 BB: 0 P: 8	R: 1 E: 0 K: 1 S: 10 H: 2 LOB: 2 BB: 1 P: 16		1B: 4 2B: 3 3B: 0 HR: 1	SF: 0 SAC: 2 DP: 0 HBP: 0					

	AB	30
	R	3
	H	8
	RBI	3
	BB	2
	SO	8
	LOB	14

WP: 0 PB: 0 SB: 0 CS: 0 PA: 35

PITCHER		IP	WLS	BF	H	R	ER	SO	BB	IBB	HBP	BLK	WP	HR	S	P	ERA	WHIP
Freddy Garcia, R ERA: 3.23	(1, 1)	7.2	L	34	8	3	3	8	2	0	0	0	0	1	74	114	3.52	1.304
Mike Myers, L ERA: 3.38	(8, 1)	0.1		1	0	0	0	0	0	0	0	0	0	0	2	3	0.00	0.000

PITCHER	IP	WLS	BF	H	R	ER	SO	BB	IBB	HBP	BLK	WP	HR	S	P	ERA	WHIP

Seattle Mariners @ Milwaukee Brewers

Miller Park, Milwaukee, WI

Wed Jun 16 2004, 7:05 PM CDT

Att. 21,274 - Dome - 75 F

livebaseballscorecards.com

Batter	1	2	3	4	5	6	7	8	9	AB	R	H	RBI	BB	SO	LOB
Randy Winn, S (1, 7) (6, 8) OBP: 0.321, SLG: 0.347	C C C 0-3 ① K		C B F X 1-2 ② G3		X 0-0 CS 1B			C B S S 1-3 ① K		4	0	1	0	0	2	0
Rich Aurilia, R (1, 6) OBP: 0.293, SLG: 0.312	F B X 1-1 ② G5-3		B X 1-0 ③ F9		C B F F 1 SAFE 1-2 ③ CS 1-2	F B B C B F X 3-2 S 51 HBP 1B		B B B C S B 4-2 51 FC4-6 BB		3	0	1	0	1	0	0
51 Ichiro Suzuki, L (1, 9) OBP: 0.380, SLG: 0.406	C B X 1-1 2B			X 0-0 ① G4-3		C H 1-1 S 1-2 HBP		X 0-0 ② FC4-6 S 1-2f		3	0	1	0	0	0	1
Bret Boone, R (1, 4) OBP: 0.309, SLG: 0.392	C B F X 1-2 ③ F9			B B B 4-0 1B G5-3 BB		F B B X 2-1 ① F9		B S S S 1-3 ③ K 1-2		3	0	0	0	1	1	4
John Olerud, L (1, 3) OBP: 0.379, SLG: 0.384		C B C B X 2-2 ① G4-3		F C X 0-2 ② G5-3 1-2		F C C 0-3 ② K			C F X 0-2 1B	4	0	1	0	0	1	3
Hiram Bocachica, R (1, 8) OBP: 0.429, SLG: 0.522		C X 0-1 ② F8		F X 0-1 1B 2-3		C B F F B B X 3-2 ③ G6-3 1-2 2-3			C F F D S 1-3 ① K	3	0	1	0	0	0	2
Ron Villone, L (6, 1)										0	0	0	0	0	0	0
40 Julio Mateo, R (7, 1)										0	0	0	0	0	0	0
Mike Myers, L (8, 1)										0	0	0	0	0	0	0
20 J.J. Putz, R (8, 1)										0	0	0	0	0	0	0
Dave Hansen, L (9, PH) OBP: 0.435, SLG: 0.480										1	0	0	0	0	1	1
16 Willie Bloomquist, R (1, 5) OBP: 0.267, SLG: 0.281		S C X 0-2 ③ G6-3		1 SAFE C 1 SAFE F 1 SAFE F F C 0-3 ③ K			B X 1-0 ① L9		B C B X 2-1 ② F8	3	0	0	0	0	1	2
Scott Spiezio, S (9, PH) OBP: 0.297, SLG: 0.383										1	0	0	0	0	0	1
Pat Borders, R (1, 2) OBP: 0.207, SLG: 0.345			C X 0-1 HR		F S S 0-3 ① K		X 0-0 ② F7		F C X 0-2 ③ G1-3	3	1	1	1	0	1	0
Edgar Martinez, R (9, PH) OBP: 0.327, SLG: 0.381										1	0	0	0	0	0	1
Clint Nageotte, R (1, 1)			S B C S 1-3 ① K		C B S B S 2-3 ② K		F F F S 0-3 ③ K			2	0	0	0	0	2	0
Jolbert Cabrera, R (6, 7) OBP: 0.308, SLG: 0.368										1	0	0	0	0	1	0
Inning Stats	R: 0 E: 0 K: 1 S: 10 H: 1 LOB: 1 BB: 0 P: 13	R: 0 E: 0 K: 0 S: 8 H: 0 LOB: 0 BB: 0 P: 10	R: 1 E: 0 K: 1 S: 9 H: 1 LOB: 0 BB: 0 P: 12	R: 0 E: 0 K: 1 S: 12 H: 1 LOB: 2 BB: 1 P: 16	R: 0 E: 0 K: 2 S: 10 H: 1 LOB: 0 BB: 0 P: 13	R: 0 E: 0 K: 1 S: 14 H: 1 LOB: 2 BB: 0 P: 23	R: 0 E: 0 K: 1 S: 6 H: 0 LOB: 0 BB: 0 P: 7	R: 0 E: 0 K: 2 S: 9 H: 0 LOB: 1 BB: 1 P: 15	R: 0 E: 0 K: 1 S: 12 H: 1 LOB: 1 BB: 0 P: 15	1B: 4 2B: 1 3B: 0 HR: 1 SF: 0 SAC: 0 DP: 0 HBP: 1							

	AB	32
	R	1
	H	6
	RBI	1
	BB	2
	SO	10
	LOB	15

WP: 0 PB: 0 SB: 3 CS: 1 PA: 36

PITCHER	IP	WLS	BF	H	R	ER	SO	BB	IBB	HBP	BLK	WP	HR	S	P	ERA	WHIP
Doug Davis, L (1, 1) ERA: 3.44	7.0	W	27	5	1	1	7	1	0	1	0	0	1	69	94	1.29	0.857
Luis Vizcaino, R (8, 1) ERA: 3.23	1.0	H	4	0	0	0	2	1	0	0	0	0	0	9	15	0.00	1.000
Dan Kolb, R (9, 1) ERA: 1.05	1.0	S	4	1	0	0	1	0	0	0	0	0	0	12	15	0.00	1.000

PITCHER	IP	WLS	BF	H	R	ER	SO	BB	IBB	HBP	BLK	WP	HR	S	P	ERA	WHIP

Batter	1	2	3	4	5	6	7	8	9	AB	R	H	RBI	BB	SO	LOB
Scott Podsednik, L (1, 8) OBP: 0.341, SLG: 0.413	X 0-0 E S 1B 1B	C C S 0-3 ② K			B C B B B 4-1 CS BB		B C B B B 4-1 S BB			2	1	1	0	2	1	2
Junior Spivey, R (1, 4) OBP: 0.356, SLG: 0.412	1 SAFE B C 1 SAFE B B B 4-1 1B S 1-3 FC6-4 BB	B F B B B F F F X 3-2 ③ F8			1 SAFE 1 SAFE 1 SAFE C F F B B B X 2-2 ② ③ G3 1-2		1 B P X SAFE 2-0 ③ P3 1-2			3	1	0	0	1	0	4
Geoff Jenkins, L (1, 7) OBP: 0.319, SLG: 0.463	S C C 0-3 ① K		B S X 1-1 ① G3			C F B B S 2-3 ① K		B F S B F F F B F 4-2 B 1B BB		3	0	0	0	1	2	2
Lyle Overbay, L (1, 3) OBP: 0.407, SLG: 0.562	B C F B X 2-2 FC6-4 HBP 1-3 3-H 1B		X 0-0 ② G3			F B C B B X 3-2 ② G3		F B C 1 SAFE X 1-2 FC6-4 1-2 1B		4	0	2	1	0	0	0
Keith Ginter, R (1, 5) OBP: 0.315, SLG: 0.436	B B C B H 4-1 FC6-4 1-2 HBP		C S S 0-3 ③ K			C B F F F F B S 2-3 ③ K		B B X 2-0 ① L8		3	0	0	0	0	2	2
Brady Clark, R (1, 9) OBP: 0.333, SLG: 0.333	C B C X 1-2 ② FC6-4 CS 1-2f 2-3 3-H			C S B F S 1-3 ① K			B F B B B F B 4-2 2 HR SH1-4 BB	B F B F S 2-3 ② K		3	1	0	1	1	2	4
Chad Moeller, R (1, 2) OBP: 0.286, SLG: 0.336	C 0-1 ③ CS 1-2	L X 0-1 BB 1B		B C B X 2-1 ② G4-3			C 1 SAFE X 0-1 ① SH1-4 1-2	B S X 1-1 ③ FC6-4 1-2f		3	0	1	0	0	0	2
Craig Counsell, L (1, 6) OBP: 0.356, SLG: 0.344		B B 1 SAFE B B 4-0 1-2 BB		B X 1-0 ③ G1-3			B F C B X 2-2 ② F8			2	0	0	0	1	0	1
Doug Davis, R (1, 1) 2 Bill Hall, R (7, PH) OBP: 0.288, SLG: 0.441 Luis Vizcaino, R (8, 1) Dan Kolb, R (9, 1)	B L B L M 2-3 ① K			F F B X 1-2 ① G6-3			B B S X 2-1 2-H HR			2 1 0 0	0 1 0 0	0 1 0 0	0 2 0 0	1 0 0 0	2 0 0 0	2 0 0 0
Inning Stats	R: 2 H: 2 E: 0 LOB: 1 K: 1 BB: 1 S: 13 P: 24	R: 0 H: 1 E: 0 LOB: 2 K: 2 BB: 1 S: 13 P: 22	R: 0 H: 0 E: 0 LOB: 0 K: 1 BB: 0 S: 6 P: 7	R: 0 H: 0 E: 0 LOB: 0 K: 1 BB: 0 S: 7 P: 11	R: 0 H: 0 E: 0 LOB: 0 K: 0 BB: 1 S: 8 P: 15	R: 0 H: 0 E: 0 LOB: 0 K: 2 BB: 0 S: 12 P: 19	R: 2 H: 1 E: 0 LOB: 1 K: 0 BB: 2 S: 12 P: 25	R: 0 H: 1 E: 0 LOB: 2 K: 1 BB: 1 S: 15 P: 25		1B: 4 SF: 0 2B: 0 SAC: 1 3B: 0 DP: 0 HR: 1 HBP: 1						WP: 0 PA: 35 PB: 0 SB: 3 CS: 2

BOTTOM

Seattle Mariners @ Milwaukee Brewers

Miller Park, Milwaukee, WI

Wed Jun 16 2004, 7:05 PM CDT
Att. 21,274 - Dome - 75 F

livebaseballscorecards.com

AB	26
R	4
H	5
RBI	4
BB	6
SO	8
LOB	19

PITCHER		IP	WLS	BF	H	R	ER	SO	BB	IBB	HBP	BLK	WP	HR	S	P	ERA	WHIP
Clint Nageotte, R ERA: 3.6	(1, 1)	5.0	L	20	3	2	2	5	3	0	1	0	0	0	47	79	3.60	1.200
Ron Villone, L ERA: 3.72	(6, 1)	1.2		8	1	2	2	2	2	0	0	0	0	1	22	41	10.80	1.800
40 Julio Mateo, R ERA: 3.82	(7, 1)	0.1		1	0	0	0	0	0	0	0	0	0	0	2	3	0.00	0.000
Mike Myers, L ERA: 3.38	(8, 1)	0.0		2	1	0	0	0	1	0	0	0	0	0	9	14	∞	∞
20 J.J. Putz, R ERA: 4.05	(8, 1)	1.0		3	0	0	0	1	0	0	0	0	0	0	6	11	0.00	0.000

PITCHER	IP	WLS	BF	H	R	ER	SO	BB	IBB	HBP	BLK	WP	HR	S	P	ERA	WHIP

Batter	1	2	3	4	5	6	7	8	9	AB	R	H	RBI	BB	SO	LOB
Randy Winn, S (1, 7) OBP: 0.323, SLG: 0.366	P4			HR 2B	F8		K		1-H HR	5	2	2	2	0	1	3
Jolbert Cabrera, R (1, 3) (7, 4) OBP: 0.320, SLG: 0.398	P6			2-H HR		51 2B BB	2-H 51 1B		G5-3	4	1	2	3	1	0	0
51 Ichiro Suzuki, L (1, 9) OBP: 0.384, SLG: 0.413	K			E6 G6-4-3		1-3 2B	1-2 1B		B5-6-4 1B	5	0	3	0	0	1	0
Bret Boone, R (1, 4) OBP: 0.308, SLG: 0.387		G6-3 BB		L8		K	F9		B5-6-4 1-2f	3	0	0	0	1	1	5
Mike Myers, L (7, 1)										0	0	0	0	0	0	0
Shigetoshi Hasegawa, R (8, 1)										0	0	0	0	0	0	0
Eddie Guardado, R (8, 1)										1	0	0	0	0	0	1
Scott Spiezio, S (1, 5) OBP: 0.301, SLG: 0.399		P4		G6-4-3 1-2f		FC6-4 IBB		HR		3	1	1	1	1	0	2
Hiram Bocachica, R (1, 8) OBP: 0.375, SLG: 0.444		G6-3 1-2			F8	K		P6		4	0	0	0	0	1	4
Dan Wilson, R (1, 2) OBP: 0.318, SLG: 0.364			F7		G4-3 2B	FC6-4 1-2f		G6-3		4	0	1	0	0	0	3
Ramon Santiago, S (1, 6) OBP: 0.308, SLG: 0.333			G6-3		G4-3 2-3		SH3 1B	F8		4	1	1	0	0	0	1
Ryan Franklin, R (1, 1)			K		BB		SH3 1-2		HR 1B	1	0	0	0	1	1	0
John Olerud, L (7, 3) OBP: 0.381, SLG: 0.387										1	1	1	0	0	0	0
Inning Stats	R: 0 E: 0 K: 1 S: 5 H: 0 LOB: 0 BB: 0 P: 6	R: 0 E: 0 K: 0 S: 6 H: 0 LOB: 0 BB: 1 P: 12	R: 0 E: 0 K: 1 S: 7 H: 0 LOB: 0 BB: 0 P: 10	R: 2 E: 1 K: 0 S: 12 H: 2 LOB: 0 BB: 0 P: 17	R: 0 E: 0 K: 0 S: 12 H: 1 LOB: 2 BB: 1 P: 18	R: 0 E: 0 K: 2 S: 11 H: 1 LOB: 3 BB: 2 P: 22	R: 1 E: 0 K: 1 S: 12 H: 3 LOB: 2 BB: 0 P: 19	R: 1 E: 0 K: 0 S: 9 H: 1 LOB: 0 BB: 0 P: 12	R: 2 E: 0 K: 0 S: 11 H: 3 LOB: 0 BB: 0 P: 15	1B: 5 2B: 3 3B: 0 HR: 3 SF: 0 SAC: 1 DP: 2 HBP: 0							

TOP

Seattle Mariners @ Milwaukee Brewers

Miller Park, Milwaukee, WI

Thu Jun 17 2004, 1:05 PM CDT

Att. 19,057 - Dome - 73 F

livebaseballscorecards.com

AB	35
R	6
H	11
RBI	6
BB	4
SO	5
LOB	19

PITCHER		IP	WLS	BF	H	R	ER	SO	BB	IBB	HBP	BLK	WP	HR	S	P	ERA	WHIP
39 Chris Capuano, L ERA: 2.89	(1, 1)	6.0		25	4	2	2	4	3	1	0	0	0	1	53	85	3.00	1.167
Matt Kinney, R ERA: 6.65	(7, 1)	2.0	L	10	4	2	2	1	0	0	0	0	0	1	21	31	9.00	2.000
Mike Adams, R ERA: 1.29	(9, 1)	1.0		5	3	2	2	0	0	0	0	0	0	1	11	15	18.00	3.000

PITCHER	IP	WLS	BF	H	R	ER	SO	BB	IBB	HBP	BLK	WP	HR	S	P	ERA	WHIP

BOTTOM

Batter	1	2	3	4	5	6	7	8	9	AB	R	H	RBI	BB	SO	LOB
Scott Podsednik, L (1, 8) OBP: 0.339, SLG: 0.407	C B F B F F F F 3-2 B X F7 ①		L X 0-1 B3 ①		X 0-0 G4-3 ①		C B B B F B 4-2 BB BB		C X 0-1 P4 ①	4	0	0	0	1	0	2
Junior Spivey, R (1, 4) OBP: 0.367, SLG: 0.416	B C F B B X 3-2 G4-6-3 1B		T B B B C B 4-2 G3-6-1 BB		X 0-0 CS 1B		1 SAFE B 1 SAFE 1 SAFE 1 SAFE B 1 SAFE B B 4-0 1-2 BB		B B X 2-0 FC5-4 ② 1-2f	3	0	2	0	2	0	1
Geoff Jenkins, L (1, 7) OBP: 0.314, SLG: 0.454	B 1 SAFE 1 SAFE 1 SAFE X 1-0 G4-6-3 ② ③ 1-2f		B F X 1-1 G3-6-1 ② ③ 1-2f		1 SAFE 1 SAFE F 1 SAFE F B B T 2-2 K ② ③ 1-2		X 0-0 P5 ②		F F S 0-3 K ③	5	0	0	0	0	2	7
Lyle Overbay, L (1, 3) OBP: 0.404, SLG: 0.556		C F B F B X 2-2 G4-3 ①		B F X 1-1 2 2B G6-3 1B		C B T C 1-3 K ①	X 0-0 F8 ③			4	1	1	0	0	1	2
2 Bill Hall, R (1, 5) OBP: 0.295, SLG: 0.452		S T X 0-2 S 1B 1B		C B X 1-1 G6-3 1-3 2B		C X 0-1 G2-3 ②		S F S 0-3 K ①		4	1	2	0	0	1	0
Ben Grieve, L (1, 9) OBP: 0.386, SLG: 0.413 Matt Kinney, R (7, 1) OBP: 0.250, SLG: 0.250 Jeff Liefer, L (8, PH) OBP: 0.263, SLG: 0.333 Mike Adams, R (9, 1)		B 1 SAFE 1 SAFE 1 SAFE C C 1 SAFE S 1-3 K ② 1-2		X 0-0 G6-3 ① 2-3 3-H		X 0-0 1B		B X 1-0 G3-1 ②		3 0 0 1 0	0 0 0 0 0	1 0 0 0 0	1 0 0 0 0	0 0 0 0 0	1 0 0 0 0	2 0 0 0 0
Chad Moeller, R (1, 2) OBP: 0.291, SLG: 0.336	C X 0-1 2-H 1B			C C B X 1-2 P4 ②		F 1 SAFE X 0-1 P4 ③		B B F S F B B 4-2 BB		3	0	1	1	1	0	2
Craig Counsell, L (1, 6) OBP: 0.354, SLG: 0.339	C X 0-1 P4 ③			I I I 4-0 IBB			C F B X 1-2 G3 ①	C S T 0-2 K ③		3	0	0	0	1	1	2
39 Chris Capuano, L (1, 1) OBP: 0.200, SLG: 0.300 Brady Clark, R (7, 9) OBP: 0.343, SLG: 0.370			B X 1-0 2B	C B S S 1-3 K2-3 ③			C B B X 2-1 HR		F C B B X 2-2 FC5-4 1B	2 2	0 1	1 2	0 1	0 0	1 0	2 0
Inning Stats	R: 0 H: 1 E: 0 LOB: 0 K: 0 BB: 0 S: 12 P: 19	R: 1 H: 2 E: 0 LOB: 1 K: 1 BB: 0 S: 14 P: 17	R: 0 H: 1 E: 0 LOB: 1 K: 0 BB: 1 S: 7 P: 13	R: 1 H: 2 E: 0 LOB: 2 K: 1 BB: 1 S: 11 P: 19	R: 0 H: 1 E: 0 LOB: 0 K: 1 BB: 0 S: 5 P: 7	R: 0 H: 1 E: 0 LOB: 1 K: 1 BB: 0 S: 8 P: 9	R: 1 H: 1 E: 0 LOB: 2 K: 0 BB: 2 S: 9 P: 20	R: 0 H: 0 E: 0 LOB: 1 K: 2 BB: 1 S: 10 P: 15	R: 0 H: 1 E: 0 LOB: 1 K: 1 BB: 0 S: 9 P: 13	1B: 7 2B: 2 3B: 0 HR: 1		SF: 0 SAC: 0 DP: 2 HBP: 0		WP: 0 PB: 0 SB: 1 CS: 1		PA: 39

PITCHER		IP	WLS	BF	H	R	ER	SO	BB	IBB	HBP	BLK	WP	HR	S	P	ERA	WHIP
Ryan Franklin, R ERA: 4.14	(1, 1)	6.1		29	9	3	3	4	3	1	0	0	0	1	64	102	4.26	1.895
Mike Myers, L ERA: 3.24	(7, 1)	0.2	W	2	0	0	0	0	0	0	0	0	0	0	2	2	0.00	0.000
Shigetoshi Hasegawa, R ERA: 5.08	(8, 1)	0.2	H	3	0	0	0	1	1	0	0	0	0	0	7	12	0.00	1.500
Eddie Guardado, L ERA: 0.88	(8, 1)	1.1	S	5	1	0	0	2	0	0	0	0	0	0	12	16	0.00	0.750

PITCHER	IP	WLS	BF	H	R	ER	SO	BB	IBB	HBP	BLK	WP	HR	S	P	ERA	WHIP

Seattle Mariners @ Milwaukee Brewers

Miller Park, Milwaukee, WI

Thu Jun 17 2004, 1:05 PM CDT

Att. 19,057 - Dome - 73 F

livebaseballscorecards.com

AB	34
R	3
H	10
RBI	3
BB	5
SO	7
LOB	20

Minnesota Twins @ Milwaukee Brewers

Miller Park, Milwaukee, WI

Fri Jun 18 2004, 7:05 PM CDT

Att. 28,555 - Cloudy - 69 F

TOP

livebaseballscorecards.com

Batter	1	2	3	4	5	6	7	8	9	AB	R	H	RBI	BB	SO	LOB
Cristian Guzman, S (1, 6) OBP: 0.316, SLG: 0.350	B B C F B X 3-2 ① G3-1		C S F S 0-3 ③ K		B B C S C 2-3 ③ K			X 0-0 ② G4-3		4	0	0	0	0	2	2
Doug Mientkiewicz, L (1, 3) OBP: 0.337, SLG: 0.357	C C B B F X 2-2 ② G4-3			C B F B F B B 4-2 G4-6-3 BB		C X 0-1 ① F8		C F X 0-2 ③ L8		3	0	0	0	1	0	0
20 Lew Ford, R (1, 7) OBP: 0.389, SLG: 0.509	F C B X 1-2 ③ L9			C C C 0-3 ① K		C B B C S 2-3 ② K			C X 0-1 FC6-4 1B	4	0	1	0	0	2	1
Corey Koskie, L (1, 5) OBP: 0.338, SLG: 0.489		B B C C F F X 2-2 ① G5-3		B B C C X 2-1 ② ③ G4-6-3 1-2f		T B S B B X 3-2 1B			L B B C F F F X 2-2 ① FC6-4 G6-3 1-2f	4	0	1	0	0	0	2
Torii Hunter, R (1, 8) OBP: 0.325, SLG: 0.478		B F B F X 2-2 G4-3 2B			B B B B 4-0 1B 1B BB	F F D C 1-3 ③ K			F X 0-1 ② ③ G6-3 1-2f	3	1	1	0	1	1	2
Jacque Jones, L (1, 9) OBP: 0.307, SLG: 0.449		B S 2 SAFE X 1-1 ② G4-3 2-3			X 0-0 1B 1-3 1B		B S S S 1-3 ① K			3	0	1	0	0	1	1
Henry Blanco, R (1, 2) OBP: 0.263, SLG: 0.343		B B F F B F F F X 3-2 ③ P3			F F F S 0-3 ① K		X 0-0 ② F8			3	0	0	0	0	1	3
Luis Rivas, R (1, 4) OBP: 0.310, SLG: 0.443			C C F X 0-2 ① F9		1 SAFE B 1 SAFE X 1-0 1-2 3-H 1B		B C F X 1-2 ③ G6-3			3	0	1	1	0	0	0
Aaron Fultz, L (7, 1)										0	0	0	0	0	0	0
Carlos Silva, R (1, 1)			C B B X 2-1 ② G3		C B X 1-1 ② P6			C S S 0-3 ① K		1	0	0	0	0	0	0
Jose Offerman, S (5, PH) OBP: 0.352, SLG: 0.386										1	0	0	0	0	0	2
Joe Roa, R (5, 1)										0	0	0	0	0	0	0
Grant Balfour, R (7, 1)										0	0	0	0	0	0	0
5 Michael Cuddyer, R (7, 4) OBP: 0.313, SLG: 0.425										1	0	0	0	0	1	0

Inning Stats	1	2	3	4	5	6	7	8	9
	R: 0 E: 0 K: 0 S: 10	H: 0 LOB: 0 BB: 0 P: 16	R: 0 E: 0 K: 0 S: 16	H: 1 LOB: 1 BB: 0 P: 24	R: 0 E: 0 K: 1 S: 10	H: 0 LOB: 0 BB: 0 P: 12	R: 0 E: 0 K: 1 S: 8	H: 0 LOB: 0 BB: 1 P: 14	R: 1 E: 0 K: 2 S: 11	H: 2 LOB: 2 BB: 1 P: 19
	R: 0 E: 0 K: 2 S: 11	H: 1 LOB: 1 BB: 0 P: 17	R: 0 E: 0 K: 1 S: 7	H: 0 LOB: 0 BB: 0 P: 9	R: 0 E: 0 K: 1 S: 7	H: 0 LOB: 0 BB: 0 P: 7	R: 0 E: 0 K: 0 S: 10	H: 1 LOB: 0 BB: 0 P: 12		

	AB	R	H	RBI	BB	SO	LOB
	30	1	5	1	2	8	13

	1B	SF	WP	PA
	4	0	0	32
	2B	SAC	PB	
	1	0	0	
	3B	DP	SB	
	0	2	0	
	HR	HBP	CS	
	0	0	0	

PITCHER		IP	WLS	BF	H	R	ER	SO	BB	IBB	HBP	BLK	WP	HR	S	P	ERA	WHIP
15 Ben Sheets, R ERA: 2.59	(1, 1)	6.0	W	23	4	1	1	6	2	0	0	0	0	0	66	102	1.50	1.000
Jeff Bennett, R ERA: 3.44	(7, 1)	2.0	H	6	0	0	0	2	0	0	0	0	0	0	14	16	0.00	0.000
Dan Kolb, R ERA: 1.01	(9, 1)	1.0	S	3	1	0	0	0	0	0	0	0	0	0	10	12	0.00	1.000

PITCHER		IP	WLS	BF	H	R	ER	SO	BB	IBB	HBP	BLK	WP	HR	S	P	ERA	WHIP

BOTTOM

Minnesota Twins @ Milwaukee Brewers

Miller Park, Milwaukee, WI

Fri Jun 18 2004, 7:05 PM CDT
Att. 28,555 - Cloudy - 69 F

livebaseballscorecards.com

Batter	1	2	3	4	5	6	7	8	9	AB	R	H	RBI	BB	SO	LOB
Scott Podsednik, L (1, 8) OBP: 0.343, SLG: 0.412	1-0 S FC1 2B	4-2 1B 1B BB		2-1 E BB 1B		0-0 FC6 1-2f ③		2-3 ②		4	0	2	0	1	1	1
Junior Spivey, R (1, 4) OBP: 0.373, SLG: 0.418	3-3 ① K 2-3	0-0 1B 1-2 1B		SB 1 SAFE 1 SAFE B 1 SAFE F 1 SAFE B 4-2 E2 G4-6-3 1-3 BB			0-1 BB 1B HBP 1B	2-3 ③ K		4	1	2	0	1	2	1
Geoff Jenkins, L (1, 7) OBP: 0.316, SLG: 0.455	2-1 ② FC1 1B 1B 3-H	0-1 FC4-6 1-2 2-3 1B		0-0 ②③ G4-6-3 1-2f			1-1 HBP BB 1-2 1B			4	1	2	0	0	0	3
Lyle Overbay, L (1, 3) OBP: 0.402, SLG: 0.551	0-0 1B 1B 1-2 1B	2-1 ③ FC4-6 1-2f			2-1 ① G4-3		0-3 ① K			4	1	1	0	0	1	5
Brady Clark, R (1, 9) OBP: 0.348, SLG: 0.369	2-0 1B 1-3 2-H 1B		3-1 ① L8		0-1 ② P2		4-1 HBP 1-2 2-3 BB			3	0	1	1	1	0	0
Keith Ginter, R (1, 5) OBP: 0.319, SLG: 0.434	2-2 1-2 3-H 1B		2-2 ② F9		1-2 ③ F7		2-2 1-2 2-3 3-H HBP			3	0	1	2	0	0	0
Chad Moeller, R (1, 2) OBP: 0.290, SLG: 0.355	1-2 ③ P4		0-0 HR			3-3 ① K	3-3 ② K			4	1	1	1	0	2	5
Craig Counsell, L (1, 6) OBP: 0.348, SLG: 0.332		2-2 ① P2	2-1 ③ G4-3			2-1 ② G4-3	2-3 ③ K			4	0	0	0	0	1	3
15 Ben Sheets, R (1, 1) Ben Grieve, L (6, PH) OBP: 0.390, SLG: 0.417 Jeff Bennett, R (7, 1) 2 Bill Hall, R (8, PH) OBP: 0.293, SLG: 0.448 Dan Kolb, R (9, 1)		0-2 ② F8		3-2 ① L4		1-2 FC6 1B		3-2 ① F8		2 1 0 1 0	0 0 0 0 0	0 1 0 0 0	0 0 0 0 0	0 0 0 0 0	0 0 0 0 0	0 0 0 0 0
Inning Stats	R: 2 E: 0 K: 1 S: 14 H: 4 LOB: 2 BB: 0 P: 25	R: 0 E: 0 K: 0 S: 14 H: 2 LOB: 3 BB: 1 P: 22	R: 1 E: 0 K: 0 S: 9 H: 1 LOB: 0 BB: 0 P: 16	R: 0 E: 1 K: 0 S: 8 H: 1 LOB: 1 BB: 1 P: 17	R: 0 E: 0 K: 0 S: 7 H: 0 LOB: 0 BB: 0 P: 10	R: 0 E: 0 K: 1 S: 9 H: 1 LOB: 1 BB: 0 P: 15	R: 1 E: 0 K: 3 S: 19 H: 2 LOB: 3 BB: 1 P: 31	R: 0 E: 0 K: 2 S: 10 H: 0 LOB: 0 BB: 0 P: 17		1B: 9 2B: 1 3B: 0 HR: 1 SF: 0 SAC: 0 DP: 1 HBP: 1						

AB	34
R	4
H	11
RBI	4
BB	3
SO	7
LOB	18

PITCHER		IP	WLS	BF	H	R	ER	SO	BB	IBB	HBP	BLK	WP	HR	S	P	ERA	WHIP
Carlos Silva, R ERA: 4.13	(1, 1)	4.0	L	21	8	3	3	1	2	0	0	0	0	1	45	80	6.75	2.500
Joe Roa, R ERA: 2.8	(5, 1)	2.0		9	3	1	1	1	0	0	0	0	0	0	20	30	4.50	1.500
Grant Balfour, R ERA: 6.75	(7, 1)	0.2		4	0	0	0	2	1	0	1	0	0	0	10	19	0.00	1.500
Aaron Fultz, L ERA: 3.48	(7, 1)	1.1		4	0	0	0	3	0	0	0	0	0	0	15	24	0.00	0.000

PITCHER	IP	WLS	BF	H	R	ER	SO	BB	IBB	HBP	BLK	WP	HR	S	P	ERA	WHIP

Minnesota Twins @ Milwaukee Brewers

Miller Park, Milwaukee, WI

Sat Jun 19 2004, 6:05 PM CDT

Att. 36,882 - Sunny - 64 F

TOP

livebaseballscorecards.com

Batter	1	2	3	4	5	6	7	8	9	AB	R	H	RBI	BB	SO	LOB
Cristian Guzman, S (1, 6) OBP: 0.314, SLG: 0.347	F X 0-1 ① G6-3	C B X 1-1 ③ G6-3			C C B X 1-2 ② G4-3	2 SAFE C F B X 1-2 ③ G4-3		B F X 1-1 1-2 1B		5	0	1	0	0	0	3
Doug Mientkiewicz, L (1, 3) OBP: 0.335, SLG: 0.354	X 0-0 2B 1B		B X 1-0 ① G3-1		B B X 2-0 ③ G3-1		B B B C F X 3-2 ① G4-1	B F B F X 2-2 ③ P4		5	1	1	0	0	0	2
20 Lew Ford, R (1, 7) OBP: 0.386, SLG: 0.502	C S B 1 SAFE B X 2-2 ② F8		B X 1-0 ② P4		S F S 0-3 ① K	C B B F X 2-2 S 1B			X 0-0 ① P3	5	0	1	0	0	1	1
Corey Koskie, L (1, 5) OBP: 0.340, SLG: 0.492	B B X 2-0 1-H 2B		B B F F F X 2-2 ③ F8		S B X 1-1 2B HR 1B	B B S C D X 3-2 ② F8 1-2			B C X 1-1 ② G3-1	5	1	2	1	0	0	1
Torii Hunter, R (1, 8) OBP: 0.322, SLG: 0.476	C S X 0-2 ③ G5-3			B B B C X 3-1 ① F9	X 0-0 1-3 HR 2B	S S S 0-3 ③ K2-3			C B X 1-1 ③ G6-3	5	1	1	0	0	1	2
Jacque Jones, L (1, 9) OBP: 0.313, SLG: 0.464		C B B X 2-1 1B 1B		B S F D B B 4-2 BB	B X 1-0 2-H 3-H HR			B F B X 2-1 ① F8		3	1	2	3	1	0	0
7 Joe Mauer, L (1, 2) OBP: 0.377, SLG: 0.578		B B C F 1 SAFE X 2-2 ① L7		B 1 SAFE B 1 SAFE X 2-0 ② F8		B F B X 2-1 HR		C F X 0-2 ② G6-3		4	1	1	1	0	0	2
Luis Rivas, R (1, 4) OBP: 0.322, SLG: 0.472		1 SAFE X 0-0 1-2 1B		1 SAFE B B S 1 SAFE B B X 3-1 ③ G6-3		B B B C F X 3-2 SH1-4 1B		C B B S X 2-2 HR		4	1	3	1	0	0	1
Brad Radke, R (1, 1) Aaron Fultz, L (7, 1) Matthew LeCroy, R (8, PH) OBP: 0.352, SLG: 0.500 Michael Restovich, R (8, PR) Terry Mulholland, R (8, 1) Juan Rincon, R (8, 1)		F B S S 1-3 ② K			X 0-0 ① G5-3	1 SAFE L X 0-1 ② SH1-4 1-2		C S B B F D D 4-2 1B BB		2 0 0 0 0 0	0 0 0 0 0 0	0 0 0 0 0 0	0 0 0 0 0 0	0 0 1 0 0 0	1 0 0 0 0 0	2 0 0 0 0 0
Inning Stats	R: 1 E: 0 K: 0 S: 10 H: 2 LOB: 1 BB: 0 P: 14	R: 0 E: 0 K: 1 S: 11 H: 2 LOB: 2 BB: 0 P: 17	R: 0 E: 0 K: 0 S: 6 H: 0 LOB: 0 BB: 0 P: 10	R: 0 E: 0 K: 0 S: 7 H: 0 LOB: 1 BB: 1 P: 19	R: 0 E: 0 K: 0 S: 5 H: 0 LOB: 0 BB: 0 P: 8	R: 4 E: 0 K: 1 S: 17 H: 5 LOB: 1 BB: 0 P: 25	R: 0 E: 0 K: 1 S: 12 H: 1 LOB: 1 BB: 0 P: 20	R: 1 E: 0 K: 0 S: 16 H: 2 LOB: 2 BB: 1 P: 27	R: 0 E: 0 K: 0 S: 5 H: 0 LOB: 0 BB: 0 P: 7	1B: 7 2B: 2 3B: 0 HR: 3 SF: 0 SAC: 1 DP: 0 HBP: 0						

	AB	38
	R	6
	H	12
	RBI	6
	BB	2
	SO	3
	LOB	14

WP: 0 PB: 0 SB: 1 CS: 0 PA: 41

PITCHER		IP	WLS	BF	H	R	ER	SO	BB	IBB	HBP	BLK	WP	HR	S	P	ERA	WHIP
Wes Obermueller, R ERA: 6.67	(1, 1)	5.1		26	9	5	5	2	1	0	0	0	0	2	51	87	8.44	1.875
Dave Burba, R ERA: 2.73	(6, 1)	1.2		6	1	0	0	1	0	0	0	0	0	0	17	26	0.00	0.600
Luis Vizcaino, R ERA: 3.41	(8, 1)	1.0	W	6	2	1	1	0	1	0	0	0	0	1	16	27	9.00	3.000
Dan Kolb, R ERA: 0.98	(9, 1)	1.0	S	3	0	0	0	0	0	0	0	0	0	0	5	7	0.00	0.000

PITCHER		IP	WLS	BF	H	R	ER	SO	BB	IBB	HBP	BLK	WP	HR	S	P	ERA	WHIP

BOTTOM

Minnesota Twins @ Milwaukee Brewers

Miller Park, Milwaukee, WI

Sat Jun 19 2004, 6:05 PM CDT

Att. 36,882 - Sunny - 64 F

livebaseballscorecards.com

Batter	1	2	3	4	5	6	7	8	9	AB	R	H	RBI	BB	SO	LOB
Scott Podsednik, L (1, 8) OBP: 0.342, SLG: 0.421	F8		L6			G3	SAFE 1-H HR			4	1	1	2	0	0	1
Junior Spivey, R (1, 4) OBP: 0.370, SLG: 0.414	K			1B G3 1B		F8	G5-3			4	0	1	0	0	1	0
Geoff Jenkins, L (1, 7) OBP: 0.319, SLG: 0.466	G4-3			G3 1-2			2B G4-3 1B	HR		4	2	2	1	0	0	1
Lyle Overbay, L (1, 3) OBP: 0.407, SLG: 0.559		L5		G3-6-1 2-3 1B			G4-3 2 E 1-3 2B	CS 1B		4	1	3	0	0	0	0
Jeff Liefer, L (1, 9) OBP: 0.227, SLG: 0.286 Brady Clark, R (8, PH) OBP: 0.352, SLG: 0.374 (9, 9)		G6-3		G3-6-1 1-2f			G4-3 2-3 3-H	SAFE 2 1B 1-2 1B		3 1	0 0	0 1	1 0	0 0	0 0	3 0
2 Bill Hall, R (1, 5) OBP: 0.291, SLG: 0.442 (6, 6)		G1-3			G4-3		E5 2B SF7 3-H	1-2 1B		4	1	1	1	0	0	0
Gary Bennett, R (1, 2) OBP: 0.298, SLG: 0.301			K		G6-3		2-1 1B 1-3 2B	F8		4	1	1	0	0	1	2
Craig Counsell, L (1, 6) OBP: 0.345, SLG: 0.328 Dave Burba, R (6, 1) Ben Grieve, L (7, PH) OBP: 0.387, SLG: 0.417 Luis Vizcaino, R (8, 1) Brooks Kieschnick, L (8, PH) OBP: 0.364, SLG: 0.448 Dan Kolb, R (9, 1)			K		K		SF7 3-H	K		2 0 0 0 0 1 0	0 0 0 0 0 0 0	0 0 0 0 0 0 0	0 0 1 0 0 0 0	0 0 0 0 0 0 0	2 0 0 0 0 1 0	0 0 0 0 0 2 0
Wes Obermueller, R (1, 1) OBP: 0.353, SLG: 0.471 Keith Ginter, R (6, 5) OBP: 0.320, SLG: 0.435			2B			K	HR 2-H 1B			1 2	0 1	1 1	0 1	0 0	0 1	0 0

Inning Stats	1	2	3	4	5	6	7	8	9
	R: 0 E: 0 K: 1 S: 8 H: 0 LOB: 0 BB: 0 P: 13	R: 0 E: 0 K: 0 S: 5 H: 0 LOB: 0 BB: 0 P: 7	R: 0 E: 0 K: 2 S: 11 H: 1 LOB: 1 BB: 0 P: 14	R: 0 E: 0 K: 0 S: 8 H: 2 LOB: 1 BB: 0 P: 13	R: 0 E: 0 K: 1 S: 8 H: 0 LOB: 0 BB: 0 P: 11	R: 0 E: 0 K: 1 S: 6 H: 0 LOB: 0 BB: 0 P: 9	R: 6 E: 1 K: 0 S: 17 H: 5 LOB: 0 BB: 0 P: 27	R: 1 E: 0 K: 1 S: 10 H: 4 LOB: 2 BB: 0 P: 15	

AB	34
R	7
H	12
RBI	7
BB	0
SO	6
LOB	9

1B: 7 SF: 1 SAC: 0 2B: 3 DP: 1 3B: 0 HBP: 0 HR: 2 CS: 1

WP: 0 PA: 35 PB: 0 SB: 0

PITCHER		IP	WLS	BF	H	R	ER	SO	BB	IBB	HBP	BLK	WP	HR	S	P	ERA	WHIP
Brad Radke, R ERA: 3.17	(1, 1)	6.2		27	7	5	3	5	0	0	0	0	0	0	57	85	4.05	1.050
Aaron Fultz, L ERA: 3.73	(7, 1)	0.1	B	2	1	1	0	0	0	0	0	0	0	1	6	9	0.00	3.000
Terry Mulholland, L ERA: 5.1	(8, 1)	0.0	L	2	2	1	1	0	0	0	0	0	0	1	2	2	∞	∞
Juan Rincon, R ERA: 2.0	(8, 1)	1.0		4	2	0	0	1	0	0	0	0	0	0	8	13	0.00	2.000

PITCHER	IP	WLS	BF	H	R	ER	SO	BB	IBB	HBP	BLK	WP	HR	S	P	ERA	WHIP

Batter	1	2	3	4	5	6	7	8	9	AB	R	H	RBI	BB	SO	LOB
Cristian Guzman, S (1, 6) OBP: 0.312, SLG: 0.346	C F X 0-2 G4-3 ①	B B F C X 2-2 SF9 ① 3-H		B C F S 1-3 K ③		S X 0-1 1B 1-2			C B S X 1-2 G3 ①	4	0	1	1	0	1	0
Doug Mientkiewicz, L (1, 3) OBP: 0.336, SLG: 0.349	B B B B 4-0 20 2B 2B BB	C F X 0-2 F7 ②			C F D F D S 2-3 K ①	C X 0-1 F7 ③			B C B F B B 4-2 BB	3	1	0	0	2	1	3
20 Lew Ford, R (1, 7) OBP: 0.386, SLG: 0.502	B B F D 1 SAFE 1 SAFE X 3-1 2B 1-3 2B	C B B C X 2-2 F7 ③			B C C B F D B 4-2 5 1B BB		C F X 1-2 F8 ①		C 1 SAFE B F S 1-3 K ②	4	1	1	0	1	1	2
5 Michael Cuddyer, R (1, 5) OBP: 0.309, SLG: 0.418	S C F C 0-3 K ②		B T B B X 3-1 P3 ①		X 0-0 1B 1-2		B B C X 2-1 E4 G6-4-3		X 0-0 F9 ③	5	0	1	0	0	1	3
Torii Hunter, R (1, 8) OBP: 0.325, SLG: 0.479	B B S F B X 3-2 2B 2-H 3-H		B B B B 4-0 S BB		B B X 2-0 F9 ②		1 SAFE F X 0-1 G6-4-3 ②③ 1-2f			3	0	1	2	1	0	3
Jacque Jones, L (1, 9) OBP: 0.309, SLG: 0.456	B B S S B S 3-3 K ③		B B B C F 1 SAFE S 3-3 K ② 1-2		F F B F B B S 3-3 K ③			L X 0-1 E4 7 G4-3 CS		4	0	0	0	0	3	4
7 Joe Mauer, L (1, 2) OBP: 0.368, SLG: 0.551		B X 1-0 2B 1B 1B	C F X 0-2 L8 ③			B C X 1-1 G4-3 ①		C B X 1-1 G4-3 ① 2-3		4	1	1	0	0	0	2
Luis Rivas, R (1, 4) OBP: 0.327, SLG: 0.476		C C D X 1-2 1B SF9 2B 1-3		C B B X 2-1 G4-3 ①		C B F F X 1-2 G6-3 ②		B B B F B 4-1 CS BB		3	1	1	0	1	0	0
Johan Santana, L (1, 1) OBP: 0.375, SLG: 0.375 36 Joe Nathan, R (9, 1)		D C F E B F X 2-2 1B 2-3 3-H		C S F B D F D X 3-2 F7 ②		B S B C X 2-2 1B 1B		F 1 SAFE B F F S 1-3 K ②③ 1-2 3-H		4 0	0 0	2 0	1 0	0 0	1 0	2 0
Inning Stats	R: 2 E: 0 K: 2 S: 16 H: 2 LOB: 1 BB: 1 P: 29	R: 2 E: 0 K: 0 S: 18 H: 3 LOB: 1 BB: 0 P: 26	R: 0 E: 0 K: 1 S: 8 H: 0 LOB: 1 BB: 1 P: 18	R: 0 E: 0 K: 1 S: 10 H: 0 LOB: 0 BB: 0 P: 16	R: 0 E: 0 K: 2 S: 13 H: 1 LOB: 2 BB: 1 P: 24	R: 0 E: 0 K: 0 S: 13 H: 2 LOB: 2 BB: 0 P: 17	R: 0 E: 1 K: 0 S: 7 H: 0 LOB: 0 BB: 0 P: 10	R: 0 E: 1 K: 1 S: 9 H: 0 LOB: 1 BB: 1 P: 15	R: 0 E: 0 K: 1 S: 9 H: 0 LOB: 1 BB: 1 P: 15	1B: 5 2B: 3 3B: 0 HR: 0 SF: 1 SAC: 0 DP: 1 HBP: 0						

PITCHER	IP	WLS	BF	H	R	ER	SO	BB	IBB	HBP	BLK	WP	HR	S	P	ERA	WHIP
Victor Santos, R (1, 1) ERA: 3.95	3.0	L	16	5	4	4	3	2	0	0	0	0	0	42	73	12.00	2.333
Matt Kinney, R (4, 1) ERA: 6.36	2.0		8	1	0	0	3	1	0	0	0	0	0	23	40	0.00	1.000
Matt Wise, R (6, 1) ERA: 2.55	2.0		8	2	0	0	0	0	0	0	0	0	0	20	27	0.00	1.000
Mike Adams, R (8, 1) ERA: 1.13	2.0		8	0	0	0	2	2	0	0	0	0	0	18	30	0.00	1.000

PITCHER	IP	WLS	BF	H	R	ER	SO	BB	IBB	HBP	BLK	WP	HR	S	P	ERA	WHIP

TOP

Minnesota Twins @ Milwaukee Brewers

Miller Park, Milwaukee, WI

Sun Jun 20 2004, 1:05 PM CDT
Att. 33,752 - Cloudy - 69 F

livebaseballscorecards.com

AB	34
R	4
H	8
RBI	4
BB	5
SO	8
LOB	19

PA: 40
WP: 0
PB: 0
SB: 1
CS: 2

BOTTOM

Minnesota Twins @ Milwaukee Brewers

Miller Park, Milwaukee, WI

Sun Jun 20 2004, 1:05 PM CDT
Att. 33,752 - Cloudy - 69 F

Batter	1	2	3	4	5	6	7	8	9	AB	R	H	RBI	BB	SO	LOB
Scott Podsednik, L (1, 8) OBP: 0.338, SLG: 0.415	B C C F X 1-2 F7 ①		B B C C B S 3-3 K ①		C S C 0-3 K ③			B C S B S 2-3 K ①		4	0	0	0	0	3	0
Junior Spivey, R (1, 4) OBP: 0.373, SLG: 0.429	C X 0-1 F8 ②		B X 1-0 F8 ②			H 1-0 FC6-4 1B HBP		B X 1-0 HR		3	1	1	1	0	0	0
Geoff Jenkins, L (1, 7) OBP: 0.318, SLG: 0.463	B S F S 1-3 K ③		C B X 1-1 G4-3 ③			S F D F X 1-2 FC6-4 1B **1-2**		B X 1-0 G4-3 ②		4	0	1	0	0	1	0
Lyle Overbay, L (1, 3) OBP: 0.408, SLG: 0.554		C B F B B D 4-2 2 1B BB		C B B B S B 4-2 2 E BB		X 0-0 F7 ①		B S C B F D C 3-3 K ③		2	0	0	0	2	1	2
Brady Clark, R (1, 9) OBP: 0.349, SLG: 0.370		C B X 1-1 P4 ①		B S S F S 1-3 K ①		C B X 1-1 FC6-4 ② **1-2f** **2-3**			C F B X 1-2 1B 1B	4	0	1	0	0	1	4
2 Bill Hall, R (1, 6) OBP: 0.290, SLG: 0.435		B X 1-0 1B **1-2**		B B S S X 2-1 B1 ② **1-2**		B B S 1 S X SAFE 2-2 P3 ③			F F F D S 1-3 K ①	4	0	1	0	0	1	4
Keith Ginter, R (1, 5) OBP: 0.314, SLG: 0.426		B B C D X 3-1 F7 ②		B C C D B S 3-3 K ③			C S S 0-3 K ①		S B C S 1-3 K ②	4	0	0	0	0	3	4
Gary Bennett, R (1, 2) OBP: 0.290, SLG: 0.292 Brooks Kieschnick, L (9, PH) OBP: 0.382, SLG: 0.467		F F X 0-2 P4 ③			C F B S T 1-2 K ①		F B S C 1-3 K ②		B X 1-0 **1-3** 1B	3 1	0 0	0 1	0 0	0 0	2 0	2 0
Victor Santos, R (1, 1) OBP: 0.083, SLG: 0.083 Craig Counsell, L (3, PH) OBP: 0.348, SLG: 0.342 Matt Kinney, R (4, 1) OBP: 0.250, SLG: 0.250 Ben Grieve, L (5, PH) OBP: 0.385, SLG: 0.414 Matt Wise, R (6, 1) Jeff Liefer, L (7, PH) OBP: 0.217, SLG: 0.273 Mike Adams, R (8, 1) Chad Moeller, R (9, PH) OBP: 0.288, SLG: 0.352			X 0-0 E9 3B		B C S S 1-3 K ②		C S B S 1-3 K ③		B C S S C 1-3 K ③	0 1 0 1 0 1 0 0 1 0	0 1 0 0 0 0 0 0 0 0	0 1 0 1 0 0 0 0 0 0	0 0 0 0 0 1 0 0 1 0	0 0 0 0 0 0 0 0 0 0	0 0 0 0 0 0 0 0 0 0	0 0 0 0 0 0 0 0 0 0
Inning Stats	R: 0 E: 0 K: 1 S: 9 H: 0 LOB: 0 BB: 0 P: 11	R: 0 E: 0 K: 0 S: 10 H: 1 LOB: 2 BB: 1 P: 19	R: 1 E: 1 K: 1 S: 7 H: 1 LOB: 0 BB: 0 P: 12	R: 0 E: 1 K: 2 S: 11 H: 0 LOB: 1 BB: 1 P: 21	R: 0 E: 0 K: 3 S: 9 H: 0 LOB: 0 BB: 0 P: 11	R: 0 E: 0 K: 0 S: 10 H: 1 LOB: 2 BB: 0 P: 15	R: 0 E: 0 K: 3 S: 9 H: 0 LOB: 0 BB: 0 P: 11	R: 1 E: 0 K: 2 S: 9 H: 1 LOB: 0 BB: 0 P: 16	R: 0 E: 0 K: 3 S: 14 H: 2 LOB: 2 BB: 0 P: 19	1B: 4 2B: 0 3B: 1 HR: 1	SF: 0 SAC: 0 DP: 0 HBP: 1			WP: 0 PB: 0 SB: 0 CS: 0	PA: 36		

	AB	33
	R	2
	H	6
	RBI	1
	BB	2
	SO	15
	LOB	18

PITCHER		IP	WLS	BF	H	R	ER	SO	BB	IBB	HBP	BLK	WP	HR	S	P	ERA	WHIP
Johan Santana, L ERA: 4.61	(1, 1)	8.0	W	31	4	2	2	12	2	0	1	0	0	1	74	116	2.25	0.750
36 Joe Nathan, R ERA: 1.38	(9, 1)	1.0	S	5	2	0	0	3	0	0	0	0	0	0	14	19	0.00	2.000

PITCHER	IP	WLS	BF	H	R	ER	SO	BB	IBB	HBP	BLK	WP	HR	S	P	ERA	WHIP

livebaseballscorecards.com

Batter	1	2	3	4	5	6	7	8	9	AB	R	H	RBI	BB	SO	LOB
Aaron Miles, S (1, 4) OBP: 0.342, SLG: 0.422	C B B F F F X 2-2 ① G3		B C X 1-1 ② E4 1B		C B X 1-1 ② F7		X 0-0 ③ G4-3		B B C S X 2-2 DI 1B	5	0	2	0	0	0	2
Royce Clayton, R (1, 6) OBP: 0.349, SLG: 0.457	B B B C F F X 3-2 ② G6-3		C X 0-1 ③ G4-3		B S F B B S 3-3 ③ K			S B F X 1-2 ① F9	B S X 1-1 ③ G1-3 1-2	5	0	0	0	0	1	3
17 Todd Helton, L (1, 3) OBP: 0.465, SLG: 0.613	S F B F D S 2-3 ③ K			B B X 2-0 HBP 1B 1B		C B B B F B 4-2 G5-3 BB		B X 1-0 HR		3	2	2	1	1	1	0
Preston Wilson, R (1, 8) OBP: 0.353, SLG: 0.400		B C B X 2-1 ① G3		F D B S C 2-3 ① K		F X 0-1 ① G5-3 1-2		C S X 0-2 BB 1B		4	0	1	0	0	1	2
Larry Walker, L (1, 9) OBP: 0.750, SLG: 1.000		X 0-0 2B		1 SAFE H 1-0 L8-6 1B 1-2 HBP		S B T B C 2-3 ② K		B B F C F B B 4-2 1-2 BB		2	0	1	0	1	1	1
Vinny Castilla, R (1, 5) OBP: 0.351, SLG: 0.565		F X 0-1 ② P3		C F X 0-2 1-2 2-H 1B		C B B X 2-1 ③ F7		C B F S 1-3 ② K		4	0	1	1	0	1	4
Jeromy Burnitz, L (1, 7) OBP: 0.362, SLG: 0.568		S D X 1-1 ③ P5		F B B S X 2-2 ②③ L8-6 2-2			S S F B B B X 3-2 1B	B F B B F S S 3-3 ③ K		4	0	1	0	0	1	5
Charles Johnson, R (1, 2) OBP: 0.359, SLG: 0.506			B B F S F B X 3-2 ① F9		C X 0-1 ① G6-3		L L 1 SAFE 1 SAFE S 0-3 ① K		C B B F X 2-2 ① P6	3	0	0	0	0	1	1
Mark Sweeney, L (9, PH) OBP: 0.392, SLG: 0.430										1	0	0	0	0	0	0
Jason Jennings, L (1, 1) OBP: 0.182, SLG: 0.273			X 0-0 ② G3-1		C B B X 2-1 1B		C F S 0-3 ② K		B C S B F X 2-2 ② F9	2	0	1	0	0	0	0
5 Matt Holliday, R (7, PH) OBP: 0.330, SLG: 0.478										1	0	0	0	0	1	1
Javier López, L (7, 1)										0	0	0	0	0	0	0
Steve Reed, R (7, 1)										0	0	0	0	0	0	0
Scott Dohmann, R (8, 1)										0	0	0	0	0	0	0
Todd Greene, R (9, PH) OBP: 0.278, SLG: 0.404										1	0	0	0	0	0	0
Inning Stats	R: 0 E: 0 K: 1 S: 13 H: 0 LOB: 0 BB: 0 P: 20	R: 0 E: 0 K: 0 S: 7 H: 1 LOB: 1 BB: 0 P: 10	R: 0 E: 1 K: 0 S: 9 H: 1 LOB: 1 BB: 0 P: 13	R: 1 E: 0 K: 1 S: 10 H: 2 LOB: 1 BB: 0 P: 17	R: 0 E: 0 K: 1 S: 9 H: 1 LOB: 1 BB: 0 P: 15	R: 0 E: 0 K: 1 S: 9 H: 0 LOB: 1 BB: 1 P: 17	R: 0 E: 0 K: 2 S: 11 H: 1 LOB: 1 BB: 0 P: 14	R: 1 E: 0 K: 2 S: 17 H: 2 LOB: 2 BB: 1 P: 27	R: 0 E: 0 K: 0 S: 12 H: 1 LOB: 1 BB: 0 P: 19	1B: 7 2B: 2 3B: 0 HR: 1 SF: 0 SAC: 0 DP: 1 HBP: 1						

PITCHER		IP	WLS	BF	H	R	ER	SO	BB	IBB	HBP	BLK	WP	HR	S	P	ERA	WHIP
Doug Davis, L ERA: 3.28	(1, 1)	7.0	W	28	6	1	1	6	1	0	1	0	0	0	68	106	1.29	1.000
Jeff Bennett, R ERA: 3.5	(8, 1)	2.0		10	3	1	1	2	1	0	0	0	0	1	29	46	4.50	2.000

PITCHER	IP	WLS	BF	H	R	ER	SO	BB	IBB	HBP	BLK	WP	HR	S	P	ERA	WHIP

TOP

Colorado Rockies @ Milwaukee Brewers

Miller Park, Milwaukee, WI

Tue Jun 22 2004, 7:05 PM CDT

Att. 13,264 - Cloudy - 71 F

livebaseballscorecards.com

AB	35
R	2
H	9
RBI	2
BB	2
SO	8
LOB	19

BOTTOM

Colorado Rockies @ Milwaukee Brewers

Miller Park, Milwaukee, WI

Tue Jun 22 2004, 7:05 PM CDT

Att. 13,264 - Cloudy - 71 F

livebaseballscorecards.com

Batter	1	2	3	4	5	6	7	8	9	AB	R	H	RBI	BB	SO	LOB
Scott Podsednik, L (1, 8) OBP: 0.339, SLG: 0.421	G4-3		SF9 3B		B3-4		HBP HBP BB 1-2 HBP 1B	P4		5	2	2	0	0	0	0
Junior Spivey, R (1, 4) OBP: 0.369, SLG: 0.422	G5-3		~~SF9~~ 3-H		L5		HBP HBP 1-2 2-3 2B BB	K		3	1	0	1	1	1	0
Geoff Jenkins, L (1, 7) OBP: 0.322, SLG: 0.462	FC5 BB 1B		G3		G3-1		HBP 1-2 2-3 3-H 2B HBP	1B BB		3	1	1	1	1	0	0
Lyle Overbay, L (1, 3) OBP: 0.412, SLG: 0.552	FC5 1-2 BB		G4-3			G3	2B 1-2 2-3 3-H G4-3 HBP	1B		3	1	1	1	1	0	0
Brady Clark, R (1, 9) OBP: 0.344, SLG: 0.364	FC5 1-2 2-3f			G5-3 1B		F7	P3	K		5	0	1	0	0	1	7
Keith Ginter, R (1, 5) OBP: 0.318, SLG: 0.432		K		G5-3 1-2		1B 1B	1B 1-3 2-H 3-H 2B			4	0	2	2	0	1	1
Chad Moeller, R (1, 2) OBP: 0.288, SLG: 0.349		G6-3		K		1B	G4-3 3-H			4	0	1	1	0	1	2
Craig Counsell, L (1, 6) OBP: 0.355, SLG: 0.343		1B		IBB		G4-3	HBP			2	0	1	0	1	0	2
Doug Davis, R (1, 1)		K		K			BB 1B HBP 1B			2	0	0	0	0	2	3
2 Bill Hall, R (7, PH) OBP: 0.293, SLG: 0.437							K			2	1	1	0	0	1	2
Jeff Bennett, R (8, 1)										0	0	0	0	0	0	0
Inning Stats	R: 0 E: 0 K: 0 S: 14 H: 1 LOB: 2 BB: 1 P: 26	R: 0 E: 0 K: 2 S: 10 H: 1 LOB: 1 BB: 0 P: 12	R: 1 E: 0 K: 0 S: 8 H: 1 LOB: 0 BB: 0 P: 14	R: 0 E: 0 K: 2 S: 10 H: 1 LOB: 2 BB: 1 P: 20	R: 0 E: 0 K: 0 S: 5 H: 0 LOB: 0 BB: 0 P: 9	R: 0 E: 0 K: 0 S: 10 H: 2 LOB: 2 BB: 0 P: 15	R: 5 E: 0 K: 1 S: 21 H: 3 LOB: 2 BB: 1 P: 33	R: 0 E: 0 K: 2 S: 16 H: 1 LOB: 2 BB: 1 P: 22		1B: 8 2B: 1 3B: 1 HR: 0	SF: 1 SAC: 0 DP: 0 HBP: 3			WP: 0 PB: 0 SB: 0 CS: 0	PA: 41		

PITCHER		IP	WLS	BF	H	R	ER	SO	BB	IBB	HBP	BLK	WP	HR	S	P	ERA	WHIP
Jason Jennings, R	(1, 1)	6.0		26	6	1	1	4	1	1	0	0	0	0	57	96	1.50	1.167
ERA: 6.38																		
Javier López, L	(7, 1)	0.0	L	5	2	5	5	0	1	0	2	0	0	0	9	17	∞	∞
ERA: 9.62																		
Steve Reed, R	(7, 1)	1.0		5	1	0	0	1	0	0	1	0	0	0	12	16	0.00	1.000
ERA: 2.93																		
Scott Dohmann, R	(8, 1)	1.0		5	1	0	0	2	1	0	0	0	0	0	16	22	0.00	2.000
ERA: 5.91																		

PITCHER	IP	WLS	BF	H	R	ER	SO	BB	IBB	HBP	BLK	WP	HR	S	P	ERA	WHIP

AB	33
R	6
H	10
RBI	6
BB	4
SO	7
LOB	17

Colorado Rockies @ Milwaukee Brewers

Miller Park, Milwaukee, WI

Wed Jun 23 2004, 7:05 PM CDT

Att. 19,964 - Dome - 70 F

livebaseballscorecards.com

TOP

Batter	1	2	3	4	5	6	7	8	9	AB	R	H	RBI	BB	SO	LOB
Aaron Miles, S (1, 4) OBP: 0.340, SLG: 0.418	P2		CS 1B 2-H 3-H		G5-3		K 1-2			4	0	1	2	0	1	1
Royce Clayton, R (1, 6) OBP: 0.351, SLG: 0.455	G6-3		F9 1-2		1B			BB 17 FC4-6		3	0	1	0	1	0	1
17 Todd Helton, L (1, 3) OBP: 0.462, SLG: 0.605	G4-3		BB		SAFE SAFE SAFE K			FC4-6 WP 1-2f		3	0	0	0	1	1	2
Preston Wilson, R (1, 8) OBP: 0.316, SLG: 0.353		L5	SAFE F8			P3		F9		4	0	0	0	0	0	2
Vinny Castilla, R (1, 5) OBP: 0.350, SLG: 0.563		P3	G1-3 2B			P6		K 1-2		4	0	1	0	0	1	1
Jeromy Burnitz, L (1, 9) (8, 7) OBP: 0.356, SLG: 0.559		G1-3	G1-3 2-3			G1-3			K	4	0	0	0	0	1	1
5 Matt Holliday, R (1, 7) OBP: 0.330, SLG: 0.476 Larry Walker, L (8, 9) OBP: 0.600, SLG: 0.667	1B 2B	1B	G6-3				G5-3		L9	3 1	1 0	1 0	0 0	0 0	0 0	1 0
Todd Greene, R (1, 2) OBP: 0.277, SLG: 0.398	2B 1-3 1B	1B	P2				K	K		4	1	1	0	0	2	1
Shawn Estes, R (1, 1) OBP: 0.194, SLG: 0.200 Tim Harikkala, R (8, 1) Shawn Chacon, R (9, 1)	SAFE 1-3 3-H 2B	1B			P3		WP 1B			3 0 0	1 0 0	2 0 0	1 0 0	0 0 0	0 0 0	0 0 0

Inning Stats																																	
	R: 0	E: 0	K: 0	S: 5	H: 0	LOB: 0	BB: 0	P: 8	R: 0	E: 0	K: 0	S: 9	H: 0	LOB: 0	BB: 0	P: 14	R: 3	E: 0	K: 0	S: 15	H: 4	LOB: 1	BB: 1	P: 25	R: 0	E: 0	K: 0	S: 10	H: 1	LOB: 1	BB: 0	P: 19
	R: 0	E: 0	K: 1	S: 13	H: 1	LOB: 1	BB: 0	P: 18	R: 0	E: 0	K: 0	S: 8	H: 0	LOB: 0	BB: 0	P: 13	R: 0	E: 0	K: 2	S: 12	H: 1	LOB: 1	BB: 0	P: 18	R: 0	E: 0	K: 1	S: 14	H: 0	LOB: 1	BB: 1	P: 21
	R: 0	E: 0	K: 2	S: 7	H: 0	LOB: 0	BB: 0	P: 11	1B: 5	2B: 2	3B: 0	HR: 0	SF: 0	SAC: 0	DP: 0	HBP: 0	WP: 2	PB: 0	SB: 0	CS: 1	PA: 35											

PITCHER		IP	WLS	BF	H	R	ER	SO	BB	IBB	HBP	BLK	WP	HR	S	P	ERA	WHIP
39 Chris Capuano, L ERA: 3.09	(1, 1)	7.0	L	28	7	3	3	3	1	0	0	0	1	0	72	115	3.86	1.143
Luis Vizcaino, R ERA: 3.31	(8, 1)	1.0		4	0	0	0	1	1	0	0	0	1	0	14	21	0.00	1.000
Mike Adams, R ERA: 1.06	(9, 1)	1.0		3	0	0	0	2	0	0	0	0	0	0	7	11	0.00	0.000

PITCHER	IP	WLS	BF	H	R	ER	SO	BB	IBB	HBP	BLK	WP	HR	S	P	ERA	WHIP

AB	33
R	3
H	7
RBI	3
BB	2
SO	6
LOB	10

Batter	1	2	3	4	5	6	7	8	9	AB	R	H	RBI	BB	SO	LOB
Scott Podsednik, L (1, 8) OBP: 0.334, SLG: 0.415	F B X 1-1 G3 ①		B D X 2-0 G3 ② 1-2 2-3		B C B S 2-3 K ②		B B C F X 2-2 G3-1 ③		1 SAFE B L B X 2-1 SH ① SH1-4 1-2	4	0	0	0	0	1	5
Junior Spivey, R (1, 4) OBP: 0.371, SLG: 0.421	X 0-0 CS 1B		B X 1-0 F8 ③		B F C S 1-3 K ③			B B B B 4-0 FC3-6 BB ②	C B B X 2-1 SH1-4 ① 1-2 2-3	3	0	1	0	1	1	3
Geoff Jenkins, L (1, 7) OBP: 0.324, SLG: 0.459	C S S 0-3 K ②			B S S S B S 2-3 K2-3 ①		B S B F D X 3-2 G5-4-3 1B		X 0-0 FC3-6 BB 1B 1-2f BB ①	I I I I 4-0 IBB	4	1	1	0	1	2	2
Lyle Overbay, L (1, 3) OBP: 0.412, SLG: 0.560	1 SAFE S B 1 SAFE 1-1 CS ③ 1-2	B C B X 2-1 G5-3 ①		B B X 2-0 HR		B C D X 2-1 F9 ①		B C B X 2-1 BB BB 1B 1-2	F F X 0-2 F7 ②	5	1	2	1	0	0	4
Brady Clark, R (1, 9) OBP: 0.340, SLG: 0.353		B B F C X 2-2 L8 ②		B B X 2-0 E5 2 B5-3		X 0-0 G5-4-3 ② ③ 1-2f		B C B B B 4-1 BB BB 1-2 2-3	B B X 2-0 P3 ③	4	0	0	0	1	0	4
2 Bill Hall, R (1, 6) OBP: 0.285, SLG: 0.423		B X 1-0 G4-3 ③		X 0-0 B5-3 ② 1-2			X 0-0 F8 ①	B X 1-0 P2 ②		4	0	0	0	0	0	4
Keith Ginter, R (1, 5) OBP: 0.326, SLG: 0.441			X 0-0 39 FC3-5 BB 1B	D B C C S 2-3 K ③			B B X 2-0 2B	C F F F B B F F F 4-2 B B 1-2 2-3 3-H BB		3	0	2	1	1	1	1
Chad Moeller, R (1, 2) OBP: 0.288, SLG: 0.345 Brooks Kieschnick, L (8, PH) OBP: 0.371, SLG: 0.452 Gary Bennett, R (9, 2) OBP: 0.290, SLG: 0.292			B B B B 4-0 G3 39 FC3-5 1-2 BB		S B X 1-1 F8 ①		B F C D D C 3-3 K ②	B C B S F X 2-2 P2 ③		2 1 0	0 0 0	0 0 0	0 0 0	1 0 0	1 0 0	1 3 0
39 Chris Capuano, L (1, 1) OBP: 0.250, SLG: 0.273 Ben Grieve, L (7, PH) OBP: 0.389, SLG: 0.414 Luis Vizcaino, R (8, 1) Mike Adams, R (9, 1) Craig Counsell, L (9, PH) OBP: 0.357, SLG: 0.343			B 2 SAFE L B X 2-1 FC3-5 G3 ① 1-2 2-3f		B H 2-0 HBP		B S B S B B 4-2 BB		B C B B S C F B 4-2 SH1-4 SH BB	1 0 0 0 0	0 0 0 0 0	0 0 0 0 0	0 0 0 0 0	0 1 0 0 1	0 0 0 0 0	2 0 0 0 0
Inning Stats	R: 0 H: 1 E: 0 LOB: 0 K: 1 BB: 0 S: 7 P: 9	R: 0 H: 0 E: 0 LOB: 0 K: 0 BB: 0 S: 6 P: 11	R: 0 H: 1 E: 0 LOB: 2 K: 0 BB: 1 S: 5 P: 14	R: 1 H: 1 E: 1 LOB: 1 K: 2 BB: 0 S: 9 P: 17	R: 0 H: 0 E: 0 LOB: 1 K: 2 BB: 0 S: 8 P: 14	R: 0 H: 1 E: 0 LOB: 0 K: 0 BB: 0 S: 6 P: 11	R: 0 H: 1 E: 0 LOB: 2 K: 1 BB: 1 S: 11 P: 22	R: 1 H: 1 E: 0 LOB: 3 K: 0 BB: 3 S: 16 P: 33	R: 0 H: 0 E: 0 LOB: 3 K: 0 BB: 2 S: 11 P: 25	1B: 4 2B: 1 3B: 0 HR: 1	SF: 0 SAC: 2 DP: 1 HBP: 1					

PITCHER		IP	WLS	BF	H	R	ER	SO	BB	IBB	HBP	BLK	WP	HR	S	P	ERA	WHIP
Shawn Estes, L ERA: 5.3	(1, 1)	7.1	W	31	6	2	2	6	3	0	1	0	0	1	55	107	2.46	1.227
Tim Harikkala, R ERA: 2.96	(8, 1)	0.2	H	4	0	0	0	0	2	0	0	0	0	0	13	24	0.00	3.000
Shawn Chacon, R ERA: 8.1	(9, 1)	1.0	S	6	0	0	0	0	1	1	0	0	0	0	11	25	0.00	1.000

PITCHER	IP	WLS	BF	H	R	ER	SO	BB	IBB	HBP	BLK	WP	HR	S	P	ERA	WHIP

BOTTOM

Colorado Rockies @ Milwaukee Brewers

Miller Park, Milwaukee, WI

Wed Jun 23 2004, 7:05 PM CDT
Att. 19,964 - Dome - 70 F

livebaseballscorecards.com

AB	31
R	2
H	6
RBI	2
BB	7
SO	6
LOB	29

Batter	1	2	3	4	5	6	7	8	9	AB	R	H	RBI	BB	SO	LOB
Aaron Miles, S (1, 4) OBP: 0.338, SLG: 0.415	B C X 1-1 1B		C B B X 2-1 ② G6-3		C C X 0-2 ③ G6-3			B C X 1-1 ① G6-3		4	0	1	0	0	0	0
Royce Clayton, R (1, 6) OBP: 0.346, SLG: 0.448	L B F S 1-3 ① K		S B B B S F X 2-2 ③ F9			B X 1-0 ① G5-3		C B F B F X 2-2 ② G6-3		4	0	0	0	0	1	1
17 Todd Helton, L (1, 3) OBP: 0.455, SLG: 0.595	B F C B X 2-2 ② F7			B B C B X 3-1 ① F7		B C B C X 2-2 ② G4-3		C C B S 1-3 ③ K		4	0	0	0	0	1	1
Larry Walker, L (1, 9) OBP: 0.444, SLG: 0.333	B F F B S 2-3 ③ K			X 0-0 E3 HR		S B B B B C B 4-2 BB			F X 0-1 ① G3-1	3	1	0	0	1	1	1
Jeromy Burnitz, L (1, 8) OBP: 0.355, SLG: 0.558		B C F X 1-2 ① F8		B C B B S S 2-3 ② K		1 SAFE C 1 SAFE B C S 1-3 ③ K			C C X 0-2 1B 2B	4	0	1	0	0	2	2
Mark Sweeney, L (1, 7) OBP: 0.398, SLG: 0.476 Denny Hocking, S (8, 7) OBP: 0.269, SLG: 0.233		C B F B X 2-2 2B		C X 0-1 1-H HR			S S S 0-3 ① K		B C S S F X 1-2 ② WP 2-H 1B	3	1	2	2	0	1	0
										1	1	1	0	0	0	0
Luis Gonzalez, R (1, 5) OBP: 0.305, SLG: 0.421		C S S 0-3 ② K		F F X 0-2 ③ G5-3			B C F F B D F S 3-3 ② K		F B X 1-1 2-H 1B	4	0	1	1	0	2	1
Charles Johnson, R (1, 2) OBP: 0.356, SLG: 0.506		B B S S S X 2-2 ③ F7			B F B S S 2-3 ① K		X 0-0 2B		B S B X 2-1 ③ F7	4	0	1	0	0	1	2
28 Aaron Cook, R (1, 1) OBP: 0.125, SLG: 0.125 Shawn Chacon, R (9, 1)			F B B F C 2-3 ① K		B F C S 1-3 ② K		B C X 1-1 ③ G4-3			3	0	0	0	0	2	1
										0	0	0	0	0	0	0
Inning Stats	R: 0 E: 0 K: 2 S: 11 H: 1 LOB: 1 BB: 0 P: 17	R: 0 E: 0 K: 1 S: 12 H: 1 LOB: 1 BB: 0 P: 17	R: 0 E: 0 K: 1 S: 9 H: 0 LOB: 0 BB: 0 P: 15	R: 2 E: 1 K: 1 S: 11 H: 1 LOB: 0 BB: 0 P: 16	R: 0 E: 0 K: 2 S: 9 H: 0 LOB: 0 BB: 0 P: 12	R: 0 E: 0 K: 1 S: 9 H: 0 LOB: 1 BB: 1 P: 17	R: 0 E: 0 K: 2 S: 11 H: 1 LOB: 1 BB: 0 P: 15	R: 0 E: 0 K: 1 S: 9 H: 0 LOB: 0 BB: 0 P: 13	R: 1 E: 0 K: 0 S: 13 H: 3 LOB: 1 BB: 0 P: 17	1B: 3 2B: 3 3B: 0 HR: 1 SF: 0 SAC: 0 DP: 0 HBP: 0						

PITCHER		IP	WLS	BF	H	R	ER	SO	BB	IBB	HBP	BLK	WP	HR	S	P	ERA	WHIP
15 Ben Sheets, R ERA: 2.41	(1, 1)	7.0	L	27	4	2	0	10	1	0	0	0	0	1	72	109	0.00	0.714
Matt Wise, R ERA: 2.75	(8, 1)	2.0		8	3	1	1	1	0	0	0	0	1	0	22	30	4.50	1.500

PITCHER	IP	WLS	BF	H	R	ER	SO	BB	IBB	HBP	BLK	WP	HR	S	P	ERA	WHIP

TOP

Colorado Rockies @ Milwaukee Brewers

Miller Park, Milwaukee, WI

Thu Jun 24 2004, 1:05 PM CDT

Att. 21,224 - Dome - 67 F

livebaseballscorecards.com

AB	34
R	3
H	7
RBI	3
BB	1
SO	11
LOB	9

1B: 3	SF: 0	WP: 1	PA: 35
2B: 3	SAC: 0	PB: 0	
3B: 0	DP: 0	SB: 0	
HR: 1	HBP: 0	CS: 0	

Batter	1	2	3	4	5	6	7	8	9	AB	R	H	RBI	BB	SO	LOB
Scott Podsednik, L (1, 8) OBP: 0.332, SLG: 0.410	C C B B X 2-2 L6 ① 1B		F F B B X 2-2 G3 ①		B B B B 4-0 S BB		S X 0-1 F7 ② 2-3		L C F F S 0-3 K ③	4	0	0	0	1	1	3
Junior Spivey, R (1, 4) OBP: 0.373, SLG: 0.423	F X 0-1 1B		S S X 0-2 FC4-6 1B		1 SAFE 1 SAFE B B F X 2-1 G6-3 ③ 1-2		X 0-0 FC5-4 ③ 1-2f			4	0	2	0	0	0	3
Geoff Jenkins, L (1, 7) OBP: 0.323, SLG: 0.456	1 SAFE S S S F F 1 SAFE X 0-2 L8 ②		1 SAFE X 0-0 FC4-6 ② 1-2f			X 0-0 G4-6-3 1B		F B S B X 2-2 F8 ①		4	0	1	0	0	0	2
Lyle Overbay, L (1, 3) OBP: 0.406, SLG: 0.552	1 SAFE X 0-0 L7 ③		B 1 SAFE X 1-0 F7 ③			S 1 SAFE B X 1-1 G4-6-3 ① ② 1-2f		B S B B F S 3-3 K ②		4	0	0	0	0	1	3
Keith Ginter, R (1, 5) OBP: 0.333, SLG: 0.447		C C X 0-2 G6-3 WP 1B		B B F S S X 2-2 P6 ①		F B S B D X 3-2 1B		C C B B X 2-2 1B		4	0	3	0	0	0	0
Ben Grieve, L (1, 9) OBP: 0.385, SLG: 0.409		X 0-0 L8 ①		B S C B X 2-2 G6-4-3 1B		X 0-0 F7 ③		F B S S 1-3 K ③		4	0	1	0	0	1	3
Chad Moeller, R (1, 2) OBP: 0.289, SLG: 0.344 2 Bill Hall, R (9, PH) OBP: 0.290, SLG: 0.427		B X 1-0 G6-3 ② 1-3		C X 0-1 G6-4-3 ② ③ 1-2f			F B B C X 2-2 15 FC3-5 1B		C B B F X 2-2 1B	3 1	0 0	1 1	0 0	0 0	0 0	2 0
Craig Counsell, L (1, 6) OBP: 0.364, SLG: 0.345		I I I I 4-0 IBB			B B C B B 4-1 15 B3-4 BB		B C X 1-1 S 15 FC3-5 1-2 1B		B B C B C X 3-2 P6 ①	2	0	1	0	2	0	1
15 Ben Sheets, R (1, 1) Jeff Liefer, L (7, PR) OBP: 0.217, SLG: 0.273 Matt Wise, R (8, 1) Brooks Kieschnick, L (9, PH) OBP: 0.361, SLG: 0.438		C C B F X 1-2 G1-3 ③			X 0-0 B3-4 ① ② 1-1f		L X 0-1 FC3-5 ① 1-2 2-3f FC5-4		C S S 0-3 K ②	3 0 0 1	0 0 0 0	0 0 0 0	0 0 0 0	0 0 0 1	0 0 0 1	5 0 0 1
Inning Stats	R: 0 H: 1 E: 0 LOB: 1 K: 0 BB: 0 S: 11 P: 13	R: 0 H: 1 E: 0 LOB: 2 K: 0 BB: 1 S: 9 P: 15	R: 0 H: 1 E: 0 LOB: 1 K: 0 BB: 0 S: 8 P: 11	R: 0 H: 1 E: 0 LOB: 0 K: 0 BB: 0 S: 8 P: 12	R: 0 H: 0 E: 0 LOB: 1 K: 0 BB: 2 S: 4 P: 14	R: 0 H: 2 E: 0 LOB: 1 K: 0 BB: 0 S: 7 P: 11	R: 0 H: 2 E: 0 LOB: 2 K: 0 BB: 0 S: 10 P: 13	R: 0 H: 1 E: 0 LOB: 1 K: 2 BB: 0 S: 12 P: 20	R: 0 H: 1 E: 0 LOB: 1 K: 2 BB: 0 S: 14 P: 19	1B: 10 2B: 1 3B: 0 HR: 0	SF: 0 SAC: 0 DP: 3 HBP: 0			WP: 1 PB: 0 SB: 2 CS: 0	PA: 37		

PITCHER		IP	WLS	BF	H	R	ER	SO	BB	IBB	HBP	BLK	WP	HR	S	P	ERA	WHIP
28 Aaron Cook, R ERA: 5.1	(1, 1)	8.0	W	33	9	0	0	2	2	1	0	0	1	0	69	109	0.00	1.375
Shawn Chacon, R ERA: 7.84	(9, 1)	1.0	S	4	1	0	0	2	0	0	0	0	0	0	14	19	0.00	1.000

PITCHER	IP	WLS	BF	H	R	ER	SO	BB	IBB	HBP	BLK	WP	HR	S	P	ERA	WHIP

BOTTOM

Colorado Rockies @ Milwaukee Brewers

Miller Park, Milwaukee, WI

Thu Jun 24 2004, 1:05 PM CDT

Att. 21,224 - Dome - 67 F

livebaseballscorecards.com

AB	34
R	0
H	10
RBI	0
BB	3
SO	4
LOB	23

Batter	1	2	3	4	5	6	7	8	9	AB	R	H	RBI	BB	SO	LOB
Brady Clark, R (1, 8) OBP: 0.344, SLG: 0.357	CBBBFBC 3-3 ① K		X 0-0 1B			CFBBBX 2-2 ① F9		CFBX 1-2 1B 1-3 E 1B		4	1	2	0	0	1	0
Junior Spivey, R (1, 4) OBP: 0.376, SLG: 0.439	BFSBS 2-3 ② K		1 SAFE X 0-0 ③ F9			BBX 2-0 HR		SBFBFX 2-2 FC6-4 1-2 3-H 1B		4	1	2	2	0	1	1
Geoff Jenkins, L (1, 7) OBP: 0.319, SLG: 0.449	CCBS 1-3 ③ K			FBBBFFS 2-3 ① K		SBBFX 1-2 ② P5		CCX 0-2 ② FC6-4 1-2f 2-H		4	0	0	0	0	2	1
Lyle Overbay, L (1, 3) OBP: 0.401, SLG: 0.543		SBFTFFS 1-3 ① K		FFBS 1-3 ② K		SCBC 1-3 ③ K		BCBX 2-1 ③ G4-3		4	0	0	0	0	3	1
2 Bill Hall, R (1, 5) OBP: 0.289, SLG: 0.430		BFX 1-1 2B		FBBBFFBS 3-3 ③ K			BCBBFX 2-2 ① G5-3		SFX 0-2 ① F8	4	0	1	0	0	1	0
Keith Ginter, R (1, 10) OBP: 0.332, SLG: 0.443		BBBCCCX 3-2 ② F9			CBBBX 3-1 ① F8		BCBBX 3-1 ② F9		BCCFBFFBX 3-2 DI 1B	4	0	1	0	0	0	1
Ben Grieve, L (1, 9) OBP: 0.382, SLG: 0.404		SX 0-1 ③ G3-1			CFX 0-2 1B		BSCS 1-3 ③ K		CFBFFFFBF 2-3 S ② K	4	0	1	0	0	2	2
Gary Bennett, R (1, 2) OBP: 0.291, SLG: 0.286 Jeff Liefer, L (9, PH) OBP: 0.208, SLG: 0.261			CTBBFFBX 3-2 ① G6-3		CSS 0-3 ② K			FBBBB 4-1 FC3-6 BB	CX 0-1 ③ F8 1-2	2 1	0 0	0 0	0 0	1 0	1 0	1 1
Craig Counsell, L (1, 6) OBP: 0.360, SLG: 0.340			CCBFX 1-2 ② G1-4-3		BCCBFF1BX SAFE 3-2 ③ P5			X 0-0 ① FC3-6 1B DI 1-2f 1B		3	1	0	0	0	0	2
Inning Stats	R: 0 H: 0 E: 0 LOB: 0 K: 3 BB: 0 S: 9 P: 15	R: 0 H: 1 E: 0 LOB: 1 K: 1 BB: 0 S: 12 P: 17	R: 0 H: 1 E: 0 LOB: 1 K: 0 BB: 0 S: 11 P: 15	R: 0 H: 0 E: 0 LOB: 0 K: 3 BB: 0 S: 11 P: 17	R: 0 H: 1 E: 0 LOB: 1 K: 1 BB: 0 S: 13 P: 19	R: 1 H: 1 E: 0 LOB: 0 K: 1 BB: 0 S: 10 P: 16	R: 0 H: 0 E: 0 LOB: 0 K: 1 BB: 0 S: 8 P: 14	R: 2 H: 2 E: 1 LOB: 1 K: 0 BB: 1 S: 14 P: 23	R: 0 H: 1 E: 0 LOB: 1 K: 1 BB: 0 S: 19 P: 24	1B: 5 SF: 0 2B: 1 SAC: 0 3B: 0 DP: 0 HR: 1 HBP: 0						WP: 0 PA: 35 PB: 0 SB: 0 CS: 0

TOP

Milwaukee Brewers @ Minnesota Twins

Hubert H. Humphrey Metrodome, Minneapolis, MN

Fri Jun 25 2004, 8:10 PM EDT
Att. 24,160 - Unknown - 70 F

livebaseballscorecards.com

AB	34
R	3
H	7
RBI	2
BB	1
SO	11
LOB	10

PITCHER		IP	WLS	BF	H	R	ER	SO	BB	IBB	HBP	BLK	WP	HR	S	P	ERA	WHIP
Johan Santana, L ERA: 4.38	(1, 1)	7.0	W	25	4	1	1	10	0	0	0	0	0	1	74	113	1.29	0.571
Juan Rincon, R ERA: 2.09	(8, 1)	1.0		6	2	2	1	0	1	0	0	0	0	0	14	23	9.00	3.000
36 Joe Nathan, R ERA: 1.26	(9, 1)	1.0	S	4	1	0	0	1	0	0	0	0	0	0	19	24	0.00	1.000

PITCHER	IP	WLS	BF	H	R	ER	SO	BB	IBB	HBP	BLK	WP	HR	S	P	ERA	WHIP

BOTTOM

Milwaukee Brewers @ Minnesota Twins

Hubert H. Humphrey Metrodome, Minneapolis, MN

Fri Jun 25 2004, 8:10 PM EDT

Att. 24,160 - Unknown - 70 F

livebaseballscorecards.com

Batter	1	2	3	4	5	6	7	8	9	AB	R	H	RBI	BB	SO	LOB
Cristian Guzman, S (1, 6) OBP: 0.306, SLG: 0.352	F B C X 1-2 20 1B 2B		B 1 SAFE 1 SAFE 1 SAFE L 1 SAFE C X 1-2 ① FC3-6 G3 20 1B WP 1-2f		B X 1-0 20 1B 20 E 1B		X 0-0 HR			4	4	3	1	0	0	1
Doug Mientkiewicz, L (1, 3) OBP: 0.333, SLG: 0.343	C B B X 2-1 ① L8		1 SAFE C B C B F 1 B X SAFE 3-2 ② G3 1-3		X 0-0 20 E SF8 1-2 1B		B X 1-0 ① F7			4	1	1	0	0	0	2
20 Lew Ford, R (1, 7) OBP: 0.385, SLG: 0.496	C D C X 1-2 S 2-H 1B		C C B B B F X 3-2 3-H 1B		X 0-0 E5 SF8 1-3 2-H 1B		B X 1-0 ② G4-3			4	0	3	2	0	0	0
Corey Koskie, L (1, 5) OBP: 0.326, SLG: 0.474	B C F 1 SAFE B B 1 SAFE 1 SAFE S 3-3 ② K 1-2		B C S C 1-3 ③ K		S X 0-1 ① SF8 2-3 3-H		F F S 0-3 ③ K			3	0	0	1	0	3	2
Torii Hunter, R (1, 8) OBP: 0.326, SLG: 0.483	B X 1-0 ③ G4-3			B C X 1-1 ① G6-3	F F B S 1-3 ② K			B B F B X 3-1 ① G5-3		4	0	0	0	0	1	2
Jacque Jones, L (1, 9) OBP: 0.310, SLG: 0.455		C C B B X 2-2 ① G4-3		X 0-0 G3 7 1B 2B	F C F B S 1-3 ③ K			X 0-0 ② P5		4	1	1	0	0	1	1
Matthew LeCroy, R (1, 10) OBP: 0.339, SLG: 0.474 Michael Restovich, R (8, PR) OBP: 0.375, SLG: 0.429		B F C B C 2-3 ② K	X 0-0 ② G3 2-3		C B F X 1-2 ① G5-3			B B X 2-0 7 BB 1B		4 0	0 0	1 0	0 0	0 0	1 0	1 0
7 Joe Mauer, L (1, 2) OBP: 0.362, SLG: 0.492		C X 0-1 ③ G4-3	C B C X 1-2 3-H 1B		C F B B B X 2-2 ② P5			B B B B 4-0 1-2 BB		3	0	1	1	1	0	0
Luis Rivas, R (1, 4) OBP: 0.310, SLG: 0.444			C C B X 1-2 FC3-6 1B	S X 0-1 ③ P6	B X 1-0 ③ F9			C F S 0-3 ③ K		4	0	1	0	0	1	3
Inning Stats	R: 1 E: 0 K: 1 S: 12 H: 2 LOB: 1 BB: 0 P: 20	R: 0 E: 0 K: 1 S: 8 H: 0 LOB: 0 BB: 0 P: 12	R: 1 E: 0 K: 1 S: 16 H: 2 LOB: 1 BB: 0 P: 25	R: 1 E: 0 K: 0 S: 9 H: 2 LOB: 1 BB: 0 P: 11	R: 2 E: 1 K: 2 S: 12 H: 3 LOB: 1 BB: 0 P: 15	R: 0 E: 0 K: 0 S: 7 H: 0 LOB: 0 BB: 0 P: 11	R: 1 E: 0 K: 1 S: 6 H: 1 LOB: 0 BB: 0 P: 8	R: 0 E: 0 K: 1 S: 7 H: 1 LOB: 2 BB: 1 P: 16		1B: 8 2B: 2 3B: 0 HR: 1	SF: 1 SAC: 0 DP: 0 HBP: 0					

	AB	34
	R	6
	H	11
	RBI	5
	BB	1
	SO	7
	LOB	12

WP: 1 PB: 0 SB: 1 CS: 0 PA: 36

PITCHER		IP	WLS	BF	H	R	ER	SO	BB	IBB	HBP	BLK	WP	HR	S	P	ERA	WHIP
Wes Obermueller, R ERA: 6.79	(1, 1)	4.1	L	22	9	5	4	3	0	0	0	0	1	0	50	74	8.31	2.077
Dave Burba, R ERA: 2.78	(5, 1)	2.2		9	1	1	1	3	0	0	0	0	0	1	20	28	3.38	0.375
Brooks Kieschnick, R ERA: 2.6	(8, 1)	1.0		5	1	0	0	1	1	0	0	0	0	0	7	16	0.00	2.000

PITCHER	IP	WLS	BF	H	R	ER	SO	BB	IBB	HBP	BLK	WP	HR	S	P	ERA	WHIP

Milwaukee Brewers @ Minnesota Twins

Hubert H. Humphrey Metrodome, Minneapolis, MN

Sat Jun 26 2004, 7:10 PM EDT
Att. 26,137 - Unknown - 70 F

livebaseballscorecards.com

Batter	1	2	3	4	5	6	7	8	9	AB	R	H	RBI	BB	SO	LOB
Scott Podsednik, L (1, 8) OBP: 0.333, SLG: 0.410	B X 1-0 P4 ①		C C B B X 2-2 G6-3 ①	X 0-0 G4-3 ③		B X 1-0 1B			C C X 0-2 G3-1 1B 1B	5	0	2	0	0	0	1
Junior Spivey, R (1, 4) OBP: 0.372, SLG: 0.433	B F X 1-1 P3 ②		B C X 1-1 G5-3 ②		C C B X 1-2 2B 1B 1B	1 SAFE C 1 SAFE B X 1-1 G4-3 ③			B F C F C 1-3 K ①	5	1	1	0	0	1	2
Geoff Jenkins, L (1, 7) OBP: 0.320, SLG: 0.449	B S C B X 2-2 G4-3 ③		F X 0-1 G4-3 ③		B B X 2-0 1-2 2B 1B		B X 1-0 L3 ①		C X 0-1 1-2 G3-1 1B	5	1	2	0	0	0	0
Lyle Overbay, L (1, 3) OBP: 0.401, SLG: 0.544		F X 0-1 F8 ①		B B C F F X 2-2 HR 1B 1B	X 0-0 1-H 2-H 1B SF7 2B		X 0-0 G6-3 ②		B S C D F B X 3-2 1-2 2-3 G3-1 ②	5	2	2	2	0	0	2
Ben Grieve, L (1, 9) OBP: 0.396, SLG: 0.413		C B B F B F B 4-2 1B 1B BB		C X 0-1 1-2 HR 1B	D X 1-0 2-3 G6-4-3 1B		S B B B C B 4-2 BB		B C B B X 3-1 F7 ③	2	2	2	0	2	0	0
Brady Clark, R (8, 9) OBP: 0.342, SLG: 0.355										1	0	0	0	0	0	2
Jeff Liefer, L (1, 10) OBP: 0.250, SLG: 0.423		F B 1 SAFE B F X 2-2 1-3 G3 1B 1B		F X 0-1 1-H 2-H HR	S X 0-1 3-H SF7 ①		B B B C C S 3-3 K ③			3	1	2	4	0	1	1
Keith Ginter, R (1, 5) OBP: 0.339, SLG: 0.449		B S B B X 3-1 1-2 3-H G3 1B		C B B S F X 2-2 FC4-6 1B	1 SAFE C B X 1-1 1-2f G6-4-3 ② ③			C B X 1-1 G3-6-3 1B		4	0	3	1	0	0	1
Craig Counsell, L (1, 6) OBP: 0.354, SLG: 0.333		B X 1-0 1-2 2-3 G3 ②		C B X 1-1 1-2f FC4-6 ①		F B C X 1-2 G5-3 ①		B F B F X 2-2 1-2f G3-6-3 ① ②		4	0	0	0	0	0	4
Gary Bennett, R (1, 2) OBP: 0.281, SLG: 0.275		B X 1-0 G5-3 ③		1 SAFE X 0-0 F8 ②		B B F C X 2-2 G3 ②		X 0-0 F7 ③		4	0	0	0	0	0	3

Inning Stats	1	2	3	4	5	6	7	8	9	AB	R	H	RBI	BB	SO	LOB
	R: 0 E: 0 K: 0 S: 6	R: 1 E: 0 K: 0 S: 12	R: 0 E: 0 K: 0 S: 7	R: 3 E: 0 K: 0 S: 16	R: 3 E: 0 K: 0 S: 10	R: 0 E: 0 K: 0 S: 9	R: 0 E: 0 K: 1 S: 7	R: 0 E: 0 K: 0 S: 6	R: 0 E: 0 K: 1 S: 15	1B: 12 2B: 1 3B: 0 HR: 1	SF: 1 SAC: 0 DP: 2 HBP: 0	WP: 0 PB: 0 SB: 0 CS: 0	PA: 41			

PITCHER		IP	WLS	BF	H	R	ER	SO	BB	IBB	HBP	BLK	WP	HR	S	P	ERA	WHIP
54 Matt Guerrier, R ERA: 6.0	(1, 1)	4.0	L	19	6	4	4	0	1	0	0	0	0	1	41	64	9.00	1.750
Terry Mulholland, L ERA: 5.29	(5, 1)	4.0		17	6	3	3	1	1	0	0	0	0	0	32	53	6.75	1.750
J.C. Romero, L ERA: 5.52	(9, 1)	1.0		5	2	0	0	1	0	0	0	0	0	0	15	22	0.00	2.000

PITCHER	IP	WLS	BF	H	R	ER	SO	BB	IBB	HBP	BLK	WP	HR	S	P	ERA	WHIP

Batter	1	2	3	4	5	6	7	8	9	AB	R	H	RBI	BB	SO	LOB
Cristian Guzman, S (1, 6) OBP: 0.306, SLG: 0.354	X 0-0 2B		C B X 1-1 ③ G4-3			S B X 1-1 ② G3		B C B X 2-1 ① G4-3		4	0	1	0	0	0	0
Doug Mientkiewicz, L (1, 3) OBP: 0.329, SLG: 0.337	C B F X 1-2 ① P6			B X 1-0 ① L3		B C T X 1-2 ③ P6		C B B X 2-1 ② F9		4	0	0	0	0	0	1
20 Lew Ford, R (1, 7) OBP: 0.387, SLG: 0.494	B B C B B 4-1 G6-3 BB			B C C B X 2-2 ② G4-3			C B F F X 1-2 2B 1B 1B	C F F B B B F X 3-2 ③ G5-3		3	1	1	0	1	0	0
Corey Koskie, L (1, 5) OBP: 0.329, SLG: 0.479	B F S X 1-2 ②③ G6-3 1-2f			C B B X 2-1 1B			S B X 1-1 1-3 1B 2B		C S B B X 2-2 ① G6-3	4	1	2	0	0	0	2
Torii Hunter, R (1, 8) OBP: 0.320, SLG: 0.474		C B B S S 2-3 ① K		C S S 1-3 ③ K			F F D B S 2-3 ① K		C B B C S 2-3 ② K	4	0	0	0	0	4	3
Jacque Jones, L (1, 9) OBP: 0.309, SLG: 0.451		F B X 1-1 ② F9			B F F F S 1-3 ① K		B X 1-0 2-H 3-H HBP 1B		B X 1-0 ③ P4	4	0	1	2	0	1	0
Matthew LeCroy, R (1, 10) OBP: 0.339, SLG: 0.466		C S F B T 1-2 ③ K			B C X 1-1 ② G5-3		H 1-0 1-2 HBP			2	0	0	0	0	1	0
7 Joe Mauer, L (1, 2) OBP: 0.347, SLG: 0.468			B B C F F X 2-2 ① F7		C S S 0-3 ③ K		C B B F C 2-3 ② K			3	0	0	0	0	2	2
Luis Rivas, R (1, 4) OBP: 0.304, SLG: 0.436			C S B X 1-2 ② G1-3			C S S 0-3 ① K	D B C C F S 2-3 ③ K			3	0	0	0	0	2	2
Inning Stats	R: 0 E: 0 K: 0 S: 8 H: 1 LOB: 1 BB: 1 P: 14	R: 0 E: 0 K: 2 S: 9 H: 0 LOB: 0 BB: 0 P: 13	R: 0 E: 0 K: 0 S: 9 H: 0 LOB: 0 BB: 0 P: 13	R: 0 E: 0 K: 1 S: 9 H: 1 LOB: 1 BB: 0 P: 15	R: 0 E: 0 K: 2 S: 9 H: 0 LOB: 0 BB: 0 P: 11	R: 0 E: 0 K: 1 S: 8 H: 0 LOB: 0 BB: 0 P: 10	R: 2 E: 0 K: 3 S: 17 H: 3 LOB: 2 BB: 0 P: 27	R: 0 E: 0 K: 0 S: 9 H: 0 LOB: 0 BB: 0 P: 16	R: 0 E: 0 K: 1 S: 7 H: 0 LOB: 0 BB: 0 P: 12	1B: 3 2B: 2 3B: 0 HR: 0 SF: 0 SAC: 0 DP: 1 HBP: 1							

PITCHER		IP	WLS	BF	H	R	ER	SO	BB	IBB	HBP	BLK	WP	HR	S	P	ERA	WHIP
Victor Santos, R ERA: 3.84	(1, 1)	6.1	W	25	5	2	2	7	1	0	1	0	0	0	62	92	2.84	0.947
Mike Adams, R ERA: 0.92	(7, 1)	2.2		8	0	0	0	3	0	0	0	0	0	0	23	39	0.00	0.000

PITCHER	IP	WLS	BF	H	R	ER	SO	BB	IBB	HBP	BLK	WP	HR	S	P	ERA	WHIP

BOTTOM

Milwaukee Brewers @ Minnesota Twins

Hubert H. Humphrey Metrodome, Minneapolis, MN

Sat Jun 26 2004, 7:10 PM EDT

Att. 26,137 - Unknown - 70 F

livebaseballscorecards.com

AB	31
R	2
H	5
RBI	2
BB	1
SO	10
LOB	10

1B: 3 2B: 2 3B: 0 HR: 0 SF: 0 SAC: 0 DP: 1 HBP: 1

WP: 0 PB: 0 SB: 0 CS: 0 PA: 33

Batter	1	2	3	4	5	6	7	8	9	AB	R	H	RBI	BB	SO	LOB
Scott Podsednik, L (1, 8) OBP: 0.338, SLG: 0.421	1-1 CS G5-3 1B		2-0 FC3-6 1-2f ②		0-0 1-3 3-H 2B		0-0 SH2-3 1-2 2-3 ①	3-1 WP G6-3 2B		4	1	3	1	0	0	1
Junior Spivey, R (1, 4) OBP: 0.364, SLG: 0.423	2-2 G5-3 1-2 ①		1-0 G5-3 ③		1-0 FC6-2 3-H ②		3-3 K ②	1-2 G6-3 2-H ②		5	0	0	1	0	1	6
Geoff Jenkins, L (1, 7) OBP: 0.318, SLG: 0.443	2-1 G4-3 2-3 ② ③			2-1 P6 ①	2-0 G4-3 ③		4-0 1B BB BB BB	2-3 K ③		4	1	0	0	1	1	3
Lyle Overbay, L (1, 3) OBP: 0.401, SLG: 0.551		2-1 G2 ①		1-1 HR		2-3 K ①	4-2 BB 2 BB 1B 1-2 2-3 3-H BB		0-3 K ①	4	2	1	2	1	2	0
Ben Grieve, L (1, 9) OBP: 0.395, SLG: 0.411 Brady Clark, R (7, PH) (7, 9) OBP: 0.344, SLG: 0.357		3-2 G1-3 ②		1-0 G4-3 ②		0-0 1B	1-0 2 BB BB 1-2 2-3 3-H 1B		0-0 B1-3 ②	3 2	0 0	1 1	0 1	0 0	0 0	0 0
Jeff Liefer, L (1, 10) OBP: 0.258, SLG: 0.393 Keith Ginter, R (7, PH) OBP: 0.341, SLG: 0.447		4-1 BB		2-3 K ③		3-2 F9 ②	4-1 2 BB 1-2 2-3 3-H BB		1-3 K ③	2 1	0 0	0 0	0 1	1 1	1 1	1 0
2 Bill Hall, R (1, 5) OBP: 0.288, SLG: 0.420		0-0 G5-3 ③			1-1 F9 ①	2-2 G6-3 ③	4-1 1-2 2-3 3-H BB			3	0	0	1	1	0	2
Craig Counsell, L (1, 6) OBP: 0.356, SLG: 0.336			1-3 K ①		1-1 1B 2B 1B		3-2 SH2-3 SH BB 1B 1-2 F8 ①			4	2	2	0	0	1	3
Chad Moeller, R (1, 2) OBP: 0.296, SLG: 0.351			1-0 FC3-6 1B		2-1 2B 1-3 FC6-2 1B		0-0 SH BB SH2-3 1-2 1B	1-0 G5-3 ①		3	1	2	0	0	0	0
Inning Stats	R: 0 E: 0 K: 0 S: 7 H: 1 LOB: 0 BB: 0 P: 12	R: 0 E: 0 K: 0 S: 7 H: 0 LOB: 1 BB: 1 P: 16	R: 0 E: 0 K: 1 S: 6 H: 1 LOB: 1 BB: 0 P: 11	R: 1 E: 0 K: 1 S: 8 H: 1 LOB: 0 BB: 0 P: 14	R: 1 E: 0 K: 0 S: 9 H: 3 LOB: 2 BB: 0 P: 16	R: 0 E: 0 K: 1 S: 11 H: 1 LOB: 1 BB: 0 P: 18	R: 4 E: 1 K: 1 S: 20 H: 2 LOB: 3 BB: 4 P: 44	R: 1 E: 0 K: 1 S: 9 H: 1 LOB: 0 BB: 0 P: 16	R: 0 E: 0 K: 2 S: 9 H: 0 LOB: 0 BB: 0 P: 10	1B: 7 2B: 2 3B: 0 HR: 1 SF: 0 SAC: 2 DP: 0 HBP: 0						

TOP

Milwaukee Brewers @ Minnesota Twins

Hubert H. Humphrey Metrodome, Minneapolis, MN

Sun Jun 27 2004, 2:10 PM EDT

Att. 25,398 - Unknown - 70 F

livebaseballscorecards.com

AB	35
R	7
H	10
RBI	7
BB	5
SO	7
LOB	16

WP: 1 PB: 0 SB: 0 CS: 1 PA: 42

PITCHER		IP	WLS	BF	H	R	ER	SO	BB	IBB	HBP	BLK	WP	HR	S	P	ERA	WHIP
Kyle Lohse, R ERA: 5.13	(1, 1)	6.2	L	31	8	6	2	4	3	0	0	0	0	1	62	115	2.70	1.650
Aaron Fultz, L ERA: 4.83	(7, 1)	0.0		2	1	0	0	0	1	0	0	0	0	0	2	7	∞	∞
Joe Roa, R ERA: 3.38	(7, 1)	1.1		6	1	1	1	1	1	0	0	0	1	0	13	25	6.75	1.500
Grant Balfour, R ERA: 5.14	(9, 1)	1.0		3	0	0	0	2	0	0	0	0	0	0	9	10	0.00	0.000

PITCHER	IP	WLS	BF	H	R	ER	SO	BB	IBB	HBP	BLK	WP	HR	S	P	ERA	WHIP

BOTTOM

Milwaukee Brewers @ Minnesota Twins

Hubert H. Humphrey Metrodome, Minneapolis, MN

Sun Jun 27 2004, 2:10 PM EDT

Att. 25,398 - Unknown - 70 F

livebaseballscorecards.com

Batter	1	2	3	4	5	6	7	8	9	AB	R	H	RBI	BB	SO	LOB
Cristian Guzman, S (1, 6) OBP: 0.314, SLG: 0.369	X 0-0 2B		C X 0-1 2B		L B F F X 1-2 SF7 HBP 2-3 1B		B S S B F F F F F 3-2 F F D X 20 2B G5-3 1B		F X 0-1 ① F8	5	1	4	0	0	0	0
Doug Mientkiewicz, L (1, 3) OBP: 0.330, SLG: 0.333	L C S 0-3 ① K		B B B B 4-0 BB		H 1-0 1-2 HBP		B C X 1-1 ① L7		C B B C B X 3-2 ② G5-3	3	0	0	0	1	1	2
20 Lew Ford, R (1, 7) OBP: 0.384, SLG: 0.492	B C C S 1-3 ② K		F B F S 1-3 ③ K		C F B X 1-2 ① L4		F B X 1-1 1-3 1B 2B		B C X 1-1 ③ G5-3	5	1	1	0	0	2	6
Matthew LeCroy, R (1, 10) OBP: 0.336, SLG: 0.458	C S S 0-3 ③ K			C B S B B B 4-2 1B BB	X 0-0 ② SF7 2-3 3-H		C B F B X 2-2 ② G5-3 3-H			2	0	0	2	1	1	2
Torii Hunter, R (1, 8) OBP: 0.319, SLG: 0.470		X 0-0 ① G6-3		B F F S 1-3 ① K	1 SAFE X 0-1 ③ G3		C X 0-1 2-H 1B			4	0	1	1	0	1	3
Jacque Jones, L (1, 9) OBP: 0.312, SLG: 0.452		C F B X 1-2 ② G4-3		B F X 1-1 1-2 1B		F X 0-1 5 CS 1B	X 0-0 ③ G4-3			4	0	2	0	0	0	1
5 Michael Cuddyer, R (1, 5) OBP: 0.311, SLG: 0.416		C B X 1-1 ③ G6-3		C B F S 1-3 ② K		B C S B B B 4-2 ① FC5-4 1-2 BB		C B S S 1-3 ① K		3	0	0	0	1	2	2
Henry Blanco, R (1, 2) OBP: 0.264, SLG: 0.336 7 Joe Mauer, L (8, PH) (9, 2) OBP: 0.342, SLG: 0.460			B F S X 1-2 ① F9	F X 0-1 ③ G6-3	S 1 SAFE X 0-1 ② FC5-4 1-2f			C B X 1-1 ② G6-3		3 1	0 0	0 0	0 0	0 0	0 0	3 0
Luis Rivas, R (1, 4) OBP: 0.303, SLG: 0.438			B C X 1-1 ② G5-3		B B C X 2-1 1B SF7 2B	D B X 2-0 ③ F7		X 0-0 ③ P4		4	1	1	0	0	0	1
Inning Stats	R: 0 E: 0 K: 3 S: 10 H: 1 LOB: 1 BB: 0 P: 11	R: 0 E: 0 K: 0 S: 6 H: 0 LOB: 0 BB: 0 P: 8	R: 0 E: 0 K: 1 S: 10 H: 1 LOB: 2 BB: 1 P: 17	R: 0 E: 0 K: 2 S: 12 H: 1 LOB: 2 BB: 1 P: 19	R: 1 E: 0 K: 0 S: 12 H: 2 LOB: 2 BB: 0 P: 17	R: 0 E: 0 K: 0 S: 7 H: 1 LOB: 1 BB: 1 P: 13	R: 2 E: 0 K: 0 S: 20 H: 3 LOB: 1 BB: 0 P: 27	R: 0 E: 0 K: 1 S: 6 H: 0 LOB: 0 BB: 0 P: 8	R: 0 E: 0 K: 0 S: 7 H: 0 LOB: 0 BB: 0 P: 11	1B: 5 2B: 4 3B: 0 HR: 0	SF: 1 SAC: 0 DP: 0 HBP: 1						

	AB	34
	R	3
	H	9
	RBI	3
	BB	3
	SO	7
	LOB	20

PITCHER		IP	WLS	BF	H	R	ER	SO	BB	IBB	HBP	BLK	WP	HR	S	P	ERA	WHIP
Doug Davis, L ERA: 3.34	(1, 1)	6.1	W	30	8	3	3	6	3	0	1	0	0	0	71	104	4.26	1.737
Jeff Bennett, R ERA: 3.44	(7, 1)	0.2		3	1	0	0	0	0	0	0	0	0	0	6	8	0.00	1.500
Luis Vizcaino, R ERA: 3.21	(8, 1)	1.0		3	0	0	0	1	0	0	0	0	0	0	6	8	0.00	0.000
Dan Kolb, R ERA: 0.94	(9, 1)	1.0		3	0	0	0	0	0	0	0	0	0	0	7	11	0.00	0.000

PITCHER	IP	WLS	BF	H	R	ER	SO	BB	IBB	HBP	BLK	WP	HR	S	P	ERA	WHIP

WP: 0 PB: 0 SB: 0 CS: 1 PA: 39

Milwaukee Brewers @ Colorado Rockies

Coors Field, Denver, CO

Tue Jun 29 2004, 7:05 PM MDT

Att. 28,085 - Unknown - 72 F

TOP

livebaseballscorecards.com

Batter	1	2	3	4	5	6	7	8	9	AB	R	H	RBI	BB	SO	LOB
Scott Podsednik, L (1, 8) OBP: 0.342, SLG: 0.420	BBBB 4-0 BB SF7 BB	C X 0-1 1B	B C B F X 2-2 ③ G4-3			C B B B B 4-1 G1-6-3 BB		F B X 1-1 ① P6		3	1	1	0	2	0	1
Junior Spivey, R (1, 4) OBP: 0.365, SLG: 0.420	B 1 SAFE B C 1 SAFE 1 SAFE B C B 4-2 E BB 1-2 BB	1 SAFE 1 SAFE C 1 SAFE P 1 SAFE B X 2-1 ③ F8		B X 1-0 G6-3 1B		B X 1-0 ①② G1-6-3 1-2f		B C B F S 2-3 ② K		4	0	1	0	1	1	2
Geoff Jenkins, L (1, 7) OBP: 0.319, SLG: 0.443	B B B C B 4-1 FC5 E 1-2 2-3 BB		B F F F B F C 2-3 ① K	F B F B X 2-2 ①② G6-3 1-2f		B X 1-0 2B		C X 0-1 ③ L9		4	0	1	0	1	1	1
Lyle Overbay, L (1, 3) OBP: 0.397, SLG: 0.547	C B B X 2-1 ① SF7 1-2 2-3 3-H		B X 1-0 2 BB 1B HR 1B	X 0-0 ③ G3		X 0-0 ③ G1-3			F B B X 2-1 ① G4-1	4	1	1	1	0	0	1
2 Bill Hall, R (1, 6) OBP: 0.285, SLG: 0.413	C S S 0-3 ② K		B B F B X 3-1 BB 1-2 HR 1B		X 0-0 ① F9		F B X 1-1 ① G2-3		B C B X 2-1 ② P4	5	1	1	0	0	1	2
Wes Helms, R (1, 5) OBP: 0.299, SLG: 0.331	B B C B B 4-1 BB		B F C B X 2-2 ② L8		C F F B C 1-3 ② K		C B B F S 2-3 ② K2-3		X 0-0 ③ L9	4	0	0	0	1	2	2
Brady Clark, R (1, 9) OBP: 0.353, SLG: 0.359	B B C X 2-1 ③ FC5 2-3f		C B B B B 4-1 HR 1-2 2-3 BB		B X 1-0 39 1B 1B		C B B B B 4-1 BB BB			2	2	1	0	2	0	3
Chad Moeller, R (1, 2) OBP: 0.306, SLG: 0.376		C C X 0-2 ① G5-3	B X 1-0 1-H 2-H 3-H HR		X 0-0 39 1B 1-2 1B		B C B F F B B 4-2 1-2 BB			3	1	2	4	1	0	0
39 Chris Capuano, L (1, 1) Ben Grieve, L (7, PH) OBP: 0.393, SLG: 0.408 Dave Burba, R (7, 1) Luis Vizcaino, R (8, 1) Dan Kolb, R (9, 1)		C C F F S 0-3 ② K2-3	B B B B 4-0 BB		B B S X 2-1 ③ 1-3 2-H 1B		B B X 2-0 ③ G4-3			2 1 0 0 0	0 0 0 0 0	1 0 0 0 0	1 0 0 0 0	1 0 0 0 0	1 0 0 0 0	0 2 0 0 0

	AB	R	H	RBI	BB	SO	LOB
	32	6	9	6	9	6	14

Inning Stats	1	2	3	4	5	6	7	8	9
	R: 1 E: 1 K: 1 S: 11	H: 0 LOB: 3 BB: 4 P: 31	R: 0 E: 0 K: 1 S: 13	H: 1 LOB: 1 BB: 0 P: 14	R: 4 E: 0 K: 1 S: 16	H: 3 LOB: 1 BB: 2 P: 35	R: 0 E: 0 K: 0 S: 5	H: 1 LOB: 0 BB: 0 P: 8	R: 1 E: 0 K: 1 S: 9	H: 3 LOB: 2 BB: 0 P: 13	R: 0 E: 0 K: 0 S: 4	H: 1 LOB: 1 BB: 1 P: 10	R: 0 E: 0 K: 1 S: 10	H: 0 LOB: 2 BB: 2 P: 23	R: 0 E: 0 K: 1 S: 7	H: 0 LOB: 0 BB: 0 P: 10	R: 0 E: 0 K: 0 S: 5	H: 0 LOB: 0 BB: 0 P: 9

1B: 7	SF: 1	WP: 0	PA: 42
2B: 1	SAC: 0	PB: 0	
3B: 0	DP: 2	SB: 0	
HR: 1	HBP: 0	CS: 0	

PITCHER		IP	WLS	BF	H	R	ER	SO	BB	IBB	HBP	BLK	WP	HR	S	P	ERA	WHIP
Shawn Estes, L ERA: 5.58	(1, 1)	5.0	L	27	8	6	6	4	6	0	0	0	0	1	54	101	10.80	2.800
Marc Kroon, R ERA: 6.0	(6, 1)	2.0		9	1	0	0	1	3	0	0	0	0	0	14	33	0.00	2.000
Scott Dohmann, R ERA: 4.85	(8, 1)	2.0		6	0	0	0	1	0	0	0	0	0	0	12	19	0.00	0.000

PITCHER	IP	WLS	BF	H	R	ER	SO	BB	IBB	HBP	BLK	WP	HR	S	P	ERA	WHIP

BOTTOM

Milwaukee Brewers @ Colorado Rockies

Coors Field, Denver, CO

Tue Jun 29 2004, 7:05 PM MDT

Att. 28,085 - Unknown - 72 F

livebaseballscorecards.com

Batter	1	2	3	4	5	6	7	8	9	AB	R	H	RBI	BB	SO	LOB
Aaron Miles, S (1, 4) OBP: 0.341, SLG: 0.403	G4-3		BB		L6-4		BB		FC3-6 1B	3	0	1	0	2	0	2
Royce Clayton, R (1, 6) OBP: 0.345, SLG: 0.439	G6-3 1B 2B		SAFE SAFE K			G4-3 BB	K		FC3-6 DI 1B 1-2f	4	2	1	0	1	2	4
17 Todd Helton, L (1, 3) OBP: 0.460, SLG: 0.590	G6-3 2-3		SAFE G1-3			L7		BB 1B	DI 1B 1-H	5	1	2	1	0	0	3
Preston Wilson, R (1, 8) OBP: 0.255, SLG: 0.260	1B 3-H			K		SAFE G4-3 1-2		F9	K 1-2	5	0	1	1	0	2	3
Larry Walker, L (1, 9) OBP: 0.536, SLG: 0.900	SAFE G3			K		BB		1B BB 1-2		2	0	0	0	2	1	1
Vinny Castilla, R (1, 5) OBP: 0.344, SLG: 0.543		G5-3		K		F8		1B 1-3 2-H		4	0	1	1	0	1	2
Jeromy Burnitz, L (1, 7) OBP: 0.346, SLG: 0.542		K		K			F8 2B	K		4	0	1	0	0	3	2
Todd Greene, R (1, 2) OBP: 0.295, SLG: 0.435		P4		L6-4 5 1B 1B			F8 2-3	F8		4	0	1	0	0	0	3
Shawn Estes, R (1, 1) OBP: 0.189, SLG: 0.194 5 Matt Holliday, R (5, PH) OBP: 0.336, SLG: 0.472 Marc Kroon, R (6, 1) Mark Sweeney, L (7, PH) OBP: 0.388, SLG: 0.468 Scott Dohmann, R (8, 1) Luis Gonzalez, R (9, PH) OBP: 0.297, SLG: 0.410			F8		SAFE 1B 1-2		G2-3		F7	1 1 0 1 0 1	0 0 0 0 0 0	0 1 0 0 0 0	0 0 0 0 0 0	0 0 0 0 0 0	0 0 0 0 0 0	0 0 0 1 0 0
Inning Stats	R: 1 E: 0 K: 0 S: 10 H: 2 LOB: 1 BB: 0 P: 13	R: 0 E: 0 K: 1 S: 9 H: 0 LOB: 0 BB: 0 P: 15	R: 0 E: 0 K: 1 S: 9 H: 0 LOB: 1 BB: 1 P: 16	R: 0 E: 0 K: 3 S: 11 H: 0 LOB: 0 BB: 0 P: 18	R: 0 E: 0 K: 1 S: 15 H: 2 LOB: 1 BB: 0 P: 24	R: 0 E: 0 K: 0 S: 9 H: 0 LOB: 2 BB: 2 P: 19	R: 0 E: 0 K: 1 S: 18 H: 1 LOB: 2 BB: 1 P: 28	R: 1 E: 0 K: 1 S: 13 H: 2 LOB: 2 BB: 1 P: 20	R: 1 E: 0 K: 1 S: 13 H: 2 LOB: 1 BB: 0 P: 17	1B: 7 2B: 3 3B: 0 HR: 0	SF: 0 SAC: 0 DP: 1 HBP: 0						

	AB	35
	R	3
	H	9
	RBI	3
	BB	5
	SO	9
	LOB	21

WP: 0 PB: 0 SB: 0 CS: 0 PA: 40

PITCHER		IP	WLS	BF	H	R	ER	SO	BB	IBB	HBP	BLK	WP	HR	S	P	ERA	WHIP
39 Chris Capuano, L ERA: 2.85	(1, 1)	6.0	W	24	4	1	1	6	3	0	0	0	0	0	63	105	1.50	1.167
Dave Burba, R ERA: 2.92	(7, 1)	1.1		8	2	1	1	1	2	0	0	0	0	0	22	38	6.75	3.000
Luis Vizcaino, R ERA: 3.34	(8, 1)	1.1		7	3	1	1	1	0	0	0	0	0	0	19	24	6.75	2.250
Dan Kolb, R ERA: 0.93	(9, 1)	0.1	S	1	0	0	0	1	0	0	0	0	0	0	3	3	0.00	0.000

PITCHER	IP	WLS	BF	H	R	ER	SO	BB	IBB	HBP	BLK	WP	HR	S	P	ERA	WHIP

Batter	1	2	3	4	5	6	7	8	9	AB	R	H	RBI	BB	SO	LOB
Scott Podsednik, L (1, 8) OBP: 0.341, SLG: 0.418	C B B F X 2-2 CS 1B		B C X 1-1 ③ F7		C C B X 1-2 ③ FC3-6 1-2f		L X 0-1 ① G1-3		1 SAFE X 0-0 ① SH3-4 1-2	4	0	1	0	0	0	2
Junior Spivey, R (1, 4) OBP: 0.361, SLG: 0.429	1 SAFE 1 SAFE B S F F B S 2-3 ① ② K 1-2			B B C F B C 3-3 ① K		B B X 2-0 HR	B B S S B F F C 3-3 ② K		B S F F S 1-3 ② K	5	1	1	1	0	4	2
Geoff Jenkins, L (1, 7) OBP: 0.315, SLG: 0.436	B B F X 2-1 ③ G4-3			S B B F X 2-2 ② G1-3		C F F X 0-2 ① G3	B X 1-0 ③ F7		C F C 0-3 ③ K	5	0	0	0	0	1	1
Lyle Overbay, L (1, 3) OBP: 0.396, SLG: 0.541		B F X 1-1 ① G5-3		B F X 1-1 ③ G4-3		B C B B S B 4-2 2B 1B BB		B B F C B F X 3-2 ① G6-3		3	1	0	0	1	0	0
Ben Grieve, L (1, 9) OBP: 0.392, SLG: 0.414 Brady Clark, R (8, PH) OBP: 0.351, SLG: 0.356 (8, 9)		C B F S 1-3 ② K			X 0-0 ① G4-3	X 0-0 1B 1-3 1B 2B		B C X 1-1 ② F8		3 1	1 0	1 0	0 0	0 0	1 0	0 0
Wes Helms, R (1, 5) OBP: 0.312, SLG: 0.338		C B F B X 2-2 ③ G5-3			B B F F F F F X 3-2 2B SF7 1B	B B S F X 2-2 G3-1 1B 2-3 3-H 1B		C B F H 2-2 1B HBP		3	1	2	1	0	0	0
Chad Moeller, R (1, 2) OBP: 0.316, SLG: 0.391			C F F X 0-2 ① G3		B X 1-0 15 1B 1-3 2B	S X 0-1 G3-1 1-2 3-H 1B		X 0-0 FC4-6 1-2 1B		4	1	3	1	0	0	0
Craig Counsell, L (1, 6) OBP: 0.350, SLG: 0.332			B X 1-0 ② G6-3		C X 0-1 ② SF7 3-H	C B X 1-1 ② G3-1 1-2 2-3		C X 0-1 ③ FC4-6 1-2f		3	0	0	1	0	0	4
15 Ben Sheets, R (1, 1) OBP: 0.069, SLG: 0.036 Mike Adams, R (8, 1) 2 Bill Hall, R (9, PH) OBP: 0.289, SLG: 0.417 Dan Kolb, R (9, 1)			B X 1-0 E4		B X 1-0 FC3-6 2-H 1B	F X 0-1 ③ G6-3			C X 0-1 SH3-4 1B	3 0 1 0	0 0 0 0	1 0 1 0	1 0 0 0	0 0 0 0	0 0 0 0	2 0 0 0
Inning Stats	R: 0 E: 0 K: 1 S: 9 H: 1 LOB: 0 BB: 0 P: 15	R: 0 E: 0 K: 1 S: 8 H: 0 LOB: 0 BB: 0 P: 12	R: 0 E: 1 K: 0 S: 8 H: 0 LOB: 1 BB: 0 P: 11	R: 0 E: 0 K: 1 S: 8 H: 0 LOB: 0 BB: 0 P: 14	R: 2 E: 0 K: 0 S: 14 H: 3 LOB: 1 BB: 0 P: 20	R: 3 E: 0 K: 0 S: 17 H: 4 LOB: 2 BB: 1 P: 26	R: 0 E: 0 K: 1 S: 8 H: 0 LOB: 0 BB: 0 P: 12	R: 0 E: 0 K: 0 S: 11 H: 1 LOB: 2 BB: 0 P: 17	R: 0 E: 0 K: 2 S: 10 H: 1 LOB: 1 BB: 0 P: 11	1B: 7 2B: 2 3B: 0 HR: 1	SF: 1 SAC: 1 DP: 0 HBP: 1					

PITCHER		IP	WLS	BF	H	R	ER	SO	BB	IBB	HBP	BLK	WP	HR	S	P	ERA	WHIP
28 Aaron Cook, R ERA: 5.43	(1, 1)	5.1	L	25	8	5	5	3	1	0	0	0	0	1	60	93	8.44	1.688
Tim Harikkala, R ERA: 2.56	(6, 1)	1.2		5	0	0	0	1	0	0	0	0	0	0	12	17	0.00	0.000
Javier López, L ERA: 9.0	(8, 1)	0.1		1	0	0	0	0	0	0	0	0	0	0	4	7	0.00	0.000
Steve Reed, R ERA: 2.94	(8, 1)	0.2		4	1	0	0	0	0	0	1	0	0	0	7	10	0.00	1.500
Shawn Chacon, R ERA: 7.36	(9, 1)	1.0		4	1	0	0	2	0	0	0	0	0	0	10	11	0.00	1.000

PITCHER	IP	WLS	BF	H	R	ER	SO	BB	IBB	HBP	BLK	WP	HR	S	P	ERA	WHIP

TOP

Milwaukee Brewers @ Colorado Rockies

Coors Field, Denver, CO

Wed Jun 30 2004, 7:05 PM MDT

Att. 24,126 - Overcast - 58 F

livebaseballscorecards.com

AB	35
R	5
H	10
RBI	5
BB	1
SO	6
LOB	11

BOTTOM

Milwaukee Brewers @ Colorado Rockies

Coors Field, Denver, CO

Wed Jun 30 2004, 7:05 PM MDT

Att. 24,126 - Overcast - 58 F

livebaseballscorecards.com

Batter	1	2	3	4	5	6	7	8	9	AB	R	H	RBI	BB	SO	LOB
Aaron Miles, S (1, 4) OBP: 0.340, SLG: 0.400	BBBCCX 3-2 F9 ①			CBX 1-1 CS 1B	CX 0-1 G6-3 ②		CCBS 1-3 K ③			4	0	1	0	0	1	1
Royce Clayton, R (1, 6) OBP: 0.342, SLG: 0.435 Preston Wilson, R (8, PH) OBP: 0.250, SLG: 0.255 Denny Hocking, S (9, 6) OBP: 0.260, SLG: 0.226	SIBFBX 2-2 G6-3 ②			MLBB1S SAFE 2-3 K ①② 1-2	CSBBBFS 3-3 K ③			CX 0-1 F8 ①		3 1 0	0 0 0	0 0 0	0 0 0	0 0 0	2 0 0	2 0 0
17 Todd Helton, L (1, 3) OBP: 0.460, SLG: 0.599	CBCFS 1-3 K ③			CBX 1-1 HR		BFFS 1-3 K ①		BBBB 4-0 G4-6-3 BB		3	1	1	1	1	2	0
Larry Walker, L (1, 9) OBP: 0.500, SLG: 0.833		BBFX 2-1 L5 ①		SBBX 2-1 WP 2B 2B		FBSBX 2-2 G3-1 ②		BBCCX 2-2 G4-6-3 ②③ 1-2f		4	1	1	0	0	0	1
Vinny Castilla, R (1, 5) OBP: 0.346, SLG: 0.549		BFCFBX 2-2 G5-3 ②		BSX 1-1 1B 2B 2-H		CBX 1-1 1B 2B			BBCX 2-1 F7 ①	4	2	2	1	0	0	0
Jeromy Burnitz, L (1, 8) OBP: 0.351, SLG: 0.545		CX 0-1 P6 ③		BX 1-0 1B 2-H		SSBFX 1-2 1B 2-H			FBX 1-1 1B 1B	4	0	3	2	0	0	0
Mark Sweeney, L (1, 7) OBP: 0.384, SLG: 0.460		FSS 0-3 K ①	BCX 1-1 G3 ③			FX 0-1 F8 ③			CBFFX 1-2 G4-6-3 1-2 1B	4	0	1	0	0	1	2
JD Closser, S (1, 2) OBP: 0.250, SLG: 0.250		BCX 1-1 G4-3 ②			CFBFX 1-2 28 SH1-4 1B		SSBBS 2-3 K ①		CBX 1-1 G4-6-3 ②③ 1-2f	4	0	1	0	0	1	2
28 Aaron Cook, R (1, 1) OBP: 0.118, SLG: 0.118 Tim Harikkala, R (6, 1) Luis Gonzalez, R (7, PH) OBP: 0.296, SLG: 0.408 Javier Lopez, L (8, 1) Steve Reed, R (8, 1) Shawn Chacon, R (9, 1)		SFX 0-2 F8 ③			X 0-0 SH1-4 ① 1-2		CSBS 1-3 K ②			1 0 1 0 0 0	0 0 0 0 0 0	0 0 0 0 0 0	0 0 0 0 0 0	0 0 1 0 0 0	0 0 0 0 0 0	0 0 0 0 0 0
Inning Stats	R: 0 E: 0 K: 1 S: 11 H: 0 LOB: 0 BB: 0 P: 17	R: 0 E: 0 K: 0 S: 8 H: 0 LOB: 0 BB: 0 P: 12	R: 0 E: 0 K: 1 S: 8 H: 0 LOB: 0 BB: 0 P: 9	R: 3 E: 0 K: 1 S: 14 H: 5 LOB: 1 BB: 0 P: 23	R: 0 E: 0 K: 1 S: 11 H: 1 LOB: 1 BB: 0 P: 15	R: 1 E: 0 K: 1 S: 14 H: 2 LOB: 1 BB: 0 P: 19	R: 0 E: 0 K: 3 S: 9 H: 0 LOB: 0 BB: 0 P: 13	R: 0 E: 0 K: 0 S: 5 H: 0 LOB: 0 BB: 1 P: 11	R: 0 E: 0 K: 0 S: 10 H: 2 LOB: 1 BB: 0 P: 15	1B: 6 2B: 4 3B: 0 HR: 1	SF: 0 SAC: 1 DP: 3 HBP: 0			WP: 1 PB: 0 SB: 0 CS: 1	PA: 35		

	AB	33
	R	4
	H	10
	RBI	4
	BB	1
	SO	8
	LOB	8

PITCHER		IP	WLS	BF	H	R	ER	SO	BB	IBB	HBP	BLK	WP	HR	S	P	ERA	WHIP
15 Ben Sheets, R ERA: 2.58	(1, 1)	7.1	W	30	8	4	4	8	1	0	0	0	1	1	77	114	4.91	1.227
Mike Adams, R ERA: 0.89	(8, 1)	0.2	H	1	0	0	0	0	0	0	0	0	0	0	3	5	0.00	0.000
Dan Kolb, R ERA: 0.9	(9, 1)	1.0	S	4	2	0	0	0	0	0	0	0	0	0	10	15	0.00	2.000

PITCHER	IP	WLS	BF	H	R	ER	SO	BB	IBB	HBP	BLK	WP	HR	S	P	ERA	WHIP

Batter	1	2	3	4	5	6	7	8	9	AB	R	H	RBI	BB	SO	LOB
Brady Clark, R (1, 8) OBP: 0.351, SLG: 0.351	C X 0-1 P4 ①		C X 0-1 1B 1B 1B	B C B D X 3-1 P4 ②	B B B B 4-0 BB		B X 1-0 P3 ①		C B C X 1-2 F8 ①	5	1	1	0	1	0	1
Junior Spivey, R (1, 4) OBP: 0.365, SLG: 0.425	B C F S 1-3 K ②		B D C B X 3-1 1B 1-3 2B 1B	B F S B B B 4-2 S E BB	B B C B F 1 F F F SAFE 3-3 S K ②		B F B C B B 4-2 FC3-6 BB		B C C F F X 1-2 G6-3 ②	4	2	1	0	2	2	2
Geoff Jenkins, L (1, 7) OBP: 0.312, SLG: 0.431	B X 1-0 G2-3 ③		X 0-0 2B 1-2 3-H 1B	F S B B B F B X 3-2 E8 1-H WP 3-H	F 1 D X SAFE 1-1 G4-3 ③		B F X 1-1 FC3-6 ② 1-2f		B B S S S 2-3 K ③	6	2	1	1	0	1	3
Lyle Overbay, L (1, 3) OBP: 0.399, SLG: 0.544		C X 0-1 SH1-3 1B G4-3 1B	B B X 2-0 G4-3 1-H 2-H 2B	B F B F B B 4-2 1B 1B BB 3-H		C B F F F F X 1-2 E6 2B 1B	B S B F F B X 3-2 G6-3 ③			4	3	2	2	1	0	1
Ben Grieve, L (1, 9) OBP: 0.403, SLG: 0.433		C C F B X 1-2 G4-3 SH1-3 1-2 1B	X 0-0 G4-3 ① 2-3	B C B F B X 3-2 1B 1-3 1B		B B B C X 3-1 1B 1-3 FC4-6 2B		C B X 1-1 1B 1B		5	1	4	0	0	0	1
Wes Helms, R (1, 5) OBP: 0.324, SLG: 0.346		X 0-0 SH1-3 ① 1-2 2-3	B B B B 4-0 G6-4-3 BB	S F B B X 2-2 FC5-4 1-2 3-H 1B		C F D B B X 3-2 FC4-6 2-3 3-H 1B		C B B S X 2-2 P4 ①		3	0	2	2	1	0	1
Gary Bennett, R (1, 2) OBP: 0.269, SLG: 0.262		X 0-0 G4-3 ② 2-3 3-H	C C B X 1-2 G6-4-3 ② ③ 1-2f	B X 1-0 FC5-4 ③ 1-2f		C F B F F B X 2-2 FC4-6 ① FC5-4 1-2f 3-H		C S X 0-2 F8 ②		5	0	0	2	0	0	7
Craig Counsell, L (1, 6) OBP: 0.359, SLG: 0.344		I I I I I 4-0 IBB	C X 0-1 SH2-4 E 2B	C B B B C F X 3-2 SH1-4 S 1B		C B B X 2-1 FC5-4 ② 1-2f		B X 1-0 1-2 1B		4	1	3	0	1	0	1
Victor Santos, R (1, 1) OBP: 0.071, SLG: 0.071 Jeff Bennett, R (7, 1) Keith Ginter, R (8, PH) OBP: 0.339, SLG: 0.445 Brooks Kieschnick, L (8, 1) OBP: 0.361, SLG: 0.438 Luis Vizcaino, R (8, 1) Dan Kolb, R (9, 1)		C F B S 1-3 K ③	B L X 1-1 SH2-4 ① 2-3	B B C B X 3-1 SH1-4 ① 1-3		F B S T F B X 2-2 G3 ③		B C S T F B S 2-3 K ③		2 0 0 0 0 1 3 0 0 0 0 0 0 0 1 0 0 0 0 1 2 0 0 0 0 0 0 0 0 0 0 0 0 0 0 0 0 0 0 0 0 0						
Inning Stats	R: 0 H: 0 E: 0 LOB: 0 K: 1 BB: 0 S: 6 P: 8	R: 1 H: 2 E: 0 LOB: 2 K: 1 BB: 1 S: 11 P: 17	R: 3 H: 4 E: 0 LOB: 1 K: 0 BB: 1 S: 10 P: 20	R: 4 H: 3 E: 1 LOB: 2 K: 0 BB: 2 S: 21 P: 42	R: 0 H: 1 E: 0 LOB: 2 K: 1 BB: 1 S: 14 P: 28	R: 2 H: 2 E: 1 LOB: 1 K: 0 BB: 0 S: 22 P: 35	R: 0 H: 0 E: 0 LOB: 1 K: 0 BB: 1 S: 9 P: 18	R: 0 H: 2 E: 0 LOB: 2 K: 1 BB: 0 S: 13 P: 19	R: 0 H: 0 E: 0 LOB: 0 K: 1 BB: 0 S: 11 P: 15	1B: 11 SF: 0 2B: 3 SAC: 3 3B: 0 DP: 1 HR: 0 HBP: 0						

TOP

Milwaukee Brewers @ Colorado Rockies

Coors Field, Denver, CO

Thu Jul 01 2004, 1:05 PM MDT

Att. 24,360 - Sunny - 79 F

livebaseballscorecards.com

AB	39
R	10
H	14
RBI	7
BB	6
SO	5
LOB	22

WP: 1 PA: 48
PB: 0
SB: 2
CS: 0

PITCHER		IP	WLS	BF	H	R	ER	SO	BB	IBB	HBP	BLK	WP	HR	S	P	ERA	WHIP
Denny Stark, R ERA: 14.25	(1, 1)	3.2	L	24	9	8	4	2	3	1	0	0	1	0	47	85	9.82	3.273
Scott Dohmann, R ERA: 4.4	(4, 1)	1.1		6	1	0	0	1	1	0	0	0	0	0	15	30	0.00	1.500
Jeff Fassero, L ERA: 5.76	(6, 1)	3.0		15	4	2	1	1	1	0	0	0	0	0	44	72	3.00	1.667
Steve Reed, R ERA: 2.86	(9, 1)	1.0		3	0	0	0	1	0	0	0	0	0	0	11	15	0.00	0.000

PITCHER	IP	WLS	BF	H	R	ER	SO	BB	IBB	HBP	BLK	WP	HR	S	P	ERA	WHIP

Batter	1	2	3	4	5	6	7	8	9	AB	R	H	RBI	BB	SO	LOB
Aaron Miles, S (1, 4) OBP: 0.345, SLG: 0.405	C B X 1-1 ① F8		X 0-0 ② F9		C X 0-1 1B 17 1B 1B		C F F X 0-2 17 F8 G6-3 1B	B X 1-0 1-3 2-H 3-H 1B		5	1	3	2	0	0	1
Luis Gonzalez, R (1, 6) OBP: 0.296, SLG: 0.406 Jeff Fassero, L (6, 1) OBP: 0.375, SLG: 0.286 Royce Clayton, R (8, PH) OBP: 0.341, SLG: 0.433 (9, 6)	B C T S 1-3 ② K		C X 1-1 ③ G6-3		S B F X 1-2 17 1B 1-2 1B		L B B B C F X 3-2 ① G6-3 1-2	C B F B B F S 3-3 ① K		3 1 1	0 0 0	1 0 0	0 0 0	0 0 0	1 0 1	1 1 2
17 Todd Helton, L (1, 3) OBP: 0.459, SLG: 0.609	F X 0-1 ③ G4-3			B X 1-0 HR	B F X 1-1 1-2 2-H 1B		B C B X 2-1 ② F8 2-3	C F F F B F F D F 2-2 X ② SF9 3-H		4	1	2	3	0	0	1
Preston Wilson, R (1, 8) OBP: 0.230, SLG: 0.232 Steve Reed, R (9, 1)		B X 1-0 ① F8		B C B B S F X 3-2 ① G5-3	F B S X 1-2 ③ G6-3		X 0-0 ③ G3-1	F B X 1-1 ③ F8		5 0	0 0	0 0	0 0	0 0	0 0	4 0
Vinny Castilla, R (1, 5) OBP: 0.350, SLG: 0.547		B B C X 2-1 ② F8		B S F S 1-3 ② K		C F B X 1-2 5 2B 1B		B B C S B B 4-2 5 1B 1B BB	B B F B B 4-1 5 G6-3 G4-3 BB	3	2	1	0	2	1	0
Jeromy Burnitz, L (1, 9) OBP: 0.352, SLG: 0.542 (9, 8)		B C B F E X 2-2 ③ F9		B C S B X 2-2 E9 1B		X 0-0 ① F8		B S B X 2-1 5 1B 1-2 1B 1B	C S X 0-2 ① G4-3 1-2	5	1	2	0	0	0	2
5 Matt Holliday, R (1, 7) OBP: 0.342, SLG: 0.480			X 0-0 2B 1B	C B D X 2-1 ③ G3-1		B B X 2-0 1-H 2B		C F B B B F X 3-2 E 1B 1-3 2-H 1B	X 0-0 ② G6-3 2-3	5	2	3	2	0	0	2
Charles Johnson, R (1, 2) OBP: 0.363, SLG: 0.505			C D X 1-1 1-H 2B		B X 1-0 ① F8	B S S F F X 1-2 ② G5-3		X 0-0 E 1B 1-2 3-H 1B	C S F X 0-2 ③ G4-3	5	1	2	2	0	0	2
Denny Stark, R (1, 1) Scott Dohmann, R (4, 1) Mark Sweeney, L (5, PH) OBP: 0.381, SLG: 0.456 Denny Hocking, S (6, 6) OBP: 0.257, SLG: 0.223 Larry Walker, L (8, PH) OBP: 0.485, SLG: 0.800 (9, 9)			M B X 1-1 ① B3-4		B X 1-0 ② P5	B C D B F X 3-2 ③ F7		B B X 2-0 E3 1B 17 SF9 1-2 2-3		1 0 1 1 1	0 0 0 0 1	0 0 0 0 2	0 0 0 0 0	0 0 0 0 0	0 0 0 0 0	1 0 0 1 2
Inning Stats	R: 0 H: 0 E: 0 LOB: 0 K: 1 BB: 0 S: 7 P: 9	R: 0 H: 0 E: 0 LOB: 0 K: 0 BB: 0 S: 7 P: 12	R: 1 H: 2 E: 0 LOB: 1 K: 0 BB: 0 S: 8 P: 11	R: 1 H: 2 E: 1 LOB: 1 K: 1 BB: 0 S: 13 P: 22	R: 1 H: 3 E: 0 LOB: 2 K: 0 BB: 0 S: 12 P: 17	R: 1 H: 2 E: 0 LOB: 1 K: 0 BB: 0 S: 13 P: 20	R: 0 H: 1 E: 0 LOB: 1 K: 0 BB: 0 S: 11 P: 16	R: 5 H: 4 E: 1 LOB: 1 K: 1 BB: 1 S: 25 P: 43	R: 0 H: 0 E: 0 LOB: 1 K: 0 BB: 1 S: 9 P: 13	1B: 11 2B: 2 3B: 0 HR: 1	SF: 1 SAC: 0 DP: 0 HBP: 0	WP: 0 PB: 0 SB: 0 CS: 0	PA: 44				

PITCHER		IP	WLS	BF	H	R	ER	SO	BB	IBB	HBP	BLK	WP	HR	S	P	ERA	WHIP
Victor Santos, R ERA: 4.02	(1, 1)	6.0	W	27	9	4	4	2	0	0	0	0	0	1	60	91	6.00	1.500
Jeff Bennett, R ERA: 3.35	(7, 1)	1.0		4	1	0	0	0	0	0	0	0	0	0	11	16	0.00	1.000
Brooks Kieschnick, R ERA: 3.9	(8, 1)	0.0		4	3	4	4	0	1	0	0	0	0	0	9	18	∞	∞
Luis Vizcaino, R ERA: 3.25	(8, 1)	1.0	H	5	1	1	0	1	0	0	0	0	0	0	16	25	0.00	1.000
Dan Kolb, R ERA: 0.87	(9, 1)	1.0	S	4	0	0	0	0	1	0	0	0	0	0	9	13	0.00	1.000

PITCHER	IP	WLS	BF	H	R	ER	SO	BB	IBB	HBP	BLK	WP	HR	S	P	ERA	WHIP

BOTTOM

Milwaukee Brewers @ Colorado Rockies

Coors Field, Denver, CO

Thu Jul 01 2004, 1:05 PM MDT

Att. 24,360 - Sunny - 79 F

livebaseballscorecards.com

AB	41
R	9
H	14
RBI	9
BB	2
SO	3
LOB	20

Milwaukee Brewers @ Pittsburgh Pirates

PNC Park, Pittsburgh, PA

Fri Jul 02 2004, 5:05 PM EDT

Cloudy - 81 F

TOP

livebaseballscorecards.com

Batter	1	2	3	4	5	6	7	8	9	AB	R	H	RBI	BB	SO	LOB
Scott Podsednik, L (1, 8) OBP: 0.337, SLG: 0.412	C F F X 0-2 ① G5-3			B X 1-0 ① F8		C B B F F C 2-3 ① K		C X 0-1 ① F7		4	0	0	0	0	1	0
Junior Spivey, R (1, 4) OBP: 0.363, SLG: 0.427	B X 1-0 ② F7			F B B B X 3-1 ② 2B		C X 0-1 ② G6-3		B B B C C S 3-3 ② K		4	1	1	0	0	1	0
Keith Ginter, R (1, 9) OBP: 0.338, SLG: 0.446	B B X 2-0 ③ F8			B B C X 2-1 ② F7		C B B B F F X 3-2 2B		B C F S 1-3 ③ K		4	0	1	0	0	1	1
Lyle Overbay, L (1, 3) OBP: 0.400, SLG: 0.547		F B C S 1-3 ① K		B C C D X 2-2 2-H 2B		C F X 0-2 ③ G3			X 0-0 BB 1B	4	0	2	1	0	1	1
2 Bill Hall, R (1, 6) OBP: 0.282, SLG: 0.405		F S S 0-3 ② K		B S C S 1-3 ③ K			C F X 0-2 ① F8		B C F S 1-3 ① K	4	0	0	0	0	3	2
Wes Helms, R (1, 5) OBP: 0.336, SLG: 0.356		C B B F B C 3-3 ③ K			B B F F B X 3-2 2B		C B B S F F B B 4-2 1B BB		B D C F B B 4-2 1-2 FC5-4 BB	2	0	1	0	2	1	0
Brady Clark, R (1, 7) OBP: 0.348, SLG: 0.348			C B X 1-1 ① G3		B B S X 2-1 ① F9		X 0-0 1-3 1B		X 0-0 ② F8	4	0	1	0	0	0	3
Chad Moeller, R (1, 2) OBP: 0.309, SLG: 0.382			S F T 0-2 ② K		F B B B T T 3-2 ② K		S B F B T 2-2 ② K		D X 1-0 ③ FC5-4 1-2f	4	0	0	0	0	3	5
Doug Davis, R (1, 1)			B C F C 1-3 ③ K		D C S B S 2-3 ③ K		F S C 0-3 ③ K			1	0	0	0	0	1	0
Ben Grieve, L (5, PH) OBP: 0.401, SLG: 0.430										1	0	0	0	0	1	1
Brooks Kieschnick, L (5, 1) OBP: 0.351, SLG: 0.424										1	0	0	0	0	1	2
Matt Kinney, R (8, 1) OBP: 0.250, SLG: 0.250										0	0	0	0	0	0	0
Inning Stats	R: 0 E: 0 K: 0 S: 6 H: 0 LOB: 0 BB: 0 P: 9	R: 0 E: 0 K: 3 S: 9 H: 0 LOB: 0 BB: 0 P: 13	R: 0 E: 0 K: 2 S: 8 H: 0 LOB: 0 BB: 0 P: 10	R: 1 E: 0 K: 1 S: 11 H: 2 LOB: 1 BB: 0 P: 20	R: 0 E: 0 K: 2 S: 11 H: 1 LOB: 1 BB: 0 P: 21	R: 0 E: 0 K: 1 S: 13 H: 1 LOB: 1 BB: 0 P: 18	R: 0 E: 0 K: 2 S: 14 H: 1 LOB: 2 BB: 1 P: 20	R: 0 E: 0 K: 2 S: 8 H: 0 LOB: 0 BB: 0 P: 12	R: 0 E: 0 K: 1 S: 8 H: 1 LOB: 2 BB: 1 P: 14	1B: 2 2B: 4 3B: 0 HR: 0 SF: 0 SAC: 0 DP: 0 HBP: 0							

	AB	33
	R	1
	H	6
	RBI	1
	BB	2
	SO	14
	LOB	15

WP: 0 PB: 0 SB: 0 CS: 0 PA: 35

PITCHER		IP	WLS	BF	H	R	ER	SO	BB	IBB	HBP	BLK	WP	HR	S	P	ERA	WHIP
Oliver Pérez, L ERA: 3.22	(1, 1)	7.0	W	27	5	1	1	11	1	0	0	0	0	0	72	111	1.29	0.857
Mark Corey, R ERA: 4.26	(8, 1)	1.0		3	0	0	0	2	0	0	0	0	0	0	8	12	0.00	0.000
Brian Meadows, R ERA: 3.07	(9, 1)	1.0		5	1	0	0	1	1	0	0	0	0	0	8	14	0.00	2.000

PITCHER	IP	WLS	BF	H	R	ER	SO	BB	IBB	HBP	BLK	WP	HR	S	P	ERA	WHIP

Batter	1	2	3	4	5	6	7	8	9	AB	R	H	RBI	BB	SO	LOB
18 Jason Kendall, R (1, 2) OBP: 0.394, SLG: 0.383	C F S 0-3 ① K		C B B B B 4-1 BB 1B BB	B B C B B 4-1 2 2B SF7 BB		B C B B B C X 3-2 E6 2 IHR		C B F F X 1-2 ② F8		3	3	0	0	2	1	1
2 Jack Wilson, R (1, 6) OBP: 0.360, SLG: 0.513 Abraham Nunez, S (8, 6) OBP: 0.280, SLG: 0.344	B S F F X 1-2 ② L8		F B 1 SAFE X 1-1 ① F8	L X 0-1 1-3 2B		B X 1-0 1-H IHR		S B B X 2-1 1-2 1B		4 1	1 0	2 1	2 0	0 0	0 0	1 0
Jason Bay, R (1, 7) OBP: 0.349, SLG: 0.566	C B B B C B 4-2 BB		C F S 0-3 ② K	X 0-0 ① SF7 3-H		F C S 0-3 ② K		B X 1-0 ③ L5		3	0	0	1	1	2	3
Craig Wilson, R (1, 3) OBP: 0.368, SLG: 0.537	D F 1 SAFE 1 S B F B X 3-2 ③ P4		D F B B S B 4-2 1B 1-2 HR BB	C F X 0-2 ② P4		C F D B S 2-3 ③ K				3	1	0	0	1	1	2
J.J. Davis, R (1, 9) OBP: 0.226, SLG: 0.115		C S F F X 0-2 ① G3	C F F X 0-2 BB 1-3 2-H HR 1B	C B X 1-2 ③ G6-3			B C B B F F X 3-2 ① F7			4	1	1	1	0	0	1
Chris Stynes, R (1, 5) OBP: 0.248, SLG: 0.268		B B C F F X 2-2 ② F7	C B F F B B B 4-2 1-2 HR BB		C B C B F F X 2-2 ① F9		B C B B X 3-1 ② G4-3			3	1	0	0	1	0	0
Tony Alvarez, R (1, 8) OBP: 0.400, SLG: 1.200	B C X 1-1 2B	B S F F B B X 3-2 1-H 2-H 3-H HR			B B X 2-0 ② G5-3		F X 0-1 ③ F9			4	1	2	4	0	0	0
Jose Castillo, R (1, 4) OBP: 0.309, SLG: 0.341	B B I I I 4-0 IBB	C X 0-1 1B			B B T B T F X 3-2 ③ G4-3			S B B B X 2-1 ① F9		3	0	1	0	1	0	0
Oliver Pérez, L (1, 1) OBP: 0.179, SLG: 0.148 Mark Corey, R (8, 1) Tike Redman, L (8, PH) OBP: 0.273, SLG: 0.345 Brian Meadows, R (9, 1)	X 0-0 ③ F7	C D X 1-1 ③ F8				S C C 0-3 ① K		B F B B B F X 3-2 1B 1B		3 0 1 0	0 0 0 0	0 0 1 0	0 0 0 0	0 0 0 0	1 0 0 0	3 0 0 0
Inning Stats	R: 0 E: 0 K: 1 S: 12 H: 0 LOB: 1 BB: 1 P: 20	R: 0 E: 0 K: 0 S: 12 H: 1 LOB: 2 BB: 1 P: 19	R: 5 E: 0 K: 1 S: 23 H: 3 LOB: 1 BB: 3 P: 40	R: 1 E: 0 K: 0 S: 10 H: 1 LOB: 1 BB: 1 P: 15	R: 0 E: 0 K: 0 S: 10 H: 0 LOB: 0 BB: 0 P: 17	R: 2 E: 1 K: 3 S: 13 H: 1 LOB: 0 BB: 0 P: 19	R: 0 E: 0 K: 0 S: 8 H: 0 LOB: 0 BB: 0 P: 14	R: 0 E: 0 K: 0 S: 12 H: 2 LOB: 2 BB: 0 P: 21		1B: 4 2B: 2 3B: 0 HR: 2	SF: 1 SAC: 0 DP: 0 HBP: 0					WP: 0 PB: 0 SB: 0 CS: 0	PA: 39	

PITCHER		IP	WLS	BF	H	R	ER	SO	BB	IBB	HBP	BLK	WP	HR	S	P	ERA	WHIP
Doug Davis, L ERA: 3.72	(1, 1)	4.0	L	23	5	6	6	2	5	1	0	0	0	1	57	94	13.50	2.500
Brooks Kieschnick, R ERA: 3.82	(5, 1)	3.0		11	1	2	1	3	0	0	0	0	0	0	31	50	3.00	0.333
Matt Kinney, R ERA: 6.23	(8, 1)	1.0		5	2	0	0	0	0	0	0	0	0	0	12	21	0.00	2.000

PITCHER	IP	WLS	BF	H	R	ER	SO	BB	IBB	HBP	BLK	WP	HR	S	P	ERA	WHIP

BOTTOM

Milwaukee Brewers @ Pittsburgh Pirates

PNC Park, Pittsburgh, PA

Fri Jul 02 2004, 5:05 PM EDT

Cloudy - 81 F

livebaseballscorecards.com

AB	32
R	8
H	8
RBI	8
BB	6
SO	5
LOB	11

Milwaukee Brewers @ Pittsburgh Pirates

PNC Park, Pittsburgh, PA

Fri Jul 02 2004, 5:10 PM EDT

Att. 30,047 - Cloudy - 79 F

livebaseballscorecards.com

TOP

Batter	1	2	3	4	5	6	7	8	9	AB	R	H	RBI	BB	SO	LOB
Scott Podsednik, L (1, 8) OBP: 0.336, SLG: 0.413	B B F F B X 3-2 ① F8		C B B X 2-1 2B			C B B B F F X 3-2 ② L9	C B X 1-1 ③ G3-1			4	0	1	0	0	0	3
Junior Spivey, R (1, 4) OBP: 0.359, SLG: 0.421	C B B X 2-1 ② P4		C B S B X 2-2 ③ L5			C B B F X 2-2 ③ G3-1		X 0-1 ① G6-3		3	0	0	0	0	0	1
2 Bill Hall, R (7, 5) OBP: 0.280, SLG: 0.403										1	0	0	0	0	0	0
Geoff Jenkins, L (1, 7) OBP: 0.317, SLG: 0.443	C B F B F F B F B 4-2 BB			X 0-0 G3-6-3 1B			F B B X 2-1 HR	B C F S 1-3 ② K		3	1	2	1	1	1	0
Lyle Overbay, L (1, 3) OBP: 0.401, SLG: 0.545	F F 1 SAFE B X 1-2 ③ G1-3			B B F X 2-1 ① ② G3-6-3 1-2f			B B C B C B 4-2 S 1B BB	X 0-0 1B		3	1	1	0	1	0	2
Ben Grieve, L (1, 9) OBP: 0.392, SLG: 0.419		B X 1-0 ① G1-3		C B F X 1-2 ③ L7			B F F S 1-3 ① K 1-2	C B F C 1-3 ③ K		4	0	0	0	0	2	2
Wes Helms, R (1, 5) OBP: 0.342, SLG: 0.358		C X 0-1 G6-4-3 1B			B C X 1-1 ① F7		C B H 2-1 1B 1B HBP		F C B S 1-3 ① K	2	0	1	0	0	0	0
Chad Moeller, R (7, 2) OBP: 0.308, SLG: 0.380										1	0	0	0	0	1	0
Gary Bennett, R (1, 2) OBP: 0.273, SLG: 0.266		C B F X 1-2 ② ③ G6-4-3 1-2f			B X 1-0 L3 1B		B F X 1-1 1B 1-2 2-H		F A S B X 1-2 ② G5-3	2	0	1	0	0	0	1
Brooks Kieschnick, L (7, PH) OBP: 0.368, SLG: 0.441										1	0	1	1	0	0	0
Jeff Bennett, R (7, 1)										0	0	0	0	0	0	0
Matt Kinney, R (8, 1) OBP: 0.250, SLG: 0.250										0	0	0	0	0	0	0
Brady Clark, R (9, PH) OBP: 0.346, SLG: 0.346										1	0	0	0	0	0	0
Craig Counsell, L (1, 6) OBP: 0.357, SLG: 0.342			X 0-0 ① B1		B C B S X 2-2 ② ③ L3 1-1		C B F X 1-2 1B 1-2 2-3		B B C X 2-1 ③ G3-1	4	0	1	0	0	0	1
Matt Wise, R (1, 1)										1	0	0	0	0	0	0
Dave Burba, R (4, 1)										1	0	0	0	0	0	0
Keith Ginter, R (7, PH) OBP: 0.336, SLG: 0.444			C X 0-1 ② G4-3			F X 0-1 ① G5-3	B B X 2-0 ② L6			1	0	0	0	0	0	3
										(7, 4)						

	AB	32
	R	2
	H	8
	RBI	2
	BB	2
	SO	4
	LOB	13

Inning Stats	1	2	3	4	5	6	7	8	9	1B: 6	SF: 0	WP: 0	PA: 35
	R: 0 E: 0 K: 0 S: 13	R: 0 E: 0 K: 0 S: 6	R: 0 E: 0 K: 0 S: 8	R: 0 E: 0 K: 0 S: 6	R: 0 E: 0 K: 0 S: 6	R: 0 E: 0 K: 0 S: 10	R: 2 E: 0 K: 1 S: 16	R: 0 E: 0 K: 2 S: 9	R: 0 E: 0 K: 1 S: 8	2B: 2	SAC: 0	PB: 0	
	H: 0 LOB: 1 BB: 1 P: 23	H: 1 LOB: 0 BB: 0 P: 8	H: 1 LOB: 1 BB: 0 P: 12	H: 1 LOB: 0 BB: 0 P: 9	H: 1 LOB: 0 BB: 0 P: 10	H: 0 LOB: 0 BB: 0 P: 15	H: 3 LOB: 3 BB: 1 P: 30	H: 1 LOB: 1 BB: 0 P: 11	H: 0 LOB: 0 BB: 0 P: 12	3B: 0	DP: 3	SB: 1	
										HR: 1	HBP: 1	CS: 0	

PITCHER		IP	WLS	BF	H	R	ER	SO	BB	IBB	HBP	BLK	WP	HR	S	P	ERA	WHIP
Josh Fogg, R ERA: 6.35	(1, 1)	6.1	W	23	5	2	2	1	2	0	0	0	0	1	56	91	2.84	1.105
16 Salomon Torres, R ERA: 3.02	(7, 1)	0.2		5	2	0	0	0	0	0	1	0	0	0	9	16	0.00	3.000
34 John Grabow, L ERA: 3.89	(8, 1)	1.0		4	1	0	0	2	0	0	0	0	0	0	9	11	0.00	1.000
Michael Gonzalez, L ERA: 0.73	(9, 1)	1.0		3	0	0	0	1	0	0	0	0	0	0	8	12	0.00	0.000

PITCHER		IP	WLS	BF	H	R	ER	SO	BB	IBB	HBP	BLK	WP	HR	S	P	ERA	WHIP

Milwaukee Brewers @ Pittsburgh Pirates

PNC Park, Pittsburgh, PA

Fri Jul 02 2004, 5:10 PM EDT

Att. 30,047 - Cloudy - 79 F

livebaseballscorecards.com

BOTTOM

Batter	1	2	3	4	5	6	7	8	9	AB	R	H	RBI	BB	SO	LOB
Tike Redman, L (1, 8) OBP: 0.271, SLG: 0.343	G4-3		1B 2B 1B 2-3 3-H	G4-3		F7		FC4-6 2 E 2 WP 1-2f		5	2	1	1	0	0	2
2 Jack Wilson, R (1, 6) OBP: 0.357, SLG: 0.508	F8		P6 SAFE		1B 2B 1B	G5-3		E9 1-3		5	2	1	0	0	0	3
Rob Mackowiak, L (1, 9) OBP: 0.332, SLG: 0.478	F8		BB 2B 1B 1-3 3-H		P4		F8 HR 2B	2B 2B BB		4	3	2	1	1	0	1
Craig Wilson, R (1, 2) OBP: 0.372, SLG: 0.540		F7	2B BB 1-2		SAFE 1-2 2B 1B		F8 2-3	1-3 2-H 3-H 2B		4	2	2	2	1	0	1
Jason Bay, R (1, 7) OBP: 0.364, SLG: 0.619		L5	1-3 2-H 3-H 2B		1-H 2-H 2B		3-H HR	2-H 3-H 2B		5	1	4	8	0	0	0
Randall Simon, L (1, 3) OBP: 0.297, SLG: 0.272		P6	F8		BB		G3	BB		3	0	0	0	2	0	2
Bobby Hill, S (1, 5) 34 John Grabow, L (8, 1) J.J. Davis, R (8, PH) OBP: 0.219, SLG: 0.111 Michael Gonzalez, R (9, 1)			2B 1B 1B	G3	P6		L7	K		4 0 1 0	1 0 0 0	1 0 0 0	0 0 0 0	0 0 1 0	0 0 0 0	2 0 2 0
Abraham Nunez, S (1, 4) OBP: 0.286, SLG: 0.386			1B 1B 2B 1-3	P4	P4			HR P4		5	2	2	1	0	0	4
Josh Fogg, R (1, 1) 16 Salomon Torres, R (7, 1) Chris Stynes, R (8, 5) OBP: 0.253, SLG: 0.268			G6-3	1B		F8		FC4-6 BB		3 0 0	0 0 0	1 0 0	0 0 1	0 0 0	0 0 0	2 0 0
Inning Stats	R: 0 E: 0 K: 0 S: 7 H: 0 LOB: 0 BB: 0 P: 8	R: 0 E: 0 K: 0 S: 7 H: 0 LOB: 0 BB: 0 P: 12	R: 4 E: 0 K: 0 S: 21 H: 5 LOB: 2 BB: 1 P: 32	R: 0 E: 0 K: 0 S: 9 H: 1 LOB: 1 BB: 0 P: 13	R: 2 E: 0 K: 0 S: 13 H: 3 LOB: 2 BB: 1 P: 22	R: 0 E: 0 K: 0 S: 6 H: 0 LOB: 0 BB: 0 P: 8	R: 2 E: 0 K: 0 S: 9 H: 2 LOB: 0 BB: 0 P: 13	R: 5 E: 1 K: 1 S: 18 H: 3 LOB: 2 BB: 3 P: 34		1B: 6 2B: 6 3B: 0 HR: 2 SF: 0 SAC: 0 DP: 0 HBP: 0						

AB	39
R	13
H	14
RBI	13
BB	5
SO	1
LOB	19

WP: 1 PA: 44
PB: 0
SB: 0
CS: 0

PITCHER		IP	WLS	BF	H	R	ER	SO	BB	IBB	HBP	BLK	WP	HR	S	P	ERA	WHIP
Matt Wise, R ERA: 3.97	(1, 1)	3.0	L	15	5	4	4	0	1	0	0	0	0	0	35	52	12.00	2.000
Dave Burba, R ERA: 3.15	(4, 1)	3.0		14	4	2	2	0	1	0	0	0	0	0	28	43	6.00	1.667
Jeff Bennett, R ERA: 4.38	(7, 1)	1.1		10	3	6	6	0	2	0	0	0	1	2	18	34	40.50	3.750
Matt Kinney, R ERA: 6.33	(8, 1)	0.2		5	2	1	0	1	1	0	0	0	0	0	9	13	0.00	4.500

PITCHER	IP	WLS	BF	H	R	ER	SO	BB	IBB	HBP	BLK	WP	HR	S	P	ERA	WHIP

Milwaukee Brewers @ Pittsburgh Pirates

PNC Park, Pittsburgh, PA

Sat Jul 03 2004, 7:05 PM EDT

Att. 28,443 - Cloudy - 83 F

livebaseballscorecards.com

TOP

Batter	1	2	3	4	5	6	7	8	9	AB	R	H	RBI	BB	SO	LOB
Scott Podsednik, L (1, 8) OBP: 0.334, SLG: 0.410	G4-3 S 1B		F7			G4-3		G3	G4-3	5	1	1	0	0	0	2
Craig Counsell, L (1, 6) OBP: 0.363, SLG: 0.358	SAFE SAFE K		2B			2B		1B		4	2	3	0	0	1	1
Geoff Jenkins, L (1, 7) OBP: 0.313, SLG: 0.437	G4-3		L6-5			F7		K		4	0	0	0	0	1	5
Lyle Overbay, L (1, 3) OBP: 0.405, SLG: 0.551	WP 1B			K		2B		1B		4	0	3	2	0	1	0
Ben Grieve, L (1, 9) OBP: 0.389, SLG: 0.415	G3			G6-3		F8		FC4		4	0	1	1	0	0	2
Brady Clark, R (8, PR) OBP: 0.346, SLG: 0.346 (8, 9)										0	0	0	0	0	0	0
Wes Helms, R (1, 5) OBP: 0.340, SLG: 0.355		K	F8				G6-3 G6-4-3 1B	FC4		4	0	1	0	0	1	2
Keith Ginter, R (1, 4) OBP: 0.335, SLG: 0.440		G5-3			P3		SAFE G6-4-3		0-2 G6-4-3 1B	4	0	1	0	0	0	1
Gary Bennett, R (1, 2) OBP: 0.272, SLG: 0.265		G1-3			G6-4-3 1B	G6-3		0-0 G6-4-3		4	0	1	0	0	0	2
Wes Obermueller, R (1, 1) OBP: 0.368, SLG: 0.474			0-1 2B L6-5 1B		0-2 G6-4-3		G4-3		0-0 WP 1B	2	0	1	0	0	0	1
Dave Burba, R (6, 1)										0	0	0	0	0	0	0
Brooks Kieschnick, L (7, PH) OBP: 0.359, SLG: 0.429										1	0	0	0	0	0	1
Mike Adams, R (7, 1)										0	0	0	0	0	0	0
Luis Vizcaino, R (8, 1)										0	0	0	0	0	0	0
2 Bill Hall, R (8, 5) OBP: 0.285, SLG: 0.407										1	0	1	0	0	0	0
Inning Stats	R: 1 E: 0 K: 1 S: 11 H: 2 LOB: 1 BB: 0 P: 19	R: 0 E: 0 K: 1 S: 6 H: 0 LOB: 0 BB: 0 P: 11	R: 0 E: 0 K: 0 S: 9 H: 2 LOB: 1 BB: 0 P: 12	R: 0 E: 0 K: 1 S: 7 H: 0 LOB: 0 BB: 0 P: 11	R: 0 E: 0 K: 0 S: 8 H: 1 LOB: 0 BB: 0 P: 11	R: 1 E: 0 K: 0 S: 9 H: 2 LOB: 1 BB: 0 P: 16	R: 0 E: 0 K: 0 S: 9 H: 1 LOB: 1 BB: 0 P: 16	R: 1 E: 0 K: 1 S: 15 H: 3 LOB: 2 BB: 0 P: 24	R: 0 E: 0 K: 0 S: 6 H: 2 LOB: 1 BB: 0 P: 7	1B: 10 2B: 4 3B: 0 HR: 0	SF: 0 SAC: 0 DP: 3 HBP: 0						

	AB	37
	R	3
	H	13
	RBI	3
	BB	0
	SO	4
	LOB	17

WP: 2 PB: 0 SB: 1 CS: 0 PA: 37

PITCHER		IP	WLS	BF	H	R	ER	SO	BB	IBB	HBP	BLK	WP	HR	S	P	ERA	WHIP
Kris Benson, R ERA: 4.63	(1, 1)	7.0	W	27	8	2	2	3	0	0	0	0	1	0	59	96	2.57	1.143
34 John Grabow, L ERA: 4.08	(8, 1)	0.2	H	5	3	1	1	1	0	0	0	0	0	0	14	23	13.50	4.500
16 Salomon Torres, R ERA: 3.0	(8, 1)	0.1	H	1	0	0	0	0	0	0	0	0	0	0	1	1	0.00	0.000
Jose Mesa, R ERA: 2.38	(9, 1)	1.0	S	4	2	0	0	0	0	0	0	0	1	0	6	7	0.00	2.000

PITCHER	IP	WLS	BF	H	R	ER	SO	BB	IBB	HBP	BLK	WP	HR	S	P	ERA	WHIP

Batter	1	2	3	4	5	6	7	8	9	AB	R	H	RBI	BB	SO	LOB
18 Jason Kendall, R (1, 2) OBP: 0.391, SLG: 0.379	C B B X 2-1 G4-3 ①		C B B F X 2-2 G5-3 ③		B C X 1-1 FC4-6 ③ 1-2f		C X 0-1 F8 2 1B 1B 1B	C F X 0-2 G6-4-3 ②③ 1-2f		5	1	1	0	0	0	4
2 Jack Wilson, R (1, 6) OBP: 0.359, SLG: 0.511	F X 0-1 F9 ②			B C X 1-1 G6-3 ①		C B X 1-1 1B 2B	B C S X 1-2 1B F8 1-2 1B			4	1	2	0	0	0	0
Rob Mackowiak, L (1, 5) (8, 7) OBP: 0.331, SLG: 0.475	B C F B F X 2-2 G6-3 ③			X 0-0 G6-3 ②		B X 1-0 BB HBP 2B 2-H 1B	F F X 0-2 F8 ① 1-2 2-3			4	1	1	1	0	0	2
Craig Wilson, R (1, 9) OBP: 0.373, SLG: 0.548		X 0-0 G3-1 ①		C X 0-1 HR		C H 1-1 BB 2B 1-2 HBP	X 0-0 G6-3 ②			3	2	1	1	0	0	2
Jason Bay, R (1, 7) OBP: 0.374, SLG: 0.618 34 John Grabow, L (8, 1) 16 Salomon Torres, R (8, 1) Jose Mesa, R (9, 1)		C F X 0-2 G5-3 ②		F C H 1-2 HBP		B B B C B 4-1 2B 1-2 2-3 BB	B C S X 1-2 2-3 3-H 1B			2 0 0 0	0 0 0 0	1 0 0 0	1 0 0 0	1 0 0 0	0 0 0 0	0 0 0 0
Randall Simon, L (1, 3) OBP: 0.295, SLG: 0.280		B B B C X 3-1 L4 ③		F B X 1-1 L7 ③		X 0-0 2B 1-3 2-H 3-H	C B X 1-1 G6-3 ③			4	0	1	2	0	0	3
Tike Redman, L (1, 8) OBP: 0.275, SLG: 0.345			B X 1-0 G6-3 ①		B C B X 2-1 G6-4-3 1B	B C X 1-1 F7 ①		C B S X 1-2 BB 1B		4	0	2	0	0	0	2
Abraham Nunez, S (1, 4) OBP: 0.294, SLG: 0.385			C S F X 0-2 SH1-4 1B		X 0-0 ①② G6-4-3 1-2f	S B P F S 2-3 ② K		1 SAFE B B B B 4-0 18 G6-4-3 1-2 BB		3	0	1	0	1	1	3
Kris Benson, R (1, 1) OBP: 0.233, SLG: 0.207 Chris Stynes, R (8, 5) OBP: 0.252, SLG: 0.266			F X 0-1 SH1-4 ② 1-2		X 0-0 18 FC4-6 1B	C M S 0-3 ③ K		L X 0-1 B3 ①		2 1	0 0	1 0	0 0	0 0	1 0	2 2
Inning Stats	R: 0 H: 0 E: 0 LOB: 0 K: 0 BB: 0 S: 8 P: 12	R: 0 H: 0 E: 0 LOB: 0 K: 0 BB: 0 S: 6 P: 9	R: 0 H: 1 E: 0 LOB: 1 K: 0 BB: 0 S: 10 P: 13	R: 1 H: 1 E: 0 LOB: 1 K: 0 BB: 0 S: 9 P: 12	R: 0 H: 2 E: 0 LOB: 1 K: 0 BB: 0 S: 6 P: 9	R: 3 H: 3 E: 0 LOB: 2 K: 2 BB: 1 S: 15 P: 24	R: 1 H: 3 E: 0 LOB: 2 K: 0 BB: 0 S: 14 P: 17	R: 0 H: 1 E: 0 LOB: 1 K: 0 BB: 1 S: 8 P: 13		1B: 8 SF: 0 2B: 2 SAC: 1 3B: 0 DP: 2 HR: 1 HBP: 2				WP: 0 PA: 37 PB: 0 SB: 0 CS: 0		

PITCHER		IP	WLS	BF	H	R	ER	SO	BB	IBB	HBP	BLK	WP	HR	S	P	ERA	WHIP
Wes Obermueller, R ERA: 6.82	(1, 1)	5.0	L	23	6	4	4	0	1	0	2	0	0	1	44	67	7.20	1.400
Dave Burba, R ERA: 3.07	(6, 1)	1.0		4	1	0	0	2	0	0	0	0	0	0	10	12	0.00	1.000
Mike Adams, R ERA: 1.27	(7, 1)	1.0		8	4	1	1	0	1	0	0	0	0	0	17	25	9.00	5.000
Luis Vizcaino, R ERA: 3.16	(8, 1)	1.0		2	0	0	0	0	0	0	0	0	0	0	5	5	0.00	0.000

PITCHER	IP	WLS	BF	H	R	ER	SO	BB	IBB	HBP	BLK	WP	HR	S	P	ERA	WHIP

BOTTOM

Milwaukee Brewers @ Pittsburgh Pirates

PNC Park, Pittsburgh, PA

Sat Jul 03 2004, 7:05 PM EDT
Att. 28,443 - Cloudy - 83 F

livebaseballscorecards.com

AB	32
R	5
H	11
RBI	5
BB	2
SO	2
LOB	20

Milwaukee Brewers @ Pittsburgh Pirates

PNC Park, Pittsburgh, PA

Sun Jul 04 2004, 1:35 PM EDT

Att. 19,029 - Cloudy - 84 F

TOP

livebaseballscorecards.com

Batter	1	2	3	4	5	6	7	8	9	AB	R	H	RBI	BB	SO	LOB
Scott Podsednik, L (1, 8) OBP: 0.332, SLG: 0.407	B C B S X 2-2 ① G4-3		X 0-0 ① B2		C F X 0-2 1B		C F F F S 0-3 ① K		B B C F S 2-3 ② K	5	0	1	0	0	2	4
2 Bill Hall, R (1, 6) OBP: 0.282, SLG: 0.400	B S S X 1-2 CS 1B		B C X 1-1 ② P5		X 0-0 ③ G1-3		B F F S 1-3 ② K		C S S 0-3 ③ K	5	0	1	0	0	2	5
Geoff Jenkins, L (1, 7) OBP: 0.313, SLG: 0.435	C B X 1-1 ② F7		B B X 2-0 1-2 1B			C B S B S 2-3 ① K	B B C F C 2-3 ③ K			4	0	1	0	0	2	2
Lyle Overbay, L (1, 3) OBP: 0.406, SLG: 0.557	D B 2-0 ③ CS 1-2	X 0-0 1B SF9 2B	C B 2 SAFE B S F B X 3-2 ③ G6-3			B S S B B F X 3-2 1B 1B 2B		X 0-0 ① F7		4	2	2	0	0	0	2
Keith Ginter, R (1, 4) OBP: 0.333, SLG: 0.437		B B C X 2-1 ① G6-3		B C B F B S 3-3 ① K		B X 1-0 FC5 1B 2-3 1B		C F X 0-2 ② G5-3		4	0	1	0	0	1	1
Wes Helms, R (1, 5) OBP: 0.338, SLG: 0.352		C B X 1-1 2-3 1B		B X 1-0 ② G6-3		F 1 SAFE F B S 1-3 ② K		B B C X 2-1 ③ G6-3		4	0	1	0	0	1	2
Brady Clark, R (1, 9) OBP: 0.344, SLG: 0.346		1 SAFE C F B 1 B D 1 SAFE X 3-2 ② SF9 3-H		B X 1-0 ③ P3		B C X 1-1 1-2 3-H 1B			C B X 1-1 ① L5	3	0	1	2	0	0	0
Chad Moeller, R (1, 2) OBP: 0.303, SLG: 0.373 Ben Grieve, L (9, PH) OBP: 0.393, SLG: 0.419		B F F 1 S 1-3 ③ K			X 0-0 ① F8	F X 0-1 ③ FC5 2-3f			X 0-0 1B 1B	3 1	0 0	0 1	0 0	0 0	1 0	3 0
39 Chris Capuano, L (1, 1) OBP: 0.353, SLG: 0.333 Matt Wise, R (6, 1) Chris Magruder, S (7, PH) OBP: 1.000, SLG: 1.000 Matt Kinney, R (7, 1) OBP: 0.250, SLG: 0.250 Brooks Kieschnick, L (9, PH) OBP: 0.375, SLG: 0.444			C X 0-1 1B 1B		B F B X 2-1 ② G6-3		C X 0-1 1B		B B X 2-0 1-2 1B	2 0 1 0 1	0 0 0 0 0	1 0 1 0 0	0 0 0 0 0	0 0 0 0 0	0 0 0 0 0	0 0 0 0 0
Inning Stats	R: 0 H: 1 E: 0 LOB: 0 K: 0 BB: 0 S: 8 P: 14	R: 1 H: 2 E: 0 LOB: 1 K: 1 BB: 0 S: 11 P: 18	R: 0 H: 2 E: 0 LOB: 2 K: 0 BB: 0 S: 10 P: 16	R: 0 H: 0 E: 0 LOB: 0 K: 1 BB: 0 S: 5 P: 10	R: 0 H: 1 E: 0 LOB: 1 K: 0 BB: 0 S: 7 P: 9	R: 1 H: 3 E: 0 LOB: 2 K: 2 BB: 0 S: 15 P: 23	R: 0 H: 1 E: 0 LOB: 1 K: 3 BB: 0 S: 14 P: 17	R: 0 H: 0 E: 0 LOB: 0 K: 0 BB: 0 S: 6 P: 8	R: 0 H: 2 E: 0 LOB: 2 K: 2 BB: 0 S: 10 P: 15	1B: 10 SF: 1 2B: 2 SAC: 0 3B: 0 DP: 0 HR: 0 HBP: 0						

	AB	37
	R	2
	H	12
	RBI	2
	BB	0
	SO	9
	LOB	19

WP: 0 PA: 39
PB: 0
SB: 0
CS: 1

PITCHER		IP	WLS	BF	H	R	ER	SO	BB	IBB	HBP	BLK	WP	HR	S	P	ERA	WHIP
18 Sean Burnett, L ERA: 3.07	(1, 1)	6.0	W	26	9	2	2	4	0	0	0	0	0	0	56	90	3.00	1.500
Michael Gonzalez, L ERA: 0.68	(7, 1)	1.0		4	1	0	0	3	0	0	0	0	0	0	14	17	0.00	1.000
16 Salomon Torres, R ERA: 2.91	(8, 1)	1.1		6	2	0	0	0	0	0	0	0	0	0	10	15	0.00	1.500
Jose Mesa, R ERA: 2.34	(9, 1)	0.2	S	2	0	0	0	2	0	0	0	0	0	0	6	8	0.00	0.000

PITCHER		IP	WLS	BF	H	R	ER	SO	BB	IBB	HBP	BLK	WP	HR	S	P	ERA	WHIP

Batter	1	2	3	4	5	6	7	8	9	AB	R	H	RBI	BB	SO	LOB
18 Jason Kendall, R (1, 2) OBP: 0.390, SLG: 0.378	C B F F X 1-2 G6-3 ①		C B B B C X 3-2 G6-3 ①		C F B F B X 2-2 2 FC6-4 1B	C B S F B F F F F 2-2 F X G5-3 ③				4	0	1	0	0	0	1
2 Jack Wilson, R (1, 6) OBP: 0.358, SLG: 0.517	B C B B B C X 3-2 HR		C B S S X 1-2 F7 ②		L 1 SAFE X 0-1 FC6-4 ③ 1-2f		F B B F S 2-3 K ①			4	1	1	1	0	1	1
Tony Alvarez, R (1, 7) OBP: 0.333, SLG: 0.778	B C F X 1-2 G6-3 ②		S B X 1-1 F8 ③			L X 0-1 F9 BB 2B 1B	B C C F F X 1-2 G6-3 ②			4	1	1	0	0	0	0
Craig Wilson, R (1, 3) OBP: 0.375, SLG: 0.544	S B H 2-1 HBP			B C B S S 2-3 K ①		B 1 SAFE B B B 4-0 1-2 2B BB	X 0-0 P6 ③			2	1	0	0	1	1	0
J.J. Davis, R (1, 9) OBP: 0.200, SLG: 0.100 Rob Mackowiak, L (8, 9) OBP: 0.330, SLG: 0.473	F C 1 SAFE 1 S SAFE 0-3 K ③			B X 1-0 F8 ②		X 0-0 F9 ① 2-3		B C X 1-1 E3 G3 S		3 1	0 0	0 0	0 0	0 0	1 0	3 0
Chris Stynes, R (1, 5) OBP: 0.265, SLG: 0.303		B B B B 4-0 FC5-4 BB		C B C B X 2-2 HR		X 0-0 1B 2B 1-H 3-H		L X 0-1 F9 ①		3	2	2	3	1	0	1
Tike Redman, L (1, 8) OBP: 0.274, SLG: 0.344		C 1 B X SAFE 1-1 F9 ①		X 0-0 B1-3 ③		C C X 0-2 1B G4-3 1B		B C X 1-1 G3 ② 1-3		4	1	1	0	0	0	2
Jose Castillo, R (1, 4) OBP: 0.307, SLG: 0.339		B D X 2-0 FC5-4 ② 1-2f			F X 0-1 F7 ①	B B C X 2-1 G4-3 1-3 2-H 1B		D F F X 1-2 G5-3 ③		4	0	1	1	0	0	2
18 Sean Burnett, L (1, 1) Randall Simon, L (6, PH) OBP: 0.293, SLG: 0.278 Michael Gonzalez, R (7, 1) 16 Salomon Torres, R (8, 1) Jose Mesa, R (9, 1)		C C 1 S SAFE 0-3 K ③			F B F S 1-3 K ②	X 0-0 G4-3 ② 2-3 3-H				2 1 0 0 0	0 0 0 0 0	0 0 0 0 0	0 1 0 0 0	0 0 0 0 0	2 0 0 0 0	1 1 0 0 0
Inning Stats	R: 1 H: 1 E: 0 LOB: 1 K: 1 BB: 0 S: 14 P: 21	R: 0 H: 0 E: 0 LOB: 1 K: 1 BB: 1 S: 6 P: 13	R: 0 H: 0 E: 0 LOB: 0 K: 0 BB: 0 S: 8 P: 13	R: 1 H: 1 E: 0 LOB: 0 K: 1 BB: 0 S: 8 P: 13	R: 0 H: 1 E: 0 LOB: 1 K: 1 BB: 0 S: 11 P: 14	R: 4 H: 4 E: 0 LOB: 1 K: 0 BB: 1 S: 19 P: 27	R: 0 H: 0 E: 0 LOB: 0 K: 1 BB: 0 S: 9 P: 12	R: 0 H: 0 E: 1 LOB: 1 K: 0 BB: 0 S: 9 P: 12		1B: 4 SF: 0 2B: 1 SAC: 0 3B: 0 DP: 0 HR: 2 HBP: 1						

PITCHER		IP	WLS	BF	H	R	ER	SO	BB	IBB	HBP	BLK	WP	HR	S	P	ERA	WHIP
39 Chris Capuano, L ERA: 3.69	(1, 1)	5.1	L	25	6	6	6	4	2	0	1	0	0	2	54	85	10.12	1.500
Matt Wise, R ERA: 3.86	(6, 1)	0.2		3	1	0	0	0	0	0	0	0	0	0	12	16	0.00	1.500
Matt Kinney, R ERA: 6.08	(7, 1)	2.0		7	0	0	0	1	0	0	0	0	0	0	18	24	0.00	0.000

PITCHER	IP	WLS	BF	H	R	ER	SO	BB	IBB	HBP	BLK	WP	HR	S	P	ERA	WHIP

BOTTOM

Milwaukee Brewers @ Pittsburgh Pirates

PNC Park, Pittsburgh, PA

Sun Jul 04 2004, 1:35 PM EDT
Att. 19,029 - Cloudy - 84 F

livebaseballscorecards.com

AB	32
R	6
H	7
RBI	6
BB	2
SO	5
LOB	12

Batter	1	2	3	4	5	6	7	8	9	AB	R	H	RBI	BB	SO	LOB
Todd Walker, L (1, 4) OBP: 0.368, SLG: 0.500	F F B S 1-3 ① K		C C B X 1-2 SH1-4 2B		B C B F B F X 3-2 ② F9			C F B F F F S 1-3 ② K		4	0	1	0	0	2	0
Ramon Martinez, R (1, 5) OBP: 0.332, SLG: 0.358	C B X 1-1 ② G6-3		C X 0-1 ① SH1-4 **2-3**		C F B B X 2-2 ③ G6-3			C B C D F X 2-2 1B 1B		3	0	1	0	0	0	0
Sammy Sosa, R (1, 9) OBP: 0.362, SLG: 0.550	B T B B S B 4-2 BB		C S S 0-3 ② K			B S S S B S 2-3 ① K		X 0-0 **1-2** 1B		3	0	1	0	1	2	1
25 Derrek Lee, R (1, 3) OBP: 0.378, SLG: 0.517	F S D S 1-3 ③ K		S S B C 1-3 ③ K			B C B X 2-1 ② G6-3		S D D F S 2-3 ③ K		4	0	0	0	0	3	4
Corey Patterson, L (1, 8) OBP: 0.334, SLG: 0.451		C S F S 0-3 ① K		G B B X 2-1 ① G4-3		C S T 1-2 ③ K			B B C B F S 3-3 ① K	4	0	0	0	0	3	0
Michael Barrett, R (1, 2) OBP: 0.337, SLG: 0.483		B C F B F S 2-3 ② K2-3		L C X 0-2 2B			B B C B C S 3-3 ① K		X 0-0 ② G1-5-3	4	0	1	0	0	2	0
Jose Macias, S (1, 7) OBP: 0.274, SLG: 0.385		B F B C X 2-2 1B S 1B		C F F D D F S 2-3 ② K			C C B B B F X 3-2 ② G6-3		F F T 0-2 ③ K	4	0	1	0	0	2	1
Rey Ordonez, R (1, 6) OBP: 0.180, SLG: 0.250		B F S X 1-2 **1-3** 1B		D X 1-0 ③ F8			L C X 0-2 ③ G6-3			3	0	1	0	0	0	1
Matt Clement, R (1, 1) OBP: 0.121, SLG: 0.125 Tom Goodwin, L (8, PH) OBP: 0.237, SLG: 0.286 Kent Mercker, L (8, 1)		S B B F S 2-3 ③ K			B F S S 1-3 ① K			C F B S 1-3 ① K		2 1 0	0 0 0	0 0 0	0 0 0	0 0 0	2 1 0	2 0 0
Inning Stats	R: 0 H: 0 E: 0 LOB: 1 K: 2 BB: 1 S: 10 P: 17	R: 0 H: 2 E: 0 LOB: 2 K: 3 BB: 0 S: 17 P: 24	R: 0 H: 1 E: 0 LOB: 1 K: 2 BB: 0 S: 11 P: 13	R: 0 H: 1 E: 0 LOB: 1 K: 1 BB: 0 S: 11 P: 16	R: 0 H: 0 E: 0 LOB: 0 K: 1 BB: 0 S: 10 P: 16	R: 0 H: 0 E: 0 LOB: 0 K: 2 BB: 0 S: 8 P: 13	R: 0 H: 0 E: 0 LOB: 0 K: 1 BB: 0 S: 10 P: 16	R: 0 H: 2 E: 0 LOB: 2 K: 3 BB: 0 S: 17 P: 23	R: 0 H: 0 E: 0 LOB: 0 K: 2 BB: 0 S: 7 P: 10	1B: 4 2B: 2 3B: 0 HR: 0	SF: 0 SAC: 1 DP: 0 HBP: 0					

TOP

Chicago Cubs @ Milwaukee Brewers

Miller Park, Milwaukee, WI

Mon Jul 05 2004, 1:05 PM CDT

Att. 45,016 - Overcast - 59 F

livebaseballscorecards.com

AB	32
R	0
H	6
RBI	0
BB	1
SO	17
LOB	9

PITCHER		IP	WLS	BF	H	R	ER	SO	BB	IBB	HBP	BLK	WP	HR	S	P	ERA	WHIP
15 Ben Sheets, R ERA: 2.42	(1, 1)	7.0	W	26	4	0	0	12	1	0	0	0	0	0	77	115	0.00	0.714
Luis Vizcaino, R ERA: 3.08	(8, 1)	1.0	H	5	2	0	0	3	0	0	0	0	0	0	17	23	0.00	2.000
Dan Kolb, R ERA: 0.84	(9, 1)	1.0	S	3	0	0	0	2	0	0	0	0	0	0	7	10	0.00	0.000

PITCHER	IP	WLS	BF	H	R	ER	SO	BB	IBB	HBP	BLK	WP	HR	S	P	ERA	WHIP

WP: 0	PA: 34																
PB: 0																	
SB: 1																	
CS: 0																	

Batter	1	2	3	4	5	6	7	8	9	AB	R	H	RBI	BB	SO	LOB
Scott Podsednik, L (1, 8) OBP: 0.332, SLG: 0.405	C F T 0-2 ① K		X 0-0 ③ BB S FC2 1B	B X 1-0 F9			L B C B T 2-2 ③ K			4	0	1	0	0	2	1
Craig Counsell, L (1, 6) OBP: 0.362, SLG: 0.369	F F X 0-2 HR		B C B B X 3-1 ① L9 1-2		C F B B S 2-3 ① K			B B C C X 2-1 ① P6		4	1	1	1	0	1	1
Geoff Jenkins, L (1, 7) OBP: 0.312, SLG: 0.433	B S X 1-1 FC5 S 1B		B F S F B S 2-3 ② K		S B B S S 2-3 ② K			B B C B C S 3-3 ② K		4	0	1	0	0	3	1
Lyle Overbay, L (1, 3) OBP: 0.405, SLG: 0.551	B C B F B S 3-3 ② K 1-2		F B B B B 4-1 FC2 BB BB		C C C 0-3 ③ K			B C F X 1-2 ③ F7		3	0	0	0	1	2	1
Ben Grieve, L (1, 9) OBP: 0.402, SLG: 0.419 Luis Vizcaino, R (8, 1) Dan Kolb, R (9, 1)	D F B S F B F B 4-2 FC5 BB		B C B B B 4-1 FC2 1-2 2-3 BB			B B B C B 4-1 G4-6-3 BB				0 0 0 0 3 0 0 0 0 0 0 0 0 0 0 0 0 0 0 0 0						
Keith Ginter, R (1, 4) OBP: 0.329, SLG: 0.431	C F B X 1-2 ③ FC5 1-2 2-3f		B F C F X 1-2 ③ FC2 1-2 2-3 3-Hf			B D F 1 X SAFE 2-1 ① ② G4-6-3 1-2f				3	0	0	0	0	0	6
Wes Helms, R (1, 5) OBP: 0.331, SLG: 0.345		C F S 0-3 ① K		B B S F B S 3-3 ① K		C F B B F S 2-3 ③ K				3	0	0	0	0	3	0
Chad Moeller, R (1, 2) OBP: 0.303, SLG: 0.368		B X 1-0 ② G5-3		B B S S B B 4-2 15 BB BB			C B S B X 2-2 ① F7			2	0	0	0	1	0	0
15 Ben Sheets, R (1, 1) OBP: 0.097, SLG: 0.034 Brady Clark, R (7, PH) OBP: 0.342, SLG: 0.344 (8, 9)		B F X 1-1 ③ G5-3		M B S B B B 4-2 ② 1-2 BB			C B X 1-1 ② G5-3			1 0 0 0 1 0 0 1 0 0 0 0 0 0						
Inning Stats	R: 1 H: 2 E: 0 LOB: 2 K: 2 BB: 1 S: 18 P: 27	R: 0 H: 0 E: 0 LOB: 0 K: 1 BB: 0 S: 6 P: 8	R: 0 H: 1 E: 0 LOB: 3 K: 1 BB: 2 S: 14 P: 27	R: 0 H: 0 E: 0 LOB: 1 K: 1 BB: 2 S: 8 P: 20	R: 0 H: 0 E: 0 LOB: 0 K: 3 BB: 0 S: 9 P: 13	R: 0 H: 0 E: 0 LOB: 0 K: 1 BB: 1 S: 7 P: 15	R: 0 H: 0 E: 0 LOB: 0 K: 1 BB: 0 S: 8 P: 13	R: 0 H: 0 E: 0 LOB: 0 K: 1 BB: 0 S: 8 P: 14		1B: 2 SF: 0 2B: 0 SAC: 0 3B: 0 DP: 1 HR: 1 HBP: 0						

PITCHER		IP	WLS	BF	H	R	ER	SO	BB	IBB	HBP	BLK	WP	HR	S	P	ERA	WHIP
Matt Clement, R ERA: 2.83	(1, 1)	7.0	L	28	3	1	1	10	6	0	0	0	0	1	70	123	1.29	1.286
Kent Mercker, L ERA: 2.78	(8, 1)	1.0		3	0	0	0	1	0	0	0	0	0	0	8	14	0.00	0.000

PITCHER	IP	WLS	BF	H	R	ER	SO	BB	IBB	HBP	BLK	WP	HR	S	P	ERA	WHIP

BOTTOM

Chicago Cubs @ Milwaukee Brewers

Miller Park, Milwaukee, WI

Mon Jul 05 2004, 1:05 PM CDT

Att. 45,016 - Overcast - 59 F

livebaseballscorecards.com

AB	25
R	1
H	3
RBI	1
BB	6
SO	11
LOB	10

Batter	1	2	3	4	5	6	7	8	9	AB	R	H	RBI	BB	SO	LOB
Mark Grudzielanek, R (1, 4) OBP: 0.355, SLG: 0.397	K		P3		G6-3		BB		G5-3	4	0	0	0	1	1	3
Brendan Harris, R (1, 5) OBP: 0.333, SLG: 0.667 Todd Walker, L (7, PH) OBP: 0.367, SLG: 0.498 Kent Mercker, L (7, 1) 43 Michael Wuertz, R (8, 1)	G6-3		2B		G4-3		G4-3			3 1 0 0	0 0 0 0	1 0 0 0	1 0 0 0	0 0 0 0	0 0 0 0	0 2 0 0
Sammy Sosa, R (1, 9) OBP: 0.364, SLG: 0.544	K		BB			FC5-4 BB		F9		2	0	0	0	2	1	0
Moises Alou, R (1, 7) OBP: 0.334, SLG: 0.521		K	P2			FC5-4 25 E 1-2f		G6-3		4	0	0	0	0	1	3
Corey Patterson, L (1, 8) OBP: 0.333, SLG: 0.455		L7		3B		F7		G3		4	0	1	0	0	0	1
25 Derrek Lee, R (1, 3) OBP: 0.374, SLG: 0.510		G6-3		K		G6-3 1-2			E5 1B	4	0	0	0	0	1	2
Michael Barrett, R (1, 2) OBP: 0.336, SLG: 0.483			2B	L4			G5-3		L3	4	1	1	0	0	0	2
Ramon Martinez, R (1, 6) OBP: 0.330, SLG: 0.361			22 SH3-4 2-H 2B	F9			L7		G5-3	4	1	1	1	0	0	2
22 Mark Prior, R (1, 1) OBP: 0.222, SLG: 0.125 Tom Goodwin, L (5, PH) OBP: 0.233, SLG: 0.281 Jon Leicester, R (5, 1) Jose Macias, S (7, PH) OBP: 0.287, SLG: 0.396 (7, 5)			SH3-4 2-3		F8		BB 1B		1B 2-3	0 1 0 2	0 0 0 0	0 0 0 2	0 0 0 0	0 0 0 0	0 0 0 0	0 0 0 0
Inning Stats	R: 0 E: 0 K: 2 S: 7 H: 0 LOB: 0 BB: 0 P: 11	R: 0 E: 0 K: 1 S: 7 H: 0 LOB: 0 BB: 0 P: 8	R: 2 E: 0 K: 0 S: 14 H: 3 LOB: 2 BB: 1 P: 21	R: 0 E: 0 K: 1 S: 10 H: 1 LOB: 1 BB: 0 P: 17	R: 0 E: 0 K: 0 S: 6 H: 0 LOB: 0 BB: 0 P: 10	R: 0 E: 1 K: 0 S: 8 H: 0 LOB: 1 BB: 1 P: 15	R: 0 E: 0 K: 0 S: 10 H: 1 LOB: 2 BB: 1 P: 16	R: 0 E: 0 K: 0 S: 7 H: 0 LOB: 0 BB: 0 P: 13	R: 0 E: 1 K: 0 S: 16 H: 1 LOB: 2 BB: 0 P: 23	1B: 2 2B: 3 3B: 1 HR: 0 SF: 0 SAC: 1 DP: 0 HBP: 0						

PITCHER		IP	WLS	BF	H	R	ER	SO	BB	IBB	HBP	BLK	WP	HR	S	P	ERA	WHIP
Victor Santos, R ERA: 3.91	(1, 1)	6.2	W	28	5	2	2	4	3	0	0	0	0	0	60	96	2.70	1.200
Mike Adams, R ERA: 1.25	(7, 1)	0.1	H	1	0	0	0	0	0	0	0	0	0	0	2	2	0.00	0.000
Luis Vizcaino, R ERA: 3.0	(8, 1)	1.0	H	3	0	0	0	0	0	0	0	0	0	0	7	13	0.00	0.000
Dan Kolb, R ERA: 0.82	(9, 1)	1.0	S	5	1	0	0	0	0	0	0	0	0	0	16	23	0.00	1.000

PITCHER	IP	WLS	BF	H	R	ER	SO	BB	IBB	HBP	BLK	WP	HR	S	P	ERA	WHIP

Chicago Cubs @ Milwaukee Brewers

Miller Park, Milwaukee, WI

Tue Jul 06 2004, 7:05 PM CDT

Att. 42,295 - Dome - 75 F

TOP

livebaseballscorecards.com

AB	33
R	2
H	6
RBI	2
BB	3
SO	4
LOB	15

BOTTOM

Chicago Cubs @ Milwaukee Brewers

Miller Park, Milwaukee, WI

Tue Jul 06 2004, 7:05 PM CDT
Att. 42,295 - Dome - 75 F

livebaseballscorecards.com

Batter	1	2	3	4	5	6	7	8	9	AB	R	H	RBI	BB	SO	LOB
Scott Podsednik, L (1, 8) OBP: 0.331, SLG: 0.406	BBCX 2-1 E 2B	BCFS 1-3 ③ K		BCCFS 1-3 ③ K			BBCBX 3-1 ② F9			4	1	1	0	0	2	0
Craig Counsell, L (1, 6) OBP: 0.360, SLG: 0.367	X 0-0 E5 2B 2-H 1B		BFCFFC 1-3 ① K		CBBX 2-1 ① P5		CBSBX 2-2 ③ G4-3			4	1	1	0	0	1	0
Geoff Jenkins, L (1, 7) OBP: 0.311, SLG: 0.429	FBCFFFX 2-2 ① P5		BBBCSSB 4-2 E S BB		SX 0-1 ② G4-3			BSX 1-1 ① L8		3	0	0	0	1	0	1
Lyle Overbay, L (1, 3) OBP: 0.403, SLG: 0.547	CFFX 0-2 ② L5		FBSFFBBS 3-3 ② K 1-3		SBBX 2-1 1B			BBCFS 2-3 ② K		4	0	1	0	0	2	2
Ben Grieve, L (1, 9) OBP: 0.409, SLG: 0.426 Chris Magruder, S (8, PR) OBP: 1.000, SLG: 1.000 (9, 9)	BCBBX 3-1 2-H HR 2B		BCBCCFB 4-2 BB BB		X 0-0 ③ G6-3			BBFBFB 4-2 BB BB		2 0	1 0	1 0	1 0	2 0	0 0	1 0
Keith Ginter, R (1, 4) OBP: 0.332, SLG: 0.443	BFBBX 3-1 2-H HR		BBCCCBB 4-2 1-2 BB				BCBFBX 3-2 ① F9	1 SAFE 1 SAFE CX 0-1 ③ P5		3	1	1	2	1	0	1
Wes Helms, R (1, 5) OBP: 0.325, SLG: 0.338	BSCS 1-3 ③ K		BFX 1-1 ③ F9				BX 1-0 ② G6-3			3	0	0	0	0	1	3
Gary Bennett, R (1, 2) OBP: 0.266, SLG: 0.259		BCCS 1-3 ① K		BCSS 1-3 ① K			BBFCBX 3-2 ③ G4-3			3	0	0	0	0	2	0
Victor Santos, R (1, 1) OBP: 0.063, SLG: 0.063 Mike Adams, R (7, 1) 2 Bill Hall, R (7, PH) OBP: 0.280, SLG: 0.397 Luis Vizcaino, R (8, 1) Dan Kolb, R (9, 1)		FCDX 1-2 ② G3		CBCS 1-3 ② K			BFSFDS 2-3 ① K			2 0 1 0 0	0 0 0 0 0	0 0 0 0 0	0 0 0 0 0	1 0 1 0 0	0 0 0 0 0	0 0 0 0 0
Inning Stats	R: 4 H: 4 E: 1 LOB: 0 K: 1 BB: 0 S: 20 P: 31	R: 0 H: 0 E: 0 LOB: 0 K: 2 BB: 0 S: 9 P: 12	R: 0 H: 0 E: 1 LOB: 0 K: 2 BB: 3 S: 19 P: 36	R: 0 H: 0 E: 0 LOB: 0 K: 3 BB: 0 S: 10 P: 13	R: 0 H: 1 E: 0 LOB: 3 K: 0 BB: 0 S: 7 P: 11	R: 0 H: 0 E: 0 LOB: 0 K: 0 BB: 0 S: 7 P: 14	R: 0 H: 0 E: 0 LOB: 0 K: 1 BB: 0 S: 9 P: 16	R: 0 H: 0 E: 0 LOB: 1 K: 1 BB: 1 S: 9 P: 16		1B: 2 SF: 0 2B: 2 SAC: 0 3B: 0 DP: 0 HR: 1 HBP: 0						

AB	29
R	4
H	5
RBI	3
BB	4
SO	10
LOB	8

WP: 0 PA: 33
PB: 0
SB: 1
CS: 0

PITCHER		IP	WLS	BF	H	R	ER	SO	BB	IBB	HBP	BLK	WP	HR	S	P	ERA	WHIP
22 Mark Prior, R ERA: 4.0	(1, 1)	4.0	L	19	4	4	4	8	3	0	0	0	0	1	58	92	9.00	1.750
Jon Leicester, R ERA: 1.46	(5, 1)	2.0		7	1	0	0	0	0	0	0	0	0	0	14	25	0.00	0.500
Kent Mercker, L ERA: 2.59	(7, 1)	1.2		6	0	0	0	2	1	0	0	0	0	0	16	30	0.00	0.600
43 Michael Wuertz, R ERA: 7.31	(8, 1)	0.1		1	0	0	0	0	0	0	0	0	0	0	2	2	0.00	0.000

PITCHER	IP	WLS	BF	H	R	ER	SO	BB	IBB	HBP	BLK	WP	HR	S	P	ERA	WHIP

Chicago Cubs @ Milwaukee Brewers

Miller Park, Milwaukee, WI

Wed Jul 07 2004, 7:05 PM CDT

Att. 42,291 - Overcast - 63 F

TOP

Batter	1	2	3	4	5	6	7	8	9	AB	R	H	RBI	BB	SO	LOB
Mark Grudzielanek, R (1, 4) OBP: 0.348, SLG: 0.377	C B F B D F C; 3-3; K (backwards) ①		B B C B F F F B; 4-2; BB		B X; 1-0; F9 ③			B C X; 1-1; F9 ②		3	0	0	0	1	1	0
Corey Patterson, L (1, 8) OBP: 0.335, SLG: 0.455	X; 0-0; 1B		D C 1 SAFE F S; 1-3; K ③			S S B S; 1-3; K ①		C X; 0-1; 1B		4	0	2	0	0	2	1
Sammy Sosa, R (1, 9) OBP: 0.362, SLG: 0.536	B D S S 1 SAFE T; 2-2; K ②			C B S B F C; 2-3; K (backwards) ①		S F B B F B B; 4-2; FC5-4 BB		D X; 1-0; L7 ③		3	0	0	0	1	2	2
Moises Alou, R (1, 7) OBP: 0.330, SLG: 0.514	B S F B X; 2-2; G5-3 ③			B F S X; 1-2; L8 ②		X; 0-0; FC5-4 ②; 1-2f			B B C X; 2-1; P3 ①	4	0	0	0	0	0	2
25 Derrek Lee, R (1, 3) OBP: 0.372, SLG: 0.507		B C S D X; 2-2; G6-3 ①		C C D D X; 2-2; 1B 1B		C F F B F B C; 2-3; K (backwards) ③			B S F B X; 2-2; F9 ②	4	0	1	0	0	1	1
Michael Barrett, R (1, 2) OBP: 0.335, SLG: 0.480		C F B X; 1-2; F7 ②		C X; 0-1; FC6-4 1B; 1-2			B X; 1-0; F9 ①		C S S; 0-3; K ③	4	0	1	0	0	1	0
Ramon Martinez, R (1, 6) OBP: 0.326, SLG: 0.356		C B B F D X; 3-2; G4-3 ③		C X; 0-1; FC6-4 ③; 1-2f			F B C D F C; 2-3; K (backwards) ②			3	0	0	0	0	1	2
Brendan Harris, R (1, 5) OBP: 0.167, SLG: 0.333			B C B F F D X; 3-2; G4-3 ①		F C S; 0-3; K ①		B C F X; 1-2; F9 ③			3	0	0	0	0	1	0
38 Carlos Zambrano, S (1, 1) OBP: 0.150, SLG: 0.179			S B F S; 1-3; K ②		C B B X; 2-1; G4-3 ②					2	0	0	0	0	1	0
Kent Mercker, L (6, 1)										0	0	0	0	0	0	0
Francis Beltran, R (7, 1)										0	0	0	0	0	0	0
Tom Goodwin, L (8, PH) OBP: 0.230, SLG: 0.276								B X; 1-0; F9 ①		1	0	0	0	0	0	0
43 Michael Wuertz, R (8, 1)										0	0	0	0	0	0	0

Inning Stats	1	2	3	4	5	6	7	8	9
R	0	0	0	0	0	0	0	0	0
E	0	0	0	0	0	0	0	0	0
K	2	0	2	1	1	2	1	0	1
S	11	9	14	14	6	12	8	6	8
H	1	0	0	2	0	0	0	1	0
LOB	1	0	1	2	0	1	0	1	0
BB	0	0	1	0	0	1	0	0	0
P	18	15	23	19	9	19	12	9	12

1B: 4, 2B: 0, 3B: 0, HR: 0, SF: 0, SAC: 0, DP: 0, HBP: 0

WP: 0, PB: 0, SB: 0, CS: 0, PA: 33

AB	31
R	0
H	4
RBI	0
BB	2
SO	10
LOB	8

PITCHER		IP	WLS	BF	H	R	ER	SO	BB	IBB	HBP	BLK	WP	HR	S	P	ERA	WHIP
Doug Davis, L ERA: 3.46	(1, 1)	8.0	W	30	4	0	0	9	2	0	0	0	0	0	80	124	0.00	0.750
Mike Adams, R ERA: 1.19	(9, 1)	1.0		3	0	0	0	1	0	0	0	0	0	0	8	12	0.00	0.000

PITCHER	IP	WLS	BF	H	R	ER	SO	BB	IBB	HBP	BLK	WP	HR	S	P	ERA	WHIP

livebaseballscorecards.com

Batter	1	2	3	4	5	6	7	8	9	AB	R	H	RBI	BB	SO	LOB
Scott Podsednik, L (1, 8) OBP: 0.329, SLG: 0.406	B B B C C S 3-3 K ①		C B X 1-1 F7 ②		C B X 1-1 FC3-6 1B 2B	C B X 2-1 F8 ②		C B X 1-1 L8 ①		5	1	1	0	0	1	3
Craig Counsell, L (1, 6) OBP: 0.364, SLG: 0.364	S X 0-1 G6-3 ②		B B B C B 4-1 HR BB		B L B B B 4-1 FC3-6 BB	B B C D B 4-1 1-2 2-3 BB		B 1 SAFE B C B C X 3-2 P5 ②		2	1	0	0	3	0	1
Geoff Jenkins, L (1, 7) OBP: 0.313, SLG: 0.437	C X 0-1 P6 ③		B 1 SAFE 1 SAFE X 1-0 1-H HR		S S S 0-3 K ①	B B X 2-0 G3-1 ③		C 1 SAFE C B 1 F X SAFE 1-2 1B		5	1	2	2	0	1	5
Lyle Overbay, L (1, 3) OBP: 0.400, SLG: 0.542		C S D F B S 2-3 K BB 1B	S S B F F F B D F 3-2 X 1B		X 0-0 FC3-6 ② 1B 1-2f 2-3		X 0-0 L4 ①	B F B B X 3-1 F8 ③		5	1	1	0	0	1	4
Ben Grieve, L (1, 9) OBP: 0.411, SLG: 0.424 Mike Adams, R (9, 1)		B C F B B B 4-2 1B 1-2 BB	B C F F X 1-2 F8 ③		X 0-0 1-2 3-H 1B		C F B X 1-2 L7 ②			3 0	0 0	1 0	1 0	1 0	0 0	1 0
Keith Ginter, R (1, 4) OBP: 0.331, SLG: 0.437	C F B D S 2-3 K ①	B F X 1-1 G6-3 ①	B C B C S 2-3 K ③				B B B C B 4-1 S BB			3	0	0	0	1	2	4
Wes Helms, R (1, 5) OBP: 0.335, SLG: 0.344	F B B S X 2-2 G1-6-3 1-2 2-H 1B	C X 0-1 F9 ②			C B B C X 2-2 FC5-6 1B	1 SAFE B 1 SAFE F B B B 4-1 1-2 BB				3	0	2	1	1	0	0
Chad Moeller, R (1, 2) OBP: 0.307, SLG: 0.371	C B X 1-1 G1-6-3 ② ③ 1-2f	C X 0-1 1B			X 0-0 BB FC5-6 1-2 1B	D C C F S 1-3 K ③				4	0	2	0	0	1	4
Doug Davis, R (1, 1) Brady Clark, R (8, PH) OBP: 0.346, SLG: 0.344 (9, 9)		B X 1-0 G3 ①	B C S F X 1-2 G3 ③		X 0-0 FC5-6 ① BB 1-2 2-3f			C S B F B F B B 4-2 1B BB		3 0	0 0	0 0	0 0	0 1	0 0	3 0
Inning Stats	R: 0 E: 0 K: 1 S: 7 H: 0 LOB: 0 BB: 0 P: 10	R: 1 E: 0 K: 2 S: 14 H: 1 LOB: 1 BB: 1 P: 25	R: 2 E: 0 K: 0 S: 16 H: 2 LOB: 1 BB: 1 P: 27	R: 0 E: 0 K: 0 S: 10 H: 1 LOB: 1 BB: 0 P: 12	R: 1 E: 0 K: 2 S: 11 H: 2 LOB: 2 BB: 1 P: 18	R: 0 E: 0 K: 0 S: 9 H: 2 LOB: 3 BB: 1 P: 19	R: 0 E: 0 K: 1 S: 10 H: 0 LOB: 2 BB: 2 P: 20	R: 0 E: 0 K: 0 S: 15 H: 1 LOB: 2 BB: 1 P: 27		1B: 7 2B: 1 3B: 0 HR: 1	SF: 0 SAC: 0 DP: 1 HBP: 0					

PITCHER	IP	WLS	BF	H	R	ER	SO	BB	IBB	HBP	BLK	WP	HR	S	P	ERA	WHIP
38 Carlos Zambrano, R (1, 1) ERA: 2.61	5.2	L	29	8	4	4	5	4	0	0	0	1	1	66	108	6.35	2.118
Kent Mercker, L (6, 1) ERA: 2.49	1.0		4	0	0	0	0	1	0	0	0	0	0	6	13	0.00	1.000
Francis Beltran, R (7, 1) ERA: 4.18	0.1		2	0	0	0	1	1	0	0	0	0	0	5	10	0.00	3.000
43 Michael Wuertz, R (8, 1) ERA: 6.88	1.0		5	1	0	0	0	1	0	0	0	0	0	15	27	0.00	2.000

PITCHER	IP	WLS	BF	H	R	ER	SO	BB	IBB	HBP	BLK	WP	HR	S	P	ERA	WHIP

BOTTOM

Chicago Cubs @ Milwaukee Brewers

Miller Park, Milwaukee, WI

Wed Jul 07 2004, 7:05 PM CDT
Att. 42,291 - Overcast - 63 F

livebaseballscorecards.com

AB	33
R	4
H	9
RBI	4
BB	7
SO	6
LOB	25

WP: 1 PA: 40
PB: 0
SB: 1
CS: 0

Cincinnati Reds @ Milwaukee Brewers

Miller Park, Milwaukee, WI

Thu Jul 08 2004, 7:05 PM CDT

Att. 19,729 - Cloudy - 68 F

TOP

livebaseballscorecards.com

Batter	1	2	3	4	5	6	7	8	9	AB	R	H	RBI	BB	SO	LOB
D'Angelo Jimenez, S (1, 4) OBP: 0.367, SLG: 0.385	C B B X 2-1 1B 2B		B C B X 2-1 ① F8		C B B C B F F X 3-2 ② P6	B X 1-0 1B 1-3 2B 1B	C B B S B B 1-2 2-3 4-2 BB			4	2	2	0	1	0	0
Barry Larkin, R (1, 6) OBP: 0.344, SLG: 0.402 Juan Castro, R (6, 6) OBP: 0.317, SLG: 0.409	X 0-0 2-H 1B		C B X 1-1 ② F7		C B F X 1-2 HR 1B	B B F 1 S D F X SAFE 3-2 1-3 3-H 2B 1B	C F D D S 2-3 ③ K			4 1	2 0	3 0	2 0	0 0	0 1	0 3
Ken Griffey Jr., L (1, 8) OBP: 0.350, SLG: 0.514	B X 1-0 ① F8		B F S B B B B 4-2 BB		X 0-0 1-H HR	X 0-0 G3 1-H 3-H 2B		C B F X 1-2 ① G4-3		4	1	2	4	1	0	1
Adam Dunn, L (1, 3) OBP: 0.407, SLG: 0.573 (8, 7)	C S T 0-2 ② K		S B F B F X 2-2 ③ F9		F F B B F B B 4-2 FC5-4 BB	C X 0-1 ② G3 2-3		X 0-0 HR		4	1	1	1	1	1	3
Wily Mo Peña, R (1, 9) OBP: 0.308, SLG: 0.438	B F F S 1-3 ③ K			B X 1-1 ① G3-1	X 0-0 ③ FC5-4 1-2f	T X 0-1 ③ G1-3		S S B X 1-2 ② G6-3		5	0	0	0	0	1	3
Jacob Cruz, L (1, 7) OBP: 0.330, SLG: 0.381 Todd Jones, L (8, 1) Danny Graves, R (9, 1)		B B X 2-0 ① F7		B C C F S 1-3 ② K		S F C 0-3 ① K	B B F X 2-1 ① G4-3	F F S 0-3 ③ K		5 0 0	0 0 0	0 0 0	0 0 0	0 0 0	3 0 0	0 0 0
Jason LaRue, R (1, 2) OBP: 0.318, SLG: 0.383		X 0-0 ② F8		B B B B 4-0 FC6-4 BB		F B X 1-1 E5 E	B B H 3-0 BB 1B HBP		B X 1-0 ① F7	3	1	0	0	1	0	0
Brandon Larson, R (1, 5) OBP: 0.308, SLG: 0.356	C B B B B 4-1 BB			S D X 1-1 ③ FC6-4 1-2f	C B S D B X 3-2 E5 1B 2-H	X 0-0 1-2 BB 1B			B C B F S 2-3 ② K	4	1	1	0	1	1	1
Paul Wilson, R (1, 1) OBP: 0.206, SLG: 0.188 Gabe White, L (7, 1) Tim Hummel, R (8, 3) OBP: 0.318, SLG: 0.358		F C D B F B X 3-2 ③ F7		X 0-0 ① L4	C S X 0-2 1B 1B 2-H 1B	B X 1-0 ② F8			F X 0-1 ③ L1	4 0 1	1 0 0	1 0 0	1 0 0	0 0 0	0 0 0	3 0 0

AB	39
R	9
H	10
RBI	8
BB	5
SO	7
LOB	14

Inning Stats	1	2	3	4	5	6	7	8	9
	R: 1 E: 0 K: 2 S: 10	R: 0 E: 0 K: 0 S: 7	R: 0 E: 0 K: 0 S: 10	R: 0 E: 0 K: 1 S: 8	R: 2 E: 0 K: 0 S: 14	R: 5 E: 2 K: 1 S: 21	R: 0 E: 0 K: 1 S: 10	R: 1 E: 0 K: 1 S: 10	R: 0 E: 0 K: 1 S: 6
	H: 2 LOB: 1 BB: 0 P: 14	H: 0 LOB: 1 BB: 1 P: 16	H: 0 LOB: 1 BB: 1 P: 19	H: 0 LOB: 1 BB: 1 P: 15	H: 2 LOB: 1 BB: 1 P: 22	H: 4 LOB: 1 BB: 0 P: 29	H: 1 LOB: 3 BB: 1 P: 22	H: 1 LOB: 0 BB: 0 P: 12	H: 0 LOB: 0 BB: 0 P: 9

1B: 6 2B: 2 3B: 0 HR: 2 SF: 0 SAC: 0 DP: 0 HBP: 1

WP: 0 PB: 0 SB: 0 CS: 0 PA: 45

PITCHER		IP	WLS	BF	H	R	ER	SO	BB	IBB	HBP	BLK	WP	HR	S	P	ERA	WHIP
Wes Obermueller, R ERA: 6.69	(1, 1)	5.1	L	26	4	5	4	4	4	0	0	0	0	1	57	98	6.75	1.500
Dave Burba, R ERA: 3.61	(6, 1)	1.1		11	5	3	2	0	1	0	1	0	0	0	19	33	13.50	4.500
Matt Kinney, R ERA: 6.04	(7, 1)	0.1		1	0	0	0	1	0	0	0	0	0	0	4	6	0.00	0.000
Jeff Bennett, R ERA: 4.39	(8, 1)	2.0		7	1	1	1	2	0	0	0	0	0	1	16	21	4.50	0.500

PITCHER	IP	WLS	BF	H	R	ER	SO	BB	IBB	HBP	BLK	WP	HR	S	P	ERA	WHIP

Cincinnati Reds @ Milwaukee Brewers

Miller Park, Milwaukee, WI

Thu Jul 08 2004, 7:05 PM CDT
Att. 19,729 - Cloudy - 68 F

livebaseballscorecards.com

BOTTOM

Batter	1	2	3	4	5	6	7	8	9	AB	R	H	RBI	BB	SO	LOB
Scott Podsednik, L (1, 8) OBP: 0.330, SLG: 0.406	1-1 F8		2-0 1-2 1B			0-2 F8	0-0 1-2 1B		1-0 G2-3	5	0	2	0	0	0	0
Craig Counsell, L (1, 6) OBP: 0.361, SLG: 0.361	1-2 G6-3		3-1 P4			3-2 G4-3	3-2 1-2 2-H 1B		0-0 G6-3	5	0	1	1	0	0	2
Geoff Jenkins, L (1, 7) OBP: 0.312, SLG: 0.438	1-2 G4-3			2-1 P6		2-1 WP 2B	3-2 G1-3			4	0	1	0	0	0	2
Lyle Overbay, L (1, 3) OBP: 0.401, SLG: 0.543		1-1 L4		4-1 BB		2-3 K 2-3		0-1 2B		3	0	1	0	1	1	1
Ben Grieve, L (1, 9) OBP: 0.408, SLG: 0.420		0-2 G1-4-3		0-0 P6			0-0 HR 1B	0-3 K		4	1	1	0	0	1	2
Keith Ginter, R (1, 4) OBP: 0.330, SLG: 0.447		3-2 G6-3		1-1 F7			0-0 1-H HR	2-2 F8		4	1	1	2	0	0	2
Wes Helms, R (1, 5) OBP: 0.333, SLG: 0.338			1-3 K2-3			0-2 F9	2-0 G6-3	1-0 HBP		3	0	0	0	0	1	0
Gary Bennett, R (1, 2) OBP: 0.260, SLG: 0.252			0-3 K			0-2 G4-3	0-0 G4-3	3-3 K		3	0	0	0	0	1	0
2 Bill Hall, R (8, PH) OBP: 0.279, SLG: 0.395										1	0	0	0	0	1	2
Chad Moeller, R (9, 2) OBP: 0.307, SLG: 0.371										0	0	0	0	0	0	0
Wes Obermueller, R (1, 1) OBP: 0.381, SLG: 0.476										2	0	1	0	0	0	0
Dave Burba, R (6, 1)										0	0	0	0	0	0	0
Matt Kinney, R (7, 1) OBP: 0.250, SLG: 0.250										0	0	0	0	0	0	0
Chris Magruder, S (7, PH) OBP: 1.000, SLG: 1.000										0	1	0	0	1	0	0
Jeff Bennett, R (8, 1)										0	0	0	0	0	0	0
Brady Clark, R (9, PH) OBP: 0.344, SLG: 0.342			2-0 1B 1B			0-1 G4-3	4-2 1B 1B BB		1-2 G5-3	1	0	0	0	0	0	0
Inning Stats	R: 0 E: 0 K: 0 S: 8 H: 0 LOB: 0 BB: 0 P: 11	R: 0 E: 0 K: 0 S: 10 H: 0 LOB: 0 BB: 0 P: 14	R: 0 E: 0 K: 2 S: 10 H: 2 LOB: 2 BB: 0 P: 18	R: 0 E: 0 K: 0 S: 6 H: 0 LOB: 1 BB: 1 P: 13	R: 0 E: 0 K: 0 S: 8 H: 0 LOB: 0 BB: 0 P: 8	R: 0 E: 0 K: 1 S: 13 H: 1 LOB: 1 BB: 0 P: 20	R: 3 E: 0 K: 0 S: 19 H: 4 LOB: 2 BB: 1 P: 31	R: 0 E: 0 K: 2 S: 13 H: 1 LOB: 2 BB: 0 P: 19	R: 0 E: 0 K: 0 S: 7 H: 0 LOB: 0 BB: 0 P: 9	1B: 5 2B: 2 3B: 0 HR: 1	SF: 0 SAC: 0 DP: 0 HBP: 1			WP: 1 PB: 0 SB: 0 CS: 0	PA: 38		

	AB	35
	R	3
	H	8
	RBI	3
	BB	2
	SO	5
	LOB	11

PITCHER		IP	WLS	BF	H	R	ER	SO	BB	IBB	HBP	BLK	WP	HR	S	P	ERA	WHIP
Paul Wilson, R ERA: 3.66	(1, 1)	6.2	W	29	7	3	3	3	2	0	0	0	1	1	69	107	4.05	1.350
Gabe White, L ERA: 6.68	(7, 1)	0.2		3	1	0	0	1	0	0	0	0	0	0	11	14	0.00	1.500
Todd Jones, R ERA: 3.38	(8, 1)	0.2		3	0	0	0	1	0	0	1	0	0	0	7	13	0.00	0.000
Danny Graves, R ERA: 2.83	(9, 1)	1.0		3	0	0	0	0	0	0	0	0	0	0	7	9	0.00	0.000

PITCHER	IP	WLS	BF	H	R	ER	SO	BB	IBB	HBP	BLK	WP	HR	S	P	ERA	WHIP

Batter	1	2	3	4	5	6	7	8	9	AB	R	H	RBI	BB	SO	LOB
D'Angelo Jimenez, S (1, 4) OBP: 0.367, SLG: 0.383	C B B X 2-1 F8 ①		C B X 1-1 1B		C C B F X 1-2 L5 ②		B B B C F B 4-2 BB		B C B F B X 3-2 G3-1 ③	4	0	1	0	1	0	2
Barry Larkin, R (1, 6) OBP: 0.343, SLG: 0.403	B X 1-0 2B 2B		1 SAFE C X 0-1 F8 ②		B B B F C S 3-3 K ③		C D F X 1-2 G6-3 ③			4	1	1	0	0	1	3
Ken Griffey Jr., L (1, 8)	B B X 2-0 G4-3 2-H 2B		B 1 SAFE F F 1 SAFE F B D S 3-3 K ③		S B B B S B 4-2 HR BB			F B S C 1-3 K ①		3	1	1	1	1	2	1
Adam Dunn, L (1, 7) OBP: 0.406, SLG: 0.567	C X 0-1 G4-3 ② 2-3			C S C 0-3 K ①	F 1 SAFE C 1 B S 1-3 K ①			B B F B B WP S BB		3	0	0	0	1	2	2
Wily Mo Peña, R (1, 9) OBP: 0.306, SLG: 0.453	C D B X 2-1 G6-3 ③			F F X 0-2 G1-3 ②		F B X 1-1 1-H HR		S S 1 SAFE D 1 SAFE 1 SAFE S 1-3 K ② 1-2		4	1	1	2	0	1	2
Jason LaRue, R (1, 2) OBP: 0.317, SLG: 0.381		C S B S 1-3 K ①		B B B X 3-0 1B		B X 1-0 G6-3 ②		D C F B B X 3-2 F9 ③ 2-3		4	0	1	0	0	1	1
Tim Hummel, R (1, 3) OBP: 0.304, SLG: 0.341		B X 1-0 F8 ②	C B 1 SAFE B X 2-1 P3 ③			B X 1-0 L7 ③			S X 0-1 F7 ①	4	0	0	0	0	0	1
Brandon Larson, R (1, 5) OBP: 0.306, SLG: 0.352 Danny Graves, R (9, 1)		S C D C 1-3 K ③			S X 0-1 39 SH3-4 1B		B B S F X 2-2 F9 ①		B S B S F S 2-3 K ②	4	0	1	0	0	2	0
										0	0	0	0	0	0	0
39 Aaron Harang, R (1, 1) OBP: 0.037, SLG: 0.074 Gabe White, L (8, 1) Jacob Cruz, L (9, PH) OBP: 0.337, SLG: 0.388 Juan Castro, R (9, PR) OBP: 0.317, SLG: 0.409 (9, 5)			B B C T F S 2-3 K ①		B X 1-0 SH3-4 ① 1-2		C B F B S 2-3 K ②		S B B B S X 3-2 1B	2	0	0	0	0	2	0
										0	0	0	0	0	0	0
										1	0	1	0	0	0	0
										0	0	0	0	0	0	0
Inning Stats	R: 1 E: 0 K: 0 S: 8 H: 2 LOB: 1 BB: 0 P: 15	R: 0 E: 0 K: 2 S: 7 H: 0 LOB: 0 BB: 0 P: 10	R: 0 E: 0 K: 2 S: 12 H: 1 LOB: 1 BB: 0 P: 18	R: 0 E: 0 K: 1 S: 9 H: 1 LOB: 1 BB: 0 P: 14	R: 0 E: 0 K: 1 S: 10 H: 1 LOB: 1 BB: 0 P: 15	R: 2 E: 0 K: 1 S: 9 H: 1 LOB: 0 BB: 1 P: 17	R: 0 E: 0 K: 1 S: 11 H: 0 LOB: 1 BB: 1 P: 20	R: 0 E: 0 K: 2 S: 10 H: 0 LOB: 1 BB: 1 P: 19	R: 0 E: 0 K: 1 S: 12 H: 1 LOB: 1 BB: 0 P: 20	1B: 4 2B: 2 3B: 0 HR: 1	SF: 0 SAC: 1 DP: 0 HBP: 0					

PITCHER	IP	WLS	BF	H	R	ER	SO	BB	IBB	HBP	BLK	WP	HR	S	P	ERA	WHIP
39 Chris Capuano, L (1, 1) ERA: 3.69	7.1	L	31	6	3	3	9	3	0	0	0	0	1	70	118	3.68	1.227
Matt Kinney, R (8, 1) ERA: 5.96	0.2		2	0	0	0	1	0	0	0	0	1	0	6	10	0.00	0.000
Matt Wise, R (9, 1) ERA: 3.7	1.0		4	1	0	0	1	0	0	0	0	0	0	12	20	0.00	1.000

PITCHER	IP	WLS	BF	H	R	ER	SO	BB	IBB	HBP	BLK	WP	HR	S	P	ERA	WHIP

TOP

Cincinnati Reds @ Milwaukee Brewers

Miller Park, Milwaukee, WI

Fri Jul 09 2004, 7:05 PM CDT

Att. 30,709 - Dome - 70 F

livebaseballscorecards.com

AB	33
R	3
H	7
RBI	3
BB	3
SO	11
LOB	12

1B: 4	SF: 0	WP: 1	PA: 37
2B: 2	SAC: 1	PB: 0	
3B: 0	DP: 0	SB: 1	
HR: 1	HBP: 0	CS: 0	

Batter	1	2	3	4	5	6	7	8	9	AB	R	H	RBI	BB	SO	LOB
Scott Podsednik, L (1, 8) OBP: 0.329, SLG: 0.404	B M C S 1-3 K ①		B C S B B X 3-2 P6 ③			B C C C 1-3 K ②		C C D X 1-2 2-3 1B		4	0	1	0	0	2	0
Craig Counsell, L (1, 6) OBP: 0.360, SLG: 0.356	C T B X 1-2 G4-3 ②			C S C 0-3 K ①		C B B B B 4-1 BB		B B B C S X 3-2 F9 ③		3	0	0	0	1	1	2
Geoff Jenkins, L (1, 7) OBP: 0.314, SLG: 0.439	F B S B X 2-2 1B			B B X 2-0 G4-3 ②		S S D 1 S SAFE 1-3 K ③			L X 0-1 G6-3 1B 1B	4	0	2	0	0	1	1
Lyle Overbay, L (1, 3) OBP: 0.402, SLG: 0.542	C B B B X 3-1 F7 ③			B B X 2-0 1B			B C F S 1-3 K ①		X 0-0 G6-3 1-2 1B	4	0	2	0	0	1	1
Ben Grieve, L (1, 9) OBP: 0.400, SLG: 0.410		F B B F B X 3-2 P6 ①		C F F D B B F F C 3-3 K ③			X 0-0 G3-1 ②		C X 0-1 ① ② G6-3 1-2f 2-3	4	0	0	0	0	1	3
2 Bill Hall, R (1, 4) OBP: 0.278, SLG: 0.391		B C X 1-1 G5-3 ②	B C F B F X 2-2 CS 1B				C B F B C 2-3 K ③		C S S 0-3 K ③	4	0	1	0	0	2	1
Keith Ginter, R (1, 5) OBP: 0.326, SLG: 0.441		B C X 1-1 L5 ③	C C B F B C 2-3 ① ② 1-2 K					S B X 1-1 L1 ①		3	0	0	0	0	1	1
Chad Moeller, R (1, 2) OBP: 0.304, SLG: 0.367		C B S S X 1-2 G5-3 ①	X 0-0 L7 ③					B F S S F F B X 2-2 G6-3 ②		2	0	0	0	0	0	0
Matt Erickson, L (8, PH)										1	0	0	0	0	0	0
Gary Bennett, R (9, 2) OBP: 0.260, SLG: 0.252										0	0	0	0	0	0	0
39 Chris Capuano, L (1, 1) OBP: 0.316, SLG: 0.294		S F F S 0-3 K2-3 ②				F S S 0-3 K ①		B B C F X 2-2 E7 1B 1B		2	0	0	0	0	2	0
Matt Kinney, R (8, 1) OBP: 0.250, SLG: 0.250										0	0	0	0	0	0	0
Chris Magruder, S (8, PH) OBP: 1.000, SLG: 1.000										1	0	1	0	0	0	0
Matt Wise, R (9, 1)										0	0	0	0	0	0	0
Inning Stats	R: 0 E: 0 K: 1 S: 11 H: 1 LOB: 1 BB: 0 P: 18	R: 0 E: 0 K: 0 S: 7 H: 0 LOB: 0 BB: 0 P: 12	R: 0 E: 0 K: 1 S: 10 H: 0 LOB: 0 BB: 0 P: 14	R: 0 E: 0 K: 2 S: 11 H: 1 LOB: 1 BB: 0 P: 18	R: 0 E: 0 K: 1 S: 9 H: 1 LOB: 0 BB: 0 P: 13	R: 0 E: 0 K: 3 S: 10 H: 0 LOB: 1 BB: 1 P: 16	R: 0 E: 0 K: 2 S: 7 H: 0 LOB: 0 BB: 0 P: 10	R: 0 E: 1 K: 0 S: 16 H: 2 LOB: 2 BB: 0 P: 25	R: 0 E: 0 K: 1 S: 8 H: 2 LOB: 1 BB: 0 P: 8	1B: 7 2B: 1 3B: 0 HR: 0	SF: 0 SAC: 0 DP: 2 HBP: 0						

PITCHER	IP	WLS	BF	H	R	ER	SO	BB	IBB	HBP	BLK	WP	HR	S	P	ERA	WHIP
39 Aaron Harang, R (1, 1) ERA: 4.25	7.2	W	28	5	0	0	10	1	0	0	0	0	0	78	120	0.00	0.783
Gabe White, L (8, 1) ERA: 6.61	0.1	H	1	0	0	0	0	0	0	0	0	0	0	3	6	0.00	0.000
Danny Graves, R (9, 1) ERA: 2.77	1.0	S	4	2	0	0	1	0	0	0	0	0	0	8	8	0.00	2.000

PITCHER	IP	WLS	BF	H	R	ER	SO	BB	IBB	HBP	BLK	WP	HR	S	P	ERA	WHIP

BOTTOM

Cincinnati Reds @ Milwaukee Brewers

Miller Park, Milwaukee, WI

Fri Jul 09 2004, 7:05 PM CDT

Att. 30,709 - Dome - 70 F

livebaseballscorecards.com

AB	32
R	0
H	7
RBI	0
BB	1
SO	11
LOB	9

1B: 7	SF: 0	WP: 0	PA: 33
2B: 1	SAC: 0	PB: 0	
3B: 0	DP: 2	SB: 0	
HR: 0	HBP: 0	CS: 1	

Cincinnati Reds @ Milwaukee Brewers

Miller Park, Milwaukee, WI

Sat Jul 10 2004, 6:05 PM CDT

Att. 43,558 - Sunny - 72 F

livebaseballscorecards.com

TOP

Batter	1	2	3	4	5	6	7	8	9	AB	R	H	RBI	BB	SO	LOB
D'Angelo Jimenez, S (1, 4) OBP: 0.366, SLG: 0.381	C X 0-1 1B 1B		C C X 0-2 ① G6-3		B F F B C 2-3 ③ K			C B B C B X 3-2 ① P2		4	0	1	0	0	1	1
Barry Larkin, R (1, 6) OBP: 0.342, SLG: 0.401	L F X 0-2 ① F9		C F X 0-2 ② F9			C B B X 2-1 F9 1B 1B		B F B X 2-1 ② G6-3		4	0	1	0	0	0	1
Ken Griffey Jr., L (1, 8) OBP: 0.350, SLG: 0.512 Tim Hummel, R (4, 3) OBP: 0.298, SLG: 0.333	B B F X 2-1 ② P5		F X 0-1 ③ L7			C B C 1 SAFE S 1-3 ① K		S X 0-1 ③ F8		2 2	0 0	0 0	0 0	0 0	0 1	1 1
Adam Dunn, L (1, 3) OBP: 0.407, SLG: 0.567 (4, 7)	C F X 0-2 1-2 1B			F S B S 1-3 ① K		C B F X 1-2 1-2 1B			F B S F B F X 2-2 ① G4-3	4	0	2	0	0	1	0
Jacob Cruz, L (1, 7) OBP: 0.323, SLG: 0.371 (4, 9)	B S F B S 2-3 ③ K			S F B F F B S 2-3 ② K		F F X 0-2 ② F9 2-3			B S F B B X 3-2 ② G4-3	4	0	0	0	0	2	4
Wily Mo Peña, R (1, 9) OBP: 0.299, SLG: 0.442 (4, 8)		C X 0-1 ① G5-3		F S F B S 1-3 ③ K		B C X 1-1 ③ F9			F X 0-1 ③ G5-3	4	0	0	0	0	1	2
Javier Valentin, S (1, 2) OBP: 0.224, SLG: 0.289		B F B C B F B 4-2 G1-3 BB			C F B X 1-2 ① F8		C B B C X 2-2 ① P6			2	0	0	0	1	0	0
Brandon Larson, R (1, 5) OBP: 0.306, SLG: 0.352		C X 0-1 ② G1-3 1-2			B F X 1-1 1B		B C B C C 2-3 ② K			3	0	1	0	0	1	1
Cory Lidle, R (1, 1) OBP: 0.250, SLG: 0.161 Corky Miller, R (7, PH) Phil Norton, R (7, 1) Todd Van Poppel, R (8, 1) OBP: 0.188, SLG: 0.133		C B S F B B X 2-2 ③ F7			1 SAFE C S D 1 L SAFE 1-3 ② K		B X 1-0 ③ G5-3			2 1 0 0	0 0 0 0	0 0 0 0	0 0 0 0	0 0 0 0	1 0 0 0	2 0 0 0
Inning Stats	R: 0 E: 0 K: 1 S: 13 H: 2 LOB: 2 BB: 0 P: 17	R: 0 E: 0 K: 0 S: 11 H: 0 LOB: 1 BB: 1 P: 17	R: 0 E: 0 K: 0 S: 8 H: 0 LOB: 0 BB: 0 P: 8	R: 0 E: 0 K: 3 S: 12 H: 0 LOB: 0 BB: 0 P: 16	R: 0 E: 0 K: 2 S: 11 H: 1 LOB: 1 BB: 0 P: 16	R: 0 E: 0 K: 1 S: 13 H: 2 LOB: 2 BB: 0 P: 18	R: 0 E: 0 K: 1 S: 7 H: 0 LOB: 0 BB: 0 P: 12	R: 0 E: 0 K: 0 S: 7 H: 0 LOB: 0 BB: 0 P: 12	R: 0 E: 0 K: 0 S: 10 H: 0 LOB: 0 BB: 0 P: 15	1B: 5 2B: 0 3B: 0 HR: 0 SF: 0 SAC: 0 DP: 0 HBP: 0						

	AB	32
	R	0
	H	5
	RBI	0
	BB	1
	SO	8
	LOB	13

WP: 0 PB: 0 SB: 0 CS: 0 PA: 33

PITCHER		IP	WLS	BF	H	R	ER	SO	BB	IBB	HBP	BLK	WP	HR	S	P	ERA	WHIP
15 Ben Sheets, R ERA: 2.26	(1, 1)	8.0	W	30	5	0	0	8	1	0	0	0	0	0	82	116	0.00	0.750
Luis Vizcaino, R ERA: 2.93	(9, 1)	1.0		3	0	0	0	0	0	0	0	0	0	0	10	15	0.00	0.000

PITCHER	IP	WLS	BF	H	R	ER	SO	BB	IBB	HBP	BLK	WP	HR	S	P	ERA	WHIP

Cincinnati Reds @ Milwaukee Brewers

Miller Park, Milwaukee, WI

Sat Jul 10 2004, 6:05 PM CDT

Att. 43,558 - Sunny - 72 F

livebaseballscorecards.com

BOTTOM

Batter	1	2	3	4	5	6	7	8	9	AB	R	H	RBI	BB	SO	LOB
Scott Podsednik, L (1, 8) OBP: 0.328, SLG: 0.401	B X 1-0 L9 ①		B B B B 4-0 G4-3 S G5-3 BB	C F D S 1-3 K ③			B B X 2-0 P2 ①			3	1	0	0	1	1	2
Craig Counsell, L (1, 6) OBP: 0.358, SLG: 0.355	F C C 0-3 K ②		1 SAFE B B B C X 2-1 G4-3 ① 1-3		B B C X 2-1 G3-1 ①		B S B B C X 3-2 G4-5-3 1B			4	0	1	0	0	1	1
Geoff Jenkins, L (1, 7) OBP: 0.311, SLG: 0.434	C S S 0-3 K ③		B S X 1-1 G5-3 ② 3-H		F X 0-1 L6 ②		B B X 2-0 G4-5-3 ②③ 1-2f			4	0	0	1	0	1	1
Lyle Overbay, L (1, 3) OBP: 0.403, SLG: 0.540		S B B X 2-1 S 2B 1B	B F S B B X 3-2 F8 ③		C C S 0-3 K ③			B B B B 4-0 2 2B BB		3	2	1	0	1	1	0
Keith Ginter, R (1, 5) OBP: 0.325, SLG: 0.442		B B B C C F S 3-3 K ① 1-2		C B F X 1-2 L8 ①		X 0-0 S G6-3 2B		F C S 0-3 K ①		4	1	1	0	0	2	2
Brady Clark, R (1, 9) OBP: 0.347, SLG: 0.364		B F D B X 3-1 2 G4-3 2-H 2B		B B B C C X 3-2 2 CS 3B		C L F D D F X 2-2 L4 ①		C S S 0-3 K ②		4	1	2	1	0	1	2
2 Bill Hall, R (1, 4) OBP: 0.289, SLG: 0.399		2 SAFE B B X 1-0 G4-3 ② 2-3		S B B B B 4-1 15 1B 3-H BB		B C B B B 4-1 S BB		B C B C F F X 2-2 PB 1-H 2B		2	0	1	1	2	0	1
Chad Moeller, R (1, 2) OBP: 0.303, SLG: 0.361		I I I I 4-0 IBB	B X 1-0 F9 ②		S B B S D X 3-2 G6-3 ② 1-2 2-H			S B B S F X 1-2 P4 ③ 2-3		3	0	0	1	1	0	3
15 Ben Sheets, R (1, 1) OBP: 0.118, SLG: 0.063 Luis Vizcaino, R (9, 1)		L X 0-1 G1-3 ③		B F X 1-1 1-2 1B		X 0-0 G6-3 ③				3 0	0 0	1 0	0 0	0 0	0 0	3 0
Inning Stats	R: 0 H: 0 E: 0 LOB: 0 K: 2 BB: 0 S: 7 P: 8	R: 1 H: 2 E: 0 LOB: 2 K: 1 BB: 1 S: 11 P: 24	R: 1 H: 0 E: 0 LOB: 0 K: 0 BB: 1 S: 7 P: 17	R: 1 H: 2 E: 0 LOB: 2 K: 1 BB: 1 S: 13 P: 24	R: 0 H: 0 E: 0 LOB: 0 K: 1 BB: 0 S: 7 P: 9	R: 1 H: 1 E: 0 LOB: 1 K: 0 BB: 1 S: 11 P: 20	R: 0 H: 1 E: 0 LOB: 0 K: 0 BB: 0 S: 5 P: 12	R: 1 H: 1 E: 0 LOB: 1 K: 2 BB: 1 S: 16 P: 23		1B: 3 SF: 0 2B: 3 SAC: 0 3B: 1 DP: 1 HR: 0 HBP: 0						

PITCHER		IP	WLS	BF	H	R	ER	SO	BB	IBB	HBP	BLK	WP	HR	S	P	ERA	WHIP
Cory Lidle, R ERA: 4.82	(1, 1)	6.0	L	27	5	4	3	5	3	1	0	0	0	0	56	102	4.50	1.333
Phil Norton, L ERA: 5.82	(7, 1)	1.0		4	1	1	1	0	1	0	0	0	0	0	5	16	9.00	2.000
Todd Van Poppel, R ERA: 5.79	(8, 1)	1.0		4	1	0	0	2	0	0	0	0	0	0	16	19	0.00	1.000

PITCHER	IP	WLS	BF	H	R	ER	SO	BB	IBB	HBP	BLK	WP	HR	S	P	ERA	WHIP

AB	30
R	5
H	7
RBI	4
BB	5
SO	7
LOB	15

WP: 0 PA: 35
PB: 1
SB: 4
CS: 1

Batter	1	2	3	4	5	6	7	8	9	AB	R	H	RBI	BB	SO	LOB
D'Angelo Jimenez, S (1, 4) OBP: 0.369, SLG: 0.384	B C C B X 2-2 F8 ①		B B B B 4-0 BB 1B BB		C C D B B B B 4-2 BB	D C C B F X 2-2 1-3 3-H 2B		C B S F B X 2-2 F9 ② 2-3		3	1	1	1	2	0	1
Juan Castro, R (1, 6) OBP: 0.307, SLG: 0.394	B X 1-0 P5 ②		B C B S S 2-3 K ①		B F B F X 2-2 P4 ①	C B S X 1-2 G1-4-3 ③		S B X 1-1 P3 ③		5	0	0	0	0	1	5
Adam Dunn, L (1, 7) OBP: 0.407, SLG: 0.566	F B B F X 2-2 P5 ③		C B B F D 1 SAFE B 4-2 1-2 1B BB		B C C X 1-2 F9 ②		X 0-0 G3 HR 2B		C B C B F F X 2-2 F7 ①	4	1	1	0	1	0	1
Jacob Cruz, L (1, 9) OBP: 0.327, SLG: 0.372		C F S 0-3 K ①	F B B X 2-1 1-2 2-H 1B		B X 1-0 F8 ③		B X 1-0 G3 ① 2-3		S F B F B X 2-2 E8 HR 1B	5	1	2	1	0	1	2
Jason LaRue, R (1, 2) OBP: 0.318, SLG: 0.395		B F X 1-1 1B 1B 1B	C S X 0-2 F7 ②			F B B X 2-1 L7 ①	B B X 2-0 F8 ②		S X 0-1 2-H HR	5	2	2	2	0	0	3
Wily Mo Peña, R (1, 8) OBP: 0.314, SLG: 0.491		B B X 2-0 1B 1-2 1B	D S X 1-1 G1-3 ③			X 0-0 1B 1B 1B	C B X 1-1 3-H HR		B X 1-0 HR	5	3	4	3	0	0	2
Tim Hummel, R (1, 3) OBP: 0.286, SLG: 0.319 Gabe White, L (7, 1) Todd Jones, L (8, 1) Barry Larkin, R (9, PH) OBP: 0.344, SLG: 0.403 Danny Graves, R (9, 1)		X 0-0 F9 ②		C B C B S 2-3 K ①		L F B F D T 2-2 K ②	C B X 1-1 F9 ③		C B B B F X 3-2 G6-4-3 1B	4 0 0 1 0	0 0 0 0 0	0 0 0 1 0	0 0 0 0 0	0 0 0 0 0	2 0 0 0 0	3 0 0 0 0
Brandon Larson, R (1, 5) OBP: 0.310, SLG: 0.354		X 0-0 1-3 2-H 1B		C C S 0-3 K ②		B F B B X 3-1 1B 1-2 2B 1B		C F B C 1-3 K ①	1 SAFE X 0-0 1-2f G6-4-3 ② ③	5	1	2	1	0	2	1
Jose Acevedo, R (1, 1) OBP: 0.118, SLG: 0.065 Javier Valentin, S (6, PH) OBP: 0.230, SLG: 0.296 John Riedling, R (6, 1) John Vander Wal, L (7, 3) OBP: 1.000, SLG: 2.000		C S S 0-3 K2-3 ③		B B B C C X 3-2 G6-3 ③		D B C B X 3-1 2B 1-3 2-H 1B		C S F C D F X 1-2 F9 2B		2 1 0 1	0 0 0 0	0 1 0 1	0 1 0 0	1 0 0 0	2 0 0 0	2 0 0 0

Inning Stats																																	
	R: 0	H: 0		R: 1	H: 3		R: 1	H: 1		R: 0	H: 0		R: 0	H: 0		R: 2	H: 4		R: 2	H: 2		R: 0	H: 1		R: 3	H: 4		1B: 9	SF: 0		WP: 0	PA: 44	
	E: 0	LOB: 0		E: 0	LOB: 2		E: 0	LOB: 2		E: 0	LOB: 0		E: 0	LOB: 1		E: 0	LOB: 2		E: 0	LOB: 0		E: 1	LOB: 0		E: 1	LOB: 0		2B: 3	SAC: 0		PB: 0		
	K: 0	BB: 0		K: 2	BB: 0		K: 1	BB: 2		K: 2	BB: 0		K: 0	BB: 1		K: 1	BB: 0		K: 0	BB: 0		K: 1	BB: 0		K: 0	BB: 0		3B: 0	DP: 1		SB: 0		
	S: 7	P: 12		S: 11	P: 14		S: 12	P: 25		S: 9	P: 14		S: 9	P: 17		S: 18	P: 31		S: 7	P: 12		S: 15	P: 20		S: 16	P: 24		HR: 3	HBP: 0		CS: 0		

PITCHER		IP	WLS	BF	H	R	ER	SO	BB	IBB	HBP	BLK	WP	HR	S	P	ERA	WHIP
Victor Santos, R ERA: 4.08	(1, 1)	5.2		26	6	4	4	6	3	0	0	0	0	0	57	98	6.35	1.588
Matt Kinney, R ERA: 5.96	(6, 1)	0.0		2	2	0	0	0	0	0	0	0	0	0	6	11	∞	∞
Mike Adams, R ERA: 1.85	(6, 1)	1.2	B	8	3	2	2	1	0	0	0	0	0	1	19	27	10.80	1.800
Luis Vizcaino, R ERA: 2.88	(8, 1)	0.2		2	0	0	0	0	0	0	0	0	0	0	6	9	0.00	0.000
Dan Kolb, R ERA: 1.62	(9, 1)	0.1	L	5	4	3	3	0	0	0	0	0	0	2	15	23	81.00	12.000

PITCHER		IP	WLS	BF	H	R	ER	SO	BB	IBB	HBP	BLK	WP	HR	S	P	ERA	WHIP
Jeff Bennett, R ERA: 4.32	(9, 1)	0.2		1	0	0	0	0	0	0	0	0	0	0	1	1	0.00	0.000

TOP

Cincinnati Reds @ Milwaukee Brewers

Miller Park, Milwaukee, WI

Sun Jul 11 2004, 1:05 PM CDT

Att. 31,841 - Cloudy - 77 F

livebaseballscorecards.com

AB	41
R	9
H	15
RBI	9
BB	3
SO	7
LOB	20

BOTTOM

Cincinnati Reds @ Milwaukee Brewers

Miller Park, Milwaukee, WI

Sun Jul 11 2004, 1:05 PM CDT
Att. 31,841 - Cloudy - 77 F

livebaseballscorecards.com

Batter	1	2	3	4	5	6	7	8	9	AB	R	H	RBI	BB	SO	LOB
Scott Podsednik, L (1, 8) OBP: 0.327, SLG: 0.398	1-1 1B PB 1B 1B	0-0 G3		2-2 G5-3			1-2 P4		1-0 G6-3	5	1	1	0	0	0	1
Craig Counsell, L (1, 6) OBP: 0.357, SLG: 0.353	1-2 1B 1B 1B 1-3 1B	2-3 K		1-2 K			0-1 P4			4	1	1	0	0	2	0
Geoff Jenkins, L (1, 7) OBP: 0.310, SLG: 0.431	0-0 1B 1B BB 1-2 3-H 1B	1-1 F7			1-3 K			0-0 G4-3		4	1	1	1	0	1	0
Lyle Overbay, L (1, 3) OBP: 0.407, SLG: 0.555	0-1 BB 1B SF8 1-2 2-3 1B		2-0 G4-3 2B		0-1 G4-3			1-0 HR		4	2	3	1	0	0	0
Keith Ginter, R (1, 4) OBP: 0.325, SLG: 0.441 Luis Vizcaino, R (8, 1) Chris Magruder, S (8, PH) OBP: 1.000, SLG: 1.000 Dan Kolb, R (9, 1) Jeff Bennett, R (9, 1)	2-0 SF8 BB SF7 1-2 2-3 3-H 1B		2-1 G4-3 2-3		3-3 K			4-2 L6-4 BB		3 0 0 0 0	1 0 0 0 0	1 0 0 0 0	1 0 0 0 0	0 0 1 0 0	1 0 0 0 0	1 0 0 0 0
Brady Clark, R (1, 9) OBP: 0.351, SLG: 0.359	4-0 SF7 1-2 2-3 3-H BB		4-2 BB			2-1 G5-3		1 SAFE 3-2 L6-4 1-1		2	0	0	1	2	0	1
Wes Helms, R (1, 5) OBP: 0.328, SLG: 0.333 Ben Grieve, L (9, PH) OBP: 0.398, SLG: 0.408	0-0 SF8 2-3 3-H		0-3 K			3-3 K			0-3 K	2 1	0 0	0 0	1 0	0 0	2 1	2 0
Gary Bennett, R (1, 2) OBP: 0.254, SLG: 0.248 Brooks Kieschnick, L (9, PH) OBP: 0.390, SLG: 0.486	0-0 SF7 1-2 3-H		0-0 G6-3			0-1 G1-3			1-1 2B	2 1	0 0	0 1	1 0	0 0	0 0	2 0
Victor Santos, R (1, 1) OBP: 0.056, SLG: 0.056 Matt Kinney, R (6, 1) OBP: 0.250, SLG: 0.250 Mike Adams, R (6, 1) 2 Bill Hall, R (6, 4) OBP: 0.286, SLG: 0.394	1-3 K			0-2 G5-3			2-0 G5-3		3-3 K	2 0 0 2	0 0 0 0	0 0 0 0	0 0 0 0	1 0 0 1	1 0 0 1	1 0 0 1
Inning Stats	R: 5 E: 0 K: 1 S: 14 H: 5 LOB: 1 BB: 1 P: 23	R: 0 E: 0 K: 1 S: 6 H: 0 LOB: 0 BB: 0 P: 9	R: 0 E: 0 K: 1 S: 10 H: 1 LOB: 2 BB: 1 P: 18	R: 0 E: 0 K: 1 S: 9 H: 0 LOB: 0 BB: 0 P: 12	R: 0 E: 0 K: 2 S: 9 H: 0 LOB: 0 BB: 0 P: 13	R: 0 E: 0 K: 1 S: 7 H: 0 LOB: 0 BB: 0 P: 12	R: 0 E: 0 K: 0 S: 6 H: 0 LOB: 0 BB: 0 P: 9	R: 1 E: 0 K: 0 S: 9 H: 1 LOB: 0 BB: 1 P: 17	R: 0 E: 0 K: 2 S: 10 H: 1 LOB: 1 BB: 0 P: 15	1B: 5 2B: 3 3B: 0 HR: 1	SF: 2 SAC: 0 DP: 1 HBP: 0			WP: 0 PB: 1 SB: 0 CS: 0	PA: 37		

AB	32
R	6
H	8
RBI	6
BB	3
SO	9
LOB	9

PITCHER		IP	WLS	BF	H	R	ER	SO	BB	IBB	HBP	BLK	WP	HR	S	P	ERA	WHIP
Jose Acevedo, R ERA: 5.38	(1, 1)	5.0		23	6	5	5	6	2	0	0	0	0	0	48	75	9.00	1.600
John Riedling, R ERA: 3.8	(6, 1)	1.1		4	0	0	0	1	0	0	0	0	0	0	8	15	0.00	0.000
Gabe White, L ERA: 6.68	(7, 1)	1.0	B	5	1	1	1	0	1	0	0	0	0	1	10	16	9.00	2.000
Todd Jones, R ERA: 3.33	(8, 1)	0.2	W	1	0	0	0	0	0	0	0	0	0	0	4	7	0.00	0.000
Danny Graves, R ERA: 2.72	(9, 1)	1.0	S	4	1	0	0	2	0	0	0	0	0	0	10	15	0.00	1.000

PITCHER	IP	WLS	BF	H	R	ER	SO	BB	IBB	HBP	BLK	WP	HR	S	P	ERA	WHIP

Batter	1	2	3	4	5	6	7	8	9	AB	R	H	RBI	BB	SO	LOB
Scott Podsednik, L (1, 8) OBP: 0.330, SLG: 0.402	C F B B X 2-2 F9 SF8 2B		C X 0-1 ① G4-3		B B B C B 4-1 G6-3 BB		B X 1-0 S 1B		B C B B X 3-1 ① F8	4	1	2	0	1	0	0
Craig Counsell, L (1, 6) OBP: 0.355, SLG: 0.349	L L B B B X 3-2 ① F9 2-3		B C F X 1-2 ② G3		C B F B F 1 SAFE X 2-2 ①② G6-3 1-2f		S S B 1 B F X SAFE 2-2 CI G3-6-1 1-2		B B C B C B 4-2 BB	3	0	0	0	1	0	2
Geoff Jenkins, L (1, 7) OBP: 0.308, SLG: 0.428	X 0-0 ② SF8 3-H		B F C B B B 4-2 FC4 BB		S B S B F X 2-2 ③ G6-3		X 0-0 ②③ G3-6-1 1-2f		B C F B F S 2-3 ② K	3	0	0	1	1	1	3
Lyle Overbay, L (1, 3) OBP: 0.404, SLG: 0.548	B B S B F B 4-2 BB BB		C C B X 1-2 ③ FC4 1-2f			C F X 0-2 ① G5-3		X 0-0 ① L4	B F X 1-1 ③ F8	4	0	0	0	1	0	2
Ben Grieve, L (1, 9) OBP: 0.397, SLG: 0.403 Brady Clark, R (8, PH) OBP: 0.354, SLG: 0.359 (8, 9)	B B F B F B 4-2 1-2 BB			X 0-0 ① G4-3		X 0-0 ② P5		C C B B F F F B B 4-2 1B BB BB		2 0	0 0	0 0	0 0	1 1	0 0	0 0
Keith Ginter, R (1, 4) OBP: 0.331, SLG: 0.445	C B C B F S 2-3 ③ K			C B B F F B F F B 4-2 1B BB		C B B S D X 3-2 2B		B B B B 4-0 1B 1-2 BB		2	0	1	0	2	1	2
Wes Helms, R (1, 5) OBP: 0.333, SLG: 0.335 Jeff Bennett, R (6, 1) Chris Magruder, S (8, PH) OBP: 0.800, SLG: 0.667 Dave Burba, R (8, 1)		B X 1-0 ① G1-3		1 SAFE C X 0-1 1-2 1B		B C B B F B 4-2 BB		B C B X 2-1 ② F8		2 0 1 0	0 0 0 0	1 0 0 0	0 0 0 0	1 0 0 0	0 0 0 0	0 0 2 0
Chad Moeller, R (1, 2) OBP: 0.299, SLG: 0.355 Brooks Kieschnick, L (8, PH) OBP: 0.405, SLG: 0.500 Gary Bennett, R (8, 2) OBP: 0.254, SLG: 0.248		F B C X 1-2 ② G3		C X 0-1 ② F9		F C X 0-2 ③ G4-3		B B B C F X 3-2 1-2 2-3 1B		3 1 0	0 0 0	0 1 0	0 0 0	0 0 0	0 0 0	4 0 0
Doug Davis, R (1, 1) 2 Bill Hall, R (6, 5) OBP: 0.282, SLG: 0.389		F B F B S 2-3 ③ K		C F F B F S 1-3 ③ K			B F B C B F F X 3-2 ① F9	C B S S 1-3 ③ K		2 2	0 0	0 0	0 0	0 0	2 1	2 3
Inning Stats	R: 1 H: 1 E: 0 LOB: 2 K: 1 BB: 2 S: 15 P: 30	R: 0 H: 0 E: 0 LOB: 0 K: 1 BB: 0 S: 7 P: 11	R: 0 H: 0 E: 0 LOB: 1 K: 0 BB: 1 S: 10 P: 16	R: 0 H: 1 E: 0 LOB: 2 K: 1 BB: 1 S: 15 P: 20	R: 0 H: 0 E: 0 LOB: 0 K: 0 BB: 1 S: 9 P: 17	R: 0 H: 1 E: 0 LOB: 2 K: 0 BB: 1 S: 12 P: 19	R: 0 H: 1 E: 1 LOB: 1 K: 0 BB: 0 S: 11 P: 17	R: 0 H: 1 E: 0 LOB: 3 K: 1 BB: 2 S: 14 P: 28	R: 0 H: 0 E: 0 LOB: 1 K: 1 BB: 1 S: 10 P: 20	1B: 3 SF: 1 2B: 2 SAC: 0 3B: 0 DP: 2 HR: 0 HBP: 0						WP: 0 PA: 40 PB: 0 SB: 1 CS: 0	

PITCHER		IP	WLS	BF	H	R	ER	SO	BB	IBB	HBP	BLK	WP	HR	S	P	ERA	WHIP
22 Mark Prior, R ERA: 4.06	(1, 1)	1.2		8	1	1	1	1	2	0	0	0	0	0	19	36	5.40	1.800
Glendon Rusch, L ERA: 3.77	(2, 1)	5.1	W	22	3	0	0	2	4	0	0	0	0	0	60	94	0.00	1.312
Mike Remlinger, L ERA: 5.0	(8, 1)	0.1	H	2	0	0	0	0	1	0	0	0	0	0	6	10	0.00	3.000
Kyle Farnsworth, R ERA: 3.29	(8, 1)	0.2	H	4	1	0	0	1	1	0	0	0	0	0	8	18	0.00	3.000
LaTroy Hawkins, R ERA: 2.42	(9, 1)	1.0	S	4	0	0	0	1	1	0	0	0	0	0	10	20	0.00	1.000

PITCHER	IP	WLS	BF	H	R	ER	SO	BB	IBB	HBP	BLK	WP	HR	S	P	ERA	WHIP

TOP

Milwaukee Brewers @ Chicago Cubs

Wrigley Field, Chicago, IL

Thu Jul 15 2004, 7:05 PM CDT

Att. 40,123 - Sunny - 77 F

livebaseballscorecards.com

AB	29
R	1
H	5
RBI	1
BB	9
SO	5
LOB	20

Batter	1	2	3	4	5	6	7	8	9	AB	R	H	RBI	BB	SO	LOB
Mark Grudzielanek, R (1, 4) OBP: 0.325, SLG: 0.338	B B C C B X 3-2 G6-3 ①		C F B F B F B X 3-2 F9 ①		C B F B B S 3-3 K ③ 2-3		F F X 0-2 G5-3 ①			4	0	0	0	0	1	1
Jose Macias, S (1, 5) OBP: 0.297, SLG: 0.397	C F B X 1-2 1B ②		X 0-0 L6 ②			X 0-0 E6 1B WP	M B B F F B C 3-3 K ②			4	1	1	0	0	1	0
Corey Patterson, L (1, 8) OBP: 0.333, SLG: 0.447	B 1 SAFE F B X 2-1 1-3 1B		C S F S 0-3 K ③			B 1 SAFE 1 SAFE X 1-0 WP 1-3 3B 1B	S B X 1-1 S 1B			4	1	3	0	0	1	0
Sammy Sosa, R (1, 9) OBP: 0.366, SLG: 0.557	B C B F F S 2-3 K ②			B B X 2-0 F9 ①		S F B F B S 2-3 K ① 2-3 3-H	B X 1-0 G6-3 ③ 1-2			4	0	0	0	0	2	4
Moises Alou, R (1, 7) OBP: 0.329, SLG: 0.509	S F 1 SAFE X 0-2 F7 ③			C B F B X 2-2 F7 ②		X 0-0 25 2B 3B 3-H		B X 1-0 F8 ①		4	1	1	1	0	0	2
25 Derrek Lee, R (1, 3) OBP: 0.377, SLG: 0.528		S B B S B X 3-2 HR		S F B B S 2-3 K ③		C X 0-1 1B 2B 3-H		F B F X 1-2 F7 ②		4	1	2	2	0	1	0
Michael Barrett, R (1, 2) OBP: 0.344, SLG: 0.492		F B B C S 2-3 K ①			B C B F X 2-2 WP SH2-4 1B	C X 0-1 2-3 1B		B B F X 2-1 F9 ③		4	0	2	0	0	1	0
Ramon Martinez, R (1, 6) OBP: 0.323, SLG: 0.351		B F C B X 2-2 F8 ②			B F F S 1-3 K ①	F F D S 1-3 K ②				3	0	0	0	0	2	3
22 Mark Prior, R (1, 1) OBP: 0.222, SLG: 0.125		S S F S 0-3 K ③			X 0-0 SH2-4 ② 1-2	B S B X 2-1 G1-3 ③				0	0	0	0	0	0	0
Glendon Rusch, L (2, 1) OBP: 0.083, SLG: 0.208										2	0	0	0	0	1	2
Mike Remlinger, L (8, 1)										0	0	0	0	0	0	0
Kyle Farnsworth, R (8, 1)										0	0	0	0	0	0	0
LaTroy Hawkins, R (9, 1)										0	0	0	0	0	0	0
Inning Stats	R: 0 E: 0 K: 1 S: 15 H: 2 LOB: 2 BB: 0 P: 23	R: 1 E: 0 K: 2 S: 13 H: 1 LOB: 0 BB: 0 P: 20	R: 0 E: 0 K: 1 S: 10 H: 0 LOB: 0 BB: 0 P: 13	R: 0 E: 0 K: 1 S: 7 H: 0 LOB: 0 BB: 0 P: 13	R: 0 E: 0 K: 2 S: 10 H: 1 LOB: 1 BB: 0 P: 16	R: 3 E: 1 K: 2 S: 16 H: 4 LOB: 2 BB: 0 P: 22	R: 0 E: 0 K: 1 S: 10 H: 1 LOB: 1 BB: 0 P: 15	R: 0 E: 0 K: 0 S: 6 H: 0 LOB: 0 BB: 0 P: 10		1B: 6 2B: 1 3B: 1 HR: 1		SF: 0 SAC: 1 DP: 0 HBP: 0		WP: 2 PB: 0 SB: 1 CS: 0		PA: 34

PITCHER		IP	WLS	BF	H	R	ER	SO	BB	IBB	HBP	BLK	WP	HR	S	P	ERA	WHIP
Doug Davis, L ERA: 3.53	(1, 1)	5.1	L	23	6	4	3	8	0	0	0	0	2	1	62	95	5.06	1.125
Jeff Bennett, R ERA: 4.15	(6, 1)	1.2		8	3	0	0	2	0	0	0	0	0	0	19	27	0.00	1.800
Dave Burba, R ERA: 3.53	(8, 1)	1.0		3	0	0	0	0	0	0	0	0	0	0	6	10	0.00	0.000

PITCHER	IP	WLS	BF	H	R	ER	SO	BB	IBB	HBP	BLK	WP	HR	S	P	ERA	WHIP

BOTTOM

Milwaukee Brewers @ Chicago Cubs

Wrigley Field, Chicago, IL

Thu Jul 15 2004, 7:05 PM CDT

Att. 40,123 - Sunny - 77 F

livebaseballscorecards.com

AB	33
R	4
H	9
RBI	3
BB	0
SO	10
LOB	12

Batter	1	2	3	4	5	6	7	8	9	AB	R	H	RBI	BB	SO	LOB
Scott Podsednik, L (1, 8) OBP: 0.327, SLG: 0.397	C S S 0-3 ① K		M B C F B B X 3-2 ② G3-1		B L C X 1-2 ② P5		C B C F X 1-2 ② P3			4	0	0	0	0	1	1
Craig Counsell, L (1, 6) OBP: 0.355, SLG: 0.346 Matt Erickson, L (6, 6)	C S B B S 2-3 ② K		B B F F H 3-2 HBP		S B C F F B F X 2-2 ③ G3-1		F B B X 2-1 ③ FC6-4 1-2f			2 1	0 0	0 0	0 0	0 0	1 0	0 1
Geoff Jenkins, L (1, 7) OBP: 0.310, SLG: 0.437	B B X 2-0 1B		B B F X 2-1 ③ L6			X 0-0 HR		B B B C C F F S 3-3 ① K		4	1	2	1	0	1	1
Lyle Overbay, L (1, 3) OBP: 0.403, SLG: 0.545	B X 1-0 ③ F8			B X 1-0 ① G3		X 0-0 G6-4-3 1B		F B C X 1-2 ② G1-3		4	0	1	0	0	0	1
Keith Ginter, R (1, 4) OBP: 0.330, SLG: 0.442		C B F S 1-3 ① K		B C B C B X 3-2 2B 2 G6-3 1B		C B B S B X 3-2 ①② G6-4-3 1-2f		C C S 0-3 ③ K		4	1	1	0	0	2	1
Brady Clark, R (1, 9) OBP: 0.362, SLG: 0.374		B S F B X 2-2 2 G3-1 2 S 1B		B C X 1-1 2 G6-3 1-3 2B		B F F B C 2-3 ③ K			X 0-0 2 SH3-4 1B	4	0	3	0	0	1	0
Wes Helms, R (1, 5) OBP: 0.333, SLG: 0.335 2 Bill Hall, R (1, 5) OBP: 0.283, SLG: 0.388		C B S B X 2-2 ② G3-1 1-3		C B X 1-1 ② G6-3 2-3 3-H			F F X 0-2 WP S 1B 1B		B X 1-0 ① SH3-4 1-2	0 3	0 1	0 1	0 1	0 0	0 0	0 2
Gary Bennett, R (1, 2) OBP: 0.248, SLG: 0.242 Ben Grieve, L (9, PH) OBP: 0.395, SLG: 0.401 Chad Moeller, R (9, 2) OBP: 0.299, SLG: 0.355		C D X 1-1 ③ P3		B X 1-0 ③ F7			B L X 1-1 ① B3		C C F S 0-3 ② K	3 1 0	0 0 0	0 0 0	0 0 0	0 0 0	0 1 0	3 1 0
Victor Santos, R (1, 1) OBP: 0.050, SLG: 0.050 Brooks Kieschnick, L (7, PH) OBP: 0.419, SLG: 0.513 Mike Adams, R (7, 1) Luis Vizcaino, R (8, 1) Chris Magruder, S (9, PH) OBP: 0.667, SLG: 0.500 Dan Kolb, R (9, 1)			S S B X 1-2 ① G5-3		C B F C 1-3 ① K		C S B X 1-2 FC6-4 1-H 1B		C B F S 1-3 ③ K	2 1 0 0 0 1 0	0 0 0 0 0 0 0	0 1 0 0 0 0 0	0 1 0 0 0 1 0	1 0 0 0 0 0 0	0 0 0 0 0 1 0	0 1 0 0 0 1 0
Inning Stats	R: 0 E: 0 K: 2 S: 8 H: 1 LOB: 1 BB: 0 P: 13	R: 0 E: 0 K: 1 S: 11 H: 1 LOB: 1 BB: 0 P: 17	R: 0 E: 0 K: 0 S: 11 H: 0 LOB: 1 BB: 0 P: 20	R: 1 E: 0 K: 0 S: 9 H: 2 LOB: 1 BB: 0 P: 16	R: 0 E: 0 K: 1 S: 12 H: 0 LOB: 0 BB: 0 P: 16	R: 1 E: 0 K: 1 S: 8 H: 2 LOB: 0 BB: 0 P: 13	R: 1 E: 0 K: 0 S: 14 H: 2 LOB: 1 BB: 0 P: 19	R: 0 E: 0 K: 2 S: 11 H: 0 LOB: 0 BB: 0 P: 15	R: 0 E: 0 K: 2 S: 9 H: 1 LOB: 1 BB: 0 P: 11	1B: 7 2B: 1 3B: 0 HR: 1	SF: 0 SAC: 1 DP: 1 HBP: 1			WP: 1 PB: 0 SB: 2 CS: 0	PA: 36	

TOP

Milwaukee Brewers @ Chicago Cubs

Wrigley Field, Chicago, IL

Fri Jul 16 2004, 2:20 PM CDT

Att. 39,968 - Cloudy - 82 F

livebaseballscorecards.com

AB	34
R	3
H	9
RBI	3
BB	0
SO	9
LOB	12

PITCHER		IP	WLS	BF	H	R	ER	SO	BB	IBB	HBP	BLK	WP	HR	S	P	ERA	WHIP
Matt Clement, R ERA: 2.98	(1, 1)	6.1	L	27	8	3	3	5	0	0	1	0	1	1	67	105	4.26	1.263
Mike Remlinger, L ERA: 4.66	(7, 1)	0.2		2	0	0	0	0	0	0	0	0	0	0	6	9	0.00	0.000
Kent Mercker, L ERA: 2.39	(8, 1)	0.2		2	0	0	0	1	0	0	0	0	0	0	8	12	0.00	0.000
Kyle Farnsworth, R ERA: 3.19	(8, 1)	1.1		5	1	0	0	3	0	0	0	0	0	0	12	14	0.00	0.750

PITCHER	IP	WLS	BF	H	R	ER	SO	BB	IBB	HBP	BLK	WP	HR	S	P	ERA	WHIP

Batter	1	2	3	4	5	6	7	8	9	AB	R	H	RBI	BB	SO	LOB
Jose Macias, S (1, 5) OBP: 0.295, SLG: 0.403	B C B F X 2-2 SH1-3 2B	D X 1-0 ② SF7 1-2 2-3 3-H			C F B F F B F B F 3-2 X ① F7		S S X 0-2 ③ G6-3			3	0	1	1	0	0	0
Mark Grudzielanek, R (1, 4) OBP: 0.325, SLG: 0.338	X 0-0 ① SH1-3 2-3	C B D F F X 2-2 ③ G5-3			S F B X 1-2 1B			X 0-0 ① F9		3	0	1	0	0	0	2
Corey Patterson, L (1, 8) OBP: 0.330, SLG: 0.441	C B B F S 2-3 ② K		C B B S F B X 3-2 ① P6		B X 1-0 ② F8			B C S B S 2-3 ② K		4	0	0	0	0	2	2
Sammy Sosa, R (1, 9) OBP: 0.360, SLG: 0.546	C F X 0-2 ③ F8		X 0-0 ② F9		B B S F B S 3-3 ③ K			X 0-0 ③ G6-3		4	0	0	0	0	1	2
Moises Alou, R (1, 7) OBP: 0.325, SLG: 0.503		B B X 2-0 ① G6-3	F F D B F X 2-2 E8			B B C F B C 3-3 ① K			B X 1-0 ① F8	4	0	0	0	0	1	0
25 Derrek Lee, R (1, 3) OBP: 0.375, SLG: 0.525		C B C B X 2-2 BB E 1B 1B	B B F F X 2-2 ③ F8			B S F B S 2-3 ② K			C B F B F X 2-2 ② G6-3	4	1	1	0	0	1	1
Michael Barrett, R (1, 2) OBP: 0.339, SLG: 0.485	C X 0-1 E5 1B BB 1-2 SF7		F B F F F X 1-2 ① G5-3			S B B B B X 3-1 G6-3			F C B F S 1-3 ③ K	4	1	0	0	0	1	1
Ramon Martinez, R (1, 6) OBP: 0.323, SLG: 0.348		B B B F B B 4-1 SF7 1B 1-2 2-3 BB			B X 1-0 ② F8		C F B B C 2-3 ① K			2	0	0	0	1	1	0
Matt Clement, R (1, 1) OBP: 0.135, SLG: 0.139 Mike Remlinger, L (7, 1) Tom Goodwin, L (7, PH) OBP: 0.219, SLG: 0.262 Kent Mercker, L (8, 1) Kyle Farnsworth, R (8, 1)	F F D D X 2-2 SF7 1-2 2-3 3-H 1B				F C S 0-3 ③ K		C F B B F B X 3-2 ② F7			2 0 1 0 0	0 0 0 0 0	1 0 0 0 0	1 0 0 0 0	0 0 0 0 0	1 0 0 0 0	0 0 0 0 0
Inning Stats	R: 0 H: 1 E: 0 LOB: 1 K: 1 BB: 0 S: 10 P: 14	R: 2 H: 2 E: 1 LOB: 2 K: 0 BB: 1 S: 15 P: 28	R: 0 H: 0 E: 1 LOB: 1 K: 0 BB: 0 S: 12 P: 19	R: 0 H: 0 E: 0 LOB: 0 K: 1 BB: 0 S: 8 P: 10	R: 0 H: 1 E: 0 LOB: 1 K: 1 BB: 0 S: 14 P: 22	R: 0 H: 0 E: 0 LOB: 0 K: 2 BB: 0 S: 8 P: 16	R: 0 H: 0 E: 0 LOB: 0 K: 1 BB: 0 S: 10 P: 15	R: 0 H: 0 E: 0 LOB: 0 K: 1 BB: 0 S: 5 P: 7	R: 0 H: 0 E: 0 LOB: 0 K: 1 BB: 0 S: 9 P: 13	1B: 3 SF: 1 2B: 1 SAC: 1 3B: 0 DP: 0 HR: 0 HBP: 0						

PITCHER		IP	WLS	BF	H	R	ER	SO	BB	IBB	HBP	BLK	WP	HR	S	P	ERA	WHIP
Victor Santos, R ERA: 3.8	(1, 1)	6.0	W	25	4	2	0	5	1	0	0	0	0	0	67	109	0.00	0.833
Mike Adams, R ERA: 1.78	(7, 1)	1.0	H	3	0	0	0	1	0	0	0	0	0	0	10	15	0.00	0.000
Luis Vizcaino, R ERA: 2.81	(8, 1)	1.0	H	3	0	0	0	1	0	0	0	0	0	0	5	7	0.00	0.000
Dan Kolb, R ERA: 1.57	(9, 1)	1.0	S	3	0	0	0	1	0	0	0	0	0	0	9	13	0.00	0.000

PITCHER	IP	WLS	BF	H	R	ER	SO	BB	IBB	HBP	BLK	WP	HR	S	P	ERA	WHIP

BOTTOM

Milwaukee Brewers @ Chicago Cubs

Wrigley Field, Chicago, IL

Fri Jul 16 2004, 2:20 PM CDT

Att. 39,968 - Cloudy - 82 F

livebaseballscorecards.com

AB	31
R	2
H	4
RBI	2
BB	1
SO	8
LOB	8

WP: 0 PA: 34
PB: 0
SB: 0
CS: 0

Milwaukee Brewers @ Chicago Cubs

Wrigley Field, Chicago, IL

Sat Jul 17 2004, 3:05 PM CDT

Att. 40,003 - Cloudy - 70 F

TOP

livebaseballscorecards.com

Batter	1	2	3	4	5	6	7	8	9	AB	R	H	RBI	BB	SO	LOB
Scott Podsednik, L (1, 8) OBP: 0.323, SLG: 0.393	C B X 1-1 ① P6			B C F B X 2-2 ① G6-3		F B X 1-1 ② G4-3			B X 1-0 ① G5-3	4	0	0	0	0	0	0
Brady Clark, R (1, 9) OBP: 0.365, SLG: 0.377	B X 1-0 G1-6-3 1B			C B B S F B X 3-2 ② G1-3		B B C B C X 3-2 ③ G6-3			F X 0-1 L3 1B	4	0	2	0	0	0	0
Geoff Jenkins, L (1, 7) OBP: 0.310, SLG: 0.435	B C X 1-1 ②③ G1-6-3 1-2f			C X 0-1 1B 1B			B B F X 2-1 ① G4-3		F X 0-1 ②③ L3 1-1	4	0	1	0	0	0	2
Lyle Overbay, L (1, 3) OBP: 0.405, SLG: 0.546		B X 1-0 ① F9		B S B X 2-1 1-2 1B			X 0-0 G5-4-3 1B			3	0	2	0	0	0	0
Keith Ginter, R (1, 5) OBP: 0.326, SLG: 0.437		C B S B B F F X 3-2 ② F8		D B B B C X 3-1 ③ F7			B 1 SAFE X 1-0 ②③ G5-4-3 1-2f			3	0	0	0	0	0	3
2 Bill Hall, R (1, 6) OBP: 0.279, SLG: 0.382		X 0-0 ③ G4-3			B C C B F F X 2-2 ① G6-3			L C F F F B B F B 3-3 F S ① K		3	0	0	0	0	1	0
Chad Moeller, R (1, 2) OBP: 0.294, SLG: 0.349			B X 1-0 ① G6-3		C X 0-1 ② G2-3			C F B C 1-3 ② K		3	0	0	0	0	1	0
Matt Erickson, L (1, 4) OBP: 0.200, SLG: 0.200			F X 0-1 ② G4-3		C X 0-1 ③ G4-3			X 0-0 1B		3	0	1	0	0	0	0
15 Ben Sheets, R (1, 1) OBP: 0.111, SLG: 0.059 Brooks Kieschnick, L (8, PH) OBP: 0.409, SLG: 0.500 Luis Vizcaino, R (8, 1) Matt Kinney, R (8, 1) OBP: 0.250, SLG: 0.250			C C S 0-3 ③ K			M X 0-1 ① G4-3		C F 1 SAFE C 0-3 ③ K		2 1 0 0	0 0 0 0	0 0 0 0	0 0 0 0	0 0 0 0	1 1 0 0	0 1 0 0

	AB	30
	R	0
	H	6
	RBI	0
	BB	0
	SO	4
	LOB	6

Inning Stats																		
	R: 0	H: 1	R: 0	H: 0	R: 0	H: 0	R: 0	H: 2	R: 0	H: 0	R: 0	H: 0	R: 0	H: 1	R: 0	H: 1	R: 0	H: 1
	E: 0	LOB: 0	E: 0	LOB: 0	E: 0	LOB: 0	E: 0	LOB: 2	E: 0	LOB: 0	E: 0	LOB: 0	E: 0	LOB: 0	E: 0	LOB: 1	E: 0	LOB: 0
	K: 0	BB: 0	K: 0	BB: 0	K: 1	BB: 0	K: 0	BB: 0	K: 0	BB: 0	K: 0	BB: 0	K: 7	BB: 0	K: 3	BB: 0	K: 0	BB: 0
	S: 5	P: 8	S: 7	P: 11	S: 6	P: 7	S: 13	P: 23	S: 9	P: 11	S: 7	P: 11	S: 4	P: 7	S: 15	P: 19	S: 5	P: 6

	1B: 6	SF: 0	WP: 0	PA: 30
	2B: 1	SAC: 0	PB: 0	
	3B: 0	DP: 3	SB: 0	
	HR: 0	HBP: 0	CS: 0	

PITCHER		IP	WLS	BF	H	R	ER	SO	BB	IBB	HBP	BLK	WP	HR	S	P	ERA	WHIP
Greg Maddux, R ERA: 4.18	(1, 1)	9.0	W	30	6	0	0	4	0	0	0	0	0	0	71	103	0.00	0.667

PITCHER		IP	WLS	BF	H	R	ER	SO	BB	IBB	HBP	BLK	WP	HR	S	P	ERA	WHIP

Batter	1	2	3	4	5	6	7	8	9	AB	R	H	RBI	BB	SO	LOB
Todd Walker, L (1, 4) OBP: 0.365, SLG: 0.492	F B B F S 2-3 K ①		B B B C X 3-1 F7 ②		S X 0-1 G4-3 ③			B S X 1-1 SH3-4 WP 1B		4	1	1	0	0	1	1
Rey Ordonez, R (1, 6) OBP: 0.190, SLG: 0.262	F X 0-1 G5-3 ②		C F B F B F F C 2-3 K ③			S S T B F F S 1-3 K ①		L L X 0-2 SH3-4 ① 1-2		3	0	0	0	0	2	0
Sammy Sosa, R (1, 9) OBP: 0.362, SLG: 0.559	S X 0-1 HR ①			F X 0-1 L6 ①		X 0-0 E5 G2-3 1B		S B B B S B X 3-2 G1-3 ②		4	1	2	1	0	0	1
Moises Alou, R (1, 7) OBP: 0.327, SLG: 0.510	C B X 1-1 G6-3 ③			X 0-0 HR ①		B X 1-0 G2-3 ② 2-3		C F F B D D F B 4-2 HR BB 2-H		3	2	1	1	1	0	1
Corey Patterson, L (1, 8) OBP: 0.329, SLG: 0.448		M B S S S 1-3 K ①		B C B F C 2-3 K ②		X 0-0 G4-3 ③		B X 1-0 HR 1-H		4	1	1	2	0	2	1
25 Derrek Lee, R (1, 3) OBP: 0.371, SLG: 0.518		C C B B B X 2-2 F7 ②		X 0-0 G6-3 ③			C B C B F F S 2-3 K2-3 ①	B B S X 2-1 G5-3 ③		4	0	0	0	0	1	0
Jose Macias, S (1, 5) OBP: 0.304, SLG: 0.405	B X 1-0 S 1B				C B F F X 1-2 G3 ①		B B C B B 4-1 1B BB			2	0	1	0	1	0	0
Paul Bako, L (1, 2) OBP: 0.280, SLG: 0.247	F 1 SAFE 1 SAFE F B B S 2-3 K ③ 1-2				C B C B F F S 2-3 K ②		X 0-0 G4-6-3 1B 1-3			3	0	1	0	0	2	1
Greg Maddux, R (1, 1) OBP: 0.167, SLG: 0.143			C S B X 1-2 F9 ①		F S X 0-2 1B		C X 0-1 G4-6-3 ② ③ 1-2f			3	0	1	0	0	0	2
Inning Stats	R: 1 H: 1 E: 0 LOB: 0 K: 1 BB: 0 S: 9 P: 12	R: 0 H: 1 E: 0 LOB: 1 K: 2 BB: 0 S: 10 P: 16	R: 0 H: 0 E: 0 LOB: 0 K: 1 BB: 0 S: 11 P: 17	R: 1 H: 1 E: 0 LOB: 0 K: 1 BB: 0 S: 7 P: 9	R: 0 H: 1 E: 0 LOB: 1 K: 1 BB: 0 S: 14 P: 17	R: 0 H: 1 E: 1 LOB: 1 K: 1 BB: 0 S: 9 P: 11	R: 0 H: 1 E: 0 LOB: 1 K: 1 BB: 1 S: 9 P: 15	R: 3 H: 2 E: 0 LOB: 0 K: 0 BB: 1 S: 15 P: 26		1B: 5 SF: 0 2B: 0 SAC: 1 3B: 0 DP: 1 HR: 3 HBP: 0				WP: 2 PA: 33 PB: 0 SB: 1 CS: 0		

PITCHER		IP	WLS	BF	H	R	ER	SO	BB	IBB	HBP	BLK	WP	HR	S	P	ERA	WHIP
15 Ben Sheets, R ERA: 2.28	(1, 1)	7.0	L	27	6	2	2	8	1	0	0	0	0	2	69	97	2.57	1.000
Luis Vizcaino, R ERA: 3.4	(8, 1)	0.2		5	2	3	3	0	1	0	0	0	1	1	13	22	40.50	4.500
Matt Kinney, R ERA: 5.92	(8, 1)	0.1		1	0	0	0	0	0	0	0	0	0	0	2	4	0.00	0.000

PITCHER	IP	WLS	BF	H	R	ER	SO	BB	IBB	HBP	BLK	WP	HR	S	P	ERA	WHIP

BOTTOM

Milwaukee Brewers @ Chicago Cubs

Wrigley Field, Chicago, IL

Sat Jul 17 2004, 3:05 PM CDT

Att. 40,003 - Cloudy - 70 F

livebaseballscorecards.com

AB	30
R	5
H	8
RBI	4
BB	2
SO	8
LOB	7

Batter	1	2	3	4	5	6	7	8	9	AB	R	H	RBI	BB	SO	LOB
Scott Podsednik, L (1, 8) OBP: 0.327, SLG: 0.404	B C C F S 1-3 ① K		C B X 1-1 CS 1B			B B C B C F X 3-2 SF8 3B	B F C X 1-2 S 3-H 2B		C C X 0-2 ② G3	5	1	3	1	0	1	0
Craig Counsell, L (1, 6) OBP: 0.353, SLG: 0.341	X 0-0 ② P4		C B P B B 4-1 ② 1-2 BB			B F X 1-1 ① G6-3	C C B F F F S 1-3 ③ K 2-3		C X 0-1 ③ G1-3	4	0	0	0	1	1	2
Geoff Jenkins, L (1, 7) OBP: 0.307, SLG: 0.431	C S S S 1-3 ③ K		1 SAFE C S S S 0-3 ③ K			X 0-0 ② SF8 3-H		B F S X 1-2 ① G6-3		3	0	0	1	0	2	1
Lyle Overbay, L (1, 3) OBP: 0.408, SLG: 0.547		C B B F B S 3-3 ① K		B B F B B 4-1 G6-4-3 BB		F X 0-1 1B		B X 1-0 1B 1B		3	1	2	0	1	1	0
Ben Grieve, L (1, 9) OBP: 0.390, SLG: 0.394 Brady Clark, R (7, 9) OBP: 0.368, SLG: 0.381		C F C 0-3 ② K		S B F X 1-2 ① ② G6-4-3 1-2f		B 1 SAFE C F 1 B S 2-3 ③ K		1 SAFE B S S S X 1-2 1B 1-2 1B		3 1	0 0	0 1	0 0	0 0	2 0	2 0
Keith Ginter, R (1, 5) OBP: 0.332, SLG: 0.438		B C S B B B 4-2 2 1B BB		B B F C F C 2-3 ③ K			B B B C B 4-1 SH2-4 2 1B G3 BB	C F B B X 2-2 1-2 2-H 1B		2	1	1	1	2	1	0
2 Bill Hall, R (1, 4) OBP: 0.283, SLG: 0.384	X 0-0 1-3 1B		B X 1-0 ① F7				X 0-0 G3 SH2-4 1-2 2B 1B	B C S S 1-3 ② K		4	1	2	0	0	1	2
Chad Moeller, R (1, 2) OBP: 0.290, SLG: 0.344	F B S 1 SAFE 1 SAFE F T S 1-3 ③ K		C S X 0-2 ② G4-3				X 0-0 ① SH2-4 1-2 2-3	F C B S 1-3 ③ K		3	0	0	0	0	2	4
39 Chris Capuano, L (1, 1) OBP: 0.286, SLG: 0.263 Chris Magruder, S (7, PH) OBP: 0.571, SLG: 0.400 Jeff Bennett, R (7, 1) Mike Adams, R (8, 1) Matt Erickson, L (9, PH) OBP: 0.167, SLG: 0.167 Dan Kolb, R (9, 1)			X 0-0 ① F7		C B F X 1-2 ③ P5		B B F B F X 3-2 ② G3 2-3 3-H		C B C S S 2-3 ① K	2 1 0 0 1 0	0 0 0 0 0 0	0 0 0 0 0 0	0 1 0 0 0 0	0 0 0 0 1 0	0 1 0 0 0 0	0 0 0 0 0 0
Inning Stats	R: 0 H: 0 E: 0 LOB: 0 K: 2 BB: 0 S: 8 P: 10	R: 0 H: 1 E: 0 LOB: 2 K: 3 BB: 1 S: 14 P: 22	R: 0 H: 1 E: 0 LOB: 1 K: 1 BB: 1 S: 8 P: 12	R: 0 H: 0 E: 0 LOB: 0 K: 1 BB: 1 S: 8 P: 15	R: 0 H: 0 E: 0 LOB: 0 K: 0 BB: 0 S: 7 P: 9	R: 1 H: 2 E: 0 LOB: 1 K: 1 BB: 0 S: 12 P: 18	R: 2 H: 2 E: 0 LOB: 1 K: 1 BB: 1 S: 16 P: 25	R: 1 H: 3 E: 0 LOB: 2 K: 2 BB: 0 S: 16 P: 23	R: 0 H: 0 E: 0 LOB: 0 K: 1 BB: 0 S: 8 P: 10	1B: 7 SF: 1 2B: 1 SAC: 1 3B: 1 DP: 1 HR: 0 HBP: 0						

PITCHER		IP	WLS	BF	H	R	ER	SO	BB	IBB	HBP	BLK	WP	HR	S	P	ERA	WHIP
34 Kerry Wood, R ERA: 2.59	(1, 1)	6.0		23	4	1	1	8	3	0	0	0	0	0	57	86	1.50	1.167
Francis Beltran, R ERA: 4.37	(7, 1)	0.2	L	4	1	2	2	0	1	0	0	0	0	0	6	13	27.00	3.000
Kent Mercker, L ERA: 2.36	(7, 1)	0.1		2	1	0	0	1	0	0	0	0	0	0	10	12	0.00	3.000
Mike Remlinger, L ERA: 5.4	(8, 1)	0.1		2	1	1	1	0	0	0	0	0	0	0	4	6	27.00	3.000
Kyle Farnsworth, R ERA: 3.07	(8, 1)	1.2		7	2	0	0	3	0	0	0	0	0	0	20	27	0.00	1.200

PITCHER	IP	WLS	BF	H	R	ER	SO	BB	IBB	HBP	BLK	WP	HR	S	P	ERA	WHIP

TOP

Milwaukee Brewers @ Chicago Cubs

Wrigley Field, Chicago, IL

Sun Jul 18 2004, 1:20 PM CDT

Att. 39,911 - Sunny - 78 F

livebaseballscorecards.com

AB	32
R	4
H	9
RBI	4
BB	4
SO	12
LOB	12

1B: 7	SF: 1	WP: 0	PA: 38
2B: 1	SAC: 1	PB: 0	
3B: 1	DP: 1	SB: 1	
HR: 0	HBP: 0	CS: 1	

Milwaukee Brewers @ Chicago Cubs

Wrigley Field, Chicago, IL

Sun Jul 18 2004, 1:20 PM CDT

Att. 39,911 - Sunny - 78 F

livebaseballscorecards.com

BOTTOM

Batter	1	2	3	4	5	6	7	8	9	AB	R	H	RBI	BB	SO	LOB
Mark Grudzielanek, R (1, 4) OBP: 0.333, SLG: 0.350	P4	G4-3			G4-6-3 BB			2B		3	0	1	0	1	0	1
Jose Macias, S (1, 8) OBP: 0.302, SLG: 0.424	P5		HR		G4-6-3 1-2f			K		4	1	1	1	0	1	2
Sammy Sosa, R (1, 9) OBP: 0.364, SLG: 0.561	16 BB 2B		G6-4-3 BB			K		G6-3		3	0	1	0	1	1	1
Moises Alou, R (1, 7) OBP: 0.329, SLG: 0.509	16 BB BB		G6-4-3 1-2f			16 F7-3 1B		K		3	0	1	0	1	1	2
16 Aramis Ramirez, R (1, 5) OBP: 0.372, SLG: 0.545	1-2 2-3 BB		P2			F7-3 1-1			G1-3	3	0	0	0	1	0	1
25 Derrek Lee, R (1, 3) OBP: 0.370, SLG: 0.524	F8			K			HR		G5-3	4	1	1	1	0	1	3
Michael Barrett, R (1, 2) OBP: 0.338, SLG: 0.485		F9 2B		G5-3			F9		G5-3	4	0	1	0	0	0	0
Ramon Martinez, R (1, 6) OBP: 0.319, SLG: 0.343		F9 2-3		G6-3			G5-3			3	0	0	0	0	0	1
34 Kerry Wood, R (1, 1) OBP: 0.150, SLG: 0.150		K			K		F7			2	0	0	0	0	2	1
Francis Beltran, R (7, 1)										0	0	0	0	0	0	0
Kent Mercker, L (7, 1)										0	0	0	0	0	0	0
Todd Walker, L (7, PH) OBP: 0.364, SLG: 0.490										1	0	0	0	0	0	0
Mike Remlinger, L (8, 1)										0	0	0	0	0	0	0
Kyle Farnsworth, R (8, 1)										0	0	0	0	0	0	0
Inning Stats	R: 0 E: 0 K: 0 S: 13 H: 1 LOB: 3 BB: 2 P: 25	R: 0 E: 0 K: 1 S: 10 H: 1 LOB: 1 BB: 0 P: 15	R: 1 E: 0 K: 0 S: 10 H: 1 LOB: 0 BB: 1 P: 16	R: 0 E: 0 K: 1 S: 8 H: 0 LOB: 0 BB: 0 P: 13	R: 0 E: 0 K: 1 S: 5 H: 0 LOB: 0 BB: 1 P: 12	R: 0 E: 0 K: 1 S: 9 H: 1 LOB: 0 BB: 0 P: 14	R: 1 E: 0 K: 0 S: 15 H: 1 LOB: 0 BB: 0 P: 24	R: 0 E: 0 K: 2 S: 14 H: 1 LOB: 1 BB: 0 P: 20	R: 0 E: 0 K: 0 S: 6 H: 0 LOB: 0 BB: 0 P: 7	1B: 1 2B: 4 3B: 0 HR: 2 SF: 0 SAC: 0 DP: 3 HBP: 0							

	AB	30
	R	2
	H	6
	RBI	2
	BB	4
	SO	6
	LOB	12

WP: 0 PB: 0 SB: 0 CS: 0 PA: 34

PITCHER	IP	WLS	BF	H	R	ER	SO	BB	IBB	HBP	BLK	WP	HR	S	P	ERA	WHIP
39 Chris Capuano, L (1, 1) ERA: 3.47	6.0	W	23	4	1	1	4	4	0	0	0	0	1	55	95	1.50	1.333
Jeff Bennett, R (7, 1) ERA: 4.26	1.0	H	4	1	1	1	0	0	0	0	0	0	1	15	24	9.00	1.000
Mike Adams, R (8, 1) ERA: 1.71	1.0	H	4	1	0	0	2	0	0	0	0	0	0	14	20	0.00	1.000
Dan Kolb, R (9, 1) ERA: 1.53	1.0	S	3	0	0	0	0	0	0	0	0	0	0	6	7	0.00	0.000

PITCHER	IP	WLS	BF	H	R	ER	SO	BB	IBB	HBP	BLK	WP	HR	S	P	ERA	WHIP

Batter	1	2	3	4	5	6	7	8	9	AB	R	H	RBI	BB	SO	LOB
Scott Podsednik, L (1, 8) OBP: 0.325, SLG: 0.401	B C B C X 2-2 P5 ①		C B X 1-1 1B 1B		C C B B F S 2-3 K ①		C B B F X 2-2 G5-3 ①	C B B X 2-1 G5-3 ② 2-3		5	0	1	0	0	1	1
Craig Counsell, L (1, 6) OBP: 0.350, SLG: 0.338	F B B F X 2-2 P1 ②		B X 1-0 P3 ①		C B B C F B X 3-2 F7 ②		B B X 2-0 BB 2 1B 1B	B X 1-0 G3 ③		5	1	1	0	0	0	2
Geoff Jenkins, L (1, 7) OBP: 0.313, SLG: 0.440	B B B B 4-0 S BB		X 0-0 P5 ②		F B B B B 4-1 1B BB		F B S B F B B 4-2 2 1B 1-2 BB		B X 1-0 HR	2	1	1	1	3	0	1
Lyle Overbay, L (1, 3) OBP: 0.408, SLG: 0.545	C F B F F S 1-3 K ③ 1-2		1 SAFE F C X 0-2 1-2 1B		B C B B T X 3-2 1-3 1B		S F S 0-3 K ②		X 0-0 G4-3 ①	5	0	2	0	0	2	3
2 Bill Hall, R (1, 4) OBP: 0.286, SLG: 0.381		F B B S B B 4-2 G4-3 1B BB	F X 0-1 F9 ③		C F D S 1-3 K ③		S D F B X 2-2 1-2 2-H 1B		C C B B F S 2-3 K ②	4	1	1	1	1	2	4
Keith Ginter, R (1, 5) OBP: 0.326, SLG: 0.429		B C X 1-1 G4-3 ① 1-2		C F S 0-3 K ①		C F S 0-3 K ①	C D S F S 1-3 K ③		F B F B S 2-3 K ③	5	0	0	0	0	4	3
Brady Clark, R (1, 9) OBP: 0.361, SLG: 0.372		B C B X 2-1 F9 ②		B C B F X 2-2 G5-3 ②		C B B X 2-1 L9 ②		C B X 1-1 F9 ①		4	0	0	0	0	0	1
Gary Bennett, R (1, 2) OBP: 0.270, SLG: 0.281		F X 0-1 2-H 1B		S C B X 1-2 2B		C B X 1-1 1B		C B X 1-1 2B		4	1	4	1	0	0	0
Ben Hendrickson, R (1, 1) Ben Grieve, L (4, PH) OBP: 0.388, SLG: 0.392 Matt Kinney, R (4, 1) OBP: 0.250, SLG: 0.250 Chris Magruder, S (6, PH) OBP: 0.500, SLG: 0.333 Matt Wise, R (6, 1) Wes Helms, R (8, PH) OBP: 0.337, SLG: 0.346 Jeff Bennett, R (8, 1)		C C B F E X 1-2 G1-3 ③		X 0-0 G4-3 ③		X 0-0 F8 ③		B X 1-0 G5-3 2-H 2B		1 1 0 1 0 1 0	0 0 0 0 0 0 0	0 0 0 0 0 1 0	0 0 0 0 0 1 0	0 0 0 0 0 0 0	0 0 0 0 0 0 0	1 1 0 1 0 0 0
Inning Stats	R: 0 E: 0 K: 1 S: 11 H: 0 LOB: 1 BB: 1 P: 20	R: 1 E: 0 K: 0 S: 13 H: 1 LOB: 1 BB: 1 P: 21	R: 0 E: 0 K: 0 S: 9 H: 2 LOB: 2 BB: 0 P: 11	R: 0 E: 0 K: 1 S: 11 H: 1 LOB: 1 BB: 0 P: 14	R: 0 E: 0 K: 2 S: 15 H: 1 LOB: 2 BB: 1 P: 28	R: 0 E: 0 K: 1 S: 8 H: 1 LOB: 1 BB: 0 P: 11	R: 1 E: 0 K: 2 S: 17 H: 2 LOB: 2 BB: 1 P: 28	R: 1 E: 0 K: 0 S: 8 H: 2 LOB: 1 BB: 0 P: 14	R: 1 E: 0 K: 2 S: 9 H: 1 LOB: 0 BB: 0 P: 14	1B: 7 2B: 3 3B: 0 HR: 1	SF: 0 SAC: 0 DP: 0 HBP: 0					

PITCHER		IP	WLS	BF	H	R	ER	SO	BB	IBB	HBP	BLK	WP	HR	S	P	ERA	WHIP
39 Aaron Harang, R ERA: 4.15	(1, 1)	6.1	W	30	7	2	2	5	4	0	0	0	0	0	74	120	2.84	1.737
Phil Norton, L ERA: 5.3	(7, 1)	0.1		1	0	0	0	1	0	0	0	0	0	0	3	3	0.00	0.000
Ryan Wagner, R ERA: 6.3	(7, 1)	0.1		2	1	0	0	1	0	0	0	0	0	0	7	10	0.00	3.000
Gabe White, L ERA: 6.75	(8, 1)	2.0		9	3	2	2	2	0	0	0	0	0	1	17	28	9.00	1.500

PITCHER	IP	WLS	BF	H	R	ER	SO	BB	IBB	HBP	BLK	WP	HR	S	P	ERA	WHIP

TOP

Milwaukee Brewers @ Cincinnati Reds

Great American Ball Park, Cincinnati, OH

Mon Jul 19 2004, 7:10 PM EDT
Att. 25,793 - Cloudy - 84 F

livebaseballscorecards.com

AB	38
R	4
H	11
RBI	4
BB	4
SO	9
LOB	18

Milwaukee Brewers @ Cincinnati Reds

Great American Ball Park, Cincinnati, OH

Mon Jul 19 2004, 7:10 PM EDT

Att. 25,793 - Cloudy - 84 F

livebaseballscorecards.com

BOTTOM

Batter	1	2	3	4	5	6	7	8	9	AB	R	H	RBI	BB	SO	LOB
6 Ryan Freel, R (1, 8) OBP: 0.377, SLG: 0.359	B X 1-0 FC1-6 1B 1B 1B	C B B B X 3-1 ① F9		C B B F B B 4-2 S BB		F B S X 1-2 ① G6-3		C 1 SAFE F S 0-3 ① K		4	1	1	0	1	1	1
Barry Larkin, R (1, 6) OBP: 0.345, SLG: 0.409	F 1 SAFE C X 0-2 FC1-6 1-2 1B	C B F F B X 2-2 ② G3-1		S F 1 SAFE B F B B S 3-3 ① K 1-2		B C B F B F X 3-2 1B		B C F B F X 2-2 ② G6-3 1-2		5	0	2	0	0	1	2
Sean Casey, L (1, 3) OBP: 0.389, SLG: 0.578	X 0-0 ① FC1-6 HBP 1B 1-2f 2-3	C B F F X 1-2 ③ F8		H 1-0 HBP		B X 1-0 ② F8		B B B C B 4-1 2B BB		3	1	0	0	1	0	3
Adam Dunn, L (1, 7) OBP: 0.407, SLG: 0.568	H 1-0 1B 1B 1-2 HBP	C C F B F F B B 3-3 ① K F F F C		F F B C 1-3 ② K		B C B F F X 2-2 ③ F8		F B S F B X 2-2 1-3 2-H 2B		4	1	1	1	0	2	3
D'Angelo Jimenez, S (1, 4) OBP: 0.377, SLG: 0.391	C B X 1-1 HBP 1B SF8 1-2 2-H 3-H 1B	F F B X 1-2 HR 1B		B X 1-0 ③ L9			C B X 1-1 ① G3	C B B C B C 3-3 ③ K		5	2	2	2	0	1	4
Wily Mo Peña, R (1, 9) OBP: 0.344, SLG: 0.559	S X 0-1 SF8 HBP 1B 1-2 2-H	B C X 1-1 1-H HR			C C S 0-3 ① K		X 0-0 2B			4	1	3	3	0	1	0
Gabe White, L (8, 1)										0	0	0	0	0	0	0
Jason LaRue, R (1, 2) OBP: 0.326, SLG: 0.419	B C B S F H 3-2 1-2 2-3 HBP	X 0-0 1B			C F B F X 1-2 HR		B S B B B 4-1 G5-4-3 BB			2	1	2	1	1	0	0
Juan Castro, R (1, 5) OBP: 0.306, SLG: 0.397	C B F F X 1-2 ② SF8 2-3 3-H	F B D B 1 SAFE F X 3-2 ② L7			B B B X 2-1 ② F8		B B C C F B X 3-2 ② ③ G5-4-3 1-2f			3	0	0	1	0	0	3
39 Aaron Harang, R (1, 1) OBP: 0.033, SLG: 0.067	B F C F F C 1-3 ③ K	F B B F C 2-3 ③ K			S X 0-1 ③ F8			C F F X 0-2 G6-3 2B 1B		3	0	0	0	0	2	3
Phil Norton, R (7, 1)										0	0	0	0	0	0	0
Ryan Wagner, R (7, 1)										0	0	0	0	0	0	0
Jason Romano, R (8, 9) OBP: 0.172, SLG: 0.111										1	1	1	0	0	0	0
Inning Stats	R: 4 E: 0 K: 1 S: 21 H: 4 LOB: 2 BB: 0 P: 29	R: 0 E: 0 K: 0 S: 10 H: 0 LOB: 0 BB: 0 P: 16	R: 2 E: 0 K: 2 S: 22 H: 3 LOB: 1 BB: 0 P: 32	R: 0 E: 0 K: 2 S: 11 H: 0 LOB: 2 BB: 1 P: 21	R: 1 E: 0 K: 1 S: 11 H: 1 LOB: 0 BB: 0 P: 14	R: 0 E: 0 K: 0 S: 12 H: 1 LOB: 1 BB: 0 P: 19	R: 0 E: 0 K: 0 S: 8 H: 1 LOB: 1 BB: 1 P: 16	R: 1 E: 0 K: 2 S: 19 H: 2 LOB: 2 BB: 1 P: 30		1B: 8 2B: 2 3B: 0 HR: 2 SF: 1 SAC: 0 DP: 1 HBP: 3						

AB	34
R	8
H	12
RBI	8
BB	3
SO	8
LOB	19

WP: 0 PB: 0 SB: 1 CS: 0 PA: 41

PITCHER		IP	WLS	BF	H	R	ER	SO	BB	IBB	HBP	BLK	WP	HR	S	P	ERA	WHIP
Ben Hendrickson, R ERA: 11.25	(1, 1)	3.0	L	18	7	6	6	3	0	0	2	0	0	1	53	77	18.00	2.333
Matt Kinney, R ERA: 5.87	(4, 1)	2.0		9	1	1	1	3	1	0	1	0	0	1	22	35	4.50	1.000
Matt Wise, R ERA: 3.42	(6, 1)	2.0		8	2	0	0	0	1	0	0	0	0	0	20	35	0.00	1.500
Jeff Bennett, R ERA: 4.37	(8, 1)	1.0		6	2	1	1	2	1	0	0	0	0	0	19	30	9.00	3.000

PITCHER	IP	WLS	BF	H	R	ER	SO	BB	IBB	HBP	BLK	WP	HR	S	P	ERA	WHIP

Batter	1	2	3	4	5	6	7	8	9	AB	R	H	RBI	BB	SO	LOB
Scott Podsednik, L (1, 8) OBP: 0.322, SLG: 0.397	F7		P6		G3-1		K			4	0	0	0	0	1	2
Chris Magruder, S (1, 7) OBP: 0.333, SLG: 0.200	F8		E5 G6-4-3			G5-3		F8		4	0	0	0	0	0	0
Brady Clark, R (1, 9) OBP: 0.363, SLG: 0.368	BB		G6-4-3 1-2f			BB S		G4-3		2	0	0	0	2	0	1
Lyle Overbay, L (1, 3) OBP: 0.407, SLG: 0.542	P5			1B		F7		E1 1B		4	0	1	0	0	0	2
Wes Helms, R (1, 5) OBP: 0.341, SLG: 0.349		2 HR 1B		P4		P3 1-2		1-3 1B		4	1	2	0	0	0	2
2 Bill Hall, R (1, 6) OBP: 0.291, SLG: 0.400		1-H HR		K			SH2-4 1B	K2-3		4	1	2	2	0	2	3
Keith Ginter, R (1, 4) OBP: 0.322, SLG: 0.423		P6		K			F7		P6	4	0	0	0	0	1	2
Chad Moeller, R (1, 2) OBP: 0.290, SLG: 0.344 Geoff Jenkins, L (9, PH) OBP: 0.312, SLG: 0.439		G6-3			P3		SH2-4 1-2 1B		F8	3 1	0 0	1 0	0 0	0 0	0 0	0 0
Doug Davis, R (1, 1) Dave Burba, R (8, 1) Brooks Kieschnick, L (9, PH) OBP: 0.400, SLG: 0.488		K			G3		SH2-4 1-2 2-3		F7	2 0 1	0 0 0	0 0 0	0 0 0	0 0 0	1 0 0	0 0 0
Inning Stats	R: 0 E: 0 K: 0 S: 8 H: 0 LOB: 1 BB: 1 P: 15	R: 2 E: 0 K: 1 S: 13 H: 2 LOB: 0 BB: 0 P: 17	R: 0 E: 1 K: 0 S: 7 H: 0 LOB: 0 BB: 0 P: 9	R: 0 E: 0 K: 2 S: 11 H: 1 LOB: 1 BB: 0 P: 14	R: 0 E: 0 K: 0 S: 5 H: 0 LOB: 0 BB: 0 P: 8	R: 0 E: 0 K: 0 S: 9 H: 0 LOB: 1 BB: 1 P: 17	R: 0 E: 0 K: 1 S: 12 H: 2 LOB: 2 BB: 0 P: 17	R: 0 E: 1 K: 1 S: 16 H: 1 LOB: 2 BB: 0 P: 24	R: 0 E: 0 K: 0 S: 4 H: 0 LOB: 0 BB: 0 P: 8	1B: 5 2B: 0 3B: 0 HR: 1 SF: 0 SAC: 1 DP: 1 HBP: 0			WP: 0 PB: 0 SB: 1 CS: 0	PA: 36		

PITCHER		IP	WLS	BF	H	R	ER	SO	BB	IBB	HBP	BLK	WP	HR	S	P	ERA	WHIP
Brandon Claussen, L ERA: 2.57	(1, 1)	7.0	W	28	5	2	2	4	2	0	0	0	0	1	65	97	2.57	1.000
Todd Jones, R ERA: 3.81	(8, 1)	1.0	H	5	1	0	0	1	0	0	0	0	0	0	16	24	0.00	1.000
John Riedling, R ERA: 4.11	(9, 1)	1.0		3	0	0	0	0	0	0	0	0	0	0	4	8	0.00	0.000

PITCHER	IP	WLS	BF	H	R	ER	SO	BB	IBB	HBP	BLK	WP	HR	S	P	ERA	WHIP

Milwaukee Brewers @ Cincinnati Reds

Great American Ball Park, Cincinnati, OH

Tue Jul 20 2004, 12:35 PM EDT

Att. 25,388 - Sunny - 80 F

TOP

livebaseballscorecards.com

AB	33
R	2
H	6
RBI	2
BB	2
SO	5
LOB	12

Milwaukee Brewers @ Cincinnati Reds

Great American Ball Park, Cincinnati, OH

Tue Jul 20 2004, 12:35 PM EDT

Att. 25,388 - Sunny - 80 F

livebaseballscorecards.com

BOTTOM

Batter	1	2	3	4	5	6	7	8	9	AB	R	H	RBI	BB	SO	LOB
6 Ryan Freel, R (1, 5) OBP: 0.372, SLG: 0.354	X 0-0 ① G6-3			C X 0-1 ① G5-3	B C S B S 2-3 ② K		C X 0-1 ③ F7			4	0	0	0	0	1	2
Todd Jones, L (8, 1)										0	0	0	0	0	0	0
John Riedling, R (9, 1)										0	0	0	0	0	0	0
Juan Castro, R (1, 6) (8, 5) OBP: 0.311, SLG: 0.406	C B B X 2-1 ② F8			S B B F B X 3-2 E9 2B 2B	D X 1-0 ③ F8			B X 1-0 1B 1B 1B 1B		4	2	2	0	0	0	2
Sean Casey, L (1, 3) OBP: 0.391, SLG: 0.580	B C X 1-1 ③ L9			C B B X 2-1 3-H 2B		B B B C X 3-1 ① P6		X 0-0 1B 1B 1-2 SF9-3-6-5 1B		4	1	2	1	0	0	0
Adam Dunn, L (1, 7) OBP: 0.405, SLG: 0.564		C F F X 0-2 ① G4-3		B B B X 3-0 ② F8		C X 0-1 ② F9		X 0-0 1B 1-2 2-3 SF9-3-6-5 1B		4	0	1	0	0	0	1
D'Angelo Jimenez, S (1, 4) OBP: 0.376, SLG: 0.389		C X 0-1 E6 G4-6-3		C B F B C 2-3 ③ K		B B X 2-0 ③ G6-3		B X 1-0 1-2 2-3 3-H 1B		4	0	1	1	0	1	1
Wily Mo Peña, R (1, 9) OBP: 0.342, SLG: 0.550		F X 0-1 ② ③ G4-6-3 1-2f			H 1-0 2B 1B HBP		B B X 2-0 ① G1-3	B C F F S 1-3 ① K		3	1	0	0	0	1	4
Jason LaRue, R (1, 2) OBP: 0.328, SLG: 0.427			X 0-0 ① G3		C B 1 SAFE 1 SAFE X 1-1 1B 1-3 2B		X 0-0 HR 1B	B B C X 2-1 ② ③ SF9-3-6-5 2-H 3-H		3	1	2	1	0	0	0
Jason Romano, R (1, 8) OBP: 0.219, SLG: 0.267			F B B X 2-1 ② G5-3		B F C X 1-2 SH1-4 2-3 3-H 1B		B F X 1-1 1-H HR			3	1	2	3	0	0	0
Brandon Claussen, R (1, 1)			C X 0-1 ③ G3		L X 0-1 ① SH1-4 1-2		B B F B X 3-1 ② F8			1	0	0	0	0	0	0
Barry Larkin, R (7, PH) (8, 6) OBP: 0.344, SLG: 0.407										1	0	0	0	0	0	0
Inning Stats	R: 0 H: 0 E: 0 LOB: 0 K: 0 BB: 0 S: 5 P: 8	R: 0 H: 0 E: 1 LOB: 0 K: 0 BB: 0 S: 8 P: 8	R: 0 H: 0 E: 0 LOB: 0 K: 0 BB: 0 S: 5 P: 7	R: 1 H: 2 E: 1 LOB: 1 K: 1 BB: 0 S: 11 P: 21	R: 1 H: 2 E: 0 LOB: 2 K: 1 BB: 0 S: 11 P: 17	R: 0 H: 0 E: 0 LOB: 0 K: 0 BB: 0 S: 5 P: 10	R: 2 H: 2 E: 0 LOB: 0 K: 0 BB: 0 S: 8 P: 14	R: 2 H: 4 E: 0 LOB: 1 K: 1 BB: 0 S: 10 P: 15		1B: 6 SF: 1 2B: 4 SAC: 1 3B: 0 DP: 2 HR: 1 HBP: 1				WP: 0 PA: 34 PB: 0 SB: 0 CS: 0		

	AB	31
	R	6
	H	10
	RBI	6
	BB	0
	SO	3
	LOB	10

PITCHER		IP	WLS	BF	H	R	ER	SO	BB	IBB	HBP	BLK	WP	HR	S	P	ERA	WHIP
Doug Davis, L ERA: 3.76	(1, 1)	7.0	L	32	10	6	6	2	0	0	1	0	0	1	57	91	7.71	1.429
Dave Burba, R ERA: 3.45	(8, 1)	1.0		2	0	0	0	1	0	0	0	0	0	0	6	9	0.00	0.000

PITCHER	IP	WLS	BF	H	R	ER	SO	BB	IBB	HBP	BLK	WP	HR	S	P	ERA	WHIP

Milwaukee Brewers @ St. Louis Cardinals

Busch Stadium, St. Louis, MO

Wed Jul 21 2004, 7:10 PM CDT

Att. 37,104 - Cloudy - 93 F

livebaseballscorecards.com

TOP

Batter	1	2	3	4	5	6	7	8	9	AB	R	H	RBI	BB	SO	LOB
Scott Podsednik, L (1, 8) OBP: 0.324, SLG: 0.398	C B C B B X 3-2 S 1B		B X 1-0 CS 1B		B X 1-0 ① B3-4		B C F X 1-2 ③ G4-3			4	0	2	0	0	0	1
Craig Counsell, L (1, 6) OBP: 0.346, SLG: 0.333	C B 1 SAFE X 1-1 ① P5		1 SAFE B C B X 2-1 ② E3 S 1-2		C C B B B C 3-3 ② K			C B C X 1-2 ① L6		4	0	0	0	0	1	3
Geoff Jenkins, L (1, 7) OBP: 0.313, SLG: 0.438	B B C X 2-0 ② F7 1-2		1 SAFE B C B B B C B 4-2 1-2 BB		C F B F H 2-2 HBP			B B C B B 4-1 G6-3 BB		1	0	0	0	1	0	1
Brady Clark, R (4, 7) OBP: 0.369, SLG: 0.368										0	0	0	0	1	0	0
Lyle Overbay, L (1, 3) OBP: 0.405, SLG: 0.537	B B C B B 4-1 BB		B X 1-0 ③ G1-3		C B F F S 1-3 ③ K			B S S X 1-2 ② ③ G6-3 1-2f		3	0	0	0	1	1	5
Ben Grieve, L (1, 9) OBP: 0.381, SLG: 0.384	B S S B C 2-3 ③ K			F X 0-1 ① F7	B S X 1-1 ① G4-3				B C B S B X 3-2 ① G4-3	4	0	0	0	0	1	2
2 Bill Hall, R (1, 4) OBP: 0.290, SLG: 0.397		B S C B B X 3-2 L6-3 1B		B X 1-0 ② P6	B B B C X 3-1 ② F9				S C B S 1-3 ② K	4	0	1	0	0	1	0
Wes Helms, R (1, 5) OBP: 0.339, SLG: 0.347		X 0-0 ① F9		B F F B X 2-2 1B	S S F C 0-3 ③ K				S C B F S 1-3 ③ K	4	0	1	0	0	2	1
Gary Bennett, R (1, 2) OBP: 0.264, SLG: 0.275		F X 0-1 ② ③ L6-3 1-1		B C B X 2-1 ③ F7			F B B C B C 3-3 ① K			3	0	0	0	0	1	2
Victor Santos, R (1, 1) OBP: 0.091, SLG: 0.136			C X 0-1 ① G6-3		X 0-0 2B		B C C F S 1-3 ② K			2	0	1	0	0	0	0
Chris Magruder, S (7, PH) OBP: 0.308, SLG: 0.182										1	0	0	0	0	1	0
Mike Adams, R (7, 1)										0	0	0	0	0	0	0
Luis Vizcaino, R (8, 1)										0	0	0	0	0	0	0

	AB	30
	R	0
	H	5
	RBI	0
	BB	3
	SO	8
	LOB	15

Inning Stats	1	2	3	4	5	6	7	8	9	1B: 4	SF: 0	WP: 0	PA: 34
	R: 0 E: 0 K: 1 S: 10 H: 1 LOB: 2 BB: 1 P: 22	R: 0 E: 0 K: 0 S: 6 H: 1 LOB: 0 BB: 0 P: 9	R: 0 E: 1 K: 0 S: 8 H: 1 LOB: 2 BB: 1 P: 16	R: 0 E: 0 K: 0 S: 8 H: 1 LOB: 1 BB: 0 P: 13	R: 0 E: 0 K: 2 S: 12 H: 1 LOB: 2 BB: 0 P: 19	R: 0 E: 0 K: 1 S: 8 H: 0 LOB: 0 BB: 0 P: 12	R: 0 E: 0 K: 2 S: 10 H: 0 LOB: 0 BB: 0 P: 15	R: 0 E: 0 K: 0 S: 7 H: 0 LOB: 0 BB: 1 P: 13	R: 0 E: 0 K: 2 S: 10 H: 0 LOB: 0 BB: 0 P: 15	2B: 2 3B: 0 HR: 0	SAC: 0 DP: 2 HBP: 1	PB: 0 SB: 2 CS: 1	

PITCHER		IP	WLS	BF	H	R	ER	SO	BB	IBB	HBP	BLK	WP	HR	S	P	ERA	WHIP
Woody Williams, R ERA: 4.02	(1, 1)	7.0	W	28	5	0	0	6	2	0	1	0	0	0	62	106	0.00	1.000
Ray King, L ERA: 1.25	(8, 1)	1.0	H	3	0	0	0	0	1	0	0	0	0	0	7	13	0.00	1.000
44 Jason Isringhausen, R ERA: 2.53	(9, 1)	1.0	S	3	0	0	0	2	0	0	0	0	0	0	10	15	0.00	0.000

PITCHER	IP	WLS	BF	H	R	ER	SO	BB	IBB	HBP	BLK	WP	HR	S	P	ERA	WHIP

Batter	1	2	3	4	5	6	7	8	9	AB	R	H	RBI	BB	SO	LOB
Tony Womack, L (1, 4) OBP: 0.351, SLG: 0.399	C X 0-1 ① P6		B B X 2-0 ① P6			X 0-0 E4 1-3		C B X 1-1 ② F8		4	0	0	0	0	0	2
Edgar Renteria, R (1, 6) OBP: 0.336, SLG: 0.426	F B X 1-1 5 S 1B		B F X 1-1 ② ③ SH5-3-4-6-4 1-3f			1 SAFE S B B 1 SAFE 1 SAFE B X 3-1 ① SF9 3-H		B B F F B X 3-2 ③ G6-3		2	0	1	1	0	0	0
5 Albert Pujols, R (1, 3) OBP: 0.409, SLG: 0.636	B C 1 SAFE F B D F B 4-2 1-2 BB			B B X 2-0 ① F8		1 SAFE 1 SAFE 1 SAFE B C B X 2-1 ② P4				2	0	0	0	1	0	1
27 Scott Rolen, R (1, 5) OBP: 0.409, SLG: 0.595	B B X 2-0 ② F8			X 0-0 ② L7		1 SAFE 1 SAFE C S B F S 1-3 ③ K				3	0	0	0	0	1	3
15 Jim Edmonds, L (1, 8) OBP: 0.391, SLG: 0.587	F B B S B X 3-2 ③ G4-3			L F S 0-3 ③ K			B B C B B 4-1 G6-3 S BB			2	0	0	0	1	1	2
Reggie Sanders, R (1, 9) OBP: 0.303, SLG: 0.484		X 0-0 ① G5-3			B B X 2-0 ① F8		C B 1 SAFE B X 2-1 ① F8			3	0	0	0	0	0	1
Ray King, L (8, 1)										0	0	0	0	0	0	0
44 Jason Isringhausen, R (9, 1) OBP: 0.500, SLG: 0.500										0	0	0	0	0	0	0
Mike Matheny, R (1, 2) OBP: 0.299, SLG: 0.359		C C S 0-3 ② K			S C X 0-2 ② F7		1 SAFE S B S B B X 3-2 ② G6-3 1-3			3	0	0	0	0	1	1
So Taguchi, R (1, 7) OBP: 0.291, SLG: 0.375 (8, 9)		B X 1-0 ③ F9			B X 1-0 ③ G4-3		B F F B F S 2-3 ③ K			3	0	0	0	0	1	1
Woody Williams, R (1, 1) OBP: 0.243, SLG: 0.314			X 0-0 SH5-3-4-6-4 1B			B F X 1-1 E SF9 1B		S F B B S 2-3 ① K		2	1	2	0	0	0	0
Ray Lankford, L (8, 7) OBP: 0.353, SLG: 0.425										1	0	0	0	0	1	0
Inning Stats	R: 0 E: 0 K: 0 S: 11 H: 1 LOB: 2 BB: 1 P: 21	R: 0 E: 0 K: 1 S: 5 H: 0 LOB: 0 BB: 0 P: 6	R: 0 E: 0 K: 0 S: 4 H: 1 LOB: 0 BB: 0 P: 7	R: 0 E: 0 K: 1 S: 5 H: 0 LOB: 0 BB: 0 P: 7	R: 0 E: 0 K: 0 S: 5 H: 0 LOB: 0 BB: 0 P: 8	R: 1 E: 1 K: 1 S: 11 H: 1 LOB: 1 BB: 0 P: 18	R: 0 E: 0 K: 1 S: 10 H: 0 LOB: 1 BB: 1 P: 21	R: 0 E: 0 K: 1 S: 8 H: 0 LOB: 0 BB: 0 P: 14		1B: 3 2B: 1 3B: 0 HR: 0	SF: 1 SAC: 1 DP: 1 HBP: 0					

PITCHER		IP	WLS	BF	H	R	ER	SO	BB	IBB	HBP	BLK	WP	HR	S	P	ERA	WHIP
Victor Santos, R ERA: 3.56	(1, 1)	6.0	L	22	3	1	0	3	1	0	0	0	0	0	41	67	0.00	0.667
Mike Adams, R ERA: 1.65	(7, 1)	1.0		4	0	0	0	1	1	0	0	0	0	0	10	21	0.00	1.000
Luis Vizcaino, R ERA: 3.32	(8, 1)	1.0		3	0	0	0	1	0	0	0	0	0	0	8	14	0.00	0.000

PITCHER	IP	WLS	BF	H	R	ER	SO	BB	IBB	HBP	BLK	WP	HR	S	P	ERA	WHIP

BOTTOM

Milwaukee Brewers @ St. Louis Cardinals

Busch Stadium, St. Louis, MO

Wed Jul 21 2004, 7:10 PM CDT
Att. 37,104 - Cloudy - 93 F

livebaseballscorecards.com

AB	25
R	1
H	3
RBI	1
BB	2
SO	5
LOB	11

1B: 3 SF: 1
2B: 1 SAC: 1
3B: 0 DP: 1
HR: 0 HBP: 0

WP: 0 PA: 29
PB: 0
SB: 2
CS: 0

Milwaukee Brewers @ St. Louis Cardinals

Busch Stadium, St. Louis, MO

Thu Jul 22 2004, 7:10 PM CDT

Att. 35,100 - Cloudy - 94 F

TOP

livebaseballscorecards.com

Batter	1	2	3	4	5	6	7	8	9	AB	R	H	RBI	BB	SO	LOB
Scott Podsednik, L (1, 8) OBP: 0.323, SLG: 0.396	B C C F B X 2-2 G1-3 1B		C B F X 1-2 ① G3		B B X 2-0 ② G4-3		B B C B X 3-1 ③ F7			4	0	1	0	0	0	1
Brady Clark, R (1, 9) OBP: 0.372, SLG: 0.371	C B X 1-1 ① G1-3 1-2		C X 0-1 ② G6-3		C B B F X 2-2 1B			C B B C B X 3-2 PB 1B		4	0	2	0	0	0	1
Geoff Jenkins, L (1, 7) OBP: 0.310, SLG: 0.433	C B B S X 2-2 ② G1-3		X 0-0 ③ G6-3		D B X 2-0 ③ L7			B B F F S 2-3 ① K		4	0	0	0	0	1	3
Wes Helms, R (1, 5) OBP: 0.337, SLG: 0.345	B C B B X 3-1 ③ G6-3			B X 1-0 G6-4-3 1B		B X 1-0 ① F7		B C B C X 2-2 ② F8 1-2		4	0	1	0	0	0	2
Lyle Overbay, L (1, 3) OBP: 0.401, SLG: 0.531		B C X 1-1 ① G4-3		F F F X 0-2 ①② G6-4-3 1-2f		F S X 0-2 ② G3-1		S B C X 1-2 ③ G6-3		4	0	0	0	0	0	2
Keith Ginter, R (1, 4) OBP: 0.321, SLG: 0.420		B C C X 1-2 ② G6-3		X 0-0 BB 1B		F S X 0-2 ③ G5-3			S B F F B X 2-2 ① F8	4	0	1	0	0	0	0
Chad Moeller, R (1, 2) OBP: 0.304, SLG: 0.354		B B F X 2-1 1B 1B		B B B C S B 4-2 1-2 BB			X 0-0 G5-3 1B 1B		C X 0-1 1B	3	0	3	0	1	0	0
Craig Counsell, L (1, 6) OBP: 0.348, SLG: 0.336	C B X 1-1 1-3 1B		C B X 1-1 ③ G3-1				C D X 1-1 G5-3 1-2 1B		B C C S 1-3 ② K	4	0	2	0	0	1	3
15 Ben Sheets, R (1, 1) OBP: 0.105, SLG: 0.056 Jeff Bennett, R (6, 1) Brooks Kieschnick, L (7, PH) OBP: 0.391, SLG: 0.476 Matt Kinney, R (7, 1) OBP: 0.250, SLG: 0.250 Ben Grieve, L (9, PH) OBP: 0.379, SLG: 0.382		F B C C 1-3 ③ K			X 0-0 ① G6-3		C B B X 2-1 ①② G5-3 1-2 2-3f		B S X 1-1 ③ G5-3	2 0 1 0 1	0 0 0 0 0	0 0 0 0 0	0 0 0 0 0	0 0 0 0 0	1 0 0 0 0	2 0 2 0 1

	AB	35
	R	0
	H	10
	RBI	0
	BB	1
	SO	3
	LOB	17

Inning Stats																				
	R: 0	H: 1	R: 0	H: 2	R: 0	H: 0	R: 0	H: 2	R: 0	H: 1	R: 0	H: 0	R: 0	H: 2	R: 0	H: 1	R: 0	H: 1	1B: 10	SF: 0	WP: 0	PA: 36
	E: 0	LOB: 1	E: 0	LOB: 2	E: 0	LOB: 0	E: 0	LOB: 2	E: 0	LOB: 1	E: 0	LOB: 0	E: 0	LOB: 1	E: 0	LOB: 1	E: 0	LOB: 1	2B: 0	SAC: 0	PB: 1	
	K: 0	BB: 0	K: 1	BB: 0	K: 0	BB: 0	K: 0	BB: 1	K: 0	BB: 0	K: 0	BB: 0	K: 0	BB: 1	K: 1	BB: 0	K: 1	BB: 0	3B: 0	DP: 2	SB: 0	
	S: 11	P: 19	S: 12	P: 18	S: 6	P: 7	S: 10	P: 16	S: 6	P: 12	S: 7	P: 8	S: 7	P: 13	S: 12	P: 20	S: 11	P: 15	HR: 0	HBP: 0	CS: 0	

PITCHER		IP	WLS	BF	H	R	ER	SO	BB	IBB	HBP	BLK	WP	HR	S	P	ERA	WHIP
Jason Marquis, R ERA: 3.76	(1, 1)	8.0	W	32	9	0	0	2	1	0	0	0	0	0	71	113	0.00	1.250
Julian Tavarez, R ERA: 3.08	(9, 1)	1.0		4	1	0	0	1	0	0	0	0	0	0	11	15	0.00	1.000

PITCHER	IP	WLS	BF	H	R	ER	SO	BB	IBB	HBP	BLK	WP	HR	S	P	ERA	WHIP

Batter	1	2	3	4	5	6	7	8	9	AB	R	H	RBI	BB	SO	LOB
Marlon Anderson, L (1, 4) OBP: 0.297, SLG: 0.412	C S X 0-2 2B 1B		X 0-0 ① B2-3		C B B B C F B 4-2 1B BB	S F B S 1-3 ③ K				3	1	1	0	1	1	2
Edgar Renteria, R (1, 6) OBP: 0.338, SLG: 0.429	C 1 SAFE X 0-1 5 1B 1-H 2B		B B C F C 2-3 ② K		1 B B F X SAFE 2-1 1-3 1B		B X 1-0 ① F8			4	1	2	1	0	1	0
5 Albert Pujols, R (1, 3) OBP: 0.408, SLG: 0.632	C F F X 0-2 15 S 2-H 1B		B X 1-0 ③ F9		C S S 0-3 ② K		B C F X 1-2 ② P6			4	0	1	1	0	1	2
27 Scott Rolen, R (1, 5) OBP: 0.405, SLG: 0.587	F F B F B B X 3-2 ① F8			F C B B B X 3-2 ① P3	C B B C X 2-2 ③ F8		B B X 2-0 ③ P3			4	0	0	0	0	0	3
15 Jim Edmonds, L (1, 8) OBP: 0.392, SLG: 0.596	F B C C 1-3 ② K 1-2			S B X 1-1 HR		B C F C 1-3 ① K		X 0-0 1B 1B		4	1	2	1	0	2	1
Roger Cedeno, S (1, 9) OBP: 0.348, SLG: 0.444 So Taguchi, R (9, 9) OBP: 0.291, SLG: 0.375	C B F F S 1-3 ③ K			F B S B X 2-2 1B		B B C S X 2-1 1B 3B		F F F B F B C 2-3 ① K		4 0	1 0	2 0	0 0	0 0	2 0	2 0
John Mabry, L (1, 7) OBP: 0.357, SLG: 0.468		B F B B F B X 3-2 ① F7		C 1 SAFE X 0-1 ② F7		C B S X 1-2 2B 3-H 1B		X 0-0 1-2 1B		4	0	2	1	0	0	1
4 Yadier Molina, R (1, 2) OBP: 0.338, SLG: 0.284		B F F F X 1-2 ② L7		F 1 SAFE 1 SAFE X 0-1 ③ F9		X 0-0 ② F8		F X 0-1 ② L3		4	0	0	0	0	0	4
Jason Marquis, L (1, 1) OBP: 0.279, SLG: 0.381 Tony Womack, L (8, PH) OBP: 0.350, SLG: 0.398 Julian Tavarez, L (9, 1)		B C C S 1-3 ③ K			B C S F S 1-3 ① K	B B S F F F X 2-2 1-3 2B		B B X 2-0 ③ F7		3 1 0	0 0 0	1 0 0	0 0 0	0 0 0	2 0 0	0 2 0
Inning Stats	R: 2 H: 3 E: 0 LOB: 1 K: 2 BB: 0 S: 20 P: 25	R: 0 H: 0 E: 0 LOB: 0 K: 1 BB: 0 S: 9 P: 14	R: 0 H: 0 E: 0 LOB: 0 K: 1 BB: 0 S: 5 P: 8	R: 1 H: 2 E: 0 LOB: 1 K: 0 BB: 0 S: 12 P: 18	R: 0 H: 1 E: 0 LOB: 2 K: 2 BB: 1 S: 15 P: 24	R: 1 H: 3 E: 0 LOB: 2 K: 2 BB: 0 S: 17 P: 24	R: 0 H: 0 E: 0 LOB: 0 K: 0 BB: 0 S: 5 P: 9	R: 0 H: 2 E: 0 LOB: 2 K: 1 BB: 0 S: 10 P: 14		1B: 7 SF: 0 2B: 2 SAC: 0 3B: 1 DP: 0 HR: 1 HBP: 0						

PITCHER		IP	WLS	BF	H	R	ER	SO	BB	IBB	HBP	BLK	WP	HR	S	P	ERA	WHIP
15 Ben Sheets, R ERA: 2.45	(1, 1)	5.2	L	27	9	4	4	7	1	0	0	0	0	1	75	109	6.35	1.765
Jeff Bennett, R ERA: 4.34	(6, 1)	0.1		1	0	0	0	1	0	0	0	0	0	0	3	4	0.00	0.000
Matt Kinney, R ERA: 5.66	(7, 1)	2.0		8	2	0	0	1	0	0	0	0	0	0	15	23	0.00	1.000

PITCHER	IP	WLS	BF	H	R	ER	SO	BB	IBB	HBP	BLK	WP	HR	S	P	ERA	WHIP

BOTTOM

Milwaukee Brewers @ St. Louis Cardinals

Busch Stadium, St. Louis, MO

Thu Jul 22 2004, 7:10 PM CDT
Att. 35,100 - Cloudy - 94 F

livebaseballscorecards.com

AB	35
R	4
H	11
RBI	4
BB	1
SO	9
LOB	17

Batter	1	2	3	4	5	6	7	8	9	AB	R	H	RBI	BB	SO	LOB
Scott Podsednik, L (1, 8) OBP: 0.324, SLG: 0.404	B X 1-0 HR		B B C S F X 2-2 CS 1B		B B D C C F C C 3-3 ③ K		C B C B F F X 2-2 ① F8	C F B X 1-2 G5-3 1-2 2-3 ①		5	1	2	1	0	1	3
Keith Ginter, R (1, 4) OBP: 0.319, SLG: 0.427	C B F B S 2-3 K G4-3		B 1 SAFE C S C 1-3 ② ③ K 1-2			X 0-0 HR	C B C B B F X 3-2 ② F8	S D S S 1-3 ② K		5	1	1	1	0	3	3
Geoff Jenkins, L (1, 7) OBP: 0.311, SLG: 0.435	1 SAFE B C 1 SAFE S X 1-2 ① G4-3 1-2			B X 1-0 ① L9		X 0-0 BB HR 1B	X 0-0 1B 2B	S C D F S 1-3 ③ K		5	2	2	0	0	1	3
Lyle Overbay, L (1, 3) OBP: 0.403, SLG: 0.533	D B S B S S 3-3 ② K			B F X 1-1 ② F8		D B B B 4-0 HR 1-2 BB	X 0-0 BB 2-H 1B		B S F F B X 2-2 G4-3 SF8 2B	4	2	2	1	1	1	1
Ben Grieve, L (1, 9) OBP: 0.386, SLG: 0.407 Brady Clark, R (7, PR) OBP: 0.370, SLG: 0.369 (7, 9)	X 0-0 ③ F8			C B F B X 2-2 2B		B X 1-0 1-H 2-H HR	I I I I 4-0 BB IBB		B D C X 2-1 ① G4-3 2-3	3 1	1 0	2 0	3 0	1 0	0 0	1 1
Wes Helms, R (1, 5) OBP: 0.333, SLG: 0.339		B S F X 1-2 ① F8		F C B D B X 3-2 ③ F8		B S B B X 3-1 ① G4-3	B B B C B 4-1 1-2 2-3 BB		S S D F B X 2-2 ② SF8 3-H	3	0	0	1	1	0	1
Chad Moeller, R (1, 2) OBP: 0.297, SLG: 0.345		B B F S X 2-2 ② G6-3			F B F B S 2-3 ① K	C S X 0-2 ② L9	B X 1-0 ③ G4-3		C S B S 1-3 ③ K	5	0	0	0	0	2	3
Craig Counsell, L (1, 6) OBP: 0.350, SLG: 0.338		B B C X 2-1 ③ G5-3			C B C B F S 2-3 ② K	C C B B F X 2-2 1B		X 0-0 E HBP 1B		4	0	2	0	0	1	0
39 Chris Capuano, L (1, 1) OBP: 0.262, SLG: 0.273 Dave Burba, R (6, 1) Mike Adams, R (7, 1) Chris Magruder, S (8, PH) OBP: 0.357, SLG: 0.182 Luis Vizcaino, R (8, 1) Dan Kolb, R (9, 1)			S S S 0-3 ① K		B X 1-0 1B	X 0-0 ③ G6-3		1 SAFE H 1-0 E 1-2 HBP		3 0 0 0 0 0	0 0 0 0 0 0	1 0 0 0 0 0	0 0 0 0 0 0	0 0 0 0 0 0	1 0 0 0 0 0	1 0 0 0 0 0
Inning Stats	R: 1 E: 0 K: 2 S: 11 H: 1 LOB: 1 BB: 0 P: 18	R: 0 E: 0 K: 0 S: 8 H: 0 LOB: 0 BB: 0 P: 13	R: 0 E: 0 K: 2 S: 10 H: 1 LOB: 0 BB: 0 P: 13	R: 0 E: 0 K: 0 S: 9 H: 1 LOB: 1 BB: 0 P: 16	R: 0 E: 0 K: 3 S: 12 H: 1 LOB: 1 BB: 0 P: 20	R: 4 E: 0 K: 0 S: 13 H: 4 LOB: 1 BB: 1 P: 23	R: 1 E: 0 K: 0 S: 13 H: 2 LOB: 3 BB: 2 P: 27	R: 0 E: 1 K: 2 S: 11 H: 1 LOB: 2 BB: 0 P: 15	R: 1 E: 0 K: 1 S: 13 H: 1 LOB: 0 BB: 0 P: 20	1B: 6 2B: 3 3B: 0 HR: 3 SF: 1 SAC: 0 DP: 0 HBP: 1						

PITCHER		IP	WLS	BF	H	R	ER	SO	BB	IBB	HBP	BLK	WP	HR	S	P	ERA	WHIP
Roger Clemens, R ERA: 2.85	(1, 1)	5.2		26	8	5	5	7	1	0	0	0	1	3	62	102	7.94	1.588
Mike Gallo, L ERA: 3.45	(6, 1)	0.1		1	0	0	0	0	0	0	0	0	0	0	1	1	0.00	0.000
Kirk Bullinger, R ERA: 3.6	(7, 1)	0.2		6	2	1	1	0	1	1	0	0	0	0	12	25	13.50	4.500
Dan Miceli, R ERA: 3.91	(7, 1)	0.1		1	0	0	0	0	0	0	0	0	0	0	1	2	0.00	0.000
54 Brad Lidge, R ERA: 2.45	(8, 1)	2.0	L	9	2	1	1	3	0	0	1	0	0	0	24	35	4.50	1.000

PITCHER	IP	WLS	BF	H	R	ER	SO	BB	IBB	HBP	BLK	WP	HR	S	P	ERA	WHIP

TOP

Milwaukee Brewers @ Houston Astros

Minute Maid Park, Houston, TX

Fri Jul 23 2004, 7:05 PM CDT

Att. 36,732 - Dome - 74 F

livebaseballscorecards.com

AB	38
R	7
H	12
RBI	7
BB	3
SO	10
LOB	17

WP: 1 PA: 43
PB: 0
SB: 0
CS: 1

Batter	1	2	3	4	5	6	7	8	9	AB	R	H	RBI	BB	SO	LOB
Craig Biggio, R (1, 7) OBP: 0.366, SLG: 0.486	B B B B 4-0 BB		S D S S 1-3 ① ② K2-3 1-2		B X 1-0 1B	B F T F F B S 2-3 ② K		C S X 0-2 ① P5		4	0	1	0	1	2	3
28 Adam Everett, R (1, 6) OBP: 0.307, SLG: 0.363	1 SAFE B C 1 SAFE X 1-1 ① P2		C B F X 1-2 1B		X 0-0 ③ F8	B F B X 2-1 ③ L9		C B S B F X 2-2 ② F9		5	0	1	0	0	0	4
Carlos Beltrán, S (1, 8) OBP: 0.364, SLG: 0.566	X 0-0 ② L7		F 1 SAFE C F S 0-3 ③ K			B B B B 4-0 17 1B 1B BB	B B S X 2-1 ① P4	B B B B 4-0 BB		3	1	0	0	2	1	2
17 Lance Berkman, S (1, 9) OBP: 0.444, SLG: 0.535	X 0-0 ③ L9			B B X 2-0 FC6-4 1B		C F 1 SAFE X 0-2 1B 1-2 1B 1B	F B F B X 2-2 ② F8	X 0-0 ③ F8		5	1	2	0	0	0	2
Jeff Kent, R (1, 4) OBP: 0.341, SLG: 0.494		F B B S S 2-3 ① K		C B 1 SAFE X 1-1 ① F8		S C X 0-2 5 BB 1-3 2-H 1B 1B	X 0-0 5 2B 2B		C X 0-1 ① G6-3	5	2	2	1	0	1	1
5 Jeff Bagwell, R (1, 3) OBP: 0.385, SLG: 0.440		B X 1-0 E6 1B		B F B F 1 SAFE F X 3-2 ② F9		F B B B B 1 SAFE B 4-1 1B 1-2 1B BB	B S X 1-1 2-H 1B 2B		B X 1-0 ② G4-3	4	2	1	1	1	0	1
Morgan Ensberg, R (1, 5) OBP: 0.323, SLG: 0.387		B X 1-0 G5-4-3 1-2 1B		B B 1 SAFE C X 2-1 ③ FC6-4 1-2f		C X 0-1 ① P6	X 0-0 1B 2-H 1B		B X 1-0 ③ F8	5	0	2	1	0	0	4
Brad Ausmus, R (1, 2) OBP: 0.284, SLG: 0.304 Jose Vizcaino, S (6, PH) OBP: 0.341, SLG: 0.389 Kirk Bullinger, R (7, 1) Dan Miceli, R (7, 1) OBP: 0.500, SLG: 0.500 Orlando Palmeiro, L (7, PH) OBP: 0.323, SLG: 0.369 54 Brad Lidge, R (8, 1)		C S X 0-2 ② ③ G5-4-3 1-2f			C X 0-1 ① P6	S X 0-1 1B 1-3 2-H 3-H 1B	B B B X 3-0 S 1-3 1B			2 1 0 0 1 0	0 0 0 0 0 0	0 1 0 0 1 0	0 2 0 0 0 0	0 0 0 0 0 0	0 0 0 0 0 0	2 0 0 0 0 0
Roger Clemens, R (1, 1) OBP: 0.167, SLG: 0.146 Mike Gallo, L (6, 1) Mike Lamb, L (6, PH) OBP: 0.362, SLG: 0.536 Raul Chavez, R (7, 2) OBP: 0.244, SLG: 0.247			B X 1-0 K2-3 1B		C S C 0-3 ② K	B 1 SAFE C F B B X 3-2 1-3 3-H 1B	S L B F S 1-3 ③ K 1-2			2 0 1 1	0 0 0 0	1 0 1 0	0 0 1 0	0 0 0 0	1 0 0 1	0 0 0 2
Inning Stats	R: 0 H: 0 E: 0 LOB: 1 K: 0 BB: 1 S: 4 P: 9	R: 0 H: 1 E: 1 LOB: 1 K: 1 BB: 0 S: 8 P: 12	R: 0 H: 2 E: 0 LOB: 1 K: 2 BB: 0 S: 11 P: 14	R: 0 H: 1 E: 0 LOB: 1 K: 0 BB: 0 S: 9 P: 17	R: 0 H: 1 E: 0 LOB: 1 K: 1 BB: 0 S: 7 P: 8	R: 4 H: 4 E: 0 LOB: 2 K: 1 BB: 2 S: 21 P: 36	R: 2 H: 4 E: 0 LOB: 2 K: 1 BB: 0 S: 14 P: 23	R: 0 H: 0 E: 0 LOB: 1 K: 0 BB: 1 S: 8 P: 14	R: 0 H: 0 E: 0 LOB: 0 K: 0 BB: 0 S: 4 P: 6	1B: 11 2B: 2 3B: 0 HR: 0	SF: 0 SAC: 0 DP: 1 HBP: 0			WP: 0 PB: 0 SB: 1 CS: 0	PA: 43		

PITCHER		IP	WLS	BF	H	R	ER	SO	BB	IBB	HBP	BLK	WP	HR	S	P	ERA	WHIP
39 Chris Capuano, L ERA: 3.74	(1, 1)	5.1		27	9	4	4	4	3	0	0	0	0	0	53	85	6.75	2.250
Dave Burba, R ERA: 3.55	(6, 1)	1.1	H	5	1	1	1	1	0	0	0	0	0	0	13	21	6.75	0.750
Mike Adams, R ERA: 1.95	(7, 1)	0.1	B	4	3	1	1	1	0	0	0	0	0	0	8	13	27.00	9.000
Luis Vizcaino, R ERA: 3.25	(8, 1)	1.0	W	4	0	0	0	0	1	0	0	0	0	0	8	14	0.00	1.000
Dan Kolb, R ERA: 1.49	(9, 1)	1.0	S	3	0	0	0	0	0	0	0	0	0	0	4	6	0.00	0.000

PITCHER	IP	WLS	BF	H	R	ER	SO	BB	IBB	HBP	BLK	WP	HR	S	P	ERA	WHIP

BOTTOM

Milwaukee Brewers @ Houston Astros

Minute Maid Park, Houston, TX

Fri Jul 23 2004, 7:05 PM CDT

Att. 36,732 - Dome - 74 F

livebaseballscorecards.com

AB	39
R	6
H	13
RBI	6
BB	4
SO	6
LOB	21

Batter	1	2	3	4	5	6	7	8	9	AB	R	H	RBI	BB	SO	LOB
Scott Podsednik, L (1, 8) OBP: 0.323, SLG: 0.403	B B C C F F C 2-3 ① K		B C F B B X 3-2 WP S 1B		B B B C X 3-1 ① F8			B B C F B X 3-2 ① G4-3		4	0	1	0	0	1	0
Craig Counsell, L (1, 6) OBP: 0.348, SLG: 0.340	C C F B F B F B F 3-2 X G6-3 2B		B 1 SAFE 1 SAFE F B 1 SAFE F B C 3-3 ② K 1-2		X 0-0 ② F8			C C S 0-3 ② K		4	0	1	0	0	2	1
Geoff Jenkins, L (1, 7) OBP: 0.310, SLG: 0.433	C S B B X 2-2 ② G6-3 2-3		S B S B B B S 3-3 ③ K 2-3		C B C B X 2-2 ③ G1-4-3			F X 0-1 HR 1B		4	1	1	0	0	1	2
Lyle Overbay, L (1, 3) OBP: 0.404, SLG: 0.540	B B B C X 3-1 ③ G4-3			B C B B B 4-1 2 E BB		B B X 2-0 ① F8		B B X 2-0 1-H HR		3	1	1	2	1	0	1
Ben Grieve, L (1, 9) OBP: 0.385, SLG: 0.403 Brady Clark, R (8, PH) OBP: 0.373, SLG: 0.388 (8, 9)		B B F B B 4-1 BB		B B X 2-0 ① F8		C B F S 1-3 ② K		B C B B F F X 3-2 HR		2 1	0 1	0 1	0 1	1 0	1 0	1 0
Wes Helms, R (1, 5) OBP: 0.327, SLG: 0.331		S B S S C 1-3 ① K		X 0-0 ② F8		C B B X 2-1 ③ F8		S X 0-1 ③ P3		4	0	0	0	0	1	2
2 Bill Hall, R (1, 4) OBP: 0.289, SLG: 0.394		C C X 0-2 ② L6		B 1 SAFE B X 2-0 E7 1-3 1B			S T F B F F S 1-3 ① K		B S T B S 2-3 ① K	4	0	1	0	0	2	1
Gary Bennett, R (1, 2) OBP: 0.265, SLG: 0.271 Keith Ginter, R (9, PH) OBP: 0.318, SLG: 0.425		C T F X 0-2 ③ F7		I I I 4-0 IBB			B X 1-0 ② G5-3		B F S B B B X 3-2 ② L7	2 1	0 0	0 0	0 0	1 0	0 0	1 0
Ben Hendrickson, R (1, 1) Matt Wise, R (5, 1) Chris Magruder, S (7, PH) OBP: 0.333, SLG: 0.167 Jeff Bennett, R (7, 1) Luis Vizcaino, R (8, 1) Brooks Kieschnick, L (9, PH) OBP: 0.383, SLG: 0.465			B B C T C 2-3 ① K	B C F F S 1-3 ③ K			F F B C 1-3 ③ K		S S S 0-3 ③ K	2 0 1 0 0 1	0 0 0 0 0 0	0 0 0 0 0 0	0 0 0 0 0 0	0 0 1 0 0 1	2 0 0 0 0 0	3 0 0 0 0 0
Inning Stats	R: 0 H: 1 E: 0 LOB: 1 K: 1 BB: 0 S: 17 P: 27	R: 0 H: 0 E: 0 LOB: 1 K: 1 BB: 1 S: 11 P: 16	R: 0 H: 1 E: 0 LOB: 1 K: 3 BB: 0 S: 12 P: 23	R: 0 H: 1 E: 1 LOB: 3 K: 1 BB: 2 S: 8 P: 21	R: 0 H: 0 E: 0 LOB: 0 K: 0 BB: 0 S: 6 P: 11	R: 0 H: 0 E: 0 LOB: 0 K: 1 BB: 0 S: 6 P: 11	R: 0 H: 0 E: 0 LOB: 0 K: 2 BB: 0 S: 10 P: 13	R: 3 H: 3 E: 0 LOB: 0 K: 1 BB: 0 S: 16 P: 24	R: 0 H: 0 E: 0 LOB: 0 K: 2 BB: 0 S: 9 P: 14	1B: 3 SF: 0 2B: 1 SAC: 0 3B: 0 DP: 0 HR: 2 HBP: 0						

PITCHER		IP	WLS	BF	H	R	ER	SO	BB	IBB	HBP	BLK	WP	HR	S	P	ERA	WHIP
Tim Redding, R ERA: 5.66	(1, 1)	5.0	W	21	3	0	0	6	2	1	0	0	1	0	54	98	0.00	1.000
Darren Oliver, L ERA: 6.23	(6, 1)	2.0		6	0	0	0	3	0	0	0	0	0	0	16	24	0.00	0.000
Mike Gallo, L ERA: 4.3	(8, 1)	0.2		5	3	3	3	1	0	0	0	0	0	2	14	22	40.50	4.500
Dan Miceli, R ERA: 3.88	(8, 1)	0.1	H	1	0	0	0	0	0	0	0	0	0	0	2	2	0.00	0.000
54 Brad Lidge, R ERA: 2.41	(9, 1)	1.0	S	3	0	0	0	2	0	0	0	0	0	0	9	14	0.00	0.000

PITCHER	IP	WLS	BF	H	R	ER	SO	BB	IBB	HBP	BLK	WP	HR	S	P	ERA	WHIP

TOP

Milwaukee Brewers @ Houston Astros

Minute Maid Park, Houston, TX

Sat Jul 24 2004, 6:05 PM CDT

Att. 40,334 - Dome - 74 F

livebaseballscorecards.com

AB	33
R	3
H	6
RBI	3
BB	3
SO	12
LOB	12

WP: 1	PA: 36		
PB: 0			
SB: 1			
CS: 0			

Milwaukee Brewers @ Houston Astros

Minute Maid Park, Houston, TX

Sat Jul 24 2004, 6:05 PM CDT

Att. 40,334 - Dome - 74 F

livebaseballscorecards.com

BOTTOM

Batter	1	2	3	4	5	6	7	8	9	AB	R	H	RBI	BB	SO	LOB
Craig Biggio, R (1, 7) OBP: 0.368, SLG: 0.487 Darren Oliver, R (6, 1) OBP: 0.158, SLG: 0.158 Orlando Palmeiro, L (7, PH) OBP: 0.320, SLG: 0.365 Mike Gallo, L (8, 1) Dan Miceli, R (8, 1) OBP: 0.500, SLG: 0.500 Jose Vizcaino, S (8, PH) OBP: 0.339, SLG: 0.387 54 Brad Lidge, R (9, 1)	B X 1-0 FC1-5 28 SH 1B		C X 0-1 ① F8		C B C B F X 2-2 28 2B SF9 1B		B C B F S 2-3 ① K	B B F F X 2-2 ③ G4-3		3 0 0 1 0 0 0 0 1	1 0 0 0 0 0 0 0 0	2 0 0 0 0 0 0 0 0	0 0 0 0 0 0 0 0 0	0 0 0 0 0 0 0 0 0	0 0 0 0 1 0 0 0 0	0 0 0 0 0 0 0 0 1
28 Adam Everett, R (1, 6) OBP: 0.310, SLG: 0.377	X 0-0 SH 17 1B FC1-5 1-2		C B C B F F X 2-2 ② G1-6-3		X 0-0 SF9 SF7 1-3 2B		C B X 1-1 HR			3	3	2	1	0	0	0
Carlos Beltrán, S (1, 8) OBP: 0.361, SLG: 0.561	X 0-0 ① FC1-5 17 1B 1-2 2-3f		C B S X 1-2 ③ F7		C C X 0-2 ① SF9 2-3 3-H		C B B C S 2-3 ② K			3	0	0	1	0	1	2
17 Lance Berkman, S (1, 9) OBP: 0.449, SLG: 0.544	B X 1-0 G5-4-3 1-3 2-H 1B			B B B C B 4-1 5 E 1B FC5-2 BB	B B I 4-0 IBB		C X 0-1 3B			2	0	2	1	2	0	0
Jeff Kent, R (1, 4) OBP: 0.340, SLG: 0.492	B B B X 3-0 ② ③ G5-4-3 1-2f			B 1 SAFE X 1-0 FC5-2 5 E 1-2 1B	X 0-0 ② SF7 3-H		B X 1-0 ③ F8			3	0	1	1	0	0	3
5 Jeff Bagwell, R (1, 3) OBP: 0.383, SLG: 0.438		B C X 1-1 ① G4-3		C B D B X 3-1 E5 FC5-2 1-2 2-3	1 SAFE F B F X 1-2 ③ F7			B B F B S X 3-2 1B 16 SF8 1B		4	1	1	0	0	0	3
Morgan Ensberg, R (1, 5) OBP: 0.318, SLG: 0.381		B C X 1-1 ② G5-3		B F C X 1-2 ① FC5-2 G4-3 1-2 2-3 3-Hf		B C B S B S 3-3 ① K		C X 0-1 ① F8		4	0	0	0	0	1	4
Raul Chavez, R (1, 2) OBP: 0.247, SLG: 0.250 Mike Lamb, L (8, PH) OBP: 0.367, SLG: 0.540 Brad Ausmus, R (9, 2) OBP: 0.284, SLG: 0.304		C S B X 1-2 1B		F F X 0-2 ② ③ G4-3 1-2f		B C C B C 2-3 ② K		X 0-0 16 E 1-3 1B		3 1 0	0 0 0	1 1 0	0 0 0	0 0 0	1 0 0	3 0 0
Tim Redding, R (1, 1) OBP: 0.160, SLG: 0.160 16 Jason Lane, R (5, PH) OBP: 0.311, SLG: 0.436 (6, 7)		B B C B S 3-3 ③ K			C F B B B F X 3-2 HR		B B C B S F X 3-2 ③ G5-3	X 0-0 ② SF8 1-3 3-H		1 2	0 1	0 1	0 2	0 0	1 0	1 0
Inning Stats	R: 1 E: 1 K: 0 S: 5 H: 2 LOB: 1 BB: 0 P: 10	R: 0 E: 0 K: 1 S: 10 H: 1 LOB: 1 BB: 0 P: 16	R: 0 E: 0 K: 0 S: 9 H: 0 LOB: 0 BB: 0 P: 12	R: 0 E: 1 K: 0 S: 10 H: 1 LOB: 2 BB: 1 P: 19	R: 3 E: 0 K: 0 S: 18 H: 3 LOB: 1 BB: 1 P: 28	R: 0 E: 0 K: 2 S: 10 H: 0 LOB: 0 BB: 0 P: 18	R: 1 E: 0 K: 2 S: 11 H: 2 LOB: 1 BB: 0 P: 17	R: 1 E: 1 K: 0 S: 10 H: 2 LOB: 1 BB: 0 P: 15		1B: 7 2B: 1 3B: 1 HR: 2 SF: 3 SAC: 1 DP: 2 HBP: 0						WP: 0 PB: 0 SB: 0 CS: 0 PA: 37

	AB	31
	R	6
	H	11
	RBI	6
	BB	2
	SO	5
	LOB	17

PITCHER		IP	WLS	BF	H	R	ER	SO	BB	IBB	HBP	BLK	WP	HR	S	P	ERA	WHIP
Ben Hendrickson, R ERA: 9.75	(1, 1)	4.0	L	20	7	4	3	1	1	0	0	0	0	1	45	73	6.75	2.000
Matt Wise, R ERA: 3.18	(5, 1)	2.0		7	0	0	0	2	0	1	0	0	0	0	17	30	0.00	0.000
Jeff Bennett, R ERA: 4.44	(7, 1)	1.0		5	2	1	1	2	0	0	0	0	0	1	11	17	9.00	2.000
Luis Vizcaino, R ERA: 3.38	(8, 1)	1.0		5	2	1	1	0	0	0	0	0	0	0	10	15	9.00	2.000

PITCHER	IP	WLS	BF	H	R	ER	SO	BB	IBB	HBP	BLK	WP	HR	S	P	ERA	WHIP

Batter	1	2	3	4	5	6	7	8	9	AB	R	H	RBI	BB	SO	LOB
Scott Podsednik, L (1, 8) OBP: 0.323, SLG: 0.401	C C B B F B X 3-2 S 1B		B X 1-0 ① G4-3		1 SAFE C B 1 SAFE 1 SAFE B B C X 3-2 ③ G3-1 1-2		C B B F F F X 3-2 ③ F7			4	0	1	0	0	0	2
Craig Counsell, L (1, 6) OBP: 0.344, SLG: 0.336	C B C S 1-3 ① K 1-2		X 0-0 ② G1-3			B C B X 2-1 ① G4-3		B X 1-0 ① P4		4	0	0	0	0	1	1
Geoff Jenkins, L (1, 7) OBP: 0.312, SLG: 0.435	B X 1-0 ② F8		C B B F X 2-2 ③ G3			X 0-0 G4-3 2B		B B B C C F B 4-2 WP DI 1B BB		3	1	1	0	1	0	1
Lyle Overbay, L (1, 3) OBP: 0.403, SLG: 0.537	B C B B C C 3-3 ③ K			S X 0-1 ① G4-3		S B X 1-1 ② G4-3 2-3		F C B F B F F X 2-2 G5-3 1-H 1B		4	0	1	1	0	1	2
Brady Clark, R (1, 9) OBP: 0.379, SLG: 0.389		F X 0-1 G4-3 1B 1B		B B C C H 3-2 G1-6-3 HBP		H 1-0 HBP		B F D C B X 3-2 ② G5-3 1-2		2	0	1	0	0	0	1
Wes Helms, R (1, 5) OBP: 0.325, SLG: 0.330		B 1 SAFE X 1-0 G4-3 1-2 1B		B X 1-0 ②③ G1-6-3 1-2f		B C S B B X 3-2 ③ G6-3		D C S F B S 2-3 ③ K		4	0	1	0	0	1	4
2 Bill Hall, R (1, 4) OBP: 0.298, SLG: 0.406		C B F B C 2-3 ① K			B C X 1-1 S 1B		C B X 1-1 G3 2B		X 0-0 G5-4-3 1B	4	0	3	0	0	1	2
Chad Moeller, R (1, 2) OBP: 0.291, SLG: 0.338		B X 1-0 ② G4-3 1-2 2-3			B X 1-0 ① L9		X 0-0 ① G5-3		B F C F B F X 2-2 ①② G5-4-3 1-2f	4	0	0	0	0	0	5
Doug Davis, R (1, 1) Ben Grieve, L (7, PH) OBP: 0.384, SLG: 0.401 Matt Kinney, R (7, 1) OBP: 0.250, SLG: 0.250 Chris Magruder, S (9, PH) OBP: 0.313, SLG: 0.154		F S B B S 2-3 ③ K			L C M 0-3 ② K		C X 0-1 ② G3 2-3		S C C 0-3 ③ K	2 1 0 1	0 0 0 0	0 0 0 0	0 0 0 0	0 0 0 0	2 0 0 1	3 1 0 0
Inning Stats	R: 0 E: 0 K: 2 S: 11 H: 1 LOB: 1 BB: 0 P: 19	R: 0 E: 0 K: 2 S: 10 H: 2 LOB: 2 BB: 0 P: 16	R: 0 E: 0 K: 0 S: 5 H: 0 LOB: 0 BB: 0 P: 8	R: 0 E: 0 K: 0 S: 5 H: 0 LOB: 0 BB: 0 P: 9	R: 0 E: 0 K: 1 S: 9 H: 1 LOB: 1 BB: 0 P: 14	R: 0 E: 0 K: 0 S: 8 H: 1 LOB: 2 BB: 0 P: 15	R: 0 E: 0 K: 0 S: 11 H: 1 LOB: 1 BB: 0 P: 15	R: 1 E: 0 K: 1 S: 17 H: 1 LOB: 1 BB: 1 P: 29	R: 0 E: 0 K: 1 S: 9 H: 1 LOB: 0 BB: 0 P: 11	1B: 6 2B: 2 3B: 0 HR: 0 SF: 0 SAC: 0 DP: 2 HBP: 2						

PITCHER		IP	WLS	BF	H	R	ER	SO	BB	IBB	HBP	BLK	WP	HR	S	P	ERA	WHIP
Pete Munro, R ERA: 3.74	(1, 1)	7.0	W	28	6	0	0	5	0	0	2	0	0	0	59	96	0.00	0.857
Mike Gallo, L ERA: 4.45	(8, 1)	1.0		5	1	1	1	1	1	0	0	0	1	0	17	29	9.00	2.000
David Weathers, R ERA: 4.5	(9, 1)	1.0		3	1	0	0	1	0	0	0	0	0	0	9	11	0.00	1.000

PITCHER	IP	WLS	BF	H	R	ER	SO	BB	IBB	HBP	BLK	WP	HR	S	P	ERA	WHIP

TOP

Milwaukee Brewers @ Houston Astros

Minute Maid Park, Houston, TX

Sun Jul 25 2004, 1:05 PM CDT

Att. 32,971 - Dome - 74 F

AB	33
R	1
H	8
RBI	1
BB	1
SO	7
LOB	22

livebaseballscorecards.com

Milwaukee Brewers @ Houston Astros

Minute Maid Park, Houston, TX

Sun Jul 25 2004, 1:05 PM CDT

Att. 32,971 - Dome - 74 F

livebaseballscorecards.com

BOTTOM

Batter	1	2	3	4	5	6	7	8	9	AB	R	H	RBI	BB	SO	LOB
Craig Biggio, R (1, 7) OBP: 0.367, SLG: 0.485	F9		0-0: 17 BB, 28 1B, 2B, 1B	L4		F8 2-3		K		4	1	1	0	0	0	1
Mike Gallo, L (8, 1)										0	0	0	0	0	0	0
16 Jason Lane, R (8, PH) OBP: 0.308, SLG: 0.432 (9, 8)										1	0	0	0	0	1	0
28 Adam Everett, R (1, 6) OBP: 0.311, SLG: 0.381	K		2-2: 17 BB, 2B 1-2 1B	K		3-2 3-H 2B		K		5	1	2	1	0	3	0
Carlos Beltrán, S (1, 8) OBP: 0.359, SLG: 0.556					P3	F8		G4-3		5	0	1	0	0	1	3
David Weathers, R (9, 1)	0-1: S, 17 1B, 1B		0-3: K		1-1: P3	1-1: F8		2-1: G4-3		0	0	0	0	0	0	0
17 Lance Berkman, S (1, 9) OBP: 0.455, SLG: 0.550	1 SAFE 2-0 1-2 1B		4-2: 2B, 1B 1-2 2-3 BB		4-0: 2B BB		1-2: 2B 2B			2	3	2	0	2	0	0
Jeff Kent, R (1, 4) OBP: 0.337, SLG: 0.488	G5-3 2-3		0-2: F4	L6			G4-3 WP 2-H 2B			3	0	0	0	0	0	6
Jose Vizcaino, S (7, PH) OBP: 0.343, SLG: 0.396 (8, 4)										1	1	1	1	0	0	0
Mike Lamb, L (1, 3) OBP: 0.371, SLG: 0.554		G5-3 0-2	1-2 1-3 2-H 3-H 1B 2B	1-0 1-H 2B			G4-3 2-0 2-3			4	1	2	3	0	0	1
Morgan Ensberg, R (1, 5) OBP: 0.318, SLG: 0.379		K 3-3	2-2 2-H 3-H 1B	K 1-3			P3 1-2			4	0	1	2	0	2	2
Brad Ausmus, R (1, 2) OBP: 0.287, SLG: 0.318		E4 0-1	1-1: G4-3			F8 28 2B SH1-4 1B		HR 3-H		4	2	2	1	0	0	1
Pete Munro, R (1, 1) OBP: 0.231, SLG: 0.091		K 2-3	K 2-3			SH1-4 1-0 1-2		L8 0-0		2	0	0	0	0	2	1
Orlando Palmeiro, L (7, PH) OBP: 0.316, SLG: 0.360 (8, 7)										1	0	0	0	0	0	0
Inning Stats	R: 0 E: 0 K: 1 S: 10 H: 2 LOB: 2 BB: 0 P: 17	R: 0 E: 1 K: 2 S: 12 H: 0 LOB: 1 BB: 0 P: 17	R: 4 E: 0 K: 1 S: 25 H: 4 LOB: 1 BB: 1 P: 35	R: 0 E: 0 K: 2 S: 10 H: 0 LOB: 0 BB: 0 P: 13	R: 1 E: 0 K: 1 S: 10 H: 1 LOB: 1 BB: 1 P: 17	R: 1 E: 0 K: 0 S: 10 H: 2 LOB: 1 BB: 0 P: 15	R: 3 E: 0 K: 0 S: 15 H: 3 LOB: 0 BB: 0 P: 23	R: 0 E: 0 K: 2 S: 10 H: 0 LOB: 0 BB: 0 P: 15		1B: 6 2B: 5 3B: 0 HR: 1 SF: 0 SAC: 1 DP: 0 HBP: 0						

	AB	36
	R	9
	H	12
	RBI	8
	BB	2
	SO	9
	LOB	15

WP: 1 PA: 39
PB: 0
SB: 1
CS: 0

PITCHER		IP	WLS	BF	H	R	ER	SO	BB	IBB	HBP	BLK	WP	HR	S	P	ERA	WHIP
Doug Davis, L ERA: 3.99	(1, 1)	6.0	L	30	9	6	6	7	2	0	0	0	0	0	77	114	9.00	1.833
Matt Kinney, R ERA: 5.93	(7, 1)	2.0		9	3	3	3	2	0	0	0	0	1	1	25	38	13.50	1.500

PITCHER	IP	WLS	BF	H	R	ER	SO	BB	IBB	HBP	BLK	WP	HR	S	P	ERA	WHIP

Batter	1	2	3	4	5	6	7	8	9	AB	R	H	RBI	BB	SO	LOB
Mark Grudzielanek, R (1, 4) OBP: 0.327, SLG: 0.365	C X 0-1 G6-4-3 1B		B F B X 2-1 ③ F9			B X 1-0 1B	B B C B C X 3-2 1-H 3-H 1B			4	0	3	2	0	0	0
Corey Patterson, L (1, 8) OBP: 0.326, SLG: 0.442	T F S 0-3 ① K			B B C B X 3-1 ① F7		1 SAFE D X 1-0 ① P6	1 SAFE C X 0-1 ③ L4			4	0	0	0	0	1	4
Sammy Sosa, R (1, 9) OBP: 0.355, SLG: 0.553	B 1 SAFE X 1-0 ② ③ G6-4-3 1-2f			S B C F D X 2-2 ② G3-1		X 0-0 ② F8		S S B F B X 2-2 1B		4	0	1	0	0	0	2
Moises Alou, R (1, 7) OBP: 0.340, SLG: 0.542		B B B B 4-0 25 S BB		B S S C 1-3 ③ K		D F D F S 2-3 ③ K		S D B D X 3-1 ① L8		3	0	0	0	1	2	2
25 Derrek Lee, R (1, 3) OBP: 0.372, SLG: 0.550		C B C D F X 2-2 ① G6-3 1-2			B X 1-0 ① P2		C B X 1-1 HR	X 0-0 ② F8		4	1	1	1	0	0	2
16 Aramis Ramirez, R (1, 5) OBP: 0.368, SLG: 0.562 Ramon Martinez, R (7, PR) OBP: 0.314, SLG: 0.336 (7, 5)		C B B B B X 3-1 ② F9			B B F B X 3-1 1B FC5-2 2B		B X 1-0 F8 1B 2B	X 0-0 ③ F9		3 1	0 1	2 0	0 0	0 0	0 0	1 1
Michael Barrett, R (1, 2) OBP: 0.347, SLG: 0.490		S S X 0-2 ③ G4-3			X 0-0 2-3 1B		L S D 2 B X SAFE 2-2 ① F9		X 0-0 ① F9	4	0	1	0	0	0	2
Alex Gonzalez, R (1, 6) OBP: 0.240, SLG: 0.373			B X 1-0 ① F7		C D X 1-1 ② FC5-2 3-H		F X 0-1 ② F8 2-3		B F X 1-1 ② G6-3	4	0	0	0	0	0	3
Matt Clement, R (1, 1) OBP: 0.122, SLG: 0.125 Tom Goodwin, L (7, PH) OBP: 0.246, SLG: 0.308 Glendon Rusch, L (7, 1) OBP: 0.111, SLG: 0.222 Todd Walker, L (9, PH) OBP: 0.360, SLG: 0.481 LaTroy Hawkins, R (9, 1)			F B X 1-1 ② G2-3		S S D D X 2-2 ③ P3		C D B D C B 4-2 S 1B BB		B C X 1-1 ③ G3	2 0 0 1 0	0 1 0 0 0	0 0 0 0 0	0 0 0 0 0	0 1 0 0 0	0 0 0 0 0	2 0 0 0 0
Inning Stats	R: 0 E: 0 K: 1 S: 6 H: 1 LOB: 0 BB: 0 P: 7	R: 0 E: 0 K: 0 S: 9 H: 0 LOB: 1 BB: 1 P: 18	R: 0 E: 0 K: 0 S: 5 H: 0 LOB: 0 BB: 0 P: 9	R: 0 E: 0 K: 1 S: 9 H: 0 LOB: 0 BB: 0 P: 15	R: 0 E: 0 K: 0 S: 9 H: 2 LOB: 2 BB: 0 P: 16	R: 0 E: 0 K: 1 S: 6 H: 1 LOB: 1 BB: 0 P: 10	R: 3 E: 0 K: 0 S: 15 H: 3 LOB: 2 BB: 1 P: 26	R: 0 E: 0 K: 0 S: 8 H: 1 LOB: 1 BB: 0 P: 13	R: 0 E: 0 K: 0 S: 5 H: 0 LOB: 0 BB: 0 P: 7	1B: 5 2B: 2 3B: 0 HR: 1 SF: 0 SAC: 0 DP: 1 HBP: 0						

PITCHER	IP	WLS	BF	H	R	ER	SO	BB	IBB	HBP	BLK	WP	HR	S	P	ERA	WHIP
Victor Santos, R (1, 1) ERA: 3.58	7.0	L	29	7	3	3	3	2	0	0	0	0	1	59	101	3.86	1.286
Mike Adams, R (8, 1) ERA: 1.82	2.0		7	1	0	0	0	0	0	0	0	0	0	13	20	0.00	0.500

PITCHER	IP	WLS	BF	H	R	ER	SO	BB	IBB	HBP	BLK	WP	HR	S	P	ERA	WHIP

TOP

Chicago Cubs @ Milwaukee Brewers

Miller Park, Milwaukee, WI

Mon Jul 26 2004, 7:05 PM CDT

Att. 41,585 - Overcast - 70 F

livebaseballscorecards.com

AB	34
R	3
H	8
RBI	3
BB	2
SO	3
LOB	19

PA: 36

WP: 0
PB: 0
SB: 2
CS: 0

Batter	1	2	3	4	5	6	7	8	9	AB	R	H	RBI	BB	SO	LOB
Scott Podsednik, L (1, 8) OBP: 0.322, SLG: 0.400	C F B B X 2-2 F8 ①	B C B S F B F X 3-2 G4-3 ③ 1-2 2-3			L F F B B X 2-2 S 1B		C C B B S 2-3 K ①			4	0	1	0	0	1	3
Craig Counsell, L (1, 6) OBP: 0.346, SLG: 0.336	B B B C C F B 4-2 FC3-6 BB BB	B C B X 2-1 G1-6-3 1B			X 0-0 F8 ①		L B X 1-1 L9 ②			3	0	1	0	1	0	2
Geoff Jenkins, L (1, 7) OBP: 0.312, SLG: 0.432	B B C F B B 4-2 FC3-6 1-2 BB	B S B 1 SAFE X 2-1 G1-6-3 ① ② 1-2f			P B S F S 2-3 K ② 1-2		C C B B S 2-3 K ③			3	0	0	0	1	2	3
Lyle Overbay, L (1, 3) OBP: 0.401, SLG: 0.532	B X 1-0 FC3-6 FC6-4 ② 1-2f 2-3	X 0-0 F7 ③			B B I 4-0 IBB			F X 0-1 G1-3 ①		3	0	0	0	1	0	2
Brady Clark, R (1, 9) OBP: 0.377, SLG: 0.387	C X 0-1 FC6-4 ③ 1-2f			B B B C F X 3-2 2 P4 S SF7 1B	C B F X 1-2 G3 ③			C C X 0-2 F9 ②		4	1	1	0	0	0	4
Wes Helms, R (1, 5) OBP: 0.324, SLG: 0.324		S B B C F X 2-2 G4-3 ①		S S B B F H 2-2 1-2 HBP		X 0-0 F8 ①		C B F F S 1-3 K2-3 ③		3	0	0	0	0	1	0
2 Bill Hall, R (1, 4) OBP: 0.297, SLG: 0.408		X 0-0 WP 2B		B S X 1-1 P4 ① 2-3		B B F B X 3-1 L8 ②			C B B B S X 3-2 F9 ①	4	0	1	0	0	0	2
Gary Bennett, R (1, 2) OBP: 0.260, SLG: 0.267 Russell Branyan, L (9, PH)	B B C X 2-1 G5-3 ②			X 0-0 SF7 ② 3-H		B C B X 2-1 P3 ③			B B B C F F S 3-3 K ②	2 1	0 0	0 0	1 0	0 0	0 1	1 0
Victor Santos, R (1, 1) OBP: 0.125, SLG: 0.130 Ben Grieve, L (7, PH) OBP: 0.386, SLG: 0.409 Mike Adams, R (8, 1) Brooks Kieschnick, L (9, PH) OBP: 0.375, SLG: 0.455		B B B C C B 4-2 WP BB		C F B S 1-3 K ③			B X 1-0 2B		F S B F F C 1-3 K ③	1 1 0 1	0 0 0 0	0 1 0 0	0 0 0 0	1 0 0 0	1 0 0 1	1 0 0 0
Inning Stats	R: 0 H: 0 E: 0 LOB: 2 K: 0 BB: 2 S: 11 P: 22	R: 0 H: 1 E: 0 LOB: 2 K: 0 BB: 1 S: 14 P: 25	R: 0 H: 1 E: 0 LOB: 0 K: 0 BB: 0 S: 5 P: 9	R: 1 H: 1 E: 0 LOB: 1 K: 1 BB: 0 S: 12 P: 19	R: 0 H: 1 E: 0 LOB: 2 K: 1 BB: 1 S: 12 P: 20	R: 0 H: 0 E: 0 LOB: 0 K: 0 BB: 0 S: 5 P: 10	R: 0 H: 1 E: 0 LOB: 1 K: 2 BB: 0 S: 9 P: 15	R: 0 H: 0 E: 0 LOB: 0 K: 1 BB: 0 S: 9 P: 10	R: 0 H: 0 E: 0 LOB: 0 K: 2 BB: 0 S: 11 P: 18	1B: 3 SF: 1 2B: 2 SAC: 0 3B: 0 DP: 1 HR: 0 HBP: 1						

PITCHER		IP	WLS	BF	H	R	ER	SO	BB	IBB	HBP	BLK	WP	HR	S	P	ERA	WHIP
Matt Clement, R ERA: 3.05	(1, 1)	6.0	W	26	4	1	1	2	3	1	1	0	1	0	59	105	1.50	1.167
Glendon Rusch, L ERA: 4.0	(7, 1)	2.0	H	7	1	0	0	3	0	0	0	0	0	0	18	25	0.00	0.500
LaTroy Hawkins, R ERA: 2.91	(9, 1)	1.0	S	3	0	0	0	2	0	0	0	0	0	0	11	18	0.00	0.000

PITCHER	IP	WLS	BF	H	R	ER	SO	BB	IBB	HBP	BLK	WP	HR	S	P	ERA	WHIP

BOTTOM

Chicago Cubs @ Milwaukee Brewers

Miller Park, Milwaukee, WI

Mon Jul 26 2004, 7:05 PM CDT
Att. 41,585 - Overcast - 70 F

livebaseballscorecards.com

AB	30
R	1
H	5
RBI	1
BB	4
SO	7
LOB	18

1B: 3	SF: 1	WP: 1	PA: 36
2B: 2	SAC: 0	PB: 0	
3B: 0	DP: 1	SB: 2	
HR: 0	HBP: 1	CS: 0	

Chicago Cubs @ Milwaukee Brewers

Miller Park, Milwaukee, WI

Tue Jul 27 2004, 7:05 PM CDT

Att. 41,520 - Sunny - 73 F

TOP

livebaseballscorecards.com

Batter	1	2	3	4	5	6	7	8	9	AB	R	H	RBI	BB	SO	LOB
Todd Walker, L (1, 4) OBP: 0.362, SLG: 0.496 Mark Grudzielanek, R (8, 4) OBP: 0.327, SLG: 0.365	B C F B B F F F X 3-2 SH1-3 2B 2B	X 0-0 HR	S F B S 1-3 ① K	B C B B F X 3-2 ① G6-3	4 2 2 1 0 1 1 0 0 0 0 0 0 0
Alex Gonzalez, R (1, 6) OBP: 0.234, SLG: 0.364	X 0-0 ① SH1-3 2-3	F B F C 1-3 ① K	X 0-0 ② F7	F C B D B S 3-3 ② K	3 0 0 0 0 2 1
Sammy Sosa, R (1, 9) OBP: 0.357, SLG: 0.568	S S B B D X 3-2 1B 25 1B 3-H 2B	S F F B B X 3-2 HR	B F C B C 2-3 ③ K	S F S 0-3 ③ K	4 2 2 2 0 2 1
Moises Alou, R (1, 7) OBP: 0.341, SLG: 0.540	X 0-0 16 25 1B L6-4 2-3 1B	F F S 0-3 ② K	C S X 0-2 ① L5	B B B C D 4-1 16 25 1B E WP BB	3 1 1 0 1 1 0
25 Derrek Lee, R (1, 3) OBP: 0.373, SLG: 0.549	S B F F B X 2-2 1-2 3-H 1B	C B C X 1-2 ③ F8	C F B B S 1-3 ② K	C C D X 1-2 WP 16 E 1-2 SF9 1B	4 1 2 1 0 1 0
16 Aramis Ramirez, R (1, 5) OBP: 0.364, SLG: 0.555	B C X 1-1 ② ③ L6-4 2-2	X 0-0 ① P5	F B S D F F F S 2-3 ③ K	B 2 SAFE C B 2 SAFE B S F 2 SAFE 3-2 ① F F 2 SAFE X P3 1-2 2-3	4 0 0 0 0 1 4
Corey Patterson, L (1, 8) OBP: 0.325, SLG: 0.438	B X 1-0 ① F9	F F S 0-3 ② K	B C B S S 2-3 ① K	I I I I 4-0 SF9 WP WP IBB	3 1 0 0 1 2 0
Paul Bako, L (1, 2) OBP: 0.270, SLG: 0.238 Michael Barrett, R (9, PH) OBP: 0.346, SLG: 0.490 (9, 2)	L S B X 1-2 ② G3-1	X 0-0 ③ G1-3	B B S B X 3-1 ② F7	B B D C F X 3-2 ② SF9 1-3 2-H 3-H	3 0 0 0 0 0 0 0 0 0 1 0 0 0
Greg Maddux, R (1, 1) OBP: 0.167, SLG: 0.146 Tom Goodwin, L (7, PH) OBP: 0.243, SLG: 0.303 Jon Leicester, R (7, 1) Kent Mercker, L (7, 1) Jose Macias, S (9, PH) OBP: 0.289, SLG: 0.415 Kyle Farnsworth, R (9, 1)	B T X 1-1 ③ G6-3	C F B B X 2-2 1B	C S B D F F B X 3-2 ③ G3	C C B B S 2-3 ③ K 3-H	2 0 1 0 0 0 0 1 0 0 0 0 0 0 0 0 0 0 0 0 0 0 0 0 0 0 0 0 1 0 0 0 0 1 0 0 0 0 0 0 0 0
Inning Stats	R: 2 E: 0 K: 0 S: 17 H: 4 LOB: 1 BB: 0 P: 26	R: 0 E: 0 K: 0 S: 6 H: 0 LOB: 0 BB: 0 P: 9	R: 2 E: 0 K: 2 S: 14 H: 2 LOB: 0 BB: 0 P: 19	R: 0 E: 0 K: 1 S: 5 H: 0 LOB: 0 BB: 0 P: 5	R: 0 E: 0 K: 2 S: 10 H: 1 LOB: 1 BB: 0 P: 15	R: 0 E: 0 K: 2 S: 12 H: 0 LOB: 0 BB: 0 P: 15	R: 0 E: 0 K: 1 S: 10 H: 0 LOB: 0 BB: 0 P: 18	R: 0 E: 0 K: 2 S: 9 H: 0 LOB: 0 BB: 0 P: 15	R: 3 E: 1 K: 1 S: 16 H: 1 LOB: 0 BB: 2 P: 33	1B: 4 2B: 3 3B: 0 HR: 2 SF: 1 SAC: 1 DP: 1 HBP: 0						

AB	32
R	7
H	8
RBI	5
BB	2
SO	11
LOB	7

WP: 2 PB: 0 SB: 0 CS: 0 PA: 36

PITCHER		IP	WLS	BF	H	R	ER	SO	BB	IBB	HBP	BLK	WP	HR	S	P	ERA	WHIP
15 Ben Sheets, R ERA: 2.58	(1, 1)	7.0	L	27	7	4	4	8	0	0	0	0	0	2	74	107	5.14	1.000
Dave Burba, R ERA: 4.02	(8, 1)	1.1		7	1	3	3	2	1	1	0	0	0	0	19	37	20.25	1.500
Jeff Bennett, R ERA: 4.37	(9, 1)	0.2		2	0	0	0	1	0	0	0	0	2	0	6	11	0.00	0.000

PITCHER	IP	WLS	BF	H	R	ER	SO	BB	IBB	HBP	BLK	WP	HR	S	P	ERA	WHIP

Batter	1	2	3	4	5	6	7	8	9	AB	R	H	RBI	BB	SO	LOB
Scott Podsednik, L (1, 8) OBP: 0.319, SLG: 0.396	F7		B1-3		K			G1-3		4	0	0	0	0	1	1
Craig Counsell, L (1, 6) OBP: 0.349, SLG: 0.339	1B		CI			L8		1B		3	0	2	0	0	0	0
Geoff Jenkins, L (1, 7) OBP: 0.311, SLG: 0.430	1B		G3-6			K		L8		4	0	1	0	0	1	2
Russell Branyan, L (1, 5) OBP: 0.200, SLG: 0.800	K			G4-3		HR		F8		4	1	1	1	0	1	3
Lyle Overbay, L (1, 3) OBP: 0.400, SLG: 0.528	BB			F8		K			G4-1	3	0	0	0	1	1	0
Brady Clark, R (1, 9) OBP: 0.375, SLG: 0.384	K			G5-3			1B		K	4	0	1	0	0	2	3
2 Bill Hall, R (1, 4) OBP: 0.292, SLG: 0.400		K			G1-3		K		F8	4	0	0	0	0	2	1
Chad Moeller, R (1, 2) OBP: 0.292, SLG: 0.338		F7			15 SH1 1B		K			3	0	1	0	0	1	1
15 Ben Sheets, R (1, 1) OBP: 0.103, SLG: 0.054		P4			SH1		F9			1	0	0	0	0	0	0
Brooks Kieschnick, L (7, PH) OBP: 0.375, SLG: 0.455										0	0	0	0	0	0	0
Wes Helms, R (7, PH) OBP: 0.322, SLG: 0.323										1	0	0	0	0	0	1
Dave Burba, R (8, 1)										0	0	0	0	0	0	0
Jeff Bennett, R (9, 1)										0	0	0	0	0	0	0
Inning Stats	R: 0 E: 0 K: 2 S: 13 H: 2 LOB: 3 BB: 1 P: 21		R: 0 E: 0 K: 1 S: 5 H: 0 LOB: 0 BB: 0 P: 7	R: 0 E: 1 K: 0 S: 5 H: 0 LOB: 0 BB: 0 P: 9	R: 0 E: 0 K: 0 S: 7 H: 0 LOB: 0 BB: 0 P: 11	R: 0 E: 0 K: 1 S: 10 H: 1 LOB: 1 BB: 0 P: 16	R: 1 E: 0 K: 2 S: 11 H: 1 LOB: 0 BB: 0 P: 15	R: 0 E: 0 K: 2 S: 10 H: 1 LOB: 1 BB: 0 P: 13	R: 0 E: 0 K: 0 S: 5 H: 1 LOB: 1 BB: 0 P: 9	R: 0 E: 0 K: 1 S: 8 H: 0 LOB: 0 BB: 0 P: 14							

PITCHER		IP	WLS	BF	H	R	ER	SO	BB	IBB	HBP	BLK	WP	HR	S	P	ERA	WHIP
Greg Maddux, R ERA: 3.91	(1, 1)	6.0	W	23	4	1	1	6	1	0	0	0	1	1	51	79	1.50	0.833
Jon Leicester, R ERA: 2.2	(7, 1)	0.2	H	3	1	0	0	2	0	0	0	0	0	0	9	12	0.00	1.500
Kent Mercker, L ERA: 2.1	(7, 1)	1.1	H	5	1	0	0	0	0	0	0	0	0	0	6	10	0.00	0.750
Kyle Farnsworth, R ERA: 3.12	(9, 1)	1.0		3	0	0	0	1	0	0	0	0	0	0	8	14	0.00	0.000

PITCHER	IP	WLS	BF	H	R	ER	SO	BB	IBB	HBP	BLK	WP	HR	S	P	ERA	WHIP

BOTTOM

Chicago Cubs @ Milwaukee Brewers

Miller Park, Milwaukee, WI

Tue Jul 27 2004, 7:05 PM CDT
Att. 41,520 - Sunny - 73 F

livebaseballscorecards.com

AB	31
R	1
H	6
RBI	1
BB	1
SO	9
LOB	12

1B: 5	SF: 0		WP: 1	PA: 34	
2B: 0	SAC: 1		PB: 0		
3B: 0	DP: 1		SB: 0		
HR: 1	HBP: 0		CS: 0		

Batter	1	2	3	4	5	6	7	8	9	AB	R	H	RBI	BB	SO	LOB
Jose Macias, S (1, 8) OBP: 0.292, SLG: 0.406	C X	0-1 G6-3	C 1 SAFE B X	1-1 G5-3 1-2		B X	1-0 G6-3	B S B F X	2-2 SF9 3-H	3	0	0	0	0	0	1
Todd Walker, L (8, PH) OBP: 0.361, SLG: 0.496										0	0	0	1	0	0	0
Jon Leicester, R (8, 1)										0	0	0	0	0	0	0
Mark Grudzielanek, R (1, 4) OBP: 0.316, SLG: 0.352	C C F C	0-3 K	B C S B B X	3-2 G5-3		C S F F F D F B	2-3 S K	F F B X	1-2 F9	4	0	0	0	0	2	0
Sammy Sosa, R (1, 9) OBP: 0.355, SLG: 0.563	C F B X	1-2 FC6-4 1B	C S D F D X	2-2 P5		F S S	0-3 K			F S T 0-2 K	4	0	1	0	0	2	0
Moises Alou, R (1, 7) OBP: 0.338, SLG: 0.534	1 SAFE C S 1 SAFE D X	1-2 FC6-4 1-2f		F F D S 1-3 K			S D F F S 1-3 K		X 0-0 L3	4	0	0	0	0	2	1
25 Derrek Lee, R (1, 3) OBP: 0.374, SLG: 0.550		F B X 1-1 G5-3		B B B B 4-0 BB			B C B X 2-1 16 1B 2B		C B C B F F B X 3-2 G5-3	3	1	1	0	1	0	0
16 Aramis Ramirez, R (1, 5) OBP: 0.364, SLG: 0.553		F B X 1-1 F7		X 0-0 P5			B C X 1-1 G5-4-3 2-H 1B			3	0	1	1	0	0	1
Michael Barrett, R (1, 2) OBP: 0.346, SLG: 0.498		B C B X 2-1 HR			C S D X 1-2 L8		X 0-0 G5-4-3 1-2f			3	1	1	1	0	0	1
Alex Gonzalez, R (1, 6) OBP: 0.236, SLG: 0.371	B F S F F B X 2-2 F7				C X 0-1 L9			C X 0-1 G3 SF9 2B		3	1	1	0	0	0	0
34 Kerry Wood, R (1, 1) OBP: 0.167, SLG: 0.130			B B B B 4-0 G5-3 BB		X 0-0 G5-3			X 0-0 G3 2-3		1	0	0	0	1	0	0
Todd Wellemeyer, R (7, 1)										0	0	0	0	0	0	0
Kent Mercker, L (7, 1)										0	0	0	0	0	0	0
Corey Patterson, L (8, PH) OBP: 0.324, SLG: 0.437										1	0	0	0	0	0	1
(8, 8)																
Inning Stats	R: 0 E: 0 K: 1 S: 12 H: 1 LOB: 1 BB: 0 P: 14	R: 1 E: 0 K: 0 S: 11 H: 1 LOB: 0 BB: 0 P: 17	R: 0 E: 0 K: 0 S: 5 H: 0 LOB: 0 BB: 1 P: 13	R: 0 E: 0 K: 1 S: 8 H: 0 LOB: 1 BB: 1 P: 15	R: 0 E: 0 K: 0 S: 6 H: 0 LOB: 0 BB: 0 P: 7	R: 0 E: 0 K: 2 S: 12 H: 0 LOB: 0 BB: 0 P: 15	R: 1 E: 0 K: 1 S: 10 H: 2 LOB: 0 BB: 0 P: 14	R: 1 E: 0 K: 0 S: 9 H: 1 LOB: 0 BB: 0 P: 12	R: 0 E: 0 K: 1 S: 9 H: 0 LOB: 0 BB: 0 P: 12	1B: 2 2B: 2 3B: 0 HR: 1 SF: 1 SAC: 0 DP: 1 HBP: 0						

PITCHER		IP	WLS	BF	H	R	ER	SO	BB	IBB	HBP	BLK	WP	HR	S	P	ERA	WHIP
39 Chris Capuano, L ERA: 3.66	(1, 1)	6.1	W	24	4	2	2	5	2	0	0	0	0	1	63	94	2.84	0.947
Mike Adams, R ERA: 1.78	(7, 1)	0.2	H	1	0	0	0	0	0	0	0	0	0	0	1	1	0.00	0.000
Luis Vizcaino, R ERA: 3.5	(8, 1)	1.0		4	1	1	1	0	0	0	0	0	0	0	9	12	9.00	1.000
Dan Kolb, R ERA: 1.45	(9, 1)	1.0	S	3	0	0	0	1	0	0	0	0	0	0	9	12	0.00	0.000

PITCHER	IP	WLS	BF	H	R	ER	SO	BB	IBB	HBP	BLK	WP	HR	S	P	ERA	WHIP

TOP

Chicago Cubs @ Milwaukee Brewers

Miller Park, Milwaukee, WI

Wed Jul 28 2004, 7:05 PM CDT

Att. 41,588 - Cloudy - 77 F

livebaseballscorecards.com

AB	29
R	3
H	5
RBI	3
BB	2
SO	6
LOB	5

WP: 0 PA: 32
PB: 0
SB: 0
CS: 0

BOTTOM

Chicago Cubs @ Milwaukee Brewers

Miller Park, Milwaukee, WI

Wed Jul 28 2004, 7:05 PM CDT
Att. 41,588 - Cloudy - 77 F

livebaseballscorecards.com

Batter	1	2	3	4	5	6	7	8	9	AB	R	H	RBI	BB	SO	LOB
Scott Podsednik, L (1, 8) OBP: 0.323, SLG: 0.398	BCBBB 4-1 1B SF9 BB	BCCX 1-2 ③ G5-3			BFCBX 2-2 K S 1B		CCBX 1-2 BB 1B WP 1B			3	2	2	0	1	0	1
Craig Counsell, L (1, 6) OBP: 0.348, SLG: 0.338	C X 0-1 1-3 1B	X 0-0 ① P6			1 SAFE 1 SAFE B 2 SAFE CCBBS 3-3 ① ② K 1-3		B 1 SAFE BCCS 2-3 ② K			4	0	1	0	0	2	2
Geoff Jenkins, L (1, 7) OBP: 0.313, SLG: 0.434	S X 0-1 ① SF9 3-H	BFBSTBX 3-2 ② G4-3			CBX 1-1 2B		BX 1-0 WP BB 1-2 1B			3	0	2	1	0	0	0
Russell Branyan, L (1, 5) OBP: 0.222, SLG: 0.500	P X 1-0 ② P6	CFFS 0-3 ③ K			SFFS 0-3 ③ K		SSBFDDB 4-2 WP 1-2 2-3 BB			3	0	0	0	1	2	2
Lyle Overbay, L (1, 3) OBP: 0.399, SLG: 0.524	1 SAFE SSFPS 1-3 ③ K			BFBBB 4-1 2 HR BB		SBBBFDS 3-3 ① K	CBFBC 2-3 ③ K 1-2 2-3 3-H			3	1	0	0	1	3	3
Ben Grieve, L (1, 9) Dan Kolb, R (9, 1)	CBBX 2-1 39 2B 2B			B 1 SAFE FCC 1-3 ① K		X 0-0 HR	BBX 2-0 ① G6-3			4 0	2 0	2 0	1 0	0 0	1 0	1 0
2 Bill Hall, R (1, 4) OBP: 0.291, SLG: 0.411	LTS 0-3 ① K			SSFBBBX 2-2 1-H HR		BSSFFBS 2-3 ② K	CBCX 1-2 ② G5-3			4	1	1	2	0	2	1
Chad Moeller, R (1, 2) OBP: 0.291, SLG: 0.336	SSSBBS 2-3 ② K			CFFX 0-2 ② G6-3		X 0-0 ③ G2-3		X 0-0 1B		4	0	1	0	0	1	1
39 Chris Capuano, L (1, 1) OBP: 0.308, SLG: 0.333 Mike Adams, R (7, 1) Brooks Kieschnick, L (7, PH) OBP: 0.367, SLG: 0.444 Luis Vizcaino, R (8, 1) Brady Clark, R (8, PH) OBP: 0.373, SLG: 0.382 (9, 9)	X 0-0 2-H 2B			CSS 0-3 ③ K			BBFCC 2-3 ① K	CFX 1 SAFE 0-2 ③ F9		2 0 1 0 0 1	0 0 0 0 0 0	1 0 0 0 0 0	1 0 0 0 0 0	0 0 1 0 0 0	1 0 0 1 0 0	0 0 0 0 0 1
Inning Stats	R: 1 E: 0 K: 1 S: 11 H: 1 LOB: 1 BB: 1 P: 15	R: 1 E: 0 K: 2 S: 12 H: 2 LOB: 1 BB: 0 P: 17	R: 0 E: 0 K: 1 S: 9 H: 0 LOB: 0 BB: 0 P: 12	R: 2 E: 0 K: 2 S: 15 H: 1 LOB: 0 BB: 1 P: 22	R: 0 E: 0 K: 2 S: 12 H: 2 LOB: 1 BB: 0 P: 18	R: 1 E: 0 K: 3 S: 10 H: 1 LOB: 0 BB: 0 P: 15	R: 1 E: 0 K: 3 S: 16 H: 2 LOB: 2 BB: 1 P: 28	R: 0 E: 0 K: 0 S: 8 H: 1 LOB: 1 BB: 0 P: 11		1B: 5 2B: 3 3B: 0 HR: 2		SF: 1 SAC: 0 DP: 0 HBP: 0			WP: 1 PB: 0 SB: 1 CS: 0		PA: 36

	AB	32
	R	6
	H	10
	RBI	5
	BB	3
	SO	13
	LOB	12

PITCHER		IP	WLS	BF	H	R	ER	SO	BB	IBB	HBP	BLK	WP	HR	S	P	ERA	WHIP
34 Kerry Wood, R ERA: 2.93	(1, 1)	6.0	L	26	7	5	5	10	2	0	0	0	0	2	69	99	7.50	1.500
Todd Wellemeyer, R ERA: 2.4	(7, 1)	0.2		4	2	1	1	2	0	0	0	0	0	0	10	16	13.50	3.000
Kent Mercker, L ERA: 2.08	(7, 1)	0.1		2	0	0	0	1	1	0	0	0	1	0	6	12	0.00	3.000
Jon Leicester, R ERA: 2.08	(8, 1)	1.0		4	1	0	0	0	0	0	0	0	0	0	8	11	0.00	1.000

PITCHER	IP	WLS	BF	H	R	ER	SO	BB	IBB	HBP	BLK	WP	HR	S	P	ERA	WHIP

Batter	1	2	3	4	5	6	7	8	9	AB	R	H	RBI	BB	SO	LOB
Tom Goodwin, L (1, 7) OBP: 0.253, SLG: 0.314	B B C F B F B 4-2 G3-6-3 BB		B C B X 2-1 ② F8			B B B C C X 3-2 2B 2B	B X 1-0 ② G4-3		B B X 2-0 ② G4-3	4	1	1	0	1	0	1
Todd Walker, L (1, 4) OBP: 0.362, SLG: 0.498 Kyle Farnsworth, R (9, 1)	B S X 1-1 ① ② G3-6-3 1-2f		B B F S X 2-2 ③ F9			B F X 1-1 HR 2-H 2B	B X 1-0 1B		B B X 2-0 ③ F7	5 0	1 0	2 0	1 0	0 0	0 0	2 0
Sammy Sosa, R (1, 9) OBP: 0.361, SLG: 0.575	C B F B B B F F X 3-2 1B			C F B F B B B 4-2 16 FC6-4 BB		B B B F F X 3-1 2-H HR	B B X 2-0 ③ G1-3			3	1	2	2	1	0	1
25 Derrek Lee, R (1, 3) OBP: 0.373, SLG: 0.547	C S B X 1-2 ③ F9			X 0-0 ① F9		B C X 1-1 ① G5-3		C B S B X 2-2 1B 1B		4	0	1	0	0	0	2
Corey Patterson, L (1, 8) OBP: 0.324, SLG: 0.435		B C F S 1-3 ① K		B X 1-0 ② L9		X 0-0 16 S 16 2B 1B		X 0-0 ① P5		4	1	1	0	0	1	2
16 Aramis Ramirez, R (1, 5) OBP: 0.366, SLG: 0.554		F B B B B 4-1 G6-4-3 BB		D X 1-0 ③ FC6-4 1-2f		1 SAFE B 1 SAFE B S X 2-1 F9 1-H 2B		F D 1 SAFE C X 1-2 ② F8		3	0	1	1	1	0	2
Michael Barrett, R (1, 2) OBP: 0.345, SLG: 0.495		C X 0-1 ② ③ G6-4-3 1-2f			B B B C X 3-1 ① L7	X 0-0 ② F9 2-3		F D B X 2-1 1-3 1B		4	0	1	0	0	0	2
Ramon Martinez, R (1, 6) OBP: 0.308, SLG: 0.330			C B B X 2-1 ① G5-3		B B X 2-0 ② P3	X 0-0 ③ G5-3		1 SAFE C C B S 1-3 ③ K		4	0	0	0	0	1	3
38 Carlos Zambrano, S (1, 1) OBP: 0.204, SLG: 0.229 Mark Grudzielanek, R (9, PH) OBP: 0.314, SLG: 0.349 (9, 4)			B T X 1-1 1B		S B S T 1-2 ③ K		S X 0-1 ① L6		B B C S S 2-3 ① K	3 1	0 0	1 0	0 0	0 0	1 1	0 0
Inning Stats	R: 0 H: 1 E: 0 LOB: 1 K: 0 BB: 1 S: 13 P: 22	R: 0 H: 0 E: 0 LOB: 0 K: 1 BB: 1 S: 6 P: 11	R: 0 H: 1 E: 0 LOB: 1 K: 0 BB: 0 S: 9 P: 16	R: 0 H: 0 E: 0 LOB: 1 K: 0 BB: 1 S: 6 P: 12	R: 0 H: 0 E: 0 LOB: 0 K: 1 BB: 0 S: 6 P: 12	R: 4 H: 5 E: 0 LOB: 1 K: 0 BB: 0 S: 14 P: 24	R: 0 H: 1 E: 0 LOB: 1 K: 0 BB: 0 S: 5 P: 9	R: 0 H: 2 E: 0 LOB: 2 K: 1 BB: 0 S: 12 P: 18	R: 0 H: 0 E: 0 LOB: 0 K: 1 BB: 0 S: 5 P: 11	1B: 6 SF: 0 2B: 3 SAC: 0 3B: 0 DP: 2 HR: 1 HBP: 0						

PITCHER		IP	WLS	BF	H	R	ER	SO	BB	IBB	HBP	BLK	WP	HR	S	P	ERA	WHIP
Ben Hendrickson, R ERA: 8.47	(1, 1)	5.0	L	21	5	3	3	2	3	0	0	0	0	1	47	87	5.40	1.600
Dave Burba, R ERA: 3.99	(6, 1)	2.2		13	5	1	1	0	0	0	0	0	0	0	21	33	3.38	1.875
Matt Kinney, R ERA: 5.8	(8, 1)	1.1		4	0	0	0	2	0	0	0	0	0	0	8	15	0.00	0.000

PITCHER	IP	WLS	BF	H	R	ER	SO	BB	IBB	HBP	BLK	WP	HR	S	P	ERA	WHIP

TOP

Chicago Cubs @ Milwaukee Brewers

Miller Park, Milwaukee, WI

Thu Jul 29 2004, 1:05 PM CDT

Att. 42,443 - Cloudy - 79 F

livebaseballscorecards.com

AB	35
R	4
H	10
RBI	4
BB	3
SO	4
LOB	15

Chicago Cubs @ Milwaukee Brewers

Miller Park, Milwaukee, WI

Thu Jul 29 2004, 1:05 PM CDT

Att. 42,443 - Cloudy - 79 F

livebaseballscorecards.com

BOTTOM

Batter	1	2	3	4	5	6	7	8	9	AB	R	H	RBI	BB	SO	LOB
Scott Podsednik, L (1, 8) OBP: 0.322, SLG: 0.396	C B B X 2-1 1B 1B		B B B C F X 3-2 F8 ①		B B X 2-0 L8 ③			B C F X 1-2 G4-3 ②		4	0	1	0	0	0	1
Craig Counsell, L (1, 6) OBP: 0.355, SLG: 0.346	B B C 1 SAFE S F F F X 2-2 S 1-3 1B		B B B B 4-0 1-2 BB			B C X 1-1 2B		B B C B B 4-1 BB		2	0	2	0	2	0	0
Geoff Jenkins, L (1, 7) OBP: 0.310, SLG: 0.430	C F B 1 SAFE 1 SAFE B B S 3-3 K ① 1-2		B S X 1-1 F8 ② 2-3			B S F X 1-2 F7 ①		B X 1-0 F8 ③		4	0	0	0	0	1	6
Russell Branyan, L (1, 5) OBP: 0.154, SLG: 0.333	B B S T F B S 3-3 K ②		S B X 1-1 F8 ③			C S F B B D S 3-3 K ②			B B C X 2-1 F7 ①	4	0	0	0	0	2	5
Lyle Overbay, L (1, 3) OBP: 0.395, SLG: 0.518	C C F B B S 2-3 K ③			X 0-0 G6-3 ①		X 0-0 F8 ③			C X 0-1 P5 ②	4	0	0	0	0	1	3
Ben Grieve, L (1, 9) OBP: 0.383, SLG: 0.425 Matt Kinney, R (8, 1) OBP: 0.250, SLG: 0.250 Brooks Kieschnick, L (9, PH) OBP: 0.380, SLG: 0.457		C B F C 1-3 K ①		B B B X 3-0 F9 ②			C F B B B B F X 3-2 L9 ①		C S X 0-2 2 WP 1B	3 0 1	0 0 0	0 0 1	0 0 0	0 0 0	1 0 0	0 0 0
2 Bill Hall, R (1, 4) OBP: 0.290, SLG: 0.406		C B F B S 2-3 K ②		X 0-0 G4-3 ③			B B X 2-0 P4 ②		B B B B 4-0 1-2 BB	3	0	0	0	1	1	0
Gary Bennett, R (1, 2) OBP: 0.255, SLG: 0.261 Wes Helms, R (9, PH) OBP: 0.321, SLG: 0.321		X 0-0 G4-3 ③			B F F C 1-3 K ①		B C X 1-1 G4-3 ③		C B C B C 2-3 K ③	3 1	0 0	0 0	0 0	0 0	1 1	0 2
Ben Hendrickson, R (1, 1) OBP: 0.143, SLG: 0.143 Dave Burba, R (6, 1) Brady Clark, R (8, 9) OBP: 0.372, SLG: 0.380			X 0-0 F8 BB 1B		B B C B X 3-1 G1-3 ②			B B C C C 2-3 K ①		2 0 1	0 0 0	1 0 0	0 0 0	0 0 0	0 0 1	0 0 0
Inning Stats	R: 0 E: 0 K: 3 S: 19 H: 2 LOB: 2 BB: 0 P: 31	R: 0 E: 0 K: 2 S: 7 H: 0 LOB: 0 BB: 0 P: 10	R: 0 E: 0 K: 0 S: 8 H: 1 LOB: 2 BB: 1 P: 17	R: 0 E: 0 K: 0 S: 3 H: 0 LOB: 0 BB: 0 P: 6	R: 0 E: 0 K: 1 S: 6 H: 0 LOB: 0 BB: 0 P: 12	R: 0 E: 0 K: 1 S: 10 H: 1 LOB: 1 BB: 0 P: 15	R: 0 E: 0 K: 0 S: 7 H: 0 LOB: 0 BB: 0 P: 13	R: 0 E: 0 K: 1 S: 8 H: 0 LOB: 1 BB: 1 P: 16	R: 0 E: 0 K: 1 S: 10 H: 1 LOB: 2 BB: 1 P: 18	1B: 4 2B: 1 3B: 0 HR: 0	SF: 0 SAC: 0 DP: 0 HBP: 0						

PITCHER	IP	WLS	BF	H	R	ER	SO	BB	IBB	HBP	BLK	WP	HR	S	P	ERA	WHIP
38 Carlos Zambrano, R (1, 1) ERA: 2.78	8.0	W	30	4	0	0	8	2	0	0	0	0	0	68	120	0.00	0.750
Kyle Farnsworth, R (9, 1) ERA: 3.06	1.0		5	1	0	0	1	1	0	0	0	1	0	10	18	0.00	2.000

PITCHER	IP	WLS	BF	H	R	ER	SO	BB	IBB	HBP	BLK	WP	HR	S	P	ERA	WHIP

AB	32
R	0
H	5
RBI	0
BB	3
SO	9
LOB	17

WP: 1 PB: 0 SB: 1 CS: 0 PA: 35

Batter	1	2	3	4	5	6	7	8	9	AB	R	H	RBI	BB	SO	LOB
18 Jason Kendall, R (1, 2) OBP: 0.393, SLG: 0.387	B C B B B 4-1 G4-6-3 BB		C F X 0-2 FC6-4 ② 1-2f			B B C B C X 3-2 G5-3 ①		B C B B C X 3-2 FC5-4 1-2 1B		3	0	1	0	1	0	1
2 Jack Wilson, R (1, 6) OBP: 0.338, SLG: 0.471	B C S 1 SAFE B C 2-3 ①		C C C B X 1-2 L7 ③			C S X 0-2 F9 ②		C D F S 1-3 ①		4	0	0	0	0	2	4
Jason Bay, R (1, 7) OBP: 0.374, SLG: 0.596	C X 0-1 G4-6-3 ② ③ 1-2f			B X 1-0 CS 1B		X 0-0 FC5-4 1B		X 0-0 FC5-4 ② 1-2f 2-3		4	0	2	0	0	0	3
Craig Wilson, R (1, 3) OBP: 0.371, SLG: 0.519		F C X 0-2 G4-3 ①		X 0-0 F8 ①		S B X 1-1 FC5-4 ③ 1-2f		C B C F C 1-3 ③		4	0	0	0	0	1	4
Tony Alvarez, R (1, 9) OBP: 0.313, SLG: 0.429 Bobby Hill, S (9, PH) OBP: 0.360, SLG: 0.360		C B S B F B X 3-2 G5-3 ②		C C S 0-3 K ② ③ 1-2			B C F B B F F B 4-2 FC6-4 1B BB		C S B X 1-2 L9 ①	2 1	0 0	0 0	0 0	1 0	1 0	1 0
Tike Redman, L (1, 8) OBP: 0.296, SLG: 0.373		X 0-0 E S 1B			B B C B X 3-1 G4-3 ①		X 0-0 FC6-4 1-2 1B		C F D F F X 1-2 G4-3 ②	4	0	2	0	0	0	0
Chris Stynes, R (1, 5) OBP: 0.266, SLG: 0.296 Rob Mackowiak, L (9, PH) OBP: 0.332, SLG: 0.470	B F 1 SAFE 1 SAFE B 1 SAFE B S F 3-3 F C ③ 1-3				X 0-0 P4 ②		C F B F B X 2-2 FC6-4 ① G4-3 1-2f 2-3		B C S D B S 3-3 ③	3 1	0 0	0 0	0 0	1 1	3 0	3 0
Jose Castillo, R (1, 4) OBP: 0.289, SLG: 0.321			F F B F D F F F C 2-3 ①		C B B B B 4-1 BB		B C B B S F F X 2-2 G4-3 ② ③ 1-2f			2	0	0	0	1	1	2
18 Sean Burnett, L (1, 1) Willis Roberts, R (3, 1) 34 John Grabow, L (7, 1) Abraham Nunez, S (8, PH) OBP: 0.288, SLG: 0.352 Brian Meadows, R (8, 1)			B F S B B F B 4-2 18 FC6-4 BB		C D B F C 2-3 K ③			F C X 0-2 FC5-4 18 1B 1B		0 1 0 1 0	0 0 0 0 0	0 0 0 1 0	0 0 0 0 0	1 1 0 0 0	0 1 0 0 0	0 1 0 0 0
Inning Stats	R: 0 H: 0 E: 0 LOB: 0 K: 1 BB: 1 S: 6 P: 12	R: 0 H: 1 E: 0 LOB: 1 K: 1 BB: 0 S: 13 P: 19	R: 0 H: 0 E: 0 LOB: 1 K: 1 BB: 1 S: 15 P: 22	R: 0 H: 1 E: 0 LOB: 0 K: 1 BB: 0 S: 5 P: 6	R: 0 H: 0 E: 0 LOB: 1 K: 1 BB: 1 S: 7 P: 16	R: 0 H: 1 E: 0 LOB: 1 K: 0 BB: 0 S: 9 P: 13	R: 0 H: 1 E: 0 LOB: 1 K: 0 BB: 1 S: 15 P: 23	R: 0 H: 2 E: 0 LOB: 2 K: 2 BB: 0 S: 14 P: 19	R: 0 H: 0 E: 0 LOB: 0 K: 1 BB: 0 S: 11 P: 16	1B: 6 2B: 0 3B: 0 HR: 0	SF: 0 SAC: 0 DP: 2 HBP: 0					

PITCHER		IP	WLS	BF	H	R	ER	SO	BB	IBB	HBP	BLK	WP	HR	S	P	ERA	WHIP
Doug Davis, L ERA: 3.79	(1, 1)	7.0	W	26	4	0	0	5	4	0	0	0	0	0	70	111	0.00	1.143
Mike Adams, R ERA: 1.72	(8, 1)	1.0		5	2	0	0	2	0	0	0	0	0	0	14	19	0.00	2.000
Luis Vizcaino, R ERA: 3.42	(9, 1)	1.0		3	0	0	0	1	0	0	0	0	0	0	11	16	0.00	0.000

PITCHER	IP	WLS	BF	H	R	ER	SO	BB	IBB	HBP	BLK	WP	HR	S	P	ERA	WHIP

TOP

Pittsburgh Pirates @ Milwaukee Brewers

Miller Park, Milwaukee, WI

Fri Jul 30 2004, 7:05 PM CDT
Att. 34,702 - Dome - 78 F

livebaseballscorecards.com

AB	30
R	0
H	6
RBI	0
BB	4
SO	8
LOB	19

Batter	1	2	3	4	5	6	7	8	9	AB	R	H	RBI	BB	SO	LOB
Scott Podsednik, L (1, 8) OBP: 0.322, SLG: 0.393	X 0-0 ① B1		B B C B B 4-1 2B BB BB	B 2 SAFE B X 2-0 ②③ G6-4-3 1-2f			C C S 0-3 ① K			3	1	0	0	1	1	2
Brady Clark, R (1, 9) OBP: 0.374, SLG: 0.387	C C F B X 1-2 ② G6-3		F B X 1-1 BB E 1-3 2-H 3-H 2B		B C B F F X 2-2 ① F9		C B F X 1-2 1B			4	1	2	2	0	0	0
Geoff Jenkins, L (1, 7) OBP: 0.309, SLG: 0.426	B X 1-0 ③ F8		S B H 2-1 BB E HBP		B B F F C 2-3 ② K		B B C S C 2-3 ② K			3	1	0	0	0	2	1
Wes Helms, R (1, 5) OBP: 0.324, SLG: 0.321		B F B B X 3-1 G3-6-3 1B	B B S F B B 4-2 E 1-2 2-3 3-H BB		C B B S B F X 3-2 ③ G1-3		F B B F X 2-2 ③ P6			3	0	1	1	1	0	1
Lyle Overbay, L (1, 3) OBP: 0.394, SLG: 0.514		B S B 1 SAFE X 2-1 ①② G3-6-3 1-2f	X 0-0 E1 2 L1-3 1-3 2-H 3-H			F B B S B F D 4-2 1B BB		C B F X 1-2 ① F8		3	0	0	1	1	0	2
2 Bill Hall, R (1, 4) OBP: 0.285, SLG: 0.398		F B S B X 2-2 ③ G6-3	B S S S X 1-2 ②③ L1-3 1-1			C X 0-1 ① P5		C B C B F F S 2-3 ② K		4	0	0	0	0	1	3
Chad Moeller, R (1, 2) OBP: 0.291, SLG: 0.335			X 0-0 SH1-4 1B 2B 1B	B B X 2-0 ① F9		X 0-0 ② L9		B X 1-0 ③ P5		4	1	1	0	0	0	1
Craig Counsell, L (1, 6) OBP: 0.361, SLG: 0.350			C C F F B F X 1-2 SH1-4 1-2 2B 1B	C B B B B 4-1 1B BB		C B X 1-1 1-2 1B				2	1	2	0	1	0	0
Doug Davis, R (1, 1) OBP: 0.044, SLG: 0.023 Mike Adams, R (8, 1) Luis Vizcaino, R (9, 1)			S L F X 0-2 ① SH1-4 1-2 2-3	C M X 0-2 G6-4-3 1-2 1B		S S D S 1-3 ③ K				2 0 0	0 0 0	1 0 0	0 0 0	0 0 0	1 0 0	2 0 0
Inning Stats	R: 0 H: 0 E: 0 LOB: 0 K: 0 BB: 0 S: 6 P: 8	R: 0 H: 1 E: 0 LOB: 0 K: 0 BB: 0 S: 7 P: 14	R: 5 H: 3 E: 1 LOB: 1 K: 0 BB: 2 S: 21 P: 34	R: 0 H: 1 E: 0 LOB: 1 K: 0 BB: 1 S: 6 P: 14	R: 0 H: 0 E: 0 LOB: 0 K: 1 BB: 0 S: 11 P: 18	R: 0 H: 1 E: 0 LOB: 2 K: 1 BB: 1 S: 11 P: 17	R: 0 H: 1 E: 0 LOB: 1 K: 2 BB: 0 S: 12 P: 17	R: 0 H: 0 E: 0 LOB: 0 K: 1 BB: 0 S: 9 P: 13		1B: 6 SF: 0 2B: 2 SAC: 1 3B: 0 DP: 3 HR: 0 HBP: 1						

PITCHER		IP	WLS	BF	H	R	ER	SO	BB	IBB	HBP	BLK	WP	HR	S	P	ERA	WHIP
18 Sean Burnett, L ERA: 3.4	(1, 1)	2.1	L	14	4	5	4	0	2	0	1	0	0	0	31	52	15.43	2.571
Willis Roberts, R ERA:	(3, 1)	3.2		13	2	0	0	2	2	0	0	0	0	0	31	53	0.00	1.091
34 John Grabow, L ERA: 4.36	(7, 1)	1.0		4	1	0	0	2	0	0	0	0	0	0	12	17	0.00	1.000
Brian Meadows, R ERA: 2.74	(8, 1)	1.0		3	0	0	0	1	0	0	0	0	0	0	9	13	0.00	0.000

PITCHER	IP	WLS	BF	H	R	ER	SO	BB	IBB	HBP	BLK	WP	HR	S	P	ERA	WHIP

BOTTOM

Pittsburgh Pirates @ Milwaukee Brewers

Miller Park, Milwaukee, WI

Fri Jul 30 2004, 7:05 PM CDT
Att. 34,702 - Dome - 78 F

livebaseballscorecards.com

AB	28
R	5
H	7
RBI	4
BB	4
SO	5
LOB	12

Batter	1	2	3	4	5	6	7	8	9	AB	R	H	RBI	BB	SO	LOB
18 Jason Kendall, R (1, 2) OBP: 0.391, SLG: 0.384	1-1 L6	2-1 FC6-4 1B 2-H			0-2 E5 1B 2 1B HBP		3-2 F9		1-0 P6	5	1	1	1	0	0	1
2 Jack Wilson, R (1, 6) OBP: 0.341, SLG: 0.480	3-1 2B	1-2 FC6-4 1-2f			2-1 HBP 1B 1-2 1B		2-2 3B		0-0 F9	5	0	3	0	0	0	2
Rob Mackowiak, L (1, 9) OBP: 0.332, SLG: 0.467	0-1 F7		1-2 L6		3-1 HBP 1-2 2-3 1B		0-1 L5		2-1 CS 1-2	4	0	1	0	0	0	2
Craig Wilson, R (1, 3) OBP: 0.367, SLG: 0.513	2-1 F8		3-3 K		1-3 K		2-1 F8			4	0	0	0	0	2	5
Jason Bay, R (1, 7) OBP: 0.372, SLG: 0.587		2-3 K	1-3 K		3-2 HBP 1-2 2-3 3-H			1-1 L6		3	0	0	1	0	2	0
Tike Redman, L (1, 8) OBP: 0.299, SLG: 0.375		1-0 S 1B 1B		1-0 F8	1-0 G4-3			0-1 1B		4	1	2	0	0	0	3
Ty Wigginton, R (1, 5) OBP: 0.330, SLG: 0.481		1-0 F8		0-3 K		1-0 G5-3		0-0 F8		4	0	0	0	0	1	2
Bobby Hill, S (1, 4) OBP: 0.360, SLG: 0.360 Jose Castillo, R (7, 4) OBP: 0.288, SLG: 0.320	1 SAFE 2-1 2B 1-H 1B			1-3 K		0-0 L5		2-3 K		3 1	1 0	1 0	1 0	0 0	1 1	0 1
Ryan Vogelsong, R (1, 1) OBP: 0.333, SLG: 0.389 19 José Bautista, R (6, PH) OBP: 0.278, SLG: 0.224 34 John Grabow, L (6, 1) Brian Meadows, R (7, 1) Michael Gonzalez, R (8, 1) OBP: 1.000, SLG: 2.000 Abraham Nunez, S (9, PH) OBP: 0.293, SLG: 0.357 Jose Mesa, R (9, 1)	1-2 18 1B 2B 1-H				0-1 F7				2-2 CS 1B	2 1 0 0 0 1 0	1 0 0 0 0 0 0	1 0 0 0 0 1 0	1 0 0 0 0 0 0	0 1 0 0 0 0 0	0 0 0 0 0 0 0	0 0 0 0 0 0 0
Inning Stats	R: 0 E: 0 K: 0 S: 8 H: 1 LOB: 1 BB: 0 P: 14	R: 3 E: 0 K: 1 S: 15 H: 4 LOB: 1 BB: 0 P: 25	R: 0 E: 0 K: 2 S: 10 H: 0 LOB: 0 BB: 0 P: 15	R: 0 E: 0 K: 2 S: 8 H: 0 LOB: 0 BB: 0 P: 10	R: 1 E: 1 K: 1 S: 16 H: 2 LOB: 3 BB: 0 P: 26	R: 0 E: 0 K: 1 S: 5 H: 0 LOB: 0 BB: 0 P: 8	R: 0 E: 0 K: 0 S: 14 H: 1 LOB: 1 BB: 0 P: 21	R: 0 E: 0 K: 1 S: 9 H: 1 LOB: 1 BB: 0 P: 12	R: 0 E: 0 K: 0 S: 7 H: 1 LOB: 0 BB: 0 P: 12	1B: 7 2B: 2 3B: 1 HR: 0	SF: 0 SAC: 0 DP: 0 HBP: 1					

PITCHER		IP	WLS	BF	H	R	ER	SO	BB	IBB	HBP	BLK	WP	HR	S	P	ERA	WHIP
Victor Santos, R ERA: 3.66	(1, 1)	5.0	L	24	7	4	3	6	0	0	1	0	0	0	57	90	5.40	1.400
Dave Burba, R ERA: 3.83	(6, 1)	2.0		7	1	0	0	1	0	0	0	0	0	0	19	29	0.00	0.500
Matt Wise, R ERA: 3.07	(8, 1)	1.0		4	1	0	0	1	0	0	0	0	0	0	9	12	0.00	1.000
Matt Kinney, R ERA: 5.7	(9, 1)	1.0		3	1	0	0	0	0	0	0	0	0	0	7	12	0.00	1.000

PITCHER	IP	WLS	BF	H	R	ER	SO	BB	IBB	HBP	BLK	WP	HR	S	P	ERA	WHIP

TOP

Pittsburgh Pirates @ Milwaukee Brewers

Miller Park, Milwaukee, WI

Sat Jul 31 2004, 6:05 PM CDT

Att. 35,152 - Sunny - 81 F

livebaseballscorecards.com

AB	37
R	4
H	10
RBI	4
BB	0
SO	8
LOB	16

1B: 7	SF: 0	WP: 0	PA: 39
2B: 2	SAC: 0	PB: 0	
3B: 1	DP: 0	SB: 1	
HR: 0	HBP: 1	CS: 1	

Batter	1	2	3	4	5	6	7	8	9	AB	R	H	RBI	BB	SO	LOB
Scott Podsednik, L (1, 8) OBP: 0.321, SLG: 0.392	C B C B F F B F X 3-2 F7 ①		B C B B F X 3-2 L3 ①② 1-1			B X 1-0 G4-6-3 1B		B C X 1-1 L8 ③		4	0	1	0	0	0	1
Brady Clark, R (1, 9) OBP: 0.368, SLG: 0.380	C C B B B X 3-2 F8 ②		X 0-0 G4-3 ③			C X 0-1 G4-6-3 ①② 1-2f			C S B X 1-2 G5-3 ①	4	0	0	0	0	0	1
Geoff Jenkins, L (1, 7) OBP: 0.309, SLG: 0.432	F B B S F B F X 3-2 P6 ③			B X 1-0 HR		C S B B S 2-3 K ③			X 0-0 G4-3 ②	4	1	1	1	0	1	0
Wes Helms, R (1, 5) OBP: 0.318, SLG: 0.315		C B F B B S 3-3 K ①		C F B B X 2-2 F8 ①			B C X 1-1 G6-3 ①		B X 1-0 G5-3 ③	4	0	0	0	0	1	0
Lyle Overbay, L (1, 3) OBP: 0.395, SLG: 0.516		X 0-0 1B 1B		C B C F F S 1-3 K ②			X 0-0 1B			3	0	2	0	0	1	0
2 Bill Hall, R (1, 4) OBP: 0.281, SLG: 0.393		S S S 0-3 K ②		C F B B B S 3-3 K ③			B C S C 1-3 K ②			3	0	0	0	0	3	2
Gary Bennett, R (1, 2) OBP: 0.256, SLG: 0.262		B F D X 2-1 1B 1-2			X 0-0 P2 ①		B C C D X 2-2 F9 ③			3	0	1	0	0	0	1
Craig Counsell, L (1, 6) OBP: 0.358, SLG: 0.346		B X 1-0 G4-3 ③			B C B X 2-1 G4-3 ②			B C C F X 1-2 G5-3 ①		3	0	0	0	0	0	2
Victor Santos, R (1, 1) OBP: 0.160, SLG: 0.130			B B B B 4-0 L3 BB		B B X 2-0 F8 ③			C B C B S 2-3 K ②		0	0	0	0	1	0	0
Ben Grieve, L (5, PH) OBP: 0.382, SLG: 0.423										1	0	0	0	0	0	0
Dave Burba, R (6, 1)										0	0	0	0	0	0	0
Matt Wise, R (8, 1)										0	0	0	0	0	0	0
Russell Branyan, L (8, PH) OBP: 0.143, SLG: 0.308										1	0	0	0	1	0	0
Matt Kinney, R (9, 1) OBP: 0.250, SLG: 0.250										0	0	0	0	0	0	0
Inning Stats	R: 0 E: 0 K: 0 S: 14 H: 0 LOB: 0 BB: 0 P: 23	R: 0 E: 0 K: 2 S: 10 H: 2 LOB: 2 BB: 0 P: 16	R: 0 E: 0 K: 0 S: 4 H: 0 LOB: 0 BB: 1 P: 11	R: 1 E: 0 K: 2 S: 12 H: 1 LOB: 0 BB: 0 P: 19	R: 0 E: 0 K: 0 S: 4 H: 0 LOB: 0 BB: 0 P: 8	R: 0 E: 0 K: 1 S: 6 H: 1 LOB: 0 BB: 0 P: 9	R: 0 E: 0 K: 1 S: 9 H: 1 LOB: 1 BB: 0 P: 13	R: 0 E: 0 K: 1 S: 9 H: 0 LOB: 0 BB: 0 P: 13	R: 0 E: 0 K: 0 S: 5 H: 0 LOB: 0 BB: 0 P: 7	1B: 4 2B: 1 3B: 0 HR: 1 SF: 0 SAC: 0 DP: 2 HBP: 0						

PITCHER		IP	WLS	BF	H	R	ER	SO	BB	IBB	HBP	BLK	WP	HR	S	P	ERA	WHIP
Ryan Vogelsong, R ERA: 6.4	(1, 1)	5.0	W	18	3	1	1	4	1	0	0	0	0	1	44	77	1.80	0.800
34 John Grabow, L ERA: 4.26	(6, 1)	1.0	H	3	1	0	0	1	0	0	0	0	0	0	6	9	0.00	1.000
Brian Meadows, R ERA: 2.68	(7, 1)	1.0	H	4	1	0	0	1	0	0	0	0	0	0	9	13	0.00	1.000
Michael Gonzalez, L ERA: 0.86	(8, 1)	1.0	H	3	0	0	0	1	0	0	0	0	0	0	9	13	0.00	0.000
Jose Mesa, R ERA: 2.33	(9, 1)	1.0	S	3	0	0	0	0	0	0	0	0	0	0	5	7	0.00	0.000

PITCHER	IP	WLS	BF	H	R	ER	SO	BB	IBB	HBP	BLK	WP	HR	S	P	ERA	WHIP

BOTTOM

Pittsburgh Pirates @ Milwaukee Brewers

Miller Park, Milwaukee, WI

Sat Jul 31 2004, 6:05 PM CDT
Att. 35,152 - Sunny - 81 F

livebaseballscorecards.com

AB	30
R	1
H	5
RBI	1
BB	1
SO	7
LOB	7

WP: 0 PA: 31
PB: 0
SB: 0
CS: 0

Pittsburgh Pirates @ Milwaukee Brewers

Miller Park, Milwaukee, WI

Sun Aug 01 2004, 1:05 PM CDT

Att. 25,047 - Cloudy - 82 F

livebaseballscorecards.com

Batter	1	2	3	4	5	6	7	8	9	AB	R	H	RBI	BB	SO	LOB
18 Jason Kendall, R (1, 2) OBP: 0.391, SLG: 0.386	F9		G4-3		K2-3		1B 2B 2-H		SF9 HBP 2 2B 1-2	4	2	1	1	0	1	1
2 Jack Wilson, R (1, 6) OBP: 0.344, SLG: 0.486	F9		1B 1B		CS 2B 2-H		K		SF9 2B 1-3 2-H	5	0	3	2	0	1	1
Rob Mackowiak, L (1, 9) OBP: 0.332, SLG: 0.470	HR 2B		K		K 2-3		1B 2-H		SF9 2-3 3-H	4	1	2	2	0	2	2
Randall Simon, L (1, 3) OBP: 0.267, SLG: 0.270	HR 2-H		1B 1-3			G3		1B	P4	5	1	3	2	0	0	1
Jason Bay, R (1, 7) OBP: 0.370, SLG: 0.581	G6-3		K			FC4-6 1B		P5		4	0	1	0	0	1	3
Tike Redman, L (1, 8) OBP: 0.295, SLG: 0.370		P6		F7		FC4-6 1-2f		F9		4	0	0	0	0	0	2
Ty Wigginton, R (1, 5) OBP: 0.327, SLG: 0.475		L8		G6-3		F9		K		4	0	0	0	0	1	2
Abraham Nunez, S (1, 4) OBP: 0.299, SLG: 0.362		1B		G3			SH3-4 1B 18 2B		G1-3	4	1	2	0	0	0	0
Kip Wells, R (1, 1) OBP: 0.225, SLG: 0.270 Michael Gonzalez, R (7, 1) OBP: 1.000, SLG: 2.000 16 Salomon Torres, R (8, 1) 34 John Grabow, L (8, 1) Bobby Hill, S (9, PH) OBP: 0.383, SLG: 0.360 Brian Meadows, R (9, 1)	K			2 2B	2 2B		SH3-4 1-2		18 HBP 2 2B BB	2 0 0 0 0 0	1 0 0 0 1 0	1 0 0 0 0 0	0 0 0 0 1 0	0 0 0 0 0 0	1 0 0 0 0 0	1 0 0 0 0 0
Inning Stats	R: 2 E: 0 K: 0 S: 9 H: 2 LOB: 0 BB: 0 P: 13	R: 0 E: 0 K: 1 S: 9 H: 1 LOB: 1 BB: 0 P: 11	R: 0 E: 0 K: 2 S: 13 H: 2 LOB: 2 BB: 0 P: 15	R: 0 E: 0 K: 0 S: 7 H: 0 LOB: 0 BB: 0 P: 10	R: 1 E: 0 K: 2 S: 11 H: 2 LOB: 0 BB: 0 P: 15	R: 0 E: 0 K: 0 S: 5 H: 1 LOB: 1 BB: 0 P: 9	R: 2 E: 0 K: 1 S: 12 H: 3 LOB: 1 BB: 0 P: 18	R: 0 E: 0 K: 1 S: 13 H: 1 LOB: 1 BB: 0 P: 16	R: 2 E: 0 K: 0 S: 16 H: 1 LOB: 1 BB: 1 P: 32	1B: 7 2B: 5 3B: 0 HR: 1 SF: 1 SAC: 1 DP: 0 HBP: 1	WP: 0 PB: 0 SB: 0 CS: 1 PA: 40					

AB	36
R	7
H	13
RBI	7
BB	1
SO	7
LOB	13

PITCHER		IP	WLS	BF	H	R	ER	SO	BB	IBB	HBP	BLK	WP	HR	S	P	ERA	WHIP
15 Ben Sheets, R ERA: 2.76	(1, 1)	7.0		30	11	5	5	6	0	0	0	0	0	1	66	91	6.43	1.571
Mike Adams, R ERA: 1.67	(8, 1)	1.0		4	1	0	0	1	0	0	0	0	0	0	13	16	0.00	1.000
Dan Kolb, R ERA: 1.91	(9, 1)	0.1	H	4	1	2	2	0	1	0	1	0	0	0	9	20	54.00	6.000
Luis Vizcaino, R ERA: 3.38	(9, 1)	0.2	W	2	0	0	0	0	0	0	0	0	0	0	7	12	0.00	0.000

PITCHER	IP	WLS	BF	H	R	ER	SO	BB	IBB	HBP	BLK	WP	HR	S	P	ERA	WHIP

Batter	1	2	3	4	5	6	7	8	9	AB	R	H	RBI	BB	SO	LOB
Scott Podsednik, L (1, 8) OBP: 0.322, SLG: 0.397	C B F C 1-3 ① K		B L B X 2-1 ② G6-3		B C C X 1-2 ① L8		C C B B X 2-2 G6-3 1B 1-2 1B	B B C X 2-1 1-H WP 3B		5	1	2	1	0	1	0
Brady Clark, R (1, 9) OBP: 0.368, SLG: 0.380	C F X 0-2 BB 1B 1B		C B S X 1-2 ③ G6-3		C F B X 1-2 ② G6-3		B B F X 2-1 G6-3 1-2 2-3 1B	S F D B X 2-2 ③ L8 3-H		5	0	2	0	0	0	0
Geoff Jenkins, L (1, 7) OBP: 0.312, SLG: 0.444	C F X 0-2 BB 1-2 1B			S B S B F S 2-3 ① K	B X 1-0 HR		B F S B X 2-2 ① G6-3 1-2 2-3 3-H		X 0-0 1B 2 1B 2B	5	2	3	2	0	1	2
Russell Branyan, L (1, 5) OBP: 0.294, SLG: 0.429 Wes Helms, R (7, PH) OBP: 0.320, SLG: 0.317 (8, 5)	B S F D B B 4-2 G5-4-3 1-2 2-3 BB			T B B B X 3-1 1B 2 1B 2B	F B B F F B F B 4-2 BB		C B S X 1-2 ② F9		X 0-0 2 1B IBB 2-3 1B	1 2	1 0	1 1	0 0	2 0	0 0	0 2
Lyle Overbay, L (1, 3) OBP: 0.396, SLG: 0.513	C X 0-1 ② ③ G5-4-3 1-2f			F X 0-1 2 1B G4-3 2-3 1B	1 SAFE F S B S 1-3 ③ K		F B B B C S 3-3 ③ K		I I I I 4-0 2 1B 1-2 IBB	4	1	1	0	1	2	6
2 Bill Hall, R (1, 4) OBP: 0.288, SLG: 0.402		C S S 0-3 ① K	D X 1-0 15 1B G4-3 1-3 3-H 1B		S S D C 1-3 ① K	S S D 1-3 ① K		B X 1-0 F9 1B 2B	C S X 0-2 1-2 2-3 3-H 1B	5	1	3	2	0	2	0
Chad Moeller, R (1, 2) OBP: 0.290, SLG: 0.333	B C B X 2-1 ② G5-3		L X 0-1 ② G4-3 1-2 3-H		F B X 1-1 CS 1B			C B X 1-1 ① F9 2-3		4	0	1	1	0	0	2
Craig Counsell, L (1, 6) OBP: 0.359, SLG: 0.346	C X 0-1 ③ P6			I I I 4-0 15 1B IBB		C F F B F B S 2-3 ② ③ K 1-2		B F X 1-1 E S 3B 3-H 1B		3	1	1	1	1	1	1
15 Ben Sheets, R (1, 1) OBP: 0.122, SLG: 0.077 Ben Grieve, L (7, PH) OBP: 0.384, SLG: 0.426 Mike Adams, R (8, 1) Trent Durrington, R (8, PH) OBP: 0.235, SLG: 0.375 Dan Kolb, R (9, 1) Luis Vizcaino, R (9, 1)			S T S 0-3 ① K	X 0-0 ③ 1-3 2-H 1B			B B X 2-0 1B 1B G6-3 1B	1 SAFE B F 1 SAFE 1 SAFE 1 SAFE 1 SAFE T S 1-3 ② K		2 1 0 1 0 0	0 1 0 0 0 0	1 1 0 0 0 0	0 0 0 0 0 0	1 0 0 1 0 0	0 0 0 1 0 0	0 2 0 1 0 0
Inning Stats	R: 0 H: 2 E: 0 LOB: 2 K: 1 BB: 1 S: 13 P: 18	R: 0 H: 0 E: 0 LOB: 0 K: 1 BB: 0 S: 7 P: 9	R: 0 H: 0 E: 0 LOB: 0 K: 1 BB: 0 S: 8 P: 11	R: 2 H: 4 E: 0 LOB: 2 K: 1 BB: 1 S: 12 P: 22	R: 1 H: 1 E: 0 LOB: 1 K: 1 BB: 1 S: 14 P: 22	R: 0 H: 1 E: 0 LOB: 1 K: 2 BB: 0 S: 10 P: 14	R: 1 H: 3 E: 0 LOB: 2 K: 1 BB: 0 S: 15 P: 27	R: 3 H: 3 E: 0 LOB: 0 K: 1 BB: 0 S: 13 P: 21	R: 1 H: 3 E: 0 LOB: 3 K: 0 BB: 1 S: 5 P: 9	1B: 12 2B: 4 3B: 1 HR: 1	SF: 0 SAC: 0 DP: 2 HBP: 0			WP: 1 PB: 0 SB: 1 CS: 1		PA: 42	

BOTTOM

Pittsburgh Pirates @ Milwaukee Brewers

Miller Park, Milwaukee, WI

Sun Aug 01 2004, 1:05 PM CDT
Att. 25,047 - Cloudy - 82 F

livebaseballscorecards.com

AB	38
R	8
H	17
RBI	7
BB	4
SO	9
LOB	14

PITCHER		IP	WLS	BF	H	R	ER	SO	BB	IBB	HBP	BLK	WP	HR	S	P	ERA	WHIP
Kip Wells, R ERA: 4.45	(1, 1)	6.0		27	9	4	4	7	2	1	0	0	0	1	65	99	6.00	1.833
Michael Gonzalez, L ERA: 0.82	(7, 1)	1.0	H	5	2	0	0	1	0	0	0	0	0	0	14	24	0.00	2.000
16 Salomon Torres, R ERA: 2.84	(8, 1)	0.1	H	2	1	1	1	0	0	0	0	0	0	0	3	5	27.00	3.000
34 John Grabow, L ERA: 4.6	(8, 1)	0.2	B	4	2	2	2	1	0	0	0	0	1	0	10	16	27.00	3.000
Brian Meadows, R ERA: 2.86	(9, 1)	0.0	L	4	3	1	1	0	0	1	0	0	0	0	5	9	∞	∞

PITCHER	IP	WLS	BF	H	R	ER	SO	BB	IBB	HBP	BLK	WP	HR	S	P	ERA	WHIP

New York Mets @ Milwaukee Brewers

Miller Park, Milwaukee, WI

Tue Aug 03 2004, 7:05 PM CDT
Att. 22,306 - Dome - 73 F

TOP

Batter	1	2	3	4	5	6	7	8	9	AB R H RBI BB SO LOB
7 José Reyes, S (1, 4) OBP: 0.280, SLG: 0.385	C S D S; 1-3; K; ①		S B B S F D X; 3-2; L8; ②			X; 0-0; S; SF7; 2B	B B C X; 2-1; G4-3; 2B		S C B S; 1-3; K; ①	5 1 2 0 0 2 0
Todd Zeile, R (1, 3) OBP: 0.325, SLG: 0.362	L X; 0-1; 1B		L B B B X; 3-1; F9; ③			B C C B X; 2-2; SF7; 2-H; ①	C X; 0-1; G4-3; 2-3; ①		B B C X; 2-1; 2B; 2B	4 1 2 1 0 0 1
31 Mike Piazza, R (1, 2) OBP: 0.372, SLG: 0.476 Vance Wilson, R (8, 2) OBP: 0.356, SLG: 0.442	1 SAFE B X; 1-0; F9; ②			F X; 0-1; P6; ①		B S F X; 1-2; 2B; 2B	S X; 0-1; G6-3; ②		B C X; 1-1; 2-H; 1B; 2B	4 1 1 0 0 0 2 1 1 1 1 0 0 0
Richard Hidalgo, R (1, 9) OBP: 0.326, SLG: 0.482	F 1 SAFE F F 1 SAFE C; 0-3; K; ③			B C F B F B F C; 3-3; K; ②		B B B C F F F F B; 4-2; 2B; BB	X; 0-0; F8; ③		C C F F X; 0-2; 2B; 2-H; 1B; 1B	4 2 1 1 1 2 2
Cliff Floyd, L (1, 7) OBP: 0.352, SLG: 0.496 Gerald Williams, R (9, PH) OBP: 0.364, SLG: 0.600 (9, 7)		B X; 1-0; WP; 1B		B X; 1-0; G6-3; ③		X; 0-0; PB; 1-H 2-H; SF8; 2B		C B B B B; 4-1; S; 1B; BB	C B F X; 1-2; 1B; 1-3; 5 1B; 2B	3 2 2 2 1 0 0 1 1 1 0 0 0 0
Mike Cameron, R (1, 8) OBP: 0.330, SLG: 0.485		1 SAFE B B 1 SAFE S B X; 3-1; F8; ①			C S B X; 1-2; HR	B X; 1-0; SF8; 2-H; ②		C C B B X; 2-2; F7; 1-2; ①	S B B S F X; 2-2; 5 1B; SF8; 2-3 3-H; 1B	4 2 2 3 0 0 2
5 David Wright, R (1, 5) OBP: 0.271, SLG: 0.457		B F C F X; 1-2; F9; ②			F B B B C X; 3-2; L8; ①	C C B X; 1-2; 1B; 2B		C B B F F X; 2-2; P4; ②	X; 0-0; 1-3; 3-H; 1B	5 1 2 1 0 0 2
Joe McEwing, R (1, 6) OBP: 0.287, SLG: 0.305		C B S D S; 2-3; K; 1-2; ③			B X; 1-0; F7; ②	C X; 0-1; 2-H; 1B		C B B F B F X; 3-2; 2-H; 1B	B X; 1-0; SF8; 3-H; ②	4 0 2 3 0 1 1
Al Leiter, L (1, 1) OBP: 0.135, SLG: 0.139 Eric Valent, L (8, PH) OBP: 0.364, SLG: 0.503 Mike Stanton, L (8, 1) OBP: 0.500, SLG: 0.500 Mike DeJean, R (9, 1)			C C F B B T; 2-2; K; ①		C C S; 0-3; K; ③	C S B C; 1-3; K; ③		C S S; 0-3; K; ③	F B F S; 1-3; K; ③	3 0 0 0 0 3 1 1 0 0 0 0 1 1 1 0 0 0 0 1 1 0 0 0 0 0 0 0
Inning Stats	R: 0 E: 0 K: 2 S: 10 H: 1 LOB: 1 BB: 0 P: 12	R: 0 E: 0 K: 1 S: 10 H: 1 LOB: 1 BB: 0 P: 17	R: 0 E: 0 K: 1 S: 10 H: 0 LOB: 0 BB: 0 P: 18	R: 0 E: 0 K: 1 S: 8 H: 0 LOB: 0 BB: 0 P: 12	R: 1 E: 0 K: 1 S: 10 H: 1 LOB: 0 BB: 0 P: 15	R: 5 E: 0 K: 1 S: 22 H: 5 LOB: 1 BB: 1 P: 32	R: 0 E: 0 K: 0 S: 7 H: 1 LOB: 1 BB: 0 P: 9	R: 1 E: 0 K: 1 S: 15 H: 1 LOB: 1 BB: 1 P: 26	R: 5 E: 0 K: 2 S: 24 H: 6 LOB: 1 BB: 0 P: 33	1B: 7 SF: 3 2B: 8 SAC: 0 3B: 0 DP: 0 HR: 1 HBP: 0

AB	40
R	12
H	16
RBI	12
BB	2
SO	10
LOB	13

WP: 1 PA: 45
PB: 1
SB: 2
CS: 0

PITCHER		IP	WLS	BF	H	R	ER	SO	BB	IBB	HBP	BLK	WP	HR	S	P	ERA	WHIP
39 Chris Capuano, L (ERA: 3.99)	(1, 1)	5.1	L	23	6	5	5	6	1	0	0	0	1	1	61	94	8.44	1.312
Jeff Bennett, R (ERA: 4.41)	(6, 1)	1.2		8	3	1	1	1	0	0	0	0	0	0	16	21	5.40	1.800
Matt Wise, R (ERA: 4.7)	(8, 1)	1.1		11	6	6	6	2	1	0	0	0	0	0	34	52	40.50	5.250
Matt Kinney, R (ERA: 5.64)	(9, 1)	0.2		3	1	0	0	1	0	0	0	0	0	0	5	7	0.00	1.500

PITCHER	IP	WLS	BF	H	R	ER	SO	BB	IBB	HBP	BLK	WP	HR	S	P	ERA	WHIP

livebaseballscorecards.com

Batter	1	2	3	4	5	6	7	8	9	AB	R	H	RBI	BB	SO	LOB
Scott Podsednik, L (1, 8) OBP: 0.319, SLG: 0.392	G3		G4-3			L7		K BB	K	5	0	0	0	0	2	2
Trent Durrington, R (1, 5) OBP: 0.237, SLG: 0.361 Brooks Kieschnick, L (9, PH) OBP: 0.373, SLG: 0.447	1B		K2-3			G5-3		K	P4	4 1	0 0	1 0	0 0	0 0	2 0	1 2
Geoff Jenkins, L (1, 7) OBP: 0.316, SLG: 0.453	F9-3		K			HR		BB		3	1	2	1	1	1	0
Wes Helms, R (1, 3) OBP: 0.319, SLG: 0.320	F9-3			F8		2B		K		4	0	1	0	0	1	4
Brady Clark, R (1, 9) OBP: 0.371, SLG: 0.382		BLK		F9		G6-3			E 2 1B	4	1	2	0	0	0	1
2 Bill Hall, R (1, 4) OBP: 0.288, SLG: 0.399		F8		G6-3			G6-3		FC4-6	4	0	1	0	0	0	1
Chad Moeller, R (1, 2) OBP: 0.286, SLG: 0.329 Matt Wise, R (8, 1) Matt Kinney, R (9, 1) OBP: 0.250, SLG: 0.250 Ben Grieve, L (9, PH) OBP: 0.383, SLG: 0.424		P6			F7		K		FC4-6 2B	3 0 0 1	0 0 0 1	0 0 0 1	0 0 0 1	0 0 0 1	1 0 0 1	1 0 0 1
Craig Counsell, L (1, 6) OBP: 0.361, SLG: 0.349		IBB			K		K		2B	3	0	1	1	1	2	0
39 Chris Capuano, L (1, 1) OBP: 0.286, SLG: 0.308 Jeff Bennett, R (6, 1) Gary Bennett, R (8, 2) OBP: 0.259, SLG: 0.261		K			K			K	HBP	2 0 1	0 0 0	0 0 0	0 0 0	0 0 1	2 0 0	2 0 0
Inning Stats	R: 0 E: 0 K: 0 S: 12 H: 2 LOB: 1 BB: 0 P: 18	R: 0 E: 0 K: 1 S: 10 H: 1 LOB: 2 BB: 1 P: 20	R: 0 E: 0 K: 2 S: 11 H: 0 LOB: 0 BB: 0 P: 17	R: 0 E: 0 K: 0 S: 14 H: 0 LOB: 0 BB: 0 P: 20	R: 0 E: 0 K: 2 S: 8 H: 0 LOB: 0 BB: 0 P: 10	R: 1 E: 0 K: 0 S: 9 H: 2 LOB: 1 BB: 0 P: 13	R: 0 E: 0 K: 2 S: 11 H: 0 LOB: 0 BB: 0 P: 19	R: 0 E: 0 K: 4 S: 14 H: 0 LOB: 2 BB: 1 P: 21	R: 2 E: 1 K: 1 S: 17 H: 3 LOB: 2 BB: 0 P: 28	1B: 5 2B: 3 3B: 0 HR: 1	SF: 0 SAC: 0 DP: 1 HBP: 1						

PITCHER		IP	WLS	BF	H	R	ER	SO	BB	IBB	HBP	BLK	WP	HR	S	P	ERA	WHIP
Al Leiter, L ERA: 2.12	(1, 1)	7.0	W	26	5	1	1	7	0	1	0	1	0	1	75	117	1.29	0.714
Mike Stanton, L ERA: 3.67	(8, 1)	1.0		5	0	0	0	4	1	0	0	0	1	0	14	21	0.00	1.000
Mike DeJean, R ERA: 5.18	(9, 1)	1.0		7	3	2	1	1	0	0	1	0	0	0	17	28	9.00	3.000

PITCHER	IP	WLS	BF	H	R	ER	SO	BB	IBB	HBP	BLK	WP	HR	S	P	ERA	WHIP

BOTTOM

New York Mets @ Milwaukee Brewers

Miller Park, Milwaukee, WI

Tue Aug 03 2004, 7:05 PM CDT
Att. 22,306 - Dome - 73 F

livebaseballscorecards.com

AB	35
R	3
H	8
RBI	2
BB	2
SO	12
LOB	15

Batter	1	2	3	4	5	6	7	8	9	AB	R	H	RBI	BB	SO	LOB
7 José Reyes, S (1, 6) OBP: 0.274, SLG: 0.376	P3		B5			F8	SH1-3		G5-3	4	0	0	0	0	0	0
Todd Zeile, R (1, 3) OBP: 0.323, SLG: 0.360	L1			K		K	1B			4	0	1	1	0	2	0
31 Mike Piazza, R (1, 2) OBP: 0.373, SLG: 0.474	1B			G6-3		BB	L5			3	0	1	0	1	0	1
Vance Wilson, R (7, 2) OBP: 0.356, SLG: 0.442										0	0	0	0	0	0	0
Richard Hidalgo, R (1, 9) OBP: 0.323, SLG: 0.478	L5			K		P3	K			3	0	0	0	0	1	2
Pedro Feliciano, L (6, 1)										0	0	0	0	0	0	0
Eric Valent, L (7, PH) OBP: 0.362, SLG: 0.500										1	0	0	0	0	1	1
Mike Stanton, L (7, 1) OBP: 0.500, SLG: 0.500										0	0	0	0	0	0	0
Braden Looper, R (8, 1)										0	0	0	0	0	0	0
Cliff Floyd, L (1, 7) OBP: 0.350, SLG: 0.491		P6			F9		5 1B BB 1B BB		P3	3	1	0	0	1	0	0
Mike Cameron, R (1, 8) OBP: 0.332, SLG: 0.493		G6-3			HR		5 1B 1B BB		K	3	2	1	1	1	1	0
5 David Wright, R (1, 5) OBP: 0.269, SLG: 0.440		K			G6-3		1B SH 1B		K	4	1	1	0	0	2	0
Joe McEwing, R (1, 4) OBP: 0.295, SLG: 0.333			B5-3		3B		SH SH 1B		K G6-3	4	1	2	2	0	1	0
Steve Trachsel, R (1, 1) OBP: 0.222, SLG: 0.227			K		F8		SH 7 SH1-3 1B		G6-3	2	0	0	0	0	1	1
Gerald Williams, R (6, 9) OBP: 0.348, SLG: 0.571										1	1	0	0	0	0	1
Inning Stats	R: 0 E: 0 K: 0 S: 7 H: 1 LOB: 1 BB: 0 P: 10	R: 0 E: 0 K: 1 S: 7 H: 0 LOB: 0 BB: 0 P: 13	R: 0 E: 0 K: 1 S: 8 H: 0 LOB: 0 BB: 0 P: 9	R: 0 E: 0 K: 2 S: 8 H: 0 LOB: 0 BB: 0 P: 13	R: 1 E: 0 K: 0 S: 11 H: 2 LOB: 1 BB: 0 P: 17	R: 0 E: 0 K: 1 S: 12 H: 0 LOB: 1 BB: 1 P: 20	R: 5 E: 1 K: 1 S: 17 H: 3 LOB: 1 BB: 2 P: 33	R: 0 E: 0 K: 2 S: 8 H: 0 LOB: 0 BB: 0 P: 10	R: 0 E: 0 K: 1 S: 6 H: 0 LOB: 0 BB: 0 P: 6	1B: 4 2B: 0 3B: 1 HR: 1 SF: 0 SAC: 2 DP: 1 HBP: 0							

PITCHER	IP	WLS	BF	H	R	ER	SO	BB	IBB	HBP	BLK	WP	HR	S	P	ERA	WHIP
Doug Davis, L (1, 1) ERA: 3.82	6.0		24	3	3	3	5	3	0	0	0	0	1	54	91	4.50	1.000
Mike Adams, R (7, 1) ERA: 2.16	1.0	L	7	3	3	2	1	0	0	0	0	0	0	16	24	18.00	3.000
Dave Burba, R (8, 1) ERA: 3.76	1.0		3	0	0	0	2	0	0	0	0	0	0	8	10	0.00	0.000
Dan Kolb, R (9, 1) ERA: 1.86	1.0		3	0	0	0	1	0	0	0	0	1	0	6	6	0.00	0.000

PITCHER	IP	WLS	BF	H	R	ER	SO	BB	IBB	HBP	BLK	WP	HR	S	P	ERA	WHIP

TOP

New York Mets @ Milwaukee Brewers

Miller Park, Milwaukee, WI

Wed Aug 04 2004, 7:05 PM CDT
Att. 18,196 - Sunny - 69 F

livebaseballscorecards.com

AB	32
R	6
H	6
RBI	4
BB	3
SO	9
LOB	6

Batter	1	2	3	4	5	6	7	8	9	AB	R	H	RBI	BB	SO	LOB
Scott Podsednik, L (1, 8) OBP: 0.315, SLG: 0.388	C F B X 1-2 G1-3 ①	B C X 1-1 P5 ③		C F B S 1-3 K ③		B C S B X 2-2 F8 ①		C X 0-1 G4-3 ②		5	0	0	0	0	1	4
2 Bill Hall, R (1, 4) OBP: 0.294, SLG: 0.412	B B B C F F X 3-2 2B		B C F B X 2-2 F9 ①		B S C F X 1-2 S 3B 2B	S B B B F X 3-2 S 1B		F X 0-1 L9 ③		5	1	3	0	0	0	0
Geoff Jenkins, L (1, 7) OBP: 0.315, SLG: 0.448	C F B F B B S 3-3 K ②		B F X 1-1 F9 ②		B S S S B B B 4-2 2-3 3B BB	1 SAFE B B S 1 C S 1 SAFE 1-3 K ② 1-2			F S B B X 2-2 G4-3 ①	4	1	0	0	1	2	2
Russell Branyan, L (1, 5) OBP: 0.364, SLG: 0.737	X 0-0 L9 ③		B F X 1-1 S 1B		X 0-0 1-H 3-H 1B 3B	B B C S C 2-3 K ③			S S B B B X 3-2 HR	5	2	3	3	0	1	2
Lyle Overbay, L (1, 3) OBP: 0.398, SLG: 0.511		B B B C B 4-1 2B BB	B S 1 SAFE 1 SAFE B C B D 4-2 1-2 BB		C X 0-1 3-H FC4-6 1B		X 0-0 G4-3 ①		C B B C X 2-2 G2-3 ②	3	0	1	1	2	0	0
Ben Grieve, L (1, 9) OBP: 0.378, SLG: 0.417 Brady Clark, R (7, PH) OBP: 0.372, SLG: 0.381 (8, 9)	C C 1 SAFE C 0-3 K ①	F D F F X 1-2 G4-3 ③			S B S 1 SAFE B X 2-2 1-2f FC4-6 ①		B B X 2-0 P3 ②		C B B B B 4-1 BB	3 1	0 0	0 0	0 0	0 1	1 0	4 0
Chad Moeller, R (1, 2) OBP: 0.286, SLG: 0.332 Brooks Kieschnick, L (9, PH) OBP: 0.365, SLG: 0.438	B X 1-0 1-3 2B			C F B B F S 2-3 K ①	C B F B F X 2-2 L8 ②		F B S B B X 2-2 G5-3 ③		1 SAFE B S B S F 1 F B 3-3 F F S K ③	4 1	0 0	1 0	0 0	0 0	1 1	1 1
Craig Counsell, L (1, 6) OBP: 0.365, SLG: 0.350	B B C D I 4-1 IBB			C B B X 2-1 SH1-4 1B	I I I I 4-0 IBB			F F S 0-3 K ①		2	0	1	0	2	1	0
Doug Davis, R (1, 1) OBP: 0.043, SLG: 0.022 Mike Adams, R (7, 1) Dave Burba, R (8, 1) Trent Durrington, R (8, PH) OBP: 0.256, SLG: 0.459 Dan Kolb, R (9, 1)	S C B S 1-3 K ②			X 0-0 1-2 SH1-4 ②	F F S 0-3 K ③			B B B C X 3-1 HR		2 0 0 1 0	0 0 0 1 0	0 0 0 1 0	0 0 0 1 0	0 0 0 0 0	2 0 0 0 0	5 0 0 0 0
Inning Stats	R: 0 H: 1 E: 0 LOB: 1 K: 1 BB: 0 S: 13 P: 20	R: 0 H: 1 E: 0 LOB: 3 K: 2 BB: 2 S: 11 P: 22	R: 0 H: 1 E: 0 LOB: 2 K: 0 BB: 1 S: 13 P: 22	R: 0 H: 1 E: 0 LOB: 1 K: 2 BB: 0 S: 10 P: 15	R: 3 H: 3 E: 1 LOB: 2 K: 1 BB: 2 S: 19 P: 32	R: 0 H: 1 E: 0 LOB: 1 K: 2 BB: 0 S: 12 P: 20	R: 0 H: 0 E: 0 LOB: 0 K: 0 BB: 0 S: 5 P: 9	R: 1 H: 1 E: 0 LOB: 0 K: 1 BB: 0 S: 9 P: 12	R: 1 H: 1 E: 0 LOB: 1 K: 1 BB: 1 S: 17 P: 31	1B: 4 2B: 3 3B: 1 HR: 2	SF: 0 SAC: 1 DP: 0 HBP: 0			WP: 0 PB: 0 SB: 3 CS: 0	PA: 43		

BOTTOM

New York Mets @ Milwaukee Brewers

Miller Park, Milwaukee, WI

Wed Aug 04 2004, 7:05 PM CDT
Att. 18,196 - Sunny - 69 F

livebaseballscorecards.com

AB	36
R	5
H	10
RBI	5
BB	6
SO	10
LOB	19

PITCHER		IP	WLS	BF	H	R	ER	SO	BB	IBB	HBP	BLK	WP	HR	S	P	ERA	WHIP
Steve Trachsel, R ERA: 3.68	(1, 1)	5.1		29	8	3	3	6	3	2	0	0	0	0	72	122	5.06	2.062
Pedro Feliciano, L ERA:	(6, 1)	0.2	W	2	0	0	0	2	0	0	0	0	0	0	6	9	0.00	0.000
Mike Stanton, L ERA: 3.75	(7, 1)	1.1	H	5	1	1	1	1	0	0	0	0	0	1	10	17	6.75	0.750
Braden Looper, R ERA: 2.05	(8, 1)	1.2	S	7	1	1	1	1	1	0	0	0	0	1	21	35	5.40	1.200

PITCHER	IP	WLS	BF	H	R	ER	SO	BB	IBB	HBP	BLK	WP	HR	S	P	ERA	WHIP

Batter	1	2	3	4	5	6	7	8	9	AB	R	H	RBI	BB	SO	LOB
7 José Reyes, S (1, 6) OBP: 0.270, SLG: 0.368	1-2 31 HBP S 2B 1B	1-0 P4 ①		2-1 B2 ②	1-2 E4 1-2		3-2 G4-3 ①		C F B S 1-3 K ③	6	1	1	0	0	1	1
Eric Valent, L (1, 7) (7, 3) OBP: 0.358, SLG: 0.488	1 SAFE 1 SAFE C 1 SAFE 1 SAFE B C 1 SAFE B 4-2 B B 31 HBP 2B 1-2 BB	3-2 F8 ②		1-0 E4 31 E 1B	1-0 P5 ①		1-1 G6-3 ②			4	2	0	0	1	0	2
31 Mike Piazza, R (1, 3) OBP: 0.376, SLG: 0.473 Gerald Williams, R (7, PR) (7, 7) OBP: 0.348, SLG: 0.571	3-2 2B 5 HR 1-2 2-3 HBP	1-0 1B		0-0 E6 BB 1B 5 2B 1-2	2-2 F8 ②		4-0 BB			3 0	2 0	1 0	0 0	1 0	0 0	3 0
Richard Hidalgo, R (1, 9) OBP: 0.322, SLG: 0.474	1-0 F4 ①	0-0 G4-3 ③		1-1 BB 5 2B 1-2 2-H 1B	2-2 P5 ③		3-1 P3 ③			5	1	1	1	0	0	7
Mike Cameron, R (1, 8) OBP: 0.333, SLG: 0.493	3-1 5 HR 1-3 2-H 3-H 2B		1-3 K ①	4-2 5 2B 1-2 2-3 BB		2-3 K ①		2-0 F8 ①		4	2	1	2	1	2	0
5 David Wright, R (1, 5) OBP: 0.298, SLG: 0.545	1-2 2-H 3-H HR		1-2 F9 ②	0-2 1-H 2-H 3-H 2B		3-1 1B 2B		0-0 G3 ②		5	2	3	6	0	0	0
Vance Wilson, R (1, 2) OBP: 0.374, SLG: 0.477	2-1 HR		2-2 HBP	4-2 BB		1-2 F7 WP 2-H 1B		1-2 G5-3 ③		3	1	2	2	1	0	0
Joe McEwing, R (1, 4) OBP: 0.282, SLG: 0.317	0-1 F9 ②		2-2 F9 ③	3-1 F8 ③		2-0 F7 1-3 ②			1-3 K ①	5	0	0	0	0	1	4
Victor Zambrano, S (1, 1) OBP: 0.222, SLG: 0.333 Pedro Feliciano, L (6, 1) Ricky Bottalico, L (6, 1) Cliff Floyd, L (9, PH) OBP: 0.349, SLG: 0.489 John Franco, L (9, 1)	2-1 L6 ③			3-2 G3-1 ①	1-2 7 E 1B	1-1 F7 ③			3-3 K ②	4 0 0 1 0	0 0 0 0 0	1 0 0 0 0	0 0 0 0 0	0 0 0 1 0	0 0 0 0 0	1 0 0 0 0
Inning Stats	R: 6 E: 0 K: 0 S: 21 H: 4 LOB: 0 BB: 1 P: 38	R: 0 E: 0 K: 0 S: 9 H: 1 LOB: 1 BB: 0 P: 14	R: 0 E: 0 K: 1 S: 13 H: 0 LOB: 1 BB: 0 P: 19	R: 4 E: 2 K: 0 S: 22 H: 2 LOB: 2 BB: 2 P: 40	R: 0 E: 1 K: 0 S: 16 H: 1 LOB: 2 BB: 0 P: 23	R: 1 E: 0 K: 1 S: 12 H: 2 LOB: 1 BB: 0 P: 21	R: 0 E: 0 K: 0 S: 7 H: 0 LOB: 1 BB: 1 P: 18	R: 0 E: 0 K: 0 S: 5 H: 0 LOB: 0 BB: 0 P: 8	R: 0 E: 0 K: 3 S: 10 H: 0 LOB: 0 BB: 0 P: 15	1B: 5 2B: 3 3B: 0 HR: 2		SF: 0 SAC: 0 DP: 0 HBP: 2			WP: 1 PB: 0 SB: 1 CS: 0		PA: 46

New York Mets @ Milwaukee Brewers

Miller Park, Milwaukee, WI

Thu Aug 05 2004, 1:05 PM CDT

Att. 32,225 - Sunny - 69 F

TOP

livebaseballscorecards.com

AB	40
R	11
H	10
RBI	11
BB	4
SO	5
LOB	18

PITCHER		IP	WLS	BF	H	R	ER	SO	BB	IBB	HBP	BLK	WP	HR	S	P	ERA	WHIP
Victor Santos, R ERA: 4.03	(1, 1)	3.2	L	22	6	9	7	1	1	0	2	0	0	2	54	89	17.18	1.909
Matt Kinney, R ERA: 5.78	(4, 1)	1.2		12	4	2	1	1	2	0	0	0	0	0	36	60	5.40	3.600
Jeff Bennett, R ERA: 4.26	(6, 1)	1.2		6	0	0	0	0	1	0	0	0	1	0	10	24	0.00	0.600
Dave Burba, R ERA: 3.62	(8, 1)	2.0		6	0	0	0	3	0	0	0	0	0	0	15	23	0.00	0.000

PITCHER	IP	WLS	BF	H	R	ER	SO	BB	IBB	HBP	BLK	WP	HR	S	P	ERA	WHIP

BOTTOM

New York Mets @ Milwaukee Brewers

Miller Park, Milwaukee, WI

Thu Aug 05 2004, 1:05 PM CDT
Att. 32,225 - Sunny - 69 F

livebaseballscorecards.com

Batter	1	2	3	4	5	6	7	8	9	AB	R	H	RBI	BB	SO	LOB
Scott Podsednik, L (1, 8) OBP: 0.318, SLG: 0.391	C B B X 2-1 1B G6-3 2B	B B F X 2-1 2 CS 1B		B B B B 4-0 BB		C B F C 1-3 ① K	C X 0-1 ③ F8			4	1	2	0	1	1	3
2 Bill Hall, R (1, 4) OBP: 0.296, SLG: 0.420	B B B C X 3-1 ① L6	1 SAFE 1 B B C B X 3-1 ② 1-2 3B		C S S 0-3 ② K		B X 1-0 2B 1-2 2-3 1B		C S C 0-3 ① K		5	1	2	0	0	2	2
Geoff Jenkins, L (1, 7) OBP: 0.316, SLG: 0.450	B B X 2-0 G6-3 1B 2-3 1B	S S B S 1-3 ③ K2-3		X 0-0 ③ G3		X 0-0 1-H 2-H 3-H 2B		C F X 0-2 ② G3-1		5	1	2	3	0	1	2
Lyle Overbay, L (1, 3) OBP: 0.398, SLG: 0.509	B X 1-0 ② G6-3 2-3 3-H		F B S F B D F X 3-2 FC5-4 1B		B X 1-0 ① L4	S B B B F B 4-2 BB		X 0-0 ③ G6-3		4	0	1	1	1	0	1
Brady Clark, R (1, 9) OBP: 0.372, SLG: 0.376	C B B D C D 4-2 BB 1B BB		B C S X 1-2 ① FC5-4 E 1-2f		B B B C X 3-1 ② G4-3	B X 1-0 ② F9			C S B B B F F B 4-2 G4-6-3 BB	3	1	0	0	2	0	3
Wes Helms, R (1, 5) OBP: 0.320, SLG: 0.319	1 SAFE B S S B 1 B B SAFE 4-2 1B 1-2 BB		C S F 1 SAFE C 0-3 ② K		B B X 2-0 FC5-4 1B	B F X 1-1 ③ F8			B B C X 2-1 ① ② G4-6-3 1-2f	4	0	1	0	1	1	4
Gary Bennett, R (1, 2) OBP: 0.261, SLG: 0.262 Jeff Bennett, R (6, 1) Chris Magruder, S (7, PH) OBP: 0.353, SLG: 0.214 Dave Burba, R (8, 1) Trent Durrington, R (9, PH) OBP: 0.250, SLG: 0.447	X 0-0 1-3 2-H 3-H 1B		1 SAFE B C X 1-1 E5 1-3		B F X 1-1 ③ FC5-4 1-2f	X 0-0 1B			B C L X 1-2 ③ L6	3 0 1 0 1	0 0 0 0 0	1 0 1 0 0	2 0 0 0 0	0 0 0 0 0	0 0 0 0 0	2 0 0 0 0
Craig Counsell, L (1, 6) OBP: 0.362, SLG: 0.347	C B C S 1-3 ③ K		C F S 0-3 ③ K			F B X 1-1 CI 2 1B E 2B	X 0-0 ① P4			3	1	0	0	0	2	5
Victor Santos, R (1, 1) OBP: 0.154, SLG: 0.125 Matt Kinney, R (4, 1) OBP: 0.222, SLG: 0.222 Chad Moeller, R (6, 2) OBP: 0.283, SLG: 0.329		C B B X 2-1 ① G4-3		C F B C 1-3 ① K		B B F F B X 3-2 FC5 2 1B 1-2 2B	B C X 1-1 ② P6			1 1 2	0 0 1	0 0 0	0 0 0	0 0 0	0 1 0	0 0 2
Inning Stats	R: 3 E: 0 K: 1 S: 14 H: 3 LOB: 2 BB: 2 P: 31	R: 0 E: 0 K: 1 S: 9 H: 2 LOB: 1 BB: 0 P: 17	R: 0 E: 1 K: 2 S: 17 H: 1 LOB: 2 BB: 0 P: 22	R: 0 E: 0 K: 2 S: 7 H: 0 LOB: 1 BB: 1 P: 12	R: 0 E: 0 K: 0 S: 6 H: 1 LOB: 1 BB: 0 P: 13	R: 3 E: 2 K: 1 S: 15 H: 2 LOB: 2 BB: 1 P: 27	R: 0 E: 0 K: 0 S: 6 H: 1 LOB: 1 BB: 0 P: 7	R: 0 E: 0 K: 1 S: 7 H: 0 LOB: 0 BB: 0 P: 7	R: 0 E: 0 K: 0 S: 9 H: 0 LOB: 0 BB: 1 P: 16	1B: 7 2B: 2 3B: 1 HR: 0	SF: 0 SAC: 0 DP: 1 HBP: 0						

AB	37
R	6
H	10
RBI	6
BB	5
SO	8
LOB	24

WP: 0 PB: 0 SB: 0 CS: 1 PA: 43

PITCHER		IP	WLS	BF	H	R	ER	SO	BB	IBB	HBP	BLK	WP	HR	S	P	ERA	WHIP
Victor Zambrano, R ERA: 4.52	(1, 1)	5.1	W	29	8	6	4	7	3	0	0	0	0	0	62	110	6.75	2.062
Pedro Feliciano, L ERA:	(6, 1)	0.1		3	1	0	0	0	1	0	0	0	0	0	4	9	0.00	6.000
Ricky Bottalico, R ERA: 3.3	(6, 1)	2.1		8	1	0	0	1	0	0	0	0	0	0	15	17	0.00	0.429
John Franco, L ERA: 5.59	(9, 1)	1.0		3	0	0	0	0	1	0	0	0	0	0	9	16	0.00	1.000

PITCHER	IP	WLS	BF	H	R	ER	SO	BB	IBB	HBP	BLK	WP	HR	S	P	ERA	WHIP

Batter	1	2	3	4	5	6	7	8	9	AB	R	H	RBI	BB	SO	LOB
Scott Podsednik, L (1, 8) OBP: 0.319, SLG: 0.390	C B C B B B 4-2 2 CS BB		C B B C X 2-2 2 2B 1B	B B C S X 2-2 ② FC1 2 S 2-3 3-H			C C B X 1-2 ② G3		B S X 1-1 ① G3	4	1	1	0	1	0	3
2 Bill Hall, R (1, 4) OBP: 0.294, SLG: 0.420	S P 1 SAFE 1 SAFE C B 1 SAFE 1 SAFE S 2-3 ① ② K 1-2		B X 1-0 G6-3 1-H 2B	B C B S S 2-3 ③ K 1-2			C B F F B S 2-3 ③ K		B C B F X 2-2 ② F9	5	1	1	1	0	3	3
Geoff Jenkins, L (1, 7) OBP: 0.314, SLG: 0.446	X 0-0 ③ P6		S C B X 1-2 ① G6-3 3-H		B B X 2-0 ① G3			B B C C H 3-2 HR HBP	C B B B F X 3-2 ③ F8	4	1	0	1	0	0	0
Ben Grieve, L (1, 9) OBP: 0.376, SLG: 0.429 Brady Clark, R (8, 9) OBP: 0.372, SLG: 0.376		X 0-0 ① F8	B F B X 2-1 ② L4		C S S 0-3 ② K			X 0-0 1-H HR		4 0	1 0	1 0	2 0	0 0	1 0	0 0
Lyle Overbay, L (1, 3) OBP: 0.397, SLG: 0.506		B C C B C 2-3 ② K	B B F F C 2-3 ③ K		B X 1-0 ③ F7			C X 0-1 BB 1B		4	0	1	0	0	2	0
Wes Helms, R (1, 5) OBP: 0.328, SLG: 0.324		B X 1-0 BB 1B 1B		B B F F F B X 3-2 FC4 2B 1B		B F B B F X 3-2 ① F8		C 1 SAFE C F 1 SAFE D B D B 4-2 1-2 BB		3	2	2	0	1	0	0
Chad Moeller, R (1, 2) OBP: 0.285, SLG: 0.328 Gary Bennett, R (4, PR) OBP: 0.258, SLG: 0.259 (4, 2)		B B S B B 4-1 1B 1-2 BB	X 0-0 FC4 2B 1-2 FC1			F C F F B B C 2-3 ② K		C 2 SAFE M D B T 2-2 ① K		1 2	0 0	0 0	0 0	1 0	0 2	1 2
Craig Counsell, L (1, 6) OBP: 0.364, SLG: 0.352		X 0-0 1-3 2-H 1B	C B B X 2-1 FC1 1-3 2-H 2B			X 0-0 ③ G3		F B C S 1-3 ② K		4	0	2	2	0	1	2
15 Ben Sheets, R (1, 1) OBP: 0.116, SLG: 0.073 Chris Magruder, S (7, PH) OBP: 0.333, SLG: 0.200 Mike Adams, R (7, 1) Brooks Kieschnick, L (8, PH) OBP: 0.358, SLG: 0.429 Luis Vizcaino, R (8, 1) Dan Kolb, R (9, 1)		F B B F S 2-3 ③ K	M F M 0-3 ① K				B X 1-0 ① F8	D S B B X 3-1 ③ F9		2 1 0 1 0 0	0 0 0 0 0 0	0 0 0 0 0 0	0 0 0 0 0 0	2 0 0 0 0 0	5 0 0 2 0 0	
Inning Stats	R: 0 H: 0 E: 0 LOB: 0 K: 1 BB: 1 S: 7 P: 12	R: 1 H: 2 E: 0 LOB: 2 K: 2 BB: 1 S: 10 P: 19	R: 2 H: 2 E: 0 LOB: 0 K: 1 BB: 0 S: 12 P: 20	R: 1 H: 2 E: 0 LOB: 3 K: 2 BB: 0 S: 15 P: 24	R: 0 H: 0 E: 0 LOB: 0 K: 1 BB: 0 S: 5 P: 8	R: 0 H: 0 E: 0 LOB: 0 K: 1 BB: 0 S: 9 P: 14	R: 0 H: 0 E: 0 LOB: 0 K: 1 BB: 0 S: 8 P: 12	R: 2 H: 2 E: 0 LOB: 2 K: 2 BB: 1 S: 16 P: 29	R: 0 H: 0 E: 0 LOB: 0 K: 0 BB: 0 S: 8 P: 14	1B: 5 SF: 0 2B: 3 SAC: 0 3B: 0 DP: 1 HR: 1 HBP: 1						

TOP

Milwaukee Brewers @ Florida Marlins

Pro Player Stadium, Miami, FL

Fri Aug 06 2004, 7:35 PM EDT
Att. 21,484 - Cloudy - 86 F

livebaseballscorecards.com

AB	35
R	6
H	8
RBI	6
BB	3
SO	11
LOB	18

PITCHER		IP	WLS	BF	H	R	ER	SO	BB	IBB	HBP	BLK	WP	HR	S	P	ERA	WHIP
A.J. Burnett, R ERA: 4.52	(1, 1)	7.0		29	6	4	4	9	2	0	0	0	0	0	66	109	5.14	1.143
Matt Perisho, L ERA: 4.36	(8, 1)	0.0		3	2	2	2	0	0	0	1	0	0	1	5	8	∞	∞
Rudy Seanez, R ERA: 3.96	(8, 1)	1.0		4	0	0	0	2	1	0	0	0	0	0	11	21	0.00	1.000
Billy Koch, R ERA: 4.47	(9, 1)	1.0	W	3	0	0	0	0	0	0	0	0	0	0	8	14	0.00	0.000

PITCHER	IP	WLS	BF	H	R	ER	SO	BB	IBB	HBP	BLK	WP	HR	S	P	ERA	WHIP

Batter	1	2	3	4	5	6	7	8	9	AB	R	H	RBI	BB	SO	LOB
Juan Pierre, L (1, 8) OBP: 0.366, SLG: 0.388	P2		SF8	1B			F8		SH	4	2	2	2	0	0	0
Luis Castillo, S (1, 4) OBP: 0.369, SLG: 0.365	G5-3		S	F7			1B		IBB	4	0	2	1	1	0	2
Paul Lo Duca, R (1, 2) OBP: 0.362, SLG: 0.469	G5-3		SF8		K		G4-3		1B	4	0	1	3	0	1	1
Mike Lowell, R (1, 5) OBP: 0.377, SLG: 0.537		P4	K		K			G5-3		4	0	0	0	0	2	1
Miguel Cabrera, R (1, 7) OBP: 0.389, SLG: 0.554		1B		E 1B	K			1B	2B	4	2	3	0	0	1	0
Jeff Conine, R (1, 3) OBP: 0.332, SLG: 0.414		P4		E		K		1B		4	1	2	1	0	1	1
Juan Encarnacion, R (1, 9) OBP: 0.291, SLG: 0.407		K1-3		E5		P6		F9		4	0	0	0	0	1	4
Alex Gonzalez, R (1, 6) OBP: 0.265, SLG: 0.437			E6	K		K		K		4	1	0	0	0	3	4
A.J. Burnett, R (1, 1) OBP: 0.059, SLG: 0.059			K	F9			F8		SH	2	0	0	0	0	1	4
Damion Easley, R (7, PH) OBP: 0.327, SLG: 0.442									BB	1	0	0	0	0	0	0
Matt Perisho, L (8, 1)										0	0	0	0	0	0	0
Rudy Seanez, R (8, 1)										0	0	0	0	0	0	0
Billy Koch, R (9, 1)										0	0	0	0	0	0	0
Lenny Harris, L (9, PH) OBP: 0.273, SLG: 0.286										0	0	0	0	1	0	0
Chris Aguila, R (9, PR) OBP: 0.125, SLG: 0.125										0	1	0	0	0	0	0
Inning Stats	R: 0 E: 0 K: 0 S: 7 H: 0 LOB: 0 BB: 0 P: 11	R: 0 E: 0 K: 1 S: 8 H: 1 LOB: 1 BB: 0 P: 11	R: 2 E: 1 K: 2 S: 19 H: 2 LOB: 1 BB: 0 P: 29	R: 2 E: 1 K: 1 S: 22 H: 3 LOB: 2 BB: 0 P: 30	R: 0 E: 0 K: 3 S: 10 H: 0 LOB: 0 BB: 0 P: 15	R: 0 E: 0 K: 2 S: 9 H: 0 LOB: 0 BB: 0 P: 11	R: 0 E: 0 K: 0 S: 8 H: 1 LOB: 1 BB: 0 P: 12	R: 1 E: 0 K: 1 S: 11 H: 2 LOB: 1 BB: 0 P: 13	R: 2 E: 1 K: 0 S: 9 H: 1 LOB: 2 BB: 2 P: 19	1B: 9 2B: 1 3B: 0 HR: 0 SF: 1 SAC: 1 DP: 0 HBP: 0						

PITCHER		IP	WLS	BF	H	R	ER	SO	BB	IBB	HBP	BLK	WP	HR	S	P	ERA	WHIP
15 Ben Sheets, R ERA: 2.65	(1, 1)	6.0		26	6	4	0	9	0	0	0	0	0	0	75	107	0.00	1.000
Mike Adams, R ERA: 2.1	(7, 1)	1.0		4	1	0	0	0	0	0	0	0	0	0	8	12	0.00	1.000
Luis Vizcaino, R ERA: 3.49	(8, 1)	1.0	H	5	2	1	1	1	0	0	0	0	0	0	11	13	9.00	2.000
Dan Kolb, R ERA: 2.09	(9, 1)	0.0	L	4	1	2	1	0	1	1	0	0	0	0	9	19	∞	∞

PITCHER	IP	WLS	BF	H	R	ER	SO	BB	IBB	HBP	BLK	WP	HR	S	P	ERA	WHIP

BOTTOM

Milwaukee Brewers @ Florida Marlins

Pro Player Stadium, Miami, FL

Fri Aug 06 2004, 7:35 PM EDT

Att. 21,484 - Cloudy - 86 F

livebaseballscorecards.com

AB	35
R	7
H	10
RBI	7
BB	2
SO	10
LOB	17

WP: 0	PA: 39																	
PB: 0																		
SB: 1																		
CS: 0																		

Batter	1	2	3	4	5	6	7	8	9	AB	R	H	RBI	BB	SO	LOB
Craig Counsell, L (1, 6) OBP: 0.362, SLG: 0.351	B F C B B F T 3-2 ① K		C B B F X 2-2 ① G4-3			F C X 0-2 1B		C X 0-2 ① ② G3-6-1 1-2f 2-3		4	0	1	0	0	1	2
Trent Durrington, R (1, 5) OBP: 0.250, SLG: 0.415	C C F B B B X 3-2 ② G5-3		X 0-0 ② G5-3			X 0-0 ① P6		B B B C B 4-1 BB		3	0	0	0	1	0	1
Geoff Jenkins, L (1, 7) OBP: 0.312, SLG: 0.442	B C X 1-1 ③ F7		C X 0-1 ③ F9			C F X 0-2 ② P5		B X 1-0 ③ P5		4	0	0	0	0	0	3
Ben Grieve, L (1, 9) OBP: 0.370, SLG: 0.421		X 0-0 ① F7	B B X 2-0 ① G5-3			1 SAFE 1 SAFE C F F B F F F 1-2 ③ X F8			B C C B B F C 3-3 ① K	4	0	0	0	0	1	1
Lyle Overbay, L (1, 3) OBP: 0.395, SLG: 0.502		B B B B 4-0 BB 2 1B BB	C X 0-1 ② G4-3				F B S B B S 3-3 ① K		C B F S 1-3 ② K	3	0	0	0	1	2	0
2 Bill Hall, R (1, 4) OBP: 0.293, SLG: 0.417	B X 1-0 BB 1-2 1B		S C F C 0-3 ③ K				B S C S 1-3 ② K		C B S X 1-2 ③ G6-3	4	0	1	0	0	2	0
Brady Clark, R (1, 8) OBP: 0.375, SLG: 0.374	B F C B B B B 4-2 1-2 2-3 BB				C F B B B B 4-2 G4-6-3 BB		S B X 1-1 ③ G4-3			1	0	0	0	2	0	0
Gary Bennett, R (1, 2) OBP: 0.259, SLG: 0.260	B F F F B X 2-2 ② F3				F C B X 1-2 ① ② G4-6-3 1-2f			C B B F X 2-2 G3-6-1 BB 1B		3	0	1	0	0	0	4
Wes Obermueller, R (1, 1) OBP: 0.364, SLG: 0.455 Matt Wise, R (2, 1) Dave Burba, R (7, 1) Brooks Kieschnick, L (8, PH) OBP: 0.370, SLG: 0.429 Jeff Bennett, R (8, 1)		C B F F S 1-3 ③ K			S B X 1-1 ③ P4			B B C D B 4-1 1-2 G3-6-1 BB		1 1 0 0 0	0 0 0 0 0	0 0 0 0 0	0 0 0 0 1	0 0 0 0 0	1 0 0 0 0	3 0 0 0 0
Inning Stats	R: 0 H: 0 E: 0 LOB: 0 K: 1 BB: 0 S: 10 P: 17	R: 0 H: 1 E: 0 LOB: 3 K: 1 BB: 2 S: 12 P: 24	R: 0 H: 0 E: 0 LOB: 0 K: 0 BB: 0 S: 6 P: 8	R: 0 H: 0 E: 0 LOB: 0 K: 1 BB: 0 S: 7 P: 9	R: 0 H: 0 E: 0 LOB: 0 K: 0 BB: 1 S: 7 P: 13	R: 0 H: 1 E: 0 LOB: 1 K: 0 BB: 0 S: 14 P: 15	R: 0 H: 0 E: 0 LOB: 0 K: 2 BB: 0 S: 8 P: 13	R: 0 H: 1 E: 0 LOB: 2 K: 0 BB: 2 S: 9 P: 20	R: 0 H: 0 E: 0 LOB: 0 K: 2 BB: 0 S: 10 P: 15	1B: 3 2B: 0 3B: 0 HR: 0	SF: 0 SAC: 0 DP: 2 HBP: 0					

PITCHER		IP	WLS	BF	H	R	ER	SO	BB	IBB	HBP	BLK	WP	HR	S	P	ERA	WHIP
Ismael Valdez, R ERA: 5.25	(1, 1)	6.0	W	22	2	0	0	3	3	0	0	0	0	0	56	86	0.00	0.833
Rudy Seanez, R ERA: 3.81	(7, 1)	1.0		3	0	0	0	2	0	0	0	0	0	0	8	13	0.00	0.000
Billy Koch, R ERA: 4.37	(8, 1)	1.0		5	1	0	0	0	2	0	0	0	0	0	9	20	0.00	3.000
40 Nate Bump, R ERA: 4.94	(9, 1)	1.0		3	0	0	0	2	0	0	0	0	0	0	10	15	0.00	0.000

PITCHER	IP	WLS	BF	H	R	ER	SO	BB	IBB	HBP	BLK	WP	HR	S	P	ERA	WHIP

TOP

Milwaukee Brewers @ Florida Marlins

Pro Player Stadium, Miami, FL

Sat Aug 07 2004, 6:05 PM EDT

Att. 22,816 - Cloudy - 78 F

livebaseballscorecards.com

AB	28
R	0
H	3
RBI	0
BB	5
SO	7
LOB	14

PA: 33

WP: 0
PB: 0
SB: 0
CS: 0

Batter	1	2	3	4	5	6	7	8	9	AB	R	H	RBI	BB	SO	LOB
Juan Pierre, L (1, 8) OBP: 0.365, SLG: 0.387	G6-3	G1-2-3, 1B 1-2 1B		G3			E4 1B SF7			4	1	1	0	0	0	0
Luis Castillo, S (1, 4) OBP: 0.372, SLG: 0.369	BB, HBP HR 1B	G1-2-3 1-2 2-3 1B			G1-3		SAFE SAFE SAFE S 1-3 1B			4	1	3	0	0	0	0
Damion Easley, R (1, 5) OBP: 0.325, SLG: 0.436	BB 1-2 HR HBP	G1-2-3 1-2 2-3 3-Hf			G1-3		SF7 3-H			2	1	0	1	0	0	3
Miguel Cabrera, R (1, 7) OBP: 0.388, SLG: 0.550 Billy Koch, R (8, 1) 40 Nate Bump, L (9, 1)	HR 1-2 2-3 BB	F9			F9		SAFE SAFE G3-1 1-2			3 0 0	1 0 0	0 0 0	0 0 0	1 0 0	0 0 0	3 0 0
Jeff Conine, R (1, 3) OBP: 0.334, SLG: 0.424	HR 1-H 2-H 3-H		F9			1B		K		4	1	2	4	0	1	0
Juan Encarnacion, R (1, 9) OBP: 0.293, SLG: 0.408	1B		F7			P4		1B		4	0	2	0	0	0	1
Alex Gonzalez, R (1, 6) OBP: 0.262, SLG: 0.432	F7		F8			F8		F8		4	0	0	0	0	0	3
Mike Redmond, R (1, 2) OBP: 0.300, SLG: 0.325	G6-3			G1-3		F9		G4-3		4	0	0	0	0	0	3
Ismael Valdez, R (1, 1) OBP: 0.225, SLG: 0.270 Rudy Seanez, R (7, 1) Mike Mordecai, R (7, PH) OBP: 0.262, SLG: 0.233 Chris Aguila, R (8, 7) OBP: 0.125, SLG: 0.125		1B, 1B G1-2-3 1B		G6-3			G6-3			2 0 1 0	0 0 0 0	1 0 0 0	0 0 0 0	0 0 0 0	0 0 0 0	0 0 0 0
Inning Stats	R: 4 E: 0 K: 0 S: 17 H: 3 LOB: 1 BB: 1 P: 32	R: 0 E: 0 K: 0 S: 11 H: 3 LOB: 2 BB: 0 P: 16	R: 0 E: 0 K: 0 S: 6 H: 0 LOB: 0 BB: 0 P: 9	R: 0 E: 0 K: 0 S: 7 H: 0 LOB: 0 BB: 0 P: 11	R: 0 E: 0 K: 0 S: 3 H: 0 LOB: 0 BB: 0 P: 5	R: 0 E: 0 K: 0 S: 10 H: 1 LOB: 1 BB: 0 P: 14	R: 1 E: 1 K: 0 S: 17 H: 1 LOB: 1 BB: 0 P: 24	R: 0 E: 0 K: 1 S: 10 H: 1 LOB: 1 BB: 0 P: 12		1B: 8 2B: 0 3B: 0 HR: 1 SF: 1 SAC: 0 DP: 1 HBP: 1	WP: 0 PB: 0 SB: 1 CS: 0 PA: 35					

PITCHER		IP	WLS	BF	H	R	ER	SO	BB	IBB	HBP	BLK	WP	HR	S	P	ERA	WHIP
Wes Obermueller, R ERA: 7.09	(1, 1)	1.0	L	11	6	4	4	0	1	0	1	0	0	1	24	43	36.00	7.000
Matt Wise, R ERA: 4.04	(2, 1)	5.0		15	1	0	0	0	0	0	0	0	0	0	30	44	0.00	0.200
Dave Burba, R ERA: 3.56	(7, 1)	1.0		5	1	1	0	0	0	0	0	0	0	0	17	24	0.00	1.000
Jeff Bennett, R ERA: 4.18	(8, 1)	1.0		4	1	0	0	1	0	0	0	0	0	0	10	12	0.00	1.000

PITCHER	IP	WLS	BF	H	R	ER	SO	BB	IBB	HBP	BLK	WP	HR	S	P	ERA	WHIP

BOTTOM

Milwaukee Brewers @ Florida Marlins

Pro Player Stadium, Miami, FL

Sat Aug 07 2004, 6:05 PM EDT
Att. 22,816 - Cloudy - 78 F

livebaseballscorecards.com

AB	32
R	5
H	9
RBI	5
BB	1
SO	1
LOB	13

Batter	1	2	3	4	5	6	7	8	9	AB	R	H	RBI	BB	SO	LOB
Craig Counsell, L (1, 6) OBP: 0.361, SLG: 0.356	C C F T 0-2 ① K			X 0-0 2 1B 3B	C S X 0-2 ② P1		B F F F T 1-2 ③ K			4	1	1	0	0	2	2
2 Bill Hall, R (1, 4) OBP: 0.293, SLG: 0.414	B X 1-0 ② F7			X 0-0 3-H 1B S 1B	C F F T 0-2 ③ K			S B F X 1-2 ① L5		4	1	1	1	0	1	0
Geoff Jenkins, L (1, 7) OBP: 0.311, SLG: 0.440	C C B F B S 2-3 ③ K			B S F S 1-3 ① K		B F C B X 2-2 ① F8		B B X 2-0 1B		4	0	1	0	0	2	1
Wes Helms, R (1, 3) OBP: 0.324, SLG: 0.319 Lyle Overbay, L (8, PH) OBP: 0.394, SLG: 0.501 (8, 3)		B X 1-0 ① P2		F 1 SAFE F B F S 1-3 ② K 1-2		B C B B X 3-1 ② F9		F F T 0-2 ② K		3 1	0 0	0 0	0 0	0 0	1 1	1 1
Brady Clark, R (1, 8) OBP: 0.374, SLG: 0.372		C B B B F F F F F B X 3-2 ② P4		B C X 1-1 1B S 2-H 1B		S C X 0-2 ③ P3		C F B F X 1-2 ③ F8		4	0	1	1	0	0	1
Chris Magruder, S (1, 9) OBP: 0.364, SLG: 0.222		X 0-0 ③ F9		B B B I 4-0 1B 1-2 IBB			B F X 1-1 1B 1B		B S B B X 3-1 ① G3-1	3	0	1	0	1	0	0
Trent Durrington, R (1, 5) OBP: 0.271, SLG: 0.422			B C F C 1-3 ① K	F C X 0-2 1-2 2-3 1B			F F X 0-2 1-2 1B		B S B F X 2-2 ② G6-3	4	0	2	0	0	1	0
Gary Bennett, R (1, 2) OBP: 0.265, SLG: 0.268			C B B B B 4-1 39 FC2-6 BB	F X 0-1 ③ G3-1			L L B C 1-3 ① K		X 0-0 2B	3	0	1	0	1	1	5
39 Chris Capuano, L (1, 1) OBP: 0.267, SLG: 0.286 Ben Grieve, L (7, PH) OBP: 0.369, SLG: 0.419 Mike Adams, R (7, 1) Brooks Kieschnick, L (9, PH) OBP: 0.364, SLG: 0.420 Dan Kolb, R (9, 1)			L X 0-1 ② ③ FC2-6 1-2f		S S S 0-3 ① K		B B C F F S 2-3 ② K		B S B X 2-1 ③ G3	2 1 0 1 0	0 0 0 0 0	0 0 0 0 0	0 0 0 0 0	0 0 0 0 0	1 1 0 0 0	1 2 0 1 0
Inning Stats	R: 0 H: 0 E: 0 LOB: 0 K: 2 BB: 0 S: 9 P: 12	R: 0 H: 0 E: 0 LOB: 0 K: 0 BB: 0 S: 8 P: 12	R: 0 H: 0 E: 0 LOB: 1 K: 1 BB: 1 S: 6 P: 11	R: 2 H: 4 E: 0 LOB: 3 K: 2 BB: 1 S: 16 P: 23	R: 0 H: 0 E: 0 LOB: 0 K: 2 BB: 0 S: 10 P: 10	R: 0 H: 0 E: 0 LOB: 0 K: 0 BB: 0 S: 8 P: 13	R: 0 H: 2 E: 0 LOB: 2 K: 3 BB: 0 S: 16 P: 21	R: 0 H: 1 E: 0 LOB: 1 K: 1 BB: 0 S: 11 P: 15	R: 0 H: 1 E: 0 LOB: 1 K: 0 BB: 0 S: 8 P: 15	1B: 6 2B: 1 3B: 1 HR: 0	SF: 0 SAC: 0 DP: 0 HBP: 0				WP: 0 PB: 0 SB: 2 CS: 0	PA: 36	

PITCHER		IP	WLS	BF	H	R	ER	SO	BB	IBB	HBP	BLK	WP	HR	S	P	ERA	WHIP
Dontrelle Willis, L ERA: 3.85	(1, 1)	7.1	L	30	7	2	2	10	1	1	0	0	0	0	77	109	2.46	1.091
Guillermo Mota, R ERA: 2.01	(8, 1)	1.2		6	1	0	0	1	0	0	0	0	0	0	15	23	0.00	0.600

PITCHER	IP	WLS	BF	H	R	ER	SO	BB	IBB	HBP	BLK	WP	HR	S	P	ERA	WHIP

TOP

Milwaukee Brewers @ Florida Marlins

Pro Player Stadium, Miami, FL

Sun Aug 08 2004, 3:05 PM EDT
Att. 25,877 - Cloudy - 84 F

livebaseballscorecards.com

AB	34
R	2
H	8
RBI	2
BB	2
SO	11
LOB	15

Milwaukee Brewers @ Florida Marlins

Pro Player Stadium, Miami, FL

Sun Aug 08 2004, 3:05 PM EDT
Att. 25,877 - Cloudy - 84 F

livebaseballscorecards.com

BOTTOM

Batter	1	2	3	4	5	6	7	8	9	AB	R	H	RBI	BB	SO	LOB
Juan Pierre, L (1, 8) OBP: 0.364, SLG: 0.386	G4-3		F7			L4-3 1B		F8		4	0	1	0	0	0	1
Luis Castillo, S (1, 4) OBP: 0.369, SLG: 0.365	G1-3			K		L4-3		P4		4	0	0	0	0	1	2
Miguel Cabrera, R (1, 7) OBP: 0.389, SLG: 0.549	K			F9		PO 1B			HBP 1B	4	0	2	0	0	1	0
Mike Lowell, R (1, 5) OBP: 0.376, SLG: 0.536		K		2B		PO	K		F9	4	0	1	0	0	2	1
Jeff Conine, R (1, 3) OBP: 0.336, SLG: 0.422		K		BB			BB		K	2	0	0	0	2	2	1
Juan Encarnacion, R (1, 9) OBP: 0.295, SLG: 0.410		2B		G4-3			P3		FC4 HBP	3	0	1	0	0	0	3
Alex Gonzalez, R (1, 6) OBP: 0.260, SLG: 0.429		P1			P6		P4		FC4	3	0	0	0	0	0	2
Guillermo Mota, R (8, 1) OBP: 0.143, SLG: 0.143										0	0	0	0	0	0	0
Lenny Harris, L (9, PH) OBP: 0.269, SLG: 0.281										1	0	0	0	0	0	2
Mike Redmond, R (1, 2) OBP: 0.301, SLG: 0.326			F9		G6-3 1B			P4		3	0	1	0	0	0	0
Dontrelle Willis, L (1, 1) OBP: 0.286, SLG: 0.365			K		G6-3			1B		2	0	0	0	0	1	1
Damion Easley, R (8, 6) OBP: 0.329, SLG: 0.440										1	0	1	0	0	0	0
Inning Stats	R: 0 H: 0 E: 0 LOB: 0 K: 1 BB: 0 S: 6 P: 10	R: 0 H: 1 E: 0 LOB: 1 K: 2 BB: 0 S: 13 P: 18	R: 0 H: 0 E: 0 LOB: 0 K: 1 BB: 0 S: 13 P: 17	R: 0 H: 1 E: 0 LOB: 2 K: 1 BB: 1 S: 9 P: 16	R: 0 H: 1 E: 0 LOB: 0 K: 0 BB: 0 S: 8 P: 11	R: 0 H: 2 E: 0 LOB: 0 K: 0 BB: 0 S: 7 P: 12	R: 0 H: 0 E: 0 LOB: 1 K: 1 BB: 1 S: 7 P: 13	R: 0 H: 1 E: 0 LOB: 1 K: 0 BB: 0 S: 14 P: 20	R: 0 H: 1 E: 0 LOB: 2 K: 1 BB: 0 S: 11 P: 17							

AB	31
R	0
H	7
RBI	0
BB	2
SO	7
LOB	13

1B: 5 SF: 0 WP: 0 PA: 35
2B: 3 SAC: 0 PB: 0
3B: 0 DP: 2 SB: 0
HR: 0 HBP: 1 CS: 0

PITCHER	IP	WLS	BF	H	R	ER	SO	BB	IBB	HBP	BLK	WP	HR	S	P	ERA	WHIP
39 Chris Capuano, L (1, 1) ERA: 3.7	6.0	W	21	5	0	0	5	1	0	0	0	0	0	56	84	0.00	1.000
Mike Adams, R (7, 1) ERA: 1.98	2.0	H	8	1	0	0	1	1	0	0	0	0	0	21	33	0.00	1.000
Dan Kolb, R (9, 1) ERA: 2.04	1.0	S	5	1	0	0	1	0	0	1	0	0	0	11	17	0.00	1.000

PITCHER	IP	WLS	BF	H	R	ER	SO	BB	IBB	HBP	BLK	WP	HR	S	P	ERA	WHIP

Milwaukee Brewers @ Atlanta Braves

Turner Field, Atlanta, GA

Tue Aug 10 2004, 7:35 PM EDT
Att. 21,681 - Unknown - 74 F

livebaseballscorecards.com

TOP

Batter	1	2	3	4	5	6	7	8	9	10	AB	R	H	RBI	BB	SO	LOB
Craig Counsell, L (1, 6) OBP: 0.364, SLG: 0.357	L8			G3 1B 1B		2 G6-4-3 1B		HBP		FC6-4 1-2f	4	0	2	0	0	0	1
2 Bill Hall, R (1, 4) OBP: 0.288, SLG: 0.408	F8			K		G6-4-3 1-2f		L9			4	0	0	0	0	1	3
Geoff Jenkins, L (1, 7) OBP: 0.311, SLG: 0.438	K			G3 1-2 1B		G4-3			K		4	0	1	0	0	2	0
Lyle Overbay, L (1, 3) OBP: 0.395, SLG: 0.507		G4-6-3 BB		G3 1-2 2-3			HR		K		3	1	1	1	1	1	2
Brady Clark, R (1, 9) OBP: 0.368, SLG: 0.365		G4-6-3 1-2f		G3-1			F9		P4		4	0	0	0	0	0	3
Mike Adams, R (9, 1)											0	0	0	0	0	0	0
Dan Kolb, R (10, 1)											0	0	0	0	0	0	0
Wes Helms, R (1, 5) OBP: 0.328, SLG: 0.329		1B			G6-3 G3-1 2B		K			HR	3	1	2	0	0	1	0
Chris Magruder, S (9, 9) OBP: 0.391, SLG: 0.421											1	1	1	1	0	0	0
Gary Bennett, R (1, 2) OBP: 0.259, SLG: 0.261		F7			G6-3 2-3		G6-3			F9	4	0	0	0	0	0	1
Scott Podsednik, L (1, 8) OBP: 0.316, SLG: 0.386		F7			G3-1 3-H			F7		K	4	0	0	0	0	1	0
Doug Davis, R (1, 1) OBP: 0.042, SLG: 0.021		K			K			G4-3		FC6-4 1B	1	0	0	0	0	1	0
Ben Grieve, L (5, PH) OBP: 0.367, SLG: 0.417											1	0	0	0	0	1	0
Dave Burba, R (5, 1)											0	0	0	0	0	0	0
Luis Vizcaino, R (7, 1)											0	0	0	0	0	0	0
Russell Branyan, L (7, 5) OBP: 0.375, SLG: 0.714											2	0	1	0	0	0	0

	AB	35
	R	3
	H	8
	RBI	2
	BB	1
	SO	8
	LOB	10

Inning Stats	1	2	3	4	5	6	7	8	9	10
	R: 0 E: 0 K: 1 S: 8	H: 0 LOB: 0 BB: 0 P: 13	R: 0 E: 0 K: 0 S: 6	H: 1 LOB: 1 BB: 1 P: 13	R: 0 E: 0 K: 1 S: 7	H: 0 LOB: 0 BB: 0 P: 9	R: 0 E: 0 K: 1 S: 10	H: 2 LOB: 2 BB: 0 P: 14	R: 1 E: 0 K: 1 S: 10	H: 1 LOB: 0 BB: 0 P: 13
	R: 0 E: 0 K: 0 S: 4	H: 1 LOB: 0 BB: 0 P: 8	R: 1 E: 0 K: 1 S: 7	H: 1 LOB: 0 BB: 0 P: 12	R: 0 E: 0 K: 0 S: 9	H: 0 LOB: 1 BB: 0 P: 15	R: 0 E: 0 K: 2 S: 10	H: 0 LOB: 0 BB: 0 P: 14	R: 1 E: 0 K: 1 S: 10	H: 2 LOB: 1 BB: 0 P: 17

	1B: 5	SF: 0
	2B: 1	SAC: 0
	3B: 0	DP: 2
	HR: 2	HBP: 1

	WP: 0	PA: 37
	PB: 0	
	SB: 0	
	CS: 0	

PITCHER		IP	WLS	BF	H	R	ER	SO	BB	IBB	HBP	BLK	WP	HR	S	P	ERA	WHIP
John Thomson, R ERA: 4.36	(1, 1)	7.0		25	6	2	2	5	1	0	0	0	0	1	52	82	2.57	1.000
Chris Reitsma, R ERA: 3.45	(8, 1)	1.0		4	0	0	0	0	0	0	1	0	0	0	9	15	0.00	0.000
29 John Smoltz, R ERA: 2.02	(9, 1)	1.0		3	0	0	0	2	0	0	0	0	0	0	10	14	0.00	0.000
Tom Martin, L ERA: 3.94	(10, 1)	1.0	L	5	2	1	1	1	0	0	0	0	0	1	10	17	9.00	2.000

PITCHER		IP	WLS	BF	H	R	ER	SO	BB	IBB	HBP	BLK	WP	HR	S	P	ERA	WHIP

Milwaukee Brewers @ Atlanta Braves

Turner Field, Atlanta, GA

Tue Aug 10 2004, 7:35 PM EDT
Att. 21,681 - Unknown - 74 F

livebaseballscorecards.com

Batter	1	2	3	4	5	6	7	8	9	10	AB	R	H	RBI	BB	SO	LOB
Rafael Furcal, S (1, 6) OBP: 0.347, SLG: 0.433	C B C B X 2-2 ① G1-3	C B B B B 4-1 BB		B B C X 2-1 FC4			X 0-0 E1 S		B X 1-0 G1-3 PB 1B		4	0	1	0	1	0	1
Marcus Giles, R (1, 4) OBP: 0.397, SLG: 0.453	B X 1-0 1B SF8 1B	C 1 SAFE B C S 1-3 ③ K		1 SAFE B S C F S 1-3 ② K			B B S F X 2-2 ① G5-3 1-2		C 1 SAFE F B B B B 4-2 G1-3 1-2 BB		4	1	1	0	1	2	4
J.D. Drew, L (1, 9) OBP: 0.424, SLG: 0.580	1 SAFE B B F F X 2-1 BB 10 BB 1-3 1B		B F F F X 1-2 ① F7	C B B D C F X 3-2 ③ F8			S D F B X 2-2 ② P3		S B D F F X 2-2 ② G1-3 1-2 2-3		5	0	1	0	0	0	5
10 Chipper Jones, S (1, 5) OBP: 0.351, SLG: 0.436	B F F B 1 SAFE F B F F 4-2 B BB 1-2 BB		B B S X 2-1 ② G6-3		B B S F S 2-3 ① K		B C B C S 2-3 ③ K		C S B B B S 3-3 ③ K		4	0	0	0	1	3	3
Julio Franco, R (1, 3) OBP: 0.367, SLG: 0.429 Nick Green, R (8, PR) OBP: 0.322, SLG: 0.386 Adam LaRoche, L (9, 3) OBP: 0.306, SLG: 0.390	S F F F B B X 2-2 ② SF8 3-H		B B C X 2-1 ② 1B	C B B B X 2-1 ② G1-3			F B F B X 2-2 2B			B C X 1-1 ① F7	3 0 1	0 0 0	2 0 0	1 0 0	0 0 0	0 0 0	0 0 0
Johnny Estrada, S (1, 2) OBP: 0.382, SLG: 0.476 Mark DeRosa, R (10, PR) OBP: 0.292, SLG: 0.322	S B F D F B B 4-2 1-2 2-3 BB		F F S 0-3 ③ K	F X 0-1 ③ G4-3			X 0-0 ① P2			X 0-0 1B	4 0	0 0	1 0	0 0	1 0	1 0	2 0
Andruw Jones, R (1, 8) OBP: 0.354, SLG: 0.481	C B B F D C 3-3 ③ K			X 0-0 2B		X 0-0 ① G6-3		B C B S F B F F S 3-3 ② K		S C B S 1-3 ② K	5	1	1	0	0	3	5
Eli Marrero, R (1, 7) OBP: 0.382, SLG: 0.576 29 John Smoltz, R (9, 1) Tom Martin, L (10, 1) Eddie Pérez, R (10, PH) OBP: 0.265, SLG: 0.308		B B B C C S 3-3 ① K		C X 0-1 SH1-4 2-H 2B		B X 1-0 ② F9		S B S B B X 3-2 ③ G4-3		B X 1-0 ③ P6	4 0 0 1	0 0 0 0	1 0 0 0	1 0 0 0	0 0 0 0	1 0 0 0	1 0 0 1
John Thomson, R (1, 1) OBP: 0.200, SLG: 0.222 Chris Reitsma, R (8, 1) Charles Thomas, L (9, 7) OBP: 0.358, SLG: 0.482		S F B C 1-3 ② K		C C X 0-2 ① SH1-4 2-3		C B X 1-1 ③ P4			X 0-0 ① G4-3		2 0 1	0 0 0	0 0 0	0 0 0	0 0 0	1 0 0	0 0 0

Inning Stats	1	2	3	4	5	6	7	8	9	10
	R: 1 H: 2 E: 0 LOB: 3 K: 1 BB: 2 S: 21 P: 39	R: 0 H: 0 E: 0 LOB: 1 K: 3 BB: 1 S: 10 P: 19	R: 0 H: 1 E: 0 LOB: 1 K: 1 BB: 0 S: 11 P: 16	R: 1 H: 2 E: 0 LOB: 2 K: 1 BB: 0 S: 16 P: 22	R: 0 H: 0 E: 0 LOB: 0 K: 1 BB: 0 S: 7 P: 11	R: 0 H: 0 E: 0 LOB: 0 K: 0 BB: 0 S: 4 P: 6	R: 0 H: 0 E: 1 LOB: 1 K: 1 BB: 0 S: 10 P: 16	R: 0 H: 1 E: 0 LOB: 1 K: 1 BB: 0 S: 13 P: 21	R: 0 H: 1 E: 0 LOB: 2 K: 1 BB: 1 S: 11 P: 21	R: 0 H: 1 E: 0 LOB: 1 K: 1 BB: 0 S: 7 P: 10

1B: 5 SF: 1
2B: 3 SAC: 1
3B: 0 DP: 0
HR: 0 HBP: 0

WP: 0 PA: 44
PB: 1
SB: 1
CS: 0

BOTTOM	
AB	38
R	2
H	8
RBI	2
BB	4
SO	11
LOB	22

PITCHER		IP	WLS	BF	H	R	ER	SO	BB	IBB	HBP	BLK	WP	HR	S	P	ERA	WHIP
Doug Davis, L ERA: 3.84	(1, 1)	4.0		21	5	2	2	6	3	0	0	0	0	0	58	96	4.50	2.000
Dave Burba, R ERA: 3.43	(5, 1)	2.0		7	0	0	0	1	0	0	0	0	0	0	12	18	0.00	0.000
Luis Vizcaino, R ERA: 3.35	(7, 1)	2.0		7	1	0	0	2	0	0	0	0	0	0	22	36	0.00	0.500
Mike Adams, R ERA: 1.93	(9, 1)	1.0	W	5	1	0	0	1	1	0	0	0	0	0	11	21	0.00	2.000
Dan Kolb, R ERA: 1.99	(10, 1)	1.0	S	4	1	0	0	1	0	0	0	0	0	0	7	10	0.00	1.000

PITCHER		IP	WLS	BF	H	R	ER	SO	BB	IBB	HBP	BLK	WP	HR	S	P	ERA	WHIP

Batter	1	2	3	4	5	6	7	8	9	AB	R	H	RBI	BB	SO	LOB
Craig Counsell, L (1, 6) OBP: 0.360, SLG: 0.352	G4-3		L5		G1-3		FC6-4 2B 1-2f		L8-6 1-2	5	1	0	0	0	0	2
2 Bill Hall, R (1, 4) OBP: 0.292, SLG: 0.417	G6-3		1B 2B		G6-3		1-H 2B			4	0	2	1	0	0	0
Geoff Jenkins, L (1, 7) OBP: 0.310, SLG: 0.437	K		FC4-6 1B 2-3		F7		K			4	0	1	0	0	2	1
Lyle Overbay, L (1, 3) OBP: 0.396, SLG: 0.509		2B BB	FC4-6 1-2f			G4-3 2B		G4-3		3	1	1	0	1	0	2
Brady Clark, R (1, 9) OBP: 0.370, SLG: 0.372		1-H 2B		G5-4-3 1B		G4-3 2-3		F8		4	0	2	1	0	0	1
Wes Helms, R (1, 5) OBP: 0.327, SLG: 0.327		1B 1B		G5-4-3 1-2f		G5-3		K		4	0	1	0	0	1	2
Gary Bennett, R (1, 2) OBP: 0.270, SLG: 0.280		SAFE G6-4-3 1B 1-2		1B 1B		K			1B SF8 2B	4	1	3	0	0	1	1
Scott Podsednik, L (1, 8) OBP: 0.318, SLG: 0.387		G6-4-3 1-2f		1-2 1B			G4-3		L8-6 WP 1B 2-3	4	0	2	0	0	0	2
Victor Santos, R (1, 1) OBP: 0.143, SLG: 0.115 Jeff Bennett, R (5, 1) Ben Grieve, L (7, PH) OBP: 0.370, SLG: 0.417 Matt Wise, R (7, 1) Dave Burba, R (7, 1) Chris Magruder, S (9, PH) OBP: 0.375, SLG: 0.421			G4-3	G5-3			FC6-4 BB		SF8 3-H	2 0 0 0 0 0	0 0 0 0 0 0	0 0 0 0 0 0	0 0 1 0 0 1	0 0 0 0 0 0	0 0 0 0 0 0	2 0 0 0 0 0
Inning Stats	R: 0 E: 0 K: 1 S: 7 H: 0 LOB: 0 BB: 0 P: 9	R: 1 E: 0 K: 0 S: 13 H: 3 LOB: 1 BB: 1 P: 22	R: 0 E: 0 K: 0 S: 12 H: 2 LOB: 2 BB: 0 P: 19	R: 0 E: 0 K: 0 S: 16 H: 3 LOB: 2 BB: 0 P: 24	R: 0 E: 0 K: 0 S: 8 H: 0 LOB: 0 BB: 0 P: 9	R: 0 E: 0 K: 1 S: 9 H: 1 LOB: 1 BB: 0 P: 15	R: 1 E: 0 K: 1 S: 15 H: 1 LOB: 1 BB: 1 P: 26	R: 0 E: 0 K: 1 S: 7 H: 0 LOB: 0 BB: 0 P: 10	R: 1 E: 0 K: 0 S: 9 H: 2 LOB: 0 BB: 0 P: 15	1B: 7 2B: 6 3B: 0 HR: 0	SF: 1 SAC: 0 DP: 3 HBP: 0	WP: 1 PB: 0 SB: 0 CS: 0	PA: 37				

PITCHER	IP	WLS	BF	H	R	ER	SO	BB	IBB	HBP	BLK	WP	HR	S	P	ERA	WHIP
Mike Hampton, L (1, 1) ERA: 4.79	5.0	W	22	9	1	1	1	1	0	0	0	0	0	58	86	1.80	2.000
Kevin Gryboski, R (6, 1) ERA: 2.78	1.0		3	0	0	0	1	0	0	0	0	0	0	7	12	0.00	0.000
Juan Cruz, R (7, 1) ERA: 2.89	2.0		8	1	1	1	2	1	0	0	0	0	0	22	36	4.50	1.000
Antonio Alfonseca, R (9, 1) ERA: 3.31	1.0		4	2	1	1	0	0	0	0	0	1	0	9	15	9.00	2.000

PITCHER	IP	WLS	BF	H	R	ER	SO	BB	IBB	HBP	BLK	WP	HR	S	P	ERA	WHIP

TOP

Milwaukee Brewers @ Atlanta Braves

Turner Field, Atlanta, GA

Wed Aug 11 2004, 7:05 PM EDT

Att. 21,673 - Cloudy - 83 F

livebaseballscorecards.com

AB	34
R	3
H	12
RBI	3
BB	2
SO	4
LOB	13

Batter	1	2	3	4	5	6	7	8	9	AB	R	H	RBI	BB	SO	LOB
Rafael Furcal, S (1, 6) OBP: 0.348, SLG: 0.432	F C B S 1-3 K ①		B X 1-0 1B 1B ①	C B F B X 2-2 G5-3 ③		F C B C 1-3 K ①	C F X 0-2 1-2 1B			5	1	2	0	0	2	2
Marcus Giles, R (1, 4) OBP: 0.397, SLG: 0.452 Nick Green, R (8, 4) OBP: 0.322, SLG: 0.386	B F F B X 2-2 F8 ②		F 1 SAFE 1 SAFE X 0-1 G3-6-1 1B 1-2 1B		B C F D B X 3-2 G4-3 BB 1B	S S S 0-3 K ②	F F S 0-3 K ③			5 0	1 0	2 0	0 0	0 0	2 0	2 0
J.D. Drew, L (1, 9) OBP: 0.426, SLG: 0.587	B C F X 1-2 F9 ③		F B B X 2-1 G3-6-1 1-2 2-H 1B		B B B C B 4-1 G4-3 1-2 1B BB	B F X 1-1 HR		C S D B S 2-3 K ①		4	2	2	2	1	1	0
Johnny Estrada, S (1, 2) OBP: 0.384, SLG: 0.473 Eddie Pérez, R (6, PR) OBP: 0.263, SLG: 0.306 (7, 2)		C F H 1-2 HR HBP	X 0-0 G3-6-1 ① ② 1-2f 2-3	C F F X 0-2 G4-3 ① 1-2 2-3		B S F H 2-2 1B HBP		C B B C X 2-2 G6-3 ②		2 1	1 0	0 0	0 0	0 0	0 0	4 0
Adam LaRoche, L (1, 3) OBP: 0.316, SLG: 0.425		C B B F D X 3-2 1-H HR	F C C 0-3 K ③		I I I I 4-0 1B E IBB	C F X 0-2 FC5-4 1-2 1B		X 0-0 HR		4	3	3	3	1	1	1
Andruw Jones, R (1, 8) OBP: 0.354, SLG: 0.478		C B B S B F B 4-2 BB	B B B C X 3-1 F9 ①	B B F F S 2-3 K ②	X 0-0 FC5-4 ③ 1-2f			B B B C B 4-1 1B 1B BB		3	1	0	0	2	1	5
Charles Thomas, L (1, 7) OBP: 0.368, SLG: 0.496	B 1 SAFE B 1 SAFE C 1 SAFE 1 SAFE S 1 SAFE 2-3 S K ①		B X 1-0 1B 2B	D B X 2-0 E 1-3 2-H 3-H 1B		X 0-0 F7 ①	X 0-0 1B 1-2 1B			5	1	3	2	0	1	1
Mark DeRosa, R (1, 5) OBP: 0.294, SLG: 0.323		B X 1-0 P3 ②	F C F O B B X 3-2 G5-3 ②	X 0-0 E5 2-H 3-H		B C X 1-1 1B 1B	C B X 1-1 1-3 2-H 1B			5	0	2	1	0	0	2
Mike Hampton, R (1, 1) OBP: 0.180, SLG: 0.234 Kevin Gryboski, R (6, 1) Juan Cruz, R (7, 1) Julio Franco, R (8, PH) OBP: 0.365, SLG: 0.427 Antonio Alfonseca, R (9, 1)	B B F C F S 2-3 K ③		C X 0-1 2-3 1B	F B X 1-1 L9 ③		B B C F T 2-2 K ②		C B S S 1-3 K ③		3 0 0 1 1 0	0 0 0 0 0 0	1 0 0 0 0 0	0 0 0 0 0 0	0 0 0 0 0 0	1 0 1 1 0 0	2 0 1 2 0 0
Inning Stats	R: 0 E: 0 K: 1 S: 9 / H: 0 LOB: 0 BB: 0 P: 13	R: 2 E: 0 K: 2 S: 16 / H: 1 LOB: 1 BB: 1 P: 29	R: 1 E: 0 K: 1 S: 9 / H: 3 LOB: 1 BB: 0 P: 12	R: 0 E: 0 K: 0 S: 12 / H: 2 LOB: 2 BB: 0 P: 21	R: 4 E: 1 K: 1 S: 15 / H: 2 LOB: 1 BB: 2 P: 31	R: 1 E: 0 K: 2 S: 14 / H: 2 LOB: 2 BB: 0 P: 18	R: 0 E: 0 K: 2 S: 12 / H: 2 LOB: 2 BB: 0 P: 15	R: 2 E: 0 K: 2 S: 14 / H: 3 LOB: 2 BB: 1 P: 24		1B: 11 2B: 1 3B: 0 HR: 3	SF: 0 SAC: 0 DP: 1 HBP: 2					

PITCHER		IP	WLS	BF	H	R	ER	SO	BB	IBB	HBP	BLK	WP	HR	S	P	ERA	WHIP
Victor Santos, R ERA: 4.26	(1, 1)	4.2	L	25	8	7	5	5	2	1	1	0	0	1	58	102	9.64	2.143
Jeff Bennett, R ERA: 4.25	(5, 1)	1.1		8	2	1	1	2	0	0	1	0	0	1	17	22	6.75	1.500
Matt Wise, R ERA: 4.0	(7, 1)	0.1		2	1	0	0	0	0	0	0	0	0	0	3	4	0.00	3.000
Dave Burba, R ERA: 3.64	(7, 1)	1.2		10	4	2	2	4	1	0	0	0	0	1	23	35	10.80	3.000

PITCHER	IP	WLS	BF	H	R	ER	SO	BB	IBB	HBP	BLK	WP	HR	S	P	ERA	WHIP

BOTTOM

Milwaukee Brewers @ Atlanta Braves

Turner Field, Atlanta, GA

Wed Aug 11 2004, 7:05 PM EDT
Att. 21,673 - Cloudy - 83 F

livebaseballscorecards.com

AB	39
R	10
H	15
RBI	8
BB	4
SO	11
LOB	22

WP: 0	PA: 45		
PB: 0			
SB: 0			
CS: 0			

Batter	1	2	3	4	5	6	7	8	9	AB	R	H	RBI	BB	SO	LOB
Craig Counsell, L (1, 6) OBP: 0.359, SLG: 0.351	C X 0-1 2 G1-6-3 1B		C B B X 2-1 ① L5		F C S 0-3 ② K		F B S B C 2-3 ③ K			4	0	1	0	0	2	1
2 Bill Hall, R (1, 4) OBP: 0.287, SLG: 0.411	F B X 1-1 ① ② G1-6-3 1-2f		B X 1-0 ② G6-3		C S D C 1-3 ③ K			X 0-0 ① G6-3		4	0	0	0	0	1	2
Geoff Jenkins, L (1, 7) OBP: 0.310, SLG: 0.442	X 0-0 ③ F7		C S B C 1-3 ③ K			C X 0-1 HR		F C S 0-3 ② K		4	1	1	1	0	2	0
Russell Branyan, L (1, 5) OBP: 0.321, SLG: 0.600		F B B X 2-1 ① F8		S B X 1-1 ① P5		B F B F X 2-2 ① P5		S F S 0-3 ③ K		4	0	0	0	0	1	0
Lyle Overbay, L (1, 3) OBP: 0.397, SLG: 0.506		B C B B B 4-1 2B E BB		F B B S B F B 4-2 1B BB		C B C C C 1-3 ② K			C B B B X 3-1 ① G6-3	2	1	0	0	2	1	0
Brady Clark, R (1, 8) OBP: 0.379, SLG: 0.384	1 SAFE B X 1-0 E 1-3 2B			B B 1 SAFE C F F F B F 3-2 X G4-6-3 1-2 1B		C B B B F F B 4-2 FC6-4 BB			C C X 0-2 G4-6-3 1B	3	0	3	0	1	0	0
Chris Magruder, S (1, 9) OBP: 0.357, SLG: 0.364	B I I I 4-0 E IBB			F D B X 2-1 ② ③ G4-6-3 1-2f		1 SAFE B X 1-0 ③ FC6-4 1-2f			X 0-0 ② ③ G4-6-3 1-2f	3	0	0	0	1	0	4
Chad Moeller, R (1, 2) OBP: 0.282, SLG: 0.323		C F B X 1-2 ② L9 1-2 2-3 3-H			F X 0-1 ① F8		B F B X 2-1 ① F9			3	0	0	0	0	0	2
15 Ben Sheets, R (1, 1) OBP: 0.130, SLG: 0.070		B B B C C F S 3-3 ③ K			B C C B F F D B 4-2 BB		S B B X 2-1 ② G4-3			2	0	0	0	1	1	2
Inning Stats	R: 0 E: 0 K: 0 S: 5 H: 1 LOB: 0 BB: 0 P: 6	R: 1 E: 1 K: 1 S: 11 H: 1 LOB: 2 BB: 2 P: 26	R: 0 E: 0 K: 1 S: 6 H: 0 LOB: 0 BB: 0 P: 10	R: 0 E: 0 K: 0 S: 13 H: 1 LOB: 1 BB: 1 P: 23	R: 0 E: 0 K: 2 S: 12 H: 0 LOB: 1 BB: 1 P: 17	R: 1 E: 0 K: 1 S: 12 H: 1 LOB: 1 BB: 1 P: 20	R: 0 E: 0 K: 1 S: 7 H: 0 LOB: 0 BB: 0 P: 13	R: 0 E: 0 K: 2 S: 7 H: 0 LOB: 0 BB: 0 P: 7	R: 0 E: 0 K: 0 S: 6 H: 1 LOB: 0 BB: 0 P: 9	1B: 3 2B: 1 3B: 0 HR: 1 SF: 0 SAC: 0 DP: 3 HBP: 0						

TOP

Milwaukee Brewers @ Atlanta Braves

Turner Field, Atlanta, GA

Thu Aug 12 2004, 7:35 PM EDT

Att. 21,013 - Cloudy - 78 F

livebaseballscorecards.com

AB	29
R	2
H	5
RBI	1
BB	5
SO	8
LOB	11

PITCHER		IP	WLS	BF	H	R	ER	SO	BB	IBB	HBP	BLK	WP	HR	S	P	ERA	WHIP
Jaret Wright, R ERA: 2.95	(1, 1)	7.0	W	28	4	2	1	6	4	1	0	0	0	1	66	115	1.29	1.143
Chris Reitsma, R ERA: 3.39	(8, 1)	1.0	H	3	0	0	0	2	0	0	0	0	0	0	7	7	0.00	0.000
29 John Smoltz, R ERA: 1.98	(9, 1)	1.0	S	3	1	0	0	0	0	0	0	0	0	0	6	9	0.00	1.000

PITCHER	IP	WLS	BF	H	R	ER	SO	BB	IBB	HBP	BLK	WP	HR	S	P	ERA	WHIP

Milwaukee Brewers @ Atlanta Braves

Turner Field, Atlanta, GA

Thu Aug 12 2004, 7:35 PM EDT
Att. 21,013 - Cloudy - 78 F

livebaseballscorecards.com

BOTTOM

Batter	1	2	3	4	5	6	7	8	9	AB	R	H	RBI	BB	SO	LOB
Rafael Furcal, S (1, 6) OBP: 0.347, SLG: 0.429	C B F X 1-2 L8 ①		B C B B C X 3-2 L8 ③		B S X 1-1 G4-6-3 ② ③ 1-2f		B C B C B F F B 4-2 S BB			3	0	0	0	1	0	3
Marcus Giles, R (1, 4) OBP: 0.391, SLG: 0.443	B F C D F F B F X 3-2 F9 ②			F X 0-1 F9 ①		X 0-0 F8 ①	C F B F B S 2-3 K ③ 1-2			4	0	0	0	0	1	1
J.D. Drew, L (1, 9) OBP: 0.427, SLG: 0.597	B C S F B S 2-3 K ③			B X 1-0 HR 2B		C X 0-1 HR		B C C S 1-3 K ①		4	2	2	1	0	2	0
10 Chipper Jones, S (1, 5) OBP: 0.347, SLG: 0.431		B X 1-0 G4-3 ①		B T F B C 2-3 K ②		C C F S 0-3 K ②		C B S S 1-3 K ②		4	0	0	0	0	3	1
Johnny Estrada, S (1, 2) OBP: 0.385, SLG: 0.480		C C B F S 1-3 K ②		X 0-0 2-H HR		C B B B C B 4-2 BB		F B B F F F S 2-3 K ③		3	1	1	2	1	2	0
Adam LaRoche, L (1, 3) OBP: 0.312, SLG: 0.419		C C X 0-2 G4-3 ③		X 0-0 F8 ③		C B C F S 1-3 K ③				3	0	0	0	0	1	1
Andruw Jones, R (1, 8) OBP: 0.358, SLG: 0.491			B F B B B X 3-1 WP 2B		S X 0-1 1B 1B		S F D X 1-2 HR			3	1	3	1	0	0	0
Charles Thomas, L (1, 7) OBP: 0.367, SLG: 0.492			X 0-0 F7 ①		B 1 SAFE 1 SAFE X 1-0 G4-6-3 1-2 1B		C S F B S 1-3 K ①			3	0	1	0	0	1	1
Jaret Wright, R (1, 1) OBP: 0.146, SLG: 0.205			C F B S 1-3 K ② 2-3		C 2 SAFE L D M 1-3 K ①		C F B S 1-3 K ②			2	0	0	0	0	2	3
Mark DeRosa, R (7, PH) OBP: 0.293, SLG: 0.322										1	0	0	0	0	1	0
Chris Reitsma, R (8, 1)										0	0	0	0	0	0	0
29 John Smoltz, R (9, 1)										0	0	0	0	0	0	0
Inning Stats	R: 0 E: 0 K: 1 S: 13 H: 0 LOB: 0 BB: 0 P: 19	R: 0 E: 0 K: 1 S: 8 H: 0 LOB: 0 BB: 0 P: 10	R: 0 E: 0 K: 1 S: 9 H: 1 LOB: 1 BB: 0 P: 16	R: 2 E: 0 K: 1 S: 8 H: 2 LOB: 0 BB: 0 P: 11	R: 0 E: 0 K: 1 S: 8 H: 2 LOB: 1 BB: 0 P: 11	R: 1 E: 0 K: 2 S: 13 H: 1 LOB: 1 BB: 1 P: 18	R: 1 E: 0 K: 3 S: 18 H: 1 LOB: 1 BB: 1 P: 27	R: 0 E: 0 K: 3 S: 11 H: 0 LOB: 0 BB: 0 P: 15		1B: 2 2B: 2 3B: 0 HR: 3 SF: 0 SAC: 0 DP: 1 HBP: 0						

	AB	30
	R	4
	H	7
	RBI	4
	BB	2
	SO	13
	LOB	10

WP: 1 PA: 32
PB: 0
SB: 1
CS: 0

PITCHER	IP	WLS	BF	H	R	ER	SO	BB	IBB	HBP	BLK	WP	HR	S	P	ERA	WHIP
15 Ben Sheets, R (1, 1) ERA: 2.74	8.0	L	32	7	4	4	13	2	0	0	0	1	3	88	127	4.50	1.125

PITCHER	IP	WLS	BF	H	R	ER	SO	BB	IBB	HBP	BLK	WP	HR	S	P	ERA	WHIP

Batter	1	2	3	4	5	6	7	8	9	AB	R	H	RBI	BB	SO	LOB
Juan Pierre, L (1, 8) OBP: 0.357, SLG: 0.376	F7		F7			B1-3		P6	L5	5	0	0	0	0	0	3
Luis Castillo, S (1, 4) OBP: 0.364, SLG: 0.356	F8			BB		G6-3		F7	K	3	0	0	0	1	0	1
Mike Lowell, R (9, PH) OBP: 0.370, SLG: 0.524										1	0	0	0	0	1	2
Paul Lo Duca, R (1, 2) OBP: 0.361, SLG: 0.466	F8			F9		G6-3		1B 2B 1B (1-3)		4	1	1	0	0	0	1
Miguel Cabrera, R (1, 7) OBP: 0.382, SLG: 0.534		FC5-4 BB		P3			L8	2B 1B (1-3, 3-H)		3	1	1	1	1	0	1
Damion Easley, R (1, 5) OBP: 0.333, SLG: 0.460		FC5-4 (1-2f)		G5-3			L1	2B (1-H, 3-H)		4	0	1	2	0	0	2
Jeff Conine, R (1, 3) OBP: 0.336, SLG: 0.419		K			2B		1B	K		4	0	2	0	0	2	2
Juan Encarnacion, R (1, 9) OBP: 0.290, SLG: 0.398		P4			G5-3		K		G5-3	3	0	0	0	0	1	3
Josias Manzanillo, R (7, 1)										0	0	0	0	0	0	0
Armando Benitez, R (8, 1)										0	0	0	0	0	0	0
Lenny Harris, L (9, PH) OBP: 0.261, SLG: 0.273										1	0	0	0	0	0	0
Alex Gonzalez, R (1, 6) OBP: 0.270, SLG: 0.444			F8		L8			HR	BB 1B	4	1	2	1	0	0	1
Ismael Valdez, R (1, 1) OBP: 0.214, SLG: 0.256								1B 1B 1B	BB (1-2)	2	0	0	0	0	0	1
Matt Perisho, L (6, 1)										0	0	0	0	0	0	0
Chris Aguila, R (7, 9) OBP: 0.300, SLG: 0.222			F8		L4					1	1	1	0	1	0	0
Inning Stats	R: 0 E: 0 K: 0 S: 12 H: 0 LOB: 0 BB: 0 P: 19	R: 0 E: 0 K: 1 S: 9 H: 0 LOB: 1 BB: 1 P: 14	R: 0 E: 0 K: 0 S: 6 H: 0 LOB: 0 BB: 0 P: 8	R: 0 E: 0 K: 0 S: 10 H: 0 LOB: 1 BB: 1 P: 16	R: 0 E: 0 K: 0 S: 11 H: 1 LOB: 1 BB: 0 P: 17	R: 0 E: 0 K: 0 S: 8 H: 0 LOB: 0 BB: 0 P: 13	R: 0 E: 0 K: 1 S: 12 H: 1 LOB: 1 BB: 0 P: 17	R: 4 E: 0 K: 1 S: 16 H: 5 LOB: 1 BB: 0 P: 25	R: 0 E: 0 K: 1 S: 10 H: 1 LOB: 2 BB: 1 P: 14	1B: 5 2B: 2 3B: 0 HR: 1 SF: 0 SAC: 0 DP: 0 HBP: 0						

PITCHER		IP	WLS	BF	H	R	ER	SO	BB	IBB	HBP	BLK	WP	HR	S	P	ERA	WHIP
Wes Obermueller, R ERA: 6.47	(1, 1)	7.0	W	25	2	0	0	2	2	0	0	0	0	0	68	104	0.00	0.571
Mike Adams, R ERA: 2.84	(8, 1)	0.2		6	4	4	4	0	0	0	0	0	0	1	10	13	54.00	6.000
Luis Vizcaino, R ERA: 3.33	(8, 1)	0.1	H	2	1	0	0	1	0	0	0	0	0	0	6	12	0.00	3.000
Dan Kolb, R ERA: 1.94	(9, 1)	1.0	S	5	1	0	0	1	1	0	0	0	0	0	10	14	0.00	2.000

PITCHER	IP	WLS	BF	H	R	ER	SO	BB	IBB	HBP	BLK	WP	HR	S	P	ERA	WHIP

TOP

Florida Marlins @ Milwaukee Brewers

Miller Park, Milwaukee, WI

Fri Aug 13 2004, 7:05 PM CDT
Att. 35,544 - Dome - 68 F

livebaseballscorecards.com

AB	35
R	4
H	8
RBI	4
BB	3
SO	4
LOB	17

BOTTOM

Florida Marlins @ Milwaukee Brewers

Miller Park, Milwaukee, WI

Fri Aug 13 2004, 7:05 PM CDT

Att. 35,544 - Dome - 68 F

livebaseballscorecards.com

Batter	1	2	3	4	5	6	7	8	9	AB	R	H	RBI	BB	SO	LOB
Scott Podsednik, L (1, 8) OBP: 0.321, SLG: 0.385	BBBB 4-0 FC4-6 2 1B BB	BC1 SAFE C1 SAFE BX 2-2 P3 ③		CBX 1-1 G3 ③		FBBBFFB 4-2 BB		BBBCB 4-1 2 S BB		2	0	0	0	3	0	1
2 Bill Hall, R (1, 4) OBP: 0.289, SLG: 0.410	B 1 SAFE F 1 SAFE X 1-1 FC4-6 1-2 1B	CX 0-1 HR 1B	X 0-0 G6-3 ①	BCSX 1-2 F9 ②		CSS 0-3 K ② 1-2		5	1	2	0	0	1	3
Geoff Jenkins, L (1, 7) OBP: 0.307, SLG: 0.437	X 0-0 FC4-6 BB ① 1-2f 2-3	1 SAFE BX 1-0 F7 ①	BCBFFDX 3-2 F7 ②	CSBFS 1-3 K ③		SBDFS 2-3 K ③		5	0	0	0	0	2	6
Russell Branyan, L (1, 5) OBP: 0.344, SLG: 0.690	BFSX 1-2 P5 ②	1 SAFE 1 SAFE BX 1-0 1-H HR	FBX 1-1 HR 1B			CBFBS 2-3 K ①				4	2	2	2	0	1	2
Lyle Overbay, L (1, 3) OBP: 0.400, SLG: 0.514	BBBB 4-0 1-2 BB	FCBX 1-2 F9 ②	BCX 1-1 1-H HR			CBX 1-1 1B G4-3 1B				3	2	2	2	1	0	0
Brady Clark, R (1, 9) OBP: 0.381, SLG: 0.386	CCFBFDX 2-2 L7 ③	BBCCX 2-2 S 1B	CCX 0-2 P3 ③			CX 0-1 G4-3 1-3 1B				4	0	2	0	0	0	3
Luis Vizcaino, R (8, 1)										0	0	0	0	0	0	0
Dan Kolb, R (9, 1)										0	0	0	0	0	0	0
Gary Bennett, R (1, 2) OBP: 0.269, SLG: 0.279		CSBBX 2-2 G3-1 ①	CBC 1 SAFE 1 SAFE CFBC 2-3 K ③ 1-2			BCBX 2-1 S E 1B	CBCX 1-2 G4-3 ② 1-2 3-H			4	1	1	1	0	1	2
Craig Counsell, L (1, 6) OBP: 0.358, SLG: 0.348		BBBBCB 4-1 BB		X 0-0 F8 ①		CCX 0-2 F8 ①	BBX 2-0 L7 ③			3	0	0	0	1	0	2
Wes Obermueller, R (1, 1) OBP: 0.360, SLG: 0.440		LLFB 1 SAFE 1 SAFE X 1-2 L6 ②		CBX 1-1 F8 ②		SBX 1-1 1-H E9 1B		CBBX 2-1 F7 ①		3	0	1	0	0	0	1
Mike Adams, R (8, 1)										0	0	0	0	0	0	0
Chris Magruder, S (8, 9) OBP: 0.345, SLG: 0.348										1	0	0	0	0	0	0
Inning Stats	R: 0 E: 0 K: 0 S: 11 H: 1 LOB: 3 BB: 2 P: 23	R: 0 E: 0 K: 0 S: 11 H: 0 LOB: 1 BB: 1 P: 20	R: 2 E: 0 K: 1 S: 14 H: 3 LOB: 1 BB: 0 P: 21	R: 0 E: 0 K: 0 S: 5 H: 0 LOB: 0 BB: 0 P: 7	R: 2 E: 0 K: 0 S: 12 H: 2 LOB: 0 BB: 0 P: 17	R: 1 E: 1 K: 1 S: 17 H: 2 LOB: 2 BB: 1 P: 26	R: 1 E: 0 K: 1 S: 11 H: 2 LOB: 1 BB: 0 P: 17	R: 0 E: 0 K: 2 S: 9 H: 0 LOB: 1 BB: 1 P: 17		1B: 8 2B: 0 3B: 0 HR: 2	SF: 0 SAC: 0 DP: 0 HBP: 0			WP: 0 PB: 0 SB: 3 CS: 0	PA: 39		

AB	34
R	6
H	10
RBI	5
BB	5
SO	5
LOB	20

PITCHER		IP	WLS	BF	H	R	ER	SO	BB	IBB	HBP	BLK	WP	HR	S	P	ERA	WHIP
Ismael Valdez, R ERA: 5.31	(1, 1)	5.1	L	27	8	5	4	1	3	0	0	0	0	2	60	98	6.75	2.062
Matt Perisho, L ERA: 4.28	(6, 1)	0.2		3	0	0	0	1	1	0	0	0	0	0	10	16	0.00	1.500
Josias Manzanillo, R ERA: 5.55	(7, 1)	1.0		5	2	1	1	1	0	0	0	0	0	0	11	17	9.00	2.000
Armando Benitez, R ERA: 1.23	(8, 1)	1.0		4	0	0	0	2	1	0	0	0	0	0	9	17	0.00	1.000

PITCHER	IP	WLS	BF	H	R	ER	SO	BB	IBB	HBP	BLK	WP	HR	S	P	ERA	WHIP

Batter	1	2	3	4	5	6	7	8	9	AB	R	H	RBI	BB	SO	LOB
Juan Pierre, L (1, 8) OBP: 0.354, SLG: 0.372	G5-3		F8		G5-3 2-3		L4		G1-3 1-2	5	0	0	0	0	0	3
Luis Castillo, S (1, 4) OBP: 0.366, SLG: 0.358	WP, 1B BB		G6-3		1B 3-H 2B		G4-3		FC5-4, 1B HR IBB	3	3	1	1	2	0	0
Paul Lo Duca, R (1, 2) OBP: 0.364, SLG: 0.466	1 SAFE WP, SF9 1-2 1B			F9	1B BB		G6-3		FC5-4 1-2 2-H 3-H 1B	4	1	2	2	1	0	0
Miguel Cabrera, R (1, 7) OBP: 0.380, SLG: 0.532	SF9 1-H 2-H			G5-3	FC5-4 1-3 2-H 1B			G5-3	FC5-4 BB HR 1-2f 2-3	4	1	1	2	0	0	2
Mike Lowell, R (1, 5) OBP: 0.370, SLG: 0.521 Mike Mordecai, R (9, PR) OBP: 0.269, SLG: 0.242 (9, 5)	G6-3			1B 1B	FC5-4 1-2f			F9	HR 1-2 BB	4 0	0 1	1 0	0 0	1 0	0 0	2 0
Jeff Conine, R (1, 3) OBP: 0.342, SLG: 0.431		G6-3		FC6-4 1-2 1B		SH1-4 BB		CS 1B	HR 1-H 2-H 3-H	4	1	3	4	1	0	0
Chris Aguila, R (1, 9) OBP: 0.286, SLG: 0.385		G5-3		FC6-4 1-2f		SH1-4 1-2		CS 1-2	1B, 3B F9	4	1	1	0	0	0	3
Alex Gonzalez, R (1, 6) OBP: 0.272, SLG: 0.445		L5			G5-3, SH5-3 2B 1B		P6		1B 1B 3-H 1B	4	2	2	1	0	0	1
Dontrelle Willis, L (1, 1) OBP: 0.276, SLG: 0.352 Guillermo Mota, R (8, 1) OBP: 0.143, SLG: 0.143 Lenny Harris, L (9, PH) OBP: 0.271, SLG: 0.284 Rudy Seanez, R (9, 1)			F7		1 SAFE SH5-3 1-2		K		G1-3 1-3 1B 1B	2 0 1 0	0 0 1 0	0 0 1 0	0 0 0 0	0 0 0 0	1 0 0 0	1 0 0 0

Inning Stats										
	R: 2 E: 0 K: 0 S: 15	H: 1 LOB: 0 BB: 1 P: 26	R: 0 E: 0 K: 0 S: 8	H: 0 LOB: 0 BB: 0 P: 15	R: 0 E: 0 K: 0 S: 3	H: 0 LOB: 0 BB: 0 P: 5	R: 0 E: 0 K: 0 S: 8	H: 2 LOB: 2 BB: 0 P: 12	R: 2 E: 0 K: 0 S: 18	H: 3 LOB: 2 BB: 1 P: 28
	R: 0 E: 0 K: 1 S: 9	H: 0 LOB: 1 BB: 1 P: 15	R: 0 E: 0 K: 0 S: 5	H: 0 LOB: 0 BB: 0 P: 6	R: 0 E: 0 K: 0 S: 11	H: 1 LOB: 0 BB: 0 P: 14	R: 7 E: 0 K: 0 S: 22	H: 5 LOB: 1 BB: 2 P: 40	1B: 9 2B: 1 3B: 1 HR: 1	SF: 1 SAC: 2 DP: 0 HBP: 0

PITCHER		IP	WLS	BF	H	R	ER	SO	BB	IBB	HBP	BLK	WP	HR	S	P	ERA	WHIP
Jorge De La Rosa, L ERA: 7.2	(1, 1)	5.0	L	23	6	4	4	0	2	0	0	0	1	0	52	86	7.20	1.600
Dave Burba, R ERA: 3.52	(6, 1)	2.0		7	0	0	0	1	1	0	0	0	0	0	14	21	0.00	0.500
Jeff Bennett, R ERA: 4.97	(8, 1)	1.1		9	5	5	5	0	0	1	0	0	0	0	25	39	33.75	3.750
Luis Vizcaino, R ERA: 3.63	(9, 1)	0.2		4	1	2	2	0	1	0	0	0	0	1	8	15	27.00	3.000

PITCHER	IP	WLS	BF	H	R	ER	SO	BB	IBB	HBP	BLK	WP	HR	S	P	ERA	WHIP

TOP

Florida Marlins @ Milwaukee Brewers

Miller Park, Milwaukee, WI

Sat Aug 14 2004, 6:05 PM CDT
Att. 40,213 - Sunny - 66 F

livebaseballscorecards.com

AB	35
R	11
H	12
RBI	10
BB	5
SO	1
LOB	12

WP: 2	PA: 44		
PB: 0			
SB: 0			
CS: 1			

Florida Marlins @ Milwaukee Brewers

Miller Park, Milwaukee, WI

Sat Aug 14 2004, 6:05 PM CDT
Att. 40,213 - Sunny - 66 F

BOTTOM

Batter	1	2	3	4	5	6	7	8	9	AB	R	H	RBI	BB	SO	LOB
Scott Podsednik, L (1, 8) OBP: 0.318, SLG: 0.382	C B B X 2-1 ① G6-3		C S B S 1-3 ② K		C F X 0-2 ③ L5		C B F X 1-2 ③ G6-3			4	0	0	0	0	1	2
Trent Durrington, R (1, 5) OBP: 0.288, SLG: 0.449	C B C B B X 3-2 ② F7		B X 1-0 S 1B			C B S X 1-2 ① G4-3		F B B B X 3-1 S 2B		4	0	2	0	0	0	0
Brady Clark, R (1, 9) OBP: 0.375, SLG: 0.380	B X 1-0 ③ F9		C 1 SAFE C F X 0-2 ③ G6-3 1-2			B F B X 2-1 ② G6-3		B B X 2-0 ① G5-3 2-3		4	0	0	0	0	0	2
2 Bill Hall, R (1, 4) OBP: 0.289, SLG: 0.408		C X 0-1 ① L4		C X 0-1 2B 1B		C B S X 1-2 ③ F8		B C B F F X 2-2 ② G5-3		4	0	1	0	0	0	1
Chris Magruder, S (1, 7) OBP: 0.364, SLG: 0.407 Luis Vizcaino, R (9, 1)		C B X 1-1 ② G4-3		1 SAFE C C B X 1-2 ① 1-2 2B			B X 1-0 2B 1B	B C F S 1-3 ③ K		4 0	1 0	2 0	0 0	0 0	1 0	1 0
Wes Helms, R (1, 3) OBP: 0.331, SLG: 0.336 Lyle Overbay, L (9, PH) OBP: 0.399, SLG: 0.513		B X 1-0 1B 1B		X 0-0 ② G6-3			B F S S B X 2-2 1-H 2B		S S F S 0-3 ① K	3 1	0 0	2 0	1 0	0 0	0 1	1 0
Chad Moeller, R (1, 2) OBP: 0.282, SLG: 0.323 Russell Branyan, L (9, PH) OBP: 0.364, SLG: 0.690		B S S X 1-2 1-3 1B		X 0-0 ③ F9			F F F S 0-3 ① K		B B B C C S B 4-2 BB	3 0	0 0	1 0	0 0	0 1	1 0	2 0
Craig Counsell, L (1, 6) OBP: 0.356, SLG: 0.345		F F B F B S 2-3 ③ K			F X 0-1 ① G3-1		B B B B 4-0 BB		B F S S 1-3 ② K	3	0	0	0	1	2	3
Jorge De La Rosa, L (1, 1) Wes Obermueller, R (5, PH) OBP: 0.346, SLG: 0.423 Dave Burba, R (6, 1) Ben Grieve, L (7, PH) OBP: 0.368, SLG: 0.415 Jeff Bennett, R (8, 1) Geoff Jenkins, L (9, 7) OBP: 0.306, SLG: 0.436			C S S 0-3 ① K		B C S S 1-3 ② K		C B B C C 2-3 ② K		S X 0-1 ③ G3	1 1 0 1 0 1	0 0 0 0 0 0	0 0 0 0 0 0	0 0 0 0 0 0	0 0 0 0 0 0	1 1 0 0 1 1	0 0 0 2 0 1
Inning Stats	R: 0 E: 0 K: 0 S: 6 H: 0 LOB: 0 BB: 0 P: 12	R: 0 E: 0 K: 1 S: 12 H: 2 LOB: 2 BB: 0 P: 17	R: 0 E: 0 K: 2 S: 11 H: 1 LOB: 1 BB: 0 P: 13	R: 0 E: 0 K: 0 S: 7 H: 2 LOB: 1 BB: 0 P: 8	R: 0 E: 0 K: 1 S: 8 H: 0 LOB: 0 BB: 0 P: 9	R: 0 E: 0 K: 0 S: 8 H: 0 LOB: 0 BB: 0 P: 12	R: 1 E: 0 K: 2 S: 14 H: 2 LOB: 2 BB: 1 P: 24	R: 0 E: 0 K: 1 S: 10 H: 1 LOB: 1 BB: 0 P: 18	R: 0 E: 0 K: 2 S: 11 H: 0 LOB: 1 BB: 1 P: 16	1B: 5 2B: 3 3B: 0 HR: 0	SF: 0 SAC: 0 DP: 0 HBP: 0			WP: 0 PB: 0 SB: 2 CS: 0	PA: 36		

PITCHER		IP	WLS	BF	H	R	ER	SO	BB	IBB	HBP	BLK	WP	HR	S	P	ERA	WHIP
Dontrelle Willis, L ERA: 3.72	(1, 1)	7.0	W	28	7	1	1	6	1	0	0	0	0	0	66	95	1.29	1.143
Guillermo Mota, R ERA: 2.06	(8, 1)	1.0	H	4	1	0	0	1	0	0	0	0	0	0	10	18	0.00	1.000
Rudy Seanez, R ERA: 3.3	(9, 1)	1.0		4	0	0	0	2	1	0	0	0	0	0	11	16	0.00	1.000

PITCHER	IP	WLS	BF	H	R	ER	SO	BB	IBB	HBP	BLK	WP	HR	S	P	ERA	WHIP

livebaseballscorecards.com

AB	34
R	1
H	8
RBI	1
BB	2
SO	9
LOB	15

Batter	1	2	3	4	5	6	7	8	9	10	AB	R	H	RBI	BB	SO	LOB
Juan Pierre, L (1, 8) OBP: 0.352, SLG: 0.374	L8		K2-3		G4-3		L3		1-H 1B 3B	P4	6	1	1	1	0	1	4
Luis Castillo, S (1, 4) OBP: 0.364, SLG: 0.356	K		G5-3			B1-3	FC6-4 1-2f		3-H G4-3 1B		5	0	1	1	0	1	2
Paul Lo Duca, R (1, 2) OBP: 0.364, SLG: 0.471	2B			F7		G6-3 2B		L7	1-2 G4-3		5	0	2	0	0	0	1
Miguel Cabrera, R (1, 7) OBP: 0.380, SLG: 0.537	K			1B		G6-3 2-3		HR	K		5	1	2	1	0	2	3
Mike Lowell, R (1, 5) OBP: 0.370, SLG: 0.519		F9		K		BB		1B		G5-3	4	0	1	0	1	1	1
Jeff Conine, R (1, 3) OBP: 0.340, SLG: 0.431		2B		F9		K		F7		G6-3	5	0	1	0	0	1	4
Juan Encarnacion, R (1, 9) OBP: 0.291, SLG: 0.399		F8			2B		G6-3	G4-3		1B 2B BB	4	1	1	0	1	0	2
Alex Gonzalez, R (1, 6) OBP: 0.274, SLG: 0.443		K			K		BB		E4 3B	1-2 2B 1B	4	2	1	0	1	2	2
Josh Beckett, R (1, 1) OBP: 0.192, SLG: 0.160			K		K		BB		F9	1-H 2-H 2B	2	0	0	0	0	2	1
Mike Mordecai, R (7, PH) OBP: 0.279, SLG: 0.242											0	0	0	0	1	0	0
40 Nate Bump, L (7, 1)											0	0	0	0	0	0	0
Lenny Harris, L (9, PH) OBP: 0.268, SLG: 0.279											1	0	0	0	0	0	1
Rudy Seanez, R (9, 1)											0	0	0	0	0	0	0
Damion Easley, R (10, PH) OBP: 0.337, SLG: 0.470											1	0	1	2	0	0	0
Armando Benitez, R (10, 1)											0	0	0	0	0	0	0
Inning Stats	R: 0 E: 0 K: 2 S: 15 H: 1 LOB: 1 BB: 0 P: 23	R: 0 E: 0 K: 1 S: 9 H: 1 LOB: 1 BB: 0 P: 17	R: 0 E: 0 K: 2 S: 8 H: 0 LOB: 0 BB: 0 P: 13	R: 0 E: 0 K: 1 S: 9 H: 1 LOB: 1 BB: 0 P: 12	R: 0 E: 0 K: 2 S: 11 H: 1 LOB: 1 BB: 0 P: 16	R: 0 E: 0 K: 1 S: 10 H: 1 LOB: 2 BB: 1 P: 20	R: 0 E: 0 K: 0 S: 16 H: 0 LOB: 2 BB: 2 P: 27	R: 1 E: 0 K: 0 S: 13 H: 2 LOB: 1 BB: 0 P: 17	R: 2 E: 1 K: 1 S: 15 H: 2 LOB: 1 BB: 0 P: 21	R: 2 E: 0 K: 0 S: 13 H: 2 LOB: 1 BB: 1 P: 23	1B: 4 2B: 5 3B: 1 HR: 1	SF: 0 SAC: 0 DP: 0 HBP: 0						

PITCHER		IP	WLS	BF	H	R	ER	SO	BB	IBB	HBP	BLK	WP	HR	S	P	ERA	WHIP
Doug Davis, L ERA: 3.67	(1, 1)	7.0		29	5	0	0	9	3	0	0	0	0	0	78	128	0.00	1.143
Matt Wise, R ERA: 4.21	(8, 1)	0.1	H	3	2	1	1	0	0	0	0	0	0	1	7	8	27.00	6.000
Dan Kolb, R ERA: 2.08	(8, 1)	1.2	B	8	2	2	1	1	0	0	0	0	0	0	21	30	5.40	1.200
Ben Hendrickson, R ERA: 9.0	(10, 1)	1.0	L	6	2	2	2	0	1	0	0	0	0	0	13	23	18.00	3.000

PITCHER	IP	WLS	BF	H	R	ER	SO	BB	IBB	HBP	BLK	WP	HR	S	P	ERA	WHIP

TOP

Florida Marlins @ Milwaukee Brewers

Miller Park, Milwaukee, WI

Sun Aug 15 2004, 1:05 PM CDT
Att. 27,205 - Sunny - 71 F

livebaseballscorecards.com

AB	42
R	5
H	11
RBI	5
BB	4
SO	10
LOB	21

WP: 0 PB: 0 SB: 0 CS: 0 PA: 46

Batter	1	2	3	4	5	6	7	8	9	10	AB	R	H	RBI	BB	SO	LOB
Scott Podsednik, L (1, 8) OBP: 0.317, SLG: 0.380	C S B X 1-2 G3-1 ①		1 SAFE B 1 SAFE 1 SAFE B F 1 SAFE B C 3-2 T K ② 1-2		C B X 1-1 2 FC5-4 1B		B X 1-0 F7 ②		B X 1-0 G1-3 ②		5	0	1	0	0	1	1
2 Bill Hall, R (1, 4) OBP: 0.287, SLG: 0.404	X 0-0 P4 ②		B B X 2-0 BB BB 1B 2-H		1 SAFE 1 SAFE B X 1-0 FC5-4 ② 1-2f		C B C X 1-2 G3 ③		S S S 0-3 K ③		5	0	1	1	0	1	1
Lyle Overbay, L (1, 3) OBP: 0.399, SLG: 0.510	B B C S F C 2-3 K ③		B B C 1 SAFE B B 4-1 BB 1-2 BB		B B X 2-0 G4-3 ③			B C F F B B B 4-2 1B G3 BB		B C B S C 2-3 K ①	3	0	0	0	2	2	1
Russell Branyan, L (1, 5) OBP: 0.395, SLG: 0.788		X 0-0 HR	B B B B 4-0 1-2 2-3 BB			F C X 0-2 E9 1B 2B		C 1 SAFE D X 1-1 G3 ① 1-2		B F F B B F S 3-3 K ②	4	2	2	1	1	1	1
Geoff Jenkins, L (1, 7) OBP: 0.307, SLG: 0.434		B F B F S 2-3 K ①	B X 1-0 F8 ③			C C B B X 2-2 FC6-4 1B 3-H		I I I I 4-0 1B IBB		B B X 2-0 L5 ③	4	0	1	1	1	1	3
Brady Clark, R (1, 9) OBP: 0.377, SLG: 0.379		B B B C B 4-1 CS BB		C C F F X 0-2 F7 ①		B B X 2-0 FC6-4 ① 1-2f		X 0-0 1-2 2-3 1B			3	0	1	0	1	0	1
Chad Moeller, R (1, 2) OBP: 0.278, SLG: 0.318		B B F F T 2-2 K ② ③ 1-2		F X 0-1 P4 ②		D 1 SAFE B S X 2-1 P6 ②		X 0-0 F4 ②			4	0	0	0	0	1	5
Craig Counsell, L (1, 6) OBP: 0.355, SLG: 0.344			B X 1-0 2 1B S 1B	C B F X 1-2 G4-3 ③		D B C X 2-1 G1-3 ③		B X 1-0 L6 ③			4	1	1	0	0	0	4
Doug Davis, R (1, 1) OBP: 0.040, SLG: 0.020 Ben Grieve, L (7, PH) OBP: 0.367, SLG: 0.413 Matt Wise, R (8, 1) Dan Kolb, R (8, 1) Chris Magruder, S (9, PH) OBP: 0.353, SLG: 0.393 Ben Hendrickson, R (10, 1) OBP: 0.143, SLG: 0.143		X 0-0 B3 ①		F B S S 1-3 K ①			C C F B S 1-3 K ①		F S S 0-3 K ①		2 1 0 0 1 0	0 0 0 0 0 0	0 0 0 0 0 0	0 0 0 0 0 0	1 0 0 0 1 0	1 0 0 0 0 0	1 0 0 0 0 0
Inning Stats	R: 0 H: 0 E: 0 LOB: 0 K: 1 BB: 0 S: 8 P: 11	R: 1 H: 1 E: 0 LOB: 1 K: 2 BB: 1 S: 8 P: 16	R: 1 H: 2 E: 0 LOB: 3 K: 1 BB: 2 S: 8 P: 23	R: 0 H: 0 E: 0 LOB: 0 K: 0 BB: 0 S: 10 P: 11	R: 0 H: 1 E: 0 LOB: 1 K: 1 BB: 0 S: 7 P: 12	R: 1 H: 2 E: 1 LOB: 1 K: 0 BB: 0 S: 11 P: 19	R: 0 H: 0 E: 0 LOB: 0 K: 1 BB: 0 S: 8 P: 11	R: 0 H: 1 E: 0 LOB: 3 K: 0 BB: 2 S: 8 P: 18	R: 0 H: 0 E: 0 LOB: 0 K: 2 BB: 0 S: 7 P: 8	R: 0 H: 0 E: 0 LOB: 0 K: 2 BB: 0 S: 8 P: 15	1B: 5 2B: 2 3B: 0 HR: 1	SF: 0 SAC: 0 DP: 1 HBP: 0					

PITCHER		IP	WLS	BF	H	R	ER	SO	BB	IBB	HBP	BLK	WP	HR	S	P	ERA	WHIP
Josh Beckett, R ERA: 4.34	(1, 1)	6.0		26	6	3	3	5	3	0	0	0	0	1	52	92	4.50	1.500
40 Nate Bump, R ERA: 4.67	(7, 1)	2.0		9	1	0	0	1	1	1	0	0	0	0	16	29	0.00	1.000
Rudy Seanez, R ERA: 3.19	(9, 1)	1.0	W	3	0	0	0	2	0	0	0	0	0	0	7	8	0.00	0.000
Armando Benitez, R ERA: 1.2	(10, 1)	1.0	S	3	0	0	0	2	0	0	0	0	0	0	8	15	0.00	0.000

PITCHER	IP	WLS	BF	H	R	ER	SO	BB	IBB	HBP	BLK	WP	HR	S	P	ERA	WHIP

BOTTOM

Florida Marlins @ Milwaukee Brewers

Miller Park, Milwaukee, WI

Sun Aug 15 2004, 1:05 PM CDT

Att. 27,205 - Sunny - 71 F

livebaseballscorecards.com

AB	36
R	3
H	7
RBI	3
BB	5
SO	10
LOB	18

Totals	5	0	1	0	0	1	1	5	0	1	1	0	1	1	0	1	1

Totals	5	0	1	1	0	1	1	5	0	1	1	0	1	1	0	1	1

Totals	3	0	0	0	0	2	2	1	0	0	0	0	2	2	1	0	1

Totals	4	2	2	1	1	1	1	5	0	1	1	0	1	1	0	1	1

Totals	4	0	1	1	1	1	3	5	0	1	1	0	1	1	0	1	1

Totals	3	0	1	0	1	0	1	5	0	1	1	0	1	1	0	1	1

Totals	4	0	0	0	0	1	5	5	0	1	1	0	1	1	0	1	1

Totals	4	1	1	0	0	0	4	5	0	1	1	0	1	1	0	1	1

Totals	2	0	0	0	0	1	1	5	0	1	1	0	1	1	0	1	1
Totals	1	0	0	0	0	1	0	5	0	1	1	0	1	1	0	1	1
Totals	0	0	0	0	0	0	0	5	0	1	1	0	1	1	0	1	1
Totals	0	0	0	0	0	0	0	5	0	1	1	0	1	1	0	1	1
Totals	1	0	0	0	0	1	0	5	0	1	1	0	1	1	0	1	1
Totals	0	0	0	0	0	0	0	5	0	1	1	0	1	1	0	1	1

WP: 0 PA: 41
PB: 0
SB: 1
CS: 1

Batter	1	2	3	4	5	6	7	8	9	AB	R	H	RBI	BB	SO	LOB
Corey Patterson, L (1, 8) OBP: 0.333, SLG: 0.454	C B C B X 2-2 ① F9		F B F X 1-2 ② P6		B B C F S 2-3 ② K		S B F F B D X 3-2 ③ G4-3			4	0	0	0	0	1	3
Jose Macias, S (1, 7) OBP: 0.285, SLG: 0.384	C X 0-1 ② G4-3		B X 1-0 BB 1-2 1B		C B B X 2-1 ③ P2			L X 0-1 ① F9		4	0	1	0	0	0	0
Nomar Garciaparra, R (1, 6) OBP: 0.358, SLG: 0.495	B F X 1-1 ③ G2-3		D B B B 4-0 ① 1-2 2-3 BB			B X 1-0 ① G5-3		X 0-0 ② P5		3	0	0	0	1	0	0
Sammy Sosa, R (1, 9) OBP: 0.340, SLG: 0.544		B C X 1-1 HR	C B F B B F S 3-3 ③ K			S B S S 1-3 ② K2-3		B B C F X 2-2 ③ P2		4	1	1	1	0	2	3
25 Derrek Lee, R (1, 3) OBP: 0.360, SLG: 0.539		B X 1-0 ① G6-3		S B C B S 2-3 ① K		C F B X 1-2 ③ L8			X 0-0 G4-3 1B	4	0	1	0	0	1	0
16 Aramis Ramirez, R (1, 5) OBP: 0.368, SLG: 0.574		F B X 1-1 ② P4		B C X 1-1 ② G5-3			F F F B D B X 3-2 ① P4		F F X 0-2 ① L8	4	0	0	0	0	0	1
Mark Grudzielanek, R (1, 4) OBP: 0.327, SLG: 0.382		B F B X 2-1 ③ G3-1		X 0-0 1B			C X 0-1 FC3-6 1B 1B		X 0-0 ② ③ G4-3 1-2f	4	0	2	0	0	0	1
Michael Barrett, R (1, 2) OBP: 0.334, SLG: 0.484			C F F S 0-3 ① K	D S D F F F X 2-2 ③ F7			C S B F F F X 1-2 1-2 FC3-6 1B			3	0	1	0	0	1	1
38 Carlos Zambrano, S (1, 1) OBP: 0.214, SLG: 0.236			B S X 1-1 BB 1B 1B		C S D S 1-3 ① K2-3		D C B X 2-1 ② 1-2f 2-3 FC3-6			2	0	1	0	0	1	0
Todd Walker, L (7, PH) OBP: 0.367, SLG: 0.503										1	0	0	0	0	0	2
Kent Mercker, L (7, 1)										0	0	0	0	0	0	0
Mike Remlinger, L (8, 1)										0	0	0	0	0	0	0
Inning Stats	R: 0 E: 0 K: 0 S: 7 H: 0 LOB: 0 BB: 0 P: 10	R: 1 E: 0 K: 0 S: 7 H: 1 LOB: 0 BB: 0 P: 12	R: 0 E: 0 K: 2 S: 14 H: 2 LOB: 3 BB: 1 P: 24	R: 0 E: 0 K: 1 S: 11 H: 1 LOB: 1 BB: 0 P: 16	R: 0 E: 0 K: 2 S: 8 H: 0 LOB: 0 BB: 0 P: 13	R: 0 E: 0 K: 1 S: 7 H: 0 LOB: 0 BB: 0 P: 10	R: 0 E: 0 K: 0 S: 19 H: 2 LOB: 2 BB: 0 P: 28	R: 0 E: 0 K: 0 S: 6 H: 0 LOB: 0 BB: 0 P: 8	R: 0 E: 0 K: 0 S: 5 H: 1 LOB: 0 BB: 0 P: 5	1B: 6 2B: 0 3B: 0 HR: 1	SF: 0 SAC: 0 DP: 1 HBP: 0					

PITCHER		IP	WLS	BF	H	R	ER	SO	BB	IBB	HBP	BLK	WP	HR	S	P	ERA	WHIP
Victor Santos, R ERA: 4.11	(1, 1)	6.1	W	25	5	1	1	6	1	0	0	0	0	1	60	94	1.42	0.947
Mike Adams, R ERA: 2.79	(7, 1)	0.2	H	3	1	0	0	0	0	0	0	0	0	0	13	19	0.00	1.500
Luis Vizcaino, R ERA: 3.57	(8, 1)	1.0	H	3	0	0	0	0	0	0	0	0	0	0	6	8	0.00	0.000
Dan Kolb, R ERA: 2.03	(9, 1)	1.0	S	3	1	0	0	0	0	0	0	0	0	0	5	5	0.00	1.000

PITCHER	IP	WLS	BF	H	R	ER	SO	BB	IBB	HBP	BLK	WP	HR	S	P	ERA	WHIP

TOP

Chicago Cubs @ Milwaukee Brewers

Miller Park, Milwaukee, WI

Tue Aug 17 2004, 7:05 PM CDT
Att. 41,174 - Cloudy - 74 F

livebaseballscorecards.com

AB	33
R	1
H	7
RBI	1
BB	1
SO	6
LOB	11

1B: 6	SF: 0	WP: 0	PA: 34
2B: 0	SAC: 0	PB: 0	
3B: 0	DP: 1	SB: 0	
HR: 1	HBP: 0	CS: 0	

Batter	1	2	3	4	5	6	7	8	9	AB	R	H	RBI	BB	SO	LOB
Scott Podsednik, L (1, 8) OBP: 0.317, SLG: 0.379	C C B B F B X 3-2 G3-1 ①		C F X 0-2 2 3B 1-2 1B		B F C B B F X 3-2 G3 ②		L P 1 SAFE 1 SAFE F X 1-2 F9 ①			4	1	1	0	0	0	1
2 Bill Hall, R (1, 4) OBP: 0.290, SLG: 0.416	C F S 0-3 K ②		C X 0-1 1-H 2-H 3B		B S S S 1-3 K ③		1 SAFE F S B F X 1-2 1-3 2B			4	0	2	2	0	2	0
Lyle Overbay, L (1, 3) OBP: 0.398, SLG: 0.507	C B F F B X 2-2 G4-3 ③		S B X 1-1 G3-1 ③			X 0-0 BB HBP 1B	C F S 0-3 K ②			4	0	1	0	0	1	3
Russell Branyan, L (1, 5) OBP: 0.357, SLG: 0.703		B B S S S 2-3 K ①		B B B C F X 3-2 G4-3 ①		C B X 1-1 P6 ①	F C F B B C 2-3 K ③			4	0	0	0	0	2	3
Geoff Jenkins, L (1, 7) OBP: 0.310, SLG: 0.436		C B X 1-1 G6-3 1B		F X 0-1 E6 E SF8 1B		1 SAFE B B B H 3-0 BB 1-2 HBP		C S B C 1-3 K ①		3	1	2	0	0	1	0
Brady Clark, R (1, 9) OBP: 0.379, SLG: 0.376		B B T X 2-1 G6-3 ② ③ 1-2f		B B C X 2-1 E4 2-3		S B F B B B 4-2 1-2 2-3 BB		B S C B B D 4-2 1B BB		2	0	0	0	2	0	2
Craig Counsell, L (1, 6) OBP: 0.354, SLG: 0.344			C B X 1-1 G3-1 ①	X 0-0 SF8 ② 3-H		C F X 0-2 L8 ②		1 SAFE F B C F 1 SAFE X 1-2 G5-4-3 1-2 1B		3	0	1	1	0	0	3
Gary Bennett, R (1, 2) OBP: 0.269, SLG: 0.274			B C B S B B 4-2 1B 2 3B BB	1 SAFE 1 SAFE X 0-0 F9 ③		F X 0-1 F9 ③		C S F X 0-2 G5-4-3 ② ③ 1-2f		3	1	0	0	1	0	6
Victor Santos, R (1, 1) OBP: 0.133, SLG: 0.107			L C L 0-3 K ②		B C C B S 2-3 K ①		B C F B B B 4-2 2 2B BB			2	0	0	0	0	2	1
Mike Adams, R (7, 1)										0	0	0	0	0	0	0
Trent Durrington, R (7, PH) OBP: 0.302, SLG: 0.449										0	0	0	0	1	0	0
Luis Vizcaino, R (8, 1)										0	0	0	0	0	0	0
Dan Kolb, R (9, 1)										0	0	0	0	0	0	0
Inning Stats	R: 0 E: 0 K: 1 S: 11 H: 0 LOB: 0 BB: 0 P: 16	R: 0 E: 0 K: 1 S: 7 H: 1 LOB: 0 BB: 0 P: 12	R: 2 E: 0 K: 1 S: 14 H: 2 LOB: 1 BB: 1 P: 20	R: 1 E: 2 K: 0 S: 9 H: 1 LOB: 1 BB: 0 P: 14	R: 0 E: 0 K: 2 S: 10 H: 0 LOB: 0 BB: 0 P: 16	R: 0 E: 0 K: 0 S: 10 H: 1 LOB: 3 BB: 1 P: 18	R: 0 E: 0 K: 2 S: 17 H: 1 LOB: 2 BB: 1 P: 24	R: 0 E: 0 K: 1 S: 13 H: 1 LOB: 1 BB: 1 P: 19		1B: 5 2B: 1 3B: 1 HR: 0 SF: 1 SAC: 0 DP: 2 HBP: 1						

PITCHER	IP	WLS	BF	H	R	ER	SO	BB	IBB	HBP	BLK	WP	HR	S	P	ERA	WHIP
38 Carlos Zambrano, R (1, 1) ERA: 2.83	6.0	L	26	5	3	2	5	2	0	1	0	0	0	61	96	3.00	1.167
Kent Mercker, L (7, 1) ERA: 2.27	1.0		5	1	0	0	2	1	0	0	0	0	0	17	24	0.00	2.000
Mike Remlinger, L (8, 1) ERA: 2.61	1.0		4	1	0	0	1	1	0	0	0	0	0	13	19	0.00	2.000

PITCHER	IP	WLS	BF	H	R	ER	SO	BB	IBB	HBP	BLK	WP	HR	S	P	ERA	WHIP

BOTTOM

Chicago Cubs @ Milwaukee Brewers

Miller Park, Milwaukee, WI

Tue Aug 17 2004, 7:05 PM CDT
Att. 41,174 - Cloudy - 74 F

livebaseballscorecards.com

AB	29
R	3
H	7
RBI	3
BB	4
SO	8
LOB	19

Chicago Cubs @ Milwaukee Brewers

Miller Park, Milwaukee, WI

Wed Aug 18 2004, 7:05 PM CDT

Att. 41,441 - Dome - 78 F

TOP

livebaseballscorecards.com

Batter	1	2	3	4	5	6	7	8	9	10	11	AB	R	H	RBI	BB	SO	LOB
Corey Patterson, L (1, 8) OBP: 0.335, SLG: 0.463	X 0-0 ① F8		F B S B X 2-2 25 S 2B 1B		C S B X 1-2 25 F7 2B 2B		B B X 2-0 ① P6		S C B B F S 2-3 ③ K		B C S B X 2-2 1-H HR	6	3	3	2	0	1	3
25 Derrek Lee, R (1, 3) OBP: 0.357, SLG: 0.542	B C X 1-1 HR		1 SAFE 1 SAFE C S 1 SAFE S 0-3 ② K 1-2		X 0-0 ② F7 2-3		F B F X 1-2 ② SF9 3-H			B X 1-0 ① F9	B X 1-0 ③ F8	5	1	1	2	0	1	2
Nomar Garciaparra, R (1, 6) OBP: 0.363, SLG: 0.512	F B C X 1-2 F9 2B		B X 1-0 E 2-H 2B		B F X 1-1 3-H 2B		F F S 0-3 K			B F X 1-1 E6 L9 1B		5	1	3	2	0	1	1
Moises Alou, R (1, 7) OBP: 0.330, SLG: 0.512	C B D X 2-1 ② F9 2-3		F D X 1-1 E7 2-H 1B		S S D B D F X 3-2 G4-3			B C X 1-1 G6-3		X 0-0 1-2 1B		5	0	2	1	0	0	2
Sammy Sosa, R (1, 9) OBP: 0.336, SLG: 0.536	B C X 1-1 ③ L3		B F S F S 1-3 ③ K			C F C 0-3 ① K		B X 1-0 ② G1		B B X 2-0 ② L9 2-3		5	0	0	0	0	2	4
16 Aramis Ramirez, R (1, 5) OBP: 0.364, SLG: 0.566 Kent Mercker, L (10, 1) Mark Grudzielanek, R (11, 4) OBP: 0.327, SLG: 0.382		C X 0-1 ① P3		S B F X 1-2 ① G1-4-3		F X 0-1 ② P6		F B S C 1-3 ③ K		X 0-0 ③ G5-3		5 0 0	0 0 0	0 0 0	0 0 0	0 0 0	1 0 0	2 0 0
Todd Walker, L (1, 4) OBP: 0.362, SLG: 0.495 LaTroy Hawkins, R (11, 1)		F C S 0-3 ② K		B C C B X 2-2 ② F9		X 0-0 ③ L8			S X 0-1 ① P6		F C X 0-2 ① L9	5 0	0 0	0 0	0 0	0 0	1 0	0 0
Michael Barrett, R (1, 2) OBP: 0.335, SLG: 0.488	B F X 1-1 ③ P3		B C B S F B S 3-3 ③ K				B F X 1-1 1B 25 SF9 2B		C B B B X 3-1 G4-3 2B		B C F F X 1-2 ② G1-3	5	1	2	0	0	1	0
Matt Clement, R (1, 1) OBP: 0.140, SLG: 0.146 Mike Remlinger, L (8, 1) Tom Goodwin, L (9, PH) OBP: 0.241, SLG: 0.286 46 Ryan Dempster, R (9, 1) Ramon Martinez, R (10, 5) OBP: 0.317, SLG: 0.353			S F C 0-3 ① K		B C F F B C 2-3 ① K		L X 0-1 2-3 1B		S F X 0-2 ② G4-3 2-3		C B B B B 4-1 HR BB	3 0 1 0 0	0 0 0 0 1	1 0 0 0 0	0 0 0 0 0	0 0 0 0 0	2 0 1 0 0	0 0 1 0 0
Inning Stats	R: 1 E: 0 K: 0 S: 10 H: 2 LOB: 1 BB: 0 P: 15	R: 0 E: 0 K: 1 S: 7 H: 0 LOB: 0 BB: 0 P: 8	R: 2 E: 1 K: 3 S: 16 H: 3 LOB: 1 BB: 0 P: 21	R: 0 E: 0 K: 1 S: 10 H: 0 LOB: 0 BB: 0 P: 16	R: 1 E: 0 K: 1 S: 14 H: 2 LOB: 1 BB: 0 P: 21	R: 0 E: 0 K: 1 S: 6 H: 0 LOB: 0 BB: 0 P: 6	R: 1 E: 0 K: 1 S: 11 H: 2 LOB: 1 BB: 0 P: 15	R: 0 E: 0 K: 1 S: 6 H: 0 LOB: 0 BB: 0 P: 9	R: 0 E: 0 K: 1 S: 11 H: 1 LOB: 1 BB: 0 P: 16	R: 0 E: 1 K: 0 S: 6 H: 1 LOB: 2 BB: 0 P: 10	R: 2 E: 0 K: 0 S: 12 H: 1 LOB: 0 BB: 1 P: 20	1B: 4 2B: 6 3B: 0 HR: 2	SF: 1 SAC: 0 DP: 0 HBP: 0					

PITCHER		IP	WLS	BF	H	R	ER	SO	BB	IBB	HBP	BLK	WP	HR	S	P	ERA	WHIP
15 Ben Sheets, R ERA: 2.89	(1, 1)	7.0		30	9	5	5	8	0	0	0	0	0	1	74	102	6.43	1.286
Dave Burba, R ERA: 3.45	(8, 1)	1.1		5	1	0	0	1	0	0	0	0	0	0	10	16	0.00	0.750
Luis Vizcaino, R ERA: 3.52	(9, 1)	0.2		2	0	0	0	1	0	0	0	0	0	0	7	9	0.00	0.000
Dan Kolb, R ERA: 1.99	(10, 1)	1.0		5	1	0	0	0	0	0	0	0	0	0	6	10	0.00	1.000
Travis Phelps, R ERA: 18.0	(11, 1)	1.0	L	5	1	2	2	0	1	0	0	0	0	1	12	20	18.00	2.000

PITCHER	IP	WLS	BF	H	R	ER	SO	BB	IBB	HBP	BLK	WP	HR	S	P	ERA	WHIP

AB	45
R	7
H	12
RBI	7
BB	1
SO	10
LOB	15

WP: 0 PA: 47
PB: 0
SB: 1
CS: 0

Chicago Cubs @ Milwaukee Brewers

Miller Park, Milwaukee, WI

Wed Aug 18 2004, 7:05 PM CDT

Att: 41,441 - Dome - 78 F

livebaseballscorecards.com

BOTTOM

Batter	1	2	3	4	5	6	7	8	9	10	11	AB	R	H	RBI	BB	SO	LOB
Scott Podsednik, L (1, 8) OBP: 0.321, SLG: 0.382	C B B X 2-1 G6-3 2 2 S 1B		B C B C F F B X 3-2 2 E HR 2 1B 1B		B C B X 2-1 2 S 1B			C F C 0-3 ① K		B C C T F F B F 4-2 F B B 2 FC6-4 BB		4	1	3	0	1	1	0
2 Bill Hall, R (1, 4) OBP: 0.289, SLG: 0.413	B B X 2-0 ① G6-3 1-3		C P X 1-1 E1 1-3 HR 1B		P C F P B S 3-3 ② K 1-2			C S C 0-3 ② K		F F X 0-2 ② FC6-4 1-2f		5	1	1	0	0	2	3
Lyle Overbay, L (1, 3) OBP: 0.396, SLG: 0.503	F F C 0-3 ② K		B F F S 1-3 ② K		B C S S 1-3 ③ K			B S S X 1-2 HR 1B		1 SAFE 1 SAFE X 0-0 ③ G6-3		5	1	1	0	0	3	5
Russell Branyan, L (1, 5) OBP: 0.383, SLG: 0.833	F F S 0-3 ③ K		S X 0-1 2-H 3-H HR			B S C B S 2-3 ① K		C B D D X 3-1 1-H HR			X 0-0 FC6-4 1B 1B	5	2	3	5	0	2	1
Geoff Jenkins, L (1, 7) OBP: 0.309, SLG: 0.433		C F F F B F X 1-2 ① G4-3	S F S 0-3 ③ K			C B F F S 1-3 ② K		F X 0-1 ③ F7			C C X 0-2 FC6-4 1-2 1B	5	0	1	0	0	2	0
Brady Clark, R (1, 9) OBP: 0.376, SLG: 0.370		C C B D B B 4-2 HBP BB		C C B B C 2-3 ① K		B F F X 1-2 ③ G5-3			C B F D B X 3-2 ① G5-3		X 0-0 ① B2	4	0	0	0	1	1	2
Craig Counsell, L (1, 6) OBP: 0.353, SLG: 0.340		B C H 2-1 G1-6-3 1-2 HBP		C F B B F S 2-3 ② K			C C B B F X 1-2 ① P6		C X 0-1 ② P6		C B F B F X 2-2 ② FC6-4 1-2f 2-3	4	0	0	0	0	1	2
Chad Moeller, R (1, 2) OBP: 0.274, SLG: 0.313 Wes Helms, R (11, PH) OBP: 0.329, SLG: 0.335		D X 1-0 ② ③ G1-6-3 1-2f		C B C S 1-3 ③ K2-3			M S X 0-2 ② P4		B X 1-0 ③ G2-3		X 0-0 ③ G5-3	4	0	0	0	0	1	2
												1	0	0	0	0	0	2
15 Ben Sheets, R (1, 1) OBP: 0.125, SLG: 0.067 Ben Grieve, L (7, PH) OBP: 0.365, SLG: 0.411 Dave Burba, R (8, 1) Luis Vizcaino, R (9, 1) Dan Kolb, R (10, 1) Trent Durrington, R (10, PH) OBP: 0.286, SLG: 0.440 Travis Phelps, R (11, 1)			S F B B B X 2-2 ① G4-3		S B C S 1-3 ① K		C S B S 1-3 ③ K			B S S S 1-3 ① K		2	0	0	0	0	1	0
												1	0	0	0	0	1	0
												0	0	0	0	0	0	0
												0	0	0	0	0	0	0
												0	0	0	0	0	0	0
												1	0	0	0	0	1	0
												0	0	0	0	0	0	0
Inning Stats	R: 0 E: 0 K: 2 S: 9 H: 1 LOB: 1 BB: 0 P: 13	R: 0 E: 0 K: 0 S: 10 H: 0 LOB: 1 BB: 1 P: 18	R: 3 E: 1 K: 2 S: 19 H: 3 LOB: 0 BB: 0 P: 25	R: 0 E: 0 K: 3 S: 10 H: 0 LOB: 0 BB: 0 P: 15	R: 0 E: 0 K: 3 S: 13 H: 1 LOB: 1 BB: 0 P: 18	R: 0 E: 0 K: 2 S: 10 H: 0 LOB: 0 BB: 0 P: 14	R: 0 E: 0 K: 1 S: 10 H: 0 LOB: 0 BB: 0 P: 12	R: 2 E: 0 K: 2 S: 13 H: 2 LOB: 0 BB: 0 P: 17	R: 0 E: 0 K: 0 S: 6 H: 0 LOB: 0 BB: 0 P: 10	R: 0 E: 0 K: 1 S: 15 H: 0 LOB: 1 BB: 1 P: 20	R: 0 E: 0 K: 0 S: 10 H: 2 LOB: 2 BB: 0 P: 12	1B: 7 2B: 0 3B: 0 HR: 2	SF: 0 SAC: 0 DP: 1 HBP: 1	WP: 0 PB: 0 SB: 2 CS: 0	PA: 44			

	AB	41
	R	5
	H	9
	RBI	5
	BB	2
	SO	16
	LOB	17

PITCHER		IP	WLS	BF	H	R	ER	SO	BB	IBB	HBP	BLK	WP	HR	S	P	ERA	WHIP
Matt Clement, R ERA: 3.21	(1, 1)	7.0		27	5	3	3	13	1	0	1	0	0	1	81	115	3.86	0.857
Mike Remlinger, L ERA: 3.32	(8, 1)	1.0	B	5	2	2	2	2	0	0	0	0	0	1	13	17	18.00	2.000
46 Ryan Dempster, R ERA: 2.25	(9, 1)	1.1		4	0	0	0	1	0	0	0	0	0	0	9	14	0.00	0.000
Kent Mercker, L ERA: 2.23	(10, 1)	0.2	W	3	0	0	0	0	1	0	0	0	0	0	12	16	0.00	1.500
LaTroy Hawkins, R ERA: 2.63	(11, 1)	1.0	S	5	2	0	0	0	0	0	0	0	0	0	10	12	0.00	2.000

PITCHER	IP	WLS	BF	H	R	ER	SO	BB	IBB	HBP	BLK	WP	HR	S	P	ERA	WHIP

Chicago Cubs @ Milwaukee Brewers

Miller Park, Milwaukee, WI

Thu Aug 19 2004, 1:05 PM CDT

Att. 42,406 - Cloudy - 64 F

TOP

livebaseballscorecards.com

Batter	1	2	3	4	5	6	7	8	9	AB	R	H	RBI	BB	SO	LOB
Tom Goodwin, L (1, 8) OBP: 0.273, SLG: 0.313	E9	25 HR BB		G4-3 ②		25 1B 1B			25 S 25 E BB	3	3	2	0	2	0	0
25 Derrek Lee, R (1, 3) OBP: 0.360, SLG: 0.550	1B 3-H 1B	1-H 2-H HR		K ③		1-3 G6-4-3 1B			E5 WP FC5-2 1-H	5	1	3	4	0	1	0
Nomar Garciaparra, R (1, 6) OBP: 0.360, SLG: 0.505	K ①	K ③			16 HR BB 1B	G6-4-3 ②③ 1-2f			G5-3 ①	5	1	1	0	0	2	4
Moises Alou, R (1, 7) OBP: 0.333, SLG: 0.511	BB 1-3 1B	G6-3 ①			16 HR 1-2 BB		P3 ①		FC5-2 16 2-5 WP BB	3	1	1	0	2	0	0
Sammy Sosa, R (1, 9) OBP: 0.339, SLG: 0.544	1-2 BB	HR			K ①		16 G6-4-3 1B		FC5-2 ② 1-3 2-H	4	1	2	1	1	1	4
16 Aramis Ramirez, R (1, 5) OBP: 0.363, SLG: 0.571	K ③	F7 ②			1-H 2-H HR		G6-4-3 ②③ 1-2f		2-5 ③ 3-H	4	1	1	3	0	1	3
Mark Grudzielanek, R (1, 4) OBP: 0.331, SLG: 0.381		25 HR SH1-4 BB	1B		L7 ②			F8 ①		3	1	1	0	1	0	0
Paul Bako, L (1, 2) OBP: 0.250, SLG: 0.232		K ①	K ③		G5-3 ③			G5-3 ②		4	0	0	0	0	2	2
Greg Maddux, R (1, 1) OBP: 0.140, SLG: 0.122		SH1-4 ② 1-2		G6-3 ①		L9 ①		F7 ③		2	0	0	0	0	0	0
Jose Macias, S (8, PH) OBP: 0.283, SLG: 0.381										1	0	0	0	0	0	0
Mike Remlinger, L (8, 1)										0	0	0	0	0	0	0
LaTroy Hawkins, R (9, 1)										0	0	0	0	0	0	0

Inning Stats									
	R: 1 E: 1 K: 2 S: 14	H: 3 LOB: 2 BB: 1 P: 23	R: 3 E: 0 K: 2 S: 10	H: 1 LOB: 0 BB: 2 P: 23	R: 1 E: 0 K: 1 S: 11	H: 2 LOB: 1 BB: 0 P: 19	R: 0 E: 0 K: 1 S: 11	H: 0 LOB: 0 BB: 0 P: 17	R: 3 E: 0 K: 1 S: 14	H: 2 LOB: 0 BB: 1 P: 25	R: 0 E: 0 K: 0 S: 8	H: 2 LOB: 1 BB: 0 P: 13	R: 0 E: 0 K: 0 S: 8	H: 1 LOB: 0 BB: 0 P: 11	R: 0 E: 0 K: 0 S: 6	H: 0 LOB: 0 BB: 0 P: 10	R: 1 E: 1 K: 0 S: 13	H: 0 LOB: 2 BB: 2 P: 26	1B: 7 2B: 1 3B: 0 HR: 3	SF: 0 SAC: 1 DP: 2 HBP: 0	WP: 1 PB: 0 SB: 1 CS: 0	PA: 41
---	---	---	---	---	---	---	---	---	---	---	---	---	---	---	---	---	---	---	---	---	---	---

PITCHER		IP	WLS	BF	H	R	ER	SO	BB	IBB	HBP	BLK	WP	HR	S	P	ERA	WHIP
39 Chris Capuano, L ERA: 4.34	(1, 1)	4.1	L	24	8	8	8	7	4	0	0	0	0	3	54	98	16.61	2.769
Jeff Bennett, R ERA: 4.74	(5, 1)	2.2		9	3	0	0	0	0	0	0	0	0	0	22	33	0.00	1.125
Matt Wise, R ERA: 4.1	(8, 1)	1.0		5	0	1	0	0	1	0	0	0	0	0	11	20	0.00	1.000
Mike Adams, R ERA: 2.72	(9, 1)	1.0		4	0	0	0	0	1	0	0	0	1	0	8	16	0.00	1.000

PITCHER	IP	WLS	BF	H	R	ER	SO	BB	IBB	HBP	BLK	WP	HR	S	P	ERA	WHIP

AB	34
R	9
H	11
RBI	8
BB	6
SO	7
LOB	13

Batter	1	2	3	4	5	6	7	8	9	AB	R	H	RBI	BB	SO	LOB
Scott Podsednik, L (1, 8) OBP: 0.319, SLG: 0.379	E1	K			K			K		4	1	0	0	0	3	0
2 Bill Hall, R (1, 4) OBP: 0.288, SLG: 0.410	HR	L5			G4-3			E4		4	2	1	1	0	0	0
Lyle Overbay, L (1, 3) OBP: 0.399, SLG: 0.508	HR		2B		F7			SF8		4	2	3	0	0	0	0
Russell Branyan, L (1, 5) OBP: 0.373, SLG: 0.822	K		2B			K		SF8		3	0	1	2	0	2	2
Geoff Jenkins, L (1, 7) OBP: 0.311, SLG: 0.440	HR		K			G6-3		K		4	1	2	3	0	2	1
Brady Clark, R (1, 9) OBP: 0.371, SLG: 0.364	P6		L4			G6-3			F9	4	0	0	0	0	0	1
Craig Counsell, L (1, 6) OBP: 0.352, SLG: 0.337	BB			K			F8		F9	3	0	0	0	1	1	0
Chad Moeller, R (1, 2) OBP: 0.271, SLG: 0.309 Chris Magruder, S (9, PH) OBP: 0.371, SLG: 0.393	F9			K			G4-3		HBP	3 0	0 0	0 0	0 0	0 0	1 0	1 0
39 Chris Capuano, L (1, 1) OBP: 0.250, SLG: 0.267 Jeff Bennett, R (5, 1) Trent Durrington, R (7, PH) OBP: 0.291, SLG: 0.431 Matt Wise, R (8, 1) Mike Adams, R (9, 1) Ben Grieve, L (9, PH) OBP: 0.364, SLG: 0.409		P4		G3			G6-3		F8	2 0 1 0 0 0 1	0 0 0 0 0 0 0	0 0 0 0 0 0 0	0 0 0 0 0 0 0	0 0 0 0 0 0 0	0 0 0 0 0 0 0	0 0 0 0 0 0 1

Inning Stats	1	2	3	4	5	6	7	8	9
	R: 4 H: 3 E: 1 LOB: 1 K: 1 BB: 1 S: 15 P: 22	R: 0 H: 0 E: 0 LOB: 0 K: 1 BB: 0 S: 8 P: 11	R: 1 H: 2 E: 0 LOB: 0 K: 1 BB: 0 S: 12 P: 20	R: 0 H: 0 E: 0 LOB: 0 K: 2 BB: 0 S: 9 P: 12	R: 0 H: 0 E: 0 LOB: 0 K: 1 BB: 0 S: 10 P: 14	R: 0 H: 1 E: 0 LOB: 0 K: 1 BB: 0 S: 6 P: 8	R: 0 H: 0 E: 0 LOB: 0 K: 0 BB: 0 S: 6 P: 9	R: 1 H: 1 E: 1 LOB: 1 K: 2 BB: 0 S: 11 P: 17	R: 0 H: 0 E: 0 LOB: 1 K: 0 BB: 0 S: 8 P: 12

1B: 4 SF: 1
2B: 2 SAC: 0
3B: 0 DP: 1
HR: 1 HBP: 1

WP: 0 PA: 36
PB: 0
SB: 1
CS: 0

PITCHER	IP	WLS	BF	H	R	ER	SO	BB	IBB	HBP	BLK	WP	HR	S	P	ERA	WHIP
Greg Maddux, R (1, 1) ERA: 3.99	7.0	W	27	6	5	4	7	1	0	0	0	0	1	66	96	5.14	1.000
Mike Remlinger, L (8, 1) ERA: 3.18	1.0	H	5	1	1	0	2	0	0	0	0	0	0	11	17	0.00	1.000
LaTroy Hawkins, R (9, 1) ERA: 2.59	1.0	S	4	0	0	0	0	0	0	1	0	0	0	8	12	0.00	0.000

PITCHER	IP	WLS	BF	H	R	ER	SO	BB	IBB	HBP	BLK	WP	HR	S	P	ERA	WHIP

BOTTOM

Chicago Cubs @ Milwaukee Brewers

Miller Park, Milwaukee, WI

Thu Aug 19 2004, 1:05 PM CDT
Att. 42,406 - Cloudy - 64 F

livebaseballscorecards.com

AB	33
R	6
H	7
RBI	6
BB	1
SO	9
LOB	6

Batter	1	2	3	4	5	6	7	8	9	AB	R	H	RBI	BB	SO	LOB
11 Jimmy Rollins, S (1, 6) OBP: 0.341, SLG: 0.418	B X 1-0 G6-3 ①		B C B F F D B 4-2 BB			B C F B X 2-2 HR 1B		X 0-0 G6-3 ②		3	1	1	0	1	0	0
Placido Polanco, R (1, 4) OBP: 0.339, SLG: 0.399	C F B F F F B X 2-2 G5-3 ②		C X 0-1 G1-3 ③			1 SAFE 1 SAFE X 0-0 F9 ①		B F X 1-1 L7 ③		4	0	0	0	0	0	2
Bobby Abreu, L (1, 9) OBP: 0.416, SLG: 0.559	B C C D B F F F B 4-2 S BB			C B F B B S 3-3 K ①		1 SAFE C B S S B 1 SAFE B X 3-2 1-H HR			B C F B X 2-2 P5 ①	3	1	1	2	1	1	0
Jim Thome, L (1, 3) OBP: 0.398, SLG: 0.626	1 SAFE C S 1 SAFE B X 1-2 F8 ③ 1-2			S F S 0-3 K ②		F B X 1-1 G4-3 ②			B X 1-0 HR	4	1	1	1	0	1	1
David Bell, R (1, 5) OBP: 0.364, SLG: 0.444		C X 0-1 L3 ①		C B B C F F B X 3-2 G4-3 ③		C B S B S 2-3 K ③			X 0-0 1B	4	0	1	0	0	1	0
Mike Lieberthal, R (1, 2) OBP: 0.314, SLG: 0.413		B C B B B X 3-1 G6-3 ②			B F X 1-1 1B 3B		C B B B X 3-1 P3 ①		C B F X 1-2 P5 ②	4	1	1	0	0	0	1
Lou Collier, R (1, 7) OBP: 0.391, SLG: 0.476 Doug Glanville, R (7, 7) OBP: 0.261, SLG: 0.263		C C B F F S 1-3 K ③			X 0-0 B5-3 3-H 1B		B S F B F D D 4-2 G6-3 BB		F S S 0-3 K ③	2 1	0 0	1 0	1 0	1 0	1 1	0 1
Marlon Byrd, R (1, 8) OBP: 0.298, SLG: 0.330			B B S C C C 2-3 K ①		B C 1 SAFE 1 SAFE B S S 2-3 K ①		C D F 1 SAFE B B X 3-2 G6-3 ②③ 1-2f			3	0	0	0	0	2	2
Eric Milton, L (1, 1) OBP: 0.182, SLG: 0.137 Jason Michaels, R (8, PH) OBP: 0.350, SLG: 0.313 Todd Jones, L (8, 1) Tim Worrell, R (9, 1)			C B S F F S 1-3 K ②		1 SAFE C B X 1-1 B5-3 ②③ 1-1f			B B F X 2-1 L8 ①		2 1 0 0	0 0 0 0	0 0 0 0	0 0 0 0	1 0 0 0	1 0 0 0	1 0 0 0
Inning Stats	R: 0 E: 0 K: 0 S: 15 H: 0 LOB: 1 BB: 1 P: 23	R: 0 E: 0 K: 1 S: 9 H: 0 LOB: 0 BB: 0 P: 13	R: 0 E: 0 K: 2 S: 13 H: 0 LOB: 1 BB: 1 P: 20	R: 0 E: 0 K: 2 S: 11 H: 0 LOB: 0 BB: 0 P: 17	R: 1 E: 0 K: 1 S: 8 H: 2 LOB: 0 BB: 0 P: 12	R: 2 E: 0 K: 1 S: 12 H: 2 LOB: 0 BB: 0 P: 20	R: 0 E: 0 K: 0 S: 8 H: 0 LOB: 0 BB: 1 P: 18	R: 0 E: 0 K: 0 S: 5 H: 0 LOB: 0 BB: 0 P: 8	R: 1 E: 0 K: 1 S: 11 H: 2 LOB: 1 BB: 0 P: 15	1B: 3 2B: 1 3B: 1 HR: 2	SF: 0 SAC: 0 DP: 2 HBP: 0						

PITCHER		IP	WLS	BF	H	R	ER	SO	BB	IBB	HBP	BLK	WP	HR	S	P	ERA	WHIP
Doug Davis, L ERA: 3.68	(1, 1)	7.0	L	26	4	3	3	7	3	0	0	0	0	1	76	123	3.86	1.000
Dave Burba, R ERA: 3.48	(8, 1)	2.0		8	2	1	1	1	0	0	0	0	0	1	16	23	4.50	1.000

PITCHER	IP	WLS	BF	H	R	ER	SO	BB	IBB	HBP	BLK	WP	HR	S	P	ERA	WHIP

TOP

Philadelphia Phillies @ Milwaukee Brewers

Miller Park, Milwaukee, WI

Fri Aug 20 2004, 7:05 PM CDT
Att. 22,559 - Sunny - 64 F

livebaseballscorecards.com

AB	31
R	4
H	6
RBI	4
BB	3
SO	8
LOB	8

Philadelphia Phillies @ Milwaukee Brewers

Miller Park, Milwaukee, WI

Fri Aug 20 2004, 7:05 PM CDT
Att. 22,559 - Sunny - 64 F

livebaseballscorecards.com

BOTTOM

Batter	1	2	3	4	5	6	7	8	9	AB	R	H	RBI	BB	SO	LOB
Scott Podsednik, L (1, 8) OBP: 0.318, SLG: 0.382	G4-3		SF8 3B		G5-3			G1-3		4	1	1	0	0	0	0
Brady Clark, R (1, 9) OBP: 0.369, SLG: 0.362	1B S BB		SF8 3-H			P4		F8		2	0	0	1	1	0	0
Lyle Overbay, L (1, 3) OBP: 0.398, SLG: 0.506	1-3 1B		P3			G4-3		L8		4	0	1	0	0	0	0
2 Bill Hall, R (1, 4) OBP: 0.288, SLG: 0.412	K			L6		2B			G3-1	4	0	1	0	0	1	2
Geoff Jenkins, L (1, 7) OBP: 0.308, SLG: 0.436	L8			F9		G5-3			G3-1	4	0	0	0	0	0	3
Wes Helms, R (1, 5) OBP: 0.329, SLG: 0.335 Russell Branyan, L (9, PH) OBP: 0.365, SLG: 0.804		F8		1B			F8		K	3 1	0 0	1 0	0 0	0 0	0 1	0 0
Craig Counsell, L (1, 6) OBP: 0.349, SLG: 0.334		K		P6			F8			3	0	0	0	0	1	1
Chad Moeller, R (1, 2) OBP: 0.271, SLG: 0.321		F9			K		HR			3	1	1	1	0	1	0
Doug Davis, R (1, 1) OBP: 0.038, SLG: 0.020 Chris Magruder, S (7, PH) OBP: 0.361, SLG: 0.379 Dave Burba, R (8, 1)			K		G6-3		K			2 1 0	0 0 0	0 0 0	0 0 0	0 0 0	1 1 0	0 0 0
Inning Stats	R: 0 E: 0 K: 1 S: 17 H: 1 LOB: 2 BB: 1 P: 29	R: 0 E: 0 K: 1 S: 7 H: 0 LOB: 0 BB: 0 P: 12	R: 1 E: 0 K: 1 S: 11 H: 1 LOB: 0 BB: 0 P: 13	R: 0 E: 0 K: 0 S: 11 H: 1 LOB: 1 BB: 0 P: 18	R: 0 E: 0 K: 1 S: 7 H: 0 LOB: 0 BB: 0 P: 11	R: 0 E: 0 K: 0 S: 9 H: 1 LOB: 1 BB: 0 P: 15	R: 1 E: 0 K: 1 S: 15 H: 1 LOB: 0 BB: 0 P: 21	R: 0 E: 0 K: 0 S: 11 H: 0 LOB: 0 BB: 0 P: 16	R: 0 E: 0 K: 1 S: 6 H: 0 LOB: 0 BB: 0 P: 6	1B: 2 2B: 1 3B: 1 HR: 1	SF: 1 SAC: 0 DP: 0 HBP: 0						

PITCHER		IP	WLS	BF	H	R	ER	SO	BB	IBB	HBP	BLK	WP	HR	S	P	ERA	WHIP
Eric Milton, L ERA: 4.71	(1, 1)	7.0	W	27	5	2	2	5	1	0	0	0	0	1	77	119	2.57	0.857
Todd Jones, R ERA: 4.15	(8, 1)	1.0	H	3	0	0	0	0	0	0	0	0	0	0	11	16	0.00	0.000
Tim Worrell, R ERA: 3.94	(9, 1)	1.0	S	3	0	0	0	1	0	0	0	0	0	0	6	6	0.00	0.000

PITCHER	IP	WLS	BF	H	R	ER	SO	BB	IBB	HBP	BLK	WP	HR	S	P	ERA	WHIP

AB	31
R	2
H	5
RBI	2
BB	1
SO	6
LOB	6

1B: 2	SF: 1	WP: 0	PA: 33
2B: 1	SAC: 0	PB: 0	
3B: 1	DP: 0	SB: 1	
HR: 1	HBP: 0	CS: 0	

Philadelphia Phillies @ Milwaukee Brewers

Miller Park, Milwaukee, WI

Sat Aug 21 2004, 6:05 PM CDT
Att. 30,841 - Sunny - 68 F

TOP

Batter	1	2	3	4	5	6	7	8	9	AB R H RBI BB SO LOB
11 Jimmy Rollins, S (1, 6) OBP: 0.341, SLG: 0.415	C S F S / 0-3 / K ①	B B B C C F C / 3-3 / K ③		S B B B B / 4-1 / BB		C B B F X / 2-2 / F7 ③		X / 0-0 / F9 ① / 2-3	B B F F B F B / 4-2 / S / BB	4 0 0 0 2 2 4
Jason Michaels, R (1, 7) OBP: 0.355, SLG: 0.322 / Tim Worrell, R (9, 1)	B C B B B / 4-1 / BB / BB		X / 0-0 / G3 / 1B	B C 1 SAFE X / 1-1 / F9 ③			X / 0-0 / P6 ①	B B F F F B X / 3-2 / 26 3B / 1-3 / 3-H / 2B	B F B B X / 3-1 / F8 ③ / 1-2	5 1 2 1 1 0 3 / 0 0 0 0 0 0 0
Bobby Abreu, L (1, 9) OBP: 0.415, SLG: 0.556	C 1 SAFE F B S / 1-3 / K ②		B B B C X / 3-1 / G3 ① / 1-2		B B B C B / 4-1 / 26 G4-3 / G3 / 2B / BB		C X / 0-1 / G4-3 / 26 1B / 1B	B F F X / 1-2 / F7 ②		4 2 1 0 1 1 4
Jim Thome, L (1, 3) OBP: 0.398, SLG: 0.622	B D B S C B / 4-2 / 1-2 / BB		B F X / 1-1 / P5 ②		S B B F 1 SAFE F B X / 3-2 / G3 ① / 1-2		B C B X / 2-1 / G4-3 ② / 1-2	I I I I / 4-0 / 26 3B / IBB		3 1 0 0 2 0 3
26 Chase Utley, L (1, 4) OBP: 0.306, SLG: 0.510 / Rheal Cormier, L (8, 1) / Doug Glanville, R (9, 7) OBP: 0.261, SLG: 0.263	D C C B X / 2-2 / G3 ③		B C B B F B / 4-2 / FC5-4 / BB		X / 0-0 / G4-3 ② / 2-3		B B B C X / 3-1 / 2-H / 1B	B F S X / 1-2 / 1B / 1-H 2-H 3-H / 3B		4 1 2 4 1 0 3 / 0 0 0 0 0 0 0 / 0 0 0 0 0 0 0
David Bell, R (1, 5) OBP: 0.365, SLG: 0.446		C B B X / 2-1 / P4 ①	C B X / 1-1 / FC5-4 ③ / 1-2f		S S B X / 1-2 / 3-H / 2B		B B B C F F X / 3-2 / P2 ③	B X / 1-0 / 3-H / 1B		5 0 2 2 0 0 3
Mike Lieberthal, R (1, 2) OBP: 0.317, SLG: 0.420		B B B B / 4-0 / 1B / BB		C B B F B X / 3-2 / G4-3 / 2B	X / 0-0 / G5-3 ③			C T B X / 1-2 / 1B / 2B; C B F X / 1-2 / P3 ③		4 1 2 0 1 0 2
Marlon Byrd, R (1, 8) OBP: 0.297, SLG: 0.327		B C F X / 1-2 / P2 ②		B F B F X / 2-2 / G4-3 ① / 2-3		C B S S / 1-3 / K ①		X / 0-0 / 11 F9 / 1B / 2B / 2-H / 1B	B B C F B X / 3-2 / G4-3 ①	5 1 1 1 0 1 2
Vicente Padilla, R (1, 1) OBP: 0.130, SLG: 0.130 / Lou Collier, R (6, PH) OBP: 0.375, SLG: 0.455 / Amaury Telemaco, R (6, 1) / Geoff Geary, R (7, 1) / Placido Polanco, R (8, PH) OBP: 0.340, SLG: 0.399 / (8, 4)		S B X / 1-1 / 1-2 / 1B		S C S / 0-3 / K ②		F B F X / 1-2 / P3 ②		B X / 1-0 / 2B / 26 3B / 1-2 / 1B	F B X / 1-1 / G5-3 ②	2 0 1 0 0 1 1 / 1 0 0 0 0 0 0 / 0 0 0 0 0 0 0 / 0 0 0 0 0 0 0 / 2 1 1 0 0 0 0
Inning Stats	R: 0 E: 0 K: 2 S: 13 H: 0 LOB: 2 BB: 2 P: 24	R: 0 E: 0 K: 1 S: 11 H: 1 LOB: 2 BB: 1 P: 22	R: 0 E: 0 K: 0 S: 9 H: 1 LOB: 2 BB: 1 P: 18	R: 0 E: 0 K: 1 S: 12 H: 1 LOB: 2 BB: 1 P: 22	R: 1 E: 0 K: 0 S: 10 H: 1 LOB: 1 BB: 1 P: 18	R: 0 E: 0 K: 1 S: 9 H: 0 LOB: 0 BB: 0 P: 13	R: 1 E: 0 K: 0 S: 11 H: 2 LOB: 1 BB: 0 P: 19	R: 6 E: 0 K: 0 S: 20 H: 6 LOB: 1 BB: 1 P: 33	R: 0 E: 0 K: 0 S: 10 H: 0 LOB: 1 BB: 1 P: 21	1B: 7 2B: 4 3B: 1 HR: 0 SF: 0 SAC: 0 DP: 0 HBP: 0

AB	39
R	8
H	12
RBI	8
BB	8
SO	5
LOB	25

WP: 0 PB: 0 SB: 1 CS: 0 PA: 47

livebaseballscorecards.com

PITCHER		IP	WLS	BF	H	R	ER	SO	BB	IBB	HBP	BLK	WP	HR	S	P	ERA	WHIP
Wes Obermueller, R ERA: 6.2	(1, 1)	5.0		25	4	1	1	4	6	0	0	0	0	0	55	104	1.80	2.000
Travis Phelps, R ERA: 18.0	(6, 1)	2.0		11	5	4	4	1	0	0	0	0	0	0	25	39	18.00	2.500
Luis Vizcaino, R ERA: 3.95	(8, 1)	1.0	L	7	3	3	3	0	0	1	0	0	0	0	15	26	27.00	3.000
Jeff Bennett, R ERA: 4.66	(9, 1)	1.0		4	0	0	0	0	1	0	0	0	0	0	10	21	0.00	1.000

PITCHER	IP	WLS	BF	H	R	ER	SO	BB	IBB	HBP	BLK	WP	HR	S	P	ERA	WHIP

Batter	1	2	3	4	5	6	7	8	9	AB	R	H	RBI	BB	SO	LOB
Scott Podsednik, L (1, 8) OBP: 0.318, SLG: 0.380	C F B C 1-3 K ①		B B C X 2-1 L6 ②		I I I 4-0 2 FC5-2 2B IBB		S C S 0-3 K ②			3	1	0	0	1	2	1
2 Bill Hall, R (1, 4) OBP: 0.284, SLG: 0.406	C C C 0-3 K ②		S X 0-1 F9 ③		B X 1-0 FC5-2 2B 1-2 2-3 3-Hf ②		B S C F X 1-2 G6-3 ③			4	1	0	0	0	1	4
Lyle Overbay, L (1, 3) OBP: 0.398, SLG: 0.507	F S X 0-2 G3 ③			B C B F F B B 4-2 G4-6-3 BB	X 0-0 2B 1-H 2-H 3-H 2B			F S D S 1-3 K ①		3	1	1	3	1	1	0
Russell Branyan, L (1, 5) OBP: 0.357, SLG: 0.780		F C C 0-3 K ①		B F F S 1-3 K ①	C D X 1-1 2B 2-H			C B F B B F S 3-3 K ②		4	0	1	1	0	3	1
Geoff Jenkins, L (1, 7) OBP: 0.306, SLG: 0.433		C E X 0-2 G3 ②		X 0-0 G4-6-3 1-2f ② ③	F X 0-1 F8 ③			C X 0-1 G4-3 ③		4	0	0	0	0	0	2
Ben Grieve, L (1, 9) OBP: 0.364, SLG: 0.408 Brady Clark, R (8, 9)		C F B C 1-3 K ③			B X 1-0 1B 2B 1B	B F S B F X 2-2 P3 ①			C B B F B F C 3-3 K ①	3 1	1 0	1 0	0 0	0 0	1 1	0 0
Craig Counsell, L (1, 6) OBP: 0.348, SLG: 0.333			B F B B F X 3-2 G3 2B 1B		C F B B C 2-3 K ①	B X 1-0 G4-3 ②			C B F X 1-2 G5-3 ②	4	1	1	0	0	1	1
Gary Bennett, R (1, 2) OBP: 0.274, SLG: 0.285			1 SAFE 1 SAFE B X 1-0 G3 ① 1-2		F B B B 1 SAFE F X 2-2 2B 2 FC5-2 1-3 1B	B C S X 1-2 G1-3 ③			B X 1-0 2B	4	0	2	0	0	0	1
Wes Obermueller, R (1, 1) OBP: 0.370, SLG: 0.481 Chris Magruder, S (5, PH) OBP: 0.375, SLG: 0.433 Travis Phelps, R (6, 1) Luis Vizcaino, R (8, 1) Jeff Bennett, R (9, 1) Wes Helms, R (9, PH) OBP: 0.328, SLG: 0.333			C F X 0-2 2B 2-H		B X 1-0 2 FC5-2 2B 1-3 3-H 2B		F B S B S 2-3 K ①		F F C 0-3 K ③	1 1 1 0 0 1	0 1 0 0 0 0	1 1 0 0 0 0	1 1 0 0 0 1	0 0 0 0 0 0	0 0 1 0 0 1	0 0 0 0 0 1
Inning Stats	R: 0 E: 0 K: 2 S: 9 H: 0 LOB: 0 BB: 0 P: 10	R: 0 E: 0 K: 2 S: 9 H: 0 LOB: 0 BB: 0 P: 10	R: 1 E: 0 K: 0 S: 11 H: 2 LOB: 1 BB: 0 P: 17	R: 0 E: 0 K: 1 S: 7 H: 0 LOB: 0 BB: 1 P: 12	R: 5 E: 0 K: 1 S: 14 H: 5 LOB: 1 BB: 1 P: 26	R: 0 E: 0 K: 0 S: 8 H: 0 LOB: 0 BB: 0 P: 12	R: 0 E: 0 K: 2 S: 10 H: 0 LOB: 0 BB: 0 P: 13	R: 0 E: 0 K: 2 S: 9 H: 0 LOB: 0 BB: 0 P: 13	R: 0 E: 0 K: 2 S: 11 H: 1 LOB: 1 BB: 0 P: 16	1B: 3 2B: 5 3B: 0 HR: 0	SF: 0 SAC: 0 DP: 1 HBP: 0			WP: 0 PB: 0 SB: 0 CS: 0		PA: 36	

PITCHER		IP	WLS	BF	H	R	ER	SO	BB	IBB	HBP	BLK	WP	HR	S	P	ERA	WHIP
Vicente Padilla, R ERA: 4.23	(1, 1)	5.0		23	7	6	6	6	1	1	0	0	0	0	50	75	10.80	1.600
Amaury Telemaco, R ERA: 4.39	(6, 1)	1.0		3	0	0	0	0	0	0	0	0	0	0	8	12	0.00	0.000
Geoff Geary, R ERA: 6.89	(7, 1)	1.0	W	3	0	0	0	2	0	0	0	0	0	0	10	13	0.00	0.000
Rheal Cormier, L ERA: 4.12	(8, 1)	1.0	H	3	0	0	0	2	0	0	0	0	0	0	9	13	0.00	0.000
Tim Worrell, R ERA: 3.88	(9, 1)	1.0	S	4	1	0	0	2	0	0	0	0	0	0	11	16	0.00	1.000

PITCHER	IP	WLS	BF	H	R	ER	SO	BB	IBB	HBP	BLK	WP	HR	S	P	ERA	WHIP

BOTTOM

Philadelphia Phillies @ Milwaukee Brewers

Miller Park, Milwaukee, WI

Sat Aug 21 2004, 6:05 PM CDT
Att. 30,841 - Sunny - 68 F

livebaseballscorecards.com

AB	34
R	6
H	8
RBI	6
BB	2
SO	12
LOB	11

Batter	1	2	3	4	5	6	7	8	9	10	AB	R	H	RBI	BB	SO	LOB
11 Jimmy Rollins, S (1, 6) OBP: 0.341, SLG: 0.415	P4		E3 1B S	BB 1-2			G3		L8	2B 1-3 3-H	5	1	1	1	1	0	0
Placido Polanco, R (1, 4) OBP: 0.335, SLG: 0.394	P4		G6-3 1-2	G5-3			L9		G4-3	SF9 3-H	5	0	0	1	0	0	4
Bobby Abreu, L (1, 9) OBP: 0.415, SLG: 0.551	K		BB 1B 1B		F7		BB 1B 2B		L8	G6-3	4	1	0	0	2	1	1
Jim Thome, L (1, 3) OBP: 0.402, SLG: 0.622		P5	1B 1-2 2-H		BB		1B 2B 1-2			BB 1B	3	1	2	1	2	0	0
David Bell, R (1, 5) OBP: 0.367, SLG: 0.451		K	1B 1-2 2-H		P3		2B 1-3 2-H			1B BB FC6-2 1-2	5	0	3	1	0	1	1
Jason Michaels, R (1, 7) OBP: 0.351, SLG: 0.318		G4-3		F8	G5-3		P3			1B FC6-2 BB 26 1B 1-2 2-H	5	1	1	1	0	0	3
Todd Pratt, R (1, 2) OBP: 0.333, SLG: 0.278			HR 1B	1B		K		G6-3		BB FC6-2 26 1B 1-2 2-3	4	1	2	0	0	1	0
Lou Collier, R (10, PH) OBP: 0.400, SLG: 0.455											0	1	0	0	1	0	0
Mike Lieberthal, R (10, 2) OBP: 0.317, SLG: 0.420											0	0	0	0	0	0	0
Doug Glanville, R (1, 8) OBP: 0.265, SLG: 0.290			HR 1-H	1B 11 S 1-3		K		L3		FC6-2 26 1B 11 2B 1-2 2-3 3-Hf	5	2	2	2	0	1	3
Randy Wolf, L (1, 1) OBP: 0.277, SLG: 0.511			K	K		F8		G4-3		SF9 11 2B 1-3 2-H 3-H	3	0	0	0	0	2	2
Rheal Cormier, L (7, 1)											0	0	0	0	0	0	0
Tomas Perez, S (8, PH) OBP: 0.267, SLG: 0.426											1	0	0	0	0	0	0
Todd Jones, L (8, 1)											0	0	0	0	0	0	0
Felix Rodriguez, R (9, 1)											0	0	0	0	0	0	0
26 Chase Utley, L (10, PH) OBP: 0.309, SLG: 0.512											1	1	1	2	0	0	0
Roberto Hernandez, R (10, 1)											0	0	0	0	0	0	0
Tim Worrell, R (10, 1)											0	0	0	0	0	0	0
Inning Stats	R: 0 E: 0 K: 1 S: 7 H: 0 LOB: 0 BB: 0 P: 12	R: 0 E: 0 K: 1 S: 7 H: 0 LOB: 0 BB: 0 P: 11	R: 3 E: 1 K: 1 S: 19 H: 4 LOB: 2 BB: 1 P: 33	R: 0 E: 0 K: 1 S: 10 H: 2 LOB: 3 BB: 1 P: 15	R: 0 E: 0 K: 0 S: 9 H: 0 LOB: 1 BB: 1 P: 17	R: 0 E: 0 K: 2 S: 9 H: 0 LOB: 0 BB: 0 P: 14	R: 1 E: 0 K: 0 S: 13 H: 2 LOB: 2 BB: 1 P: 24	R: 0 E: 0 K: 0 S: 9 H: 0 LOB: 0 BB: 0 P: 15	R: 0 E: 0 K: 0 S: 5 H: 0 LOB: 0 BB: 0 P: 7	R: 5 E: 0 K: 0 S: 15 H: 4 LOB: 1 BB: 2 P: 28	1B: 9 2B: 2 3B: 0 HR: 1 SF: 1 SAC: 0 DP: 0 HBP: 0	WP: 0 PB: 0 SB: 2 CS: 0 PA: 48					

PITCHER	IP	WLS	BF	H	R	ER	SO	BB	IBB	HBP	BLK	WP	HR	S	P	ERA	WHIP
Victor Santos, R (1, 1) ERA: 4.11	6.2		31	7	4	3	6	4	0	0	0	0	1	69	118	4.05	1.650
Dave Burba, R (7, 1) ERA: 3.41	1.1		5	1	0	0	0	0	0	0	0	0	0	14	23	0.00	0.750
Dan Kolb, R (9, 1) ERA: 2.53	1.0	L	6	2	3	3	0	1	0	0	0	0	0	9	17	27.00	3.000
Mike Adams, R (10, 1) ERA: 3.1	1.0		6	2	2	2	0	1	0	0	0	0	0	11	18	18.00	3.000

PITCHER	IP	WLS	BF	H	R	ER	SO	BB	IBB	HBP	BLK	WP	HR	S	P	ERA	WHIP

TOP

Philadelphia Phillies @ Milwaukee Brewers

Miller Park, Milwaukee, WI

Sun Aug 22 2004, 1:05 PM CDT
Att. 32,411 - Cloudy - 74 F

livebaseballscorecards.com

AB	41
R	9
H	12
RBI	9
BB	6
SO	6
LOB	14

Batter	1	2	3	4	5	6	7	8	9	10	AB	R	H	RBI	BB	SO	LOB
Scott Podsednik, L (1, 8) OBP: 0.317, SLG: 0.377	B C B X 2-1 L8 ①		B F B X 2-1 F7 ①		C B F B B B 4-2 2 G4-3 BB		C B X 1-1 F8 ③		1 SAFE B 1 SAFE B C F X 2-2 P6 ③		4	0	0	0	1	0	1
2 Bill Hall, R (1, 6) OBP: 0.283, SLG: 0.403	F B B B X 3-1 P4 ②		B B B C C X 3-2 F7 ②		1 SAFE C 1 SAFE 1 SAFE C B X 1-2 G4-3 ① ② 1-2f			M B S X 1-2 SH1-4 1B		C X 0-1 G3-1 ①	5	0	1	0	0	0	1
Brady Clark, R (1, 9) (10, 8) OBP: 0.370, SLG: 0.364	C C S 0-3 K ③		B C B C F F F F F 4-2 B B BB		X 0-0 F7 ③			1 SAFE B 1 SAFE B B B C 1 SAFE X 3-1 SH1-4 ① 1-2		C X 0-1 G3-1 1B 2B	3	1	1	0	1	1	0
Russell Branyan, L (1, 5) OBP: 0.361, SLG: 0.736		F S B X 1-2 P5 ①	B S 1 SAFE S S 1-3 K ③			X 0-0 P6 ①		S B S S B F B B 4-2 BB		B B B B 4-0 G3-1 1B BB	3	1	0	0	2	1	1
Wes Helms, R (1, 3) OBP: 0.328, SLG: 0.330 Dave Burba, R (7, 1) Ben Grieve, L (8, PH) OBP: 0.362, SLG: 0.406 Dan Kolb, R (9, 1) Mike Adams, R (10, 1) Geoff Jenkins, L (10, 7) OBP: 0.306, SLG: 0.432		B B B C F F F B 4-2 1B 1B BB		C X 0-1 F7 ①		X 0-0 F9 ②		C C X 0-2 F8 ②		S B B X 2-1 G3-1 ② 1-2 2-3	2 0 1 0 0 1	1 0 0 0 0 0	0 0 0 0 0 0	0 0 0 0 0 0	1 0 0 0 0 0	0 0 0 0 0 0	0 0 2 0 0 2
Chris Magruder, S (1, 7) (10, 9) OBP: 0.381, SLG: 0.429		C C X 0-2 1B 1-2 1B		B C X 1-1 E1 HR		C F B B X 2-2 P6 ③		F B C S 1-3 K ③		B C C E B X 2-2 DI 1B 2-H 3-H	5	1	2	2	0	1	2
Trent Durrington, R (1, 4) OBP: 0.300, SLG: 0.464	F F F B B F X 2-2 FC6-4 1B 1-2 2-H			B C 1 SAFE C F F F S 1-3 K ②			C B B C X 2-2 SF8 3B		C C B B S 2-3 K ① C B B X	2-1 F8 ③ 1-2	5	1	2	1	0	2	2
Gary Bennett, R (1, 2) OBP: 0.273, SLG: 0.303	B B B C X 3-1 L7 ②			X 0-0 HR 1-H		B C S F X 1-2 SF8 ① 3-H			C C B B F X 2-2 F7 ②		3	1	1	3	0	0	2
Victor Santos, R (1, 1) OBP: 0.125, SLG: 0.100 Lyle Overbay, L (7, 3) OBP: 0.399, SLG: 0.506	C X 0-1 FC6-4 ③ 1-2f			B B C F F F C 2-3 K ③		B C F X 1-2 L9 ②			B B B S B 4-1 BB		2 1	0 0	0 0	0 0	0 1	1 0	2 0
Inning Stats	R: 0 H: 0 E: 0 LOB: 0 K: 1 BB: 0 S: 7 P: 12	R: 1 H: 2 E: 0 LOB: 2 K: 0 BB: 1 S: 19 P: 29	R: 0 H: 0 E: 0 LOB: 1 K: 1 BB: 1 S: 15 P: 25	R: 2 H: 1 E: 1 LOB: 0 K: 2 BB: 0 S: 15 P: 19	R: 0 H: 0 E: 0 LOB: 0 K: 1 BB: 1 S: 6 P: 11	R: 0 H: 0 E: 0 LOB: 0 K: 0 BB: 0 S: 5 P: 7	R: 1 H: 1 E: 0 LOB: 0 K: 0 BB: 0 S: 12 P: 17	R: 0 H: 1 E: 0 LOB: 2 K: 1 BB: 1 S: 14 P: 23	R: 0 H: 0 E: 0 LOB: 1 K: 1 BB: 1 S: 11 P: 21	R: 2 H: 2 E: 0 LOB: 1 K: 0 BB: 1 S: 12 P: 22	1B: 4 SF: 1 2B: 1 SAC: 1 3B: 1 DP: 1 HR: 1 HBP: 0						

PITCHER		IP	WLS	BF	H	R	ER	SO	BB	IBB	HBP	BLK	WP	HR	S	P	ERA	WHIP
Randy Wolf, L ERA: 4.17	(1, 1)	6.0		25	4	4	2	4	3	0	0	0	0	1	70	108	3.00	1.167
Rheal Cormier, L ERA: 4.06	(7, 1)	1.0	B	3	0	0	0	0	0	0	0	0	0	0	9	12	0.00	0.000
Todd Jones, R ERA: 4.09	(8, 1)	1.0		5	1	0	0	1	1	0	0	0	0	0	14	23	0.00	2.000
Felix Rodriguez, R ERA: 3.31	(9, 1)	1.0	W	4	0	0	0	1	1	0	0	0	0	0	11	21	0.00	1.000
Roberto Hernandez, R ERA: 5.14	(10, 1)	0.2		5	2	2	2	0	1	0	0	0	0	0	10	18	27.00	4.500

PITCHER		IP	WLS	BF	H	R	ER	SO	BB	IBB	HBP	BLK	WP	HR	S	P	ERA	WHIP
Tim Worrell, R ERA: 3.86	(10, 1)	0.1	S	1	0	0	0	0	0	0	0	0	0	0	2	4	0.00	0.000

BOTTOM

Philadelphia Phillies @ Milwaukee Brewers

Miller Park, Milwaukee, WI

Sun Aug 22 2004, 1:05 PM CDT
Att. 32,411 - Cloudy - 74 F

livebaseballscorecards.com

AB	35
R	6
H	7
RBI	6
BB	6
SO	6
LOB	15

1B: 4	SF: 1	WP: 0	PA: 43
2B: 1	SAC: 1	PB: 0	
3B: 1	DP: 1	SB: 0	
HR: 1	HBP: 0	CS: 0	

Batter	1	2	3	4	5	6	7	8	9	AB	R	H	RBI	BB	SO	LOB
Scott Podsednik, L (1, 8) OBP: 0.314, SLG: 0.373	B C X 1-1 G6-3 ①		B B C B F S 3-3 K ③			B X 1-0 F7 ①	B C B B F X 3-2 G4-3 ③		C F X 0-2 G5-3 ③	5	0	0	0	0	1	4
2 Bill Hall, R (1, 4) OBP: 0.282, SLG: 0.399	F S S 0-3 K ②			S B B S F F B B 4-2 S BB		C B C S 1-3 K ②		S C X 0-2 G6-3 ①		3	0	0	0	1	2	0
Lyle Overbay, L (1, 3) OBP: 0.396, SLG: 0.501	B C X 1-1 P5 ③			B B F X 2-1 F7 ①		C F B S 1-3 K ③		B F X 1-1 P4 ②		4	0	0	0	0	1	1
Russell Branyan, L (1, 5) OBP: 0.338, SLG: 0.684		B S B C F S 2-3 K ①		C F B F B F F B S 3-3 K ② 1-2			B X 1-0 G4-3 ①	S S B B S 2-3 K ③		4	0	0	0	0	3	1
Geoff Jenkins, L (1, 7) OBP: 0.307, SLG: 0.435		B F F S 1-3 K ②		B S B X 2-1 G6-3 ③			S F B X 1-2 1B 2B		C B X 1-1 FC6-4 1B	4	1	2	0	0	1	1
Brady Clark, R (1, 9) OBP: 0.375, SLG: 0.365		C B C F B B B 4-2 BB			B B C C B B 4-2 G1-3 S BB		C B B B F X 3-2 G4-3 1B 2B 2-H 1B		C C F X 0-2 FC6-4 BB 1B 1-2f ①	2	1	1	1	2	0	1
Craig Counsell, L (1, 6) OBP: 0.350, SLG: 0.335		X 0-0 L8 ③			B C L F X 1-2 P6 ① 1-2		C F B F X 1-2 G4-3 2B 1B 1-2		C B S F X 1-2 BB 1B 1-2	4	1	2	0	0	0	2
Chad Moeller, R (1, 2) OBP: 0.267, SLG: 0.316			C S S 0-3 K ①		X 0-0 G1-3 ② 2-3		B C B B F X 3-2 G4-3 ② 1-2 2-3		C B C X 1-2 L7 ②	4	0	0	0	0	1	5
15 Ben Sheets, R (1, 1) OBP: 0.120, SLG: 0.064 Ben Grieve, L (7, PH) OBP: 0.365, SLG: 0.413 Matt Wise, R (7, 1) Jeff Bennett, R (7, 1) Chris Magruder, S (9, PH) OBP: 0.395, SLG: 0.429			X 0-0 G6-3 ②		S C C 0-3 K ③		B B C X 2-1 2-H 3-H 2B		B B B C C B 4-2 1-2 2-3 BB	2 1 0 0 0	0 0 0 0 0	0 1 0 0 0	0 2 0 0 0	0 0 0 0 0	1 0 0 0 1	1 0 0 0 0
Inning Stats	R: 0 E: 0 K: 1 S: 7 H: 0 LOB: 0 BB: 0 P: 9	R: 0 E: 0 K: 2 S: 11 H: 0 LOB: 1 BB: 1 P: 18	R: 0 E: 0 K: 2 S: 7 H: 0 LOB: 0 BB: 0 P: 10	R: 0 E: 0 K: 1 S: 14 H: 0 LOB: 1 BB: 1 P: 25	R: 0 E: 0 K: 1 S: 10 H: 0 LOB: 1 BB: 1 P: 15	R: 0 E: 0 K: 2 S: 7 H: 0 LOB: 0 BB: 0 P: 10	R: 3 E: 0 K: 0 S: 20 H: 4 LOB: 1 BB: 0 P: 34	R: 0 E: 0 K: 1 S: 8 H: 0 LOB: 0 BB: 0 P: 11	R: 0 E: 0 K: 0 S: 18 H: 2 LOB: 3 BB: 1 P: 25	1B: 4 2B: 2 3B: 0 HR: 0	SF: 0 SAC: 0 DP: 0 HBP: 0						

PITCHER		IP	WLS	BF	H	R	ER	SO	BB	IBB	HBP	BLK	WP	HR	S	P	ERA	WHIP
38 Carlos Zambrano, R ERA: 2.88	(1, 1)	6.2	W	27	4	3	3	9	3	0	0	0	0	0	73	115	4.05	1.050
Kent Mercker, L ERA: 2.11	(7, 1)	1.1	H	4	0	0	0	1	0	0	0	0	0	0	11	17	0.00	0.000
46 Ryan Dempster, R ERA: 1.5	(9, 1)	1.0		6	2	0	0	0	1	0	0	0	0	0	18	25	0.00	3.000

PITCHER	IP	WLS	BF	H	R	ER	SO	BB	IBB	HBP	BLK	WP	HR	S	P	ERA	WHIP

TOP

Milwaukee Brewers @ Chicago Cubs

Wrigley Field, Chicago, IL

Mon Aug 23 2004, 7:05 PM CDT

Att. 38,925 - Sunny - 67 F

livebaseballscorecards.com

AB	33
R	3
H	6
RBI	3
BB	4
SO	10
LOB	16

1B: 4	SF: 0
2B: 2	SAC: 0
3B: 0	DP: 0
HR: 0	HBP: 0

WP: 0	PA: 37
PB: 0	
SB: 2	
CS: 0	

Batter	1	2	3	4	5	6	7	8	9	AB	R	H	RBI	BB	SO	LOB
Corey Patterson, L (1, 8) OBP: 0.340, SLG: 0.470	F C F B F B X 2-2 ① L6	X 0-0 1B			C S B S 1-3 ① K	C C S 1-3 ② K		B B B B 4-0 BB		4	0	1	0	1	2	2
25 Derrek Lee, R (1, 3) OBP: 0.362, SLG: 0.547	F B B C X 2-2 F9 2B	1 SAFE C 1 SAFE X 0-1 ③ G6-3			S B X 1-1 WP 1B 1-2 1B	C C S 0-3 ③ K		B X 1-0 ① F8		5	2	2	0	0	1	3
Todd Walker, L (1, 4) OBP: 0.359, SLG: 0.490	B X 1-0 ② F9 2-3	B S X 1-1 ① F8			B B X 2-0 1B WP 1-2 2B 2-3 1B	B C B C F X 2-2 ① F7		B B X 2-0 ② F7		5	1	1	0	0	0	2
Moises Alou, R (1, 7) OBP: 0.338, SLG: 0.524	B S D B F F X 3-2 16 2B 2B 3-H	B C B F C 2-3 ② K			F C D B F X 2-2 2B 16 SF8 1-3 1B 2-H 3-H	F B F X 1-2 1B 2B	X 0-0 ③ P5			5	3	3	2	0	1	1
Sammy Sosa, R (1, 9) OBP: 0.339, SLG: 0.542	C B D F B B 4-2 16 2B BB	F B F X 1-2 ③ G5-3			C F B B X 2-2 16 SF8 1-3 2B 3-H	B C F H 2-2 1B 1B HBP				2	1	1	1	1	0	0
16 Aramis Ramirez, R (1, 5) OBP: 0.362, SLG: 0.571	B X 1-0 1-3 2-H 2B			X 0-0 ① F7	F C X 0-2 ② SF8 2-3 3-H	C B B B B S 2 F X SAFE 3-2 ② L7				3	0	1	2	0	0	2
Michael Barrett, R (1, 2) OBP: 0.343, SLG: 0.496	S B F F X 1-2 ③ G5-3			C B C B B F F X 3-2 ② G4-3	C F B X 1-2 ③ G1-3		F S X 0-2 1B 1-3 1B 2-H			4	0	1	1	0	0	3
Ramon Martinez, R (1, 6) OBP: 0.313, SLG: 0.352		F B B B X 3-1 ① G4-3		X 0-0 ③ F9		C X 0-1 38 FC6-4 1B	C B B F X 2-2 1-2 3-H 1B			4	0	2	1	0	0	0
38 Carlos Zambrano, S (1, 1) OBP: 0.220, SLG: 0.241 Kent Mercker, L (7, 1) 46 Ryan Dempster, R (9, 1)		B S S S 1-3 ② K			B X 1-0 1B 25 1B WP 1B	X 0-0 ① FC6-4 1-2f	X 0-0 ③ G4-3			3 1 0	1 0 0	1 0 0	1 0 0	0 0 0	1 0 0	1 2 0
Inning Stats	R: 2 E: 0 K: 0 S: 20 H: 3 LOB: 2 BB: 1 P: 34	R: 0 E: 0 K: 1 S: 8 H: 1 LOB: 1 BB: 0 P: 12	R: 0 E: 0 K: 1 S: 8 H: 0 LOB: 0 BB: 0 P: 12	R: 0 E: 0 K: 0 S: 7 H: 0 LOB: 0 BB: 0 P: 10	R: 4 E: 0 K: 1 S: 20 H: 5 LOB: 1 BB: 0 P: 30	R: 0 E: 0 K: 2 S: 9 H: 1 LOB: 1 BB: 0 P: 10	R: 2 E: 0 K: 0 S: 20 H: 3 LOB: 2 BB: 0 P: 30	R: 0 E: 0 K: 0 S: 3 H: 0 LOB: 1 BB: 1 P: 10		1B: 8 2B: 5 3B: 0 HR: 0 SF: 1 SAC: 0 DP: 0 HBP: 1						

PITCHER		IP	WLS	BF	H	R	ER	SO	BB	IBB	HBP	BLK	WP	HR	S	P	ERA	WHIP
15 Ben Sheets, R ERA: 3.1	(1, 1)	6.0	L	29	10	6	6	5	1	0	0	0	1	0	72	108	9.00	1.833
Matt Wise, R ERA: 4.5	(7, 1)	0.2		5	2	2	2	0	0	0	1	0	0	0	16	24	27.00	3.000
Jeff Bennett, R ERA: 4.55	(7, 1)	1.1		6	1	0	0	0	1	0	0	0	0	0	7	16	0.00	1.500

PITCHER	IP	WLS	BF	H	R	ER	SO	BB	IBB	HBP	BLK	WP	HR	S	P	ERA	WHIP

BOTTOM

Milwaukee Brewers @ Chicago Cubs

Wrigley Field, Chicago, IL

Mon Aug 23 2004, 7:05 PM CDT

Att. 38,925 - Sunny - 67 F

livebaseballscorecards.com

AB	36
R	8
H	13
RBI	7
BB	2
SO	5
LOB	16

1B: 8	SF: 1	WP: 1	PA: 40
2B: 5	SAC: 0	PB: 0	
3B: 0	DP: 0	SB: 0	
HR: 0	HBP: 1	CS: 0	

Milwaukee Brewers @ Chicago Cubs

Wrigley Field, Chicago, IL

Tue Aug 24 2004, 7:05 PM CDT

Att. 38,457 - Cloudy - 70 F

TOP

livebaseballscorecards.com

Batter	1	2	3	4	5	6	7	8	9	AB	R	H	RBI	BB	SO	LOB
Scott Podsednik, L (1, 8) OBP: 0.318, SLG: 0.381	BBBCSB 4-2 CS G6-3 BB		BCBFBFB 4-2 S BB		BBBCFX 3-2 1-H HR		X 0-0 G3-6-3 1B		BCX 2-1 ② G4-3	3	1	2	2	2	0	0
Craig Counsell, L (1, 6) OBP: 0.348, SLG: 0.333	SBBX 2-1 ① G6-3 1-2		BSX 1-1 ③ G4-3 1-2		MFFX 0-2 1B 1B		FCX 0-2 ① P5		FBBX 2-1 ③ F7	5	0	1	0	0	0	3
Lyle Overbay, L (1, 3) OBP: 0.395, SLG: 0.499	CBX 1-1 ②③ G4-3 2-3			BFBFBX 3-2 ① G1-3	X 0-0 1-3 1B		BCFBFX 2-2 ②③ G3-6-3 1-2f			4	0	1	0	0	0	2
Dave Burba, R (7, 1)										0	0	0	0	0	0	0
Russell Branyan, L (1, 5) OBP: 0.319, SLG: 0.639		FBBBFS 3-3 ① K		CBSS 1-3 ② K	SSS 0-3 ② K			TFBC 1-3 ① K		4	0	0	0	0	4	2
(7, 3)																
Geoff Jenkins, L (1, 7) OBP: 0.308, SLG: 0.434		BBSSSBFB 4-2 BB		BFFFS 1-3 ③ K	BCSSS 1-3 ③ K			BX 1-0 1B 2B		1	0	0	0	1	1	0
Chris Magruder, S (5, PH) OBP: 0.400, SLG: 0.459										2	0	1	0	0	1	2
(5, 7)																
Brady Clark, R (1, 9) OBP: 0.376, SLG: 0.370		BX 1-0 ② F9			BX 1-0 2 HR 2B	CBBCX 2-2 ① G1-3		BBCBFX 3-2 2-3 1B		4	1	2	0	0	0	1
2 Bill Hall, R (1, 4) OBP: 0.285, SLG: 0.410		SBBSX 2-2 ③ P2			CX 0-1 2-H HR	X 0-0 FC6-4 1B		SFBS 1-3 ② K		4	1	2	2	0	1	3
Chad Moeller, R (1, 2) OBP: 0.267, SLG: 0.315			FFFS 0-3 ① K		X 0-0 HR 1B	1 SAFE SSSBFPX 2-2 ② FC6-4 1-2f		FBFBFX 2-2 ③ F8		4	1	1	0	0	1	3
39 Chris Capuano, L (1, 1) OBP: 0.250, SLG: 0.267			SBCCC 1-3 ② K		BSCFFC 1-3 ① K	BBFFFFDFX 3-2 ③ L4			CCBX 1-2 ① G6-3	0	0	0	0	0	0	0
Wes Obermueller, R (2, 1) OBP: 0.357, SLG: 0.464										1	0	0	0	0	1	0
Wes Helms, R (5, PH) OBP: 0.327, SLG: 0.329										1	0	0	0	0	1	1
Travis Phelps, R (5, 1)										0	0	0	0	0	0	0
Ben Grieve, L (6, PH) OBP: 0.363, SLG: 0.412										1	0	0	0	0	0	1
Matt Wise, R (6, 1)										0	0	0	0	0	0	0
Jeff Bennett, R (6, 1)										0	0	0	0	0	0	0
Trent Durrington, R (7, 5) OBP: 0.286, SLG: 0.456										1	0	0	0	0	0	0
Inning Stats	R: 0 E: 0 K: 0 S: 6	H: 0 LOB: 0 BB: 1 P: 13	R: 0 E: 0 K: 1 S: 10	H: 0 LOB: 1 BB: 1 P: 20	R: 0 E: 0 K: 2 S: 12	H: 0 LOB: 1 BB: 1 P: 18	R: 0 E: 0 K: 2 S: 9	H: 0 LOB: 0 BB: 0 P: 14	R: 4 E: 0 K: 3 S: 22	H: 6 LOB: 2 BB: 0 P: 28	R: 0 E: 0 K: 0 S: 14	H: 1 LOB: 1 BB: 0 P: 20	R: 0 E: 0 K: 0 S: 8	H: 1 LOB: 0 BB: 0 P: 10	R: 0 E: 0 K: 2 S: 14	H: 2 LOB: 2 BB: 0 P: 22	R: 0 E: 0 K: 0 S: 7	H: 0 LOB: 0 BB: 0 P: 12	1B: 6 2B: 2 3B: 0 HR: 2	SF: 0 SAC: 0 DP: 1 HBP: 0	WP: 0 PB: 0 SB: 1 CS: 1	PA: 38

	AB	35
	R	4
	H	10
	RBI	4
	BB	3
	SO	10
	LOB	18

PITCHER		IP	WLS	BF	H	R	ER	SO	BB	IBB	HBP	BLK	WP	HR	S	P	ERA	WHIP
Matt Clement, R ERA: 3.31	(1, 1)	6.0	W	27	7	4	4	8	3	0	0	0	0	2	73	113	6.00	1.667
Glendon Rusch, L ERA: 3.82	(7, 1)	3.0	S	11	3	0	0	2	0	0	0	0	0	0	29	44	0.00	1.000

PITCHER	IP	WLS	BF	H	R	ER	SO	BB	IBB	HBP	BLK	WP	HR	S	P	ERA	WHIP

Milwaukee Brewers @ Chicago Cubs

Wrigley Field, Chicago, IL

Tue Aug 24 2004, 7:05 PM CDT

Att. 38,457 - Cloudy - 70 F

BOTTOM

Batter	1	2	3	4	5	6	7	8	9	AB	R	H	RBI	BB	SO	LOB
Corey Patterson, L (1, 8) OBP: 0.344, SLG: 0.477	1-2 25 1B HR 1B	1-2 25 HR 1-2 HBP		0-0 25 F9 FC5-2 2B	3-2 K ③		1-1 WP SF7 2B			4	3	3	0	0	1	2
25 Derrek Lee, R (1, 3) OBP: 0.362, SLG: 0.552	3-2 X 1-2 HR 1B	3-2 1-H 2-H 3-H HR		0-1 F9 ① 2-3		2-3 K ①	2-3 K ①			5	2	2	4	0	2	2
Nomar Garciaparra, R (1, 6) OBP: 0.363, SLG: 0.511 Jose Macias, S (7, PH) OBP: 0.286, SLG: 0.378 (8, 5)	1-3 K ①	0-0 G1-3 ②		1-0 FC5-2 HR ② 3-H		0-1 G5-3 ②	2-0 SF7 WP HBP			4 0	1 0	0 0	0 0	0 0	1 0	3 0
Moises Alou, R (1, 7) OBP: 0.340, SLG: 0.537 Todd Walker, L (8, 7) OBP: 0.359, SLG: 0.490	1-0 1-H 2-H HR	0-0 G6-3 ③		1-1 1-H HR		4-0 16 HBP BB BB BB	2-2 SF7 ② 1-3 2-H			3 0	3 0	2 0	6 0	1 0	0 0	0 0
Sammy Sosa, R (1, 9) OBP: 0.337, SLG: 0.536	3-3 K ②	0-1 G5-3 ①		0-0 G6-3 ③		4-0 BB 16 HBP 1B 1-2 BB	1-3 K2-3 ③			4	1	0	0	1	2	1
16 Aramis Ramirez, R (1, 5) OBP: 0.364, SLG: 0.576 Ramon Martinez, R (6, PR) OBP: 0.311, SLG: 0.351 (7, 5) (8, 6)	3-1 G4-3 ③	2-0 HR			2-2 E4 FC6-4 1-2 2-3	4-2 1B BB HBP 1-2 2-3		X 0-0 F8 ①		3 1	1 0	1 0	1 0	0 0	0 0	0 0
Mark Grudzielanek, R (1, 4) OBP: 0.350, SLG: 0.431	X 0-0 1B 25 HR 2B	1-2 1B			2-2 FC6-4 ① FC5 1-2f	4-1 1B 1-2 2-3 3-H BB		1-3 K ②		4	1	2	1	1	1	1
Michael Barrett, R (1, 2) OBP: 0.344, SLG: 0.495	X 0-0 L6 ①	1-3 K ②			X 0-0 FC5 1-2	0-2 1-2 2-3 3-H 1B		0-1 1B		5	0	2	1	0	1	3
Matt Clement, R (1, 1) OBP: 0.151, SLG: 0.157 Tom Goodwin, L (6, PH) OBP: 0.264, SLG: 0.301 Glendon Rusch, L (7, 1) OBP: 0.125, SLG: 0.250	X 0-0 HBP 25 HR 2-3 1B	0-3 K ③			L 0-1 B3 ②	C 2-3 K ③		C 0-1 G1-3 ③		3 1 1	1 0 0	1 0 0	0 0 0	0 1 0	1 3 1	3 3 1
Inning Stats	R: 3 H: 3 E: 0 LOB: 0 K: 2 BB: 0 S: 16 P: 28	R: 4 H: 3 E: 0 LOB: 0 K: 0 BB: 0 S: 11 P: 15	R: 1 H: 2 E: 0 LOB: 0 K: 2 BB: 0 S: 14 P: 18	R: 2 H: 2 E: 0 LOB: 0 K: 0 BB: 0 S: 7 P: 9	R: 0 H: 0 E: 1 LOB: 2 K: 1 BB: 0 S: 12 P: 19	R: 2 H: 1 E: 0 LOB: 3 K: 2 BB: 3 S: 14 P: 34	R: 1 H: 1 E: 0 LOB: 1 K: 2 BB: 0 S: 11 P: 19	R: 0 H: 1 E: 0 LOB: 1 K: 1 BB: 0 S: 9 P: 10		1B: 6 SF: 1 2B: 3 SAC: 0 3B: 0 DP: 0 HR: 4 HBP: 3						

livebaseballscorecards.com

AB	38
R	13
H	13
RBI	13
BB	3
SO	10
LOB	19

WP: 1 PA: 45
PB: 0
SB: 0
CS: 0

PITCHER		IP	WLS	BF	H	R	ER	SO	BB	IBB	HBP	BLK	WP	HR	S	P	ERA	WHIP
39 Chris Capuano, L ERA: 4.99	(1, 1)	1.1	L	11	6	7	7	2	0	0	1	0	0	2	25	41	47.25	4.500
Wes Obermueller, R ERA: 6.32	(2, 1)	2.2		12	4	3	3	2	0	0	0	0	0	2	23	29	10.12	1.500
Travis Phelps, R ERA: 13.5	(5, 1)	1.0		5	0	0	0	1	0	0	0	0	0	0	12	19	0.00	0.000
Matt Wise, R ERA: 4.89	(6, 1)	0.2		7	1	2	2	1	3	0	1	0	0	0	11	29	27.00	6.000
Jeff Bennett, R ERA: 4.53	(6, 1)	0.1		1	0	0	0	1	0	0	0	0	0	0	3	5	0.00	0.000

PITCHER		IP	WLS	BF	H	R	ER	SO	BB	IBB	HBP	BLK	WP	HR	S	P	ERA	WHIP
Dave Burba, R ERA: 3.44	(7, 1)	2.0		9	2	1	1	3	0	0	1	0	1	0	20	29	4.50	1.000

Batter	1	2	3	4	5	6	7	8	9	AB	R	H	RBI	BB	SO	LOB
Scott Podsednik, L (1, 8) OBP: 0.316, SLG: 0.378	C C X 0-2 ① G1-3		B B B C F S 3-3 ③ K			B B X 2-0 ① G4-3		C X 0-1 ③ G5-3		4	0	0	0	0	1	0
Trent Durrington, R (1, 5) OBP: 0.308, SLG: 0.459	C C B S 1-3 ② K			X 0-0 G4-3 1B 1B		B C B B X 3-1 ② G5-3			X 0-0 G6-3 2B 1B	4	2	2	0	0	1	0
Craig Counsell, L (1, 6) OBP: 0.345, SLG: 0.330	C F X 0-2 ③ G4-3			P C X 1-1 ① G4-3 1-2		C S S 0-3 ③ K			X 0-0 ① G6-3 1-2	4	0	0	0	0	1	2
Brady Clark, R (1, 9) OBP: 0.378, SLG: 0.370		B B X 2-0 ① G6-3		C X 0-1 S 2-H 1B			B B F B C F B 4-2 SH2-4 BB		S F B F B B F F C 3-3 ② K	3	0	1	1	1	1	1
Chris Magruder, S (1, 7) OBP: 0.396, SLG: 0.475		B X 1-0 ② G1-3		C B C C 1-3 ② K 1-2			X 0-0 ① SH2-4 1-2		F B X 1-1 2-H 2B	3	0	1	1	0	1	1
2 Bill Hall, R (1, 4) OBP: 0.284, SLG: 0.408		B C C X 1-2 1B		C C C 0-3 ③ K			B B X 2-0 ② G6-3		X 0-0 ③ G6-3	4	0	1	0	0	1	3
Russell Branyan, L (1, 3) OBP: 0.306, SLG: 0.609		B F X 1-1 ③ F8			F X 0-1 ① F8		B B S C B S 3-3 ③ K			3	0	0	0	0	1	2
Chad Moeller, R (1, 2) OBP: 0.268, SLG: 0.315			C X 0-1 ① G5-3		X 0-0 ② F7			X 0-0 B2-6 1B		3	0	1	0	0	0	0
Doug Davis, R (1, 1) OBP: 0.036, SLG: 0.019 Luis Vizcaino, R (8, 1)			S S C 0-3 ② K		C S S 0-3 ③ K			X 0-0 ① ② B2-6 1-2f		3 0	0 0	0 0	0 0	0 0	2 0	1 0
Inning Stats	R: 0 H: 0 E: 0 LOB: 0 K: 1 BB: 0 S: 9 P: 10	R: 0 H: 1 E: 0 LOB: 1 K: 0 BB: 0 S: 7 P: 12	R: 0 H: 0 E: 0 LOB: 0 K: 2 BB: 0 S: 8 P: 11	R: 1 H: 2 E: 0 LOB: 1 K: 2 BB: 0 S: 12 P: 13	R: 0 H: 0 E: 0 LOB: 0 K: 1 BB: 0 S: 6 P: 6	R: 0 H: 0 E: 0 LOB: 0 K: 1 BB: 0 S: 6 P: 11	R: 0 H: 0 E: 0 LOB: 1 K: 1 BB: 1 S: 8 P: 17	R: 0 H: 1 E: 0 LOB: 0 K: 0 BB: 0 S: 4 P: 4	R: 1 H: 2 E: 0 LOB: 1 K: 1 BB: 0 S: 11 P: 15	1B: 5 SF: 0 2B: 1 SAC: 1 3B: 0 DP: 1 HR: 0 HBP: 0						

PITCHER		IP	WLS	BF	H	R	ER	SO	BB	IBB	HBP	BLK	WP	HR	S	P	ERA	WHIP
Greg Maddux, R ERA: 3.86	(1, 1)	8.0		28	4	1	1	8	1	0	0	0	0	0	60	84	1.12	0.625
LaTroy Hawkins, R ERA: 2.81	(9, 1)	1.0	W	5	2	1	1	1	0	0	0	0	0	0	11	15	9.00	2.000

PITCHER		IP	WLS	BF	H	R	ER	SO	BB	IBB	HBP	BLK	WP	HR	S	P	ERA	WHIP

TOP

Milwaukee Brewers @ Chicago Cubs

Wrigley Field, Chicago, IL

Wed Aug 25 2004, 1:20 PM CDT

Att. 38,365 - Overcast - 72 F

livebaseballscorecards.com

AB	31
R	2
H	6
RBI	2
BB	1
SO	9
LOB	10

1B: 5	SF: 0	WP: 0	PA: 33
2B: 1	SAC: 1	PB: 0	
3B: 0	DP: 1	SB: 1	
HR: 0	HBP: 0	CS: 0	

BOTTOM

Milwaukee Brewers @ Chicago Cubs

Wrigley Field, Chicago, IL

Wed Aug 25 2004, 1:20 PM CDT

Att. 38,365 - Overcast - 72 F

livebaseballscorecards.com

Batter	1	2	3	4	5	6	7	8	9	AB	R	H	RBI	BB	SO	LOB
Corey Patterson, L (1, 8) OBP: 0.345, SLG: 0.482	C X 0-1 ① G4-3		B B C C X 2-2 ② G4-3		B X 1-0 25 G5-3 1B		C S S 0-3 ③ K		F C B B F X 2-2 3-H HR	5	1	2	2	0	1	1
25 Derrek Lee, R (1, 3) OBP: 0.361, SLG: 0.548	B B B C F S 3-3 ② K		F F F B B B 4-2 FC6-4 BB		B 1 B F F X SAFE 2-2 ② G5-3 1-2			X 0-0 ① F7		3	0	0	0	1	1	1
Nomar Garciaparra, R (1, 6) OBP: 0.361, SLG: 0.506	F X 0-1 1B		X 0-0 ③ FC6-4 1-2f		F S F B B F B C 3-3 ③ K			C S S 0-3 ② K		4	0	1	0	0	2	2
Moises Alou, R (1, 7) OBP: 0.342, SLG: 0.546	F X 0-1 ③ P4			F F B B C 2-3 ① K		X 0-0 16 F8-6 2B		B X 1-0 HR		4	1	2	1	0	1	1
Sammy Sosa, R (1, 9) OBP: 0.341, SLG: 0.537		B B B B 4-0 16 G4-6-3 BB		C B B X 2-1 16 FC5-4 1B		C B X 1-1 ① F9		S X 0-1 1B		3	0	2	0	1	0	1
16 Aramis Ramirez, R (1, 5) OBP: 0.361, SLG: 0.571		F C F X 0-2 ①② G4-6-3 1-2f		C F B B X 2-2 ② FC5-4 1-2f		S B F X 1-2 ②③ F8-6 2-2		C B F X 1-2 ③ P4		4	0	0	0	0	0	4
Mark Grudzielanek, R (1, 4) OBP: 0.348, SLG: 0.433		B S T X 1-2 E4		C S B B B 1 SAFE X 3-2 ③ F8			C X 0-1 ① P4		X 0-0 E9 HR 2B	4	1	1	0	0	0	1
Paul Bako, L (1, 2) OBP: 0.248, SLG: 0.260		B B X 2-0 ③ F8			B X 1-0 HR		X 0-0 ② G4-3		B F F X 1-2 ① P4	4	1	1	1	0	0	2
Greg Maddux, R (1, 1) OBP: 0.151, SLG: 0.135			X 0-0 ① L8		C F B C 1-3 ① K		X 0-0 1B		B B F X 2-1 ② P5	3	0	1	0	0	1	0
LaTroy Hawkins, R (9, 1)										0	0	0	0	0	0	0
Todd Walker, L (9, PH) OBP: 0.358, SLG: 0.489										1	0	0	0	0	0	1

	AB	35
	R	4
	H	10
	RBI	4
	BB	2
	SO	6
	LOB	14

Inning Stats	1	2	3	4	5	6	7	8	9
	R: 0 H: 1 E: 0 LOB: 1 K: 1 BB: 0 S: 9 P: 12	R: 0 H: 0 E: 1 LOB: 1 K: 0 BB: 1 S: 8 P: 15	R: 0 H: 0 E: 0 LOB: 1 K: 0 BB: 1 S: 7 P: 13	R: 0 H: 1 E: 0 LOB: 1 K: 1 BB: 0 S: 11 P: 20	R: 1 H: 2 E: 0 LOB: 1 K: 2 BB: 0 S: 13 P: 21	R: 0 H: 1 E: 0 LOB: 0 K: 0 BB: 0 S: 6 P: 8	R: 0 H: 1 E: 0 LOB: 1 K: 1 BB: 0 S: 7 P: 7	R: 1 H: 2 E: 0 LOB: 1 K: 1 BB: 0 S: 10 P: 12	R: 2 H: 2 E: 1 LOB: 0 K: 0 BB: 0 S: 10 P: 15

	1B	5	SF	0	WP	0	PA	37
	2B	3	SAC	0	PB	0		
	3B	0	DP	2	SB	0		
	HR	3	HBP	0	CS	0		

PITCHER		IP	WLS	BF	H	R	ER	SO	BB	IBB	HBP	BLK	WP	HR	S	P	ERA	WHIP
Doug Davis, L ERA: 3.58	(1, 1)	7.0		28	6	1	1	5	2	0	0	0	0	1	61	96	1.29	1.143
Luis Vizcaino, R ERA: 4.31	(8, 1)	1.2	L	9	4	3	3	1	0	0	0	0	0	2	20	27	16.20	2.400

PITCHER		IP	WLS	BF	H	R	ER	SO	BB	IBB	HBP	BLK	WP	HR	S	P	ERA	WHIP

Batter	1	2	3	4	5	6	7	8	9	AB	R	H	RBI	BB	SO	LOB
Scott Podsednik, L (1, 8) OBP: 0.314, SLG: 0.375	C B C F B X 2-2 ① G5-3		C B X 1-1 ③ G3-1		C B B X 2-1 ③ F7		C C C 0-3 ③ K			4	0	0	0	0	1	1
Craig Counsell, L (1, 6) OBP: 0.342, SLG: 0.326	B C B X 2-1 ② G3			C B X 1-1 ① G4-3		B X 1-0 ① F9		F X 0-1 ① F7		4	0	0	0	0	0	0
Lyle Overbay, L (1, 3) OBP: 0.392, SLG: 0.494	C B B X 2-1 ③ F8			B F B X 2-1 ② G1-3		S B X 1-1 ② G6-3		C C B B X 2-2 ② G3-1		4	0	0	0	0	0	0
Ben Grieve, L (1, 9) OBP: 0.365, SLG: 0.417		B C F B C 2-3 ① K		F F F X 0-2 BB 2B		F X 0-1 E 1B 1B		C C B B F S 2-3 ③ K		4	0	2	0	0	2	0
Geoff Jenkins, L (1, 7) OBP: 0.311, SLG: 0.441		B B X 2-0 ② P4		H 1-0 BB HBP		B X 1-0 E5 1-3 1B			F C B B X 2-2 HR	3	1	2	1	0	0	0
Russell Branyan, L (1, 5) OBP: 0.329, SLG: 0.627		B B X 2-0 2B		B C B B B 4-1 1-2 2-3 BB		F B B B C X 3-2 F7			B B X 2-0 G5-4-3 1B	3	0	2	0	1	0	2
Trent Durrington, R (1, 4) OBP: 0.290, SLG: 0.431		C C S 0-3 ③ K		C B F F X 1-2 ③ L9			X 0-0 ① L6		C C B B X 1-2 ① ② G5-4-3 1-2f	4	0	0	0	0	1	5
Gary Bennett, R (1, 2) OBP: 0.269, SLG: 0.298 2 Bill Hall, R (9, PH) OBP: 0.284, SLG: 0.406			C B C F F B X 2-2 ① G5-3		B C X 1-1 ① F9		C F F X 0-2 ② G3		S S C 0-3 ③ K	3 1	0 0	0 0	0 0	0 0	0 1	0 0
Victor Santos, R (1, 1) OBP: 0.118, SLG: 0.094 Jeff Bennett, R (5, 1) Wes Helms, R (7, PH) OBP: 0.329, SLG: 0.332 Pedro Liriano, R (7, 1) Dan Kolb, R (8, 1)			F F F S 0-3 ② K		B B B C C F S 3-3 ② K		X 0-0 1B			2 0 1 0 0	0 0 0 0 0	0 0 1 0 0	0 0 0 0 0	0 0 0 0 0	2 0 0 0 0	0 0 0 0 0

TOP

Milwaukee Brewers @ Philadelphia Phillies

Citizens Bank Park, Philadelphia, PA

Fri Aug 27 2004, 7:05 PM EDT
Att. 40,367 - Sunny - 84 F

livebaseballscorecards.com

AB	33
R	1
H	7
RBI	1
BB	1
SO	7
LOB	8

Inning Stats	1	2	3	4	5	6	7	8	9	1B	SF	WP	PA
R	0	0	0	0	0	0	0	0	1	4	0	0	35
E	0	0	0	0	0	1	0	0	0	2	2	0	
K	0	2	1	0	1	0	1	1	1	0	0	0	
S	8	8	11	13	8	9	9	9	10	1	0	0	
H	0	1	0	1	0	2	1	0	2	4	0	0	
LOB	0	1	0	3	0	2	1	0	0	2	0	0	
BB	0	0	0	1	0	0	0	0	0	0	1	0	
P	14	14	14	22	14	15	9	13	15	1	0	0	
										HR: 1	HBP: 1	CS: 0	

PITCHER		IP	WLS	BF	H	R	ER	SO	BB	IBB	HBP	BLK	WP	HR	S	P	ERA	WHIP
Vicente Padilla, R ERA: 3.87	(1, 1)	7.0	W	28	5	0	0	5	1	0	1	0	0	0	66	102	0.00	0.857
Rheal Cormier, L ERA: 3.99	(8, 1)	1.0		3	0	0	0	1	0	0	0	0	0	0	9	13	0.00	0.000
Todd Jones, R ERA: 4.37	(9, 1)	1.0		4	2	1	1	1	0	0	0	0	0	1	10	15	9.00	2.000

PITCHER		IP	WLS	BF	H	R	ER	SO	BB	IBB	HBP	BLK	WP	HR	S	P	ERA	WHIP

Batter	1	2	3	4	5	6	7	8	9	AB	R	H	RBI	BB	SO	LOB
11 Jimmy Rollins, S (1, 6) OBP: 0.344, SLG: 0.422	X 0-0 ① F8			B F B C S 2-3 ① K	B C F D B B 4-2 1B 1B 1-2 2-3 BB	C X 0-1 ② G4-3				3	1	0	0	1	1	0
Jason Michaels, R (1, 7) OBP: 0.363, SLG: 0.335	C C B B S 2-3 ② K			X 0-0 BB 1B	X 0-0 1B 1B 1-2 2-3 3-H 1B	X 0-0 ③ F9				4	1	2	1	0	1	0
Bobby Abreu, L (1, 9) OBP: 0.413, SLG: 0.544	B C F X 1-2 ③ F9			1 SAFE B 1 SAFE B 1 SAFE B B 4-0 1-2 BB	C X 0-1 S 1B 1-3 2-H 3-H 1B		B F C B S 2-3 ① K			3	1	1	2	1	1	0
Jim Thome, L (1, 3) OBP: 0.405, SLG: 0.622		B X 1-0 ① G1-3		B B F F X 2-2 ② P5	B C B I 4-1 HBP 1B 1-2 BB IBB		B S B B X 3-1 ② G6-3			3	1	0	0	1	0	2
David Bell, R (1, 5) OBP: 0.368, SLG: 0.451		B B X 2-0 ② P6		C X 0-1 ③ F7	B X 1-0 BB HBP 1-2 2-H 3-H 1B		B B F F B F F X 3-2 2B			4	0	2	2	0	0	2
Placido Polanco, R (1, 4) OBP: 0.329, SLG: 0.393		C E X 0-2 ③ G5-3		B B F X 2-2 ① G4-3			B F X 1-1 ③ L9			3	0	0	0	0	0	1
				B B F X 2-2 BB HBP 1-2 2-3												
Mike Lieberthal, R (1, 2) OBP: 0.320, SLG: 0.416		C B X 1-1 ① F9		B B F X 2-2 FC5-4 1B				B B B C T X 3-2 ① G6-3		3	0	1	1	1	0	0
				B B F X 4-1 1-2 2-3 3-H BB												
Marlon Byrd, R (1, 8) OBP: 0.286, SLG: 0.314		C B B F B X 3-2 ② F8		B B F X 2-2 ② FC5-4 11 BB BB 1-2 1B				X 0-0 ② G4-3		4	1	0	0	0	0	4
				B B F C X 2-2 ③ G3												
Vicente Padilla, R (1, 1) OBP: 0.154, SLG: 0.120		C S S 0-3 ③ K		B S B B B 4-1 1B 11 BB 1B 1-2 BB		C S B S 1-3 ① K		B B X 2-0 ③ G4-3		2	1	0	0	1	2	0
Rheal Cormier, L (8, 1)										0	0	0	0	0	0	0
Tomas Perez, S (8, PH) OBP: 0.266, SLG: 0.421										1	0	0	0	0	0	0
Todd Jones, L (9, 1)										0	0	0	0	0	0	0
Inning Stats	R: 0 E: 0 K: 1 S: 7 H: 0 LOB: 0 P: 10	R: 0 E: 0 K: 0 S: 5 H: 0 LOB: 0 BB: 0 P: 8	R: 0 E: 0 K: 1 S: 8 H: 0 LOB: 0 BB: 0 P: 12	R: 0 E: 0 K: 1 S: 9 H: 1 LOB: 2 BB: 1 P: 17	R: 6 E: 0 K: 0 S: 21 H: 4 LOB: 3 BB: 4 P: 48	R: 0 E: 0 K: 1 S: 6 H: 0 LOB: 0 BB: 0 P: 7	R: 0 E: 0 K: 1 S: 12 H: 1 LOB: 1 BB: 0 P: 21	R: 0 E: 0 K: 0 S: 5 H: 0 LOB: 0 BB: 0 P: 10		1B: 5 2B: 1 3B: 0 HR: 0		SF: 0 SAC: 0 DP: 0 HBP: 1		WP: 0 PB: 0 SB: 1 CS: 0		PA: 36

PITCHER		IP	WLS	BF	H	R	ER	SO	BB	IBB	HBP	BLK	WP	HR	S	P	ERA	WHIP
Victor Santos, R ERA: 4.37	(1, 1)	4.2	L	23	5	6	6	3	3	1	0	0	0	0	46	83	11.57	1.714
Jeff Bennett, R ERA: 4.43	(5, 1)	1.1		6	0	0	0	1	1	0	1	0	0	0	10	19	0.00	0.750
Pedro Liriano, R ERA:	(7, 1)	1.0		4	1	0	0	1	0	0	0	0	0	0	12	21	0.00	1.000
Dan Kolb, R ERA: 2.47	(8, 1)	1.0		3	0	0	0	0	0	0	0	0	0	0	5	10	0.00	0.000

PITCHER	IP	WLS	BF	H	R	ER	SO	BB	IBB	HBP	BLK	WP	HR	S	P	ERA	WHIP

BOTTOM

Milwaukee Brewers @ Philadelphia Phillies

Citizens Bank Park, Philadelphia, PA

Fri Aug 27 2004, 7:05 PM EDT
Att. 40,367 - Sunny - 84 F

livebaseballscorecards.com

AB	30
R	6
H	6
RBI	6
BB	5
SO	5
LOB	9

Batter	1	2	3	4	5	6	7	8	9	AB	R	H	RBI	BB	SO	LOB
Scott Podsednik, L (1, 8) OBP: 0.318, SLG: 0.381	X 0-0 ① B1	D C B F X 2-2 1-3 2-H 2B		B B C C X 2-2 S 1B		X 0-0 1-2 1B		C B B S X 2-2 S 1B		5	0	4	1	0	0	0
Brady Clark, R (1, 9) OBP: 0.372, SLG: 0.363	B X 1-0 ② F8	B X 1-0 ② P4		1 SAFE B C B D F X 3-2 ③ F7 1-2		C S X 0-2 ③ G3-1		1 SAFE P 1 SAFE B 1 SAFE C 1 C B 3-2 F X ③ L8 1-2		5	0	0	0	0	0	6
Lyle Overbay, L (1, 3) OBP: 0.392, SLG: 0.499	X 0-0 HR	B X 1-0 ③ F8			C B C F F F X 1-2 ① G5-3		C B S F B F B B 4-2 2B BB		C F B S 1-3 ① K	4	1	1	1	1	1	2
Wes Helms, R (1, 5) OBP: 0.328, SLG: 0.335 Russell Branyan, L (7, 5) OBP: 0.325, SLG: 0.618	C F X 0-2 2B		F F X 0-2 ① G1-3		B F F B B T 3-2 ② K		B 1 SAFE F B B X 3-1 ① F8		F B X 1-1 ② G1-3	4 1	0 0	1 0	0 0	0 0	1 0	1 0
Geoff Jenkins, L (1, 7) OBP: 0.314, SLG: 0.445	F F F B B F C 2-3 ③ K		B C B B S F X 3-2 1B		B X 1-0 1B		X 0-0 L4-6 1-3 2B		C S B B S 2-3 ③ K	5	0	3	0	0	2	1
2 Bill Hall, R (1, 4) OBP: 0.286, SLG: 0.404		B B C F B B 4-2 2B BB	B 1 SAFE S 1 SAFE S X 1-2 ② F9		B B X 2-0 L4		I I I I 4-0 IBB			2	1	0	0	2	0	2
Chad Moeller, R (1, 2) OBP: 0.268, SLG: 0.318		B X 1-0 1-H 2B 2B	C F B X 1-2 ③ G5-3			C B F F S 1-3 ① K	B F B F B X 3-2 ② ③ L4-6 2-2			4	1	1	1	0	1	4
Craig Counsell, L (1, 6) OBP: 0.339, SLG: 0.323		X 0-0 ① F9		B B X 2-0 ① G4-3		B C X 1-1 ② B1		C X 0-1 ① F7		4	0	0	0	0	0	1
15 Ben Sheets, R (1, 1) OBP: 0.151, SLG: 0.082 Ben Grieve, L (8, PH) OBP: 0.364, SLG: 0.416 Luis Vizcaino, R (8, 1) Mike Adams, R (9, 1)		B B B C C F B 4-2 2B BB		B S F X 1-2 ② G3-1		S X 0-1 1B 1B		B X 1-0 ② P4		2 1 0 0	0 0 0 0	1 0 0 0	0 0 0 0	1 0 0 0	0 0 0 0	0 0 0 0
Inning Stats	R: 1 E: 0 K: 1 S: 12 H: 2 LOB: 1 BB: 0 P: 15	R: 2 E: 0 K: 0 S: 12 H: 2 LOB: 2 BB: 2 P: 25	R: 0 E: 0 K: 0 S: 13 H: 1 LOB: 1 BB: 0 P: 18	R: 0 E: 0 K: 0 S: 10 H: 1 LOB: 1 BB: 0 P: 18	R: 0 E: 0 K: 1 S: 11 H: 1 LOB: 1 BB: 0 P: 18	R: 0 E: 0 K: 1 S: 12 H: 2 LOB: 2 BB: 0 P: 14	R: 0 E: 0 K: 0 S: 10 H: 1 LOB: 2 BB: 2 P: 24	R: 0 E: 0 K: 0 S: 11 H: 1 LOB: 1 BB: 0 P: 16	R: 0 E: 0 K: 2 S: 8 H: 0 LOB: 0 BB: 0 P: 12	1B: 6 2B: 5 3B: 0 HR: 1	SF: 0 SAC: 0 DP: 1 HBP: 0						

PITCHER		IP	WLS	BF	H	R	ER	SO	BB	IBB	HBP	BLK	WP	HR	S	P	ERA	WHIP
Randy Wolf, L ERA: 4.28	(1, 1)	3.0		16	5	3	3	1	2	0	0	0	0	0	37	58	9.00	2.333
Geoff Geary, R ERA: 6.29	(4, 1)	2.0		8	2	0	0	1	0	0	0	0	0	0	21	36	0.00	1.000
Roberto Hernandez, R ERA: 5.04	(6, 1)	1.0		5	2	0	0	1	0	0	0	0	0	0	12	14	0.00	2.000
Rheal Cormier, L ERA: 3.93	(7, 1)	1.0		5	1	0	0	0	1	1	0	0	0	0	10	24	0.00	2.000
Felix Rodriguez, R ERA: 3.49	(8, 1)	1.0		4	1	0	0	0	0	0	0	0	0	0	11	16	0.00	1.000

PITCHER		IP	WLS	BF	H	R	ER	SO	BB	IBB	HBP	BLK	WP	HR	S	P	ERA	WHIP
Tim Worrell, R ERA: 4.04	(9, 1)	1.0	W	3	0	0	0	2	0	0	0	0	0	0	8	12	0.00	0.000

TOP

Milwaukee Brewers @ Philadelphia Phillies

Citizens Bank Park, Philadelphia, PA

Sat Aug 28 2004, 7:05 PM EDT
Att. 43,267 - Sunny - 87 F

livebaseballscorecards.com

AB	37
R	3
H	11
RBI	3
BB	4
SO	5
LOB	17

WP: 0	PB: 0	SB: 2	CS: 0	PA: 41														

BOTTOM

Milwaukee Brewers @ Philadelphia Phillies

Citizens Bank Park, Philadelphia, PA

Sat Aug 28 2004, 7:05 PM EDT

Att. 43,267 - Sunny - 87 F

livebaseballscorecards.com

Batter	1	2	3	4	5	6	7	8	9	AB	R	H	RBI	BB	SO	LOB
11 Jimmy Rollins, S (1, 6) OBP: 0.346, SLG: 0.427	B B C C X 2-2 F9 ①		C 1 SAFE B T F X 1-2 1B 1-H 3B			C B X 1-1 F8 ①		B X 1-0 G3-1 1B 1B		4	1	2	1	0	0	0
Jason Michaels, R (1, 7) OBP: 0.365, SLG: 0.339	C S X 0-2 F9 ②		C X 0-1 3-H 1B			F B C B X 2-2 G3-1 ②		B D C 1 SAFE X 2-1 G3-1 1-2 1B		4	0	2	1	0	0	0
Bobby Abreu, L (1, 9) OBP: 0.411, SLG: 0.539	C B B F S 2-3 K ③		B X 1-0 G4-3 ③			C B X 1-1 G4-3 ③		D B C F D X 3-2 G3-1 ② 1-2 2-3		4	0	0	0	0	1	3
Jim Thome, L (1, 3) OBP: 0.402, SLG: 0.616		C B B F B C 3-3 K ①		C F C 0-3 K ①			B B F F B F X 3-2 G3-1 ①	F B F B F F B F X 3-2 F7 ③		4	0	0	0	0	2	2
David Bell, R (1, 5) OBP: 0.364, SLG: 0.447		T F F B X 1-2 F8 ②		B B B C X 3-1 F9 ②			C F B F F B X 2-2 P3 ②		C B F B F B X 3-2 P2 ①	4	0	0	0	0	0	0
Placido Polanco, R (1, 4) OBP: 0.331, SLG: 0.402		B F C S 1-3 K ③		C X 0-1 G5-3 ③			X 0-0 2B 1B		C F X 0-2 HR	4	2	2	1	0	1	0
Mike Lieberthal, R (1, 2) OBP: 0.320, SLG: 0.418			C C B B B X 3-2 L9 ①		X 0-0 G5-3 ①		C B F X 1-2 1-H 2B			3	0	1	1	0	0	0
Marlon Byrd, R (1, 8) OBP: 0.283, SLG: 0.311			F B B B F F F X 3-2 E5 11 3B		C C B B B X 3-2 F8 ②		F B F S 1-3 K ③			3	1	0	0	0	1	1
Randy Wolf, L (1, 1) Lou Collier, R (3, PH) Geoff Geary, R (4, 1) Doug Glanville, R (5, PH) Roberto Hernandez, R (6, 1) Rheal Cormier, L (7, 1) Felix Rodriguez, R (8, 1) 26 Chase Utley, L (8, PH) Tim Worrell, R (9, 1)			C F S 0-3 K ②		X 0-0 F9 ③			B T F S 1-3 K ①		0 1 0 1 0 0 0 0 1	0 0 0 0 0 0 0 0 0	0 0 0 0 0 0 0 0 0	0 0 0 0 0 0 0 0 0	0 0 0 0 0 0 0 0 0	0 1 0 0 0 0 0 0 1	0 1 0 0 0 0 0 0 0
Inning Stats	R: 0 E: 0 K: 1 S: 9 H: 0 LOB: 0 BB: 0 P: 13	R: 0 E: 0 K: 2 S: 10 H: 0 LOB: 0 BB: 0 P: 15	R: 2 E: 1 K: 1 S: 18 H: 2 LOB: 1 BB: 0 P: 26	R: 0 E: 0 K: 1 S: 7 H: 0 LOB: 0 BB: 0 P: 10	R: 0 E: 0 K: 0 S: 5 H: 0 LOB: 0 BB: 0 P: 8	R: 0 E: 0 K: 0 S: 7 H: 0 LOB: 0 BB: 0 P: 11	R: 1 E: 0 K: 1 S: 16 H: 2 LOB: 1 BB: 0 P: 23	R: 0 E: 0 K: 1 S: 15 H: 2 LOB: 2 BB: 0 P: 25	R: 1 E: 0 K: 0 S: 7 H: 1 LOB: 0 BB: 0 P: 10	1B: 4 2B: 1 3B: 1 HR: 1	SF: 0 SAC: 0 DP: 0 HBP: 0			WP: 0 PB: 0 SB: 0 CS: 0	PA: 33		

	AB	33
	R	4
	H	7
	RBI	4
	BB	0
	SO	7
	LOB	7

PITCHER		IP	WLS	BF	H	R	ER	SO	BB	IBB	HBP	BLK	WP	HR	S	P	ERA	WHIP
15 Ben Sheets, R ERA: 3.03	(1, 1)	7.0		26	4	3	1	6	0	0	0	0	0	0	72	106	1.29	0.571
Luis Vizcaino, R ERA: 4.24	(8, 1)	1.0		5	2	0	0	1	0	0	0	0	0	0	15	25	0.00	2.000
Mike Adams, R ERA: 3.29	(9, 1)	0.1	L	2	1	1	1	0	0	0	0	0	0	1	7	10	27.00	3.000

PITCHER	IP	WLS	BF	H	R	ER	SO	BB	IBB	HBP	BLK	WP	HR	S	P	ERA	WHIP

Batter	1	2	3	4	5	6	7	8	9	AB	R	H	RBI	BB	SO	LOB
Scott Podsednik, L (1, 8) OBP: 0.319, SLG: 0.382	L8		1B		1B			F7		4	0	2	0	0	0	1
Craig Counsell, L (1, 6) OBP: 0.336, SLG: 0.320	L5		K		G3			K		4	0	0	0	0	2	4
Lyle Overbay, L (1, 3) OBP: 0.391, SLG: 0.496	L8			FC4-6 BB		K		F8		3	0	0	0	1	1	1
Ben Grieve, L (1, 9) OBP: 0.364, SLG: 0.415		G1-3 1B		K		G4-3			L9	3	0	1	0	0	1	1
Pedro Liriano, R (7, 1)										0	0	0	0	0	0	0
Matt Wise, R (8, 1)										0	0	0	0	0	0	0
Chris Magruder, S (9, PH) OBP: 0.388, SLG: 0.463										1	0	0	0	0	0	0
Geoff Jenkins, L (1, 7) OBP: 0.313, SLG: 0.442		F8		FC4-6 1-2f		K			HBP	3	0	0	0	0	1	2
Russell Branyan, L (1, 5) OBP: 0.309, SLG: 0.583		G1-3 1-2		F8			K		K	4	0	0	0	0	2	3
Keith Ginter, R (1, 4) OBP: 0.317, SLG: 0.421		G1-3			G5-4-3 HBP		K		K	3	0	0	0	0	2	2
Gary Bennett, R (1, 2) OBP: 0.265, SLG: 0.293			P2		G5-4-3 1-2f		G4-3			3	0	0	0	0	0	1
Wes Obermueller, R (1, 1) OBP: 0.367, SLG: 0.467			G6-3		1B 1B			HBP		2	0	1	0	0	0	0
Dave Burba, R (6, 1)										0	0	0	0	0	0	0
Brady Clark, R (6, 9) OBP: 0.374, SLG: 0.363										0	0	0	0	0	0	0
Inning Stats	R: 0 E: 0 K: 0 S: 8 H: 0 LOB: 0 BB: 0 P: 14	R: 0 E: 0 K: 0 S: 10 H: 1 LOB: 1 BB: 0 P: 15	R: 0 E: 0 K: 1 S: 12 H: 1 LOB: 1 BB: 0 P: 16	R: 0 E: 0 K: 1 S: 8 H: 0 LOB: 1 BB: 1 P: 14	R: 0 E: 0 K: 0 S: 12 H: 2 LOB: 2 BB: 0 P: 17	R: 0 E: 0 K: 2 S: 11 H: 0 LOB: 0 BB: 0 P: 16	R: 0 E: 0 K: 2 S: 7 H: 0 LOB: 0 BB: 0 P: 8	R: 0 E: 0 K: 1 S: 8 H: 0 LOB: 1 BB: 0 P: 13	R: 0 E: 0 K: 2 S: 8 H: 0 LOB: 1 BB: 0 P: 11	1B: 4 2B: 0 3B: 0 HR: 0 SF: 0 SAC: 0 DP: 1 HBP: 3						

PITCHER	IP	WLS	BF	H	R	ER	SO	BB	IBB	HBP	BLK	WP	HR	S	P	ERA	WHIP
Cory Lidle, R (1, 1) ERA: 5.27	9.0	W	34	4	0	0	9	1	0	3	0	0	0	84	124	0.00	0.556

PITCHER	IP	WLS	BF	H	R	ER	SO	BB	IBB	HBP	BLK	WP	HR	S	P	ERA	WHIP

TOP

Milwaukee Brewers @ Philadelphia Phillies

Citizens Bank Park, Philadelphia, PA

Sun Aug 29 2004, 1:35 PM EDT
Att. 43,339 - Sunny - 81 F

livebaseballscorecards.com

AB	30
R	0
H	4
RBI	0
BB	1
SO	9
LOB	15

WP: 0	PA: 34
PB: 0	
SB: 0	
CS: 0	

BOTTOM

Milwaukee Brewers @ Philadelphia Phillies

Citizens Bank Park, Philadelphia, PA

Sun Aug 29 2004, 1:35 PM EDT
Att. 43,339 - Sunny - 81 F

livebaseballscorecards.com

Batter	1	2	3	4	5	6	7	8	9	AB	R	H	RBI	BB	SO	LOB
11 Jimmy Rollins, S (1, 6) OBP: 0.348, SLG: 0.432	L C B B B X 3-2 1B 2B		B X 1-0 ① G3 C B B F B S 1-1 ③ F7			F C X 0-2 2-H 2B B X 1-0 FC5-4 1B				5	1	3	1	0	0	2
Jason Michaels, R (1, 7) (9, 9) OBP: 0.371, SLG: 0.348	B F B X 2-1 G4-6-3 1B 2-H 1B		B B B C B 4-1 1B BB		B X 1-0 G3-1 2B C F B S 1-3 ③ K		F D B B X 3-1 ③ FC5-4 1-2f			4	0	2	1	1	1	2
Bobby Abreu, L (1, 9) OBP: 0.413, SLG: 0.541 Lou Collier, R (8, PH) OBP: 0.379, SLG: 0.400 (9, 7)	B B X 2-0 G4-6-3 1-2 1B		B C S X 1-2 ② 1-3 1B		X 0-0 ① G3-1 2-3		C C B B X 2-2 26 F9 BB 1B 1B	C X 0-1 ① G5-3		4 1	1 0	3 0	0 0	0 0	0 0	1 0
Jim Thome, L (1, 3) OBP: 0.401, SLG: 0.612 Tomas Perez, S (8, PH) OBP: 0.265, SLG: 0.418 (9, 3)	F X 0-1 ① ② G4-6-3 1-2f 2-3		S 1 SAFE B X 1-1 ③ G1-3		S S B B X 2-2 ② F7		B C F F B B B 4-2 BB 1B HR 1-2 BB	C C B X 1-2 ② P6		3 1	1 0	0 0	0 0	1 0	0 0	4 0
26 Chase Utley, L (1, 4) OBP: 0.300, SLG: 0.493	C B F B X 2-2 ③ G4-3			C B F B B S 3-3 ① K	B C B F F B S 3-3 ③ K		C B X 1-1 ① F9 2-3	C B S B X 2-2 ③ G4-3		5	0	0	0	0	2	4
Placido Polanco, R (1, 5) OBP: 0.335, SLG: 0.411		B B C X 2-1 ① G4-3	C B B X 2-1 1B 2B			B F F X 1-2 F9 1B 2B B X 1-0 BB 1-2 HR 3-H 1B				4	3	3	1	0	0	0
Mike Lieberthal, R (1, 2) OBP: 0.322, SLG: 0.418		C B F X 1-2 ② F7	X 0-0 1B 2-H 1B		B F B X 2-1 ① F9 2-3 B B B C S B 4-2 HR 1-2 2-3 BB					3	1	1	1	1	0	1
Marlon Byrd, R (1, 8) OBP: 0.289, SLG: 0.327		X 0-0 ③ L3	B X 1-0 SH2-4 1-3 1B		X 0-0 11 SH1-4 2B 3-H 1B B B B C X 3-1 1-H 2-H 3-H HR					4	2	3	5	0	0	0
Cory Lidle, R (1, 1) OBP: 0.226, SLG: 0.250			C B X 1-1 HR	X 0-0 ② SH2-4 1-2		L B X 1-1 ② SH1-4 1-2 B S S B C 2-3 ② K				2	1	1	1	0	1	0
Inning Stats	R: 1 E: 0 K: 0 S: 11 H: 3 LOB: 1 BB: 0 P: 20	R: 0 E: 0 K: 0 S: 6 H: 0 LOB: 0 BB: 0 P: 9	R: 1 E: 0 K: 0 S: 9 H: 2 LOB: 1 BB: 1 P: 17	R: 1 E: 0 K: 1 S: 11 H: 3 LOB: 2 BB: 0 P: 18	R: 0 E: 0 K: 1 S: 9 H: 1 LOB: 1 BB: 0 P: 15	R: 2 E: 0 K: 1 S: 14 H: 3 LOB: 1 BB: 0 P: 19	R: 5 E: 0 K: 1 S: 19 H: 4 LOB: 1 BB: 2 P: 40	R: 0 E: 0 K: 0 S: 8 H: 0 LOB: 0 BB: 0 P: 11		1B: 9 2B: 5 3B: 0 HR: 2	SF: 0 SAC: 2 DP: 1 HBP: 0			WP: 0 PB: 0 SB: 0 CS: 0	PA: 41		

PITCHER		IP	WLS	BF	H	R	ER	SO	BB	IBB	HBP	BLK	WP	HR	S	P	ERA	WHIP
Wes Obermueller, R ERA: 6.36	(1, 1)	5.0	L	24	10	4	4	2	1	0	0	0	0	1	49	83	7.20	2.200
Dave Burba, R ERA: 4.02	(6, 1)	1.1		10	4	5	5	1	2	0	0	0	0	0	22	38	33.75	4.500
Pedro Liriano, R ERA: 5.4	(7, 1)	0.2		4	2	1	1	1	0	0	0	0	0	1	8	17	13.50	3.000
Matt Wise, R ERA: 4.76	(8, 1)	1.0		3	0	0	0	0	0	0	0	0	0	0	8	11	0.00	0.000

PITCHER	IP	WLS	BF	H	R	ER	SO	BB	IBB	HBP	BLK	WP	HR	S	P	ERA	WHIP

Pittsburgh Pirates @ Milwaukee Brewers

Miller Park, Milwaukee, WI

Mon Aug 30 2004, 7:05 PM CDT

Att. 23,512 - Sunny - 75 F

TOP

livebaseballscorecards.com

Batter	1	2	3	4	5	6	7	8	9	AB	R	H	RBI	BB	SO	LOB
18 Jason Kendall, R (1, 2) OBP: 0.391, SLG: 0.373	B C C F X 1-2 G6-3 ①	C B B B S C T F T C 3-3 K ③			C C X 0-2 G3 ①		C X 0-1 2 1B HR 1B		B X 1-0 P3 ①	5	1	1	0	0	1	0
2 Jack Wilson, R (1, 6) OBP: 0.330, SLG: 0.464	F F F X 0-2 HR 1B		B X 1-0 G4-3 ①		B B B C F X 3-2 G5-3 ②		L X 0-1 1-3 HR 1B		F F B B X 2-2 F9 ②	5	2	2	0	0	0	0
Daryle Ward, L (1, 3) OBP: 0.314, SLG: 0.549	B X 1-0 1-H HR		C B S B H 3-2 G5-4-3 HBP		B C B B B 4-1 FC6-4 BB		C S B B X 2-2 1-H 3-H HR		B C C T B B B 4-2 FC4-6 BB	2	2	2	5	2	0	0
Craig Wilson, R (1, 9) OBP: 0.365, SLG: 0.518 Michael Gonzalez, R (7, 1) OBP: 1.000, SLG: 2.000 Bobby Hill, S (9, PH) OBP: 0.343, SLG: 0.333 Jose Mesa, R (9, 1)	C B C B X 2-2 G5-3 ②		B F S F B X 2-2 G5-4-3 ②③ 1-2f		X 0-0 FC6-4 ③ 1-2f		C B X 1-1 1B		C X 0-1 FC4-6 ③ 1-2f	4 0 1 0	0 0 0 0	1 0 0 0	0 0 0 0	0 0 0 0	0 0 0 0	2 0 1 0
Rob Mackowiak, L (1, 5) (7, 9) OBP: 0.330, SLG: 0.443	C B S D B B 4-2 HBP BB			B B B X 2-1 F8 ①		B F B C F X 2-2 G5-3 ①	C X 0-1 G4-3 ③			3	0	0	0	1	0	1
Jason Bay, R (1, 7) OBP: 0.374, SLG: 0.581	1 SAFE H 1-0 1-2 HBP			X 0-0 G5-3 ②		C B F X 1-2 G5-3 ②		S B F S 1-3 K ①		3	0	0	0	0	1	0
Tike Redman, L (1, 8) OBP: 0.300, SLG: 0.367	C X 0-1 P6 ③			X 0-0 BB 1B		S B B X 2-1 G4-3 ③		B X 1-0 P5 ②		4	0	1	0	0	0	2
Jose Castillo, R (1, 4) OBP: 0.307, SLG: 0.375		B C F C 1-3 K ①		B B B B 4-0 1-2 BB			F B X 1-1 G4-3 ①	C B F X 1-2 2B		3	0	1	0	1	1	0
Josh Fogg, R (1, 1) OBP: 0.075, SLG: 0.075 Ty Wigginton, R (7, 5) OBP: 0.312, SLG: 0.425		C B B F B S 3-3 K ②		C S C 0-3 K ③			C X 0-1 G4-3 ②	B C B F B T 3-2 K ③		3 1	0 0	0 0	0 0	0 0	2 1	2 1
Inning Stats	R: 2 E: 0 K: 0 S: 16 H: 2 LOB: 2 BB: 1 P: 25	R: 0 E: 0 K: 3 S: 12 H: 0 LOB: 0 BB: 0 P: 19	R: 0 E: 0 K: 0 S: 7 H: 0 LOB: 0 BB: 0 P: 13	R: 0 E: 0 K: 1 S: 7 H: 1 LOB: 2 BB: 1 P: 13	R: 0 E: 0 K: 0 S: 8 H: 0 LOB: 1 BB: 1 P: 15	R: 0 E: 0 K: 0 S: 8 H: 0 LOB: 0 BB: 0 P: 13	R: 3 E: 0 K: 0 S: 15 H: 4 LOB: 1 BB: 0 P: 19	R: 0 E: 0 K: 2 S: 10 H: 1 LOB: 1 BB: 0 P: 16	R: 0 E: 0 K: 0 S: 9 H: 0 LOB: 1 BB: 1 P: 16	1B: 5 2B: 1 3B: 0 HR: 2 SF: 0 SAC: 0 DP: 1 HBP: 2						

AB	34
R	5
H	8
RBI	5
BB	4
SO	6
LOB	9

WP: 0 PB: 0 SB: 0 CS: 0 — PA: 40

PITCHER		IP	WLS	BF	H	R	ER	SO	BB	IBB	HBP	BLK	WP	HR	S	P	ERA	WHIP
Ben Hendrickson, R ERA: 7.66	(1, 1)	6.2	L	28	4	3	3	4	3	0	2	0	0	1	64	105	4.05	1.050
Mike Adams, R ERA: 3.7	(7, 1)	0.1		4	3	2	2	0	0	0	0	0	0	1	9	12	54.00	9.000
Jeff Bennett, R ERA: 4.35	(8, 1)	1.0		4	1	0	0	2	0	0	0	0	0	0	10	16	0.00	1.000
Dan Kolb, R ERA: 2.42	(9, 1)	1.0		4	0	0	0	0	1	0	0	0	0	0	9	16	0.00	1.000

PITCHER	IP	WLS	BF	H	R	ER	SO	BB	IBB	HBP	BLK	WP	HR	S	P	ERA	WHIP

Batter	1	2	3	4	5	6	7	8	9	AB	R	H	RBI	BB	SO	LOB
Scott Podsednik, L (1, 8) OBP: 0.319, SLG: 0.381	B F X 1-1 CS 1B		C B C F F B X 2-2 G4-3 ③		1 SAFE B X 1-0 F9 ③			C B F B B X 3-2 L8 ①		4	0	1	0	0	0	1
Brady Clark, R (1, 9) OBP: 0.369, SLG: 0.358	1 SAFE 1 SAFE 1 SAFE P F B C F B 3-2 X G5-3 ① ② 1-2			C B X 1-1 P5 ①		B B C F X 2-2 G6-3 ①		C B B B X 3-1 F8 ②		4	0	0	0	0	0	1
Lyle Overbay, L (1, 3) OBP: 0.391, SLG: 0.496	C F B X 1-2 L3 ③			B F F F B S 2-3 K ②		F F X 0-2 1B		C B F X 1-2 1B		4	0	2	0	0	1	0
Russell Branyan, L (1, 5) OBP: 0.318, SLG: 0.587		X 0-0 G3 2B		B S C B B F F B 4-2 1B BB		X 0-0 F8 ②		C S B B S 2-3 K ③		3	0	1	0	1	1	2
Geoff Jenkins, L (1, 7) OBP: 0.315, SLG: 0.447		B F X 1-1 G3 ① 2-3		C B X 1-1 1-2 1B		B C S F X 1-2 L8 ③			B B C X 2-1 2 SF9 3B	4	1	2	0	0	0	2
2 Bill Hall, R (1, 4) OBP: 0.283, SLG: 0.400		B C X 1-1 G6-3 ②		B S B F X 2-2 F9 ③			C C B F C 1-3 K ①		F D X 1-1 SF9 ① 3-H	3	0	0	1	0	1	3
Chad Moeller, R (1, 2) OBP: 0.267, SLG: 0.321		B X 1-0 G6-3 ③			B F B C S 2-3 K ①		C F X 0-2 2B		C F F F F B B B S 3-3 K ②	4	0	1	0	0	2	1
Craig Counsell, L (1, 6) OBP: 0.335, SLG: 0.317			B X 1-0 G4-3 ①		B B C B C F B 4-2 BB		B C S F B B X 3-2 F7 ②		C F D X 1-2 G5-3 ③	3	0	0	0	1	0	1
Ben Hendrickson, R (1, 1) OBP: 0.111, SLG: 0.111 Mike Adams, R (7, 1) Ben Grieve, L (7, PH) OBP: 0.364, SLG: 0.415 Wes Helms, R (7, PH) OBP: 0.327, SLG: 0.333 Jeff Bennett, R (8, 1) Dan Kolb, R (9, 1)			B C S B F B X 3-2 L9 ②		L 1 SAFE B 1 SAFE L C 1-3 K ②		B F F B F B X 3-2 F8 ③			2 0 0 1 0 0	0 0 0 0 0 0	0 0 0 0 0 0	0 0 0 0 0 0	0 0 0 0 0 0	1 0 0 0 0 0	1 0 0 1 0 0
Inning Stats	R: 0 H: 1 E: 0 LOB: 0 K: 0 BB: 0 S: 10 P: 14	R: 0 H: 1 E: 0 LOB: 1 K: 0 BB: 0 S: 6 P: 9	R: 0 H: 0 E: 0 LOB: 0 K: 0 BB: 0 S: 10 P: 16	R: 0 H: 1 E: 0 LOB: 2 K: 1 BB: 1 S: 14 P: 24	R: 0 H: 0 E: 0 LOB: 1 K: 2 BB: 1 S: 10 P: 18	R: 0 H: 1 E: 0 LOB: 1 K: 0 BB: 0 S: 11 P: 14	R: 0 H: 1 E: 0 LOB: 1 K: 1 BB: 0 S: 15 P: 22	R: 0 H: 1 E: 0 LOB: 1 K: 1 BB: 0 S: 11 P: 20	R: 1 H: 1 E: 0 LOB: 0 K: 1 BB: 0 S: 13 P: 20	1B: 4 2B: 2 3B: 1 HR: 0	SF: 1 SAC: 0 DP: 0 HBP: 0					

PITCHER		IP	WLS	BF	H	R	ER	SO	BB	IBB	HBP	BLK	WP	HR	S	P	ERA	WHIP
Josh Fogg, R ERA: 4.71	(1, 1)	6.2	W	26	5	0	0	4	2	0	0	0	0	0	72	110	0.00	1.050
Michael Gonzalez, L ERA: 1.1	(7, 1)	1.1		5	1	0	0	1	0	0	0	0	0	0	15	27	0.00	0.750
Jose Mesa, R ERA: 3.22	(9, 1)	1.0		4	1	1	1	1	0	0	0	0	0	0	13	20	9.00	1.000

PITCHER	IP	WLS	BF	H	R	ER	SO	BB	IBB	HBP	BLK	WP	HR	S	P	ERA	WHIP

BOTTOM

Pittsburgh Pirates @ Milwaukee Brewers

Miller Park, Milwaukee, WI

Mon Aug 30 2004, 7:05 PM CDT
Att. 23,512 - Sunny - 75 F

livebaseballscorecards.com

AB	32
R	1
H	7
RBI	1
BB	2
SO	6
LOB	13

WP: 0 PA: 35
PB: 0
SB: 0
CS: 1

Pittsburgh Pirates @ Milwaukee Brewers

Miller Park, Milwaukee, WI

Tue Aug 31 2004, 7:05 PM CDT
Att. 13,704 - Cloudy - 69 F

TOP

livebaseballscorecards.com

Batter	1	2	3	4	5	6	7	8	9	AB	R	H	RBI	BB	SO	LOB
18 Jason Kendall, R (1, 2) OBP: 0.391, SLG: 0.374	BBCBBB 4-1 BB		BCBBBCFX 3-2 ① G6-3	BBCFFS 2-3 ② K			CBBFBX 3-2 2B		CX 0-1 ① G4-3	4	0	1	0	1	1	2
2 Jack Wilson, R (1, 6) OBP: 0.330, SLG: 0.462	C 1 SAFE CS 0-3 ① K		BBBBCB 4-1 PB 2B BB	CFX 0-2 ③ F7			X 0-0 ① G6-3		BBCX 2-1 G1-3 1B	4	1	1	0	1	1	4
Daryle Ward, L (1, 3) OBP: 0.311, SLG: 0.545	BBCFS 2-3 ② K		BBBCFFFX 2-2 1B 1-H 2B		BCSFX 1-2 ① G4-3		BDCFX 2-2 ② F7		X 0-0 ② G1-3 1-2	5	0	1	1	0	1	3
Craig Wilson, R (1, 9) OBP: 0.364, SLG: 0.516 16 Salomon Torres, R (7, 1) OBP: 0.500, SLG: 1.000 Bobby Hill, S (9, PH) OBP: 0.342, SLG: 0.332	SCBS 1-3 ③ K		BFCDX 2-2 2-3 1B		TFS 0-3 ② K		SSBBBS 3-3 ③ K		X 0-0 ③ P5	4 0 1	0 0 0	1 0 0	0 0 0	0 0 0	3 0 0	2 0 1
Jason Bay, R (1, 7) OBP: 0.375, SLG: 0.579		CCFBBBFB 4-2 G6-3 1B 1B BB	CSBS 1-3 ② K		BBX 2-0 ③ G6-3			X 0-0 G3-6-3 1B		3	1	1	0	1	1	2
Tike Redman, L (1, 8) OBP: 0.299, SLG: 0.366		BCCCFX 1 SAFE 1-2 G6-3 1B	X 0-0 ③ F8			X 0-0 ① B5-3		X 0-0 ①② G3-6-3 1-2f		4	0	1	0	0	0	3
Ty Wigginton, R (1, 5) OBP: 0.314, SLG: 0.426		BCX 1-1 ①② G6-3 1-2f 2-3		X 0-0 SH 1B		BFFFBS 2-3 ② K		CX 0-1 2B 1B		4	0	2	0	0	1	2
Jose Castillo, R (1, 4) OBP: 0.313, SLG: 0.384		BBFX 2-1 3-H 1B		CCX 0-2 ① F9		SX 0-1 1B		BCX 1-1 1-3 2B		4	0	3	1	0	0	1
John Van Benschoten, R (1, 1) OBP: 0.400, SLG: 1.000 Abraham Nunez, S (6, PH) OBP: 0.288, SLG: 0.322 Brian Meadows, R (6, 1) 34 John Grabow, L (7, 1) Rob Mackowiak, L (7, 9) OBP: 0.329, SLG: 0.442		BCSDX 2-2 ③ F8		1 SAFE X 0-0 SH 1-2		FBSD 1 SAFE X 2-2 ③ P2		FDX 1-1 ③ G4-3		1 1 0 0 1	0 0 0 0 0	0 0 0 0 0	0 0 0 0 0	0 0 0 0 0	0 0 0 0 0	1 1 0 0 2
Inning Stats	R: 0 E: 0 K: 3 S: 10 / H: 0 LOB: 1 BB: 1 P: 17	R: 1 E: 0 K: 0 S: 16 / H: 2 LOB: 1 BB: 1 P: 26	R: 1 E: 0 K: 1 S: 17 / H: 2 LOB: 2 BB: 1 P: 29	R: 0 E: 0 K: 1 S: 12 / H: 1 LOB: 2 BB: 0 P: 14	R: 0 E: 0 K: 1 S: 8 / H: 0 LOB: 0 BB: 0 P: 11	R: 0 E: 0 K: 1 S: 10 / H: 1 LOB: 1 BB: 0 P: 14	R: 0 E: 0 K: 1 S: 10 / H: 1 LOB: 1 BB: 0 P: 18	R: 0 E: 0 K: 0 S: 8 / H: 3 LOB: 2 BB: 0 P: 10	R: 0 E: 0 K: 0 S: 6 / H: 1 LOB: 1 BB: 0 P: 8	1B: 8 2B: 3 3B: 0 HR: 0	SF: 0 SAC: 1 DP: 2 HBP: 0					

	AB	36
	R	2
	H	11
	RBI	2
	BB	3
	SO	8
	LOB	24

PITCHER		IP	WLS	BF	H	R	ER	SO	BB	IBB	HBP	BLK	WP	HR	S	P	ERA	WHIP
Doug Davis, L ERA: 3.61	(1, 1)	1.0		6	1	1	1	3	2	0	0	0	0	0	19	31	9.00	3.000
Dave Burba, R ERA: 4.08	(2, 1)	1.1		7	3	1	1	0	1	0	0	0	0	0	20	36	6.75	3.000
Matt Wise, R ERA: 4.36	(3, 1)	3.2	W	14	2	0	0	4	0	0	0	0	0	0	34	44	0.00	0.545
Pedro Liriano, R ERA: 3.38	(7, 1)	1.0	H	4	1	0	0	1	0	0	0	0	0	0	10	18	0.00	1.000
Luis Vizcaino, R ERA: 4.17	(8, 1)	1.0	H	5	3	0	0	0	0	0	0	0	0	0	8	10	0.00	3.000

PITCHER		IP	WLS	BF	H	R	ER	SO	BB	IBB	HBP	BLK	WP	HR	S	P	ERA	WHIP
Dan Kolb, R ERA: 2.37	(9, 1)	1.0	S	4	1	0	0	0	0	0	0	0	0	0	6	8	0.00	1.000

WP: 0 PB: 1 SB: 0 CS: 0 PA: 40

Batter	1	2	3	4	5	6	7	8	9	AB	R	H	RBI	BB	SO	LOB
Scott Podsednik, L (1, 8) OBP: 0.322, SLG: 0.380	B B B B 4-0 BB S 1B BB	C B B B B 4-2 S BB		C B B F B B 4-2 BB		C C F B B S 2-3 ③ K				1	1	0	0	3	1	0
Brady Clark, R (1, 9) OBP: 0.368, SLG: 0.354	B 1 SAFE B C D B 4-1 1B BB 2B 1-2 BB	C C C 0-3 ② K		1 SAFE C 1 SAFE X 0-1 ③ G6-3			F B F B F X 2-2 E1 1B FC3-2			3	1	0	0	1	1	2
Lyle Overbay, L (1, 3) OBP: 0.396, SLG: 0.498	B B B C B 4-1 1B 2B 1-2 2-3 BB	1 SAFE P F B D B 4-1 1-2 BB			C B X 1-1 E 1B 1B		B X 1-0 FC3-2 1-3 1B			2	1	2	0	2	0	0
Russell Branyan, L (1, 5) OBP: 0.315, SLG: 0.570	B B B X 3-0 2B 1B 1-2 2-3 3-H 1B	C B C S 1-3 ③ K			C S B X 1-2 ① F9		S B F S 1-3 ① K			4	1	1	1	0	2	5
Geoff Jenkins, L (1, 7) OBP: 0.316, SLG: 0.449	B B C F X 2-2 1B 1-3 2-H 3-H 2B		B C B F B F F S 3-3 ① K		C X 0-1 E8 1-3 1B		B B F B X 3-1 ② FC3-2 2-3 3-H			4	0	2	2	0	1	2
2 Bill Hall, R (1, 6) OBP: 0.279, SLG: 0.395	C F X 0-2 ① G6-3		B B C C S S 2-3 ② K		S X 0-1 ② L6		B F B S S 2-3 ③ K			4	0	0	0	0	2	6
Keith Ginter, R (1, 4) OBP: 0.316, SLG: 0.418	C C B X 1-2 G6-4-3 2-3 3-H 1B		X 0-0 ③ P6		C B X 1-1 ③ F7			B X 1-0 ① G5-3		4	0	1	1	0	0	2
Chad Moeller, R (1, 2) OBP: 0.264, SLG: 0.316	B X 1-0 ② ③ G6-4-3 1-2f			C X 0-1 ① G6-3		F B C X 1-2 ① F8		S F B B F F B X 3-2 ② P4		4	0	0	0	0	0	2
Doug Davis, R (1, 1) OBP: 0.036, SLG: 0.019										0	0	0	0	0	0	0
Dave Burba, R (2, 1)										1	0	0	0	0	1	0
Matt Wise, R (3, 1)										1	0	0	0	0	0	0
Chris Magruder, S (6, PH) OBP: 0.380, SLG: 0.452										1	0	0	0	0	0	0
Pedro Liriano, R (7, 1)										0	0	0	0	0	0	0
Luis Vizcaino, R (8, 1)										0	0	0	0	0	0	0
Wes Helms, R (8, PH) OBP: 0.328, SLG: 0.332										1	0	0	0	0	0	0
Dan Kolb, R (9, 1)		C B S S 1-3 ① K		C X 0-1 ② F9		B X 1-0 ② L4		S X 0-1 ③ G6-3		0	0	0	0	0	0	0
Inning Stats	R: 4 H: 3 E: 0 LOB: 1 K: 0 BB: 3 S: 13 P: 32	R: 0 H: 0 E: 0 LOB: 2 K: 3 BB: 2 S: 13 P: 22	R: 0 H: 0 E: 0 LOB: 0 K: 2 BB: 0 S: 9 P: 14	R: 0 H: 0 E: 0 LOB: 1 K: 0 BB: 1 S: 8 P: 12	R: 0 H: 2 E: 1 LOB: 2 K: 0 BB: 0 S: 11 P: 14	R: 0 H: 0 E: 0 LOB: 0 K: 1 BB: 0 S: 8 P: 12	R: 0 H: 1 E: 1 LOB: 2 K: 2 BB: 0 S: 13 P: 22	R: 0 H: 0 E: 0 LOB: 0 K: 0 BB: 0 S: 8 P: 12		1B: 5 SF: 0 2B: 1 SAC: 0 3B: 0 DP: 1 HR: 0 HBP: 0						

PITCHER		IP	WLS	BF	H	R	ER	SO	BB	IBB	HBP	BLK	WP	HR	S	P	ERA	WHIP
John Van Benschoten, R ERA: 5.5	(1, 1)	5.0	L	25	5	4	4	5	6	0	0	0	0	0	54	94	7.20	2.200
Brian Meadows, R ERA: 3.44	(6, 1)	1.0		4	0	0	0	1	0	0	0	0	0	0	12	18	0.00	0.000
34 John Grabow, L ERA: 5.26	(7, 1)	0.2		3	1	0	0	1	0	0	0	0	0	0	6	11	0.00	1.500
16 Salomon Torres, R ERA: 2.86	(7, 1)	1.1		4	0	0	0	1	0	0	0	0	0	0	11	17	0.00	0.000

PITCHER	IP	WLS	BF	H	R	ER	SO	BB	IBB	HBP	BLK	WP	HR	S	P	ERA	WHIP

BOTTOM

Pittsburgh Pirates @ Milwaukee Brewers

Miller Park, Milwaukee, WI

Tue Aug 31 2004, 7:05 PM CDT
Att. 13,704 - Cloudy - 69 F

livebaseballscorecards.com

AB	30
R	4
H	6
RBI	4
BB	6
SO	8
LOB	19

WP: 0 PA: 36
PB: 0
SB: 2
CS: 0

Batter	1	2	3	4	5	6	7	8	9	10	AB	R	H	RBI	BB	SO	LOB
18 Jason Kendall, R (1, 2) OBP: 0.389, SLG: 0.372	C B B X 2-1 G3-6-3 1B		C X 0-1 ③ F9		C B F S 1-3 ② K		C B B F F F X 2-2 ② L9		B B F X 2-1 ③ G6-3		5	0	1	0	0	1	3
2 Jack Wilson, R (1, 6) OBP: 0.333, SLG: 0.462	S B X 1-1 ① F9			C B X 1-1 2B 1B	C B B S D F D 4-2 1-2 BB		B B X 2-0 ③ F8			C X 0-1 BB BB 1B 1B	4	2	2	0	1	0	2
Daryle Ward, L (1, 3) OBP: 0.318, SLG: 0.547	B C S X 1-2 ② ③ G3-6-3 1-2f			C 1 SAFE X 0-1 G3-1 1-H 2B	C F F X 0-2 ③ P3			C B B C F B B 4-2 FC4-6 BB		B D B B C C B 4-2 1B BB 1-2 2B BB	3	1	1	1	2	0	4
Jason Bay, R (1, 7) OBP: 0.370, SLG: 0.569		B X 1-0 ① L7		S B S S S 1-3 ① K		S B F D B S 3-3 ① K		C S C 0-3 ① K		X 0-0 ① B1	5	0	0	0	0	3	4
Rob Mackowiak, L (1, 9) OBP: 0.328, SLG: 0.437		X 0-0 ② G3-1		C B 2 SAFE X 1-1 ② G3-1 2-3		B S C F D X 2-2 ② G4-3		B S X 1-1 ② FC4-6 1-2f		D S B F B B 4-2 1B 1-2 2-3 2B BB	4	1	0	0	1	0	2
Tike Redman, L (1, 8) OBP: 0.300, SLG: 0.366		B X 1-0 1B		B F X 1-1 ③ G3		B F B F X 2-2 1B		C B B X 2-1 ③ F9		B F F S 1-3 ② K	5	0	2	0	0	1	5
Ty Wigginton, R (1, 5) OBP: 0.315, SLG: 0.426		C 1 SAFE S 1 SAFE B F F P S 2-3 ③ K		X 0-0 1B E 1B	1 SAFE B X 1-0 ③ L6				F S B T 1-2 ① K	B F X 1-1 2B 1-2 2-3 3-H 1B	5	0	2	1	0	2	2
Jose Castillo, R (1, 4) OBP: 0.314, SLG: 0.387			C X 0-1 ① L9		B 1 SAFE X 1-0 ① L1 1-2		B F S X 1-2 SH3-4 1B		X 0-0 ② G4-3	B F B B B X 3-1 1-3 2-H 3-H 2B	5	0	2	2	0	0	1
Ryan Vogelsong, R (1, 1) OBP: 0.310, SLG: 0.346 Frank Brooks, L (7, 1) Michael Gonzalez, R (8, 1) OBP: 1.000, SLG: 2.000 Craig Wilson, R (9, PH) OBP: 0.365, SLG: 0.523 16 Salomon Torres, R (9, 1) OBP: 0.500, SLG: 1.000 Abraham Nunez, S (10, PH) OBP: 0.287, SLG: 0.320 Jose Mesa, R (10, 1)			B X 1-0 ② G5-3		F B B C D X 3-2 2 BB 2-3 1B		1 SAFE C L X 0-2 ① SH3-4 1-2		B X 1-0 HR	B B F F B S 3-3 ③ K	2 0 1 0 0 0 0 0 0 0 0 0 0 0 0 0 0 0 0 0 0 1 1 1 1 0 0 0 0 0 0 0 0 0 0 1 0 0 0 0 1 2 0 0 0 0 0 0 0						
Inning Stats	R: 0 E: 0 K: 0 S: 7 H: 1 LOB: 0 BB: 0 P: 11	R: 0 E: 0 K: 1 S: 9 H: 1 LOB: 1 BB: 0 P: 12	R: 0 E: 0 K: 0 S: 5 H: 0 LOB: 0 BB: 0 P: 6	R: 1 E: 0 K: 1 S: 11 H: 2 LOB: 1 BB: 0 P: 15	R: 0 E: 1 K: 1 S: 15 H: 2 LOB: 3 BB: 1 P: 24	R: 0 E: 0 K: 1 S: 11 H: 1 LOB: 1 BB: 0 P: 19	R: 0 E: 0 K: 0 S: 13 H: 1 LOB: 1 BB: 0 P: 18	R: 0 E: 0 K: 1 S: 10 H: 0 LOB: 1 BB: 1 P: 17	R: 1 E: 0 K: 1 S: 7 H: 1 LOB: 0 BB: 0 P: 11	R: 3 E: 0 K: 2 S: 17 H: 3 LOB: 2 BB: 2 P: 33	1B: 9 2B: 2 3B: 0 HR: 1	SF: 0 SAC: 1 DP: 1 HBP: 0					

PITCHER		IP	WLS	BF	H	R	ER	SO	BB	IBB	HBP	BLK	WP	HR	S	P	ERA	WHIP
Victor Santos, R ERA: 4.25	(1, 1)	6.0		26	8	1	1	4	1	0	0	0	0	0	61	91	1.50	1.500
Mike Adams, R ERA: 3.61	(7, 1)	1.0	H	3	0	0	0	0	0	0	0	0	0	0	10	14	0.00	0.000
Luis Vizcaino, R ERA: 4.1	(8, 1)	1.0	H	4	0	0	0	1	1	0	0	0	0	0	10	17	0.00	1.000
Dan Kolb, R ERA: 2.5	(9, 1)	1.0	B	4	1	1	1	1	0	0	0	0	0	1	7	11	9.00	1.000
Jeff Bennett, R ERA: 4.71	(10, 1)	1.0	L	8	3	3	3	2	2	0	0	0	0	0	17	33	27.00	5.000

PITCHER	IP	WLS	BF	H	R	ER	SO	BB	IBB	HBP	BLK	WP	HR	S	P	ERA	WHIP

TOP

Pittsburgh Pirates @ Milwaukee Brewers

Miller Park, Milwaukee, WI

Wed Sep 01 2004, 7:05 PM CDT
Att. 15,625 - Sunny - 72 F

livebaseballscorecards.com

AB	40
R	5
H	12
RBI	5
BB	4
SO	8
LOB	25

WP: 0 PA: 45
PB: 0
SB: 0
CS: 0

Batter	1	2	3	4	5	6	7	8	9	10	AB	R	H	RBI	BB	SO	LOB
Scott Podsednik, L (1, 8) OBP: 0.321, SLG: 0.378	C B F B S 2-3 K ①	C B B B X 3-1 P5 ③	C D F B F B X 3-2 2-H 1B	B F X 1-1 L6 ②	C S F F B F X 1-2 G5-3 ③		5	0	1	1	0	1	1
Brady Clark, R (1, 9) OBP: 0.368, SLG: 0.359	C C S 0-3 K ②	X 0-0 G4-3 2B 2B	P D F 1 SAFE X 2-1 F7 ②	B B C F X 2-2 P4 ③		C X 0-1 G3-1 S 1B	5	1	2	0	0	1	2
Lyle Overbay, L (1, 3) OBP: 0.394, SLG: 0.495	C S S 0-3 K ③	X 0-0 G4-3 2-3 ①	P 1 SAFE 1 SAFE X 1-0 F8 ③		B X 1-0 1B 1B	D B C F C 2-3 K 1-2 ①	5	0	1	0	0	2	3
Geoff Jenkins, L (1, 7) OBP: 0.315, SLG: 0.449	C F B B B F B S 3-3 K ①	B X 1-0 3-H 2B	B B X 2-0 P5 ①	1 SAFE D S F S 1-3 K ①		B C X 1-1 G3-1 2-3 ②	5	0	1	1	0	2	2
Keith Ginter, R (1, 4) OBP: 0.318, SLG: 0.425	C F B F F B X 2-2 G5-3 2B	D C S C 1-3 K ②	B B X 2-0 F9 2B	B 1 SAFE 1 SAFE F F B C 2-3 K ②		B C B F X 2-2 G1-3 ③	5	0	2	0	0	2	3
Russell Branyan, L (1, 5) OBP: 0.323, SLG: 0.561	S B X 1-1 G5-3 2-3 ②	B B D B 4-0 BB	B B S F X 2-2 F9 2-3 ②	B X 1-0 1-2 1B			3	0	1	0	1	0	2
Craig Counsell, L (1, 6) OBP: 0.332, SLG: 0.314	B X 1-0 L8 ③	B F B X 2-1 F9 ③	B B B X 3-0 F8 ③	B S S S 1-3 K ③			4	0	0	0	0	1	6
Gary Bennett, R (1, 2) OBP: 0.276, SLG: 0.304 Dave Krynzel, L (9, PH) Chad Moeller, R (10, 2) OBP: 0.264, SLG: 0.316	X 0-0 1B ①	S X 0-1 SH3-4 1B 1B	C C B X 1-2 1B	F C S 0-3 K ①			3 1 0	1 0 0	3 0 0	0 0 0	0 1 0	0 0 0	0 0 0
Victor Santos, R (1, 1) OBP: 0.114, SLG: 0.091 Mike Adams, R (7, 1) Chris Magruder, S (7, PH) OBP: 0.373, SLG: 0.442 Luis Vizcaino, R (8, 1) Dan Kolb, R (9, 1) 2 Bill Hall, R (9, PH) OBP: 0.279, SLG: 0.394 Jeff Bennett, R (10, 1)	S C F B F X 1-2 G3-1 ②	L X 0-1 SH3-4 1-2 ①	1 SAFE B 1 SAFE L 1 SAFE 1 SAFE B D F 3-3 K ①	X 0-0 G5-3 ②			1 0 0 1 0 0 0 1 0	0 0 0 0 0 0 0 0 0	0 0 1 0 0 0 0 0 0	0 0 0 0 0 0 0 0 0	0 0 1 0 0 0 0 0 0	0 0 1 0 0 0 0 0 0	0 0 1 0 0 0 0 0 0
Inning Stats	R: 0 H: 0 E: 0 LOB: 0 K: 3 BB: 0 S: 9 P: 11	R: 0 H: 1 E: 0 LOB: 1 K: 1 BB: 0 S: 13 P: 20	R: 0 H: 1 E: 0 LOB: 0 K: 0 BB: 0 S: 8 P: 12	R: 1 H: 2 E: 0 LOB: 2 K: 1 BB: 1 S: 8 P: 16	R: 1 H: 2 E: 0 LOB: 1 K: 0 BB: 0 S: 13 P: 17	R: 0 H: 1 E: 0 LOB: 1 K: 0 BB: 0 S: 6 P: 15	R: 0 H: 1 E: 0 LOB: 1 K: 1 BB: 0 S: 11 P: 18	R: 0 H: 2 E: 0 LOB: 2 K: 3 BB: 0 S: 11 P: 17	R: 0 H: 0 E: 0 LOB: 0 K: 1 BB: 0 S: 10 P: 11	R: 0 H: 1 E: 0 LOB: 1 K: 1 BB: 0 S: 10 P: 15	1B: 7 2B: 4 3B: 0 HR: 0	SF: 0 SAC: 1 DP: 0 HBP: 0					

PITCHER		IP	WLS	BF	H	R	ER	SO	BB	IBB	HBP	BLK	WP	HR	S	P	ERA	WHIP
Ryan Vogelsong, R ERA: 6.41	(1, 1)	6.0		25	7	2	2	5	1	0	0	0	0	0	57	91	3.00	1.333
Frank Brooks, L ERA:	(7, 1)	1.0		4	1	0	0	1	0	0	0	0	0	0	11	18	0.00	1.000
Michael Gonzalez, L ERA: 1.07	(8, 1)	1.0		5	2	0	0	3	0	0	0	0	0	0	11	17	0.00	2.000
16 Salomon Torres, R ERA: 2.82	(9, 1)	1.0	W	3	0	0	0	1	0	0	0	0	0	0	10	11	0.00	0.000
Jose Mesa, R ERA: 3.17	(10, 1)	1.0	S	4	1	0	0	1	0	0	0	0	0	0	10	15	0.00	1.000

PITCHER	IP	WLS	BF	H	R	ER	SO	BB	IBB	HBP	BLK	WP	HR	S	P	ERA	WHIP

BOTTOM

Pittsburgh Pirates @ Milwaukee Brewers

Miller Park, Milwaukee, WI

Wed Sep 01 2004, 7:05 PM CDT
Att. 15,625 - Sunny - 72 F

livebaseballscorecards.com

AB	39
R	2
H	11
RBI	2
BB	1
SO	11
LOB	20

1B: 7	SF: 0	WP: 0	PA: 41
2B: 4	SAC: 1	PB: 0	
3B: 0	DP: 0	SB: 1	
HR: 0	HBP: 0	CS: 0	

Batter	1	2	3	4	5	6	7	8	9	AB	R	H	RBI	BB	SO	LOB
Tike Redman, L (1, 8) OBP: 0.300, SLG: 0.365	C F F B F B X 2-2 ① F7		B F B F X 2-2 ③ P6			C B F D X 2-2 2 S 1B		C X 0-1 ③ G3		4	0	1	0	0	0	1
2 Jack Wilson, R (1, 6) OBP: 0.333, SLG: 0.463	S S F B X 1-2 2B			C S D B F F S 2-3 ① K		F B F D C 2-3 ③ K 1-2			B C S S 1-3 ① K2-3	3	0	1	0	0	2	1
Frank Brooks, L (6, 1)										0	0	0	0	0	0	0
19 José Bautista, R (9, PH) OBP: 0.305, SLG: 0.280										1	0	0	0	0	1	0
Daryle Ward, L (1, 3) OBP: 0.316, SLG: 0.541	B C F S 1-3 ② K			C X 0-1 ② F7			B F F S 1-3 ① K		B B C X 2-1 F8-6-3 1B	4	0	1	0	0	2	1
Rob Mackowiak, L (1, 9) OBP: 0.325, SLG: 0.433	X 0-0 ③ P5			C F S 0-3 ③ K2-3			B C X 1-1 ② G4-3		C X 0-1 ② ③ F8-6-3 1-1	4	0	0	0	0	1	2
Ty Wigginton, R (1, 5) OBP: 0.317, SLG: 0.433		X 0-0 ① G5-3			B B B B 4-0 G6-4-3 BB		C X 0-1 HR			2	1	1	1	1	0	0
Jason Bay, R (1, 7) OBP: 0.367, SLG: 0.564		C B F B X 2-2 ② F8			B X 1-0 ① P4		X 0-0 ③ F9			3	0	0	0	0	0	1
Abraham Nunez, S (1, 4) OBP: 0.281, SLG: 0.314		C B S D C 2-3 ③ K			X 0-0 ② ③ G6-4-3 1-2f			C B C D C 2-3 ① K		3	0	0	0	0	2	1
(6, 6)																
11 Humberto Cota, R (1, 2) OBP: 0.280, SLG: 0.478			C B S B S 2-3 ① K			F B F F X 1-2 ① F9		C F S 0-3 ② K		3	0	0	0	0	2	0
Dave Williams, L (1, 1)			X 0-0 ② G2-3			X 0-0 ② F9		H 1-0 HBP		1	0	0	0	0	0	0
Nelson Figueroa, R (4, 1)										1	0	0	0	0	0	0
Bobby Hill, S (6, 4) OBP: 0.345, SLG: 0.332										0	0	0	0	0	0	0
Inning Stats	R: 0 H: 1 E: 0 LOB: 1 K: 1 BB: 0 S: 13 P: 17	R: 0 H: 0 E: 0 LOB: 0 K: 1 BB: 0 S: 7 P: 11	R: 0 H: 0 E: 0 LOB: 0 K: 1 BB: 0 S: 7 P: 11	R: 0 H: 0 E: 0 LOB: 0 K: 2 BB: 0 S: 10 P: 12	R: 0 H: 0 E: 0 LOB: 0 K: 0 BB: 1 S: 2 P: 7	R: 0 H: 1 E: 0 LOB: 1 K: 1 BB: 0 S: 11 P: 16	R: 1 H: 1 E: 0 LOB: 0 K: 1 BB: 0 S: 8 P: 10	R: 0 H: 0 E: 0 LOB: 1 K: 2 BB: 0 S: 8 P: 11	R: 0 H: 1 E: 0 LOB: 0 K: 1 BB: 0 S: 7 P: 10	1B: 2 SF: 0 2B: 2 SAC: 0 3B: 0 DP: 2 HR: 1 HBP: 1						

TOP

Pittsburgh Pirates @ Milwaukee Brewers

Miller Park, Milwaukee, WI

Thu Sep 02 2004, 1:05 PM CDT

Att. 11,763 - Sunny - 82 F

livebaseballscorecards.com

AB	29
R	1
H	4
RBI	1
BB	1
SO	10
LOB	7

PA: 31

WP: 0 PB: 0 SB: 1 CS: 0

PITCHER	IP	WLS	BF	H	R	ER	SO	BB	IBB	HBP	BLK	WP	HR	S	P	ERA	WHIP
15 Ben Sheets, R (1, 1) ERA: 2.94	9.0	W	31	4	1	1	10	1	0	1	0	0	1	73	105	1.00	0.556

BOTTOM

Pittsburgh Pirates @ Milwaukee Brewers

Miller Park, Milwaukee, WI

Thu Sep 02 2004, 1:05 PM CDT
Att. 11,763 - Sunny - 82 F

livebaseballscorecards.com

Batter	1	2	3	4	5	6	7	8	9	AB	R	H	RBI	BB	SO	LOB
Brady Clark, R (1, 8) OBP: 0.373, SLG: 0.363	C H 1-1 S 3B HBP	B B B I 4-0 2 HR IBB		B C F B X 2-2 CI		C B X 1-1 2 1B 2B		X 0-0 ② F8		2	3	1	0	1	0	0
2 Bill Hall, R (1, 4) OBP: 0.283, SLG: 0.404	C C B B X 2-2 ① F8	B X 1-0 1-H 2-H HR		C C S 0-3 ③ K		B F B S X 2-2 2-H BB 1B		B B B B 4-0 BB		4	1	2	4	1	1	3
Lyle Overbay, L (1, 3) OBP: 0.394, SLG: 0.493	1 SAFE C F T S 0-3 ② K 1-2	F C T S 0-3 ③ K			X 0-0 BB 1B	1 SAFE P C F B B B 4-2 1-2 BB		B B C X 2-1 ③ F8		4	0	1	0	1	2	2
Geoff Jenkins, L (1, 7) OBP: 0.316, SLG: 0.452	B F B F X 2-2 2-H 1B 3B		B C B S X 2-2 ① G1-3		B B B C B 4-1 1-2 BB	C F B B B X 3-2 ③ F8				3	1	1	1	1	0	2
Keith Ginter, R (1, 5) OBP: 0.320, SLG: 0.436	F C B B X 2-2 3-H 1B		B F X 1-1 ② F7		S X 0-1 ① F7		S B X 1-1 HR			4	1	2	2	0	0	2
Chris Magruder, S (1, 9) OBP: 0.345, SLG: 0.404	B X 1-0 ③ F8		C B B F X 2-2 ③ G4-3		B C S S 1-3 ② K		B T F X 1-2 ① F7			4	0	0	0	0	1	3
Chad Moeller, R (1, 2) OBP: 0.267, SLG: 0.322		F X 0-1 FC3-6 1B		S X 0-1 2B	B C B S B X 3-2 ③ L5		T B F D T 2-2 ② K			4	0	2	0	0	1	2
Craig Counsell, L (1, 6) OBP: 0.329, SLG: 0.311		C F X 0-2 ① FC3-6 15 SH3-4 2 HR 1-2f		C B C F X 1-2 ① L7		B C B C B X 3-2 ① G3	X 0-0 ③ P3			4	1	0	0	0	0	2
15 Ben Sheets, R (1, 1) OBP: 0.143, SLG: 0.077		L 1 SAFE 1 SAFE X 0-1 ② SH3-4 1-2		B S T F F S 1-3 ② K		B X 1-0 ② G6-3		F B S S 1-3 ① K		3	0	0	0	0	2	1
Inning Stats	R: 2 E: 0 K: 1 S: 15 H: 2 LOB: 1 BB: 0 P: 23	R: 3 E: 0 K: 1 S: 12 H: 2 LOB: 0 BB: 1 P: 17	R: 0 E: 0 K: 0 S: 8 H: 0 LOB: 0 BB: 0 P: 13	R: 0 E: 1 K: 2 S: 17 H: 1 LOB: 2 BB: 0 P: 21	R: 0 E: 0 K: 1 S: 10 H: 1 LOB: 2 BB: 1 P: 18	R: 1 E: 0 K: 0 S: 15 H: 2 LOB: 2 BB: 1 P: 28	R: 1 E: 0 K: 1 S: 9 H: 1 LOB: 0 BB: 0 P: 13	R: 0 E: 0 K: 1 S: 6 H: 0 LOB: 1 BB: 1 P: 13		1B: 4 2B: 2 3B: 1 HR: 2	SF: 0 SAC: 1 DP: 0 HBP: 1			WP: 0 PB: 0 SB: 1 CS: 0	PA: 39	

	AB	32
	R	7
	H	9
	RBI	7
	BB	4
	SO	7
	LOB	17

PITCHER		IP	WLS	BF	H	R	ER	SO	BB	IBB	HBP	BLK	WP	HR	S	P	ERA	WHIP
Dave Williams, L ERA: 8.71	(1, 1)	3.2	L	19	5	5	5	3	0	1	1	0	0	1	49	71	12.27	1.364
Nelson Figueroa, R ERA: 6.0	(4, 1)	2.0		11	3	1	1	2	2	0	0	0	0	0	25	43	4.50	2.500
Frank Brooks, L ERA: 1.23	(6, 1)	2.1		9	1	1	1	2	1	0	0	0	0	1	18	32	3.86	0.857

PITCHER	IP	WLS	BF	H	R	ER	SO	BB	IBB	HBP	BLK	WP	HR	S	P	ERA	WHIP

Batter	1	2	3	4	5	6	7	8	9	AB	R	H	RBI	BB	SO	LOB
6 Ryan Freel, R (1, 8) (4, 5) OBP: 0.374, SLG: 0.356	F B B F X 2-2 G5-4-3 1B	B B C F X 2-2 ② ③ G5-4-3 1-2f			B B L C F X 2-2 G6-3 3B		D B B C F X 3-2 FC4-6 BB 1-2f ②		B C B F F B B 4-2 BB	4	1	2	0	1	0	4
Barry Larkin, R (1, 6) OBP: 0.358, SLG: 0.429	1 SAFE 1-1 ① ② G5-4-3 1-2f		B F C B B B 4-2 G4-6-3 BB		X 0-0 ② G6-3 3-H		B F B D B 4-1 BB 1-2		B X 1-0 ③ F9	3	0	0	1	2	0	3
Sean Casey, L (1, 3) OBP: 0.390, SLG: 0.565	B B B C B 4-1 BB	C F B B B F X 3-2 ① ② G4-6-3 1-2f			F X 0-1 ③ P5		B D C X 2-1 ③ G3			3	0	0	0	1	0	3
Adam Dunn, L (1, 7) OBP: 0.397, SLG: 0.586	F S T 0-2 ③ K	C B F S 1-3 ③ K				C F B X 1-2 ① G5-3		X 0-0 ① L8		4	0	0	0	0	2	1
D'Angelo Jimenez, S (1, 4) OBP: 0.351, SLG: 0.371		C B B B B 4-1 2B 1B BB		C X 0-1 G4-6-3 1B		C F B B B F X 2-2 ② P5		C B C S 1-3 ② K		3	1	1	0	1	1	0
Austin Kearns, R (1, 9) OBP: 0.345, SLG: 0.380		B B C B X 3-1 1B 1-3 FC4-6 2B		F B X 1-1 ① ② G4-6-3 1-2f		F B B X 2-1 HR		B C F X 1-2 ③ F9		4	2	2	1	0	0	1
Felipe Lopez, S (1, 5) OBP: 0.327, SLG: 0.421 Phil Norton, R (4, 1) John Vander Wal, L (6, PH) OBP: 0.188, SLG: 0.311 Joe Valentine, R (6, 1) Danny Graves, R (8, 1) Gabe White, L (8, 1) Jacob Cruz, L (9, PH) OBP: 0.333, SLG: 0.366		C B X 1-1 FC4-6 1B 2-3 3-H		B B F B B 4-1 BB		F B B C B X 3-2 ③ P5			C F B F F C 1-3 ① K	1 0 1 0 0 0 1	0 0 0 0 0 0 0	1 0 0 0 0 0 0	1 0 0 0 0 0 0	1 0 0 0 0 0 0	0 0 0 0 0 0 1	0 0 0 0 0 0 0
Jason LaRue, R (1, 2) OBP: 0.332, SLG: 0.432 Javier Valentin, S (2, PR) OBP: 0.280, SLG: 0.370 (2, 2)		C B F D F X 2-2 ① FC4-6 E 1-2f 3-H		B B C X 2-1 ③ P6			B B C F X 2-2 6 FC4-6 1B		B X 1-0 2B	1 3	0 0	0 2	1 0	0 0	0 0	1 1
Brandon Claussen, R (1, 1) OBP: 0.083, SLG: 0.083 Todd Van Poppel, R (2, 1) OBP: 0.176, SLG: 0.125 Darren Bragg, L (4, 8) OBP: 0.241, SLG: 0.352		B C B B C X 3-2 E6 6 G5-4-3 2-3			B C C F X 1-2 ① G6-3		B X 1-0 ① F7		B X 1-0 ② P6	1 0 3	0 0 0	0 0 0	0 0 0	0 0 0	0 0 0	1 0 2
Inning Stats	R: 0 E: 0 K: 1 S: 9 H: 1 LOB: 1 BB: 1 P: 16	R: 2 E: 2 K: 0 S: 15 H: 2 LOB: 2 BB: 1 P: 30	R: 0 E: 0 K: 1 S: 9 H: 0 LOB: 0 BB: 1 P: 17	R: 0 E: 0 K: 0 S: 7 H: 1 LOB: 1 BB: 1 P: 14	R: 1 E: 0 K: 0 S: 11 H: 1 LOB: 0 BB: 0 P: 14	R: 1 E: 0 K: 0 S: 12 H: 1 LOB: 0 BB: 0 P: 20	R: 0 E: 0 K: 0 S: 10 H: 1 LOB: 2 BB: 1 P: 22	R: 0 E: 0 K: 1 S: 7 H: 0 LOB: 0 BB: 0 P: 9	R: 0 E: 0 K: 1 S: 11 H: 1 LOB: 2 BB: 1 P: 19	1B: 4 2B: 2 3B: 1 HR: 1	SF: 0 SAC: 0 DP: 4 HBP: 0					

PITCHER	IP	WLS	BF	H	R	ER	SO	BB	IBB	HBP	BLK	WP	HR	S	P	ERA	WHIP
Wes Obermueller, R (1, 1) ERA: 6.34	6.0	W	25	6	4	4	2	4	0	0	0	0	1	63	111	6.00	1.667
Pedro Liriano, R (7, 1) ERA: 1.93	2.0		8	1	0	0	1	1	0	0	0	0	0	17	31	0.00	1.000
Mike Adams, R (9, 1) ERA: 3.53	1.0		5	1	0	0	1	1	0	0	0	0	0	11	19	0.00	2.000

PITCHER	IP	WLS	BF	H	R	ER	SO	BB	IBB	HBP	BLK	WP	HR	S	P	ERA	WHIP

TOP

Cincinnati Reds @ Milwaukee Brewers

Miller Park, Milwaukee, WI

Fri Sep 03 2004, 7:05 PM CDT

Att. 16,262 - Sunny - 70 F

livebaseballscorecards.com

AB	32
R	4
H	8
RBI	4
BB	6
SO	4
LOB	17

1B: 4	SF: 0	WP: 0	PA: 38
2B: 2	SAC: 0	PB: 0	
3B: 1	DP: 4	SB: 0	
HR: 1	HBP: 0	CS: 0	

Batter	1	2	3	4	5	6	7	8	9	AB	R	H	RBI	BB	SO	LOB
Scott Podsednik, L (1, 8) OBP: 0.324, SLG: 0.383	2-2 C B F B F F X 2 G1-6-3 2B 1B	0-1 C X 2B 1-2 1B	2-0 B B X 1-3 2B		3-2 B B C B C X 2-3 1B		1-0 ① B X L4	1-0 ② B X FC3-2 1-2 3-H		6	2	4	0	0	0	2
2 Bill Hall, R (1, 6) OBP: 0.281, SLG: 0.400	3-2 ① C S S B 1 SAFE F 1 SAFE B X G1-6-3 1-2	0-1 ① C X F8	2-3 ① C B S D S K		2-3 ① S B B F F S K		2-2 B C S B X 2B 1B	0-3 ③ C F F S K		6	0	1	0	0	3	9
Lyle Overbay, L (1, 3) OBP: 0.394, SLG: 0.493	4-2 B B B C C B 2B BB	0-0 X 1B 1-3 FC6-4 2B 2-H	1-2 ② B F F X P2		0-3 ② C F C K		2-3 ② S B F D S K			4	2	1	1	1	2	5
Geoff Jenkins, L (1, 7) OBP: 0.320, SLG: 0.458 Mike Adams, R (9, 1)	1-2 F C F F B X 1B 1-H SF8 2B 2-H	1-2 B F C X FC6-4 2-3 1B 3-H	4-0 I I I I IBB		1-1 ③ C B X F7		0-2 C F X 1-3 2B			4 0	1 0	3 0	3 0	1 0	0 0	2 0
Keith Ginter, R (1, 4) OBP: 0.318, SLG: 0.432	0-2 C S X S HR 2-3 1B	2-2 ② C F B D F X FC6-4 BB 1-2f 3-H	0-3 ③ C S C K			X 0-0 ① B D C D X P5	3-1 ③ B D C D X F8			5	1	1	1	0	1	6
Brady Clark, R (1, 9) OBP: 0.376, SLG: 0.362	1-0 ② B X SF8 3-H	4-2 B B B C F B 1-2 BB		X 0-0 ① G5-3		B B B B 4-0 2B BB		F B C F B D B 4-2 1B 1B BB		1	2	0	1	3	0	0
Wes Helms, R (1, 5) OBP: 0.331, SLG: 0.354	B S F F F B B F F X 3-2 X 1-H HR	B S B B F X 3-2 ③ F8		C B X 2-1 ② L7		S B S F X 1-2 F8 1-H 2B		X 0-0 FC6-4 1B 1-2 FC3-2 1B		5	1	3	3	0	0	2
Gary Bennett, R (1, 2) OBP: 0.279, SLG: 0.323	X 0-0 ③ G5-3		F B B F X 2-2 HR	B X 1-0 ③ G1-3		C B F B X 2-2 ② F8 2-3		C X 0-1 FC6-4 1-2 2-H 1B		5	1	2	2	0	0	1
Wes Obermueller, R (1, 1) OBP: 0.424, SLG: 0.500 Dave Krynzel, L (6, PH) Pedro Liriano, R (7, 1) Chris Magruder, S (8, PH) OBP: 0.339, SLG: 0.396 (9, 7)		B B B C B 4-1 1B 2B BB	C F B X 1-2 2B 1B		S B X 1-1 E8 1B 1B	S B X 1-1 ③ P6		F B F F B X 2-2 ① FC6-4 FC3-2 1-2f 2-3		2 1 0 1	1 0 0 0	2 0 0 0	0 0 0 0	1 0 0 0	0 1 0 2	0 1 0 0
Inning Stats	R: 5 H: 4 E: 0 LOB: 0 K: 0 BB: 1 S: 28 P: 42	R: 3 H: 3 E: 0 LOB: 2 K: 0 BB: 2 S: 19 P: 33	R: 1 H: 3 E: 0 LOB: 3 K: 2 BB: 1 S: 16 P: 28	R: 0 H: 0 E: 0 LOB: 0 K: 0 BB: 0 S: 4 P: 7	R: 0 H: 2 E: 1 LOB: 2 K: 2 BB: 0 S: 14 P: 21	R: 1 H: 1 E: 0 LOB: 1 K: 0 BB: 1 S: 10 P: 18	R: 0 H: 2 E: 0 LOB: 2 K: 1 BB: 0 S: 12 P: 20	R: 1 H: 2 E: 0 LOB: 2 K: 1 BB: 1 S: 15 P: 22		1B: 10 SF: 1 2B: 5 SAC: 0 3B: 0 DP: 0 HR: 2 HBP: 0						

PITCHER		IP	WLS	BF	H	R	ER	SO	BB	IBB	HBP	BLK	WP	HR	S	P	ERA	WHIP
Brandon Claussen, L ERA: 6.65	(1, 1)	1.1	L	13	7	8	8	0	2	0	0	0	0	1	37	56	54.00	6.750
Todd Van Poppel, R ERA: 6.21	(2, 1)	1.2		10	3	1	1	2	1	1	0	0	0	1	26	47	5.40	2.400
Phil Norton, L ERA: 5.28	(4, 1)	2.0		8	2	0	0	2	0	0	0	0	0	0	18	28	0.00	1.000
Joe Valentine, R ERA: 8.62	(6, 1)	2.0		10	3	1	1	1	1	0	0	0	0	0	22	38	4.50	2.000
Danny Graves, R ERA: 4.23	(8, 1)	0.0		2	1	1	1	0	1	0	0	0	0	0	4	8	∞	∞

PITCHER		IP	WLS	BF	H	R	ER	SO	BB	IBB	HBP	BLK	WP	HR	S	P	ERA	WHIP
Gabe White, L ERA: 6.63	(8, 1)	1.0		4	1	0	0	1	0	0	0	0	0	0	11	14	0.00	1.000

BOTTOM

Cincinnati Reds @ Milwaukee Brewers

Miller Park, Milwaukee, WI

Fri Sep 03 2004, 7:05 PM CDT
Att. 16,262 - Sunny - 70 F

livebaseballscorecards.com

AB	40
R	11
H	17
RBI	11
BB	6
SO	6
LOB	30

Cincinnati Reds @ Milwaukee Brewers

Miller Park, Milwaukee, WI

Sat Sep 04 2004, 6:05 PM CDT

Att. 26,059 - Sunny - 77 F

livebaseballscorecards.com

TOP

Batter	1	2	3	4	5	6	7	8	9	AB	R	H	RBI	BB	SO	LOB
6 Ryan Freel, R (1, 8) (7, 4) OBP: 0.370, SLG: 0.352	F7	G4-3			K	L9			F8	5	0	0	0	0	1	6
Juan Castro, R (1, 5) OBP: 0.281, SLG: 0.375	G6-3 2B		P3		FC5-4 1B 1-2		G6-3		K	5	0	2	0	0	1	1
Sean Casey, L (1, 3) OBP: 0.390, SLG: 0.563	G6-3 2-3		F7		FC5-4 BB 1-2f 2-H		1B		1B 1-2	5	0	2	0	0	0	2
Adam Dunn, L (1, 7) OBP: 0.397, SLG: 0.583	K		K		BB		K		1B 1-2 2-H	4	0	1	1	1	3	2
D'Angelo Jimenez, S (1, 4) OBP: 0.352, SLG: 0.371 Mike Matthews, L (7, 1) Barry Larkin, R (9, PH) OBP: 0.357, SLG: 0.428		2B 1B		K	BB 1-2 2-3		F8		F9	3 0 1	0 0 0	1 0 0	0 0 0	1 0 0	1 0 0	1 0 2
Austin Kearns, R (1, 9) (7, 8) OBP: 0.342, SLG: 0.400	F 1 SAFE 1 SAFE 1 SAFE	K	HR		F7			G6-3		4	1	1	1	0	1	4
Felipe Lopez, S (1, 6) OBP: 0.326, SLG: 0.423	2B 1-3		K			G3-1		P3		4	0	1	0	0	1	0
Javier Valentin, S (1, 2) OBP: 0.285, SLG: 0.375	BB		G3-1			2B		K		3	0	1	0	1	1	0
Josh Hancock, R (1, 1) OBP: 0.111, SLG: 0.111 Phil Norton, R (4, 1) Darren Bragg, L (5, PH) OBP: 0.254, SLG: 0.364 Jose Acevedo, R (5, 1) OBP: 0.114, SLG: 0.050 John Vander Wal, L (6, PH) OBP: 0.184, SLG: 0.304 Juan Padilla, R (6, 1) Jacob Cruz, L (7, 9) OBP: 0.331, SLG: 0.363		K			1B E 1B	L5			E6 1B 1B	1 0 1 0 1 0 1	0 0 1 0 0 0 1	0 0 1 0 0 0 0	0 0 0 0 0 0 0	0 0 0 0 0 0 0	1 0 0 0 0 0 0	3 0 0 0 1 0 0
Inning Stats	R: 0 E: 0 K: 1 S: 9 H: 1 LOB: 1 BB: 0 P: 16	R: 0 E: 0 K: 2 S: 13 H: 2 LOB: 3 BB: 1 P: 24	R: 0 E: 0 K: 1 S: 5 H: 0 LOB: 0 BB: 0 P: 7	R: 1 E: 0 K: 2 S: 11 H: 1 LOB: 0 BB: 0 P: 16	R: 1 E: 1 K: 1 S: 12 H: 2 LOB: 3 BB: 2 P: 27	R: 0 E: 0 K: 0 S: 5 H: 1 LOB: 1 BB: 0 P: 5	R: 0 E: 0 K: 1 S: 9 H: 1 LOB: 1 BB: 0 P: 18	R: 0 E: 0 K: 1 S: 8 H: 0 LOB: 0 BB: 0 P: 12	R: 1 E: 1 K: 1 S: 17 H: 2 LOB: 2 BB: 0 P: 22	1B: 6 2B: 3 3B: 0 HR: 1	SF: 0 SAC: 0 DP: 0 HBP: 0					

AB	38
R	3
H	10
RBI	2
BB	3
SO	10
LOB	22

WP: 0 PB: 0 SB: 0 CS: 0 PA: 41

PITCHER		IP	WLS	BF	H	R	ER	SO	BB	IBB	HBP	BLK	WP	HR	S	P	ERA	WHIP
Ben Hendrickson, R ERA: 6.75	(1, 1)	6.0	W	28	7	2	2	7	3	0	0	0	0	1	55	95	3.00	1.667
Brooks Kieschnick, R ERA: 3.69	(7, 1)	1.0		4	1	0	0	1	0	0	0	0	0	0	9	18	0.00	1.000
Luis Vizcaino, R ERA: 4.03	(8, 1)	1.0		3	0	0	0	1	0	0	0	0	0	0	8	12	0.00	0.000
Jeff Bennett, R ERA: 4.66	(9, 1)	0.2		5	2	1	0	1	0	0	0	0	0	0	13	18	0.00	3.000
Dan Kolb, R ERA: 2.49	(9, 1)	0.1	S	1	0	0	0	0	0	0	0	0	0	0	4	4	0.00	0.000

PITCHER	IP	WLS	BF	H	R	ER	SO	BB	IBB	HBP	BLK	WP	HR	S	P	ERA	WHIP

Batter	1	2	3	4	5	6	7	8	9	AB	R	H	RBI	BB	SO	LOB
Scott Podsednik, L (1, 8) OBP: 0.327, SLG: 0.383	B C X 1-1 S 1B 1B	B B B B 4-0 1B BB	B C C B F B B 4-2 S 2-3 BB		B F C S 1-3 ① K		C B C B C 2-3 ① K			3	1	1	0	2	2	1
Dave Krynzel, L (1, 9) OBP: 0.143, SLG: 0.143	C T F S 0-3 ① K 1-2	B S F X 1-2 1-2 2-3 1B	B S F F B C 2-3 ③ K 1-2		F B B S F F F C 2-3 ② K		S F F B F B S 2-3 ② K			5	0	1	0	0	4	4
Lyle Overbay, L (1, 3) OBP: 0.396, SLG: 0.495	B B C F B F F B 4-2 F8 1B BB	B C X 1-1 ③ G4-3		X 0-0 1B HR 1B	B C F F B F S 2-3 ③ K2-3		X 0-0 1-3 2B			4	1	2	0	1	1	3
Geoff Jenkins, L (1, 7) OBP: 0.323, SLG: 0.459	B C X 1-1 1-2 2-H 1B		S S X 0-2 WP HR 1B	B B 1 SAFE B C C X 3-2 1-2 HR 1B		B X 1-0 ① F7	C D F B X 2-2 ③ G5-3			5	2	3	1	0	0	2
Keith Ginter, R (1, 4) OBP: 0.319, SLG: 0.440	B B C C B X 3-2 ② F8 2-3		C 1 SAFE B 1 SAFE B F B X 3-2 E6 1-2 HR	X 0-0 1-H 2-H HR		B B F C B X 3-2 ② F9		B C B B B 4-1 BB		4	2	1	3	1	0	3
Russell Branyan, L (1, 5) OBP: 0.327, SLG: 0.598	F B F S 1-3 ③ K	X 0-0 1-H 2-H HR	F S S 0-3 ① K			B S X 1-1 2B		F F F B B C 2-3 ① K		5	1	2	3	0	3	3
Chad Moeller, R (1, 2) OBP: 0.269, SLG: 0.319		B F B B B 4-1 FC4-6 BB	B B S X 2-1 ① G6-3	S C C 0-3 ② K		B B B B 4-0 FC4-6 BB		F B X 1-1 ② P6		3	0	0	0	2	1	1
Craig Counsell, L (1, 6) OBP: 0.330, SLG: 0.309		C S X 0-2 ① FC4-6 1B S 1-2f	B C B B B 4-1 WP SH5-4 BB	B S B B F B 4-2 BB		X 0-0 ③ FC4-6 1-2f		C C B B X 2-2 ③ G4-3		3	0	0	0	2	0	4
Ben Hendrickson, R (1, 1) OBP: 0.091, SLG: 0.091		C L C 0-3 ② K 1-2	X 0-0 ② SH5-4 1-2	X 0-0 ③ L3			F S B B X 2-2 2B 1B			2	0	0	0	0	1	2
Brooks Kieschnick, L (7, 1) OBP: 0.375, SLG: 0.431										1	0	1	0	0	0	0
Luis Vizcaino, R (8, 1)										0	0	0	0	0	0	0
Jeff Bennett, R (9, 1)										0	0	0	0	0	0	0
Dan Kolb, R (9, 1)										0	0	0	0	0	0	0
Inning Stats	R: 1 E: 0 K: 2 S: 18 H: 2 LOB: 2 BB: 1 P: 28	R: 0 E: 0 K: 1 S: 12 H: 1 LOB: 3 BB: 2 P: 22	R: 3 E: 1 K: 1 S: 18 H: 2 LOB: 2 BB: 2 P: 33	R: 3 E: 0 K: 2 S: 14 H: 3 LOB: 1 BB: 1 P: 21	R: 0 E: 0 K: 3 S: 14 H: 0 LOB: 0 BB: 0 P: 19	R: 0 E: 0 K: 0 S: 7 H: 1 LOB: 2 BB: 1 P: 16	R: 0 E: 0 K: 2 S: 15 H: 2 LOB: 2 BB: 0 P: 23	R: 0 E: 0 K: 1 S: 10 H: 0 LOB: 1 BB: 1 P: 19		1B: 7 2B: 2 3B: 0 HR: 2	SF: 0 SAC: 1 DP: 0 HBP: 0					

PITCHER		IP	WLS	BF	H	R	ER	SO	BB	IBB	HBP	BLK	WP	HR	S	P	ERA	WHIP
Josh Hancock, R ERA: 6.03	(1, 1)	3.0	L	23	8	7	6	4	5	0	0	0	2	2	53	91	18.00	4.333
Phil Norton, L ERA: 5.19	(4, 1)	1.0		4	0	0	0	2	1	0	0	0	0	0	9	13	0.00	1.000
Jose Acevedo, R ERA: 5.94	(5, 1)	1.0		3	0	0	0	3	0	0	0	0	0	0	14	19	0.00	0.000
Juan Padilla, R ERA: 3.46	(6, 1)	1.2		9	3	0	0	2	1	0	0	0	0	0	19	34	0.00	2.400
Mike Matthews, L ERA: 8.24	(7, 1)	1.1		5	0	0	0	1	1	0	0	0	0	0	13	24	0.00	0.750

PITCHER	IP	WLS	BF	H	R	ER	SO	BB	IBB	HBP	BLK	WP	HR	S	P	ERA	WHIP

BOTTOM

Cincinnati Reds @ Milwaukee Brewers

Miller Park, Milwaukee, WI

Sat Sep 04 2004, 6:05 PM CDT
Att. 26,059 - Sunny - 77 F

livebaseballscorecards.com

AB	35
R	7
H	11
RBI	7
BB	8
SO	12
LOB	23

WP: 2 PA: 44
PB: 0
SB: 3
CS: 0

Batter	1	2	3	4	5	6	7	8	9	AB	R	H	RBI	BB	SO	LOB
6 Ryan Freel, R (1, 8) OBP: 0.373, SLG: 0.364	C C F B B F X 2-2 S G6-3 2B	B C T D B X 3-2 HR		B X 1-0 1B HR 1B	C B B F F F B S 3-3 ③ K			B X 1-0 ① F8		5	3	3	1	0	1	1
Juan Castro, R (1, 5) OBP: 0.284, SLG: 0.375	X 0-0 ① B2	B C X 1-1 BB 2B 1B		C X 0-1 ① P5		X 0-0 ① G6-3		C X 0-1 FC4-6 1B 1-3 1B		5	1	2	0	0	0	2
Sean Casey, L (1, 3) OBP: 0.392, SLG: 0.562	B D C F F H 3-2 G6-3 BB 1B HBP	B 1 SAFE X 1-0 ② F8		B B X 2-0 1-3 HR 1B		B X 1-0 ② F7		X 0-0 FC4-6 1-2 3-H 1B		4	2	2	1	0	0	1
Adam Dunn, L (1, 7) OBP: 0.399, SLG: 0.588	B B B C F F B 4-2 G6-3 1B 1-2 2-3 BB	C C B B D B 4-2 2B 1-2 BB		B C B F D X 3-2 1-H 3-H HR		C B S S 1-3 ③ K		B B C X 2-1 ② FC4-6 1-2f 2-3		3	2	1	3	2	1	2
D'Angelo Jimenez, S (1, 4) OBP: 0.353, SLG: 0.373	B D X 2-0 ② G6-3 1-2 2-3 3-H	D F S X 1-2 1-3 2-H 2B		X 0-0 1B			B X 1-0 ① G6-3	X 0-0 ③ P6		5	0	2	2	0	0	4
Austin Kearns, R (1, 9) OBP: 0.344, SLG: 0.403	B B B B 4-0 1B BB	B B F X 2-1 ③ P2		B B S F F X 2-2 ② F7			C F B F F B F B X 3-2 2B		F F B F F B X 2-2 ① G6-3	4	0	1	0	1	0	3
Felipe Lopez, S (1, 6) OBP: 0.328, SLG: 0.422	B C X 1-1 1-3 FC5-4 2-H 3-H 1B		B B C B X 3-1 L5-3 1B	X 0-0 ③ F7			C C F D C 1-3 ② K	C B B F F S 2-3 ② K		5	0	2	2	0	2	2
Corky Miller, R (1, 2)	C B F X 1-2 ③ FC5-4 1-2f	B F 1 SAFE S B 1 SAFE X 2-2 ① ② L5-3 1-1			F B F B B S 3-3 ① K		X 0-0 ③ G6-3		F F B B B X 2-2 ③ F9	5	0	0	0	0	1	4
Luke Hudson, R (1, 1) OBP: 0.200, SLG: 0.111		B B C X 2-1 ① G3-1	C X 0-1 ③ G5-3		B S C F S 1-3 ② K			C F B T F F X 1-2 1B 1B 1B		3	0	0	0	0	1	0
Joe Valentine, R (7, 1)										0	0	0	0	0	0	0
Darren Bragg, L (8, PH) OBP: 0.267, SLG: 0.375										1	1	1	0	0	0	0
Juan Padilla, R (8, 1)										0	0	0	0	0	0	0
Ryan Wagner, R (9, 1)										0	0	0	0	0	0	0
Inning Stats	R: 3 E: 0 K: 0 S: 18 H: 2 LOB: 2 BB: 2 P: 35	R: 2 E: 0 K: 0 S: 15 H: 3 LOB: 2 BB: 1 P: 29	R: 0 E: 0 K: 0 S: 7 H: 1 LOB: 0 BB: 0 P: 12	R: 3 E: 0 K: 0 S: 13 H: 4 LOB: 1 BB: 0 P: 21	R: 0 E: 0 K: 3 S: 12 H: 0 LOB: 0 BB: 0 P: 19	R: 0 E: 0 K: 1 S: 5 H: 0 LOB: 0 BB: 0 P: 7	R: 0 E: 0 K: 1 S: 12 H: 1 LOB: 1 BB: 0 P: 17	R: 1 E: 0 K: 0 S: 12 H: 3 LOB: 2 BB: 0 P: 16	R: 0 E: 0 K: 1 S: 12 H: 0 LOB: 0 BB: 0 P: 18	1B: 9 2B: 4 3B: 0 HR: 2	SF: 0 SAC: 0 DP: 1 HBP: 1					

PITCHER		IP	WLS	BF	H	R	ER	SO	BB	IBB	HBP	BLK	WP	HR	S	P	ERA	WHIP
Jorge De La Rosa, L ERA: 12.15	(1, 1)	1.2	L	14	5	5	5	0	3	0	1	0	0	1	31	60	27.00	4.800
Pedro Liriano, R ERA: 4.5	(2, 1)	3.1		14	5	3	3	3	0	0	0	0	0	1	34	56	8.10	1.500
Brooks Kieschnick, R ERA: 3.48	(6, 1)	2.0		7	1	0	0	2	0	0	0	0	0	0	17	24	0.00	0.500
Jeff Bennett, R ERA: 4.66	(8, 1)	2.0		9	3	1	1	1	0	0	0	0	0	0	24	34	4.50	1.500

PITCHER	IP	WLS	BF	H	R	ER	SO	BB	IBB	HBP	BLK	WP	HR	S	P	ERA	WHIP

TOP

Cincinnati Reds @ Milwaukee Brewers

Miller Park, Milwaukee, WI

Sun Sep 05 2004, 1:05 PM CDT

Att. 33,446 - Overcast - 81 F

livebaseballscorecards.com

AB	40
R	9
H	14
RBI	9
BB	3
SO	6
LOB	19

REDS

Batter	1	2	3	4	5	6	7	8	9	AB	R	H	RBI	BB	SO	LOB
Dave Krynzel, L (1, 8) OBP: 0.091, SLG: 0.091	B B B C S S 3-3 K ①		B 1 SAFE X 1-0 FC4-6 2B 1-2f ②		C S B F D X 2-2 P4 ③			B C B X 2-1 G4-3 3-H ①		4	0	0	1	0	1	2
Brady Clark, R (1, 9) OBP: 0.375, SLG: 0.364	B B B C X 3-1 F9 ②		B B X 2-0 1-3 2B			C B X 1-1 G5-3 ①		C C B F B F F B X 3-2 G6-3 ②		4	0	1	0	0	0	0
Lyle Overbay, L (1, 3) OBP: 0.393, SLG: 0.491	B B C B X 3-1 F8 ③		D S F S 1-3 K ③			B B C B X 3-1 G3-1 ②		S B F B F S 2-3 K ③		4	0	0	0	0	2	2
Geoff Jenkins, L (1, 7) OBP: 0.322, SLG: 0.458 Brooks Kieschnick, L (6, 1) OBP: 0.368, SLG: 0.423 2 Bill Hall, R (8, 6) OBP: 0.280, SLG: 0.399		B B F X 2-1 G4-3 ①		B B F F F S 2-3 K ①		C S B B F B S 3-3 K ③			X 0-0 G6-3 ①	2 1 1	0 0 0	0 0 0	0 0 0	0 0 0	1 1 0	0 0 0
Keith Ginter, R (1, 4) OBP: 0.321, SLG: 0.449		C B B B B 4-1 BB		B X 1-0 F7 ②			B F B B F F X 3-2 L5 ①		B X 1-0 HR	3	1	1	1	1	0	0
Russell Branyan, L (1, 5) OBP: 0.314, SLG: 0.571		X 0-0 L9 ②		C X 0-1 G3 ③			S S B D S 2-3 K ②		B B C X 2-1 F7 ②	4	0	0	0	0	1	1
Gary Bennett, R (1, 2) OBP: 0.288, SLG: 0.333		C B B B X 3-1 P6 ③			F B C B F F B B 4-2 BB		B B C X 2-1 1B		B C B X 2-1 2B	3	0	2	0	1	0	1
Craig Counsell, L (1, 6) OBP: 0.330, SLG: 0.307 Jeff Bennett, R (8, 1) Wes Helms, R (9, PH) OBP: 0.330, SLG: 0.352			B C B F B B 4-2 FC4-6 BB		C F B X 1-2 F8 ①		D B B C F S 2-3 K ③		B B C S X 2-2 G6-3 ③	2 0 1	0 0 0	0 0 0	0 0 0	1 0 0	1 0 0	2 0 1
Jorge De La Rosa, L (1, 1) Pedro Liriano, R (2, 1) Chris Magruder, S (5, PH) OBP: 0.345, SLG: 0.440 (6, 7)			X 0-0 B5 ①		X 0-0 P6 ②			B C X 1-1 G4-3 3B		0 1 2	0 0 1	0 0 1	0 0 0	0 0 0	0 0 0	0 1 1
Inning Stats	R: 0 E: 0 K: 1 S: 7 H: 0 LOB: 0 BB: 0 P: 16	R: 0 E: 0 K: 0 S: 6 H: 0 LOB: 1 BB: 1 P: 15	R: 0 E: 0 K: 1 S: 8 H: 1 LOB: 2 BB: 1 P: 16	R: 0 E: 0 K: 1 S: 7 H: 0 LOB: 0 BB: 0 P: 10	R: 0 E: 0 K: 0 S: 12 H: 0 LOB: 1 BB: 1 P: 19	R: 0 E: 0 K: 1 S: 8 H: 0 LOB: 0 BB: 0 P: 15	R: 0 E: 0 K: 2 S: 12 H: 1 LOB: 1 BB: 0 P: 21	R: 1 E: 0 K: 1 S: 14 H: 1 LOB: 0 BB: 0 P: 22	R: 1 E: 0 K: 0 S: 9 H: 2 LOB: 1 BB: 0 P: 16	1B: 1 2B: 2 3B: 1 HR: 1	SF: 0 SAC: 0 DP: 0 HBP: 0					WP: 0 PB: 0 SB: 0 CS: 0	PA: 35	

PITCHER		IP	WLS	BF	H	R	ER	SO	BB	IBB	HBP	BLK	WP	HR	S	P	ERA	WHIP
Luke Hudson, R ERA: 2.96	(1, 1)	6.0	W	22	1	0	0	4	3	0	0	0	0	0	48	91	0.00	0.667
Joe Valentine, R ERA: 8.1	(7, 1)	1.0		4	1	0	0	2	0	0	0	0	0	0	12	21	0.00	1.000
Juan Padilla, R ERA: 3.86	(8, 1)	1.0		4	1	1	1	1	0	0	0	0	0	0	14	22	9.00	1.000
Ryan Wagner, R ERA: 4.57	(9, 1)	1.0		5	2	1	1	0	0	0	0	0	0	1	9	16	9.00	2.000

PITCHER	IP	WLS	BF	H	R	ER	SO	BB	IBB	HBP	BLK	WP	HR	S	P	ERA	WHIP

BOTTOM

Cincinnati Reds @ Milwaukee Brewers

Miller Park, Milwaukee, WI

Sun Sep 05 2004, 1:05 PM CDT
Att. 33,446 - Overcast - 81 F

livebaseballscorecards.com

AB	32
R	2
H	5
RBI	2
BB	3
SO	7
LOB	11

Batter	1	2	3	4	5	6	7	8	9	AB	R	H	RBI	BB	SO	LOB
Scott Podsednik, L (1, 8) OBP: 0.327, SLG: 0.383	G6-3		1-1 S 1B 1-3 1B	G4-6-3 1B			F7		F8	5	1	2	0	0	0	2
Brady Clark, R (1, 9) OBP: 0.375, SLG: 0.368	F7		1-1 BB 2B 1-H 3-H 1B	P4			G5-3		1-H 2-H 2B	5	1	2	4	0	0	1
Lyle Overbay, L (1, 3) OBP: 0.392, SLG: 0.487	K		4-0 BB 2B 1-2	2-2 G4-6-3 1-2f			F7		F8	4	1	0	0	1	1	2
Geoff Jenkins, L (1, 7) OBP: 0.323, SLG: 0.466		1-0 HR	3-1 BB 1B 1-H 2-H 2B		0-1 G4-3			2-2 G4-3		4	2	2	3	0	0	0
Keith Ginter, R (1, 4) OBP: 0.321, SLG: 0.444		1-0 F7	1-2 BB 1B HBP		1-3 K			2-3 K		3	1	0	0	0	2	0
Russell Branyan, L (1, 5) OBP: 0.302, SLG: 0.547		1-0 G4-3	2-3 K		2-3 K			0-0 F8		4	0	0	0	0	2	2
Chad Moeller, R (1, 2) OBP: 0.272, SLG: 0.317		2-2 G5-3	4-2 FC5 1B 1-2 2-3 BB			0-0 F9			1-1 BB 2B HBP	2	1	0	0	1	0	0
Craig Counsell, L (1, 6) OBP: 0.333, SLG: 0.310			1-1 1B 1B 1-1 1-2 2-H 3-H 1B			1-2 F9			4-0 1-2 2B BB	3	2	2	2	1	0	0
Gary Glover, R (1, 1)			2-3 K			0-3 K			1-1 B5	3	0	0	0	0	2	3
Ben Ford, R (6, 1)										0	0	0	0	0	0	0
Mike Adams, R (7, 1)										0	0	0	0	0	0	0
Dave Krynzel, L (9, PH) OBP: 0.083, SLG: 0.083										1	0	0	0	0	0	2
Luis Vizcaino, R (9, 1)										0	0	0	0	0	0	0
Dan Kolb, R (9, 1)			2-3 SAFE K 0-2 2-3f FC5							0	0	0	0	0	0	0

TOP

Milwaukee Brewers @ Pittsburgh Pirates

PNC Park, Pittsburgh, PA

Mon Sep 06 2004, 4:05 PM EDT

Att. 12,771 - Sunny - 75 F

livebaseballscorecards.com

AB	34
R	9
H	8
RBI	9
BB	3
SO	7
LOB	12

Inning Stats	1	2	3	4	5	6	7	8	9	1B: 5	SF: 0	WP: 0	PA: 39
	R: 0 E: 0 K: 1 S: 11 H: 0 LOB: 0 BB: 0 P: 17	R: 1 E: 0 K: 0 S: 6 H: 1 LOB: 0 BB: 0 P: 11	R: 6 E: 0 K: 2 S: 24 H: 5 LOB: 2 BB: 2 P: 43	R: 0 E: 0 K: 0 S: 7 H: 1 LOB: 0 BB: 0 P: 10	R: 0 E: 0 K: 2 S: 8 H: 0 LOB: 0 BB: 0 P: 11	R: 0 E: 0 K: 1 S: 9 H: 0 LOB: 0 BB: 0 P: 10	R: 0 E: 0 K: 0 S: 10 H: 0 LOB: 0 BB: 0 P: 14	R: 0 E: 0 K: 1 S: 7 H: 0 LOB: 0 BB: 0 P: 11	R: 2 E: 0 K: 0 S: 8 H: 1 LOB: 1 BB: 1 P: 18	2B: 2 3B: 0 HR: 1	SAC: 0 DP: 1 HBP: 2	PB: 0 SB: 1 CS: 0	

PITCHER		IP	WLS	BF	H	R	ER	SO	BB	IBB	HBP	BLK	WP	HR	S	P	ERA	WHIP
Ryan Vogelsong, R ERA: 6.81	(1, 1)	2.2	L	16	5	7	7	3	2	0	1	0	0	1	36	65	23.62	2.625
Nelson Figueroa, R ERA: 5.94	(3, 1)	1.1		5	2	0	0	0	0	0	0	0	0	0	12	16	0.00	1.500
Frank Brooks, L ERA: 0.93	(5, 1)	2.0		6	0	0	0	3	0	0	0	0	0	0	17	21	0.00	0.000
34 John Grabow, L ERA: 5.3	(7, 1)	2.0		6	0	0	0	1	0	0	0	0	0	0	17	25	0.00	0.000
Jose Mesa, R ERA: 3.41	(9, 1)	1.0		6	1	2	2	0	1	0	1	0	0	0	8	18	18.00	2.000

PITCHER	IP	WLS	BF	H	R	ER	SO	BB	IBB	HBP	BLK	WP	HR	S	P	ERA	WHIP

Batter	1	2	3	4	5	6	7	8	9	AB	R	H	RBI	BB	SO	LOB
18 Jason Kendall, R (1, 2) OBP: 0.394, SLG: 0.375	C S B X 1-2 ① F8		B C B F X 2-2 ① F9	B F F F B F H 3-2 1-2 HBP		B B B C C X 3-2 2 G6-3 1-2 2-H 1B		C F B X 1-2 1B		4	0	2	1	0	0	0
2 Jack Wilson, R (1, 6) OBP: 0.331, SLG: 0.468	C B X 1-1 S 1B		B B B F X 3-1 ② P3	C F B S 1-3 ③ K		B B F C B X 3-2 ② G6-3 1-2 2-3		F F B F B S 2-3 ③ K		5	0	1	0	0	2	6
Daryle Ward, L (1, 3) OBP: 0.311, SLG: 0.517	C B F B B D 4-2 1-2 BB		C B B B X 3-2 ③ L1-6		C B B C B S 3-3 ① K	B S F X 1-2 ③ F8			B C F X 1-2 1B SF8 2B	4	1	1	0	1	1	2
Craig Wilson, R (1, 9) OBP: 0.361, SLG: 0.510	D X 1-0 ② F4			S B B B B 4-1 HR BB	S B F B X 2-2 ② F9		F C B T 1-2 ① K		S B B B X 2-1 2-3 BB 1B	4	1	1	0	1	1	2
Rob Mackowiak, L (1, 5) OBP: 0.324, SLG: 0.432	B C X 1-1 ③ G3			X 0-0 1-H HR	B X 1-0 ③ G4-3		B B F C F F F X 2-2 E3		S B B B S F F B B 4-2 1-2 BB	4	1	1	2	1	0	2
Jason Bay, R (1, 7) OBP: 0.370, SLG: 0.574		X 0-0 FC6-4 1B		B B F B F F F B 4-2 FC4-6 BB		B F B X 2-1 1B SF8 1B	C F S 0-3 ② K		B F X 1-1 ① SF8 3-H	3	1	2	1	1	1	1
Tike Redman, L (1, 8) OBP: 0.299, SLG: 0.361		X 0-0 ① FC6-4 G4-3 WP 1-2f		X 0-0 ① FC4-6 1B G5-3 1-2f		B F B X 2-1 BB 18 1B 1-3 1B	X 0-0 ③ L3		F F F F F B X 1-2 ② L8	5	1	1	0	0	0	5
Jose Castillo, R (1, 4) OBP: 0.311, SLG: 0.379		B S 1 SAFE 1 SAFE 1 S B F F B 3-2 F F F F F K ② G4-3 1-3		S F B X 1-2 ② G5-3 1-2		B B B B 4-0 2 G6-3 18 1B 1-2 BB		C B S B S 2-3 ① K	F S X 0-2 ③ G4-3	4	0	0	0	1	1	4
Ryan Vogelsong, R (1, 1) OBP: 0.300, SLG: 0.333 Nelson Figueroa, R (3, 1) Abraham Nunez, S (4, PH) OBP: 0.288, SLG: 0.321 Frank Brooks, L (5, 1) Bobby Hill, S (6, PH) OBP: 0.343, SLG: 0.332 34 John Grabow, L (7, 1) Ty Wigginton, R (8, PH) OBP: 0.317, SLG: 0.427 Jose Mesa, R (9, 1)		S X 0-1 ③ F9		B F B X 2-1 2-3 18 HBP 1B		B C C B B X 3-2 3-H SF8 ①		F B X 1-1 ② F7		1	0	0	0	0	0	1
										0	0	0	0	0	0	0
										1	0	0	0	0	0	0
										0	0	0	0	0	0	0
										0	0	0	0	0	0	0
										0	0	0	0	0	0	0
										1	0	0	0	0	0	0
										0	0	0	0	0	0	0
Inning Stats	R: 0 E: 0 K: 0 S: 10 H: 1 LOB: 2 BB: 1 P: 18	R: 0 E: 0 K: 0 S: 14 H: 1 LOB: 1 BB: 0 P: 17	R: 0 E: 0 K: 0 S: 8 H: 0 LOB: 0 BB: 0 P: 16	R: 2 E: 0 K: 1 S: 18 H: 2 LOB: 3 BB: 2 P: 33	R: 0 E: 0 K: 1 S: 7 H: 0 LOB: 0 BB: 0 P: 13	R: 2 E: 0 K: 0 S: 16 H: 3 LOB: 2 BB: 1 P: 34	R: 0 E: 1 K: 2 S: 13 H: 0 LOB: 1 BB: 0 P: 16	R: 0 E: 0 K: 2 S: 12 H: 1 LOB: 1 BB: 0 P: 18	R: 1 E: 0 K: 0 S: 20 H: 2 LOB: 2 BB: 1 P: 29	1B: 8 2B: 1 3B: 0 HR: 1 SF: 2 SAC: 0 DP: 0 HBP: 1						

PITCHER		IP	WLS	BF	H	R	ER	SO	BB	IBB	HBP	BLK	WP	HR	S	P	ERA	WHIP
Gary Glover, R ERA: 7.2	(1, 1)	5.0	W	25	6	4	4	2	3	0	1	0	1	1	61	105	7.20	1.800
Ben Ford, R ERA: 6.86	(6, 1)	1.0		5	1	0	0	0	1	0	0	0	0	0	12	26	0.00	2.000
Mike Adams, R ERA: 3.38	(7, 1)	2.0	H	8	1	0	0	4	0	0	0	0	0	0	25	34	0.00	0.500
Luis Vizcaino, R ERA: 4.18	(9, 1)	0.0		3	2	1	1	0	1	0	0	0	0	0	9	16	∞	∞
Dan Kolb, R ERA: 2.44	(9, 1)	1.0	S	3	0	0	0	0	0	0	0	0	0	0	11	13	0.00	0.000

PITCHER	IP	WLS	BF	H	R	ER	SO	BB	IBB	HBP	BLK	WP	HR	S	P	ERA	WHIP

BOTTOM

Milwaukee Brewers @ Pittsburgh Pirates

PNC Park, Pittsburgh, PA

Mon Sep 06 2004, 4:05 PM EDT

Att. 12,771 - Sunny - 75 F

livebaseballscorecards.com

AB	36
R	5
H	10
RBI	5
BB	5
SO	6
LOB	23

WP: 1 PA: 44
PB: 0
SB: 1
CS: 0

Milwaukee Brewers @ Pittsburgh Pirates

PNC Park, Pittsburgh, PA

Tue Sep 07 2004, 7:05 PM EDT

Att. 20,563 - Overcast - 72 F

livebaseballscorecards.com

TOP

Batter	1	2	3	4	5	6	7	8	9	AB	R	H	RBI	BB	SO	LOB
Scott Podsednik, L (1, 8) OBP: 0.325, SLG: 0.380	B X 1-0 ① F9		C B C X 1-2 ② G5-3			C B B F X 2-2 ① G1-3		X 0-0 ③ G6-3		4	0	0	0	0	0	0
Brady Clark, R (1, 9) OBP: 0.371, SLG: 0.363	B B X 2-0 ② F7		B T F F F X 1-2 ③ F7			B X 1-0 ② L7			B C B B C F X 3-2 ① F9	4	0	0	0	0	0	0
Lyle Overbay, L (1, 3) OBP: 0.391, SLG: 0.487	B B F B X 3-1 2B			F B C X 1-2 ① G5-3		C C S 0-3 ③ K			F C F B B F X 2-2 ② L3	4	0	1	0	0	1	0
Geoff Jenkins, L (1, 7) OBP: 0.324, SLG: 0.465	H 1-0 HBP			B B C S F S 2-3 ② K			F B B C B X 3-2 ① G5-3		C B X 1-1 1B	3	0	1	0	0	1	0
Keith Ginter, R (1, 5) OBP: 0.320, SLG: 0.440	B C B B F F S 3-3 ③ K			B X 1-0 ③ G4-3			B C B B B 4-1 BB		C X 0-1 ③ F8	3	0	0	0	1	1	3
2 Bill Hall, R (1, 4) OBP: 0.278, SLG: 0.395		F B X 1-1 ① G6-3			B X 1-0 ① P4		B C B F B X 3-2 ② F8			3	0	0	0	0	0	1
Chad Moeller, R (1, 2) OBP: 0.269, SLG: 0.313		B X 1-0 ② F7			B B X 2-0 ② P3		L B S 1 B B B T SAFE 3-2 ③ K			3	0	0	0	0	1	1
Craig Counsell, L (1, 6) OBP: 0.333, SLG: 0.310		C X 0-1 ③ L9			C C F X 0-2 1B			C B X 1-1 ① G6-3		3	0	1	0	0	0	0
15 Ben Sheets, R (1, 1) OBP: 0.138, SLG: 0.074 Chris Magruder, S (8, PH) OBP: 0.339, SLG: 0.431 Luis Vizcaino, R (8, 1)			F S S 0-3 ① K		B B C S S 2-3 ③ K			B X 1-0 ② G3-1		2 1 0	0 0 0	0 0 0	0 0 0	0 0 0	2 0 0	1 0 0
Inning Stats	R: 0 H: 1 E: 0 LOB: 2 K: 1 BB: 0 S: 8 P: 18	R: 0 H: 0 E: 0 LOB: 0 K: 0 BB: 0 S: 5 P: 7	R: 0 H: 0 E: 0 LOB: 0 K: 1 BB: 0 S: 11 P: 13	R: 0 H: 0 E: 0 LOB: 0 K: 1 BB: 0 S: 8 P: 12	R: 0 H: 1 E: 0 LOB: 1 K: 1 BB: 0 S: 9 P: 14	R: 0 H: 0 E: 0 LOB: 0 K: 1 BB: 0 S: 7 P: 10	R: 0 H: 0 E: 0 LOB: 1 K: 1 BB: 1 S: 10 P: 23	R: 0 H: 0 E: 0 LOB: 0 K: 0 BB: 0 S: 4 P: 6	R: 0 H: 1 E: 0 LOB: 1 K: 0 BB: 0 S: 14 P: 20	1B: 2 2B: 1 3B: 0 HR: 0	SF: 0 SAC: 0 DP: 0 HBP: 1			WP: 0 PB: 0 SB: 0 CS: 0	PA: 32		

	AB	30
	R	0
	H	3
	RBI	0
	BB	1
	SO	6
	LOB	6

PITCHER		IP	WLS	BF	H	R	ER	SO	BB	IBB	HBP	BLK	WP	HR	S	P	ERA	WHIP
Dave Williams, L ERA: 5.4	(1, 1)	6.1	W	23	2	0	0	5	1	0	1	0	0	0	52	85	0.00	0.474
16 Salomon Torres, R ERA: 2.64	(7, 1)	1.2	H	5	0	0	0	1	0	0	0	0	0	0	10	18	0.00	0.000
Jose Mesa, R ERA: 3.36	(9, 1)	1.0	S	4	1	0	0	0	0	0	0	0	0	0	14	20	0.00	1.000

PITCHER	IP	WLS	BF	H	R	ER	SO	BB	IBB	HBP	BLK	WP	HR	S	P	ERA	WHIP

Batter	1	2	3	4	5	6	7	8	9	AB	R	H	RBI	BB	SO	LOB
18 Jason Kendall, R (1, 2) OBP: 0.393, SLG: 0.374	L6	1B		P4			G6-3			4	0	1	1	0	0	1
2 Jack Wilson, R (1, 6) OBP: 0.329, SLG: 0.465	G5-3	G3-1			G6-3		G6-3			4	0	0	0	0	0	2
Rob Mackowiak, L (1, 9) OBP: 0.325, SLG: 0.431	BB		BB		K			K		2	0	0	0	2	2	0
Ty Wigginton, R (1, 5) OBP: 0.321, SLG: 0.430	G3		G6-4-3		BB			2B		2	0	1	0	2	0	1
Daryle Ward, L (1, 3) OBP: 0.306, SLG: 0.508		K	K		L4			K		4	0	0	0	0	3	4
Jason Bay, R (1, 7) OBP: 0.372, SLG: 0.581		HR	G6-4-3			K		BB		3	1	1	1	1	1	2
Tike Redman, L (1, 8) OBP: 0.299, SLG: 0.361		G4-3	1B		P4			F8		4	0	1	0	0	0	2
Jose Castillo, R (1, 4) OBP: 0.314, SLG: 0.381 16 Salomon Torres, R (7, 1) OBP: 0.500, SLG: 1.000 Jose Mesa, R (9, 1)		1B	1B		G5-3					3 0 0	1 0 0	2 0 0	0 0 0	0 0 0	0 0 0	0 0 0
Dave Williams, L (1, 1) OBP: 0.250, SLG: 0.250 Abraham Nunez, S (7, 4) OBP: 0.287, SLG: 0.319		1B		B2			G4-3			2 1	0 0	1 0	0 0	0 0	0 0	1 0
Inning Stats	R: 0 E: 0 K: 0 S: 10 H: 0 LOB: 1 BB: 1 P: 17	R: 2 E: 0 K: 1 S: 17 H: 4 LOB: 2 BB: 0 P: 23	R: 0 E: 0 K: 1 S: 9 H: 0 LOB: 1 BB: 2 P: 19	R: 0 E: 0 K: 0 S: 9 H: 2 LOB: 1 BB: 0 P: 9	R: 0 E: 0 K: 1 S: 11 H: 0 LOB: 1 BB: 1 P: 19	R: 0 E: 0 K: 1 S: 7 H: 0 LOB: 0 BB: 0 P: 7	R: 0 E: 0 K: 0 S: 5 H: 0 LOB: 0 BB: 0 P: 8	R: 0 E: 0 K: 2 S: 16 H: 1 LOB: 2 BB: 1 P: 25		1B: 5 2B: 1 3B: 0 HR: 1 SF: 0 SAC: 0 DP: 1 HBP: 0						

PITCHER	IP	WLS	BF	H	R	ER	SO	BB	IBB	HBP	BLK	WP	HR	S	P	ERA	WHIP
15 Ben Sheets, R (1, 1) ERA: 2.93	7.0	L	29	6	2	2	4	4	0	0	1	0	1	68	102	2.57	1.429
Luis Vizcaino, R (8, 1) ERA: 4.11	1.0		5	1	0	0	2	1	0	0	0	0	0	16	25	0.00	2.000

PITCHER	IP	WLS	BF	H	R	ER	SO	BB	IBB	HBP	BLK	WP	HR	S	P	ERA	WHIP

BOTTOM

Milwaukee Brewers @ Pittsburgh Pirates

PNC Park, Pittsburgh, PA

Tue Sep 07 2004, 7:05 PM EDT

Att. 20,563 - Overcast - 72 F

livebaseballscorecards.com

AB	29
R	2
H	7
RBI	2
BB	5
SO	6
LOB	13

Batter	1	2	3	4	5	6	7	8	9	AB	R	H	RBI	BB	SO	LOB
Inning Stats																

Milwaukee Brewers @ Pittsburgh Pirates

PNC Park, Pittsburgh, PA

Wed Sep 08 2004, 7:05 PM EDT

TOP

livebaseballscorecards.com

AB	0
R	0
H	0
RBI	0
BB	0
SO	0
LOB	0

1B: 0 SF: 0
2B: 0 SAC: 0
3B: 0 DP: 0
HR: 0 HBP: 0

WP: 0 PA: 0
PB: 0
SB: 0
CS: 0

PITCHER	IP	WLS	BF	H	R	ER	SO	BB	IBB	HBP	BLK	WP	HR	S	P	ERA	WHIP

PITCHER	IP	WLS	BF	H	R	ER	SO	BB	IBB	HBP	BLK	WP	HR	S	P	ERA	WHIP

Batter	1	2	3	4	5	6	7	8	9	AB	R	H	RBI	BB	SO	LOB
Inning Stats										1B: 0 2B: 0 3B: 0 HR: 0		SF: 0 SAC: 0 DP: 0 HBP: 0					

PITCHER	IP	WLS	BF	H	R	ER	SO	BB	IBB	HBP	BLK	WP	HR	S	P	ERA	WHIP

PITCHER	IP	WLS	BF	H	R	ER	SO	BB	IBB	HBP	BLK	WP	HR	S	P	ERA	WHIP

BOTTOM

Milwaukee Brewers @ Pittsburgh Pirates

PNC Park, Pittsburgh, PA

Wed Sep 08 2004, 7:05 PM EDT

livebaseballscorecards.com

AB	**0**
R	**0**
H	**0**
RBI	**0**
BB	**0**
SO	**0**
LOB	**0**

WP: 0 PA: 0
PB: 0
SB: 0
CS: 0

Batter	1	2	3	4	5	6	7	8	9	AB	R	H	RBI	BB	SO	LOB
Scott Podsednik, L (1, 8) OBP: 0.326, SLG: 0.379	B2		K	1B		P5		BB		4	0	1	1	1	1	1
2 Bill Hall, R (1, 6) OBP: 0.280, SLG: 0.392	K		K		BB		HBP	K		3	2	0	0	1	3	1
Lyle Overbay, L (1, 3) OBP: 0.394, SLG: 0.491	1B		2B		F9		HR	BB		4	1	3	0	1	0	1
Geoff Jenkins, L (1, 7) OBP: 0.321, SLG: 0.461	K		K		K		F8	K		5	0	0	0	0	4	7
Brady Clark, R (1, 9) OBP: 0.379, SLG: 0.377		2B		1B	2B		HR		G5-4-3 1B	4	2	4	1	1	0	0
Keith Ginter, R (1, 4) OBP: 0.318, SLG: 0.436		P3	P3		G6-3		K		G5-4-3	5	0	1	0	0	1	6
Wes Helms, R (1, 5) OBP: 0.335, SLG: 0.371		K	BB		2B		HR		G5-4-3	4	2	2	4	1	1	3
Chad Moeller, R (1, 2) OBP: 0.275, SLG: 0.314		BB	1B		P3		K		BB	3	0	1	0	2	1	1
Doug Davis, R (1, 1) OBP: 0.034, SLG: 0.018		K	K		K		K	K	L7	3	0	0	0	0	3	6
Mike Adams, R (7, 1)										0	0	0	0	0	0	0
Dave Krynzel, L (8, PH) OBP: 0.077, SLG: 0.077										1	0	0	0	0	1	0
Brooks Kieschnick, L (8, 1) OBP: 0.362, SLG: 0.415										1	0	0	0	0	0	2
Inning Stats	R: 0 E: 0 K: 2 S: 9 H: 1 LOB: 1 BB: 0 P: 12	R: 0 E: 0 K: 2 S: 15 H: 1 LOB: 2 BB: 1 P: 25	R: 0 E: 0 K: 3 S: 14 H: 1 LOB: 1 BB: 0 P: 20	R: 2 E: 0 K: 1 S: 24 H: 3 LOB: 2 BB: 1 P: 38	R: 1 E: 0 K: 1 S: 12 H: 1 LOB: 1 BB: 1 P: 22	R: 0 E: 0 K: 2 S: 10 H: 1 LOB: 1 BB: 0 P: 15	R: 4 E: 0 K: 1 S: 11 H: 2 LOB: 0 BB: 1 P: 22	R: 0 E: 0 K: 3 S: 14 H: 0 LOB: 2 BB: 2 P: 28	R: 0 E: 0 K: 0 S: 11 H: 2 LOB: 2 BB: 1 P: 21	1B: 7 2B: 4 3B: 0 HR: 1 SF: 0 SAC: 0 DP: 1 HBP: 1	WP: 1 PB: 1 SB: 3 CS: 0 PA: 45					

PITCHER		IP	WLS	BF	H	R	ER	SO	BB	IBB	HBP	BLK	WP	HR	S	P	ERA	WHIP
Brandon Claussen, L ERA: 6.27	(1, 1)	4.0		19	6	2	1	8	2	0	0	0	1	0	62	95	2.25	2.000
Gabe White, L ERA: 6.71	(5, 1)	0.2	L	3	0	1	1	1	1	0	0	0	0	0	6	12	13.50	1.500
Ryan Wagner, R ERA: 4.37	(5, 1)	1.0		5	2	0	0	2	0	0	0	0	0	0	14	22	0.00	2.000
Mike Matthews, L ERA: 7.25	(6, 1)	0.1		1	0	0	0	0	0	0	0	0	0	0	2	3	0.00	0.000
Juan Padilla, R ERA: 6.75	(7, 1)	1.0		7	2	4	4	1	1	0	1	0	0	1	11	22	36.00	3.000

PITCHER		IP	WLS	BF	H	R	ER	SO	BB	IBB	HBP	BLK	WP	HR	S	P	ERA	WHIP
Aaron Myette, R ERA:	(8, 1)	1.0		5	0	0	0	3	2	0	0	0	0	0	14	28	0.00	2.000
Todd Van Poppel, R ERA: 6.16	(9, 1)	1.0		5	2	0	0	0	1	0	0	0	0	0	11	21	0.00	3.000

Milwaukee Brewers @ Cincinnati Reds

Great American Ball Park, Cincinnati, OH

Thu Sep 09 2004, 7:10 PM EDT
Att. 15,011 - Cloudy - 71 F

TOP

livebaseballscorecards.com

AB	37
R	7
H	12
RBI	6
BB	7
SO	15
LOB	28

Milwaukee Brewers @ Cincinnati Reds

Great American Ball Park, Cincinnati, OH

Thu Sep 09 2004, 7:10 PM EDT
Att. 15,011 - Cloudy - 71 F

BOTTOM

Batter	1	2	3	4	5	6	7	8	9	AB	R	H	RBI	BB	SO	LOB
Felipe Lopez, S (1, 6) OBP: 0.325, SLG: 0.429	G4-3		FC6 3B		G6-3		K		2B	5	1	2	0	0	1	1
Juan Castro, R (1, 5) OBP: 0.280, SLG: 0.378	F7		K		F9		K		G3-1	4	0	0	0	0	2	2
Aaron Myette, R (8, 1)										0	0	0	0	0	0	0
Todd Van Poppel, R (9, 1) OBP: 0.176, SLG: 0.125										0	0	0	0	0	0	0
Jacob Cruz, L (9, PH) OBP: 0.324, SLG: 0.354										1	0	0	0	0	0	1
Sean Casey, L (1, 3) OBP: 0.394, SLG: 0.571	HBP		FC6 1B 3-H		F8		1B 1-3			3	0	1	1	0	0	0
Adam Dunn, L (1, 7) OBP: 0.397, SLG: 0.583	FC6-4 1B 1-3		K			G3-1	K			4	0	1	0	0	2	3
D'Angelo Jimenez, S (1, 4) OBP: 0.358, SLG: 0.377	FC6-4 1-2f		1B 1-2			1B		P6		4	0	2	0	0	0	2
Austin Kearns, R (1, 9) OBP: 0.317, SLG: 0.366		G6-3	F8			K		G6-3		4	0	0	0	0	1	3
Wily Mo Peña, R (1, 8) OBP: 0.314, SLG: 0.525		HR	F8			1B 1-3		K		4	1	2	1	0	1	0
Jason LaRue, R (1, 2) OBP: 0.330, SLG: 0.434		G1-3	P6		P4				G6-3	4	0	0	0	0	0	2
Brandon Claussen, R (1, 1) OBP: 0.077, SLG: 0.077		G1-3	F9			BB 4-1			F9	1	0	0	0	0	0	0
Barry Larkin, R (4, PH) OBP: 0.354, SLG: 0.424										1	0	0	0	0	0	0
Gabe White, L (5, 1)										0	0	0	0	0	0	0
Ryan Wagner, R (5, 1)										0	0	0	0	0	0	0
Mike Matthews, L (6, 1)										0	0	0	0	0	0	0
Juan Padilla, R (7, 1)										0	0	0	0	0	0	0
Darren Bragg, L (7, PH) OBP: 0.277, SLG: 0.356										0	0	0	0	1	0	0
6 Ryan Freel, R (8, 5) OBP: 0.379, SLG: 0.369										1	0	0	0	0	0	0
Inning Stats	R: 0 E: 0 K: 0 S: 9 H: 1 LOB: 2 BB: 0 P: 15	R: 1 E: 0 K: 0 S: 7 H: 1 LOB: 0 BB: 0 P: 14	R: 1 E: 0 K: 2 S: 20 H: 2 LOB: 2 BB: 0 P: 26	R: 0 E: 0 K: 0 S: 10 H: 0 LOB: 0 BB: 0 P: 16	R: 0 E: 0 K: 1 S: 18 H: 2 LOB: 2 BB: 0 P: 26	R: 0 E: 0 K: 3 S: 12 H: 1 LOB: 2 BB: 1 P: 20	R: 0 E: 0 K: 1 S: 7 H: 0 LOB: 0 BB: 0 P: 8	R: 0 E: 0 K: 0 S: 13 H: 1 LOB: 1 BB: 0 P: 21		1B: 5 2B: 1 3B: 1 HR: 1	SF: 0 SAC: 0 DP: 0 HBP: 1					

livebaseballscorecards.com

AB	36
R	2
H	8
RBI	2
BB	1
SO	7
LOB	14

WP: 0 PB: 0 SB: 0 CS: 0 PA: 38

PITCHER		IP	WLS	BF	H	R	ER	SO	BB	IBB	HBP	BLK	WP	HR	S	P	ERA	WHIP
Doug Davis, L ERA: 3.59	(1, 1)	6.0	W	26	6	2	2	3	0	0	1	0	0	1	71	107	3.00	1.000
Mike Adams, R ERA: 3.3	(7, 1)	1.0		5	1	0	0	3	1	0	0	0	0	0	12	20	0.00	2.000
Brooks Kieschnick, R ERA: 3.28	(8, 1)	2.0		7	1	0	0	1	0	0	0	0	0	0	20	29	0.00	0.500

PITCHER	IP	WLS	BF	H	R	ER	SO	BB	IBB	HBP	BLK	WP	HR	S	P	ERA	WHIP

Batter	1	2	3	4	5	6	7	8	9	AB	R	H	RBI	BB	SO	LOB
Scott Podsednik, L (1, 8) OBP: 0.323, SLG: 0.376	B C X 1-1 ① L7		F B X 1-1 ① F8		C C B B B X 3-2 ② G1-3		B X 1-0 ② G6-3		C F B X 1-2 ② G3 3-H	5	0	0	1	0	0	1
2 Bill Hall, R (1, 4) OBP: 0.285, SLG: 0.396 Brooks Kieschnick, L (9, PH) OBP: 0.356, SLG: 0.407	F B B C X 2-2 FC5-4 1B		B X 1-0 ② L6		C S B X 1-2 1B		L S X 0-2 1B		B F B B X 3-1 ③ G4-3	4 1	0 0	3 0	0 0	0 0	0 0	1 0
Lyle Overbay, L (1, 3) OBP: 0.391, SLG: 0.487	C C 1 SAFE F X 0-2 ② FC5-4 1-2f		B X 1-0 ③ G3-1		1 B X 1-0 ③ F7		X 0-0 ③ G1-3			4	0	0	0	0	0	4
Geoff Jenkins, L (1, 7) OBP: 0.323, SLG: 0.465	C S S 0-3 ③ K			X 0-0 ① G6-3		S F X 0-2 HR		S B B F F H 3-2 WP HBP		3	1	1	1	0	1	1
Brady Clark, R (1, 9) OBP: 0.378, SLG: 0.385		F B C B B X 3-2 HR		B F B X 2-1 ② G4-3		B S X 1-1 ① G5-3		C B F D T 2-2 ① K		4	1	1	1	0	1	1
Russell Branyan, L (1, 5) OBP: 0.309, SLG: 0.576		S F B X 1-2 ① G3		B B B C S X 3-2 HR		B F B X 2-1 1B		B C S T 1-2 ② K		4	1	2	1	0	1	1
Mark Johnson, L (1, 2)		B B C B X 3-1 ② G4-3		B B S B B 4-1 FC4-6 BB		X 0-0 ② F8		C B C C 1-3 ③ K 1-2		3	0	0	0	1	1	2
Craig Counsell, L (1, 6) OBP: 0.333, SLG: 0.310		C B S B S 2-3 ③ K		C X 0-1 ③ FC4-6 1-2f		L F F D B X 2-2 ③ G3			X 0-0 E4 G3 G3 1B	4	1	1	0	0	1	2
Ben Hendrickson, R (1, 1) OBP: 0.167, SLG: 0.167 Wes Obermueller, R (4, 1) OBP: 0.412, SLG: 0.485 Dave Krynzel, L (7, PH) OBP: 0.071, SLG: 0.071 Matt Wise, R (7, 1) Chris Magruder, S (9, PH) OBP: 0.333, SLG: 0.423			F B B S X 2-2 1B		C F B C 1-3 ① K		B B X 2-0 ① G1-3		C B X 1-1 ① G3 2-3	1 1 1 0 1	0 0 0 0 0	1 0 0 0 0	0 0 0 0 0	0 1 0 0 0	0 0 0 0 1	0 0 0 0 1
Inning Stats	R: 0 H: 1 E: 0 LOB: 1 K: 1 BB: 0 S: 12 P: 15	R: 1 H: 1 E: 0 LOB: 0 K: 1 BB: 0 S: 11 P: 20	R: 0 H: 1 E: 0 LOB: 0 K: 0 BB: 0 S: 7 P: 12	R: 1 H: 1 E: 0 LOB: 1 K: 0 BB: 1 S: 9 P: 18	R: 0 H: 1 E: 0 LOB: 1 K: 1 BB: 0 S: 10 P: 16	R: 1 H: 2 E: 0 LOB: 1 K: 0 BB: 0 S: 12 P: 17	R: 0 H: 1 E: 0 LOB: 1 K: 0 BB: 0 S: 6 P: 9	R: 0 H: 0 E: 0 LOB: 1 K: 3 BB: 0 S: 12 P: 19	R: 1 H: 1 E: 1 LOB: 0 K: 0 BB: 0 S: 8 P: 13	1B: 6 SF: 0 2B: 0 SAC: 0 3B: 0 DP: 0 HR: 3 HBP: 1						WP: 1 PA: 38 PB: 0 SB: 0 CS: 0

PITCHER		IP	WLS	BF	H	R	ER	SO	BB	IBB	HBP	BLK	WP	HR	S	P	ERA	WHIP
Josh Hancock, R ERA: 5.82	(1, 1)	6.0	W	26	7	3	3	3	1	0	0	0	0	3	61	98	4.50	1.333
John Riedling, R ERA: 4.5	(7, 1)	1.0	H	4	1	0	0	0	0	0	0	0	0	0	6	9	0.00	1.000
Joe Valentine, R ERA: 7.23	(8, 1)	1.0	H	4	0	0	0	3	0	0	1	0	1	0	12	19	0.00	0.000
Danny Graves, R ERA: 4.1	(9, 1)	1.0	S	4	1	1	0	0	0	0	0	0	0	0	8	13	0.00	1.000

PITCHER	IP	WLS	BF	H	R	ER	SO	BB	IBB	HBP	BLK	WP	HR	S	P	ERA	WHIP

TOP

Milwaukee Brewers @ Cincinnati Reds

Great American Ball Park, Cincinnati, OH

Fri Sep 10 2004, 7:10 PM EDT
Att. 19,146 - Sunny - 80 F

livebaseballscorecards.com

AB	36
R	4
H	9
RBI	4
BB	1
SO	6
LOB	14

Batter	1	2	3	4	5	6	7	8	9	AB	R	H	RBI	BB	SO	LOB
6 Ryan Freel, R (1, 5) OBP: 0.380, SLG: 0.372	C B C B F B X 3-2 G6-3 ①	B C B B C X 3-2 S 1B 3-H			X 0-0 2B 2B	C B L B C 2-3 K ②				4	1	2	1	0	1	1
D'Angelo Jimenez, S (1, 4) OBP: 0.361, SLG: 0.383	C B B S B X 3-2 F8 2B	B B B B 4-0 BB 1-2			B X 1-0 1B 2B 2-H	B S B F S 2-3 K ③				3	1	2	1	1	1	1
Sean Casey, L (1, 3) OBP: 0.392, SLG: 0.566	C F X 0-2 F8 ② 2-3	B C X 1-1 G4-3 ③			B F F S 1-3 K ①		C X 0-1 F7 ①			4	0	0	0	0	1	4
Adam Dunn, L (1, 7) OBP: 0.397, SLG: 0.581	F X 0-1 P1 ③		B F B F X 2-2 L8 ①		B B D B 4-0 1B S BB		B B F F F B F B 4-2 BB			2	1	0	0	2	0	1
Austin Kearns, R (1, 9) OBP: 0.327, SLG: 0.367		B C B B S F B 4-2 HR BB	B B B S B B B 4-1 G5-4-3 BB		B F X 1-1 E S 1-3 2-H 1B		X 0-0 F8 ②			2	1	1	1	2	0	1
Wily Mo Peña, R (1, 8) OBP: 0.313, SLG: 0.531		X 0-0 1-H HR	F B X 1-1 G5-4-3 ②③ 1-2f		F S B B B S 3-3 K ② 1-3 3-H		1 SAFE B S C D 1 SAFE X 2-2 F9 ③			4	1	1	2	0	1	3
Corky Miller, R (1, 2)	C B F B F S 2-3 K ①		C C B S 1-3 K ①		S S B X 1-2 P4 ③			X 0-0 G5-3 ①		4	0	0	0	0	2	1
Anderson Machado, S (1, 6) OBP: 0.250, SLG: 0.500	B F B X 2-1 G5-3 6 1B 2B		B C C B S 2-3 K ②			B X 1-0 G4-3 2B		B C C B F F S 2-3 K ②		4	1	2	0	0	2	0
Josh Hancock, R (1, 1) OBP: 0.091, SLG: 0.091 Darren Bragg, L (6, PH) OBP: 0.275, SLG: 0.350 John Riedling, R (7, 1) Joe Valentine, R (8, 1) Jacob Cruz, L (8, PH) OBP: 0.322, SLG: 0.352 Danny Graves, R (9, 1)		B B C S X 2-2 G5-3 ② 2-3		C F C 0-3 K ③		B B F B X 3-1 G4-3 ① 2-3		B C B X 2-1 G4-1 ③		2 1 0 0 1 0	0 0 0 0 0 0	0 0 0 0 0 0	0 0 0 0 0 0	1 0 0 0 0 0	1 1 0 0 0 0	1 0 0 0 0 0
Inning Stats	R: 0 E: 0 K: 0 S: 12 H: 1 LOB: 1 BB: 0 P: 18	R: 3 E: 0 K: 1 S: 18 H: 3 LOB: 2 BB: 2 P: 36	R: 0 E: 0 K: 0 S: 6 H: 0 LOB: 0 BB: 1 P: 13	R: 0 E: 0 K: 3 S: 9 H: 0 LOB: 0 BB: 0 P: 12	R: 3 E: 1 K: 2 S: 13 H: 3 LOB: 1 BB: 1 P: 24	R: 0 E: 0 K: 2 S: 9 H: 1 LOB: 1 BB: 0 P: 17	R: 0 E: 0 K: 0 S: 10 H: 0 LOB: 1 BB: 1 P: 16	R: 0 E: 0 K: 1 S: 8 H: 0 LOB: 0 BB: 0 P: 12		1B: 2 2B: 5 3B: 0 HR: 1	SF: 0 SAC: 0 DP: 1 HBP: 0					

PITCHER		IP	WLS	BF	H	R	ER	SO	BB	IBB	HBP	BLK	WP	HR	S	P	ERA	WHIP
Ben Hendrickson, R ERA: 6.95	(1, 1)	3.0	L	15	4	3	3	1	3	0	0	0	0	1	36	67	9.00	2.333
Wes Obermueller, R ERA: 6.42	(4, 1)	3.0		14	4	3	3	7	1	0	0	0	0	0	31	53	9.00	1.667
Matt Wise, R ERA: 4.17	(7, 1)	2.0		7	0	0	0	1	1	0	0	0	0	0	18	28	0.00	0.500

PITCHER	IP	WLS	BF	H	R	ER	SO	BB	IBB	HBP	BLK	WP	HR	S	P	ERA	WHIP

BOTTOM

Milwaukee Brewers @ Cincinnati Reds

Great American Ball Park, Cincinnati, OH

Fri Sep 10 2004, 7:10 PM EDT
Att. 19,146 - Sunny - 80 F

livebaseballscorecards.com

AB	31
R	6
H	8
RBI	5
BB	5
SO	9
LOB	14

WP: 0 PB: 0 SB: 3 CS: 0 PA: 36

Batter	1	2	3	4	5	6	7	8	9	AB	R	H	RBI	BB	SO	LOB
Scott Podsednik, L (1, 8) OBP: 0.320, SLG: 0.373	C X 0-1 ① F7			B B X 2-0 ① F8		B B C X 2-1 ② F8		C C X 0-2 ① P6	B C C X 1-2 ③ F9	5	0	0	0	0	0	3
2 Bill Hall, R (1, 4) OBP: 0.288, SLG: 0.395	B B B C S C 3-3 ② K			B B B B 4-0 1B BB		B B C B C B 4-2 1B BB		B B B B 4-0 1-2 BB BB		1	0	0	0	2	1	0
Chris Magruder, S (6, 7) OBP: 0.344, SLG: 0.423										0	0	0	0	1	0	0
Lyle Overbay, L (1, 3) OBP: 0.392, SLG: 0.487	F B B X 2-1 ③ F8			X 0-0 1-2 1B		C S F X 0-2 1-3 1B		C F D C 1-3 ② K		4	0	2	0	0	1	2
Geoff Jenkins, L (1, 7) OBP: 0.323, SLG: 0.465		F F B F X 1-2 G3-6-3 1B		C B D B F X 3-2 ② F9		C B X 1-1 ③ P6		B C B F B B 4-2 1-2 2-3 BB		3	0	1	0	0	0	4
Travis Phelps, R (6, 1)										0	0	0	0	0	0	0
Wes Helms, R (8, PH) OBP: 0.337, SLG: 0.371										0	0	0	0	1	0	0
Jeff Bennett, R (8, 1)										0	0	0	0	0	0	0
Brady Clark, R (1, 9) OBP: 0.377, SLG: 0.382		X 0-0 ① F7		B B C X 2-1 ③ G1-3			B C B B B 4-1 BB	C B C S 1-3 ③ K		3	0	0	0	1	1	6
Russell Branyan, L (1, 5) OBP: 0.307, SLG: 0.559		B X 1-0 ② ③ G3-6-3 1-2f			C F B B F C 2-3 ① K		F F D F F B S 2-3 ① K		B B C B S F B 4-2 BB BB	3	0	0	0	1	2	2
Gary Bennett, R (1, 2) OBP: 0.282, SLG: 0.327			C B C F F S 1-3 ① K		F B B X 2-1 ② P5		X 0-0 ② L6		B X 1-0 ① F8	4	0	0	0	0	1	2
Craig Counsell, L (1, 6) OBP: 0.332, SLG: 0.307			B L S S 1-3 ② K		B C C X 1-2 ③ G3		B B C F F X 2-2 ③ P5		B B B B 4-0 1-2 BB	3	0	0	0	1	1	1
Victor Santos, R (1, 1) OBP: 0.111, SLG: 0.088			S F B C 1-3 ③ K			C B B F X 2-2 ① G4-3		B X 1-0 BB BB 1B	B C B B F S 3-3 ② K	1	0	0	0	0	1	0
Gary Glover, R (3, 1)										0	0	0	0	0	0	0
Trent Durrington, R (6, PH) OBP: 0.292, SLG: 0.426										3	0	1	0	0	1	2
(6, 4)																
Inning Stats	R: 0 E: 0 K: 1 S: 7 H: 0 LOB: 0 BB: 0 P: 12	R: 0 E: 0 K: 0 S: 6 H: 1 LOB: 0 BB: 0 P: 8	R: 0 E: 0 K: 3 S: 11 H: 0 LOB: 0 BB: 0 P: 14	R: 0 E: 0 K: 0 S: 7 H: 1 LOB: 2 BB: 1 P: 18	R: 0 E: 0 K: 1 S: 9 H: 0 LOB: 0 BB: 0 P: 14	R: 0 E: 0 K: 0 S: 13 H: 1 LOB: 2 BB: 1 P: 22	R: 0 E: 0 K: 1 S: 11 H: 0 LOB: 1 BB: 1 P: 19	R: 0 E: 0 K: 2 S: 13 H: 1 LOB: 3 BB: 2 P: 24	R: 0 E: 0 K: 1 S: 10 H: 0 LOB: 2 BB: 2 P: 23	1B: 4 2B: 0 3B: 0 HR: 0 SF: 0 SAC: 0 DP: 1 HBP: 0							

PITCHER		IP	WLS	BF	H	R	ER	SO	BB	IBB	HBP	BLK	WP	HR	S	P	ERA	WHIP
Luke Hudson, R ERA: 2.43	(1, 1)	6.0	W	22	3	0	0	5	2	0	0	0	0	0	53	88	0.00	0.833
Mike Matthews, L ERA: 6.94	(7, 1)	1.0		4	0	0	0	1	1	0	0	0	0	0	11	19	0.00	1.000
Phil Norton, L ERA: 5.34	(8, 1)	1.0		6	1	0	0	2	2	0	0	0	0	0	13	24	0.00	3.000
Aaron Myette, R ERA:	(9, 1)	1.0		5	0	0	0	1	2	0	0	0	0	0	10	23	0.00	2.000

PITCHER	IP	WLS	BF	H	R	ER	SO	BB	IBB	HBP	BLK	WP	HR	S	P	ERA	WHIP

TOP

Milwaukee Brewers @ Cincinnati Reds

Great American Ball Park, Cincinnati, OH

Sat Sep 11 2004, 7:10 PM EDT

Att. 22,863 - Sunny - 76 F

livebaseballscorecards.com

AB	30
R	0
H	4
RBI	0
BB	7
SO	9
LOB	22

1B: 4	SF: 0	WP: 0	PA: 37
2B: 0	SAC: 0	PB: 0	
3B: 0	DP: 1	SB: 0	
HR: 0	HBP: 0	CS: 0	

Batter	1	2	3	4	5	6	7	8	9	AB	R	H	RBI	BB	SO	LOB
Felipe Lopez, S (1, 5) OBP: 0.337, SLG: 0.453	1B		WP 1B HR	BB		HR	G3			4	2	3	1	1	0	1
D'Angelo Jimenez, S (1, 4) OBP: 0.358, SLG: 0.379	K		K G3-1			K		F8		5	0	0	0	0	3	5
Sean Casey, L (1, 3) OBP: 0.391, SLG: 0.563	P4		HR	BB G4-3		G3-1		F8		3	1	0	0	1	0	1
Jacob Cruz, L (8, 3) OBP: 0.320, SLG: 0.349										1	0	0	0	0	0	0
Adam Dunn, L (1, 7) OBP: 0.398, SLG: 0.585	G3-4-3		1-H 2-H 3-H HR	F8		1B BB		BB		3	1	1	4	1	0	1
Darren Bragg, L (8, 7) OBP: 0.284, SLG: 0.350										0	0	0	0	1	0	0
Austin Kearns, R (1, 9) OBP: 0.341, SLG: 0.404		G3 SF9 2B	HR	G6-3		1-2 1B		1-2 BB		4	2	3	1	1	0	0
Wily Mo Peña, R (1, 8) OBP: 0.311, SLG: 0.524		G3 2-3	1B 2B BB		K	F9		G3-1		4	1	0	0	1	1	5
Corky Miller, R (1, 2) OBP: 0.220, SLG: 0.031		SF9 3-H	2B SF9 1B 1-2		G5-3		G6-3			3	1	1	1	0	0	0
Anderson Machado, S (1, 6) OBP: 0.417, SLG: 0.636		F9	2B 1-3 2-H		1B		BB			3	0	2	1	1	0	0
Luke Hudson, R (1, 1) OBP: 0.231, SLG: 0.182			WP HR 1B 1B		L8		F9			2	1	1	1	0	0	1
Mike Matthews, L (7, 1)										0	0	0	0	0	0	0
John Vander Wal, L (7, PH) OBP: 0.176, SLG: 0.292			SF9 3-H							1	0	0	0	0	0	1
Phil Norton, R (8, 1)										0	0	0	0	0	0	0
Aaron Myette, R (9, 1)										0	0	0	0	0	0	0
Inning Stats	R: 0 E: 0 K: 1 S: 9 H: 1 LOB: 1 BB: 0 P: 17	R: 1 E: 0 K: 0 S: 8 H: 1 LOB: 0 BB: 0 P: 12	R: 7 E: 0 K: 1 S: 29 H: 6 LOB: 2 BB: 3 P: 51	R: 0 E: 0 K: 0 S: 5 H: 0 LOB: 0 BB: 0 P: 8	R: 0 E: 0 K: 1 S: 12 H: 1 LOB: 1 BB: 0 P: 21	R: 1 E: 0 K: 1 S: 16 H: 2 LOB: 2 BB: 1 P: 31	R: 0 E: 0 K: 0 S: 18 H: 0 LOB: 1 BB: 1 P: 30	R: 0 E: 0 K: 0 S: 5 H: 0 LOB: 2 BB: 2 P: 14		1B: 6 2B: 2 3B: 0 HR: 3 SF: 2 SAC: 0 DP: 0 HBP: 0						

PITCHER		IP	WLS	BF	H	R	ER	SO	BB	IBB	HBP	BLK	WP	HR	S	P	ERA	WHIP
Victor Santos, R ERA: 4.69	(1, 1)	2.1	L	16	7	8	8	2	2	0	0	0	1	2	36	64	30.86	3.857
Gary Glover, R ERA: 4.7	(3, 1)	2.2		11	2	0	0	1	1	0	0	0	0	0	27	45	0.00	1.125
Travis Phelps, R ERA: 10.5	(6, 1)	2.0		10	2	1	1	1	2	0	0	0	0	1	34	61	4.50	2.000
Jeff Bennett, R ERA: 4.59	(8, 1)	1.0		5	0	0	0	0	2	0	0	0	0	0	5	14	0.00	2.000

PITCHER	IP	WLS	BF	H	R	ER	SO	BB	IBB	HBP	BLK	WP	HR	S	P	ERA	WHIP

BOTTOM

Milwaukee Brewers @ Cincinnati Reds

Great American Ball Park, Cincinnati, OH

Sat Sep 11 2004, 7:10 PM EDT
Att. 22,863 - Sunny - 76 F

livebaseballscorecards.com

AB	33
R	9
H	11
RBI	9
BB	7
SO	4
LOB	15

PA: 42
WP: 1
PB: 0
SB: 0
CS: 0

Milwaukee Brewers @ Cincinnati Reds

Great American Ball Park, Cincinnati, OH

Sun Sep 12 2004, 1:15 PM EDT

Att. 17,236 - Cloudy - 78 F

TOP

livebaseballscorecards.com

Batter	1	2	3	4	5	6	7	8	9	AB	R	H	RBI	BB	SO	LOB
Scott Podsednik, L (1, 8) OBP: 0.319, SLG: 0.370	C C B B X 2-2 F7 ①		B B C B X 3-1 L8 ①	B C B X 2-1 F8 ③		B B B C B 4-1 1B HR BB	B C B X 2-1 G1-6-3 ① ② 1-2f			4	1	0	0	1	0	3
Chris Magruder, S (7, 9) OBP: 0.344, SLG: 0.423										0	0	0	0	0	0	0
2 Bill Hall, R (1, 6) OBP: 0.287, SLG: 0.392	C B B C X 2-2 S 2B 1B		F S B B S 1-3 K ②		B X 1-0 F8 ①	B X 1-0 F8 ①	C S B S 1-3 K ③			5	1	1	0	0	2	1
Lyle Overbay, L (1, 3) OBP: 0.394, SLG: 0.490	B 1 SAFE S B F F F B F 1-H 3-2 F F X 2B		F C F F B X 2-2 G4-3 ③		X 0-0 1B HR 1B ①	B B B C X 1-2 3-1 HR 1B		B X 1-0 G4-3 ①		5	2	3	1	0	0	0
Geoff Jenkins, L (1, 7) OBP: 0.323, SLG: 0.470	B B F X 2-1 P6 ②			B X 1-0 F8 ①	B B D C X 1-2 3-1 HR 1B	X 1-H 2-H 0-0 HR		B F B B X 3-1 F8 ②		5	2	2	3	0	0	1
Brady Clark, R (1, 9) OBP: 0.380, SLG: 0.393	S C C 0-3 K ③			S F X 0-2 HR 1B	C D C D X 1-H 2-H 2-2 HR	C H 1-1 BB HBP		C C X 0-2 F9 ③		4	2	2	3	0	1	1
(7, 8)																
Russell Branyan, L (1, 5) OBP: 0.328, SLG: 0.632		B X 1-0 HR		B 1 SAFE X 1-H 1-0 HR	S B X 1-1 1B 2B	B B B B 1-2 4-0 BB			B B B C X 3-1 F8 ①	4	3	3	3	1	0	0
Keith Ginter, R (1, 4) OBP: 0.314, SLG: 0.429		B B C X 2-1 L8 ①		B C X 1-1 E7 1B	C S D S 1-3 K ②	C F C 0-3 K ②			X 0-0 P6 ②	5	0	0	0	0	2	3
Chad Moeller, R (1, 2) OBP: 0.277, SLG: 0.315		C X 0-1 G5-3 ②		B X 1-0 15 SH3 2-3 1B	F X 0-1 2-H 1B	C X 0-1 F8 ③			B F C S 1-3 K ③	5	0	2	1	0	1	2
15 Ben Sheets, R (1, 1) OBP: 0.148, SLG: 0.071		C X 0-1 G4-3 ③		B L X 1-1 SH3 ② 1-2	B C C C 1-3 K ③		B B B C B 4-1 G1-6-3 BB			2	0	0	0	1	1	1
Luis Vizcaino, R (8, 1)										0	0	0	0	0	0	0
Dan Kolb, R (9, 1)										0	0	0	0	0	0	0

	AB	39
	R	11
	H	13
	RBI	11
	BB	3
	SO	7
	LOB	12

Inning Stats																								
	R: 1	H: 2	R: 1	H: 1	R: 0	H: 0	R: 2	H: 3	R: 4	H: 5	R: 3	H: 2	R: 0	H: 0	R: 0	H: 0	R: 0	H: 0	1B: 7	SF: 0	WP: 0	PA: 44
	E: 0	LOB: 1	E: 0	LOB: 0	E: 0	LOB: 0	E: 1	LOB: 2	E: 0	LOB: 1	E: 0	LOB: 2	E: 0	LOB: 0	E: 0	LOB: 0	E: 0	LOB: 0	2B: 2	SAC: 1	PB: 0	
	K: 1	BB: 0	K: 0	BB: 0	K: 1	BB: 0	K: 0	BB: 0	K: 2	BB: 0	K: 1	BB: 2	K: 0	BB: 1	K: 0	BB: 0	K: 1	BB: 0	3B: 0	DP: 1	SB: 1	
	S: 19	P: 28	S: 7	P: 10	S: 9	P: 15	S: 12	P: 19	S: 17	P: 26	S: 11	P: 24	S: 6	P: 13	S: 6	P: 10	S: 6	P: 10	HR: 4	HBP: 1	CS: 0	

PITCHER		IP	WLS	BF	H	R	ER	SO	BB	IBB	HBP	BLK	WP	HR	S	P	ERA	WHIP
39 Aaron Harang, R ERA: 4.89	(1, 1)	4.1	L	23	9	7	7	2	0	0	0	0	0	3	54	85	14.54	2.077
Todd Van Poppel, R ERA: 6.4	(5, 1)	1.2		12	4	4	4	3	2	0	1	0	0	1	21	37	21.60	3.600
Phil Norton, L ERA: 5.26	(7, 1)	1.0		3	0	0	0	1	1	0	0	0	0	0	6	13	0.00	1.000
Juan Padilla, R ERA: 6.0	(8, 1)	2.0		6	0	0	0	1	0	0	0	0	0	0	12	20	0.00	0.000

PITCHER	IP	WLS	BF	H	R	ER	SO	BB	IBB	HBP	BLK	WP	HR	S	P	ERA	WHIP

Batter	1	2	3	4	5	6	7	8	9	AB	R	H	RBI	BB	SO	LOB
6 Ryan Freel, R (1, 4) OBP: 0.380, SLG: 0.376	B F B L B X 3-2 S 2B		B B C F S 2-3 ② K			X 0-0 G3 1B		C F D B C 2-3 ③ K		4	0	2	0	0	2	1
Felipe Lopez, S (1, 5) OBP: 0.330, SLG: 0.443	X 0-0 ① B1		B C S B X 2-2 ③ G3-1			B B X 2-0 ② G3 1-2			C B X 1-1 ① L7	4	0	0	0	0	0	2
Sean Casey, L (1, 3) OBP: 0.388, SLG: 0.559	B F F B D F X 3-2 ② P6 2-3			B F B X 2-1 ① G4-3		B C C C 1-3 ③ K			X 0-0 ② L5	3	0	0	0	0	1	2
Phil Norton, R (7, 1)										0	0	0	0	0	0	0
Juan Padilla, R (8, 1)										0	0	0	0	0	0	0
John Vander Wal, L (9, PH) OBP: 0.173, SLG: 0.286										1	0	0	0	0	0	0
Adam Dunn, L (1, 7) OBP: 0.395, SLG: 0.581	X 0-0 ③ G3			C C B S 1-3 ② K			C S B X 1-2 ① G6-3		X 0-0 ③ G6-3	4	0	0	0	0	1	1
Austin Kearns, R (1, 9) OBP: 0.335, SLG: 0.396		C E B C 1-3 ① K		C B F F F B B S 3-3 ③ K			B C B F F F S 2-3 ② K			3	0	0	0	0	3	0
Darren Bragg, L (1, 8) OBP: 0.271, SLG: 0.333		C C B C 1-3 ② K			X 0-0 ① F7		C X 0-1 ③ G4-3			3	0	0	0	0	1	0
Javier Valentin, S (1, 2) OBP: 0.285, SLG: 0.371	B X 1-0 1B				B C C B B X 3-2 ② G4-3			B X 1-0 ① P4		3	0	1	0	0	0	0
Anderson Machado, S (1, 6) OBP: 0.400, SLG: 0.571	C B F C 1-3 ③ K				C S S 0-3 ③ K2-3			X 0-0 FC3-6 1B		3	0	1	0	0	2	1
39 Aaron Harang, R (1, 1) OBP: 0.041, SLG: 0.061			B C S F B S 2-3 ① K			B C F B F S 2-3 ① K		F C D X 1-2 ② FC3-6 1-2f		1	0	0	0	0	1	0
Todd Van Poppel, R (5, 1) OBP: 0.176, SLG: 0.125										0	0	0	0	0	0	0
Jacob Cruz, L (6, PH) OBP: 0.315, SLG: 0.344										2	0	0	0	0	1	1
(7, 3)																
Inning Stats	R: 0 E: 0 K: 0 S: 9 H: 1 LOB: 1 BB: 0 P: 15	R: 0 E: 0 K: 3 S: 10 H: 1 LOB: 1 BB: 0 P: 14	R: 0 E: 0 K: 2 S: 10 H: 0 LOB: 0 BB: 0 P: 16	R: 0 E: 0 K: 2 S: 10 H: 0 LOB: 0 BB: 0 P: 16	R: 0 E: 0 K: 1 S: 7 H: 0 LOB: 0 BB: 0 P: 10	R: 0 E: 0 K: 2 S: 9 H: 1 LOB: 1 BB: 0 P: 14	R: 0 E: 0 K: 1 S: 10 H: 0 LOB: 0 BB: 0 P: 13	R: 0 E: 0 K: 1 S: 9 H: 1 LOB: 1 BB: 0 P: 13	R: 0 E: 0 K: 0 S: 4 H: 0 LOB: 0 BB: 0 P: 5	1B: 3 2B: 1 3B: 0 HR: 0 SF: 0 SAC: 0 DP: 0 HBP: 0						

PITCHER		IP	WLS	BF	H	R	ER	SO	BB	IBB	HBP	BLK	WP	HR	S	P	ERA	WHIP
15 Ben Sheets, R ERA: 2.83	(1, 1)	7.0	W	24	3	0	0	11	0	0	0	0	0	0	65	98	0.00	0.429
Luis Vizcaino, R ERA: 4.04	(8, 1)	1.0		4	1	0	0	1	0	0	0	0	0	0	9	13	0.00	1.000
Dan Kolb, R ERA: 2.39	(9, 1)	1.0		3	0	0	0	0	0	0	0	0	0	0	4	5	0.00	0.000

PITCHER	IP	WLS	BF	H	R	ER	SO	BB	IBB	HBP	BLK	WP	HR	S	P	ERA	WHIP

BOTTOM

Milwaukee Brewers @ Cincinnati Reds

Great American Ball Park, Cincinnati, OH

Sun Sep 12 2004, 1:15 PM EDT
Att. 17,236 - Cloudy - 78 F

livebaseballscorecards.com

AB	31
R	0
H	4
RBI	0
BB	0
SO	12
LOB	8

WP: 0 PA: 31
PB: 0
SB: 1
CS: 0

San Francisco Giants @ Milwaukee Brewers

Miller Park, Milwaukee, WI

Tue Sep 14 2004, 6:35 PM CDT

Att. 27,209 - Cloudy - 78 F

livebaseballscorecards.com

TOP

Batter	1	2	3	4	5	6	7	8	9	AB	R	H	RBI	BB	SO	LOB
Ray Durham, S (1, 4) OBP: 0.354, SLG: 0.463	B B B B 4-0 S G3 BB		X 0-0 ② F8		B B B C B 4-1 SH1-3 1B BB		B F B S B X 3-2 ① P4			2	1	0	0	2	0	0
Deivi Cruz, R (1, 6) OBP: 0.325, SLG: 0.430 Cody Ransom, R (9, 6) OBP: 0.338, SLG: 0.406	C 1 SAFE C 1 SAFE X 0-2 ① G3 1-2		C X 0-1 ③ F8		B X 1-0 ① SH1-3 1-2		C B X 1-1 ② F7			3 0 0 0 0 0 1 0 0 0 0 0 0 0						
Pedro Feliz, R (1, 3) OBP: 0.297, SLG: 0.468 J.T. Snow, L (9, 3) OBP: 0.433, SLG: 0.525	F C F X 0-2 ② F9			B X 1-0 G5-3 BB 1B 1B	B F X 1-1 ② P2		X 0-0 ③ G6-3			4 1 1 0 0 0 2 0 0 0 0 0 0 0						
Barry Bonds, L (1, 7) OBP: 0.613, SLG: 0.826	F S B B D F F X 3-2 ③ P6 2-3			B F S B D B 4-2 G5-3 1-2 1B BB	I I I 4-0 1B IBB			B B X 2-0 ① G4-3		2	1	0	0	2	0	1
Edgardo Alfonzo, R (1, 5) OBP: 0.357, SLG: 0.419		C B X 1-1 FC5-4 1B		F D X 1-1 ① G5-3 1-2 2-3	B D X 2-0 1-2 2-H 1B			C B S X 1-2 ② P4		4	0	2	1	0	0	2
Marquis Grissom, R (1, 8) OBP: 0.319, SLG: 0.444		C T B B B S 3-3 ① K		B F X 1-1 BB 2-H 3-H 1B	B F T X 1-2 ③ F8			B C C F B S 2-3 ③ K		4	0	1	2	0	2	3
Dustan Mohr, R (1, 9) OBP: 0.405, SLG: 0.453		B B C C F S 2-3 ② K		C B C X 1-2 ② P4		S B F B F C 2-3 ① K			F X 0-1 ① P4	4	0	0	0	0	2	2
Yorvit Torrealba, R (1, 2) OBP: 0.316, SLG: 0.414		B T F F X 1-2 ③ FC5-4 1-2f		B B B B 4-0 1-2 BB	B C X 1-1 ② L9				T C S 0-3 ② K2-3	3	0	0	0	1	1	1
Kirk Rueter, L (1, 1) OBP: 0.190, SLG: 0.182 Jim Brower, R (6, 1) OBP: 0.667, SLG: 0.500 Scott Eyre, L (7, 1) A.J. Pierzynski, L (9, PH) OBP: 0.325, SLG: 0.428 Dustin Hermanson, R (9, 1) OBP: 0.133, SLG: 0.103			C X 0-1 ① G6-3	X 0-0 ③ F8		B B C B C X 3-2 ③ F7			B B B C X 3-1 ③ G5-3	3 0 0 0 0 0 2 0 0 0 0 0 0 0 0 0 0 0 0 0 0 1 0 0 0 0 0 0 0 0 0 0 0 0 0						
Inning Stats	R: 0 H: 0 E: 0 LOB: 1 K: 0 BB: 1 S: 13 P: 20	R: 0 H: 1 E: 0 LOB: 1 K: 2 BB: 0 S: 13 P: 20	R: 0 H: 0 E: 0 LOB: 0 K: 0 BB: 0 S: 5 P: 5	R: 2 H: 2 E: 0 LOB: 2 K: 0 BB: 2 S: 11 P: 23	R: 1 H: 1 E: 0 LOB: 2 K: 0 BB: 2 S: 8 P: 21	R: 0 H: 0 E: 0 LOB: 0 K: 1 BB: 0 S: 9 P: 15	R: 0 H: 0 E: 0 LOB: 0 K: 0 BB: 0 S: 6 P: 10	R: 0 H: 0 E: 0 LOB: 0 K: 1 BB: 0 S: 8 P: 13	R: 0 H: 0 E: 0 LOB: 0 K: 1 BB: 0 S: 7 P: 10	1B: 4 SF: 0 2B: 0 SAC: 1 3B: 0 DP: 0 HR: 0 HBP: 0						

	AB	30
	R	3
	H	4
	RBI	3
	BB	5
	SO	5
	LOB	14

WP: 0 PA: 36
PB: 0
SB: 1
CS: 0

PITCHER		IP	WLS	BF	H	R	ER	SO	BB	IBB	HBP	BLK	WP	HR	S	P	ERA	WHIP
Doug Davis, L ERA: 3.6	(1, 1)	7.0	L	30	4	3	3	3	4	1	0	0	0	0	65	114	3.86	1.143
Luis Vizcaino, R ERA: 3.98	(8, 1)	1.0		3	0	0	0	1	0	0	0	0	0	0	8	13	0.00	0.000
Dan Kolb, R ERA: 2.35	(9, 1)	1.0		3	0	0	0	1	0	0	0	0	0	0	7	10	0.00	0.000

PITCHER	IP	WLS	BF	H	R	ER	SO	BB	IBB	HBP	BLK	WP	HR	S	P	ERA	WHIP

Batter	1	2	3	4	5	6	7	8	9	AB	R	H	RBI	BB	SO	LOB
Scott Podsednik, L (1, 8) OBP: 0.319, SLG: 0.371	C B S D B X 3-2 2 G4-3 2B		C B B B C F S 3-3 ② K		C C B B X 2-2 ③ G4-3		B F X 1-1 ③ F8			4	0	1	0	0	1	2
2 Bill Hall, R (1, 6) OBP: 0.289, SLG: 0.396	C B B B X 3-1 ① G4-3 2-3		D B X 2-0 1B 2-H 2B			B B F B C X 3-2 G1-3 1B 1B		B S C B S 2-3 ① K		4	1	2	1	0	1	1
Lyle Overbay, L (1, 3) OBP: 0.393, SLG: 0.488	C D X 1-1 ② G3		B B C X 2-1 2-H 1B			1 SAFE 1 SAFE B C 1 SAFE 1 SAFE B X 2-1 ① G1-3 1-2		C F X 0-2 ② G5-3		4	0	1	1	0	0	2
Geoff Jenkins, L (1, 7) OBP: 0.323, SLG: 0.467	B B S F X 2-2 ③ G6-3		B B 1 SAFE X 2-0 ③ G4-3			B B C B B 4-1 1B BB		F S B S 1-3 ③ K		3	0	0	0	1	1	2
Brady Clark, R (1, 9) OBP: 0.381, SLG: 0.392		B B B C F X 3-2 ① F9		B B B 4-0 G4-6-3 BB		B S D B X 3-1 ② 1-2 2-H 1B			C B F F X 1-2 ① P5	3	0	1	0	1	0	0
Wes Helms, R (1, 5) OBP: 0.333, SLG: 0.367 Russell Branyan, L (9, PH) OBP: 0.325, SLG: 0.626		C B B F B C 3-3 ② K		F B X 1-1 ①② G4-6-3 1-2f		C S B C 1-3 ③ K			C S D B D F S 3-3 ② K	3 1	0 0	0 0	0 0	0 0	2 1	3 0
Keith Ginter, R (1, 4) OBP: 0.316, SLG: 0.427		X 0-0 ③ G5-3		C C B F X 1-2 ③ P3			B C B S B F B 4-2 SH1-4 BB		B B S C D B 4-2 1B BB	2	0	0	0	2	0	0
Chad Moeller, R (1, 2) OBP: 0.278, SLG: 0.316 Brooks Kieschnick, L (9, PH) OBP: 0.367, SLG: 0.418 Trent Durrington, R (9, PR) OBP: 0.292, SLG: 0.426			F X 0-1 SH2-4 2 2B 1B		B B B C X 3-1 ① G1-3		X 0-0 ① SH1-4 1-2		B C X 1-1 S 1-3 1B	2 1 0	1 0 0	1 1 0	0 0 0	0 0 0	0 0 0	0 0 0
Doug Davis, R (1, 1) OBP: 0.034, SLG: 0.017 Chris Magruder, S (7, PH) OBP: 0.339, SLG: 0.415 Luis Vizcaino, R (8, 1) Dan Kolb, R (9, 1) Mark Johnson, L (9, PH)			L L 1 SAFE X 0-2 ① SH2-4 1-2		B F S X 1-2 ② G1-3		F B B F F S 2-3 ② K		C D D X 2-1 ③ F8 1-2	1 1 0 0 1	0 0 0 0 0	0 0 0 0 0	0 0 0 0 0	0 1 0 0 0	0 1 0 0 2	0 1 0 0 0
Inning Stats	R: 0 H: 1 E: 0 LOB: 1 K: 0 BB: 0 S: 10 P: 19	R: 0 H: 0 E: 0 LOB: 0 K: 1 BB: 0 S: 7 P: 13	R: 2 H: 3 E: 0 LOB: 1 K: 1 BB: 0 S: 13 P: 22	R: 0 H: 0 E: 0 LOB: 0 K: 0 BB: 1 S: 6 P: 12	R: 0 H: 0 E: 0 LOB: 0 K: 0 BB: 0 S: 8 P: 14	R: 0 H: 2 E: 0 LOB: 2 K: 1 BB: 1 S: 11 P: 24	R: 0 H: 0 E: 0 LOB: 1 K: 1 BB: 1 S: 10 P: 17	R: 0 H: 0 E: 0 LOB: 0 K: 2 BB: 0 S: 9 P: 12	R: 0 H: 1 E: 0 LOB: 3 K: 1 BB: 1 S: 14 P: 25	1B: 5 2B: 2 3B: 0 HR: 0	SF: 0 SAC: 2 DP: 1 HBP: 0			WP: 0 PB: 0 SB: 1 CS: 0	PA: 36		

PITCHER		IP	WLS	BF	H	R	ER	SO	BB	IBB	HBP	BLK	WP	HR	S	P	ERA	WHIP
Kirk Rueter, L ERA: 5.02	(1, 1)	5.1	W	22	5	2	2	2	2	0	0	0	0	0	50	95	3.38	1.312
Jim Brower, R ERA: 3.7	(6, 1)	1.0	H	4	1	0	0	1	1	0	0	0	0	0	9	17	0.00	2.000
Scott Eyre, L ERA: 4.73	(7, 1)	1.2	H	5	0	0	0	3	0	0	0	0	0	0	15	21	0.00	0.000
Dustin Hermanson, R ERA: 4.24	(9, 1)	1.0	S	5	1	0	0	1	1	0	0	0	0	0	14	25	0.00	2.000

PITCHER	IP	WLS	BF	H	R	ER	SO	BB	IBB	HBP	BLK	WP	HR	S	P	ERA	WHIP

BOTTOM

San Francisco Giants @ Milwaukee Brewers

Miller Park, Milwaukee, WI

Tue Sep 14 2004, 6:35 PM CDT
Att. 27,209 - Cloudy - 78 F

livebaseballscorecards.com

AB	30
R	2
H	7
RBI	2
BB	4
SO	7
LOB	13

Batter	1	2	3	4	5	6	7	8	9	AB	R	H	RBI	BB	SO	LOB
Ray Durham, S (1, 4) OBP: 0.353, SLG: 0.458	C B S B C 2-3 ① K		B B C F B B B 4-2 BB		B F D X 2-1 ③ F8		C B B F B F F X 3-2 ② F8		C B B F X 2-2 ① G3	4	0	0	0	1	1	1
Michael Tucker, L (1, 9) OBP: 0.361, SLG: 0.431	X 0-0 ② F7		B S X 1-1 ② P5			B B C X 2-1 ① G4-3	C X 0-1 1B		S C B X 1-2 ② G4-3	5	0	1	0	0	0	1
Edgardo Alfonzo, R (1, 5) OBP: 0.357, SLG: 0.417	C X 0-1 ③ G1-3		C F B 1 SAFE B F F R X 2-2 ③ F7			X 0-0 BB HR 1B	C B B X 2-1 ③ F7		C B B F F F F B B 4-2 E 2B BB	4	2	1	0	1	0	2
Barry Bonds, L (1, 7) OBP: 0.609, SLG: 0.816 Dustan Mohr, R (9, PR) OBP: 0.405, SLG: 0.453 (9, 7)		X 0-0 ① F9		B F X 1-1 ① G4-3		B B B C B 4-1 1-2 HR BB		B S B X 2-1 ① G4-3	B B D X 3-0 1-3 E3 2B	4 0	1 1	0 0	0 0	1 0	0 0	1 0
J.T. Snow, L (1, 3) OBP: 0.436, SLG: 0.537		L B F B X 2-2 ② L7		F B B F B F S 3-3 ② K		B X 1-0 1-H 2-H HR		B S B B B S F F B 4-2 HR G3-1 BB	D B F C B X 3-2 1-H 3-H 1B 2B	4	3	2	5	1	1	0
A.J. Pierzynski, L (1, 2) OBP: 0.328, SLG: 0.430		C B X 1-1 1B 1B		C B F B B B X 3-2 G4-3		S B X 1-1 FC5-4 1B		F X 0-1 ② G3-1 1-2	B X 1-0 2-H 1B	5	0	3	1	0	0	1
Deivi Cruz, R (1, 6) OBP: 0.327, SLG: 0.440 Cody Ransom, R (8, 6) OBP: 0.333, SLG: 0.400		F S T X 0-2 1-2 1B			B S B F F X 2-2 ① G5-3	C X 0-1 ② FC5-4 FC6-4 1-2f		F X 0-1 2-H HR	S F T B B B X 2-2 ③ G6-3	4 1	1 0	2 0	2 0	0 0	0 0	1 1
Marquis Grissom, R (1, 8) OBP: 0.318, SLG: 0.443		B X 1-0 ③ L3			X 0-0 ② L8	B C 1 SAFE X 1-1 ③ FC6-4 1-2f		B B B C F F F F F 3-2 X 1B		4	0	1	0	0	0	3
Brett Tomko, R (1, 1) OBP: 0.153, SLG: 0.140			F B F F S 1-3 ① K		B B C C X 2-2 1B		C B B S X 2-2 ① G6-3	S F B S 1-3 ③ K		4	0	1	0	0	2	1
Inning Stats	R: 0 E: 0 K: 1 S: 6 H: 0 LOB: 0 BB: 0 P: 8	R: 0 E: 0 K: 0 S: 11 H: 2 LOB: 2 BB: 0 P: 15	R: 0 E: 0 K: 1 S: 13 H: 0 LOB: 1 BB: 1 P: 21	R: 0 E: 0 K: 1 S: 9 H: 0 LOB: 0 BB: 0 P: 16	R: 0 E: 0 K: 0 S: 10 H: 1 LOB: 1 BB: 0 P: 16	R: 3 E: 0 K: 0 S: 11 H: 3 LOB: 1 BB: 1 P: 20	R: 0 E: 0 K: 0 S: 12 H: 1 LOB: 1 BB: 0 P: 19	R: 2 E: 0 K: 1 S: 20 H: 2 LOB: 1 BB: 1 P: 30	R: 3 E: 1 K: 0 S: 21 H: 2 LOB: 1 BB: 1 P: 37	1B: 8 2B: 1 3B: 0 HR: 2 SF: 0 SAC: 0 DP: 0 HBP: 0						

PITCHER		IP	WLS	BF	H	R	ER	SO	BB	IBB	HBP	BLK	WP	HR	S	P	ERA	WHIP
Wes Obermueller, R ERA: 6.35	(1, 1)	5.1	L	24	6	3	3	3	2	0	0	0	0	1	56	91	5.06	1.500
Brooks Kieschnick, R ERA: 3.13	(6, 1)	1.2		6	1	0	0	0	0	0	0	0	0	0	16	24	0.00	0.600
Luis Vizcaino, R ERA: 4.2	(8, 1)	1.0		6	2	2	2	1	1	0	0	0	0	1	20	30	18.00	3.000
Pedro Liriano, R ERA: 4.15	(9, 1)	0.2		5	1	3	0	0	1	0	0	0	0	0	15	28	0.00	3.000
Jeff Bennett, R ERA: 4.57	(9, 1)	0.1		2	1	0	0	0	0	0	0	0	0	0	6	9	0.00	3.000

PITCHER	IP	WLS	BF	H	R	ER	SO	BB	IBB	HBP	BLK	WP	HR	S	P	ERA	WHIP

TOP

San Francisco Giants @ Milwaukee Brewers

Miller Park, Milwaukee, WI

Wed Sep 15 2004, 6:35 PM CDT

Att. 22,228 - Dome - 80 F

livebaseballscorecards.com

AB	39
R	8
H	11
RBI	8
BB	4
SO	4
LOB	12

1B: 8	SF: 0	WP: 0	PA: 43
2B: 1	SAC: 0	PB: 0	
3B: 0	DP: 0	SB: 0	
HR: 2	HBP: 0	CS: 0	

Batter	1	2	3	4	5	6	7	8	9	AB	R	H	RBI	BB	SO	LOB
Scott Podsednik, L (1, 8) OBP: 0.317, SLG: 0.368	C F C 0-3 ① K		X 0-0 ③ F7			B C B X 2-1 ③ G4-3			C F X 0-2 ① L8	4	0	0	0	0	1	0
2 Bill Hall, R (1, 6) OBP: 0.286, SLG: 0.392	F B F B B S 3-3 ② K			B X 1-0 ① L3			L B X 1-1 ① F8		C S B B X 2-2 ② L7	4	0	0	0	0	1	0
Lyle Overbay, L (1, 3) OBP: 0.392, SLG: 0.486	X 0-0 ③ F7			B X 1-0 ② L4			B X 1-0 ② F7		B C B B F F B 4-2 BB	3	0	0	0	1	0	0
Geoff Jenkins, L (1, 7) OBP: 0.322, SLG: 0.465		F X 0-1 G5-4-3 1B		B F B F B S 3-3 ③ K			F B F B F S 2-3 ③ K		B S B X 2-1 ③ L8	4	0	1	0	0	2	1
Brady Clark, R (1, 9) OBP: 0.378, SLG: 0.388		F C F X 0-2 ①② G5-4-3 1-2f			C F D X 1-2 ① F9			B C X 1-1 ① G5-3		3	0	0	0	0	0	1
Russell Branyan, L (1, 5) OBP: 0.333, SLG: 0.636		X 0-0 1B			F B B B S S 3-3 ② K			B F B X 2-1 F9 2B		3	1	2	0	0	1	0
Keith Ginter, R (1, 4) OBP: 0.313, SLG: 0.423		1 SAFE C B F F 1 SAFE D B X 3-2 ③ P3			B C B B B F X 3-2 ③ F9			C F B X 1-2 ② F9 2-3		3	0	0	0	0	0	2
Gary Bennett, R (1, 2) OBP: 0.283, SLG: 0.332			B B F F F X 2-2 ① G6-3			B B X 2-0 ① F9		B F F X 1-2 3-H 2B		3	0	1	1	0	0	0
Wes Obermueller, R (1, 1) OBP: 0.400, SLG: 0.471 Brooks Kieschnick, L (6, 1) OBP: 0.361, SLG: 0.411 Luis Vizcaino, R (8, 1) Chris Magruder, S (8, PH) OBP: 0.333, SLG: 0.407 Pedro Liriano, R (9, 1) Jeff Bennett, R (9, 1)			B C F S 1-3 ② K			B X 1-0 ② F9		B B C S B S 3-3 ③ K		1 1 0 1 0 0	0 0 0 0 0 0	0 0 0 0 0 0	0 0 0 0 0 0	1 0 0 0 0 0	0 0 0 1 0 0	0 0 0 1 0 0
Inning Stats	R: 0 E: 0 K: 2 S: 7 H: 0 LOB: 0 BB: 0 P: 10	R: 0 E: 0 K: 0 S: 11 H: 2 LOB: 1 BB: 0 P: 14	R: 0 E: 0 K: 1 S: 8 H: 0 LOB: 0 BB: 0 P: 11	R: 0 E: 0 K: 1 S: 5 H: 0 LOB: 0 BB: 0 P: 10	R: 0 E: 0 K: 1 S: 9 H: 0 LOB: 0 BB: 0 P: 16	R: 0 E: 0 K: 0 S: 4 H: 0 LOB: 0 BB: 0 P: 9	R: 0 E: 0 K: 1 S: 7 H: 0 LOB: 0 BB: 0 P: 11	R: 1 E: 0 K: 1 S: 13 H: 2 LOB: 1 BB: 0 P: 21	R: 0 E: 0 K: 0 S: 11 H: 0 LOB: 1 BB: 1 P: 19	1B: 2 2B: 2 3B: 0 HR: 0 SF: 0 SAC: 0 DP: 1 HBP: 0						WP: 0 PB: 0 SB: 0 CS: 0 PA: 31	

PITCHER	IP	WLS	BF	H	R	ER	SO	BB	IBB	HBP	BLK	WP	HR	S	P	ERA	WHIP
Brett Tomko, R (1, 1) ERA: 4.26	9.0	W	31	4	1	1	7	1	0	0	0	0	0	75	121	1.00	0.556

PITCHER	IP	WLS	BF	H	R	ER	SO	BB	IBB	HBP	BLK	WP	HR	S	P	ERA	WHIP

BOTTOM

San Francisco Giants @ Milwaukee Brewers

Miller Park, Milwaukee, WI

Wed Sep 15 2004, 6:35 PM CDT

Att. 22,228 - Dome - 80 F

livebaseballscorecards.com

AB	30
R	1
H	4
RBI	1
BB	1
SO	7
LOB	5

San Francisco Giants @ Milwaukee Brewers

Miller Park, Milwaukee, WI

Thu Sep 16 2004, 12:05 PM CDT

Att. 17,574 - Cloudy - 70 F

livebaseballscorecards.com

TOP

Batter	1	2	3	4	5	6	7	8	9	AB	R	H	RBI	BB	SO	LOB
Ray Durham, S (1, 4) OBP: 0.349, SLG: 0.452	P5	G3-1		F8			K		F7 1-2	5	0	0	0	0	1	3
Deivi Cruz, R (1, 6) OBP: 0.325, SLG: 0.439	2B		K	F8			G5-3		FC5-2-9-4-9-1-6 2-H 3-H	5	1	1	0	0	1	2
Cody Ransom, R (9, 6) OBP: 0.333, SLG: 0.400										0	0	0	0	0	0	0
Pedro Feliz, R (1, 5) OBP: 0.299, SLG: 0.473	2B SF8 BB		HR		F9			G2-3		3	2	1	1	1	0	0
Barry Bonds, L (1, 7) OBP: 0.612, SLG: 0.821	1-3 2-H 2B		BB		1B			S 1B		3	0	3	1	1	0	0
Jason Ellison, R (8, PR)										0	0	0	0	0	0	0
Dustan Mohr, R (8, 7) OBP: 0.405, SLG: 0.453										0	0	0	0	0	0	0
J.T. Snow, L (1, 3) OBP: 0.431, SLG: 0.532	SF8 3-H		P4		G5-3			E5 1-2		3	0	0	1	0	0	3
A.J. Pierzynski, L (1, 2) OBP: 0.325, SLG: 0.426	F8		P2			F8		P5		4	0	0	0	0	0	4
Michael Tucker, L (1, 9) OBP: 0.360, SLG: 0.429		F9		S 1B		G4-3		G3		4	0	1	0	0	0	2
Scott Eyre, L (8, 1)										0	0	0	0	0	0	0
Jim Brower, R (9, 1) OBP: 0.667, SLG: 0.500										0	0	0	0	0	0	0
Marquis Grissom, R (1, 8) OBP: 0.319, SLG: 0.449		HR		1 SAFE 1 SAFE F7 1-2		F7			1B 1B	4	1	2	1	0	0	1
41 Brad Hennessey, R (1, 1) OBP: 0.214, SLG: 0.167		G4-3		K			G2-3		F7 1-3 1B	3	0	0	0	0	1	1
Ricky Ledee, L (8, 9) OBP: 0.338, SLG: 0.406										1	0	1	0	0	0	0

Inning Stats	1	2	3	4	5	6	7	8	9
R	2	1	1	0	0	0	0	0	0
E	0	0	0	0	0	0	0	1	0
K	0	0	1	1	0	0	1	0	0
S	12	13	11	15	8	10	9	11	6
H	2	1	1	1	1	0	0	1	2
LOB	1	0	1	1	1	0	0	2	1
BB	1	0	1	0	0	0	0	0	0
P	21	18	18	24	13	14	12	18	13

AB	35
R	4
H	9
RBI	4
BB	2
SO	3
LOB	16

		1B	SF	WP	PA
		5	1	0	38
		2B	SAC	PB	
		3	0	0	
		3B	DP	SB	
		0	1	2	
		HR	HBP	CS	
		2	0	0	

PITCHER		IP	WLS	BF	H	R	ER	SO	BB	IBB	HBP	BLK	WP	HR	S	P	ERA	WHIP
Victor Santos, R ERA: 4.81	(1, 1)	4.0	L	19	5	4	4	2	2	0	0	0	0	2	51	81	9.00	1.750
Matt Wise, R ERA: 3.91	(5, 1)	3.0		10	1	0	0	1	0	0	0	0	0	0	27	39	0.00	0.333
Mike Adams, R ERA: 3.23	(8, 1)	1.0		5	1	0	0	0	0	0	0	0	0	0	11	18	0.00	1.000
Ben Ford, R ERA: 6.55	(9, 1)	1.0		4	2	0	0	0	0	0	0	0	0	0	6	13	0.00	2.000

PITCHER		IP	WLS	BF	H	R	ER	SO	BB	IBB	HBP	BLK	WP	HR	S	P	ERA	WHIP

BOTTOM

San Francisco Giants @ Milwaukee Brewers

Miller Park, Milwaukee, WI

Thu Sep 16 2004, 12:05 PM CDT

Att. 17,574 - Cloudy - 70 F

livebaseballscorecards.com

Batter	1	2	3	4	5	6	7	8	9	AB	R	H	RBI	BB	SO	LOB
Scott Podsednik, L (1, 8) OBP: 0.316, SLG: 0.366	BBCFBB 4-2 G4-3 S BB		C X 0-1 L1 ②		C X 0-1 F7 ③			B B X 2-0 F8 ①		3	0	0	0	1	0	0
Craig Counsell, L (1, 6) OBP: 0.329, SLG: 0.304	1 SAFE 1 SAFE BBBX 2-0 L9 ① 1-2		C B B T X 2-2 G4-3 ③			B C B X 2-1 G1-3 ①		C F B X 1-2 F7 ②		4	0	0	0	0	0	1
Lyle Overbay, L (1, 3) OBP: 0.389, SLG: 0.482	B C T B X 2-2 G4-3 ② 2-3			X 0-0 G3 ①		B B X 2-0 E4		B F C X 1-2 G5-3 ③		4	0	0	0	0	0	1
Geoff Jenkins, L (1, 7) OBP: 0.320, SLG: 0.462	X 0-0 F7 ③			B S B X 2-1 F8 ②		F B X 1-1 P6 ②			C S F B S 1-3 K ①	4	0	0	0	0	1	2
Brady Clark, R (1, 9) OBP: 0.379, SLG: 0.390		C X 0-1 1B		L X 0-1 BB 1B		X 0-0 F9 ③			C B B X 2-1 F8 ②	4	0	2	0	0	0	1
Russell Branyan, L (1, 5) OBP: 0.339, SLG: 0.628		1 SAFE B C F B B C 3-3 K ①		S B 1 SAFE F B B F F F 4-2 B 1-2 BB			X 0-0 F9 ①		B B C X 2-1 1B	3	0	1	0	1	1	1
Keith Ginter, R (1, 4) OBP: 0.310, SLG: 0.420 Matt Wise, R (5, 1) Trent Durrington, R (7, PH) OBP: 0.288, SLG: 0.420 Mike Adams, R (8, 1) Ben Ford, R (9, 1) Wes Helms, R (9, PH) OBP: 0.332, SLG: 0.365		C B 1 SAFE C C C 1-3 K ②		C X 0-1 F8 ③			C C B S 1-3 K ②		C B C F X 1-2 G5-3 ③	2 0 1 0 0 0 1	0 0 0 0 0 0 0	0 0 0 0 0 0 0	0 0 0 0 0 0 0	1 0 0 0 0 0 0	3 0 0 0 0 0 1	0 0 0 0 0 0 0
Gary Bennett, R (1, 2) OBP: 0.284, SLG: 0.328	B F X 1-1 G4-3 ③				C B B B C F X 2-2 G5-3 ①		B B B C D 4-1 BB			2	0	0	0	1	0	1
Victor Santos, R (1, 1) OBP: 0.108, SLG: 0.086 2 Bill Hall, R (5, 4) OBP: 0.285, SLG: 0.390			B C X 1-1 G6-3 ①		L B C C C 1-3 K ②		B B C X 2-1 L8 ③			1 2	0 0	0 0	0 0	0 0	0 1	0 1
Inning Stats	R: 0 E: 0 K: 0 S: 7 H: 0 LOB: 1 BB: 1 P: 15	R: 0 E: 0 K: 2 S: 10 H: 1 LOB: 1 BB: 0 P: 15	R: 0 E: 0 K: 0 S: 7 H: 0 LOB: 0 BB: 0 P: 10	R: 0 E: 0 K: 0 S: 12 H: 1 LOB: 2 BB: 1 P: 18	R: 0 E: 0 K: 1 S: 9 H: 0 LOB: 0 BB: 0 P: 12	R: 0 E: 1 K: 0 S: 6 H: 0 LOB: 1 BB: 0 P: 11	R: 0 E: 0 K: 1 S: 7 H: 0 LOB: 1 BB: 1 P: 14	R: 0 E: 0 K: 0 S: 7 H: 0 LOB: 0 BB: 0 P: 11	R: 0 E: 0 K: 1 S: 12 H: 1 LOB: 1 BB: 0 P: 18	1B: 3 2B: 0 3B: 0 HR: 0	SF: 0 SAC: 0 DP: 0 HBP: 0						

	AB	31
	R	0
	H	3
	RBI	0
	BB	3
	SO	5
	LOB	12

PITCHER		IP	WLS	BF	H	R	ER	SO	BB	IBB	HBP	BLK	WP	HR	S	P	ERA	WHIP
41 Brad Hennessey, R ERA: 4.4	(1, 1)	7.0	W	27	2	0	0	4	3	0	0	0	0	0	58	95	0.00	0.714
Scott Eyre, L ERA: 4.56	(8, 1)	1.2		6	1	0	0	1	0	0	0	0	0	0	15	24	0.00	0.600
Jim Brower, R ERA: 3.69	(9, 1)	0.1		1	0	0	0	0	0	0	0	0	0	0	4	5	0.00	0.000

PITCHER	IP	WLS	BF	H	R	ER	SO	BB	IBB	HBP	BLK	WP	HR	S	P	ERA	WHIP

Batter	1	2	3	4	5	6	7	8	9	AB	R	H	RBI	BB	SO	LOB
Scott Podsednik, L (1, 8) OBP: 0.317, SLG: 0.365	C B C F S 1-3 K ①		B C C C 1-3 K ②		B B B 4-0 FC6-4 1-2 BB		C B X 1-1 FC6-4 1-2f ③		B B S B S X 3-2 1B 2-H ③	4	0	1	0	1	2	1
Keith Ginter, R (1, 4) OBP: 0.313, SLG: 0.427	F C X 0-2 G5-3 ②		B B F X 2-1 2B		B X 1-0 FC6-4 1-2f ③			B B F B X 3-1 2B		4	0	2	0	0	0	2
Lyle Overbay, L (1, 3) OBP: 0.387, SLG: 0.478	B S C B F X 2-2 L7 ③		B X 1-0 G4-3 ③			F X 0-1 L7 ①		S S B B S 2-3 K ①		4	0	0	0	0	1	2
Geoff Jenkins, L (1, 7) OBP: 0.323, SLG: 0.469		B X 1-0 HR	B F X 1-1 P5 ①			S B B X 2-1 1B		I I I I 4-0 IBB		3	1	2	1	1	0	0
Brady Clark, R (1, 9) OBP: 0.378, SLG: 0.388	X 0-0 G5-3 BB 1B		B X 1-0 G5-3 ②			B X 1-0 F8 ②		C S S 0-3 K ②		4	0	1	0	0	1	3
Russell Branyan, L (1, 5) OBP: 0.336, SLG: 0.612		B B S 1 SAFE B F B 4-2 G5-3 1-2 1B BB	S F B S 1-3 K ③			F B F B S 2-3 K ③		C X 0-1 P6 ③		3	0	0	0	1	2	3
Chad Moeller, R (1, 2) OBP: 0.276, SLG: 0.313 Chris Magruder, S (9, PH) OBP: 0.344, SLG: 0.418	S B X 1-1 G5-3 ① ② 1-2 2-3f				B F X 1-1 G4-3 ①		C B B C C 2-3 K ①		B S X 1-1 G6-3 1B 1B	3 1	0 0	0 1	0 0	0 0	1 0	2 0
Craig Counsell, L (1, 6) OBP: 0.329, SLG: 0.304	C X 0-1 2-H 1B ③				C F F X 0-2 G6-3 ②		C F B F X 1-2 G4-3 ②		B X 1-0 G6-3 1-2 ①	4	0	1	0	0	0	1
15 Ben Sheets, R (1, 1) OBP: 0.172, SLG: 0.102 Brooks Kieschnick, L (9, PH) OBP: 0.355, SLG: 0.404			F C B X 1-2 G6-3 ①		X 0-0 BB 1B		S X 0-1 FC6-4 1B		S F S 0-3 K ②	3 1	0 0	2 0	0 0	0 0	0 1	0 1
Inning Stats	R: 0 E: 0 K: 1 S: 11 H: 0 LOB: 0 BB: 0 P: 14	R: 1 E: 0 K: 0 S: 8 H: 3 LOB: 2 BB: 1 P: 14	R: 0 E: 0 K: 1 S: 9 H: 1 LOB: 1 BB: 0 P: 14	R: 0 E: 0 K: 1 S: 6 H: 0 LOB: 0 BB: 0 P: 9	R: 0 E: 0 K: 0 S: 8 H: 1 LOB: 2 BB: 1 P: 14	R: 0 E: 0 K: 1 S: 8 H: 1 LOB: 1 BB: 0 P: 13	R: 0 E: 0 K: 1 S: 11 H: 1 LOB: 1 BB: 0 P: 15	R: 0 E: 0 K: 2 S: 10 H: 1 LOB: 2 BB: 1 P: 19	R: 0 E: 0 K: 1 S: 9 H: 2 LOB: 1 BB: 0 P: 14	1B: 7 2B: 2 3B: 0 HR: 1 SF: 0 SAC: 0 DP: 1 HBP: 0						

PITCHER		IP	WLS	BF	H	R	ER	SO	BB	IBB	HBP	BLK	WP	HR	S	P	ERA	WHIP
44 Roy Oswalt, R ERA: 3.48	(1, 1)	7.0	W	29	8	1	1	5	2	0	0	0	0	1	63	98	1.29	1.429
54 Brad Lidge, R ERA: 2.13	(8, 1)	2.0	S	8	2	0	0	3	0	1	0	0	0	0	17	28	0.00	1.000

PITCHER	IP	WLS	BF	H	R	ER	SO	BB	IBB	HBP	BLK	WP	HR	S	P	ERA	WHIP

TOP

Milwaukee Brewers @ Houston Astros

Minute Maid Park, Houston, TX

Fri Sep 17 2004, 7:05 PM CDT

Att. 38,839 - Dome - 74 F

livebaseballscorecards.com

AB	34
R	1
H	10
RBI	1
BB	3
SO	8
LOB	15

WP: 0 PB: 0 SB: 0 CS: 0 PA: 37

Batter	1	2	3	4	5	6	7	8	9	AB	R	H	RBI	BB	SO	LOB
Craig Biggio, R (1, 7) OBP: 0.344, SLG: 0.471 16 Jason Lane, R (9, 7) OBP: 0.319, SLG: 0.405	S F B X 1-2 P3 ①		F F S 0-3 K ③			F B X 1-1 G5-3 ①		X 0-0 F9 ③		4 0 0 0 0 1 1 0 0 0 0 0 0 0						
Carlos Beltrán, S (1, 8) OBP: 0.371, SLG: 0.563	B S C B B F F B X 3-2 L8 ②			C B S S 1-3 K ①		B F B F S 2-3 K ②				3 0 0 0 0 2 0						
5 Jeff Bagwell, R (1, 3) OBP: 0.381, SLG: 0.464	C B S B S 2-3 K ③			B B X 2-0 17 2B 1B		C B B S X 2-2 F8 ③				3 1 1 0 0 1 0						
17 Lance Berkman, S (1, 9) OBP: 0.456, SLG: 0.567		F C F B B F B S 3-3 K ①		C 1 SAFE X 0-1 1-H 2B			F B C S 1-3 K ①			3 0 1 1 0 2 0						
Jeff Kent, R (1, 4) OBP: 0.346, SLG: 0.517		H 1-0 CS HBP		C X 0-1 F7 ②			B X 1-0 F8 ②			2 0 0 0 0 0 1						
Mike Lamb, L (1, 5) OBP: 0.358, SLG: 0.537		B B B F F X 3-2 P4 ② ③ 1-2		C X 0-1 G1-3 ③			S B B B F X 3-2 HR			3 1 1 1 0 0 2						
Jose Vizcaino, S (1, 6) OBP: 0.313, SLG: 0.379			X 0-0 F8 ①		B X 1-0 L6 ①		B B B X 3-0 L9 ③			3 0 0 0 0 0 0						
Raul Chavez, R (1, 2) OBP: 0.255, SLG: 0.252 Orlando Palmeiro, L (8, PH) OBP: 0.347, SLG: 0.354 Brad Ausmus, R (9, 2) OBP: 0.308, SLG: 0.333			C X 0-1 1B		B B F S S 2-3 K2-3 ②			F X 0-1 F8 ①		2 0 1 0 0 1 0 1 0 0 0 0 0 0 0 0 0 0 0 0 0						
44 Roy Oswalt, R (1, 1) OBP: 0.188, SLG: 0.156 54 Brad Lidge, R (8, 1) 4 Eric Bruntlett, R (8, 6) OBP: 0.315, SLG: 0.478			B B C L B C 3-3 K ②		F C B F S 1-3 K ③			B B X 2-0 F8 ②		2 0 0 0 0 2 1 0 0 0 0 0 0 0 1 0 0 0 0 0 0						
Inning Stats	R: 0 H: 0 E: 0 LOB: 0 K: 1 BB: 0 S: 11 P: 17	R: 0 H: 0 E: 0 LOB: 0 K: 1 BB: 0 S: 8 P: 15	R: 0 H: 1 E: 0 LOB: 1 K: 2 BB: 0 S: 9 P: 12	R: 1 H: 2 E: 0 LOB: 1 K: 1 BB: 0 S: 10 P: 13	R: 0 H: 0 E: 0 LOB: 0 K: 2 BB: 0 S: 8 P: 12	R: 0 H: 0 E: 0 LOB: 0 K: 1 BB: 0 S: 8 P: 13	R: 1 H: 1 E: 0 LOB: 0 K: 1 BB: 0 S: 8 P: 16	R: 0 H: 0 E: 0 LOB: 0 K: 0 BB: 0 S: 4 P: 6		1B: 2 SF: 0 2B: 1 SAC: 0 3B: 0 DP: 0 HR: 1 HBP: 1						

PITCHER	IP	WLS	BF	H	R	ER	SO	BB	IBB	HBP	BLK	WP	HR	S	P	ERA	WHIP
15 Ben Sheets, R (1, 1) ERA: 2.8	8.0	L	28	4	2	2	9	0	0	1	0	0	1	66	104	2.25	0.500

PITCHER	IP	WLS	BF	H	R	ER	SO	BB	IBB	HBP	BLK	WP	HR	S	P	ERA	WHIP

BOTTOM

Milwaukee Brewers @ Houston Astros

Minute Maid Park, Houston, TX

Fri Sep 17 2004, 7:05 PM CDT

Att. 38,839 - Dome - 74 F

livebaseballscorecards.com

AB	27
R	2
H	4
RBI	2
BB	0
SO	9
LOB	5

Batter	1	2	3	4	5	6	7	8	9	AB	R	H	RBI	BB	SO	LOB
Scott Podsednik, L (1, 8) OBP: 0.319, SLG: 0.367	C B B C B F X 3-2 E S 1B	C B F F C 1-3 ③ K			B X 1-0 S 2B 1B	B B C B C X 3-2 S 1B 1B		B B C X 2-1 E8 S		5	1	3	0	0	1	1
Keith Ginter, R (1, 4) OBP: 0.315, SLG: 0.425	B 1 B X SAFE 2-0 FC2 S 1-3		C B B B F F X 3-2 ① G5-3		B C B B F B B 4-2 2B E 1-2 BB	B 1 B C X SAFE 2-1 ② 1-H 1B		C B B B F X 3-2 ③ F8 1-2		4	1	1	0	1	0	2
Lyle Overbay, L (1, 3) OBP: 0.387, SLG: 0.481	X 0-0 ① P6		C X 0-1 G4-3 2B		C X 0-1 E 1-3 2-H 2B	1 F B B X SAFE 2-1 ③ G4-3			B C B C C 2-3 ① K	5	1	2	1	0	1	3
Geoff Jenkins, L (1, 7) OBP: 0.325, SLG: 0.469 Trent Durrington, R (9, PR) OBP: 0.288, SLG: 0.420	B B S 1 F F F D B SAFE 4-2 1-2 BB		F X 0-1 ② G4-3 2-3		B X 1-0 E7 G1-3 2-H 3-H 1B		B C F X 1-2 ① F8		C B S X 1-2 S 1B	4 0	0 0	2 0	2 0	1 0	0 0	1 0
Brady Clark, R (1, 9) OBP: 0.376, SLG: 0.383	F F B F B F C 2-3 ② K		D B B B C X 3-1 ③ G4-3		B B F B B 4-1 G1-3 BB		C C S 0-3 ② K		C S X 0-2 ② G2	4	0	0	0	1	2	5
Russell Branyan, L (1, 5) OBP: 0.331, SLG: 0.595	B F C X 1-2 ③ G3-1			F B C X 1-2 ① G3-1	X 0-0 ② G1-3 1-2 2-3		B B S S B X 3-2 1B		S B F F S 1-3 ③ K 1-2	5	0	1	0	0	1	6
Craig Counsell, L (1, 6) OBP: 0.332, SLG: 0.309		C X 0-1 FC1-5-9-2 2B		X 0-0 G4-6-3 1B	I I I 4-0 FC4 IBB		D B F F X 2-2 ③ G1-3			3	0	2	0	1	0	1
Gary Bennett, R (1, 2) OBP: 0.284, SLG: 0.325 2 Bill Hall, R (8, PH) OBP: 0.284, SLG: 0.388 Chad Moeller, R (8, 2) OBP: 0.276, SLG: 0.313		B B B C C F B 4-2 FC1-5-9-2 BB		B X 1-0 ②③ G4-6-3 1-2f	C X 0-1 ③ FC4 1-2f			B S C S S 1-3 ① K		2 1 0	0 0 0	0 0 0	0 0 0	1 0 0	0 1 0	4 0 0
Gary Glover, R (1, 1) Brooks Kieschnick, L (5, 1) OBP: 0.344, SLG: 0.390 Luis Vizcaino, R (8, 1)	X 0-0 ① ② FC1-5-9-2 1-H 2-3f				C B C B X 2-2 ① G5-3	C B X 1-1 ① G3		C S X 0-2 ② G3		2 2 0	0 0 0	0 0 0	0 0 0	0 0 0	0 0 0	2 0 0
Inning Stats	R: 0 H: 1 E: 1 LOB: 3 K: 1 BB: 1 S: 18 P: 30	R: 0 H: 1 E: 1 LOB: 1 K: 1 BB: 1 S: 10 P: 15	R: 0 H: 1 E: 0 LOB: 1 K: 0 BB: 0 S: 10 P: 16	R: 0 H: 1 E: 0 LOB: 0 K: 0 BB: 0 S: 5 P: 7	R: 3 H: 3 E: 1 LOB: 3 K: 0 BB: 3 S: 13 P: 29	R: 0 H: 2 E: 0 LOB: 1 K: 0 BB: 0 S: 9 P: 17	R: 0 H: 1 E: 0 LOB: 1 K: 1 BB: 0 S: 12 P: 18	R: 0 H: 0 E: 1 LOB: 1 K: 1 BB: 0 S: 11 P: 17	R: 0 H: 1 E: 0 LOB: 2 K: 2 BB: 0 S: 13 P: 17	1B: 8 SF: 0 2B: 3 SAC: 0 3B: 0 DP: 1 HR: 0 HBP: 0						

TOP

Milwaukee Brewers @ Houston Astros

Minute Maid Park, Houston, TX

Sat Sep 18 2004, 6:05 PM CDT

Att. 40,408 - Dome - 74 F

livebaseballscorecards.com

AB	37
R	3
H	11
RBI	3
BB	5
SO	6
LOB	25

WP: 0 PA: 42
PB: 0
SB: 6
CS: 0

PITCHER		IP	WLS	BF	H	R	ER	SO	BB	IBB	HBP	BLK	WP	HR	S	P	ERA	WHIP
Pete Munro, R ERA: 5.23	(1, 1)	4.1		20	5	2	2	2	3	0	0	0	0	0	49	81	4.15	1.846
Chad Harville, R ERA: 4.86	(5, 1)	0.2	W	6	2	1	1	0	1	1	0	0	0	0	7	16	13.50	4.500
Chad Qualls, R ERA: 4.07	(6, 1)	2.0	H	8	3	0	0	1	0	0	0	0	0	0	21	35	0.00	1.500
Dan Miceli, R ERA: 3.8	(8, 1)	1.0	H	4	0	0	0	1	0	0	0	0	0	0	11	17	0.00	0.000
54 Brad Lidge, R ERA: 2.11	(9, 1)	1.0	S	4	1	0	0	2	0	0	0	0	0	0	13	17	0.00	1.000

PITCHER	IP	WLS	BF	H	R	ER	SO	BB	IBB	HBP	BLK	WP	HR	S	P	ERA	WHIP

BOTTOM

Milwaukee Brewers @ Houston Astros

Minute Maid Park, Houston, TX

Sat Sep 18 2004, 6:05 PM CDT
Att. 40,408 - Dome - 74 F

livebaseballscorecards.com

Batter	1	2	3	4	5	6	7	8	9	AB	R	H	RBI	BB	SO	LOB
Craig Biggio, R (1, 7) OBP: 0.346, SLG: 0.474 16 Jason Lane, R (9, 7) OBP: 0.319, SLG: 0.405	C X 0-1 F8 ①		X 0-0 SH5-4 ① 1-2 2-3		C B B B X 3-1 2B ①		C B X 1-1 5 WP 1B			3 0 2 0 0 0 0 0 0 0 0 0 0 0						
Carlos Beltrán, S (1, 8) OBP: 0.370, SLG: 0.561	B B F B X 3-1 G3 ②		C B F D X 2-2 SF8 ② 3-H		B B B B 4-0 5 HR BB		B C B F X 2-2 F7 ①			2 1 0 1 1 0 1						
5 Jeff Bagwell, R (1, 3) OBP: 0.382, SLG: 0.470	C X 0-1 G5-3 ③		B C C X 1-2 2-H 1B		B 1 SAFE C B F 1 SAFE 1 SAFE X 2-2 1-H HR		C S B F B S 2-3 1-2 K ②			4 1 2 3 0 1 1						
17 Lance Berkman, S (1, 9) OBP: 0.457, SLG: 0.567		X 0-0 1B	B 1 SAFE S C 1 SAFE X 1-2 F8 ③		B C C B B B 4-2 BB		B I I I 4-0 IBB			2 0 1 0 2 0 1						
Jeff Kent, R (1, 4) OBP: 0.343, SLG: 0.513		F F C 0-3 K ①		X 0-0 P6 ①	1 SAFE S C X 0-2 P4 ②		S F X 0-2 P3 ③			4 0 0 0 0 1 4						
Mike Lamb, L (1, 5) OBP: 0.360, SLG: 0.533 Willy Taveras, R (8, PR) Morgan Ensberg, R (9, 5) OBP: 0.330, SLG: 0.406		F B C B 1 SAFE S 2-3 K ②		B B B B 4-0 G4-3 BB	X 0-0 F7 ③			B F B B F B 4-2 G4-3 BB		2 0 0 0 2 1 2 0 0 0 0 0 0 0 0 0 0 0 0 0 0						
Jose Vizcaino, S (1, 6) OBP: 0.310, SLG: 0.374		F X 0-1 G4-3 ③	1 SAFE X 0-0 G4-3 ② 1-2		B X 1-0 F7 ①			1 SAFE C 1 SAFE F F 1 SAFE B X 1-2 G4-3 ① 1-2		4 0 0 0 0 0 3						
Brad Ausmus, R (1, 2) OBP: 0.310, SLG: 0.334 Raul Chavez, R (7, 2) OBP: 0.253, SLG: 0.250			X 0-0 SH5-4 SH SF8 1B	B B I I 4-0 IBB	X 0-0 F9 ②			C C B X 1-2 F9 ②		2 1 1 0 1 0 0 1 0 0 0 0 0 2						
Pete Munro, R (1, 1) OBP: 0.129, SLG: 0.071 Chad Harville, R (5, 1) Chad Qualls, R (6, 1) Dan Miceli, R (8, 1) OBP: 0.500, SLG: 0.500 Orlando Palmeiro, L (8, PH) OBP: 0.345, SLG: 0.352 54 Brad Lidge, R (9, 1)			B X 1-0 SH 5 1B SH5-4 1-2	B C C S 1-3 K ③		B B C T S 2-3 K ③		B C C S 1-3 K2-3 ③		1 1 0 0 0 1 2 0 0 0 0 0 0 0 1 0 0 0 0 1 0 0 0 0 0 0 0 0 1 0 0 0 0 1 2 0 0 0 0 0 0 0						
Inning Stats	R: 0 E: 0 K: 0 S: 6 H: 0 LOB: 0 BB: 0 P: 9	R: 0 E: 0 K: 2 S: 9 H: 1 LOB: 1 BB: 0 P: 11	R: 2 E: 1 K: 0 S: 12 H: 2 LOB: 1 BB: 0 P: 17	R: 0 E: 0 K: 1 S: 5 H: 0 LOB: 2 BB: 2 P: 14	R: 2 E: 0 K: 0 S: 11 H: 2 LOB: 1 BB: 2 P: 24	R: 0 E: 0 K: 1 S: 6 H: 0 LOB: 0 BB: 0 P: 9	R: 0 E: 0 K: 1 S: 12 H: 1 LOB: 2 BB: 1 P: 21	R: 0 E: 0 K: 1 S: 12 H: 0 LOB: 2 BB: 1 P: 19		1B: 4 2B: 1 3B: 0 HR: 1	SF: 1 SAC: 2 DP: 0 HBP: 0					

	AB	27
	R	4
	H	6
	RBI	4
	BB	6
	SO	6
	LOB	18

WP: 1 PB: 0 SB: 0 CS: 0 PA: 36

PITCHER		IP	WLS	BF	H	R	ER	SO	BB	IBB	HBP	BLK	WP	HR	S	P	ERA	WHIP
Gary Glover, R ERA: 4.5	(1, 1)	4.1	L	22	5	4	2	3	3	1	0	0	0	1	39	71	4.15	1.846
Brooks Kieschnick, R ERA: 2.93	(5, 1)	2.2		10	1	0	0	2	0	1	0	0	1	0	22	34	0.00	0.375
Luis Vizcaino, R ERA: 4.13	(8, 1)	1.0		4	0	0	0	1	1	0	0	0	0	0	12	19	0.00	1.000

PITCHER	IP	WLS	BF	H	R	ER	SO	BB	IBB	HBP	BLK	WP	HR	S	P	ERA	WHIP

Batter	1	2	3	4	5	6	7	8	9	AB	R	H	RBI	BB	SO	LOB
Scott Podsednik, L (1, 8) OBP: 0.319, SLG: 0.367	C B X 1-1 G3-1 S 1B		C S B F B X 2-2 ② G1-3		B B B C F X 3-2 ③ F9			B F B B F C 3-3 ③ K		4	0	1	0	0	1	0
Keith Ginter, R (1, 4) OBP: 0.311, SLG: 0.420	1 SAFE F 1 SAFE 1 SAFE 1 B B C F 2-3 C ① K 1-2		C S F B F X 1-2 ③ G6-3			C B S B F F C 2-3 ① K			B B B C F C 3-3 ① K	4	0	0	0	0	3	1
Brady Clark, R (1, 9) OBP: 0.377, SLG: 0.386	D B B B C B 4-1 G3-1 BB			X 0-0 2B		C X 0-1 ② G4-3			S S F S 0-3 ② K	3	0	1	0	1	1	0
Geoff Jenkins, L (1, 7) OBP: 0.323, SLG: 0.465	B S B F F X 2-2 ② G3-1 1-2 2-3			F S B S 1-3 ① K		S B S S 1-3 ③ K			S S B B S 2-3 ③ K	4	0	0	0	0	3	3
Lyle Overbay, L (1, 3) OBP: 0.385, SLG: 0.479	B C B F B X 3-2 ③ G3-1			B S S S S 1-3 ② K			B X 1-0 ① G3			3	0	0	0	0	1	3
Russell Branyan, L (1, 5) OBP: 0.331, SLG: 0.585		B X 1-0 ① F7		S F B D B B 4-2 BB			S S S 0-3 ② K			2	0	0	0	1	1	0
Craig Counsell, L (1, 6) OBP: 0.330, SLG: 0.307		C B X 1-1 ② G3		C D F B F X 2-2 ③ G3			B C F B S 2-3 ③ K			3	0	0	0	0	1	2
Chad Moeller, R (1, 2) OBP: 0.274, SLG: 0.311 Chris Magruder, S (8, PH) OBP: 0.338, SLG: 0.411 Gary Bennett, R (8, 2) OBP: 0.284, SLG: 0.325		C B B C X 2-2 ③ F7			C X 0-1 ① G5-3			B C X 1-1 ① G4-3		2 1 0	0 0 0	0 0 0	0 0 0	0 0 0	0 0 0	0 0 0
Doug Davis, R (1, 1) OBP: 0.033, SLG: 0.017 Brooks Kieschnick, L (8, PH) OBP: 0.338, SLG: 0.383 Mike Adams, R (8, 1)			B F S F F S 1-3 ① K		C S S 0-3 ② K			X 0-0 ② G4-3		2 1 0	0 0 0	0 0 0	0 0 0	0 0 0	2 0 0	0 0 0
Inning Stats	R: 0 H: 1 E: 0 LOB: 2 K: 1 BB: 1 S: 14 P: 26	R: 0 H: 0 E: 0 LOB: 0 K: 0 BB: 0 S: 6 P: 10	R: 0 H: 0 E: 0 LOB: 0 K: 1 BB: 0 S: 14 P: 18	R: 0 H: 1 E: 0 LOB: 2 K: 2 BB: 1 S: 13 P: 21	R: 0 H: 0 E: 0 LOB: 0 K: 1 BB: 0 S: 8 P: 11	R: 0 H: 0 E: 0 LOB: 0 K: 2 BB: 0 S: 10 P: 13	R: 0 H: 0 E: 0 LOB: 0 K: 2 BB: 0 S: 7 P: 10	R: 0 H: 0 E: 0 LOB: 0 K: 1 BB: 0 S: 6 P: 10	R: 0 H: 0 E: 0 LOB: 0 K: 3 BB: 0 S: 10 P: 15	1B: 1 SF: 0 2B: 1 SAC: 0 3B: 0 DP: 0 HR: 0 HBP: 0						

PITCHER		IP	WLS	BF	H	R	ER	SO	BB	IBB	HBP	BLK	WP	HR	S	P	ERA	WHIP
Roger Clemens, R ERA: 3.0	(1, 1)	8.0	W	28	2	0	0	10	2	0	0	0	0	0	78	119	0.00	0.500
54 Brad Lidge, R ERA: 2.08	(9, 1)	1.0	S	3	0	0	0	3	0	0	0	0	0	0	10	15	0.00	0.000

PITCHER	IP	WLS	BF	H	R	ER	SO	BB	IBB	HBP	BLK	WP	HR	S	P	ERA	WHIP

TOP

Milwaukee Brewers @ Houston Astros

Minute Maid Park, Houston, TX

Sun Sep 19 2004, 7:05 PM CDT

Att. 35,678 - Dome - 74 F

livebaseballscorecards.com

AB	29
R	0
H	2
RBI	0
BB	2
SO	13
LOB	9

WP: 0 PA: 31
PB: 0
SB: 1
CS: 0

Batter	1	2	3	4	5	6	7	8	9	AB	R	H	RBI	BB	SO	LOB
Craig Biggio, R (1, 7) OBP: 0.345, SLG: 0.474 16 Jason Lane, R (9, 7) OBP: 0.319, SLG: 0.405	C F B B X 2-2 L4 ①		S F B X 1-2 1B 2B		C D X 1-1 G6-3 ③			B X 1-0 F7 ①		4 0 1 0 0 0 1 0 0 0 0 0 0 0						
Carlos Beltrán, S (1, 8) OBP: 0.371, SLG: 0.560	B C B B F X 3-2 P6 ②		X 0-0 2-3 1B			B B C C F B B 4-2 S 17 1B BB		C F S 0-3 K ②		3 0 1 0 1 1 0						
5 Jeff Bagwell, R (1, 3) OBP: 0.380, SLG: 0.467	B B C X 2-1 G4-3 ③		C S B B D 1 SAFE F F F C 3-3 K ③			C 1 SAFE 1 SAFE B C F B X 2-2 F9 ①		C C C 0-3 K ③		4 0 0 0 0 2 3						
17 Lance Berkman, S (1, 9) OBP: 0.457, SLG: 0.565		C C S 0-3 K ①		B F X 1-1 G1-3 ①		F 1 SAFE F B B B B X 3-2 S 1-2 1B				3 0 1 0 0 1 0						
Jeff Kent, R (1, 4) OBP: 0.343, SLG: 0.511		B B B F B 4-1 G6-4-3 BB		C F X 0-2 F7 ②		B B B C F X 3-2 F8 ②				2 0 0 0 1 0 2						
Morgan Ensberg, R (1, 5) OBP: 0.328, SLG: 0.403		B C B X 2-1 G6-4-3 ② ③ 1-2f		B X 1-0 G4-3 ③		B F C B C 2-3 K ③ 1-2 2-3				3 0 0 0 0 1 3						
Jose Vizcaino, S (1, 6) OBP: 0.310, SLG: 0.372			B C C F B B B 4-2 E G1-6-3 BB		B S X 1-1 G4-3 ①		L F B T 1-2 K ①			2 1 0 0 1 1 0						
Raul Chavez, R (1, 2) OBP: 0.248, SLG: 0.245			B X 1-0 E3 G1-6-3 1-3		F X 0-1 G3 ②		B F B X 2-1 P3 ②			3 0 0 0 0 0 1						
Roger Clemens, R (1, 1) OBP: 0.214, SLG: 0.194 54 Brad Lidge, R (9, 1)			L B X 1-1 G1-6-3 ① ② 1-2f 3-H		C F F F X 0-2 2B		C C C 0-3 K ③			3 0 1 0 0 1 1 0 0 0 0 0 0 0						
Inning Stats	R: 0 H: 0 E: 0 LOB: 0 K: 0 BB: 0 S: 8 P: 15	R: 0 H: 0 E: 0 LOB: 0 K: 1 BB: 1 S: 6 P: 12	R: 1 H: 2 E: 1 LOB: 2 K: 1 BB: 1 S: 15 P: 25	R: 0 H: 0 E: 0 LOB: 0 K: 0 BB: 0 S: 6 P: 8	R: 0 H: 1 E: 0 LOB: 1 K: 0 BB: 0 S: 11 P: 13	R: 0 H: 1 E: 0 LOB: 2 K: 1 BB: 1 S: 16 P: 30	R: 0 H: 0 E: 0 LOB: 0 K: 2 BB: 0 S: 8 P: 11	R: 0 H: 0 E: 0 LOB: 0 K: 2 BB: 0 S: 7 P: 8		1B: 2 SF: 0 2B: 2 SAC: 0 3B: 0 DP: 2 HR: 0 HBP: 0						

PITCHER		IP	WLS	BF	H	R	ER	SO	BB	IBB	HBP	BLK	WP	HR	S	P	ERA	WHIP
Doug Davis, L ERA: 3.52	(1, 1)	7.0	L	27	4	1	1	5	3	0	0	0	0	0	70	114	1.29	1.000
Mike Adams, R ERA: 3.17	(8, 1)	1.0		3	0	0	0	2	0	0	0	0	0	0	7	8	0.00	0.000

PITCHER	IP	WLS	BF	H	R	ER	SO	BB	IBB	HBP	BLK	WP	HR	S	P	ERA	WHIP

BOTTOM

Milwaukee Brewers @ Houston Astros

Minute Maid Park, Houston, TX

Sun Sep 19 2004, 7:05 PM CDT
Att. 35,678 - Dome - 74 F

livebaseballscorecards.com

AB	27
R	1
H	4
RBI	0
BB	3
SO	7
LOB	11

St. Louis Cardinals @ Milwaukee Brewers

Miller Park, Milwaukee, WI

Mon Sep 20 2004, 6:35 PM CDT

Att. 14,213 - Sunny - 68 F

TOP

livebaseballscorecards.com

Batter	1	2	3	4	5	6	7	8	9	AB	R	H	RBI	BB	SO	LOB
Tony Womack, L (1, 4) OBP: 0.349, SLG: 0.383	1-1: 5 WP, BB, 5 SF9 — 1B	1-0: SF9 — 3-H		1-1: L8			1-2: F9		1-2: 5 1B, BB — 1B	4	2	2	1	0	0	2
So Taguchi, R (1, 8) OBP: 0.321, SLG: 0.417	4-0: 5 SF9, 5 WP — 1-2 BB	3-2: 5 FC5-4 — 1-2 1B			1-0: L7		3-1: 1-H 2B		4-2: G4-3, 5 1B — 1-2 BB	3	1	2	1	2	0	0
5 Albert Pujols, R (1, 3) OBP: 0.415, SLG: 0.656	2-2: SF9 — 1-3 2-H	1-0: FC5-4 — 1-2f			2-1: F8		4-0: IBB		0-0: 1B, G4-3 — 1-2 2-H 1B	3	1	1	2	1	0	2
Reggie Sanders, R (1, 7) OBP: 0.309, SLG: 0.492	4-1: BB		1-1: G6-3		1-0: G5-3		3-3: K		0-0: G4-3 — 1-2 2-3	4	0	0	0	1	1	4
Larry Walker, L (1, 9) OBP: 0.446, SLG: 0.617 34 Randy Flores, L (6, 1) Al Reyes, R (6, 1) Roger Cedeno, S (8, PH) (8, 9) OBP: 0.328, SLG: 0.353	1-0: P1	2-2: P5				3-3: K		2-2: F7	3-2: 4 WP, 1B — 2-3 3-H 1B	3 0 0 2	0 0 0 0	0 0 0 1	0 0 0 1	0 0 0 0	1 0 0 0	2 0 0 0
Edgar Renteria, R (1, 6) OBP: 0.324, SLG: 0.399	2-3: K		1-0: P3			0-0: G5-4-3 — 1B		3-2: FC1-5-4 — 2B	0-2: 4 WP — 1-2 3-H 1B	5	0	3	1	0	1	2
Mike Matheny, R (1, 2) OBP: 0.298, SLG: 0.356 Ray Lankford, L (8, PR) OBP: 0.341, SLG: 0.404 John Mabry, L (8, 5) OBP: 0.371, SLG: 0.505	1-0: 7 FC3-5 — 2B		2-1: G6-3			2-2: G5-4-3 — 1-2f		2-2: FC1-5-4, 15 WP — 2-3 PB	1-0: F7	4 0 1	0 1 0	1 0 0	0 0 0	0 0 0	0 0 0	2 0 2
7 Hector Luna, R (1, 5) OBP: 0.291, SLG: 0.348 15 Jim Edmonds, L (8, PH) OBP: 0.430, SLG: 0.680 4 Yadier Molina, R (8, 2) OBP: 0.308, SLG: 0.274	1-1: FC3-5, 1B, S, SF9 — 2-3		2-2: CS — 1B				2-2: P4	4-2: PB — 1-3 BB	2-0: G5-3 — 1-2 2-3	3 0 1	1 0 0	1 0 0	0 0 0	0 1 0	0 0 0	1 0 2
Matt Morris, R (1, 1) OBP: 0.197, SLG: 0.177 Marlon Anderson, L (6, 9) OBP: 0.256, SLG: 0.360 Carmen Cali, L (8, 1) Julian Tavarez, L (8, 1) 44 Jason Isringhausen, R (9, 1) OBP: 0.333, SLG: 0.333	3-2: 1B — 1-3 1B		4-2: BB — 1-2				3-1: S, 2B — 1B	1-0: G1-3 — 1-2 3-H		1 2 0 0 0	0 1 0 0 0	1 1 0 0 0	0 0 0 0 0	1 0 0 0 0	0 0 0 0 0	0 1 0 0 0

Inning Stats						
1	R: 1	H: 1	E: 0	LOB: 2	K: 1	BB: 2	S: 13	P: 27
2	R: 1	H: 3	E: 0	LOB: 2	K: 0	BB: 0	S: 11	P: 21
3	R: 0	H: 0	E: 0	LOB: 0	K: 0	BB: 0	S: 6	P: 10
4	R: 0	H: 1	E: 0	LOB: 1	K: 0	BB: 1	S: 10	P: 19
5	R: 0	H: 0	E: 0	LOB: 0	K: 0	BB: 0	S: 4	P: 8
6	R: 0	H: 1	E: 0	LOB: 0	K: 1	BB: 0	S: 8	P: 12
7	R: 1	H: 2	E: 0	LOB: 2	K: 1	BB: 1	S: 13	P: 29
8	R: 1	H: 1	E: 0	LOB: 2	K: 0	BB: 1	S: 16	P: 28
9	R: 3	H: 4	E: 0	LOB: 2	K: 0	BB: 1	S: 18	P: 29

AB	36
R	7
H	13
RBI	6
BB	6
SO	3
LOB	20

1B: 10	SF: 2	WP: 4	PA: 44
2B: 3	SAC: 0	PB: 1	
3B: 0	DP: 1	SB: 2	
HR: 0	HBP: 0	CS: 1	

PITCHER		IP	WLS	BF	H	R	ER	SO	BB	IBB	HBP	BLK	WP	HR	S	P	ERA	WHIP
Jorge De La Rosa, L ERA: 8.49	(1, 1)	5.0		22	5	2	2	1	3	0	0	0	1	0	44	85	3.60	1.600
Matt Wise, R ERA: 3.83	(6, 1)	1.0		3	1	0	0	1	0	0	0	0	0	0	8	12	0.00	1.000
Mike Adams, R ERA: 3.31	(7, 1)	0.2	B	5	2	1	1	0	0	1	0	0	0	0	10	23	13.50	3.000
Luis Vizcaino, R ERA: 4.05	(7, 1)	1.1		6	1	1	0	1	1	0	0	0	1	0	19	34	0.00	1.500
Dan Kolb, R ERA: 2.83	(9, 1)	0.1	L	6	4	3	3	0	1	0	0	0	0	0	16	24	81.00	15.000

PITCHER		IP	WLS	BF	H	R	ER	SO	BB	IBB	HBP	BLK	WP	HR	S	P	ERA	WHIP
Pedro Liriano, R ERA: 3.86	(9, 1)	0.2		2	0	0	0	0	0	0	0	0	1	0	2	5	0.00	0.000

Batter	1	2	3	4	5	6	7	8	9	AB	R	H	RBI	BB	SO	LOB
Scott Podsednik, L (1, 8) OBP: 0.318, SLG: 0.367	C C F D B C 2-3 K ①		X 0-0 G4-3 ②		C B C B B X 3-2 F8 ① 2-3		C X 0-1 SH5-4 2 SH 2B		B X 1-0 F7 ②	5	1	1	0	0	1	1
Trent Durrington, R (1, 4) OBP: 0.273, SLG: 0.397	C S B F S 1-3 K ②		B X 2-0 P5 ③		C S B L 1-3 K ②		B B C X 2-1 SH5-4 ① 2-3		X 0-0 G3 ③	4	0	0	0	0	2	1
2 Bill Hall, R (1, 6) OBP: 0.284, SLG: 0.391	C B B B F F X 3-2 G3-1 ③			C X 0-1 1B 2B	B B F B C X 3-2 F7 ③		C B X 1-1 SH CS 3-H			3	1	1	1	0	0	1
Geoff Jenkins, L (1, 7) OBP: 0.324, SLG: 0.465		B S X 1-1 E 1B SF7-5-6 1B		B B F B B 4-1 G1-3 1B BB		S B F B F F F X 2-2 F7 ①	C F B B 1 S SAFE 2-3 K ②③ 1-2			3	1	1	0	1	1	1
Russell Branyan, L (1, 5) OBP: 0.336, SLG: 0.583		X 0-0 SF7-5-6 E 1-2 1B		S F B B S 2-3 K ①		B S X 1-1 2B G3-1 1B		B X 1-0 F8 ①		4	1	2	0	0	1	2
Chris Magruder, S (1, 9) OBP: 0.348, SLG: 0.433		X 0-0 E4 1-2 2-3		F B B X 2-1 G1-3 1-2 2-H 1B		X 0-0 G3-1 1-3 2B		C X 0-1 F9 ②		4	0	2	1	0	0	2
Wes Helms, R (1, 3) OBP: 0.332, SLG: 0.362	F D S S S 1-3 K ①		D S X 1-1 G1-3 ② 1-2 2-3		I I I 4-0 G3-1 IBB		B X 1-0 2B			2	0	0	0	1	1	5
Mike Adams, R (7, 1)										0	0	0	0	0	0	0
Luis Vizcaino, R (7, 1)										0	0	0	0	0	0	0
Craig Counsell, L (8, PH) OBP: 0.331, SLG: 0.311										1	0	1	0	0	0	0
Gary Bennett, R (9, 2) OBP: 0.284, SLG: 0.325										0	0	0	0	0	0	0
Mark Johnson, L (1, 2)										1	0	0	1	0	1	2
Brady Clark, R (6, PH) OBP: 0.376, SLG: 0.385										1	0	0	1	0	0	2
Chad Moeller, R (7, 2) OBP: 0.274, SLG: 0.311										0	0	0	0	0	0	0
Brooks Kieschnick, L (8, PH) OBP: 0.333, SLG: 0.377										1	0	0	0	0	0	1
Dan Kolb, R (9, 1)										0	0	0	0	0	0	0
Pedro Liriano, R (9, 1)										0	0	0	0	0	0	0
		B B X 2-0 SF7-5-6 ②③ 2-3 3-H		C F B B C 2-3 K ③		B B S F B X 3-2 G3-1 ② 1-2 2-3 3-H		C B C D X 2-2 L8 ③								
Jorge De La Rosa, L (1, 1)			S S C 0-3 K ①		X 0-0 F8 2B	C X 0-1 F7 ③			B F S X 1-2 G3 ①	1	0	0	0	0	1	0
Keith Ginter, R (5, PH) OBP: 0.313, SLG: 0.425										1	0	1	0	0	0	0
Matt Wise, R (6, 1)										0	0	0	0	0	0	0
Lyle Overbay, L (6, PH) OBP: 0.384, SLG: 0.477										2	0	0	0	0	0	2
(7, 3)																

BOTTOM

St. Louis Cardinals @ Milwaukee Brewers

Miller Park, Milwaukee, WI

Mon Sep 20 2004, 6:35 PM CDT
Att. 14,213 - Sunny - 68 F

livebaseballscorecards.com

AB	33
R	4
H	9
RBI	4
BB	2
SO	8
LOB	20

Inning Stats	1	2	3	4	5	6	7	8	9
	R: 0 E: 0 K: 2 S: 12 H: 0 LOB: 0 BB: 0 P: 18	R: 1 E: 1 K: 1 S: 8 H: 2 LOB: 1 BB: 0 P: 12	R: 0 E: 0 K: 1 S: 5 H: 0 LOB: 0 BB: 0 P: 7	R: 1 E: 0 K: 2 S: 13 H: 2 LOB: 2 BB: 1 P: 24	R: 0 E: 0 K: 1 S: 10 H: 1 LOB: 1 BB: 0 P: 17	R: 1 E: 0 K: 0 S: 14 H: 2 LOB: 2 BB: 1 P: 24	R: 1 E: 0 K: 1 S: 9 H: 1 LOB: 1 BB: 0 P: 14	R: 0 E: 0 K: 0 S: 7 H: 1 LOB: 1 BB: 0 P: 11	R: 0 E: 0 K: 0 S: 5 H: 0 LOB: 0 BB: 0 P: 7

1B: 4 2B: 7 3B: 0 HR: 0	SF: 1 SAC: 2 DP: 2 HBP: 0	WP: 0 PB: 0 SB: 0 CS: 1	PA: 38
---	---	---	---

PITCHER		IP	WLS	BF	H	R	ER	SO	BB	IBB	HBP	BLK	WP	HR	S	P	ERA	WHIP
Matt Morris, R ERA: 4.55	(1, 1)	5.0		21	5	2	1	7	1	0	0	0	0	0	48	78	1.80	1.200
34 Randy Flores, L ERA: 2.25	(6, 1)	0.1		4	2	1	1	0	0	1	0	0	0	0	9	16	27.00	6.000
Al Reyes, R ERA: 1.5	(6, 1)	1.2		6	1	1	1	1	0	0	0	0	0	0	14	22	5.40	0.600
Carmen Cali, L ERA: 9.0	(8, 1)	0.2		3	1	0	0	0	0	0	0	0	0	0	4	6	0.00	1.500
Julian Tavarez, R ERA: 2.59	(8, 1)	0.1	W	1	0	0	0	0	0	0	0	0	0	0	3	5	0.00	0.000

PITCHER		IP	WLS	BF	H	R	ER	SO	BB	IBB	HBP	BLK	WP	HR	S	P	ERA	WHIP
44 Jason Isringhausen, R ERA: 2.8	(9, 1)	1.0	S	3	0	0	0	0	0	0	0	0	0	0	5	7	0.00	0.000

Batter	1	2	3	4	5	6	7	8	9	AB	R	H	RBI	BB	SO	LOB
Tony Womack, L (1, 4) OBP: 0.350, SLG: 0.387	C F S 0-3 ① K		B B X 2-0 ③ F8			B C B B F F X 3-2 5 F8 15 SF9 1B 1B		X 0-0 WP 3B		4	2	2	0	0	1	1
So Taguchi, R (1, 7) (6, 9) OBP: 0.326, SLG: 0.419	C T D T T T B S 2-3 ② K			X 0-0 15 E 1B		B X 1-0 15 SF9 15 S 1-2 1B		B B B C C X 3-2 ① G6-3 3-H		4	0	2	0	0	1	0
5 Albert Pujols, R (1, 3) OBP: 0.412, SLG: 0.651	B X 1-0 ③ G6-3			C B B X 2-1 ① P5		X 0-0 ① F8 2-3		C B F S 1-3 ② K		4	0	0	0	0	1	3
15 Jim Edmonds, L (1, 8) OBP: 0.431, SLG: 0.679		B B S B S T B 4-2 G4-6-3 BB		1 SAFE H 1-0 G6-3 1-2 HBP		B F D B X 3-1 ② SF9 1-3 3-H		B C X 1-1 ③ F8		1	0	0	1	1	0	0
Roger Cedeno, S (1, 9) OBP: 0.323, SLG: 0.347 Julian Tavarez, L (6, 1) Reggie Sanders, R (9, PH) OBP: 0.308, SLG: 0.490		X 0-0 ① ② G4-6-3 1-2f		S X 0-1 ② ③ G6-3 1-2f		B B X 2-0 ③ F8			B S B T S 1-3 ① K	3 0 1	0 0 0	0 0 0	0 0 0	0 0 0	0 0 1	4 0 0
John Mabry, L (1, 5) OBP: 0.373, SLG: 0.519		C C D F S 1-3 ③ K	X 0-0 HR				B C F C 1-3 ① K		B S T X 1-2 7 G6-3 1B	4	1	2	1	0	2	0
4 Yadier Molina, R (1, 2) OBP: 0.308, SLG: 0.275 Larry Walker, L (9, PH) OBP: 0.448, SLG: 0.619			B F X 1-1 ① G4-3		C B S S 1-3 ① K		B B C F X 2-2 7 G6-3 1B		B X 1-0 7 G6-3 1-2 1B	3 1	0 0	1 1	0 0	0 0	1 0	0 0
7 Hector Luna, R (1, 6) OBP: 0.284, SLG: 0.338			C C X 0-2 ② F8		B X 1-0 ② L8		C X 0-1 ② ③ G6-3 1-2f		B S B X 2-1 ② G6-3 1-2 2-3	4	0	0	0	0	0	3
Jason Marquis, L (1, 1) OBP: 0.296, SLG: 0.377 Carmen Cali, L (6, 1) Marlon Anderson, L (6, 7) OBP: 0.258, SLG: 0.374			C B B B B 4-1 BB		C B C F B F B F X 3-2 ③ F9			B C L B X 2-2 HR	C C B F X 1-2 ③ G4-3	1 0 2	0 0 1	0 0 1	0 0 1	1 0 0	0 0 0	0 0 2
Inning Stats	R: 0 H: 0 E: 0 LOB: 0 K: 2 BB: 0 S: 11 P: 14	R: 0 H: 0 E: 0 LOB: 0 K: 1 BB: 1 S: 8 P: 13	R: 0 H: 0 E: 0 LOB: 1 K: 0 BB: 1 S: 7 P: 14	R: 0 H: 1 E: 1 LOB: 1 K: 0 BB: 0 S: 5 P: 8	R: 1 H: 1 E: 0 LOB: 0 K: 1 BB: 0 S: 11 P: 16	R: 1 H: 2 E: 0 LOB: 1 K: 0 BB: 0 S: 9 P: 18	R: 0 H: 1 E: 0 LOB: 0 K: 1 BB: 0 S: 8 P: 11	R: 2 H: 2 E: 0 LOB: 0 K: 1 BB: 0 S: 12 P: 19	R: 0 H: 2 E: 0 LOB: 2 K: 1 BB: 0 S: 14 P: 20	1B: 6 SF: 1 2B: 0 SAC: 0 3B: 1 DP: 3 HR: 2 HBP: 1						

TOP

St. Louis Cardinals @ Milwaukee Brewers

Miller Park, Milwaukee, WI

Tue Sep 21 2004, 6:35 PM CDT

Att. 25,675 - Sunny - 75 F

livebaseballscorecards.com

AB	32
R	4
H	9
RBI	3
BB	2
SO	7
LOB	13

WP: 1 PA: 36
PB: 0
SB: 1
CS: 0

PITCHER		IP	WLS	BF	H	R	ER	SO	BB	IBB	HBP	BLK	WP	HR	S	P	ERA	WHIP
Victor Santos, R ERA: 4.74	(1, 1)	6.0	W	23	4	2	2	4	2	0	1	0	0	1	51	83	3.00	1.000
Brooks Kieschnick, R ERA: 3.29	(7, 1)	1.0		5	3	2	2	1	0	0	0	0	0	1	12	17	18.00	3.000
Matt Wise, R ERA: 3.75	(8, 1)	1.0	H	3	0	0	0	1	0	0	0	0	1	0	8	13	0.00	0.000
Dan Kolb, R ERA: 2.78	(9, 1)	1.0	S	5	2	0	0	1	0	0	0	0	0	0	14	20	0.00	2.000

PITCHER	IP	WLS	BF	H	R	ER	SO	BB	IBB	HBP	BLK	WP	HR	S	P	ERA	WHIP

Batter	1	2	3	4	5	6	7	8	9	AB	R	H	RBI	BB	SO	LOB
Dave Krynzel, L (1, 8) OBP: 0.211, SLG: 0.263	B C F B D X 3-2 E 1B 1B		B C F F F X 1-2 1B 1B 2B	C S C 0-3 ③ K		F B F X 1-2 ② FC6-4 WP 1-2f 2-3 2B		C X 0-1 1-2 1B		5	3	3	0	0	1	2
Keith Ginter, R (1, 4) OBP: 0.317, SLG: 0.430	B B X 2-0 E1 G6-3 1B 1-3		X 0-0 1B 1B SF9 2-3 1B		B X 1-0 G4-3 1B	B F C B X 2-2 1-H 3-H 2B		B F B B X 3-1 ③ FC5 2-3f		5	1	3	2	0	0	3
Brady Clark, R (1, 9) OBP: 0.377, SLG: 0.386	B X 1-0 G6-3 1-2 3-H 1B		B D X 2-0 SF9 1B 1-2 3-H 1B		F B B X 2-1 ① G4-3 1-2	C B C F X 1-2 ③ G6-3				4	0	2	2	0	0	2
Geoff Jenkins, L (1, 7) OBP: 0.324, SLG: 0.463	F F B X 1-2 ① ② G6-3 1-2f 2-3		C B X 1-1 FC5-4 1-2 2-3 1B		C B B F B S 3-3 ② K		X 0-0 ① F7			4	0	1	0	0	1	3
Russell Branyan, L (1, 5) OBP: 0.333, SLG: 0.574	S B B S B C 3-3 ③ K		S B X 1-1 ② SF9 2-3 3-H		B F B B S B 4-2 BB		B S X 1-1 ② F8			2	0	0	1	1	1	1
Wes Helms, R (1, 3) OBP: 0.329, SLG: 0.358 Lyle Overbay, L (7, 3) OBP: 0.383, SLG: 0.476		C B C X 1-2 ① G4-3	X 0-0 ③ FC5-4 1-2f		X 0-0 ③ P6		X 0-0 ③ L4			3 1	0 0	0 0	0 0	0 0	0 0	4 0
Craig Counsell, L (1, 6) OBP: 0.331, SLG: 0.312		C B C F X 1-2 ② G4-3		B C F B B X 3-2 G4-3 G6-3 2B		C B S D C 2-3 ① K		B C F B X 2-2 ① G6-3		4	1	1	0	0	1	0
Gary Bennett, R (1, 2) OBP: 0.288, SLG: 0.330		C F B B X 1-2 ③ G6-3		B F B B F X 3-2 ① G4-3 2-3		B B X 2-0 FC6-4 2B 2B		B H 2-0 FC5 1B HBP		3	1	1	0	0	0	1
Victor Santos, R (1, 1) OBP: 0.103, SLG: 0.081 2 Bill Hall, R (6, PH) OBP: 0.286, SLG: 0.391 Brooks Kieschnick, L (7, 1) OBP: 0.333, SLG: 0.377 Matt Wise, R (8, 1) Scott Podsednik, L (8, PH) OBP: 0.317, SLG: 0.366 Dan Kolb, R (9, 1)			X 0-0 ① G1-3	B B B C C X 3-2 ② G6-3 3-H		B B B D 4-0 FC6-4 BB		C X 0-1 ② F7		2 0 0 0 0 1 0	0 0 0 0 0 0 0	0 0 0 0 0 0 0	1 1 0 0 0 0 0	0 0 0 0 0 0 0	0 0 0 0 0 1 0	0 0 0 0 0 1 0
Inning Stats	R: 1 H: 2 E: 1 LOB: 1 K: 1 BB: 0 S: 11 P: 21	R: 0 H: 0 E: 0 LOB: 0 K: 0 BB: 0 S: 10 P: 13	R: 2 H: 4 E: 0 LOB: 2 K: 0 BB: 0 S: 13 P: 18	R: 1 H: 1 E: 0 LOB: 0 K: 1 BB: 0 S: 12 P: 21	R: 0 H: 1 E: 0 LOB: 2 K: 1 BB: 1 S: 9 P: 19	R: 2 H: 2 E: 0 LOB: 1 K: 1 BB: 1 S: 14 P: 26	R: 0 H: 0 E: 0 LOB: 0 K: 0 BB: 0 S: 4 P: 5	R: 0 H: 1 E: 0 LOB: 2 K: 0 BB: 0 S: 9 P: 16		1B: 7 SF: 1 2B: 4 SAC: 0 3B: 0 DP: 1 HR: 0 HBP: 1						

PITCHER		IP	WLS	BF	H	R	ER	SO	BB	IBB	HBP	BLK	WP	HR	S	P	ERA	WHIP
Jason Marquis, R ERA: 3.7	(1, 1)	5.0	L	24	8	4	3	3	1	0	0	0	0	0	55	92	5.40	1.800
Carmen Cali, L ERA: 12.27	(6, 1)	0.2		4	1	2	2	1	1	0	0	0	0	0	7	16	27.00	3.000
Julian Tavarez, R ERA: 2.49	(6, 1)	2.1		10	2	0	0	0	0	0	1	0	1	0	20	31	0.00	0.857

PITCHER	IP	WLS	BF	H	R	ER	SO	BB	IBB	HBP	BLK	WP	HR	S	P	ERA	WHIP

BOTTOM

St. Louis Cardinals @ Milwaukee Brewers

Miller Park, Milwaukee, WI

Tue Sep 21 2004, 6:35 PM CDT
Att. 25,675 - Sunny - 75 F

livebaseballscorecards.com

AB	34
R	6
H	11
RBI	6
BB	2
SO	4
LOB	17

WP: 1 PA: 38
PB: 0
SB: 0
CS: 0

St. Louis Cardinals @ Milwaukee Brewers

Miller Park, Milwaukee, WI

Wed Sep 22 2004, 6:35 PM CDT

Att. 21,461 - Unknown - 73 F

TOP

livebaseballscorecards.com

Batter	1	2	3	4	5	6	7	8	9	AB	R	H	RBI	BB	SO	LOB
Marlon Anderson, L (1, 4) OBP: 0.262, SLG: 0.376	B T X 1-1 5 G6-4-3 1B		X 0-0 ② G4-3		B C B X 2-1 HR 1B	B B F F D X 3-2 ③ G3-1				4	1	2	0	0	0	0
Ray King, L (7, 1)										0	0	0	0	0	0	0
44 Jason Isringhausen, R (9, 1) OBP: 0.333, SLG: 0.333										0	0	0	0	0	0	0
Larry Walker, L (1, 9) OBP: 0.445, SLG: 0.626	B F B F 1 B F F F SAFE 3-2 ① F X P5		C B S F F S 1-3 ③ K		X 0-0 1-H HR			B X 1-0 ① G4-3		4	1	1	2	0	1	1
5 Albert Pujols, R (1, 3) OBP: 0.410, SLG: 0.646	C D B F X 2-2 ② ③ G6-4-3 1-2f			C B B C S 2-3 ① K	C S B F B S 2-3 ③ K			B X 1-0 E5 FC4		4	0	0	0	0	2	1
15 Jim Edmonds, L (1, 8) OBP: 0.433, SLG: 0.679		B C B F B F F F F 4-2 B 1B BB		C C D D B X 3-2 3B 1B		B F B B X 3-1 S 1B		B S 1 SAFE 1 SAFE 1 B C X 2-2 ② F7		3	1	2	0	1	0	1
Roger Cedeno, S (1, 7) OBP: 0.328, SLG: 0.364		F X 0-1 1-2 1B		C B X 1-1 1-H 3B		C C D S 1-3 ① K 1-2		B X 1-0 ③ FC4 1-2f		3	0	2	1	0	1	1
So Taguchi, R (6, 7) OBP: 0.324, SLG: 0.416										1	0	0	0	0	0	1
John Mabry, L (1, 5) OBP: 0.368, SLG: 0.512		F B S S S 1-3 ① K		X 0-0 ② G3-1		C S 0-3 ② K			C F D X 1-2 ① F8	3	0	0	0	0	2	4
Kiko Calero, R (6, 1)										0	0	0	0	0	0	0
Tony Womack, L (7, 4) OBP: 0.350, SLG: 0.387										1	0	0	0	0	0	0
Mike Matheny, R (1, 2) OBP: 0.295, SLG: 0.352		B C X 1-1 ② F9		X 0-0 ③ G6-3		S B C T 1-2 ③ K			F C X 0-2 E2 7 FC5-4	4	0	0	0	0	1	4
7 Hector Luna, R (1, 6) OBP: 0.277, SLG: 0.329		B F X 1-1 ③ F8			X 0-0 ① G6-3		C B B S F X 2-2 ① G5-3		F X 0-1 ② FC5-4 WP 1-2f	4	0	0	0	0	0	3
Woody Williams, R (1, 1) OBP: 0.206, SLG: 0.254			S C S 0-3 ① K		F B C D F B X 3-2 ② F9		B B X 2-0 F8		1 SAFE B F F B F B X 3-2 ③ G5-3 1-2	2	0	0	0	0	1	0
Cody McKay, L (6, 5) OBP: 0.264, SLG: 0.250										2	0	0	0	0	0	1

AB	35
R	3
H	7
RBI	3
BB	1
SO	8
LOB	17

Inning Stats	1	2	3	4	5	6	7	8	9
	R: 0 E: 0 K: 0 S: 12	H: 1 LOB: 0 BB: 0 P: 18	R: 0 E: 0 K: 1 S: 15	H: 1 LOB: 2 BB: 1 P: 22	R: 0 E: 0 K: 2 S: 9	H: 0 LOB: 0 BB: 0 P: 10	R: 1 E: 0 K: 1 S: 10	H: 2 LOB: 1 BB: 0 P: 16	R: 2 E: 0 K: 1 S: 12	H: 2 LOB: 0 BB: 0 P: 19	R: 0 E: 0 K: 3 S: 11	H: 1 LOB: 1 BB: 0 P: 16	R: 0 E: 0 K: 0 S: 8	H: 0 LOB: 0 BB: 0 P: 15	R: 0 E: 1 K: 0 S: 6	H: 0 LOB: 1 BB: 0 P: 11	R: 0 E: 1 K: 0 S: 12	H: 0 LOB: 1 BB: 0 P: 16

1B: 5	SF: 0	WP: 1	PA: 36
2B: 0	SAC: 0	PB: 0	
3B: 1	DP: 1	SB: 1	
HR: 1	HBP: 0	CS: 0	

PITCHER		IP	WLS	BF	H	R	ER	SO	BB	IBB	HBP	BLK	WP	HR	S	P	ERA	WHIP
15 Ben Sheets, R ERA: 2.85	(1, 1)	6.0	L	25	7	3	3	8	1	0	0	0	0	1	69	101	4.50	1.333
Pedro Liriano, R ERA: 3.18	(7, 1)	2.0		7	0	0	0	0	0	0	0	0	0	0	14	26	0.00	0.000
Jeff Bennett, R ERA: 4.5	(9, 1)	1.0		4	0	0	0	0	0	0	0	0	1	0	12	16	0.00	0.000

PITCHER	IP	WLS	BF	H	R	ER	SO	BB	IBB	HBP	BLK	WP	HR	S	P	ERA	WHIP

Batter	1	2	3	4	5	6	7	8	9	AB	R	H	RBI	BB	SO	LOB
Scott Podsednik, L (1, 8) OBP: 0.315, SLG: 0.363	L8		F8		F7		K	F7		5	0	0	0	0	1	3
2 Bill Hall, R (1, 4) OBP: 0.288, SLG: 0.392	K		2B		BB		K		G1-3	4	0	1	0	1	2	0
Lyle Overbay, L (1, 3) OBP: 0.383, SLG: 0.473	K		BB		K		1B BB		K	3	0	0	0	2	3	1
Geoff Jenkins, L (1, 7) OBP: 0.326, SLG: 0.466		F7	F9			1B 2B	1-2 1B		2B 1B	5	2	3	0	0	0	3
Brady Clark, R (1, 9) OBP: 0.382, SLG: 0.395		G1-3 1B		1B		E 2-H 1B	L3		2B 1-H	5	0	4	2	0	0	2
Russell Branyan, L (1, 5) OBP: 0.329, SLG: 0.556		G1-3 1-2		F7		P4		G3-1	HBP	4	0	0	0	0	0	2
Trent Durrington, R (9, PR) OBP: 0.273, SLG: 0.397										0	0	0	0	0	0	0
Craig Counsell, L (1, 6) OBP: 0.329, SLG: 0.311		G4-3		WP S 1B		E5 1-2		B1-3	F7	5	0	1	0	0	0	4
Chad Moeller, R (1, 2) OBP: 0.272, SLG: 0.309			L8	F7 1-3		F8		2B		2	0	0	0	0	0	1
Brooks Kieschnick, L (6, PH) OBP: 0.328, SLG: 0.371										1	0	0	0	0	0	2
Gary Bennett, R (7, 2) OBP: 0.291, SLG: 0.338										1	0	1	0	0	0	0
15 Ben Sheets, R (1, 1) OBP: 0.182, SLG: 0.115			2 2B 1B		K	K		BB		2	0	1	0	0	1	0
Chris Magruder, S (6, PH) OBP: 0.343, SLG: 0.426										1	0	0	0	0	1	2
Pedro Liriano, R (7, 1)										0	0	0	0	0	0	0
Keith Ginter, R (8, PH) OBP: 0.319, SLG: 0.430										0	0	0	0	1	0	0
Jeff Bennett, R (9, 1)										0	0	0	0	0	0	0
Inning Stats	R: 0 E: 0 K: 2 S: 10 H: 0 LOB: 0 BB: 0 P: 16	R: 0 E: 0 K: 0 S: 8 H: 1 LOB: 1 BB: 0 P: 15	R: 0 E: 0 K: 0 S: 12 H: 2 LOB: 3 BB: 1 P: 21	R: 0 E: 0 K: 0 S: 7 H: 2 LOB: 1 BB: 0 P: 12	R: 0 E: 0 K: 2 S: 11 H: 0 LOB: 1 BB: 1 P: 20	R: 1 E: 1 K: 1 S: 11 H: 2 LOB: 2 BB: 0 P: 20	R: 0 E: 0 K: 2 S: 12 H: 1 LOB: 2 BB: 1 P: 20	R: 0 E: 0 K: 0 S: 12 H: 1 LOB: 2 BB: 1 P: 19	R: 1 E: 0 K: 1 S: 15 H: 2 LOB: 2 BB: 0 P: 26	1B: 7 2B: 4 3B: 0 HR: 0 SF: 0 SAC: 0 DP: 0 HBP: 1						

PITCHER		IP	WLS	BF	H	R	ER	SO	BB	IBB	HBP	BLK	WP	HR	S	P	ERA	WHIP
Woody Williams, R ERA: 3.86	(1, 1)	5.1	W	25	7	1	1	4	2	0	0	0	1	0	55	96	1.69	1.688
Kiko Calero, R ERA: 3.1	(6, 1)	1.1	H	5	0	0	0	3	1	0	0	0	0	0	13	24	0.00	0.750
Ray King, L ERA: 2.37	(7, 1)	1.1	H	7	2	0	0	0	1	0	0	0	0	0	15	23	0.00	2.250
44 Jason Isringhausen, R ERA: 2.89	(9, 1)	1.0	S	6	2	1	1	1	0	0	1	0	0	0	15	26	9.00	2.000

PITCHER	IP	WLS	BF	H	R	ER	SO	BB	IBB	HBP	BLK	WP	HR	S	P	ERA	WHIP

BOTTOM

St. Louis Cardinals @ Milwaukee Brewers

Miller Park, Milwaukee, WI

Wed Sep 22 2004, 6:35 PM CDT
Att. 21,461 - Unknown - 73 F

livebaseballscorecards.com

AB	38
R	2
H	11
RBI	2
BB	4
SO	8
LOB	20

WP: 1 PA: 43
PB: 0
SB: 1
CS: 0

Batter	1	2	3	4	5	6	7	8	9	AB	R	H	RBI	BB	SO	LOB
Tony Womack, L (1, 4) OBP: 0.348, SLG: 0.385	C F X 0-2 ① P6		B C S F F B B F X 3-2 ① F9		B C B X 2-1 15 E E 1B	B B C C S 2-3 ③ K			B C F F X 1-2 ① G3	5	0	1	0	0	1	1
Edgar Renteria, R (1, 6) OBP: 0.323, SLG: 0.399	B B C B C F C 3-3 ② K		B F B F X 2-2 2B		1 SAFE 1 SAFE B F X 1-1 ① F9		S X 0-1 E5 G6-4-3		S X 0-1 ② L4	5	0	1	0	0	1	1
Larry Walker, L (1, 9) OBP: 0.437, SLG: 0.612	C B X 1-1 ③ G6-3		B B S C C C 2-3 ② K		C 1 SAFE S B X 1-2 FC4 15 E 1-2		L X 0-1 ① ② G6-4-3 1-2f		B S F S 1-3 ③ K	5	0	0	0	0	2	3
15 Jim Edmonds, L (1, 8) OBP: 0.432, SLG: 0.674 So Taguchi, R (9, 8) OBP: 0.324, SLG: 0.416		C B S S 1-3 ① K	B B B I 4-0 IBB		S B X 1-1 E3 1-2 2-3		S F B S 1-3 ③ K			3 0	0 0	0 0	0 0	1 0	2 0	2 0
Reggie Sanders, R (1, 7) OBP: 0.306, SLG: 0.486		F B B F X 2-2 ② F9	X 0-0 ③ G1		S B F B F S 2-3 ② K			C B C B S 2-3 ① K		4	0	0	0	0	2	5
John Mabry, L (1, 3) OBP: 0.366, SLG: 0.512		X 0-0 4 1B 2B		X 0-0 ① P4	S S S 0-3 ③ K			C X 0-1 ② G4-3		4	1	1	0	0	1	3
4 Yadier Molina, R (1, 2) OBP: 0.321, SLG: 0.309		X 0-0 7 1B 2-H 1B		C B B B B 4-1 7 1B BB		C B X 1-1 ① L9		C B S F F B X 2-2 HR		3	2	2	2	1	0	0
7 Hector Luna, R (1, 5) OBP: 0.294, SLG: 0.366		B X 1-0 2-H 1B		B C X 1-1 G6-4-3 1-2 1B		B C S B X 2-2 G4-3 1B		B B F X 2-1 HR		4	1	4	2	0	0	0
Dan Haren, R (1, 1) Roger Cedeno, S (6, PH) OBP: 0.327, SLG: 0.362 Cal Eldred, R (6, 1) 5 Albert Pujols, R (8, PH) OBP: 0.409, SLG: 0.645 Julian Tavarez, L (8, 1) 44 Jason Isringhausen, R (9, 1) OBP: 0.333, SLG: 0.333		C C X 0-2 ③ G4-3		X 0-0 ② ③ G6-4-3 1-2f		X 0-0 ② G4-3 1-2		B C F F S 1-3 ③ K		2 1 0 1 0 0	0 0 0 0 0 0	0 0 0 0 0 0	0 0 0 0 0 0	0 0 0 1 0 0	0 1 0 0 0 0	3 1 0 0 0 0
Inning Stats	R: 0 E: 0 K: 1 S: 9 H: 0 LOB: 0 BB: 0 P: 13	R: 2 E: 0 K: 1 S: 12 H: 3 LOB: 1 BB: 0 P: 16	R: 0 E: 0 K: 1 S: 13 H: 1 LOB: 2 BB: 1 P: 24	R: 0 E: 0 K: 0 S: 5 H: 1 LOB: 1 BB: 1 P: 10	R: 0 E: 2 K: 2 S: 16 H: 1 LOB: 3 BB: 0 P: 23	R: 0 E: 0 K: 1 S: 9 H: 1 LOB: 1 BB: 0 P: 14	R: 0 E: 1 K: 1 S: 7 H: 0 LOB: 0 BB: 0 P: 8	R: 2 E: 0 K: 2 S: 16 H: 2 LOB: 0 BB: 0 P: 23	R: 0 E: 0 K: 1 S: 9 H: 0 LOB: 0 BB: 0 P: 11	1B: 5 2B: 2 3B: 0 HR: 2 SF: 0 SAC: 0 DP: 2 HBP: 0						

PITCHER		IP	WLS	BF	H	R	ER	SO	BB	IBB	HBP	BLK	WP	HR	S	P	ERA	WHIP
Ben Hendrickson, R ERA: 6.35	(1, 1)	6.0		28	7	2	2	6	1	1	0	0	0	0	64	100	3.00	1.333
Matt Wise, R ERA: 3.96	(7, 1)	2.0	L	8	2	2	2	3	0	0	0	0	0	2	23	31	9.00	1.000
Luis Vizcaino, R ERA: 3.99	(9, 1)	1.0		3	0	0	0	1	0	0	0	0	0	0	9	11	0.00	0.000

PITCHER	IP	WLS	BF	H	R	ER	SO	BB	IBB	HBP	BLK	WP	HR	S	P	ERA	WHIP

TOP

St. Louis Cardinals @ Milwaukee Brewers

Miller Park, Milwaukee, WI

Thu Sep 23 2004, 1:05 PM CDT
Att. 15,200 - Cloudy - 77 F

livebaseballscorecards.com

AB	37
R	4
H	9
RBI	4
BB	2
SO	10
LOB	19

WP: 0 PB: 0 SB: 0 CS: 0 PA: 39

BOTTOM

St. Louis Cardinals @ Milwaukee Brewers

Miller Park, Milwaukee, WI

Thu Sep 23 2004, 1:05 PM CDT
Att. 15,200 - Cloudy - 77 F

livebaseballscorecards.com

Batter	1	2	3	4	5	6	7	8	9	AB	R	H	RBI	BB	SO	LOB
Scott Podsednik, L (1, 8) OBP: 0.316, SLG: 0.365	C B B F X 2-2 G3-1 ①		B C B B B 4-1 S E 3B BB		B X 1-0 2B	C B B F F X 2-2 F8 ③				3	1	1	0	1	0	0
Trent Durrington, R (1, 5) OBP: 0.272, SLG: 0.416	C C F B F X 1-2 G5-3 ②		1 SAFE D S B B C B X 3-2 1-H 3B		B B B C F X 3-2 L7 ③			F C B B S 2-3 K ①		4	0	1	1	0	1	1
Keith Ginter, R (1, 4) OBP: 0.320, SLG: 0.428	B B F F H 3-2 HBP		D B B F B 4-1 BB			C B X 1-1 L7 ①		B B F X 2-1 F9 ②		2	0	0	0	1	0	0
Geoff Jenkins, L (1, 7) OBP: 0.326, SLG: 0.470	C X 0-1 P6 ③		S F F B S 1-3 K ③			B B F X 2-1 HR		B S B X 2-1 G4-3 ③		4	1	1	1	0	1	3
2 Bill Hall, R (1, 6) OBP: 0.285, SLG: 0.388		B C X 1-1 G6-3 ①		F F B S 1-3 K ①		C B F B B S 2-3 K ②			B F S C 1-3 K ①	4	0	0	0	0	3	0
Wes Helms, R (1, 3) OBP: 0.329, SLG: 0.358 Matt Wise, R (7, 1) Luis Vizcaino, R (9, 1) Chris Magruder, S (9, PH) OBP: 0.338, SLG: 0.419		B F X 1-1 G6-3 ②		C B C D S 2-3 K ②		B X 1-0 1B			C B B S S F B X 3-2 G3-1 ②	3 0 0 1	0 0 0 0	1 0 0 0	0 0 0 0	0 0 0 0	1 0 0 0	0 0 0 0
Dave Krynzel, L (1, 9) OBP: 0.174, SLG: 0.217		C X 0-1 F7 ③		F X 0-1 P3 ③		B F S S 1-3 K ③			C S F B S 1-3 K ③	4	0	0	0	0	2	1
Chad Moeller, R (1, 2) OBP: 0.270, SLG: 0.306			B F F F F X 1-2 F8 ①		F B F C 1-3 K ①		B B X 2-0 F7 ①			3	0	0	0	0	1	0
Ben Hendrickson, R (1, 1) OBP: 0.143, SLG: 0.143 Lyle Overbay, L (7, 3) OBP: 0.383, SLG: 0.472			B C B F F F C 2-3 K ②		C C S 0-3 K ②		B C F B F F B F X 3-2 P5 ②			2 1	0 0	0 0	0 0	0 0	2 0	0 0
Inning Stats	R: 0 H: 0 E: 0 LOB: 1 K: 0 BB: 0 S: 12 P: 18	R: 0 H: 0 E: 0 LOB: 0 K: 0 BB: 0 S: 6 P: 8	R: 1 H: 1 E: 1 LOB: 2 K: 2 BB: 2 S: 19 P: 34	R: 0 H: 0 E: 0 LOB: 0 K: 2 BB: 0 S: 8 P: 11	R: 0 H: 1 E: 0 LOB: 1 K: 2 BB: 0 S: 10 P: 15	R: 1 H: 2 E: 0 LOB: 1 K: 2 BB: 0 S: 11 P: 18	R: 0 H: 0 E: 0 LOB: 0 K: 0 BB: 0 S: 11 P: 18	R: 0 H: 0 E: 0 LOB: 0 K: 1 BB: 0 S: 7 P: 13	R: 0 H: 0 E: 0 LOB: 0 K: 2 BB: 0 S: 11 P: 16	1B: 1 SF: 0 2B: 1 SAC: 0 3B: 1 DP: 0 HR: 1 HBP: 1						WP: 0 PA: 34 PB: 0 SB: 1 CS: 0	

	AB		R		H		RBI		BB		SO		LOB	
AB	**31**													
R	**2**													
H	**4**													
RBI	**2**													
BB	**2**													
SO	**11**													
LOB	**5**													

PITCHER		IP	WLS	BF	H	R	ER	SO	BB	IBB	HBP	BLK	WP	HR	S	P	ERA	WHIP
Dan Haren, R ERA: 4.76	(1, 1)	5.0		20	2	1	1	6	2	0	1	0	0	0	55	86	1.80	0.800
Cal Eldred, R ERA: 3.71	(6, 1)	2.0	W	8	2	1	1	2	0	0	0	0	0	1	22	36	4.50	1.000
Julian Tavarez, R ERA: 2.45	(8, 1)	1.0	H	3	0	0	0	1	0	0	0	0	0	0	7	13	0.00	0.000
44 Jason Isringhausen, R ERA: 2.85	(9, 1)	1.0	S	3	0	0	0	2	0	0	0	0	0	0	11	16	0.00	0.000

PITCHER	IP	WLS	BF	H	R	ER	SO	BB	IBB	HBP	BLK	WP	HR	S	P	ERA	WHIP

Batter	1	2	3	4	5	6	7	8	9	10	AB	R	H	RBI	BB	SO	LOB
Craig Biggio, R (1, 7) OBP: 0.337, SLG: 0.461	B L F B F B S 3-3 K ①		F X 0-1 P4 ③		B F X 1-1 G5-3 ③			B S F F S 1-3 K ①		C S X 0-2 SF9 ① 3-H	4	0	0	1	0	2	0
Dan Miceli, R (10, 1) OBP: 0.500, SLG: 0.500											0	0	0	0	0	0	0
Carlos Beltrán, S (1, 8) OBP: 0.369, SLG: 0.555	F X 0-1 G6-3 ②			C X 0-1 S 17 1B 1B		B X 1-0 G6-3 ①		C B S B S 2-3 K ②		B B S B S S C 3-3 K ② 1-2	5	0	1	0	0	2	1
5 Jeff Bagwell, R (1, 3) OBP: 0.374, SLG: 0.462	S T X 0-2 F9 ③			B F 1 SAFE B S B F 1 SAFE F 3-3 C K ①		B C B C B X 3-2 E6 2-6		C B C B B B 4-2 BB		S T D S 1-3 K ③	4	0	0	0	1	2	3
17 Lance Berkman, S (1, 9) OBP: 0.455, SLG: 0.572		B F X 1-1 1B 2B		F S B F F X 1-2 S 1B 1-2		S X 0-1 L4 ②		B S F B X 2-2 G4-3 ③			4	0	2	0	0	0	2
Mike Lamb, L (1, 4) OBP: 0.364, SLG: 0.524		C C B X 1-2 G5-3 ①		B S B B F F S 3-3 K ② 1-2 2-3		D 1-0 2-6 ③ 1-2	S S S D B B 4-2 1B BB		C X 0-1 G1-3 ①		2	0	0	0	1	1	3
2 Chris Burke, R (7, PR) OBP: 0.235, SLG: 0.071											1	0	0	0	0	0	0
(7, 4)																	
Morgan Ensberg, R (1, 5) OBP: 0.328, SLG: 0.400		B C B F X 2-2 G5-4-3 1B 2-3		B B B B 4-0 BB			B B B C X 3-1 F9 ①		C X 0-1 G6-3 ②		3	0	1	0	1	0	1
Jason Alfaro, R (1, 6) OBP: 0.222, SLG: 0.222	B B X 2-0 G5-4-3 ②③ 1-2f			C C S 0-3 K ③			F 1 SAFE 1 SAFE S B B B S 2-3 K ②		B F B B X 3-1 G5-3 ③		3	0	0	0	0	2	6
4 Eric Bruntlett, R (7, 6) OBP: 0.304, SLG: 0.458											1	0	0	0	0	0	0
Brad Ausmus, R (1, 2) OBP: 0.310, SLG: 0.333			X 0-0 F9 ①		B B B C C S 3-3 K ①		B C X 1-1 1-2 1B			C X 0-1 1B SF9 1B	4	0	2	0	0	1	0
Willy Taveras, R (10, PR)											0	1	0	0	0	0	0
(10, 7)																	
Roger Clemens, R (1, 1) OBP: 0.205, SLG: 0.186			B B B C C F F S 3-3 K ②		B X 1-0 F9 ②		B C F B S 2-3 K ③			B 1 SAFE C L 1 SAFE X 1-2 S 1-3 1B	3	0	0	0	0	2	2
54 Brad Lidge, R (8, 1)											0	0	0	0	0	0	0
Orlando Palmeiro, L (10, PH) OBP: 0.349, SLG: 0.357											1	0	1	0	0	0	0
Raul Chavez, R (10, 2) OBP: 0.245, SLG: 0.242											0	0	0	0	0	0	0
Inning Stats	R: 0 E: 0 K: 1 S: 9 / H: 0 LOB: 0 BB: 0 P: 12	R: 0 E: 0 K: 0 S: 9 / H: 2 LOB: 1 BB: 0 P: 15	R: 0 E: 0 K: 1 S: 8 / H: 0 LOB: 0 BB: 0 P: 11	R: 0 E: 0 K: 3 S: 18 / H: 2 LOB: 3 BB: 1 P: 29	R: 0 E: 0 K: 1 S: 6 / H: 0 LOB: 0 BB: 0 P: 11	R: 0 E: 1 K: 0 S: 6 / H: 0 LOB: 1 BB: 0 P: 11	R: 0 E: 0 K: 2 S: 12 / H: 1 LOB: 2 BB: 1 P: 24	R: 0 E: 0 K: 2 S: 12 / H: 0 LOB: 1 BB: 1 P: 21	R: 0 E: 0 K: 0 S: 6 / H: 0 LOB: 0 BB: 0 P: 9	R: 1 E: 0 K: 2 S: 14 / H: 2 LOB: 2 BB: 0 P: 19	1B: 6 2B: 1 3B: 0 HR: 0	SF: 1 SAC: 0 DP: 1 HBP: 0						

PITCHER		IP	WLS	BF	H	R	ER	SO	BB	IBB	HBP	BLK	WP	HR	S	P	ERA	WHIP
Doug Davis, L ERA: 3.4	(1, 1)	7.0		28	5	0	0	8	2	0	0	0	0	0	68	113	0.00	1.000
Luis Vizcaino, R ERA: 3.93	(8, 1)	1.0		4	0	0	0	2	1	0	0	0	0	0	12	21	0.00	1.000
Dan Kolb, R ERA: 2.73	(9, 1)	1.0		3	0	0	0	0	0	0	0	0	0	0	6	9	0.00	0.000
Mike Adams, R ERA: 3.42	(10, 1)	1.0	L	5	2	1	1	2	0	0	0	0	0	0	14	19	9.00	2.000

PITCHER	IP	WLS	BF	H	R	ER	SO	BB	IBB	HBP	BLK	WP	HR	S	P	ERA	WHIP

TOP

Houston Astros @ Milwaukee Brewers

Miller Park, Milwaukee, WI

Fri Sep 24 2004, 7:05 PM CDT

Att. 34,890 - Sunny - 70 F

livebaseballscorecards.com

AB	35
R	1
H	7
RBI	1
BB	3
SO	12
LOB	18

1B: 6 2B: 1 3B: 0 HR: 0 | SF: 1 SAC: 0 DP: 1 HBP: 0

WP: 0 PB: 0 SB: 3 CS: 0 PA: 39

Batter	1	2	3	4	5	6	7	8	9	10	AB	R	H	RBI	BB	SO	LOB
Scott Podsednik, L (1, 8) OBP: 0.315, SLG: 0.363	C B S C 1-3 ① K		C B X 1-1 ① G4-3		C C B B F S 2-3 ② K			C F X 0-2 1B 1B		X 0-0 ③ P6	5	0	1	0	0	2	0
Keith Ginter, R (1, 4) OBP: 0.322, SLG: 0.429	C B F B D X 3-2 S 1B		B B F X 2-1 ② F9		C B X 1-1 ③ P5			X 0-0 1-2 1B			4	0	2	0	0	0	0
Lyle Overbay, L (1, 3) OBP: 0.383, SLG: 0.473	S 1 T C SAFE 0-3 ② K		X 0-0 2B			B S B B F F B 4-2 L1-3 BB		D C F S 1-3 ② K			3	0	1	0	1	2	3
Geoff Jenkins, L (1, 7) OBP: 0.324, SLG: 0.467	S 1 SAFE 1 SAFE S B B C 2-3 ③ K 1-2		C X 0-1 ③ G4-3			S 1 SAFE S B X 1-2 ①② L1-3 1-1		X 0-0 ③ G3-1			4	0	0	0	0	1	5
Brady Clark, R (1, 9) OBP: 0.385, SLG: 0.397 Chris Magruder, S (5, 9) OBP: 0.329, SLG: 0.406		B C B F B B 4-2 FC3-6 BB BB		X 0-0 S 1B		B C X 1-1 ③ G1-3			C B C S 1-3 ① K		1 2	0 0	1 0	0 0	1 0	0 1	0 0
Russell Branyan, L (1, 5) OBP: 0.327, SLG: 0.544 Mike Adams, R (10, 1)		B 1 SAFE 1 SAFE 1 S B B F F 4-2 F B FC3-6 1-2 BB		S F S 0-3 ① K 1-2			S C B B F D S 3-3 ① K		S S C 0-3 ② K		3 0	0 0	0 0	0 0	1 0	3 0	1 0
Craig Counsell, L (1, 6) OBP: 0.327, SLG: 0.308	B C F F X 1-2 ① FC3-6 S 1-2f 2-3		C B B B F C 3-3 ② K				S C F S 0-3 ② K		B B X 2-0 ③ F9		4	0	0	0	0	2	3
Chad Moeller, R (1, 2) OBP: 0.267, SLG: 0.303 Dave Krynzel, L (10, PH) OBP: 0.167, SLG: 0.208	C F F S 0-3 ② K 1-2		X 0-0 ③ G6-3				B B C B S X 3-2 ③ P3			C S S 0-3 ① K	3 1	0 0	0 0	0 0	0 0	1 1	3 0
Doug Davis, R (1, 1) OBP: 0.032, SLG: 0.016 Luis Vizcaino, R (8, 1) 2 Bill Hall, R (8, PH) OBP: 0.284, SLG: 0.387 Dan Kolb, R (9, 1) Trent Durrington, R (10, 5) OBP: 0.268, SLG: 0.410	C S S 0-3 ③ K				F S S 0-3 ① K			C B B F F S 2-3 ① K		X 0-0 ② P4	2 0 1 0 1	0 0 0 0 0	0 0 0 0 0	0 0 0 0 0	0 0 1 0 0	2 0 0 0 0	2 0 0 0 0
Inning Stats	R: 0 E: 0 K: 3 S: 12 H: 1 LOB: 1 BB: 0 P: 18	R: 0 E: 0 K: 2 S: 17 H: 0 LOB: 2 BB: 2 P: 26	R: 0 E: 0 K: 0 S: 7 H: 1 LOB: 1 BB: 0 P: 10	R: 0 E: 0 K: 2 S: 9 H: 1 LOB: 1 BB: 0 P: 12	R: 0 E: 0 K: 2 S: 9 H: 0 LOB: 0 BB: 0 P: 12	R: 0 E: 0 K: 0 S: 8 H: 0 LOB: 0 BB: 1 P: 14	R: 0 E: 0 K: 2 S: 11 H: 0 LOB: 0 BB: 0 P: 17	R: 0 E: 0 K: 2 S: 12 H: 2 LOB: 2 BB: 0 P: 15	R: 0 E: 0 K: 2 S: 7 H: 0 LOB: 0 BB: 0 P: 10	R: 0 E: 0 K: 1 S: 5 H: 0 LOB: 0 BB: 0 P: 5	1B: 4 2B: 2 3B: 0 HR: 0	SF: 0 SAC: 0 DP: 1 HBP: 0					

PITCHER	IP	WLS	BF	H	R	ER	SO	BB	IBB	HBP	BLK	WP	HR	S	P	ERA	WHIP
Roger Clemens, R (1, 1) ERA: 2.89	7.1		29	5	0	0	12	3	0	0	0	0	0	81	119	0.00	1.091
54 Brad Lidge, R (8, 1) ERA: 2.02	1.2	W	5	0	0	0	3	0	0	0	0	0	0	11	15	0.00	0.000
Dan Miceli, R (10, 1) ERA: 3.68	1.0	S	3	0	0	0	1	0	0	0	0	0	0	5	5	0.00	0.000

PITCHER	IP	WLS	BF	H	R	ER	SO	BB	IBB	HBP	BLK	WP	HR	S	P	ERA	WHIP

BOTTOM

Houston Astros @ Milwaukee Brewers

Miller Park, Milwaukee, WI

Fri Sep 24 2004, 7:05 PM CDT

Att. 34,890 - Sunny - 70 F

livebaseballscorecards.com

AB	34
R	0
H	5
RBI	0
BB	3
SO	16
LOB	17

WP: 0 PB: 0 SB: 3 CS: 0 PA: 37

Batter	1	2	3	4	5	6	7	8	9	AB	R	H	RBI	BB	SO	LOB
Craig Biggio, R (1, 7) OBP: 0.335, SLG: 0.458 Darren Oliver, R (7, 1) OBP: 0.136, SLG: 0.136 Brandon Duckworth, R (8, 1) OBP: 0.300, SLG: 0.222	C S B F B X 2-2 ① F8		F X 0-1 ① P2		C X 0-1 ② G4-3		B B X 2-0 ③ F7			4 0 0	0 0 0	0 0 0	0 0 0	0 0 0	0 0 0	0 0 0
Carlos Beltrán, S (1, 8) OBP: 0.370, SLG: 0.554	B C B S F B F F X 3-2 ② F8		C F B F B B B 4-2 17 1B BB		B C B X 2-1 5 2B 1B			X 0-0 ① G4-3		3	0	1	0	1	0	0
5 Jeff Bagwell, R (1, 3) OBP: 0.375, SLG: 0.464	C B B F B X 3-2 1B		1 SAFE C S S S 0-3 ② K		B D X 2-0 1-3 2B			F F X 0-2 ② L5		4	0	2	0	0	1	1
17 Lance Berkman, S (1, 9) OBP: 0.454, SLG: 0.569	C X 0-1 ③ G4-3		B X 1-0 1-2 1B		B F D F X 2-2 ③ G4-3			B C B X 2-1 ③ F8		4	0	1	0	0	0	3
Mike Lamb, L (1, 4) OBP: 0.359, SLG: 0.516		B X 1-0 ① F9	D B X 2-0 ③ G4-3			B B B C X 3-1 ① F7			C X 0-1 ① G4-3	4	0	0	0	0	0	2
Morgan Ensberg, R (1, 5) OBP: 0.327, SLG: 0.398		B B C X 2-1 FC3-6 1B 1B		B C S S S 1-3 ① K		X 0-0 ② G6-3			C B F X 1-2 ② G5-3	4	0	1	0	0	1	0
Jose Vizcaino, S (1, 6) OBP: 0.313, SLG: 0.372		X 0-0 1-2 FC3-6 1B		B F B B F S 3-3 ② K		C X 0-1 ③ L9			X 0-0 ③ G4-3	4	0	1	0	0	1	0
Brad Ausmus, R (1, 2) OBP: 0.308, SLG: 0.331 Raul Chavez, R (7, 2) OBP: 0.245, SLG: 0.242		F B C X 1-2 ② FC3-6 1-2f 2-3		B F B F F F F B X 3-2 ③ F7			C B X 1-1 ① G6-3			3 0	0 0	0 0	0 0	0 0	0 0	2 0
Pete Munro, R (1, 1) OBP: 0.125, SLG: 0.069 2 Chris Burke, R (5, PH) OBP: 0.222, SLG: 0.067 Tim Redding, R (5, 1) OBP: 0.138, SLG: 0.138 Mike Gallo, L (5, 1) Chad Harville, R (5, 1) Russ Springer, R (6, 1) Orlando Palmeiro, L (7, PH) OBP: 0.347, SLG: 0.354 (7, 7)		X 0-0 ③ G5-3			X 0-0 ① F8		B C X 1-1 ② P4			1 1 0 0 0 0 0 1	0 0 0 0 0 0 0 0	0 0 0 0 0 0 0 0	0 0 0 0 0 0 0 0	0 0 0 0 0 0 0 0	0 0 0 0 0 0 0 0	2 0 0 0 0 0 0 0
Inning Stats	R: 0 H: 1 E: 0 LOB: 1 K: 0 BB: 0 S: 15 P: 23	R: 0 H: 2 E: 0 LOB: 2 K: 0 BB: 0 S: 8 P: 12	R: 0 H: 1 E: 0 LOB: 2 K: 1 BB: 1 S: 10 P: 17	R: 0 H: 0 E: 0 LOB: 0 K: 2 BB: 0 S: 12 P: 19	R: 0 H: 2 E: 0 LOB: 2 K: 0 BB: 0 S: 9 P: 15	R: 0 H: 0 E: 0 LOB: 0 K: 0 BB: 0 S: 5 P: 8	R: 0 H: 0 E: 0 LOB: 0 K: 0 BB: 0 S: 5 P: 9	R: 0 H: 0 E: 0 LOB: 0 K: 0 BB: 0 S: 6 P: 8	R: 0 H: 0 E: 0 LOB: 0 K: 0 BB: 0 S: 6 P: 7	1B: 5 SF: 0 2B: 1 SAC: 0 3B: 0 DP: 0 HR: 0 HBP: 0						WP: 0 PA: 34 PB: 0 SB: 0 CS: 0

PITCHER	IP	WLS	BF	H	R	ER	SO	BB	IBB	HBP	BLK	WP	HR	S	P	ERA	WHIP
Wes Obermueller, R (1, 1) ERA: 5.86	9.0	W	34	6	0	0	3	1	0	0	0	0	0	76	118	0.00	0.778

PITCHER	IP	WLS	BF	H	R	ER	SO	BB	IBB	HBP	BLK	WP	HR	S	P	ERA	WHIP

TOP

Houston Astros @ Milwaukee Brewers

Miller Park, Milwaukee, WI

Sat Sep 25 2004, 12:25 PM CDT

Att. 22,812 - Unknown - 65 F

livebaseballscorecards.com

AB	33
R	0
H	6
RBI	0
BB	1
SO	3
LOB	10

Batter	1	2	3	4	5	6	7	8	9	AB	R	H	RBI	BB	SO	LOB
Scott Podsednik, L (1, 8) OBP: 0.315, SLG: 0.363	C B F B X 2-2 ① G4-3		D 1 SAFE 1 SAFE S C F 1 SAFE X 1-2 ② G4-3 1-2		B B C X 2-1 S 1B 1B	C C B F F B F F B 3-2 X ② L7				4	1	1	0	0	0	2
Dave Krynzel, L (1, 9) OBP: 0.214, SLG: 0.222	X 0-0 ② L3		B F F F X 1-2 2-H 1B		B C 1 SAFE D B B 4-1 1B 1B 1-3 BB	D X 1-0 ③ F7				3	1	1	1	1	0	1
Lyle Overbay, L (1, 3) OBP: 0.383, SLG: 0.472	C B F B X 2-2 ③ G4-3		1 SAFE B X 1-0 ③ F8		B S 1 SAFE X 1-1 1B 2B 1-H 3-H 1B		F B S B B X 3-2 ① F7			4	1	1	2	0	0	1
Geoff Jenkins, L (1, 7) OBP: 0.323, SLG: 0.465		C T C 0-3 ① K	B T S B F F F S 2-3 ① K		B F B F B X 3-2 2B 1-2 1B		B B B C X 3-1 ② F7			4	1	1	0	0	2	0
Keith Ginter, R (1, 4) OBP: 0.324, SLG: 0.438		X 0-0 ② F9	C B B T F X 2-2 2B E 1B		C F C 0-3 ② K		B B S X 2-1 HR			4	2	2	1	0	1	2
Russell Branyan, L (1, 5) OBP: 0.331, SLG: 0.571		S X 0-1 HR	D 1 SAFE S C C 1-3 ② K		B B S X 2-1 1-H 2-H 2B		B X 1-0 ③ F7			4	1	2	3	0	1	1
Craig Counsell, L (1, 6) OBP: 0.326, SLG: 0.310	C C F F B B F F B 3-2 X ③ G4-3		S B T 1 SAFE 1 SAFE F 1 SAFE X 1-2 1-H E7 2B		B D X 2-0 ③ F8			B S F B X 2-2 ① L7		4	0	1	0	0	0	1
Gary Bennett, R (1, 2) OBP: 0.286, SLG: 0.332			T C B X 1-2 ① G3	B D F C F X 2-2 ③ F8		B B F F B X 3-2 ① F8		C B B F B X 3-2 ② F7		4	0	0	0	0	0	1
Wes Obermueller, R (1, 1) OBP: 0.410, SLG: 0.474			C B X 1-1 G4-3 1B 1B		C S F S 0-3 ① K	B S X 1-1 1B		S C F D B S 2-3 ③ K		4	1	2	0	0	2	0
Inning Stats	R: 0 E: 0 K: 0 S: 7 H: 0 LOB: 0 BB: 0 P: 11	R: 1 E: 0 K: 1 S: 13 H: 1 LOB: 0 BB: 0 P: 16	R: 1 E: 0 K: 0 S: 14 H: 2 LOB: 1 BB: 0 P: 19	R: 1 E: 1 K: 2 S: 21 H: 2 LOB: 1 BB: 0 P: 29	R: 4 E: 0 K: 2 S: 18 H: 4 LOB: 1 BB: 1 P: 32	R: 0 E: 0 K: 0 S: 13 H: 1 LOB: 1 BB: 0 P: 21	R: 1 E: 0 K: 0 S: 8 H: 1 LOB: 0 BB: 0 P: 17	R: 0 E: 0 K: 1 S: 10 H: 0 LOB: 0 BB: 0 P: 17		1B: 7 2B: 2 3B: 0 HR: 2 SF: 0 SAC: 0 DP: 0 HBP: 0						

BOTTOM

Houston Astros @ Milwaukee Brewers

Miller Park, Milwaukee, WI

Sat Sep 25 2004, 12:25 PM CDT
Att. 22,812 - Unknown - 65 F

livebaseballscorecards.com

AB	35
R	8
H	11
RBI	7
BB	1
SO	6
LOB	9

WP: 0 PB: 0 SB: 2 CS: 0 PA: 36

PITCHER		IP	WLS	BF	H	R	ER	SO	BB	IBB	HBP	BLK	WP	HR	S	P	ERA	WHIP
Pete Munro, R ERA: 5.2	(1, 1)	4.0	L	17	5	3	2	3	0	0	0	0	0	1	55	75	4.50	1.250
Tim Redding, R ERA: 5.78	(5, 1)	0.1		4	2	3	3	1	1	0	0	0	0	0	9	16	81.00	9.000
Mike Gallo, L ERA: 4.91	(5, 1)	0.0		1	1	0	0	0	0	0	0	0	0	0	3	6	∞	∞
Chad Harville, R ERA: 4.8	(5, 1)	0.2		3	1	1	1	1	0	0	0	0	0	0	6	10	13.50	1.500
Russ Springer, R ERA: 3.38	(6, 1)	1.0		4	1	0	0	0	0	0	0	0	0	0	13	21	0.00	1.000

PITCHER		IP	WLS	BF	H	R	ER	SO	BB	IBB	HBP	BLK	WP	HR	S	P	ERA	WHIP
Darren Oliver, L ERA: 5.9	(7, 1)	1.0		4	1	1	1	0	0	0	0	0	0	1	8	17	9.00	1.000
Brandon Duckworth, R ERA: 6.87	(8, 1)	1.0		3	0	0	0	1	0	0	0	0	0	0	10	17	0.00	0.000

Batter	1	2	3	4	5	6	7	8	9	AB	R	H	RBI	BB	SO	LOB
Jose Vizcaino, S (1, 6) OBP: 0.313, SLG: 0.375	P6	L8		2B	FC4-6 1B (3-H)		F8		P6	6	0	2	1	0	0	1
Carlos Beltrán, S (1, 8) OBP: 0.368, SLG: 0.550	HR 17 BB 1B	F9		P3	FC4-6 5 S (1-2f)		G4-3		L8	6	1	1	0	0	0	3
5 Jeff Bagwell, R (1, 3) OBP: 0.372, SLG: 0.460	F8	F9		K	K (1-2)			K	K	5	0	0	0	0	3	3
17 Lance Berkman, S (1, 9) OBP: 0.455, SLG: 0.574	HR BB (1-2)		F9		HR	P6		HBP 1B 1B		3	3	1	1	1	0	0
Jeff Kent, R (1, 4) OBP: 0.343, SLG: 0.515	HR (1-H 2-H)		L7		BB 16 BB 1B 2B	G6-3		1B (1-3)		4	2	2	3	1	0	0
Morgan Ensberg, R (1, 5) OBP: 0.333, SLG: 0.404	1B 16 1B		1B 16 1B		2B 16 BB (1-2)	G4-3		FC5-4 (1-2 3-H)		5	2	4	1	0	0	0
16 Jason Lane, R (1, 7) OBP: 0.342, SLG: 0.436	1B (1-2)		FC6-4 (1-2)		2B (1-2 2-3)		1B		P6	4	2	3	0	1	0	2
Raul Chavez, R (1, 2) OBP: 0.256, SLG: 0.260	1B (1-2 2-H)		FC6-4 (1-2f)		G4-3 1B (1-H 2-H 3-H)		1B (3-H)		FC5-4 (1-2f)	5	1	3	5	0	0	4
Carlos Hernández, S (1, 1) OBP: 0.000, SLG: 0.000	G3			F7	G4-3 (2-3)		F9		F9	1	0	0	0	0	0	2
Chad Harville, R (3, 1)										0	0	0	0	0	0	0
2 Chris Burke, R (4, PH) OBP: 0.000, SLG: 0.063										1	0	0	0	0	0	0
Tim Redding, R (4, 1) OBP: 0.190, SLG: 0.238										0	0	0	0	0	0	0
Jason Alfaro, R (5, PH) OBP: 0.200, SLG: 0.200										1	0	0	0	0	0	1
Russ Springer, R (5, 1)										0	0	0	0	0	0	0
Mike Gallo, L (6, 1)										0	0	0	0	0	0	0
Orlando Palmeiro, L (7, PH) OBP: 0.364, SLG: 0.591										1	0	0	0	0	0	1
Chad Qualls, R (7, 1)										0	0	0	0	0	0	0
Dan Miceli, R (8, 1) OBP: 0.000, SLG: 0.000										0	0	0	0	0	0	0
Mike Lamb, L (8, PH) OBP: 0.308, SLG: 0.514										1	0	0	0	0	0	0
54 Brad Lidge, R (9, 1)										0	0	0	0	0	0	0
Inning Stats	R: 4 E: 0 K: 0 S: 18 H: 5 LOB: 2 BB: 1 P: 30	R: 0 E: 0 K: 0 S: 7 H: 0 LOB: 0 BB: 0 P: 11	R: 0 E: 0 K: 0 S: 15 H: 2 LOB: 2 BB: 0 P: 23	R: 0 E: 0 K: 1 S: 8 H: 1 LOB: 1 BB: 0 P: 9	R: 5 E: 0 K: 1 S: 18 H: 4 LOB: 1 BB: 2 P: 35	R: 0 E: 0 K: 0 S: 5 H: 0 LOB: 0 BB: 0 P: 10	R: 1 E: 0 K: 0 S: 8 H: 2 LOB: 1 BB: 0 P: 14	R: 1 E: 0 K: 1 S: 12 H: 2 LOB: 2 BB: 0 P: 17	R: 0 E: 0 K: 0 S: 4 H: 0 LOB: 0 BB: 0 P: 6	1B: 11 2B: 2 3B: 1 HR: 2	SF: 0 SAC: 0 DP: 0 HBP: 1	WP: 0 PB: 0 SB: 1 CS: 0	PA: 47				

TOP

Houston Astros @ Milwaukee Brewers

Miller Park, Milwaukee, WI

Sun Sep 26 2004, 1:05 PM CDT

Att. 18,496 - Sunny - 71 F

livebaseballscorecards.com

AB	43
R	11
H	16
RBI	11
BB	3
SO	3
LOB	17

PITCHER		IP	WLS	BF	H	R	ER	SO	BB	IBB	HBP	BLK	WP	HR	S	P	ERA	WHIP
Victor Santos, R (1, 1) ERA: 4.97		4.0	L	23	9	6	6	1	2	0	0	0	0	2	51	81	13.50	2.750
Matt Wise, R (5, 1) ERA: 4.44		0.1		5	3	3	3	0	1	0	0	0	0	0	9	16	81.00	12.000
Pedro Liriano, R (5, 1) ERA: 2.77		1.2		5	0	0	0	1	0	0	0	0	0	0	11	21	0.00	0.000
Jeff Bennett, R (7, 1) ERA: 4.57		1.0		5	2	1	1	0	0	0	0	0	0	0	8	14	9.00	2.000
Ben Ford, R (8, 1) ERA: 6.38		2.0		9	2	1	1	1	0	0	1	0	0	0	16	23	4.50	1.000

PITCHER	IP	WLS	BF	H	R	ER	SO	BB	IBB	HBP	BLK	WP	HR	S	P	ERA	WHIP

Houston Astros @ Milwaukee Brewers

Miller Park, Milwaukee, WI

Sun Sep 26 2004, 1:05 PM CDT

Att. 18,496 - Sunny - 71 F

BOTTOM

Batter	1	2	3	4	5	6	7	8	9	AB	R	H	RBI	BB	SO	LOB
Scott Podsednik, L (1, 8) OBP: 0.314, SLG: 0.360	BCBCFDB 4-2 L4-6 2S BB	CX 0-1 ③ L9		CBBX 2-1 ② G1-3		FCBFBS 2-3 ③ K		CBBBX 3-1 ① F8		4	0	0	0	1	1	4
2 Bill Hall, R (1, 6) OBP: 0.280, SLG: 0.382	C1BX SAFE 1-1 ① F9 1-2	CBX 1-1 ① F7	BBCFFX 2-2 ③ F8				FFBS 1-3 ① K	CBFS 1-3 ② K		5	0	0	0	0	2	1
Lyle Overbay, L (1, 3) OBP: 0.386, SLG: 0.480	CCX 0-2 ② ③ L4-6 2-2	X 0-0 WP 1B 2B			SBCBFBB 4-2 WP BB		BFX 1-1 HR	BBFBB 4-1 WP E BB		3	3	2	1	2	0	1
Keith Ginter, R (1, 4) OBP: 0.325, SLG: 0.446	BBX 2-0 HR	CCBFX 1-2 HR 1B 2-H			BSCBX 2-2 ① L7		BBCX 2-1 ② G5-3	BBFX 2-1 E6 1-H		5	2	2	2	0	0	1
Chris Magruder, S (1, 7) OBP: 0.333, SLG: 0.464	CX 0-1 ① G6-3	D1 SAFE FF1 SAFE CFBBF 3-2 F F X HR 1-H			CDBFX 2-2 ② F7 1-2		CBCBX 2-2 1B 2B	BBFBBX 3-1 ③ G1-3		5	2	2	2	0	0	2
Wes Helms, R (1, 5) OBP: 0.330, SLG: 0.356	CBBX 2-1 BB BB 1B	BBX 2-0 ② F8			BBSFFBX 3-2 ③ F8		BBH 3-0 HBP 1B HBP		BCSS 1-3 ① K	4	0	1	0	0	1	1
Dave Krynzel, L (1, 9) OBP: 0.273, SLG: 0.258	BBBCCB 4-1 BB 1-2 BB	BX 1-0 1B				LBFFBX 2-2 ① G4-3	FCFFFX 0-2 HBP 1-2 2-H 1B		X 0-0 ② F9	4	0	2	1	1	0	0
Gary Bennett, R (1, 2) OBP: 0.291, SLG: 0.330 Russell Branyan, L (7, PH) OBP: 0.335, SLG: 0.571 Mark Johnson, L (8, 2)	BBDCB 4-1 1-2 2-3 BB	1 SAFE B1 SAFE 1BCCS 2-3 ③ K				CBBCDB 4-2 FC5-4 BB	CCBH 1-2 2-3 HBP		CX 0-1 ③ P4	1 0 1	0 0 0	0 0 0	0 0 0	2 0 0	1 0 0	1 0 0
Victor Santos, R (1, 1) OBP: 0.098, SLG: 0.077 Matt Wise, R (5, 1) Pedro Liriano, R (5, 1) Trent Durrington, R (6, PH) OBP: 0.265, SLG: 0.405 Jeff Bennett, R (7, 1) Craig Counsell, L (7, PH) OBP: 0.326, SLG: 0.309 Ben Ford, R (8, 1)	BCBCFX 2-2 ② F4			FFX 0-2 ① G6-3		BCBFX 2-2 ② FC5-4 1-2f	BSFBFFX 2-2 ③ P4			2 0 0 1 0 1 0 1 0	0 0 0 0 0 0 0 0 0	0 0 0 0 0 0 0 0 0	0 0 0 0 0 0 0 0 0	0 0 0 0 0 0 0 0 0	0 0 0 0 0 0 0 0 0	3 0 0 1 0 0 3 0
Inning Stats	R: 0 E: 0 K: 0 S: 8 H: 0 LOB: 0 BB: 1 P: 13	R: 1 E: 0 K: 0 S: 13 H: 2 LOB: 3 BB: 2 P: 27	R: 3 E: 0 K: 1 S: 19 H: 4 LOB: 1 BB: 0 P: 29	R: 0 E: 0 K: 0 S: 9 H: 0 LOB: 0 BB: 0 P: 13	R: 0 E: 0 K: 0 S: 13 H: 0 LOB: 1 BB: 1 P: 24	R: 0 E: 0 K: 1 S: 13 H: 0 LOB: 1 BB: 1 P: 23	R: 2 E: 0 K: 1 S: 22 H: 3 LOB: 3 BB: 0 P: 35	R: 1 E: 1 K: 1 S: 10 H: 0 LOB: 1 BB: 1 P: 23	R: 0 E: 0 K: 1 S: 6 H: 0 LOB: 0 BB: 0 P: 7	1B: 4 2B: 3 3B: 0 HR: 3 SF: 0 SAC: 0 DP: 1 HBP: 2							

AB	36																	
R	7																	
H	9																	
RBI	6																	
BB	6																	
SO	5																	
LOB	18																	

WP: 3 PA: 44
PB: 0
SB: 1
CS: 0

livebaseballscorecards.com

PITCHER		IP	WLS	BF	H	R	ER	SO	BB	IBB	HBP	BLK	WP	HR	S	P	ERA	WHIP
Carlos Hernández, L ERA: 6.43	(1, 1)	2.1		14	5	4	4	0	3	0	0	0	1	2	35	59	15.43	3.429
Chad Harville, R ERA: 4.75	(3, 1)	0.2		3	1	0	0	1	0	0	0	0	0	0	5	10	0.00	1.500
Tim Redding, R ERA: 5.72	(4, 1)	1.0	W	3	0	0	0	0	0	0	0	0	0	0	9	13	0.00	0.000
Russ Springer, R ERA: 3.09	(5, 1)	1.0		4	0	0	0	0	1	0	0	0	1	0	13	24	0.00	1.000
Mike Gallo, L ERA: 4.81	(6, 1)	1.0		4	0	0	0	1	1	0	0	0	0	0	13	23	0.00	1.000

PITCHER		IP	WLS	BF	H	R	ER	SO	BB	IBB	HBP	BLK	WP	HR	S	P	ERA	WHIP
Chad Qualls, R ERA: 4.28	(7, 1)	1.0		8	3	2	2	1	0	0	2	0	0	1	22	35	18.00	3.000
Dan Miceli, R ERA: 3.63	(8, 1)	1.0		5	0	1	0	1	1	0	0	0	1	0	10	23	0.00	1.000
54 Brad Lidge, R ERA: 2.0	(9, 1)	1.0		3	0	0	0	1	0	0	0	0	0	0	6	7	0.00	0.000

Batter	1	2	3	4	5	6	7	8	9	AB	R	H	RBI	BB	SO	LOB
Scott Podsednik, L (1, 8) OBP: 0.312, SLG: 0.358	C S B F X 1-2 G3 ①		B S B C C C 2-3 K ①		B C C X 1-2 L7 ③			X 0-0 G6-3 ②		4	0	0	0	0	1	1
Keith Ginter, R (1, 4) OBP: 0.327, SLG: 0.446	B F C X 1-2 1B		B C F B F B S 3-3 K ②			C B F C 1-3 K ①		C B B X 2-1 1B		4	0	2	0	0	2	0
Lyle Overbay, L (1, 3) OBP: 0.383, SLG: 0.477	B B X 2-0 L9 ②		C S S 0-3 K ③			B B X 2-0 G3 ②		C S X 0-2 G5-3 ③		4	0	0	0	0	1	2
Geoff Jenkins, L (1, 7) OBP: 0.321, SLG: 0.462	B F X 1-1 F8 ③			X 0-0 G1-3 ①		B S F F S 1-3 K ③			B B C B F F X 3-2 L3 ①	4	0	0	0	0	1	1
Chris Magruder, S (1, 9) OBP: 0.329, SLG: 0.452		F F B X 1-2 F7 ①		C X 0-1 2 CS 1B			C X 0-1 L7 ①		B C S F F S 1-3 K ②	4	0	1	0	0	1	0
2 Bill Hall, R (1, 6) OBP: 0.278, SLG: 0.379 Craig Counsell, L (9, PH) OBP: 0.325, SLG: 0.309		C B F S 1-3 K ②		S B 1 SAFE F 1 SAFE F F B S 2-3 K ② ③ 1-2			F B S B F S 2-3 K ②		C C S 0-3 K ③	3 1	0 0	0 0	0 0	0 0	3 1	1 0
Wes Helms, R (1, 5) OBP: 0.337, SLG: 0.368		C C B B B B 4-2 2B BB			X 0-0 3B		C F X 0-2 1B			2	1	2	0	1	0	0
Chad Moeller, R (1, 2) OBP: 0.268, SLG: 0.306		S B X 1-1 15 PB 1-H 2B			F F B B F C 2-3 K ①		S X 0-1 F9 ③			3	0	1	1	0	1	2
15 Ben Sheets, R (1, 1) OBP: 0.176, SLG: 0.111 Trent Durrington, R (8, PH) OBP: 0.262, SLG: 0.400 Luis Vizcaino, R (8, 1)		B B X 2-0 G3-1 ③ 2-3			M S S 0-3 K ②			C F B B X 2-2 G4-3 ①		2 1 0	0 0 0	0 0 0	0 0 0	0 0 0	1 0 0	2 0 0
Inning Stats	R: 0 H: 1 E: 0 LOB: 1 K: 0 BB: 0 S: 10 P: 15	R: 1 H: 1 E: 0 LOB: 1 K: 1 BB: 1 S: 11 P: 20	R: 0 H: 0 E: 0 LOB: 0 K: 3 BB: 0 S: 10 P: 15	R: 0 H: 1 E: 0 LOB: 0 K: 1 BB: 0 S: 8 P: 10	R: 0 H: 1 E: 0 LOB: 1 K: 2 BB: 0 S: 11 P: 14	R: 0 H: 0 E: 0 LOB: 0 K: 2 BB: 0 S: 8 P: 12	R: 0 H: 1 E: 0 LOB: 1 K: 1 BB: 0 S: 11 P: 13	R: 0 H: 1 E: 0 LOB: 1 K: 0 BB: 0 S: 9 P: 13	R: 0 H: 0 E: 0 LOB: 0 K: 2 BB: 0 S: 12 P: 16	1B: 4 SF: 0 2B: 1 SAC: 0 3B: 1 DP: 0 HR: 0 HBP: 0						

TOP

Milwaukee Brewers @ Arizona Diamondbacks

Bank One Ballpark, Phoenix, AZ

Mon Sep 27 2004, 9:35 PM EDT

Att. 25,123 - Sunny - 76 F

livebaseballscorecards.com

AB	32
R	1
H	6
RBI	1
BB	1
SO	12
LOB	9

WP: 0 PB: 1 SB: 0 CS: 1 PA: 33

PITCHER		IP	WLS	BF	H	R	ER	SO	BB	IBB	HBP	BLK	WP	HR	S	P	ERA	WHIP
Randy Johnson, L ERA: 2.65	(1, 1)	7.0	W	26	5	1	1	10	1	0	0	0	0	0	69	99	1.29	0.857
Randy Choate, L ERA: 4.84	(8, 1)	1.0	H	4	1	0	0	0	0	0	0	0	0	0	9	13	0.00	1.000
Greg Aquino, R ERA: 2.51	(9, 1)	1.0	S	3	0	0	0	2	0	0	0	0	0	0	12	16	0.00	0.000

PITCHER	IP	WLS	BF	H	R	ER	SO	BB	IBB	HBP	BLK	WP	HR	S	P	ERA	WHIP

Milwaukee Brewers @ Arizona Diamondbacks

Bank One Ballpark, Phoenix, AZ

Mon Sep 27 2004, 9:35 PM EDT

Att. 25,123 - Sunny - 76 F

livebaseballscorecards.com

BOTTOM

Batter	1	2	3	4	5	6	7	8	9	AB	R	H	RBI	BB	SO	LOB
Chad Tracy, L (1, 5) OBP: 0.347, SLG: 0.415	HR		K2-3	G6-3 1-2f		P5				4	1	1	1	0	1	4
Alex Cintron, S (1, 4) OBP: 0.300, SLG: 0.361	F7		2B E 1B		K		G1-3			4	1	1	0	0	1	0
Danny Bautista, R (1, 9) OBP: 0.332, SLG: 0.402	G6-3		E 1-3 1B 2B		P5		G5-3			4	1	1	0	0	0	0
Shea Hillenbrand, R (1, 3) OBP: 0.342, SLG: 0.451	P4		E5 19 BB 1B 2-3 3-H		G5-3		G6-3			4	0	0	0	0	0	1
Doug DeVore, L (1, 7) OBP: 0.271, SLG: 0.322		2B	19 BB 1-2 3-H 1B			1B 1B		F8		4	0	3	1	0	0	0
19 Chris Snyder, R (1, 2) OBP: 0.351, SLG: 0.500		K	1-2 2-3 BB			SAFE SAFE F7		F9		3	0	0	0	1	1	2
Luis Terrero, R (1, 8) OBP: 0.329, SLG: 0.379		K	K			1-2 1B		2B		4	0	2	0	0	2	4
Jerry Gil, R (1, 6) OBP: 0.189, SLG: 0.236		K2-3		K		1-2 2-3 1B		K		4	0	1	0	0	3	2
Randy Johnson, R (1, 1) OBP: 0.160, SLG: 0.143 Randy Choate, L (8, 1) Greg Aquino, R (9, 1)			L9	G6-3 1B		K				3 0 0	0 0 0	1 0 0	0 0 0	0 0 0	1 0 0	3 0 0
Inning Stats	R: 1 E: 0 K: 0 S: 12 H: 1 LOB: 0 BB: 0 P: 18	R: 0 E: 0 K: 3 S: 13 H: 1 LOB: 1 BB: 0 P: 17	R: 2 E: 1 K: 2 S: 20 H: 3 LOB: 3 BB: 1 P: 32	R: 0 E: 0 K: 1 S: 9 H: 1 LOB: 0 BB: 0 P: 12	R: 0 E: 0 K: 1 S: 7 H: 0 LOB: 0 BB: 0 P: 8	R: 0 E: 0 K: 1 S: 16 H: 3 LOB: 3 BB: 0 P: 20	R: 0 E: 0 K: 0 S: 5 H: 0 LOB: 0 BB: 0 P: 6	R: 0 E: 0 K: 1 S: 10 H: 1 LOB: 1 BB: 0 P: 15		1B: 6 2B: 3 3B: 0 HR: 1 SF: 0 SAC: 0 DP: 1 HBP: 0						

	AB	34
	R	3
	H	10
	RBI	2
	BB	1
	SO	9
	LOB	16

PITCHER		IP	WLS	BF	H	R	ER	SO	BB	IBB	HBP	BLK	WP	HR	S	P	ERA	WHIP
15 Ben Sheets, R ERA: 2.8	(1, 1)	7.0	L	31	9	3	1	8	1	0	0	0	0	1	82	113	1.29	1.429
Luis Vizcaino, R ERA: 3.88	(8, 1)	1.0		4	1	0	0	1	0	0	0	0	0	0	10	15	0.00	1.000

PITCHER	IP	WLS	BF	H	R	ER	SO	BB	IBB	HBP	BLK	WP	HR	S	P	ERA	WHIP

Batter	1	2	3	4	5	6	7	8	9	10	11	AB	R	H	RBI	BB	SO	LOB
Scott Podsednik, L (1, 8) OBP: 0.314, SLG: 0.362	B C X 1-1 E1 1B	B B X 2-0 G6-3 ③		B X 1-0 S S CS 2-H 3-H 1B		C B S F F B X 2-2 L3 1B			B X 1-0 SF7 3B		S B C B X 2-2 F7 ①	6	2	3	1	0	0	3
Keith Ginter, R (1, 4) OBP: 0.329, SLG: 0.457	B C X 1-1 CS 2-H 1B		B X 1-0 WP 2B	B F 1 SAFE B B B S X 3-2 G6-3 ② 1-2		1 SAFE X 0-0 F7 ①			C X 0-1 SF7 ① 3-H		X 0-0 1B 3B	5	1	3	2	0	0	2
Lyle Overbay, L (1, 3) OBP: 0.384, SLG: 0.475	B F S S 1-3 K ① ② 1-2		B B B C S F S 3-3 K ① 2-3	D C B B B 4-1 2-3 BB		1 SAFE 1 SAFE B B X 2-0 L3 ② ③ 1-1			B C B B F B 4-2 HR BB		B B C C X 2-1 3-H 1B	4	1	1	1	2	2	3
Geoff Jenkins, L (1, 7) OBP: 0.320, SLG: 0.464	B B X 2-0 G3-1 ③		B S S S 1-3 K ②	F F F 0-2 CS ③ 3-H	S S S 0-3 K ①		C X 0-1 G4-3 ①		S X 0-1 1-H HR		C X 0-1 F8 ②	6	1	1	2	0	2	2
Russell Branyan, L (1, 5) OBP: 0.335, SLG: 0.559		X 0-0 FC6-4 1B	B S D C D S 3-3 K ③		B B B 4-0 G4-3 BB		C B S S 1-3 K ②		B X 1-0 L4 ②		X 0-0 F7 ③	5	0	1	0	1	2	2
Dave Krynzel, L (1, 9) OBP: 0.270, SLG: 0.235 Mike Adams, R (7, 1) Wes Helms, R (9, PH) OBP: 0.338, SLG: 0.367 Dan Kolb, R (9, 1) Luis Vizcaino, R (9, 1) Brooks Kieschnick, L (11, 1) OBP: 0.328, SLG: 0.371		B C C X 1-2 FC6-4 ① BB 1B 1-2f	C S B B B X 2-2 E4 1B 1B	B B B 4-0 G4-3 1-2 BB			C F C 0-3 K ③		X 0-0 G5-3 ③			3 0 1 0 0 0 0	1 0 0 0 0 0 0	0 0 0 0 0 0 0	0 0 0 0 0 0 0	1 0 0 0 0 0 0	1 0 0 0 0 0 0	1 0 0 0 0 0 0
Craig Counsell, L (1, 6) OBP: 0.326, SLG: 0.310	C 1 SAFE B X 1-1 BB 1-2 1B	C B 1 SAFE X 1-1 SH1-4 1B WP 1-3 1B	C B B X 2-1 G4-3 ② 1-2 2-3					C B B X 2-1 G5-3 ①		C S S X 0-2 F9 ①		5	1	2	0	0	0	2
Mark Johnson, L (1, 2) OBP: 0.364, SLG: 0.143 Trent Durrington, R (8, PH) OBP: 0.259, SLG: 0.395 Gary Bennett, R (8, 2) OBP: 0.294, SLG: 0.330	B B B B 4-0 1-2 2-3 BB	X 0-0 WP SH1-4 1B 1-2 3-H 1B	I I I I 4-0 IBB					B X 1-0 F9 ②		B B B B 4-0 G6-4-3 BB		1 1 0	1 0 0	1 0 0	1 0 0	2 0 1	0 0 0	0 0 0
Jorge De La Rosa, L (1, 1) Chris Magruder, S (7, 9) OBP: 0.321, SLG: 0.440	C S S 0-3 K ②	M X 0-1 SH1-4 ① 1-2 2-3	C S S 0-3 K ③					X 0-0 P3 ③		C X 0-1 G6-4-3 ② ③ 1-2f		2 2	0 0	0 0	0 0	0 0	2 0	6 1
Inning Stats	R: 1 H: 1 E: 1 LOB: 0 K: 1 BB: 0 S: 8 P: 13	R: 0 H: 2 E: 0 LOB: 3 K: 1 BB: 1 S: 10 P: 18	R: 0 H: 1 E: 0 LOB: 1 K: 3 BB: 0 S: 11 P: 19	R: 3 H: 3 E: 1 LOB: 1 K: 0 BB: 1 S: 16 P: 27	R: 0 H: 0 E: 0 LOB: 3 K: 2 BB: 3 S: 8 P: 22	R: 0 H: 1 E: 0 LOB: 0 K: 0 BB: 0 S: 7 P: 11	R: 0 H: 0 E: 0 LOB: 0 K: 2 BB: 0 S: 8 P: 9	R: 0 H: 0 E: 0 LOB: 0 K: 0 BB: 0 S: 4 P: 7	R: 3 H: 2 E: 0 LOB: 0 K: 0 BB: 1 S: 9 P: 15	R: 0 H: 0 E: 0 LOB: 0 K: 0 BB: 1 S: 5 P: 9	R: 1 H: 2 E: 0 LOB: 1 K: 0 BB: 0 S: 9 P: 13	1B: 8 SF: 1 2B: 3 SAC: 1 3B: 2 DP: 3 HR: 1 HBP: 0					WP: 2 PA: 51 PB: 0 SB: 2 CS: 2	

PITCHER	IP	WLS	BF	H	R	ER	SO	BB	IBB	HBP	BLK	WP	HR	S	P	ERA	WHIP
17 Brandon Webb, R (1, 1) ERA: 3.67	5.0		27	7	4	2	7	4	1	0	0	2	0	53	99	3.60	2.200
Shane Nance, L (6, 1) ERA: 5.84	1.0	H	3	1	0	0	0	0	0	0	0	0	0	7	11	0.00	1.000
Randy Choate, L (7, 1) ERA: 4.65	2.0	H	6	0	0	0	2	0	0	0	0	0	0	12	16	0.00	0.000
Greg Aquino, R (9, 1) ERA: 3.24	1.0	B	6	2	3	3	0	1	0	0	0	0	1	9	15	27.00	3.000
Mike Koplove, R (10, 1) ERA: 4.15	2.0	W	8	2	1	1	0	1	0	0	0	0	0	14	22	4.50	1.500

PITCHER	IP	WLS	BF	H	R	ER	SO	BB	IBB	HBP	BLK	WP	HR	S	P	ERA	WHIP

TOP

Milwaukee Brewers @ Arizona Diamondbacks

Bank One Ballpark, Phoenix, AZ

Tue Sep 28 2004, 9:35 PM EDT
Att. 23,936 - Sunny - 75 F

livebaseballscorecards.com

AB	41
R	8
H	12
RBI	7
BB	7
SO	9
LOB	22

Batter	1	2	3	4	5	6	7	8	9	10	11	AB	R	H	RBI	BB	SO	LOB
Andy Green, R (1, 5) (10, 4) OBP: 0.230, SLG: 0.262	F9	G6-3			G5-3	F7			SH1-4 1-2		P6	5	0	0	0	0	0	1
Alex Cintron, S (1, 4) (10, 6) OBP: 0.302, SLG: 0.366	1B 3B	G4-3			E 1B		G6-3		L6 2-3 3-H		HR 1B	6	3	3	0	0	0	2
Danny Bautista, R (1, 9) OBP: 0.332, SLG: 0.401 Alan Zinter, S (11, 3) OBP: 0.270, SLG: 0.344	FC3-6 1B 19 E BB	G6-3			E5 FC4-6 1B 1-2		F9		1B 3-H 1B		1-H HR	4 1	1 1	1 1	1 2	1 0	0 0	1 0
Shea Hillenbrand, R (1, 3) (11, 5) OBP: 0.344, SLG: 0.453	FC3-6 1-2 3-H 1B	G6-3			FC4-6 1-2 2-H 1B		G6-3		1-3 1B			5	0	3	2	0	0	0
Robby Hammock, R (1, 7) OBP: 0.279, SLG: 0.379 Doug DeVore, L (8, 7) OBP: 0.265, SLG: 0.315 Mike Koplove, R (10, 1)	FC3-6 19 E 1-2f 2-3	E1 19 F9-6			FC4-6 19 FC5-4 1-2f 2-3			F8	F9			3 2 0	1 0 0	0 0 0	0 0 0	0 0 0	0 0 0	4 2 0
19 Chris Snyder, R (1, 2) OBP: 0.333, SLG: 0.472	E9 1B 1 SAFE 1-H 3-H	F9-6 2-2			FC5-4 1-2f			G5-3		G6-3		5	1	0	0	0	0	3
Luis Terrero, R (1, 8) OBP: 0.326, SLG: 0.372	1B BB	G1-3			F9			G5-3		K		4	0	0	0	1	1	0
Jerry Gil, R (1, 6) OBP: 0.195, SLG: 0.240 Chad Tracy, L (9, PH) (10, 5) (11, 7) OBP: 0.347, SLG: 0.415	1-3 2-H 1B	G6-3			F7				1B WP BB	G4-3		3 1	0 1	1 0	1 0	0 1	0 0	0 0
17 Brandon Webb, R (1, 1) OBP: 0.143, SLG: 0.286 Shane Nance, L (8, 1) Scott Hairston, R (8, PH) OBP: 0.267, SLG: 0.429 Randy Choate, L (7, 1) Greg Aquino, R (9, 1) Carlos Baerga, S (8, PH) OBP: 0.227, SLG: 0.318 Josh Kroeger, L (9, PR) OBP: 0.500, SLG: 0.667 (10, 7) (11, 8)	K	G1-3			G1-3	BB			WP SH1-4 1-3 1B		L8	2 0 0 0 0 1 1	0 0 0 0 0 0 1	0 0 0 0 1 0 0	0 0 0 0 0 0 0	1 0 0 0 0 0 0	0 0 0 0 0 0 0	2 0 0 0 0 0 0
Inning Stats	R: 4 H: 3 E: 1 LOB: 2 K: 1 BB: 2 S: 20 P: 35	R: 0 H: 0 E: 0 LOB: 0 K: 0 BB: 0 S: 5 P: 8	R: 0 H: 0 E: 1 LOB: 0 K: 0 BB: 0 S: 7 P: 9	R: 0 H: 0 E: 0 LOB: 0 K: 0 BB: 0 S: 7 P: 10	R: 1 H: 2 E: 1 LOB: 2 K: 0 BB: 0 S: 11 P: 20	R: 0 H: 0 E: 0 LOB: 1 K: 0 BB: 1 S: 6 P: 11	R: 0 H: 0 E: 0 LOB: 0 K: 0 BB: 0 S: 7 P: 11	R: 0 H: 0 E: 0 LOB: 0 K: 0 BB: 0 S: 4 P: 6	R: 2 H: 3 E: 0 LOB: 2 K: 0 BB: 1 S: 13 P: 24	R: 0 H: 0 E: 0 LOB: 0 K: 1 BB: 0 S: 11 P: 15	R: 2 H: 2 E: 0 LOB: 0 K: 0 BB: 0 S: 17 P: 25	1B: 8 2B: 1 3B: 1 HR: 1	SF: 0 SAC: 1 DP: 1 HBP: 0		WP: 1 PB: 0 SB: 0 CS: 0	PA: 48		

PITCHER		IP	WLS	BF	H	R	ER	SO	BB	IBB	HBP	BLK	WP	HR	S	P	ERA	WHIP
Jorge De La Rosa, L ERA: 6.11	(1, 1)	6.0		28	5	5	1	1	3	0	0	0	0	0	56	93	1.50	1.333
Mike Adams, R ERA: 3.29	(7, 1)	2.0		6	0	0	0	0	0	0	0	0	0	0	11	17	0.00	0.000
Dan Kolb, R ERA: 3.02	(9, 1)	0.2	B	6	3	2	2	0	1	0	0	0	1	0	11	19	27.00	6.000
Luis Vizcaino, R ERA: 3.8	(9, 1)	1.1		4	0	0	0	1	0	0	0	0	0	0	13	20	0.00	0.000
Brooks Kieschnick, R ERA: 3.67	(11, 1)	0.2	L	4	2	2	2	0	0	0	0	0	0	1	17	25	27.00	3.000

PITCHER	IP	WLS	BF	H	R	ER	SO	BB	IBB	HBP	BLK	WP	HR	S	P	ERA	WHIP

BOTTOM

Milwaukee Brewers @ Arizona Diamondbacks

Bank One Ballpark, Phoenix, AZ

Tue Sep 28 2004, 9:35 PM EDT

Att. 23,936 - Sunny - 75 F

livebaseballscorecards.com

AB	43
R	9
H	10
RBI	6
BB	4
SO	2
LOB	15

Batter	1	2	3	4	5	6	7	8	9	AB	R	H	RBI	BB	SO	LOB
Scott Podsednik, L (1, 8) OBP: 0.313, SLG: 0.361	B B C X 2-1 S 1B 1B		C B X 1-1 G1-3 ①		B C B F C 2-3 K ①		B 1 SAFE C X 1-1 FC3-6 WP S 1-2f ②		F B B T B X 3-2 G6-3 ③	5	1	1	0	0	1	2
Chris Magruder, S (1, 9) OBP: 0.307, SLG: 0.418	S 1 SAFE X 0-1 F7 ①		B F B B S F X 2-2 F7 ②		B S B B B X 3-1 G6-3 ②		B C B B B C S 3-3 K 1-3			4	0	0	0	0	1	2
Lyle Overbay, L (1, 3) OBP: 0.382, SLG: 0.472	1 SAFE B B B 1 SAFE X 2-0 F8 ②		B S F B B F X 2-2 G3 ③		B B C X 2-1 G4-3 ③		B C B C X 2-2 G6-3 ③			4	0	0	0	0	0	3
Geoff Jenkins, L (1, 7) OBP: 0.322, SLG: 0.474	1 SAFE F B 1 SAFE 1 SAFE B B X 3-1 1B 1-H 1B			C F B F X 1-2 HR		C B X 1-1 SF9 3B		C B B B S T F X 3-2 F7 ①		4	2	3	2	0	0	0
Keith Ginter, R (1, 4) OBP: 0.331, SLG: 0.466	B B B B C 1 SAFE X 3-1 1-2 1B			B C C B X 2-2 HR		B F C C F D X 2-2 SF9 3-H ①		B C S B X 2-2 G1-3 ②		3	1	2	2	0	0	0
Wes Helms, R (1, 5) OBP: 0.331, SLG: 0.362	C F B B B B F F F S 3-3 K ③			F X 0-1 F8 ①		F B X 1-1 G6-3 ②		C B B B S X 2-2 G6-3 ③		4	0	0	0	0	1	2
Dan Kolb, R (9, 1)										0	0	0	0	0	0	0
Luis Vizcaino, R (9, 1)										0	0	0	0	0	0	0
2 Bill Hall, R (1, 6) OBP: 0.278, SLG: 0.377		C S B F F S 1-3 K ①		B X 1-0 F8 ②		B X 1-0 2-4 1B			C B F F S 1-3 K ①	4	0	1	0	0	2	0
Gary Bennett, R (1, 2) OBP: 0.293, SLG: 0.326		X 0-0 F8 ②		B B B C C B 4-2 BB		C 1 SAFE B B F 1 SAFE P D 3-2 2-4 1-2 ③	F B B X 2-1 F9 ①		C B B F F C 2-3 K ②	3	0	0	0	1	1	0
Gary Glover, R (1, 1)										2	0	0	0	0	2	1
Trent Durrington, R (7, PH) OBP: 0.267, SLG: 0.402										1	0	1	0	0	0	0
Jeff Bennett, R (7, 1)										0	0	0	0	0	0	0
Russell Branyan, L (9, PH) OBP: 0.339, SLG: 0.559		B T F B C 2-3 K ③		S F S 0-3 K ③			X 0-0 FC3-6 1B		C B C T F F B B F B 4-2 BB	0	0	0	0	1	0	0
(9, 5)																

TOP

Milwaukee Brewers @ Arizona Diamondbacks

Bank One Ballpark, Phoenix, AZ

Wed Sep 29 2004, 6:05 PM EDT

Att. 21,710 - Dome - 75 F

livebaseballscorecards.com

AB	34
R	4
H	8
RBI	4
BB	2
SO	8
LOB	10

Inning Stats	1	2	3	4	5	6	7	8	9	1B: 5	SF: 1	WP: 1	PA: 37
R	1	0	0	2	0	1	0	0	0	2B: 0	SAC: 0	PB: 0	
E	0	0	0	0	0	0	0	0	0	3B: 1	DP: 0	SB: 2	
K	1	2	0	1	1	0	1	0	2	HR: 2	HBP: 0	CS: 0	
S	15	9	10	15	7	12	11	11	16				
LOB	2	0	0	1	0	1	0	0	1				
P	28	12	15	23	14	19	19	18	26				
H	3	0	0	2	0	2	1	0	0				
BB	0	0	0	1	0	0	0	0	1				

PITCHER		IP	WLS	BF	H	R	ER	SO	BB	IBB	HBP	BLK	WP	HR	S	P	ERA	WHIP
Casey Fossum, L ERA: 6.65	(1, 1)	4.0	L	18	5	3	3	4	1	0	0	0	0	2	49	78	6.75	1.500
Jeff Fassero, L ERA: 5.46	(5, 1)	1.0		3	0	0	0	1	0	0	0	0	0	0	7	14	0.00	0.000
Lance Cormier, R ERA: 8.14	(6, 1)	1.2		9	3	1	1	1	0	0	0	0	1	0	20	33	5.40	1.800
Randy Choate, L ERA: 4.62	(7, 1)	0.1		1	0	0	0	0	0	0	0	0	0	0	3	5	0.00	0.000
36 Brian Bruney, R ERA: 4.6	(8, 1)	2.0		7	0	0	0	2	1	0	0	0	0	0	27	44	0.00	0.500

PITCHER	IP	WLS	BF	H	R	ER	SO	BB	IBB	HBP	BLK	WP	HR	S	P	ERA	WHIP

Batter	1	2	3	4	5	6	7	8	9	AB	R	H	RBI	BB	SO	LOB
Scott Hairston, R (1, 4) OBP: 0.296, SLG: 0.448	L6		F8		HBP			F8	P5	4	0	0	0	0	0	3
Alex Cintron, S (1, 6) OBP: 0.303, SLG: 0.366	1B			G4-3	1B			G6-3	F8	5	0	2	0	0	0	3
Chad Tracy, L (1, 5) OBP: 0.347, SLG: 0.413	L5			G6-3	G1-3			E 1B		4	0	1	0	0	0	4
Shea Hillenbrand, R (1, 3) OBP: 0.343, SLG: 0.451	SAFE F8			3B 1B		K		E5 1-3		4	1	1	0	0	1	2
Doug DeVore, L (1, 7) OBP: 0.265, SLG: 0.333		G3-1		1-H 3B		G3		L7		4	0	1	1	0	0	2
Josh Kroeger, L (1, 9) OBP: 0.170, SLG: 0.196		K		G6-3		G1-3			BB 2B	4	0	1	0	0	1	1
Luis Terrero, R (1, 8) OBP: 0.325, SLG: 0.367		G6-3	P3				G6-3		BB BB	3	0	0	0	1	0	0
Juan Brito, R (1, 2) OBP: 0.244, SLG: 0.280			G4-3		1B HBP 1B		G4-3		1-2 2-3 BB	3	0	1	0	0	0	0
Alan Zinter, S (9, PH) OBP: 0.289, SLG: 0.344										0	0	0	0	1	0	0
Stephen Randolph, L (9, PR) OBP: 0.417, SLG: 0.667										0	0	0	0	0	0	0
Casey Fossum, L (1, 1) OBP: 0.116, SLG: 0.095			G3-1		F7		G3-1		K	1	0	0	0	0	0	0
Jeff Fassero, L (5, 1) OBP: 0.227, SLG: 0.190										0	0	0	0	0	0	0
Robby Hammock, R (5, PH) OBP: 0.278, SLG: 0.377										1	0	0	0	0	0	1
Lance Cormier, R (6, 1) OBP: 0.333, SLG: 0.375										0	0	0	0	0	0	0
Randy Choate, L (7, 1)										0	0	0	0	0	0	0
Carlos Baerga, S (7, PH) OBP: 0.315, SLG: 0.337										1	0	0	0	0	0	0
36 Brian Bruney, R (8, 1)										0	0	0	0	0	0	0
Quinton McCracken, S (9, PH) OBP: 0.325, SLG: 0.377										1	0	0	0	0	1	3
Inning Stats	R: 0 E: 0 K: 0 S: 9 H: 1 LOB: 1 BB: 0 P: 18	R: 0 E: 0 K: 1 S: 5 H: 0 LOB: 0 BB: 0 P: 6	R: 0 E: 0 K: 0 S: 10 H: 0 LOB: 0 BB: 0 P: 17	R: 1 E: 0 K: 0 S: 10 H: 2 LOB: 1 BB: 0 P: 15	R: 0 E: 0 K: 0 S: 12 H: 2 LOB: 3 BB: 0 P: 21	R: 0 E: 0 K: 1 S: 8 H: 0 LOB: 0 BB: 0 P: 10	R: 0 E: 0 K: 0 S: 9 H: 0 LOB: 0 BB: 0 P: 13	R: 0 E: 1 K: 0 S: 11 H: 1 LOB: 2 BB: 0 P: 14	R: 0 E: 0 K: 1 S: 19 H: 1 LOB: 3 BB: 2 P: 32	1B: 5 2B: 1 3B: 1 HR: 0	SF: 0 SAC: 0 DP: 0 HBP: 1			WP: 0 PB: 0 SB: 0 CS: 0	PA: 38		

PITCHER		IP	WLS	BF	H	R	ER	SO	BB	IBB	HBP	BLK	WP	HR	S	P	ERA	WHIP
Gary Glover, R ERA: 3.5	(1, 1)	6.0	W	24	5	1	1	2	0	0	1	0	0	0	54	87	1.50	0.833
Jeff Bennett, R ERA: 4.44	(7, 1)	2.0	H	8	1	0	0	0	0	0	0	0	0	0	20	27	0.00	0.500
Dan Kolb, R ERA: 3.02	(9, 1)	0.0		3	1	0	0	0	2	0	0	0	0	0	6	15	∞	∞
Luis Vizcaino, R ERA: 3.75	(9, 1)	1.0	S	3	0	0	0	1	0	0	0	0	0	0	13	17	0.00	0.000

PITCHER	IP	WLS	BF	H	R	ER	SO	BB	IBB	HBP	BLK	WP	HR	S	P	ERA	WHIP

BOTTOM

Milwaukee Brewers @ Arizona Diamondbacks

Bank One Ballpark, Phoenix, AZ

Wed Sep 29 2004, 6:05 PM EDT

Att. 21,710 - Dome - 75 F

livebaseballscorecards.com

AB	35
R	1
H	7
RBI	1
BB	2
SO	3
LOB	19

Batter	1	2	3	4	5	6	7	8	9	AB	R	H	RBI	BB	SO	LOB
Scott Podsednik, L (1, 8) OBP: 0.314, SLG: 0.366	C C F B X 1-2 F7 ①	B C B F B X 3-2 G3 ②		B C X 1-1 2-H HR		C B B B F C 3-3 K ②		C X 0-1 FC6-4 3-H 1B		5	1	2	3	0	1	1
Dave Krynzel, L (1, 9) OBP: 0.333, SLG: 0.270	B C X 1-1 BB 2B 1B	F X 0-1 1B		C B F H 2-2 HBP		F H 1-1 HBP		B X 1-0 FC6-4 ③ 1-2f		3	1	2	0	0	0	1
Lyle Overbay, L (1, 3) OBP: 0.381, SLG: 0.468	B B B C B 4-1 2B 1-2 HR BB	X 0-0 L4 ③		C B B X 2-1 F8 ③		X 0-0 F7 ③			B X 1-0 G2-3 ①	4	1	0	0	1	0	4
Geoff Jenkins, L (1, 7) OBP: 0.321, SLG: 0.474	X 0-0 1-3 2-H HR 2B		B B X 2-0 G4-3 ①		C X 0-1 G5-3 ①		C F B X 1-2 G4-3 ①		C B B F F B S 3-3 K ②	5	1	1	1	0	1	0
Keith Ginter, R (1, 4) OBP: 0.332, SLG: 0.472	B C F B B F F X 3-2 2-H 3-H HR		B X 1-0 G5-3 ②		C B B B B 4-1 1B BB		B S F X 1-2 G6-3 ②		C F S 0-3 K ③	4	1	1	3	1	1	0
Russell Branyan, L (1, 5) OBP: 0.331, SLG: 0.544	B S S F S 1-3 K ②		B B X 2-0 G5-3 ③		C F B F B 1 SAFE 1 SAFE S 2-3 K ②		S F B B B S 3-3 K ③			4	0	0	0	0	3	1
Craig Counsell, L (1, 6) OBP: 0.331, SLG: 0.314	B B C X 2-1 FC5-4 1B			X 0-0 S HR 1B	B C X 1-1 PO 1-2 1B			C B B C B B 4-2 G4-3 SH1-3 1B BB		3	2	3	0	1	0	0
Chad Moeller, R (1, 2) OBP: 0.268, SLG: 0.307	F S X 0-2 FC5-4 1-2f ③			B 1 SAFE B C F X 2-2 G5-3 1-2 ①	C F B 1 SAFE 1-2 PO 1-2 ③	B F C X 1-2 SH2-4 1B		1 SAFE C 1 SAFE X 0-1 SH1-3 1-2 ①		3	0	1	0	0	0	2
Doug Davis, R (1, 1) OBP: 0.031, SLG: 0.016		X 0-0 G1-3 ①		F C C 0-3 K ②		X 0-0 SH2-4 1-2 ①		C X 0-1 G4-3 2-3 ②		2	0	0	0	0	1	1
Mike Adams, R (7, 1)										0	0	0	0	0	0	0
Chris Magruder, S (8, PH) OBP: 0.303, SLG: 0.413										1	0	0	0	0	0	1
Pedro Liriano, R (8, 1)										0	0	0	0	0	0	0
Dan Kolb, R (9, 1)										0	0	0	0	0	0	0
Inning Stats	R: 4 E: 0 K: 1 S: 22 H: 4 LOB: 1 BB: 1 P: 34	R: 0 E: 0 K: 0 S: 7 H: 1 LOB: 1 BB: 0 P: 10	R: 0 E: 0 K: 0 S: 3 H: 0 LOB: 0 BB: 0 P: 8	R: 2 E: 0 K: 1 S: 13 H: 2 LOB: 1 BB: 0 P: 20	R: 0 E: 0 K: 1 S: 11 H: 1 LOB: 1 BB: 1 P: 19	R: 0 E: 0 K: 1 S: 9 H: 1 LOB: 2 BB: 0 P: 14	R: 0 E: 0 K: 1 S: 9 H: 0 LOB: 0 BB: 0 P: 14	R: 1 E: 0 K: 0 S: 9 H: 1 LOB: 1 BB: 1 P: 14	R: 0 E: 0 K: 2 S: 8 H: 0 LOB: 0 BB: 0 P: 12	1B: 7 2B: 1 3B: 0 HR: 2 SF: 0 SAC: 2 DP: 0 HBP: 2						

TOP

Milwaukee Brewers @ St. Louis Cardinals

Busch Stadium, St. Louis, MO

Thu Sep 30 2004, 7:10 PM CDT

Att. 24,893 - Sunny - 73 F

livebaseballscorecards.com

AB	34
R	7
H	10
RBI	7
BB	3
SO	7
LOB	11

WP: 0 PB: 0 SB: 1 CS: 0 PA: 42

PITCHER		IP	WLS	BF	H	R	ER	SO	BB	IBB	HBP	BLK	WP	HR	S	P	ERA	WHIP
Matt Morris, R ERA: 4.72	(1, 1)	4.0	L	21	7	6	6	2	1	0	1	0	0	2	45	72	13.50	2.000
34 Randy Flores, L ERA: 1.64	(5, 1)	2.0		9	2	0	0	2	1	0	1	0	0	0	20	33	0.00	1.500
Ray King, L ERA: 2.37	(7, 1)	1.0		3	0	0	0	1	0	0	0	0	0	0	9	14	0.00	0.000
Jason Simontacchi, R ERA: 5.4	(8, 1)	1.0		5	1	1	1	0	1	0	0	0	0	0	9	14	9.00	2.000
Carmen Cali, L ERA: 9.0	(9, 1)	0.2		2	0	0	0	1	0	0	0	0	0	0	5	9	0.00	0.000

PITCHER		IP	WLS	BF	H	R	ER	SO	BB	IBB	HBP	BLK	WP	HR	S	P	ERA	WHIP
44 Jason Isringhausen, R ERA: 2.82	(9, 1)	0.1		1	0	0	0	1	0	0	0	0	0	0	3	3	0.00	0.000

Batter	1	2	3	4	5	6	7	8	9	AB	R	H	RBI	BB	SO	LOB
So Taguchi, R (1, 8) OBP: 0.330, SLG: 0.400	C C B B F B X 3-2 ① L8		C X 0-1 1B 1-2 1B		C X 0-1 5 2B 1B	F S F F B X 1-2 ③ L8		B X 1-0 ② G5-3		5	1	2	0	0	0	3
Edgar Renteria, R (1, 6) OBP: 0.327, SLG: 0.402	C C B B X 2-2 ② P1		X 0-0 1-2 2-3 1B		F 1 F B S SAFE 1-3 ① K		C X 0-1 ① L9	B B F S F X 2-2 ③ G5-3		5	0	1	0	0	1	2
5 Albert Pujols, R (1, 3) OBP: 0.414, SLG: 0.655	B B C C F X 2-2 ③ G3-1		C X 0-1 ③ G1-3		B X 1-0 27 PB 1-H 2B		C B F B X 2-2 1B 2B		B C F B F B F X 3-2 ① F8	5	1	2	1	0	0	3
27 Scott Rolen, R (1, 5) OBP: 0.413, SLG: 0.607 Ray Lankford, L (9, PR) OBP: 0.341, SLG: 0.404		C F B B B F B X 3-2 ① G6-3		B B B B 4-0 1B 1B FC6-4 BB	B S B S B S 3-3 ② K 2-3		B D B B B 4-0 1B BB		S X 0-1 HBP E 1B	3 0	1 1	1 0	0 0	2 0	1 0	1 0
Reggie Sanders, R (1, 7) OBP: 0.315, SLG: 0.482		B S B C B T F F F X 3-2 G4-3 1B		X 0-0 FC6-4 1B 1-2 1B	B S S S 1-3 ③ K		S B F B F X 2-2 ② F8		H 1-0 E 1-2 2B HBP	4	1	2	0	0	1	3
Roger Cedeno, S (1, 9) OBP: 0.338, SLG: 0.389		B D S X 2-1 ②③ G4-3 1-2f		B C X 1-1 FC6-4 1-2 2-3 1B		B C B S S 2-3 ① K	C F B F B B X 3-2 1-3 2-H 1B		X 0-0 E4 S 1-3 2-H 2B	5	1	2	1	0	1	2
Mike Matheny, R (1, 2) OBP: 0.291, SLG: 0.347			B C F F X 1-2 ① G6-3	C X 0-1 ① FC6-4 1-2f 2-3 3-H		B C S F X 1-2 ② G5-3	S X 0-1 ③ G5-3		B B F F F F F F B F 3-2 X G4-3 1-H 3-H 2B	5	0	1	3	0	0	4
7 Hector Luna, R (1, 4) OBP: 0.308, SLG: 0.371 Tony Womack, L (8, PH) OBP: 0.347, SLG: 0.381 Carmen Cali, L (9, 1) 44 Jason Isringhausen, R (9, 1) OBP: 0.333, SLG: 0.333 Larry Walker, L (9, PH) OBP: 0.423, SLG: 0.590			F B S B S 2-3 ② K	C C S 0-3 ② K		S B F B F B B 4-2 BB BB		B C X 1-1 ① G6-3	C B B S S X 2-2 ② G4-3 2-3	2 1 0 0 1	0 0 0 0 0	0 0 0 0 0	0 0 0 0 0	1 0 0 0 0	2 0 0 0 0	2 0 0 0 2
Matt Morris, R (1, 1) OBP: 0.209, SLG: 0.177 15 Jim Edmonds, L (4, PH) OBP: 0.422, SLG: 0.651 34 Randy Flores, L (5, 1) John Mabry, L (6, PH) OBP: 0.365, SLG: 0.508 Ray King, L (7, 1) Jason Simontacchi, R (8, 1) OBP: 0.500, SLG: 0.500 Marlon Anderson, L (8, PH) OBP: 0.265, SLG: 0.376 (9, 4)			B S C B B B 4-2 1B 1B BB	C S S 0-3 ③ K		B B S F B B 4-2 1-2 BB	C F B B X 2-2 2B		C F B X 1-2 ③ G5-3	0 1 0 0 0 2	0 0 0 0 0 0	0 0 0 0 0 1	0 0 0 0 0 0	1 0 0 1 0 0	0 0 0 0 0 0	0 2 0 0 0 2
Inning Stats	R: 0 E: 0 K: 0 S: 11 H: 0 LOB: 0 BB: 0 P: 18	R: 0 E: 0 K: 0 S: 13 H: 1 LOB: 0 BB: 0 P: 21	R: 0 E: 0 K: 1 S: 14 H: 2 LOB: 3 BB: 1 P: 21	R: 1 E: 0 K: 2 S: 11 H: 2 LOB: 2 BB: 1 P: 16	R: 1 E: 0 K: 3 S: 12 H: 2 LOB: 1 BB: 0 P: 18	R: 0 E: 0 K: 1 S: 17 H: 0 LOB: 2 BB: 2 P: 29	R: 1 E: 0 K: 0 S: 15 H: 2 LOB: 2 BB: 1 P: 26	R: 0 E: 0 K: 0 S: 10 H: 1 LOB: 1 BB: 0 P: 16	R: 3 E: 1 K: 0 S: 21 H: 2 LOB: 2 BB: 0 P: 31	1B: 8 2B: 4 3B: 0 HR: 0	SF: 0 SAC: 0 DP: 1 HBP: 1						

PITCHER		IP	WLS	BF	H	R	ER	SO	BB	IBB	HBP	BLK	WP	HR	S	P	ERA	WHIP
Doug Davis, L ERA: 3.39	(1, 1)	6.0	W	28	7	2	2	7	4	0	0	0	0	0	78	123	3.00	1.833
Mike Adams, R ERA: 3.4	(7, 1)	1.0		6	2	1	1	0	1	0	0	0	0	0	15	26	9.00	3.000
Pedro Liriano, R ERA: 3.77	(8, 1)	1.1		7	2	2	2	0	0	0	1	0	0	0	17	27	13.50	1.500
Dan Kolb, R ERA: 2.98	(9, 1)	0.2	S	4	1	1	0	0	0	0	0	0	0	0	14	20	0.00	1.500

PITCHER	IP	WLS	BF	H	R	ER	SO	BB	IBB	HBP	BLK	WP	HR	S	P	ERA	WHIP

BOTTOM

Milwaukee Brewers @ St. Louis Cardinals

Busch Stadium, St. Louis, MO

Thu Sep 30 2004, 7:10 PM CDT
Att. 24,893 - Sunny - 73 F

livebaseballscorecards.com

AB	39
R	6
H	12
RBI	5
BB	5
SO	7
LOB	26

WP: 0 PA: 45
PB: 1
SB: 1
CS: 0

Batter	1	2	3	4	5	6	7	8	9	AB	R	H	RBI	BB	SO	LOB
Scott Podsednik, L (1, 8) OBP: 0.312, SLG: 0.364	C X 0-1 F7 ①			B F X 1-1 G6-3 ①		B B X 2-0 G4-3 ②		F B F C 1-3 K ②		4	0	0	0	0	1	0
Dave Krynzel, L (1, 9) OBP: 0.333, SLG: 0.256 Chris Magruder, S (6, PR) OBP: 0.300, SLG: 0.407 (6, 9)	C B C S 1-3 K ②			X 0-0 G1-3 ②		B B C H 3-1 WP HBP		S B S X 1-2 G6-3 ③		2 1	0 0	0 0	0 0	0 0	1 0	0 0
Lyle Overbay, L (1, 3) OBP: 0.380, SLG: 0.467	C B X 1-1 G3-1 ③			X 0-0 1B		B F C D F X 2-2 L8 1-2 ③			F C B X 1-2 G4-3 ①	4	0	1	0	0	0	1
Geoff Jenkins, L (1, 7) OBP: 0.322, SLG: 0.473		F B S B B S 2-3 K ①		B C B B C F X 3-2 G5-3 ③			B F S B B B B 4-2 F8 BB BB		C B X 1-1 1B ①	3	0	1	0	1	1	1
Keith Ginter, R (1, 4) OBP: 0.333, SLG: 0.479		B C X 1-1 G5-3 ②			B X 1-0 HR		B B B B B 4-0 1-2 BB		F B C F S 1-3 K ②	3	1	1	1	1	1	1
Russell Branyan, L (1, 5) OBP: 0.324, SLG: 0.529		S C F S 0-3 K ③			B X 1-0 G1-3 ①		L D F D D F T 3-2 K ①		F F C 0-3 K ③	4	0	0	0	0	3	3
Craig Counsell, L (1, 6) OBP: 0.329, SLG: 0.312			C B B X 2-1 G1-3 ①		C S B C 1-3 K ②		D C B X 2-1 F8 2-3 ②			3	0	0	0	0	1	2
Mark Johnson, L (1, 2) OBP: 0.286, SLG: 0.100			C S X 0-2 G4-3 ②		C B X 1-1 G3-1 ③		B C X 1-1 F7 ③			3	0	0	0	0	0	2
Ben Hendrickson, R (1, 1) OBP: 0.125, SLG: 0.125 Wes Obermueller, R (7, 1) OBP: 0.400, SLG: 0.462			C B X 1-1 F9 ③			C F S 0-3 K ①		C S B F S 1-3 K ①		2 1	0 0	0 0	0 0	0 0	1 1	0 0
Inning Stats	R: 0 H: 0 E: 0 LOB: 0 K: 1 BB: 0 S: 7 P: 9	R: 0 H: 0 E: 0 LOB: 0 K: 2 BB: 0 S: 9 P: 12	R: 0 H: 0 E: 0 LOB: 0 K: 0 BB: 0 S: 7 P: 10	R: 0 H: 1 E: 0 LOB: 1 K: 0 BB: 0 S: 8 P: 12	R: 1 H: 1 E: 0 LOB: 0 K: 1 BB: 0 S: 7 P: 11	R: 0 H: 0 E: 0 LOB: 2 K: 1 BB: 0 S: 9 P: 16	R: 0 H: 0 E: 0 LOB: 2 K: 1 BB: 2 S: 11 P: 25	R: 0 H: 0 E: 0 LOB: 0 K: 2 BB: 0 S: 10 P: 13	R: 0 H: 1 E: 0 LOB: 1 K: 2 BB: 0 S: 12 P: 15	1B: 2 SF: 0 2B: 0 SAC: 0 3B: 0 DP: 0 HR: 1 HBP: 1						WP: 1 PA: 33 PB: 0 SB: 0 CS: 0

TOP

Milwaukee Brewers @ St. Louis Cardinals

Busch Stadium, St. Louis, MO

Fri Oct 01 2004, 7:10 PM CDT
Att. 32,605 - Unknown - 66 F

livebaseballscorecards.com

AB	30
R	1
H	3
RBI	1
BB	2
SO	10
LOB	10

PITCHER		IP	WLS	BF	H	R	ER	SO	BB	IBB	HBP	BLK	WP	HR	S	P	ERA	WHIP
Al Reyes, R ERA: 0.79	(1, 1)	2.0		6	0	0	0	3	0	0	0	0	0	0	16	21	0.00	0.000
Rick Ankiel, L ERA: 5.4	(3, 1)	4.0	W	15	2	1	1	2	0	0	1	0	1	1	31	49	2.25	0.500
Steve Kline, L ERA: 1.82	(7, 1)	0.1	H	3	0	0	0	1	2	0	0	0	0	0	7	18	0.00	6.000
Kiko Calero, R ERA: 2.84	(7, 1)	1.0	H	3	0	0	0	1	0	0	0	0	0	0	8	12	0.00	0.000
Ray King, L ERA: 2.35	(8, 1)	0.2	H	2	0	0	0	1	0	0	0	0	0	0	6	8	0.00	0.000

PITCHER		IP	WLS	BF	H	R	ER	SO	BB	IBB	HBP	BLK	WP	HR	S	P	ERA	WHIP
44 Jason Isringhausen, R ERA: 2.78	(9, 1)	1.0	S	4	1	0	0	2	0	0	0	0	0	0	12	15	0.00	1.000

Batter	1	2	3	4	5	6	7	8	9	AB	R	H	RBI	BB	SO	LOB
Tony Womack, L (1, 4) OBP: 0.346, SLG: 0.380	B C B F F X 2-2 1B	F B F B X 2-2 ③ G1-3		C F B F X 1-2 ③ G4-3			B B F C X 2-2 ② G2-3			4	0	1	0	0	0	4
Larry Walker, L (1, 9) OBP: 0.424, SLG: 0.591	1 SAFE C 1 SAFE X 0-1 ① F9	C X 0-1 5 1B 27 SF9 2B	B C C B X 2-2 ① G1-6-3				B B B C B 4-1 5 2B BB			3	2	1	0	1	0	1
5 Albert Pujols, R (1, 3) OBP: 0.414, SLG: 0.656	**1 SAFE** **1 SAFE** C 1 SAFE B F X 1-2 ② F8	B B F B X 3-1 **2-3** 1B	B F X 1-1 ② G5-3				B F X 1-1 **1-H** **2-H** 2B			4	0	2	2	0	0	1
27 Scott Rolen, R (1, 5) OBP: 0.410, SLG: 0.603	C 1 SAFE S X 0-2 ③ G4-3	X 0-0 ① SF9 **3-H**	F B C C 1-3 ③ K				C X 0-1 ③ F9			3	0	0	1	0	1	2
15 Jim Edmonds, L (1, 8) OBP: 0.421, SLG: 0.648		B S B X 2-1 1B 1B 4 G6-3 1B	S X 0-1 ② F7			F B C B C 2-3 ① K		C B B F C 2-3 ① K		4	1	1	0	0	2	1
Edgar Renteria, R (1, 6) OBP: 0.328, SLG: 0.402 Steve Kline, S (7, 1) Kiko Calero, R (7, 1) Ray King, L (8, 1) Cody McKay, L (8, PH) OBP: 0.273, SLG: 0.260 44 Jason Isringhausen, R (9, 1) OBP: 0.333, SLG: 0.333		X 0-0 4 G6-3 1B **1-2** 1B	B 1 SAFE B B C X 3-1 ③ L8			X 0-0 ② G6-3		C S F F C 0-3 ② K		3 0 0 0 0 1 0	0 0 0 0 0 0 0	1 0 0 0 0 0 0	0 0 0 0 0 1 0	0 0 0 0 0 0 0	1 0 0 0 0 0 0	1 0 0 0 0 0 0
Reggie Sanders, R (1, 7) OBP: 0.314, SLG: 0.480	D C B X 2-1 4 G6-3 **1-2** **2-3** 1B	X 0-0 ① G5-3			F X 0-1 ③ P4		X 0-0 ③ F8			4	0	1	0	0	0	0
4 Yadier Molina, R (1, 2) OBP: 0.324, SLG: 0.328 Ray Lankford, L (7, PR) OBP: 0.341, SLG: 0.404 Mike Matheny, R (8, 2) OBP: 0.291, SLG: 0.347		X 0-0 ① G6-3 **1-2** **2-3** **3-H**	C B X 1-1 ② G4-3				B F S X 1-2 5 2B 2B			3 0 0	0 1 0	1 0 0	1 0 0	0 0 0	0 0 0	2 0 0
Al Reyes, R (1, 1) OBP: 1.000, SLG: 1.000 Marlon Anderson, L (2, PH) OBP: 0.264, SLG: 0.375 Rick Ankiel, L (3, 1) 7 Hector Luna, R (7, 6) OBP: 0.306, SLG: 0.369		B B S S S 2-3 ② K	B B B B 4-0 BB				B X 1-0 ① B5			0 1 0 1	0 0 0 0	0 0 0 0	0 0 0 0	0 0 1 0	0 1 0 0	0 2 0 1
Inning Stats	R: 0 E: 0 K: 0 S: 12 H: 1 LOB: 1 BB: 0 P: 15	R: 1 E: 0 K: 1 S: 12 H: 3 LOB: 2 BB: 0 P: 20	R: 1 E: 0 K: 0 S: 9 H: 2 LOB: 1 BB: 0 P: 15	R: 0 E: 0 K: 0 S: 7 H: 0 LOB: 1 BB: 1 P: 13	R: 0 E: 0 K: 1 S: 8 H: 0 LOB: 0 BB: 0 P: 12	R: 0 E: 0 K: 1 S: 6 H: 0 LOB: 0 BB: 0 P: 8	R: 2 E: 0 K: 0 S: 12 H: 2 LOB: 1 BB: 1 P: 21	R: 0 E: 0 K: 2 S: 10 H: 0 LOB: 0 BB: 0 P: 12		1B: 5 2B: 3 3B: 0 HR: 0	SF: 1 SAC: 0 DP: 0 HBP: 0			WP: 0 PB: 0 SB: 0 CS: 0	PA: 34	

PITCHER		IP	WLS	BF	H	R	ER	SO	BB	IBB	HBP	BLK	WP	HR	S	P	ERA	WHIP
Ben Hendrickson, R ERA: 6.22	(1, 1)	6.2	L	30	8	4	4	3	2	0	0	0	0	0	64	102	5.40	1.500
Wes Obermueller, R ERA: 5.8	(7, 1)	1.1		4	0	0	0	2	0	0	0	0	0	0	12	14	0.00	0.000

PITCHER	IP	WLS	BF	H	R	ER	SO	BB	IBB	HBP	BLK	WP	HR	S	P	ERA	WHIP

BOTTOM

Milwaukee Brewers @ St. Louis Cardinals

Busch Stadium, St. Louis, MO

Fri Oct 01 2004, 7:10 PM CDT
Att. 32,605 - Unknown - 66 F

livebaseballscorecards.com

AB	31
R	4
H	8
RBI	4
BB	2
SO	5
LOB	15

Batter	1	2	3	4	5	6	7	8	9	AB	R	H	RBI	BB	SO	LOB
Scott Podsednik, L (1, 8) OBP: 0.312, SLG: 0.362	B C C F B F B B 4-2 S 2B BB	B B X 2-0 ③ F8		B B X 2-0 ② FC4-6 WP 1-2f		B B X 2-0 E5		B B B B 4-0 CS BB		3	1	0	0	2	0	2
Chris Magruder, S (1, 9) OBP: 0.295, SLG: 0.388	B C F F C 1-3 ① K 1-2		B B F B B 4-1 BB 2B BB	B 1 SAFE B F B S X 3-2 ③ G3-1 1-2		1 SAFE F C B X 1-2 ③ G6-3		1 SAFE D C 1 SAFE C B F F P 3-3 ② ③ F C K 1-2		4	1	0	0	1	2	4
Lyle Overbay, L (1, 3) OBP: 0.382, SLG: 0.474	B B B C C F X 3-2 G6-3 2-H 2B		B B F C F F B F B 4-2 2B SF8 1-2 BB		B F C F F B F F F 3-2 B X ① G1-3		B F B X 2-1 HR		X 0-0 ① G3	4	2	2	2	1	0	0
Geoff Jenkins, L (1, 7) OBP: 0.323, SLG: 0.473	B X 1-0 ② G6-3 2-3	F F X 0-2 1-3 2-H 2B			B B B C F B 4-2 BB BB		B C F F B S 2-3 ① K		B C S S 1-3 ② K	4	0	1	1	1	2	1
Keith Ginter, R (1, 4) OBP: 0.332, SLG: 0.475	C D D B B 4-1 BB	X 0-0 ① SF8 3-H			C F B F D S 2-3 ② K		C S C 0-3 ② K		C X 0-1 ③ G5-3	3	0	0	1	1	2	1
Russell Branyan, L (1, 5) OBP: 0.328, SLG: 0.532	B B S S D F C 3-3 ③ K	F B X 1-1 ② F7			F B B F B B 4-2 FC6-4 1-2 BB		B B X 2-0 1B 2B			3	1	1	0	1	1	3
Craig Counsell, L (1, 6) OBP: 0.330, SLG: 0.316		B F S B X 2-2 G6-3 15 CS 2B	B C B F F X 2-2 ③ G4-3		C B X 1-1 ③ FC6-4 1-2f		C B B X 2-1 2-H 1B			4	0	2	1	0	0	3
Chad Moeller, R (1, 2) OBP: 0.265, SLG: 0.303		X 0-0 ① G6-3 2-3		B C B F F X 2-2 ① F9		C B S B S 2-3 ① K	S 1 SAFE F P S 1-3 ③ K			4	0	0	0	0	2	2
15 Ben Sheets, R (1, 1) OBP: 0.194, SLG: 0.134		F B S X 2-1 ② 3-H 1B		F X 0-1 FC4-6 1B		C C S 0-3 ② K		X 0-0 ① G5-3		4	0	2	0	0	1	0
Inning Stats	R: 1 H: 1 E: 0 LOB: 2 K: 2 BB: 2 S: 18 P: 34	R: 0 H: 2 E: 0 LOB: 1 K: 0 BB: 0 S: 8 P: 13	R: 2 H: 1 E: 0 LOB: 1 K: 0 BB: 2 S: 14 P: 25	R: 0 H: 1 E: 0 LOB: 1 K: 0 BB: 0 S: 10 P: 17	R: 0 H: 0 E: 0 LOB: 2 K: 1 BB: 2 S: 18 P: 32	R: 0 H: 0 E: 1 LOB: 1 K: 2 BB: 0 S: 10 P: 15	R: 2 H: 3 E: 0 LOB: 1 K: 3 BB: 0 S: 16 P: 24	R: 0 H: 0 E: 0 LOB: 0 K: 1 BB: 1 S: 9 P: 15	R: 0 H: 0 E: 0 LOB: 0 K: 1 BB: 0 S: 6 P: 7	1B: 3 SF: 1 2B: 4 SAC: 0 3B: 0 DP: 0 HR: 1 HBP: 0						

TOP

Milwaukee Brewers @ St. Louis Cardinals

Busch Stadium, St. Louis, MO

Sat Oct 02 2004, 3:15 PM CDT
Att. 41,219 - Sunny - 60 F

livebaseballscorecards.com

AB	33
R	5
H	8
RBI	5
BB	7
SO	10
LOB	16

		WP: 1	PA: 41
		PB: 0	
		SB: 1	
		CS: 2	

PITCHER		IP	WLS	BF	H	R	ER	SO	BB	IBB	HBP	BLK	WP	HR	S	P	ERA	WHIP
Jason Marquis, R ERA: 3.71	(1, 1)	4.2	L	23	5	3	3	3	5	0	0	0	1	0	64	112	5.79	2.143
Carmen Cali, L ERA: 8.59	(5, 1)	0.1		2	0	0	0	0	1	0	0	0	0	0	4	9	0.00	3.000
Julian Tavarez, R ERA: 2.42	(6, 1)	1.0		4	0	0	0	2	0	0	0	0	0	0	10	15	0.00	0.000
Cal Eldred, R ERA: 3.76	(7, 1)	2.0		9	3	2	2	4	1	0	0	0	0	1	25	39	9.00	2.000
Steve Kline, L ERA: 1.8	(9, 1)	0.2		2	0	0	0	1	0	0	0	0	0	0	4	5	0.00	0.000

PITCHER		IP	WLS	BF	H	R	ER	SO	BB	IBB	HBP	BLK	WP	HR	S	P	ERA	WHIP
Jason Simontacchi, R ERA: 5.28	(9, 1)	0.1		1	0	0	0	0	0	0	0	0	0	0	2	2	0.00	0.000

BOTTOM

Milwaukee Brewers @ St. Louis Cardinals

Busch Stadium, St. Louis, MO

Sat Oct 02 2004, 3:15 PM CDT

Att. 41,219 - Sunny - 60 F

Batter	1	2	3	4	5	6	7	8	9	AB R H RBI BB SO LOB
Tony Womack, L (1, 4) OBP: 0.347, SLG: 0.381	BCFBX 2-2 F7 ①		BBBCFFX 3-2 S 1B		BX 1-0 5 E 5 WP 1-2 1B		CBX 1-1 G4-3 ③			4 0 2 0 0 0 0
Larry Walker, L (1, 9) OBP: 0.422, SLG: 0.590	X 0-0 5 WP 2B		BBCX 2-1 G1-3 ③ 1-2		FSFS 0-3 K ②			X 0-0 G3 ①		4 0 1 0 0 1 3
5 Albert Pujols, R (1, 3) OBP: 0.413, SLG: 0.655	CBBCFS 2-3 K ② 2-3			X 0-0 2B	BFBX 2-1 E5 1-3 2-H			CCX 0-2 G5-3 ②		4 0 1 0 0 1 2
27 Scott Rolen, R (1, 5) OBP: 0.409, SLG: 0.600	CX 0-1 P3 ③			BCCBS 2-3 K ①	BFSS 1-3 K ③			BX 1-0 1B		4 0 1 0 0 2 4
15 Jim Edmonds, L (1, 8) OBP: 0.418, SLG: 0.643		X 0-0 F7 ①		BCSBBS 3-3 K ②		X 0-0 G3 ①		CBBBSS 3-3 K ③		4 0 0 0 0 2 2
Edgar Renteria, R (1, 6) OBP: 0.328, SLG: 0.400 Cody McKay, L (9, PH) OBP: 0.269, SLG: 0.257		CCBFBBX 3-2 L9 ②		BCFBDB 4-2 BB		MSBDX 2-2 F8 ②			CCS 0-3 K ①	2 0 0 0 1 0 0 1 0 0 0 0 1 0
Roger Cedeno, S (1, 7) OBP: 0.333, SLG: 0.383 Cal Eldred, R (7, 1) Steve Kline, S (9, 1) Jason Simontacchi, R (9, 1) OBP: 0.500, SLG: 0.500 Marlon Anderson, L (9, PH) OBP: 0.267, SLG: 0.377		BCX 1-1 G4-3 ③		CCS 0-3 K ③		FCS 0-3 K ③			CFDFBX 2-2 4 K2 1B	3 0 0 0 0 2 2 0 0 0 0 0 0 0 0 0 0 0 0 0 0 0 0 0 0 0 0 0 1 0 1 0 0 0 0
Mike Matheny, R (1, 2) OBP: 0.292, SLG: 0.348 4 Yadier Molina, R (6, 2) OBP: 0.320, SLG: 0.323			X 0-0 G4-6-3 1B		FX 0-1 G5-3 ①		CCX 0-2 F9 ①		CFFBS 1-3 K2 ②③ 1-1f	2 0 1 0 0 0 0 2 0 0 0 0 1 1
Jason Marquis, L (1, 1) OBP: 0.297, SLG: 0.375 Carmen Cali, L (5, 1) Ray Lankford, L (5, PH) OBP: 0.343, SLG: 0.407 Julian Tavarez, L (6, 1) John Mabry, L (7, 7) OBP: 0.363, SLG: 0.506			1 SAFE BBFX 2-1 G4-6-3 ①② 1-2f		SX 0-1 5 WP 1B 5 E 1B		BCFFBT 2-2 K ②			1 0 0 0 0 0 1 0 0 0 0 0 0 0 1 1 1 0 0 0 0 0 0 0 0 0 0 0 1 0 0 0 0 1 0
Inning Stats	R: 0 E: 0 K: 1 S: 10 H: 1 LOB: 1 BB: 0 P: 14	R: 0 E: 0 K: 0 S: 7 H: 0 LOB: 0 BB: 0 P: 11	R: 0 E: 0 K: 0 S: 9 H: 2 LOB: 1 BB: 0 P: 16	R: 0 E: 0 K: 3 S: 12 H: 1 LOB: 2 BB: 1 P: 21	R: 1 E: 1 K: 2 S: 14 H: 2 LOB: 2 BB: 0 P: 18	R: 0 E: 0 K: 1 S: 7 H: 0 LOB: 0 BB: 0 P: 9	R: 0 E: 0 K: 1 S: 9 H: 0 LOB: 0 BB: 0 P: 12	R: 0 E: 0 K: 1 S: 8 H: 1 LOB: 1 BB: 0 P: 12	R: 0 E: 0 K: 2 S: 11 H: 1 LOB: 1 BB: 0 P: 14	1B: 6 2B: 3 3B: 0 HR: 0 SF: 0 SAC: 0 DP: 2 HBP: 0

livebaseballscorecards.com

AB	34
R	1
H	8
RBI	0
BB	1
SO	11
LOB	15

WP: 2 PB: 0 SB: 1 CS: 0 PA: 35

PITCHER	IP	WLS	BF	H	R	ER	SO	BB	IBB	HBP	BLK	WP	HR	S	P	ERA	WHIP
15 Ben Sheets, R (1, 1) ERA: 2.7	9.0	W	35	8	1	0	11	1	0	0	0	2	0	87	127	0.00	1.000

PITCHER	IP	WLS	BF	H	R	ER	SO	BB	IBB	HBP	BLK	WP	HR	S	P	ERA	WHIP

Milwaukee Brewers @ St. Louis Cardinals

Busch Stadium, St. Louis, MO

Sun Oct 03 2004, 1:15 PM CDT

Att. 39,849 - Cloudy - 66 F

TOP

livebaseballscorecards.com

Batter	1	2	3	4	5	6	7	8	9	AB	R	H	RBI	BB	SO	LOB
Scott Podsednik, L (1, 8) OBP: 0.313, SLG: 0.364	K		F8 1B 1B		K	1-3 2B		G3		5	0	2	0	0	2	1
Chris Magruder, S (1, 9) OBP: 0.310, SLG: 0.393 (5, 7)	2B 1B		G6-4-3 1-2 1B		1B BB BB	F9			K	4	2	2	0	1	1	2
Lyle Overbay, L (1, 3) OBP: 0.385, SLG: 0.478	1-H 2B		F8 2-3		1B 2B 1-2 BB		HBP		2B 2B	3	2	2	1	1	0	2
Geoff Jenkins, L (1, 7) OBP: 0.325, SLG: 0.473 Dave Krynzel, L (5, PR) OBP: 0.319, SLG: 0.244 (5, 9)	FC5-4 HBP		G6-4-3 1-2f		2B 1-2 2-H 1B		K		K	2 2	0 0	1 0	1 0	0 0	0 2	2 2
Keith Ginter, R (1, 4) OBP: 0.333, SLG: 0.479	F8			F9	1-3 2-H 2B		F9		2-H 2B	5	0	2	2	0	0	3
Wes Helms, R (1, 5) OBP: 0.331, SLG: 0.361 Russell Branyan, L (7, PH) OBP: 0.324, SLG: 0.525 (7, 5)	FC5-4 1-2f			2 FC6-4 1B	K		K		K	3 2	0 0	1 0	0 0	0 0	1 2	5 2
2 Bill Hall, R (1, 6) OBP: 0.276, SLG: 0.374 Craig Counsell, L (8, PH) OBP: 0.330, SLG: 0.315 (8, 6)		F9		FC6-4 1-2f		K		K		3 1	0 0	0 0	0 0	0 0	1 1	1 0
Gary Bennett, R (1, 2) OBP: 0.297, SLG: 0.329		G4-3		P4		2B 1B		FC4-6 1B		4	0	2	0	0	0	1
Jorge De La Rosa, L (1, 1) Mark Johnson, L (6, PH) OBP: 0.267, SLG: 0.091 Jeff Bennett, R (6, 1) Pedro Liriano, R (6, 1) Brooks Kieschnick, L (7, 1) OBP: 0.324, SLG: 0.365		K			K	F8		FC4-6 1-2f		2 1 0 0 1	0 0 0 0 0	0 0 0 0 0	0 0 0 0 0	0 0 0 0 0	2 0 0 0 0	0 1 0 0 1

AB	38
R	4
H	12
RBI	4
BB	2
SO	12
LOB	23

Inning Stats	1	2	3	4	5	6	7	8	9
	R: 1 E: 0 K: 1 S: 13	R: 0 E: 0 K: 1 S: 6	R: 0 E: 0 K: 0 S: 7	R: 0 E: 0 K: 0 S: 14	R: 2 E: 0 K: 3 S: 15	R: 0 E: 0 K: 1 S: 14	R: 0 E: 0 K: 2 S: 14	R: 0 E: 1 K: 1 S: 9	R: 1 E: 0 K: 3 S: 12
	H: 2 LOB: 2 BB: 0 P: 21	H: 0 LOB: 0 BB: 0 P: 8	H: 2 LOB: 1 BB: 0 P: 9	H: 1 LOB: 1 BB: 0 P: 24	H: 2 LOB: 3 BB: 2 P: 29	H: 2 LOB: 2 BB: 0 P: 21	H: 0 LOB: 1 BB: 0 P: 21	H: 1 LOB: 1 BB: 0 P: 16	H: 2 LOB: 1 BB: 0 P: 18

1B: 7	SF: 0
2B: 5	SAC: 0
3B: 0	DP: 1
HR: 0	HBP: 2

WP: 0	PA: 42
PB: 0	
SB: 0	
CS: 0	

PITCHER		IP	WLS	BF	H	R	ER	SO	BB	IBB	HBP	BLK	WP	HR	S	P	ERA	WHIP
34 Randy Flores, L ERA: 1.93	(1, 1)	3.0		13	4	1	1	2	0	0	1	0	0	0	26	38	3.00	1.333
Kiko Calero, R ERA: 2.78	(4, 1)	1.0	W	4	1	0	0	0	0	0	0	0	0	0	14	24	0.00	1.000
Ray King, L ERA: 2.61	(5, 1)	0.2		5	1	2	2	2	2	0	0	0	0	0	10	23	27.00	4.500
Dan Haren, R ERA: 4.5	(5, 1)	1.1		7	3	0	0	2	0	0	0	0	0	0	19	27	0.00	2.250
Steve Kline, L ERA: 1.79	(7, 1)	0.1		2	0	0	0	1	0	0	1	0	0	0	6	9	0.00	0.000

PITCHER		IP	WLS	BF	H	R	ER	SO	BB	IBB	HBP	BLK	WP	HR	S	P	ERA	WHIP
Al Reyes, R ERA: 0.75	(7, 1)	0.2		2	0	0	0	1	0	0	0	0	0	0	8	12	0.00	0.000
Julian Tavarez, R ERA: 2.38	(8, 1)	1.0		4	1	0	0	1	0	0	0	0	0	0	9	16	0.00	1.000
44 Jason Isringhausen, R ERA: 2.87	(9, 1)	1.0		5	2	1	1	3	0	0	0	0	0	0	12	18	9.00	2.000

Batter	1	2	3	4	5	6	7	8	9	AB	R	H	RBI	BB	SO	LOB
So Taguchi, R (1, 8) (9, 9) OBP: 0.337, SLG: 0.419	C B X 1-1 5 G4-3 2B		C S F X 0-2 ① P6	C X 0-1 ② F9		B B B C B 4-1 HR BB	B S B S F X 2-2 3B			4	1	2	0	1	0	0
Larry Walker, L (1, 9) OBP: 0.424, SLG: 0.589	F S B D X 2-2 ① L7		X 0-0 27 BB 5 BB FC6-4 1B	S B B B B 4-1 5 2B BB		B F 1 SAFE X 1-1 1-H HR	C C B B F B B 4-2 BB			2	1	1	0	1	0	1
Dan Haren, R (5, 1)										0	0	0	0	0	0	0
Ray Lankford, L (6, PH) (7, 7) OBP: 0.349, SLG: 0.425										1	1	1	2	1	0	0
5 Albert Pujols, R (1, 3) OBP: 0.415, SLG: 0.657	B C F X 1-2 ② G4-3 2-3		B B B B 4-0 27 BB E 1-2 BB	X 0-0 1-3 2B		B C B X 2-1 2B 2B	C B S C 1-3 ③ K			4	2	2	0	1	1	3
27 Scott Rolen, R (1, 5) OBP: 0.409, SLG: 0.598	C X 0-1 ③ G6-3		B B B C B 4-1 FC6-4 1-2 2-3 BB	X 0-0 ③ G6-3		F F X 0-2 2-H 2B		F X 0-1 F9 4 1B 1B		2	0	0	0	1	0	3
Tony Womack, L (6, 4) OBP: 0.349, SLG: 0.385										2	1	2	1	0	0	0
Edgar Renteria, R (1, 6) OBP: 0.327, SLG: 0.401		X 0-0 7 1B 2B	C X 0-1 ② FC6-4 1-2f 2-H 3-H 2B		B B F C X 2-2 ① F9	C B F S 1-3 ② K		B C X 1-1 4 1B 1-2 1B		4	1	1	1	0	1	2
Steve Kline, S (7, 1)										0	0	0	0	0	0	0
Al Reyes, R (7, 1) OBP: 1.000, SLG: 1.000										0	0	0	0	0	0	0
Julian Tavarez, L (8, 1)										0	0	0	0	0	0	0
Marlon Anderson, L (8, PH) OBP: 0.269, SLG: 0.379										1	0	1	0	0	0	0
15 Jim Edmonds, L (9, 8) OBP: 0.418, SLG: 0.643										0	0	0	0	0	0	0
Reggie Sanders, R (1, 7) OBP: 0.315, SLG: 0.482		F F B F S 1-3 ① K	B C X 1-1 1B 2-H 2B		B C S B X 2-2 1B	C X 0-1 ③ G1-3		B S C X 1-2 ① F9 2-3		2	1	1	1	0	1	1
Ray King, L (5, 1)										0	0	0	0	0	0	0
John Mabry, L (5, 7) (7, 5) OBP: 0.363, SLG: 0.504										3	0	1	0	0	0	3
Mike Matheny, R (1, 2) OBP: 0.292, SLG: 0.348		B B B C X 3-1 ② L8	B B X 2-0 2-H 1B	B F S D X 2-2 ② F8		B X 1-0 HR	X 0-0 1-2 3-H 1B			3	0	1	1	0	0	2
4 Yadier Molina, R (7, 2) OBP: 0.329, SLG: 0.356										2	1	2	2	0	0	0
7 Hector Luna, R (1, 4) (6, 5) (7, 6) OBP: 0.304, SLG: 0.364		X 0-0 2-3 1B	F S F C 0-3 ③ K	1 SAFE B X 1-0 ③ L7		F F S 0-3 ① K	B S F C 1-3 ② K			5	0	1	0	0	3	4
34 Randy Flores, L (1, 1)		C B F C 1-3 ③ K		B X 1-0 ① F7		F S S 0-3 ① K	B F F F X 1-2 G4-3	B S B C B X 3-2 ② L6		1	0	0	0	0	1	2
Kiko Calero, R (4, 1)										0	0	0	0	0	0	0
Roger Cedeno, S (4, PH) (5, 7) (5, 9) OBP: 0.327, SLG: 0.375										4	0	0	0	0	1	2
44 Jason Isringhausen, R (9, 1) OBP: 0.333, SLG: 0.333										0	0	0	0	0	0	0
Inning Stats	R: 0 E: 0 K: 0 S: 10 H: 1 LOB: 1 BB: 0 P: 14	R: 0 E: 0 K: 2 S: 11 H: 2 LOB: 2 BB: 0 P: 16	R: 4 E: 1 K: 1 S: 15 H: 3 LOB: 1 BB: 2 P: 26	R: 0 E: 0 K: 0 S: 6 H: 1 LOB: 2 BB: 1 P: 11	R: 0 E: 0 K: 0 S: 10 H: 1 LOB: 1 BB: 0 P: 17	R: 3 E: 0 K: 2 S: 16 H: 3 LOB: 1 BB: 1 P: 24	R: 1 E: 0 K: 2 S: 18 H: 2 LOB: 2 BB: 1 P: 27	R: 1 E: 0 K: 1 S: 14 H: 3 LOB: 2 BB: 0 P: 20		1B: 7 2B: 6 3B: 1 HR: 2		SF: 0 SAC: 0 DP: 0 HBP: 0		WP: 0 PB: 0 SB: 0 CS: 0	PA: 45	

PITCHER		IP	WLS	BF	H	R	ER	SO	BB	IBB	HBP	BLK	WP	HR	S	P	ERA	WHIP
Jorge De La Rosa, L ERA: 6.35	(1, 1)	5.0	L	26	8	4	4	3	3	0	0	0	0	0	52	84	7.20	2.200
Jeff Bennett, R ERA: 4.79	(6, 1)	0.1		5	3	3	3	1	1	0	0	0	0	1	11	18	81.00	12.000
Pedro Liriano, R ERA: 4.02	(6, 1)	1.1		7	2	1	1	2	1	0	0	0	0	1	20	29	6.75	2.250
Brooks Kieschnick, R ERA: 3.77	(7, 1)	1.1		7	3	1	1	2	0	0	0	0	0	0	17	24	6.75	2.250

PITCHER	IP	WLS	BF	H	R	ER	SO	BB	IBB	HBP	BLK	WP	HR	S	P	ERA	WHIP

BOTTOM

Milwaukee Brewers @ St. Louis Cardinals

Busch Stadium, St. Louis, MO

Sun Oct 03 2004, 1:15 PM CDT
Att. 39,849 - Cloudy - 66 F

livebaseballscorecards.com

AB	40
R	9
H	16
RBI	8
BB	5
SO	8
LOB	23