

# Milwaukee Brewers - 2004

Batter	1	2	3	4	5	6	7	8	9	AB	R	H	RBI	BB	SO	LOB	TOP					
Scott Podsednik, L OBP: 0.400, SLG: 1.200	G1-3		FC4	WP		HR		K		5	1	2	4	0	1	1	<b>Milwaukee Brewers @ St. Louis Cardinals</b> Busch Stadium, St. Louis, MO Mon Apr 05 2004, 3:10 PM CDT Att: 49,149 - Unknown - 63 F					
Craig Counsell, L	L8-4		SH1-3		F8	G3		K		3	0	0	0	1	1							
Junior Spivey, R OBP: 0.600, SLG: 0.333					G1-3				K	3	1	1	0	2	1							
Geoff Jenkins, L	L8-4		SF7		F7			G1		3	0	0	1	1	0							
Lyle Overbay, L		K2-3	FC4-6		F8			K		5	0	0	0	0	2							
Wes Helms, R	P3			HR		K				2	1	0	0	2	1							
Ben Grieve, L Brady Clark, R	G6-3			HR		F8				4	1	2	3	0	0							
Chad Moeller, R OBP: 0.500, SLG: 0.333			SH	P6						3	2	1	0	1	1							
15 Ben Sheets, R Dave Burba, R Keith Ginter, R Ben Ford, R Trent Durrington, R Luis Vizcaino, R Dan Kolb, R			SH	K				P6		1	1	0	0	0	1							
<b>Inning Stats</b>	R: 0 E: 0 K: 0 S: 7	H: 1 LOB: 1 BB: 1 P: 16	R: 0 E: 0 K: 1 S: 7	H: 0 LOB: 0 BB: 0 P: 9	R: 2 E: 2 K: 0 S: 10	H: 0 LOB: 2 BB: 2 P: 19	R: 2 E: 0 K: 1 S: 12	H: 2 LOB: 1 BB: 1 P: 22	R: 0 E: 0 K: 0 S: 6	H: 0 LOB: 0 BB: 0 P: 9	R: 3 E: 0 K: 1 S: 11	H: 2 LOB: 0 BB: 1 P: 22	R: 1 E: 0 K: 2 S: 12	H: 1 LOB: 2 BB: 3 P: 26	R: 0 E: 0 K: 2 S: 12	H: 0 LOB: 0 BB: 0 P: 17		R: 0 E: 0 K: 2 S: 9	H: 0 LOB: 0 BB: 0 P: 13	1B: 3 2B: 2 3B: 0 HR: 2	SF: 1 SAC: 2 DP: 2 HBP: 0	WP: 1 PB: 0 SB: 0 CS: 0
<b>PITCHER</b>	IP WLS BF H R ER SO BB IBB HBP BLK WP HR S P ERA WHIP																					
Matt Morris, R ERA: 7.5	6.0 L 29 5 7 5 3 5 0 0 0 0 1 2 53 97 7.50 1.667																					
Ray King, L ERA: 13.5	0.2 3 0 1 1 0 2 0 0 0 0 0 0 5 13 13.50 3.000																					
Mike Lincoln, R ERA:	1.1 6 1 0 0 3 1 0 0 0 0 0 0 19 30 0.00 1.500																					
Julian Tavarez, R ERA:	1.0 3 0 0 0 2 0 0 0 0 0 0 0 9 13 0.00 0.000																					

Batter	1	2	3	4	5	6	7	8	9	AB	R	H	RBI	BB	SO	LOB	BOTTOM					
Tony Womack, L OBP: 0.600, SLG: 0.333	S		G4-3	S		G1-3		K		3	1	1	0	2	1	1	<b>Milwaukee Brewers @ St. Louis Cardinals</b> Busch Stadium, St. Louis, MO Mon Apr 05 2004, 3:10 PM CDT Att: 49,149 - Unknown - 63 F					
Ray Lankford, L OBP: 0.200, SLG: 0.400	K			F9		G1-3		L7		5	0	1	0	0	1							
5 Albert Pujols, R OBP: 0.400, SLG: 0.500	K		F8					G6-3		4	0	1	2	1	1							
15 Jim Edmonds, L	K		L3			L8		L6		5	0	0	0	0	1							
27 Scott Rolen, R OBP: 0.400, SLG: 0.250		E				F8		F9		4	2	1	0	1	0							
Edgar Renteria, R	L7					F7		F9		3	0	0	0	1	0							
Reggie Sanders, R OBP: 0.250, SLG: 0.500	P4					K		P5		4	1	1	1	0	1							
Mike Matheny, R OBP: 0.750, SLG: 0.667										3	2	2	1	0	0							
Matt Morris, R Marlon Anderson, L Ray King, L Mike Lincoln, R Roger Cedeno, S Julian Tavarez, L										2	0	1	2	0	0							
<b>Inning Stats</b>	R: 0 E: 0 K: 3 S: 13	H: 0 LOB: 1 BB: 1 P: 25	R: 1 E: 1 K: 0 S: 14	H: 2 LOB: 1 BB: 0 P: 22	R: 0 E: 0 K: 0 S: 8	H: 1 LOB: 1 BB: 0 P: 13	R: 3 E: 0 K: 0 S: 12	H: 2 LOB: 3 BB: 4 P: 35	R: 0 E: 0 K: 1 S: 9	H: 0 LOB: 0 BB: 0 P: 14	R: 2 E: 0 K: 1 S: 11	H: 2 LOB: 1 BB: 0 P: 19	R: 0 E: 0 K: 0 S: 8	H: 0 LOB: 0 BB: 0 P: 16	R: 0 E: 0 K: 2 S: 12	H: 1 LOB: 1 BB: 0 P: 16		R: 0 E: 0 K: 0 S: 8	H: 0 LOB: 0 BB: 0 P: 14	1B: 4 2B: 4 3B: 0 HR: 0	SF: 0 SAC: 0 DP: 0 HBP: 1	WP: 0 PB: 0 SB: 3 CS: 0
<b>PITCHER</b>	IP WLS BF H R ER SO BB IBB HBP BLK WP HR S P ERA WHIP																					
15 Ben Sheets, R ERA: 8.1	3.1 W 7 0 0 0 1 1 1 0 0 0 0 0 13 29 0.00 0.600																					
Dave Burba, R ERA:	1.2 W 7 0 0 0 1 1 1 0 0 0 0 0 19 35 9.00 1.000																					
Ben Ford, R ERA: 9.0	2.0 H 9 2 2 2 1 0 0 1 0 0 0 0 19 35 9.00 1.000																					
Luis Vizcaino, R ERA:	1.0 H 4 1 0 0 2 0 0 0 0 0 0 0 12 16 0.00 1.000																					
Dan Kolb, R ERA:	1.0 S 3 0 0 0 0 0 0 0 0 0 0 0 8 14 0.00 0.000																					



Batter	1	2	3	4	5	6	7	8	9	AB	R	H	RBI	BB	SO	LOB	TOP					
Scott Podsednik, L (1,8) OBP: 0.300, SLG: 0.700	B1-3		G1-6-3 1B			G3-1			L7	5	1	1	0	0	1	0	<b>Milwaukee Brewers @ St. Louis Cardinals</b> Busch Stadium, St. Louis, MO Tue Apr 06 2004, 7:10 PM CDT Att: 23,966 - Cloudy - 73 F					
Craig Counsell, L (1,6) OBP: 0.375, SLG: 0.714	HR		G1-6-3			G2-3				4	1	2	1	0	0	1						
Junior Spivey, R (1,4) OBP: 0.444, SLG: 0.286	L6		3B			G5-3			L5	4	1	1	1	0	0	1						
Geoff Jenkins, L (1,7) OBP: 0.333, SLG: 0.857	G4-3		3B						G4-6-3	4	1	2	1	0	0	1						
Lyle Overbay, L (1,3) OBP: 0.222, SLG: 0.556			G3						G4-3	4	1	2	2	0	0	1						
Wes Helms, R (1,5) OBP: 0.375, SLG: 0.167									F9	4	0	1	0	0	2	1						
Ben Grieve, L (1,9) Brady Clark, R (8,9)									G6-3	2	1	0	0	0	1	2						
Chad Moeller, R (1,2) OBP: 0.375, SLG: 0.714									F7	4	1	1	2	0	1	2						
Doug Davis, R (1,1) Jeff Bennett, R (7,1) Luis Vizcaino, R (8,1) Keith Ginter, R (8,PH) Dan Kolb, R (9,1)									G6-3	3	0	0	0	0	1	2						
<b>Inning Stats</b>	R: 1 E: 0 K: 0 S: 9	H: 1 LOB: 0 BB: 0 P: 14	R: 0 E: 0 K: 3 S: 16	H: 2 LOB: 2 BB: 0 P: 21	R: 2 E: 0 K: 1 S: 12	H: 3 LOB: 1 BB: 0 P: 23	R: 0 E: 0 K: 0 S: 9	H: 0 LOB: 0 BB: 0 P: 14	R: 0 E: 0 K: 1 S: 9	H: 0 LOB: 0 BB: 0 P: 15	R: 4 E: 0 K: 1 S: 15	H: 3 LOB: 0 BB: 1 P: 25	R: 0 E: 0 K: 0 S: 7	H: 1 LOB: 0 BB: 0 P: 12	R: 0 E: 0 K: 0 S: 5	H: 0 LOB: 0 BB: 0 P: 9		R: 0 E: 0 K: 0 S: 6	H: 0 LOB: 0 BB: 0 P: 8	1B: 5 2B: 0 3B: 2 HR: 3	SF: 0 SAC: 0 DP: 1 HBP: 0	WP: 0 PB: 0 CS: 0
<b>PITCHER</b>	IP WLS BF H R ER SO BB IBB HBP BLK WP HR S P ERA WHIP																					
Jason Marquis, R (1,1) ERA: 10.13	5.1 L 25 8 6 6 6 1 0 0 0 0 2 63 101 10.12 1.688																					
Jason Simontacchi, R (8,1) ERA: 5.4	1.2 6 2 1 1 0 0 0 0 0 0 1 14 23 5.40 1.200																					
Steve Kline, L (8,1) ERA:	1.0 3 0 0 0 0 0 0 0 0 0 0 5 9 0.00 0.000																					
44 Jason Isringhausen, R (9,1) ERA:	1.0 3 0 0 0 0 0 0 0 0 0 0 6 8 0.00 0.000																					

Batter	1	2	3	4	5	6	7	8	9	AB	R	H	RBI	BB	SO	LOB	BOTTOM					
Tony Womack, L (1,4) OBP: 0.400, SLG: 0.250	G5-3		F8						G4-3	5	0	1	0	0	0	3	<b>Milwaukee Brewers @ St. Louis Cardinals</b> Busch Stadium, St. Louis, MO Tue Apr 06 2004, 7:10 PM CDT Att: 23,966 - Cloudy - 73 F					
Roger Cedeno, S (1,7) Steve Kline, S (8,1) 44 Jason Isringhausen, R (9,1) Marlon Anderson, L (9,PH) OBP: 0.500, SLG: 0.500	G4-3		G4-3						27 1B 5 BB	4	0	0	0	0	0	3						
5 Albert Pujols, R (1,3) OBP: 0.400, SLG: 0.375			G3						27 1B BB	4	0	1	0	1	0	0						
27 Scott Rolen, R (1,5) OBP: 0.400, SLG: 0.333										5	0	2	0	0	1	1						
Edgar Renteria, R (1,6) OBP: 0.333, SLG: 0.625			15 G1-3 HR						FC6 15 1B	5	2	2	1	0	0	4						
15 Jim Edmonds, L (1,8) OBP: 0.222, SLG: 0.333			G1-3						G6-3	4	1	2	0	0	1	1						
Reggie Sanders, R (1,9) OBP: 0.250, SLG: 0.375										4	0	1	0	0	2	3						
Mike Matheny, R (1,2) OBP: 0.500, SLG: 1.000										3	1	1	3	0	0	0						
Jason Marquis, L (1,1) Jason Simontacchi, R (8,1) Ray Lankford, L (7,PH) OBP: 0.429, SLG: 0.500										2	0	0	0	0	0	0						
<b>Inning Stats</b>	R: 0 E: 0 K: 1 S: 10	H: 1 LOB: 1 BB: 0 P: 16	R: 2 E: 0 K: 1 S: 11	H: 2 LOB: 0 BB: 0 P: 14	R: 0 E: 0 K: 0 S: 11	H: 0 LOB: 0 BB: 0 P: 17	R: 1 E: 0 K: 2 S: 10	H: 1 LOB: 0 BB: 0 P: 16	R: 0 E: 0 K: 0 S: 9	H: 0 LOB: 0 BB: 0 P: 12	R: 0 E: 0 K: 0 S: 5	H: 0 LOB: 0 BB: 0 P: 6	R: 1 E: 0 K: 0 S: 14	H: 2 LOB: 2 BB: 1 P: 25	R: 0 E: 0 K: 0 S: 9	H: 2 LOB: 2 BB: 0 P: 16		R: 1 E: 0 K: 0 S: 14	H: 3 LOB: 3 BB: 1 P: 22	1B: 9 2B: 1 3B: 0 HR: 2	SF: 1 SAC: 0 DP: 0 HBP: 0	WP: 0 PB: 0 CS: 0
<b>PITCHER</b>	IP WLS BF H R ER SO BB IBB HBP BLK WP HR S P ERA WHIP																					
Doug Davis, L (1,1) ERA: 5.68	6.1 W 27 7 4 4 4 1 0 0 0 0 0 2 65 98 5.68 1.263																					
Jeff Bennett, R (7,1) ERA:	1.1 H 6 2 0 0 0 0 0 0 0 0 0 12 19 0.00 1.500																					
Luis Vizcaino, R (8,1) ERA:	0.1 H 1 0 0 0 0 0 0 0 0 0 0 2 5 0.00 0.000																					
Dan Kolb, R (9,1) ERA: 4.5	1.0 S 7 3 1 1 0 0 1 0 0 0 0 0 14 22 9.00 4.000																					



Batter	1	2	3	4	5	6	7	8	9	AB	R	H	RBI	BB	SO	LOB	TOP																		
Scott Podsednik, L (1,8) OBP: 0.333, SLG: 0.571										4	0	1	0	1	0	5	<b>Milwaukee Brewers @ St. Louis Cardinals</b> Busch Stadium, St. Louis, MO Wed Apr 07 2004, 7:10 PM CDT Att: 23,488 - Cloudy - 73 F																		
2 Bill Hall, R (1,6) OBP: 0.200, SLG: 0.200										5	0	1	0	0	0	4																			
Junior Spivey, R (1,4) OBP: 0.286, SLG: 0.167										5	0	0	0	0	1	2																			
Geoff Jenkins, L (1,7) OBP: 0.286, SLG: 0.545										4	1	0	0	1	2	1																			
Lyle Overbay, L (1,3) OBP: 0.231, SLG: 0.538										4	1	1	0	0	2	0																			
Wes Helms, R (1,5) OBP: 0.500, SLG: 0.500										4	2	3	2	0	0	0																			
Ben Grieve, L (1,9) OBP: 0.273, SLG: 0.500										4	0	0	0	0	0	3																			
Gary Bennett, R (1,2) OBP: 0.750, SLG: 1.000										4	0	3	1	0	1	2																			
Matt Kinney, R (1,1) OBP: 0.667, SLG: 0.667										3	0	2	1	0	0	1																			
31 Adrian Hernandez, R (7,1) Brooks Kieschnick, L (8,PH)										0	0	0	0	0	0	0																			
										0	0	0	0	1	0	0																			
<b>Inning Stats</b>	R: 0 E: 0 K: 1 S: 14	H: 1 LOB: 1 BB: 0 P: 22	R: 1 E: 1 K: 2 S: 20	H: 2 LOB: 2 BB: 0 P: 35	R: 2 E: 0 K: 0 S: 13	H: 3 LOB: 1 BB: 1 P: 25	R: 0 E: 0 K: 0 S: 14	H: 1 LOB: 0 BB: 0 P: 19	R: 0 E: 0 K: 0 S: 7	H: 0 LOB: 0 BB: 0 P: 13	R: 1 E: 0 K: 1 S: 16	H: 3 LOB: 3 BB: 1 P: 29	R: 0 E: 0 K: 0 S: 12	H: 0 LOB: 0 BB: 0 P: 18	R: 0 E: 0 K: 0 S: 10	H: 1 LOB: 2 BB: 1 P: 19	R: 0 E: 0 K: 2 S: 7	H: 0 LOB: 0 BB: 0 P: 10	1B: 8 2B: 3 3B: 0 HR: 0	SF: 0 SAC: 0 DP: 2 HBP: 0	WP: 0 PB: 0 SB: 1 CS: 1	PA: 40													
<b>PITCHER</b>	IP WLS BF H R ER SO BB IBB HBP BLK WP HR S P ERA WHIP																																		
Woody Williams, R (1,1) ERA: 6.0	3.0	16	6	3	2	3	1	0	0	0	0	0	0	0	0	47	82	6.00	2.333																
Cal Eldred, R (4,1) ERA: 3.38	2.2	11	4	1	1	1	0	0	0	0	0	0	0	0	0	34	52	3.38	1.500																
Mike Lincoln, R (6,1) ERA: 3.38	1.1	W	5	0	0	0	1	0	0	0	0	0	0	0	0	15	27	0.00	0.750																
Julian Tavarez, R (8,1) ERA: 9.0	0.2	H	4	1	0	0	1	0	0	0	0	0	0	0	0	8	17	0.00	3.000																
Ray King, L (8,1) ERA: 9.0	0.1	H	1	0	0	0	0	0	0	0	0	0	0	0	0	2	2	0.00	0.000																

Batter	1	2	3	4	5	6	7	8	9	AB	R	H	RBI	BB	SO	LOB	BOTTOM																		
Tony Womack, L (1,4) OBP: 0.467, SLG: 0.385										5	2	3	0	0	0	1	<b>Milwaukee Brewers @ St. Louis Cardinals</b> Busch Stadium, St. Louis, MO Wed Apr 07 2004, 7:10 PM CDT Att: 23,488 - Cloudy - 73 F																		
Ray Lankford, L (1,7) OBP: 0.333, SLG: 0.364										5	1	1	0	0	1	6																			
5 Albert Pujols, R (1,3) OBP: 0.357, SLG: 0.455										3	1	1	1	0	0	1																			
15 Jim Edmonds, L (1,8) OBP: 0.385, SLG: 0.667										3	2	2	2	1	0	1																			
27 Scott Rolen, R (1,5) OBP: 0.429, SLG: 0.615										4	1	2	4	0	0	0																			
Edgar Renteria, R (1,6) OBP: 0.231, SLG: 0.417										4	0	0	0	0	1	2																			
Reggie Sanders, R (1,9) Steve Kline, S (9,1)										4	1	1	0	0	1	0																			
Mike Matheny, R (1,2) OBP: 0.545, SLG: 0.889										3	0	2	0	0	0	0																			
Woody Williams, R (1,1) Cal Eldred, R (4,1) Mike Lincoln, R (6,1) Marlon Anderson, L (7,PH) Julian Tavarez, L (8,1) Ray King, L (8,1) So Taguchi, R (8,PH)										1	0	0	0	0	1	1																			
										1	0	0	0	0	0	0																			
										1	0	0	0	0	0	0																			
										1	1	1	0	0	0	0																			
										0	0	0	0	0	0	0																			
										0	0	0	0	0	0	0																			
										1	0	1	1	0	0	0																			
<b>Inning Stats</b>	R: 1 E: 0 K: 0 S: 15	H: 3 LOB: 2 BB: 1 P: 24	R: 0 E: 1 K: 1 S: 15	H: 2 LOB: 0 BB: 0 P: 21	R: 1 E: 0 K: 1 S: 7	H: 1 LOB: 0 BB: 0 P: 10	R: 0 E: 0 K: 1 S: 8	H: 0 LOB: 0 BB: 0 P: 10	R: 0 E: 0 K: 1 S: 6	H: 0 LOB: 0 BB: 0 P: 11	R: 1 E: 0 K: 0 S: 11	H: 1 LOB: 0 BB: 0 P: 17	R: 5 E: 0 K: 0 S: 16	H: 5 LOB: 0 BB: 0 P: 24	R: 1 E: 0 K: 0 S: 9	H: 2 LOB: 1 BB: 0 P: 14	R: 0 E: 0 K: 2 S: 7	H: 0 LOB: 0 BB: 0 P: 10	1B: 9 2B: 3 3B: 0 HR: 2	SF: 1 SAC: 1 DP: 1 HBP: 0	WP: 0 PB: 0 SB: 0 CS: 0	PA: 38													
<b>PITCHER</b>	IP WLS BF H R ER SO BB IBB HBP BLK WP HR S P ERA WHIP																																		
Matt Kinney, R (1,1) ERA: 4.5	6.0	25	7	3	3	5	1	0	0	0	0	0	0	0	0	62	93	4.50	1.333																
31 Adrian Hernandez, R (7,1) ERA: 45.0	1.0	L	8	5	5	0	0	0	0	0	0	1	16	24	45.00	5.000																			
Brooks Kieschnick, R (8,1) ERA: 9.0	1.0		5	2	1	1	0	0	0	0	0	0	9	14	9.00	2.000																			









Batter	1	2	3	4	5	6	7	8	9	AB	R	H	RBI	BB	SO	LOB	TOP					
<b>Craig Biggio, R</b> (1, 8) OBP: 0.500, SLG: 0.529 <b>16 Jason Lane, R</b> (7, 8)										3 2 2 1 1 0 0 0 1 0 0 2 0 0												
<b>28 Adam Everett, R</b> (1, 6) OBP: 0.474, SLG: 0.375										4 1 0 0 1 2 4												
<b>5 Jeff Bagwell, R</b> (1, 3) OBP: 0.882, SLG: 1.071										5 3 4 5 1 1 3												
<b>Jeff Kent, R</b> (1, 4) OBP: 0.389, SLG: 0.625 <b>4 Eric Bruntlett, R</b> (8, 4)										5 0 1 0 0 1 5 1 0 0 0 0 0 3												
<b>17 Lance Berkman, S</b> (1, 7) OBP: 0.389, SLG: 0.231										4 2 2 0 1 0 2												
<b>Richard Hidalgo, R</b> (1, 9) OBP: 0.556, SLG: 1.000										5 1 3 4 0 1 1												
<b>Morgan Ensberg, R</b> (1, 5) OBP: 0.308, SLG: 0.273										4 1 1 0 1 1 2												
<b>Brad Ausmus, R</b> (1, 2) OBP: 0.222, SLG: 0.222										5 1 1 2 0 1 1												
<b>Wade Miller, R</b> (1, 1) <b>Orlando Palmeiro, L</b> (7, PH) <b>Jared Fernandez, R</b> (7, 1) <b>Brandon Duckworth, R</b> (7, 1) <b>Dan Miceli, R</b> (8, PH) <b>Jose Vizcaino, S</b> (8, PH) <b>Octavio Dotel, R</b> (8, 1)										2 1 0 1 0 0 1 1 0 0 0 0 0 0 0 0 0 0 0 0 0 0 0 0 0 0 0 0 0 0 0 0 0 0 0 0 0 0 0 0 1 0 0 0 0 0 0 0 0 0												
<b>Inning Stats</b>	R: 0 E: 0 K: 0 S: 7	H: 1 LOB: 1 BB: 1 P: 15	R: 1 E: 0 K: 0 S: 9	H: 2 LOB: 1 BB: 0 P: 14	R: 1 E: 0 K: 0 S: 7	H: 1 LOB: 1 BB: 1 P: 15	R: 0 E: 0 K: 2 S: 8	H: 0 LOB: 0 BB: 0 P: 14	R: 0 E: 0 K: 1 S: 7	H: 0 LOB: 0 BB: 0 P: 10	R: 9 E: 0 K: 1 S: 29	H: 7 LOB: 2 BB: 3 P: 56	R: 0 E: 0 K: 0 S: 9	H: 0 LOB: 0 BB: 0 P: 15	R: 2 E: 0 K: 1 S: 13	H: 3 LOB: 2 BB: 1 P: 21	R: 0 E: 1 K: 2 S: 15	H: 0 LOB: 3 BB: 2 P: 30	1B: 10 2B: 3 3B: 0 HR: 1	SF: 0 SAC: 2 DP: 1 HBP: 0	WP: 0 PB: 0 SB: 0 CS: 0	PA: 49
<b>PITCHER</b>	IP WLS BF H R ER SO BB IBB HBP BLK WP HR S P ERA WHIP																					
<b>Wes Obermueller, R</b> (1, 1) ERA: 8.44	5.1 L 24 6 5 5 4 3 0 0 0 0 0 0 47 87 8.44 1.688																					
<b>Ben Ford, R</b> (6, 1) ERA: 31.5	0.0 5 2 2 2 0 2 0 0 0 0 0 1 10 20 ∞ ∞																					
<b>Brooks Kieschnick, R</b> (6, 1) ERA: 6.75	1.2 7 3 4 4 0 0 0 0 0 0 0 1 19 32 21.60 1.800																					
<b>31 Adrian Hernandez, R</b> (8, 1) ERA: 21.0	2.0 13 3 2 2 3 3 0 0 0 0 0 0 28 51 9.00 3.000																					

Houston Astros @ Milwaukee Brewers  
Miller Park, Milwaukee, WI  
Fri Apr 09 2004, 3:05 PM CDT  
Att: 44,405 - Dome - 67 F

AB 39  
R 13  
H 14  
RBI 13  
BB 8  
SO 7  
LOB 22



Batter	1	2	3	4	5	6	7	8	9	AB	R	H	RBI	BB	SO	LOB	BOTTOM					
<b>Scott Podsednik, L</b> (1, 8) OBP: 0.423, SLG: 0.583										5 1 1 0 0 0 4												
<b>Craig Counsell, L</b> (1, 6) OBP: 0.316, SLG: 0.375										3 0 0 0 2 1 1												
<b>Junior Spivey, R</b> (1, 4) OBP: 0.290, SLG: 0.295 <b>31 Adrian Hernandez, R</b> (8, 1)										4 0 0 0 0 3 4 0 0 0 0 0 0 0 1 0 0 0 0 0 1												
<b>2 Bill Hall, R</b> (9, PH) OBP: 0.143, SLG: 0.143																						
<b>Geoff Jenkins, L</b> (1, 7) OBP: 0.320, SLG: 0.476										5 1 1 1 0 0 1												
<b>Lyle Overbay, L</b> (1, 3) OBP: 0.250, SLG: 0.583										5 1 2 2 0 1 1												
<b>Wes Helms, R</b> (1, 5) OBP: 0.487, SLG: 0.417 <b>Trent Durrington, R</b> (8, PH) (9, 5)										2 1 0 0 1 2 1 0 1 0 0 1 0 0												
<b>Ben Grieve, L</b> (1, 9) OBP: 0.250, SLG: 0.467										4 1 1 0 0 0 1												
<b>Gary Bennett, R</b> (1, 2) OBP: 0.625, SLG: 1.125										4 1 2 3 0 0 0												
<b>Wes Obermueller, R</b> (1, 1) OBP: 0.500, SLG: 0.500 <b>Ben Ford, R</b> (6, 1)										2 0 1 0 0 1 0 0 0 0 0 0 0 0												
<b>Brooks Kieschnick, L</b> (6, 1) ERA: 18.0 <b>Keith Ginter, R</b> (8, 4) OBP: 0.875, SLG: 1.750										1 0 1 1 0 0 0 1 0 1 0 0 0 0												
<b>Inning Stats</b>	R: 0 E: 0 K: 1 S: 8	H: 0 LOB: 0 BB: 0 P: 16	R: 0 E: 0 K: 1 S: 9	H: 0 LOB: 0 BB: 0 P: 14	R: 0 E: 0 K: 1 S: 7	H: 0 LOB: 0 BB: 0 P: 11	R: 2 E: 0 K: 2 S: 18	H: 3 LOB: 1 BB: 0 P: 26	R: 0 E: 0 K: 0 S: 9	H: 1 LOB: 1 BB: 0 P: 15	R: 0 E: 0 K: 2 S: 8	H: 0 LOB: 0 BB: 0 P: 12	R: 2 E: 0 K: 0 S: 14	H: 3 LOB: 3 BB: 2 P: 30	R: 3 E: 0 K: 0 S: 16	H: 3 LOB: 1 BB: 1 P: 30	R: 0 E: 0 K: 1 S: 13	H: 0 LOB: 1 BB: 1 P: 23	1B: 5 2B: 3 3B: 0 HR: 2	SF: 0 SAC: 0 DP: 0 HBP: 0	WP: 0 PB: 0 SB: 1 CS: 0	PA: 41
<b>PITCHER</b>	IP WLS BF H R ER SO BB IBB HBP BLK WP HR S P ERA WHIP																					
<b>Wade Miller, R</b> (1, 1) ERA: 3.0	6.0 W 22 4 2 2 7 0 0 0 0 0 0 0 59 94 3.00 0.667																					
<b>Jared Fernandez, R</b> (7, 1) ERA: 27.0	0.2 7 3 2 2 0 2 0 0 0 0 0 0 12 27 27.00 7.500																					
<b>Brandon Duckworth, R</b> (7, 1) ERA: 18.0	1.0 7 3 3 3 0 1 0 0 0 0 0 2 15 27 27.00 4.000																					
<b>Dan Miceli, R</b> (8, 1) ERA: 3.0	0.1 1 0 0 0 0 0 0 0 0 0 0 0 3 6 0.00 0.000																					
<b>Octavio Dotel, R</b> (9, 1) ERA: 4.5	1.0 4 0 0 0 1 1 0 0 0 0 0 0 13 23 0.00 1.000																					

Houston Astros @ Milwaukee Brewers  
Miller Park, Milwaukee, WI  
Fri Apr 09 2004, 3:05 PM CDT  
Att: 44,405 - Dome - 67 F

AB 37  
R 7  
H 10  
RBI 7  
BB 4  
SO 8  
LOB 14









Batter	1	2	3	4	5	6	7	8	9	AB	R	H	RBI	BB	SO	LOB	TOP										
<b>Craig Biggio, R</b> OBP: 0.400, SLG: 0.409 <b>16 Jason Lane, R</b> (8, 8)	1-2 F7		0-0 FC3-6 28 2B WP	1-0 G5-3		1-1 G6-3		2-2 F7		5	1	0	0	0	0	3											
<b>28 Adam Everett, R</b> OBP: 0.417, SLG: 0.381	0-2 F8		1-2 WP 17 HR 2B	0-1 G3-1			0-0 B3	2-1 P5		5	1	1	0	0	0	2											
<b>5 Jeff Bagwell, R</b> OBP: 0.348, SLG: 0.783	3-2 E5		1-3 K		2-2 F7		1-2 L4		0-0 F9	5	0	0	0	0	1	2											
<b>Jeff Kent, R</b> OBP: 0.333, SLG: 0.583	2-3 K		4-0 WP 17 HR BB		1-1 HR		0-0 E6 1B 17 1B	2-2 F9		4	3	1	1	1	1	1											
<b>Richard Hidalgo, R</b> OBP: 0.538, SLG: 0.833		1-2 17 G6-3 1B	4-1 17 HR IBB		4-2 17 BB BB		3-2 17 1B 1B	2-3 K		3	1	2	0	2	1	0											
<b>17 Lance Berkman, S</b> OBP: 0.385, SLG: 0.400		0-1 G6-3	0-0 HR		4-2 G5-4-3 BB		0-1 1B			3	1	2	5	1	0	1											
<b>Morgan Ensberg, R</b> OBP: 0.222, SLG: 0.290 <b>54 Brad Lidge, R</b> (7, 1) <b>41 Brandon Backe, R</b> (9, 1)		2-3 K	1-2 G1-3		0-0 G5-4-3 1-2 BB		0-1 F8			4	0	0	0	0	1	5	AB R H RBI BB SO LOB										
<b>Raul Chavez, R</b> OBP: 0.250, SLG: 0.250		3-2 G4-3		2-3 K		1-3 K		0-2 1B		4	0	1	0	0	2	1											
<b>44 Roy Oswalt, R</b> OBP: 0.400, SLG: 0.600 <b>Mike Lamb, L</b> OBP: 0.333, SLG: 0.375			0-2 FC3-6 1B		3-2 2B		3-2 G6-3	2-2 K		3	0	2	0	0	0	0											
<b>Inning Stats</b>	R: 0 E: 1 K: 1 S: 14	H: 0 LOB: 1 BB: 0 P: 20	R: 0 E: 0 K: 1 S: 11	H: 1 LOB: 1 BB: 0 P: 17	R: 5 E: 0 K: 1 S: 16	H: 3 LOB: 0 BB: 2 P: 27	R: 0 E: 0 K: 1 S: 10	H: 1 LOB: 1 BB: 0 P: 16	R: 1 E: 0 K: 0 S: 10	H: 1 LOB: 1 BB: 2 P: 21	R: 0 E: 0 K: 1 S: 8	H: 0 LOB: 0 BB: 0 P: 13	R: 1 E: 1 K: 0 S: 13	H: 2 LOB: 2 BB: 0 P: 17	R: 0 E: 0 K: 1 S: 12	H: 1 LOB: 1 BB: 0 P: 18	R: 0 E: 0 K: 1 S: 7	H: 0 LOB: 0 BB: 0 P: 11	1B: 5 2B: 2 3B: 0 HR: 2	SF: 0 SAC: 0 DP: 1 HBP: 0	WP: 1 PB: 0 SB: 0 CS: 0	PA: 41					
<b>PITCHER</b>	IP	WLS	BF	H	R	ER	SO	BB	IBB	HBP	BLK	WP	HR	S	P	ERA	WHIP										
<b>Doug Davis, L</b> ERA: 8.44	4.1	L	24	6	6	6	4	3	1	0	0	1	2	60	100	12.46	2.077										
<b>Ben Ford, R</b> ERA: 17.18	1.2		4	0	0	0	1	0	0	0	0	0	0	9	14	0.00	0.000										
<b>Dave Burba, R</b> ERA: 1.35	2.0		10	3	1	0	1	0	0	0	0	0	0	25	35	0.00	1.500										
<b>Dan Kolb, R</b> ERA: 3.0	1.0		3	0	0	0	1	0	0	0	0	0	0	7	11	0.00	0.000										

Houston Astros @ Milwaukee Brewers  
Miller Park, Milwaukee, WI  
Sun Apr 11 2004, 1:05 PM CDT  
Att: 11,262 - Dome - 65 F

AB	37
R	7
H	9
RBI	6
BB	4
SO	7
LOB	16



Batter	1	2	3	4	5	6	7	8	9	AB	R	H	RBI	BB	SO	LOB	BOTTOM										
<b>Scott Podsednik, L</b> OBP: 0.333, SLG: 0.424	0-2 P5	2-2 G4-3		1-1 FC6-4		2-1 FC6-4		2-2 F9		5	0	0	0	0	0	5											
<b>2 Bill Hall, R</b> OBP: 0.250, SLG: 0.250	1-1 2B 1B		1-2 F8		0-2 F9	1-3 K		2-2 2B 1B		5	2	2	0	0	1	2											
<b>Junior Spivey, R</b> OBP: 0.379, SLG: 0.520	2-0 E 1H 2B		2-0 1B 1B		2-1 2B 2B		4-1 1B BB	1-1 F9 1H G6-3 2B		4	1	4	2	1	0	0											
<b>Geoff Jenkins, L</b> OBP: 0.400, SLG: 0.517	1-2 E5		1-0 1B		2-3 K		0-2 G6-4-3 1B	1-1 F9		5	0	2	0	0	1	3											
<b>Lyle Overbay, L</b> OBP: 0.242, SLG: 0.485	2-3 K		1-3 K		1-0 P2		0-3 K	1-2 G6-3		5	0	0	1	0	3	7											
<b>Wes Helms, R</b> OBP: 0.417, SLG: 0.571	2-0 F7		1-2 L1			0-0 F9 2B 2B	1-2 G6-4-3	3-2 L4		5	1	1	0	0	0	6											
<b>Brady Clark, R</b> OBP: 0.400, SLG: 1.000		4-2 BB		2-3 K		2-0 F9		0-1 E5 G4-6-3 BB		3	0	0	0	1	1	1	AB R H RBI BB SO LOB										
<b>Chad Moeller, R</b> OBP: 0.476, SLG: 0.563		1-0 L5		4-2 FC6-4 BB		2-2 FC6-4 2B		4-0 G4-6-3 BB		2	0	1	1	2	0	1											
<b>Doug Davis, R</b> Ben Ford, R Ben Griever, L Dave Burba, R Brooks Kieschnick, L Dan Kolb, R		1-3 K		0-0 B2		3-1 FC6-4 BB		1-2 G4-6-3		2	0	0	0	0	1	2											
<b>Inning Stats</b>	R: 1 E: 1 K: 1 S: 13	H: 2 LOB: 2 BB: 0 P: 20	R: 0 E: 0 K: 1 S: 10	H: 0 LOB: 1 BB: 1 P: 17	R: 0 E: 0 K: 1 S: 11	H: 2 LOB: 2 BB: 0 P: 17	R: 0 E: 0 K: 1 S: 10	H: 0 LOB: 1 BB: 1 P: 14	R: 1 E: 0 K: 1 S: 14	H: 2 LOB: 2 BB: 1 P: 25	R: 0 E: 0 K: 1 S: 11	H: 1 LOB: 1 BB: 1 P: 16	R: 0 E: 1 K: 0 S: 8	H: 0 LOB: 1 BB: 1 P: 15	R: 2 E: 0 K: 0 S: 14	H: 2 LOB: 0 BB: 0 P: 22	1B: 5 2B: 5 3B: 0 HR: 0	SF: 0 SAC: 0 DP: 2 HBP: 0	WP: 0 PB: 0 SB: 0 CS: 0	PA: 42							
<b>PITCHER</b>	IP	WLS	BF	H	R	ER	SO	BB	IBB	HBP	BLK	WP	HR	S	P	ERA	WHIP										
<b>44 Roy Oswalt, R</b> ERA: 4.05	6.0	W	29	7	2	2	6	3	0	0	0	0	0	67	110	3.00	1.667										
<b>54 Brad Lidge, R</b> ERA: 18.0	2.0		8	1	0	0	1	2	0	0	0	0	0	19	31	0.00	1.500										
<b>41 Brandon Backe, R</b> ERA: 18.0	1.0		5	2	2	2	0	0	0	0	0	0	0	14	22	18.00	2.000										

Houston Astros @ Milwaukee Brewers  
Miller Park, Milwaukee, WI  
Sun Apr 11 2004, 1:05 PM CDT  
Att: 11,262 - Dome - 65 F

AB	37
R	4
H	10
RBI	4
BB	5
SO	7
LOB	29









Batter	1	2	3	4	5	6	7	8	9	AB	R	H	RBI	BB	SO	LOB	TOP			
Scott Podsednik, L (1, 8) OBP: 0.378, SLG: 0.452	2-2 B2 1B			0-0 L7		3-2 BB 1B		1-2 S 1B		4	1	3	0	0	0	0	<b>Milwaukee Brewers @ San Francisco Giants</b> SBC Park, San Francisco, CA Tue Apr 13 2004, 9:05 PM EDT Att: 42,040 - Cloudy - 59 F			
Craig Counsell, L (1, 6) OBP: 0.438, SLG: 0.423	1-1 B2			4-2 FC6-4 BB		4-1 BB		3-1 1B 1B		2	0	1	0	2	0	1				
Junior Spivey, R (1, 4) OBP: 0.368, SLG: 0.469	1-3 K			1-2 FC6-4 1-2f		1-1 SF8		2-1 1B 1-3 2-H		3	0	1	2	0	1	1				
Geoff Jenkins, L (1, 7) OBP: 0.372, SLG: 0.459		1-1 F7		2-3 K		3-3 K		0-0 F7		4	0	0	0	0	2	5				
Lyle Overbay, L (1, 3) OBP: 0.195, SLG: 0.390		1-2 G3			0-0 F7		1-3 K		2-2 L8	4	0	0	0	0	1	0				
Keith Ginter, R (1, 5) OBP: 0.529, SLG: 0.692		1-3 K2-3			0-2 G6-3		0-1 F8		3-2 FC6-4 1B	4	0	1	0	0	1	0				
Ben Grieve, L (1, 9) OBP: 0.286, SLG: 0.400			3-3 K		1-3 K2-3		0-0 G4-3		2-1 FC6-4 1-2f	4	0	0	0	0	2	1				
Chad Moeller, R (1, 2) OBP: 0.458, SLG: 0.526			3-3 K			0-1 BB SF8 1B		0-0 F8	1-1 G3	3	1	1	0	0	1	0				
Brooks Kieschnick, L (9, PH) OBP: 0.600, SLG: 0.500										1	0	0	0	0	0	1				
39 Chris Capuano, L (1, 1) OBP: 0.200, SLG: 0.200			2-1 F7			1-1 P3		1-1 F8		1	0	0	0	0	0	0				
Trent Durrington, R (8, PH)										1	0	0	0	0	0	1				
Ben Ford, R (6, 1)										0	0	0	0	0	0	0				
2 Bill Hall, R (8, PH)										1	0	0	0	0	0	0				
Luis Vizcaino, R (8, 1)										0	0	0	0	0	0	0				
<b>Inning Stats</b>	R: 0 E: 0 K: 1 S: 8	H: 1 LOB: 0 BB: 0 P: 12	R: 0 E: 0 K: 1 S: 9	H: 0 LOB: 0 BB: 0 P: 12	R: 0 E: 0 K: 2 S: 8	H: 0 LOB: 1 BB: 1 P: 16	R: 0 E: 0 K: 1 S: 7	H: 0 LOB: 0 BB: 0 P: 8	R: 1 E: 0 K: 1 S: 14	H: 2 LOB: 2 BB: 1 P: 26	R: 0 E: 0 K: 1 S: 6	H: 0 LOB: 0 BB: 0 P: 7	R: 1 E: 0 K: 0 S: 11	H: 3 LOB: 2 BB: 0 P: 18	R: 0 E: 0 K: 0 S: 12	H: 1 LOB: 1 BB: 0 P: 20	1B: 7 2B: 0 3B: 0 HR: 0	SF: 1 SAC: 0 DP: 0 HBP: 0	WP: 0 PB: 0 CS: 1	PA: 35
<b>PITCHER</b>	IP WLS BF H R ER SO BB IBB HBP BLK WP HR S P ERA WHIP	<b>Dustin Hermanson, R (1, 1)</b> ERA: 1.54 <b>Kevin Walker, L (6, 1)</b> ERA: 16.2 <b>Jim Brower, R (7, 1)</b> ERA: 7.71 <b>Felix Rodriguez, R (8, 1)</b> ERA: 3.86 <b>Jason Christiansen, L (8, 1)</b> ERA:																		
<b>PITCHER</b>	IP WLS BF H R ER SO BB IBB HBP BLK WP HR S P ERA WHIP	<b>Matt Herges, R (9, 1)</b> ERA: 3.86																		

Batter	1	2	3	4	5	6	7	8	9	AB	R	H	RBI	BB	SO	LOB	BOTTOM			
Ray Durham, S (1, 4) OBP: 0.441, SLG: 0.500	1-0 BLK HR					0-1 G4-3				1	1	1	0	0	0	0	<b>Milwaukee Brewers @ San Francisco Giants</b> SBC Park, San Francisco, CA Tue Apr 13 2004, 9:05 PM EDT Att: 42,040 - Cloudy - 59 F			
Cody Ransom, R (2, 4)		1-2 G6-3 HBP								2	0	0	0	0	1	0				
J.T. Snow, L (1, 3) OBP: 0.242, SLG: 0.207	3-3 K	0-1 G6-3		3-3 K			0-0 G4-3			4	0	0	0	0	2	3				
Marquis Grissom, R (1, 8) OBP: 0.441, SLG: 0.733	1-2 2-H HR		1-2 HR		2-1 F9		0-0 G6-3			4	2	2	3	0	0	0				
Barry Bonds, L (1, 7) OBP: 0.588, SLG: 0.960	4-0 FC6-4 BB		0-2 P5		0-0 1B		1-2 HR			3	1	2	1	1	0	0				
Edgardo Alfonzo, R (1, 5) OBP: 0.200, SLG: 0.172	0-2 FC6-4 BB		0-2 P4		1-2 F7		2-2 G4-3			4	0	0	0	0	0	2				
Jeffrey Hammonds, R (1, 9) OBP: 0.600, SLG: 0.333	4-2 BB		4-2 1B		1-1 1B		2-0 P4		2-0 P6	2	0	1	0	2	0	0				
A.J. Pierzynski, L (1, 2) OBP: 0.207, SLG: 0.207	1-2 F9		2-0 1B		1-0 G4-3			2-2 P6		4	0	1	0	0	0	4				
Nelfi Perez, S (1, 6) OBP: 0.394, SLG: 0.400		1-2 FC5-6 1B		2-3 K		3-2 F8		0-0 G4-1		4	0	1	0	0	1	2				
Dustin Hermanson, R (1, 1) Kevin Walker, L (6, 1) Michael Tucker, L (6, PH) Jim Brower, R (7, 1) Felix Rodriguez, R (8, 1) Jason Christiansen, R (8, 1) Matt Herges, L (9, 1)		1-2 FC5-6 HBP		1-3 K		0-1 G1-3				2	0	0	0	0	1	1				
<b>Inning Stats</b>	R: 2 E: 0 K: 1 S: 16	H: 2 LOB: 2 BB: 2 P: 30	R: 0 E: 0 K: 0 S: 8	H: 1 LOB: 1 BB: 0 P: 11	R: 1 E: 0 K: 1 S: 15	H: 2 LOB: 2 BB: 1 P: 24	R: 0 E: 0 K: 3 S: 10	H: 0 LOB: 0 BB: 0 P: 16	R: 0 E: 0 K: 0 S: 9	H: 2 LOB: 2 BB: 0 P: 14	R: 0 E: 0 K: 0 S: 7	H: 0 LOB: 0 BB: 0 P: 10	R: 1 E: 0 K: 0 S: 8	H: 1 LOB: 0 BB: 0 P: 11	R: 0 E: 0 K: 0 S: 9	H: 0 LOB: 0 BB: 0 P: 13	1B: 5 2B: 0 3B: 0 HR: 3	SF: 0 SAC: 0 DP: 1 HBP: 1	WP: 0 PB: 0 CS: 0	PA: 35
<b>PITCHER</b>	IP WLS BF H R ER SO BB IBB HBP BLK WP HR S P ERA WHIP	<b>39 Chris Capuano, L (1, 1)</b> ERA: 3.27 <b>Ben Ford, R (6, 1)</b> ERA: 12.71 <b>Luis Vizcaino, R (8, 1)</b> ERA:																		







Batter	1	2	3	4	5	6	7	8	9	AB	R	H	RBI	BB	SO	LOB	TOP				
Scott Podsednik, L (1, 8) OBP: 0.370, SLG: 0.396	4-1 S 2B BB	4-1 BB		0-0 E7 2B		1-1 B1-3		0-3 K		3	2	0	0	2	1	1					
Craig Counsell, L (1, 6) OBP: 0.415, SLG: 0.412	1 SAFE 3-2 1B 1B 2B	1-2 FC5		2-1 G1-3		4-2 1B BB		0-3 K		4	1	1	1	1	1	4					
Junior Spivey, R (1, 4) OBP: 0.383, SLG: 0.475	3-1 1B SF7 1B		0-0 G6-3	1-1 2B		0-0 1B		0-1 P3		5	1	3	2	0	0	0					
Geoff Jenkins, L (1, 7) OBP: 0.365, SLG: 0.500	2-2 1B G6-3		1-2 1B	2-1 K		1-3 1B		3-1 F9		5	0	2	1	0	2	3					
Lyle Overbay, L (1, 3) OBP: 0.213, SLG: 0.422	2-2 SF7		1-2 F9		0-0 3B	0-3 K		2-0 G4-3		4	0	1	1	0	1	3					
Wes Helms, R (1, 5) OBP: 0.343, SLG: 0.438	2-2 G6-3		3-3 K	1-2 G4-3		0-1 G5-3				4	0	0	0	0	1	3					
Ben Grieve, L (1, 9) OBP: 0.300, SLG: 0.407		2-2 G4-3		0-2 E 15 SH 1B	2-1 HBP			3-2 F8		2	1	1	0	0	0	0					
Brady Clark, R (5, PH) OBP: 0.471, SLG: 0.769										1	0	0	0	0	0	0					
Chad Moeller, R (1, 2) OBP: 0.393, SLG: 0.435		1-1 E3 FC5 15 SH 1-4		3-1 F9	0-3 K		1-3 K			4	0	0	0	0	2	3					
15 Ben Sheets, R (1, 1)		0-1 SH1-4		0-1 SH	0-0 G1-3			0-3 K		1	1	0	0	0	0	2					
Dave Burba, R (6, 1)										0	0	0	0	0	0	0					
2 Bill Hall, R (8, PH) OBP: 0.214, SLG: 0.214										1	0	0	0	0	1	0					
Ben Ford, R (8, 1)										0	0	0	0	0	0	0					
<b>Inning Stats</b>	R: 3 H: 3 E: 0 K: 0 S: 15	L: 21 WLS: 3 LOB: 0 BB: 1 P: 30	R: 0 H: 0 E: 1 K: 0 S: 11	L: 19 WLS: 0 LOB: 2 BB: 1 P: 19	R: 0 H: 1 E: 0 K: 1 S: 12	L: 17 WLS: 0 LOB: 1 BB: 0 P: 17	R: 3 H: 2 E: 2 K: 1 S: 15	L: 22 WLS: 0 LOB: 1 BB: 0 P: 22	R: 0 H: 1 E: 0 K: 2 S: 9	L: 17 WLS: 0 LOB: 2 BB: 1 P: 17	R: 0 H: 0 E: 0 K: 1 S: 10	L: 14 WLS: 0 LOB: 0 BB: 0 P: 14	R: 0 H: 0 E: 0 K: 3 S: 9	L: 9 WLS: 0 LOB: 0 BB: 0 P: 9	R: 0 H: 0 E: 0 K: 0 S: 5	L: 10 WLS: 0 LOB: 0 BB: 0 P: 10	1B: 5 2B: 2 3B: 1 HR: 0	SF: 1 SAC: 2 DP: 1 HBP: 1	WP: 0 PB: 0 SB: 1 CS: 0	PA: 41	
<b>PITCHER</b>	IP WLS BF H R ER SO BB IBB HBP BLK WP HR S P ERA WHIP	IP WLS BF H R ER SO BB IBB HBP BLK WP HR S P ERA WHIP	IP WLS BF H R ER SO BB IBB HBP BLK WP HR S P ERA WHIP	IP WLS BF H R ER SO BB IBB HBP BLK WP HR S P ERA WHIP	IP WLS BF H R ER SO BB IBB HBP BLK WP HR S P ERA WHIP	IP WLS BF H R ER SO BB IBB HBP BLK WP HR S P ERA WHIP	IP WLS BF H R ER SO BB IBB HBP BLK WP HR S P ERA WHIP	IP WLS BF H R ER SO BB IBB HBP BLK WP HR S P ERA WHIP	IP WLS BF H R ER SO BB IBB HBP BLK WP HR S P ERA WHIP	IP WLS BF H R ER SO BB IBB HBP BLK WP HR S P ERA WHIP	IP WLS BF H R ER SO BB IBB HBP BLK WP HR S P ERA WHIP	IP WLS BF H R ER SO BB IBB HBP BLK WP HR S P ERA WHIP	IP WLS BF H R ER SO BB IBB HBP BLK WP HR S P ERA WHIP	IP WLS BF H R ER SO BB IBB HBP BLK WP HR S P ERA WHIP	IP WLS BF H R ER SO BB IBB HBP BLK WP HR S P ERA WHIP	IP WLS BF H R ER SO BB IBB HBP BLK WP HR S P ERA WHIP	IP WLS BF H R ER SO BB IBB HBP BLK WP HR S P ERA WHIP	IP WLS BF H R ER SO BB IBB HBP BLK WP HR S P ERA WHIP	IP WLS BF H R ER SO BB IBB HBP BLK WP HR S P ERA WHIP	IP WLS BF H R ER SO BB IBB HBP BLK WP HR S P ERA WHIP	IP WLS BF H R ER SO BB IBB HBP BLK WP HR S P ERA WHIP
Tim Redding, R (1, 1) ERA: 6.23	3.2 L	21 6	6 6	3 3	1 1	2 2	0 0	0 0	0 0	0 0	0 0	0 0	0 0	0 0	0 0	0 0	7.36 2.182				
Mike Gallo, L (4, 1) ERA: 6.23	2.1 L	11 2	0 0	0 0	4 4	1 1	0 0	1 1	0 0	0 0	0 0	0 0	0 0	0 0	0 0	0 0	0.00 1.286				
41 Brandon Backe, R (7, 1) ERA: 4.5	2.0 L	6 2	0 0	0 0	4 4	0 0	0 0	0 0	0 0	0 0	0 0	0 0	0 0	0 0	0 0	0 0	0.00 0.000				
Dan Miceli, R (9, 1) ERA: 1.29	1.0 L	3 0	0 0	0 0	0 0	0 0	0 0	0 0	0 0	0 0	0 0	0 0	0 0	0 0	0 0	0.00 0.000					

Milwaukee Brewers @ Houston Astros  
Minute Maid Park, Houston, TX  
Thu Apr 15 2004, 7:05 PM CDT  
Att: 33,010 - Cloudy - 71 F

AB 34  
R 6  
H 8  
RBI 5  
BB 3  
SO 9  
LOB 19



Batter	1	2	3	4	5	6	7	8	9	AB	R	H	RBI	BB	SO	LOB	BOTTOM				
Craig Biggio, R (1, 8) OBP: 0.352, SLG: 0.658	1-0 HR		1-0 F9		3-3 K			2-1 F8		4	1	1	1	0	1	1					
28 Adam Everett, R (1, 6) OBP: 0.333, SLG: 0.395	2-2 G4-3		1-2 K		2-2 F9		1-3 K2-3			3	0	0	0	0	1	1					
41 Brandon Backe, R (7, 1) ERA: 4.5										0	0	0	0	0	0	0					
Orlando Palmeiro, L (8, PH) OBP: 0.222, SLG: 0.333										1	0	0	0	0	1	0					
Dan Miceli, R (9, 1) ERA: 1.29										0	0	0	0	0	0	0					
5 Jeff Bagwell, R (1, 3) OBP: 0.500, SLG: 0.692	3-2 P6			2-0 F8		0-1 G6-3		1-1 G4-3		4	0	0	0	0	0	0					
Jeff Kent, R (1, 4) OBP: 0.311, SLG: 0.500	2-2 G5-3			1-1 17 2B 3B		1-1 F9		1-1 F8		4	1	1	0	0	0	0					
17 Lance Berkman, S (1, 7) OBP: 0.409, SLG: 0.559		0-0 F7		0-1 2B		4-2 G5-4-3 BB		2-3 K		3	0	1	1	1	1	0					
Richard Hidalgo, R (1, 9) OBP: 0.442, SLG: 0.800		1-2 F8		3-3 K		3-1 G5-4-3				3	0	0	0	0	1	2					
Morgan Ensberg, R (1, 5) OBP: 0.313, SLG: 0.269		3-1 F8		1-2 G1-3		4-2 BB				2	0	0	0	1	0	1					
Brad Ausmus, R (1, 2) OBP: 0.351, SLG: 0.371			0-1 G6-3		0-0 F9		3-2 F8			3	0	0	0	0	0	1					
Tim Redding, R (1, 1) OBP: 0.333, SLG: 0.333										1	0	1	0	0	0	0					
Mike Gallo, L (4, 1) ERA: 1.04										1	0	0	0	0	0	0					
Jose Vizcaino, S (7, 6) OBP: 0.154, SLG: 0.167										1	0	0	0	0	0	0					
<b>Inning Stats</b>	R: 1 H: 1 E: 0 K: 0 S: 12	L: 19 WLS: 5 LOB: 0 BB: 0 P: 20	R: 0 H: 0 E: 0 K: 0 S: 6	L: 10 WLS: 0 LOB: 0 BB: 0 P: 10	R: 0 H: 1 E: 0 K: 1 S: 7	L: 9 WLS: 0 LOB: 1 BB: 0 P: 9	R: 1 H: 2 E: 0 K: 1 S: 11	L: 18 WLS: 0 LOB: 1 BB: 0 P: 18	R: 0 H: 0 E: 0 K: 1 S: 7	L: 10 WLS: 0 LOB: 0 BB: 0 P: 10	R: 0 H: 0 E: 0 K: 0 S: 10	L: 24 WLS: 0 LOB: 2 BB: 2 P: 24	R: 0 H: 0 E: 0 K: 1 S: 7	L: 10 WLS: 0 LOB: 0 BB: 0 P: 10	R: 0 H: 0 E: 0 K: 1 S: 7	L: 11 WLS: 0 LOB: 0 BB: 0 P: 11	1B: 1 2B: 1 3B: 1 HR: 1	SF: 0 SAC: 0 DP: 1 HBP: 0	WP: 0 PB: 0 SB: 0 CS: 0	PA: 32	
<b>PITCHER</b>	IP WLS BF H R ER SO BB IBB HBP BLK WP HR S P ERA WHIP	IP WLS BF H R ER SO BB IBB HBP BLK WP HR S P ERA WHIP	IP WLS BF H R ER SO BB IBB HBP BLK WP HR S P ERA WHIP	IP WLS BF H R ER SO BB IBB HBP BLK WP HR S P ERA WHIP	IP WLS BF H R ER SO BB IBB HBP BLK WP HR S P ERA WHIP	IP WLS BF H R ER SO BB IBB HBP BLK WP HR S P ERA WHIP	IP WLS BF H R ER SO BB IBB HBP BLK WP HR S P ERA WHIP	IP WLS BF H R ER SO BB IBB HBP BLK WP HR S P ERA WHIP	IP WLS BF H R ER SO BB IBB HBP BLK WP HR S P ERA WHIP	IP WLS BF H R ER SO BB IBB HBP BLK WP HR S P ERA WHIP	IP WLS BF H R ER SO BB IBB HBP BLK WP HR S P ERA WHIP	IP WLS BF H R ER SO BB IBB HBP BLK WP HR S P ERA WHIP	IP WLS BF H R ER SO BB IBB HBP BLK WP HR S P ERA WHIP	IP WLS BF H R ER SO BB IBB HBP BLK WP HR S P ERA WHIP	IP WLS BF H R ER SO BB IBB HBP BLK WP HR S P ERA WHIP	IP WLS BF H R ER SO BB IBB HBP BLK WP HR S P ERA WHIP	IP WLS BF H R ER SO BB IBB HBP BLK WP HR S P ERA WHIP	IP WLS BF H R ER SO BB IBB HBP BLK WP HR S P ERA WHIP	IP WLS BF H R ER SO BB IBB HBP BLK WP HR S P ERA WHIP	IP WLS BF H R ER SO BB IBB HBP BLK WP HR S P ERA WHIP	IP WLS BF H R ER SO BB IBB HBP BLK WP HR S P ERA WHIP
15 Ben Sheets, R (1, 1) ERA: 3.14	5.0 W	19 4	2 2	3 3	0 0	0 0	0 0	0 0	0 0	0 0	0 0	0 0	0 0	0 0	0 0	0 0	3.60 0.800				
Dave Burba, R (6, 1) ERA: 1.04	2.0 L	7 0	0 0	0 0	0 0	2 0	0 0	0 0	0 0	0 0	0 0	0 0	0 0	0 0	0 0	0 0	0.00 1.000				
Ben Ford, R (8, 1) ERA: 9.39	2.0 L	6 0	0 0	0 0	2 2	0 0	0 0	0 0	0 0	0 0	0 0	0 0	0 0	0 0	0 0	0 0	0.00 0.000				

Milwaukee Brewers @ Houston Astros  
Minute Maid Park, Houston, TX  
Thu Apr 15 2004, 7:05 PM CDT  
Att: 33,010 - Cloudy - 71 F

AB 30  
R 2  
H 4  
RBI 2  
BB 2  
SO 5  
LOB 6





Batter	1	2	3	4	5	6	7	8	9	AB	R	H	RBI	BB	SO	LOB	TOP			
Scott Podsednik, L (1, 8) OBP: 0.379, SLG: 0.404										4	0	2	0	0	1	0	<b>Milwaukee Brewers @ Houston Astros</b> Minute Maid Park, Houston, TX Fri Apr 16 2004, 7:05 PM CDT Att: 32,656 - Unknown - 74 F			
Craig Counsell, L (1, 6) OBP: 0.396, SLG: 0.378										3	0	0	0	0	2	2				
Junior Spivey, R (1, 4) OBP: 0.360, SLG: 0.442										3	0	0	0	0	1	1				
Geoff Jenkins, L (1, 7)										3	0	0	0	0	2	1				
Lyle Overbay, L (1, 3) OBP: 0.220, SLG: 0.417										3	0	1	0	0	0	0				
Wes Helms, R (1, 5) OBP: 0.316, SLG: 0.400										3	0	0	0	0	1	1				
Ben Grieve, L (1, 9) OBP: 0.273, SLG: 0.367										3	0	0	0	0	1	1				
Chad Moeller, R (1, 2) OBP: 0.355, SLG: 0.385										3	0	0	0	0	0	0				
Doug Davis, R (1, 1) Jeff Bennett, R (7, 1) Brooks Kieschnick, L (9, FH) OBP: 0.429, SLG: 0.333										2	0	0	0	0	1	0	WP: 0 PA: 28 RB: 0 SB: 2 CS: 0			
<b>Inning Stats</b>	R: 0 E: 0 K: 1 S: 5	H: 1 LOB: 0 BB: 0 P: 6	R: 0 E: 0 K: 1 S: 7	H: 0 LOB: 0 BB: 0 P: 13	R: 0 E: 0 K: 2 S: 8	H: 0 LOB: 0 BB: 0 P: 12	R: 0 E: 0 K: 1 S: 7	H: 1 LOB: 1 BB: 0 P: 10	R: 0 E: 0 K: 1 S: 12	H: 1 LOB: 0 BB: 0 P: 17	R: 0 E: 0 K: 1 S: 6	H: 0 LOB: 0 BB: 0 P: 8	R: 0 E: 0 K: 0 S: 8	H: 0 LOB: 0 BB: 0 P: 9	R: 0 E: 0 K: 0 S: 7	H: 0 LOB: 0 BB: 0 P: 10	R: 0 E: 0 K: 1 S: 6	H: 0 LOB: 0 BB: 0 P: 9	1B: 3 2B: 0 3B: 0 HR: 0	SF: 0 SAC: 0 DP: 2 HBP: 0
<b>PITCHER</b>	IP WLS BF H R ER SO BB IBB HBP BLK WP HR S P ERA WHIP																			
44 Roy Oswalt, R (1, 1) ERA: 2.42	9.0 W 28 3 0 0 10 0 0 0 0 0 0 66 94 0.00 0.333																			

Batter	1	2	3	4	5	6	7	8	9	AB	R	H	RBI	BB	SO	LOB	BOTTOM	
Craig Biggio, R (1, 8) OBP: 0.357, SLG: 0.634 16 Jason Lane, R (9, 8)										3	0	1	0	1	0	0	<b>Milwaukee Brewers @ Houston Astros</b> Minute Maid Park, Houston, TX Fri Apr 16 2004, 7:05 PM CDT Att: 32,656 - Unknown - 74 F	
28 Adam Everett, R (1, 6) OBP: 0.356, SLG: 0.415										3	0	2	0	0	0	0		
5 Jeff Bagwell, R (1, 3) OBP: 0.500, SLG: 0.659										2	1	0	0	2	0	3		
Jeff Kent, R (1, 4) OBP: 0.306, SLG: 0.477										4	0	1	0	0	1	5		
Richard Hidalgo, R (1, 9) OBP: 0.468, SLG: 0.837										3	1	2	1	1	0	2		
17 Lance Berkman, S (1, 7) OBP: 0.417, SLG: 0.556										2	0	1	1	0	0	2		
Morgan Ensberg, R (1, 5) OBP: 0.333, SLG: 0.276										3	0	1	0	1	1	5		
Raul Chavez, R (1, 2) OBP: 0.125, SLG: 0.125										4	0	0	0	0	1	4		
44 Roy Oswalt, R (1, 1) OBP: 0.250, SLG: 0.375										3	0	0	0	0	0	3	WP: 0 PA: 35 RB: 0 SB: 0 CS: 0	
<b>Inning Stats</b>	R: 1 E: 0 K: 1 S: 15	H: 2 LOB: 3 BB: 1 P: 28	R: 0 E: 0 K: 1 S: 11	H: 0 LOB: 0 BB: 0 P: 17	R: 0 E: 0 K: 1 S: 9	H: 1 LOB: 2 BB: 1 P: 15	R: 0 E: 0 K: 0 S: 5	H: 0 LOB: 0 BB: 1 P: 11	R: 0 E: 0 K: 0 S: 6	H: 1 LOB: 1 BB: 0 P: 8	R: 0 E: 0 K: 0 S: 8	H: 1 LOB: 2 BB: 1 P: 14	R: 0 E: 0 K: 0 S: 5	H: 1 LOB: 1 BB: 1 P: 12	R: 1 E: 0 K: 0 S: 9	H: 2 LOB: 0 BB: 0 P: 12	1B: 7 2B: 0 3B: 1 HR: 0	SF: 1 SAC: 1 DP: 3 HBP: 1
<b>PITCHER</b>	IP WLS BF H R ER SO BB IBB HBP BLK WP HR S P ERA WHIP																	
Doug Davis, L (1, 1) ERA: 5.94 Jeff Bennett, R (7, 1) ERA: 3.24	6.0 L 27 3 1 1 0 1 0 0 0 0 0 14 24 1.50 2.000																	



















Batter	1	2	3	4	5	6	7	8	9	10	11	12	13	14	15	AB	R	H	RBI	BB	SO	LOB	TOP											
Steve Finley, L OBP: 0.254, SLG: 0.270 (1, 8)	F9		G3		F9		G4-3	1B		1B		FC1-6		G4-3		8	0	2	1	0	0	1												
Matt Kata, S OBP: 0.405, SLG: 0.514 (1, 4)	G3		2B			1B	G1-3			E6		FC6-4			SH1-4	6	2	3	0	2	0	1												
Luis Gonzalez, L OBP: 0.388, SLG: 0.500 (1, 7)	G3					2B		L9		K		F7				3	2	1	1	2	0	2												
Jose Valverde, R OBP: 0.411, SLG: 0.514 (1, 8)																0	0	0	0	0	0	0												
Shea Hillenbrand, R OBP: 0.375, SLG: 0.500 (1, 9)																1	0	0	0	0	0	1												
Randy Choate, L OBP: 0.438, SLG: 0.514 (1, 2)																0	0	0	0	0	0	0												
Brent Mayne, L OBP: 0.375, SLG: 0.514 (1, 2)																0	0	0	0	0	0	2												
Richie Sexson, R OBP: 0.300, SLG: 0.492 (1, 3)		G5-3	G1			HR			F9	G6-4-3		FC6-4			P2	7	2	1	0	1	0	7												
Alex Cintron, S OBP: 0.354, SLG: 0.421 (1, 6)		G6-3			P6		SF9	E3			G5-3				1B	6	2	2	1	1	0	0												
Danny Bautista, R OBP: 0.435, SLG: 0.707 (1, 9)		HR			F8			F8								8	2	5	5	0	0	2												
Chad Tracy, L OBP: 0.444, SLG: 0.556 (1, 5)																8	0	4	1	0	0	2												
Robby Hammock, R OBP: 0.100, SLG: 0.200 (1, 2)																6	1	1	0	0	2	5												
Oscar Villarreal, L OBP: 0.200, SLG: 0.300 (12, 1)																0	0	0	0	0	0	0												
Casey Dagle, R OBP: 0.200, SLG: 0.300 (14, 9)																1	0	0	0	0	1	0												
Steve Sparks, R OBP: 0.200, SLG: 0.300 (14, 1)																1	0	0	0	0	1	2												
17 Gregson Wells, R OBP: 0.300, SLG: 0.500 (1, 1)																2	0	0	0	0	1	0												
Carlos Ramirez, R OBP: 0.300, SLG: 0.500 (1, 1)																1	0	0	0	0	0	1												
Stephen Randolph, L OBP: 0.300, SLG: 0.500 (1, 1)																0	0	0	0	0	0	0												
Mike Koplove, R OBP: 0.400, SLG: 0.500 (1, 1)																0	0	0	0	0	0	0												
Chris Gubnow, R OBP: 0.400, SLG: 0.500 (1, 1)																0	0	0	0	0	0	0												
Dominic Smith, R OBP: 0.375, SLG: 0.514 (1, 7)																3	0	1	0	0	0	2												
<b>Inning Stats</b>	R: 0 E: 0 K: 0 S: 8	H: 0 LOB: 0 BB: 0 P: 16	R: 1 E: 0 K: 0 S: 11	H: 2 LOB: 1 BB: 0 P: 18	R: 0 E: 0 K: 0 S: 6	H: 1 LOB: 2 BB: 1 P: 13	R: 0 E: 0 K: 0 S: 7	H: 0 LOB: 0 BB: 0 P: 11	R: 0 E: 0 K: 1 S: 7	H: 0 LOB: 0 BB: 0 P: 10	R: 4 E: 0 K: 1 S: 18	H: 5 LOB: 1 BB: 0 P: 23	R: 2 E: 1 K: 1 S: 10	H: 0 LOB: 1 BB: 2 P: 22	R: 1 E: 0 K: 1 S: 11	H: 2 LOB: 2 BB: 1 P: 23	R: 1 E: 0 K: 1 S: 13	H: 3 LOB: 2 BB: 0 P: 22	R: 0 E: 1 K: 1 S: 13	H: 1 LOB: 1 BB: 0 P: 19	R: 0 E: 0 K: 1 S: 9	H: 0 LOB: 0 BB: 0 P: 16	R: 0 E: 0 K: 0 S: 10	H: 1 LOB: 2 BB: 1 P: 19	R: 0 E: 0 K: 0 S: 8	H: 0 LOB: 0 BB: 0 P: 14	R: 0 E: 0 K: 1 S: 5	H: 0 LOB: 0 BB: 0 P: 9	R: 2 E: 0 K: 1 S: 15	H: 3 LOB: 2 BB: 1 P: 24	1B: 11 2B: 6 3B: 1 HR: 2	SF: 1 SAC: 1 DP: 1 HBP: 0	WP: 0 PB: 0 CS: 1	PA: 72
<b>PITCHER</b>	IP 5.1	WLS 5.1	BF 25	H 8	R 5	ER 5	SO 1	BB 1	IBB 0	HBP 0	BLK 0	WP 0	HR 2	S 53	P 84	ERA 6.88	WHIP 1.688																	
Wes Obermueller, R ERA: 6.88 (1, 1)											31 Adrian Hernandez, R ERA: 9.9 (11, 1)																							
Dave Burba, R ERA: 0.71 (6, 1)	1.2	8	0	2	0	1	2	0	0	0	0	0	0	14	29	0.00	1.200																	
Luis Vizcaino, R ERA: 2.45 (8, 1)	0.2	4	2	1	1	1	0	0	0	0	0	0	0	9	17	13.50	3.000																	
Ben Ford, R ERA: 7.71 (8, 1)	1.1	8	3	1	1	1	1	0	0	0	0	0	0	15	28	6.75	3.000																	
Dan Kolb, R ERA: 1.29 (10, 1)	1.0	4	1	0	0	1	0	0	0	0	0	0	0	13	19	0.00	1.000																	

**Arizona Diamondbacks @ Milwaukee Brewers**  
Miller Park, Milwaukee, WI  
Thu Apr 22 2004, 12:05 PM CDT  
Att: 13,879 - Dome - 63 F

livebaseballscorecards.com

**AB 63**  
**R 11**  
**H 20**  
**RBI 9**  
**BB 8**  
**SO 6**  
**LOB 30**




Batter	1	2	3	4	5	6	7	8	9	10	11	12	13	14	15	AB	R	H	RBI	BB	SO	LOB	BOTTOM											
Scott Podsednik, L OBP: 0.361, SLG: 0.486 (1, 8)	G4-3				1B			G4-3		K						4	1	1	0	3	2	0												
Craig Counsell, L OBP: 0.369, SLG: 0.398 (1, 1)	G4-3							F8		K						4	1	1	0	2	1	1												
31 Adrian Hernandez, R ERA: 9.9 (11, 1)																1	0	0	0	0	1	0												
Junior Spivey, R OBP: 0.397, SLG: 0.499 (1, 4)																6	1	0	0	1	3	6												
Geoff Jenkins, L OBP: 0.347, SLG: 0.545 (1, 7)	G4-6-3															5	4	1	1	2	1	3												
Lyle Overbay, L OBP: 0.304, SLG: 0.500 (1, 3)																6	1	4	4	1	1	0												
Wes Obermueller, R ERA: 6.88 (1, 1)																3	0	0	0	0	0	0												
Dave Burba, R ERA: 0.71 (6, 1)																0	0	0	0	0	0	0												
Luis Vizcaino, R ERA: 2.45 (8, 1)																0	0	0	0	0	0	0												
Ben Ford, R ERA: 7.71 (8, 1)																0	0	0	0	0	0	0												
Dan Kolb, R ERA: 1.29 (10, 1)																0	0	0	0	0	0	0												
Wes Obermueller, R ERA: 6.88 (1, 1)																0	0	0	0	0	0	0												
Keith Ginter, R OBP: 0.459, SLG: 0.710 (6, 5)																4	0	0	0	1	2	0												
<b>Inning Stats</b>	R: 0 E: 0 K: 0 S: 9	H: 1 LOB: 1 BB: 1 P: 18	R: 0 E: 0 K: 1 S: 7	H: 0 LOB: 0 BB: 0 P: 12	R: 0 E: 0 K: 1 S: 9	H: 0 LOB: 2 BB: 2 P: 17	R: 1 E: 0 K: 1 S: 9	H: 2 LOB: 0 BB: 0 P: 14	R: 4 E: 2 K: 2 S: 17	H: 2 LOB: 1 BB: 1 P: 29	R: 0 E: 0 K: 1 S: 10	H: 0 LOB: 3 BB: 3 P: 26	R: 1 E: 0 K: 1 S: 9	H: 1 LOB: 1 BB: 1 P: 16	R: 0 E: 0 K: 1 S: 10	H: 0 LOB: 0 BB: 0 P: 13	R: 3 E: 0 K: 2 S: 19	H: 2 LOB: 0 BB: 1 P: 27	R: 0 E: 0 K: 3 S: 9	H: 0 LOB: 0 BB: 0 P: 12	R: 0 E: 0 K: 3 S: 16	H: 0 LOB: 1 BB: 1 P: 29	R: 0 E: 0 K: 0 S: 10	H: 0 LOB: 0 BB: 0 P: 14	R: 0 E: 0 K: 3 S: 10	H: 0 LOB: 0 BB: 0 P: 13	R: 0 E: 0 K: 1 S: 9	H: 0 LOB: 0 BB: 0 P: 12	R: 0 E: 0 K: 1 S: 6	H: 0 LOB: 0 BB: 0 P: 10	1B: 2 2B: 4 3B: 0 HR: 2	SF: 0 SAC: 0 DP: 0 HBP: 0	WP: 0 PB: 0 CS: 0	PA: 63
<b>PITCHER</b>	IP 5.0	WLS 5.0	BF 24	H 5	R 5	ER 5	SO 4	BB 4	IBB 0	HBP 0	BLK 0	WP 0	HR 0	S 51	P 90	ERA 1.80	WHIP 1.800																	
17 Brandon Webb, R ERA: 2.74 (1, 1)											31 Adrian Hernandez, R ERA: 9.9 (11, 1)																							
Stephen Randolph, L ERA: 3.29 (6, 1)	0.2	5	0	0	0	0	3	0	0	0	0	0	0	8	23	0.00	4.500																	
Mike Koplove, R ERA: 4.35 (6, 1)	1.1	6	1	1	1	1	1	0	0	0	0	0	0	11	19	6.75	1.500																	
Jose Valverde, R ERA: 4.35 (6, 1)	1.0	H: 3	0	0	0	1	0	0	0	0	0	0	0	10	13	0.00	0.000																	
Matt Mantel, R ERA: 16.82 (6, 1)	1.0	B: 6	2	3	3	2	1	0	0	0	0	0	0	1	19	27.00	3.000																	
Randy Choate, L ERA: 5.96 (10, 1)											31 Adrian Hernandez, R ERA: 9.9 (11, 1)																							
Oscar Villarreal, R ERA: 5.96 (12, 1)	2.0	6	0	0	0	0	4	0	0	0	0	0	0	20	27	0.00	0.000																	
Steve Sparks, R ERA: 5.96 (14, 1)	2.0	W: 6	0	0	0	0	2	0	0	0	0	0	0	15	22	0.00	0.000																	

**Arizona Diamondbacks @ Milwaukee Brewers**  
Miller Park, Milwaukee, WI  
Thu Apr 22 2004, 12:05 PM CDT  
Att: 13,879 - Dome - 63 F

livebaseballscorecards.com

**AB 53**  
**R 9**  
**H 8**  
**RBI 7**  
**BB 10**  
**SO 21**  
**LOB 16**





Batter	1	2	3	4	5	6	7	8	9	AB	R	H	RBI	BB	SO	LOB	TOP				
Marlon Anderson, L (1,4) OBP: 0.326, SLG: 0.650	G4-3		SF9		B5-3			G6-3		3	0	0	1	0	0	0	<b>St. Louis Cardinals @ Milwaukee Brewers</b> Miller Park, Milwaukee, WI Fri Apr 23 2004, 7:05 PM CDT Att: 17,107 - Dome - 65 F				
Ray Lankford, L (1,7) OBP: 0.436, SLG: 0.758 So Taguchi, R (8,7) OBP: 0.292, SLG: 0.348	L9		BB			G4-3		G1-3		3	0	0	0	1	0	0					
5 Albert Pujols, R (1,3) OBP: 0.425, SLG: 0.667	P2		K			K		BB		3	0	0	0	1	2	2					
15 Jim Edmonds, L (1,8) OBP: 0.347, SLG: 0.525		G4-3			1B			K		4	0	1	0	0	1	1					
27 Scott Rolen, R (1,5) OBP: 0.387, SLG: 0.771	P4				K			G4-3		4	0	0	0	0	1	1					
Edgar Renteria, R (1,6) OBP: 0.394, SLG: 0.441					F9			G4-3		4	0	2	0	0	0	1					
Colin Porter, L (1,9) OBP: 0.375, SLG: 0.375	CS		G4-3		K			F8		4	0	1	0	0	1	1					
Mike Matheny, R (1,2) OBP: 0.311, SLG: 0.483			SF9		G3			K		3	1	1	0	0	1	2					
29 Chris Carpenter, R (1,1) OBP: 0.167, SLG: 0.167 Tony Womack, L (7,PH) OBP: 0.424, SLG: 0.510 Julian Tavarez, L (7,1) Steve Kline, S (8,1)			BB		G6-3			K		2	0	1	0	0	0	0					
			1B							1	0	0	0	0	1	2					
										0	0	0	0	0	0	0					
										0	0	0	0	0	0	0					
<b>Inning Stats</b>	R: 0 E: 0 K: 0 S: 8	H: 0 LOB: 0 BB: 0 P: 12	R: 0 E: 0 K: 0 S: 14	H: 1 LOB: 0 BB: 23	R: 1 E: 0 K: 1 S: 18	H: 2 LOB: 2 BB: 1 P: 29	R: 0 E: 0 K: 2 S: 15	H: 1 LOB: 1 BB: 0 P: 22	R: 0 E: 0 K: 1 S: 7	H: 0 LOB: 0 BB: 0 P: 10	R: 0 E: 0 K: 2 S: 14	H: 2 LOB: 2 BB: 0 P: 20	R: 0 E: 0 K: 1 S: 9	H: 0 LOB: 1 BB: 1 P: 15	R: 0 E: 0 K: 0 S: 11	H: 0 LOB: 0 BB: 0 P: 16	1B: 5 2B: 1 3B: 0 HR: 0	SF: 1 SAC: 0 DP: 0 HBP: 0	WP: 0 PB: 0 SB: 0 CS: 1	PA: 35	
<b>PITCHER</b>	IP	WLS	BF	H	R	ER	SO	BB	IBB	HBP	BLK	WP	HR	S	P	ERA	WHIP				
Matt Kinney, R (1,1) ERA: 6.97	6.1		25	6	1	1	4	1	0	0	0	0	0	75	119	1.42	1.105				
Brooks Kieschnick, R (7,1) ERA: 2.57	2.2	W	9	0	0	0	3	1	0	0	0	0	0	27	40	0.00	0.375				

Batter	1	2	3	4	5	6	7	8	9	AB	R	H	RBI	BB	SO	LOB	BOTTOM				
Scott Podsednik, L (1,8) OBP: 0.375, SLG: 0.500	G4-3		K		P6			BLK		4	1	2	0	1	1	2	<b>St. Louis Cardinals @ Milwaukee Brewers</b> Miller Park, Milwaukee, WI Fri Apr 23 2004, 7:05 PM CDT Att: 17,107 - Dome - 65 F				
Craig Counsell, L (1,6) OBP: 0.358, SLG: 0.304	G4-3		L4		G5-3			SH1-3		4	0	1	1	0	0	1					
Junior Spivey, R (1,4) OBP: 0.351, SLG: 0.462	G4-3		F8		K			K		4	0	1	1	0	2	1					
Geoff Jenkins, L (1,7) OBP: 0.342, SLG: 0.522	G4-3		K					P6		3	0	0	0	1	1	1					
Lyle Overbay, L (1,3) OBP: 0.315, SLG: 0.514	G3-1				BB			L4-6		4	0	2	0	0	1	3					
Keith Ginter, R (1,5) OBP: 0.415, SLG: 0.629			F7		K			L4-6		4	0	0	0	0	1	2					
Ben Grieve, L (1,9) OBP: 0.326, SLG: 0.368 Brady Clark, R (9,PH) OBP: 0.410, SLG: 0.548			SH1-4		FC4-6			G3		2	0	1	0	1	0	0					
Gary Bennett, R (1,2) OBP: 0.250, SLG: 0.345 Trent Durrington, R (9,PR) OBP: 0.286, SLG: 0.167			SH1-4		K			F7		3	0	0	0	1	1	3					
Matt Kinney, R (1,1) OBP: 0.286, SLG: 0.286 Brooks Kieschnick, L (7,1) OBP: 0.394, SLG: 0.600 Wes Helms, R (9,PH) OBP: 0.296, SLG: 0.340			SH1-4		FC4-6			G1-3		1	0	0	0	0	0	2					
										1	0	0	0	0	0	0					
										1	0	1	0	0	0	0					
<b>Inning Stats</b>	R: 1 E: 0 K: 0 S: 10	H: 2 LOB: 1 BB: 0 P: 17	R: 0 E: 0 K: 1 S: 9	H: 1 LOB: 2 BB: 1 P: 18	R: 0 E: 0 K: 1 S: 8	H: 0 LOB: 0 BB: 0 P: 12	R: 0 E: 0 K: 2 S: 9	H: 1 LOB: 2 BB: 1 P: 16	R: 0 E: 0 K: 1 S: 10	H: 0 LOB: 0 BB: 0 P: 16	R: 0 E: 0 K: 0 S: 5	H: 1 LOB: 0 BB: 0 P: 6	R: 0 E: 0 K: 2 S: 12	H: 1 LOB: 2 BB: 1 P: 21	R: 1 E: 0 K: 0 S: 11	H: 2 LOB: 3 BB: 2 P: 25	1B: 5 2B: 4 3B: 0 HR: 0	SF: 0 SAC: 2 DP: 1 HBP: 0	WP: 1 PB: 0 SB: 0 CS: 0	PA: 38	
<b>PITCHER</b>	IP	WLS	BF	H	R	ER	SO	BB	IBB	HBP	BLK	WP	HR	S	P	ERA	WHIP				
29 Chris Carpenter, R (1,1) ERA: 5.29	6.0		24	5	1	1	5	2	0	0	0	0	0	51	85	1.50	1.167				
Julian Tavarez, R (7,1) ERA: 6.75	1.2		6	1	0	0	1	0	0	0	1	0	0	15	23	0.00	0.600				
Steve Kline, L (8,1) ERA: 2.84	1.0	L	8	2	1	1	1	2	1	0	0	1	0	15	34	9.00	4.000				






Batter	1	2	3	4	5	6	7	8	9	AB	R	H	RBI	BB	SO	LOB	TOP								
Bo Hart, R OBP: 0.273, SLG: 0.200 Marlon Anderson, L OBP: 0.341, SLG: 0.659 (8, PH)	0-2 K		1-3 K		3-3 K			1-1 5 G4-6-3 15 WP 1B		3	0	0	0	0	3	0									
Ray Lankford, L OBP: 0.442, SLG: 0.722 So Taguchi, R OBP: 0.292, SLG: 0.348 (8, FR)	0-0 27 BB 15 BB 1B		3-1 G4-3			0-1 G4-3		4-2 5 G4-6-3 1B		3	0	1	0	1	0	0									
5 Albert Pujols, R OBP: 0.429, SLG: 0.652	1-0 P3		1-0 HBP			0-1 1B		2-1 G4-6-3		3	0	1	0	0	0	3									
15 Jim Edmonds, L OBP: 0.355, SLG: 0.508	4-1 27 BB 1-2 BB		1-2 G3			0-2 F8		4-2 27 1B BB		2	0	0	0	2	0	2									
27 Scott Rolen, R OBP: 0.392, SLG: 0.753	4-2 1-2 BB			0-3 K		3-2 P5		0-0 3-H BB		3	0	1	0	1	1	1									
Edgar Renteria, R OBP: 0.387, SLG: 0.419	1-1 F8			0-2 G6-3			4-2 FC5-4 BB	1-0 L9		3	0	0	0	1	0	5									
Reggie Sanders, R OBP: 0.348, SLG: 0.662		2-0 G5-3		2-3 K			3-2 FC5-4 1B	1-2 L6		4	0	0	0	0	1	1									
Mike Matheny, R OBP: 0.313, SLG: 0.475 Tony Womack, L OBP: 0.417, SLG: 0.500 (9, PH)		0-3 K		1-2 F8			0-0 G6-3 1B	1-2 G4-3		3	0	1	0	0	1	0									
Woody Williams, R Colin Porter, L Ray King, L Julian Tavaroz, L Steve Kline, S Cody McKay, L OBP: 0.133, SLG: 0.071 (9, PH)		2-3 K		2-0 G5-3			1-1 G6-3	1-1 G6-3		2	0	0	0	0	1	0									
<b>Inning Stats</b>	R: 0 E: 0 K: 1 S: 10	H: 1 LOB: 3 BB: 2 P: 20	R: 0 E: 0 K: 2 S: 7	H: 0 LOB: 0 BB: 0 P: 11	R: 0 E: 0 K: 1 S: 9	H: 0 LOB: 0 BB: 0 P: 15	R: 0 E: 0 K: 2 S: 11	H: 0 LOB: 0 BB: 0 P: 13	R: 0 E: 0 K: 1 S: 8	H: 1 LOB: 1 BB: 0 P: 14	R: 0 E: 0 K: 0 S: 11	H: 1 LOB: 1 BB: 1 P: 14	R: 0 E: 0 K: 0 S: 10	H: 1 LOB: 1 BB: 1 P: 18	R: 1 E: 0 K: 0 S: 12	H: 2 LOB: 2 BB: 2 P: 24	R: 0 E: 0 K: 0 S: 9	H: 0 LOB: 0 BB: 0 P: 12	1B: 5 2B: 0 3B: 0 HR: 0	SF: 0 SAC: 0 DP: 2 HBP: 1	WP: 1 PB: 0 SB: 0 CS: 0	PA: 36			
<b>PITCHER</b>	IP	WLS	BF	H	R	ER	SO	BB	IBB	HBP	BLK	WP	HR	S	P	ERA	WHIP								
38 Chris Saenz, R ERA: 4.22	6.0	W	24	2	0	0	7	3	0	1	0	0	0	58	93	0.00	0.833								
Jeff Bennett, R ERA: 3.38	1.0	H	3	1	0	0	0	0	0	0	0	0	0	8	12	0.00	1.000								
Luis Vizcaino, R ERA: 4.22	0.2	H	5	2	1	1	0	2	0	0	0	1	0	11	22	13.50	6.000								
Dave Burba, R ERA: 0.69	0.1	H	1	0	0	0	0	0	0	0	0	0	0	1	2	0.00	0.000								
Dan Kolb, R ERA: 1.13	1.0	S	3	0	0	0	0	0	0	0	0	0	0	9	12	0.00	0.000								

St. Louis Cardinals @ Milwaukee Brewers  
Miller Park, Milwaukee, WI  
Sat Apr 24 2004, 1:05 PM CDT  
Att: 22,222 - Dome - 64 F


AB 30  
R 1  
H 5  
RBI 0  
BB 5  
SO 7  
LOB 14




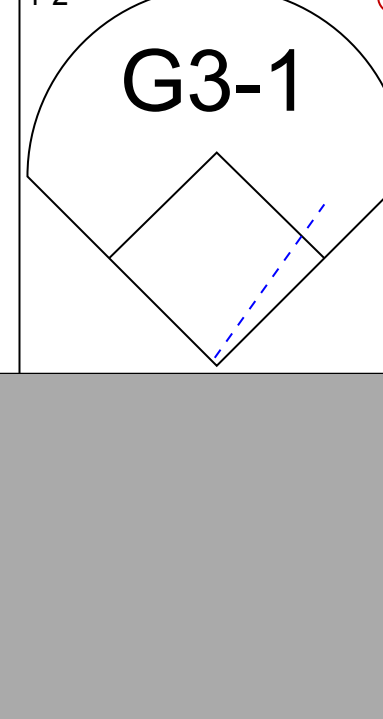
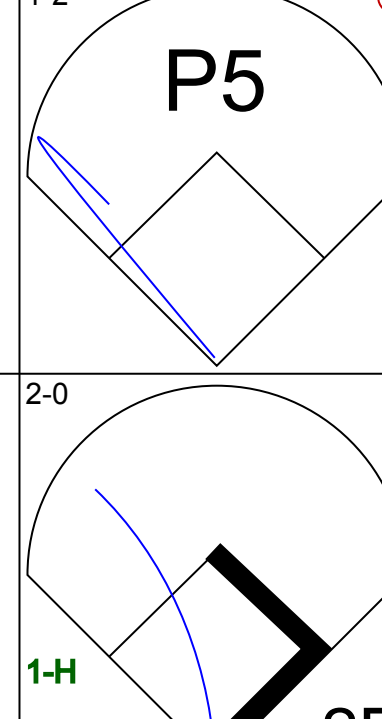
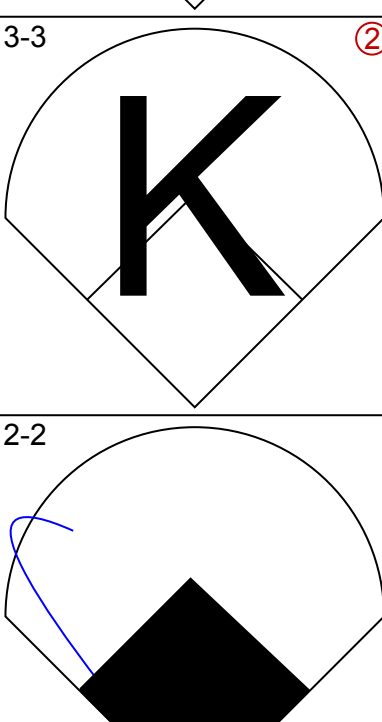
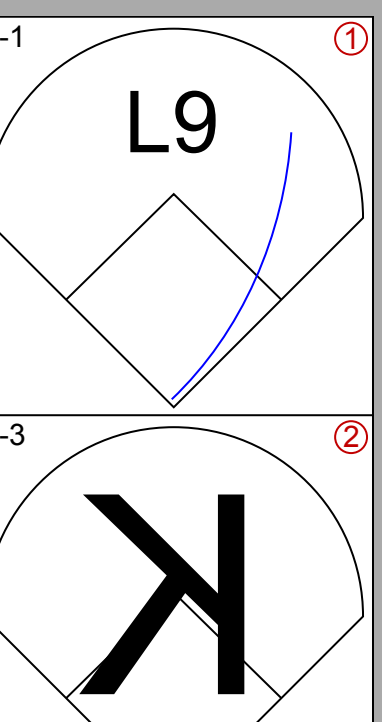
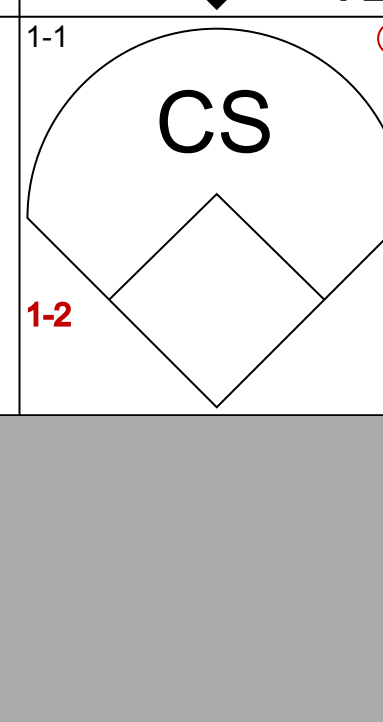
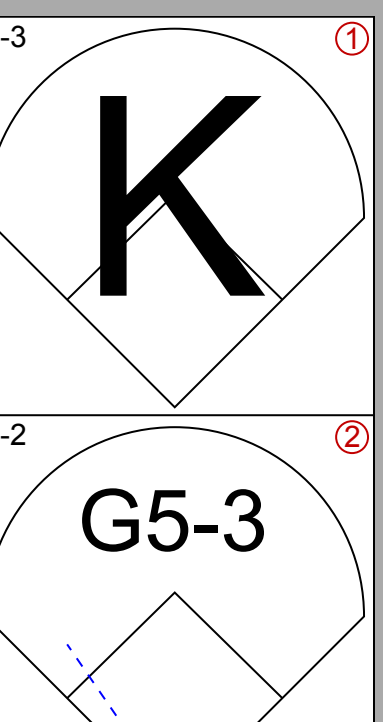
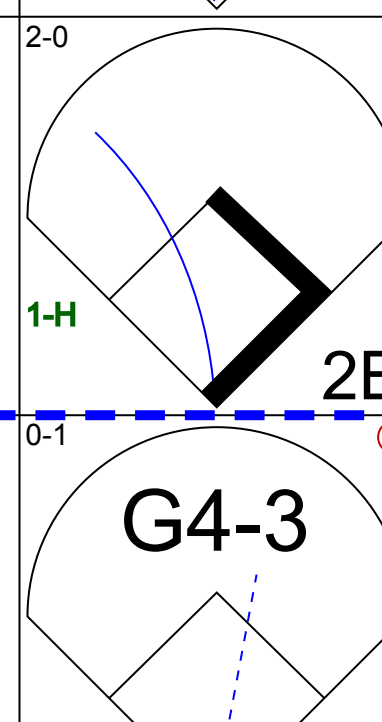
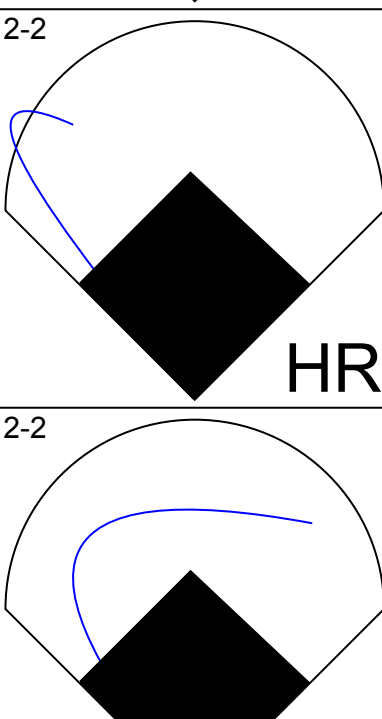

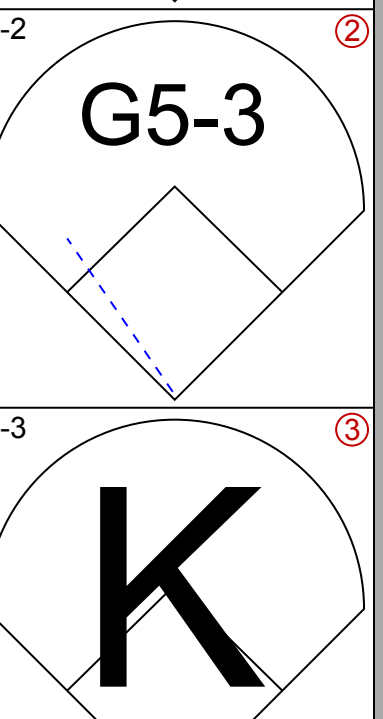
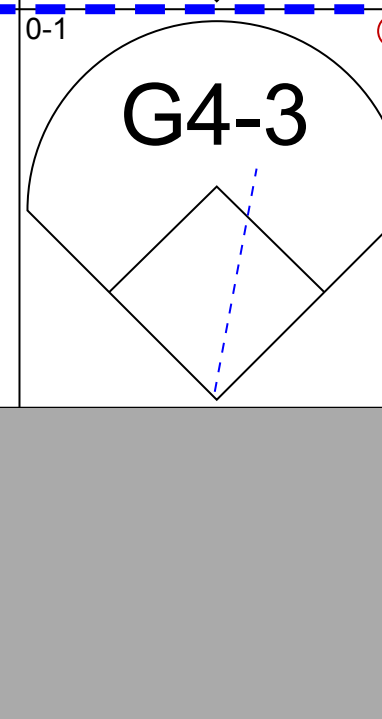
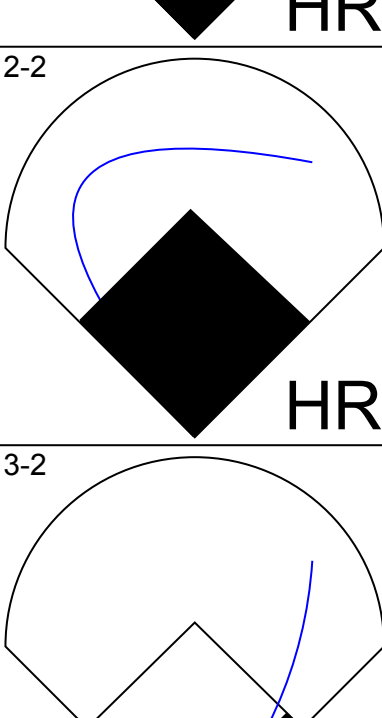
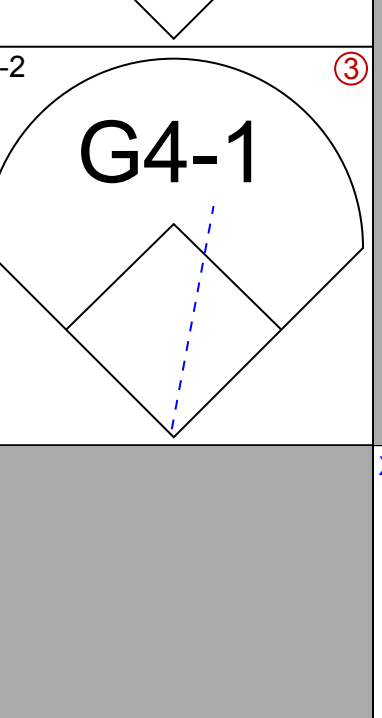
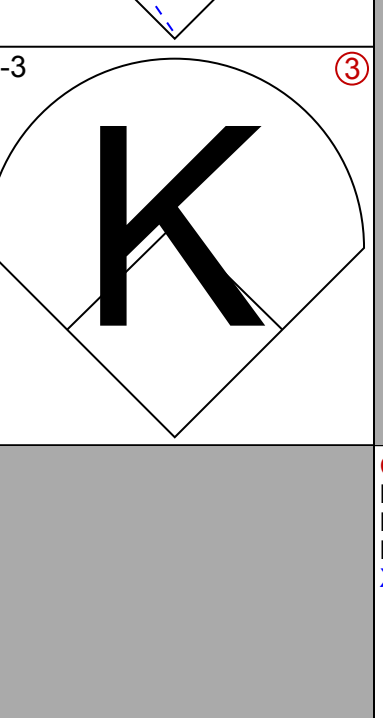
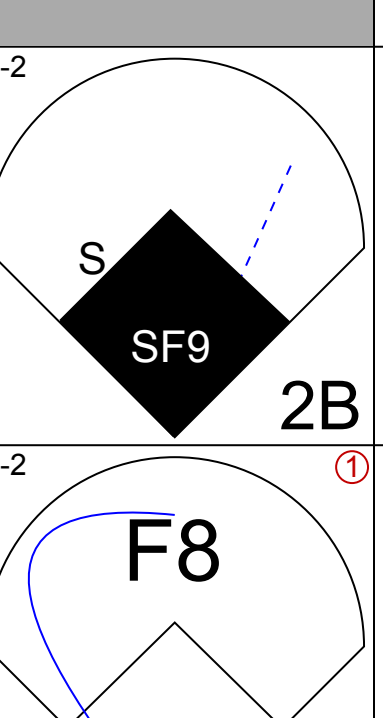
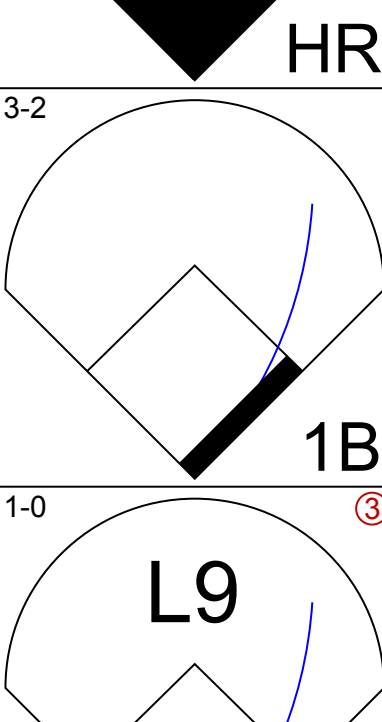
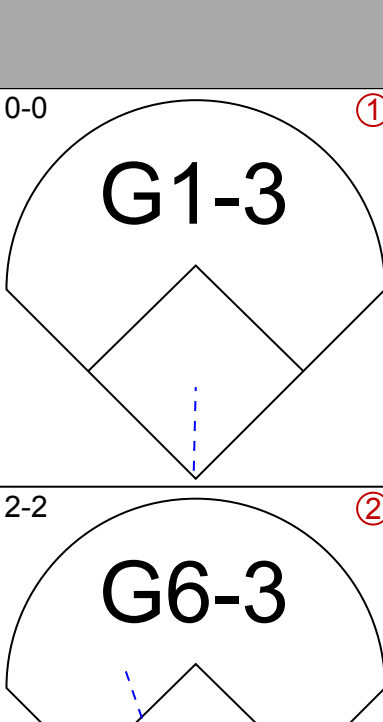
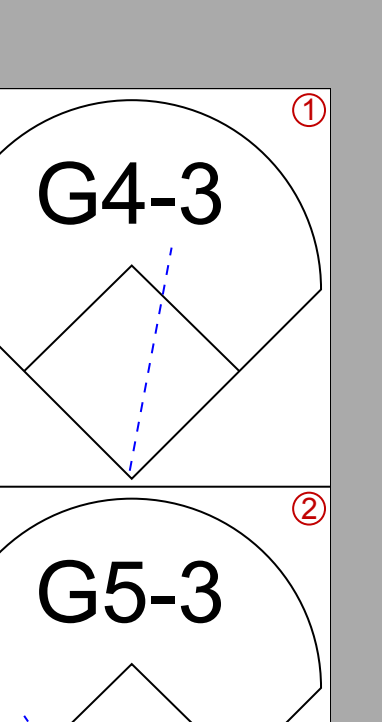
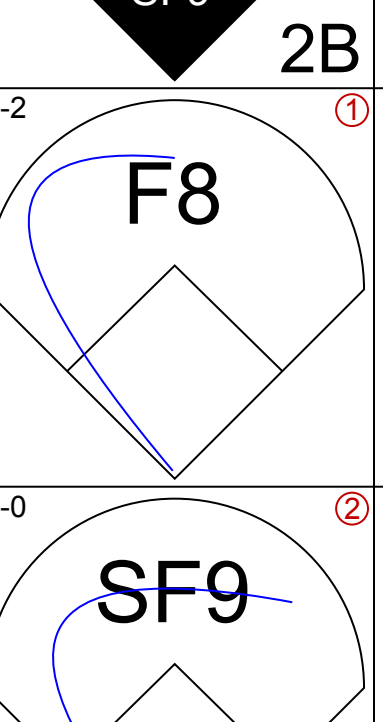
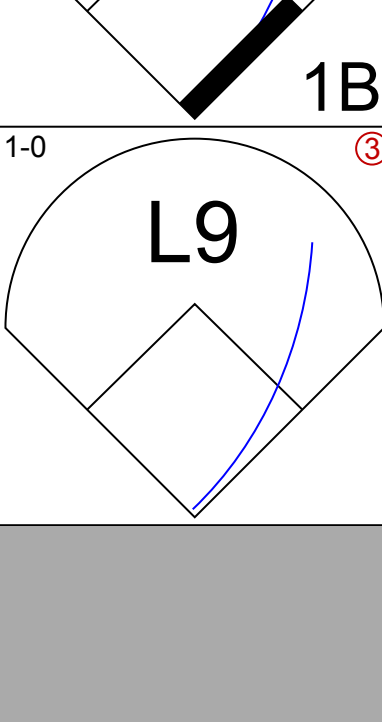
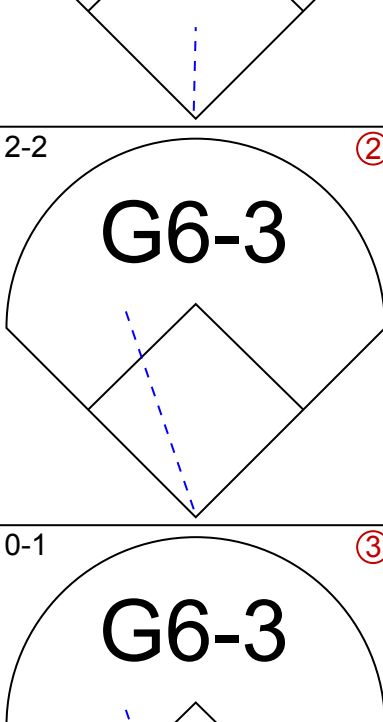
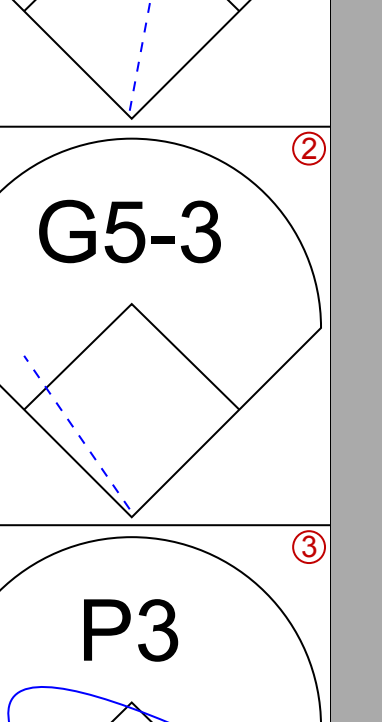
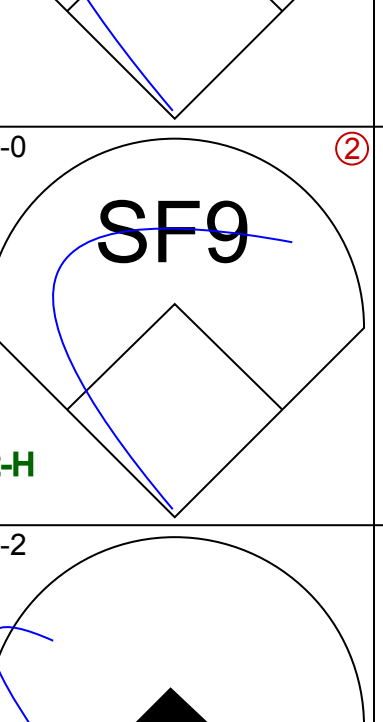
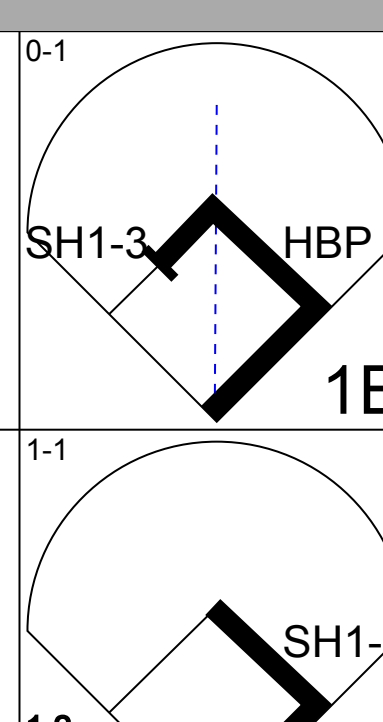
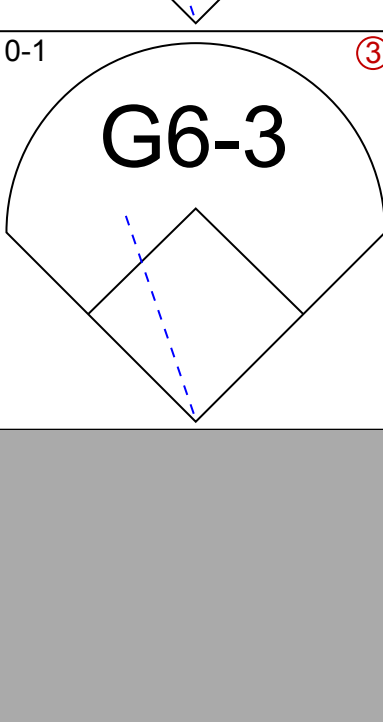
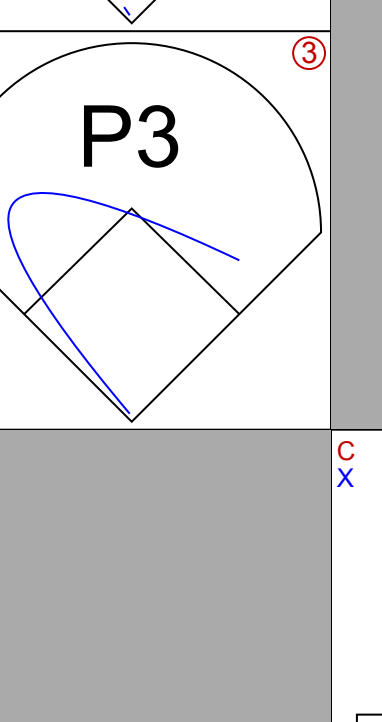
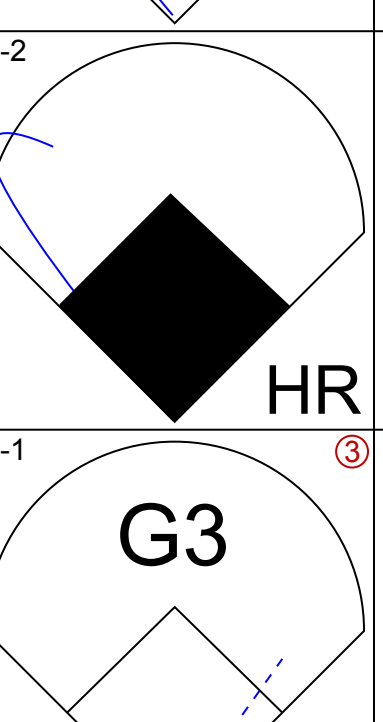
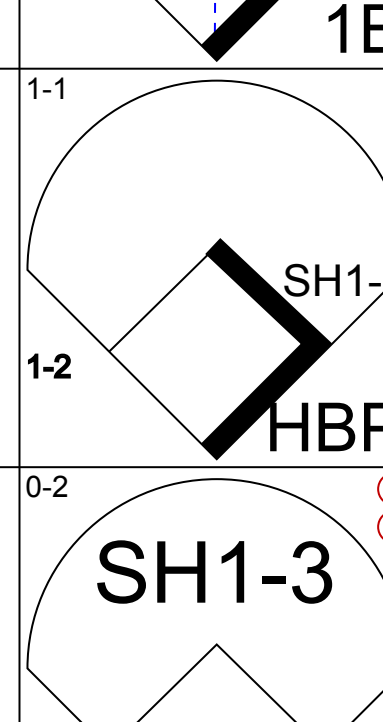
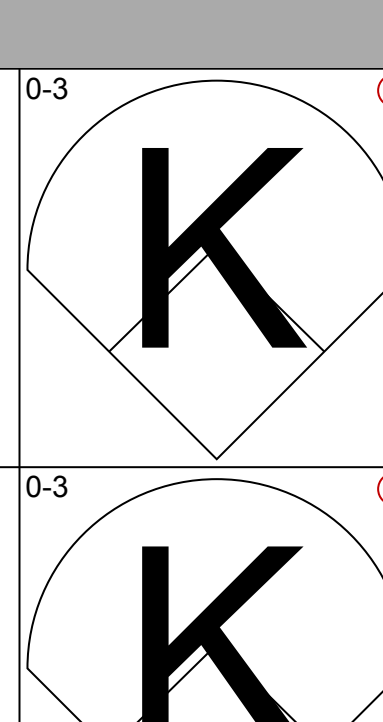
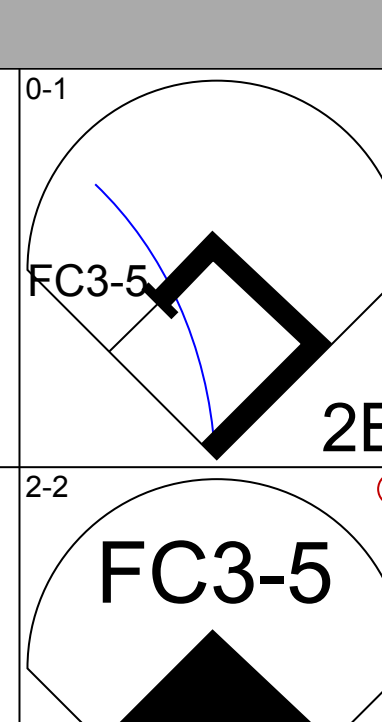
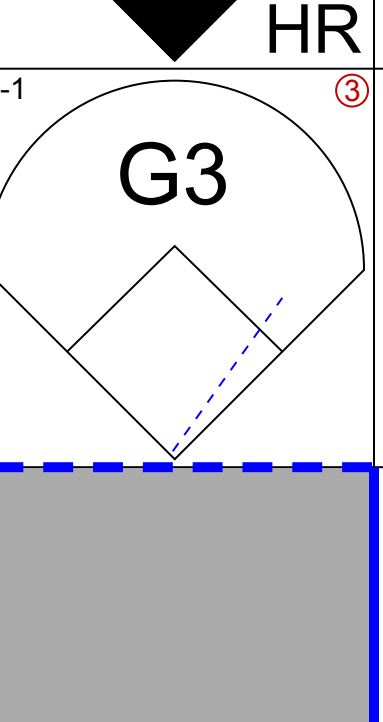
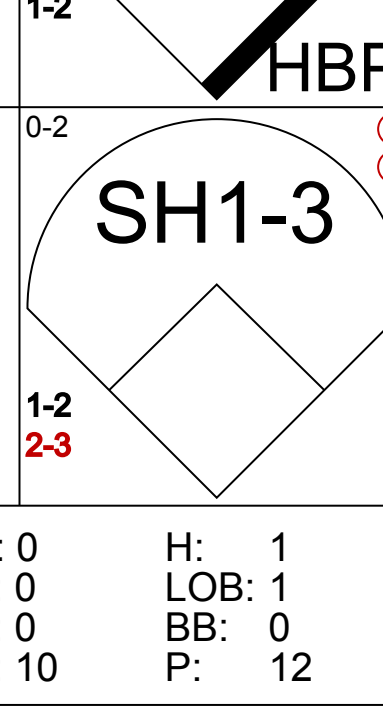
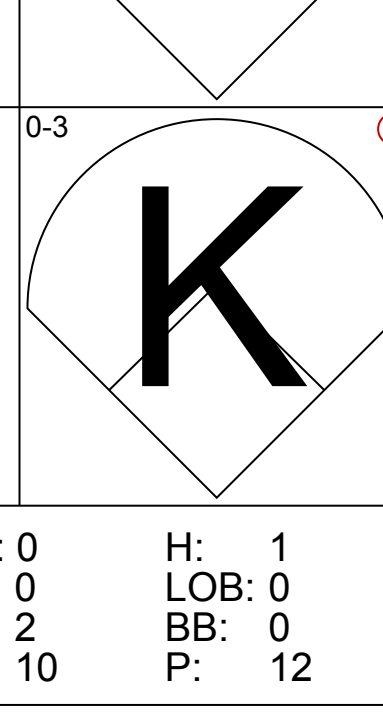
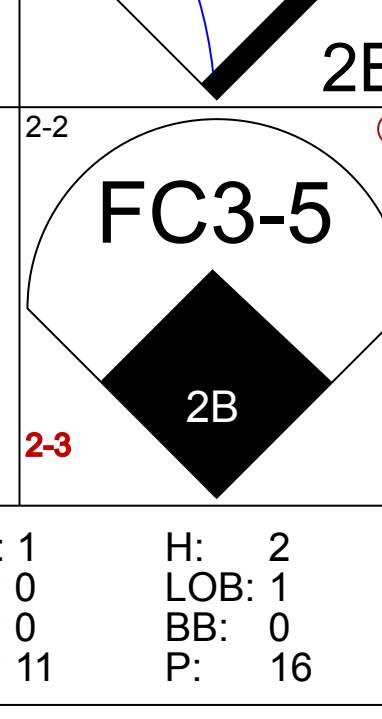
Batter	1	2	3	4	5	6	7	8	9	AB	R	H	RBI	BB	SO	LOB	BOTTOM								
Scott Podsednik, L OBP: 0.391, SLG: 0.531	4-2 2 1B 1B		2-3 K			2-2 G1-4-3 2 S 1B		0-1 2 WP 3B		3	2	2	0	1	1	0									
2 Bill Hall, R OBP: 0.240, SLG: 0.208	3-2 F9 SF8 1B		3-3 K			4-2 G1-4-3 BB		1-0 2B G3-2-3 1B		3	1	2	0	1	1	0									
Junior Spivey, R OBP: 0.359, SLG: 0.478	1-0 1-2 3-H 1B		0-0 G6-3			2-2 G1-4-3		1-2 3-H 2B		4	0	2	1	0	0	2									
Geoff Jenkins, L OBP: 0.349, SLG: 0.507	1-2 F9			1-3 K		4-0 CS IBB		4-0 BB		2	0	0	0	2	1	2									
Lyle Overbay, L OBP: 0.299, SLG: 0.493	1-2 SF8			0-2 G4-3		0-2 CS		1-1 G4-3 G3-2-3		3	0	0	1	0	0	3									
Wes Helms, R OBP: 0.281, SLG: 0.321 Dave Burba, R Dan Kolb, R	0-0 F8			3-2 F9			0-2 G6-3			3	0	0	0	0	0	1									
Ben Grieve, L OBP: 0.311, SLG: 0.350 Brady Clark, R OBP: 0.425, SLG: 0.548 (9, PH)		2-3 K			3-2 F8		4-1 BB			2	0	0	0	1	0	0									
Chad Moeller, R OBP: 0.333, SLG: 0.316		3-2 F9			3-2 F7		1-2 L5			3	0	0	0	0	0	1									
38 Chris Saenz, R Jeff Bennett, R Luis Vizcaino, R Keith Ginter, R OBP: 0.405, SLG: 0.611 (8, PH)			0-3 K			3-2 F8		1-3 K		2	0	0	0	0	1	0									
<b>Inning Stats</b>	R: 2 E: 0 K: 0 S: 18	H: 2 LOB: 1 BB: 1 P: 28	R: 0 E: 0 K: 2 S: 10	H: 0 LOB: 0 BB: 0 P: 15	R: 0 E: 0 K: 2 S: 7	H: 0 LOB: 0 BB: 0 P: 12	R: 0 E: 0 K: 1 S: 10	H: 0 LOB: 0 BB: 0 P: 14	R: 0 E: 0 K: 0 S: 7	H: 1 LOB: 1 BB: 0 P: 14	R: 0 E: 0 K: 0 S: 10	H: 0 LOB: 1 BB: 1 P: 15	R: 1 E: 0 K: 1 S: 12	H: 3 LOB: 2 BB: 1 P: 20	1B: 4 2B: 1 3B: 1 HR: 0	SF: 1 SAC: 0 DP: 2 HBP: 0	WP: 1 PB: 0 SB: 1 CS: 1	PA: 33							
<b>PITCHER</b>	IP	WLS	BF	H	R	ER	SO	BB	IBB	HBP	BLK	WP	HR	S	P	ERA	WHIP								
Woody Williams, R ERA: 6.53	6.0	L	22	3	2	2	5	2	1	0	0	0	0	62	105	3.00	0.833								
Ray King, L ERA: 3.68	1.0		4	0	0	0	0	1	0	0	0	0	0	10	15	0.00	1.000								
Julian Tavaroz, R ERA: 7.71	0.1		4	3	1	1	1	0	0	0	0	1	0	10	13	27.00	9.000								
Steve Kline, L ERA: 2.57	0.2		2	0	0	0	0	1	0	0	0	0	0	2	7	0.00	1.500								


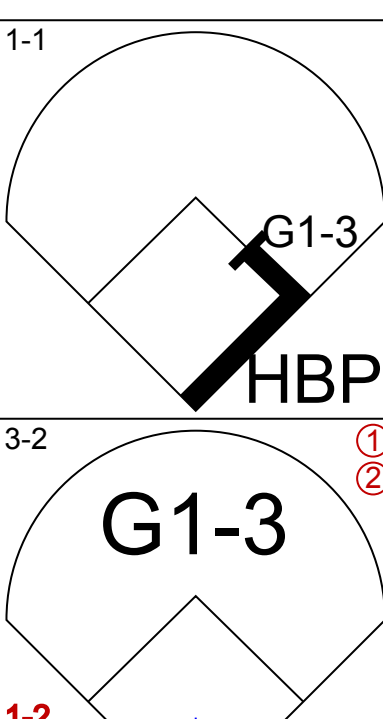
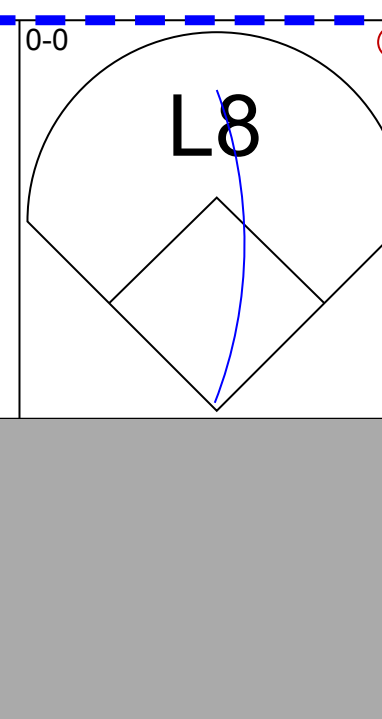
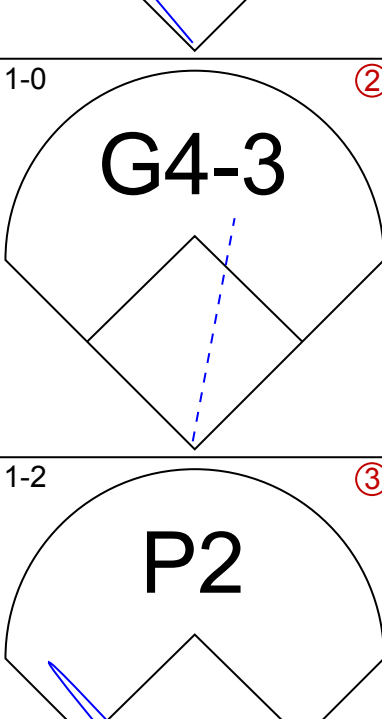
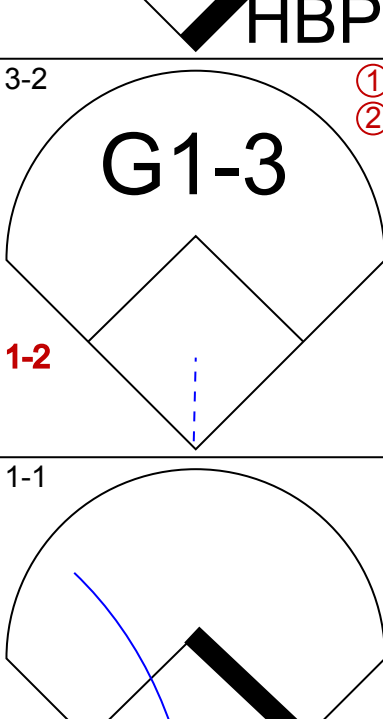
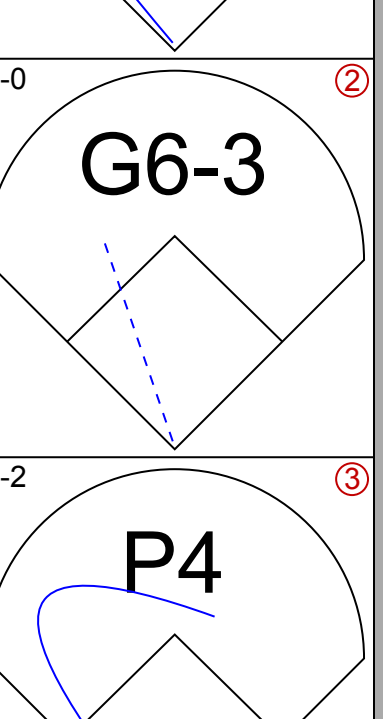
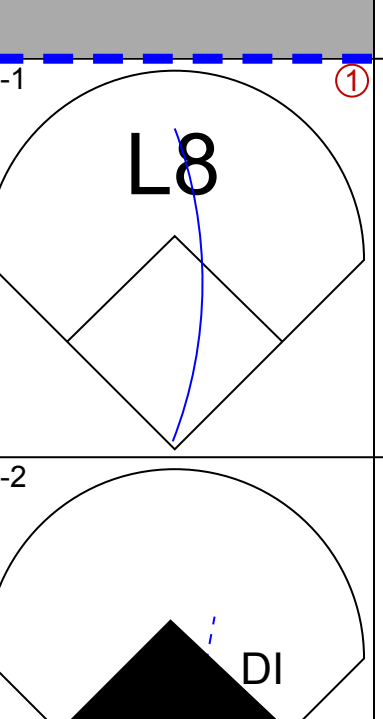
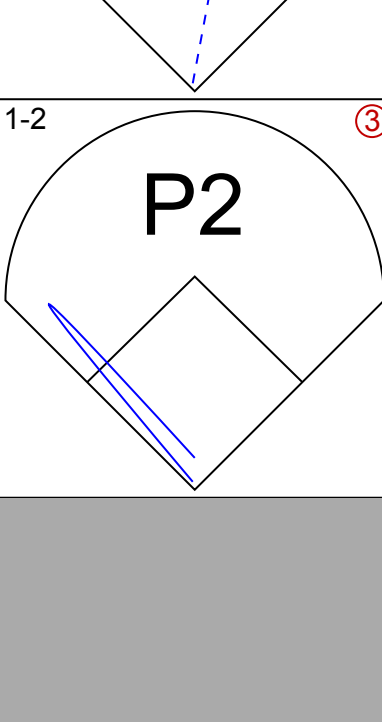
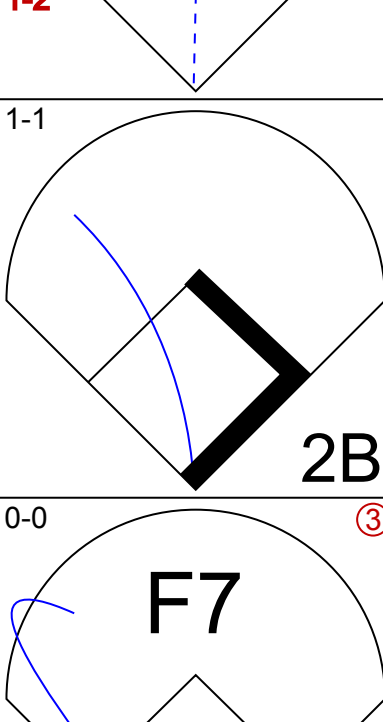
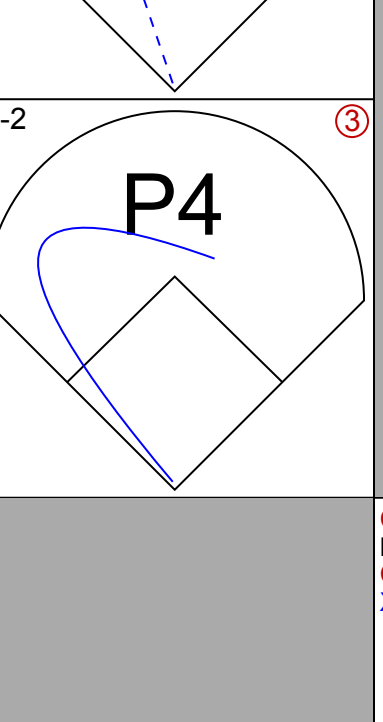
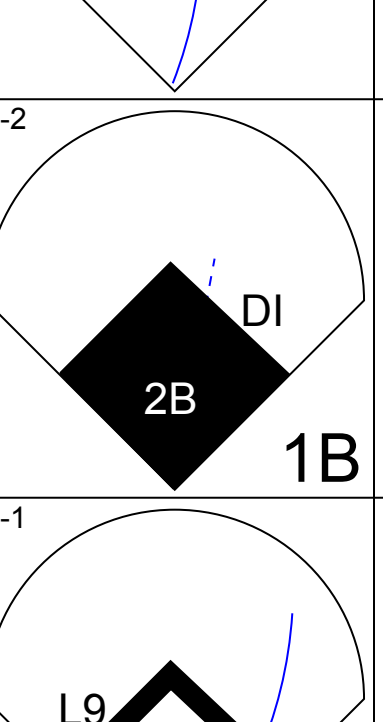
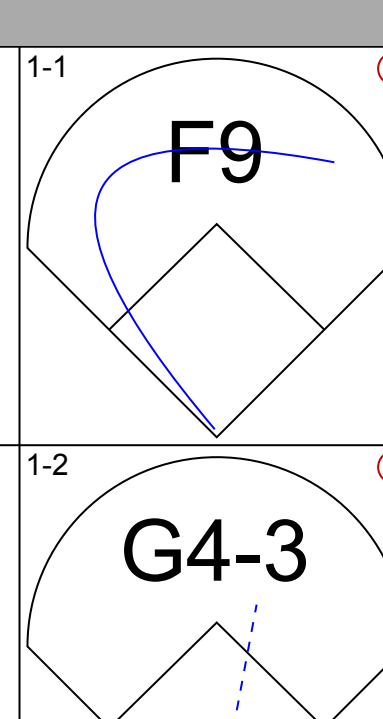
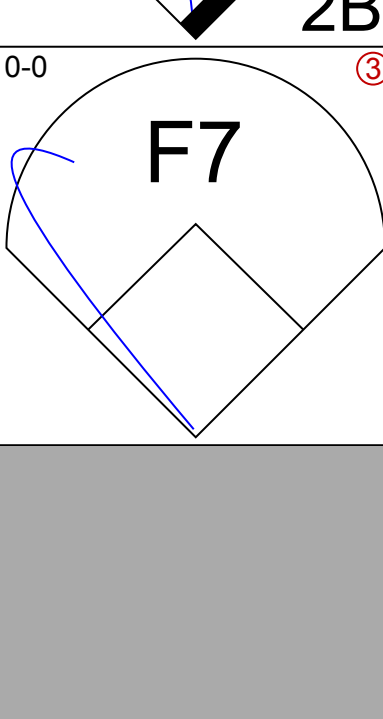
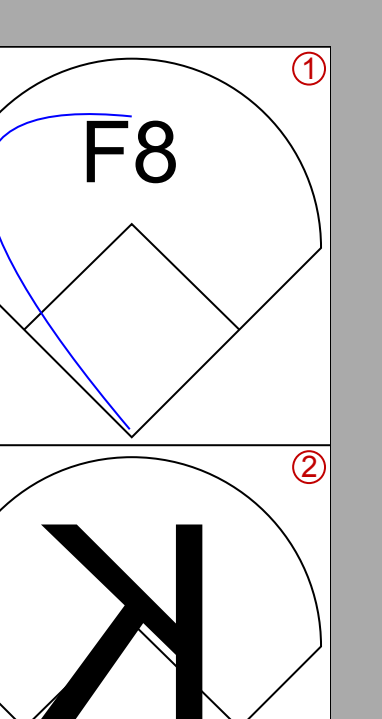
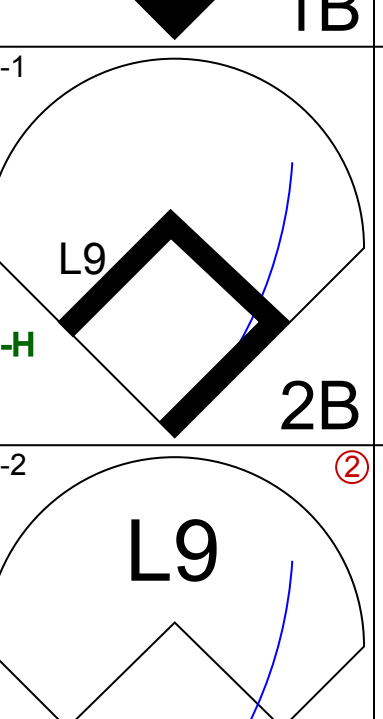
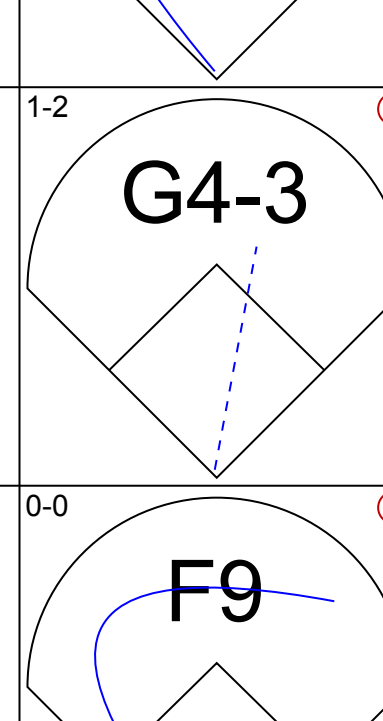
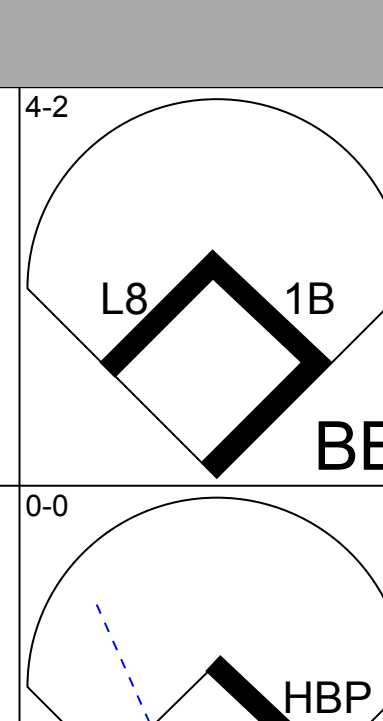

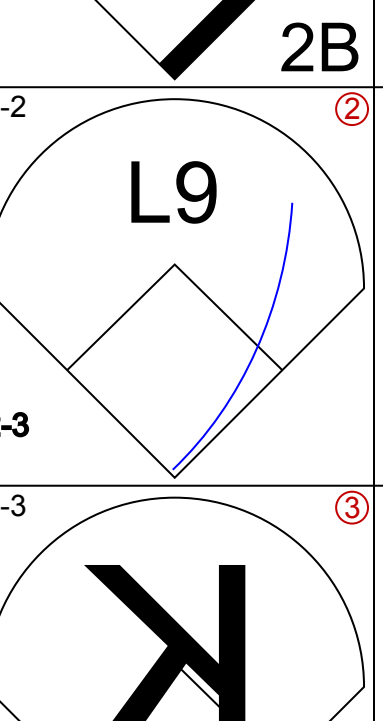
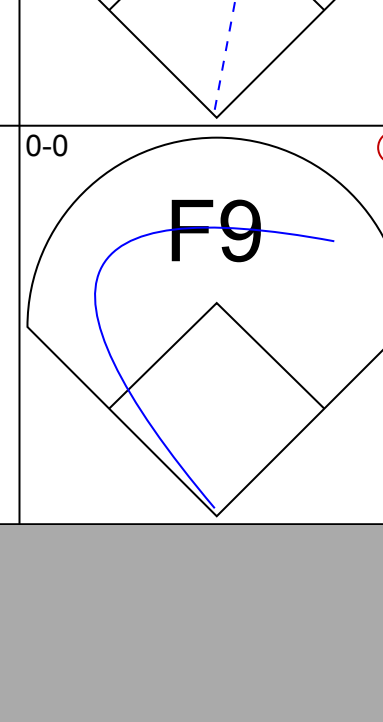
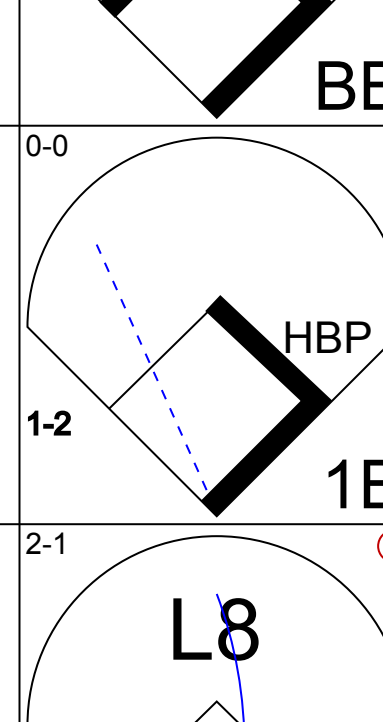

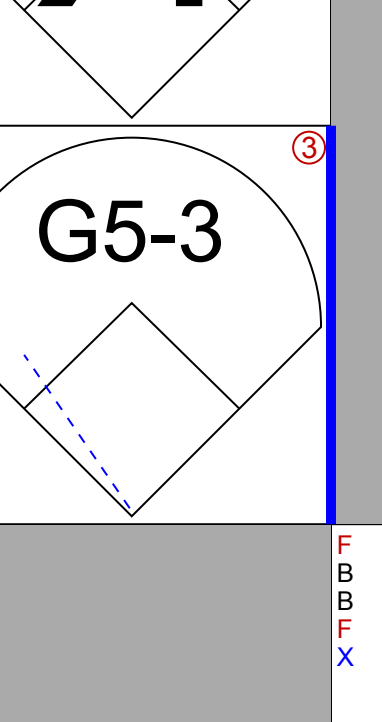
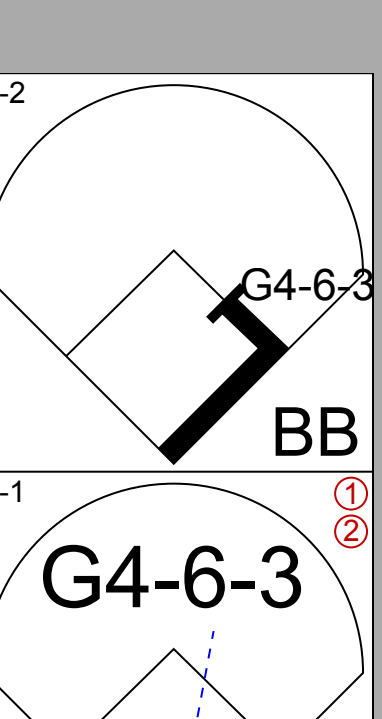
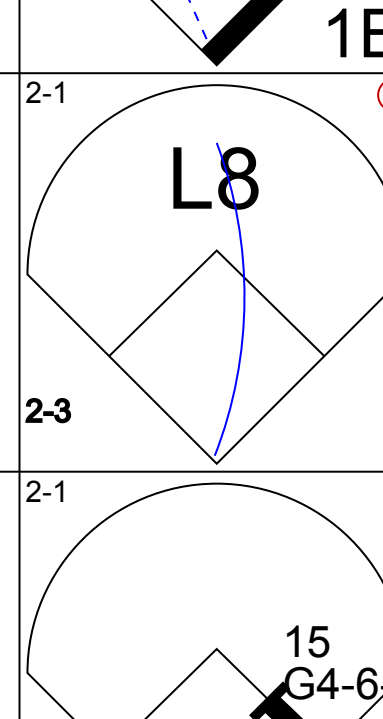
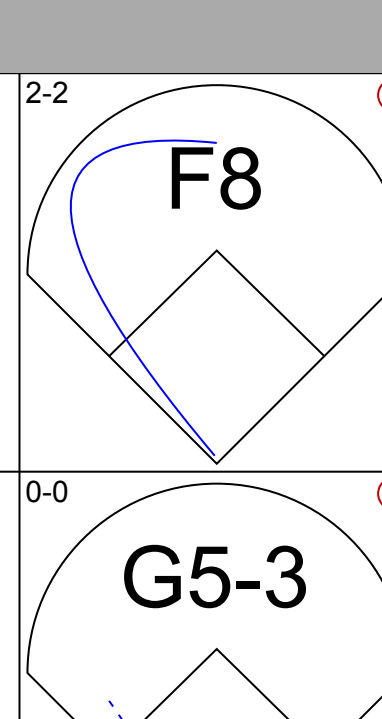
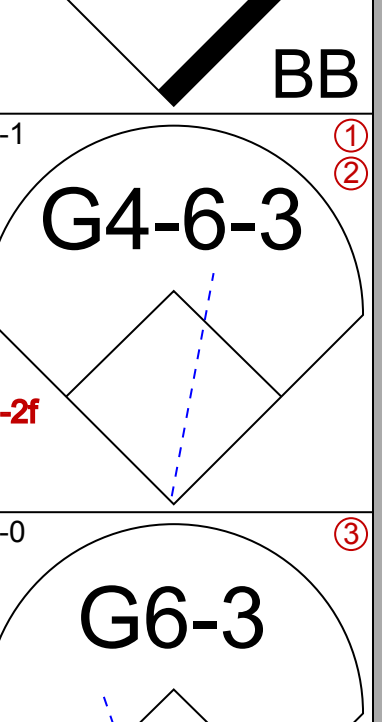
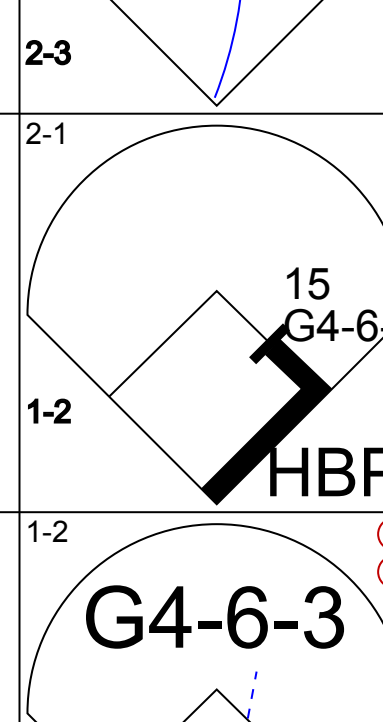

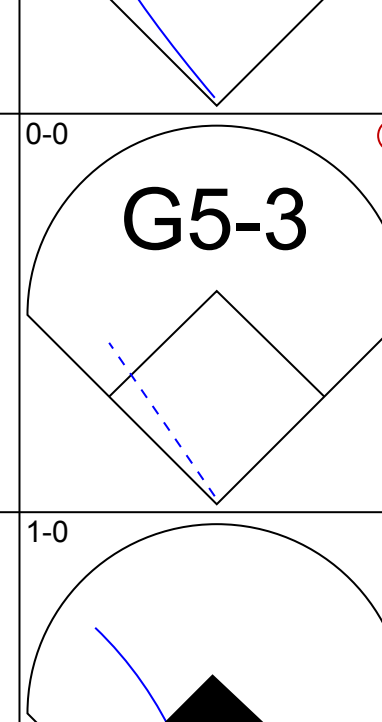
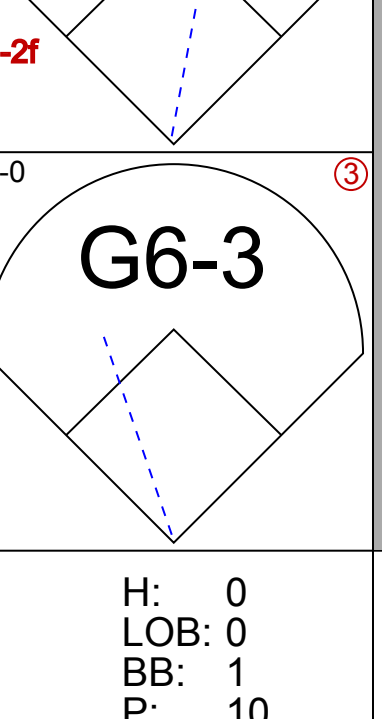
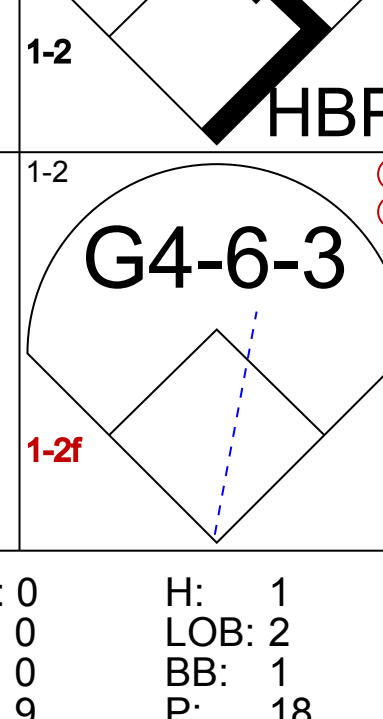
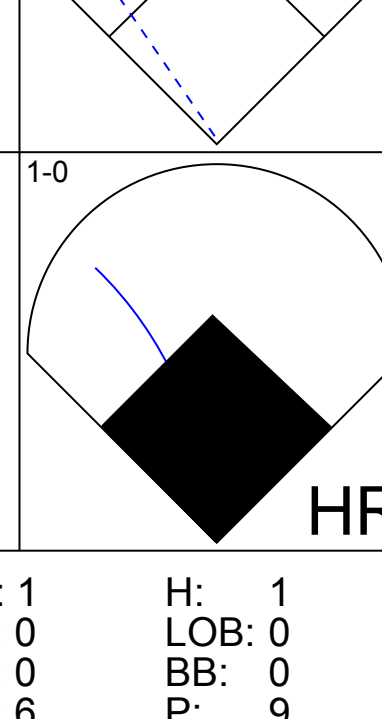
St. Louis Cardinals @ Milwaukee Brewers  
Miller Park, Milwaukee, WI  
Sat Apr 24 2004, 1:05 PM CDT  
Att: 22,222 - Dome - 64 F

AB 26  
R 3  
H 6  
RBI 2  
BB 5  
SO 6  
LOB 9





Batter	1	2	3	4	5	6	7	8	9	AB	R	H	RBI	BB	SO	LOB	TOP
<b>Marlon Anderson, L</b> (1, 4) <small>OBP: 0.333, SLG: 0.622</small>										4	0	1	0	0	1	2	<b>St. Louis Cardinals @ Milwaukee Brewers</b> Miller Park, Milwaukee, WI Sun Apr 25 2004, 1:05 PM CDT Att: 18,135 - Dome - 64 F
<b>Ray Lankford, L</b> (1, 7) <b>So Taguchi, R</b> (8, FR) <small>OBP: 0.292, SLG: 0.348</small>										4	0	1	1	0	2	0	
<b>5 Albert Pujols, R</b> (1, 3) <small>OBP: 0.420, SLG: 0.671</small>										4	1	1	1	0	1	1	
<b>15 Jim Edmonds, L</b> (1, 8) <small>OBP: 0.363, SLG: 0.567</small>										4	2	2	1	0	1	0	
<b>27 Scott Rolen, R</b> (1, 5) <small>OBP: 0.386, SLG: 0.727</small>										4	0	1	0	0	0	1	
<b>Edgar Renteria, R</b> (1, 6) <small>OBP: 0.367, SLG: 0.400</small>										3	0	0	1	0	0	1	
<b>Reggie Sanders, R</b> (1, 9) <small>OBP: 0.356, SLG: 0.696</small>										4	1	2	1	0	0	0	
<b>Cody McKay, L</b> (1, 2) <small>OBP: 0.211, SLG: 0.176</small>										3	0	1	0	0	1	0	
<b>Jeff Suppan, R</b> (1, 1) <b>Mike Lincoln, R</b> (8, 1) <b>44 Jason Isringhausen, R</b> (9, 1)										2	1	0	0	0	0	1	
<b>Inning Stats</b>	R: 2 H: 3 E: 0 LOB: 1 K: 2 BB: 0 S: 18 P: 29	R: 0 H: 1 E: 0 LOB: 1 K: 0 BB: 0 S: 10 P: 12	R: 0 H: 0 E: 0 LOB: 0 K: 1 BB: 0 S: 9 P: 13	R: 0 H: 0 E: 0 LOB: 0 K: 0 BB: 0 S: 6 P: 8	R: 0 H: 1 E: 0 LOB: 0 K: 2 BB: 0 S: 10 P: 12	R: 0 H: 0 E: 0 LOB: 0 K: 2 BB: 0 S: 9 P: 15	R: 0 H: 0 E: 0 LOB: 0 K: 1 BB: 0 S: 10 P: 18	R: 1 H: 2 E: 0 LOB: 1 K: 0 BB: 0 S: 11 P: 16	R: 2 H: 2 E: 0 LOB: 0 K: 0 BB: 0 S: 13 P: 26	1B: 3 SF: 1 2B: 3 SAC: 1 3B: 0 DP: 0 HR: 3 HBP: 1	WP: 0 PA: 36 PB: 0 SB: 0 CS: 1						
<b>PITCHER</b>	IP WLS BF H R ER SO BB IBB HBP BLK WP HR S P ERA WHIP <b>15 Ben Sheets, R</b> (1, 1) 7.2 L 29 7 3 3 7 0 0 1 0 0 2 81 121 3.52 0.913 <b>Victor Santos, R</b> (8, 1) 1.1 6 2 2 2 0 0 0 0 0 0 1 15 28 13.50 1.500											<b>PITCHER</b>	IP WLS BF H R ER SO BB IBB HBP BLK WP HR S P ERA WHIP				

Batter	1	2	3	4	5	6	7	8	9	AB	R	H	RBI	BB	SO	LOB	BOTTOM
<b>Scott Podsednik, L</b> (1, 8) <small>OBP: 0.385, SLG: 0.512</small>										3	0	0	0	0	0	0	<b>St. Louis Cardinals @ Milwaukee Brewers</b> Miller Park, Milwaukee, WI Sun Apr 25 2004, 1:05 PM CDT Att: 18,135 - Dome - 64 F
<b>Craig Counsell, L</b> (1, 6) <small>OBP: 0.338, SLG: 0.283</small>										4	0	0	0	0	0	1	
<b>Junior Spivey, R</b> (1, 4) <small>OBP: 0.366, SLG: 0.493</small>										4	1	2	0	0	0	0	
<b>Geoff Jenkins, L</b> (1, 7) <small>OBP: 0.345, SLG: 0.507</small>										4	0	1	1	0	0	1	
<b>Lyle Overbay, L</b> (1, 3) <small>OBP: 0.296, SLG: 0.474</small>										3	0	0	0	1	1	1	
<b>Wes Helms, R</b> (1, 5) <small>OBP: 0.283, SLG: 0.321</small> <b>Victor Santos, R</b> (8, 1) <b>Brooks Kieschnick, L</b> (9, PH) <small>OBP: 0.333, SLG: 0.545</small>										3	0	1	0	0	0	0	
<b>Brady Clark, R</b> (1, 9) <small>OBP: 0.419, SLG: 0.515</small>										2	0	0	0	1	0	2	
<b>Chad Moeller, R</b> (1, 2) <small>OBP: 0.333, SLG: 0.300</small>										2	0	0	0	0	0	1	
<b>15 Ben Sheets, R</b> (1, 1) <b>Keith Ginter, R</b> (8, 5) <small>OBP: 0.419, SLG: 0.703</small>										2	0	0	0	0	0	3	
<b>Inning Stats</b>	R: 0 H: 0 E: 0 LOB: 0 K: 0 BB: 0 S: 6 P: 11	R: 0 H: 0 E: 0 LOB: 0 K: 0 BB: 0 S: 6 P: 8	R: 0 H: 0 E: 0 LOB: 1 K: 0 BB: 1 S: 6 P: 10	R: 0 H: 1 E: 0 LOB: 0 K: 0 BB: 0 S: 7 P: 12	R: 0 H: 1 E: 0 LOB: 2 K: 0 BB: 1 S: 9 P: 18	R: 0 H: 0 E: 0 LOB: 0 K: 0 BB: 0 S: 8 P: 14	R: 0 H: 0 E: 0 LOB: 0 K: 1 BB: 0 S: 9 P: 12	R: 1 H: 1 E: 0 LOB: 0 K: 0 BB: 0 S: 6 P: 9	R: 1 H: 2 E: 0 LOB: 1 K: 1 BB: 0 S: 13 P: 19	1B: 2 SF: 0 2B: 2 SAC: 0 3B: 0 DP: 2 HR: 1 HBP: 2	WP: 0 PA: 33 PB: 0 SB: 0 CS: 0						
<b>PITCHER</b>	IP WLS BF H R ER SO BB IBB HBP BLK WP HR S P ERA WHIP <b>Jeff Suppan, R</b> (1, 1) 7.2 W 27 3 1 1 1 1 2 0 2 0 0 0 0 0 0 0 0 0 0 0 1 1 0.00 0.000 <b>Mike Lincoln, R</b> (8, 1) 0.1 H 1 0 0 0 0 0 0 0 0 0 0 1 1 0.00 0.000 <b>44 Jason Isringhausen, R</b> (9, 1) 1.0 5 2 1 1 1 1 0 0 0 0 0 0 0 0 0 13 19 9.00 2.000											<b>PITCHER</b>	IP WLS BF H R ER SO BB IBB HBP BLK WP HR S P ERA WHIP				







Batter	1	2	3	4	5	6	7	8	9	10	AB	R	H	RBI	BB	SO	LOB	TOP
D'Angelo Jimenez, S OBP: 0.370, SLG: 0.366	G6-3		K		L8		K			K	6	0	1	0	0	3	3	<b>Cincinnati Reds @ Milwaukee Brewers</b> Miller Park, Milwaukee, WI Wed Apr 28 2004, 6:35 PM CDT Att: 9,103 - Sunny - 79 F
Barry Larkin, R OBP: 0.342, SLG: 0.356	2B	L8		1B	G5-3		F9			G6-3	6	2	2	0	0	0	2	
Ken Griffey Jr., L OBP: 0.318, SLG: 0.423	G4-3		F7	P5	G3		F8			L3	6	1	1	1	0	0	2	
Sean Casey, L OBP: 0.467, SLG: 0.687	G4-3		PB	2B	1B		F7				5	2	2	0	0	0	1	
Adam Dunn, L OBP: 0.517, SLG: 0.742	1B		2B	1B	E4					FC5-4	1	3	0	1	4	0	1	
Jason LaRue, R OBP: 0.292, SLG: 0.333	1B		2B	BB	2B					K	4	1	3	4	0	1	1	
Brandon Larson, R OBP: 0.444, SLG: 0.286	1B		WP	2B	2B					K	1	0	0	0	0	1	1	
Todd Van Poppel, R OBP: 0.500, SLG: 0.500	1B		WP	2B	2B					K	0	0	0	0	0	0	0	
6 Ryan Freel, R OBP: 0.296, SLG: 0.403	1B		WP	WP	G6-3		G4-3			FC5-4	4	0	1	1	0	0	3	
Jason Romano, R OBP: 0.176, SLG: 0.125	CS		P3	F8	K					1B	5	0	1	0	0	2	3	
Paul Wilson, R Wily Mo Peña, R Brian Reith, R John Riedling, R Todd Jones, L Ryan Wagner, R Javier Valentin, S			K				G5-3			G4-3	2	0	1	0	1	0	0	
<b>Inning Stats</b>	R: 3 E: 0 K: 10 S: 15	H: 4 LOB: 1 BB: 1 P: 30	R: 0 E: 0 K: 12 S: 12	H: 1 LOB: 1 BB: 17	R: 3 E: 1 K: 14 S: 14	H: 2 LOB: 2 BB: 26	R: 3 E: 1 K: 16 S: 16	H: 3 LOB: 1 BB: 27	R: 0 E: 0 K: 10 S: 12	H: 0 LOB: 1 BB: 0 P: 12	R: 0 E: 0 K: 13 S: 13	R: 0 E: 0 K: 14 S: 14	H: 1 LOB: 2 BB: 1 P: 14	R: 0 E: 0 K: 9 S: 9	H: 0 LOB: 0 BB: 0 P: 14	1B: 5 2B: 7 3B: 0 HR: 0	SF: 0 SAC: 0 DP: 0 HBP: 1	WP: 2 PA: 49
<b>PITCHER</b>	IP WLS BF H R ER SO BB IBB HBP BLK WP HR S P ERA WHIP	IP WLS BF H R ER SO BB IBB HBP BLK WP HR S P ERA WHIP	IP WLS BF H R ER SO BB IBB HBP BLK WP HR S P ERA WHIP	IP WLS BF H R ER SO BB IBB HBP BLK WP HR S P ERA WHIP	IP WLS BF H R ER SO BB IBB HBP BLK WP HR S P ERA WHIP	IP WLS BF H R ER SO BB IBB HBP BLK WP HR S P ERA WHIP	IP WLS BF H R ER SO BB IBB HBP BLK WP HR S P ERA WHIP	IP WLS BF H R ER SO BB IBB HBP BLK WP HR S P ERA WHIP	IP WLS BF H R ER SO BB IBB HBP BLK WP HR S P ERA WHIP	IP WLS BF H R ER SO BB IBB HBP BLK WP HR S P ERA WHIP	IP WLS BF H R ER SO BB IBB HBP BLK WP HR S P ERA WHIP	IP WLS BF H R ER SO BB IBB HBP BLK WP HR S P ERA WHIP	IP WLS BF H R ER SO BB IBB HBP BLK WP HR S P ERA WHIP	IP WLS BF H R ER SO BB IBB HBP BLK WP HR S P ERA WHIP	IP WLS BF H R ER SO BB IBB HBP BLK WP HR S P ERA WHIP	IP WLS BF H R ER SO BB IBB HBP BLK WP HR S P ERA WHIP	IP WLS BF H R ER SO BB IBB HBP BLK WP HR S P ERA WHIP	IP WLS BF H R ER SO BB IBB HBP BLK WP HR S P ERA WHIP

**Cincinnati Reds @ Milwaukee Brewers**  
 Miller Park, Milwaukee, WI  
 Wed Apr 28 2004, 6:35 PM CDT  
 Att: 9,103 - Sunny - 79 F


AB	42
R	9
H	12
RBI	7
BB	5
SO	8
LOB	19



Batter	1	2	3	4	5	6	7	8	9	10	AB	R	H	RBI	BB	SO	LOB	BOTTOM					
Scott Podsednik, L OBP: 0.387, SLG: 0.500	FC5-4		K		1B		G4-3	2B		SH2-4	5	2	4	0	0	1	1	<b>Cincinnati Reds @ Milwaukee Brewers</b> Miller Park, Milwaukee, WI Wed Apr 28 2004, 6:35 PM CDT Att: 9,103 - Sunny - 79 F					
2 Bill Hall, R OBP: 0.313, SLG: 0.419	F8		1B		P3		K	1B		1B	6	0	3	4	0	1	3						
Junior Spivey, R OBP: 0.378, SLG: 0.513	FC5-4		1B		G1-3		G4-3			1B	2	1	0	0	0	0	2						
Brooks Kieschnick, L OBP: 0.333, SLG: 0.500	FC5-4		1B		G1-3		G4-3			1B	2	0	1	0	0	0	1						
Craig Counsell, L OBP: 0.329, SLG: 0.266	1-2		1B		G1-3		G4-3			1B	0	0	0	0	0	0	0						
Dan Kolb, R OBP: 0.426, SLG: 0.667	1-2		1B		G1-3		G4-3			1B	0	0	0	0	0	0	0						
Keith Ginter, R OBP: 0.426, SLG: 0.667	1-2		1B		G1-3		G4-3			1B	0	0	0	0	0	0	0						
Geoff Jenkins, L OBP: 0.371, SLG: 0.518	G3		1B		G1-3		G4-3			1B	3	2	2	1	2	0	1						
Lyle Overbay, L OBP: 0.319, SLG: 0.482		F8		1B	G1-3		G4-3			P5	5	1	3	3	0	0	2						
Wes Helms, R OBP: 0.271, SLG: 0.303		G1-3		1B	G1-3		G4-3			F7	5	0	0	0	0	1	4						
Dave Burba, R OBP: 0.271, SLG: 0.303		G1-3		1B	G1-3		G4-3			F7	0	0	0	0	0	0	0						
Ben Grieve, L OBP: 0.333, SLG: 0.409		L4		1B	G1-3		G4-3			F7	3	2	1	2	2	0	2						
Brady Clark, R OBP: 0.409, SLG: 0.500		L4		1B	G1-3		G4-3			F7	0	0	0	0	0	0	0						
Gary Bennett, R OBP: 0.278, SLG: 0.333			FC5-4		G4-3		G4-3			K	4	1	1	0	1	1	3						
Matt Kinney, R OBP: 0.286, SLG: 0.286			SH1-4		G4-3		G4-3			CS	0	0	0	0	0	0	0						
31 Adrian Hernandez, R OBP: 0.333, SLG: 0.333			SH1-4		G4-3		G4-3			CS	0	0	0	0	0	0	0						
Wes Obermueller, R OBP: 0.333, SLG: 0.333			SH1-4		G4-3		G4-3			CS	0	0	0	0	0	0	0						
Trent Durrington, R OBP: 0.273, SLG: 0.300			SH1-4		G4-3		G4-3			CS	4	1	1	0	0	2	2						
<b>Inning Stats</b>	R: 0 E: 0 K: 7 S: 7	H: 1 LOB: 1 BB: 10	R: 0 E: 0 K: 4 S: 4	H: 0 LOB: 0 BB: 8	R: 0 E: 0 K: 10 S: 10	H: 2 LOB: 2 BB: 15	R: 1 E: 0 K: 9 S: 9	H: 2 LOB: 2 BB: 12	R: 0 E: 0 K: 8 S: 8	H: 1 LOB: 1 BB: 10	R: 3 E: 0 K: 10 S: 10	H: 2 LOB: 0 BB: 17	R: 2 E: 0 K: 16 S: 16	H: 3 LOB: 1 BB: 22	R: 3 E: 0 K: 12 S: 12	H: 3 LOB: 2 BB: 29	R: 0 E: 0 K: 6 S: 6	H: 0 LOB: 1 BB: 11	R: 1 E: 0 K: 4 S: 4	H: 2 LOB: 1 BB: 5	1B: 11 2B: 4 3B: 0 HR: 1	SF: 0 SAC: 2 DP: 0 HBP: 1	WP: 1 PA: 48
<b>PITCHER</b>	IP WLS BF H R ER SO BB IBB HBP BLK WP HR S P ERA WHIP	IP WLS BF H R ER SO BB IBB HBP BLK WP HR S P ERA WHIP	IP WLS BF H R ER SO BB IBB HBP BLK WP HR S P ERA WHIP	IP WLS BF H R ER SO BB IBB HBP BLK WP HR S P ERA WHIP	IP WLS BF H R ER SO BB IBB HBP BLK WP HR S P ERA WHIP	IP WLS BF H R ER SO BB IBB HBP BLK WP HR S P ERA WHIP	IP WLS BF H R ER SO BB IBB HBP BLK WP HR S P ERA WHIP	IP WLS BF H R ER SO BB IBB HBP BLK WP HR S P ERA WHIP	IP WLS BF H R ER SO BB IBB HBP BLK WP HR S P ERA WHIP	IP WLS BF H R ER SO BB IBB HBP BLK WP HR S P ERA WHIP	IP WLS BF H R ER SO BB IBB HBP BLK WP HR S P ERA WHIP	IP WLS BF H R ER SO BB IBB HBP BLK WP HR S P ERA WHIP	IP WLS BF H R ER SO BB IBB HBP BLK WP HR S P ERA WHIP	IP WLS BF H R ER SO BB IBB HBP BLK WP HR S P ERA WHIP	IP WLS BF H R ER SO BB IBB HBP BLK WP HR S P ERA WHIP	IP WLS BF H R ER SO BB IBB HBP BLK WP HR S P ERA WHIP	IP WLS BF H R ER SO BB IBB HBP BLK WP HR S P ERA WHIP	IP WLS BF H R ER SO BB IBB HBP BLK WP HR S P ERA WHIP					

**Cincinnati Reds @ Milwaukee Brewers**  
 Miller Park, Milwaukee, WI  
 Wed Apr 28 2004, 6:35 PM CDT  
 Att: 9,103 - Sunny - 79 F

AB	39
R	10
H	16
RBI	10
BB	5
SO	6
LOB	21





Batter	1	2	3	4	5	6	7	8	9	AB	R	H	RBI	BB	SO	LOB	TOP								
<b>Tike Redman, L</b> (1, 8) OBP: 0.229, SLG: 0.301	G4-3		1B		G6-3		K			4	0	1	0	0	1	0	<b>Pittsburgh Pirates @ Milwaukee Brewers</b> Miller Park, Milwaukee, WI Fri Apr 30 2004, 7:05 PM CDT Att: 17,533 - Dome - 64 F								
<b>2 Jack Wilson, R</b> (1, 6) OBP: 0.386, SLG: 0.548	F7		K			1B		G6-3		4	1	1	0	0	1	1									
<b>18 Jason Kendall, R</b> (1, 2) OBP: 0.416, SLG: 0.385	G6-3				G6-3			F9		4	1	1	0	0	0	0									
<b>Raul Mondesi, R</b> (1, 9) OBP: 0.398, SLG: 0.513		2B			1B	FC5-2		G6-3		4	1	3	1	0	0	0									
<b>Rob Mackowiak, L</b> (1, 5) OBP: 0.343, SLG: 0.439	K2-3				1B	FC5-2		G6-3		4	0	1	1	0	1	2									
<b>Craig Wilson, R</b> (1, 7) OBP: 0.427, SLG: 0.675	L7				1B	FC5-2		G6-3		3	0	0	1	0	0	3									
<b>Chris Stynes, R</b> (9, 5)								SF8		0	0	0	0	0	0	0									
<b>Abraham Nunez, S</b> (1, 4) OBP: 0.286, SLG: 0.346	K2-3				K			G4-3		4	1	1	0	0	2	3									
<b>Jose Mesa, R</b> (9, 1)									1B	0	0	0	0	0	0	0									
<b>Carlos Rivera, L</b> (1, 3) OBP: 0.143, SLG: 0.143			G3		G5-3			G6-3		4	0	1	1	0	0	0									
<b>Kris Benson, R</b> (1, 1) OBP: 0.429, SLG: 0.333			G6-3		K			K		3	0	0	0	0	2	0									
<b>34 John Grabow, L</b> (8, 1)										0	0	0	0	0	0	0									
<b>Jose Castillo, R</b> (9, 4) OBP: 0.367, SLG: 0.419										0	0	0	0	0	0	0									
<b>Inning Stats</b>	R: 0 E: 0 K: 0 S: 11	H: 0 LOB: 0 BB: 0 P: 15	R: 0 E: 0 K: 2 S: 10	H: 1 LOB: 1 BB: 0 P: 11	R: 0 E: 0 K: 1 S: 7	H: 1 LOB: 1 BB: 0 P: 10	R: 0 E: 0 K: 1 S: 12	H: 2 LOB: 2 BB: 0 P: 15	R: 0 E: 0 K: 1 S: 7	H: 0 LOB: 0 BB: 0 P: 10	R: 3 E: 0 K: 0 S: 13	H: 3 LOB: 0 BB: 0 P: 17	R: 0 E: 0 K: 2 S: 10	H: 0 LOB: 0 BB: 0 P: 11	R: 0 E: 0 K: 0 S: 7	H: 0 LOB: 0 BB: 0 P: 11	R: 1 E: 0 K: 0 S: 8	H: 2 LOB: 1 BB: 0 P: 13	1B: 5 2B: 4 3B: 0 HR: 0	SF: 1 SAC: 0 DP: 0 HBP: 0	WP: 0 PB: 0 SB: 0 CS: 0	PA: 35			
<b>PITCHER</b>	IP	WLS	BF	H	R	ER	SO	BB	IBB	HBP	BLK	WP	HR	S	P	ERA	WHIP								
<b>15 Ben Sheets, R</b> (1, 1) ERA: 3.25	8.0	L	31	7	3	3	7	0	0	0	0	0	0	77	100	3.38	0.875								
<b>Victor Santos, R</b> (9, 1) ERA: 9.0	1.0		4	2	1	1	0	0	0	0	0	0	0	8	13	9.00	2.000								

Batter	1	2	3	4	5	6	7	8	9	AB	R	H	RBI	BB	SO	LOB	BOTTOM								
<b>Scott Podsednik, L</b> (1, 8) OBP: 0.382, SLG: 0.500	G3		G3		G5-3			K		4	0	1	0	0	1	0	<b>Pittsburgh Pirates @ Milwaukee Brewers</b> Miller Park, Milwaukee, WI Fri Apr 30 2004, 7:05 PM CDT Att: 17,533 - Dome - 64 F								
<b>Craig Counsell, L</b> (1, 6) OBP: 0.338, SLG: 0.299	K		G6-3			F7		1B		3	1	1	0	1	1	1									
<b>Junior Spivey, R</b> (1, 4) OBP: 0.372, SLG: 0.500	K		G6-3			K		1B		4	0	1	1	0	2	1									
<b>Geoff Jenkins, L</b> (1, 7) OBP: 0.356, SLG: 0.494	L8		L8			L4		P5		4	0	0	0	0	0	3									
<b>Lyle Overbay, L</b> (1, 3) OBP: 0.337, SLG: 0.511		1B			F7			G4-3		3	1	2	0	1	0	0									
<b>Wes Helms, R</b> (1, 5) OBP: 0.297, SLG: 0.286	K				K			L3		4	0	0	0	0	2	3									
<b>Ben Grieve, L</b> (1, 9) OBP: 0.352, SLG: 0.413								G6-3		2	0	1	0	1	0	0									
<b>Brady Clark, R</b> (7, PR) OBP: 0.400, SLG: 0.486					F7			G5-4-3		1	0	0	1	0	0	0									
<b>Chad Moeller, R</b> (1, 2) OBP: 0.351, SLG: 0.449		F8				G6-3		G5-4-3		4	0	0	0	0	0	4									
<b>15 Ben Sheets, R</b> (1, 1) ERA: 3.23										2	0	0	0	0	1	2									
<b>Trent Durrington, R</b> (8, PH) OBP: 0.250, SLG: 0.273										1	0	0	0	0	0	0									
<b>Victor Santos, R</b> (9, 1) ERA: 9.96										0	0	0	0	0	0	0									
<b>Inning Stats</b>	R: 0 E: 0 K: 2 S: 12	H: 1 LOB: 1 BB: 0 P: 16	R: 0 E: 0 K: 2 S: 11	H: 1 LOB: 2 BB: 1 P: 19	R: 1 E: 0 K: 0 S: 6	H: 1 LOB: 0 BB: 0 P: 10	R: 0 E: 0 K: 1 S: 8	H: 0 LOB: 0 BB: 0 P: 13	R: 0 E: 0 K: 0 S: 5	H: 0 LOB: 0 BB: 0 P: 6	R: 0 E: 0 K: 1 S: 6	H: 0 LOB: 0 BB: 0 P: 8	R: 0 E: 0 K: 0 S: 5	H: 1 LOB: 2 BB: 1 P: 10	R: 0 E: 0 K: 1 S: 10	H: 1 LOB: 2 BB: 1 P: 19	R: 1 E: 0 K: 0 S: 8	H: 1 LOB: 0 BB: 0 P: 14	1B: 2 2B: 3 3B: 1 HR: 0	SF: 0 SAC: 0 DP: 1 HBP: 0	WP: 0 PB: 0 SB: 0 CS: 0	PA: 35			
<b>PITCHER</b>	IP	WLS	BF	H	R	ER	SO	BB	IBB	HBP	BLK	WP	HR	S	P	ERA	WHIP								
<b>Kris Benson, R</b> (1, 1) ERA: 3.23	7.2	W	30	5	1	1	7	3	0	0	0	0	0	62	99	1.17	1.043								
<b>34 John Grabow, L</b> (8, 1) ERA: 2.0	0.1	H	1	0	0	0	0	0	0	0	0	0	0	1	2	0.00	0.000								
<b>Jose Mesa, R</b> (9, 1) ERA: 9.96	1.0	S	4	1	1	1	0	0	0	0	0	0	0	8	14	9.00	1.000								

AB	34
R	4
H	9
RBI	4
BB	0
SO	7
LOB	9

AB	32
R	2
H	6
RBI	2
BB	3
SO	7
LOB	14









Batter	1	2	3	4	5	6	7	8	9	10	11	AB	R	H	RBI	BB	SO	LOB	TOP							
<b>Tike Redman, L</b> OBP: 0.226, SLG: 0.284 (1, 8)												5	1	1	0	0	0	4								
<b>2 Jack Wilson, R</b> OBP: 0.319, SLG: 0.532 (1, 6)												5	1	1	0	0	0	1								
<b>18 Jason Kendall, R</b> OBP: 0.414, SLG: 0.387 (1, 2)												5	1	3	0	0	1	0								
<b>Raul Mondesi, R</b> OBP: 0.378, SLG: 0.472 (1, 9)												5	0	1	0	0	1	3								
<b>Craig Wilson, R</b> OBP: 0.444, SLG: 0.709 <b>Carlos Rivera, L</b> OBP: 0.250, SLG: 0.250 (1, 3) (11, 3)												5	1	3	3	0	0	2								
<b>J.J. Davis, R</b> OBP: 0.50, SLG: 0.059 <b>Rob Mackowiak, L</b> OBP: 0.338, SLG: 0.460 (1, 7) (8, PH) (8, 7)												3	0	0	0	0	1	3								
<b>Chris Stynes, R</b> OBP: 0.230, SLG: 0.241 (1, 5)												4	0	1	0	1	0	0								
<b>Jose Castillo, R</b> OBP: 0.362, SLG: 0.404 (1, 4)												5	0	2	0	0	1	2								
<b>Ryan Vogelsong, R</b> <b>Brian Boehringer, S</b> <b>16 Salomon Torres, R</b> <b>Bobby Hill, S</b> <b>Brian Meadows, R</b> <b>Abraham Nunez, S</b> <b>Jose Mesa, R</b> (1, 1) (7, 1) (8, 1) (8, PH) (8, 1) (11, PH) (11, 1)												2	0	1	0	0	0	1								
<b>Inning Stats</b>	R: 1 E: 0 K: 0 S: 11	H: 3 LOB: 2 BB: 0 P: 18	R: 0 E: 0 K: 0 S: 9	H: 0 LOB: 1 BB: 1 P: 14	R: 0 E: 0 K: 0 S: 8	H: 2 LOB: 1 BB: 0 P: 11	R: 0 E: 0 K: 0 S: 9	H: 2 LOB: 2 BB: 0 P: 13	R: 2 E: 0 K: 1 S: 14	H: 3 LOB: 1 BB: 0 P: 21	R: 0 E: 0 K: 1 S: 12	H: 0 LOB: 0 BB: 0 P: 20	R: 0 E: 0 K: 0 S: 5	H: 0 LOB: 0 BB: 0 P: 8	R: 0 E: 0 K: 1 S: 7	H: 0 LOB: 0 BB: 0 P: 11	R: 0 E: 0 K: 1 S: 8	H: 0 LOB: 0 BB: 0 P: 11	R: 1 E: 0 K: 2 S: 11	H: 2 LOB: 1 BB: 0 P: 17	1B: 11 2B: 2 3B: 0 HR: 1	SF: 0 SAC: 1 DP: 2 HBP: 0	WP: 1 PB: 0 SB: 2 CS: 1	PA: 45		
<b>PITCHER</b>	IP ERA WLS BF H R ER SO BB IBB HBP BLK WP HR S P ERA WHIP	7.0 5.14 2.0 6 0 0 0 0 0 0 0 0 0 0 12 19 0.00 1.714	2.0 7.8 2.0 8 2 1 1 3 0 0 0 0 0 1 19 28 4.50 1.000																							

**Pittsburgh Pirates @ Milwaukee Brewers**  
Miller Park, Milwaukee, WI  
Sun May 02 2004, 1:05 PM CDT  
Att. 16,392 - Dome - 63 F

livebaseballscorecards.com

AB 43  
R 4  
H 13  
RBI 3  
BB 1  
SO 5  
LOB 17


Batter	1	2	3	4	5	6	7	8	9	10	11	AB	R	H	RBI	BB	SO	LOB	BOTTOM							
<b>Scott Podsednik, L</b> OBP: 0.383, SLG: 0.481 (1, 8)												4	2	1	0	1	0	1								
<b>Craig Counsell, L</b> OBP: 0.326, SLG: 0.288 (1, 6)												5	1	1	0	0	0	2								
<b>Junior Spivey, R</b> OBP: 0.385, SLG: 0.489 <b>2 Bill Hall, R</b> OBP: 0.297, SLG: 0.389 (1, 4) (11, 4)												5	0	3	1	0	1	0								
<b>Geoff Jenkins, L</b> OBP: 0.369, SLG: 0.500 (1, 7)												4	0	1	1	1	1	2								
<b>Lyle Overbay, L</b> OBP: 0.343, SLG: 0.516 (1, 3)												3	0	1	1	1	1	1								
<b>Keith Ginter, R</b> OBP: 0.393, SLG: 0.565 (1, 5)												3	0	0	0	1	2	3								
<b>Ben Grieve, L</b> OBP: 0.386, SLG: 0.420 <b>Brady Clark, R</b> OBP: 0.373, SLG: 0.439 (1, 9) (8, PR) (9, 9)												3	0	0	0	1	0	3								
<b>Chad Moeller, R</b> OBP: 0.349, SLG: 0.455 (1, 2)												5	0	2	0	0	2	5								
<b>Doug Davis, R</b> <b>Trent Durrington, R</b> <b>Ben Ford, R</b> <b>Brooks Kieschnick, L</b> <b>Jeff Bennett, R</b> <b>Wes Helms, R</b> (1, 1) (7, PH) (8, 1) (8, PH) (10, 1) (11, PH)												2	0	0	0	0	1	1								
<b>Inning Stats</b>	R: 0 E: 0 K: 1 S: 9	H: 0 LOB: 0 BB: 0 P: 13	R: 0 E: 0 K: 1 S: 10	H: 1 LOB: 0 BB: 0 P: 15	R: 0 E: 0 K: 2 S: 8	H: 0 LOB: 0 BB: 0 P: 11	R: 1 E: 0 K: 1 S: 14	H: 1 LOB: 2 BB: 2 P: 26	R: 0 E: 0 K: 0 S: 6	H: 2 LOB: 3 BB: 0 P: 21	R: 1 E: 0 K: 0 S: 16	H: 2 LOB: 1 BB: 0 P: 24	R: 0 E: 0 K: 0 S: 5	H: 0 LOB: 2 BB: 1 P: 10	R: 0 E: 0 K: 1 S: 8	H: 0 LOB: 0 BB: 0 P: 11	R: 0 E: 0 K: 1 S: 7	H: 0 LOB: 0 BB: 0 P: 9	R: 0 E: 0 K: 1 S: 13	H: 1 LOB: 1 BB: 0 P: 20	1B: 7 2B: 3 3B: 0 HR: 0	SF: 1 SAC: 1 DP: 2 HBP: 0	WP: 0 PB: 0 SB: 3 CS: 0	PA: 45		
<b>PITCHER</b>	IP ERA WLS BF H R ER SO BB IBB HBP BLK WP HR S P ERA WHIP	6.0 7.56 1.0 5 2 1 1 6 2 2 0 0 0 0 5 10 3.00 1.167	1.0 5.91 1.0 4 1 0 0 0 0 1 0 0 0 0 5 10 0.00 1.000	2.0 5.25 2.0 6 0 0 0 2 0 0 0 0 0 15 20 0.00 0.000	1.0 0.98 1.0 4 1 0 0 1 0 0 0 0 0 13 20 0.00 1.000																					


**Pittsburgh Pirates @ Milwaukee Brewers**  
Miller Park, Milwaukee, WI  
Sun May 02 2004, 1:05 PM CDT  
Att. 16,392 - Dome - 63 F

livebaseballscorecards.com

AB 38  
R 3  
H 9  
RBI 3  
BB 5  
SO 9  
LOB 19



Batter	1	2	3	4	5	6	7	8	9	AB	R	H	RBI	BB	SO	LOB	TOP											
Scott Podsednik, L (1,8) OBP: 0.376, SLG: 0.464	F9		1B FC2 HBP	G6-3			E4		K	4	0	0	0	0	1	0	<b>Milwaukee Brewers @ Cincinnati Reds</b> Great American Ball Park, Cincinnati, OH Tue May 04 2004, 7:10 PM EDT Att: 14,228 - Unknown - 59 F  <b>AB 34</b> <b>R 6</b> <b>H 9</b> <b>RBI 6</b> <b>BB 3</b> <b>SO 6</b> <b>LOB 18</b>  											
Craig Counsell, L (1,6) OBP: 0.333, SLG: 0.289			CI	F7			L6		1B	3	1	1	1	1	0	1												
Keith Ginter, R (1,4) OBP: 0.393, SLG: 0.549			FC2 HR				E5		L8	5	1	2	1	0	1	2												
Geoff Jenkins, L (1,7) OBP: 0.357, SLG: 0.480			FC2 HR				L3		G6-4-3	4	1	0	0	0	0	6												
Lyle Overbay, L (1,3) OBP: 0.349, SLG: 0.546			FC2 HR				L3		G6-4-3	4	1	2	4	0	1	0												
Brady Clark, R (1,9) OBP: 0.382, SLG: 0.432			HR				K		L5-4 BB	3	0	1	0	1	0	0												
Wes Helms, R (1,5) OBP: 0.265, SLG: 0.282							F8		BB	3	1	2	0	1	0	2												
Gary Bennett, R (1,2) OBP: 0.318, SLG: 0.415							1B		L5-4	4	1	1	0	0	1	4												
Victor Santos, R (1,1) OBP: 0.350, SLG: 0.412							K		F9	2	0	0	0	0	1	2												
Ben Grieve, L (6,PH) OBP: 0.250, SLG: 0.250							F9		G6-3	1	0	0	0	0	1	1												
Matt Kinney, R (9,1) OBP: 0.250, SLG: 0.250							K			1	0	0	0	0	0	0												
Luis Vizcaino, R (9,1) OBP: 0.250, SLG: 0.250							K			0	0	0	0	0	0	0												
<b>Inning Stats</b>	R: 0 H: 0 E: 0 K: 1 S: 6	H: 0 R: 0 ER: 0 LOB: 0 BB: 1 P: 12	R: 0 H: 0 E: 0 K: 0 S: 6	H: 0 R: 0 ER: 0 LOB: 0 BB: 0 P: 7	R: 6 H: 5 E: 1 K: 1 S: 28	H: 5 R: 2 ER: 1 LOB: 2 BB: 1 P: 49	R: 0 H: 0 E: 0 K: 0 S: 7	H: 0 R: 0 ER: 0 LOB: 0 BB: 0 P: 11	R: 0 H: 0 E: 1 K: 1 S: 10	H: 1 R: 0 ER: 1 LOB: 1 BB: 0 P: 15	R: 0 H: 1 E: 1 K: 0 S: 5	H: 1 R: 0 ER: 1 LOB: 1 BB: 0 P: 9	R: 0 H: 1 E: 0 K: 1 S: 9	H: 1 R: 0 ER: 0 LOB: 1 BB: 1 P: 20	R: 0 H: 1 E: 0 K: 1 S: 8	H: 1 R: 0 ER: 0 LOB: 1 BB: 1 P: 11	1B: 7 2B: 3 3B: 0 HR: 1	SF: 0 SAC: 0 DP: 3 HBP: 1	WP: 0 PA: 39 PB: 0 SB: 0 CS: 1									
<b>PITCHER</b>	IP	WLS	BF	H	R	ER	SO	BB	IBB	HBP	BLK	WP	HR	S	P	ERA	WHIP											
Jimmy Haynes, R (1,1) ERA: 9.6	3.0	L	17	5	6	5	2	2	0	1	0	0	0	1	40	68	15.00	2.333										
Todd Van Poppel, R (4,1) ERA: 4.5	3.0		10	1	0	0	3	0	0	0	0	0	0	0	27	39	0.00	0.333										
Phil Norton, L (7,1) ERA: 7.56	1.0		4	1	0	0	0	0	0	0	0	0	0	5	9	0.00	1.000											
Ryan Wagner, R (8,1) ERA: 10.0	1.0		4	1	0	0	0	1	0	0	0	0	0	9	20	0.00	2.000											
Brian Reith, R (9,1) ERA: 7.64	1.0		4	1	0	0	1	0	0	0	0	0	0	8	11	0.00	1.000											

Batter	1	2	3	4	5	6	7	8	9	AB	R	H	RBI	BB	SO	LOB	BOTTOM										
D'Angelo Jimenez, S (1,4) OBP: 0.358, SLG: 0.357	G4-6-3 BB		F8			F7		L3		3	0	0	0	1	0	0	<b>Milwaukee Brewers @ Cincinnati Reds</b> Great American Ball Park, Cincinnati, OH Tue May 04 2004, 7:10 PM EDT Att: 14,228 - Unknown - 59 F  <b>AB 32</b> <b>R 2</b> <b>H 6</b> <b>RBI 2</b> <b>BB 3</b> <b>SO 8</b> <b>LOB 12</b>  										
Brian Reith, R (9,1)										0	0	0	0	0	0	0											
Barry Larkin, R (1,6) OBP: 0.347, SLG: 0.367						G3			1B	3	1	2	0	1	0	0											
Sean Casey, L (1,3) OBP: 0.439, SLG: 0.615									3B	4	1	1	1	1	0	3											
Adam Dunn, L (1,7) OBP: 0.518, SLG: 0.697									1B	3	0	1	0	1	0	0											
Brandon Larson, R (1,5) OBP: 0.379, SLG: 0.500									2B	4	0	1	1	0	1	2											
Jacob Cruz, L (1,9) OBP: 0.385, SLG: 0.417									1B	4	0	1	0	0	3	2											
Javier Valentin, S (1,2) OBP: 0.194, SLG: 0.321									2B	4	0	0	0	0	1	3											
Wily Mo Peña, R (1,8) OBP: 0.293, SLG: 0.378									1B	4	0	0	0	0	1	2											
Jimmy Haynes, R (1,1) ERA: 9.6										0	0	0	0	0	0	0											
Jason Romano, R (3,PH) ERA: 10.0										1	0	0	0	0	0	1											
Todd Van Poppel, R (4,1) ERA: 4.5										1	0	0	0	0	0	0											
Phil Norton, L (7,1) ERA: 7.56										0	0	0	0	0	0	0											
Ryan Wagner, R (8,1) ERA: 10.0										0	0	0	0	0	0	0											
Juan Castro, R (9,1) ERA: 7.64										1	0	0	0	0	1	0											
<b>Inning Stats</b>	R: 0 H: 0 E: 0 K: 1 S: 6	H: 0 R: 0 ER: 0 LOB: 2 BB: 3 P: 19	R: 0 H: 0 E: 0 K: 2 S: 9	H: 0 R: 0 ER: 0 LOB: 0 BB: 0 P: 12	R: 0 H: 1 E: 0 K: 1 S: 14	H: 1 R: 0 ER: 0 LOB: 1 BB: 0 P: 21	R: 0 H: 0 E: 0 K: 1 S: 11	H: 0 R: 0 ER: 0 LOB: 0 BB: 0 P: 16	R: 0 H: 0 E: 0 K: 1 S: 7	H: 0 R: 0 ER: 0 LOB: 0 BB: 0 P: 9	R: 0 H: 0 E: 0 K: 0 S: 8	H: 0 R: 0 ER: 0 LOB: 0 BB: 0 P: 12	R: 0 H: 1 E: 0 K: 0 S: 12	H: 1 R: 0 ER: 0 LOB: 1 BB: 0 P: 21	R: 0 H: 0 E: 0 K: 1 S: 6	H: 0 R: 0 ER: 0 LOB: 0 BB: 0 P: 8	R: 2 H: 4 E: 0 K: 1 S: 13	H: 4 R: 1 ER: 0 LOB: 2 BB: 0 P: 18	1B: 4 2B: 1 3B: 1 HR: 0	SF: 0 SAC: 0 DP: 1 HBP: 0	WP: 0 PA: 35 PB: 0 SB: 0 CS: 0						
<b>PITCHER</b>	IP	WLS	BF	H	R	ER	SO	BB	IBB	HBP	BLK	WP	HR	S	P	ERA	WHIP										
Victor Santos, R (1,1) ERA: 4.0	5.0	W	18	1	0	0	6	2	1	0	0	0	0	47	77	0.00	0.600										
Matt Kinney, R (6,1) ERA: 8.3	3.0		13	4	2	2	1	0	0	0	0	0	0	31	49	6.00	1.333										
Luis Vizcaino, R (9,1) ERA: 3.65	1.0		4	1	0	0	1	0	0	0	0	0	0	8	10	0.00	1.000										



Batter	1	2	3	4	5	6	7	8	9	10	AB	R	H	RBI	BB	SO	LOB		
Scott Podsednik, L OBP: 0.362, SLG: 0.443	G3	FC3-6			G6-3		K		G4-6-3		5	0	0	0	0	1	4		
2 Bill Hall, R OBP: 0.286, SLG: 0.390	G4-3	G4-3			1B		F8		G6-3		5	1	1	0	0	0	1		
Keith Ginter, R OBP: 0.379, SLG: 0.571	HR				E5		G4-3		K		5	1	1	1	0	1	1		
Geoff Jenkins, L OBP: 0.358, SLG: 0.476	2B	1B			F9		1B		G3-1		5	1	2	1	0	0	0		
Lyle Overbay, L OBP: 0.345, SLG: 0.545	1H	2B			K		K		F7		4	0	1	1	0	2	2		
Wes Helms, R OBP: 0.253, SLG: 0.268	G6-3				P4		K		K		4	0	0	0	0	2	3		
Ben Grieve, L OBP: 0.365, SLG: 0.426					1B		K		CS		3	0	2	0	0	1	0		
Brady Clark, R OBP: 0.393, SLG: 0.444		1B			1B				1B		1	0	1	0	0	0	0		
Chad Moeller, R OBP: 0.343, SLG: 0.458		FC5-4			F7		F8		2B		4	1	1	0	0	0	2		
15 Ben Sheets, R					G4-3		G4-3		G4-6-3		2	0	0	0	1	0	1		
Ben Ford, R									IBB		0	0	0	0	0	0	0		
Brooks Kieschnick, R											0	0	0	0	1	0	0		
Luis Vizcaino, R											0	0	0	0	0	0	0		
Jeff Bennett, R											0	0	0	0	0	0	0		
<b>Inning Stats</b>	R: 2 E: 0 K: 0 S: 14	H: 3 LOB: 1 BB: 0 P: 22	R: 1 E: 0 K: 0 S: 10	H: 1 LOB: 1 BB: 1 P: 19	R: 0 E: 0 K: 1 S: 8	H: 0 LOB: 0 BB: 0 P: 11	R: 0 E: 0 K: 2 S: 7	H: 0 LOB: 0 BB: 0 P: 11	R: 0 E: 0 K: 1 S: 8	H: 0 LOB: 0 BB: 0 P: 12	R: 0 E: 0 K: 1 S: 7	H: 0 LOB: 0 BB: 0 P: 14	R: 0 E: 0 K: 0 S: 6	H: 2 LOB: 1 BB: 1 P: 15	R: 0 E: 0 K: 1 S: 7	H: 0 LOB: 0 BB: 0 P: 7	1B: 5 2B: 3 3B: 0 HR: 1	SF: 0 SAC: 0 DP: 1 HBP: 0	
<b>PITCHER</b>	IP WLS BF H R ER SO	IP WLS BF H R ER SO	IP WLS BF H R ER SO	IP WLS BF H R ER SO	IP WLS BF H R ER SO	IP WLS BF H R ER SO	IP WLS BF H R ER SO	IP WLS BF H R ER SO	IP WLS BF H R ER SO	IP WLS BF H R ER SO	IP WLS BF H R ER SO	IP WLS BF H R ER SO	IP WLS BF H R ER SO	IP WLS BF H R ER SO	IP WLS BF H R ER SO	IP WLS BF H R ER SO	ERA WHIP	ERA WHIP	
Jose Acevedo, R ERA: 4.54	4.1	6	1	0	0	3	0	0	0	0	0	0	0	0	0	0	0	6.23	1.615
Phil Norton, L ERA: 6.3	1.2	6	1	0	0	3	0	0	0	0	0	0	0	0	0	0	0	0.00	0.600
John Riedling, R ERA: 0.64	2.0	6	0	0	0	2	0	0	0	0	0	0	0	0	0	0	0	0.00	0.000
Danny Graves, R ERA: 3.07	2.0	7	2	0	0	1	0	1	0	0	0	0	0	0	0	0	0	0.00	1.000

**Milwaukee Brewers @ Cincinnati Reds**  
Great American Ball Park, Cincinnati, OH  
Wed May 05 2004, 7:10 PM EDT  
Att. 14,965 - Sunny - 74 F

AB	38
R	4
H	9
RBI	3
BB	2
SO	7
LOB	14

WP: 0 PA: 40  
PB: 0  
SB: 1  
CS: 1



Batter	1	2	3	4	5	6	7	8	9	10	AB	R	H	RBI	BB	SO	LOB			
D'Angelo Jimenez, S OBP: 0.352, SLG: 0.343	G4-3		1B		K		K		P4		4	1	0	0	1	2	0			
Barry Larkin, R OBP: 0.359, SLG: 0.389	2B		1B		K		E6		1B		5	0	3	0	0	1	0			
Sean Casey, L OBP: 0.437, SLG: 0.606	L7		1B		G4-3		L8		1B		5	0	2	1	0	0	2			
Adam Dunn, L OBP: 0.522, SLG: 0.722	BB		K		K		HR		1B		3	1	1	1	2	2	2			
Brandon Larson, R OBP: 0.324, SLG: 0.419	K		P6		L8		G5-3		K		5	0	0	0	0	2	7			
Jacob Cruz, L OBP: 0.412, SLG: 0.357			K		HR		K		K		2	1	0	0	2	2	0			
Jason Romano, R OBP: 0.174, SLG: 0.095					BB		K		1B		1	0	0	0	0	1	3			
Javier Valentin, S OBP: 0.250, SLG: 0.438	G2-3				HR		BB		P4		4	1	2	2	1	0	0			
Wily Mo Peña, R OBP: 0.273, SLG: 0.350					HR		BB		1B		3	0	0	0	0	2	1			
John Riedling, R ERA: 7.71					K		G6-3		K		0	0	0	0	0	0	0			
Ken Griffey Jr., L OBP: 0.314, SLG: 0.398					K				K		1	0	0	0	0	1	2			
Danny Graves, R									HR		0	0	0	0	0	0	0			
Juan Castro, R OBP: 0.313, SLG: 0.409									HR		1	1	1	1	0	0	0			
Jose Acevedo, R OBP: 0.250, SLG: 0.182					K		L4				2	0	0	0	0	1	0			
Phil Norton, R ERA: 7.71											0	0	0	0	0	0	0			
6 Ryan Freel, R OBP: 0.288, SLG: 0.365											2	0	0	0	0	2	2			
<b>Inning Stats</b>	R: 0 E: 0 K: 1 S: 15	H: 1 LOB: 2 BB: 1 P: 24	R: 0 E: 0 K: 2 S: 11	H: 0 LOB: 0 BB: 0 P: 18	R: 1 E: 0 K: 2 S: 17	H: 2 LOB: 2 BB: 1 P: 28	R: 2 E: 0 K: 2 S: 13	H: 1 LOB: 0 BB: 1 P: 21	R: 0 E: 0 K: 1 S: 9	H: 0 LOB: 1 BB: 0 P: 20	R: 0 E: 1 K: 2 S: 10	H: 0 LOB: 1 BB: 0 P: 16	R: 1 E: 0 K: 2 S: 16	H: 2 LOB: 2 BB: 1 P: 26	R: 0 E: 0 K: 2 S: 9	H: 2 LOB: 3 BB: 1 P: 17	R: 1 E: 0 K: 0 S: 4	H: 1 LOB: 0 BB: 0 P: 5	1B: 5 2B: 1 3B: 0 HR: 3	SF: 0 SAC: 0 DP: 0 HBP: 0
<b>PITCHER</b>	IP WLS BF H R ER SO	IP WLS BF H R ER SO	IP WLS BF H R ER SO	IP WLS BF H R ER SO	IP WLS BF H R ER SO	IP WLS BF H R ER SO	IP WLS BF H R ER SO	IP WLS BF H R ER SO	IP WLS BF H R ER SO	IP WLS BF H R ER SO	IP WLS BF H R ER SO	IP WLS BF H R ER SO	IP WLS BF H R ER SO	IP WLS BF H R ER SO	IP WLS BF H R ER SO	IP WLS BF H R ER SO	ERA WHIP	ERA WHIP		
15 Ben Sheets, R ERA: 3.43	6.0	26	4	3	3	10	4	0	0	0	0	0	0	0	0	0	0	4.50	1.333	
Ben Ford, R ERA: 7.71	1.1	8	2	1	1	2	1	0	0	0	0	0	0	0	0	0	0	6.75	2.250	
Brooks Kieschnick, R ERA: 1.38	1.0	4	1	0	0	2	0	0	0	0	0	0	0	0	0	0	0	0.00	1.000	
Luis Vizcaino, R ERA: 3.46	0.2	4	1	0	0	2	0	0	0	0	0	0	0	0	0	0	0	0.00	1.500	
Jeff Bennett, R ERA: 4.73	0.1	2	1	1	1	0	0	0	0	0	0	0	0	0	0	0	0	27.00	3.000	

**Milwaukee Brewers @ Cincinnati Reds**  
Great American Ball Park, Cincinnati, OH  
Wed May 05 2004, 7:10 PM EDT  
Att. 14,965 - Sunny - 74 F

AB	38
R	5
H	9
RBI	5
BB	6
SO	16
LOB	19

WP: 0 PA: 44  
PB: 0  
SB: 0  
CS: 0









Batter	1	2	3	4	5	6	7	8	9	AB	R	H	RBI	BB	SO	LOB	TOP			
Scott Podsednik, L (1.8) OBP: 0.379, SLG: 0.455	1-1 G3		1-0 2B	1-2 G4-3			1-0 E	0-0 F9		5	2	2	0	0	0	0				
Craig Counsell, L (1.6) OBP: 0.337, SLG: 0.309	1-1 F8		2-1 HR	1-1 G3-1			1-0 E5		1-2 G3	5	1	2	1	0	0	0				
Keith Ginter, R (1.4) OBP: 0.395, SLG: 0.587	4-1 BB		1-2 HR		4-1 G3		1-1 F8		3-1 P2	3	1	1	2	2	0	1				
Geoff Jenkins, L (1.7) OBP: 0.338, SLG: 0.452	2-1 E4		0-1 F8		2-2 G3		0-0 F9		0-2 E1	5	1	0	0	0	0	3				
Lyle Overbay, L (1.3) OBP: 0.367, SLG: 0.600	4-2 BB		1-0 HR		1-3 K		1-0 BB		3-2 BB	4	1	3	2	1	1	1				
Brady Clark, R (1.9) OBP: 0.355, SLG: 0.392	0-1 F8		3-3 K		3-2 F7		1-2 L9		1-3 K	5	0	0	0	0	2	7				
Wes Helms, R (1.5) OBP: 0.264, SLG: 0.279		2-1 L6	0-0 BB			2-1 CS		1-3 K		4	0	2	0	0	1	0	AB 39			
Chad Moeller, R (1.2) OBP: 0.324, SLG: 0.429		1-0 G5-3	0-0 F8			3-3 K		2-3 K		4	0	0	0	0	2	2	R 7			
Doug Davis, R (1.1) Ben Ford, R (7.1) Ben Grieve, L (8. PH) Dave Burba, R (8.1)		2-2 G4-3			0-3 K		1-1 G6-3		1-1 HR	3	0	0	0	0	1	0	H 11			
<b>Inning Stats</b>	R: 0 E: 1 K: 0 S: 12	H: 0 LOB: 3 BB: 2 P: 24	R: 0 E: 0 K: 0 S: 7	H: 0 LOB: 0 BB: 0 P: 12	R: 4 E: 0 K: 1 S: 14	H: 5 LOB: 1 BB: 0 P: 22	R: 0 E: 0 K: 1 S: 8	H: 0 LOB: 0 BB: 0 P: 10	R: 0 E: 0 K: 1 S: 15	H: 1 LOB: 1 BB: 1 P: 13	R: 1 E: 1 K: 0 S: 11	H: 3 LOB: 2 BB: 0 P: 15	R: 1 E: 0 K: 2 S: 9	H: 1 LOB: 0 BB: 0 P: 13	R: 1 E: 1 K: 1 S: 14	H: 1 LOB: 1 BB: 0 P: 22	1B: 5 2B: 4 3B: 0 HR: 3	SF: 0 SAC: 0 DP: 1 HBP: 0	WP: 0 PB: 0 SB: 1 CS: 1	PA: 42
<b>PITCHER</b>	IP WLS BF H R ER SO BB IBB HBP BLK WP HR S P ERA WHIP																			
Tom Glavine, L (1.1) ERA: 2.4	6.0 L 27 6 4 4 4 3 0 0 0 0 2 63 106 6.00 1.500																			
Orber Moreno, R (7.1) ERA: 5.25	0.1 3 2 1 1 0 0 0 0 0 0 0 5 7 27.00 6.000																			
Mike Stanton, L (7.1) ERA: 3.38	0.2 3 1 0 0 0 0 0 0 0 0 0 6 8 0.00 1.500																			
Dan Wheeler, R (8.1) ERA: 3.6	2.0 9 2 2 1 3 0 0 0 0 0 1 23 35 4.50 1.000																			

Milwaukee Brewers @ New York Mets  
Shea Stadium, Flushing, NY  
Fri May 07 2004, 7:10 PM EDT  
Att: 27,841 - Sunny - 78 F

AB	39
R	7
H	11
RBI	6
BB	3
SO	7
LOB	14



Batter	1	2	3	4	5	6	7	8	9	AB	R	H	RBI	BB	SO	LOB	BOTTOM			
Kazuo Matsui, S (1.6) OBP: 0.323, SLG: 0.350	2-2 K		1-2 FC6-4			0-1 31 1B		1-0 G1		4	1	1	0	0	1	1				
Danny Garcia, R (1.4) OBP: 0.429, SLG: 0.444	2-3 K			2-2 G5-3		2-3 K		0-0 G4-3		3	0	0	0	0	2	2				
Orber Moreno, R (7.1) Mike Stanton, L (7.1) Jason Phillips, R (8.3)										0	0	0	0	0	0	0				
31 Mike Piazza, R (1.2) OBP: 0.347, SLG: 0.500	3-1 G4-3			2-1 G1-6-3		1-1 1B		2-3 K		4	0	2	1	0	1	0				
Todd Zeile, R (1.3) OBP: 0.364, SLG: 0.390		2-1 F9		2-2 G1-6-3		1-1 1B		1-3 K		4	0	1	1	0	1	1				
Karim Garcia, L (1.9) OBP: 0.321, SLG: 0.510		2-2 G6-3			0-1 G4-3	0-0 G3-1		3-2 F7		4	0	0	0	0	0	2				
Ty Wigginton, R (1.5) OBP: 0.204, SLG: 0.314		0-0 G5-3			1-1 G4-3		2-1 G6-3		4-2 1B	3	0	0	0	0	0	0				
Dan Wheeler, R (8.1) Vance Wilson, R (8. PH) OBP: 0.400, SLG: 0.267									HR	0	1	0	0	1	0	0				
Eric Valent, L (1.7) OBP: 0.333, SLG: 0.439			0-2 F8		3-2 P2		3-3 K		0-1 HR	4	1	1	0	0	1	0	AB 34			
Joe McEwing, R (1.8) OBP: 0.286, SLG: 0.308			1-2 G6-3			2-2 31 1B		2-1 HR		3	2	2	3	1	0	0	R 5			
Tom Glavine, L (1.1) OBP: 0.429, SLG: 0.333			1-1 FC6-4			2-3 K		2-3 K		1	0	1	0	0	0	0	H 8			
Ricky Gutierrez, R (7.4) OBP: 0.239, SLG: 0.197									1-1 F8	3	0	0	0	0	2	2	RBI 5			
<b>Inning Stats</b>	R: 0 E: 0 K: 2 S: 12	H: 0 LOB: 0 BB: 0 P: 19	R: 0 E: 0 K: 0 S: 6	H: 0 LOB: 0 BB: 0 P: 10	R: 0 E: 0 K: 0 S: 11	H: 1 LOB: 1 BB: 0 P: 14	R: 0 E: 0 K: 0 S: 8	H: 0 LOB: 0 BB: 0 P: 11	R: 2 E: 0 K: 2 S: 16	H: 4 LOB: 2 BB: 0 P: 24	R: 0 E: 0 K: 2 S: 8	H: 0 LOB: 1 BB: 1 P: 19	R: 0 E: 0 K: 1 S: 5	H: 0 LOB: 0 BB: 0 P: 8	R: 3 E: 0 K: 1 S: 17	H: 2 LOB: 0 BB: 1 P: 28	1B: 7 2B: 0 3B: 0 HR: 1	SF: 0 SAC: 0 DP: 1 HBP: 0	WP: 0 PB: 0 SB: 0 CS: 0	PA: 36
<b>PITCHER</b>	IP WLS BF H R ER SO BB IBB HBP BLK WP HR S P ERA WHIP																			
Doug Davis, L (1.1) ERA: 4.75	6.2 W 26 6 2 2 5 1 0 0 0 0 0 65 106 2.70 1.050																			
Ben Ford, R (7.1) ERA: 7.56	0.1 H 1 0 0 0 1 0 0 0 0 0 0 3 5 0.00 0.000																			
Dave Burba, R (8.1) ERA: 2.0	2.0 9 2 3 3 2 1 0 0 0 0 0 1 22 36 13.50 1.500																			

Milwaukee Brewers @ New York Mets  
Shea Stadium, Flushing, NY  
Fri May 07 2004, 7:10 PM EDT  
Att: 27,841 - Sunny - 78 F

AB	34
R	5
H	8
RBI	5
BB	2
SO	8
LOB	8





Batter	1	2	3	4	5	6	7	8	9	AB	R	H	RBI	BB	SO	LOB	TOP					
Scott Podsednik, L (1,8) OBP: 0.372, SLG: 0.445	1-1 L8	1-2 G3		1 SAFE 2-1 FC6-4		2-2 G3		3-2 S 1-H 1B		5	0	1	1	0	0	4	<b>Milwaukee Brewers @ New York Mets</b> Shea Stadium, Flushing, NY Sat May 08 2004, 1:10 PM EDT Att: 29,212 - Unknown - 54 F					
Craig Counsell, L (1,6) OBP: 0.330, SLG: 0.294	2-3 K		1-1 G4-3		4-2 1B HR BB	3-2 G4-3		2-1 F7		4	1	0	0	1	1							
Keith Ginter, R (1,4) OBP: 0.383, SLG: 0.559	1-2 G5-3		3-2 1B 1B		1-3 K	3-3 K			3-3 K	5	1	1	0	0	3							
Geoff Jenkins, L (1,7) OBP: 0.341, SLG: 0.458		2-1 1B 1B 2B	0-0 G3		0-0 1B HR				1-3 K	5	2	2	0	0	2							
Lyle Overbay, L (1,3) OBP: 0.394, SLG: 0.632		4-0 1B 1B BB	0-0 2H 1B		1-1 1B HR			2-1 F8	0-1 1B	4	1	3	4	1	0							
Wes Helms, R (1,5) OBP: 0.271, SLG: 0.286	1-2 1B	1-2 1B	G6-3		2-2 G5-3			2-2 F8	2-2 1B	5	0	2	0	0	0							
Ben Grieve, L (1,9) Brady Clark, R (8, PH) OBP: 0.359, SLG: 0.396	2-2 1-2 2-3 3-H 2-3 1B			4-2 FC6-4 BB	2-1 2B			2-1 S 1B	2-3 K	2	0	2	1	1	0							
Gary Bennett, R (1,2) OBP: 0.327, SLG: 0.383			3-1 F9		4-0 IBB			0-3 K		3	0	0	0	1	2							
31 Adrian Hernandez, R (1,1) Matt Kinney, R (5, PH) 2 Bill Hall, R (8, PH) Luis Vizcaino, R (8,1) Dan Kolb, R (9,1)	0-3 K		1-3 K		0-0 G3			0-2 F7		3	0	0	0	0	2							
<b>Inning Stats</b>	R: 0 E: 0 K: 1 S: 9	H: 0 LOB: 0 BB: 0 P: 13	R: 1 E: 0 K: 2 S: 19	H: 3 LOB: 3 BB: 1 P: 31	R: 1 E: 0 K: 0 S: 8	H: 2 LOB: 1 BB: 0 P: 12	R: 0 E: 0 K: 1 S: 10	H: 0 LOB: 1 BB: 1 P: 20	R: 3 E: 0 K: 1 S: 15	H: 3 LOB: 2 BB: 2 P: 29	R: 0 E: 0 K: 1 S: 11	H: 0 LOB: 0 BB: 0 P: 19	R: 0 E: 0 K: 1 S: 10	H: 0 LOB: 0 BB: 0 P: 15	R: 1 E: 0 K: 1 S: 13	H: 2 LOB: 1 BB: 0 P: 20		R: 0 E: 0 K: 3 S: 15	H: 2 LOB: 2 BB: 0 P: 23	1B: 9 2B: 2 3B: 0 HR: 1	SF: 0 SAC: 0 DP: 0 HBP: 0	WP: 0 PB: 0 SB: 2 CS: 0
<b>PITCHER</b>	IP WLS BF H R ER SO BB IBB HBP BLK WP HR S P ERA WHIP																					
Tyler Yates, R (1,1) ERA: 6.04	5.0 L 27 8 5 5 5 3 1 0 0 0 0 1 61 105 9.00 2.200																					
John Franco, L (6,1) ERA: 6.55	1.0 3 0 0 0 1 0 0 0 0 0 0 0 11 19 0.00 0.000																					
Mike Stanton, L (7,1) ERA: 3.18	1.0 3 0 0 0 1 0 0 0 0 0 0 0 10 15 0.00 0.000																					
Ricky Bottalico, R (8,1) ERA: 3.38	1.0 5 2 1 1 1 0 0 0 0 0 0 0 13 20 9.00 2.000																					
Orber Moreno, R (9,1) ERA: 4.65	1.0 5 2 0 0 3 0 0 0 0 0 0 0 15 23 0.00 2.000																					

AB	39
R	6
H	12
RBI	6
BB	4
SO	11
LOB	22



Batter	1	2	3	4	5	6	7	8	9	AB	R	H	RBI	BB	SO	LOB	BOTTOM					
Kazuo Matsui, S (1,6) OBP: 0.312, SLG: 0.336	0-0 G1-3		1-3 K2-3		3-2 FC3-6 31 BB 1B	3-3 K			0-1 G3	5	1	0	0	0	2	1	<b>Milwaukee Brewers @ New York Mets</b> Shea Stadium, Flushing, NY Sat May 08 2004, 1:10 PM EDT Att: 29,212 - Unknown - 54 F					
Danny Garcia, R (1,4) OBP: 0.400, SLG: 0.387	2-3 K		0-0 G4-3		4-1 1B 31 BB BB				0-0 G5-3	4	1	0	0	1	0							
31 Mike Piazza, R (1,3) OBP: 0.358, SLG: 0.491	4-1 BB			4-0 FC3-6 BB	4-1 BB 1B BB				1-2 G6-3	2	0	0	0	3	0							
Karim Garcia, L (1,9) OBP: 0.318, SLG: 0.500	1-3 K2-3			1-0 FC3-6 BB	0-0 BB				2-2 G3-1	4	1	1	1	0	1							
Eric Valent, L (1,7) OBP: 0.367, SLG: 0.465		4-0 G1-3 BB		0-0 F7	4-1 1-2 2-3 3-H 1B				2-2 F7 SF9 2B	2	1	1	1	2	0							
Mike Cameron, R (1,8) OBP: 0.382, SLG: 0.495	2-2 G1-3			4-1 E	3-2 K				1-1 F7	3	0	0	0	1	1							
Ty Wigginton, R (1,5) OBP: 0.190, SLG: 0.296	1-0 F7			1-2 BB	0-3 K				0-0 SF9	3	0	0	1	0	1							
Vance Wilson, R (1,2) OBP: 0.375, SLG: 0.222	1-0 G5-3			2-3 K					3-H 4-0 F7 BB	3	0	0	0	1	1							
Tyler Yates, R (1,1) Ricky Gutierrez, R (5, PH) John Franco, L (6,1) Jason Phillips, R (6, PH) Mike Stanton, L (7,1) Ricky Bottalico, L (8,1) Todd Zelle, R (8, PH) Orber Moreno, R (9,1)			2-2 F7		4-1 FC3-6 BB				1-2 G6-3	1	0	0	0	0	0							
<b>Inning Stats</b>	R: 0 E: 0 K: 2 S: 8	H: 0 LOB: 1 BB: 1 P: 15	R: 0 E: 0 K: 0 S: 5	H: 0 LOB: 1 BB: 1 P: 13	R: 0 E: 0 K: 1 S: 8	H: 0 LOB: 0 BB: 0 P: 11	R: 1 E: 1 K: 1 S: 7	H: 0 LOB: 2 BB: 2 P: 19	R: 2 E: 0 K: 2 S: 14	H: 1 LOB: 3 BB: 4 P: 36	R: 0 E: 0 K: 1 S: 8	H: 0 LOB: 0 BB: 0 P: 14	R: 0 E: 0 K: 1 S: 10	H: 0 LOB: 0 BB: 0 P: 15	R: 1 E: 0 K: 0 S: 12	H: 1 LOB: 1 BB: 1 P: 20		R: 0 E: 0 K: 0 S: 6	H: 0 LOB: 0 BB: 0 P: 7	1B: 1 2B: 1 3B: 0 HR: 0	SF: 0 SAC: 0 DP: 0 HBP: 0	WP: 0 PB: 0 SB: 0 CS: 0
<b>PITCHER</b>	IP WLS BF H R ER SO BB IBB HBP BLK WP HR S P ERA WHIP																					
31 Adrian Hernandez, R (1,1) Matt Kinney, R (5,1) Luis Vizcaino, R (8,1) Dan Kolb, R (9,1)	4.1 W 10 1 0 0 4 1 0 0 0 0 0 0 26 44 0.00 0.750																					
	1.0 H 5 1 1 1 0 1 0 0 0 0 0 0 12 20 9.00 2.000																					
	1.0 S 3 0 0 0 0 0 0 0 0 0 0 0 6 7 0.00 0.000																					

AB	29
R	4
H	2
RBI	3
BB	9
SO	8
LOB	18





Batter	1	2	3	4	5	6	7	8	9	10	11	AB	R	H	RBI	BB	SO	LOB	TOP							
Scott Podsednik, L OBP: 0.371, SLG: 0.444	P2		P6		1B		SF7	1B			F9	5	0	2	2	0	0	0								
Craig Counsell, L OBP: 0.321, SLG: 0.286	F7		PB 2B		1B		K	G3			G3-1	6	1	1	0	0	1	4								
Keith Ginter, R OBP: 0.388, SLG: 0.527	1B		F8		G6-3		K			G4-3	F8	6	0	1	0	0	1	3								
Geoff Jenkins, L OBP: 0.336, SLG: 0.456	L5		2B		F8			G4-3		G3		5	0	1	1	0	0	2								
Lyle Overbay, L OBP: 0.392, SLG: 0.636		G6-3 2B		4-0 IBB		K		G1-3		1B		4	0	2	0	1	1	0								
Wes Helms, R OBP: 0.287, SLG: 0.281		G6-3		F9		L3		WF 1B		G4-3		5	1	1	0	0	0	4								
Ben Griever, L OBP: 0.400, SLG: 0.492					G1-3							2	1	0	0	2	0	0	AB 43							
Dave Burba, R												0	0	0	0	0	0	0	R 5							
Luis Vizcaino, R												1	0	0	0	0	1	0	H 11							
2 Bill Hall, R Ben Ford, R												0	0	0	0	0	0	0	RBI 5							
Chad Moeller, R OBP: 0.329, SLG: 0.418					F7						F9	4	2	1	0	1	1	2	BB 4							
Victor Santos, R												2	0	0	0	0	2	2	SO 7							
Brooks Kieschnick, L												1	0	1	0	0	0	0	BB 4							
Tommy Pham, R												0	0	0	0	0	0	0	SO 7							
Jeff Bennett, R												0	0	0	0	0	0	0	LOB 17							
Brady Clark, R												2	0	1	2	0	0	0								
Inning Stats	R: 0 E: 0 K: 0 S: 10	H: 1 LOB: 1 BB: 0 P: 14	R: 0 E: 0 K: 2 S: 9	H: 1 LOB: 2 BB: 1 P: 16	R: 1 E: 0 K: 0 S: 10	H: 2 LOB: 1 BB: 1 P: 17	R: 0 E: 0 K: 1 S: 9	H: 0 LOB: 0 BB: 0 P: 12	R: 0 E: 0 K: 0 S: 10	H: 1 LOB: 1 BB: 0 P: 19	R: 0 E: 0 K: 1 S: 8	H: 0 LOB: 0 BB: 0 P: 10	R: 1 E: 0 K: 2 S: 13	H: 2 LOB: 1 BB: 0 P: 26	R: 3 E: 0 K: 0 S: 16	H: 3 LOB: 2 BB: 2 P: 33	R: 0 E: 0 K: 0 S: 8	H: 1 LOB: 1 BB: 0 P: 10	R: 0 E: 0 K: 1 S: 10	H: 0 LOB: 0 BB: 0 P: 15	R: 0 E: 0 K: 0 S: 6	H: 0 LOB: 0 BB: 0 P: 7	1B: 8 2B: 3 3B: 0 HR: 0	SF: 1 SAC: 0 DP: 0 HBP: 0	WP: 1 PB: 1 SB: 1 CS: 0	PA: 48
PITCHER	IP	WLS	BF	H	R	ER	SO	BB	IBB	HBP	BLK	WP	HR	S	P	ERA	WHIP									
Steve Trachsel, R ERA: 3.46	(1, 1)	6.0	27	7	2	2	2	1	0	0	0	0	0	17	37	10.80	1.200									
John Franco, L ERA: 7.11	(7, 1)	1.2	7	1	2	2	2	1	0	0	0	0	0	5	10	∞	∞									
David Weathers, R ERA: 4.2	(8, 1)	0.0	2	1	0	0	0	1	0	0	0	1	0	5	10	∞	∞									
Mike Stanton, L ERA: 3.12	(8, 1)	0.1	2	1	1	1	0	0	0	0	0	0	0	3	4	27.00	3.000									
Braden Looper, R ERA:	(9, 1)	2.0	7	1	0	0	1	0	0	0	0	0	0	18	25	0.00	0.500									

Milwaukee Brewers @ New York Mets  
Shea Stadium, Flushing, NY  
Sun May 09 2004, 1:10 PM EDT  
Att. 29,686 - Unknown - 61 F

AB	43
R	5
H	11
RBI	5
BB	4
SO	7
LOB	17



Batter	1	2	3	4	5	6	7	8	9	10	11	AB	R	H	RBI	BB	SO	LOB	BOTTOM						
Eric Valent, L OBP: 0.382, SLG: 0.511	HR		P6		G3 SH3-4 BB		SH3-4 BB	G4-3			F9	4	1	1	1	2	0	3							
Joe Mauer, R OBP: 0.293, SLG: 0.302	P2		G6-3		SH3-4		SH3-4				F8	4	0	1	0	0	0	0							
Todd Zile, R OBP: 0.358, SLG: 0.386	2B		K		G3		K			FC3-6 1B	1B	5	1	1	0	1	2	3							
Karim Garcia, L OBP: 0.310, SLG: 0.482	P6		P5		L4		G4-3			K	2B BB	6	0	1	0	0	1	4							
Jason Phillips, R OBP: 0.294, SLG: 0.233	F9				2B G6-3 1B		B5-3 2B			BLK 1B BB		3	1	2	0	1	0	1							
Kazuo Matsui, S OBP: 0.314, SLG: 0.347											1-3 2H 2B	2	1	1	1	0	1	1							
Mike Cameron, R OBP: 0.347, SLG: 0.471			G4-3		K		G1-3					5	0	0	0	0	2	3							
Vance Wilson, R OBP: 0.379, SLG: 0.348					G6-3 2B		B5-3			F9	G6-3	5	1	2	0	0	0	2							
Danny Garcia, R OBP: 0.340, SLG: 0.304												2	0	1	2	1	0	1							
31 Mike Piazza, R OBP: 0.340, SLG: 0.304												0	0	0	0	1	0	0							
Jae Weong Seo, R OBP: 0.293, SLG: 0.302												0	0	0	0	0	0	0							
Raiden Looper, R OBP: 0.293, SLG: 0.302												0	0	0	0	0	0	0							
Ricky Gutierrez, R OBP: 0.293, SLG: 0.302												0	0	0	0	0	0	0							
Dan Wheeler, R ERA:												0	0	0	0	0	0	0							
Steve Trachsel, R ERA: 3.46	(1, 1)	5.0	22	6	3	3	4	1	0	0	0	0	0	0	0	2	4								
John Franco, L ERA: 7.11	(7, 1)	1.2	7	1	2	2	2	1	0	0	0	0	0	5	10	∞	∞								
David Weathers, R ERA: 4.2	(8, 1)	0.0	2	1	0	0	0	1	0	0	0	1	0	5	10	∞	∞								
Mike Stanton, L ERA: 3.12	(8, 1)	0.1	2	1	1	1	0	0	0	0	0	0	0	3	4	27.00	3.000								
Ty Wiginton, R OBP: 0.293, SLG: 0.302	(9, 5)	1.0	4	1	0	0	2	0	0	0	0	0	0	12	17	0.00	1.000								
Inning Stats	R: 1 E: 0 K: 0 S: 11	H: 2 LOB: 1 BB: 0 P: 16	R: 1 E: 0 K: 1 S: 12	H: 2 LOB: 1 BB: 0 P: 20	R: 0 E: 0 K: 1 S: 10	H: 0 LOB: 0 BB: 1 P: 15	R: 1 E: 0 K: 2 S: 17	H: 2 LOB: 1 BB: 0 P: 27	R: 0 E: 0 K: 0 S: 9	H: 0 LOB: 0 BB: 1 P: 19	R: 0 E: 0 K: 1 S: 7	H: 0 LOB: 0 BB: 1 P: 12	R: 2 E: 0 K: 0 S: 11	H: 1 LOB: 2 BB: 2 P: 23	R: 0 E: 0 K: 0 S: 12	H: 1 LOB: 1 BB: 0 P: 17	R: 0 E: 0 K: 1 S: 12	H: 1 LOB: 1 BB: 0 P: 18	R: 1 E: 0 K: 0 S: 10	H: 2 LOB: 2 BB: 1 P: 19	1B: 6 2B: 5 3B: 0 HR: 1	SF: 0 SAC: 2 DP: 0 HBP: 0	WP: 0 PB: 0 SB: 0 CS: 0	PA: 50	
PITCHER	IP	WLS	BF	H	R	ER	SO	BB	IBB	HBP	BLK	WP	HR	S	P	ERA	WHIP								
Ben Ford, R ERA: 7.36	(10, 1)	1.2	9	3	1	1	2	1	0	0	0	0	0	11	23	18.00	3.000								

Milwaukee Brewers @ New York Mets  
Shea Stadium, Flushing, NY  
Sun May 09 2004, 1:10 PM EDT  
Att. 29,686 - Unknown - 61 F

AB	42
R	6
H	12
RBI	6
BB	6
SO	9
LOB	23





Batter	1	2	3	4	5	6	7	8	9	10	11	12	13	14	AB	R	H	RBI	BB	SO	LOB	TOP							
<b>Andy Chavez, L</b> OBP: 0.276, SLG: 0.276 (1, 8)	F8		G5-3		F9		K		G6-3			1B		P5	7	0	1	0	0	1	2								
<b>Jamey Carroll, R</b> OBP: 0.294, SLG: 0.344 <b>Mat Cepicky, L</b> OBP: 0.198, SLG: 0.226 <b>Tony Batista, R</b> OBP: 0.257, SLG: 0.292 (1, 5)	G5-3		G6-3		F9		F9		G6-3		G6-3		G6-3		4	0	0	0	0	0	1								
<b>Jose Vidro, S</b> OBP: 0.343, SLG: 0.432 (1, 4)	1B		P5						G6-3		G6-3			F7	6	1	2	0	0	0	0								
<b>Brad Wilkerson, L</b> OBP: 0.344, SLG: 0.404 (1, 3)	K										L4			K	6	0	1	0	0	2	2								
<b>Orlando Cabrera, R</b> OBP: 0.291, SLG: 0.380 (1, 6)			F9		F7										6	1	2	0	0	1	1								
<b>Terrel Sledge, L</b> OBP: 0.303, SLG: 0.423 (1, 7)	HR		F8		F8									K	4	2	1	1	2	2	2								
<b>Juan Rivera, R</b> OBP: 0.313, SLG: 0.329 (1, 9)	G5-3														6	0	0	1	0	3	3								
<b>Brian Schneider, L</b> OBP: 0.289, SLG: 0.422 (1, 2)														G4-3	6	1	2	2	0	0	1								
<b>Livan Hernandez, R</b> OBP: 0.323, SLG: 0.436 <b>Rocky Biddle, R</b> OBP: 0.287, SLG: 0.436 <b>Chad Bentz, L</b> OBP: 0.287, SLG: 0.436 <b>Luis Ayala, R</b> OBP: 0.287, SLG: 0.436 <b>Ronald Cordero, R</b> OBP: 0.287, SLG: 0.436 <b>32 Chad Cordero, R</b> OBP: 0.287, SLG: 0.436 <b>52 T.J. Tucker, R</b> OBP: 0.287, SLG: 0.436 (1, 13)	G1-3														4	0	1	0	0	1	1								
<b>Inning Stats</b>	R: 0 E: 0 K: 13 S: 13	H: 1 LOB: 1 BB: 20 P: 20	R: 1 E: 0 K: 0 S: 13	H: 2 LOB: 1 BB: 0 P: 17	R: 0 E: 0 K: 0 S: 6	H: 0 LOB: 0 BB: 0 P: 8	R: 0 E: 0 K: 0 S: 7	H: 1 LOB: 1 BB: 0 P: 11	R: 0 E: 0 K: 0 S: 15	H: 0 LOB: 0 BB: 0 P: 19	R: 2 E: 1 K: 0 S: 8	H: 2 LOB: 1 BB: 0 P: 13	R: 0 E: 0 K: 2 S: 8	H: 0 LOB: 0 BB: 0 P: 9	R: 0 E: 0 K: 0 S: 7	H: 0 LOB: 0 BB: 0 P: 9	R: 0 E: 0 K: 3 S: 10	H: 1 LOB: 1 BB: 0 P: 15	R: 0 E: 0 K: 2 S: 10	H: 1 LOB: 1 BB: 0 P: 15	R: 0 E: 0 K: 1 S: 10	H: 1 LOB: 1 BB: 0 P: 15	R: 0 E: 0 K: 0 S: 7	H: 1 LOB: 1 BB: 0 P: 14	R: 0 E: 0 K: 0 S: 7	H: 1 LOB: 1 BB: 0 P: 14	1B: 7 2B: 2 3B: 0 HR: 2	SF: 0 SAC: 0 DP: 0 HBP: 0	WP: 0 PA: 55
<b>15 Ben Sheets, R</b> ERA: 3.24 <b>Jeff Bennett, R</b> ERA: 5.06 <b>Dan Kolb, R</b> ERA: 0.79 <b>Luis Vizcaino, R</b> ERA: 3.38 <b>Matt Wise, R</b> ERA: 1.00 (1, 1)	IP	WLS	BF	H	R	ER	SO	BB	IBB	HBP	BLK	WP	HR	S	P	ERA	WHIP												
<b>15 Ben Sheets, R</b> ERA: 3.24 <b>Jeff Bennett, R</b> ERA: 5.06 <b>Dan Kolb, R</b> ERA: 0.79 <b>Luis Vizcaino, R</b> ERA: 3.38 <b>Matt Wise, R</b> ERA: 1.00 (1, 1)	8.0	32	7	3	2	1	3	0	0	0	0	0	1	10	105	2.25	0.875												
<b>15 Ben Sheets, R</b> ERA: 3.24 <b>Jeff Bennett, R</b> ERA: 5.06 <b>Dan Kolb, R</b> ERA: 0.79 <b>Luis Vizcaino, R</b> ERA: 3.38 <b>Matt Wise, R</b> ERA: 1.00 (1, 1)	1.0	5	1	2	2	1	1	0	0	0	0	0	0	1	10	18	18.00	2.000											
<b>15 Ben Sheets, R</b> ERA: 3.24 <b>Jeff Bennett, R</b> ERA: 5.06 <b>Dan Kolb, R</b> ERA: 0.79 <b>Luis Vizcaino, R</b> ERA: 3.38 <b>Matt Wise, R</b> ERA: 1.00 (1, 1)	1.0	3	0	0	0	0	0	0	0	0	0	0	0	7	9	0.00	0.000												
<b>15 Ben Sheets, R</b> ERA: 3.24 <b>Jeff Bennett, R</b> ERA: 5.06 <b>Dan Kolb, R</b> ERA: 0.79 <b>Luis Vizcaino, R</b> ERA: 3.38 <b>Matt Wise, R</b> ERA: 1.00 (1, 1)	1.0	3	0	0	0	0	3	0	0	0	0	0	0	10	15	0.00	0.000												
<b>15 Ben Sheets, R</b> ERA: 3.24 <b>Jeff Bennett, R</b> ERA: 5.06 <b>Dan Kolb, R</b> ERA: 0.79 <b>Luis Vizcaino, R</b> ERA: 3.38 <b>Matt Wise, R</b> ERA: 1.00 (1, 1)	2.0	8	2	0	0	3	0	0	0	0	0	0	0	28	40	0.00	1.000												

**Montreal Expos @ Milwaukee Brewers**  
 Miller Park, Milwaukee, WI  
 Tue May 11 2004, 7:05 PM CDT  
 Att. 10,761 - Dome - 66 F

**AB 53**  
**R 5**  
**H 11**  
**RBI 4**  
**BB 2**  
**SO 11**  
**LOB 14**



Batter	1	2	3	4	5	6	7	8	9	10	11	12	13	14	AB	R	H	RBI	BB	SO	LOB	BOTTOM							
<b>Scott Podsednik, L</b> OBP: 0.367, SLG: 0.436 (1, 8)	F7				G4-3				G1-3					B4-3	7	0	2	2	0	0	4								
<b>Craig Counsell, L</b> OBP: 0.330, SLG: 0.292 <b>Matt Wise, R</b> OBP: 0.362, SLG: 0.484 <b>Junior Spivey, R</b> OBP: 0.362, SLG: 0.484 <b>Dave Burba, R</b> OBP: 0.362, SLG: 0.484 (1, 6)															5	0	2	0	1	1	2								
<b>Keith Ginter, R</b> OBP: 0.340, SLG: 0.481 (1, 4)	K														7	0	0	0	0	4	5								
<b>Geoff Jenkins, L</b> OBP: 0.340, SLG: 0.485 (1, 7)	K														7	2	3	1	0	1	1								
<b>Lyle Overbay, L</b> OBP: 0.387, SLG: 0.613 (1, 3)			G6-3		P5				K						6	1	1	0	1	2	0								
<b>Wes Helms, R</b> OBP: 0.278, SLG: 0.314 (1, 5)			F9		G5-3										6	2	2	3	1	0	2								
<b>Ben Grievs, L</b> OBP: 0.405, SLG: 0.508 <b>Dan Kolb, R</b> OBP: 0.405, SLG: 0.508 <b>Luis Vizcaino, R</b> OBP: 0.405, SLG: 0.508 <b>2 Bill Hall, R</b> OBP: 0.275, SLG: 0.440 <b>Chad Moeller, R</b> OBP: 0.329, SLG: 0.411 (1, 9)			G4-3												4	1	2	0	0	0	1								
<b>15 Ben Sheets, R</b> ERA: 3.24 <b>Jeff Bennett, R</b> ERA: 5.06 <b>Dan Kolb, R</b> ERA: 0.79 <b>Luis Vizcaino, R</b> ERA: 3.38 <b>Matt Wise, R</b> ERA: 1.00 (1, 1)	IP	WLS	BF	H	R	ER	SO	BB	IBB	HBP	BLK	WP	HR	S	P	ERA	WHIP												
<b>15 Ben Sheets, R</b> ERA: 3.24 <b>Jeff Bennett, R</b> ERA: 5.06 <b>Dan Kolb, R</b> ERA: 0.79 <b>Luis Vizcaino, R</b> ERA: 3.38 <b>Matt Wise, R</b> ERA: 1.00 (1, 1)	8.2	34	7	3	2	1	9	0	0	0	0	0	0	8	128	3.12	0.923												
<b>15 Ben Sheets, R</b> ERA: 3.24 <b>Jeff Bennett, R</b> ERA: 5.06 <b>Dan Kolb, R</b> ERA: 0.79 <b>Luis Vizcaino, R</b> ERA: 3.38 <b>Matt Wise, R</b> ERA: 1.00 (1, 1)	0.0	B	3	3	2	2	0	0	0	0	0	0	0	8	14	∞	∞												
<b>15 Ben Sheets, R</b> ERA: 3.24 <b>Jeff Bennett, R</b> ERA: 5.06 <b>Dan Kolb, R</b> ERA: 0.79 <b>Luis Vizcaino, R</b> ERA: 3.38 <b>Matt Wise, R</b> ERA: 1.00 (1, 1)	0.0	1	0	0	0	0	0	0	0	0	0	0	0	2	6	∞	∞												
<b>15 Ben Sheets, R</b> ERA: 3.24 <b>Jeff Bennett, R</b> ERA: 5.06 <b>Dan Kolb, R</b> ERA: 0.79 <b>Luis Vizcaino, R</b> ERA: 3.38 <b>Matt Wise, R</b> ERA: 1.00 (1, 1)	2.1	9	1	0	0	1	1	0	0	0	0	0	0	25	42	0.00	0.857												
<b>15 Ben Sheets, R</b> ERA: 3.24 <b>Jeff Bennett, R</b> ERA: 5.06 <b>Dan Kolb, R</b> ERA: 0.79 <b>Luis Vizcaino, R</b> ERA: 3.38 <b>Matt Wise, R</b> ERA: 1.00 (1, 1)	2.0	9	2	0	0	1	0	1	0	0	0	0	0	25	37	0.00	1.000												
<b>Inning Stats</b>	R: 0 E: 0 K: 12 S: 12	H: 1 LOB: 1 BB: 0 P: 19	R: 0 E: 0 K: 0 S: 6	H: 0 LOB: 0 BB: 0 P: 10	R: 0 E: 0 K: 2 S: 10	H: 2 LOB: 2 BB: 0 P: 16	R: 0 E: 0 K: 0 S: 7	H: 0 LOB: 0 BB: 0 P: 7	R: 0 E: 0 K: 0 S: 7	H: 1 LOB: 1 BB: 0 P: 11	R: 0 E: 0 K: 1 S: 7	H: 0 LOB: 0 BB: 0 P: 11	R: 5 E: 0 K: 2 S: 26	H: 5 LOB: 2 BB: 1 P: 50	R: 0 E: 0 K: 0 S: 5	H: 0 LOB: 0 BB: 0 P: 10	R: 0 E: 0 K: 0 S: 17	H: 1 LOB: 2 BB: 1 P: 28	R: 0 E: 0 K: 1 S: 14	H: 1 LOB: 1 BB: 0 P: 21	R: 0 E: 0 K: 1 S: 11	H: 1 LOB: 1 BB: 0 P: 16	R: 3 E: 0 K: 1 S: 8	H: 3 LOB: 0 BB: 0 P: 14	R: 3 E: 0 K: 1 S: 8	H: 3 LOB: 0 BB: 0 P: 14	1B: 11 2B: 3 3B: 0 HR: 2	SF: 0 SAC: 0 DP: 0 HBP: 0	WP: 0 PA: 60
<b>15 Ben Sheets, R</b> ERA: 2.97 <b>Rocky Biddle, R</b> ERA: 3.31 <b>Chad Bentz, L</b> ERA: 5.4 <b>Luis Ayala, R</b> ERA: 3.79 <b>32 Chad Cordero, R</b> ERA: 1.65 (1, 1)	IP	WLS	BF	H	R	ER	SO	BB	IBB	HBP	BLK	WP	HR	S	P	ERA	WHIP												
<b>15 Ben Sheets, R</b> ERA: 2.97 <b>Rocky Biddle, R</b> ERA: 3.31 <b>Chad Bentz, L</b> ERA: 5.4 <b>Luis Ayala, R</b> ERA: 3.79 <b>32 Chad Cordero, R</b> ERA: 1.65 (1, 1)	8.2	34	7	3	2	1	9	0	0	0	0	0	0	8	128	3.12	0.923												
<b>15 Ben Sheets, R</b> ERA: 2.97 <b>Rocky Biddle, R</b> ERA: 3.31 <b>Chad Bentz, L</b> ERA: 5.4 <b>Luis Ayala, R</b> ERA: 3.79 <b>32 Chad Cordero, R</b> ERA: 1.65 (1, 1)	0.0	B	3	3	2	2	0	0	0	0	0	0	0	8	14	∞	∞												
<b>15 Ben Sheets, R</b> ERA: 2.97 <b>Rocky Biddle, R</b> ERA: 3.31 <b>Chad Bentz, L</b> ERA: 5.4 <b>Luis Ayala, R</b> ERA: 3.79 <b>32 Chad Cordero, R</b> ERA: 1.65 (1, 1)	0.0	1	0	0	0	0	0	0	0	0	0	0	0	2	6	∞	∞												
<b>15 Ben Sheets, R</b> ERA: 2.97 <b>Rocky Biddle, R</b> ERA: 3.31 <b>Chad Bentz, L</b> ERA: 5.4 <b>Luis Ayala, R</b> ERA: 3.79 <b>32 Chad Cordero, R</b> ERA: 1.65 (1, 1)	2.1	9	1	0	0	1	1	0	0	0	0	0	0	25	42	0.00	0.857												
<b>15 Ben Sheets, R</b> ERA: 2.97 <b>Rocky Biddle, R</b> ERA: 3.31 <b>Chad Bentz, L</b> ERA: 5.4 <b>Luis Ayala, R</b> ERA: 3.79 <b>32 Chad Cordero, R</b> ERA: 1.65 (1, 1)	2.0	9	2	0	0	1	0	1	0	0	0	0	0	25	37	0.00	1.000												

**Montreal Expos @ Milwaukee Brewers**  
 Miller Park, Milwaukee, WI  
 Tue May 11 2004, 7:05 PM CDT  
 Att. 10,761 - Dome - 66 F


**AB 56**  
**R 8**  
**H 16**  
**RBI 8**  
**BB 4**  
**SO 12**  
**LOB 21**






Batter	1	2	3	4	5	6	7	8	9	AB	R	H	RBI	BB	SO	LOB	TOP					
Endy Chavez, L (1, 8) OBP: 0.275, SLG: 0.303										4	1	1	0	0	0	0	<b>Montreal Expos @ Milwaukee Brewers</b> Miller Park, Milwaukee, WI Wed May 12, 2004, 7:05 PM CDT Att: 10,803 - Dome - 76 F					
Orlando Cabrera, R (1, 6) OBP: 0.293, SLG: 0.371										3	0	0	1	0	0	0						
Jose Vidro, S (1, 4) OBP: 0.341, SLG: 0.434										4	1	1	0	0	0	0						
Brad Wilkerson, L (1, 3) OBP: 0.348, SLG: 0.425										4	0	2	1	0	0	0						
Tony Batista, R (1, 5) OBP: 0.256, SLG: 0.291										4	0	1	0	0	0	2						
Termel Sledge, L (1, 7) OBP: 0.291, SLG: 0.405										3	0	0	0	0	0	1						
Ronald Calloway, L (1, 9) OBP: 0.070, SLG: 0.049										3	0	0	0	0	1	0						
Brian Schneider, L (1, 2) OBP: 0.280, SLG: 0.409										3	0	0	0	0	0	0						
Zach Day, R (1, 1) OBP: 0.077, SLG: 0.308										2	1	1	1	0	1	0						
Chad Bentz, R (7, 1)										0	0	0	0	0	0	0						
Matt Cepicky, L (8, PH) OBP: 0.182, SLG: 0.219										1	0	0	0	0	1	0						
Jeremy Fikac, R (8, 1)										0	0	0	0	0	0	0						
<b>Inning Stats</b>	R: 1 E: 0 K: 0 S: 9	H: 1 LOB: 0 BB: 0 P: 14	R: 0 E: 0 K: 1 S: 8	H: 0 LOB: 0 BB: 0 P: 12	R: 1 E: 0 K: 0 S: 7	H: 1 LOB: 0 BB: 0 P: 10	R: 0 E: 0 K: 0 S: 9	H: 1 LOB: 1 BB: 0 P: 17	R: 0 E: 0 K: 1 S: 6	H: 0 LOB: 0 BB: 0 P: 11	R: 1 E: 0 K: 0 S: 15	H: 2 LOB: 1 BB: 0 P: 21	R: 0 E: 0 K: 0 S: 6	H: 0 LOB: 0 BB: 0 P: 10	R: 0 E: 0 K: 1 S: 12	H: 0 LOB: 0 BB: 0 P: 14	R: 0 E: 0 K: 0 S: 9	H: 1 LOB: 0 BB: 0 P: 14	1B: 2 2B: 1 3B: 2 HR: 1	SF: 1 SAC: 0 DP: 0 HBP: 0	WP: 0 PB: 0 SB: 0 CS: 1	PA: 32
<b>PITCHER</b>	IP WLS BF H R ER SO BB IBB HBP BLK WP HR S P ERA WHIP																					
Wes Obermueller, R (1, 1) ERA: 7.64	6.0 W 23 5 3 3 2 0 0 0 0 0 1 54 85 4.50 0.833																					
Brooks Kieschnick, R (7, 1) ERA: 1.1	1.0 H 3 0 0 0 0 0 0 0 0 0 0 6 10 0.00 0.000																					
Luis Vizcaino, R (8, 1) ERA: 9.18	1.0 H 3 0 0 0 1 0 0 0 0 0 0 12 14 0.00 0.000																					
Dan Kolb, R (9, 1) ERA: 0.73	1.0 S 3 1 0 0 0 0 0 0 0 0 0 9 14 0.00 1.000																					

AB	31
R	3
H	6
RBI	3
BB	0
SO	3
LOB	3



Batter	1	2	3	4	5	6	7	8	9	AB	R	H	RBI	BB	SO	LOB	BOTTOM					
Scott Podsednik, L (1, 8) OBP: 0.364, SLG: 0.427										3	0	0	0	0	1	0	<b>Montreal Expos @ Milwaukee Brewers</b> Miller Park, Milwaukee, WI Wed May 12, 2004, 7:05 PM CDT Att: 10,803 - Dome - 76 F					
Craig Counsell, L (1, 6) OBP: 0.336, SLG: 0.320										4	1	2	0	0	0	1						
Keith Ginter, R (1, 4) OBP: 0.347, SLG: 0.476										3	1	1	0	1	1	1						
Geoff Jenkins, L (1, 7) OBP: 0.338, SLG: 0.478										4	1	1	1	0	0	3						
Lyle Overbay, L (1, 3) OBP: 0.390, SLG: 0.625										4	1	2	2	0	0	0						
Wes Helms, R (1, 5) OBP: 0.277, SLG: 0.305										3	0	0	0	1	0	1						
Ben Grieve, L (1, 9) OBP: 0.390, SLG: 0.485										3	0	0	0	0	3	2						
Brady Clark, R (7, 9) OBP: 0.377, SLG: 0.404										1	0	0	0	0	0	1						
Gary Bennett, R (1, 2) OBP: 0.327, SLG: 0.380										3	0	1	0	0	0	1						
Wes Obermueller, R (1, 1) OBP: 0.250, SLG: 0.250										2	0	0	0	0	1	2						
Brooks Kieschnick, L (7, 1) OBP: 0.450, SLG: 0.667										0	0	0	0	0	0	0						
Trent Durrington, R (7, PH) OBP: 0.250, SLG: 0.333										1	0	0	0	0	0	0						
Luis Vizcaino, R (8, 1)										0	0	0	0	0	0	0						
Dan Kolb, R (9, 1)										0	0	0	0	0	0	0						
<b>Inning Stats</b>	R: 0 E: 0 K: 1 S: 8	H: 1 LOB: 1 BB: 0 P: 14	R: 0 E: 0 K: 1 S: 11	H: 1 LOB: 2 BB: 1 P: 20	R: 0 E: 0 K: 1 S: 7	H: 0 LOB: 0 BB: 0 P: 11	R: 0 E: 0 K: 0 S: 6	H: 0 LOB: 0 BB: 0 P: 10	R: 0 E: 0 K: 2 S: 7	H: 0 LOB: 0 BB: 0 P: 10	R: 4 E: 1 K: 1 S: 19	H: 4 LOB: 1 BB: 0 P: 28	R: 0 E: 0 K: 0 S: 11	H: 0 LOB: 1 BB: 1 P: 21	R: 0 E: 0 K: 0 S: 12	H: 1 LOB: 0 BB: 0 P: 16	R: 0 E: 0 K: 0 S: 9	H: 0 LOB: 0 BB: 0 P: 14	1B: 3 2B: 5 3B: 0 HR: 0	SF: 0 SAC: 0 DP: 1 HBP: 1	WP: 1 PB: 0 SB: 1 CS: 0	PA: 34
<b>PITCHER</b>	IP WLS BF H R ER SO BB IBB HBP BLK WP HR S P ERA WHIP																					
Zach Day, R (1, 1) ERA: 3.35	6.0 L 26 6 4 3 6 1 0 0 0 0 0 0 58 93 4.50 1.167																					
Chad Bentz, L (7, 1) ERA: 4.91	1.0 5 0 0 0 0 0 0 1 1 0 0 0 11 21 0.00 0.000																					
Jeremy Fikac, R (8, 1) ERA: 3.55	1.0 3 1 0 0 0 0 0 0 0 0 0 0 12 16 0.00 1.000																					

AB	31
R	4
H	7
RBI	3
BB	2
SO	6
LOB	12





Batter	1	2	3	4	5	6	7	8	9	AB	R	H	RBI	BB	SO	LOB	TOP					
Endy Chavez, L (1, 8) OBP: 0.262, SLG: 0.288	G3	G3			F8			G6-3		4	0	0	0	0	0	1	<b>Montreal Expos @ Milwaukee Brewers</b> Miller Park, Milwaukee, WI Thu May 13 2004, 12:05 PM CDT Att: 14,972 - Cloudy - 74 F					
Einar Diaz, R (1, 2) OBP: 0.250, SLG: 0.280	B5-3		G6-3			G6-3		E5		4	0	0	0	0	0							
Jose Vidro, S (1, 4) OBP: 0.331, SLG: 0.421	K		L4			P3		L8		4	0	0	0	0	1							
Orlando Cabrera, R (1, 6) OBP: 0.282, SLG: 0.363		F9	P3			F9			D S 1B BB	3	1	0	0	1	0							
Juan Rivera, R (1, 7) OBP: 0.313, SLG: 0.329		E 1B		F9			G6-3		F7	3	1	1	0	0	0							
Brad Wilkerson, L (9, PH) OBP: 0.346, SLG: 0.421									1-2	1	0	0	0	0	0	1						
Tony Batista, R (1, 5) OBP: 0.256, SLG: 0.289		P6			G6-3				P4	4	0	1	0	0	0	2						
Termel Sledge, L (1, 3) OBP: 0.289, SLG: 0.397		E3 2B 1-H			G3-1			FC3-6 1B	2-3	4	1	1	1	0	0	1						
Valentino Pascucci, R (1, 9) OBP: 0.238, SLG: 0.118					G5-3				3-H 1B	2	1	0	0	1	0	1						
Ronald Calloway, L (9, PH) OBP: 0.091, SLG: 0.071		2B BB						F9	1-2	1	0	1	0	0	0	0						
Sun-Woo Kim, R (1, 1) OBP: 0.250, SLG: 0.375										2	0	1	2	0	1	0						
52 T.J. Tucker, R (5, 1)										0	0	0	0	0	0	0						
Jamey Carroll, R (8, PH) OBP: 0.286, SLG: 0.333										1	0	0	0	0	0	0						
Jeremy Fikac, R (8, 1)										0	0	0	0	0	0	0						
Matt Capiccky, L (9, PH) OBP: 0.176, SLG: 0.212		1-H 2B								1	0	0	0	0	0	2						
<b>Inning Stats</b>	R: 0 E: 0 K: 1 S: 6	H: 0 LOB: 0 BB: 0 P: 10	R: 3 E: 1 K: 0 S: 17	H: 2 LOB: 1 BB: 1 P: 27	R: 0 E: 0 K: 0 S: 10	H: 0 LOB: 0 BB: 0 P: 14	R: 0 E: 0 K: 0 S: 6	H: 0 LOB: 0 BB: 0 P: 11	R: 0 E: 0 K: 1 S: 8	H: 0 LOB: 0 BB: 0 P: 14	R: 0 E: 0 K: 0 S: 7	H: 0 LOB: 0 BB: 0 P: 11	R: 0 E: 0 K: 0 S: 9	H: 1 LOB: 1 BB: 0 P: 10	R: 0 E: 1 K: 0 S: 10	H: 0 LOB: 1 BB: 0 P: 15	R: 1 E: 0 K: 0 S: 17	H: 2 LOB: 2 BB: 1 P: 27	1B: 4 2B: 1 3B: 0 HR: 0	SF: 0 SAC: 0 DP: 0 HBP: 0	WP: 0 PB: 0 SB: 1 CS: 0	PA: 36
<b>PITCHER</b>	IP WLS BF H R ER SO BB IBB HBP BLK WP HR S P ERA WHIP																					
Doug Davis, L (1, 1) ERA: 3.99	8.0 W 30 3 3 0 2 1 0 0 0 0 0 0 73 112 0.00 0.500																					
Ben Ford, R (9, 1) ERA: 7.59	0.2 5 2 1 1 0 1 0 0 0 0 0 0 13 20 13.50 4.500																					
Dan Kolb, R (9, 1) ERA: 0.71	0.1 S 1 0 0 0 0 0 0 0 0 0 0 0 4 7 0.00 0.000																					

AB	34
R	4
H	5
RBI	3
BB	2
SO	2
LOB	9



Batter	1	2	3	4	5	6	7	8	9	AB	R	H	RBI	BB	SO	LOB	BOTTOM					
Scott Podsednik, L (1, 8) OBP: 0.359, SLG: 0.419	G1-3		2 HR 1B	G3-1		F7		G4-3		5	1	1	0	0	0	2	<b>Montreal Expos @ Milwaukee Brewers</b> Miller Park, Milwaukee, WI Thu May 13 2004, 12:05 PM CDT Att: 14,972 - Cloudy - 74 F					
Craig Counsell, L (1, 6) OBP: 0.342, SLG: 0.330	G3		SF8			1B 2E G3 1B				3	1	2	1	0	0							
2 Bill Hall, R (1, 4) OBP: 0.291, SLG: 0.500			1-H HR			K		P3		4	1	2	2	0	1	2						
Geoff Jenkins, L (1, 7) OBP: 0.335, SLG: 0.471	K		G3-1			G3 2B 1B		K		4	1	1	0	0	2	2						
Lyle Overbay, L (1, 3) OBP: 0.386, SLG: 0.621		K				1B SF7 2B		G3		4	1	1	1	0	1	1						
Wes Helms, R (1, 5) OBP: 0.284, SLG: 0.321		G5-3				BB 1B 2B		K		4	1	2	1	0	1	0						
Ben Grieve, L (1, 9) OBP: 0.395, SLG: 0.471										2	0	0	0	2	1	0						
Ben Ford, R (9, 1) ERA: 7.2		G6-3								0	0	0	0	0	0	0						
Dan Kolb, R (9, 1)										0	0	0	0	0	0	0						
Chad Moeller, R (1, 2) OBP: 0.337, SLG: 0.421			1B SF8 SH1-4 1B			SF7				3	1	2	2	0	1	0						
Doug Davis, R (1, 1)										2	0	0	0	0	1	4						
Brady Clark, R (8, PH) OBP: 0.371, SLG: 0.397			SH1-4							1	0	0	0	0	1	0						
<b>Inning Stats</b>	R: 0 E: 0 K: 1 S: 14	H: 1 LOB: 1 BB: 0 P: 21	R: 0 E: 0 K: 1 S: 8	H: 0 LOB: 0 BB: 0 P: 10	R: 3 E: 0 K: 0 S: 12	H: 3 LOB: 0 BB: 0 P: 18	R: 1 E: 0 K: 1 S: 13	H: 2 LOB: 2 BB: 1 P: 22	R: 3 E: 1 K: 1 S: 16	H: 4 LOB: 2 BB: 1 P: 31	R: 0 E: 0 K: 1 S: 9	H: 1 LOB: 1 BB: 0 P: 14	R: 0 E: 0 K: 2 S: 9	H: 0 LOB: 0 BB: 0 P: 12	R: 0 E: 0 K: 2 S: 10	H: 0 LOB: 0 BB: 0 P: 15	R: 0 E: 0 K: 2 S: 10	H: 0 LOB: 0 BB: 0 P: 15	1B: 8 2B: 2 3B: 0 HR: 1	SF: 2 SAC: 1 DP: 0 HBP: 0	WP: 0 PB: 0 SB: 1 CS: 0	PA: 37
<b>PITCHER</b>	IP WLS BF H R ER SO BB IBB HBP BLK WP HR S P ERA WHIP																					
Sun-Woo Kim, R (1, 1) ERA: 2.94	4.2 L 25 9 7 7 4 0 0 0 0 0 0 0 22 33 0.00 0.857																					
52 T.J. Tucker, R (5, 1) ERA: 7.2	2.1 9 2 0 0 3 0 0 0 0 0 0 0 22 33 0.00 0.857																					
Jeremy Fikac, R (8, 1) ERA: 3.29	1.0 3 0 0 0 2 0 0 0 0 0 0 0 10 15 0.00 0.000																					

AB	32
R	7
H	11
RBI	7
BB	2
SO	9
LOB	11





Batter	1	2	3	4	5	6	7	8	9	AB	R	H	RBI	BB	SO	LOB	TOP			
Wilson Betemit, S (1, 6)	0-0 CS 1B		1-3 K		3-2 G6-3			1-2 P4		4	0	1	0	0	1	1	<b>Atlanta Braves @ Milwaukee Brewers</b> Miller Park, Milwaukee, WI Fri May 14 2004, 7:05 PM CDT Att: 33,061 - Dome - 67 F			
Marcus Giles, R (1, 4)	4-2 1-2 BB		2-0 2B			2-2 CS 1B		2-2 F9		3	0	2	0	1	0	0				
J.D. Drew, L (1, 9)	2-1 F8		2-1 P6			3-3 1-2 K		1-1 HR		4	1	1	1	0	1	3				
10 Chipper Jones, S (1, 7)	1-0 G4-3			0-3 K		3-2 G4-3		0-1 HR		4	1	1	1	0	1	1				
Adam LaRoche, L (1, 3)		3-3 K		3-2 K			3-1 L9	0-1 F7		4	0	0	0	0	2	0				
Andruw Jones, R (1, 8)	1-0 2B			1-1 G6-3			1-2 E5 G6-3		2-2 G4-3	4	0	1	0	0	0	0				
Eddie Pérez, R (1, 2)	1-0 F9				0-1 G6-3		1-1 G6-3		0-0 1B	4	0	1	0	0	0	2				
Mark DeRosa, R (1, 5)	0-1 G6-3				0-0 SH3-4 1B		4-0 IBB		3-1 L9	3	0	1	0	1	0	2				
Horacio Ramirez, L (1, 1)			1-3 K		0-1 SH3-4		0-1 G4-1		0-3 K	2	0	0	0	0	1	2				
Julio Franco, R (9, PH)					1-2					1	0	0	0	0	1	1				
29 John Smoltz, R (9, 1)										0	0	0	0	0	0	0				
<b>Inning Stats</b>	R: 0 E: 0 K: 0 S: 7	H: 1 LOB: 1 BB: 1 P: 14	R: 0 E: 0 K: 1 S: 7	H: 1 LOB: 1 BB: 0 P: 12	R: 0 E: 0 K: 2 S: 9	H: 1 LOB: 0 BB: 0 P: 15	R: 0 E: 0 K: 2 S: 9	H: 0 LOB: 0 BB: 0 P: 13	R: 0 E: 0 K: 1 S: 12	H: 1 LOB: 1 BB: 0 P: 20	R: 0 E: 0 K: 0 S: 9	H: 0 LOB: 2 BB: 1 P: 18	R: 2 E: 0 K: 0 S: 12	H: 2 LOB: 0 BB: 0 P: 16	R: 0 E: 0 K: 1 S: 9	H: 1 LOB: 1 BB: 0 P: 14	1B: 4 2B: 2 3B: 0 HR: 2	SF: 0 SAC: 1 DP: 0 HBP: 0	WP: 0 PB: 0 CS: 2	PA: 36
<b>PITCHER</b>	IP WLS BF H R ER SO BB IBB HBP BLK WP HR S P ERA WHIP																			
Victor Santos, R (1, 1)	7.0		27	5	0	0	6	1	1	0	0	0	0	0	0	62	104	0.00	0.857	
Luis Vizcaino, R (8, 1)	1.0	L	5	2	2	2	0	0	0	0	0	0	0	2	12	16	18.00	2.000		
Jeff Bennett, R (9, 1)	1.0		4	1	0	0	1	0	0	0	0	0	0	0	9	14	0.00	1.000		

AB	33
R	2
H	8
RBI	2
BB	2
SO	7
LOB	12



Batter	1	2	3	4	5	6	7	8	9	AB	R	H	RBI	BB	SO	LOB	BOTTOM			
Scott Podsednik, L (1, 8)	0-1 F8		1-1 G4-3		0-1 G6-3		4-2 BB			3	0	0	0	1	0	0	<b>Atlanta Braves @ Milwaukee Brewers</b> Miller Park, Milwaukee, WI Fri May 14 2004, 7:05 PM CDT Att: 33,061 - Dome - 67 F			
2 Bill Hall, R (1, 6)	1-1 G6-3		4-1 1B S BB			2-2 G4-3	1-2 F9			3	0	0	0	1	0	2				
Keith Ginter, R (1, 4)	1-0 G6-3		2-1 1-3 1B			1-0 FC4-6 1B		0-3 K		4	0	2	0	0	1	0				
Geoff Jenkins, L (1, 7)		1-2 G1-6-3	1-0 F7			0-2 FC4-6 BB		0-3 K		4	0	0	0	0	1	2				
Lyle Overbay, L (1, 3)		0-1 BB E 1B		0-0 G6-4-3 1B		4-2 1-2 BB		1-0 G5-3		3	0	2	0	1	0	0				
Brady Clark, R (1, 9)		0-1 FC1 BB		2-2 G6-4-3		0-0 G6-3			2-2 P4	4	0	0	0	0	0	4				
Wes Helms, R (1, 5)		4-2 1-2 2-3 BB		3-2 G6-3			0-0 SH1-3 1B		1-3 K	3	0	1	0	1	1	0				
Chad Moeller, R (1, 2)		0-3 K			3-1 F9		1-0 SH1-3		1-2 G4-3	3	0	0	0	0	1	3				
Victor Santos, R (1, 1)		2-3 K			1-3 K		0-1 P3			2	0	0	0	0	2	3				
Trent Durrington, R (7, PH)										1	0	0	0	0	0	1				
Luis Vizcaino, R (8, 1)										0	0	0	0	0	0	0				
Jeff Bennett, R (9, 1)										0	0	0	0	0	0	0				
<b>Inning Stats</b>	R: 0 E: 0 K: 0 S: 5	H: 0 LOB: 0 BB: 0 P: 7	R: 0 E: 1 K: 2 S: 15	H: 1 LOB: 3 BB: 1 P: 22	R: 0 E: 0 K: 0 S: 6	H: 1 LOB: 1 BB: 1 P: 14	R: 0 E: 0 K: 0 S: 11	H: 1 LOB: 0 BB: 0 P: 16	R: 0 E: 0 K: 1 S: 10	H: 0 LOB: 0 BB: 0 P: 14	R: 0 E: 0 K: 0 S: 10	H: 1 LOB: 2 BB: 1 P: 17	R: 0 E: 0 K: 2 S: 10	H: 0 LOB: 0 BB: 0 P: 11	R: 0 E: 0 K: 1 S: 9	H: 0 LOB: 0 BB: 0 P: 13	1B: 5 2B: 0 3B: 0 HR: 0	SF: 0 SAC: 1 DP: 1 HBP: 0	WP: 0 PB: 0 CS: 0	PA: 35
<b>PITCHER</b>	IP WLS BF H R ER SO BB IBB HBP BLK WP HR S P ERA WHIP																			
Horacio Ramirez, L (1, 1)	8.0		32	5	0	0	5	0	0	0	0	0	0	0	79	119	0.00	1.125		
29 John Smoltz, R (9, 1)	1.0	S	3	0	0	0	1	0	0	0	0	0	0	9	13	0.00	0.000			

AB	30
R	0
H	5
RBI	0
BB	4
SO	6
LOB	15







Batter	1	2	3	4	5	6	7	8	9	AB	R	H	RBI	BB	SO	LOB	TOP				
Marcus Giles, R (1.4) OBP: 0.381, SLG: 0.475 Nick Green, R (1.4) OBP: 0.400, SLG: 0.250	1-2 WP 2B 1B	2-3 K2-3	2-1 F9		2-2 2H 1B			4-0 2B BB	2-3 K	1 1 1 0 0 0 0 4 1 1 1 1 2 2							Atlanta Braves @ Milwaukee Brewers Miller Park, Milwaukee, WI Sat May 15 2004, 6:05 PM CDT Att: 26,862 - Dome - G5 F				
Adam LaRoche, L (1.3) OBP: 0.283, SLG: 0.411	2-0 WP 1B 2B	3-2 10 WP 2B		1-1 G4-3 1B 2B	0-2 P5			1-1 1B 2B 2B	2-0 F8	6 3 4 1 0 0 1											
J.D. Drew, L (1.9) OBP: 0.444, SLG: 0.624	4-1 HR BB	4-0 10 WP IBB		0-1 G4-3	2-2 F9			0-1 2B 1B		3 2 1 0 2 0 1											
10 Chipper Jones, S (1.7) OBP: 0.371, SLG: 0.475 Juan Cruz, R (6.1)	2-1 L4	3-2 F9		1-3 K2-3	1-3 K			4-0 2B BB		4 0 0 0 0 2 5 0 0 0 0 0 0 0 0 0 0 0 1 0 0 0 0 0 0 0 0 0											
Julio Franco, R (8. PH) OBP: 0.397, SLG: 0.417 Chris Reitsma, R (8.1)		1-2 2-3						1-2 BB		5 2 5 5 0 0 0											
Johnny Estrada, S (1.2) OBP: 0.410, SLG: 0.551	2-2 HR 1B		0-0	3-2 HR 1B	0-1 FC6-4 1B			0-0	1-3 2H 3H 2B	5 1 1 3 0 0 4											
Andruw Jones, R (1.8) OBP: 0.346, SLG: 0.470	0-0 HR		2-1 F9	2-2 F8	1-1 FC6-4 1B			0-1 G6-3		5 0 1 0 0 1 2											
Mark DeRosa, R (1.5) OBP: 0.278, SLG: 0.305	2-2 K		1-2 2B		1-2 G6-3			2-0 G6-3		4 1 1 0 1 3 2											
Wilson Betemit, S (1.6) OBP: 0.227, SLG: 0.150	3-3 K		4-2 BB		2-2 SH2-4 1B			0-3 K		1 0 0 0 0 1 0 1 0 0 0 0 1 2 0 0 0 0 0 0 0 2 0 0 0 0 1 0								Braves			
Russ Ortiz, R (1.1) OBP: 0.231, SLG: 0.167 Antonio Alfonseca, R (2.1) Armando Almanza, L (4.1) Dewayne Wise, L (6.7) OBP: 0.234, SLG: 0.373		2-3 K	0-3 K		1-0 SH2-4 1B			2-3 K	0-0 F7	WP: 2 PA: 47 SB: 0 CS: 0											
<b>Inning Stats</b>	R: 5 E: 0 K: 2 S: 18	H: 4 LOB: 0 BB: 1 P: 34	R: 0 E: 0 K: 2 S: 17	H: 1 LOB: 2 BB: 1 P: 31	R: 1 E: 0 K: 1 S: 14	H: 2 LOB: 2 BB: 1 P: 23	R: 1 E: 0 K: 1 S: 13	H: 2 LOB: 1 BB: 0 P: 20	R: 1 E: 0 K: 0 S: 14	H: 2 LOB: 1 BB: 0 P: 20	R: 0 E: 0 K: 1 S: 11	H: 1 LOB: 1 BB: 0 P: 15	R: 0 E: 0 K: 2 S: 9	H: 0 LOB: 0 BB: 0 P: 14	R: 3 E: 0 K: 1 S: 11	H: 3 LOB: 2 BB: 2 P: 22	R: 0 E: 0 K: 1 S: 5	H: 0 LOB: 0 BB: 0 P: 9	1B: 7 SF: 0 2B: 6 SAC: 1 3B: 0 DP: 0 HR: 2 HBP: 0	AB: 41 R: 11 H: 15 RBI: 10 BB: 5 SO: 11 LOB: 19	
<b>PITCHER</b>	IP: 2.0 WLS: L BF: 13 ERA: 8.51	H: 5 R: 5 ER: 5 SO: 4	H: 4 R: 2 ER: 2 SO: 2	H: 5 R: 2 ER: 2 SO: 2	H: 5 R: 1 ER: 1 SO: 1	H: 5 R: 1 ER: 1 SO: 1	H: 5 R: 0 ER: 0 SO: 1	H: 5 R: 0 ER: 0 SO: 1	H: 5 R: 0 ER: 0 SO: 1	H: 5 R: 0 ER: 0 SO: 1	H: 5 R: 0 ER: 0 SO: 1	H: 5 R: 0 ER: 0 SO: 1	H: 5 R: 0 ER: 0 SO: 1	H: 5 R: 0 ER: 0 SO: 1	H: 5 R: 0 ER: 0 SO: 1	H: 5 R: 0 ER: 0 SO: 1	H: 5 R: 0 ER: 0 SO: 1	H: 5 R: 0 ER: 0 SO: 1	H: 5 R: 0 ER: 0 SO: 1	ERA: 22.50 WHIP: 3.000	AB: 41 R: 11 H: 15 RBI: 10 BB: 5 SO: 11 LOB: 19
<b>PITCHER</b>	IP: 1.0 WLS: 3 BF: 3 ERA: 7.2	H: 0 R: 0 ER: 0 SO: 1	H: 0 R: 0 ER: 0 SO: 0	H: 0 R: 0 ER: 0 SO: 0	H: 0 R: 0 ER: 0 SO: 0	H: 0 R: 0 ER: 0 SO: 0	H: 0 R: 0 ER: 0 SO: 0	H: 0 R: 0 ER: 0 SO: 0	H: 0 R: 0 ER: 0 SO: 0	H: 0 R: 0 ER: 0 SO: 0	H: 0 R: 0 ER: 0 SO: 0	H: 0 R: 0 ER: 0 SO: 0	H: 0 R: 0 ER: 0 SO: 0	H: 0 R: 0 ER: 0 SO: 0	H: 0 R: 0 ER: 0 SO: 0	H: 0 R: 0 ER: 0 SO: 0	H: 0 R: 0 ER: 0 SO: 0	H: 0 R: 0 ER: 0 SO: 0	H: 0 R: 0 ER: 0 SO: 0	ERA: 0.00 WHIP: 0.000	AB: 33 R: 6 H: 6 RBI: 6 BB: 7 SO: 5 LOB: 11







Batter	1	2	3	4	5	6	7	8	9	AB	R	H	RBI	BB	SO	LOB	TOP				
Scott Podsednik, L (1, 8) OBP: 0.351, SLG: 0.399	1-0 G6-3	4-1 BB			1-1 P4		3-3 K		1-3 K	4	0	0	0	1	2	0	<b>Milwaukee Brewers @ Montreal Expos</b> Hiram Bithorn Stadium, San Juan, PR Tue May 18 2004, 7:05 PM EDT Att: 8,387 - Cloudy - 84 F  <b>AB 36</b> <b>R 2</b> <b>H 12</b> <b>RBI 2</b> <b>BB 4</b> <b>SO 8</b> <b>LOB 13</b>  				
Craig Counsell, L (1, 6) OBP: 0.351, SLG: 0.333	3-3 K	3-2 G1-3			3-3 K		2-2 1B 2B		3-2 1B	5	1	2	0	0	2	2					
Keith Ginter, R (1, 4) OBP: 0.366, SLG: 0.495	1-1 2B 1B			0-2 F8	0-0 1B 2B		2-1 1B		0-2 L9	5	1	3	1	0	0	1					
Geoff Jenkins, L (1, 7) OBP: 0.329, SLG: 0.455	0-2 1B 2B			2-0 G3-1	1-2 1B 2B		1-1 1B		1-2 P5	5	0	3	0	0	0	1					
Lyle Overbay, L (1, 3) OBP: 0.416, SLG: 0.632	4-0 1B IBB			0-1 1B	0-1 L7		0-0 F7			3	0	1	0	1	0	4					
Brady Clark, R (1, 9) OBP: 0.349, SLG: 0.357	1-0 1B			2-1 G6-3		1-2 G4-6-3 1B		1-3 K		4	0	2	1	0	1	1					
Wes Helms, R (1, 5) OBP: 0.303, SLG: 0.341		1-1 G6-3		1-2 G6-4-3 1B		2-1 G4-6-3 1-2		0-1 P3		4	0	1	0	0	0	1					
Chad Moeller, R (1, 2) OBP: 0.320, SLG: 0.376		4-2 BB BB		3-2 G6-4-3 1-2		3-3 K		4-2 BB		2	0	0	0	2	1	1					
Doug Davis, R (1, 1) 2 Bill Hall, R (7, PH) Mike Adams, R (7, 1)		1-3 K		0-3 K			2-2 G6-3	2-1 G3		2	0	0	0	0	2	1					
Brooks Kieschnick, L (8, PH) Luis Vizcaino, R (8, 1)										1	0	0	0	0	0	0					
<b>Inning Stats</b>	R: 1 E: 0 K: 1 S: 10	H: 3 LOB: 2 BB: 1 P: 20	R: 0 E: 0 K: 1 S: 13	H: 0 LOB: 2 BB: 2 P: 26	R: 0 E: 0 K: 0 S: 8	H: 1 LOB: 0 BB: 0 P: 12	R: 0 E: 0 K: 1 S: 12	H: 2 LOB: 2 BB: 0 P: 17	R: 0 E: 0 K: 1 S: 8	H: 1 LOB: 0 BB: 0 P: 14	R: 1 E: 0 K: 1 S: 15	H: 3 LOB: 2 BB: 0 P: 25	R: 0 E: 0 K: 1 S: 9	H: 0 LOB: 1 BB: 1 P: 16	R: 0 E: 0 K: 1 S: 13	H: 1 LOB: 1 BB: 0 P: 18	1B: 9 2B: 3 3B: 0 HR: 0	SF: 0 SAC: 0 DP: 2 HBP: 0	WP: 0 PA: 40 CS: 0		
<b>PITCHER</b>	IP WLS BF H R ER SO BB IBB HBP BLK WP HR S P ERA WHIP	6.0 W 26 8 1 1 5 2 1 0 0 0 0 0 63 105 1.50 1.667	2.0 H 10 3 1 1 2 1 0 0 0 0 0 0 24 41 4.50 2.000	1.0 S 4 1 0 0 1 0 0 0 0 0 0 0 13 18 0.00 1.000	<b>PITCHER</b>										IP WLS BF H R ER SO BB IBB HBP BLK WP HR S P ERA WHIP						
Zach Day, R (1, 1) ERA: 3.14											6.0 W 26 8 1 1 5 2 1 0 0 0 0 0 63 105 1.50 1.667										
32 Chad Cordero, R (7, 1) ERA: 1.96											2.0 H 10 3 1 1 2 1 0 0 0 0 0 0 24 41 4.50 2.000										
Rocky Biddle, R (9, 1) ERA: 7.2											1.0 S 4 1 0 0 1 0 0 0 0 0 0 0 13 18 0.00 1.000										

Batter	1	2	3	4	5	6	7	8	9	AB	R	H	RBI	BB	SO	LOB	BOTTOM				
Endy Chavez, L (1, 8) OBP: 0.262, SLG: 0.286	2-2 F7		1-1 G6-3		2-0 F9		2-0 L6			4	0	0	0	0	0	0	<b>Milwaukee Brewers @ Montreal Expos</b> Hiram Bithorn Stadium, San Juan, PR Tue May 18 2004, 7:05 PM EDT Att: 8,387 - Cloudy - 84 F  <b>AB 31</b> <b>R 3</b> <b>H 7</b> <b>RBI 3</b> <b>BB 1</b> <b>SO 4</b> <b>LOB 12</b>  				
Jose Vidro, S (1, 4) OBP: 0.321, SLG: 0.399	2-2 G3		1-2 G3-1		0-1 L9		1-0 G3			4	0	0	0	0	0	0					
Orlando Cabrera, R (1, 6) OBP: 0.286, SLG: 0.351	0-1 G1-3			1-1 1B 1B	0-0 G5-3		4-1 WP BB			3	1	1	0	1	0	0					
Carl Everett, S (1, 7) 32 Chad Cordero, R (7, 1) Matt Cepicky, L (8, PH) Rocky Biddle, R (9, 1)		1-3 K		1-1 F7		0-0 FC1-6 1B		1-0 F9		3	0	1	0	0	1	1					
Tony Batista, R (1, 5) OBP: 0.272, SLG: 0.313		0-1 S 1B 1B		0-1 L9 1B 1B		1-0 P5		1-1 F9		4	2	2	0	0	0	2					
Brad Wilkerson, L (1, 3) OBP: 0.360, SLG: 0.409		3-2 L7		1-0 1B 1B		1-2 FC1-6 1-2		1-2 F9		3	0	1	1	0	0	2					
Juan Rivera, R (1, 9) OBP: 0.311, SLG: 0.325		1-0 2H 1B		1-0 L9		2-3 K				3	0	1	1	0	1	3					
Brian Schneider, L (1, 2) OBP: 0.287, SLG: 0.458		3-1 F9		2-2 1B 1B			2-0 F7			3	0	1	1	0	0	1					
Zach Day, R (1, 1) Termel Sledge, L (7, 7) OBP: 0.312, SLG: 0.460			0-2 G5-3		1-3 K		2-3 K			2	0	0	0	0	1	2					
<b>Inning Stats</b>	R: 0 E: 0 K: 0 S: 9	H: 0 LOB: 0 BB: 0 P: 13	R: 1 E: 0 K: 1 S: 13	H: 2 LOB: 1 BB: 0 P: 21	R: 0 E: 0 K: 0 S: 8	H: 0 LOB: 0 BB: 0 P: 10	R: 2 E: 0 K: 1 S: 15	H: 4 LOB: 2 BB: 0 P: 22	R: 0 E: 0 K: 0 S: 4	H: 0 LOB: 0 BB: 0 P: 6	R: 0 E: 0 K: 1 S: 8	H: 1 LOB: 1 BB: 0 P: 12	R: 0 E: 0 K: 1 S: 6	H: 0 LOB: 0 BB: 0 P: 12	R: 0 E: 0 K: 0 S: 5	H: 0 LOB: 1 BB: 1 P: 12		1B: 7 2B: 0 3B: 0 HR: 0	SF: 0 SAC: 0 DP: 0 HBP: 0	WP: 1 PA: 32 CS: 0	
<b>PITCHER</b>	IP WLS BF H R ER SO BB IBB HBP BLK WP HR S P ERA WHIP	6.0 L 25 7 3 3 3 0 0 0 0 0 0 6 12 0.00 0.000	1.0 3 0 0 0 1 0 0 0 0 0 0 0 6 12 0.00 0.000	1.0 4 0 0 0 0 1 0 0 0 0 1 0 5 12 0.00 1.000	<b>PITCHER</b>										IP WLS BF H R ER SO BB IBB HBP BLK WP HR S P ERA WHIP						
Doug Davis, L (1, 1) ERA: 4.04											6.0 L 25 7 3 3 3 0 0 0 0 0 0 6 12 0.00 0.000										
Mike Adams, R (7, 1) ERA:											1.0 3 0 0 0 1 0 0 0 0 0 0 0 6 12 0.00 0.000										
Luis Vizcaino, R (8, 1) ERA: 3.79											1.0 4 0 0 0 0 1 0 0 0 0 1 0 5 12 0.00 1.000										











Batter	1	2	3	4	5	6	7	8	9	AB	R	H	RBI	BB	SO	LOB	TOP					
Scott Podsednik, L (1, 8) OBP: 0.343, SLG: 0.406	F8		G4-3		L9			G4-6-3		4	0	0	0	0	0	2	<b>Milwaukee Brewers @ Pittsburgh Pirates</b> PNC Park, Pittsburgh, PA Sat May 22 2004, 7:05 PM EDT Att: 25,736 - Cloudy - 79 F					
Craig Counsell, L (1, 6) OBP: 0.354, SLG: 0.346	L6		G4-3				F7	E4		4	0	0	0	0	0	0						
Junior Spivey, R (1, 4) OBP: 0.349, SLG: 0.464	G1-3		K				G1-3		F7	4	0	0	0	0	1	0						
Geoff Jenkins, L (1, 7) OBP: 0.328, SLG: 0.440					G6-3		G4-3			4	1	2	0	0	0	0						
Lyle Overbay, L (1, 3) OBP: 0.416, SLG: 0.608										3	0	1	0	1	0	1						
Keith Ginter, R (1, 5) OBP: 0.347, SLG: 0.463										4	0	1	0	0	0	3						
Ben Grieve, L (1, 9) Brady Clark, R (7, PH) OBP: 0.353, SLG: 0.361										1	0	0	0	1	1	0						
Chad Moeller, R (1, 2) OBP: 0.330, SLG: 0.398										3	0	2	1	0	0	1						
15 Ben Sheets, R (1, 1) 2 Bill Hall, R (8, PH) Brooks Kieschnick, L (8, 1) OBP: 0.375, SLG: 0.545										1	0	0	0	0	0	2						
<b>Inning Stats</b>	R: 0 E: 0 K: 0 S: 9	H: 0 LOB: 0 BB: 0 P: 13	R: 1 E: 0 K: 0 S: 15	H: 2 LOB: 2 BB: 2 P: 29	R: 0 E: 0 K: 1 S: 8	H: 0 LOB: 0 BB: 0 P: 10	R: 0 E: 0 K: 0 S: 4	H: 0 LOB: 0 BB: 0 P: 9	R: 0 E: 0 K: 1 S: 11	H: 1 LOB: 1 BB: 0 P: 17	R: 0 E: 0 K: 0 S: 7	H: 0 LOB: 0 BB: 0 P: 11	R: 0 E: 0 K: 0 S: 8	H: 2 LOB: 1 BB: 0 P: 11	R: 0 E: 1 K: 0 S: 8	H: 1 LOB: 0 BB: 0 P: 14		R: 0 E: 0 K: 0 S: 11	H: 1 LOB: 1 BB: 0 P: 14	1B: 6 2B: 1 3B: 0 HR: 0	SF: 0 SAC: 1 DP: 3 HBP: 0	WP: 0 PB: 0 CS: 0
<b>PITCHER</b>	IP	WLS	BF	H	R	ER	SO	BB	IBB	HBP	BLK	WP	HR	S	P	ERA	WHIP					
Josh Fogg, R (1, 1) ERA: 6.81	6.0	W	24	5	1	1	2	2	0	0	0	0	0	59	97	1.50	1.167					
34 John Grabow, L (7, 1) ERA: 3.45	1.0	H	2	0	0	0	0	0	0	0	0	0	0	3	3	0.00	0.000					
16 Salomon Torres, R (8, 1) ERA: 3.16	1.0	H	3	1	0	0	0	0	0	0	0	0	0	8	14	0.00	1.000					
Jose Mesa, R (9, 1) ERA: 0.47	1.0	S	4	1	0	0	0	0	0	0	0	0	0	11	14	0.00	1.000					

Batter	1	2	3	4	5	6	7	8	9	AB	R	H	RBI	BB	SO	LOB	BOTTOM					
18 Jason Kendall, R (1, 2) OBP: 0.380, SLG: 0.353	G6-3							G6-3		4	0	2	0	0	0	0	<b>Milwaukee Brewers @ Pittsburgh Pirates</b> PNC Park, Pittsburgh, PA Sat May 22 2004, 7:05 PM EDT Att: 25,736 - Cloudy - 79 F					
2 Jack Wilson, R (1, 6) OBP: 0.375, SLG: 0.553										4	0	3	0	0	0	1						
Daryle Ward, L (1, 3) OBP: 0.357, SLG: 0.780										4	0	0	0	0	0	4						
Craig Wilson, R (1, 9) OBP: 0.410, SLG: 0.614										3	0	0	0	1	2	4						
Rob Mackowiak, L (1, 5) OBP: 0.345, SLG: 0.528 Jose Castillo, R (9, 4) OBP: 0.353, SLG: 0.391										4	2	2	0	0	0	3						
Jason Bay, R (1, 7) OBP: 0.439, SLG: 0.556										3	1	2	0	1	0	1						
Abraham Nunez, S (1, 4) Chris Stynes, R (9, 5) OBP: 0.260, SLG: 0.286										4	0	0	1	0	0	5						
Tike Redman, L (1, 8) OBP: 0.256, SLG: 0.321										4	0	0	1	0	2	4						
Josh Fogg, R (1, 1) 34 John Grabow, L (7, 1) 16 Salomon Torres, R (8, 1) Bobby Hill, S (8, PH) Jose Mesa, R (9, 1) OBP: 0.368, SLG: 0.406										3	0	0	0	0	0	3						
<b>Inning Stats</b>	R: 0 E: 0 K: 1 S: 17	H: 1 LOB: 1 BB: 0 P: 21	R: 1 E: 0 K: 0 S: 8	H: 2 LOB: 1 BB: 0 P: 13	R: 0 E: 0 K: 1 S: 10	H: 2 LOB: 2 BB: 0 P: 12	R: 0 E: 0 K: 1 S: 7	H: 1 LOB: 1 BB: 0 P: 9	R: 0 E: 0 K: 0 S: 6	H: 1 LOB: 0 BB: 0 P: 11	R: 2 E: 1 K: 0 S: 14	H: 0 LOB: 1 BB: 2 P: 26	R: 0 E: 0 K: 0 S: 7	H: 1 LOB: 1 BB: 0 P: 14	R: 0 E: 1 K: 1 S: 12	H: 1 LOB: 2 BB: 0 P: 18		R: 0 E: 1 K: 1 S: 12	H: 1 LOB: 0 BB: 0 P: 18	1B: 9 2B: 0 3B: 0 HR: 0	SF: 0 SAC: 0 DP: 1 HBP: 0	WP: 1 PB: 0 CS: 0
<b>PITCHER</b>	IP	WLS	BF	H	R	ER	SO	BB	IBB	HBP	BLK	WP	HR	S	P	ERA	WHIP					
15 Ben Sheets, R (1, 1) ERA: 2.96	7.0	L	31	8	3	2	3	2	0	0	0	0	0	69	106	2.57	1.429					
Brooks Kieschnick, R (8, 1) ERA: 1.74	1.0		5	1	0	0	1	0	0	0	0	0	0	12	18	0.00	1.000					





Batter	1	2	3	4	5	6	7	8	9	AB	R	H	RBI	BB	SO	LOB	TOP								
Scott Podsednik, L (1, 8) OBP: 0.347, SLG: 0.404	0-0 1B		0-1 G4-3		4-1 FC1-2 BB		2-2 G4-3			3	0	1	0	1	0	0									
Craig Counsell, L (1, 6) OBP: 0.344, SLG: 0.336	3-1 L6			1-2 F8	0-0 FC1-2		2-2 G4-3			4	0	0	0	0	0	4									
Junior Spivey, R (1, 4) OBP: 0.345, SLG: 0.450	0-3 K			1-0 1B HBP	0-1 F7		2-0 F7			3	0	0	0	0	1	4									
Geoff Jenkins, L (1, 7) OBP: 0.321, SLG: 0.430	1-1 G1-3			0-3 K		1-0 G3-1		2-3 K		4	0	0	0	0	2	2									
Lyle Overbay, L (1, 3) OBP: 0.418, SLG: 0.624		0-2 G4-3		2-0 1B		0-2 HR		3-3 K		4	1	2	1	0	1	0									
Brady Clark, R (1, 9) OBP: 0.337, SLG: 0.342	2-3 K			2-3 K		1-1 G6-3		3-3 K		4	0	0	0	0	3	2									
Keith Ginter, R (1, 5) OBP: 0.344, SLG: 0.482	1-3 K				1-1 F7	3-2 F9		3-2 HR		4	1	1	1	0	1	0									
Chad Moeller, R (1, 2) OBP: 0.327, SLG: 0.391			0-3 K		3-2 BB FC1-2 1B		1-1 G6-3		0-0 P4	4	0	1	0	0	1	0									
Doug Davis, R (1, 1) Ben Grievie, L (7, PH) Jeff Bennett, R (7, 1) Luis Vizcaino, R (8, 1) Dan Kolb, R (9, 1)			2-3 K		4-2 FC1-2 BB		2-3 K			1	0	0	0	1	1	0									
<b>Inning Stats</b>	R: 0 E: 0 K: 1 S: 10	H: 1 LOB: 1 BB: 0 P: 14	R: 0 E: 0 K: 2 S: 10	H: 0 LOB: 0 BB: 0 P: 13	R: 0 E: 0 K: 2 S: 9	H: 0 LOB: 0 BB: 0 P: 11	R: 0 E: 0 K: 2 S: 12	H: 1 LOB: 2 BB: 0 P: 18	R: 0 E: 0 K: 0 S: 14	H: 1 LOB: 3 BB: 2 P: 26	R: 1 E: 0 K: 0 S: 11	H: 1 LOB: 0 BB: 0 P: 16	R: 0 E: 0 K: 1 S: 8	H: 0 LOB: 0 BB: 0 P: 13	R: 0 E: 0 K: 1 S: 9	H: 0 LOB: 0 BB: 0 P: 15	R: 1 E: 0 K: 2 S: 13	H: 1 LOB: 0 BB: 0 P: 22	1B: 3 2B: 0 3B: 0 HR: 2	SF: 0 SAC: 0 DP: 0 HBP: 1	WP: 0 PB: 0 CS: 1	PA: 35			
<b>PITCHER</b>	IP	WLS	BF	H	R	ER	SO	BB	IBB	HBP	BLK	WP	HR	S	P	ERA	WHIP								
Kip Wells, R (1, 1) ERA: 3.86	7.0		28	4	1	1	8	2	0	1	0	0	1	74	111	1.29	0.857								
37 Mike Johnston, L (8, 1) ERA: 1.35	1.1	4	0	0	0	2	0	0	0	0	0	0	0	14	23	0.00	0.000								
Brian Meadows, R (9, 1) ERA: 2.1	0.2	L	3	1	1	1	1	0	0	0	0	0	1	8	14	13.50	1.500								

Milwaukee Brewers @ Pittsburgh Pirates  
PNC Park, Pittsburgh, PA  
Sun May 23 2004, 1:35 PM EDT  
Att: 19,326 - Cloudy - 83 F

AB 32  
R 2  
H 5  
RBI 2  
BB 2  
SO 11  
LOB 12



Batter	1	2	3	4	5	6	7	8	9	AB	R	H	RBI	BB	SO	LOB	BOTTOM								
18 Jason Kendall, R (1, 2) OBP: 0.374, SLG: 0.348	0-2 FC4-6 1B		3-2 G6-3		2-1 F7		0-1 F9		1-2 P3	5	0	1	0	0	0	3									
2 Jack Wilson, R (1, 6) OBP: 0.372, SLG: 0.545	3-2 FC4-6 2B		2-2 G5-3		1-1 G5-3		3-2 1B			4	0	1	0	0	0	1									
Jason Bay, R (1, 7) 37 Mike Johnston, L (8, 1) Brian Meadows, R (9, 1)	2-3 K		2-3 K			0-0 FC4-6 2B	0-3 K			4	0	1	0	0	3	3									
Craig Wilson, R (1, 9) OBP: 0.418, SLG: 0.643	0-0 2B		1-2 1B			1-3 K		0-0 HR		4	1	3	1	0	1	1									
Ruben Mateo, R (1, 8) Tike Redman, L (7, 8) OBP: 0.254, SLG: 0.319	0-0 G3		1-2 F9			4-2 FC4-6 BB		0-3 K		2	0	0	0	1	0	3									
Daryle Ward, L (1, 3) OBP: 0.348, SLG: 0.733		0-0 2B 1B		1-3 K		2-1 FC4-6		2-2 G4-3		4	0	1	0	0	1	2									
Chris Stynes, R (1, 5) OBP: 0.259, SLG: 0.284		0-1 P4		1-1 1B		2-0 P5		0-1 G6-3		4	0	1	0	0	0	3									
Jose Castillo, R (1, 4) Bobby Hill, S (9, PH) OBP: 0.354, SLG: 0.400		1-3 K		0-1 G3-1			0-1 L4		3-2 G4-3	3	0	0	0	0	1	1									
Kip Wells, R (1, 1) Rob Mackowiak, L (7, PH) OBP: 0.348, SLG: 0.528		0-0 2B			0-3 K		2-2 2B 1B		2-2 F7	2	0	1	0	0	1	0									
<b>Inning Stats</b>	R: 0 E: 0 K: 1 S: 11	H: 2 LOB: 2 BB: 0 P: 16	R: 0 E: 0 K: 1 S: 12	H: 2 LOB: 2 BB: 0 P: 16	R: 0 E: 0 K: 1 S: 12	H: 1 LOB: 1 BB: 0 P: 18	R: 0 E: 0 K: 1 S: 7	H: 1 LOB: 0 BB: 0 P: 9	R: 0 E: 0 K: 1 S: 7	H: 0 LOB: 0 BB: 0 P: 10	R: 0 E: 0 K: 1 S: 12	H: 1 LOB: 2 BB: 1 P: 21	R: 0 E: 0 K: 1 S: 13	H: 2 LOB: 2 BB: 0 P: 18	R: 1 E: 0 K: 0 S: 10	H: 1 LOB: 0 BB: 0 P: 12	R: 0 E: 0 K: 0 S: 11	H: 0 LOB: 0 BB: 0 P: 17	1B: 6 2B: 3 3B: 0 HR: 1	SF: 0 SAC: 0 DP: 0 HBP: 0	WP: 0 PB: 0 CS: 0	PA: 37			
<b>PITCHER</b>	IP	WLS	BF	H	R	ER	SO	BB	IBB	HBP	BLK	WP	HR	S	P	ERA	WHIP								
Doug Davis, L (1, 1) ERA: 3.65	6.0		25	7	0	0	6	1	0	0	0	0	0	61	90	0.00	1.333								
Jeff Bennett, R (7, 1) ERA: 3.86	1.0	H	5	2	0	0	1	0	0	0	0	0	0	13	18	0.00	2.000								
Luis Vizcaino, R (8, 1) ERA: 3.86	1.0	W	4	1	1	1	1	0	0	0	0	0	1	10	12	9.00	1.000								
Dan Kolb, R (9, 1) ERA: 0.57	1.0	S	3	0	0	0	0	0	0	0	0	0	0	11	17	0.00	0.000								

Milwaukee Brewers @ Pittsburgh Pirates  
PNC Park, Pittsburgh, PA  
Sun May 23 2004, 1:35 PM EDT  
Att: 19,326 - Cloudy - 83 F

AB 36  
R 1  
H 10  
RBI 1  
BB 1  
SO 8  
LOB 17





Batter	1	2	3	4	5	6	7	8	9	AB	R	H	RBI	BB	SO	LOB	TOP											
<b>Cesar Izturis, S</b> OBP: 0.333, SLG: 0.380										4	1	2	2	1	1	1	<b>Los Angeles Dodgers @ Milwaukee Brewers</b> Miller Park, Milwaukee, WI Tue May 25 2004, 7:05 PM CDT Att: 16,129 - Cloudy - 67 F											
<b>Shawn Green, L</b> OBP: 0.330, SLG: 0.426										4	1	1	1	1	1	4												
<b>Milton Bradley, S</b> OBP: 0.341, SLG: 0.433										4	0	0	0	1	1	5												
<b>Adrian Beltré, R</b> OBP: 0.350, SLG: 0.565										4	0	0	0	0	2	3												
<b>Paul Lo Duca, R</b> OBP: 0.391, SLG: 0.432										4	0	1	1	0	0	0												
<b>Juan Encarnacion, R</b> OBP: 0.284, SLG: 0.385										4	0	0	0	0	2	1												
<b>Jason Grabowski, L</b> OBP: 0.312, SLG: 0.457										4	0	0	0	0	0	0												
<b>Alex Cora, L</b> OBP: 0.394, SLG: 0.474										4	2	3	0	0	0	0												
<b>Kaz Ishii, L</b> OBP: 0.167, SLG: 0.115										0	1	0	0	1	0	0												
<b>Eric Gagne, R</b> OBP: 0.346, SLG: 0.293										0	0	0	0	0	0	0												
<b>Inning Stats</b>	R: 0 E: 0 K: 2 S: 9	H: 0 LOB: 1 BB: 1 P: 17	R: 0 E: 0 K: 1 S: 9	H: 0 LOB: 0 BB: 0 P: 14	R: 4 E: 1 K: 1 S: 16	H: 4 LOB: 1 BB: 1 P: 28	R: 0 E: 0 K: 0 S: 7	H: 0 LOB: 0 BB: 1 P: 15	R: 0 E: 0 K: 0 S: 10	H: 0 LOB: 0 BB: 0 P: 14	R: 0 E: 0 K: 0 S: 16	H: 2 LOB: 2 BB: 1 P: 28	R: 0 E: 0 K: 0 S: 4	H: 0 LOB: 0 BB: 0 P: 9	R: 1 E: 0 K: 0 S: 12	H: 3 LOB: 2 BB: 0 P: 18	1B: 7 2B: 2 3B: 0 HR: 0	SF: 0 SAC: 1 DP: 1 HBP: 0	WP: 1 PB: 0 SB: 0 CS: 1	PA: 39								
<b>PITCHER</b>	IP	WLS	BF	H	R	ER	SO	BB	IBB	HBP	BLK	WP	HR	S	P	ERA	WHIP											
<b>Victor Santos, R</b> ERA: 3.9	4.0	L	19	4	4	4	4	3	0	0	0	1	0	0	15	24	9.00	1.750										
<b>Matt Kinney, R</b> ERA: 7.99	2.0		6	0	0	0	1	0	0	0	0	0	0	0	16	28	0.00	0.000										
<b>Dave Burba, R</b> ERA: 3.24	1.0		5	2	0	0	2	1	0	0	0	0	0	0	4	9	0.00	0.000										
<b>Luis Vizcaino, R</b> ERA: 3.88	1.0		3	0	0	0	0	0	0	0	0	0	0	0	12	18	9.00	3.000										
<b>Matt Wise, R</b> ERA: 5.87	1.0		6	3	1	1	0	0	0	0	0	0	0	0	12	18	9.00	3.000										

Batter	1	2	3	4	5	6	7	8	9	AB	R	H	RBI	BB	SO	LOB	BOTTOM											
<b>Scott Podsednik, L</b> OBP: 0.348, SLG: 0.401										4	1	1	0	1	0	1	<b>Los Angeles Dodgers @ Milwaukee Brewers</b> Miller Park, Milwaukee, WI Tue May 25 2004, 7:05 PM CDT Att: 16,129 - Cloudy - 67 F											
<b>2 Bill Hall, R</b> OBP: 0.321, SLG: 0.520										4	1	1	0	1	1	1												
<b>Junior Spivey, R</b> OBP: 0.364, SLG: 0.451										2	1	1	1	3	1	1												
<b>Geoff Jenkins, L</b> OBP: 0.318, SLG: 0.424										5	0	1	0	0	2	5												
<b>Lyle Overbay, L</b> OBP: 0.407, SLG: 0.609										4	0	0	1	0	1	2												
<b>Brady Clark, R</b> OBP: 0.344, SLG: 0.350										4	0	2	1	0	0	2												
<b>Ben Grieve, L</b> OBP: 0.390, SLG: 0.425										1	0	0	0	0	1	0												
<b>Keith Ginter, R</b> OBP: 0.364, SLG: 0.513										3	0	3	0	1	0	0												
<b>Gary Bennett, R</b> OBP: 0.300, SLG: 0.328										3	0	0	0	1	1	5												
<b>Victor Santos, R</b> 1 Corey Hart, R Matt Kinney, R Craig Counsell, L Dave Burba, R Luis Vizcaino, R Trent Durrington, R Matt Wise, R										1	0	0	0	0	1	2												
<b>Inning Stats</b>	R: 0 E: 0 K: 1 S: 9	H: 0 LOB: 1 BB: 1 P: 18	R: 0 E: 0 K: 1 S: 10	H: 1 LOB: 2 BB: 1 P: 18	R: 1 E: 0 K: 1 S: 16	H: 0 LOB: 3 BB: 3 P: 28	R: 0 E: 0 K: 1 S: 11	H: 1 LOB: 1 BB: 0 P: 15	R: 1 E: 0 K: 0 S: 13	H: 2 LOB: 3 BB: 2 P: 30	R: 1 E: 1 K: 1 S: 10	H: 2 LOB: 1 BB: 0 P: 12	R: 0 E: 0 K: 1 S: 11	H: 2 LOB: 1 BB: 0 P: 17	R: 0 E: 1 K: 3 S: 11	H: 1 LOB: 1 BB: 0 P: 16	R: 0 E: 0 K: 2 S: 10	H: 0 LOB: 0 BB: 0 P: 13	1B: 7 2B: 2 3B: 0 HR: 0	SF: 1 SAC: 0 DP: 0 HBP: 0	WP: 0 PB: 0 SB: 2 CS: 1	PA: 42						
<b>PITCHER</b>	IP	WLS	BF	H	R	ER	SO	BB	IBB	HBP	BLK	WP	HR	S	P	ERA	WHIP											
<b>Kaz Ishii, L</b> ERA: 3.88	4.2		24	4	2	2	4	5	1	0	0	0	0	0	13	21	0.00	2.250										
<b>Jose Lima, R</b> ERA: 4.84	1.1	W	7	2	1	0	1	1	0	0	0	0	0	0	22	33	0.00	1.500										
<b>Guillermo Mota, R</b> ERA: 2.16	2.0	H	8	3	0	0	4	0	0	0	0	0	0	0	10	13	0.00	0.000										
<b>Eric Gagne, R</b> ERA: 1.89	1.0	S	3	0	0	0	2	0	0	0	0	0	0	0	10	13	0.00	0.000										







Batter	1	2	3	4	5	6	7	8	9	AB	R	H	RBI	BB	SO	LOB	TOP					
<b>Cesar Izturis, S</b> OBP: 0.339, SLG: 0.389 (1, 6)	G3		G3			G4-6-3 1B		G4-3 1B		4	0	2	0	0	0	0	<b>Los Angeles Dodgers @ Milwaukee Brewers</b> Miller Park, Milwaukee, WI Thu May 27 2004, 12:05 PM CDT Att: 24,616 - Cloudy - 71 F					
<b>Shawn Green, L</b> OBP: 0.319, SLG: 0.405 (1, 3)	F8		F7			G4-6-3 1-2		G4-3		4	0	0	0	0	0	3						
<b>Milton Bradley, S</b> OBP: 0.341, SLG: 0.446 (1, 8)	1B						HR		K	4	1	2	1	0	2	0						
<b>Juan Encarnacion, R</b> OBP: 0.262, SLG: 0.390 (1, 9)	F8						F8		G6-3	4	0	0	0	0	1	1						
<b>Robin Ventura, L</b> OBP: 0.314, SLG: 0.261 (1, 5)		G4-3					F8		K	4	0	0	0	0	1	0						
<b>Jason Grabowski, L</b> OBP: 0.309, SLG: 0.446 (1, 7)							K		K	3	0	1	0	0	2	0						
<b>David Ross, R</b> OBP: 0.212, SLG: 0.313 (1, 2)							K		F7	3	0	0	0	0	2	1						
<b>Alex Cora, L</b> OBP: 0.382, SLG: 0.458 (1, 4)							F7		G3	3	0	0	0	0	0	1						
<b>Jeff Weaver, R</b> OBP: 0.261, SLG: 0.348 (1, 1)									G4-3	2	0	0	0	0	1	0						
<b>Olmedo Saenz, R</b> OBP: 0.360, SLG: 0.682 (8, PH)										1	0	1	0	0	0	0						
<b>Joe Thurston, L</b> OBP: 0.333, SLG: 0.750 (8, 1)										0	0	0	0	0	0	0						
<b>Tom Martin, L</b> (8, 1)										0	0	0	0	0	0	0						
<b>Duaner Sanchez, R</b> OBP: 0.333, SLG: 0.667 (8, 1)										0	0	0	0	0	0	0						
<b>Inning Stats</b>	R: 0 E: 0 K: 0 S: 11	H: 1 LOB: 1 BB: 0 P: 18	R: 0 E: 0 K: 1 S: 12	H: 1 LOB: 1 BB: 0 P: 18	R: 0 E: 0 K: 0 S: 7	H: 0 LOB: 0 BB: 0 P: 10	R: 0 E: 0 K: 2 S: 10	H: 0 LOB: 0 BB: 0 P: 17	R: 0 E: 0 K: 1 S: 10	H: 0 LOB: 0 BB: 0 P: 15	R: 0 E: 0 K: 1 S: 11	H: 1 LOB: 0 BB: 0 P: 15	R: 1 E: 0 K: 2 S: 10	H: 1 LOB: 0 BB: 0 P: 16	R: 0 E: 0 K: 0 S: 13	H: 2 LOB: 2 BB: 0 P: 19	R: 0 E: 0 K: 1 S: 7	H: 0 LOB: 0 BB: 0 P: 9	1B: 5 2B: 0 3B: 0 HR: 1	SF: 0 SAC: 0 DP: 1 HBP: 0	WP: 0 PB: 0 SB: 0 CS: 0	PA: 32
<b>PITCHER</b>	IP WLS BF H R ER SO BB IBB HBP BLK WP HR S P ERA WHIP																					
<b>15 Ben Sheets, R</b> ERA: 2.71	(1, 1)	7.0 W 24 4 1 1 8 0 0 0 0 0 1 71 109 1.29 0.571																				
<b>Brooks Kieschnick, R</b> ERA: 1.59	(8, 1)	1.0 H 5 2 0 0 0 0 0 0 0 0 0 13 19 0.00 2.000																				
<b>Dan Kolb, R</b> ERA: 0.51	(9, 1)	1.0 S 3 0 0 0 1 0 0 0 0 0 0 7 9 0.00 0.000																				

Batter	1	2	3	4	5	6	7	8	9	AB	R	H	RBI	BB	SO	LOB	BOTTOM					
<b>Scott Podsednik, L</b> OBP: 0.347, SLG: 0.419 (1, 8)	CS 1B		K			G6-3		HR		4	1	2	1	0	1	0	<b>Los Angeles Dodgers @ Milwaukee Brewers</b> Miller Park, Milwaukee, WI Thu May 27 2004, 12:05 PM CDT Att: 24,616 - Cloudy - 71 F					
<b>Craig Counsell, L</b> OBP: 0.340, SLG: 0.326 (1, 6)	E3 BB 1B		FC5-4 BB			K		K		3	1	0	0	1	2	1						
<b>Ben Grieve, L</b> OBP: 0.394, SLG: 0.422 (1, 9)	SAFE		4-2 BB					G4-3		2	1	1	0	1	1	0						
<b>Brooks Kieschnick, L</b> OBP: 0.385, SLG: 0.522 (8, 1)	SAFE		4-2 BB							1	0	0	0	0	0	0						
<b>Dan Kolb, R</b> (9, 1)	SAFE		4-2 BB							0	0	0	0	0	0	0						
<b>Geoff Jenkins, L</b> OBP: 0.324, SLG: 0.418 (1, 7)	F8		FC5-4-5 1-2 2-3			P5		1B HBP		3	0	0	0	0	4							
<b>Lyle Overbay, L</b> OBP: 0.408, SLG: 0.595 (1, 3)	SAFE		1-3 K			F8		1B		3	0	1	0	1	1	1						
<b>Keith Ginter, R</b> OBP: 0.350, SLG: 0.488 (1, 5)	E6		15 G5-6-3 BB			K		K		4	0	1	0	0	2	3						
<b>2 Bill Hall, R</b> OBP: 0.314, SLG: 0.488 (1, 4)	G3		4-0 BB					P5		2	0	0	0	1	0	2						
<b>Chad Moeller, R</b> OBP: 0.306, SLG: 0.364 (1, 2)		G6-3						K		3	0	0	0	0	2	2						
<b>15 Ben Sheets, R</b> (1, 1)										2	0	0	0	0	1	2						
<b>Brady Clark, R</b> OBP: 0.337, SLG: 0.333 (7, PH)								F9		1	0	0	0	0	0	0						
<b>Inning Stats</b>	R: 2 E: 2 K: 0 S: 13	H: 2 LOB: 2 BB: 1 P: 25	R: 0 E: 0 K: 2 S: 9	H: 0 LOB: 0 BB: 0 P: 12	R: 0 E: 0 K: 1 S: 11	H: 0 LOB: 1 BB: 2 P: 21	R: 0 E: 0 K: 1 S: 10	H: 1 LOB: 1 BB: 1 P: 21	R: 0 E: 0 K: 2 S: 10	H: 0 LOB: 0 BB: 0 P: 12	R: 0 E: 0 K: 1 S: 6	H: 0 LOB: 0 BB: 0 P: 8	R: 0 E: 0 K: 1 S: 7	H: 0 LOB: 0 BB: 0 P: 10	R: 1 E: 0 K: 2 S: 15	H: 2 LOB: 2 BB: 0 P: 27	R: 0 E: 0 K: 2 S: 7	H: 0 LOB: 2 BB: 0 P: 9	1B: 4 2B: 0 3B: 0 HR: 1	SF: 0 SAC: 0 DP: 2 HBP: 1	WP: 0 PB: 0 SB: 0 CS: 1	PA: 33
<b>PITCHER</b>	IP WLS BF H R ER SO BB IBB HBP BLK WP HR S P ERA WHIP																					
<b>Jeff Weaver, R</b> ERA: 4.38	(1, 1)	7.0 L 27 3 2 0 8 4 0 0 0 0 0 1 66 109 0.00 1.000																				
<b>Tom Martin, L</b> ERA: 4.09	(8, 1)	0.2 5 2 1 1 1 0 0 0 1 0 0 1 12 22 13.50 3.000																				
<b>Duaner Sanchez, R</b> ERA: 2.08	(8, 1)	0.1 1 0 0 0 0 1 0 0 0 0 0 0 3 5 0.00 0.000																				



Batter	1	2	3	4	5	6	7	8	9	AB	R	H	RBI	BB	SO	LOB	TOP				
<b>3 Khalil Greene, R</b> OBP: 0.344, SLG: 0.400	G5-3		K			K	1B BB		K	4	0	0	0	1	3	1	<b>San Diego Padres @ Milwaukee Brewers</b> Miller Park, Milwaukee, WI Fri May 28 2004, 7:05 PM CDT Att: 17,851 - Dome - 65 F				
<b>Mark Loretta, R</b> OBP: 0.371, SLG: 0.467	L7			G4-3		24 F 24 E 1B BB	1-2 2-H 1B		2B	4	1	2	1	1	0	0					
<b>24 Brian Giles, L</b> OBP: 0.388, SLG: 0.489 <b>Kerry Robinson, L</b> OBP: 0.294, SLG: 0.277	F8			G4-3		E3 1B	1-3 K		L3	4	1	0	0	0	1	3					
<b>Phil Nevin, R</b> OBP: 0.348, SLG: 0.415		L9		G4-3		G1-3			F8	4	0	0	0	0	2						
<b>Jay Payton, R</b> OBP: 0.380, SLG: 0.434		G6-3				1B 1B	2-H 3-H 1B		K	4	0	2	2	0	1	0					
<b>Brian Buchanan, R</b> OBP: 0.282, SLG: 0.343 <b>Terrence Long, L</b> OBP: 0.369, SLG: 0.408		G5-3				FC6-4 1B	1-2 K		K	3	0	1	0	0	1	1					
<b>Ramon Hernandez, R</b> OBP: 0.331, SLG: 0.398						FC6-4 1B	1-2 BB		WP SH1-4 1B	2	2	2	0	2	0	0					
<b>Jeff Cirillo, R</b> OBP: 0.300, SLG: 0.125			K			FC6-4 1B	1-2 K		G6-3	4	0	0	0	0	1	5					
<b>Brian Lawrence, R</b> OBP: 0.190, SLG: 0.238 <b>Akinori Otsuka, L</b> (8, 1) <b>Sean Burroughs, L</b> OBP: 0.371, SLG: 0.403 <b>Trevor Hoffman, R</b> (9, 1)			K			F8	1-2 SH1-4		HR	2	0	0	0	0	1	3					
<b>Inning Stats</b>	R: 0 E: 0 K: 0 S: 9	H: 0 LOB: 0 BB: 0 P: 16	R: 0 E: 0 K: 0 S: 6	H: 0 LOB: 0 BB: 0 P: 6	R: 0 E: 0 K: 3 S: 10	H: 0 LOB: 1 BB: 1 P: 19	R: 0 E: 0 K: 0 S: 8	H: 2 LOB: 2 BB: 0 P: 15	R: 0 E: 0 K: 2 S: 11	H: 2 LOB: 2 BB: 1 P: 21	R: 2 E: 1 K: 2 S: 12	H: 1 LOB: 1 BB: 1 P: 19	R: 1 E: 0 K: 1 S: 14	H: 2 LOB: 2 BB: 1 P: 25	R: 0 E: 0 K: 2 S: 12	H: 0 LOB: 0 BB: 0 P: 15		R: 2 E: 0 K: 1 S: 13	H: 3 LOB: 1 BB: 0 P: 19	1B: 6 2B: 1 3B: 0 HR: 1	SF: 0 SAC: 1 DP: 0 HBP: 0
<b>PITCHER</b>	IP	WLS	BF	H	R	ER	SO	BB	IBB	HBP	BLK	WP	HR	S	P	ERA	WHIP				
<b>Doug Davis, L</b> ERA: 3.41	7.0	L	30	5	3	1	6	4	0	0	0	0	0	70	121	1.29	1.286				
<b>Jeff Bennett, R</b> ERA: 3.39	1.0		3	0	0	0	2	0	0	0	0	0	0	12	15	0.00	0.000				
<b>Luis Vizcaino, R</b> ERA: 4.13	1.0		6	3	2	2	1	0	0	0	0	1	1	13	19	18.00	3.000				

Batter	1	2	3	4	5	6	7	8	9	AB	R	H	RBI	BB	SO	LOB	BOTTOM				
<b>Brady Clark, R</b> OBP: 0.327, SLG: 0.322 <b>Brooks Kieschnick, L</b> OBP: 0.370, SLG: 0.500 <b>Luis Vizcaino, R</b> (9, 1)	K		K		G4-3			P5		3	0	0	0	0	2	0	<b>San Diego Padres @ Milwaukee Brewers</b> Miller Park, Milwaukee, WI Fri May 28 2004, 7:05 PM CDT Att: 17,851 - Dome - 65 F				
<b>Craig Counsell, L</b> OBP: 0.340, SLG: 0.326						CI HR		G6-3		3	1	1	0	0	0	0					
<b>Ben Grieve, L</b> OBP: 0.398, SLG: 0.453						1-H HR		G3-1		3	2	1	2	1	1	1					
<b>Geoff Jenkins, L</b> OBP: 0.322, SLG: 0.420						G6-3		K		4	0	1	1	0	2	1					
<b>Lyle Overbay, L</b> OBP: 0.405, SLG: 0.587		F7						K		4	0	1	0	0	2	1					
<b>Junior Spivey, R</b> OBP: 0.362, SLG: 0.436		G6-3						L6-3 1B		4	0	1	0	0	1	2					
<b>Keith Ginter, R</b> OBP: 0.343, SLG: 0.476								L6-3		3	0	0	0	0	1	2					
<b>Chad Moeller, R</b> OBP: 0.298, SLG: 0.353				P4				G4-3		3	0	0	0	0	0	0					
<b>Doug Davis, R</b> <b>Jeff Bennett, R</b> (8, 1) <b>Scott Podsednik, L</b> OBP: 0.346, SLG: 0.417 (9, 8)				K				F8		2	0	0	0	0	2	0					
<b>Inning Stats</b>	R: 0 E: 0 K: 3 S: 14	H: 1 LOB: 1 BB: 0 P: 20	R: 0 E: 0 K: 1 S: 7	H: 0 LOB: 0 BB: 0 P: 9	R: 0 E: 0 K: 2 S: 8	H: 0 LOB: 0 BB: 0 P: 12	R: 2 E: 1 K: 1 S: 19	H: 2 LOB: 1 BB: 0 P: 24	R: 0 E: 0 K: 1 S: 7	H: 0 LOB: 0 BB: 0 P: 11	R: 0 E: 0 K: 1 S: 7	H: 0 LOB: 0 BB: 0 P: 10	R: 0 E: 0 K: 1 S: 9	H: 1 LOB: 0 BB: 0 P: 13	R: 0 E: 0 K: 0 S: 10	H: 0 LOB: 0 BB: 0 P: 15		R: 1 E: 0 K: 1 S: 13	H: 1 LOB: 1 BB: 1 P: 22	1B: 3 2B: 2 3B: 0 HR: 1	SF: 0 SAC: 0 DP: 1 HBP: 0
<b>PITCHER</b>	IP	WLS	BF	H	R	ER	SO	BB	IBB	HBP	BLK	WP	HR	S	P	ERA	WHIP				
<b>Brian Lawrence, R</b> ERA: 4.4	7.0		25	4	2	1	10	4	0	0	0	0	0	71	99	0.00	0.571				
<b>Akinori Otsuka, R</b> ERA: 1.48	1.0	H	3	0	0	0	0	0	0	0	0	0	0	10	15	0.00	0.000				
<b>Trevor Hoffman, R</b> ERA: 2.12	1.0	S	5	1	1	1	1	1	0	0	0	0	0	13	22	9.00	2.000				





Batter	1	2	3	4	5	6	7	8	9	AB	R	H	RBI	BB	SO	LOB	TOP								
Sean Burroughs, L (1, 5) OBP: 0.371, SLG: 0.403	1-1 G5-3 24 BB 1B		1-0 F9		2-3 K		2-2 1-H 1B		1-1 G6-3	5	0	2	1	0	1	1	<b>San Diego Padres @ Milwaukee Brewers</b> Miller Park, Milwaukee, WI Sat May 29 2004, 6:05 PM CDT Att: 29,499 - Dome - 66 F								
Mark Loretta, R (1, 4) OBP: 0.394, SLG: 0.458	0-1 F7		1-1 F8		2-3 K		2-2 G1-3			4	0	0	0	0	1	3									
24 Brian Giles, L (1, 9) OBP: 0.394, SLG: 0.497	4-1 1-2 BB			0-0 WP 1B	1-3 K			0-1 1B		3	1	2	0	1	1	1									
Phil Nevin, R (1, 3) OBP: 0.355, SLG: 0.419	0-0 G5-3			2-2 1B		4-0 G6-4-3 BB		1-1 1-H 2B	1B	3	1	2	1	1	0	2									
Terrence Long, L (1, 7) OBP: 0.364, SLG: 0.413		2-2 G4-3		1-1 F8		0-1 G6-4-3		2-2 1-H 2B		4	0	1	1	0	0	2									
Jay Payton, R (1, 8) OBP: 0.388, SLG: 0.446		2-1 2B		1-0 1-2 1B		1-1 P6		4-2 WP BB		3	0	2	0	1	0	0									
Ramon Hernandez, R (1, 2) OBP: 0.329, SLG: 0.389		2-3 K		3-1 L8			4-1 FC5-4 BB	2-1 F8		3	0	0	0	1	1	4									
3 Khalil Greene, R (1, 6) OBP: 0.342, SLG: 0.396		2-3 K		2-3 K			1-2 F8		0-1 L5-3 1B	4	0	1	0	0	2	4									
Dennis Tankersley, R (1, 1) OBP: 0.333, SLG: 0.333			1-1 G6-3		1-1 1B		1-2 FC5-4 1B		3-2 L5-3	2	0	1	0	0	0	0									
Kerry Robinson, L (7, PH) OBP: 0.258, SLG: 0.271										1	1	0	0	0	0	1									
Jay Witasick, R (7, 1)										0	0	0	0	0	0	0									
Rod Beck, R (8, 1)										0	0	0	0	0	0	0									
Miguel Ojeda, R (9, PH) OBP: 0.516, SLG: 0.333										1	0	0	0	0	0	1									
<b>Inning Stats</b>	R: 0 E: 0 K: 0 S: 6	H: 1 LOB: 1 BB: 1 P: 11	R: 0 E: 0 K: 2 S: 11	H: 1 LOB: 1 BB: 0 P: 19	R: 0 E: 0 K: 0 S: 5	H: 0 LOB: 0 BB: 0 P: 8	R: 1 E: 0 K: 1 S: 13	H: 3 LOB: 2 BB: 0 P: 22	R: 0 E: 0 K: 3 S: 11	H: 1 LOB: 1 BB: 0 P: 17	R: 0 E: 0 K: 0 S: 4	H: 0 LOB: 0 BB: 1 P: 9	R: 1 E: 0 K: 0 S: 14	H: 1 LOB: 1 BB: 1 P: 24	R: 1 E: 0 K: 0 S: 12	H: 3 LOB: 1 BB: 1 P: 21	R: 0 E: 0 K: 0 S: 7	H: 1 LOB: 0 BB: 0 P: 11	1B: 8 2B: 4 3B: 0 HR: 0	SF: 0 SAC: 0 DP: 3 HBP: 0	WP: 2 PB: 0 SB: 2 CS: 0	PA: 37			
<b>PITCHER</b>	IP	WLS	BF	H	R	ER	SO	BB	IBB	HBP	BLK	WP	HR	S	P	ERA	WHIP								
Wes Obermueller, R (1, 1) ERA: 6.75	6.0	W	24	6	1	1	6	2	0	0	0	1	0	50	86	1.50	1.333								
Matt Kinney, R (7, 1) ERA: 7.75	1.0	H	5	1	1	1	0	1	0	0	0	0	0	14	24	9.00	2.000								
Brooks Kieschnick, R (8, 1) ERA: 1.93	0.2	H	4	3	1	1	0	1	0	0	0	0	0	10	17	13.50	6.000								
Mike Adams, R (8, 1) ERA:	0.1	H	1	0	0	0	0	0	0	0	0	1	0	2	4	0.00	0.000								
Dan Kolb, R (9, 1) ERA: 0.68	1.0	S	3	1	0	0	0	0	0	0	0	0	0	7	11	0.00	1.000								

AB 33  
R 3  
H 11  
RBI 3  
BB 4  
SO 6  
LOB 19



Batter	1	2	3	4	5	6	7	8	9	AB	R	H	RBI	BB	SO	LOB	BOTTOM								
Scott Podsednik, L (1, 8) OBP: 0.348, SLG: 0.412	3-2 G3-1	4-2 BB BB			0-0 F8		4-1 FC4-6 BB			2	0	0	0	2	0	0	<b>San Diego Padres @ Milwaukee Brewers</b> Miller Park, Milwaukee, WI Sat May 29 2004, 6:05 PM CDT Att: 29,499 - Dome - 66 F								
Craig Counsell, L (1, 6) OBP: 0.337, SLG: 0.319	0-1 L9	4-2 1-2 2-3 BB			2-3 K		2-1 FC4-6			3	0	0	0	1	1	1									
Ben Grieve, L (1, 9) OBP: 0.397, SLG: 0.438	0-2 K	2-3 K			3-3 K			0-0 F8		3	0	0	0	0	3	3									
Brooks Kieschnick, L (8, 1) OBP: 0.370, SLG: 0.500										0	0	0	0	0	0	0									
Mike Adams, R (8, 1)										0	0	0	0	0	0	0									
2 Bill Hall, R (8, PH) OBP: 0.330, SLG: 0.482										1	0	0	0	0	0	0									
Dan Kolb, R (9, 1)										0	0	0	0	0	0	0									
Geoff Jenkins, L (1, 7) OBP: 0.316, SLG: 0.411		1-2 G4-3	1-3 K			3-3 K		1-2 F7		4	0	0	0	0	2	0									
Lyle Overbay, L (1, 3) OBP: 0.402, SLG: 0.580		2-0 E 1B 2B	1-3 K			0-3 K		0-0 G4-3		4	1	1	0	0	2	0									
Junior Spivey, R (1, 4) OBP: 0.362, SLG: 0.434		2-2 1-2 2B	0-1 G6-3			0-0 L9				3	1	1	0	0	0	0									
Keith Ginter, R (1, 5) OBP: 0.342, SLG: 0.481		0-2 E4 2B		0-1 F7			1-1 G4-3 WP 2B			3	2	1	0	0	0	2									
Gary Bennett, R (1, 2) OBP: 0.288, SLG: 0.313		1-1 F8		3-2 G6-3			0-0 G4-3			3	0	0	0	0	0	4									
Wes Obermueller, R (1, 1) OBP: 0.286, SLG: 0.357		1-1 BB		1-3 K			3-2 G6-3			2	0	1	3	0	1	0									
Matt Kinney, R (7, 1) OBP: 0.250, SLG: 0.250										0	0	0	0	0	0	0									
Brady Clark, R (7, PH) OBP: 0.324, SLG: 0.318		1-1 1-H 2-H 2B								1	0	0	0	0	0	0									
<b>Inning Stats</b>	R: 0 E: 0 K: 1 S: 10	H: 0 LOB: 0 BB: 0 P: 13	R: 3 E: 1 K: 1 S: 25	H: 3 LOB: 3 BB: 2 P: 42	R: 0 E: 0 K: 2 S: 9	H: 0 LOB: 0 BB: 0 P: 11	R: 0 E: 0 K: 1 S: 8	H: 0 LOB: 0 BB: 0 P: 12	R: 0 E: 0 K: 2 S: 10	H: 0 LOB: 0 BB: 0 P: 15	R: 0 E: 0 K: 2 S: 7	H: 0 LOB: 0 BB: 0 P: 10	R: 1 E: 0 K: 0 S: 9	H: 1 LOB: 1 BB: 1 P: 19	R: 0 E: 0 K: 0 S: 5	H: 0 LOB: 0 BB: 0 P: 6	1B: 2 2B: 2 3B: 0 HR: 0	SF: 0 SAC: 0 DP: 0 HBP: 0	WP: 1 PB: 0 SB: 0 CS: 0	PA: 32					
<b>PITCHER</b>	IP	WLS	BF	H	R	ER	SO	BB	IBB	HBP	BLK	WP	HR	S	P	ERA	WHIP								
Dennis Tankersley, R (1, 1) ERA: 2.0	6.0	L	24	3	3	0	9	2	0	0	0	1	0	69	103	0.00	0.833								
Jay Witasick, R (7, 1) ERA: 2.59	1.0		5	1	1	1	0	1	0	0	0	1	0	9	19	9.00	2.000								
Rod Beck, R (8, 1) ERA: 3.0	1.0		3	0	0	0	0	0	0	0	0	0	0	5	6	0.00	0.000								

AB 29  
R 4  
H 4  
RBI 3  
BB 3  
SO 9  
LOB 10













Batter	1	2	3	4	5	6	7	8	9	AB	R	H	RBI	BB	SO	LOB	TOP										
Scott Podsednik, L (1, 8) OBP: 0.353, SLG: 0.420	1-1 HR		4-0 BB		1-2 1B		2-1 1B HBP		2-3 K	3	2	2	1	1	1	0	<b>Milwaukee Brewers @ Los Angeles Dodgers</b> Dodger Stadium, Los Angeles, CA Tue Jun 01 2004, 7:10 PM PDT Att: 22,402 - Sunny - 74 F <a href="http://livebaseballscorecards.com">livebaseballscorecards.com</a>										
Craig Counsell, L (1, 6) OBP: 0.335, SLG: 0.325	2-2 F9		3-2 F8		1-0 G6-4-3		4-2 1B E BB		0-0 G4-3	4	1	0	0	1	0	2											
Ben Griev, L (1, 9) OBP: 0.397, SLG: 0.465 Jeff Bennett, R (7, 1)	2-2 G4-3		2-3 K		1-2 G3-1		2-1 E8 1H 2H 1B			4	1	1	1	0	1	1											
Brooks Kieschnick, L (8, 1) OBP: 0.357, SLG: 0.480 Dan Kolb, R (9, 1)										0	0	0	0	0	0	0											
Geoff Jenkins, L (1, 7) OBP: 0.324, SLG: 0.433	1-2 G3		1-0 HBP			3-1 P6	3-2 2H 2B			3	0	1	1	0	0	0											
Lyle Overbay, L (1, 3) OBP: 0.397, SLG: 0.550		1-0 2B 1B	1-3 K			0-0 FC6-4 1B	1-3 K			4	0	2	0	0	2	3											
Junior Spivey, R (1, 4) OBP: 0.338, SLG: 0.400		3-1 P3		2-2 G4-3		1-2 FC6-4 1-2f		0-0 G5-3		4	0	0	0	0	0	2											
Keith Ginter, R (1, 5) OBP: 0.342, SLG: 0.468	1-1 SAFE 1-3 2B		0-3 K			1-1 SAFE L8	1-2 G6-4-3 1B			4	0	2	0	0	1	1											
Chad Moeller, R (1, 2) OBP: 0.303, SLG: 0.373		2-1 G5-3		2-2 2B			1-3 K	0-0 G6-4-3 1-2f		4	0	1	0	0	1	3											
Doug Davis, R (1, 1) Trent Durrington, R (7, PH) Brady Clark, R (7, 9) OBP: 0.319, SLG: 0.323	2-1 G3		2-3 K			1-2 G1-3		1-2 F8		2	0	0	0	0	1	3											
<b>Inning Stats</b>	R: 1 E: 0 K: 0 S: 11	H: 1 LOB: 0 BB: 0 P: 17	R: 0 E: 0 K: 0 S: 9	H: 2 LOB: 2 BB: 0 P: 18	R: 0 E: 0 K: 2 S: 13	H: 0 LOB: 2 BB: 1 P: 24	R: 0 E: 0 K: 2 S: 15	H: 1 LOB: 1 BB: 0 P: 21	R: 0 E: 0 K: 0 S: 8	H: 1 LOB: 0 BB: 0 P: 11	R: 3 E: 1 K: 2 S: 17	H: 2 LOB: 1 BB: 1 P: 31	R: 0 E: 0 K: 0 S: 5	H: 1 LOB: 0 BB: 0 P: 6	R: 0 E: 0 K: 1 S: 10	H: 0 LOB: 0 BB: 0 P: 13	1B: 5 2B: 3 3B: 0 HR: 1	SF: 0 SAC: 0 DP: 2 HBP: 2	WP: 0 PB: 0 SB: 2 CS: 0	PA: 38							
<b>PITCHER</b>	IP	WLS	BF	H	R	ER	SO	BB	IBB	HBP	BLK	WP	HR	S	P	ERA	WHIP										
Jeff Weaver, R (1, 1) ERA: 4.35	6.2	L	30	7	4	3	5	2	0	2	0	0	1	75	125	4.05	1.350										
Tom Martin, L (7, 1) ERA: 3.38	0.1		2	1	0	0	1	0	0	0	0	0	0	6	10	0.00	3.000										
Rodney Myers, R (8, 1) ERA:	2.0		6	1	0	0	1	0	0	0	0	0	0	15	19	0.00	0.500										

Batter	1	2	3	4	5	6	7	8	9	AB	R	H	RBI	BB	SO	LOB	BOTTOM										
Cesar Izturis, S (1, 6) OBP: 0.343, SLG: 0.384	1-1 G5-3		1-1 HBP 1B		1-1 B1			4-1 G6-4-3 BB		3	0	1	0	1	0	0	<b>Milwaukee Brewers @ Los Angeles Dodgers</b> Dodger Stadium, Los Angeles, CA Tue Jun 01 2004, 7:10 PM PDT Att: 22,402 - Sunny - 74 F <a href="http://livebaseballscorecards.com">livebaseballscorecards.com</a>										
Paul Lo Duca, R (1, 2) OBP: 0.400, SLG: 0.436	1-2 G6-3		0-3 SAFE SAFE K		1-0 G6-3		0-0 G6-4-3 1-2f			4	0	0	0	0	1	2											
Milton Bradley, S (1, 8) OBP: 0.349, SLG: 0.443 Dave Roberts, L (6, PH) OBP: 0.364, SLG: 0.357	2-1 G3		3-2 HBP 1B			1-1 G4-6-3 1B	3-2 S 1B			2	0	1	0	0	0	0											
Shawn Green, L (1, 9) OBP: 0.340, SLG: 0.409		4-0 L4-3 BB	1-1 FC4-6 HBP			1-2 SAFE SAFE G4-6-3 1-2f	3-2 FC5 E 1H 1B			2	0	1	1	1	0	1											
Adrián Beltré, R (1, 5) OBP: 0.332, SLG: 0.544	1-2 SAFE L4-3		0-1 FC4-6			3-0 F8	2-2 E4			4	0	0	0	0	0	5											
Juan Encarnacion, R (1, 7) OBP: 0.280, SLG: 0.397		3-1 BB 1B		0-3 K			0-0 F8 2B	2-2 FC5 2-3f		4	0	2	0	0	1	2											
Olmedo Saenz, R (1, 3) OBP: 0.333, SLG: 0.536	1-2 SAFE BB		3-2 G6-3			1-0 F8		2-2 G1-3		3	0	0	0	1	0	1											
José Hernández, R (1, 4) OBP: 0.416, SLG: 0.586	3-1 L7		3-2 G4-3				0-0 G1-3		0-2 G5-3	4	0	0	0	0	0	3											
Jeff Weaver, R (1, 1) OBP: 0.240, SLG: 0.320 Tom Martin, L (7, 1) Robín Ventura, L (7, PH) OBP: 0.296, SLG: 0.245 Rodney Myers, R (8, 1) Jason Grabowski, L (9, PH) OBP: 0.295, SLG: 0.420			0-3 K			2-2 G3	2-0 F7		3-2 G4-3	2	0	0	0	0	1	0											
<b>Inning Stats</b>	R: 0 E: 0 K: 0 S: 7	H: 0 LOB: 0 BB: 0 P: 11	R: 0 E: 0 K: 0 S: 9	H: 1 LOB: 2 BB: 2 P: 24	R: 0 E: 0 K: 2 S: 14	H: 2 LOB: 3 BB: 0 P: 19	R: 0 E: 0 K: 1 S: 9	H: 0 LOB: 0 BB: 0 P: 15	R: 0 E: 0 K: 0 S: 7	H: 1 LOB: 0 BB: 0 P: 12	R: 0 E: 0 K: 0 S: 4	H: 1 LOB: 1 BB: 0 P: 7	R: 1 E: 1 K: 0 S: 15	H: 2 LOB: 2 BB: 1 P: 29	R: 0 E: 0 K: 0 S: 16	H: 0 LOB: 0 BB: 0 P: 21	1B: 6 2B: 2 3B: 0 HR: 0	SF: 0 SAC: 0 DP: 3 HBP: 1	WP: 0 PB: 0 SB: 1 CS: 0	PA: 36							
<b>PITCHER</b>	IP	WLS	BF	H	R	ER	SO	BB	IBB	HBP	BLK	WP	HR	S	P	ERA	WHIP										
Doug Davis, L (1, 1) ERA: 3.15	6.0	W	23	4	0	0	3	2	0	1	0	0	0	53	92	0.00	1.000										
Jeff Bennett, R (7, 1) ERA: 3.38	1.2		8	3	1	1	0	1	0	0	0	0	0	13	26	5.40	2.400										
Brooks Kieschnick, R (8, 1) ERA: 1.9	0.1	H	2	0	0	0	0	0	0	0	0	0	0	6	10	0.00	0.000										
Dan Kolb, R (9, 1) ERA: 1.31	1.0	S	3	0	0	0	0	0	0	0	0	0	0	16	21	0.00	0.000										



Batter	1	2	3	4	5	6	7	8	9	AB	R	H	RBI	BB	SO	LOB	TOP					
Scott Podsednik, L (1, 8) OBP: 0.356, SLG: 0.435										4	1	2	1	0	0	0	<b>Milwaukee Brewers @ Los Angeles Dodgers</b> Dodger Stadium, Los Angeles, CA Wed Jun 02 2004, 7:10 PM PDT Att: 27,871 - Sunny - 74 F					
Craig Counsell, L (1, 6) OBP: 0.337, SLG: 0.323										4	0	1	0	0	1	2						
Ben Grieve, L (1, 9) OBP: 0.400, SLG: 0.455										2	0	0	0	2	1	1						
Geoff Jenkins, L (1, 7) OBP: 0.319, SLG: 0.425										4	0	0	0	0	0	4						
Lyle Overbay, L (1, 3) OBP: 0.394, SLG: 0.549										4	1	1	0	0	0	1						
Junior Sivey, R (1, 4) OBP: 0.336, SLG: 0.391										3	0	0	0	1	2	1						
Keith Ginter, R (1, 5) OBP: 0.346, SLG: 0.479										3	0	1	0	1	0	1						
Gary Bennett, R (1, 2) OBP: 0.289, SLG: 0.301										3	0	0	0	0	0	3						
Brooks Kieschnick, L (9, PH) OBP: 0.379, SLG: 0.500										1	0	1	1	0	0	0						
Ben Hendrickson, R (1, 1)										2	0	0	0	0	2	1						
Matt Kinney, R (6, 1) OBP: 0.250, SLG: 0.250										0	0	0	0	0	0	0						
Trent Durrington, R (8, PH) OBP: 0.259, SLG: 0.440										1	0	0	0	0	1	0						
Dave Burba, R (8, 1)										0	0	0	0	0	0	0						
2 Bill Hall, R (9, PH) OBP: 0.287, SLG: 0.449										1	0	0	0	0	0	1						
<b>Inning Stats</b>	R: 1 E: 0 K: 0 S: 15	H: 2 LOB: 1 BB: 0 P: 27	R: 0 E: 0 K: 1 S: 12	H: 0 LOB: 1 BB: 2 P: 24	R: 0 E: 1 K: 0 S: 8	H: 0 LOB: 1 BB: 1 P: 13	R: 0 E: 0 K: 0 S: 8	H: 1 LOB: 1 BB: 0 P: 12	R: 0 E: 0 K: 2 S: 11	H: 0 LOB: 0 BB: 0 P: 20	R: 0 E: 0 K: 1 S: 7	H: 0 LOB: 0 BB: 0 P: 10	R: 0 E: 0 K: 1 S: 13	H: 0 LOB: 2 BB: 1 P: 19	R: 0 E: 0 K: 1 S: 12	H: 1 LOB: 1 BB: 0 P: 22	R: 1 E: 0 K: 1 S: 11	H: 2 LOB: 1 BB: 0 P: 14	1B: 3 2B: 1 3B: 1 HR: 1	SF: 0 SAC: 0 DP: 1 HBP: 0	WP: 1 PB: 0 SB: 1 CS: 0	PA: 36
<b>PITCHER</b>	IP WLS BF H R ER SO BB IBB HBP BLK WP HR S P ERA WHIP																					
Edwin Jackson, R (1, 1) ERA: 1.8	5.0 W 20 3 1 1 3 3 0 0 0 0 0 1 54 96 1.80 1.200																					
Tom Martin, L (6, 1) ERA: 3.14	1.0 H 3 0 0 0 1 0 0 0 0 0 0 0 7 10 0.00 0.000																					
Guillermo Mota, R (7, 1) ERA: 1.8	1.2 7 1 0 0 2 1 0 0 0 0 1 0 24 40 0.00 1.200																					
Eric Gagne, R (8, 1) ERA: 1.93	1.1 S 6 2 1 1 1 0 0 0 0 0 0 0 12 15 6.75 1.500																					

Batter	1	2	3	4	5	6	7	8	9	AB	R	H	RBI	BB	SO	LOB	BOTTOM					
Dave Roberts, L (1, 7) OBP: 0.369, SLG: 0.392										4	1	2	0	0	0	1	<b>Milwaukee Brewers @ Los Angeles Dodgers</b> Dodger Stadium, Los Angeles, CA Wed Jun 02 2004, 7:10 PM PDT Att: 27,871 - Sunny - 74 F					
Cesar Izturis, S (1, 6) OBP: 0.343, SLG: 0.383										3	1	1	1	0	0	3						
Milton Bradley, S (1, 8) OBP: 0.352, SLG: 0.441										3	1	1	0	1	0	2						
Shawn Green, L (1, 3) OBP: 0.338, SLG: 0.402										3	0	0	0	1	1	1						
Paul Lo Duca, R (1, 2) OBP: 0.402, SLG: 0.454										4	1	2	3	0	0	1						
Adrian Beltré, R (1, 5) OBP: 0.330, SLG: 0.538										4	0	1	0	0	0	2						
Juan Encarnacion, R (1, 9) OBP: 0.262, SLG: 0.396										3	0	1	0	0	1	1						
Alex Cora, L (1, 4) OBP: 0.381, SLG: 0.442										3	0	1	0	0	0	2						
Edwin Jackson, R (1, 1) ERA: 7.2	5.0 L 21 7 4 4 2 2 0 0 0 0 0 0 1 49 82 7.20 1.800																					
Matt Kinney, R (6, 1) ERA: 7.22	2.0 9 3 1 1 1 0 0 0 0 0 0 1 16 26 4.50 1.500																					
Dave Burba, R (8, 1) ERA: 3.42	1.0 3 0 0 0 1 0 0 0 0 0 0 0 8 12 0.00 0.000																					
<b>Inning Stats</b>	R: 2 E: 0 K: 0 S: 16	H: 2 LOB: 1 BB: 2 P: 31	R: 0 E: 0 K: 1 S: 12	H: 1 LOB: 0 BB: 0 P: 16	R: 1 E: 0 K: 0 S: 7	H: 2 LOB: 1 BB: 0 P: 11	R: 0 E: 0 K: 1 S: 8	H: 1 LOB: 0 BB: 0 P: 14	R: 1 E: 1 K: 0 S: 6	H: 1 LOB: 0 BB: 0 P: 10	R: 1 E: 0 K: 0 S: 8	H: 1 LOB: 0 BB: 0 P: 12	R: 0 E: 0 K: 1 S: 8	H: 2 LOB: 2 BB: 0 P: 14	R: 0 E: 0 K: 1 S: 8	H: 0 LOB: 0 BB: 0 P: 12	R: 0 E: 0 K: 1 S: 8	H: 0 LOB: 0 BB: 0 P: 12	1B: 6 2B: 2 3B: 1 HR: 1	SF: 0 SAC: 1 DP: 2 HBP: 0	WP: 1 PB: 0 SB: 0 CS: 1	PA: 34
<b>PITCHER</b>	IP WLS BF H R ER SO BB IBB HBP BLK WP HR S P ERA WHIP																					
Ben Hendrickson, R (1, 1) ERA: 7.2	5.0 L 21 7 4 4 2 2 0 0 0 0 0 0 1 49 82 7.20 1.800																					
Matt Kinney, R (6, 1) ERA: 7.22	2.0 9 3 1 1 1 0 0 0 0 0 0 1 16 26 4.50 1.500																					
Dave Burba, R (8, 1) ERA: 3.42	1.0 3 0 0 0 1 0 0 0 0 0 0 0 8 12 0.00 0.000																					

**Milwaukee Brewers @ Los Angeles Dodgers**  
 Dodger Stadium, Los Angeles, CA  
 Wed Jun 02 2004, 7:10 PM PDT  
 Att: 27,871 - Sunny - 74 F

**Milwaukee Brewers @ Los Angeles Dodgers**  
 Dodger Stadium, Los Angeles, CA  
 Wed Jun 02 2004, 7:10 PM PDT  
 Att: 27,871 - Sunny - 74 F

AB 32  
 R 2  
 H 6  
 RBI 2  
 BB 4  
 SO 7  
 LOB 15

AB 30  
 R 5  
 H 10  
 RBI 4  
 BB 2  
 SO 4  
 LOB 15





Batter	1	2	3	4	5	6	7	8	9	AB	R	H	RBI	BB	SO	LOB	TOP										
Scott Podsednik, L (1,8) OBP: 0.348, SLG: 0.425	B1		F8		G5-3		F8		F7	5	0	0	0	0	0	2	<b>Milwaukee Brewers @ San Diego Padres</b> PETCO Park, San Diego, CA Fri Jun 04 2004, 10:05 PM EDT Att: 41,828 - Sunny - 69 F <a href="http://livebaseballscorecards.com">livebaseballscorecards.com</a>										
Craig Counsell, L (1,6) OBP: 0.335, SLG: 0.338	G4-3		2B		E3		CS		K	5	2	2	1	0	1	1											
Geoff Jenkins, L (1,7) OBP: 0.325, SLG: 0.436	G6-3		2B		2B		1B		BB	4	0	2	2	1	1	1											
Lyle Overbay, L (1,3) OBP: 0.398, SLG: 0.557		G4-3	2B		IBB		FC6-4		1B	1	0	1	0	4	0	0											
Keith Ginter, R (1,5) OBP: 0.335, SLG: 0.463	G4-3		F9		FC6-4		K		K	5	0	0	0	0	2	9											
Junior Spivey, R (1,4) OBP: 0.340, SLG: 0.394	K				L3		G4-3		E	4	0	2	0	0	1	1											
Brady Clark, R (1,9) OBP: 0.306, SLG: 0.309	K				L8		K		E6	4	0	0	0	0	2	4											
Gary Bennett, R (1,2) OBP: 0.286, SLG: 0.289			3B		P3		G4-3		G4-6-3	3	1	0	0	1	0	4											
Victor Santos, R (1,1) OBP: 0.083, SLG: 0.083			K		G6-3		K		BB	2	0	0	0	0	1	1											
Ben Grievie, L (6,PH) OBP: 0.397, SLG: 0.451									BB	1	0	0	0	0	1	1											
Mike Adams, R (6,PH) OBP: 1.000, SLG: 1.000									BB	0	0	0	0	0	0	0											
Jeff Liefer, L (9,PH) OBP: 1.000, SLG: 1.000									BB	1	0	1	0	0	0	0											
Dan Kolb, R (9,1)									BB	0	0	0	0	0	0	0											
<b>Inning Stats</b>	R: 0 E: 0 K: 0 S: 5	H: 0 LOB: 0 BB: 0 P: 9	R: 0 E: 0 K: 2 S: 10	H: 1 LOB: 1 BB: 0 P: 14	R: 2 E: 0 K: 1 S: 8	H: 2 LOB: 2 BB: 2 P: 21	R: 0 E: 0 K: 0 S: 4	H: 0 LOB: 0 BB: 0 P: 8	R: 1 E: 1 K: 2 S: 14	H: 1 LOB: 2 BB: 1 P: 22	R: 0 E: 0 K: 0 S: 6	H: 1 LOB: 1 BB: 0 P: 10	R: 0 E: 1 K: 1 S: 12	H: 1 LOB: 2 BB: 1 P: 19	R: 0 E: 0 K: 2 S: 16	H: 1 LOB: 3 BB: 2 P: 30	1B: 4 2B: 4 3B: 1 HR: 0	SF: 0 SAC: 0 DP: 2 HBP: 0	WP: 0 PB: 0 CS: 1	PA: 41							
<b>PITCHER</b>	IP	WLS	BF	H	R	ER	SO	BB	IBB	HBP	BLK	WP	HR	S	P	ERA	WHIP										
Dennis Tankersley, R (1,1) ERA: 2.35	6.1	L	29	6	3	2	5	1	2	0	0	0	0	55	97	2.84	1.105										
Antonio Osuna, R (7,1) ERA: 3.57	0.2		1	0	0	0	1	0	0	0	0	0	0	3	6	0.00	0.000										
Rod Beck, R (8,1) ERA: 1.93	1.0		5	1	0	0	1	1	0	0	0	0	0	12	19	0.00	2.000										
Brandon Puffer, R (9,1) ERA: 4.85	0.2		5	1	0	0	1	2	0	0	0	0	0	12	23	0.00	4.500										
Jay Witasick, R (9,1) ERA: 2.17	0.1		1	0	0	0	1	0	0	0	0	0	0	4	7	0.00	0.000										

Batter	1	2	3	4	5	6	7	8	9	AB	R	H	RBI	BB	SO	LOB	BOTTOM										
Jeff Cirillo, R (1,5) OBP: 0.211, SLG: 0.118	F8		P3		L9		F8			4	0	0	0	0	0	0	<b>Milwaukee Brewers @ San Diego Padres</b> PETCO Park, San Diego, CA Fri Jun 04 2004, 10:05 PM EDT Att: 41,828 - Sunny - 69 F <a href="http://livebaseballscorecards.com">livebaseballscorecards.com</a>										
Mark Loretta, R (1,4) OBP: 0.361, SLG: 0.437	F9		24 L3 BB		G5-3		G5-3			3	0	0	0	1	0	0											
24 Brian Giles, L (1,9) OBP: 0.389, SLG: 0.495	G4-3		L3		BB				F7	3	0	0	0	1	0	1											
Phil Nevin, R (1,3) OBP: 0.362, SLG: 0.429		G6-3			3 BB 1B		K		P3	4	0	1	0	0	1	1											
Jay Payton, R (1,8) OBP: 0.389, SLG: 0.430		G4-3			P4		F8		F9	4	0	0	0	0	0	1											
Terrence Long, L (1,7) OBP: 0.350, SLG: 0.404					3 BB 1B		F8		1B	3	1	2	0	1	0	0											
Ramon Hernandez, R (1,2) OBP: 0.325, SLG: 0.382					P6				P3	3	0	1	0	0	0	3											
3 Khalil Greene, R (1,6) OBP: 0.345, SLG: 0.380					1-2 2H 1B		F9		F9	3	0	1	1	1	0	2											
Dennis Tankersley, R (1,1) OBP: 0.200, SLG: 0.200									P6	2	0	0	0	0	2	5											
Kerry Robinson, L (7,PH) OBP: 0.295, SLG: 0.295										0	0	0	0	0	0	0											
Rod Beck, R (8,1) OBP: 0.397, SLG: 0.451										0	0	0	0	0	0	0											
Brandon Puffer, R (9,1) OBP: 1.000, SLG: 1.000										0	0	0	0	0	0	0											
Jeff Liefer, L (9,PH) OBP: 1.000, SLG: 1.000										1	0	0	0	0	0	1											
<b>Inning Stats</b>	R: 0 E: 0 K: 0 S: 5	H: 0 LOB: 0 BB: 0 P: 8	R: 1 E: 0 K: 1 S: 12	H: 1 LOB: 2 BB: 1 P: 23	R: 0 E: 0 K: 0 S: 8	H: 0 LOB: 0 BB: 1 P: 17	R: 0 E: 0 K: 1 S: 12	H: 2 LOB: 3 BB: 1 P: 20	R: 0 E: 0 K: 0 S: 9	H: 0 LOB: 1 BB: 1 P: 16	R: 0 E: 0 K: 0 S: 10	H: 1 LOB: 0 BB: 0 P: 15	R: 0 E: 0 K: 0 S: 8	H: 0 LOB: 0 BB: 0 P: 13	R: 0 E: 0 K: 0 S: 4	H: 0 LOB: 0 BB: 0 P: 6	R: 0 E: 0 K: 0 S: 9	H: 1 LOB: 1 BB: 0 P: 13	1B: 4 2B: 2 3B: 0 HR: 0	SF: 0 SAC: 0 DP: 1 HBP: 1	WP: 0 PB: 0 CS: 0	PA: 36					
<b>PITCHER</b>	IP	WLS	BF	H	R	ER	SO	BB	IBB	HBP	BLK	WP	HR	S	P	ERA	WHIP										
Victor Santos, R (1,1) ERA: 4.17	5.0	W	22	3	1	1	3	4	0	1	0	0	0	46	84	1.80	1.400										
Mike Adams, R (6,1) ERA: 1.25	3.0	H	10	1	0	0	0	0	0	0	0	0	0	22	34	0.00	0.333										
Dan Kolb, R (9,1) ERA: 1.25	1.0	S	4	1	0	0	0	0	0	0	0	0	0	9	13	0.00	1.000										



Batter	1	2	3	4	5	6	7	8	9	AB	R	H	RBI	BB	SO	LOB	TOP										
Scott Podsednik, L (1, 8) OBP: 0.343, SLG: 0.417										4	0	0	0	0	1	3											
Craig Counsell, L (1, 6) OBP: 0.332, SLG: 0.329										4	0	0	0	0	0	2											
Geoff Jenkins, L (1, 7) OBP: 0.319, SLG: 0.428										4	0	0	0	0	1	0											
Lyle Overbay, L (1, 3) OBP: 0.396, SLG: 0.556										4	0	1	0	0	0	0											
Ben Griever, L (1, 9) OBP: 0.388, SLG: 0.438										3	0	0	0	0	1	1											
Junior Spivey, R (1, 4) OBP: 0.333, SLG: 0.385										3	0	0	0	0	0	1											
2 Bill Hall, R (1, 5) OBP: 0.278, SLG: 0.435										3	0	0	0	0	1	0											
Gary Bennett, R (1, 2) OBP: 0.299, SLG: 0.304										3	0	2	0	0	0	0											
Wes Obermueller, R (1, 1) OBP: 0.313, SLG: 0.375										2	0	1	0	0	0	0											
Matt Kinney, R (6, 1) OBP: 0.250, SLG: 0.250										0	0	0	0	0	0	0											
Jeff Liefer, L (6, PH) OBP: 0.500, SLG: 0.500										1	0	0	0	0	0	1											
Dave Burba, R (8, 1)										0	0	0	0	0	0	0											
<b>Inning Stats</b>	R: 0 E: 0 K: 1 S: 7	H: 0 LOB: 0 BB: 0 P: 11	R: 0 E: 0 K: 0 S: 5	H: 0 LOB: 0 BB: 0 P: 6	R: 0 E: 0 K: 0 S: 10	H: 2 LOB: 2 BB: 0 P: 13	R: 0 E: 0 K: 2 S: 11	H: 1 LOB: 1 BB: 0 P: 14	R: 0 E: 0 K: 1 S: 8	H: 0 LOB: 0 BB: 0 P: 12	R: 0 E: 0 K: 0 S: 5	H: 0 LOB: 0 BB: 0 P: 6	R: 0 E: 0 K: 0 S: 8	H: 0 LOB: 0 BB: 0 P: 10	R: 0 E: 0 K: 0 S: 9	H: 1 LOB: 1 BB: 0 P: 13	R: 0 E: 0 K: 0 S: 8	H: 0 LOB: 0 BB: 0 P: 13	1B: 3 2B: 1 3B: 0 HR: 0	SF: 0 SAC: 0 DP: 0 HBP: 0	WP: 0 PB: 0 CS: 0	PA: 31					
<b>PITCHER</b>	IP	WLS	BF	H	R	ER	SO	BB	IBB	HBP	BLK	WP	HR	S	P	ERA	WHIP										
Ismael Valdez, R (1, 1) ERA: 4.33	9.0	W	31	4	0	0	4	0	0	0	0	0	0	71	98	0.00	0.444										

Milwaukee Brewers @ San Diego Padres  
 PETCO Park, San Diego, CA  
 Sat Jun 05 2004, 10:05 PM EDT  
 Att: 39,817 - Sunny - 66 F

AB	31
R	0
H	4
RBI	0
BB	0
SO	4
LOB	8



Batter	1	2	3	4	5	6	7	8	9	AB	R	H	RBI	BB	SO	LOB	BOTTOM										
Sean Burroughs, L (1, 5) OBP: 0.369, SLG: 0.396										5	0	1	0	0	1	4											
Mark Loretta, R (1, 4) OBP: 0.355, SLG: 0.436										3	1	1	1	0	1	1											
24 Brian Giles, L (1, 9) OBP: 0.387, SLG: 0.490										4	1	1	0	0	1	1											
Phil Nevin, R (1, 3) OBP: 0.364, SLG: 0.430										4	1	2	0	0	1	2											
Jay Payton, R (1, 8) OBP: 0.392, SLG: 0.432										4	0	2	2	0	0	2											
Terrence Long, L (1, 7) OBP: 0.346, SLG: 0.398										4	0	1	0	0	0	3											
Miguel Ojeda, R (1, 2) OBP: 0.284, SLG: 0.295										4	0	1	0	0	1	4											
3 Khalil Greene, R (1, 6) OBP: 0.353, SLG: 0.381										2	1	1	0	2	1	0											
Ismael Valdez, R (1, 1) OBP: 0.182, SLG: 0.211										1	0	0	1	1	0	0											
<b>Inning Stats</b>	R: 0 E: 0 K: 0 S: 5	H: 0 LOB: 0 BB: 0 P: 7	R: 0 E: 0 K: 0 S: 8	H: 1 LOB: 1 BB: 0 P: 16	R: 1 E: 0 K: 0 S: 8	H: 1 LOB: 1 BB: 1 P: 15	R: 0 E: 0 K: 0 S: 16	H: 2 LOB: 3 BB: 2 P: 33	R: 2 E: 0 K: 1 S: 16	H: 3 LOB: 1 BB: 0 P: 26	R: 0 E: 0 K: 2 S: 12	H: 1 LOB: 1 BB: 0 P: 18	R: 0 E: 0 K: 2 S: 12	H: 2 LOB: 2 BB: 0 P: 17	R: 0 E: 0 K: 1 S: 12	H: 0 LOB: 0 BB: 0 P: 16	1B: 10 2B: 0 3B: 0 HR: 0	SF: 1 SAC: 2 DP: 0 HBP: 0	WP: 0 PB: 0 CS: 0	PA: 37							
<b>PITCHER</b>	IP	WLS	BF	H	R	ER	SO	BB	IBB	HBP	BLK	WP	HR	S	P	ERA	WHIP										
Wes Obermueller, R (1, 1) ERA: 6.8	5.0	L	25	7	4	4	1	3	0	0	0	0	0	53	97	7.20	2.000										
Matt Kinney, R (6, 1) ERA: 6.8	2.0		9	3	0	0	4	0	0	0	0	0	0	24	35	0.00	1.500										
Dave Burba, R (8, 1) ERA: 3.29	1.0		3	0	0	0	1	0	0	0	0	0	0	12	16	0.00	0.000										

Milwaukee Brewers @ San Diego Padres  
 PETCO Park, San Diego, CA  
 Sat Jun 05 2004, 10:05 PM EDT  
 Att: 39,817 - Sunny - 66 F

AB	31
R	4
H	10
RBI	4
BB	3
SO	6
LOB	17





Batter	1	2	3	4	5	6	7	8	9	AB	R	H	RBI	BB	SO	LOB	TOP					
Scott Podsednik, L (1,8) OBP: 0.341, SLG: 0.414	0-1 BB 1B		1-0 F8			2-2 F9	2-2 F9			4	1	1	0	0	0	2						
Craig Counsell, L (1,6) OBP: 0.340, SLG: 0.331	4-2 1B 1-2 SF8 BB		2-2 CS HBP			0-2 1B		3-2 F7		2	1	1	0	1	0	0						
Geoff Jenkins, L (1,7) OBP: 0.318, SLG: 0.425	1-2 1B		0-2 P6			0-1 L4		1-3 K		4	0	1	1	0	1	2						
Lyle Overbay, L (1,3) OBP: 0.393, SLG: 0.552	3-2 SF8		0-1 CS	1-3 K		2-3 K		1-2 1B		3	0	1	1	0	2	1						
Jeff Liefer, L (1,9) OBP: 0.167, SLG: 0.167	0-3 K			0-0 P3				0-0 P3	0-3 K	4	0	0	0	0	2	2						
Keith Ginter, R (1,5) OBP: 0.333, SLG: 0.477	1-1 F8			0-1 G3			1-2 HR		1-2 E5 FC1-6	4	1	1	1	0	0	1						
2 Bill Hall, R (1,4) OBP: 0.277, SLG: 0.421		1-1 G6-3			1-1 F9		4-2 BB BB		1-3 K	3	0	0	0	1	1	1						
Chad Moeller, R (1,2) OBP: 0.294, SLG: 0.360		2-2 P4			0-0 F8		0-1 F8		0-2 FC1-6	4	0	0	0	0	0	2						
Doug Davis, R (1,1) Trent Durrington, R (5, PH) Matt Wise, R (5, PH) Brooks Kieschnick, L (7, PH) Jeff Bennett, R (7, PH) Ben Griewe, L (9, PH)		1-3 K			2-3 K		4-0 BB		1-1 F7	1	0	0	0	0	1	0						
<b>Inning Stats</b>	R: 2 E: 0 K: 1 S: 18	H: 2 LOB: 1 BB: 1 P: 27	R: 0 E: 0 K: 1 S: 16	H: 0 LOB: 0 BB: 0 P: 20	R: 0 E: 0 K: 0 S: 7	H: 0 LOB: 0 BB: 0 P: 10	R: 0 E: 0 K: 1 S: 6	H: 0 LOB: 0 BB: 0 P: 7	R: 0 E: 0 K: 1 S: 8	H: 0 LOB: 1 BB: 0 P: 11	R: 0 E: 0 K: 1 S: 11	H: 1 LOB: 1 BB: 0 P: 15	R: 1 E: 0 K: 0 S: 12	H: 1 LOB: 2 BB: 2 P: 23	R: 0 E: 0 K: 2 S: 18	H: 1 LOB: 1 BB: 0 P: 20	R: 0 E: 1 K: 1 S: 13	H: 0 LOB: 1 BB: 0 P: 16	1B: 4 2B: 0 3B: 0 HR: 1	SF: 1 SAC: 0 DP: 0 HBP: 1	WP: 0 PB: 0 SB: 0 CS: 1	PA: 37
<b>PITCHER</b>	IP WLS BF H R ER SO BB IBB HBP BLK WP HR S P ERA WHIP																					
Adam Eaton, R (1,1) ERA: 5.65	6.0 W 22 3 2 2 5 1 0 1 0 0 0 66 90 3.00 0.667																					
Scott Linebrink, R (7,1) ERA: 2.03	0.2 H 5 1 1 1 0 2 0 0 0 0 0 1 9 18 13.50 4.500																					
Akinori Otsuka, R (7,1) ERA: 1.27	1.1 H 5 1 0 0 2 0 0 0 0 0 0 0 21 28 0.00 0.750																					
Trevor Hoffman, R (9,1) ERA: 1.8	1.0 4 0 0 0 1 0 0 0 0 0 0 0 13 16 0.00 0.000																					

Milwaukee Brewers @ San Diego Padres  
 PETCO Park, San Diego, CA  
 Sun Jun 06 2004, 5:00 PM EDT  
 Att: 40,348 - Cloudy - 68 F

AB 31  
 R 3  
 H 5  
 RBI 3  
 BB 3  
 SO 8  
 LOB 12



Batter	1	2	3	4	5	6	7	8	9	AB	R	H	RBI	BB	SO	LOB	BOTTOM	
Sean Burroughs, L (1,5) OBP: 0.367, SLG: 0.394	1-2 G3		1-1 E 24 SF7-5 1B	2-1 G4-3			1-1 F7			4	1	1	2	0	0	1		
Mark Loretta, R (1,4) OBP: 0.351, SLG: 0.437	1-1 F9		0-0 E1 24 SF7-5 1B		1-2 F8		1-1 24 1B HR			4	1	2	0	0	0	0		
24 Brian Giles, L (1,9) OBP: 0.385, SLG: 0.488	2-0 P6		0-2 SF7-5		0-2 P5		0-0 HR 1B			3	1	1	1	0	0	0		
Phil Nevin, R (1,3) OBP: 0.367, SLG: 0.450		1-2 G6-3	2-3 3-H 2-1		3-1 G1-3		2-1 HR 1B			4	1	2	3	0	0	0		
Jay Payton, R (1,8) OBP: 0.384, SLG: 0.422		2-1 G5-3		0-1 G5-3		0-0 G5-3	1-2 P5			4	0	0	0	0	0	1		
Jon Knott, R (1,7) Kerry Robinson, L (6, FR) OBP: 0.286, SLG: 0.269		1-3 K		0-0 G5-3		4-2 3 BB	1-2 CS 1B			2	0	0	0	1	1	0		
Ramon Hernandez, R (1,2) OBP: 0.335, SLG: 0.408			0-1 1B 3 1B 1B		0-1 HR		2-1 CS 1B	1-2 G1-3		3	2	2	1	1	0	0		
3 Khalil Greene, R (1,6) OBP: 0.351, SLG: 0.378			2-1 1B 1B		2-1 G6-3		0-0 L7			4	1	1	0	0	1	2		
Adam Eaton, R (1,1) Trent Durrington, R (5, PH) Matt Wise, R (7,1) Brooks Kieschnick, R (7,1) Jeff Bennett, R (8, PH) Trevor Hoffman, R (9,1)			0-2 1B 1B		0-0 S 1B		2-3 K		3-2 G6-3	2	1	2	0	0	0	0		
<b>Inning Stats</b>	R: 0 E: 0 K: 0 S: 6	H: 0 LOB: 0 BB: 0 P: 10	R: 0 E: 0 K: 1 S: 8	H: 0 LOB: 0 BB: 0 P: 12	R: 4 E: 1 K: 0 S: 17	H: 6 LOB: 1 BB: 0 P: 22	R: 1 E: 0 K: 0 S: 8	H: 2 LOB: 1 BB: 0 P: 12	R: 0 E: 0 K: 2 S: 14	H: 0 LOB: 2 BB: 2 P: 24	R: 3 E: 0 K: 0 S: 15	H: 4 LOB: 0 BB: 0 P: 23	R: 0 E: 0 K: 0 S: 7	H: 0 LOB: 0 BB: 0 P: 11	1B: 9 2B: 2 3B: 0 HR: 2	SF: 1 SAC: 0 DP: 1 HBP: 0	WP: 0 PB: 0 SB: 3 CS: 1	PA: 37
<b>PITCHER</b>	IP WLS BF H R ER SO BB IBB HBP BLK WP HR S P ERA WHIP																	
Doug Davis, L (1,1) ERA: 3.55	4.0 L 19 8 0 0 0 2 2 0 0 0 0 0 0 22 36 0.00 1.000																	
Brooks Kieschnick, R (7,1) ERA: 2.92	1.0 6 4 3 3 0 0 0 0 0 0 0 1 15 23 27.00 4.000																	
Jeff Bennett, R (8,1) ERA: 3.25	1.0 3 0 0 0 0 0 0 0 0 0 0 0 7 11 0.00 0.000																	

Milwaukee Brewers @ San Diego Padres  
 PETCO Park, San Diego, CA  
 Sun Jun 06 2004, 5:00 PM EDT  
 Att: 40,348 - Cloudy - 68 F

AB 33  
 R 8  
 H 12  
 RBI 7  
 BB 2  
 SO 3  
 LOB 6





















Batter	1	2	3	4	5	6	7	8	9	AB	R	H	RBI	BB	SO	LOB	TOP										
<b>Craig Biggio, R</b> OBP: 0.365, SLG: 0.475 (1, 8)	4-0 F7-4 28 SH1-3 BB			4-1 E 16 BB 2B HBP	0-0 FC5-4 28 1B		4-2 BB		2-3 K	2	1	1	1	2	1	0	Houston Astros @ Milwaukee Brewers Miller Park, Milwaukee, WI Sat Jun 12 2004, 6:05 PM CDT Att: 40,223 - Sunny - 67 F										
<b>28 Adam Everett, R</b> OBP: 0.316, SLG: 0.370 (1, 6)	1-1 SH1-3			1-3 K	1-0 FC5-4 5 1B		1-1 F8		3 0 0 0 0 1 3	3	0	0	0	0	1	3											
<b>5 Jeff Bagwell, R</b> OBP: 0.395, SLG: 0.456 (1, 3)	0-1 F7-4 2-2			4-0 E 16 BB 2B	2-0 1B		1-2 L9		3 1 1 0 1 0 2	3	1	1	0	1	0	2											
<b>Jeff Kent, R</b> OBP: 0.356, SLG: 0.531 (1, 4)			0-0 L4	2-1 E5 16 BB 2B	3-3 K		3-3 K		4 1 0 0 0 2 5	4	1	0	0	0	2	5											
<b>Morgan Ensberg, R</b> OBP: 0.341, SLG: 0.355 (1, 5)	1-1 F8			3-3 K		0-0 1B		1-1 L8	4 0 1 0 0 1 3	4	0	1	0	0	1	3											
<b>16 Jason Lane, R</b> OBP: 0.327, SLG: 0.311 (1, 9)	2-2 G3-1			0-0 1B		1-3 K		3-3 K	4 0 1 3 0 2 1	4	0	1	3	0	2	1											
<b>Raul Chavez, R</b> OBP: 0.244, SLG: 0.279 (1, 2)			0-1 P3	1-3 K		2-3 K		1-1 F8	4 0 0 0 0 2 2	4	0	0	0	0	2	2											
<b>Orlando Palmeiro, L</b> OBP: 0.311, SLG: 0.426 (1, 7)			0-2 G6-3		3-2 SH1-4 1B 2B		2-2 1B		1-2 F9	4 1 2 0 0 0 0	4	1	2	0	0	0		0									
<b>44 Roy Oswalt, R</b> OBP: 0.138, SLG: 0.148 (5, 1)			2-3 K		0-0 SH1-4 1B		0-3 K		0-2 G4-3	1 0 0 0 0 0 1 0 0 0 0 0 0 0 0 1 0 0 1 0 0 0 0 0 1 2 0 0 0 0 0 0 0 0 0 0 0 0 0 0 0 0 0 0 0 0 0 0 0 0 0 0 0 1 0 0 0 0 0 0 0 0	1	0	0	0	0	0		1	0								
<b>Inning Stats</b>	R: 0 E: 0 K: 0 S: 4	H: 0 LOB: 0 BB: 1 P: 9	R: 0 E: 0 K: 0 S: 7	H: 0 LOB: 0 BB: 0 P: 10	R: 0 E: 0 K: 1 S: 8	H: 0 LOB: 0 BB: 0 P: 10	R: 3 E: 1 K: 3 S: 13	H: 1 LOB: 1 BB: 1 P: 28	R: 1 E: 0 K: 3 S: 11	H: 3 LOB: 2 BB: 0 P: 20	R: 0 E: 0 K: 3 S: 14	H: 2 LOB: 2 BB: 0 P: 19	R: 0 E: 0 K: 1 S: 10	H: 0 LOB: 1 BB: 1 P: 19	R: 0 E: 0 K: 1 S: 7	H: 0 LOB: 0 BB: 0 P: 12		R: 0 E: 0 K: 1 S: 14	H: 0 LOB: 0 BB: 0 P: 17	1B: 4 2B: 3 3B: 0 HR: 0	SF: 0 SAC: 2 DP: 1 HBP: 1	WP: 0 PB: 0 SB: 0 CS: 0	PA: 37				
<b>PITCHER</b>	IP	WLS	BF	H	R	ER	SO	BB	IBB	HBP	BLK	WP	HR	S	P	ERA	WHIP										
<b>39 Chris Capuano, L</b> ERA: 2.86 (1, 1)	5.0	W	22	4	4	1	5	2	0	1	0	0	0	43	77	1.80	1.200										
<b>Matt Kinney, R</b> ERA: 5.54 (6, 1)	1.0	H	5	2	0	0	3	0	0	0	0	0	0	14	19	0.00	2.000										
<b>Mike Adams, R</b> ERA: (7, 1)	1.0	H	4	0	0	0	3	0	0	0	0	0	0	10	19	0.00	1.000										
<b>Luis Vizcaino, R</b> ERA: 3.45 (8, 1)	1.0	H	3	0	0	0	1	0	0	0	0	0	0	7	12	0.00	0.000										
<b>Dan Kolb, R</b> ERA: 1.14 (9, 1)	1.0	S	3	0	0	0	1	0	0	0	0	0	0	14	17	0.00	0.000										

Batter	1	2	3	4	5	6	7	8	9	AB	R	H	RBI	BB	SO	LOB	BOTTOM										
<b>Scott Podsednik, L</b> OBP: 0.346, SLG: 0.427 (1, 8)	0-0 G4-3 HBP 1B		3-1 P5		0-0 G3 1B 2B	1-0 L7		1-3 K		5	1	2	1	0	1	0	Houston Astros @ Milwaukee Brewers Miller Park, Milwaukee, WI Sat Jun 12 2004, 6:05 PM CDT Att: 40,223 - Sunny - 67 F										
<b>Junior Spivey, R</b> OBP: 0.343, SLG: 0.410 (1, 4)	1-2 G4-3 HBP		0-2 L7		3-2 G3 2B 1B	1-2 G1-3		0-3 K	4 1 1 1 0 1 0	4	1	1	1	0	1	0											
<b>Geoff Jenkins, L</b> OBP: 0.312, SLG: 0.434 (1, 7)	0-2 G4-3			4-0 1B BB	0-3 K	1-0 L8		2-3 K	4 1 0 0 1 2 4	4	1	0	0	1	2	4											
<b>Lyle Overbay, L</b> OBP: 0.392, SLG: 0.545 (1, 3)	3-3 K2-3			0-0 F7	0-0 G3		0-1 HR		4 1 1 1 0 1 5	4	1	1	1	0	1	5											
<b>Keith Ginter, R</b> OBP: 0.323, SLG: 0.453 (1, 5)	2-3 K			0-1 1B	1-2 1B 2B		2-3 K		4 1 2 2 0 2 2	4	1	2	2	0	2	2											
<b>Ben Grieve, L</b> OBP: 0.383, SLG: 0.424 (1, 9)		3-2 F8		2-2 G5-4-3 1B	0-0 BB 1B		4-2 1B FC5 BB		3 0 2 2 1 0 0	3	0	2	2	1	0	0											
<b>Brady Clark, R</b> OBP: 0.333, SLG: 0.336 (8, 9)				1-2 G5-4-3 1B	2-2 1B		1-2 FC5 BB		0 0 0 0 0 0 0	0	0	0	0	0	0	0											
<b>Chad Moeller, R</b> OBP: 0.293, SLG: 0.346 (1, 2)		1-3 K		1-1 G5-4-3 1B	3-2 BB HBP		2-2 FC5 1B		3 0 0 0 0 1 3	3	0	0	0	0	1	3											
<b>Craig Counsell, L</b> OBP: 0.351, SLG: 0.330 (1, 6)		1-2 G3			1-1 1B		1-1 G6-3 1B		3 1 2 0 1 0 0	3	1	2	0	1	0	0											
<b>39 Chris Capuano, L</b> ERA: 3.86 (5, PH)	4.2	L	25	9	6	6	4	1	0	2	0	0	0	7	12	0.00		3.000									
<b>Mike Gallo, L</b> ERA: 2.95 (5, 1)	0.1		2	0	0	0	1	1	0	0	0	0	0	5	8	0.00	0.000										
<b>Chad Harville, R</b> ERA: 4.8 (6, 1)	1.0		3	0	0	0	0	0	0	0	0	0	0	5	8	0.00	0.000										
<b>Dan Miceli, R</b> ERA: 3.52 (7, 1)	1.0		6	2	1	1	1	1	0	0	0	0	1	19	31	9.00	3.000										
<b>Kirk Bullinger, R</b> ERA: (8, 1)	1.0		3	0	0	0	3	0	0	0	0	0	0	9	12	0.00	0.000										
<b>Inning Stats</b>	R: 0 E: 0 K: 2 S: 14	H: 1 LOB: 2 BB: 0 P: 20	R: 0 E: 0 K: 1 S: 10	H: 0 LOB: 0 BB: 0 P: 15	R: 0 E: 0 K: 0 S: 7	H: 0 LOB: 0 BB: 0 P: 11	R: 1 E: 0 K: 0 S: 8	H: 2 LOB: 1 BB: 1 P: 15	R: 5 E: 0 K: 2 S: 24	H: 6 LOB: 3 BB: 1 P: 37	R: 0 E: 0 K: 0 S: 5	H: 0 LOB: 0 BB: 0 P: 8	R: 1 E: 0 K: 1 S: 19	H: 2 LOB: 2 BB: 1 P: 31	R: 0 E: 0 K: 3 S: 9	H: 0 LOB: 0 BB: 0 P: 12	1B: 8 2B: 2 3B: 0 HR: 1	SF: 0 SAC: 0 DP: 2 HBP: 2	WP: 0 PB: 0 SB: 0 CS: 0	PA: 39							
<b>PITCHER</b>	IP	WLS	BF	H	R	ER	SO	BB	IBB	HBP	BLK	WP	HR	S	P	ERA	WHIP										
<b>44 Roy Oswalt, R</b> ERA: 3.86 (1, 1)	4.2	L	25	9	6	6	4	1	0	2	0	0	0	7	12	0.00	3.000										
<b>Mike Gallo, L</b> ERA: 2.95 (5, 1)	0.1		2	0	0	0	1	1	0	0	0	0	0	5	8	0.00	0.000										
<b>Chad Harville, R</b> ERA: 4.8 (6, 1)	1.0		3	0	0	0	0	0	0	0	0	0	0	5	8	0.00	0.000										
<b>Dan Miceli, R</b> ERA: 3.52 (7, 1)	1.0		6	2	1	1	1	1	0	0	0	0	1	19	31	9.00	3.000										
<b>Kirk Bullinger, R</b> ERA: (8, 1)	1.0		3	0	0	0	3	0	0	0	0	0	0	9	12	0.00	0.000										



Batter	1	2	3	4	5	6	7	8	9	AB	R	H	RBI	BB	SO	LOB	TOP										
<b>Craig Biggio, R</b> OBP: 0.358, SLG: 0.466 (1, 8)	G5-3		K		L8	P6			P6	5	0	0	0	0	1	3	<b>Houston Astros @ Milwaukee Brewers</b> Miller Park, Milwaukee, WI Sun Jun 13 2004, 1:05 PM CDT Att: 23,007 - Cloudy - 78 F										
<b>Jose Vizcaino, S</b> OBP: 0.295, SLG: 0.284 (6, 5)	HR		K		1B		G4-3		1B	5	1	3	1	0	1	0											
<b>5 Jeff Bagwell, R</b> OBP: 0.396, SLG: 0.457 (1, 3)				K	2B		G6-3		L8	4	0	1	1	1	1	1											
<b>Jeff Kent, R</b> OBP: 0.354, SLG: 0.539 (1, 4)			L8		K				HR	4	1	1	1	0	2	3											
<b>Mike Lamb, L</b> OBP: 0.378, SLG: 0.607 <b>54 Brad Lidge, R</b> OBP: 0.354, SLG: 0.539 <b>Octavio Dotel, R</b> (8, 1)	K						G1-3		G2-3	3	1	1	0	0	1	1											
<b>16 Jason Lane, R</b> OBP: 0.338, SLG: 0.367 (1, 9)										1	0	0	0	0	0	0											
<b>Orlando Palmeiro, L</b> OBP: 0.309, SLG: 0.414 (1, 7)		P6							F8	4	1	2	1	0	0	0											
<b>Brad Ausmus, R</b> OBP: 0.308, SLG: 0.320 (1, 2)		L8							F7	4	0	1	0	0	0	1											
<b>Pete Munro, R</b> (1, 1)										4	0	0	1	0	1	1											
<b>Mike Gallo, L</b> (5, 1)										0	0	0	0	0	0	0											
<b>Dan Miceli, R</b> OBP: 0.500, SLG: 0.500 <b>2B Adam Everett, R</b> OBP: 0.313, SLG: 0.367 (6, PH)			K						G4-3	0	0	0	0	0	0	0											
<b>2B Adam Everett, R</b> OBP: 0.313, SLG: 0.367 (6, PH)										0	0	0	0	0	0	0											
<b>2B Adam Everett, R</b> OBP: 0.313, SLG: 0.367 (6, PH)										2	0	0	0	0	0	2											
<b>Inning Stats</b>	R: 1 E: 0 K: 2 S: 12	H: 1 LOB: 1 BB: 1 P: 20	R: 0 E: 0 K: 0 S: 11	H: 0 LOB: 0 BB: 0 P: 14	R: 0 E: 0 K: 3 S: 9	H: 0 LOB: 0 BB: 0 P: 9	R: 1 E: 0 K: 1 S: 10	H: 2 LOB: 1 BB: 0 P: 16	R: 1 E: 0 K: 1 S: 14	H: 2 LOB: 2 BB: 1 P: 24	R: 1 E: 0 K: 0 S: 9	H: 1 LOB: 0 BB: 0 P: 13	R: 0 E: 0 K: 1 S: 7	H: 0 LOB: 0 BB: 0 P: 8	R: 0 E: 0 K: 0 S: 11	H: 1 LOB: 1 BB: 0 P: 15	1B: 3 2B: 4 3B: 0 HR: 2	SF: 0 SAC: 0 DP: 0 HBP: 0	WP: 1 PB: 0 SB: 0 CS: 0	PA: 39							
<b>PITCHER</b>	IP	WLS	BF	H	R	ER	SO	BB	IBB	HBP	BLK	WP	HR	S	P	ERA	WHIP										
<b>15 Ben Sheets, R</b> ERA: 2.66 (1, 1)	6.0	L	28	7	4	4	7	2	0	0	0	0	1	66	95	6.00	1.500										
<b>Jeff Bennett, R</b> ERA: 3.66 (7, 1)	2.0		7	1	1	1	1	0	0	0	0	0	1	16	21	4.50	0.500										
<b>Dave Burba, R</b> ERA: 2.87 (9, 1)	1.0		4	1	0	0	0	0	0	0	0	1	0	11	15	0.00	1.000										

AB	37
R	5
H	9
RBI	5
BB	2
SO	8
LOB	12



Batter	1	2	3	4	5	6	7	8	9	AB	R	H	RBI	BB	SO	LOB	BOTTOM										
<b>Scott Podsednik, L</b> OBP: 0.340, SLG: 0.419 (1, 8)	F9		F8	L3		K			K	5	0	0	0	0	2	4	<b>Houston Astros @ Milwaukee Brewers</b> Miller Park, Milwaukee, WI Sun Jun 13 2004, 1:05 PM CDT Att: 23,007 - Cloudy - 78 F										
<b>Junior Spivey, R</b> OBP: 0.355, SLG: 0.421 (1, 4)	L4		2B	1B		HR		WP	1B	3	1	2	0	1	0	0											
<b>Geoff Jenkins, L</b> OBP: 0.318, SLG: 0.452 (1, 7)	2B		1B	2B		HR		K	K	4	1	2	2	1	2	4											
<b>Lyle Overbay, L</b> OBP: 0.404, SLG: 0.559 (1, 3)	2B		2B	IBB		2B		BB	1B	3	0	3	2	2	0	0											
<b>Keith Ginter, R</b> OBP: 0.316, SLG: 0.443 (1, 5)	G4-3		G4-6-3		SH5-3		K	K		4	0	0	0	0	2	10											
<b>Ben Griewe, L</b> OBP: 0.387, SLG: 0.415 (1, 9)		F7		1B	K		K		P6	5	0	1	0	0	2	4											
<b>Chad Moeller, R</b> OBP: 0.285, SLG: 0.336 <b>2 Bill Hall, R</b> OBP: 0.283, SLG: 0.415 (9, PH)		K		G1-6-3	F7		K		K	4	0	0	0	0	2	5											
<b>Craig Counsell, L</b> OBP: 0.357, SLG: 0.348 (1, 6)				1B		G6-3			P5	1	0	0	0	0	0	0											
<b>15 Ben Sheets, R</b> (1, 1)				1B						1	0	0	0	0	0	1											
<b>Jeff Liefer, L</b> OBP: 0.294, SLG: 0.375 <b>Jeff Bennett, R</b> <b>Brady Clark, R</b> OBP: 0.339, SLG: 0.336 <b>Dave Burba, R</b> (9, 1)		FC6-4		SH1-4		K			S	1	0	0	0	0	0	0											
<b>Inning Stats</b>	R: 0 E: 0 K: 0 S: 10	H: 1 LOB: 2 BB: 1 P: 20	R: 0 E: 0 K: 1 S: 12	H: 1 LOB: 0 BB: 0 P: 20	R: 0 E: 0 K: 0 S: 12	H: 2 LOB: 2 BB: 1 P: 22	R: 0 E: 0 K: 0 S: 7	H: 2 LOB: 0 BB: 0 P: 10	R: 2 E: 0 K: 1 S: 11	H: 3 LOB: 1 BB: 0 P: 19	R: 0 E: 0 K: 2 S: 10	H: 0 LOB: 0 BB: 0 P: 16	R: 0 E: 0 K: 4 S: 15	H: 0 LOB: 3 BB: 1 P: 24	R: 2 E: 0 K: 3 S: 22	H: 2 LOB: 2 BB: 2 P: 37	R: 0 E: 0 K: 1 S: 6	H: 0 LOB: 0 BB: 0 P: 9	1B: 5 2B: 4 3B: 1 HR: 1	SF: 0 SAC: 2 DP: 1 HBP: 1	WP: 1 PB: 0 SB: 1 CS: 0	PA: 44					
<b>PITCHER</b>	IP	WLS	BF	H	R	ER	SO	BB	IBB	HBP	BLK	WP	HR	S	P	ERA	WHIP										
<b>Pete Munro, R</b> ERA: 2.79 (1, 1)	4.0		2	2	1	1	0	0	0	0	0	0	1	3	6												
<b>Mike Gallo, L</b> ERA: 3.44 (5, 1)	0.0		2	2	1	1	0	0	0	0	0	0	0	7	12	0.00	0.000										
<b>Dan Miceli, R</b> ERA: 3.43 (5, 1)	1.0	W	3	0	0	0	1	0	0	0	0	0	0	7	12	0.00	0.000										
<b>54 Brad Lidge, R</b> ERA: 2.85 <b>Octavio Dotel, R</b> ERA: 3.19 (8, 1)	2.0	H	9	0	0	0	6	1	0	1	1	1	0	25	40	0.00	0.500										
<b>Octavio Dotel, R</b> ERA: 3.19 (8, 1)	2.0	S	10	2	2	2	4	2	0	0	0	0	0	28	46	9.00	2.000										

AB	36
R	4
H	11
RBI	4
BB	5
SO	12
LOB	28





Batter	1	2	3	4	5	6	7	8	9	AB	R	H	RBI	BB	SO	LOB	TOP			
Randy Winn, S (1, 7) OBP: 0.322, SLG: 0.349	G4-3		G4-3			K			G1-6-3	3	0	0	0	1	1	0				
Rich Aurilia, R (1, 6) OBP: 0.289, SLG: 0.312	F7				K				G1-6-3	4	0	0	0	0	1	1				
51 Ichiro Suzuki, L (1, 9) OBP: 0.378, SLG: 0.403	F7				P3					3	0	0	0	0	0	0				
Bret Boone, R (1, 4) OBP: 0.310, SLG: 0.397		1B			K					3	0	1	0	0	1	0				
John Olerud, L (1, 3) OBP: 0.381, SLG: 0.387		2B				G3				3	0	1	0	0	1	0				
Scott Spiezio, S (1, 5) OBP: 0.299, SLG: 0.385										3	0	0	0	0	0	1				
Hiram Bocachica, R (1, 8) OBP: 0.440, SLG: 0.550										2	0	0	0	1	1	1				
Dan Wilson, R (1, 2) OBP: 0.320, SLG: 0.361										3	0	0	0	0	0	1				
Freddy Garcia, R (1, 1) Mike Myers, L (8, 1) Dave Hansen, L (9, PH) OBP: 0.443, SLG: 0.490										2	0	0	0	0	1	0				
										0	0	0	0	0	0	0				
										1	0	0	0	0	0	0				
<b>Inning Stats</b>	R: 0 E: 0 K: 0 S: 9	H: 0 LOB: 0 BB: 0 P: 11	R: 0 E: 0 K: 1 S: 8	H: 2 LOB: 1 BB: 0 P: 13	R: 0 E: 0 K: 0 S: 6	H: 0 LOB: 0 BB: 0 P: 9	R: 0 E: 0 K: 2 S: 7	H: 0 LOB: 1 BB: 1 P: 12	R: 0 E: 0 K: 0 S: 10	H: 0 LOB: 0 BB: 0 P: 19	R: 0 E: 0 K: 1 S: 8	H: 0 LOB: 0 BB: 0 P: 11	R: 0 E: 0 K: 0 S: 11	H: 0 LOB: 0 BB: 0 P: 15	R: 0 E: 0 K: 0 S: 8	H: 0 LOB: 0 BB: 1 P: 13	1B: 1 2B: 1 3B: 0 HR: 0	SF: 0 SAC: 0 DP: 1 HBP: 0	WP: 0 PB: 0 SB: 0 CS: 0	PA: 29
<b>PITCHER</b>	IP	WLS	BF	H	R	ER	SO	BB	IBB	HBP	BLK	WP	HR	S	P	ERA	WHIP			
Victor Santos, R (1, 1) ERA: 3.5	7.0	W	23	2	0	0	6	1	0	0	0	0	0	56	86	0.00	0.429			
Luis Vizcaino, R (8, 1) ERA: 3.34	1.0	H	3	0	0	0	0	0	0	0	0	0	0	11	15	0.00	0.000			
Dan Kolb, R (9, 1) ERA: 1.09	1.0	S	3	0	0	0	0	1	0	0	0	0	0	8	13	0.00	1.000			

Seattle Mariners @ Milwaukee Brewers  
Miller Park, Milwaukee, WI  
Tue Jun 15 2004, 7:05 PM CDT  
Att: 24,559 - Cloudy - 61 F


AB	27
R	0
H	2
RBI	0
BB	2
SO	6
LOB	4



Batter	1	2	3	4	5	6	7	8	9	AB	R	H	RBI	BB	SO	LOB	BOTTOM			
Scott Podsednik, L (1, 8) OBP: 0.336, SLG: 0.412	K	K		G3						4	0	0	0	0	2	3				
Junior Spivey, R (1, 4) OBP: 0.358, SLG: 0.419	1B		2B	G5-3						3	1	1	0	1	0	1				
Geoff Jenkins, L (1, 7) OBP: 0.320, SLG: 0.468	F9		2B							4	2	2	1	0	1	1				
Lyle Overbay, L (1, 3) OBP: 0.405, SLG: 0.563	1B		2B							4	0	2	2	0	1	0				
2 Bill Hall, R (1, 5) OBP: 0.282, SLG: 0.409	G1-3		K							4	0	1	0	0	2	3				
Brady Clark, R (1, 9) OBP: 0.336, SLG: 0.342		2B	L7							4	0	1	0	0	1	2				
Gary Bennett, R (1, 2) OBP: 0.300, SLG: 0.292	G6-3	G6-3	G5-3							3	0	0	0	1	0	2				
Craig Counsell, L (1, 6) OBP: 0.356, SLG: 0.348	CI									3	0	1	0	0	0	2				
Victor Santos, R (1, 1) ERA: 3.23 Jeff Liefer, L (7, PH) Luis Vizcaino, R (8, 1) Dan Kolb, R (9, 1)	SH5-4									0	0	0	0	0	0	0				
										1	0	0	0	0	1	0				
										0	0	0	0	0	0	0				
										0	0	0	0	0	0	0				
<b>Inning Stats</b>	R: 0 E: 0 K: 1 S: 11	H: 2 LOB: 2 BB: 0 P: 16	R: 0 E: 1 K: 1 S: 13	H: 1 LOB: 2 BB: 0 P: 19	R: 2 E: 0 K: 1 S: 10	H: 2 LOB: 1 BB: 1 P: 17	R: 0 E: 0 K: 0 S: 8	H: 1 LOB: 1 BB: 0 P: 15	R: 0 E: 0 K: 2 S: 11	H: 0 LOB: 0 BB: 0 P: 15	R: 0 E: 0 K: 1 S: 8	H: 0 LOB: 0 BB: 0 P: 11	R: 0 E: 0 K: 1 S: 5	H: 0 LOB: 0 BB: 0 P: 8	R: 1 E: 0 K: 1 S: 10	H: 2 LOB: 2 BB: 1 P: 16	1B: 4 2B: 3 3B: 0 HR: 1	SF: 0 SAC: 2 DP: 0 HBP: 0	WP: 0 PB: 0 SB: 0 CS: 0	PA: 35
<b>PITCHER</b>	IP	WLS	BF	H	R	ER	SO	BB	IBB	HBP	BLK	WP	HR	S	P	ERA	WHIP			
Freddy Garcia, R (1, 1) ERA: 3.23	7.2	L	34	8	3	3	8	2	0	0	0	0	0	74	114	3.52	1.304			
Mike Myers, L (8, 1) ERA: 3.35	0.1		1	0	0	0	0	0	0	0	0	0	0	2	3	0.00	0.000			

Seattle Mariners @ Milwaukee Brewers  
Miller Park, Milwaukee, WI  
Tue Jun 15 2004, 7:05 PM CDT  
Att: 24,559 - Cloudy - 61 F

AB	30
R	3
H	8
RBI	3
BB	2
SO	8
LOB	14





Batter	1	2	3	4	5	6	7	8	9	AB	R	H	RBI	BB	SO	LOB	TOP								
<b>Randy Winn, S</b> OBP: 0.321, SLG: 0.347 (6, 8)										4	0	1	0	0	2	0	<b>Seattle Mariners @ Milwaukee Brewers</b> Miller Park, Milwaukee, WI Wed Jun 16 2004, 7:05 PM CDT Att: 21,274 - Dome - 75 F								
<b>Rich Aurilia, R</b> OBP: 0.293, SLG: 0.312 (1, 6)										3	0	1	0	1	0	0									
<b>51 Ichiro Suzuki, L</b> OBP: 0.380, SLG: 0.406 (1, 9)										3	0	1	0	0	0	1									
<b>Bret Boone, R</b> OBP: 0.309, SLG: 0.392 (1, 4)										3	0	0	0	1	1	4									
<b>John Olerud, L</b> OBP: 0.379, SLG: 0.384 (1, 3)										4	0	1	0	0	1	3									
<b>Hiram Boodhoo, R</b> OBP: 0.267, SLG: 0.352 Ron Villone, L 40 Julio Mateo, R Mike Myers, L 20 J.J. Putz, R Dave Hansen, L OBP: 0.435, SLG: 0.480 (1, 5)										3	0	1	0	0	0	2									
<b>16 Willie Bloomquist, R</b> OBP: 0.287, SLG: 0.261 Scott Spiezio, S OBP: 0.297, SLG: 0.383 (9, PH)										3	0	0	0	0	1	2									
<b>Pat Borders, R</b> OBP: 0.207, SLG: 0.345 Edgar Martinez, R OBP: 0.327, SLG: 0.381 (9, PH)										3	1	1	1	0	1	0									
<b>Clint Nageotte, R</b> (1, 1)										2	0	0	0	0	2	0									
<b>Jolbert Cabrera, R</b> OBP: 0.308, SLG: 0.368 (6, 7)										1	0	0	0	0	1	0									
<b>Inning Stats</b>	R: 0 E: 0 K: 1 S: 10	H: 1 LOB: 1 BB: 0 P: 13	R: 0 E: 0 K: 0 S: 8	H: 0 LOB: 0 BB: 0 P: 10	R: 1 E: 0 K: 1 S: 9	H: 1 LOB: 0 BB: 0 P: 12	R: 0 E: 0 K: 1 S: 12	H: 1 LOB: 2 BB: 1 P: 16	R: 0 E: 0 K: 2 S: 10	H: 0 LOB: 0 BB: 0 P: 13	R: 0 E: 0 K: 1 S: 14	H: 0 LOB: 1 BB: 0 P: 23	R: 0 E: 0 K: 2 S: 6	H: 0 LOB: 1 BB: 0 P: 7	R: 0 E: 0 K: 1 S: 9	H: 0 LOB: 1 BB: 1 P: 15	R: 0 E: 0 K: 1 S: 12	H: 1 LOB: 1 BB: 0 P: 15	1B: 4 2B: 1 3B: 0 HR: 1	SF: 0 SAC: 0 DP: 0 HBP: 1	WP: 0 PB: 0 SB: 3 CS: 1	PA: 36			
<b>PITCHER</b>	IP	WLS	BF	H	R	ER	SO	BB	IBB	HBP	BLK	WP	HR	S	P	ERA	WHIP								
<b>Doug Davis, L</b> ERA: 3.44	7.0	W	27	5	1	1	7	1	0	1	0	0	1	69	94	1.29	0.857								
<b>Luis Vizcaino, R</b> ERA: 3.23	1.0	H	4	0	0	0	2	1	0	0	0	0	0	9	15	0.00	1.000								
<b>Dan Kolb, R</b> ERA: 1.05	1.0	S	4	1	0	0	1	0	0	0	0	0	0	12	15	0.00	1.000								

Batter	1	2	3	4	5	6	7	8	9	AB	R	H	RBI	BB	SO	LOB	BOTTOM								
<b>Scott Podsednik, L</b> OBP: 0.341, SLG: 0.413 (1, 8)										2	1	1	0	2	1	2	<b>Seattle Mariners @ Milwaukee Brewers</b> Miller Park, Milwaukee, WI Wed Jun 16 2004, 7:05 PM CDT Att: 21,274 - Dome - 75 F								
<b>Junior Spivey, R</b> OBP: 0.356, SLG: 0.412 (1, 4)										3	1	0	0	1	0	4									
<b>Geoff Jenkins, L</b> OBP: 0.319, SLG: 0.463 (1, 7)										3	0	0	0	1	2	2									
<b>Lyle Overbay, L</b> OBP: 0.407, SLG: 0.562 (1, 3)										4	0	2	1	0	0	0									
<b>Keith Ginter, R</b> OBP: 0.315, SLG: 0.436 (1, 5)										3	0	0	0	0	2	2									
<b>Brady Clark, R</b> OBP: 0.333, SLG: 0.333 (1, 9)										3	1	0	1	1	2	4									
<b>Chad Moeller, R</b> OBP: 0.286, SLG: 0.336 (1, 2)										3	0	1	0	0	0	2									
<b>Craig Counsell, L</b> OBP: 0.356, SLG: 0.344 (1, 6)										2	0	0	0	1	0	1									
<b>Doug Davis, R</b> 2 Bill Hall, R Luis Vizcaino, R Dan Kolb, R OBP: 0.288, SLG: 0.441 (7, PH)										2	0	0	0	0	1	2									
<b>Inning Stats</b>	R: 2 E: 0 K: 1 S: 13	H: 2 LOB: 1 BB: 1 P: 24	R: 0 E: 0 K: 2 S: 13	H: 1 LOB: 2 BB: 1 P: 22	R: 0 E: 0 K: 1 S: 6	H: 0 LOB: 0 BB: 0 P: 7	R: 0 E: 0 K: 1 S: 7	H: 0 LOB: 0 BB: 0 P: 11	R: 0 E: 0 K: 0 S: 8	H: 0 LOB: 0 BB: 1 P: 15	R: 0 E: 0 K: 2 S: 12	H: 0 LOB: 0 BB: 0 P: 19	R: 2 E: 0 K: 0 S: 12	H: 1 LOB: 1 BB: 2 P: 25	R: 0 E: 0 K: 1 S: 15	H: 1 LOB: 2 BB: 1 P: 25		1B: 4 2B: 0 3B: 0 HR: 1	SF: 0 SAC: 1 DP: 0 HBP: 1	WP: 0 PB: 0 SB: 3 CS: 2	PA: 35				
<b>PITCHER</b>	IP	WLS	BF	H	R	ER	SO	BB	IBB	HBP	BLK	WP	HR	S	P	ERA	WHIP								
<b>Clint Nageotte, R</b> ERA: 3.6	5.0	L	20	3	2	2	5	3	0	1	0	0	1	22	41	10.80	1.800								
<b>Ron Villone, L</b> ERA: 3.72	1.2		8	1	2	2	2	2	0	0	0	0	0	2	3	0.00	0.000								
<b>40 Julio Mateo, R</b> ERA: 3.82	0.1		1	0	0	0	0	0	0	0	0	0	0	2	3	0.00	0.000								
<b>Mike Myers, L</b> ERA: 3.38	0.0		2	1	0	0	0	1	0	0	0	0	0	9	14	∞	∞								
<b>20 J.J. Putz, R</b> ERA: 4.95	1.0		3	0	0	0	1	0	0	0	0	0	0	6	11	0.00	0.000								



Batter	1	2	3	4	5	6	7	8	9	AB	R	H	RBI	BB	SO	LOB	TOP										
Randy Winn, S OBP: 0.323, SLG: 0.366	P4			HR	F8		K		HR	5	2	2	2	0	1	3	<b>Seattle Mariners @ Milwaukee Brewers</b> Miller Park, Milwaukee, WI Thu Jun 17 2004, 1:05 PM CDT Att: 19,057 - Dome - 73 F										
Jolbert Cabrera, R OBP: 0.320, SLG: 0.398	P6			HR		51 2B	51 1B		G5-3	4	1	2	3	1	0	0											
51 Ichiro Suzuki, L OBP: 0.384, SLG: 0.413	K			E6		SAFE				5	0	3	0	0	1	0											
Bret Boone, R OBP: 0.308, SLG: 0.387				L8						3	0	0	0	1	1	5											
Mike Myers, L										0	0	0	0	0	0	0											
Shigetoshi Hasegawa, R										0	0	0	0	0	0	0											
Eddie Guardado, R										1	0	0	0	0	0	1											
Scott Spiezio, S OBP: 0.301, SLG: 0.399	P4			G6-4-3						3	1	1	1	1	0	2											
Hiram Bocachica, R OBP: 0.375, SLG: 0.444	G6-3									4	0	0	0	0	1	4											
Dan Wilson, R OBP: 0.318, SLG: 0.364				F7						4	0	1	0	0	0	3											
Ramon Santiago, S OBP: 0.308, SLG: 0.333				G6-3						4	1	1	0	0	0	1											
Ryan Franklin, R										1	0	0	0	1	1	0											
John Olerud, L OBP: 0.381, SLG: 0.387				K						1	1	1	0	0	0	0											
<b>Inning Stats</b>	R: 0 E: 0 K: 1 S: 5	H: 0 LOB: 0 BB: 0 P: 6	R: 0 E: 0 K: 0 S: 6	H: 0 LOB: 0 BB: 1 P: 12	R: 0 E: 0 K: 1 S: 7	H: 0 LOB: 0 BB: 0 P: 10	R: 2 E: 1 K: 0 S: 12	H: 2 LOB: 0 BB: 0 P: 17	R: 0 E: 0 K: 0 S: 12	H: 1 LOB: 2 BB: 1 P: 18	R: 0 E: 0 K: 2 S: 11	H: 1 LOB: 3 BB: 2 P: 22	R: 1 E: 0 K: 1 S: 12	H: 3 LOB: 2 BB: 0 P: 19	R: 1 E: 0 K: 0 S: 9	H: 1 LOB: 0 BB: 0 P: 12	R: 2 E: 0 K: 0 S: 11	H: 3 LOB: 0 BB: 0 P: 15	1B: 5 2B: 3 3B: 0 HR: 3	SF: 0 SAC: 1 DP: 2 HBP: 0	WP: 0 PB: 0 SB: 0 CS: 0	PA: 40					
<b>PITCHER</b>	IP	WLS	BF	H	R	ER	SO	BB	IBB	HBP	BLK	WP	HR	S	P	ERA	WHIP										
39 Chris Capuano, L ERA: 2.89	6.0		25	4	2	2	4	3	1	0	0	0	1	53	85	3.00	1.167										
Matt Kinney, R ERA: 8.65	2.0	L	10	4	2	2	1	0	0	0	0	0	1	21	31	9.00	2.000										
Mike Adams, R ERA: 1.29	1.0		5	3	2	2	0	0	0	0	0	0	1	11	15	18.00	3.000										

Batter	1	2	3	4	5	6	7	8	9	AB	R	H	RBI	BB	SO	LOB	BOTTOM										
Scott Podsednik, L OBP: 0.339, SLG: 0.407	F7		B3		G4-3				P4	4	0	0	0	1	0	2	<b>Seattle Mariners @ Milwaukee Brewers</b> Miller Park, Milwaukee, WI Thu Jun 17 2004, 1:05 PM CDT Att: 19,057 - Dome - 73 F										
Junior Spivey, R OBP: 0.367, SLG: 0.416	G4-6-3		G3-6-1		CS				FC5-4	3	0	2	0	2	0	1											
Geoff Jenkins, L OBP: 0.314, SLG: 0.454	G4-6-3		G3-6-1		K				K	5	0	0	0	0	2	7											
Lyle Overbay, L OBP: 0.404, SLG: 0.556										4	1	1	0	0	1	2											
2 Bill Hall, R OBP: 0.295, SLG: 0.452										4	1	2	0	0	1	0											
Ben Grieve, L OBP: 0.386, SLG: 0.413										3	0	1	1	0	1	2											
Matt Kinney, R OBP: 0.250, SLG: 0.250										0	0	0	0	0	0	0											
Jeff Liefer, L OBP: 0.263, SLG: 0.333										1	0	0	0	0	0	0											
Mike Adams, R										0	0	0	0	0	0	0											
Chad Moeller, R OBP: 0.291, SLG: 0.336										3	0	1	1	1	0	2											
Craig Counsell, L OBP: 0.354, SLG: 0.339										3	0	0	0	1	1	2											
39 Chris Capuano, L OBP: 0.200, SLG: 0.300										2	0	1	0	0	1	2											
Brady Clark, R OBP: 0.343, SLG: 0.370										2	1	2	1	0	0	0											
<b>Inning Stats</b>	R: 0 E: 0 K: 0 S: 12	H: 1 LOB: 0 BB: 0 P: 19	R: 1 E: 0 K: 1 S: 14	H: 2 LOB: 1 BB: 0 P: 17	R: 0 E: 0 K: 0 S: 7	H: 1 LOB: 1 BB: 1 P: 13	R: 1 E: 0 K: 1 S: 11	H: 2 LOB: 2 BB: 1 P: 19	R: 0 E: 0 K: 1 S: 5	H: 1 LOB: 0 BB: 0 P: 7	R: 0 E: 0 K: 1 S: 8	H: 1 LOB: 1 BB: 0 P: 9	R: 1 E: 0 K: 0 S: 9	H: 1 LOB: 2 BB: 2 P: 20	R: 0 E: 0 K: 2 S: 10	H: 0 LOB: 1 BB: 1 P: 15	R: 0 E: 0 K: 1 S: 9	H: 1 LOB: 1 BB: 0 P: 13	1B: 7 2B: 2 3B: 0 HR: 1	SF: 0 SAC: 0 DP: 2 HBP: 0	WP: 0 PB: 0 SB: 0 CS: 1	PA: 39					
<b>PITCHER</b>	IP	WLS	BF	H	R	ER	SO	BB	IBB	HBP	BLK	WP	HR	S	P	ERA	WHIP										
Ryan Franklin, R ERA: 4.14	6.1		29	3	3	3	4	3	1	0	0	0	0	2	2	0.00	0.000										
Mike Myers, L ERA: 3.24	0.2	W	2	0	0	0	0	0	0	0	0	0	0	7	12	0.00	1.500										
Shigetoshi Hasegawa, R ERA: 5.08	0.2	H	3	0	0	0	1	1	0	0	0	0	0	12	16	0.00	0.750										
Eddie Guardado, L ERA: 0.88	1.1	S	5	1	0	0	2	0	0	0	0	0	0	12	16	0.00	0.750										



Batter	1	2	3	4	5	6	7	8	9	AB	R	H	RBI	BB	SO	LOB	TOP										
<b>Cristian Guzman, S</b> OBP: 0.316, SLG: 0.350 (1, 6)	G3-1		K		K			G4-3		4	0	0	0	0	2	2	<b>Minnesota Twins @ Milwaukee Brewers</b> Miller Park, Milwaukee, WI Fri Jun 18 2004, 7:05 PM CDT Att: 28,555 - Cloudy - 69 F										
<b>Doug Mientkiewicz, L</b> OBP: 0.337, SLG: 0.357 (1, 3)	G4-3			G4-6-3 BB		F8		L8		3	0	0	0	1	0	0											
<b>20 Lew Ford, R</b> OBP: 0.389, SLG: 0.509 (1, 7)	L9			K		K			FC6-4 1B	4	0	1	0	0	2	1											
<b>Corey Koskie, L</b> OBP: 0.338, SLG: 0.489 (1, 5)		G5-3		G4-6-3 1-2			1B	FC6-4 G6-3	4	0	1	0	0	0	2												
<b>Tori Hunter, R</b> OBP: 0.325, SLG: 0.478 (1, 8)	G4-3 2B				1B BB		K	G6-3	3	1	1	0	1	1	2												
<b>Jacque Jones, L</b> OBP: 0.307, SLG: 0.449 (1, 9)	G4-3			1B					3	0	1	0	0	1	1												
<b>Henry Blanco, R</b> OBP: 0.283, SLG: 0.343 (1, 2)	P3			K		F8			3	0	0	0	0	1	3												
<b>Luis Rivas, R</b> OBP: 0.310, SLG: 0.443 <b>Aaron Fultz, L</b> (7, 1)			F9		1-0 SAFE SAFE	G6-3		G6-3	3	0	1	1	0	0	0												
<b>Carlos Silva, R</b> (1, 1)					1-2 3-H	1B			0	0	0	0	0	0	0												
<b>Jose Offerman, S</b> OBP: 0.352, SLG: 0.386 <b>Joe Roa, R</b> (5, PH)			G3		1-1	P6		K	1	0	0	0	0	0	0												
<b>Grant Balfour, R</b> (7, 1)									1	0	0	0	0	0	0												
<b>5 Michael Cuddyer, R</b> OBP: 0.313, SLG: 0.425 (7, 4)									1	0	0	0	0	1	0												
<b>Inning Stats</b>	R: 0 E: 0 K: 0 S: 10	H: 0 LOB: 0 BB: 0 P: 16	R: 0 E: 0 K: 0 S: 16	H: 1 LOB: 1 BB: 0 P: 24	R: 0 E: 0 K: 1 S: 10	H: 0 LOB: 0 BB: 0 P: 12	R: 0 E: 0 K: 1 S: 8	H: 0 LOB: 0 BB: 1 P: 14	R: 1 E: 0 K: 2 S: 11	H: 2 LOB: 2 BB: 1 P: 19	R: 0 E: 0 K: 2 S: 11	H: 1 LOB: 1 BB: 0 P: 17	R: 0 E: 0 K: 1 S: 7	H: 0 LOB: 0 BB: 0 P: 9	R: 0 E: 0 K: 1 S: 7	H: 0 LOB: 0 BB: 0 P: 7		R: 0 E: 0 K: 0 S: 10	H: 1 LOB: 0 BB: 0 P: 12	1B: 4 2B: 1 3B: 0 HR: 0	SF: 0 SAC: 0 DP: 2 HBP: 0	WP: 0 PB: 0 SB: 0 CS: 0	PA: 32				
<b>PITCHER</b>	IP	WLS	BF	H	R	ER	SO	BB	IBB	HBP	BLK	WP	HR	S	P	ERA	WHIP										
<b>15 Ben Sheets, R</b> ERA: 2.59	6.0	W	23	4	1	1	6	2	0	0	0	0	0	66	102	1.50	1.000										
<b>Jeff Bennett, R</b> ERA: 3.44	2.0	H	6	0	0	0	2	0	0	0	0	0	0	14	16	0.00	0.000										
<b>Dan Kolb, R</b> ERA: 1.01	1.0	S	3	1	0	0	0	0	0	0	0	0	0	10	12	0.00	1.000										

AB	30
R	1
H	5
RBI	1
BB	2
SO	8
LOB	13



Batter	1	2	3	4	5	6	7	8	9	AB	R	H	RBI	BB	SO	LOB	BOTTOM										
<b>Scott Podsednik, L</b> OBP: 0.343, SLG: 0.412 (1, 8)	FC1 2B	1B 1B BB		E BB 1B		FC6 1-2		K		4	0	2	0	1	1	1	<b>Minnesota Twins @ Milwaukee Brewers</b> Miller Park, Milwaukee, WI Fri Jun 18 2004, 7:05 PM CDT Att: 28,555 - Cloudy - 69 F										
<b>Junior Spivey, R</b> OBP: 0.373, SLG: 0.418 (1, 4)	K	1B		E2 G4-6-3 BB			BB 1B HBP	K		4	1	2	0	1	2	1											
<b>Geoff Jenkins, L</b> OBP: 0.316, SLG: 0.455 (1, 7)	FC1 1B	FC4-6 1B		G4-6-3 1-2			HBP BB 1B		4	1	2	0	0	0	3												
<b>Lyle Overbay, L</b> OBP: 0.402, SLG: 0.551 (1, 3)	1B 1B	FC4-6		G4-3			K		4	1	1	0	0	1	5												
<b>Brady Clark, R</b> OBP: 0.348, SLG: 0.369 (1, 9)	1B		L8		P2		HBP BB		3	0	1	1	1	0	0												
<b>Keith Ginter, R</b> OBP: 0.319, SLG: 0.434 (1, 5)	1B		F9		F7		HBP		3	0	1	2	0	0	0												
<b>Chad Moeller, R</b> OBP: 0.290, SLG: 0.355 (1, 2)	P4		HR			K	K		4	1	1	1	0	2	5												
<b>Craig Counsell, L</b> OBP: 0.348, SLG: 0.332 (1, 6)		P2	G4-3			G4-3	K		4	0	0	0	0	1	3												
<b>15 Ben Sheets, R</b> (1, 1)					L4				2	0	0	0	0	0	0												
<b>Ben Grieve, L</b> OBP: 0.390, SLG: 0.417 <b>Jeff Bennett, R</b> (7, 1)		F8				FC6 1B		F8	1	0	1	0	0	0	0												
<b>2 Bill Hall, R</b> OBP: 0.293, SLG: 0.448 <b>Dan Kolb, R</b> (9, 1)									1	0	0	0	0	0	0												
<b>Inning Stats</b>	R: 2 E: 0 K: 1 S: 14	H: 4 LOB: 2 BB: 0 P: 25	R: 0 E: 0 K: 0 S: 14	H: 2 LOB: 3 BB: 1 P: 22	R: 1 E: 0 K: 0 S: 9	H: 1 LOB: 0 BB: 0 P: 16	R: 0 E: 1 K: 0 S: 8	H: 1 LOB: 1 BB: 1 P: 17	R: 0 E: 0 K: 0 S: 7	H: 0 LOB: 0 BB: 0 P: 10	R: 0 E: 0 K: 1 S: 9	H: 1 LOB: 1 BB: 0 P: 15	R: 1 E: 0 K: 3 S: 19	H: 2 LOB: 3 BB: 1 P: 31	R: 0 E: 0 K: 2 S: 10	H: 0 LOB: 0 BB: 0 P: 17		1B: 9 2B: 1 3B: 0 HR: 1	SF: 0 SAC: 0 DP: 1 HBP: 1	WP: 0 PB: 0 SB: 1 CS: 0	PA: 38						
<b>PITCHER</b>	IP	WLS	BF	H	R	ER	SO	BB	IBB	HBP	BLK	WP	HR	S	P	ERA		WHIP									
<b>Carlos Silva, R</b> ERA: 4.13	4.0	L	21	8	3	3	1	2	0	0	0	0	0	45	80	6.75	2.500										
<b>Joe Roa, R</b> ERA: 2.5	2.0		9	3	1	1	1	0	0	0	0	0	0	20	30	4.50	1.500										
<b>Grant Balfour, R</b> ERA: 6.75	0.2		4	0	0	0	2	1	0	1	0	0	0	10	19	0.00	1.500										
<b>Aaron Fultz, L</b> ERA: 3.48	1.1		4	0	0	0	3	0	0	0	0	0	0	15	24	0.00	0.000										

AB	34
R	4
H	11
RBI	4
BB	3
SO	7
LOB	18





Batter	1	2	3	4	5	6	7	8	9	AB	R	H	RBI	BB	SO	LOB	TOP								
<b>Cristian Guzman, S</b> OBP: 0.314, SLG: 0.347 (1, 6)	0-1 G6-3	1-1 G6-3			1-2 G4-3	2 SAFE G4-3		1-1 1B		5	0	1	0	0	0	3	<b>Minnesota Twins @ Milwaukee Brewers</b> Miller Park, Milwaukee, WI Sat Jun 19 2004, 6:05 PM CDT Att: 36,882 - Sunny - 64 F								
<b>Doug Mientkiewicz, L</b> OBP: 0.335, SLG: 0.354 (1, 3)	0-0 2B 1B		1-0 G3-1		2-0 G3-1		3-2 G4-1	2-2 P4		5	1	1	0	0	0	2									
<b>20 Lew Ford, R</b> OBP: 0.386, SLG: 0.502 (1, 7)	2-2 F8		1-0 P4		0-3 K	1 SAFE K	2-2 1B		0-0 P3	5	0	1	0	0	1	1									
<b>Corey Koskie, L</b> OBP: 0.340, SLG: 0.492 (1, 5)	2-0 1-H 2B		2-2 F8		1-1 2B HR 1B	3-2 F8	1-2 F8		1-1 G3-1	5	1	2	1	0	0	1									
<b>Tori Hunter, R</b> OBP: 0.322, SLG: 0.476 (1, 8)	0-2 G5-3			3-1 F9	0-0 HR 2B	0-3 K2-3			1-1 G6-3	5	1	1	0	0	1	2									
<b>Jacque Jones, L</b> OBP: 0.313, SLG: 0.464 (1, 9)		2-1 1B		4-2 BB	1-0 HR			2-1 F8		3	1	2	3	1	0	0									
<b>7 Joe Mauer, L</b> OBP: 0.377, SLG: 0.578 (1, 2)		2-2 L7		2-0 F8	2-H 3-H 2-1 HR			0-2 G6-3		4	1	1	1	0	0	2									
<b>Luis Rivas, R</b> OBP: 0.322, SLG: 0.472 (1, 4)		0-0 1B		3-1 G6-3	3-2 SH1-4 1B			2-2 HR		4	1	3	1	0	0	1									
<b>Brad Radke, R</b> Aron Fultz, L Matthew LeCroy, R Michael Restovich, R Terry Mulholland, R Juan Rincon, R (1, 1) (7, 1) (8, PH) (8, PH) (8, 1) (8, 1)		1-3 K		0-0 G5-3	0-1 SH1-4			4-2 1B BB		2	0	0	0	0	1	2									
<b>Inning Stats</b>	R: 1 E: 0 K: 0 S: 10	H: 2 LOB: 1 BB: 0 P: 14	R: 0 E: 0 K: 1 S: 11	H: 2 LOB: 2 BB: 0 P: 17	R: 0 E: 0 K: 0 S: 6	H: 0 LOB: 0 BB: 0 P: 10	R: 0 E: 0 K: 0 S: 7	H: 0 LOB: 1 BB: 1 P: 19	R: 0 E: 0 K: 0 S: 5	H: 0 LOB: 0 BB: 0 P: 8	R: 4 E: 0 K: 1 S: 17	H: 5 LOB: 1 BB: 0 P: 25	R: 0 E: 0 K: 1 S: 12	H: 1 LOB: 0 BB: 0 P: 20	R: 1 E: 0 K: 0 S: 16	H: 2 LOB: 2 BB: 1 P: 27	R: 0 E: 0 K: 0 S: 5	H: 0 LOB: 0 BB: 0 P: 7	1B: 7 2B: 2 3B: 0 HR: 3	SF: 0 SAC: 1 DP: 0 HBP: 0	WP: 0 PB: 0 SB: 1 CS: 0	PA: 41			
<b>PITCHER</b>	IP	WLS	BF	H	R	ER	SO	BB	IBB	HBP	BLK	WP	HR	S	P	ERA	WHIP								
<b>Wes Obermueller, R</b> ERA: 6.67 (1, 1)	5.1		26	9	5	5	2	1	0	0	0	0	2	51	87	8.44	1.875								
<b>Dave Burba, R</b> ERA: 2.73 (6, 1)	1.2	6	1	0	0	1	0	0	0	0	0	0	0	17	26	0.00	0.600								
<b>Luis Vizcaino, R</b> ERA: 3.41 (8, 1)	1.0	W	6	2	1	1	0	1	0	0	0	0	1	16	27	9.00	3.000								
<b>Dan Kolb, R</b> ERA: 0.98 (9, 1)	1.0	S	3	0	0	0	0	0	0	0	0	0	0	5	7	0.00	0.000								

AB	38
R	6
H	12
RBI	6
BB	2
SO	3
LOB	14



Batter	1	2	3	4	5	6	7	8	9	AB	R	H	RBI	BB	SO	LOB	BOTTOM								
<b>Scott Podsednik, L</b> OBP: 0.342, SLG: 0.421 (1, 8)	2-2 F8		0-1 L6			1-0 G3	1-2 HR			4	1	1	2	0	0	1	<b>Minnesota Twins @ Milwaukee Brewers</b> Miller Park, Milwaukee, WI Sat Jun 19 2004, 6:05 PM CDT Att: 36,882 - Sunny - 64 F								
<b>Junior Spivey, R</b> OBP: 0.370, SLG: 0.414 (1, 4)	3-3 K			1-2 1B G3 1B		1-1 F8	2-1 G5-3			4	0	1	0	0	1	0									
<b>Geoff Jenkins, L</b> OBP: 0.319, SLG: 0.466 (1, 7)	0-0 G4-3			0-0 G3		1-0 G3	1-0 2B G4-3 1B	0-0 HR		4	2	2	1	0	0	1									
<b>Lyle Overbay, L</b> OBP: 0.407, SLG: 0.559 (1, 3)		0-0 L5		2-2 G3-6-1 1B		0-0 G4-3 2B	1-3 2B	0-0 CS 1B		4	1	3	0	0	0	0									
<b>Jeff Liefer, L</b> OBP: 0.227, SLG: 0.286 (8, PH) Brady Clark, R OBP: 0.352, SLG: 0.374 (9, 9)		1-1 G6-3		2-0 G3-6-1		1-0 G4-3	1 SAFE G4-3	2-2 2B 1B		3	0	0	1	0	0	3									
<b>2 Bill Hall, R</b> OBP: 0.291, SLG: 0.442 (6, 6)		1-1 G1-3		1-2 G4-3		2-3 3-H 3-H	1-1 E5 2B SF7	0-0 1B		1	0	1	1	0	0	0									
<b>Gary Bennett, R</b> OBP: 0.298, SLG: 0.301 (1, 2)			1-3 K		0-0 G6-3		1-3 1B 2B	0-0 F8		4	1	1	0	0	1	2									
<b>Craig Counsell, L</b> OBP: 0.387, SLG: 0.528 (8, 1) Dave Burba, R Ben Grieva, L OBP: 0.387, SLG: 0.417 (7, PH) Luis Vizcaino, R Brooks Kieschnick, L Dan Kolb, R (8, PH) (8, 1) (8, 1)			0-3 K		2-3 K		0-0 K	3-3 K		2	0	0	0	0	2	0									
<b>Wes Obermueller, R</b> OBP: 0.353, SLG: 0.471 (6, 5) Keith Ginter, R OBP: 0.320, SLG: 0.435 (8, 1)			2-2 K		2-2 K		1-3 K	2-2 HR 1B		1	0	1	0	0	0	0									
<b>Inning Stats</b>	R: 0 E: 0 K: 1 S: 8	H: 0 LOB: 0 BB: 0 P: 13	R: 0 E: 0 K: 0 S: 5	H: 0 LOB: 0 BB: 0 P: 7	R: 0 E: 0 K: 2 S: 11	H: 1 LOB: 1 BB: 0 P: 14	R: 0 E: 0 K: 0 S: 8	H: 2 LOB: 1 BB: 0 P: 13	R: 0 E: 0 K: 1 S: 8	H: 0 LOB: 0 BB: 0 P: 11	R: 0 E: 0 K: 1 S: 6	H: 0 LOB: 0 BB: 0 P: 9	R: 6 E: 1 K: 0 S: 17	H: 5 LOB: 0 BB: 0 P: 27	R: 1 E: 0 K: 1 S: 10	H: 4 LOB: 2 BB: 0 P: 15	1B: 7 2B: 3 3B: 0 HR: 2	SF: 1 SAC: 0 DP: 1 HBP: 0	WP: 0 PB: 0 SB: 0 CS: 1	PA: 35					
<b>PITCHER</b>	IP	WLS	BF	H	R	ER	SO	BB	IBB	HBP	BLK	WP	HR	S	P	ERA	WHIP								
<b>Brad Radke, R</b> ERA: 3.17 (7, 1)	0.1	B	2	1	1	0	0	0	0	0	0	0	1	6	9	0.00	3.000								
<b>Terry Mulholland, L</b> ERA: 5.1 (8, 1)	0.0	L	2	2	1	1	0	0	0	0	0	0	1	2	2	*	*								
<b>Juan Rincon, R</b> ERA: 2.0 (8, 1)	1.0	4	2	0	0	0	1	0	0	0	0	0	0	8	13	0.00	2.000								

AB	34
R	7
H	12
RBI	7
BB	0
SO	6
LOB	9





Batter	1	2	3	4	5	6	7	8	9	AB	R	H	RBI	BB	SO	LOB	TOP				
<b>Cristian Guzman, S</b> OBP: 0.312, SLG: 0.346 (1, 6)	G4-3	SF9		K					G3	4	0	1	1	0	1	0	<b>Minnesota Twins @ Milwaukee Brewers</b> Miller Park, Milwaukee, WI Sun Jun 20 2004, 1:05 PM CDT Att: 33,752 - Cloudy - 69 F				
<b>Doug Mientkiewicz, L</b> OBP: 0.336, SLG: 0.349 (1, 3)	2B	F7			K	F7			BB	3	1	0	0	2	1	3					
<b>20 Lew Ford, R</b> OBP: 0.386, SLG: 0.502 (1, 7)	2B	F7							K	4	1	1	0	1	1	2					
<b>5 Michael Cuddyer, R</b> OBP: 0.309, SLG: 0.418 (1, 5)	K				P3				F9	5	0	1	0	0	1	3					
<b>Tori Hunter, R</b> OBP: 0.325, SLG: 0.479 (1, 8)	2B				F9				G6-4-3	3	0	1	2	1	0	3					
<b>Jacque Jones, L</b> OBP: 0.305, SLG: 0.456 (1, 9)	K				K				E4	4	0	0	0	0	3	4					
<b>7 Joe Mauer, L</b> OBP: 0.368, SLG: 0.551 (1, 2)		1B			L8				G4-3	4	1	1	0	0	0	2					
<b>Luis Rivas, R</b> OBP: 0.327, SLG: 0.476 (1, 4)		1B			G4-3				G6-3	3	1	1	0	1	0	0					
<b>Johan Santana, L</b> OBP: 0.375, SLG: 0.375 (1, 1) <b>36 Joe Nathan, R</b> (9, 1)					F7				K	4	0	2	1	0	1	2					
<b>Inning Stats</b>	R: 2 E: 0 K: 2 S: 16	H: 2 LOB: 1 BB: 1 P: 29	R: 2 E: 0 K: 0 S: 18	H: 3 LOB: 1 BB: 0 P: 26	R: 0 E: 0 K: 1 S: 8	H: 0 LOB: 1 BB: 1 P: 18	R: 0 E: 0 K: 1 S: 10	H: 0 LOB: 0 BB: 0 P: 16	R: 0 E: 0 K: 2 S: 13	H: 1 LOB: 2 BB: 1 P: 24	R: 0 E: 1 K: 0 S: 7	H: 0 LOB: 0 BB: 0 P: 10	R: 0 E: 1 K: 1 S: 9	H: 0 LOB: 1 BB: 1 P: 15	R: 0 E: 0 K: 1 S: 9	H: 0 LOB: 1 BB: 1 P: 15	1B: 5 2B: 3 3B: 0 HR: 0	SF: 1 SAC: 0 DP: 1 HBP: 0	WP: 0 PB: 0 SB: 1 CS: 2	PA: 40	
<b>PITCHER</b>	IP	WLS	BF	H	R	ER	SO	BB	IBB	HBP	BLK	WP	HR	S	P	ERA	WHIP				
<b>Victor Santos, R</b> ERA: 3.95 (1, 1)	3.0	L	16	5	4	4	3	2	0	0	0	0	0	42	73	12.00	2.333				
<b>Matt Kinney, R</b> ERA: 6.35 (4, 1)	2.0		8	1	0	0	3	1	0	0	0	0	0	23	40	0.00	1.000				
<b>Matt Wise, R</b> ERA: 2.55 (6, 1)	2.0		8	2	0	0	0	0	0	0	0	0	0	20	27	0.00	1.000				
<b>Mike Adams, R</b> ERA: 1.13 (8, 1)	2.0		8	0	0	0	2	2	0	0	0	0	0	18	30	0.00	1.000				

Batter	1	2	3	4	5	6	7	8	9	AB	R	H	RBI	BB	SO	LOB	BOTTOM					
<b>Scott Podsednik, L</b> OBP: 0.338, SLG: 0.415 (1, 8)	F7				K				K	4	0	0	0	0	3	0	<b>Minnesota Twins @ Milwaukee Brewers</b> Miller Park, Milwaukee, WI Sun Jun 20 2004, 1:05 PM CDT Att: 33,752 - Cloudy - 69 F					
<b>Junior Spivey, R</b> OBP: 0.373, SLG: 0.429 (1, 4)	F8				F8				HR	3	1	1	1	0	0	0						
<b>Geoff Jenkins, L</b> OBP: 0.318, SLG: 0.463 (1, 7)	K				G4-3				G4-3	4	0	1	0	0	1	0						
<b>Lyle Overbay, L</b> OBP: 0.408, SLG: 0.554 (1, 3)		1B			1B				K	2	0	0	0	2	1	2						
<b>Brady Clark, R</b> OBP: 0.349, SLG: 0.370 (1, 9)		P4			K				1B	4	0	1	0	0	1	4						
<b>2 Bill Hall, R</b> OBP: 0.280, SLG: 0.435 (1, 6)		1B			B1				K	4	0	1	0	0	1	4						
<b>Keith Ginter, R</b> OBP: 0.314, SLG: 0.426 (1, 5)		F7			K				K	4	0	0	0	0	3	4						
<b>Gary Bennett, R</b> OBP: 0.290, SLG: 0.292 (1, 2) <b>Brooks Kieschnick, L</b> (9, PH)		P4			K				1B	3	0	0	0	0	2	2						
<b>Victor Santos, R</b> ERA: 3.95 (1, 1) <b>Craig Counsell, L</b> (3, PH) <b>Matt Kinney, R</b> (4, 1) <b>Ben Grubbs, L</b> (5, PH) <b>Matt Wise, R</b> (6, 1) <b>Jeff Liefer, L</b> (7, PH) <b>Mike Adams, R</b> (8, 1) <b>Chad Moeller, R</b> (9, PH)					E9				K	0	0	0	0	0	0	0						
<b>Inning Stats</b>	R: 0 E: 0 K: 1 S: 9	H: 0 LOB: 0 BB: 0 P: 11	R: 0 E: 0 K: 0 S: 10	H: 1 LOB: 2 BB: 1 P: 19	R: 1 E: 1 K: 1 S: 7	H: 1 LOB: 0 BB: 0 P: 12	R: 0 E: 0 K: 2 S: 11	H: 0 LOB: 0 BB: 1 P: 21	R: 0 E: 0 K: 3 S: 9	H: 0 LOB: 0 BB: 0 P: 11	R: 0 E: 0 K: 0 S: 10	H: 1 LOB: 2 BB: 0 P: 15	R: 0 E: 0 K: 3 S: 9	H: 0 LOB: 0 BB: 0 P: 11	R: 1 E: 0 K: 2 S: 9	H: 1 LOB: 0 BB: 0 P: 16	R: 0 E: 0 K: 3 S: 14	H: 2 LOB: 2 BB: 0 P: 19	1B: 4 2B: 0 3B: 1 HR: 1	SF: 0 SAC: 0 DP: 0 HBP: 1	WP: 0 PB: 0 SB: 0 CS: 0	PA: 36
<b>PITCHER</b>	IP	WLS	BF	H	R	ER	SO	BB	IBB	HBP	BLK	WP	HR	S	P	ERA	WHIP					
<b>Johan Santana, L</b> ERA: 4.61 (1, 1) <b>36 Joe Nathan, R</b> ERA: 1.35 (9, 1)	8.0	W	31	4	2	2	12	2	0	0	0	0	0	14	116	2.25	0.750					







Batter	1	2	3	4	5	6	7	8	9	AB	R	H	RBI	BB	SO	LOB	TOP										
Aaron Miles, S OBP: 0.340, SLG: 0.418 (1,4)	P2		CS 1B		G5-3		K			4	0	1	2	0	1	1	<b>Colorado Rockies @ Milwaukee Brewers</b> Miller Park, Milwaukee, WI Wed Jun 23 2004, 7:05 PM CDT Att: 19,964 - Dome - 70 F										
Royce Clayton, R OBP: 0.351, SLG: 0.455 (1,6)	G6-3		F9 1-2		1B			BB 17 FC4-6		3	0	1	0	1	0	1											
17 Todd Helton, L OBP: 0.462, SLG: 0.605 (1,3)	G4-3		BB		BB			FC4-6 WP 1-2		3	0	0	0	1	1	2											
Preston Wilson, R OBP: 0.316, SLG: 0.353 (1,8)		L5	F8			P3		F9		4	0	0	0	0	0	2											
Vinny Castilla, R OBP: 0.350, SLG: 0.563 (1,5)	P3			G1-3 2B		P6		K		4	0	1	0	0	1	1											
Jeremy Burnitz, L OBP: 0.356, SLG: 0.559 (8,7)	G1-3			G1-3		G1-3			K	4	0	0	0	0	1	1											
5 Matt Holliday, R Larry Walker, L OBP: 0.600, SLG: 0.667 (8,9)			1B 2B 1B	G6-3		G5-3		L9		3	1	1	0	0	0	1											
Todd Greene, R OBP: 0.277, SLG: 0.398 (1,2)			2B 1B	P2		K		K		4	1	1	0	0	2	1											
Shawn Estes, R Tim Harikkala, R Shawn Chacon, R OBP: 0.194, SLG: 0.200 (8,1)			1B 2B		P3		WP 1B			3	1	2	1	0	0	0											
										0	0	0	0	0	0	0											
										0	0	0	0	0	0	0											
<b>Inning Stats</b>	R: 0 E: 0 K: 0 S: 5	H: 0 LOB: 0 BB: 0 P: 8	R: 0 E: 0 K: 0 S: 9	H: 0 LOB: 0 BB: 0 P: 14	R: 3 E: 0 K: 0 S: 15	H: 4 LOB: 1 BB: 1 P: 25	R: 0 E: 0 K: 0 S: 10	H: 1 LOB: 1 BB: 0 P: 19	R: 0 E: 0 K: 1 S: 13	H: 1 LOB: 1 BB: 0 P: 18	R: 0 E: 0 K: 2 S: 8	H: 0 LOB: 0 BB: 0 P: 13	R: 0 E: 0 K: 1 S: 12	H: 1 LOB: 1 BB: 0 P: 18	R: 0 E: 0 K: 1 S: 14	H: 0 LOB: 1 BB: 1 P: 21	R: 0 E: 0 K: 2 S: 7	H: 0 LOB: 0 BB: 0 P: 11	1B: 5 2B: 2 3B: 0 HR: 0	SF: 0 SAC: 0 DP: 0 HBP: 0	WP: 2 PB: 2 SB: 0 CS: 1	PA: 35					
<b>PITCHER</b>	IP	WLS	BF	H	R	ER	SO	BB	IBB	HBP	BLK	WP	HR	S	P	ERA	WHIP										
39 Chris Capuano, L ERA: 3.09 (1,1)	7.0	L	28	7	3	3	3	1	0	0	0	1	0	72	115	3.86	1.143										
Luis Vizcaino, R ERA: 3.31 (8,1)	1.0		4	0	0	0	1	1	0	0	0	1	0	14	21	0.00	1.000										
Mike Adams, R ERA: 1.06 (9,1)	1.0		3	0	0	0	2	0	0	0	0	0	0	7	11	0.00	0.000										

Batter	1	2	3	4	5	6	7	8	9	AB	R	H	RBI	BB	SO	LOB	BOTTOM										
Scott Podsednik, L OBP: 0.334, SLG: 0.415 (1,8)	G3		G3		K		G3-1		SH SH1-4	4	0	0	0	0	1	5	<b>Colorado Rockies @ Milwaukee Brewers</b> Miller Park, Milwaukee, WI Wed Jun 23 2004, 7:05 PM CDT Att: 19,964 - Dome - 70 F										
Junior Spivey, R OBP: 0.371, SLG: 0.421 (1,4)	CS 1B		F8		K			FC3-6 BB	SH1-4	3	0	1	0	1	1	3											
Geoff Jenkins, L OBP: 0.324, SLG: 0.459 (1,7)	K			K2-3		G5-4-3 1B		FC3-6 BB 1B	IBB	4	1	1	0	1	2	2											
Lyle Overbay, L OBP: 0.412, SLG: 0.560 (1,3)	CS	G5-3		HR		F9		BB BB 1B	F7	5	1	2	1	0	0	4											
Brady Clark, R OBP: 0.340, SLG: 0.353 (1,9)		L8		E5 2 B5-3		G5-4-3		BB BB	P3	4	0	0	0	1	0	4											
2 Bill Hall, R OBP: 0.285, SLG: 0.423 (1,6)	G4-3			B5-3			F8	P2		4	0	0	0	0	0	4											
Keith Ginter, R OBP: 0.326, SLG: 0.441 (1,5)			FC3-5 BB 1B	K			2B	BB	BB	3	0	2	1	1	1	1											
Chad Moeller, R OBP: 0.288, SLG: 0.345 (1,2)			G3 FC3-5 BB		F8		K	P2		2	0	0	0	1	1	1											
Brooks Kieschnick, L OBP: 0.371, SLG: 0.452 (8,PH)										1	0	0	0	0	0	3											
Gary Bennett, R OBP: 0.290, SLG: 0.292 (9,2)										0	0	0	0	0	0	0											
39 Chris Capuano, L OBP: 0.250, SLG: 0.273 (1,1)			FC3-5 G3						SH1-4 SH	1	0	0	0	0	0	2											
Ben Grieve, L OBP: 0.369, SLG: 0.414 (7,PH)										0	0	0	0	1	0	0											
Luis Vizcaino, R Mike Adams, R Craig Counsell, L OBP: 0.357, SLG: 0.343 (9,PH)										0	0	0	0	0	0	0											
										0	0	0	0	1	0	0											
										0	0	0	0	0	0	0											
<b>Inning Stats</b>	R: 0 E: 0 K: 1 S: 7	H: 1 LOB: 0 BB: 0 P: 9	R: 0 E: 0 K: 0 S: 6	H: 0 LOB: 0 BB: 0 P: 11	R: 0 E: 0 K: 0 S: 5	H: 1 LOB: 2 BB: 1 P: 14	R: 1 E: 1 K: 2 S: 9	H: 1 LOB: 1 BB: 0 P: 17	R: 0 E: 0 K: 2 S: 8	H: 0 LOB: 1 BB: 0 P: 14	R: 0 E: 0 K: 0 S: 6	H: 1 LOB: 0 BB: 0 P: 11	R: 0 E: 0 K: 1 S: 11	H: 1 LOB: 2 BB: 1 P: 22	R: 1 E: 0 K: 0 S: 16	H: 1 LOB: 3 BB: 3 P: 33	R: 0 E: 0 K: 0 S: 11	H: 0 LOB: 3 BB: 2 P: 25	1B: 4 2B: 1 3B: 0 HR: 1	SF: 0 SAC: 2 DP: 1 HBP: 1	WP: 0 PB: 0 SB: 0 CS: 1	PA: 42					
<b>PITCHER</b>	IP	WLS	BF	H	R	ER	SO	BB	IBB	HBP	BLK	WP	HR	S	P	ERA	WHIP										
Shawn Estes, L ERA: 5.3 (1,1)	7.1	W	31	6	2	2	6	3	0	1	0	0	0	55	107	2.46	1.227										
Tim Harikkala, R ERA: 2.96 (8,1)	0.2	H	4	0	0	0	0	2	0	0	0	0	0	13	24	0.00	3.000										
Shawn Chacon, R ERA: 8.1 (9,1)	1.0	S	6	0	0	0	0	1	1	0	0	0	0	11	25	0.00	1.000										

AB	33
R	3
H	7
RBI	3
BB	2
SO	6
LOB	10





Batter	1	2	3	4	5	6	7	8	9	AB R H RBI BB SO LOB	TOP									
Aaron Miles, S OBP: 0.338, SLG: 0.415 (1,4)	1-1 1B		2-1 G6-3		0-2 G6-3			1-1 G6-3		4 0 1 0 0 0 0	<b>Colorado Rockies @ Milwaukee Brewers</b> Miller Park, Milwaukee, WI Thu Jun 24 2004, 1:05 PM CDT Att: 21,224 - Dome - 67 F									
Royce Clayton, R OBP: 0.346, SLG: 0.448 (1,6)	1-3 K		2-2 F9			1-0 G5-3		2-2 G6-3		4 0 0 0 0 1 1										
17 Todd Helton, L OBP: 0.455, SLG: 0.595 (1,3)	2-2 F7			3-1 F7		2-2 G4-3		1-3 K		4 0 0 0 0 1 1										
Larry Walker, L OBP: 0.444, SLG: 0.333 (1,9)	2-3 K			0-0 E3 HR		4-2 BB		0-1 G3-1		3 1 0 0 1 1 1										
Jeremy Burnitz, L OBP: 0.355, SLG: 0.558 (1,8)		1-2 F8		2-3 K		1-3 SAFE SAFE K		0-2 1B 2B		4 0 1 0 0 2 2										
Mark Sweeney, L OBP: 0.398, SLG: 0.476 (1,7)		2-2 2B		0-1 1-H HR			0-3 K	1-2 WP 1B		3 1 2 2 0 1 0 1 1 1 0 0 0 0										
Denny Hocking, S OBP: 0.269, SLG: 0.233 (8,7)								2-H 1B												
Luis Gonzalez, R OBP: 0.305, SLG: 0.421 (1,5)		0-3 K		0-2 G5-3			3-3 K	1-1 2-H 1B		4 0 1 1 0 2 1										
Charles Johnson, R OBP: 0.356, SLG: 0.506 (1,2)		2-2 F7			2-3 K		0-0 2B	2-1 F7		4 0 1 0 0 1 2										
2B Aaron Cook, R OBP: 0.125, SLG: 0.125 (1,1)			2-3 K		1-3 K		1-1 G4-3			3 0 0 0 0 2 1 0 0 0 0 0 0 0										
Shawn Chacon, R (9,1)																				
<b>Inning Stats</b>	R: 0 E: 0 K: 2 S: 11	H: 1 LOB: 1 BB: 0 P: 17	R: 0 E: 0 K: 1 S: 12	H: 1 LOB: 1 BB: 0 P: 17	R: 0 E: 0 K: 1 S: 9	H: 0 LOB: 0 BB: 0 P: 15	R: 2 E: 1 K: 1 S: 11	H: 1 LOB: 0 BB: 0 P: 16	R: 0 E: 0 K: 2 S: 9	H: 0 LOB: 1 BB: 1 P: 12	R: 0 E: 0 K: 2 S: 11	H: 1 LOB: 1 BB: 0 P: 15	R: 0 E: 0 K: 1 S: 9	H: 0 LOB: 0 BB: 0 P: 13	R: 1 E: 0 K: 0 S: 13	H: 3 LOB: 1 BB: 0 P: 17	1B: 3 2B: 3 3B: 0 HR: 1	SF: 0 SAC: 0 DP: 0 HBP: 0	WP: 1 PB: 0 SB: 0 CS: 0	PA: 35
<b>PITCHER</b>	IP WLS BF H R ER SO BB IBB HBP BLK WP HR S P ERA WHIP											IP WLS BF H R ER SO BB IBB HBP BLK WP HR S P ERA WHIP								
15 Ben Sheets, R ERA: 2.41 (1,1)	7.0 L 27 4 2 0 10 1 0 0 0 0 0 1 0 72 109 0.00 0.714											2.0 8 3 1 1 1 0 0 0 0 0 1 0 22 30 4.50 1.500								
Matt Wise, R ERA: 2.75 (8,1)																				

AB	34
R	3
H	7
RBI	3
BB	1
SO	11
LOB	9



Batter	1	2	3	4	5	6	7	8	9	AB R H RBI BB SO LOB	BOTTOM											
Scott Podsednik, L OBP: 0.332, SLG: 0.410 (1,8)	2-2 L6		2-2 G3		4-0 S BB		0-1 F7		0-3 K	4 0 0 0 1 1 3	<b>Colorado Rockies @ Milwaukee Brewers</b> Miller Park, Milwaukee, WI Thu Jun 24 2004, 1:05 PM CDT Att: 21,224 - Dome - 67 F											
Junior Spivey, R OBP: 0.373, SLG: 0.423 (1,4)	0-1 1B		0-2 FC4-6 1B		2-1 G6-3 1-2		0-0 FC5-4 1-2			4 0 2 0 0 0 3												
Geoff Jenkins, L OBP: 0.323, SLG: 0.456 (1,7)	0-2 L8		0-0 FC4-6 1-2		0-0 G4-6-3 1B			2-2 F8		4 0 1 0 0 0 2												
Lyle Overbay, L OBP: 0.406, SLG: 0.552 (1,3)	0-0 L7		1-0 F7		1-1 G4-6-3 1-2			3-3 K		4 0 0 0 0 1 3												
Keith Ginter, R OBP: 0.333, SLG: 0.447 (1,5)		0-2 G6-3 WP 1B		2-2 P6		3-2 1B		2-2 1B		4 0 3 0 0 0 0												
Ben Grievie, L OBP: 0.385, SLG: 0.409 (1,9)		0-0 L8		2-2 G6-4-3 1B		0-0 F7		1-3 K		4 0 1 0 0 1 3												
Chad Moeller, R OBP: 0.289, SLG: 0.344 (1,2)		1-0 G6-3		0-1 G6-4-3 1-2			2-2 15 FC3-5 1B	2-2 1B		3 0 1 0 0 0 2 1 0 1 0 0 0 0												
2 Bill Hall, R OBP: 0.290, SLG: 0.427 (9, PH)		1-3 1B					1-1 15 FC3-5 1B															
Craig Counsell, L OBP: 0.364, SLG: 0.345 (1,6)		4-0 IBB			4-1 15 B3-4 BB		1-2 S 15 FC3-5 1B	3-2 P6		2 0 1 0 2 0 1												
15 Ben Sheets, R (1,1)		1-2 G1-3			0-0 B3-4 1-1		0-1 FC3-5 1-2 2-3	0-3 K		3 0 0 0 0 0 5 0 0 0 0 0 0 0 0 0 0 0 0 0 0 1 0 0 0 0 1 1												
Jeff Liefer, L OBP: 0.217, SLG: 0.273 (7, PR)																						
Matt Wise, R (8,1)																						
Brooks Kieschnick, L OBP: 0.361, SLG: 0.438 (9, PH)																						
<b>Inning Stats</b>	R: 0 E: 0 K: 0 S: 11	H: 1 LOB: 1 BB: 0 P: 13	R: 0 E: 0 K: 0 S: 9	H: 1 LOB: 2 BB: 1 P: 15	R: 0 E: 0 K: 0 S: 8	H: 1 LOB: 1 BB: 0 P: 11	R: 0 E: 0 K: 0 S: 8	H: 1 LOB: 0 BB: 0 P: 12	R: 0 E: 0 K: 0 S: 4	H: 0 LOB: 2 BB: 2 P: 14	R: 0 E: 0 K: 0 S: 7	H: 2 LOB: 1 BB: 0 P: 11	R: 0 E: 0 K: 0 S: 10	H: 2 LOB: 2 BB: 0 P: 13	R: 0 E: 0 K: 2 S: 12	H: 1 LOB: 1 BB: 0 P: 20	R: 0 E: 0 K: 2 S: 14	H: 1 LOB: 1 BB: 0 P: 19	1B: 10 2B: 1 3B: 0 HR: 0	SF: 0 SAC: 0 DP: 3 HBP: 0	WP: 1 PB: 0 SB: 2 CS: 0	PA: 37
<b>PITCHER</b>	IP WLS BF H R ER SO BB IBB HBP BLK WP HR S P ERA WHIP											IP WLS BF H R ER SO BB IBB HBP BLK WP HR S P ERA WHIP										
28 Aaron Cook, R ERA: 5.1 (1,1)	8.0 W 33 9 0 0 2 2 0 0 0 0 0 0 0 14 19 0.00 1.375											1.0 S 4 1 0 0 2 0 0 0 0 0 0 0 0 14 19 0.00 1.000										
Shawn Chacon, R ERA: 7.84 (9,1)																						

AB	34
R	0
H	10
RBI	0
BB	3
SO	4
LOB	23





Batter	1	2	3	4	5	6	7	8	9	AB	R	H	RBI	BB	SO	LOB	TOP								
<b>Brady Clark, R</b> OBP: 0.344, SLG: 0.357 (1, 8)										4	1	2	0	0	1	0	<b>Milwaukee Brewers @ Minnesota Twins</b> Hubert H. Humphrey Metrodome, Minneapolis, MN Fri Jun 25 2004, 8:10 PM EDT Att: 24,160 - Unknown - 70 F								
<b>Junior Solvey, R</b> OBP: 0.376, SLG: 0.439 (1, 4)										4	1	2	2	0	1	1									
<b>Geoff Jenkins, L</b> OBP: 0.319, SLG: 0.449 (1, 7)										4	0	0	0	0	2	1									
<b>Lyle Overbay, L</b> OBP: 0.401, SLG: 0.543 (1, 3)										4	0	0	0	0	3	1									
<b>2 Bill Hall, R</b> OBP: 0.289, SLG: 0.430 (1, 5)										4	0	1	0	0	1	0									
<b>Keith Ginter, R</b> OBP: 0.332, SLG: 0.443 (1, 10)										4	0	1	0	0	0	1									
<b>Ben Grieve, L</b> OBP: 0.382, SLG: 0.404 (1, 9)										4	0	1	0	0	2	2									
<b>Gary Bennett, R</b> OBP: 0.291, SLG: 0.286 (1, 2)										2	0	0	0	1	1	1									
<b>Jeff Liefer, L</b> OBP: 0.205, SLG: 0.261 (9, PH)										1	0	0	0	0	0	1									
<b>Craig Counsell, L</b> OBP: 0.360, SLG: 0.340 (1, 6)										3	1	0	0	0	0	2									
<b>Inning Stats</b>	R: 0 E: 0 K: 3 S: 9	H: 0 LOB: 0 BB: 0 P: 15	R: 0 E: 0 K: 1 S: 12	H: 1 LOB: 1 BB: 0 P: 17	R: 0 E: 0 K: 0 S: 11	H: 1 LOB: 0 BB: 0 P: 15	R: 0 E: 0 K: 3 S: 11	H: 0 LOB: 0 BB: 0 P: 17	R: 0 E: 0 K: 1 S: 13	H: 1 LOB: 1 BB: 0 P: 19	R: 1 E: 0 K: 1 S: 10	H: 1 LOB: 0 BB: 0 P: 16	R: 0 E: 0 K: 1 S: 8	H: 0 LOB: 0 BB: 0 P: 14	R: 2 E: 1 K: 0 S: 14	H: 2 LOB: 1 BB: 1 P: 23	R: 0 E: 0 K: 1 S: 19	H: 1 LOB: 1 BB: 0 P: 24	1B: 5 2B: 1 3B: 0 HR: 1	SF: 0 SAC: 0 DP: 0 HBP: 0	WP: 0 PB: 0 SB: 0 CS: 0	PA: 35			
<b>PITCHER</b>	IP	WLS	BF	H	R	ER	SO	BB	IBB	HBP	BLK	WP	HR	S	P	ERA	WHIP								
<b>Johan Santana, L</b> ERA: 4.38 (1, 1)	7.0	W	25	4	1	1	10	0	0	0	0	0	1	74	113	1.29	0.571								
<b>Juan Rincon, R</b> ERA: 2.09 (8, 1)	1.0		6	2	2	1	0	1	0	0	0	0	0	14	23	9.00	3.000								
<b>36 Joe Nathan, R</b> ERA: 1.26 (9, 1)	1.0	S	4	1	0	0	1	0	0	0	0	0	0	19	24	0.00	1.000								

Batter	1	2	3	4	5	6	7	8	9	AB	R	H	RBI	BB	SO	LOB	BOTTOM								
<b>Cristian Guzman, S</b> OBP: 0.306, SLG: 0.352 (1, 6)										4	4	3	1	0	0	1	<b>Milwaukee Brewers @ Minnesota Twins</b> Hubert H. Humphrey Metrodome, Minneapolis, MN Fri Jun 25 2004, 8:10 PM EDT Att: 24,160 - Unknown - 70 F								
<b>Doug Mientkiewicz, L</b> OBP: 0.333, SLG: 0.343 (1, 3)										4	1	1	0	0	0	2									
<b>20 Lew Ford, R</b> OBP: 0.385, SLG: 0.496 (1, 7)										4	0	3	2	0	0	0									
<b>Corey Koskie, L</b> OBP: 0.326, SLG: 0.474 (1, 5)										3	0	0	1	0	3	2									
<b>Tori Hunter, R</b> OBP: 0.326, SLG: 0.483 (1, 8)										4	0	0	0	0	1	2									
<b>Jacque Jones, L</b> OBP: 0.310, SLG: 0.455 (1, 9)										4	1	1	0	0	1	1									
<b>Matthew LeCroy, R</b> OBP: 0.339, SLG: 0.474 (1, 10)										4	0	1	0	0	1	1									
<b>Michael Restovich, R</b> OBP: 0.375, SLG: 0.429 (8, PR)										0	0	0	0	0	0	0									
<b>7 Joe Mauer, L</b> OBP: 0.362, SLG: 0.492 (1, 2)										3	0	1	1	1	0	0									
<b>Luis Rivas, R</b> OBP: 0.310, SLG: 0.444 (1, 4)										4	0	1	0	0	1	3									
<b>Inning Stats</b>	R: 1 E: 0 K: 1 S: 12	H: 2 LOB: 1 BB: 0 P: 20	R: 0 E: 0 K: 1 S: 8	H: 0 LOB: 0 BB: 0 P: 12	R: 1 E: 0 K: 1 S: 16	H: 2 LOB: 1 BB: 0 P: 25	R: 1 E: 0 K: 0 S: 9	H: 2 LOB: 1 BB: 0 P: 11	R: 2 E: 0 K: 2 S: 12	H: 3 LOB: 1 BB: 0 P: 15	R: 0 E: 0 K: 0 S: 7	H: 0 LOB: 0 BB: 0 P: 11	R: 1 E: 0 K: 1 S: 6	H: 1 LOB: 0 BB: 0 P: 8	R: 0 E: 0 K: 1 S: 7	H: 1 LOB: 2 BB: 1 P: 16	1B: 8 2B: 2 3B: 0 HR: 1	SF: 1 SAC: 0 DP: 0 HBP: 0	WP: 1 PB: 0 SB: 1 CS: 0	PA: 36					
<b>PITCHER</b>	IP	WLS	BF	H	R	ER	SO	BB	IBB	HBP	BLK	WP	HR	S	P	ERA	WHIP								
<b>Wes Obermueller, R</b> ERA: 6.79 (1, 1)	4.1	L	22	9	5	4	3	0	0	0	0	0	1	20	28	3.38	0.375								
<b>Dave Burba, R</b> ERA: 2.78 (5, 1)	2.2		9	1	1	1	3	0	0	0	0	0	0	7	16	0.00	2.000								
<b>Brooks Kieschnick, R</b> ERA: 2.6 (8, 1)	1.0		5	1	0	0	1	1	0	0	0	0	0	7	16	0.00	2.000								

AB 34  
R 3  
H 7  
RBI 2  
BB 1  
SO 11  
LOB 10



AB 34  
R 6  
H 11  
RBI 5  
BB 1  
SO 7  
LOB 12





Batter	1	2	3	4	5	6	7	8	9	AB	R	H	RBI	BB	SO	LOB	TOP					
Scott Podsednik, L (1, 8) OBP: 0.333, SLG: 0.410	P4		G6-3	G4-3					G3-1 1B	5	0	2	0	0	0	1	<b>Milwaukee Brewers @ Minnesota Twins</b> Hubert H. Humphrey Metrodome, Minneapolis, MN Sat Jun 26 2004, 7:10 PM EDT Att: 26,137 - Unknown - 70 F <a href="http://livebaseballscorecards.com">livebaseballscorecards.com</a>					
Junior Spivey, R (1, 4) OBP: 0.372, SLG: 0.433	P3		G5-3					G4-3	G3-1 1B	5	1	1	0	0	1	2						
Geoff Jenkins, L (1, 7) OBP: 0.320, SLG: 0.449	G4-3		G4-3					L3	G3-1 1B	5	1	2	0	0	0	0						
Lyle Overbay, L (1, 3) OBP: 0.401, SLG: 0.544		F8						G6-3	G3-1 1B	5	2	2	2	0	0	2						
Ben Grieve, L (1, 9) OBP: 0.396, SLG: 0.413																						
Brady Clark, R (8, 9) OBP: 0.342, SLG: 0.355									F7													
Jeff Liefer, L (1, 10) OBP: 0.250, SLG: 0.423																						
Keith Ginter, R (1, 5) OBP: 0.339, SLG: 0.449																						
Craig Counsell, L (1, 6) OBP: 0.354, SLG: 0.333																						
Gary Bennett, R (1, 2) OBP: 0.281, SLG: 0.275																						
<b>Inning Stats</b>	R: 0 E: 0 K: 0 S: 6	H: 0 LOB: 0 BB: 0 P: 10	R: 1 E: 0 K: 0 S: 12	H: 2 LOB: 2 BB: 1 P: 23	R: 0 E: 0 K: 0 S: 7	H: 0 LOB: 0 BB: 0 P: 10	R: 3 E: 0 K: 0 S: 16	H: 4 LOB: 1 BB: 0 P: 21	R: 3 E: 0 K: 0 S: 10	H: 4 LOB: 0 BB: 0 P: 15	R: 0 E: 0 K: 1 S: 9	H: 1 LOB: 1 BB: 1 P: 14	R: 0 E: 0 K: 1 S: 7	H: 0 LOB: 1 BB: 1 P: 15	R: 0 E: 0 K: 1 S: 6	H: 1 LOB: 0 BB: 0 P: 9	R: 0 E: 0 K: 1 S: 15	H: 2 LOB: 2 BB: 0 P: 22	1B: 12 2B: 1 3B: 0 HR: 1	SF: 1 SAC: 0 DP: 2 HBP: 0	WP: 0 PB: 0 CS: 0	PA: 41
<b>PITCHER</b>	IP WLS BF H R ER SO BB IBB HBP BLK WP HR S P ERA WHIP																					
54 Matt Guerrier, R (1, 1) ERA: 6.0	4.0 L 19 6 4 4 0 1 0 0 0 0 0 1 41 64 9.00 1.750																					
Terry Mulholland, L (5, 1) ERA: 5.29	4.0 17 6 3 3 1 1 0 0 0 0 0 0 32 53 6.75 1.750																					
J.C. Romero, L (9, 1) ERA: 5.52	1.0 5 2 0 0 1 0 0 0 0 0 0 0 15 22 0.00 2.000																					

Batter	1	2	3	4	5	6	7	8	9	AB	R	H	RBI	BB	SO	LOB	BOTTOM			
Cristian Guzman, S (1, 6) OBP: 0.306, SLG: 0.354			G4-3					G4-3		4	0	1	0	0	0	0	<b>Milwaukee Brewers @ Minnesota Twins</b> Hubert H. Humphrey Metrodome, Minneapolis, MN Sat Jun 26 2004, 7:10 PM EDT Att: 26,137 - Unknown - 70 F <a href="http://livebaseballscorecards.com">livebaseballscorecards.com</a>			
Doug Mientkiewicz, L (1, 3) OBP: 0.329, SLG: 0.337								F9		4	0	0	0	0	0	1				
20 Lew Ford, R (1, 7) OBP: 0.387, SLG: 0.494								G5-3		3	1	1	0	1	0	0				
Corey Koskie, L (1, 5) OBP: 0.329, SLG: 0.479										4	1	2	0	0	0	2				
Tori Hunter, R (1, 8) OBP: 0.320, SLG: 0.474										4	0	0	0	0	4	3				
Jacque Jones, L (1, 9) OBP: 0.305, SLG: 0.451										4	0	1	2	0	1	0				
Matthew LeCroy, R (1, 10) OBP: 0.339, SLG: 0.466										2	0	0	0	0	1	0				
7 Joe Mauer, L (1, 2) OBP: 0.347, SLG: 0.468										3	0	0	0	0	2	2				
Luis Rivas, R (1, 4) OBP: 0.304, SLG: 0.436										3	0	0	0	0	2	2				
<b>Inning Stats</b>	R: 0 E: 0 K: 0 S: 8	H: 1 LOB: 1 BB: 1 P: 14	R: 0 E: 0 K: 2 S: 9	H: 0 LOB: 0 BB: 0 P: 13	R: 0 E: 0 K: 1 S: 9	H: 0 LOB: 0 BB: 0 P: 13	R: 0 E: 0 K: 1 S: 9	H: 1 LOB: 1 BB: 0 P: 15	R: 0 E: 0 K: 2 S: 8	H: 0 LOB: 0 BB: 0 P: 10	R: 2 E: 0 K: 3 S: 17	H: 3 LOB: 2 BB: 0 P: 27	R: 0 E: 0 K: 0 S: 9	H: 0 LOB: 0 BB: 0 P: 16	R: 0 E: 0 K: 1 S: 7	H: 0 LOB: 0 BB: 0 P: 12	1B: 3 2B: 2 3B: 0 HR: 0	SF: 0 SAC: 0 DP: 1 HBP: 1	WP: 0 PB: 0 CS: 0	PA: 33
<b>PITCHER</b>	IP WLS BF H R ER SO BB IBB HBP BLK WP HR S P ERA WHIP																			
Victor Santos, R (1, 1) ERA: 3.84	6.1 W 25 5 2 2 7 1 0 0 1 0 0 0 62 92 2.84 0.947																			
Mike Adams, R (7, 1) ERA: 0.92	2.2 8 0 0 0 3 0 0 0 0 0 0 0 23 39 0.00 0.000																			







Batter	1	2	3	4	5	6	7	8	9	AB	R	H	RBI	BB	SO	LOB	TOP					
Scott Podsednik, L (1, 8) OBP: 0.342, SLG: 0.420	4-0 BB SF7 BB	0-1 1B	2-2 G4-3			4-1 G1-6-3 BB		1-1 P6		3	1	1	0	2	0	1	<b>Milwaukee Brewers @ Colorado Rockies</b> Coors Field, Denver, CO Tue Jun 29 2004, 7:05 PM MDT Att: 28,085 - Unknown - 72 F					
Junior Salvey, R (1, 4) OBP: 0.365, SLG: 0.420	4-2 E BB BB	2-1 F8		1-0 G6-3 1B		1-0 G1-6-3 1-2		2-3 K		4	0	1	0	1	1	2						
Geoff Jenkins, L (1, 7) OBP: 0.319, SLG: 0.443	4-1 FC5 E BB		2-3 K	2-2 G6-3 1-2		1-0		0-1 L9		4	0	1	0	1	1	1						
Lyle Overbay, L (1, 3) OBP: 0.397, SLG: 0.547	2-1 SF7		1-0 BB 2 1B HR	0-0 G3		0-0 G1-3			2-1 G4-1	4	1	1	1	0	0	1						
2 Bill Hall, R (1, 6) OBP: 0.285, SLG: 0.413	0-3 K		3-1 BB HR 1B		0-0 F9		1-1 G2-3		2-1 P4	5	1	1	0	0	1	2						
Wes Helms, R (1, 5) OBP: 0.299, SLG: 0.331	4-1 BB		2-2 L8		1-3 K		2-3 K2-3		0-0 L9	4	0	0	0	1	2	2						
Brady Clark, R (1, 9) OBP: 0.353, SLG: 0.359	2-1 FC5 2-3		4-1 HR BB		1-0 BB 39 1B		4-1 BB			2	2	1	0	2	0	3						
Chad Moeller, R (1, 2)		0-2 G5-3	1-0 HR		0-0 BB 39 1B		4-2 BB			3	1	2	4	1	0	0						
39 Chris Capuano, L (1, 1) OBP: 0.333, SLG: 0.308		0-3 K2-3	4-0 HR		2-1 BB 1B		2-0 G4-3			2	0	1	1	1	1	0						
Ben Grieve, L (7, PH) OBP: 0.393, SLG: 0.408										1	0	0	0	0	0	2						
Dave Burba, R (7, 1)										0	0	0	0	0	0	0						
Luis Vizcaino, R (8, 1)										0	0	0	0	0	0	0						
Dan Kolb, R (9, 1)										0	0	0	0	0	0	0						
<b>Inning Stats</b>	R: 1 E: 1 K: 1 S: 11	H: 0 LOB: 3 BB: 4 P: 31	R: 0 E: 0 K: 1 S: 13	H: 1 LOB: 1 BB: 0 P: 14	R: 4 E: 0 K: 1 S: 16	H: 3 LOB: 1 BB: 2 P: 35	R: 0 E: 0 K: 0 S: 5	H: 1 LOB: 0 BB: 0 P: 8	R: 1 E: 0 K: 1 S: 9	H: 3 LOB: 2 BB: 0 P: 13	R: 0 E: 0 K: 0 S: 4	H: 1 LOB: 1 BB: 1 P: 10	R: 0 E: 0 K: 1 S: 10	H: 0 LOB: 2 BB: 2 P: 23	R: 0 E: 0 K: 1 S: 7	H: 0 LOB: 0 BB: 0 P: 10	R: 0 E: 0 K: 0 S: 5	H: 0 LOB: 0 BB: 0 P: 9	1B: 7 2B: 1 3B: 0 HR: 1	SF: 1 SAC: 0 DP: 2 HBP: 0	WP: 0 PB: 0 CS: 0	PA: 42
<b>PITCHER</b>	IP WLS BF H R ER SO BB IBB HBP BLK WP HR S P ERA WHIP																					
Shawn Estes, L (1, 1) ERA: 5.88	5.0 L 27 8 6 6 4 6 0 0 0 0 1 54 101 10.80 2.800																					
Marc Kroon, R (6, 1) ERA: 6.0	2.0 9 1 0 0 1 3 0 0 0 0 0 14 33 0.00 2.000																					
Scott Dohmann, R (8, 1) ERA: 4.85	2.0 6 0 0 0 1 0 0 0 0 0 0 12 19 0.00 0.000																					

Batter	1	2	3	4	5	6	7	8	9	AB	R	H	RBI	BB	SO	LOB	BOTTOM			
Aaron Miles, S (1, 4) OBP: 0.341, SLG: 0.403	0-1 G4-3		4-1 BB		0-2 L6-4 2-2		4-2 BB		1-1 FC3-6 1B	3	0	1	0	2	0	2	<b>Milwaukee Brewers @ Colorado Rockies</b> Coors Field, Denver, CO Tue Jun 29 2004, 7:05 PM MDT Att: 28,085 - Unknown - 72 F			
Royce Clayton, R (1, 6) OBP: 0.345, SLG: 0.439	2-1 BB 17 G6-3 1B		2-3 K			4-1 G4-3 BB		2-3 K		4	2	1	0	1	2	4				
17 Todd Helton, L (1, 3) OBP: 0.460, SLG: 0.590	0-0 G6-3		1-2 G1-3			0-0 L7		1-2 BB 1B		5	1	2	1	0	0	3				
Preston Wilson, R (1, 8) OBP: 0.255, SLG: 0.260	1-2 BB 3-H 1B					2-0 G4-3		1-0 F9		5	0	1	1	0	2	3				
Larry Walker, L (1, 9) OBP: 0.536, SLG: 0.900	0-1 G3					4-2 BB		4-0 BB 1B		2	0	0	0	2	1	1				
Vinny Castilla, R (1, 5) OBP: 0.344, SLG: 0.543		3-2 G5-3				0-2 F8		1-2 BB 1B		4	0	1	1	0	1	2				
Jeremy Burnitz, L (1, 7) OBP: 0.346, SLG: 0.542			3-3 K					0-3 K		4	0	1	0	0	3	2				
Todd Greene, R (1, 2) OBP: 0.295, SLG: 0.435		0-0 P4				3-2 L6-4 5 1B		0-1 F8 2B		4	0	1	0	0	0	3				
Shawn Estes, R (1, 1) OBP: 0.189, SLG: 0.194						3-2 F8		1-1 G2-3		1	0	0	0	0	0	0				
5 Matt Holliday, R (5, PH) OBP: 0.336, SLG: 0.472										1	0	1	0	0	0	0				
Marc Kroon, R (6, 1) ERA: 2.92										0	0	0	0	0	0	0				
Mark Sweeney, L (7, PH) OBP: 0.386, SLG: 0.468										1	0	0	0	0	0	1				
Scott Dohmann, R (8, 1) ERA: 3.34										0	0	0	0	0	0	0				
Luis Gonzalez, R (9, PH) OBP: 0.207, SLG: 0.410										1	0	0	0	0	0	0				
<b>Inning Stats</b>	R: 1 E: 0 K: 0 S: 10	H: 2 LOB: 1 BB: 0 P: 13	R: 0 E: 0 K: 1 S: 9	H: 0 LOB: 0 BB: 0 P: 15	R: 0 E: 0 K: 3 S: 11	H: 0 LOB: 0 BB: 0 P: 18	R: 0 E: 0 K: 1 S: 15	H: 2 LOB: 1 BB: 0 P: 24	R: 0 E: 0 K: 0 S: 9	H: 0 LOB: 2 BB: 2 P: 19	R: 0 E: 0 K: 1 S: 18	H: 1 LOB: 1 BB: 1 P: 28	R: 1 E: 0 K: 1 S: 13	H: 2 LOB: 2 BB: 1 P: 20	R: 1 E: 0 K: 1 S: 13	H: 2 LOB: 1 BB: 0 P: 17	1B: 7 2B: 3 3B: 0 HR: 0	SF: 0 SAC: 0 DP: 1 HBP: 0	WP: 0 PB: 0 CS: 0	PA: 40
<b>PITCHER</b>	IP WLS BF H R ER SO BB IBB HBP BLK WP HR S P ERA WHIP																			
39 Chris Capuano, L (1, 1) ERA: 2.85	6.0 W 24 4 1 1 6 3 0 0 0 0 0 63 105 1.50 1.167																			
Dave Burba, R (7, 1) ERA: 2.92	1.1 8 2 1 1 1 2 0 0 0 0 0 22 38 6.75 3.000																			
Luis Vizcaino, R (8, 1) ERA: 3.34	1.1 7 3 1 1 1 0 0 0 0 0 0 19 24 6.75 2.250																			
Dan Kolb, R (9, 1) ERA: 0.93	0.1 S 1 0 0 0 1 0 0 0 0 0 0 3 3 0.00 0.000																			





Batter	1	2	3	4	5	6	7	8	9	AB	R	H	RBI	BB	SO	LOB	TOP										
Scott Podsednik, L (1, 8) OBP: 0.341, SLG: 0.418	2-2 CS 1B		1-1 F7		1-2 FC3-6		0-1 G1-3		1 SAFE 0-0 SH3-4	4	0	1	0	0	0	2											
Junior Solvey, R (1, 4) OBP: 0.361, SLG: 0.429	1 SAFE 2-3 K			3-3 K		2-0 HR		3-3 K	1-3 K	5	1	1	1	0	4	2											
Geoff Jenkins, L (1, 7) OBP: 0.315, SLG: 0.436	2-1 G4-3			2-2 G1-3		0-2 G3		1-0 F7	0-3 K	5	0	0	0	0	1	1											
Lyle Overbay, L (1, 3) OBP: 0.396, SLG: 0.541		1-1 G5-3		1-1 G4-3		4-2 2B 1B BB		3-2 G6-3		3	1	0	0	1	0	0											
Ben Grieve, L (1, 9) OBP: 0.392, SLG: 0.414		1-3 K			0-0 G4-3		0-0 1B 1B 2B	1-1 F8		3	1	1	0	0	1	0											
Brady Clark, R (8, PH) OBP: 0.351, SLG: 0.356										1	0	0	0	0	0	0											
Wes Helms, R (1, 5) OBP: 0.312, SLG: 0.338		2-2 G5-3			3-2 2B SF7 1B		2-2 G3-1 1B	2-2 1B HBP		3	1	2	1	0	0	0											
Chad Moeller, R (1, 2) OBP: 0.316, SLG: 0.391				0-2 G3		1-0 15 1B 2B		0-1 G3-1 1B		4	1	3	1	0	0	0											
Craig Counsell, L (1, 6) OBP: 0.350, SLG: 0.332				1-0 G6-3		0-1 SF7		1-1 G3-1		3	0	0	1	0	0	4											
15 Ben Sheets, R (1, 1) OBP: 0.069, SLG: 0.036				1-0 E4		1-0 FC3-6 1B		0-1 G6-3		3	0	1	1	0	0	2											
Mike Adams, R (8, 1)										0	0	0	0	0	0	0											
2 Bill Hall, R (9, PH) OBP: 0.289, SLG: 0.417										1	0	1	0	0	0	0											
Dan Kolb, R (9, 1)										0	0	0	0	0	0	0											
<b>Inning Stats</b>	R: 0 E: 0 K: 1 S: 9	H: 1 LOB: 0 BB: 0 P: 15	R: 0 E: 0 K: 1 S: 8	H: 0 LOB: 0 BB: 0 P: 12	R: 0 E: 1 K: 0 S: 8	H: 0 LOB: 1 BB: 0 P: 11	R: 0 E: 0 K: 1 S: 8	H: 0 LOB: 0 BB: 0 P: 14	R: 2 E: 0 K: 0 S: 14	H: 3 LOB: 1 BB: 0 P: 20	R: 3 E: 0 K: 0 S: 17	H: 4 LOB: 2 BB: 1 P: 26	R: 0 E: 0 K: 1 S: 8	H: 0 LOB: 0 BB: 0 P: 12	R: 0 E: 0 K: 2 S: 10	H: 1 LOB: 1 BB: 0 P: 11	1B: 7 2B: 2 3B: 0 HR: 1	SF: 1 SAC: 1 DP: 0 HBP: 1	WP: 0 PA: 39 PB: 0 CS: 1								
<b>PITCHER</b>	IP	WLS	BF	H	R	ER	SO	BB	IBB	HBP	BLK	WP	HR	S	P	ERA	WHIP										
28 Aaron Cook, R (1, 1) ERA: 5.43	5.1	L	25	8	5	5	3	1	0	0	0	0	1	60	93	8.44	1.688										
Tim Hankkala, R (6, 1) ERA: 2.59	1.2		5	0	0	0	1	0	0	0	0	0	0	12	17	0.00	0.000										
Javier López, L (8, 1) ERA: 9.0	0.1		1	0	0	0	0	0	0	0	0	0	0	4	7	0.00	0.000										
Steve Reed, R (8, 1) ERA: 2.94	0.2		4	1	0	0	0	0	0	1	0	0	0	7	10	0.00	1.500										
Shawn Chacon, R (9, 1) ERA: 7.39	1.0		4	1	0	0	2	0	0	0	0	0	0	10	11	0.00	1.000										

Milwaukee Brewers @ Colorado Rockies  
Coors Field, Denver, CO  
Wed Jun 30 2004, 7:05 PM MDT  
Att: 24,126 - Overcast - 58 F

AB 35  
R 5  
H 10  
RBI 5  
BB 1  
SO 6  
LOB 11



Batter	1	2	3	4	5	6	7	8	9	AB	R	H	RBI	BB	SO	LOB	BOTTOM										
Aaron Miles, S (1, 4) OBP: 0.340, SLG: 0.400	3-2 F9			1-1 CS 1B		0-1 G6-3		1-3 K		4	0	1	0	0	1	1											
Royce Clayton, R (1, 6) OBP: 0.342, SLG: 0.435	2-2 G6-3			2-3 K		3-3 K		0-1 F8		3	0	0	0	0	2	2											
Preston Wilson, R (8, PH) OBP: 0.250, SLG: 0.255										1	0	0	0	0	0	0											
Denny Hocking, S (9, 6) OBP: 0.260, SLG: 0.226										0	0	0	0	0	0	0											
17 Todd Helton, L (1, 3) OBP: 0.460, SLG: 0.599	1-3 K			1-1 HR		1-3 K		4-0 G4-6-3 BB		3	1	1	1	1	2	0											
Larry Walker, L (1, 9) OBP: 0.500, SLG: 0.833		2-1 L5		2-1 WP 2B 2B		2-2 G3-1		2-2 G4-6-3		4	1	1	0	0	0	1											
Vinny Castilla, R (1, 5) OBP: 0.346, SLG: 0.549		2-2 G5-3		1-1 2H 1B 2B		1-1 1B 2B		1-2 1B 2B		4	2	2	1	0	0	0											
Jeremy Burnitz, L (1, 8) OBP: 0.351, SLG: 0.545		0-1 P6		1-0 2H 1B		1-2 1B		1-1 1B		4	0	3	2	0	0	0											
Mark Sweeney, L (1, 7) OBP: 0.384, SLG: 0.460			0-3 K	1-1 G3		0-1 F8		1-2 G4-6-3 1B		4	0	1	0	0	1	2											
JD Closser, S (1, 2) OBP: 0.250, SLG: 0.250			1-1 G4-3		1-2 28 SH1-4 1B		2-3 K		1-1 G4-6-3	4	0	1	0	0	1	2											
28 Aaron Cook, R (1, 1) OBP: 0.118, SLG: 0.118			0-2 F8							1	0	0	0	0	0	0											
Tim Hankkala, R (6, 1) ERA: 2.58										0	0	0	0	0	0	0											
Luis Gonzalez, R (7, PH) OBP: 0.266, SLG: 0.408										1	0	0	0	0	1	0											
Javier López, L (8, 1)										0	0	0	0	0	0	0											
Steve Reed, R (8, 1)										0	0	0	0	0	0	0											
Shawn Chacon, R (9, 1)										0	0	0	0	0	0	0											
<b>Inning Stats</b>	R: 0 E: 0 K: 1 S: 11	H: 0 LOB: 0 BB: 0 P: 17	R: 0 E: 0 K: 0 S: 8	H: 0 LOB: 0 BB: 0 P: 12	R: 0 E: 0 K: 1 S: 8	H: 0 LOB: 0 BB: 0 P: 9	R: 3 E: 0 K: 1 S: 14	H: 5 LOB: 1 BB: 0 P: 23	R: 0 E: 0 K: 1 S: 11	H: 1 LOB: 1 BB: 0 P: 15	R: 1 E: 0 K: 3 S: 9	H: 2 LOB: 1 BB: 0 P: 19	R: 0 E: 0 K: 0 S: 5	H: 0 LOB: 0 BB: 1 P: 11	R: 0 E: 0 K: 0 S: 10	H: 2 LOB: 1 BB: 0 P: 15	1B: 6 2B: 4 3B: 0 HR: 1	SF: 0 SAC: 1 DP: 3 HBP: 0	WP: 1 PA: 35 PB: 0 CS: 1								
<b>PITCHER</b>	IP	WLS	BF	H	R	ER	SO	BB	IBB	HBP	BLK	WP	HR	S	P	ERA	WHIP										
15 Ben Sheets, R (1, 1) ERA: 2.58	7.1	W	30	8	4	4	4	1	0	0	0	0	0	77	114	4.91	1.227										
Mike Adams, R (8, 1) ERA: 0.69	0.2	H	1	0	0	0	0	0	0	0	0	0	0	3	5	0.00	0.000										
Dan Kolb, R (9, 1) ERA: 0.9	1.0	S	4	2	0	0	0	0	0	0	0	0	0	10	15	0.00	2.000										

Milwaukee Brewers @ Colorado Rockies  
Coors Field, Denver, CO  
Wed Jun 30 2004, 7:05 PM MDT  
Att: 24,126 - Overcast - 58 F

AB 33  
R 4  
H 10  
RBI 4  
BB 1  
SO 8  
LOB 8





Batter	1	2	3	4	5	6	7	8	9	AB	R	H	RBI	BB	SO	LOB	TOP											
<b>Brady Clark, R</b> OBP: 0.391, SLG: 0.351	P4		1B	P4			P3		F8	5	1	1	0	1	0	1												
<b>Junior Salvey, R</b> OBP: 0.365, SLG: 0.425	K		1B						G6-3	4	2	1	0	2	2	2												
<b>Geoff Jenkins, L</b> OBP: 0.312, SLG: 0.431	G2-3		1B	E8			FC3-6		K	6	2	1	1	0	1	3												
<b>Lyle Overbay, L</b> OBP: 0.399, SLG: 0.544		SH1-3	1B	G4-3			G6-3			4	3	2	2	1	0	1												
<b>Ben Grievie, L</b> OBP: 0.403, SLG: 0.433	G4-3	SH1-3	1B	G4-3			1B			5	1	4	0	0	0	1												
<b>Wes Helms, R</b> OBP: 0.324, SLG: 0.346	SH1-3			G6-4-3			FC4-6		P4	3	0	2	2	1	0	1												
<b>Gary Bennett, R</b> OBP: 0.289, SLG: 0.262	G4-3		G6-4-3	FC5-4			FC4-6		F8	5	0	0	2	0	0	7												
<b>Craig Counsell, L</b> OBP: 0.359, SLG: 0.344				SH2-4			FC5-4			4	1	3	0	1	0	1												
<b>Victor Santos, R</b> OBP: 0.271, SLG: 0.071				SH1-4						2	0	0	0	0	1	3												
<b>Jeff Bennett, R</b> OBP: 0.271, SLG: 0.071				SH1-4						0	0	0	0	0	0	0												
<b>Keith Ginter, R</b> OBP: 0.271, SLG: 0.071				SH1-4						1	0	0	0	0	1	2												
<b>Brooks Kieschnick, R</b> OBP: 0.271, SLG: 0.071				SH1-4						0	0	0	0	0	0	0												
<b>Luis Vizcaino, R</b> OBP: 0.271, SLG: 0.071				SH1-4						0	0	0	0	0	0	0												
<b>Dan Kolb, R</b> OBP: 0.271, SLG: 0.071				SH1-4						0	0	0	0	0	0	0												
<b>Inning Stats</b>	R: 0 E: 0 K: 1 S: 6	H: 0 LOB: 0 BB: 0 P: 8	R: 1 E: 0 K: 1 S: 11	H: 2 LOB: 2 BB: 1 P: 17	R: 3 E: 0 K: 0 S: 10	H: 4 LOB: 1 BB: 1 P: 20	R: 4 E: 1 K: 0 S: 21	H: 3 LOB: 2 BB: 2 P: 42	R: 0 E: 0 K: 1 S: 14	H: 1 LOB: 2 BB: 1 P: 28	R: 2 E: 1 K: 0 S: 22	H: 2 LOB: 1 BB: 1 P: 35	R: 0 E: 0 K: 0 S: 9	H: 0 LOB: 1 BB: 1 P: 18	R: 0 E: 0 K: 1 S: 13	H: 2 LOB: 2 BB: 0 P: 19	R: 0 E: 0 K: 1 S: 11	H: 0 LOB: 0 BB: 0 P: 15	1B: 11 2B: 3 3B: 0 HR: 0	SF: 0 SAC: 3 DP: 1 HBP: 0	WP: 1 PB: 0 CS: 2	PA: 48						
<b>PITCHER</b>	IP	WLS	BF	H	R	ER	SO	BB	IBB	HBP	BLK	WP	HR	S	P	ERA	WHIP											
<b>Denny Stark, R</b> ERA: 14.25	(1, 1)	3.2	L	24	9	8	4	2	3	1	0	0	0	0	47	85	9.82	3.273										
<b>Scott Dohmann, R</b> ERA: 4.4	(4, 1)	1.1		6	1	0	0	1	1	0	0	0	0	0	15	30	0.00	1.500										
<b>Jeff Fassero, L</b> ERA: 5.76	(6, 1)	3.0		15	4	2	1	1	0	0	0	0	0	44	72	3.00	1.667											
<b>Steve Reed, R</b> ERA: 2.86	(9, 1)	1.0		3	0	0	0	1	0	0	0	0	0	11	15	0.00	0.000											

**Milwaukee Brewers @ Colorado Rockies**  
Coors Field, Denver, CO  
Thu Jul 01 2004, 1:05 PM MDT  
Att: 24,360 - Sunny - 79 F


**AB 39**  
**R 10**  
**H 14**  
**RBI 7**  
**BB 6**  
**SO 5**  
**LOB 22**



Batter	1	2	3	4	5	6	7	8	9	AB	R	H	RBI	BB	SO	LOB	BOTTOM										
<b>Aaron Miles, S</b> OBP: 0.345, SLG: 0.405	F8		F9		1B		17 F8			5	1	3	2	0	0	1											
<b>Luis Gonzalez, R</b> OBP: 0.296, SLG: 0.406					1B		1B			3	0	1	0	0	1	1											
<b>Jeff Fassero, L</b> OBP: 0.375, SLG: 0.286	K		G6-3				17 1B			1	0	0	0	0	0	1											
<b>Royce Clayton, R</b> OBP: 0.341, SLG: 0.433										1	0	0	0	0	1	2											
<b>17 Todd Helton, L</b> OBP: 0.459, SLG: 0.609	G4-3									4	1	2	3	0	0	1											
<b>Preston Wilson, R</b> OBP: 0.230, SLG: 0.232					HR					5	0	0	0	0	0	4											
<b>Steve Reed, R</b> ERA: 2.86										0	0	0	0	0	0	0											
<b>Vinny Castilla, R</b> OBP: 0.350, SLG: 0.547										3	2	1	0	2	1	0											
<b>Jeremy Burnitz, L</b> OBP: 0.352, SLG: 0.542										5	1	2	0	0	0	2											
<b>5 Matt Holliday, R</b> OBP: 0.342, SLG: 0.480										5	2	3	2	0	0	2											
<b>Charles Johnson, R</b> OBP: 0.363, SLG: 0.595										5	1	2	2	0	0	2											
<b>Denny Stark, R</b> ERA: 14.25	(1, 1)	6.0	W	27	9	4	4	2	3	1	0	0	0	0	47	85	9.82	3.273									
<b>Scott Dohmann, R</b> ERA: 4.4	(4, 1)	1.1		6	1	0	0	1	1	0	0	0	0	0	15	30	0.00	1.500									
<b>Mark Sweeney, L</b> OBP: 0.375, SLG: 0.286	(6, 1)	3.0		15	4	2	1	1	0	0	0	0	0	44	72	3.00	1.667										
<b>Denny Hocking, S</b> OBP: 0.341, SLG: 0.433	(9, 1)	1.0		3	0	0	0	1	0	0	0	0	0	11	15	0.00	0.000										
<b>Larry Walker, L</b> OBP: 0.459, SLG: 0.609	(1, 1)	3.2	L	24	9	8	4	2	3	1	0	0	0	47	85	9.82	3.273										
<b>Brooks Kieschnick, R</b> ERA: 3.35	(7, 1)	1.0		4	1	0	0	0	0	0	0	0	0	11	16	0.00	1.000										
<b>Luis Vizcaino, R</b> ERA: 3.25	(8, 1)	0.0		4	3	4	4	0	1	0	0	0	0	9	18	∞	∞										
<b>Dan Kolb, R</b> ERA: 0.97	(9, 1)	1.0	S	4	0	0	0	0	1	0	0	0	0	9	13	0.00	1.000										
<b>Inning Stats</b>	R: 0 E: 0 K: 1 S: 7	H: 0 LOB: 0 BB: 0 P: 9	R: 0 E: 0 K: 0 S: 7	H: 0 LOB: 0 BB: 0 P: 12	R: 1 E: 0 K: 0 S: 8	H: 2 LOB: 1 BB: 0 P: 11	R: 1 E: 1 K: 1 S: 13	H: 2 LOB: 1 BB: 0 P: 22	R: 1 E: 0 K: 0 S: 12	H: 3 LOB: 2 BB: 0 P: 17	R: 1 E: 0 K: 0 S: 13	H: 2 LOB: 1 BB: 0 P: 20	R: 0 E: 0 K: 0 S: 11	H: 1 LOB: 1 BB: 0 P: 16	R: 5 E: 1 K: 1 S: 25	H: 4 LOB: 1 BB: 1 P: 43	R: 0 E: 0 K: 0 S: 9	H: 0 LOB: 1 BB: 1 P: 13	1B: 11 2B: 2 3B: 0 HR: 1	SF: 1 SAC: 0 DP: 0 HBP: 0	WP: 0 PB: 0 CS: 0	PA: 44					
<b>PITCHER</b>	IP	WLS	BF	H	R	ER	SO	BB	IBB	HBP	BLK	WP	HR	S	P	ERA	WHIP										
<b>Victor Santos, R</b> ERA: 4.02	(1, 1)	6.0	W	27	9	4	4	2	3	1	0	0	0	47	85	9.82	3.273										
<b>Jeff Fassero, L</b> ERA: 5.76	(6, 1)	3.0		15	4	2	1	1	0	0	0	0	0	44	72	3.00	1.667										
<b>Steve Reed, R</b> ERA: 2.86	(9, 1)	1.0		3	0	0	0	1	0	0	0	0	0	11	15	0.00	0.000										

**Milwaukee Brewers @ Colorado Rockies**  
Coors Field, Denver, CO  
Thu Jul 01 2004, 1:05 PM MDT  
Att: 24,360 - Sunny - 79 F

**AB 41**  
**R 9**  
**H 14**  
**RBI 9**  
**BB 2**  
**SO 3**  
**LOB 20**









Batter	1	2	3	4	5	6	7	8	9	AB	R	H	RBI	BB	SO	LOB	TOP				
Scott Podsednik, L (1, 8) OBP: 0.336, SLG: 0.413	F8		2B			L9	G3-1			4	0	1	0	0	0	3	<b>Milwaukee Brewers @ Pittsburgh Pirates</b> PNC Park, Pittsburgh, PA Fri Jul 02, 2004, 5:10 PM EDT Att: 30,047 - Cloudy - 79 F				
Junior Salvey, R (1, 4) OBP: 0.359, SLG: 0.421 2 Bill Hall, R (7, 5) OBP: 0.280, SLG: 0.403	P4		L5			G3-1		G6-3		3	0	0	0	0	0	1					
Geoff Jenkins, L (1, 7) OBP: 0.317, SLG: 0.443	BB						HR	K		3	1	2	1	1	1	0					
Lyle Overbay, L (1, 3) OBP: 0.401, SLG: 0.545	G1-3					G3-6-3		1B		3	1	1	0	1	0	2					
Ben Grieve, L (1, 9) OBP: 0.392, SLG: 0.419	G1-3							1B		4	0	0	0	0	2	2					
Wes Helms, R (1, 5) OBP: 0.342, SLG: 0.358 Chad Moeller, R (7, 2) OBP: 0.308, SLG: 0.380	1B					F7		1B		2	0	1	0	0	0	0					
Gary Bennett, R (1, 2) OBP: 0.273, SLG: 0.266 Brooks Kieschnick, L (7, PH) OBP: 0.368, SLG: 0.441 Jeff Bennett, R (7, 1) OBP: 0.250, SLG: 0.250 Matt Kinney, R (8, 1) OBP: 0.346, SLG: 0.346 Brady Clark, R (9, PH) OBP: 0.346, SLG: 0.346	G6-4-3					1B		1B		1	0	0	0	0	0	0					
Craig Counsell, L (1, 6) OBP: 0.357, SLG: 0.342	G6-4-3					L3		1B		2	0	1	0	0	0	1					
Matt Wise, R (1, 1) OBP: 0.336, SLG: 0.444 Dave Burba, R (4, 1) OBP: 0.336, SLG: 0.444 Keith Ginter, R (7, PH) OBP: 0.336, SLG: 0.444	G4-3					L3		G3-1		4	0	1	0	0	0	1					
						L6				1	0	0	0	0	0	0					
										1	0	0	0	0	0	3					
<b>Inning Stats</b>	R: 0 E: 0 K: 0 S: 13	H: 0 LOB: 1 BB: 1 P: 23	R: 0 E: 0 K: 0 S: 6	H: 1 LOB: 0 BB: 0 P: 8	R: 0 E: 0 K: 0 S: 8	H: 1 LOB: 1 BB: 0 P: 12	R: 0 E: 0 K: 0 S: 6	H: 1 LOB: 0 BB: 0 P: 9	R: 0 E: 0 K: 0 S: 10	H: 0 LOB: 0 BB: 0 P: 15	R: 2 E: 0 K: 1 S: 16	H: 3 LOB: 3 BB: 1 P: 30	R: 0 E: 0 K: 1 S: 9	H: 1 LOB: 1 BB: 0 P: 11	R: 0 E: 0 K: 1 S: 8	H: 0 LOB: 0 BB: 0 P: 12		1B: 6 2B: 2 3B: 0 HR: 1	SF: 0 SAC: 0 DP: 3 HBP: 1	WP: 0 PB: 0 SB: 1 CS: 0	PA: 35
<b>PITCHER</b>	IP	WLS	BF	H	R	ER	SO	BB	IBB	HBP	BLK	WP	HR	S	P	ERA	WHIP				
Josh Fogg, R (1, 1) ERA: 6.35	6.1	W	23	5	2	2	1	2	0	0	0	0	1	56	91	2.84	1.105				
16 Salomon Torres, R (7, 1) ERA: 3.02	0.2		5	2	0	0	0	0	0	1	0	0	0	9	16	0.00	3.000				
34 John Grabow, L (8, 1) ERA: 2.89	1.0		4	1	0	0	2	0	0	0	0	0	0	9	11	0.00	1.000				
Michael Gonzalez, L (9, 1) ERA: 0.73	1.0		3	0	0	0	1	0	0	0	0	0	0	8	12	0.00	0.000				

Batter	1	2	3	4	5	6	7	8	9	AB	R	H	RBI	BB	SO	LOB	BOTTOM				
Tike Redman, L (1, 8) OBP: 0.271, SLG: 0.343	G4-3		1B			F7		FC4-6		5	2	1	1	0	0	2	<b>Milwaukee Brewers @ Pittsburgh Pirates</b> PNC Park, Pittsburgh, PA Fri Jul 02, 2004, 5:10 PM EDT Att: 30,047 - Cloudy - 79 F				
2 Jack Wilson, R (1, 6) OBP: 0.357, SLG: 0.508	F8		2B			G5-3		E9		5	2	1	0	0	0	3					
Rob Mackowiak, L (1, 9) OBP: 0.332, SLG: 0.478	F8		1B			P4		2B		4	3	2	1	1	0	1					
Craig Wilson, R (1, 2) OBP: 0.372, SLG: 0.540	F7		2B			1B		2B		4	2	2	2	1	0	1					
Jason Bay, R (1, 7) OBP: 0.364, SLG: 0.619	L5		2B			2B		2B		5	1	4	8	0	0	0					
Randall Simon, L (1, 3) OBP: 0.297, SLG: 0.272	P6		2B			2B		2B		3	0	0	0	2	0	2					
Bobby Hill, S (1, 5) OBP: 0.353, SLG: 0.331 34 John Grabow, L (8, 1) OBP: 0.219, SLG: 0.111 Michael Gonzalez, R (9, 1) OBP: 0.253, SLG: 0.268	P6		1B			G3		P6		4	1	1	0	0	0	2					
Abraham Nunez, S (1, 4) OBP: 0.286, SLG: 0.386	P6		1B			P4		P4		5	2	2	1	0	0	4					
Josh Fogg, R (1, 1) OBP: 0.130, SLG: 0.130 16 Salomon Torres, R (7, 1) OBP: 0.253, SLG: 0.268	G6-3		2B			1B		FC4-6		3	0	1	0	0	0	2					
										0	0	0	0	0	0	0					
										0	0	0	0	1	0	0					
<b>Inning Stats</b>	R: 0 E: 0 K: 0 S: 7	H: 0 LOB: 0 BB: 0 P: 8	R: 0 E: 0 K: 0 S: 7	H: 0 LOB: 0 BB: 0 P: 12	R: 4 E: 0 K: 0 S: 21	H: 5 LOB: 2 BB: 1 P: 32	R: 0 E: 0 K: 0 S: 9	H: 1 LOB: 1 BB: 0 P: 13	R: 2 E: 0 K: 0 S: 13	H: 3 LOB: 2 BB: 1 P: 22	R: 0 E: 0 K: 0 S: 6	H: 0 LOB: 0 BB: 0 P: 8	R: 2 E: 0 K: 0 S: 9	H: 2 LOB: 0 BB: 0 P: 13	R: 5 E: 1 K: 1 S: 18	H: 3 LOB: 3 BB: 3 P: 34		1B: 6 2B: 6 3B: 0 HR: 2	SF: 0 SAC: 0 DP: 0 HBP: 0	WP: 1 PB: 0 SB: 0 CS: 0	PA: 44
<b>PITCHER</b>	IP	WLS	BF	H	R	ER	SO	BB	IBB	HBP	BLK	WP	HR	S	P	ERA	WHIP				
Matt Wise, R (1, 1) ERA: 3.97	3.0	L	15	4	2	2	0	1	0	0	0	0	0	28	43	6.00	1.667				
Dave Burba, R (4, 1) ERA: 3.15	3.0		14	4	2	2	0	1	0	0	0	1	2	18	34	40.50	3.750				
Jeff Bennett, R (7, 1) ERA: 4.38	1.1		10	3	6	6	0	2	0	0	0	0	0	9	13	0.00	4.500				
Matt Kinney, R (8, 1) ERA: 6.33	0.2		5	2	1	0	1	1	0	0	0	0	0	9	13	0.00	4.500				





Batter	1	2	3	4	5	6	7	8	9	AB	R	H	RBI	BB	SO	LOB	TOP										
Scott Podsednik, L (1, 8) OBP: 0.334, SLG: 0.410	G4-3 1B		F7			G4-3		G3	G4-3	5	1	1	0	0	0	2											
Craig Counsell, L (1, 6) OBP: 0.363, SLG: 0.358	K							1B		4	2	3	0	0	1	1											
Geoff Jenkins, L (1, 7) OBP: 0.313, SLG: 0.437	G4-3		L6-5			F7		K		4	0	0	0	0	1	5											
Lyle Overbay, L (1, 3) OBP: 0.405, SLG: 0.551	WP 1B					K		1B		4	0	3	2	0	1	0											
Ben Grieve, L (1, 9) Brady Clark, R (8, PR) OBP: 0.389, SLG: 0.415 OBP: 0.346, SLG: 0.346	G3					G6-3		F8		4	0	1	1	0	0	2											
Wes Helms, R (1, 5) OBP: 0.340, SLG: 0.355						F8		FC4		4	0	1	0	0	1	2											
Keith Ginter, R (1, 4) OBP: 0.335, SLG: 0.440	G5-3					P3		G6-4-3		4	0	1	0	0	0	1											
Gary Bennett, R (1, 2) OBP: 0.272, SLG: 0.265	G1-3							G6-4-3		4	0	1	0	0	0	2											
Wes Obermueller, R (1, 1) Dave Burba, R (6, 1) Brooks Kieschnick, L (7, PR) Mike Adams, R (7, 1) Luis Vizcaino, R (8, 1) 2 Bill Hall, R (8, 9) OBP: 0.288, SLG: 0.474 OBP: 0.309, SLG: 0.429 OBP: 0.298, SLG: 0.407						G6-4-3		G4-3		2	0	1	0	0	0	1											
<b>Inning Stats</b>	R: 1 E: 0 K: 1 S: 11	H: 2 LOB: 1 BB: 0 P: 19	R: 0 E: 0 K: 1 S: 6	H: 0 LOB: 0 BB: 0 P: 11	R: 0 E: 0 K: 0 S: 9	H: 2 LOB: 1 BB: 0 P: 12	R: 0 E: 0 K: 1 S: 7	H: 0 LOB: 0 BB: 0 P: 11	R: 0 E: 0 K: 0 S: 8	H: 1 LOB: 0 BB: 0 P: 11	R: 1 E: 0 K: 0 S: 9	H: 2 LOB: 1 BB: 0 P: 16	R: 0 E: 0 K: 0 S: 9	H: 1 LOB: 1 BB: 0 P: 16	R: 1 E: 0 K: 1 S: 15	H: 3 LOB: 2 BB: 0 P: 24	R: 0 E: 0 K: 0 S: 6	H: 2 LOB: 1 BB: 0 P: 7	1B: 10 2B: 4 3B: 0 HR: 0	SF: 0 SAC: 0 DP: 3 HBP: 0	WP: 2 PB: 0 SB: 1 CS: 0	PA: 37					
<b>PITCHER</b>	IP	WLS	BF	H	R	ER	SO	BB	IBB	HBP	BLK	WP	HR	S	P	ERA	WHIP										
Kris Benson, R (1, 1) ERA: 4.63	7.0	W	27	8	2	2	3	0	0	0	0	1	0	59	96	2.57	1.143										
34 John Grabow, L (8, 1) ERA: 4.08	0.2	H	5	3	1	1	1	0	0	0	0	0	0	14	23	13.50	4.500										
16 Salomon Torres, R (8, 1) ERA: 3.0	0.1	H	1	0	0	0	0	0	0	0	0	0	0	1	1	0.00	0.000										
Jose Mesa, R (9, 1) ERA: 2.38	1.0	S	4	2	0	0	0	0	0	0	0	1	0	6	7	0.00	2.000										

Milwaukee Brewers @ Pittsburgh Pirates  
PNC Park, Pittsburgh, PA  
Sat Jul 03 2004, 7:05 PM EDT  
Att: 28,443 - Cloudy - 83 F

AB 37  
R 3  
H 13  
RBI 3  
BB 0  
SO 4  
LOB 17



Batter	1	2	3	4	5	6	7	8	9	AB	R	H	RBI	BB	SO	LOB	BOTTOM										
18 Jason Kendall, R (1, 2) OBP: 0.391, SLG: 0.379	G4-3		G5-3			FC4-6		G6-4-3		5	1	1	0	0	0	4											
2 Jack Wilson, R (1, 6) OBP: 0.359, SLG: 0.511	F9					G6-3		1B		4	1	2	0	0	0	0											
Rob Mackowiak, L (1, 5) OBP: 0.331, SLG: 0.475	G6-3					G6-3		F8		4	1	1	1	0	0	2											
Craig Wilson, R (1, 9) OBP: 0.373, SLG: 0.548						G3-1		G6-3		3	2	1	1	0	0	2											
Jason Bay, R (1, 7) OBP: 0.374, SLG: 0.618						G5-3				2	0	1	1	1	0	0											
34 John Grabow, L (8, 1) 16 Salomon Torres, R (8, 1) Jose Mesa, R (9, 1)										0	0	0	0	0	0	0											
Randall Simon, L (1, 3) OBP: 0.285, SLG: 0.280	L4					L7		G6-3		4	0	1	2	0	0	3											
Tike Redman, L (1, 8) OBP: 0.275, SLG: 0.345						G6-3		F7		4	0	2	0	0	0	2											
Abraham Nunez, S (1, 4) OBP: 0.294, SLG: 0.385						G6-4-3		K		3	0	1	0	1	1	3											
Kris Benson, R (1, 1) Chris Stynes, R (8, 5) OBP: 0.233, SLG: 0.207 OBP: 0.252, SLG: 0.266						SH1-4		G6-4-3		2	0	1	0	0	1	2											
<b>Inning Stats</b>	R: 0 E: 0 K: 0 S: 8	H: 0 LOB: 0 BB: 0 P: 12	R: 0 E: 0 K: 0 S: 6	H: 0 LOB: 0 BB: 0 P: 9	R: 0 E: 0 K: 0 S: 10	H: 1 LOB: 1 BB: 0 P: 13	R: 1 E: 0 K: 0 S: 9	H: 1 LOB: 1 BB: 0 P: 12	R: 0 E: 0 K: 2 S: 15	H: 2 LOB: 1 BB: 0 P: 9	R: 3 E: 0 K: 2 S: 15	H: 3 LOB: 2 BB: 1 P: 24	R: 1 E: 0 K: 0 S: 14	H: 3 LOB: 2 BB: 0 P: 17	R: 0 E: 0 K: 0 S: 8	H: 1 LOB: 1 BB: 1 P: 13	1B: 8 2B: 2 3B: 0 HR: 1	SF: 0 SAC: 1 DP: 2 HBP: 2	WP: 0 PB: 0 SB: 0 CS: 0	PA: 37							
<b>PITCHER</b>	IP	WLS	BF	H	R	ER	SO	BB	IBB	HBP	BLK	WP	HR	S	P	ERA	WHIP										
Wes Obermueller, R (1, 1) ERA: 6.82	5.0	L	23	6	4	4	0	1	0	2	0	0	0	10	12	0.00	1.000										
Dave Burba, R (6, 1) ERA: 3.07	1.0		4	1	0	0	2	0	0	0	0	0	0	17	25	9.00	5.000										
Mike Adams, R (7, 1) ERA: 1.27	1.0		8	4	1	1	0	1	0	0	0	0	0	5	5	0.00	0.000										
Luis Vizcaino, R (8, 1) ERA: 3.16	1.0		2	0	0	0	0	0	0	0	0	0	0	5	5	0.00	0.000										

Milwaukee Brewers @ Pittsburgh Pirates  
PNC Park, Pittsburgh, PA  
Sat Jul 03 2004, 7:05 PM EDT  
Att: 28,443 - Cloudy - 83 F

AB 32  
R 5  
H 11  
RBI 5  
BB 2  
SO 2  
LOB 20





Batter	1	2	3	4	5	6	7	8	9	AB	R	H	RBI	BB	SO	LOB	TOP					
Scott Podsednik, L (1, 8) OBP: 0.332, SLG: 0.407	G4-3		B2				K		K	5	0	1	0	0	2	4	<b>Milwaukee Brewers @ Pittsburgh Pirates</b> PNC Park, Pittsburgh, PA Sun Jul 04 2004, 1:35 PM EDT Att: 19,029 - Cloudy - 84 F					
2 Bill Hall, R (1, 6) OBP: 0.282, SLG: 0.400	1B		P5			G1-3			K	5	0	1	0	0	2	5						
Geoff Jenkins, L (1, 7) OBP: 0.313, SLG: 0.435	F7								K	4	0	1	0	0	2	2						
Lyle Overbay, L (1, 3) OBP: 0.406, SLG: 0.557	CS	1B	G6-3						F7	4	2	2	0	0	0	2						
Keith Ginter, R (1, 4) OBP: 0.333, SLG: 0.437			G6-3						G5-3	4	0	1	0	0	1	1						
Wes Helms, R (1, 5) OBP: 0.338, SLG: 0.352			G6-3						G6-3	4	0	1	0	0	1	2						
Brady Clark, R (1, 9) OBP: 0.344, SLG: 0.346			SF9						L5	3	0	1	2	0	0	0						
Chad Moeller, R (1, 2) OBP: 0.303, SLG: 0.373			K							3	0	0	0	0	1	3						
Ben Grievie, L (9, PH) OBP: 0.335, SLG: 0.419									1B	1	0	1	0	0	0	0						
39 Chris Capuano, L (1, 1) OBP: 0.353, SLG: 0.333									1B	2	0	1	0	0	0	0						
Matt Wise, R (6, 1) OBP: 0.250, SLG: 0.250									1B	0	0	0	0	0	0	0						
Chris Magruder, S (7, PH) OBP: 0.250, SLG: 0.250									1B	1	0	1	0	0	0	0						
Matt Kinney, R (7, 1) OBP: 0.250, SLG: 0.250									1B	0	0	0	0	0	0	0						
Brooks Kieschnick, L (9, PH) OBP: 0.375, SLG: 0.444									1B	1	0	1	0	0	0	0						
<b>Inning Stats</b>	R: 0 E: 0 K: 0 S: 8	H: 1 LOB: 0 BB: 0 P: 14	R: 1 E: 0 K: 1 S: 11	H: 2 LOB: 1 BB: 0 P: 18	R: 0 E: 0 K: 0 S: 10	H: 2 LOB: 2 BB: 0 P: 16	R: 0 E: 0 K: 1 S: 5	H: 0 LOB: 0 BB: 0 P: 10	R: 0 E: 0 K: 0 S: 7	H: 1 LOB: 1 BB: 0 P: 9	R: 1 E: 0 K: 2 S: 15	H: 3 LOB: 2 BB: 0 P: 23	R: 0 E: 0 K: 3 S: 14	H: 1 LOB: 0 BB: 0 P: 17	R: 0 E: 0 K: 0 S: 6	H: 0 LOB: 0 BB: 0 P: 8	R: 0 E: 0 K: 0 S: 10	H: 2 LOB: 2 BB: 0 P: 15	1B: 10 2B: 2 3B: 0 HR: 0	SF: 1 SAC: 0 DP: 0 HBP: 0	WP: 0 PB: 0 SB: 0 CS: 1	PA: 39
<b>PITCHER</b>	IP WLS BF H R ER SO BB IBB HBP BLK WP HR S P ERA WHIP																					
18 Sean Burnett, L (1, 1) ERA: 3.07	6.0 W 26 9 2 2 4 0 0 0 0 0 0 56 90 3.00 1.500																					
Michael Gonzalez, L (7, 1) ERA: 0.68	1.0 0 4 1 0 0 3 0 0 0 0 0 0 14 17 0.00 1.000																					
16 Salomon Torres, R (8, 1) ERA: 2.91	1.1 6 2 0 0 0 0 0 0 0 0 0 0 10 15 0.00 1.500																					
Jose Mesa, R (9, 1) ERA: 2.34	0.2 S 2 0 0 0 2 0 0 0 0 0 0 0 6 8 0.00 0.000																					

Batter	1	2	3	4	5	6	7	8	9	AB	R	H	RBI	BB	SO	LOB	BOTTOM			
18 Jason Kendall, R (1, 2) OBP: 0.390, SLG: 0.378	G6-3		G6-3							4	0	1	0	0	0	1	<b>Milwaukee Brewers @ Pittsburgh Pirates</b> PNC Park, Pittsburgh, PA Sun Jul 04 2004, 1:35 PM EDT Att: 19,029 - Cloudy - 84 F			
2 Jack Wilson, R (1, 6) OBP: 0.358, SLG: 0.517	HR		F7						K	4	1	1	1	0	1	1				
Tony Alvarez, R (1, 7) OBP: 0.333, SLG: 0.778	G6-3		F8						G6-3	4	1	1	0	0	0	0				
Craig Wilson, R (1, 3) OBP: 0.375, SLG: 0.544	HBP								P6	2	1	0	0	1	1	0				
J.J. Davis, R (1, 9) OBP: 0.200, SLG: 0.100									F9	3	0	0	0	0	1	3				
Rob Mackowiak, L (8, 9) OBP: 0.330, SLG: 0.473									E3	1	0	0	0	0	0	0				
Chris Stynes, R (1, 5) OBP: 0.285, SLG: 0.303									F9	3	2	2	3	1	0	1				
Tike Redman, L (1, 8) OBP: 0.274, SLG: 0.344									G3	4	1	1	0	0	0	2				
Jose Castillo, R (1, 4) OBP: 0.307, SLG: 0.339									G5-3	4	0	1	1	0	0	2				
18 Sean Burnett, L (1, 1) ERA: 3.89										2	0	0	0	0	2	1				
Randall Simon, L (6, PH) OBP: 0.233, SLG: 0.278										1	0	0	1	0	0	1				
Michael Gonzalez, R (7, 1) ERA: 3.89										0	0	0	0	0	0	0				
16 Salomon Torres, R (8, 1) ERA: 2.91										0	0	0	0	0	0	0				
Jose Mesa, R (9, 1) ERA: 2.34										0	0	0	0	0	0	0				
<b>Inning Stats</b>	R: 1 E: 0 K: 1 S: 14	H: 1 LOB: 1 BB: 0 P: 21	R: 0 E: 0 K: 1 S: 6	H: 0 LOB: 1 BB: 1 P: 13	R: 0 E: 0 K: 0 S: 8	H: 0 LOB: 0 BB: 0 P: 13	R: 1 E: 0 K: 1 S: 8	H: 1 LOB: 0 BB: 0 P: 13	R: 0 E: 0 K: 1 S: 11	H: 1 LOB: 1 BB: 0 P: 14	R: 4 E: 0 K: 0 S: 19	H: 4 LOB: 1 BB: 1 P: 27	R: 0 E: 0 K: 1 S: 9	H: 0 LOB: 0 BB: 0 P: 12	R: 0 E: 1 K: 0 S: 9	H: 0 LOB: 1 BB: 0 P: 12	1B: 4 2B: 1 3B: 0 HR: 2	SF: 0 SAC: 0 DP: 0 HBP: 1	WP: 0 PB: 0 SB: 1 CS: 0	PA: 35
<b>PITCHER</b>	IP WLS BF H R ER SO BB IBB HBP BLK WP HR S P ERA WHIP																			
39 Chris Capuano, L (1, 1) ERA: 3.89	5.1 L 25 6 6 6 4 2 0 0 0 0 0 0 54 85 10.12 1.500																			
Matt Wise, R (6, 1) ERA: 3.89	0.2 3 1 0 0 0 0 0 0 0 0 0 0 12 16 0.00 1.500																			
Matt Kinney, R (7, 1) ERA: 6.08	2.0 7 0 0 0 0 1 0 0 0 0 0 0 18 24 0.00 0.000																			



Batter	1	2	3	4	5	6	7	8	9	AB	R	H	RBI	BB	SO	LOB	TOP										
Todd Walker, L (1,4) OBP: 0.368, SLG: 0.500	1-3 K		1-2 SH1-4 2B		3-2 F9			1-3 K		4	0	1	0	0	2	0	<b>Chicago Cubs @ Milwaukee Brewers</b> Miller Park, Milwaukee, WI Mon Jul 05 2004, 1:05 PM CDT Att: 45,016 - Overcast - 59 F										
Ramon Martinez, R (1,5) OBP: 0.332, SLG: 0.358	1-1 G6-3		0-1 SH1-4 2-3		2-2 G6-3			2-2 1B 1B		3	0	1	0	0	0	0											
Sammy Sosa, R (1,9) OBP: 0.362, SLG: 0.550	4-2 BB		0-3 K		2-3 K			0-0 1B 1-2 1B		3	0	1	0	1	2	1											
25 Derrek Lee, R (1,3) OBP: 0.378, SLG: 0.517	1-3 K		1-3 K		2-1 G6-3			2-3 1B K		4	0	0	0	0	3	4											
Corey Patterson, L (1,8) OBP: 0.334, SLG: 0.451		0-3 K		2-1 G4-3				1-2 K		4	0	0	0	0	3	0											
Michael Barrett, R (1,2) OBP: 0.337, SLG: 0.483		2-3 K2-3		0-2 2B			3-3 K		0-0 G1-5-3	4	0	1	0	0	2	0											
Jose Macias, S (1,7) OBP: 0.274, SLG: 0.385		2-2 1B 1B		2-3 K			3-2 G6-3		0-2 K	4	0	1	0	0	2	1											
Rey Ordenez, R (1,6) OBP: 0.180, SLG: 0.250		1-2 1B 1-3 1B		1-0 F8			0-2 G6-3			3	0	1	0	0	0	1											
Matt Clement, R (1,1) OBP: 0.121, SLG: 0.125		2-3 K		1-3 K				1-3 K		2	0	0	0	0	2	2											
Tom Goodwin, L (8, PH) OBP: 0.237, SLG: 0.286										1	0	0	0	0	1	0											
Kent Mercker, L (8, 1)										0	0	0	0	0	0	0											
<b>Inning Stats</b>	R: 0 H: 0 E: 0 K: 2 S: 10	H: 0 LOB: 1 BB: 1 P: 17	R: 0 H: 2 E: 0 K: 3 S: 17	LOB: 2 BB: 0 P: 24	R: 0 H: 1 E: 0 K: 2 S: 11	H: 1 LOB: 1 BB: 0 P: 13	R: 0 H: 1 E: 0 K: 1 S: 11	H: 1 LOB: 1 BB: 0 P: 16	R: 0 H: 0 E: 0 K: 2 S: 10	H: 0 LOB: 0 BB: 0 P: 13	R: 0 H: 0 E: 0 K: 1 S: 10	H: 0 LOB: 0 BB: 0 P: 16	R: 0 H: 2 E: 0 K: 3 S: 17	H: 2 LOB: 2 BB: 0 P: 23	R: 0 H: 0 E: 0 K: 2 S: 7	H: 0 LOB: 0 BB: 0 P: 10	1B: 4 2B: 2 3B: 0 HR: 0	SF: 0 SAC: 1 DP: 0 HBP: 0	WP: 0 PB: 0 SB: 1 CS: 0	PA: 34							
<b>PITCHER</b>	IP	WLS	BF	H	R	ER	SO	BB	IBB	HBP	BLK	WP	HR	S	P	ERA	WHIP										
15 Ben Sheets, R (1,1) ERA: 2.42	7.0	W	26	4	0	0	12	1	0	0	0	0	0	77	115	0.00	0.714										
Luis Vizcaino, R (8,1) ERA: 3.08	1.0	H	5	2	0	0	3	0	0	0	0	0	0	17	23	0.00	2.000										
Dan Kolb, R (9,1) ERA: 0.84	1.0	S	3	0	0	0	2	0	0	0	0	0	0	7	10	0.00	0.000										

AB	32
R	0
H	6
RBI	0
BB	1
SO	17
LOB	9



Batter	1	2	3	4	5	6	7	8	9	AB	R	H	RBI	BB	SO	LOB	BOTTOM										
Scott Podsednik, L (1,8) OBP: 0.332, SLG: 0.405	0-2 K		0-0 BB FC2 1B	1-0 F9				2-2 K		4	0	1	0	0	2	1	<b>Chicago Cubs @ Milwaukee Brewers</b> Miller Park, Milwaukee, WI Mon Jul 05 2004, 1:05 PM CDT Att: 45,016 - Overcast - 59 F										
Craig Counsell, L (1,6) OBP: 0.362, SLG: 0.369	0-2 HR		3-1 L9 1-2		2-3 K			2-1 P6		4	1	1	1	0	1	1											
Geoff Jenkins, L (1,7) OBP: 0.312, SLG: 0.433	1-1 FC5 1B		2-3 K		2-3 K			3-3 K		4	0	1	0	0	3	1											
Lyle Overbay, L (1,3) OBP: 0.405, SLG: 0.551	3-3 K		4-1 FC2 BB		0-3 K			1-2 F7		3	0	0	0	1	2	1											
Ben Grieve, L (1,9) OBP: 0.402, SLG: 0.419	4-2 FC5 BB		4-1 FC2 BB		4-1 G4-6-3 BB					0	0	0	0	3	0	0											
Luis Vizcaino, R (8,1)										0	0	0	0	0	0	0											
Dan Kolb, R (9,1)										0	0	0	0	0	0	0											
Keith Ginter, R (1,4) OBP: 0.329, SLG: 0.431	1-2 FC5		1-2 FC2		2-1 G4-6-3 SAFE					3	0	0	0	0	0	6											
Wes Helms, R (1,5) OBP: 0.331, SLG: 0.345		0-3 K		3-3 K				2-3 K		3	0	0	0	0	3	0											
Chad Moeller, R (1,2) OBP: 0.303, SLG: 0.368		1-0 G5-3		4-2 15 BB				2-2 F7		2	0	0	0	1	0	0											
15 Ben Sheets, R (1,1) OBP: 0.097, SLG: 0.034		1-1 G5-3		4-2 BB				1-1 G5-3		1	0	0	0	1	0	0											
Brady Clark, R (7, PH) OBP: 0.342, SLG: 0.344										1	0	0	0	0	0	0											
<b>Inning Stats</b>	R: 1 H: 2 E: 0 K: 2 S: 18	H: 2 LOB: 2 BB: 1 P: 27	R: 0 H: 0 E: 0 K: 1 S: 6	H: 0 LOB: 0 BB: 0 P: 8	R: 0 H: 1 E: 0 K: 1 S: 14	H: 1 LOB: 2 BB: 2 P: 27	R: 0 H: 0 E: 0 K: 1 S: 8	H: 0 LOB: 1 BB: 2 P: 20	R: 0 H: 0 E: 0 K: 3 S: 9	H: 0 LOB: 0 BB: 0 P: 13	R: 0 H: 0 E: 0 K: 1 S: 7	H: 0 LOB: 0 BB: 1 P: 15	R: 0 H: 0 E: 0 K: 1 S: 8	H: 0 LOB: 0 BB: 0 P: 13	R: 0 H: 0 E: 0 K: 1 S: 8	H: 0 LOB: 0 BB: 0 P: 14	1B: 2 2B: 0 3B: 0 HR: 1	SF: 0 SAC: 0 DP: 1 HBP: 0	WP: 0 PB: 0 SB: 2 CS: 0	PA: 31							
<b>PITCHER</b>	IP	WLS	BF	H	R	ER	SO	BB	IBB	HBP	BLK	WP	HR	S	P	ERA	WHIP										
Matt Clement, R (1,1) ERA: 2.83	7.0	L	28	3	1	1	10	6	0	0	0	0	0	70	123	1.29	1.286										
Kent Mercker, L (8,1) ERA: 2.79	1.0		3	0	0	0	1	0	0	0	0	0	0	8	14	0.00	0.000										

AB	25
R	1
H	3
RBI	1
BB	6
SO	11
LOB	10






Batter	1	2	3	4	5	6	7	8	9	AB	R	H	RBI	BB	SO	LOB	TOP			
Mark Grudzielanek, R OBP: 0.355, SLG: 0.397	1-3 K		0-0 P3		1-0 G6-3		4-2 BB		0-2 G5-3	4	0	0	0	1	1	3	<b>Chicago Cubs @ Milwaukee Brewers</b> Miller Park, Milwaukee, WI Tue Jul 06 2004, 7:05 PM CDT Att: 42,295 - Dome - 75 F			
Brendan Harris, R OBP: 0.333, SLG: 0.667 Todd Walker, L OBP: 0.367, SLG: 0.498 Kent Mercker, L (7, PH) 43 Michael Wuertz, R (8, 1)	0-0 G6-3		1-2 2B		1-2 G4-3		0-1 G4-3			3	0	1	1	0	0	0				
Sammy Sosa, R OBP: 0.364, SLG: 0.544	3-3 K		3-H 4-2 BB			4-2 FC5-4 BB		3-2 F9		2	0	0	0	2	1	0				
Moises Alou, R OBP: 0.334, SLG: 0.521		1-3 K	2-2 P2			0-1 FC5-4 25 E		2-1 G6-3		4	0	0	0	0	1	3				
Corey Patterson, L OBP: 0.333, SLG: 0.455		0-1 L7		1-1 3B		1-0 F7		1-1 G3		4	0	1	0	0	0	1				
25 Derrek Lee, R OBP: 0.374, SLG: 0.510		0-1 G6-3		3-3 K		2-2 G6-3		1-2 E5 1B		4	0	0	0	0	1	2				
Michael Barrett, R OBP: 0.336, SLG: 0.483			0-0 2B	1-0 L4			0-0 G5-3		2-2 L3	4	1	1	0	0	0	2				
Ramon Martinez, R OBP: 0.330, SLG: 0.361			0-1 2B	2-2 F9			0-1 L7		2-2 G5-3	4	1	1	1	0	0	2				
22 Mark Prior, R OBP: 0.222, SLG: 0.125 Tom Goodwin, L OBP: 0.233, SLG: 0.281 Jon Leicester, R (5, PH) Jose Macias, S OBP: 0.287, SLG: 0.396 (7, PH)			0-0 SH3-4 2B		2-1 F8		2-2 BB 1B		2-2 BB 1B	0	0	0	0	0	0	0				
<b>Inning Stats</b>	R: 0 E: 0 K: 2 S: 7	H: 0 LOB: 0 BB: 0 P: 11	R: 0 E: 0 K: 1 S: 7	H: 0 LOB: 0 BB: 0 P: 8	R: 2 E: 0 K: 0 S: 14	H: 3 LOB: 2 BB: 1 P: 21	R: 0 E: 0 K: 1 S: 10	H: 1 LOB: 1 BB: 0 P: 17	R: 0 E: 1 K: 0 S: 8	H: 0 LOB: 1 BB: 1 P: 15	R: 0 E: 0 K: 0 S: 10	H: 1 LOB: 2 BB: 1 P: 16	R: 0 E: 0 K: 0 S: 7	H: 0 LOB: 0 BB: 0 P: 13	R: 0 E: 0 K: 0 S: 16	H: 1 LOB: 2 BB: 0 P: 23		1B: 2 2B: 3 3B: 1 HR: 0	SF: 0 SAC: 1 DP: 0 HBP: 0	WP: 0 PB: 0 SB: 0 CS: 0
<b>PITCHER</b>	IP WLS BF H R ER SO BB IBB HBP BLK WP HR S P ERA WHIP	IP WLS BF H R ER SO BB IBB HBP BLK WP HR S P ERA WHIP	IP WLS BF H R ER SO BB IBB HBP BLK WP HR S P ERA WHIP	IP WLS BF H R ER SO BB IBB HBP BLK WP HR S P ERA WHIP	IP WLS BF H R ER SO BB IBB HBP BLK WP HR S P ERA WHIP	IP WLS BF H R ER SO BB IBB HBP BLK WP HR S P ERA WHIP	IP WLS BF H R ER SO BB IBB HBP BLK WP HR S P ERA WHIP	IP WLS BF H R ER SO BB IBB HBP BLK WP HR S P ERA WHIP	IP WLS BF H R ER SO BB IBB HBP BLK WP HR S P ERA WHIP	IP WLS BF H R ER SO BB IBB HBP BLK WP HR S P ERA WHIP	IP WLS BF H R ER SO BB IBB HBP BLK WP HR S P ERA WHIP	IP WLS BF H R ER SO BB IBB HBP BLK WP HR S P ERA WHIP	IP WLS BF H R ER SO BB IBB HBP BLK WP HR S P ERA WHIP	IP WLS BF H R ER SO BB IBB HBP BLK WP HR S P ERA WHIP	IP WLS BF H R ER SO BB IBB HBP BLK WP HR S P ERA WHIP	IP WLS BF H R ER SO BB IBB HBP BLK WP HR S P ERA WHIP	IP WLS BF H R ER SO BB IBB HBP BLK WP HR S P ERA WHIP			
Victor Santos, R ERA: 3.91	6.2	W	28	5	2	2	4	3	0	0	0	0	0	0	0	0	2.70	1.200		
Mike Adams, R ERA: 1.25	0.1	H	1	0	0	0	0	0	0	0	0	0	0	0	0	0	0.00	0.000		
Luis Vizcaino, R ERA: 3.0	1.0	H	3	0	0	0	0	0	0	0	0	0	0	0	0	0	0.00	0.000		
Dan Kolb, R ERA: 0.82	1.0	S	5	1	0	0	0	0	0	0	0	0	0	0	0	0	0.00	1.000		

AB	33
R	2
H	6
RBI	2
BB	3
SO	4
LOB	15



Batter	1	2	3	4	5	6	7	8	9	AB	R	H	RBI	BB	SO	LOB	BOTTOM			
Scott Podsednik, L OBP: 0.331, SLG: 0.406	2-1 E 2B		1-3 K		1-3 K		3-1 F9			4	1	1	0	0	2	0	<b>Chicago Cubs @ Milwaukee Brewers</b> Miller Park, Milwaukee, WI Tue Jul 06 2004, 7:05 PM CDT Att: 42,295 - Dome - 75 F			
Craig Counsell, L OBP: 0.360, SLG: 0.367	0-0 E5 2B 1B		1-3 K		2-1 P5		2-2 G4-3			4	1	1	0	0	1	0				
Geoff Jenkins, L OBP: 0.311, SLG: 0.429	2-2 P5		4-2 E S BB		0-1 G4-3		1-1 L8			3	0	0	0	1	0	1				
Lyle Overbay, L OBP: 0.403, SLG: 0.547	0-2 L5		3-3 K		2-1 BB 1B		2-3 K			4	0	1	0	0	2	2				
Ben Grieve, L OBP: 0.409, SLG: 0.426 Chris Magruder, S OBP: 1.000, SLG: 1.000 (8, PR) (9, 9)	3-1 HR 2B		4-2 BB BB		0-0 G6-3		4-2 BB			2	1	1	1	2	0	1				
Keith Ginter, R OBP: 0.332, SLG: 0.443	3-1 HR		4-2 BB		3-1 BB		3-2 F9		1 SAFE 0-1 P5	3	1	1	2	1	0	1				
Wes Helms, R OBP: 0.325, SLG: 0.338	1-3 K		1-1 F9			1-0 G6-3				3	0	0	0	0	1	3				
Gary Bennett, R OBP: 0.266, SLG: 0.259		1-3 K		1-3 K		3-2 G4-3				3	0	0	0	0	2	0				
Victor Santos, R OBP: 0.063, SLG: 0.063 Mike Adams, R (7, 1) 2 Bill Hall, R OBP: 0.280, SLG: 0.397 Luis Vizcaino, R (8, 1) Dan Kolb, R (9, 1)		1-2 G3		1-3 K			2-3 K			2	0	0	0	0	1	0				
<b>Inning Stats</b>	R: 4 E: 1 K: 1 S: 20	H: 4 LOB: 0 BB: 0 P: 31	R: 0 E: 0 K: 2 S: 9	H: 0 LOB: 0 BB: 0 P: 12	R: 0 E: 0 K: 2 S: 19	H: 0 LOB: 3 BB: 3 P: 36	R: 0 E: 0 K: 3 S: 10	H: 0 LOB: 0 BB: 0 P: 13	R: 0 E: 0 K: 0 S: 7	H: 1 LOB: 1 BB: 0 P: 11	R: 0 E: 0 K: 0 S: 7	H: 0 LOB: 0 BB: 0 P: 14	R: 0 E: 0 K: 1 S: 9	H: 0 LOB: 0 BB: 0 P: 16	R: 0 E: 0 K: 1 S: 9	H: 0 LOB: 1 BB: 1 P: 16		1B: 2 2B: 2 3B: 0 HR: 1	SF: 0 SAC: 0 DP: 0 HBP: 0	WP: 0 PB: 0 SB: 1 CS: 0
<b>PITCHER</b>	IP WLS BF H R ER SO BB IBB HBP BLK WP HR S P ERA WHIP	IP WLS BF H R ER SO BB IBB HBP BLK WP HR S P ERA WHIP	IP WLS BF H R ER SO BB IBB HBP BLK WP HR S P ERA WHIP	IP WLS BF H R ER SO BB IBB HBP BLK WP HR S P ERA WHIP	IP WLS BF H R ER SO BB IBB HBP BLK WP HR S P ERA WHIP	IP WLS BF H R ER SO BB IBB HBP BLK WP HR S P ERA WHIP	IP WLS BF H R ER SO BB IBB HBP BLK WP HR S P ERA WHIP	IP WLS BF H R ER SO BB IBB HBP BLK WP HR S P ERA WHIP	IP WLS BF H R ER SO BB IBB HBP BLK WP HR S P ERA WHIP	IP WLS BF H R ER SO BB IBB HBP BLK WP HR S P ERA WHIP	IP WLS BF H R ER SO BB IBB HBP BLK WP HR S P ERA WHIP	IP WLS BF H R ER SO BB IBB HBP BLK WP HR S P ERA WHIP	IP WLS BF H R ER SO BB IBB HBP BLK WP HR S P ERA WHIP	IP WLS BF H R ER SO BB IBB HBP BLK WP HR S P ERA WHIP	IP WLS BF H R ER SO BB IBB HBP BLK WP HR S P ERA WHIP	IP WLS BF H R ER SO BB IBB HBP BLK WP HR S P ERA WHIP				
22 Mark Prior, R ERA: 4.0	4.0	L	19	4	4	4	8	3	0	0	0	0	0	0	0	0	9.00	1.750		
Jon Leicester, R ERA: 1.46	2.0	7	1	0	0	0	0	0	0	0	0	0	0	0	0	0	0.00	0.500		
Kent Mercker, L ERA: 2.59	1.2	6	0	0	0	2	1	0	0	0	0	0	0	0	0	0	0.00	0.600		
43 Michael Wuertz, R ERA: 7.31	0.1	1	0	0	0	0	0	0	0	0	0	0	0	0	0	0	0.00	0.000		





Batter	1	2	3	4	5	6	7	8	9	AB	R	H	RBI	BB	SO	LOB	TOP										
Mark Grudzielanek, R (1,4) OBP: 0.349, SLG: 0.377	3-3 K		4-2 BB		1-0 F9			1-1 F9		3	0	0	0	1	1	0	<b>Chicago Cubs @ Milwaukee Brewers</b> Miller Park, Milwaukee, WI Wed Jul 07 2004, 7:05 PM CDT Att: 42,291 - Overcast - 63 F										
Corey Patterson, L (1,8) OBP: 0.335, SLG: 0.455	0-0 1B		1-3 K			1-3 K		0-1 1B		4	0	2	0	0	2	1											
Sammy Sosa, R (1,9) OBP: 0.362, SLG: 0.536	2-2 K			2-3 K		4-2 FC5-4 BB		1-0 L7		3	0	0	0	1	2	2											
Moises Alou, R (1,7) OBP: 0.330, SLG: 0.514	2-2 G5-3		1-2 L8		0-0 FC5-4 BB			2-1 P3		4	0	0	0	0	0	2											
25 Derrek Lee, R (1,3) OBP: 0.372, SLG: 0.507		2-2 G6-3		2-2 1B 1B		2-3 K		2-2 F9		4	0	1	0	0	1	1											
Michael Barrett, R (1,2) OBP: 0.335, SLG: 0.480		1-2 F7		0-1 FC6-4 1B			1-0 F9	0-3 K		4	0	1	0	0	1	0											
Ramon Martinez, R (1,6) OBP: 0.230, SLG: 0.356		3-2 G4-3		0-1 FC6-4		2-3 K				3	0	0	0	0	1	2											
Brendan Harris, R (1,5) OBP: 0.167, SLG: 0.333			3-2 G4-3		0-3 K		1-2 F9			3	0	0	0	0	1	0											
38 Carlos Zambrano, S (1,1) OBP: 0.150, SLG: 0.179			1-3 K		2-1 G4-3			1-0 F9		2	0	0	0	0	1	0											
Kent Mercker, L (6,1)										0	0	0	0	0	0	0											
Francis Beltran, R (7,1)										0	0	0	0	0	0	0											
Tom Goodwin, L (8,PH)										1	0	0	0	0	0	0											
43 Michael Wuerztz, R (8,1)										0	0	0	0	0	0	0											
<b>Inning Stats</b>	R: 0 E: 0 K: 2 S: 11	H: 1 LOB: 1 BB: 0 P: 18	R: 0 E: 0 K: 0 S: 9	H: 0 LOB: 0 BB: 0 P: 15	R: 0 E: 0 K: 2 S: 14	H: 0 LOB: 1 BB: 1 P: 23	R: 0 E: 0 K: 1 S: 14	H: 2 LOB: 2 BB: 0 P: 19	R: 0 E: 0 K: 1 S: 6	H: 0 LOB: 0 BB: 0 P: 9	R: 0 E: 0 K: 1 S: 12	H: 0 LOB: 1 BB: 0 P: 19	R: 0 E: 0 K: 1 S: 8	H: 0 LOB: 0 BB: 0 P: 12	R: 0 E: 0 K: 0 S: 6	H: 1 LOB: 1 BB: 0 P: 9	R: 0 E: 0 K: 1 S: 8	H: 0 LOB: 0 BB: 0 P: 12	1B: 4 2B: 0 3B: 0 HR: 0	SF: 0 SAC: 0 DP: 0 HBP: 0	WP: 0 PB: 0 SB: 0 CS: 0	PA: 33					
<b>PITCHER</b>	IP	WLS	BF	H	R	ER	SO	BB	IBB	HBP	BLK	WP	HR	S	P	ERA	WHIP										
Doug Davis, L (1,1) ERA: 3.46	8.0	W	30	4	0	0	9	2	0	0	0	0	0	80	124	0.00	0.750										
Mike Adams, R (9,1) ERA: 1.19	1.0		3	0	0	0	1	0	0	0	0	0	0	8	12	0.00	0.000										

AB	31
R	0
H	4
RBI	0
BB	2
SO	10
LOB	8



Batter	1	2	3	4	5	6	7	8	9	AB	R	H	RBI	BB	SO	LOB	BOTTOM										
Scott Podsednik, L (1,8) OBP: 0.329, SLG: 0.406	3-3 K		1-1 F7		1-1 FC3-6 1B 2B	2-1 F8		1-1 L8		5	1	1	0	0	1	3	<b>Chicago Cubs @ Milwaukee Brewers</b> Miller Park, Milwaukee, WI Wed Jul 07 2004, 7:05 PM CDT Att: 42,291 - Overcast - 63 F										
Craig Counsell, L (1,6) OBP: 0.364, SLG: 0.364	0-1 G6-3		4-1 HR BB		4-1 FC3-6 BB	1-2 2-3 BB		3-2 P5		2	1	0	0	3	0	1											
Geoff Jenkins, L (1,7) OBP: 0.313, SLG: 0.437	0-1 P6		1-0 1-H HR		0-3 K	2-0 G3-1		1-2 1-2 1B		5	1	2	2	0	1	5											
Lyle Overbay, L (1,3) OBP: 0.400, SLG: 0.542		2-3 K BB 1B	3-2 1B		0-0 FC3-6 1B 1-2 2-3		0-0 L4	3-1 F8		5	1	1	0	0	1	4											
Ben Grieve, L (1,9) OBP: 0.411, SLG: 0.424		4-2 1B	1-2 F8		0-0 1-2 3-H 1B		1-2 L7			3	0	1	1	1	0	1											
Mike Adams, R (9,1) ERA: 1.19		1-2 BB								0	0	0	0	0	0	0											
Keith Ginter, R (1,4) OBP: 0.331, SLG: 0.437		2-3 K		1-1 G6-3		2-3 K		4-1 S BB		3	0	0	0	1	2	4											
Wes Helms, R (1,5) OBP: 0.335, SLG: 0.344		2-2 G1-6-3 1-2 2-H 1B		0-1 F9		2-2 FC5-6 1B	1-1 SAFE 4-1 SAFE BB	1-2 BB		3	0	2	1	1	0	0											
Chad Moeller, R (1,2) OBP: 0.307, SLG: 0.371		1-1 G1-6-3		0-1 1B		0-0 BB FC5-6 1B	1-3 K			4	0	2	0	0	1	4											
Doug Davis, R (1,1) ERA: 3.46			1-0 G3		1-2 G3		0-0 FC5-6 BB	4-2 1B BB		3	0	0	0	0	0	3											
Brady Clark, R (8,PH) OBP: 0.346, SLG: 0.344										0	0	0	0	1	0	0											
<b>Inning Stats</b>	R: 0 E: 0 K: 1 S: 7	H: 0 LOB: 0 BB: 0 P: 10	R: 1 E: 0 K: 2 S: 14	H: 1 LOB: 1 BB: 1 P: 25	R: 2 E: 0 K: 0 S: 16	H: 2 LOB: 1 BB: 1 P: 27	R: 0 E: 0 K: 0 S: 10	H: 1 LOB: 0 BB: 0 P: 12	R: 1 E: 0 K: 2 S: 11	H: 2 LOB: 2 BB: 1 P: 18	R: 0 E: 0 K: 0 S: 9	H: 2 LOB: 3 BB: 1 P: 19	R: 0 E: 0 K: 1 S: 10	H: 0 LOB: 2 BB: 2 P: 20	R: 0 E: 0 K: 0 S: 15	H: 1 LOB: 2 BB: 1 P: 27	1B: 7 2B: 1 3B: 0 HR: 1	SF: 0 SAC: 0 DP: 1 HBP: 0	WP: 1 PB: 0 SB: 1 CS: 0	PA: 40							
<b>PITCHER</b>	IP	WLS	BF	H	R	ER	SO	BB	IBB	HBP	BLK	WP	HR	S	P	ERA	WHIP										
38 Carlos Zambrano, R (1,1) ERA: 2.61	5.2	L	29	8	4	4	4	4	0	0	0	0	0	66	108	6.35	2.118										
Kent Mercker, L (6,1) ERA: 2.49	1.0		4	0	0	0	0	1	0	0	0	0	0	6	13	0.00	1.000										
Francis Beltran, R (7,1) ERA: 4.18	0.1		2	0	0	0	1	1	0	0	0	0	0	5	10	0.00	3.000										
43 Michael Wuerztz, R (8,1) ERA: 6.88	1.0		5	1	0	0	0	1	0	0	0	0	0	15	27	0.00	2.000										

AB	33
R	4
H	9
RBI	4
BB	7
SO	6
LOB	25





Batter	1	2	3	4	5	6	7	8	9	AB	R	H	RBI	BB	SO	LOB	TOP					
D'Angelo Jimenez, S OBP: 0.367, SLG: 0.385			F8			P6				4	2	2	0	1	0	0	<b>Cincinnati Reds @ Milwaukee Brewers</b> Miller Park, Milwaukee, WI Thu Jul 08 2004, 7:05 PM CDT Att: 19,729 - Cloudy - 68 F					
Barry Larkin, R OBP: 0.344, SLG: 0.402			F7			HR				4	2	3	2	0	0	0						
Juan Castro, R OBP: 0.317, SLG: 0.409							K			1	0	0	0	0	1	3						
Ken Griffey Jr., L OBP: 0.350, SLG: 0.514										4	1	2	4	1	0	1						
Adam Dunn, L OBP: 0.407, SLG: 0.573			F9			G3				4	1	1	1	1	1	3						
Wily Mo Peña, R OBP: 0.308, SLG: 0.438						G1-3				5	0	0	0	0	1	3						
Jacob Cruz, L OBP: 0.330, SLG: 0.381		F7								5	0	0	0	0	3	0						
Todd Jones, L										0	0	0	0	0	0	0						
Danny Graves, R										0	0	0	0	0	0	0						
Jason LaRue, R OBP: 0.318, SLG: 0.383		F8				E5				3	1	0	0	1	0	0						
Brandon Larson, R OBP: 0.308, SLG: 0.356						E5				4	1	1	0	1	1	1						
Paul Wilson, R OBP: 0.206, SLG: 0.188						L4				4	1	1	1	0	0	3						
Gabe White, L										0	0	0	0	0	0	0						
Tim Hummel, R OBP: 0.318, SLG: 0.358										1	0	0	0	0	0	0						
<b>Inning Stats</b>	R: 1 E: 0 K: 2 S: 10	H: 2 LOB: 1 BB: 0 P: 14	R: 0 E: 0 K: 0 S: 7	H: 0 LOB: 1 BB: 1 P: 16	R: 0 E: 0 K: 0 S: 10	H: 0 LOB: 1 BB: 1 P: 19	R: 0 E: 0 K: 1 S: 8	H: 0 LOB: 1 BB: 1 P: 15	R: 2 E: 0 K: 0 S: 14	H: 2 LOB: 1 BB: 1 P: 22	R: 5 E: 2 K: 1 S: 21	H: 4 LOB: 1 BB: 0 P: 29	R: 0 E: 0 K: 1 S: 10	H: 1 LOB: 0 BB: 1 P: 22	R: 1 E: 0 K: 1 S: 10	H: 1 LOB: 0 BB: 0 P: 12	R: 0 E: 0 K: 1 S: 6	H: 0 LOB: 0 BB: 0 P: 9	1B: 6 2B: 2 3B: 0 HR: 2	SF: 0 SAC: 0 DP: 0 HBP: 1	WP: 0 PB: 0 SB: 0 CS: 0	PA: 45
<b>PITCHER</b>	IP WLS BF H R ER SO BB IBB HBP BLK WP HR S P ERA WHIP																					
Wes Obermueller, R ERA: 6.69	5.1 L 26 4 5 4 4 4 0 0 0 0 0 1 57 98 6.75 1.500																					
Dave Burba, R ERA: 3.61	1.1 11 5 3 2 0 1 0 0 1 0 0 0 19 33 13.50 4.500																					
Matt Kinney, R ERA: 6.04	0.1 0 0 0 0 1 0 0 0 0 0 0 0 4 6 0.00 0.000																					
Jeff Bennett, R ERA: 4.39	2.0 7 1 1 1 2 0 0 0 0 0 0 1 16 21 4.50 0.500																					

AB	39
R	9
H	10
RBI	8
BB	5
SO	7
LOB	14



Batter	1	2	3	4	5	6	7	8	9	AB	R	H	RBI	BB	SO	LOB	BOTTOM					
Scott Podsednik, L OBP: 0.330, SLG: 0.406										5	0	2	0	0	0	0	<b>Cincinnati Reds @ Milwaukee Brewers</b> Miller Park, Milwaukee, WI Thu Jul 08 2004, 7:05 PM CDT Att: 19,729 - Cloudy - 68 F					
Craig Counsell, L OBP: 0.361, SLG: 0.361			P4			G4-3				5	0	1	1	0	0	2						
Geoff Jenkins, L OBP: 0.312, SLG: 0.438										4	0	1	0	0	0	2						
Lyle Overbay, L OBP: 0.401, SLG: 0.543		L4								3	0	1	0	1	1	1						
Ben Grieve, L OBP: 0.408, SLG: 0.420		G1-4-3								4	1	1	0	0	1	2						
Keith Ginter, R OBP: 0.330, SLG: 0.447										4	1	1	2	0	0	2						
Wes Helms, R OBP: 0.333, SLG: 0.338			K2-3							3	0	0	0	0	1	0						
Gary Bennett, R OBP: 0.260, SLG: 0.252										3	0	0	0	0	1	0						
2 Bill Hall, R OBP: 0.279, SLG: 0.395										1	0	0	0	0	1	2						
Chad Moeller, R OBP: 0.307, SLG: 0.371										0	0	0	0	0	0	0						
Wes Obermueller, R ERA: 6.69										2	0	1	0	0	0	0						
Dave Burba, R ERA: 3.61										0	0	0	0	0	0	0						
Matt Kinney, R ERA: 6.04										0	0	0	0	0	0	0						
Chris Magruder, S ERA: 10.000										0	1	0	0	1	0	0						
Jeff Bennett, R ERA: 4.39										0	0	0	0	0	0	0						
Brady Clark, R OBP: 0.344, SLG: 0.342										1	0	0	0	0	0	0						
<b>Inning Stats</b>	R: 0 E: 0 K: 0 S: 8	H: 0 LOB: 0 BB: 0 P: 11	R: 0 E: 0 K: 0 S: 10	H: 0 LOB: 0 BB: 0 P: 14	R: 0 E: 0 K: 2 S: 10	H: 2 LOB: 2 BB: 0 P: 18	R: 0 E: 0 K: 0 S: 6	H: 0 LOB: 1 BB: 1 P: 13	R: 0 E: 0 K: 0 S: 8	H: 0 LOB: 0 BB: 0 P: 8	R: 0 E: 0 K: 1 S: 13	H: 1 LOB: 1 BB: 0 P: 20	R: 3 E: 0 K: 0 S: 19	H: 4 LOB: 2 BB: 1 P: 31	R: 0 E: 0 K: 2 S: 13	H: 1 LOB: 2 BB: 0 P: 19	R: 0 E: 0 K: 0 S: 7	H: 0 LOB: 0 BB: 0 P: 9	1B: 5 2B: 2 3B: 0 HR: 1	SF: 0 SAC: 0 DP: 0 HBP: 1	WP: 1 PB: 0 SB: 0 CS: 0	PA: 38
<b>PITCHER</b>	IP WLS BF H R ER SO BB IBB HBP BLK WP HR S P ERA WHIP																					
Paul Wilson, R ERA: 3.66	6.2 W 29 7 3 0 3 2 0 0 0 0 0 1 69 107 4.05 1.350																					
Gabe White, L ERA: 6.69	0.2 3 1 0 0 1 0 0 0 0 0 0 0 11 14 0.00 1.500																					
Todd Jones, R ERA: 3.38	0.2 3 0 0 0 1 0 0 0 1 0 0 0 7 13 0.00 0.000																					
Danny Graves, R ERA: 2.83	1.0 3 0 0 0 0 0 0 0 0 0 0 0 7 9 0.00 0.000																					





Batter	1	2	3	4	5	6	7	8	9	AB	R	H	RBI	BB	SO	LOB	TOP								
D'Angelo Jimenez, S OBP: 0.367, SLG: 0.383 (1, 4)	2-1 F8		1-1 1B		1-2 L5		4-2 BB		3-2 G3-1	4	0	1	0	1	0	2	<b>Cincinnati Reds @ Milwaukee Brewers</b> Miller Park, Milwaukee, WI Fri Jul 09 2004, 7:05 PM CDT Att: 30,709 - Dome - 70 F								
Barry Larkin, R OBP: 0.343, SLG: 0.403 (1, 6)	1-0 2B		0-1 F8		3-3 K		1-2 G6-3			4	1	1	0	0	1	3									
Ken Griffey Jr., L OBP: 0.352, SLG: 0.515 (1, 8)	2-0 G4-3 2H		3-3 K			4-2 HR BB		1-3 K		3	1	1	1	1	2	1									
Adam Dunn, L OBP: 0.406, SLG: 0.567 (1, 7)	0-1 G4-3			0-3 K		1-3 K		4-1 WP S BB		3	0	0	0	1	2	2									
Wily Mo Peña, R OBP: 0.306, SLG: 0.453 (1, 9)	2-1 G6-3			0-2 G1-3		1-1 1-H HR		1-3 K		4	1	1	2	0	1	2									
Jason LaRue, R OBP: 0.317, SLG: 0.381 (1, 2)		1-3 K		3-0 1B		1-0 G6-3		3-2 F9		4	0	1	0	0	1	1									
Tim Hummel, R OBP: 0.304, SLG: 0.341 (1, 3)	1-0 F8			2-1 P3		1-0 L7		0-1 F7		4	0	0	0	0	0	1									
Brandon Larson, R OBP: 0.306, SLG: 0.352 Danny Graves, R (9, 1)	1-3 K			0-1 39 SH3-4 1B		2-2 F9		2-3 K		4	0	1	0	0	2	0									
39 Aaron Harang, R OBP: 0.037, SLG: 0.074 Gabe White, L (8, 1)			2-3 K		1-0 SH3-4		2-3 K		3-2 1B	2	0	0	0	0	2	0									
Jacob Cruz, L OBP: 0.337, SLG: 0.388 Juan Castro, R OBP: 0.317, SLG: 0.409 (9, 5)					1-2					0	0	0	0	0	0	0									
<b>Inning Stats</b>	R: 1 E: 0 K: 0 S: 8	H: 2 LOB: 1 BB: 0 P: 15	R: 0 E: 0 K: 2 S: 7	H: 0 LOB: 0 BB: 0 P: 10	R: 0 E: 0 K: 2 S: 12	H: 1 LOB: 1 BB: 0 P: 18	R: 0 E: 0 K: 1 S: 9	H: 1 LOB: 1 BB: 0 P: 14	R: 0 E: 0 K: 1 S: 10	H: 1 LOB: 1 BB: 1 P: 15	R: 2 E: 0 K: 1 S: 9	H: 1 LOB: 0 BB: 1 P: 17	R: 0 E: 0 K: 2 S: 11	H: 0 LOB: 1 BB: 1 P: 20	R: 0 E: 0 K: 2 S: 10	H: 0 LOB: 1 BB: 1 P: 19	R: 0 E: 0 K: 1 S: 12	H: 1 LOB: 1 BB: 0 P: 20	1B: 4 2B: 2 3B: 0 HR: 1	SF: 0 SAC: 1 DP: 0 HBP: 0	WP: 1 PB: 0 SB: 1 CS: 0	PA: 37			
<b>PITCHER</b>	IP WLS BF H R ER SO BB IBB HBP BLK WP HR S P ERA WHIP	IP WLS BF H R ER SO BB IBB HBP BLK WP HR S P ERA WHIP	IP WLS BF H R ER SO BB IBB HBP BLK WP HR S P ERA WHIP	IP WLS BF H R ER SO BB IBB HBP BLK WP HR S P ERA WHIP	IP WLS BF H R ER SO BB IBB HBP BLK WP HR S P ERA WHIP	IP WLS BF H R ER SO BB IBB HBP BLK WP HR S P ERA WHIP	IP WLS BF H R ER SO BB IBB HBP BLK WP HR S P ERA WHIP	IP WLS BF H R ER SO BB IBB HBP BLK WP HR S P ERA WHIP	IP WLS BF H R ER SO BB IBB HBP BLK WP HR S P ERA WHIP	IP WLS BF H R ER SO BB IBB HBP BLK WP HR S P ERA WHIP	IP WLS BF H R ER SO BB IBB HBP BLK WP HR S P ERA WHIP	IP WLS BF H R ER SO BB IBB HBP BLK WP HR S P ERA WHIP	IP WLS BF H R ER SO BB IBB HBP BLK WP HR S P ERA WHIP	IP WLS BF H R ER SO BB IBB HBP BLK WP HR S P ERA WHIP	IP WLS BF H R ER SO BB IBB HBP BLK WP HR S P ERA WHIP	IP WLS BF H R ER SO BB IBB HBP BLK WP HR S P ERA WHIP	IP WLS BF H R ER SO BB IBB HBP BLK WP HR S P ERA WHIP	IP WLS BF H R ER SO BB IBB HBP BLK WP HR S P ERA WHIP	IP WLS BF H R ER SO BB IBB HBP BLK WP HR S P ERA WHIP	IP WLS BF H R ER SO BB IBB HBP BLK WP HR S P ERA WHIP	IP WLS BF H R ER SO BB IBB HBP BLK WP HR S P ERA WHIP	IP WLS BF H R ER SO BB IBB HBP BLK WP HR S P ERA WHIP	IP WLS BF H R ER SO BB IBB HBP BLK WP HR S P ERA WHIP	IP WLS BF H R ER SO BB IBB HBP BLK WP HR S P ERA WHIP	IP WLS BF H R ER SO BB IBB HBP BLK WP HR S P ERA WHIP

AB	33
R	3
H	7
RBI	3
BB	3
SO	11
LOB	12



Batter	1	2	3	4	5	6	7	8	9	AB	R	H	RBI	BB	SO	LOB	BOTTOM								
Scott Podsednik, L OBP: 0.329, SLG: 0.404 (1, 8)	1-3 K		3-2 P6			1-3 K		1-2 1B		4	0	1	0	0	2	0	<b>Cincinnati Reds @ Milwaukee Brewers</b> Miller Park, Milwaukee, WI Fri Jul 09 2004, 7:05 PM CDT Att: 30,709 - Dome - 70 F								
Craig Counsell, L OBP: 0.360, SLG: 0.356 (1, 6)	1-2 G4-3			0-3 K		4-1 BB		3-2 F9		3	0	0	0	1	1	2									
Geoff Jenkins, L OBP: 0.314, SLG: 0.439 (1, 7)	2-2 1B			2-0 G4-3		1-3 K		0-1 G6-3 1B		4	0	2	0	0	1	1									
Lyle Overbay, L OBP: 0.402, SLG: 0.542 (1, 3)	3-1 F7			2-0 1B		1-3 K		0-0 G6-3 1B		4	0	2	0	0	1	1									
Ben Grieve, L OBP: 0.400, SLG: 0.410 (1, 9)		3-2 P6		3-3 K		0-0 G3-1		0-1 G6-3		4	0	0	0	0	1	3									
2 Bill Hall, R OBP: 0.276, SLG: 0.391 (1, 4)	1-1 G5-3			2-2 CS 1B		2-3 K		0-3 K		4	0	1	0	0	2	1									
Keith Ginter, R OBP: 0.326, SLG: 0.441 (1, 5)	1-1 L5			2-3 K		1-2 K		1-1 L1		3	0	0	0	0	1	1									
Chad Moeller, R OBP: 0.304, SLG: 0.367 Matt Erickson, L (8, PH)			1-2 G5-3		0-0 L7		2-2 G6-3			2	0	0	0	0	0	0									
Gary Bennett, R OBP: 0.260, SLG: 0.252 (9, 2)					0-0 L7		2-2 G6-3			1	0	0	0	0	0	0									
39 Chris Capuano, L OBP: 0.316, SLG: 0.294 Matt Kinney, R OBP: 0.250, SLG: 0.250 Chris Magruder, S OBP: 1.000, SLG: 1.000 Matt Wise, R (9, 1)					0-3 K2-3		0-3 K		2-2 E7 1B	2	0	0	0	0	2	0									
<b>Inning Stats</b>	R: 0 E: 0 K: 1 S: 11	H: 1 LOB: 0 BB: 0 P: 18	R: 0 E: 0 K: 0 S: 7	H: 0 LOB: 0 BB: 0 P: 12	R: 0 E: 0 K: 1 S: 10	H: 0 LOB: 0 BB: 0 P: 14	R: 0 E: 0 K: 2 S: 11	H: 1 LOB: 1 BB: 0 P: 18	R: 0 E: 0 K: 1 S: 9	H: 1 LOB: 0 BB: 0 P: 13	R: 0 E: 0 K: 3 S: 10	H: 0 LOB: 1 BB: 1 P: 16	R: 0 E: 0 K: 2 S: 7	H: 0 LOB: 0 BB: 0 P: 10	R: 0 E: 1 K: 0 S: 16	H: 2 LOB: 2 BB: 0 P: 25	R: 0 E: 0 K: 1 S: 8	H: 2 LOB: 1 BB: 0 P: 8	1B: 7 2B: 1 3B: 0 HR: 0	SF: 0 SAC: 0 DP: 2 HBP: 0	WP: 0 PB: 0 SB: 0 CS: 1	PA: 33			
<b>PITCHER</b>	IP WLS BF H R ER SO BB IBB HBP BLK WP HR S P ERA WHIP	IP WLS BF H R ER SO BB IBB HBP BLK WP HR S P ERA WHIP	IP WLS BF H R ER SO BB IBB HBP BLK WP HR S P ERA WHIP	IP WLS BF H R ER SO BB IBB HBP BLK WP HR S P ERA WHIP	IP WLS BF H R ER SO BB IBB HBP BLK WP HR S P ERA WHIP	IP WLS BF H R ER SO BB IBB HBP BLK WP HR S P ERA WHIP	IP WLS BF H R ER SO BB IBB HBP BLK WP HR S P ERA WHIP	IP WLS BF H R ER SO BB IBB HBP BLK WP HR S P ERA WHIP	IP WLS BF H R ER SO BB IBB HBP BLK WP HR S P ERA WHIP	IP WLS BF H R ER SO BB IBB HBP BLK WP HR S P ERA WHIP	IP WLS BF H R ER SO BB IBB HBP BLK WP HR S P ERA WHIP	IP WLS BF H R ER SO BB IBB HBP BLK WP HR S P ERA WHIP	IP WLS BF H R ER SO BB IBB HBP BLK WP HR S P ERA WHIP	IP WLS BF H R ER SO BB IBB HBP BLK WP HR S P ERA WHIP	IP WLS BF H R ER SO BB IBB HBP BLK WP HR S P ERA WHIP	IP WLS BF H R ER SO BB IBB HBP BLK WP HR S P ERA WHIP	IP WLS BF H R ER SO BB IBB HBP BLK WP HR S P ERA WHIP	IP WLS BF H R ER SO BB IBB HBP BLK WP HR S P ERA WHIP	IP WLS BF H R ER SO BB IBB HBP BLK WP HR S P ERA WHIP	IP WLS BF H R ER SO BB IBB HBP BLK WP HR S P ERA WHIP	IP WLS BF H R ER SO BB IBB HBP BLK WP HR S P ERA WHIP	IP WLS BF H R ER SO BB IBB HBP BLK WP HR S P ERA WHIP	IP WLS BF H R ER SO BB IBB HBP BLK WP HR S P ERA WHIP	IP WLS BF H R ER SO BB IBB HBP BLK WP HR S P ERA WHIP	IP WLS BF H R ER SO BB IBB HBP BLK WP HR S P ERA WHIP

AB	32
R	0
H	7
RBI	0
BB	1
SO	11
LOB	9





Batter	1	2	3	4	5	6	7	8	9	AB	R	H	RBI	BB	SO	LOB	TOP			
D'Angelo Jimenez, S OBP: 0.369, SLG: 0.381			G6-3					P2		4	0	1	0	0	1	1	<b>Cincinnati Reds @ Milwaukee Brewers</b> Miller Park, Milwaukee, WI Sat Jul 10 2004, 6:05 PM CDT Att: 43,568 - Sunny - 72 F			
Barry Larkin, R OBP: 0.342, SLG: 0.401			F9					G6-3		4	0	1	0	0	0	1				
Ken Griffey Jr., L OBP: 0.350, SLG: 0.512 Tim Hummel, R OBP: 0.298, SLG: 0.333			L7					F8		2	0	0	0	0	0	1				
Adam Dunn, L OBP: 0.407, SLG: 0.567								G4-3		4	0	2	0	0	1	0				
Jacob Cruz, L OBP: 0.323, SLG: 0.371								G4-3		4	0	0	0	0	2	4				
Wily Mo Peña, R OBP: 0.299, SLG: 0.442		G5-3						G5-3		4	0	0	0	0	1	2				
Javier Valentin, S OBP: 0.224, SLG: 0.289										2	0	0	0	1	0	0				
Brandon Larson, R OBP: 0.306, SLG: 0.352										3	0	1	0	0	1	1				
Cory Lidle, R OBP: 0.250, SLG: 0.161 Corky Miller, R (7, PH) Phil Norton, R (7, 1) Todd Van Poppel, R OBP: 0.188, SLG: 0.133										2	0	0	0	0	1	2				
										1	0	0	0	0	0	0				
										0	0	0	0	0	0	0				
										0	0	0	0	0	0	0				
<b>Inning Stats</b>	R: 0 E: 0 K: 1 S: 13	H: 2 LOB: 2 BB: 0 P: 17	R: 0 E: 0 K: 0 S: 11	H: 0 LOB: 1 BB: 1 P: 17	R: 0 E: 0 K: 0 S: 8	H: 0 LOB: 0 BB: 0 P: 8	R: 0 E: 0 K: 3 S: 12	H: 0 LOB: 0 BB: 0 P: 16	R: 0 E: 0 K: 2 S: 11	H: 1 LOB: 1 BB: 0 P: 16	R: 0 E: 0 K: 1 S: 13	H: 2 LOB: 2 BB: 0 P: 18	R: 0 E: 0 K: 0 S: 7	H: 0 LOB: 0 BB: 0 P: 12	R: 0 E: 0 K: 0 S: 10	H: 0 LOB: 0 BB: 0 P: 15	1B: 5 2B: 0 3B: 0 HR: 0	SF: 0 SAC: 0 DP: 0 HBP: 0	WP: 0 PB: 0 SB: 0 CS: 0	PA: 33
<b>PITCHER</b>	IP WLS BF H R ER SO BB IBB HBP BLK WP HR S P ERA WHIP	8.0 W 30 5 0 0 8 1 0 0 0 0 0 0 82 116 0.00 0.750	1.0 3 0 0 0 0 0 0 0 0 0 0 0 10 15 0.00 0.000																	

Batter	1	2	3	4	5	6	7	8	9	AB	R	H	RBI	BB	SO	LOB	BOTTOM				
Scott Podsednik, L OBP: 0.328, SLG: 0.401			G4-3 G5-3 BB					P2		3	1	0	0	1	1	2	<b>Cincinnati Reds @ Milwaukee Brewers</b> Miller Park, Milwaukee, WI Sat Jul 10 2004, 6:05 PM CDT Att: 43,568 - Sunny - 72 F				
Craig Counsell, L OBP: 0.358, SLG: 0.355			G4-3					G4-5-3 1B		4	0	1	0	0	1	1					
Geoff Jenkins, L OBP: 0.311, SLG: 0.434			G5-3					G4-5-3 1-2		4	0	0	1	0	1	1					
Lyle Overbay, L OBP: 0.403, SLG: 0.540										3	2	1	0	1	1	0					
Keith Ginter, R OBP: 0.325, SLG: 0.442										4	1	1	0	0	2	2					
Brady Clark, R OBP: 0.347, SLG: 0.364										4	1	2	1	0	1	2					
2 Bill Hall, R OBP: 0.289, SLG: 0.399										2	0	1	1	2	0	1					
Chad Moeller, R OBP: 0.303, SLG: 0.361										3	0	0	1	1	0	3					
15 Ben Sheets, R OBP: 0.118, SLG: 0.063 Luis Vizcaino, R ERA: 5.92										3	0	1	0	0	0	3					
										0	0	0	0	0	0	0					
<b>Inning Stats</b>	R: 0 E: 0 K: 2 S: 7	H: 0 LOB: 0 BB: 0 P: 8	R: 1 E: 0 K: 1 S: 11	H: 2 LOB: 2 BB: 1 P: 24	R: 1 E: 0 K: 0 S: 7	H: 0 LOB: 0 BB: 1 P: 17	R: 1 E: 0 K: 1 S: 13	H: 2 LOB: 2 BB: 1 P: 24	R: 0 E: 0 K: 0 S: 7	H: 0 LOB: 0 BB: 0 P: 9	R: 1 E: 0 K: 0 S: 11	H: 1 LOB: 1 BB: 1 P: 20	R: 0 E: 0 K: 0 S: 5	H: 1 LOB: 0 BB: 0 P: 12	R: 1 E: 0 K: 2 S: 16	H: 1 LOB: 1 BB: 1 P: 23	1B: 3 2B: 3 3B: 1 HR: 0	SF: 0 SAC: 0 DP: 1 HBP: 0	WP: 0 PB: 1 SB: 4 CS: 1	PA: 35	
<b>PITCHER</b>	IP WLS BF H R ER SO BB IBB HBP BLK WP HR S P ERA WHIP	6.0 L 27 5 4 1 1 0 1 0 0 0 0 0 5 16 9.00 2.000	1.0 4 1 1 1 0 1 0 0 0 0 0 0 5 16 9.00 2.000	1.0 4 1 0 0 2 0 0 0 0 0 0 0 16 19 0.00 1.000																	



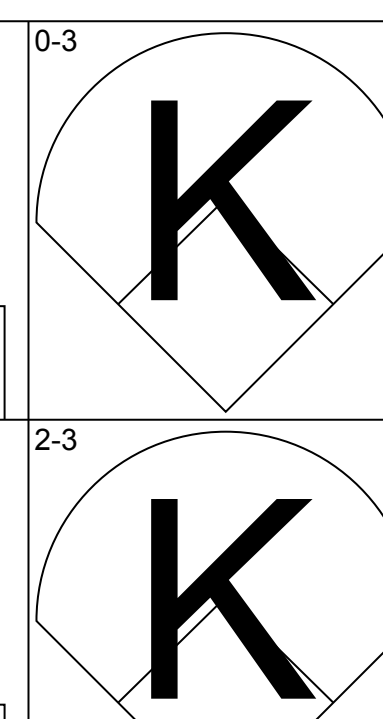
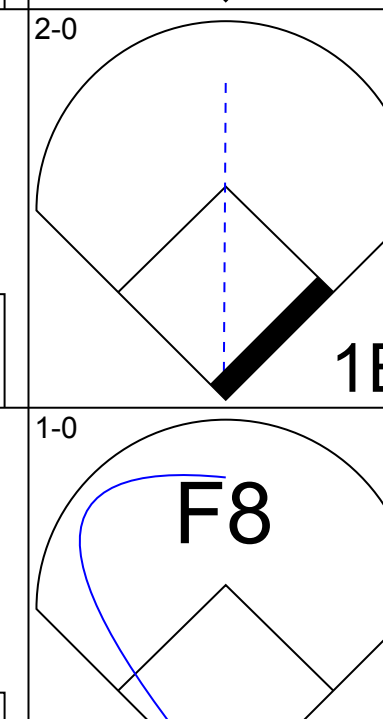


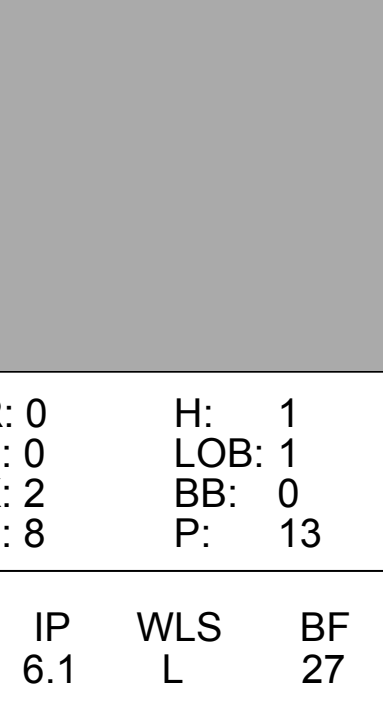
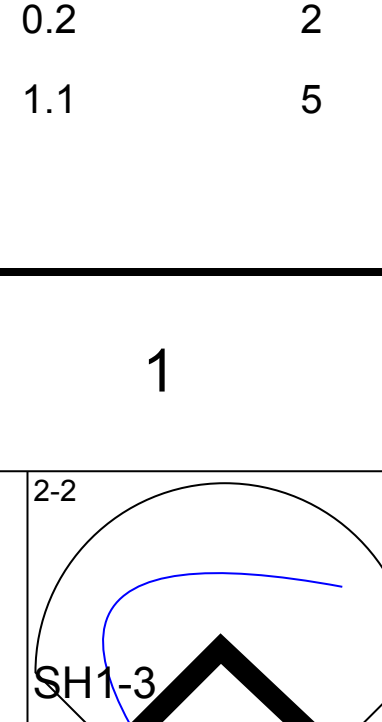
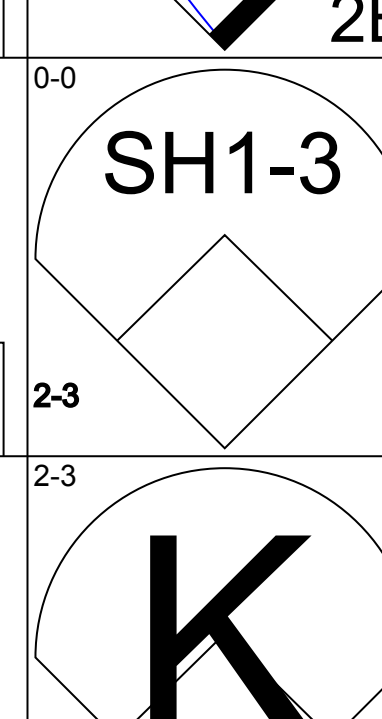
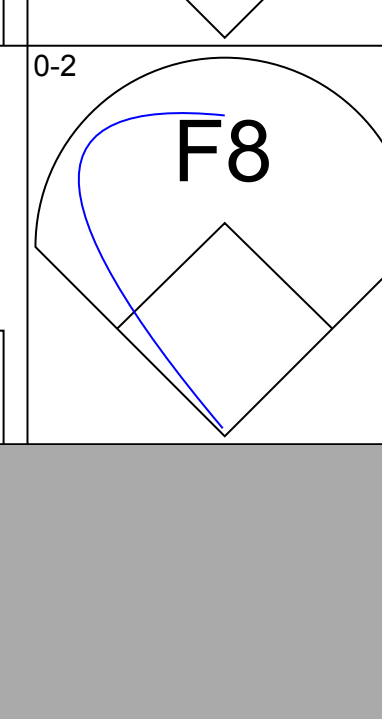


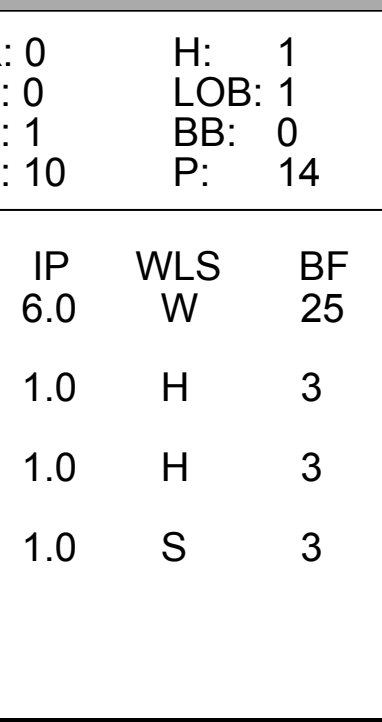




Batter	1	2	3	4	5	6	7	8	9	AB	R	H	RBI	BB	SO	LOB	TOP																			
Scott Podsednik, L (1, 8) OBP: 0.330, SLG: 0.402			G4-3			G6-3			F8	4	1	2	0	1	0	0	<b>Milwaukee Brewers @ Chicago Cubs</b> Wrigley Field, Chicago, IL Thu Jul 15 2004, 7:05 PM CDT Att: 40,123 - Sunny - 77 F																			
Craig Counsell, L (1, 6) OBP: 0.355, SLG: 0.349			G3			G6-3				3	0	0	0	1	0	2																				
Geoff Jenkins, L (1, 7) OBP: 0.308, SLG: 0.428						G6-3				3	0	0	1	1	1	3																				
Lyle Overbay, L (1, 3) OBP: 0.404, SLG: 0.548										4	0	0	0	1	0	2																				
Ben Grieve, L (1, 9) Brady Clark, R (8, PH) OBP: 0.397, SLG: 0.403 OBP: 0.354, SLG: 0.359										2	0	0	0	1	0	0																				
Keith Ginter, R (1, 4) OBP: 0.331, SLG: 0.445										0	0	0	0	1	0	0																				
Wes Helms, R (1, 5) Jeff Bennett, R (8, PH) Chris Magruder, S (8, PH) Dave Burba, R (8, 1)										2	0	1	0	1	0	0																				
Chad Moeller, R (1, 2) Brooks Kieschnick, L (8, PH) Gary Bennett, R (8, 2) OBP: 0.299, SLG: 0.355 OBP: 0.405, SLG: 0.500 OBP: 0.254, SLG: 0.248										3	0	0	0	0	0	4																				
Doug Davis, R (1, 1) 2 Bill Hall, R (6, 5) OBP: 0.282, SLG: 0.389										2	0	0	0	0	2	2																				
<b>Inning Stats</b>	R: 1 E: 0 K: 1 S: 15	H: 1 LOB: 2 BB: 2 P: 30	R: 0 E: 0 K: 1 S: 7	H: 0 LOB: 0 BB: 0 P: 11	R: 0 E: 0 K: 0 S: 10	H: 0 LOB: 1 BB: 1 P: 16	R: 0 E: 0 K: 1 S: 15	H: 1 LOB: 2 BB: 1 P: 20	R: 0 E: 0 K: 0 S: 9	H: 0 LOB: 0 BB: 1 P: 17	R: 0 E: 0 K: 0 S: 12	H: 1 LOB: 2 BB: 1 P: 19	R: 0 E: 0 K: 0 S: 11	H: 1 LOB: 1 BB: 0 P: 17	R: 0 E: 0 K: 1 S: 14	H: 1 LOB: 3 BB: 2 P: 28		R: 0 E: 0 K: 1 S: 10	H: 0 LOB: 1 BB: 1 P: 20	1B: 3 2B: 2 3B: 0 HR: 0	SF: 1 SAC: 0 DP: 2 HBP: 0	WP: 0 PB: 0 SB: 1 CS: 0	PA: 40													
<b>PITCHER</b>	IP WLS BF H R ER SO BB IBB HBP BLK WP HR S P ERA WHIP																																			
22 Mark Prior, R (1, 1) ERA: 4.06	1.2	8	1	1	1	1	2	0	0	0	0	0	0	0	0	19		36	5.40	1.800																
Glendon Rusch, L (2, 1) ERA: 3.77	5.1	22	3	0	0	2	4	0	0	0	0	0	0	0	60	94		0.00	1.312																	
Mike Remlinger, L (8, 1) ERA: 5.0	0.1	2	0	0	0	0	1	0	0	0	0	0	0	6	10	0.00		3.000																		
Kyle Farnsworth, R (8, 1) ERA: 3.29	0.2	4	1	0	0	1	1	0	0	0	0	0	0	8	18	0.00		3.000																		
LaTroy Hawkins, R (9, 1) ERA: 2.42	1.0	4	0	0	0	1	1	0	0	0	0	0	0	10	20	0.00	1.000																			

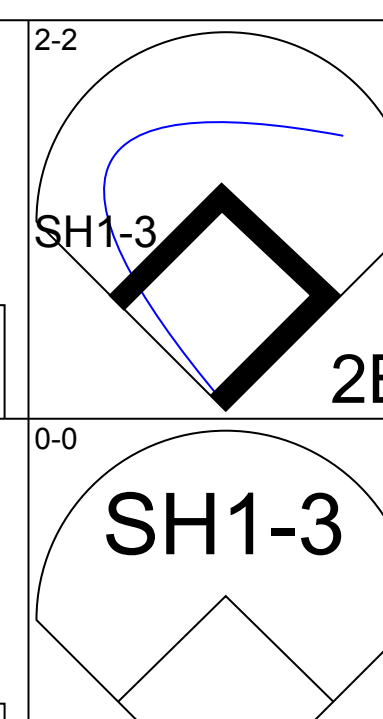
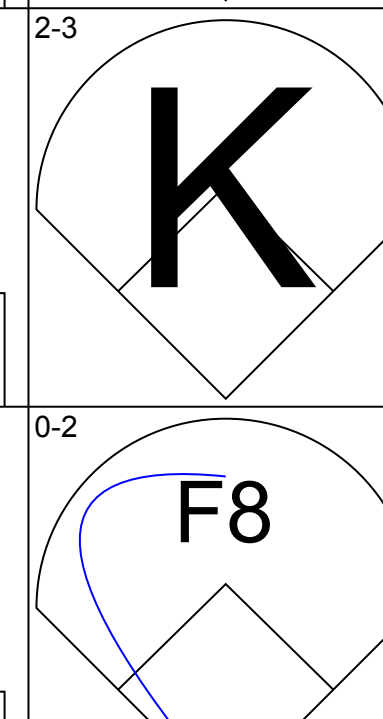




Batter	1	2	3	4	5	6	7	8	9	AB	R	H	RBI	BB	SO	LOB	BOTTOM																		
Mark Grudzielanek, R (1, 4) OBP: 0.325, SLG: 0.338			F9						G5-3	4	0	0	0	0	1	1	<b>Milwaukee Brewers @ Chicago Cubs</b> Wrigley Field, Chicago, IL Thu Jul 15 2004, 7:05 PM CDT Att: 40,123 - Sunny - 77 F																		
Jose Macias, S (1, 5) OBP: 0.297, SLG: 0.397			L6							4	1	1	0	0	1	0																			
Corey Patterson, L (1, 8) OBP: 0.333, SLG: 0.447										4	1	3	0	0	1	0																			
Sammy Sosa, R (1, 9) OBP: 0.366, SLG: 0.557										4	0	0	0	0	2	4																			
Moises Alou, R (1, 7) OBP: 0.329, SLG: 0.509										4	1	1	1	0	0	2																			
25 Derrek Lee, R (1, 3) OBP: 0.377, SLG: 0.528										4	1	2	2	0	1	0																			
Michael Barrett, R (1, 2) OBP: 0.344, SLG: 0.492										4	0	2	0	0	1	0																			
Ramon Martinez, R (1, 6) OBP: 0.323, SLG: 0.351										3	0	0	0	0	2	3																			
22 Mark Prior, R (1, 1) ERA: 4.06	1.2	8	1	1	1	2	0	0	0	0	0	0	0	0	19	36		5.40	1.800																
Glendon Rusch, L (2, 1) ERA: 3.77	5.1	22	3	0	0	2	4	0	0	0	0	0	0	60	94	0.00		1.312																	
Mike Remlinger, L (8, 1) ERA: 5.0	0.1	2	0	0	0	0	1	0	0	0	0	0	0	6	10	0.00		3.000																	
Kyle Farnsworth, R (8, 1) ERA: 3.29	0.2	4	1	0	0	1	1	0	0	0	0	0	0	8	18	0.00		3.000																	
LaTroy Hawkins, R (9, 1) ERA: 2.42	1.0	4	0	0	0	1	1	0	0	0	0	0	0	10	20	0.00		1.000																	
<b>Inning Stats</b>	R: 0 E: 0 K: 1 S: 15	H: 2 LOB: 0 BB: 0 P: 23	R: 1 E: 0 K: 2 S: 13	H: 1 LOB: 0 BB: 0 P: 20	R: 0 E: 0 K: 1 S: 10	H: 0 LOB: 0 BB: 0 P: 13	R: 0 E: 0 K: 1 S: 7	H: 0 LOB: 0 BB: 0 P: 13	R: 0 E: 0 K: 2 S: 10	H: 1 LOB: 1 BB: 0 P: 16	R: 3 E: 1 K: 2 S: 16	H: 4 LOB: 2 BB: 0 P: 22	R: 0 E: 0 K: 1 S: 10	H: 1 LOB: 1 BB: 0 P: 15	R: 0 E: 0 K: 0 S: 6	H: 0 LOB: 0 BB: 0 P: 10		R: 0 E: 0 K: 0 S: 6	H: 0 LOB: 0 BB: 0 P: 10	1B: 6 2B: 1 3B: 1 HR: 1	SF: 0 SAC: 1 DP: 0 HBP: 0	WP: 2 PB: 0 SB: 1 CS: 0	PA: 34												
<b>PITCHER</b>	IP WLS BF H R ER SO BB IBB HBP BLK WP HR S P ERA WHIP																																		
Doug Davis, L (1, 1) ERA: 3.53	5.1	23	3	0	0	2	0	0	0	0	0	0	0	19	27	0.00	1.800																		
Jeff Bennett, R (6, 1) ERA: 4.15	1.2	8	3	0	0	2	0	0	0	0	0	0	0	6	10	0.00	0.000																		
Dave Burba, R (8, 1) ERA: 3.53	1.0	3	0	0	0	0	0	0	0	0	0	0	0	6	10	0.00	0.000																		



Batter	1	2	3	4	5	6	7	8	9	AB	R	H	RBI	BB	SO	LOB	TOP				
Scott Podsednik, L (1, 8) OBP: 0.327, SLG: 0.397			G3-1 (2)		P5 (2)		P3 (2)			4	0	0	0	0	1	1	<b>Milwaukee Brewers @ Chicago Cubs</b> Wrigley Field, Chicago, IL Fri Jul 16, 2004, 2:20 PM CDT Att: 39,968 - Cloudy - 82 F				
Craig Counsell, L (1, 6) OBP: 0.355, SLG: 0.346 Matt Erickson, L (6, 6)					G3-1 (3)		FC6-4 (3)			2	0	0	0	0	1	0					
Geoff Jenkins, L (1, 7) OBP: 0.310, SLG: 0.437			L6 (3)							4	1	2	1	0	1	1					
Lyle Overbay, L (1, 3) OBP: 0.403, SLG: 0.545					G3 (1)					4	0	1	0	0	0	1					
Keith Ginter, R (1, 4) OBP: 0.330, SLG: 0.442					2B G6-3 1B		G6-4-3 (2)			4	1	1	0	0	2	1					
Brady Clark, R (1, 9) OBP: 0.362, SLG: 0.374					G6-3 2B					4	0	3	0	0	1	0					
Wes Helms, R (1, 5) 2 Bill Hall, R (1, 5) OBP: 0.283, SLG: 0.388					G6-3 (2)					0	0	0	0	0	0	0					
Gary Bennett, R (1, 2) Ben Grievie, L (9, PH) Chad Moeller, R (9, 2) OBP: 0.299, SLG: 0.355					F7 (3)		B3 (1)			3	0	0	0	0	0	3					
Victor Santos, R (1, 1) Brooks Kieschnick, L (7, PH) Mike Adams, R (7, 1) Luis Vizcaino, R (8, 1) Chris Magruder, S (9, PH) Dan Kolb, R (9, 1)										2	0	0	0	0	1	0					
<b>Inning Stats</b>	R: 0 E: 0 K: 2 S: 8	H: 1 LOB: 1 BB: 0 P: 13	R: 0 E: 0 K: 1 S: 11	H: 1 LOB: 1 BB: 0 P: 17	R: 0 E: 0 K: 0 S: 11	H: 0 LOB: 1 BB: 0 P: 20	R: 1 E: 0 K: 0 S: 9	H: 2 LOB: 1 BB: 0 P: 16	R: 0 E: 0 K: 1 S: 12	H: 0 LOB: 0 BB: 0 P: 16	R: 1 E: 0 K: 0 S: 14	H: 2 LOB: 1 BB: 0 P: 19	R: 0 E: 0 K: 2 S: 11	H: 0 LOB: 0 BB: 0 P: 15	R: 0 E: 0 K: 2 S: 9	H: 1 LOB: 1 BB: 0 P: 11		1B: 7 2B: 1 3B: 0 HR: 1	SF: 0 SAC: 1 DP: 1 HBP: 1	WP: 1 PB: 0 SB: 2 CS: 0	PA: 36
<b>PITCHER</b>	IP WLS BF H R ER SO BB IBB HBP BLK WP HR S P ERA WHIP	IP WLS BF H R ER SO BB IBB HBP BLK WP HR S P ERA WHIP	IP WLS BF H R ER SO BB IBB HBP BLK WP HR S P ERA WHIP	IP WLS BF H R ER SO BB IBB HBP BLK WP HR S P ERA WHIP	IP WLS BF H R ER SO BB IBB HBP BLK WP HR S P ERA WHIP	IP WLS BF H R ER SO BB IBB HBP BLK WP HR S P ERA WHIP	IP WLS BF H R ER SO BB IBB HBP BLK WP HR S P ERA WHIP	IP WLS BF H R ER SO BB IBB HBP BLK WP HR S P ERA WHIP	IP WLS BF H R ER SO BB IBB HBP BLK WP HR S P ERA WHIP	IP WLS BF H R ER SO BB IBB HBP BLK WP HR S P ERA WHIP	IP WLS BF H R ER SO BB IBB HBP BLK WP HR S P ERA WHIP	IP WLS BF H R ER SO BB IBB HBP BLK WP HR S P ERA WHIP	IP WLS BF H R ER SO BB IBB HBP BLK WP HR S P ERA WHIP	IP WLS BF H R ER SO BB IBB HBP BLK WP HR S P ERA WHIP	IP WLS BF H R ER SO BB IBB HBP BLK WP HR S P ERA WHIP	IP WLS BF H R ER SO BB IBB HBP BLK WP HR S P ERA WHIP	IP WLS BF H R ER SO BB IBB HBP BLK WP HR S P ERA WHIP	IP WLS BF H R ER SO BB IBB HBP BLK WP HR S P ERA WHIP	IP WLS BF H R ER SO BB IBB HBP BLK WP HR S P ERA WHIP	IP WLS BF H R ER SO BB IBB HBP BLK WP HR S P ERA WHIP	IP WLS BF H R ER SO BB IBB HBP BLK WP HR S P ERA WHIP

AB	34
R	3
H	9
RBI	3
BB	0
SO	9
LOB	12



Batter	1	2	3	4	5	6	7	8	9	AB	R	H	RBI	BB	SO	LOB	BOTTOM				
Jose Macias, S (1, 5) OBP: 0.295, SLG: 0.403			SF7 (2)		F7 (1)		G6-3 (3)			3	0	1	1	0	0	0	<b>Milwaukee Brewers @ Chicago Cubs</b> Wrigley Field, Chicago, IL Fri Jul 16, 2004, 2:20 PM CDT Att: 39,968 - Cloudy - 82 F				
Mark Grudzielanek, R (1, 4) OBP: 0.325, SLG: 0.338			G5-3 (3)							3	0	1	0	0	2						
Corey Patterson, L (1, 8) OBP: 0.330, SLG: 0.441					P6 (1)		F8 (2)			4	0	0	0	0	2	2					
Sammy Sosa, R (1, 9) OBP: 0.360, SLG: 0.546					F9 (2)					4	0	0	0	0	1	2					
Moises Alou, R (1, 7) OBP: 0.325, SLG: 0.503			G6-3 (1)		E8 (1)					4	0	0	0	0	1	0					
25 Derek Lee, R (1, 3) OBP: 0.375, SLG: 0.525					F8 (3)					4	1	1	0	0	1	1					
Michael Barrett, R (1, 2) OBP: 0.339, SLG: 0.485					E5 (1)		G6-3 (3)			4	1	0	0	0	1	1					
Ramon Martinez, R (1, 6) OBP: 0.323, SLG: 0.348					F8 (2)					2	0	0	0	1	1	0					
Matt Clement, R (1, 1) OBP: 0.135, SLG: 0.139 Mike Remlinger, L (7, 1)										2	0	1	1	0	1	0					
Tom Goodwin, L (7, PH) OBP: 0.219, SLG: 0.262 Kent Mercker, L (8, 1) Kyle Farnsworth, R (8, 1)							F7 (2)			0	0	0	0	0	0	0					
<b>Inning Stats</b>	R: 0 E: 0 K: 1 S: 10	H: 1 LOB: 1 BB: 0 P: 14	R: 2 E: 1 K: 0 S: 15	H: 2 LOB: 2 BB: 1 P: 28	R: 0 E: 1 K: 0 S: 12	H: 0 LOB: 1 BB: 0 P: 19	R: 0 E: 0 K: 1 S: 8	H: 0 LOB: 0 BB: 0 P: 10	R: 0 E: 0 K: 2 S: 14	H: 0 LOB: 0 BB: 0 P: 22	R: 0 E: 0 K: 1 S: 10	H: 0 LOB: 0 BB: 0 P: 15	R: 0 E: 0 K: 1 S: 5	H: 0 LOB: 0 BB: 0 P: 7	R: 0 E: 0 K: 1 S: 9	H: 0 LOB: 0 BB: 0 P: 13	1B: 3 2B: 1 3B: 0 HR: 0	SF: 1 SAC: 1 DP: 0 HBP: 0	WP: 0 PB: 0 SB: 0 CS: 0	PA: 34	
<b>PITCHER</b>	IP WLS BF H R ER SO BB IBB HBP BLK WP HR S P ERA WHIP	IP WLS BF H R ER SO BB IBB HBP BLK WP HR S P ERA WHIP	IP WLS BF H R ER SO BB IBB HBP BLK WP HR S P ERA WHIP	IP WLS BF H R ER SO BB IBB HBP BLK WP HR S P ERA WHIP	IP WLS BF H R ER SO BB IBB HBP BLK WP HR S P ERA WHIP	IP WLS BF H R ER SO BB IBB HBP BLK WP HR S P ERA WHIP	IP WLS BF H R ER SO BB IBB HBP BLK WP HR S P ERA WHIP	IP WLS BF H R ER SO BB IBB HBP BLK WP HR S P ERA WHIP	IP WLS BF H R ER SO BB IBB HBP BLK WP HR S P ERA WHIP	IP WLS BF H R ER SO BB IBB HBP BLK WP HR S P ERA WHIP	IP WLS BF H R ER SO BB IBB HBP BLK WP HR S P ERA WHIP	IP WLS BF H R ER SO BB IBB HBP BLK WP HR S P ERA WHIP	IP WLS BF H R ER SO BB IBB HBP BLK WP HR S P ERA WHIP	IP WLS BF H R ER SO BB IBB HBP BLK WP HR S P ERA WHIP	IP WLS BF H R ER SO BB IBB HBP BLK WP HR S P ERA WHIP	IP WLS BF H R ER SO BB IBB HBP BLK WP HR S P ERA WHIP	IP WLS BF H R ER SO BB IBB HBP BLK WP HR S P ERA WHIP	IP WLS BF H R ER SO BB IBB HBP BLK WP HR S P ERA WHIP	IP WLS BF H R ER SO BB IBB HBP BLK WP HR S P ERA WHIP	IP WLS BF H R ER SO BB IBB HBP BLK WP HR S P ERA WHIP	IP WLS BF H R ER SO BB IBB HBP BLK WP HR S P ERA WHIP

AB	31
R	2
H	4
RBI	2
BB	1
SO	8
LOB	8





Batter	1	2	3	4	5	6	7	8	9	AB	R	H	RBI	BB	SO	LOB	TOP			
Scott Podsednik, L (1,8) OBP: 0.323, SLG: 0.393	1-1 P6			2-2 G6-3		1-1 G4-3			1-0 G5-3	4	0	0	0	0	0	0				
Brady Clark, R (1,9) OBP: 0.365, SLG: 0.377	1-0 G1-6-3 1B			3-2 G1-3		3-2 G6-3			0-1 G1-3 1B	4	0	2	0	0	0	0				
Geoff Jenkins, L (1,7) OBP: 0.310, SLG: 0.435	1-1 G1-6-3 1-2			0-1 G1-3 1B					0-1 L3	4	0	1	0	0	0	2				
Lyle Overbay, L (1,3)		1-0 F9		2-1 G1-3 1B					0-0 G5-4-3 1B	3	0	2	0	0	0	0				
Keith Ginter, R (1,5)		3-2 F8		3-1 F7					1-0 G5-4-3 1-2	3	0	0	0	0	0	3				
2 Bill Hall, R (1,6) OBP: 0.279, SLG: 0.382		0-0 G4-3			2-2 G6-3				3-3 K	3	0	0	0	0	1	0				
Chad Moeller, R (1,2) OBP: 0.294, SLG: 0.349				1-0 G6-3		0-1 G2-3			1-3 K	3	0	0	0	0	1	0				
Matt Erickson, L (1,4) OBP: 0.200, SLG: 0.200				0-1 G4-3		0-1 G4-3			0-0 G1-3 1B	3	0	1	0	0	0	0				
15 Ben Sheets, R (1,1) OBP: 0.111, SLG: 0.059 Brooks Kieschnick, L (8, PH) OBP: 0.499, SLG: 0.500 Luis Vizcaino, R (8, 1) Matt Kinney, R (8, 1) OBP: 0.250, SLG: 0.250				0-3 K		0-1 G4-3			0-3 K	2	0	0	0	0	1	0				
<b>Inning Stats</b>	R: 0 E: 0 K: 0 S: 5	H: 1 LOB: 0 BB: 0 P: 8	R: 0 E: 0 K: 0 S: 7	H: 0 LOB: 0 BB: 0 P: 11	R: 0 E: 0 K: 1 S: 6	H: 0 LOB: 0 BB: 0 P: 7	R: 0 E: 0 K: 0 S: 13	H: 2 LOB: 2 BB: 0 P: 23	R: 0 E: 0 K: 0 S: 9	H: 0 LOB: 0 BB: 0 P: 11	R: 0 E: 0 K: 0 S: 4	H: 1 LOB: 0 BB: 0 P: 7	R: 0 E: 0 K: 3 S: 15	H: 1 LOB: 1 BB: 0 P: 19	R: 0 E: 0 K: 0 S: 5	H: 1 LOB: 0 BB: 0 P: 6	1B: 6 2B: 1 3B: 0 HR: 0	SF: 0 SAC: 0 DP: 3 HBP: 0	WP: 0 PB: 0 CS: 0	PA: 30
<b>PITCHER</b> Greg Maddux, R (1,1) ERA: 4.18	IP: 9.0 WLS: W BF: 30 H: 6 R: 0 ER: 0 SO: 4 BB: 0 IBB: 0 HBP: 0 BLK: 0 WP: 0 HR: 0 S: 71 P: 103 ERA: 0.00 WHIP: 0.667																			

Milwaukee Brewers @ Chicago Cubs  
Wrigley Field, Chicago, IL  
Sat Jul 17 2004, 3:05 PM CDT  
Att: 40,003 - Cloudy - 70 F

AB 30  
R 0  
H 6  
RBI 0  
BB 0  
SO 4  
LOB 6



Batter	1	2	3	4	5	6	7	8	9	AB	R	H	RBI	BB	SO	LOB	BOTTOM			
Todd Walker, L (1,4) OBP: 0.365, SLG: 0.492	2-3 K		3-1 F7		0-1 G4-3			1-1 SH3-4 1B		4	1	1	0	0	1	1				
Rey Ordonez, R (1,6) OBP: 0.190, SLG: 0.262	0-1 G5-3		2-3 K			1-3 K		0-2 SH3-4		3	0	0	0	0	2	0				
Sammy Sosa, R (1,9) OBP: 0.362, SLG: 0.559	0-1 HR			0-1 L6		0-0 E5 G2-3 1B		3-2 G1-3		4	1	2	1	0	0	1				
Moises Alou, R (1,7) OBP: 0.327, SLG: 0.510	1-1 G6-3			0-0 HR		1-0 G2-3		4-2 HR BB		3	2	1	1	1	0	1				
Corey Patterson, L (1,8) OBP: 0.329, SLG: 0.448		1-3 K		2-3 K		0-0 G4-3		1-0 HR		4	1	1	2	0	2	1				
25 Derek Lee, R (1,3) OBP: 0.371, SLG: 0.518	2-2 F7			0-0 G6-3			2-3 K2-3	2-1 G5-3		4	0	0	0	0	1	0				
Jose Macias, S (1,5) OBP: 0.304, SLG: 0.495	1-0 G1-3 1B				1-2 G3					2	0	1	0	1	0	0				
Paul Bako, L (1,2) OBP: 0.280, SLG: 0.247	2-3 K				2-3 K					3	0	1	0	0	2	1				
Greg Maddux, R (1,1) OBP: 0.167, SLG: 0.143			1-2 F9		0-2 G1-3 1B			0-1 G4-6-3 1-2		3	0	1	0	0	0	2				
<b>Inning Stats</b>	R: 1 E: 0 K: 1 S: 9	H: 1 LOB: 0 BB: 0 P: 12	R: 0 E: 0 K: 2 S: 10	H: 1 LOB: 0 BB: 0 P: 16	R: 0 E: 0 K: 1 S: 11	H: 0 LOB: 0 BB: 0 P: 17	R: 1 E: 0 K: 1 S: 7	H: 1 LOB: 0 BB: 0 P: 9	R: 0 E: 0 K: 1 S: 14	H: 1 LOB: 1 BB: 0 P: 17	R: 0 E: 1 K: 1 S: 9	H: 1 LOB: 1 BB: 0 P: 11	R: 0 E: 0 K: 1 S: 9	H: 1 LOB: 1 BB: 1 P: 15	R: 3 E: 0 K: 0 S: 15	H: 2 LOB: 0 BB: 1 P: 26	1B: 5 2B: 0 3B: 0 HR: 3	SF: 0 SAC: 1 DP: 1 HBP: 0	WP: 2 PB: 0 CS: 0	PA: 33
<b>PITCHER</b> 15 Ben Sheets, R (1,1) ERA: 2.28 Luis Vizcaino, R (8, 1) ERA: 3.4 Matt Kinney, R (8, 1) ERA: 5.92	IP: 7.0 WLS: L BF: 27 H: 6 R: 2 ER: 2 SO: 8 BB: 1 IBB: 0 HBP: 0 BLK: 0 WP: 0 HR: 2 S: 69 P: 97 ERA: 2.57 WHIP: 1.000																			

Milwaukee Brewers @ Chicago Cubs  
Wrigley Field, Chicago, IL  
Sat Jul 17 2004, 3:05 PM CDT  
Att: 40,003 - Cloudy - 70 F

AB 30  
R 5  
H 8  
RBI 4  
BB 2  
SO 8  
LOB 7









Batter	1	2	3	4	5	6	7	8	9	AB	R	H	RBI	BB	SO	LOB	TOP				
Scott Podsednik, L (1,8) OBP: 0.325, SLG: 0.401	P5		1B		K		G5-3	G5-3		5	0	1	0	0	1	1	<b>Milwaukee Brewers @ Cincinnati Reds</b> Great American Ball Park, Cincinnati, OH Mon Jul 19 2004, 7:10 PM EDT Att: 25,793 - Cloudy - 84 F				
Craig Counsell, L (1,6) OBP: 0.350, SLG: 0.338	P1		P3		F7		BB 1B	G3		5	1	1	0	0	0	2					
Geoff Jenkins, L (1,7) OBP: 0.313, SLG: 0.440	BB		P5		1B BB		2 1B BB		HR	2	1	1	1	3	0	1					
Lyle Overbay, L (1,3) OBP: 0.408, SLG: 0.545	K		1B		1B		K		G4-3	5	0	2	0	0	2	3					
2 Bill Hall, R (1,4) OBP: 0.286, SLG: 0.381		G4-3 1B BB	F9		K		1-2 2H 1B		K	4	1	1	1	1	2	4					
Keith Ginter, R (1,5) OBP: 0.326, SLG: 0.429		G4-3			K		K		K	5	0	0	0	0	4	3					
Brady Clark, R (1,9) OBP: 0.361, SLG: 0.372		F9			G5-3		L9		F9	4	0	0	0	0	0	1					
Gary Bennett, R (1,2) OBP: 0.270, SLG: 0.281		1B			2B		1B		2B	4	1	4	1	0	0	0					
Ben Hendrickson, R (1,1) Ben Grievle, L (4, Ph) Matt Kinney, R (4, Ph) Chris Madden, R (6, Ph) Matt Wise, R (6, Ph) Wes Halms, R (8, Ph) Jeff Bennett, R (8, Ph)	G1-3		G4-3		F8		G5-3 2H		2B	1	0	0	0	0	0	1					
<b>Inning Stats</b>	R: 0 E: 0 K: 1 S: 11	H: 0 LOB: 1 BB: 1 P: 20	R: 1 E: 0 K: 0 S: 13	H: 1 LOB: 1 BB: 1 P: 21	R: 0 E: 0 K: 0 S: 9	H: 2 LOB: 2 BB: 0 P: 11	R: 0 E: 0 K: 1 S: 11	H: 1 LOB: 1 BB: 0 P: 14	R: 0 E: 0 K: 1 S: 8	H: 1 LOB: 2 BB: 1 P: 11	R: 1 E: 0 K: 2 S: 17	H: 2 LOB: 1 BB: 1 P: 28	R: 1 E: 0 K: 0 S: 8	H: 2 LOB: 1 BB: 0 P: 14	R: 1 E: 0 K: 2 S: 9	H: 1 LOB: 0 BB: 0 P: 14	1B: 7 2B: 3 3B: 0 HR: 1	SF: 0 SAC: 0 DP: 0 HBP: 0	WP: 0 PB: 0 SB: 1 CS: 0	PA: 42	
<b>PITCHER</b>	IP	WLS	BF	H	R	ER	SO	BB	IBB	HBP	BLK	WP	HR	S	P	ERA	WHIP				
39 Aaron Harang, R (1,1) ERA: 4.15	6.1	W	30	7	2	2	5	4	0	0	0	0	0	74	120	2.84	1.737				
Phil Norton, L (7,1) ERA: 5.3	0.1		1	0	0	0	1	0	0	0	0	0	0	3	3	0.00	0.000				
Ryan Wagner, R (7,1) ERA: 6.3	0.1		2	1	0	0	1	0	0	0	0	0	0	7	10	0.00	3.000				
Gabe White, L (8,1) ERA: 6.75	2.0		9	3	2	2	2	0	0	0	0	0	1	17	28	9.00	1.500				

Batter	1	2	3	4	5	6	7	8	9	AB	R	H	RBI	BB	SO	LOB	BOTTOM				
6 Ryan Freel, R (1,8) OBP: 0.377, SLG: 0.359	FC1-6 1B 1B		F9		S BB		G6-3		K	4	1	1	0	1	1	1	<b>Milwaukee Brewers @ Cincinnati Reds</b> Great American Ball Park, Cincinnati, OH Mon Jul 19 2004, 7:10 PM EDT Att: 25,793 - Cloudy - 84 F				
Barry Larkin, R (1,6) OBP: 0.345, SLG: 0.409	FC1-6 1B		G3-1		K		G6-3		G6-3	5	0	2	0	0	1	2					
Sean Casey, L (1,3) OBP: 0.389, SLG: 0.578	FC1-6 1B HBP		F8		HBP		F8		2B BB	3	1	0	0	1	0	3					
Adam Dunn, L (1,7) OBP: 0.407, SLG: 0.568	1B HBP		K		K		F8		2B	4	1	1	1	0	2	3					
D'Angelo Jimenez, S (1,4) OBP: 0.377, SLG: 0.391	HBP SF8 1B		HR		L9		G3		K	5	2	2	2	0	1	4					
Wily Mo Peña, R (1,9) OBP: 0.344, SLG: 0.559 Gabe White, L (8,1)	SF8 HBP 1B		HR		K		2B			4	1	3	3	0	1	0					
Jason LaRue, R (1,2) OBP: 0.326, SLG: 0.419	HBP		1B		HR		G5-4-3 BB			2	1	2	1	1	0	0					
Juan Castro, R (1,5) OBP: 0.306, SLG: 0.397	SF8		L7		F8		G5-4-3			3	0	0	1	0	0	3					
39 Aaron Harang, R (1,1) OBP: 0.033, SLG: 0.067 Phil Norton, R (7,1) Ryan Wagner, R (7,1) Jason Romano, R (8,9) OBP: 0.172, SLG: 0.111	K		K		F8		G6-3 2B 1B			3	0	0	0	0	0	0					
<b>Inning Stats</b>	R: 4 E: 0 K: 1 S: 21	H: 4 LOB: 2 BB: 0 P: 29	R: 0 E: 0 K: 0 S: 10	H: 0 LOB: 0 BB: 0 P: 16	R: 2 E: 0 K: 2 S: 22	H: 3 LOB: 1 BB: 0 P: 32	R: 0 E: 0 K: 2 S: 11	H: 0 LOB: 2 BB: 1 P: 21	R: 1 E: 0 K: 1 S: 11	H: 1 LOB: 0 BB: 0 P: 14	R: 0 E: 0 K: 0 S: 12	H: 1 LOB: 1 BB: 1 P: 19	R: 0 E: 0 K: 0 S: 8	H: 1 LOB: 1 BB: 1 P: 16	R: 1 E: 0 K: 2 S: 19	H: 2 LOB: 2 BB: 1 P: 30	1B: 8 2B: 2 3B: 0 HR: 2	SF: 1 SAC: 0 DP: 1 HBP: 3	WP: 0 PB: 0 SB: 1 CS: 0	PA: 41	
<b>PITCHER</b>	IP	WLS	BF	H	R	ER	SO	BB	IBB	HBP	BLK	WP	HR	S	P	ERA	WHIP				
Ben Hendrickson, R (1,1) ERA: 11.25	3.0	L	18	7	6	6	3	0	0	1	0	0	1	22	35	4.50	1.000				
Matt Kinney, R (4,1) ERA: 5.07	2.0		9	1	1	1	3	1	0	1	0	0	0	20	35	0.00	1.500				
Matt Wise, R (6,1) ERA: 3.42	2.0		8	2	0	0	0	1	0	0	0	0	0	19	30	9.00	3.000				
Jeff Bennett, R (8,1) ERA: 4.37	1.0		6	2	1	1	2	1	0	0	0	0	0	19	30	9.00	3.000				







Batter	1	2	3	4	5	6	7	8	9	AB	R	H	RBI	BB	SO	LOB	TOP										
Scott Podsednik, L (1, 8) OBP: 0.324, SLG: 0.398	3-2 S 1B		1-0 CS 1B		1-0 B3-4		1-2 G4-3			4	0	2	0	0	0	1	<b>Milwaukee Brewers @ St. Louis Cardinals</b> Busch Stadium, St. Louis, MO Wed Jul 21 2004, 7:10 PM CDT Att: 37,104 - Cloudy - 93 F										
Craig Counsell, L (1, 6) OBP: 0.346, SLG: 0.333	1-1 P5		2-1 E3 1-2		3-3 K		1-2 L6			4	0	0	0	0	1	3											
Geoff Jenkins, L (1, 7) OBP: 0.313, SLG: 0.438 Brady Clark, R (4, 7) OBP: 0.369, SLG: 0.368	2-0 F7		4-2 BB		2-2 HBP		4-1 G6-3 BB			1	0	0	0	1	0	1											
Lyle Overbay, L (1, 3) OBP: 0.405, SLG: 0.537	4-1 BB		1-0 G1-3		1-3 K		1-2 G6-3 1-2			3	0	0	0	1	1	5											
Ben Grievie, L (1, 9) OBP: 0.381, SLG: 0.384	2-3 K				0-1 F7		1-1 G4-3		3-2 G4-3	4	0	0	0	0	1	2											
2 Bill Hall, R (1, 4) OBP: 0.290, SLG: 0.397		3-2 L6-3 1B		1-0 P6		3-1 F9		1-3 K	4	0	1	0	0	1	0												
Wes Helms, R (1, 5) OBP: 0.339, SLG: 0.347		0-0 F9		2-2 1B		0-3 K		1-3 K	4	0	1	0	0	2	1												
Gary Bennett, R (1, 2) OBP: 0.264, SLG: 0.275		0-1 L6-3		2-1 F7		3-3 K			3	0	0	0	0	1	2												
Victor Santos, R (1, 1) OBP: 0.091, SLG: 0.136 Chris Magruder, S (7, PH) OBP: 0.308, SLG: 0.182 Mike Adams, R (7, 1) Luis Vizcaino, R (8, 1)			0-1 G6-3		0-0 2B		1-3 K			2	0	1	0	0	0	0											
<b>Inning Stats</b>	R: 0 E: 0 K: 1 S: 10	H: 1 LOB: 2 BB: 1 P: 22	R: 0 E: 0 K: 0 S: 6	H: 1 LOB: 0 BB: 0 P: 9	R: 0 E: 1 K: 0 S: 8	H: 1 LOB: 2 BB: 1 P: 16	R: 0 E: 0 K: 0 S: 8	H: 1 LOB: 1 BB: 0 P: 13	R: 0 E: 0 K: 2 S: 12	H: 0 LOB: 0 BB: 0 P: 19	R: 0 E: 0 K: 1 S: 8	H: 0 LOB: 0 BB: 0 P: 12	R: 0 E: 0 K: 2 S: 10	H: 0 LOB: 0 BB: 0 P: 15	R: 0 E: 0 K: 0 S: 7	H: 0 LOB: 0 BB: 1 P: 13		R: 0 E: 0 K: 2 S: 10	H: 0 LOB: 0 BB: 0 P: 15	1B: 4 2B: 2 3B: 0 HR: 0	SF: 0 SAC: 0 DP: 2 HBP: 1	WP: 0 PB: 0 SB: 2 CS: 1	PA: 34				
<b>PITCHER</b>	IP	WLS	BF	H	R	ER	SO	BB	IBB	HBP	BLK	WP	HR	S	P	ERA	WHIP										
Woody Williams, R (1, 1) ERA: 4.02	7.0	W	28	5	0	0	6	2	0	1	0	0	0	62	106	0.00	1.000										
Ray King, L (8, 1) ERA: 1.25	1.0	H	3	0	0	0	0	1	0	0	0	0	0	7	13	0.00	1.000										
44 Jason Isringhausen, R (9, 1) ERA: 2.53	1.0	S	3	0	0	0	2	0	0	0	0	0	0	10	15	0.00	0.000										

Batter	1	2	3	4	5	6	7	8	9	AB	R	H	RBI	BB	SO	LOB	BOTTOM										
Tony Womack, L (1, 4) OBP: 0.351, SLG: 0.399	0-1 P6		2-0 P6			0-0 E4		1-1 F8		4	0	0	0	0	0	2	<b>Milwaukee Brewers @ St. Louis Cardinals</b> Busch Stadium, St. Louis, MO Wed Jul 21 2004, 7:10 PM CDT Att: 37,104 - Cloudy - 93 F										
Edgar Renteria, R (1, 6) OBP: 0.336, SLG: 0.426	1-1 5 1B		1-1 SH5-3-4-6-4 1-3F			3-1 SF9		3-2 G6-3		2	0	1	1	0	0	0											
5 Albert Pujols, R (1, 3) OBP: 0.409, SLG: 0.636	4-2 1B				2-0 F8		2-1 P4			2	0	0	0	1	0	1											
27 Scott Rolen, R (1, 5) OBP: 0.409, SLG: 0.595	2-0 BB				0-0 L7		1-3 K			3	0	0	0	0	1	3											
15 Jim Edmonds, L (1, 8) OBP: 0.391, SLG: 0.587	3-2 G4-3				0-3 K		4-1 G6-3 BB			2	0	0	0	1	1	2											
Reggie Sanders, R (1, 9) OBP: 0.303, SLG: 0.484 Ray King, L (8, 1) 44 Jason Isringhausen, R (9, 1) OBP: 0.500, SLG: 0.500		0-0 G5-3			2-0 F8		2-1 F8			3	0	0	0	0	0	1											
Mike Matheny, R (1, 2) OBP: 0.299, SLG: 0.359		0-3 K			0-2 F7		3-2 G6-3			3	0	0	0	0	1	1											
So Taguchi, R (1, 7) OBP: 0.291, SLG: 0.375		1-0 F9			1-0 G4-3		2-3 K			3	0	0	0	0	1	1											
Woody Williams, R (1, 1) OBP: 0.243, SLG: 0.314 Ray Lankford, L (8, 7) OBP: 0.353, SLG: 0.425			0-0 3B-3-4-6 1B			1-1 SF9 1B		2-3 K		2	1	2	0	0	0	0											
<b>Inning Stats</b>	R: 0 E: 0 K: 0 S: 11	H: 1 LOB: 2 BB: 1 P: 21	R: 0 E: 0 K: 1 S: 5	H: 0 LOB: 0 BB: 0 P: 6	R: 0 E: 0 K: 0 S: 4	H: 1 LOB: 0 BB: 0 P: 7	R: 0 E: 0 K: 1 S: 5	H: 0 LOB: 0 BB: 0 P: 7	R: 0 E: 0 K: 0 S: 5	H: 0 LOB: 0 BB: 0 P: 8	R: 1 E: 1 K: 1 S: 11	H: 1 LOB: 1 BB: 0 P: 18	R: 0 E: 0 K: 1 S: 10	H: 0 LOB: 1 BB: 1 P: 21	R: 0 E: 0 K: 1 S: 8	H: 0 LOB: 0 BB: 0 P: 14		1B: 3 2B: 1 3B: 0 HR: 0	SF: 1 SAC: 1 DP: 1 HBP: 0	WP: 0 PB: 0 SB: 2 CS: 0	PA: 29						
<b>PITCHER</b>	IP	WLS	BF	H	R	ER	SO	BB	IBB	HBP	BLK	WP	HR	S	P	ERA	WHIP										
Victor Santos, R (1, 1) ERA: 3.56	6.0	L	22	3	1	0	3	1	0	0	0	0	0	41	67	0.00	0.667										
Mike Adams, R (7, 1) ERA: 1.65	1.0		4	0	0	0	1	1	0	0	0	0	0	10	21	0.00	1.000										
Luis Vizcaino, R (8, 1) ERA: 3.32	1.0		3	0	0	0	1	0	0	0	0	0	0	8	14	0.00	0.000										







Batter	1	2	3	4	5	6	7	8	9	AB	R	H	RBI	BB	SO	LOB	TOP								
Scott Podsednik, L (1, 8) OBP: 0.324, SLG: 0.404	1-0 HR		2-2 1B		3-3 K		2-2 F8	1-2 G5-3		5	1	2	1	0	1	3									
Keith Ginter, R (1, 4) OBP: 0.319, SLG: 0.427	2-3 K G4-3		1-3 K 1-2		0-0 HR		3-2 F8	1-3 K		5	1	1	1	0	3	3									
Geoff Jenkins, L (1, 7) OBP: 0.311, SLG: 0.435	1-2 G4-3			1-0 L9		0-0 HR 1B	0-0 1B 2B	1-3 K		5	2	2	0	0	1	3									
Lyle Overbay, L (1, 3) OBP: 0.403, SLG: 0.533	3-3 K			1-1 F8		4-0 HR BB 1B	0-0 BB 1B		2-2 G4-3 SF8 2B	4	2	2	1	1	1	1									
Ben Grieve, L (1, 9) OBP: 0.386, SLG: 0.407	0-0 F8			2-2 2B		1-0 HR	4-0 BB 1B		2-1 G4-3	3	1	2	3	1	0	1									
Brady Clark, R (7, PR) OBP: 0.370, SLG: 0.369									2-3 G4-3	1	0	0	0	0	0	1									
Wes Helms, R (1, 5) OBP: 0.333, SLG: 0.339		1-2 F8		3-2 F8		3-1 G4-3	4-1 BB		2-2 SF8	3	0	0	1	1	0	1									
Chad Moeller, R (1, 2) OBP: 0.297, SLG: 0.345		2-2 G6-3			2-3 K		0-2 L9		1-3 K	5	0	0	0	0	2	3									
Craig Counsell, L (1, 6) OBP: 0.350, SLG: 0.338		2-1 G5-3			2-3 K		2-2 1B		0-0 HBP 1B	4	0	2	0	0	1	0									
39 Chris Capuano, L (1, 1) OBP: 0.287, SLG: 0.373			0-3 K		1-0 1B		0-0 G6-3		1-0 HBP	3	0	1	0	0	1	1									
Dave Burba, R (6, 1)										0	0	0	0	0	0	0									
Mike Adams, R (7, 1)										0	0	0	0	0	0	0									
Chris Magruder, S (8, PH)										0	0	0	0	0	0	0									
Luis Vizcaino, R (8, 1)										0	0	0	0	0	0	0									
Dan Kolb, R (9, 1)										0	0	0	0	0	0	0									
<b>Inning Stats</b>	R: 1 E: 0 K: 2 S: 11	H: 1 LOB: 1 BB: 0 P: 18	R: 0 E: 0 K: 0 S: 8	H: 0 LOB: 0 BB: 0 P: 13	R: 0 E: 0 K: 2 S: 10	H: 1 LOB: 1 BB: 0 P: 13	R: 0 E: 0 K: 0 S: 9	H: 1 LOB: 1 BB: 0 P: 16	R: 0 E: 0 K: 3 S: 12	H: 1 LOB: 1 BB: 0 P: 20	R: 4 E: 0 K: 0 S: 13	H: 4 LOB: 1 BB: 2 P: 23	R: 1 E: 0 K: 0 S: 13	H: 2 LOB: 3 BB: 2 P: 27	R: 0 E: 1 K: 2 S: 11	H: 1 LOB: 2 BB: 0 P: 15	R: 1 E: 0 K: 1 S: 13	H: 1 LOB: 0 BB: 0 P: 20	1B: 6 2B: 3 3B: 0 HR: 3	SF: 1 SAC: 0 DP: 0 HBP: 1	WP: 1 PB: 0 SB: 0 CS: 1	PA: 43			
<b>PITCHER</b>	IP	WLS	BF	H	R	ER	SO	BB	IBB	HBP	BLK	WP	HR	S	P	ERA	WHIP								
Roger Clemens, R (1, 1) ERA: 2.85	5.2		26	8	5	5	7	1	0	0	0	1	3	62	102	7.94	1.588								
Mike Gallo, L (6, 1) ERA: 3.45	0.1		1	0	0	0	0	0	0	0	0	0	0	1	1	0.00	0.000								
Kirk Bullinger, R (7, 1) ERA: 3.6	0.2		6	2	1	1	0	1	1	0	0	0	0	12	25	13.50	4.500								
Dan Miceli, R (7, 1) ERA: 3.91	0.1		1	0	0	0	0	0	0	0	0	0	0	1	2	0.00	0.000								
54 Brad Lidge, R (8, 1) ERA: 2.45	2.0	L	9	2	1	1	3	0	0	1	0	0	0	24	35	4.50	1.000								

Milwaukee Brewers @ Houston Astros  
Minute Maid Park, Houston, TX  
Fri Jul 23 2004, 7:05 PM CDT  
Att: 36,732 - Dome - 74 F

AB	38
R	7
H	12
RBI	7
BB	3
SO	10
LOB	17



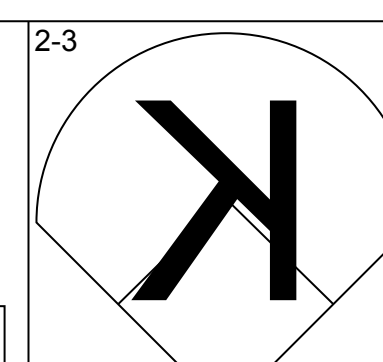
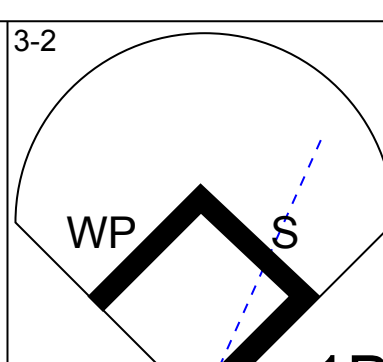
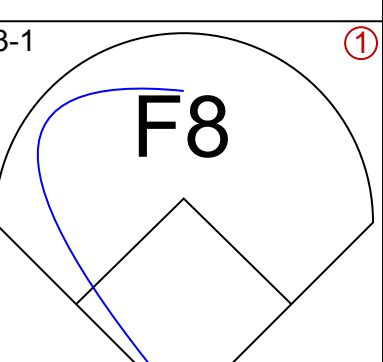
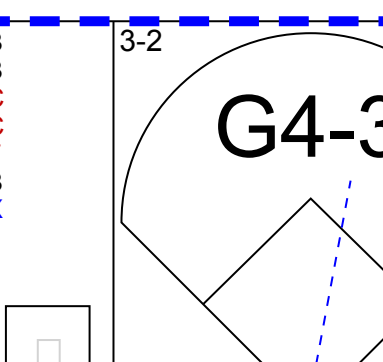
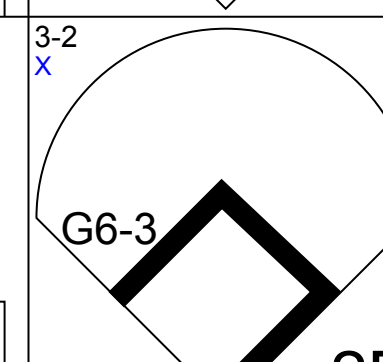
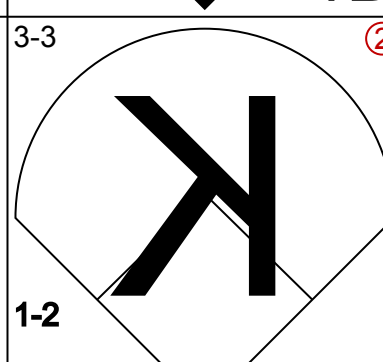
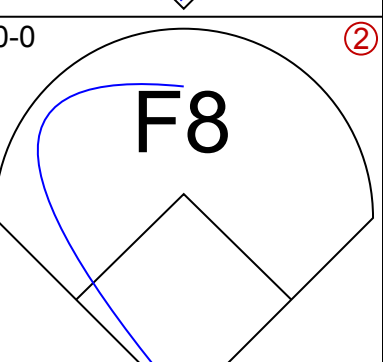
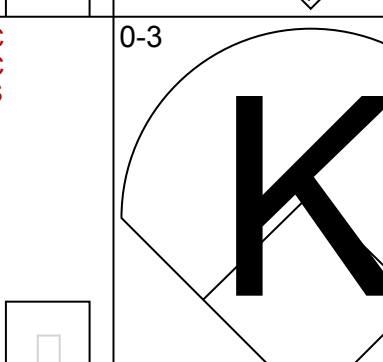
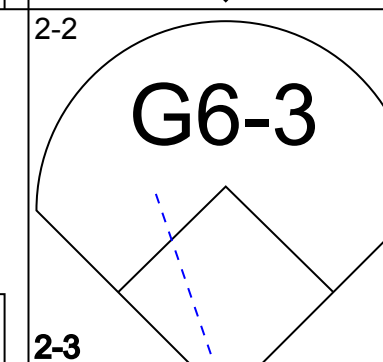
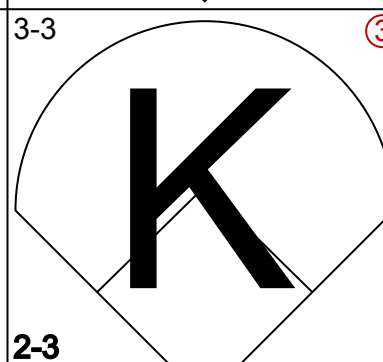
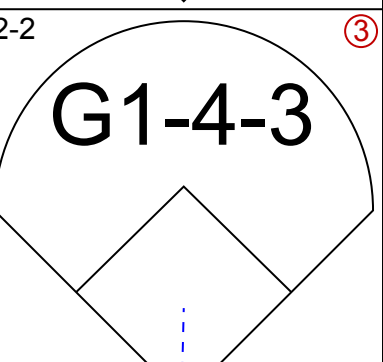
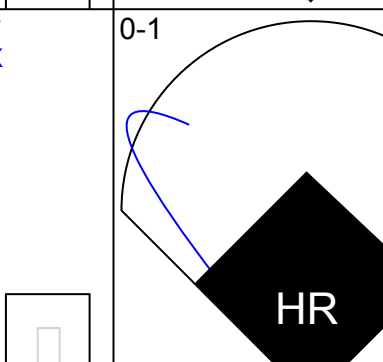
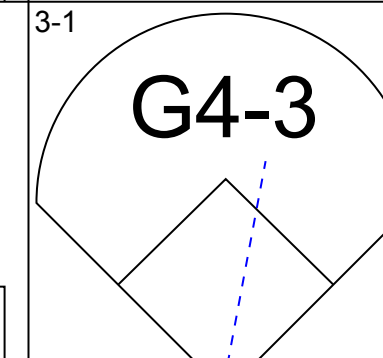
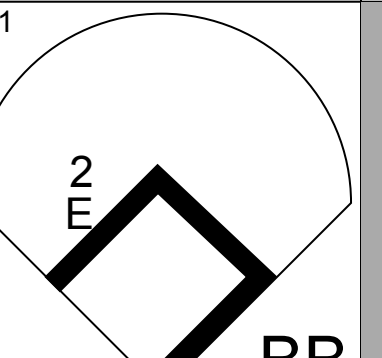
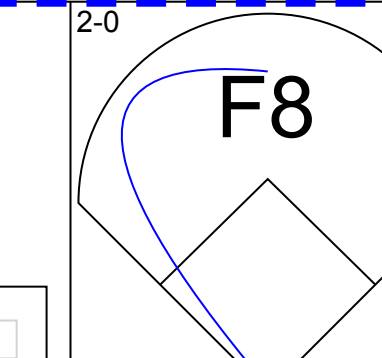
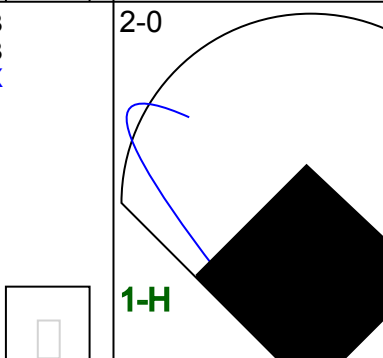
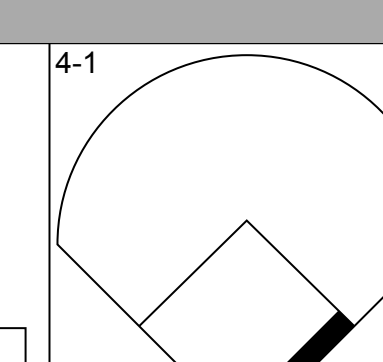
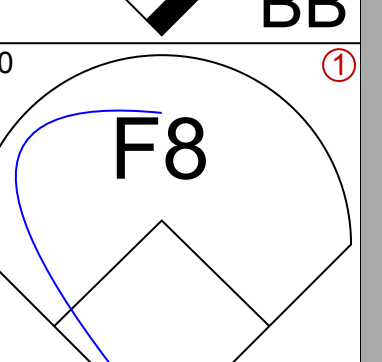
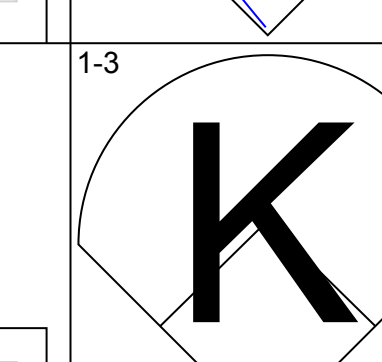
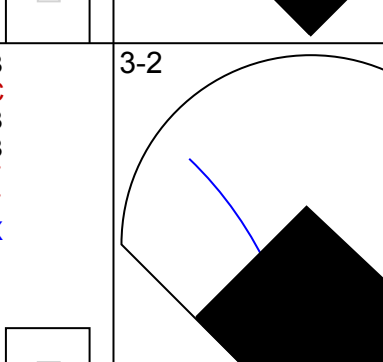
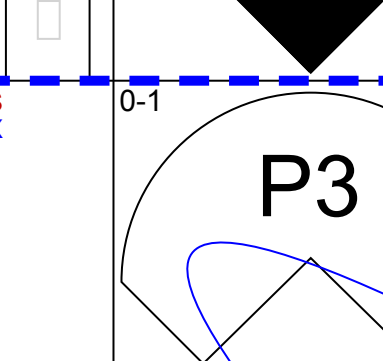

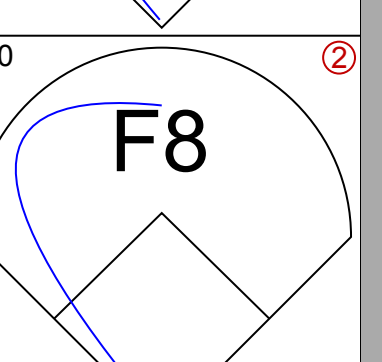
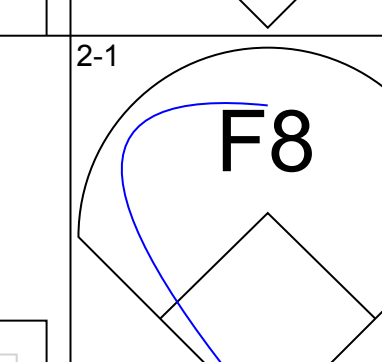
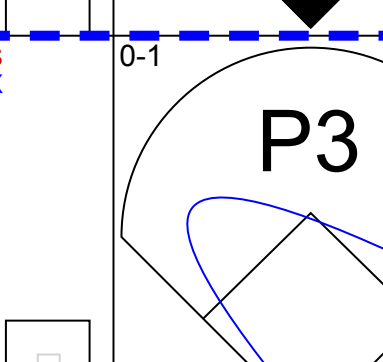

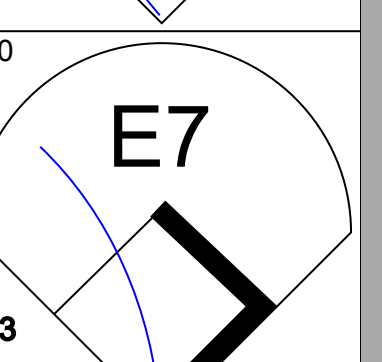
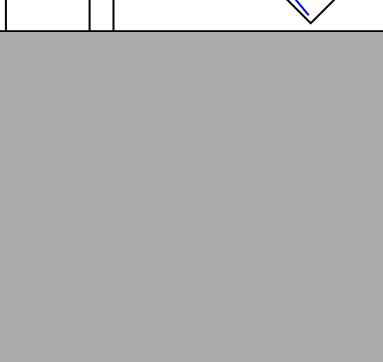
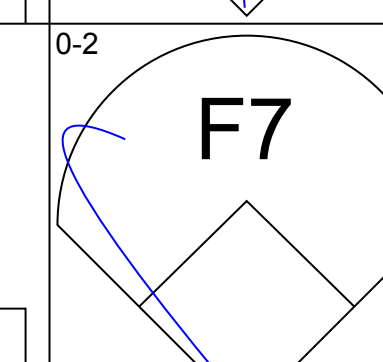


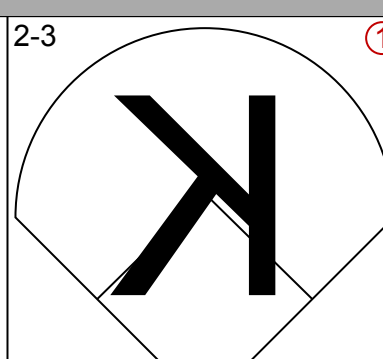
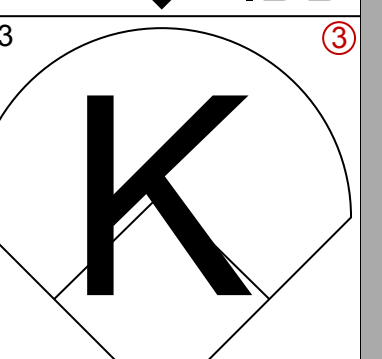


Batter	1	2	3	4	5	6	7	8	9	AB	R	H	RBI	BB	SO	LOB	BOTTOM								
Craig Biggio, R (1, 7) OBP: 0.366, SLG: 0.486	4-0 BB		1-3 K2-3		1-0 1B		2-3 K	0-2 P5		4	0	1	0	1	2	3									
28 Adam Everett, R (1, 6) OBP: 0.307, SLG: 0.363	1-1 P2		1-2 1B		0-0 F8		2-1 L9	2-2 F9		5	0	1	0	0	0	4									
Carlos Beltrán, S (1, 8) OBP: 0.364, SLG: 0.566	0-0 L7		0-3 K		2-0 FC6-4 1B		4-0 17 1B BB	2-1 P4	4-0 BB	3	1	0	0	2	1	2									
17 Lance Berkman, S (1, 9) OBP: 0.444, SLG: 0.535	0-0 L9				0-2 1B 1B		0-2 1B 1B	2-2 F8	0-0 F8	5	1	2	0	0	0	2									
Jeff Kent, R (1, 4) OBP: 0.341, SLG: 0.494		2-3 K		1-1 F8		0-2 5 BB 1B	0-0 5 2B		0-1 G6-3	5	2	2	1	0	1	1									
5 Jeff Bagwell, R (1, 3) OBP: 0.385, SLG: 0.440		1-0 E6 1B		3-2 F9		4-1 1B 1B	1-1 1B 2B		1-0 G4-3	4	2	1	1	1	0	1									
Morgan Ensberg, R (1, 5) OBP: 0.323, SLG: 0.387		1-0 G5-4-3 1B		2-1 FC6-4		0-1 P6	0-0 1B 1B		1-0 F8	5	0	2	1	0	0	4									
Brad Ausmus, R (1, 2) OBP: 0.287, SLG: 0.373		0-2 G5-4-3				0-1 P6	0-1 1B 1B	3-0 1B 1B		2	0	0	0	0	0	2									
Jose Vizcaino, S (6, PH)										1	0	1	2	0	0	0									
Kirk Bullinger, R (7, 1)										0	0	0	0	0	0	0									
Dan Miceli, R (7, 1)										0	0	0	0	0	0	0									
Orlando Palmeiro, L (8, PH)										1	0	1	0	0	0	0									
54 Brad Lidge, R (8, 1)										0	0	0	0	0	0	0									
Roger Clemens, R (1, 1) OBP: 0.167, SLG: 0.146						0-3 K		1-3 2H 3H	3-2 K	2	0	1	0	0	1	0									
Mike Gallo, L (6, 1)										0	0	0	0	0	0	0									
Mike Lamb, L (6, PH) OBP: 0.362, SLG: 0.536										1	0	1	1	0	0	0									
Raul Chavez, R (7, 2) OBP: 0.244, SLG: 0.247								1-3 1B	1-2 K	1	0	0	0	0	1	2									
<b>Inning Stats</b>	R: 0 E: 0 K: 0 S: 4	H: 0 LOB: 1 BB: 1 P: 9	R: 0 E: 1 K: 1 S: 8	H: 1 LOB: 1 BB: 0 P: 12	R: 0 E: 0 K: 2 S: 11	H: 2 LOB: 1 BB: 0 P: 14	R: 0 E: 0 K: 0 S: 9	H: 1 LOB: 1 BB: 0 P: 17	R: 0 E: 0 K: 1 S: 7	H: 1 LOB: 1 BB: 0 P: 8	R: 4 E: 0 K: 1 S: 21	H: 4 LOB: 2 BB: 2 P: 36	R: 2 E: 0 K: 1 S: 14	H: 4 LOB: 2 BB: 0 P: 23	R: 0 E: 0 K: 0 S: 8	H: 0 LOB: 1 BB: 1 P: 14	R: 0 E: 0 K: 0 S: 4	H: 0 LOB: 0 BB: 0 P: 6	1B: 11 2B: 2 3B: 0 HR: 0	SF: 0 SAC: 0 DP: 1 HBP: 0	WP: 0 PB: 0 SB: 1 CS: 0	PA: 43			
<b>PITCHER</b>	IP	WLS	BF	H	R	ER	SO	BB	IBB	HBP	BLK	WP	HR	S	P	ERA	WHIP								
39 Chris Capuano, L (1, 1) ERA: 3.74	5.1		27	9	4	4	4	3	0	0	0	0	0	53	85	6.75	2.250								
Dave Burba, R (6, 1) ERA: 3.55	1.1	H	5	1	1	1	1	0	0	0	0	0	0	13	21	6.75	0.750								
Mike Adams, R (7, 1) ERA: 1.95	0.1	B	4	3	1	1	1	0	0	0	0	0	0	8	13	27.00	9.000								
Luis Vizcaino, R (8, 1) ERA: 3.25	1.0	W	4	0	0	0	0	1	0	0	0	0	0	8	14	0.00	1.000								
Dan Kolb, R (9, 1) ERA: 1.49	1.0	S	3	0	0	0	0	0	0	0	0	0	0	4	6	0.00	0.000								

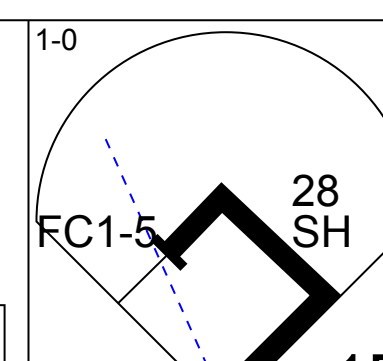
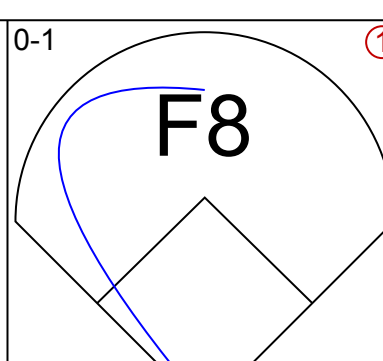
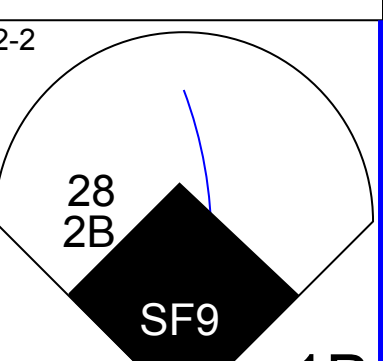
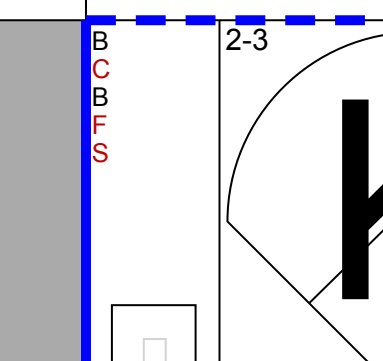
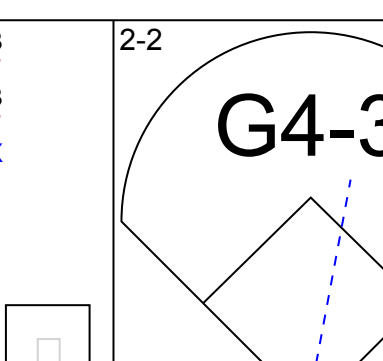
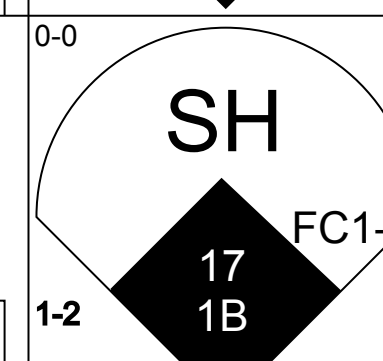
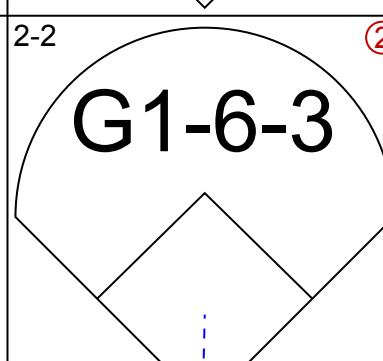
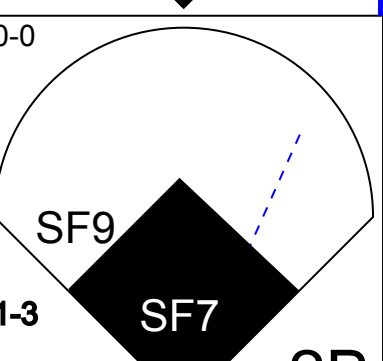
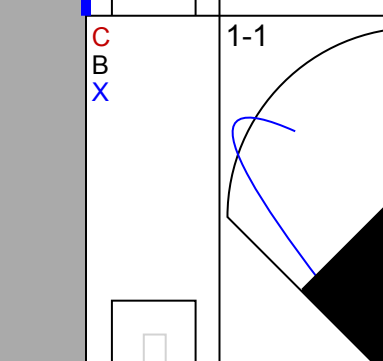
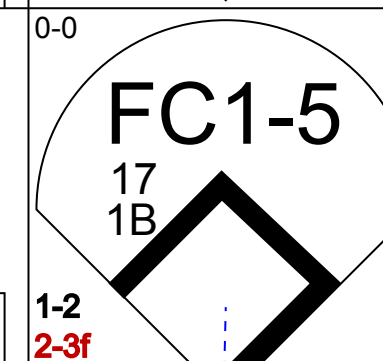
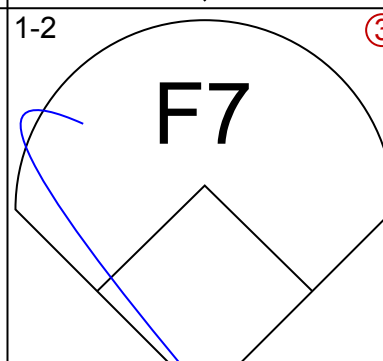
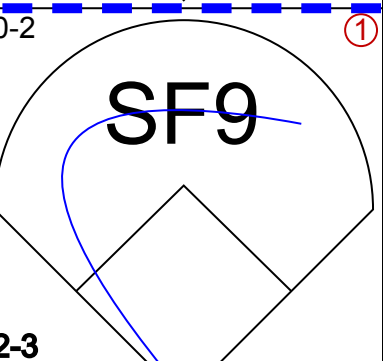
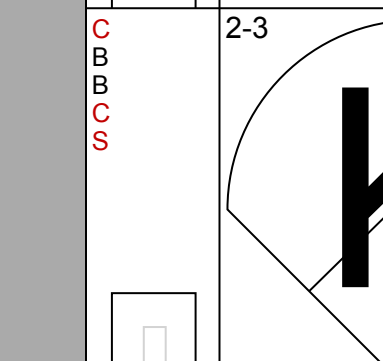
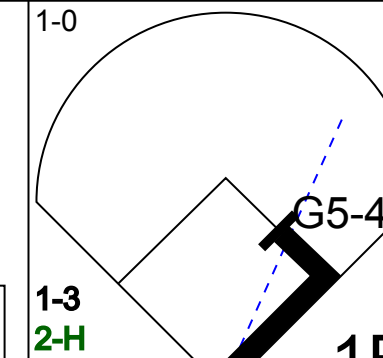
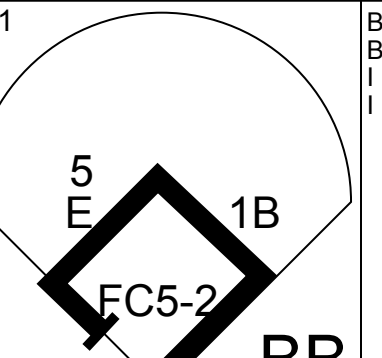
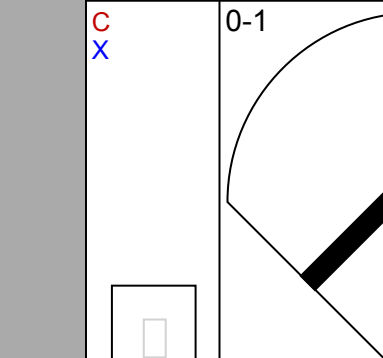
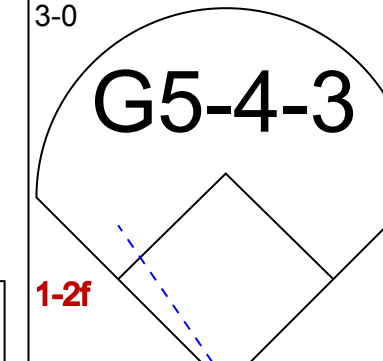
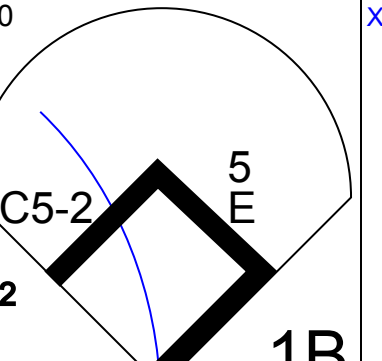
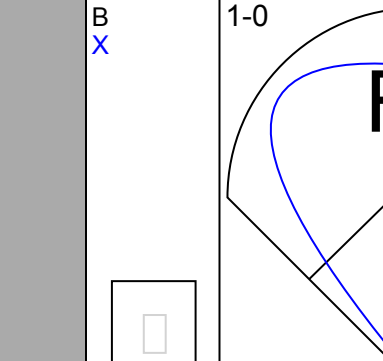
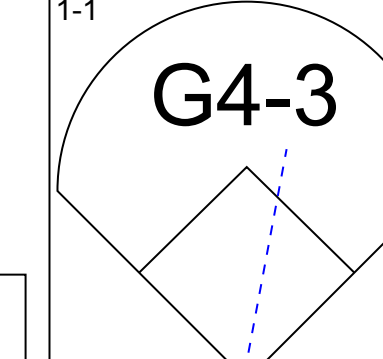
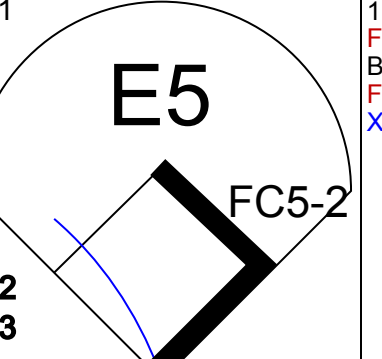
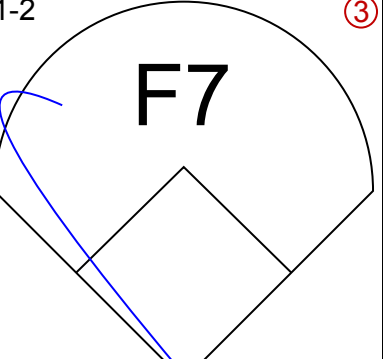
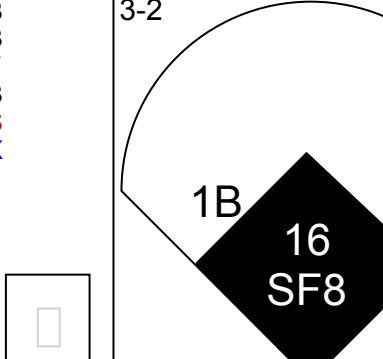
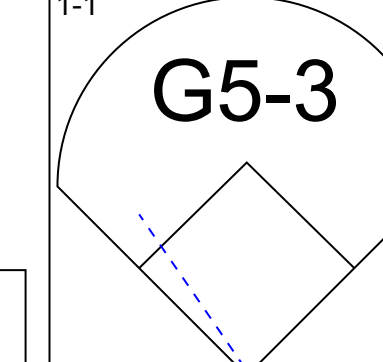
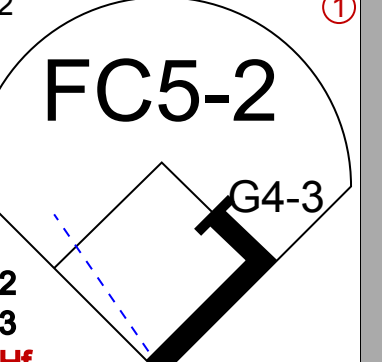
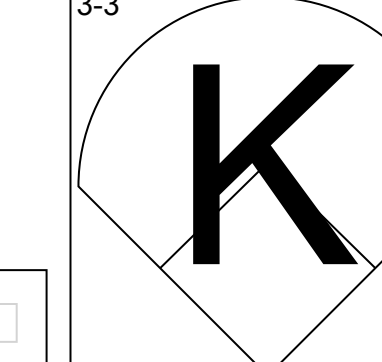
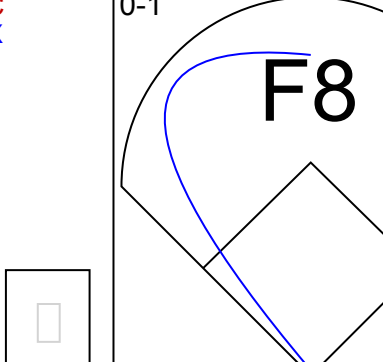
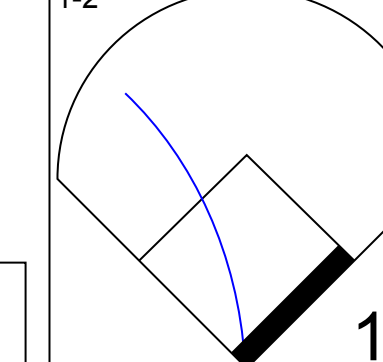
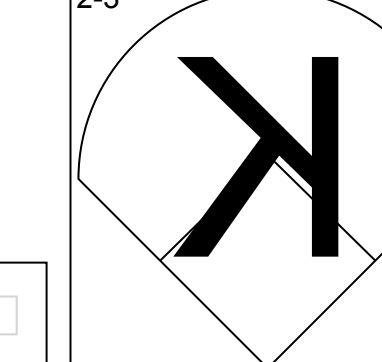
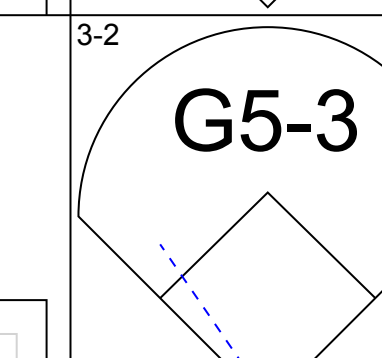
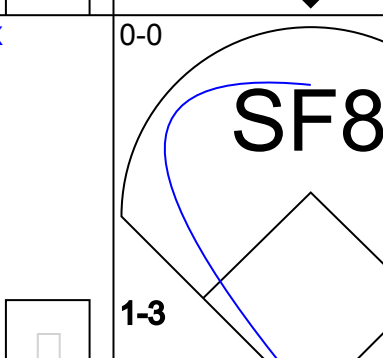
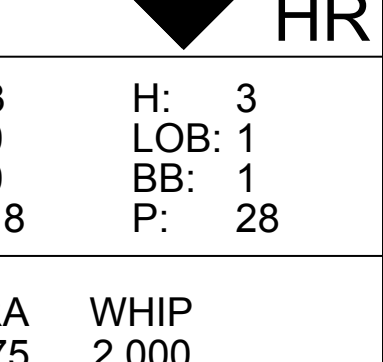
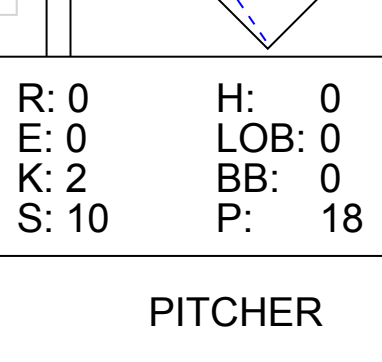
Milwaukee Brewers @ Houston Astros  
Minute Maid Park, Houston, TX  
Fri Jul 23 2004, 7:05 PM CDT  
Att: 36,732 - Dome - 74 F

AB	39
R	6
H	13
RBI	6
BB	4
SO	6
LOB	21





Batter	1	2	3	4	5	6	7	8	9	AB	R	H	RBI	BB	SO	LOB	TOP					
Scott Podsednik, L (1, 8) OBP: 0.323, SLG: 0.403			 1B							4	0	1	0	0	1	0	<b>Milwaukee Brewers @ Houston Astros</b> Minute Maid Park, Houston, TX Sat Jul 24 2004, 6:05 PM CDT Att: 40,334 - Dome - 74 F					
Craig Counsell, L (1, 6) OBP: 0.348, SLG: 0.340	 2B		 1-2							4	0	1	0	0	2	1						
Geoff Jenkins, L (1, 7) OBP: 0.310, SLG: 0.433	 2-3		 2-3					 1B		4	1	1	0	0	1	2						
Lyle Overbay, L (1, 3) OBP: 0.404, SLG: 0.540								 1H		3	1	1	2	1	0	1						
Ben Griever, L (1, 9) OBP: 0.385, SLG: 0.403										2	0	0	0	1	1	1						
Brady Clark, R (8, PH) OBP: 0.373, SLG: 0.388										1	1	1	1	0	0	0						
Wes Helms, R (1, 5) OBP: 0.327, SLG: 0.331										4	0	0	0	0	1	2						
2 Bill Hall, R (1, 4) OBP: 0.289, SLG: 0.394				 1B						4	0	1	0	0	2	1						
Gary Bennett, R (1, 2) OBP: 0.265, SLG: 0.271										2	0	0	0	1	0	1						
Keith Ginter, R (9, PH) OBP: 0.316, SLG: 0.425										1	0	0	0	0	0	0						
Ben Hendrickson, R (5, 1) Matt Wise, R (7, PH) Chris Magruder, S (7, 1) Jeff Bennett, R (8, 1) Luis Vizcaino, R (8, 1) Brooks Kieschnick, L (8, PH)										2	0	0	0	0	2	3						
<b>Inning Stats</b>	R: 0 E: 0 K: 1 S: 17	H: 1 LOB: 1 BB: 0 P: 27	R: 0 E: 0 K: 1 S: 11	H: 0 LOB: 1 BB: 1 P: 16	R: 0 E: 0 K: 3 S: 12	H: 1 LOB: 1 BB: 0 P: 23	R: 0 E: 1 K: 1 S: 8	H: 1 LOB: 3 BB: 2 P: 21	R: 0 E: 0 K: 0 S: 6	H: 0 LOB: 0 BB: 0 P: 11	R: 0 E: 0 K: 1 S: 6	H: 0 LOB: 0 BB: 0 P: 11	R: 0 E: 0 K: 2 S: 10	H: 0 LOB: 0 BB: 0 P: 13	R: 3 E: 0 K: 1 S: 16	H: 3 LOB: 0 BB: 0 P: 24	R: 0 E: 0 K: 2 S: 9	H: 0 LOB: 0 BB: 0 P: 14	1B: 3 2B: 1 3B: 0 HR: 2	SF: 0 SAC: 0 DP: 0 HBP: 0	WP: 1 PB: 0 SB: 1 CS: 0	PA: 36
<b>PITCHER</b>	IP WLS BF H R ER SO BB IBB HBP BLK WP HR S P ERA WHIP																					
Tim Redding, R (1, 1) ERA: 5.66	5.0 W 21 3 0 0 0 6 2 1 0 0 0 1 0 54 98 0.00 1.000																					
Darren Oliver, L (6, 1) ERA: 6.23	2.0 6 0 0 0 3 0 0 0 0 0 0 0 0 16 24 0.00 0.000																					
Mike Gallo, L (8, 1) ERA: 4.3	0.2 5 3 3 3 1 0 0 0 0 0 0 2 14 22 40.50 4.500																					
Dan Miceli, R (8, 1) ERA: 3.88	0.1 H 1 0 0 0 0 0 0 0 0 0 0 0 2 2 0.00 0.000																					
54 Brad Lidge, R (9, 1) ERA: 2.41	1.0 S 3 0 0 0 2 0 0 0 0 0 0 0 0 9 14 0.00 0.000																					

Batter	1	2	3	4	5	6	7	8	9	AB	R	H	RBI	BB	SO	LOB	BOTTOM			
Craig Biggio, R (1, 7) OBP: 0.306, SLG: 0.487	 28 SH				 SF9					3	1	2	0	0	0	0	<b>Milwaukee Brewers @ Houston Astros</b> Minute Maid Park, Houston, TX Sat Jul 24 2004, 6:05 PM CDT Att: 40,334 - Dome - 74 F			
Darren Oliver, L (6, 1) ERA: 6.23										1	0	0	0	0	0	0				
Orlando Palmeiro, L (7, PH) OBP: 0.329, SLG: 0.395										1	0	0	0	0	0	0				
Mike Gallo, L (8, 1) ERA: 4.3										0	0	0	0	0	0	0				
Dan Miceli, R (8, 1) ERA: 3.88										1	0	0	0	0	0	1				
Jose Vizcaino, S (8, PH) OBP: 0.306, SLG: 0.300										1	0	0	0	0	0	0				
54 Brad Lidge, R (9, 1) ERA: 2.41										0	0	0	0	0	0	1				
28 Adam Everett, R (1, 6) OBP: 0.310, SLG: 0.377	 FC1-5				 SF7					3	3	2	1	0	0	0				
Carlos Beltrán, S (1, 8) OBP: 0.361, SLG: 0.561	 17 1B									3	0	0	1	0	1	2				
17 Lance Berkman, S (1, 9) OBP: 0.449, SLG: 0.544	 1B			 1B						2	0	2	1	2	0	0				
Jeff Kent, R (1, 4) OBP: 0.340, SLG: 0.492				 1B						3	0	1	1	0	0	3				
5 Jeff Bagwell, R (1, 3) OBP: 0.383, SLG: 0.438				 FC5-2				 SF8		4	1	1	0	0	0	3				
Morgan Ensberg, R (1, 5) OBP: 0.318, SLG: 0.381				 G4-3						4	0	0	0	0	1	4				
Raul Chavez, R (1, 2) OBP: 0.247, SLG: 0.250										3	0	1	0	0	1	3				
Mike Lamb, L (8, PH) OBP: 0.397, SLG: 0.540										1	0	1	0	0	0	0				
Brad Ausmus, R (9, 2) OBP: 0.284, SLG: 0.304								 SF8		0	0	0	0	0	0	0				
Tim Redding, R (1, 1) OBP: 0.160, SLG: 0.160										1	0	0	0	0	1	1				
16 Jason Lane, R (5, PH) OBP: 0.311, SLG: 0.436										2	1	1	2	0	0	0				
<b>Inning Stats</b>	R: 1 E: 1 K: 0 S: 5	H: 2 LOB: 1 BB: 0 P: 10	R: 0 E: 0 K: 1 S: 10	H: 1 LOB: 0 BB: 0 P: 16	R: 0 E: 0 K: 0 S: 9	H: 0 LOB: 0 BB: 0 P: 12	R: 0 E: 1 K: 0 S: 10	H: 1 LOB: 2 BB: 1 P: 19	R: 3 E: 0 K: 0 S: 18	H: 3 LOB: 1 BB: 1 P: 28	R: 0 E: 0 K: 2 S: 10	H: 0 LOB: 0 BB: 0 P: 18	R: 1 E: 0 K: 2 S: 11	H: 2 LOB: 1 BB: 0 P: 17	R: 1 E: 1 K: 0 S: 10	H: 2 LOB: 1 BB: 0 P: 15	1B: 7 2B: 1 3B: 1 HR: 2	SF: 3 SAC: 1 DP: 2 HBP: 0	WP: 0 PB: 0 SB: 0 CS: 0	PA: 37
<b>PITCHER</b>	IP WLS BF H R ER SO BB IBB HBP BLK WP HR S P ERA WHIP																			
Ben Hendrickson, R (1, 1) ERA: 9.75	4.0 L 20 7 0 0 0 2 0 1 0 0 0 0 0 17 30 0.00 0.000																			
Matt Wise, R (5, 1) ERA: 3.18	2.0 7 0 0 0 2 0 1 0 0 0 0 0 1 17 30 0.00 0.000																			
Jeff Bennett, R (7, 1) ERA: 4.44	1.0 5 2 1 1 2 0 0 0 0 0 0 1 11 17 9.00 2.000																			
Luis Vizcaino, R (8, 1) ERA: 3.38	1.0 5 2 1 1 0 0 0 0 0 0 0 0 10 15 9.00 2.000																			





Batter	1	2	3	4	5	6	7	8	9	AB	R	H	RBI	BB	SO	LOB	TOP					
Scott Podsednik, L (1, 8) OBP: 0.323, SLG: 0.401										4	0	1	0	0	0	2	<b>Milwaukee Brewers @ Houston Astros</b> Minute Maid Park, Houston, TX Sun Jul 25 2004, 1:05 PM CDT Att: 32,971 - Dome - 74 F					
Craig Counsell, L (1, 6) OBP: 0.344, SLG: 0.336										4	0	0	0	0	1							
Geoff Jenkins, L (1, 7) OBP: 0.312, SLG: 0.435										3	1	1	0	1	0							
Lyle Overbay, L (1, 3) OBP: 0.403, SLG: 0.537										4	0	1	1	0	1	2						
Brady Clark, R (1, 9) OBP: 0.379, SLG: 0.389										2	0	1	0	0	0	1						
Wes Helms, R (1, 5) OBP: 0.325, SLG: 0.330										4	0	1	0	0	1	4						
2 Bill Hall, R (1, 4) OBP: 0.298, SLG: 0.406										4	0	3	0	0	1	2						
Chad Moeller, R (1, 2) OBP: 0.291, SLG: 0.338										4	0	0	0	0	0	5						
Doug Davis, R (1, 1) Ben Grieve, L (7, PH) Matt Kinney, R (7, 1) Chris Magruder, S (9, PH) OBP: 0.313, SLG: 0.154										2	0	0	0	0	2	3						
<b>Inning Stats</b>	R: 0 E: 0 K: 2 S: 11	H: 1 LOB: 1 BB: 0 P: 19	R: 0 E: 0 K: 2 S: 10	H: 2 LOB: 2 BB: 0 P: 16	R: 0 E: 0 K: 0 S: 5	H: 0 LOB: 0 BB: 0 P: 8	R: 0 E: 0 K: 0 S: 5	H: 0 LOB: 0 BB: 0 P: 9	R: 1 E: 0 K: 1 S: 9	H: 1 LOB: 1 BB: 0 P: 14	R: 0 E: 0 K: 0 S: 8	H: 1 LOB: 1 BB: 0 P: 15	R: 0 E: 0 K: 0 S: 11	H: 1 LOB: 1 BB: 0 P: 15	R: 1 E: 0 K: 1 S: 17	H: 1 LOB: 1 BB: 0 P: 29		R: 0 E: 0 K: 1 S: 9	H: 1 LOB: 0 BB: 0 P: 11	1B: 6 2B: 2 3B: 0 HR: 0	SF: 0 SAC: 0 DP: 2 HBP: 2	WP: 1 PB: 0 SB: 2 CS: 0
<b>PITCHER</b>	IP WLS BF H R ER SO BB IBB HBP BLK WP HR S P ERA WHIP																					
Pete Munro, R (1, 1) ERA: 3.74	7.0 W 28 6 0 0 5 0 0 0 2 0 0 0 59 96 0.00 0.857																					
Mike Gallo, L (8, 1) ERA: 4.45	1.0 5 1 1 1 1 1 0 0 0 0 1 0 17 29 9.00 2.000																					
David Weathers, R (9, 1) ERA: 4.5	1.0 3 1 0 0 1 0 0 0 0 0 0 0 9 11 0.00 1.000																					

Batter	1	2	3	4	5	6	7	8	9	AB	R	H	RBI	BB	SO	LOB	BOTTOM			
Craig Biggio, R (1, 7) OBP: 0.367, SLG: 0.485										4	1	1	0	0	0	1	<b>Milwaukee Brewers @ Houston Astros</b> Minute Maid Park, Houston, TX Sun Jul 25 2004, 1:05 PM CDT Att: 32,971 - Dome - 74 F			
Mike Gallo, L (8, 1)										0	0	0	0	0	0					
16 Jason Lane, R (8, PH) OBP: 0.308, SLG: 0.432										1	0	0	0	0	1	0				
28 Adam Everett, R (1, 6) OBP: 0.311, SLG: 0.381										5	1	2	1	0	3	0				
Carlos Beltrán, S (1, 8) OBP: 0.359, SLG: 0.556											5	0	1	0	0	1		3		
David Weathers, R (9, 1)										0	0	0	0	0	0	0				
17 Lance Berkman, S (1, 9) OBP: 0.455, SLG: 0.550										2	3	2	0	2	0	0				
Jeff Kent, R (1, 4) OBP: 0.337, SLG: 0.488										3	0	0	0	0	0	6				
Jose Vizcaino, S (7, PH) OBP: 0.343, SLG: 0.396										1	1	1	1	0	0	0				
Mike Lamb, L (1, 3) OBP: 0.371, SLG: 0.554										4	1	2	3	0	0	1				
Morgan Ensberg, R (1, 5) OBP: 0.318, SLG: 0.379										4	0	1	2	0	2	2				
Brad Ausmus, R (1, 2) OBP: 0.287, SLG: 0.318										4	2	2	1	0	0	1				
Pete Munro, R (1, 1) OBP: 0.231, SLG: 0.091										2	0	0	0	0	2	1				
Orlando Palmeiro, L (7, PH) OBP: 0.316, SLG: 0.360										1	0	0	0	0	0	0				
<b>Inning Stats</b>	R: 0 E: 1 K: 1 S: 10	H: 2 LOB: 2 BB: 0 P: 17	R: 0 E: 1 K: 2 S: 12	H: 0 LOB: 1 BB: 0 P: 17	R: 4 E: 0 K: 1 S: 25	H: 4 LOB: 1 BB: 1 P: 35	R: 0 E: 0 K: 2 S: 10	H: 0 LOB: 0 BB: 0 P: 13	R: 1 E: 0 K: 1 S: 10	H: 1 LOB: 1 BB: 1 P: 17	R: 1 E: 0 K: 0 S: 10	H: 2 LOB: 1 BB: 0 P: 15	R: 3 E: 0 K: 0 S: 15	H: 3 LOB: 0 BB: 0 P: 23	R: 0 E: 0 K: 2 S: 10	H: 0 LOB: 0 BB: 0 P: 15	1B: 6 2B: 5 3B: 0 HR: 1	SF: 0 SAC: 1 DP: 0 HBP: 0	WP: 1 PB: 0 SB: 1 CS: 0	PA: 39
<b>PITCHER</b>	IP WLS BF H R ER SO BB IBB HBP BLK WP HR S P ERA WHIP																			
Doug Davis, L (1, 1) ERA: 3.99	6.0 L 30 9 9 6 6 7 0 0 0 0 0 1 1 25 38 13.50 1.500																			
Matt Kinney, R (7, 1) ERA: 5.93	2.0 9 3 3 3 2 0 0 0 0 0 1 1 25 38 13.50 1.500																			



Batter	1	2	3	4	5	6	7	8	9	AB	R	H	RBI	BB	SO	LOB	TOP					
Mark Grudzielanek R (1.4) OBP: 0.327, SLG: 0.365										4	0	3	2	0	0	0	<b>Chicago Cubs @ Milwaukee Brewers</b> Miller Park, Milwaukee, WI Mon Jul 26 2004, 7:05 PM CDT Att: 41,585 - Overcast - 70 F					
Corey Patterson L (1.8) OBP: 0.326, SLG: 0.442										4	0	0	0	0	1	4						
Sammy Sosa R (1.9) OBP: 0.355, SLG: 0.553										4	0	1	0	0	0	2						
Moises Alou R (1.7) OBP: 0.340, SLG: 0.542										3	0	0	0	1	2	2						
25 Derrek Lee R (1.3) OBP: 0.372, SLG: 0.550										4	1	1	1	0	0	2						
16 Aramis Ramirez R (1.5) OBP: 0.368, SLG: 0.562										3	0	2	0	0	0	1						
Ramon Martinez R (7. PR) OBP: 0.314, SLG: 0.336										1	1	0	0	0	0	1						
Michael Barrett R (1.2) OBP: 0.347, SLG: 0.490										4	0	1	0	0	0	2						
Alex Gonzalez R (1.6) OBP: 0.240, SLG: 0.373										4	0	0	0	0	0	3						
Matt Clement R (1.1) OBP: 0.122, SLG: 0.125										2	0	0	0	0	0	2						
Tom Goodwin L (7. PH) OBP: 0.248, SLG: 0.308										0	1	0	0	1	0	0						
Glendon Rusch L (7.1) OBP: 0.111, SLG: 0.222										0	0	0	0	0	0	0						
Todd Walker L (9. PH) OBP: 0.360, SLG: 0.481										1	0	0	0	0	0	0						
LaTroy Hawkins L (9.1) OBP: 0.360, SLG: 0.481										0	0	0	0	0	0	0						
<b>Inning Stats</b>	R: 0 E: 0 K: 1 S: 6	H: 1 LOB: 0 BB: 0 P: 7	R: 0 E: 0 K: 0 S: 9	H: 0 LOB: 1 BB: 1 P: 18	R: 0 E: 0 K: 0 S: 5	H: 0 LOB: 0 BB: 0 P: 9	R: 0 E: 0 K: 1 S: 9	H: 0 LOB: 0 BB: 0 P: 15	R: 0 E: 0 K: 1 S: 6	H: 2 LOB: 2 BB: 0 P: 16	R: 0 E: 0 K: 0 S: 15	H: 1 LOB: 1 BB: 0 P: 10	R: 3 E: 0 K: 0 S: 15	H: 3 LOB: 2 BB: 1 P: 26	R: 0 E: 0 K: 0 S: 8	H: 1 LOB: 1 BB: 0 P: 13	R: 0 E: 0 K: 0 S: 5	H: 0 LOB: 0 BB: 0 P: 7	1B: 5 2B: 2 3B: 0 HR: 1	SF: 0 SAC: 0 DP: 1 HBP: 0	WP: 0 PB: 0 SB: 2 CS: 0	PA: 36
<b>PITCHER</b>	IP WLS BF H R ER SO BB IBB HBP BLK WP HR S P ERA WHIP																					
Victor Santos R (1.1) ERA: 3.58	7.0 L 29 7 3 3 3 2 0 0 0 0 0 1 59 101 3.86 1.286																					
Mike Adams R (8.1) ERA: 1.82	2.0 7 1 0 0 0 0 0 0 0 0 0 0 13 20 0.00 0.500																					

AB	34
R	3
H	8
RBI	3
BB	2
SO	3
LOB	19



Batter	1	2	3	4	5	6	7	8	9	AB	R	H	RBI	BB	SO	LOB	BOTTOM					
Scott Podsednik L (1.8) OBP: 0.322, SLG: 0.400										4	0	1	0	0	1	3	<b>Chicago Cubs @ Milwaukee Brewers</b> Miller Park, Milwaukee, WI Mon Jul 26 2004, 7:05 PM CDT Att: 41,585 - Overcast - 70 F					
Craig Counsell L (1.6) OBP: 0.346, SLG: 0.336										3	0	1	0	1	0	2						
Geoff Jenkins L (1.7) OBP: 0.312, SLG: 0.432										3	0	0	0	1	2	3						
Lyle Overbay L (1.3) OBP: 0.401, SLG: 0.532										3	0	0	0	1	0	2						
Brady Clark R (1.9) OBP: 0.377, SLG: 0.387										4	1	1	0	0	0	4						
Wes Helms R (1.5) OBP: 0.324, SLG: 0.324										3	0	0	0	0	1	0						
2 Bill Hall R (1.4) OBP: 0.297, SLG: 0.408										4	0	1	0	0	0	2						
Gary Bennett R (1.2) OBP: 0.260, SLG: 0.267										2	0	0	1	0	0	1						
Russell Branyan L (9. PH) OBP: 0.386, SLG: 0.409										1	0	0	0	0	1	0						
Victor Santos R (1.1) OBP: 0.125, SLG: 0.130										1	0	0	0	1	1	1						
Ben Grieve L (7. PH) OBP: 0.386, SLG: 0.409										1	0	1	0	0	0	0						
Mike Adams R (8.1) ERA: 4.0										0	0	0	0	0	0	0						
Brooks Kieschnick L (9. PH) OBP: 0.375, SLG: 0.455										1	0	0	0	0	1	0						
<b>Inning Stats</b>	R: 0 E: 0 K: 0 S: 11	H: 0 LOB: 2 BB: 2 P: 22	R: 0 E: 0 K: 0 S: 14	H: 1 LOB: 2 BB: 1 P: 25	R: 0 E: 0 K: 0 S: 5	H: 1 LOB: 0 BB: 0 P: 9	R: 1 E: 0 K: 1 S: 12	H: 1 LOB: 1 BB: 0 P: 19	R: 0 E: 0 K: 0 S: 12	H: 1 LOB: 2 BB: 1 P: 20	R: 0 E: 0 K: 2 S: 9	H: 0 LOB: 0 BB: 0 P: 10	R: 0 E: 0 K: 1 S: 9	H: 1 LOB: 1 BB: 0 P: 15	R: 0 E: 0 K: 1 S: 9	H: 0 LOB: 0 BB: 0 P: 10	R: 0 E: 0 K: 2 S: 11	H: 0 LOB: 0 BB: 0 P: 18	1B: 3 2B: 3 3B: 0 HR: 0	SF: 1 SAC: 0 DP: 1 HBP: 1	WP: 1 PB: 0 SB: 2 CS: 0	PA: 36
<b>PITCHER</b>	IP WLS BF H R ER SO BB IBB HBP BLK WP HR S P ERA WHIP																					
Matt Clement R (1.1) ERA: 3.05	6.0 W 26 4 1 1 2 2 3 1 0 0 0 0 59 105 1.50 1.167																					
Glendon Rusch L (7.1) ERA: 4.0	2.0 H 7 1 0 0 3 0 0 0 0 0 0 0 18 25 0.00 0.500																					
LaTroy Hawkins R (9.1) ERA: 2.91	1.0 S 3 0 0 0 0 2 0 0 0 0 0 0 0 11 18 0.00 0.000																					

AB	30
R	1
H	5
RBI	1
BB	4
SO	7
LOB	18









Batter	1	2	3	4	5	6	7	8	9	AB	R	H	RBI	BB	SO	LOB	TOP			
Jose Macias, S (1, 8) OBP: 0.292, SLG: 0.406 Todd Walker, L (8, PH) Jon Leicester, R (8, 1)	G6-3		G5-3			G6-3		SF9		3	0	0	0	0	0	1	<b>Chicago Cubs @ Milwaukee Brewers</b> Miller Park, Milwaukee, WI Wed Jul 28 2004, 7:05 PM CDT Att: 41,588 - Cloudy - 77 F			
Mark Grudzielanek, R (1, 4) OBP: 0.316, SLG: 0.352	K		G5-3			K		F9		4	0	0	0	0	2	0				
Sammy Sosa, R (1, 9) OBP: 0.355, SLG: 0.563	FC6-4 1B					K				4	0	1	0	0	2	0				
Moises Alou, R (1, 7) OBP: 0.338, SLG: 0.534	FC6-4					K				4	0	0	0	0	2	1				
25 Derrek Lee, R (1, 3) OBP: 0.374, SLG: 0.550		G5-3								3	1	1	0	1	0	0				
16 Aramis Ramirez, R (1, 5) OBP: 0.364, SLG: 0.553		F7								3	0	1	1	0	0	1				
Michael Barrett, R (1, 2) OBP: 0.346, SLG: 0.498										3	1	1	1	0	0	1				
Alex Gonzalez, R (1, 6) OBP: 0.236, SLG: 0.371										3	1	1	0	0	0	0				
34 Kerry Wood, R (1, 1) OBP: 0.167, SLG: 0.130 Todd Wellemeyer, R (7, 1) Kent Mercker, L (7, 1) Corey Patterson, L (8, PH) OBP: 0.324, SLG: 0.437										1	0	0	0	1	0	0				
										0	0	0	0	0	0	0				
										1	0	0	0	0	0	1				
<b>Inning Stats</b>	R: 0 E: 0 K: 1 S: 12	H: 1 LOB: 1 BB: 0 P: 14	R: 1 E: 0 K: 0 S: 11	H: 1 LOB: 0 BB: 0 P: 17	R: 0 E: 0 K: 0 S: 5	H: 0 LOB: 0 BB: 1 P: 13	R: 0 E: 0 K: 1 S: 8	H: 0 LOB: 1 BB: 1 P: 15	R: 0 E: 0 K: 2 S: 12	H: 0 LOB: 0 BB: 0 P: 15	R: 1 E: 0 K: 1 S: 10	H: 2 LOB: 2 BB: 0 P: 14	R: 1 E: 0 K: 0 S: 9	H: 1 LOB: 0 BB: 0 P: 12	R: 0 E: 0 K: 1 S: 9	H: 0 LOB: 0 BB: 0 P: 12	1B: 2 2B: 2 3B: 0 HR: 1	SF: 1 SAC: 0 DP: 1 HBP: 0	WP: 0 PB: 0 SB: 0 CS: 0	PA: 32
<b>PITCHER</b>	IP WLS BF H R ER SO BB IBB HBP BLK WP HR S P ERA WHIP																			
39 Chris Capuano, L (1, 1) ERA: 3.66	6.1 W 24 4 2 2 5 2 0 0 0 0 0 1 63 94 2.84 0.947																			
Mike Adams, R (7, 1) ERA: 1.73	0.2 H 1 0 0 0 0 0 0 0 0 0 0 0 1 1 0.00 0.000																			
Luis Vizcaino, R (8, 1) ERA: 3.5	1.0 S 4 1 1 1 0 0 0 0 0 0 0 0 9 12 9.00 1.000																			
Dan Kolb, R (9, 1) ERA: 1.45	1.0 S 3 0 0 0 1 0 0 0 0 0 0 0 9 12 0.00 0.000																			

AB 29  
R 3  
H 5  
RBI 3  
BB 2  
SO 6  
LOB 5



Batter	1	2	3	4	5	6	7	8	9	AB	R	H	RBI	BB	SO	LOB	BOTTOM			
Scott Podsednik, L (1, 8) OBP: 0.323, SLG: 0.398	1B SF9 BB		G5-3							3	2	2	0	1	0	1	<b>Chicago Cubs @ Milwaukee Brewers</b> Miller Park, Milwaukee, WI Wed Jul 28 2004, 7:05 PM CDT Att: 41,588 - Cloudy - 77 F			
Craig Counsell, L (1, 6) OBP: 0.348, SLG: 0.338										4	0	1	0	0	2	2				
Geoff Jenkins, L (1, 7) OBP: 0.313, SLG: 0.434										3	0	2	1	0	0	0				
Russell Branyan, L (1, 5) OBP: 0.222, SLG: 0.500										3	0	0	0	1	2	2				
Lyle Overbay, L (1, 3) OBP: 0.399, SLG: 0.524										3	1	0	0	1	3	3				
Ben Griewe, L (1, 9) OBP: 0.388, SLG: 0.431 Dan Kolb, R (9, 1)										4	2	2	1	0	1	1				
2 Bill Hall, R (1, 4) OBP: 0.291, SLG: 0.411										4	1	1	2	0	2	1				
Chad Moeller, R (1, 2) OBP: 0.291, SLG: 0.336										4	0	1	0	0	1	1				
39 Chris Capuano, L (1, 1) ERA: 3.66 Mike Adams, R (7, 1) Brooks Kieschnick, L (8, PH) Luis Vizcaino, R (8, 1) Brady Clark, R (9, 9) OBP: 0.373, SLG: 0.362										2	0	1	1	0	1	0				
										0	0	0	0	0	0	0				
										1	0	0	0	0	1	0				
										0	0	0	0	0	0	0				
<b>Inning Stats</b>	R: 1 E: 0 K: 1 S: 11	H: 1 LOB: 1 BB: 1 P: 15	R: 1 E: 0 K: 2 S: 12	H: 2 LOB: 0 BB: 0 P: 17	R: 0 E: 0 K: 1 S: 9	H: 0 LOB: 0 BB: 0 P: 12	R: 2 E: 0 K: 2 S: 15	H: 1 LOB: 0 BB: 1 P: 22	R: 0 E: 0 K: 2 S: 12	H: 2 LOB: 1 BB: 0 P: 18	R: 1 E: 0 K: 3 S: 10	H: 1 LOB: 2 BB: 1 P: 28	R: 1 E: 0 K: 0 S: 8	H: 1 LOB: 1 BB: 0 P: 11	R: 0 E: 0 K: 0 S: 8	H: 1 LOB: 1 BB: 0 P: 11	1B: 5 2B: 3 3B: 0 HR: 2	SF: 1 SAC: 0 DP: 0 HBP: 0	WP: 1 PB: 0 SB: 1 CS: 0	PA: 36
<b>PITCHER</b>	IP WLS BF H R ER SO BB IBB HBP BLK WP HR S P ERA WHIP																			
34 Kerry Wood, R (1, 1) ERA: 2.93	6.0 L 26 7 5 5 10 2 0 0 0 0 0 0 69 99 7.50 1.500																			
Todd Wellemeyer, R (7, 1) ERA: 2.4	0.2 4 2 1 1 2 0 0 0 0 0 0 0 10 16 13.50 3.000																			
Kent Mercker, L (7, 1) ERA: 2.08	0.1 2 0 0 0 1 1 0 0 0 0 1 0 6 12 0.00 3.000																			
Jon Leicester, R (8, 1) ERA: 2.08	1.0 4 1 0 0 0 0 0 0 0 0 0 0 8 11 0.00 1.000																			

AB 32  
R 6  
H 10  
RBI 5  
BB 3  
SO 13  
LOB 12













Batter	1	2	3	4	5	6	7	8	9	AB	R	H	RBI	BB	SO	LOB	TOP								
18 Jason Kendall, R OBP: 0.391, SLG: 0.384	1-1 L6	2-1 FC6-4			0-2 E5		3-2 F9		1-0 P6	5	1	1	1	0	0	1									
2 Jack Wilson, R OBP: 0.341, SLG: 0.480	3-1 2B	1-2 FC6-4			2-1 HBP		2-2 3B		0-0 F9	5	0	3	0	0	0	2									
Rob Mackowiak, L OBP: 0.332, SLG: 0.467	0-1 F7		1-2 L6		3-1 HBP		0-1 L5		2-1 CS	4	0	1	0	0	0	2									
Craig Wilson, R OBP: 0.367, SLG: 0.513	2-1 F8		3-3 K		1-3 K		2-1 F8			4	0	0	0	0	2	5									
Jason Bay, R OBP: 0.372, SLG: 0.587		2-3 K	1-3 K		3-2 HBP			1-1 L6		3	0	0	1	0	2	0									
Tike Redman, L OBP: 0.299, SLG: 0.375		1-0 1B		1-0 F8	1-0 G4-3			0-1 1B		4	1	2	0	0	0	3									
Ty Wigginton, R OBP: 0.330, SLG: 0.481		1-0 F8		0-3 K		1-0 G5-3		0-0 F8		4	0	0	0	0	1	2									
Bobby Hill, S OBP: 0.360, SLG: 0.360		2-1 1B		1-3 K				2-3 K		3	1	1	1	0	1	0									
Jose Castillo, R OBP: 0.298, SLG: 0.320		1-H 2B								1	0	0	0	0	1	1									
Ryan Vogelsong, R OBP: 0.333, SLG: 0.389		1-2 1B			0-1 F7			2-2 CS		2	1	1	1	0	0	0									
19 Jorge Soto, R OBP: 0.278, SLG: 0.294										1	0	0	0	0	0	0									
34 John Grabow, L ERA: 4.26										0	0	0	0	0	0	0									
Brian Meadows, R ERA: 2.68										0	0	0	0	0	0	0									
Michael Gonzalez, R OBP: 0.100, SLG: 0.100										1	0	0	0	0	0	0									
Abraham Nunez, S OBP: 0.228, SLG: 0.257										0	0	0	0	0	0	0									
Jose Mesa, R ERA: 2.33										0	0	0	0	0	0	0									
<b>Inning Stats</b>	R: 0 E: 0 K: 0 S: 8	H: 1 LOB: 1 BB: 0 P: 14	R: 3 E: 0 K: 1 S: 15	H: 4 LOB: 1 BB: 0 P: 25	R: 0 E: 0 K: 2 S: 10	H: 0 LOB: 0 BB: 0 P: 15	R: 0 E: 0 K: 2 S: 8	H: 0 LOB: 0 BB: 0 P: 10	R: 1 E: 1 K: 1 S: 16	H: 2 LOB: 3 BB: 0 P: 26	R: 0 E: 0 K: 1 S: 5	H: 0 LOB: 0 BB: 0 P: 8	R: 0 E: 0 K: 1 S: 14	H: 1 LOB: 1 BB: 0 P: 21	R: 0 E: 0 K: 1 S: 9	H: 1 LOB: 1 BB: 0 P: 12	R: 0 E: 0 K: 0 S: 7	H: 1 LOB: 1 BB: 0 P: 12	1B: 7 2B: 2 3B: 1 HR: 0	SF: 0 SAC: 0 DP: 0 HBP: 1	WP: 0 PB: 0 SB: 1 CS: 1	PA: 39			
<b>PITCHER</b>	IP	WLS	BF	H	R	ER	SO	BB	IBB	HBP	BLK	WP	HR	S	P	ERA	WHIP								
Victor Santos, R ERA: 3.66	5.0	L	24	7	4	3	6	0	0	1	0	0	0	57	90	5.40	1.400								
Dave Burba, R ERA: 3.53	2.0		7	1	0	0	1	0	0	0	0	0	0	19	29	0.00	0.500								
Matt Wise, R ERA: 3.07	1.0		4	1	0	0	1	0	0	0	0	0	0	9	12	0.00	1.000								
Matt Kinney, R ERA: 5.7	1.0		3	1	0	0	0	0	0	0	0	0	0	7	12	0.00	1.000								

Pittsburgh Pirates @ Milwaukee Brewers  
Miller Park, Milwaukee, WI  
Sat Jul 31 2004, 6:05 PM CDT  
Att: 35,152 - Sunny - 81 F

AB	37
R	4
H	10
RBI	4
BB	0
SO	8
LOB	16



Batter	1	2	3	4	5	6	7	8	9	AB	R	H	RBI	BB	SO	LOB	BOTTOM								
Scott Podsednik, L OBP: 0.321, SLG: 0.392	3-2 F7		3-2 L3			1-0 G4-6-3		1-1 L8		4	0	1	0	0	0	1									
Brady Clark, R OBP: 0.368, SLG: 0.380	3-2 F8		0-0 G4-3			0-1 G4-6-3		1-2 G5-3		4	0	0	0	0	0	1									
Geoff Jenkins, L OBP: 0.309, SLG: 0.432	3-2 P6			1-0 HR		2-3 K		0-0 G4-3		4	1	1	1	0	1	0									
Wes Helms, R OBP: 0.318, SLG: 0.315		3-3 K		2-2 F8		1-1 G6-3		1-0 G5-3		4	0	0	0	0	1	0									
Lyle Overbay, L OBP: 0.395, SLG: 0.516		0-0 1B		1-3 K		0-0 1B				3	0	2	0	0	1	0									
2 Bill Hall, R OBP: 0.281, SLG: 0.393		0-3 K		3-3 K		1-3 K				3	0	0	0	0	3	2									
Gary Bennett, R OBP: 0.256, SLG: 0.262		2-1 1B			0-0 P2		2-2 F9			3	0	1	0	0	0	1									
Craig Counsell, L OBP: 0.358, SLG: 0.346		1-0 G4-3			2-1 G4-3			1-2 G5-3		3	0	0	0	0	0	2									
Victor Santos, R OBP: 0.180, SLG: 0.130			4-0 BB		2-0 F8			2-3 K		0	0	0	0	1	0	0									
Ben Griener, R OBP: 0.302, SLG: 0.423										1	0	0	0	0	0	0									
Dave Burba, R ERA: 4.26										0	0	0	0	0	0	0									
Brian Meadows, R ERA: 2.68										0	0	0	0	0	0	0									
Michael Gonzalez, L OBP: 0.086										1	0	0	0	0	1	0									
Jose Mesa, R ERA: 2.33										0	0	0	0	0	0	0									
<b>Inning Stats</b>	R: 0 E: 0 K: 0 S: 14	H: 0 LOB: 0 BB: 0 P: 23	R: 0 E: 0 K: 2 S: 10	H: 2 LOB: 2 BB: 0 P: 16	R: 0 E: 0 K: 0 S: 4	H: 0 LOB: 0 BB: 1 P: 11	R: 1 E: 0 K: 2 S: 12	H: 1 LOB: 0 BB: 0 P: 19	R: 0 E: 0 K: 1 S: 6	H: 1 LOB: 0 BB: 0 P: 9	R: 0 E: 0 K: 1 S: 9	H: 1 LOB: 1 BB: 0 P: 13	R: 0 E: 0 K: 1 S: 9	H: 0 LOB: 0 BB: 0 P: 13	R: 0 E: 0 K: 0 S: 5	H: 0 LOB: 0 BB: 0 P: 7	1B: 4 2B: 1 3B: 0 HR: 1	SF: 0 SAC: 0 DP: 2 HBP: 0	WP: 0 PB: 0 SB: 0 CS: 0	PA: 31					
<b>PITCHER</b>	IP	WLS	BF	H	R	ER	SO	BB	IBB	HBP	BLK	WP	HR	S	P	ERA	WHIP								
Ryan Vogelsong, R ERA: 6.4	5.0	W	18	3	1	1	4	1	0	0	0	0	1	44	77	1.80	0.800								
34 John Grabow, L ERA: 4.26	1.0	H	3	1	0	0	1	0	0	0	0	0	0	6	9	0.00	1.000								
Brian Meadows, R ERA: 2.68	1.0	H	4	1	0	0	1	0	0	0	0	0	0	9	13	0.00	1.000								
Michael Gonzalez, L OBP: 0.086	1.0	H	3	0	0	0	1	0	0	0	0	0	0	9	13	0.00	0.000								
Jose Mesa, R ERA: 2.33	1.0	S	3	0	0	0	0	0	0	0	0	0	0	5	7	0.00	0.000								

Pittsburgh Pirates @ Milwaukee Brewers  
Miller Park, Milwaukee, WI  
Sat Jul 31 2004, 6:05 PM CDT  
Att: 35,152 - Sunny - 81 F

AB	30
R	1
H	5
RBI	1
BB	1
SO	7
LOB	7










Batter	1	2	3	4	5	6	7	8	9	AB	R	H	RBI	BB	SO	LOB	TOP					
7 José Reyes, S OBP: 0.280, SLG: 0.385	1-3 K		3-2 L8			0-0 SF7 2B	2-1 G4-3 2B		1-3 K	5	1	2	0	0	2	0	<b>New York Mets @ Milwaukee Brewers</b> Miller Park, Milwaukee, WI Tue Aug 03 2004, 7:05 PM CDT Att: 22,306 - Dome - 73 F					
Todd Zeile, R OBP: 0.325, SLG: 0.362	0-1 1B		3-1 F9			2-2 SF7 2H	0-1 G4-3		2-1 2B	4	1	2	1	0	0	1						
31 Mike Piazza, R OBP: 0.372, SLG: 0.476	1-0 F9			0-1 P6		1-2 2B	0-1 G6-3		1-1 2B	4	1	1	0	0	0	2						
Vance Wilson, R OBP: 0.356, SLG: 0.442									2H 1B	1	1	1	1	0	0	0						
Richard Hidalgo, R OBP: 0.326, SLG: 0.482	0-3 K			3-3 K		4-2 2B	0-0 F8		0-2 2B 1B	4	2	1	1	1	2	2						
Cliff Floyd, L OBP: 0.352, SLG: 0.496		1-0 WP 1B						4-1 S 1B BB	1-2 1B 5 1B	3	2	2	2	1	0	0						
Gerald Williams, R OBP: 0.364, SLG: 0.600									1-3 5 1B	1	1	1	0	0	0	0						
Mike Cameron, R OBP: 0.330, SLG: 0.485	1-1 F8				1-2 HR	1-6 SF8		2-2 F7	2-2 5 1B SF8	4	2	2	3	0	0	2						
5 David Wright, R OBP: 0.271, SLG: 0.457		1-2 F9			3-2 L8	1-2 1B 2B		2-2 P4	0-0 1-3 3H 1B	5	1	2	1	0	0	2						
Joe McEwing, R OBP: 0.287, SLG: 0.305		2-3 K			1-0 F7	0-1 1B		3-2 1B	1-0 SF8	4	0	2	3	0	1	1						
Al Leiter, L OBP: 0.135, SLG: 0.139			2-2 K			0-3 K		0-3 K	1-3 K	3	0	0	0	0	3	1						
Eric Valent, L OBP: 0.364, SLG: 0.503										1	0	0	0	0	1	1						
Mike Stanton, L OBP: 0.500, SLG: 0.500										1	0	0	0	0	1	1						
Mike DeJean, R OBP: 0.287, SLG: 0.305										0	0	0	0	0	0	0						
<b>Inning Stats</b>	R: 0 E: 0 K: 2 S: 10	H: 1 LOB: 1 BB: 0 P: 12	R: 0 E: 0 K: 1 S: 10	H: 1 LOB: 1 BB: 0 P: 17	R: 0 E: 0 K: 1 S: 10	H: 0 LOB: 0 BB: 0 P: 18	R: 0 E: 0 K: 1 S: 8	H: 0 LOB: 0 BB: 0 P: 12	R: 1 E: 0 K: 1 S: 10	H: 1 LOB: 0 BB: 0 P: 15	R: 5 E: 0 K: 1 S: 22	H: 5 LOB: 1 BB: 1 P: 32	R: 0 E: 0 K: 0 S: 7	H: 1 LOB: 1 BB: 0 P: 9	R: 1 E: 0 K: 1 S: 15	H: 1 LOB: 1 BB: 1 P: 26	R: 5 E: 0 K: 2 S: 24	H: 6 LOB: 1 BB: 0 P: 33	1B: 7 2B: 8 3B: 0 HR: 1	SF: 3 SAC: 0 DP: 0 HBP: 0	WP: 1 PB: 1 SB: 2 CS: 0	PA: 45
<b>PITCHER</b>	IP WLS BF H R ER SO BB IBB HBP BLK WP HR S P ERA WHIP	5.1 L 23 6 5 5 6 1 0 0 0 1 1 61 94 8.44 1.312	1.2 8 3 1 1 1 0 0 0 0 0 0 0 16 21 5.40 1.800	1.1 11 6 6 6 2 1 0 0 0 0 0 0 34 52 40.50 5.250	0.2 3 1 0 0 1 0 0 0 0 0 0 5 7 0.00 1.500	<b>PITCHER</b>										IP WLS BF H R ER SO BB IBB HBP BLK WP HR S P ERA WHIP						

AB	40
R	12
H	16
RBI	12
BB	2
SO	10
LOB	13



Batter	1	2	3	4	5	6	7	8	9	AB	R	H	RBI	BB	SO	LOB	BOTTOM					
Scott Podsednik, L OBP: 0.319, SLG: 0.392	0-1 G3		2-1 G4-3			3-2 L7		0-3 K BB	2-3 K	5	0	0	0	0	2	2	<b>New York Mets @ Milwaukee Brewers</b> Miller Park, Milwaukee, WI Tue Aug 03 2004, 7:05 PM CDT Att: 22,306 - Dome - 73 F					
Trent Durrington, R OBP: 0.237, SLG: 0.361	3-2 1B		1-3 K2-3			1-1 G5-3		1-3 K	3-2 P4	4	0	1	0	0	2	1						
Brooks Kieschnick, L OBP: 0.373, SLG: 0.447										1	0	0	0	0	0	2						
Geoff Jenkins, L OBP: 0.316, SLG: 0.453	0-0 1B		3-3 K			0-1 HR		4-2 1B	1-2 BB	3	1	2	1	1	1	0						
Wes Helms, R OBP: 0.319, SLG: 0.320	3-2 F9-3 1-1			3-2 F8		0-0 2B		1-3 K		4	0	1	0	0	1	4						
Brady Clark, R OBP: 0.371, SLG: 0.382		1-2 BLK 1B		3-2 F9		0-0 G6-3			0-1 2B E 1B	4	1	2	0	0	0	1						
2 Bill Hall, R OBP: 0.288, SLG: 0.399		0-0 F8		0-1 G6-3			3-2 G6-3		0-1 FC4-6 1B	4	0	1	0	0	0	1						
Chad Moeller, R OBP: 0.286, SLG: 0.329			3-1 P6		0-0 F7		2-3 K		1-1 FC4-6 2B	3	0	0	0	0	1	1						
Matt Wise, R OBP: 0.250, SLG: 0.250			1-2 K						1-2 2H	0	0	0	0	0	0	0						
Ben Griever, L OBP: 0.383, SLG: 0.424										1	1	0	0	0	0	1						
Craig Counsell, L OBP: 0.361, SLG: 0.349		4-0 IBB			1-3 K		3-3 K		2-0 2B	3	0	1	1	1	2	0						
39 Chris Capuano, L OBP: 0.286, SLG: 0.308			2-3 K		1-3 K			1-3 K	3-2 HBP	2	0	0	0	0	2	2						
Jeff Bennett, R OBP: 0.259, SLG: 0.261										0	0	0	0	0	0	0						
Gary Bennett, R OBP: 0.259, SLG: 0.261										1	0	0	0	0	1	0						
<b>Inning Stats</b>	R: 0 E: 0 K: 0 S: 12	H: 2 LOB: 1 BB: 0 P: 18	R: 0 E: 0 K: 1 S: 10	H: 1 LOB: 1 BB: 1 P: 20	R: 0 E: 0 K: 2 S: 11	H: 0 LOB: 0 BB: 0 P: 17	R: 0 E: 0 K: 0 S: 14	H: 0 LOB: 0 BB: 0 P: 20	R: 0 E: 0 K: 2 S: 8	H: 0 LOB: 0 BB: 0 P: 10	R: 1 E: 0 K: 0 S: 9	H: 2 LOB: 1 BB: 0 P: 13	R: 0 E: 0 K: 2 S: 11	H: 0 LOB: 0 BB: 0 P: 19	R: 0 E: 0 K: 4 S: 14	H: 0 LOB: 2 BB: 1 P: 21	R: 2 E: 1 K: 1 S: 17	H: 3 LOB: 2 BB: 0 P: 28	1B: 5 2B: 3 3B: 0 HR: 1	SF: 0 SAC: 0 DP: 1 HBP: 1	WP: 1 PB: 0 SB: 0 CS: 0	PA: 38
<b>PITCHER</b>	IP WLS BF H R ER SO BB IBB HBP BLK WP HR S P ERA WHIP	7.0 W 26 5 0 0 4 1 0 0 1 0 14 21 0.00 1.000	1.0 5 0 0 0 4 1 0 0 0 1 0 14 21 0.00 1.000	1.0 7 3 2 1 1 0 0 1 0 0 0 17 28 9.00 3.000	<b>PITCHER</b>										IP WLS BF H R ER SO BB IBB HBP BLK WP HR S P ERA WHIP							

AB	35
R	3
H	8
RBI	2
BB	2
SO	12
LOB	15






Batter	1	2	3	4	5	6	7	8	9	AB	R	H	RBI	BB	SO	LOB	TOP								
7 José Reyes, S OBP: 0.274, SLG: 0.376	1-1 P3		1-1 B5			0-1 F8	0-1 SH1-3		0-0 G5-3	4	0	0	0	0	0	0	<b>New York Mets @ Milwaukee Brewers</b> Miller Park, Milwaukee, WI Wed Aug 04 2004, 7:05 PM CDT Att: 18,196 - Sunny - 69 F								
Todd Zeile, R OBP: 0.323, SLG: 0.360	1-1 L1			1-3 K		1-3 K	1-2			4	0	1	1	0	2	0									
31 Mike Piazza, R OBP: 0.373, SLG: 0.474	1-1			1-1 G6-3		4-2	2-0			3	0	1	0	1	0	1									
Vance Wilson, R OBP: 0.356, SLG: 0.442	1B					BB				0	0	0	0	0	0	0									
Richard Hidalgo, R OBP: 0.323, SLG: 0.478	0-0			3-3 K		3-1	2-3			3	0	0	0	0	1	2									
Pedro Feliciano, L ERA: 3.82	L5					P3				0	0	0	0	0	0	0									
Eric Valent, L OBP: 0.362, SLG: 0.500										1	0	0	0	0	1	1									
Mike Stanton, L OBP: 0.500, SLG: 0.500										0	0	0	0	0	0	0									
Braden Loper, R ERA: 2.05										0	0	0	0	0	0	0									
Cliff Floyd, L OBP: 0.350, SLG: 0.491		2-1 P6				0-0 F9		4-1	1-1	3	1	0	0	1	0	0									
Mike Cameron, R OBP: 0.332, SLG: 0.493	1-0 G6-3					2-0		4-0	1-3	3	2	1	1	1	1	0									
5 David Wright, R OBP: 0.269, SLG: 0.440						0-1 G6-3		0-2	0-3	4	1	1	0	0	2	0									
Joe McEwing, R OBP: 0.295, SLG: 0.333				0-1 B5-3		2-2		3-1	0-3	4	1	2	2	0	1	0									
Steve Trachsel, R OBP: 0.222, SLG: 0.227				0-3 K		2-1		1-2	0-1	2	0	0	0	0	1	1									
Gerald Williams, R OBP: 0.348, SLG: 0.571						F8		0-1	1-2	1	1	0	0	0	0	1									
<b>Inning Stats</b>	R: 0 E: 0 K: 0 S: 7	H: 1 LOB: 1 BB: 0 P: 10	R: 0 E: 0 K: 1 S: 7	H: 0 LOB: 0 BB: 0 P: 13	R: 0 E: 0 K: 1 S: 8	H: 0 LOB: 0 BB: 0 P: 9	R: 0 E: 0 K: 2 S: 8	H: 0 LOB: 0 BB: 0 P: 13	R: 1 E: 0 K: 0 S: 11	H: 2 LOB: 1 BB: 0 P: 17	R: 0 E: 0 K: 1 S: 12	H: 0 LOB: 1 BB: 1 P: 20	R: 5 E: 1 K: 1 S: 17	H: 3 LOB: 1 BB: 2 P: 33	R: 0 E: 0 K: 2 S: 8	H: 0 LOB: 0 BB: 0 P: 10	R: 0 E: 0 K: 1 S: 6	H: 0 LOB: 0 BB: 0 P: 6	1B: 4 2B: 0 3B: 1 HR: 1	SF: 0 SAC: 2 DP: 1 HBP: 0	WP: 1 PB: 0 SB: 0 CS: 0	PA: 37			
<b>PITCHER</b>	IP	WLS	BF	H	R	ER	SO	BB	IBB	HBP	BLK	WP	HR	S	P	ERA	WHIP								
Doug Davis, L	6.0		24	3	3	3	5	3	0	0	0	0	1	54	91	4.50	1.000								
Mike Adams, R	1.0	L	7	3	3	2	1	0	0	0	0	0	0	16	24	18.00	3.000								
Dave Burba, R	1.0		3	0	0	0	2	0	0	0	0	0	0	8	10	0.00	0.000								
Dan Kolb, R	1.0		3	0	0	0	1	0	0	0	0	1	0	6	6	0.00	0.000								

AB	32
R	6
H	6
RBI	4
BB	3
SO	9
LOB	6



Batter	1	2	3	4	5	6	7	8	9	AB	R	H	RBI	BB	SO	LOB	BOTTOM								
Scott Podsednik, L OBP: 0.315, SLG: 0.388	1-2 G1-3	1-1 P5		1-3 K		2-2 F8		0-1 G4-3		5	0	0	0	0	1	4	<b>New York Mets @ Milwaukee Brewers</b> Miller Park, Milwaukee, WI Wed Aug 04 2004, 7:05 PM CDT Att: 18,196 - Sunny - 69 F								
2 Bill Hall, R OBP: 0.294, SLG: 0.412	3-2			2-2 F9		1-2	3-2	0-1		5	1	3	0	0	0	0									
Geoff Jenkins, L OBP: 0.315, SLG: 0.448	3-3 K			1-1 F9		4-2	1-3	2-2		4	1	0	0	1	2	2									
Russell Branyan, L OBP: 0.364, SLG: 0.737	0-0 L9			1-1		0-0	2-3	3-2		5	2	3	3	0	1	2									
Lyle Overbay, L OBP: 0.398, SLG: 0.511		4-1		4-2		0-1		2-2		3	0	1	1	2	0	0									
Ben Grievie, L OBP: 0.378, SLG: 0.417	0-3	0-3		1-2		2-2		4-1		3	0	0	0	0	1	4									
Brady Clark, R OBP: 0.372, SLG: 0.381				G4-3		1-2				1	0	0	0	1	0	0									
Chad Moeller, R OBP: 0.289, SLG: 0.332	1-0			2-3		2-2		2-2		4	0	1	0	0	1	1									
Brooks Kieschnick, L OBP: 0.365, SLG: 0.438		1-3						3-3		1	0	0	0	0	1	1									
Craig Counsell, L OBP: 0.365, SLG: 0.350		4-1		2-1		4-0		0-3		2	0	1	0	2	1	0									
Doug Davis, R OBP: 0.043, SLG: 0.022	1-3			0-0		0-3		3-1		2	0	0	0	0	2	5									
Mike Adams, R				SH1-4						0	0	0	0	0	0	0									
Dave Burba, R										0	0	0	0	0	0	0									
Trent Durrington, R OBP: 0.256, SLG: 0.459				SH1-4						1	1	1	1	0	0	0									
Dan Kolb, R				1-2						0	0	0	0	0	0	0									
<b>Inning Stats</b>	R: 0 E: 0 K: 1 S: 13	H: 1 LOB: 1 BB: 0 P: 20	R: 0 E: 0 K: 2 S: 11	H: 1 LOB: 3 BB: 2 P: 22	R: 0 E: 0 K: 0 S: 13	H: 1 LOB: 2 BB: 1 P: 22	R: 0 E: 0 K: 2 S: 10	H: 1 LOB: 1 BB: 0 P: 15	R: 3 E: 1 K: 1 S: 19	H: 3 LOB: 2 BB: 2 P: 32	R: 0 E: 0 K: 2 S: 12	H: 1 LOB: 1 BB: 0 P: 20	R: 0 E: 0 K: 0 S: 5	H: 0 LOB: 0 BB: 0 P: 9	R: 1 E: 0 K: 1 S: 9	H: 1 LOB: 0 BB: 0 P: 12	R: 1 E: 0 K: 1 S: 17	H: 1 LOB: 1 BB: 1 P: 31	1B: 4 2B: 3 3B: 1 HR: 2	SF: 0 SAC: 1 DP: 0 HBP: 0	WP: 0 PB: 0 SB: 3 CS: 0	PA: 43			
<b>PITCHER</b>	IP	WLS	BF	H	R	ER	SO	BB	IBB	HBP	BLK	WP	HR	S	P	ERA	WHIP								
Steve Trachsel, R	5.1		29	8	3	3	6	3	2	0	0	0	0	72	122	5.06	2.062								
Pedro Feliciano, L	0.2	W	2	0	0	0	2	0	0	0	0	0	0	6	9	0.00	0.000								
Mike Stanton, L	1.1	H	5	1	1	1	1	0	0	0	0	0	1	10	17	6.75	0.750								
Braden Loper, R	1.2	S	7	1	1	1	1	1	0	0	0	0	1	21	35	5.40	1.200								



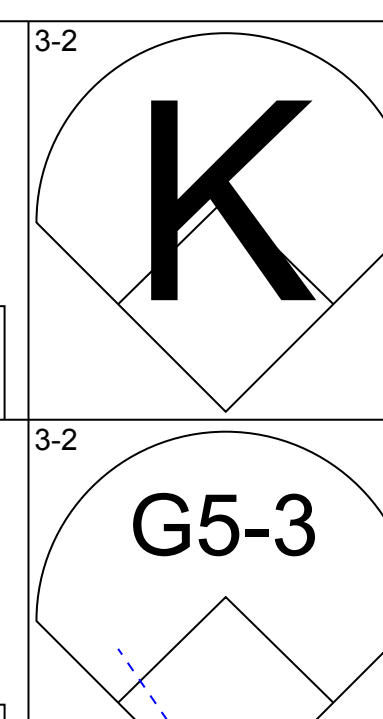
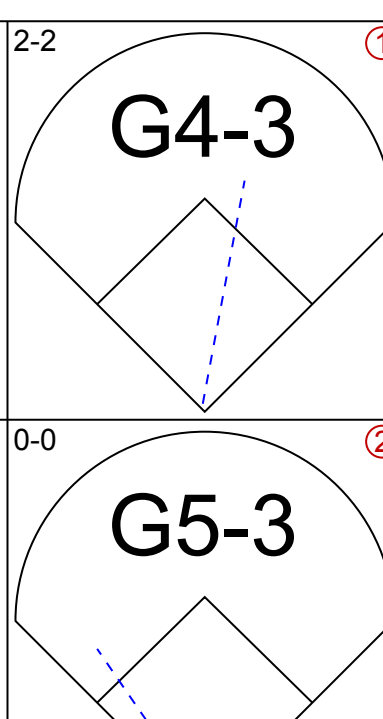
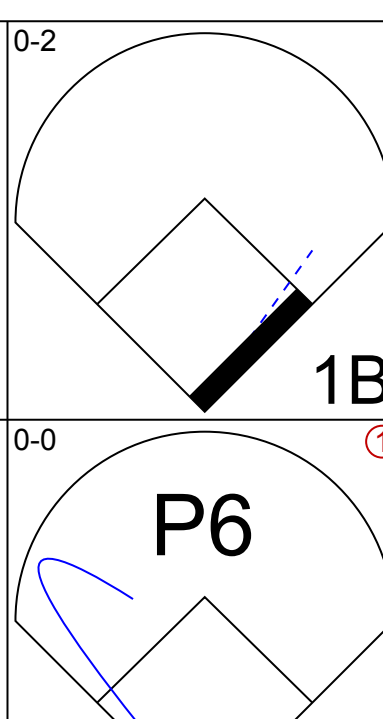
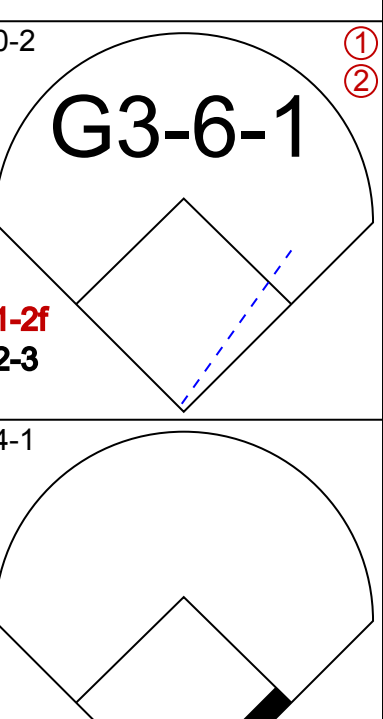
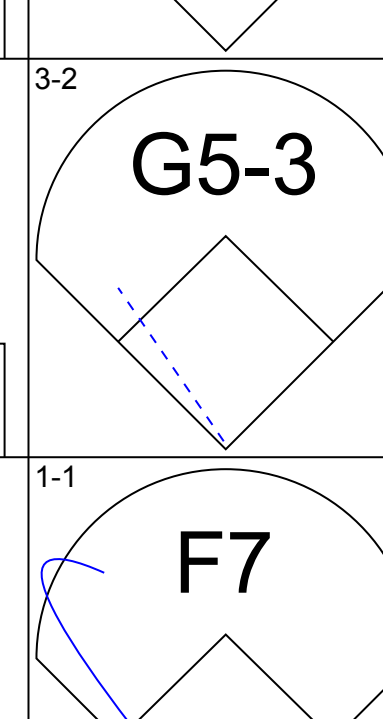
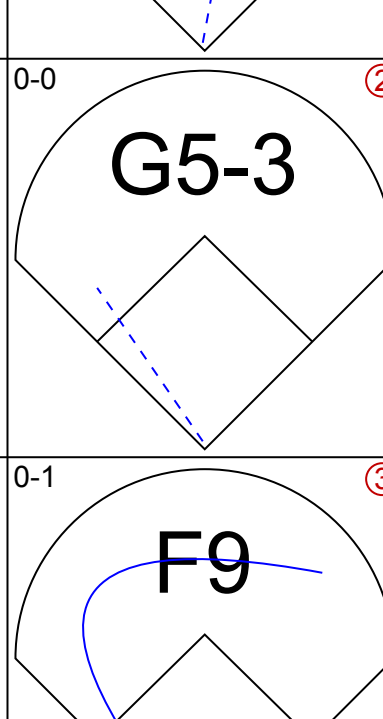
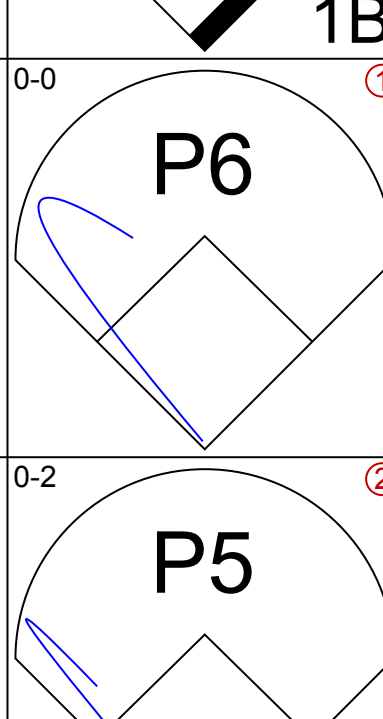
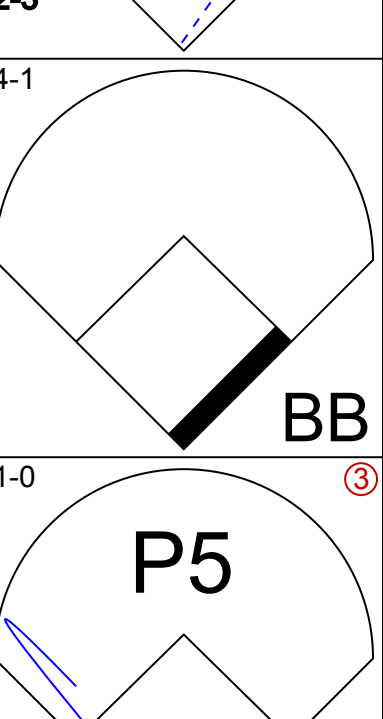
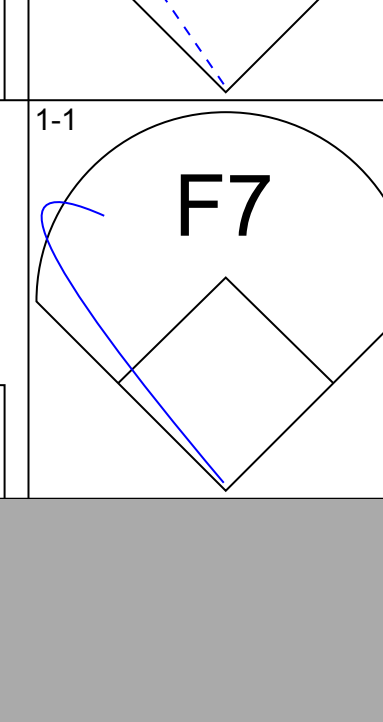
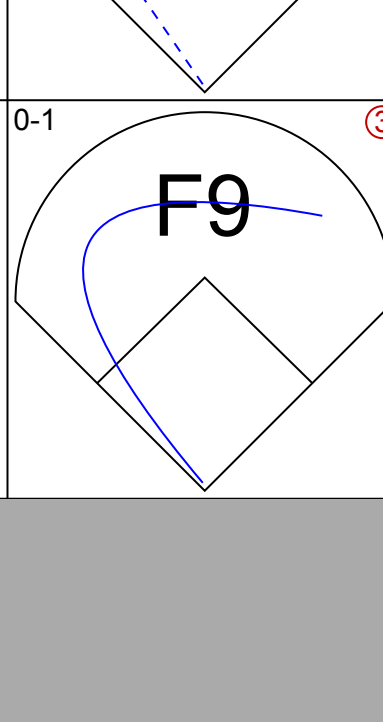
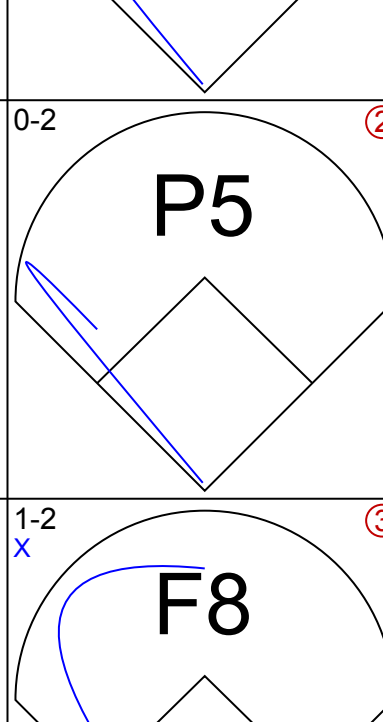
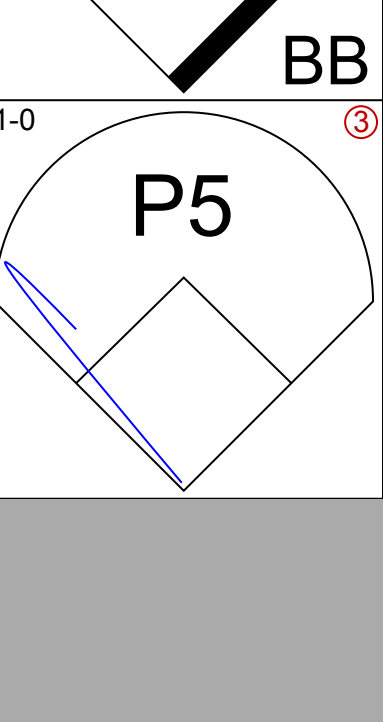
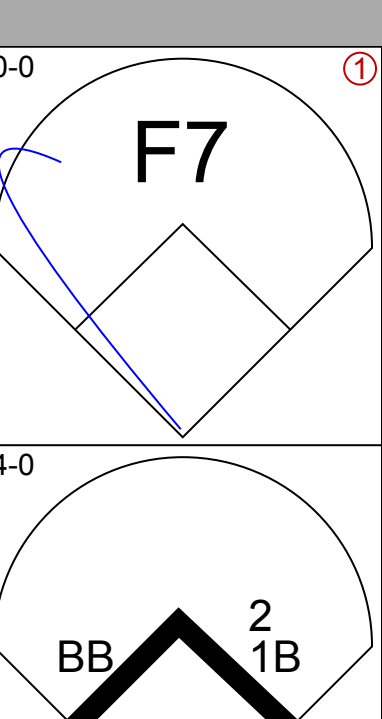
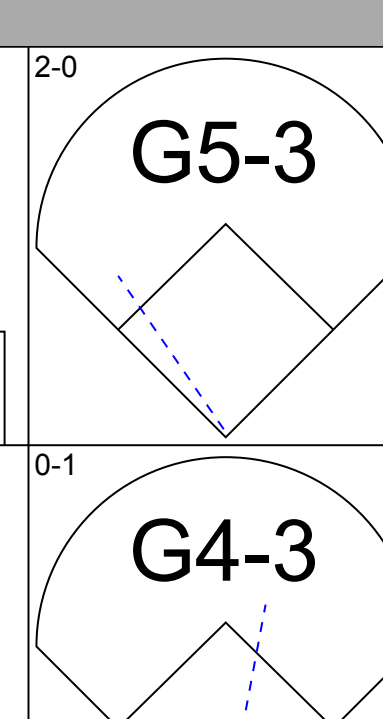
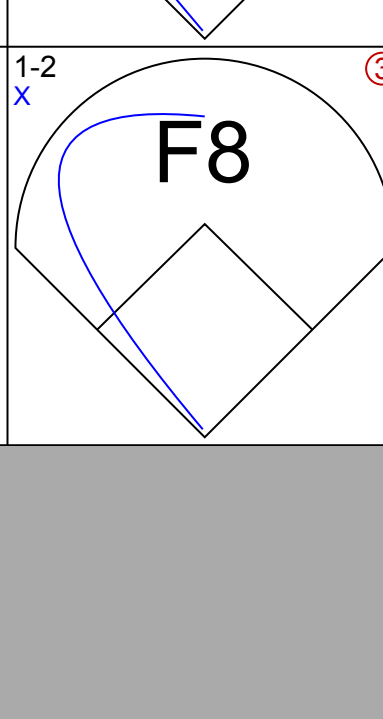
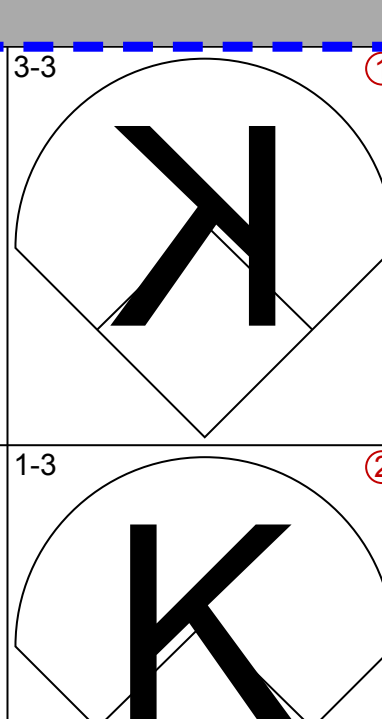
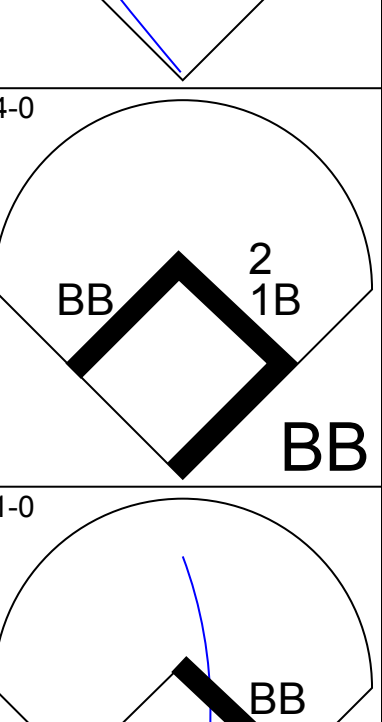
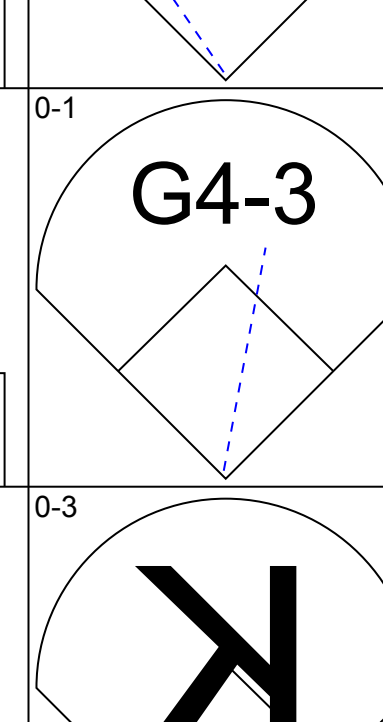
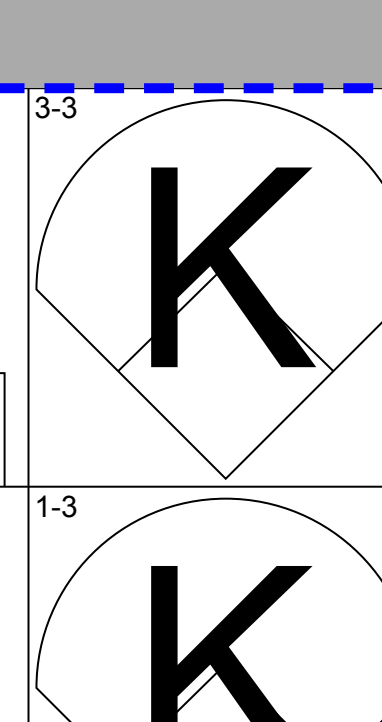
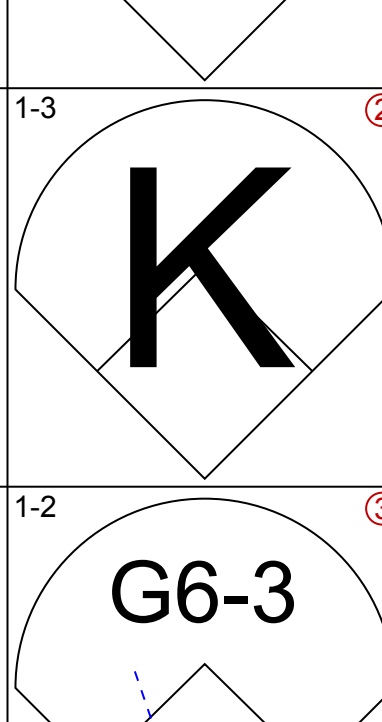
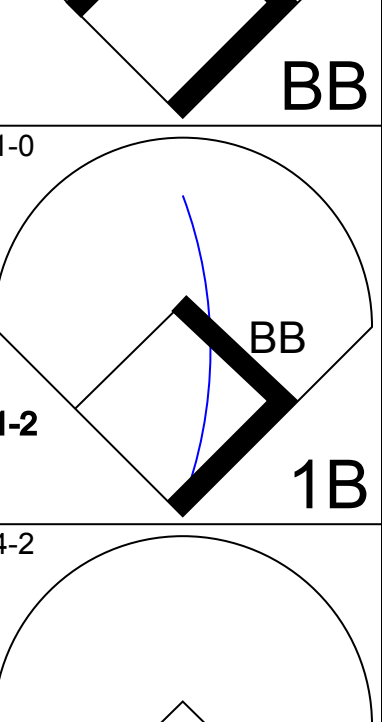
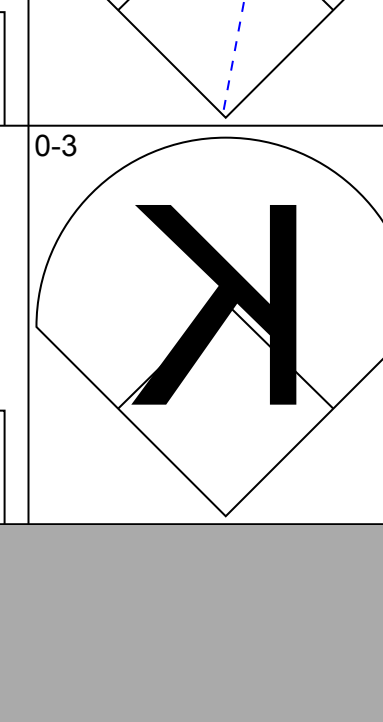
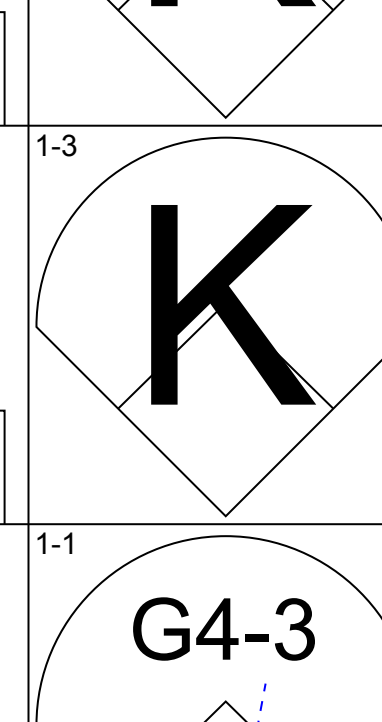
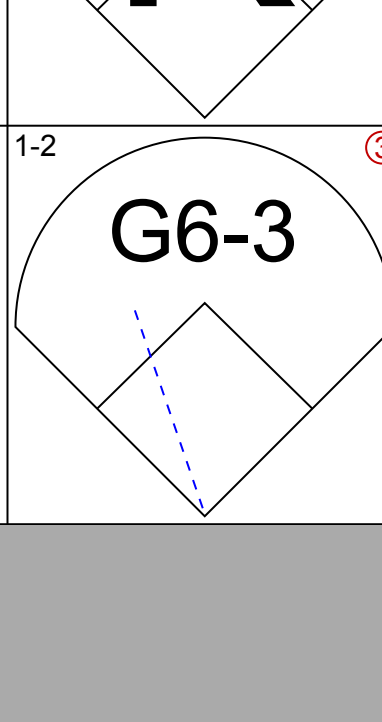
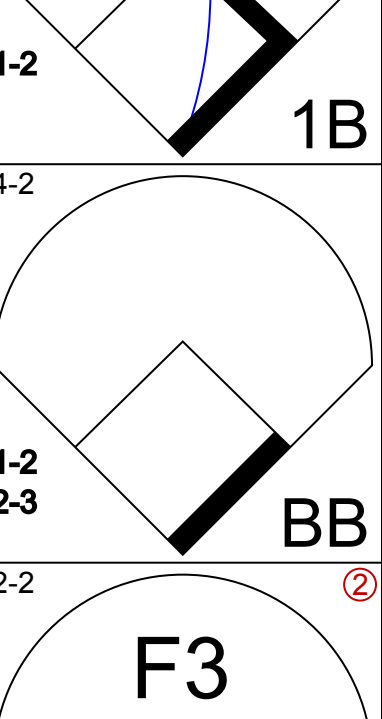
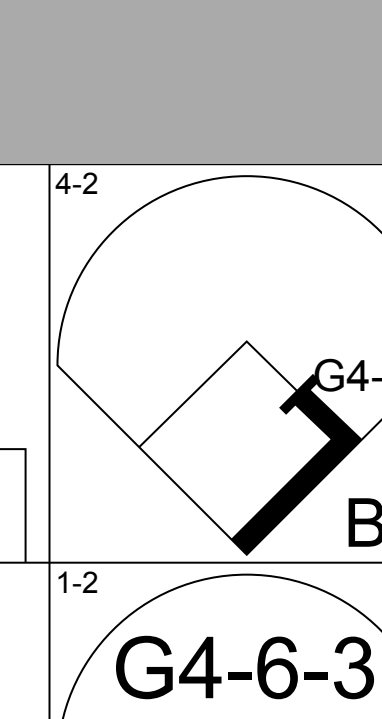
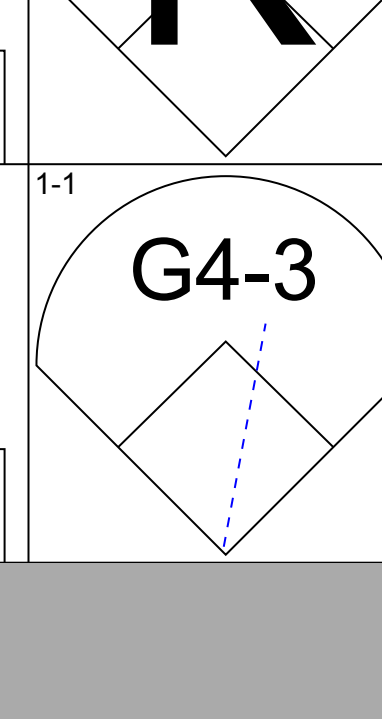
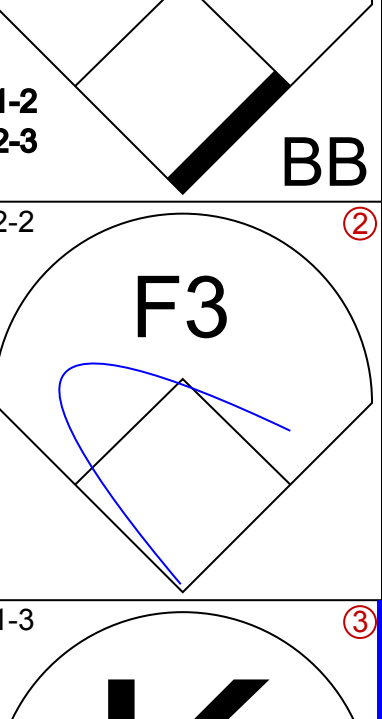
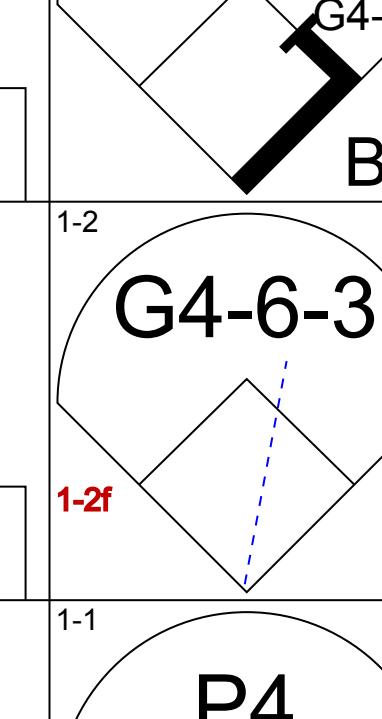
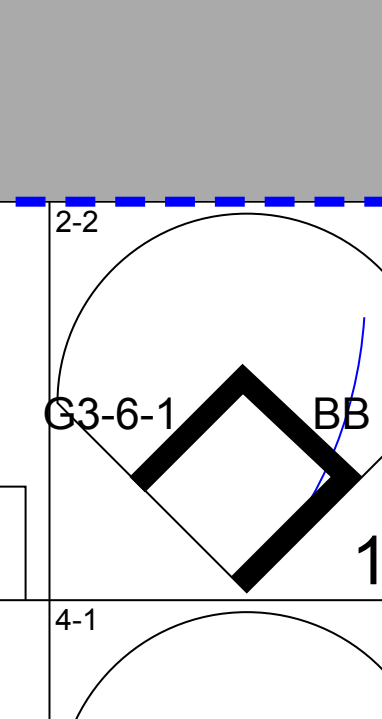
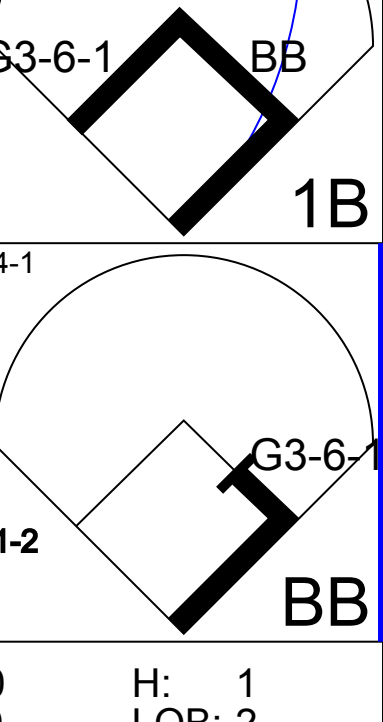
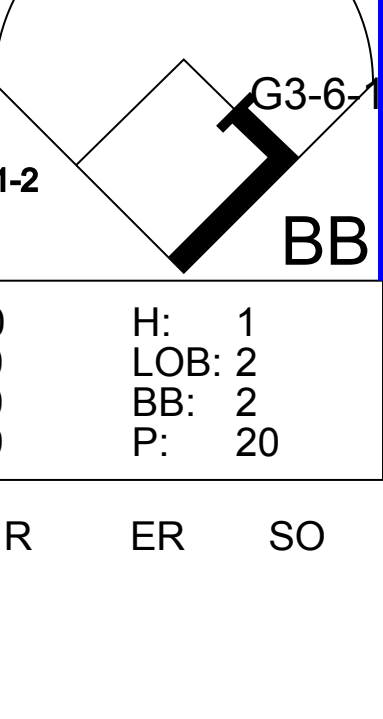
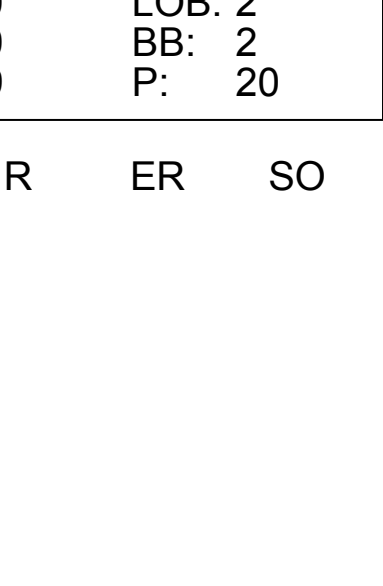


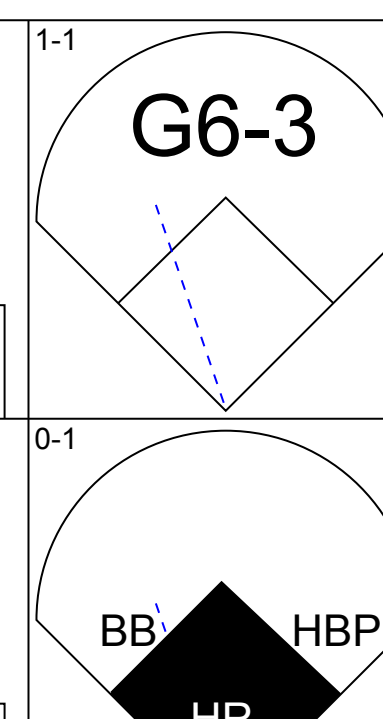
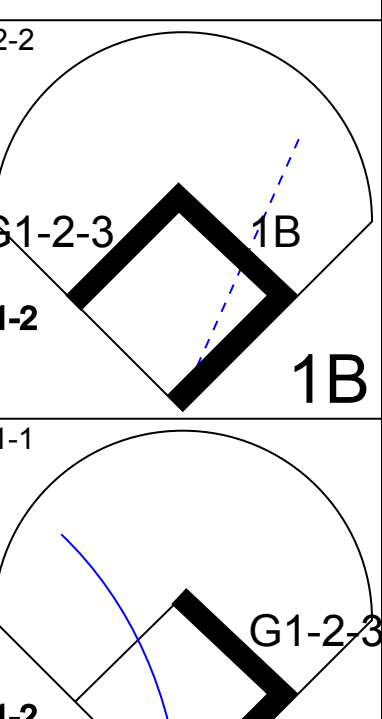
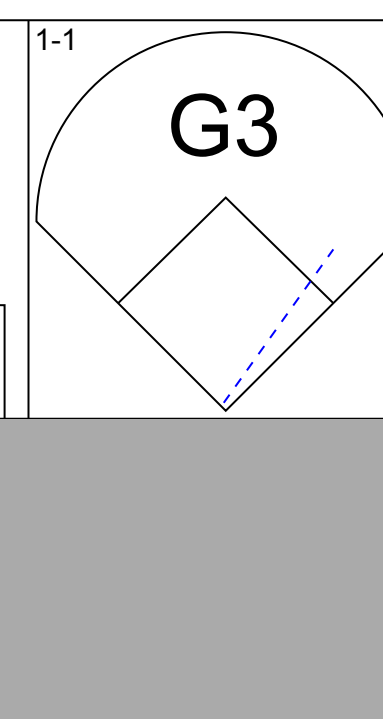
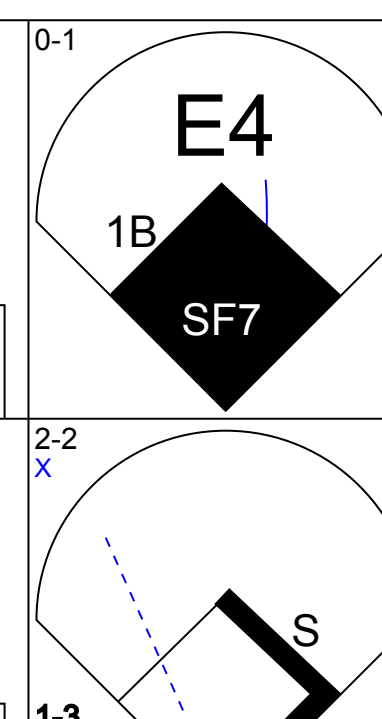
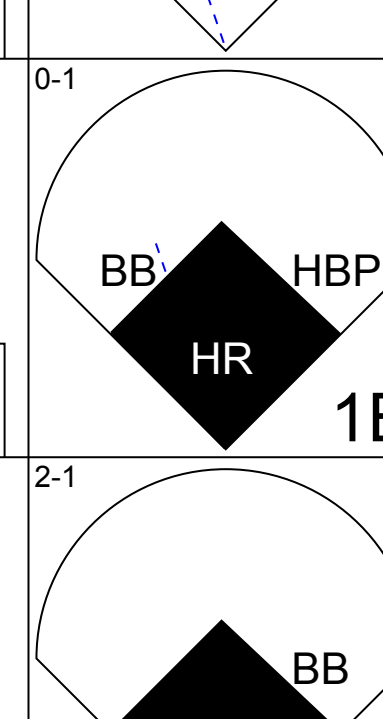
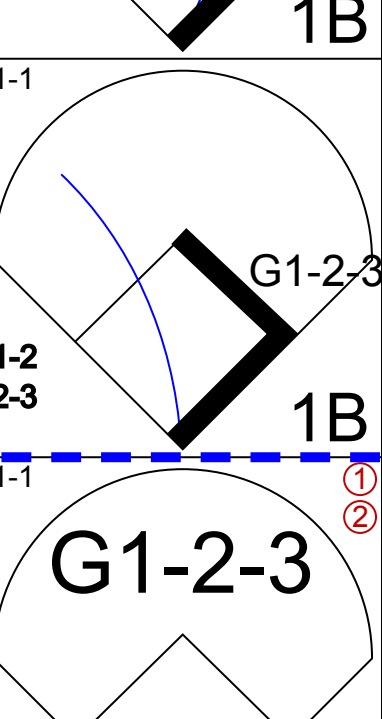
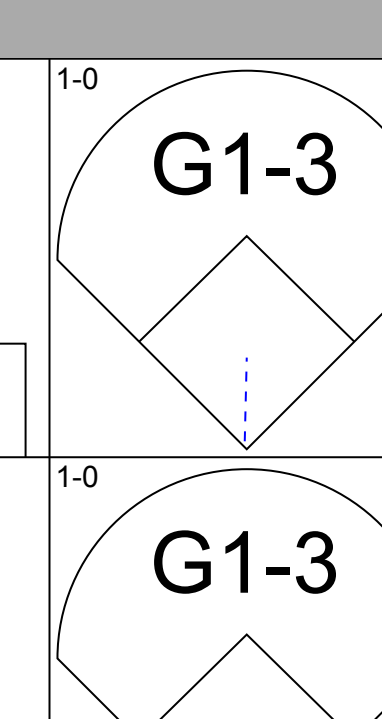
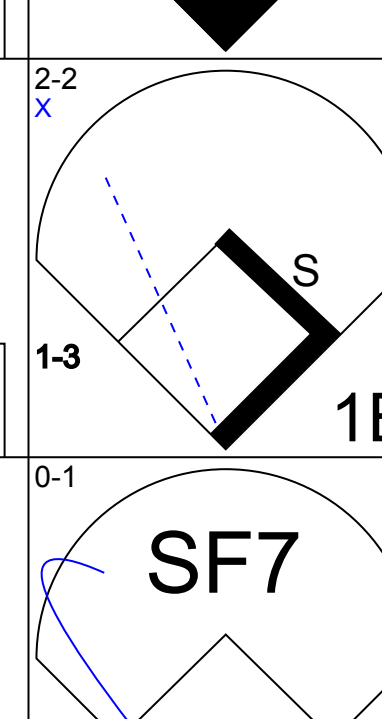
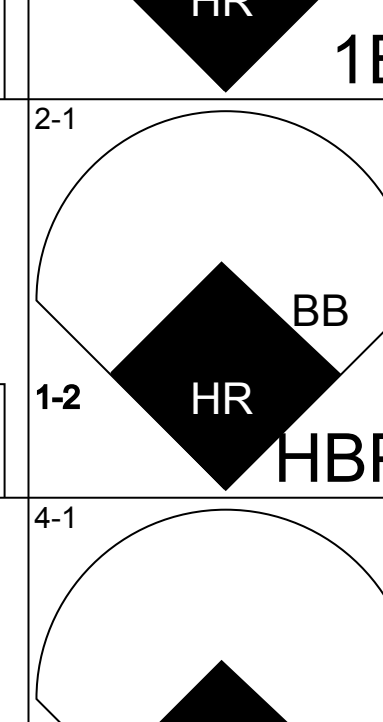
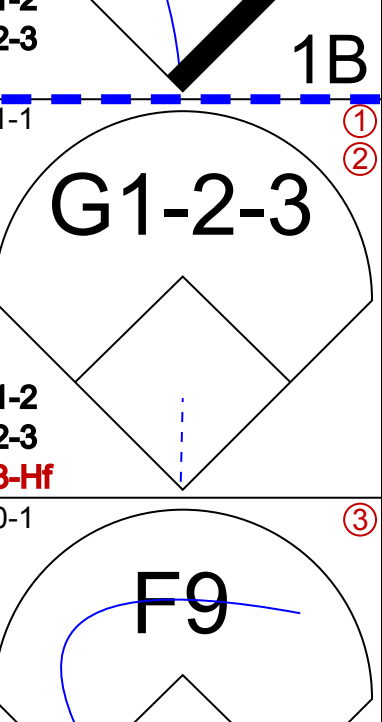
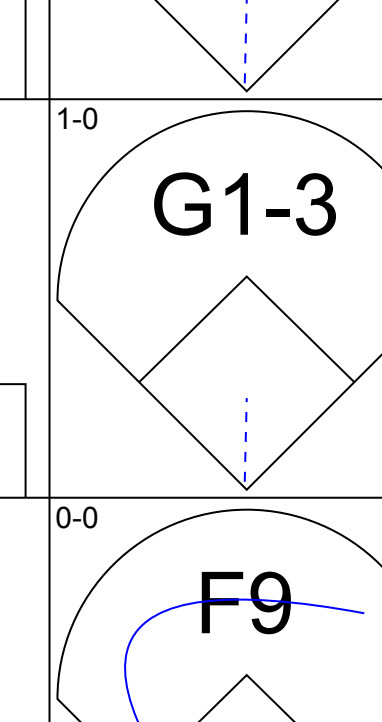
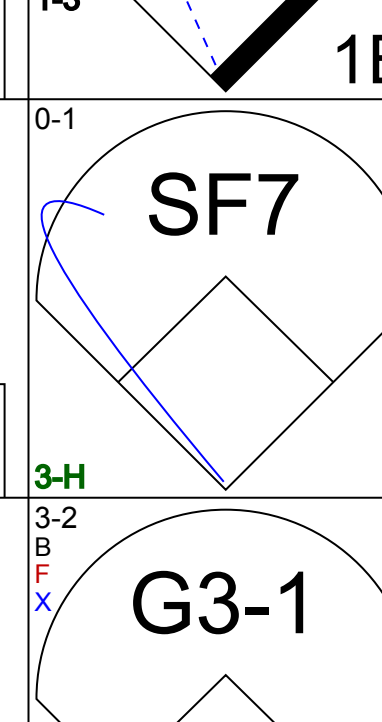
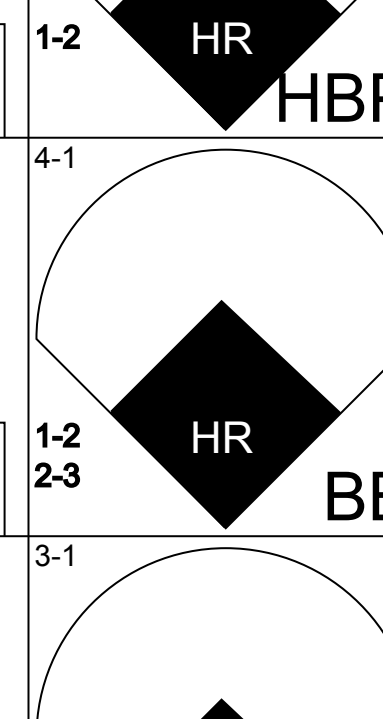
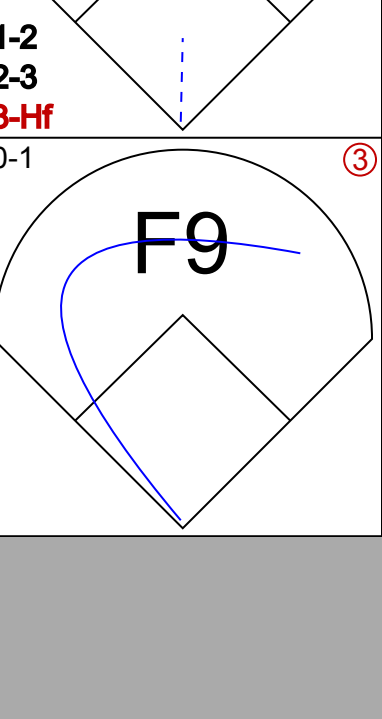
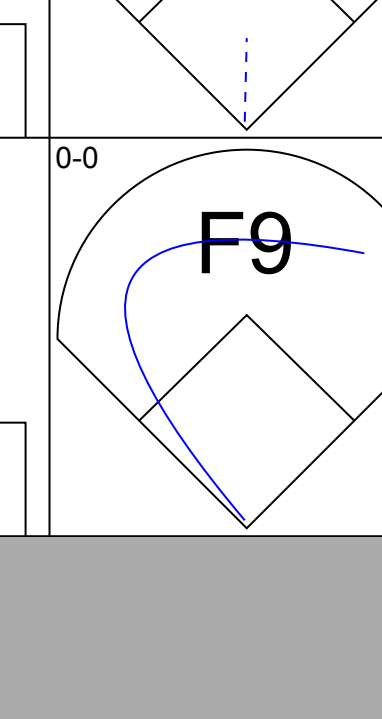
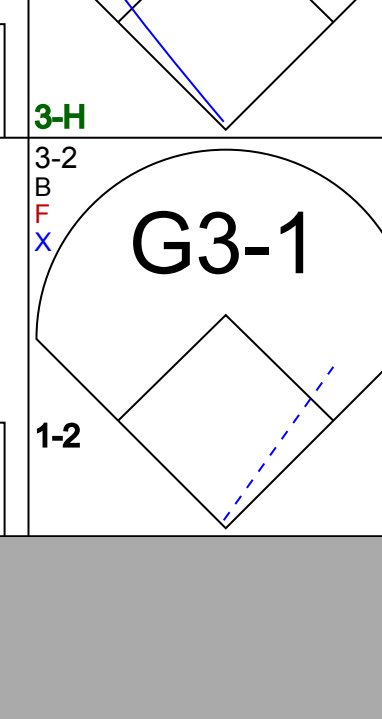
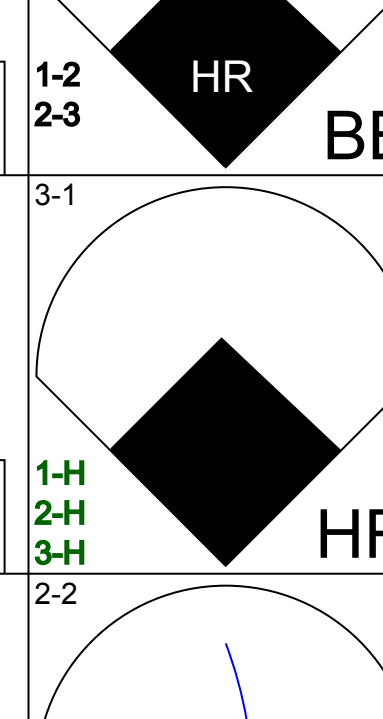
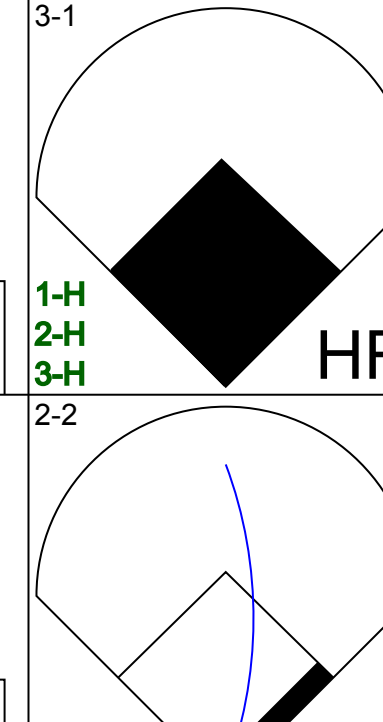
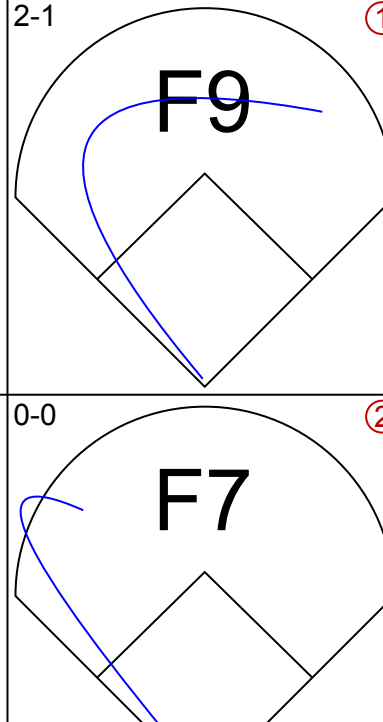
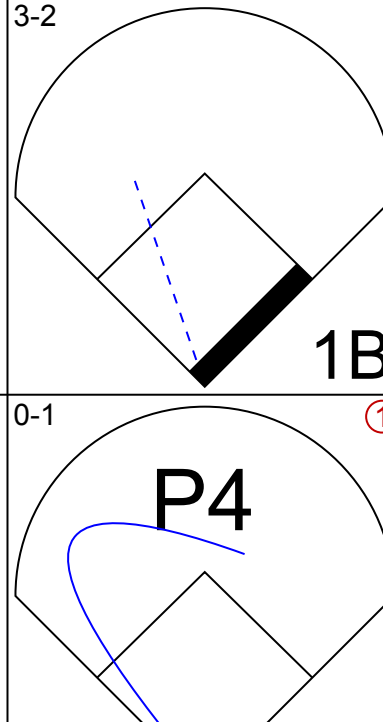
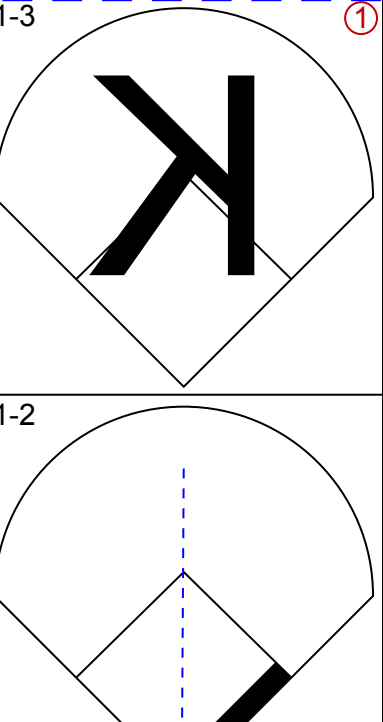
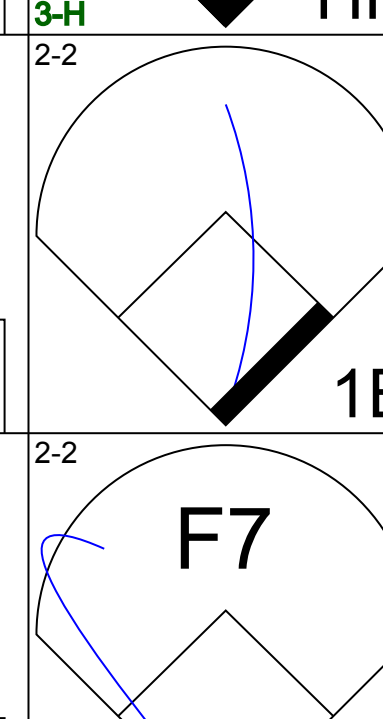
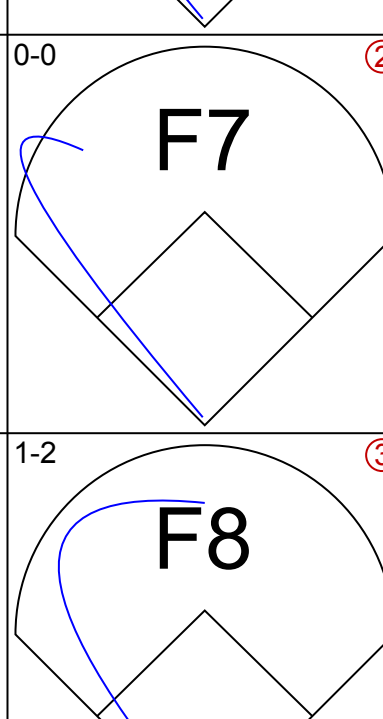
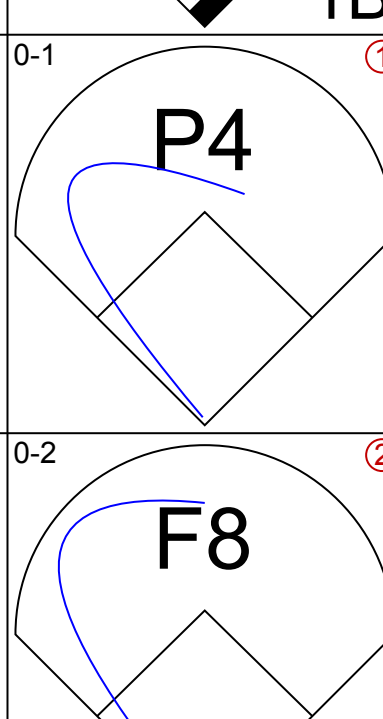
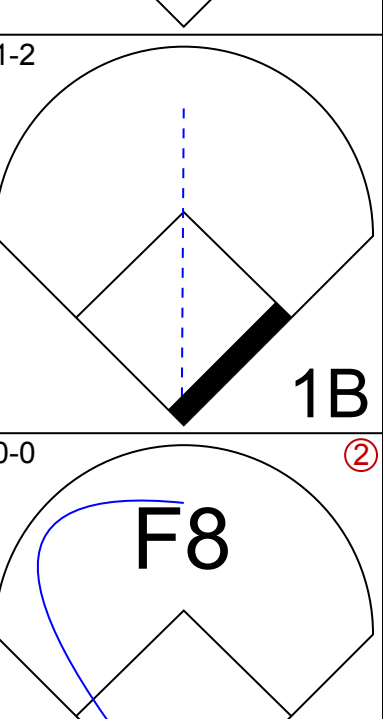
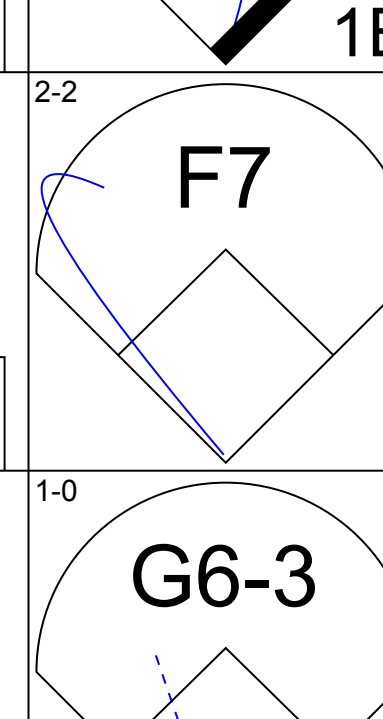
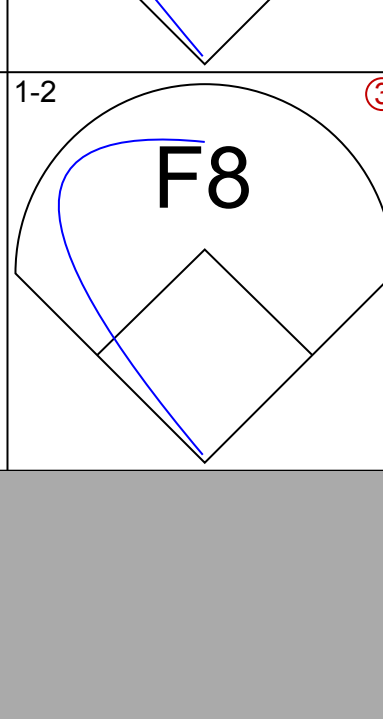
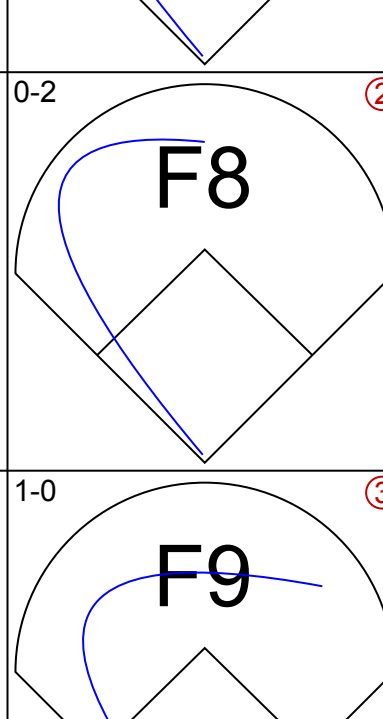
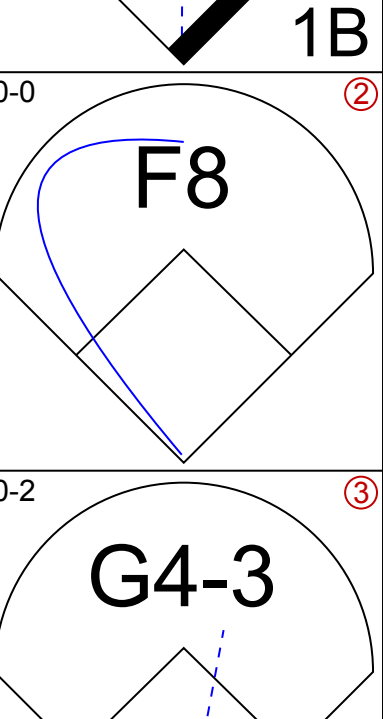
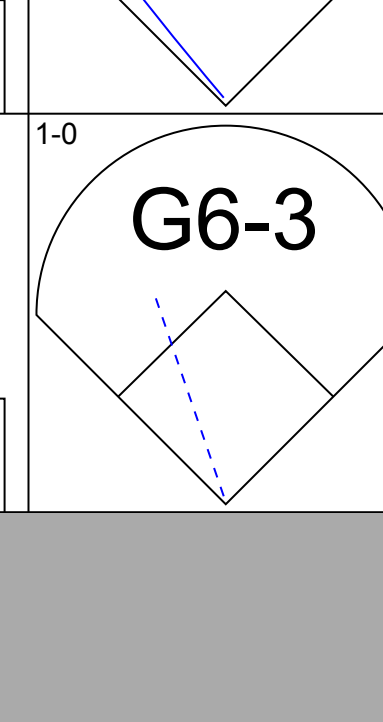
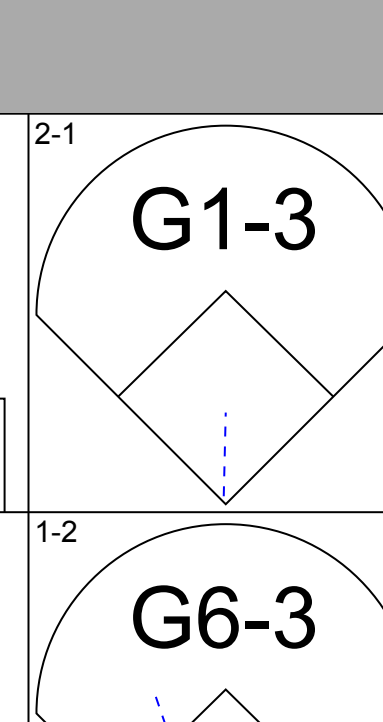
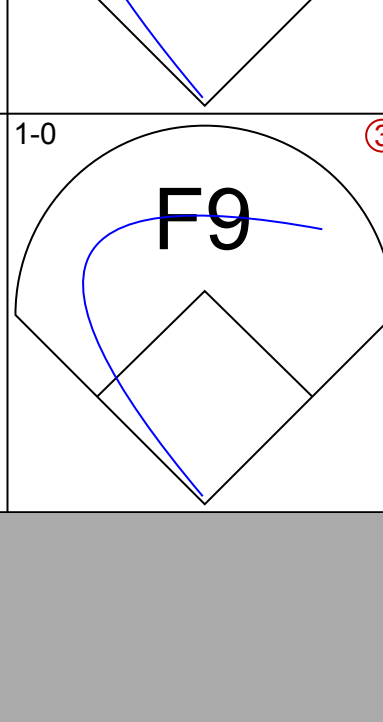
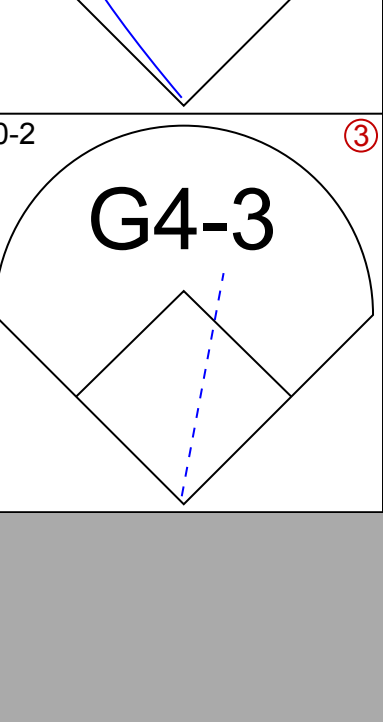
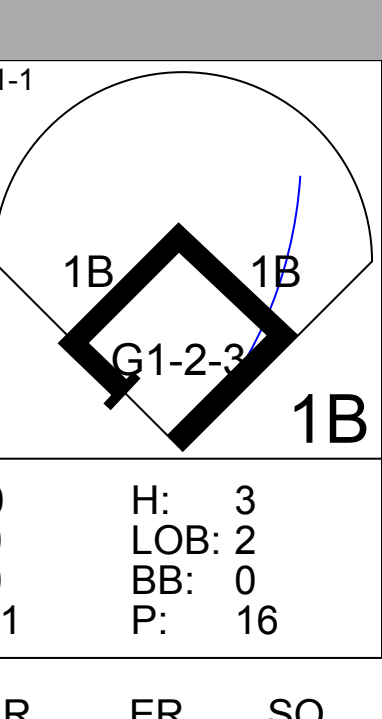
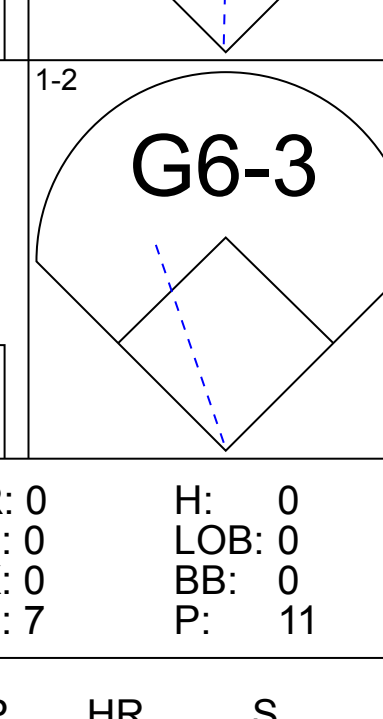
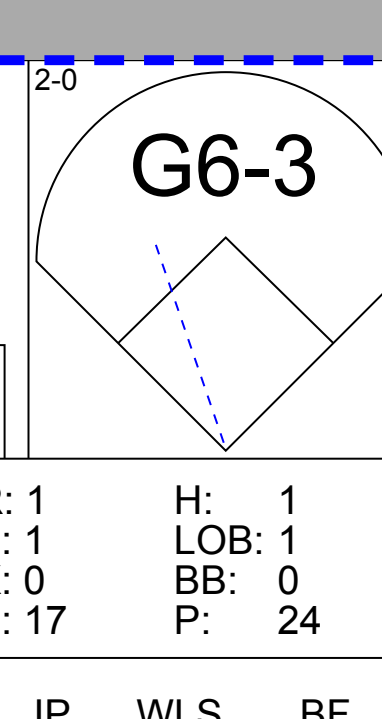








Batter	1	2	3	4	5	6	7	8	9	AB	R	H	RBI	BB	SO	LOB	TOP					
<b>Craig Counsell, L</b> OBP: 0.362, SLG: 0.351 (1, 6)										4	0	1	0	0	1	2	<b>Milwaukee Brewers @ Florida Marlins</b> Pro Player Stadium, Miami, FL Sat Aug 07 2004, 6:05 PM EDT Att: 22,816 - Cloudy - 78 F					
<b>Trent Durrington, R</b> OBP: 0.290, SLG: 0.415 (1, 5)										3	0	0	0	1	0	1						
<b>Geoff Jenkins, L</b> OBP: 0.312, SLG: 0.442 (1, 7)										4	0	0	0	0	0	3						
<b>Ben Grieve, L</b> OBP: 0.370, SLG: 0.421 (1, 9)										4	0	0	0	0	1	1						
<b>Lyle Overbay, L</b> OBP: 0.395, SLG: 0.502 (1, 3)										3	0	0	0	1	2	0						
<b>2 Bill Hall, R</b> OBP: 0.293, SLG: 0.417 (1, 4)										4	0	1	0	0	2	0						
<b>Brady Clark, R</b> OBP: 0.375, SLG: 0.374 (1, 8)										1	0	0	0	2	0	0						
<b>Gary Bennett, R</b> OBP: 0.259, SLG: 0.260 (1, 2)										3	0	1	0	0	0	4						
<b>Wes Obermueller, R</b> OBP: 0.364, SLG: 0.455 (1, 1)										1	0	0	0	0	1	3						
<b>Matt Wise, R</b> (2, 1)										1	0	0	0	0	0	0						
<b>Dave Burba, R</b> (7, 1)										0	0	0	0	0	0	0						
<b>Brooks Kieschnick, L</b> OBP: 0.370, SLG: 0.429 (8, PH)										0	0	0	0	1	0	0						
<b>Jeff Bennett, R</b> (8, 1)										0	0	0	0	0	0	0						
<b>Inning Stats</b>	R: 0 E: 0 K: 1 S: 10	H: 0 LOB: 0 BB: 0 P: 17	R: 0 E: 0 K: 1 S: 12	H: 1 LOB: 3 BB: 2 P: 24	R: 0 E: 0 K: 0 S: 6	H: 0 LOB: 0 BB: 0 P: 8	R: 0 E: 0 K: 1 S: 7	H: 0 LOB: 0 BB: 0 P: 9	R: 0 E: 0 K: 0 S: 7	H: 0 LOB: 0 BB: 1 P: 13	R: 0 E: 0 K: 0 S: 14	H: 1 LOB: 1 BB: 0 P: 15	R: 0 E: 0 K: 2 S: 8	H: 0 LOB: 0 BB: 0 P: 13	R: 0 E: 0 K: 0 S: 9	H: 1 LOB: 2 BB: 2 P: 20	R: 0 E: 0 K: 2 S: 10	H: 0 LOB: 0 BB: 0 P: 15	1B: 3 2B: 0 3B: 0 HR: 0	SF: 0 SAC: 0 DP: 2 HBP: 0	WP: 0 PB: 0 SB: 0 CS: 0	PA: 33
<b>PITCHER</b>	IP	WLS	BF	H	R	ER	SO	BB	IBB	HBP	BLK	WP	HR	S	P	ERA	WHIP					
<b>Ismael Valdez, R</b> ERA: 5.25 (1, 1)	6.0	W	22	2	0	0	3	3	0	0	0	0	0	56	86	0.00	0.833					
<b>Rudy Seanez, R</b> ERA: 3.91 (7, 1)	1.0		3	0	0	0	2	0	0	0	0	0	0	8	13	0.00	0.000					
<b>Billy Koch, R</b> ERA: 4.37 (8, 1)	1.0		5	1	0	0	0	2	0	0	0	0	0	9	20	0.00	3.000					
<b>40 Nate Bump, R</b> ERA: 4.94 (9, 1)	1.0		3	0	0	0	2	0	0	0	0	0	0	10	15	0.00	0.000					

Batter	1	2	3	4	5	6	7	8	9	AB	R	H	RBI	BB	SO	LOB	BOTTOM				
<b>Juan Pierre, L</b> OBP: 0.365, SLG: 0.387 (1, 8)										4	1	1	0	0	0	0	<b>Milwaukee Brewers @ Florida Marlins</b> Pro Player Stadium, Miami, FL Sat Aug 07 2004, 6:05 PM EDT Att: 22,816 - Cloudy - 78 F				
<b>Luis Castillo, S</b> OBP: 0.372, SLG: 0.369 (1, 4)										4	1	3	0	0	0	0					
<b>Damion Easley, R</b> OBP: 0.325, SLG: 0.436 (1, 5)										2	1	0	1	0	0	3					
<b>Miguel Cabrera, R</b> OBP: 0.388, SLG: 0.550 (1, 7)										3	1	0	0	1	0	3					
<b>Billy Koch, R</b> (8, 1)										0	0	0	0	0	0	0					
<b>40 Nate Bump, L</b> (9, 1)										0	0	0	0	0	0	0					
<b>Jeff Conine, R</b> OBP: 0.334, SLG: 0.424 (1, 3)										4	1	2	4	0	1	0					
<b>Juan Encarnacion, R</b> OBP: 0.293, SLG: 0.408 (1, 9)										4	0	2	0	0	0	1					
<b>Alex Gonzalez, R</b> OBP: 0.262, SLG: 0.432 (1, 6)										4	0	0	0	0	0	3					
<b>Mike Redmond, R</b> OBP: 0.300, SLG: 0.325 (1, 2)										4	0	0	0	0	0	3					
<b>Ismael Valdez, R</b> OBP: 0.225, SLG: 0.270 (1, 1)										2	0	1	0	0	0	0					
<b>Rudy Seanez, R</b> (7, 1)										0	0	0	0	0	0	0					
<b>Mike Mordecai, R</b> OBP: 0.262, SLG: 0.233 (7, PH)										1	0	0	0	0	0	0					
<b>Chris Aquila, R</b> OBP: 0.125, SLG: 0.125 (8, 7)										0	0	0	0	0	0	0					
<b>Inning Stats</b>	R: 4 E: 0 K: 0 S: 17	H: 3 LOB: 1 BB: 1 P: 32	R: 0 E: 0 K: 0 S: 11	H: 3 LOB: 2 BB: 0 P: 16	R: 0 E: 0 K: 0 S: 6	H: 0 LOB: 0 BB: 0 P: 9	R: 0 E: 0 K: 0 S: 7	H: 0 LOB: 0 BB: 0 P: 11	R: 0 E: 0 K: 0 S: 3	H: 0 LOB: 0 BB: 0 P: 5	R: 0 E: 0 K: 0 S: 10	H: 1 LOB: 1 BB: 0 P: 14	R: 1 E: 1 K: 0 S: 17	H: 1 LOB: 1 BB: 0 P: 24	R: 0 E: 0 K: 1 S: 10	H: 1 LOB: 1 BB: 0 P: 12	1B: 8 2B: 0 3B: 0 HR: 1	SF: 1 SAC: 0 DP: 1 HBP: 1	WP: 0 PB: 0 SB: 1 CS: 0	PA: 35	
<b>PITCHER</b>	IP	WLS	BF	H	R	ER	SO	BB	IBB	HBP	BLK	WP	HR	S	P	ERA	WHIP				
<b>Wes Obermueller, R</b> ERA: 7.09 (1, 1)	1.0	L	11	6	4	4	0	1	0	0	0	0	0	24	43	36.00	7.000				
<b>Matt Wise, R</b> ERA: 4.04 (2, 1)	5.0		15	1	0	0	0	0	0	0	0	0	0	30	44	0.00	0.200				
<b>Dave Burba, R</b> ERA: 3.56 (7, 1)	1.0		5	1	1	0	0	0	0	0	0	0	0	17	24	0.00	1.000				
<b>Jeff Bennett, R</b> ERA: 4.18 (8, 1)	1.0		4	1	0	0	1	0	0	0	0	0	0	10	12	0.00	1.000				







Batter	1	2	3	4	5	6	7	8	9	10	AB	R	H	RBI	BB	SO	LOB	TOP					
<b>Craig Counsell, L</b> OBP: 0.364, SLG: 0.357 (1, 6)	L8			G3 1B		G6-4-3		HBP		FC6-4	4	0	2	0	0	0	1	<b>Milwaukee Brewers @ Atlanta Braves</b> Turner Field, Atlanta, GA Tue Aug 10 2004, 7:35 PM EDT Att: 21,681 - Unknown - 74 F					
<b>2 Bill Hall, R</b> OBP: 0.288, SLG: 0.408 (1, 4)	F8			K		G6-4-3		L9			4	0	0	0	0	1	3						
<b>Geoff Jenkins, L</b> OBP: 0.311, SLG: 0.438 (1, 7)	K			G3 1B		G4-3				K	4	0	1	0	0	2	0						
<b>Lyle Overbay, L</b> OBP: 0.395, SLG: 0.507 (1, 3)				G3				HR		K	3	1	1	1	1	1	2						
<b>Brady Clark, R</b> OBP: 0.368, SLG: 0.365 (9, 1)				G4-6-3		G3-1		F9		P4	4	0	0	0	0	0	3						
<b>Mike Adams, R</b> (9, 1)											0	0	0	0	0	0	0						
<b>Dan Kolb, R</b> (10, 1)											0	0	0	0	0	0	0						
<b>Wes Helms, R</b> OBP: 0.328, SLG: 0.329 (1, 5)											3	1	2	0	0	1	0						
<b>Chris Magruder, S</b> OBP: 0.391, SLG: 0.421 (9, 9)										HR	1	1	1	1	0	0	0						
<b>Gary Bennett, R</b> OBP: 0.259, SLG: 0.261 (1, 2)											4	0	0	0	0	0	1						
<b>Scott Podsednik, L</b> OBP: 0.316, SLG: 0.386 (1, 8)											4	0	0	0	0	1	0						
<b>Doug Davis, R</b> OBP: 0.042, SLG: 0.021 (1, 1)											1	0	0	0	0	1	0						
<b>Ben Grieve, L</b> OBP: 0.367, SLG: 0.417 (5, PH)											1	0	0	0	0	1	0						
<b>Dave Burba, R</b> (5, 1)											0	0	0	0	0	0	0						
<b>Luis Vizcaino, R</b> (7, 1)											2	0	1	0	0	0	0						
<b>Russell Branyan, L</b> OBP: 0.375, SLG: 0.714 (7, 5)											2	0	1	0	0	0	0						
<b>Inning Stats</b>	R: 0 E: 0 K: 1 S: 8	H: 0 LOB: 0 BB: 0 P: 13	R: 0 E: 0 K: 0 S: 6	H: 1 LOB: 1 BB: 1 P: 13	R: 0 E: 0 K: 1 S: 7	H: 0 LOB: 0 BB: 0 P: 9	R: 0 E: 0 K: 1 S: 10	H: 2 LOB: 2 BB: 0 P: 14	R: 1 E: 0 K: 1 S: 10	H: 1 LOB: 0 BB: 0 P: 13	R: 0 E: 0 K: 0 S: 4	H: 1 LOB: 0 BB: 0 P: 8	R: 1 E: 0 K: 1 S: 7	H: 1 LOB: 0 BB: 0 P: 12	R: 0 E: 0 K: 0 S: 9	H: 0 LOB: 1 BB: 0 P: 15	R: 0 E: 0 K: 2 S: 10	H: 0 LOB: 0 BB: 0 P: 14	R: 1 E: 0 K: 1 S: 10	H: 2 LOB: 1 BB: 0 P: 17	1B: 5 2B: 1 3B: 0 HR: 2	SF: 0 SAC: 0 DP: 2 HBP: 1	WP: 0 PA: 37 PB: 0 SB: 0 CS: 0
<b>PITCHER</b>	IP WLS BF H R ER SO	IP WLS BF H R ER SO	IP WLS BF H R ER SO	IP WLS BF H R ER SO	IP WLS BF H R ER SO	IP WLS BF H R ER SO	IP WLS BF H R ER SO	IP WLS BF H R ER SO	IP WLS BF H R ER SO	IP WLS BF H R ER SO	IP WLS BF H R ER SO	IP WLS BF H R ER SO	IP WLS BF H R ER SO	IP WLS BF H R ER SO	IP WLS BF H R ER SO	IP WLS BF H R ER SO	IP WLS BF H R ER SO	IP WLS BF H R ER SO	IP WLS BF H R ER SO	IP WLS BF H R ER SO	ERA WHIP	ERA WHIP	
<b>John Thomson, R</b> ERA: 4.38 (1, 1)	7.0	25	6	2	2	5	BB: 1 IBB: 0 HBP: 0 BLK: 0	WP: 0 HR: 1 S: 52 P: 82	ERA: 2.57 WHIP: 1.000														
<b>Chris Reitsma, R</b> ERA: 3.45 (8, 1)	1.0	4	0	0	0	0	BB: 0 IBB: 0 HBP: 0 BLK: 1	WP: 0 HR: 0 S: 9 P: 15	ERA: 0.00 WHIP: 0.000														
<b>29 John Smoltz, R</b> ERA: 2.02 (9, 1)	1.0	3	0	0	0	2	BB: 0 IBB: 0 HBP: 0 BLK: 0	WP: 0 HR: 0 S: 10 P: 14	ERA: 0.00 WHIP: 0.000														
<b>Tom Martin, L</b> ERA: 3.94 (10, 1)	1.0	L	5	2	1	1	BB: 0 IBB: 0 HBP: 0 BLK: 0	WP: 0 HR: 1 S: 10 P: 17	ERA: 9.00 WHIP: 2.000														

Batter	1	2	3	4	5	6	7	8	9	10	AB	R	H	RBI	BB	SO	LOB	BOTTOM					
<b>Rafael Furcal, S</b> OBP: 0.347, SLG: 0.433 (1, 6)	G1-3			FC4							4	0	1	0	1	0	1	<b>Milwaukee Brewers @ Atlanta Braves</b> Turner Field, Atlanta, GA Tue Aug 10 2004, 7:35 PM EDT Att: 21,681 - Unknown - 74 F					
<b>Marcus Giles, R</b> OBP: 0.397, SLG: 0.453 (1, 4)	1B			K							4	1	1	0	1	2	4						
<b>J.D. Drew, L</b> OBP: 0.424, SLG: 0.580 (1, 9)	1B			F7							5	0	1	0	0	0	5						
<b>10 Chipper Jones, S</b> OBP: 0.351, SLG: 0.438 (1, 5)	1B			F8							4	0	0	0	1	3	3						
<b>Julio Franco, R</b> OBP: 0.397, SLG: 0.429 (1, 3)	1B			G6-3							4	0	0	0	1	3	3						
<b>Nick Green, R</b> OBP: 0.322, SLG: 0.386 (8, PR)	1B			K							3	0	2	1	0	0	0						
<b>Adam LaRoche, L</b> OBP: 0.305, SLG: 0.390 (9, 3)	1B			G1-3							0	0	0	0	0	0	0						
<b>Johnny Estrada, S</b> OBP: 0.382, SLG: 0.476 (1, 2)	1B			G1-3							1	0	0	0	0	0	0						
<b>Mark DeRosa, R</b> OBP: 0.292, SLG: 0.322 (10, PR)	1B			1B							4	0	1	0	1	1	2						
<b>Andrew Jones, R</b> OBP: 0.354, SLG: 0.481 (1, 8)	1B			K							0	0	0	0	0	0	0						
<b>Eli Marrero, R</b> OBP: 0.382, SLG: 0.576 (1, 7)				2B							5	1	1	0	0	3	5						
<b>29 John Smoltz, R</b> (9, 1)																							
<b>Tom Martin, L</b> (10, 1)																							
<b>Eddie Pérez, R</b> OBP: 0.265, SLG: 0.308 (10, PH)																							
<b>John Thomson, R</b> OBP: 0.200, SLG: 0.222 (1, 1)											2	0	0	0	0	1	0						
<b>Chris Reitsma, R</b> (8, 1)											0	0	0	0	0	0	0						
<b>Charles Thomas, L</b> OBP: 0.358, SLG: 0.482 (9, 7)											1	0	0	0	0	0	0						
<b>Inning Stats</b>	R: 1 E: 0 K: 1 S: 21	H: 2 LOB: 3 BB: 2 P: 39	R: 0 E: 0 K: 3 S: 10	H: 0 LOB: 1 BB: 1 P: 19	R: 0 E: 0 K: 1 S: 11	H: 1 LOB: 1 BB: 0 P: 16	R: 1 E: 0 K: 1 S: 16	H: 2 LOB: 2 BB: 0 P: 22	R: 0 E: 0 K: 1 S: 7	H: 0 LOB: 0 BB: 0 P: 11	R: 0 E: 0 K: 0 S: 4	H: 0 LOB: 0 BB: 0 P: 6	R: 0 E: 1 K: 1 S: 10	H: 0 LOB: 1 BB: 0 P: 16	R: 0 E: 0 K: 1 S: 13	H: 1 LOB: 1 BB: 0 P: 21	R: 0 E: 0 K: 1 S: 11	H: 1 LOB: 2 BB: 0 P: 21	R: 0 E: 0 K: 1 S: 7	H: 1 LOB: 1 BB: 0 P: 10	1B: 5 2B: 3 3B: 0 HR: 0	SF: 1 SAC: 1 DP: 0 HBP: 0	WP: 0 PA: 44 PB: 1 SB: 1 CS: 0
<b>PITCHER</b>	IP WLS BF H R ER SO	IP WLS BF H R ER SO	IP WLS BF H R ER SO	IP WLS BF H R ER SO	IP WLS BF H R ER SO	IP WLS BF H R ER SO	IP WLS BF H R ER SO	IP WLS BF H R ER SO	IP WLS BF H R ER SO	IP WLS BF H R ER SO	IP WLS BF H R ER SO	IP WLS BF H R ER SO	IP WLS BF H R ER SO	IP WLS BF H R ER SO	IP WLS BF H R ER SO	IP WLS BF H R ER SO	IP WLS BF H R ER SO	IP WLS BF H R ER SO	IP WLS BF H R ER SO	IP WLS BF H R ER SO	ERA WHIP	ERA WHIP	
<b>Doug Davis, L</b> ERA: 3.84 (1, 1)	4.0	21	5	2	2	6	BB: 3 IBB: 0 HBP: 0 BLK: 0	WP: 0 HR: 0 S: 58 P: 96	ERA: 4.50 WHIP: 2.000														
<b>Dave Burba, R</b> ERA: 3.43 (5, 1)	2.0	7	0	0	0	1	BB: 0 IBB: 0 HBP: 0 BLK: 0	WP: 0 HR: 0 S: 12 P: 18	ERA: 0.00 WHIP: 0.000														
<b>Luis Vizcaino, R</b> ERA: 3.35 (7, 1)	2.0	7	1	0	0	2	BB: 0 IBB: 0 HBP: 0 BLK: 0	WP: 0 HR: 0 S: 22 P: 36	ERA: 0.00 WHIP: 0.500														
<b>Mike Adams, R</b> ERA: 1.93 (9, 1)	1.0	W	5	1	0	0	BB: 1 IBB: 0 HBP: 0 BLK: 0	WP: 0 HR: 0 S: 11 P: 21	ERA: 0.00 WHIP: 2.000														
<b>Dan Kolb, R</b> ERA: 1.99 (10, 1)	1.0	S	4	1	0	0	BB: 0 IBB: 0 HBP: 0 BLK: 0	WP: 0 HR: 0 S: 7 P: 10	ERA: 0.00 WHIP: 1.000														





Batter	1	2	3	4	5	6	7	8	9	AB	R	H	RBI	BB	SO	LOB	TOP										
<b>Craig Counsell, L</b> OBP: 0.360, SLG: 0.352 (1, 6)	G4-3		L5				FC6-4 2B		L8-6	5	1	0	0	0	0	2	<b>Milwaukee Brewers @ Atlanta Braves</b> Turner Field, Atlanta, GA Wed Aug 11 2004, 7:05 PM EDT Att: 21,673 - Cloudy - 83 F										
<b>Bill Hall, R</b> OBP: 0.292, SLG: 0.417 (1, 4)	G6-3		1B 2B				G6-3 1-H 2B			4	0	2	1	0	0	0											
<b>Geoff Jenkins, L</b> OBP: 0.310, SLG: 0.437 (1, 7)	K		FC4-6 1B				F7			4	0	1	0	0	2	1											
<b>Lyle Overbay, L</b> OBP: 0.396, SLG: 0.509 (1, 3)		2B BB	FC4-6				G4-3 2B		G4-3	3	1	1	0	1	0	2											
<b>Brady Clark, R</b> OBP: 0.370, SLG: 0.372 (1, 9)		1-H 2B					G4-3 2-3		F8	4	0	2	1	0	0	1											
<b>Wes Helms, R</b> OBP: 0.327, SLG: 0.327 (1, 5)		1B					G5-3		K	4	0	1	0	0	1	2											
<b>Gary Bennett, R</b> OBP: 0.270, SLG: 0.280 (1, 2)		G6-4-3 1B					K			4	1	3	0	0	1	1											
<b>Scott Podsednik, L</b> OBP: 0.318, SLG: 0.387 (1, 8)	G6-4-3						G4-3		L8-6 WP 1B	4	0	2	0	0	0	2											
<b>Victor Santos, R</b> OBP: 0.147, SLG: 0.115 (5, 1)			G4-3						SF8	2	0	0	0	0	0	2											
<b>Jeff Bennett, R</b> OBP: 0.305, SLG: 0.417 (7, PH)										0	0	0	0	0	0	0											
<b>Ben Grievie, L</b> OBP: 0.305, SLG: 0.417 (7, 1)										0	0	0	0	0	0	0											
<b>Matt Wise, R</b> OBP: 0.305, SLG: 0.417 (7, 1)										0	0	0	0	0	0	0											
<b>Dave Burba, R</b> OBP: 0.305, SLG: 0.417 (7, 1)										0	0	0	0	0	0	0											
<b>Chris Magruder, S</b> OBP: 0.305, SLG: 0.417 (9, PH)										0	0	0	1	0	0	0											
<b>Inning Stats</b>	R: 0 E: 0 K: 1 S: 7	H: 0 LOB: 0 BB: 0 P: 9	R: 1 E: 0 K: 0 S: 13	H: 3 LOB: 1 BB: 1 P: 22	R: 0 E: 0 K: 0 S: 12	H: 2 LOB: 2 BB: 0 P: 19	R: 0 E: 0 K: 0 S: 16	H: 3 LOB: 2 BB: 0 P: 24	R: 0 E: 0 K: 1 S: 9	H: 1 LOB: 1 BB: 0 P: 15	R: 1 E: 0 K: 1 S: 15	H: 1 LOB: 1 BB: 1 P: 26	R: 0 E: 0 K: 1 S: 7	H: 0 LOB: 0 BB: 0 P: 10	R: 1 E: 0 K: 0 S: 9	H: 2 LOB: 0 BB: 0 P: 15	1B: 7 2B: 6 3B: 0 HR: 0	SF: 1 SAC: 0 DP: 3 HBP: 0	WP: 1 PA: 37 FB: 0 SB: 0 CS: 0								
<b>PITCHER</b>	IP	WLS	BF	H	R	ER	SO	BB	IBB	HBP	BLK	WP	HR	S	P	ERA	WHIP										
<b>Mike Hampton, L</b> ERA: 4.79	(1, 1)	5.0	W	22	9	1	1	1	0	0	0	0	0	58	86	1.80	2.000										
<b>Kevin Gryboski, R</b> ERA: 2.78	(6, 1)	1.0		3	0	0	1	0	0	0	0	0	0	7	12	0.00	0.000										
<b>Juan Cruz, R</b> ERA: 2.89	(7, 1)	2.0		8	1	1	2	1	0	0	0	0	0	22	36	4.50	1.000										
<b>Antonio Alfonseca, R</b> ERA: 3.31	(9, 1)	1.0		4	2	1	1	0	0	0	0	1	0	9	15	9.00	2.000										

Batter	1	2	3	4	5	6	7	8	9	AB	R	H	RBI	BB	SO	LOB	BOTTOM										
<b>Rafael Furcal, S</b> OBP: 0.348, SLG: 0.432 (1, 6)	K		1B 1B	G5-3			K			5	1	2	0	0	2	2	<b>Milwaukee Brewers @ Atlanta Braves</b> Turner Field, Atlanta, GA Wed Aug 11 2004, 7:05 PM EDT Att: 21,673 - Cloudy - 83 F										
<b>Marcus Giles, R</b> OBP: 0.397, SLG: 0.452 (1, 4)	F8		G3-6-1 1B			G4-3 BB 1B	K			5	1	2	0	0	2	2											
<b>Nick Green, R</b> OBP: 0.322, SLG: 0.386 (8, 4)			1B				K			0	0	0	0	0	0	0											
<b>J.D. Drew, L</b> OBP: 0.426, SLG: 0.587 (1, 9)	F9		G3-6-1 1B			G4-3 BB 1B	K			4	2	2	2	1	1	0											
<b>Johnny Estrada, S</b> OBP: 0.384, SLG: 0.473 (6, PR)			G3-6-1 1B			G4-3 1B	K			2	1	0	0	0	0	4											
<b>Eddie Pérez, R</b> OBP: 0.293, SLG: 0.306 (7, 2)		HR HBP				G4-3 1B	K			1	0	0	0	0	0	0											
<b>Adam LaRoche, L</b> OBP: 0.316, SLG: 0.425 (1, 3)		HR				1B E IBB	K			4	3	3	3	1	1	1											
<b>Andruw Jones, R</b> OBP: 0.354, SLG: 0.478 (1, 8)		HR				1B E IBB	K			3	1	0	0	2	1	5											
<b>Charles Thomas, L</b> OBP: 0.368, SLG: 0.496 (1, 7)		HR				1B E IBB	K			5	1	3	2	0	1	1											
<b>Mark DeRosa, R</b> OBP: 0.294, SLG: 0.323 (1, 5)		HR				1B E IBB	K			5	0	2	1	0	0	2											
<b>Mike Hampton, R</b> OBP: 0.180, SLG: 0.234 (1, 1)										3	0	1	0	0	1	2											
<b>Kevin Gryboski, R</b> OBP: 0.365, SLG: 0.427 (6, 1)										0	0	0	0	0	0	0											
<b>Juan Cruz, R</b> OBP: 0.365, SLG: 0.427 (7, 1)										1	0	0	0	0	1	1											
<b>Julio Franco, R</b> OBP: 0.365, SLG: 0.427 (8, PH)										1	0	0	0	0	1	2											
<b>Antonio Alfonseca, R</b> OBP: 0.365, SLG: 0.427 (9, 1)										0	0	0	0	0	0	0											
<b>Inning Stats</b>	R: 0 E: 0 K: 1 S: 9	H: 0 LOB: 0 BB: 0 P: 13	R: 2 E: 0 K: 2 S: 16	H: 1 LOB: 1 BB: 1 P: 29	R: 1 E: 0 K: 1 S: 9	H: 3 LOB: 1 BB: 0 P: 12	R: 0 E: 0 K: 0 S: 12	H: 2 LOB: 2 BB: 0 P: 21	R: 4 E: 0 K: 1 S: 15	H: 2 LOB: 1 BB: 2 P: 31	R: 1 E: 0 K: 2 S: 14	H: 2 LOB: 2 BB: 0 P: 18	R: 0 E: 0 K: 2 S: 12	H: 2 LOB: 2 BB: 0 P: 15	R: 2 E: 0 K: 2 S: 14	H: 3 LOB: 2 BB: 1 P: 24	1B: 11 2B: 1 3B: 0 HR: 3	SF: 0 SAC: 0 DP: 1 HBP: 2	WP: 0 PA: 45 FB: 0 SB: 0 CS: 0								
<b>PITCHER</b>	IP	WLS	BF	H	R	ER	SO	BB	IBB	HBP	BLK	WP	HR	S	P	ERA	WHIP										
<b>Victor Santos, R</b> ERA: 4.26	(1, 1)	4.2	L	25	8	7	5	2	1	1	0	0	1	17	22	9.64	2.143										
<b>Jeff Bennett, R</b> ERA: 4.25	(5, 1)	1.1		8	2	1	1	0	0	1	0	0	0	3	4	0.00	3.000										
<b>Matt Wise, R</b> ERA: 4.0	(7, 1)	0.1		2	1	0	0	0	0	0	0	0	0	3	4	0.00	3.000										
<b>Dave Burba, R</b> ERA: 3.84	(7, 1)	1.2		10	4	2	2	4	1	0	0	0	1	23	35	10.80	3.000										

AB	34
R	3
H	12
RBI	3
BB	2
SO	4
LOB	13



AB	39
R	10
H	15
RBI	8
BB	4
SO	11
LOB	22





Batter	1	2	3	4	5	6	7	8	9	AB	R	H	RBI	BB	SO	LOB	TOP										
<b>Craig Counsell, L</b> (1, 6) OBP: 0.359, SLG: 0.351	0-1 G1-6-3 1B		2-1 L5		0-3 K		2-3 K			4	0	1	0	0	2	1	<b>Milwaukee Brewers @ Atlanta Braves</b> Turner Field, Atlanta, GA Thu Aug 12 2004, 7:35 PM EDT Att: 21,013 - Cloudy - 78 F										
<b>Bill Hall, R</b> (1, 4) OBP: 0.287, SLG: 0.411	1-1 G1-6-3		1-0 G6-3		1-3 K			0-0 G6-3		4	0	0	0	0	1	2											
<b>Geoff Jenkins, L</b> (1, 7) OBP: 0.310, SLG: 0.442	0-0 F7		1-3 K		0-1 HR			0-3 K		4	1	1	1	0	2	0											
<b>Russell Branyan, L</b> (1, 5) OBP: 0.321, SLG: 0.600		2-1 F8		1-1 P5		2-2 P5		0-3 K		4	0	0	0	0	1	0											
<b>Lyle Overbay, L</b> (1, 3) OBP: 0.397, SLG: 0.506		4-1 2B E BB		4-2 1B BB		1-3 K			3-1 G6-3	2	1	0	0	2	1	0											
<b>Brady Clark, R</b> (1, 8) OBP: 0.379, SLG: 0.384	1-0 E 2B		3-2 G4-6-3 1B		4-2 FC6-4 BB			0-2 G4-6-3 1B		3	0	3	0	1	0	0											
<b>Chris Magruder, S</b> (1, 9) OBP: 0.357, SLG: 0.364	4-0 E IBB		2-1 G4-6-3		1-0 FC6-4			0-0 G4-6-3		3	0	0	0	1	0	4											
<b>Chad Moeller, R</b> (1, 2) OBP: 0.282, SLG: 0.323	1-2 L9		1-2 3-H 3-3 K		0-1 F8		2-1 F9			3	0	0	0	0	0	2											
<b>15 Ben Sheets, R</b> (1, 1) OBP: 0.130, SLG: 0.070			4-2 BB		2-1 G4-3					2	0	0	0	1	1	2											
<b>Inning Stats</b>	R: 0 E: 0 K: 0 S: 5	H: 1 LOB: 0 BB: 0 P: 6	R: 1 E: 1 K: 1 S: 11	H: 1 LOB: 2 BB: 2 P: 26	R: 0 E: 0 K: 1 S: 6	H: 0 LOB: 0 BB: 0 P: 10	R: 0 E: 0 K: 0 S: 13	H: 1 LOB: 1 BB: 1 P: 23	R: 0 E: 0 K: 2 S: 12	H: 0 LOB: 1 BB: 1 P: 17	R: 1 E: 0 K: 1 S: 12	H: 1 LOB: 0 BB: 1 P: 20	R: 0 E: 0 K: 1 S: 7	H: 0 LOB: 0 BB: 0 P: 13	R: 0 E: 0 K: 2 S: 7	H: 0 LOB: 0 BB: 0 P: 7		R: 0 E: 0 K: 0 S: 6	H: 1 LOB: 0 BB: 0 P: 9	1B: 3 2B: 1 3B: 0 HR: 1	SF: 0 SAC: 0 DP: 3 HBP: 0	WP: 0 PB: 0 CS: 0	PA: 34				
<b>PITCHER</b>	IP	WLS	BF	H	R	ER	SO	BB	IBB	HBP	BLK	WP	HR	S	P	ERA	WHIP										
<b>Jaret Wright, R</b> (1, 1) ERA: 2.95	7.0	W	28	4	2	1	6	4	1	0	0	0	1	66	115	1.29	1.143										
<b>Chris Reitsma, R</b> (8, 1) ERA: 3.39	1.0	H	3	0	0	0	2	0	0	0	0	0	0	7	7	0.00	0.000										
<b>29 John Smoltz, R</b> (9, 1) ERA: 1.98	1.0	S	3	1	0	0	0	0	0	0	0	0	0	6	9	0.00	1.000										

Batter	1	2	3	4	5	6	7	8	9	AB	R	H	RBI	BB	SO	LOB	BOTTOM										
<b>Rafael Furcal, S</b> (1, 6) OBP: 0.347, SLG: 0.429	1-2 L8		3-2 L8		1-1 G4-6-3		4-2 S BB			3	0	0	0	1	0	3	<b>Milwaukee Brewers @ Atlanta Braves</b> Turner Field, Atlanta, GA Thu Aug 12 2004, 7:35 PM EDT Att: 21,013 - Cloudy - 78 F										
<b>Marcus Giles, R</b> (1, 4) OBP: 0.391, SLG: 0.443	3-2 F9			0-1 F9		0-0 F8	2-3 K			4	0	0	0	0	1	1											
<b>J.D. Drew, L</b> (1, 9) OBP: 0.427, SLG: 0.597	2-3 K			1-0 HR 2B		0-1 HR		1-3 K		4	2	2	1	0	2	0											
<b>10 Chipper Jones, S</b> (1, 5) OBP: 0.347, SLG: 0.431		1-0 G4-3		2-3 K		0-3 K		1-3 K		4	0	0	0	0	3	1											
<b>Johnny Estrada, S</b> (1, 2) OBP: 0.385, SLG: 0.480		1-3 K		0-0 HR		4-2 BB		2-3 K		3	1	1	2	1	2	0											
<b>Adam LaRoche, L</b> (1, 3) OBP: 0.312, SLG: 0.419		0-2 G4-3		2-H HR		1-3 K				3	0	0	0	0	1	1											
<b>Andruw Jones, R</b> (1, 8) OBP: 0.358, SLG: 0.491			3-1 WP 2B		0-1 1B		1-2 HR			3	1	3	1	0	0	0											
<b>Charles Thomas, L</b> (1, 7) OBP: 0.367, SLG: 0.492			0-0 F7		1-0 G4-6-3 1B		1-3 K			3	0	1	0	0	1	1											
<b>Jaret Wright, R</b> (1, 1) OBP: 0.146, SLG: 0.205			1-3 K		1-3 K		1-3 K			2	0	0	0	0	2	3											
<b>Mark DeRosa, R</b> (7, PH) OBP: 0.299, SLG: 0.322										1	0	0	0	0	1	0											
<b>Chris Reitsma, R</b> (8, 1) OBP: 0.385, SLG: 0.480										0	0	0	0	0	0	0											
<b>29 John Smoltz, R</b> (9, 1) ERA: 1.98			2-3 K							0	0	0	0	0	0	0											
<b>Inning Stats</b>	R: 0 E: 0 K: 1 S: 13	H: 0 LOB: 0 BB: 0 P: 19	R: 0 E: 0 K: 1 S: 8	H: 0 LOB: 0 BB: 0 P: 10	R: 0 E: 0 K: 1 S: 9	H: 1 LOB: 1 BB: 0 P: 16	R: 2 E: 0 K: 1 S: 8	H: 2 LOB: 0 BB: 0 P: 11	R: 0 E: 0 K: 1 S: 8	H: 2 LOB: 1 BB: 0 P: 11	R: 1 E: 0 K: 2 S: 13	H: 1 LOB: 1 BB: 1 P: 18	R: 1 E: 0 K: 3 S: 18	H: 1 LOB: 1 BB: 1 P: 27	R: 0 E: 0 K: 3 S: 11	H: 0 LOB: 0 BB: 0 P: 15	1B: 2 2B: 2 3B: 0 HR: 3	SF: 0 SAC: 0 DP: 1 HBP: 0	WP: 1 PB: 0 CS: 0	PA: 32							
<b>PITCHER</b>	IP	WLS	BF	H	R	ER	SO	BB	IBB	HBP	BLK	WP	HR	S	P	ERA	WHIP										
<b>15 Ben Sheets, R</b> (1, 1) ERA: 2.74	8.0	L	32	7	4	4	13	2	0	0	0	1	3	88	127	4.50	1.125										

AB	29
R	2
H	5
RBI	1
BB	5
SO	8
LOB	11

AB	30
R	4
H	7
RBI	4
BB	2
SO	13
LOB	10



Batter	1	2	3	4	5	6	7	8	9	AB	R	H	RBI	BB	SO	LOB	TOP				
Juan Pierre, L (1, 8) OBP: 0.357, SLG: 0.376	F7		F7			B1-3		P6	L5	5	0	0	0	0	0	3	<b>Florida Marlins @ Milwaukee Brewers</b> Miller Park, Milwaukee, WI Fri Aug 13 2004, 7:05 PM CDT Att: 35,544 - Dome - 68 F				
Luis Castillo, S (1, 4) OBP: 0.384, SLG: 0.356 Mike Lowell, R (9, PH) OBP: 0.370, SLG: 0.524	F8			BB		G6-3		F7	K	3	0	0	0	1	0	1					
Paul Lo Duca, R (1, 2) OBP: 0.361, SLG: 0.466	F8			F9		G6-3		1B	2B	4	1	1	0	0	0	1					
Miguel Cabrera, R (1, 7) OBP: 0.382, SLG: 0.534		FC5-4		P3			L8	2B	1B	3	1	1	1	1	0	1					
Damon Easley, R (1, 5) OBP: 0.333, SLG: 0.460	FC5-4			G5-3			L1	2B	1B	4	0	1	2	0	0	2					
Jeff Conine, R (1, 3) OBP: 0.336, SLG: 0.419	K							K		4	0	2	0	0	2	2					
Juan Encarnacion, R (1, 9) OBP: 0.290, SLG: 0.398 Josias Manzanillo, R (7, 1) Armando Benitez, R (8, 1) Lenny Harris, L (9, PH) OBP: 0.261, SLG: 0.273	P4			G5-3			K		G5-3	3	0	0	0	0	1	3					
Alex Gonzalez, R (1, 6) OBP: 0.270, SLG: 0.444			F8		L8			HR	1B	4	1	2	1	0	0	1					
Ismael Valdez, R (1, 1) OBP: 0.214, SLG: 0.256 Matt Perisho, L (6, 1) Chris Aquila, R (7, 9) OBP: 0.300, SLG: 0.222	F8		F8		L4			1B	1B	2	0	0	0	0	0	1					
									BB	0	0	0	0	0	0	0					
<b>Inning Stats</b>	R: 0 E: 0 K: 0 S: 12	H: 0 LOB: 0 BB: 0 P: 19	R: 0 E: 0 K: 1 S: 9	H: 0 LOB: 1 BB: 1 P: 14	R: 0 E: 0 K: 0 S: 6	H: 0 LOB: 0 BB: 0 P: 8	R: 0 E: 0 K: 0 S: 10	H: 0 LOB: 1 BB: 1 P: 16	R: 0 E: 0 K: 0 S: 11	H: 1 LOB: 1 BB: 0 P: 17	R: 0 E: 0 K: 0 S: 8	H: 0 LOB: 0 BB: 0 P: 13	R: 0 E: 0 K: 1 S: 12	H: 1 LOB: 1 BB: 0 P: 17	R: 4 E: 0 K: 1 S: 16	H: 5 LOB: 1 BB: 0 P: 25	R: 0 E: 0 K: 1 S: 10	H: 1 LOB: 2 BB: 1 P: 14	1B: 5 2B: 2 3B: 0 HR: 1	SF: 0 SAC: 0 DP: 0 HBP: 0	WP: 0 PA: 38 SB: 0 CS: 0
<b>PITCHER</b>	IP WLS BF H R ER SO BB IBB HBP BLK WP HR S P ERA WHIP																				
Wes Obermueller, R (1, 1) ERA: 6.47	7.0 W 25 2 0 0 2 2 0 0 0 0 0 0 68 104 0.00 0.571																				
Mike Adams, R (8, 1) ERA: 2.94	0.2 6 4 4 4 0 0 0 0 0 0 1 10 13 54.00 6.000																				
Luis Vizcaino, R (8, 1) ERA: 3.33	0.1 H 2 1 0 0 1 0 0 0 0 0 0 6 12 0.00 3.000																				
Dan Kolb, R (9, 1) ERA: 1.94	1.0 S 5 1 0 0 1 1 0 0 0 0 0 0 10 14 0.00 2.000																				

Batter	1	2	3	4	5	6	7	8	9	AB	R	H	RBI	BB	SO	LOB	BOTTOM
Scott Podsednik, L (1, 8) OBP: 0.321, SLG: 0.385	FC4-6	P3		G3				2B		2	0	0	0	3	0	1	<b>Florida Marlins @ Milwaukee Brewers</b> Miller Park, Milwaukee, WI Fri Aug 13 2004, 7:05 PM CDT Att: 35,544 - Dome - 68 F
2 Bill Hall, R (1, 4) OBP: 0.289, SLG: 0.410	FC4-6			HR		G6-3	F9	K		5	1	2	0	0	1	3	
Geoff Jenkins, L (1, 7) OBP: 0.307, SLG: 0.437	FC4-6		F7		F7	K		K		5	0	0	0	0	2	6	
Russell Branyan, L (1, 5) OBP: 0.344, SLG: 0.690	P5		HR		HR	K				4	2	2	2	0	1	2	
Lyle Overbay, L (1, 3) OBP: 0.400, SLG: 0.514			F9		HR			1B	G4-3	3	2	2	2	1	0	0	
Brady Clark, R (1, 9) OBP: 0.381, SLG: 0.386 Luis Vizcaino, R (8, 1) Dan Kolb, R (9, 1)	L7				P3				G4-3	4	0	2	0	0	0	3	
Gary Bennett, R (1, 2) OBP: 0.269, SLG: 0.279		G3-1		K					G4-3	4	1	1	1	0	1	2	
Craig Counsell, L (1, 6) OBP: 0.358, SLG: 0.348					F8			F8	L7	3	0	0	0	1	0	2	
Wes Obermueller, R (1, 1) ERA: 5.37 Mike Adams, R (8, 1) Chris Magruder, S (8, 9) OBP: 0.345, SLG: 0.348	L6				F8			E9	F7	3	0	1	0	0	0	1	
										1	0	0	0	0	0	0	
<b>Inning Stats</b>	R: 0 E: 0 K: 0 S: 11	H: 1 LOB: 3 BB: 2 P: 23	R: 0 E: 0 K: 0 S: 11	H: 0 LOB: 1 BB: 1 P: 20	R: 2 E: 0 K: 1 S: 14	H: 3 LOB: 1 BB: 0 P: 21	R: 0 E: 0 K: 0 S: 5	H: 0 LOB: 0 BB: 0 P: 7	R: 2 E: 1 K: 1 S: 17	H: 2 LOB: 2 BB: 1 P: 26	R: 1 E: 0 K: 1 S: 11	H: 2 LOB: 1 BB: 0 P: 17	R: 0 E: 0 K: 2 S: 9	H: 0 LOB: 1 BB: 1 P: 17	1B: 8 2B: 0 3B: 0 HR: 2	SF: 0 SAC: 0 DP: 0 HBP: 0	WP: 0 PA: 39 SB: 3 CS: 0
<b>PITCHER</b>	IP WLS BF H R ER SO BB IBB HBP BLK WP HR S P ERA WHIP																
Ismael Valdez, R (1, 1) ERA: 5.37	5.1 L 27 8 5 4 1 3 0 0 0 0 0 0 60 98 6.75 2.062																
Matt Perisho, L (6, 1) ERA: 4.28	0.2 3 0 0 0 1 1 0 0 0 0 0 0 10 16 0.00 1.500																
Josias Manzanillo, R (7, 1) ERA: 5.55	1.0 5 2 1 1 1 0 0 0 0 0 0 0 11 17 9.00 2.000																
Armando Benitez, R (8, 1) ERA: 1.23	1.0 4 0 0 0 2 1 0 0 0 0 0 0 9 17 0.00 1.000																























Batter	1	2	3	4	5	6	7	8	9	AB	R	H	RBI	BB	SO	LOB	TOP								
11 Jimmy Rollins, S OBP: 0.341, SLG: 0.418	G6-3		BB			HR		G6-3		3	1	1	0	1	0	0	<b>Philadelphia Phillies @ Milwaukee Brewers</b> Miller Park, Milwaukee, WI Fri Aug 20 2004, 7:05 PM CDT Att: 22,559 - Sunny - 64 F								
Placido Polanco, R OBP: 0.339, SLG: 0.399	G5-3		G1-3			F9		L7		4	0	0	0	0	0	2									
Bobby Abreu, L OBP: 0.416, SLG: 0.559	BB					HR		P5		3	1	1	2	1	1	0									
Jim Thome, L OBP: 0.398, SLG: 0.626	F8					G4-3		HR		4	1	1	1	0	1	1									
David Bell, R OBP: 0.364, SLG: 0.444	L3					G4-3		HR		4	0	1	0	0	1	0									
Mike Lieberthal, R OBP: 0.314, SLG: 0.413	G6-3					1B		P5		4	1	1	0	0	0	1									
Lou Collier, R Doug Glanville, R	K					B5-3		G6-3		2	0	1	1	1	1	0									
Marlon Byrd, R OBP: 0.298, SLG: 0.330						K		G6-3		3	0	0	0	0	2	2									
Eric Milton, L OBP: 0.182, SLG: 0.137						K		L8		2	0	0	0	0	1	1									
Jason Michaels, R OBP: 0.350, SLG: 0.313						B5-3				1	0	0	0	0	0	0									
Todd Jones, L Tim Worrell, R						1-1				0	0	0	0	0	0	0									
<b>Inning Stats</b>	R: 0 E: 0 K: 0 S: 15	H: 0 LOB: 1 BB: 1 P: 23	R: 0 E: 0 K: 1 S: 9	H: 0 LOB: 0 BB: 0 P: 13	R: 0 E: 0 K: 2 S: 13	H: 0 LOB: 1 BB: 1 P: 20	R: 0 E: 0 K: 2 S: 11	H: 0 LOB: 0 BB: 0 P: 17	R: 1 E: 0 K: 1 S: 8	H: 2 LOB: 0 BB: 0 P: 12	R: 2 E: 0 K: 1 S: 12	H: 2 LOB: 0 BB: 1 P: 20	R: 0 E: 0 K: 0 S: 8	H: 0 LOB: 0 BB: 1 P: 18	R: 0 E: 0 K: 0 S: 5	H: 0 LOB: 0 BB: 0 P: 8	R: 1 E: 0 K: 1 S: 11	H: 2 LOB: 1 BB: 0 P: 15	1B: 3 2B: 1 3B: 1 HR: 2	SF: 0 SAC: 0 DP: 2 HBP: 0	WP: 0 PB: 0 SB: 1 CS: 1	PA: 34			
<b>PITCHER</b>	IP	WLS	BF	H	R	ER	SO	BB	IBB	HBP	BLK	WP	HR	S	P	ERA	WHIP								
Doug Davis, L ERA: 3.68	7.0	L	26	4	3	3	7	3	0	0	0	0	1	76	123	3.86	1.000								
Dave Burba, R ERA: 3.45	2.0		8	2	1	1	1	0	0	0	0	0	1	16	23	4.50	1.000								

AB	31
R	4
H	6
RBI	4
BB	3
SO	8
LOB	8



Batter	1	2	3	4	5	6	7	8	9	AB	R	H	RBI	BB	SO	LOB	BOTTOM									
Scott Podsednik, L OBP: 0.318, SLG: 0.382	G4-3		SF8					G1-3		4	1	1	0	0	0	0	<b>Philadelphia Phillies @ Milwaukee Brewers</b> Miller Park, Milwaukee, WI Fri Aug 20 2004, 7:05 PM CDT Att: 22,559 - Sunny - 64 F									
Brady Clark, R OBP: 0.369, SLG: 0.362	1B		SF8					F8		2	0	0	1	1	0	0										
Lyle Overbay, L OBP: 0.398, SLG: 0.506	1B		P3					L8		4	0	1	0	0	0	0										
2 Bill Hall, R OBP: 0.288, SLG: 0.412	K							G3-1		4	0	1	0	0	1	2										
Geoff Jenkins, L OBP: 0.308, SLG: 0.436	L8							G3-1		4	0	0	0	0	0	3										
Wes Helms, R OBP: 0.329, SLG: 0.335	F8							K		3	0	1	0	0	0	0										
Russell Branyan, L OBP: 0.365, SLG: 0.804										1	0	0	0	0	1	0										
Craig Counsell, L OBP: 0.349, SLG: 0.334	K							F8		3	0	0	0	0	1	1										
Chad Moeller, R OBP: 0.271, SLG: 0.321	F9							HR		3	1	1	1	0	1	0										
Doug Davis, R OBP: 0.038, SLG: 0.020								K		2	0	0	0	0	1	0										
Chris Magruder, S OBP: 0.361, SLG: 0.379								K		1	0	0	0	0	1	0										
Dave Burba, R ERA: 3.94										0	0	0	0	0	0	0										
<b>Inning Stats</b>	R: 0 E: 0 K: 1 S: 17	H: 1 LOB: 2 BB: 1 P: 29	R: 0 E: 0 K: 1 S: 7	H: 0 LOB: 0 BB: 0 P: 12	R: 1 E: 0 K: 1 S: 11	H: 1 LOB: 0 BB: 0 P: 13	R: 0 E: 0 K: 0 S: 11	H: 1 LOB: 1 BB: 0 P: 18	R: 0 E: 0 K: 1 S: 9	H: 0 LOB: 0 BB: 0 P: 15	R: 1 E: 0 K: 1 S: 15	H: 1 LOB: 0 BB: 0 P: 21	R: 0 E: 0 K: 0 S: 11	H: 0 LOB: 0 BB: 0 P: 16	R: 0 E: 0 K: 1 S: 6	H: 0 LOB: 0 BB: 0 P: 6	1B: 2 2B: 1 3B: 1 HR: 1	SF: 1 SAC: 0 DP: 0 HBP: 0	WP: 0 PB: 0 SB: 1 CS: 0	PA: 33						
<b>PITCHER</b>	IP	WLS	BF	H	R	ER	SO	BB	IBB	HBP	BLK	WP	HR	S	P	ERA	WHIP									
Eric Milton, L ERA: 4.71	7.0	W	27	5	2	2	5	1	0	0	0	0	0	11	77	119	2.57	0.857								
Todd Jones, R ERA: 4.15	1.0	H	3	0	0	0	0	0	0	0	0	0	0	6	6	0.00	0.000									
Tim Worrell, R ERA: 3.94	1.0	S	3	0	0	0	1	0	0	0	0	0	0	6	6	0.00	0.000									

AB	31
R	2
H	5
RBI	2
BB	1
SO	6
LOB	6





Batter	1	2	3	4	5	6	7	8	9	AB	R	H	RBI	BB	SO	LOB	TOP			
11 Jimmy Rollins, S OBP: 0.341, SLG: 0.415										4	0	0	0	2	2	4	<b>Philadelphia Phillies @ Milwaukee Brewers</b> Miller Park, Milwaukee, WI Sat Aug 21 2004, 6:05 PM CDT Att: 30,841 - Sunny - 68 F			
Jason Michaels, R OBP: 0.395, SLG: 0.322 Tim Worrell, R										5	1	2	1	1	0	3				
Bobby Abreu, L OBP: 0.415, SLG: 0.556										4	2	1	0	1	1	4				
Jim Thome, L OBP: 0.398, SLG: 0.622										3	1	0	0	2	0	3				
26 Chase Utley, L OBP: 0.306, SLG: 0.510 Rheal Cormier, L										4	1	2	4	1	0	3				
Doug Glanville, R OBP: 0.261, SLG: 0.263										0	0	0	0	0	0	0				
David Bell, R OBP: 0.365, SLG: 0.446										5	0	2	2	0	0	3				
Mike Lieberthal, R OBP: 0.317, SLG: 0.420										4	1	2	0	1	0	2				
Marlon Byrd, R OBP: 0.297, SLG: 0.327										5	1	1	1	0	1	2				
Vicente Padilla, R OBP: 0.136, SLG: 0.130 Lou Colletti, R OBP: 0.376, SLG: 0.492 Amaury Telemaco, R OBP: 0.376, SLG: 0.433 Geoff Geary, R OBP: 0.340, SLG: 0.399										2	0	1	0	0	0	1				
<b>Inning Stats</b>	R: 0 E: 0 K: 2 S: 13	H: 0 LOB: 2 BB: 2 P: 24	R: 0 E: 0 K: 1 S: 11	H: 1 LOB: 2 BB: 1 P: 22	R: 0 E: 0 K: 0 S: 9	H: 1 LOB: 2 BB: 1 P: 18	R: 0 E: 0 K: 1 S: 12	H: 1 LOB: 2 BB: 1 P: 22	R: 1 E: 0 K: 0 S: 10	H: 0 LOB: 0 BB: 0 P: 13	R: 1 E: 0 K: 0 S: 11	H: 2 LOB: 1 BB: 0 P: 19	R: 6 E: 0 K: 0 S: 20	H: 6 LOB: 1 BB: 1 P: 33	R: 0 E: 0 K: 0 S: 10	H: 0 LOB: 1 BB: 1 P: 21	1B: 7 2B: 4 3B: 1 HR: 0	SF: 0 SAC: 0 DP: 0 HBP: 0	WP: 0 PB: 0 SB: 1 CS: 0	PA: 47
<b>PITCHER</b>	IP WLS BF H R ER SO BB IBB HBP BLK WP HR S P ERA WHIP																			
Wes Obermueller, R ERA: 6.2	5.0	25	4	1	1	4	6	0	0	0	0	0	0	55	104	1.80	2.000			
Travis Phelps, R ERA: 18.0	2.0	11	5	4	4	1	0	0	0	0	0	0	0	25	39	18.00	2.500			
Luis Vizcaino, R ERA: 3.95	1.0	L	7	3	3	0	0	1	0	0	0	0	0	15	26	27.00	3.000			
Jeff Bennett, R ERA: 4.66	1.0		4	0	0	0	1	0	0	0	0	0	0	10	21	0.00	1.000			

Batter	1	2	3	4	5	6	7	8	9	AB	R	H	RBI	BB	SO	LOB	BOTTOM					
Scott Podsednik, L OBP: 0.318, SLG: 0.380										3	1	0	0	1	2	1	<b>Philadelphia Phillies @ Milwaukee Brewers</b> Miller Park, Milwaukee, WI Sat Aug 21 2004, 6:05 PM CDT Att: 30,841 - Sunny - 68 F					
2 Bill Hall, R OBP: 0.284, SLG: 0.406										4	1	0	0	0	1	4						
Lyle Overbay, L OBP: 0.398, SLG: 0.507										3	1	1	3	1	1	0						
Russell Branyan, L OBP: 0.357, SLG: 0.780										4	0	1	1	0	3	1						
Geoff Jenkins, L OBP: 0.306, SLG: 0.433										4	0	0	0	0	0	2						
Ben Grievie, L OBP: 0.384, SLG: 0.408 Brady Clark, R OBP: 0.368, SLG: 0.360										3	1	1	0	0	1	0						
Craig Counsell, L OBP: 0.348, SLG: 0.333										4	1	1	0	0	1	1						
Gary Bennett, R OBP: 0.274, SLG: 0.285										4	0	2	0	0	0	1						
Wes Obermueller, R OBP: 0.370, SLG: 0.481 Chris Mendenhall, S OBP: 0.376, SLG: 0.433 Travis Phelps, R OBP: 0.376, SLG: 0.433 Luis Vizcaino, R OBP: 0.340, SLG: 0.399 Wes Halms, R OBP: 0.328, SLG: 0.333										1	0	1	1	0	0	0						
<b>Inning Stats</b>	R: 0 E: 0 K: 2 S: 9	H: 0 LOB: 0 BB: 0 P: 10	R: 0 E: 0 K: 2 S: 9	H: 0 LOB: 0 BB: 0 P: 10	R: 1 E: 0 K: 0 S: 11	H: 2 LOB: 1 BB: 0 P: 17	R: 0 E: 0 K: 1 S: 7	H: 0 LOB: 0 BB: 1 P: 12	R: 5 E: 0 K: 1 S: 14	H: 5 LOB: 1 BB: 1 P: 26	R: 0 E: 0 K: 0 S: 8	H: 0 LOB: 0 BB: 0 P: 12	R: 0 E: 0 K: 2 S: 10	H: 0 LOB: 0 BB: 0 P: 13	R: 0 E: 0 K: 2 S: 9	H: 0 LOB: 0 BB: 0 P: 13		R: 0 E: 0 K: 2 S: 11	H: 1 LOB: 1 BB: 0 P: 16	1B: 3 2B: 5 3B: 0 HR: 0	SF: 0 SAC: 0 DP: 1 HBP: 0	WP: 0 PB: 0 SB: 0 CS: 0
<b>PITCHER</b>	IP WLS BF H R ER SO BB IBB HBP BLK WP HR S P ERA WHIP																					
Vicente Padilla, R ERA: 4.23	5.0	23	7	6	6	6	1	1	0	0	0	0	50	75	10.80	1.600						
Amaury Telemaco, R ERA: 4.39	1.0	3	0	0	0	0	0	0	0	0	0	0	8	12	0.00	0.000						
Geoff Geary, R ERA: 6.89	1.0	W	3	0	0	0	0	0	0	0	0	0	10	13	0.00	0.000						
Rheal Cormier, L ERA: 4.12	1.0	H	3	0	0	0	0	0	0	0	0	0	9	13	0.00	0.000						
Tim Worrell, R ERA: 3.88	1.0	S	4	1	0	0	0	0	0	0	0	0	11	16	0.00	1.000						







Batter	1	2	3	4	5	6	7	8	9	AB	R	H	RBI	BB	SO	LOB	TOP										
Scott Podsednik, L (1,8) OBP: 0.314, SLG: 0.373	G6-3		K			F7	G4-3		G5-3	5	0	0	0	0	1	4											
2 Bill Hall, R (1,4) OBP: 0.282, SLG: 0.399	K			S BB		K		G6-3		3	0	0	0	1	2	0											
Lyle Overbay, L (1,3) OBP: 0.396, SLG: 0.501	P5			F7		K		P4		4	0	0	0	0	1	1											
Russell Branyan, L (1,5) OBP: 0.338, SLG: 0.684		K		K			G4-3	K		4	0	0	0	0	3	1											
Geoff Jenkins, L (1,7) OBP: 0.307, SLG: 0.435	K			G6-3			1B 2B		FC6-4 1B	4	1	2	0	0	1	1											
Brady Clark, R (1,9) OBP: 0.375, SLG: 0.365					G1-3 S BB		G4-3 1B 2B		FC6-4 1B	2	1	1	1	2	0	1											
Craig Counsell, L (1,6) OBP: 0.350, SLG: 0.335					P6		G4-3 1B 2B			4	1	2	0	0	0	2											
Chad Moeller, R (1,2) OBP: 0.267, SLG: 0.316			K		G1-3		G4-3		L7	4	0	0	0	0	1	5											
15 Ben Sheets, R (1,1) OBP: 0.120, SLG: 0.064					G6-3					2	0	0	0	0	1	1											
Ben Grieve, L (7, PH) OBP: 0.365, SLG: 0.413										1	0	1	2	0	0	0											
Matt Wise, R (7,1)										0	0	0	0	0	0	0											
Jeff Bennett, R (7,1)										0	0	0	0	0	0	0											
Chris Magruder, S (9, PH) OBP: 0.429										0	0	0	0	1	0	0											
<b>Inning Stats</b>	R: 0 E: 0 K: 1 S: 7	H: 0 LOB: 0 BB: 0 P: 9	R: 0 E: 0 K: 2 S: 11	H: 0 LOB: 1 BB: 1 P: 18	R: 0 E: 0 K: 2 S: 7	H: 0 LOB: 0 BB: 0 P: 10	R: 0 E: 0 K: 1 S: 14	H: 0 LOB: 1 BB: 1 P: 25	R: 0 E: 0 K: 1 S: 10	H: 0 LOB: 0 BB: 0 P: 15	R: 3 E: 0 K: 0 S: 20	H: 4 LOB: 1 BB: 0 P: 34	R: 0 E: 0 K: 1 S: 8	H: 0 LOB: 0 BB: 0 P: 11	R: 0 E: 0 K: 0 S: 18	H: 2 LOB: 3 BB: 1 P: 25	1B: 4 2B: 2 3B: 0 HR: 0	SF: 0 SAC: 0 DP: 0 HBP: 0	WP: 0 PB: 0 CS: 0	PA: 37							
<b>PITCHER</b>	IP	WLS	BF	H	R	ER	SO	BB	IBB	HBP	BLK	WP	HR	S	P	ERA	WHIP										
38 Carlos Zambrano, R (1,1) ERA: 2.88	6.2	W	27	4	3	3	9	3	0	0	0	0	0	73	115	4.05	1.050										
Kent Mercker, L (7,1) ERA: 2.11	1.1	H	4	0	0	0	1	0	0	0	0	0	0	11	17	0.00	0.000										
46 Ryan Dempster, R (9,1) ERA: 1.5	1.0		6	2	0	0	0	1	0	0	0	0	0	18	25	0.00	3.000										

Milwaukee Brewers @ Chicago Cubs  
Wrigley Field, Chicago, IL  
Mon Aug 23 2004, 7:05 PM CDT  
Att: 38,925 - Sunny - 67 F

AB 33  
R 3  
H 6  
RBI 3  
BB 4  
SO 10  
LOB 16



Batter	1	2	3	4	5	6	7	8	9	AB	R	H	RBI	BB	SO	LOB	BOTTOM										
Corey Patterson, L (1,8) OBP: 0.340, SLG: 0.470	L6				K	K				4	0	1	0	1	2	2											
25 Derek Lee, R (1,3) OBP: 0.382, SLG: 0.547	F9 2B	G6-3			WP 1B	K		F8		5	2	2	0	0	1	3											
Todd Walker, L (1,4) OBP: 0.359, SLG: 0.490	F9		F8		1B 2B WP		F7	F7		5	1	1	0	0	0	2											
Moises Alou, R (1,7) OBP: 0.338, SLG: 0.524	16 2B		K		2B 16 SF8		1B	P5		5	3	3	2	0	1	1											
Sammy Sosa, R (1,9) OBP: 0.339, SLG: 0.542	16 2B		G5-3		16 SF8		1B			2	1	1	1	1	0	0											
16 Aramis Ramirez, R (1,5) OBP: 0.362, SLG: 0.571					F7	SF8		L7		3	0	1	2	0	0	2											
Michael Barrett, R (1,2) OBP: 0.343, SLG: 0.496	G5-3				G4-3	G1-3				4	0	1	1	0	0	3											
Ramon Martinez, R (1,6) OBP: 0.313, SLG: 0.352		G4-3			F9					4	0	2	1	0	0	0											
38 Carlos Zambrano, S (1,1) OBP: 0.220, SLG: 0.241										3	1	1	0	0	1	1											
Kent Mercker, L (7,1)										1	0	0	0	0	0	2											
46 Ryan Dempster, R (9,1)										0	0	0	0	0	0	0											
<b>Inning Stats</b>	R: 2 E: 0 K: 0 S: 20	H: 3 LOB: 2 BB: 1 P: 34	R: 0 E: 0 K: 1 S: 8	H: 1 LOB: 0 BB: 0 P: 12	R: 0 E: 0 K: 1 S: 8	H: 0 LOB: 0 BB: 0 P: 12	R: 0 E: 0 K: 0 S: 7	H: 0 LOB: 0 BB: 0 P: 10	R: 4 E: 0 K: 1 S: 20	H: 5 LOB: 1 BB: 0 P: 30	R: 0 E: 0 K: 2 S: 9	H: 1 LOB: 1 BB: 0 P: 10	R: 2 E: 0 K: 0 S: 20	H: 3 LOB: 2 BB: 0 P: 30	R: 0 E: 0 K: 0 S: 3	H: 0 LOB: 1 BB: 1 P: 10	1B: 8 2B: 5 3B: 0 HR: 0	SF: 1 SAC: 0 DP: 0 HBP: 1	WP: 1 PB: 0 CS: 0	PA: 40							
<b>PITCHER</b>	IP	WLS	BF	H	R	ER	SO	BB	IBB	HBP	BLK	WP	HR	S	P	ERA	WHIP										
15 Ben Sheets, R (1,1) ERA: 3.1	6.0	L	29	10	6	6	5	1	0	0	0	0	0	72	108	9.00	1.833										
Matt Wise, R (7,1) ERA: 4.5	0.2		5	2	2	2	0	0	0	1	0	0	0	16	24	27.00	3.000										
Jeff Bennett, R (7,1) ERA: 4.55	1.1		6	1	0	0	0	1	0	0	0	0	0	7	16	0.00	1.500										

Milwaukee Brewers @ Chicago Cubs  
Wrigley Field, Chicago, IL  
Mon Aug 23 2004, 7:05 PM CDT  
Att: 38,925 - Sunny - 67 F

AB 36  
R 8  
H 13  
RBI 7  
BB 2  
SO 5  
LOB 16





Batter	1	2	3	4	5	6	7	8	9	AB	R	H	RBI	BB	SO	LOB	TOP								
Scott Podsednik, L (1, 8) OBP: 0.318, SLG: 0.381	4-2 CS G6-3 BB		4-2 S BB				3-2 1-H HR		0-0 G3-6-3 1B								3 1 2 2 2 0 0								
Craig Counsell, L (1, 6) OBP: 0.348, SLG: 0.333	2-1 G6-3		1-1 G4-3				0-2 1B		0-2 P5								5 0 1 0 0 0 3								
Lyle Overbay, L (1, 3) OBP: 0.395, SLG: 0.499 Dave Burba, R (7, 1)	1-1 G4-3			3-2 G1-3			0-0 1-3 1B		2-2 G3-6-3								4 0 1 0 0 0 2 0 0 0 0 0 0 0								
Russell Branyan, L (1, 5) OBP: 0.319, SLG: 0.639			3-3 K		1-3 K		0-3 K		1-3 K								4 0 0 0 0 4 2								
Geoff Jenkins, L (1, 7) OBP: 0.308, SLG: 0.434 Chris Magruder, S (5, PH) OBP: 0.400, SLG: 0.459			4-2 BB		1-3 K		1-3 K		1-0 1B								1 0 0 0 1 1 0 2 0 1 0 0 1 2								
Brady Clark, R (1, 9) OBP: 0.376, SLG: 0.370			1-0 BB				1-0 2 HR		2-2 G1-3								4 1 2 0 0 0 1								
2 Bill Hall, R (1, 4) OBP: 0.285, SLG: 0.410			2-2 P2				0-1 2H HR		0-0 FC6-4								4 1 2 2 0 1 3								
Chad Moeller, R (1, 2) OBP: 0.267, SLG: 0.315					0-3 K		0-0 HR		1 SAFE 2-2 FC6-4								4 1 1 0 0 1 3								
39 Chris Capuano, L (1, 1) OBP: 0.256, SLG: 0.357 Wes Obermueller, R (2, 1) OBP: 0.337, SLG: 0.494 Wes Helms, R (5, PH) OBP: 0.327, SLG: 0.529 Travis Phelps, R (5, 1) OBP: 0.365, SLG: 0.412 Ben Griewe, L (6, PH) OBP: 0.365, SLG: 0.412 Matt Wise, R (6, 1) OBP: 0.365, SLG: 0.412 Jeff Bennett, R (6, 1) OBP: 0.365, SLG: 0.412 Trent Durrington, R (7, 5) OBP: 0.266, SLG: 0.266			1-3 K		1-3 K		1-3 K		3-2 L4								0 0 0 0 0 0 0 1 0 0 0 0 1 0 1 0 0 0 0 1 1 1 0 0 0 0 0 0 1 0 0 0 0 0 1 0 0 0 0 0 0 0 0 0 0 0 0 0 0 1 0 0 0 0 0 0								
<b>Inning Stats</b>	R: 0 E: 0 K: 0 S: 6	H: 0 LOB: 0 BB: 1 P: 13	R: 0 E: 0 K: 1 S: 10	H: 0 LOB: 1 BB: 1 P: 20	R: 0 E: 0 K: 2 S: 12	H: 0 LOB: 1 BB: 1 P: 18	R: 0 E: 0 K: 2 S: 9	H: 0 LOB: 0 BB: 0 P: 14	R: 4 E: 0 K: 3 S: 22	H: 6 LOB: 2 BB: 0 P: 28	R: 0 E: 0 K: 0 S: 14	H: 1 LOB: 1 BB: 0 P: 20	R: 0 E: 0 K: 0 S: 8	H: 1 LOB: 0 BB: 0 P: 10	R: 0 E: 0 K: 2 S: 14	H: 2 LOB: 2 BB: 0 P: 22	R: 0 E: 0 K: 0 S: 7	H: 0 LOB: 0 BB: 0 P: 12	1B: 6 2B: 2 3B: 0 HR: 2	SF: 0 SAC: 0 DP: 1 HBP: 0	WP: 0 PB: 0 SB: 1 CS: 1	PA: 38			
<b>PITCHER</b>	IP WLS BF H R ER SO BB IBB HBP BLK WP HR S P ERA WHIP	6.0 W 27 7 4 4 8 3 0 0 0 0 2 73 113 6.00 1.667	3.0 S 11 3 0 0 2 0 0 0 0 0 0 0 29 44 0.00 1.000																						

Milwaukee Brewers @ Chicago Cubs  
Wrigley Field, Chicago, IL  
Tue Aug 24 2004, 7:05 PM CDT  
Att: 38,457 - Cloudy - 70 F

AB 35  
R 4  
H 10  
RBI 4  
BB 3  
SO 10  
LOB 18



Batter	1	2	3	4	5	6	7	8	9	AB	R	H	RBI	BB	SO	LOB	BOTTOM							
Corey Patterson, L (1, 8) OBP: 0.344, SLG: 0.477	1-2 25 HR 1B	1-2 25 HR HBP		0-0 25 F9 FC5-2 2B			1-1 WP SF7 2B										4 3 3 0 0 1 2							
25 Derek Lee, R (1, 3) OBP: 0.382, SLG: 0.552	3-2 HR 1B	3-2 HR		0-1 F9			2-3 K		2-3 K								5 2 2 4 0 2 2							
Nomar Garciaparra, R (1, 6) OBP: 0.363, SLG: 0.511 Jose Macias, S (7, PH) OBP: 0.286, SLG: 0.378	1-3 K	0-0 G1-3		1-0 FC5-2 HR			0-1 G5-3		2-0 SF7 WP HBP								4 1 0 0 0 1 3 0 0 0 0 0 0 0							
Moises Alou, R (1, 7) OBP: 0.340, SLG: 0.537 Todd Walker, L (8, 7) OBP: 0.359, SLG: 0.490	1-0 HR	0-0 G6-3		1-1 HR			4-0 16 HBP BB BB		2-2 SF7								3 3 2 6 1 0 0 0 0 0 0 0 0 0							
Sammy Sosa, R (1, 9) OBP: 0.337, SLG: 0.536	3-3 K		0-1 G5-3		0-0 G6-3		4-0 BB 16 HBP 1B BB		1-3 K2-3								4 1 0 0 1 2 1							
16 Aramis Ramirez, R (1, 5) OBP: 0.364, SLG: 0.576 Ramon Martinez, R (6, FR) OBP: 0.311, SLG: 0.351	3-1 G4-3		2-0 HR		2-2 E4 FC6-4		4-2 1B BB HBP		0-0 F8								3 1 1 1 0 0 0 1 0 0 0 0 0 0							
Mark Grudzielanek, R (1, 4) OBP: 0.350, SLG: 0.431			0-0 1B 25 HR 2B		1-2 1B		2-2 FC6-4 FC5 1-2 1B		1-3 K								4 1 2 1 1 1 1							
Michael Barrett, R (1, 2) OBP: 0.344, SLG: 0.495			0-0 L6		1-3 K		0-0 FC5		0-1 1B								5 0 2 1 0 1 3							
Matt Clement, R (1, 1) OBP: 0.151, SLG: 0.157 Tom Goodwin, L (6, PH) OBP: 0.294, SLG: 0.301 Glendon Rusch, L (7, 1) OBP: 0.125, SLG: 0.250			0-0 25 HR HBP 1B		0-3 K		0-1 B3		0-1 G1-3								3 1 1 0 0 1 3 1 0 0 0 0 1 3 1 0 0 0 0 0 1							
<b>Inning Stats</b>	R: 3 E: 0 K: 2 S: 16	H: 3 LOB: 0 BB: 0 P: 28	R: 4 E: 0 K: 0 S: 11	H: 3 LOB: 0 BB: 0 P: 15	R: 1 E: 0 K: 2 S: 14	H: 2 LOB: 1 BB: 0 P: 18	R: 2 E: 0 K: 0 S: 7	H: 2 LOB: 0 BB: 0 P: 9	R: 0 E: 1 K: 1 S: 12	H: 0 LOB: 2 BB: 0 P: 19	R: 2 E: 0 K: 2 S: 14	H: 1 LOB: 3 BB: 3 P: 34	R: 1 E: 0 K: 2 S: 11	H: 1 LOB: 1 BB: 0 P: 19	R: 0 E: 0 K: 1 S: 9	H: 1 LOB: 0 BB: 0 P: 10	1B: 6 2B: 3 3B: 0 HR: 4	SF: 1 SAC: 0 DP: 0 HBP: 3	WP: 1 PB: 0 SB: 0 CS: 0	PA: 45				
<b>PITCHER</b>	IP WLS BF H R ER SO BB IBB HBP BLK WP HR S P ERA WHIP	1.1 L 11 6 3 3 2 0 0 0 0 0 2 23 29 10.12 1.500	2.2 12 4 3 3 2 0 0 0 0 0 0 12 19 0.00 0.000	1.0 5 0 0 0 1 0 0 0 0 0 0 12 19 0.00 0.000	0.2 7 1 2 2 1 3 0 1 0 0 0 11 29 27.00 6.000	0.1 1 0 0 0 1 0 0 0 0 0 0 3 5 0.00 0.000																		

Milwaukee Brewers @ Chicago Cubs  
Wrigley Field, Chicago, IL  
Tue Aug 24 2004, 7:05 PM CDT  
Att: 38,457 - Cloudy - 70 F

AB 38  
R 13  
H 13  
RBI 13  
BB 3  
SO 10  
LOB 19





Batter	1	2	3	4	5	6	7	8	9	AB	R	H	RBI	BB	SO	LOB	TOP					
Scott Podsednik, L (1, 8) OBP: 0.316, SLG: 0.378	G1-3		K			G4-3		G5-3		4	0	0	0	0	1	0	<b>Milwaukee Brewers @ Chicago Cubs</b> Wrigley Field, Chicago, IL Wed Aug 25 2004, 1:20 PM CDT Att: 38,365 - Overcast - 72 F					
Trent Durrington, R (1, 5) OBP: 0.306, SLG: 0.459	K			G4-3 1B		G5-3		G6-3 1B		4	2	2	0	0	1	0						
Craig Counsell, L (1, 6) OBP: 0.345, SLG: 0.330	G4-3			G4-3		K		G6-3		4	0	0	0	0	1	2						
Brady Clark, R (1, 9) OBP: 0.378, SLG: 0.370		G6-3		G4-3 1B			SH2-4 BB		K		3	0	1	1	1	1						
Chris Magruder, S (1, 7) OBP: 0.396, SLG: 0.475	G1-3			K		SH2-4		SH2-4 2B		3	0	1	1	0	1	1						
2 Bill Hall, R (1, 4) OBP: 0.284, SLG: 0.408		G6-3 1B		K		G6-3		G6-3		4	0	1	0	0	1	3						
Russell Branyan, L (1, 3) OBP: 0.306, SLG: 0.609																						
Chad Moeller, R (1, 2) OBP: 0.268, SLG: 0.315			G5-3																			
Doug Davis, R (1, 1) OBP: 0.036, SLG: 0.019			K																			
Luis Vizcaino, R (8, 1)								B2-6 1B														
<b>Inning Stats</b>	R: 0 E: 0 K: 1 S: 9	H: 0 LOB: 0 BB: 0 P: 10	R: 0 E: 0 K: 0 S: 7	H: 1 LOB: 1 BB: 0 P: 12	R: 0 E: 0 K: 2 S: 8	H: 0 LOB: 0 BB: 0 P: 11	R: 1 E: 0 K: 2 S: 12	H: 2 LOB: 1 BB: 0 P: 13	R: 0 E: 0 K: 1 S: 6	H: 0 LOB: 0 BB: 0 P: 6	R: 0 E: 0 K: 1 S: 6	H: 0 LOB: 1 BB: 1 P: 11	R: 0 E: 0 K: 1 S: 8	H: 0 LOB: 1 BB: 1 P: 17	R: 0 E: 0 K: 0 S: 4	H: 1 LOB: 0 BB: 0 P: 4	R: 1 E: 0 K: 1 S: 11	H: 2 LOB: 1 BB: 0 P: 15	1B: 5 2B: 1 3B: 0 HR: 0	SF: 0 SAC: 1 DP: 1 HBP: 0	WP: 0 PB: 0 SB: 1 CS: 0	PA: 33
<b>PITCHER</b>	IP	WLS	BF	H	R	ER	SO	BB	IBB	HBP	BLK	WP	HR	S	P	ERA	WHIP					
Greg Maddux, R (1, 1) ERA: 3.86	8.0		28	4	1	1	8	1	0	0	0	0	0	60	84	1.12	0.625					
LaTroy Hawkins, R (9, 1) ERA: 2.81	1.0	W	5	2	1	1	1	0	0	0	0	0	0	11	15	9.00	2.000					

Batter	1	2	3	4	5	6	7	8	9	AB	R	H	RBI	BB	SO	LOB	BOTTOM					
Corey Patterson, L (1, 8) OBP: 0.345, SLG: 0.482	G4-3		G4-3			G4-3 1B		K		5	1	2	2	0	1	1	<b>Milwaukee Brewers @ Chicago Cubs</b> Wrigley Field, Chicago, IL Wed Aug 25 2004, 1:20 PM CDT Att: 38,365 - Overcast - 72 F					
25 Derek Lee, R (1, 3) OBP: 0.361, SLG: 0.548	K		FC6-4 BB		G5-3			F7		3	0	0	0	1	1	1						
Nomar Garciaparra, R (1, 6) OBP: 0.361, SLG: 0.596			FC6-4 1B		K			K		4	0	1	0	0	2	2						
Moises Alou, R (1, 7) OBP: 0.342, SLG: 0.546	P4																					
Sammy Sosa, R (1, 9) OBP: 0.341, SLG: 0.537			G4-6-3 BB		FC5-4 1B			F9		3	0	2	0	1	0	1						
16 Aramis Ramirez, R (1, 5) OBP: 0.361, SLG: 0.571		G4-6-3		FC5-4		F8-6		P4		4	0	0	0	0	4							
Mark Grudzielanek, R (1, 4) OBP: 0.349, SLG: 0.433		E4		F8				P4		4	1	1	0	0	0	1						
Paul Bako, L (1, 2) OBP: 0.248, SLG: 0.260		F8						G4-3		4	1	1	1	0	0	2						
Greg Maddux, R (1, 1) OBP: 0.151, SLG: 0.135																						
LaTroy Hawkins, R (9, 1) ERA: 2.81																						
Todd Walker, L (9, PH) OBP: 0.358, SLG: 0.489																						
<b>Inning Stats</b>	R: 0 E: 0 K: 1 S: 9	H: 1 LOB: 1 BB: 0 P: 12	R: 0 E: 1 K: 0 S: 8	H: 0 LOB: 1 BB: 1 P: 15	R: 0 E: 0 K: 0 S: 7	H: 0 LOB: 1 BB: 1 P: 13	R: 0 E: 0 K: 1 S: 11	H: 1 LOB: 1 BB: 0 P: 20	R: 1 E: 0 K: 2 S: 13	H: 2 LOB: 1 BB: 0 P: 21	R: 0 E: 0 K: 0 S: 6	H: 1 LOB: 0 BB: 0 P: 8	R: 0 E: 0 K: 1 S: 7	H: 1 LOB: 1 BB: 0 P: 7	R: 1 E: 0 K: 1 S: 10	H: 2 LOB: 1 BB: 0 P: 12	R: 2 E: 1 K: 0 S: 10	H: 2 LOB: 0 BB: 0 P: 15	1B: 5 2B: 3 3B: 0 HR: 3	SF: 0 SAC: 0 DP: 2 HBP: 0	WP: 0 PB: 0 SB: 0 CS: 0	PA: 37
<b>PITCHER</b>	IP	WLS	BF	H	R	ER	SO	BB	IBB	HBP	BLK	WP	HR	S	P	ERA	WHIP					
Doug Davis, L (1, 1) ERA: 3.58	7.0		28	6	1	1	5	2	0	0	0	0	0	61	96	1.29	1.143					
Luis Vizcaino, R (8, 1) ERA: 4.31	1.2	L	9	4	3	3	1	0	0	0	0	0	2	20	27	16.20	2.400					





Batter	1	2	3	4	5	6	7	8	9	AB	R	H	RBI	BB	SO	LOB	TOP										
Scott Podsednik, L (1, 8) OBP: 0.314, SLG: 0.375	G5-3		G3-1		F7		K			4	0	0	0	0	1	1	<b>Milwaukee Brewers @ Philadelphia Phillies</b> Citizens Bank Park, Philadelphia, PA Fri Aug 27 2004, 7:05 PM EDT Att: 40,367 - Sunny - 84 F										
Craig Counsell, L (1, 6) OBP: 0.342, SLG: 0.326	G3			G4-3		F9		F7		4	0	0	0	0	0												
Lyle Overbay, L (1, 3) OBP: 0.392, SLG: 0.494	F8			G1-3		G6-3		G3-1		4	0	0	0	0	0												
Ben Grieve, L (1, 9) OBP: 0.365, SLG: 0.417		K		BB	2B	E	1B	K		4	0	2	0	0	2												
Geoff Jenkins, L (1, 7) OBP: 0.311, SLG: 0.441	P4			BB	HBP	E	1B			3	1	2	1	0	0												
Russell Branyan, L (1, 5) OBP: 0.329, SLG: 0.627				4-1	1-2	3-2	F7			3	0	2	0	1	0												
Trent Durrington, R (1, 4) OBP: 0.290, SLG: 0.431				1-2	2-3		L9			4	0	0	0	0	1												
Gary Bennett, R (1, 2) OBP: 0.269, SLG: 0.298			G5-3		F9		G3			3	0	0	0	0	0												
2 Bill Hall, R (9, PH) OBP: 0.294, SLG: 0.406								K		1	0	0	0	0	1												
Victor Santos, R (1, 1) OBP: 0.118, SLG: 0.094										2	0	0	0	0	2												
Jeff Bennett, R (5, 1)										0	0	0	0	0	0												
Wes Helms, R (7, PH) OBP: 0.329, SLG: 0.332										1	0	1	0	0	0												
Pedro Liriano, R (7, 1)										0	0	0	0	0	0												
Dan Kolb, R (8, 1)								1B		0	0	0	0	0	0												
<b>Inning Stats</b>	R: 0 E: 0 K: 0 S: 8	H: 0 LOB: 0 BB: 0 P: 14	R: 0 E: 0 K: 2 S: 8	H: 1 LOB: 1 BB: 0 P: 14	R: 0 E: 0 K: 1 S: 11	H: 0 LOB: 0 BB: 0 P: 14	R: 0 E: 0 K: 0 S: 13	H: 1 LOB: 3 BB: 1 P: 22	R: 0 E: 0 K: 1 S: 8	H: 0 LOB: 0 BB: 0 P: 14	R: 0 E: 1 K: 0 S: 9	H: 2 LOB: 2 BB: 0 P: 15	R: 0 E: 0 K: 1 S: 9	H: 1 LOB: 1 BB: 0 P: 9	R: 0 E: 0 K: 1 S: 9	H: 0 LOB: 0 BB: 0 P: 13	R: 1 E: 0 K: 1 S: 10	H: 2 LOB: 0 BB: 0 P: 15	1B: 4 2B: 2 3B: 0 HR: 1	SF: 0 SAC: 0 DP: 1 HBP: 1	WP: 0 PB: 0 CS: 0	PA: 35					
<b>PITCHER</b>	IP	WLS	BF	H	R	ER	SO	BB	IBB	HBP	BLK	WP	HR	S	P	ERA	WHIP										
Vicente Padilla, R (1, 1) ERA: 3.87	7.0	W	28	5	0	0	5	1	0	1	0	0	0	66	102	0.00	0.857										
Rheal Cormier, L (8, 1) ERA: 3.99	1.0		3	0	0	0	1	0	0	0	0	0	0	9	13	0.00	0.000										
Todd Jones, R (9, 1) ERA: 4.37	1.0		4	2	1	1	1	0	0	0	0	0	1	10	15	9.00	2.000										

Batter	1	2	3	4	5	6	7	8	9	AB	R	H	RBI	BB	SO	LOB	BOTTOM										
11 Jimmy Rollins, S (1, 6) OBP: 0.344, SLG: 0.422	F8			K	1B	G4-3				3	1	0	0	1	1	0	<b>Milwaukee Brewers @ Philadelphia Phillies</b> Citizens Bank Park, Philadelphia, PA Fri Aug 27 2004, 7:05 PM EDT Att: 40,367 - Sunny - 84 F										
Jason Michaels, R (1, 7) OBP: 0.363, SLG: 0.335	K			BB	1B	F9				4	1	2	1	0	1												
Bobby Abreu, L (1, 9) OBP: 0.413, SLG: 0.544	F9			1B	1B					3	1	1	2	1	1												
Jim Thome, L (1, 3) OBP: 0.405, SLG: 0.622		G1-3		P5	HBP	G6-3				3	1	0	0	1	0												
David Bell, R (1, 5) OBP: 0.368, SLG: 0.451		P6		F7	BB	2B				4	0	2	2	0	0												
Placido Polanco, R (1, 4) OBP: 0.329, SLG: 0.393		G5-3			G4-3	L9				3	0	0	0	0	1												
Mike Lieberthal, R (1, 2) OBP: 0.320, SLG: 0.416			F9			G6-3				3	0	1	1	1	0												
Marlon Byrd, R (1, 8) OBP: 0.286, SLG: 0.314			F8		FC5-4	G4-3				4	1	0	0	0	4												
Vicente Padilla, R (1, 1) OBP: 0.154, SLG: 0.120										2	1	0	0	1	2												
Rheal Cormier, L (8, 1)										0	0	0	0	0	0												
Tomas Perez, S (8, PH) OBP: 0.266, SLG: 0.421					1B	G4-3				1	0	0	0	0	0												
Todd Jones, L (9, 1)					1B					0	0	0	0	0	0												
<b>Inning Stats</b>	R: 0 E: 0 K: 1 S: 7	H: 0 LOB: 0 BB: 0 P: 10	R: 0 E: 0 K: 0 S: 5	H: 0 LOB: 0 BB: 0 P: 8	R: 0 E: 0 K: 1 S: 8	H: 0 LOB: 0 BB: 0 P: 12	R: 0 E: 0 K: 1 S: 9	H: 1 LOB: 2 BB: 1 P: 17	R: 6 E: 0 K: 0 S: 21	H: 4 LOB: 3 BB: 4 P: 48	R: 0 E: 0 K: 1 S: 6	H: 0 LOB: 0 BB: 0 P: 7	R: 0 E: 0 K: 1 S: 12	H: 1 LOB: 1 BB: 0 P: 21	R: 0 E: 0 K: 0 S: 5	H: 0 LOB: 0 BB: 0 P: 10	1B: 5 2B: 1 3B: 0 HR: 0	SF: 0 SAC: 0 DP: 0 HBP: 1	WP: 0 PB: 0 CS: 0	PA: 36							
<b>PITCHER</b>	IP	WLS	BF	H	R	ER	SO	BB	IBB	HBP	BLK	WP	HR	S	P	ERA	WHIP										
Victor Santos, R (1, 1) ERA: 4.37	4.2	L	23	5	6	6	3	3	1	0	0	0	0	46	83	11.57	1.714										
Jeff Bennett, R (5, 1) ERA: 4.43	1.1		6	0	0	0	1	1	0	1	0	0	0	10	19	0.00	0.750										
Pedro Liriano, R (7, 1) ERA:	1.0		4	1	0	0	1	0	0	0	0	0	0	12	21	0.00	1.000										
Dan Kolb, R (8, 1) ERA: 2.47	1.0		3	0	0	0	0	0	0	0	0	0	0	5	10	0.00	0.000										



Batter	1	2	3	4	5	6	7	8	9	AB	R	H	RBI	BB	SO	LOB	TOP			
Scott Podsednik, L (1,8) OBP: 0.318, SLG: 0.381	B1																			
Brady Clark, R (1,9) OBP: 0.372, SLG: 0.363	F8	P4		F7		G3-1		L8												
Lyle Overbay, L (1,3) OBP: 0.392, SLG: 0.499	HR	F8				G5-3		2B	BB											
Wes Helms, R (1,5) OBP: 0.328, SLG: 0.335																				
Russell Branyan, L (7,5) OBP: 0.325, SLG: 0.618				G1-3		K		F8												
Geoff Jenkins, L (1,7) OBP: 0.314, SLG: 0.445	K																			
2 Bill Hall, R (1,4) OBP: 0.286, SLG: 0.404																				
Chad Moeller, R (1,2) OBP: 0.268, SLG: 0.318																				
Craig Counsell, L (1,6) OBP: 0.339, SLG: 0.323																				
15 Ben Sheets, R (1,1) OBP: 0.151, SLG: 0.082																				
Ben Grieve, L (8,PH) OBP: 0.364, SLG: 0.416																				
Luis Vizcaino, R (8,1) OBP: 0.339, SLG: 0.323																				
Mike Adams, R (9,1) OBP: 0.339, SLG: 0.323																				
<b>Inning Stats</b>	R: 1 E: 0 K: 1 S: 12	H: 2 LOB: 1 BB: 0 P: 15	R: 2 E: 0 K: 0 S: 12	H: 2 LOB: 2 BB: 2 P: 25	R: 0 E: 0 K: 0 S: 13	H: 1 LOB: 1 BB: 0 P: 18	R: 0 E: 0 K: 0 S: 10	H: 1 LOB: 1 BB: 0 P: 18	R: 0 E: 0 K: 1 S: 12	H: 2 LOB: 2 BB: 0 P: 14	R: 0 E: 0 K: 0 S: 10	H: 1 LOB: 2 BB: 2 P: 24	R: 0 E: 0 K: 0 S: 11	H: 1 LOB: 1 BB: 0 P: 16	R: 0 E: 0 K: 2 S: 8	H: 0 LOB: 0 BB: 0 P: 12	1B: 6 2B: 5 3B: 0 HR: 1	SF: 0 SAC: 0 DP: 1 HBP: 0	WP: 0 PB: 0 CS: 2	PA: 41
<b>PITCHER</b>	IP WLS BF H R ER SO BB IBB HBP BLK WP HR S P ERA WHIP																			
Randy Wolf, L (1,1) ERA: 4.28	3.0 16 5 3 3 1 2 0 0 0 0 1 37 58 9.00 2.333																			
Geoff Gandy, R (4,1) ERA: 6.28	2.0 8 2 0 0 1 0 0 0 0 0 0 21 36 0.00 1.000																			
Roberto Hernandez, R (6,1) ERA: 5.04	1.0 5 2 0 0 1 0 0 0 0 0 0 12 14 0.00 2.000																			
Rheal Cormier, L (7,1) ERA: 3.93	1.0 5 1 0 0 0 1 1 0 0 0 0 10 24 0.00 2.000																			
Felix Rodriguez, R (8,1) ERA: 3.48	1.0 4 1 0 0 0 0 0 0 0 0 0 11 16 0.00 1.000																			
<b>PITCHER</b>	IP WLS BF H R ER SO BB IBB HBP BLK WP HR S P ERA WHIP																			
Tim Worrell, R (9,1) ERA: 4.04	1.0 W 3 0 0 0 2 0 0 0 0 0 0 8 12 0.00 0.000																			

**Milwaukee Brewers @ Philadelphia Phillies**  
 Citizens Bank Park, Philadelphia, PA  
 Sat Aug 28 2004, 7:05 PM EDT  
 Att: 43,267 - Sunny - 87 F

AB	37
R	3
H	11
RBI	3
BB	4
SO	5
LOB	17



Batter	1	2	3	4	5	6	7	8	9	AB	R	H	RBI	BB	SO	LOB	BOTTOM					
11 Jimmy Rollins, S (1,6) OBP: 0.346, SLG: 0.427	F9																					
Jason Michaels, R (1,7) OBP: 0.365, SLG: 0.339	F9																					
Bobby Abreu, L (1,9) OBP: 0.411, SLG: 0.539	K																					
Jim Thome, L (1,3) OBP: 0.402, SLG: 0.616																						
David Bell, R (1,5) OBP: 0.364, SLG: 0.447																						
Placido Polanco, R (1,4) OBP: 0.331, SLG: 0.402																						
Mike Lieberthal, R (1,2) OBP: 0.320, SLG: 0.418																						
Marlon Byrd, R (1,8) OBP: 0.283, SLG: 0.311																						
<b>Inning Stats</b>	R: 0 E: 0 K: 1 S: 9	H: 0 LOB: 0 BB: 0 P: 13	R: 0 E: 0 K: 2 S: 10	H: 0 LOB: 0 BB: 0 P: 15	R: 2 E: 1 K: 1 S: 18	H: 2 LOB: 1 BB: 0 P: 26	R: 0 E: 0 K: 1 S: 7	H: 0 LOB: 0 BB: 0 P: 10	R: 0 E: 0 K: 0 S: 5	H: 0 LOB: 0 BB: 0 P: 8	R: 0 E: 0 K: 0 S: 7	H: 0 LOB: 0 BB: 0 P: 11	R: 1 E: 0 K: 1 S: 16	H: 2 LOB: 1 BB: 0 P: 23	R: 0 E: 0 K: 1 S: 15	H: 2 LOB: 2 BB: 0 P: 25	R: 1 E: 0 K: 0 S: 7	H: 1 LOB: 0 BB: 0 P: 10	1B: 4 2B: 1 3B: 1 HR: 1	SF: 0 SAC: 0 DP: 0 HBP: 0	WP: 0 PB: 0 CS: 0	PA: 33
<b>PITCHER</b>	IP WLS BF H R ER SO BB IBB HBP BLK WP HR S P ERA WHIP																					
15 Ben Sheets, R (1,1) ERA: 3.03	7.0 26 4 3 1 6 0 0 0 0 0 0 72 106 1.29 0.571																					
Luis Vizcaino, R (8,1) ERA: 4.24	1.0 5 2 0 0 1 0 0 0 0 0 0 15 25 0.00 2.000																					
Mike Adams, R (9,1) ERA: 3.29	0.1 L 2 1 1 1 0 0 0 0 0 0 1 7 10 27.00 3.000																					

**Milwaukee Brewers @ Philadelphia Phillies**  
 Citizens Bank Park, Philadelphia, PA  
 Sat Aug 28 2004, 7:05 PM EDT  
 Att: 43,267 - Sunny - 87 F

AB	33
R	4
H	7
RBI	4
BB	0
SO	7
LOB	7





Batter	1	2	3	4	5	6	7	8	9	AB	R	H	RBI	BB	SO	LOB	TOP			
Scott Podsednik, L (1, 8) OBP: 0.319, SLG: 0.382	L8		1B		1-2			F7		4	0	2	0	0	0	1				
Craig Counsell, L (1, 6) OBP: 0.336, SLG: 0.320	L5		K		G3			K		4	0	0	0	0	2	4				
Lyle Overbay, L (1, 3) OBP: 0.391, SLG: 0.496	L8			FC4-6 BB				F8		3	0	0	0	1	1	1				
Ben Grieve, L (1, 9) OBP: 0.364, SLG: 0.415				K						3	0	1	0	0	1	1				
Pedro Liriano, R (7, 1)				K						0	0	0	0	0	0	0				
Matt Wise, R (8, 1)				K						0	0	0	0	0	0	0				
Chris Magruder, S (9, PH) OBP: 0.368, SLG: 0.463				K						1	0	0	0	0	0	0				
Geoff Jenkins, L (1, 7) OBP: 0.313, SLG: 0.442		F8		FC4-6				K		3	0	0	0	0	1	2				
Russell Branyan, L (1, 5) OBP: 0.309, SLG: 0.583		G1-3		F8				K		4	0	0	0	0	2	3				
Keith Ginter, R (1, 4) OBP: 0.317, SLG: 0.421		G1-3						K		3	0	0	0	0	2	2				
Gary Bennett, R (1, 2) OBP: 0.265, SLG: 0.293			P2		G5-4-3			G4-3		3	0	0	0	0	0	1				
Wes Obermueller, R (1, 1) OBP: 0.367, SLG: 0.467										2	0	1	0	0	0	0				
Dave Burba, R (6, 1)										0	0	0	0	0	0	0				
Brady Clark, R (6, 9) OBP: 0.374, SLG: 0.363										0	0	0	0	0	0	0				
<b>Inning Stats</b>	R: 0 E: 0 K: 0 S: 8	H: 0 LOB: 0 BB: 0 P: 14	R: 0 E: 0 K: 0 S: 10	H: 1 LOB: 1 BB: 0 P: 15	R: 0 E: 0 K: 1 S: 12	H: 1 LOB: 1 BB: 0 P: 16	R: 0 E: 0 K: 1 S: 8	H: 0 LOB: 1 BB: 1 P: 14	R: 0 E: 0 K: 2 S: 11	H: 2 LOB: 2 BB: 0 P: 17	R: 0 E: 0 K: 2 S: 7	H: 0 LOB: 0 BB: 0 P: 8	R: 0 E: 0 K: 1 S: 8	H: 0 LOB: 1 BB: 0 P: 13	R: 0 E: 0 K: 2 S: 8	H: 0 LOB: 1 BB: 0 P: 11	1B: 4 2B: 0 3B: 0 HR: 0	SF: 0 SAC: 0 DP: 1 HBP: 3	WP: 0 PB: 0 CS: 0	PA: 34
<b>PITCHER</b> Cory Lidle, R (1, 1) ERA: 5.27	IP: 9.0 WLS: W BF: 34 H: 4 R: 0 ER: 0 SO: 9 BB: 1 IBB: 0 HBP: 3 BLK: 0 WP: 0 HR: 0 S: 84 P: 124 ERA: 0.00 WHIP: 0.556															<b>PITCHER</b>	IP: 9.0 WLS: W BF: 34 H: 4 R: 0 ER: 0 SO: 9 BB: 1 IBB: 0 HBP: 3 BLK: 0 WP: 0 HR: 0 S: 84 P: 124 ERA: 0.00 WHIP: 0.556			

Milwaukee Brewers @ Philadelphia Phillies  
Citizens Bank Park, Philadelphia, PA  
Sun Aug 29 2004, 1:35 PM EDT  
Att: 43,339 - Sunny - 81 F

AB	30
R	0
H	4
RBI	0
BB	1
SO	9
LOB	15



Batter	1	2	3	4	5	6	7	8	9	AB	R	H	RBI	BB	SO	LOB	BOTTOM			
11 Jimmy Rollins, S (1, 6) OBP: 0.348, SLG: 0.432	1B		G3		F7					5	1	3	1	0	0	2				
Jason Michaels, R (1, 7) OBP: 0.371, SLG: 0.348	2B		1B					FC5-4		4	0	2	1	1	1	2				
Bobby Abreu, L (1, 9) OBP: 0.379, SLG: 0.400	1B		BB		2B					4	1	3	0	0	0	1				
Lou Collier, R (6, PH) OBP: 0.379, SLG: 0.400	1B		1B					BB		1	0	0	0	0	0	0				
Jim Thome, L (1, 3) OBP: 0.401, SLG: 0.612	1B		1B					BB		3	1	0	0	1	0	4				
Tomas Perez, S (6, PH) OBP: 0.295, SLG: 0.418	1B		G1-3		F7			HR		1	0	0	0	0	0	0				
26 Chase Utley, L (1, 4) OBP: 0.300, SLG: 0.493	G4-3				K			F9		5	0	0	0	0	2	4				
Placido Polanco, R (1, 5) OBP: 0.335, SLG: 0.411	G4-3				1B			BB		4	3	3	1	0	0	0				
Mike Lieberthal, R (1, 2) OBP: 0.322, SLG: 0.418	F7				1B			HR		3	1	1	1	1	0	1				
Marlon Byrd, R (1, 8) OBP: 0.289, SLG: 0.327	L3				1B			BB		4	2	3	5	0	0	0				
Cory Lidle, R (1, 1) OBP: 0.226, SLG: 0.250					HR			HR		2	1	1	1	0	1	0				
<b>Inning Stats</b>	R: 1 E: 0 K: 0 S: 11	H: 3 LOB: 1 BB: 0 P: 20	R: 0 E: 0 K: 0 S: 6	H: 0 LOB: 0 BB: 0 P: 9	R: 1 E: 0 K: 0 S: 9	H: 2 LOB: 1 BB: 1 P: 17	R: 0 E: 0 K: 1 S: 11	H: 3 LOB: 2 BB: 0 P: 18	R: 0 E: 0 K: 1 S: 14	H: 1 LOB: 1 BB: 0 P: 15	R: 2 E: 0 K: 1 S: 19	H: 3 LOB: 1 BB: 0 P: 19	R: 5 E: 0 K: 1 S: 19	H: 4 LOB: 1 BB: 2 P: 40	R: 0 E: 0 K: 0 S: 8	H: 0 LOB: 0 BB: 0 P: 11	1B: 9 2B: 5 3B: 0 HR: 2	SF: 0 SAC: 2 DP: 1 HBP: 0	WP: 0 PB: 0 CS: 0	PA: 41
<b>PITCHER</b> Wes Obermueller, R (1, 1) ERA: 6.36	IP: 5.0 WLS: L BF: 24 H: 10 R: 4 ER: 5 SO: 4 BB: 2 IBB: 0 HBP: 0 BLK: 0 WP: 0 HR: 1 S: 49 P: 83 ERA: 7.20 WHIP: 2.200															<b>PITCHER</b>	IP: 5.0 WLS: L BF: 24 H: 10 R: 4 ER: 5 SO: 4 BB: 2 IBB: 0 HBP: 0 BLK: 0 WP: 0 HR: 1 S: 49 P: 83 ERA: 7.20 WHIP: 2.200			
Dave Burba, R (6, 1) ERA: 4.02	1.1	10	4	5	5	1	2	0	0	0	0	0	22	38	33.75	4.500				
Pedro Liriano, R (7, 1) ERA: 5.4	0.2	4	2	1	1	1	0	0	0	0	0	1	8	17	13.50	3.000				
Matt Wise, R (8, 1) ERA: 4.76	1.0	3	0	0	0	0	0	0	0	0	0	0	8	11	0.00	0.000				

Milwaukee Brewers @ Philadelphia Phillies  
Citizens Bank Park, Philadelphia, PA  
Sun Aug 29 2004, 1:35 PM EDT  
Att: 43,339 - Sunny - 81 F

AB	36
R	10
H	16
RBI	10
BB	3
SO	4
LOB	14





Batter	1	2	3	4	5	6	7	8	9	AB	R	H	RBI	BB	SO	LOB	TOP				
18 Jason Kendall, R OBP: 0.391, SLG: 0.373	G6-3	K			G3		HR		P3	5	1	1	0	0	1	0					
2 Jack Wilson, R OBP: 0.330, SLG: 0.464	HR			G4-3	G5-3		HR		F9	5	2	2	0	0	0	0					
Daryle Ward, L OBP: 0.314, SLG: 0.549	HR			G5-4-3 HBP	FC6-4 BB		HR		FC4-6 BB	2	2	2	5	2	0	0					
Craig Wilson, R OBP: 0.365, SLG: 0.518 Michael Gonzalez, R OBP: 1.000, SLG: 2.000 Bobby Hill, S OBP: 0.343, SLG: 0.333 Jose Mesa, R	G5-3			G5-4-3 1-2	FC6-4				FC4-6	4	0	1	0	0	0	2					
Rob Mackowiak, L OBP: 0.330, SLG: 0.443	HBP			F8			G4-3			3	0	0	0	1	0	1					
Jason Bay, R OBP: 0.374, SLG: 0.581	HBP			G5-3			G5-3		K	3	0	0	0	0	1	0					
Tike Redman, L OBP: 0.300, SLG: 0.367	P6				G4-3				P5	4	0	1	0	0	0	2					
Jose Castillo, R OBP: 0.307, SLG: 0.375		K			G4-3					3	0	1	0	1	1	0					
Josh Fogg, R OBP: 0.075, SLG: 0.075 Ty Wigginton, R OBP: 0.312, SLG: 0.425		K			G4-3				K	3	0	0	0	0	2	2					
Inning Stats	R: 2 E: 0 K: 0 S: 16	H: 2 LOB: 2 BB: 1 P: 25	R: 0 E: 0 K: 3 S: 12	H: 0 LOB: 0 BB: 0 P: 19	R: 0 E: 0 K: 0 S: 7	H: 0 LOB: 0 BB: 0 P: 13	R: 0 E: 0 K: 1 S: 7	H: 1 LOB: 2 BB: 1 P: 13	R: 0 E: 0 K: 0 S: 8	H: 0 LOB: 1 BB: 0 P: 13	R: 3 E: 0 K: 0 S: 15	H: 4 LOB: 1 BB: 0 P: 19	R: 0 E: 0 K: 2 S: 10	H: 1 LOB: 1 BB: 1 P: 16	R: 0 E: 0 K: 0 S: 9	H: 0 LOB: 1 BB: 1 P: 16	1B: 5 2B: 1 3B: 0 HR: 2	SF: 0 SAC: 0 DP: 1 HBP: 2	WP: 0 PB: 0 SB: 0 CS: 0	PA: 40	
PITCHER	IP	WLS	BF	H	R	ER	SO	BB	IBB	HBP	BLK	WP	HR	S	P	ERA	WHIP				
Ben Hendrickson, R ERA: 7.66	6.2	L	28	4	3	3	4	3	0	2	0	0	1	64	105	4.05	1.050				
Mike Adams, R ERA: 3.7	0.1		4	3	2	2	0	0	0	0	0	0	1	9	12	54.00	9.000				
Jeff Bennett, R ERA: 4.35	1.0		4	1	0	0	2	0	0	0	0	0	0	10	16	0.00	1.000				
Dan Kolb, R ERA: 2.42	1.0		4	0	0	0	0	1	0	0	0	0	0	9	16	0.00	1.000				

Pittsburgh Pirates @ Milwaukee Brewers  
Miller Park, Milwaukee, WI  
Mon Aug 30 2004, 7:05 PM CDT  
Att: 23,512 - Sunny - 75 F


AB 34  
R 5  
H 8  
RBI 5  
BB 4  
SO 6  
LOB 9



Batter	1	2	3	4	5	6	7	8	9	AB	R	H	RBI	BB	SO	LOB	BOTTOM					
Scott Podsednik, L OBP: 0.319, SLG: 0.381	CS		G4-3		F9			L8		4	0	1	0	0	0	1						
Brady Clark, R OBP: 0.369, SLG: 0.358	G5-3			P5		G6-3		F8		4	0	0	0	0	0	1						
Lyle Overbay, L OBP: 0.391, SLG: 0.496	L3			K		1B		1B		4	0	2	0	0	1	0						
Russell Branyan, L OBP: 0.318, SLG: 0.587		G3		1B		F8		K		3	0	1	0	1	1	2						
Geoff Jenkins, L OBP: 0.315, SLG: 0.447	G3			1B		L8			2 SF9	4	1	2	0	0	0	2						
2 Bill Hall, R OBP: 0.283, SLG: 0.400	G6-3			F9			K		SF9	3	0	0	1	0	1	3						
Chad Moeller, R OBP: 0.267, SLG: 0.321	G6-3				K		2B		K	4	0	1	0	0	2	1						
Craig Counsell, L OBP: 0.335, SLG: 0.317			G4-3				F7		G5-3	3	0	0	0	1	0	1						
Ben Hendrickson, R ERA: 7.66 Mike Adams, R ERA: 3.7 Ben Griewe, L OBP: 0.346, SLG: 0.415 Wes Helms, R OBP: 0.321, SLG: 0.333 Jeff Bennett, R ERA: 4.35 Dan Kolb, R ERA: 2.42			L9				F8			2	0	0	0	0	1	1						
Inning Stats	R: 0 E: 0 K: 0 S: 10	H: 1 LOB: 0 BB: 0 P: 14	R: 0 E: 0 K: 0 S: 6	H: 1 LOB: 1 BB: 0 P: 9	R: 0 E: 0 K: 0 S: 10	H: 0 LOB: 0 BB: 0 P: 16	R: 0 E: 0 K: 1 S: 14	H: 1 LOB: 2 BB: 1 P: 24	R: 0 E: 0 K: 2 S: 10	H: 0 LOB: 1 BB: 1 P: 18	R: 0 E: 0 K: 0 S: 11	H: 1 LOB: 1 BB: 0 P: 14	R: 0 E: 0 K: 1 S: 15	H: 1 LOB: 0 BB: 0 P: 22	R: 0 E: 0 K: 1 S: 11	H: 1 LOB: 1 BB: 0 P: 20	R: 1 E: 0 K: 1 S: 13	H: 1 LOB: 0 BB: 0 P: 20	1B: 4 2B: 2 3B: 1 HR: 0	SF: 1 SAC: 0 DP: 0 HBP: 0	WP: 0 PB: 0 SB: 0 CS: 1	PA: 35
PITCHER	IP	WLS	BF	H	R	ER	SO	BB	IBB	HBP	BLK	WP	HR	S	P	ERA	WHIP					
Josh Fogg, R ERA: 2.71	6.2	W	26	5	0	0	4	2	0	0	0	0	0	15	27	0.00	0.750					
Michael Gonzalez, L ERA: 1.1	1.1		5	1	0	0	1	0	0	0	0	0	0	13	20	9.00	1.000					
Jose Mesa, R ERA: 3.22	1.0		4	1	1	1	1	0	0	0	0	0	0	13	20	9.00	1.000					

Pittsburgh Pirates @ Milwaukee Brewers  
Miller Park, Milwaukee, WI  
Mon Aug 30 2004, 7:05 PM CDT  
Att: 23,512 - Sunny - 75 F

AB 32  
R 1  
H 7  
RBI 1  
BB 2  
SO 6  
LOB 13













Batter	1	2	3	4	5	6	7	8	9	AB	R	H	RBI	BB	SO	LOB	TOP					
<b>Tike Redman, L</b> (1, 8) OBP: 0.300, SLG: 0.365	F7		P6			1B		G3		4	0	1	0	0	0	1						
<b>2 Jack Wilson, R</b> (1, 6) OBP: 0.333, SLG: 0.463 <b>Frank Brooks, L</b> (6, 1)	2B			K					K2-3	3	0	1	0	0	2	1						
<b>19 José Bautista, R</b> (9, PH) OBP: 0.305, SLG: 0.280										1	0	0	0	0	1	0						
<b>Daryle Ward, L</b> (1, 3) OBP: 0.316, SLG: 0.541	K			F7						4	0	1	0	0	2	1						
<b>Rob Mackowiak, L</b> (1, 9) OBP: 0.325, SLG: 0.433	P5			K2-3						4	0	0	0	0	1	2						
<b>Ty Wigginton, R</b> (1, 5) OBP: 0.317, SLG: 0.433		G5-3				BB				2	1	1	1	1	0	0						
<b>Jason Bay, R</b> (1, 7) OBP: 0.397, SLG: 0.564	F8			P4				HR		3	0	0	0	0	0	1						
<b>Abraham Nunez, S</b> (1, 4) OBP: 0.281, SLG: 0.314 (6, 6)				G6-4-3						3	0	0	0	0	2	1						
<b>11 Humberto Cota, R</b> (1, 2) OBP: 0.280, SLG: 0.478				K						3	0	0	0	0	2	0						
<b>Dave Williams, L</b> (1, 1) <b>Nelson Figueroa, R</b> (4, 1) <b>Bobby Hill, S</b> (6, 4) OBP: 0.345, SLG: 0.332				G2-3						1	0	0	0	0	0	0						
<b>Inning Stats</b>	R: 0 E: 0 K: 1 S: 13	H: 1 LOB: 1 BB: 0 P: 17	R: 0 E: 0 K: 1 S: 7	H: 0 LOB: 0 BB: 0 P: 11	R: 0 E: 0 K: 1 S: 7	H: 0 LOB: 0 BB: 0 P: 11	R: 0 E: 0 K: 2 S: 10	H: 0 LOB: 0 BB: 1 P: 12	R: 0 E: 0 K: 0 S: 2	H: 0 LOB: 0 BB: 1 P: 7	R: 0 E: 0 K: 1 S: 11	H: 1 LOB: 1 BB: 0 P: 16	R: 1 E: 0 K: 1 S: 8	H: 1 LOB: 0 BB: 0 P: 10	R: 0 E: 0 K: 2 S: 8	H: 0 LOB: 1 BB: 0 P: 11	R: 0 E: 0 K: 1 S: 7	H: 1 LOB: 0 BB: 0 P: 10	1B: 2 2B: 2 3B: 0 HR: 1	SF: 0 SAC: 0 DP: 2 HBP: 1	WP: 0 PB: 0 SB: 1 CS: 0	PA: 31
<b>PITCHER</b> <b>15 Ben Sheets, R</b> (1, 1) ERA: 2.94	IP: 9.0 WLS: W BF: 31 H: 4 R: 1 ER: 1 SO: 10 BB: 1 IBB: 0 HBP: 1 BLK: 0 WP: 0 HR: 1 S: 73 P: 105 ERA: 1.00 WHIP: 0.556											<b>PITCHER</b>	IP: 9.0 WLS: W BF: 31 H: 4 R: 1 ER: 1 SO: 10 BB: 1 IBB: 0 HBP: 1 BLK: 0 WP: 0 HR: 1 S: 73 P: 105 ERA: 1.00 WHIP: 0.556									

**Pittsburgh Pirates @ Milwaukee Brewers**  
Miller Park, Milwaukee, WI  
Thu Sep 02 2004, 1:05 PM CDT  
Att: 11,763 - Sunny - 82 F

AB	29
R	1
H	4
RBI	1
BB	1
SO	10
LOB	7



Batter	1	2	3	4	5	6	7	8	9	AB	R	H	RBI	BB	SO	LOB	BOTTOM			
<b>Brady Clark, R</b> (1, 8) OBP: 0.373, SLG: 0.363	3B	HR		CI		1B		F8		2	3	1	0	1	0	0				
<b>2 Bill Hall, R</b> (1, 4) OBP: 0.283, SLG: 0.404	F8	HR		K		BB				4	1	2	4	1	1	3				
<b>Lyle Overbay, L</b> (1, 3) OBP: 0.394, SLG: 0.493	K	K			BB	BB		F8		4	0	1	0	1	2	2				
<b>Geoff Jenkins, L</b> (1, 7) OBP: 0.316, SLG: 0.452	1B	3B		G1-3		BB		F8		3	1	1	1	1	0	2				
<b>Keith Ginter, R</b> (1, 5) OBP: 0.320, SLG: 0.436	1B			F7		BB		HR		4	1	2	2	0	0	2				
<b>Chris Magruder, S</b> (1, 9) OBP: 0.345, SLG: 0.404	F8			G4-3		K		F7		4	0	0	0	0	1	3				
<b>Chad Moeller, R</b> (1, 2) OBP: 0.267, SLG: 0.322		1B				2B		K		4	0	2	0	0	1	2				
<b>Craig Counsell, L</b> (1, 6) OBP: 0.329, SLG: 0.311		HR		L7				P3		4	1	0	0	0	0	2				
<b>15 Ben Sheets, R</b> (1, 1) OBP: 0.143, SLG: 0.077		SH3-4		K		G6-3		K		3	0	0	0	0	2	1				
<b>Inning Stats</b>	R: 2 E: 0 K: 1 S: 15	H: 2 LOB: 1 BB: 0 P: 23	R: 3 E: 0 K: 1 S: 12	H: 2 LOB: 0 BB: 1 P: 17	R: 0 E: 0 K: 0 S: 8	H: 0 LOB: 0 BB: 0 P: 13	R: 0 E: 1 K: 2 S: 17	H: 1 LOB: 2 BB: 0 P: 21	R: 0 E: 0 K: 1 S: 10	H: 1 LOB: 2 BB: 1 P: 18	R: 1 E: 0 K: 0 S: 15	H: 2 LOB: 2 BB: 1 P: 28	R: 1 E: 0 K: 1 S: 9	H: 1 LOB: 0 BB: 0 P: 13	R: 0 E: 0 K: 1 S: 6	H: 0 LOB: 1 BB: 1 P: 13	1B: 4 2B: 2 3B: 1 HR: 2	SF: 0 SAC: 1 DP: 0 HBP: 1	WP: 0 PB: 0 SB: 1 CS: 0	PA: 39
<b>PITCHER</b> <b>Dave Williams, L</b> (1, 1) ERA: 8.71 <b>Nelson Figueroa, R</b> (4, 1) ERA: 6.0 <b>Frank Brooks, L</b> (6, 1) ERA: 1.23	IP: 3.2 WLS: L BF: 19 H: 5 R: 5 ER: 5 SO: 3 BB: 0 IBB: 0 HBP: 1 BLK: 0 WP: 0 HR: 1 S: 49 P: 71 ERA: 12.27 WHIP: 1.364											<b>PITCHER</b>	IP: 3.2 WLS: L BF: 19 H: 5 R: 5 ER: 5 SO: 3 BB: 0 IBB: 0 HBP: 1 BLK: 0 WP: 0 HR: 1 S: 49 P: 71 ERA: 12.27 WHIP: 1.364							

**Pittsburgh Pirates @ Milwaukee Brewers**  
Miller Park, Milwaukee, WI  
Thu Sep 02 2004, 1:05 PM CDT  
Att: 11,763 - Sunny - 82 F

AB	32
R	7
H	9
RBI	7
BB	4
SO	7
LOB	17





Batter	1	2	3	4	5	6	7	8	9	AB	R	H	RBI	BB	SO	LOB	TOP		
6 Ryan Freel, R OBP: 0.374, SLG: 0.356 (1, 8)	2-2 G5-4-3 1B	2-2 G5-4-3 1-2f			2-2 G6-3 3B		3-2 FC4-6 BB 1-2f		4-2 BB	4	1	2	0	1	0	4	<b>Cincinnati Reds @ Milwaukee Brewers</b> Miller Park, Milwaukee, WI Fri Sep 03 2004, 7:05 PM CDT Att: 16,262 - Sunny - 70 F		
Bary Larkin, R OBP: 0.358, SLG: 0.429 (1, 6)	1-1 SAFE G5-4-3 1-2f			4-2 G4-6-3 BB	0-0 G6-3		4-1 BB 1-2		1-0 F9	3	0	0	1	2	0	3			
Sean Casey, L OBP: 0.390, SLG: 0.565 (1, 3)	4-1 BB			3-2 G4-6-3 1-2f	3-H 6-1 P5		2-1 G3			3	0	0	0	1	0	3			
Adam Dunn, L OBP: 0.397, SLG: 0.586 (1, 7)	0-2 K			1-3 K		1-2 G5-3		0-0 L8		4	0	0	0	0	2	1			
D'Angelo Jimenez, S OBP: 0.351, SLG: 0.371 (1, 4)				0-1 G4-6-3 1B		2-2 P5		1-3 K		3	1	1	0	1	1	0			
Austin Kearns, R OBP: 0.345, SLG: 0.380 (1, 9)				1-1 G4-6-3 1-2f		2-1 HR		1-2 F9		4	2	2	1	0	0	1			
Felipe Lopez, S OBP: 0.327, SLG: 0.421 Phil Norton, R (4, 1)				3-1 1B FC4-6 2B		3-2 P5		1-3 K		1	0	1	1	1	0	0			
John Vander Wal, L OBP: 0.316, SLG: 0.311 Joe Valentin, R (6, PH)				1-1 FC4-6 1B						0	0	0	0	0	0	0			
Danny Graves, R (8, 1)				2-3 3-H 2-2						0	0	0	0	0	0	0			
Gabe White, L (8, 1)				2-3 3-H 2-2						0	0	0	0	0	0	0			
Jacob Cruz, L OBP: 0.333, SLG: 0.306 (6, PH)				1-1 FC4-6 1B						1	0	0	1	1	0	0			
Jason LaRue, R OBP: 0.332, SLG: 0.432 Javier Valentin, S (2, PR)				1-3 FC4-6 1B		2-1 P6		2-2 FC4-6 1B		1	0	0	1	0	0	1			
Brandon Claussen, R OBP: 0.332, SLG: 0.432 Javier Valentin, S (2, PR)				3-2 E6 G5-4-3 2-3		1-2 G6-3		1-0 F7		3	0	2	0	0	0	1			
Todd Van Poppel, R OBP: 0.176, SLG: 0.125 Darren Bragg, L OBP: 0.241, SLG: 0.352 (4, 8)				3-2 E6 G5-4-3 2-3		1-2 G6-3		1-0 F7		1	0	0	0	0	0	1			
				2-3 3-H 2-2		1-2 G6-3		1-0 F7		0	0	0	0	0	0	2			
<b>Inning Stats</b>	R: 0 E: 0 K: 1 S: 9	H: 1 LOB: 1 BB: 1 P: 16	R: 2 E: 2 K: 0 S: 15	H: 2 LOB: 2 BB: 1 P: 30	R: 0 E: 0 K: 1 S: 9	H: 0 LOB: 0 BB: 1 P: 17	R: 0 E: 0 K: 0 S: 7	H: 1 LOB: 1 BB: 1 P: 14	R: 1 E: 0 K: 0 S: 11	H: 1 LOB: 0 BB: 0 P: 14	R: 1 E: 0 K: 0 S: 12	H: 1 LOB: 0 BB: 0 P: 20	R: 0 E: 0 K: 1 S: 10	H: 0 LOB: 0 BB: 0 P: 9	R: 0 E: 0 K: 1 S: 11	H: 1 LOB: 2 BB: 1 P: 19		1B: 4 2B: 2 3B: 1 HR: 1	SF: 0 SAC: 0 DP: 4 HBP: 0
<b>PITCHER</b>	IP WLS BF H R ER SO BB IBB HBP BLK WP HR S P ERA WHIP	6.0 W 25 6 4 4 2 4 0 0 0 0 1 63 111 6.00 1.667	2.0 8 1 0 0 1 1 0 0 0 0 0 17 31 0.00 1.000	1.0 5 1 0 0 1 1 0 0 0 0 0 11 19 0.00 2.000															

AB	32
R	4
H	8
RBI	4
BB	6
SO	4
LOB	17



Batter	1	2	3	4	5	6	7	8	9	AB	R	H	RBI	BB	SO	LOB	BOTTOM			
Scott Podsednik, L OBP: 0.324, SLG: 0.383 (1, 8)	2-2 G1-6-3 2B	0-1 2B 1B	2-0 K		3-2 2-3 1B		1-0 L4	1-0 FC3-2		6	2	4	0	0	0	2	<b>Cincinnati Reds @ Milwaukee Brewers</b> Miller Park, Milwaukee, WI Fri Sep 03 2004, 7:05 PM CDT Att: 16,262 - Sunny - 70 F			
2 Bill Hall, R OBP: 0.281, SLG: 0.400 (1, 6)	3-2 SAFE G1-6-3 1-2	0-1 F8	2-3 K		2-3 K		2-2 2B	0-3 K		6	0	1	0	0	3	9				
Lyle Overbay, L OBP: 0.394, SLG: 0.493 (1, 3)	4-2 2B BB	0-0 1B FC6-4 2B	1-2 P2		0-3 K		2-3 K			4	2	1	1	1	2	5				
Geoff Jenkins, L OBP: 0.320, SLG: 0.458 Mike Adams, R (9, 1)	1-2 SF8 2B	1-2 FC6-4 1B	4-0 IBB		1-1 F7		0-2 K			4	1	3	3	1	0	2				
Keith Ginter, R OBP: 0.318, SLG: 0.432 (1, 4)	0-2 HR 1B	2-2 FC6-4 BB	0-3 K		0-0 P5		3-1 F8			5	1	1	1	0	1	6				
Brady Clark, R OBP: 0.376, SLG: 0.362 (1, 9)	1-0 SF8 3-H	4-2 BB			0-0 G5-3		4-0 2B BB	4-2 1B BB		1	2	0	1	3	0	0				
Wes Helms, R OBP: 0.331, SLG: 0.354 (1, 5)	3-2 1-H HR	3-2 F8			2-1 L7		1-2 F8 2B	0-0 FC6-4 1B FC3-2 1B		5	1	3	3	0	0	2				
Gary Bennett, R OBP: 0.279, SLG: 0.323 (1, 2)	0-0 G5-3				1-0 G1-3		2-2 F8	0-1 FC6-4 1B		5	1	2	2	0	0	1				
Wes Obermueller, R OBP: 0.424, SLG: 0.500 Dave Krynzal, L (6, PH)					1-1 E8 1B		1-1 P6	2-2 FC6-4 FC3-2		2	1	2	0	1	0	0				
Pedro Liriano, R (7, 1)					1-1 E8 1B		1-1 P6	2-2 FC6-4 FC3-2		1	0	0	0	0	0	1				
Chris Magruder, S OBP: 0.339, SLG: 0.396 (9, 7)					1-1 E8 1B		1-1 P6	2-2 FC6-4 FC3-2		0	0	0	0	0	0	0				
					1-1 E8 1B		1-1 P6	2-2 FC6-4 FC3-2		1	0	0	0	0	0	2				
<b>Inning Stats</b>	R: 5 E: 0 K: 0 S: 28	H: 4 LOB: 0 BB: 1 P: 42	R: 3 E: 0 K: 0 S: 19	H: 3 LOB: 2 BB: 2 P: 33	R: 1 E: 0 K: 2 S: 16	H: 3 LOB: 3 BB: 1 P: 28	R: 0 E: 0 K: 0 S: 4	H: 0 LOB: 0 BB: 0 P: 7	R: 0 E: 1 K: 2 S: 14	H: 2 LOB: 2 BB: 0 P: 21	R: 1 E: 0 K: 0 S: 10	H: 1 LOB: 1 BB: 1 P: 18	R: 0 E: 0 K: 1 S: 12	H: 2 LOB: 0 BB: 0 P: 20	R: 1 E: 0 K: 1 S: 15	H: 2 LOB: 2 BB: 1 P: 22		1B: 10 2B: 5 3B: 0 HR: 2	SF: 1 SAC: 0 DP: 0 HBP: 0	WP: 0 PA: 47 PB: 0 SB: 1 CS: 0
<b>PITCHER</b>	IP WLS BF H R ER SO BB IBB HBP BLK WP HR S P ERA WHIP	1.1 L 13 7 8 8 0 2 0 0 0 0 1 37 56 54.00 6.750	1.2 10 3 1 1 2 1 1 0 0 0 0 1 26 47 5.40 2.400	6.65 8.62 5.28 8.62 4.23																

AB	40
R	11
H	17
RBI	11
BB	6
SO	6
LOB	30









Batter	1	2	3	4	5	6	7	8	9	AB	R	H	RBI	BB	SO	LOB	TOP			
6 Ryan Freel, R (1, 8) OBP: 0.373, SLG: 0.364	2-2 S G6-3 2B	3-2 HR		1-0 1B HR 1B	3-3 K			1-0 F8		5	3	3	1	0	1	1	<b>Cincinnati Reds @ Milwaukee Brewers</b> Miller Park, Milwaukee, WI Sun Sep 05 2004, 1:05 PM CDT Att: 33,446 - Overcast - 81 F			
Juan Castro, R (1, 5) OBP: 0.294, SLG: 0.375	0-0 B2	1-1 BB 2B 1B		0-1 P5		0-0 G6-3		0-1 FC4-6 1B 1-3 1B		5	1	2	0	0	0	2				
Sean Casey, L (1, 3) OBP: 0.392, SLG: 0.562	3-2 G6-3 BB 1B HBP	1-0 F8		2-0 HR 1B 1-3		1-0 F7		0-0 FC4-6 1B 1-2 2-1 1B		4	2	2	1	0	0	1				
Adam Dunn, L (1, 7) OBP: 0.399, SLG: 0.588	4-2 G6-3 1B BB 1-2 2-3	4-2 2B BB		3-2 HR 1-1 3-H HR		1-3 K		FC4-6 1B 1-2 2-1		3	2	1	3	2	1	2				
D'Angelo Jimenez, S (1, 4) OBP: 0.353, SLG: 0.373	2-0 G6-3 1-2 2-3 3-H	1-2 2B		0-0 1B		1-0 G6-3		0-0 P6		5	0	2	2	0	0	4				
Austin Keams, R (1, 9) OBP: 0.344, SLG: 0.403	4-0 1B BB	2-1 P2		2-2 F7		3-2 2B		2-2 G6-3		4	0	1	0	1	0	3				
Felipe Lopez, S (1, 6) OBP: 0.328, SLG: 0.422	1-1 FC5-4 1B 1-3 2-H 3-H		3-1 L5-3 1B		0-0 F7		1-3 K		2-3 K		5	0	2	2	0	2				
Corky Miller, R (1, 2) OBP: 0.344, SLG: 0.403	FC5-4 1B 1-2		2-2 L5-3 1-1		3-3 K		0-0 G6-3		2-2 F9		5	0	0	0	0	1		4		
Luke Hudson, R (1, 1) OBP: 0.200, SLG: 0.111		2-1 G3-1		0-1 G5-3		1-3 K		1-2 1B 1B 1B		3	0	0	0	0	1	0				
Joe Valentine, R (7, 1) ERA: 12.15										0	0	0	0	0	0	0				
Darren Bragg, L (8, PH) OBP: 0.267, SLG: 0.375										1	1	1	0	0	0	0				
Juan Padilla, R (8, 1) ERA: 3.86										0	0	0	0	0	0	0				
Ryan Wagner, R (9, 1) ERA: 4.66										0	0	0	0	0	0	0				
<b>Inning Stats</b>	R: 3 E: 0 K: 0 S: 18	H: 2 LOB: 2 BB: 2 P: 35	R: 2 E: 0 K: 0 S: 15	H: 3 LOB: 2 BB: 1 P: 29	R: 0 E: 0 K: 0 S: 7	H: 1 LOB: 0 BB: 0 P: 12	R: 3 E: 0 K: 0 S: 13	H: 4 LOB: 1 BB: 0 P: 21	R: 0 E: 0 K: 1 S: 12	H: 0 LOB: 0 BB: 0 P: 19	R: 0 E: 0 K: 1 S: 12	H: 1 LOB: 1 BB: 0 P: 17	R: 1 E: 0 K: 0 S: 12	H: 3 LOB: 2 BB: 0 P: 16	R: 0 E: 0 K: 1 S: 12	H: 0 LOB: 0 BB: 0 P: 18	1B: 9 2B: 4 3B: 0 HR: 2	SF: 0 SAC: 0 DP: 1 HBP: 1	WP: 0 PB: 0 SB: 1 CS: 0	PA: 44
<b>PITCHER</b>	IP WLS BF H R ER SO BB IBB HBP BLK WP HR S P ERA WHIP	IP WLS BF H R ER SO BB IBB HBP BLK WP HR S P ERA WHIP	IP WLS BF H R ER SO BB IBB HBP BLK WP HR S P ERA WHIP	IP WLS BF H R ER SO BB IBB HBP BLK WP HR S P ERA WHIP	IP WLS BF H R ER SO BB IBB HBP BLK WP HR S P ERA WHIP	IP WLS BF H R ER SO BB IBB HBP BLK WP HR S P ERA WHIP	IP WLS BF H R ER SO BB IBB HBP BLK WP HR S P ERA WHIP	IP WLS BF H R ER SO BB IBB HBP BLK WP HR S P ERA WHIP	IP WLS BF H R ER SO BB IBB HBP BLK WP HR S P ERA WHIP	IP WLS BF H R ER SO BB IBB HBP BLK WP HR S P ERA WHIP	IP WLS BF H R ER SO BB IBB HBP BLK WP HR S P ERA WHIP	IP WLS BF H R ER SO BB IBB HBP BLK WP HR S P ERA WHIP	IP WLS BF H R ER SO BB IBB HBP BLK WP HR S P ERA WHIP	IP WLS BF H R ER SO BB IBB HBP BLK WP HR S P ERA WHIP	IP WLS BF H R ER SO BB IBB HBP BLK WP HR S P ERA WHIP	IP WLS BF H R ER SO BB IBB HBP BLK WP HR S P ERA WHIP	IP WLS BF H R ER SO BB IBB HBP BLK WP HR S P ERA WHIP			


AB	40
R	9
H	14
RBI	9
BB	3
SO	6
LOB	19



Batter	1	2	3	4	5	6	7	8	9	AB	R	H	RBI	BB	SO	LOB	BOTTOM					
Dave Kryszel, L (1, 8) OBP: 0.091, SLG: 0.091	3-3 K		1-0 FC4-6 2B 1-2		2-2 P4			2-1 G4-3		4	0	0	1	0	1	2	<b>Cincinnati Reds @ Milwaukee Brewers</b> Miller Park, Milwaukee, WI Sun Sep 05 2004, 1:05 PM CDT Att: 33,446 - Overcast - 81 F					
Brady Clark, R (1, 9) OBP: 0.375, SLG: 0.364	3-1 F9		2-0 2B 1-3			1-1 G5-3		3-2 G6-3		4	0	1	0	0	0	0						
Lyle Overbay, L (1, 3) OBP: 0.393, SLG: 0.491	3-1 F8		1-3 K			3-1 G3-1		2-3 K		4	0	0	0	0	2	2						
Geoff Jenkins, L (1, 7) OBP: 0.332, SLG: 0.458		2-1 G4-3		2-3 K		3-3 K			0-0 G6-3		2	0	0	0	1	0						
Brooks Kieschnick, L (6, 1) OBP: 0.368, SLG: 0.423										1	0	0	0	0	1	0						
2 Bill Hall, R (8, 6) OBP: 0.280, SLG: 0.399										1	0	0	0	0	0	0						
Keith Ginter, R (1, 4) OBP: 0.321, SLG: 0.449		4-1 BB		1-0 F7		3-2 L5		1-0 HR		3	1	1	1	1	0	0						
Russell Branyan, L (1, 5) OBP: 0.314, SLG: 0.571		0-0 L9		0-1 G3		2-3 K		2-1 F7		4	0	0	0	0	1	1						
Gary Bennett, R (1, 2) OBP: 0.288, SLG: 0.333		3-1 P6			4-2 BB		2-1 1B		2-1 2B		3	0	2	0	1	0		1				
Craig Counsell, L (1, 6) OBP: 0.330, SLG: 0.307			4-2 FC4-6 BB		1-2 F8		2-3 K		2-2 G6-3		2	0	0	0	1	1		2				
Jeff Bennett, R (8, 1) OBP: 0.330, SLG: 0.352										0	0	0	0	0	0	0						
Wes Helms, R (9, PH) OBP: 0.330, SLG: 0.352										1	0	0	0	0	0	1						
Jorge De La Rosa, L (1, 1) ERA: 2.96										0	0	0	0	0	0	0						
Pedro Liriano, R (2, 1) ERA: 8.1										1	0	0	0	0	0	1						
Chris Magruder, S (5, PH) ERA: 3.86										2	1	1	0	0	0	1						
Ryan Wagner, R (9, 1) ERA: 4.57										0	0	0	0	0	0	0						
<b>Inning Stats</b>	R: 0 E: 0 K: 1 S: 7	H: 0 LOB: 0 BB: 0 P: 16	R: 0 E: 0 K: 0 S: 6	H: 0 LOB: 1 BB: 1 P: 15	R: 0 E: 0 K: 1 S: 8	H: 1 LOB: 2 BB: 1 P: 16	R: 0 E: 0 K: 1 S: 7	H: 0 LOB: 0 BB: 0 P: 10	R: 0 E: 0 K: 1 S: 12	H: 0 LOB: 0 BB: 1 P: 19	R: 0 E: 0 K: 1 S: 8	H: 0 LOB: 0 BB: 0 P: 15	R: 0 E: 0 K: 2 S: 12	H: 1 LOB: 1 BB: 0 P: 21	R: 1 E: 0 K: 1 S: 14	H: 1 LOB: 0 BB: 0 P: 22	R: 1 E: 0 K: 0 S: 9	H: 2 LOB: 1 BB: 0 P: 16	1B: 1 2B: 2 3B: 1 HR: 1	SF: 0 SAC: 0 DP: 0 HBP: 0	WP: 0 PB: 0 SB: 0 CS: 0	PA: 35
<b>PITCHER</b>	IP WLS BF H R ER SO BB IBB HBP BLK WP HR S P ERA WHIP	IP WLS BF H R ER SO BB IBB HBP BLK WP HR S P ERA WHIP	IP WLS BF H R ER SO BB IBB HBP BLK WP HR S P ERA WHIP	IP WLS BF H R ER SO BB IBB HBP BLK WP HR S P ERA WHIP	IP WLS BF H R ER SO BB IBB HBP BLK WP HR S P ERA WHIP	IP WLS BF H R ER SO BB IBB HBP BLK WP HR S P ERA WHIP	IP WLS BF H R ER SO BB IBB HBP BLK WP HR S P ERA WHIP	IP WLS BF H R ER SO BB IBB HBP BLK WP HR S P ERA WHIP	IP WLS BF H R ER SO BB IBB HBP BLK WP HR S P ERA WHIP	IP WLS BF H R ER SO BB IBB HBP BLK WP HR S P ERA WHIP	IP WLS BF H R ER SO BB IBB HBP BLK WP HR S P ERA WHIP	IP WLS BF H R ER SO BB IBB HBP BLK WP HR S P ERA WHIP	IP WLS BF H R ER SO BB IBB HBP BLK WP HR S P ERA WHIP	IP WLS BF H R ER SO BB IBB HBP BLK WP HR S P ERA WHIP	IP WLS BF H R ER SO BB IBB HBP BLK WP HR S P ERA WHIP	IP WLS BF H R ER SO BB IBB HBP BLK WP HR S P ERA WHIP	IP WLS BF H R ER SO BB IBB HBP BLK WP HR S P ERA WHIP					





Batter	1	2	3	4	5	6	7	8	9	AB	R	H	RBI	BB	SO	LOB	TOP										
Scott Podsednik, L (1.8) OBP: 0.327, SLG: 0.383	G6-3		1-1 1B	G4-6-3 1B			F7		F8	5	1	2	0	0	0	2	<b>Milwaukee Brewers @ Pittsburgh Pirates</b> PNC Park, Pittsburgh, PA Mon Sep 06 2004, 4:05 PM EDT Att: 12,771 - Sunny - 75 F										
Brady Clark, R (1.9) OBP: 0.375, SLG: 0.368	F7		1-1 2B	P4			G5-3		2B	5	1	2	4	0	0	1											
Lyle Overbay, L (1.3) OBP: 0.392, SLG: 0.487	K		1-2 2B	G4-6-3 1-2			F7		F8	4	1	0	0	1	1	2											
Geoff Jenkins, L (1.7) OBP: 0.323, SLG: 0.466		1-0 HR	3-1 1B			G4-3		G4-3		4	2	2	3	0	0	0											
Keith Ginter, R (1.4) OBP: 0.321, SLG: 0.444	F7		1-2 1B	HBP			K		K	3	1	0	0	0	2	0											
Russell Branyan, L (1.5) OBP: 0.302, SLG: 0.547	G4-3		2-3 K				K		F8	4	0	0	0	0	2	2											
Chad Moeller, R (1.2) OBP: 0.272, SLG: 0.317	G5-3		4-2 1B				F9		2B	2	1	0	0	1	0	0											
Craig Counsell, L (1.6) OBP: 0.333, SLG: 0.310			1-2 2-3				F9		2B	3	2	2	2	1	0	0											
Gary Glover, R (1.1) Ben Ford, R (6.1) Mike Adams, R (7.1) Dave Krynzek, L (9.1) Luis Vizcaino, R (9.1) Dan Kolb, R (9.1)			1-1 1B				K		B5	3	0	0	0	0	0	2											
<b>Inning Stats</b>	R: 0 E: 0 K: 1 S: 11	H: 0 LOB: 0 BB: 0 P: 17	R: 1 E: 0 K: 0 S: 6	H: 1 LOB: 0 BB: 0 P: 11	R: 6 E: 0 K: 2 S: 24	H: 5 LOB: 2 BB: 2 P: 43	R: 0 E: 0 K: 0 S: 7	H: 1 LOB: 0 BB: 0 P: 10	R: 0 E: 0 K: 2 S: 8	H: 0 LOB: 0 BB: 0 P: 11	R: 0 E: 0 K: 1 S: 9	H: 0 LOB: 0 BB: 0 P: 10	R: 0 E: 0 K: 0 S: 10	H: 0 LOB: 0 BB: 0 P: 14	R: 0 E: 0 K: 1 S: 7	H: 0 LOB: 0 BB: 0 P: 11		R: 2 E: 0 K: 0 S: 8	H: 1 LOB: 1 BB: 1 P: 18	1B: 5 2B: 2 3B: 0 HR: 1	SF: 0 SAC: 0 DP: 1 HBP: 2	WP: 0 PA: 39 PB: 0 SB: 1 CS: 0					
<b>PITCHER</b>	IP	WLS	BF	H	R	ER	SO	BB	IBB	HBP	BLK	WP	HR	S	P	ERA	WHIP										
Ryan Vogelsong, R (1.1) ERA: 6.81	2.2	L	16	5	7	7	3	2	0	1	0	0	1	36	65	23.62	2.625										
Nelson Figueroa, R (3.1) ERA: 5.94	1.1		5	2	0	0	0	0	0	0	0	0	0	12	16	0.00	1.500										
Frank Brooks, L (5.1) ERA: 0.93	2.0		6	0	0	0	3	0	0	0	0	0	0	17	21	0.00	0.000										
34 John Grabow, L (7.1) ERA: 5.3	2.0		6	0	0	0	1	0	0	0	0	0	0	17	25	0.00	0.000										
Jose Mesa, R (9.1) ERA: 3.41	1.0		6	1	2	2	0	1	0	1	0	0	0	8	18	18.00	2.000										

Batter	1	2	3	4	5	6	7	8	9	AB	R	H	RBI	BB	SO	LOB	BOTTOM										
18 Jason Kendall, R (1.2) OBP: 0.394, SLG: 0.375	F8		2-2 F9	HBP			G6-3 1B		1B	4	0	2	1	0	0	0	<b>Milwaukee Brewers @ Pittsburgh Pirates</b> PNC Park, Pittsburgh, PA Mon Sep 06 2004, 4:05 PM EDT Att: 12,771 - Sunny - 75 F										
2 Jack Wilson, R (1.6) OBP: 0.331, SLG: 0.468	S 1B		3-1 P3	K			G6-3		K	5	0	1	0	0	2	6											
Daryle Ward, L (1.3) OBP: 0.311, SLG: 0.517	1-2 BB		3-2 L1-6				F8		1B	4	1	1	0	1	1	2											
Craig Wilson, R (1.9) OBP: 0.361, SLG: 0.510	F4			HR BB			F9		K	4	1	1	0	1	1	2											
Rob Mackowiak, L (1.5) OBP: 0.324, SLG: 0.432	G3			HR BB			G4-3		E3	4	1	1	2	1	0	2											
Jason Bay, R (1.7) OBP: 0.370, SLG: 0.574			0-0 FC6-4 1B	FC4-6 BB			1B		K	3	1	2	1	1	1	1											
Tike Redman, L (1.8) OBP: 0.299, SLG: 0.361	FC6-4 G4-3 1-2		0-0 FC6-4 WP	FC4-6 1B			18 1B		L3	5	1	1	0	0	0	5											
Jose Castillo, R (1.4) OBP: 0.311, SLG: 0.379	G4-3		3-2 G4-3	G5-3			G6-3 18 1B		K	4	0	0	0	1	1	4											
Ryan Vogelsong, R (1.1) ERA: 6.81			0-1 F9				SF8		F7	1	0	0	0	0	0	1											
Nelson Figueroa, R (3.1) ERA: 5.94										0	0	0	0	0	0	0											
Abraham Nunez, S (4.1) ERA: 6.89										1	0	1	0	0	0	0											
Frank Brooks, L (5.1) ERA: 0.93										0	0	0	0	0	0	0											
Bobby Hill, S (6.1) ERA: 4.18										0	0	0	0	0	0	0											
34 John Grabow, L (7.1) ERA: 5.3										0	0	0	0	0	0	0											
Ty Wigginton, R (8.1) ERA: 4.78										1	0	0	0	0	0	0											
Jose Mesa, R (9.1) ERA: 3.41										0	0	0	0	0	0	0											
<b>Inning Stats</b>	R: 0 E: 0 K: 0 S: 10	H: 1 LOB: 2 BB: 1 P: 18	R: 0 E: 0 K: 0 S: 14	H: 1 LOB: 1 BB: 0 P: 17	R: 0 E: 0 K: 0 S: 8	H: 0 LOB: 0 BB: 0 P: 16	R: 2 E: 0 K: 1 S: 18	H: 2 LOB: 3 BB: 2 P: 33	R: 0 E: 0 K: 1 S: 7	H: 0 LOB: 0 BB: 0 P: 13	R: 2 E: 0 K: 0 S: 16	H: 3 LOB: 2 BB: 1 P: 34	R: 0 E: 1 K: 2 S: 13	H: 0 LOB: 1 BB: 0 P: 16	R: 0 E: 0 K: 2 S: 12	H: 1 LOB: 1 BB: 0 P: 18	R: 1 E: 0 K: 0 S: 20	H: 2 LOB: 2 BB: 1 P: 29	1B: 8 2B: 1 3B: 0 HR: 1	SF: 2 SAC: 0 DP: 0 HBP: 1	WP: 1 PA: 44 PB: 0 SB: 1 CS: 0						
<b>PITCHER</b>	IP	WLS	BF	H	R	ER	SO	BB	IBB	HBP	BLK	WP	HR	S	P	ERA	WHIP										
Gary Glover, R (1.1) ERA: 7.2	5.0	W	25	6	4	4	2	3	0	1	0	0	1	61	105	7.20	1.800										
Ben Ford, R (6.1) ERA: 6.89	1.0		5	1	0	0	0	1	0	0	0	0	0	12	26	0.00	2.000										
Mike Adams, R (7.1) ERA: 3.38	2.0	H	8	1	0	0	4	0	0	0	0	0	0	25	34	0.00	0.500										
Luis Vizcaino, R (9.1) ERA: 4.18	0.0		3	2	1	1	0	1	0	0	0	0	0	9	16	∞	∞										
Dan Kolb, R (9.1) ERA: 2.44	1.0	S	3	0	0	0	0	0	0	0	0	0	0	11	13	0.00	0.000										



Batter	1	2	3	4	5	6	7	8	9	AB	R	H	RBI	BB	SO	LOB	TOP					
Scott Podsednik, L (1,8) OBP: 0.325, SLG: 0.380	F9		G5-3			G1-3		G6-3		4	0	0	0	0	0	0						
Brady Clark, R (1,9) OBP: 0.371, SLG: 0.363	F7		F7			L7			F9	4	0	0	0	0	0	0						
Lyle Overbay, L (1,3) OBP: 0.391, SLG: 0.487	2B			G5-3		K			L3	4	0	1	0	0	1	0						
Geoff Jenkins, L (1,7) OBP: 0.324, SLG: 0.465	HBP			K		G5-3			1B	3	0	1	0	0	1	0						
Keith Ginter, R (1,5) OBP: 0.320, SLG: 0.440	K			G4-3			BB		F8	3	0	0	0	1	1	3						
2 Bill Hall, R (1,4) OBP: 0.276, SLG: 0.395		G6-3			P4		F8			3	0	0	0	0	0	1						
Chad Moeller, R (1,2) OBP: 0.269, SLG: 0.313		F7			P3		K			3	0	0	0	0	1	1						
Craig Counsell, L (1,6) OBP: 0.333, SLG: 0.310		L9						G6-3		3	0	1	0	0	0	0						
15 Ben Sheets, R (1,1) OBP: 0.138, SLG: 0.074 Chris Magruder, S (8,PH) OBP: 0.339, SLG: 0.431 Luis Vizcaino, R (8,1)			K			K		G3-1		2	0	0	0	0	2	1						
										1	0	0	0	0	0	0						
										0	0	0	0	0	0	0						
<b>Inning Stats</b>	R: 0 E: 0 K: 1 S: 8	H: 1 LOB: 2 BB: 0 P: 18	R: 0 E: 0 K: 0 S: 5	H: 0 LOB: 0 BB: 0 P: 7	R: 0 E: 0 K: 1 S: 11	H: 0 LOB: 0 BB: 0 P: 13	R: 0 E: 0 K: 1 S: 8	H: 0 LOB: 0 BB: 0 P: 12	R: 0 E: 0 K: 1 S: 9	H: 1 LOB: 1 BB: 0 P: 14	R: 0 E: 0 K: 1 S: 7	H: 0 LOB: 0 BB: 0 P: 10	R: 0 E: 0 K: 1 S: 10	H: 0 LOB: 1 BB: 1 P: 23	R: 0 E: 0 K: 0 S: 4	H: 0 LOB: 0 BB: 0 P: 6	R: 0 E: 0 K: 0 S: 14	H: 1 LOB: 1 BB: 0 P: 20	1B: 2 2B: 1 3B: 0 HR: 0	SF: 0 SAC: 0 DP: 0 HBP: 1	WP: 0 PB: 0 SB: 0 CS: 0	PA: 32
<b>PITCHER</b>	IP	WLS	BF	H	R	ER	SO	BB	IBB	HBP	BLK	WP	HR	S	P	ERA	WHIP					
Dave Williams, L (1,1) ERA: 5.4	6.1	W	23	2	0	0	5	1	0	1	0	0	0	52	85	0.00	0.474					
16 Salomon Torres, R (7,1) ERA: 2.94	1.2	H	5	0	0	0	1	0	0	0	0	0	0	10	18	0.00	0.000					
Jose Mesa, R (9,1) ERA: 3.36	1.0	S	4	1	0	0	0	0	0	0	0	0	0	14	20	0.00	1.000					

Milwaukee Brewers @ Pittsburgh Pirates  
PNC Park, Pittsburgh, PA  
Tue Sep 07 2004, 7:05 PM EDT  
Att: 20,563 - Overcast - 72 F

AB	30
R	0
H	3
RBI	0
BB	1
SO	6
LOB	6




Batter	1	2	3	4	5	6	7	8	9	AB	R	H	RBI	BB	SO	LOB	BOTTOM					
18 Jason Kendall, R (1,2) OBP: 0.393, SLG: 0.374	L6			P4			G6-3			4	0	1	1	0	0	1						
2 Jack Wilson, R (1,6) OBP: 0.329, SLG: 0.465	G5-3	G3-1			G6-3		G6-3			4	0	0	0	0	0	2						
Rob Mackowiak, L (1,9) OBP: 0.325, SLG: 0.431	BB		BLK	BB	K			K		2	0	0	0	2	2	0						
Ty Wigginton, R (1,5) OBP: 0.321, SLG: 0.430	G3		G6-4-3	BB	BB			2B		2	0	1	0	2	0	1						
Daryle Ward, L (1,3) OBP: 0.306, SLG: 0.508		K	K		L4			K		4	0	0	0	0	3	4						
Jason Bay, R (1,7) OBP: 0.372, SLG: 0.581		HR	G6-4-3			K		BB		3	1	1	1	1	1	2						
Tike Redman, L (1,8) OBP: 0.299, SLG: 0.361	G4-3			CS	1B	P4		F8		4	0	1	0	0	0	2						
Jose Castillo, R (1,4) OBP: 0.314, SLG: 0.381 16 Salomon Torres, R (7,1) OBP: 0.500, SLG: 1.000 Jose Mesa, R (9,1)	1B	18 1B			1B	G5-3				3	1	2	0	0	0	0						
										0	0	0	0	0	0	0						
										0	0	0	0	0	0	0						
Dave Williams, L (1,1) OBP: 0.250, SLG: 0.250 Abraham Nunez, S (7,4) OBP: 0.287, SLG: 0.319	1B				B2		G4-3			2	0	1	0	0	0	1						
										1	0	0	0	0	0	0						
<b>Inning Stats</b>	R: 0 E: 0 K: 0 S: 10	H: 0 LOB: 1 BB: 1 P: 17	R: 2 E: 0 K: 1 S: 17	H: 4 LOB: 2 BB: 0 P: 23	R: 0 E: 0 K: 1 S: 9	H: 0 LOB: 1 BB: 2 P: 19	R: 0 E: 0 K: 0 S: 9	H: 2 LOB: 1 BB: 0 P: 9	R: 0 E: 0 K: 1 S: 11	H: 0 LOB: 1 BB: 1 P: 19	R: 0 E: 0 K: 1 S: 7	H: 0 LOB: 0 BB: 0 P: 7	R: 0 E: 0 K: 0 S: 5	H: 0 LOB: 0 BB: 0 P: 8	R: 0 E: 0 K: 2 S: 16	H: 1 LOB: 2 BB: 1 P: 25	R: 0 E: 0 K: 0 S: 14	H: 0 LOB: 0 BB: 0 P: 20	1B: 5 2B: 1 3B: 0 HR: 1	SF: 0 SAC: 0 DP: 1 HBP: 0	WP: 0 PB: 0 SB: 0 CS: 1	PA: 34
<b>PITCHER</b>	IP	WLS	BF	H	R	ER	SO	BB	IBB	HBP	BLK	WP	HR	S	P	ERA	WHIP					
15 Ben Sheets, R (1,1) ERA: 2.93	7.0	L	29	6	2	2	4	4	0	0	1	0	0	68	102	0.00	1.429					
Luis Vizcaino, R (8,1) ERA: 4.11	1.0		5	1	0	0	2	1	0	0	0	0	0	16	25	0.00	2.000					


Milwaukee Brewers @ Pittsburgh Pirates  
PNC Park, Pittsburgh, PA  
Tue Sep 07 2004, 7:05 PM EDT  
Att: 20,563 - Overcast - 72 F

AB	29
R	2
H	7
RBI	2
BB	5
SO	6
LOB	13





Batter	1	2	3	4	5	6	7	8	9	AB R H RBI BB SO LOB	TOP																								
											<b>Milwaukee Brewers @ Pittsburgh Pirates</b> PNC Park, Pittsburgh, PA Wed Sep 08 2004, 7:05 PM EDT <a href="http://livebaseballscorecards.com">livebaseballscorecards.com</a>																								
		<b>AB</b> 0 <b>R</b> 0 <b>H</b> 0 <b>RBI</b> 0 <b>BB</b> 0 <b>SO</b> 0 <b>LOB</b> 0																																	
																																			
Inning Stats										1B: 0 SF: 0 WP: 0 PA: 0 2B: 0 SAC: 0 FB: 0 3B: 0 DP: 0 SB: 0 HR: 0 HBP: 0 CS: 0																									
PITCHER	IP	WLS	BF	H	R	ER	SO	BB	IBB	HBP	BLK	WP	HR	S	P	ERA	WHIP	PITCHER	IP	WLS	BF	H	R	ER	SO	BB	IBB	HBP	BLK	WP	HR	S	P	ERA	WHIP

Batter	1	2	3	4	5	6	7	8	9	AB R H RBI BB SO LOB	BOTTOM																								
											<b>Milwaukee Brewers @ Pittsburgh Pirates</b> PNC Park, Pittsburgh, PA Wed Sep 08 2004, 7:05 PM EDT <a href="http://livebaseballscorecards.com">livebaseballscorecards.com</a>																								
		<b>AB</b> 0 <b>R</b> 0 <b>H</b> 0 <b>RBI</b> 0 <b>BB</b> 0 <b>SO</b> 0 <b>LOB</b> 0																																	
																																			
Inning Stats										1B: 0 SF: 0 WP: 0 PA: 0 2B: 0 SAC: 0 FB: 0 3B: 0 DP: 0 SB: 0 HR: 0 HBP: 0 CS: 0																									
PITCHER	IP	WLS	BF	H	R	ER	SO	BB	IBB	HBP	BLK	WP	HR	S	P	ERA	WHIP	PITCHER	IP	WLS	BF	H	R	ER	SO	BB	IBB	HBP	BLK	WP	HR	S	P	ERA	WHIP



Batter	1	2	3	4	5	6	7	8	9	AB	R	H	RBI	BB	SO	LOB	TOP															
Scott Podsednik, L (1.8) OBP: 0.326, SLG: 0.379	B2		K	1B		P5		BB		4	0	1	1	1	1	1	<b>Milwaukee Brewers @ Cincinnati Reds</b> Great American Ball Park, Cincinnati, OH Thu Sep 09 2004, 7:10 PM EDT Att: 15,011 - Cloudy - 71 F															
2 Bill Hall, R (1.6) OBP: 0.280, SLG: 0.392	K		K			BB	HR	K		3	2	0	0	1	3	1																
Lyle Overbay, L (1.3) OBP: 0.394, SLG: 0.491	1B		2B			F9	HR	BB		4	1	3	0	1	0	1																
Geoff Jenkins, L (1.7) OBP: 0.321, SLG: 0.461	K		K			K	F8	K		5	0	0	0	0	4	7																
Brady Clark, R (1.9) OBP: 0.379, SLG: 0.377		WP		1B	1B	2B	HR	BB	G5-4-3	4	2	4	1	1	0	0																
Keith Ginter, R (1.4) OBP: 0.318, SLG: 0.436	P3		P3		G6-3		K	G5-4-3		5	0	1	0	0	1	6																
Wes Helms, R (1.5) OBP: 0.335, SLG: 0.371	K		1B	BB		2B	HR	G5-4-3		4	2	2	4	1	1	3																
Chad Moeller, R (1.2) OBP: 0.275, SLG: 0.314			1B	1B		K	P3	BB		3	0	1	0	2	1	1																
Doug Davis, R (1.1) OBP: 0.034, SLG: 0.018	K		K			K		K	L7	3	0	0	0	0	3	6																
Mike Adams, R (7.1) OBP: 0.077, SLG: 0.077										0	0	0	0	0	0	0																
Dave Krynzel, L (8. PH) OBP: 0.362, SLG: 0.415										1	0	0	0	0	1	0																
Brooks Kieschnick, L (8.1) OBP: 0.362, SLG: 0.415										1	0	0	0	0	0	2																
<b>Inning Stats</b>	R: 0 E: 0 K: 2 S: 9	H: 1 LOB: 1 P: 12	R: 0 E: 0 K: 2 S: 15	H: 1 LOB: 2 P: 25	R: 0 E: 0 K: 3 S: 14	H: 1 LOB: 2 P: 20	R: 2 E: 0 K: 1 S: 24	H: 3 LOB: 2 P: 38	R: 1 E: 0 K: 1 S: 12	H: 1 LOB: 1 P: 15	R: 4 E: 0 K: 1 S: 11	H: 2 LOB: 0 P: 22	R: 0 E: 0 K: 3 S: 14	H: 0 LOB: 2 P: 28	R: 0 E: 0 K: 0 S: 11	H: 2 LOB: 2 P: 21	1B: 7 2B: 4 3B: 0 HR: 1	SF: 0 SAC: 0 DP: 1 HBP: 1	WP: 1 PB: 1 SB: 3 CS: 0	PA: 45												
<b>PITCHER</b>	IP WLS BF H R ER SO BB IBB HBP BLK WP HR S P ERA WHIP																															
Brandon Clausen, L (1.1) ERA: 6.27	4.0	19	6	2	1	8	2	0	0	0	1	0	62	95	2.25	2.000																
Gabe White, L (5.1) ERA: 6.71	0.2	L 3	0	1	1	1	1	0	0	0	0	0	6	12	13.50	1.500																
Ryan Wagner, R (5.1) ERA: 4.37	1.0	5	2	0	0	2	0	0	0	0	0	0	14	22	0.00	2.000																
Mike Matthews, L (6.1) ERA: 7.25	0.1	1	0	0	0	0	0	0	0	0	0	0	2	3	0.00	0.000																
Juan Padilla, R (7.1) ERA: 6.75	1.0	7	2	4	4	1	1	0	1	0	0	1	11	22	36.00	3.000																

AB	37
R	7
H	12
RBI	6
BB	7
SO	15
LOB	28



Batter	1	2	3	4	5	6	7	8	9	AB	R	H	RBI	BB	SO	LOB	BOTTOM															
Felipe Lopez, S (1.6) OBP: 0.325, SLG: 0.429	G4-3		FC6		G6-3		K		2B	5	1	2	0	0	1	1	<b>Milwaukee Brewers @ Cincinnati Reds</b> Great American Ball Park, Cincinnati, OH Thu Sep 09 2004, 7:10 PM EDT Att: 15,011 - Cloudy - 71 F															
Juan Castro, R (1.5) OBP: 0.280, SLG: 0.378	F7		K		F9		K		G3-1	4	0	0	0	0	2	2																
Aaron Myette, R (8.1) OBP: 0.176, SLG: 0.125										0	0	0	0	0	0	0																
Todd Van Poppel, R (9.1) OBP: 0.324, SLG: 0.354										0	0	0	0	0	0	0																
Jacob Cruz, L (9. PH) OBP: 0.324, SLG: 0.354										1	0	0	0	0	0	1																
Sean Casey, L (1.3) OBP: 0.394, SLG: 0.571	1B		FC6	1B	F8		1B			3	0	1	1	0	0	0																
Adam Dunn, L (1.7) OBP: 0.397, SLG: 0.583			K		G3-1		K			4	0	1	0	0	2	3																
D'Angelo Jimenez, S (1.4) OBP: 0.358, SLG: 0.377	FC6-4		1B		1B		1B		P6	4	0	2	0	0	0	2																
Austin Kearns, R (1.9) OBP: 0.317, SLG: 0.366		G6-3	F8		K		G6-3			4	0	0	0	0	1	3																
Wily Mo Peña, R (1.8) OBP: 0.314, SLG: 0.525		HR	F8		1B		K			4	1	2	1	0	1	0																
Jason LaRue, R (1.2) OBP: 0.330, SLG: 0.434		G1-3	P6		P4		G6-3			4	0	0	0	0	0	2																
Brandon Clausen, R (1.1) OBP: 0.077, SLG: 0.077		G1-3	F9				F9			1	0	0	0	0	0	0																
Barry Larkin, R (4. PH) OBP: 0.334, SLG: 0.424										0	0	0	0	0	0	0																
Gabe White, L (5.1) ERA: 3.59										0	0	0	0	0	0	0																
Ryan Wagner, R (5.1) ERA: 4.37										0	0	0	0	0	0	0																
Mike Matthews, L (6.1) ERA: 7.25										0	0	0	0	0	0	0																
Juan Padilla, R (7.1) ERA: 6.75										0	0	0	0	0	0	0																
Darren Bragg, L (7. PH) OBP: 0.358, SLG: 0.358										0	0	0	0	0	0	0																
6 Ryan Friesz, R (8.5) OBP: 0.376, SLG: 0.369										1	0	0	0	0	0	0																
<b>Inning Stats</b>	R: 0 E: 0 K: 0 S: 9	H: 1 LOB: 2 P: 15	R: 1 E: 0 K: 0 S: 7	H: 1 LOB: 0 P: 14	R: 1 E: 0 K: 2 S: 20	H: 2 LOB: 2 P: 26	R: 0 E: 0 K: 0 S: 10	H: 0 LOB: 0 P: 16	R: 0 E: 0 K: 1 S: 7	H: 0 LOB: 0 P: 10	R: 0 E: 0 K: 3 S: 18	H: 2 LOB: 2 P: 26	R: 0 E: 0 K: 1 S: 12	H: 1 LOB: 2 P: 20	R: 0 E: 0 K: 1 S: 7	H: 0 LOB: 0 P: 8	R: 0 E: 0 K: 0 S: 13	H: 1 LOB: 1 P: 21	1B: 5 2B: 1 3B: 1 HR: 1	SF: 0 SAC: 0 DP: 0 HBP: 1	WP: 0 PB: 0 SB: 0 CS: 0	PA: 38										
<b>PITCHER</b>	IP WLS BF H R ER SO BB IBB HBP BLK WP HR S P ERA WHIP																															
Doug Davis, L (1.1) ERA: 3.59	6.0	W 26	6	2	2	3	0	0	1	0	0	1	71	107	3.00	1.000																
Mike Adams, R (7.1) ERA: 3.3	1.0	5	1	0	0	3	1	0	0	0	0	0	12	20	0.00	2.000																
Brooks Kieschnick, R (8.1) ERA: 3.28	2.0	7	1	0	0	1	0	0	0	0	0	0	20	29	0.00	0.500																

AB	36
R	2
H	8
RBI	2
BB	1
SO	7
LOB	14





Batter	1	2	3	4	5	6	7	8	9	AB	R	H	RBI	BB	SO	LOB	TOP		
Scott Podsednik, L (1,8) OBP: 0.323, SLG: 0.376	L7		F8		G1-3		G6-3		G3	5	0	0	1	0	0	1	<b>Milwaukee Brewers @ Cincinnati Reds</b> Great American Ball Park, Cincinnati, OH Fri Sep 10 2004, 7:10 PM EDT Att: 19,146 - Sunny - 80 F		
2 Bill Hall, R (1,4) OBP: 0.285, SLG: 0.396 Brooks Kieschnick, L (9,PH) OBP: 0.356, SLG: 0.407	FC5-4 1B		L6		1B		1B		G4-3	4	0	3	0	0	0	1			
Lyle Overbay, L (1,3) OBP: 0.391, SLG: 0.487	FC5-4 1-2		G3-1		F7		G1-3			4	0	0	0	0	0	4			
Geoff Jenkins, L (1,7) OBP: 0.323, SLG: 0.465	K				G6-3		HR		WP HBP	3	1	1	1	0	1	1			
Brady Clark, R (1,9) OBP: 0.378, SLG: 0.385			HR		G4-3		G5-3		K	4	1	1	1	0	1	1			
Russell Branyan, L (1,5) OBP: 0.359, SLG: 0.576			G3		HR		1B		K	4	1	2	1	0	1	1			
Mark Johnson, L (1,2)			G4-3		FC4-6 BB		F8		K	3	0	0	0	1	1	2			
Craig Counsell, L (1,6) OBP: 0.333, SLG: 0.310	K				FC4-6 1-2		G3		E4 G3 1B	4	1	1	0	0	1	2			
Ben Hendrickson, R (1,1) OBP: 0.167, SLG: 0.167 Wes Obermueller, R (4,1) OBP: 0.412, SLG: 0.485 Dave Kryzziel, L (7,PH) OBP: 0.071, SLG: 0.071 Matt Wise, R (7,1) Chris Magruder, S (9,PH)					1B		G1-3		G3	1	0	1	0	0	0	0			
<b>Inning Stats</b>	R: 0 E: 0 K: 1 S: 12	H: 1 LOB: 1 BB: 0 P: 15	R: 1 E: 0 K: 1 S: 11	H: 1 LOB: 0 BB: 0 P: 20	R: 0 E: 0 K: 0 S: 7	H: 1 LOB: 1 BB: 0 P: 12	R: 1 E: 0 K: 0 S: 9	H: 1 LOB: 1 BB: 0 P: 18	R: 0 E: 0 K: 1 S: 10	H: 2 LOB: 1 BB: 0 P: 17	R: 0 E: 0 K: 0 S: 6	H: 1 LOB: 1 BB: 0 P: 9	R: 0 E: 0 K: 3 S: 12	H: 0 LOB: 1 BB: 0 P: 19	R: 1 E: 1 K: 0 S: 8	H: 1 LOB: 0 BB: 0 P: 13		1B: 6 2B: 0 3B: 0 HR: 3	SF: 0 SAC: 0 DP: 0 HBP: 1
<b>PITCHER</b>	IP	WLS	BF	H	R	ER	SO	BB	IBB	HBP	BLK	WP	HR	S	P	ERA	WHIP		
Josh Hancock, R (1,1) ERA: 5.82	6.0	W	26	7	3	3	3	1	0	0	0	0	3	61	98	4.50	1.333		
John Riedling, R (7,1) ERA: 4.5	1.0	H	4	1	0	0	0	0	0	0	0	0	0	6	9	0.00	1.000		
Joe Valentine, R (8,1) ERA: 7.23	1.0	H	4	0	0	0	3	0	0	1	0	1	0	12	19	0.00	0.000		
Danny Graves, R (9,1) ERA: 4.1	1.0	S	4	1	1	0	0	0	0	0	0	0	0	8	13	0.00	1.000		

AB 36  
R 4  
H 9  
RBI 4  
BB 1  
SO 6  
LOB 14



Batter	1	2	3	4	5	6	7	8	9	AB	R	H	RBI	BB	SO	LOB	BOTTOM		
6 Ryan Freel, R (1,5) OBP: 0.380, SLG: 0.372	G6-3				2B		K			4	1	2	1	0	1	1	<b>Milwaukee Brewers @ Cincinnati Reds</b> Great American Ball Park, Cincinnati, OH Fri Sep 10 2004, 7:10 PM EDT Att: 19,146 - Sunny - 80 F		
D'Angelo Jimenez, S (1,4) OBP: 0.361, SLG: 0.383	F8				1B		K			3	1	2	1	1	1	1			
Sean Casey, L (1,3) OBP: 0.392, SLG: 0.566	F8				K		F7			4	0	0	0	0	1	4			
Adam Dunn, L (1,7) OBP: 0.397, SLG: 0.581	P1				L8		1B		BB	2	1	0	0	2	0	1			
Austin Kearns, R (1,9) OBP: 0.327, SLG: 0.367					HR		G5-4-3		BB	2	1	1	1	2	0	1			
Wily Mo Peña, R (1,8) OBP: 0.313, SLG: 0.531					HR		G5-4-3		HR	4	1	1	2	0	1	3			
Corky Miller, R (1,2)					K		P4			4	0	0	0	0	2	1			
Anderson Machado, S (1,6) OBP: 0.250, SLG: 0.500					K		G4-3		K	4	1	2	0	0	2	0			
Josh Hancock, R (1,1) OBP: 0.291, SLG: 0.091 Darren Dreifort, L (5,PH) OBP: 0.279, SLG: 0.350 John Riedling, R (7,1) Joe Valentine, R (8,1) Jacob Cruz, L (8,PH) OBP: 0.322, SLG: 0.352 Danny Graves, R (9,1)					K		G4-3		G4-1	2	0	0	0	0	1	1			
<b>Inning Stats</b>	R: 0 E: 0 K: 0 S: 12	H: 1 LOB: 1 BB: 0 P: 18	R: 3 E: 0 K: 1 S: 18	H: 3 LOB: 2 BB: 2 P: 36	R: 0 E: 0 K: 0 S: 6	H: 0 LOB: 0 BB: 1 P: 13	R: 0 E: 0 K: 3 S: 9	H: 0 LOB: 0 BB: 0 P: 12	R: 3 E: 1 K: 2 S: 13	H: 3 LOB: 1 BB: 1 P: 24	R: 0 E: 0 K: 2 S: 9	H: 1 LOB: 1 BB: 0 P: 17	R: 0 E: 0 K: 0 S: 10	H: 0 LOB: 1 BB: 1 P: 16	R: 0 E: 0 K: 1 S: 8	H: 0 LOB: 0 BB: 0 P: 12		1B: 2 2B: 5 3B: 0 HR: 1	SF: 0 SAC: 0 DP: 1 HBP: 0
<b>PITCHER</b>	IP	WLS	BF	H	R	ER	SO	BB	IBB	HBP	BLK	WP	HR	S	P	ERA	WHIP		
Ben Hendrickson, R (1,1) ERA: 6.95	3.0	L	15	4	3	3	1	3	0	0	0	0	0	31	53	9.00	2.333		
Wes Obermueller, R (4,1) ERA: 6.42	3.0		14	4	3	3	7	1	0	0	0	0	0	31	53	9.00	1.667		
Matt Wise, R (7,1) ERA: 4.17	2.0		7	0	0	0	1	1	0	0	0	0	0	18	28	0.00	0.500		

AB 31  
R 6  
H 8  
RBI 5  
BB 5  
SO 9  
LOB 14

















Batter	1	2	3	4	5	6	7	8	9	AB R H RBI BB SO LOB	TOP										
Ray Durham, S OBP: 0.353, SLG: 0.458	2-3 K		4-2 BB		2-1 F8		3-2 F8		2-2 G3	4 0 0 0 1 1 1	<b>San Francisco Giants @ Milwaukee Brewers</b> Miller Park, Milwaukee, WI Wed Sep 15 2004, 6:35 PM CDT Att: 22,228 - Dome - 80 F										
Michael Tucker, L OBP: 0.381, SLG: 0.431	0-0 F7		1-1 P5			2-1 G4-3	0-1 1B		1-2 G4-3	5 0 1 0 0 0 1											
Edgardo Alfonzo, R OBP: 0.357, SLG: 0.417	0-1 G1-3		2-2 F7			0-0 BB HR 1B	2-1 F7		4-2 E 2B BB	4 2 1 0 1 0 2											
Barry Bonds, L OBP: 0.609, SLG: 0.816		0-0 F9		1-1 G4-3		4-1 HR BB		2-1 G4-3	3-0 E3 2B	4 1 0 0 1 0 1 0 1 0 0 0 0 0											
Dustan Mohr, R OBP: 0.405, SLG: 0.453		2-2 L7		3-3 K		1-0 HR		4-2 G3-1 HR BB	3-2 1B 2B	4 3 2 5 1 1 0											
J.T. Snow, L OBP: 0.436, SLG: 0.537		1-1 1B		3-2 G4-3		1-1 FC5-4 1B		0-1 G3-1	2-0 1B	5 0 3 1 0 0 1											
A.J. Pierzynski, L OBP: 0.322, SLG: 0.430		0-2 1B		2-2 G5-3		0-1 FC5-4 1-2		0-1 HR	2-2 G6-3	4 1 2 2 0 0 1 1 0 0 0 0 0 1											
Deivi Cruz, R OBP: 0.333, SLG: 0.440		1-2 1B		0-0 L8		1-1 FC6-4 1-2		3-2 1B		4 0 1 0 0 0 3											
Cody Ransom, R OBP: 0.333, SLG: 0.400		1-0 L3		2-2 K		2-2 1B		1-3 K		4 0 1 0 0 2 1											
Marquis Grissom, R OBP: 0.318, SLG: 0.443										4 0 1 0 0 0 3											
Brett Tomko, R OBP: 0.153, SLG: 0.140										4 0 1 0 0 2 1											
<b>Inning Stats</b>	R: 0 E: 0 K: 1 S: 6	H: 0 LOB: 0 BB: 0 P: 8	R: 0 E: 0 K: 0 S: 11	H: 2 LOB: 2 BB: 0 P: 15	R: 0 E: 0 K: 1 S: 13	H: 0 LOB: 1 BB: 1 P: 21	R: 0 E: 0 K: 1 S: 9	H: 0 LOB: 0 BB: 0 P: 16	R: 0 E: 0 K: 0 S: 10	H: 1 LOB: 1 BB: 0 P: 16	R: 3 E: 0 K: 0 S: 11	H: 3 LOB: 1 BB: 1 P: 20	R: 0 E: 0 K: 0 S: 12	H: 1 LOB: 1 BB: 0 P: 19	R: 2 E: 0 K: 1 S: 20	H: 2 LOB: 1 BB: 1 P: 30	R: 3 E: 1 K: 0 S: 21	H: 2 LOB: 1 BB: 1 P: 37	1B: 8 2B: 1 3B: 0 HR: 2	SF: 0 SAC: 0 DP: 0 HBP: 0	WP: 0 PA: 43 PB: 0 CS: 0
<b>PITCHER</b>	IP WLS BF H R ER SO BB IBB HBP BLK WP HR S P ERA WHIP											<b>PITCHER</b>	IP WLS BF H R ER SO BB IBB HBP BLK WP HR S P ERA WHIP								
Wes Obermueller, R ERA: 6.35	(1, 1) 5.1 L 24 6 3 3 3 2 0 0 0 0 0 1 56 91 5.06 1.500																				
Brooks Kieschnick, R ERA: 3.13	(6, 1) 1.2 6 1 0 0 0 0 0 0 0 0 0 1 20 30 0.00 0.600																				
Luis Vizcaino, R ERA: 4.2	(8, 1) 1.0 6 2 2 2 1 1 0 0 0 0 1 20 30 18.00 3.000																				
Pedro Liriano, R ERA: 4.15	(9, 1) 0.2 5 1 3 0 0 1 0 0 0 0 0 0 15 28 0.00 3.000																				
Jeff Bennett, R ERA: 4.57	(9, 1) 0.1 2 1 0 0 0 0 0 0 0 0 0 0 6 9 0.00 3.000																				

AB	39
R	8
H	11
RBI	8
BB	4
SO	4
LOB	12



Batter	1	2	3	4	5	6	7	8	9	AB R H RBI BB SO LOB	BOTTOM										
Scott Podsednik, L OBP: 0.317, SLG: 0.368	0-3 K		0-0 F7			2-1 G4-3			0-2 L8	4 0 0 0 0 1 0	<b>San Francisco Giants @ Milwaukee Brewers</b> Miller Park, Milwaukee, WI Wed Sep 15 2004, 6:35 PM CDT Att: 22,228 - Dome - 80 F										
2 Bill Hall, R OBP: 0.286, SLG: 0.392	3-3 K			1-0 L3			1-1 F8		2-2 L7	4 0 0 0 0 1 0											
Lyle Overbay, L OBP: 0.392, SLG: 0.486	0-0 F7			1-0 L4			1-0 F7		4-2 BB	3 0 0 0 1 0 0											
Geoff Jenkins, L OBP: 0.322, SLG: 0.465		0-1 G5-4-3 1B		3-3 K			2-3 K		2-1 L8	4 0 1 0 0 2 1											
Brady Clark, R OBP: 0.378, SLG: 0.388		0-2 G5-4-3 1-2			1-2 F9			1-1 G5-3		3 0 0 0 0 0 1											
Russell Branyan, L OBP: 0.333, SLG: 0.636		0-0 1B			3-3 K			2-1 F9 2B		3 1 2 0 0 1 0											
Keith Ginter, R OBP: 0.313, SLG: 0.423		1 SAFE 3-2 P3			3-2 F9			1-2 F9		3 0 0 0 0 0 2											
Gary Bennett, R OBP: 0.283, SLG: 0.332			2-2 G6-3			2-0 F9		1-2 2B		3 0 1 1 0 0 0											
Wes Obermueller, R OBP: 0.400, SLG: 0.471	(1, 1) 9.0 W 31 4 1 1 7 1 0 0 0 0 0 0 75 121 1.00 0.556																				
Brooks Kieschnick, L OBP: 0.301, SLG: 0.411	(6, 1) 1.2 6 1 0 0 0 0 0 0 0 0 0 1 20 30 0.00 0.600																				
Luis Vizcaino, R ERA: 4.2	(8, 1) 1.0 6 2 2 2 1 1 0 0 0 0 1 20 30 18.00 3.000																				
Chris Magruder, S OBP: 0.333, SLG: 0.607	(8, 1) 0.2 5 1 3 0 0 1 0 0 0 0 0 0 15 28 0.00 3.000																				
Pedro Liriano, R ERA: 4.15	(9, 1) 0.1 2 1 0 0 0 0 0 0 0 0 0 0 6 9 0.00 3.000																				
Jeff Bennett, R ERA: 4.57	(9, 1) 0.1 2 1 0 0 0 0 0 0 0 0 0 0 6 9 0.00 3.000																				
<b>Inning Stats</b>	R: 0 E: 0 K: 2 S: 7	H: 0 LOB: 0 BB: 0 P: 10	R: 0 E: 0 K: 0 S: 11	H: 2 LOB: 1 BB: 0 P: 14	R: 0 E: 0 K: 1 S: 8	H: 0 LOB: 0 BB: 0 P: 11	R: 0 E: 0 K: 1 S: 5	H: 0 LOB: 0 BB: 0 P: 10	R: 0 E: 0 K: 0 S: 9	H: 0 LOB: 0 BB: 0 P: 16	R: 0 E: 0 K: 0 S: 4	H: 0 LOB: 0 BB: 0 P: 9	R: 0 E: 0 K: 1 S: 7	H: 0 LOB: 0 BB: 0 P: 11	R: 1 E: 0 K: 1 S: 13	H: 2 LOB: 1 BB: 0 P: 21	R: 0 E: 0 K: 0 S: 11	H: 0 LOB: 1 BB: 1 P: 19	1B: 2 2B: 2 3B: 0 HR: 0	SF: 0 SAC: 0 DP: 1 HBP: 0	WP: 0 PA: 31 PB: 0 CS: 0
<b>PITCHER</b>	IP WLS BF H R ER SO BB IBB HBP BLK WP HR S P ERA WHIP											<b>PITCHER</b>	IP WLS BF H R ER SO BB IBB HBP BLK WP HR S P ERA WHIP								

AB	30
R	1
H	4
RBI	1
BB	1
SO	7
LOB	5













Batter	1	2	3	4	5	6	7	8	9	AB	R	H	RBI	BB	SO	LOB	TOP					
Scott Podsednik, L (1, 8) OBP: 0.319, SLG: 0.367										5	1	3	0	0	1	1	<b>Milwaukee Brewers @ Houston Astros</b> Minute Maid Park, Houston, TX Sat Sep 18 2004, 6:05 PM CDT Att: 40,408 - Dome - 74 F					
Keith Ginter, R (1, 4) OBP: 0.315, SLG: 0.425										4	1	1	0	1	0	2						
Lyle Overbay, L (1, 3) OBP: 0.387, SLG: 0.481										5	1	2	1	0	1	3						
Geoff Jenkins, L (1, 7) OBP: 0.325, SLG: 0.469										4	0	2	2	1	0	1						
Trent Durrington, R (9, PR) OBP: 0.288, SLG: 0.420										0	0	0	0	0	0	0						
Brady Clark, R (1, 9) OBP: 0.376, SLG: 0.383										4	0	0	0	1	2	5						
Russell Branyan, L (1, 5) OBP: 0.331, SLG: 0.595										5	0	1	0	0	1	6						
Craig Counsell, L (1, 6) OBP: 0.332, SLG: 0.309										3	0	2	0	1	0	1						
Gary Bennett, R (1, 2) OBP: 0.284, SLG: 0.325										2	0	0	0	1	0	4						
2 Bill Hall, R (8, PH) OBP: 0.284, SLG: 0.388										1	0	0	0	0	1	0						
Chad Moeller, R (8, 2) OBP: 0.276, SLG: 0.313										0	0	0	0	0	0	0						
Gary Glover, R (1, 1)										2	0	0	0	0	0	2						
Brooks Kieschnick, L (5, 1) OBP: 0.344, SLG: 0.390										2	0	0	0	0	0	0						
Luis Vizcaino, R (8, 1)										0	0	0	0	0	0	0						
<b>Inning Stats</b>	R: 0 E: 1 K: 1 S: 18	H: 1 LOB: 3 BB: 1 P: 30	R: 0 E: 1 K: 1 S: 10	H: 1 LOB: 1 BB: 1 P: 15	R: 0 E: 0 K: 0 S: 10	H: 1 LOB: 0 BB: 0 P: 16	R: 0 E: 0 K: 0 S: 5	H: 1 LOB: 0 BB: 0 P: 7	R: 3 E: 1 K: 0 S: 13	H: 3 LOB: 3 BB: 3 P: 29	R: 0 E: 0 K: 0 S: 9	H: 2 LOB: 1 BB: 0 P: 17	R: 0 E: 0 K: 1 S: 12	H: 1 LOB: 1 BB: 0 P: 18	R: 0 E: 1 K: 1 S: 11	H: 0 LOB: 1 BB: 0 P: 17	R: 0 E: 0 K: 2 S: 13	H: 1 LOB: 2 BB: 0 P: 17	1B: 8 2B: 3 3B: 0 HR: 0	SF: 0 SAC: 0 DP: 1 HBP: 0	WP: 0 PB: 0 SB: 6 CS: 0	PA: 42
<b>PITCHER</b>	IP WLS BF H R ER SO BB IBB HBP BLK WP HR S P ERA WHIP																					
Pete Munro, R (1, 1) ERA: 5.23	4.1	20	5	2	2	2	3	0	0	0	0	0	0	0	0	0	0	0	4.15	1.846		
Chad Harville, R (5, 1) ERA: 4.89	0.2	6	2	1	1	0	1	1	0	0	0	0	0	0	7	16	13.50	4.500				
Chad Qualls, R (6, 1) ERA: 4.07	2.0	8	3	0	0	1	0	0	0	0	0	0	0	21	35	0.00	1.500					
Dan Miceli, R (8, 1) ERA: 3.8	1.0	4	0	0	0	1	0	0	0	0	0	0	0	11	17	0.00	0.000					
54 Brad Lidge, R (9, 1) ERA: 2.11	1.0	4	1	0	0	2	0	0	0	0	0	0	0	13	17	0.00	1.000					

Batter	1	2	3	4	5	6	7	8	9	AB	R	H	RBI	BB	SO	LOB	BOTTOM			
Craig Biggio, R (1, 7) OBP: 0.346, SLG: 0.474										3	0	2	0	0	0	0	<b>Milwaukee Brewers @ Houston Astros</b> Minute Maid Park, Houston, TX Sat Sep 18 2004, 6:05 PM CDT Att: 40,408 - Dome - 74 F			
16 Jason Lane, R (9, 7) OBP: 0.319, SLG: 0.405										0	0	0	0	0	0	0				
Carlos Beltrán, S (1, 8) OBP: 0.370, SLG: 0.561										2	1	0	1	1	0	1				
5 Jeff Bagwell, R (1, 3) OBP: 0.382, SLG: 0.470										4	1	2	3	0	1	1				
17 Lance Berkman, S (1, 9) OBP: 0.457, SLG: 0.567										2	0	1	0	2	0	1				
Jeff Kent, R (1, 4) OBP: 0.343, SLG: 0.513										4	0	0	0	0	1	4				
Mike Lamb, L (1, 5) OBP: 0.360, SLG: 0.533										2	0	0	0	2	1	2				
Willy Taveras, R (8, PR) OBP: 0.330, SLG: 0.496										0	0	0	0	0	0	0				
Morgan Ensberg, R (9, 5) OBP: 0.330, SLG: 0.496										0	0	0	0	0	0	0				
Jose Vizcaino, S (1, 6) OBP: 0.310, SLG: 0.374										4	0	0	0	0	0	3				
Brad Ausmus, R (1, 2) OBP: 0.310, SLG: 0.334										2	1	1	0	1	0	0				
Raul Chavez, R (7, 2) OBP: 0.253, SLG: 0.250										1	0	0	0	0	0	2				
Pete Munro, R (1, 1) ERA: 5.23	4.1	20	5	4	2	3	3	1	0	0	0	0	0	0	0	0				
Chad Harville, R (5, 1) ERA: 4.89	0.2	6	2	1	1	0	1	1	0	0	0	0	0	7	16	13.50	4.500			
Chad Qualls, R (6, 1) ERA: 4.07	2.0	8	3	0	0	1	0	0	0	0	0	0	0	21	35	0.00	1.500			
Dan Miceli, R (8, 1) ERA: 3.8	1.0	4	0	0	0	1	0	0	0	0	0	0	0	11	17	0.00	0.000			
Orlando Palmeiro, L (5, 1) OBP: 0.344, SLG: 0.390	1.0	4	1	0	0	2	0	0	0	0	0	0	0	13	17	0.00	1.000			
54 Brad Lidge, R (9, 1) ERA: 2.11	1.0	4	1	0	0	2	0	0	0	0	0	0	0	13	17	0.00	1.000			
<b>Inning Stats</b>	R: 0 E: 0 K: 0 S: 6	H: 0 LOB: 0 BB: 0 P: 9	R: 0 E: 0 K: 2 S: 9	H: 1 LOB: 1 BB: 0 P: 11	R: 2 E: 1 K: 0 S: 12	H: 2 LOB: 1 BB: 0 P: 17	R: 0 E: 0 K: 1 S: 5	H: 0 LOB: 2 BB: 2 P: 14	R: 2 E: 0 K: 0 S: 11	H: 2 LOB: 1 BB: 2 P: 24	R: 0 E: 0 K: 1 S: 6	H: 0 LOB: 0 BB: 0 P: 9	R: 0 E: 0 K: 1 S: 12	H: 1 LOB: 2 BB: 1 P: 21	R: 0 E: 0 K: 1 S: 12	H: 0 LOB: 2 BB: 1 P: 19	1B: 4 2B: 1 3B: 0 HR: 1	SF: 1 SAC: 2 DP: 0 HBP: 0	WP: 1 PB: 0 SB: 0 CS: 0	PA: 36
<b>PITCHER</b>	IP WLS BF H R ER SO BB IBB HBP BLK WP HR S P ERA WHIP																			
Gary Glover, R (1, 1) ERA: 4.5	4.1	20	5	4	2	3	3	1	0	0	0	0	0	0	0	0	4.15	1.846		
Brooks Kieschnick, R (5, 1) ERA: 2.93	2.2	10	1	0	0	2	0	1	0	0	1	0	0	22	34	0.00	0.375			
Luis Vizcaino, R (8, 1) ERA: 4.13	1.0	4	0	0	0	1	1	0	0	0	0	0	0	12	19	0.00	1.000			





Batter	1	2	3	4	5	6	7	8	9	AB	R	H	RBI	BB	SO	LOB	TOP										
Scott Podsednik, L (1, 8) OBP: 0.319, SLG: 0.367	1-1 G3-1 1B		2-2 G1-3		3-2 F9			3-3 K		4	0	1	0	0	1	0											
Keith Ginter, R (1, 4) OBP: 0.311, SLG: 0.420	2-3 K		1-2 G6-3			2-3 K			3-3 K	4	0	0	0	0	3	1											
Brady Clark, R (1, 9) OBP: 0.377, SLG: 0.386	4-1 G3-1 BB			0-0 2B		0-1 G4-3			0-3 K	3	0	1	0	1	1	0											
Geoff Jenkins, L (1, 7) OBP: 0.323, SLG: 0.465	2-2 G3-1		1-3 K		1-3 K				2-3 K	4	0	0	0	0	3	3											
Lyle Overbay, L (1, 3) OBP: 0.395, SLG: 0.479	3-2 G3-1		1-3 K			1-0 G3				3	0	0	0	0	1	3											
Russell Branyan, L (1, 5) OBP: 0.331, SLG: 0.585		1-0 F7		4-2 BB		0-3 K				2	0	0	0	1	1	0											
Craig Counsell, L (1, 6) OBP: 0.330, SLG: 0.307		1-1 G3		2-2 G3			2-3 K			3	0	0	0	0	1	2											
Chad Moeller, R (1, 2) OBP: 0.274, SLG: 0.311		2-2 F7			0-1 G5-3			1-1 G4-3		2	0	0	0	0	0	0											
Chris Magruder, S (8, PH) OBP: 0.338, SLG: 0.411										1	0	0	0	0	0	0											
Gary Bennett, R (8, 2) OBP: 0.284, SLG: 0.325										0	0	0	0	0	0	0											
Doug Davis, R (1, 1) OBP: 0.033, SLG: 0.017			1-3 K			0-3 K			0-0 G4-3	2	0	0	0	0	2	0											
Brooks Kieschnick, L (8, PH) OBP: 0.336, SLG: 0.363										1	0	0	0	0	0	0											
Mike Adams, R (8, 1)										0	0	0	0	0	0	0											
<b>Inning Stats</b>	R: 0 H: 1 E: 0 K: 1 S: 14	H: 1 LOB: 2 BB: 1 P: 26	R: 0 H: 0 E: 0 K: 0 S: 6	H: 0 LOB: 0 BB: 0 P: 10	R: 0 H: 0 E: 0 K: 1 S: 14	H: 0 LOB: 0 BB: 0 P: 18	R: 0 H: 1 E: 0 K: 2 S: 13	H: 1 LOB: 2 BB: 1 P: 21	R: 0 H: 0 E: 0 K: 1 S: 8	H: 0 LOB: 0 BB: 0 P: 11	R: 0 H: 0 E: 0 K: 2 S: 10	H: 0 LOB: 0 BB: 0 P: 13	R: 0 H: 0 E: 0 K: 1 S: 7	H: 0 LOB: 0 BB: 0 P: 10	R: 0 H: 0 E: 0 K: 3 S: 6	H: 0 LOB: 0 BB: 0 P: 15	1B: 1 2B: 1 3B: 0 HR: 0	SF: 0 SAC: 0 DP: 0 HBP: 0	WP: 0 PA: 31 PB: 0 SB: 1 CS: 0								
<b>PITCHER</b>	IP	WLS	BF	H	R	ER	SO	BB	IBB	HBP	BLK	WP	HR	S	P	ERA	WHIP										
Roger Clemens, R (1, 1) ERA: 3.0	8.0	W	28	2	0	0	10	2	0	0	0	0	0	78	119	0.00	0.500										
54 Brad Lidge, R ERA: 2.05	1.0	S	3	0	0	0	3	0	0	0	0	0	0	10	15	0.00	0.000										

Milwaukee Brewers @ Houston Astros  
Minute Maid Park, Houston, TX  
Sun Sep 19 2004, 7:05 PM CDT  
Att: 35,678 - Dome - 74 F


AB 29  
R 0  
H 2  
RBI 0  
BB 2  
SO 13  
LOB 9



Batter	1	2	3	4	5	6	7	8	9	AB	R	H	RBI	BB	SO	LOB	BOTTOM										
Craig Biggio, R (1, 7) OBP: 0.345, SLG: 0.474	2-2 L4		1-2 1B		1-1 G6-3			1-0 F7		4	0	1	0	0	0	1											
16 Jason Lane, R (9, 7) OBP: 0.319, SLG: 0.405			0-0 2B			4-2 S 17 1B BB		0-3 K		3	0	1	0	1	1	0											
Carlos Beltrán, S (1, 8) OBP: 0.371, SLG: 0.560	3-2 P6		2-3 1B			2-2 F9		0-3 K		4	0	0	0	0	2	3											
5 Jeff Bagwell, R (1, 3) OBP: 0.380, SLG: 0.467	2-1 G4-3		3-3 K			3-2 S 1B		1-2 1B		3	0	1	0	0	1	0											
17 Lance Berkman, S (1, 9) OBP: 0.457, SLG: 0.565		0-3 K		1-1 G1-3		SAFE		3-2 S		2	0	0	0	0	1	0											
Jeff Kent, R (1, 4) OBP: 0.343, SLG: 0.511		4-1 G6-4-3 BB		0-2 F7		3-2 F8		3-2 F8		2	0	0	0	1	0	2											
Morgan Ensberg, R (1, 5) OBP: 0.328, SLG: 0.403		2-1 G6-4-3		1-0 G4-3		2-3 K		1-2 2-3		3	0	0	0	0	1	3											
Jose Vizcaino, S (1, 6) OBP: 0.310, SLG: 0.372			4-2 E G1-6-3 BB		1-1 G4-3			1-2 K		2	1	0	0	1	1	0											
Raul Chavez, R (1, 2) OBP: 0.248, SLG: 0.245			1-0 E3		0-1 G3		2-1 P3			3	0	0	0	0	0	1											
Roger Clemens, R (1, 1) OBP: 0.214, SLG: 0.194			1-1 G1-6-3		0-2 G4-3		1-2 K			3	0	1	0	0	1	1											
54 Brad Lidge, R (9, 1)			1-2 3H		1-2 2B					0	0	0	0	0	0	0											
<b>Inning Stats</b>	R: 0 H: 0 E: 0 K: 0 S: 8	H: 0 LOB: 0 BB: 0 P: 15	R: 0 H: 0 E: 0 K: 1 S: 6	H: 0 LOB: 0 BB: 1 P: 12	R: 1 H: 2 E: 1 K: 1 S: 15	H: 2 LOB: 1 BB: 1 P: 25	R: 0 H: 0 E: 0 K: 0 S: 6	H: 0 LOB: 0 BB: 0 P: 8	R: 0 H: 1 E: 0 K: 1 S: 11	H: 1 LOB: 1 BB: 0 P: 13	R: 0 H: 1 E: 0 K: 2 S: 16	H: 1 LOB: 2 BB: 1 P: 30	R: 0 H: 0 E: 0 K: 2 S: 8	H: 0 LOB: 0 BB: 0 P: 11	R: 0 H: 0 E: 0 K: 2 S: 7	H: 0 LOB: 0 BB: 0 P: 8	1B: 2 2B: 2 3B: 0 HR: 0	SF: 0 SAC: 0 DP: 2 HBP: 0	WP: 0 PA: 30 PB: 0 SB: 2 CS: 0								
<b>PITCHER</b>	IP	WLS	BF	H	R	ER	SO	BB	IBB	HBP	BLK	WP	HR	S	P	ERA	WHIP										
Doug Davis, L (1, 1) ERA: 3.52	7.0	L	27	4	1	1	5	3	0	0	0	0	0	70	114	1.29	1.000										
Mike Adams, R (8, 1) ERA: 3.17	1.0		3	0	0	0	2	0	0	0	0	0	0	7	8	0.00	0.000										

Milwaukee Brewers @ Houston Astros  
Minute Maid Park, Houston, TX  
Sun Sep 19 2004, 7:05 PM CDT  
Att: 35,678 - Dome - 74 F

AB 27  
R 1  
H 4  
RBI 0  
BB 3  
SO 7  
LOB 11









Batter	1	2	3	4	5	6	7	8	9	AB	R	H	RBI	BB	SO	LOB	TOP								
Tony Womack, L (1.4) OBP: 0.350, SLG: 0.387	K		F8			F8		WP		4	2	2	0	0	1	1	<b>St. Louis Cardinals @ Milwaukee Brewers</b> Miller Park, Milwaukee, WI Tue Sep 21 2004, 6:35 PM CDT Att: 25,675 - Sunny - 75 F								
So Taguchi, R (1.7) OBP: 0.326, SLG: 0.419	K					F8		G6-3		4	0	2	0	0	1	0									
5 Albert Pujols, R (1.3) OBP: 0.412, SLG: 0.651	G6-3					F8		K		4	0	0	0	0	1	3									
15 Jim Edmonds, L (1.8) OBP: 0.431, SLG: 0.679						SF9		F8		1	0	0	1	1	0	0									
Roger Cedeno, S (1.9) OBP: 0.323, SLG: 0.347 Julian Tavaréz, L (6.1)						F8				3	0	0	0	0	0	4									
Reggie Sanders, R (9. PH) OBP: 0.308, SLG: 0.490						F8				0	0	0	0	0	0	0									
John Mabry, L (1.5) OBP: 0.373, SLG: 0.519	K									1	0	0	0	0	1	0									
4 Yadier Molina, R (1.2) OBP: 0.306, SLG: 0.275 Larry Walker, L (9. PH) OBP: 0.448, SLG: 0.619						K				3	0	1	0	0	1	0									
7 Hector Luna, R (1.6) OBP: 0.284, SLG: 0.338						L8				1	0	1	0	0	0	0									
Jason Marquis, L (1.1) OBP: 0.296, SLG: 0.377 Carmen Calli, L (6.1) Marlon Anderson, L (6.7) OBP: 0.258, SLG: 0.374						F9				4	0	0	0	0	0	3									
<b>Inning Stats</b>	R: 0 E: 0 K: 2 S: 11	H: 0 LOB: 0 BB: 0 P: 14	R: 0 E: 0 K: 1 S: 8	H: 0 LOB: 0 BB: 1 P: 13	R: 0 E: 0 K: 0 S: 7	H: 0 LOB: 1 BB: 1 P: 14	R: 0 E: 1 K: 0 S: 5	H: 1 LOB: 1 BB: 0 P: 8	R: 1 E: 0 K: 1 S: 11	H: 1 LOB: 0 BB: 0 P: 16	R: 1 E: 0 K: 0 S: 9	H: 2 LOB: 1 BB: 0 P: 18	R: 0 E: 0 K: 1 S: 8	H: 1 LOB: 0 BB: 0 P: 11	R: 2 E: 0 K: 1 S: 12	H: 2 LOB: 0 BB: 0 P: 19	R: 0 E: 0 K: 1 S: 14	H: 2 LOB: 2 BB: 0 P: 20	1B: 6 2B: 0 3B: 1 HR: 2	SF: 1 SAC: 0 DP: 3 HBP: 1	WP: 1 PB: 0 SB: 1 CS: 0	PA: 36			
<b>PITCHER</b>	IP	WLS	BF	H	R	ER	SO	BB	IBB	HBP	BLK	WP	HR	S	P	ERA	WHIP								
Victor Santos, R (1.1) ERA: 4.74	6.0	W	23	4	2	2	4	2	0	1	0	0	1	51	83	3.00	1.000								
Brooks Kieschnick, R (7.1) ERA: 3.29	1.0		5	3	2	2	1	0	0	0	0	0	1	12	17	18.00	3.000								
Matt Wise, R (8.1) ERA: 3.75	1.0	H	3	0	0	0	1	0	0	0	0	1	0	8	13	0.00	0.000								
Dan Kolb, R (9.1) ERA: 2.78	1.0	S	5	2	0	0	1	0	0	0	0	0	0	14	20	0.00	2.000								



Batter	1	2	3	4	5	6	7	8	9	AB	R	H	RBI	BB	SO	LOB	BOTTOM								
Dave Kryszel, L (1.8) OBP: 0.211, SLG: 0.263	F		1B			FC6-4				5	3	3	0	0	1	2	<b>St. Louis Cardinals @ Milwaukee Brewers</b> Miller Park, Milwaukee, WI Tue Sep 21 2004, 6:35 PM CDT Att: 25,675 - Sunny - 75 F								
Keith Ginter, R (1.4) OBP: 0.317, SLG: 0.430	E1		1B			G4-3		FC5		5	1	3	2	0	0	3									
Brady Clark, R (1.9) OBP: 0.377, SLG: 0.386	G6-3		SF9			G4-3		G6-3		4	0	2	2	0	0	2									
Geoff Jenkins, L (1.7) OBP: 0.324, SLG: 0.463	G6-3		FC5-4			K		F7		4	0	1	0	0	1	3									
Russell Branyan, L (1.5) OBP: 0.333, SLG: 0.574	K		SF9					F8		2	0	0	1	1	1	1									
Wes Helms, R (1.3) OBP: 0.329, SLG: 0.358 Lyle Overbay, L (7.3) OBP: 0.383, SLG: 0.476			FC5-4			P6		L4		3	0	0	0	0	0	4									
Craig Counsell, L (1.6) OBP: 0.331, SLG: 0.312	G4-3									4	1	1	0	0	1	0									
Gary Bennett, R (1.2) OBP: 0.288, SLG: 0.330	G6-3									3	1	1	0	0	0	1									
Victor Santos, R (1.1) ERA: 4.74 2 Bill Hall, R (6. PH) OBP: 0.286, SLG: 0.391 Brooks Kieschnick, L (7.1) OBP: 0.333, SLG: 0.377 Matt Wise, R (8.1) ERA: 3.75 Scott Podsednik, L (8. PH) OBP: 0.317, SLG: 0.366 Dan Kolb, R (9.1)			G1-3			G6-3				2	0	0	1	0	0	0									
<b>Inning Stats</b>	R: 1 E: 1 K: 1 S: 11	H: 2 LOB: 1 BB: 0 P: 21	R: 0 E: 0 K: 0 S: 10	H: 0 LOB: 0 BB: 0 P: 13	R: 2 E: 0 K: 0 S: 13	H: 4 LOB: 2 BB: 0 P: 18	R: 0 E: 0 K: 1 S: 12	H: 1 LOB: 0 BB: 0 P: 21	R: 0 E: 0 K: 1 S: 9	H: 1 LOB: 2 BB: 1 P: 19	R: 2 E: 0 K: 1 S: 14	H: 2 LOB: 1 BB: 1 P: 26	R: 0 E: 0 K: 0 S: 4	H: 0 LOB: 0 BB: 0 P: 5	R: 0 E: 0 K: 0 S: 9	H: 1 LOB: 2 BB: 0 P: 16		1B: 7 2B: 4 3B: 0 HR: 0	SF: 1 SAC: 0 DP: 1 HBP: 1	WP: 1 PB: 0 SB: 0 CS: 0	PA: 38				
<b>PITCHER</b>	IP	WLS	BF	H	R	ER	SO	BB	IBB	HBP	BLK	WP	HR	S	P	ERA	WHIP								
Jason Marquis, R (1.1) ERA: 3.7	5.0	L	24	8	4	3	3	1	0	0	0	0	0	55	92	5.40	1.800								
Carmen Calli, L (6.1) ERA: 12.27	0.2		4	1	2	2	1	1	0	0	0	0	0	7	16	27.00	3.000								
Julian Tavaréz, R (6.1) ERA: 2.49	2.1		10	2	0	0	0	0	0	1	0	1	0	20	31	0.00	0.857								





Batter	1	2	3	4	5	6	7	8	9	AB	R	H	RBI	BB	SO	LOB	TOP					
<b>Marlon Anderson, L</b> (1.4) <small>OBP: 0.262, SLG: 0.376</small> <b>Ray King, L</b> (7.1) <small>OBP: 0.333, SLG: 0.333</small> <b>44 Jason Isringhausen, R</b> (9.1) <small>OBP: 0.333, SLG: 0.333</small>										4	1	2	0	0	0	0						
<b>Larry Walker, L</b> (1.9) <small>OBP: 0.445, SLG: 0.626</small>										4	1	1	2	0	1	1						
<b>5 Albert Pujols, R</b> (1.3) <small>OBP: 0.410, SLG: 0.646</small>										4	0	0	0	0	2	1						
<b>15 Jim Edmonds, L</b> (1.8) <small>OBP: 0.433, SLG: 0.679</small>										3	1	2	0	1	0	1						
<b>Roger Cedeno, S</b> (1.7) <small>OBP: 0.328, SLG: 0.364</small> <b>So Taguchi, R</b> (6.7) <small>OBP: 0.324, SLG: 0.416</small>										3	0	2	1	0	1	1						
<b>John Mabry, L</b> (1.5) <small>OBP: 0.396, SLG: 0.512</small> <b>Kiko Calero, R</b> (6.1) <small>OBP: 0.350, SLG: 0.387</small>										3	0	0	0	0	2	4						
<b>Mike Matheny, R</b> (1.2) <small>OBP: 0.295, SLG: 0.352</small>										4	0	0	0	0	1	4						
<b>7 Hector Luna, R</b> (1.6) <small>OBP: 0.277, SLG: 0.329</small>										4	0	0	0	0	0	3						
<b>Woody Williams, R</b> (1.1) <small>OBP: 0.206, SLG: 0.254</small> <b>Cody McKay, L</b> (6.5) <small>OBP: 0.264, SLG: 0.250</small>										2	0	0	0	0	1	0						
<b>Inning Stats</b>	R: 0 E: 0 K: 0 S: 12	H: 1 LOB: 0 BB: 0 P: 18	R: 0 E: 0 K: 1 S: 15	H: 1 LOB: 2 BB: 1 P: 22	R: 0 E: 0 K: 2 S: 9	H: 0 LOB: 0 BB: 0 P: 10	R: 1 E: 0 K: 1 S: 10	H: 2 LOB: 1 BB: 0 P: 16	R: 2 E: 0 K: 3 S: 12	H: 2 LOB: 1 BB: 0 P: 19	R: 0 E: 0 K: 3 S: 11	H: 1 LOB: 1 BB: 0 P: 16	R: 0 E: 0 K: 0 S: 8	H: 0 LOB: 0 BB: 0 P: 15	R: 0 E: 1 K: 0 S: 6	H: 0 LOB: 1 BB: 0 P: 11	R: 0 E: 1 K: 0 S: 12	H: 0 LOB: 1 BB: 0 P: 16	1B: 5 2B: 0 3B: 1 HR: 1	SF: 0 SAC: 0 DP: 1 HBP: 0	WP: 1 PB: 0 SB: 1 CS: 0	PA: 36
<b>PITCHER</b>	IP WLS BF H R ER SO BB IBB HBP BLK WP HR S P ERA WHIP																					
<b>15 Ben Sheets, R</b> (1.1) <small>ERA: 2.85</small> <b>Pedro Liriano, R</b> (7.1) <small>ERA: 3.18</small> <b>Jeff Bennett, R</b> (9.1) <small>ERA: 4.5</small>	6.0 L 25 7 3 3 8 1 0 0 0 0 0 1 69 101 4.50 1.333																					

**St. Louis Cardinals @ Milwaukee Brewers**  
 Miller Park, Milwaukee, WI  
 Wed Sep 22 2004, 6:35 PM CDT  
 Att: 21,461 - Unknown - 73 F

AB 35  
 R 3  
 H 7  
 RBI 3  
 BB 1  
 SO 8  
 LOB 17

Batter	1	2	3	4	5	6	7	8	9	AB	R	H	RBI	BB	SO	LOB	BOTTOM					
<b>Scott Podsednik, L</b> (1.8) <small>OBP: 0.315, SLG: 0.363</small>										5	0	0	0	0	1	3						
<b>2 Bill Hall, R</b> (1.4) <small>OBP: 0.288, SLG: 0.392</small>										4	0	1	0	1	2	0						
<b>Lyle Overbay, L</b> (1.3) <small>OBP: 0.383, SLG: 0.473</small>										3	0	0	0	2	3	1						
<b>Geoff Jenkins, L</b> (1.7) <small>OBP: 0.326, SLG: 0.466</small>										5	2	3	0	0	0	3						
<b>Brady Clark, R</b> (1.9) <small>OBP: 0.382, SLG: 0.395</small>										5	0	4	2	0	0	2						
<b>Russell Branyan, L</b> (1.5) <small>OBP: 0.329, SLG: 0.556</small> <b>Trent Durrington, R</b> (9. PR) <small>OBP: 0.273, SLG: 0.397</small>										4	0	0	0	0	0	2						
<b>Craig Counsell, L</b> (1.6) <small>OBP: 0.329, SLG: 0.311</small>										5	0	1	0	0	0	4						
<b>Chad Moeller, R</b> (1.2) <small>OBP: 0.272, SLG: 0.309</small> <b>Brooks Kieschnick, L</b> (6. PH) <small>OBP: 0.328, SLG: 0.371</small> <b>Gary Bennett, R</b> (7.2) <small>OBP: 0.291, SLG: 0.338</small>										2	0	0	0	0	1							
<b>15 Ben Sheets, R</b> (1.1) <small>OBP: 0.182, SLG: 0.115</small> <b>Chris Magruder, S</b> (6. PH) <small>OBP: 0.343, SLG: 0.426</small> <b>Pedro Liriano, R</b> (7.1) <small>OBP: 0.319, SLG: 0.430</small> <b>Keith Ginter, R</b> (8. PH) <small>OBP: 0.319, SLG: 0.430</small> <b>Jeff Bennett, R</b> (9.1)										2	0	1	0	0	1	0						
<b>Inning Stats</b>	R: 0 E: 0 K: 2 S: 10	H: 0 LOB: 0 BB: 0 P: 16	R: 0 E: 0 K: 0 S: 8	H: 1 LOB: 1 BB: 0 P: 15	R: 0 E: 0 K: 0 S: 12	H: 2 LOB: 3 BB: 1 P: 21	R: 0 E: 0 K: 0 S: 7	H: 2 LOB: 1 BB: 0 P: 12	R: 0 E: 0 K: 2 S: 11	H: 0 LOB: 1 BB: 1 P: 20	R: 1 E: 1 K: 1 S: 11	H: 2 LOB: 2 BB: 0 P: 20	R: 0 E: 0 K: 2 S: 12	H: 1 LOB: 2 BB: 1 P: 20	R: 0 E: 0 K: 0 S: 12	H: 1 LOB: 2 BB: 1 P: 19	R: 1 E: 0 K: 0 S: 15	H: 2 LOB: 2 BB: 0 P: 26	1B: 7 2B: 4 3B: 0 HR: 0	SF: 0 SAC: 0 DP: 0 HBP: 1	WP: 1 PB: 0 SB: 1 CS: 0	PA: 43
<b>PITCHER</b>	IP WLS BF H R ER SO BB IBB HBP BLK WP HR S P ERA WHIP																					
<b>Woody Williams, R</b> (1.1) <small>ERA: 3.86</small> <b>Kiko Calero, R</b> (6.1) <small>ERA: 3.1</small> <b>Ray King, L</b> (7.1) <small>ERA: 2.23</small> <b>44 Jason Isringhausen, R</b> (9.1) <small>ERA: 2.89</small>	5.1 W 25 7 1 1 4 2 0 0 0 0 0 0 55 96 1.69 1.688																					

**St. Louis Cardinals @ Milwaukee Brewers**  
 Miller Park, Milwaukee, WI  
 Wed Sep 22 2004, 6:35 PM CDT  
 Att: 21,461 - Unknown - 73 F

AB 38  
 R 2  
 H 11  
 RBI 2  
 BB 4  
 SO 8  
 LOB 20



Batter	1	2	3	4	5	6	7	8	9	AB	R	H	RBI	BB	SO	LOB	TOP				
Tony Womack, L (1,4) OBP: 0.348, SLG: 0.385	P6		F9			K			G3	5	0	1	0	0	1	1					
Edgar Renteria, R (1,6) OBP: 0.325, SLG: 0.399	K		2B					E5	L4	5	0	1	0	0	1	1					
Larry Walker, L (1,9) OBP: 0.437, SLG: 0.612	G6-3		K					G6-4-3	K	5	0	0	0	0	2	3					
15 Jim Edmonds, L (1,8) OBP: 0.432, SLG: 0.674 So Taguchi, R (9,8) OBP: 0.324, SLG: 0.416		K						E3	K	3	0	0	0	1	2	2					
Reggie Sanders, R (1,7) OBP: 0.306, SLG: 0.486		F9	G1					K	K	4	0	0	0	0	2	5					
John Mabry, L (1,3) OBP: 0.396, SLG: 0.512					P4			K	G4-3	4	1	1	0	0	1	3					
4 Yadier Molina, R (1,2) OBP: 0.321, SLG: 0.309								L9		3	2	2	2	1	0	0					
7 Hector Luna, R (1,5) OBP: 0.294, SLG: 0.366										4	1	4	2	0	0	0					
Dan Haren, R (1,1) Roger Cedeno, S (6,PH) Cal Eldred, R (6,1) 5 Albert Pujols, R (6,PH) Julian Tavarez, L (8,1) 44 Jason Istringhausen, R (9,1) OBP: 0.333, SLG: 0.333										2	0	0	0	0	0	3					
Inning Stats	R: 0 E: 0 K: 1 S: 9	H: 0 LOB: 0 BB: 0 P: 13	R: 2 E: 0 K: 1 S: 12	H: 3 LOB: 1 BB: 0 P: 16	R: 0 E: 0 K: 1 S: 13	H: 1 LOB: 2 BB: 1 P: 24	R: 0 E: 0 K: 0 S: 5	H: 1 LOB: 1 BB: 1 P: 10	R: 0 E: 0 K: 2 S: 16	H: 1 LOB: 3 BB: 0 P: 23	R: 0 E: 1 K: 1 S: 7	H: 0 LOB: 0 BB: 0 P: 8	R: 2 E: 0 K: 2 S: 16	H: 2 LOB: 2 BB: 0 P: 23	R: 0 E: 0 K: 1 S: 9	H: 0 LOB: 0 BB: 0 P: 11	1B: 5 2B: 2 3B: 0 HR: 2	SF: 0 SAC: 0 DP: 2 HBP: 0	WP: 0 PB: 0 SB: 0 CS: 0	PA: 39	
PITCHER	IP	WLS	BF	H	R	ER	SO	BB	IBB	HBP	BLK	WP	HR	S	P	ERA	WHIP				
Ben Hendrickson, R (1,1) ERA: 6.35	6.0		28	7	2	2	6	1	1	0	0	0	0	64	100	3.00	1.333				
Matt Wise, R (7,1) ERA: 3.99	2.0	L	8	2	2	2	3	0	0	0	0	0	2	23	31	9.00	1.000				
Luis Vizcaino, R (9,1) ERA: 3.99	1.0		3	0	0	0	1	0	0	0	0	0	0	9	11	0.00	0.000				

St. Louis Cardinals @ Milwaukee Brewers  
Miller Park, Milwaukee, WI  
Thu Sep 23 2004, 1:05 PM CDT  
Att: 15,200 - Cloudy - 77 F

AB	37
R	4
H	9
RBI	4
BB	2
SO	10
LOB	19



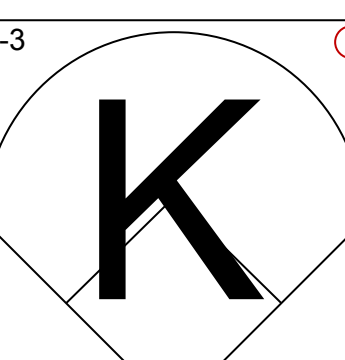
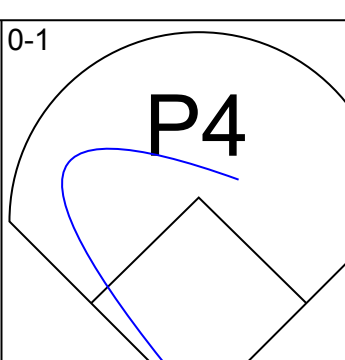
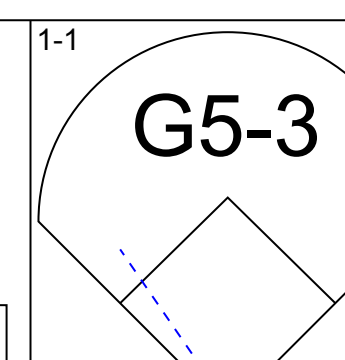
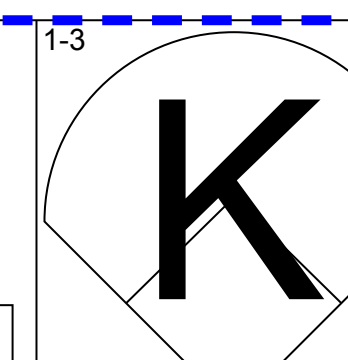
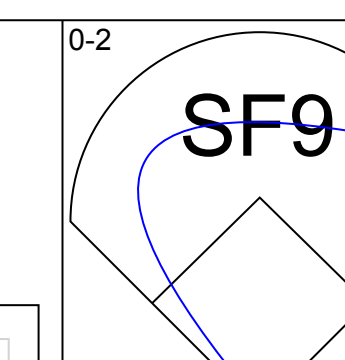
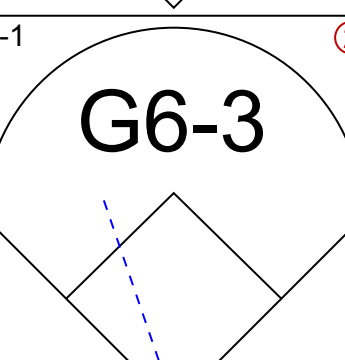
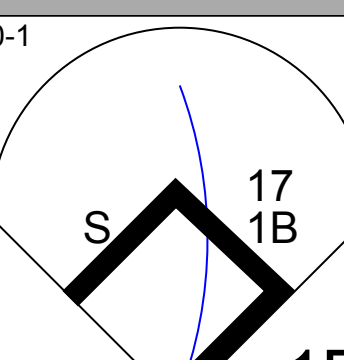
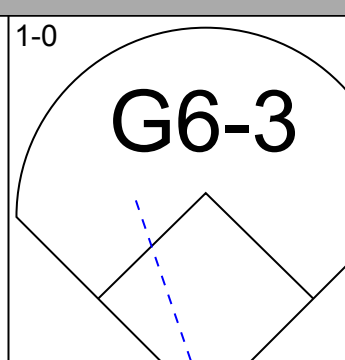
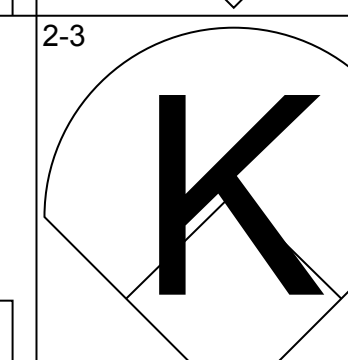
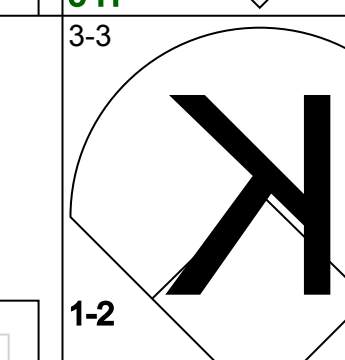
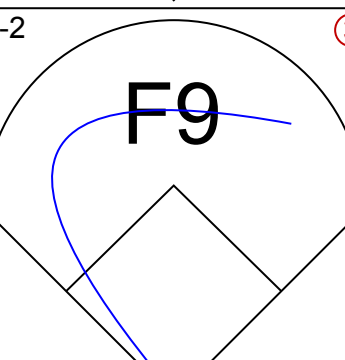
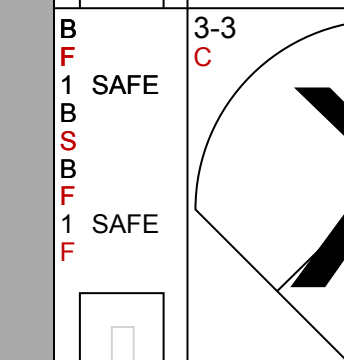
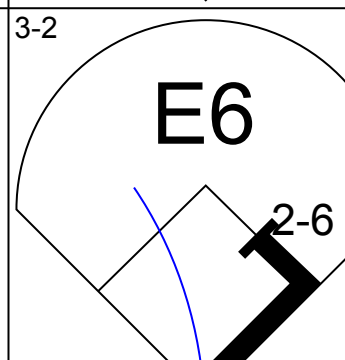
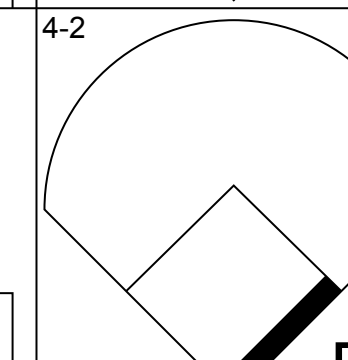
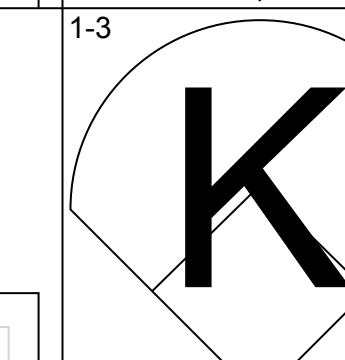
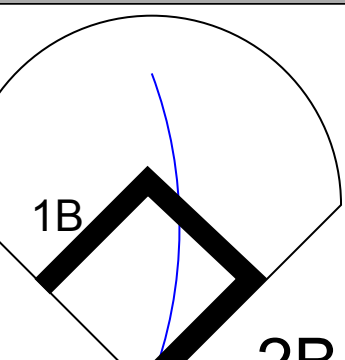
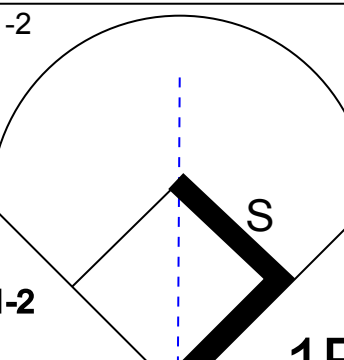
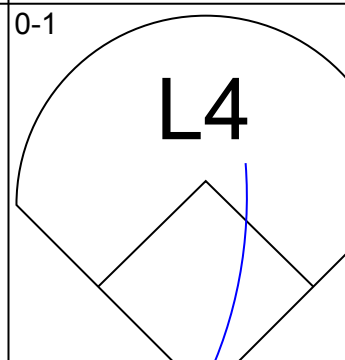
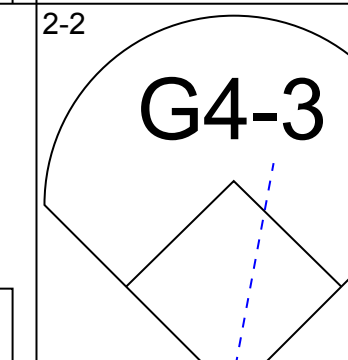
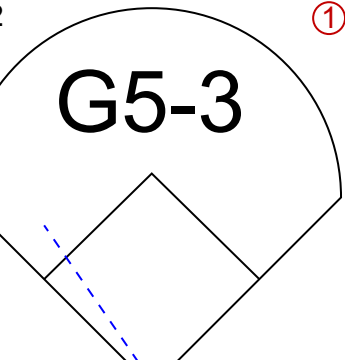
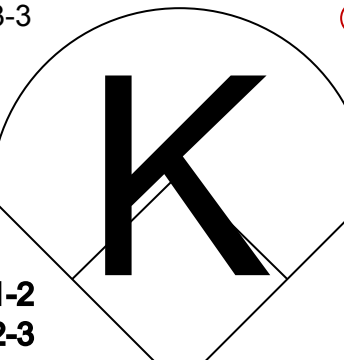
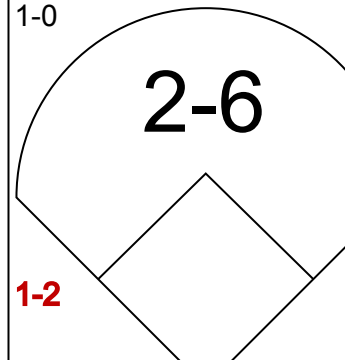
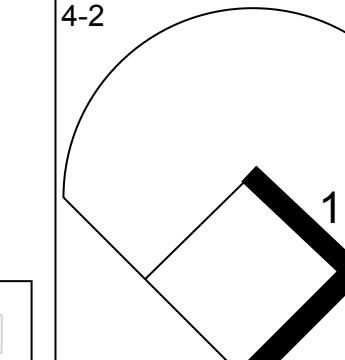
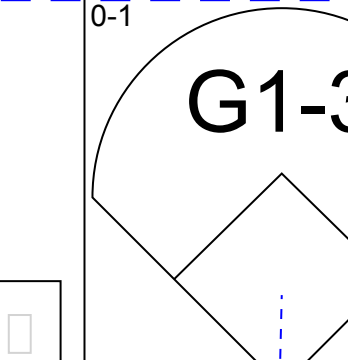
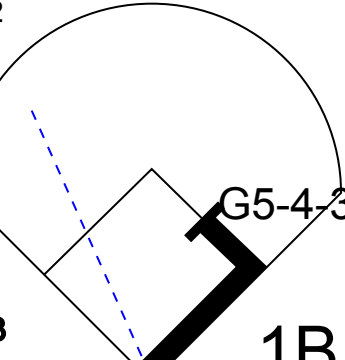
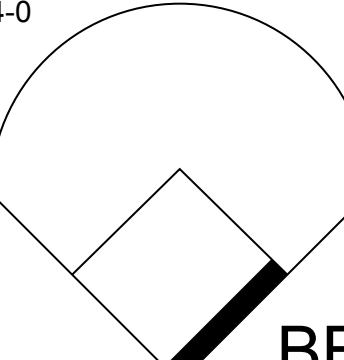
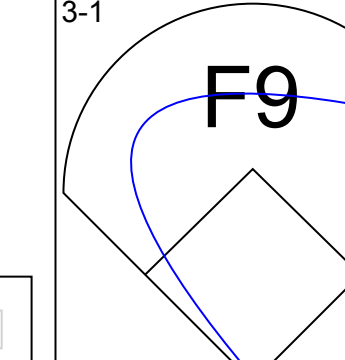
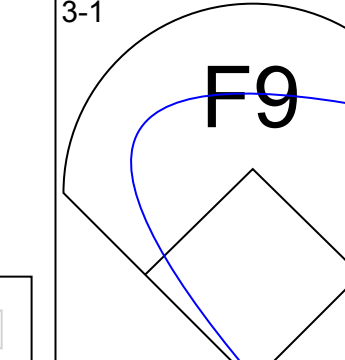
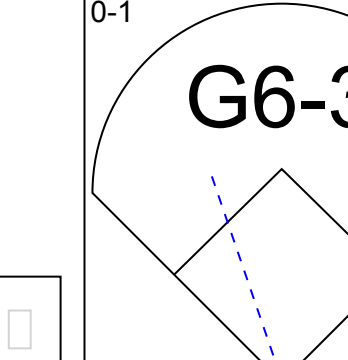
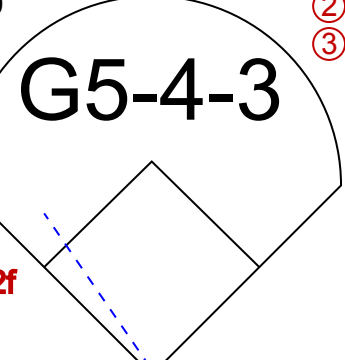
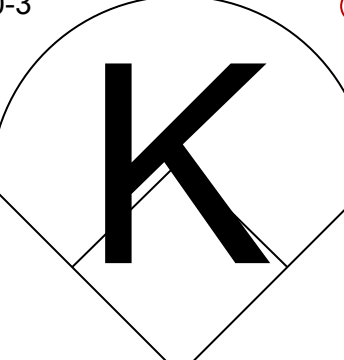
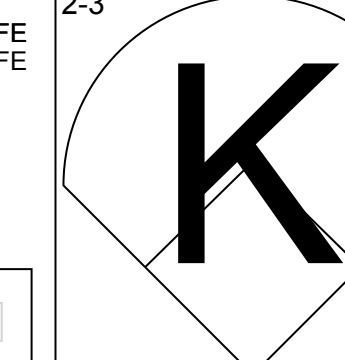
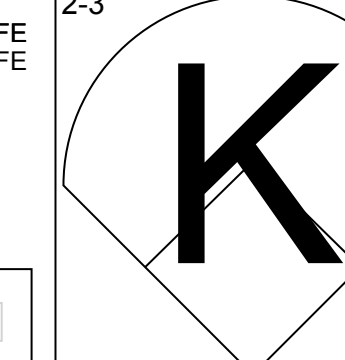
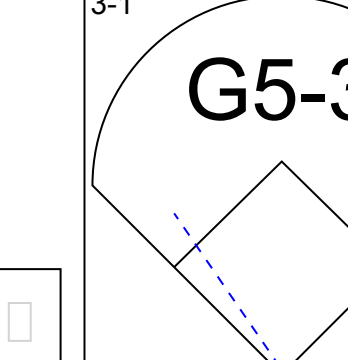
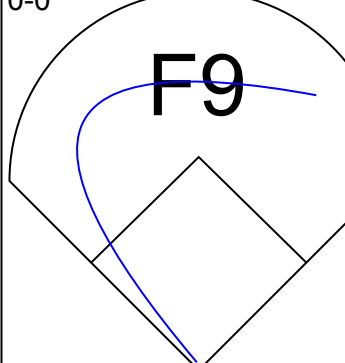
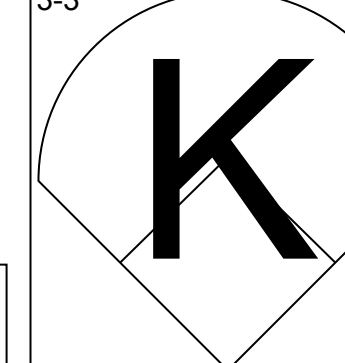
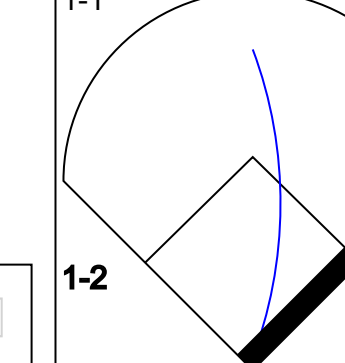
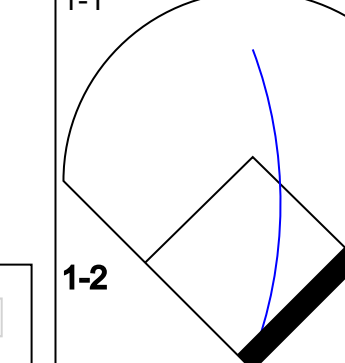


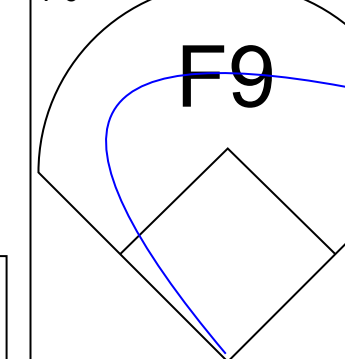
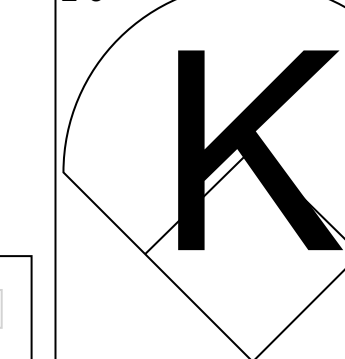
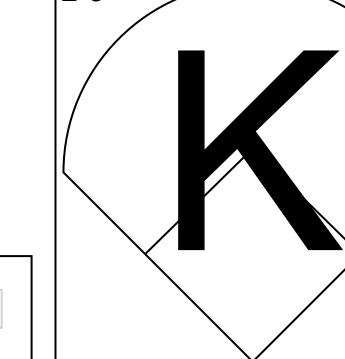

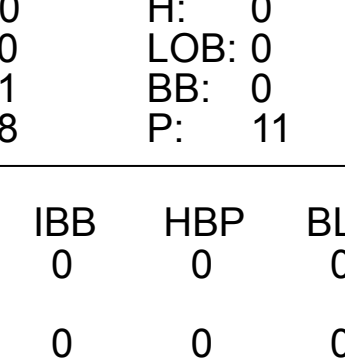
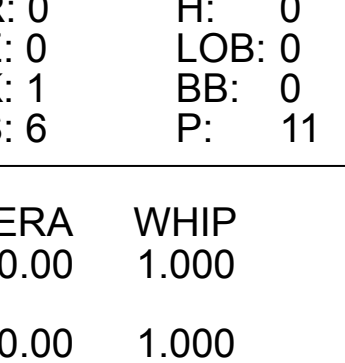
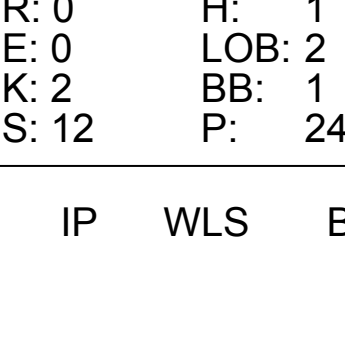
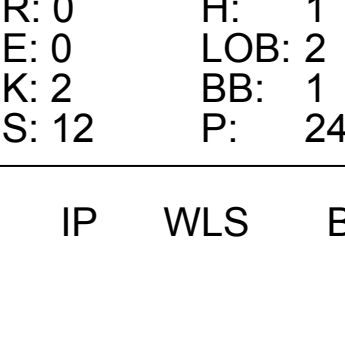
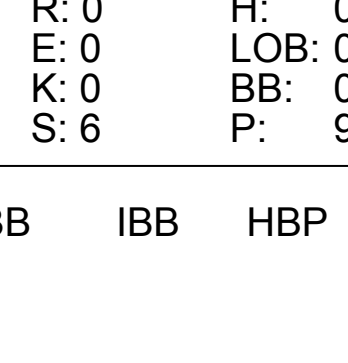
Batter	1	2	3	4	5	6	7	8	9	AB	R	H	RBI	BB	SO	LOB	BOTTOM				
Scott Podsednik, L (1,8) OBP: 0.316, SLG: 0.365	G3-1		S					F8		3	1	1	0	1	0	0					
Trent Durrington, R (1,5) OBP: 0.272, SLG: 0.416	G5-3		3B						K	4	0	1	1	0	1	1					
Keith Ginter, R (1,4) OBP: 0.320, SLG: 0.428									F9	2	0	0	0	1	0	0					
Geoff Jenkins, L (1,7) OBP: 0.326, SLG: 0.470	P6		K					G4-3		4	1	1	1	0	1	3					
2 Bill Hall, R (1,6) OBP: 0.285, SLG: 0.388		G6-3							K	4	0	0	0	0	3	0					
Wes Helms, R (1,3) OBP: 0.329, SLG: 0.358 Matt Wise, R (7,1) Luis Vizcaino, R (9,1) Chris Magruder, S (9,PH) OBP: 0.338, SLG: 0.419		G6-3							G3-1	3	0	1	0	0	1	0					
Dave Kryszel, L (1,9) OBP: 0.174, SLG: 0.217										0	0	0	0	0	0	0					
Chad Moeller, R (1,2) OBP: 0.270, SLG: 0.306			F8					F7		3	0	0	0	0	1	0					
Ben Hendrickson, R (1,1) OBP: 0.143, SLG: 0.143 Lyle Overbay, L (7,3) OBP: 0.383, SLG: 0.472										2	0	0	0	0	2	0					
Inning Stats	R: 0 E: 0 K: 0 S: 12	H: 0 LOB: 1 BB: 0 P: 18	R: 0 E: 0 K: 0 S: 6	H: 0 LOB: 0 BB: 0 P: 8	R: 1 E: 1 K: 2 S: 19	H: 1 LOB: 2 BB: 2 P: 34	R: 0 E: 0 K: 2 S: 8	H: 0 LOB: 0 BB: 0 P: 11	R: 0 E: 0 K: 2 S: 10	H: 1 LOB: 1 BB: 0 P: 15	R: 1 E: 0 K: 2 S: 11	H: 2 LOB: 1 BB: 0 P: 18	R: 0 E: 0 K: 1 S: 7	H: 0 LOB: 0 BB: 0 P: 13	R: 0 E: 0 K: 2 S: 11	H: 0 LOB: 0 BB: 0 P: 16	1B: 1 2B: 1 3B: 1 HR: 1	SF: 0 SAC: 0 DP: 0 HBP: 1	WP: 0 PB: 0 SB: 1 CS: 0	PA: 34	
PITCHER	IP	WLS	BF	H	R	ER	SO	BB	IBB	HBP	BLK	WP	HR	S	P	ERA	WHIP				
Dan Haren, R (1,1) ERA: 4.76 Cal Eldred, R (6,1) Julian Tavarez, R (8,1) 44 Jason Istringhausen, R (9,1) ERA: 2.85	5.0		20	2	1	1	6	2	0	0	0	0	1	22	36	4.50	1.000				
	2.0	W	8	2	1	1	2	0	0	0	0	0	0	7	13	0.00	0.000				
	1.0	H	3	0	0	0	1	0	0	0	0	0	0	11	16	0.00	0.000				

St. Louis Cardinals @ Milwaukee Brewers  
Miller Park, Milwaukee, WI  
Thu Sep 23 2004, 1:05 PM CDT  
Att: 15,200 - Cloudy - 77 F

AB	31
R	2
H	4
RBI	2
BB	2
SO	11
LOB	5

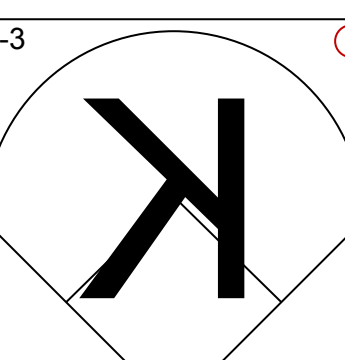
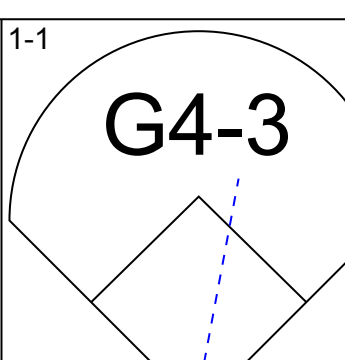
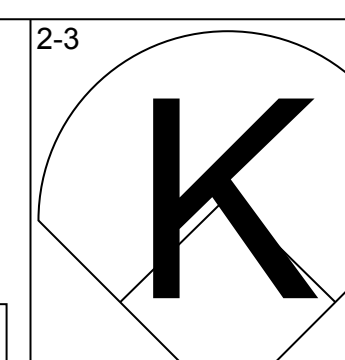
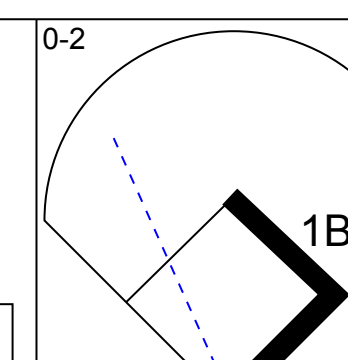
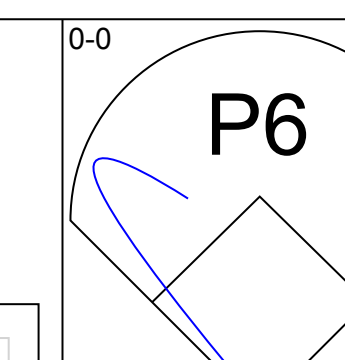
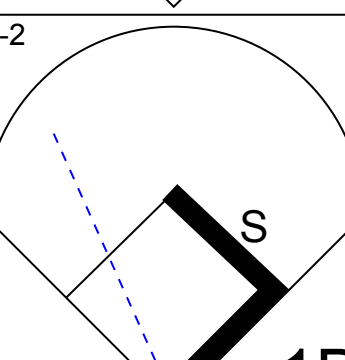
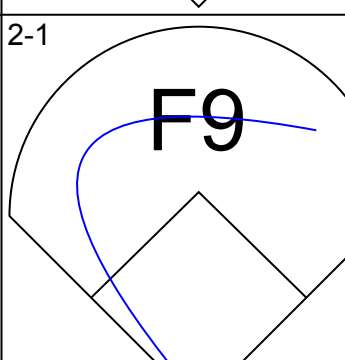
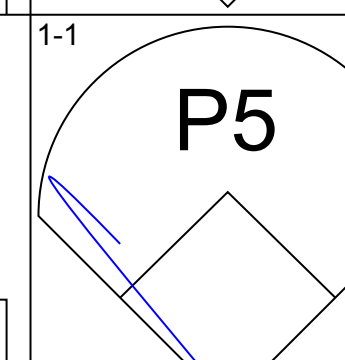
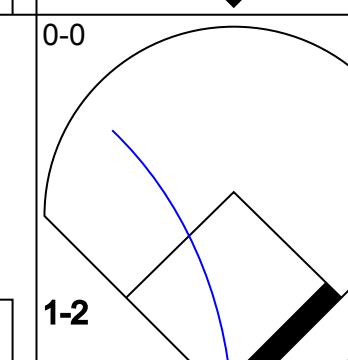
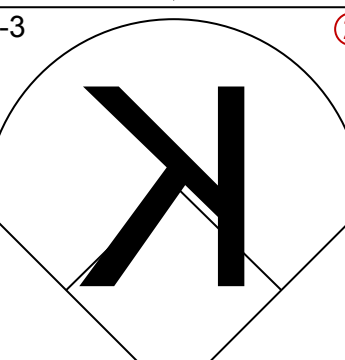
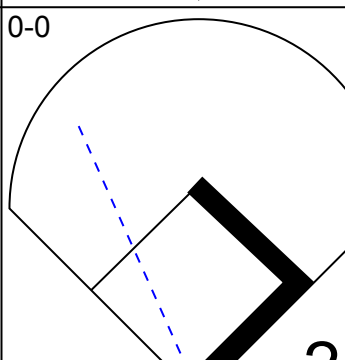
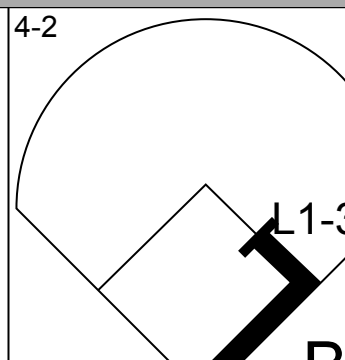
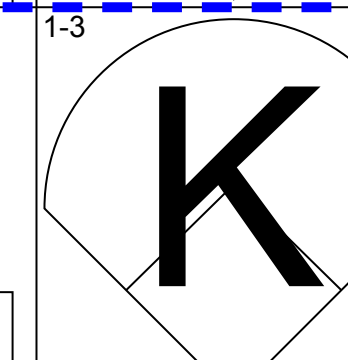
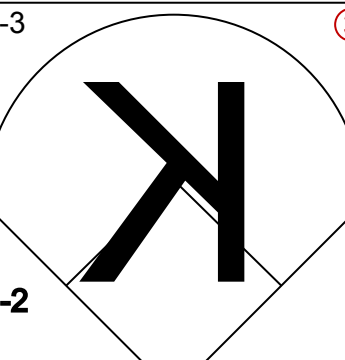
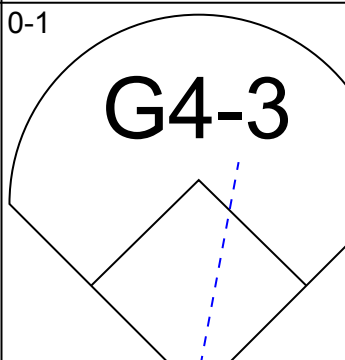
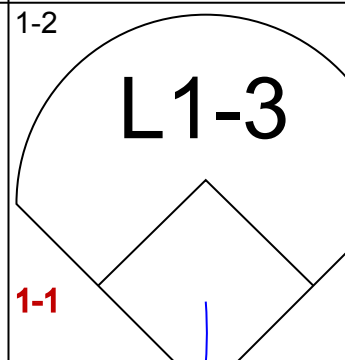
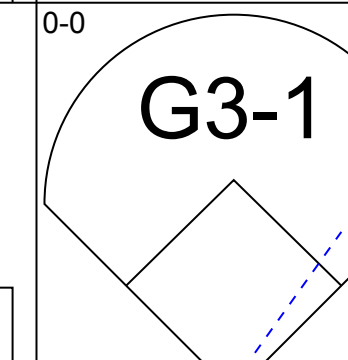
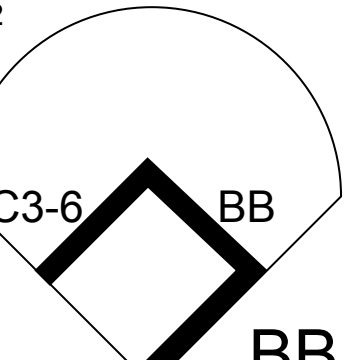
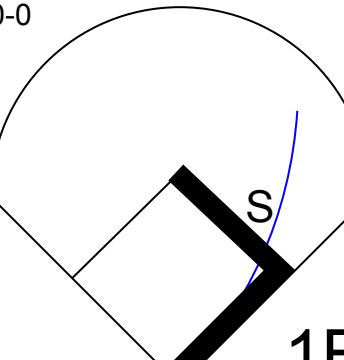
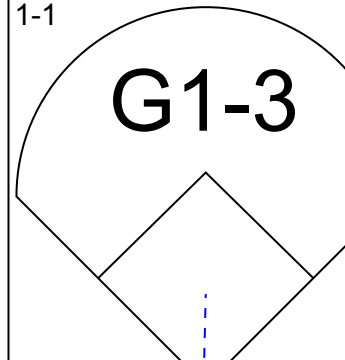
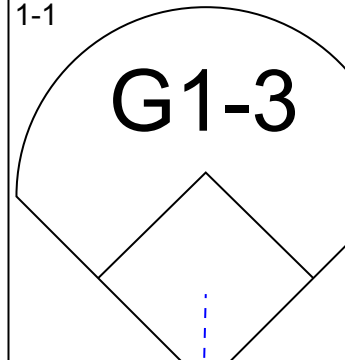
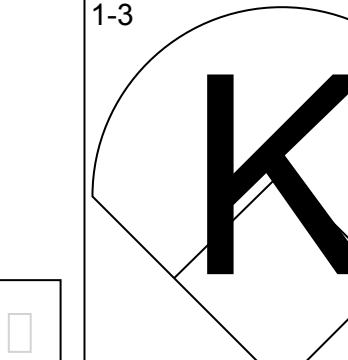
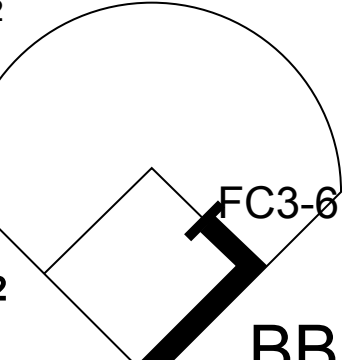
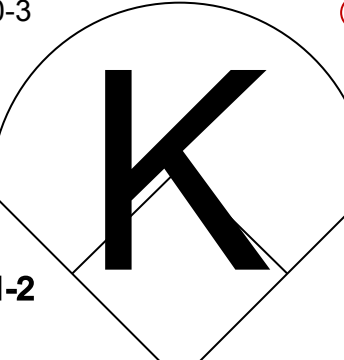

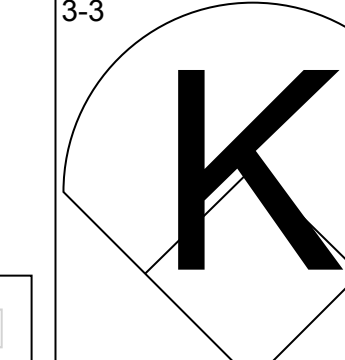
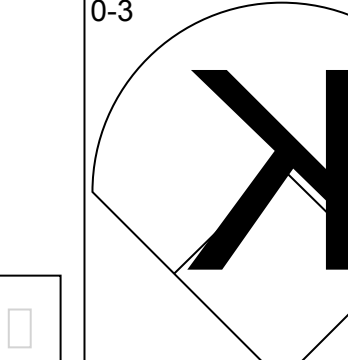
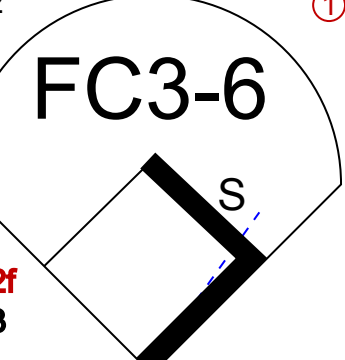
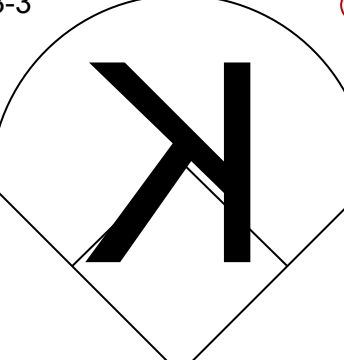

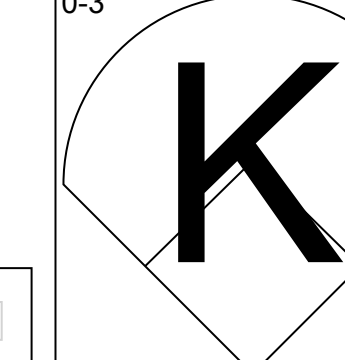
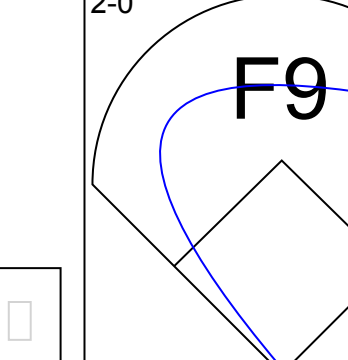
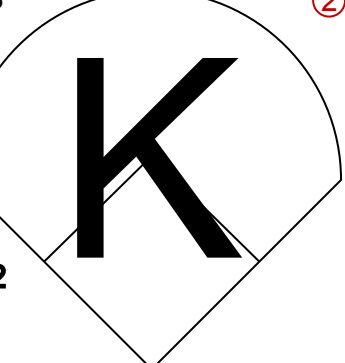
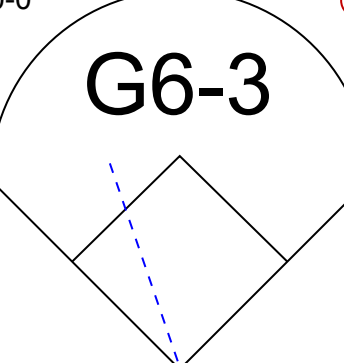

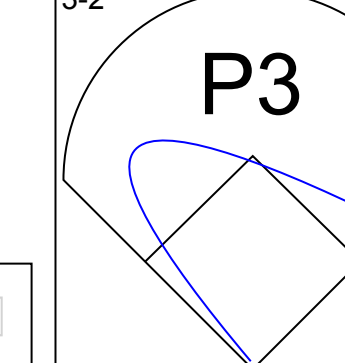

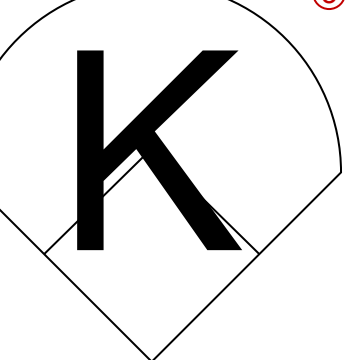




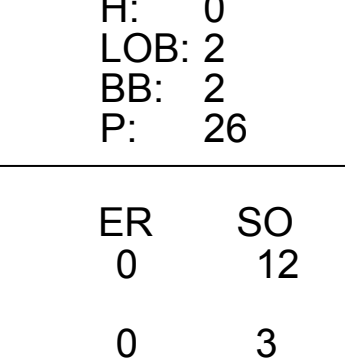
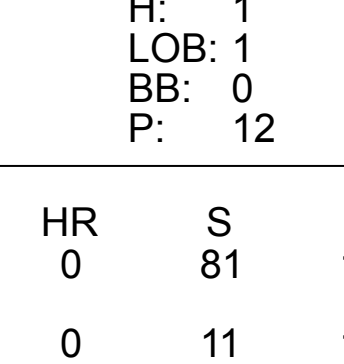
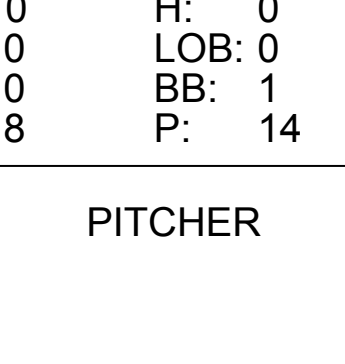
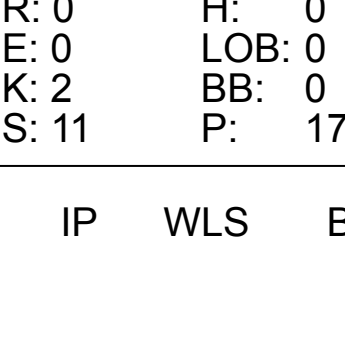
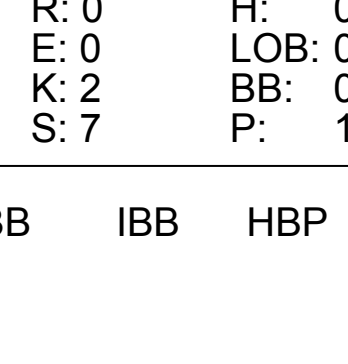





Batter	1	2	3	4	5	6	7	8	9	10	AB	R	H	RBI	BB	SO	LOB	TOP				
<b>Craig Biggio, R</b> OBP: 0.337, SLG: 0.461 <b>Dan Miceli, R</b> OBP: 0.500, SLG: 0.500											4	0	0	1	0	2	0	<b>Houston Astros @ Milwaukee Brewers</b> Miller Park, Milwaukee, WI Fri Sep 24 2004, 7:05 PM CDT Att. 34,890 - Sunny - 70 F				
<b>Carlos Beltrán, S</b> OBP: 0.369, SLG: 0.555											5	0	1	0	0	2	1					
<b>5 Jeff Bagwell, R</b> OBP: 0.374, SLG: 0.462											4	0	0	0	1	2	3					
<b>17 Lance Berkman, S</b> OBP: 0.455, SLG: 0.372											4	0	2	0	0	0	2					
<b>Mike Lamb, L</b> OBP: 0.294, SLG: 0.524 <b>2 Chris Burke, R</b> OBP: 0.235, SLG: 0.071											2	0	0	0	1	1	3					
<b>Morgan Ensberg, R</b> OBP: 0.328, SLG: 0.400											3	0	1	0	1	0	1					
<b>Jason Alfaró, R</b> OBP: 0.222, SLG: 0.222 <b>4 Eric Bruntlett, R</b> OBP: 0.304, SLG: 0.458											3	0	0	0	0	2	6					
<b>Brad Ausmus, R</b> OBP: 0.310, SLG: 0.333 <b>Willy Taveras, R</b>											4	0	2	0	0	1	0					
<b>Roger Clemens, R</b> OBP: 0.205, SLG: 0.186 <b>54 Brad Lidge, R</b>											3	0	0	0	0	2	2					
<b>Orlando Palmeiro, L</b> OBP: 0.349, SLG: 0.537 <b>Raul Chavez, R</b> OBP: 0.245, SLG: 0.242											0	0	0	0	0	0	0					
<b>Inning Stats</b>	R: 0 E: 0 K: 1 S: 9	H: 0 LOB: 0 BB: 0 P: 12	R: 0 E: 0 K: 0 S: 9	H: 2 LOB: 1 BB: 0 P: 15	R: 0 E: 0 K: 1 S: 8	H: 0 LOB: 0 BB: 0 P: 11	R: 0 E: 0 K: 3 S: 18	H: 2 LOB: 3 BB: 1 P: 29	R: 0 E: 0 K: 1 S: 6	H: 0 LOB: 0 BB: 0 P: 11	R: 0 E: 1 K: 2 S: 6	H: 1 LOB: 2 BB: 1 P: 24	R: 0 E: 0 K: 2 S: 12	H: 0 LOB: 1 BB: 1 P: 21	R: 0 E: 0 K: 0 S: 6	H: 0 LOB: 0 BB: 0 P: 9	R: 1 E: 0 K: 2 S: 14	H: 2 LOB: 2 BB: 0 P: 19	1B: 6 2B: 1 3B: 0 HR: 0	SF: 1 SAC: 0 DP: 1 HBP: 0	WP: 0 PB: 0 SB: 3 CS: 0	PA: 39
<b>PITCHER</b>	IP	WLS	BF	H	R	ER	SO	BB	IBB	HBP	BLK	WP	HR	S	P	ERA	WHIP					
<b>Doug Davis, L</b> ERA: 3.4	7.0		28	5	0	0	8	2	0	0	0	0	0	68	113	0.00	1.000					
<b>Luis Vizcaino, R</b> ERA: 3.93	1.0		4	0	0	0	2	1	0	0	0	0	0	12	21	0.00	1.000					
<b>Dan Kolb, R</b> ERA: 2.73	1.0		3	0	0	0	0	0	0	0	0	0	0	6	9	0.00	0.000					
<b>Mike Adams, R</b> ERA: 3.42	1.0	L	5	2	1	1	2	0	0	0	0	0	0	14	19	9.00	2.000					

AB	35
R	1
H	7
RBI	1
BB	3
SO	12
LOB	18



Batter	1	2	3	4	5	6	7	8	9	10	AB	R	H	RBI	BB	SO	LOB	BOTTOM				
<b>Scott Podsednik, L</b> OBP: 0.315, SLG: 0.363											5	0	1	0	0	2	0	<b>Houston Astros @ Milwaukee Brewers</b> Miller Park, Milwaukee, WI Fri Sep 24 2004, 7:05 PM CDT Att. 34,890 - Sunny - 70 F				
<b>Keith Ginter, R</b> OBP: 0.322, SLG: 0.429											4	0	2	0	0	0	0					
<b>Lyle Overbay, L</b> OBP: 0.363, SLG: 0.473											3	0	1	0	1	2	3					
<b>Geoff Jenkins, L</b> OBP: 0.324, SLG: 0.467											4	0	0	0	0	1	5					
<b>Brady Clark, R</b> OBP: 0.395, SLG: 0.397 <b>Chris Magruder, S</b> OBP: 0.329, SLG: 0.406											1	0	1	0	1	0	0					
<b>Russell Branyan, L</b> OBP: 0.327, SLG: 0.544 <b>Mike Adams, R</b>											3	0	0	0	1	3	1					
<b>Craig Counsell, L</b> OBP: 0.327, SLG: 0.308											4	0	0	0	0	2	3					
<b>Chad Moeller, R</b> OBP: 0.267, SLG: 0.303 <b>Dave Krynzel, L</b> OBP: 0.167, SLG: 0.208											3	0	0	0	0	1	3					
<b>Doug Davis, R</b> OBP: 0.632, SLG: 0.016 <b>Luis Vizcaino, R</b>											2	0	0	0	0	2	2					
<b>2 Bill Hall, R</b> OBP: 0.298, SLG: 0.387 <b>Dan Kolb, R</b> <b>Trent Durrington, R</b> OBP: 0.268, SLG: 0.410											0	0	0	0	0	0	0					
<b>Inning Stats</b>	R: 0 E: 0 K: 3 S: 12	H: 1 LOB: 1 BB: 0 P: 18	R: 0 E: 0 K: 2 S: 17	H: 0 LOB: 2 BB: 2 P: 26	R: 0 E: 0 K: 0 S: 7	H: 1 LOB: 1 BB: 0 P: 10	R: 0 E: 0 K: 2 S: 9	H: 1 LOB: 1 BB: 0 P: 12	R: 0 E: 0 K: 2 S: 9	H: 0 LOB: 0 BB: 1 P: 14	R: 0 E: 0 K: 2 S: 11	H: 0 LOB: 0 BB: 0 P: 17	R: 0 E: 0 K: 2 S: 12	H: 2 LOB: 2 BB: 0 P: 15	R: 0 E: 0 K: 2 S: 7	H: 0 LOB: 0 BB: 0 P: 10	R: 0 E: 0 K: 1 S: 5	H: 0 LOB: 0 BB: 0 P: 5	1B: 4 2B: 2 3B: 0 HR: 0	SF: 0 SAC: 0 DP: 1 HBP: 0	WP: 0 PB: 0 SB: 3 CS: 0	PA: 37
<b>PITCHER</b>	IP	WLS	BF	H	R	ER	SO	BB	IBB	HBP	BLK	WP	HR	S	P	ERA	WHIP					
<b>Roger Clemens, R</b> ERA: 2.89	7.1		29	5	0	0	12	3	0	0	0	0	0	81	119	0.00	1.091					
<b>54 Brad Lidge, R</b> ERA: 2.00	1.2	W	5	0	0	0	3	0	0	0	0	0	0	11	15	0.00	0.000					
<b>Dan Miceli, R</b> ERA: 3.68	1.0	S	3	0	0	0	1	0	0	0	0	0	0	5	5	0.00	0.000					

AB	34
R	0
H	5
RBI	0
BB	3
SO	16
LOB	17










Batter	1	2	3	4	5	6	7	8	9	AB	R	H	RBI	BB	SO	LOB	TOP											
<b>Jose Vizcaino, S</b> OBP: 0.313, SLG: 0.375	2-1 P6	1-2 L8		0-0 2B	1-0 FC4-6 1B		1-1 F8		0-1 P6	6	0	2	1	0	0	1												
<b>Carlos Beltrán, S</b> OBP: 0.386, SLG: 0.550	2-2 17 BB HR 1B	1-0 F9		0-0 P3	2-2 FC4-6 5 S 1-2		2-0 G4-3		1-0 L8	6	1	1	0	0	0	3												
<b>5 Jeff Bagwell, R</b> OBP: 0.372, SLG: 0.460	0-0 F8	2-2 F9		1-3 K	3-3 K				1-3 K	5	0	0	0	0	3	3												
<b>17 Lance Berkman, S</b> OBP: 0.455, SLG: 0.574	4-0 HR BB			1-1 F9	1-0 HR		2-0 P6		3-2 1B HBP	3	3	1	1	1	0	0												
<b>Jeff Kent, R</b> OBP: 0.343, SLG: 0.515	2-1 HR			3-2 L7	4-2 16 BB 1B 2B BB		0-1 G6-3		0-1 1B	4	2	2	3	1	0	0												
<b>Morgan Ensberg, R</b> OBP: 0.333, SLG: 0.404	0-1 16 BB 1B			1-1 16 BB 1B	2-2 16 BB 2B 1B		3-1 G4-3		0-1 FC5-4 1B	5	2	4	1	0	0	0												
<b>16 Jason Lane, R</b> OBP: 0.342, SLG: 0.436	2-2 1B			1-1 FC6-4 1B	4-1 2B BB		1-1 1B 3B		0-0 P6	4	2	3	0	1	0	2												
<b>Raul Chavez, R</b> OBP: 0.256, SLG: 0.260	0-1 1B			2-1 FC6-4	0-0 G4-3 1B 2B		0-0 1B		1-0 FC5-4	5	1	3	5	0	0	4												
<b>Carlos Hernandez, S</b> Chad Hanville, R 2 Chris Davis, R Tim Redding, R Jason Spranger, R Russ Springer, R Mike Gallo, L Orlando Palmeiro, L Chad Curtis, R Dan Moft, R Mike Gallo, L 44 Brad Lidge, R	0-0 G3			0-2 F7	0-2 G4-3		2-1 F9		1-0 F9	1	0	0	0	0	0	2												
<b>Inning Stats</b>	R: 4 E: 0 K: 0 S: 18	H: 5 LOB: 2 BB: 1 P: 30	R: 0 E: 0 K: 0 S: 7	H: 0 LOB: 0 BB: 0 P: 11	R: 0 E: 0 K: 0 S: 15	H: 2 LOB: 2 BB: 0 P: 23	R: 0 E: 0 K: 1 S: 8	H: 1 LOB: 1 BB: 0 P: 9	R: 5 E: 0 K: 1 S: 18	H: 4 LOB: 1 BB: 2 P: 35	R: 0 E: 0 K: 0 S: 5	H: 0 LOB: 0 BB: 0 P: 10	R: 1 E: 0 K: 0 S: 8	H: 2 LOB: 1 BB: 0 P: 14	R: 1 E: 0 K: 1 S: 12	H: 2 LOB: 2 BB: 0 P: 17	R: 0 E: 0 K: 0 S: 4	H: 0 LOB: 0 BB: 0 P: 6	1B: 11 2B: 2 3B: 1 HR: 2	SF: 0 SAC: 0 DP: 0 HBP: 1	WP: 0 PB: 0 SB: 1 CS: 0	PA: 47						
<b>PITCHER</b>	IP	WLS	BF	H	R	ER	SO	BB	IBB	HBP	BLK	WP	HR	S	P	ERA	WHIP											
<b>Victor Santos, R</b> ERA: 4.97	(1, 1)	4.0	L	23	9	6	6	1	2	0	0	0	0	2	51	81	13.50	2.750										
<b>Matt Wise, R</b> ERA: 4.44	(5, 1)	0.1		5	3	3	3	0	1	0	0	0	0	0	9	16	81.00	12.000										
<b>Pedro Liriano, R</b> ERA: 2.77	(5, 1)	1.2		5	0	0	0	1	0	0	0	0	0	11	21	0.00	0.000											
<b>Jeff Bennett, R</b> ERA: 4.57	(7, 1)	1.0		5	2	1	1	0	0	0	0	0	0	8	14	9.00	2.000											
<b>Ben Ford, R</b> ERA: 6.38	(8, 1)	2.0		9	2	1	1	1	0	0	1	0	0	0	16	23	4.50	1.000										

**Houston Astros @ Milwaukee Brewers**  
Miller Park, Milwaukee, WI  
Sun Sep 26 2004, 1:05 PM CDT  
Att: 18,496 - Sunny - 71 F


**AB 43**  
**R 11**  
**H 16**  
**RBI 11**  
**BB 3**  
**SO 3**  
**LOB 17**



Batter	1	2	3	4	5	6	7	8	9	AB	R	H	RBI	BB	SO	LOB	BOTTOM											
<b>Scott Podsednik, L</b> OBP: 0.314, SLG: 0.360	4-2 L4-6 2 S BB	0-1 L9		2-1 G1-3		2-3 K		3-1 F8		4	0	0	0	1	1	4												
<b>2 Bill Hall, R</b> OBP: 0.280, SLG: 0.382	1-1 F9			1-1 F7		2-2 F8		1-3 K		5	0	0	0	0	2	1												
<b>Lyle Overbay, L</b> OBP: 0.386, SLG: 0.480	0-2 L4-6			0-0 WP 1B 2B		4-2 WP BB		1-1 HR		4-1 WP BB	3	3	2	1	2	0												
<b>Keith Ginter, R</b> OBP: 0.325, SLG: 0.446		2-0 HR		1-2 HR 1B		2-2 L7		2-1 G5-3		2-1 E6 BB	5	2	2	2	0	1												
<b>Chris Magruder, S</b> OBP: 0.333, SLG: 0.464		0-1 G6-3		3-2 1H HR		2-2 F7		2-2 1B 2B		3-1 G1-3	5	2	2	2	0	2												
<b>Wes Helms, R</b> OBP: 0.330, SLG: 0.356		2-1 BB 1B		2-0 F8		3-2 F8		3-0 HBP 1B HBP		1-3 K	4	0	1	0	0	1												
<b>Dave Kryszel, L</b> OBP: 0.273, SLG: 0.258		4-1 BB 1B		1-0 1B		2-2 G4-3		0-2 HBP 1B		0-0 F9	4	0	2	1	1	0												
<b>Gary Bennett, R</b> OBP: 0.291, SLG: 0.330		4-1 1 SAFE 1 SAFE		2-3 K		4-2 FC5-4 BB		2-2 HBP		0-1 P4	1	0	0	0	2	1												
<b>Russell Branyan, L</b> OBP: 0.335, SLG: 0.571											0	0	0	0	0	0												
<b>Mark Johnson, L</b> ERA: 0.72											1	0	0	0	0	0												
<b>Victor Santos, R</b> OBP: 0.298, SLG: 0.077											2	0	0	0	0	0	3											
<b>Matt Wise, R</b> ERA: 4.75											0	0	0	0	0	0	0											
<b>Pedro Liriano, R</b> ERA: 2.77											0	0	0	0	0	0	0											
<b>Trent Durrington, R</b> ERA: 3.09											1	0	0	0	0	0	1											
<b>Jeff Bennett, R</b> ERA: 4.57											0	0	0	0	0	0	0											
<b>Craig Counsell, L</b> ERA: 3.09											1	0	0	0	0	0	0											
<b>Ben Ford, R</b> ERA: 6.38											0	0	0	0	0	0	3											
<b>Inning Stats</b>	R: 0 E: 0 K: 0 S: 8	H: 0 LOB: 0 BB: 1 P: 13	R: 1 E: 0 K: 0 S: 13	H: 2 LOB: 3 BB: 2 P: 27	R: 3 E: 0 K: 1 S: 19	H: 4 LOB: 1 BB: 0 P: 29	R: 0 E: 0 K: 0 S: 9	H: 0 LOB: 0 BB: 0 P: 13	R: 0 E: 0 K: 1 S: 13	H: 0 LOB: 1 BB: 1 P: 24	R: 0 E: 0 K: 1 S: 13	H: 0 LOB: 3 BB: 0 P: 23	R: 2 E: 0 K: 1 S: 22	H: 3 LOB: 3 BB: 0 P: 35	R: 1 E: 1 K: 1 S: 10	H: 0 LOB: 1 BB: 1 P: 23	R: 0 E: 0 K: 1 S: 6	H: 0 LOB: 0 BB: 0 P: 7	1B: 4 2B: 3 3B: 0 HR: 3	SF: 0 SAC: 0 DP: 1 HBP: 2	WP: 3 PB: 0 SB: 1 CS: 0	PA: 44						
<b>PITCHER</b>	IP	WLS	BF	H	R	ER	SO	BB	IBB	HBP	BLK	WP	HR	S	P	ERA	WHIP											
<b>Carlos Hernandez, L</b> ERA: 6.43	(1, 1)	2.1		14	5	4	4	0	3	0	0	0	0	2	35	59	15.43	3.429										
<b>Chad Hanville, R</b> ERA: 4.75	(3, 1)	0.2		3	1	0	0	1	0	0	0	0	0	5	10	0.00	1.500											
<b>Tim Redding, R</b> ERA: 4.75	(4, 1)	1.0	W	3	0	0	0	0	0	0	0	0	0	9	13	0.00	0.000											
<b>Russ Springer, R</b> ERA: 3.09	(5, 1)	1.0		4	0	0	0	0	1	0	0	0	1	0	13	24	0.00	1.000										
<b>Mike Gallo, L</b> ERA: 4.81	(6, 1)	1.0		4	0	0	0	1	1	0	0	0	0	13	23	0.00	1.000											
<b>PITCHER</b>	IP	WLS	BF	H	R	ER	SO	BB	IBB	HBP	BLK	WP	HR	S	P	ERA	WHIP											
<b>Chad Qualls, R</b> ERA: 4.28	(7, 1)	1.0		8	3	2	2	1	0	0	0	0	1	0	22	35	18.00	3.000										
<b>Dan Miceli, R</b> ERA: 3.63	(8, 1)	1.0		5	0	1	0	1	1	0	0	0	1	0	10	23	0.00	1.000										
<b>54 Brad Lidge, R</b> ERA: 2.0	(9, 1)	1.0		3	0	0	0	1	0	0	0	0	0	0	6	7	0.00	0.000										

**Houston Astros @ Milwaukee Brewers**  
Miller Park, Milwaukee, WI  
Sun Sep 26 2004, 1:05 PM CDT  
Att: 18,496 - Sunny - 71 F

**AB 36**  
**R 7**  
**H 9**  
**RBI 6**  
**BB 6**  
**SO 5**  
**LOB 18**






Batter	1	2	3	4	5	6	7	8	9	AB	R	H	RBI	BB	SO	LOB	TOP			
Scott Podsednik, L (1, 8) OBP: 0.312, SLG: 0.358	G3		K		L7			G6-3		4	0	0	0	0	1	1				
Keith Cinter, R (1, 4) OBP: 0.327, SLG: 0.446	1B		K			K		1B		4	0	2	0	0	2	0				
Lyle Overbay, L (1, 3) OBP: 0.383, SLG: 0.477	L9		K			G3		G5-3		4	0	0	0	0	1	2				
Geoff Jenkins, L (1, 7) OBP: 0.321, SLG: 0.462	F8				G1-3		K		L3	4	0	0	0	0	1	1				
Chris Magruder, S (1, 9) OBP: 0.329, SLG: 0.452	F7				1B		L7		K	4	0	1	0	0	1	0				
2 Bill Hall, R (1, 6) OBP: 0.276, SLG: 0.379	K				1B		K		K	3	0	0	0	0	3	1				
Craig Counsell, L (9, PH) OBP: 0.325, SLG: 0.309	K				1-2		K		K	1	0	0	0	0	1	0				
Wes Helms, R (1, 5) OBP: 0.337, SLG: 0.368	2B	BB								2	1	2	0	1	0	0				
Chad Moeller, R (1, 2) OBP: 0.268, SLG: 0.306	15 PB	2B								3	0	1	1	0	1	2				
15 Ben Sheets, R (1, 1) OBP: 0.176, SLG: 0.111	G3-1									2	0	0	0	0	1	2				
Trent Durrington, R (8, PH) OBP: 0.292, SLG: 0.400										1	0	0	0	0	0	0				
Luis Vizcaino, R (8, 1)										0	0	0	0	0	0	0				
<b>Inning Stats</b>	R: 0 H: 1 E: 0 K: 0 S: 10	H: 1 LOB: 1 BB: 0 P: 15	R: 1 H: 1 E: 0 K: 1 S: 11	H: 1 LOB: 1 BB: 1 P: 20	R: 0 H: 0 E: 0 K: 3 S: 10	H: 0 LOB: 0 BB: 0 P: 15	R: 0 H: 1 E: 0 K: 1 S: 8	H: 1 LOB: 1 BB: 0 P: 10	R: 0 H: 1 E: 0 K: 2 S: 11	H: 0 LOB: 0 BB: 0 P: 12	R: 0 H: 1 E: 0 K: 1 S: 11	H: 1 LOB: 1 BB: 0 P: 13	R: 0 H: 1 E: 0 K: 0 S: 9	H: 1 LOB: 1 BB: 0 P: 13	R: 0 H: 0 E: 0 K: 2 S: 12	H: 0 LOB: 0 BB: 0 P: 16	1B: 4 2B: 1 3B: 1 HR: 0	SF: 0 SAC: 0 DP: 0 HBP: 0	WP: 0 PB: 1 SB: 0 CS: 1	PA: 33
<b>PITCHER</b>	IP	WLS	BF	H	R	ER	SO	BB	IBB	HBP	BLK	WP	HR	S	P	ERA	WHIP			
Randy Johnson, L (1, 1) ERA: 2.65	7.0	W	26	5	1	1	10	1	0	0	0	0	0	69	99	1.29	0.857			
Randy Choate, L (8, 1) ERA: 4.54	1.0	H	4	1	0	0	0	0	0	0	0	0	0	9	13	0.00	1.000			
Greg Aquino, R (9, 1) ERA: 2.51	1.0	S	3	0	0	0	2	0	0	0	0	0	0	12	16	0.00	0.000			

Milwaukee Brewers @ Arizona Diamondbacks  
Bank One Ballpark, Phoenix, AZ  
Mon Sep 27 2004, 9:35 PM EDT  
Att: 25,123 - Sunny - 76 F


AB 32  
R 1  
H 6  
RBI 1  
BB 1  
SO 12  
LOB 9



Batter	1	2	3	4	5	6	7	8	9	AB	R	H	RBI	BB	SO	LOB	BOTTOM			
Chad Tracy, L (1, 5) OBP: 0.347, SLG: 0.415	HR		K2-3	G6-3		P5				4	1	1	1	0	1	4				
Alex Cintron, S (1, 4) OBP: 0.300, SLG: 0.361	F7		2B		K		G1-3			4	1	1	0	0	1	0				
Danny Bautista, R (1, 9) OBP: 0.332, SLG: 0.402	G6-3		E		P5		G5-3			4	1	1	0	0	0	0				
Shea Hillenbrand, R (1, 3) OBP: 0.342, SLG: 0.451	P4		E5		G5-3		G6-3			4	0	0	0	0	0	1				
Doug DeVore, L (1, 7) OBP: 0.271, SLG: 0.322								F8		4	0	3	1	0	0	0				
19 Chris Snyder, R (1, 2) OBP: 0.351, SLG: 0.500	K							F7		3	0	0	0	1	1	2				
Luis Terrero, R (1, 8) OBP: 0.329, SLG: 0.379	K		K							4	0	2	0	0	2	4				
Jerry Gil, R (1, 6) OBP: 0.189, SLG: 0.236	K2-3				K					4	0	1	0	0	3	2				
Randy Johnson, R (1, 1) OBP: 0.160, SLG: 0.143										3	0	1	0	0	1	3				
Randy Choate, L (8, 1)										0	0	0	0	0	0	0				
Greg Aquino, R (9, 1)										0	0	0	0	0	0	0				
<b>Inning Stats</b>	R: 1 H: 1 E: 0 K: 0 S: 12	H: 1 LOB: 1 BB: 0 P: 18	R: 0 H: 1 E: 0 K: 3 S: 13	H: 1 LOB: 1 BB: 0 P: 17	R: 2 H: 3 E: 1 K: 2 S: 20	H: 3 LOB: 3 BB: 1 P: 32	R: 0 H: 1 E: 0 K: 1 S: 9	H: 1 LOB: 0 BB: 0 P: 12	R: 0 H: 3 E: 0 K: 1 S: 16	H: 3 LOB: 3 BB: 0 P: 20	R: 0 H: 0 E: 0 K: 0 S: 5	H: 0 LOB: 0 BB: 0 P: 6	R: 0 H: 1 E: 0 K: 1 S: 10	H: 1 LOB: 1 BB: 0 P: 15	R: 0 H: 0 E: 0 K: 1 S: 10	H: 0 LOB: 0 BB: 0 P: 15	1B: 6 2B: 3 3B: 0 HR: 1	SF: 0 SAC: 0 DP: 1 HBP: 0	WP: 0 PB: 0 SB: 0 CS: 0	PA: 35
<b>PITCHER</b>	IP	WLS	BF	H	R	ER	SO	BB	IBB	HBP	BLK	WP	HR	S	P	ERA	WHIP			
15 Ben Sheets, R (1, 1) ERA: 2.8	7.0	L	31	9	3	1	8	1	0	0	0	0	0	82	113	1.29	1.429			
Luis Vizcaino, R (8, 1) ERA: 3.95	1.0		4	1	0	0	1	0	0	0	0	0	0	10	15	0.00	1.000			

Milwaukee Brewers @ Arizona Diamondbacks  
Bank One Ballpark, Phoenix, AZ  
Mon Sep 27 2004, 9:35 PM EDT  
Att: 25,123 - Sunny - 76 F

AB 34  
R 3  
H 10  
RBI 2  
BB 1  
SO 9  
LOB 16









Batter	1	2	3	4	5	6	7	8	9	AB	R	H	RBI	BB	SO	LOB	TOP	
<b>Scott Podsednik, L</b> (1, 8) <small>OBP: 0.313, SLG: 0.361</small>										5	1	1	0	0	1	2		
<b>Chris Magruder, S</b> (1, 9) <small>OBP: 0.307, SLG: 0.418</small>										4	0	0	0	0	1	2		
<b>Lyle Overbay, L</b> (1, 3) <small>OBP: 0.382, SLG: 0.472</small>										4	0	0	0	0	0	3		
<b>Geoff Jenkins, L</b> (1, 7) <small>OBP: 0.322, SLG: 0.474</small>										4	2	3	2	0	0	0		
<b>Keith Ginter, R</b> (1, 4) <small>OBP: 0.331, SLG: 0.466</small>										3	1	2	2	0	0	0		
<b>Wes Helms, R</b> (1, 5) <small>OBP: 0.331, SLG: 0.362</small> <b>Dan Kolb, R</b> (9, 1) <b>Luis Vizcaino, R</b> (9, 1)										4	0	0	0	0	1	2		
<b>2 Bill Hall, R</b> (1, 6) <small>OBP: 0.278, SLG: 0.377</small>										4	0	1	0	0	2	0		
<b>Gary Bennett, R</b> (1, 2) <small>OBP: 0.293, SLG: 0.326</small>										3	0	0	0	1	1	0		
<b>Gary Glover, R</b> (1, 1) <b>Trent Durrington, R</b> (7, PH) <b>Jeff Bennett, R</b> (7, 1) <b>Russell Branyan, L</b> (9, PH) <small>OBP: 0.339, SLG: 0.559</small>										2	0	0	0	0	2	1		
<b>Inning Stats</b>	R: 1 H: 3 E: 0 K: 1 S: 15	R: 0 H: 0 E: 0 K: 2 S: 9	R: 0 H: 0 E: 0 K: 0 S: 10	R: 2 H: 2 E: 0 K: 1 S: 15	R: 0 H: 0 E: 0 K: 0 S: 7	R: 1 H: 2 E: 0 K: 0 S: 12	R: 0 H: 1 E: 0 K: 1 S: 11	R: 0 H: 0 E: 0 K: 0 S: 11	R: 0 H: 0 E: 0 K: 2 S: 16	1B: 5 2B: 0 3B: 1 HR: 2	SF: 1 SAC: 0 DP: 0 HBP: 0	WP: 1 PA: 37 FB: 0 CS: 0						
<b>PITCHER</b>	IP: 4.0 WLS: L BF: 18 H: 5 R: 3 ER: 3 SO: 4 BB: 1 IBB: 0 HBP: 0 BLK: 0 WP: 0 HR: 2 S: 49 P: 78 ERA: 6.75 WHIP: 1.500																	
<b>Casey Fossum, L</b> (1, 1) <small>ERA: 6.65</small> <b>Jeff Fassero, L</b> (5, 1) <small>ERA: 5.46</small> <b>Lance Cormier, R</b> (6, 1) <small>ERA: 8.14</small> <b>Randy Choate, L</b> (7, 1) <small>ERA: 4.62</small> <b>36 Brian Bruney, R</b> (8, 1) <small>ERA: 4.6</small>																		
<b>Batter</b>	1	2	3	4	5	6	7	8	9	AB	R	H	RBI	BB	SO	LOB	BOTTOM	
<b>Scott Hairston, R</b> (1, 4) <small>OBP: 0.296, SLG: 0.448</small>										4	0	0	0	0	0	3		
<b>Alex Cintron, S</b> (1, 6) <small>OBP: 0.303, SLG: 0.366</small>										5	0	2	0	0	0	3		
<b>Chad Tracy, L</b> (1, 5) <small>OBP: 0.347, SLG: 0.413</small>										4	0	1	0	0	0	4		
<b>Shea Hillenbrand, R</b> (1, 3) <small>OBP: 0.343, SLG: 0.451</small>										4	1	1	0	0	1	2		
<b>Doug DeVore, L</b> (1, 7) <small>OBP: 0.265, SLG: 0.333</small>										4	0	1	1	0	0	2		
<b>Josh Kroeger, L</b> (1, 9) <small>OBP: 0.170, SLG: 0.196</small>										4	0	1	0	0	1	1		
<b>Luis Terrero, R</b> (1, 8) <small>OBP: 0.325, SLG: 0.367</small>										3	0	0	0	1	0	0		
<b>Juan Brito, R</b> (1, 2) <small>OBP: 0.244, SLG: 0.280</small> <b>Alan Zinter, S</b> (9, PH) <small>OBP: 0.289, SLG: 0.344</small> <b>Stephen Randolph, L</b> (9, PR) <small>OBP: 0.417, SLG: 0.667</small>										3	0	1	0	0	0	0		
<b>Casey Fossum, L</b> (1, 1) <small>OBP: 0.116, SLG: 0.095</small> <b>Jeff Fassero, L</b> (5, 1) <small>OBP: 0.227, SLG: 0.190</small> <b>Robbie Hartsock, R</b> (9, PH) <small>OBP: 0.278, SLG: 0.377</small> <b>Lance Cormier, R</b> (6, 1) <small>OBP: 0.335, SLG: 0.375</small> <b>Randy Choate, L</b> (7, 1) <small>OBP: 0.195, SLG: 0.337</small> <b>36 Brian Bruney, R</b> (8, 1) <small>OBP: 0.365, SLG: 0.591</small>										1	0	0	0	0	0	0		
<b>Inning Stats</b>	R: 0 H: 1 E: 0 K: 0 S: 9	R: 0 H: 0 E: 0 K: 1 S: 5	R: 0 H: 0 E: 0 K: 0 S: 10	R: 1 H: 2 E: 0 K: 0 S: 10	R: 0 H: 2 E: 0 K: 0 S: 12	R: 0 H: 0 E: 0 K: 1 S: 8	R: 0 H: 0 E: 0 K: 0 S: 9	R: 0 H: 1 E: 1 K: 0 S: 11	R: 0 H: 1 E: 0 K: 1 S: 19	1B: 5 2B: 1 3B: 1 HR: 0	SF: 0 SAC: 0 DP: 0 HBP: 1	WP: 0 PA: 38 FB: 0 CS: 0						
<b>PITCHER</b>	IP: 6.0 WLS: W BF: 24 H: 5 R: 1 ER: 1 SO: 2 BB: 0 IBB: 0 HBP: 1 BLK: 0 WP: 0 HR: 0 S: 54 P: 87 ERA: 1.50 WHIP: 0.833																	
<b>Gary Glover, R</b> (1, 1) <small>ERA: 3.5</small> <b>Jeff Bennett, R</b> (7, 1) <small>ERA: 4.44</small> <b>Dan Kolb, R</b> (9, 1) <small>ERA: 3.02</small> <b>Luis Vizcaino, R</b> (9, 1) <small>ERA: 3.75</small>																		

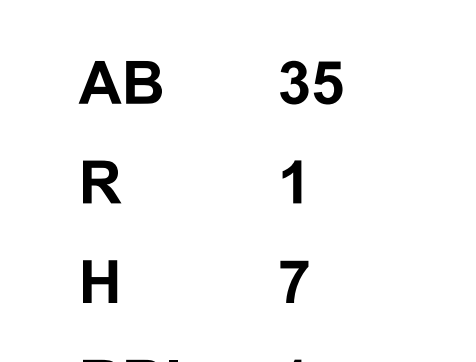
Milwaukee Brewers @ Arizona Diamondbacks  
 Bank One Ballpark, Phoenix, AZ  
 Wed Sep 29 2004, 6:05 PM EDT  
 Att: 21,710 - Dome - 75 F

AB	34
R	4
H	8
RBI	4
BB	2
SO	8
LOB	10



Milwaukee Brewers @ Arizona Diamondbacks  
 Bank One Ballpark, Phoenix, AZ  
 Wed Sep 29 2004, 6:05 PM EDT  
 Att: 21,710 - Dome - 75 F

AB	35
R	1
H	7
RBI	1
BB	2
SO	3
LOB	19





Batter	1	2	3	4	5	6	7	8	9	AB	R	H	RBI	BB	SO	LOB	TOP					
Scott Podsednik, L (1, 8) OBP: 0.314, SLG: 0.366	1-2 F7	3-2 G3		1-1 HR		3-3 K		0-1 FC6-4		5	1	2	3	0	1	1	<b>Milwaukee Brewers @ St. Louis Cardinals</b> Busch Stadium, St. Louis, MO Thu Sep 30 2004, 7:10 PM CDT Att: 24,893 - Sunny - 73 F					
Dave Krynzel, L (1, 9) OBP: 0.333, SLG: 0.270	1-1 2B	0-1 1B		2-2 HBP		1-1 HBP		1-0 FC6-4		3	1	2	0	0	0	1						
Lyle Overbay, L (1, 3) OBP: 0.381, SLG: 0.468	4-1 2B	0-0 L4		2-1 F8		0-0 F7			1-0 G2-3	4	1	0	0	1	0	4						
Geoff Jenkins, L (1, 7) OBP: 0.321, SLG: 0.474	0-0 HR		2-0 G4-3		0-1 G5-3		1-2 G4-3		3-3 K	5	1	1	1	0	1	0						
Keith Ginter, R (1, 4) OBP: 0.332, SLG: 0.472	2-H HR		1-0 G5-3		4-1 1B		1-2 G6-3		0-3 K	4	1	1	3	1	1	0						
Russell Branyan, L (1, 5) OBP: 0.331, SLG: 0.544	1-3 K		2-0 G5-3		2-3 K		3-3 K			4	0	0	0	0	3	1						
Craig Counsell, L (1, 6) OBP: 0.331, SLG: 0.314	2-1 FC5-4			0-0 HR	1-1 PO		4-2 G4-3		0-1 SH1-3	3	2	3	0	1	0	0						
Chad Moeller, R (1, 2) OBP: 0.268, SLG: 0.307	0-2 FC5-4		2-2 G5-3	1-2 PO	1-2 PO		0-1 SH1-3		1-2 SH1-3	3	0	1	0	0	0	2						
Doug Davis, R (1, 1) OBP: 0.031, SLG: 0.016		0-0 G1-3		0-3 K		0-0 SH2-4		0-1 G4-3		2	0	0	0	0	1	1						
Mike Adams, R (7, 1)										0	0	0	0	0	0	0						
Chris Magruder, S (8, PH) OBP: 0.303, SLG: 0.413										1	0	0	0	0	0	1						
Pedro Liriano, R (8, 1)										0	0	0	0	0	0	0						
Dan Kolb, R (9, 1)										0	0	0	0	0	0	0						
<b>Inning Stats</b>	R: 4 E: 0 K: 1 S: 22	H: 4 LOB: 1 BB: 1 P: 34	R: 0 E: 0 K: 0 S: 7	H: 1 LOB: 1 BB: 0 P: 10	R: 0 E: 0 K: 0 S: 3	H: 0 LOB: 0 BB: 0 P: 8	R: 2 E: 0 K: 1 S: 13	H: 2 LOB: 1 BB: 0 P: 20	R: 0 E: 0 K: 1 S: 11	H: 1 LOB: 1 BB: 1 P: 19	R: 0 E: 0 K: 1 S: 9	H: 0 LOB: 0 BB: 0 P: 14	R: 0 E: 0 K: 1 S: 9	H: 0 LOB: 0 BB: 0 P: 14	R: 1 E: 0 K: 0 S: 9	H: 1 LOB: 1 BB: 1 P: 14	R: 0 E: 0 K: 2 S: 8	H: 0 LOB: 0 BB: 0 P: 12	1B: 7 2B: 1 3B: 0 HR: 2	SF: 0 SAC: 2 DP: 0 HBP: 2	WP: 0 PB: 0 SB: 1 CS: 1	PA: 42
<b>PITCHER</b>	IP WLS BF H R ER SO BB IBB HBP BLK WP HR S P ERA WHIP	IP WLS BF H R ER SO BB IBB HBP BLK WP HR S P ERA WHIP																				
Matt Morris, R (1, 1) ERA: 4.72	4.0 L 21 7 6 6 2 1 0 1 0 0 0 2 45 72 13.50 2.000																					
34 Randy Flores, L (5, 1) ERA: 1.64	2.0 9 2 0 0 2 1 0 1 0 0 0 0 20 33 0.00 1.500																					
Ray King, L (7, 1) ERA: 2.23	1.0 3 0 0 0 1 0 0 0 0 0 0 0 9 14 0.00 0.000																					
Jason Simontacchi, R (8, 1) ERA: 5.4	1.0 5 1 1 1 0 1 0 0 0 0 0 0 9 14 9.00 2.000																					
Carmen Cali, L (9, 1) ERA: 9.0	0.2 2 0 0 0 1 0 0 0 0 0 0 0 5 9 0.00 0.000																					
44 Jason Isringhausen, R (9, 1) ERA: 2.82	0.1 1 0 0 0 1 0 0 0 0 0 0 0 1 3 0.00 0.000																					

Batter	1	2	3	4	5	6	7	8	9	AB	R	H	RBI	BB	SO	LOB	BOTTOM					
So Taguchi, R (1, 8) OBP: 0.330, SLG: 0.400	3-2 L8		0-1 1B		0-1 5 2B	1-2 L8		1-0 G5-3		5	1	2	0	0	0	3	<b>Milwaukee Brewers @ St. Louis Cardinals</b> Busch Stadium, St. Louis, MO Thu Sep 30 2004, 7:10 PM CDT Att: 24,893 - Sunny - 73 F					
Edgar Renteria, R (1, 6) OBP: 0.327, SLG: 0.402	2-2 P1		0-0 1B		1-3 K		0-1 L9	2-2 G5-3		5	0	1	0	0	1	2						
5 Albert Pujols, R (1, 3) OBP: 0.414, SLG: 0.655	2-2 G3-1		0-1 G1-3		1-0 27 PB	1-2 1B		2-2 1B	3-2 F8	5	1	2	1	0	0	3						
27 Scott Rolen, R (1, 5) OBP: 0.413, SLG: 0.607		3-2 G6-3		4-0 1B	3-3 K		4-0 1B	0-1 HBP	3-1 1 0 2 1 1	3	1	1	0	2	1	1						
Ray Lankford, L (9, PR) OBP: 0.341, SLG: 0.404			0-0 1B	FC6-4	2-3 K		2-2 BB	0-1 HBP	0 1 0 0 0 0 0	0	1	0	0	0	0	0						
Reggie Sanders, R (1, 7) OBP: 0.315, SLG: 0.482		3-2 G4-3		0-0 FC6-4	1-3 K		2-2 F8	1-0 E	4 1 2 0 0 1 3	4	1	2	0	0	1	3						
Roger Cedeno, S (1, 9) OBP: 0.338, SLG: 0.389		2-1 G4-3		1-1 FC6-4	1-2 1B		3-2 K	0-0 E	5 1 2 1 0 1 2	5	1	2	1	0	1	2						
Mike Matheny, R (1, 2) OBP: 0.291, SLG: 0.347			1-2 G6-3	0-1 FC6-4	1-2 G5-3	1-2 G5-3		0-1 G5-3		5	0	1	3	0	0	4						
7 Hector Luna, R (1, 4) OBP: 0.308, SLG: 0.371			2-3 K		4-2 BB		4-2 BB	1-1 G6-3	2 0 0 0 0 1 2 2	2	0	0	0	1	2	2						
Tony Womack, L (8, PH) OBP: 0.347, SLG: 0.381									1 0 0 0 0 0 0 0	1	0	0	0	0	0	0						
Carmen Cali, L (8, PH)									0 0 0 0 0 0 0 0	0	0	0	0	0	0	0						
44 Jason Isringhausen, R (9, 1) OBP: 0.333, SLG: 0.333									0 0 0 0 0 0 0 0	0	0	0	0	0	0	0						
Larry Walker, L (8, PH) OBP: 0.423, SLG: 0.590									1 0 0 0 0 0 0 2	1	0	0	0	0	0	2						
Matt Morris, R (1, 1) OBP: 0.208, SLG: 0.177			4-2 BB		0-3 K		4-2 BB	2-2 G5-3	0 0 0 0 0 1 0 0	0	0	0	0	1	0	0						
15 Jim Edmonds, L (4, PH) OBP: 0.422, SLG: 0.651									1 0 0 0 0 0 1 2	1	0	0	0	0	1	2						
34 Randy Flores, L (5, 1) ERA: 1.64									0 0 0 0 0 0 0 0	0	0	0	0	0	0	0						
John Mabry, L (6, PH) OBP: 0.346, SLG: 0.508									0 0 0 0 0 1 0 0	0	0	0	0	1	0	0						
Ray King, L (7, 1) ERA: 2.23									0 0 0 0 0 0 0 0	0	0	0	0	0	0	0						
Jason Simontacchi, R (8, 1) ERA: 5.4									0 0 0 0 0 0 0 0	0	0	0	0	0	0	0						
Marlon Anderson, L (8, PH) ERA: 9.0									2 0 1 0 0 0 0 2	2	0	1	0	0	0	2						
<b>Inning Stats</b>	R: 0 E: 0 K: 0 S: 11	H: 0 LOB: 0 BB: 0 P: 18	R: 0 E: 0 K: 0 S: 13	H: 1 LOB: 0 BB: 0 P: 21	R: 0 E: 0 K: 1 S: 14	H: 2 LOB: 3 BB: 1 P: 21	R: 1 E: 0 K: 2 S: 11	H: 2 LOB: 2 BB: 1 P: 16	R: 1 E: 0 K: 3 S: 12	H: 2 LOB: 1 BB: 0 P: 18	R: 0 E: 0 K: 1 S: 17	H: 0 LOB: 2 BB: 2 P: 29	R: 1 E: 0 K: 0 S: 15	H: 2 LOB: 2 BB: 1 P: 26	R: 0 E: 0 K: 0 S: 10	H: 1 LOB: 1 BB: 0 P: 16	R: 3 E: 1 K: 0 S: 21	H: 2 LOB: 2 BB: 0 P: 31	1B: 8 2B: 4 3B: 0 HR: 0	SF: 0 SAC: 0 DP: 1 HBP: 1	WP: 0 PB: 1 SB: 1 CS: 0	PA: 45
<b>PITCHER</b>	IP WLS BF H R ER SO BB IBB HBP BLK WP HR S P ERA WHIP	IP WLS BF H R ER SO BB IBB HBP BLK WP HR S P ERA WHIP																				
Doug Davis, L (1, 1) ERA: 3.39	6.0 W 28 7 2 2 2 4 0 0 0 0 0 0 15 26 3.00 1.833																					
Mike Adams, R (7, 1) ERA: 3.4	1.0 6 2 1 1 0 1 0 0 0 0 0 0 15 26 9.00 3.000																					
Pedro Liriano, R (8, 1) ERA: 3.77	1.1 7 2 2 2 0 0 0 1 0 0 0 0 17 27 13.50 1.500																					
Dan Kolb, R (9, 1) ERA: 2.98	0.2 S 4 1 1 0 0 0 0 0 0 0 0 0 14 20 0.00 1.500																					









Batter	1	2	3	4	5	6	7	8	9	AB	R	H	RBI	BB	SO	LOB	TOP					
Scott Podsednik, L (1, 8) OBP: 0.312, SLG: 0.362										3	1	0	0	2	0	2	<b>Milwaukee Brewers @ St. Louis Cardinals</b> Busch Stadium, St. Louis, MO Sat Oct 02 2004, 3:15 PM CDT Att: 41,219 - Sunny - 60 F					
Chris Magruder, S (1, 9) OBP: 0.295, SLG: 0.388										4	1	0	0	1	2	4						
Lyle Overbay, L (1, 3) OBP: 0.382, SLG: 0.474										4	2	2	2	1	0	0						
Geoff Jenkins, L (1, 7) OBP: 0.323, SLG: 0.473										4	0	1	1	1	2	1						
Keith Ginter, R (1, 4) OBP: 0.332, SLG: 0.475										3	0	0	1	1	2	1						
Russell Branyan, L (1, 5) OBP: 0.328, SLG: 0.532										3	1	1	0	1	1	3						
Craig Counsell, L (1, 6) OBP: 0.330, SLG: 0.316										4	0	2	1	0	0	3						
Chad Moeller, R (1, 2) OBP: 0.265, SLG: 0.303										4	0	0	0	0	2	2						
15 Ben Sheets, R (1, 1) OBP: 0.194, SLG: 0.134										4	0	2	0	0	1	0						
<b>Inning Stats</b>	R: 1 E: 0 K: 2 S: 18	H: 1 LOB: 2 BB: 2 P: 34	R: 0 E: 0 K: 0 S: 8	H: 2 LOB: 1 BB: 0 P: 13	R: 2 E: 0 K: 0 S: 14	H: 1 LOB: 1 BB: 2 P: 25	R: 0 E: 0 K: 1 S: 10	H: 0 LOB: 2 BB: 0 P: 17	R: 0 E: 0 K: 1 S: 18	H: 0 LOB: 1 BB: 0 P: 15	R: 2 E: 0 K: 3 S: 16	H: 3 LOB: 1 BB: 0 P: 24	R: 0 E: 0 K: 1 S: 9	H: 0 LOB: 0 BB: 1 P: 15	R: 0 E: 0 K: 1 S: 6	H: 0 LOB: 0 BB: 0 P: 7	1B: 3 2B: 4 3B: 0 HR: 1	SF: 1 SAC: 0 DP: 0 HBP: 0	WP: 1 PB: 0 SB: 1 CS: 2	PA: 41		
<b>PITCHER</b>	IP WLS BF H R ER SO BB IBB HBP BLK WP HR S P ERA WHIP	IP WLS BF H R ER SO BB IBB HBP BLK WP HR S P ERA WHIP	IP WLS BF H R ER SO BB IBB HBP BLK WP HR S P ERA WHIP	IP WLS BF H R ER SO BB IBB HBP BLK WP HR S P ERA WHIP	IP WLS BF H R ER SO BB IBB HBP BLK WP HR S P ERA WHIP	IP WLS BF H R ER SO BB IBB HBP BLK WP HR S P ERA WHIP	IP WLS BF H R ER SO BB IBB HBP BLK WP HR S P ERA WHIP	IP WLS BF H R ER SO BB IBB HBP BLK WP HR S P ERA WHIP	IP WLS BF H R ER SO BB IBB HBP BLK WP HR S P ERA WHIP	IP WLS BF H R ER SO BB IBB HBP BLK WP HR S P ERA WHIP	IP WLS BF H R ER SO BB IBB HBP BLK WP HR S P ERA WHIP	IP WLS BF H R ER SO BB IBB HBP BLK WP HR S P ERA WHIP	IP WLS BF H R ER SO BB IBB HBP BLK WP HR S P ERA WHIP	IP WLS BF H R ER SO BB IBB HBP BLK WP HR S P ERA WHIP	IP WLS BF H R ER SO BB IBB HBP BLK WP HR S P ERA WHIP	IP WLS BF H R ER SO BB IBB HBP BLK WP HR S P ERA WHIP	IP WLS BF H R ER SO BB IBB HBP BLK WP HR S P ERA WHIP	IP WLS BF H R ER SO BB IBB HBP BLK WP HR S P ERA WHIP	IP WLS BF H R ER SO BB IBB HBP BLK WP HR S P ERA WHIP	IP WLS BF H R ER SO BB IBB HBP BLK WP HR S P ERA WHIP	IP WLS BF H R ER SO BB IBB HBP BLK WP HR S P ERA WHIP	
Jason Marquis, R (1, 1) ERA: 3.71	4.2	L	23	5	3	3	3	5	0	0	0	0	0	0	0	0	1	0	64	112	5.79	2.143
Carmen Cali, L (5, 1) ERA: 8.59	0.1	2	0	0	0	0	0	1	0	0	0	0	0	0	0	0	0	0	4	9	0.00	3.000
Julian Tavarez, R (6, 1) ERA: 2.42	1.0	4	0	0	0	2	0	0	0	0	0	0	0	0	0	0	0	0	10	15	0.00	0.000
Cal Eldred, R (7, 1) ERA: 3.76	2.0	9	3	2	2	4	1	0	0	0	0	0	0	1	25	39	9.00	2.000				
Steve Kline, L (9, 1) ERA: 1.8	0.2	2	0	0	0	1	0	0	0	0	0	0	0	0	4	5	0.00	0.000				
<b>PITCHER</b>	IP WLS BF H R ER SO BB IBB HBP BLK WP HR S P ERA WHIP	IP WLS BF H R ER SO BB IBB HBP BLK WP HR S P ERA WHIP	IP WLS BF H R ER SO BB IBB HBP BLK WP HR S P ERA WHIP	IP WLS BF H R ER SO BB IBB HBP BLK WP HR S P ERA WHIP	IP WLS BF H R ER SO BB IBB HBP BLK WP HR S P ERA WHIP	IP WLS BF H R ER SO BB IBB HBP BLK WP HR S P ERA WHIP	IP WLS BF H R ER SO BB IBB HBP BLK WP HR S P ERA WHIP	IP WLS BF H R ER SO BB IBB HBP BLK WP HR S P ERA WHIP	IP WLS BF H R ER SO BB IBB HBP BLK WP HR S P ERA WHIP	IP WLS BF H R ER SO BB IBB HBP BLK WP HR S P ERA WHIP	IP WLS BF H R ER SO BB IBB HBP BLK WP HR S P ERA WHIP	IP WLS BF H R ER SO BB IBB HBP BLK WP HR S P ERA WHIP	IP WLS BF H R ER SO BB IBB HBP BLK WP HR S P ERA WHIP	IP WLS BF H R ER SO BB IBB HBP BLK WP HR S P ERA WHIP	IP WLS BF H R ER SO BB IBB HBP BLK WP HR S P ERA WHIP	IP WLS BF H R ER SO BB IBB HBP BLK WP HR S P ERA WHIP	IP WLS BF H R ER SO BB IBB HBP BLK WP HR S P ERA WHIP	IP WLS BF H R ER SO BB IBB HBP BLK WP HR S P ERA WHIP	IP WLS BF H R ER SO BB IBB HBP BLK WP HR S P ERA WHIP	IP WLS BF H R ER SO BB IBB HBP BLK WP HR S P ERA WHIP	IP WLS BF H R ER SO BB IBB HBP BLK WP HR S P ERA WHIP	

Batter	1	2	3	4	5	6	7	8	9	AB	R	H	RBI	BB	SO	LOB	BOTTOM							
Tony Womack, L (1, 4) OBP: 0.347, SLG: 0.381										4	0	2	0	0	0	0	<b>Milwaukee Brewers @ St. Louis Cardinals</b> Busch Stadium, St. Louis, MO Sat Oct 02 2004, 3:15 PM CDT Att: 41,219 - Sunny - 60 F							
Larry Walker, L (1, 9) OBP: 0.422, SLG: 0.590										4	0	1	0	0	1	3								
5 Albert Pujols, R (1, 3) OBP: 0.413, SLG: 0.655										4	0	1	0	0	1	2								
27 Scott Rolen, R (1, 5) OBP: 0.409, SLG: 0.600										4	0	1	0	0	2	4								
15 Jim Edmonds, L (1, 8) OBP: 0.418, SLG: 0.643										4	0	0	0	0	2	2								
Edgar Renteria, R (1, 6) OBP: 0.328, SLG: 0.400										2	0	0	0	1	0	0								
Cody McKay, L (9, PH) OBP: 0.269, SLG: 0.257										1	0	0	0	0	1	0								
Roger Cedeno, S (1, 7) OBP: 0.333, SLG: 0.383										3	0	0	0	0	2	2								
Cal Eldred, R (7, 1) ERA: 2.42										0	0	0	0	0	0	0								
Steve Kline, S (9, 1) ERA: 1.8										0	0	0	0	0	0	0								
Jason Simontacchi, R (9, 1) ERA: 5.28										1	0	1	0	0	0	0								
Marlon Anderson, L (9, PH) OBP: 0.267, SLG: 0.377										1	0	1	0	0	0	0								
Mike Matheny, R (1, 2) OBP: 0.292, SLG: 0.348										2	0	1	0	0	0	0								
4 Yadier Molina, R (6, 2) OBP: 0.320, SLG: 0.323										2	0	0	0	0	1	1								
Jason Marquis, L (1, 1) OBP: 0.297, SLG: 0.375										1	0	0	0	0	0	1								
Carmen Cali, L (5, 1) ERA: 8.59										0	0	0	0	0	0	0								
Ray Lankford, L (5, PH) OBP: 0.343, SLG: 0.407										1	1	1	0	0	0	0								
Julian Tavarez, L (6, 1) ERA: 2.42										0	0	0	0	0	0	0								
John Mabry, L (7, 7) OBP: 0.363, SLG: 0.506										1	0	0	0	0	1	0								
<b>Inning Stats</b>	R: 0 E: 0 K: 1 S: 10	H: 1 LOB: 1 BB: 0 P: 14	R: 0 E: 0 K: 0 S: 7	H: 0 LOB: 0 BB: 0 P: 11	R: 0 E: 0 K: 0 S: 9	H: 2 LOB: 1 BB: 0 P: 16	R: 0 E: 0 K: 3 S: 12	H: 1 LOB: 2 BB: 1 P: 21	R: 1 E: 1 K: 2 S: 14	H: 2 LOB: 2 BB: 0 P: 18	R: 0 E: 0 K: 1 S: 7	H: 0 LOB: 0 BB: 0 P: 9	R: 0 E: 0 K: 1 S: 9	H: 0 LOB: 0 BB: 0 P: 12	R: 0 E: 0 K: 1 S: 8	H: 1 LOB: 1 BB: 0 P: 12	R: 0 E: 0 K: 2 S: 11	H: 1 LOB: 1 BB: 0 P: 14	R: 0 E: 0 K: 2 S: 11	H: 1 LOB: 1 BB: 0 P: 14	1B: 6 2B: 3 3B: 0 HR: 0	SF: 0 SAC: 0 DP: 2 HBP: 0	WP: 2 PB: 0 SB: 1 CS: 0	PA: 35
<b>PITCHER</b>	IP WLS BF H R ER SO BB IBB HBP BLK WP HR S P ERA WHIP	IP WLS BF H R ER SO BB IBB HBP BLK WP HR S P ERA WHIP	IP WLS BF H R ER SO BB IBB HBP BLK WP HR S P ERA WHIP	IP WLS BF H R ER SO BB IBB HBP BLK WP HR S P ERA WHIP	IP WLS BF H R ER SO BB IBB HBP BLK WP HR S P ERA WHIP	IP WLS BF H R ER SO BB IBB HBP BLK WP HR S P ERA WHIP	IP WLS BF H R ER SO BB IBB HBP BLK WP HR S P ERA WHIP	IP WLS BF H R ER SO BB IBB HBP BLK WP HR S P ERA WHIP	IP WLS BF H R ER SO BB IBB HBP BLK WP HR S P ERA WHIP	IP WLS BF H R ER SO BB IBB HBP BLK WP HR S P ERA WHIP	IP WLS BF H R ER SO BB IBB HBP BLK WP HR S P ERA WHIP	IP WLS BF H R ER SO BB IBB HBP BLK WP HR S P ERA WHIP	IP WLS BF H R ER SO BB IBB HBP BLK WP HR S P ERA WHIP	IP WLS BF H R ER SO BB IBB HBP BLK WP HR S P ERA WHIP	IP WLS BF H R ER SO BB IBB HBP BLK WP HR S P ERA WHIP	IP WLS BF H R ER SO BB IBB HBP BLK WP HR S P ERA WHIP	IP WLS BF H R ER SO BB IBB HBP BLK WP HR S P ERA WHIP	IP WLS BF H R ER SO BB IBB HBP BLK WP HR S P ERA WHIP	IP WLS BF H R ER SO BB IBB HBP BLK WP HR S P ERA WHIP	IP WLS BF H R ER SO BB IBB HBP BLK WP HR S P ERA WHIP	IP WLS BF H R ER SO BB IBB HBP BLK WP HR S P ERA WHIP	IP WLS BF H R ER SO BB IBB HBP BLK WP HR S P ERA WHIP		
15 Ben Sheets, R (1, 1) ERA: 2.7	9.0	W	35	8	1	0	11	1	0	0	0	0	0	0	0	0	2	0	87	127	0.00	1.000		





