



Milwaukee Brewers - 2006

Batter	1	2	3	4	5	6	7	8	9	AB R H RBI BB SO LOB	TOP																								
											Milwaukee Brewers @ Los Angeles Angels Tempe Diablo Stadium, Tempe, AZ Thu Mar 02 2006, 3:05 PM EST livebaseballscorecards.com																								
										AB		0																							
										R		0																							
										H		0																							
										RBI		0																							
										BB		0																							
										SO		0																							
										LOB		0																							
																																			
Inning Stats	1B: 0	SF: 0	WP: 0	PA: 0																															
	2B: 0	SAC: 0	FB: 0																																
	3B: 0	DP: 0	SB: 0																																
	HR: 0	HBP: 0	CS: 0																																
PITCHER	IP	WLS	BF	H	R	ER	SO	BB	IBB	HBP	BLK	WP	HR	S	P	ERA	WHIP	PITCHER	IP	WLS	BF	H	R	ER	SO	BB	IBB	HBP	BLK	WP	HR	S	P	ERA	WHIP

Batter	1	2	3	4	5	6	7	8	9	AB R H RBI BB SO LOB	BOTTOM																								
											Milwaukee Brewers @ Los Angeles Angels Tempe Diablo Stadium, Tempe, AZ Thu Mar 02 2006, 3:05 PM EST livebaseballscorecards.com																								
										AB		0																							
										R		0																							
										H		0																							
										RBI		0																							
										BB		0																							
										SO		0																							
										LOB		0																							
																																			
Inning Stats	1B: 0	SF: 0	WP: 0	PA: 0																															
	2B: 0	SAC: 0	FB: 0																																
	3B: 0	DP: 0	SB: 0																																
	HR: 0	HBP: 0	CS: 0																																
PITCHER	IP	WLS	BF	H	R	ER	SO	BB	IBB	HBP	BLK	WP	HR	S	P	ERA	WHIP	PITCHER	IP	WLS	BF	H	R	ER	SO	BB	IBB	HBP	BLK	WP	HR	S	P	ERA	WHIP

Batter	1	2	3	4	5	6	7	8	9	AB	R	H	RBI	BB	SO	LOB	TOP					
2 Randy Winn, S OBP: 1.000, SLG: 4.000 Jason Ellison, R OBP: 1.000, SLG: 1.000 85 Adam Shabala, L	0-0 HR		1-0 2B HBP	0-1 1B FC4-6		0-0 1B E	1-3 K		0-3 K	1 2 1 1 0 0 0 2 1 2 0 0 0 0 2 0 0 0 0 2 2							San Francisco Giants @ Milwaukee Brewers Maryvale Baseball Park, Phoenix, AZ Thu Mar 02 2006, 3:05 PM EST Atf. 2,155 - Partly Cloudy - 72 F					
Jose Vizcaino, S OBP: 0.333, SLG: 0.333 43 Tomas De La Rosa, R	0-3 K		0-0 2B 1B	0-0 1B FC4-6		0-0 F8	0-0 P5			3 1 1 1 0 1 1 2 0 0 0 0 0 3												
Todd Linden, S OBP: 1.000, SLG: 1.250	4-0 BB		0-0 2B 1B	0-0 1B 2B		0-0 E9 1B		0-0 19 G6-4-3 1B		4 1 4 1 1 0 0												
28 Lance Niegro, R 47 Travis Ishikawa, L	0-3 K		0-0 2B BB	4-0 BB 19 G6-4-3		4-0 8 FC6-4 BB		0-0 F8		1 1 0 0 3 1 1 1 0 0 0 0 0 1												
Ray Durham, S OBP: 0.500, SLG: 1.000 19 Kevin Frandsen, R	0-0 F8		0-0 WP 1B	0-0 G6-4-3		0-0 F8		0-0 G6-4-3		2 1 1 3 0 0 1 3 0 0 0 0 0 6												
Jack Taschner, L			1-1 2H 3H 1B 2B	1-2 1B				1-2 1B		0 0 0 0 0 0 0												
Mike Matheny, R OBP: 1.000, SLG: 1.500 8 Yamid Haad, R		0-0 2B	1-0 73 G4-6-3 1B		0-0 P3	0-0 FC6-4			0-0 60 HR 2B	2 0 2 1 0 0 0 2 0 0 0 0 0 2												
77 Brian Buscher, L OBP: 1.000, SLG: 2.000		0-0 G1-3	0-0 G4-6-3		0-0 1B				0-0 F8	3 0 1 0 0 0 2 1 0 0 0 1 0 1												
73 Abraham Nunez, S OBP: 0.333, SLG: 0.333 20 Fred Lewis, L			1-2 1B						0-0 F8													
Angel Chavez, R Jesus Reina, L 31 Matt Anderson, R 88 Derin McMains, S	0-0 F9	0-0 F9	0-0 G6-3		0-0 G6-3		0-0 F9		0-3 K	4 0 0 0 0 0 3 0 0 0 0 0 0 0 0 0 0 0 0 0 0 1 0 0 0 0 1 1												
51 Noah Lowry, R 62 Jeff Miller, R Tim Worrell, R Nate Schierholz, L 41 Brad Hennessey, R 60 Justin Knoedler, R	0-0 F9			0-0 1B FC4-6 1B	0-0 G6-3		0-0 85 WP 1B		0-0 2H HR	1 0 0 0 0 0 1 0 0 0 0 0 0 0 0 0 0 0 0 0 0 1 1 1 0 0 0 0 1 0 0 0 0 0 1 2 1 2 2 0 0 0												
Inning Stats	R: 1 E: 0 K: 2 S: 8	H: 1 LOB: 1 BB: 1 P: 12	R: 0 E: 0 K: 0 S: 4	H: 1 LOB: 1 BB: 0 P: 4	R: 5 E: 0 K: 0 S: 6	H: 4 LOB: 0 BB: 1 P: 12	R: 1 E: 0 K: 0 S: 6	H: 3 LOB: 2 BB: 1 P: 10	R: 0 E: 0 K: 0 S: 4	H: 1 LOB: 1 BB: 0 P: 4	R: 1 E: 1 K: 0 S: 5	H: 2 LOB: 2 BB: 1 P: 9	R: 0 E: 0 K: 1 S: 6	H: 1 LOB: 0 BB: 1 P: 11	R: 0 E: 0 K: 0 S: 3	H: 1 LOB: 0 BB: 0 P: 3	R: 2 E: 0 K: 2 S: 9	H: 2 LOB: 0 BB: 0 P: 9	1B: 10 2B: 4 3B: 0 HR: 2	SF: 0 SAC: 0 DP: 3 HBP: 1	WP: 2 PB: 0 SB: 2 CS: 0	PA: 46
PITCHER	IP WLS BF H R ER SO BB IBB HBP BLK WP HR S P ERA WHIP	1.0 1.0 5 1 1 1 2 1 0 0 0 0 0 1 8 12 9.00 2.000	1.0 1.0 4 1 0 0 0 0 0 0 0 0 0 0 4 4 0.00 1.000	0.0 L 6 4 5 5 0 1 0 1 0 4 10 ∞ ∞	1.1 7 3 1 1 0 1 0 0 0 0 0 7 11 6.75 3.000	0.2 1 0 0 0 0 0 0 0 0 0 0 1 1 0.00 0.000	1.0 1.0 4 1 0 0 0 0 0 0 0 0 0 1 8 12 9.00 2.000	1.0 1.0 6 2 1 0 0 1 0 0 0 0 0 4 4 0.00 1.000	1.0 1.0 5 1 0 0 1 1 0 0 0 0 6 11 0.00 2.000	1.0 1.0 3 1 0 0 0 0 0 0 0 3 3 0.00 1.000	1.0 1.0 5 2 2 2 2 0 0 0 0 0 1 9 9 18.00 2.000	PITCHER	IP WLS BF H R ER SO BB IBB HBP BLK WP HR S P ERA WHIP	1.0 1.0 4 1 0 0 0 0 0 0 0 0 0 0 4 4 0.00 1.000	1.0 1.0 6 2 1 0 0 1 0 0 0 0 0 5 9 0.00 3.000	1.0 1.0 5 1 0 0 1 1 0 0 0 0 6 11 0.00 2.000	1.0 1.0 3 1 0 0 0 0 0 0 0 0 3 3 0.00 1.000	1.0 1.0 5 2 2 2 2 0 0 0 0 0 1 9 9 18.00 2.000	1B: 10 2B: 4 3B: 0 HR: 2	SF: 0 SAC: 0 DP: 3 HBP: 1	WP: 2 PB: 0 SB: 2 CS: 0	PA: 46
39 Chris Capuano, L ERA: 9.0 Tomo Ohka, R Dana Eveland, L ERA: 52 Jose Capellan, R ERA: 6.75 45 Dennis Sarfate, R ERA:	1.0 1.0 5 1 1 1 2 1 0 0 0 0 0 1 8 12 9.00 2.000	1.0 1.0 4 1 0 0 0 0 0 0 0 0 0 0 4 4 0.00 1.000	0.0 L 6 4 5 5 0 1 0 1 0 4 10 ∞ ∞	1.1 7 3 1 1 0 1 0 0 0 0 0 7 11 6.75 3.000	0.2 1 0 0 0 0 0 0 0 0 0 0 1 1 0.00 0.000	1.0 1.0 4 1 0 0 0 0 0 0 0 0 0 0 4 4 0.00 1.000	1.0 1.0 6 2 1 0 0 1 0 0 0 0 0 5 9 0.00 3.000	1.0 1.0 5 1 0 0 1 1 0 0 0 0 6 11 0.00 2.000	1.0 1.0 3 1 0 0 0 0 0 0 0 0 3 3 0.00 1.000	1.0 1.0 5 2 2 2 2 0 0 0 0 0 1 9 9 18.00 2.000	PITCHER	IP WLS BF H R ER SO BB IBB HBP BLK WP HR S P ERA WHIP	1.0 1.0 4 1 0 0 0 0 0 0 0 0 0 0 4 4 0.00 1.000	1.0 1.0 6 2 1 0 0 1 0 0 0 0 0 5 9 0.00 3.000	1.0 1.0 5 1 0 0 1 1 0 0 0 0 6 11 0.00 2.000	1.0 1.0 3 1 0 0 0 0 0 0 0 0 3 3 0.00 1.000	1.0 1.0 5 2 2 2 2 0 0 0 0 0 1 9 9 18.00 2.000	1B: 10 2B: 4 3B: 0 HR: 2	SF: 0 SAC: 0 DP: 3 HBP: 1	WP: 2 PB: 0 SB: 2 CS: 0	PA: 46	
Brady Clark, R 62 Brent Abernathy, R OBP: 0.500, SLG: 0.500	0-0 G5-3	4-0 BB		4-0 BB			0-3 K		0-0 G6-4-3 1B	1 0 0 0 2 0 0 2 0 1 0 0 1 0												
7 J.J. Hardy, R Zach Sorensen, S	0-0 P6	0-0 P2		0-0 P3			0-0 G5-4-3 1B		0-0 G6-4-3	3 0 0 0 0 0 4 2 0 1 0 0 0 1												
23 Rickie Weeks Jr., R OBP: 0.333, SLG: 0.333 Kane Davis, R Jeff Cirillo, R	0-3 K		0-0 2 G6-3 1B	0-3 K			0-0 G5-4-3			3 0 1 0 0 2 2 0 0 0 0 0 0 0 1 0 0 0 0 0 1												
Geoff Jenkins, L 18 Gabe Gross, L OBP: 0.500, SLG: 1.000		1-0 2B 1B HBP	0-0 F7		0-0 G4-3			0-0 47 F9 G5-3 2B		1 1 0 0 0 0 1 2 1 1 0 0 0 0												
2 Bill Hall, R OBP: 0.333, SLG: 0.667 47 Corey Koskie, L		0-0 1B 2B	0-0 G6-3		0-0 G5-3			0-0 F9		3 1 1 0 0 0 1 1 0 0 0 0 0 1												
28 Prince Fielder, L Dan Kolb, R Lorenzo Cain, R	0-3 K	0-0 K	4-0 BB		0-0 F9			0-0 G5-3		2 0 0 0 1 1 2 0 0 0 0 0 0 0 1 0 0 1 0 0 0												
1 Corey Hart, R OBP: 0.667 Jorge De La Rosa, L 32 Jason Kershner, L 9 Mark Johnson, L OBP: 1.000, SLG: 2.000	0-0 E 2B		0-0 P6		0-3 K		0-0 83 WP 2B			3 1 1 2 0 1 2 0 0 0 0 0 0 0 0 0 0 0 0 0 0 1 1 1 0 0 0 0												
Damian Miller, R OBP: 1.000, SLG: 1.500 21 Chad Moeller, R 83 Carlos Corporan, S Matt Wise, R		0-0 E7 2B		0-0 G4-3		0-0 G4-3		2-0 G4-3		2 0 2 1 0 0 0 1 0 0 0 0 0 0 1 0 0 0 0 0 0 0 0 0 0 0 0 0												
39 Chris Capuano, L Tomo Ohka, S 8 Vinny Rottino, R Dana Eveland, L 52 Jose Capellan, R 45 Dennis Sarfate, R 22 Tony Gwynn Jr., L		0-0 P4		0-0 L6		0-0 F9			0-0 F9	0 0 0 0 0 0 0 0 0 0 0 0 0 0 1 0 0 0 0 0 1 0 0 0 0 0 0 0 0 0 0 0 0 0 0 3 0 0 0 0 0 1												
Inning Stats	R: 0 E: 0 K: 1 S: 5	H: 0 LOB: 0 BB: 0 P: 5	R: 3 E: 1 K: 1 S: 8	H: 3 LOB: 2 BB: 1 P: 13	R: 0 E: 0 K: 0 S: 4	H: 1 LOB: 2 BB: 1 P: 8	R: 0 E: 0 K: 1 S: 6	H: 1 LOB: 2 BB: 1 P: 10	R: 0 E: 0 K: 0 S: 3	H: 0 LOB: 0 BB: 0 P: 3	R: 0 E: 0 K: 1 S: 5	H: 0 LOB: 0 BB: 0 P: 5	R: 0 E: 0 K: 1 S: 5	H: 1 LOB: 0 BB: 0 P: 5	R: 2 E: 0 K: 0 S: 5	H: 2 LOB: 0 BB: 0 P: 7	R: 0 E: 0 K: 0 S: 3	H: 1 LOB: 0 BB: 0 P: 3	1B: 4 2B: 5 3B: 0 HR: 0	SF: 0 SAC: 0 DP: 2 HBP: 1	WP: 2 PB: 0 SB: 0 CS: 0	PA: 38
PITCHER	IP WLS BF H R ER SO BB IBB HBP BLK WP HR S P ERA WHIP	1.2 1.2 10 3 3 3 2 1 0 0 0 0 0 1 1 16.20 2.400	0.1 W 1 0 0 0 0 0 0 0 0 0 0 1 1 0.00 0.000	1.0 5 1 0 0 0 1 0 0 0 0 0 4 8 0.00 2.000	3.0 11 1 0 0 2 1 0 0 0 0 0 14 18 0.00 0.667	1.0 3 1 0 0 1 0 0 0 0 0 5 5 0.00 1.000	1.0 1.0 4 1 0 0 0 0 0 0 0 0 4 4 0.00 1.000	1.0 1.0 6 2 1 0 0 1 0 0 0 0 0 5 9 0.00 3.000	1.0 1.0 5 1 0 0 1 1 0 0 0 0 6 11 0.00 2.000	1.0 1.0 3 1 0 0 0 0 0 0 0 3 3 0.00 1.000	PITCHER	IP WLS BF H R ER SO BB IBB HBP BLK WP HR S P ERA WHIP	1.0 1.0 4 1 0 0 0 0 0 0 0 0 0 4 4 0.00 1.000	1.0 1.0 6 2 1 0 0 1 0 0 0 0 0 5 9 0.00 3.000	1.0 1.0 5 1 0 0 1 1 0 0 0 0 6 11 0.00 2.000	1.0 1.0 3 1 0 0 0 0 0 0 0 0 3 3 0.00 1.000	1.0 1.0 5 2 2 2 2 0 0 0 0 0 1 9 9 18.00 2.000	1B: 4 2B: 5 3B: 0 HR: 0	SF: 0 SAC: 0 DP: 2 HBP: 1	WP: 2 PB: 0 SB: 0 CS: 0	PA: 38	
51 Noah Lowry, L 62 Jeff Miller, R Tim Worrell, R 41 Brad Hennessey, R Jesus Reina, L	1.2 0.1 1.0 3.0 1.0	W 1 5 11 3	10 0 1 1 1	3 0 0 0 1	3 0 0 0 0	2 0 0 2 1	2 0 0 0 0	2 0 0 0 0	2 0 0 0 0	1 0 0 0 0	5 0 0 0 0	7 0 0 0 0	3 0 0 0 0	3 0 0 0 0	0.00 0.000	1.000						

San Francisco Giants @ Milwaukee Brewers
Maryvale Baseball Park, Phoenix, AZ
Thu Mar 02 2006, 3:05 PM EST
Atf. 2,155 - Partly Cloudy - 72 F

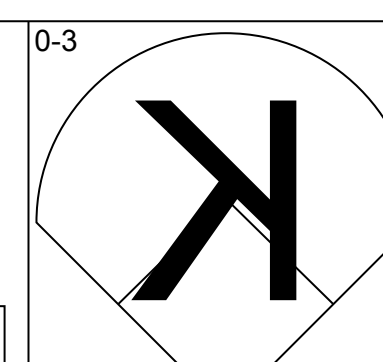
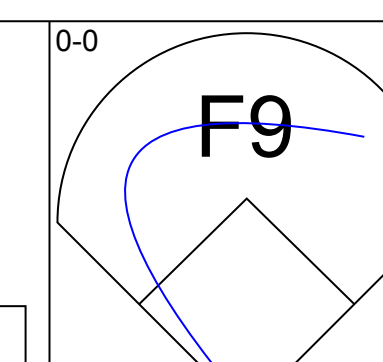
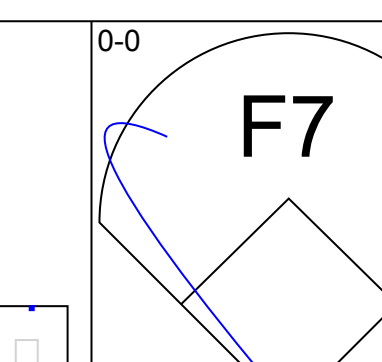
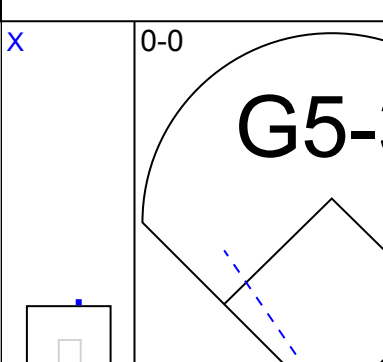
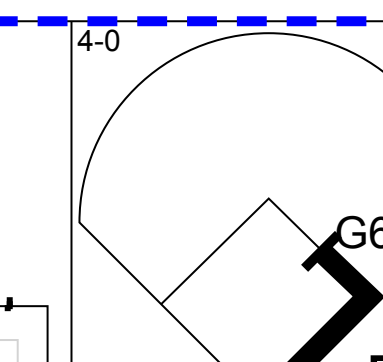
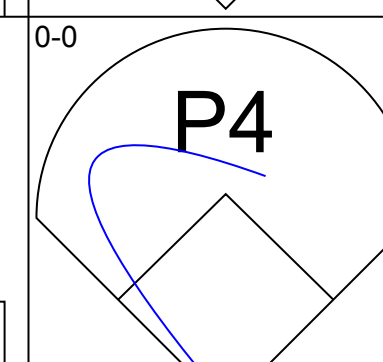
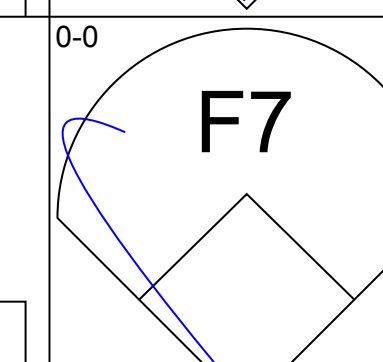
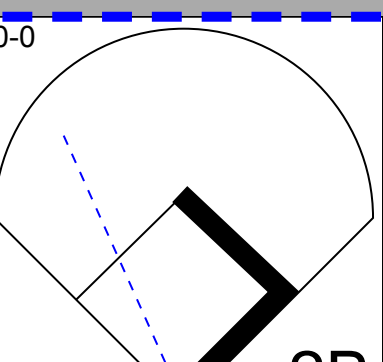
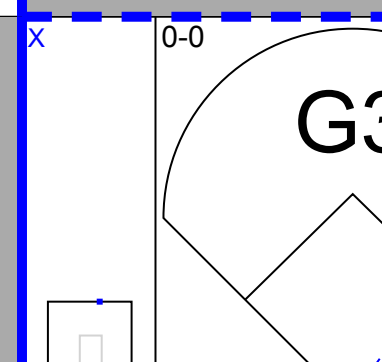
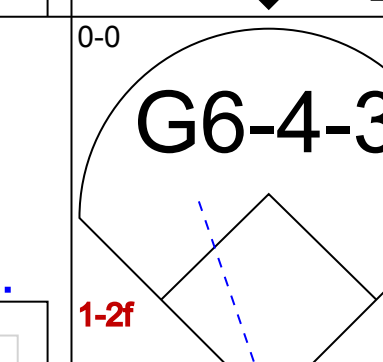
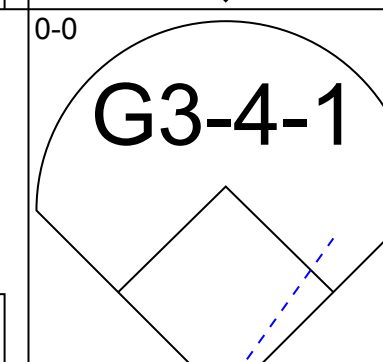
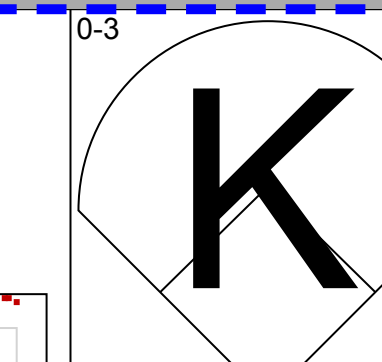
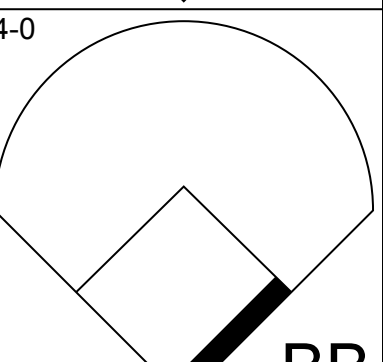
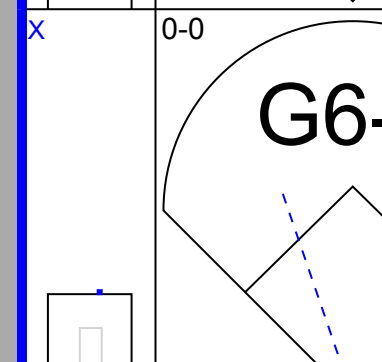
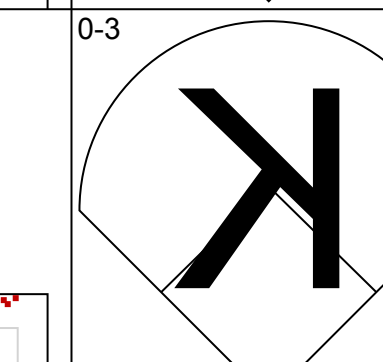
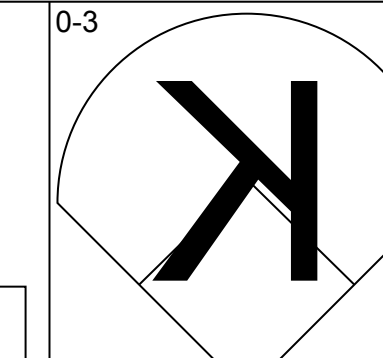
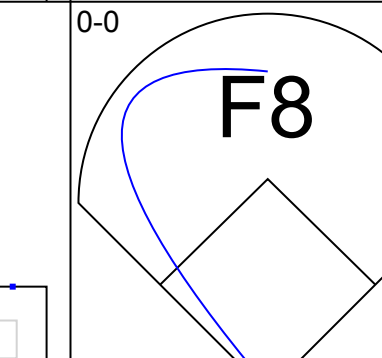
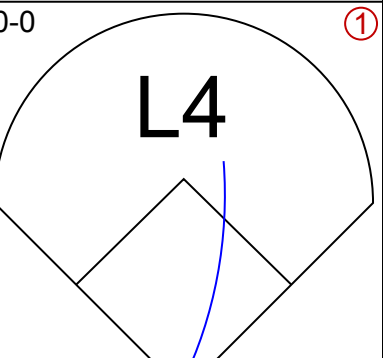
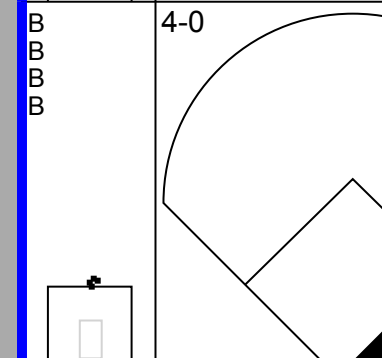
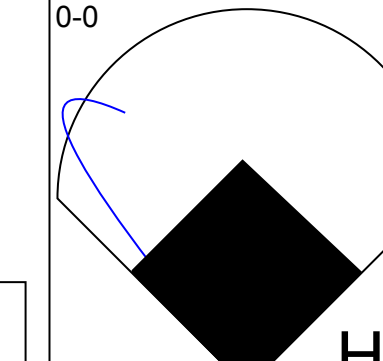
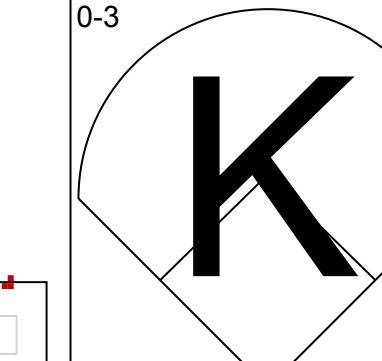
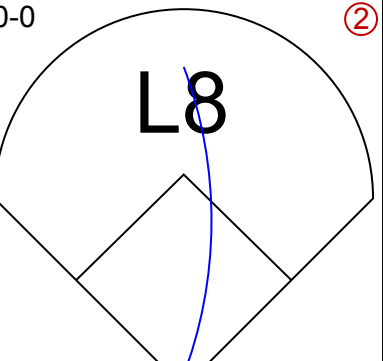
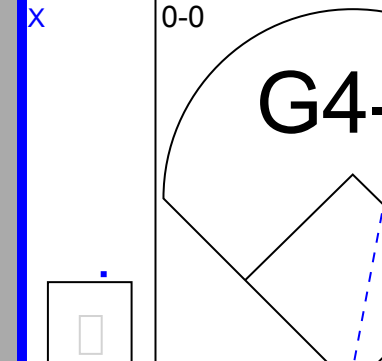
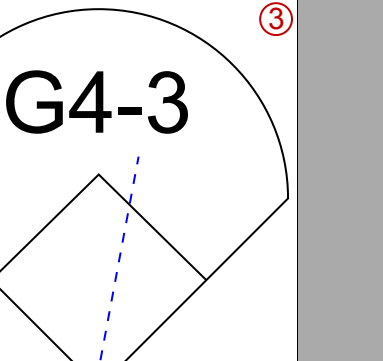
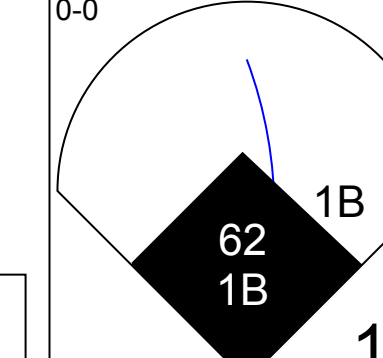
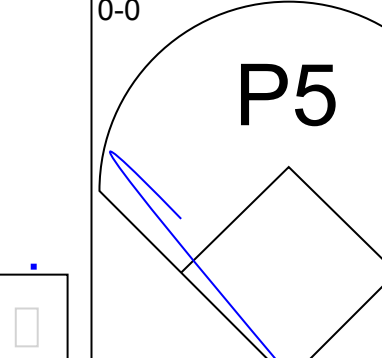
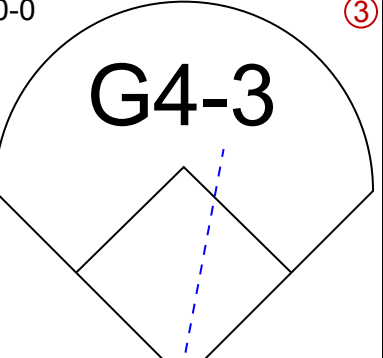
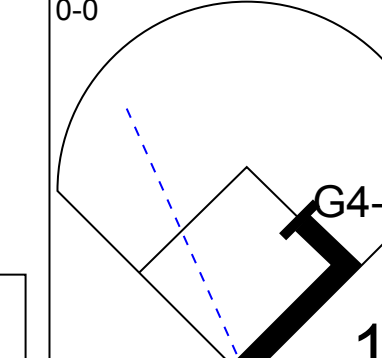
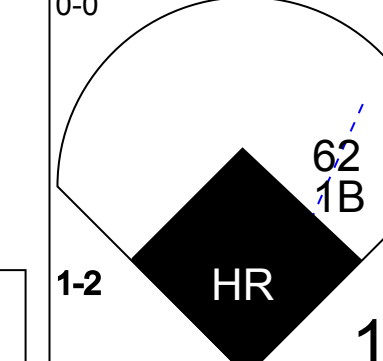
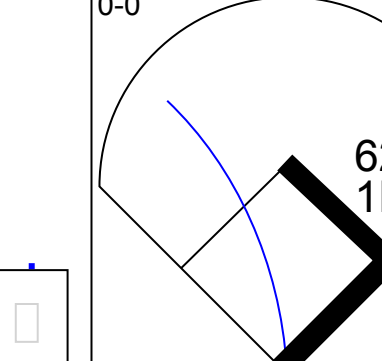
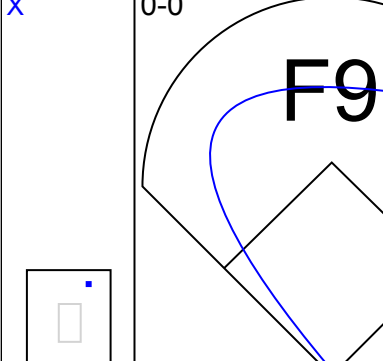
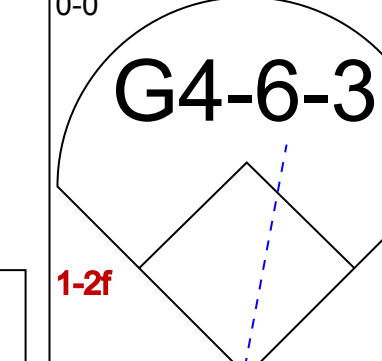
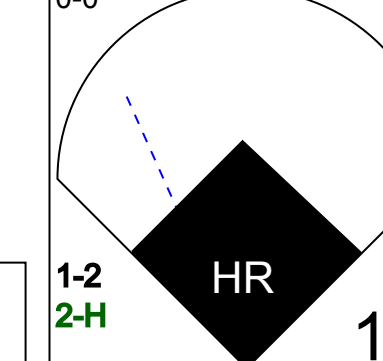
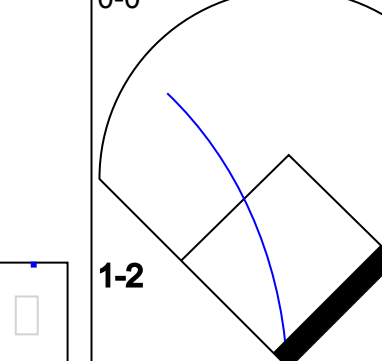
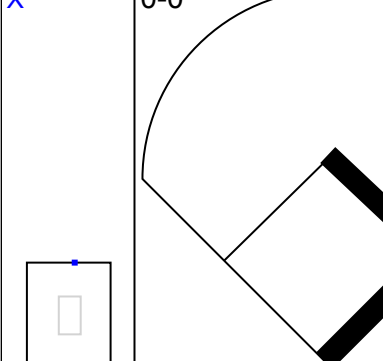
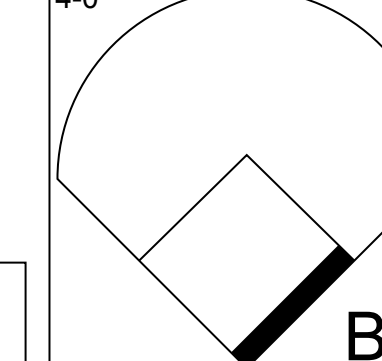
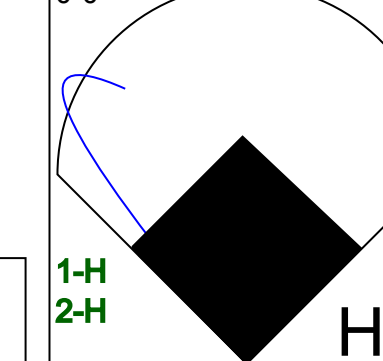
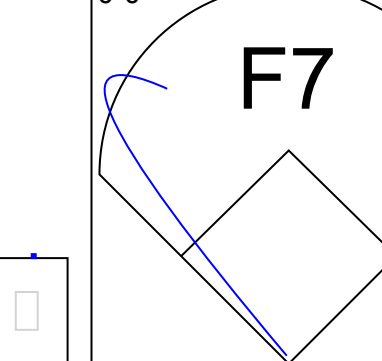
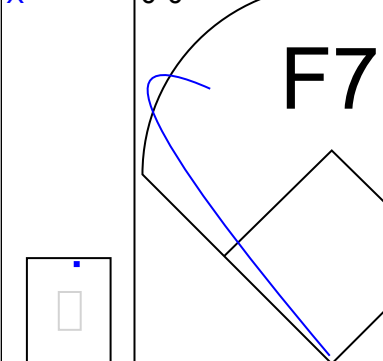
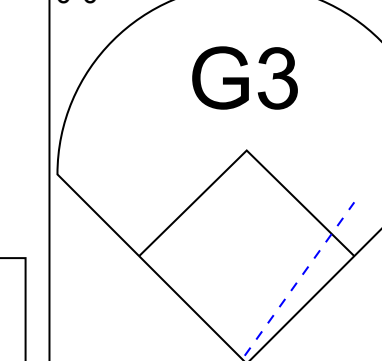
AB 40
R 10
H 16
RBI 9
BB 5
SO 5
LOB 26



San Francisco Giants @ Milwaukee Brewers
Maryvale Baseball Park, Phoenix, AZ
Thu Mar 02 2006, 3:05 PM EST
Atf. 2,155 - Partly Cloudy - 72 F

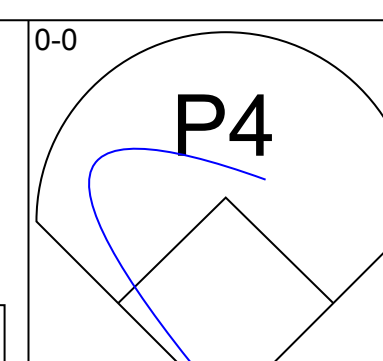
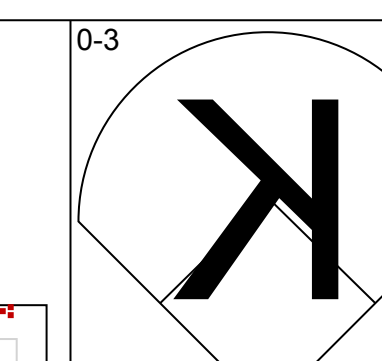
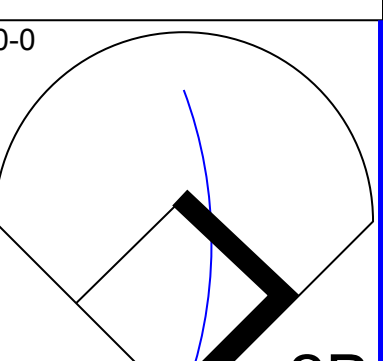
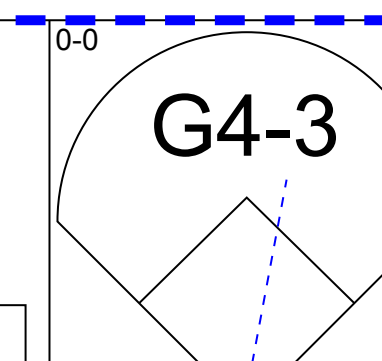
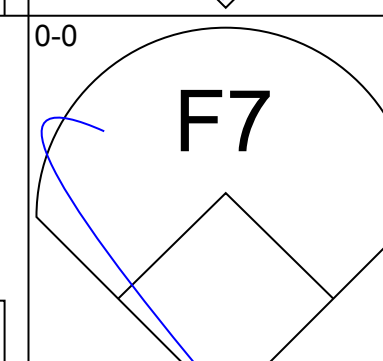
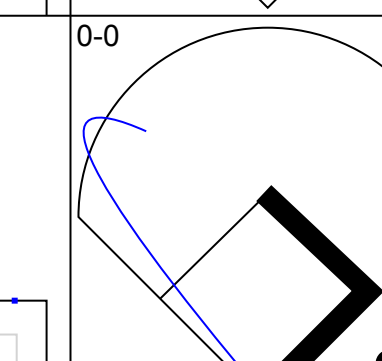
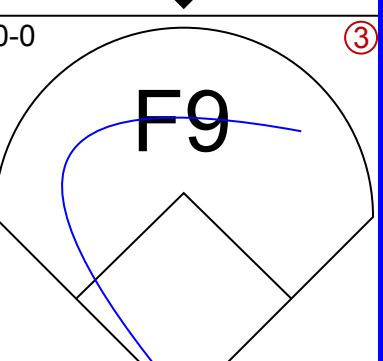
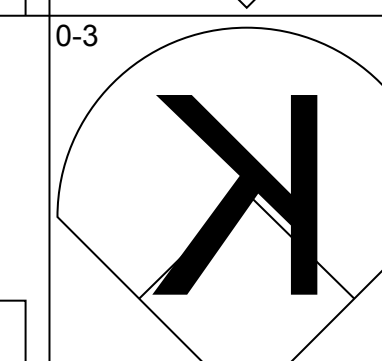
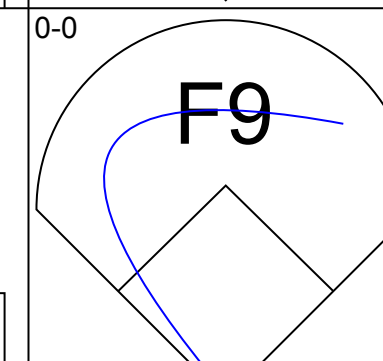
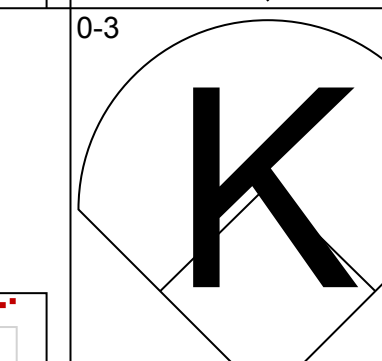
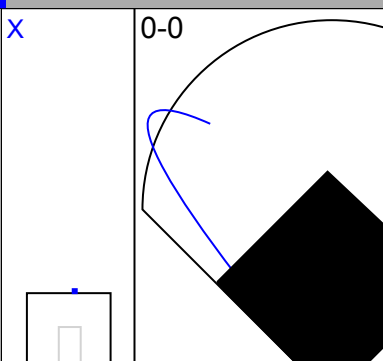
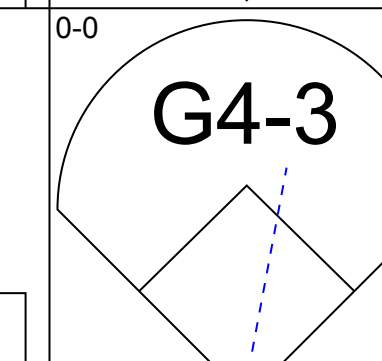
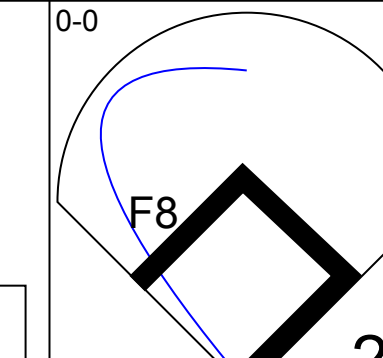
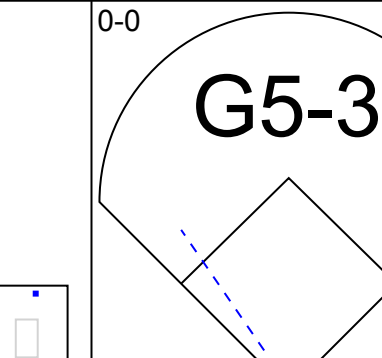
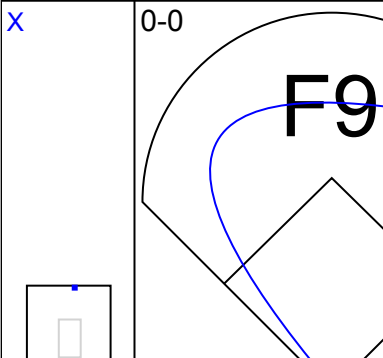
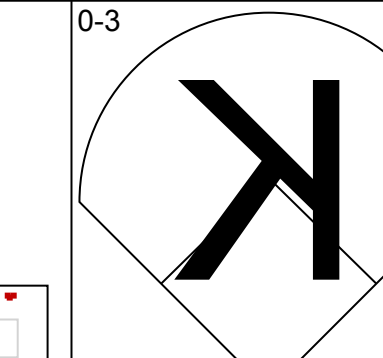
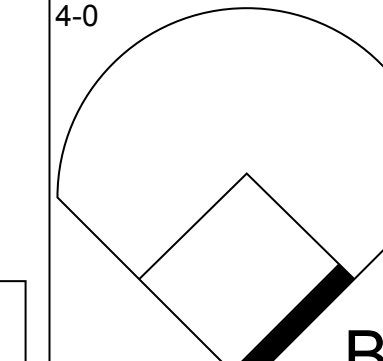
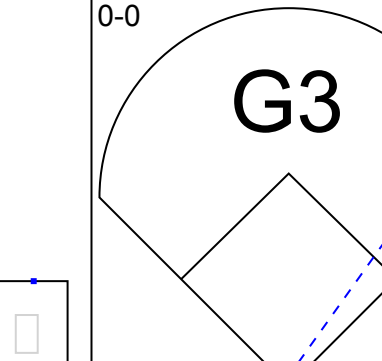
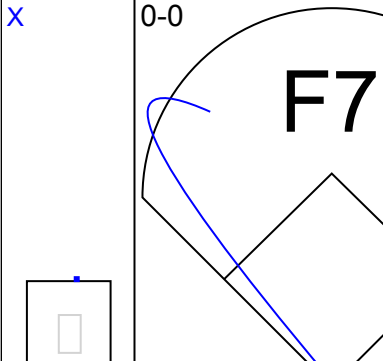
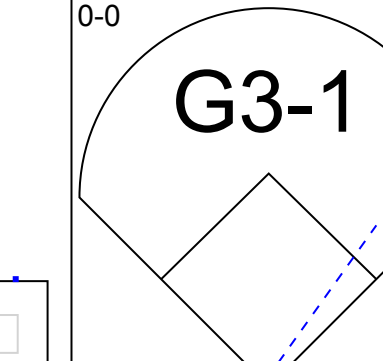
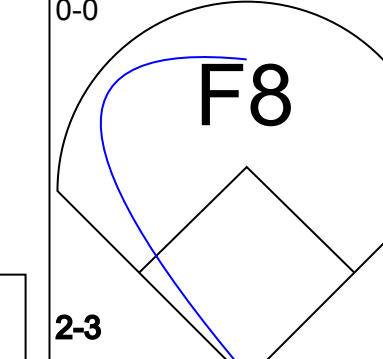
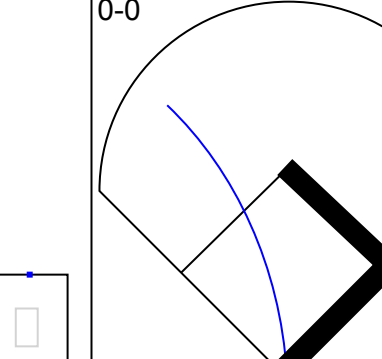
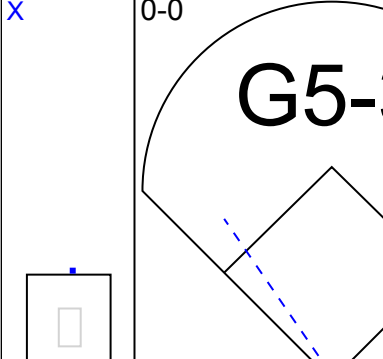
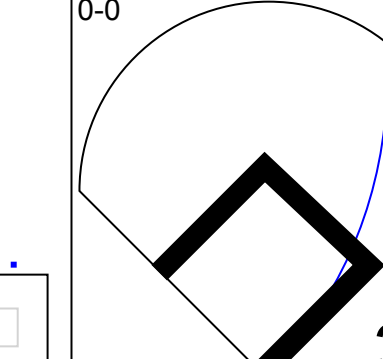
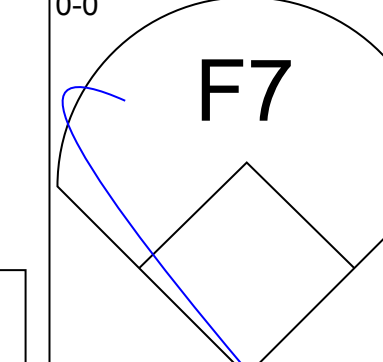
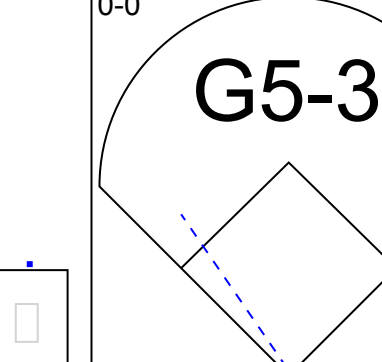
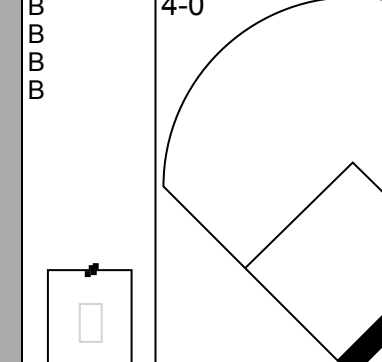
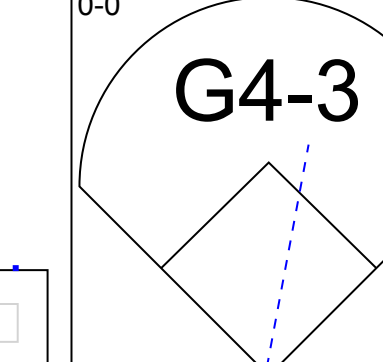
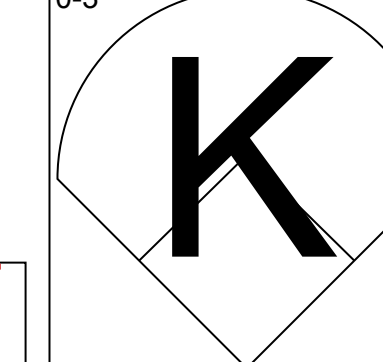
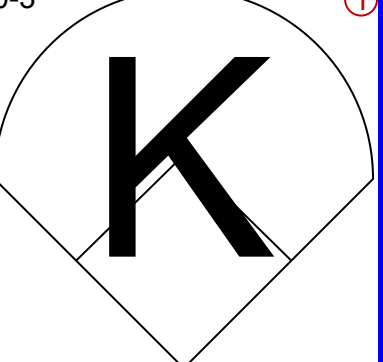
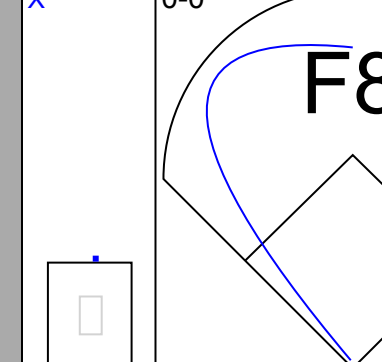
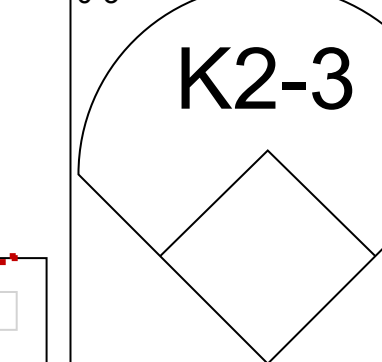
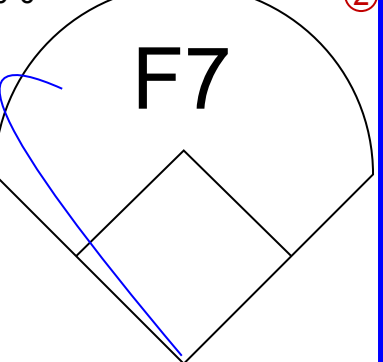
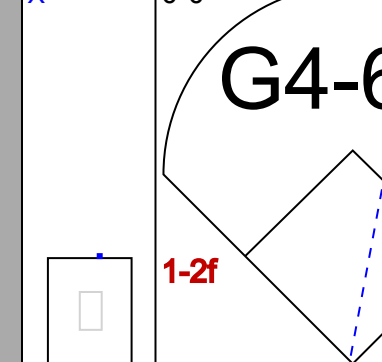
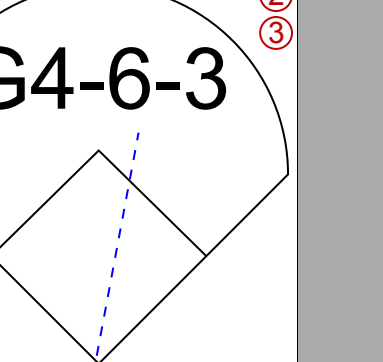
AB 34
R 5
H 9
RBI 4
BB 3
SO 5
LOB 17



Batter	1	2	3	4	5	6	7	8	9	AB	R	H	RBI	BB	SO	LOB	TOP			
Brady Clark, R Darren Ford, R										4	0	0	0	0	1	3	Milwaukee Brewers @ Oakland Athletics Phoenix Municipal Stadium, Phoenix, AZ Fri Mar 03 2006, 3:05 PM EST Att.: 4,474 - Sunny - 76 F			
7 J.J. Hardy, R Aldies Escobar, R										3	0	1	0	0	0	0				
28 Prince Fielder, L John Alonso, R										2	0	0	0	1	1	0				
Nelson Cruz, R 8 Vinny Rottino, R										3	0	0	0	0	1	2				
47 Corey Koskie, L Mat Gamel, L										3	1	1	1	0	1	2				
18 Gabe Gross, L Jason Romano, R									3	1	1	0	0	0	2					
Brad Nelson, L									4	1	2	0	0	0	1					
62 Brent Abernathy, R Kenny Holmberg, R									3	1	3	1	0	0	0					
Mike Rivera, R 83 Carlos Corporan, S									3	1	1	3	0	0	3					
Inning Stats	R: 0 E: 0 K: 1 S: 5	H: 0 LOB: 0 BB: 0 P: 5	R: 5 E: 0 K: 1 S: 10	H: 5 LOB: 0 BB: 0 P: 10	R: 0 E: 0 K: 2 S: 7	H: 0 LOB: 0 BB: 0 P: 7	R: 0 E: 0 K: 0 S: 5	H: 2 LOB: 2 BB: 0 P: 5	R: 0 E: 0 K: 0 S: 4	H: 1 LOB: 1 BB: 0 P: 4	R: 0 E: 0 K: 0 S: 3	H: 0 LOB: 1 BB: 1 P: 7	R: 0 E: 0 K: 0 S: 3	H: 1 LOB: 1 BB: 1 P: 7	R: 0 E: 0 K: 1 S: 4	H: 0 LOB: 0 BB: 1 P: 8		1B: 6 2B: 2 3B: 0 HR: 2	SF: 0 SAC: 0 DP: 2 HBP: 0	WP: 0 PB: 0 SB: 0 CS: 0
PITCHER	IP WLS BF H R ER SO BB IBB HBP BLK WP HR S P ERA WHIP																			
Joe Blanton, R ERA: 22.5	2.0 L 11 5 5 5 2 0 0 0 0 0 0 2 15 12 22.50 2.500																			
49 Mac Suzuki, R ERA:	2.0 8 2 0 0 2 0 0 0 0 0 0 0 12 12 0.00 1.000																			
52 Matt Roney, R ERA:	1.0 5 1 0 0 0 1 0 0 0 0 0 0 4 8 0.00 2.000																			
Chris Mabeus, R ERA:	1.0 4 1 0 0 0 0 0 0 0 0 0 0 4 4 0.00 1.000																			
Jason Kamuth, R ERA:	1.0 4 0 0 0 0 1 0 0 0 0 0 0 3 7 0.00 1.000																			
PITCHER	IP WLS BF H R ER SO BB IBB HBP BLK WP HR S P ERA WHIP																			
62 Alex Santos, R ERA:	1.0 4 1 0 0 0 1 0 0 0 0 0 0 4 8 0.00 1.000																			
56 Randy Keisler, L ERA:	1.0 3 0 0 0 1 1 0 0 0 0 0 0 4 8 0.00 1.000																			

AB	35
R	5
H	10
RBI	5
BB	4
SO	5
LOB	16



Batter	1	2	3	4	5	6	7	8	9	AB	R	H	RBI	BB	SO	LOB	BOTTOM			
14 Mark Ellis, R Freddie Bynum, L										3	0	1	0	0	1	0	Milwaukee Brewers @ Oakland Athletics Phoenix Municipal Stadium, Phoenix, AZ Fri Mar 03 2006, 3:05 PM EST Att.: 4,474 - Sunny - 76 F			
21 Mark Kotsay, L Charles Thomas, L										3	0	1	0	0	1	0				
7 Bobby Crosby, R 12 Doug Clark, L										3	1	1	1	0	1	1				
3 Eric Chavez, L Keith Ginter, R										3	0	1	0	0	0	0				
22 Milton Bradley, S Matt Watson, L										2	0	0	0	1	0	0				
Jay Payton, R 66 Danny Putnam, L										3	0	1	0	0	0	2				
Jason Kendall, R John Baker, L										2	0	0	0	1	0	3				
Nick Swisher, S 56 Scott McClain, R										2	0	0	0	2	2	0				
63 Andrew Beattie, S 13 Cliff Pennington, S										2	0	0	0	0	1	0				
Inning Stats	R: 0 E: 0 K: 0 S: 3	H: 0 LOB: 0 BB: 0 P: 3	R: 0 E: 0 K: 1 S: 6	H: 1 LOB: 1 BB: 1 P: 10	R: 0 E: 0 K: 3 S: 10	H: 1 LOB: 0 BB: 0 P: 10	R: 0 E: 0 K: 0 S: 4	H: 1 LOB: 1 BB: 0 P: 4	R: 1 E: 0 K: 0 S: 4	H: 1 LOB: 0 BB: 0 P: 4	R: 0 E: 0 K: 0 S: 2	H: 0 LOB: 1 BB: 1 P: 6	R: 0 E: 0 K: 1 S: 5	H: 0 LOB: 0 BB: 0 P: 5	R: 0 E: 0 K: 1 S: 6	H: 1 LOB: 1 BB: 0 P: 6		1B: 0 2B: 4 3B: 1 HR: 1	SF: 0 SAC: 0 DP: 1 HBP: 0	WP: 0 PB: 0 SB: 0 CS: 0
PITCHER	IP WLS BF H R ER SO BB IBB HBP BLK WP HR S P ERA WHIP																			
Rick Helling, R ERA:	2.0 W 8 1 0 0 0 1 0 0 0 0 0 0 9 13 0.00 1.000																			
43 Justin Lehr, R ERA:	2.0 8 2 0 0 3 0 0 0 0 0 0 0 14 14 0.00 1.000																			
58 Chris Demaria, R ERA: 4.5	2.0 8 2 1 1 1 0 0 0 0 0 0 1 10 10 4.50 1.000																			
59 Derrick Tumbow, R ERA:	1.0 3 0 0 0 0 1 0 0 0 0 0 0 2 6 0.00 1.000																			
50 Jared Fernandez, R ERA:	2.0 7 1 0 0 2 0 0 0 0 0 0 0 11 11 0.00 0.500																			

AB	32
R	1
H	6
RBI	1
BB	2
SO	7
LOB	12



Batter	1	2	3	4	5	6	7	8	9	AB	R	H	RBI	BB	SO	LOB	TOP					
22 Tony Gwynn Jr., L (1, 8) Zach Sorensen, S (7, 8) OBP: 0.167, SLG: 0.091 OBP: 0.286, SLG: 0.167	P6			G4-3	FC3-2		K	2B 1B BB		4	0	0	0	0	1	4	Milwaukee Brewers @ Texas Rangers Surprise Stadium, Surprise, AZ Sun Mar 05 2006, 3:05 PM EST Att: 5,654 - Sunny - 70 F					
7 J.J. Hardy, R (1, 6) Ozzie Chavez, S (7, 6) OBP: 0.200, SLG: 0.300 OBP: 1.000, SLG: 2.000	L8			P3	K			1B 1B 2B		4	0	1	0	0	1	3						
2 Bill Hall, R (1, 4) Hernan Iribarren, L (7, 4) OBP: 0.397, SLG: 0.364 OBP: 0.333, SLG: 0.333	47 CS BB					G3	P3	2B 1B		2	0	0	0	2	0	2						
47 Corey Koskie, L (1, 5) 8 Vinny Rottino, R (6, 5) OBP: 0.200, SLG: 0.600 OBP: 0.400, SLG: 0.250	CS	G3		G1-3		F9		1B 1B		3	0	0	0	0	1	1						
18 Gabe Gross, L (1, 7) Brad Nelson, L (7, 7) OBP: 0.400, SLG: 0.375 OBP: 0.429, SLG: 0.571		P4				F7		F9	K	2	1	0	0	1	0	0						
1 Corey Hart, R (1, 3) Ned Yost IV, R (7, 3) OBP: 0.384, SLG: 0.455 OBP: 0.250, SLG: 0.250		G6-3							G5-3	3	1	2	0	0	0	0						
Nelson Cruz, R (1, 9) Steve Moss, R (7, 9) OBP: 0.300, SLG: 0.889 OBP: 0.500, SLG: 0.333										2	1	1	2	1	1	2						
64 Lou Palmisano, R (1, 10) OBP: 0.571, SLG: 1.167				FC6-4						4	1	2	3	1	0	2						
21 Chad Moeller, R (1, 2) 9 Mark Johnson, L (6, 2) OBP: 0.667, SLG: 1.000				P5						1	0	0	1	0	0	1						
										1	0	0	0	0	0	1						
Inning Stats	R: 0 E: 0 K: 0 S: 3	H: 0 LOB: 0 BB: 1 P: 7	R: 0 E: 0 K: 0 S: 3	H: 0 LOB: 0 BB: 0 P: 3	R: 0 E: 0 K: 0 S: 3	H: 0 LOB: 1 BB: 1 P: 7	R: 0 E: 0 K: 0 S: 3	H: 0 LOB: 1 BB: 1 P: 7	R: 1 E: 0 K: 2 S: 8	H: 1 LOB: 3 BB: 2 P: 17	R: 0 E: 0 K: 0 S: 3	H: 0 LOB: 0 BB: 0 P: 3	R: 2 E: 0 K: 1 S: 9	H: 4 LOB: 2 BB: 0 P: 9	R: 6 E: 0 K: 0 S: 8	H: 5 LOB: 1 BB: 2 P: 16	R: 0 E: 0 K: 1 S: 6	H: 1 LOB: 1 BB: 0 P: 6	1B: 8 2B: 2 3B: 0 HR: 1	SF: 0 SAC: 1 DP: 0 HBP: 1	WP: 0 PB: 0 SB: 0 CS: 2	PA: 45
PITCHER	IP	WLS	BF	H	R	ER	SO	BB	IBB	HBP	BLK	WP	HR	S	P	ERA	WHIP			ERA	WHIP	
44 Vicente Padilla, R (1, 1) ERA: 4.5	2.0	6	0	0	0	0	0	2	0	0	0	0	0	6	10	0.00	0.500			18.00	4.000	
63 John Danks, L (3, 1) ERA: 6.75	2.0	7	0	0	0	0	0	1	0	0	0	0	0	6	14	0.00	1.000			67.50	7.500	
Jon Leicester, R (5, 1) ERA: 27.0	0.1	5	1	1	1	1	1	2	0	1	0	0	0	4	13	27.00	9.000			27.00	6.000	
72 Jayson Durocher, R (5, 1) ERA: 13.5	0.2	2	0	0	0	0	1	0	0	0	0	0	0	4	4	0.00	0.000			0.00	1.000	
38 Kevin Walker, L (6, 1) ERA: 4.5	1.0	H	3	0	0	0	0	0	0	0	0	0	0	3	3	0.00	0.000			0.00	1.000	

Batter	1	2	3	4	5	6	7	8	9	AB	R	H	RBI	BB	SO	LOB	BOTTOM				
24 Adrian Brown, S (1, 7) Aarom Baldiris, R (7, 4) OBP: 0.250, SLG: 0.571	K		K		G3		G6-4-3		P3	3	0	0	0	0	2	1	Milwaukee Brewers @ Texas Rangers Surprise Stadium, Surprise, AZ Sun Mar 05 2006, 3:05 PM EST Att: 5,654 - Sunny - 70 F				
2 Ruddy Yan, S (1, 8) 88 Steven Murphy, L (7, 7) OBP: 0.687, SLG: 0.667	G6-3									3	0	2	0	0	0	0					
6 Brad Wilkerson, L (1, 9) 88 Ian Gac, R (6, 3) OBP: 0.333, SLG: 0.750						F7				2	1	1	1	1	0	1					
Phil Nevin, R (1, 3) 16 Adam Hyzdu, R (6, 9) OBP: 0.400, SLG: 1.125 OBP: 0.222, SLG: 0.222										1	0	0	1	0	1	0					
19 Jason Botts, S (1, 10) 85 Truan Mehl, L (6, PR) OBP: 0.455, SLG: 0.667										3	0	1	0	0	2	2					
5 Ian Kinsler, R (1, 4) 95 Brandon Boggs, S (6, PR) OBP: 0.571, SLG: 1.000										2	0	0	0	1	1	0					
15 Gerald Laird, R (1, 2) 60 Nick Trzesniak, R (6, 2) OBP: 0.250, SLG: 0.250 OBP: 0.333, SLG: 0.667										2	0	1	0	0	0	0					
3 Joaquin Arias, R (1, 6) D'Angelo Jimenez, S (7, 6) OBP: 0.250, SLG: 0.375 OBP: 0.273, SLG: 0.200										2	0	0	0	0	1	1					
Travis Metcalf, R (1, 5) 86 John Whittleman, L (9, 5) OBP: 0.600, SLG: 0.750										2	1	0	0	1	0	0					
										1	0	0	0	0	0	1					
Inning Stats	R: 1 E: 0 K: 2 S: 8	H: 1 LOB: 1 BB: 0 P: 8	R: 0 E: 0 K: 2 S: 8	H: 1 LOB: 0 BB: 0 P: 8	R: 1 E: 0 K: 2 S: 8	H: 1 LOB: 2 BB: 2 P: 16	R: 0 E: 0 K: 1 S: 5	H: 0 LOB: 0 BB: 0 P: 5	R: 0 E: 0 K: 0 S: 4	H: 1 LOB: 1 BB: 0 P: 4	R: 0 E: 1 K: 1 S: 5	H: 0 LOB: 0 BB: 0 P: 3	R: 0 E: 0 K: 2 S: 8	H: 1 LOB: 1 BB: 0 P: 8	R: 1 E: 0 K: 1 S: 7	H: 2 LOB: 1 BB: 0 P: 7	1B: 6 2B: 1 3B: 0 HR: 1	SF: 1 SAC: 0 DP: 1 HBP: 0	WP: 1 PB: 0 SB: 1 CS: 1	PA: 37	
PITCHER	IP	WLS	BF	H	R	ER	SO	BB	IBB	HBP	BLK	WP	HR	S	P	ERA	WHIP			ERA	WHIP
Doug Davis, L (1, 1) ERA: 4.5	2.0	1	1	1	1	1	2	2	0	0	0	1	0	8	16	9.00	3.000			4.50	1.500
Kane Davis, R (3, 1) ERA: 3.86	1.0	6	1	1	1	2	2	2	0	0	0	0	0	5	5	0.00	0.000			0.00	0.000
52 Jose Capellan, R (4, 1) ERA: 3.86	1.0	3	0	0	0	0	1	0	0	0	0	0	0	4	4	0.00	1.000			0.00	1.000
Dan Kolb, R (5, 1) ERA: 9.0	1.0	W	4	1	0	0	1	1	0	0	0	0	0	5	9	0.00	2.000			0.00	0.000
65 Brett Evert, R (7, 1) ERA: 3.0	1.0	H	3	0	0	0	0	0	0	0	0	0	0	3	3	4.50	1.500			4.50	1.500
32 Jason Kershner, L (8, 1) ERA: 3.0	2.0	9	3	1	1	3	0	0	0	0	0	0	0	15	15	4.50	1.500			4.50	1.500

AB 35
R 9
H 11
RBI 9
BB 7
SO 4
LOB 18

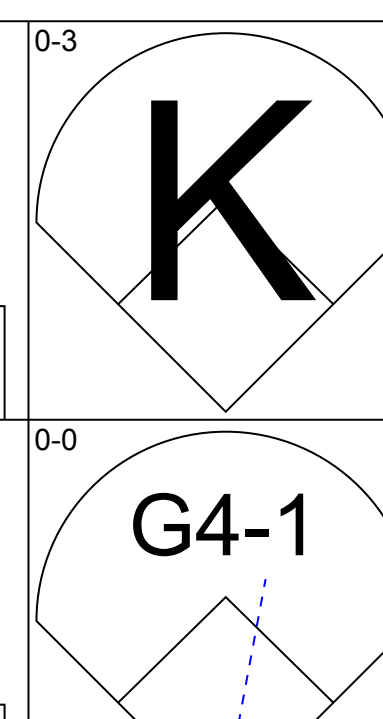
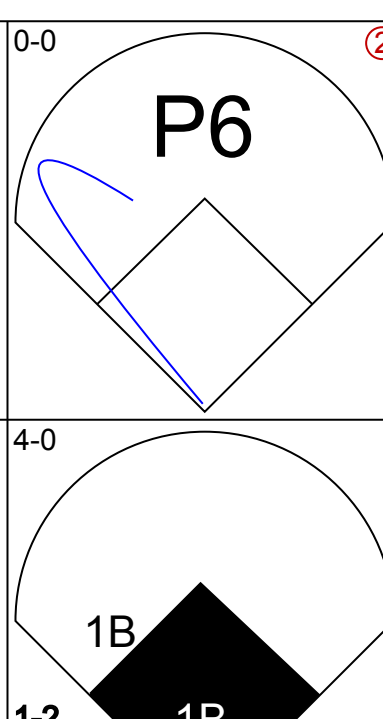
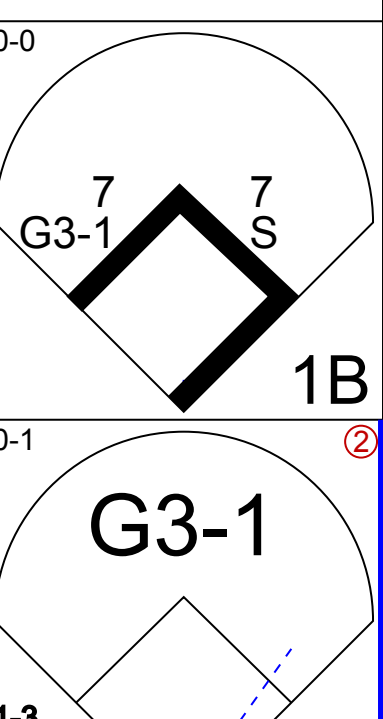
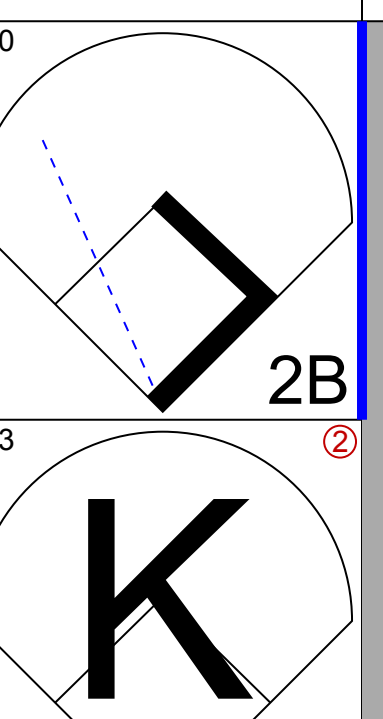
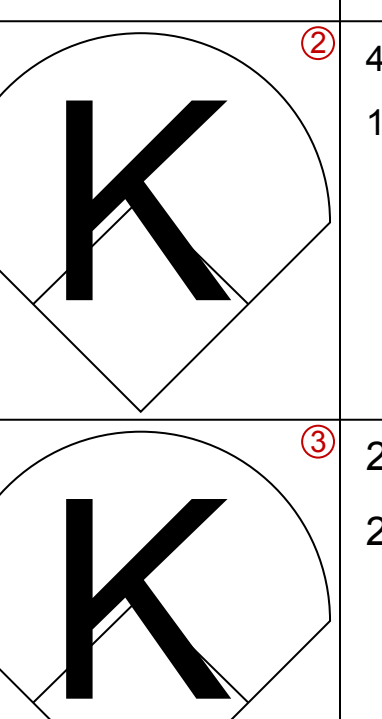
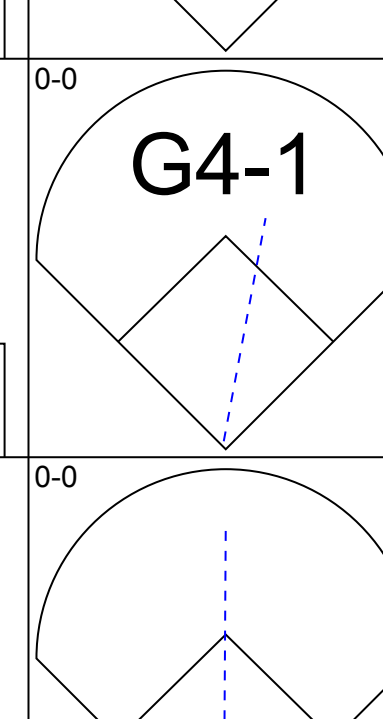
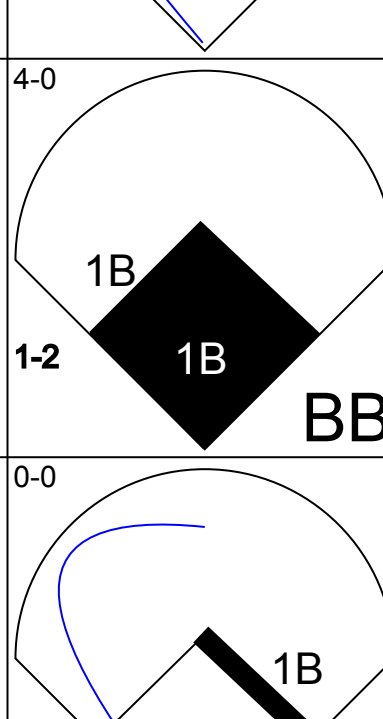
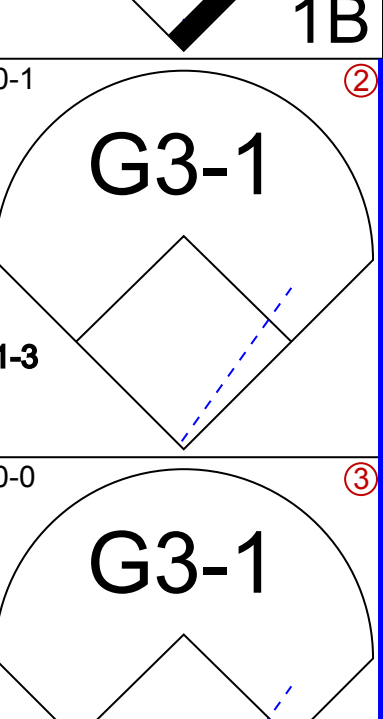
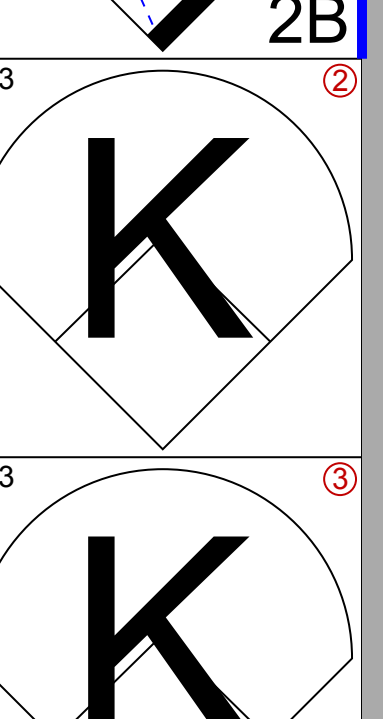
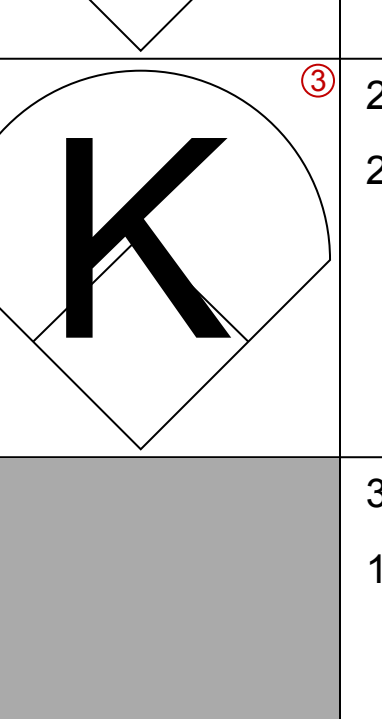
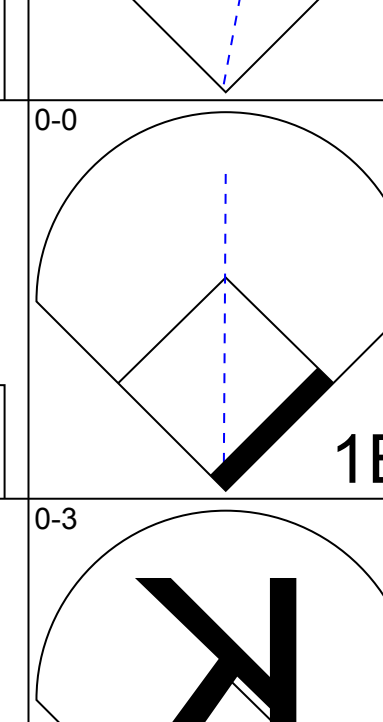
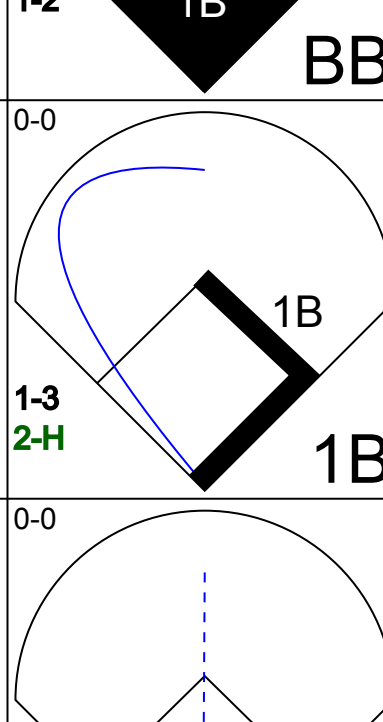
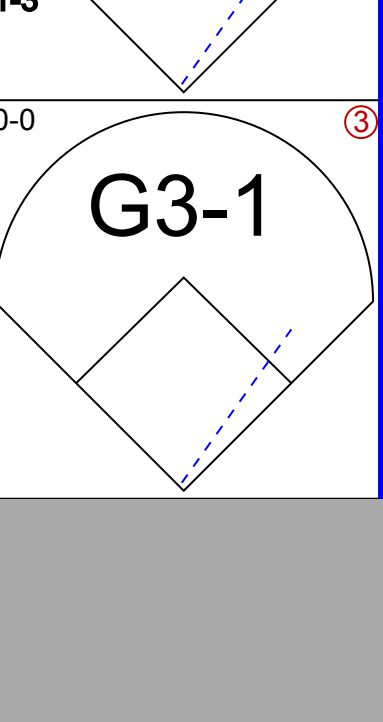
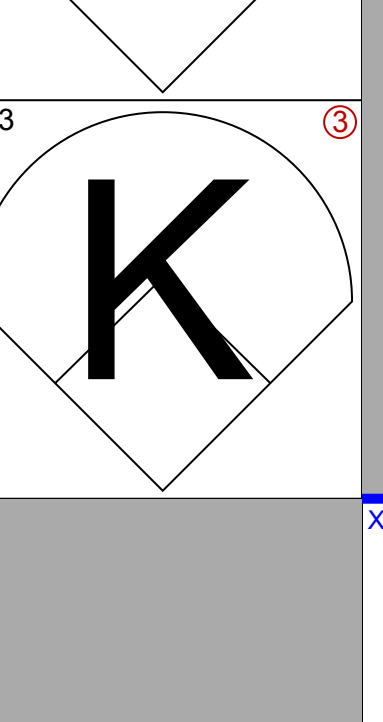
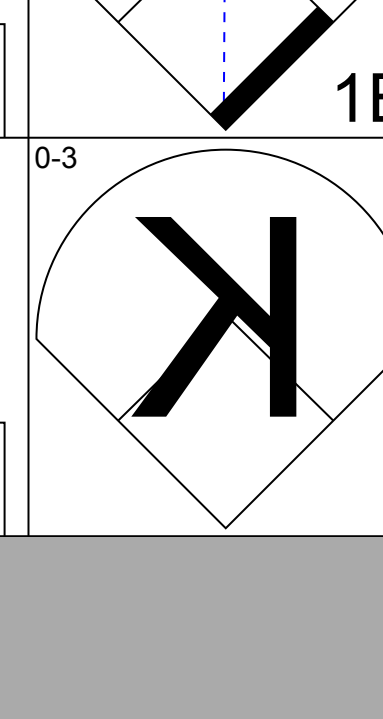
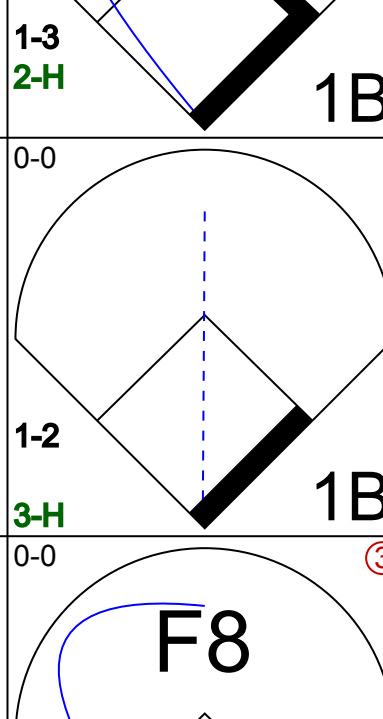
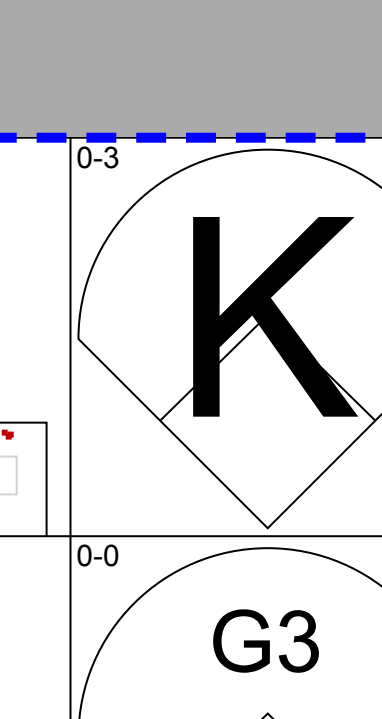
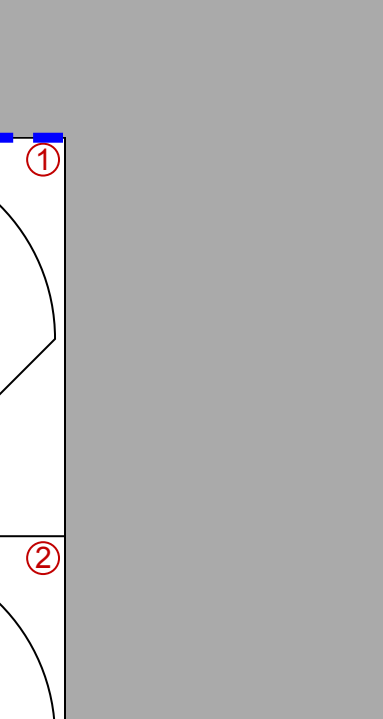
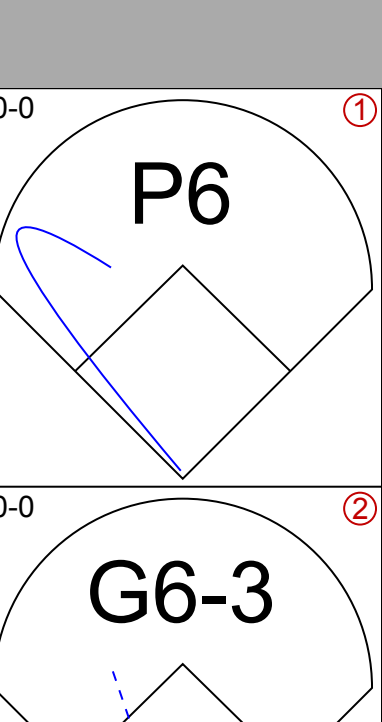
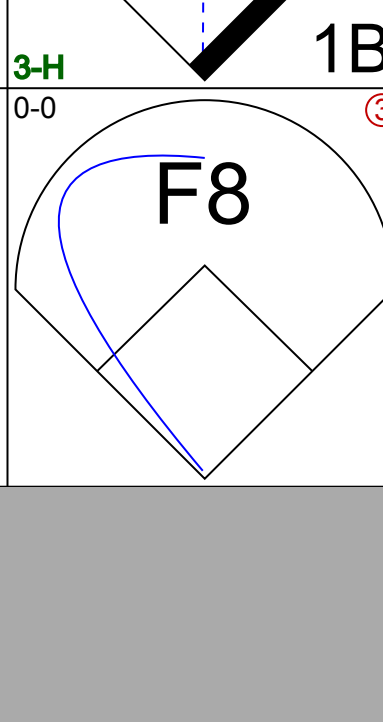
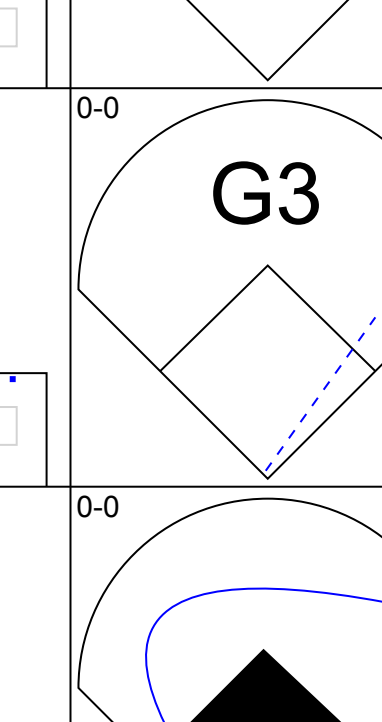
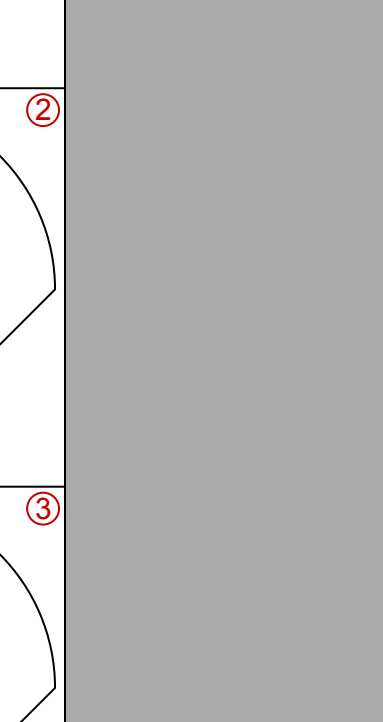
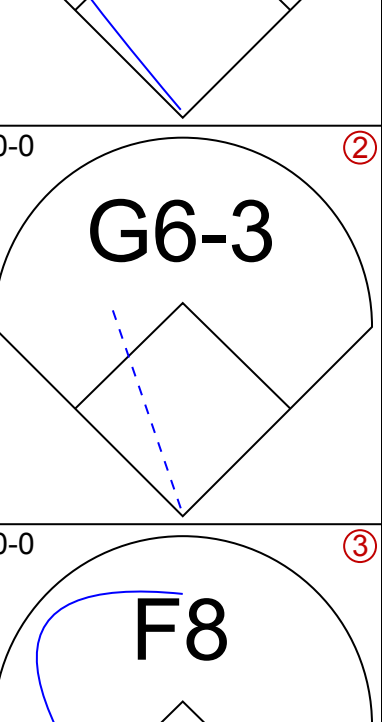
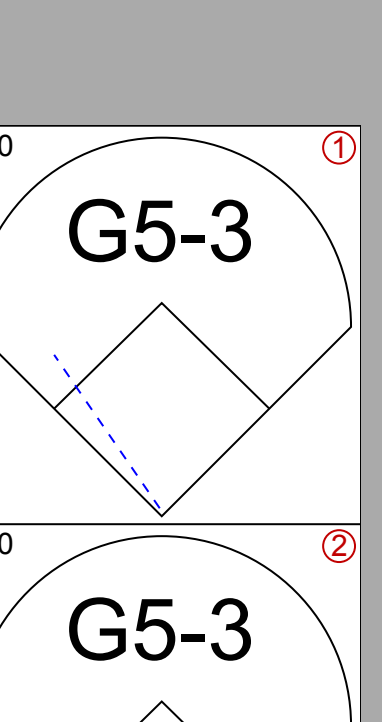
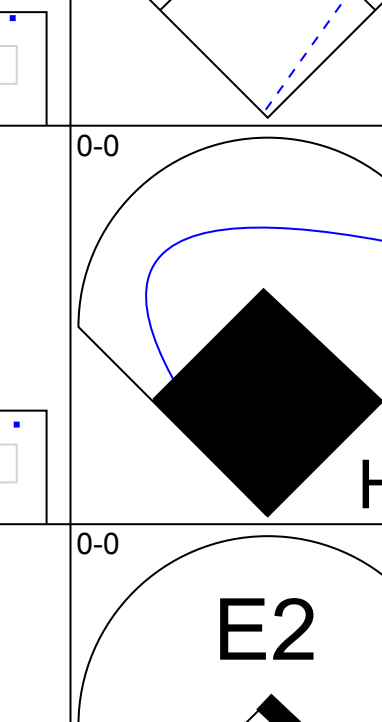
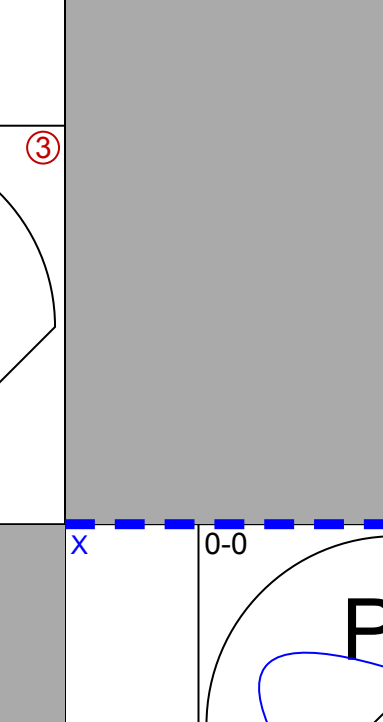
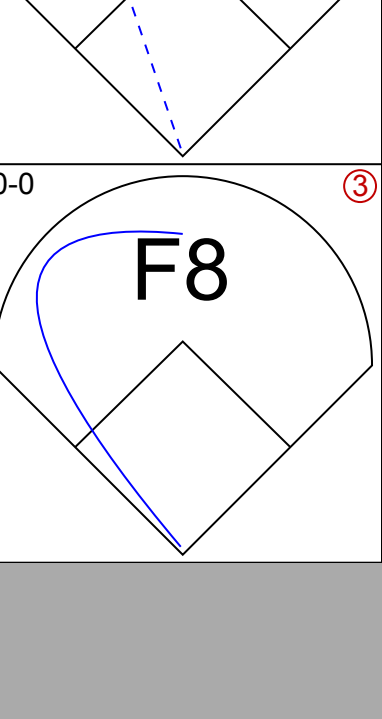
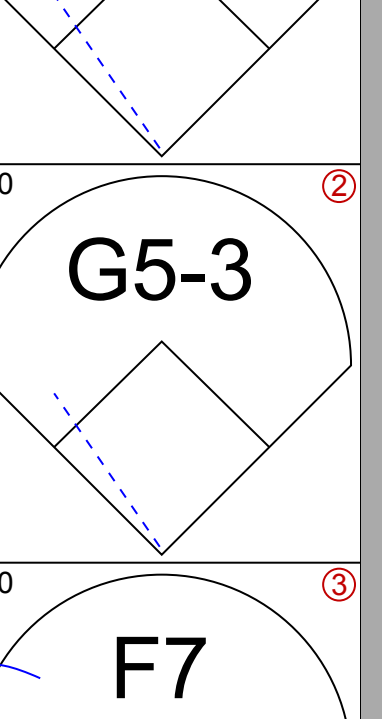
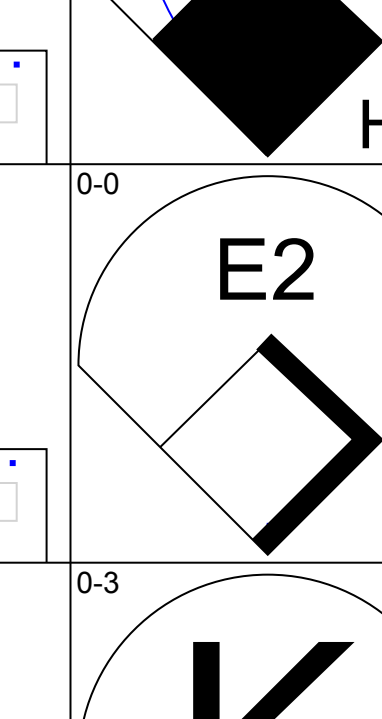
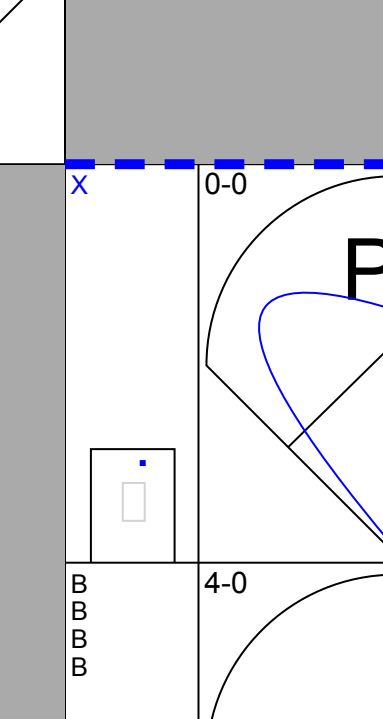
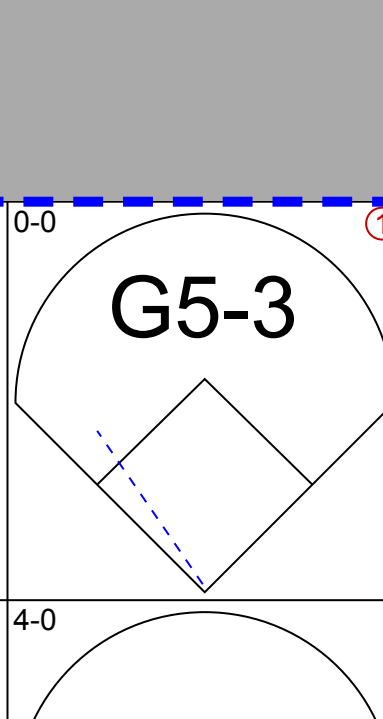
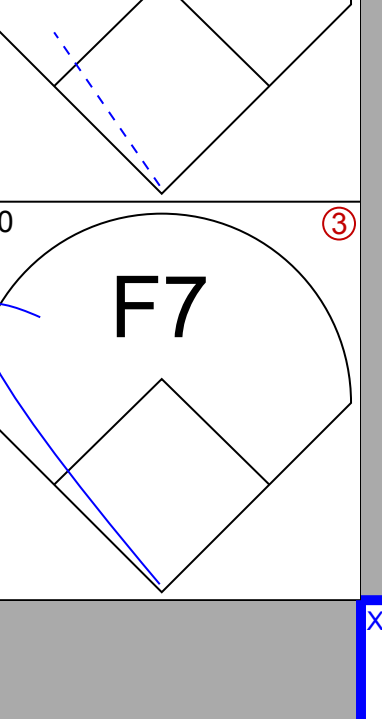
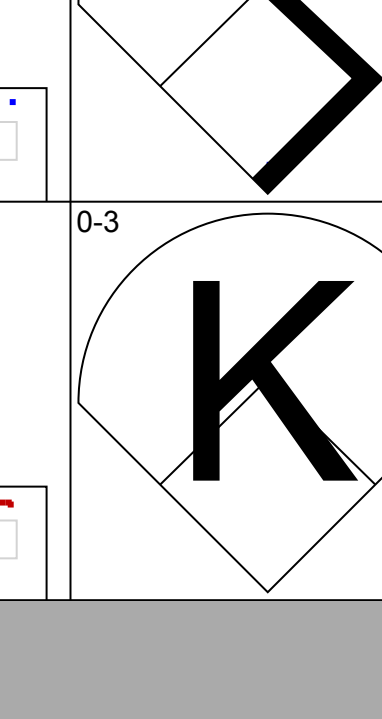
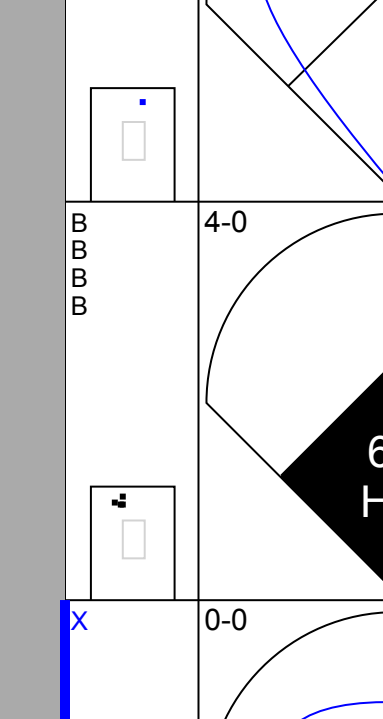
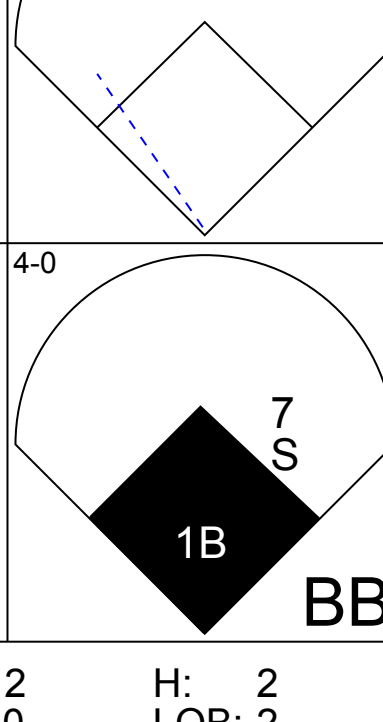
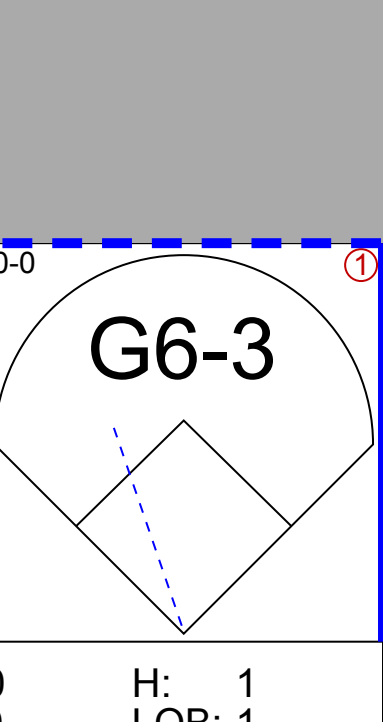
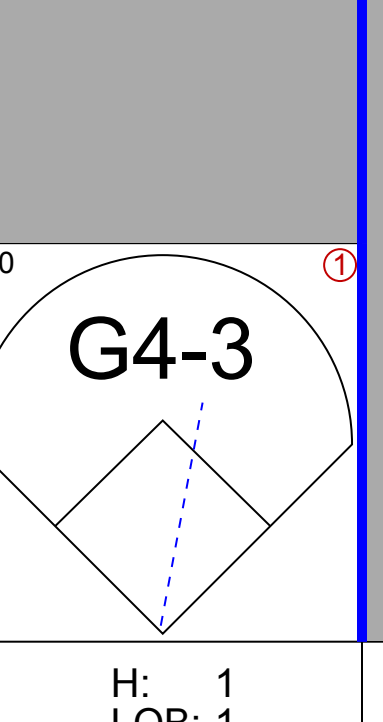
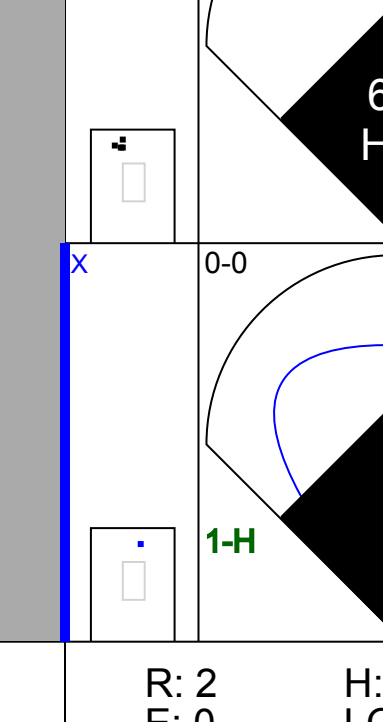


livebaseballscores.com

livebaseballscores.com

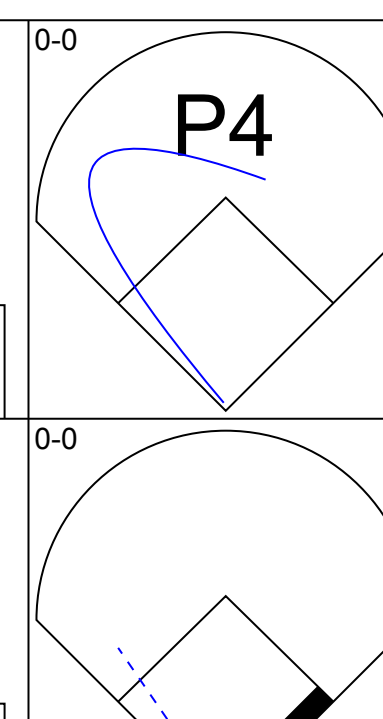
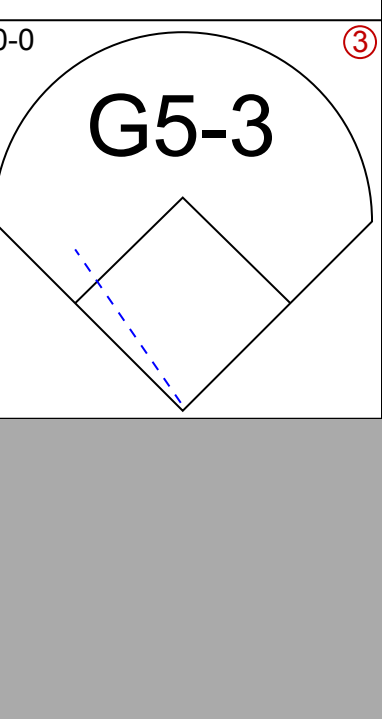
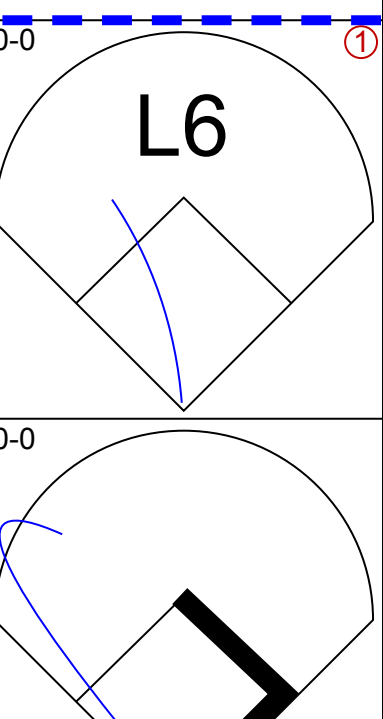
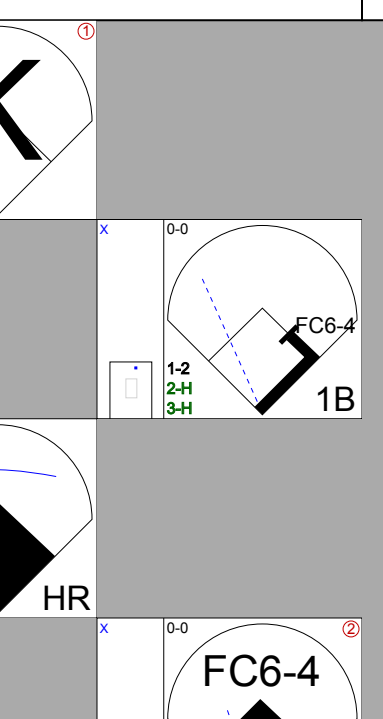
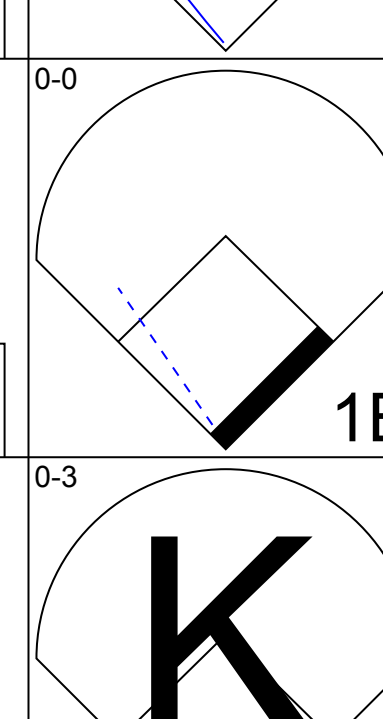
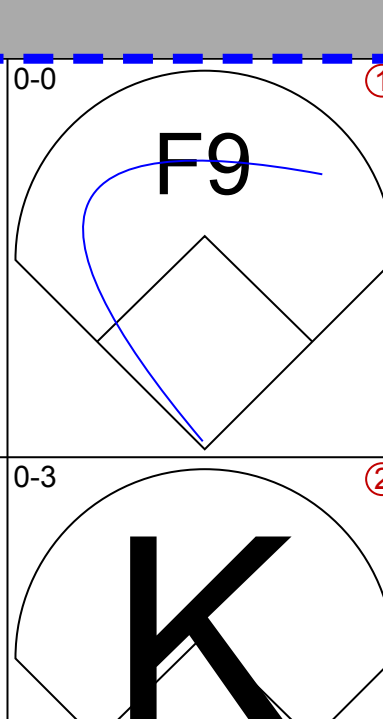
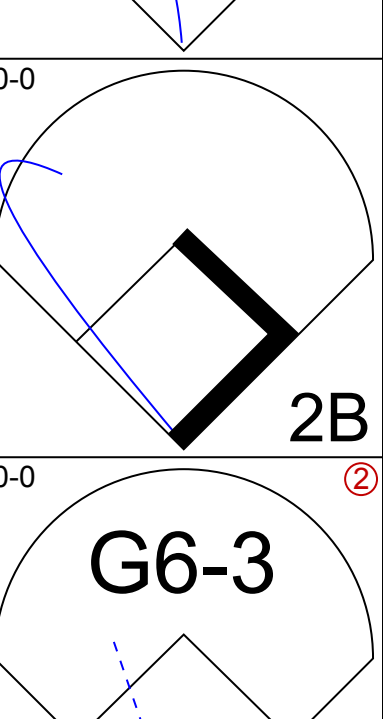
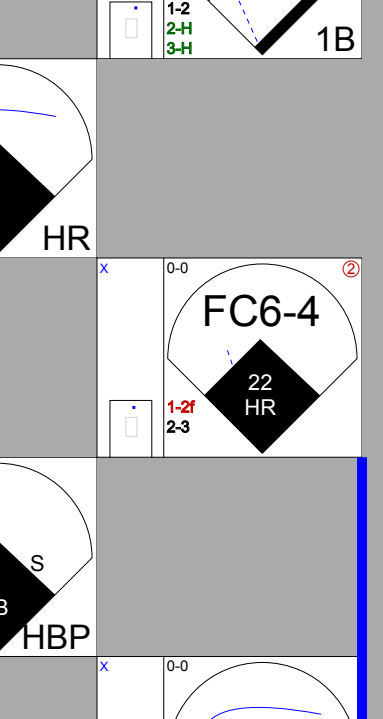
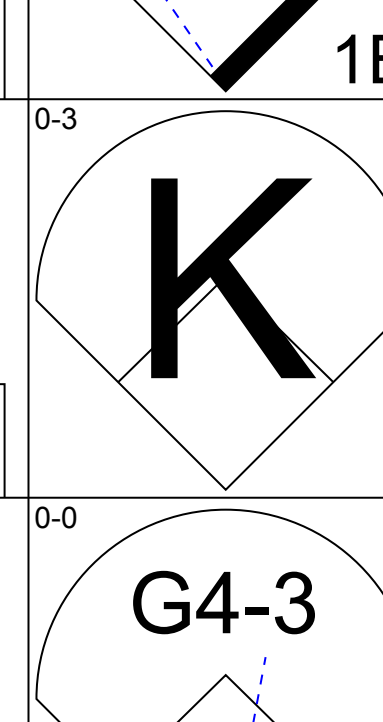
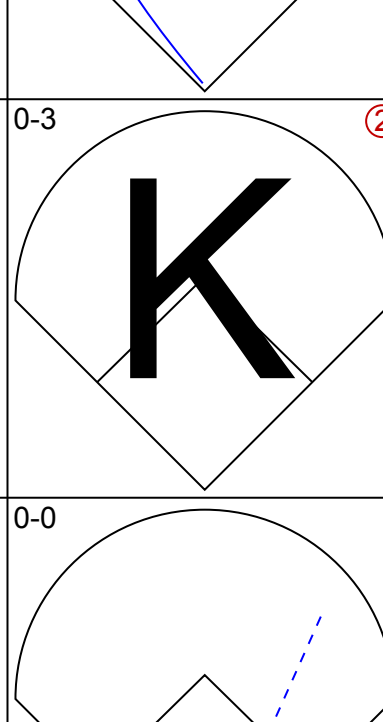
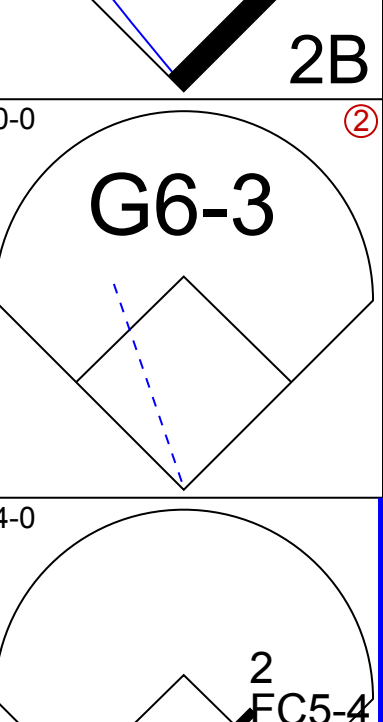
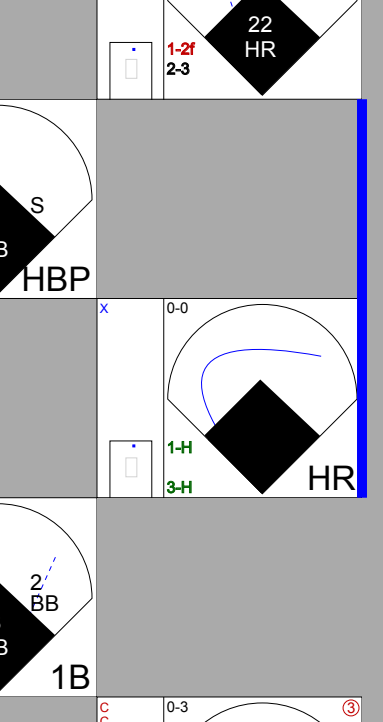
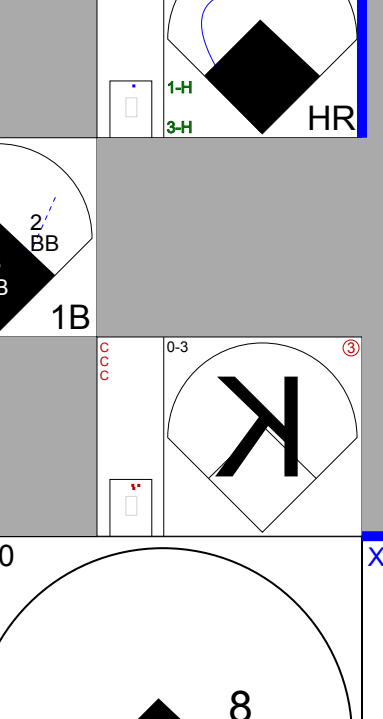
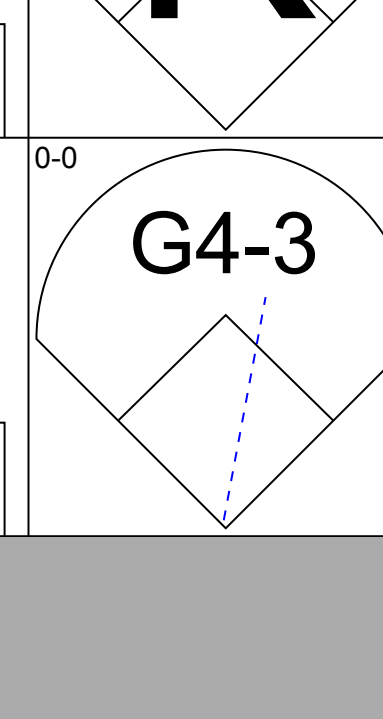
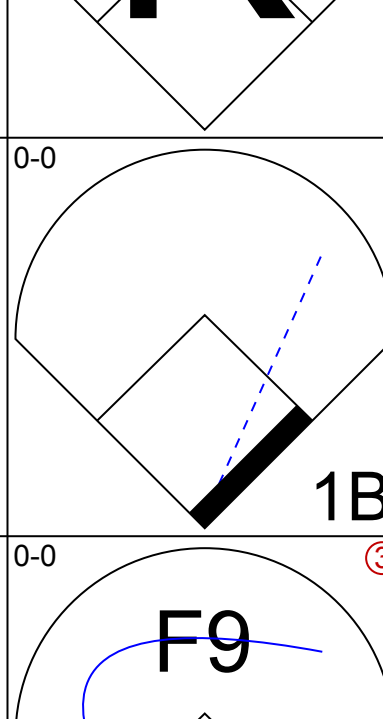
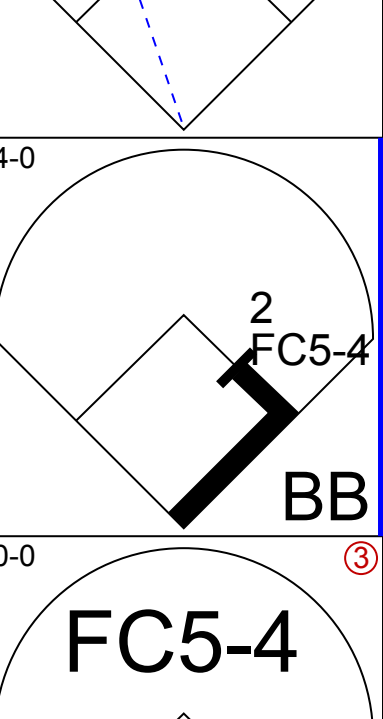
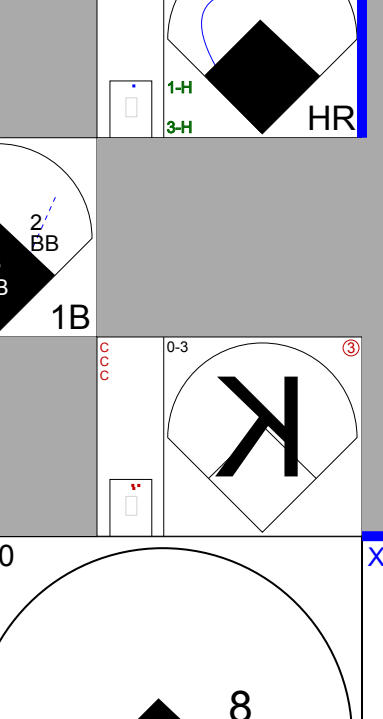
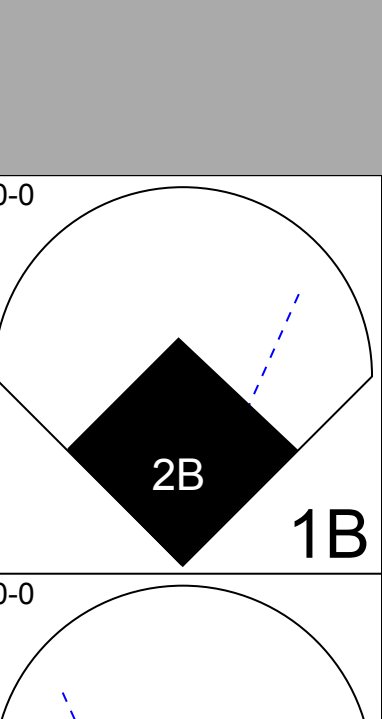
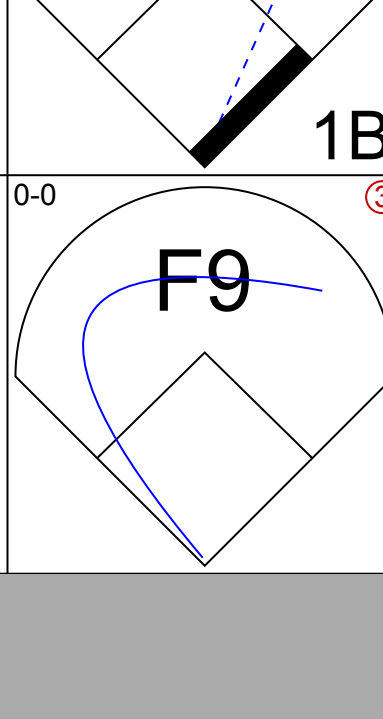
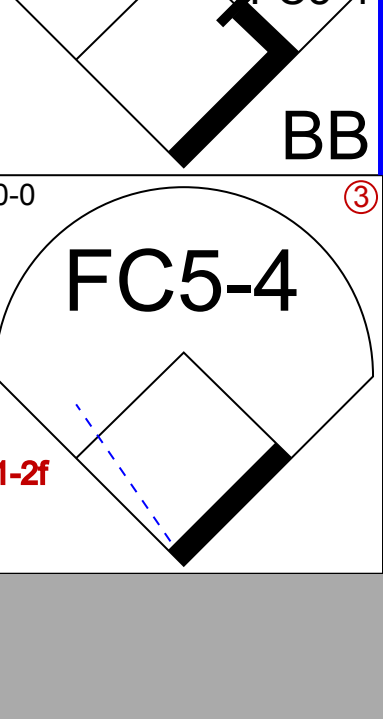
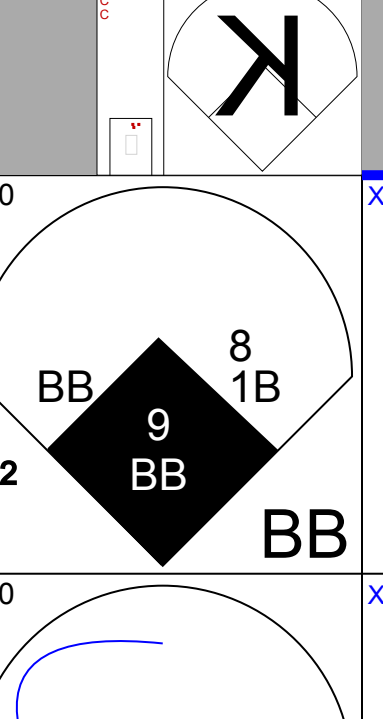
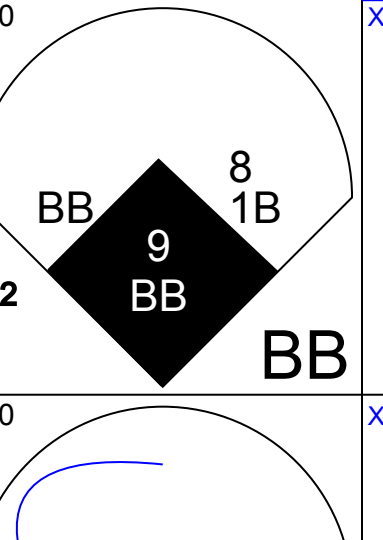
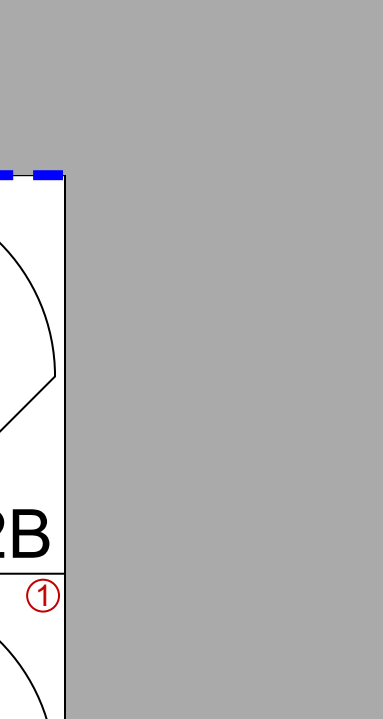
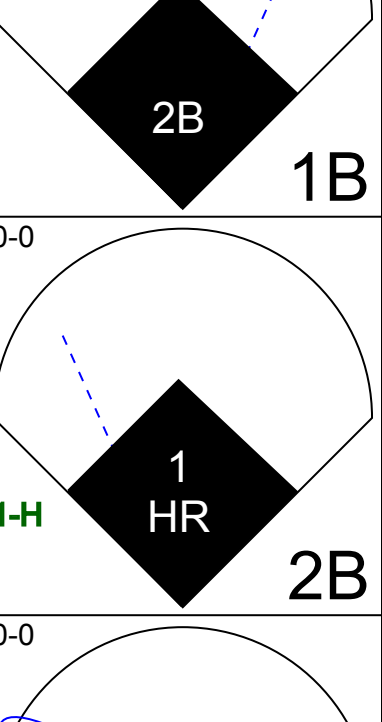
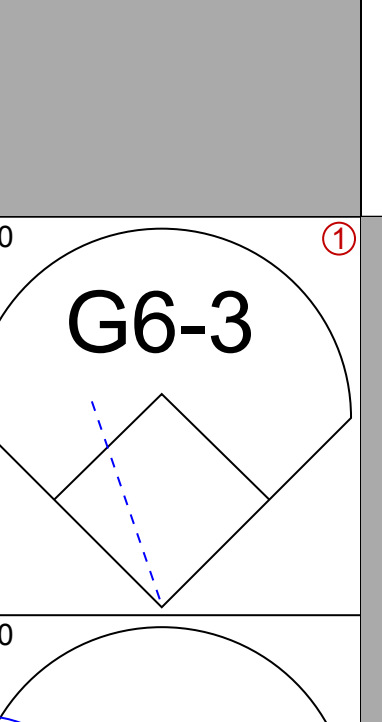
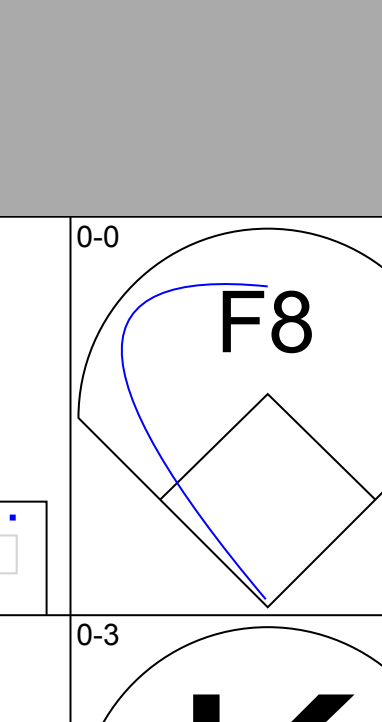
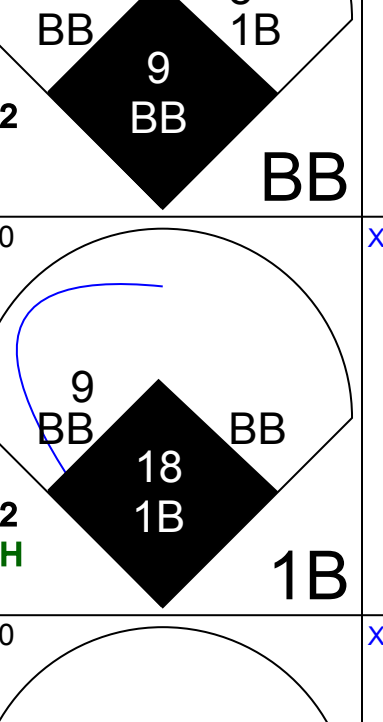
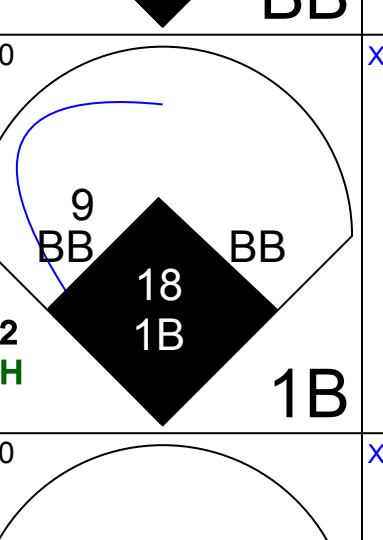
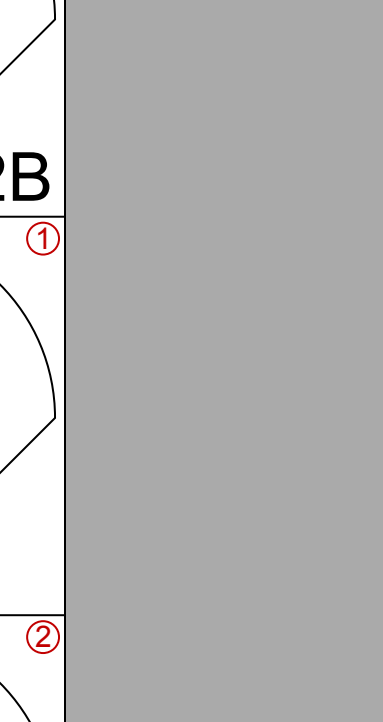
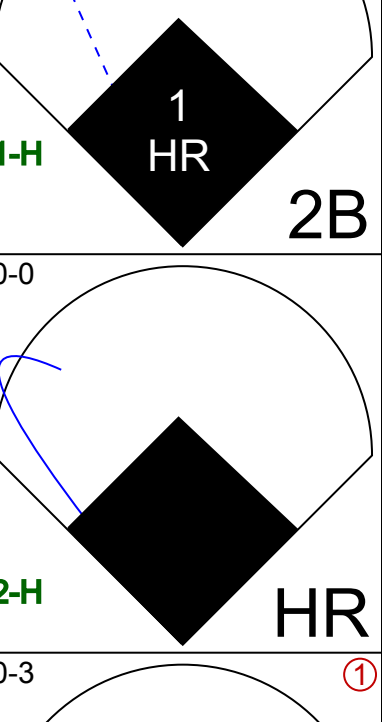
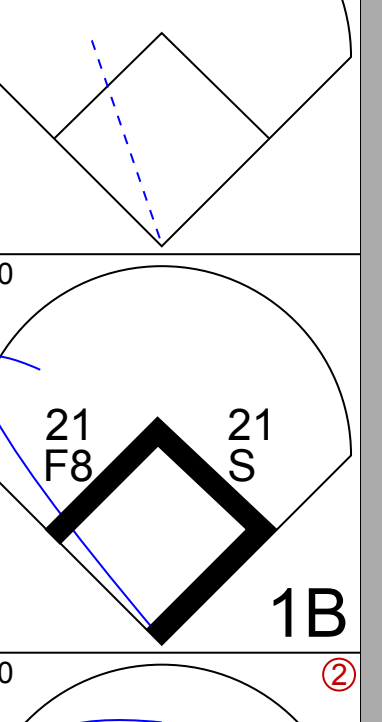
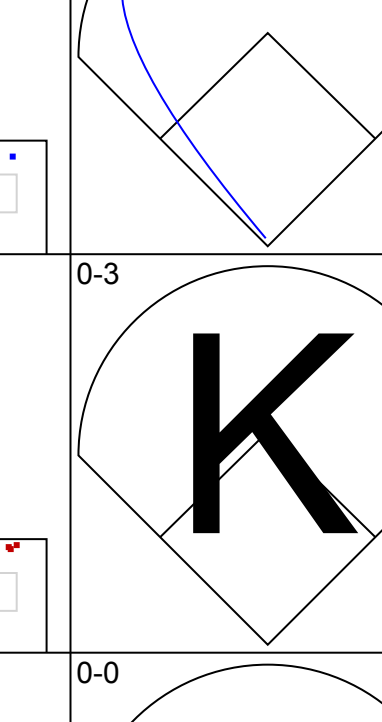
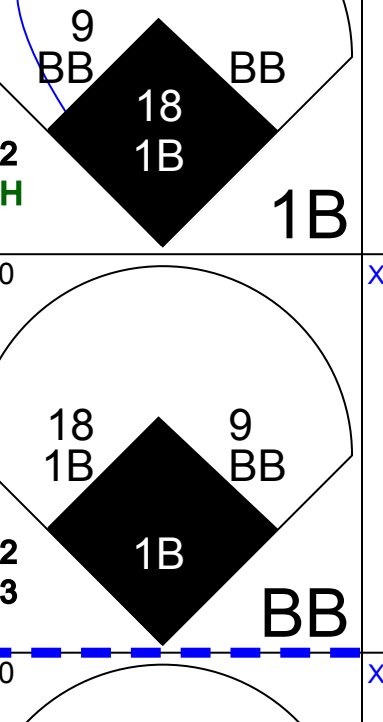
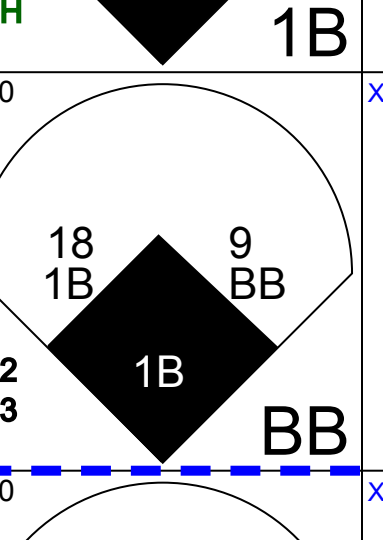
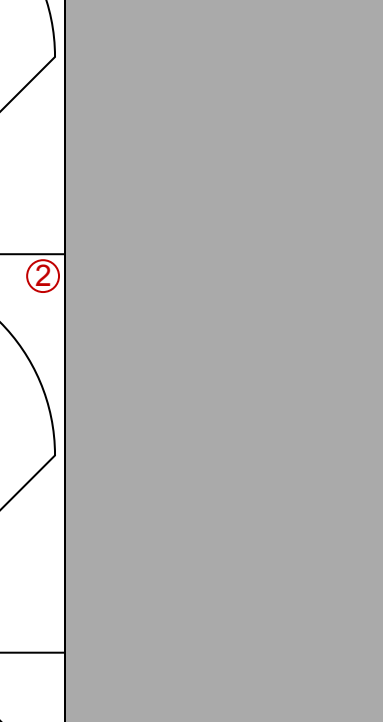
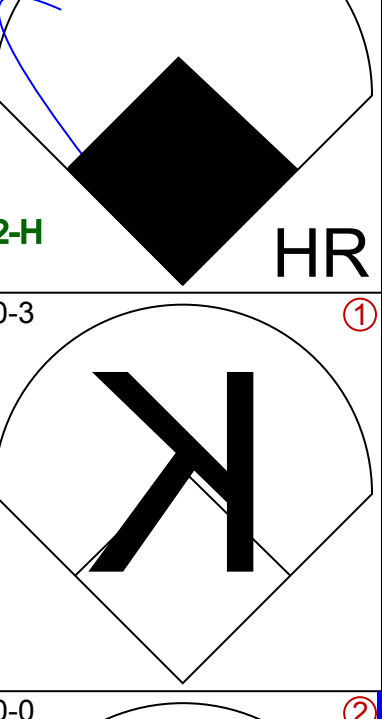
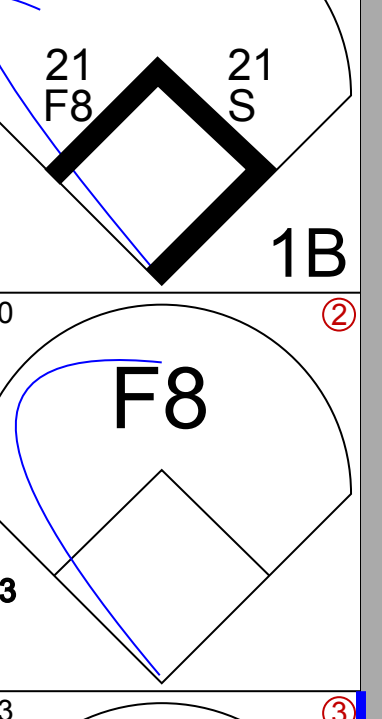
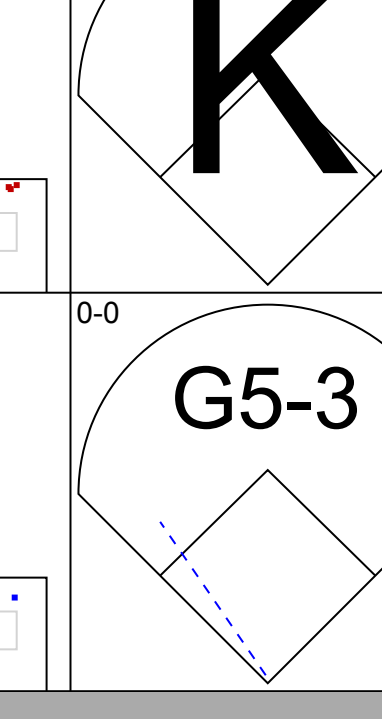
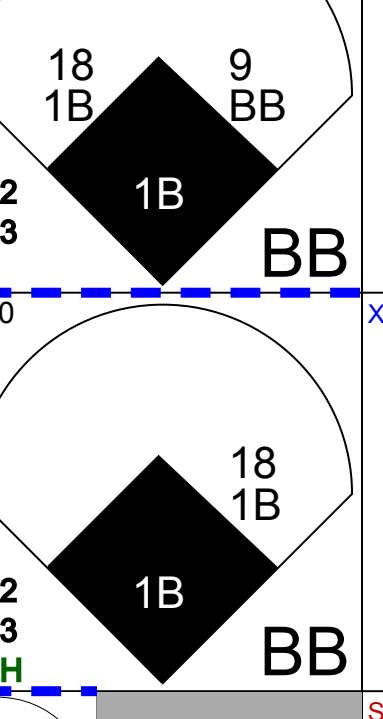
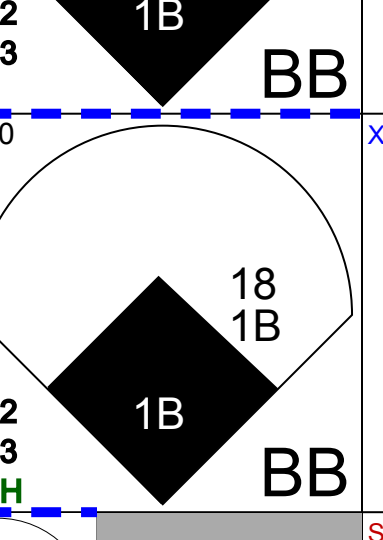
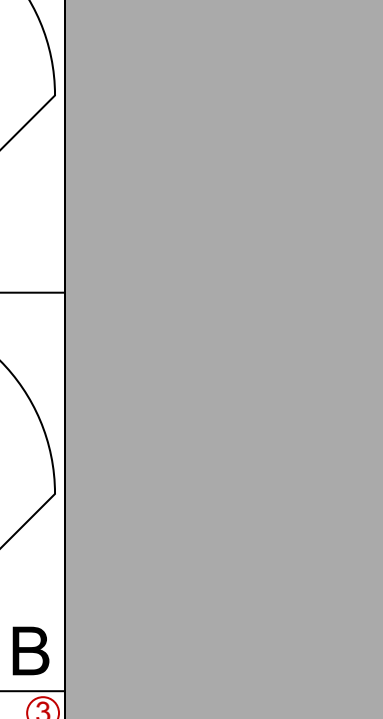
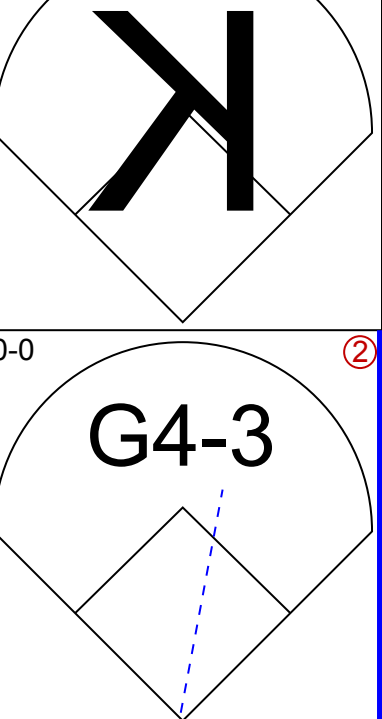
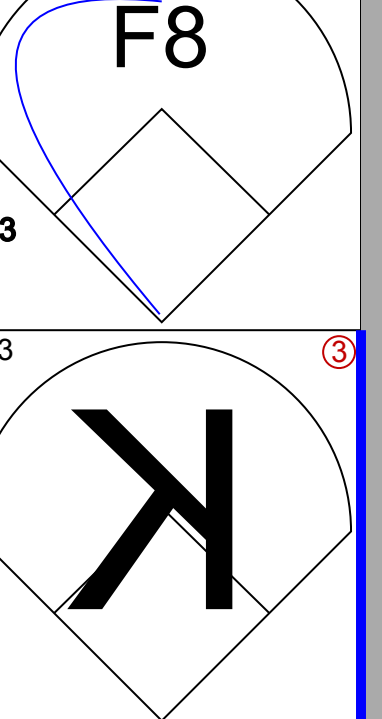
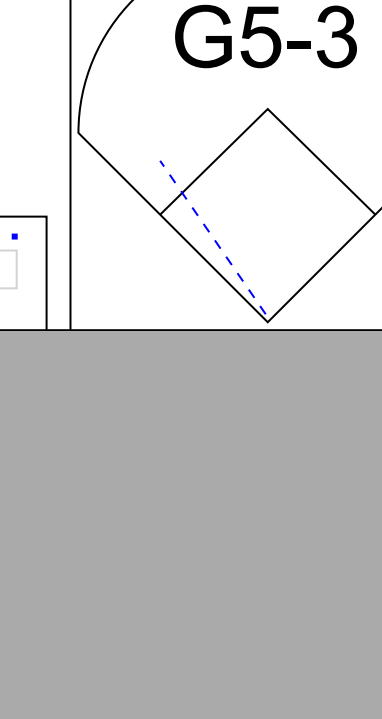
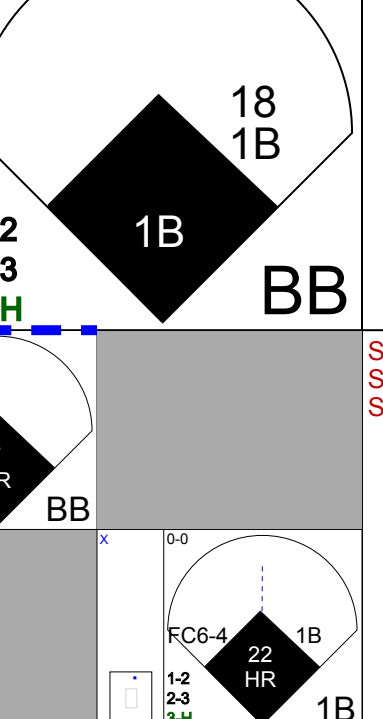
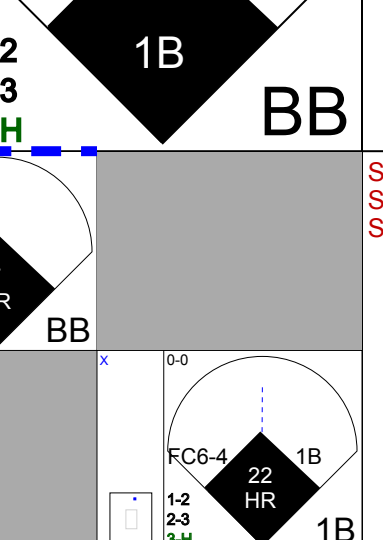
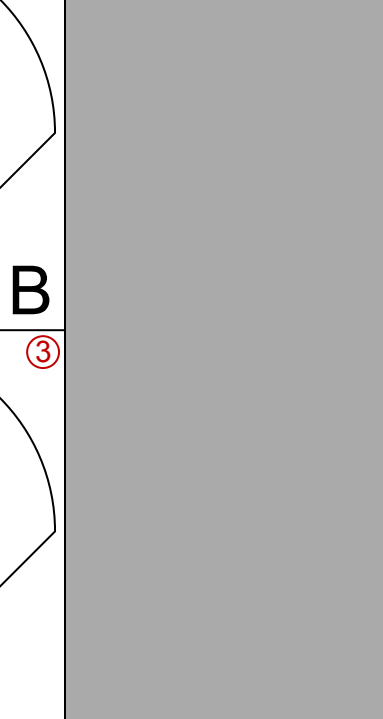
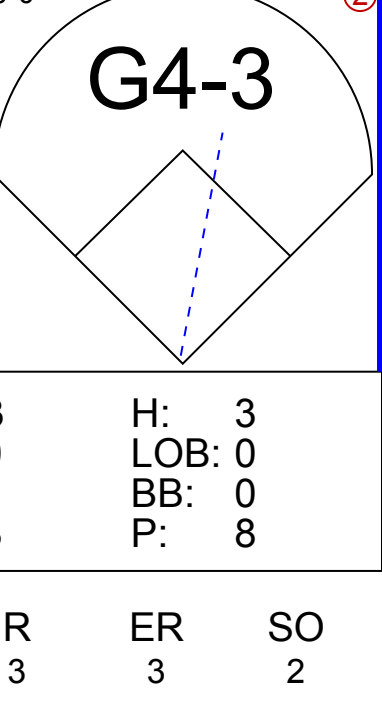
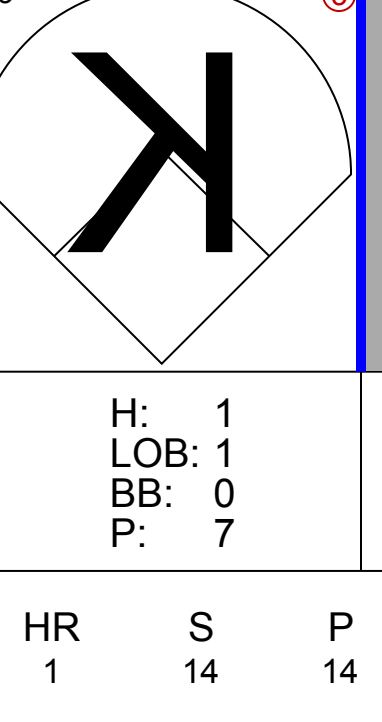
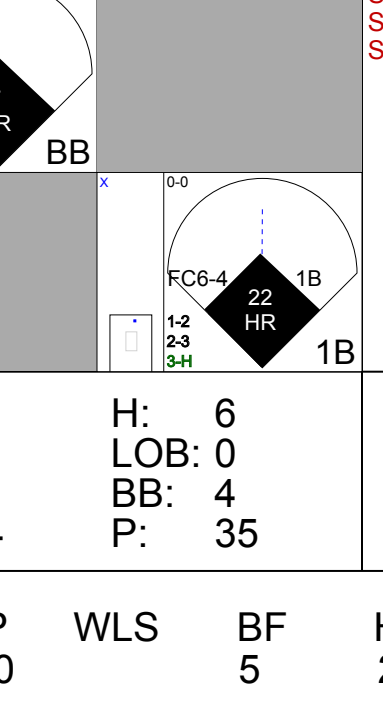
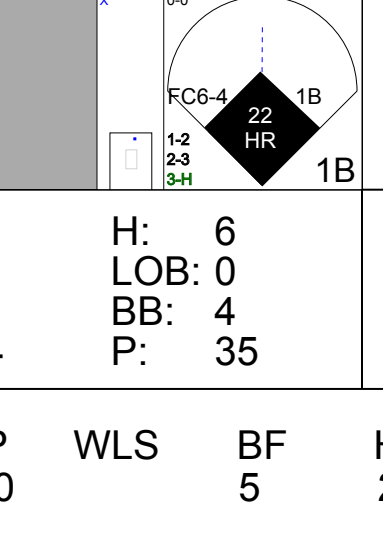
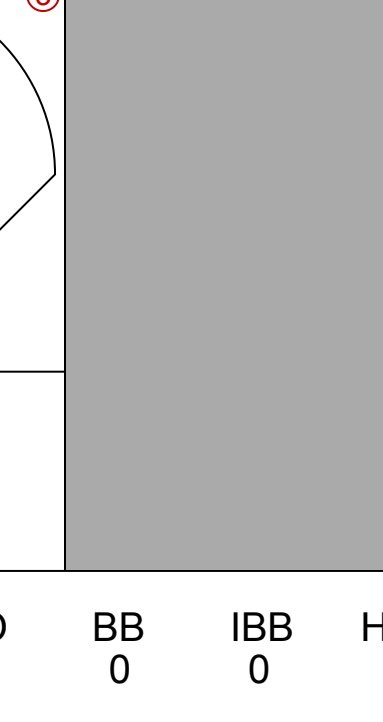
Batter	1	2	3	4	5	6	7	8	9	AB	R	H	RBI	BB	SO	LOB	TOP																	
Brady Clark, R (1.8) OBP: 0.428, SLG: 0.200 22 Tony Gwynn Jr., L (7.8) OBP: 0.231, SLG: 0.417										4	0	1	0	0	3	0	Milwaukee Brewers @ Seattle Mariners Peoria Stadium, Peoria, AZ Mon Mar 06 2006, 3:05 PM EST Att. 4,230 - Partly Cloudy - 72 F																	
7 J.J. Hardy, R (1.6) OBP: 0.194, SLG: 0.231 Zach Sorensen, S (7.6) OBP: 0.333, SLG: 0.250										3	0	0	0	0	2	2																		
Geoff Jenkins, L (1.9) OBP: 0.400, SLG: 0.429 Nelson Cruz, R (7.9) OBP: 0.250, SLG: 0.727										2	0	1	0	0	1	2																		
23 Rickie Weeks Jr., R (1.4) OBP: 0.385, SLG: 0.545 Herman Iribarren, L (7.4) OBP: 0.500, SLG: 0.500										3	0	0	0	0	1	2																		
47 Corey Koskie, L (1.5) OBP: 0.231, SLG: 0.500 8 Vinny Rottino, R (6.5) OBP: 0.500, SLG: 0.800										2	1	0	0	1	1	1																		
Jeff Cirillo, R (1.3) OBP: 0.429, SLG: 0.333 1 Corey Hart, R (7.3) OBP: 0.333, SLG: 0.417										2	1	1	0	1	0	1																		
18 Gabe Gross, L (1.7) OBP: 0.286, SLG: 0.250										4	0	0	0	0	2	3																		
Damian Miller, R (1.2) OBP: 0.500, SLG: 1.000 Mike Rivera, R (6.2) OBP: 0.200, SLG: 0.800										2	0	0	0	0	1	2																		
62 Brent Abernathy, R (1.10) OBP: 0.600, SLG: 0.667										3	1	1	2	1	0	0																		
Inning Stats	R: 0 E: 0 K: 1 S: 6	H: 1 LOB: 1 BB: 0 P: 9	R: 2 E: 0 K: 2 S: 10	H: 3 LOB: 2 BB: 1 P: 15	R: 0 E: 0 K: 1 S: 5	H: 0 LOB: 0 BB: 0 P: 6	R: 0 E: 0 K: 0 S: 3	H: 0 LOB: 0 BB: 0 P: 3	R: 0 E: 1 K: 1 S: 5	H: 0 LOB: 0 BB: 1 P: 11	R: 0 E: 0 K: 2 S: 7	H: 0 LOB: 0 BB: 1 P: 5	R: 0 E: 0 K: 1 S: 5	H: 0 LOB: 0 BB: 0 P: 5	R: 3 E: 0 K: 0 S: 6	H: 3 LOB: 0 BB: 0 P: 6		R: 2 E: 0 K: 0 S: 4	H: 1 LOB: 0 BB: 1 P: 8	1B: 6 2B: 0 3B: 1 HR: 1	SF: 0 SAC: 0 DP: 1 HBP: 1	WP: 1 PA: 39 PB: 0 CS: 0												
PITCHER	IP WLS BF H R ER SO BB IBB HBP BLK WP HR S P ERA WHIP																																	
Matt Thornton, L (1.1) ERA: 9.0	2.0		11	4	2	2	3	1	0	0	0	0	1	0	16	24	9.00	2.500																
57 Kevin Appier, R (3.1) ERA:	3.0	W	10	0	0	0	2	0	0	1	0	0	0	0	13	14	0.00	0.000																
49 Jake Woods, L (6.1) ERA: 9.0	3.0		13	3	3	3	2	1	0	0	0	0	0	0	18	22	9.00	1.333																
George Sherrill, L (9.1) ERA: 18.0	1.0	S	5	1	2	2	0	1	0	0	0	0	0	1	4	8	18.00	2.000																

Batter	1	2	3	4	5	6	7	8	9	AB	R	H	RBI	BB	SO	LOB	BOTTOM																	
7 Jeremy Reed, L (1.8) OBP: 0.444, SLG: 0.667 16 Willie Bloomquist, R (5.8) OBP: 0.369, SLG: 0.369										3	2	2	1	0	0	0	Milwaukee Brewers @ Seattle Mariners Peoria Stadium, Peoria, AZ Mon Mar 06 2006, 3:05 PM EST Att. 4,230 - Partly Cloudy - 72 F																	
7 Yuniesky Betancourt, R (1.6) OBP: 0.500, SLG: 0.222 17 Oswaldo Navarro, R (7.6) OBP: 0.500, SLG: 0.750										3	1	2	1	1	0	0																		
Raul Ibanez, L (1.7) OBP: 0.500, SLG: 1.000 T.J. Bohm, R (4. PR) OBP: 0.385, SLG: 0.273										3	1	2	2	0	0	0																		
Richie Sexson, R (1.3) OBP: 0.875, SLG: 1.000 Roberto Petagine, L (4. PR) OBP: 0.714, SLG: 0.714										2	0	2	1	1	0	0																		
Carl Everett, S (1.10) OBP: 0.222, SLG: 0.222										4	0	0	0	0	0	4																		
2 Kenji Johjima, R (1.2) OBP: 0.250, SLG: 0.143 25 Corky Miller, R (4.2) OBP: 0.250, SLG: 0.500 65 Rob Johnson, R (9.2)										1	0	0	0	0	0	0																		
Shin-Soo Choo, L (1.9) OBP: 0.636, SLG: 0.800										3	1	3	0	1	0	0																		
12 Michael Morse, R (1.5) OBP: 0.500, SLG: 0.571										3	0	0	0	1	0	4																		
4 Jose Lopez, R (1.4) OBP: 0.300, SLG: 0.667										4	2	1	1	0	0	3																		
Inning Stats	R: 0 E: 0 K: 0 S: 3	H: 0 LOB: 0 BB: 0 P: 3	R: 0 E: 0 K: 0 S: 4	H: 2 LOB: 2 BB: 0 P: 5	R: 4 E: 1 K: 0 S: 6	H: 3 LOB: 0 BB: 1 P: 10	R: 3 E: 0 K: 0 S: 6	H: 4 LOB: 2 BB: 2 P: 15	R: 0 E: 0 K: 0 S: 4	H: 1 LOB: 1 BB: 0 P: 4	R: 1 E: 0 K: 0 S: 5	H: 3 LOB: 2 BB: 1 P: 9	R: 0 E: 0 K: 1 S: 5	H: 0 LOB: 0 BB: 0 P: 5	R: 0 E: 0 K: 0 S: 5	H: 0 LOB: 0 BB: 0 P: 5		1B: 10 2B: 4 3B: 0 HR: 0	SF: 0 SAC: 0 DP: 2 HBP: 1	WP: 3 PA: 40 PB: 0 CS: 2														
PITCHER	IP WLS BF H R ER SO BB IBB HBP BLK WP HR S P ERA WHIP																																	
39 Chris Capuano, L (1.1) ERA: 9.0	2.0	L	12	4	4	2	0	1	0	0	0	0	0	0	9	18	13.50	3.500																
Dana Eveland, L (3.1) ERA: 36.0	2.0		11	5	3	3	0	2	0	0	0	0	0	0	12	17	3.00	2.000																
50 Jared Fernandez, R (5.1) ERA: 1.8	3.0		13	5	1	1	0	1	0	0	0	0	0	0	5	5	0.00	0.000																
43 Justin Lehr, R (8.1) ERA:	1.0		3	0	0	0	1	0	0	0	0	0	0	0	5	5	0.00	0.000																

Batter	1	2	3	4	5	6	7	8	9	AB	R	H	RBI	BB	SO	LOB	TOP						
16 Willie Bloomquist, R OBP: 0.353, SLG: 0.412 85 Asdrubal Cabrera, S OBP: 0.500, SLG: 0.400										4	0	2	0	0	1	1	Seattle Mariners @ Milwaukee Brewers Maryvale Baseball Park, Phoenix, AZ Tue Mar 07 2006, 3:05 PM EST Att: 2,093 - Sunny - 72 F						
7 Jeremy Reed, L OBP: 0.417, SLG: 0.545 25 Adam Jones, R										2	1	0	0	1	0	1							
Raul Ibanez, L OBP: 0.545, SLG: 0.900 Shin-Soo Choo, L OBP: 0.583, SLG: 0.727										3	0	2	1	0	0	1							
Richie Sexson, R OBP: 0.727, SLG: 0.800 78 Matt Tuiasosopo, R										3	0	1	1	0	2	1							
Greg Dobbs, L OBP: 0.333, SLG: 0.545 Roberto Pelagine, L OBP: 0.625, SLG: 0.925										3	0	0	0	0	0	2							
12 Michael Morse, R OBP: 0.429, SLG: 0.727										4	1	1	1	0	1	0							
4 Jose Lopez, R OBP: 0.214, SLG: 0.462										4	0	0	0	0	0	0							
25 Corky Miller, R OBP: 0.143, SLG: 0.286 65 Rob Johnson, R										3	0	0	0	0	1	1							
34 Felix Hernandez, R Todd Stottlemyre, L Rafael Soriano, R 40 Julio Mateo, R 10 Ryan Langerhans, R Marcos Carvajal, R Michael Dumstede, R Mark Lowe, L 64 Jeff Clement, L										0	0	0	0	0	0	0							
Inning Stats	R: 0 E: 0 K: 2 S: 8	H: 1 LOB: 1 BB: 0 P: 8	R: 0 E: 0 K: 0 S: 3	H: 0 LOB: 0 BB: 0 P: 3	R: 2 E: 0 K: 0 S: 5	H: 2 LOB: 2 BB: 2 P: 13	R: 0 E: 0 K: 0 S: 3	H: 0 LOB: 0 BB: 0 P: 3	R: 0 E: 0 K: 0 S: 5	H: 1 LOB: 1 BB: 0 P: 5	R: 1 E: 1 K: 2 S: 9	H: 1 LOB: 1 BB: 0 P: 9	R: 0 E: 0 K: 2 S: 8	H: 1 LOB: 0 BB: 0 P: 8	R: 0 E: 0 K: 2 S: 7	H: 0 LOB: 0 BB: 0 P: 7		R: 2 E: 0 K: 2 S: 8	H: 1 LOB: 0 BB: 1 P: 12	1B: 4 2B: 1 3B: 0 HR: 2	SF: 0 SAC: 0 DP: 0 HBP: 0	WP: 0 PB: 0 SB: 2 CS: 0	PA: 38
PITCHER	IP WLS BF H R ER SO BB IBB HBP BLK WP HR S P ERA WHIP											PITCHER	IP WLS BF H R ER SO BB IBB HBP BLK WP HR S P ERA WHIP										
Tomo Ohka, R ERA: 3.0	(1, 1) 2.0 7 1 0 0 2 0 0 0 0 0 0 0 11 11 0.00 0.500											59 Derrick Turnbow, R ERA: 9.0	(9, 1) 1.0 5 1 2 2 2 1 0 0 0 0 0 0 8 16 9.00 2.000										
Ben Hendrickson, R ERA: 4.15	(3, 1) 2.0 10 2 2 2 0 2 0 0 0 0 0 0 8 16 9.00 2.000																						
53 Justin Thompson, L ERA: 3.0	(5, 1) 1.0 4 1 0 0 0 0 0 0 0 0 0 0 5 5 0.00 1.000																						
12 Carlos Villanueva, R ERA: 6.0	(6, 1) 2.0 W 9 2 1 1 4 0 0 0 0 0 0 1 17 17 4.50 1.000																						
58 Chris Demaria, R ERA: 3.0	(8, 1) 1.0 3 0 0 0 0 2 0 0 0 0 0 0 0 7 7 0.00 0.000																						

AB	35
R	5
H	7
RBI	5
BB	3
SO	10
LOB	9



Batter	1	2	3	4	5	6	7	8	9	AB	R	H	RBI	BB	SO	LOB	BOTTOM						
Brady Clark, R OBP: 0.333, SLG: 0.143 Nelson Cruz, R OBP: 0.308, SLG: 0.750										4	0	0	0	0	1	1	Seattle Mariners @ Milwaukee Brewers Maryvale Baseball Park, Phoenix, AZ Tue Mar 07 2006, 3:05 PM EST Att: 2,093 - Sunny - 72 F						
7 J.J. Hardy, R OBP: 0.294, SLG: 0.588 Herman Iribarren, L OBP: 0.400, SLG: 0.400										4	1	3	2	0	0	0							
23 Rickie Weeks Jr., R OBP: 0.253, SLG: 0.429 22 Tony Gwynn Jr., L OBP: 0.286, SLG: 0.692 58 Chris Demaria, S										3	1	0	0	0	2	2							
59 Derrick Turnbow, R										1	1	1	3	0	0	0							
Geoff Jenkins, L OBP: 0.462, SLG: 0.444 12 Carlos Villanueva, R Zach Sorensen, S OBP: 0.364, SLG: 0.300										2	0	1	0	1	0	1							
2 Bill Hall, R OBP: 0.421, SLG: 0.467										4	3	2	0	1	0	3							
Jeff Cirillo, R OBP: 0.400, SLG: 0.444 8 Vinny Rottino, R OBP: 0.500, SLG: 0.714										3	1	1	1	0	0	0							
1 Corey Hart, R OBP: 0.400, SLG: 0.667 Brad Nelson, L OBP: 0.444, SLG: 0.500										3	1	2	2	0	1	0							
21 Chad Moeller, R										3	0	0	0	0	1	1							
9 Mark Johnson, L OBP: 0.300, SLG: 1.000										1	1	1	2	1	0	0							
Tomo Ohka, S Ben Hendrickson, R 53 Justin Thompson, L 18 Gabe Gross, L OBP: 0.353, SLG: 0.286										1	0	0	0	0	0	0							
Inning Stats	R: 0 E: 0 K: 1 S: 6	H: 3 LOB: 0 BB: 0 P: 8	R: 3 E: 0 K: 1 S: 8	H: 3 LOB: 0 BB: 0 P: 8	R: 0 E: 0 K: 1 S: 6	H: 1 LOB: 1 BB: 0 P: 6	R: 0 E: 0 K: 1 S: 6	H: 1 LOB: 1 BB: 0 P: 7	R: 0 E: 0 K: 0 S: 4	H: 0 LOB: 0 BB: 0 P: 5	R: 11 E: 0 K: 2 S: 14	H: 6 LOB: 0 BB: 4 P: 35	R: 1 E: 0 K: 1 S: 7	H: 2 LOB: 1 BB: 0 P: 7	1B: 9 2B: 3 3B: 0 HR: 3	SF: 0 SAC: 0 DP: 0 HBP: 1	WP: 0 PB: 0 SB: 3 CS: 0	PA: 45					
PITCHER	IP WLS BF H R ER SO BB IBB HBP BLK WP HR S P ERA WHIP											PITCHER	IP WLS BF H R ER SO BB IBB HBP BLK WP HR S P ERA WHIP										
34 Felix Hernandez, R ERA: 13.5	(1, 1) 2.0 8 2 0 0 2 0 0 0 0 0 0 0 12 13 0.00 1.000											Mark Lowe, R ERA: 9.0	(8, 1) 1.0 5 2 1 1 1 1 0 0 0 0 0 7 7 9.00 2.000										
Rafael Soriano, R ERA: 15.0	(3, 1) 2.0 8 1 0 0 1 1 0 0 0 0 0 0 9 13 0.00 1.000																						
40 Julio Mateo, R ERA: 189.0	(7, 1) 0.1 L 8 3 7 7 1 3 0 1 0 0 1 7 23 189.00 18.000																						
Marcos Carvajal, R ERA: 189.0	(7, 1) 0.2 6 3 4 4 1 1 0 0 0 0 0 1 7 11 54.00 6.000																						

AB	39
R	15
H	15
RBI	15
BB	5
SO	8
LOB	14



Batter	1	2	3	4	5	6	7	8	9	10	AB	R	H	RBI	BB	SO	LOB	TOP																		
9 David DeJesus, L OBP: 0.636, SLG: 1.182 Chip Ambres, R OBP: 0.318, SLG: 0.611	F8		G5-4-3 1B		15 1B 2B		P2	G6-3		G5-3	3	1	2	0	0	0	0																			
15 Mark Grudzielanek, R OBP: 0.546, SLG: 0.836 Donnie Murphy, R OBP: 0.462, SLG: 0.333	1B		G5-4-3		2B			F9			3	0	2	1	0	0	1																			
Doug Mientkiewicz, L OBP: 0.533, SLG: 0.750 Joe McEwing, R OBP: 0.417, SLG: 0.600	1B		G4-3		2B					G3-1 24 G3-1	3	0	2	1	0	0	0																			
16 Reggie Sanders, R 52 Chad Allen, R OBP: 0.750, SLG: 1.667	K									K	2	0	0	0	1	2	2																			
24 Mark Teahen, L OBP: 0.438, SLG: 0.500	G4-3				G4-3					K	5	1	1	0	0	1	6																			
Emil Brown, R OBP: 0.300, SLG: 0.556 22 Mitch Maier, L OBP: 0.417, SLG: 0.818	F8				F8					K	3	0	0	0	0	0	0																			
4 Angel Berroa, R Wilson Valdez, R OBP: 0.357, SLG: 0.429 OBP: 0.750, SLG: 1.333	1B				P3		G5-3			G4-6-3 1 G4-6-3	3	0	1	0	0	0	0																			
14 John Buck, R Mike MacDougal, S Tomas Duenas, R Juan Cedeño, L 1 Angel Sanchez, R 67 Ryan Baerlocher, R	F7				G5-3		K			G4-6-3 1-2	3	0	0	0	0	0	1																			
Joe Mays, S Runelvys Hernandez, R OBP: 1.000, SLG: 1.000 64 Matt Tupman, L OBP: 0.222, SLG: 0.222	G3				9 2B 15 1B		K			1B	1	0	0	0	0	0	1																			
Inning Stats	R: 0 E: 0 K: 1 S: 7	H: 2 LOB: 2 BB: 0 P: 7	R: 0 E: 0 K: 0 S: 4	H: 1 LOB: 1 BB: 0 P: 4	R: 0 E: 0 K: 0 S: 3	H: 1 LOB: 0 BB: 0 P: 3	R: 0 E: 0 K: 2 S: 7	H: 0 LOB: 0 BB: 0 P: 7	R: 2 E: 0 K: 0 S: 7	H: 4 LOB: 3 BB: 1 P: 11	R: 0 E: 0 K: 1 S: 5	H: 0 LOB: 0 BB: 0 P: 5	R: 0 E: 0 K: 2 S: 7	H: 0 LOB: 1 BB: 1 P: 11	R: 4 E: 0 K: 0 S: 8	H: 5 LOB: 1 BB: 0 P: 8	R: 0 E: 0 K: 2 S: 8	H: 1 LOB: 1 BB: 0 P: 8	R: 0 E: 0 K: 0 S: 3	H: 1 LOB: 1 BB: 1 P: 7	1B: 10 2B: 5 3B: 0 HR: 0	SF: 0 SAC: 0 DP: 2 HBP: 0	WP: 0 PB: 0 SB: 0 CS: 0	PA: 46												
PITCHER	IP 3.0	WLS 12	BF 4	H 0	R 0	ER 0	SO 1	BB 0	IBB 0	HBP 0	BLK 0	WP 0	HR 0	S 14	P 14	ERA 0.00	WHIP 1.333	PITCHER		IP 1.0	WLS 4	BF 1	H 0	R 0	ER 0	SO 0	BB 1	IBB 0	HBP 0	BLK 0	WP 0	HR 0	S 3	P 7	ERA 0.00	WHIP 2.000
31 Dave Bush, R ERA: 3.6	13 Zach Jackson, L ERA: 3.6	Matt Wise, R ERA: 6.0	Dan Kolb, R ERA: 12.0	52 Jose Capellan, R ERA: 2.7																																

Kansas City Royals @ Milwaukee Brewers
Maryvale Baseball Park, Phoenix, AZ
Wed Mar 08 2006, 3:05 PM EST
Att: 1,404 - Sunny - 57 F


AB 43
R 6
H 15
RBI 6
BB 3
SO 8
LOB 19



Batter	1	2	3	4	5	6	7	8	9	10	AB	R	H	RBI	BB	SO	LOB	BOTTOM																		
Brady Clark, R OBP: 0.409, SLG: 0.353 22 Tony Gwynn Jr., L OBP: 0.267, SLG: 0.163	G4-3 3B		23 FC6-5 2B		L5		23 FC6-4 BB		F7-2		3	1	2	0	1	0	0																			
Zach Sorensen, S OBP: 0.333, SLG: 0.231 Ozzie Chavez, S OBP: 1.000, SLG: 1.667	G4-3		P4		P4		23 FC6-4 BB			SH1-3 1B	3	0	0	0	1	0	2																			
23 Rickie Weeks Jr., R OBP: 0.381, SLG: 0.471 Calix Crabble, S	CS BB		FC6-5		2B		FC6-4			SH1-3	3	0	1	1	1	0	3																			
Nelson Cruz, R OBP: 0.291, SLG: 0.750 Dan Kolb, R 52 Jose Capellan, R 78 Wilfredo Rodriguez, L 9 Mark Johnson, L OBP: 0.697, SLG: 0.750	28 HR 3B		K		K		G4-3			K	4	1	1	1	0	2	4																			
28 Prince Fielder, L Ned Yost IV, R OBP: 0.333, SLG: 0.333	HR				18 HR BB		F8			G5-3	2	2	1	2	1	0	0																			
2 Bill Hall, R OBP: 0.364, SLG: 0.389 8 Vinny Rottino, R OBP: 0.556, SLG: 0.750	K				P6		G5-3			83 CS 1B	3	0	0	0	0	1	1																			
18 Gabe Gross, L OBP: 0.350, SLG: 0.471 Matt Wise, R 1 Corey Hart, R OBP: 0.375, SLG: 0.625	K				HR		K			F9	3	1	1	2	0	2	0																			
Damian Miller, R OBP: 0.417, SLG: 0.818 83 Carlos Corporán, S	G1-3				F8		F7			CS	2	0	0	0	0	0	0																			
31 Dave Bush, R OBP: 0.500, SLG: 1.000 13 Zach Jackson, L Brad Nelson, L OBP: 0.455, SLG: 0.444	K				K		BB 23 FC6-4 HBP			G3	1	0	0	0	0	1	0																			
Inning Stats	R: 3 E: 0 K: 1 S: 8	H: 3 LOB: 0 BB: 1 P: 12	R: 0 E: 0 K: 2 S: 7	H: 0 LOB: 0 BB: 0 P: 7	R: 0 E: 0 K: 1 S: 6	H: 1 LOB: 1 BB: 0 P: 6	R: 2 E: 0 K: 1 S: 7	H: 1 LOB: 0 BB: 1 P: 11	R: 0 E: 0 K: 1 S: 6	H: 1 LOB: 1 BB: 0 P: 6	R: 0 E: 0 K: 1 S: 5	H: 0 LOB: 0 BB: 0 P: 5	R: 1 E: 0 K: 0 S: 3	H: 0 LOB: 2 BB: 2 P: 12	R: 0 E: 0 K: 0 S: 3	H: 1 LOB: 0 BB: 0 P: 3	R: 0 E: 1 K: 0 S: 3	H: 0 LOB: 0 BB: 0 P: 3	R: 1 E: 0 K: 1 S: 6	H: 2 LOB: 1 BB: 0 P: 6	1B: 3 2B: 4 3B: 1 HR: 2	SF: 0 SAC: 1 DP: 1 HBP: 1	WP: 0 PB: 0 SB: 2 CS: 2	PA: 42												
PITCHER	IP 3.0	WLS 12	BF 4	H 3	R 3	ER 2	SO 4	BB 1	IBB 0	HBP 0	BLK 0	WP 0	HR 1	S 21	P 25	ERA 9.00	WHIP 1.667	PITCHER		IP 3.0	WLS 4	BF 1	H 0	R 0	ER 0	SO 0	BB 1	IBB 0	HBP 0	BLK 0	WP 0	HR 0	S 3	P 7	ERA 0.00	WHIP 2.000
Joe Mays, R ERA: 9.64	Runelvys Hernandez, R ERA: 5.4	Mike MacDougal, R ERA: 3.0	Juan Cedeño, L ERA: 9.0	67 Ryan Baerlocher, R ERA: 13.5																																


Kansas City Royals @ Milwaukee Brewers
Maryvale Baseball Park, Phoenix, AZ
Wed Mar 08 2006, 3:05 PM EST
Att: 1,404 - Sunny - 57 F

AB 35
R 7
H 9
RBI 7
BB 4
SO 8
LOB 14




Batter	1	2	3	4	5	6	7	8	9	AB	R	H	RBI	BB	SO	LOB	TOP											
22 Tony Gwynn Jr., L OBP: 0.276, SLG: 0.706 Steve Moss, R OBP: 0.500, SLG: 0.400	F7		G6-3	G3			F8		G4-6-3 62 1B	3	1	1	0	0	0	1	Milwaukee Brewers @ Oakland Athletics Phoenix Municipal Stadium, Phoenix, AZ Thu Mar 09 2006, 3:05 PM EST Att. 4,349 - Partly Cloudy - 65 F											
Zach Sorenson, S OBP: 0.333, SLG: 0.250 62 Brent Abernathy, R OBP: 0.583, SLG: 0.636			G6-3			K			G4-6-3 1B	3	0	1	1	0	1	0												
7 J.J. Hardy, R OBP: 0.250, SLG: 0.500 Ryan Crew, R	P5		G5-3		G6-3		P4		G4-6-3 1B	3	0	0	0	0	0	1												
Geoff Jenkins, L OBP: 0.500, SLG: 0.583 Nelson Cruz, R OBP: 0.316, SLG: 0.706	G6-3								G4-6-3 K	3	0	2	0	0	0	1												
28 Prince Fielder, L OBP: 0.500, SLG: 0.571 Brad Nelson, L OBP: 0.417, SLG: 0.400		WP 18 G6-3 1B			L8				G4-6-3 1B	1	1	0	0	1	0	1												
Jeff Cirillo, R OBP: 0.462, SLG: 0.500 Mat Gamel, L OBP: 0.500, SLG: 1.000										3	0	2	0	0	1	2												
1 Corey Hart, R OBP: 0.326, SLG: 0.526 8 Vinny Rottino, R OBP: 0.600, SLG: 0.778					G5-3		P4			3	0	0	0	0	1	3												
18 Gabe Gross, L OBP: 0.333, SLG: 0.400										1	0	1	1	0	0	0												
21 Chad Moeller, R Mike Rivera, R OBP: 0.167, SLG: 0.667					E5		F9		G4-3	3	0	0	0	0	1	2												
Inning Stats	R: 0 E: 0 K: 0 S: 4	H: 1 LOB: 1 BB: 0 P: 5	R: 1 E: 0 K: 2 S: 8	H: 1 LOB: 1 BB: 0 P: 10	R: 1 E: 0 K: 1 S: 7	H: 2 LOB: 2 BB: 1 P: 11	R: 0 E: 1 K: 1 S: 6	H: 0 LOB: 1 BB: 0 P: 6	R: 0 E: 0 K: 0 S: 4	H: 1 LOB: 1 BB: 0 P: 4	R: 0 E: 0 K: 0 S: 3	H: 0 LOB: 0 BB: 0 P: 3	R: 1 E: 0 K: 0 S: 4	H: 2 LOB: 2 BB: 0 P: 13	R: 0 E: 0 K: 1 S: 6	H: 2 LOB: 1 BB: 0 P: 6		1B: 7 2B: 2 3B: 1 HR: 0	SF: 0 SAC: 0 DP: 2 HBP: 1	WP: 2 PB: 0 SB: 1 CS: 0	PA: 40							
PITCHER	IP	WLS	BF	H	R	ER	SO	BB	IBB	HBP	BLK	WP	HR	S	P	ERA	WHIP											
Barry Zito, L ERA: 5.4	(1, 1)	3.0	W	15	4	2	2	3	1	0	1	0	1	0	19	26	6.00	1.667										
58 Justin Duchescherer, R ERA:	(4, 1)	1.0		4	0	0	0	1	0	0	0	0	0	6	6	0.00	0.000											
60 Shane Kominie, R ERA:	(5, 1)	3.0		11	2	0	0	1	0	0	0	0	0	13	13	0.00	0.667											
Jason Karnuth, R ERA: 3.0	(8, 1)	1.0		6	2	1	1	0	2	0	0	0	1	4	13	9.00	4.000											
46 Santiago Casilla, R ERA: 2.25	(9, 1)	1.0		4	2	0	0	1	0	0	0	0	0	6	6	0.00	2.000											


Batter	1	2	3	4	5	6	7	8	9	AB	R	H	RBI	BB	SO	LOB	BOTTOM										
14 Mark Ellis, R OBP: 0.421, SLG: 0.706 Freddie Bynum, L OBP: 0.286, SLG: 0.571										3	1	1	0	1	1	1	Milwaukee Brewers @ Oakland Athletics Phoenix Municipal Stadium, Phoenix, AZ Thu Mar 09 2006, 3:05 PM EST Att. 4,349 - Partly Cloudy - 65 F										
21 Mark Kotsay, L OBP: 0.500, SLG: 0.714 Charles Thomas, L OBP: 0.222, SLG: 0.222										2	2	1	2	2	0	1											
7 Bobby Crosby, R OBP: 0.389, SLG: 0.688 56 Scott McClain, R OBP: 0.364, SLG: 0.900										4	1	0	0	0	1	3											
3 Eric Chavez, L OBP: 0.267, SLG: 0.571 Antonio Perez, R OBP: 0.214, SLG: 0.231										3	1	2	1	0	0	0											
Jay Payton, R OBP: 0.385, SLG: 0.538 66 Danny Putnam, L OBP: 0.500, SLG: 0.800										3	1	3	1	0	0	0											
Nick Swisher, S OBP: 0.388, SLG: 0.421 12 Doug Clark, L OBP: 0.200, SLG: 0.200										4	1	2	1	0	0	3											
Matt Watson, L 10 Daric Barton, L										3	0	0	1	1	0	3											
Jason Kendall, R OBP: 0.364, SLG: 0.222 13 Cliff Pennington, S OBP: 0.333, SLG: 0.333										2	0	1	1	0	0	3											
Mike Rouse, L OBP: 0.375, SLG: 0.231 5 Jeremy Brown, R										3	0	0	0	0	0	3											
Inning Stats	R: 5 E: 0 K: 0 S: 9	H: 6 LOB: 1 BB: 0 P: 9	R: 2 E: 1 K: 1 S: 8	H: 2 LOB: 3 BB: 2 P: 16	R: 0 E: 0 K: 1 S: 5	H: 0 LOB: 1 BB: 1 P: 9	R: 0 E: 0 K: 0 S: 4	H: 1 LOB: 1 BB: 0 P: 4	R: 0 E: 0 K: 0 S: 2	H: 0 LOB: 1 BB: 0 P: 3	R: 0 E: 0 K: 0 S: 3	H: 1 LOB: 1 BB: 0 P: 7	R: 0 E: 1 K: 2 S: 7	H: 0 LOB: 0 BB: 0 P: 7	1B: 8 2B: 1 3B: 0 HR: 1	SF: 0 SAC: 0 DP: 2 HBP: 1		WP: 0 PB: 0 SB: 0 CS: 0	PA: 39								
PITCHER	IP	WLS	BF	H	R	ER	SO	BB	IBB	HBP	BLK	WP	HR	S	P	ERA	WHIP										
15 Ben Sheets, R ERA: 27.0	(1, 1)	0.1	L	8	5	5	0	0	0	0	0	0	0	8	8	135.00	18.000										
Kane Davis, R ERA: 5.4	(1, 1)	1.1		8	2	2	1	1	2	0	0	0	0	8	16	6.75	3.000										
45 Dennis Sarfate, R ERA:	(2, 1)	3.1		12	1	0	0	1	1	0	1	0	0	12	17	0.00	0.600										
57 Mitch Stetter, L ERA:	(6, 1)	1.0		4	0	0	0	0	1	0	0	0	0	3	7	0.00	1.000										
32 Jason Kershner, L ERA: 2.25	(7, 1)	1.0		4	1	0	0	0	0	0	0	0	0	4	4	0.00	1.000										





Batter	1	2	3	4	5	6	7	8	9	AB	R	H	RBI	BB	SO	LOB	TOP																
7 Carlos Quentin, R OBP: 0.565, SLG: 0.611										3	1	2	0	1	0	1	Arizona Diamondbacks @ Milwaukee Brewers Maryvale Baseball Park, Phoenix, AZ Fri Mar 10 2006, 3:05 PM EST Att: 3,847 - Partly Cloudy - 64 F livebaseballscorecards.com																
61 Marland Williams, R OBP: 0.445, SLG: 0.579										2	1	0	0	1	0	2																	
Andy Green, R OBP: 0.445, SLG: 0.579										2	0	0	0	0	0	1																	
13 Alberto Callaspo, S OBP: 0.286, SLG: 0.300										2	0	0	0	0	0	1																	
Chad Tracy, L OBP: 0.647, SLG: 1.000										3	0	1	1	0	0	2																	
Chris Carter, L OBP: 0.692, SLG: 1.500										2	1	2	0	0	0	0																	
5 Robby Hammock, R OBP: 0.500, SLG: 4.000										0	0	0	0	0	0	0																	
Tony Clark, S OBP: 0.389, SLG: 0.688										3	0	1	2	0	0	1																	
67 Brian Barden, R OBP: 0.391, SLG: 0.526										2	0	0	0	0	0	2																	
Shawn Green, L OBP: 0.438, SLG: 0.500										3	0	0	0	0	1	1																	
Luis Terrero, R OBP: 0.350, SLG: 0.529										1	0	0	0	0	1	1																	
Johnny Estrada, S OBP: 0.412, SLG: 0.375										3	0	0	0	0	0	1																	
26 Miguel Montero, L OBP: 0.333, SLG: 0.667										1	1	1	1	0	0	0																	
Damon Easley, R OBP: 0.438, SLG: 0.357										3	0	2	0	0	0	0																	
68 Justin Upton, R OBP: 0.667, SLG: 1.100										0	0	0	0	0	0	0																	
Mike Koplove, R OBP: 0.667, SLG: 1.100										1	0	1	1	0	0	0																	
Scott Hairston, R OBP: 0.444, SLG: 0.571										2	0	0	0	0	1	2																	
Felix Heredia, L OBP: 0.556, SLG: 0.722										0	0	0	0	0	0	0																	
11 Jerry Gil, R OBP: 0.556, SLG: 0.722										2	0	1	0	0	0	0																	
57 Dustin Nippert, R OBP: 0.444, SLG: 0.571										0	0	0	0	0	0	0																	
50 Steven Jackson, R OBP: 0.353, SLG: 0.214										0	0	0	0	0	0	0																	
66 Jarred Ball, S OBP: 0.353, SLG: 0.214										3	1	1	0	0	1	2																	
Inning Stats	R: 2 E: 0 K: 0 S: 5	H: 2 LOB: 1 BB: 1 P: 9	R: 0 E: 0 K: 0 S: 4	H: 1 LOB: 1 BB: 0 P: 4	R: 0 E: 0 K: 0 S: 3	H: 0 LOB: 0 BB: 0 P: 3	R: 0 E: 0 K: 2 S: 8	H: 1 LOB: 1 BB: 0 P: 8	R: 1 E: 0 K: 0 S: 4	H: 2 LOB: 1 BB: 1 P: 8	R: 0 E: 0 K: 0 S: 3	H: 0 LOB: 0 BB: 0 P: 3	R: 0 E: 0 K: 0 S: 4	H: 1 LOB: 1 BB: 0 P: 4	R: 2 E: 0 K: 2 S: 11	H: 4 LOB: 2 BB: 0 P: 11	R: 0 E: 0 K: 1 S: 6	H: 1 LOB: 1 BB: 0 P: 6	1B: 9 2B: 2 3B: 1 HR: 0	SF: 0 SAC: 1 DP: 1 HBP: 0	WP: 0 PB: 0 SB: 0 CS: 0	PA: 40											
PITCHER	IP WLS BF H R ER SO BB IBB HBP BLK WP HR S P ERA WHIP																																
Dana Eveland, L ERA: 18.0	3.0	13	3	2	2	0	1	0	0	0	0	0	0	12	16	6.00	1.333																
50 Jared Fernandez, R ERA: 2.25	3.0	12	3	1	1	2	1	0	0	0	0	0	0	15	19	3.00	1.333																
43 Justin Lehr, R ERA: 3.6	2.0	W 11	5	2	2	2	0	0	0	0	0	0	0	15	15	9.00	2.500																
59 Derrick Turnbow, R ERA: 6.0	1.0	S 4	1	0	0	1	0	0	0	0	0	0	0	6	6	0.00	1.000																

Batter	1	2	3	4	5	6	7	8	9	AB	R	H	RBI	BB	SO	LOB	BOTTOM																
Brady Clark, R OBP: 0.462, SLG: 0.333										1	1	0	0	2	1	0	Arizona Diamondbacks @ Milwaukee Brewers Maryvale Baseball Park, Phoenix, AZ Fri Mar 10 2006, 3:05 PM EST Att: 3,847 - Partly Cloudy - 64 F livebaseballscorecards.com																
Ryan Crew, R OBP: 0.333, SLG: 0.667										1	0	1	1	0	0	0																	
Zach Sorensen, S OBP: 0.409, SLG: 0.316										3	1	2	0	1	0	2																	
Heman Irribarren, L OBP: 0.333, SLG: 0.333										1	0	0	0	0	1	1																	
23 Rickie Weeks Jr., R OBP: 0.409, SLG: 0.590										3	1	1	1	0	0	4																	
43 Justin Lehr, R OBP: 0.409, SLG: 0.590										0	0	0	0	0	0	0																	
Kenny Holmberg, R OBP: 0.409, SLG: 0.590										1	0	0	0	0	0	1																	
59 Derrick Turnbow, R OBP: 0.409, SLG: 0.590										0	0	0	0	0	0	0																	
Geoff Jenkins, L OBP: 0.421, SLG: 0.467										3	0	0	0	0	1	3																	
Darren Ford, R OBP: 0.421, SLG: 0.467										2	0	0	0	0	2	3																	
Jeff Cirillo, R OBP: 0.529, SLG: 0.533										3	0	2	1	1	0	0																	
Adam Heather, R OBP: 0.529, SLG: 0.533										0	0	0	0	0	0	0																	
18 Gabe Gross, L OBP: 0.357, SLG: 0.391										3	1	1	0	1	1	2																	
1 Corey Hart, R OBP: 0.391, SLG: 0.667										2	1	1	2	2	0	3																	
Ned Yost IV, R OBP: 0.333, SLG: 0.333										0	0	0	0	0	0	0																	
Damian Miller, R OBP: 0.400, SLG: 0.714										3	0	1	0	0	0	1																	
Mike Rivera, R OBP: 0.143, SLG: 0.571										1	0	0	0	0	0	1																	
Dana Eveland, L ERA: 6.75										1	0	0	0	0	1	0																	
50 Jared Fernandez, R ERA: 9.0										0	0	0	0	0	0	0																	
Ozzie Chavez, S OBP: 0.800, SLG: 1.200										2	1	1	0	0	0	0																	
Inning Stats	R: 2 E: 0 K: 2 S: 10	H: 3 LOB: 1 BB: 0 P: 10	R: 0 E: 0 K: 1 S: 4	H: 0 LOB: 1 BB: 1 P: 8	R: 1 E: 0 K: 0 S: 3	H: 1 LOB: 3 BB: 3 P: 18	R: 0 E: 0 K: 0 S: 4	H: 1 LOB: 2 BB: 1 P: 8	R: 2 E: 0 K: 1 S: 7	H: 2 LOB: 0 BB: 0 P: 7	R: 0 E: 0 K: 1 S: 5	H: 0 LOB: 2 BB: 1 P: 10	R: 0 E: 0 K: 0 S: 3	H: 1 LOB: 1 BB: 1 P: 7	R: 1 E: 0 K: 2 S: 9	H: 2 LOB: 1 BB: 0 P: 11	1B: 7 2B: 2 3B: 0 HR: 1	SF: 0 SAC: 1 DP: 2 HBP: 2	WP: 1 PB: 1 SB: 2 CS: 2	PA: 40													
PITCHER	IP WLS BF H R ER SO BB IBB HBP BLK WP HR S P ERA WHIP																																
57 Dustin Nippert, R ERA: 6.75	2.0	12	4	3	3	3	2	0	0	0	0	0	0	2	10	0.00	2.000																
50 Steven Jackson, R ERA: 9.0	1.0	4	0	0	0	0	2	0	0	0	0	0	0	2	10	0.00	2.000																
Felix Heredia, L ERA: 9.0	2.0	10	3	2	2	1	1	0	0	0	0	0	1	11	15	9.00	2.000																
Greg Aquino, R ERA: 2.25	2.0	9	1	0	0	1	2	0	1	0	0	0	0	8	17	0.00	1.500																
Mike Koplove, R ERA: 4.5	1.0	L 5	2	1	1	2	0	0	0	0	1	0	9	11	9.00	2.000																	

Batter	1	2	3	4	5	6	7	8	9	AB R H RBI BB SO LOB	TOP																								
												Japan @ Milwaukee Brewers Maryvale Baseball Complex, Phoenix, AZ Fri Mar 10 2006, 9:05 PM EST livebaseballscorecards.com																							
		AB 0 R 0 H 0 RBI 0 BB 0 SO 0 LOB 0																																	
																																			
Inning Stats		1B: 0 SF: 0 2B: 0 SAC: 0 3B: 0 DP: 0 HR: 0 HBP: 0	WP: 0 PA: 0 PB: 0 SB: 0 CS: 0																																
PITCHER	IP	WLS	BF	H	R	ER	SO	BB	IBB	HBP	BLK	WP	HR	S	P	ERA	WHIP	PITCHER	IP	WLS	BF	H	R	ER	SO	BB	IBB	HBP	BLK	WP	HR	S	P	ERA	WHIP

Batter	1	2	3	4	5	6	7	8	9	AB R H RBI BB SO LOB	BOTTOM																								
												Japan @ Milwaukee Brewers Maryvale Baseball Complex, Phoenix, AZ Fri Mar 10 2006, 9:05 PM EST livebaseballscorecards.com																							
		AB 0 R 0 H 0 RBI 0 BB 0 SO 0 LOB 0																																	
																																			
Inning Stats		1B: 0 SF: 0 2B: 0 SAC: 0 3B: 0 DP: 0 HR: 0 HBP: 0	WP: 0 PA: 0 PB: 0 SB: 0 CS: 0																																
PITCHER	IP	WLS	BF	H	R	ER	SO	BB	IBB	HBP	BLK	WP	HR	S	P	ERA	WHIP	PITCHER	IP	WLS	BF	H	R	ER	SO	BB	IBB	HBP	BLK	WP	HR	S	P	ERA	WHIP

Batter	1	2	3	4	5	6	7	8	9	AB R H RBI BB SO LOB	TOP																								
											Los Angeles Angels @ Milwaukee Brewers Maryvale Baseball Park, Phoenix, AZ Sat Mar 11 2006, 3:05 PM EST livebaseballscorecards.com																								
										AB		0																							
										R		0																							
										H		0																							
										RBI		0																							
										BB		0																							
										SO		0																							
										LOB		0																							
																																			
Inning Stats										1B: 0 SF: 0 WP: 0 PA: 0 2B: 0 SAC: 0 FB: 0 3B: 0 DP: 0 SB: 0 HR: 0 HBP: 0 CS: 0																									
PITCHER	IP	WLS	BF	H	R	ER	SO	BB	IBB	HBP	BLK	WP	HR	S	P	ERA	WHIP	PITCHER	IP	WLS	BF	H	R	ER	SO	BB	IBB	HBP	BLK	WP	HR	S	P	ERA	WHIP

Batter	1	2	3	4	5	6	7	8	9	AB R H RBI BB SO LOB	BOTTOM																								
											Los Angeles Angels @ Milwaukee Brewers Maryvale Baseball Park, Phoenix, AZ Sat Mar 11 2006, 3:05 PM EST livebaseballscorecards.com																								
										AB		0																							
										R		0																							
										H		0																							
										RBI		0																							
										BB		0																							
										SO		0																							
										LOB		0																							
																																			
Inning Stats										1B: 0 SF: 0 WP: 0 PA: 0 2B: 0 SAC: 0 FB: 0 3B: 0 DP: 0 SB: 0 HR: 0 HBP: 0 CS: 0																									
PITCHER	IP	WLS	BF	H	R	ER	SO	BB	IBB	HBP	BLK	WP	HR	S	P	ERA	WHIP	PITCHER	IP	WLS	BF	H	R	ER	SO	BB	IBB	HBP	BLK	WP	HR	S	P	ERA	WHIP

Batter	1	2	3	4	5	6	7	8	9	AB	R	H	RBI	BB	SO	LOB	TOP					
Juan Pierre, L (1, 8) OBP: 0.261, SLG: 0.227 Felix Pie, L (5, PH) OBP: 0.250, SLG: 0.533	G5-3	B1-3		FC3			F9			3	0	0	0	0	0	1	Chicago Cubs @ Milwaukee Brewers Maryvale Baseball Park, Phoenix, AZ Sun Mar 12 2006, 3:05 PM EST Att: 8,149 - Sunny - 52 F					
Jerry Hairston, R (1, 4) OBP: 0.583, SLG: 0.667 Ryan Theriot, R (5, PH) OBP: 0.357, SLG: 0.273				SH1-3		G4-6-3				2	2	2	0	0	0	0						
Todd Walker, L (1, 10) OBP: 0.316, SLG: 0.590 3 Marquis Grissom, R (6, PH) OBP: 0.368, SLG: 0.353			G4-3	FC1			P2			3	0	0	0	0	1	4						
16 Aramis Ramirez, R (1, 5) OBP: 0.615, SLG: 1.182 9 Scott Moore, L (6, PH) OBP: 0.545, SLG: 0.444				F8						3	2	2	3	0	0	2						
John Mabry, L (1, 9) OBP: 0.636, SLG: 1.125 29 Angel Pagan, S (5, 9) OBP: 0.350, SLG: 0.706				F8			SF7			3	2	2	1	0	0	1						
19 Matt Murton, R (1, 7) OBP: 0.526, SLG: 0.765 66 Adam Greenberg, L (6, PH) OBP: 0.313, SLG: 0.400										2	2	2	1	1	0	0						
28 Michael Restovich, R (1, 3) OBP: 0.316, SLG: 0.084 Brian Dopirak, R (5, 3) OBP: 0.438, SLG: 0.813										3	2	2	3	0	0	1						
5 Ronny Cedeno, R (1, 6) OBP: 0.238, SLG: 0.250 Neifi Perez, S (5, PH) OBP: 0.273, SLG: 0.238			G6-3	L4			G5-3			2	0	0	0	0	0	0						
88 Casey Kopitzke, R (1, 2) OBP: 0.400, SLG: 0.444 78 Dennis Anderson, S (5, PH) OBP: 0.375, SLG: 0.429			G6-3				L7			1	0	0	0	1	0	0						
74 Jake Fox, R (8, 2) OBP: 0.500, SLG: 0.900				SH1-3	FC1					1	0	0	0	0	1	0						
Inning Stats	R: 3 E: 0 K: 1 S: 9	H: 4 LOB: 1 BB: 0 P: 9	R: 0 E: 0 K: 0 S: 3	H: 0 LOB: 0 BB: 0 P: 3	R: 4 E: 0 K: 0 S: 7	H: 4 LOB: 0 BB: 0 P: 7	R: 0 E: 1 K: 0 S: 4	H: 0 LOB: 2 BB: 1 P: 8	R: 3 E: 0 K: 0 S: 5	H: 3 LOB: 1 BB: 2 P: 13	R: 1 E: 0 K: 1 S: 9	H: 3 LOB: 2 BB: 0 P: 9	R: 0 E: 0 K: 2 S: 7	H: 0 LOB: 0 BB: 0 P: 7	R: 0 E: 0 K: 1 S: 5	H: 0 LOB: 0 BB: 0 P: 5	1B: 8 2B: 3 3B: 0 HR: 3	SF: 2 SAC: 1 DP: 1 HBP: 0	WP: 0 PB: 0 SB: 1 CS: 0	PA: 45		
PITCHER	IP WLS BF H R ER SO BB IBB HBP BLK WP HR S P ERA WHIP																PITCHER	IP WLS BF H R ER SO BB IBB HBP BLK WP HR S P ERA WHIP				
Tomo Ohka, R (1, 1) ERA: 10.5	3.0 L 17 8 7 7 1 0 0 0 0 0 2 19 19 21.00 2.667																					
Ben Hendrickson, R (4, 1) ERA: 8.1	2.1 16 6 4 4 0 3 0 0 0 0 1 14 26 15.43 3.857																					
58 Chris Demaria, R (6, 1) ERA: 1.93	1.2 6 0 0 0 1 1 0 0 0 0 0 7 11 0.00 0.600																					
53 Justin Thompson, L (8, 1) ERA: 2.25	1.0 3 0 0 0 2 0 0 0 0 0 0 7 7 0.00 0.000																					
52 Jose Capellan, R (9, 1) ERA: 2.09	1.0 3 0 0 0 1 0 0 0 0 0 0 5 5 0.00 0.000																					
Brady Clark, R (1, 8) OBP: 0.467, SLG: 0.300 Zach Sorensen, S (8, 6)	K																Chicago Cubs @ Milwaukee Brewers Maryvale Baseball Park, Phoenix, AZ Sun Mar 12 2006, 3:05 PM EST Att: 8,149 - Sunny - 52 F					
2 Bill Hall, R (1, 6) OBP: 0.385, SLG: 0.545 53 Justin Thompson, L (8, 1) 1 Corey Hart, R (9, 3) OBP: 0.375, SLG: 0.636	G6-3		G6-3																			
Geoff Jenkins, L (1, 9) OBP: 0.364, SLG: 0.389 Nelson Cruz, R (7, 9) OBP: 0.300, SLG: 0.667	L3																					
28 Prince Fielder, L (1, 3) OBP: 0.500, SLG: 0.636 62 Brent Abernathy, R (9, 4) OBP: 0.593, SLG: 0.656																						
23 Rickie Weeks Jr., R (1, 4) OBP: 0.414, SLG: 0.500 52 Jose Capellan, R (9, 1)																						
18 Gabe Gross, L (1, 7) OBP: 0.323, SLG: 0.346 8 Vinny Rottino, R (7, 7) OBP: 0.636, SLG: 0.778																						
47 Corey Koskie, L (1, 5) OBP: 0.250, SLG: 0.467 Jeff Cirillo, R (7, 5) OBP: 0.500, SLG: 0.500																						
9 Mark Johnson, L (1, 2) OBP: 0.556, SLG: 0.571 22 Tony Gwynn Jr., L (8, 8) OBP: 0.263, SLG: 0.667																						
Tomo Ohka, S (1, 1) Ben Hendrickson, R (4, 1) 58 Chris Demaria, S (6, 1) Mike Rivera, R (7, PH) OBP: 0.111, SLG: 0.444																						
Inning Stats	R: 0 E: 0 K: 1 S: 5	H: 0 LOB: 0 BB: 0 P: 5	R: 1 E: 0 K: 2 S: 9	H: 2 LOB: 1 BB: 0 P: 10	R: 0 E: 0 K: 1 S: 5	H: 0 LOB: 0 BB: 0 P: 5	R: 0 E: 0 K: 0 S: 4	H: 1 LOB: 1 BB: 0 P: 4	R: 3 E: 0 K: 0 S: 5	H: 2 LOB: 0 BB: 1 P: 9	R: 0 E: 0 K: 1 S: 6	H: 1 LOB: 1 BB: 0 P: 6	R: 1 E: 0 K: 1 S: 6	H: 1 LOB: 1 BB: 1 P: 11	R: 0 E: 0 K: 0 S: 4	H: 1 LOB: 2 BB: 1 P: 8		R: 0 E: 0 K: 2 S: 7	H: 0 LOB: 0 BB: 0 P: 7	1B: 6 2B: 1 3B: 0 HR: 1	SF: 0 SAC: 1 DP: 0 HBP: 0	WP: 2 PB: 0 SB: 1 CS: 0
PITCHER	IP WLS BF H R ER SO BB IBB HBP BLK WP HR S P ERA WHIP																PITCHER	IP WLS BF H R ER SO BB IBB HBP BLK WP HR S P ERA WHIP				
Greg Maddux, R (1, 1) ERA: 1.8	3.0 W 11 2 1 1 4 0 0 0 0 0 0 19 20 3.00 0.667																					
Angel Guzman, R (4, 1) ERA: 6.75	2.0 10 3 3 3 0 1 0 0 0 0 0 1 9 13.50 2.000																					
Bob Howry, R (6, 1) ERA: 4.5	1.0 4 1 0 0 1 0 0 0 0 0 0 6 6 0.00 1.000																					
Scott Williamson, R (7, 1) ERA: 4.5	1.0 5 1 1 1 1 1 0 0 0 0 1 0 6 11 9.00 2.000																					
46 Ryan Dempster, R (8, 1) ERA: 2.25	1.0 5 1 0 0 0 1 0 0 0 0 1 0 4 8 0.00 2.000																					
AB																34						
R																5						
H																8						
RBI																4						
BB																3						
SO																8						
LOB																12						
WP																2						
PB																0						
SB																1						
CS																0						

Batter	1	2	3	4	5	6	7	8	9	AB	R	H	RBI	BB	SO	LOB	TOP																					
Dave Roberts, L (1, 7) OBP: 0.462, SLG: 0.591 8 Termel Sledge, L (6, 7) OBP: 0.500, SLG: 0.750	G1-3			1B	FC6-4		K		K	2	1	1	0	1	0	0	San Diego Padres @ Milwaukee Brewers Maryvale Baseball Park, Phoenix, AZ Mon Mar 13 2006, 3:05 PM EST Att: 3,044 - Sunny - 56 F																					
Mike Cameron, R (1, 8) OBP: 0.407, SLG: 0.680 Scott Linebrink, R (5, 1) OBP: 0.615, SLG: 0.667	K			F8	FC6-4		K			3	0	0	0	0	1	4																						
24 Brian Giles, L (1, 9) OBP: 0.370, SLG: 0.190 David Ross, R (6, 2) OBP: 0.667, SLG: 1.091	G3-1			P6		WP	K		F8	3	1	1	0	0	0	1																						
Ryan Klesko, L (1, 3) OBP: 0.318, SLG: 0.263 53 Walter Young, L (6, 3) OBP: 0.333, SLG: 0.524		K				F7			P5	3	0	1	1	0	1	1																						
Doug Mirabelli, R (1, 2) OBP: 0.500, SLG: 1.059 Josh Barfield, R (6, 4) OBP: 0.579, SLG: 1.056	K								K	3	1	1	2	0	2	1																						
Mark Bellhorn, S (1, 4) OBP: 0.360, SLG: 0.500 2 Bobby Hill, S (6, 6) OBP: 0.353, SLG: 0.182	F7								G6-3	3	0	0	0	0	1	0																						
3 Khalil Greene, R (1, 6) OBP: 0.200, SLG: 0.417 Justin Leone, R (6, 5) OBP: 0.435, SLG: 0.450			G1-3						P6	3	1	1	1	0	0	0																						
Geoff Blum, S (1, 5) OBP: 0.344, SLG: 0.671 52 Clay Hensley, R (6, 1) OBP: 0.333, SLG: 0.500 59 Jason Anderson, L (7, 1) OBP: 0.333, SLG: 0.684 Brian Sikorski, R (8, 1) OBP: 0.333, SLG: 0.684 56 Scott Cassidy, R (8, 1) OBP: 0.333, SLG: 0.684 75 Eric Valenti, L (9, 9) OBP: 0.429, SLG: 0.429			G3-1							3	0	1	0	0	0	0																						
45 Dewon Brazelton, R (1, 1) OBP: 0.397, SLG: 0.654 37 Seth Etherton, R (4, 1) OBP: 0.397, SLG: 0.654 Eric Young Sr., R (5, PH) OBP: 0.563, SLG: 0.727 70 Jason Hill, R (9, PR) OBP: 0.500, SLG: 0.167			G5-3							1	0	0	0	0	0	0																						
Inning Stats	R: 0 E: 0 K: 1 S: 5	H: 0 LOB: 0 BB: 0 P: 5	R: 0 E: 0 K: 2 S: 7	H: 0 LOB: 0 BB: 0 P: 7	R: 0 E: 0 K: 0 S: 3	H: 0 LOB: 0 BB: 0 P: 3	R: 1 E: 0 K: 1 S: 7	H: 2 LOB: 1 BB: 0 P: 7	R: 0 E: 0 K: 1 S: 7	H: 2 LOB: 3 BB: 1 P: 11	R: 3 E: 0 K: 0 S: 6	H: 3 LOB: 0 BB: 0 P: 7	R: 0 E: 0 K: 3 S: 10	H: 1 LOB: 1 BB: 0 P: 10	R: 0 E: 0 K: 1 S: 5	H: 0 LOB: 0 BB: 0 P: 5		R: 1 E: 0 K: 1 S: 6	H: 1 LOB: 3 BB: 2 P: 14	1B: 5 2B: 1 3B: 1 HR: 2	SF: 0 SAC: 0 DP: 0 HBP: 0	WP: 1 PA: 39 CS: 0																
PITCHER	IP	WLS	BF	H	R	ER	SO	BB	IBB	HBP	BLK	WP	HR	S	P	ERA	WHIP	PITCHER				IP	WLS	BF	H	R	ER	SO	BB	IBB	HBP	BLK	WP	HR	S	P	ERA	WHIP
31 Dave Bush, R (1, 1) ERA: 1.0	4.0		14	2	1	1	4	0	0	0	0	0	0	22	28	2.25	0.500	31 Dave Bush, R (1, 1) ERA: 1.0				4.0		14	2	1	1	4	0	0	0	0	0	22	28	2.25	0.500	
13 Zach Jackson, L (5, 1) ERA: 5.63	3.0	W	16	6	3	3	4	1	0	0	0	1	2	23	28	9.00	2.333	13 Zach Jackson, L (5, 1) ERA: 5.63				3.0	W	16	6	3	3	4	1	0	0	0	1	2	23	28	9.00	2.333
50 Jared Fernandez, R (8, 1) ERA: 2.0	1.0	H	3	0	0	0	1	0	0	0	0	0	0	5	5	0.00	0.000	50 Jared Fernandez, R (8, 1) ERA: 2.0				1.0	H	3	0	0	0	1	0	0	0	0	5	5	0.00	0.000		
59 Derrick Tumbow, R (9, 1) ERA: 6.75	1.0		6	1	1	1	1	2	0	0	0	0	0	6	14	9.00	3.000	59 Derrick Tumbow, R (9, 1) ERA: 6.75				1.0		6	1	1	1	1	2	0	0	0	6	14	9.00	3.000		

Batter	1	2	3	4	5	6	7	8	9	AB	R	H	RBI	BB	SO	LOB	BOTTOM																					
Brady Clark, R (1, 8) OBP: 0.471, SLG: 0.348 18 Gabe Gross, L (7, 8) OBP: 0.344, SLG: 0.346										3	0	1	0	0	2	1	San Diego Padres @ Milwaukee Brewers Maryvale Baseball Park, Phoenix, AZ Mon Mar 13 2006, 3:05 PM EST Att: 3,044 - Sunny - 56 F																					
2 Bill Hall, R (1, 6) OBP: 0.367, SLG: 0.500 Zach Sorensen, S (7, 6) OBP: 0.417, SLG: 0.333	F8									4	1	1	1	0	1	2																						
Geoff Jenkins, L (1, 9) OBP: 0.365, SLG: 0.500 Nelson Cruz, R (7, 9) OBP: 0.333, SLG: 0.684	K									4	0	2	1	0	1	3																						
28 Prince Fielder, L (1, 3) OBP: 0.421, SLG: 0.500 Herman Iritsaren, L (7, 4) OBP: 0.250, SLG: 0.286	P6									3	0	0	0	0	0	3																						
23 Rickie Weeks Jr., R (1, 4) OBP: 0.419, SLG: 0.538 Jeff Cirillo, R (4, 4) OBP: 0.371, SLG: 0.556										2	1	1	0	0	0	1																						
1 Corey Hart, R (1, 7) OBP: 0.397, SLG: 0.654 50 Jared Fernandez, R (8, 1) OBP: 0.397, SLG: 0.654 8 Vinny Rottino, R (8, PH) OBP: 0.593, SLG: 0.700 59 Derrick Tumbow, R (9, 1) OBP: 0.500, SLG: 0.167										4	1	1	1	0	1	2																						
47 Corey Koskie, L (1, 5) OBP: 0.263, SLG: 0.500 62 Brent Abernathy, R (6, PR) OBP: 0.538, SLG: 0.583										3	0	1	1	0	1	1																						
Damian Miller, R (1, 2) OBP: 0.500, SLG: 0.765 22 Tony Gwynn Jr., L (8, 7) OBP: 0.250, SLG: 0.632										3	1	3	2	0	0	0																						
31 Dave Bush, R (1, 1) OBP: 0.250, SLG: 0.500 13 Zach Jackson, L (5, 1) OBP: 0.250, SLG: 0.500 21 Chad Moeller, R (8, 2) OBP: 0.250, SLG: 0.500										2	0	0	0	0	1	2																						
Inning Stats	R: 0 E: 0 K: 1 S: 6	H: 1 LOB: 1 BB: 0 P: 6	R: 1 E: 0 K: 3 S: 11	H: 2 LOB: 1 BB: 0 P: 11	R: 1 E: 0 K: 0 S: 4	H: 1 LOB: 1 BB: 0 P: 6	R: 0 E: 0 K: 0 S: 4	H: 1 LOB: 1 BB: 0 P: 4	R: 0 E: 0 K: 2 S: 8	H: 1 LOB: 1 BB: 0 P: 8	R: 4 E: 0 K: 1 S: 9	H: 4 LOB: 2 BB: 1 P: 13	R: 0 E: 0 K: 1 S: 6	H: 1 LOB: 1 BB: 0 P: 6	R: 3 E: 1 K: 2 S: 11	H: 3 LOB: 2 BB: 1 P: 15		1B: 8 2B: 5 3B: 1 HR: 0	SF: 1 SAC: 1 DP: 0 HBP: 1	WP: 0 PA: 42 CS: 0																		
PITCHER	IP	WLS	BF	H	R	ER	SO	BB	IBB	HBP	BLK	WP	HR	S	P	ERA	WHIP	PITCHER				IP	WLS	BF	H	R	ER	SO	BB	IBB	HBP	BLK	WP	HR	S	P	ERA	WHIP
45 Dewon Brazelton, R (1, 1) ERA: 2.25	3.0		14	4	2	2	4	0	0	0	0	0	0	4	4	0.00	1.000	45 Dewon Brazelton, R (1, 1) ERA: 2.25				3.0		14	4	2	2	4	0	0	0	0	4	4	0.00	1.000		
37 Seth Etherton, R (4, 1) ERA: 9.00	1.0		4	1	0	0	0	0	0	0	0	0	0	4	4	0.00	1.000	37 Seth Etherton, R (4, 1) ERA: 9.00				1.0		4	1	0	0	0	0	0	0	4	4	0.00	1.000			
Scott Linebrink, R (5, 1) ERA: 6.75	1.0		4	1	0	0	2	0	0	0	0	0	0	8	8	0.00	1.000	Scott Linebrink, R (5, 1) ERA: 6.75				1.0		4	1	0	0	2	0	0	0	0	8	8	0.00	1.000		
52 Clay Hensley, R (6, 1) ERA: 18.0	1.0	L	8	4	4	4	1	1	0	0	0	0	0	9	13	36.00	5.000	52 Clay Hensley, R (6, 1) ERA: 18.0				1.0	L	8	4	4	4	1	1	0	0	0	9	13	36.00	5.000		
59 Jason Anderson, R (7, 1) ERA: 15.0	1.0		4	1	0	0	1	0	0	0	0	0	0	6	6	0.00	1.000	59 Jason Anderson, R (7, 1) ERA: 15.0				1.0		4	1	0	0	1	0	0	0	6	6	0.00	1.000			
PITCHER	IP	WLS	BF	H	R	ER	SO	BB	IBB	HBP	BLK	WP	HR	S	P	ERA	WHIP	PITCHER				IP	WLS	BF	H	R	ER	SO	BB	IBB	HBP	BLK	WP	HR	S	P	ERA	WHIP
Brian Sikorski, R (8, 1) ERA: 6.75	0.2		6	2	3	1	1	1	0	0	0	0	0	4	4	0.00	1.000	Brian Sikorski, R (8, 1) ERA: 6.75				0.2		6	2	3	1	1	1	0	0	4	4	0.00	1.000			
56 Scott Cassidy, R (8, 1) ERA: 2.09	0.1		2	1	0	0	1	0	0	0	0	0	0	1	1	0.00	3.000	56 Scott Cassidy, R (8, 1) ERA: 2.09				0.1		2	1	0	0	1	0	0	0	1	1	0.00	3.000			



Batter	1	2	3	4	5	6	7	8	9	AB	R	H	RBI	BB	SO	LOB	TOP			
Brady Clark, R (1.8) OBP: 0.474, SLG: 0.385 22 Tony Gwynn Jr., L (7.8) OBP: 0.286, SLG: 0.632	G6-3		2B		K		SH2-4 BB		G6-3 BB	3	0	1	0	1	1	0	Milwaukee Brewers @ Colorado Rockies US West Sports Complex, Hi Corbett Field, Tucson, AZ Tue Mar 14 2006, 3:05 PM EST Att: 2,707 - Sunny - 73 F livebaseballscorecards.com			
Zach Sorensen, S (1.6) OBP: 0.370, SLG: 0.292 Ryan Crew, R (7.6) OBP: 0.250, SLG: 0.500	G5-3		G3-1		G3-1		SH2-4		G6-3	3	0	0	0	0	0	1				
2 Bill Hall, R (1.5) OBP: 0.353, SLG: 0.448 8 Vinny Rottino, R (7.5) OBP: 0.538, SLG: 0.636	F8		HBP		K		F9		G6-3	3	0	0	0	0	1	1				
28 Prince Fielder, L (1.3) OBP: 0.391, SLG: 0.412 Ned Yost IV, R (7.3) OBP: 0.429, SLG: 0.333	G4-3		G3-6-3		F8		FC6-4 BB		BB	3	0	0	0	1	0	2				
Nelson Cruz, R (1.9) OBP: 0.360, SLG: 0.682 18 Gabe Gross, L (7.9) OBP: 0.333, SLG: 0.333	1 2B BB				F8		62 BB SF8 2B		K	3	2	1	0	1	0	2				
1 Corey Hart, R (1.7) OBP: 0.406, SLG: 0.690 Heman Iribarren, L (8.4) OBP: 0.250, SLG: 0.286	62 G6-3 HR 2B				62 S 1B		62 BB BB		G4-3	3	2	2	1	1	0	0				
62 Brent Abernathy, R (1.4) OBP: 0.529, SLG: 0.533 21 Chad Moeller, R (8.2)	G6-3				1-2 BB		1-2 2-3 BB		B1-3	3	0	1	1	1	0	1				
Mike Rivera, R (1.2) OBP: 0.231, SLG: 0.833 43 Justin Lehr, R (8.1)	HR				1-2 2B		SF8		K	3	1	2	3	0	1	0				
Dana Eveland, L (1.1) Kenny Holmberg, R (4,PH) 45 Dennis Sarfate, R (4.1) 32 Jason Kershner, L (6.1) Steve Moss, R (8.7) OBP: 0.571, SLG: 0.400	K				K2-3		K		G6-3 22 E BB	1	0	0	0	0	1	0				
Inning Stats	R: 0 E: 0 K: 0 S: 3	H: 0 LOB: 0 BB: 0 P: 3	R: 3 E: 0 K: 1 S: 7	H: 2 LOB: 0 BB: 1 P: 11	R: 0 E: 0 K: 0 S: 3	H: 1 LOB: 1 BB: 0 P: 4	R: 1 E: 0 K: 1 S: 9	H: 3 LOB: 1 BB: 0 P: 9	R: 0 E: 0 K: 2 S: 7	H: 0 LOB: 0 BB: 0 P: 7	R: 1 E: 0 K: 1 S: 6	H: 1 LOB: 2 BB: 2 P: 14	R: 0 E: 0 K: 0 S: 3	H: 0 LOB: 2 BB: 2 P: 11	R: 0 E: 1 K: 1 S: 5	H: 0 LOB: 3 BB: 3 P: 17		1B: 2 2B: 4 3B: 0 HR: 1	SF: 1 SAC: 1 DP: 1 HBP: 1	WP: 0 PA: 41 PB: 0 SB: 1 CS: 1
PITCHER	IP WLS BF H R ER SO BB IBB HBP BLK WP HR S P ERA WHIP	IP WLS BF H R ER SO BB IBB HBP BLK WP HR S P ERA WHIP	IP WLS BF H R ER SO BB IBB HBP BLK WP HR S P ERA WHIP	IP WLS BF H R ER SO BB IBB HBP BLK WP HR S P ERA WHIP	IP WLS BF H R ER SO BB IBB HBP BLK WP HR S P ERA WHIP	IP WLS BF H R ER SO BB IBB HBP BLK WP HR S P ERA WHIP	IP WLS BF H R ER SO BB IBB HBP BLK WP HR S P ERA WHIP	IP WLS BF H R ER SO BB IBB HBP BLK WP HR S P ERA WHIP	IP WLS BF H R ER SO BB IBB HBP BLK WP HR S P ERA WHIP	IP WLS BF H R ER SO BB IBB HBP BLK WP HR S P ERA WHIP	IP WLS BF H R ER SO BB IBB HBP BLK WP HR S P ERA WHIP	IP WLS BF H R ER SO BB IBB HBP BLK WP HR S P ERA WHIP	IP WLS BF H R ER SO BB IBB HBP BLK WP HR S P ERA WHIP	IP WLS BF H R ER SO BB IBB HBP BLK WP HR S P ERA WHIP	IP WLS BF H R ER SO BB IBB HBP BLK WP HR S P ERA WHIP	IP WLS BF H R ER SO BB IBB HBP BLK WP HR S P ERA WHIP	IP WLS BF H R ER SO BB IBB HBP BLK WP HR S P ERA WHIP	IP WLS BF H R ER SO BB IBB HBP BLK WP HR S P ERA WHIP	IP WLS BF H R ER SO BB IBB HBP BLK WP HR S P ERA WHIP	IP WLS BF H R ER SO BB IBB HBP BLK WP HR S P ERA WHIP
26 Jeff Francis, L (1.1) ERA: 5.4	3.0	13	3	3	3	1	0	0	0	0	0	1	13	18	9.00	1.333	Milwaukee Brewers @ Colorado Rockies US West Sports Complex, Hi Corbett Field, Tucson, AZ Tue Mar 14 2006, 3:05 PM EST Att: 2,707 - Sunny - 73 F livebaseballscorecards.com			
Scott Dohmann, R (4.1) ERA: 7.2	2.0	8	3	1	1	3	0	0	0	0	0	0	6	16	4.50	1.500				
39 Tom Martin, L (6.1) ERA: 1.8	1.0	6	1	1	1	1	2	0	0	0	0	0	14	9.00	3.000					
58 Jaime Cerda, L (7.1) ERA: 9.0	1.0	W	5	0	0	0	2	0	0	0	0	0	3	11	0.00	2.000				
54 Randy Williams, L (8.1) ERA: 9.0	1.0	H	3	0	0	0	1	0	0	0	0	0	5	5	0.00	0.000				

Batter	1	2	3	4	5	6	7	8	9	AB	R	H	RBI	BB	SO	LOB	BOTTOM			
Jamey Carroll, R (1.8) OBP: 0.375, SLG: 0.381	S 1B BB		1B		G6-3		SH1-4 2-3		G1-3	3	1	1	1	1	0	0	Milwaukee Brewers @ Colorado Rockies US West Sports Complex, Hi Corbett Field, Tucson, AZ Tue Mar 14 2006, 3:05 PM EST Att: 2,707 - Sunny - 73 F livebaseballscorecards.com			
Luis Gonzalez, R (1.4) OBP: 0.458, SLG: 0.652 Bo Hart, R (6.4) OBP: 0.333, SLG: 0.667	17 1B 1-2		1B		F7		F9		G5-3 2B	3	0	2	1	0	0	0				
17 Todd Helton, L (1.3) OBP: 0.333, SLG: 0.333 67 Carlos Rivera, L (7.3) OBP: 0.308, SLG: 0.333	19 G6-4-3 1B		G6-3		F8		G5-3		G5-3 1B BB	3	0	1	0	0	0	2				
27 Garrett Atkins, R (1.5) OBP: 0.520, SLG: 0.500 1 Tony Miller, R (6.7) OBP: 0.250, SLG: 0.250	F8		24 G3 SF9 1B BB		K		S 1B 2B 1B		G5-3	2	1	0	0	1	1	2				
19 Ryan Spilborghs, R (1.7) OBP: 0.379, SLG: 0.385 Joe Gaetti, R (6.9) OBP: 0.600, SLG: 0.500	G6-4-3		24 G3 1B		1B 24 S BB		S 2B 1B		1B	2	0	1	0	1	0	2				
24 Jason Smith, L (1.6) OBP: 0.280, SLG: 0.579 39 Tom Martin, L (7.1) 58 Jaime Cerda, L (7.1) 10 Jeff Baker, R (8.1) 54 Randy Williams, L (8.1) Barry Wesson, R (8.1) Nate Field, R (8.1)	1B 2B		G3		K		K		FC6-4 1B	3	1	1	0	0	1	3				
Choo Freeman, R (1.9) OBP: 0.438, SLG: 0.621	G5-3 1B 1B				1B		P4		FC6-4	4	1	2	1	0	0	4				
Danny Ardoin, R (1.2) OBP: 0.421, SLG: 0.778	G5-3		SF9		P3		64 HR 2B			3	1	1	3	0	0	3				
26 Jeff Francis, L (1.1) 8 Yorvit Torrealba, R (3,PH) Scott Dohmann, R (4.1) 64 Ian Stewart, L (6.5) OBP: 0.600, SLG: 1.409	K		P4		SH1-4 2B		2H HR			1	0	0	0	0	1	1				
Inning Stats	R: 1 E: 0 K: 0 S: 4	H: 2 LOB: 1 BB: 1 P: 9	R: 2 E: 0 K: 1 S: 9	H: 4 LOB: 2 BB: 0 P: 9	R: 1 E: 0 K: 0 S: 4	H: 1 LOB: 2 BB: 1 P: 9	R: 0 E: 0 K: 0 S: 3	H: 0 LOB: 0 BB: 0 P: 3	R: 0 E: 0 K: 2 S: 8	H: 1 LOB: 2 BB: 1 P: 12	R: 0 E: 0 K: 0 S: 4	H: 1 LOB: 1 BB: 0 P: 4	R: 4 E: 0 K: 1 S: 10	H: 4 LOB: 0 BB: 0 P: 10	R: 1 E: 0 K: 0 S: 5	H: 3 LOB: 2 BB: 1 P: 9		1B: 11 2B: 4 3B: 0 HR: 1	SF: 1 SAC: 1 DP: 2 HBP: 1	WP: 0 PA: 43 PB: 0 SB: 4 CS: 0
PITCHER	IP WLS BF H R ER SO BB IBB HBP BLK WP HR S P ERA WHIP	IP WLS BF H R ER SO BB IBB HBP BLK WP HR S P ERA WHIP	IP WLS BF H R ER SO BB IBB HBP BLK WP HR S P ERA WHIP	IP WLS BF H R ER SO BB IBB HBP BLK WP HR S P ERA WHIP	IP WLS BF H R ER SO BB IBB HBP BLK WP HR S P ERA WHIP	IP WLS BF H R ER SO BB IBB HBP BLK WP HR S P ERA WHIP	IP WLS BF H R ER SO BB IBB HBP BLK WP HR S P ERA WHIP	IP WLS BF H R ER SO BB IBB HBP BLK WP HR S P ERA WHIP	IP WLS BF H R ER SO BB IBB HBP BLK WP HR S P ERA WHIP	IP WLS BF H R ER SO BB IBB HBP BLK WP HR S P ERA WHIP	IP WLS BF H R ER SO BB IBB HBP BLK WP HR S P ERA WHIP	IP WLS BF H R ER SO BB IBB HBP BLK WP HR S P ERA WHIP	IP WLS BF H R ER SO BB IBB HBP BLK WP HR S P ERA WHIP	IP WLS BF H R ER SO BB IBB HBP BLK WP HR S P ERA WHIP	IP WLS BF H R ER SO BB IBB HBP BLK WP HR S P ERA WHIP	IP WLS BF H R ER SO BB IBB HBP BLK WP HR S P ERA WHIP	IP WLS BF H R ER SO BB IBB HBP BLK WP HR S P ERA WHIP	IP WLS BF H R ER SO BB IBB HBP BLK WP HR S P ERA WHIP	IP WLS BF H R ER SO BB IBB HBP BLK WP HR S P ERA WHIP	IP WLS BF H R ER SO BB IBB HBP BLK WP HR S P ERA WHIP
Dana Eveland, L (1.1) ERA: 15.75	3.0	18	7	4	4	1	2	0	0	0	0	17	27	12.00	3.000	Milwaukee Brewers @ Colorado Rockies US West Sports Complex, Hi Corbett Field, Tucson, AZ Tue Mar 14 2006, 3:05 PM EST Att: 2,707 - Sunny - 73 F livebaseballscorecards.com				
45 Dennis Sarfate, R (4.1) ERA: 8.44	2.2	11	2	0	0	2	1	0	0	0	0	14	18	0.00	1.125					
32 Jason Kershner, L (6.1) ERA: 8.44	1.1	L	8	4	4	4	1	0	0	0	1	11	11	27.00	3.000					
43 Justin Lehr, R (8.1) ERA: 4.5	1.0	6	3	1	1	0	1	0	0	0	0	5	9	9.00	4.000					

Batter	1	2	3	4	5	6	7	8	9	AB	R	H	RBI	BB	SO	LOB	TOP									
18 Gabe Gross, L OBP: 0.289, SLG: 0.281	P6		F9	G4-3			K		F9	5	0	0	0	0	1	0	Milwaukee Brewers @ San Francisco Giants Scottsdale Stadium, Scottsdale, AZ Wed Mar 15 2006, 3:05 PM EST Att: 9,469 - Sunny - 68 F livebaseballscorecards.com									
Jeff Cirillo, R OBP: 0.520, SLG: 0.476	G6-3		F9		L6		F8		F8	3	0	0	0	1	0	0										
78 Wilfredo Rodriguez, L 52 Jose Capellan, R			F9	1B						0	0	0	0	0	0	0										
22 Tony Gwynn Jr., L OBP: 0.273, SLG: 0.800				BB						0	0	0	0	0	0	0										
Geoff Jenkins, L OBP: 0.414, SLG: 0.520	F7									3	0	2	0	0	0	0										
Nelson Cruz, R OBP: 0.385, SLG: 0.826				1B						1	1	1	1	0	0	0										
Carlos Lee, R										3	0	0	0	1	0	3										
Jason Romano, R OBP: 1.000, SLG: 1.000		G5-3	F9		FC6-4					0	1	0	0	0	0	0										
28 Prince Fielder, L OBP: 0.423, SLG: 0.579										2	1	1	1	1	0	2										
1 Corey Hart, R OBP: 0.394, SLG: 0.667										1	0	0	0	0	0	1										
2 Bill Hall, R OBP: 0.395, SLG: 0.594										3	2	2	1	1	0	0										
Zach Sorensen, S OBP: 0.370, SLG: 0.292										0	0	0	0	0	0	0										
47 Corey Koskie, L 8 Vinny Rottino, R OBP: 0.500, SLG: 0.636										3	1	2	1	0	0	0										
Damian Miller, R OBP: 0.429, SLG: 0.650										0	0	0	0	1	4											
Kane Davis, R										0	0	0	0	0	0	0										
Hernan Iribarren, L OBP: 0.222, SLG: 0.250										1	0	0	0	0	0	1										
Doug Davis, R										2	0	0	1	0	0	3										
Matt Wise, R										0	0	0	0	0	0	0										
Dan Kolb, R										0	0	0	0	0	0	0										
9 Mark Johnson, L OBP: 0.455, SLG: 0.444										2	0	0	0	0	0	0										
Inning Stats	R: 0 E: 0 K: 0 S: 3	H: 0 LOB: 0 BB: 0 P: 3	R: 0 E: 0 K: 1 S: 6	H: 1 LOB: 3 BB: 2 P: 14	R: 0 E: 0 K: 0 S: 4	H: 1 LOB: 2 BB: 1 P: 8	R: 2 E: 0 K: 0 S: 5	H: 2 LOB: 0 BB: 0 P: 5	R: 0 E: 0 K: 0 S: 3	H: 1 LOB: 0 BB: 0 P: 3	R: 1 E: 0 K: 0 S: 4	H: 1 LOB: 0 BB: 0 P: 4	R: 0 E: 0 K: 1 S: 5	H: 0 LOB: 0 BB: 0 P: 5	R: 3 E: 0 K: 0 S: 5	H: 2 LOB: 1 BB: 0 P: 9	R: 0 E: 0 K: 0 S: 3	H: 0 LOB: 0 BB: 0 P: 3	1B: 3 2B: 1 3B: 2 HR: 2	SF: 1 SAC: 0 DP: 0 HBP: 0	WP: 0 PB: 0 SB: 0 CS: 0	PA: 39				
PITCHER	IP	WLS	BF	H	R	ER	SO	BB	IBB	HBP	BLK	WP	HR	S	P	ERA	WHIP									
41 Brad Hennessey, R ERA: 6.57	3.2	W	18	4	2	2	1	3	0	0	0	0	0	0	17	29	4.91	1.909								
Steve Kline, L ERA: 5.4	0.1		1	0	0	0	0	0	0	0	0	0	0	0	1	1	0.00	0.000								
Jeff Fassero, L ERA: 2.57	3.0		10	2	1	1	1	0	0	0	0	0	1	12	12	3.00	0.667									
Tim Worrell, R ERA: 7.2	1.0		6	2	3	3	0	1	0	0	0	0	1	5	9	27.00	3.000									
Tyler Walker, R ERA: 16.88	1.0		3	0	0	0	0	0	0	0	0	0	0	3	3	0.00	0.000									

Batter	1	2	3	4	5	6	7	8	9	AB	R	H	RBI	BB	SO	LOB	BOTTOM								
73 Abraham Nunez, S OBP: 0.464, SLG: 0.538		FC5-4								4	2	1	0	1	1	4	Milwaukee Brewers @ San Francisco Giants Scottsdale Stadium, Scottsdale, AZ Wed Mar 15 2006, 3:05 PM EST Att: 9,469 - Sunny - 68 F livebaseballscorecards.com								
Tim Worrell, R										0	0	0	0	0	0	0									
Tyler Walker, R										0	0	0	0	0	0	0									
Jose Vizcaino, S OBP: 0.400, SLG: 0.333										2	2	1	0	1	0	0									
80 Pablo Sandoval, S										2	0	0	0	0	1	3									
Steve Finley, L OBP: 0.500, SLG: 0.899										3	1	1	3	0	0	2									
Jeff Fassero, L										1	0	0	0	0	0	0									
Nate Schierholz, L OBP: 0.313, SLG: 0.563										1	0	0	0	0	0	0									
Barry Bonds, L OBP: 0.778, SLG: 1.889										2	2	2	3	0	0	0									
40 Daniel Ortmeier, S OBP: 0.296, SLG: 0.250										2	1	0	0	1	1	0									
28 Lance Niekro, R OBP: 0.515, SLG: 0.714										2	0	1	0	0	0	0									
9 Mark Sweeney, L OBP: 0.353, SLG: 0.688										3	2	2	1	0	0	0									
Ray Durham, S OBP: 0.485, SLG: 0.500										3	0	2	1	0	0	0									
19 Kevin Frandsen, R OBP: 0.324, SLG: 0.387										2	0	1	0	0	1	1									
Angel Chavez, R OBP: 0.438, SLG: 0.519										2	0	0	0	2	0	4									
43 Tomas De La Rosa, R OBP: 0.258, SLG: 0.250										0	0	0	0	0	0	0									
8 Yamid Haad, R OBP: 0.091, SLG: 0.100										2	0	1	0	0	1	2									
60 Justin Knoedler, R OBP: 0.417, SLG: 0.775										0	0	0	2	0	0	0									
41 Brad Hennessey, R										1	0	0	0	1	0	2									
Steve Kline, S										0	0	0	0	0	0	0									
Jason Ellison, R OBP: 0.471, SLG: 0.552										1	0	0	0	1	0	3									
Inning Stats	R: 4 E: 0 K: 1 S: 10	H: 6 LOB: 1 BB: 0 P: 10	R: 3 E: 0 K: 0 S: 4	H: 1 LOB: 0 BB: 2 P: 12	R: 0 E: 0 K: 0 S: 3	H: 1 LOB: 1 BB: 1 P: 7	R: 0 E: 0 K: 1 S: 5	H: 0 LOB: 0 BB: 0 P: 5	R: 2 E: 0 K: 0 S: 5	H: 2 LOB: 3 BB: 2 P: 14	R: 0 E: 0 K: 1 S: 5	H: 0 LOB: 0 BB: 0 P: 5	R: 1 E: 1 K: 1 S: 7	H: 1 LOB: 3 BB: 2 P: 15	R: 0 E: 0 K: 1 S: 6	H: 1 LOB: 1 BB: 0 P: 6	1B: 9 2B: 1 3B: 0 HR: 2	SF: 2 SAC: 0 DP: 1 HBP: 0	WP: 0 PB: 0 SB: 1 CS: 1	PA: 42					
PITCHER	IP	WLS	BF	H	R	ER	SO	BB	IBB	HBP	BLK	WP	HR	S	P	ERA	WHIP								
Doug Davis, L ERA: 14.4	3.0	L	18	8	7	7	1	3	0	0	0	0	0	17	29	21.00	3.667								
Matt Wise, R ERA: 4.5	1.0		3	0	0	0	1	0	0	0	0	0	0	5	5	0.00	0.000								
Dan Kolb, R ERA: 13.5	1.0		7	2	2	2	0	2	0	0	0	0	0	5	14	18.00	4.000								
Kane Davis, R ERA: 4.15	1.0		3	0	0	0	1	0	0	0	0	0	0	5	5	0.00	0.000								
78 Wilfredo Rodriguez, L ERA: 3.0	1.0		7	1	1	0	1	2	0	0	0	0	0	7	15	0.00	3.000								
PITCHER	IP	WLS	BF	H	R	ER	SO	BB	IBB	HBP	BLK	WP	HR	S	P	ERA	WHIP								
52 Jose Capellan, R ERA: 1.69	1.0		4	1	0	0	1	0	0	0	0	0	0	6	6	0.00	1.000								

Batter	1	2	3	4	5	6	7	8	9	AB	R	H	RBI	BB	SO	LOB	TOP								
Jason Kendall, R (1,2) John Baker, L (5,2) OBP: 0.304, SLG: 0.286 OBP: 0.615, SLG: 0.900										3	1	2	1	0	0	1	Oakland Athletics @ Milwaukee Brewers Maryvale Baseball Park, Phoenix, AZ Thu Mar 16 2006, 3:05 PM EST Att: 4,912 - Partly Cloudy - 71 F								
Nick Swisher, S (1,7) OBP: 0.306, SLG: 0.353										5	1	1	1	0	1	4									
7 Bobby Crosby, R (1,6) Mike Rouse, L (5,6) OBP: 0.400, SLG: 0.655 OBP: 0.375, SLG: 0.200										3	0	0	0	0	0	2									
Jay Payton, R (1,9) Charles Thomas, L (6,8) OBP: 0.414, SLG: 0.630 OBP: 0.292, SLG: 0.304										3	1	1	1	0	0	0									
29 Dan Johnson, L (1,3) Juan Cruz, R (6,PH) 56 Scott McClain, R (8,PH) 47 Ron Flores, L (8,5) 52 Matt Roney, R (9,1)										2	1	1	2	1	0	0									
Antonio Perez, R (1,5) Jason Kamuth, R (8,1) 63 Andrew Beattie, S (8,5) OBP: 0.308, SLG: 0.304 OBP: 0.214, SLG: 0.286										3	0	0	0	0	1	1									
Keith Ginter, R (1,4) Joe Kennedy, R (4,1) 10 Daric Barton, L (6,3) 12 Doug Clark, L (9,PH) OBP: 0.320, SLG: 0.286 OBP: 0.400, SLG: 0.182 OBP: 0.273, SLG: 0.200										2	0	1	0	0	0	1									
Freddie Bynum, L (1,8) Dan Haren, R (1,1) Matt Watson, L (4,9) OBP: 0.400, SLG: 0.593										3	1	1	0	1	1	1									
Inning Stats	R: 3 E: 0 K: 0 S: 6	H: 3 LOB: 0 BB: 0 P: 6	R: 0 E: 0 K: 0 S: 4	H: 1 LOB: 1 BB: 0 P: 4	R: 0 E: 0 K: 0 S: 3	H: 0 LOB: 0 BB: 0 P: 3	R: 0 E: 0 K: 0 S: 2	H: 0 LOB: 0 BB: 1 P: 7	R: 1 E: 0 K: 1 S: 5	H: 2 LOB: 1 BB: 0 P: 5	R: 0 E: 0 K: 1 S: 5	H: 0 LOB: 0 BB: 0 P: 5	R: 1 E: 0 K: 0 S: 3	H: 1 LOB: 1 BB: 2 P: 11	R: 0 E: 0 K: 0 S: 3	H: 0 LOB: 0 BB: 0 P: 3		R: 5 E: 0 K: 2 S: 13	H: 6 LOB: 2 BB: 1 P: 17	1B: 11 2B: 1 3B: 0 HR: 1	SF: 0 SAC: 1 DP: 1 HBP: 0	WP: 0 PB: 0 SB: 0 CS: 1	PA: 42		
PITCHER	IP	WLS	BF	H	R	ER	SO	BB	IBB	HBP	BLK	WP	HR	S	P	ERA		WHIP							
50 Jared Fernandez, R (1,1) 12 Carlos Villanueva, R (5,1) Ben Hendrickson, R (7,1) 53 Justin Thompson, L (8,1) 59 Derrick Turnbow, R (9,1) ERA: 3.48 ERA: 5.4 ERA: 9.22 ERA: 1.8 ERA: 16.62	4.0		16	4	3	3	0	1	0	0	0	0	1	15	20	6.75	1.250								
58 Chris Demaria, R (9,1) ERA: 1.69	0.2		2	0	0	0	0	0	0	0	0	0	0	0	1	0.00	0.000								

AB	37
R	10
H	13
RBI	10
BB	4
SO	5
LOB	16



Batter	1	2	3	4	5	6	7	8	9	AB	R	H	RBI	BB	SO	LOB	BOTTOM								
Brady Clark, R (1,8) 22 Tony Gwynn Jr., L (7,8) OBP: 0.476, SLG: 0.379 OBP: 0.292, SLG: 0.619										3	0	1	1	1	1	1	Oakland Athletics @ Milwaukee Brewers Maryvale Baseball Park, Phoenix, AZ Thu Mar 16 2006, 3:05 PM EST Att: 4,912 - Partly Cloudy - 71 F								
Jeff Cirillo, R (1,5) Ben Hendrickson, R (7,1) Nelson Cruz, R (8,9) OBP: 0.448, SLG: 0.400 OBP: 0.393, SLG: 0.800										4	0	0	0	0	0	3									
Geoff Jenkins, L (1,9) 18 Gabe Gross, L (8,7) OBP: 0.394, SLG: 0.483 OBP: 0.325, SLG: 0.324										4	1	1	0	0	0	0									
Carlos Lee, R (1,7) Ozzie Chavez, S (8,6) OBP: 0.500, SLG: 0.429 OBP: 0.571, SLG: 0.857										4	0	3	0	0	1	0									
47 Corey Koskie, L (1,3) 53 Justin Thompson, L (8,1) 59 Derrick Turnbow, R (9,1) 58 Chris Demaria, S (9,1) Jason Romano, R (9,PH) 2 Bill Hall, R (1,6) 1 Corey Hart, R (8,3) OBP: 0.333, SLG: 0.560 OBP: 0.471, SLG: 0.400 OBP: 0.500, SLG: 0.615 OBP: 1.000, SLG: 1.000 OBP: 0.390, SLG: 0.559 OBP: 0.400, SLG: 0.656										4	0	2	1	0	0	1									
Zach Sorensen, S (1,4) 8 Vinny Rottino, R (7,5) OBP: 0.333, SLG: 0.259 OBP: 0.500, SLG: 0.615										3	0	0	0	0	0	5									
21 Chad Moeller, R (1,2) OBP: 0.333, SLG: 0.429										5	3	4	1	0	1	0									
50 Jared Fernandez, R (1,1) 9 Mark Johnson, L (4,PH) 12 Carlos Villanueva, R (5,1) 62 Brent Abernathy, R (6,PH) OBP: 0.500, SLG: 0.500										1	0	0	0	0	1	0									
Inning Stats	R: 1 E: 0 K: 0 S: 6	H: 3 LOB: 3 BB: 1 P: 10	R: 0 E: 0 K: 2 S: 7	H: 0 LOB: 1 BB: 1 P: 11	R: 0 E: 0 K: 0 S: 4	H: 1 LOB: 1 BB: 0 P: 4	R: 1 E: 0 K: 1 S: 7	H: 2 LOB: 1 BB: 0 P: 7	R: 0 E: 0 K: 0 S: 5	H: 2 LOB: 2 BB: 0 P: 5	R: 0 E: 0 K: 1 S: 6	H: 1 LOB: 1 BB: 0 P: 6	R: 0 E: 0 K: 1 S: 5	H: 0 LOB: 0 BB: 0 P: 5	R: 3 E: 0 K: 0 S: 8	H: 6 LOB: 2 BB: 0 P: 9		R: 4 E: 1 K: 1 S: 10	H: 3 LOB: 2 BB: 1 P: 14	1B: 16 2B: 2 3B: 0 HR: 0	SF: 1 SAC: 0 DP: 0 HBP: 0	WP: 1 PB: 0 SB: 0 CS: 1	PA: 49		
PITCHER	IP	WLS	BF	H	R	ER	SO	BB	IBB	HBP	BLK	WP	HR	S	P	ERA		WHIP							
Dan Haren, R (1,1) Joe Kennedy, L (4,1) Juan Cruz, R (6,1) Jason Kamuth, R (8,1) 47 Ron Flores, L (8,1) ERA: 7.3 ERA: 16.2	3.2		19	6	2	2	3	2	0	0	0	0	0	6	6	0.00	1.500								
52 Matt Roney, R (9,1) ERA: 6.0	0.2		5	1	0	0	1	0	0	0	0	0	0	0	1	0.00	1.500								



AB	45
R	9
H	18
RBI	9
BB	3
SO	6
LOB	23

Batter	1	2	3	4	5	6	7	8	9	AB	R	H	RBI	BB	SO	LOB	TOP									
Brady Clark, R (1, 8) OBP: 0.489, SLG: 0.452 Steve Moss, R (6, 8) OBP: 0.625, SLG: 0.400	4-0 FC3-6 BB		0-0 P3			0-0 G3 3B		4-0 G5-3 BB		2	1	1	0	1	0	0										
Zach Sorensen, S (1, 6) Alcides Escobar, R (6, 6)	0-0 FC3-6 G4-6-3 1-2			0-3 K		0-3 K		0-0 G5-3		3	0	0	0	0	2	2										
Geoff Jenkins, L (1, 9) Nelson Cruz, R (6, 9)	0-0 G4-6-3 1-2			0-0 G3-1		0-0 G3		0-3 K		3	0	0	1	0	0	1										
Carlos Lee, R (1, 7) 8 Vinny Rottino, R (6, 7)		0-0 P3		0-0 G6-3		0-0 P2		4-0 BB 18 G5-3 BB		3	0	0	0	0	0	0										
28 Prince Fielder, L (1, 3) 1 Corey Hart, R (7, 3)		0-0 1B			0-0 F8			0-3 K		3	0	2	0	0	0	0										
2 Bill Hall, R (1, 4) 62 Brent Abernathy, R (7, 4)		0-3 K			0-0 47 HR 2B			0-0 18 G5-3 BB 1B		3	1	1	0	0	2	2										
47 Corey Koskie, L (1, 5) Jeff Cirillo, R (7, 5)		0-0 G4-3			0-0 2H HR			4-0 18 G5-3 BB		3	1	1	2	0	0	2										
18 Gabe Gross, L (1, 10)			0-3 K		0-0 G4-3			0-0 G5-3		4	0	0	1	0	1	3										
Damian Miller, R (1, 2) Mike Rivera, R (8, 2)			0-0 F8		0-0 L3			0-0 F8		3	0	0	0	0	0	0										
Inning Stats	R: 0 E: 0 K: 0 S: 2	H: 0 LOB: 0 BB: 1 P: 6	R: 0 E: 0 K: 1 S: 6	H: 1 LOB: 1 BB: 0 P: 6	R: 0 E: 0 K: 1 S: 5	H: 0 LOB: 0 BB: 0 P: 5	R: 0 E: 0 K: 1 S: 5	H: 0 LOB: 0 BB: 0 P: 5	R: 2 E: 0 K: 0 S: 5	H: 2 LOB: 0 BB: 0 P: 5	R: 1 E: 0 K: 1 S: 6	H: 1 LOB: 1 BB: 0 P: 6	R: 0 E: 0 K: 1 S: 6	H: 1 LOB: 1 BB: 0 P: 6	R: 0 E: 0 K: 1 S: 5	H: 0 LOB: 1 BB: 2 P: 9	R: 1 E: 0 K: 2 S: 8	H: 1 LOB: 2 BB: 2 P: 16	1B: 3 2B: 1 3B: 1 HR: 1	SF: 0 SAC: 0 DP: 1 HBP: 0	WP: 0 PB: 0 SB: 0 CS: 0	PA: 36				
PITCHER	IP	WLS	BF	H	R	ER	SO	BB	IBB	HBP	BLK	WP	HR	S	P	ERA	WHIP									
Denny Bautista, R (1, 1)	5.0	W	18	3	2	2	3	1	0	0	0	0	0	1	23	27	3.60	0.800								
34 Luke Hudson, R (6, 1)	1.0		4	1	1	1	1	0	0	0	0	0	0	0	6	6	9.00	1.000								
57 Joel Peralta, R (7, 1)	1.0		4	1	0	0	1	0	0	0	0	0	0	0	6	6	0.00	1.000								
77 Joe Nelson, R (8, 1)	1.0		4	0	0	0	1	1	0	0	0	0	0	5	9	0.00	1.000									
46 Juan Carlos Oviedo, R (9, 1)	1.0		6	1	1	1	2	2	0	0	0	0	0	8	16	9.00	3.000									

Milwaukee Brewers @ Kansas City Royals
 Surprise Stadium, Surprise, AZ
 Fri Mar 17 2006, 3:05 PM EST
 Att: 5,140 - Sunny - 70 F

AB 32
 R 4
 H 6
 RBI 4
 BB 4
 SO 8
 LOB 15



Batter	1	2	3	4	5	6	7	8	9	AB	R	H	RBI	BB	SO	LOB	BOTTOM								
9 David DeJesus, L (1, 8) 44 Kerry Robinson, L (6, 8)	0-1 15 E 16 1B		0-0 G3		0-0 G4-3			0-0 G3		4	1	1	0	0	1	3									
15 Mark Grudzielanek, R (1, 4) Esteban German, R (5, 4)	0-1 SAFE P4		0-0 E5 F8 16 1B		0-3 K			0-3 K		3	1	0	0	0	1	1									
16 Reggie Sanders, R (1, 9) Aaron Guiel, L (6, PR)	0-0 4 1B		0-0 1B		0-0 S 1B			4-0 G3-6 BB		3	2	3	1	1	0	0									
Matt Stairs, L (1, 10)	0-0 G3		0-0 F8		0-3 K			0-0 G3-6-1		4	0	0	0	0	1	5									
4 Angel Berroa, R (1, 6) 13 Andrés Blanco, S (5, 6)	0-0 2H 1B		0-0 P6		0-0 G1-3			4-0 G4-6-3 BB		3	0	1	1	0	0	3									
Doug Mientkiewicz, L (1, 3) 26 Justin Huber, R (8, 3)	0-0 P4		0-0 32 3B		4-0 G5-4-3 BB			0-0 G4-6-3		3	1	1	1	1	0	2									
Joe McEwing, R (1, 5) Ruben Gotay, S (7, PR)		0-0 32 1B		0-0 32 3B		0-0 G5-4-3		4-0 BB		3	1	2	1	1	0	1									
32 Shane Costa, L (1, 7) Chip Ambres, R (7, 7)		0-0 L4-3		0-0 14 1B		0-0 14 2B		0-3 K		2	2	1	2	1	0	1									
14 John Buck, R (1, 2) 64 Matt Tupman, L (8, 2)		0-0 2B		0-0 3H 1B		0-0 2B		0-0 G4-3		3	0	3	2	0	0	0									
Inning Stats	R: 2 E: 1 K: 0 S: 8	H: 3 LOB: 1 BB: 0 P: 8	R: 0 E: 0 K: 1 S: 6	H: 2 LOB: 1 BB: 0 P: 6	R: 5 E: 1 K: 0 S: 9	H: 5 LOB: 1 BB: 0 P: 9	R: 0 E: 0 K: 2 S: 8	H: 1 LOB: 1 BB: 0 P: 8	R: 1 E: 0 K: 0 S: 3	H: 1 LOB: 1 BB: 2 P: 11	R: 0 E: 0 K: 0 S: 2	H: 0 LOB: 1 BB: 1 P: 6	R: 0 E: 0 K: 1 S: 4	H: 0 LOB: 1 BB: 2 P: 12	R: 0 E: 0 K: 1 S: 5	H: 0 LOB: 0 BB: 0 P: 5	1B: 9 2B: 3 3B: 1 HR: 0	SF: 0 SAC: 0 DP: 4 HBP: 0	WP: 0 PB: 0 SB: 1 CS: 0	PA: 38					
PITCHER	IP	WLS	BF	H	R	ER	SO	BB	IBB	HBP	BLK	WP	HR	S	P	ERA	WHIP								
Tomo Ohka, R (1, 1)	4.0	L	23	11	7	2	3	0	0	0	0	0	0	31	31	4.50	2.750								
45 Dennis Sarfate, R (5, 1)	2.2		11	1	1	1	0	5	0	0	0	0	0	6	26	3.38	2.250								
43 Justin Lehr, R (7, 1)	1.1		4	0	0	0	2	0	0	0	0	0	0	8	8	0.00	0.000								

Milwaukee Brewers @ Kansas City Royals
 Surprise Stadium, Surprise, AZ
 Fri Mar 17 2006, 3:05 PM EST
 Att: 5,140 - Sunny - 70 F

AB 33
 R 8
 H 12
 RBI 8
 BB 5
 SO 5
 LOB 17

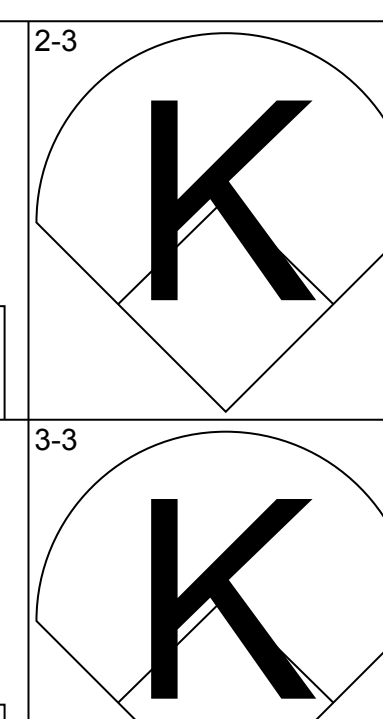
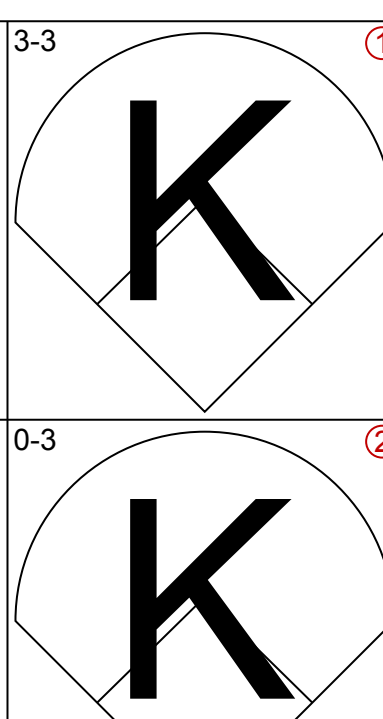
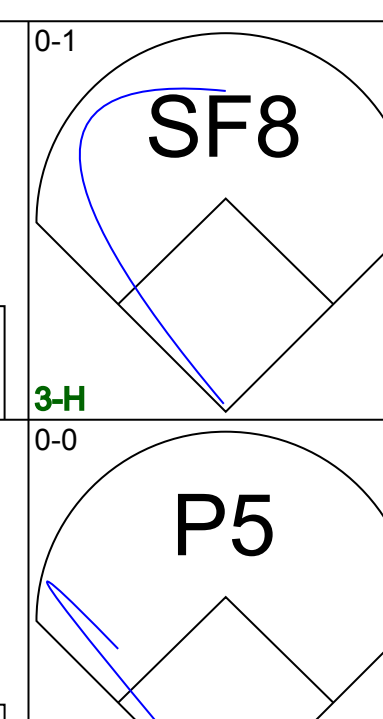
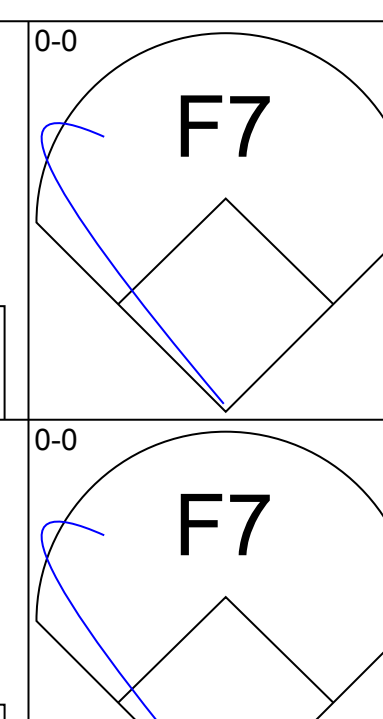
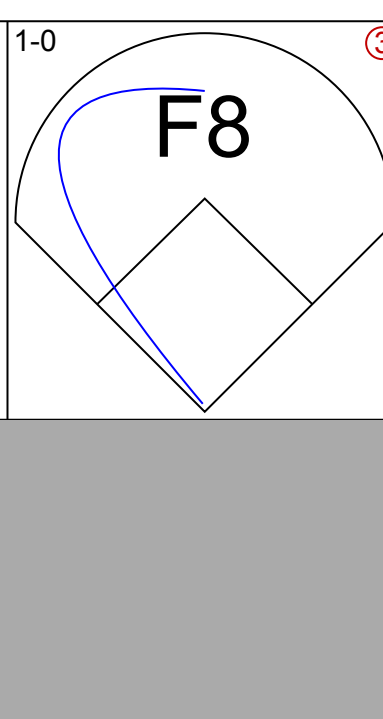
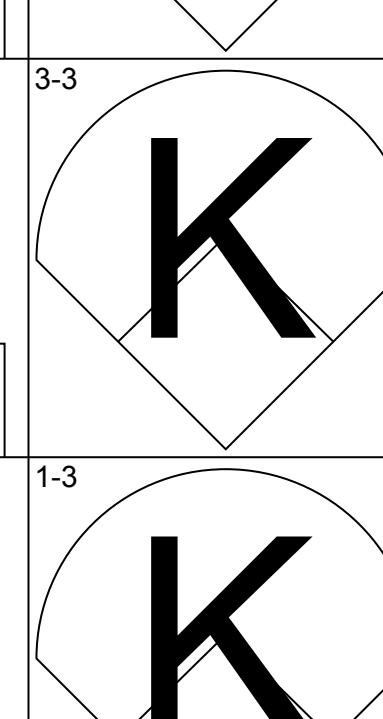
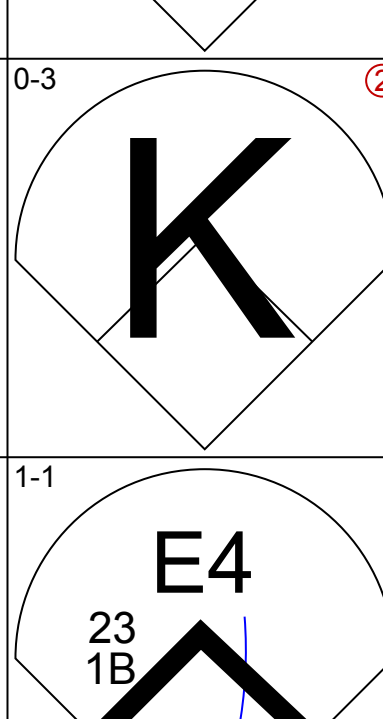
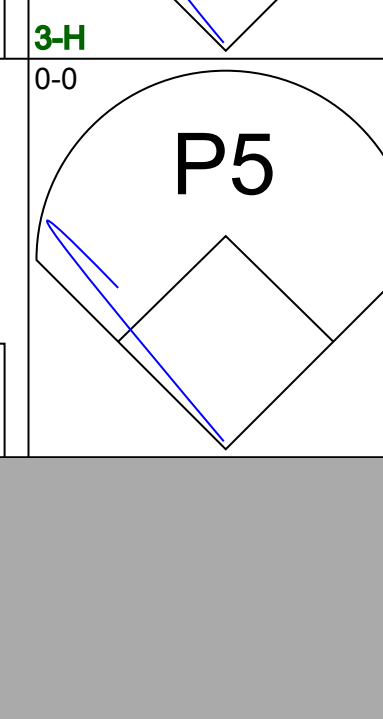
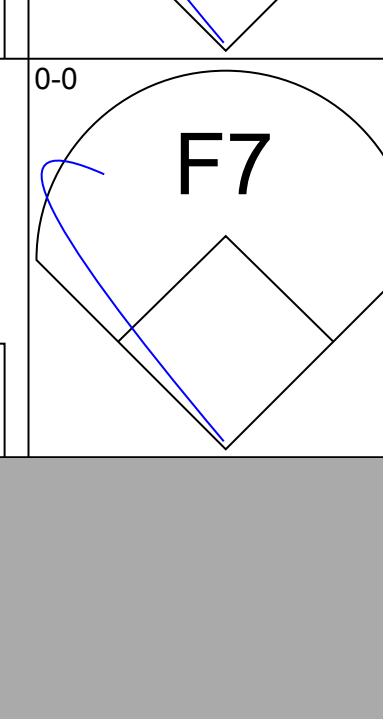
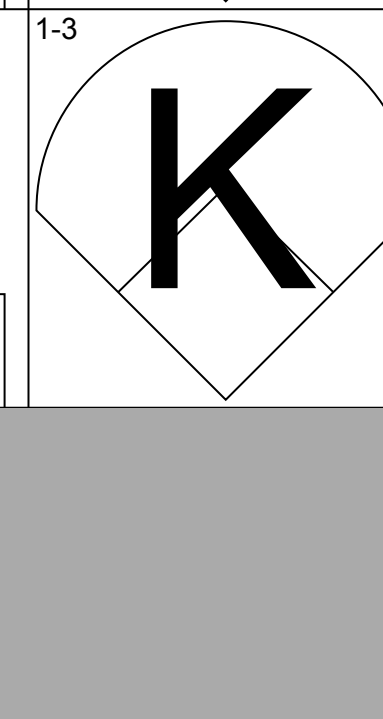
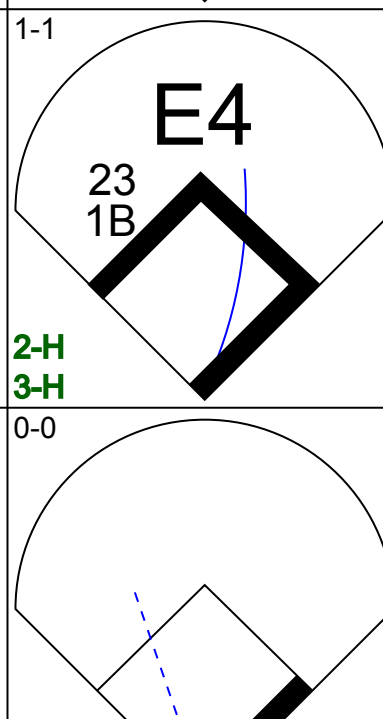
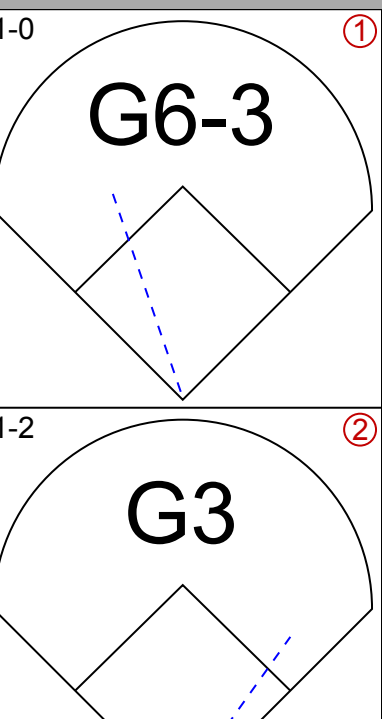
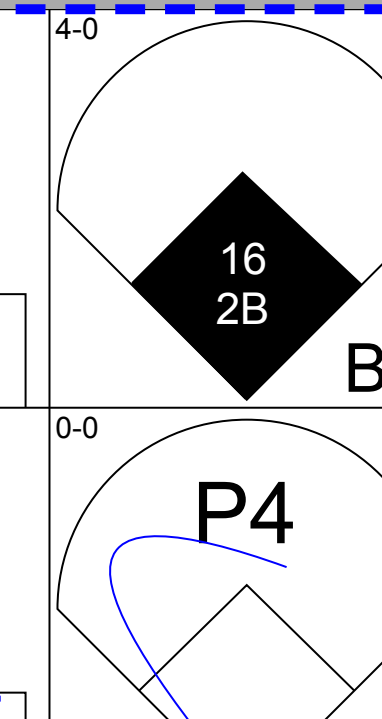
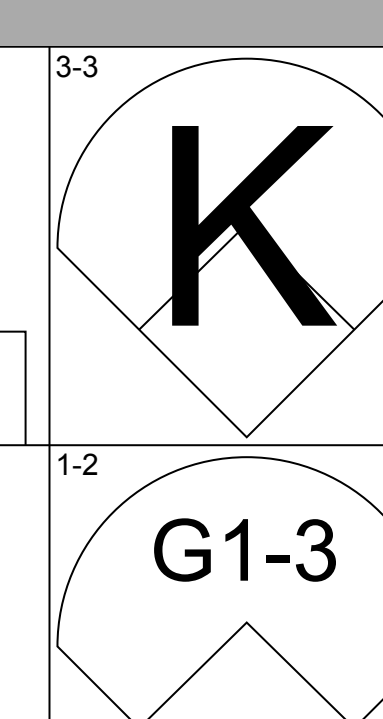
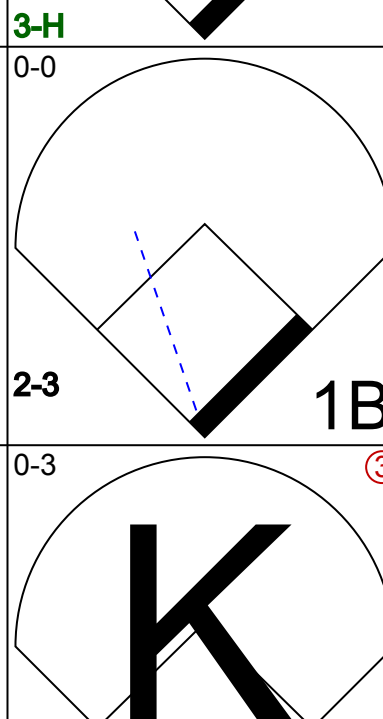
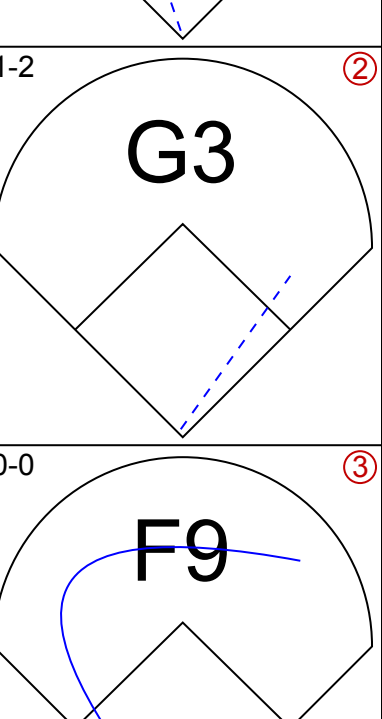
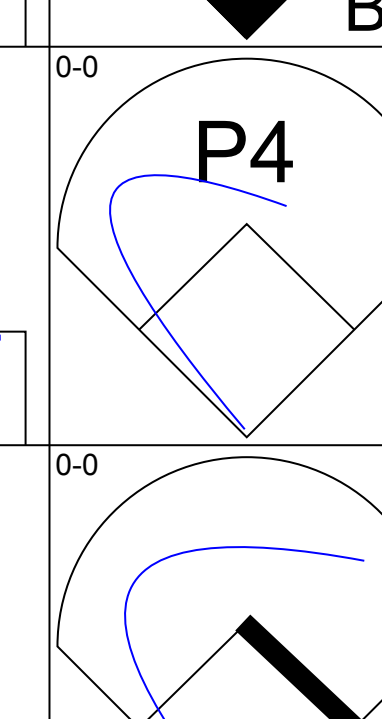
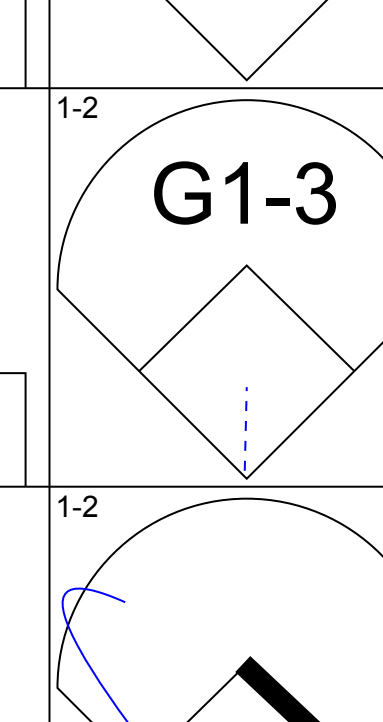
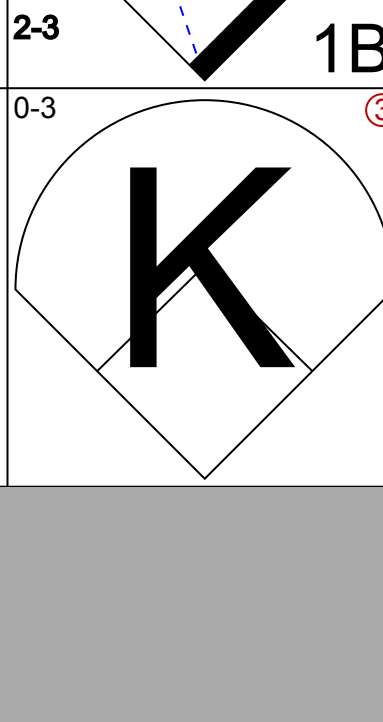
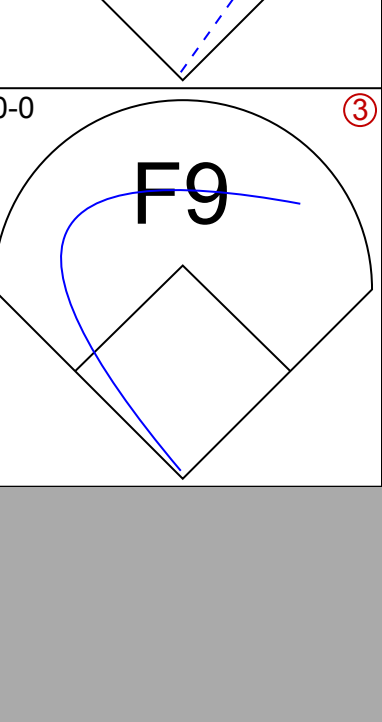
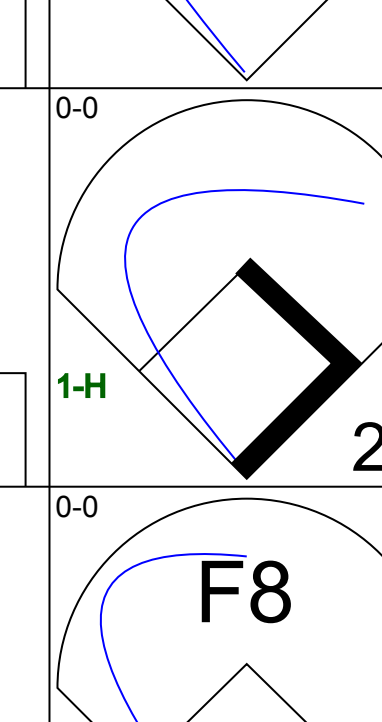
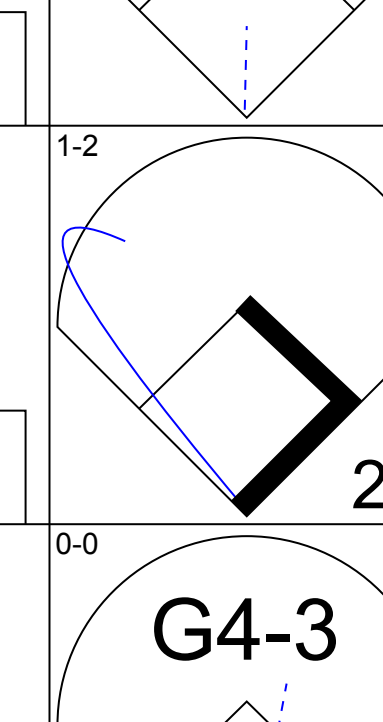
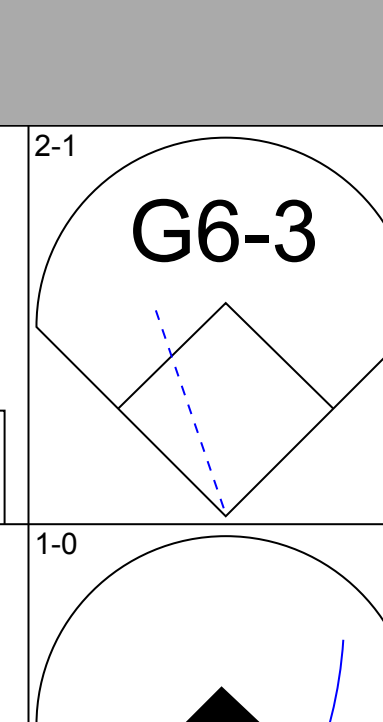
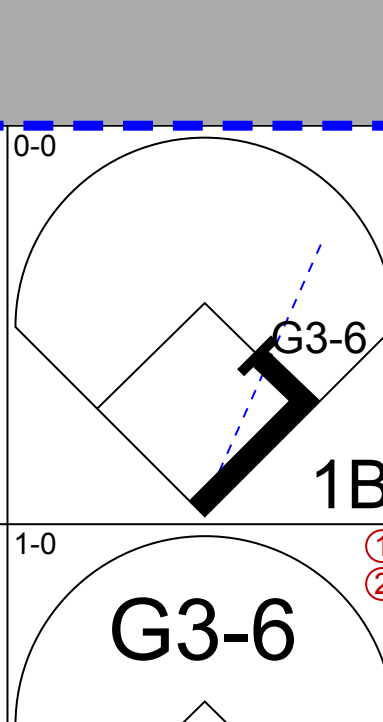
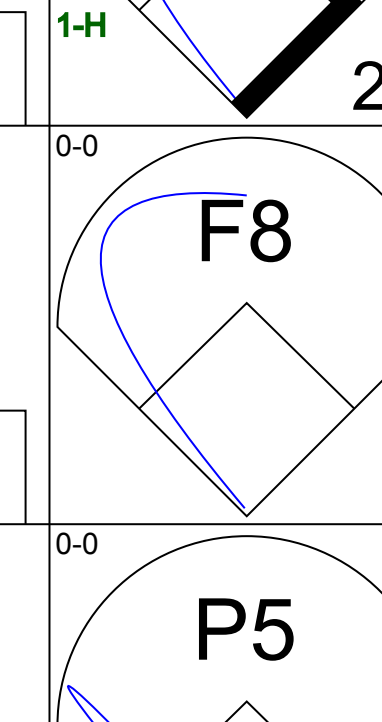
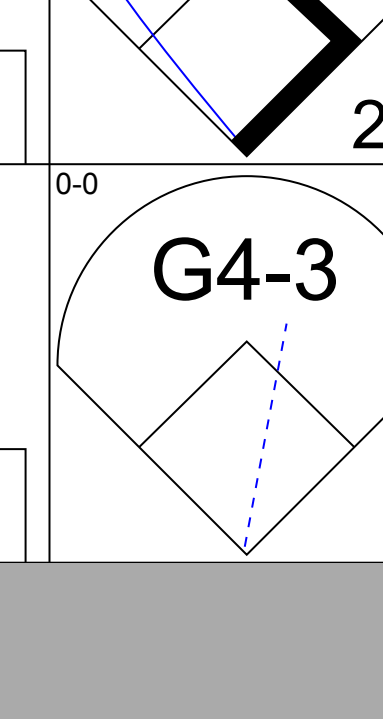
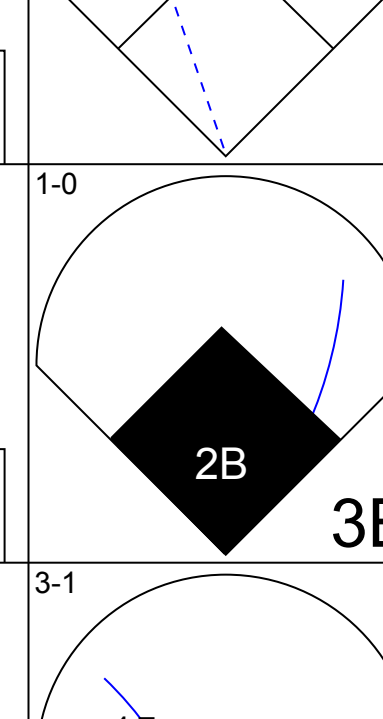
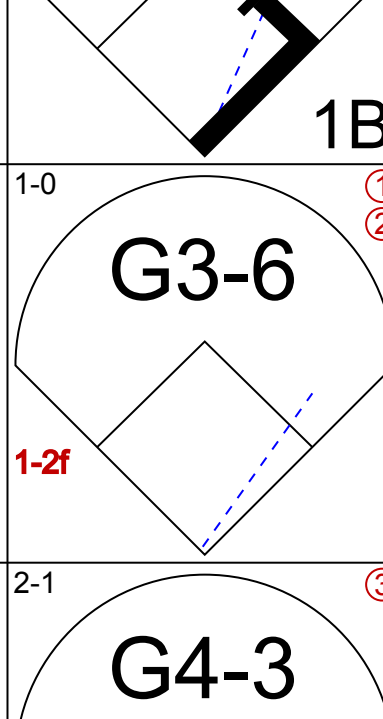
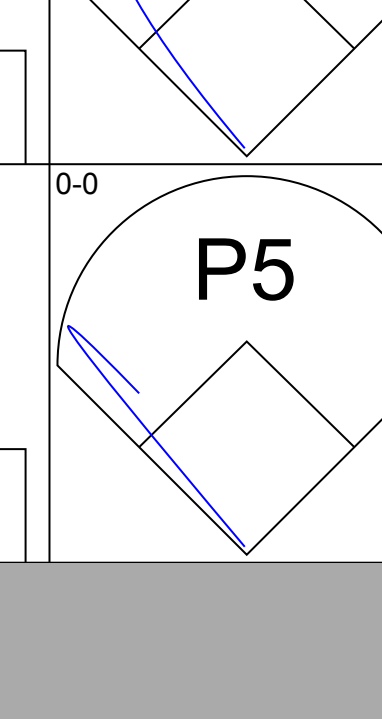
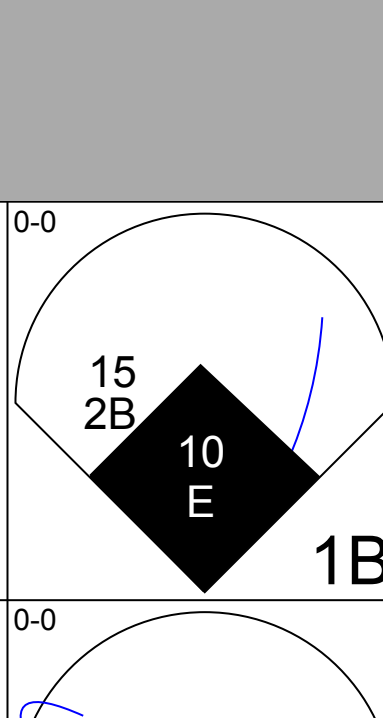
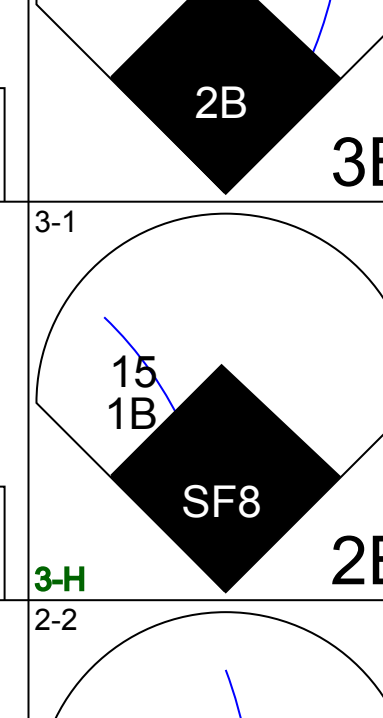

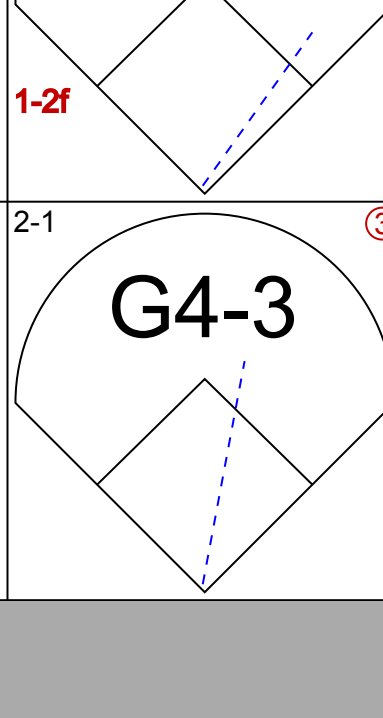
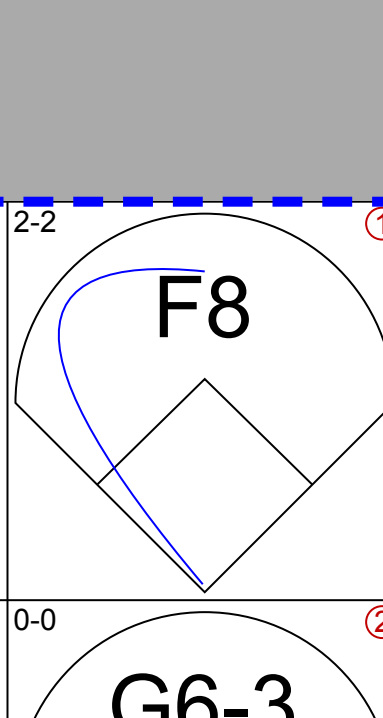
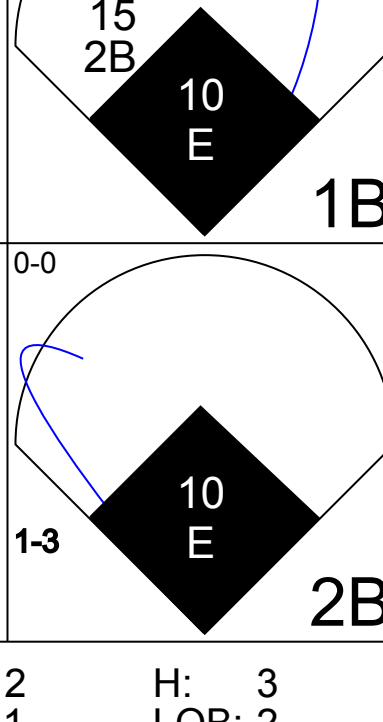
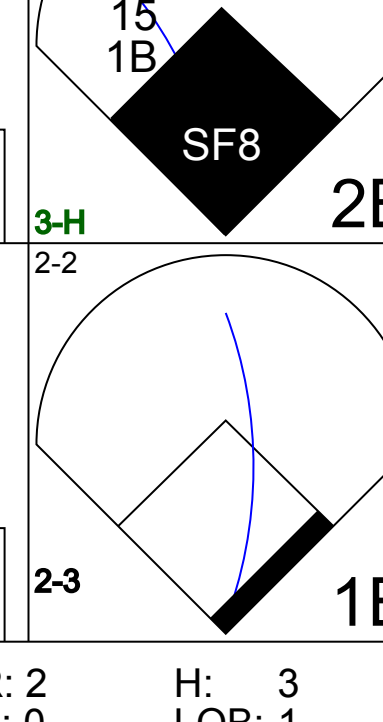

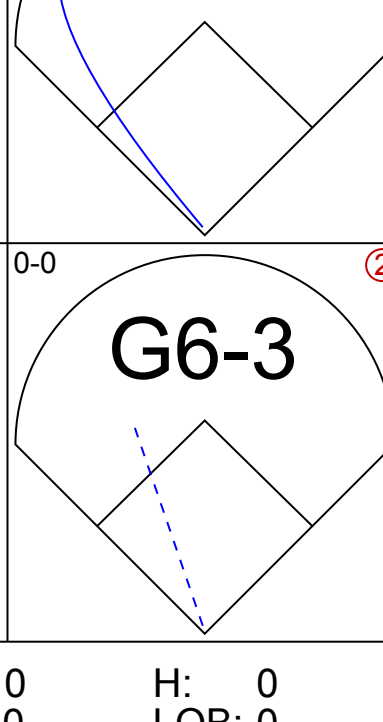


Batter	1	2	3	4	5	6	7	8	9	AB	R	H	RBI	BB	SO	LOB	TOP			
Brady Clark, R OBP: 0.475, SLG: 0.442										4	0	1	0	0	0	2	Milwaukee Brewers @ Chicago Cubs Hohokam Park, Mesa, AZ Tue Mar 21 2006, 3:05 PM EST Att: 11,483 - Sunny - G2 F			
7 J.J. Hardy, R OBP: 0.261, SLG: 0.478										3	0	1	0	0	0	1				
Geoff Jenkins, L OBP: 0.362, SLG: 0.375 43 Justin Lehr, R										2	0	0	0	0	2					
Nelson Cruz, R OBP: 0.474, SLG: 0.818										2	2	1	0	1	1					
2 Bill Hall, R OBP: 0.436, SLG: 0.660										3	1	2	1	0	1					
Jeff Cirillo, R OBP: 0.463, SLG: 0.471										2	1	1	0	1	0					
1 Corey Hart, R OBP: 0.422, SLG: 0.579										1	0	0	0	2	0					
21 Chad Moeller, R OBP: 0.316, SLG: 0.444										3	0	1	1	0	2					
39 Chris Capuano, L										2	0	0	0	0	1					
62 Brent Abernathy, R (6, PH) OBP: 0.481, SLG: 0.480										1	0	1	2	0	0					
Inning Stats	R: 0 E: 0 K: 1 S: 5	H: 0 LOB: 1 BB: 0 P: 6	R: 0 E: 0 K: 1 S: 5	H: 1 LOB: 1 BB: 1 P: 9	R: 0 E: 0 K: 0 S: 4	H: 1 LOB: 1 BB: 0 P: 4	R: 2 E: 0 K: 1 S: 7	H: 3 LOB: 1 BB: 1 P: 11	R: 0 E: 0 K: 0 S: 3	H: 1 LOB: 0 BB: 0 P: 3	R: 2 E: 0 K: 2 S: 9	H: 2 LOB: 2 BB: 2 P: 17					1B: 5 2B: 3 3B: 0 HR: 0	SF: 0 SAC: 0 DP: 3 HBP: 1	WP: 0 PB: 0 CS: 0	PA: 28
PITCHER	IP WLS BF H R ER SO BB IBB HBP BLK WP HR S P ERA WHIP																			
45 Sean Marshall, L ERA: 2.0	3.0 12 2 0 0 2 1 0 1 0 0 0 14 19 0.00 1.000																			
Bob Howry, R ERA: 2.0	2.0 9 4 2 2 1 1 0 0 0 0 0 10 14 9.00 2.500																			
60 Les Walroind, L ERA: 6.43	0.2 6 2 2 2 2 2 0 0 0 0 0 8 16 27.00 6.000																			
David Aardsma, R ERA: 3.38	0.1 1 0 0 0 0 0 0 0 0 0 0 1 1 0.00 0.000																			

Batter	1	2	3	4	5	6	7	8	9	AB	R	H	RBI	BB	SO	LOB	BOTTOM			
Juan Pierre, L OBP: 0.273, SLG: 0.395										3	2	2	0	0	0	0	Milwaukee Brewers @ Chicago Cubs Hohokam Park, Mesa, AZ Tue Mar 21 2006, 3:05 PM EST Att: 11,483 - Sunny - G2 F			
Jerry Hairston, R OBP: 0.417, SLG: 0.419										2	0	1	0	0	0	0				
16 Aramis Ramirez, R OBP: 0.545, SLG: 1.000										2	0	2	2	0	0	0				
Jacque Jones, L OBP: 0.432, SLG: 0.500										3	0	0	0	0	3	3				
Michael Barrett, R OBP: 0.300, SLG: 0.375										3	0	0	0	0	0	1				
Todd Walker, L OBP: 0.368, SLG: 0.563										3	0	0	0	0	0	0				
19 Matt Murton, R OBP: 0.556, SLG: 0.710										2	1	0	0	1	0	0				
5 Ronny Cedeno, R OBP: 0.275, SLG: 0.395										2	1	1	2	0	0	0				
45 Sean Marshall, L										1	0	0	0	0	0	0				
Bob Howry, L										0	0	0	0	0	0	0				
Matthew Caramella, S (5, PH)										1	0	0	0	0	0	0				
60 Les Walroind, L										0	0	0	0	0	0	0				
David Aardsma, R										0	0	0	0	0	0	0				
Inning Stats	R: 0 E: 0 K: 1 S: 6	H: 1 LOB: 1 BB: 0 P: 6	R: 2 E: 0 K: 0 S: 4	H: 1 LOB: 0 BB: 1 P: 8	R: 1 E: 0 K: 1 S: 7	H: 2 LOB: 1 BB: 0 P: 7	R: 0 E: 0 K: 0 S: 3	H: 0 LOB: 0 BB: 0 P: 3	R: 1 E: 0 K: 1 S: 7	H: 2 LOB: 1 BB: 0 P: 7	R: 0 E: 0 K: 0 S: 3	H: 0 LOB: 0 BB: 0 P: 3					1B: 4 2B: 1 3B: 0 HR: 1	SF: 1 SAC: 1 DP: 0 HBP: 0	WP: 0 PB: 0 CS: 0	PA: 25
PITCHER	IP WLS BF H R ER SO BB IBB HBP BLK WP HR S P ERA WHIP																			
39 Chris Capuano, L ERA: 7.88	5.0 22 6 4 4 3 1 0 0 0 0 1 27 31 7.20 1.400																			
43 Justin Lehr, R ERA: 3.24	1.0 3 0 0 0 0 0 0 0 0 0 0 3 3 0.00 0.000																			

AB	23
R	4
H	8
RBI	4
BB	4
SO	5
LOB	15

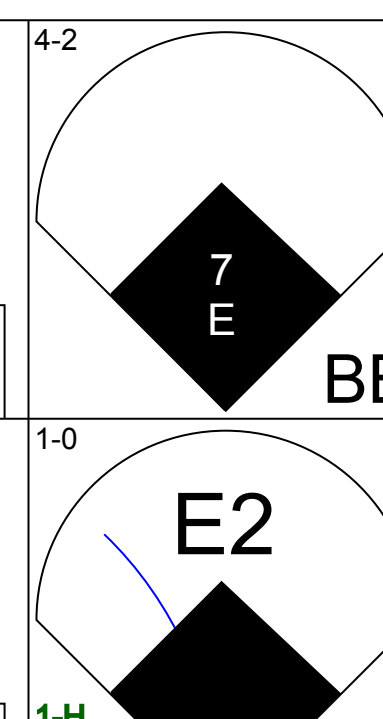
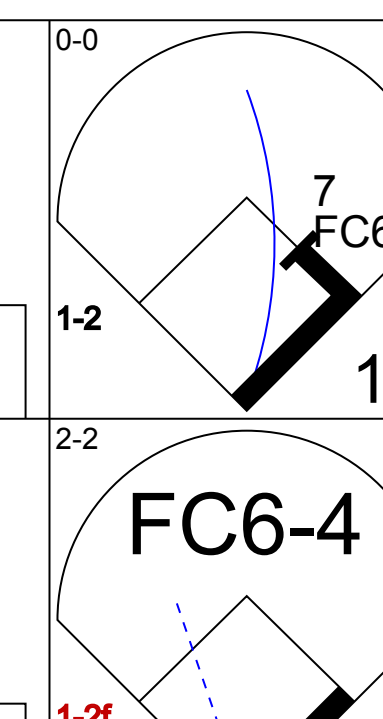
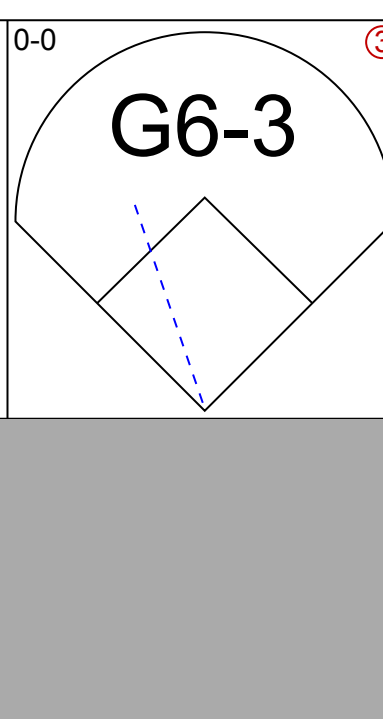
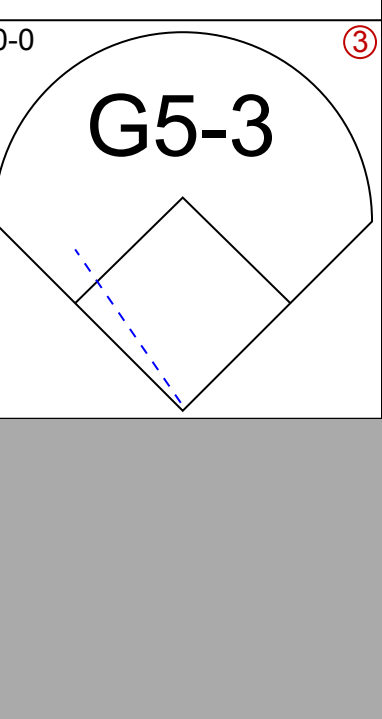
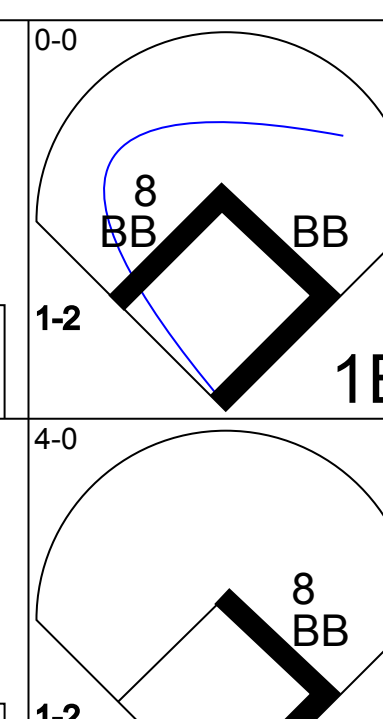
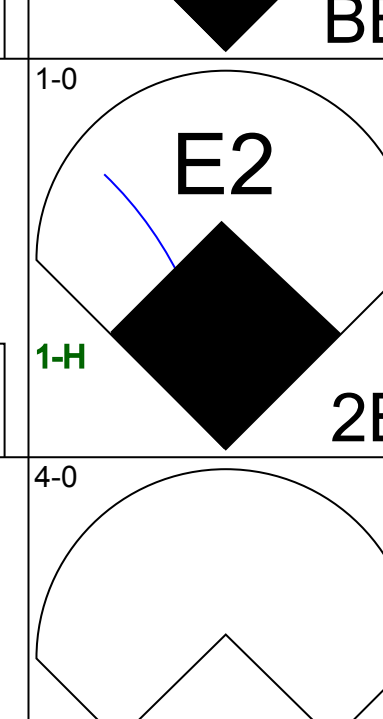
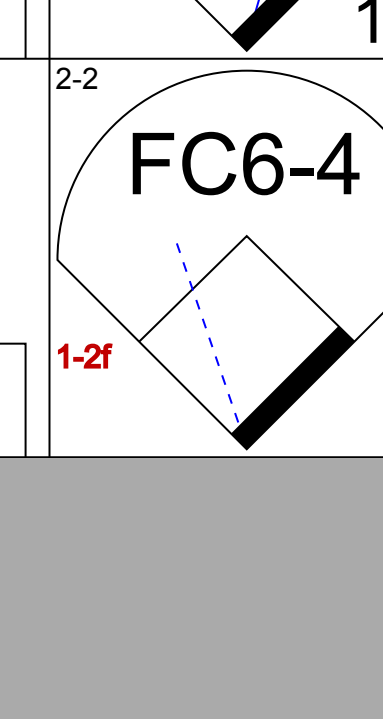
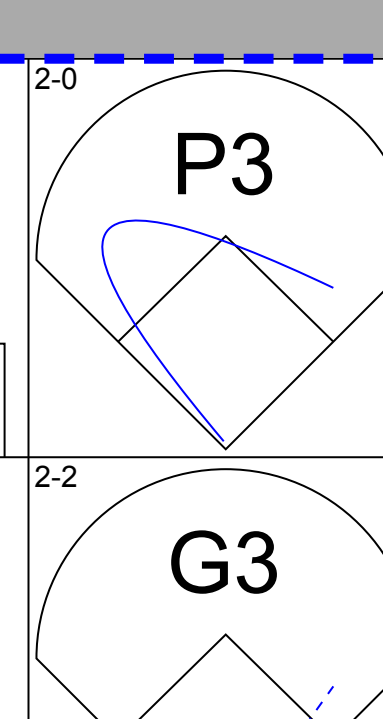
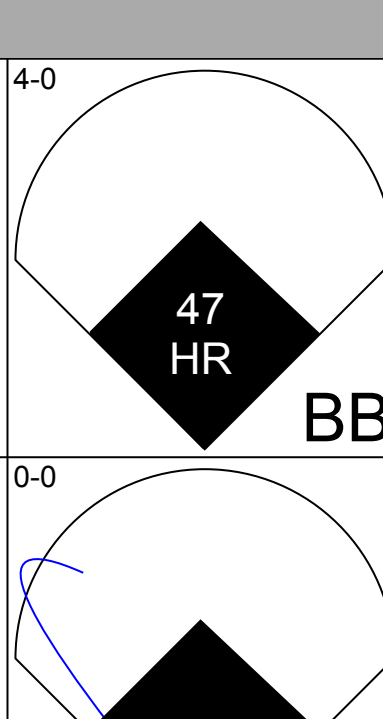
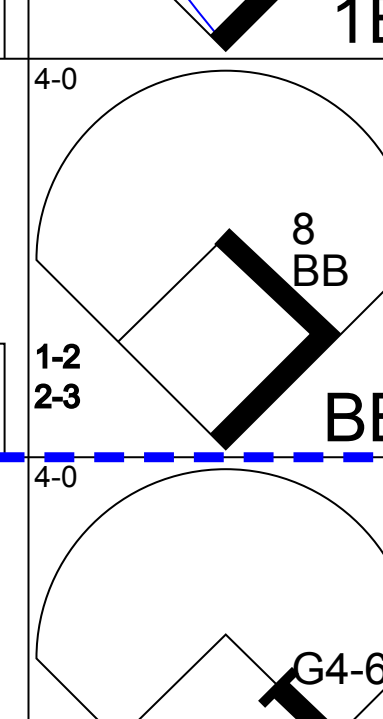
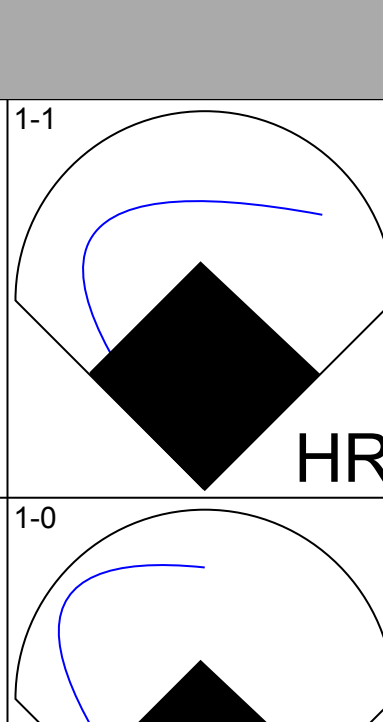
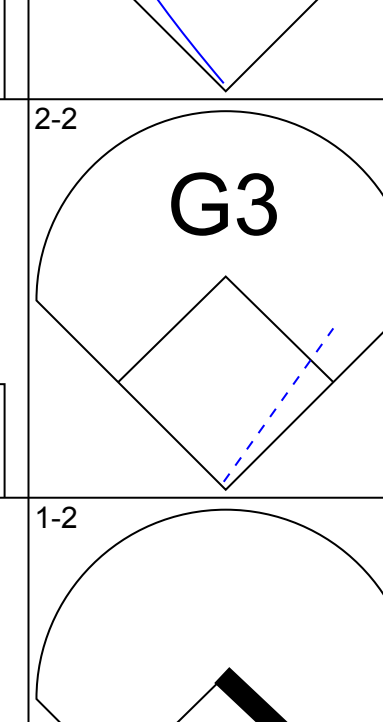
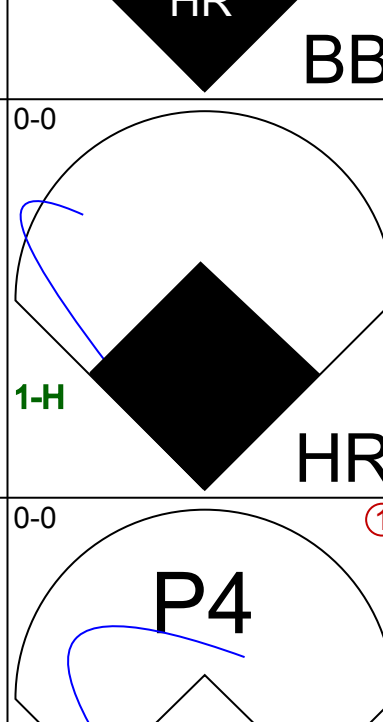
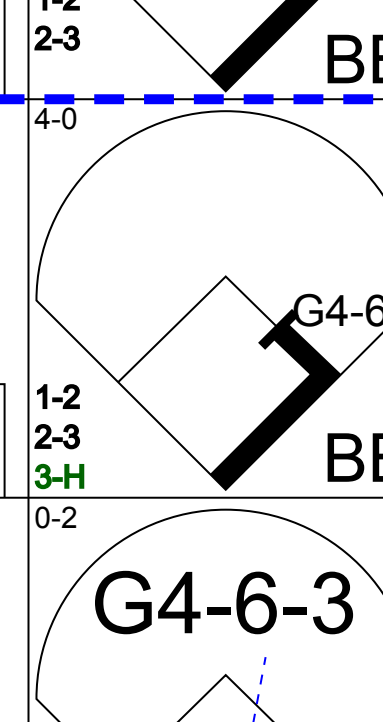
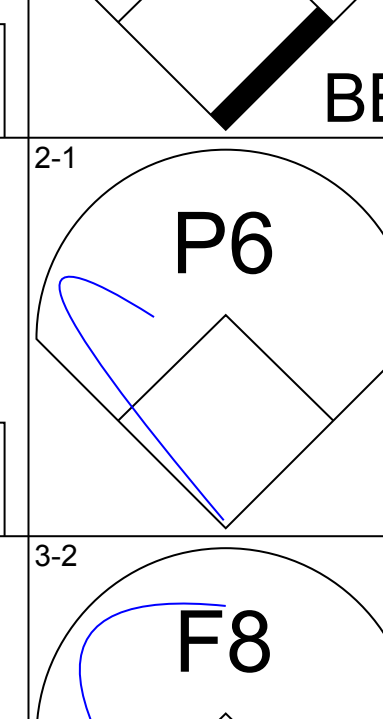
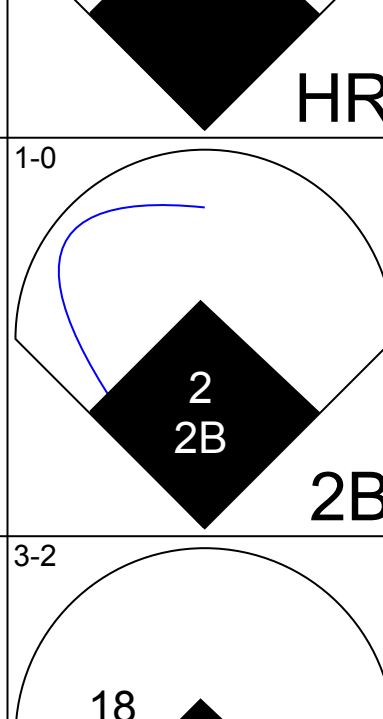
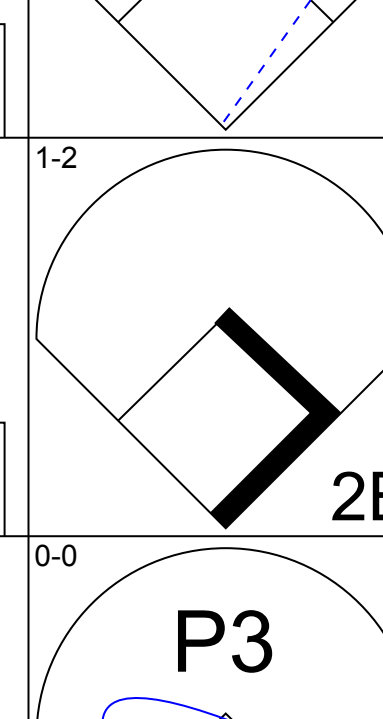
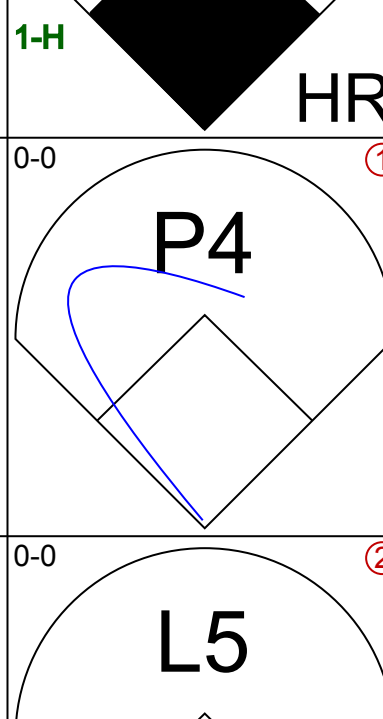
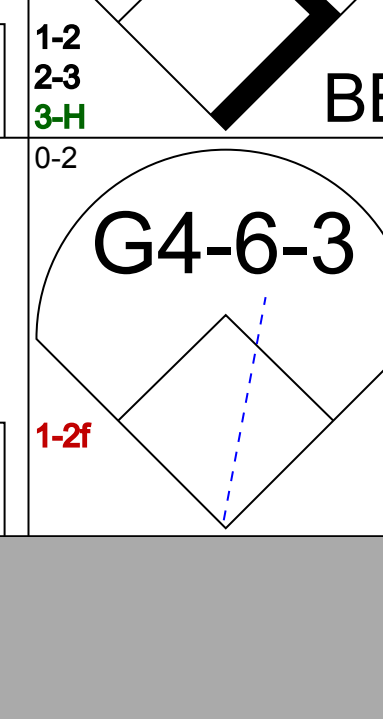
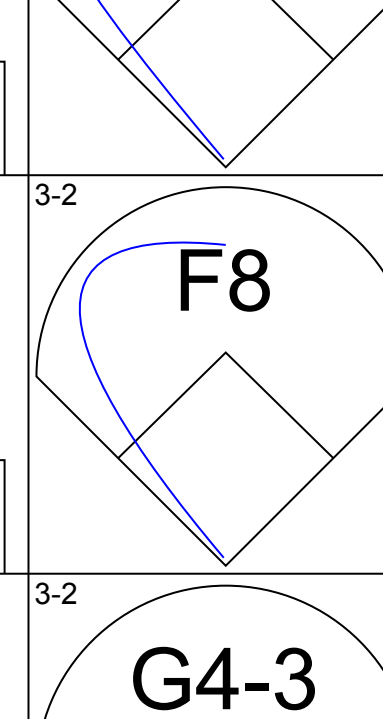
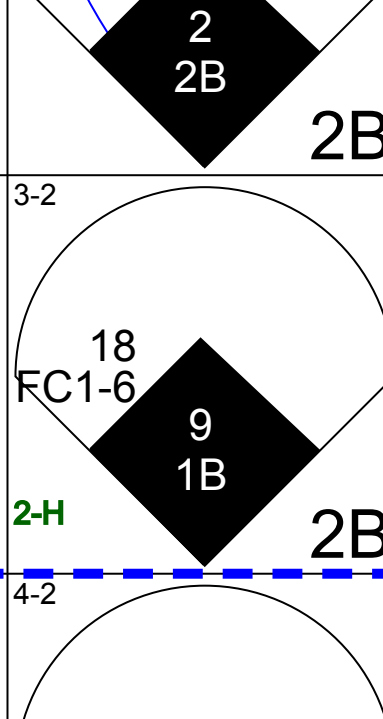
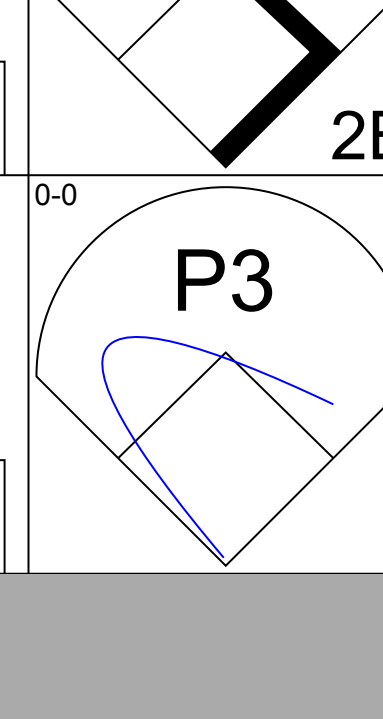
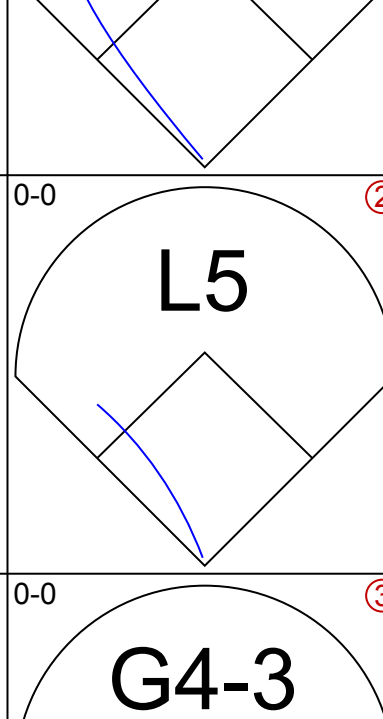
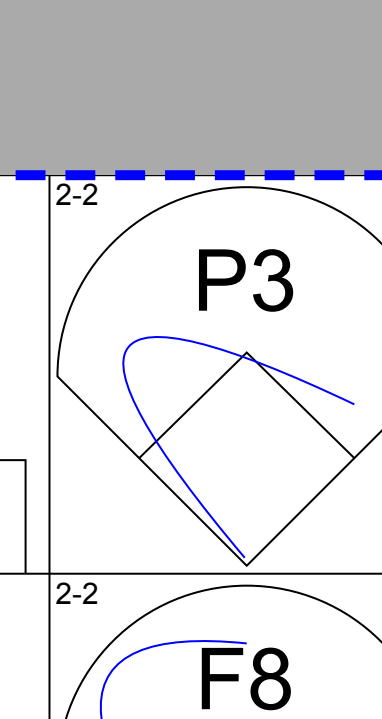
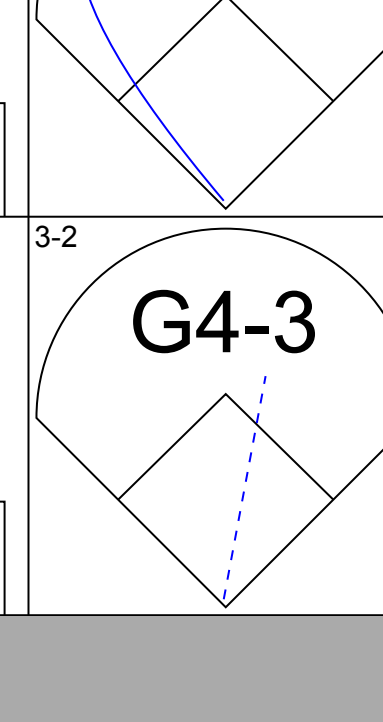
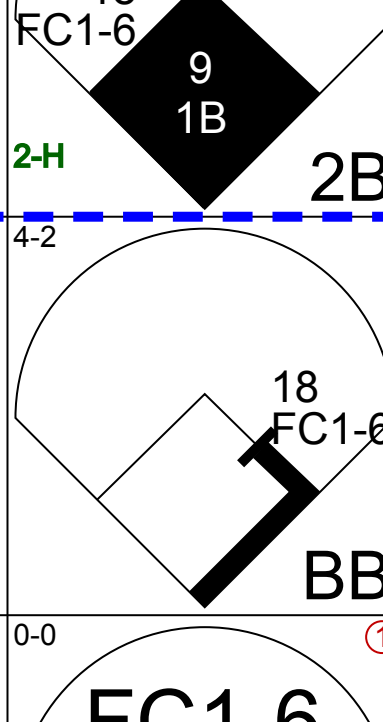
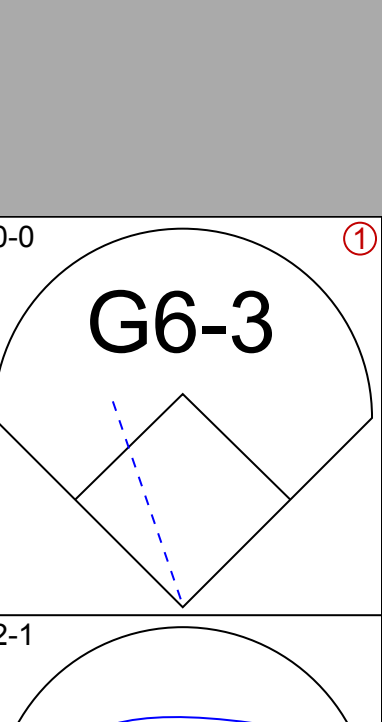
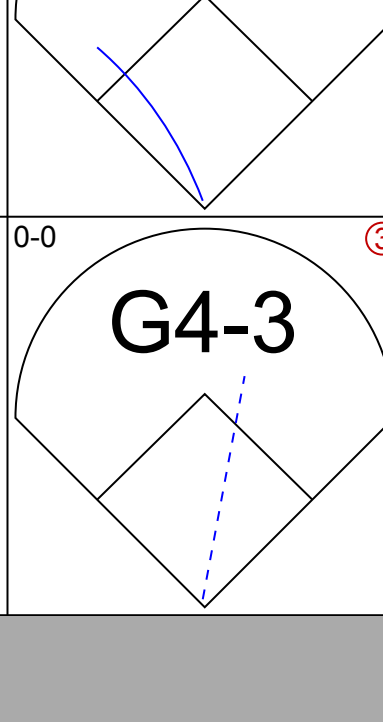
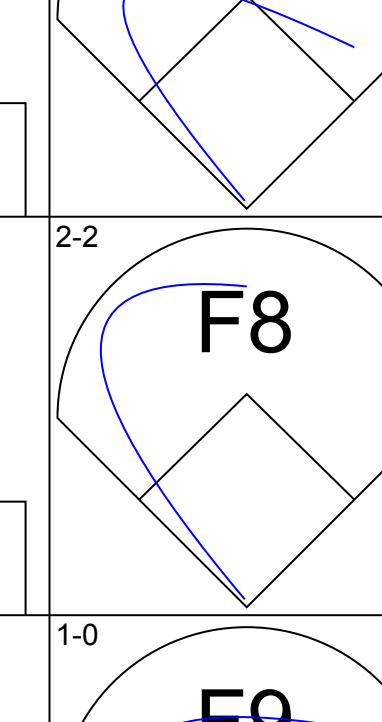
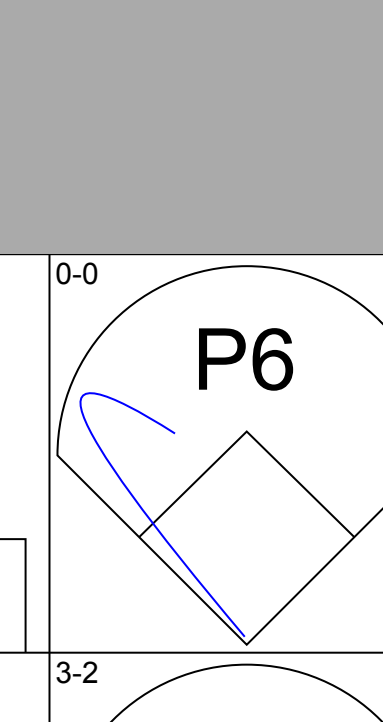
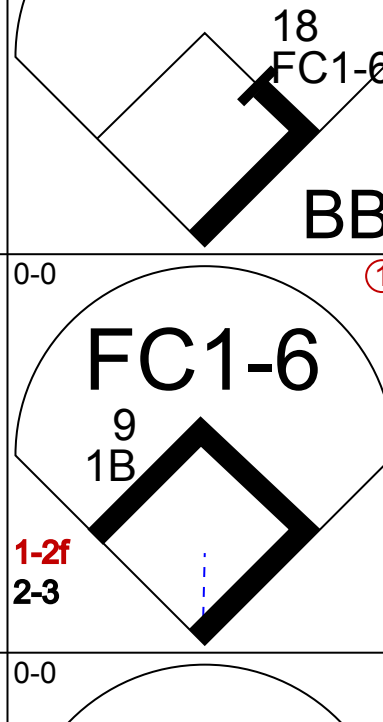
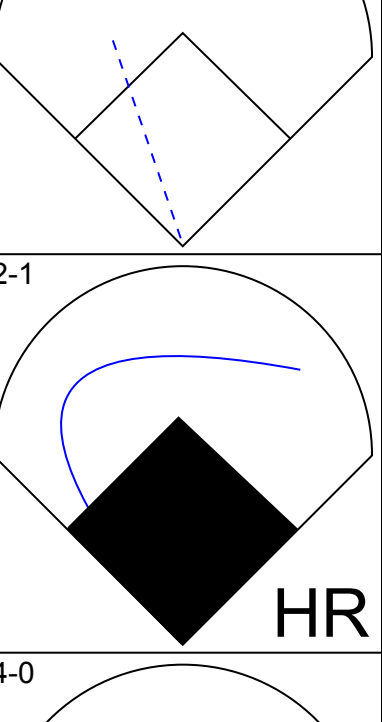
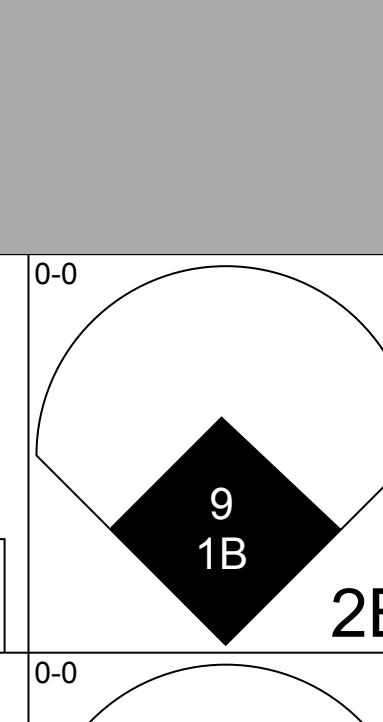
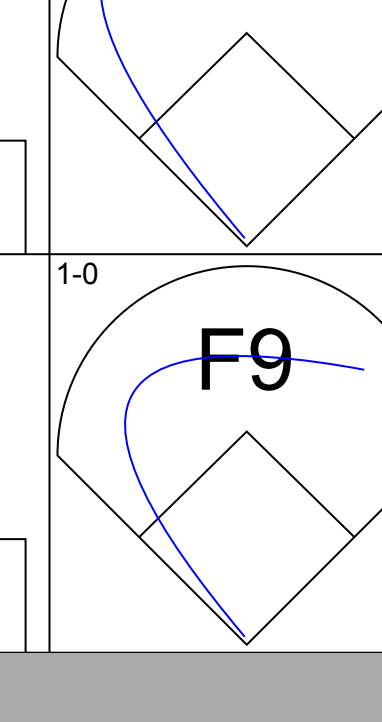
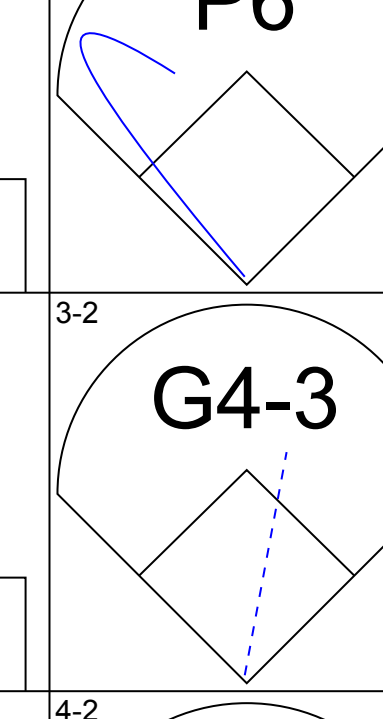
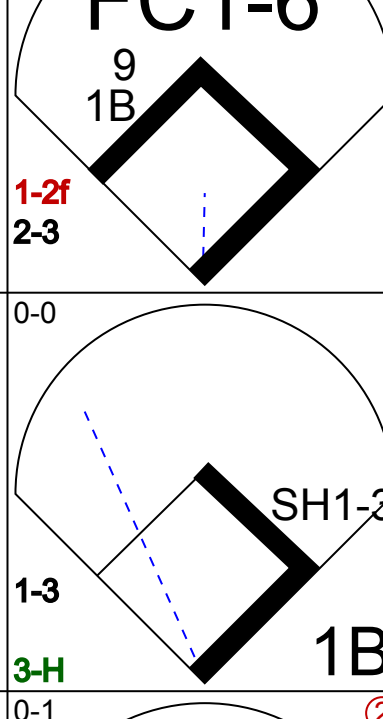
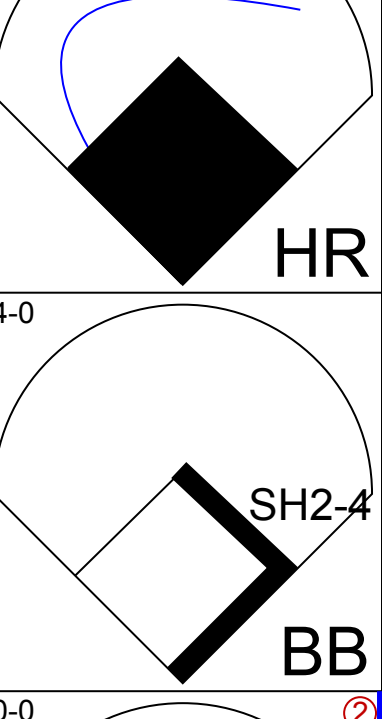
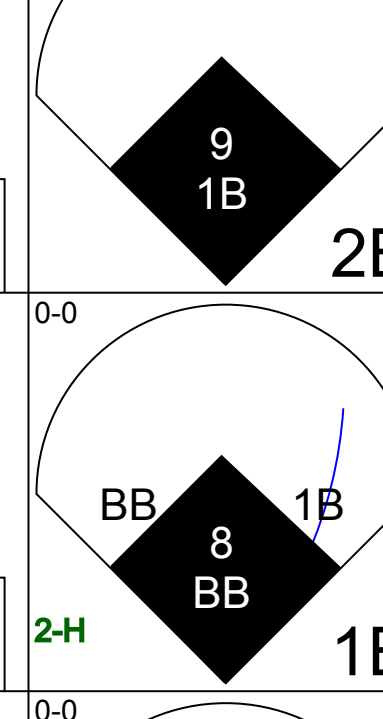
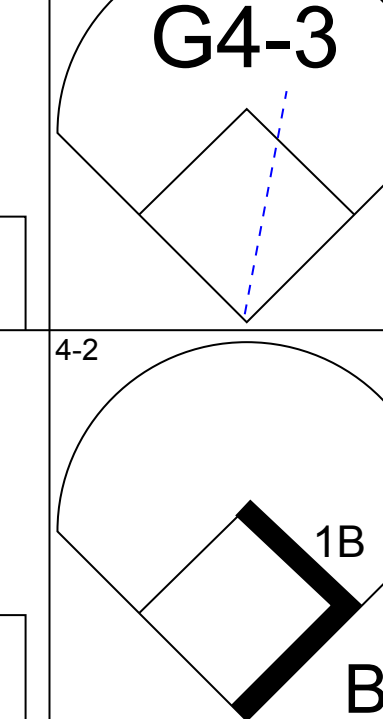
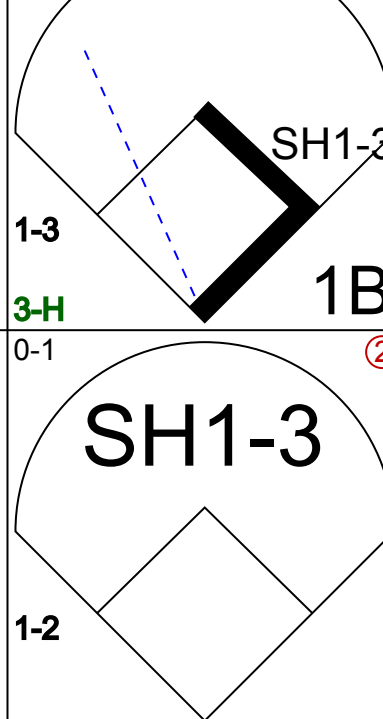
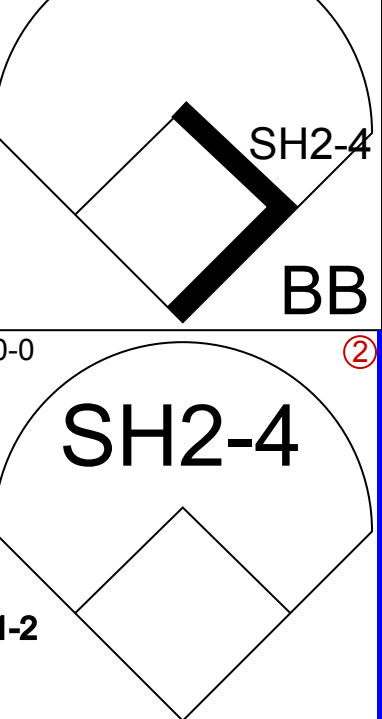
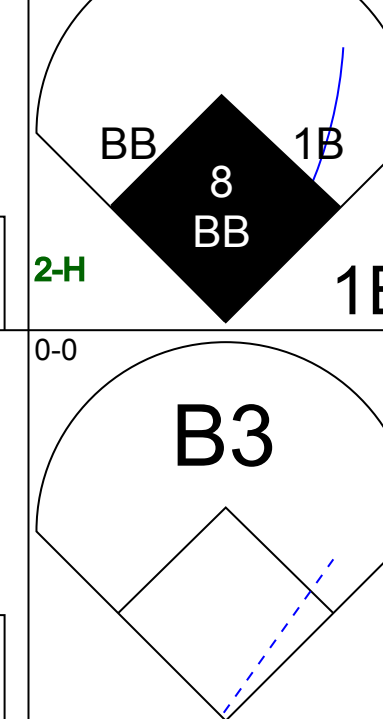


Batter	1	2	3	4	5	6	7	8	9	AB	R	H	RBI	BB	SO	LOB	TOP					
David Dellucci, L (1.7) OBP: 0.405, SLG: 0.710 5 Ian Kinsler, R (6.4) OBP: 0.400, SLG: 0.576										2	0	0	1	0	2	2						
6 Brad Wilkerson, L (1.8) OBP: 0.308, SLG: 0.471 24 Adrian Brown, S (6.8) OBP: 0.256, SLG: 0.268										3	0	0	0	0	2	3						
10 Michael Young, R (1.6) OBP: 0.273, SLG: 0.384 D'Angelo Jimenez, S (6.5) OBP: 0.364, SLG: 0.400										3	0	0	0	0	1	0						
23 Mark Teixeira, S (1.3) OBP: 0.200, SLG: 0.200 19 Jason Botts, S (8.3) OBP: 0.316, SLG: 0.333										4	0	1	0	0	1	1						
9 Hank Blalock, L (1.5) OBP: 0.400, SLG: 0.379 16 Adam Hyzdu, R (6.9) OBP: 0.457, SLG: 0.750										3	0	0	0	0	1	2						
Kevin Mench, R (1.9) OBP: 0.417, SLG: 0.943 Rashad Eldridge, S (6.7) OBP: 0.667, SLG: 0.900										3	0	2	0	0	0	0						
Erubiel Durazo, L (1.10) OBP: 0.211, SLG: 0.278										4	1	1	0	0	0	3						
Mark DeRosa, R (1.4) OBP: 0.324, SLG: 0.333 2 Drew Meyer, L (6.6) OBP: 0.100, SLG: 0.444										3	2	2	1	0	0	0						
15 Gerald Laird, R (1.2) OBP: 0.400, SLG: 0.680 49 Jamie Burke, R (7.2) OBP: 0.313, SLG: 0.400										3	1	2	0	0	0	0						
Inning Stats	R: 0 E: 0 K: 3 S: 9	H: 0 LOB: 0 BB: 0 P: 15	R: 0 E: 0 K: 1 S: 10	H: 1 LOB: 1 BB: 0 P: 15	R: 2 E: 1 K: 3 S: 14	H: 3 LOB: 2 BB: 0 P: 18	R: 2 E: 0 K: 0 S: 11	H: 3 LOB: 1 BB: 0 P: 19	R: 0 E: 0 K: 0 S: 6	H: 0 LOB: 0 BB: 0 P: 8	R: 0 E: 0 K: 0 S: 4	H: 1 LOB: 0 BB: 0 P: 7	R: 0 E: 0 K: 0 S: 3	H: 0 LOB: 0 BB: 0 P: 3	R: 1 E: 0 K: 0 S: 4	H: 1 LOB: 1 BB: 1 P: 8	R: 0 E: 0 K: 0 S: 5	H: 0 LOB: 0 BB: 0 P: 8	1B: 4 2B: 4 3B: 1 HR: 0	SF: 1 SAC: 0 DP: 1 HBP: 0	WP: 0 PB: 0 SB: 0 CS: 0	PA: 37
PITCHER	IP	WLS	BF	H	R	ER	SO	BB	IBB	HBP	BLK	WP	HR	S	P	ERA	WHIP					
Tomo Ohka, R (1.1) ERA: 6.6	5.0	W	23	7	4	2	7	0	0	0	0	0	0	50	75	3.60	1.400					
50 Jared Fernandez, R (6.1) ERA: 3.0	2.0	H	6	1	0	0	0	0	0	0	0	0	0	7	10	0.00	0.500					
53 Justin Thompson, L (8.1) ERA: 2.57	1.0		5	1	1	1	0	1	0	0	0	0	0	4	8	9.00	2.000					
Dan Kolb, R (9.1) ERA: 9.0	1.0		3	0	0	0	0	0	0	0	0	0	0	5	8	0.00	0.000					

Texas Rangers @ Milwaukee Brewers
Maryvale Baseball Park, Phoenix, AZ
Wed Mar 22 2006, 3:05 PM EST
Att: 4,344 - Sunny - 62 F

AB	35
R	5
H	9
RBI	3
BB	1
SO	7
LOB	12



Batter	1	2	3	4	5	6	7	8	9	AB	R	H	RBI	BB	SO	LOB	BOTTOM				
Brady Clark, R (1.8) OBP: 0.484, SLG: 0.447 1 Corey Hart, R (8.9) OBP: 0.422, SLG: 0.579										4	1	2	0	1	0	3					
7 J.J. Hardy, R (1.6) OBP: 0.286, SLG: 0.500 Zach Sorensen, S (6, FR) OBP: 0.316, SLG: 0.265										3	1	1	1	1	0	2					
47 Corey Koskie, L (1.5) OBP: 0.359, SLG: 0.722 8 Vinny Rottino, R (7.5) OBP: 0.545, SLG: 0.706										3	2	2	3	1	0	0					
Geoff Jenkins, L (1.9) OBP: 0.380, SLG: 0.442 Nelson Cruz, R (4, PR) OBP: 0.450, SLG: 0.771										3	1	2	0	0	0	1					
2 Bill Hall, R (1.4) OBP: 0.424, SLG: 0.647 62 Brent Abernathy, R (7.4) OBP: 0.464, SLG: 0.462										4	1	1	1	0	0	3					
Jeff Cirillo, R (1.3) OBP: 0.444, SLG: 0.432 Mike Rivera, R (8.3) OBP: 0.263, SLG: 0.833										3	0	0	0	1	0	2					
18 Gabe Gross, L (1.7) OBP: 0.278, SLG: 0.354										5	2	2	1	0	0	2					
Damian Miller, R (1.2) OBP: 0.357, SLG: 0.500 9 Mark Johnson, L (3, PH) OBP: 0.579, SLG: 0.500										1	0	0	0	0	0	0					
Tomo Ohka, S (1.1) 50 Jared Fernandez, R (6.1) 53 Justin Thompson, L (8.1) Dan Kolb, R (9.1)										0	0	0	0	1	0	0					
Inning Stats	R: 2 E: 1 K: 0 S: 16	H: 1 LOB: 1 BB: 2 P: 33	R: 0 E: 0 K: 0 S: 14	H: 1 LOB: 2 BB: 1 P: 23	R: 3 E: 0 K: 0 S: 14	H: 4 LOB: 2 BB: 1 P: 23	R: 0 E: 0 K: 0 S: 8	H: 1 LOB: 1 BB: 0 P: 13	R: 1 E: 0 K: 0 S: 5	H: 1 LOB: 1 BB: 1 P: 11	R: 2 E: 0 K: 0 S: 4	H: 1 LOB: 1 BB: 1 P: 8	R: 2 E: 0 K: 0 S: 7	H: 3 LOB: 2 BB: 2 P: 15	R: 0 E: 0 K: 0 S: 8	H: 0 LOB: 0 BB: 0 P: 13	1B: 4 2B: 5 3B: 0 HR: 3	SF: 0 SAC: 2 DP: 1 HBP: 0	WP: 0 PB: 0 SB: 0 CS: 0	PA: 43	
PITCHER	IP	WLS	BF	H	R	ER	SO	BB	IBB	HBP	BLK	WP	HR	S	P	ERA	WHIP				
31 Edinson Volquez, R (1.1) ERA: 5.73	2.0	L	14	5	5	5	0	3	0	0	0	0	1	37	68	22.50	4.000				
Antonio Alfonseca, R (3.1) ERA: 5.19	1.0		5	1	0	0	0	1	0	0	0	0	0	7	11	0.00	2.000				
Juan Dominguez, R (4.1) ERA: 9.25	3.1		19	6	5	5	0	3	0	0	0	0	2	21	40	13.50	2.700				
98 John Lujan, R (7.1) ERA: 1.93	0.2		2	0	0	0	0	1	0	0	0	0	0	3	7	0.00	1.500				
39 Scott Feldman, R (8.1) ERA: 1.93	1.0		3	0	0	0	0	0	0	0	0	0	0	8	13	0.00	0.000				

Texas Rangers @ Milwaukee Brewers
Maryvale Baseball Park, Phoenix, AZ
Wed Mar 22 2006, 3:05 PM EST
Att: 4,344 - Sunny - 62 F

AB	33
R	10
H	12
RBI	9
BB	8
SO	0
LOB	18



Batter	1	2	3	4	5	6	7	8	9	AB	R	H	RBI	BB	SO	LOB	TOP								
2 Randy Winn, S OBP: 0.267, SLG: 0.615 86 Clay Timpner, L (6, 8)	P5		E1			K	K			3	0	0	0	0	1	1	San Francisco Giants @ Milwaukee Brewers Maryvale Baseball Park, Phoenix, AZ Thu Mar 23 2006, 3:05 PM EST Att: 4,814 - Sunny - 75 F								
19 Kevin Frandsen, R OBP: 0.392, SLG: 0.630 88 Derin McMains, S OBP: 0.417, SLG: 1.455 54 Scott Munter, R (8, 1)	B5-3			L4				91 G4-3 3B		3	0	1	0	0	0	0									
Pedro Feliz, R OBP: 0.222, SLG: 0.222 80 Pablo Sandoval, S (1, 5)	F7					F7		P6		3	0	1	0	0	0	1									
28 Lance Niekro, R OBP: 0.419, SLG: 0.553 91 Eric Von Scheil, R OBP: 0.462, SLG: 0.636 (6, 3)		P4		F9		G6-3		G4-3		3	0	0	0	0	0	2									
Todd Greene, R OBP: 0.304, SLG: 0.545 50 Eliezer Alfonzo, R OBP: 0.407, SLG: 0.654 (6, 2)		K						K		2	0	1	0	0	1	0									
Todd Linden, S OBP: 0.387, SLG: 0.347 Jason Ellison, R OBP: 0.527, SLG: 0.578 (7, 7)						G4-3				2	1	0	0	1	1	0									
73 Abraham Nunez, S Tyler Walker, R (1, 9)			K			F8				2	0	0	0	1	1	0									
81 Jake Wald, R OBP: 0.550, SLG: 0.733 (8, 6)										0	0	0	0	0	0	0									
Angel Chavez, R OBP: 0.380, SLG: 0.419 (8, 4)			G6-3					G6-4-3		4	0	1	1	0	0	4									
41 Brad Hennessey, R OBP: 0.400, SLG: 0.250 Jeff Fassero, L (5, 1)						FC3-6		G4-3		2	0	1	0	0	0	1									
40 Daniel Ortmeier, S OBP: 0.244, SLG: 0.310 (7, PH) (7, 9)						FC5-4				2	0	0	0	0	0	0									
Inning Stats	R: 0 E: 0 K: 0 S: 3	H: 0 LOB: 0 BB: 0 P: 3	R: 0 E: 0 K: 2 S: 7	H: 0 LOB: 0 BB: 0 P: 7	R: 0 E: 1 K: 1 S: 6	H: 1 LOB: 2 BB: 0 P: 6	R: 0 E: 0 K: 0 S: 4	H: 2 LOB: 2 BB: 0 P: 4	R: 0 E: 0 K: 1 S: 6	H: 1 LOB: 1 BB: 0 P: 6	R: 2 E: 0 K: 1 S: 6	H: 1 LOB: 1 BB: 2 P: 14	R: 1 E: 0 K: 1 S: 6	H: 1 LOB: 0 BB: 2 P: 6	R: 0 E: 0 K: 0 S: 2	H: 0 LOB: 1 BB: 2 P: 10	1B: 4 2B: 2 3B: 1 HR: 0	SF: 0 SAC: 0 DP: 1 HBP: 0	WP: 0 PB: 0 CS: 0	PA: 36					
PITCHER	IP WLS BF H R ER SO BB IBB HBP BLK WP HR S P ERA WHIP																								
31 Dave Bush, R ERA: 0.9 Jorge De La Rosa, L ERA: 4.5 Mike Adams, R ERA: 4.5 59 Derrick Turnbow, R ERA: 11.37	(1, 1) (7, 1) (8, 1) (9, 1)	6.0 1.0 1.0 1.0	W 6 4 4	L 2 1 0	B 2 1 0	F 5 2 0	R 0 2 0	E 0 1 0	R 0 2 0	R 0 0 0	I 0 0 0	H 0 0 0	B 0 0 0	P 4 0 0	WP 0 0 0	HR 0 0 0	S 30 6 6	P 14 30 6	ERA 0.00 18.00 9.00 0.00	WHIP 0.833 3.000 1.000 2.000					

Batter	1	2	3	4	5	6	7	8	9	AB	R	H	RBI	BB	SO	LOB	BOTTOM									
Brady Clark, R OBP: 0.471, SLG: 0.431 62 Brent Abernathy, R OBP: 0.448, SLG: 0.444 (1, 8)	P2		F8	F9		47 WP 47 E 1B		G3		4	1	1	0	0	0	0	San Francisco Giants @ Milwaukee Brewers Maryvale Baseball Park, Phoenix, AZ Thu Mar 23 2006, 3:05 PM EST Att: 4,814 - Sunny - 75 F									
Jeff Cirillo, R OBP: 0.469, SLG: 0.475 Zach Sorensen, S OBP: 0.308, SLG: 0.257 (7, 6)						2 1B 2B		E6		3	2	2	0	1	0	1										
47 Corey Koskie, L Adam Heather, R OBP: 0.667, SLG: 0.500 (1, 5)						L4		E4		4	1	2	1	0	0	1										
2 Bill Hall, R OBP: 0.413, SLG: 0.618 Jason Romano, R OBP: 1.000, SLG: 1.000 (1, 6)								FC6-4		1	0	0	0	0	0	0										
18 Gabe Gross, L OBP: 0.310, SLG: 0.392 Jorge De La Rosa, L (7, 1)										4	3	1	1	0	0	3										
Mike Adams, R 59 Derrick Turnbow, R (8, 1)										0	0	0	0	0	0	0										
1 Corey Hart, R OBP: 0.429, SLG: 0.571 (1, 3)										4	0	2	1	0	1	1										
8 Vinny Rottino, R OBP: 0.500, SLG: 0.600 (1, 7)										3	0	0	1	1	1	2										
21 Chad Moeller, R OBP: 0.261, SLG: 0.364 (1, 2)										4	0	0	0	0	1	3										
31 Dave Bush, R OBP: 0.111, SLG: 0.222 Nelson Cruz, R OBP: 0.439, SLG: 0.750 (1, 1)										3	0	0	0	0	1	3										
Inning Stats	R: 2 E: 1 K: 0 S: 5	H: 2 LOB: 1 BB: 1 P: 9	R: 0 E: 0 K: 1 S: 5	H: 0 LOB: 0 BB: 0 P: 5	R: 2 E: 0 K: 0 S: 6	H: 3 LOB: 1 BB: 1 P: 10	R: 0 E: 0 K: 0 S: 3	H: 0 LOB: 0 BB: 0 P: 3	R: 2 E: 0 K: 2 S: 11	H: 4 LOB: 3 BB: 1 P: 15	R: 1 E: 1 K: 0 S: 5	H: 1 LOB: 1 BB: 0 P: 6	R: 0 E: 0 K: 1 S: 5	H: 0 LOB: 0 BB: 0 P: 5	R: 0 E: 1 K: 1 S: 6	H: 0 LOB: 1 BB: 0 P: 6	1B: 7 2B: 3 3B: 0 HR: 0	SF: 0 SAC: 0 DP: 0 HBP: 0	WP: 1 PB: 0 SB: 0 CS: 0	PA: 39						
PITCHER	IP WLS BF H R ER SO BB IBB HBP BLK WP HR S P ERA WHIP																									
41 Brad Hennessey, R ERA: 7.02 Jeff Fassero, L ERA: 1.96 Tyler Walker, R ERA: 9.53 54 Scott Munter, R ERA: 1.42	(1, 1) (5, 1) (7, 1) (8, 1)	4.1 1.2 1.0 1.0	L 7 3 4	W 1 0 0	B 1 0 0	F 25 1 0	H 9 0 0	R 0 1 0	E 0 0 0	R 0 0 0	R 3 0 0	I 0 0 0	H 0 0 0	B 0 0 0	P 0 5 5	WP 0 0 0	HR 0 0 0	S 24 11 5	P 36 12 5	ERA 8.31 0.00 0.00 0.00	WHIP 2.769 0.600 0.000 0.000					

Batter	1	2	3	4	5	6	7	8	9	AB	R	H	RBI	BB	SO	LOB	TOP																				
Brady Clark, R (1.8) Steve Moss, R (5.8)	F8		E4	E4	K			P4		4	3	2	0	0	0	0	Milwaukee Brewers @ Arizona Diamondbacks Tucson Electric Park, Tucson, AZ Fri Mar 24 2006, 3:05 PM EST Att: 6,550 - Sunny - 78 F																				
7 J.J. Hardy, R (1.6) 62 Brent Abernathy, R (5.4)	G6-3				FC5				K	3	3	2	2	1	0	0																					
Geoff Jenkins, L (1.9) Nelson Cruz, R (5.9)	G4-3				L6					4	1	2	1	0	0	3																					
28 Prince Fielder, L (1.3) 1 Corey Hart, R (5.3)		FC3-6	FC3-6		F9					3	4	2	3	1	0	1																					
47 Corey Koskie, L (1.5) Ryan Braun, R (4.5)										2	0	0	0	0	0	4																					
18 Gabe Gross, L (1.7) 8 Vinny Rottino, R (5.7) Charlie Farnham, R (8.7)										3	2	2	0	0	0	1																					
Mike Rivera, R (1.2) 9 Mark Johnson, L (6.2)										3	1	2	1	0	1	2																					
Zach Sorenson, S (1.4) 43 Justin Lehr, R (6.1) 65 Brett Evert, L (7.1) 46 Allan Simpson, R (8.1) Ryan Crew, R (9.9) 32 Jason Kershner, L (8.1)										3	0	1	3	0	1	3																					
Doug Davis, R (1.1) Aldices Escobar, R (6.6)										4	0	1	2	0	0	6																					
Inning Stats	R: 0 E: 0 K: 0 S: 6	H: 0 LOB: 0 BB: 0 P: 8	R: 2 E: 0 K: 1 S: 15	H: 2 LOB: 1 BB: 1 P: 25	R: 4 E: 0 K: 1 S: 15	H: 6 LOB: 2 BB: 0 P: 24	R: 4 E: 1 K: 0 S: 21	H: 4 LOB: 1 BB: 0 P: 34	R: 4 E: 0 K: 1 S: 17	H: 5 LOB: 2 BB: 1 P: 27	R: 0 E: 1 K: 1 S: 6	H: 0 LOB: 3 BB: 1 P: 11	R: 1 E: 0 K: 0 S: 10	H: 2 LOB: 1 BB: 0 P: 17	R: 0 E: 0 K: 1 S: 5	H: 0 LOB: 2 BB: 2 P: 13		R: 1 E: 0 K: 2 S: 12	H: 1 LOB: 2 BB: 2 P: 20	1B: 16 2B: 3 3B: 0 HR: 1	SF: 2 SAC: 0 DP: 1 HBP: 1	WP: 1 PB: 0 SB: 0 CS: 0	PA: 56														
PITCHER	IP	WLS	BF	H	R	ER	SO	BB	IBB	HBP	BLK	WP	HR	S	P	ERA		WHIP	PITCHER		IP	WLS	BF	H	R	ER	SO	BB	IBB	HBP	BLK	WP	HR	S	P	ERA	WHIP
17 Brandon Webb, R (1.1) Jonathan Castellanos, R (4.1) Terry Mulholland, L (5.1) Matthew Wilkinson, R (6.1) 22 Bill White, L (8.1)	3.0	L	22	11	10	9	2	1	0	0	0	0	1	46	74	27.00		4.000	Adam Howard, R (9.1)		0.2		3	1	0	0	1	0	0	0	0	0	5	5	0.00	1.500	

Batter	1	2	3	4	5	6	7	8	9	AB	R	H	RBI	BB	SO	LOB	BOTTOM																				
30 Jeff DaVanon, S (1.8) Luis Terrero, R (5.8) Donnie Sadler, R (7.8)	K		G6-3					K		2	0	0	0	0	1	0	Milwaukee Brewers @ Arizona Diamondbacks Tucson Electric Park, Tucson, AZ Fri Mar 24 2006, 3:05 PM EST Att: 6,550 - Sunny - 78 F																				
Andy Green, R (1.4) Matthew Wilkinson, L (6.1) Damon Easley, R (7.9) 22 Bill White, L (8.1) Adam Howard, R (9.1) Scott Hairston, R (9.9)										3	0	2	0	0	1	1																					
Shawn Green, L (1.9) Chris Carter, L (5.3)										2	0	0	0	0	2																						
Tony Clark, S (1.3) Terry Mulholland, R (5.1) Matt Erickson, L (6.4)										2	0	0	0	0	2																						
7 Carlos Quentin, R (1.7) Jon Zeringue, R (7.9)										3	0	0	0	0	2																						
6 Stephen Drew, L (1.6) 11 Jerry Gil, R (5.6)										0	0	0	0	1	0																						
Koyie Hill, S (1.2) 46 Juan Brito, R (6.2)										2	2	1	1	1	0																						
67 Brian Barden, R (1.5) 16 Kenny Perez, S (7.5)										2	1	1	0	0	1																						
17 Brandon Webb, R (1.1) Jonathan Castellanos, R (4.1) Alex Frazier, R (5.7)										1	0	0	0	0	0																						
Inning Stats	R: 0 E: 0 K: 1 S: 10	H: 1 LOB: 1 BB: 0 P: 14	R: 0 E: 0 K: 0 S: 10	H: 0 LOB: 0 BB: 1 P: 17	R: 0 E: 0 K: 0 S: 8	H: 0 LOB: 0 BB: 0 P: 13	R: 0 E: 0 K: 1 S: 9	H: 1 LOB: 1 BB: 0 P: 12	R: 3 E: 1 K: 1 S: 8	H: 2 LOB: 1 BB: 1 P: 13	R: 1 E: 0 K: 2 S: 9	H: 1 LOB: 2 BB: 1 P: 14	R: 0 E: 0 K: 1 S: 16	H: 1 LOB: 2 BB: 1 P: 22	R: 1 E: 1 K: 1 S: 7	H: 1 LOB: 2 BB: 1 P: 11		R: 0 E: 0 K: 0 S: 3	H: 0 LOB: 0 BB: 0 P: 3	1B: 5 2B: 0 3B: 0 HR: 2	SF: 0 SAC: 0 DP: 0 HBP: 0	WP: 0 PB: 0 SB: 0 CS: 1	PA: 40														
PITCHER	IP	WLS	BF	H	R	ER	SO	BB	IBB	HBP	BLK	WP	HR	S	P	ERA		WHIP	PITCHER		IP	WLS	BF	H	R	ER	SO	BB	IBB	HBP	BLK	WP	HR	S	P	ERA	WHIP
Doug Davis, L (1.1) 43 Justin Lehr, R (6.1) 65 Brett Evert, R (7.1) 46 Allan Simpson, R (8.1) 32 Jason Kershner, L (9.1)	5.0		21	4	3	2	3	2	0	0	0	0	1	24	35	5.40		2.400	Adam Howard, R (9.1)		0.2		3	1	0	0	1	0	0	0	0	5	5	0.00	1.500		



Batter	1	2	3	4	5	6	7	8	9	AB	R	H	RBI	BB	SO	LOB	TOP					
Dave Roberts, L (1,7) Dustin Delucchi, L (5,8) OBP: 0.365, SLG: 0.435 OBP: 0.500, SLG: 0.500	G1-3		F7			G5-3		75 BB 1B		2	1	0	0	1	0	1	San Diego Padres @ Milwaukee Brewers Maryvale Baseball Park, Phoenix, AZ Sat Mar 25 2006, 3:05 PM EST Att: 6,261 - Sunny - 78 F					
Mike Cameron, R (1,8) 75 Eric Valent, L (5,9) OBP: 0.491, SLG: 0.698 OBP: 0.444, SLG: 0.476	K		24 3B BB			24 1B HR BB		G3		1	2	0	0	2	1	0						
24 Brian Giles, L (1,9) Jon Knott, R (5,7)	G4-3		1-H 2-H 3B			HR 1B		G6-3		3	1	2	3	0	0	0						
Doug Mirabeli, R (1,2) OBP: 0.486, SLG: 0.867		K	G6-3			1-H 3-H HR				4	1	1	3	1	2	1						
Ryan Klesko, L (1,3) Tim Brown, L (5,3) OBP: 0.413, SLG: 0.351 OBP: 0.500, SLG: 2.000	F8					G1-4-3 1B		F7		3	0	1	0	0	0	0						
Mark Bellhorn, S (1,4) Eric Young Sr., R (4,4) Skip Adams, R (8,4) OBP: 0.311, SLG: 0.474 OBP: 0.448, SLG: 0.500	E BB					P4		G1-4-3 1B		1	0	0	0	1	0	0						
Geoff Blum, S (1,6) 56 Scott Cassidy, R (8,1)	G5-3					K		G4-3 1B		4	0	0	0	0	2	3						
Justin Leone, R (1,5) OBP: 0.425, SLG: 0.722			55 SH1-4 24 3B 1B			HR		P5		5	3	3	2	0	0	1						
55 Shawn Estes, R (1,1) Alan Embree, L (7,1) Ricky Gutierrez, R (8,6) OBP: 0.418, SLG: 0.627 OBP: 0.500, SLG: 0.333			SH1-4			K		F8		2	0	0	0	0	1	0						
								G4-3		0	0	0	0	0	0	0						
Inning Stats	R: 0 E: 0 K: 1 S: 5	H: 0 LOB: 0 BB: 0 P: 5	R: 0 E: 1 K: 1 S: 5	H: 0 LOB: 1 BB: 1 P: 9	R: 2 E: 0 K: 0 S: 5	H: 2 LOB: 1 BB: 1 P: 9	R: 0 E: 0 K: 1 S: 5	H: 0 LOB: 0 BB: 0 P: 5	R: 5 E: 0 K: 2 S: 11	H: 4 LOB: 1 BB: 2 P: 19	R: 0 E: 0 K: 0 S: 3	H: 0 LOB: 0 BB: 0 P: 3	R: 0 E: 0 K: 1 S: 3	H: 0 LOB: 1 BB: 1 P: 7	R: 2 E: 0 K: 1 S: 8	H: 3 LOB: 2 BB: 1 P: 12	R: 1 E: 0 K: 1 S: 6	H: 1 LOB: 1 BB: 1 P: 10	1B: 5 2B: 0 3B: 2 HR: 3	SF: 0 SAC: 1 DP: 0 HBP: 0	WP: 0 PB: 0 SB: 0 CS: 0	PA: 44
PITCHER	IP WLS BF H R ER SO BB IBB HBP BLK WP HR S P ERA WHIP																					
39 Chris Capuano, L (1,1) ERA: 9.49	4.1 L 21 4 6 6 4 4 0 0 0 0 0 1 25 41 12.46 1.846																					
57 Joe Winkelsas, R (5,1) ERA: 13.5	0.2 4 2 1 1 1 0 0 0 0 0 0 1 6 6 13.50 3.000																					
53 Justin Thompson, L (6,1) ERA: 2.25	1.0 3 0 0 0 0 0 0 0 0 0 0 0 3 3 0.00 0.000																					
52 Jose Capellan, R (7,1) ERA: 3.24	1.0 4 0 0 0 0 1 0 0 0 0 0 0 3 7 0.00 1.000																					
Dan Kolb, R (8,1) ERA: 10.8	0.2 6 3 2 2 0 1 0 0 0 0 0 0 5 9 27.00 6.000																					

AB	36
R	10
H	10
RBI	10
BB	7
SO	7
LOB	11



Batter	1	2	3	4	5	6	7	8	9	AB	R	H	RBI	BB	SO	LOB	BOTTOM					
2 Bill Hall, R (1,8) Charlie Fermaint, R (8,9) OBP: 0.418, SLG: 0.627	F7	7 1B 1B							G5-3	4	0	2	2	0	0	0	San Diego Padres @ Milwaukee Brewers Maryvale Baseball Park, Phoenix, AZ Sat Mar 25 2006, 3:05 PM EST Att: 6,261 - Sunny - 78 F					
7 J.J. Hardy, R (1,6) Dan Kolb, R (8,1) Steve Bray, R (8,1) 59 Derrick Turnbow, R (9,1) Adam Heather, R (9,PH) OBP: 0.400, SLG: 0.697 OBP: 0.500, SLG: 0.333		2-H 1B							G5-3	4	0	3	0	0	0	1						
Geoff Jenkins, L (1,9) 18 Gabe Cross, L (7,9) OBP: 0.386, SLG: 0.460 OBP: 0.333, SLG: 0.436	K								K	3	0	1	0	0	2	3						
Carlos Lee, R (1,7) 1 Corey Hart, R (7,7) OBP: 0.450, SLG: 0.412 OBP: 0.404, SLG: 0.533										2	0	0	0	1	0	1						
28 Prince Fielder, L (1,3) Lorenzo Cain, R (9,7)										1	0	0	0	0	0	1						
Jeff Cirillo, R (1,4) 62 Brent Abernathy, R (7,4) OBP: 0.462, SLG: 0.465 OBP: 0.424, SLG: 0.400										4	0	1	0	0	1	2						
Damian Miller, R (1,2) Ozzie Chavez, S (8,6) OBP: 0.355, SLG: 0.517 OBP: 0.444, SLG: 0.667										3	1	1	0	0	0	1						
8 Vinny Rottino, R (1,5) OBP: 0.581, SLG: 0.727										2	3	2	0	2	0	0						
39 Chris Capuano, L (1,1) 57 Joe Winkelsas, R (5,1) 53 Justin Thompson, L (6,1) Mike Rivera, R (6,PH) 52 Jose Capellan, R (7,1) 21 Chad Moeller, R (8,2) OBP: 0.250, SLG: 0.346										0	0	0	1	0	0	0						
										0	0	0	0	0	0	0						
Inning Stats	R: 0 E: 0 K: 2 S: 8	H: 1 LOB: 2 BB: 1 P: 12	R: 2 E: 0 K: 1 S: 9	H: 4 LOB: 2 BB: 0 P: 9	R: 0 E: 0 K: 0 S: 3	H: 1 LOB: 0 BB: 0 P: 3	R: 1 E: 0 K: 0 S: 4	H: 1 LOB: 1 BB: 1 P: 8	R: 0 E: 0 K: 0 S: 3	H: 1 LOB: 0 BB: 0 P: 3	R: 0 E: 0 K: 0 S: 3	H: 1 LOB: 1 BB: 1 P: 7	R: 0 E: 0 K: 1 S: 6	H: 1 LOB: 1 BB: 0 P: 6	R: 0 E: 0 K: 0 S: 3	H: 0 LOB: 0 BB: 0 P: 3	R: 1 E: 0 K: 1 S: 6	H: 1 LOB: 0 BB: 0 P: 6	1B: 6 2B: 4 3B: 1 HR: 0	SF: 0 SAC: 2 DP: 3 HBP: 0	WP: 0 PB: 0 SB: 0 CS: 0	PA: 38
PITCHER	IP WLS BF H R ER SO BB IBB HBP BLK WP HR S P ERA WHIP																					
55 Shawn Estes, L (1,1) ERA: 6.0	6.0 W 27 9 3 3 3 3 0 0 0 0 0 0 0 6 6 4.50 2.000																					
Alan Embree, L (7,1) ERA: 6.75	1.0 4 1 0 0 1 0 0 0 0 0 0 0 6 6 0.00 1.000																					
56 Scott Cassidy, R (8,1) ERA: 2.45	2.0 7 1 1 1 1 0 0 0 0 0 0 0 9 9 4.50 0.500																					


AB	33
R	4
H	11
RBI	4
BB	3
SO	5
LOB	12

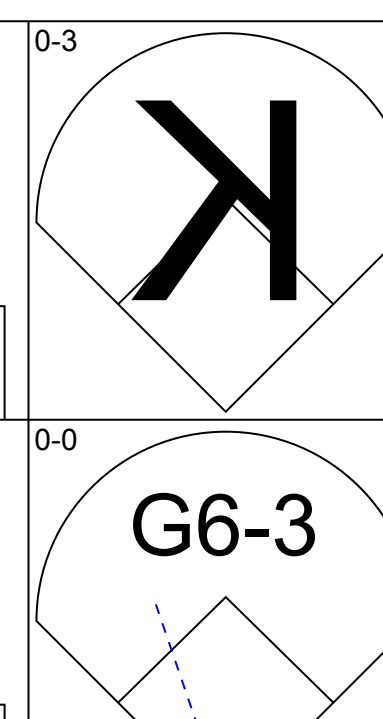
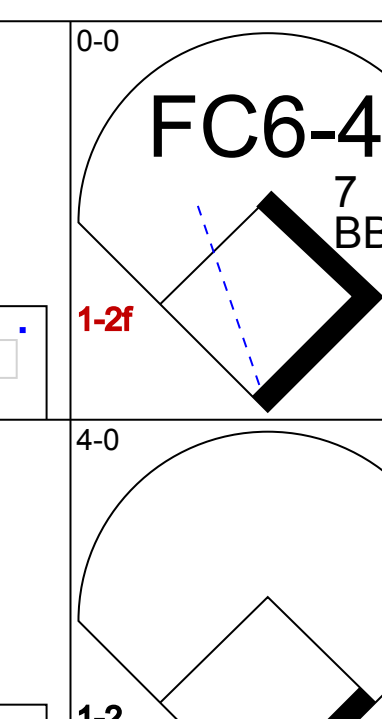
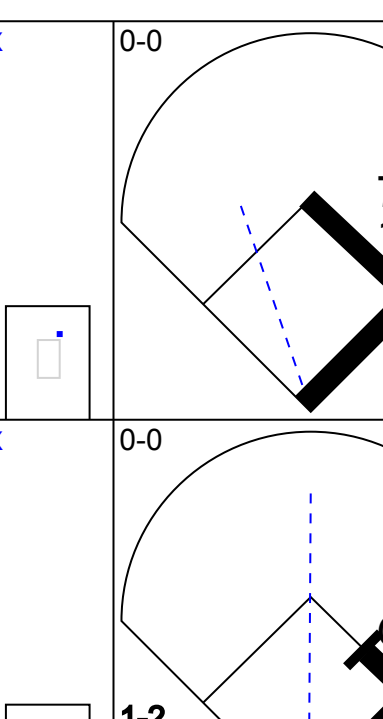
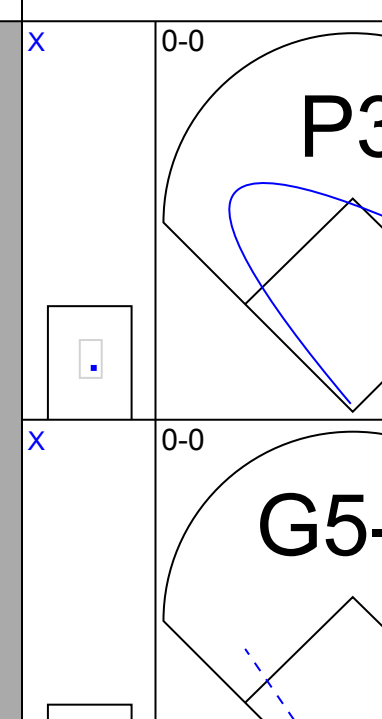
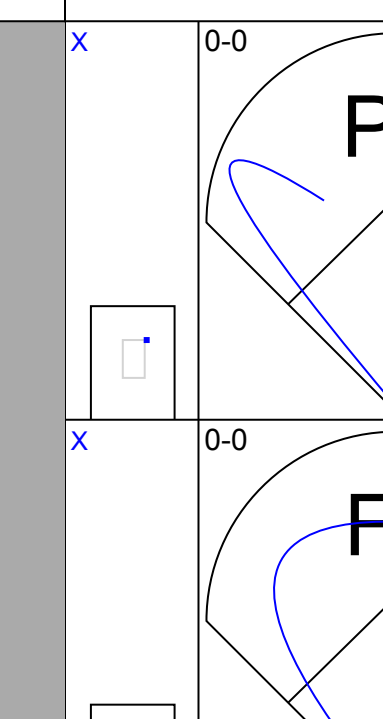
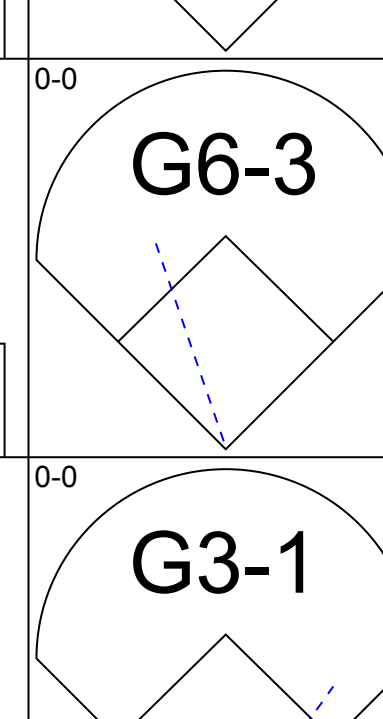
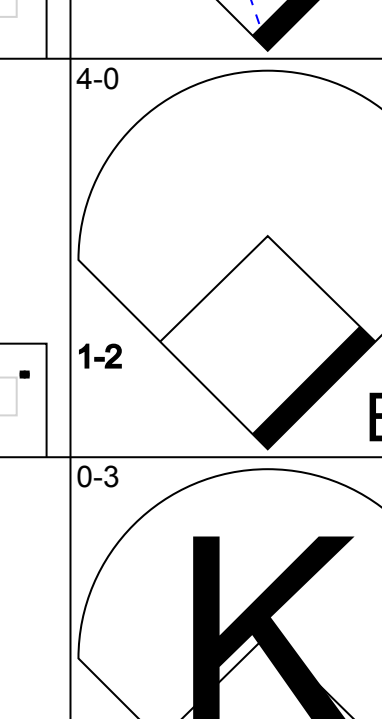
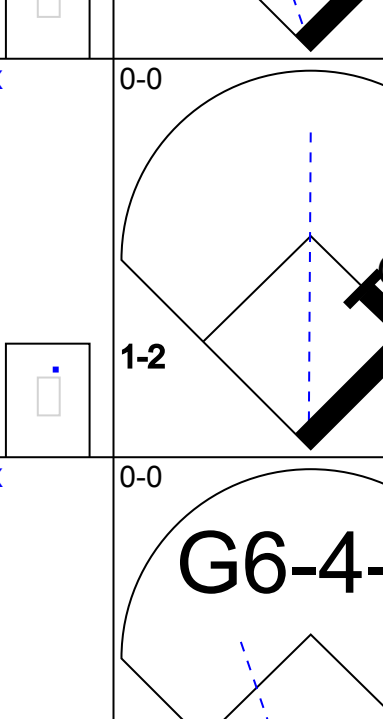
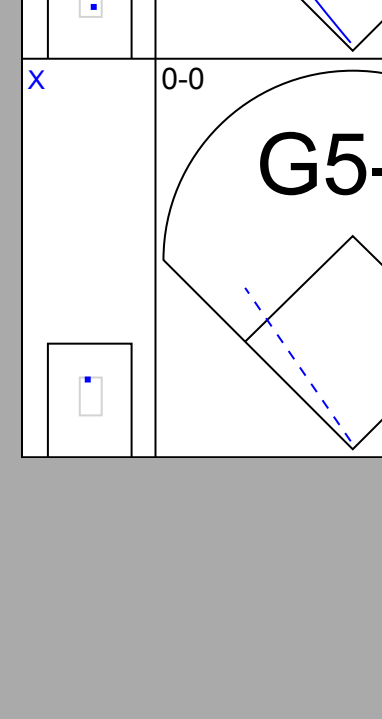
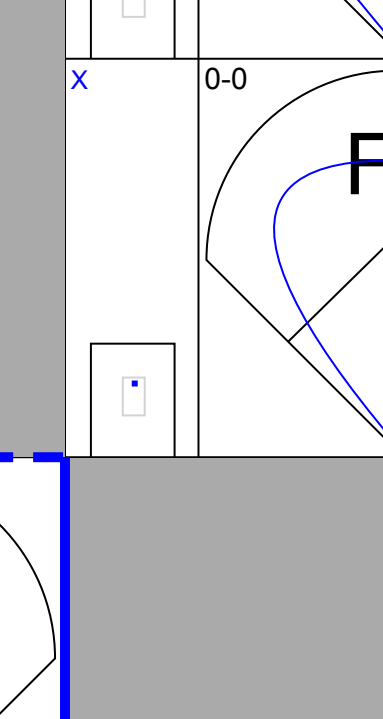
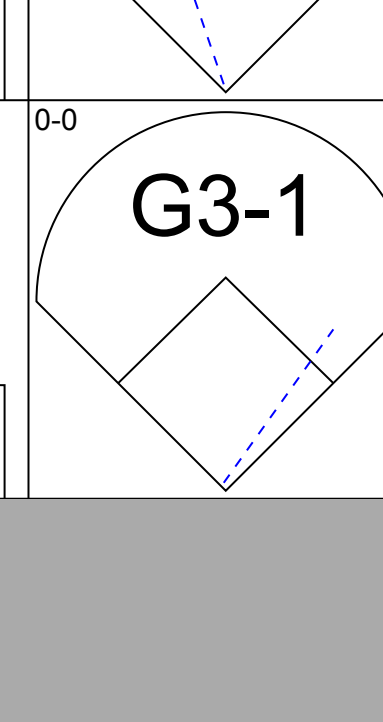
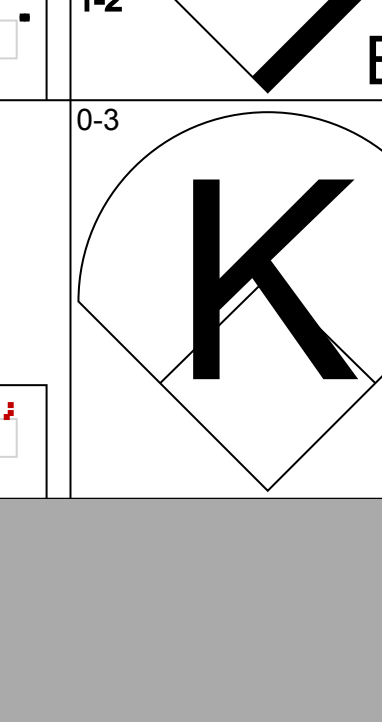
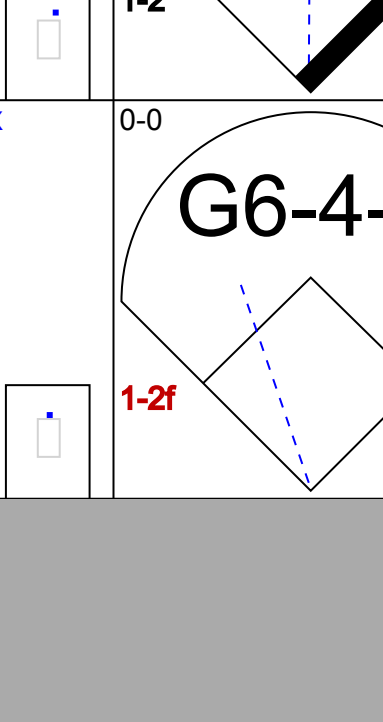
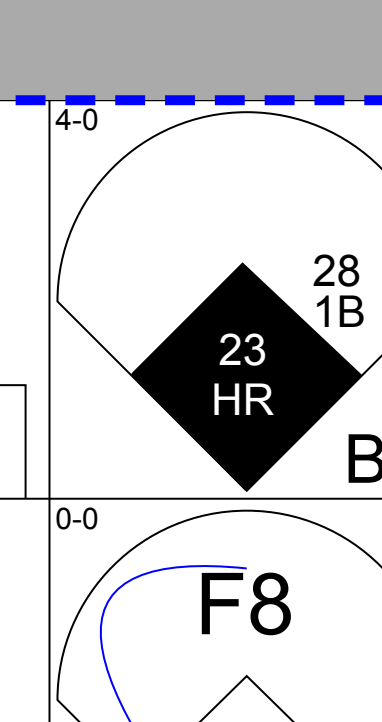
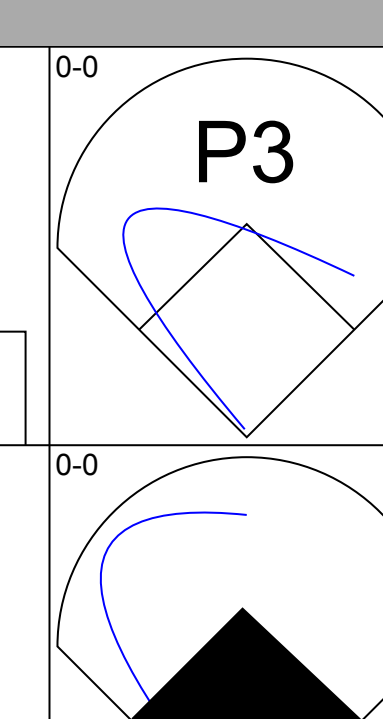
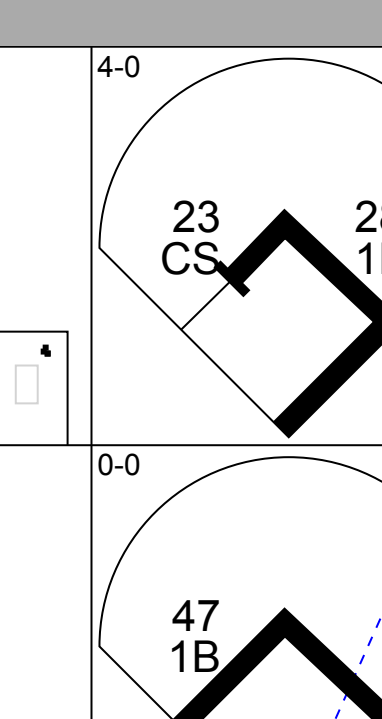
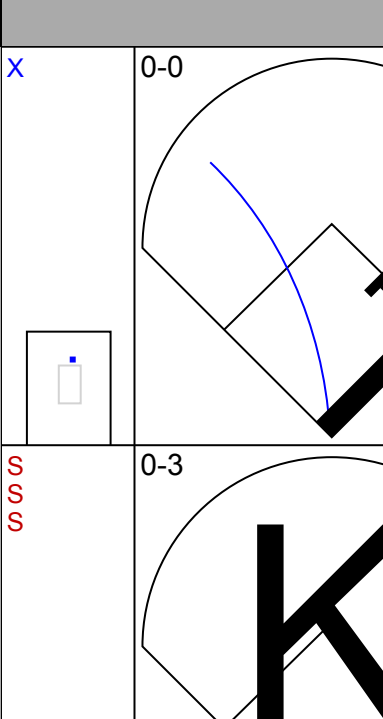
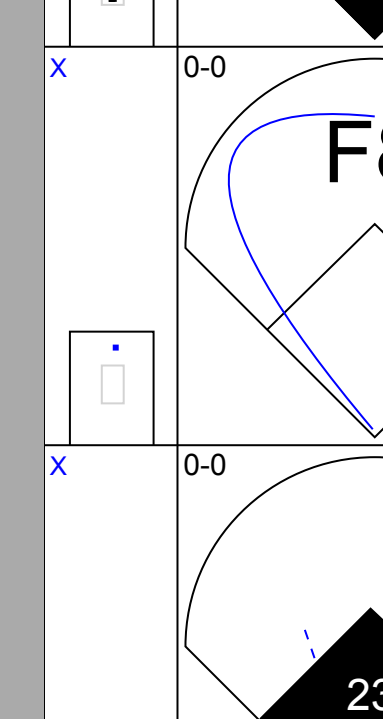
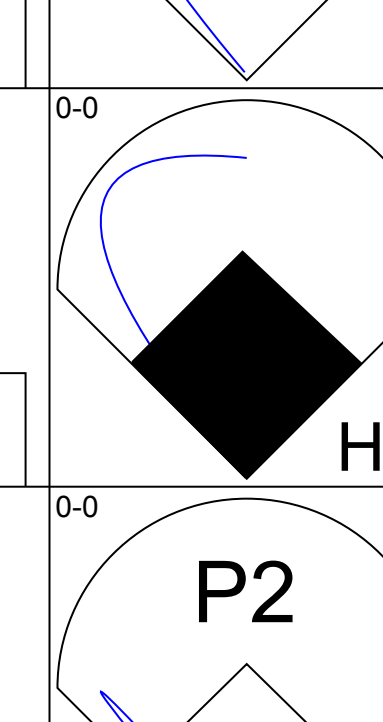
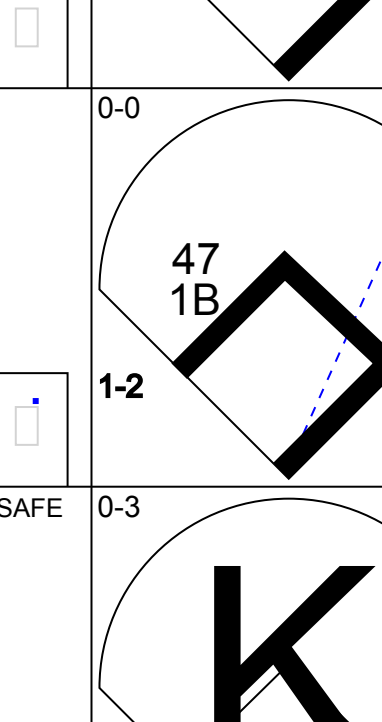
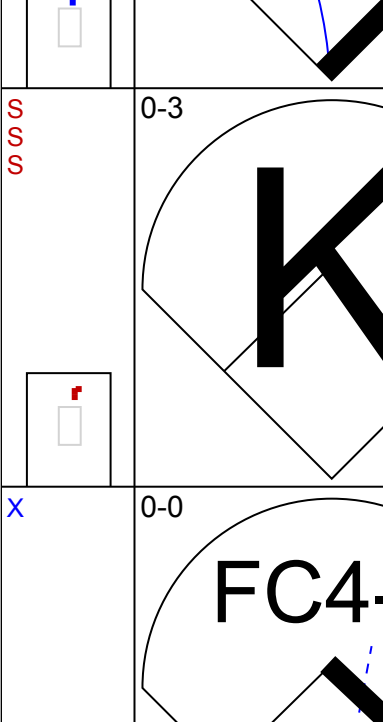
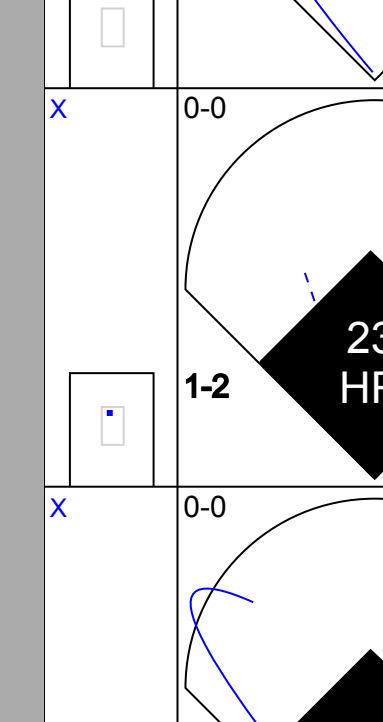
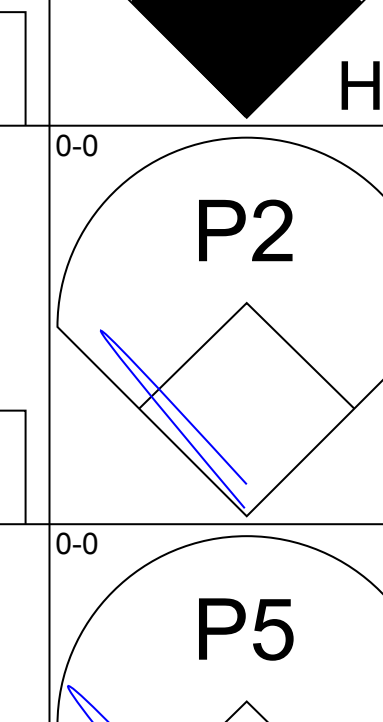
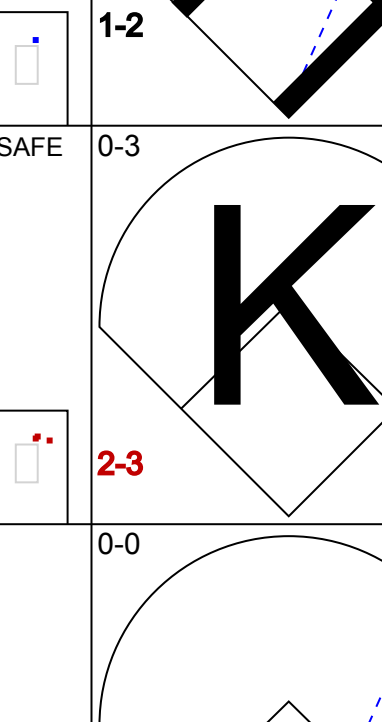
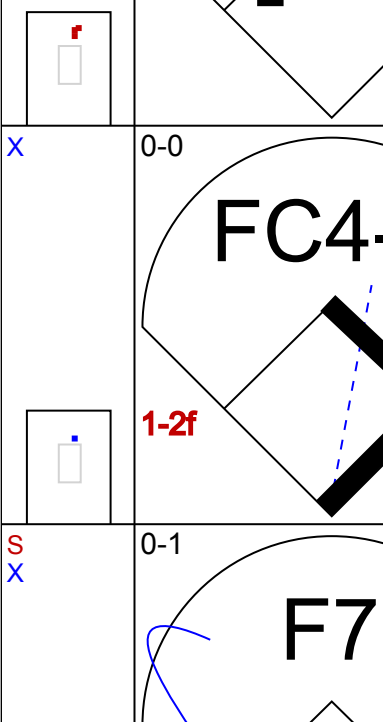
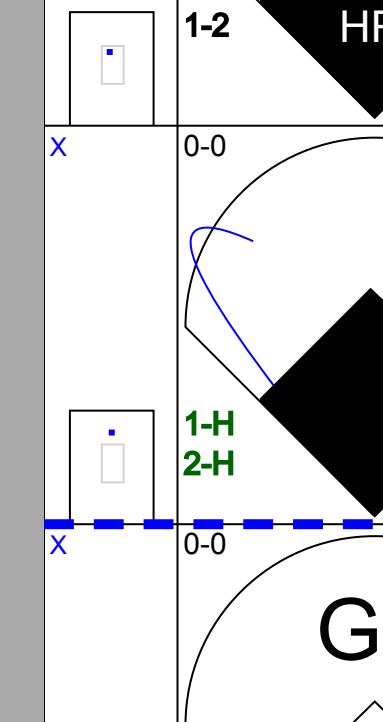

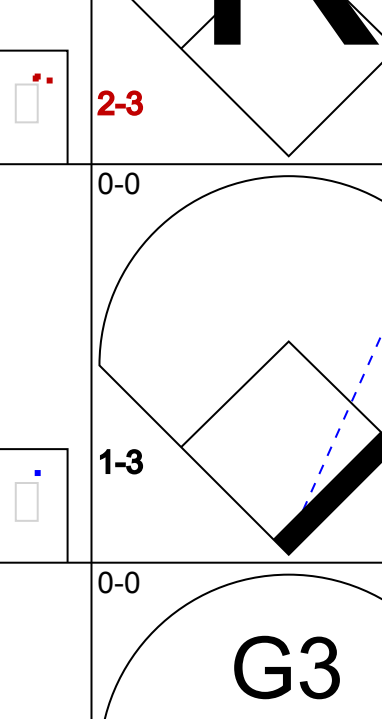
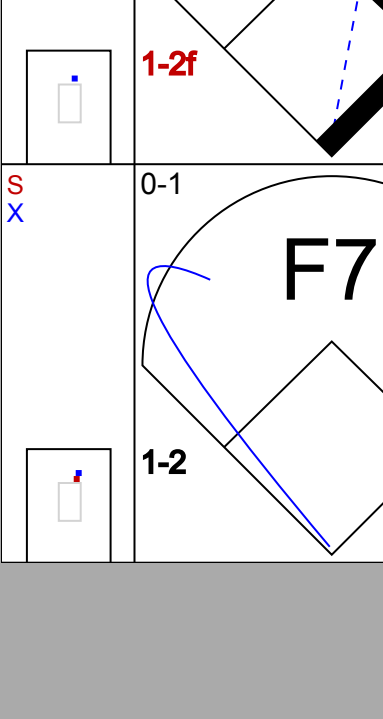
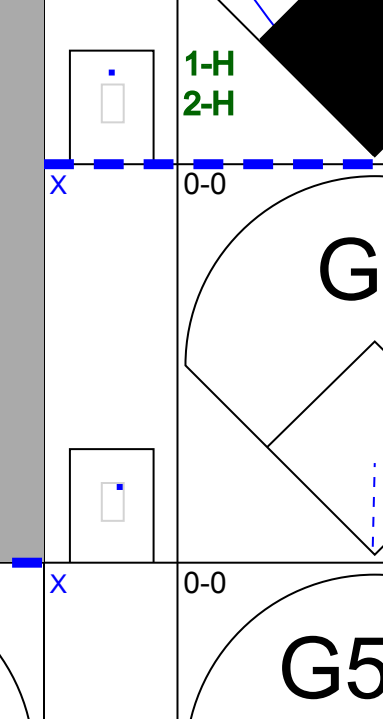
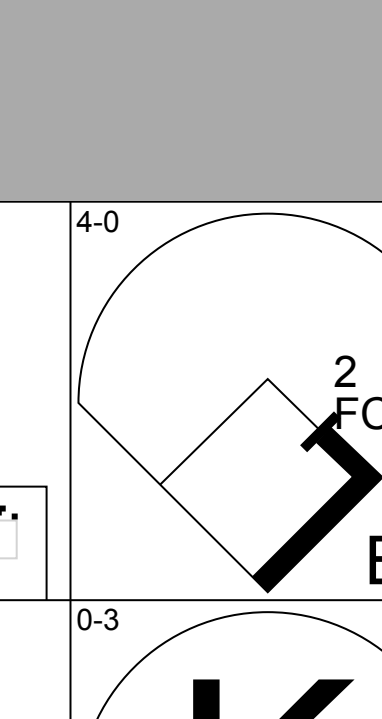

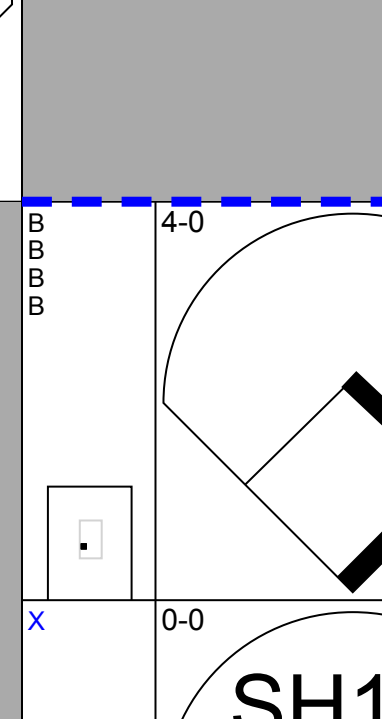
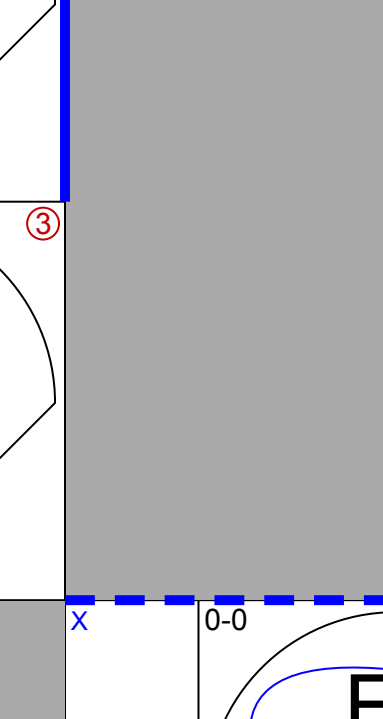
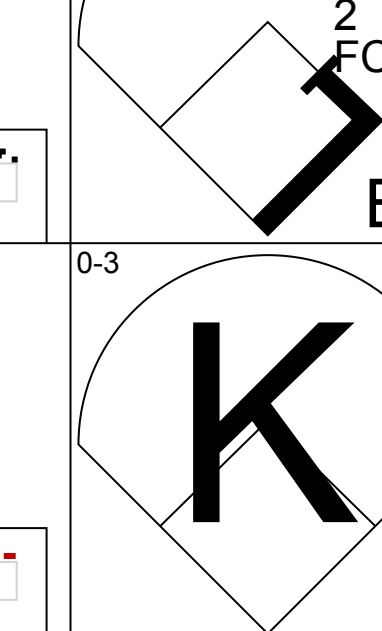
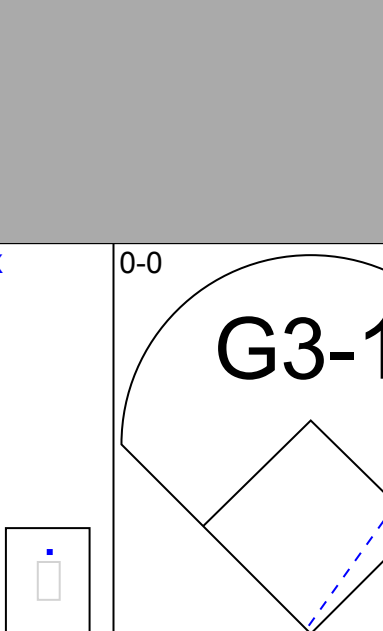
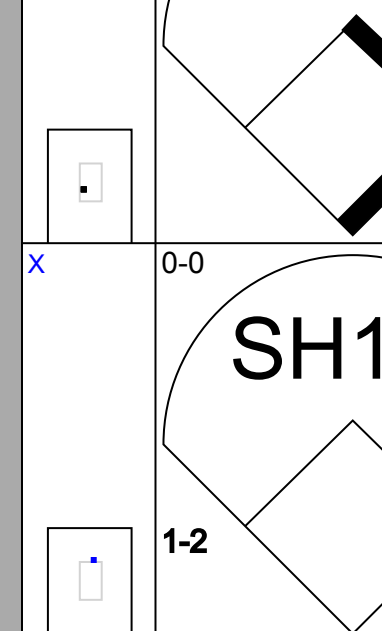
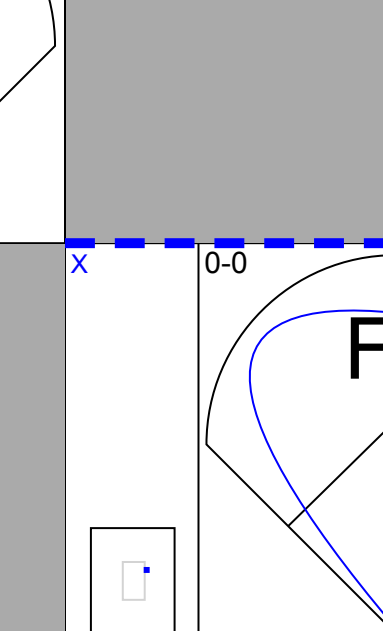


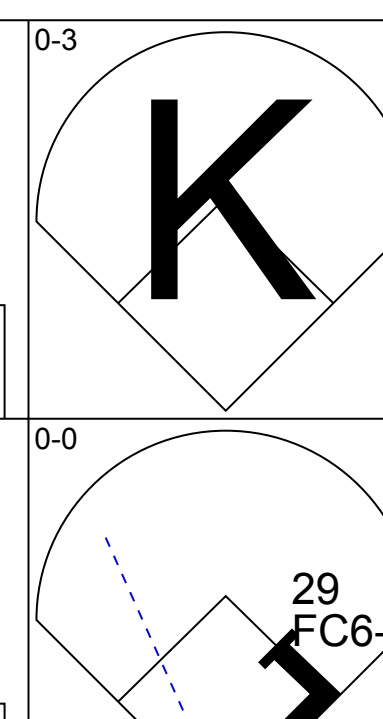
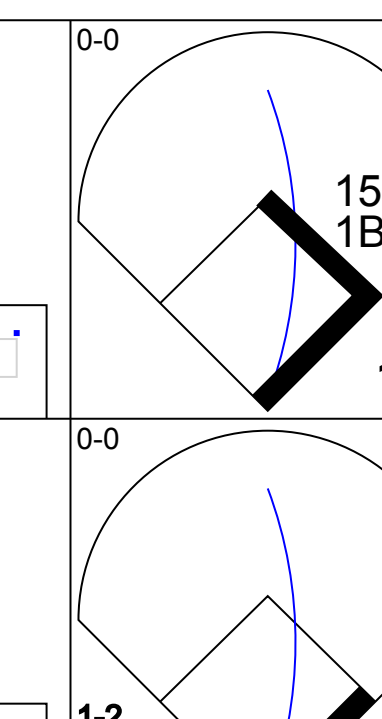
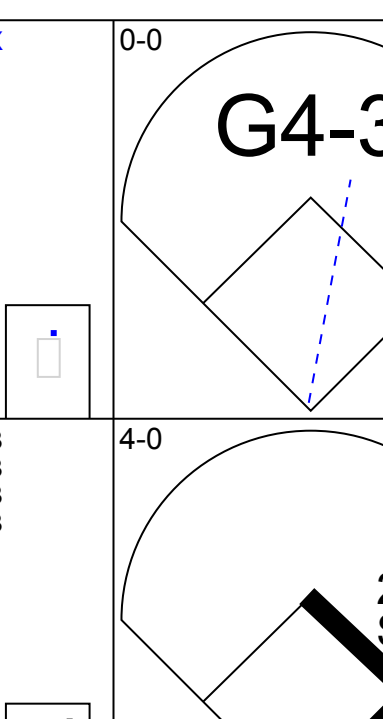
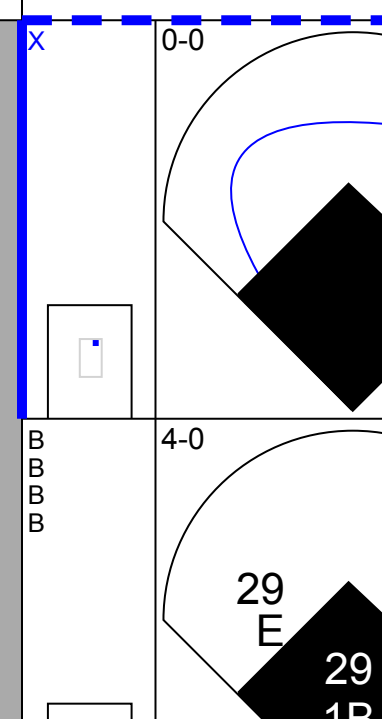
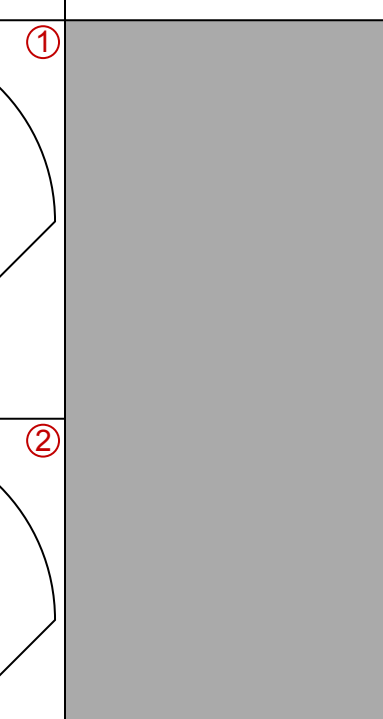
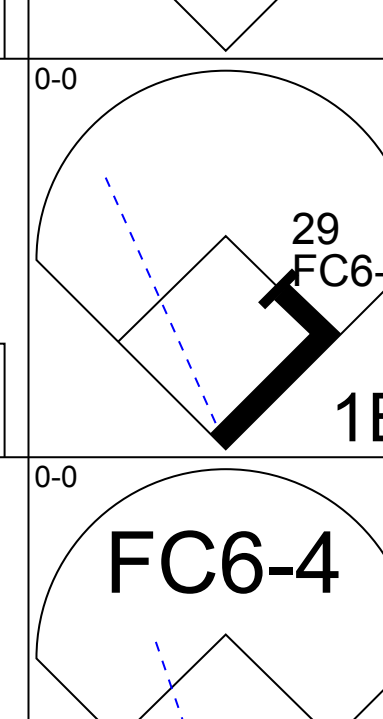
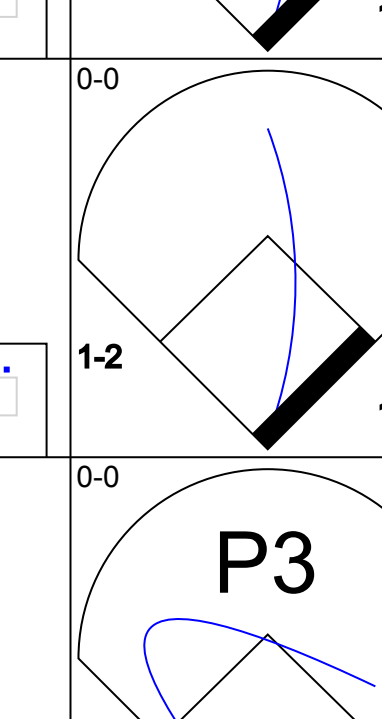
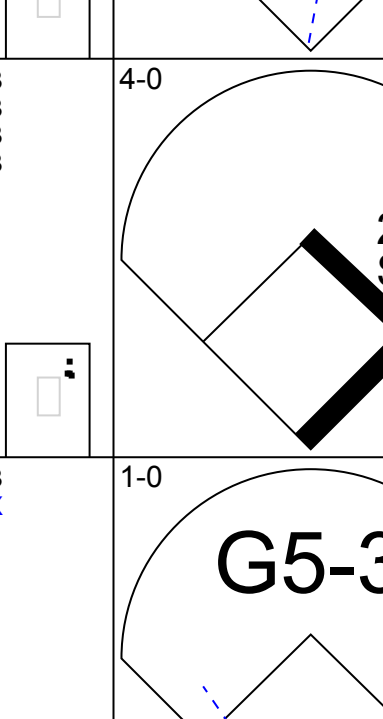
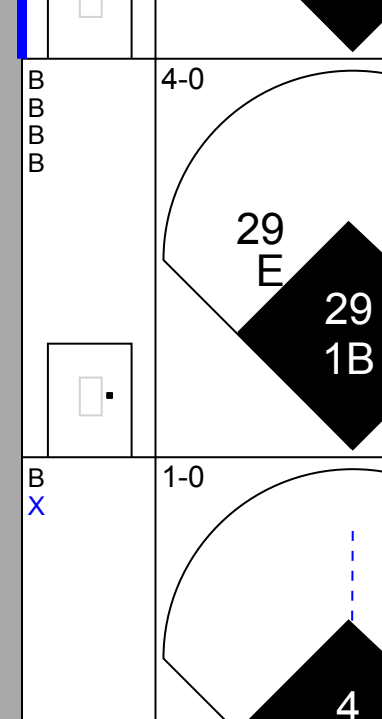
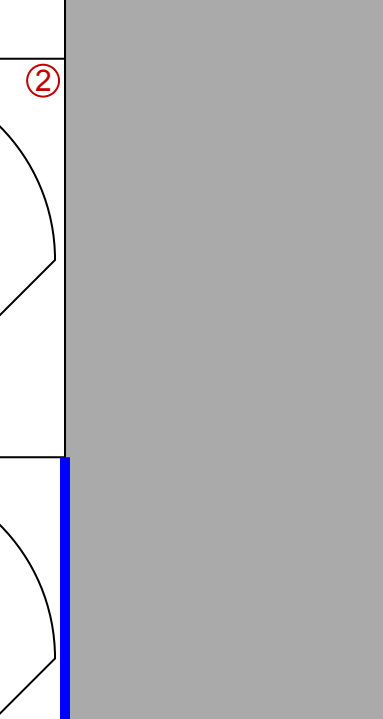
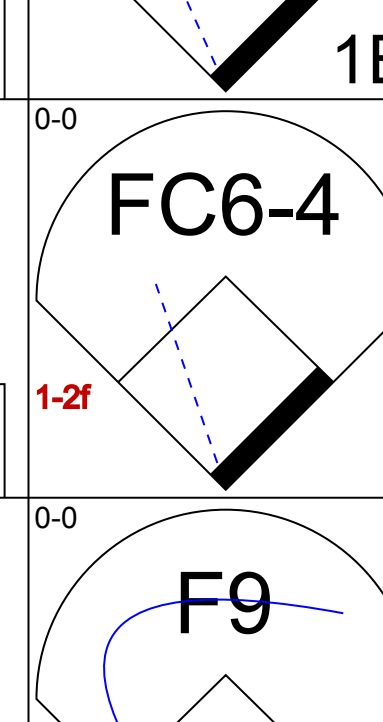
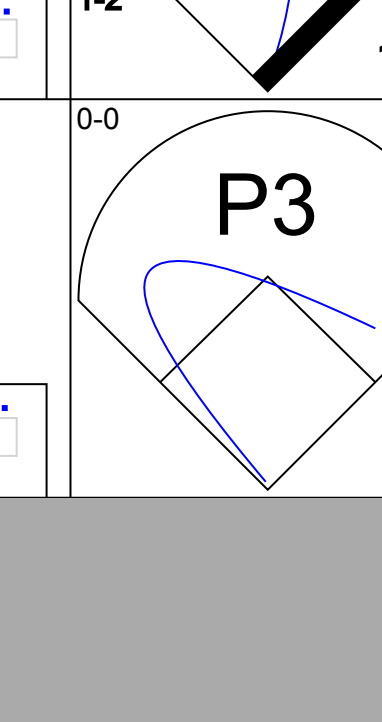
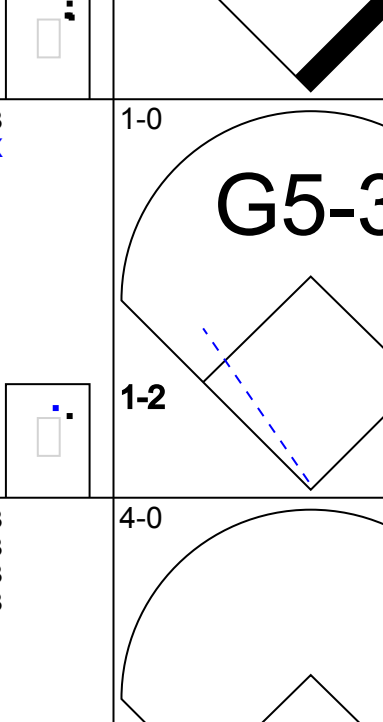
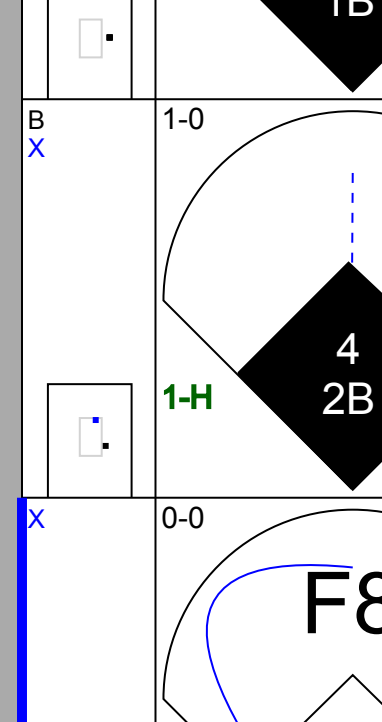
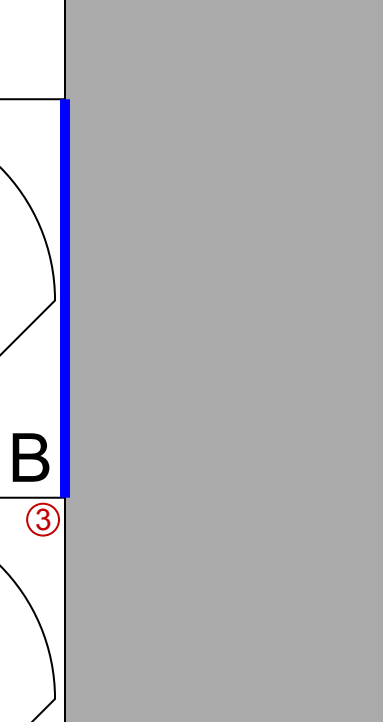
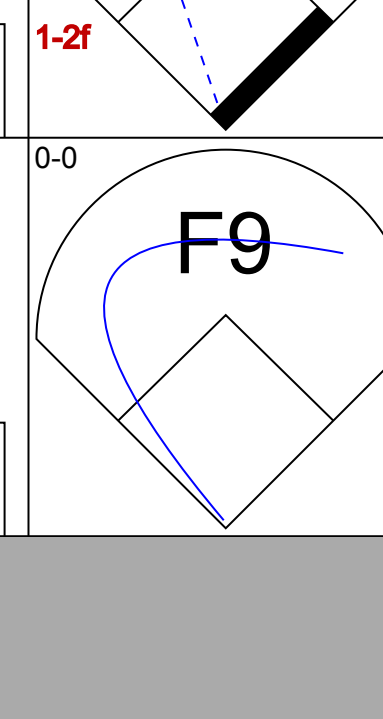
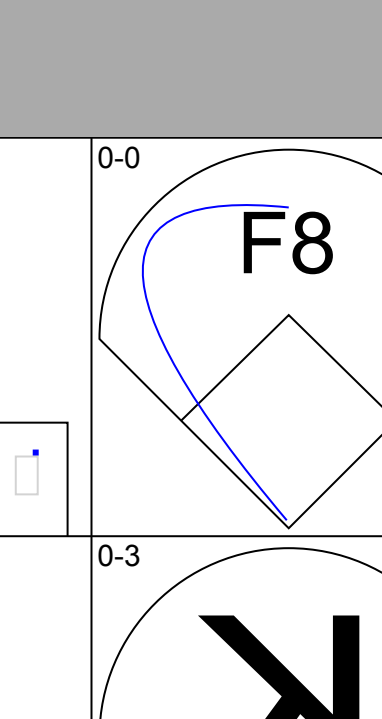
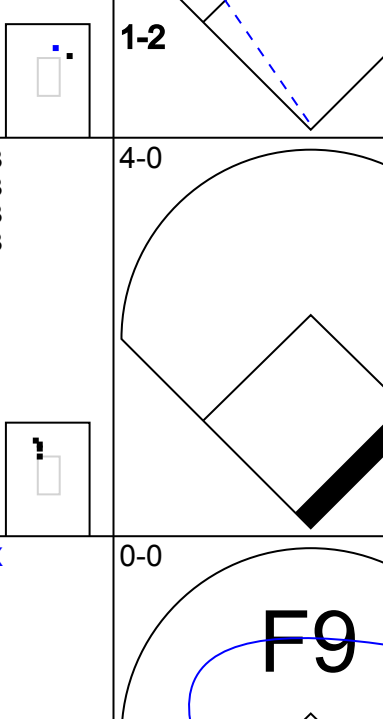
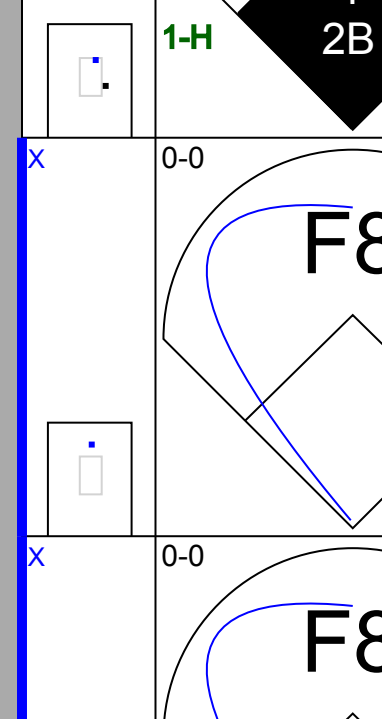
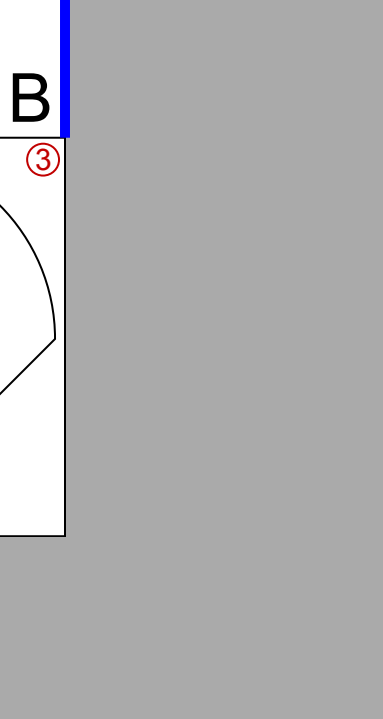
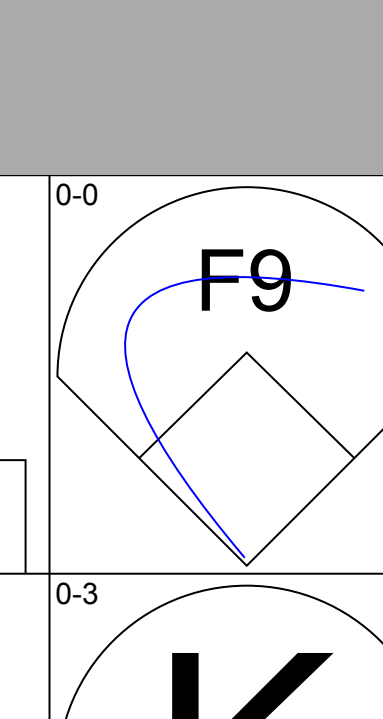
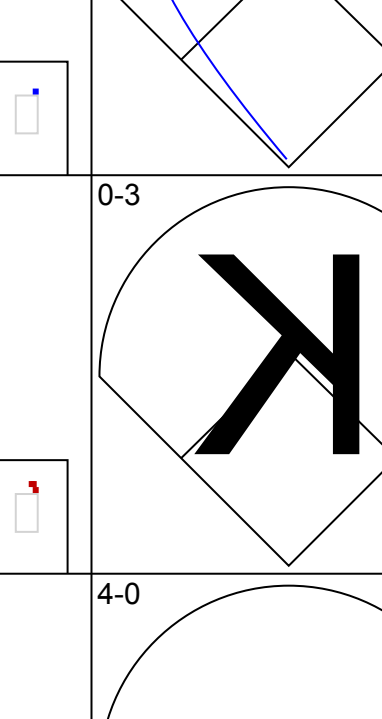
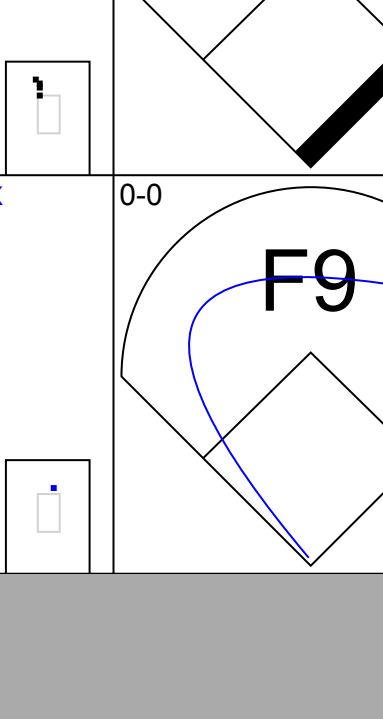
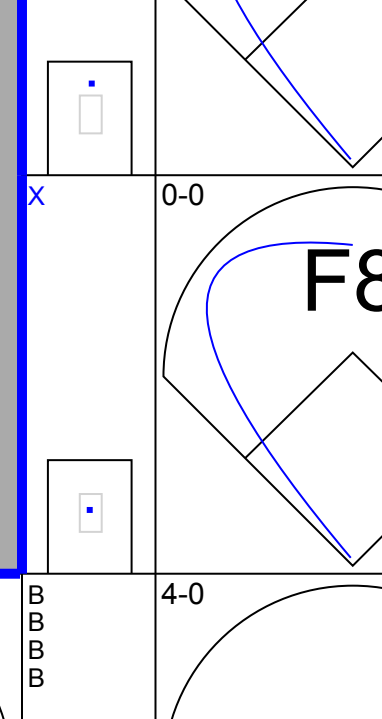
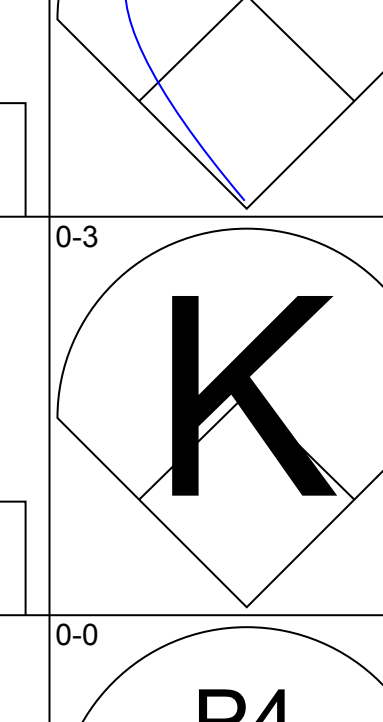
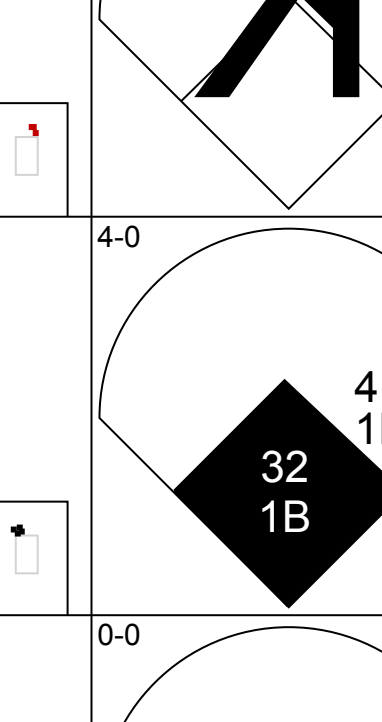
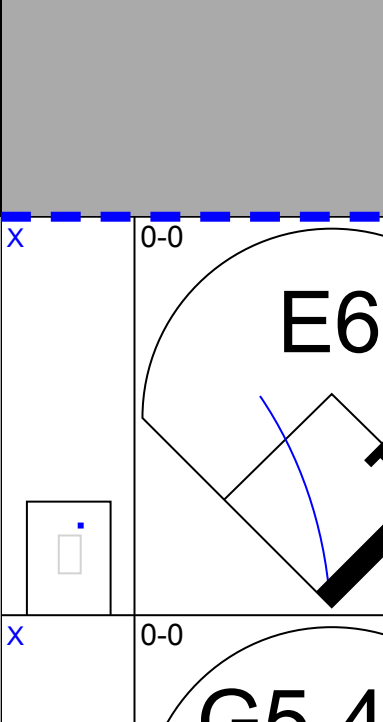
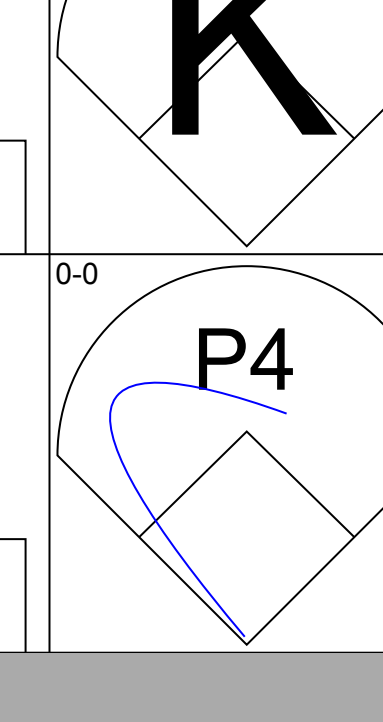
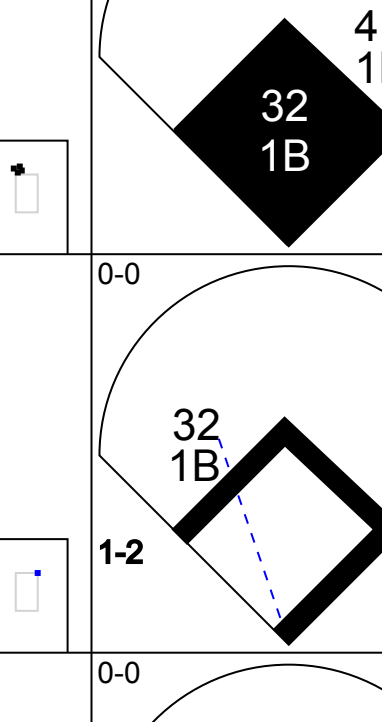
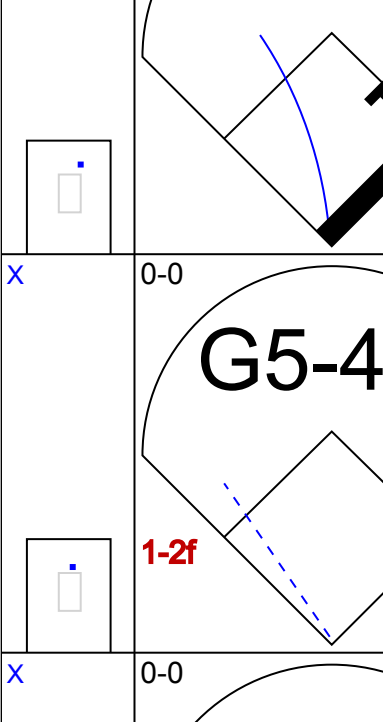
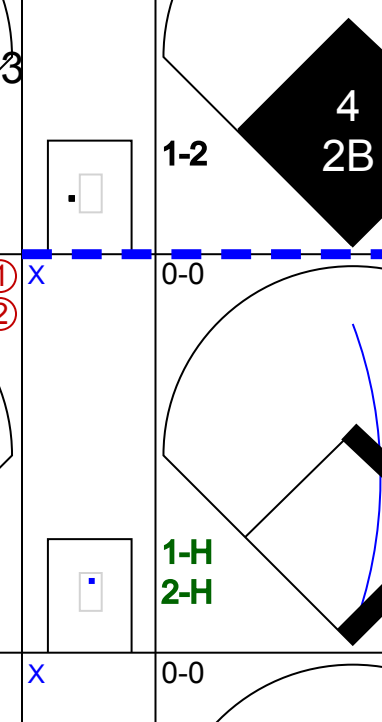
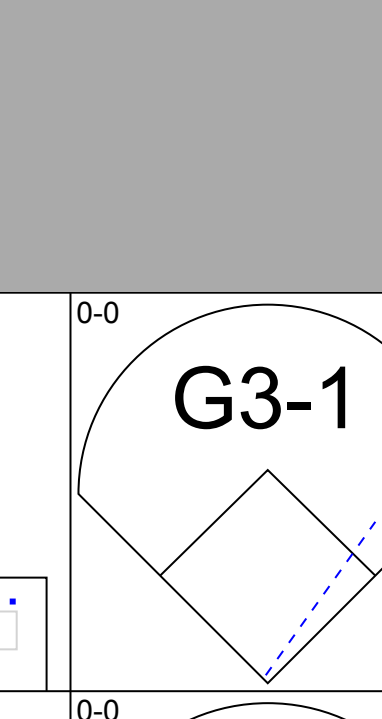

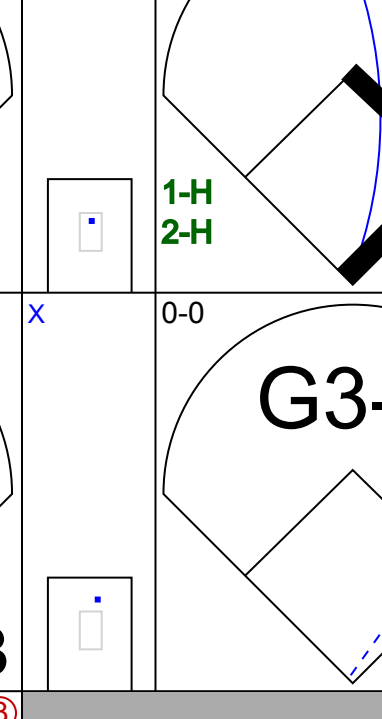
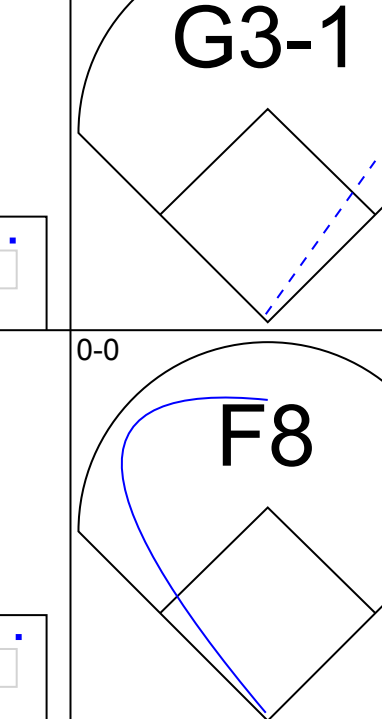
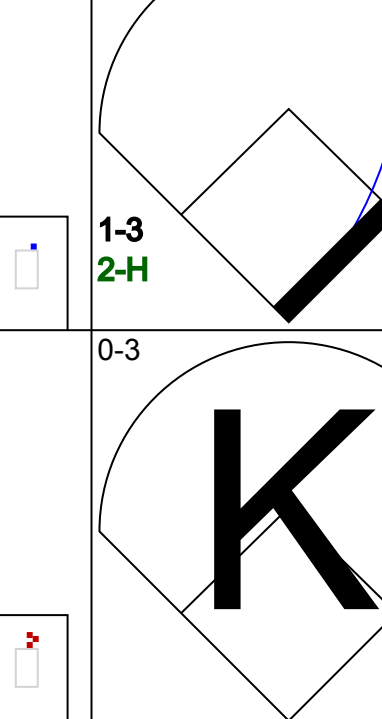
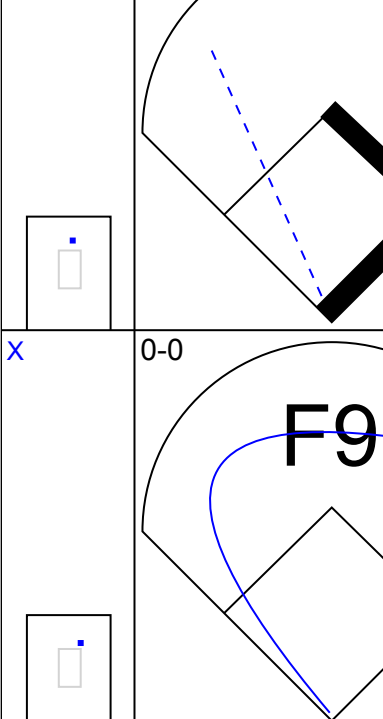
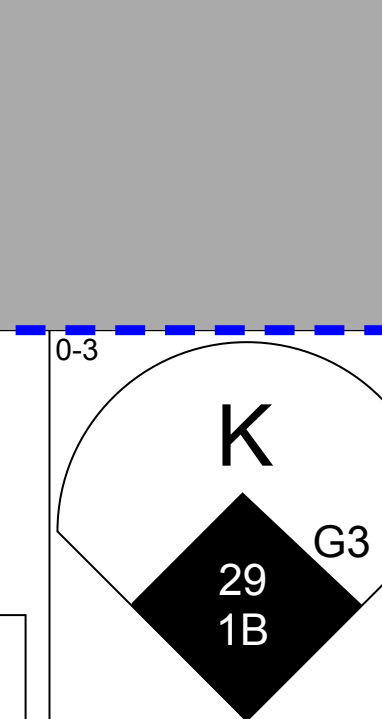
Batter	1	2	3	4	5	6	7	8	9	AB	R	H	RBI	BB	SO	LOB	TOP										
Brady Clark, R OBP: 0.461, SLG: 0.414 (1, 8)										3	1	0	0	1	1	1	Milwaukee Brewers @ Texas Rangers Surprise Stadium, Surprise, AZ Sun Mar 26 2006, 3:05 PM EST Att: 6,139 - Sunny - 75 F										
7 J.J. Hardy, R OBP: 0.410, SLG: 0.757 2 Bill Hall, R OBP: 0.418, SLG: 0.627 (1, 6) (8, 6)										4	1	2	1	0	1	0											
47 Corey Koskie, L OBP: 0.343, SLG: 0.739 95 Chris Barnwell, R OBP: 1.000, SLG: 1.000 (1, 5) (8, PR) (8, 5)										3	0	2	0	1	1	0											
Carlos Lee, R OBP: 0.375, SLG: 0.333 21 Drew Anderson, L OBP: 1.000, SLG: 2.000 (1, 7) (8, 7)										4	0	0	0	0	1	4											
28 Prince Fielder, L OBP: 0.429, SLG: 0.487 Ned Yost IV, R OBP: 0.273, SLG: 0.200 (1, 3) (8, 3)										4	0	0	0	0	0	3											
Jeff Cirillo, R OBP: 0.446, SLG: 0.447 (1, 4)										4	0	1	0	0	0	0											
18 Gabe Gross, L OBP: 0.343, SLG: 0.492 Kennard Bibbs, L (9, PR)										4	1	2	1	0	1	1											
1 Corey Hart, R OBP: 0.393, SLG: 0.510 (1, 10)										4	0	1	0	0	1	1											
21 Chad Moeller, R OBP: 0.259, SLG: 0.346 (1, 2)										3	0	1	0	0	1	1											
Inning Stats	R: 1 E: 0 K: 0 S: 3	H: 1 LOB: 1 BB: 2 P: 11	R: 0 E: 0 K: 1 S: 6	H: 2 LOB: 1 BB: 0 P: 6	R: 1 E: 0 K: 1 S: 7	H: 2 LOB: 1 BB: 0 P: 8	R: 1 E: 0 K: 0 S: 4	H: 1 LOB: 0 BB: 0 P: 4	R: 0 E: 0 K: 0 S: 5	H: 0 LOB: 0 BB: 0 P: 5	R: 0 E: 0 K: 0 S: 3	R: 0 E: 0 K: 2 S: 8	H: 1 LOB: 1 BB: 0 P: 8	R: 0 E: 0 K: 2 S: 8	H: 1 LOB: 1 BB: 0 P: 8	R: 0 E: 0 K: 0 S: 3		H: 1 LOB: 1 BB: 0 P: 3	1B: 6 2B: 1 3B: 0 HR: 2	SF: 0 SAC: 0 DP: 3 HBP: 0	WP: 1 PB: 0 SB: 0 CS: 0	PA: 35					
PITCHER	IP	WLS	BF	H	R	ER	SO	BB	IBB	HBP	BLK	WP	HR	S	P	ERA	WHIP										
43 Kameron Loe, R ERA: 4.22 (1, 1)	6.0		24	6	3	3	3	2	0	0	0	1	2	28	37	4.50	1.333										
54 Erasmo Ramirez, L ERA: 5.4 (7, 1)	1.0	W	4	1	0	0	2	0	0	0	0	0	0	8	8	0.00	1.000										
Francisco Cordero, R ERA: 1.35 (8, 1)	1.0	H	4	1	0	0	2	0	0	0	0	0	0	8	8	0.00	1.000										
39 Scott Feldman, R ERA: 1.35 (9, 1)	1.0	S	3	1	0	0	0	0	0	0	0	0	0	3	3	0.00	1.000										

Batter	1	2	3	4	5	6	7	8	9	AB	R	H	RBI	BB	SO	LOB	BOTTOM										
David Dellucci, L OBP: 0.356, SLG: 0.590 24 Adrian Brown, S OBP: 0.250, SLG: 0.244 (1, 7) (7, PR) (8, 7) (9, 8)										4	0	1	0	0	2	2	Milwaukee Brewers @ Texas Rangers Surprise Stadium, Surprise, AZ Sun Mar 26 2006, 3:05 PM EST Att: 6,139 - Sunny - 75 F										
10 Michael Young, R OBP: 0.318, SLG: 0.500 2 Drew Meyer, L OBP: 0.091, SLG: 0.400 (1, 6) (7, PR) (8, 6)										4	1	2	1	0	0	0											
23 Mark Teixeira, S OBP: 0.259, SLG: 0.269 Jim Fasano, L (1, 3) (9, 3)										4	0	2	1	0	0	1											
Phil Nevin, R OBP: 0.327, SLG: 0.561 (1, 10)										2	0	0	0	2	1	2											
9 Hank Blalock, L OBP: 0.356, SLG: 0.333 49 Jamie Burke, R OBP: 0.278, SLG: 0.375 (1, 5) (7, 2)										3	0	0	0	0	1	4											
Kevin Mench, R OBP: 0.435, SLG: 1.000 16 Adam Hyzdu, R OBP: 0.400, SLG: 0.649 (1, 9) (8, 9)										4	0	1	0	0	1	3											
Layne Nix, L OBP: 0.314, SLG: 0.286 Luke Grayson, R (1, 8) (8, PR) (9, 7)										4	0	1	0	0	1	3											
Rod Barajas, R OBP: 0.314, SLG: 0.588 D'Angelo Jimenez, S OBP: 0.347, SLG: 0.378 (1, 2) (8, PR) (7, 4)										2	1	2	1	1	0	0											
Mark DeRosa, R OBP: 0.300, SLG: 0.389 (1, 4) (7, 5)										4	0	0	0	0	1	4											
Inning Stats	R: 0 E: 0 K: 1 S: 6	H: 1 LOB: 2 BB: 1 P: 10	R: 0 E: 0 K: 1 S: 6	H: 1 LOB: 2 BB: 1 P: 10	R: 1 E: 0 K: 3 S: 11	H: 2 LOB: 2 BB: 1 P: 15	R: 1 E: 0 K: 1 S: 6	H: 1 LOB: 0 BB: 0 P: 6	R: 0 E: 0 K: 0 S: 3	H: 0 LOB: 0 BB: 0 P: 3	R: 0 E: 0 K: 0 S: 4	H: 1 LOB: 1 BB: 0 P: 4	R: 2 E: 0 K: 1 S: 8	H: 2 LOB: 1 BB: 0 P: 9	R: 0 E: 0 K: 0 S: 3	H: 1 LOB: 1 BB: 0 P: 3		1B: 6 2B: 2 3B: 0 HR: 2	SF: 1 SAC: 0 DP: 1 HBP: 0	WP: 2 PB: 0 SB: 0 CS: 0	PA: 36						
PITCHER	IP	WLS	BF	H	R	ER	SO	BB	IBB	HBP	BLK	WP	HR	S	P	ERA	WHIP										
Tomo Ohka, R ERA: 5.85 (1, 1)	5.0		23	5	2	2	6	3	0	0	0	1	2	32	44	3.60	1.600										
Jorge De La Rosa, L ERA: 6.0 (6, 1)	2.0	L	10	3	2	2	1	0	0	0	0	1	0	12	13	9.00	1.500										
Mike Adams, R ERA: 3.0 (8, 1)	1.0		3	1	0	0	0	0	0	0	0	0	0	3	3	0.00	1.000										

AB	33
R	3
H	9
RBI	2
BB	2
SO	7
LOB	11



Batter	1	2	3	4	5	6	7	8	9	AB	R	H	RBI	BB	SO	LOB	TOP					
2 Bill Hall, R OBP: 0.413, SLG: 0.606 (1, 8)										5	0	1	0	0	1	2	Milwaukee Brewers @ Kansas City Royals Surprise Stadium, Surprise, AZ Tue Mar 28 2006, 9:05 PM EST Att. 4,049 - Partly Cloudy - 72 F					
7 J.J. Hardy, R OBP: 0.404, SLG: 0.674 Aldices Escobar, R (7, 6)										3	0	1	0	1	0	1						
Geoff Jenkins, L OBP: 0.369, SLG: 0.411 1 Corey Hart, R OBP: 0.386, SLG: 0.500 (8, PR) (8, 9)										3	0	0	0	1	1	4						
Carlos Lee, R OBP: 0.419, SLG: 0.519 8 Vinny Rottino, R OBP: 0.353, SLG: 0.696 (8, 5)										3	0	1	0	1	0	1						
28 Prince Fielder, L OBP: 0.439, SLG: 0.543 10 Jeffrey Eare, R (8, 3)										4	2	3	1	0	1	1						
23 Richie Weeks Jr., R OBP: 0.368, SLG: 0.545 Kenny Holmberg, R (8, 4)										4	1	1	3	0	1	3						
47 Corey Koskie, L OBP: 0.471, SLG: 0.712 Charlie Farnant, R (8, 7)										4	0	1	0	0	0	2						
18 Gabe Gross, L OBP: 0.352, SLG: 0.475 (1, 10)										2	0	0	0	2	0	3						
Damian Miller, R OBP: 0.361, SLG: 0.529 21 Chad Moeller, R OBP: 0.241, SLG: 0.321 (7, 2)										2	0	0	0	0	1	1						
Inning Stats	R: 0 E: 0 K: 1 S: 5	H: 0 LOB: 0 BB: 0 P: 5	R: 1 E: 0 K: 0 S: 4	H: 1 LOB: 0 BB: 0 P: 4	R: 0 E: 0 K: 2 S: 7	H: 0 LOB: 2 BB: 2 P: 15	R: 0 E: 0 K: 1 S: 6	H: 2 LOB: 2 BB: 1 P: 10	R: 0 E: 0 K: 0 S: 4	H: 2 LOB: 1 BB: 0 P: 4	R: 0 E: 0 K: 1 S: 7	H: 1 LOB: 1 BB: 0 P: 7	R: 0 E: 0 K: 0 S: 3	H: 0 LOB: 1 BB: 1 P: 7	R: 3 E: 0 K: 0 S: 5	H: 2 LOB: 1 BB: 1 P: 9		R: 0 E: 0 K: 0 S: 3	H: 0 LOB: 0 BB: 0 P: 3	1B: 6 2B: 0 3B: 0 HR: 2	SF: 0 SAC: 1 DP: 1 HBP: 0	WP: 0 PB: 0 CS: 1
PITCHER	IP	WLS	BF	H	R	ER	SO	BB	IBB	HBP	BLK	WP	HR	S	P	ERA	WHIP					
Denny Bautista, R (1, 1)	6.0		25	6	1	1	5	3	0	0	0	0	1	33	45	1.50	1.500					
Steve Andrade, R (7, 1)	1.0	W	4	0	0	0	0	1	0	0	0	0	0	3	7	0.00	1.000					
Andrew Sisco, L (8, 1)	0.1		4	2	3	3	0	1	0	0	0	0	1	3	7	81.00	9.000					
57 Joel Peralta, R (8, 1)	0.2	H	2	0	0	0	0	0	0	0	0	0	0	2	2	0.00	0.000					
Ambiorix Burgos, R (9, 1)	1.0	S	3	0	0	0	0	0	0	0	0	0	0	3	3	0.00	0.000					

Batter	1	2	3	4	5	6	7	8	9	AB	R	H	RBI	BB	SO	LOB	BOTTOM				
9 David DeJesus, L OBP: 0.327, SLG: 0.468 Aaron Guiel, L OBP: 0.479, SLG: 0.622 (7, 8)										3	0	1	0	0	1	0	Milwaukee Brewers @ Kansas City Royals Surprise Stadium, Surprise, AZ Tue Mar 28 2006, 9:05 PM EST Att. 4,049 - Partly Cloudy - 72 F				
15 Mark Grudzielanski, R OBP: 0.349, SLG: 0.361 Esteban German, R OBP: 0.473, SLG: 0.512 (5, 4)										2	0	2	0	0	0	0					
29 Mike Sweeney, R OBP: 0.375, SLG: 0.490 Damaso Espino, R (8, PR) (9, 10)										5	1	2	2	0	0	4					
Matt Stairs, L OBP: 0.250, SLG: 0.156 Benji Gil, R OBP: 0.533, SLG: 1.000 (7, PH) (8, 3)										2	0	0	0	1	0	1					
Emil Brown, R OBP: 0.324, SLG: 0.484 Billy Butler, R (7, 7)										3	0	0	0	0	1	2					
24 Mark Teahen, L OBP: 0.356, SLG: 0.404 (1, 5)										2	2	0	0	2	1	0					
4 Angel Berroa, R OBP: 0.457, SLG: 0.696 (1, 6)										4	0	2	2	0	0	1					
32 Shane Costa, L OBP: 0.317, SLG: 0.421 (1, 9)										4	0	2	1	0	0	1					
14 John Buck, R OBP: 0.184, SLG: 0.278 (1, 2)										4	1	0	0	0	2	3					
Inning Stats	R: 0 E: 0 K: 1 S: 6	H: 1 LOB: 1 BB: 0 P: 6	R: 0 E: 0 K: 1 S: 5	H: 0 LOB: 0 BB: 0 P: 5	R: 0 E: 0 K: 0 S: 5	H: 2 LOB: 2 BB: 0 P: 5	R: 1 E: 0 K: 2 S: 9	H: 2 LOB: 2 BB: 1 P: 13	R: 0 E: 0 K: 0 S: 3	H: 0 LOB: 2 BB: 2 P: 12	R: 0 E: 1 K: 0 S: 4	H: 1 LOB: 1 BB: 0 P: 4	R: 4 E: 0 K: 0 S: 6	H: 3 LOB: 1 BB: 2 P: 15	R: 1 E: 0 K: 2 S: 8	H: 1 LOB: 1 BB: 0 P: 8		1B: 7 2B: 2 3B: 0 HR: 1	SF: 0 SAC: 0 DP: 1 HBP: 0	WP: 1 PB: 0 CS: 1	PA: 40
PITCHER	IP	WLS	BF	H	R	ER	SO	BB	IBB	HBP	BLK	WP	HR	S	P	ERA	WHIP				
31 Dave Bush, R (1, 1)	5.0		23	5	1	1	4	3	0	0	0	0	0	4	4	1.80	1.600				
Mike Adams, R (6, 1)	1.0		4	1	0	0	0	0	0	0	0	0	0	4	4	0.00	1.000				
33 Gerrit Simpson, R (7, 1)	0.2	L	6	2	4	4	0	2	0	0	0	0	1	4	13	54.00	6.000				
57 Bo Hall, R (7, 1)	0.1		2	1	0	0	0	0	0	0	0	0	0	2	2	0.00	3.000				
59 Derrick Turnbow, R (8, 1)	1.0		4	1	1	1	2	0	0	0	0	1	0	8	8	9.00	1.000				

AB	32
R	4
H	8
RBI	4
BB	5
SO	5
LOB	18



Batter	1	2	3	4	5	6	7	8	9	AB	R	H	RBI	BB	SO	LOB	TOP			
Brady Clark, R (1,8) 8 Vinny Rottino, R (3,FR) OBP: 0.442, SLG: 0.412 OBP: 0.556, SLG: 0.667	L8		FC5-4			FC6-4		F8		2	0	0	0	0	0	1	Milwaukee Brewers @ Los Angeles Angels Tempe Diablo Stadium, Tempe, AZ Thu Mar 30 2006, 2:05 PM EST Att: 3,787 - Sunny - 68 F			
7 J.J. Hardy, R (1,6) 95 Chris Barnwell, R (8,6) OBP: 0.375, SLG: 0.596 OBP: 1.000, SLG: 1.000	S		P6			FC6-4		K		5	1	1	1	0	1	4				
Geoff Jenkins, L (1,9) Kennard Bibbs, L (8,8)	F7					K		G6-3		4	0	1	0	1	1	3				
Carlos Lee, R (1,7) 18 Gabe Gross, L (7,7) OBP: 0.429, SLG: 0.516 OBP: 0.355, SLG: 0.462	K		K			K				4	1	2	2	0	2	3				
47 Corey Koskie, L (1,3) 1 Corey Hart, R (8,9) OBP: 0.400, SLG: 0.732 OBP: 0.355, SLG: 0.463			F8			F8		P4		4	1	1	3	0	0	2				
23 Rickie Weeks Jr., R (1,4) 21 Chad Moeller, R (8,2) OBP: 0.391, SLG: 0.537 OBP: 0.242, SLG: 0.313						K				4	0	2	0	0	1	0				
2 Bill Hall, R (1,5) 9 Mark Johnson, L (8,3) OBP: 0.418, SLG: 0.614 OBP: 0.545, SLG: 0.471										4	1	2	0	0	2	1				
Jeff Cirillo, R (1,10) OBP: 0.460, SLG: 0.537			P6							4	1	1	0	0	0	3				
Damian Miller, R (1,2) Callix Crabbe, S (8,4) OBP: 0.364, SLG: 0.548 OBP: 0.200, SLG: 0.600			E5							4	2	2	1	0	1	1				
Inning Stats	R: 0 E: 0 K: 1 S: 6	H: 1 LOB: 1 BB: 0 P: 7	R: 0 E: 0 K: 0 S: 4	H: 2 LOB: 1 BB: 0 P: 5	R: 0 E: 1 K: 1 S: 6	H: 0 LOB: 2 BB: 1 P: 10	R: 0 E: 0 K: 1 S: 5	H: 0 LOB: 0 BB: 0 P: 5	R: 5 E: 0 K: 2 S: 12	H: 5 LOB: 0 BB: 0 P: 12	R: 3 E: 0 K: 0 S: 8	H: 5 LOB: 2 BB: 0 P: 8	R: 0 E: 0 K: 1 S: 5	H: 0 LOB: 0 BB: 1 P: 5	R: 0 E: 0 K: 0 S: 2	H: 0 LOB: 0 BB: 1 P: 6		1B: 11 2B: 2 3B: 0 HR: 1	SF: 0 SAC: 0 DP: 1 HBP: 0	WP: 1 PB: 0 CS: 2
PITCHER	IP WLS BF H R ER SO BB IBB HBP BLK WP HR S P ERA WHIP																			
41 John Lackey, R (1,1) ERA: 5.52	5.0 L 24 8 5 5 5 1 0 0 0 0 1 1 33 39 9.00 1.800																			
Aaron Pulis, R (6,1) ERA: 27.0	1.0 8 5 3 3 0 0 0 0 0 0 0 0 8 8 27.00 5.000																			
Francisco Rodriguez, R (7,1) ERA: 27.0	1.0 4 1 0 0 2 0 0 0 0 0 0 0 8 8 0.00 1.000																			
Brendan Donnelly, R (8,1) ERA: 1.8	1.0 3 0 0 0 1 0 0 0 0 0 0 0 5 5 0.00 0.000																			
Kevin Gregg, R (9,1) ERA: 3.55	1.0 3 0 0 0 0 1 0 0 0 0 0 0 2 6 0.00 1.000																			

AB	40
R	8
H	14
RBI	8
BB	2
SO	8
LOB	20



Batter	1	2	3	4	5	6	7	8	9	AB	R	H	RBI	BB	SO	LOB	BOTTOM			
Edgardo Alfonzo, R (1,4) Devin Day, R (6,4) OBP: 0.231, SLG: 0.250	F8							K		3	0	0	0	0	0	3	Milwaukee Brewers @ Los Angeles Angels Tempe Diablo Stadium, Tempe, AZ Thu Mar 30 2006, 2:05 PM EST Att: 3,787 - Sunny - 68 F			
Tim Salmon, R (1,10) 55 Michael Collins, R (6,PH) OBP: 0.390, SLG: 0.569 OBP: 0.667, SLG: 1.667			F7							2	1	1	0	0	0	0				
Nate Sutton, L (9,PH)										1	0	0	0	0	0	0				
16 Garret Anderson, L (1,7) 5 Drew Toussaint, R (6,7) OBP: 0.313, SLG: 0.733 OBP: 0.571, SLG: 0.500			F8							2	0	1	1	0	0	0				
5 Jeff Mathis, R (1,2) 74 Brett Martinez, R (9,2) OBP: 0.385, SLG: 0.515										2	0	1	0	0	1	0				
8 Dallas McPherson, L (1,5) Matthew Brown, R (9,5) OBP: 0.267, SLG: 0.341										2	0	0	0	1	0	0				
22 Kendrys Morales, S (1,3) Mark Trumbo, R (7,PH) OBP: 0.344, SLG: 0.613										2	0	1	0	0	0	0				
Sean Rodriguez, R (1,6) P.J. Phillips, R (8,6) OBP: 0.500, SLG: 1.250										3	0	1	0	0	0	2				
Brad Coon, L (1,8)										2	0	0	0	1	0	0				
60 Jason Asptow, L (1,9) 41 Aaron Peel, R (9,9)										3	0	0	0	0	2	3				
Inning Stats	R: 1 E: 0 K: 1 S: 6	H: 2 LOB: 0 BB: 0 P: 6	R: 0 E: 0 K: 1 S: 6	H: 1 LOB: 3 BB: 2 P: 14	R: 0 E: 0 K: 0 S: 3	H: 0 LOB: 0 BB: 0 P: 3	R: 0 E: 0 K: 0 S: 3	H: 1 LOB: 1 BB: 0 P: 3	R: 0 E: 0 K: 1 S: 5	H: 0 LOB: 0 BB: 0 P: 5	R: 0 E: 0 K: 1 S: 3	H: 0 LOB: 0 BB: 0 P: 3	R: 0 E: 0 K: 1 S: 5	H: 0 LOB: 0 BB: 0 P: 5	R: 0 E: 0 K: 1 S: 6	H: 1 LOB: 1 BB: 0 P: 7	1B: 3 2B: 2 3B: 0 HR: 0	SF: 0 SAC: 0 DP: 0 HBP: 0	WP: 1 PB: 0 CS: 0	PA: 32
PITCHER	IP WLS BF H R ER SO BB IBB HBP BLK WP HR S P ERA WHIP																			
39 Chris Capuano, L (1,1) ERA: 7.27	5.0 W 19 4 1 1 3 2 0 0 0 0 0 0 23 31 1.80 1.200																			
50 Jared Fernandez, R (6,1) ERA: 4.29	2.0 6 0 0 0 1 0 0 0 0 0 0 0 8 8 0.00 0.000																			
Dan Kolb, R (8,1) ERA: 8.31	1.0 3 0 0 0 1 0 0 0 0 0 0 0 5 5 0.00 0.000																			
59 Derrick Turnbow, R (9,1) ERA: 9.64	1.0 4 1 0 0 1 0 0 0 0 0 1 0 6 7 0.00 1.000																			

AB	30
R	1
H	5
RBI	1
BB	2
SO	6
LOB	11



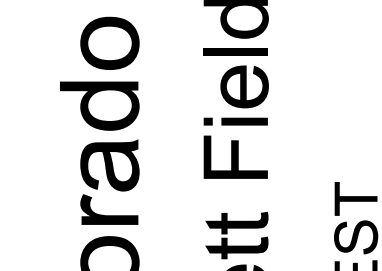
Batter	1	2	3	4	5	6	7	8	9	AB	R	H	RBI	BB	SO	LOB	TOP			
2 Bill Hall, R OBP: 0.434, SLG: 0.625 (1, 8)	F8		2B			BB		BB		2	0	1	0	2	0	0	Milwaukee Brewers @ Colorado Rockies US West Sports Complex, Hi Corbett Field, Tucson, AZ Fri Mar 31 2006, 3:05 PM EST Att: 3,279 - Partly Cloudy - 80 F			
7 J.J. Hardy, R OBP: 0.350, SLG: 0.554 Ozzie Chavez, S OBP: 0.444, SLG: 0.667 (8, 6)	P4		L6			G6-4-3		G4-6-3		4	0	0	0	0	0	3				
47 Corey Koskie, L OBP: 0.413, SLG: 0.741 Mat Gamel, L OBP: 0.667, SLG: 1.333 (1, 5)	HBP				2B		G3		2B	2	0	1	0	0	0	0				
28 Prince Fielder, L OBP: 0.438, SLG: 0.558 (1, 3)	K				G3		3B		G4-3	4	1	1	1	0	1	2				
23 Rickie Weeks Jr., R OBP: 0.380, SLG: 0.533 (1, 4)	G5-3				FC6-2-5-4		2B		K	4	1	1	1	0	1	1				
18 Gabe Gross, L OBP: 0.342, SLG: 0.441 Matt Wise, R OBP: 0.333, SLG: 0.333 (9, PH)	F8				G1-3		G4-3		1B	3	0	0	0	0	0	1				
1 Corey Hart, R OBP: 0.364, SLG: 0.483 (1, 7)	K				G5-3		2B		1B	4	0	2	1	0	1	0				
21 Chad Moeller, R OBP: 0.243, SLG: 0.306 (1, 2)					G5-3		K		1B	4	0	1	1	0	1	1				
Tomo Ohka, S OBP: 0.526, SLG: 0.621 (1, 1)					G4-3		B5-3		P6	1	0	0	0	0	0	0				
Rick Helling, R OBP: 0.526, SLG: 0.621 (5, 1)										1	0	0	0	0	0	0				
8 Vinny Rottino, R OBP: 0.526, SLG: 0.621 (7, 9)										2	0	0	0	0	0	2				
Inning Stats	R: 0 E: 0 K: 1 S: 7	H: 0 LOB: 1 BB: 0 P: 10	R: 0 E: 0 K: 1 S: 5	H: 0 LOB: 0 BB: 0 P: 8	R: 0 E: 0 K: 0 S: 13	H: 1 LOB: 1 BB: 0 P: 16	R: 0 E: 0 K: 0 S: 5	H: 1 LOB: 0 BB: 0 P: 6	R: 0 E: 0 K: 0 S: 6	H: 0 LOB: 0 BB: 1 P: 11	R: 2 E: 0 K: 1 S: 14	H: 3 LOB: 1 BB: 0 P: 21	R: 0 E: 0 K: 0 S: 6	H: 0 LOB: 0 BB: 1 P: 11	R: 2 E: 0 K: 1 S: 19	H: 4 LOB: 2 BB: 0 P: 27	1B: 3 2B: 6 3B: 1 HR: 0	SF: 0 SAC: 0 DP: 3 HBP: 1	WP: 1 PB: 0 CS: 0	PA: 36
PITCHER	IP WLS BF H R ER SO BB IBB HBP BLK WP HR S P ERA WHIP																			
28 Aaron Cook, R ERA: 2.81 (1, 1)	6.0 W 20 2 0 0 2 1 0 1 0 0 0 0 43 62 0.00 0.500																			
39 Tom Martin, L ERA: 4.53 (7, 1)	1.0 H 6 3 2 2 1 0 0 0 0 0 0 0 14 21 18.00 3.000																			
Ray King, L ERA: 4.5 (8, 1)	1.0 H 3 0 0 0 0 1 0 0 0 0 0 0 6 11 0.00 1.000																			
40 Brian Fuentes, L ERA: 4.5 (9, 1)	1.0 S 7 4 2 2 1 0 0 0 0 0 1 0 19 27 18.00 4.000																			


Batter	1	2	3	4	5	6	7	8	9	AB	R	H	RBI	BB	SO	LOB	BOTTOM			
18 Cory Sullivan, L OBP: 0.390, SLG: 0.643 (1, 8)	F7		1B		P6		SH3-4			3	0	1	0	0	0	0	Milwaukee Brewers @ Colorado Rockies US West Sports Complex, Hi Corbett Field, Tucson, AZ Fri Mar 31 2006, 3:05 PM EST Att: 3,279 - Partly Cloudy - 80 F			
Jamey Carroll, R OBP: 0.434, SLG: 0.479 (1, 6)	G6-3		L3		2B		F9			4	0	1	0	0	0	2				
17 Todd Helton, L OBP: 0.500, SLG: 0.719 (1, 3)	F9				2B		2B			4	1	2	1	0	1	1				
5 Matt Holliday, R OBP: 0.280, SLG: 0.468 (1, 7)	F7				1B		K			4	1	1	1	0	1	2				
27 Garrett Atkins, R OBP: 0.431, SLG: 0.509 (1, 5)	G6-3				2B		HR			4	2	2	1	0	0	0				
Eli Marrero, R OBP: 0.500, SLG: 0.510 (1, 9)	1B				1B		F8			4	0	2	2	0	0	0				
Luis Gonzalez, R OBP: 0.400, SLG: 0.627 (1, 4)	1B				F8		K			4	0	2	0	0	1	1				
Miguel Ojeda, R OBP: 0.250, SLG: 0.294 (1, 2)	F8				1B		G5-3			4	0	1	0	0	0	3				
28 Aaron Cook, R ERA: 6.0 (1, 1)	G4-3				G6-3		BB			2	0	0	0	0	0	2				
39 Tom Martin, L OBP: 1.000, SLG: 1.000 (7, PH)							18 SH3-4			0	0	0	0	0	0	0				
11 Brad Hawpe, L OBP: 0.385, SLG: 0.375 (7, PH)							17 2B			0	1	0	0	1	0	0				
Ray King, L OBP: 0.385, SLG: 0.375 (8, 1)										0	0	0	0	0	0	0				
40 Brian Fuentes, L ERA: 4.5 (9, 1)										0	0	0	0	0	0	0				
Inning Stats	R: 0 E: 0 K: 0 S: 6	H: 0 LOB: 0 BB: 0 P: 11	R: 0 E: 0 K: 0 S: 12	H: 2 LOB: 0 BB: 0 P: 18	R: 0 E: 0 K: 0 S: 6	H: 1 LOB: 0 BB: 0 P: 8	R: 3 E: 0 K: 0 S: 12	H: 5 LOB: 1 BB: 0 P: 18	R: 0 E: 0 K: 1 S: 9	H: 1 LOB: 1 BB: 0 P: 12	R: 0 E: 0 K: 0 S: 8	H: 1 LOB: 1 BB: 0 P: 10	R: 1 E: 0 K: 1 S: 7	H: 1 LOB: 1 BB: 1 P: 14	R: 1 E: 0 K: 1 S: 8	H: 1 LOB: 0 BB: 0 P: 10	1B: 6 2B: 6 3B: 0 HR: 1	SF: 0 SAC: 1 DP: 2 HBP: 0	WP: 0 PB: 0 CS: 0	PA: 35
PITCHER	IP WLS BF H R ER SO BB IBB HBP BLK WP HR S P ERA WHIP																			
Tomo Ohka, R ERA: 6.0 (1, 1)	4.0 L 18 8 3 3 0 0 0 0 0 0 0 0 36 55 6.75 2.000																			
Rick Helling, R ERA: 5.4 (5, 1)	2.0 8 2 0 0 1 0 0 0 0 0 0 0 17 22 0.00 1.000																			
Matt Wise, R ERA: 5.4 (7, 1)	2.0 9 2 2 2 2 1 0 0 0 0 0 1 15 24 9.00 1.500																			


AB 33
R 4
H 9
RBI 4
BB 2
SO 4
LOB 10



AB 33
R 5
H 12
RBI 5
BB 1
SO 3
LOB 11



Batter	1	2	3	4	5	6	7	8	9	AB	R	H	RBI	BB	SO	LOB	TOP			
6 Chris Duffy, L (1, 8) OBP: 0.250, SLG: 0.250	2-2 G5-4-3 1B	1-0 F8			0-3 K		1-3 K			4	0	1	0	0	2	1	Pittsburgh Pirates @ Milwaukee Brewers Miller Park, Milwaukee, WI Mon Apr 03 2006, 1:05 PM CDT Att. 45,023 - Roof Closed - 63 F			
2 Jack Wilson, R (1, 6) OBP: 0.500, SLG: 0.333	1 SAFE 2-2 G5-4-3 1-2		3-2 G6-3 1B		0-0 L9		4-1 G4-6-3 BB			3	0	1	0	1	0	1				
Sean Casey, L (1, 3) OBP: 0.250, SLG: 0.500	0-1 E7		1-1 G6-3 1-2		0-1 G3 11 1B 2B		2-0 G4-6-3 1-2			4	1	1	0	0	0	2				
Jason Bay, R (1, 7)	4-2 BB		4-1 FC6-4 BB		4-1 11 1B G3 BB		1-2 L7			1	0	0	0	3	0	0				
Joe Randa, R (1, 5)	2-3 K		2-2 FC6-4 1-2		2-2 P2		0-0 F7			4	0	0	0	0	1	5				
Jeremy Burnitz, L (1, 9)		2-3 K		0-1 G4-3		0-1 G3 1-2 2-3		3-1 G4-3		4	0	0	0	0	1	2				
Jose Castillo, R (1, 4) OBP: 0.500, SLG: 0.667		2-1 1B 2B		3-3 K		4-0 11 1B IBB		0-3 K		3	1	1	0	1	2	0				
11 Humberto Cota, R (1, 2) OBP: 0.333, SLG: 0.333		1-3 K		1-0 P3		0-1 1-2 2-3 3-H 1B		1-1 12 G4-6-3 1B		3	0	1	1	0	1	1				
13 Nate McLouth, L (9, PH) OBP: 1.000, SLG: 1.000										1	0	1	0	0	0	0				
Oliver Pérez, L (1, 1) OBP: 0.333, SLG: 0.333		0-1 2H 1B				3-1 G3		1-2 G4-6-3 1-2		3	0	1	1	0	1	3				
16 Salomon Torres, R (6, 1) Damaso Marte, L (7, 1) 55 Matt Capps, R (7, 1) 12 Freddy Sanchez, R (9, PH)										0	0	0	0	0	0	0				
Inning Stats	R: 0 E: 1 K: 1 S: 17	H: 1 LOB: 2 BB: 1 P: 27	R: 1 E: 0 K: 2 S: 12	H: 2 LOB: 1 BB: 0 P: 18	R: 0 E: 0 K: 0 S: 10	H: 1 LOB: 1 BB: 1 P: 20	R: 0 E: 0 K: 1 S: 6	H: 0 LOB: 0 BB: 0 P: 10	R: 0 E: 0 K: 1 S: 7	H: 2 LOB: 3 BB: 2 P: 26	R: 0 E: 0 K: 1 S: 5	H: 0 LOB: 0 BB: 1 P: 12	R: 0 E: 0 K: 0 S: 6	H: 0 LOB: 0 BB: 0 P: 10	R: 0 E: 0 K: 1 S: 9	H: 1 LOB: 0 BB: 0 P: 11		1B: 5 2B: 2 3B: 0 HR: 0	SF: 0 SAC: 0 DP: 4 HBP: 0	WP: 0 PB: 0 SB: 0 CS: 0
PITCHER	IP WLS BF H R ER SO BB IBB HBP BLK WP HR S P ERA WHIP																			
Doug Davis, L (1, 1) ERA: 3.0	6.0	27	6	2	2	6	3	1	0	0	0	0	0	0	67	111	3.00	1.500		
Justin Lehr, R (7, 1) ERA:	1.0	W 3	0	0	0	1	1	0	0	0	0	0	0	5	12	0.00	1.000			
Matt Wise, R (8, 1) ERA:	1.0	H 3	0	0	0	0	0	0	0	0	0	0	0	6	10	0.00	0.000			
Derrick Turnbow, R (9, 1) ERA:	1.0	S 3	1	0	0	1	0	0	0	0	0	0	0	9	11	0.00	1.000			

Batter	1	2	3	4	5	6	7	8	9	AB	R	H	RBI	BB	SO	LOB	BOTTOM			
Brady Clark, R (1, 8)	1-1 P3		1-1 F7		1-1 F7		1-1 G4-3			4	0	0	0	0	0	1	Pittsburgh Pirates @ Milwaukee Brewers Miller Park, Milwaukee, WI Mon Apr 03 2006, 1:05 PM CDT Att. 45,023 - Roof Closed - 63 F			
7 J.J. Hardy, R (1, 6) OBP: 0.500, SLG: 1.333	1-2 HR		4-2 BB		0-3 K		3-2 L7			3	1	1	1	1	1	0				
Geoff Jenkins, L (1, 9) OBP: 0.250, SLG: 0.250	1-3 K		1-3 K		1-3 K		0-2 HR 1B			4	1	1	0	0	3	1				
Carlos Lee, R (1, 7) OBP: 0.750, SLG: 1.667	1-2 1B		4-2 BB		2-2 F7		2-2 HR			3	1	2	2	1	0	1				
28 Prince Fielder, L (1, 3)	0-3 K		3-3 K		1-3 K		1-3 K			4	0	0	0	0	4	3				
23 Rickie Weeks Jr., R (1, 4) OBP: 0.750, SLG: 0.500		2-2 1B		2-3 K		4-1 SH1-4 2B BB		1-2 HBP		2	1	1	0	1	1	1				
2 Bill Hall, R (1, 5)		4-1 G6-4-3 BB		1-3 K		4-2 SH1-4 1B BB		1 SAFE 1-2 G2-3		2	1	0	0	2	1	2				
Damian Miller, R (1, 2)		2-0 G6-4-3 1-2		2-3 K		0-0 SH1-4				2	0	0	0	0	1	1				
Doug Davis, R (1, 1) Justin Lehr, R (7, 1) 18 Gabe Gross, L (7, PH) Jeff Cirillo, R (7, PH) Matt Wise, R (8, 1) Derrick Turnbow, R (9, 1)			1-2 F9		1-1 G6-3		1-1 G4-3 2H 3H 1B			2	0	0	0	0	0	0				
Inning Stats	R: 1 E: 0 K: 2 S: 14	H: 2 LOB: 1 BB: 0 P: 18	R: 0 E: 0 K: 0 S: 5	H: 1 LOB: 0 BB: 1 P: 13	R: 0 E: 0 K: 1 S: 11	H: 0 LOB: 1 BB: 1 P: 18	R: 0 E: 0 K: 3 S: 15	H: 0 LOB: 1 BB: 1 P: 25	R: 0 E: 0 K: 1 S: 9	H: 0 LOB: 0 BB: 0 P: 13	R: 0 E: 0 K: 3 S: 14	H: 0 LOB: 1 BB: 0 P: 18	R: 2 E: 0 K: 0 S: 9	H: 1 LOB: 0 BB: 2 P: 19	R: 2 E: 0 K: 1 S: 24	H: 2 LOB: 1 BB: 0 P: 33			1B: 4 2B: 0 3B: 0 HR: 2	SF: 0 SAC: 1 DP: 2 HBP: 1
PITCHER	IP WLS BF H R ER SO BB IBB HBP BLK WP HR S P ERA WHIP																			
Oliver Pérez, L (1, 1) ERA: 1.69	5.1	21	3	1	1	9	3	0	0	0	0	0	0	61	95	1.69	1.125			
16 Salomon Torres, R (6, 1) ERA: 18.0	1.0	L 5	0	2	2	1	2	0	0	0	0	0	0	12	23	18.00	2.000			
Damaso Marte, L (7, 1) ERA:	0.0	B 1	1	0	0	0	0	0	0	0	0	0	0	2	3	∞	∞			
55 Matt Capps, R (7, 1) ERA: 10.8	1.2	7	2	2	2	1	0	0	1	0	0	1	26	36	10.80	1.200				

Batter	1	2	3	4	5	6	7	8	9	AB	R	H	RBI	BB	SO	LOB	TOP										
13 Nate McLouth, L OBP: 0.167, SLG: 0.167	P6		E4			G4-3	G3		P5	5	0	0	0	0	0	2	Pittsburgh Pirates @ Milwaukee Brewers Miller Park, Milwaukee, WI Tue Apr 04 2006, 7:05 PM CDT Att: 15,515 - Roof Closed - 64 F										
2 Jack Wilson, R OBP: 0.625, SLG: 0.650	HR	1B	K			G5-4-3	1B		BB	3	1	2	0	1	1	0											
Sean Casey, L OBP: 0.250, SLG: 0.750	HR		P6			K	K		F7	4	1	1	2	0	1	2											
Jason Bay, R	G3			K		G5-4-3			F8	4	0	0	0	0	1	2											
Craig Wilson, R OBP: 0.500, SLG: 0.750	P4			1B			WP	2B	F8	4	1	2	0	0	0	1											
Joe Randa, R OBP: 0.125, SLG: 0.125		F9		K			F9		1B	4	0	1	0	0	1	2											
Jose Castillo, R OBP: 0.625, SLG: 0.857				K			HR		1B	4	1	3	1	0	1	1											
41 Ryan Doumit, S	G6-3					P5	P6		G3	4	0	0	0	0	0	4											
Victor Santos, R Ryan Vogelsong, R Damaso Marte, L Jeromy Burnitz, L 34 John Grabow, L 16 Salomon Torres, R Roberto Hernandez, R 12 Freddy Sanchez, R	K		K			K	HR		L1	2	0	0	0	0	2	1		P									
Inning Stats	R: 2 E: 0 K: 0 S: 14	H: 2 LOB: 0 BB: 0 P: 20	R: 0 E: 0 K: 1 S: 8	H: 1 LOB: 1 BB: 0 P: 10	R: 0 E: 1 K: 1 S: 8	H: 0 LOB: 0 BB: 0 P: 12	R: 0 E: 0 K: 3 S: 15	H: 1 LOB: 1 BB: 0 P: 22	R: 0 E: 0 K: 1 S: 7	H: 0 LOB: 0 BB: 0 P: 13	R: 3 E: 0 K: 0 S: 17	H: 3 LOB: 0 BB: 0 P: 25	R: 0 E: 0 K: 0 S: 10	H: 0 LOB: 1 BB: 1 P: 18	R: 0 E: 0 K: 0 S: 11	H: 2 LOB: 2 BB: 0 P: 19			1B: 6 2B: 2 3B: 0 HR: 2	SF: 0 SAC: 0 DP: 1 HBP: 0	WP: 1 PB: 0 SB: 0 CS: 0	PA: 37					
PITCHER	IP	WLS	BF	H	R	ER	SO	BB	IBB	HBP	BLK	WP	HR	S	P	ERA	WHIP										
39 Chris Capuano, L ERA: 3.0	6.0	W	22	5	2	2	7	0	0	0	0	0	1	60	87	3.00	0.833										
52 Jose Capellan, R ERA: 27.0	1.0		6	3	3	3	0	0	0	0	0	1	1	17	25	27.00	3.000										
Dan Kolb, R ERA:	1.0	H	4	0	0	0	0	1	0	0	0	0	0	10	18	0.00	1.000										
Derrick Turnbow, R ERA:	1.0	S	5	2	0	0	0	0	0	0	0	0	0	11	19	0.00	2.000										

Batter	1	2	3	4	5	6	7	8	9	AB	R	H	RBI	BB	SO	LOB	BOTTOM										
Brady Clark, R OBP: 0.333, SLG: 0.333	K	L9				1B	E6		G6-4-3	5	2	3	0	0	0	4	Pittsburgh Pirates @ Milwaukee Brewers Miller Park, Milwaukee, WI Tue Apr 04 2006, 7:05 PM CDT Att: 15,515 - Roof Closed - 64 F										
7 J.J. Hardy, R OBP: 0.333, SLG: 0.625	F9		G5-3			F8	1B		G4-3	5	0	1	1	0	0	2											
Geoff Jenkins, L OBP: 0.444, SLG: 0.556	K		L9			WP	1B		2B	5	0	3	0	0	1	1											
Carlos Lee, R OBP: 0.667, SLG: 1.000		23 1B	F7			BB	1B		F7	3	1	1	0	2	0	2											
28 Prince Fielder, L	K			G3-1		K	K		F8	5	0	0	0	0	3	7											
23 Rickie Weeks Jr., R OBP: 0.667, SLG: 0.571		47 BB		G6-3		G6-3			FC6-4	5	2	3	0	0	0	4											
47 Corey Koskie, L OBP: 0.750, SLG: 0.667		1B				F8	1B		1B	3	0	2	0	1	0	0											
Damian Miller, R OBP: 0.500, SLG: 0.400		BB		K		K	18 HR		G6-4-3	3	1	2	3	0	1	2											
39 Chris Capuano, L 18 Gabe Gross, L 52 Jose Capellan, R 2 Bill Hall, R Dan Kolb, R Derrick Turnbow, R		SH2-4		K		K	HR		F8	1	0	0	0	0	1	2		Brewers									
Inning Stats	R: 0 E: 0 K: 1 S: 11	H: 1 LOB: 1 BB: 0 P: 20	R: 2 E: 0 K: 1 S: 12	H: 3 LOB: 2 BB: 1 P: 23	R: 0 E: 0 K: 0 S: 5	H: 0 LOB: 0 BB: 0 P: 9	R: 0 E: 0 K: 2 S: 16	H: 2 LOB: 2 BB: 0 P: 24	R: 1 E: 1 K: 1 S: 14	H: 2 LOB: 2 BB: 1 P: 27	R: 3 E: 1 K: 0 S: 18	H: 4 LOB: 1 BB: 0 P: 30	R: 1 E: 0 K: 0 S: 12	H: 3 LOB: 1 BB: 0 P: 21	R: 0 E: 0 K: 0 S: 11	H: 1 LOB: 2 BB: 1 P: 20			1B: 14 2B: 1 3B: 0 HR: 1	SF: 0 SAC: 1 DP: 1 HBP: 1	WP: 2 PB: 1 SB: 0 CS: 0	PA: 42					
PITCHER	IP	WLS	BF	H	R	ER	SO	BB	IBB	HBP	BLK	WP	HR	S	P	ERA	WHIP										
Victor Santos, R ERA: 6.23	4.1	L	22	8	3	3	4	2	0	0	0	0	1	21	35	20.25	3.000										
Ryan Vogelsong, R ERA: 20.25	1.1		9	4	3	3	1	0	0	1	0	0	0	3	5	0.00	0.000										
Damaso Marte, L ERA:	0.1		1	0	0	0	1	0	0	0	0	0	0	3	5	0.00	0.000										
34 John Grabow, L ERA:	0.0		3	3	1	1	0	0	0	0	0	0	0	5	10	∞	∞										
16 Salomon Torres, R ERA: 9.0	1.0		2	0	0	0	0	0	0	0	0	0	0	7	11	0.00	0.000										

Batter	1	2	3	4	5	6	7	8	9	AB	R	H	RBI	BB	SO	LOB	TOP										
6 Chris Duffy, L (1, 8) OBP: 0.111, SLG: 0.111	1-1 P5		1-1 B3		1-2 G3-1			1-2 G3	0-0 P6	5	0	0	0	0	0	3											
2 Jack Wilson, R (1, 6) OBP: 0.500, SLG: 0.333	1-0 G6-3 HBP		0-0 G5-3			0-2 F8		2-2 G5-3		3	0	0	0	0	0	0											
Sean Casey, L (1, 3) José Hernández, R (8, PR) (8, 3)	1-2 G6-3			2-2 G6-4-3 1B		0-1 G6-3		1-1 G6-3		4	0	2	0	0	0	1											
Jason Bay, R (1, 7) OBP: 0.417, SLG: 0.500		4-1 WP BB		1-2 G6-4-3 1B		0-0 HR		1-3 K		3	2	1	1	1	1	2											
Jeremy Burnitz, L (1, 9) OBP: 0.333, SLG: 0.667	1 SAFE 1 SAFE K	3-3 K		1-2 1B		0-0 1B		0-0 L9		4	0	2	0	0	1	1											
Joe Randa, R (1, 5) 13 Nate McLouth, L (9, PR) (8, 3)	0-0 E9			0-2 1B		0-0 1B		1-1 41 BB BB		4	0	2	0	0	0	1											
Jose Castillo, R (1, 4) OBP: 0.417, SLG: 0.545	3-1 G6-3			1-2 1B			0-1 G1-3		0-3 K	4	0	0	0	0	1	4											
11 Humberto Cota, R (1, 2) Craig Wilson, R (9, PH) (8, 3)	1-2 G4-3				0-1 P3		1-2 G6-3		4-2 41 BB BB	3	0	0	0	0	0	1											
57 Zach Duke, L (1, 1) 12 Freddy Sanchez, R (7, PH) 16 Salomon Torres, R (7, 1) Damaso Marte, L (8, 1) Roberto Hernandez, R (8, 1) 41 Ryan Doumit, S (8, PH)			0-1 G6-3		1-3 K		2-2 P3		1-2 BB	2	0	0	0	0	0	0											
Inning Stats	R: 0 E: 0 K: 0 S: 5	H: 0 LOB: 0 BB: 0 P: 8	R: 1 E: 1 K: 1 S: 10	H: 0 LOB: 1 BB: 1 P: 21	R: 0 E: 0 K: 0 S: 5	H: 0 LOB: 0 BB: 0 P: 6	R: 0 E: 0 K: 0 S: 15	H: 3 LOB: 2 BB: 0 P: 20	R: 0 E: 0 K: 1 S: 8	H: 0 LOB: 0 BB: 0 P: 10	R: 1 E: 0 K: 0 S: 8	H: 2 LOB: 1 BB: 0 P: 8	R: 0 E: 0 K: 0 S: 10	H: 0 LOB: 0 BB: 0 P: 13	R: 0 E: 0 K: 1 S: 11	H: 1 LOB: 1 BB: 0 P: 16	R: 0 E: 0 K: 1 S: 14	H: 1 LOB: 3 BB: 2 P: 23	1B: 6 2B: 0 3B: 0 HR: 1	SF: 0 SAC: 0 DP: 2 HBP: 1	WP: 1 PB: 0 SB: 0 CS: 0	PA: 37					
PITCHER	IP	WLS	BF	H	R	ER	SO	BB	IBB	HBP	BLK	WP	HR	S	P	ERA	WHIP										
Tomo Ohka, R (1, 1) ERA: 1.29	7.0		27	5	2	1	2	1	0	1	0	1	1	61	86	1.29	0.857										
Matt Wise, R (8, 1) ERA:	1.0	W	4	1	0	0	1	0	0	0	0	0	0	11	16	0.00	1.000										
Derrick Turnbow, R (9, 1) ERA:	1.0	S	6	1	0	0	1	2	0	0	0	0	0	14	23	0.00	3.000										

Pittsburgh Pirates @ Milwaukee Brewers
Miller Park, Milwaukee, WI
Wed Apr 05 2006, 7:05 PM CDT
Att: 15,430 - Roof Closed - 64 F

AB	33
R	2
H	7
RBI	1
BB	3
SO	4
LOB	13

P

Batter	1	2	3	4	5	6	7	8	9	AB	R	H	RBI	BB	SO	LOB	BOTTOM										
Brady Clark, R (1, 8) OBP: 0.308, SLG: 0.250	3-2 L9				0-0 F9			4-1 7 G5-4-3 BB		3	0	0	0	1	1	2											
7 J.J. Hardy, R (1, 6) OBP: 0.462, SLG: 0.909	1-0 1B				2-1 HR		0-2 G5-4-3			3	1	2	1	1	0	1											
Geoff Jenkins, L (1, 9) OBP: 0.462, SLG: 0.500	2-2 1B				3-2 K			1-2 28 BB BB		3	1	1	0	1	2	3											
Carlos Lee, R (1, 7) 1 Corey Hart, R (9, 7) OBP: 0.615, SLG: 0.889	4-1 BB				1-0 2 BB			3-1 F9		3	1	1	0	1	0	1											
2 Bill Hall, R (1, 5)	0-3 K				2-1 P3			4-2 28 BB BB		3	0	0	0	1	1	3											
23 Rickie Weeks Jr., R (1, 4) OBP: 0.462, SLG: 0.364	1-2 F8				2-1 G1-4-3			1-3 K		4	0	0	0	0	1	5											
28 Prince Fielder, L (1, 3) OBP: 0.154, SLG: 0.083		4-0 SH2-4 1B BB			1-2 G4-3			0-2 F8		3	0	1	1	1	0	0											
Damian Miller, R (1, 2) OBP: 0.500, SLG: 0.375		1-2 SH2-4 1B			0-1 G6-3			1-3 1B		3	0	1	0	1	0	0											
Tomo Ohka, S (1, 1) 18 Gabe Gross, L (7, PH) Matt Wise, R (8, 1) Jeff Cirillo, R (8, PH) Derrick Turnbow, R (9, 1)		0-0 SH2-4			0-1 G6-3			1-1 FC4-6 BB		1	0	0	0	0	0	0											
Inning Stats	R: 0 E: 0 K: 1 S: 16	H: 2 LOB: 3 BB: 1 P: 27	R: 0 E: 0 K: 2 S: 10	H: 1 LOB: 3 BB: 2 P: 19	R: 0 E: 0 K: 0 S: 6	H: 0 LOB: 0 BB: 0 P: 12	R: 0 E: 0 K: 0 S: 7	H: 0 LOB: 0 BB: 0 P: 8	R: 2 E: 1 K: 1 S: 11	H: 2 LOB: 0 BB: 0 P: 19	R: 0 E: 0 K: 0 S: 4	H: 0 LOB: 0 BB: 0 P: 6	R: 0 E: 0 K: 1 S: 7	H: 0 LOB: 0 BB: 1 P: 11	R: 1 E: 0 K: 1 S: 18	H: 1 LOB: 3 BB: 3 P: 35	1B: 4 2B: 1 3B: 0 HR: 1	SF: 0 SAC: 1 DP: 1 HBP: 0	WP: 0 PB: 0 SB: 0 CS: 1	PA: 37							
PITCHER	IP	WLS	BF	H	R	ER	SO	BB	IBB	HBP	BLK	WP	HR	S	P	ERA	WHIP										
57 Zach Duke, L (1, 1) ERA: 1.5	6.0		26	5	2	1	4	3	0	0	0	0	0	54	91	1.50	1.333										
16 Salomon Torres, R (7, 1) ERA: 6.0	1.0		3	0	0	0	1	1	0	0	0	0	0	7	11	0.00	1.000										
Damaso Marte, L (8, 1) ERA: 27.0	0.0	L	1	0	1	1	0	1	0	0	0	0	0	6	10	∞	∞										
Roberto Hernandez, R (8, 1) ERA:	1.0		6	1	0	0	1	2	0	0	0	0	0	12	25	0.00	3.000										

Pittsburgh Pirates @ Milwaukee Brewers
Miller Park, Milwaukee, WI
Wed Apr 05 2006, 7:05 PM CDT
Att: 15,430 - Roof Closed - 64 F

AB	28
R	3
H	6
RBI	2
BB	7
SO	6
LOB	18

Brewers

Batter	1	2	3	4	5	6	7	8	9	AB	R	H	RBI	BB	SO	LOB	TOP										
Craig Counsell, L (1,6) OBP: 0.429, SLG: 0.333	1-2 G5-4-3 HBP		0-0 P6			2-1 G4-3		0-0 B2-3		3	0	0	0	0	0	1											
1 Orlando Hudson, S (1,4) OBP: 0.250, SLG: 0.222	1 SAFE G5-4-3		1-2 G4-3			0-3 K			4-2 G4-6-3 BB	3	0	0	0	1	1	1											
Chad Tracy, L (1,5) OBP: 0.316, SLG: 0.471	1-3 K		1-2 G6-3			1-1 P2			1-1 G4-6-3	4	0	0	0	0	1	1											
Luis Gonzalez, L (1,7) OBP: 0.389, SLG: 0.625		1-1 HR		0-1 G3-1					3-1 G4-3	4	1	1	1	0	1	0											
34 Conor Jackson, R (1,3) OBP: 0.643, SLG: 0.444		0-1 G5-3		4-2 G3-6-1 BB						2	0	0	0	1	1	0											
Shawn Green, L (1,9) OBP: 0.167, SLG: 0.167		1-2 G3		1-0 G3-6-1						3	0	0	0	0	1	1											
Johnny Estrada, S (1,2) OBP: 0.273, SLG: 0.111		4-2 2B BB			1-3 K				2-3 K	2	0	0	0	1	2	0											
22 Eric Byrnes, R (1,8) OBP: 0.333, SLG: 0.467		0-2 F7			2-0 F7				1-3 K	3	0	1	0	0	1	0											
Russ Ortiz, R (1,1) Greg Aquino, R (7,1) 30 Jeff DaVanon, S (8, PH) Jason Grimsley, R (8,1)		0-3 K			0-1 G1-3				4-0 BB	2	0	0	0	0	1	2											
Inning Stats	R: 0 E: 0 K: 1 S: 7	H: 0 LOB: 0 BB: 0 P: 9	R: 1 E: 0 K: 1 S: 15	H: 2 LOB: 2 BB: 1 P: 21	R: 0 E: 0 K: 0 S: 8	H: 0 LOB: 0 BB: 1 P: 10	R: 0 E: 0 K: 1 S: 6	H: 0 LOB: 0 BB: 1 P: 11	R: 0 E: 0 K: 1 S: 7	H: 0 LOB: 0 BB: 0 P: 10	R: 0 E: 0 K: 3 S: 11	H: 0 LOB: 0 BB: 0 P: 17	R: 0 E: 0 K: 2 S: 9	H: 0 LOB: 1 BB: 1 P: 16	R: 0 E: 0 K: 0 S: 7	H: 0 LOB: 0 BB: 1 P: 15	1B: 0 2B: 1 3B: 0 HR: 1	SF: 0 SAC: 0 DP: 3 HBP: 1	WP: 0 PB: 0 CS: 0	PA: 31							
PITCHER	IP	WLS	BF	H	R	ER	SO	BB	IBB	HBP	BLK	WP	HR	S	P	ERA	WHIP										
31 Dave Bush, R (1,1) ERA: 1.29	7.0	W	24	2	1	1	7	2	0	1	0	0	1	61	88	1.29	0.571										
Matt Wise, R (8,1) ERA:	1.0	H	4	0	0	0	2	1	0	0	0	0	0	9	16	0.00	1.000										
Derrick Turnbow, R (9,1) ERA:	1.0	S	3	0	0	0	0	1	0	0	0	0	0	7	15	0.00	1.000										

Arizona Diamondbacks @ Milwaukee Brewers
Miller Park, Milwaukee, WI
Fri Apr 07 2006, 7:05 PM CDT
Att: 25,737 - Roof Closed - 61 F

AB	26
R	1
H	2
RBI	1
BB	4
SO	9
LOB	6



Batter	1	2	3	4	5	6	7	8	9	AB	R	H	RBI	BB	SO	LOB	BOTTOM										
Brady Clark, R (1,8) OBP: 0.235, SLG: 0.188	2-2 L3		1-1 G1-3			2-2 F8		2-1 G1-3		4	0	0	0	0	0	0											
7 J.J. Hardy, R (1,6) OBP: 0.353, SLG: 0.667	3-2 F7		1-3 K			1-0 P6		2-2 G6-3		4	0	0	0	1	0	0											
Geoff Jenkins, L (1,9) OBP: 0.412, SLG: 0.438	1-0 F7			1-2 23 BB 28 BB G1-2-3 1B		0-1 F7		1-3 K2-3		4	0	1	0	0	1	0											
Carlos Lee, R (1,7) OBP: 0.625, SLG: 1.091		4-2 47 G4-3 23 3B BB		2-3 K		2-2 F7				2	2	1	1	1	1	1											
47 Corey Koskie, L (1,5) OBP: 0.571, SLG: 0.400		1-1 G4-3		4-1 23 BB BB		0-2 F7				2	0	0	0	1	0	1											
23 Rickie Weeks Jr., R (1,4) OBP: 0.500, SLG: 0.538		2-1 G1-3 3B		4-0 1-2 2-3 BB						2	1	1	1	1	1	0											
28 Prince Fielder, L (1,3) OBP: 0.250, SLG: 0.143		4-0 31 PO G1-3 BB		2-2 G1-2-3						2	0	1	0	1	0	3											
Damian Miller, R (1,2) OBP: 0.385, SLG: 0.273		1-0 G1-3			0-1 G6-3					3	0	0	1	0	0	2											
31 Dave Bush, R (1,1) 18 Gabe Gross, L (7, PH) Matt Wise, R (8,1) Derrick Turnbow, R (9,1)		2 SAFE PO		0-0 K		1-1 G3				2	0	0	0	0	1	0											
Inning Stats	R: 0 E: 0 K: 0 S: 7	H: 0 LOB: 0 BB: 0 P: 13	R: 2 E: 0 K: 0 S: 9	H: 1 LOB: 0 BB: 2 P: 21	R: 0 E: 0 K: 2 S: 8	H: 0 LOB: 0 BB: 0 P: 10	R: 0 E: 0 K: 1 S: 12	H: 1 LOB: 2 BB: 2 P: 25	R: 0 E: 0 K: 0 S: 7	H: 0 LOB: 0 BB: 0 P: 10	R: 1 E: 0 K: 0 S: 9	H: 1 LOB: 0 BB: 0 P: 12	R: 0 E: 0 K: 1 S: 12	H: 1 LOB: 1 BB: 0 P: 18	R: 0 E: 0 K: 1 S: 8	H: 0 LOB: 0 BB: 0 P: 13	1B: 2 2B: 0 3B: 1 HR: 1	SF: 0 SAC: 0 DP: 1 HBP: 0	WP: 0 PB: 0 CS: 0	PA: 31							
PITCHER	IP	WLS	BF	H	R	ER	SO	BB	IBB	HBP	BLK	WP	HR	S	P	ERA	WHIP										
Russ Ortiz, R (1,1) ERA: 4.5	6.0	L	23	3	3	3	3	4	0	0	0	0	1	52	91	4.50	1.167										
Greg Aquino, R (7,1) ERA:	1.0		4	1	0	0	1	0	0	0	0	0	0	12	18	0.00	1.000										
Jason Grimsley, R (8,1) ERA: 15.43	1.0		3	0	0	0	1	0	0	0	0	0	0	8	13	0.00	0.000										

Arizona Diamondbacks @ Milwaukee Brewers
Miller Park, Milwaukee, WI
Fri Apr 07 2006, 7:05 PM CDT
Att: 25,737 - Roof Closed - 61 F

AB	26
R	3
H	4
RBI	3
BB	4
SO	5
LOB	8



Batter	1	2	3	4	5	6	7	8	9	AB	R	H	RBI	BB	SO	LOB	TOP				
Craig Counsell, L OBP: 0.421, SLG: 0.313	1-1 F8 22 1B	3-3 K			4-2 G4-6-3 22 1B BB		1-2 G5-3		1-1 G4-3	4	2	1	0	1	1	0	Arizona Diamondbacks @ Milwaukee Brewers Miller Park, Milwaukee, WI Sat Apr 08 2006, 1:05 PM CDT Att: 29,226 - Roof Closed - 62 F livebaseballscorecards.com				
22 Eric Byrnes, R OBP: 0.368, SLG: 0.444	0-0 34 BB 1B		0-1 G5-3		4-0 G4-6-3 BB		2-3 K			3	1	1	0	1	1	0					
Luis Gonzalez, L OBP: 0.364, SLG: 0.700	1-2 F8		1-2 HR		0-0 G4-6-3		1-1 P6			4	1	1	1	0	0	4					
34 Conor Jackson, R OBP: 0.667, SLG: 0.455	4-2 1B 1-2 BB		4-2 HR		0-2 1B			1-1 F7		2	0	1	1	2	0	0					
Shawn Green, L OBP: 0.125, SLG: 0.125	3-3 K		0-2 F9		3-H 1B		0-0 F8		0-0 L6	4	0	0	0	0	1	5					
Damon Easley, R OBP: 0.500, SLG: 0.500	1-2 1B		0-0 P5			0-1 L4		0-0 1B		4	0	2	2	0	0	1					
1 Orlando Hudson, S OBP: 0.250, SLG: 0.227	3-2 G5-3		0-1 G6-3			0-0 1B		0-3 K		4	0	1	0	0	1	3					
19 Chris Snyder, R OBP: 0.333, SLG: 0.857		3-2 G5-3		1-3 K		3-3 K		3-2 G6-3		3	0	0	0	0	2	1					
30 Jeff DaVanon, S OBP: 0.333, SLG: 0.333										1	0	0	0	0	0	0					
Luis Vizcaino, R										0	0	0	0	0	0	0					
17 Brandon Webb, R										3	0	0	0	0	1	1					
Terry Mulholland, R										0	0	0	0	0	0	0					
Brandon Lyon, R										0	0	0	0	0	0	0					
Johnny Estrada, S										1	0	0	0	0	0	0					
Dan Kolb, R										0	0	0	0	0	0	0					
Inning Stats	R: 2 E: 0 K: 1 S: 22	H: 3 LOB: 2 BB: 1 P: 35	R: 0 E: 0 K: 2 S: 9	H: 0 LOB: 0 BB: 0 P: 16	R: 1 E: 0 K: 0 S: 12	H: 1 LOB: 1 BB: 1 P: 17	R: 0 E: 0 K: 1 S: 7	H: 0 LOB: 0 BB: 0 P: 9	R: 1 E: 0 K: 0 S: 7	H: 1 LOB: 1 BB: 2 P: 15	R: 0 E: 0 K: 1 S: 9	H: 0 LOB: 0 BB: 0 P: 12	R: 0 E: 0 K: 1 S: 7	H: 1 LOB: 1 BB: 0 P: 8	R: 0 E: 0 K: 0 S: 6	H: 0 LOB: 0 BB: 0 P: 10	1B: 6 2B: 0 3B: 0 HR: 1	SF: 0 SAC: 0 DP: 1 HBP: 0	WP: 0 PB: 0 SB: 0 CS: 0	PA: 37	
PITCHER	IP WLS BF H R ER SO	IP WLS BF H R ER SO	IP WLS BF H R ER SO	IP WLS BF H R ER SO	IP WLS BF H R ER SO	IP WLS BF H R ER SO	IP WLS BF H R ER SO	IP WLS BF H R ER SO	IP WLS BF H R ER SO	IP WLS BF H R ER SO	IP WLS BF H R ER SO	IP WLS BF H R ER SO	IP WLS BF H R ER SO	IP WLS BF H R ER SO	IP WLS BF H R ER SO	IP WLS BF H R ER SO	ERA WHIP	ERA WHIP			
Doug Davis, L	(1, 1)	5.0	23	5	4	4	4	4	0	1	57	92	7.20	1.800							
Rick Helling, R	(6, 1)	1.0	4	1	0	0	1	0	0	0	9	13	0.00	1.000							
Jorge De La Rosa, L	(7, 1)	2.0	7	1	0	0	2	0	0	15	20	0.00	0.500								
Dan Kolb, R	(9, 1)	1.0	W 3	0	0	0	0	0	0	6	10	0.00	0.000								

Batter	1	2	3	4	5	6	7	8	9	AB	R	H	RBI	BB	SO	LOB	BOTTOM					
Brady Clark, R OBP: 0.227, SLG: 0.238	0-1 G6-3	1-0 FC6-4		2-2 2B		0-0 FC5-4			2-2 F8	5	0	1	0	0	0	2	Arizona Diamondbacks @ Milwaukee Brewers Miller Park, Milwaukee, WI Sat Apr 08 2006, 1:05 PM CDT Att: 29,226 - Roof Closed - 62 F livebaseballscorecards.com					
7 J.J. Hardy, R OBP: 0.409, SLG: 0.700	0-1 47 HBP 1B		0-1 G4-3 2B	2-2 L8		0-3 K2-3			1-2 1B 2B	5	2	3	0	0	1	2						
Geoff Jenkins, L OBP: 0.364, SLG: 0.350	0-0 F8		3-1 G4-3		1-1 F7		0-2 K		4-0 1B IBB	4	0	0	0	1	1	2						
Carlos Lee, R OBP: 0.619, SLG: 1.000	4-1 47 HBP BB		1-0 2B		0-1 F9		2-2 P3		1-2 1B	4	0	2	2	1	0	0						
47 Corey Koskie, L OBP: 0.545, SLG: 0.500	2-2 1B		0-1 F8		2-3 K		3-2 23 WP 2B			3	0	1	0	0	1	1						
23 Rickie Weeks Jr., R OBP: 0.400, SLG: 0.412	1-0 G1-3		1-3 K			2-3 K		1-2 F9		4	0	0	0	0	2	5						
28 Prince Fielder, L OBP: 0.350, SLG: 0.444		0-1 FC6-4 1B		0-2 HR		3-1 18 1B 1B		3-2 F9		4	2	3	1	0	0	0						
Chad Moeller, R OBP: 0.250, SLG: 0.250		0-1 F7		0-2 G4-3		0-1 E5 18 1B 1B		3-3 K		4	1	1	0	0	1	1						
Doug Davis, R	(1, 1)					2-1 FC5-4 1B		2-3 K		2	0	0	0	0	2	1						
Rick Helling, R	(6, 1)									0	0	0	0	0	0	0						
18 Gabe Gross, L	(6, PH)									1	0	1	2	0	0	0						
Jorge De La Rosa, L	(7, 1)									0	0	0	0	0	0	0						
2 Bill Hall, R	(8, PH)									1	0	0	0	0	1	0						
Dan Kolb, R	(9, 1)									0	0	0	0	0	0	0						
Inning Stats	R: 0 E: 0 K: 0 S: 9	H: 1 LOB: 3 BB: 1 P: 16	R: 0 E: 0 K: 1 S: 8	H: 1 LOB: 0 BB: 0 P: 9	R: 1 E: 0 K: 1 S: 10	H: 2 LOB: 1 BB: 0 P: 15	R: 1 E: 0 K: 1 S: 16	H: 2 LOB: 1 BB: 0 P: 21	R: 0 E: 0 K: 1 S: 7	H: 0 LOB: 0 BB: 0 P: 10	R: 2 E: 1 K: 2 S: 13	H: 3 LOB: 1 BB: 0 P: 20	R: 0 E: 0 K: 1 S: 15	H: 1 LOB: 1 BB: 0 P: 21	R: 0 E: 0 K: 2 S: 12	H: 0 LOB: 0 BB: 0 P: 20	R: 1 E: 0 K: 0 S: 9	H: 2 LOB: 2 BB: 1 P: 17	1B: 7 2B: 4 3B: 0 HR: 1	SF: 0 SAC: 0 DP: 0 HBP: 1	WP: 1 PB: 0 SB: 1 CS: 0	PA: 40
PITCHER	IP WLS BF H R ER SO	IP WLS BF H R ER SO	IP WLS BF H R ER SO	IP WLS BF H R ER SO	IP WLS BF H R ER SO	IP WLS BF H R ER SO	IP WLS BF H R ER SO	IP WLS BF H R ER SO	IP WLS BF H R ER SO	IP WLS BF H R ER SO	IP WLS BF H R ER SO	IP WLS BF H R ER SO	IP WLS BF H R ER SO	IP WLS BF H R ER SO	IP WLS BF H R ER SO	IP WLS BF H R ER SO	ERA WHIP	ERA WHIP				
17 Brandon Webb, R	(1, 1)	6.0	29	9	4	3	6	1	0	1	0	0	0	0	0	0						
Terry Mulholland, L	(7, 1)	0.2	3	1	0	0	1	0	0	0	11	16	0.00	1.500								
Brandon Lyon, R	(7, 1)	1.1	4	0	0	0	2	0	0	0	16	25	0.00	0.000								
Luis Vizcaino, R	(9, 1)	0.1	L 4	2	1	1	0	0	0	0	9	17	27.00	6.000								



Batter	1	2	3	4	5	6	7	8	9	AB	R	H	RBI	BB	SO	LOB	TOP										
Brady Clark, R OBP: 0.257, SLG: 0.219 (1, 8)										5	0	1	0	0	1	3	Milwaukee Brewers @ St. Louis Cardinals Busch Stadium, St. Louis, MO Wed Apr 12 2006, 7:10 PM CDT Att. 40,648 - Clear - 82 F										
7 J.J. Hardy, R OBP: 0.314, SLG: 0.485 (1, 6)										5	1	1	0	0	1	2											
Geoff Jenkins, L OBP: 0.382, SLG: 0.355 (1, 9)										4	1	2	0	0	1	0											
Carlos Lee, R OBP: 0.455, SLG: 0.741 (1, 7)										4	1	1	3	0	0	1											
47 Corey Koskie, L OBP: 0.550, SLG: 0.500 (1, 5)										4	0	1	0	0	1	2											
23 Rickie Weeks Jr., R OBP: 0.375, SLG: 0.333 (1, 4)										3	0	1	0	0	2	0											
28 Prince Fielder, L OBP: 0.313, SLG: 0.400 (1, 3)										4	0	1	0	0	1	4											
Damian Miller, R OBP: 0.261, SLG: 0.150 (1, 2)										4	0	0	0	0	0	1											
31 Dave Bush, R OBP: 0.250, SLG: 0.250 (1, 1)										2	0	1	0	0	0	0											
18 Gabe Gross, L (7, PH) 52 Jose Capellan, R (7, PH) 1 Corey Hart, R (9, PH)										0	0	0	0	0	1	0											
Inning Stats	R: 0 E: 0 K: 2 S: 8	H: 0 LOB: 0 BB: 0 P: 11	R: 0 E: 0 K: 0 S: 10	H: 2 LOB: 1 BB: 0 P: 20	R: 0 E: 0 K: 0 S: 5	H: 1 LOB: 0 BB: 0 P: 5	R: 3 E: 0 K: 2 S: 17	H: 3 LOB: 0 BB: 0 P: 31	R: 0 E: 0 K: 1 S: 8	H: 0 LOB: 0 BB: 0 P: 13	R: 0 E: 0 K: 2 S: 13	H: 1 LOB: 2 BB: 1 P: 24	R: 0 E: 1 K: 0 S: 12	H: 1 LOB: 3 BB: 0 P: 20	R: 0 E: 1 K: 1 S: 9	H: 0 LOB: 1 BB: 0 P: 17	1B: 7 2B: 1 3B: 0 HR: 1	SF: 0 SAC: 0 DP: 1 HBP: 1	WP: 0 PB: 0 SB: 0 CS: 0	PA: 38							
PITCHER	IP	WLS	BF	H	R	ER	SO	BB	IBB	HBP	BLK	WP	HR	S	P	ERA	WHIP										
Jason Marquis, R (1, 1) ERA: 3.97	6.0	W	23	7	3	3	5	0	0	0	0	0	1	56	95	4.50	1.167										
41 Braden Loeper, R (7, 1) ERA: 4.91	1.0		5	1	0	0	2	1	0	0	0	0	0	13	24	0.00	2.000										
48 Brad Thompson, R (8, 1) ERA: 2.25	1.0		6	1	0	0	2	0	0	1	0	0	0	12	20	0.00	1.000										
Josh Hancock, R (9, 1) ERA: 3.86	1.0		4	0	0	0	1	0	0	0	0	0	0	9	17	0.00	0.000										


Batter	1	2	3	4	5	6	7	8	9	AB	R	H	RBI	BB	SO	LOB	BOTTOM											
22 David Eckstein, R OBP: 0.316, SLG: 0.242 (1, 6)										3	2	1	0	0	0	0	Milwaukee Brewers @ St. Louis Cardinals Busch Stadium, St. Louis, MO Wed Apr 12 2006, 7:10 PM CDT Att. 40,648 - Clear - 82 F											
43 Juan Encarnacion, R OBP: 0.250, SLG: 0.200 (1, 9)										4	2	2	0	0	1	0												
5 Albert Pujols, R OBP: 0.472, SLG: 0.769 (1, 3)										3	1	1	1	1	1	0												
15 Jim Edmonds, L OBP: 0.333, SLG: 0.367 (1, 8)										3	2	1	3	1	1	2												
27 Scott Rolen, R OBP: 0.412, SLG: 0.633 (1, 5)										3	1	1	2	0	0	0												
55 Skip Schumaker, L OBP: 0.381, SLG: 0.474 (1, 7)										4	0	1	0	0	1	1												
4 Yadier Molina, R OBP: 0.167, SLG: 0.172 (1, 2)										4	0	0	1	0	0	1												
Aaron Miles, S OBP: 0.414, SLG: 0.458 (1, 4)										3	0	0	0	0	0	1												
Jason Marquis, L (1, 1) ERA: 5.54	6.0	L	28	7	8	7	2	2	0	1	0	0	0	57	83	10.50		1.500										
41 Braden Loeper, R (7, 1) 48 Brad Thompson, R (8, 1) Josh Hancock, R (9, 1)	2.0		6	0	0	0	2	0	0	0	0	0	0	14	15	0.00		0.000										
Inning Stats	R: 0 E: 0 K: 1 S: 7	H: 0 LOB: 0 BB: 0 P: 10	R: 2 E: 0 K: 0 S: 13	H: 2 LOB: 1 BB: 1 P: 22	R: 2 E: 0 K: 0 S: 10	H: 3 LOB: 1 BB: 0 P: 13	R: 0 E: 0 K: 0 S: 4	H: 0 LOB: 0 BB: 0 P: 5	R: 4 E: 0 K: 1 S: 16	H: 2 LOB: 0 BB: 1 P: 24	R: 0 E: 0 K: 0 S: 7	H: 0 LOB: 0 BB: 0 P: 9	R: 0 E: 0 K: 2 S: 10	H: 0 LOB: 0 BB: 0 P: 11	R: 0 E: 0 K: 0 S: 4	H: 0 LOB: 0 BB: 0 P: 4	1B: 6 2B: 1 3B: 0 HR: 0	SF: 1 SAC: 0 DP: 0 HBP: 1	WP: 0 PB: 0 SB: 1 CS: 0	PA: 34								
PITCHER	IP	WLS	BF	H	R	ER	SO	BB	IBB	HBP	BLK	WP	HR	S	P	ERA	WHIP											

Batter	1	2	3	4	5	6	7	8	9	10	11	AB	R	H	RBI	BB	SO	LOB	TOP					
Brady Clark, R OBP: 0.275, SLG: 0.222	G4-3		G6-3		E8 WP 1-3 2-H		F8			CS BB		4	0	1	1	1	0	0						
Jeff Cirillo, R OBP: 0.125, SLG: 0.125	P5			F8	G6-3		G5-3			K		5	0	0	0	0	1	2						
Jorge De La Rosa, L Derrick Turnbow, R												0	0	0	0	0	0	0						
Geoff Jenkins, L OBP: 0.359, SLG: 0.314	G3-1			K				G1-3		F7		4	0	0	0	1	1	1						
Carlos Lee, R OBP: 0.447, SLG: 0.781		G6-3						F7		CS		5	1	2	1	0	0	1						
47 Corey Koskie, L Matt Wise, R	E8				F7			E5 28 BB				4	1	1	0	0	0	2						
Dan Kolb, R												0	0	0	0	0	0	0						
23 Rickie Weeks, Jr., R OBP: 0.394, SLG: 0.357												0	0	0	0	0	0	0						
2 Bill Hall, R OBP: 0.316, SLG: 0.533	SF8							G4-3				1	0	1	0	0	0	3						
28 Prince Fielder, L OBP: 0.351, SLG: 0.412												4	0	2	0	1	1	1						
Chad Moeller, R OBP: 0.300, SLG: 0.222												4	1	1	0	1	1	4						
Doug Davis, R												2	1	0	0	0	0	2						
18 Gabe Gross, L OBP: 0.429, SLG: 0.833												1	0	0	0	0	1	0						
Justin Lehr, R												0	0	0	0	0	0	0						
7 J.J. Hardy, R OBP: 0.297, SLG: 0.457												2	0	0	0	0	1	3						
Inning Stats	R: 0 E: 0 K: 0 S: 11	H: 0 LOB: 0 BB: 0 P: 16	R: 1 E: 1 K: 1 S: 11	H: 1 LOB: 0 BB: 0 P: 16	R: 0 E: 0 K: 0 S: 9	H: 0 LOB: 0 BB: 0 P: 14	R: 0 E: 0 K: 1 S: 15	H: 1 LOB: 1 BB: 0 P: 22	R: 2 E: 1 K: 1 S: 10	H: 3 LOB: 1 BB: 0 P: 14	R: 0 E: 0 K: 1 S: 13	H: 0 LOB: 3 BB: 2 P: 25	R: 0 E: 0 K: 0 S: 6	H: 0 LOB: 0 BB: 0 P: 8	R: 0 E: 0 K: 1 S: 15	H: 1 LOB: 1 BB: 0 P: 21	R: 0 E: 0 K: 1 S: 6	H: 0 LOB: 0 BB: 1 P: 11	R: 1 E: 0 K: 1 S: 15	H: 2 LOB: 2 BB: 1 P: 24	1B: 6 2B: 1 3B: 0 HR: 1	SF: 1 SAC: 0 DP: 0 HBP: 0	WP: 2 PB: 0 SB: 2 CS: 1	PA: 46
PITCHER	Jeff Suppan, R ERA: 4.09	IP: 6.0 WLS: 26 BF: 10	H: 5 R: 3 ER: 1	SO: 2 BB: 0 IBB: 0	HBP: 0 BLK: 0	WP: 1 HR: 0	S: 29 P: 38	ERA: 0.00 WHIP: 0.333	Ricardo Rincon, L ERA: 6.75	IP: 0.2 WLS: 3 BF: 3	H: 0 R: 0 ER: 0	SO: 1 BB: 1 IBB: 0	HBP: 0 BLK: 0	WP: 0 HR: 0	S: 6 P: 10	ERA: 0.00 WHIP: 1.500								
50 Adam Wainwright, R ERA: 2.08	0.1	2	0	0	0	0	5	9	0.00	3.000														
48 Brad Thompson, R ERA: 2.08	0.1	1	0	0	0	0	0	1	0.00	0.000														
34 Randy Flores, L ERA: 3.0	0.2	L	3	2	1	1	0	0	0	0	0	0	0	0	0	0	0	0	0	0	0	0	0	0
44 Jason Isringhausen, R ERA: 15.0	0.2	L	3	2	1	1	0	0	0	0	0	0	0	0	0	0	0	0	0	0	0	0	0	0

Milwaukee Brewers @ St. Louis Cardinals
 Busch Stadium, St. Louis, MO
 Thu Apr 13 2006, 12:10 PM CDT
 Att. 40,222 - Sunny - 79 F

livebaseballscorecards.com

AB 40
R 4
H 8
RBI 3
BB 4
SO 6
LOB 19




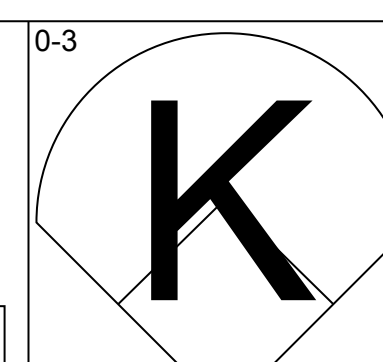
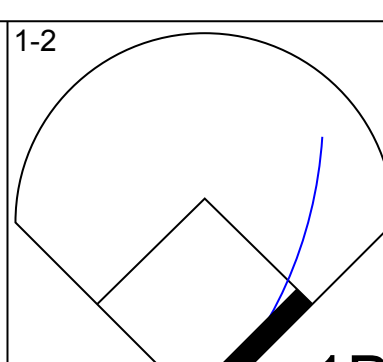
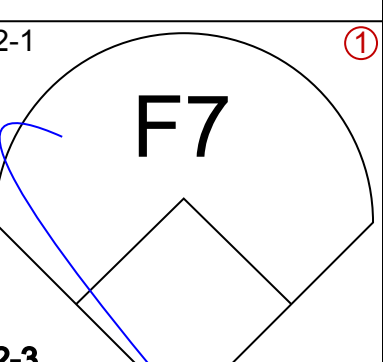
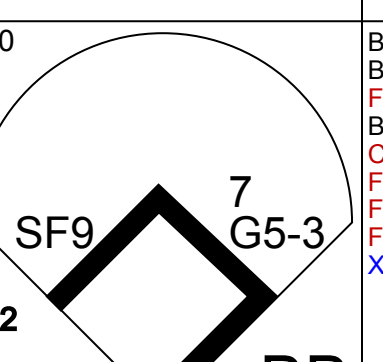
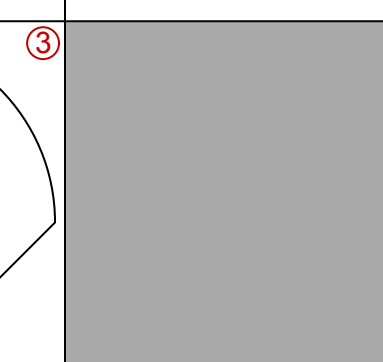
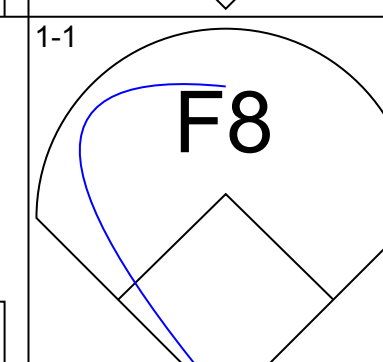
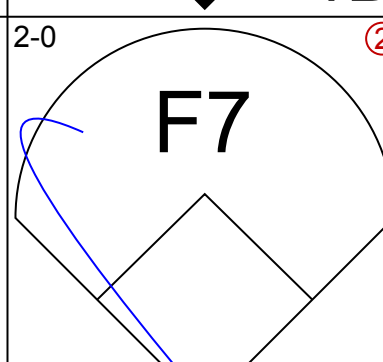
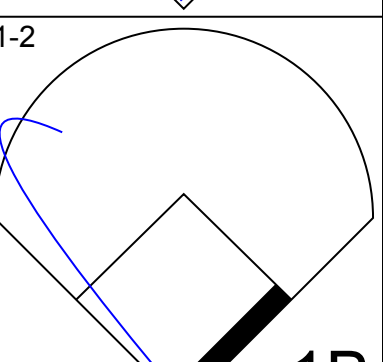
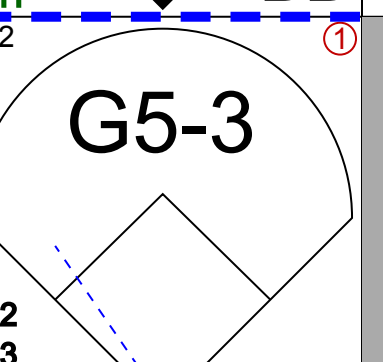
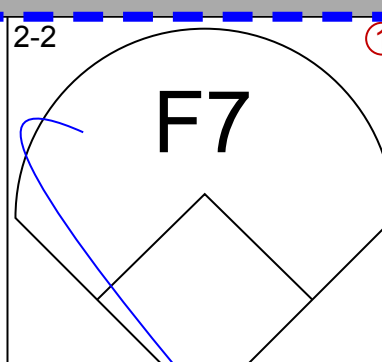
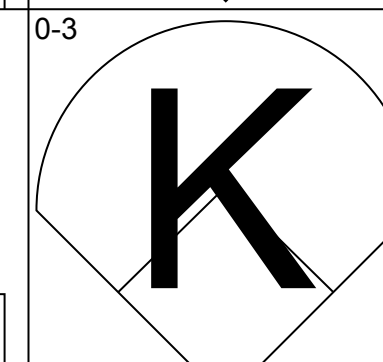
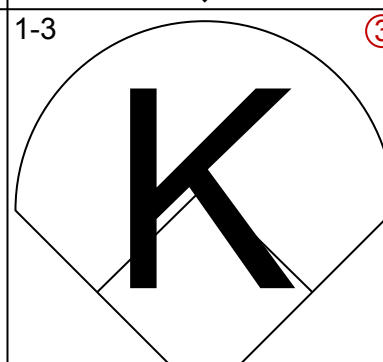
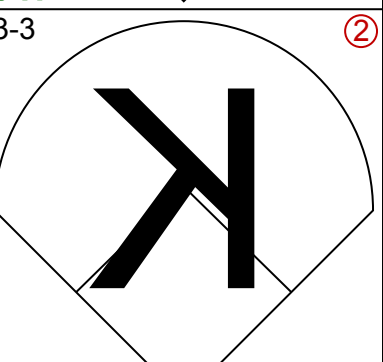
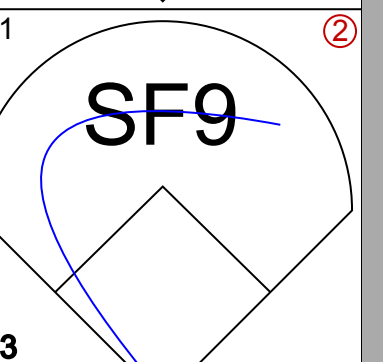
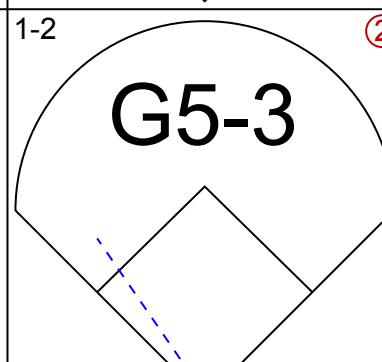
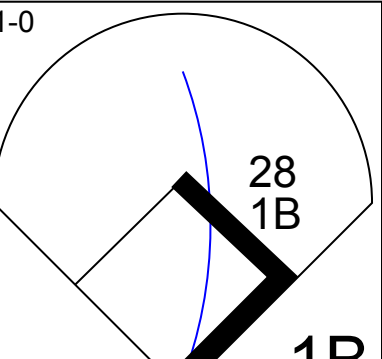
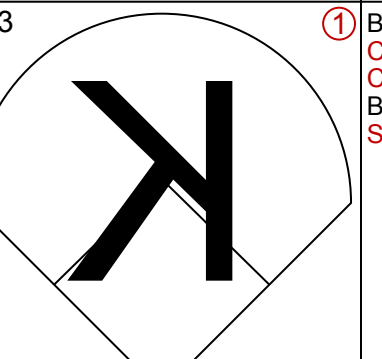
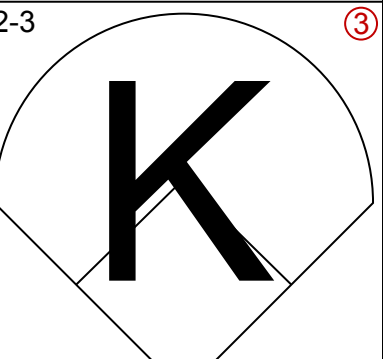
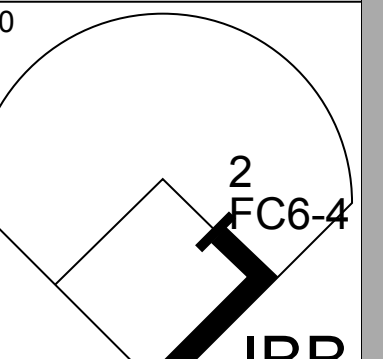
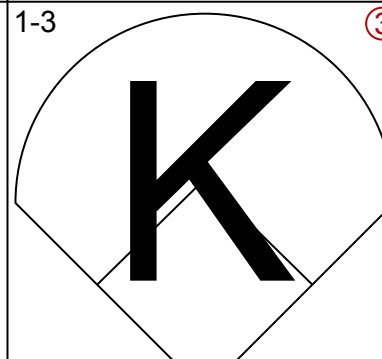

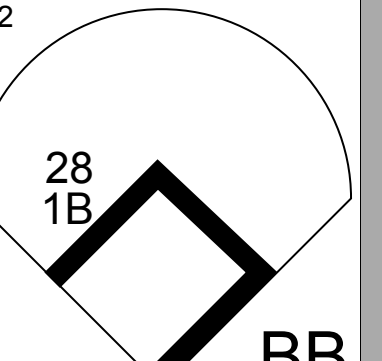
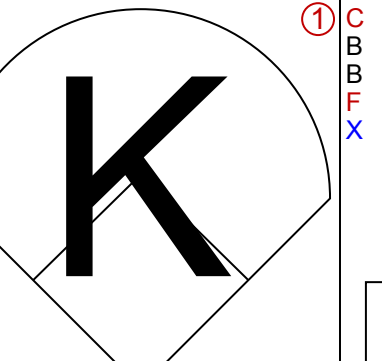
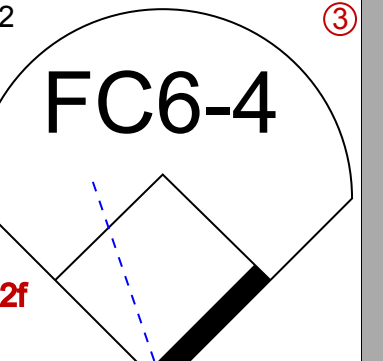


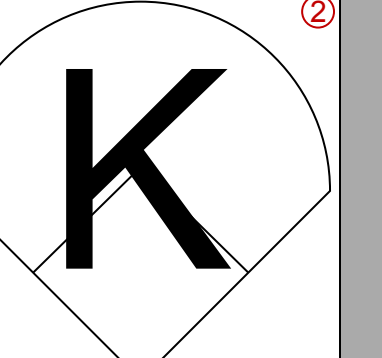
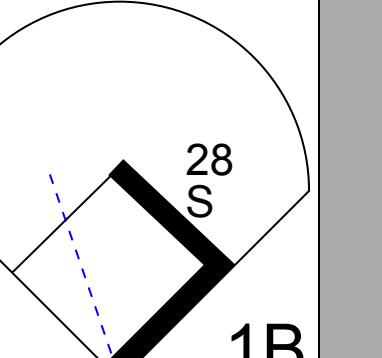

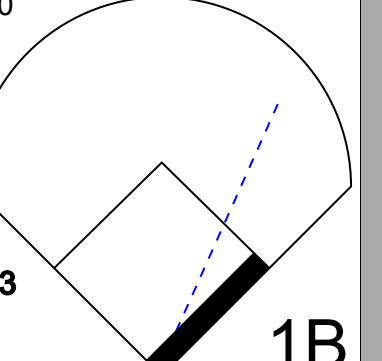
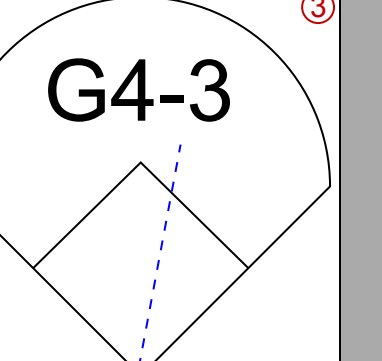
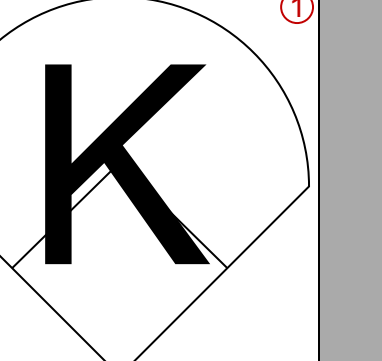

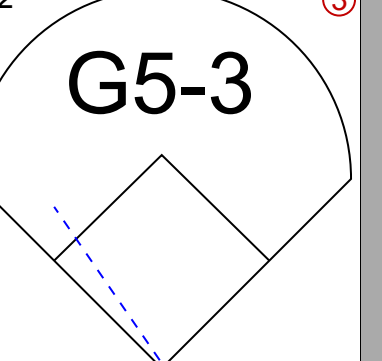
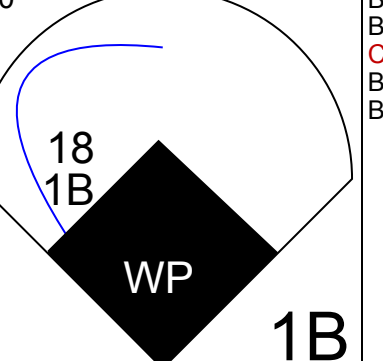
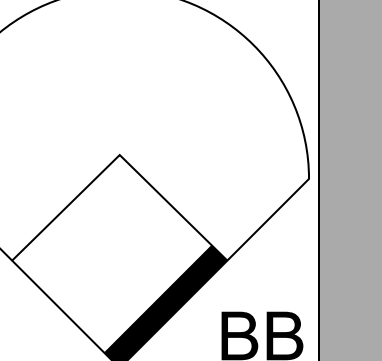
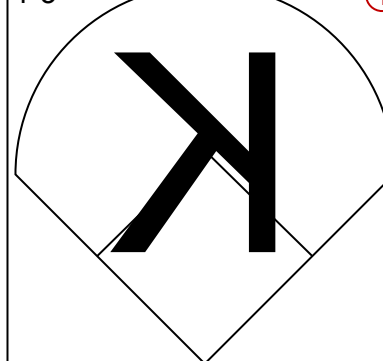
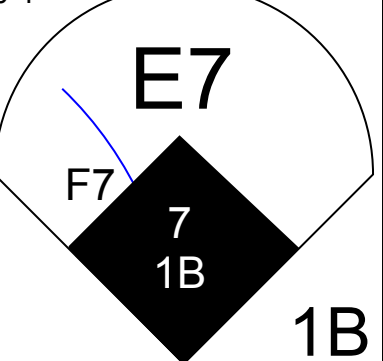
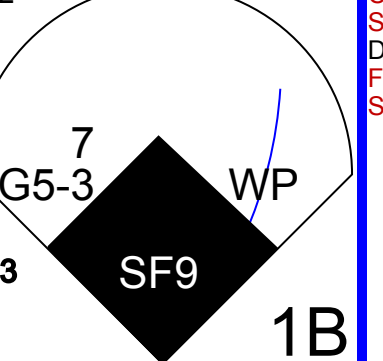
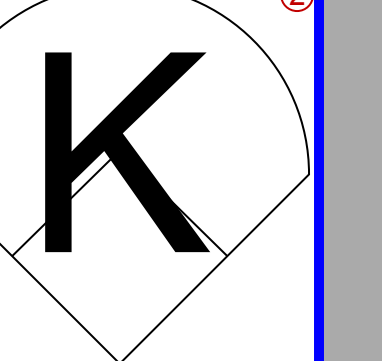
Batter	1	2	3	4	5	6	7	8	9	10	11	AB	R	H	RBI	BB	SO	LOB	BOTTOM							
22 David Eckstein, R OBP: 0.349, SLG: 0.368	G6-3		G4-3 43 2B					F8		F7 27 1B		5	1	3	0	0	0	0								
43 Juan Encarnación, R OBP: 0.243, SLG: 0.200			G4-3					K		F7		5	0	1	1	0	2	3								
5 Albert Pujols, R OBP: 0.463, SLG: 0.690								K		P3		3	1	0	0	2	0	3								
27 Scott Rolen, R OBP: 0.410, SLG: 0.600								F8		F8		5	0	2	1	0	0	2								
15 Jim Edmonds, L OBP: 0.293, SLG: 0.324										F7		4	0	0	1	0	1	2								
So Taguchi, R OBP: 0.271, SLG: 0.274												3	0	0	0	0	1	1								
50 Adam Wainwright, R ERA: 2.08	0.1	3	0	0	0	0	0	0	0	0	0	0	0	0	0	0	0	0								
53 John Rodriguez, L ERA: 4.20	0.1	2	0	0	0	0	0	0	0	0	0	0	0	0	0	0	0	0								
48 Brad Thompson, R ERA: 2.08	0.1	1	0	0	0	0	0	0	0	0	0	0	0	0	0	0	0	0								
34 Randy Flores, L Aaron Miles, SLG: 0.458	0.2	W	1	0	0	0	0	0	0	0	0	0	0	0	0	0	0	0								
7 Hector Luna, R OBP: 0.286, SLG: 0.286												4	0	0	0	0	0	0								
44 Jason Isringhausen, R Ricardo Rincon, L												0	0	0	0	0	0	0								
Jason Marquis, L OBP: 0.167, SLG: 0.333												0	0	0	0	0	0	0								
Gary Bennett, R OBP: 0.286, SLG: 0.286												4	0	2	0	0	0	0								
26 Scott Spiezio, S												1	0	0	0	0	0	1								
Jeff Suppan, R												2	1	0	0	0	1	1								
55 Skip Schumaker, L OBP: 0.333, SLG: 0.409												3	0	0	0	0	1	3								
Inning Stats	R: 0 E: 0 K: 0 S: 10	H: 1 LOB: 1 BB: 0 P: 16	R: 0 E: 0 K: 1 S: 8	H: 0 LOB: 0 BB: 0 P: 14	R: 1 E: 0 K: 0 S: 8	H: 2 LOB: 1 BB: 0 P: 13	R: 0 E: 0 K: 1 S: 5	H: 0 LOB: 0 BB: 0 P: 6	R: 0 E: 0 K: 1 S: 11	H: 0 LOB: 0 BB: 0 P: 17	R: 2 E: 0 K: 1 S: 10	H: 2 LOB: 1 BB: 1 P: 22	R: 0 E: 0 K: 0 S: 10	H: 0 LOB: 0 BB: 0 P: 15	R: 0 E: 0 K: 1 S: 16	H: 0 LOB: 1 BB: 0 P: 23	R: 0 E: 0 K: 0 S: 9	H: 1 LOB: 2 BB: 0 P: 12	R: 0 E: 0 K: 0 S: 12	H: 2 LOB: 2 BB: 0 P: 17	R: 0 E: 0 K: 1 S: 8	H: 0 LOB: 1 BB: 1 P: 13	1B: 6 2B: 1 3B: 1 HR: 0	SF: 1 SAC: 1 DP: 0 HBP: 0	WP: 0 PB: 0 SB: 1 CS: 0	PA: 45
PITCHER	Doug Davis, L ERA: 4.76	IP: 6.0 WLS: 24 BF: 3	H: 5 R: 0 ER: 3	SO: 4 BB: 0 IBB: 0	HBP: 0 BLK: 0	WP: 0 HR: 0	S: 52 P: 88	ERA: 4.50 WHIP: 1.000	Derrick Turnbow, R ERA: 11.1	IP: 1.0 WLS: 4 BF: 4	H: 0 R: 0 ER: 0	SO: 1 BB: 1 IBB: 0	HBP: 0 BLK: 0	WP: 0 HR: 0	S: 8 P: 13	ERA: 0.00 WHIP: 1.000										
Justin Lehr, R ERA: 2.08	2.0	9	1	0	0	1	1	0	0	25	35	0.00	1.000													
Dan Kolb, R ERA: 2.08	0.2	4	2	0	0	0	0	0	0	11	16	0.00	3.000													
Jorge De La Rosa, L ERA: 2.08	0.1	W	1	0	0	0	0	0	0	1	1	0.00	0.000													

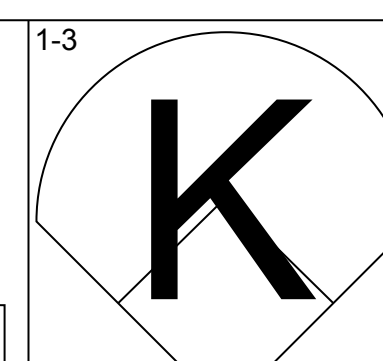
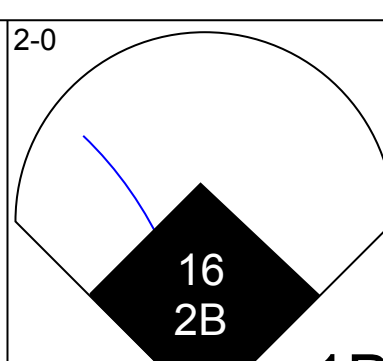
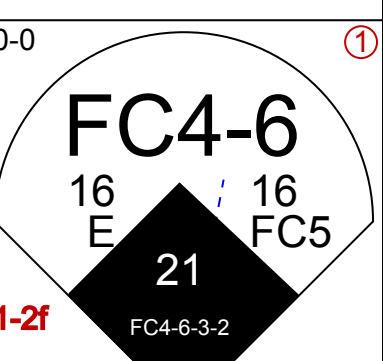
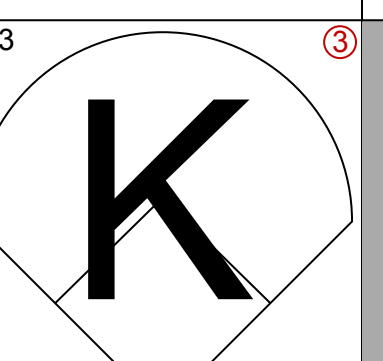
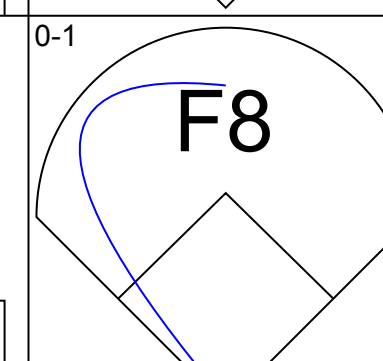
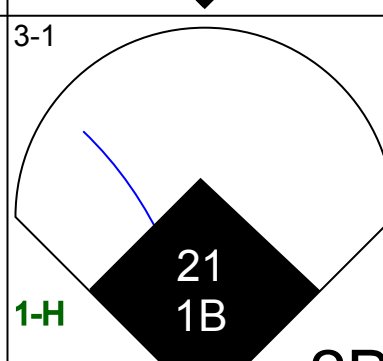
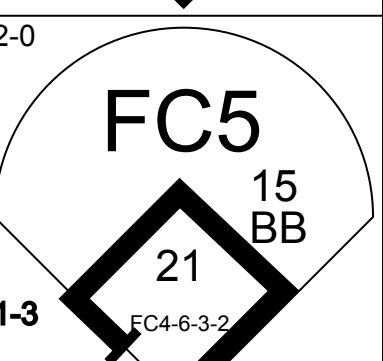
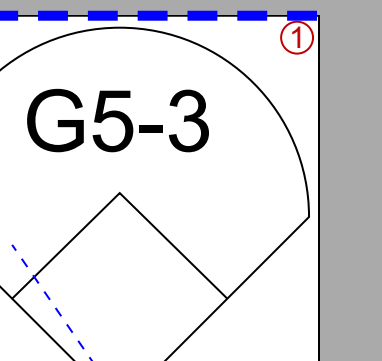
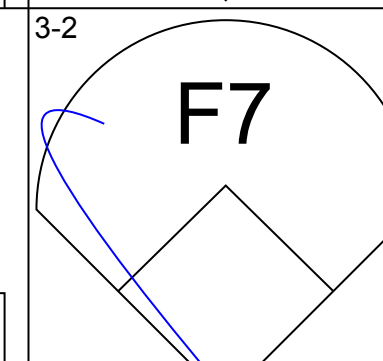
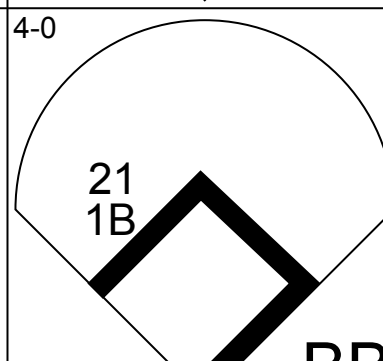
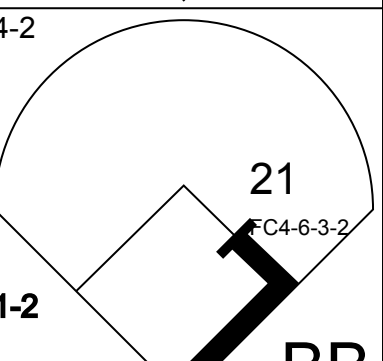
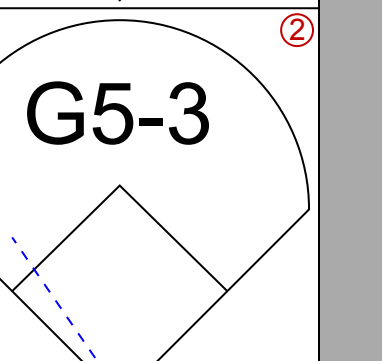
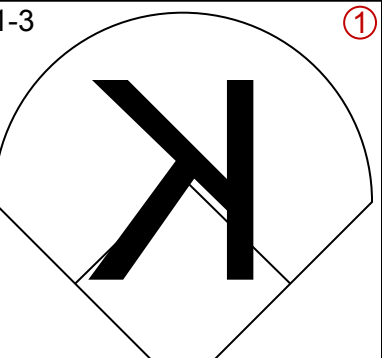
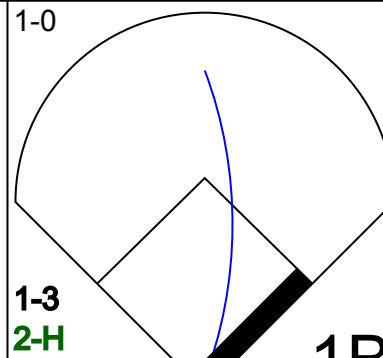
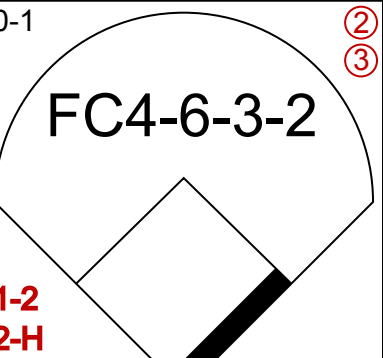
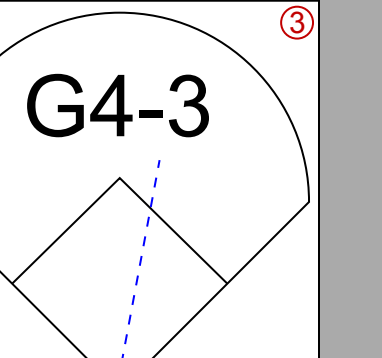

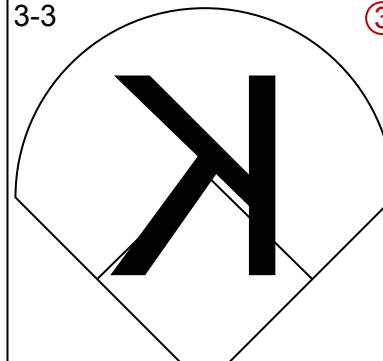
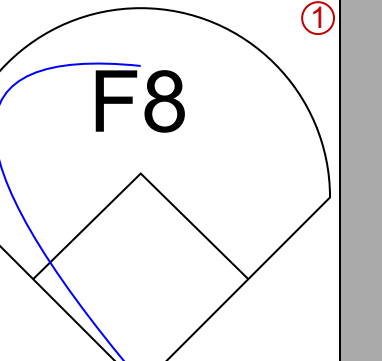
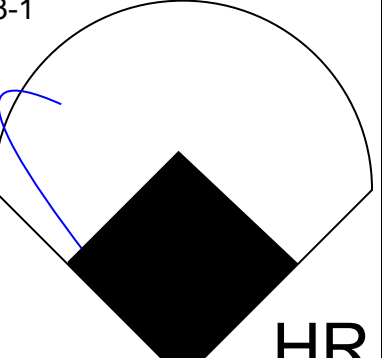
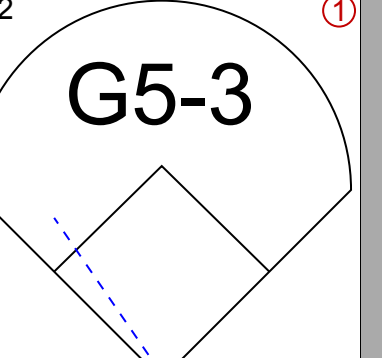
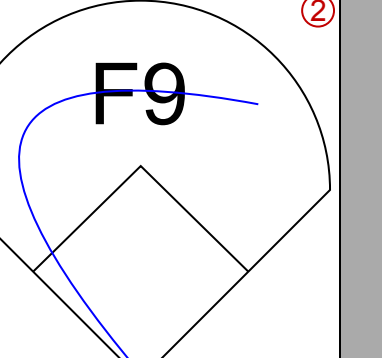

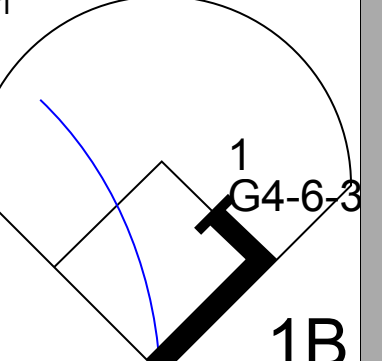
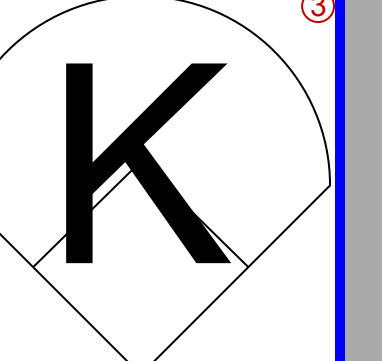
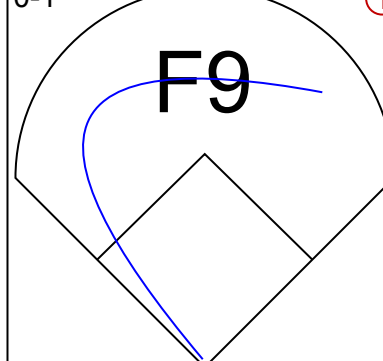
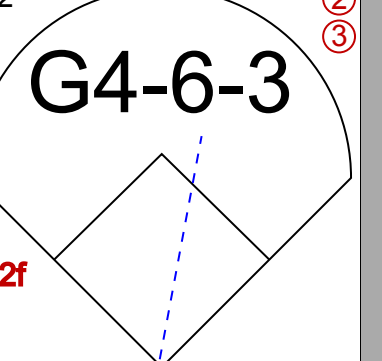
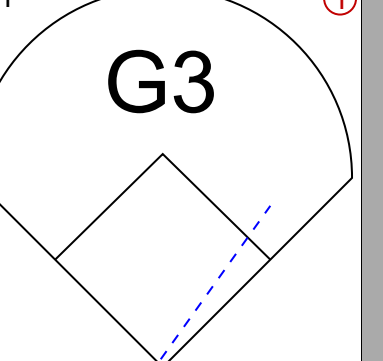
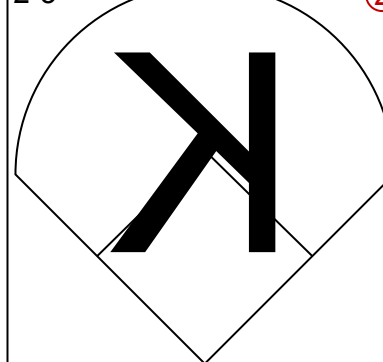
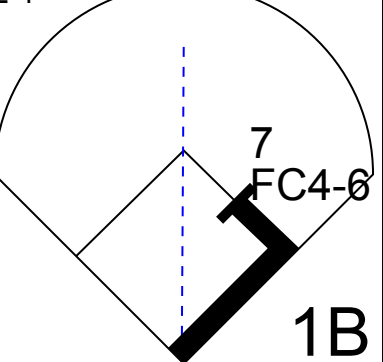

Milwaukee Brewers @ St. Louis Cardinals
 Busch Stadium, St. Louis, MO
 Thu Apr 13 2006, 12:10 PM CDT
 Att. 40,222 - Sunny - 79 F

livebaseballscorecards.com

AB 40
R 3
H 8
RBI 3
BB 3
SO 6
LOB 16



Batter	1	2	3	4	5	6	7	8	9	AB	R	H	RBI	BB	SO	LOB	TOP					
Brady Clark, R (1, 8) OBP: 0.289, SLG: 0.225										4	0	1	0	1	1	3	Milwaukee Brewers @ New York Mets Shea Stadium, Flushing, NY Fri Apr 14, 2006, 7:10 PM EDT Att: 37,489 - Cloudy - 55 F					
7 J.J. Hardy, R (1, 6) OBP: 0.296, SLG: 0.425										5	0	1	1	0	0	3						
Geoff Jenkins, L (1, 9)										4	0	0	1	0	3	2						
Carlos Lee, R (1, 7)										4	0	1	0	1	3	1						
2 Bill Hall, R (1, 5)										3	0	0	0	1	2	3						
23 Richie Weeks Jr., R (1, 4)										4	0	1	0	0	2	2						
28 Prince Fielder, L (1, 3)										4	0	2	0	0	1	1						
Damian Miller, R (1, 2)										3	1	1	0	1	0	4						
39 Chris Capuano, L (1, 1) 18 Gabe Gross, L (7, PH) Justin Lehr, R (7, 1) 47 Corey Koskie, L (8, PH) Jorge De La Rosa, L (8, 1)										2	1	1	0	0	1	0						
Inning Stats	R: 0 E: 0 K: 2 S: 10	H: 0 LOB: 0 BB: 0 P: 11	R: 0 E: 0 K: 1 S: 12	H: 2 LOB: 2 BB: 0 P: 21	R: 0 E: 0 K: 2 S: 11	H: 1 LOB: 1 BB: 0 P: 16	R: 0 E: 0 K: 2 S: 15	H: 1 LOB: 2 BB: 1 P: 24	R: 1 E: 1 K: 2 S: 14	H: 2 LOB: 1 BB: 0 P: 22	R: 0 E: 0 K: 2 S: 8	H: 0 LOB: 0 BB: 0 P: 13	R: 2 E: 0 K: 0 S: 12	H: 2 LOB: 2 BB: 2 P: 27	R: 0 E: 0 K: 2 S: 16	H: 1 LOB: 2 BB: 1 P: 28		R: 0 E: 0 K: 1 S: 12	H: 0 LOB: 0 BB: 0 P: 16	1B: 9 2B: 0 3B: 0 HR: 0	SF: 1 SAC: 0 DP: 0 HBP: 0	WP: 1 PB: 0 SB: 1 CS: 0
PITCHER	IP	WLS	BF	H	R	ER	SO	BB	IBB	HBP	BLK	WP	HR	S	P	ERA	WHIP					
Tom Glavine, L (1, 1) ERA: 1.5	6.0	W	25	6	1	0	11	1	0	0	0	0	0	70	107	0.00	1.167					
Aaron Heilman, R (7, 1) ERA: 5.4	0.0		3	2	2	2	0	1	0	0	0	1	0	4	10	∞	∞					
50 Duaner Sanchez, R (7, 1) ERA:	2.0	H	9	1	0	0	2	1	1	0	0	0	0	24	45	0.00	1.000					
13 Billy Wagner, L (9, 1) ERA: 1.5	1.0	S	3	0	0	0	1	0	0	0	0	0	0	12	16	0.00	0.000					

Batter	1	2	3	4	5	6	7	8	9	AB	R	H	RBI	BB	SO	LOB	BOTTOM				
7 José Reyes, S (1, 6) OBP: 0.341, SLG: 0.558										4	2	1	0	0	2	1	Milwaukee Brewers @ New York Mets Shea Stadium, Flushing, NY Fri Apr 14, 2006, 7:10 PM EDT Att: 37,489 - Cloudy - 55 F				
16 Paul Lo Duca, R (1, 2) OBP: 0.371, SLG: 0.387										4	1	1	1	0	0	1					
15 Carlos Beltrán, S (1, 8) OBP: 0.439, SLG: 0.586										2	0	0	0	2	0	0					
21 Carlos Delgado, L (1, 3) OBP: 0.439, SLG: 0.676										4	0	1	2	0	1	2					
5 David Wright, R (1, 5) OBP: 0.436, SLG: 0.857										3	0	0	0	0	1	2					
Xavier Nady, R (1, 9) OBP: 0.385, SLG: 0.647										3	1	1	1	0	0	0					
Victor Diaz, R (1, 7) Aaron Heilman, R (7, 1) 50 Duaner Sanchez, R (7, 1) 13 Billy Wagner, L (9, 1)										3	0	1	0	0	2	0					
1 Anderson Hernandez, S (1, 4) OBP: 0.167, SLG: 0.167										3	0	0	0	0	0	1					
Tom Glavine, L (1, 1) 10 Endy Chavez, L (7, 7) OBP: 0.500, SLG: 1.000										2	0	1	0	0	1	0					
Inning Stats	R: 0 E: 0 K: 1 S: 8	H: 0 LOB: 0 BB: 0 P: 12	R: 1 E: 0 K: 2 S: 13	H: 1 LOB: 0 BB: 0 P: 18	R: 2 E: 0 K: 2 S: 14	H: 3 LOB: 2 BB: 1 P: 29	R: 0 E: 0 K: 0 S: 8	H: 1 LOB: 0 BB: 0 P: 11	R: 1 E: 1 K: 0 S: 8	H: 1 LOB: 1 BB: 1 P: 16	R: 0 E: 0 K: 1 S: 5	H: 0 LOB: 0 BB: 0 P: 7	R: 0 E: 0 K: 2 S: 10	H: 0 LOB: 0 BB: 0 P: 15	R: 0 E: 0 K: 0 S: 6	H: 0 LOB: 0 BB: 0 P: 9		1B: 4 2B: 2 3B: 0 HR: 1	SF: 0 SAC: 0 DP: 2 HBP: 0	WP: 0 PB: 0 SB: 0 CS: 0	PA: 31
PITCHER	IP	WLS	BF	H	R	ER	SO	BB	IBB	HBP	BLK	WP	HR	S	P	ERA	WHIP				
39 Chris Capuano, L (1, 1) ERA: 3.93	6.0	L	25	6	4	3	6	2	0	0	0	0	0	10	15	0.00	0.000				
Justin Lehr, R (7, 1) ERA:	1.0		3	0	0	0	2	0	0	0	0	0	0	6	9	0.00	0.000				
Jorge De La Rosa, L (8, 1) ERA:	1.0		3	0	0	0	0	0	0	0	0	0	0	6	9	0.00	0.000				

AB	35
R	3
H	9
RBI	2
BB	4
SO	14
LOB	21



Batter	1	2	3	4	5	6	7	8	9	AB	R	H	RBI	BB	SO	LOB	TOP					
Brady Clark, R OBP: 0.300, SLG: 0.227 (1, 8)										4	0	1	0	0	0	1						
7 J.J. Hardy, R OBP: 0.319, SLG: 0.477 (1, 6)										4	1	3	2	0	1	1						
Geoff Jenkins, L OBP: 0.306, SLG: 0.341 (1, 9)										5	1	1	2	0	0	4						
Carlos Lee, R OBP: 0.438, SLG: 0.750 (1, 7)										4	1	1	1	1	0	0						
47 Corey Koskie, L OBP: 0.433, SLG: 0.462 (1, 5)										5	0	1	0	0	2	2						
23 Richie Weeks Jr., R OBP: 0.361, SLG: 0.361 (1, 4)										4	2	1	0	0	3	1						
28 Prince Fielder, L OBP: 0.391, SLG: 0.442 (1, 3)										5	1	3	1	0	1	1						
Chad Moeller, R OBP: 0.400, SLG: 0.308 (1, 2)										4	2	2	1	0	0	2						
Tomo Ohka, S OBP: 0.200, SLG: 0.400 (1, 1)										3	0	1	1	0	1	2						
18 Gabe Gross, L OBP: 0.444, SLG: 0.750 (8, PH)										1	0	0	0	0	0	1						
Matt Wise, R (8, 1)										0	0	0	0	0	0	0						
Inning Stats	R: 0 E: 0 K: 1 S: 7	H: 1 LOB: 0 BB: 0 P: 10	R: 1 E: 0 K: 1 S: 16	H: 2 LOB: 2 BB: 0 P: 29	R: 0 E: 0 K: 1 S: 10	H: 1 LOB: 2 BB: 1 P: 19	R: 2 E: 0 K: 1 S: 13	H: 3 LOB: 2 BB: 0 P: 21	R: 1 E: 0 K: 0 S: 10	H: 2 LOB: 1 BB: 0 P: 16	R: 0 E: 0 K: 0 S: 9	H: 1 LOB: 1 BB: 0 P: 12	R: 1 E: 0 K: 2 S: 10	H: 1 LOB: 0 BB: 0 P: 14	R: 3 E: 0 K: 0 S: 15	H: 2 LOB: 0 BB: 0 P: 27	R: 0 E: 0 K: 2 S: 12	H: 1 LOB: 1 BB: 0 P: 17	1B: 8 2B: 4 3B: 0 HR: 2	SF: 1 SAC: 0 DP: 0 HBP: 3	WP: 0 PB: 0 SB: 0 CS: 1	PA: 44
PITCHER	IP	WLS	BF	H	R	ER	SO	BB	IBB	HBP	BLK	WP	HR	S	P	ERA	WHIP					
Steve Trachsel, R ERA: 4.09	(1, 1)	5.0	L	26	9	4	4	4	1	0	2	0	0	0	56	95	7.20	2.000				
Darren Oliver, L ERA: 1.5	(6, 1)	2.0		8	2	1	1	2	0	0	0	0	0	1	19	26	4.50	1.000				
Jorge Julio, R ERA: 19.64	(8, 1)	1.0		6	2	3	3	0	0	0	1	0	0	1	15	27	27.00	2.000				
Chad Bradford, R ERA:	(9, 1)	1.0		4	1	0	0	2	0	0	0	0	0	0	12	17	0.00	1.000				

Milwaukee Brewers @ New York Mets
Shea Stadium, Flushing, NY
Sat Apr 15 2006, 1:10 PM EDT
Att: 55,830 - Cloudy - 75 F


AB	39
R	8
H	14
RBI	8
BB	1
SO	8
LOB	15



Batter	1	2	3	4	5	6	7	8	9	AB	R	H	RBI	BB	SO	LOB	BOTTOM				
7 José Reyes, S OBP: 0.333, SLG: 0.522 (1, 6)										3	0	0	0	1	1	1					
1 Anderson Hernandez, S OBP: 0.170, SLG: 0.170 (1, 4)										4	0	1	0	0	0	2					
15 Carlos Beltrán, S OBP: 0.422, SLG: 0.576 Chad Bradford, R ERA:	(1, 8) (9, 1)									4	1	1	0	0	0	1					
21 Carlos Delgado, L OBP: 0.422, SLG: 0.634 (1, 3)									4	1	1	0	0	0	1						
5 David Wright, R OBP: 0.419, SLG: 0.816 (1, 5)									3	0	1	1	0	0	1						
Cliff Floyd, L OBP: 0.286, SLG: 0.367 (1, 7)										3	0	0	0	1	2	3					
Xavier Nady, R OBP: 0.375, SLG: 0.605 (1, 9)									4	0	1	0	0	1	4						
11 Ramon Castro, R OBP: 0.333, SLG: 0.571 (1, 2)									3	0	1	1	0	0	1						
Steve Trachsel, R OBP: 0.290, SLG: 0.500 22 José Valentin, S ERA: 3.0 Darren Oliver, R ERA: 1.000 Julio Franco, R OBP: 0.250, SLG: 0.250 Jorge Julio, R ERA: 19.64 10 Endy Chavez, L OBP: 0.200, SLG: 1.000 (1, 1) (5, PH) (8, 1) (7, PH) (8, 1) (9, 8)	(1, 1) (5, PH) (8, 1) (7, PH) (8, 1) (9, 8)									1	0	0	0	0	0	2					
Inning Stats	R: 0 E: 0 K: 1 S: 10	H: 1 LOB: 0 BB: 0 P: 12	R: 1 E: 2 K: 1 S: 15	H: 1 LOB: 2 BB: 0 P: 21	R: 0 E: 0 K: 1 S: 7	H: 0 LOB: 0 BB: 0 P: 10	R: 0 E: 0 K: 1 S: 7	H: 1 LOB: 1 BB: 1 P: 10	R: 0 E: 0 K: 1 S: 9	H: 1 LOB: 1 BB: 1 P: 20	R: 0 E: 0 K: 1 S: 9	H: 1 LOB: 0 BB: 0 P: 12	R: 0 E: 0 K: 0 S: 8	H: 0 LOB: 0 BB: 0 P: 8	R: 0 E: 0 K: 0 S: 8	H: 1 LOB: 0 BB: 0 P: 9	1B: 4 2B: 2 3B: 0 HR: 0	SF: 2 SAC: 0 DP: 2 HBP: 0	WP: 0 PB: 0 SB: 1 CS: 0	PA: 35	
PITCHER	IP	WLS	BF	H	R	ER	SO	BB	IBB	HBP	BLK	WP	HR	S	P	ERA	WHIP				
Tomo Ohka, R ERA: 3.0	(1, 1)	7.0	W	29	5	2	1	5	2	0	0	0	0	68	101	1.29	1.000				
Matt Wise, R ERA:	(8, 1)	2.0		6	1	0	0	0	0	0	0	0	0	16	17	0.00	0.500				

Milwaukee Brewers @ New York Mets
Shea Stadium, Flushing, NY
Sat Apr 15 2006, 1:10 PM EDT
Att: 55,830 - Cloudy - 75 F

AB	31
R	2
H	6
RBI	2
BB	2
SO	5
LOB	17



Batter	1	2	3	4	5	6	7	8	9	AB	R	H	RBI	BB	SO	LOB	TOP					
Brady Clark, R OBP: 0.308, SLG: 0.213	G4-3		BB			G5-3	BB		K	3	0	0	0	2	1	0	Milwaukee Brewers @ Houston Astros Minute Maid Park, Houston, TX Mon Apr 17 2006, 7:05 PM CDT Att: 26,093 - Cloudy - 88 F					
7 J.J. Hardy, R OBP: 0.291, SLG: 0.407	G5-3		P4			E5	K		F8	5	1	0	0	0	1	2						
Geoff Jenkins, L OBP: 0.356, SLG: 0.509	F8				F7	HR			FC6-4	4	1	2	2	1	0	0						
Carlos Lee, R OBP: 0.431, SLG: 0.723		HR				HR	G1-3		FC6-4	3	1	1	1	2	0	3						
47 Corey Koskie, L OBP: 0.359, SLG: 0.371		G3-1			P5					4	0	0	0	0	0	2						
23 Richie Weeks Jr., R OBP: 0.391, SLG: 0.359										3	2	1	0	1	1	1						
28 Prince Fielder, L OBP: 0.400, SLG: 0.429										4	0	1	1	0	1	1						
Chad Moeller, R OBP: 0.368, SLG: 0.250			G6-3		L9					3	1	0	0	0	0	1						
31 Dave Bush, R OBP: 0.167, SLG: 0.167										2	0	0	0	0	2	0						
18 Gabe Gross, L OBP: 0.467, SLG: 0.923										1	1	1	3	0	0	0						
Matt Wise, R (7, PH)										0	0	0	0	0	0	0						
2 Bill Hall, R OBP: 0.345, SLG: 0.522										1	0	0	0	0	1	1						
52 Jose Capellan, R (8, PH)										0	0	0	0	0	0	0						
Inning Stats	R: 0 E: 0 K: 0 S: 5	H: 0 LOB: 0 BB: 0 P: 9	R: 1 E: 0 K: 1 S: 9	H: 1 LOB: 0 BB: 0 P: 12	R: 0 E: 0 K: 1 S: 9	H: 0 LOB: 1 BB: 1 P: 16	R: 0 E: 0 K: 0 S: 6	H: 0 LOB: 1 BB: 1 P: 14	R: 0 E: 0 K: 2 S: 9	H: 0 LOB: 0 BB: 0 P: 9	R: 2 E: 1 K: 0 S: 14	H: 1 LOB: 0 BB: 1 P: 25	R: 3 E: 0 K: 1 S: 18	H: 1 LOB: 2 BB: 3 P: 32	R: 1 E: 0 K: 1 S: 13	H: 2 LOB: 1 BB: 0 P: 18	R: 0 E: 0 K: 1 S: 8	H: 1 LOB: 1 BB: 0 P: 11	1B: 2 2B: 1 3B: 0 HR: 3	SF: 0 SAC: 0 DP: 1 HBP: 1	WP: 0 PB: 0 SB: 0 CS: 0	PA: 40
PITCHER	IP WLS BF H R ER SO BB IBB HBP BLK WP HR S P ERA WHIP																					
Taylor Buchholz, R ERA: 3.18	(1, 1) 6.0 23 2 3 2 4 3 0 0 0 0 0 2 52 85 3.00 0.833																					
Chad Qualls, R ERA: 9.35	(7, 1) 0.2 6 1 3 3 1 2 0 1 0 0 0 1 15 25 40.50 4.500																					
Trevor Miller, L ERA: 9.92	(7, 1) 0.0 1 0 0 0 0 1 0 0 0 0 0 0 1 5 ∞ ∞																					
Ezequiel Astacio, R ERA:	(7, 1) 0.1 W 1 0 0 0 0 0 0 0 0 0 0 0 2 2 0.00 0.000																					
Dan Wheeler, R ERA: 3.98	(8, 1) 1.0 H 5 2 1 1 1 0 0 0 0 0 0 0 13 18 9.00 2.000																					

AB	33
R	7
H	6
RBI	7
BB	6
SO	7
LOB	11



Batter	1	2	3	4	5	6	7	8	9	AB	R	H	RBI	BB	SO	LOB	BOTTOM			
Craig Biggio, R OBP: 0.308, SLG: 0.354	FC4-6	G6-3								5	1	3	1	0	1	1	Milwaukee Brewers @ Houston Astros Minute Maid Park, Houston, TX Mon Apr 17 2006, 7:05 PM CDT Att: 26,093 - Cloudy - 88 F			
54 Brad Lidge, R (9, 1)	1B									0	0	0	0	0	0	0				
Willy Taveras, R OBP: 0.338, SLG: 0.339	FC4-6	G5-3								5	1	1	0	0	0	5				
17 Lance Berkman, S OBP: 0.441, SLG: 0.820	1B									5	1	3	1	0	0	3				
Morgan Ensberg, R OBP: 0.536, SLG: 0.841	P6									4	2	2	2	1	0	3				
Preston Wilson, R OBP: 0.302, SLG: 0.510	K2-3									5	0	0	0	0	5	8				
16 Jason Lane, R OBP: 0.388, SLG: 0.435										4	2	2	3	0	1	0				
Brad Ausmus, R OBP: 0.410, SLG: 0.258										3	1	1	0	0	0	0				
28 Adam Everett, R OBP: 0.289, SLG: 0.400										4	0	2	1	0	0	0				
Taylor Buchholz, R ERA: 3.18	(1, 1) 6.0 27 2 3 2 4 3 0 0 0 0 0 2 52 85 3.00 0.833																			
Mike Lamb, L OBP: 0.335, SLG: 0.220	(5, PH) 0.0 1 0 0 0 0 1 0 0 0 0 0 0 1 5 ∞ ∞																			
Chad Qualls, R ERA: 9.35	(7, 1) 0.1 W 1 0 0 0 0 0 0 0 0 0 0 0 2 2 0.00 0.000																			
Trevor Miller, R ERA: 9.92	(7, 1) 0.0 1 0 0 0 0 1 0 0 0 0 0 0 1 5 ∞ ∞																			
Ezequiel Astacio, R ERA:	(7, 1) 0.1 W 1 0 0 0 0 0 0 0 0 0 0 0 2 2 0.00 0.000																			
Dan Wheeler, R ERA: 3.98	(8, 1) 1.0 H 5 2 1 1 1 0 0 0 0 0 0 0 13 18 9.00 2.000																			
2 Chng Burke, R OBP: 0.333, SLG: 0.462	(8, 4) 1.0 H 5 2 1 1 1 0 0 0 0 0 0 0 13 18 9.00 2.000																			
Inning Stats	R: 0 E: 0 K: 1 S: 12	H: 2 LOB: 2 BB: 0 P: 15	R: 2 E: 0 K: 0 S: 8	H: 2 LOB: 1 BB: 0 P: 15	R: 0 E: 0 K: 1 S: 9	H: 1 LOB: 0 BB: 0 P: 14	R: 0 E: 0 K: 0 S: 9	H: 0 LOB: 0 BB: 0 P: 13	R: 0 E: 0 K: 1 S: 9	H: 1 LOB: 1 BB: 0 P: 12	R: 1 E: 0 K: 2 S: 23	H: 3 LOB: 2 BB: 0 P: 32	R: 5 E: 1 K: 1 S: 17	H: 4 LOB: 0 BB: 0 P: 25	R: 0 E: 0 K: 1 S: 11	H: 1 LOB: 3 BB: 2 P: 22	1B: 10 2B: 2 3B: 0 HR: 2	SF: 0 SAC: 1 DP: 0 HBP: 1	WP: 0 PB: 0 SB: 0 CS: 1	PA: 41
PITCHER	IP WLS BF H R ER SO BB IBB HBP BLK WP HR S P ERA WHIP																			
31 Dave Bush, R ERA: 5.21	(1, 1) 1.0 L 8 4 5 4 1 0 0 0 0 0 0 0 1 17 25 36.00 4.000																			
Matt Wise, R ERA: 4.5	(7, 1) 1.0 L 8 4 5 4 1 0 0 0 0 0 0 0 1 17 25 36.00 4.000																			
52 Jose Capellan, R ERA: 6.43	(8, 1) 1.0 6 1 0 0 0 1 1 1 0 0 0 0 0 11 22 0.00 2.000																			


AB	37
R	8
H	14
RBI	8
BB	2
SO	7
LOB	22



Batter	1	2	3	4	5	6	7	8	9	AB	R	H	RBI	BB	SO	LOB	TOP		
Brady Clark, R OBP: 0.349, SLG: 0.245	G6-3		FC5-4 1B			G4-6-3 BB		2 1B 7 G3 1B	SH2-3	3	1	2	0	1	0	0			
7 J.J. Hardy, R OBP: 0.274, SLG: 0.390	F9		FC5-4			G4-6-3		G3	G4-3 1B	5	0	1	1	0	0	3			
Geoff Jenkins, L OBP: 0.333, SLG: 0.468	K					K		K	G4-3 1B	5	0	0	0	0	3	2			
Carlos Lee, R OBP: 0.463, SLG: 0.818										3	2	1	0	1	0	0			
2 Bill Hall, R OBP: 0.342, SLG: 0.500										4	1	2	1	0	1	0			
23 Richie Weeks Jr., R OBP: 0.352, SLG: 0.354										4	1	2	2	0	1	1			
Jeff Cirillo, R OBP: 0.357, SLG: 0.357										4	0	3	1	0	0	1			
Damian Miller, R OBP: 0.317, SLG: 0.314										4	1	2	1	0	2	1			
39 Chris Capuano, L OBP: 0.125, SLG: 0.125										3	0	0	0	0	2	3			
52 Jose Capellan, R OBP: 0.426, SLG: 0.527										0	0	0	0	0	0	0			
28 Prince Fielder, L OBP: 0.426, SLG: 0.527										1	1	1	1	0	0	0			
Derrick Turnbow, R										0	0	0	0	0	0	0			
Inning Stats	R: 0 E: 0 K: 1 S: 9	H: 0 LOB: 0 BB: 0 P: 11	R: 1 E: 0 K: 0 S: 12	H: 2 LOB: 0 BB: 0 P: 13	R: 0 E: 0 K: 1 S: 12	H: 1 LOB: 1 BB: 0 P: 17	R: 0 E: 0 K: 1 S: 9	H: 0 LOB: 0 BB: 0 P: 13	R: 0 E: 0 K: 3 S: 11	H: 0 LOB: 0 BB: 1 P: 18	R: 1 E: 0 K: 1 S: 14	H: 3 LOB: 2 BB: 0 P: 21	R: 3 E: 0 K: 1 S: 17	H: 4 LOB: 2 BB: 0 P: 31	R: 2 E: 0 K: 0 S: 9	H: 3 LOB: 0 BB: 0 P: 12	1B: 11 2B: 4 3B: 0 HR: 0	SF: 0 SAC: 1 DP: 3 HBP: 0	WP: 0 PA: 39 PB: 0 CS: 0
PITCHER	IP WLS BF H R ER SO BB IBB HBP BLK WP HR S P ERA WHIP	7.0 L 27 7 2 2 8 1 0 0 0 0 0 79 110 2.57 1.143	1.0 7 4 3 3 1 0 1 0 0 0 0 0 17 31 27.00 4.000	1.0 5 3 2 2 0 0 0 0 0 0 0 0 9 12 18.00 3.000															

Milwaukee Brewers @ Houston Astros
Minute Maid Park, Houston, TX
Wed Apr 19 2006, 7:05 PM CDT
Att: 27,002 - Partly Cloudy - 79 F

AB 36
R 7
H 14
RBI 7
BB 2
SO 9
LOB 11



Batter	1	2	3	4	5	6	7	8	9	AB	R	H	RBI	BB	SO	LOB	BOTTOM				
Craig Biggio, R OBP: 0.311, SLG: 0.411	K		G6-3							3	0	0	1	0	1	3					
Willy Taveras, R OBP: 0.328, SLG: 0.333	K									4	0	0	0	0	1	2					
17 Lance Berkman, S OBP: 0.418, SLG: 0.759	G6-3									4	0	1	0	0	0	0					
Morgan Ensberg, R OBP: 0.523, SLG: 0.943										4	1	1	1	0	1	1					
Preston Wilson, R OBP: 0.290, SLG: 0.466										4	0	0	0	0	4	1					
16 Jason Lane, R OBP: 0.364, SLG: 0.385										4	0	0	0	0	1	0					
Brad Ausmus, R OBP: 0.489, SLG: 0.361										2	1	2	0	2	0	0					
28 Adam Everett, R OBP: 0.315, SLG: 0.453										4	0	1	0	0	0	3					
Andy Pettitte, L OBP: 0.167, SLG: 0.167										1	0	0	0	0	1	1					
2 Chris Burke, R OBP: 0.412, SLG: 0.600										1	0	1	0	0	0	0					
Russ Springer, R										0	0	0	0	0	0	0					
Mike Gallo, L										0	0	0	0	0	0	0					
Orlando Palmeiro, L OBP: 0.154, SLG: 0.083										1	0	0	0	0	0	1					
Inning Stats	R: 0 E: 0 K: 2 S: 7	H: 0 LOB: 0 BB: 0 P: 8	R: 0 E: 0 K: 1 S: 10	H: 0 LOB: 0 BB: 0 P: 12	R: 0 E: 0 K: 1 S: 9	H: 1 LOB: 1 BB: 0 P: 12	R: 0 E: 0 K: 1 S: 11	H: 1 LOB: 1 BB: 0 P: 15	R: 1 E: 0 K: 0 S: 12	H: 1 LOB: 2 BB: 1 P: 22	R: 0 E: 0 K: 2 S: 8	H: 0 LOB: 0 BB: 0 P: 11	R: 0 E: 0 K: 1 S: 10	H: 1 LOB: 2 BB: 1 P: 17	R: 1 E: 0 K: 1 S: 13	H: 1 LOB: 0 BB: 0 P: 21	R: 0 E: 0 K: 0 S: 9	H: 1 LOB: 1 BB: 0 P: 15	1B: 2 2B: 3 3B: 0 HR: 1	SF: 1 SAC: 1 DP: 0 HBP: 0	WP: 0 PA: 36 PB: 0 CS: 0
PITCHER	IP WLS BF H R ER SO BB IBB HBP BLK WP HR S P ERA WHIP	7.2 W 31 5 2 2 8 2 0 0 0 0 0 76 112 2.35 0.913	0.1 H 1 0 0 0 1 0 0 0 0 0 0 4 6 0.00 0.000	1.0 4 1 0 0 0 0 0 0 0 0 0 0 9 15 0.00 1.000																	


Milwaukee Brewers @ Houston Astros
Minute Maid Park, Houston, TX
Wed Apr 19 2006, 7:05 PM CDT
Att: 27,002 - Partly Cloudy - 79 F

AB 32
R 2
H 6
RBI 2
BB 2
SO 9
LOB 12




Batter	1	2	3	4	5	6	7	8	9	AB	R	H	RBI	BB	SO	LOB	TOP					
6 Ryan Freel, R OBP: 0.465, SLG: 0.389	4-0 CS WP BB		2-3 K			1-1 G3-1			0-0 G5-3	3	0	0	0	1	1	0	Cincinnati Reds @ Milwaukee Brewers Miller Park, Milwaukee, WI Sat Apr 22 2006, 1:05 PM CDT Att: 35,768 - Roof Closed - 61 F					
Felipe Lopez, S OBP: 0.363, SLG: 0.465	1-3 K			2-3 K		3-3 K			2-2 G4-3	4	0	0	0	0	3	1						
Adam Dunn, L OBP: 0.493, SLG: 0.667 Kent Mercker, L (7.1)	2-3 K			2-3 K			2-2 G6-3		2-2 2B 1B	3	0	0	0	0	2	1						
37 Brian Shackelford, L Javier Valentin, S OBP: 0.273, SLG: 0.333	2-3 K			0-3 K			0-0 G5-3		1-2 2B	4	0	1	0	0	1	0						
Austin Kearns, R OBP: 0.338, SLG: 0.614		0-2 F9					0-0 G5-3		1-2 2B	4	0	1	0	0	1	0						
Scott Hatteberg, L OBP: 0.463, SLG: 0.476	4-1 BB				0-2 2B		1-1 G3-1		2-0 P6	3	0	1	0	1	0	2						
12 Edwin Encarnación, R OBP: 0.354, SLG: 0.545	0-0 P5				3-1 G6-3				2-0 P6	3	0	0	0	0	0	2						
4 Brandon Phillips, R OBP: 0.351, SLG: 0.622	0-3 K				1-2 G5-3				2-0 1B	3	0	1	0	0	1	2						
Jason LaRue, R OBP: 0.286, SLG: 0.167			1-0 L9		0-0 G3				1-2 F9	3	0	0	0	0	0	2						
Brandon Claussen, R Chris Hammond, L Tony Womack, L OBP: 0.384, SLG: 0.333 Rick White, R Quinton McCracken, S OBP: 0.200, SLG: 0.600			1-3 K			2-1 G4-3			1-0 L9	1	0	0	0	0	1	0						
Inning Stats	R: 0 E: 0 K: 2 S: 6	H: 0 LOB: 0 BB: 1 P: 13	R: 0 E: 0 K: 1 S: 8	H: 0 LOB: 1 BB: 1 P: 12	R: 0 E: 0 K: 2 S: 7	H: 0 LOB: 0 BB: 0 P: 11	R: 0 E: 0 K: 3 S: 9	H: 0 LOB: 0 BB: 0 P: 13	R: 0 E: 0 K: 0 S: 10	H: 1 LOB: 1 BB: 0 P: 14	R: 0 E: 0 K: 1 S: 7	H: 0 LOB: 0 BB: 0 P: 13	R: 0 E: 0 K: 0 S: 6	H: 0 LOB: 0 BB: 0 P: 9	R: 0 E: 0 K: 0 S: 6	H: 1 LOB: 1 BB: 0 P: 12	R: 0 E: 0 K: 0 S: 11	H: 2 LOB: 2 BB: 0 P: 18	1B: 2 2B: 2 3B: 0 HR: 0	SF: 0 SAC: 0 DP: 0 HBP: 0	WP: 1 PB: 0 SB: 0 CS: 1	PA: 32
PITCHER 31 Dave Bush, R ERA: 3.54	IP: 9.0 WLS: W BF: 32 H: 4 R: 0 ER: 0 SO: 9 BB: 2 IBB: 0 HBP: 0 BLK: 0 WP: 1 HR: 0 S: 70 P: 115 ERA: 0.00 WHIP: 0.667															PITCHER	IP: 9.0 WLS: W BF: 32 H: 4 R: 0 ER: 0 SO: 9 BB: 2 IBB: 0 HBP: 0 BLK: 0 WP: 1 HR: 0 S: 70 P: 115 ERA: 0.00 WHIP: 0.667					

AB	30
R	0
H	4
RBI	0
BB	2
SO	9
LOB	11



Batter	1	2	3	4	5	6	7	8	9	AB	R	H	RBI	BB	SO	LOB	BOTTOM	
Brady Clark, R OBP: 0.324, SLG: 0.279	1-2 G3-1	0-2 G5-3		1-2 HR	2-2 P4		0-2 G6-3			5	1	1	2	0	0	4	Cincinnati Reds @ Milwaukee Brewers Miller Park, Milwaukee, WI Sat Apr 22 2006, 1:05 PM CDT Att: 35,768 - Roof Closed - 61 F	
7 J.J. Hardy, R OBP: 0.299, SLG: 0.425	2-1 P5		3-3 K	1-2 HR		1-0 P4		2-1 1B	5	1	2	1	0	1	0			
Geoff Jenkins, L Jeff Cirillo, R OBP: 0.313, SLG: 0.313	3-1 F7		3-3 K	0-3 K		1-0 G3		1-0 F9	4	0	0	0	0	2	0			
Carlos Lee, R OBP: 0.450, SLG: 0.723 18 Gabe Gross, L OBP: 0.476, SLG: 1.050		3-1 F9	4-2 BB	1-3 K		1-2 L4		2-0 F8	3	0	0	0	1	1	0			
28 Prince Fielder, L OBP: 0.427, SLG: 0.559	3-2 2B 2B		0-3 K	1-0 HR		4-0 2B 2B SF7		2-3 K	4	3	2	1	1	2	2			
2 Bill Hall, R OBP: 0.373, SLG: 0.636	4-1 2B BB			HR		1-2 2B		1-3 1B	3	2	2	1	1	0	0			
23 Rickie Weeks Jr., R OBP: 0.375, SLG: 0.345	4-2 2B BB		0-1 HR	1B	1-3 K		2-2 SF7		2-2 1B	2	2	1	1	1	0			
Damian Miller, R OBP: 0.408, SLG: 0.595	2-1 31 G1 2B		2-2 HR	2B	2-1 2B		3-H 2B		1-3 2B	4	1	4	5	0	0			
31 Dave Bush, R OBP: 0.200, SLG: 0.200	0-1 G1		1-0 HR	1B	1-3 K		1-1 G6-3			4	1	1	0	0	1	4		
Inning Stats	R: 0 E: 0 K: 0 S: 7	H: 0 LOB: 0 BB: 0 P: 13	R: 3 E: 0 K: 0 S: 15	H: 2 LOB: 1 BB: 2 P: 31	R: 0 E: 0 K: 3 S: 13	H: 0 LOB: 1 BB: 1 P: 23	R: 7 E: 0 K: 2 S: 24	H: 7 LOB: 0 BB: 0 P: 33	R: 0 E: 0 K: 0 S: 6	H: 0 LOB: 0 BB: 0 P: 9	R: 1 E: 0 K: 0 S: 14	H: 2 LOB: 2 BB: 1 P: 24	R: 0 E: 0 K: 1 S: 9	H: 1 LOB: 1 BB: 0 P: 16	1B: 4 2B: 4 3B: 0 HR: 5	SF: 1 SAC: 0 DP: 0 HBP: 0		WP: 0 PB: 0 SB: 0 CS: 0
PITCHER Brandon Claussen, L ERA: 6.75 Chris Hammond, L ERA: 16.2 Rick White, R ERA: 5.98 Kent Mercker, L ERA: 4.15 37 Brian Shackelford, L ERA:	IP: 6.75 WLS: L BF: 20 H: 8 R: 2 ER: 1 SO: 3 BB: 0 IBB: 0 HBP: 0 BLK: 0 WP: 0 HR: 1 S: 49 P: 86 ERA: 27.00 WHIP: 3.667															PITCHER	IP: 6.75 WLS: L BF: 20 H: 8 R: 2 ER: 1 SO: 3 BB: 0 IBB: 0 HBP: 0 BLK: 0 WP: 0 HR: 1 S: 49 P: 86 ERA: 27.00 WHIP: 3.667	

AB	36
R	11
H	13
RBI	11
BB	4
SO	8
LOB	12



Batter	1	2	3	4	5	6	7	8	9	AB	R	H	RBI	BB	SO	LOB	TOP								
Quinton McCracken, S OBP: 0.267, SLG: 0.462	3-3 K		1-3 K	0-0 SH1-4		F8		4-0 FC6 BB		3	0	0	0	2	2	0	Cincinnati Reds @ Milwaukee Brewers Miller Park, Milwaukee, WI Sun Apr 23 2006, 1:05 PM CDT Att. 29,174 - Roof Closed - 63 F								
Felipe Lopez, S OBP: 0.360, SLG: 0.447	0-2 F8		4-1 BB BB	1-0 G1-3		1B		0-1 FC6		5	2	1	0	1	0	6									
Rich Aurilia, R OBP: 0.323, SLG: 0.482	4-1 BB 1B		4-1 BB BB	1-0 L8		1 SAFE HBP 12 2B WP 1B	2-2 P5		0-0 E6 12 FC6-4 4 HR 1B	4	3	1	0	2	0	2									
Adam Dunn, L OBP: 0.435, SLG: 0.661	4-2 1B BB		4-0 BB BB		1-3 K	4-1 12 2B HBP IBB	4-1 4 FC5 HBP BB		3-2 12 FC6-4 1B	2	1	1	0	4	1	0									
Austin Kearns, R OBP: 0.375, SLG: 0.611	2-2 1B		4-2 BB		4-2 12 S 4 E BB	1-0 12 2B HBP	2-2 4 FC5 HBP		3-3 K	2	2	1	3	2	1	2									
12 Edwin Encarnación, R OBP: 0.369, SLG: 0.533		2-2 G6-3		0-0 L6		4-2 4 FC5-4 BB	1-1 F8		1-2 FC6-4 4 HR	5	2	1	3	1	0	7									
4 Brandon Phillips, R OBP: 0.372, SLG: 0.698		2-2 FC6-4 1B		0-1 G6-3		0-1 FC5-4 2B 1-2H 2-H	0-2 FC5		1-0 HR	6	1	3	4	0	0	6									
Jason LaRue, R OBP: 0.385, SLG: 0.300		1-1 FC6-4		4-2 SH1-4 39 E BB		1-2 2B		1-0 F9	3-1 G6-3	4	0	1	0	1	0	1									
39 Aaron Harang, R OBP: 0.083, SLG: 0.083		0-3 K2-3		0-1 FC1 SH1-4		1-0 G3	1-0 SH3-4		3-3 K	4	0	0	0	0	2	4									
Inning Stats	R: 1 E: 0 K: 1 S: 13	H: 1 LOB: 2 BB: 2 P: 26	R: 0 E: 0 K: 1 S: 12	H: 1 LOB: 1 BB: 0 P: 17	R: 1 E: 0 K: 1 S: 13	H: 0 LOB: 3 BB: 4 P: 30	R: 0 E: 1 K: 0 S: 7	H: 0 LOB: 2 BB: 1 P: 13	R: 1 E: 1 K: 1 S: 16	H: 1 LOB: 2 BB: 2 P: 27	R: 5 E: 0 K: 0 S: 16	H: 4 LOB: 3 BB: 2 P: 33	R: 0 E: 0 K: 0 S: 14	H: 0 LOB: 2 BB: 1 P: 23	R: 0 E: 0 K: 1 S: 8	H: 0 LOB: 1 BB: 1 P: 16	R: 3 E: 1 K: 1 S: 14	H: 2 LOB: 0 BB: 0 P: 25	1B: 5 2B: 3 3B: 0 HR: 1	SF: 0 SAC: 2 DP: 0 HBP: 3	WP: 1 PB: 0 SB: 1 CS: 0	PA: 53			
PITCHER	IP WLS BF H R ER SO BB IBB HBP BLK WP HR S P ERA WHIP	5.0 L 27 3 3 3 4 9 0 0 0 0 0 61 113 5.40 2.400	0.1 7 4 5 5 0 0 1 1 0 1 0 10 20 135.00 12.000	1.2 9 0 0 0 0 2 0 2 0 0 0 20 36 0.00 1.200	1.0 4 0 0 0 1 1 0 0 0 0 8 16 0.00 1.000	1.0 6 2 3 0 1 0 0 0 0 0 1 14 25 0.00 2.000																			
Brady Clark, R OBP: 0.321, SLG: 0.266	0-0 P3		1-3 K			4-1 G6-3 BB		1-3 K		3	0	0	0	1	2	1	Cincinnati Reds @ Milwaukee Brewers Miller Park, Milwaukee, WI Sun Apr 23 2006, 1:05 PM CDT Att. 29,174 - Roof Closed - 63 F								
2 Bill Hall, R OBP: 0.345, SLG: 0.583	1-1 F8		2-1 G5-3			3-2 F8		0-1 G6-3		4	0	0	0	0	0	1									
Geoff Jenkins, L OBP: 0.314, SLG: 0.429	2-2 G5-3		0-0 G4-3			0-0 G6-3		2-2 2B		4	0	1	0	0	0	1									
Carlos Lee, R OBP: 0.440, SLG: 0.696		0-0 47 2B 1B		1-0 G5-3		2-3 K		1-1 F8		4	0	1	0	0	1	1									
28 Prince Fielder, L OBP: 0.405, SLG: 0.528		1-1 F7		1-0 F7		3-3 K		1-2 G4-3		4	0	0	0	0	1	2									
23 Rickie Weeks Jr., R OBP: 0.358, SLG: 0.528		3-1 L4		2-2 G5-3		0-2 G1-3				3	0	0	0	0	0	1									
47 Corey Koskie, L OBP: 0.365, SLG: 0.417		3-2 2B		0-0 B1-3				1-2 G6-4-3 1B		3	0	2	0	0	0	0									
Damian Miller, R OBP: 0.404, SLG: 0.568		4-0 IBB		3-2 G5-3				1-1 G6-4-3		2	0	0	0	1	0	1									
Doug Davis, R 7 J.J. Hardy, R Justin Lehr, R Chris Demaria, S Dan Kolb, R 18 Gabe Gross, L Derrick Turnbow, R		0-1 L4		0-1 G5-3				1-1 1B		1	0	0	0	0	0	0									
Inning Stats	R: 0 E: 0 K: 0 S: 6	H: 0 LOB: 0 BB: 0 P: 9	R: 0 E: 0 K: 0 S: 12	H: 2 LOB: 3 BB: 1 P: 23	R: 0 E: 0 K: 1 S: 7	H: 0 LOB: 0 BB: 0 P: 10	R: 0 E: 0 K: 0 S: 6	H: 0 LOB: 0 BB: 0 P: 10	R: 0 E: 0 K: 0 S: 7	H: 0 LOB: 0 BB: 1 P: 14	R: 0 E: 0 K: 2 S: 9	H: 0 LOB: 0 BB: 0 P: 14	R: 0 E: 0 K: 1 S: 11	H: 2 LOB: 1 BB: 0 P: 15	R: 0 E: 0 K: 0 S: 11	H: 1 LOB: 1 BB: 0 P: 15	1B: 3 2B: 2 3B: 0 HR: 0	SF: 0 SAC: 0 DP: 2 HBP: 0	WP: 0 PB: 0 SB: 0 CS: 0	PA: 32					
PITCHER	IP WLS BF H R ER SO BB IBB HBP BLK WP HR S P ERA WHIP	9.0 W 32 5 0 0 4 1 1 0 0 0 75 120 0.00 0.667																							

AB	35
R	11
H	9
RBI	10
BB	13
SO	6
LOB	28

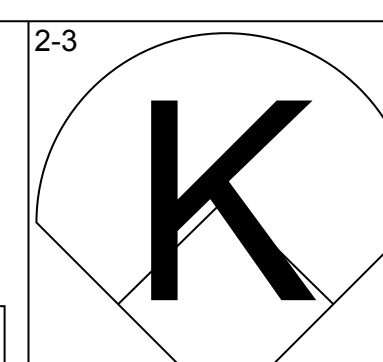
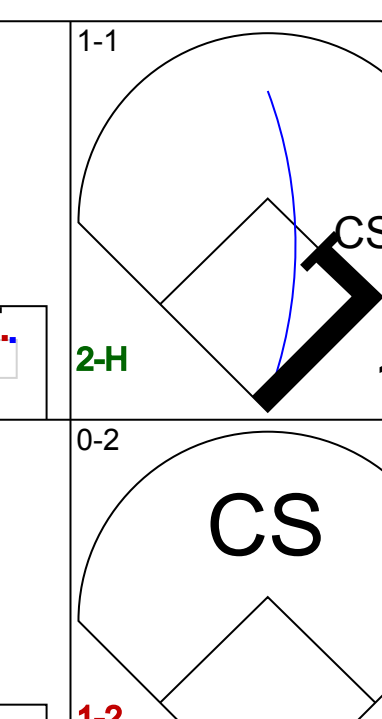
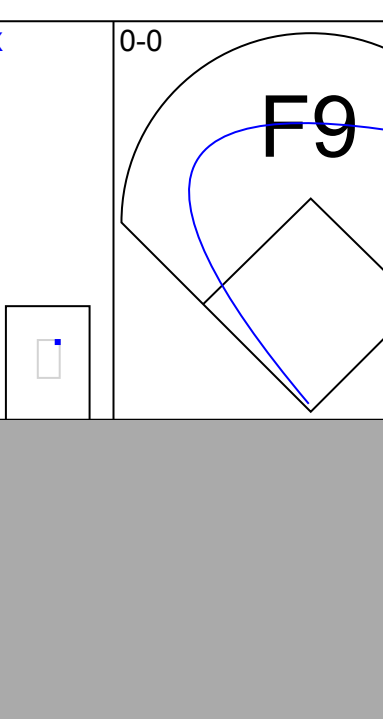
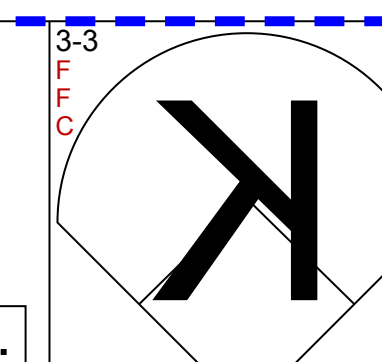
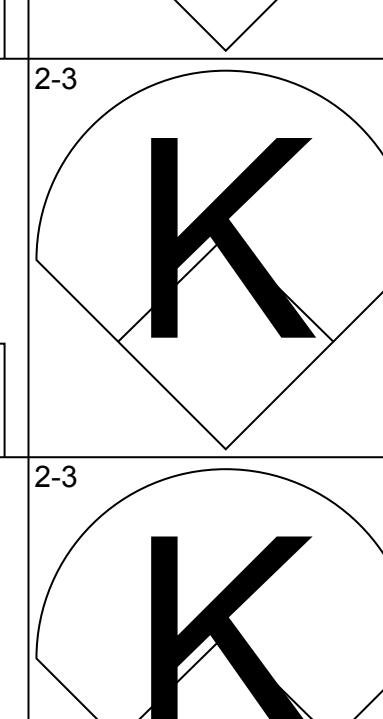
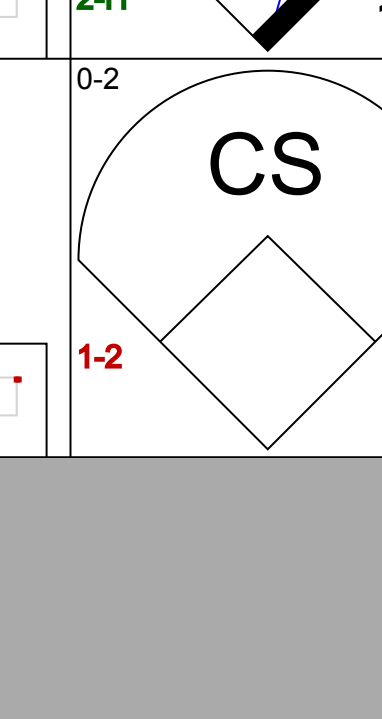
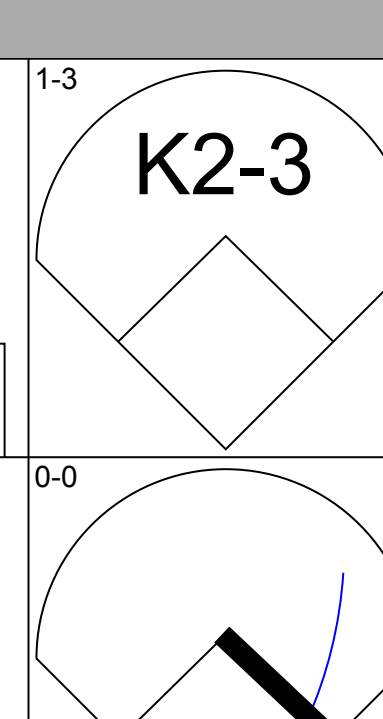
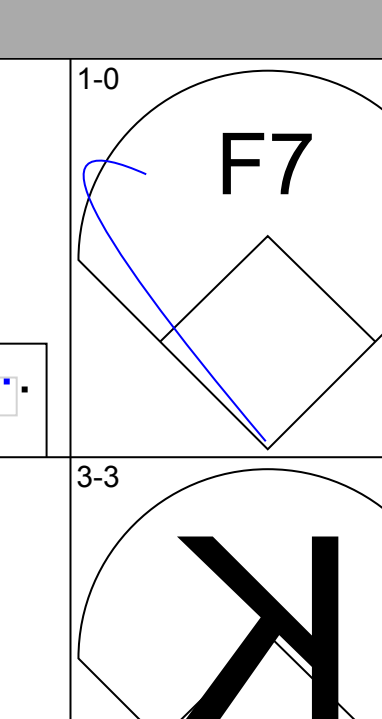
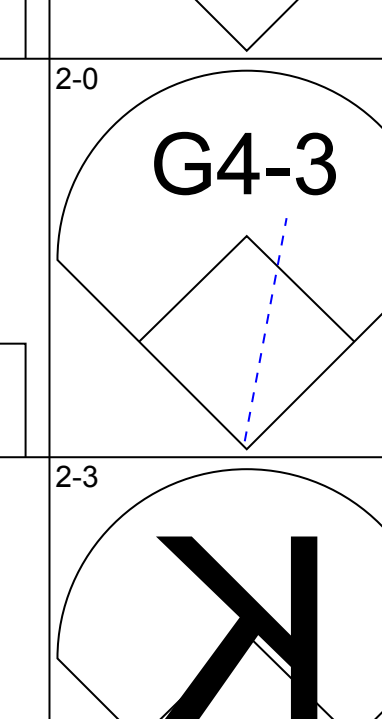
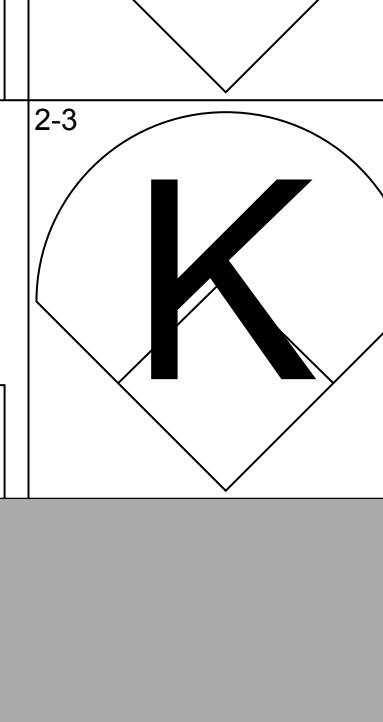
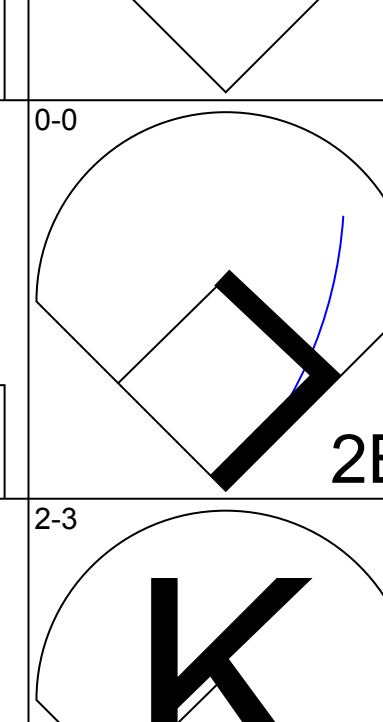
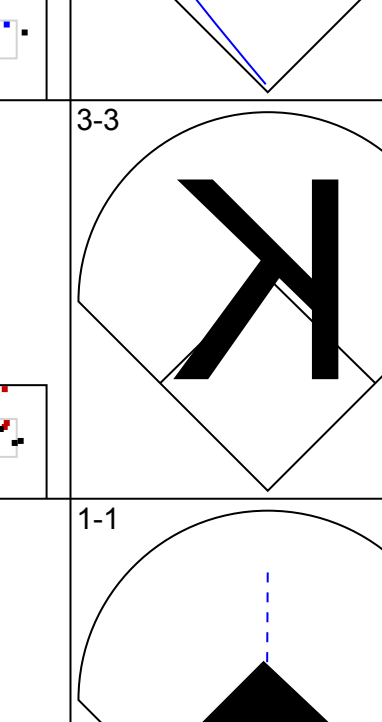
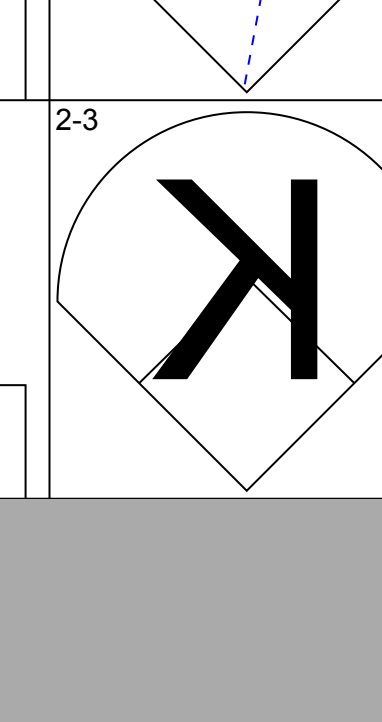
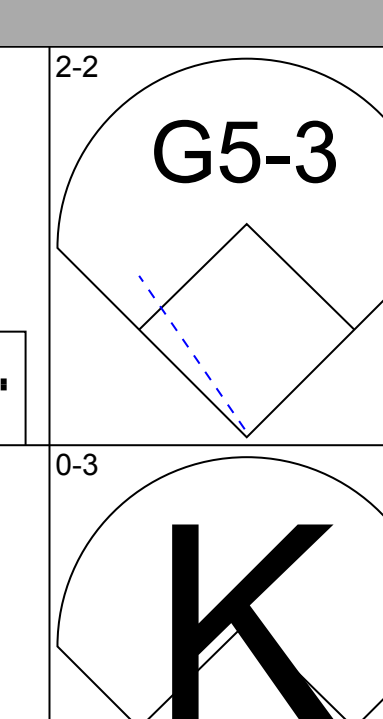
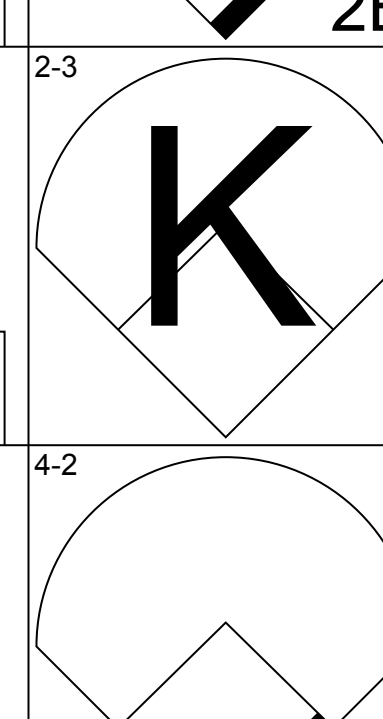
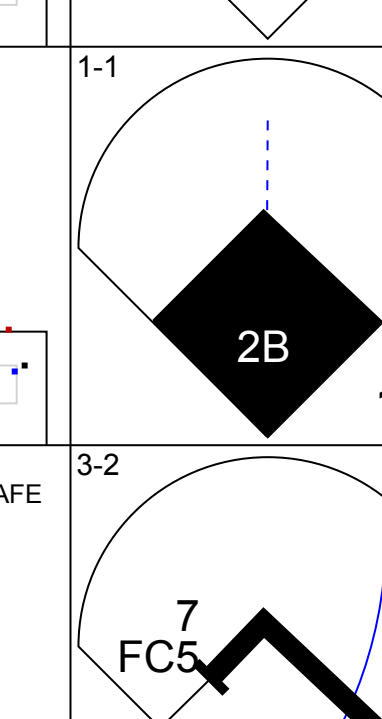
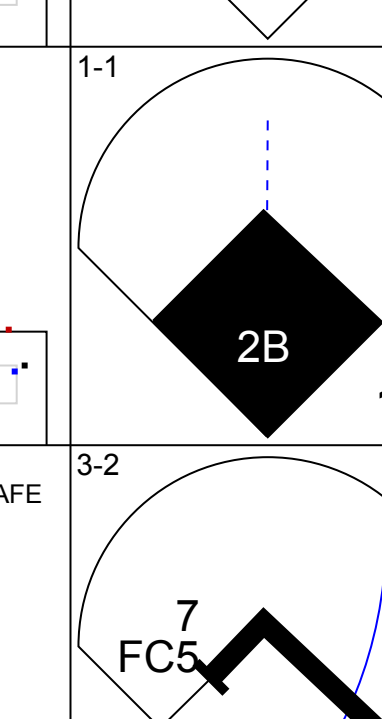
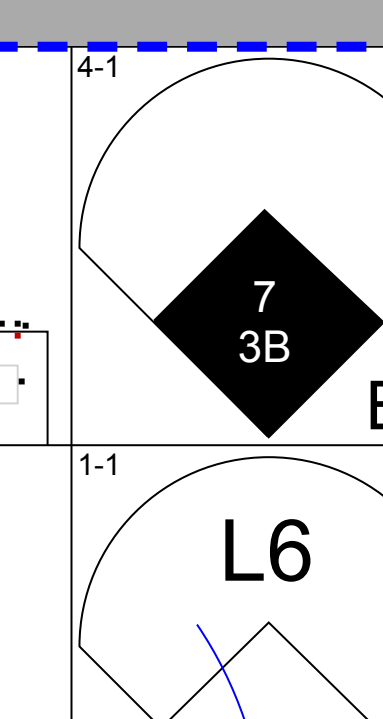
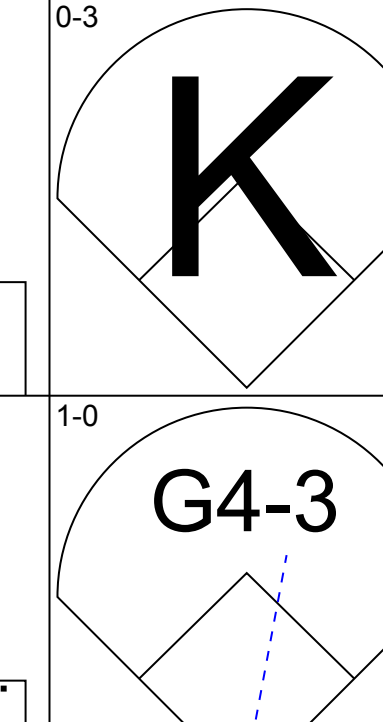
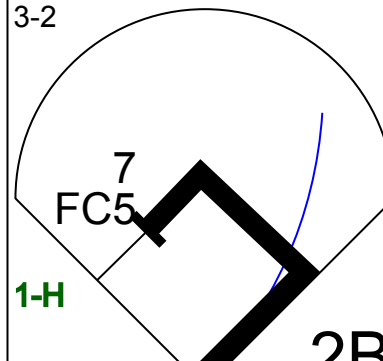
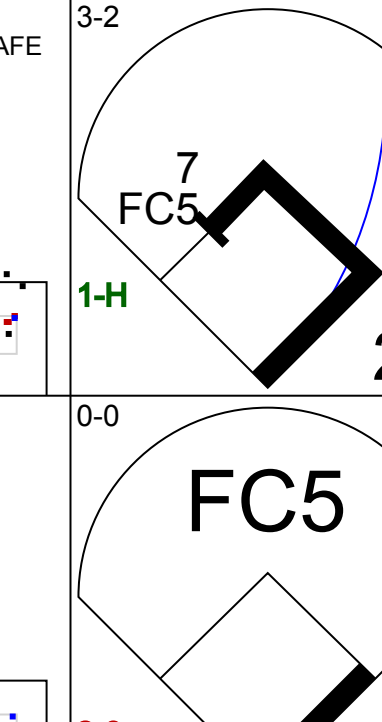
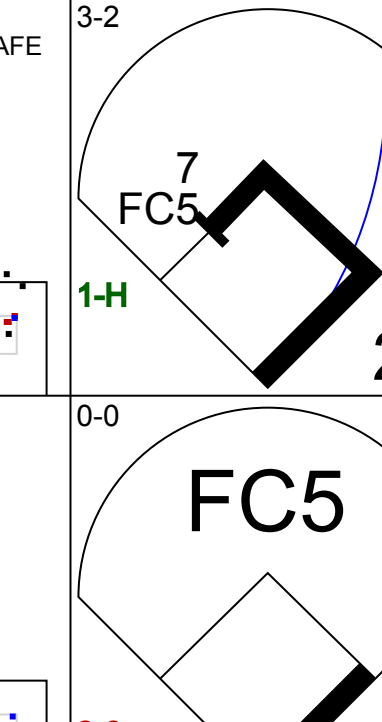
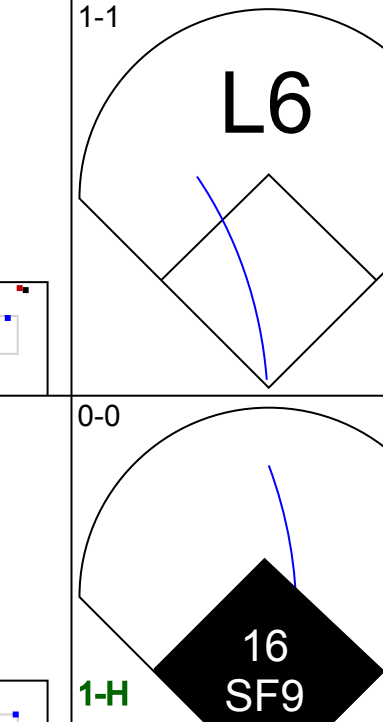
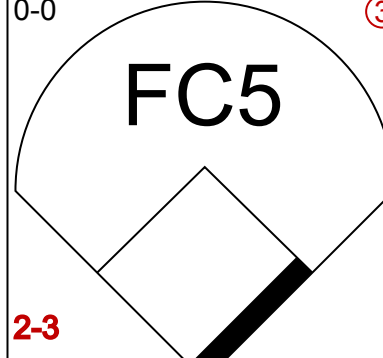
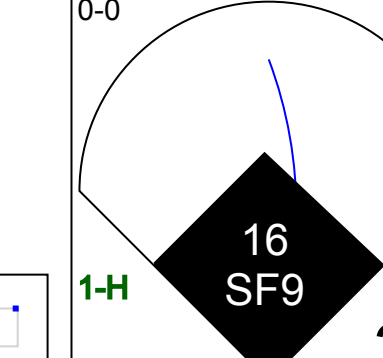
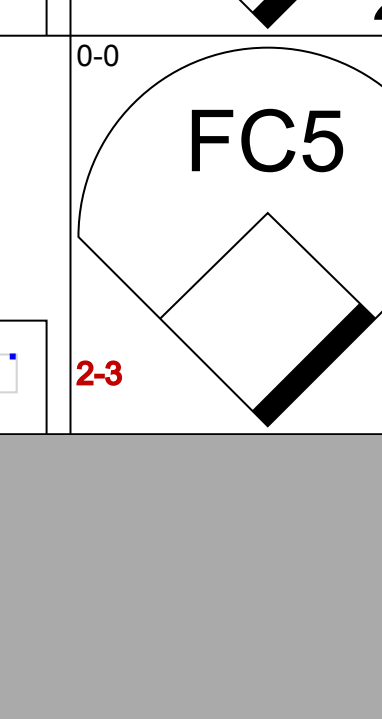
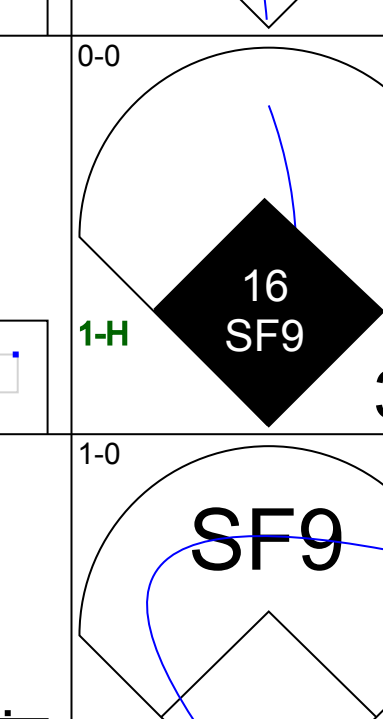
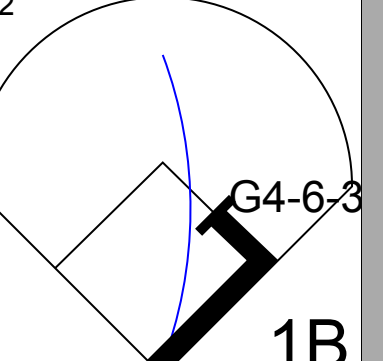
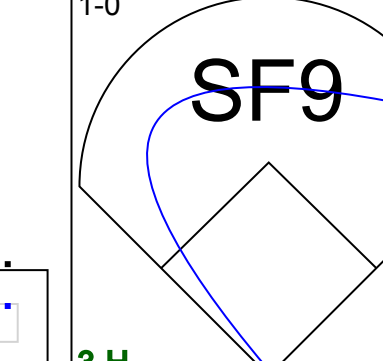
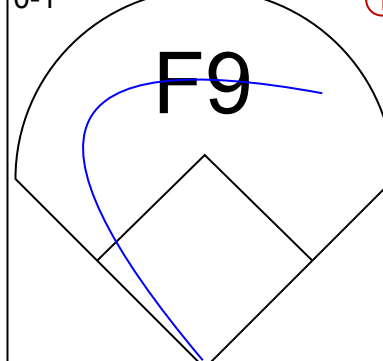
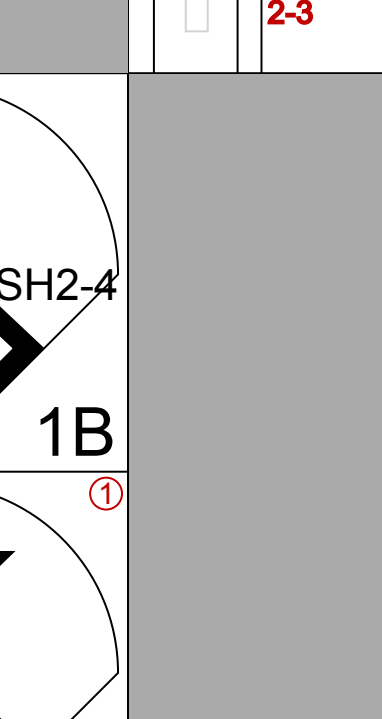
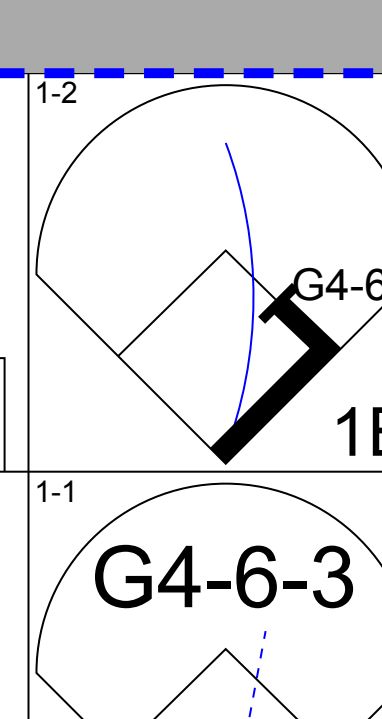
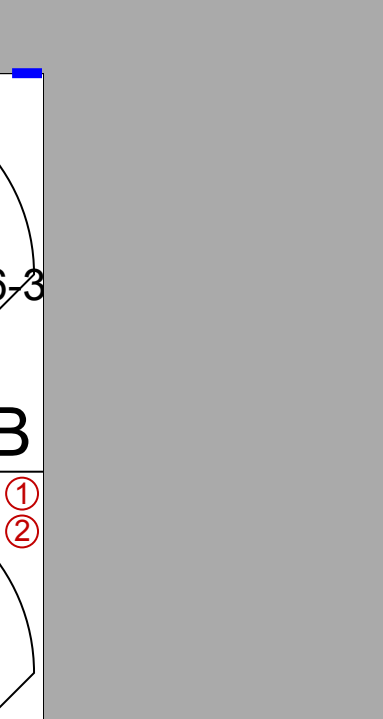
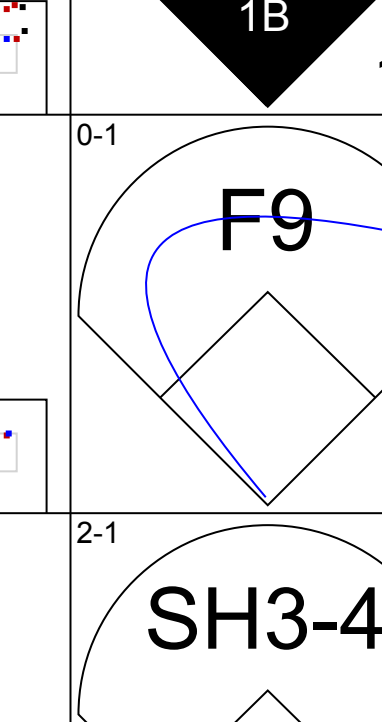
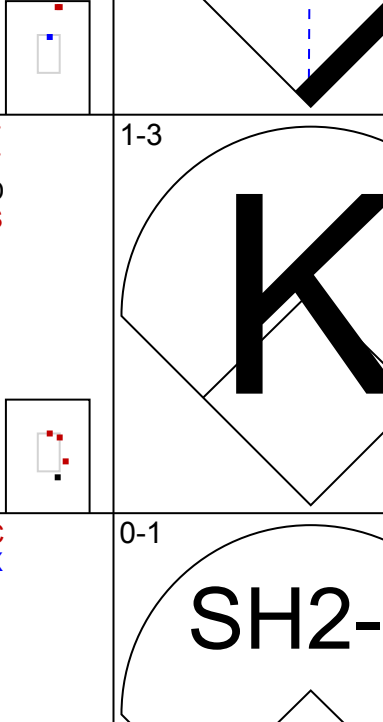
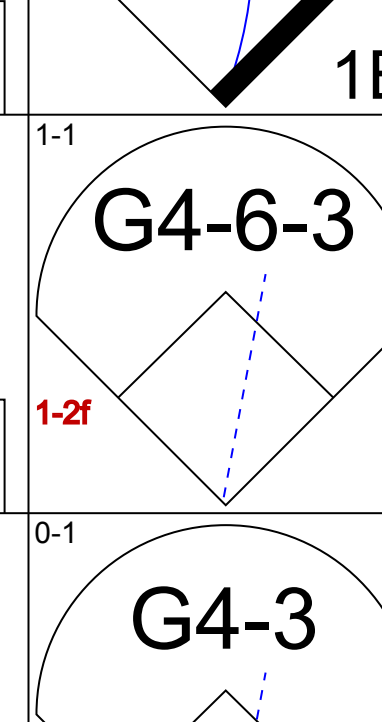


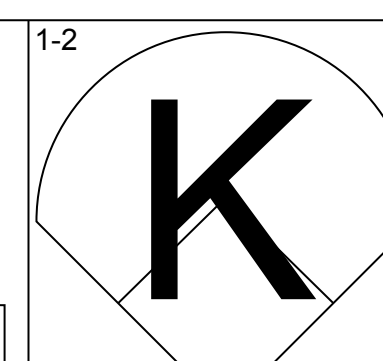
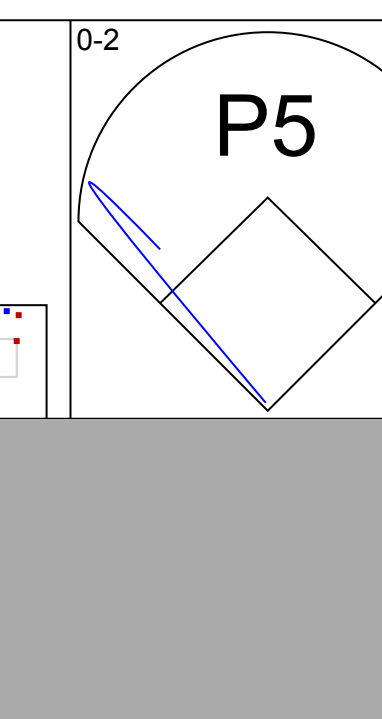
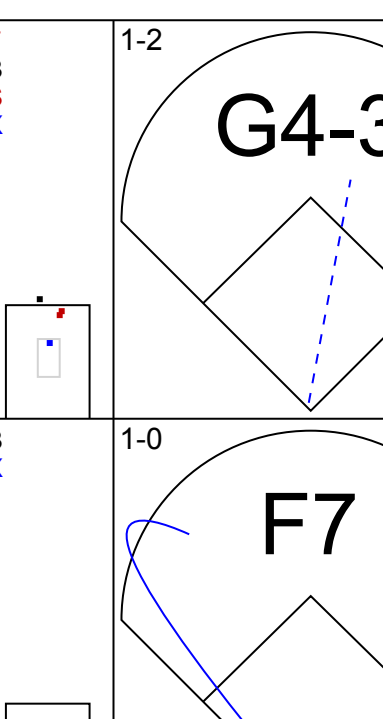
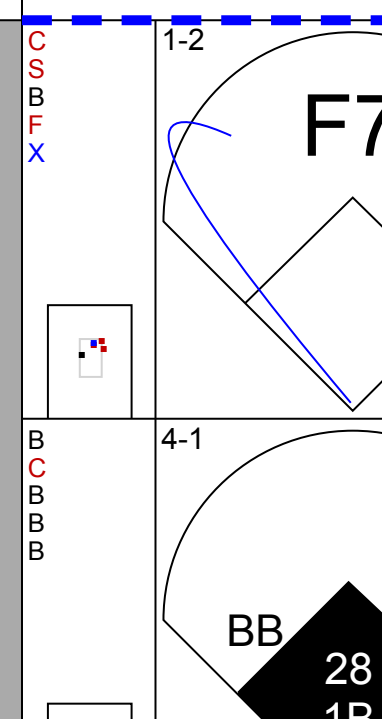
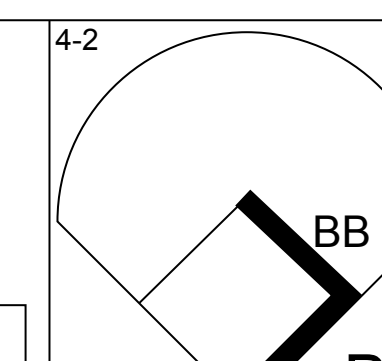
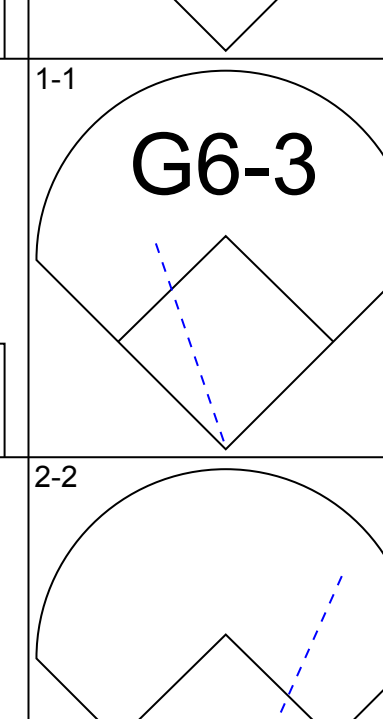
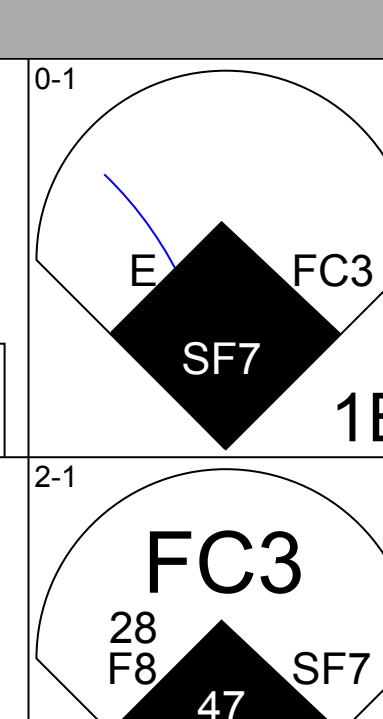
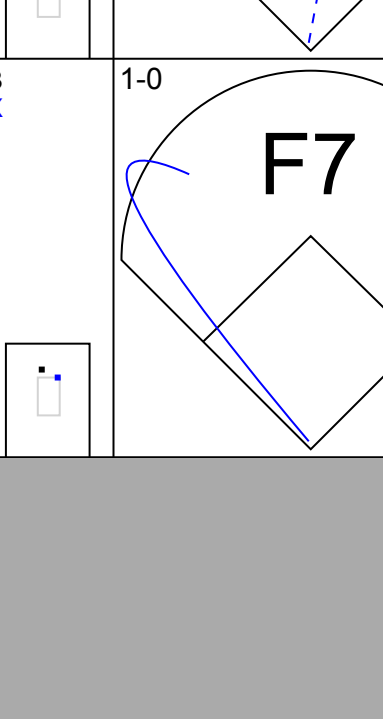
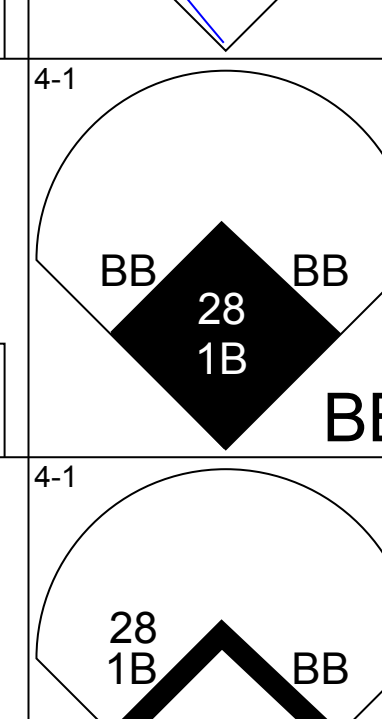
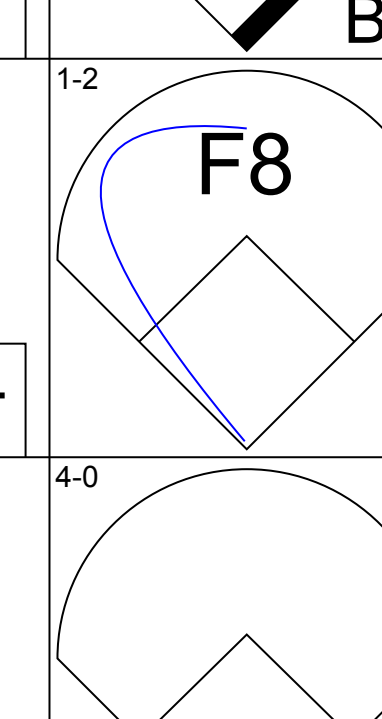
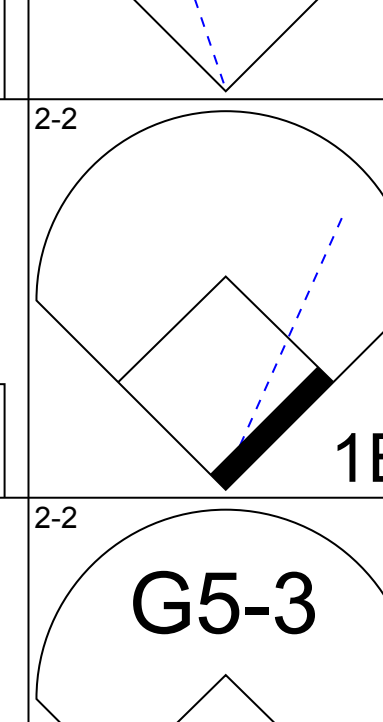
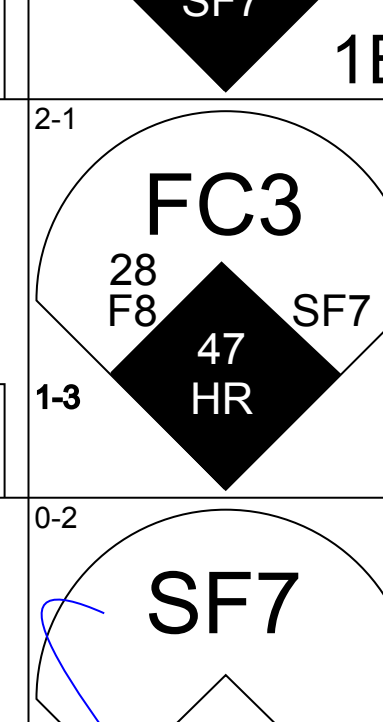
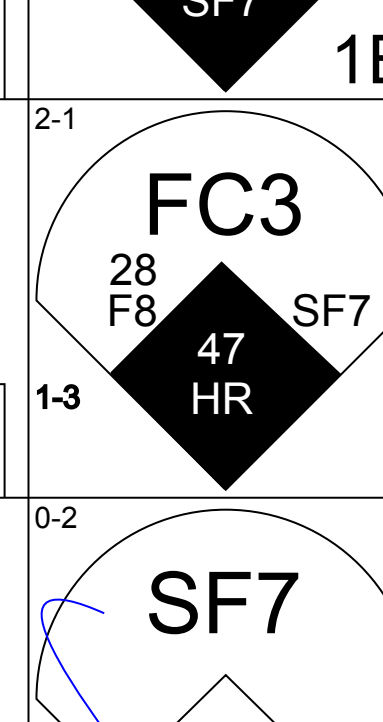
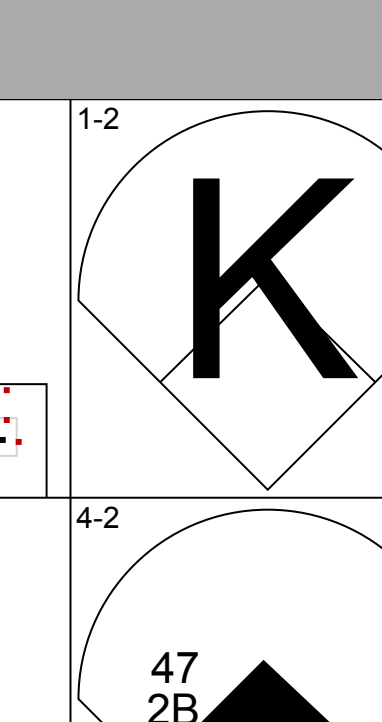
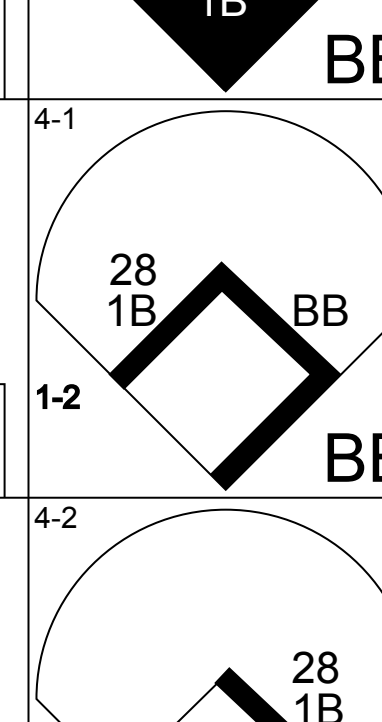
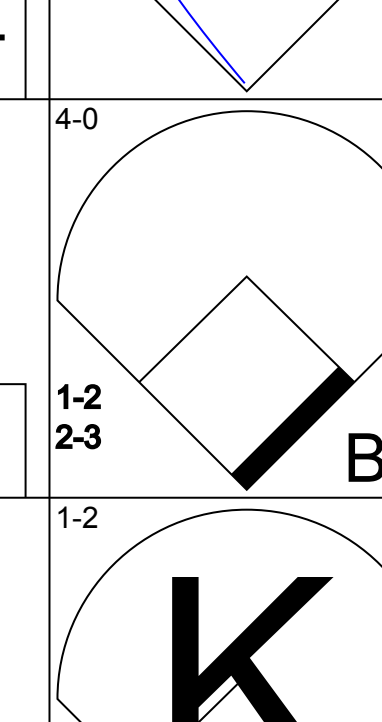
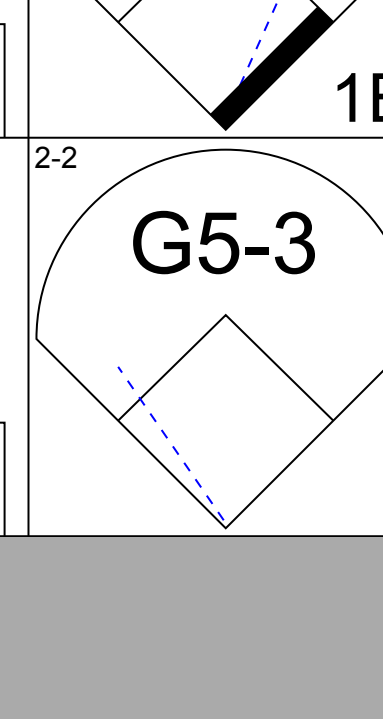
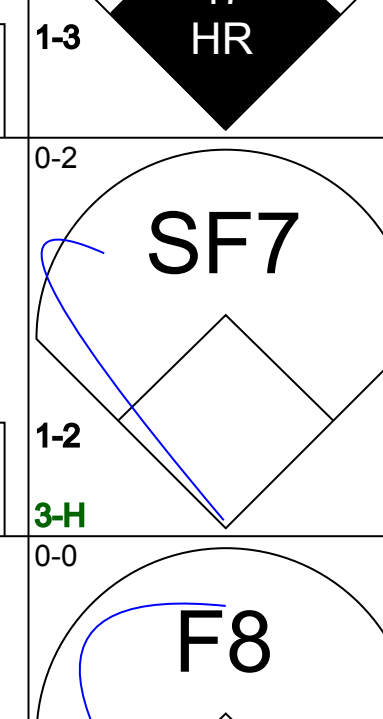
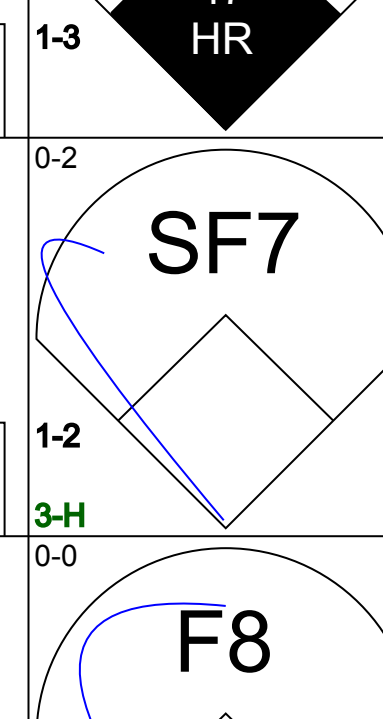
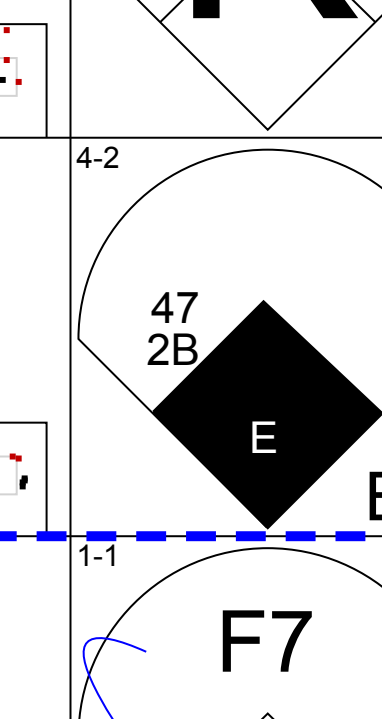
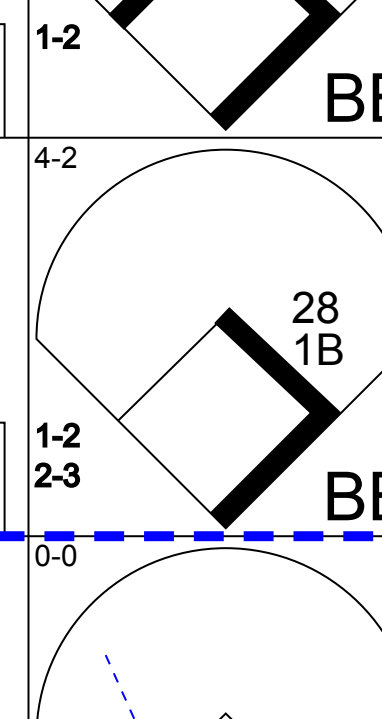
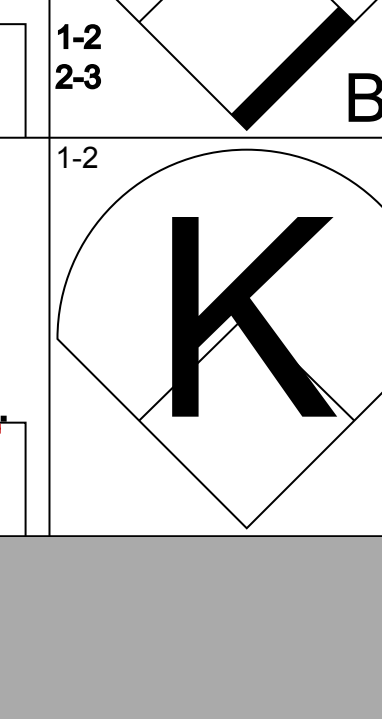
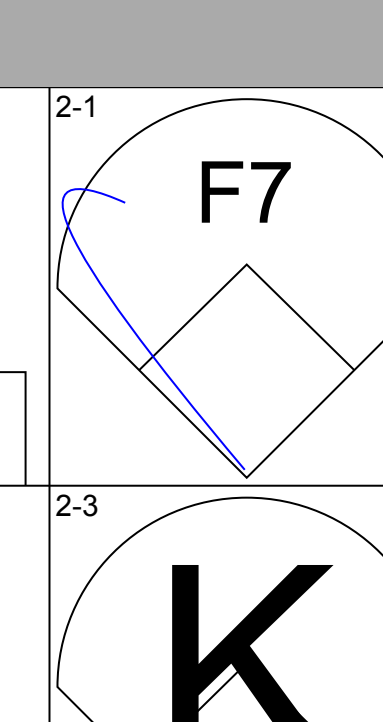
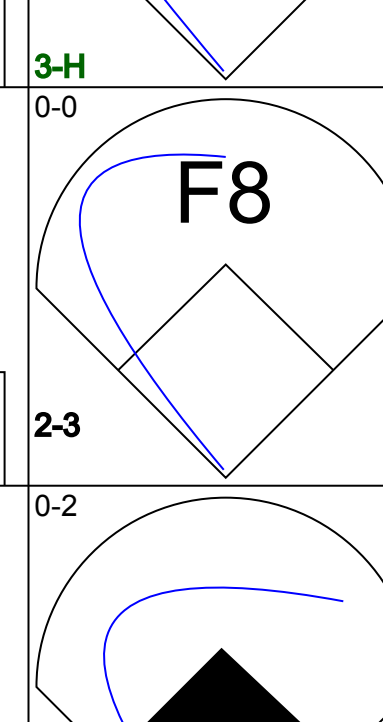
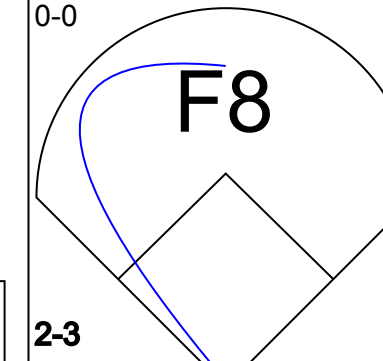
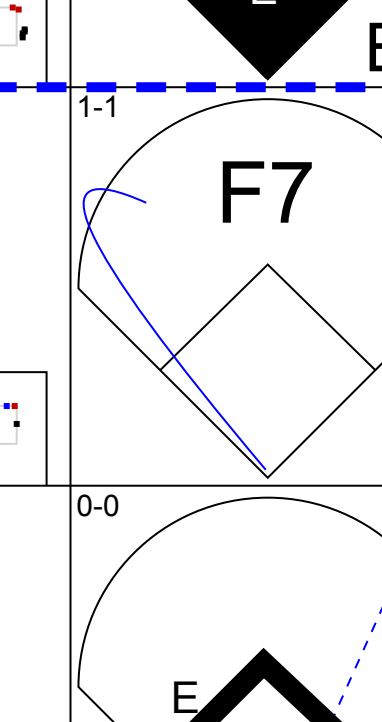
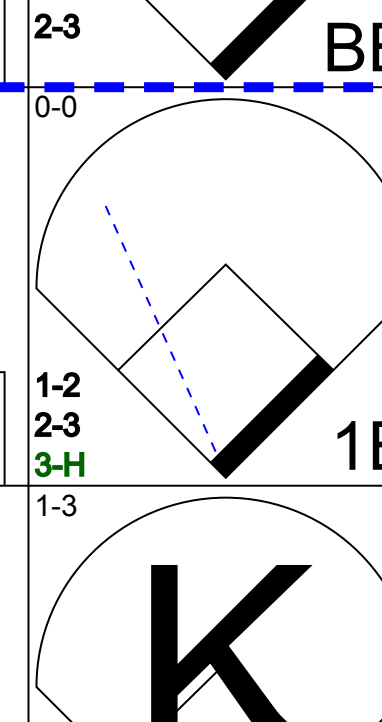
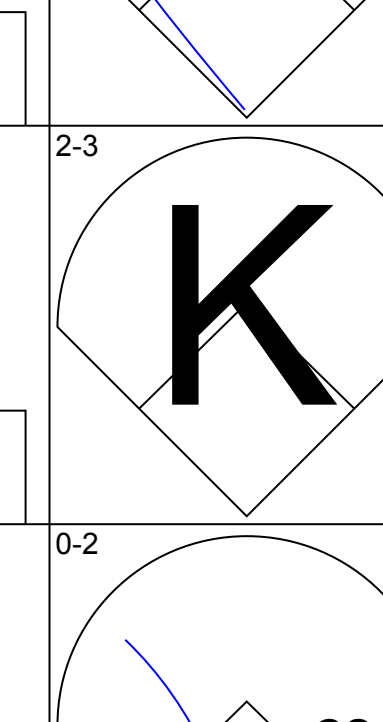
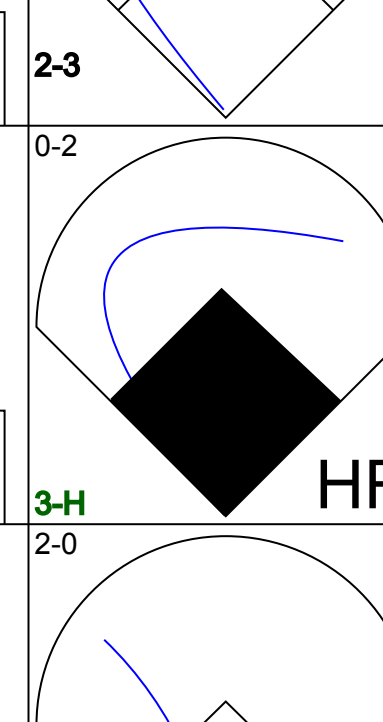
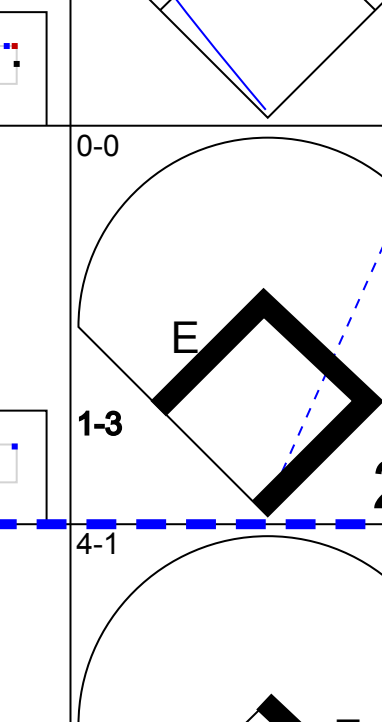
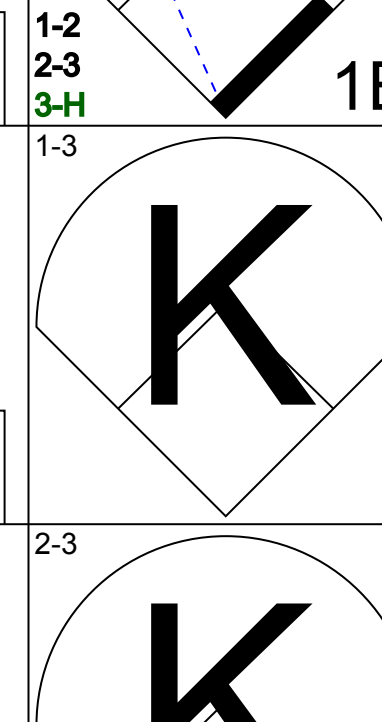
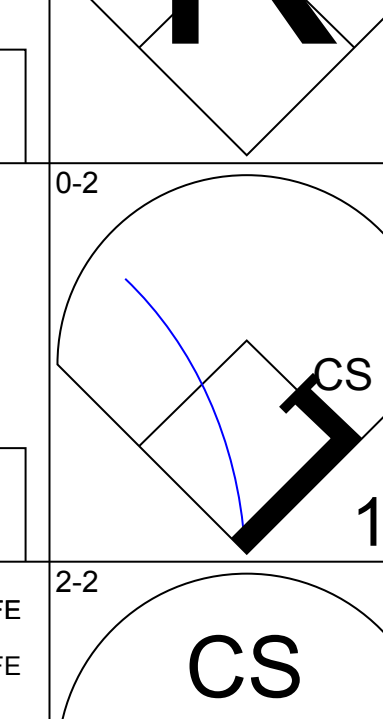
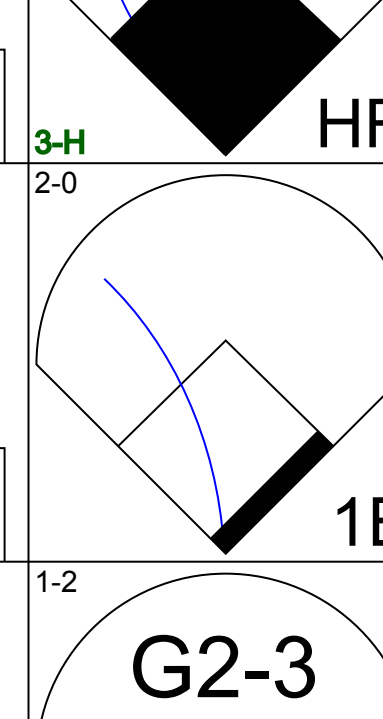
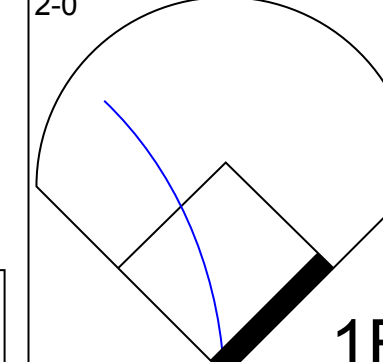
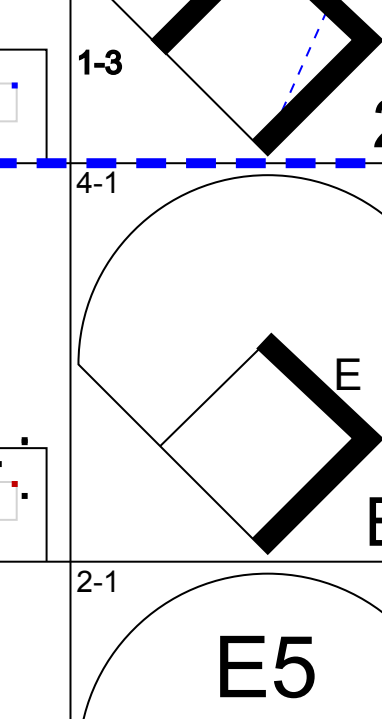
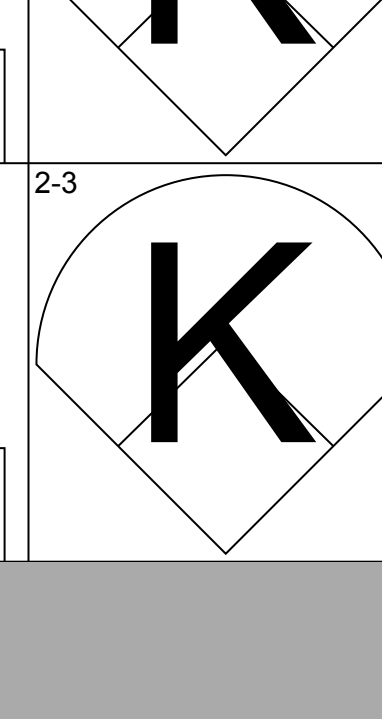
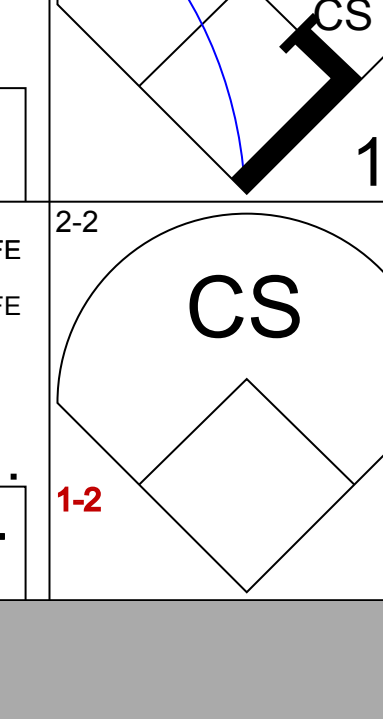
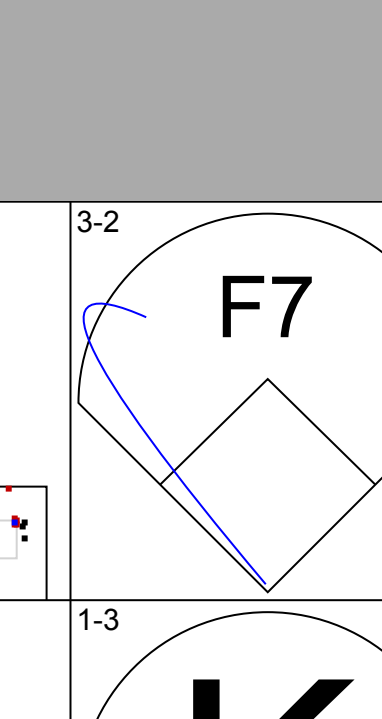
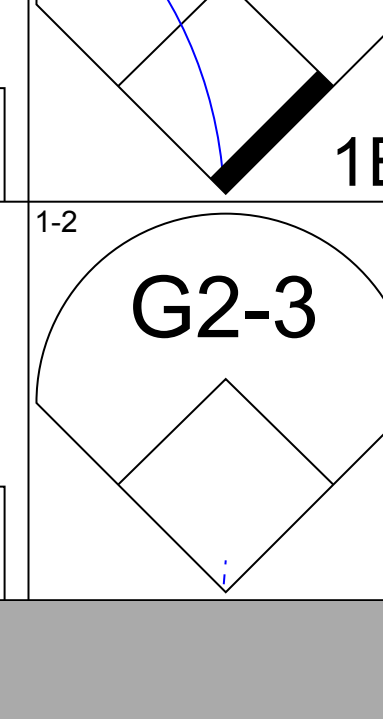
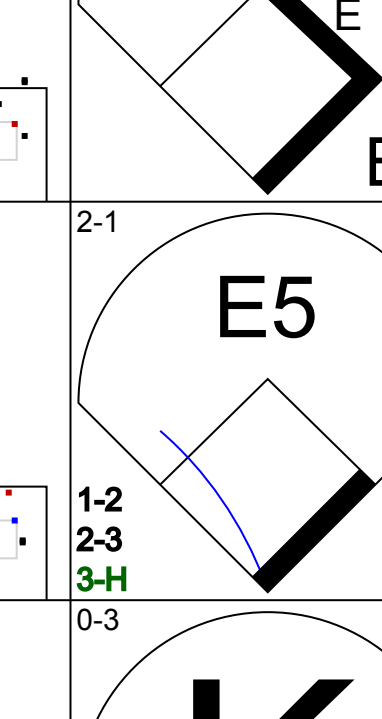
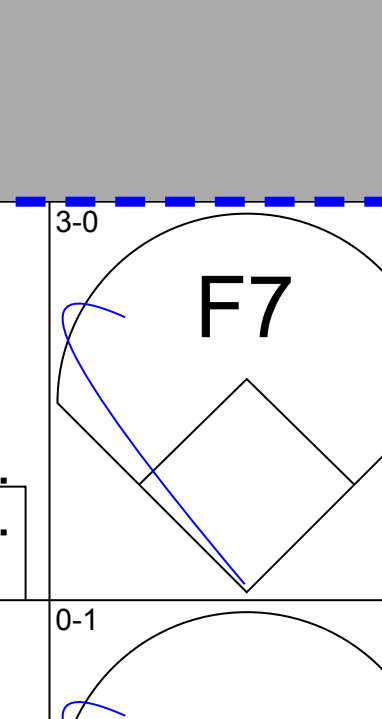
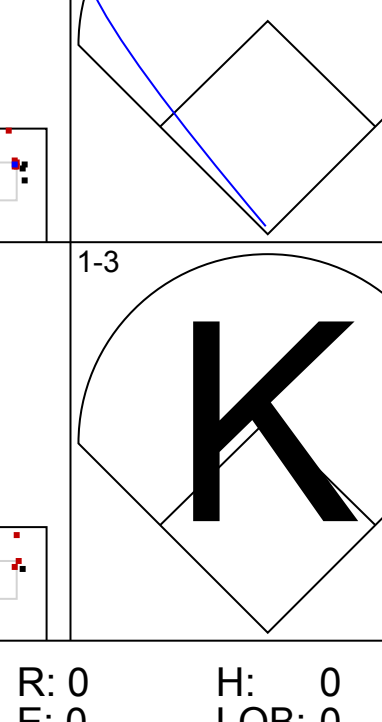
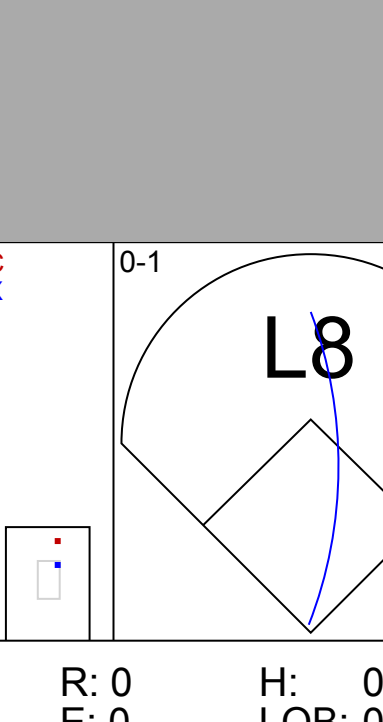
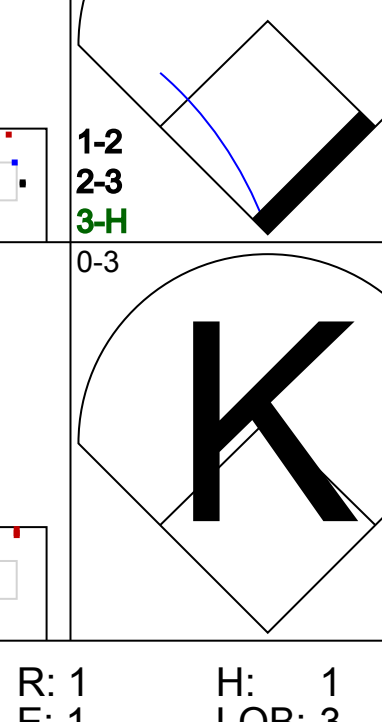
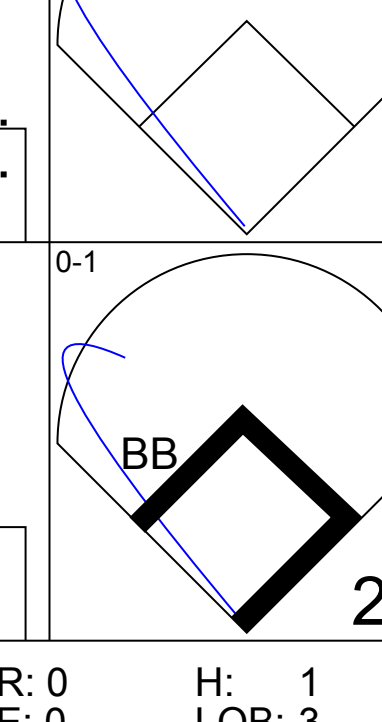
AB	30
R	0
H	5
RBI	0
BB	2
SO	4
LOB	11




Batter	1	2	3	4	5	6	7	8	9	AB R H RBI BB SO LOB	TOP											
Marcus Giles, R (1,4) OBP: 0.375, SLG: 0.368	1-2 F9		2-1 23 FC6 3B		0-0 P4			4-0 23 G6-4-3 E 1-2 BB		3 1 1 0 1 0 0	Atlanta Braves @ Milwaukee Brewers Miller Park, Milwaukee, WI Mon Apr 24 2006, 7:05 PM CDT Att: 11,660 - Cloudy - 69 F											
Wilson Betemit, S (1,6) OBP: 0.345, SLG: 0.462	1-3 K		0-1 G1-3			2-2 E4		2-2 FC5 23 G6-4-3		4 0 0 0 0 1 3												
23 Matt Diaz, R (1,7) OBP: 0.214, SLG: 0.240	0-0 1B		2-2 FC6 K2-4			0-2 F9		2-1 G6-4-3		4 0 1 1 0 0 3												
Andruw Jones, R (1,8) OBP: 0.337, SLG: 0.649	3-2 1B		3-H 1-3 K2-4			2-3 K		1-2 2-3 3-H 3-2 G5-3		4 0 1 0 0 2 3												
7 Jeff Francoeur, R (1,9) OBP: 0.203, SLG: 0.316	1-2 K			0-0 G6-3		3-2 F7		1-2 G6-3		4 0 0 0 0 1 3												
Brian Jordan, R (1,3) OBP: 0.333, SLG: 0.421		1-2 F9		0-1 F9			0-1 F8		0-3 K	3 0 0 0 0 0 0 1 0 0 0 0 1 0												
Adam LaRoche, L (9, PH) OBP: 0.294, SLG: 0.516																						
Todd Pratt, R (1,2) OBP: 0.229, SLG: 0.214		4-2 24 FC5-4 BB		0-0 P3		2-2 F7		2-2 F8		2 0 0 0 1 0 0 1 0 0 0 0 0 0												
16 Brian McCann, L (9, PH) OBP: 0.316, SLG: 0.547																						
24 Martin Prado, R (1,5) OBP: 0.429, SLG: 0.600		2-2 FC5-4			0-0 P5		1-0 P3			3 0 0 0 0 0 1												
26 Kyle Davies, R (1,1) OBP: 0.229, SLG: 0.324		0-3 K			1-3 K			0-0 E 23 G6-4-3 BB 1B		2 0 0 0 0 2 1 1 1 1 0 0 0 0 0 0 0 0 0 0 0												
4 Pete Orr, L (8, PH) OBP: 0.229, SLG: 0.324																						
Oscar Villarreal, L (8,1)																						
Inning Stats	R: 0 E: 0 K: 2 S: 18	H: 2 LOB: 2 BB: 0 P: 24	R: 0 E: 0 K: 1 S: 12	H: 0 LOB: 1 BB: 1 P: 19	R: 1 E: 0 K: 1 S: 15	H: 1 LOB: 1 BB: 0 P: 20	R: 0 E: 0 K: 0 S: 4	H: 0 LOB: 0 BB: 0 P: 4	R: 0 E: 0 K: 1 S: 5	H: 0 LOB: 0 BB: 0 P: 6	R: 0 E: 1 K: 1 S: 15	H: 0 LOB: 1 BB: 0 P: 22	R: 0 E: 0 K: 0 S: 7	H: 0 LOB: 0 BB: 0 P: 10	R: 1 E: 1 K: 0 S: 9	H: 1 LOB: 1 BB: 1 P: 20	R: 0 E: 0 K: 1 S: 10	H: 0 LOB: 0 BB: 0 P: 13	1B: 3 2B: 1 3B: 1 HR: 0	SF: 0 SAC: 0 DP: 2 HBP: 0	WP: 0 PB: 0 CS: 0	PA: 34
PITCHER	IP WLS BF H R ER SO BB IBB HBP BLK WP HR S P ERA WHIP																					
39 Chris Capuano, L (1,1) ERA: 3.0	7.0 W 26 3 1 1 6 1 0 0 0 0 0 76 105 1.29 0.571																					
Matt Wise, R (8,1) ERA: 4.0	1.0 H 5 1 1 0 0 1 0 0 0 0 0 9 20 0.00 2.000																					
Derrick Turnbow, R (9,1) ERA:	1.0 S 3 0 0 0 1 0 0 0 0 0 0 0 10 13 0.00 0.000																					

Batter	1	2	3	4	5	6	7	8	9	AB R H RBI BB SO LOB	BOTTOM									
23 Ricke Weeks Jr., R (1,4) OBP: 0.338, SLG: 0.306	0-3 K		3-2 E4		0-1 G6-3			3-1 G5-3		4 0 0 0 0 1 0	Atlanta Braves @ Milwaukee Brewers Miller Park, Milwaukee, WI Mon Apr 24 2006, 7:05 PM CDT Att: 11,660 - Cloudy - 69 F									
7 J.J. Hardy, R (1,6) OBP: 0.280, SLG: 0.397	1-3 K		2-2 P4			3-3 K		3-2 G4-3		4 0 0 0 0 2 1										
Geoff Jenkins, L (1,9) OBP: 0.322, SLG: 0.425	2-2 F7			4-2 28 1B 47 S BB		1-1 L9		1-0 1B		3 1 1 0 1 0 0										
Carlos Lee, R (1,7) OBP: 0.420, SLG: 0.658		3-2 F8		2-0 F9		2-3 K		2-2 F7		4 0 0 0 0 1 2										
28 Prince Fielder, L (1,3) OBP: 0.427, SLG: 0.547		2-2 47 FC4-6 1B		3-1 47 S 1B			2-2 47 HR 1B			3 1 3 0 0 0 0										
47 Corey Koskie, L (1,5) OBP: 0.394, SLG: 0.471		1-1 FC4-6		3-3 K		1-0 1-H HR				3 1 1 2 0 1 2										
Damian Miller, R (1,2) OBP: 0.382, SLG: 0.532		0-1 F7		1-2 3-H 1-2 L8			1-0 F9			3 0 0 0 0 0 2										
Brady Clark, R (1,8) OBP: 0.309, SLG: 0.254			1-1 P4		1-3 K		1-1 P3			3 0 0 0 0 1 0										
39 Chris Capuano, L (1,1) OBP: 0.100, SLG: 0.100			2-3 K		1-0 F8		1-2 L6			2 0 0 0 0 1 0 1 0										
18 Gabe Gross, L (7, PH) OBP: 0.480, SLG: 1.000																				
Matt Wise, R (8,1) ERA: 1.86																				
Derrick Turnbow, R (9,1) ERA:																				
Inning Stats	R: 0 E: 0 K: 2 S: 9	H: 0 LOB: 0 BB: 0 P: 12	R: 0 E: 0 K: 0 S: 11	H: 1 LOB: 1 BB: 0 P: 17	R: 0 E: 1 K: 1 S: 12	H: 0 LOB: 1 BB: 0 P: 20	R: 1 E: 0 K: 1 S: 14	H: 1 LOB: 1 BB: 1 P: 27	R: 0 E: 0 K: 1 S: 7	H: 0 LOB: 0 BB: 0 P: 9	R: 0 E: 0 K: 2 S: 9	H: 0 LOB: 0 BB: 0 P: 15	R: 2 E: 0 K: 0 S: 11	H: 2 LOB: 0 BB: 0 P: 17	R: 0 E: 0 K: 0 S: 9	H: 1 LOB: 1 BB: 0 P: 18	1B: 4 2B: 0 3B: 0 HR: 1	SF: 0 SAC: 0 DP: 0 HBP: 0	WP: 0 PB: 0 CS: 0	PA: 31
PITCHER	IP WLS BF H R ER SO BB IBB HBP BLK WP HR S P ERA WHIP																			
26 Kyle Davies, R (1,1) ERA: 4.36	7.0 L 27 4 3 3 7 1 0 0 0 0 0 73 117 3.86 0.714																			
Oscar Villarreal, R (8,1) ERA: 1.86	1.0 4 1 0 0 0 0 0 0 0 0 0 9 18 0.00 1.000																			

Batter	1	2	3	4	5	6	7	8	9	AB	R	H	RBI	BB	SO	LOB	TOP					
Marcus Giles, R OBP: 0.363, SLG: 0.354										4	0	1	1	0	2	1	Atlanta Braves @ Milwaukee Brewers Miller Park, Milwaukee, WI Wed Apr 26 2006, 12:05 PM CDT Att: 18,511 - Sunny - G2 F					
Ryan Langerhans, L OBP: 0.381, SLG: 0.484 Ken Ray, R										4	0	0	0	0	2	0						
10 Chipper Jones, S OBP: 0.382, SLG: 0.448										4	0	1	0	0	3	0						
Andruw Jones, R OBP: 0.341, SLG: 0.617										3	2	1	0	1	1	1						
Adam LaRoche, L OBP: 0.303, SLG: 0.500										3	0	1	1	1	1	1						
7 Jeff Francoeur, R OBP: 0.207, SLG: 0.333										4	1	1	1	0	1	3						
16 Brian McCann, L OBP: 0.328, SLG: 0.542										3	1	3	1	0	0	0						
Wilson Betemit, S OBP: 0.323, SLG: 0.424										4	0	0	0	0	2	3						
Jorge Sosa, R OBP: 0.286, SLG: 1.000 36 Chuck James, L Oscar Villarreal, L 4 Pete Orr, L 40 Lance Cormier, R Mike Remlinger, L 23 Matt Diaz, R										0	0	0	0	0	0	0						
Inning Stats	R: 0 E: 0 K: 3 S: 11	H: 0 LOB: 0 BB: 0 P: 17	R: 0 E: 0 K: 1 S: 7	H: 0 LOB: 0 BB: 0 P: 10	R: 1 E: 0 K: 0 S: 12	H: 2 LOB: 0 BB: 0 P: 17	R: 0 E: 0 K: 3 S: 12	H: 1 LOB: 2 BB: 1 P: 19	R: 0 E: 0 K: 1 S: 9	H: 1 LOB: 1 BB: 0 P: 10	R: 1 E: 0 K: 1 S: 11	H: 2 LOB: 1 BB: 0 P: 19	R: 0 E: 0 K: 0 S: 7	H: 1 LOB: 0 BB: 0 P: 9	R: 0 E: 0 K: 2 S: 15	H: 0 LOB: 0 BB: 0 P: 22		R: 2 E: 0 K: 1 S: 8	H: 1 LOB: 0 BB: 1 P: 14	1B: 5 2B: 2 3B: 1 HR: 0	SF: 1 SAC: 2 DP: 1 HBP: 0	WP: 0 PB: 0 SB: 0 CS: 1
PITCHER	IP WLS BF H R ER SO BB IBB HBP BLK WP HR S P ERA WHIP																					
15 Ben Sheets, R ERA: 4.0	(1, 1) 6.0 W 24 6 2 2 9 1 0 0 0 0 0 0 0 62 92 3.00 1.167																					
Dan Kolb, R ERA:	(7, 1) 1.0 H 3 1 0 0 0 0 0 0 0 0 0 0 0 7 9 0.00 1.000																					
Matt Wise, R ERA: 3.6	(8, 1) 1.0 H 3 0 0 0 2 0 0 0 0 0 0 0 0 15 22 0.00 0.000																					
Derrick Turnbow, R ERA: 1.8	(9, 1) 1.0 S 5 1 2 2 1 1 0 0 0 0 0 0 0 8 14 18.00 2.000																					

Batter	1	2	3	4	5	6	7	8	9	AB	R	H	RBI	BB	SO	LOB	BOTTOM			
18 Gabe Gross, L OBP: 0.412, SLG: 0.800										4	0	0	0	1	1	0	Atlanta Braves @ Milwaukee Brewers Miller Park, Milwaukee, WI Wed Apr 26 2006, 12:05 PM CDT Att: 18,511 - Sunny - G2 F			
Jeff Cirillo, R OBP: 0.333, SLG: 0.300										4	2	1	0	1	0	2				
Geoff Jenkins, L OBP: 0.333, SLG: 0.448										3	1	1	0	2	1	1				
Carlos Lee, R OBP: 0.423, SLG: 0.633										2	1	0	1	2	1	4				
28 Prince Fielder, L OBP: 0.411, SLG: 0.518										4	0	1	1	0	0	2				
47 Corey Koskie, L OBP: 0.371, SLG: 0.552										4	1	2	2	0	2	3				
7 J.J. Hardy, R OBP: 0.302, SLG: 0.407										3	0	2	0	1	1	3				
Chad Moeller, R OBP: 0.310, SLG: 0.346										4	0	0	0	0	0	3				
15 Ben Sheets, R 2 Bill Hall, R Dan Kolb, R Matt Wise, R Brady Clark, R Derrick Turnbow, R										2	0	0	0	0	1	0				
Inning Stats	R: 0 E: 0 K: 1 S: 14	H: 1 LOB: 1 BB: 0 P: 20	R: 0 E: 0 K: 1 S: 13	H: 1 LOB: 0 BB: 0 P: 18	R: 0 E: 0 K: 1 S: 12	H: 0 LOB: 0 BB: 0 P: 16	R: 3 E: 1 K: 0 S: 15	H: 3 LOB: 1 BB: 0 P: 20	R: 0 E: 0 K: 0 S: 6	H: 0 LOB: 0 BB: 0 P: 8	R: 1 E: 1 K: 2 S: 14	H: 1 LOB: 3 BB: 2 P: 26	R: 1 E: 0 K: 2 S: 16	H: 1 LOB: 3 BB: 3 P: 32	R: 0 E: 0 K: 1 S: 13	H: 1 LOB: 3 BB: 2 P: 26		1B: 5 2B: 2 3B: 0 HR: 1	SF: 1 SAC: 0 DP: 0 HBP: 0	WP: 0 PB: 0 SB: 0 CS: 1
PITCHER	IP WLS BF H R ER SO BB IBB HBP BLK WP HR S P ERA WHIP																			
Jorge Sosa, R ERA: 6.89	(1, 1) 5.1 L 22 5 4 0 4 1 0 0 0 0 0 0 0 3 4 0.00 3.000																			
36 Chuck James, L ERA: 2.45	(6, 1) 0.1 2 1 0 0 0 0 0 0 0 0 0 0 0 6 12 0.00 3.000																			
Oscar Villarreal, R ERA: 1.8	(6, 1) 0.1 3 0 0 0 1 1 0 0 0 0 0 0 0 8 21 27.00 9.000																			
40 Lance Cormier, R ERA: 2.92	(7, 1) 0.1 4 0 1 1 0 0 3 0 0 0 0 0 0 8 11 0.00 1.500																			
Mike Remlinger, L ERA: 4.26	(7, 1) 0.2 3 1 0 0 2 0 0 0 0 0 0 0 0 8 11 0.00 1.500																			

Batter	1	2	3	4	5	6	7	8	9	AB	R	H	RBI	BB	SO	LOB	TOP					
23 Ricke Weeks Jr. R OBP: 0.329, SLG: 0.290	F9		K							3	1	1	0	0	1	0	Milwaukee Brewers @ Chicago Cubs Wrigley Field, Chicago, IL Fri Apr 28 2006, 1:20 PM CDT Att: 39,522 - Sunny - 62 F					
7 J.J. Hardy R OBP: 0.311, SLG: 0.405	1B BB		G4-3							3	0	1	0	1	0	1						
Geoff Jenkins, L OBP: 0.350, SLG: 0.462	1B		FC4-6							4	0	3	2	0	1	0						
Carlos Lee, R OBP: 0.426, SLG: 0.622	1B		FC4-6							3	0	1	0	1	0	3						
28 Prince Fielder L OBP: 0.394, SLG: 0.494	K									4	0	0	0	0	3	4						
47 Corey Koskie L OBP: 0.346, SLG: 0.516	F7									4	0	0	0	0	2	4						
Damian Miller, R OBP: 0.387, SLG: 0.537										4	0	1	0	0	2	0						
Brady Clark, R OBP: 0.302, SLG: 0.264	F8									4	0	0	0	0	1	1						
31 Dave Bush, R OBP: 0.250, SLG: 0.250										2	1	1	0	0	1	0						
Jeff Cirillo, R OBP: 0.318, SLG: 0.286										1	0	0	0	0	0	0						
Jorge De La Rosa, L OBP: 0.277										0	0	0	0	0	0	0						
Justin Lehr, R										0	0	0	0	0	0	0						
18 Gabe Gross, L OBP: 0.400, SLG: 0.774										1	0	0	0	0	1	0						
										0	0	0	0	0	0	0						
										0	0	0	0	0	0	0						
										0	0	0	0	0	0	0						
Inning Stats	R: 0 E: 0 K: 1 S: 13	H: 2 LOB: 3 BB: 1 P: 20	R: 0 E: 0 K: 1 S: 7	H: 0 LOB: 0 BB: 0 P: 8	R: 0 E: 0 K: 1 S: 9	H: 1 LOB: 1 BB: 0 P: 13	R: 0 E: 0 K: 2 S: 9	H: 0 LOB: 0 BB: 0 P: 14	R: 2 E: 0 K: 0 S: 10	H: 4 LOB: 1 BB: 0 P: 16	R: 0 E: 0 K: 1 S: 10	H: 1 LOB: 1 BB: 0 P: 18	R: 0 E: 0 K: 0 S: 8	H: 0 LOB: 0 BB: 0 P: 13	R: 0 E: 0 K: 3 S: 11	H: 0 LOB: 1 BB: 1 P: 20	R: 0 E: 0 K: 3 S: 9	H: 0 LOB: 0 BB: 0 P: 14	1B: 7 2B: 1 3B: 0 HR: 0	SF: 0 SAC: 0 DP: 1 HBP: 1	WP: 0 PB: 0 SB: 0 CS: 1	PA: 36
PITCHER	IP WLS BF H R ER SO BB IBB HBP BLK WP HR S P ERA WHIP																					
Greg Maddux, R ERA: 1.35	(1, 1) 6.0 W 26 8 2 2 6 1 0 0 0 0 0 0 58 89 3.00 1.500																					
Bob Howry, R ERA: 1.59	(7, 1) 1.0 H 3 0 0 0 0 0 0 0 1 0 0 0 8 13 0.00 0.000																					
47 Scott Eyre, L ERA: 0.77	(8, 1) 1.0 H 4 0 0 0 3 1 0 0 0 0 0 0 11 20 0.00 1.000																					
Scott Williamson, R ERA: 4.66	(9, 1) 1.0 3 0 0 0 3 0 0 0 0 0 0 0 9 14 0.00 0.000																					

Batter	1	2	3	4	5	6	7	8	9	AB	R	H	RBI	BB	SO	LOB	BOTTOM			
Juan Pierre, L OBP: 0.297, SLG: 0.345	G3-1									5	2	2	0	0	0	1	Milwaukee Brewers @ Chicago Cubs Wrigley Field, Chicago, IL Fri Apr 28 2006, 1:20 PM CDT Att: 39,522 - Sunny - 62 F			
5 Ronny Cedeno, R OBP: 0.370, SLG: 0.522	F8									4	1	3	2	0	0	0				
Todd Walker, L OBP: 0.431, SLG: 0.516	F9									3	0	2	1	1	0	0				
16 Aramis Ramirez, R OBP: 0.342, SLG: 0.424										3	1	1	0	1	1	3				
19 Matt Murton, R OBP: 0.370, SLG: 0.458										4	1	1	1	0	1	6				
Jacque Jones, L OBP: 0.281, SLG: 0.500										4	1	3	2	0	0	2				
Neifi Perez, S OBP: 0.176, SLG: 0.235										4	0	0	0	0	1	2				
24 Henry Blanco, R OBP: 0.238, SLG: 0.111										4	0	1	0	0	0	1				
Greg Maddux, R ERA: 1.35	(1, 1) 6.0 L 26 8 2 2 6 1 0 0 0 0 0 0 58 77 3.00 1.667																			
Bob Howry, L ERA: 4.24	(7, 1) 0.2 5 1 0 0 0 2 0 0 0 0 1 0 12 23 0.00 4.500																			
Michael Restovich, R ERA: 8.59	(7, PH) 0.1 1 0 0 0 0 0 0 0 0 0 0 0 1 3 0.00 1.500																			
47 Scott Eyre, L ERA: 0.77	(8, PH) 1.1 6 2 1 1 0 0 0 0 0 0 1 13 20 6.75 1.500																			
John Mabry, L ERA: 0.656	(8, PH) 0.1 1 0 0 0 0 0 0 0 0 0 0 0 0 0 0 0																			
Scott Williamson, R ERA: 4.66	(9, 1) 0.1 1 0 0 0 0 0 0 0 0 0 0 0 0 0 0 0																			
Inning Stats	R: 0 E: 0 K: 0 S: 7	H: 0 LOB: 0 BB: 0 P: 9	R: 2 E: 0 K: 0 S: 10	H: 3 LOB: 1 BB: 0 P: 14	R: 1 E: 0 K: 1 S: 11	H: 3 LOB: 2 BB: 0 P: 16	R: 0 E: 0 K: 0 S: 10	H: 0 LOB: 0 BB: 0 P: 13	R: 2 E: 0 K: 1 S: 11	H: 3 LOB: 0 BB: 0 P: 16	R: 0 E: 0 K: 1 S: 6	H: 1 LOB: 0 BB: 0 P: 9	R: 0 E: 0 K: 0 S: 15	H: 1 LOB: 3 BB: 2 P: 26	R: 1 E: 0 K: 0 S: 10	H: 2 LOB: 1 BB: 0 P: 17	1B: 7 2B: 4 3B: 0 HR: 2	SF: 0 SAC: 0 DP: 0 HBP: 0	WP: 1 PB: 0 SB: 0 CS: 2	PA: 38
PITCHER	IP WLS BF H R ER SO BB IBB HBP BLK WP HR S P ERA WHIP																			
31 Dave Bush, R ERA: 4.24	(1, 1) 6.0 L 26 8 2 2 6 1 0 0 0 0 0 0 58 77 3.00 1.667																			
Jorge De La Rosa, L ERA: 8.59	(7, 1) 0.2 5 1 0 0 0 2 0 0 0 0 1 0 12 23 0.00 4.500																			
Justin Lehr, R ERA: 8.59	(7, 1) 1.1 6 2 1 1 0 0 0 0 0 0 0 1 13 20 6.75 1.500																			

Batter	1	2	3	4	5	6	7	8	9	AB	R	H	RBI	BB	SO	LOB	TOP		
23 Ricke Weeks Jr. R OBP: 0.353, SLG: 0.342										4	1	2	3	2	1	2	Milwaukee Brewers @ Chicago Cubs Wrigley Field, Chicago, IL Sat Apr 29 2006, 1:20 PM CDT Att: 40,644 - Overcast - 60 F		
7 J.J. Hardy R OBP: 0.323, SLG: 0.449										5	1	2	4	1	0	3			
Geoff Jenkins L OBP: 0.361, SLG: 0.474 18 Gabe Gross L OBP: 0.417, SLG: 0.774										4	1	2	0	1	0	3			
Carlos Lee R OBP: 0.415, SLG: 0.632 Jeff Cirillo R OBP: 0.304, SLG: 0.273										5	1	1	1	0	0	5			
28 Prince Fielder L OBP: 0.400, SLG: 0.554										5	3	2	3	1	0	0			
2 Bill Hall R OBP: 0.354, SLG: 0.621										6	3	3	1	0	1	0			
Damian Miller R OBP: 0.397, SLG: 0.525										5	2	2	0	1	1	2			
Brady Clark R OBP: 0.326, SLG: 0.280										3	2	1	2	3	0	3			
Doug Davis R OBP: 0.167, SLG: 0.091 52 Jose Capellan R OBP: 0.343, SLG: 0.508 47 Corey Koskie L OBP: 0.343, SLG: 0.508 Chris Demaria S										3	1	1	1	1	0	2			
Inning Stats	R: 3 E: 0 K: 0 S: 15	H: 3 LOB: 0 BB: 0 P: 26	R: 0 E: 0 K: 0 S: 12	H: 1 LOB: 2 BB: 1 P: 22	R: 4 E: 0 K: 0 S: 21	H: 3 LOB: 3 BB: 4 P: 48	R: 1 E: 0 K: 1 S: 12	H: 1 LOB: 0 BB: 0 P: 19	R: 2 E: 0 K: 1 S: 17	H: 2 LOB: 1 BB: 1 P: 26	R: 0 E: 0 K: 0 S: 5	H: 0 LOB: 0 BB: 0 P: 9	R: 0 E: 0 K: 1 S: 10	H: 0 LOB: 1 BB: 1 P: 20	R: 3 E: 0 K: 2 S: 17	H: 2 LOB: 1 BB: 2 P: 36		1B: 7 2B: 3 3B: 0 HR: 6	SF: 0 SAC: 0 DP: 0 HBP: 0
PITCHER	IP WLS BF H R ER SO BB IBB HBP BLK WP HR S P ERA WHIP																		
Glendon Rusch, L ERA: 8.46	(1, 1) 2.2 L 17 6 7 7 0 3 0 0 0 0 0 4 43 81 23.62 3.375																		
David Aardsma, R ERA: 10.5	(3, 1) 2.1 14 4 3 3 2 3 0 0 0 0 2 34 60 11.57 3.000																		
13 Will Ohman, L ERA: 14.14	(6, 1) 2.0 12 4 3 3 0 2 0 0 0 1 0 19 39 13.50 3.000																		
44 Roberto Novoa, R ERA: 3.86	(8, 1) 2.0 11 2 3 3 3 3 0 0 0 1 0 27 56 13.50 2.500																		

Batter	1	2	3	4	5	6	7	8	9	AB	R	H	RBI	BB	SO	LOB	BOTTOM		
Juan Pierre L OBP: 0.298, SLG: 0.344 13 Will Ohman L										3	0	1	0	0	0	2	Milwaukee Brewers @ Chicago Cubs Wrigley Field, Chicago, IL Sat Apr 29 2006, 1:20 PM CDT Att: 40,644 - Overcast - 60 F		
Michael Barrett R OBP: 0.323, SLG: 0.550 44 Roberto Novoa, R									5	0	0	0	0	1	5				
5 Ronny Cedeno R OBP: 0.346, SLG: 0.486									1	0	0	0	1	0	0				
Todd Walker L OBP: 0.432, SLG: 0.508 John Mabry L OBP: 0.292, SLG: 0.417									2	0	0	0	0	2	0				
16 Aramis Ramirez R OBP: 0.333, SLG: 0.412 Neftali Perez S OBP: 0.194, SLG: 0.229									2	0	0	0	0	2	0				
19 Matt Murton R OBP: 0.376, SLG: 0.453									3	1	1	0	1	0	4				
Jacque Jones L OBP: 0.288, SLG: 0.500 Freddie Bynum L OBP: 0.250, SLG: 0.375									2	0	1	0	0	1	1				
Jerry Hairston R OBP: 0.294, SLG: 0.281									4	1	0	0	0	1	3				
24 Henry Blanco R OBP: 0.240, SLG: 0.095									3	0	0	0	1	0	0				
Glendon Rusch L OBP: 0.333, SLG: 0.500 David Aardsma R OBP: 0.375, SLG: 0.429 Michael Restovich R OBP: 0.375, SLG: 0.429 Chris Demaria S									2	0	2	1	1	0	0				
Inning Stats	R: 0 E: 0 K: 0 S: 9	H: 1 LOB: 2 BB: 1 P: 17	R: 0 E: 0 K: 0 S: 10	H: 1 LOB: 0 BB: 0 P: 15	R: 0 E: 0 K: 1 S: 6	H: 0 LOB: 0 BB: 1 P: 11	R: 0 E: 1 K: 1 S: 8	H: 1 LOB: 1 BB: 0 P: 14	R: 0 E: 0 K: 1 S: 11	H: 0 LOB: 1 BB: 1 P: 19	R: 1 E: 0 K: 0 S: 12	H: 2 LOB: 2 BB: 2 P: 26	R: 1 E: 0 K: 2 S: 12	H: 2 LOB: 1 BB: 0 P: 15	R: 0 E: 0 K: 0 S: 6	H: 0 LOB: 1 BB: 1 P: 16	1B: 5 2B: 1 3B: 1 HR: 0	SF: 0 SAC: 0 DP: 4 HBP: 0	WP: 0 PA: 38 CS: 0
PITCHER	IP WLS BF H R ER SO BB IBB HBP BLK WP HR S P ERA WHIP																		
Doug Davis, L ERA: 6.39	(1, 1) 6.1 W 28 5 1 1 2 5 0 0 0 0 0 60 108 1.42 1.579																		
52 Jose Capellan, R ERA: 5.25	(7, 1) 1.2 6 2 1 1 2 0 0 0 0 0 0 15 19 5.40 1.200																		
Chris Demaria, R ERA: 3.18	(9, 1) 1.0 4 0 0 0 0 1 0 0 0 0 0 6 16 0.00 1.000																		



Batter	1	2	3	4	5	6	7	8	9	AB R H RBI BB SO LOB	TOP										
23 Rickie Weeks Jr., R OBP: 0.367, SLG: 0.564	L3		K		2B	1B		2 HR BB		4 2 2 0 1 1 2	Milwaukee Brewers @ Chicago Cubs Wrigley Field, Chicago, IL Sun Apr 30 2006, 1:20 PM CDT Att: 39,229 - Overcast - 54 F										
2 Bill Hall, R OBP: 0.386, SLG: 0.710	K		1B BB		2B	3B		1B		4 2 3 3 1 1 0											
Geoff Jenkins, L OBP: 0.363, SLG: 0.480	G6-3		1B		WP 47 2B	K		K		5 1 2 2 0 2 2											
Carlos Lee, R OBP: 0.414, SLG: 0.648		HR	G4-3		47 2B	28 BB	F5	G6-3		4 2 1 1 1 0 4											
28 Prince Fielder, L OBP: 0.400, SLG: 0.552	G6-3			2B	47 2B	G5-2-3 BB	K		G6-3	4 0 1 0 1 1 2											
47 Corey Koskie, L OBP: 0.333, SLG: 0.500	K			G6-3	G5-2-3 WP	39 WP	F8		G5-3	5 1 1 2 0 1 1											
Damian Miller, R OBP: 0.384, SLG: 0.492	K			F9	39 WP	G5-2-3 BB	K		K2-3	4 0 0 0 1 3 1											
Brady Clark, R OBP: 0.333, SLG: 0.295			39 SH 1B	IBB	G5-2-3		F9			3 1 1 0 1 0 3											
39 Chris Capuano, L OBP: 0.077, SLG: 0.077			SH 1B	K	G3-1			K		3 0 0 0 0 2 3											
Inning Stats	R: 0 E: 0 K: 1 S: 9	H: 0 LOB: 0 BB: 0 P: 13	R: 1 E: 0 K: 2 S: 10	H: 1 LOB: 0 BB: 0 P: 14	R: 1 E: 0 K: 1 S: 15	H: 2 LOB: 2 BB: 1 P: 24	R: 0 E: 0 K: 1 S: 9	H: 1 LOB: 2 BB: 1 P: 17	R: 5 E: 0 K: 0 S: 19	H: 4 LOB: 1 BB: 3 P: 41	R: 0 E: 0 K: 1 S: 16	H: 2 LOB: 2 BB: 0 P: 22	R: 0 E: 0 K: 1 S: 7	H: 0 LOB: 0 BB: 0 P: 9	R: 2 E: 0 K: 2 S: 12	H: 1 LOB: 0 BB: 1 P: 20	R: 0 E: 0 K: 1 S: 9	H: 0 LOB: 0 BB: 0 P: 12	1B: 3 2B: 5 3B: 1 HR: 2	SF: 0 SAC: 1 DP: 1 HBP: 0	WP: 2 PA: 43 FB: 0 CS: 0
PITCHER	IP WLS BF H R ER SO BB IBB HBP BLK WP HR S P ERA WHIP											IP WLS BF H R ER SO BB IBB HBP BLK WP HR S P ERA WHIP									
38 Carlos Zambrano, R ERA: 3.35	4.0 L 25 8 7 7 5 4 1 0 0 0 1 1 59 103 15.75 3.000																				
Scott Williamson, R ERA: 3.86	2.0 7 2 0 0 2 0 0 0 0 0 1 0 19 28 0.00 1.000																				
13 Will Ohman, L ERA: 12.39	1.0 3 0 0 0 1 0 0 0 0 0 0 0 7 9 0.00 0.000																				
47 Scott Eyre, L ERA: 2.13	1.0 5 1 2 2 2 1 0 0 0 0 0 1 12 20 18.00 2.000																				
46 Ryan Dempster, R ERA: 1.38	1.0 3 0 0 0 1 0 0 0 0 0 0 0 9 12 0.00 0.000																				

Batter	1	2	3	4	5	6	7	8	9	AB R H RBI BB SO LOB	BOTTOM										
Juan Pierre, L OBP: 0.289, SLG: 0.333	G1-3			E6		G6-3			K	3 0 0 0 0 0 0	Milwaukee Brewers @ Chicago Cubs Wrigley Field, Chicago, IL Sun Apr 30 2006, 1:20 PM CDT Att: 39,229 - Overcast - 54 F										
Freddie Bynum, L OBP: 0.235, SLG: 0.353				FC6-4		G4-3		F8	1 0 0 0 0 1 0												
5 Ronny Cedeno, R OBP: 0.341, SLG: 0.474	CS 1B			FC6-4 1B					4 0 1 0 0 0 1												
Todd Walker, L OBP: 0.436, SLG: 0.507	G4-3			FC4-6 1B		K		K	4 0 2 0 0 1 1												
16 Aramis Ramirez, R OBP: 0.321, SLG: 0.394	P6			K		G1-3		G4-3	3 0 0 0 0 1 2												
47 Scott Eyre, L									0 0 0 0 0 0 0												
46 Ryan Dempster, R									0 0 0 0 0 0 0												
John Mabry, L OBP: 0.260, SLG: 0.400									1 0 0 0 0 0 1												
19 Matt Murton, R OBP: 0.368, SLG: 0.442	K			FC4-6		G5-3			2 0 0 0 0 1 2												
13 Will Ohman, L									0 0 0 0 0 0 0												
Nelfi Perez, S OBP: 0.189, SLG: 0.222									1 0 0 0 0 0 0												
Michael Barrett, R OBP: 0.324, SLG: 0.540	L5				G4-3			G6-4-3 1B	3 0 1 0 0 0 0												
Jacque Jones, L OBP: 0.274, SLG: 0.474			K		G6-3			G6-4-3 1B	3 0 0 0 0 1 1												
Jerry Hairston, R OBP: 0.297, SLG: 0.286			F8		L8			WP 1B	3 0 1 0 0 0 0												
38 Carlos Zambrano, S OBP: 0.083, SLG: 0.083			F9					P3	1 0 0 0 0 0 0												
Scott Williamson, R									0 0 0 0 0 0 0												
Michael Restovich, R OBP: 0.300, SLG: 0.333									2 0 0 0 0 1 1												
Inning Stats	R: 0 E: 0 K: 0 S: 8	H: 1 LOB: 0 BB: 0 P: 9	R: 0 E: 0 K: 1 S: 6	H: 0 LOB: 0 BB: 0 P: 8	R: 0 E: 0 K: 1 S: 9	H: 0 LOB: 0 BB: 0 P: 12	R: 0 E: 1 K: 1 S: 10	H: 1 LOB: 2 BB: 0 P: 19	R: 0 E: 0 K: 0 S: 8	H: 0 LOB: 0 BB: 0 P: 11	R: 0 E: 0 K: 1 S: 6	H: 0 LOB: 0 BB: 0 P: 6	R: 0 E: 0 K: 1 S: 6	H: 0 LOB: 0 BB: 0 P: 7	R: 0 E: 0 K: 0 S: 9	H: 2 LOB: 1 BB: 0 P: 11	R: 0 E: 0 K: 1 S: 7	H: 1 LOB: 1 BB: 0 P: 8	1B: 5 2B: 0 3B: 0 HR: 0	SF: 0 SAC: 0 DP: 1 HBP: 0	WP: 1 PA: 31 FB: 0 CS: 1
PITCHER	IP WLS BF H R ER SO BB IBB HBP BLK WP HR S P ERA WHIP											IP WLS BF H R ER SO BB IBB HBP BLK WP HR S P ERA WHIP									
39 Chris Capuano, L ERA: 2.36	9.0 W 31 5 0 0 6 0 0 0 0 0 1 0 69 91 0.00 0.556																				

AB 36
R 9
H 11
RBI 8
BB 6
SO 11
LOB 18



AB 31
R 0
H 5
RBI 0
BB 0
SO 6
LOB 9



livebaseballscores.com

livebaseballscores.com

Batter	1	2	3	4	5	6	7	8	9	AB	R	H	RBI	BB	SO	LOB	TOP										
Craig Biggio, R OBP: 0.356, SLG: 0.521 (1, 4)										4	1	2	0	0	0	2	Houston Astros @ Milwaukee Brewers Miller Park, Milwaukee, WI Mon May 01 2006, 7:05 PM CDT Att: 12,258 - Roof Closed - 62 F										
Willy Taveras, R OBP: 0.330, SLG: 0.333 (1, 8)										4	0	1	0	0	1	0											
17 Lance Berkman, S OBP: 0.398, SLG: 0.698 (1, 3)										4	0	0	1	0	0	1											
Morgan Ensberg, R OBP: 0.450, SLG: 0.730 (1, 5)										4	0	0	0	0	1	2											
Preston Wilson, R OBP: 0.265, SLG: 0.389 (1, 7)										4	0	0	0	0	2	2											
16 Jason Lane, R OBP: 0.380, SLG: 0.453 (1, 9)										4	0	0	0	0	2	1											
Eric Munson, L OBP: 0.091, SLG: 0.091 Mike Gallo, L (8, 1)										2	1	1	1	1	0	0											
28 Adam Everett, R OBP: 0.305, SLG: 0.338 (1, 6)										2	0	0	0	1	2	0											
51 Wandy Rodriguez, S OBP: 0.091, SLG: 0.091 Dan Wheeler, R (7, 1)										1	0	0	0	0	0	0											
Brad Ausmus, R OBP: 0.456, SLG: 0.381 (7, 2)										0	0	0	0	0	0	0											
Inning Stats	R: 1 E: 1 K: 0 S: 7	H: 2 LOB: 1 BB: 0 P: 8	R: 0 E: 0 K: 1 S: 8	H: 0 LOB: 0 BB: 0 P: 13	R: 0 E: 0 K: 1 S: 7	H: 0 LOB: 0 BB: 0 P: 12	R: 0 E: 0 K: 1 S: 7	H: 0 LOB: 0 BB: 0 P: 10	R: 0 E: 0 K: 0 S: 6	H: 0 LOB: 0 BB: 0 P: 9	R: 1 E: 0 K: 1 S: 12	H: 1 LOB: 0 BB: 0 P: 17	R: 0 E: 0 K: 0 S: 9	H: 1 LOB: 0 BB: 0 P: 12	R: 0 E: 1 K: 3 S: 10	H: 0 LOB: 1 BB: 0 P: 16	1B: 2 2B: 1 3B: 0 HR: 1	SF: 0 SAC: 1 DP: 0 HBP: 0	WP: 0 PB: 0 SB: 0 CS: 0	PA: 33							
PITCHER	IP	WLS	BF	H	R	ER	SO	BB	IBB	HBP	BLK	WP	HR	S	P	ERA	WHIP										
Tomo Ohka, R ERA: 3.18 (1, 1)	5.0		19	2	1	0	4	2	0	0	0	0	0	40	64	0.00	0.800										
52 Jose Capellan, R ERA: 5.14 (6, 1)	2.0		7	1	1	1	1	0	0	0	0	0	1	18	26	4.50	0.500										
Matt Wise, R ERA: 3.27 (8, 1)	1.0	W	3	1	0	0	0	0	0	0	0	0	0	9	12	0.00	1.000										
Derrick Turnbow, R ERA: 1.84 (9, 1)	1.0	S	4	0	0	0	3	0	0	0	0	0	0	10	16	0.00	0.000										

Batter	1	2	3	4	5	6	7	8	9	AB	R	H	RBI	BB	SO	LOB	BOTTOM										
23 Rickie Weeks Jr., R OBP: 0.362, SLG: 0.358 (1, 4)										4	0	1	0	0	1	4	Houston Astros @ Milwaukee Brewers Miller Park, Milwaukee, WI Mon May 01 2006, 7:05 PM CDT Att: 12,258 - Roof Closed - 62 F										
7 J.J. Hardy, R OBP: 0.310, SLG: 0.430 (1, 6)										4	0	0	0	0	1	2											
Geoff Jenkins, L OBP: 0.368, SLG: 0.481 (1, 9)										4	0	2	0	0	0	1											
Carlos Lee, R OBP: 0.409, SLG: 0.663 (1, 7)										4	1	1	1	0	0	4											
28 Prince Fielder, L OBP: 0.404, SLG: 0.541 (1, 3)										2	1	0	0	2	1	0											
2 Bill Hall, R OBP: 0.405, SLG: 0.773 (1, 5)										4	2	3	1	0	1	1											
Damian Miller, R OBP: 0.377, SLG: 0.500 (1, 2)										3	0	1	1	0	0	1											
Brady Clark, R OBP: 0.330, SLG: 0.288 (1, 8)										2	0	0	1	0	0	1											
Tomo Ohka, S OBP: 0.185, SLG: 0.273 52 Jose Capellan, R (6, 1)										2	0	0	0	0	1	4											
18 Gabe Gross, L OBP: 0.405, SLG: 0.730 Derrick Turnbow, R (9, 1)										0	0	0	0	0	0	0											
Inning Stats	R: 0 E: 0 K: 1 S: 11	H: 1 LOB: 1 BB: 0 P: 15	R: 0 E: 0 K: 1 S: 15	H: 1 LOB: 3 BB: 1 P: 26	R: 1 E: 0 K: 0 S: 7	H: 1 LOB: 0 BB: 0 P: 9	R: 0 E: 0 K: 1 S: 7	H: 1 LOB: 1 BB: 0 P: 7	R: 0 E: 0 K: 0 S: 14	H: 1 LOB: 1 BB: 0 P: 22	R: 1 E: 0 K: 1 S: 6	H: 1 LOB: 0 BB: 0 P: 12	R: 0 E: 0 K: 1 S: 10	H: 2 LOB: 2 BB: 0 P: 15	R: 2 E: 0 K: 0 S: 8	H: 1 LOB: 0 BB: 1 P: 16	1B: 5 2B: 2 3B: 0 HR: 2	SF: 2 SAC: 0 DP: 0 HBP: 1	WP: 0 PB: 0 SB: 1 CS: 0	PA: 36							
PITCHER	IP	WLS	BF	H	R	ER	SO	BB	IBB	HBP	BLK	WP	HR	S	P	ERA	WHIP										
51 Wandy Rodriguez, L ERA: 2.61 (1, 1)	6.0		27	7	2	2	4	1	0	1	0	0	0	63	97	3.00	1.333										
Dan Wheeler, R ERA: 3.55 (7, 1)	1.2	L	8	2	2	2	1	1	0	0	0	0	0	13	23	10.80	1.800										
Mike Gallo, L ERA: 9.95 (8, 1)	0.1		1	0	0	0	0	0	0	0	0	0	0	2	2	0.00	0.000										

AB	30
R	2
H	4
RBI	2
BB	2
SO	8
LOB	8




Batter	1	2	3	4	5	6	7	8	9	AB R H RBI BB SO LOB	TOP											
19 Kevin Frandsen, R (1, 4) OBP: 0.391, SLG: 0.263	1-2 G4-3 13 G6-3 1B	1-2 F8			0-0 B5-3			1-1 G6-3		4 0 1 0 0 0 1	San Francisco Giants @ Milwaukee Brewers Miller Park, Milwaukee, WI Wed May 03 2006, 7:05 PM CDT Att: 17,358 - Roof Closed - 71 F											
13 Omar Vizquel, S (1, 6) OBP: 0.432, SLG: 0.429	2-2 G6-3		2-2 L9		0-3 K			1-2 F8	4 0 0 0 0 1 1													
2 Randy Winn, S (1, 8) OBP: 0.342, SLG: 0.385	0-1 G4-3		2-3 K		1-0 L3			0-1 G5-3	4 0 0 0 0 1 1													
Barry Bonds, L (1, 7) OBP: 0.512, SLG: 0.554 Jason Ellison, R (9, 7) OBP: 0.375, SLG: 0.500	2-2 G3-1		2-1 F7		2-3 K			2-1 P2	4 0 0 0 0 1 1 0 0 0 0 0 0 0													
Moises Alou, R (1, 9) OBP: 0.402, SLG: 0.649		2-1 HR HBP		2-2 G4-3			0-0 F8		2 1 0 0 0 0 0													
Pedro Feliz, R (1, 5) OBP: 0.255, SLG: 0.379		0-0 1-H HR		0-0 P4			0-3 K		3 1 1 2 0 1 0													
Lance Niekro, R (1, 3) OBP: 0.268, SLG: 0.289		1-1 G5-3		0-1 G5-3			2-3 K		3 0 0 0 0 1 0													
Mike Matheny, R (1, 2) OBP: 0.261, SLG: 0.284		0-1 1B		2-2 P4			2-3 K		3 0 1 0 0 1 0													
Jason Schmidt, R (1, 1) OBP: 0.133, SLG: 0.200	1-2 F7			0-0 P3			2-2 F9		3 0 0 0 0 0 1													
Inning Stats	R: 0 E: 0 K: 0 S: 12	H: 1 LOB: 1 BB: 0 P: 17	R: 2 E: 0 K: 0 S: 12	H: 2 LOB: 1 BB: 0 P: 17	R: 0 E: 0 K: 1 S: 10	H: 0 LOB: 0 BB: 0 P: 16	R: 0 E: 0 K: 0 S: 6	H: 0 LOB: 0 BB: 0 P: 8	R: 0 E: 0 K: 2 S: 5	H: 0 LOB: 0 BB: 0 P: 7	R: 0 E: 0 K: 2 S: 7	H: 0 LOB: 0 BB: 0 P: 10	R: 0 E: 0 K: 2 S: 9	H: 0 LOB: 0 BB: 0 P: 11	R: 0 E: 0 K: 1 S: 8	H: 0 LOB: 0 BB: 0 P: 13	R: 0 E: 0 K: 0 S: 8	H: 0 LOB: 0 BB: 0 P: 11	1B: 2 2B: 0 3B: 0 HR: 1	SF: 0 SAC: 0 DP: 0 HBP: 1	WP: 0 PB: 0 SB: 0 CS: 0	PA: 31
PITCHER	IP WLS BF H R ER SO BB IBB HBP BLK WP HR S P ERA WHIP																					
31 Dave Bush, R (1, 1) ERA: 3.89	8.0 L 28 3 2 2 6 0 0 1 0 0 1 69 99 2.25 0.375																					
Jorge De La Rosa, L (9, 1) ERA: 7.56	1.0 3 0 0 0 0 0 0 0 0 0 0 8 11 0.00 0.000																					


Batter	1	2	3	4	5	6	7	8	9	AB R H RBI BB SO LOB	BOTTOM											
Brady Clark, R (1, 8) OBP: 0.333, SLG: 0.294	1-1 F8		0-1 1B			3-3 K			0-1 FC5-4 1B	4 0 2 0 0 1 0	San Francisco Giants @ Milwaukee Brewers Miller Park, Milwaukee, WI Wed May 03 2006, 7:05 PM CDT Att: 17,358 - Roof Closed - 71 F											
7 J.J. Hardy, R (1, 6) OBP: 0.306, SLG: 0.446	0-1 F7		2-1 P6			2-0 G6-3			2-1 L7	4 0 0 0 0 0 2												
Geoff Jenkins, L (1, 9) OBP: 0.368, SLG: 0.482	0-2 1B		1-3 K			0-0 2B			1-2 FC5-4 1B	4 0 3 0 0 1 0												
Carlos Lee, R (1, 7) OBP: 0.390, SLG: 0.618	0-0 F8		3-2 P5			1-0 F9			0-0 FC5-4	4 0 0 0 0 0 4												
28 Prince Fielder, L (1, 3) OBP: 0.393, SLG: 0.538		0-2 F8		0-1 F8		1-3 K			1-3 K	4 0 0 0 0 2 3												
2 Bill Hall, R (1, 4) OBP: 0.383, SLG: 0.753		1-0 L8			1-0 P2				1-3 K	3 0 0 0 0 1 1												
47 Corey Koskie, L (1, 5) OBP: 0.316, SLG: 0.467		2-2 F8			2-2 P6				1-1 F7	3 0 0 0 0 0 0												
Chad Moeller, R (1, 2) OBP: 0.281, SLG: 0.310			1-0 G5-3			3-3 K			1-2 F9	3 0 0 0 0 1 0												
31 Dave Bush, R (1, 1) OBP: 0.214, SLG: 0.214 18 Gabe Gross, L (8, PH) OBP: 0.355, SLG: 0.706 Jorge De La Rosa, L (9, 1)			2-3 K			0-0 P6			3-2 F7	2 0 0 0 0 1 0 1 0 0 0 0 0 0 0 0 0 0 0 0 0												
Inning Stats	R: 0 E: 0 K: 0 S: 8	H: 1 LOB: 1 BB: 0 P: 9	R: 0 E: 0 K: 0 S: 7	H: 0 LOB: 0 BB: 0 P: 10	R: 0 E: 0 K: 1 S: 8	H: 1 LOB: 1 BB: 0 P: 13	R: 0 E: 0 K: 1 S: 8	H: 0 LOB: 0 BB: 0 P: 12	R: 0 E: 0 K: 1 S: 11	H: 0 LOB: 0 BB: 0 P: 17	R: 0 E: 0 K: 1 S: 5	H: 0 LOB: 0 BB: 0 P: 10	R: 0 E: 0 K: 2 S: 8	H: 1 LOB: 1 BB: 0 P: 11	R: 0 E: 0 K: 0 S: 8	H: 0 LOB: 2 BB: 0 P: 13	R: 0 E: 0 K: 1 S: 13	H: 2 LOB: 2 BB: 0 P: 17	1B: 4 2B: 1 3B: 0 HR: 0	SF: 0 SAC: 0 DP: 0 HBP: 0	WP: 0 PB: 0 SB: 0 CS: 0	PA: 32
PITCHER	IP WLS BF H R ER SO BB IBB HBP BLK WP HR S P ERA WHIP																					
Jason Schmidt, R (1, 1) ERA: 3.77	9.0 W 32 5 0 0 7 0 0 0 0 0 0 76 112 0.00 0.556																					

Batter	1	2	3	4	5	6	7	8	9	AB	R	H	RBI	BB	SO	LOB	TOP			
2 Randy Winn, S OBP: 0.345, SLG: 0.389										4	1	1	0	1	0	1	San Francisco Giants @ Milwaukee Brewers Miller Park, Milwaukee, WI Thu May 04 2006, 12:05 PM CDT Att: 21,038 - Partly Cloudy - 62 F			
Steve Finley, L OBP: 0.375, SLG: 0.508										5	1	2	2	0	1	0				
Todd Greene, R OBP: 0.368, SLG: 0.579										1	0	0	0	0	1	0				
Mike Matheny, R OBP: 0.261, SLG: 0.318										4	1	1	2	0	1	2				
Moises Alou, R OBP: 0.424, SLG: 0.667										4	0	3	0	1	0	0				
Pedro Feliz, R OBP: 0.252, SLG: 0.370										5	0	1	0	0	1	3				
Lance Niekro, R OBP: 0.295, SLG: 0.278										3	0	0	0	0	0	5				
Jeff Fassero, L OBP: 0.250, SLG: 0.250										0	0	0	0	0	0	0				
Jason Ellison, R OBP: 0.333, SLG: 0.444										1	0	0	0	0	0	0				
54 Scott Munter, R OBP: 0.269, SLG: 0.429										0	0	0	0	0	0	0				
19 Kevin Frandsen, R OBP: 0.370, SLG: 0.304										4	0	1	0	0	0	5				
Jose Vizcaino, S OBP: 0.293, SLG: 0.171										3	0	0	0	1	0	3				
41 Brad Hennessey, R OBP: 0.300, SLG: 0.300										2	0	0	0	0	1	3				
9 Mark Sweeney, L OBP: 0.269, SLG: 0.429										1	1	0	0	1	1					
Inning Stats	R: 0 E: 0 K: 2 S: 10	H: 0 LOB: 0 BB: 0 P: 14	R: 0 E: 0 K: 0 S: 12	H: 1 LOB: 1 BB: 0 P: 18	R: 0 E: 0 K: 0 S: 8	H: 1 LOB: 2 BB: 1 P: 17	R: 0 E: 0 K: 1 S: 15	H: 1 LOB: 3 BB: 2 P: 28	R: 0 E: 1 K: 0 S: 12	H: 1 LOB: 2 BB: 0 P: 19	R: 4 E: 0 K: 1 S: 17	H: 3 LOB: 0 BB: 1 P: 29	R: 0 E: 0 K: 1 S: 7	H: 1 LOB: 1 BB: 0 P: 10	R: 0 E: 0 K: 1 S: 13	H: 1 LOB: 1 BB: 0 P: 18	1B: 5 2B: 3 3B: 0 HR: 1	SF: 0 SAC: 0 DP: 0 HBP: 0	WP: 0 PB: 0 SB: 0 CS: 0	PA: 41
PITCHER	IP WLS BF H R ER SO BB IBB HBP BLK WP HR S P ERA WHIP																			
Doug Davis, L ERA: 5.35	(1, 1) 6.0 W 26 4 0 0 3 3 0 0 0 0 0 0 63 104 0.00 1.167																			
Jorge De La Rosa, L ERA: 10.8	(7, 1) 0.0 3 2 3 3 0 1 0 0 0 0 0 0 6 11 ∞ ∞																			
52 Jose Capellan, R ERA: 5.4	(7, 1) 1.0 H 4 1 1 1 1 0 0 0 0 0 0 1 11 18 9.00 1.000																			
Matt Wise, R ERA: 3.0	(8, 1) 1.0 H 4 1 0 0 1 0 0 0 0 0 0 0 7 10 0.00 1.000																			
Derrick Turnbow, R ERA: 1.5	(9, 1) 1.0 S 4 1 0 0 1 0 0 0 0 0 0 0 0 13 18 0.00 1.000																			

Batter	1	2	3	4	5	6	7	8	9	AB	R	H	RBI	BB	SO	LOB	BOTTOM			
23 Rickie Weeks Jr., R OBP: 0.382, SLG: 0.368										2	3	2	0	1	0	0	San Francisco Giants @ Milwaukee Brewers Miller Park, Milwaukee, WI Thu May 04 2006, 12:05 PM CDT Att: 21,038 - Partly Cloudy - 62 F			
2 Bill Hall, R OBP: 0.369, SLG: 0.724										3	0	0	0	0	0	4				
Geoff Jenkins, L OBP: 0.364, SLG: 0.500										4	1	1	2	0	0	4				
Carlos Lee, R OBP: 0.394, SLG: 0.651										4	1	2	4	0	1	0				
28 Prince Fielder, L OBP: 0.397, SLG: 0.532										3	1	1	0	1	0	1				
47 Corey Koskie, L OBP: 0.325, SLG: 0.494										4	0	2	1	0	0	1				
Damian Miller, R OBP: 0.376, SLG: 0.534										3	0	1	0	1	1	1				
Brady Clark, R OBP: 0.321, SLG: 0.281										4	0	0	0	0	0	4				
Doug Davis, R OBP: 0.143, SLG: 0.077										2	1	0	0	0	0	0				
Jeff Cirillo, R OBP: 0.120, SLG: 0.292										1	0	0	0	0	0	1				
Jorge De La Rosa, L ERA: 7.53										0	0	0	0	0	0	0				
52 Jose Capellan, R ERA: 6.17										0	0	0	0	0	0	0				
Matt Wise, R ERA: 3.6										0	0	0	0	0	0	0				
7 J.J. Hardy, R ERA: 3.6										1	0	0	0	0	0	1				
Derrick Turnbow, R ERA: 1.5										0	0	0	0	0	0	0				
Inning Stats	R: 3 E: 0 K: 0 S: 14	H: 4 LOB: 1 BB: 0 P: 24	R: 0 E: 0 K: 0 S: 7	H: 0 LOB: 0 BB: 0 P: 10	R: 0 E: 0 K: 0 S: 6	H: 1 LOB: 0 BB: 0 P: 10	R: 0 E: 0 K: 0 S: 7	H: 0 LOB: 2 BB: 2 P: 20	R: 2 E: 1 K: 0 S: 9	H: 1 LOB: 1 BB: 1 P: 16	R: 0 E: 0 K: 1 S: 10	H: 1 LOB: 1 BB: 0 P: 15	R: 2 E: 0 K: 1 S: 9	H: 1 LOB: 0 BB: 0 P: 16	R: 0 E: 0 K: 0 S: 8	H: 1 LOB: 1 BB: 0 P: 9	1B: 3 2B: 5 3B: 0 HR: 2	SF: 0 SAC: 1 DP: 1 HBP: 1	WP: 1 PB: 0 SB: 2 CS: 0	PA: 36
PITCHER	IP WLS BF H R ER SO BB IBB HBP BLK WP HR S P ERA WHIP																			
41 Brad Hennessey, R ERA: 3.33	(1, 1) 5.0 L 23 6 5 3 0 3 0 0 0 0 0 1 0 10 15 0.00 1.000																			
Jeff Fassero, L ERA: 7.53	(6, 1) 1.0 4 1 0 0 1 0 0 0 0 0 1 0 10 15 0.00 1.000																			
54 Scott Munter, R ERA: 6.17	(7, 1) 1.0 5 1 2 2 1 0 0 1 0 0 0 1 9 16 18.00 1.000																			
Steve Kline, L ERA: 3.6	(8, 1) 1.0 4 1 0 0 0 0 0 0 0 0 0 0 8 9 0.00 1.000																			



Batter	1	2	3	4	5	6	7	8	9	AB	R	H	RBI	BB	SO	LOB	TOP			
23 Ricke Weeks Jr. R OBP: 0.375, SLG: 0.371	2-1 G6-3 7 2B 1B	3-2 G6-3		2-1 F9		0-2 7 S 1B		2-2 F9		5	1	2	0	0	0	4	Milwaukee Brewers @ Los Angeles Dodgers Dodger Stadium, Los Angeles, CA Sat May 06 2006, 7:10 PM PDT Att: 46,087 - Clear - 63 F AB 35 R 4 H 10 RBI 4 BB 7 SO 6 LOB 25 			
7 J.J. Hardy R OBP: 0.303, SLG: 0.432	2-2 G6-3		1-0 2 1B 1B	0-3 K		4-2 G4-6-3 BB		0-2 P5		4	1	1	0	1	1	4				
Geoff Jenkins, L OBP: 0.345, SLG: 0.464	1-1 P5		4-2 2 1B 1B	1-2 FC4-6		1-1 G4-6-3			1-3 K	4	1	0	0	1	1	4				
Carlos Lee, R OBP: 0.397, SLG: 0.667	4-1 28 1B BB		2-3 K		0-0 F8		1-0 G4-3		1-1 2 1B 2B	4	1	1	0	1	1	2				
28 Prince Fielder, L OBP: 0.400, SLG: 0.534	0-2 1-2 3-H 1B		2-2 F8		1-1 2B		0-1 F8		2-1 F8	5	0	2	1	0	0	3				
2 Bill Hall, R OBP: 0.371, SLG: 0.704 Chris Demaria, S (9.1)	1-1 L9		0-0 18 1B 1-2 2-H 1B		3-1 G5-3		2-2 G4-3		1-2 18 CS 1B	5	0	2	2	0	0	3				
18 Gabe Gross, L OBP: 0.409, SLG: 0.676		2-2 P5	0-1 1-3 2-H 1B		4-2 BB			3-3 K	1-1 CS	3	0	1	1	1	1	0				
Damian Miller, R OBP: 0.398, SLG: 0.544		4-2 BB	0-0 G5-3		2-3 K			1-2 BB		3	0	1	0	1	1	4				
Ben Hendrickson, R 47 Corey Koskie, L 52 Jose Capellan, R Brady Clark, R Dan Kolb, R Jeff Cirillo, R OBP: 0.308, SLG: 0.290	0-3 K		4-2 FC4-6 BB		0-0 G6-3			4-1 1-2 BB		1	0	0	0	1	1	1				
Inning Stats	R: 1 E: 0 K: 0 S: 13	H: 2 LOB: 2 BB: 1 P: 23	R: 0 E: 0 K: 1 S: 12	H: 0 LOB: 1 BB: 1 P: 21	R: 2 E: 0 K: 1 S: 13	H: 3 LOB: 2 BB: 1 P: 22	R: 0 E: 0 K: 1 S: 12	H: 0 LOB: 1 BB: 1 P: 19	R: 0 E: 0 K: 1 S: 10	H: 1 LOB: 2 BB: 1 P: 20	R: 0 E: 0 K: 0 S: 7	H: 0 LOB: 0 BB: 0 P: 10	R: 0 E: 0 K: 1 S: 15	H: 1 LOB: 2 BB: 1 P: 25	R: 1 E: 0 K: 1 S: 13	H: 2 LOB: 0 BB: 0 P: 18		1B: 7 2B: 3 3B: 0 HR: 0	SF: 0 SAC: 0 DP: 1 HBP: 0	WP: 0 PB: 0 SB: 2 CS: 1
PITCHER	IP WLS BF H R ER SO BB IBB HBP BLK WP HR S P ERA WHIP																			
31 Brad Penny, R ERA: 2.98	5.1	29	7	3	3	4	6	0	0	0	0	0	0	0	0	67	116	5.06	2.438	
Joe Beimel, L ERA:	1.2	4	0	0	0	0	0	0	0	0	0	0	0	0	9	13	0.00	0.000		
44 Takashi Saito, R ERA: 3.45	1.0	5	1	0	0	1	1	0	0	0	0	0	0	0	15	25	0.00	2.000		
Danys Baez, R ERA: 2.6	1.0	W	4	2	1	1	1	0	0	0	0	0	0	0	13	18	9.00	2.000		

Batter	1	2	3	4	5	6	7	8	9	AB	R	H	RBI	BB	SO	LOB	BOTTOM			
15 Rafael Furcal, S OBP: 0.319, SLG: 0.229	4-1 5 2B BB		2-2 L4		2-1 L7		1-2 BB		2-3 K	3	1	0	0	2	1	0	Milwaukee Brewers @ Los Angeles Dodgers Dodger Stadium, Los Angeles, CA Sat May 06 2006, 7:10 PM PDT Att: 46,087 - Clear - 63 F AB 30 R 5 H 7 RBI 5 BB 8 SO 5 LOB 18 			
Kenny Lofton, L OBP: 0.321, SLG: 0.423	2-3 K		1-2 G4-3		1-0 5 2B		0-3 K		2-1 5 1B 2B	5	2	2	0	0	2	3				
5 Nomar Garciaparra, R OBP: 0.386, SLG: 0.571	0-1 WP 2-H 2B		1-2 F8		0-1 WP G4-3 2B		2-1 L9		0-1 2-H 1B	5	1	3	3	0	0	2				
J.D. Drew, L OBP: 0.387, SLG: 0.505	4-1 WP BB			4-1 1B BB		2-2 G4-3		3-2 F7		2	0	0	1	2	0	2				
12 Jeff Kent, R OBP: 0.311, SLG: 0.248	2-0 F9			0-0 F9		3-0 F7			4-2 2B SF7 BB	3	1	0	0	1	0	3				
Olmedo Saenz, R OBP: 0.333, SLG: 0.604 18 Ramon Martinez, R (8, FR) OBP: 0.344, SLG: 0.345	2-2 F7		3-2 F9			1-2 G6-3			0-0 2B	4	0	1	0	0	0	3				
José Cruz Jr., S OBP: 0.356, SLG: 0.361		3-2 G4-3		1-0 56 BB 1B		0-0 G3			2-1 SF7	3	0	1	1	0	0	0				
55 Russell Martin, R OBP: 0.500, SLG: 0.500		3-1 G5-3		4-1 1-2 BB		0-0 P3			4-2 16 G6-4-3 BB	2	0	0	0	2	0	0				
31 Brad Penny, R Joe Beimel, L 13 Oscar Robles, L 17 Jason Repko, R 44 Takashi Saito, L 16 Andre Ethier, L Danys Baez, R	0-3 K		0-3 K		1-3 K		4-1 S 15 S BB		1-1 G6-4-3	2	0	0	0	0	2	3				
Inning Stats	R: 1 E: 0 K: 1 S: 12	H: 1 LOB: 2 BB: 2 P: 26	R: 0 E: 0 K: 1 S: 9	H: 0 LOB: 0 BB: 0 P: 15	R: 0 E: 0 K: 1 S: 10	H: 1 LOB: 2 BB: 2 P: 23	R: 2 E: 0 K: 0 S: 9	H: 2 LOB: 0 BB: 0 P: 17	R: 0 E: 0 K: 0 S: 5	H: 0 LOB: 0 BB: 0 P: 6	R: 0 E: 0 K: 1 S: 11	H: 0 LOB: 2 BB: 2 P: 24	R: 0 E: 0 K: 0 S: 11	H: 1 LOB: 2 BB: 2 P: 22	R: 1 E: 0 K: 1 S: 7	H: 2 LOB: 1 BB: 0 P: 11		1B: 2 2B: 5 3B: 0 HR: 0	SF: 1 SAC: 0 DP: 1 HBP: 0	WP: 2 PB: 0 SB: 3 CS: 0
PITCHER	IP WLS BF H R ER SO BB IBB HBP BLK WP HR S P ERA WHIP																			
Ben Hendrickson, R ERA: 2.79	5.0	23	4	3	3	3	4	0	0	0	0	0	0	0	49	94	5.40	1.600		
52 Jose Capellan, R ERA: 4.79	2.0	8	0	0	0	1	2	0	0	0	0	0	0	16	30	0.00	1.000			
Dan Kolb, R ERA: 1.04	1.0	5	1	1	1	0	2	0	0	0	0	0	0	11	22	9.00	3.000			
Chris Demaria, R ERA: 4.5	0.1	L	3	2	1	1	0	0	0	0	0	0	0	7	11	27.00	6.000			

Batter	1	2	3	4	5	6	7	8	9	AB	R	H	RBI	BB	SO	LOB	TOP					
23 Ricke Weeks Jr. R (1.4) OBP: 0.360, SLG: 0.343										3	0	1	0	0	1	0						
2 Bill Hall R (1.6) OBP: 0.340, SLG: 0.640										4	0	0	0	0	1	2						
Geoff Jenkins L (1.9) OBP: 0.338, SLG: 0.448										4	0	1	0	0	1	2						
Carlos Lee R (1.7) OBP: 0.389, SLG: 0.685										4	0	1	0	0	1	2						
28 Prince Fielder L (1.3) OBP: 0.382, SLG: 0.508										4	0	0	0	0	0	1						
47 Corey Koskie L (1.5) OBP: 0.356, SLG: 0.489										1	0	0	0	2	0	0						
Damian Miller R (1.2) OBP: 0.396, SLG: 0.540										4	0	2	0	0	1	2						
Brady Clark R (1.8) OBP: 0.333, SLG: 0.295										4	0	2	0	0	0	3						
39 Chris Capuano L (1.1) OBP: 0.059, SLG: 0.059										2	0	0	0	0	0	2						
7 J.J. Hardy R (7. PH) OBP: 0.302, SLG: 0.412										1	0	0	0	0	1	0						
Jorge De La Rosa L (7.1) OBP: 0.295, SLG: 0.324										0	0	0	0	0	0	0						
18 Gabe Gross L (9. PH) OBP: 0.383, SLG: 0.625										1	0	0	0	0	1	1						
Inning Stats	R: 0 E: 0 K: 2 S: 12	H: 0 LOB: 1 BB: 0 P: 19	R: 0 E: 0 K: 0 S: 12	H: 2 LOB: 2 BB: 0 P: 16	R: 0 E: 0 K: 1 S: 8	H: 1 LOB: 1 BB: 1 P: 11	R: 0 E: 0 K: 1 S: 11	H: 1 LOB: 2 BB: 1 P: 19	R: 0 E: 0 K: 0 S: 7	H: 1 LOB: 1 BB: 0 P: 10	R: 0 E: 0 K: 0 S: 14	H: 2 LOB: 2 BB: 0 P: 23	R: 0 E: 0 K: 2 S: 9	H: 0 LOB: 0 BB: 0 P: 16	R: 0 E: 0 K: 0 S: 5	H: 0 LOB: 0 BB: 0 P: 9	R: 0 E: 0 K: 1 S: 8	H: 0 LOB: 1 BB: 1 P: 13	1B: 7 2B: 1 3B: 0 HR: 0	SF: 0 SAC: 0 DP: 1 HBP: 2	WP: 0 PB: 0 SB: 1 CS: 0	PA: 36
PITCHER	IP	WLS	BF	H	R	ER	SO	BB	IBB	HBP	BLK	WP	HR	S	P	ERA	WHIP					
Chan Ho Park R (1.1) ERA: 3.57	6.0	W	26	7	0	0	4	1	0	2	0	0	0	64	98	0.00	1.333					
56 Scott Cassidy R (7.1) ERA: 0.92	2.0	H	6	0	0	0	2	0	0	0	0	0	0	14	25	0.00	0.000					
Trevor Hoffman R (9.1) ERA: 1.38	1.0	S	4	0	0	0	1	1	0	0	0	0	0	8	13	0.00	1.000					

Milwaukee Brewers @ San Diego Padres
 PETCO Park, San Diego, CA
 Wed May 10 2006, 10:05 PM EDT
 Att: 20,088 - Cloudy - 65 F

AB 32
 R 0
 H 7
 RBI 0
 BB 2
 SO 7
 LOB 15



Batter	1	2	3	4	5	6	7	8	9	AB	R	H	RBI	BB	SO	LOB	BOTTOM				
Eric Young Sr. R (1.7) OBP: 0.244, SLG: 0.262										5	0	1	1	0	0	2					
Mike Cameron R (1.8) OBP: 0.325, SLG: 0.333										2	0	0	0	2	2	2					
24 Brian Giles L (1.9) OBP: 0.399, SLG: 0.366										4	0	1	0	0	0	4					
Mark Bellhorn S (1.3) OBP: 0.309, SLG: 0.426										4	0	0	0	0	4	6					
23 Adrián González L (8.3) OBP: 0.295, SLG: 0.324										0	0	0	0	0	0	0					
3 Khalil Greene R (1.6) OBP: 0.341, SLG: 0.470										4	1	1	0	0	1	1					
Vinny Castilla R (1.5) OBP: 0.280, SLG: 0.290										4	0	0	0	0	2	1					
Josh Barfield R (1.4) OBP: 0.311, SLG: 0.407										3	1	2	0	1	0	0					
28 Josh Bard S (1.2) OBP: 0.323, SLG: 0.321										4	1	2	2	0	0	1					
Chan Ho Park R (1.1) OBP: 0.083, SLG: 0.083										2	0	1	0	0	0	2					
Mike Piazza R (6. PH) OBP: 0.309, SLG: 0.378										1	0	0	0	0	0	0					
56 Scott Cassidy R (7.1) ERA: 0.92										0	0	0	0	0	0	0					
Ben Johnson R (8. PH) OBP: 0.300, SLG: 0.314										0	0	0	0	1	0	0					
Trevor Hoffman R (9.1) ERA: 1.38										0	0	0	0	0	0	0					
Inning Stats	R: 0 E: 0 K: 1 S: 13	H: 0 LOB: 1 BB: 1 P: 18	R: 0 E: 0 K: 0 S: 10	H: 2 LOB: 2 BB: 0 P: 14	R: 0 E: 0 K: 1 S: 6	H: 0 LOB: 1 BB: 1 P: 12	R: 3 E: 0 K: 3 S: 24	H: 4 LOB: 3 BB: 1 P: 42	R: 0 E: 0 K: 1 S: 6	H: 0 LOB: 0 BB: 0 P: 7	R: 0 E: 0 K: 0 S: 6	H: 0 LOB: 0 BB: 0 P: 8	R: 0 E: 0 K: 3 S: 14	H: 1 LOB: 1 BB: 0 P: 21	R: 0 E: 0 K: 0 S: 8	H: 1 LOB: 2 BB: 1 P: 13	1B: 7 2B: 1 3B: 0 HR: 0	SF: 0 SAC: 0 DP: 0 HBP: 0	WP: 0 PB: 0 SB: 0 CS: 0	PA: 37	
PITCHER	IP	WLS	BF	H	R	ER	SO	BB	IBB	HBP	BLK	WP	HR	S	P	ERA	WHIP				
39 Chris Capuano L (1.1) ERA: 2.83	6.0	L	28	6	3	3	6	3	0	0	0	0	0	65	101	4.50	1.500				
Jorge De La Rosa L (7.1) ERA: 8.71	2.0		9	2	0	0	3	1	0	0	0	0	0	22	34	0.00	1.500				

Milwaukee Brewers @ San Diego Padres
 PETCO Park, San Diego, CA
 Wed May 10 2006, 10:05 PM EDT
 Att: 20,088 - Cloudy - 65 F

AB 33
 R 3
 H 8
 RBI 3
 BB 4
 SO 9
 LOB 19



Batter	1	2	3	4	5	6	7	8	9	AB	R	H	RBI	BB	SO	LOB	TOP					
7 José Reyes, S OBP: 0.329, SLG: 0.411	G4-3		15 HR		B5-3	16 S		K		5	1	2	1	0	1	0	New York Mets @ Milwaukee Brewers Miller Park, Milwaukee, WI Sat May 13 2006, 6:05 PM CDT Att. 45,150 - Roof Closed - 63 F					
16 Paul Lo Duca, R OBP: 0.336, SLG: 0.451	1B		P6		F8	G6-3		HR	5	1	2	1	0	0	4							
15 Carlos Beltrán, S OBP: 0.417, SLG: 0.644	F9		HR		P3			K	5	1	2	3	0	1	1							
21 Carlos Delgado, L OBP: 0.394, SLG: 0.613	K		F7			WP 22 1B		G4-3	5	1	1	0	0	1	2							
5 David Wright, R OBP: 0.375, SLG: 0.507		K	G6-3			WP 22 1B		K	4	1	1	0	1	2	0							
Xavier Nady, R OBP: 0.343, SLG: 0.548					FC6-4	F9		SH5-3	22 HR	3	1	2	0	1	0	2						
Chris Woodward, R OBP: 0.306, SLG: 0.412	1B				BB	22 1B		SH5-3	2B	2	1	0	0	1	1	2						
22 Jose Valentin, S OBP: 0.229, SLG: 0.294	F8				K	7 1B				4	1	2	4	0	0	2						
10 Endy Chavez, L OBP: 0.344, SLG: 0.443	F8				FC6-4	1B				0	0	0	0	0	0	0						
Geremi Gonzalez, R Aaron Heilman, R Julio Franco, R 50 Duane Sanchez, R Chad Bradford, R 13 Billy Wagner, L			7 HR		FC5-4	1B		K		2	1	0	0	1	1	3						
Inning Stats	R: 0 E: 0 K: 1 S: 9	H: 1 LOB: 1 BB: 0 P: 13	R: 0 E: 0 K: 1 S: 10	H: 1 LOB: 1 BB: 0 P: 17	R: 3 E: 0 K: 0 S: 12	H: 2 LOB: 0 BB: 1 P: 22	R: 0 E: 0 K: 1 S: 6	H: 0 LOB: 1 BB: 1 P: 13	R: 0 E: 0 K: 0 S: 3	H: 0 LOB: 0 BB: 0 P: 5	R: 3 E: 0 K: 1 S: 24	H: 4 LOB: 2 BB: 1 P: 39	R: 0 E: 0 K: 2 S: 8	H: 0 LOB: 0 BB: 0 P: 13	R: 2 E: 0 K: 2 S: 10	H: 2 LOB: 2 BB: 1 P: 10	R: 1 E: 0 K: 0 S: 4	H: 2 LOB: 0 BB: 1 P: 13	1B: 8 2B: 1 3B: 0 HR: 3	SF: 0 SAC: 1 DP: 1 HBP: 0	WP: 1 PB: 0 CS: 1	PA: 42
PITCHER	IP WLS BF H R ER SO BB IBB HBP BLK WP HR S P ERA WHIP																					
Dana Eveland, L ERA: 9.53	5.2 27 7 6 6 4 2 1 0 0 0 1 1 58 101 9.53 1.588																					
Justin Lehr, R ERA: 6.94	0.1 2 1 0 0 0 0 0 0 0 0 0 0 6 8 0.00 3.000																					
Jorge De La Rosa, L ERA: 7.94	1.0 3 0 0 0 2 0 0 0 0 0 0 0 8 13 0.00 0.000																					
Chris Demaria, R ERA: 5.0	1.0 5 2 2 2 2 0 0 0 0 0 0 1 10 13 18.00 2.000																					
Derrick Turnbow, R ERA: 1.88	1.0 L 4 2 1 1 0 1 0 0 0 0 0 1 4 13 9.00 3.000																					

Batter	1	2	3	4	5	6	7	8	9	AB	R	H	RBI	BB	SO	LOB	BOTTOM					
23 Rickie Weeks Jr., R OBP: 0.368, SLG: 0.373	K		HR		G3-1			K		5	1	2	1	0	2	3	New York Mets @ Milwaukee Brewers Miller Park, Milwaukee, WI Sat May 13 2006, 6:05 PM CDT Att. 45,150 - Roof Closed - 63 F					
2 Bill Hall, R OBP: 0.342, SLG: 0.627	F9		L8			E		G3		5	1	1	0	0	0	3						
Geoff Jenkins, L OBP: 0.323, SLG: 0.429	L7				K	E8		G6-3		5	1	1	1	0	2	0						
Carlos Lee, R OBP: 0.401, SLG: 0.674		P2			K	2B		28 HR		4	1	2	1	1	1	0						
28 Prince Fielder, L OBP: 0.383, SLG: 0.562		P4			HR	K		47 HR		5	2	2	1	0	2	2						
47 Corey Koskie, L OBP: 0.360, SLG: 0.524					L5	K		HR		5	1	2	3	0	2	2						
Damian Miller, R OBP: 0.394, SLG: 0.564		F7				K		HR		4	1	1	1	0	2	2						
Brady Clark, R OBP: 0.341, SLG: 0.295			F8			SH1-4		G5-3		3	0	1	0	0	0	0						
Dana Eveland, L Justin Lehr, R Jorge De La Rosa, L 18 Gabe Gross, L Chris Demaria, S Jeff Cirillo, R Derrick Turnbow, R			G6-3			SH1-4		G1-3		1	0	0	0	0	0	0						
Inning Stats	R: 0 E: 0 K: 1 S: 12	H: 0 LOB: 0 BB: 0 P: 14	R: 0 E: 0 K: 0 S: 11	H: 1 LOB: 1 BB: 0 P: 15	R: 1 E: 0 K: 0 S: 10	H: 1 LOB: 0 BB: 0 P: 15	R: 1 E: 0 K: 2 S: 12	H: 1 LOB: 0 BB: 0 P: 18	R: 0 E: 0 K: 1 S: 8	H: 1 LOB: 1 BB: 0 P: 11	R: 2 E: 1 K: 3 S: 18	H: 3 LOB: 1 BB: 0 P: 29	R: 0 E: 0 K: 0 S: 11	H: 1 LOB: 0 BB: 0 P: 17	R: 4 E: 1 K: 1 S: 16	H: 3 LOB: 2 BB: 1 P: 27		R: 0 E: 0 K: 3 S: 15	H: 1 LOB: 1 BB: 0 P: 18	1B: 6 2B: 2 3B: 0 HR: 4	SF: 0 SAC: 1 DP: 0 HBP: 1	WP: 0 PB: 0 CS: 0
PITCHER	IP WLS BF H R ER SO BB IBB HBP BLK WP HR S P ERA WHIP																					
Geremi Gonzalez, R ERA: 5.4	5.0 20 5 3 3 4 0 0 0 0 0 0 0 28 44 0.00 1.500																					
Aaron Heilman, R ERA: 1.77	2.0 9 3 1 0 3 0 0 0 0 0 0 0 2 9 19 108.00 12.000																					
50 Duane Sanchez, R ERA: 2.01	0.1 6 3 4 4 0 1 0 1 0 0 0 0 7 8 0.00 0.000																					
Chad Bradford, R ERA: 4.38	0.2 W 3 0 0 0 1 0 0 0 0 0 0 0 7 8 0.00 0.000																					
13 Billy Wagner, L ERA: 1.89	1.0 S 4 1 0 0 3 0 0 0 0 0 0 0 15 18 0.00 1.000																					

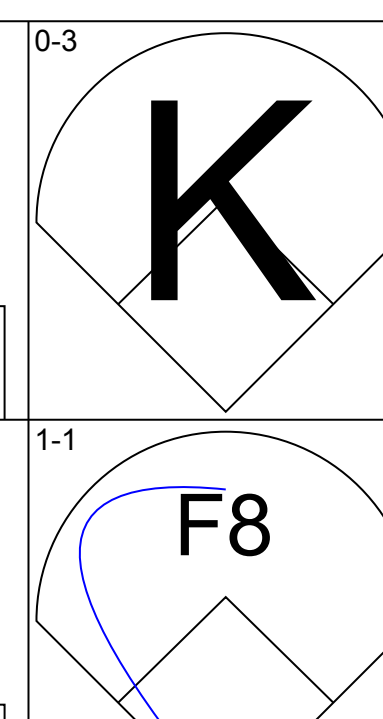
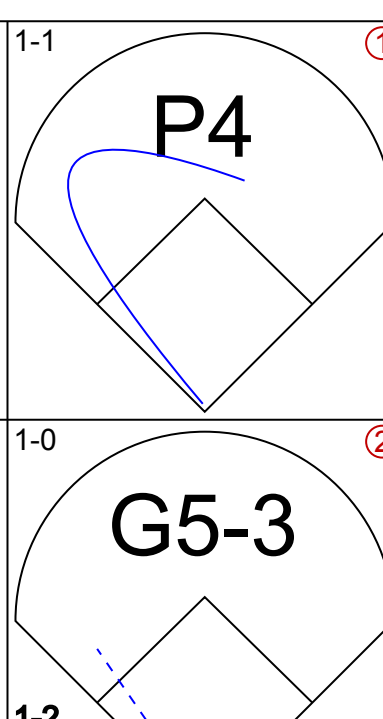
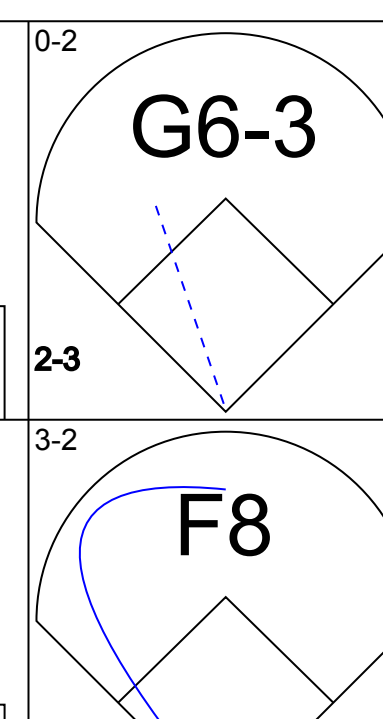
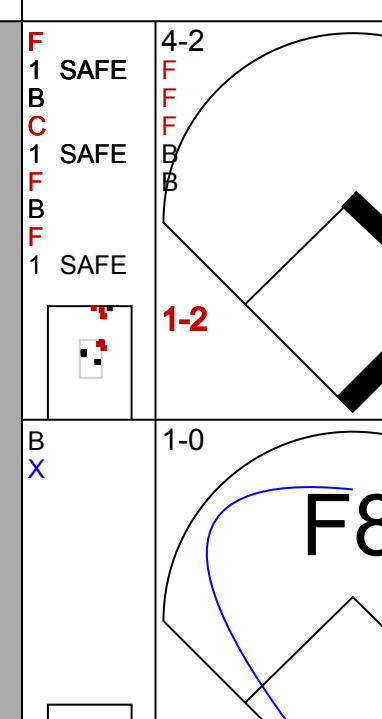
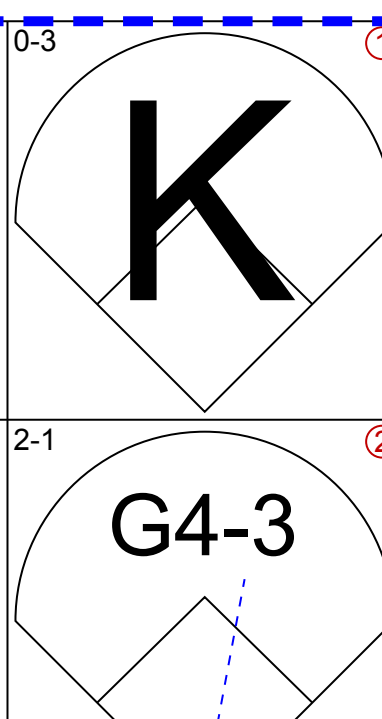
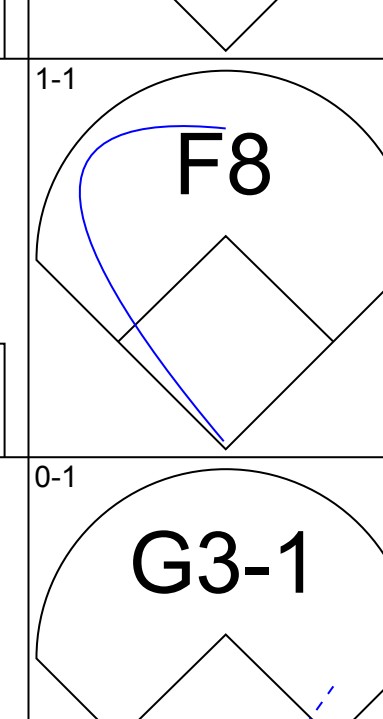
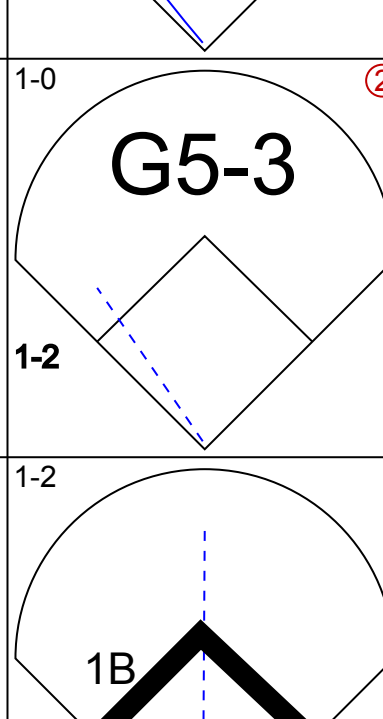
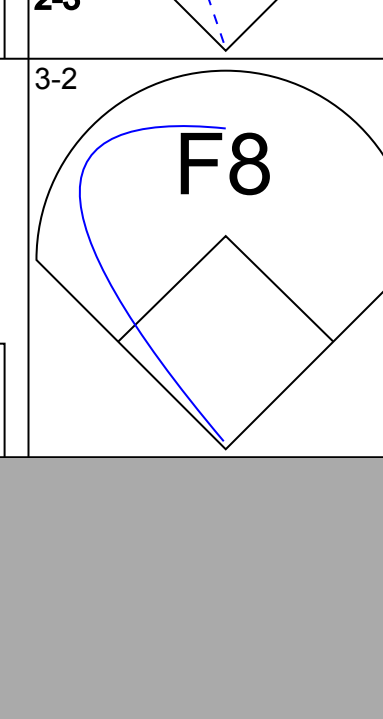
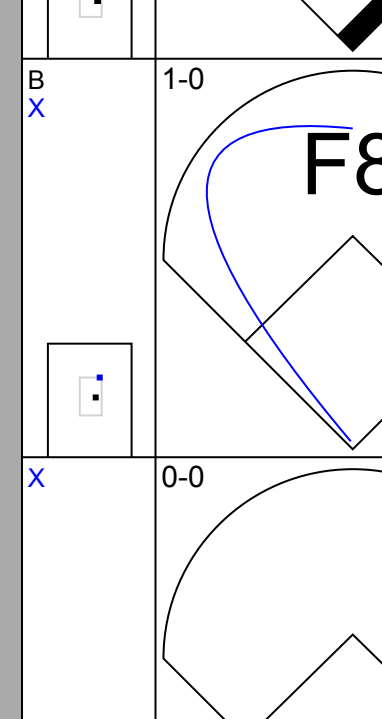
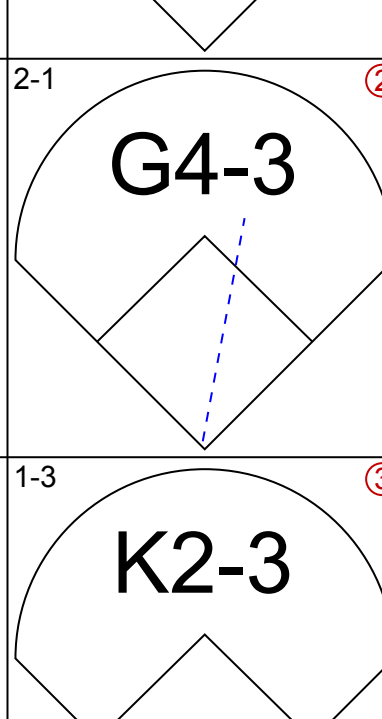
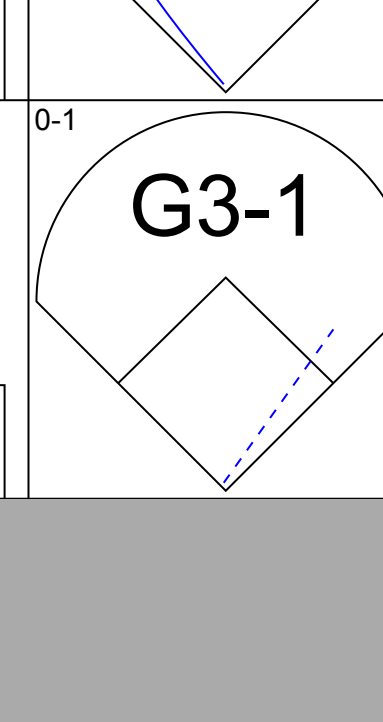
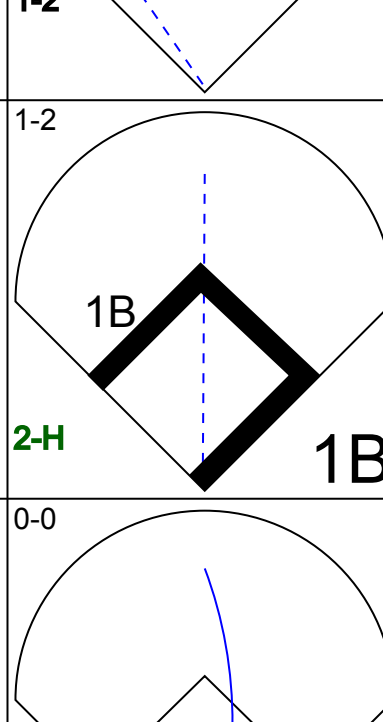
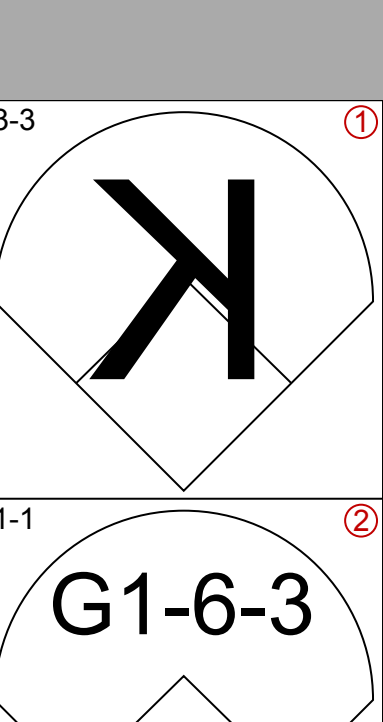
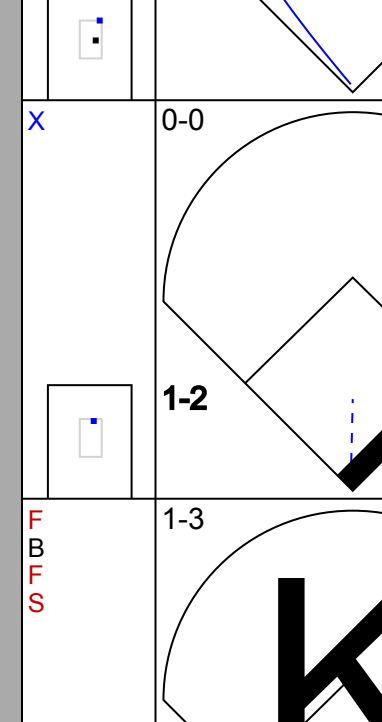
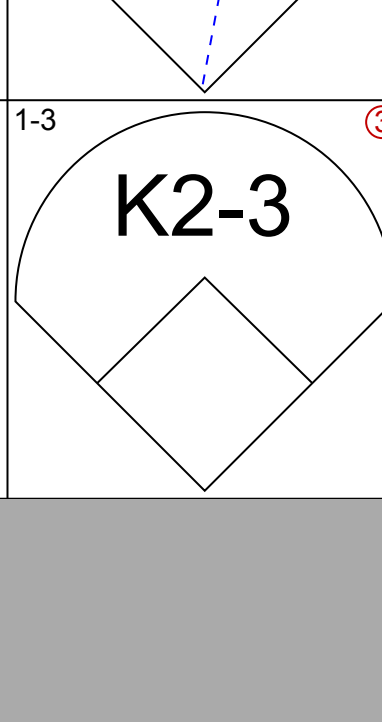
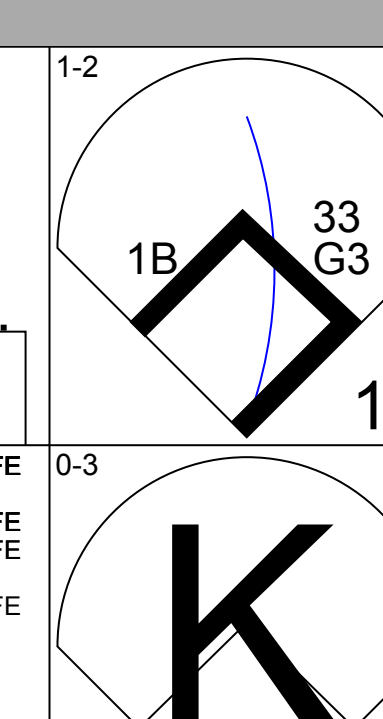
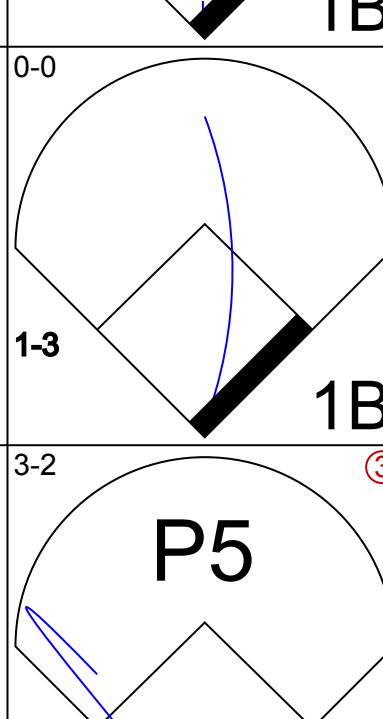
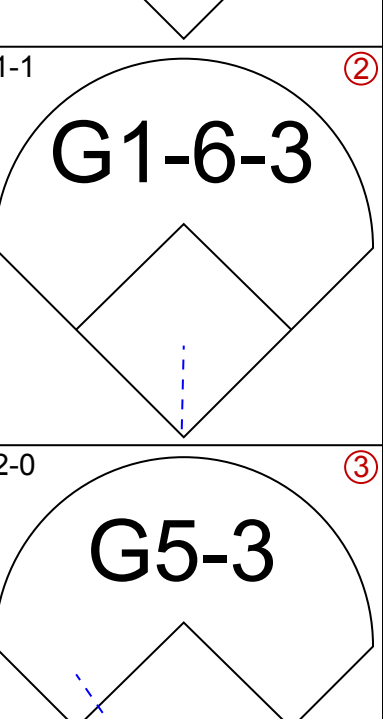
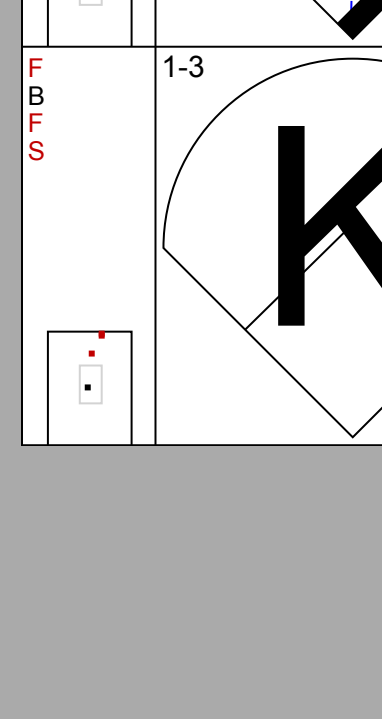

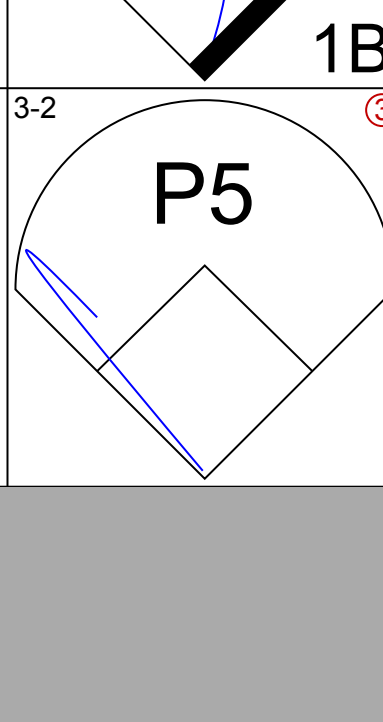
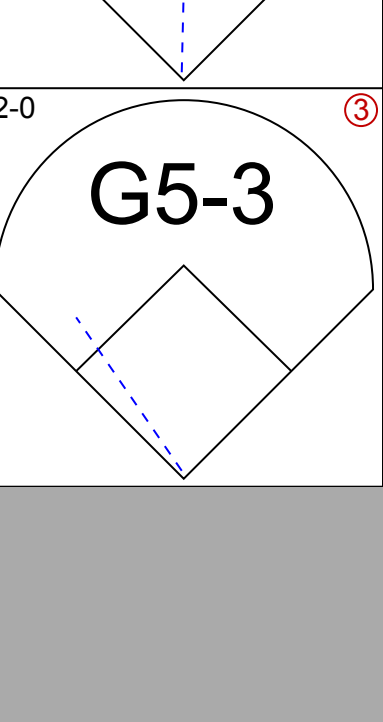
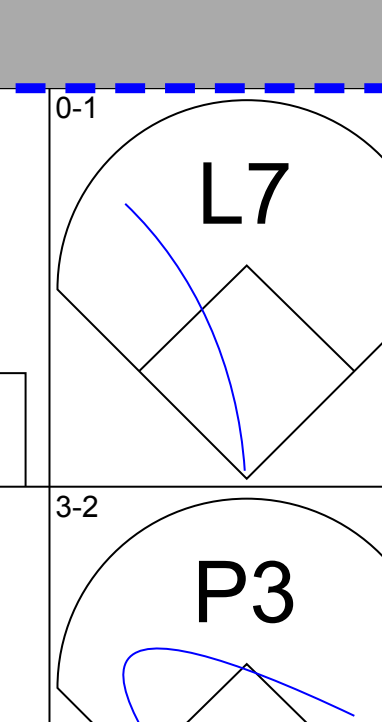

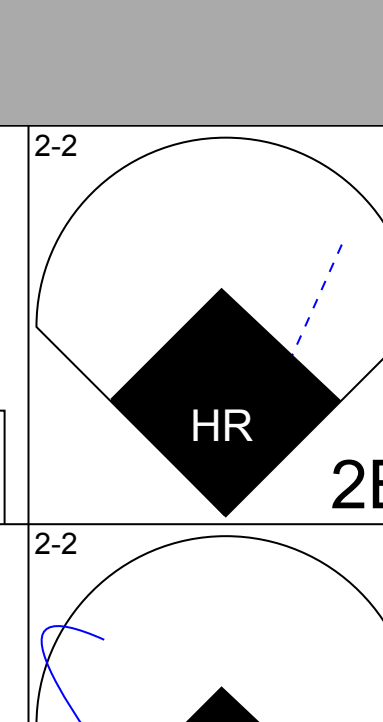
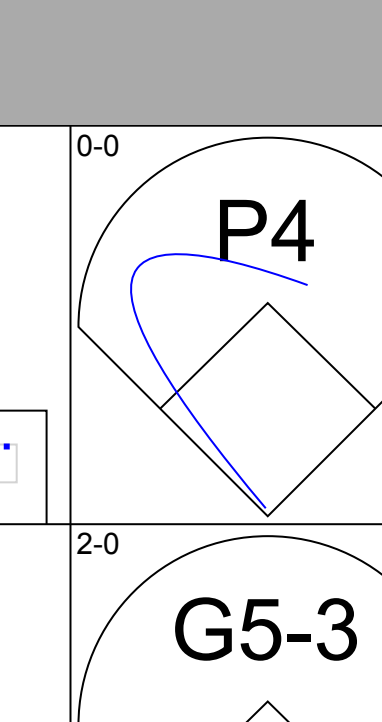
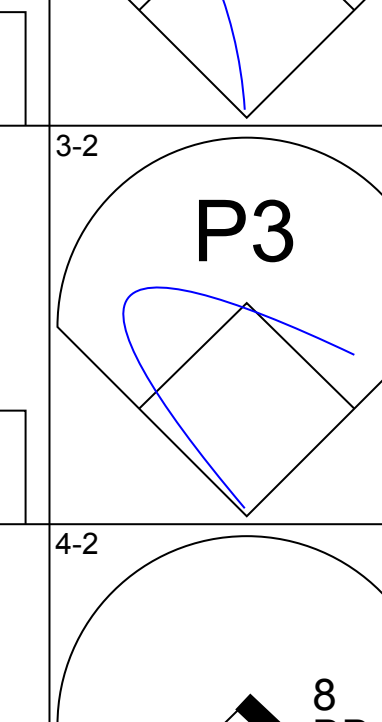

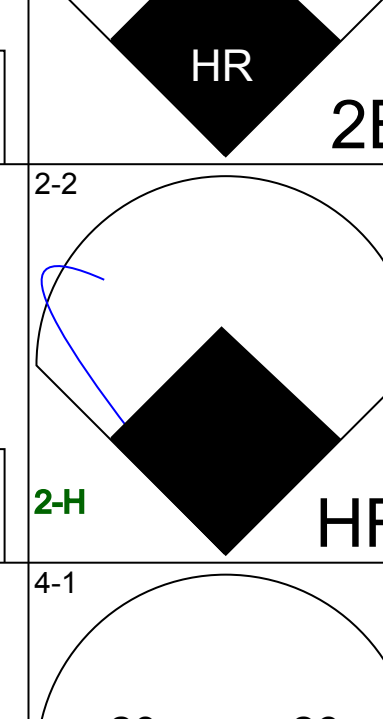
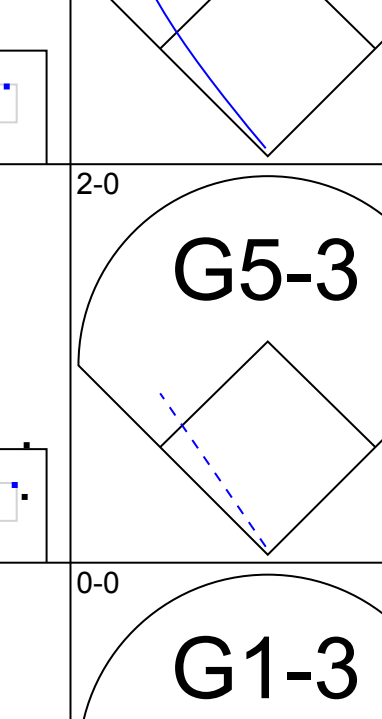
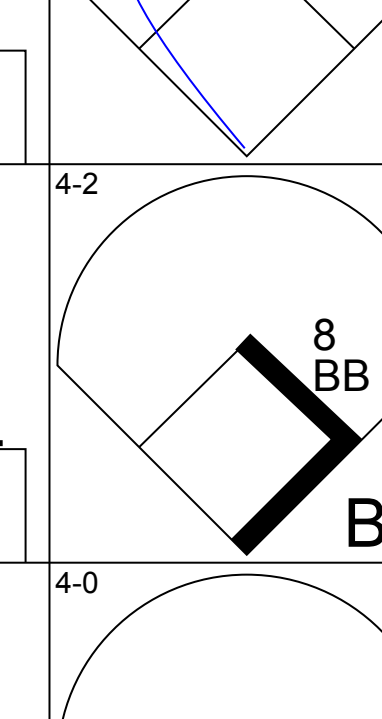

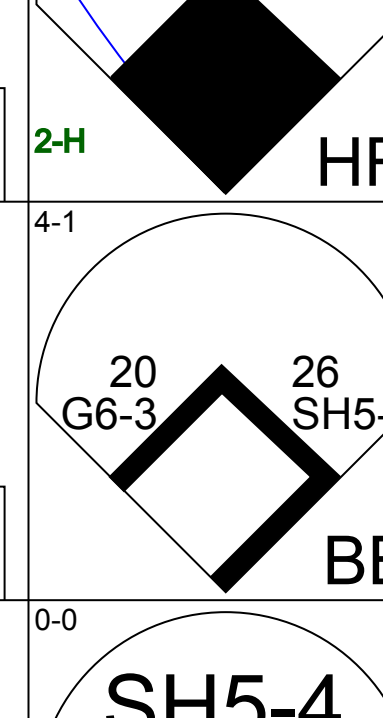
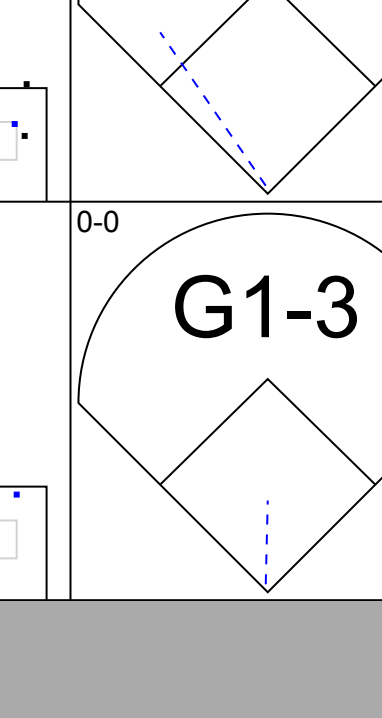
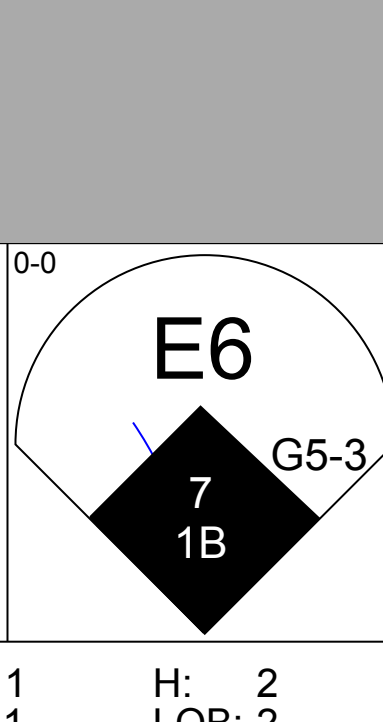
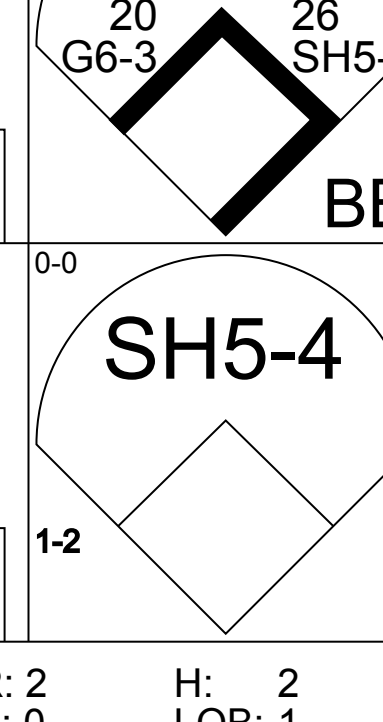
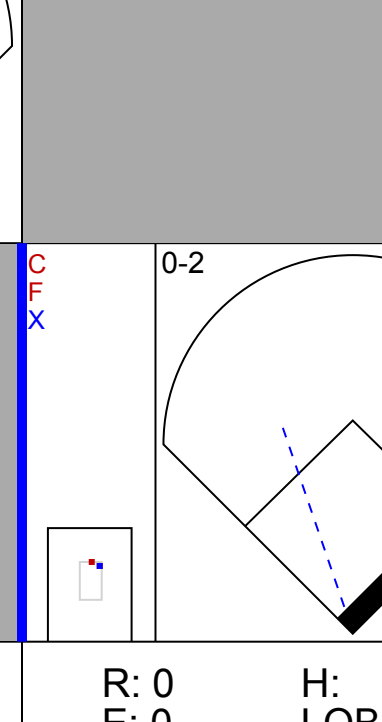
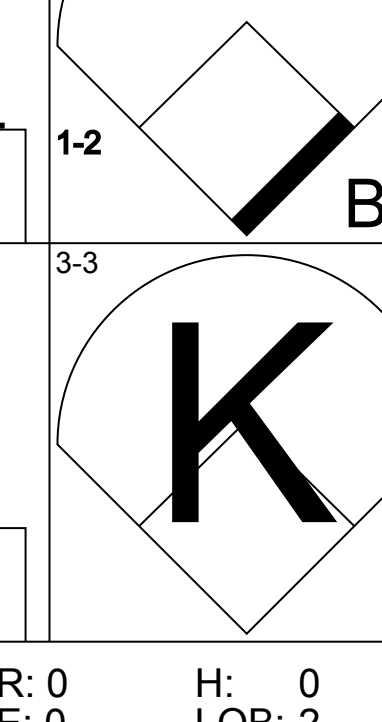
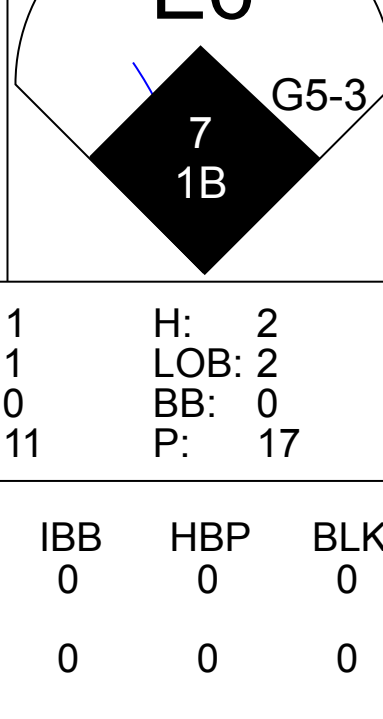
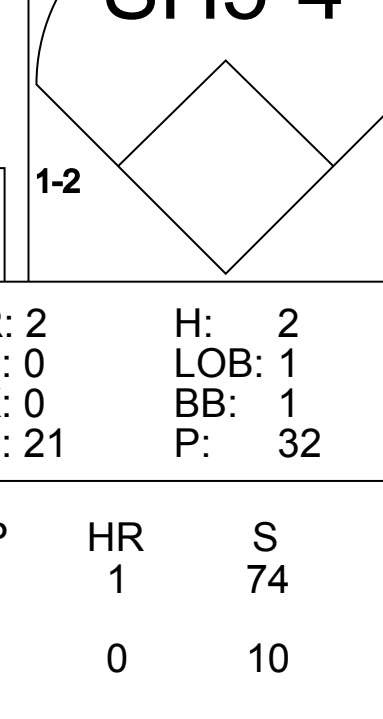
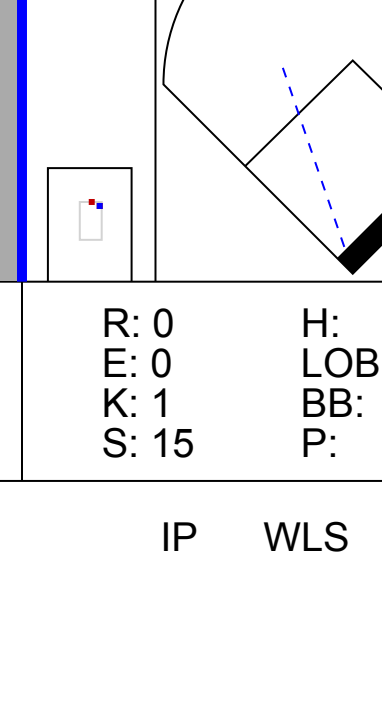
Batter	1	2	3	4	5	6	7	8	9	AB	R	H	RBI	BB	SO	LOB	TOP			
11 Jimmy Rollins, S OBP: 0.306, SLG: 0.386	G4-3		E4 G6-3		F8			L5		4	0	0	0	0	0	0	Philadelphia Phillies @ Milwaukee Brewers Miller Park, Milwaukee, WI Tue May 16 2006, 7:05 PM CDT Att. 14,592 - Roof Closed - 66 F			
26 Chase Utley, L OBP: 0.375, SLG: 0.542	1B BB		G3			G5-4-3 1B		F8		3	1	1	0	1	0	1				
Bobby Abreu, L OBP: 0.432, SLG: 0.451	1B		G6-3			K		K		4	0	1	0	0	2	2				
Pat Burrell, R OBP: 0.392, SLG: 0.553	K		K			G5-4-3		K		4	0	0	0	0	3	4				
6 Ryan Howard, L OBP: 0.356, SLG: 0.586	1B			F7			F7	G3		4	0	1	1	0	0	0				
8 Shane Victorino, S OBP: 0.471, SLG: 0.696	K			1-2 2-H			2B	3B		3	1	2	0	0	1	2				
David Bell, R OBP: 0.313, SLG: 0.412		P3		G6-4-3			2B	BB		3	0	1	1	1	0	1				
Sal Fasano, R OBP: 0.302, SLG: 0.367						K		G6-3		3	0	1	0	0	2	1				
David Dellucci, L OBP: 0.233, SLG: 0.238										1	0	0	0	0	0	2				
51 Carlos Ruiz, R OBP: 0.100, SLG: 0.105										0	0	0	0	0	0	0				
Cory Lidle, R OBP: 0.167, SLG: 0.273										2	0	0	0	0	1	1				
Abraham Nunez, S OBP: 0.233, SLG: 0.238										1	0	0	0	0	0	1				
63 Ryan Madson, L OBP: 0.455, SLG: 0.400										0	0	0	0	0	0	0				
Ryan Franklin, R OBP: 0.455, SLG: 0.400										0	0	0	0	0	0	0				
Inning Stats	R: 1 E: 0 K: 2 S: 17	H: 2 LOB: 2 BB: 1 P: 26	R: 0 E: 0 K: 1 S: 7	H: 1 LOB: 0 BB: 0 P: 12	R: 0 E: 1 K: 1 S: 13	H: 0 LOB: 1 BB: 0 P: 19	R: 0 E: 0 K: 0 S: 4	H: 0 LOB: 0 BB: 0 P: 5	R: 0 E: 0 K: 1 S: 5	H: 1 LOB: 0 BB: 0 P: 13	R: 1 E: 0 K: 1 S: 12	H: 2 LOB: 1 BB: 0 P: 14	R: 0 E: 0 K: 1 S: 5	H: 0 LOB: 0 BB: 0 P: 7	R: 0 E: 0 K: 1 S: 14	H: 1 LOB: 2 BB: 1 P: 23	1B: 4 2B: 2 3B: 1 HR: 0	SF: 0 SAC: 0 DP: 2 HBP: 1	WP: 0 PB: 0 SB: 0 CS: 1	PA: 35
PITCHER	IP WLS BF H R ER SO BB IBB HBP BLK WP HR S P ERA WHIP																			
39 Chris Capuano, L ERA: 2.8	7.0 27 6 2 2 7 1 0 1 0 0 0 67 95 2.57 1.000																			
Brian Shouse, L ERA: 3.39	1.0 3 0 0 0 1 0 0 0 0 0 0 5 7 0.00 0.000																			
Derrick Turnbow, R ERA: 2.2	1.0 W 5 1 0 0 1 1 0 0 0 0 0 14 23 0.00 2.000																			

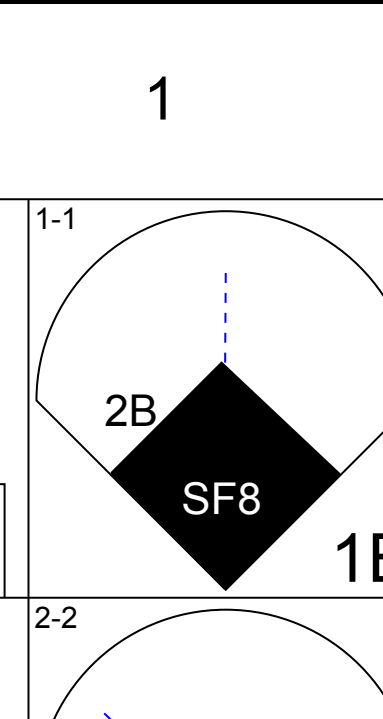
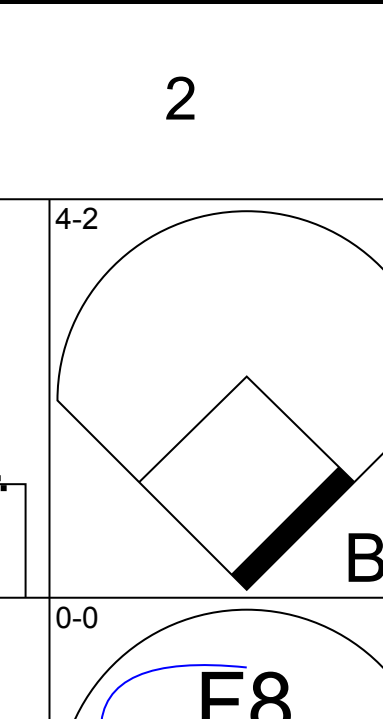
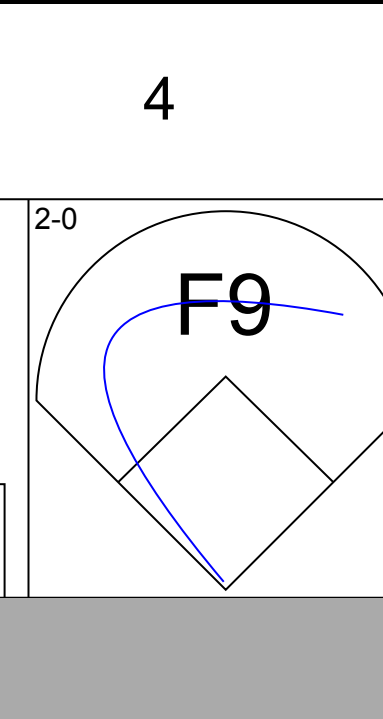
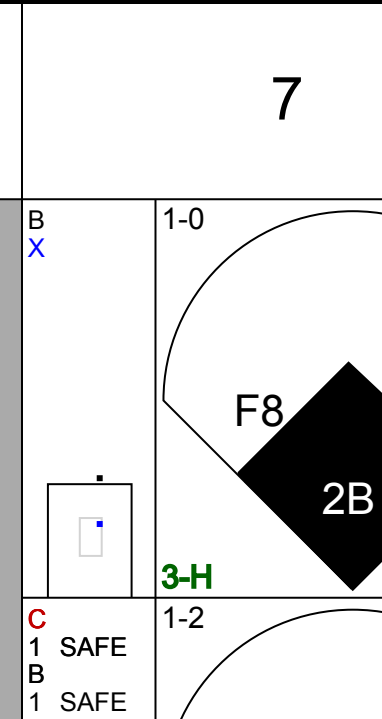
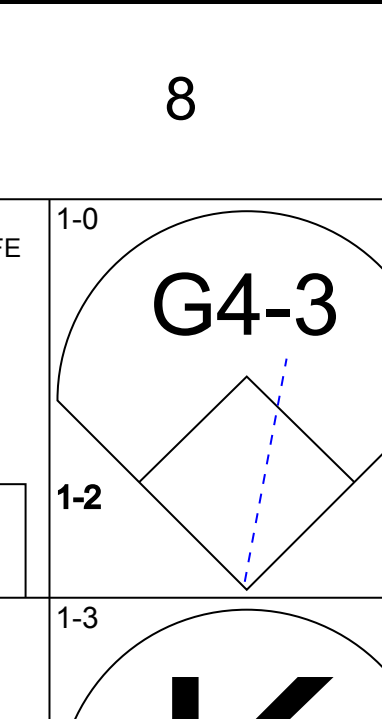
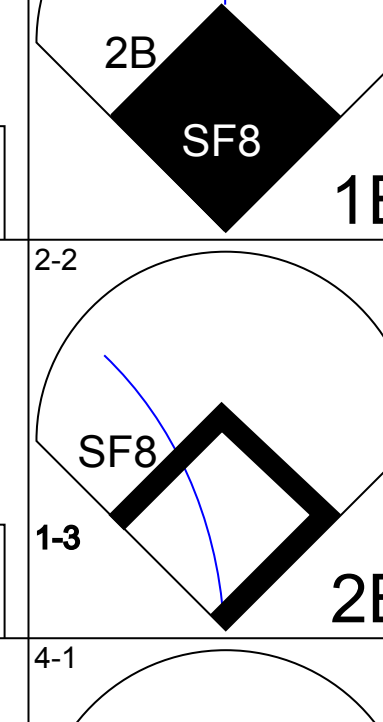
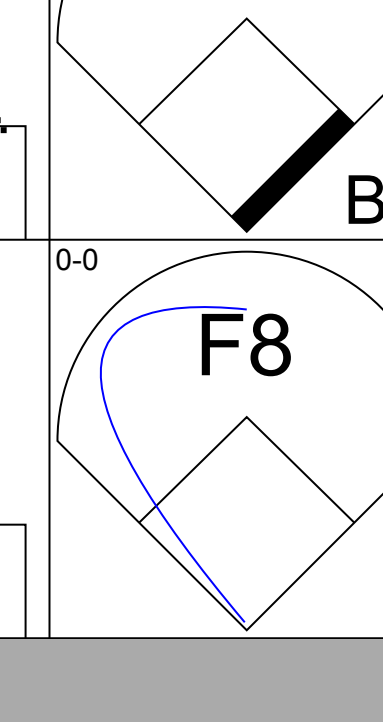

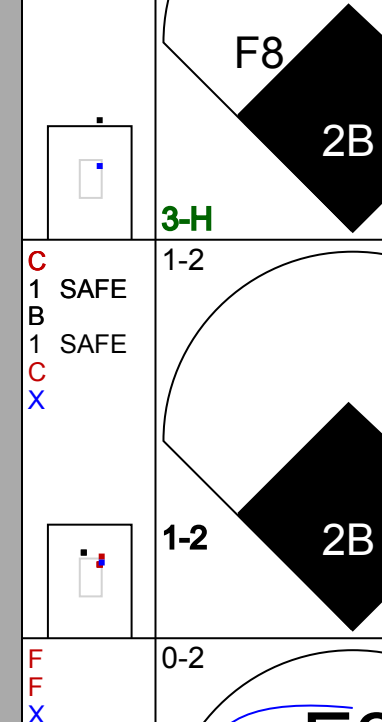
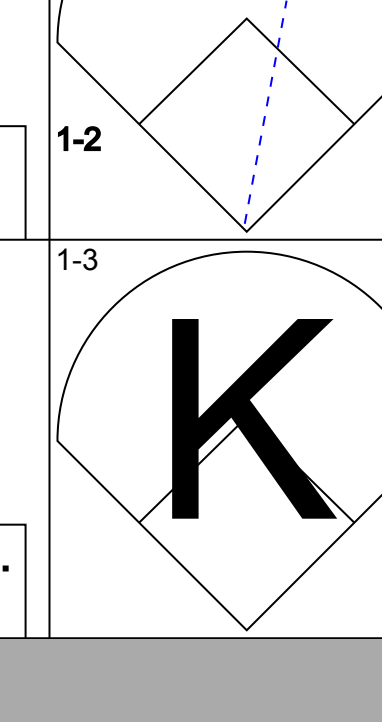
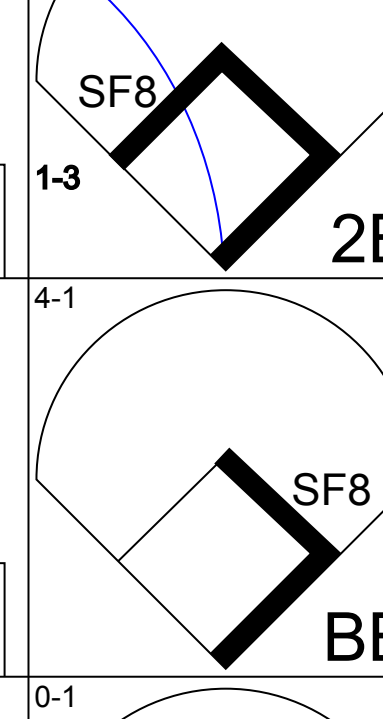
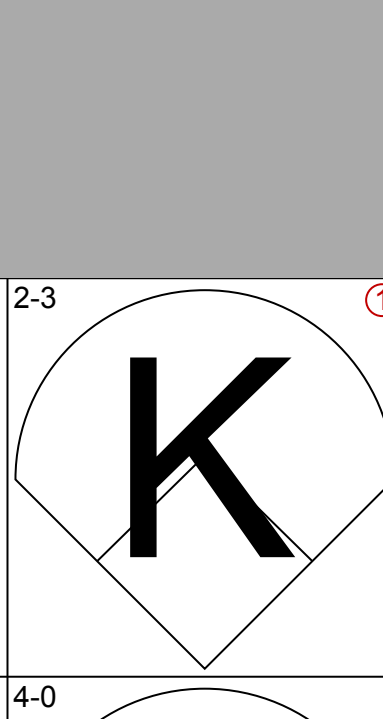
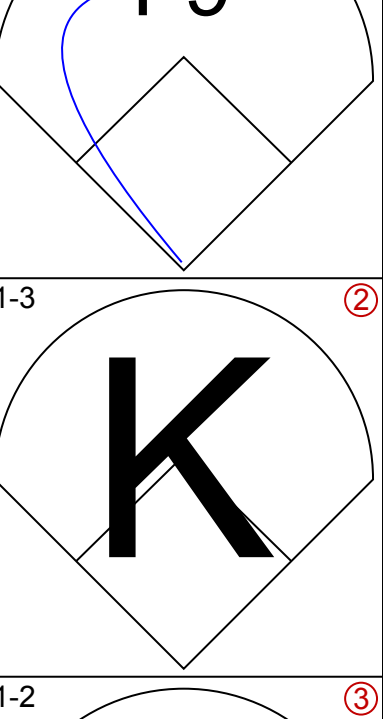
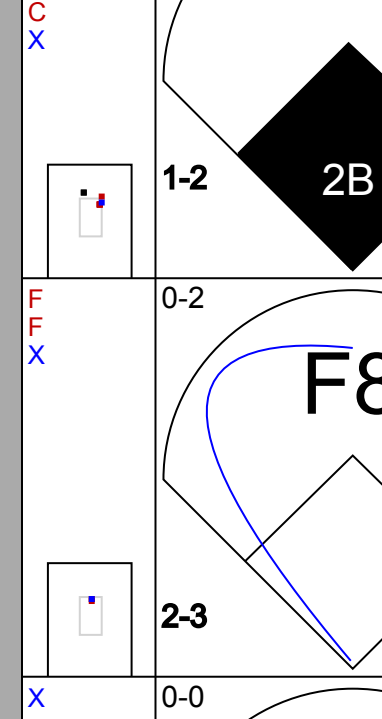
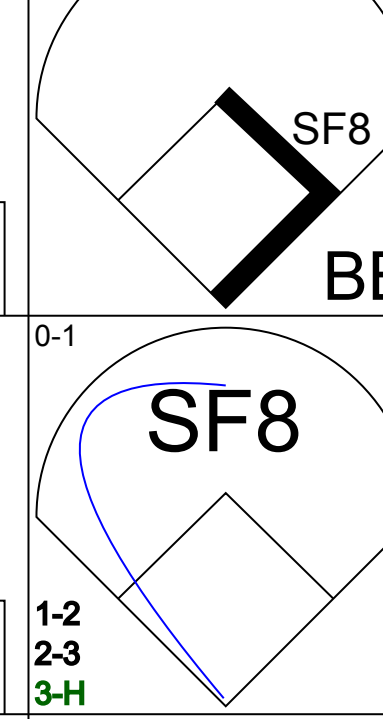
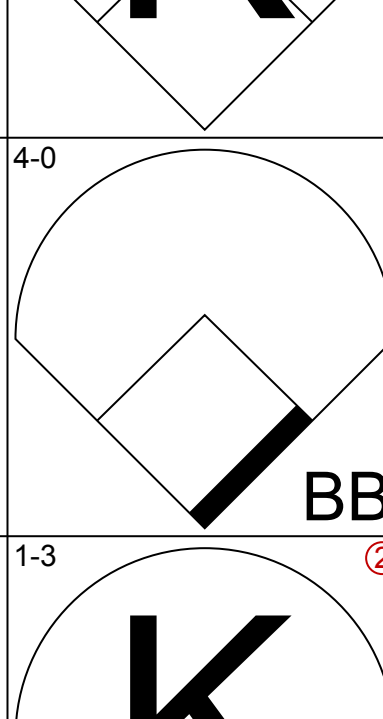
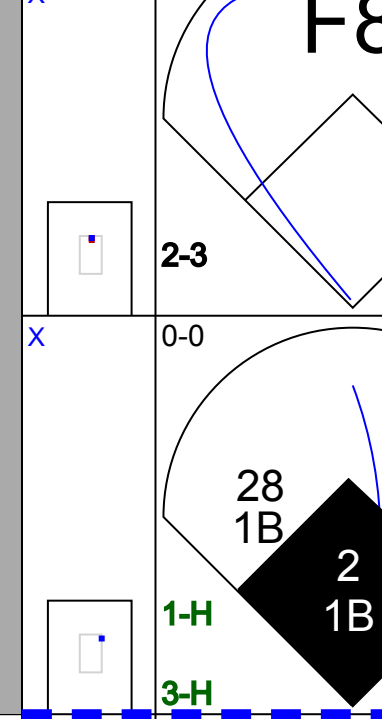
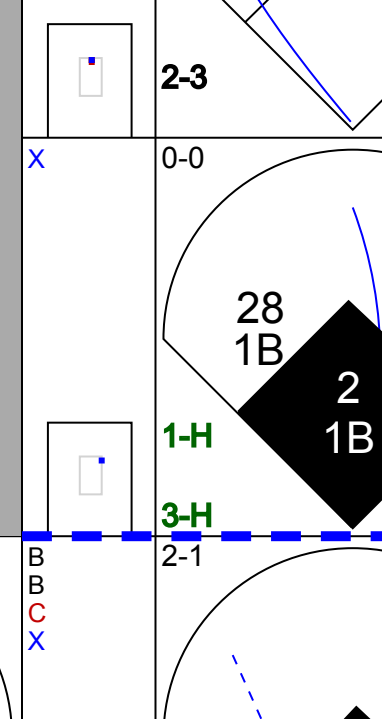
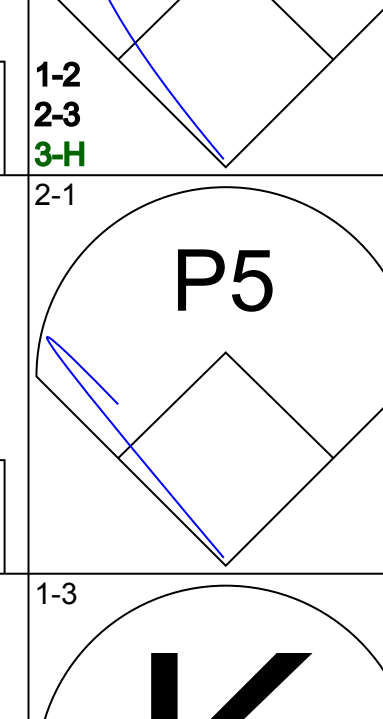
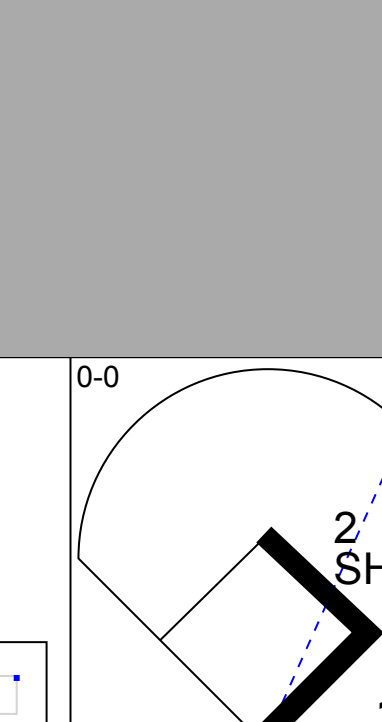
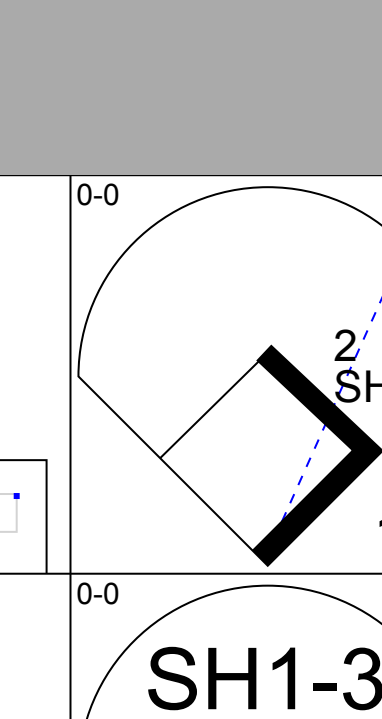

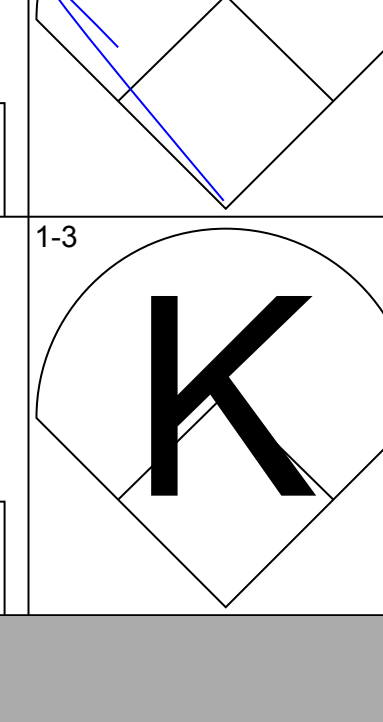
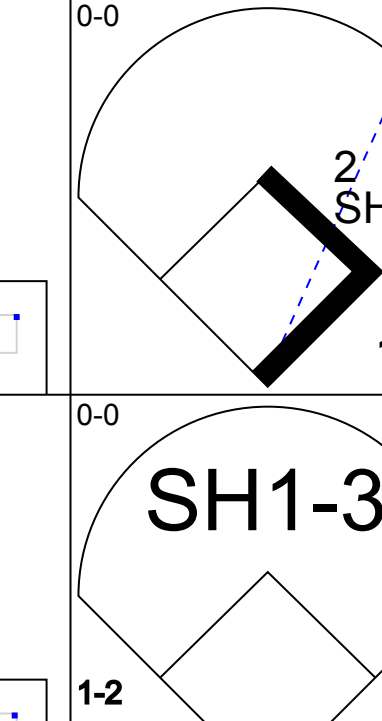
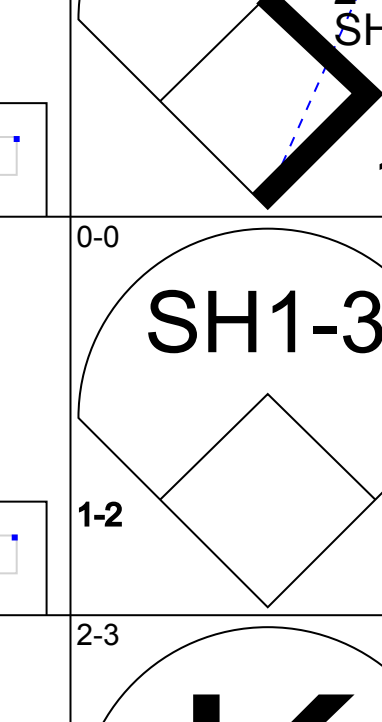

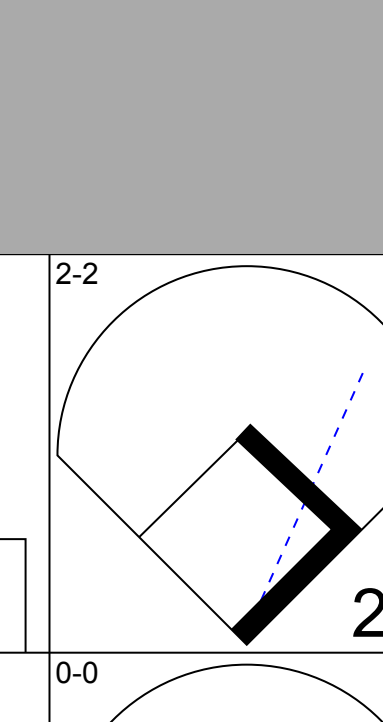
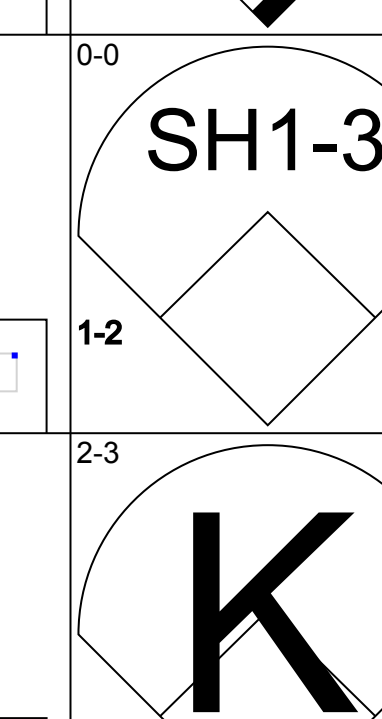
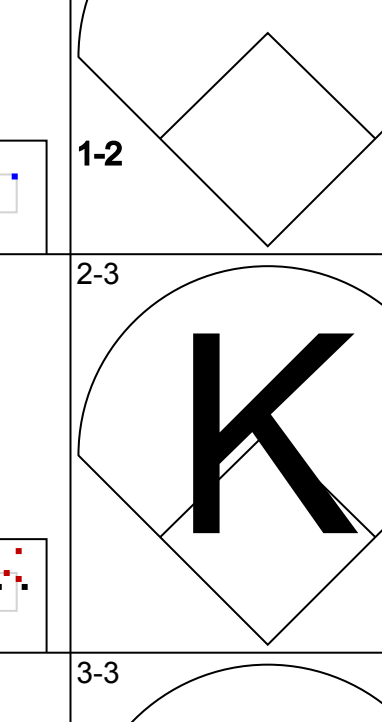
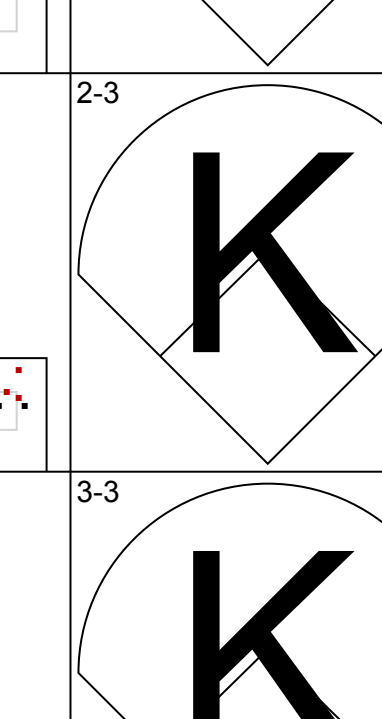


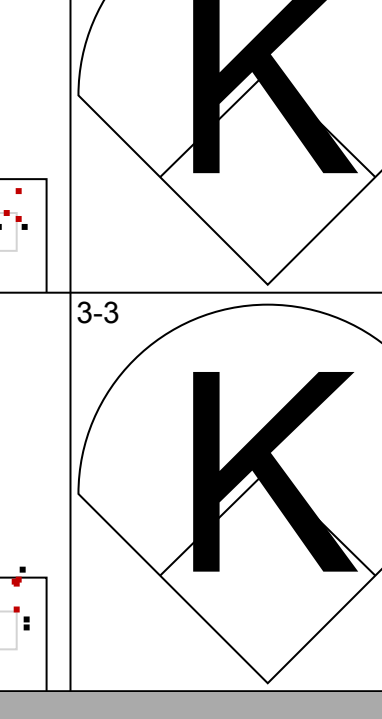
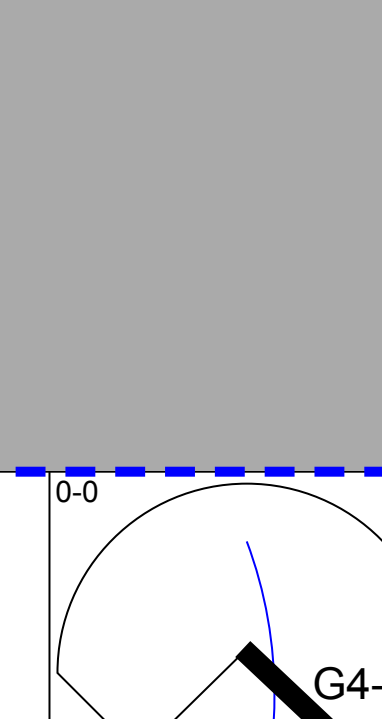

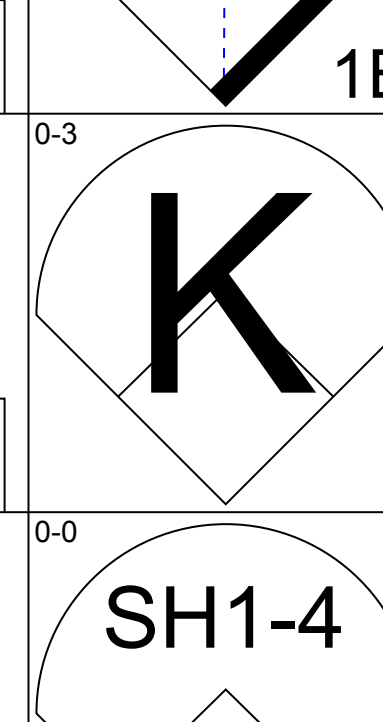
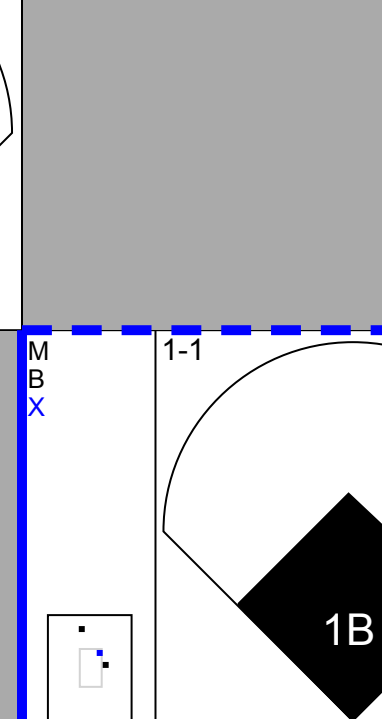
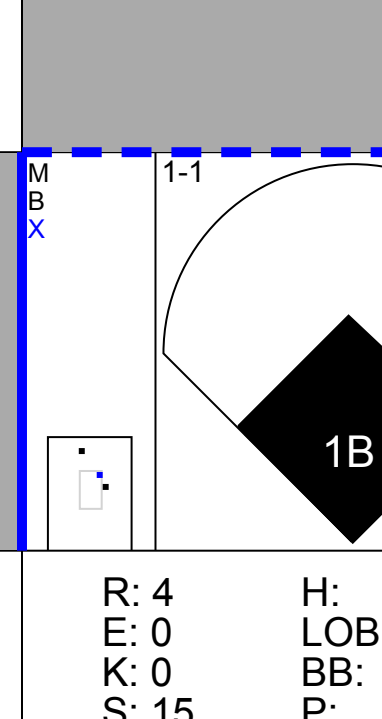
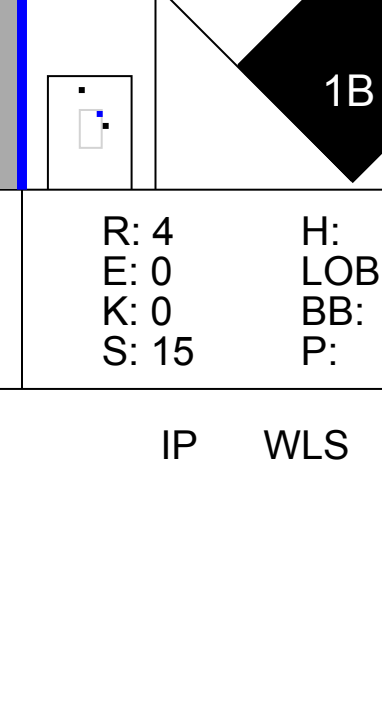
Batter	1	2	3	4	5	6	7	8	9	AB	R	H	RBI	BB	SO	LOB	BOTTOM					
23 Rickie Weeks Jr., R OBP: 0.369, SLG: 0.405	G4-3		1B 2B		FC1-5-6-5			F8		4	1	1	0	0	0	1	Philadelphia Phillies @ Milwaukee Brewers Miller Park, Milwaukee, WI Tue May 16 2006, 7:05 PM CDT Att. 14,592 - Roof Closed - 66 F					
7 J.J. Hardy, R OBP: 0.295, SLG: 0.398	2B SF8 BB		P3		F8			1B 2B		3	1	1	0	1	0	2						
Brady Clark, R OBP: 0.331, SLG: 0.284										0	0	0	0	0	0	0						
Geoff Jenkins, L OBP: 0.325, SLG: 0.431	SF8 2B					K		1B IBB		3	0	2	1	1	1	0						
Carlos Lee, R OBP: 0.388, SLG: 0.648	SF8		G4-3		G5-3			1B		3	0	1	1	0	0	1						
28 Prince Fielder, L OBP: 0.376, SLG: 0.549	K2-3			K				G3		4	0	1	0	0	2	3						
2 Bill Hall, R OBP: 0.336, SLG: 0.636		F9		G1-3		G6-3		FC1 E 2B		4	1	1	0	0	0	1						
47 Corey Koskie, L OBP: 0.369, SLG: 0.519				G4-3				E IBB		2	0	0	0	2	0	0						
Damian Miller, R OBP: 0.385, SLG: 0.569		G5-3			P4		G4-3	FC1		4	0	0	0	0	0	2						
39 Chris Capuano, L OBP: 0.105, SLG: 0.158										2	0	1	0	0	1	0						
18 Gabe Gross, L OBP: 0.364, SLG: 0.553										1	0	0	0	0	0	0						
Brian Shouse, L ERA: 6.96										0	0	0	0	0	0	0						
Derrick Turnbow, R ERA: 3.72										0	0	0	0	0	0	0						
Inning Stats	R: 1 E: 0 K: 1 S: 13	H: 1 LOB: 1 BB: 1 P: 22	R: 0 E: 0 K: 0 S: 3	H: 0 LOB: 0 BB: 1 P: 10	R: 1 E: 0 K: 1 S: 12	H: 2 LOB: 1 BB: 0 P: 18	R: 0 E: 0 K: 1 S: 8	H: 0 LOB: 0 BB: 0 P: 10	R: 0 E: 0 K: 0 S: 7	H: 1 LOB: 1 BB: 0 P: 8	R: 0 E: 0 K: 1 S: 10	H: 1 LOB: 1 BB: 0 P: 15	R: 0 E: 0 K: 0 S: 4	H: 0 LOB: 0 BB: 0 P: 7	R: 0 E: 0 K: 0 S: 8	H: 2 LOB: 2 BB: 1 P: 15	R: 1 E: 1 K: 0 S: 4	H: 1 LOB: 2 BB: 1 P: 9	1B: 2 2B: 6 3B: 0 HR: 0	SF: 1 SAC: 0 DP: 0 HBP: 0	WP: 0 PB: 0 SB: 0 CS: 1	PA: 35
PITCHER	IP WLS BF H R ER SO BB IBB HBP BLK WP HR S P ERA WHIP																					
Cory Lidle, R ERA: 4.84	6.0 24 5 2 2 4 2 0 0 0 0 0 53 83 3.00 1.167																					
63 Ryan Madson, R ERA: 6.96	1.0 3 0 0 0 0 0 0 0 0 0 0 4 7 0.00 0.000																					
Ryan Franklin, R ERA: 3.72	1.0 L 8 3 1 0 0 0 2 0 0 0 0 12 24 0.00 3.000																					

Batter	1	2	3	4	5	6	7	8	9	AB	R	H	RBI	BB	SO	LOB	TOP																
11 Jimmy Rollins, S OBP: 0.303, SLG: 0.380	L3	G3		F8		F7			1B 6 1B	5	1	1	0	0	0	2	Philadelphia Phillies @ Milwaukee Brewers Miller Park, Milwaukee, WI Wed May 17 2006, 7:05 PM CDT Att: 20,874 - Roof Closed - 67 F																
26 Chase Utley, L OBP: 0.382, SLG: 0.538	G4-3 BB			BB		2B 1B	K		K	3	1	1	0	2	2																		
Bobby Abreu, L OBP: 0.438, SLG: 0.462	G4-3			BB		6 2B	K		6 1B 8 1B	4	2	2	2	1	1																		
6 Ryan Howard, L OBP: 0.357, SLG: 0.587	K			K		2H 2B	G4-3		8 1B	5	0	2	2	0	2	3																	
8 Shane Victorino, S OBP: 0.464, SLG: 0.667		HR 1B		K		P5			F8 FC5-4 1B	5	1	2	1	0	1	3																	
David Dellucci, L OBP: 0.333, SLG: 0.485									3H 1B	3	1	1	2	0	1	3																	
Alex Gonzalez, R OBP: 0.152, SLG: 0.097						F8			FC5-4	3	1	1	0	0	1	2																	
Arthur Rhodes, L		HR							1-2	0	0	0	0	0	0	0																	
Abraham Nunez, S OBP: 0.213, SLG: 0.217	G3-1					G4-3				4	0	0	0	0	0	1																	
Sal Fasano, R OBP: 0.321, SLG: 0.404										3	0	2	0	0	0	0																	
David Bell, R OBP: 0.318, SLG: 0.412						F8			11 1B BB	0	1	0	0	1	0	0																	
51 Carlos Ruiz, R OBP: 0.100, SLG: 0.105	1B									0	0	0	0	0	0	0																	
Gavin Floyd, R OBP: 0.066, SLG: 0.056										3	0	0	0	0	0	1																	
Rheal Cormier, L OBP: 0.045, SLG: 0.067										0	0	0	0	0	0	0																	
Geoff Geary, R OBP: 0.045, SLG: 0.067										0	0	0	0	0	0	0																	
Aaron Fultz, L OBP: 0.045, SLG: 0.067	B3									0	0	0	0	0	0	0																	
29 Chris Roberson, S OBP: 0.125, SLG: 0.125										1	0	0	0	0	0	1																	
Inning Stats	R: 0 E: 0 K: 1 S: 9	H: 0 LOB: 1 BB: 1 P: 17	R: 2 E: 0 K: 0 S: 9	H: 3 LOB: 1 BB: 0 P: 14	R: 0 E: 0 K: 3 S: 13	H: 0 LOB: 2 BB: 2 P: 24	R: 0 E: 0 K: 1 S: 7	H: 1 LOB: 1 BB: 0 P: 11	R: 2 E: 0 K: 0 S: 8	H: 3 LOB: 1 BB: 0 P: 10	R: 0 E: 0 K: 0 S: 6	H: 0 LOB: 0 BB: 0 P: 7	R: 0 E: 0 K: 1 S: 6	H: 0 LOB: 0 BB: 0 P: 12	R: 0 E: 0 K: 1 S: 6	H: 0 LOB: 0 BB: 0 P: 6	R: 3 E: 0 K: 1 S: 17	H: 4 LOB: 2 BB: 1 P: 31	1B: 7 2B: 3 3B: 0 HR: 1	SF: 0 SAC: 0 DP: 0 HBP: 0	WP: 0 PB: 0 SB: 0 CS: 0	PA: 42											
PITCHER	IP WLS BF H R ER SO BB IBB HBP BLK WP HR S P ERA WHIP																																
31 Dave Bush, R ERA: 4.35	6.0	28	7	4	4	5	3	0	0	0	0	0	1	52	83	6.00	1.667																
Jorge De La Rosa, L ERA: 6.28	2.0	6	0	0	0	3	0	0	0	0	0	0	0	14	18	0.00	0.000																
Derrick Turnbow, R ERA: 3.71	0.2	5	2	3	3	1	0	0	0	0	0	0	0	11	19	40.50	4.500																
Brian Shouse, L ERA: 3.38	0.0	2	2	0	0	0	0	0	0	0	0	0	0	4	7	=	=																
52 Jose Capellan, R ERA: 3.74	0.1	1	0	0	0	0	0	0	0	0	0	0	0	2	5	0.00	0.000																

Batter	1	2	3	4	5	6	7	8	9	AB	R	H	RBI	BB	SO	LOB	BOTTOM																
23 Rickey Weeks Jr., R OBP: 0.376, SLG: 0.408	HBP 2 CS			P4		G5-3 2B	1B		K	4	1	2	0	0	1	1	Philadelphia Phillies @ Milwaukee Brewers Miller Park, Milwaukee, WI Wed May 17 2006, 7:05 PM CDT Att: 20,874 - Roof Closed - 67 F																
2 Bill Hall, R OBP: 0.339, SLG: 0.632	G6-3			K		G5-3 2B	K		1B IBB	4	1	1	1	1	2	3																	
Geoff Jenkins, L OBP: 0.339, SLG: 0.459	HR			G4-3		28 2B BB	G5-3 BB		G1-4-3 1B	4	2	3	3	1	0	0																	
Carlos Lee, R OBP: 0.379, SLG: 0.631	P6			F9		G5-3	G1-4-3			4	0	0	1	0	0	4																	
28 Prince Fielder, L OBP: 0.379, SLG: 0.551		BB		G5-3		47 2B			G1-3	3	1	1	2	1	0	0																	
47 Corey Koskie, L OBP: 0.365, SLG: 0.518	F7					G6-3	2B		K	4	0	1	1	0	1	1																	
Damian Miller, R OBP: 0.372, SLG: 0.547	F8			L6		G1-3			F9	4	0	0	0	0	0	2																	
18 Gabe Gross, L OBP: 0.045, SLG: 0.067										3	0	0	0	0	0	2																	
Jorge De La Rosa, L OBP: 0.045, SLG: 0.067										0	0	0	0	0	0	0																	
Derrick Turnbow, R OBP: 0.045, SLG: 0.067										0	0	0	0	0	0	0																	
Brian Shouse, L OBP: 0.045, SLG: 0.067										0	0	0	0	0	0	0																	
52 Jose Capellan, R OBP: 0.045, SLG: 0.067										0	0	0	0	0	0	0																	
Jeff Cirillo, R OBP: 0.045, SLG: 0.067										0	1	0	0	1	0	0																	
31 Dave Bush, R OBP: 0.222, SLG: 0.222										1	0	0	0	0	0	0																	
Brady Clark, R OBP: 0.340, SLG: 0.305									SH1-4 1B	2	2	2	0	0	0	0																	
Inning Stats	R: 1 E: 0 K: 0 S: 10	H: 1 LOB: 0 BB: 0 P: 17	R: 0 E: 0 K: 0 S: 8	H: 0 LOB: 1 BB: 1 P: 17	R: 0 E: 0 K: 1 S: 7	H: 0 LOB: 0 BB: 0 P: 9	R: 0 E: 0 K: 0 S: 5	H: 0 LOB: 0 BB: 0 P: 10	R: 0 E: 0 K: 0 S: 6	H: 0 LOB: 0 BB: 0 P: 8	R: 5 E: 0 K: 0 S: 18	H: 5 LOB: 1 BB: 1 P: 34	R: 1 E: 0 K: 1 S: 15	H: 3 LOB: 1 BB: 0 P: 21	R: 0 E: 0 K: 1 S: 6	H: 0 LOB: 0 BB: 0 P: 9	R: 1 E: 0 K: 1 S: 8	H: 1 LOB: 2 BB: 2 P: 20	1B: 5 2B: 4 3B: 0 HR: 1	SF: 0 SAC: 1 DP: 1 HBP: 1	WP: 0 PB: 0 SB: 0 CS: 1	PA: 39											
PITCHER	IP WLS BF H R ER SO BB IBB HBP BLK WP HR S P ERA WHIP																																
Gavin Floyd, R ERA: 5.71	5.1	22	4	5	5	1	2	0	0	0	0	0	9	14	13.50	3.000																	
Rheal Cormier, L ERA: 0.69	0.2	4	2	1	1	0	0	0	0	0	0	0	0	9	14	13.50	3.000																
Geoff Geary, R ERA: 4.09	1.0	5	3	1	1	1	0	0	0	0	0	0	0	15	21	9.00	3.000																
Aaron Fultz, L ERA: 4.15	1.0	3	0	0	0	1	0	0	0	0	0	0	0	6	9	0.00	0.000																
Arthur Rhodes, L ERA: 3.95	0.2	5	1	1	1	1	1	1	0	0	0	0	0	8	20	13.50	3.000																



Batter	1	2	3	4	5	6	7	8	9	AB R H RBI BB SO LOB	TOP											
20 Lew Ford, R OBP: 0.324, SLG: 0.306										4 0 0 0 1 2 2	Minnesota Twins @ Milwaukee Brewers Miller Park, Milwaukee, WI Sun May 21 2006, 1:05 PM CDT Att: 35,180 - Roof Closed - 65 F											
Luis Castillo, S OBP: 0.390, SLG: 0.419										5 0 0 0 0 0 3												
7 Joe Mauer, L OBP: 0.401, SLG: 0.458										5 0 2 1 0 2 0												
Tori Hunter, R OBP: 0.335, SLG: 0.456										4 0 2 0 0 1 2												
5 Michael Cuddyer, R OBP: 0.397, SLG: 0.567										4 0 0 0 0 1 3												
33 Justin Morneau, L OBP: 0.306, SLG: 0.472										4 1 1 0 0 0 1												
Tony Batista, R OBP: 0.313, SLG: 0.422										3 1 2 2 1 0 0												
8 Nick Punto, S OBP: 0.379, SLG: 0.362										2 0 0 0 2 0 2												
26 Boof Bonser, R OBP: 0.297, SLG: 0.276										1 1 0 0 0 0 0												
24 Rondell White, R OBP: 0.348, SLG: 0.359										0 0 0 0 0 0 0												
Inning Stats	R: 0 E: 0 K: 1 S: 7	H: 0 LOB: 0 BB: 0 P: 8	R: 0 E: 0 K: 1 S: 10	H: 2 LOB: 2 BB: 0 P: 12	R: 1 E: 1 K: 0 S: 11	H: 2 LOB: 2 BB: 0 P: 17	R: 2 E: 0 K: 0 S: 21	H: 2 LOB: 1 BB: 0 P: 32	R: 0 E: 0 K: 1 S: 7	H: 0 LOB: 0 BB: 0 P: 13	R: 0 E: 0 K: 0 S: 3	H: 0 LOB: 0 BB: 0 P: 5	R: 0 E: 0 K: 1 S: 15	H: 2 LOB: 2 BB: 1 P: 21	R: 0 E: 0 K: 1 S: 10	H: 0 LOB: 2 BB: 2 P: 24	R: 0 E: 0 K: 2 S: 8	H: 0 LOB: 0 BB: 0 P: 11	1B: 6 2B: 1 3B: 0 HR: 1	SF: 0 SAC: 1 DP: 0 HBP: 0	WP: 0 PB: 0 SB: 0 CS: 0	PA: 39
PITCHER	IP WLS BF H R ER SO BB IBB HBP BLK WP HR S P ERA WHIP											IP WLS BF H R ER SO BB IBB HBP BLK WP HR S P ERA WHIP										
39 Chris Capuano, L ERA: 2.78	7.0 W 31 8 3 2 4 2 0 0 0 0 1 74 108 2.57 1.429																					
Matt Wise, R ERA: 3.14	1.0 H 5 0 0 0 1 2 0 0 0 0 0 10 24 0.00 2.000																					
Derrick Turnbow, R ERA: 3.32	1.0 S 3 0 0 0 2 0 0 0 0 0 0 8 11 0.00 0.000																					

Batter	1	2	3	4	5	6	7	8	9	AB R H RBI BB SO LOB	BOTTOM									
Brady Clark, R OBP: 0.380, SLG: 0.326										4 2 2 1 1 0 2	Minnesota Twins @ Milwaukee Brewers Miller Park, Milwaukee, WI Sun May 21 2006, 1:05 PM CDT Att: 35,180 - Roof Closed - 65 F									
Jeff Cirillo, R OBP: 0.431, SLG: 0.511										5 1 2 0 0 1 3										
Geoff Jenkins, L OBP: 0.335, SLG: 0.459										3 0 0 0 1 2 2										
Carlos Lee, R OBP: 0.365, SLG: 0.602										2 1 1 3 1 0 0										
28 Prince Fielder, L OBP: 0.367, SLG: 0.528										4 0 2 0 0 1 3										
2 Bill Hall, R OBP: 0.343, SLG: 0.628										3 0 1 1 0 1 3										
47 Corey Koskie, L OBP: 0.363, SLG: 0.537										4 0 2 0 0 1 3										
Damian Miller, R OBP: 0.370, SLG: 0.527										2 0 0 0 0 1 2										
Chad Moeller, R OBP: 0.340, SLG: 0.422										2 0 1 0 0 1 1										
39 Chris Capuano, L OBP: 0.100, SLG: 0.150										1 0 0 0 0 1 1										
23 Rickie Weeks Jr., R OBP: 0.368, SLG: 0.434										1 1 1 0 0 0 0										
18 Gabe Gross, L OBP: 0.339, SLG: 0.491										0 0 0 0 0 0 0										
Derrick Turnbow, R ERA: 8.44										0 0 0 0 0 0 0										
Inning Stats	R: 1 E: 0 K: 1 S: 13	H: 2 LOB: 2 BB: 1 P: 23	R: 0 E: 0 K: 1 S: 10	H: 1 LOB: 1 BB: 1 P: 18	R: 0 E: 0 K: 2 S: 10	H: 0 LOB: 1 BB: 1 P: 17	R: 0 E: 0 K: 1 S: 7	H: 1 LOB: 0 BB: 0 P: 11	R: 0 E: 0 K: 2 S: 9	H: 0 LOB: 0 BB: 0 P: 14	R: 0 E: 0 K: 2 S: 9	H: 1 LOB: 1 BB: 0 P: 14	R: 4 E: 0 K: 0 S: 15	H: 6 LOB: 1 BB: 0 P: 24	R: 0 E: 0 K: 2 S: 8	H: 1 LOB: 1 BB: 0 P: 11	1B: 8 2B: 3 3B: 1 HR: 0	SF: 1 SAC: 2 DP: 1 HBP: 0	WP: 0 PB: 0 SB: 0 CS: 0	PA: 38
PITCHER	IP WLS BF H R ER SO BB IBB HBP BLK WP HR S P ERA WHIP											IP WLS BF H R ER SO BB IBB HBP BLK WP HR S P ERA WHIP								
26 Boof Bonser, R ERA: 1.5	6.0 L 5 4 4 4 0 0 0 0 0 0 0 10 13 108.00 12.000																			
28 Jesse Crain, R ERA: 7.52	0.1 5 4 4 4 0 0 0 0 0 0 0 5 11 0.00 3.000																			
Juan Rincon, R ERA: 2.57	0.2 3 2 0 0 0 0 0 0 0 0 0 8 11 0.00 1.000																			
Carlos Silva, R ERA: 8.44	1.0 4 1 0 0 2 0 0 0 0 0 0 8 11 0.00 1.000																			

Batter	1	2	3	4	5	6	7	8	9	AB	R	H	RBI	BB	SO	LOB	TOP										
23 Rickie Weeks Jr. R OBP: 0.365, SLG: 0.429	1-2 K	2-2 P5			3-3 K			2-2 HBP 2B 1B		4	1	1	0	0	2	2											
Brady Clark R OBP: 0.383, SLG: 0.326	1-0 S 1B		1-1 F9			0-1 F7		3-2 2B WP HBP		3	1	1	0	0	0	0											
Geoff Jenkins L OBP: 0.333, SLG: 0.460 52 Jose Capellan R	1-3 K		1-2 G6-3			3-2 G4-1		1-2 WP G4-3 2B		4	1	1	1	0	1	1											
Carlos Lee R OBP: 0.358, SLG: 0.588 Jeff Cirillo R OBP: 0.431, SLG: 0.511	2-2 P4		1-3 K			1-0 F8		2-2 G4-3		4	0	0	1	0	1	1											
28 Prince Fielder L OBP: 0.376, SLG: 0.539		1-2 47 2B			0-1 47 G4-6-3 1B			3-2 1B		4	1	3	0	0	1	0											
2 Bill Hall R OBP: 0.340, SLG: 0.639		0-3 K			0-1 F8			0-0 F8		4	1	1	1	0	1	3											
47 Corey Koskie L OBP: 0.360, SLG: 0.536		1-0 2B 2H			2-0 G4-6-3 1-2			3-2 P6		4	0	1	1	0	1	2											
Chad Moeller R OBP: 0.333, SLG: 0.429		0-1 K			1-1 G5-3			3-2 F9		4	0	1	0	0	0	1											
31 Dave Bush R OBP: 0.302, SLG: 0.211 1 Cory Hart R OBP: 0.288, SLG: 0.286 Chris Demaria R OBP: 0.312, SLG: 0.324 Justin Lehr R OBP: 0.328, SLG: 0.473	1-3 K		1-3 K		2-2 G6-3			2-0 F7		1	0	0	0	0	1	2											
Inning Stats	R: 0 E: 0 K: 2 S: 10	H: 1 LOB: 1 BB: 0 P: 15	R: 1 E: 0 K: 2 S: 16	H: 3 LOB: 2 BB: 0 P: 21	R: 0 E: 0 K: 1 S: 8	H: 0 LOB: 0 BB: 0 P: 11	R: 0 E: 0 K: 0 S: 5	H: 1 LOB: 0 BB: 0 P: 7	R: 0 E: 0 K: 1 S: 9	H: 0 LOB: 0 BB: 0 P: 15	R: 0 E: 0 K: 0 S: 6	H: 0 LOB: 0 BB: 0 P: 10	R: 0 E: 0 K: 0 S: 13	H: 1 LOB: 1 BB: 0 P: 22	R: 3 E: 0 K: 1 S: 20	H: 2 LOB: 0 BB: 0 P: 33	R: 1 E: 0 K: 1 S: 7	H: 1 LOB: 0 BB: 0 P: 11	1B: 4 2B: 4 3B: 0 HR: 1	SF: 0 SAC: 0 DP: 1 HBP: 1	WP: 1 PB: 0 SB: 1 CS: 0	PA: 36					
PITCHER	IP	WLS	BF	H	R	ER	SO	BB	IBB	HBP	BLK	WP	HR	S	P	ERA	WHIP										
61 Bronson Arroyo R ERA: 2.29	(1, 1)	7.0	W	26	6	1	1	6	0	0	0	0	0	67	101	1.29	0.857										
Mike Burns R ERA: 8.71	(8, 1)	1.0		6	2	3	3	1	0	0	1	0	1	20	33	27.00	2.000										
37 Brian Shacketford L ERA: 8.31	(9, 1)	1.0		4	1	1	1	1	0	0	0	0	1	7	11	9.00	1.000										

Milwaukee Brewers @ Cincinnati Reds
Great American Ball Park, Cincinnati, OH
Mon May 22 2006, 7:10 PM EDT
Att. 16,567 - Clear - 67 F

AB 35
R 5
H 9
RBI 4
BB 0
SO 8
LOB 12



Batter	1	2	3	4	5	6	7	8	9	AB	R	H	RBI	BB	SO	LOB	BOTTOM											
Felipe Lopez S OBP: 0.386, SLG: 0.427	4-2 4 1B HR	0-2 G4-3				4-1 4 1B HR	3-2 4 1B	1-3 K		4	3	1	0	2	2	0												
4 Brandon Phillips R OBP: 0.340, SLG: 0.469	1-0 HR	1-2 F8				2-0 HR	0-2 1B 1B	1-2 HR SF7		5	3	4	1	0	0	0												
Ken Griffey Jr. L OBP: 0.362, SLG: 0.487 6 Ryan Freel R OBP: 0.368, SLG: 0.287	1-0 HR		0-2 F9	3-0 F8		1-3 K	1-3 K			4	1	1	3	0	1	3												
Adam Dunn L OBP: 0.384, SLG: 0.577 Quinton McCracken S OBP: 0.289, SLG: 0.324	4-2 HR		2-3 K	2-1 G4-3		2-2 HR	2-1 1B			3	2	1	3	1	1	1												
Austin Kearns R OBP: 0.368, SLG: 0.527	3-2 HR		4-2 12 1B 26 2B			2-3 K	2-3 K	1-0 1B		4	2	2	2	1	2	0												
Scott Hatteberg L OBP: 0.412, SLG: 0.441	2-2 K		2-2 12 1B 26 2B	1-2 1B		1-1 2B	4-2 12 BB 26 2B	2-2 SF7		3	2	2	1	1	1	0												
12 Edwin Encarnación R OBP: 0.360, SLG: 0.480	2-3 K		2-1 26 2B	1-2 1B		2-2 F7	4-1 26 2B	3-H F9		4	1	1	0	1	1	3												
26 David Ross R OBP: 0.370, SLG: 0.638	0-2 L9		1-2 1B			2-3 K	1-0 2B	2-2 G5-3		5	0	2	4	0	1	1												
61 Bronson Arroyo R OBP: 0.133, SLG: 0.286 Mike Burns R OBP: 0.312, SLG: 0.324 Javier Valentin S OBP: 0.324 37 Brian Shacketford L ERA: 4.74	1-3 K		1-3 K			0-0 E1		0-0 F7		4	1	0	0	0	3	3												
Inning Stats	R: 5 E: 0 K: 2 S: 19	H: 3 LOB: 0 BB: 2 P: 36	R: 0 E: 0 K: 1 S: 11	H: 0 LOB: 0 BB: 0 P: 13	R: 2 E: 0 K: 2 S: 22	H: 3 LOB: 2 BB: 1 P: 35	R: 0 E: 0 K: 1 S: 7	H: 1 LOB: 1 BB: 0 P: 12	R: 0 E: 0 K: 2 S: 13	H: 1 LOB: 1 BB: 0 P: 20	R: 6 E: 1 K: 3 S: 22	H: 3 LOB: 1 BB: 3 P: 45	R: 2 E: 0 K: 1 S: 22	H: 4 LOB: 2 BB: 0 P: 34	R: 0 E: 0 K: 1 S: 9	H: 0 LOB: 0 BB: 0 P: 12	1B: 9 2B: 3 3B: 0 HR: 3	SF: 1 SAC: 0 DP: 0 HBP: 0	WP: 0 PB: 0 SB: 0 CS: 0	PA: 46								
PITCHER	IP	WLS	BF	H	R	ER	SO	BB	IBB	HBP	BLK	WP	HR	S	P	ERA	WHIP											
31 Dave Bush R ERA: 5.06	(1, 1)	4.0	L	22	7	7	7	6	3	0	0	0	0	1	30	53	21.60	3.000										
Chris Demaria R ERA: 5.93	(5, 1)	1.2		11	3	5	4	4	2	0	0	0	0	0	0	0	21.60	3.000										
Justin Lehr R ERA: 8.62	(6, 1)	1.1		10	5	3	2	2	1	0	0	0	0	0	27	46	13.50	4.500										
52 Jose Capellan R ERA: 4.74	(8, 1)	1.0		3	0	0	0	1	0	0	0	0	0	9	12	0.00	0.000											

Milwaukee Brewers @ Cincinnati Reds
Great American Ball Park, Cincinnati, OH
Mon May 22 2006, 7:10 PM EDT
Att. 16,567 - Clear - 67 F

AB 39
R 15
H 15
RBI 15
BB 6
SO 13
LOB 13



Batter	1	2	3	4	5	6	7	8	9	AB	R	H	RBI	BB	SO	LOB	TOP		
23 Rickie Weeks Jr., R OBP: 0.380, SLG: 0.447	4-0 G3-1 G4-3 BB		1-1 BB 2B	2-2 2H 1B			2-2 1B			3	1	3	0	1	0	0	Milwaukee Brewers @ Cincinnati Reds Great American Ball Park, Cincinnati, OH Tue May 23 2006, 7:10 PM EDT Att: 16,528 - Partly Cloudy - 72 F		
Brady Clark, R OBP: 0.373, SLG: 0.316	1-2 G4-3		1-2 G1-3		1-3 K		0-0 L8			4	0	0	0	0	1	3			
Geoff Jenkins, L OBP: 0.332, SLG: 0.453	1-1 G3-1		4-1 BB 2B		0-1 F8		0-3 K			3	1	0	0	1	1	2			
Carlos Lee, R OBP: 0.355, SLG: 0.577	1-1 P4		4-2 BB 2B		1-0 G6-3			0-0 G6-3		3	1	0	0	1	0	1			
28 Prince Fielder, L OBP: 0.378, SLG: 0.544		1-1 G3	0-0 1-H 2-H 3-H 2B		2-1 F9			1-1 G6-3 1B		4	0	2	3	0	0	0			
2 Bill Hall, R OBP: 0.331, SLG: 0.620		2-2 F8	3-2 K		1-3 K			0-1 G6-3		4	0	0	0	0	2	2			
47 Corey Koskie, L OBP: 0.371, SLG: 0.550		2-2 1B		2-2 23 1B 2B		1-0 FC6-4 1B			1-2 G4-3	4	0	3	0	0	0	0			
Chad Moeller, R OBP: 0.310, SLG: 0.396		0-0 F9		0-0 G6-3		0-2 FC6-4			1-0 L8	4	0	0	0	0	0	3			
Dana Eveland, L 57 Joe Winkelsas, R Jorge De La Rosa, L Jeff Cirillo, R Dan Kolb, R 12 Carlos Villanueva, R 18 Gabe Gross, R		2-2 G6-3		1-3 K		1-0 F9			1-3 K	2	0	0	0	0	1	1			
Inning Stats	R: 0 E: 0 K: 0 S: 8	H: 0 LOB: 1 BB: 1 P: 15	R: 0 E: 0 K: 0 S: 10	H: 1 LOB: 1 BB: 0 P: 15	R: 3 E: 0 K: 1 S: 15	H: 2 LOB: 2 BB: 0 P: 30	R: 0 E: 0 K: 1 S: 10	H: 2 LOB: 0 BB: 0 P: 15	R: 0 E: 0 K: 1 S: 11	H: 1 LOB: 1 BB: 0 P: 15	R: 0 E: 0 K: 0 S: 5	H: 1 LOB: 0 BB: 0 P: 6	R: 0 E: 0 K: 1 S: 8	H: 0 LOB: 0 BB: 0 P: 11	1B: 5 2B: 3 3B: 0 HR: 0	SF: 0 SAC: 0 DP: 1 HBP: 0		WP: 0 PB: 0 CS: 0	PA: 36
PITCHER	IP WLS BF H R ER SO BB IBB HBP BLK WP HR S P ERA WHIP	5.0 W 22 5 3 3 3 3 0 0 0 0 0 0 49 83 5.40 1.600	2.0 H 8 2 0 0 2 0 0 0 0 0 0 0 21 28 0.00 1.000	2.0 1 6 1 0 0 1 0 0 0 0 0 0 0 13 17 0.00 0.500															

AB	33
R	3
H	8
RBI	3
BB	3
SO	6
LOB	12



Batter	1	2	3	4	5	6	7	8	9	AB	R	H	RBI	BB	SO	LOB	BOTTOM			
Felipe Lopez, S OBP: 0.386, SLG: 0.432	3-2 G4-3	1-3 K2-3			0-0 4 1B HR	1-1 4 1B SF7 2B		1-3 K		5	2	2	0	0	2	1	Milwaukee Brewers @ Cincinnati Reds Great American Ball Park, Cincinnati, OH Tue May 23 2006, 7:10 PM EDT Att: 16,528 - Partly Cloudy - 72 F			
4 Brandon Phillips, R OBP: 0.342, SLG: 0.467	2-3 K		1-2 G6-3		2-2 HR 1B	0-0 S SF7 SF8 1B		1-1 F8		5	2	2	0	0	1	0				
Ken Griffey Jr., L OBP: 0.319, SLG: 0.549	2-2 1B 2B		2-2 G4-3		1-0 1-H 2-H HR	0-0 SF7		3-2 1B		4	2	3	4	0	0	0				
Rich Aurilia, R OBP: 0.327, SLG: 0.516	1-0 BB 2H 1B		4-0 BB		2-2 G6-3	2-2 SF8		1-3 K		3	0	1	2	1	1	1				
Adam Dunn, L OBP: 0.381, SLG: 0.566	4-0 1-2 BB		1-3 K		1-3 K	0-1 F8				3	0	0	0	1	2	1				
Austin Keams, R OBP: 0.371, SLG: 0.532	0-3 K			1-3 K	0-2 BB 12 HBP 1B		1-1 WP SF7 2B			4	1	2	0	0	2	2				
12 Edwin Encarnación, R OBP: 0.369, SLG: 0.451		1-0 F8		0-1 1B	2-0 1B 1-2 HBP		4-1 L6 WP BB			2	0	1	0	1	0	0				
Jason LaRue, R OBP: 0.329, SLG: 0.403		0-1 G5-3		2-2 P3	4-0 1-2 2-3 BB		2-1 SF7			2	0	0	1	1	0	1				
54 Elizardo Ramirez, S OBP: 0.222, SLG: 0.222 Scott Hatteberg, L Chris Hammond, L Javier Valentin, S 56 Todd Coffey, R		0-1 1B		1-3 K	2-2 G3		0-0 L6			2	0	1	0	0	1	1				
Inning Stats	R: 1 E: 0 K: 2 S: 14	H: 2 LOB: 2 BB: 1 P: 26	R: 0 E: 0 K: 1 S: 8	H: 1 LOB: 0 BB: 0 P: 10	R: 0 E: 0 K: 1 S: 9	H: 0 LOB: 1 BB: 1 P: 17	R: 0 E: 0 K: 2 S: 11	H: 1 LOB: 0 BB: 0 P: 15	R: 3 E: 0 K: 1 S: 19	H: 4 LOB: 3 BB: 1 P: 33	R: 2 E: 0 K: 0 S: 9	H: 2 LOB: 0 BB: 0 P: 12	R: 1 E: 0 K: 0 S: 6	H: 1 LOB: 0 BB: 1 P: 13	R: 0 E: 0 K: 2 S: 12	H: 1 LOB: 1 BB: 0 P: 18		1B: 8 2B: 4 3B: 0 HR: 1	SF: 3 SAC: 0 DP: 1 HBP: 1	WP: 1 PB: 0 SB: 1 CS: 0
PITCHER	IP WLS BF H R ER SO BB IBB HBP BLK WP HR S P ERA WHIP	4.2 L 25 8 4 4 7 2 0 1 0 0 0 0 3 9 7.71 2.143	0.1 2 0 0 0 0 0 1 0 0 0 0 0 0 3 9 0.00 3.000	1.0 5 2 2 2 0 0 0 0 0 0 0 0 6 12 18.00 2.000	1.0 4 1 1 1 0 1 0 0 0 0 1 0 6 13 9.00 2.000	1.0 4 1 0 0 2 0 0 0 0 0 0 0 12 18 0.00 1.000														



Batter	1	2	3	4	5	6	7	8	9	10	AB	R	H	RBI	BB	SO	LOB	TOP						
23 Ricke Weeks, Jr. R OBP: 0.387, SLG: 0.439	2-2 2 HR 1B		1-2 G5-4-3		1 SAFE 3-2 2B HBP		1-2 1B 1B		0-1 G1-3		4	3	2	0	0	0	1							
2 Bill Hall, R OBP: 0.325, SLG: 0.614	0-0 HR		1-3 K		1-2 F7		1-2 F9		0-0 G5-3		5	1	1	2	0	1	3							
Geoff Jenkins, L OBP: 0.337, SLG: 0.455	0-1 G6-4-3 1B			3-2 F8	1-0 2B		2-2 1B		0-2 G4-3		5	0	3	3	0	0	0							
Carlos Lee, R OBP: 0.367, SLG: 0.597	0-0 G6-4-3			0-1 47 BB 28 BB 1B	2-2 G5-3		2-0 F7		1-2 28 1B 2B		5	1	2	0	0	0	3							
28 Prince Fielder, L OBP: 0.376, SLG: 0.539	1-1 G6-3			4-1 47 BB 1B		0-0 G4-3 2B		1-3 K		1-0 1B	4	0	2	1	1	1	1							
47 Corey Koskie, L OBP: 0.365, SLG: 0.534		3-3 K		4-2 G6-4-3 BB		3-3 K		2-2 G4-3		1-3 K	4	0	0	0	1	3	2							
Damian Miller, R OBP: 0.375, SLG: 0.542		4-2 BB		0-0 G6-4-3 BB		2-0 G4-3		0-1 2B		0-0 F8	4	0	1	0	1	0	5							
Brady Clark, R OBP: 0.383, SLG: 0.322	0-0 G5-4-3			0-0 G5-4-3		4-1 23 HBP 2B BB		2-3 K		1-2 G6-3	3	1	0	0	2	1	3							
52 Jose Capellan, R	0-0 G5-4-3			0-0 G5-4-3		2-1 G4-3		3-2 P3			0	0	0	0	0	0	0							
Brian Shouse, L	1-2 1-2			1-2 1-2		0-2 K					3	0	1	0	0	1	3							
39 Chris Capuano, L OBP: 0.130, SLG: 0.174			2-2 G5-4-3 1B		1 SAFE 0-2 K	2-1 G4-3					1	0	0	0	0	0	1							
Jeff Cirillo, R OBP: 0.144, SLG: 0.500											0	0	0	0	0	0	0							
Matt Wise, R											0	0	0	0	0	0	0							
Derrick Turnbow, R											0	0	0	0	0	0	0							
18 Gabe Gross, L OBP: 0.318, SLG: 0.456											0	0	0	0	0	0	0							
Inning Stats	R: 2 E: 0 K: 0 S: 9	H: 3 LOB: 0 BB: 0 P: 12	R: 0 E: 0 K: 1 S: 10	H: 0 LOB: 0 BB: 1 P: 17	R: 0 E: 0 K: 1 S: 10	H: 1 LOB: 0 BB: 0 P: 14	R: 0 E: 0 K: 1 S: 9	H: 1 LOB: 2 BB: 2 P: 20	R: 0 E: 0 K: 1 S: 8	H: 1 LOB: 1 BB: 1 P: 24	R: 0 E: 0 K: 1 S: 8	H: 1 LOB: 2 BB: 1 P: 19	R: 1 E: 0 K: 1 S: 13	H: 2 LOB: 1 BB: 0 P: 22	R: 0 E: 0 K: 0 S: 7	H: 0 LOB: 0 BB: 0 P: 7	R: 1 E: 0 K: 1 S: 11	H: 2 LOB: 1 BB: 1 P: 15	1B: 7 2B: 4 3B: 0 HR: 1	SF: 0 SAC: 0 DP: 4 HBP: 1	WP: 1 PB: 0 SB: 1 CS: 0	PA: 44		
PITCHER	IP WLS BF H R ER SO ERA WHIP	IP WLS BF H R ER SO ERA WHIP	IP WLS BF H R ER SO ERA WHIP	IP WLS BF H R ER SO ERA WHIP	IP WLS BF H R ER SO ERA WHIP	IP WLS BF H R ER SO ERA WHIP	IP WLS BF H R ER SO ERA WHIP	IP WLS BF H R ER SO ERA WHIP	IP WLS BF H R ER SO ERA WHIP	IP WLS BF H R ER SO ERA WHIP	IP WLS BF H R ER SO ERA WHIP	IP WLS BF H R ER SO ERA WHIP	IP WLS BF H R ER SO ERA WHIP	IP WLS BF H R ER SO ERA WHIP	IP WLS BF H R ER SO ERA WHIP	IP WLS BF H R ER SO ERA WHIP	IP WLS BF H R ER SO ERA WHIP	IP WLS BF H R ER SO ERA WHIP	IP WLS BF H R ER SO ERA WHIP	IP WLS BF H R ER SO ERA WHIP	IP WLS BF H R ER SO ERA WHIP	IP WLS BF H R ER SO ERA WHIP	IP WLS BF H R ER SO ERA WHIP	IP WLS BF H R ER SO ERA WHIP
Cory Lidle, R ERA: 4.92	6.0	0.2	1.1	1.0	1.0	1.0	1.0	1.0	1.0	1.0	6.0	0.2	1.1	1.0	1.0	1.0	1.0	6.0	1.833					
Geoff Geary, R ERA: 3.96	7.1	0.2	1.1	1.0	1.0	1.0	1.0	1.0	1.0	1.0	7.1	0.2	1.1	1.0	1.0	1.0	1.0	7.1	3.000					
Aaron Fultz, L ERA: 3.9	7.1	1.1	5	1	0	0	2	0	0	0	7.1	1.1	5	1	0	0	2	7.1	0.750					
Clay Condrey, R ERA: 3.0	9.1	1.0	3	0	0	0	0	0	0	0	9.1	1.0	3	0	0	0	0	9.1	0.000					
45 Tom Gordon, R ERA: 1.71	10.1	1.0	L	5	2	1	1	1	0	0	10.1	1.0	L	5	2	1	1	10.1	9.000					

Milwaukee Brewers @ Philadelphia Phillies
Citizens Bank Park, Philadelphia, PA
Fri May 26 2006, 7:05 PM EDT
Att. 43,852 - Partly Cloudy - 78 F

AB 38
R 6
H 12
RBI 6
BB 5
SO 7
LOB 22



Batter	1	2	3	4	5	6	7	8	9	10	AB	R	H	RBI	BB	SO	LOB	BOTTOM						
8 Shane Victorino, S OBP: 0.389, SLG: 0.534	1-3 K		2-3 K		1-1 F8			3-3 K		1-1 26 2B 1B	5	0	1	0	0	3	0							
26 Chase Utley, L OBP: 0.401, SLG: 0.549	3-2 F9		1-1 G3-1			1-3 K		1-3 K		1 SAFE 0-2 1B	5	0	1	0	0	2	0							
Bobby Abreu, L OBP: 0.455, SLG: 0.514	1-2 1B			3-2 E8 HR 2B		3-3 K		4-2 2B 6 2B BB		4-0 1B	3	2	2	0	2	1	0							
Pat Burrell, R OBP: 0.415, SLG: 0.593	2-2 F7			1-1 HR		1-1 2B		2-2 6 2B 2B		0-2 F8	4	1	3	2	0	0	1							
Chris Roberson, S OBP: 0.077, SLG: 0.077	10.7 SAFE			0-0 L9		1-0 G6-3		0-1 11 G3-1 L5 2B			4	1	2	2	0	0	1							
6 Ryan Howard, L OBP: 0.353, SLG: 0.586		0-2 11 1B 1B		0-2 G5-3			0-0 B1-3		0-1 G3-1		4	0	1	0	0	0	1							
11 Jimmy Rollins, S OBP: 0.303, SLG: 0.358		1-0 1B 1B		0-2 G5-3			2-2 F7		0-2 L5		4	0	1	1	0	0	2							
David Bell, R OBP: 0.333, SLG: 0.415		0-2 51 G4-6-3 1B		1-0 F9			1-1 F8		3-3		4	0	1	1	0	0	2							
51 Carlos Ruiz, R OBP: 0.162, SLG: 0.143		2-2 G4-6-3			0-1 F9		1-1 F8			3-2 G4-3	3	0	0	0	0	0	1							
Abraham Nunez, S OBP: 0.182, SLG: 0.185											1	0	0	0	0	0	0							
Cory Lidle, R ERA: 4.92	7.1	1.0	1.1	1.0	1.0	1.0	1.0	1.0	1.0	1.0	7.1	1.0	1.1	1.0	1.0	1.0	1.0	7.1	3.960					
Geoff Geary, R ERA: 3.96	7.1	1.0	1.1	1.0	1.0	1.0	1.0	1.0	1.0	1.0	7.1	1.0	1.1	1.0	1.0	1.0	1.0	7.1	3.000					
Aaron Fultz, L ERA: 3.9	7.1	1.1	5	1	0	0	2	0	0	0	7.1	1.1	5	1	0	0	2	7.1	0.750					
Clay Condrey, R ERA: 3.0	9.1	1.0	3	0	0	0	0	0	0	0	9.1	1.0	3	0	0	0	0	9.1	0.000					
45 Tom Gordon, R ERA: 1.71	10.1	1.0	L	5	2	1	1	1	0	0	10.1	1.0	L	5	2	1	1	10.1	9.000					
39 Chris Capuano, L ERA: 2.88	7.0	0.2	1.1	1.0	1.0	1.0	1.0	1.0	1.0	1.0	7.0	0.2	1.1	1.0	1.0	1.0	1.0	7.0	1.000					
Matt Wise, R ERA: 2.76	8.1	1.0	H	3	0	0	0	3	0	0	8.1	1.0	H	3	0	0	0	8.1	0.000					
Derrick Turnbow, R ERA: 3.86	9.1	1.0	W	5	2	2	2	0	1	0	9.1	1.0	W	5	2	2	0	9.1	3.000					
52 Jose Capellan, R ERA: 4.62	10.1	0.2	H	3	1	0	0	0	0	0	10.1	0.2	H	3	1	0	0	10.1	1.500					
Brian Shouse, L ERA: 3.96	10.1	0.1	S	3	1	0	0	0	0	1	10.1	0.1	S	3	1	0	0	10.1	3.000					
Inning Stats	R: 0 E: 0 K: 1 S: 13	H: 1 LOB: 1 BB: 0 P: 20	R: 1 E: 0 K: 0 S: 12	H: 3 LOB: 0 BB: 0 P: 15	R: 0 E: 0 K: 1 S: 9	H: 0 LOB: 0 BB: 0 P: 13	R: 2 E: 1 K: 0 S: 10	H: 2 LOB: 0 BB: 0 P: 15	R: 0 E: 0 K: 0 S: 8	H: 0 LOB: 0 BB: 0 P: 10	R: 0 E: 0 K: 2 S: 7	H: 1 LOB: 1 BB: 0 P: 15	R: 0 E: 0 K: 0 S: 7	H: 0 LOB: 0 BB: 0 P: 10	R: 0 E: 0 K: 3 S: 9	H: 0 LOB: 0 BB: 0 P: 14	R: 2 E: 0 K: 0 S: 13	H: 2 LOB: 3 BB: 1 P: 21	R: 0 E: 0 K: 0 S: 13	H: 2 LOB: 3 BB: 1 P: 21	1B: 5 2B: 6 3B: 0 HR: 1	SF: 0 SAC: 0 DP: 2 HBP: 1	WP: 0 PB: 0 SB: 0 CS: 0	PA: 40
PITCHER	IP WLS BF H R ER SO ERA WHIP	IP WLS BF H R ER SO ERA WHIP	IP WLS BF H R ER SO ERA WHIP	IP WLS BF H R ER SO ERA WHIP	IP WLS BF H R ER SO ERA WHIP	IP WLS BF H R ER SO ERA WHIP	IP WLS BF H R ER SO ERA WHIP	IP WLS BF H R ER SO ERA WHIP	IP WLS BF H R ER SO ERA WHIP	IP WLS BF H R ER SO ERA WHIP	IP WLS BF H R ER SO ERA WHIP	IP WLS BF H R ER SO ERA WHIP	IP WLS BF H R ER SO ERA WHIP	IP WLS BF H R ER SO ERA WHIP	IP WLS BF H R ER SO ERA WHIP	IP WLS BF H R ER SO ERA WHIP	IP WLS BF H R ER SO ERA WHIP	IP WLS BF H R ER SO ERA WHIP	IP WLS BF H R ER SO ERA WHIP	IP WLS BF H R ER SO ERA WHIP	IP WLS BF H R ER SO ERA WHIP	IP WLS BF H R ER SO ERA WHIP	IP WLS BF H R ER SO ERA WHIP	IP WLS BF H R ER SO ERA WHIP


Milwaukee Brewers @ Philadelphia Phillies
Citizens Bank Park, Philadelphia, PA
Fri May 26 2006, 7:05 PM EDT
Att. 43,852 - Partly Cloudy - 78 F

AB 38
R 5
H 11
RBI 5
BB 2
SO 7
LOB 9



Batter	1	2	3	4	5	6	7	8	9	AB	R	H	RBI	BB	SO	LOB	TOP					
23 Rickie Weeks Jr. R OBP: 0.393, SLG: 0.462										5	1	3	0	0	0	1	Milwaukee Brewers @ Pittsburgh Pirates PNC Park, Pittsburgh, PA Mon May 29 2006, 7:05 PM EDT Att: 17,561 - Partly Cloudy - 83 F					
Jeff Cirillo, R OBP: 0.431, SLG: 0.508										5	1	2	1	0	1	2						
Geoff Jenkins, L Chris Mabeus, R 57 Joe Winkelsas, R										3	0	0	0	0	1	4						
Carlos Lee, R 18 Gabe Gross, L										3	0	1	0	0	0	2						
28 Prince Fielder, L										4	1	2	2	0	1	2						
2 Bill Hall, R										3	0	1	0	1	0	1						
Damian Miller, R										4	0	0	0	0	1	2						
Brady Clark, R										4	0	1	0	0	1	0						
Doug Davis, R Geremi Gonzalez, R 1 Corey Hart, R										2	0	0	0	0	0	1						
										2	0	1	0	0	0	0						
Inning Stats	R: 2 E: 0 K: 1 S: 18	H: 3 LOB: 1 BB: 0 P: 26	R: 0 E: 0 K: 1 S: 7	H: 0 LOB: 0 BB: 0 P: 12	R: 0 E: 0 K: 2 S: 12	H: 2 LOB: 2 BB: 0 P: 16	R: 0 E: 0 K: 0 S: 10	H: 2 LOB: 1 BB: 0 P: 14	R: 0 E: 0 K: 0 S: 5	H: 0 LOB: 1 BB: 0 P: 10	R: 1 E: 0 K: 0 S: 6	H: 1 LOB: 1 BB: 0 P: 8	R: 0 E: 0 K: 0 S: 9	H: 2 LOB: 1 BB: 0 P: 14	R: 0 E: 0 K: 1 S: 7	H: 0 LOB: 1 BB: 1 P: 12	R: 0 E: 0 K: 1 S: 9	H: 1 LOB: 1 BB: 0 P: 11	1B: 8 2B: 2 3B: 0 HR: 1	SF: 0 SAC: 0 DP: 2 HBP: 1	WP: 0 PB: 0 CS: 0	PA: 38
PITCHER	IP WLS BF H R ER SO BB IBB HBP BLK WP HR S P ERA WHIP	IP WLS BF H R ER SO BB IBB HBP BLK WP HR S P ERA WHIP																				
57 Zach Duke, L ERA: 4.27	(1, 1) 7.2 W 33 10 3 3 5 1 0 1 0 0 1 72 110 3.52 1.435																					
55 Matt Capps, R ERA: 4.74	(8, 1) 1.1 5 1 0 0 1 0 0 0 0 0 0 0 11 13 0.00 0.750																					

Batter	1	2	3	4	5	6	7	8	9	AB	R	H	RBI	BB	SO	LOB	BOTTOM			
José Bautista, R OBP: 0.366, SLG: 0.509										5	3	3	2	1	0	3	Milwaukee Brewers @ Pittsburgh Pirates PNC Park, Pittsburgh, PA Mon May 29 2006, 7:05 PM EDT Att: 17,561 - Partly Cloudy - 83 F			
2 Jack Wilson, R OBP: 0.343, SLG: 0.452										6	2	3	1	0	0	1				
Sean Casey, L 13 Nate McLouth, L										4	2	3	3	1	0	0				
Jason Bay, R José Hernández, R										5	0	1	0	0	1	5				
Craig Wilson, R OBP: 0.369, SLG: 0.538										4	2	2	1	1	2	1				
12 Freddy Sanchez, R OBP: 0.361, SLG: 0.490										4	2	3	1	0	1	1				
Jose Castillo, R OBP: 0.335, SLG: 0.421										4	1	2	3	1	0	3				
26 Ronny Paulino, R OBP: 0.364, SLG: 0.396										3	1	0	1	2	0	5				
57 Zach Duke, L 55 Matt Capps, R										4	0	1	1	0	3	1				
										0	1	0	0	1	0	0				
Inning Stats	R: 5 E: 1 K: 1 S: 19	H: 5 LOB: 2 BB: 2 P: 38	R: 0 E: 0 K: 0 S: 4	H: 0 LOB: 0 BB: 0 P: 6	R: 1 E: 0 K: 1 S: 12	H: 3 LOB: 1 BB: 0 P: 16	R: 2 E: 0 K: 2 S: 19	H: 3 LOB: 1 BB: 0 P: 28	R: 0 E: 0 K: 1 S: 8	H: 0 LOB: 0 BB: 0 P: 11	R: 2 E: 0 K: 0 S: 20	H: 3 LOB: 3 BB: 2 P: 37	R: 0 E: 0 K: 1 S: 13	H: 1 LOB: 2 BB: 1 P: 21	R: 4 E: 0 K: 1 S: 14	H: 3 LOB: 1 BB: 2 P: 25	1B: 11 2B: 6 3B: 0 HR: 2	SF: 1 SAC: 0 DP: 1 HBP: 0	WP: 3 PB: 0 CS: 0	PA: 48
PITCHER	IP WLS BF H R ER SO BB IBB HBP BLK WP HR S P ERA WHIP	IP WLS BF H R ER SO BB IBB HBP BLK WP HR S P ERA WHIP																		
Doug Davis, L ERA: 5.59	(1, 1) 3.0 L 21 11 8 7 2 2 0 0 0 0 0 1 39 65 6.00 1.667																			
Geremi Gonzalez, R ERA: 7.41	(4, 1) 3.0 14 3 2 2 3 2 0 0 0 0 0 1 39 65 6.00 1.667																			
Chris Mabeus, R ERA: 21.6	(7, 1) 1.2 12 4 4 4 2 3 0 0 0 0 2 1 26 44 21.60 4.200																			
57 Joe Winkelsas, R ERA: 3.38	(8, 1) 0.1 1 0 0 0 0 0 0 0 0 0 0 0 1 2 0.00 0.000																			

Batter	1	2	3	4	5	6	7	8	9	AB	R	H	RBI	BB	SO	LOB	TOP			
23 Rickie Weeks Jr. R OBP: 0.390, SLG: 0.457	1-1 G6-4-3 1B		1-3 K			2-3 K		0-3 K		4	0	1	0	0	3	2	Milwaukee Brewers @ Pittsburgh Pirates PNC Park, Pittsburgh, PA Tue May 30 2006, 7:05 PM EDT Att: 14,300 - Partly Cloudy - 86 F			
2 Bill Hall R OBP: 0.320, SLG: 0.594	3-2 G6-4-3 1-2			3-1 G6-3		4-1 1B 1-2 BB		0-0 F9		3	0	0	0	1	0	2				
Geoff Jenkins L OBP: 0.332, SLG: 0.438	2-3 K			1-1 P6		1-2 1-3 2-H 1B			1-0 F7	4	0	1	1	0	1	0				
Carlos Lee R OBP: 0.353, SLG: 0.575		1-2 G5-3		0-1 G5-3		0-1 G6-3			0-0 G4-3	4	0	0	0	0	0	2				
28 Prince Fielder L OBP: 0.377, SLG: 0.554		2-1 G3			3-2 F9		0-3 K		1-1 2B	4	0	1	0	0	1	0				
47 Corey Koskie L OBP: 0.356, SLG: 0.528		4-2 BB			0-2 G4-3		0-0 G4-3		0-0 G4-3	3	0	0	0	1	0	1				
Damian Miller R OBP: 0.361, SLG: 0.508		2-1 F7			2-0 G6-3		3-3 K			3	0	0	0	0	1	1				
Brady Clark R OBP: 0.392, SLG: 0.344			3-2 G5-3			1-1 2 BB 1B		0-1 F8		3	1	1	0	0	0	0				
Jorge De La Rosa L 57 Joe Winkelsas R 18 Gabe Gross L 52 Jose Capellan R 1 Corey Hart R Brian Shouse L			1-3 K			1-3 K		2-1 1B		1	0	0	0	0	1	0				
										1	0	0	0	0	1	0				
Inning Stats	R: 0 E: 0 K: 1 S: 8	H: 1 LOB: 0 BB: 0 P: 14	R: 0 E: 0 K: 0 S: 10	H: 0 LOB: 1 BB: 1 P: 19	R: 0 E: 0 K: 2 S: 9	H: 0 LOB: 0 BB: 0 P: 14	R: 0 E: 0 K: 0 S: 6	H: 0 LOB: 0 BB: 0 P: 10	R: 0 E: 0 K: 2 S: 14	H: 0 LOB: 0 BB: 0 P: 14	R: 0 E: 0 K: 2 S: 7	H: 0 LOB: 0 BB: 0 P: 10	R: 0 E: 0 K: 1 S: 8	H: 1 LOB: 1 BB: 0 P: 10	R: 0 E: 0 K: 0 S: 5	H: 1 LOB: 1 BB: 0 P: 7	1B: 4 2B: 1 3B: 0 HR: 0	SF: 0 SAC: 0 DP: 1 HBP: 0	WP: 0 PB: 0 CS: 0	PA: 33
PITCHER	IP WLS BF H R ER SO BB IBB HBP BLK WP HR S P ERA WHIP																			
Victor Santos R ERA: 4.84	(1, 1) 6.0 W 22 3 1 1 5 2 0 0 0 0 0 0 56 94 1.50 0.833																			
Damaso Marte L ERA: 3.0	(7, 1) 1.0 3 0 0 0 2 0 0 0 0 0 0 0 8 10 0.00 0.000																			
Roberto Hernandez R ERA: 2.01	(8, 1) 1.0 4 1 0 0 1 0 0 0 0 0 0 0 8 10 0.00 1.000																			
34 John Grabow L ERA: 5.23	(9, 1) 1.0 4 1 0 0 0 0 0 0 0 0 0 0 5 7 0.00 1.000																			

Batter	1	2	3	4	5	6	7	8	9	AB	R	H	RBI	BB	SO	LOB	BOTTOM			
José Bautista R OBP: 0.368, SLG: 0.508	1-3 K		2-2 F7	4-1 FC6-4 BB		2-2 2B	1-1 F7			4	1	1	0	1	1	0	Milwaukee Brewers @ Pittsburgh Pirates PNC Park, Pittsburgh, PA Tue May 30 2006, 7:05 PM EDT Att: 14,300 - Partly Cloudy - 86 F			
2 Jack Wilson R OBP: 0.349, SLG: 0.462	1-0 2B		2-2 2B	1-1 FC6-4 G3 1B		0-2 G3 2-H 1B		2-1 L8		5	2	3	1	0	0	1				
Sean Casey L OBP: 0.419, SLG: 0.641	4-2 BB		2-2 12 1B	1-1 G3		0-0 G3		3-1 41 1B		3	1	1	1	1	0	2				
José Hernández R OBP: 0.226, SLG: 0.240			1-H 2B	2-3 1B		2-3 K		2-2 F8		1	1	1	0	0	0	0				
Jason Bay R OBP: 0.425, SLG: 0.596	1-3 K		2-2 K	2-1 1B		0-3 K		2-2 F8		5	0	1	1	0	3	5				
34 John Grabow L ERA: 5.23			3-H 1B			1-3 K		2-2 F8		0	0	0	0	0	0	0				
Craig Wilson R OBP: 0.367, SLG: 0.528	2-3 K		4-1 12 1B	0-1 F9		1-3 K		2-2 12 1B		3	1	0	0	1	2	4				
Roberto Hernandez R ERA: 2.01			1-H BB			0-1 K		1-2 1B		0	0	0	0	0	0	0				
41 Ryan Doumit S OBP: 0.291, SLG: 0.449			12 1B					1-2 1B		1	1	1	0	0	0	0				
12 Freddy Sanchez R OBP: 0.374, SLG: 0.506		0-0 F9	0-0 HR	1-3 2-H 1B		1-0 26 G6-4-3 BB		0-2 2B		5	2	4	2	0	0	0				
Jose Castillo R OBP: 0.353, SLG: 0.474		0-1 HR	2-1 HR	1-1 HR		4-0 26 G6-4-3 BB		2-2 26 G6-3 13 SF8		4	3	4	6	1	0	0				
26 Ronny Paulino R OBP: 0.357, SLG: 0.388		1-0 G5-3	2-2 1B		0-1 G6-4-3		2-1 G6-3		1-1 FC5-4	5	0	1	0	0	0	5				
Victor Santos R OBP: 0.100, SLG: 0.100		0-3 K	0-3 K		1-2 G1-3		0-0 SF8			3	0	0	0	0	2	2				
Damaso Marte L ERA: 3.86										0	0	0	0	0	0	0				
13 Nate McLouth L OBP: 0.317, SLG: 0.360										0	0	0	1	0	0	0				
Inning Stats	R: 0 E: 0 K: 3 S: 12	H: 1 LOB: 2 BB: 1 P: 21	R: 1 E: 0 K: 1 S: 7	H: 1 LOB: 0 BB: 0 P: 8	R: 5 E: 0 K: 2 S: 27	H: 5 LOB: 1 BB: 1 P: 43	R: 1 E: 1 K: 0 S: 9	H: 1 LOB: 1 BB: 1 P: 17	R: 0 E: 0 K: 0 S: 6	H: 1 LOB: 1 BB: 1 P: 12	R: 1 E: 0 K: 2 S: 17	H: 2 LOB: 1 BB: 0 P: 20	R: 2 E: 0 K: 0 S: 12	H: 2 LOB: 0 BB: 0 P: 17	R: 2 E: 0 K: 0 S: 17	H: 4 LOB: 2 BB: 0 P: 30	1B: 10 2B: 5 3B: 0 HR: 2	SF: 1 SAC: 0 DP: 1 HBP: 0	WP: 0 PB: 0 CS: 0	PA: 44
PITCHER	IP WLS BF H R ER SO BB IBB HBP BLK WP HR S P ERA WHIP																			
Jorge De La Rosa L ERA: 3.31	(1, 1) 3.0 L 18 7 6 6 6 2 0 0 0 0 0 0 2 46 72 4.50 2.000																			
57 Joe Winkelsas R ERA: 3.86	(4, 1) 2.0 9 2 1 1 0 2 0 0 0 0 0 0 15 29 4.50 2.000																			
52 Jose Capellan R ERA: 6.45	(6, 1) 2.0 10 4 3 3 2 0 0 0 0 0 0 0 29 37 13.50 2.000																			
Brian Shouse L ERA: 5.63	(8, 1) 1.0 7 4 2 2 0 0 0 0 0 0 0 0 17 30 18.00 4.000																			



Batter	1	2	3	4	5	6	7	8	9	AB	R	H	RBI	BB	SO	LOB	TOP					
Brady Clark, R OBP: 0.389, SLG: 0.342 (1, 8)										4	0	1	0	0	0	3	Milwaukee Brewers @ Pittsburgh Pirates PNC Park, Pittsburgh, PA Wed May 31 2006, 7:05 PM EDT Att: 15,434 - Partly Cloudy - 84 F livebaseballscorecards.com					
Jeff Cirillo, R OBP: 0.420, SLG: 0.538 (1, 4)										4	1	1	1	0	0	1						
Geoff Jenkins, L OBP: 0.326, SLG: 0.430 (1, 9)										4	0	0	0	0	0	1						
Carlos Lee, R OBP: 0.346, SLG: 0.563 (1, 7)										4	0	0	0	0	1	1						
28 Prince Fielder, L OBP: 0.370, SLG: 0.543 (1, 3)										4	0	0	0	0	0	0						
2 Bill Hall, R OBP: 0.320, SLG: 0.595 (1, 6)										3	0	1	0	0	0	0						
47 Corey Koskie, L OBP: 0.356, SLG: 0.521 (1, 5)										2	0	0	0	1	1	0						
Damian Miller, R OBP: 0.360, SLG: 0.500 (1, 2)										2	0	0	0	1	1	0						
39 Chris Capuano, L OBP: 0.120, SLG: 0.160 ERA: 5.52 Dan Kolb, R ERA: 4.89 18 Gabe Gross, L OBP: 0.314, SLG: 0.443 ERA: 4.56 Derrick Turnbow, R ERA: 2.66										2	0	0	0	0	1	3						
Inning Stats	R: 0 E: 0 K: 0 S: 11	H: 1 LOB: 1 BB: 0 P: 15	R: 0 E: 0 K: 0 S: 8	H: 0 LOB: 0 BB: 0 P: 11	R: 0 E: 0 K: 1 S: 8	H: 0 LOB: 0 BB: 0 P: 11	R: 0 E: 0 K: 0 S: 10	H: 0 LOB: 0 BB: 0 P: 16	R: 0 E: 0 K: 0 S: 9	H: 1 LOB: 3 BB: 2 P: 22	R: 1 E: 0 K: 1 S: 9	H: 1 LOB: 0 BB: 0 P: 13	R: 0 E: 0 K: 2 S: 7	H: 0 LOB: 0 BB: 0 P: 12	R: 0 E: 0 K: 0 S: 6	H: 0 LOB: 0 BB: 0 P: 10	R: 0 E: 0 K: 0 S: 7	H: 0 LOB: 0 BB: 0 P: 8	1B: 1 2B: 1 3B: 0 HR: 1	SF: 0 SAC: 0 DP: 0 HBP: 0	WP: 0 PB: 0 CS: 0	PA: 32
PITCHER	IP	WLS	BF	H	R	ER	SO	BB	IBB	HBP	BLK	WP	HR	S	P	ERA	WHIP					
45 Ian Snell, R ERA: 5.52	6.0	W	23	3	1	1	2	2	0	0	0	0	1	55	88	1.50	0.833					
16 Salomon Torres, R ERA: 4.89	1.0		3	0	0	0	2	0	0	0	0	0	0	7	12	0.00	0.000					
55 Matt Capps, R ERA: 4.56	1.0		3	0	0	0	0	0	0	0	0	0	0	6	10	0.00	0.000					
Michael Gonzalez, L ERA: 2.66	1.0		3	0	0	0	0	0	0	0	0	0	0	7	8	0.00	0.000					

Batter	1	2	3	4	5	6	7	8	9	AB	R	H	RBI	BB	SO	LOB	BOTTOM				
José Bautista, R OBP: 0.358, SLG: 0.477 (1, 8)										4	0	0	0	1	3	3	Milwaukee Brewers @ Pittsburgh Pirates PNC Park, Pittsburgh, PA Wed May 31 2006, 7:05 PM EDT Att: 15,434 - Partly Cloudy - 84 F livebaseballscorecards.com				
2 Jack Wilson, R OBP: 0.346, SLG: 0.455 (1, 6)										5	0	1	0	0	0	4					
Sean Casey, L OBP: 0.417, SLG: 0.682 (1, 3)										5	1	2	1	0	1	1					
Jason Bay, R OBP: 0.422, SLG: 0.604 (1, 7)										4	1	1	1	0	0	2					
Craig Wilson, R OBP: 0.359, SLG: 0.515 ERA: 4.56 55 Matt Capps, R ERA: 4.56 Michael Gonzalez, R ERA: 2.66										4	0	0	0	0	1	2					
12 Freddy Sanchez, R OBP: 0.383, SLG: 0.519 (1, 5)										4	3	3	0	0	0	0					
Jose Castillo, R OBP: 0.361, SLG: 0.494 (1, 4)										3	1	2	2	1	0	0					
26 Ronny Paulino, R OBP: 0.354, SLG: 0.383 (1, 2)										4	0	1	1	0	1	3					
45 Ian Snell, R OBP: 0.067, SLG: 0.067 ERA: 3.33 16 Salomon Torres, R ERA: 2.67 13 Nate McLouth, L OBP: 0.322, SLG: 0.365 (8, 9)										3	0	1	1	0	2	2					
Inning Stats	R: 0 E: 0 K: 2 S: 14	H: 2 LOB: 2 BB: 0 P: 17	R: 2 E: 0 K: 1 S: 15	H: 2 LOB: 0 BB: 0 P: 23	R: 0 E: 0 K: 0 S: 6	H: 0 LOB: 0 BB: 0 P: 7	R: 1 E: 0 K: 1 S: 16	H: 3 LOB: 3 BB: 1 P: 28	R: 3 E: 1 K: 2 S: 17	H: 4 LOB: 2 BB: 1 P: 26	R: 0 E: 0 K: 0 S: 5	H: 0 LOB: 0 BB: 0 P: 8	R: 0 E: 0 K: 0 S: 6	H: 0 LOB: 1 BB: 0 P: 11	R: 0 E: 0 K: 2 S: 11	H: 1 LOB: 1 BB: 0 P: 16	1B: 8 2B: 1 3B: 0 HR: 3	SF: 0 SAC: 0 DP: 0 HBP: 0	WP: 0 PB: 0 CS: 0	PA: 39	
PITCHER	IP	WLS	BF	H	R	ER	SO	BB	IBB	HBP	BLK	WP	HR	S	P	ERA	WHIP				
39 Chris Capuano, L ERA: 3.33	6.0	L	31	11	6	6	6	1	1	0	0	0	3	73	109	9.00	2.000				
Dan Kolb, R ERA: 2.67	1.0		4	0	0	0	0	0	0	0	0	0	0	6	11	0.00	0.000				
Derrick Turnbow, R ERA: 3.52	1.0		4	1	0	0	2	0	0	0	0	0	0	11	16	0.00	1.000				

Batter	1	2	3	4	5	6	7	8	9	AB	R	H	RBI	BB	SO	LOB	TOP								
23 Ricke Weeks Jr. R OBP: 0.387, SLG: 0.449	F7		FC5-4		F9		CS HBP			3	0	0	0	0	0	2	Milwaukee Brewers @ Pittsburgh Pirates PNC Park, Pittsburgh, PA Thu Jun 01 2006, 12:35 PM EDT Att: 12,899 - Cloudy - 85 F								
Jeff Cirillo, R OBP: 0.411, SLG: 0.522	G6-3		K		1B		CS	F7		4	0	1	1	0	1										
2 Bill Hall, R OBP: 0.324, SLG: 0.593	G6-3				1B			F8		4	1	2	0	0	0										
Carlos Lee, R OBP: 0.349, SLG: 0.577					1B			HR		4	1	2	1	0	1	3									
28 Prince Fielder, L OBP: 0.364, SLG: 0.532	P5							P4		4	0	0	0	0	2										
1 Cory Hart, R OBP: 0.438, SLG: 0.467										3	0	2	1	1	0	0									
Chad Moeller, R OBP: 0.303, SLG: 0.393	L5-3				2B			2B		4	0	1	0	0	4										
Brady Clark, R OBP: 0.391, SLG: 0.345					1B					4	1	2	0	0	2	1									
31 Dave Bush, R OBP: 0.174, SLG: 0.174					1B					2	0	0	0	0	1	1									
Matt Wise, R										0	0	0	0	0	0	0									
47 Corey Koskie, L OBP: 0.354, SLG: 0.517					SH1-4					1	0	0	0	0	1	1									
Derrick Turnbow, R										0	0	0	0	0	0	0									
Inning Stats	R: 0 E: 0 K: 0 S: 7	H: 0 LOB: 0 BB: 0 P: 12	R: 0 E: 0 K: 0 S: 7	H: 1 LOB: 1 BB: 1 P: 15	R: 0 E: 0 K: 2 S: 10	H: 1 LOB: 1 BB: 0 P: 14	R: 1 E: 0 K: 1 S: 10	H: 2 LOB: 1 BB: 0 P: 15	R: 1 E: 0 K: 0 S: 10	H: 3 LOB: 2 BB: 0 P: 14	R: 0 E: 0 K: 0 S: 3	H: 1 LOB: 0 BB: 0 P: 5	R: 0 E: 0 K: 1 S: 9	H: 0 LOB: 0 BB: 0 P: 12	R: 1 E: 0 K: 0 S: 17	H: 1 LOB: 1 BB: 0 P: 24	R: 0 E: 0 K: 2 S: 13	H: 1 LOB: 1 BB: 0 P: 18	1B: 7 2B: 3 3B: 0 HR: 1	SF: 0 SAC: 1 DP: 1 HBP: 1	WP: 1 PB: 0 CS: 1	PA: 38			
PITCHER	IP	WLS	BF	H	R	ER	SO	BB	IBB	HBP	BLK	WP	HR	S	P	ERA	WHIP								
28 Paul Maholm, L ERA: 4.38	7.0	2	28	8	2	2	4	1	0	1	0	1	0	56	87	2.57	1.286								
Roberto Hernandez, R ERA: 2.31	1.0	4	1	1	1	0	0	0	0	0	0	0	1	17	24	9.00	1.000								
55 Matt Capps, R ERA: 4.44	0.2	3	1	0	0	0	1	0	0	0	0	0	0	10	13	0.00	1.500								
34 John Grabow, L ERA: 5.14	0.1	W	1	0	0	0	1	0	0	0	0	0	0	3	5	0.00	0.000								

AB	33
R	3
H	10
RBI	3
BB	1
SO	6
LOB	15



Batter	1	2	3	4	5	6	7	8	9	AB	R	H	RBI	BB	SO	LOB	BOTTOM								
13 Nate McLouth, L OBP: 0.313, SLG: 0.354	G4-3		K			F7		F9		4	0	0	0	0	1	1	Milwaukee Brewers @ Pittsburgh Pirates PNC Park, Pittsburgh, PA Thu Jun 01 2006, 12:35 PM EDT Att: 12,899 - Cloudy - 85 F								
2 Jack Wilson, R OBP: 0.338, SLG: 0.445	G4-3				B1-3	F7		L5		4	0	0	0	0	1										
Sean Casey, L OBP: 0.385, SLG: 0.625	G4-3				F7	G4-3		F8		4	0	0	0	0	1										
Jason Bay, R OBP: 0.415, SLG: 0.592					G6-3			F8		4	0	0	0	0	0										
Jeremy Burnitz, L OBP: 0.293, SLG: 0.427										3	2	2	0	1	0	0									
José Hernández, R OBP: 0.226, SLG: 0.240										0	1	0	0	0	0	0									
12 Freddy Sanchez, R OBP: 0.391, SLG: 0.521										3	0	2	0	0	0	1									
Jose Castillo, R OBP: 0.359, SLG: 0.500										2	1	1	3	0	1	1									
41 Ryan Doumit, S OBP: 0.288, SLG: 0.434										4	0	1	1	0	1	2									
28 Paul Maholm, L OBP: 0.050, SLG: 0.050										2	0	0	0	0	1	1									
Roberto Hernandez, R ERA: 4.95										0	0	0	0	0	0	0									
José Bautista, R OBP: 0.390, SLG: 0.500										1	0	1	0	0	0	0									
55 Matt Capps, R										0	0	0	0	0	0	0									
34 John Grabow, L										0	0	0	0	0	0	0									
Inning Stats	R: 0 E: 0 K: 0 S: 12	H: 0 LOB: 0 BB: 0 P: 18	R: 0 E: 0 K: 1 S: 10	H: 0 LOB: 1 BB: 0 P: 13	R: 0 E: 0 K: 1 S: 7	H: 0 LOB: 0 BB: 0 P: 13	R: 1 E: 0 K: 2 S: 13	H: 2 LOB: 1 BB: 0 P: 17	R: 0 E: 0 K: 0 S: 8	H: 0 LOB: 0 BB: 0 P: 12	R: 1 E: 0 K: 0 S: 13	H: 1 LOB: 1 BB: 1 P: 22	R: 0 E: 0 K: 0 S: 12	H: 1 LOB: 1 BB: 0 P: 15	R: 2 E: 0 K: 0 S: 11	H: 3 LOB: 2 BB: 0 P: 19	1B: 3 2B: 4 3B: 0 HR: 0	SF: 2 SAC: 0 DP: 0 HBP: 1	WP: 1 PB: 0 CS: 0	PA: 35					
PITCHER	IP	WLS	BF	H	R	ER	SO	BB	IBB	HBP	BLK	WP	HR	S	P	ERA	WHIP								
31 Dave Bush, R ERA: 4.95	7.0	2	26	3	2	2	4	1	0	1	0	1	0	70	105	2.57	0.571								
Matt Wise, R ERA: 2.79	1.0	H	4	1	0	0	0	0	0	0	0	0	0	12	15	0.00	1.000								
Derrick Turnbow, R ERA: 4.18	0.2	L	5	3	2	2	0	0	0	0	0	0	0	11	19	27.00	4.500								



Batter	1	2	3	4	5	6	7	8	9	AB	R	H	RBI	BB	SO	LOB	TOP									
Eric Young Sr. R (1, 7) OBP: 0.313, SLG: 0.286 56 Scott Cassidy, R (7, 1) Scott Linebrink, R (8, 1) Geoff Blum, S (9, PH) OBP: 0.338, SLG: 0.418	4-0 FC4-6 1B BB		2-2 L7		1-1 1B		1-2 G5-4-3		1-3 K	3	1	1	0	1	0	1	San Diego Padres @ Milwaukee Brewers Miller Park, Milwaukee, WI Mon Jun 05 2006, 7:05 PM CDT Att: 13,611 - Clear - 70 F									
Mike Cameron R (1, 8) OBP: 0.326, SLG: 0.310	4-2 FC4-6 1B BB		1-3 K		0-0 SF9		1-2 F9			2	0	0	1	1	1	0										
24 Brian Giles, L (1, 9) OBP: 0.402, SLG: 0.411	0-1 FC4-6 1B			2-2 3 BB 1B				2-1 F9		4	0	1	0	0	1	4										
Mike Piazza, R (1, 2) OBP: 0.333, SLG: 0.486	3-1 3 P3 1B			0-3 K			1-0 F9		0-0 P6	4	0	1	1	0	1	1										
3 Khalil Greene, R (1, 6) OBP: 0.314, SLG: 0.438	1-1 P3			4-0 23 G4-6-3 BB			4-1 2B BB		2-2 23 1B	2	0	1	0	2	0	2										
23 Adrián González, L (1, 3) OBP: 0.305, SLG: 0.389 Mark Bellhorn, S (8, PR) OBP: 0.312, SLG: 0.455		1-2 F7		0-2 G4-6-3 BB			1-3 K		0-0 1B	4	0	1	0	0	1	3										
Vinny Castilla, R (1, 5) OBP: 0.271, SLG: 0.276		0-0 F8			0-0 1B SF9 28 1B		1-1 2B		1-2 F7	4	1	2	0	0	0	2										
Josh Barfield, R (1, 4) OBP: 0.290, SLG: 0.371		3-1 F8			2-1 F8		0-3 K		0-3 K	4	0	0	0	0	2	3										
52 Clay Hensley, R (1, 1) OBP: 0.105, SLG: 0.159 Brian Sweeney, R (4, 1) 28 Josh Bard, S (5, PH) OBP: 0.287, SLG: 0.652 Brian Sikorski, R (5, 1) Dave Roberts, L (7, PH) OBP: 0.390, SLG: 0.411			1-3 K			3-2 1B		4-1 G5-4-3 BB		1-1 G1-3	1	0	0	0	0	1		0								
Inning Stats	R: 1 E: 0 K: 0 S: 8	H: 1 LOB: 1 BB: 2 P: 20	R: 0 E: 0 K: 0 S: 6	H: 0 LOB: 0 BB: 0 P: 10	R: 0 E: 0 K: 2 S: 11	H: 0 LOB: 0 BB: 0 P: 15	R: 0 E: 0 K: 1 S: 11	H: 1 LOB: 1 BB: 1 P: 17	R: 1 E: 0 K: 2 S: 13	H: 3 LOB: 2 BB: 0 P: 21	R: 0 E: 0 K: 2 S: 12	H: 1 LOB: 2 BB: 1 P: 19	R: 0 E: 0 K: 0 S: 9	H: 0 LOB: 0 BB: 1 P: 15	R: 0 E: 0 K: 0 S: 11	H: 2 LOB: 2 BB: 0 P: 16		R: 0 E: 0 K: 2 S: 8	H: 0 LOB: 0 BB: 0 P: 10	1B: 7 2B: 1 3B: 0 HR: 0	SF: 1 SAC: 0 DP: 2 HBP: 0	WP: 0 PB: 0 SB: 0 CS: 0	PA: 37			
PITCHER	IP WLS BF H R ER SO BB IBB HBP BLK WP HR S P ERA WHIP	IP WLS BF H R ER SO BB IBB HBP BLK WP HR S P ERA WHIP	IP WLS BF H R ER SO BB IBB HBP BLK WP HR S P ERA WHIP	IP WLS BF H R ER SO BB IBB HBP BLK WP HR S P ERA WHIP	IP WLS BF H R ER SO BB IBB HBP BLK WP HR S P ERA WHIP	IP WLS BF H R ER SO BB IBB HBP BLK WP HR S P ERA WHIP	IP WLS BF H R ER SO BB IBB HBP BLK WP HR S P ERA WHIP	IP WLS BF H R ER SO BB IBB HBP BLK WP HR S P ERA WHIP	IP WLS BF H R ER SO BB IBB HBP BLK WP HR S P ERA WHIP	IP WLS BF H R ER SO BB IBB HBP BLK WP HR S P ERA WHIP	IP WLS BF H R ER SO BB IBB HBP BLK WP HR S P ERA WHIP	IP WLS BF H R ER SO BB IBB HBP BLK WP HR S P ERA WHIP	IP WLS BF H R ER SO BB IBB HBP BLK WP HR S P ERA WHIP	IP WLS BF H R ER SO BB IBB HBP BLK WP HR S P ERA WHIP	IP WLS BF H R ER SO BB IBB HBP BLK WP HR S P ERA WHIP	IP WLS BF H R ER SO BB IBB HBP BLK WP HR S P ERA WHIP	IP WLS BF H R ER SO BB IBB HBP BLK WP HR S P ERA WHIP	IP WLS BF H R ER SO BB IBB HBP BLK WP HR S P ERA WHIP	IP WLS BF H R ER SO BB IBB HBP BLK WP HR S P ERA WHIP	IP WLS BF H R ER SO BB IBB HBP BLK WP HR S P ERA WHIP	IP WLS BF H R ER SO BB IBB HBP BLK WP HR S P ERA WHIP	IP WLS BF H R ER SO BB IBB HBP BLK WP HR S P ERA WHIP	IP WLS BF H R ER SO BB IBB HBP BLK WP HR S P ERA WHIP	IP WLS BF H R ER SO BB IBB HBP BLK WP HR S P ERA WHIP	IP WLS BF H R ER SO BB IBB HBP BLK WP HR S P ERA WHIP	
23 Rickie Weeks Jr. R (1, 4) OBP: 0.367, SLG: 0.418	0-1 F8	1-2 G5-3		1-3 K			4-2 BB BB			3	0	0	0	1	1	4	San Diego Padres @ Milwaukee Brewers Miller Park, Milwaukee, WI Mon Jun 05 2006, 7:05 PM CDT Att: 13,611 - Clear - 70 F									
Jeff Cirillo, R (1, 6) OBP: 0.446, SLG: 0.521	4-0 L6-4 47 BB	2-2 F9		4-1 1B 2-3 BB			4-2 BB BB		1-2 BB	1	0	0	0	3	0	1										
47 Corey Koskie, L (1, 5) OBP: 0.356, SLG: 0.503	4-1 BB		3-2 F8		1-2 L3		1-3 K		1-3 K	3	0	0	0	1	1	5										
Carlos Lee, R (1, 7) OBP: 0.341, SLG: 0.569	2-2 L6-4		1-0 HR		0-1 P4		1-2 L8		1-2 L8	4	1	1	1	0	0	4										
28 Prince Fielder, L (1, 3) OBP: 0.358, SLG: 0.521		2-2 18 1B 3B	4-0 G5-4-3 BB		2-2 G4-3		2-0 F7			3	1	1	0	1	0	2										
Damian Miller, R (1, 2) OBP: 0.360, SLG: 0.514		4-2 BB 18 1B BB	0-0 G5-4-3		1-0 G5-3				1-2 F9	3	1	0	0	1	0	1										
18 Gabe Gross, L (1, 9) OBP: 0.329, SLG: 0.529		1-1 39 1B 23 G5-3 1B		2-3 K		1-2 P3		3-2 HR		4	2	2	2	0	1	0										
Brady Clark, R (1, 8) OBP: 0.387, SLG: 0.337		4-1 23 G5-3 39 1B BB		3-1 BB 39 BB 1B		3-2 F9		2-0 G5-3		3	0	1	0	1	0	0										
39 Chris Capuano, L (1, 1) OBP: 0.185, SLG: 0.192 1 Corey Hart, R (6, PH) OBP: 0.500, SLG: 0.550 Matt Wise, R (7, 1) 2 Bill Hall, R (8, PH) OBP: 0.318, SLG: 0.573 Derrick Turnbow, R (9, 1)		2-2 23 G5-3 1B		4-0 BB		2-1 F7		1-3 K		1	0	1	1	1	0	0										
Inning Stats	R: 0 E: 0 K: 0 S: 6	H: 0 LOB: 1 BB: 2 P: 16	R: 3 E: 0 K: 0 S: 18	H: 3 LOB: 1 BB: 2 P: 34	R: 1 E: 0 K: 0 S: 6	H: 1 LOB: 0 BB: 1 P: 14	R: 0 E: 0 K: 2 S: 13	H: 1 LOB: 3 BB: 2 P: 28	R: 0 E: 0 K: 0 S: 6	H: 0 LOB: 0 BB: 0 P: 9	R: 0 E: 0 K: 0 S: 9	H: 0 LOB: 0 BB: 0 P: 15	R: 0 E: 0 K: 1 S: 12	H: 0 LOB: 2 BB: 2 P: 24	R: 1 E: 0 K: 1 S: 16	H: 1 LOB: 0 BB: 0 P: 23		R: 0 E: 0 K: 1 S: 8	H: 0 LOB: 0 BB: 0 P: 10	1B: 3 2B: 1 3B: 1 HR: 2	SF: 0 SAC: 0 DP: 3 HBP: 0	WP: 0 PB: 0 SB: 0 CS: 0	PA: 36			
PITCHER	IP WLS BF H R ER SO BB IBB HBP BLK WP HR S P ERA WHIP	IP WLS BF H R ER SO BB IBB HBP BLK WP HR S P ERA WHIP	IP WLS BF H R ER SO BB IBB HBP BLK WP HR S P ERA WHIP	IP WLS BF H R ER SO BB IBB HBP BLK WP HR S P ERA WHIP	IP WLS BF H R ER SO BB IBB HBP BLK WP HR S P ERA WHIP	IP WLS BF H R ER SO BB IBB HBP BLK WP HR S P ERA WHIP	IP WLS BF H R ER SO BB IBB HBP BLK WP HR S P ERA WHIP	IP WLS BF H R ER SO BB IBB HBP BLK WP HR S P ERA WHIP	IP WLS BF H R ER SO BB IBB HBP BLK WP HR S P ERA WHIP	IP WLS BF H R ER SO BB IBB HBP BLK WP HR S P ERA WHIP	IP WLS BF H R ER SO BB IBB HBP BLK WP HR S P ERA WHIP	IP WLS BF H R ER SO BB IBB HBP BLK WP HR S P ERA WHIP	IP WLS BF H R ER SO BB IBB HBP BLK WP HR S P ERA WHIP	IP WLS BF H R ER SO BB IBB HBP BLK WP HR S P ERA WHIP	IP WLS BF H R ER SO BB IBB HBP BLK WP HR S P ERA WHIP	IP WLS BF H R ER SO BB IBB HBP BLK WP HR S P ERA WHIP	IP WLS BF H R ER SO BB IBB HBP BLK WP HR S P ERA WHIP	IP WLS BF H R ER SO BB IBB HBP BLK WP HR S P ERA WHIP	IP WLS BF H R ER SO BB IBB HBP BLK WP HR S P ERA WHIP	IP WLS BF H R ER SO BB IBB HBP BLK WP HR S P ERA WHIP	IP WLS BF H R ER SO BB IBB HBP BLK WP HR S P ERA WHIP	IP WLS BF H R ER SO BB IBB HBP BLK WP HR S P ERA WHIP	IP WLS BF H R ER SO BB IBB HBP BLK WP HR S P ERA WHIP	IP WLS BF H R ER SO BB IBB HBP BLK WP HR S P ERA WHIP	IP WLS BF H R ER SO BB IBB HBP BLK WP HR S P ERA WHIP	IP WLS BF H R ER SO BB IBB HBP BLK WP HR S P ERA WHIP

AB 31
R 2
H 8
RBI 2
BB 5
SO 8
LOB 16



WP: 0
PB: 0
SB: 0
CS: 0

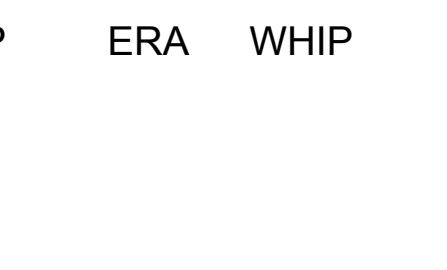
AB 27
R 5
H 6
RBI 4
BB 9
SO 4
LOB 17



WP: 0
PB: 0
SB: 0
CS: 0



WP: 0
PB: 0
SB: 0
CS: 0



WP: 0
PB: 0
SB: 0
CS: 0

Batter	1	2	3	4	5	6	7	8	9	AB	R	H	RBI	BB	SO	LOB	TOP																					
Dave Roberts, L OBP: 0.353, SLG: 0.402	B1-3		K			G3-1		F8		4	0	0	0	0	1	0																						
Mark Bellhorn, S OBP: 0.301, SLG: 0.437	F7			K		P5			K	4	0	0	0	0	2	0																						
24 Brian Giles, L OBP: 0.395, SLG: 0.403	G3-1			F8		F8			F8	4	0	0	0	0	0	0																						
Rob Bowen, S OBP: 0.474, SLG: 0.552		G1-3			BB		F7		G3-1	3	0	0	0	1	0	0																						
3 Khalil Greene, R OBP: 0.312, SLG: 0.434		P6								2	0	0	0	0	1	1																						
Brian Sweeney, R (4, 1)										0	0	0	0	0	0	0																						
28 Josh Bard, S OBP: 0.395, SLG: 0.657							G6-4-3			1	0	1	0	0	0	0																						
Alan Embree, L (7, 1)							1B			0	0	0	0	0	0	0																						
Jon Adkins, L (8, 1)										0	0	0	0	0	0	0																						
Mike Cameron, R OBP: 0.328, SLG: 0.306						G6-3			G6-4-3	2	0	0	0	1	0	1																						
23 Adrián González, L OBP: 0.310, SLG: 0.420										3	1	2	1	0	0	1																						
Vinny Castilla, R OBP: 0.266, SLG: 0.270						F8				3	0	0	0	0	0	1																						
44 Jake Peavy, R OBP: 0.136, SLG: 0.182						F9				1	0	0	0	0	0	0																						
Geoff Blum, S OBP: 0.329, SLG: 0.406							K			2	0	0	0	0	2	1																						
Inning Stats	R: 0 E: 0 K: 0 S: 6	H: 0 LOB: 0 BB: 0 P: 7	R: 0 E: 0 K: 0 S: 11	H: 0 LOB: 1 BB: 1 P: 21	R: 0 E: 0 K: 1 S: 6	H: 0 LOB: 0 BB: 0 P: 9	R: 0 E: 0 K: 2 S: 12	H: 0 LOB: 1 BB: 1 P: 18	R: 0 E: 0 K: 1 S: 9	H: 1 LOB: 1 BB: 0 P: 11	R: 0 E: 0 K: 0 S: 8	H: 0 LOB: 0 BB: 0 P: 13	R: 0 E: 0 K: 0 S: 6	H: 1 LOB: 0 BB: 0 P: 6	R: 1 E: 0 K: 1 S: 10	H: 1 LOB: 0 BB: 0 P: 13	R: 0 E: 0 K: 1 S: 6	H: 0 LOB: 0 BB: 0 P: 7	1B: 2 2B: 0 3B: 0 HR: 1	SF: 0 SAC: 0 DP: 1 HBP: 0	WP: 0 PB: 0 SB: 1 CS: 0	PA: 31																
PITCHER	IP	WLS	BF	H	R	ER	SO	BB	IBB	HBP	BLK	WP	HR	S	P	ERA	WHIP	PITCHER				IP	WLS	BF	H	R	ER	SO	BB	IBB	HBP	BLK	WP	HR	S	P	ERA	WHIP
31 Dave Bush, R ERA: 4.54	(1, 1)	9.0	W	31	3	1	1	6	2	0	0	0	0	1	74	105	1.00	0.556																				

San Diego Padres @ Milwaukee Brewers
Miller Park, Milwaukee, WI
Tue Jun 06 2006, 7:05 PM CDT
Att. 14,722 - Roof Closed - 74 F

AB 29
R 1
H 3
RBI 1
BB 2
SO 6
LOB 5



Batter	1	2	3	4	5	6	7	8	9	AB	R	H	RBI	BB	SO	LOB	BOTTOM																					
23 Rickie Weeks Jr., R OBP: 0.373, SLG: 0.424	P3		WP 1B	FC6-4 1B						4	1	3	1	0	0	0																						
Jeff Cirillo, R OBP: 0.425, SLG: 0.494	G5-3		K	FC6-4 1B						4	0	0	0	0	1	3																						
Geoff Jenkins, L OBP: 0.324, SLG: 0.421										4	1	4	1	0	0	0																						
Carlos Lee, R OBP: 0.344, SLG: 0.572										4	0	2	1	0	0	2																						
28 Prince Fielder, L OBP: 0.352, SLG: 0.512	L4									4	0	0	0	0	0	5																						
47 Corey Koskie, L OBP: 0.354, SLG: 0.516										4	1	1	1	0	0	3																						
Damian Miller, R OBP: 0.352, SLG: 0.500										4	0	0	0	0	1	2																						
Brady Clark, R OBP: 0.384, SLG: 0.331										3	1	0	0	1	0	0																						
31 Dave Bush, R OBP: 0.185, SLG: 0.222										4	1	1	1	0	1	0																						
Inning Stats	R: 1 E: 0 K: 0 S: 12	H: 2 LOB: 1 BB: 0 P: 20	R: 1 E: 0 K: 1 S: 11	H: 1 LOB: 0 BB: 0 P: 14	R: 1 E: 0 K: 1 S: 16	H: 2 LOB: 1 BB: 0 P: 24	R: 2 E: 0 K: 1 S: 19	H: 2 LOB: 1 BB: 1 P: 31	R: 0 E: 0 K: 0 S: 10	H: 1 LOB: 2 BB: 0 P: 18	R: 0 E: 0 K: 0 S: 6	H: 1 LOB: 0 BB: 0 P: 9	R: 0 E: 0 K: 0 S: 7	H: 2 LOB: 1 BB: 0 P: 12	R: 0 E: 0 K: 0 S: 7	H: 0 LOB: 0 BB: 0 P: 9	1B: 8 2B: 2 3B: 0 HR: 1	SF: 0 SAC: 0 DP: 1 HBP: 0	WP: 1 PB: 0 SB: 2 CS: 0	PA: 36																		
PITCHER	IP	WLS	BF	H	R	ER	SO	BB	IBB	HBP	BLK	WP	HR	S	P	ERA	WHIP	PITCHER				IP	WLS	BF	H	R	ER	SO	BB	IBB	HBP	BLK	WP	HR	S	P	ERA	WHIP
44 Jake Peavy, R ERA: 4.56	(1, 1)	3.2	L	19	7	5	3	0	0	0	0	0	0	0	18	31	0.00	0.857																				
Brian Sweeney, R ERA: 2.59	(4, 1)	2.1		10	2	0	0	0	0	0	0	0	0	0	7	12	0.00	2.000																				
Alan Embree, L ERA: 4.5	(7, 1)	1.0		4	2	0	0	0	0	0	0	0	0	0	7	9	0.00	0.000																				
Jon Adkins, R ERA: 3.0	(8, 1)	1.0		3	0	0	0	0	0	0	0	0	0	0	7	9	0.00	0.000																				

San Diego Padres @ Milwaukee Brewers
Miller Park, Milwaukee, WI
Tue Jun 06 2006, 7:05 PM CDT
Att. 14,722 - Roof Closed - 74 F

AB 35
R 5
H 11
RBI 5
BB 1
SO 3
LOB 15




Batter	1	2	3	4	5	6	7	8	9	AB	R	H	RBI	BB	SO	LOB	TOP																		
Eric Young Sr. R OBP: 0.329, SLG: 0.307										5	1	3	0	0	1	2	San Diego Padres @ Milwaukee Brewers Miller Park, Milwaukee, WI Wed Jun 07 2006, 7:05 PM CDT Att: 16,982 - Partly Cloudy - 67 F																		
Mike Cameron R OBP: 0.324, SLG: 0.302										5	1	1	0	0	0	1																			
24 Brian Giles L OBP: 0.395, SLG: 0.403										5	0	2	0	0	0	3																			
Mike Piazza R OBP: 0.337, SLG: 0.487										4	0	2	2	0	0	3																			
28 Josh Bard S OBP: 0.390, SLG: 0.648										1	0	0	0	0	0	0																			
3 Khalil Greene R OBP: 0.311, SLG: 0.435										4	1	1	0	0	0	4																			
23 Adrián González L OBP: 0.314, SLG: 0.435										3	2	1	1	0	0	0																			
Vinny Castilla R OBP: 0.271, SLG: 0.294										4	1	2	2	0	0	1																			
Josh Barfield R OBP: 0.294, SLG: 0.370										3	0	1	1	1	2	2																			
Chan Ho Park R OBP: 0.364, SLG: 0.364										2	0	0	0	0	0	2																			
56 Scott Cassidy R ERA: 2.95										0	0	0	0	0	0	0																			
Mark Bellhorn S OBP: 0.298, SLG: 0.433										1	0	0	0	0	0	0																			
Scott Linebrink R ERA: 3.09										0	0	0	0	0	0	0																			
Trevor Hoffman R ERA: 3.09										0	0	0	0	0	0	0																			
Inning Stats	R: 1 E: 1 K: 1 S: 12	H: 2 LOB: 1 BB: 0 P: 20	R: 1 E: 1 K: 0 S: 9	H: 1 LOB: 0 BB: 0 P: 12	R: 1 E: 0 K: 0 S: 11	H: 2 LOB: 1 BB: 0 P: 18	R: 0 E: 0 K: 0 S: 4	H: 0 LOB: 1 BB: 1 P: 8	R: 0 E: 0 K: 1 S: 13	H: 2 LOB: 2 BB: 0 P: 21	R: 0 E: 0 K: 0 S: 9	H: 1 LOB: 1 BB: 0 P: 16	R: 2 E: 0 K: 1 S: 12	H: 3 LOB: 0 BB: 0 P: 17	R: 0 E: 0 K: 0 S: 6	H: 0 LOB: 0 BB: 0 P: 8	1B: 10 2B: 1 3B: 0 HR: 2	SF: 0 SAC: 1 DP: 3 HBP: 1	WP: 1 PB: 0 SB: 1 CS: 1	PA: 41															
PITCHER	IP WLS BF H R ER SO BB IBB HBP BLK WP HR S P ERA WHIP	IP WLS BF H R ER SO BB IBB HBP BLK WP HR S P ERA WHIP																																	
13 Zach Jackson L ERA: 2.45	6.1	30	10	4	2	2	1	0	1	0	0	0	0	0	58	95	2.84	1.737																	
Dan Kolb R ERA: 2.95	0.2	2	0	0	0	0	0	0	0	0	1	0	5	8	0.00	0.000																			
Matt Wise R ERA: 3.09	2.0	L	8	3	2	2	1	0	0	0	0	2	18	25	9.00	1.500																			

AB	37
R	6
H	13
RBI	6
BB	1
SO	3
LOB	18



Batter	1	2	3	4	5	6	7	8	9	AB	R	H	RBI	BB	SO	LOB	BOTTOM																	
23 Rickie Weeks Jr. R OBP: 0.376, SLG: 0.426										4	1	2	1	0	0	0	San Diego Padres @ Milwaukee Brewers Miller Park, Milwaukee, WI Wed Jun 07 2006, 7:05 PM CDT Att: 16,982 - Partly Cloudy - 67 F																	
Brady Clark R OBP: 0.382, SLG: 0.346										4	1	1	2	0	0	1																		
Geoff Jenkins L OBP: 0.319, SLG: 0.413										4	0	0	0	0	1	1																		
Carlos Lee R OBP: 0.346, SLG: 0.569										3	0	1	0	1	0	0																		
28 Prince Fielder L OBP: 0.350, SLG: 0.507										4	0	1	0	0	1	2																		
47 Corey Koskie L OBP: 0.351, SLG: 0.506										3	1	0	0	1	0	2																		
2 Bill Hall R OBP: 0.317, SLG: 0.582										4	1	1	2	0	1	0																		
Chad Moeller R OBP: 0.270, SLG: 0.348										4	0	0	0	0	2	0																		
13 Zach Jackson L ERA: 4.36										2	0	0	0	0	0	0																		
Dan Kolb R ERA: 1.91										0	0	0	0	0	0	0																		
18 Gabe Gross L OBP: 0.338, SLG: 0.529										0	1	0	0	1	0	0																		
Matt Wise R OBP: 0.420, SLG: 0.487										0	0	0	0	0	0	0																		
Jeff Cirillo R OBP: 0.320, SLG: 0.487										1	0	0	0	0	0	0																		
Inning Stats	R: 0 E: 0 K: 0 S: 7	H: 1 LOB: 2 BB: 1 P: 13	R: 2 E: 0 K: 1 S: 12	H: 1 LOB: 1 BB: 1 P: 18	R: 0 E: 0 K: 0 S: 11	H: 2 LOB: 0 BB: 0 P: 17	R: 0 E: 0 K: 1 S: 8	H: 0 LOB: 0 BB: 0 P: 11	R: 0 E: 0 K: 0 S: 7	H: 0 LOB: 0 BB: 0 P: 12	R: 3 E: 0 K: 1 S: 18	H: 2 LOB: 1 BB: 1 P: 34	R: 0 E: 0 K: 1 S: 12	H: 0 LOB: 0 BB: 0 P: 17	R: 0 E: 0 K: 0 S: 6	H: 0 LOB: 0 BB: 0 P: 10	1B: 4 2B: 0 3B: 0 HR: 2	SF: 0 SAC: 0 DP: 0 HBP: 0	WP: 1 PB: 0 SB: 1 CS: 0	PA: 36														
PITCHER	IP WLS BF H R ER SO BB IBB HBP BLK WP HR S P ERA WHIP	IP WLS BF H R ER SO BB IBB HBP BLK WP HR S P ERA WHIP																																
Chan Ho Park R ERA: 4.36	6.2	28	5	4	4	4	3	0	0	0	0	0	1	5	10	27.00	3.000																	
56 Scott Cassidy R ERA: 1.91	0.1	W	2	1	1	1	0	0	0	0	0	1	5	10	27.00	3.000																		
Scott Linebrink R ERA: 3.0	1.0	H	3	0	0	0	1	0	0	0	0	0	12	17	0.00	0.000																		
Trevor Hoffman R ERA: 1.29	1.0	S	3	0	0	0	0	0	0	0	0	0	6	10	0.00	0.000																		

AB	33
R	5
H	6
RBI	5
BB	3
SO	5
LOB	6



Batter	1	2	3	4	5	6	7	8	9	10	AB	R	H	RBI	BB	SO	LOB	TOP	
Dave Roberts, L OBP: 0.358, SLG: 0.418 (1, 7)	0-1 1B	2-3 K		0-0 G6-3 1B		1-0 G3			2-1 1B		5	1	3	0	0	1	1	San Diego Padres @ Milwaukee Brewers Miller Park, Milwaukee, WI Thu Jun 08 2006, 1:05 PM CDT Att. 20,510 - Sunny - 78 F	
Mike Cameron, R OBP: 0.321, SLG: 0.299 (1, 8)	0-0 24 1B	3-2 F7		0-0 G6-3		1-0 G4-3			2-3 K		5	1	1	1	0	1	4		
24 Brian Giles, L OBP: 0.396, SLG: 0.407 (1, 9)	1-2 23 1B			1-0 28 G4-3 2B		3-2 F8			1-1 G3-1		5	0	2	1	0	0	1		
28 Josh Bard, S OBP: 0.378, SLG: 0.618 Rob Bowen, S OBP: 0.474, SLG: 0.552 (10, PR)	2-3 K			1-1 G4-3		2-2 F8			0-2 G6-3		5	0	1	0	0	1	2		
3 Khalil Greene, R OBP: 0.313, SLG: 0.429 (1, 6)	1-1 P4			2-1 HBP		2-2 F8			2-1 G5-3		3	0	0	0	1	0	1		
23 Adrián González, L OBP: 0.316, SLG: 0.434 (1, 3)	3-2 1B			0-3 K		0-1 1B			3-3 K		5	0	2	0	0	2	4		
Vinny Castilla, R OBP: 0.265, SLG: 0.287 (1, 5)	0-0 L5			0-1 P6		0-1 G1-3			0-0 G6-3		4	0	0	0	0	0	5		
Josh Barfield, R OBP: 0.294, SLG: 0.382 (1, 4)		0-0 F7		3-1 HR		2-1 P6			0-3 K		4	1	1	1	0	1	0		
39 Mike Thompson, R OBP: 0.375, SLG: 0.286 Mike Pelfrey, R OBP: 0.332, SLG: 0.483 Alan Embree, L OBP: 0.332, SLG: 0.483 Jon Adkins, L OBP: 0.332, SLG: 0.483 Scott Linebrink, R OBP: 0.332, SLG: 0.483 Mark Bellhorn, S OBP: 0.332, SLG: 0.483 Trevor Hoffman, R OBP: 0.332, SLG: 0.483 56 Scott Cassidy, R OBP: 0.332, SLG: 0.483 (1, 11)	3-2 1B			0-1 G6-3 1B		1-0 G1-3			3-1 P3		2	0	2	0	0	0	0		
Inning Stats	R: 2 E: 0 K: 1 S: 17	H: 4 LOB: 2 BB: 0 P: 24	R: 0 E: 0 K: 1 S: 12	H: 1 LOB: 1 BB: 0 P: 20	R: 0 E: 0 K: 1 S: 9	H: 1 LOB: 2 BB: 0 P: 13	R: 0 E: 0 K: 0 S: 10	H: 0 LOB: 0 BB: 0 P: 8	R: 0 E: 0 K: 1 S: 8	H: 0 LOB: 0 BB: 0 P: 13	R: 0 E: 0 K: 2 S: 10	H: 1 LOB: 1 BB: 0 P: 17	R: 0 E: 0 K: 0 S: 9	H: 1 LOB: 2 BB: 1 P: 16	1B: 9 2B: 1 3B: 1 HR: 1	SF: 0 SAC: 0 DP: 2 HBP: 1	WP: 0 PB: 0 SB: 1 CS: 0		PA: 42
PITCHER	IP WLS BF H R ER SO BB IBB HBP BLK WP HR S P ERA WHIP	7.0 3 31 10 3 3 3 0 0 0 0 0 0 8 103 3.86 1.429	1.0 0 3 0 0 0 1 0 0 0 0 0 0 8 13 0.00 0.000	1.0 0 4 1 0 0 2 0 0 0 0 0 0 10 17 0.00 1.000	1.0 0 4 1 0 0 0 1 0 0 0 0 0 9 16 0.00 2.000	PITCHER													

San Diego Padres @ Milwaukee Brewers
Miller Park, Milwaukee, WI
Thu Jun 08 2006, 1:05 PM CDT
Att. 20,510 - Sunny - 78 F

AB 40
R 3
H 12
RBI 3
BB 1
SO 6
LOB 18



Batter	1	2	3	4	5	6	7	8	9	10	AB	R	H	RBI	BB	SO	LOB	BOTTOM				
23 Rickey Weeks Jr., R OBP: 0.372, SLG: 0.417 (1, 4)	1-3 K		4-2 28 1B BB		1-3 K		0-1 G5-4-3		0-2 FC6 1B		4	1	0	0	1	2	2	San Diego Padres @ Milwaukee Brewers Miller Park, Milwaukee, WI Thu Jun 08 2006, 1:05 PM CDT Att. 20,510 - Sunny - 78 F				
Brady Clark, R OBP: 0.387, SLG: 0.349 (1, 8)	2-0 G6-3		0-2 P4		0-2 FC5-4 1B		4-2 BB		1-1 1B		4	0	2	1	1	0	1					
Geoff Jenkins, L OBP: 0.316, SLG: 0.406 Derrick Turnbow, R OBP: 0.349, SLG: 0.500 (1, 9)	4-2 2 BB		0-3 K		0-1 F7		1-2 G3		1-2 3-H 1B		4	0	0	0	1	2	5					
2 Bill Hall, R OBP: 0.324, SLG: 0.602 (1, 6)	1-0 2B		4-2 28 47 1B BB		2-2 FC5-4		2-2 K		2-2 HR		4	2	2	1	1	1	1					
28 Prince Fielder, L OBP: 0.332, SLG: 0.511 (1, 3)	2-2 G3		0-1 47 1B		0-0 2B		0-0 K		2-2 P5		4	0	2	1	0	0	2					
47 Corey Koskie, L OBP: 0.349, SLG: 0.500 (1, 5)		3-2 F7	0-2 PO 1B		1-3 K		1-3 K		1-3 K		4	0	1	1	0	2	1					
Damian Miller, R OBP: 0.355, SLG: 0.507 (1, 2)		3-2 2B	2-1 PO		2-3 K		1-3 K		0-0 FC6-4 1B		4	0	2	0	0	2	1					
18 Gabe Gross, L OBP: 0.329, SLG: 0.514 1 Corey Hart, R OBP: 0.458, SLG: 0.500 (6, PH)	1-0 G6-3		1-0 F8		2-2 F8		0-2 K		2-3 K		2	0	0	0	0	0	1					
Doug Davis, R OBP: 0.312, SLG: 0.074 Jeff Cirillo, R OBP: 0.312, SLG: 0.074 Dan Kolb, R OBP: 0.312, SLG: 0.074 52 Jose Capellan, R OBP: 0.312, SLG: 0.074 Carlos Lee, R OBP: 0.312, SLG: 0.074 (1, 11)	1-1 G4-3		1-1 G6-3		0-0 G6-3		0-1 23 G5-4-3 1B		0-1 FC6-4 23 FC6 1B		2	0	0	0	0	0	1					
Inning Stats	R: 0 E: 0 K: 1 S: 10	H: 1 LOB: 1 BB: 1 P: 20	R: 0 E: 0 K: 0 S: 13	H: 1 LOB: 1 BB: 0 P: 21	R: 0 E: 0 K: 1 S: 19	H: 0 LOB: 0 BB: 0 P: 11	R: 0 E: 0 K: 1 S: 11	H: 1 LOB: 1 BB: 0 P: 14	R: 0 E: 0 K: 3 S: 10	H: 1 LOB: 1 BB: 0 P: 12	R: 0 E: 0 K: 0 S: 13	H: 1 LOB: 1 BB: 1 P: 18	R: 0 E: 0 K: 2 S: 10	H: 0 LOB: 0 BB: 0 P: 14	R: 1 E: 1 K: 2 S: 17	H: 2 LOB: 2 BB: 0 P: 22	R: 1 E: 0 K: 0 S: 4		H: 1 LOB: 0 BB: 0 P: 6	1B: 6 2B: 3 3B: 0 HR: 1	SF: 0 SAC: 0 DP: 1 HBP: 0	WP: 0 PB: 0 SB: 1 CS: 0
PITCHER	IP WLS BF H R ER SO BB IBB HBP BLK WP HR S P ERA WHIP	5.0 4 22 5 2 2 4 3 0 0 0 0 0 0 60 95 3.60 1.600	1.0 0 4 1 0 0 3 0 0 0 0 0 0 0 10 12 0.00 1.000	1.0 0 4 1 0 0 0 1 0 0 0 0 0 0 10 14 0.00 2.000	1.0 0 4 1 0 0 0 0 0 0 0 0 0 0 17 22 0.00 2.000	PITCHER																

AB 36
R 4
H 10
RBI 4
BB 4
SO 11
LOB 18



Batter	1	2	3	4	5	6	7	8	9	AB	R	H	RBI	BB	SO	LOB	TOP						
23 Rickie Weeks Jr., R OBP: 0.389, SLG: 0.434										5	1	3	1	0	1	0	<p>Milwaukee Brewers @ Cincinnati Reds Great American Ball Park, Cincinnati, OH Mon Jun 12 2006, 7:10 PM EDT Att: 19,279 - Partly Cloudy - 75 F</p> <p>AB 33 R 6 H 9 RBI 6 BB 4 SO 9 LOB 15</p>						
2 Bill Hall, R OBP: 0.326, SLG: 0.605										4	1	0	0	0	1	3							
Geoff Jenkins, L OBP: 0.317, SLG: 0.391										3	0	0	0	2	3	0							
Carlos Lee, R OBP: 0.348, SLG: 0.581										4	1	1	2	0	0	2							
28 Prince Fielder, L OBP: 0.352, SLG: 0.527										4	1	2	2	0	0	0							
47 Corey Koskie, L OBP: 0.353, SLG: 0.492										3	1	1	0	1	0	1							
Damian Miller, R OBP: 0.350, SLG: 0.484										4	0	1	0	0	2	4							
Brady Clark, R OBP: 0.383, SLG: 0.354										3	1	1	1	0	1	2							
13 Zach Jackson, L OBP: 0.423, SLG: 0.471										3	0	0	0	0	1	3							
Jeff Cirillo, R OBP: 0.350, SLG: 0.471										0	0	0	0	1	0	0							
Brian Shouse, L OBP: 0.350, SLG: 0.471										0	0	0	0	0	1	0							
Derrick Turnbow, R OBP: 0.350, SLG: 0.471										0	0	0	0	0	0	0							
Inning Stats	R: 0 E: 0 K: 1 S: 12	H: 1 LOB: 1 BB: 1 P: 24	R: 0 E: 1 K: 3 S: 19	H: 1 LOB: 2 BB: 0 P: 27	R: 0 E: 0 K: 2 S: 9	H: 0 LOB: 0 BB: 0 P: 13	R: 2 E: 0 K: 0 S: 12	H: 3 LOB: 1 BB: 0 P: 20	R: 2 E: 0 K: 1 S: 11	H: 1 LOB: 2 BB: 2 P: 24	R: 0 E: 0 K: 0 S: 5	H: 0 LOB: 0 BB: 0 P: 7	R: 0 E: 0 K: 1 S: 6	H: 0 LOB: 0 BB: 0 P: 11	R: 2 E: 0 K: 0 S: 27	H: 3 LOB: 2 BB: 1 P: 43	R: 0 E: 0 K: 1 S: 8	H: 0 LOB: 0 BB: 0 P: 13	1B: 6 2B: 1 3B: 0 HR: 2	SF: 3 SAC: 0 DP: 1 HBP: 1	WP: 1 PB: 0 SB: 1 CS: 0	PA: 41	
PITCHER	IP WLS BF H R ER SO BB IBB HBP BLK WP HR S P ERA WHIP																						
39 Aaron Harang, R ERA: 3.91	5.0	25	6	4	4	7	2	1	1	0	0	0	0	0	0	11	18	7.20	1.600				
Joe Mays, R ERA: 9.11	2.0	6	0	0	0	1	0	0	0	0	0	0	0	0	1	15	22	0.00	0.000				
Kent Mercker, L ERA: 7.07	0.2	L	4	2	2	0	0	0	0	0	0	0	0	0	1	15	22	27.00	3.000				
56 Todd Coffey, R ERA: 1.83	0.1	3	1	0	0	0	1	0	0	0	0	0	0	0	8	13	0.00	0.000					
Chris Hammond, L ERA: 5.7	1.0	3	0	0	0	1	0	0	0	0	0	0	0	0	8	13	0.00	0.000					

Batter	1	2	3	4	5	6	7	8	9	AB	R	H	RBI	BB	SO	LOB	BOTTOM					
6 Ryan Freel, R OBP: 0.377, SLG: 0.423										4	0	1	0	0	0	1	<p>Milwaukee Brewers @ Cincinnati Reds Great American Ball Park, Cincinnati, OH Mon Jun 12 2006, 7:10 PM EDT Att: 19,279 - Partly Cloudy - 75 F</p> <p>AB 35 R 5 H 9 RBI 5 BB 1 SO 7 LOB 6</p>					
Felipe Lopez, S OBP: 0.370, SLG: 0.404										4	0	0	0	0	4	1						
Ken Griffey Jr., L OBP: 0.337, SLG: 0.551										4	0	0	0	0	0	0						
Rich Aurilia, R OBP: 0.313, SLG: 0.473										4	0	1	0	0	0	0						
Adam Dunn, L OBP: 0.389, SLG: 0.581										4	1	2	1	0	0	1						
Austin Kearns, R OBP: 0.352, SLG: 0.500										4	0	0	0	0	1	1						
4 Brandon Phillips, R OBP: 0.343, SLG: 0.464										3	1	1	0	1	1	0						
26 David Ross, R OBP: 0.427, SLG: 0.787										4	2	2	3	0	1	1						
39 Aaron Harang, R ERA: 3.91	7.0	W 29	9	5	5	6	0	4	66	100	6.43	1.286										
Jason Lujan, R ERA: 2.26	0.2	0	0	0	0	0	0	0	0	0	0	0										
Joe Mays, S ERA: 9.11	0.2	0	0	0	0	0	0	0	0	0	0	0										
Quinten McCracken, S ERA: 3.97	0.1	0	0	0	0	0	0	0	0	0	0	0										
Kent Mercker, L ERA: 7.07	0.1	0	0	0	0	0	0	0	0	0	0	0										
56 Todd Coffey, R ERA: 1.83	0.1	0	0	0	0	0	0	0	0	0	0	0										
Chris Hammond, L ERA: 5.7	0.1	0	0	0	0	0	0	0	0	0	0	0										
Scott Hatteberg, R ERA: 5.7	0.1	0	0	0	0	0	0	0	0	0	0	0										
Inning Stats	R: 0 E: 0 K: 1 S: 9	H: 0 LOB: 0 BB: 0 P: 13	R: 1 E: 0 K: 1 S: 12	H: 1 LOB: 0 BB: 0 P: 20	R: 0 E: 0 K: 0 S: 7	H: 1 LOB: 0 BB: 0 P: 10	R: 0 E: 0 K: 1 S: 6	H: 1 LOB: 1 BB: 0 P: 9	R: 3 E: 0 K: 1 S: 14	H: 3 LOB: 0 BB: 0 P: 22	R: 0 E: 0 K: 0 S: 8	H: 1 LOB: 1 BB: 0 P: 12	R: 1 E: 0 K: 2 S: 10	H: 2 LOB: 1 BB: 0 P: 14	R: 0 E: 0 K: 0 S: 6	H: 0 LOB: 0 BB: 0 P: 8	R: 0 E: 0 K: 1 S: 10	H: 0 LOB: 1 BB: 1 P: 21	1B: 4 2B: 1 3B: 0 HR: 4	SF: 0 SAC: 0 DP: 1 HBP: 0	WP: 0 PB: 0 SB: 1 CS: 0	PA: 36
PITCHER	IP WLS BF H R ER SO BB IBB HBP BLK WP HR S P ERA WHIP																					
13 Zach Jackson, L ERA: 4.4	1.0	H 3	0	0	0	0	0	0	6	8	0.00	0.000										
Brian Shouse, L ERA: 3.97	1.0	S 4	0	0	0	1	1	0	10	21	0.00	1.000										
Derrick Turnbow, R ERA: 4.08	1.0	S 4	0	0	0	1	1	0	10	21	0.00	1.000										

Batter	1	2	3	4	5	6	7	8	9	AB R H RBI BB SO LOB	TOP										
23 Rickie Weeks Jr. R OBP: 0.382, SLG: 0.429	1-2 47 1B		1-3 K			2-1 P6	3-2 F8		2-2 E6 SH2-4 1B	5 1 1 0 0 1 1	Milwaukee Brewers @ Cincinnati Reds Great American Ball Park, Cincinnati, OH Tue Jun 13 2006, 7:10 PM EDT Att: 21,829 - Cloudy - 76 F										
Brady Clark R OBP: 0.385, SLG: 0.361	3-2 F7		0-0 1B			1-0 1B 28 G1-2-3 2B	2-2 F8		0-0 SH2-4	4 0 2 0 0 0 1											
47 Corey Koskie L OBP: 0.354, SLG: 0.486	3-2 1B		2-2 L4			4-2 2B 1B BB	2-1 F8		2-3 K	4 1 1 0 1 1 2											
Carlos Lee R OBP: 0.352, SLG: 0.580 Derrick Turnbow R OBP: 0.324, SLG: 0.394	2-2 K			2-3 K		0-0 2B 1B		4-1 2B WP BB	0-1 1B	4 2 2 1 1 2 1 0 0 0 0 0 0 0											
28 Prince Fielder L OBP: 0.350, SLG: 0.533		0-0 HR		2-2 G4-3		3-2 G1-2-3		0-3 K	0-0 G3-1	5 1 1 1 0 1 5											
2 Bill Hall R OBP: 0.329, SLG: 0.606		0-2 F9		1-3 K		4-2 1B BB		2-0 WP 2B		3 1 1 0 1 1 0											
Geoff Jenkins L OBP: 0.324, SLG: 0.394		1-3 K			1-1 SH5-4 1B	0-0 1B 2B		4-0 WP IBB		3 0 2 2 1 1 0											
Damian Miller R OBP: 0.348, SLG: 0.478		2-3 K			2-3 K	1-2 1B		2-3 K		4 0 1 1 0 3 4											
Doug Davis R OBP: 0.106, SLG: 0.069 Brian Shouse L OBP: 0.375, SLG: 0.485 52 Jose Capellan R OBP: 0.307, SLG: 0.478 18 Gabe Gross L OBP: 0.307, SLG: 0.478		0-2 G6-3			0-1 SH5-4	1-1 F8		3-2 G6-3		2 0 0 0 0 0 0 2 0 0 0 0 0 0 0 0 1 0 0 0 0 0 0 2 0 0 0 0 0 0 0 0 0 0 0 0 0 0 0 0											
Inning Stats	R: 0 E: 0 K: 1 S: 12	H: 2 LOB: 1 BB: 0 P: 21	R: 1 E: 0 K: 2 S: 10	H: 1 LOB: 0 BB: 0 P: 13	R: 0 E: 0 K: 1 S: 11	H: 1 LOB: 1 BB: 0 P: 14	R: 0 E: 0 K: 2 S: 12	H: 0 LOB: 0 BB: 0 P: 17	R: 0 E: 0 K: 1 S: 9	H: 1 LOB: 1 BB: 0 P: 14		R: 3 E: 0 K: 0 S: 18	H: 4 LOB: 2 BB: 2 P: 32	R: 0 E: 0 K: 0 S: 9	H: 0 LOB: 0 BB: 0 P: 16	R: 1 E: 0 K: 2 S: 12	H: 1 LOB: 2 BB: 2 P: 27	R: 1 E: 1 K: 1 S: 10	H: 1 LOB: 1 BB: 0 P: 14	1B: 8 2B: 3 3B: 0 HR: 1	SF: 0 SAC: 2 DP: 1 HBP: 0
PITCHER	IP WLS BF H R ER SO BB IBB HBP BLK WP HR S P ERA WHIP											IP WLS BF H R ER SO BB IBB HBP BLK WP HR S P ERA WHIP									
61 Bronson Arroyo R ERA: 2.51	(1, 1) 7.0 L 30 9 4 4 7 2 0 0 0 0 0 1 81 127 5.14 1.571																				
Esteban Yan R ERA: 6.21	(8, 1) 1.0 6 1 1 1 2 1 1 0 0 1 0 12 27 9.00 2.000																				
Kent Mercker L ERA: 6.6	(9, 1) 1.0 5 1 1 0 1 0 0 0 0 0 0 10 14 0.00 1.000																				

Batter	1	2	3	4	5	6	7	8	9	AB R H RBI BB SO LOB	BOTTOM										
4 Brandon Phillips R OBP: 0.353, SLG: 0.472	2-2 G5-3		0-0 SF8 2B			4-0 F9 BB	1-1 E1 1B		4-0 G3 1B BB	3 0 2 0 2 0 0	Milwaukee Brewers @ Cincinnati Reds Great American Ball Park, Cincinnati, OH Tue Jun 13 2006, 7:10 PM EDT Att: 21,829 - Cloudy - 76 F										
Scott Hatteberg L OBP: 0.391, SLG: 0.435 6 Ryan Freel R OBP: 0.377, SLG: 0.423	3-2 F9		0-0 SF8		3-1 F9	2-1 G1-3		1-0 G3 1B	1-2 G3 1B	4 0 1 1 0 0 3 0 0 0 0 0 0 0											
Ken Griffey Jr. L OBP: 0.333, SLG: 0.536	4-1 FC6-4 BB		2-3 3-H 0-0 F9		2-3 K	2-2 K		0-1 G3	1-2 2-3	4 0 0 0 1 2 6											
Rich Aurilia R OBP: 0.310, SLG: 0.483	2-1 FC6-4			0-0 F9		1-2 HR	1-2 F9		1-2 G5-3	5 1 1 1 0 0 5											
Adam Dunn L OBP: 0.391, SLG: 0.593		2-1 F8		2-1 1B		1-0 HR		0-3 K		4 1 2 1 0 1 0											
Austin Kearns R OBP: 0.347, SLG: 0.492		3-2 G5-3		1 SAFE 2-3 K		2-0 F7		0-3 K		4 0 0 0 0 2 1											
26 David Ross R OBP: 0.419, SLG: 0.797		3-3 K		3-3 K		3-3 K		1-2 HR		4 1 1 1 0 3 1											
Ray Olmedo S OBP: 0.412, SLG: 0.467			1-2 G4-3		3-2 SH5-4 2B	4-2 61 S BB		1-0 F7		3 0 1 0 1 0 0											
61 Bronson Arroyo R OBP: 0.205, SLG: 0.351 Esteban Yan R OBP: 0.377, SLG: 0.423 Kent Mercker L OBP: 0.377, SLG: 0.423 Felipe Lopez S OBP: 0.369, SLG: 0.402		0-0 4 2B SF8 1B		0-0 SH5-4		0-0 SH5-4	2-2 G4-3		1-3 K2-3	2 1 1 0 0 0 1 0 0 0 0 0 0 0 0 0 0 0 0 0 0 1 0 0 0 0 1 0											
Inning Stats	R: 0 E: 0 K: 0 S: 10	H: 0 LOB: 1 BB: 1 P: 21	R: 0 E: 0 K: 1 S: 10	H: 0 LOB: 0 BB: 0 P: 18	R: 1 E: 0 K: 0 S: 7	H: 2 LOB: 1 BB: 0 P: 8	R: 0 E: 0 K: 2 S: 10	H: 1 LOB: 1 BB: 0 P: 17	R: 0 E: 0 K: 1 S: 11	H: 1 LOB: 2 BB: 1 P: 23		R: 2 E: 0 K: 1 S: 15	H: 2 LOB: 1 BB: 1 P: 28	R: 0 E: 1 K: 1 S: 11	H: 1 LOB: 1 BB: 0 P: 17	R: 1 E: 0 K: 2 S: 10	H: 1 LOB: 0 BB: 0 P: 12	R: 0 E: 0 K: 1 S: 9	H: 1 LOB: 3 BB: 1 P: 16	1B: 4 2B: 2 3B: 0 HR: 3	SF: 1 SAC: 1 DP: 0 HBP: 0
PITCHER	IP WLS BF H R ER SO BB IBB HBP BLK WP HR S P ERA WHIP											IP WLS BF H R ER SO BB IBB HBP BLK WP HR S P ERA WHIP									
Doug Davis L ERA: 5.07	(1, 1) 6.0 W 27 6 3 3 5 3 0 0 0 0 0 0 8 13 0.00 1.500																				
Brian Shouse L ERA: 3.75	(7, 1) 0.2 H 3 1 0 0 1 0 0 0 0 0 0 0 3 4 0.00 0.000																				
52 Jose Capellan R ERA: 4.98	(7, 1) 0.1 H 1 0 0 0 0 0 0 0 0 0 0 0 3 4 0.00 0.000																				
Dan Kolb R ERA: 2.82	(8, 1) 1.0 H 4 1 1 1 2 0 0 0 0 0 1 10 12 9.00 1.000																				
Derrick Turnbow R ERA: 3.94	(9, 1) 1.0 S 5 1 0 0 1 1 0 0 0 0 0 0 9 16 0.00 2.000																				

Batter	1	2	3	4	5	6	7	8	9	10	11	AB	R	H	RBI	BB	SO	LOB				
23 Rickie Weeks Jr., R OBP: 0.383, SLG: 0.426												4	0	1	0	1	1	0				
Brady Clark, R OBP: 0.365, SLG: 0.356												3	0	0	0	1	0	1				
47 Corey Koskie, L OBP: 0.355, SLG: 0.489												5	0	2	0	0	2	3				
Carlos Lee, R OBP: 0.360, SLG: 0.572												5	0	1	0	0	0	3				
28 Prince Fielder, L OBP: 0.347, SLG: 0.530												5	0	1	0	0	1	4				
2 Bill Hall, R OBP: 0.323, SLG: 0.594												4	0	0	0	0	2	3				
Geoff Jenkins, L OBP: 0.323, SLG: 0.392												4	0	1	0	0	2	3				
Chad Moeller, R OBP: 0.262, SLG: 0.321												4	0	0	0	0	2	2				
12 Carlos Villanueva, R OBP: 0.303, SLG: 0.449												2	0	0	0	0	1	0				
Brian Shouse, L OBP: 0.365, SLG: 0.438												0	0	0	0	0	0	0				
52 Jose Capellan, R OBP: 0.346, SLG: 0.480												1	0	0	0	0	0	0				
Jeff Cifello, R OBP: 0.346, SLG: 0.480												1	0	0	0	0	0	0				
Dan Kolb, R OBP: 0.346, SLG: 0.480												0	0	0	0	0	0	0				
Inning Stats	R: 0 E: 0 K: 2 S: 14	H: 2 LOB: 2 BB: 0 P: 19	R: 0 E: 0 K: 1 S: 8	H: 1 LOB: 0 BB: 0 P: 14	R: 0 E: 0 K: 2 S: 8	H: 1 LOB: 2 BB: 0 P: 10	R: 0 E: 0 K: 0 S: 8	H: 0 LOB: 0 BB: 0 P: 14	R: 0 E: 0 K: 2 S: 11	H: 1 LOB: 1 BB: 0 P: 16	R: 0 E: 0 K: 0 S: 9	H: 0 LOB: 0 BB: 0 P: 11	R: 0 E: 1 K: 0 S: 10	H: 1 LOB: 2 BB: 0 P: 18	R: 0 E: 0 K: 0 S: 4	H: 0 LOB: 1 BB: 1 P: 8	R: 0 E: 0 K: 1 S: 10	H: 0 LOB: 0 BB: 0 P: 14	1B: 4 2B: 2 3B: 0 HR: 0	SF: 0 SAC: 0 DP: 1 HBP: 1	WP: 0 PB: 0 SB: 0 CS: 1	PA: 41
PITCHER	IP: 8.0 WLS: 29 BF: 29 H: 5 R: 1 ER: 0 SO: 10 BB: 1 IBB: 0 HBP: 0 BLK: 0 WP: 0 HR: 0 S: 77 ERA: 0.00 WHIP: 0.750	IP: 2.0 WLS: 9 BF: 9 H: 1 R: 0 ER: 0 SO: 0 BB: 1 IBB: 0 HBP: 0 BLK: 0 WP: 0 HR: 14 S: 26 ERA: 0.00 WHIP: 1.000	IP: 1.0 WLS: 3 BF: 3 H: 0 R: 0 ER: 0 SO: 1 BB: 0 IBB: 0 HBP: 0 BLK: 0 WP: 0 HR: 10 S: 14 ERA: 0.00 WHIP: 0.000																			

Milwaukee Brewers @ Cincinnati Reds
Great American Ball Park, Cincinnati, OH
Wed Jun 14 2006, 12:35 PM EDT
Att: 27,720 - Party Cloudy - 75 F

livebaseballscorecards.com


AB 38
R 0
H 6
RBI 0
BB 2
SO 11
LOB 19

Batter	1	2	3	4	5	6	7	8	9	10	11	AB	R	H	RBI	BB	SO	LOB				
6 Ryan Freel, R OBP: 0.378, SLG: 0.428												5	0	2	0	0	2	0				
Felipe Lopez, S OBP: 0.370, SLG: 0.400												4	0	1	0	1	1	1				
Ken Griffey Jr., L OBP: 0.335, SLG: 0.532												5	1	2	0	0	1	3				
Rich Aurilia, R OBP: 0.314, SLG: 0.484												4	1	2	0	0	0	3				
Adam Dunn, L OBP: 0.387, SLG: 0.597												5	1	1	3	0	2	2				
Scott Hatteberg, L OBP: 0.463, SLG: 0.438												1	0	1	0	3	0	0				
4 Brandon Phillips, R OBP: 0.347, SLG: 0.463												4	0	0	0	0	1	5				
Javier Valentin, S OBP: 0.291, SLG: 0.315												4	0	0	0	0	0	1				
54 Elizardo Ramirez, S OBP: 0.125, SLG: 0.125												2	0	0	0	0	1	1				
Ray Olmedo, S OBP: 0.365, SLG: 0.438												1	0	0	0	0	0	0				
56 Todd Coffey, R OBP: 0.346, SLG: 0.480												1	0	0	0	0	0	0				
Austin Kearns, R OBP: 0.346, SLG: 0.480												1	0	0	0	0	0	0				
Chris Hammond, L OBP: 0.346, SLG: 0.480												0	0	0	0	0	0	0				
Inning Stats	R: 0 E: 0 K: 1 S: 10	H: 1 LOB: 1 BB: 0 P: 16	R: 0 E: 0 K: 1 S: 8	H: 1 LOB: 0 BB: 0 P: 14	R: 0 E: 0 K: 2 S: 9	H: 0 LOB: 0 BB: 0 P: 14	R: 0 E: 0 K: 0 S: 9	H: 1 LOB: 1 BB: 0 P: 15	R: 0 E: 0 K: 1 S: 6	H: 0 LOB: 0 BB: 1 P: 10	R: 0 E: 1 K: 0 S: 11	H: 1 LOB: 1 BB: 0 P: 17	R: 0 E: 0 K: 1 S: 6	H: 1 LOB: 2 BB: 1 P: 11	R: 0 E: 0 K: 0 S: 4	H: 0 LOB: 0 BB: 0 P: 5	R: 0 E: 0 K: 1 S: 12	H: 3 LOB: 0 BB: 0 P: 18	1B: 7 2B: 1 3B: 0 HR: 1	SF: 0 SAC: 1 DP: 3 HBP: 0	WP: 0 PB: 0 SB: 1 CS: 0	PA: 41
PITCHER	IP: 6.0 WLS: 22 BF: 22 H: 4 R: 0 ER: 0 SO: 5 BB: 2 IBB: 0 HBP: 0 BLK: 0 WP: 0 HR: 0 S: 47 ERA: 0.00 WHIP: 1.000	IP: 1.0 WLS: 3 BF: 4 H: 0 R: 0 ER: 0 SO: 1 BB: 1 IBB: 0 HBP: 0 BLK: 0 WP: 0 HR: 8 S: 15 ERA: 0.00 WHIP: 1.000	IP: 2.0 WLS: 9 BF: 9 H: 2 R: 0 ER: 0 SO: 1 BB: 0 IBB: 1 HBP: 0 BLK: 0 WP: 0 HR: 17 S: 28 ERA: 0.00 WHIP: 1.000	IP: 1.1 WLS: 7 BF: 3 H: 3 R: 3 ER: 3 SO: 1 BB: 0 IBB: 0 HBP: 0 BLK: 0 WP: 1 HR: 16 S: 23 ERA: 20.25 WHIP: 2.250																		

Milwaukee Brewers @ Cincinnati Reds
Great American Ball Park, Cincinnati, OH
Wed Jun 14 2006, 12:35 PM EDT
Att: 27,720 - Party Cloudy - 75 F

livebaseballscorecards.com

AB 36
R 3
H 9
RBI 3
BB 4
SO 8
LOB 16

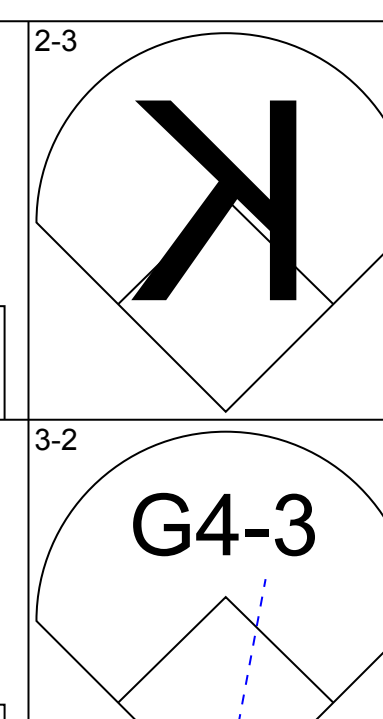
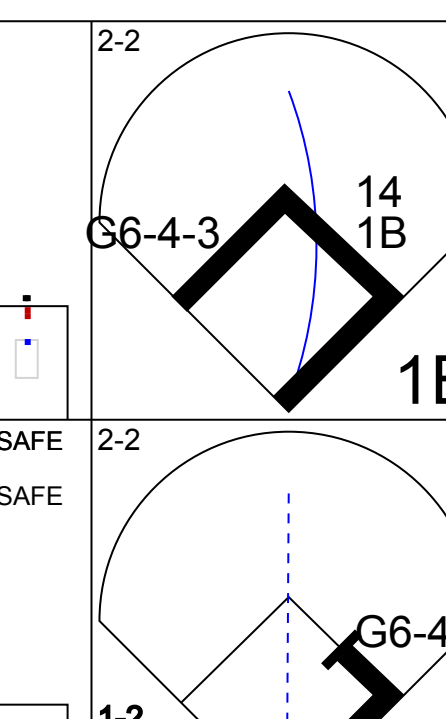
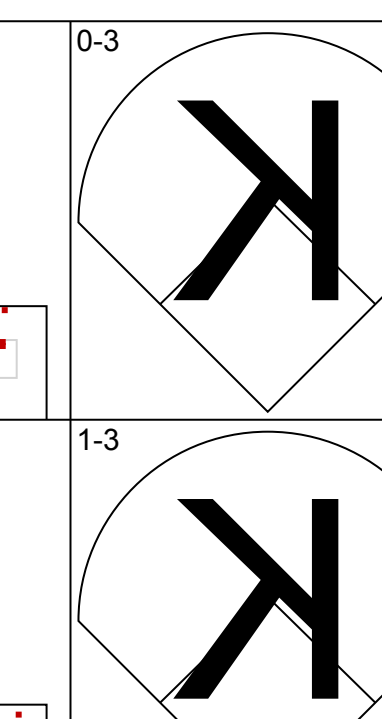
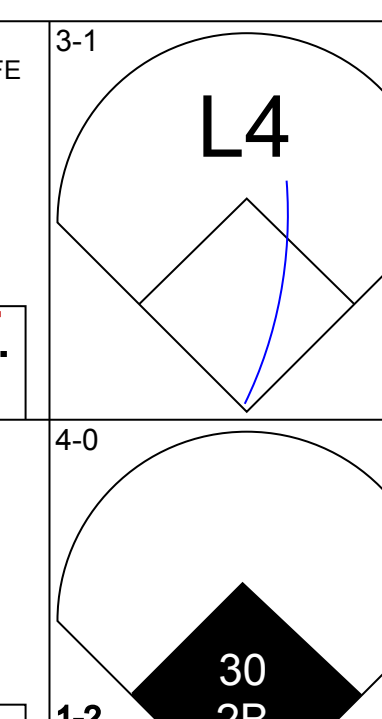
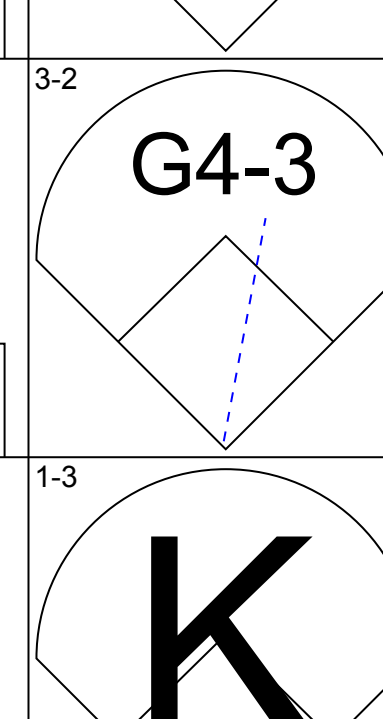
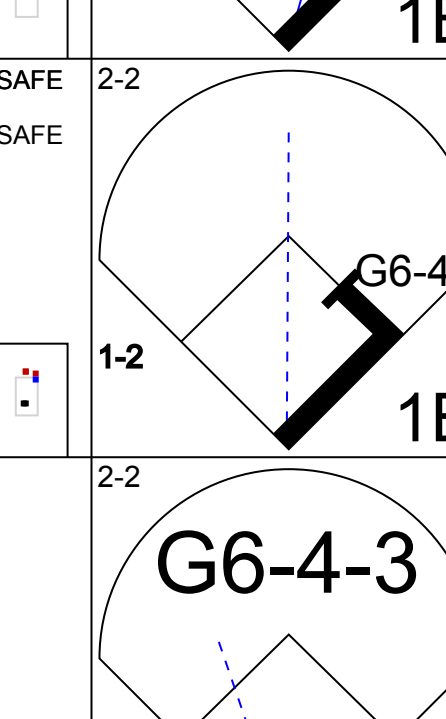
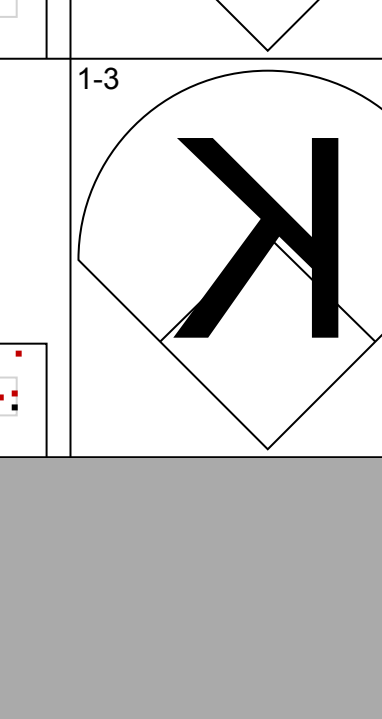
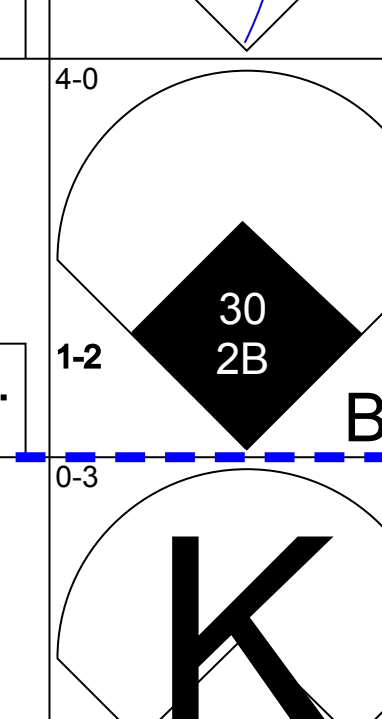
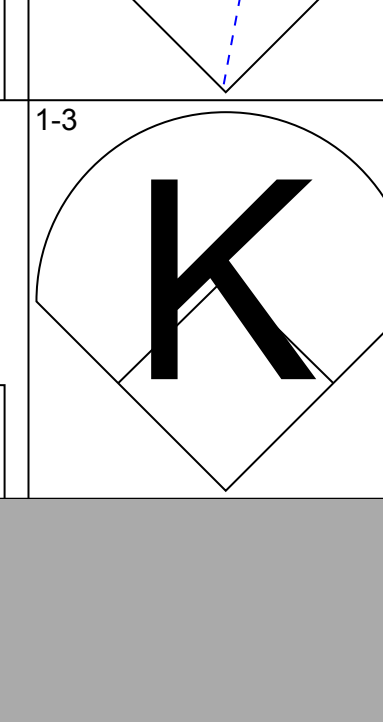
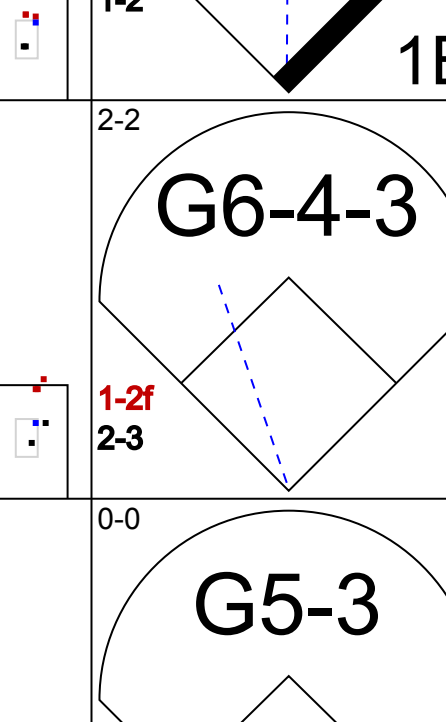
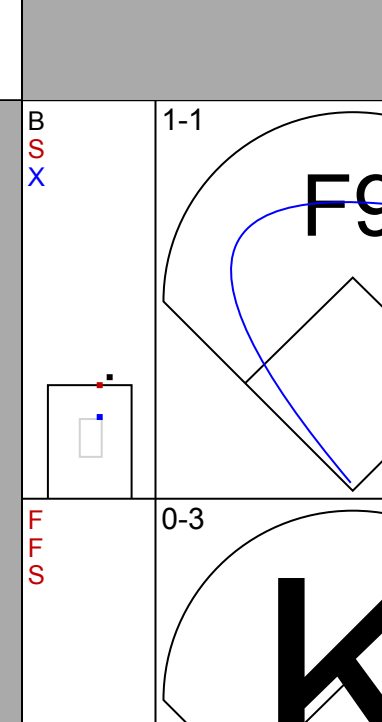
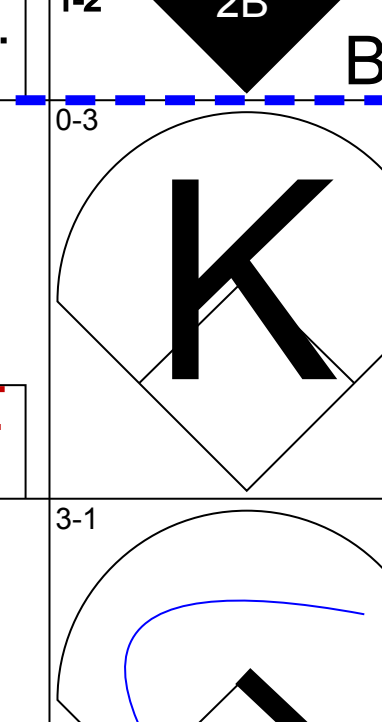
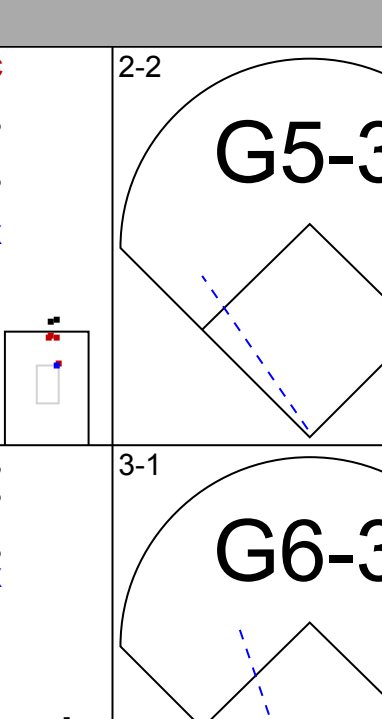
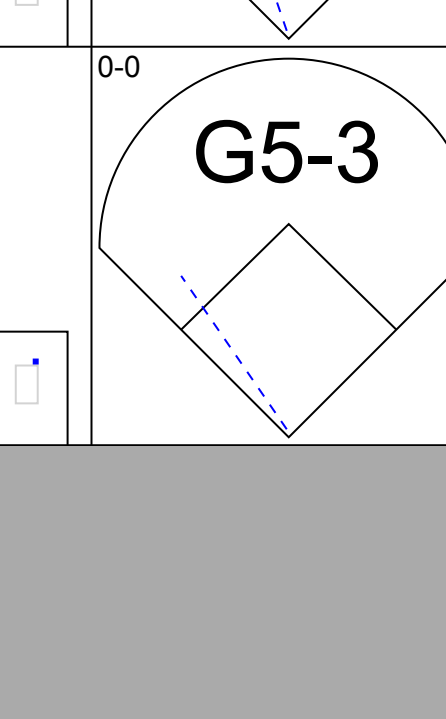
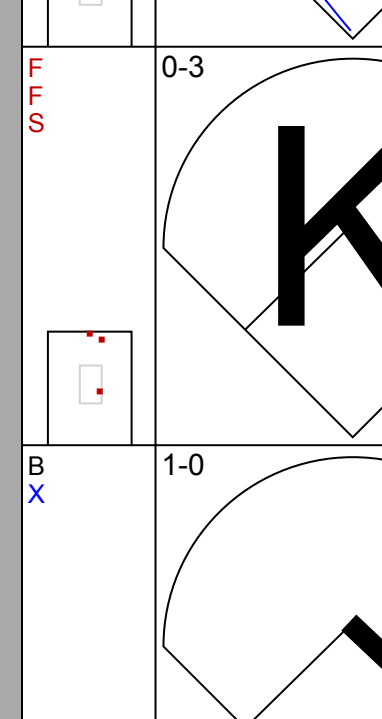
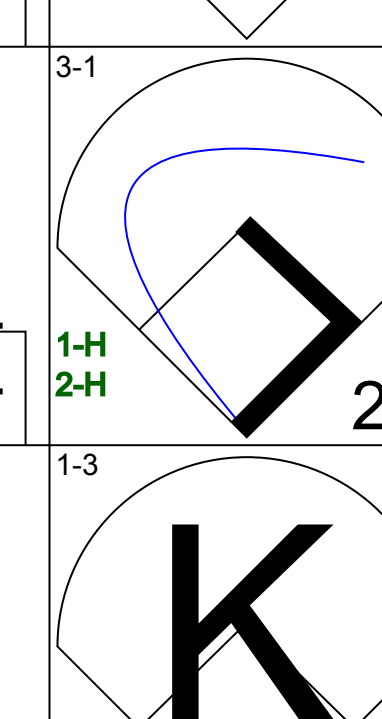
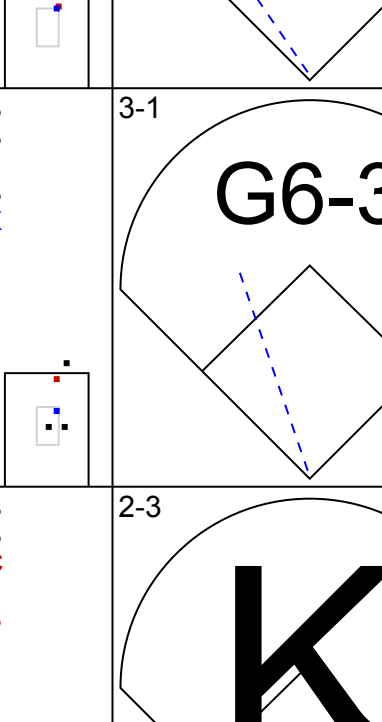
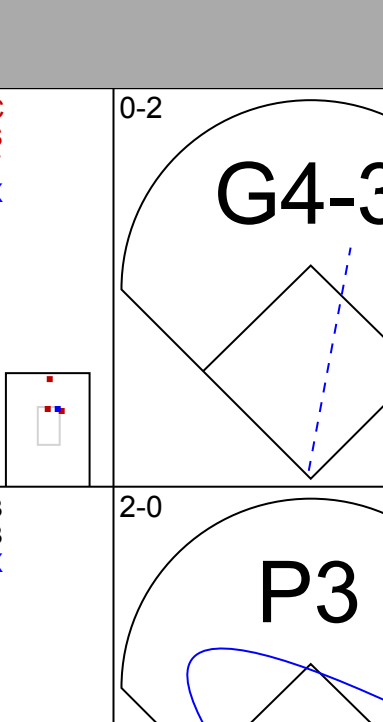
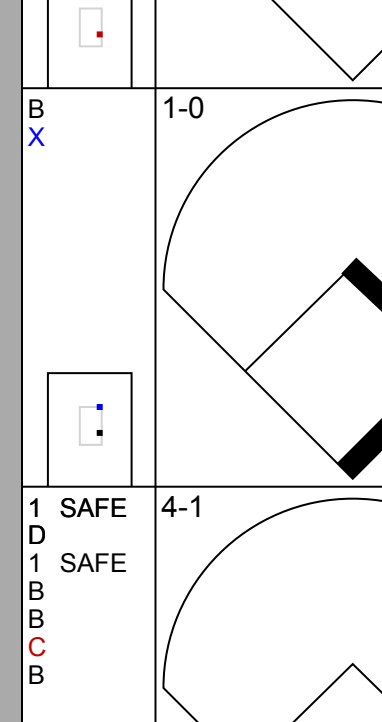
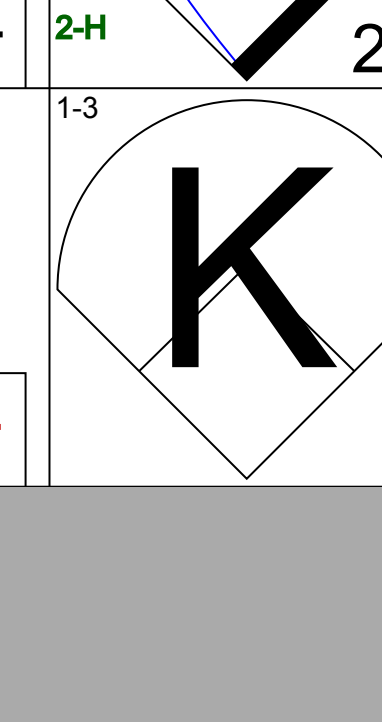

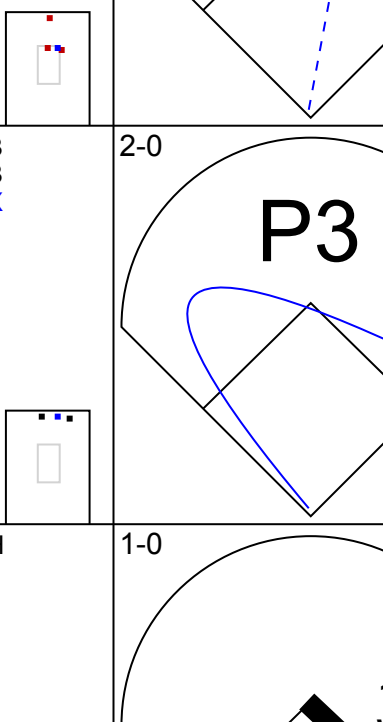
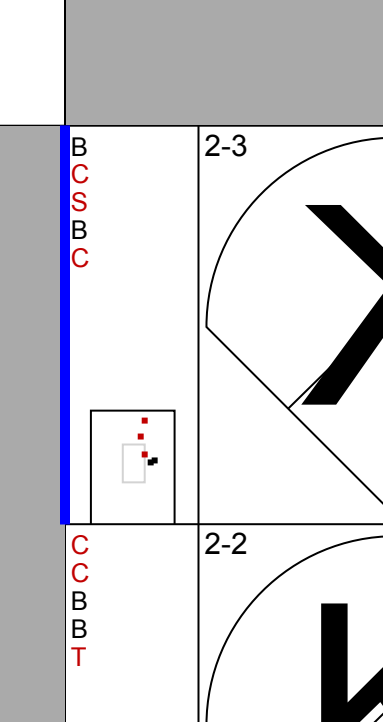
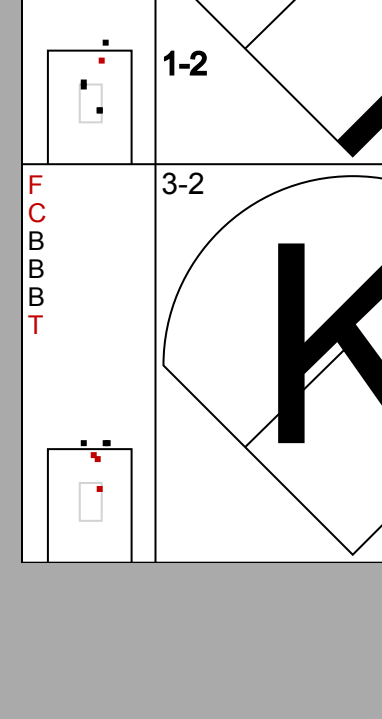
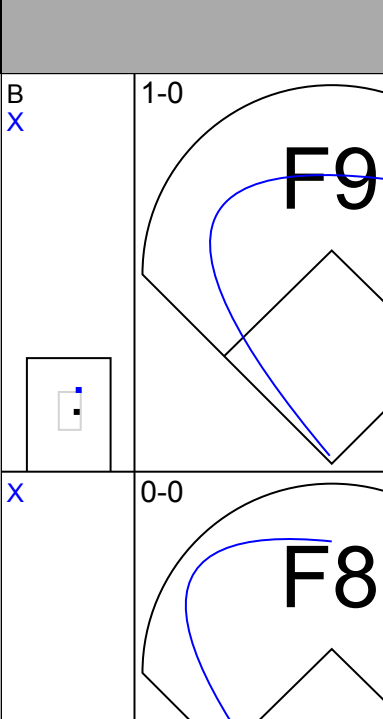
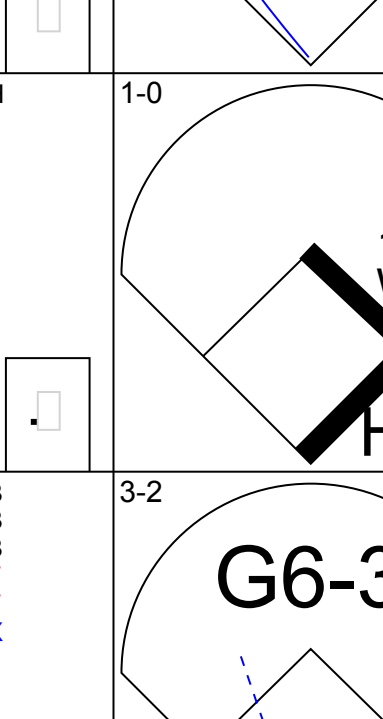
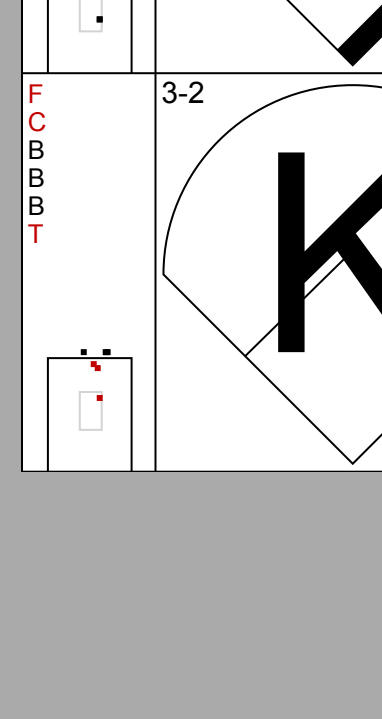
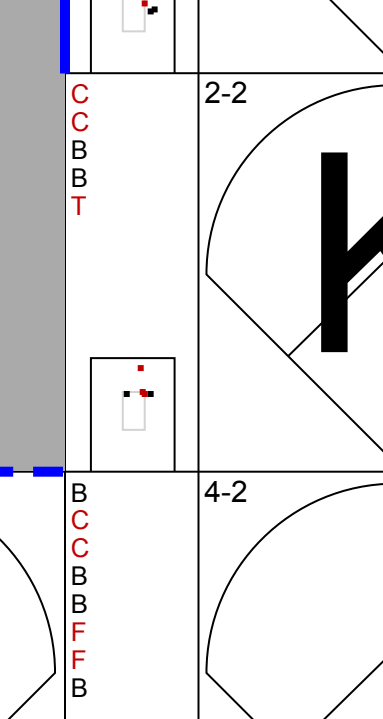
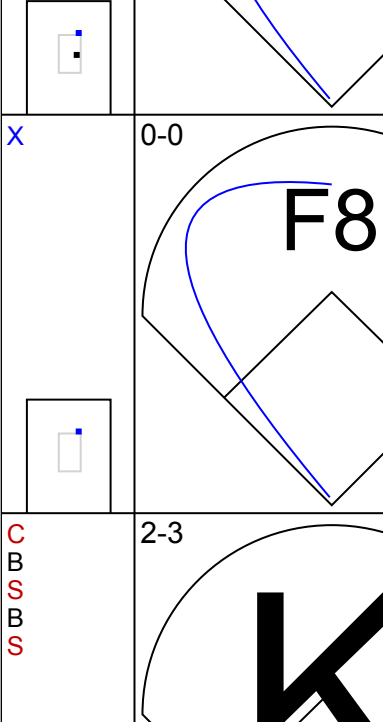
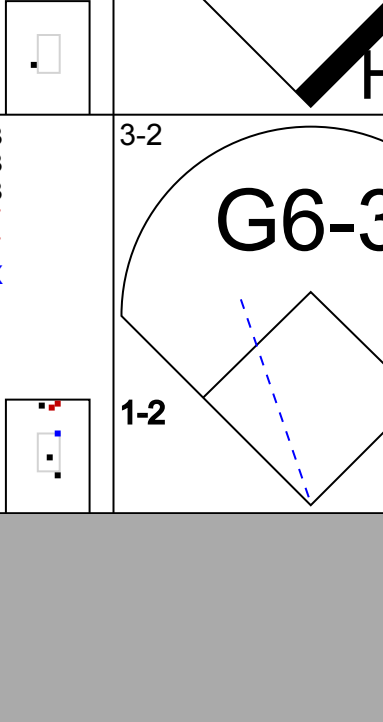
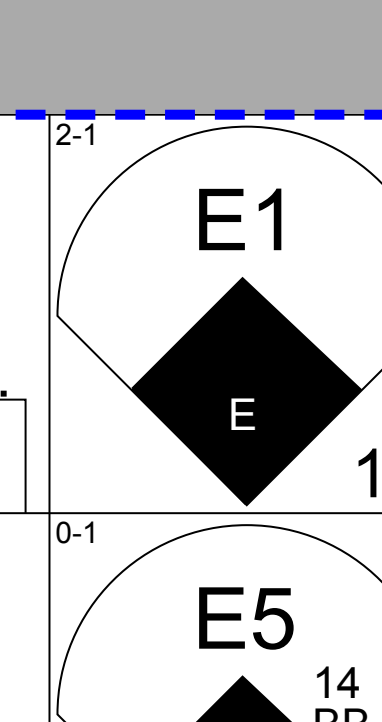
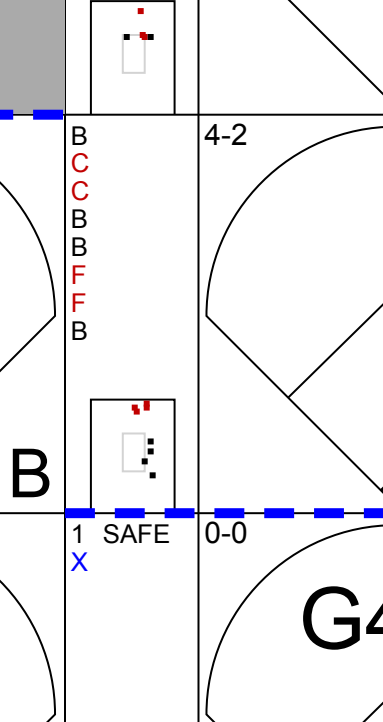

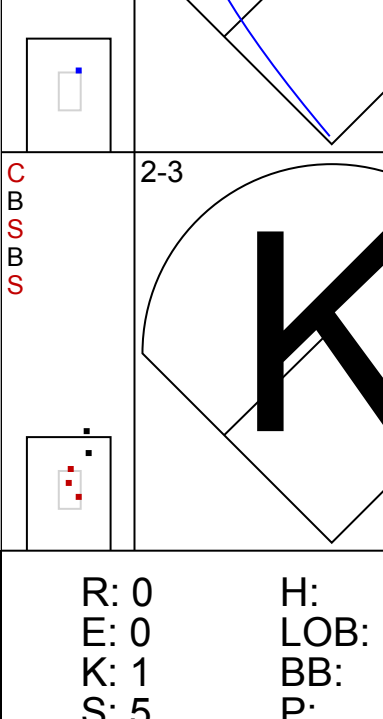
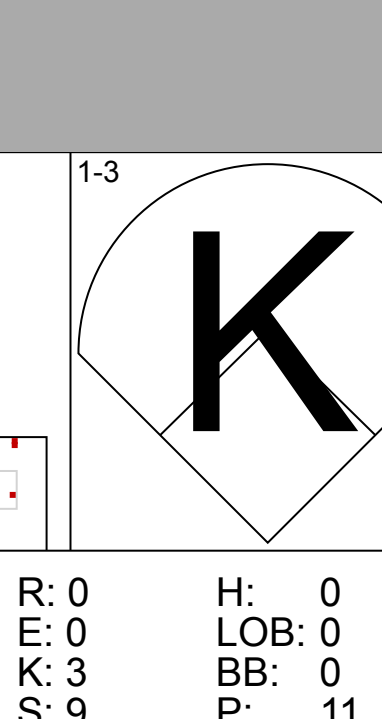
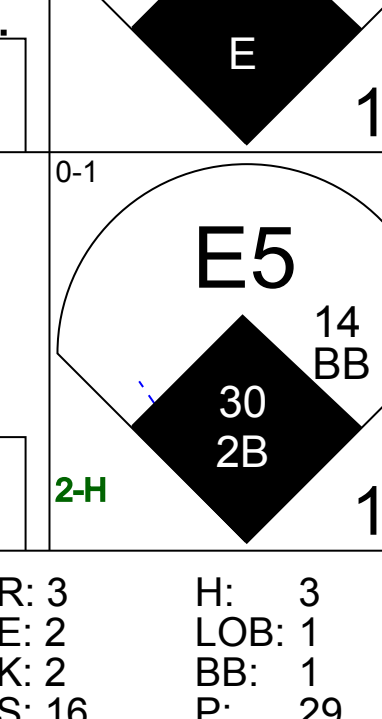
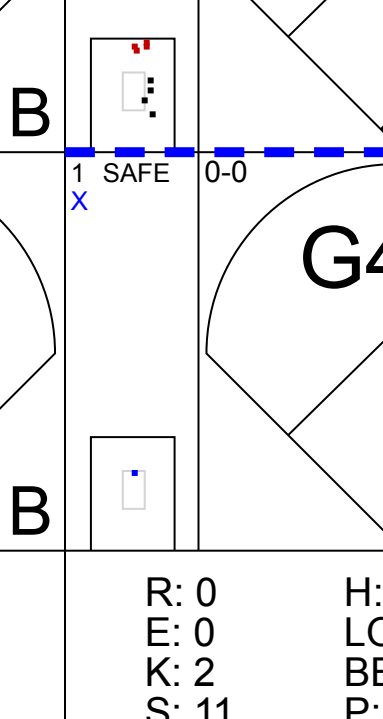
Batter	1	2	3	4	5	6	7	8	9	AB	R	H	RBI	BB	SO	LOB	TOP					
24 Grady Sizemore, L (1, 8) OBP: 0.371, SLG: 0.527	F8		L3					G1-3		4	0	0	0	0	0	1	Cleveland Indians @ Milwaukee Brewers Miller Park, Milwaukee, WI Fri Jun 16 2006, 7:05 PM CDT Att: 33,178 - Clear - 86 F					
Ronnie Belliard, R (1, 4) OBP: 0.325, SLG: 0.380	K							G4-3		4	0	0	0	0	2	0						
48 Travis Hafner, L (1, 3) OBP: 0.451, SLG: 0.613	K							G4-3		4	0	1	0	0	2	0						
41 Victor Martinez, S (1, 2) OBP: 0.355, SLG: 0.483										4	0	1	0	0	1	0						
Eduardo Perez, R (1, 9) OBP: 0.337, SLG: 0.602										3	1	0	0	1	2	2						
2 Jhonny Peralta, R (1, 6) OBP: 0.319, SLG: 0.359										4	2	3	2	0	1	2						
38 Franklin Gutierrez, R (1, 7) Todd Hollandsworth, L (9, PH) OBP: 0.210, SLG: 0.393										3	0	0	0	0	2	2						
Aaron Boone, R (1, 5) OBP: 0.335, SLG: 0.391										4	1	1	0	0	2	0						
CC Sabathia, L (1, 1) Fernando Cabrera, R (7, 1)										3	0	1	2	0	1	0						
										0	0	0	0	0	0	0						
Inning Stats	R: 0 E: 0 K: 2 S: 11	H: 0 LOB: 0 BB: 0 P: 15	R: 0 E: 0 K: 2 S: 11	H: 1 LOB: 1 BB: 0 P: 19	R: 0 E: 0 K: 1 S: 9	H: 0 LOB: 0 BB: 0 P: 10	R: 0 E: 0 K: 3 S: 9	H: 0 LOB: 0 BB: 0 P: 15	R: 2 E: 0 K: 1 S: 12	H: 3 LOB: 1 BB: 0 P: 18	R: 0 E: 0 K: 2 S: 15	H: 2 LOB: 2 BB: 0 P: 20	R: 0 E: 0 K: 1 S: 7	H: 0 LOB: 0 BB: 0 P: 12	R: 0 E: 0 K: 0 S: 6	H: 0 LOB: 0 BB: 0 P: 9	R: 2 E: 0 K: 1 S: 13	H: 1 LOB: 0 BB: 1 P: 24	1B: 4 2B: 2 3B: 0 HR: 1	SF: 0 SAC: 0 DP: 0 HBP: 0	WP: 0 PB: 0 SB: 0 CS: 0	PA: 35
PITCHER	IP WLS BF H R ER SO BB IBB HBP BLK WP HR S P ERA WHIP																					
39 Chris Capuano, L (1, 1) ERA: 3.3	7.0 W 27 6 2 2 12 0 0 0 0 0 0 0 0 74 109 2.57 0.857																					
Brian Shouse, L (8, 1) ERA: 3.21	1.0 H 3 0 0 0 0 0 0 0 0 0 0 0 0 6 9 0.00 0.000																					
Matt Wise, R (9, 1) ERA: 3.65	0.1 3 1 2 2 0 1 0 0 0 0 0 1 6 12 54.00 6.000																					
Derrick Turnbow, R (9, 1) ERA: 3.86	0.2 S 2 0 0 0 1 0 0 0 0 0 0 0 0 7 12 0.00 0.000																					

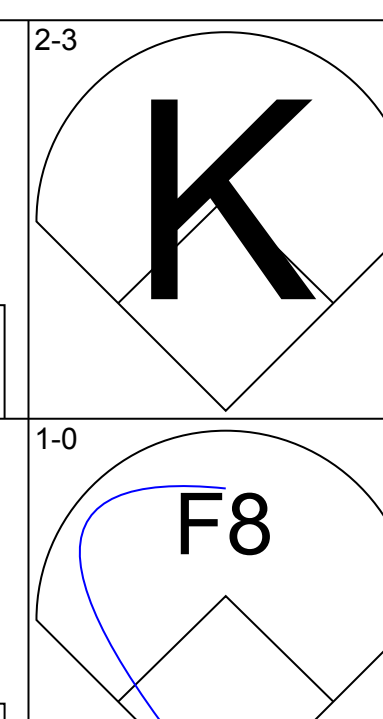
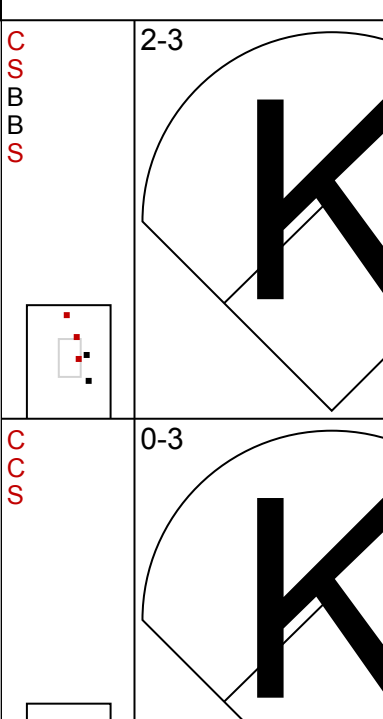
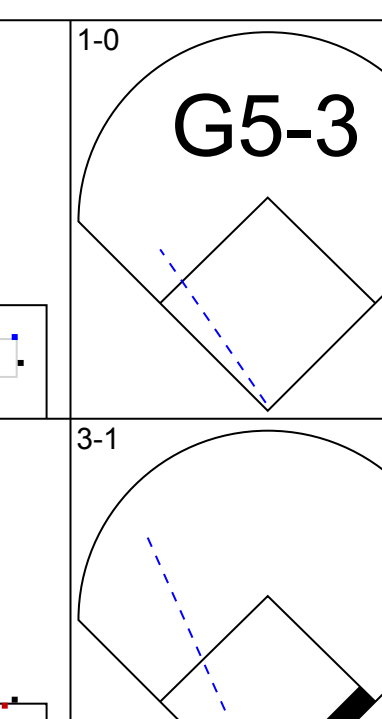
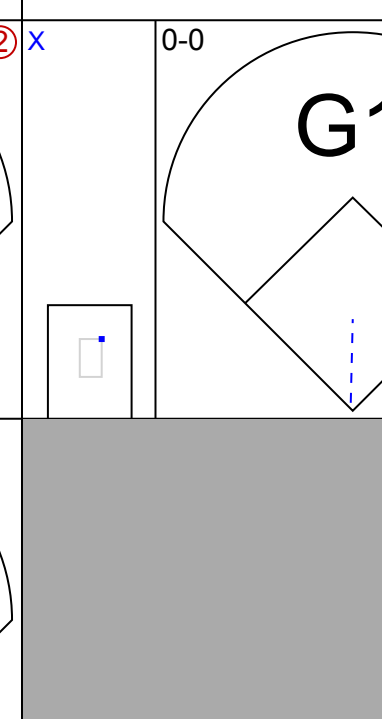
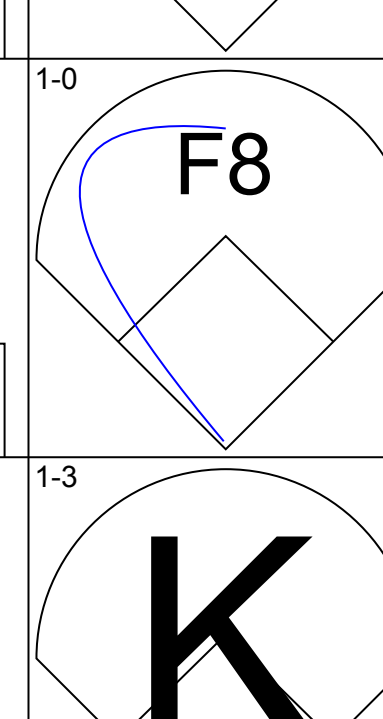
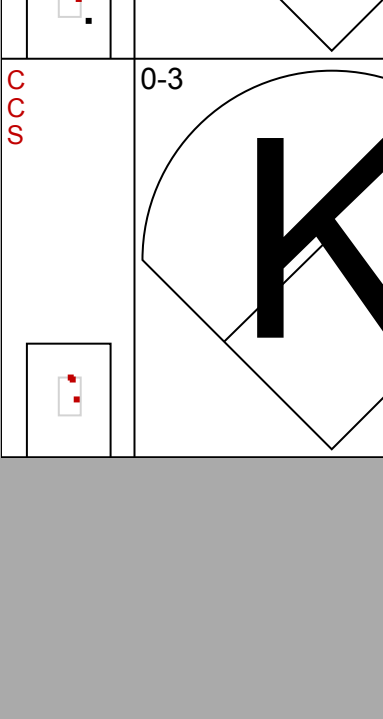
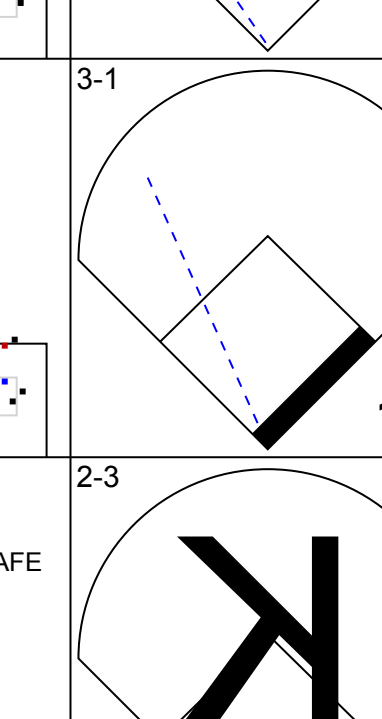
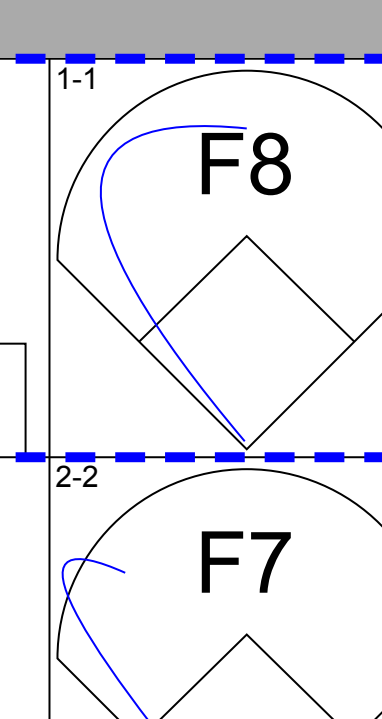
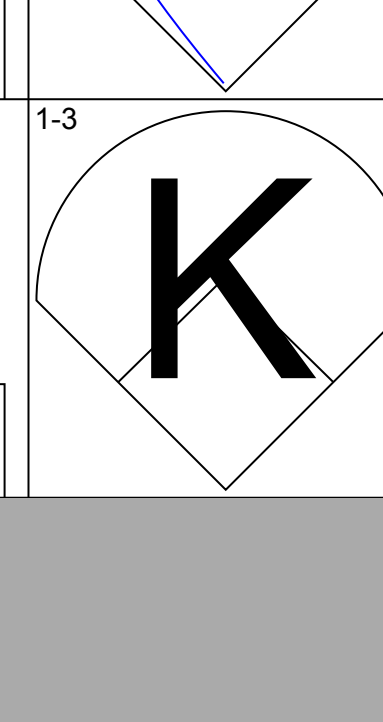
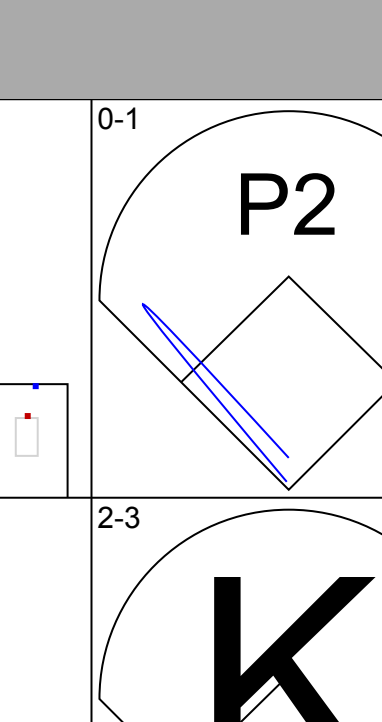
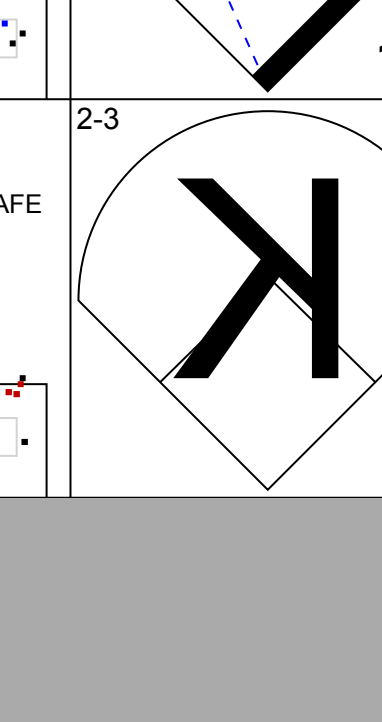
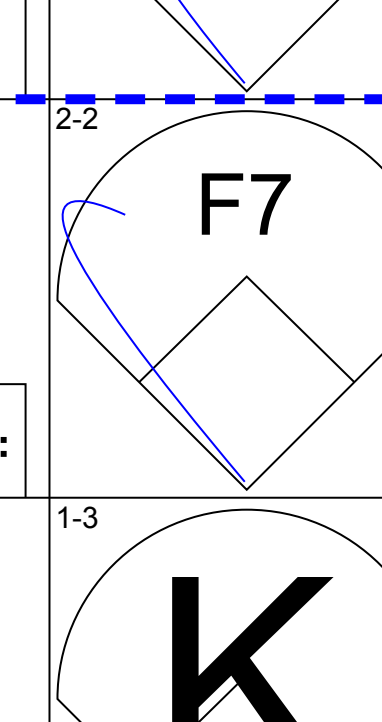
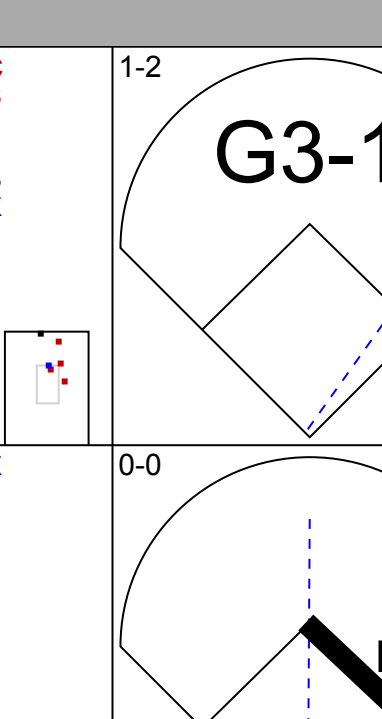
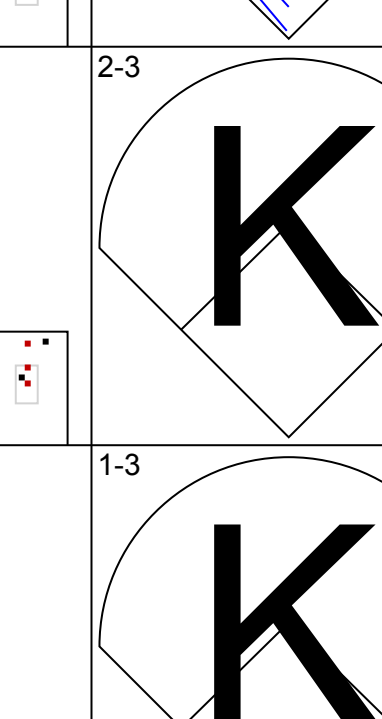
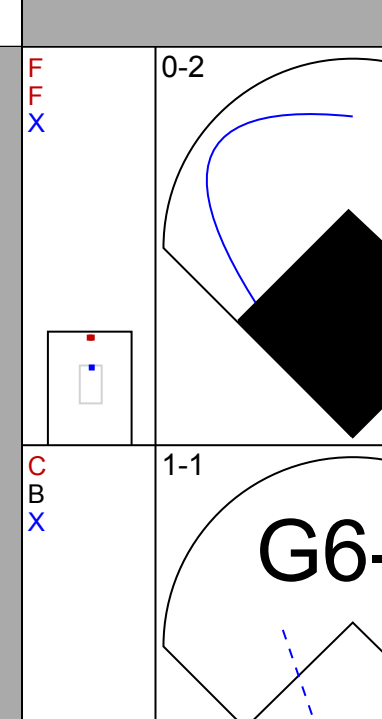
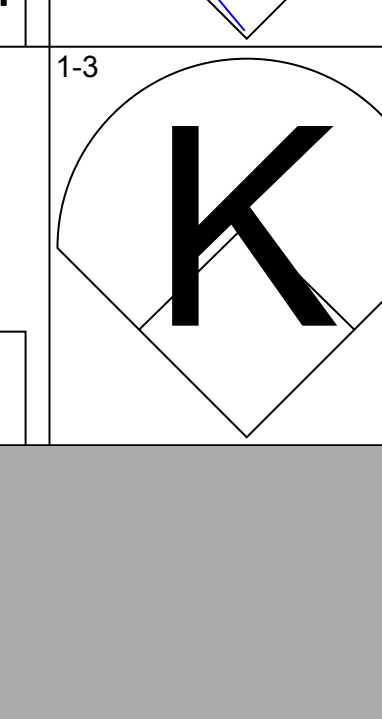
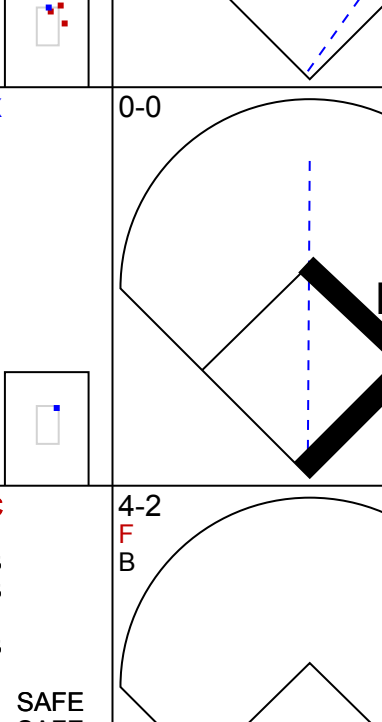
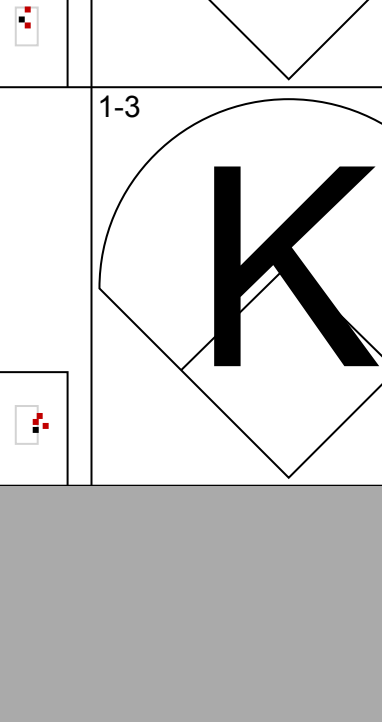
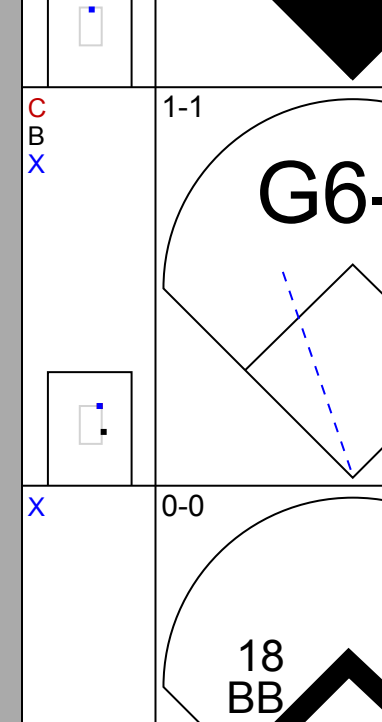
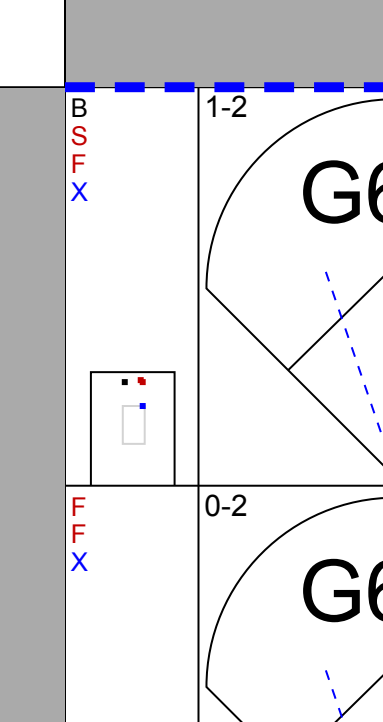
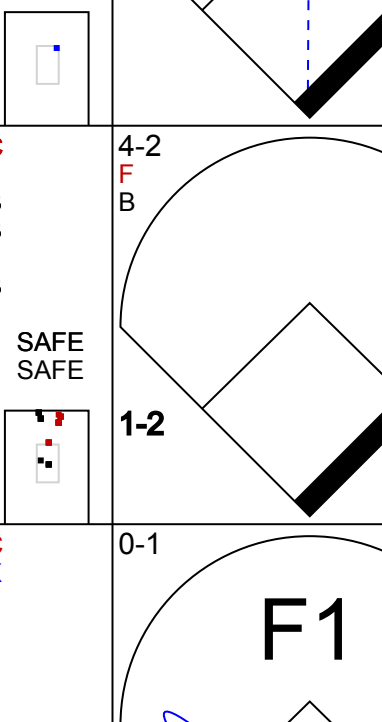
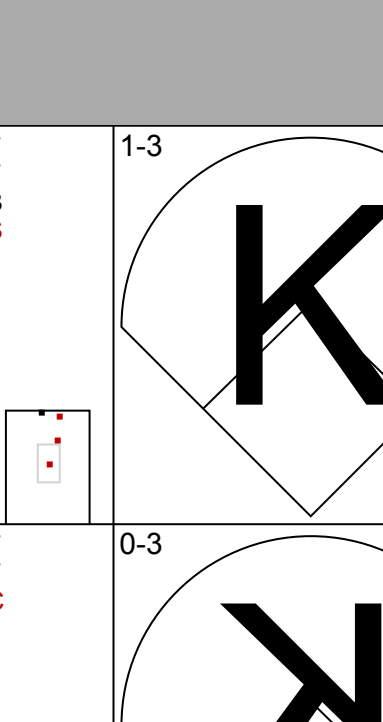
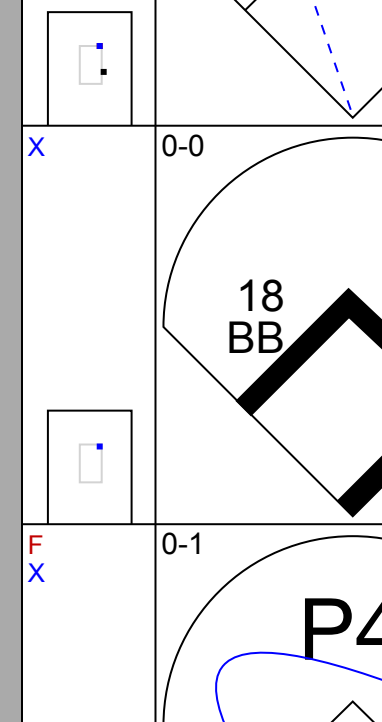
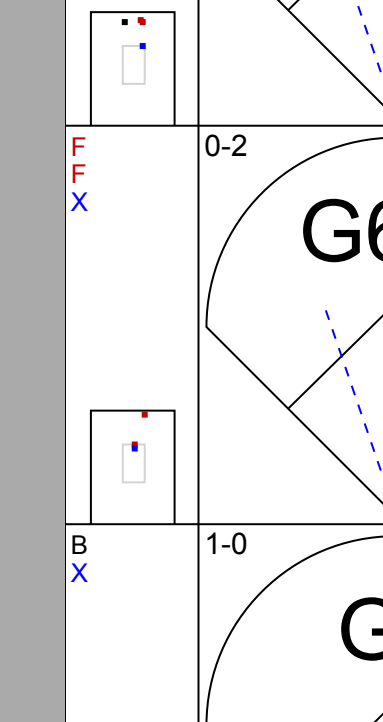
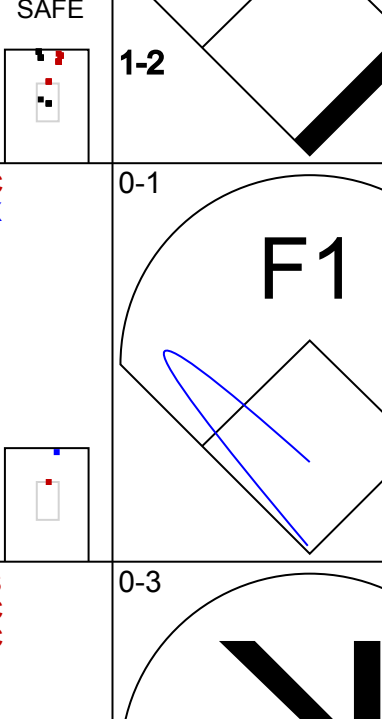
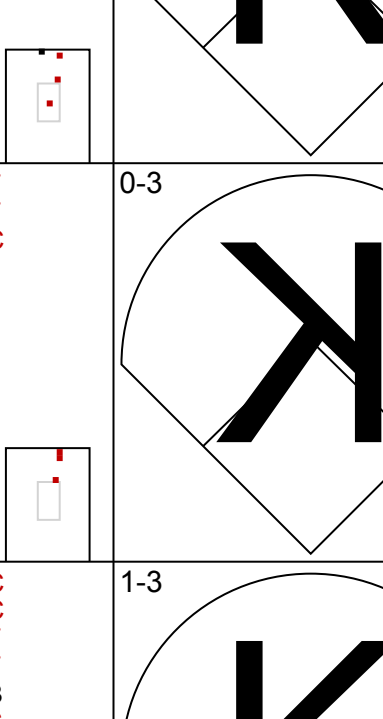
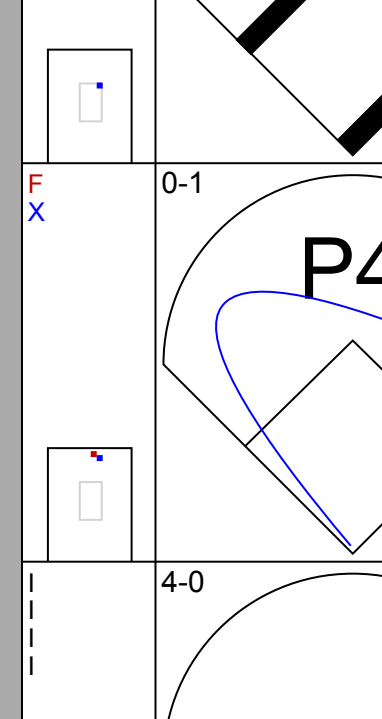
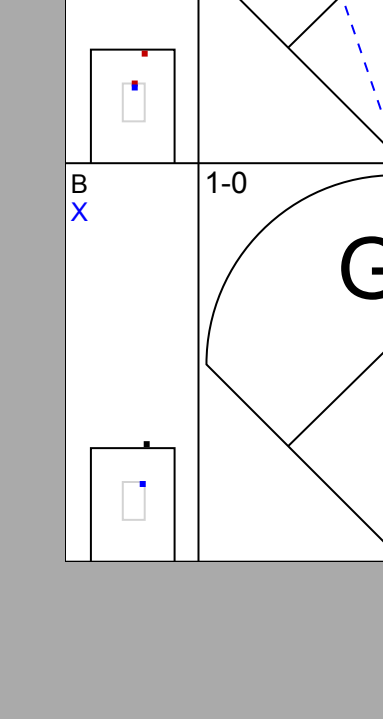
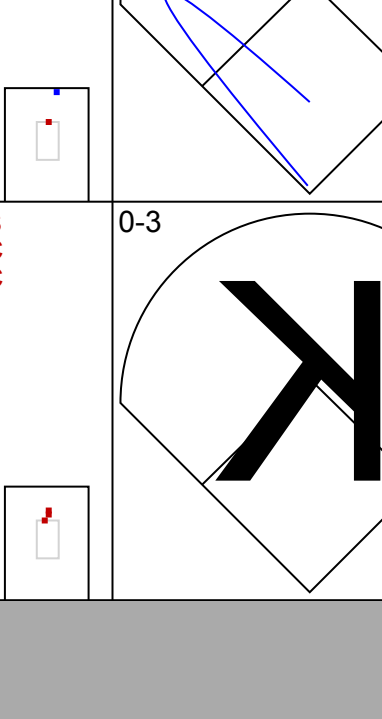
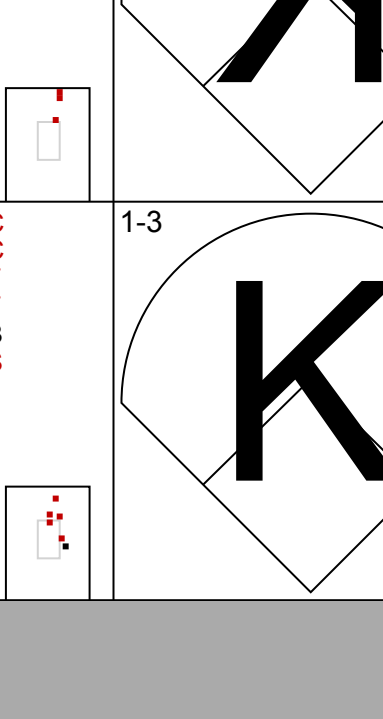
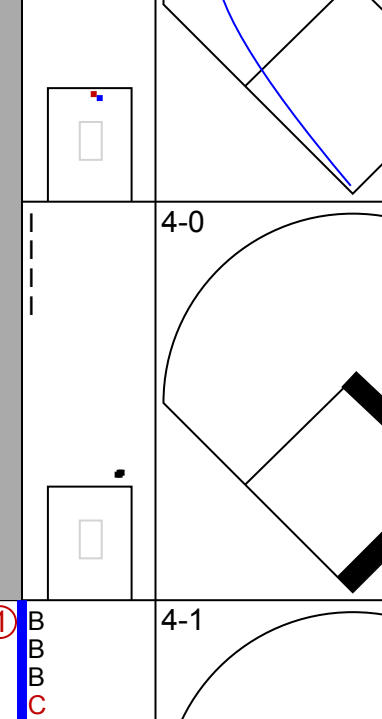
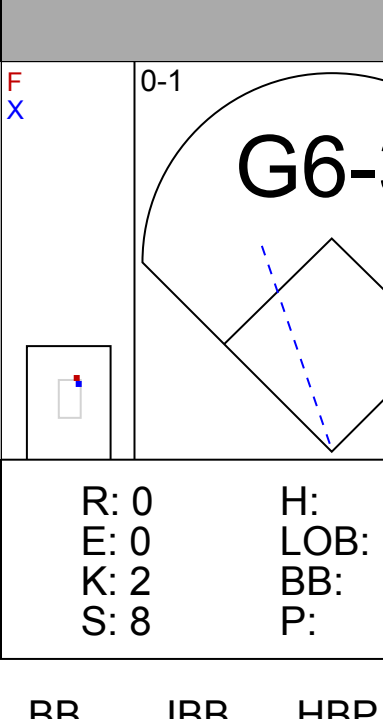
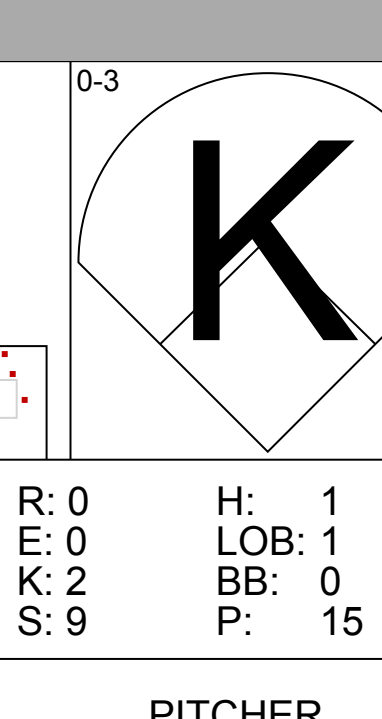
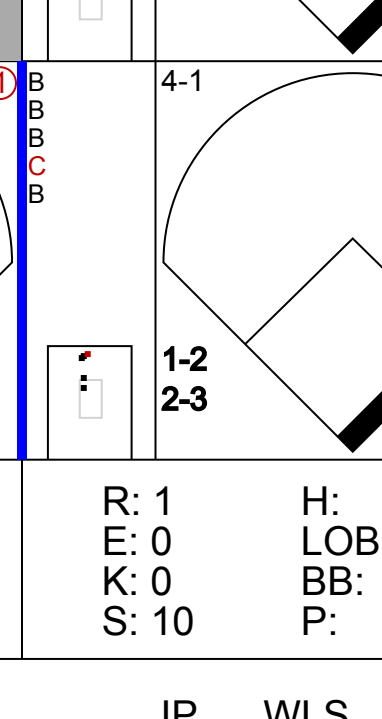
Batter	1	2	3	4	5	6	7	8	9	AB	R	H	RBI	BB	SO	LOB	BOTTOM			
23 Rickie Weeks Jr., R (1, 4) OBP: 0.389, SLG: 0.431	1B									2	1	1	0	2	0	0	Cleveland Indians @ Milwaukee Brewers Miller Park, Milwaukee, WI Fri Jun 16 2006, 7:05 PM CDT Att: 33,178 - Clear - 86 F			
Brady Clark, R (1, 8) OBP: 0.383, SLG: 0.354	1B									4	1	1	0	0	3					
Jeff Cirillo, R (1, 3) OBP: 0.408, SLG: 0.451	1B									4	1	1	1	0	1	2				
Carlos Lee, R (1, 7) OBP: 0.352, SLG: 0.589	1B									3	1	2	2	0	0	0				
2 Bill Hall, R (1, 6) OBP: 0.322, SLG: 0.593	1B									4	1	1	1	0	1	1				
Damian Miller, R (1, 2) OBP: 0.340, SLG: 0.467	K									4	0	0	0	0	2	2				
47 Corey Koskie, L (1, 5) OBP: 0.358, SLG: 0.505	1B									4	1	2	2	0	0	1				
1 Corey Hart, R (1, 9) OBP: 0.433, SLG: 0.444	G5-3									3	0	0	0	0	2	1				
Geoff Jenkins, L (7, 9) OBP: 0.323, SLG: 0.392										0	0	0	0	0	0	0				
39 Chris Capuano, L (1, 1) OBP: 0.188, SLG: 0.167										3	0	0	0	0	3	0				
Brian Shouse, L (8, 1)										0	0	0	0	0	0	0				
Matt Wise, R (9, 1)										0	0	0	0	0	0	0				
Derrick Turnbow, R (9, 1)										0	0	0	0	0	0	0				
Inning Stats	R: 4 E: 0 K: 1 S: 20	H: 4 LOB: 1 BB: 1 P: 31	R: 0 E: 0 K: 1 S: 13	H: 0 LOB: 1 BB: 1 P: 19	R: 0 E: 0 K: 1 S: 12	H: 1 LOB: 1 BB: 0 P: 19	R: 0 E: 0 K: 2 S: 9	H: 1 LOB: 1 BB: 0 P: 10	R: 0 E: 0 K: 1 S: 10	H: 0 LOB: 0 BB: 0 P: 17	R: 1 E: 0 K: 3 S: 11	H: 1 LOB: 0 BB: 0 P: 15	R: 0 E: 1 K: 0 S: 8	H: 0 LOB: 0 BB: 0 P: 10	R: 1 E: 0 K: 0 S: 12	H: 1 LOB: 0 BB: 0 P: 19	1B: 3 2B: 3 3B: 0 HR: 2	SF: 1 SAC: 0 DP: 1 HBP: 0	WP: 0 PB: 0 SB: 3 CS: 0	PA: 34
PITCHER	IP WLS BF H R ER SO BB IBB HBP BLK WP HR S P ERA WHIP																			
CC Sabathia, L (1, 1) ERA: 3.08	6.0 L 27 7 5 5 9 2 0 0 0 0 0 0 1 20 29 4.50 0.500																			
Fernando Cabrera, R (7, 1) ERA: 6.04	2.0 7 1 1 1 0 0 0 0 0 0 0 1 20 29 4.50 0.500																			

Batter	1	2	3	4	5	6	7	8	9	AB	R	H	RBI	BB	SO	LOB	TOP			
24 Grady Sizemore, L (1,8) OBP: 0.370, SLG: 0.527	2-2 S 1B	0-1 P6		2-0 SF9 3B		1-2 G4-3		1-3 K		5	1	2	0	0	1	3	Cleveland Indians @ Milwaukee Brewers Miller Park, Milwaukee, WI Sun Jun 18 2006, 1:05 PM CDT Att. 43,391 - Roof Closed - 79 F			
Aaron Boone, R (1,5) OBP: 0.323, SLG: 0.376	2-3 K	3-2 P6		1-2 P6		0-1 F8		1-2 L5		5	0	0	0	0	1	5				
Eduardo Perez, R (1,9) OBP: 0.333, SLG: 0.594 Todd Hollandsworth, L (6,7) OBP: 0.224, SLG: 0.400	1-1 P2		3-2 4B 1B	0-0 SF9		1-2 F8			0-3 K	3	1	1	1	0	0	1				
48 Travis Hafner, L (1,3) OBP: 0.454, SLG: 0.610	4-2 BB		1-2 1B 2B	4-1 3-H			2-2 G6-3		1-3 K	3	0	1	0	2	1	0				
2 Jhonny Peralta, R (1,6) OBP: 0.326, SLG: 0.369	1-3 K		2-0 1B	0-3 K			0-0 1B		2-0 1B	5	0	3	1	0	2	3				
Ronnie Belliard, R (1,4) OBP: 0.326, SLG: 0.382		1-1 3B 1B WP	1-0 1B		0-1 G5-3		0-1 3B G6-4-3		1-3 K	5	1	3	0	0	1	1				
38 Franklin Gutierrez, R (1,7) OBP: 0.182, SLG: 0.182		3-2 1B WP	0-1 F4		2-1 G6-3		0-0 G6-4-3			4	0	1	0	0	0	5				
Tim Laker, R (1,2) OBP: 0.308, SLG: 0.385 Ben Brissard, L (8,PH) OBP: 0.385, SLG: 0.531 53 Rafael Perez, L (8,1) 63 Rafael Betancourt, R (8,1)	2-3 K	2-3 K			2-2 FC6			1-3 K		3	0	1	0	0	2	4				
Paul Byrd, R (1,1) OBP: 0.333, SLG: 0.333 55 Roberto Hernandez, R (7,1) 41 Victor Martinez, S (8,PH) OBP: 0.350, SLG: 0.479	0-0 1B		0-0 G6-3		0-2 FC6			4-1 BB		3	0	1	0	0	0	4				
Inning Stats	R: 0 E: 0 K: 2 S: 15	H: 1 LOB: 2 BB: 1 P: 25	R: 1 E: 0 K: 1 S: 17	H: 3 LOB: 2 BB: 0 P: 26	R: 1 E: 0 K: 1 S: 18	H: 4 LOB: 3 BB: 0 P: 27	R: 1 E: 0 K: 1 S: 9	H: 1 LOB: 1 BB: 1 P: 16	R: 0 E: 0 K: 0 S: 10	H: 0 LOB: 0 BB: 0 P: 14	R: 0 E: 0 K: 0 S: 8	H: 2 LOB: 1 BB: 0 P: 9	R: 0 E: 0 K: 2 S: 10	H: 0 LOB: 1 BB: 1 P: 17	R: 0 E: 0 K: 3 S: 10	H: 1 LOB: 1 BB: 0 P: 14		1B: 11 2B: 1 3B: 1 HR: 0	SF: 1 SAC: 0 DP: 1 HBP: 0	WP: 1 PB: 0 SB: 1 CS: 0
PITCHER	IP WLS BF H R ER SO BB IBB HBP BLK WP HR S P ERA WHIP	IP WLS BF H R ER SO BB IBB HBP BLK WP HR S P ERA WHIP	IP WLS BF H R ER SO BB IBB HBP BLK WP HR S P ERA WHIP	IP WLS BF H R ER SO BB IBB HBP BLK WP HR S P ERA WHIP	IP WLS BF H R ER SO BB IBB HBP BLK WP HR S P ERA WHIP	IP WLS BF H R ER SO BB IBB HBP BLK WP HR S P ERA WHIP	IP WLS BF H R ER SO BB IBB HBP BLK WP HR S P ERA WHIP	IP WLS BF H R ER SO BB IBB HBP BLK WP HR S P ERA WHIP	IP WLS BF H R ER SO BB IBB HBP BLK WP HR S P ERA WHIP	IP WLS BF H R ER SO BB IBB HBP BLK WP HR S P ERA WHIP	IP WLS BF H R ER SO BB IBB HBP BLK WP HR S P ERA WHIP	IP WLS BF H R ER SO BB IBB HBP BLK WP HR S P ERA WHIP	IP WLS BF H R ER SO BB IBB HBP BLK WP HR S P ERA WHIP	IP WLS BF H R ER SO BB IBB HBP BLK WP HR S P ERA WHIP	IP WLS BF H R ER SO BB IBB HBP BLK WP HR S P ERA WHIP	IP WLS BF H R ER SO BB IBB HBP BLK WP HR S P ERA WHIP	IP WLS BF H R ER SO BB IBB HBP BLK WP HR S P ERA WHIP			

Batter	1	2	3	4	5	6	7	8	9	AB	R	H	RBI	BB	SO	LOB	BOTTOM					
23 Rickie Weeks Jr., R (1,4) OBP: 0.380, SLG: 0.421	1-1 47 FC3-6 1B		1-0 P2		0-2 G4-3		1 SAFE 3-3 K		0-0 SH3-4	4	0	1	0	0	1	2	Cleveland Indians @ Milwaukee Brewers Miller Park, Milwaukee, WI Sun Jun 18 2006, 1:05 PM CDT Att. 43,391 - Roof Closed - 79 F					
47 Corey Koskie, L (1,5) OBP: 0.353, SLG: 0.505	2-1 FC3-6 FC4 1-2		1-0 HR		0-2 G3		1-2 FC4-6		4-0 HR IBB	4	2	1	2	1	0	2						
Carlos Lee, R (1,7) OBP: 0.351, SLG: 0.590	2-2 FC4 2 28 S 1-2		0-1 FC5-4 1B		3-3 K		1 SAFE 0-0 F7		0-1 HR 3-H	5	1	2	3	0	1	2						
28 Prince Fielder, L (1,3) OBP: 0.351, SLG: 0.538	4-2 2 S BB		3-2 P5			3-2 HR		1-1 F7		3	1	1	1	1	0	1						
2 Bill Hall, R (1,6) OBP: 0.324, SLG: 0.594	1-1 P2		0-1 FC5-4			1-3 K		0-1 2B		4	0	1	0	0	1	3						
Geoff Jenkins, L (1,9) OBP: 0.331, SLG: 0.401		1-0 P5		0-1 1B		2-2 1B		4-0 IBB		3	0	2	0	1	0	0						
Chad Moeller, R (1,2) OBP: 0.250, SLG: 0.305		0-3 K		0-3 K		0-2 F9		0-2 F6		4	0	0	0	0	2	4						
Brady Clark, R (1,8) OBP: 0.378, SLG: 0.349 Dan Kolb, R (7,1) Brian Shouse, L (8,1) Jeff Cirillo, R (8,PH) OBP: 0.400, SLG: 0.441 Derrick Turnbow, R (9,1)		3-2 G1-3		2-1 F8		1 SAFE 1-2 F8		3-2 F7		3	0	0	0	0	0	2						
13 Zach Jackson, L (1,1) OBP: 0.167, SLG: 0.167 Geremi Gonzalez, R (4,1) 18 Gabe Gross, L (7,8) OBP: 0.319, SLG: 0.482			0-1 P6		0-0 P6		4-0 47 FC4-6 BB		1-1 23 SH3-4 HR 2B	1	1	1	0	0	0	0						
Inning Stats	R: 0 E: 0 K: 0 S: 11	H: 1 LOB: 2 BB: 1 P: 21	R: 0 E: 0 K: 1 S: 8	H: 0 LOB: 0 BB: 0 P: 12	R: 2 E: 0 K: 0 S: 11	H: 3 LOB: 1 BB: 0 P: 16	R: 0 E: 0 K: 1 S: 8	H: 1 LOB: 1 BB: 0 P: 10	R: 0 E: 0 K: 1 S: 10	H: 0 LOB: 0 BB: 0 P: 13	R: 1 E: 0 K: 1 S: 20	H: 2 LOB: 1 BB: 0 P: 27	R: 0 E: 0 K: 1 S: 5	H: 0 LOB: 1 BB: 1 P: 13	R: 0 E: 0 K: 0 S: 14	H: 1 LOB: 2 BB: 1 P: 22		R: 3 E: 0 K: 0 S: 5	H: 2 LOB: 0 BB: 1 P: 10	1B: 5 2B: 2 3B: 0 HR: 3	SF: 0 SAC: 1 DP: 0 HBP: 0	WP: 0 PB: 0 SB: 3 CS: 0
PITCHER	IP WLS BF H R ER SO BB IBB HBP BLK WP HR S P ERA WHIP	IP WLS BF H R ER SO BB IBB HBP BLK WP HR S P ERA WHIP	IP WLS BF H R ER SO BB IBB HBP BLK WP HR S P ERA WHIP	IP WLS BF H R ER SO BB IBB HBP BLK WP HR S P ERA WHIP	IP WLS BF H R ER SO BB IBB HBP BLK WP HR S P ERA WHIP	IP WLS BF H R ER SO BB IBB HBP BLK WP HR S P ERA WHIP	IP WLS BF H R ER SO BB IBB HBP BLK WP HR S P ERA WHIP	IP WLS BF H R ER SO BB IBB HBP BLK WP HR S P ERA WHIP	IP WLS BF H R ER SO BB IBB HBP BLK WP HR S P ERA WHIP	IP WLS BF H R ER SO BB IBB HBP BLK WP HR S P ERA WHIP	IP WLS BF H R ER SO BB IBB HBP BLK WP HR S P ERA WHIP	IP WLS BF H R ER SO BB IBB HBP BLK WP HR S P ERA WHIP	IP WLS BF H R ER SO BB IBB HBP BLK WP HR S P ERA WHIP	IP WLS BF H R ER SO BB IBB HBP BLK WP HR S P ERA WHIP	IP WLS BF H R ER SO BB IBB HBP BLK WP HR S P ERA WHIP	IP WLS BF H R ER SO BB IBB HBP BLK WP HR S P ERA WHIP	IP WLS BF H R ER SO BB IBB HBP BLK WP HR S P ERA WHIP					



Batter	1	2	3	4	5	6	7	8	9	AB	R	H	RBI	BB	SO	LOB	TOP			
28 Curtis Granderson, L (1.8) OBP: 0.382, SLG: 0.487										4	0	1	0	0	2	1	Detroit Tigers @ Milwaukee Brewers Miller Park, Milwaukee, WI Mon Jun 19 2006, 7:05 PM CDT Att: 29,623 - Clear - 77 F			
14 Placido Polanco, R (1.4) OBP: 0.318, SLG: 0.365										3	1	1	0	1	1	0				
Ivan Rodriguez, R (1.2) OBP: 0.326, SLG: 0.425										4	0	0	0	0	2	4				
30 Magglio Ordonez, R (1.9) OBP: 0.352, SLG: 0.504										4	0	1	2	0	1	1				
9 Carlos Guillen, S (1.6) OBP: 0.368, SLG: 0.488										4	0	1	0	0	1	1				
33 Marcus Thames, R (1.7) OBP: 0.378, SLG: 0.658 Jamie Walker, L (8.1)										2	0	0	0	1	1	0				
54 Joel Zumaya, R (8.1)										0	0	0	0	0	0	0				
20 Omar Infante, R (9. PH) OBP: 0.314, SLG: 0.417 59 Todd Jones, L (9.1)										1	0	0	0	0	1	0				
31 Chris Shelton, R (1.3) OBP: 0.349, SLG: 0.529										3	0	0	0	0	2	2				
15 Brandon Inge, R (1.5) OBP: 0.292, SLG: 0.485										3	1	1	0	1	0	1				
38 Jeremy Bonderman, R (1.1) Alexis Gomez, L (8. PH) OBP: 0.250, SLG: 0.322 (8.7)										2	0	0	0	0	2	0				
										2	1	1	0	0	0	1				
Inning Stats	R: 0 E: 0 K: 2 S: 12	H: 0 LOB: 0 BB: 0 P: 18	R: 0 E: 0 K: 1 S: 10	H: 0 LOB: 0 BB: 0 P: 17	R: 0 E: 0 K: 1 S: 5	H: 2 LOB: 1 BB: 0 P: 8	R: 0 E: 0 K: 0 S: 11	H: 0 LOB: 1 BB: 0 P: 14	R: 0 E: 0 K: 3 S: 9	H: 0 LOB: 0 BB: 0 P: 11	R: 0 E: 0 K: 2 S: 10	H: 1 LOB: 2 BB: 1 P: 19	R: 3 E: 2 K: 2 S: 16	H: 3 LOB: 1 BB: 1 P: 29	R: 0 E: 0 K: 2 S: 11	H: 0 LOB: 1 BB: 1 P: 19	1B: 5 2B: 1 3B: 0 HR: 0	SF: 0 SAC: 0 DP: 1 HBP: 1	WP: 1 PB: 0 SB: 0 CS: 0	PA: 36
PITCHER	IP	WLS	BF	H	R	ER	SO	BB	IBB	HBP	BLK	WP	HR	S	P	ERA	WHIP			
Doug Davis, L (1.1) ERA: 4.69	7.0		25	3	0	0	9	1	0	1	0	1	0	65	104	0.00	0.571			
Matt Wise, R (8.1) ERA: 4.89	0.1	L	4	2	3	3	0	1	0	0	0	0	0	6	15	81.00	9.000			
52 Jose Capellan, R (8.1) ERA: 4.42	1.1		6	1	0	0	4	1	0	0	0	0	0	20	32	0.00	1.500			
Brian Shouse, L (9.1) ERA: 2.93	0.1		1	0	0	0	0	0	0	0	0	0	0	1	1	0.00	0.000			

Batter	1	2	3	4	5	6	7	8	9	AB	R	H	RBI	BB	SO	LOB	BOTTOM					
23 Rickie Weeks Jr., R (1.4) OBP: 0.375, SLG: 0.414										4	0	0	0	0	2	3	Detroit Tigers @ Milwaukee Brewers Miller Park, Milwaukee, WI Mon Jun 19 2006, 7:05 PM CDT Att: 29,623 - Clear - 77 F					
47 Corey Koskie, L (1.5) OBP: 0.351, SLG: 0.500										4	0	1	0	0	1	0						
Carlos Lee, R (1.7) OBP: 0.347, SLG: 0.581										4	0	0	0	0	2	1						
28 Prince Fielder, L (1.3) OBP: 0.350, SLG: 0.545										4	1	1	1	0	2	0						
2 Bill Hall, R (1.6) OBP: 0.323, SLG: 0.588										4	0	1	0	0	1	0						
Geoff Jenkins, L (1.9) OBP: 0.333, SLG: 0.404										3	0	1	0	1	1	0						
Damian Miller, R (1.2) OBP: 0.333, SLG: 0.453										4	0	0	0	0	1	3						
Brady Clark, R (1.8) OBP: 0.378, SLG: 0.346										2	0	0	0	1	2	2						
Doug Davis, R (1.1) OBP: 0.094, SLG: 0.065 18 Gabe Gross, L (7. PH) OBP: 0.326, SLG: 0.482 Matt Wise, R (8.1) ERA: 0.9 52 Jose Capellan, R (8.1) ERA: 2.29 Brian Shouse, L (9.1) ERA: 6.75										2	0	0	0	0	1	0						
										0	0	0	0	0	0	0						
										0	0	0	0	0	0	0						
										0	0	0	0	0	0	0						
										0	0	0	0	0	0	0						
Inning Stats	R: 0 E: 0 K: 2 S: 7	H: 0 LOB: 0 BB: 0 P: 11	R: 0 E: 0 K: 1 S: 16	H: 1 LOB: 2 BB: 1 P: 21	R: 0 E: 0 K: 2 S: 8	H: 0 LOB: 0 BB: 0 P: 10	R: 0 E: 0 K: 2 S: 8	H: 0 LOB: 0 BB: 0 P: 11	R: 0 E: 0 K: 3 S: 11	H: 0 LOB: 1 BB: 0 P: 13	R: 0 E: 0 K: 2 S: 9	H: 1 LOB: 1 BB: 0 P: 15	R: 1 E: 0 K: 0 S: 10	H: 2 LOB: 2 BB: 2 P: 19	R: 0 E: 0 K: 1 S: 9	H: 0 LOB: 0 BB: 0 P: 13	R: 0 E: 0 K: 0 S: 7	H: 0 LOB: 0 BB: 0 P: 9	1B: 2 2B: 1 3B: 0 HR: 1	SF: 0 SAC: 0 DP: 0 HBP: 0	WP: 0 PB: 0 SB: 0 CS: 0	PA: 34
PITCHER	IP	WLS	BF	H	R	ER	SO	BB	IBB	HBP	BLK	WP	HR	S	P	ERA	WHIP					
38 Jeremy Bonderman, R (1.1) ERA: 3.82	7.0		28	4	1	1	12	2	0	0	0	0	0	69	100	1.29	0.857					
Jamie Walker, L (8.1) ERA: 0.9	0.1	H	1	0	0	0	0	0	0	0	0	0	0	2	3	0.00	0.000					
54 Joel Zumaya, R (8.1) ERA: 2.29	0.2	H	2	0	0	0	1	0	0	0	0	0	0	7	10	0.00	0.000					
59 Todd Jones, R (9.1) ERA: 6.75	1.0	S	3	0	0	0	0	0	0	0	0	0	0	7	9	0.00	0.000					

AB	32
R	3
H	6
RBI	2
BB	3
SO	13
LOB	11

AB	31
R	1
H	4
RBI	1
BB	3
SO	13
LOB	9



Batter	1	2	3	4	5	6	7	8	9	AB R H RBI BB SO LOB	TOP									
28 Curtis Granderson, L (1, 8) OBP: 0.379, SLG: 0.485	0-3 K		1-0 14 1B 30 HR 2B	1-2 G4-3		2-2 G6-3			0-0 E3	5 1 1 1 0 1 0	Detroit Tigers @ Milwaukee Brewers Miller Park, Milwaukee, WI Tue Jun 20 2006, 7:05 PM CDT Att: 33,119 - Roof Closed - 75 F									
14 Placido Polanco, R (1, 4) OBP: 0.320, SLG: 0.363	0-3 K		2-2 30 HR 1B	3-1 HR HBP			0-0 P5	2-2 L4	4 2 1 0 0 1 1											
Ivan Rodriguez, R (1, 2) OBP: 0.323, SLG: 0.432	0-3 K		0-3 K	0-0 HR			0-1 G6-3	0-0 F8	5 1 1 2 0 2 3											
30 Magglio Ordonez, R (1, 9) OBP: 0.355, SLG: 0.528 Alexis Gomez, L (7, PH) OBP: 0.296, SLG: 0.317 (7, 9)		0-0 HR	1-1 HR	2-3 K			1-3 K		3 2 2 4 0 1 0 1 0 0 0 0 1 0											
9 Carlos Guillen, S (1, 6) OBP: 0.371, SLG: 0.492 39 Ramon Santiago, S (8, PH) OBP: 0.217, SLG: 0.224 (8, 6)		1-0 HR	4-1 31 F9 2B HR		0-1 G3		1-0 1B		2 2 1 0 1 0 0 1 0 1 0 0 0 0											
31 Chris Shelton, R (1, 3) OBP: 0.344, SLG: 0.520		2-1 F9	1-0 P3		0-1 F9		2-3 K		4 0 0 0 0 1 3											
Craig Monroe, R (1, 7) OBP: 0.270, SLG: 0.417		0-0 SF8	1-2 HR		0-0 F9		0-0 F7		3 1 1 3 0 0 1											
15 Brandon Inge, R (1, 5) OBP: 0.287, SLG: 0.477		2-3 K	1-1 P3		2-3 K		1-2 G6-3		4 0 0 0 0 2 1											
31 Zach Miner, R (1, 1) OBP: 0.250, SLG: 0.500			0-1 28 2B 2B	2-3 K		0-1 G5-3		0-0 L8	4 1 1 0 0 1 0											
Inning Stats	R: 0 E: 0 K: 3 S: 9	H: 0 LOB: 0 BB: 0 P: 9	R: 2 E: 0 K: 1 S: 8	H: 2 LOB: 0 BB: 13 P: 13	R: 6 E: 0 K: 1 S: 18	H: 5 LOB: 1 BB: 29 P: 29	R: 2 E: 0 K: 2 S: 11	H: 1 LOB: 0 BB: 0 P: 19	R: 0 E: 0 K: 0 S: 5	H: 0 LOB: 0 BB: 0 P: 5		R: 0 E: 0 K: 1 S: 6	H: 0 LOB: 0 BB: 0 P: 7	R: 0 E: 0 K: 1 S: 10	H: 1 LOB: 1 BB: 0 P: 14	R: 0 E: 1 K: 0 S: 7	H: 0 LOB: 1 BB: 0 P: 9	1B: 2 2B: 3 3B: 0 HR: 4	SF: 1 SAC: 0 DP: 0 HBP: 1	WP: 0 PB: 0 SB: 0 CS: 0
PITCHER	IP WLS BF H R ER SO BB IBB HBP BLK WP HR S P ERA WHIP											IP WLS BF H R ER SO BB IBB HBP BLK WP HR S P ERA WHIP								
Rick Helling, R (1, 1) ERA: 11.81	2.1 L 14 6 7 7 5 1 0 0 0 0 2 29 42 27.00 3.000																			
12 Carlos Villanueva, R (3, 1) ERA: 1.98	6.2 25 3 3 3 5 0 0 1 0 0 2 53 75 4.05 0.450																			

Batter	1	2	3	4	5	6	7	8	9	AB R H RBI BB SO LOB	BOTTOM									
23 Rickie Weeks Jr., R (1, 4) OBP: 0.373, SLG: 0.499	4-2 47 1B BB		0-2 G6-3			2-1 P3			0-1 F7	3 0 0 0 1 0 0	Detroit Tigers @ Milwaukee Brewers Miller Park, Milwaukee, WI Tue Jun 20 2006, 7:05 PM CDT Att: 33,119 - Roof Closed - 75 F									
47 Corey Koskie, L (1, 5) OBP: 0.353, SLG: 0.505	0-0 28 BB 1B		2-2 G6-3			0-0 P5		2-2 1B 2B	4 1 2 0 0 0 0											
Carlos Lee, R (1, 7) OBP: 0.344, SLG: 0.577 18 Gabe Gross, L (6, 7) OBP: 0.320, SLG: 0.471	0-0 F9		3-1 F8			3-3 K		3-2 G5-3	2 0 0 0 0 0 1 2 0 0 0 0 1 1											
28 Prince Fielder, L (1, 3) OBP: 0.351, SLG: 0.543 1 Corey Hart, R (7, PH) OBP: 0.436, SLG: 0.448 (8, 3)	4-1 FC5-4 BB		2-3 K			0-1 G6-3		1-1 1B	1 0 0 0 1 1 0 2 0 1 1 0 0 0											
2 Bill Hall, R (1, 6) OBP: 0.320, SLG: 0.583 Chris Barnwell, R (6, 6)	0-1 FC5-4		1-3 K			1-1 F8		0-0 G4-3	2 0 0 0 0 1 2 2 0 0 0 0 0 1											
Geoff Jenkins, L (1, 9) OBP: 0.333, SLG: 0.403		0-0 G5-4-3 1B		0-0 F7		3-2 G4-3			3 0 1 0 0 0 0											
Damian Miller, R (1, 2) OBP: 0.328, SLG: 0.446		3-1 SAFE G5-4-3 1-2		1-1 G5-3		2-0 F8			3 0 0 0 0 0 1											
Brady Clark, R (1, 8) OBP: 0.377, SLG: 0.346		2-0 1B		2-0 L6		2-2 G5-3			3 0 1 0 0 0 0											
Rick Helling, R (1, 1) 12 Carlos Villanueva, R (3, 1)		1-3 K		1-3 K		0-0 G6-3			1 0 0 0 0 1 1 2 0 0 0 0 1 0											
Inning Stats	R: 0 E: 0 K: 0 S: 7	H: 1 LOB: 2 BB: 2 P: 15	R: 0 E: 0 K: 1 S: 7	H: 2 LOB: 1 BB: 0 P: 13	R: 0 E: 0 K: 0 S: 8	H: 0 LOB: 0 BB: 0 P: 13	R: 0 E: 0 K: 2 S: 10	H: 0 LOB: 0 BB: 0 P: 13	R: 0 E: 0 K: 1 S: 6	H: 0 LOB: 0 BB: 0 P: 10		R: 0 E: 0 K: 1 S: 6	H: 0 LOB: 0 BB: 0 P: 11	R: 0 E: 0 K: 0 S: 7	H: 0 LOB: 0 BB: 0 P: 11	R: 0 E: 0 K: 0 S: 5	H: 0 LOB: 0 BB: 0 P: 9	1B: 4 2B: 1 3B: 0 HR: 0	SF: 0 SAC: 0 DP: 1 HBP: 0	WP: 0 PB: 0 SB: 0 CS: 0
PITCHER	IP WLS BF H R ER SO BB IBB HBP BLK WP HR S P ERA WHIP											IP WLS BF H R ER SO BB IBB HBP BLK WP HR S P ERA WHIP								
31 Zach Miner, R (1, 1) ERA: 2.08	9.0 W 32 5 1 1 5 2 0 0 0 0 0 67 112 1.00 0.778																			


AB	36
R	10
H	9
RBI	10
BB	1
SO	10
LOB	9



Batter	1	2	3	4	5	6	7	8	9	AB	R	H	RBI	BB	SO	LOB	TOP					
15 Brandon Inge, R OBP: 0.282, SLG: 0.467										5	0	0	0	0	4	3						
33 Marcus Thames, R OBP: 0.381, SLG: 0.654										4	0	2	1	0	1	0						
13 Vance Wilson, R OBP: 0.324, SLG: 0.446										4	0	1	0	0	1	2						
30 Magglio Ordonez, R OBP: 0.354, SLG: 0.524										4	0	1	0	0	0	1						
9 Carlos Guillen, S OBP: 0.370, SLG: 0.492										4	1	1	0	0	1	2						
20 Omar Infante, R OBP: 0.311, SLG: 0.404										3	0	0	0	1	1	1						
31 Chris Shelton, R OBP: 0.339, SLG: 0.512										4	0	0	0	0	2	4						
Craig Monroe, R OBP: 0.280, SLG: 0.439										3	2	3	1	0	0	0						
28 Curtis Granderson, L OBP: 0.378, SLG: 0.483										1	0	0	0	0	1	0						
29 Nate Robertson, R OBP: 0.167, SLG: 0.167										3	0	1	1	0	2	2						
54 Joel Zumaya, R OBP: 0.319, SLG: 0.362										0	0	0	0	0	0	0						
14 Placido Polanco, R (8, PH)										1	0	0	0	0	0	0						
Inning Stats	R: 0 E: 0 K: 2 S: 13	H: 1 LOB: 1 BB: 0 P: 16	R: 2 E: 0 K: 1 S: 15	H: 3 LOB: 1 BB: 0 P: 22	R: 0 E: 0 K: 1 S: 4	H: 0 LOB: 0 BB: 0 P: 5	R: 0 E: 0 K: 1 S: 10	H: 0 LOB: 0 BB: 0 P: 12	R: 1 E: 0 K: 1 S: 11	H: 2 LOB: 1 BB: 0 P: 16	R: 0 E: 0 K: 0 S: 6	H: 0 LOB: 0 BB: 0 P: 7	R: 0 E: 0 K: 3 S: 14	H: 1 LOB: 1 BB: 0 P: 20	R: 0 E: 0 K: 3 S: 14	H: 2 LOB: 3 BB: 1 P: 23	R: 0 E: 0 K: 2 S: 10	H: 0 LOB: 0 BB: 0 P: 18	1B: 4 2B: 5 3B: 0 HR: 0	SF: 0 SAC: 0 DP: 0 HBP: 0	WP: 0 PB: 0 SB: 0 CS: 0	PA: 37
PITCHER	IP WLS BF H R ER SO BB IBB HBP BLK WP HR S P ERA WHIP																					
39 Chris Capuano, L ERA: 3.33	7.0 W 28 7 3 3 8 0 0 0 0 0 0 6 10 3.86 1.000																					
Dan Kolt, R ERA: 3.5	0.1 H 3 2 0 0 1 0 0 0 0 0 0 0 4 8 0.00 6.000																					
Brian Shouse, L ERA: 2.87	0.1 H 2 0 0 0 1 1 0 0 0 0 0 0 6 8 0.00 3.000																					
52 Jose Capellan, R ERA: 4.38	0.1 H 1 0 0 0 1 0 0 0 0 0 0 0 4 5 0.00 0.000																					
Derrick Turnbow, R ERA: 3.62	1.0 S 3 0 0 0 2 0 0 0 0 0 0 0 10 18 0.00 0.000																					

Detroit Tigers @ Milwaukee Brewers
 Miller Park, Milwaukee, WI
 Wed Jun 21 2006, 1:05 PM CDT
 Att: 31,222 - Roof Closed - 78 F


AB 36
R 3
H 9
RBI 3
BB 1
SO 13
LOB 15



Batter	1	2	3	4	5	6	7	8	9	AB	R	H	RBI	BB	SO	LOB	BOTTOM			
23 Rickie Weeks Jr., R OBP: 0.375, SLG: 0.422										4	2	2	2	0	1	2				
47 Corey Koskie, L OBP: 0.352, SLG: 0.498										3	0	0	0	1	0	1				
Carlos Lee, R OBP: 0.343, SLG: 0.572										4	1	1	1	0	0	1				
28 Prince Fielder, L OBP: 0.353, SLG: 0.542										4	0	2	0	0	1	1				
2 Bill Hall, R OBP: 0.319, SLG: 0.579										3	0	1	1	0	1	2				
1 Corey Hart, R OBP: 0.400, SLG: 0.406										3	0	0	0	0	0	2				
Geoff Jenkins, L OBP: 0.332, SLG: 0.402										1	0	0	0	0	0	1				
Brady Clark, R OBP: 0.375, SLG: 0.344										4	0	1	0	0	1	2				
Chad Moeller, R OBP: 0.253, SLG: 0.306										3	0	1	0	0	1	1				
39 Chris Capuano, L Chris Barlow, R Dan Kolt, R Brian Shouse, L 52 Jose Capellan, R Derrick Turnbow, R										2	0	0	0	0	2	2				
Inning Stats	R: 1 E: 1 K: 1 S: 12	H: 2 LOB: 1 BB: 0 P: 20	R: 0 E: 0 K: 1 S: 9	H: 2 LOB: 2 BB: 0 P: 13	R: 0 E: 0 K: 1 S: 8	H: 0 LOB: 0 BB: 0 P: 9	R: 0 E: 0 K: 2 S: 9	H: 1 LOB: 1 BB: 0 P: 15	R: 0 E: 0 K: 2 S: 9	H: 0 LOB: 0 BB: 0 P: 12	R: 1 E: 1 K: 0 S: 7	H: 1 LOB: 0 BB: 0 P: 10	R: 2 E: 0 K: 0 S: 10	H: 2 LOB: 1 BB: 1 P: 22	R: 0 E: 0 K: 0 S: 7	H: 1 LOB: 1 BB: 0 P: 10	1B: 8 2B: 0 3B: 0 HR: 1	SF: 1 SAC: 0 DP: 1 HBP: 0	WP: 0 PB: 0 SB: 1 CS: 0	PA: 34
PITCHER	IP WLS BF H R ER SO BB IBB HBP BLK WP HR S P ERA WHIP																			
29 Nate Robertson, L ERA: 3.38	6.2 7 3 2 7 0 0 0 0 0 0 1 5 12 27.00 6.000																			
54 Joel Zumaya, R ERA: 2.52	0.1 L 3 1 1 1 0 1 0 0 0 0 0 1 5 12 27.00 6.000																			
56 Fernando Rodney, R ERA: 2.8	1.0 4 1 0 0 0 0 0 0 0 0 0 0 7 10 0.00 1.000																			

Detroit Tigers @ Milwaukee Brewers
 Miller Park, Milwaukee, WI
 Wed Jun 21 2006, 1:05 PM CDT
 Att: 31,222 - Roof Closed - 78 F

AB 32
R 4
H 9
RBI 4
BB 1
SO 7
LOB 15



Batter	1	2	3	4	5	6	7	8	9	AB	R	H	RBI	BB	SO	LOB	TOP		
23 Rickie Weeks Jr. R (1.4) OBP: 0.376, SLG: 0.421	1-1 G6-3		2-1 SF9 47 G4-3 1B	0-1 47 1B 2B		1-2 FC5-4		0-0 P4		5	1	2	2	0	0	4	Milwaukee Brewers @ Kansas City Royals Kauffman Stadium, Kansas City, MO Sat Jun 24 2006, 6:10 PM CDT Att: 20,464 - Cloudy - 68 F		
47 Corey Koskie L (1.5) OBP: 0.346, SLG: 0.498	3-2 P2		3-2 G4-3	1-3 2-H 3-H 2-2 1B		1-2 G1-3			2-3 K	5	0	1	2	0	1	4			
Carlos Lee R (1.10) OBP: 0.342, SLG: 0.564	0-0 2B 1B		1-2 SF9		1-1 L7		2-1 G4-3		2-1 S 1B	4	0	2	1	0	0	0			
28 Prince Fielder L (1.3) OBP: 0.348, SLG: 0.528	1-2 SAFE SAFE SAFE 1B		1-2 L6		0-2 G3-1		1-0 F8		1-3 K	5	0	1	0	0	1	2			
2 Bill Hall R (1.6) OBP: 0.330, SLG: 0.584 Chris Barnwell R (4.6) OBP: 0.400, SLG: 0.250 Jeff Cirillo R (9, PH) OBP: 0.396, SLG: 0.436	3-3 K			2-1 18 23 2B 1B	4-0 BB		2-2 G6-3		2-2 L7	2	1	1	0	0	1	2			
Geoff Jenkins L (1.9) OBP: 0.329, SLG: 0.399		0-1 G6-3		1 SAFE SAFE SAFE SAFE K	1-0 G4-3			3-2 F8		4	0	0	0	0	1	2			
Damian Miller R (1.2) OBP: 0.333, SLG: 0.443		1-0 18 G4-6-3 1B		0-1 F9		0-0 18 1B FC5-2 1B		1-3 K		4	0	2	0	0	1	1			
18 Gabe Gross L (1.7) OBP: 0.340, SLG: 0.484 1 Corey Hart R (8, PH) OBP: 0.421, SLG: 0.429		1-2 G4-6-3		1-0 23 2B BB 1B		2-0 23 FC5-4 FC5-2 1B		1-0 WP S 1B		3	1	2	0	0	0	1			
Brady Clark R (1.8) OBP: 0.379, SLG: 0.341			4-2 47 G4-3 SF9 BB	4-2 23 2B 47 1B BB		3-1 FC5-2 23 FC5-4 1B		4-1 BB 1B		1	2	0	0	3	0	2			
Inning Stats	R: 0 E: 0 K: 1 S: 13	H: 2 W: 26 LOB: 2 BB: 0 P: 21	R: 0 E: 0 K: 0 S: 6	H: 1 R: 5 ER: 5 SO: 2 LOB: 0 BB: 0 P: 8	R: 1 E: 0 K: 0 S: 13	H: 1 R: 0 ER: 0 SO: 1 LOB: 1 BB: 1 P: 25	R: 4 E: 0 K: 1 S: 16	H: 4 R: 0 ER: 0 SO: 1 LOB: 1 BB: 1 P: 25	R: 0 E: 0 K: 0 S: 12	H: 0 W: 19 LOB: 1 BB: 0 P: 19	R: 0 E: 0 K: 0 S: 6	H: 0 R: 0 ER: 0 SO: 11 LOB: 0 BB: 0 P: 11	R: 0 E: 0 K: 1 S: 16	H: 1 R: 0 ER: 0 SO: 25 LOB: 2 BB: 1 P: 25	R: 0 E: 0 K: 2 S: 13	H: 1 R: 0 ER: 0 SO: 20 LOB: 1 BB: 0 P: 20		1B: 11 2B: 1 3B: 0 HR: 0	SF: 1 SAC: 0 DP: 1 HBP: 0
PITCHER	IP WLS BF H R ER SO BB IBB HBP BLK WP HR S P ERA WHIP	IP WLS BF H R ER SO BB IBB HBP BLK WP HR S P ERA WHIP	IP WLS BF H R ER SO BB IBB HBP BLK WP HR S P ERA WHIP	IP WLS BF H R ER SO BB IBB HBP BLK WP HR S P ERA WHIP	IP WLS BF H R ER SO BB IBB HBP BLK WP HR S P ERA WHIP	IP WLS BF H R ER SO BB IBB HBP BLK WP HR S P ERA WHIP	IP WLS BF H R ER SO BB IBB HBP BLK WP HR S P ERA WHIP	IP WLS BF H R ER SO BB IBB HBP BLK WP HR S P ERA WHIP	IP WLS BF H R ER SO BB IBB HBP BLK WP HR S P ERA WHIP	IP WLS BF H R ER SO BB IBB HBP BLK WP HR S P ERA WHIP	IP WLS BF H R ER SO BB IBB HBP BLK WP HR S P ERA WHIP	IP WLS BF H R ER SO BB IBB HBP BLK WP HR S P ERA WHIP	IP WLS BF H R ER SO BB IBB HBP BLK WP HR S P ERA WHIP	IP WLS BF H R ER SO BB IBB HBP BLK WP HR S P ERA WHIP	IP WLS BF H R ER SO BB IBB HBP BLK WP HR S P ERA WHIP	IP WLS BF H R ER SO BB IBB HBP BLK WP HR S P ERA WHIP	IP WLS BF H R ER SO BB IBB HBP BLK WP HR S P ERA WHIP	IP WLS BF H R ER SO BB IBB HBP BLK WP HR S P ERA WHIP	IP WLS BF H R ER SO BB IBB HBP BLK WP HR S P ERA WHIP

Batter	1	2	3	4	5	6	7	8	9	AB	R	H	RBI	BB	SO	LOB	BOTTOM		
9 David DeJesus L (1.8) OBP: 0.364, SLG: 0.417	2-2 G3		2-2 15 FC6-4 1B	1-1 1-3 2-H 3-H 2B		2-2 1B		2-2 F7		5	0	3	2	0	0	2	Milwaukee Brewers @ Kansas City Royals Kauffman Stadium, Kansas City, MO Sat Jun 24 2006, 6:10 PM CDT Att: 20,464 - Cloudy - 68 F		
15 Mark Grudzielanski R (1.4) OBP: 0.326, SLG: 0.385	1-3 K		1-2 FC6-4	1-2 G5-3		0-0 P6			4	0	0	1	0	1	3				
16 Reggie Sanders R (1.9) OBP: 0.300, SLG: 0.452	1-1 FC6-4 1B		1-3 K	1-3 K		2-2 F8			4	0	1	0	0	2	2				
Emil Brown R (1.7) OBP: 0.333, SLG: 0.410 2 Joey Gathright L (8.8) OBP: 0.314, SLG: 0.245	0-0 FC6-4		1-3 K	2-1 P3		1-1 G4-3			4	0	0	0	0	1	3				
Tony Graffanino R (1.5) OBP: 0.305, SLG: 0.385		2-1 4 1B 2B		3-2 HR	4-0 BB		1-2 G6-3			3	2	2	1	1	0	0			
Doug Mientkiewicz L (1.3) OBP: 0.348, SLG: 0.375	0-0 B5		4-1 4 E 14 BB BB	3-2 K		2-3 K			3	1	0	0	1	2	2				
14 John Buck R (1.2) OBP: 0.320, SLG: 0.405	3-2 P4		4-2 4 E 9 2B BB	0-0 F7			1-2 G1-3			3	1	0	0	1	0	1			
4 Angel Berroa R (1.6) OBP: 0.275, SLG: 0.349	3-2 1B		1-0 FC6	1-2 9 2B		0-1 L5		4-2 1B BB		3	1	1	1	1	0	2			
Esteban German R (1.10) OBP: 0.421, SLG: 0.394	2-2 G5-3		3-2 9 2B 15 G5-3	1-2 2-3 3-H 2B		2-2 2B		0-1 1B		4	1	2	1	0	0	3			
Inning Stats	R: 0 E: 0 K: 1 S: 9	H: 1 L: 19 LOB: 1 BB: 0 P: 13	R: 1 E: 0 K: 0 S: 18	H: 2 R: 3 ER: 3 SO: 3 LOB: 1 BB: 0 P: 28	R: 0 E: 0 K: 2 S: 13	H: 1 R: 0 ER: 0 SO: 1 LOB: 1 BB: 0 P: 18	R: 5 E: 2 K: 1 S: 24	H: 2 R: 1 ER: 1 SO: 44 LOB: 1 BB: 2 P: 44	R: 0 E: 0 K: 0 S: 9	H: 0 W: 13 LOB: 0 BB: 0 P: 13	R: 0 E: 0 K: 0 S: 6	H: 0 R: 0 ER: 0 SO: 11 LOB: 0 BB: 0 P: 11	R: 0 E: 0 K: 1 S: 15	H: 1 R: 0 ER: 0 SO: 25 LOB: 2 BB: 1 P: 25	R: 0 E: 0 K: 0 S: 9	H: 0 R: 0 ER: 0 SO: 13 LOB: 0 BB: 0 P: 13		1B: 5 2B: 3 3B: 0 HR: 1	SF: 0 SAC: 0 DP: 0 HBP: 0
PITCHER	IP WLS BF H R ER SO BB IBB HBP BLK WP HR S P ERA WHIP	IP WLS BF H R ER SO BB IBB HBP BLK WP HR S P ERA WHIP	IP WLS BF H R ER SO BB IBB HBP BLK WP HR S P ERA WHIP	IP WLS BF H R ER SO BB IBB HBP BLK WP HR S P ERA WHIP	IP WLS BF H R ER SO BB IBB HBP BLK WP HR S P ERA WHIP	IP WLS BF H R ER SO BB IBB HBP BLK WP HR S P ERA WHIP	IP WLS BF H R ER SO BB IBB HBP BLK WP HR S P ERA WHIP	IP WLS BF H R ER SO BB IBB HBP BLK WP HR S P ERA WHIP	IP WLS BF H R ER SO BB IBB HBP BLK WP HR S P ERA WHIP	IP WLS BF H R ER SO BB IBB HBP BLK WP HR S P ERA WHIP	IP WLS BF H R ER SO BB IBB HBP BLK WP HR S P ERA WHIP	IP WLS BF H R ER SO BB IBB HBP BLK WP HR S P ERA WHIP	IP WLS BF H R ER SO BB IBB HBP BLK WP HR S P ERA WHIP	IP WLS BF H R ER SO BB IBB HBP BLK WP HR S P ERA WHIP	IP WLS BF H R ER SO BB IBB HBP BLK WP HR S P ERA WHIP	IP WLS BF H R ER SO BB IBB HBP BLK WP HR S P ERA WHIP	IP WLS BF H R ER SO BB IBB HBP BLK WP HR S P ERA WHIP	IP WLS BF H R ER SO BB IBB HBP BLK WP HR S P ERA WHIP	IP WLS BF H R ER SO BB IBB HBP BLK WP HR S P ERA WHIP

AB	36
R	5
H	12
RBI	5
BB	4
SO	5
LOB	19



AB	33
R	6
H	9
RBI	6
BB	4
SO	6
LOB	18



Batter	1	2	3	4	5	6	7	8	9	AB	R	H	RBI	BB	SO	LOB	TOP										
23 Rickie Weeks Jr. R OBP: 0.377, SLG: 0.424	F7		4-0 BB		F9			G3 2B		3	0	1	0	1	0	0	Milwaukee Brewers @ Kansas City Royals Kauffman Stadium, Kansas City, MO Sun Jun 25 2006, 1:10 PM CDT Att: 14,726 - Sunny - 78 F										
Chris Barnwell, R OBP: 0.222, SLG: 0.125	F9		F8			G3		P4		4	0	0	0	0	0	3											
Carlos Lee, R OBP: 0.337, SLG: 0.556	L8				F9		F9	G3		4	0	0	0	0	0	1											
28 Prince Fielder, L OBP: 0.343, SLG: 0.520		G4-3		G3-1				K		4	0	0	0	0	2	1											
Jeff Cirillo, R OBP: 0.391, SLG: 0.429		G6-3		47 BB				F8		4	0	1	0	0	0	0											
47 Corey Koskie, L OBP: 0.348, SLG: 0.500	F9			1 FC5-4				1B		3	0	1	0	1	0	0											
1 Corey Hart, R OBP: 0.405, SLG: 0.410				1B				G6-3		4	0	1	0	0	1	3											
Brady Clark, R OBP: 0.379, SLG: 0.341			F9							3	0	1	0	0	0	1											
Chad Moeller, R OBP: 0.255, SLG: 0.307			23 WP					F8		3	0	1	0	0	0	2											
Inning Stats	R: 0 E: 0 K: 0 S: 9	H: 0 LOB: 0 BB: 0 P: 14	R: 0 E: 0 K: 0 S: 6	H: 0 LOB: 0 BB: 0 P: 9	R: 0 E: 0 K: 0 S: 6	H: 2 LOB: 2 BB: 1 P: 14	R: 0 E: 0 K: 0 S: 10	H: 1 LOB: 2 BB: 1 P: 21	R: 0 E: 0 K: 0 S: 5	H: 0 LOB: 0 BB: 0 P: 6	R: 0 E: 0 K: 0 S: 8	H: 0 LOB: 0 BB: 0 P: 13	R: 0 E: 0 K: 0 S: 11	H: 2 LOB: 2 BB: 0 P: 14	R: 0 E: 0 K: 1 S: 12	H: 1 LOB: 1 BB: 0 P: 20	R: 0 E: 0 K: 1 S: 8	H: 0 LOB: 0 BB: 0 P: 13	1B: 4 2B: 2 3B: 0 HR: 0	SF: 0 SAC: 0 DP: 0 HBP: 0	WP: 1 PB: 0 SB: 0 CS: 1	PA: 34					
PITCHER	IP	WLS	BF	H	R	ER	SO	BB	IBB	HBP	BLK	WP	HR	S	P	ERA	WHIP										
Mark Redman, L ERA: 5.35	(1, 1)	7.0	W	28	6	0	0	1	2	0	0	0	0	58	97	0.00	1.143										
57 Joel Paralta, R ERA: 4.75	(8, 1)	0.2	H	2	0	0	0	0	0	0	0	0	0	4	6	0.00	0.000										
41 Jimmy Gobble, L ERA: 3.79	(8, 1)	1.1	S	4	0	0	0	2	0	0	0	0	0	13	21	0.00	0.000										

Batter	1	2	3	4	5	6	7	8	9	AB	R	H	RBI	BB	SO	LOB	BOTTOM										
9 David DeJesus, L OBP: 0.372, SLG: 0.429	K		WP					P6		4	1	2	0	1	1	0	Milwaukee Brewers @ Kansas City Royals Kauffman Stadium, Kansas City, MO Sun Jun 25 2006, 1:10 PM CDT Att: 14,726 - Sunny - 78 F										
Tony Graffanino, R OBP: 0.313, SLG: 0.384	BB				FC4-6			FC3-6		3	2	1	2	2	0	3											
Doug Mientkiewicz, L OBP: 0.354, SLG: 0.387	1B				1B			IBB		3	0	3	3	1	0	0											
Matt Stairs, L OBP: 0.331, SLG: 0.435	BB				1B			1B		5	0	2	1	0	1	5											
Emil Brown, R OBP: 0.342, SLG: 0.420					1B			1B		4	0	3	0	0	1	1											
24 Mark Teahen, L OBP: 0.285, SLG: 0.392					1B			1B		5	0	0	0	0	0	7											
4 Angel Berroa, R OBP: 0.271, SLG: 0.344					1B			1B		4	0	0	0	0	1	2											
Paul Bako, L OBP: 0.302, SLG: 0.275					1B			1B		2	1	1	0	2	0	0											
2 Joey Gathright, L OBP: 0.318, SLG: 0.253					1B			1B		3	2	1	0	1	0	4											
Inning Stats	R: 0 E: 0 K: 1 S: 14	H: 1 LOB: 1 BB: 1 P: 24	R: 0 E: 0 K: 0 S: 8	H: 1 LOB: 2 BB: 1 P: 16	R: 1 E: 0 K: 2 S: 12	H: 1 LOB: 1 BB: 1 P: 23	R: 0 E: 0 K: 1 S: 8	H: 0 LOB: 0 BB: 0 P: 15	R: 1 E: 0 K: 0 S: 7	H: 2 LOB: 1 BB: 1 P: 14	R: 0 E: 0 K: 0 S: 10	H: 2 LOB: 2 BB: 0 P: 14	R: 1 E: 0 K: 0 S: 12	H: 2 LOB: 2 BB: 1 P: 21	R: 3 E: 0 K: 0 S: 11	H: 4 LOB: 3 BB: 2 P: 26	1B: 9 2B: 4 3B: 0 HR: 0	SF: 1 SAC: 0 DP: 2 HBP: 1	WP: 1 PB: 0 SB: 0 CS: 0	PA: 42							
PITCHER	IP	WLS	BF	H	R	ER	SO	BB	IBB	HBP	BLK	WP	HR	S	P	ERA	WHIP										
Rick Helling, R ERA: 8.64	(1, 1)	3.0	L	14	3	1	1	3	3	0	0	0	0	34	63	3.00	2.000										
12 Carlos Villanueva, R ERA: 2.65	(4, 1)	3.1		15	4	2	2	1	2	0	0	0	0	29	52	5.40	1.800										
Brian Shouse, L ERA: 2.6	(7, 1)	0.2		4	2	0	0	0	0	0	1	0	0	8	12	0.00	3.000										
Dan Kolb, R ERA: 4.5	(8, 1)	1.0		9	4	3	3	0	1	1	0	0	0	11	26	27.00	5.000										

Batter	1	2	3	4	5	6	7	8	9	AB	R	H	RBI	BB	SO	LOB	TOP								
23 Ricke Weeks Jr. R OBP: 0.373, SLG: 0.417	0-3 K		1-0 G5-3		0-2 G5-3		2-2 G6-3			4	0	0	0	0	1	0									
2 Bill Hall R OBP: 0.325, SLG: 0.574	1-3 K		2-3 K			0-2 G4-3		3-3 K		4	0	0	0	0	3	0									
Geoff Jenkins L OBP: 0.328, SLG: 0.397	2-0 HR		0-0 F8			1-0 G4-3		1-2 F7		4	1	1	0	0	0	0									
Carlos Lee R OBP: 0.339, SLG: 0.569	0-2 HR			0-1 2B G4-3		3-3 K		3-2 K		4	1	2	2	0	2	0									
28 Prince Fielder L OBP: 0.345, SLG: 0.541	1-0 F7			0-0 G4-3			1-0 HR		0-1 HR	4	2	2	2	0	0	1									
47 Corey Koskie L OBP: 0.343, SLG: 0.491		2-2 G3		3-3 K		1-1 G6-3		1-3 K		4	0	0	0	0	2	1									
Damian Miller R OBP: 0.336, SLG: 0.441		1-0 G6-3		0-0 F9		0-2 HR		4-1 HR		3	1	1	0	1	0	1									
18 Gabe Gross L OBP: 0.346, SLG: 0.516		1-1 1B			1-3 K		1-0 HR		1-3 K	4	1	2	2	0	2	1									
39 Chris Capuano L OBP: 0.158, SLG: 0.139 Derrick Turnbow R (9, 1)		2-3 K			0-0 G5-3		0-0 G4-3		1-1 FC6-4	4	0	0	0	0	1	2									
Inning Stats	R: 2 E: 0 K: 2 S: 11	H: 2 LOB: 0 BB: 0 P: 15	R: 0 E: 0 K: 1 S: 9	H: 1 LOB: 1 BB: 0 P: 15	R: 0 E: 0 K: 1 S: 7	H: 0 LOB: 0 BB: 0 P: 10	R: 0 E: 0 K: 1 S: 9	H: 1 LOB: 1 BB: 0 P: 12	R: 0 E: 0 K: 1 S: 7	H: 0 LOB: 0 BB: 0 P: 8	R: 0 E: 0 K: 1 S: 7	H: 0 LOB: 0 BB: 0 P: 11	R: 3 E: 0 K: 0 S: 13	H: 3 LOB: 0 BB: 0 P: 18	R: 0 E: 0 K: 2 S: 11	H: 0 LOB: 0 BB: 0 P: 18	R: 1 E: 0 K: 2 S: 12	H: 1 LOB: 1 BB: 1 P: 19	1B: 3 2B: 1 3B: 0 HR: 4	SF: 0 SAC: 0 DP: 0 HBP: 0	WP: 0 PB: 0 SB: 0 CS: 0	PA: 36			
PITCHER	IP	WLS	BF	H	R	ER	SO	BB	IBB	HBP	BLK	WP	HR	S	P	ERA	WHIP								
Greg Maddux R ERA: 4.48	7.0	L	28	7	5	5	7	0	0	0	0	0	3	63	89	6.43	1.000								
David Aardsma R ERA: 5.89	1.0		3	0	0	0	2	0	0	0	0	0	0	11	18	0.00	0.000								
13 Will Ohman L ERA: 4.46	1.0		5	1	1	1	2	1	0	0	0	0	1	12	19	9.00	2.000								

Milwaukee Brewers @ Chicago Cubs
Wrigley Field, Chicago, IL
Mon Jun 26 2006, 7:05 PM CDT
Att: 39,698 - Cloudy - 66 F

AB 35
R 6
H 8
RBI 6
BB 1
SO 11
LOB 6




Batter	1	2	3	4	5	6	7	8	9	AB	R	H	RBI	BB	SO	LOB	BOTTOM								
Juan Pierre L OBP: 0.293, SLG: 0.312	3-2 L9		0-0 1B		1-1 F8			1-2 G1-3		4	0	1	0	0	0	1									
Neftali Perez S OBP: 0.253, SLG: 0.326	1-1 G6-4-3		0-0 1B		1-3 1B		0-0 G6-4-3		2-2 F8	4	0	3	0	0	0	0									
25 Derrek Lee R OBP: 0.439, SLG: 0.577	2-2 G6-4-3		2-3 K			0-1 G6-4-3		1-2 G6-4-3		4	0	2	0	0	1	3									
16 Aramis Ramirez R OBP: 0.308, SLG: 0.461		0-2 F8		2-2 G5-3		3-1 G6-4-3		1-2 1B		4	0	1	0	0	0	2									
Phil Nevin R OBP: 0.310, SLG: 0.457		4-2 BB		2-3 K		1-1 G6-3		0-0 FC5		3	0	0	0	1	1	3									
5 Ronny Cedeno R OBP: 0.299, SLG: 0.371		1-2 F9		0-1 G5-3			3-2 F8		2-3 K	4	0	0	0	0	1	3									
Jacque Jones L OBP: 0.320, SLG: 0.502		1-1 G4-3			2-2 F7		2-3 K		3-3 K	4	0	0	0	0	2	3									
24 Henry Blanco R OBP: 0.272, SLG: 0.381			3-1 G5-3		0-1 F8		0-1 G4-3			3	0	0	0	0	0	0									
Greg Maddux R OBP: 0.194, SLG: 0.172 David Aardsma R (8, 1)			1-3 K		4-2 BB			1-1 F9		1	0	0	0	1	1	0									
19 Matt Murton R OBP: 0.332, SLG: 0.360 13 Will Ohman L OBP: 1.000, SLG: 1.000										0	0	0	0	0	0	0									
Inning Stats	R: 0 E: 0 K: 0 S: 8	H: 1 LOB: 0 BB: 0 P: 14	R: 0 E: 0 K: 0 S: 12	H: 0 LOB: 1 BB: 1 P: 18	R: 0 E: 0 K: 2 S: 10	H: 2 LOB: 0 BB: 0 P: 16	R: 0 E: 0 K: 1 S: 8	H: 0 LOB: 0 BB: 0 P: 12	R: 0 E: 0 K: 0 S: 11	H: 0 LOB: 1 BB: 1 P: 18	R: 0 E: 0 K: 0 S: 7	H: 2 LOB: 0 BB: 0 P: 11	R: 0 E: 0 K: 1 S: 8	H: 0 LOB: 0 BB: 0 P: 13	R: 0 E: 0 K: 0 S: 9	H: 0 LOB: 0 BB: 0 P: 13	R: 0 E: 1 K: 2 S: 15	H: 2 LOB: 2 BB: 0 P: 22	1B: 7 2B: 0 3B: 0 HR: 0	SF: 0 SAC: 0 DP: 2 HBP: 0	WP: 0 PB: 0 SB: 0 CS: 0	PA: 34			
PITCHER	IP	WLS	BF	H	R	ER	SO	BB	IBB	HBP	BLK	WP	HR	S	P	ERA	WHIP								
39 Chris Capuano L ERA: 3.1	8.0	W	31	7	0	0	4	2	0	0	0	0	0	81	125	0.00	1.125								
Derrick Turnbow R ERA: 3.51	1.0		3	0	0	0	2	0	0	0	0	0	0	7	12	0.00	0.000								

Milwaukee Brewers @ Chicago Cubs
Wrigley Field, Chicago, IL
Mon Jun 26 2006, 7:05 PM CDT
Att: 39,698 - Cloudy - 66 F

AB 32
R 0
H 7
RBI 0
BB 2
SO 6
LOB 15



Batter	1	2	3	4	5	6	7	8	9	AB	R	H	RBI	BB	SO	LOB	TOP					
23 Rickie Weeks Jr. R OBP: 0.370, SLG: 0.415	K		FC6 2 G6-3		1-1 SAFE 2H 1B		K		SF8	4	0	1	2	0	2	2	Milwaukee Brewers @ Chicago Cubs Wrigley Field, Chicago, IL Tue Jun 27 2006, 7:05 PM CDT Att: 39,399 - Cloudy - 70 F					
2 Bill Hall R OBP: 0.322, SLG: 0.567	K		G6-3		1-0 SAFE 1B		K		SF7 1B	5	0	1	1	0	2	3						
Geoff Jenkins L OBP: 0.323, SLG: 0.391	L8		G4-3		1-3 SAFE 1B				SF7 1B	4	0	0	1	0	2	2						
Carlos Lee R OBP: 0.337, SLG: 0.573		L4		2-1 HR		F8		F9	G6-3	5	1	1	1	0	0	1						
28 Prince Fielder L OBP: 0.347, SLG: 0.539		FC6-4 1B		4-1 L4-3 BB		G4-3		F8		3	0	1	0	1	0	0						
47 Corey Koskie L OBP: 0.341, SLG: 0.487	K			1-1 SAFE 1B		F9				4	1	1	0	0	2	2						
Damian Miller R OBP: 0.340, SLG: 0.439		FC6-4 1-2		0-0 L4-3					18 SH 18 E 1B	3	2	1	0	1	0	2						
18 Gabe Gross L OBP: 0.356, SLG: 0.521			4-1 23 FC6 2 G6-3 13 SH3-4 BB		1-2 13 SH3 1B		SH1-3		18 E 1 E BB	1	3	1	0	1	0	0						
13 Zach Jackson L Dan Kolb R Jeff Cirillo R 52 Jose Capellan R Brian Shouse L 1 Corey Hart R Derrick Turnbow R			0-1 SH3-4		1-0 SH3		0-1 2H 1B		2-2 E6 2 S SF7	0	0	0	0	0	0	0						
Inning Stats	R: 0 E: 0 K: 2 S: 13	H: 0 LOB: 0 BB: 0 P: 17	R: 0 E: 0 K: 1 S: 8	H: 1 LOB: 1 BB: 0 P: 14	R: 1 E: 0 K: 0 S: 7	H: 0 LOB: 1 BB: 1 P: 15	R: 1 E: 0 K: 0 S: 6	H: 1 LOB: 0 BB: 1 P: 13	R: 1 E: 0 K: 1 S: 12	H: 2 LOB: 1 BB: 0 P: 17	R: 0 E: 0 K: 1 S: 6	H: 0 LOB: 0 BB: 0 P: 9	R: 1 E: 0 K: 2 S: 13	H: 2 LOB: 1 BB: 0 P: 19	R: 0 E: 0 K: 1 S: 10	H: 0 LOB: 0 BB: 0 P: 16		R: 4 E: 2 K: 0 S: 15	H: 2 LOB: 1 BB: 1 P: 29	1B: 7 2B: 1 3B: 0 HR: 1	SF: 2 SAC: 4 DP: 1 HBP: 0	WP: 0 PB: 0 SB: 1 CS: 0
PITCHER	IP WLS BF H R ER SO BB IBB HBP BLK WP HR S P ERA WHIP	8.0 L 6 2 4 4 8 2 0 0 0 0 1 75 120 4.50 1.000	0.1 L 1 0 0 0 0 0 0 0 0 0 0 12 21 0.00 9.000	0.1 L 1 0 0 0 0 0 0 0 0 0 0 2 5 0.00 0.000	0.1 L 1 0 0 0 0 0 0 0 0 0 0 1 3 0.00 0.000	PITCHER										IP WLS BF H R ER SO BB IBB HBP BLK WP HR S P ERA WHIP						

Batter	1	2	3	4	5	6	7	8	9	AB	R	H	RBI	BB	SO	LOB	BOTTOM						
Juan Pierre L OBP: 0.296, SLG: 0.312	B2-3			G1-3 1B	2-2 1B HBP		SH1-4	L9		3	0	1	0	0	0	2	Milwaukee Brewers @ Chicago Cubs Wrigley Field, Chicago, IL Tue Jun 27 2006, 7:05 PM CDT Att: 39,399 - Cloudy - 70 F						
Neftali Perez S OBP: 0.258, SLG: 0.324	K			G1-3	1-2 SAFE 1B		P6		DI BB	4	0	1	0	1	1	2							
25 Derrek Lee R OBP: 0.408, SLG: 0.526	G5-3			G5-3	0-0 F7		K		K	5	0	0	0	0	2	5							
16 Aramis Ramirez R OBP: 0.310, SLG: 0.469		G5-3		4-1 BB		K		HR	K	4	1	1	1	1	2	1							
Phil Nevin R 19 Matt Murton R John Mabry L 5 Ronny Cedeno R		G5-3		1-2 P3		F8		5 SH5-4 1B BB	L6	3	0	0	0	1	0	2							
Jacque Jones L OBP: 0.323, SLG: 0.504				G5-3	1-0 F9		G5-3	2B 1B	SH5-4	3	1	1	0	0	0	0							
24 Henry Blanco R OBP: 0.271, SLG: 0.386			G4-3	G5-3	1-1 G5-3		G5-3	38 HR 2B	F8	3	0	1	1	1	0	0							
38 Carlos Zambrano S Todd Walker L 46 Ryan Dempster R 47 Scott Eyre L Bob Howry L			K		0-0 HR			WP SH1-4 1B	1-2 1B	3	1	2	2	0	1	0							
Inning Stats	R: 0 E: 0 K: 1 S: 8	H: 0 LOB: 0 BB: 0 P: 13	R: 0 E: 0 K: 0 S: 8	H: 0 LOB: 0 BB: 0 P: 15	R: 0 E: 0 K: 1 S: 10	H: 0 LOB: 0 BB: 0 P: 14	R: 0 E: 0 K: 0 S: 13	H: 1 LOB: 2 BB: 1 P: 22	R: 2 E: 0 K: 0 S: 15	H: 3 LOB: 2 BB: 0 P: 24	R: 1 E: 0 K: 1 S: 13	H: 2 LOB: 1 BB: 0 P: 20	R: 0 E: 0 K: 1 S: 7	H: 1 LOB: 1 BB: 0 P: 10	R: 2 E: 0 K: 0 S: 10	H: 2 LOB: 2 BB: 2 P: 19		R: 0 E: 0 K: 2 S: 9	H: 0 LOB: 1 BB: 1 P: 20	1B: 5 2B: 2 3B: 0 HR: 2	SF: 0 SAC: 2 DP: 0 HBP: 1	WP: 1 PB: 0 SB: 0 CS: 0	PA: 41
PITCHER	IP WLS BF H R ER SO BB IBB HBP BLK WP HR S P ERA WHIP	5.2 1 25 6 3 3 3 1 0 0 0 0 0 2 4 0.00 0.000	1.2 B 9 2 2 2 1 1 1 0 0 1 1 13 24 10.80 1.800	0.1 W 2 1 0 0 0 0 0 0 0 0 0 4 5 0.00 3.000	1.0 S 4 0 0 0 2 1 0 0 0 0 0 9 20 0.00 1.000	PITCHER										IP WLS BF H R ER SO BB IBB HBP BLK WP HR S P ERA WHIP							



Batter	1	2	3	4	5	6	7	8	9	AB	R	H	RBI	BB	SO	LOB	TOP			
23 Rickie Weeks Jr. R OBP: 0.369, SLG: 0.410	F7			F8		CS		K		3	0	0	0	1	1	1	Milwaukee Brewers @ Chicago Cubs Wrigley Field, Chicago, IL Wed Jun 28 2006, 1:20 PM CDT Att: 39,321 - Partly Cloudy - 79 F			
2 Bill Hall R OBP: 0.325, SLG: 0.576	K			BB		CS	F9	HR		3	1	1	2	1	1	0				
Geoff Jenkins L OBP: 0.325, SLG: 0.391	K			K			F9	BB		3	1	1	0	1	2	1				
Carlos Lee R OBP: 0.339, SLG: 0.576		2B		P4			1B	K		4	0	2	0	0	1	2				
28 Prince Fielder L OBP: 0.346, SLG: 0.533	P2				L3		1B	K		3	0	0	0	0	1	1				
47 Corey Koskie L OBP: 0.344, SLG: 0.485	G3				K		HBP			3	0	1	1	1	1	1				
Chad Moeller R OBP: 0.245, SLG: 0.293			G5-3		K		G4-6-3			4	0	0	0	0	2	4				
18 Gabe Gross L OBP: 0.348, SLG: 0.505			F9					K		3	0	0	0	0	2	0				
Brady Clark R OBP: 0.377, SLG: 0.339						K		K		1	0	0	0	0	1	1				
31 Dave Bush R OBP: 0.156, SLG: 0.188								K		2	0	0	0	0	2	0				
Brian Shouse L OBP: 0.409, SLG: 0.400										0	0	0	0	0	0	0				
1 Corey Hart R OBP: 0.409, SLG: 0.400										0	1	0	0	1	0	0				
Dan Kolb R OBP: 0.377, SLG: 0.339								2 HR		0	0	0	0	0	0	0				
52 Jose Capellan R OBP: 0.377, SLG: 0.339										0	0	0	0	0	0	0				
Inning Stats	R: 0 E: 0 K: 2 S: 9	H: 0 LOB: 0 BB: 0 P: 16	R: 0 E: 0 K: 0 S: 4	H: 1 LOB: 0 BB: 0 P: 9	R: 0 E: 0 K: 1 S: 8	H: 0 LOB: 1 BB: 0 P: 10	R: 0 E: 0 K: 1 S: 11	H: 0 LOB: 1 BB: 1 P: 21	R: 0 E: 0 K: 2 S: 8	H: 0 LOB: 0 BB: 0 P: 14	R: 1 E: 0 K: 0 S: 13	H: 3 LOB: 2 BB: 0 P: 24	R: 2 E: 0 K: 3 S: 17	H: 1 LOB: 2 BB: 2 P: 32	R: 0 E: 0 K: 3 S: 10	H: 0 LOB: 1 BB: 1 P: 21	1B: 3 2B: 1 3B: 0 HR: 1	SF: 0 SAC: 0 DP: 1 HBP: 1	WP: 0 PB: 0 SB: 0 CS: 2	PA: 36
PITCHER	IP WLS BF H R ER SO BB IBB HBP BLK WP HR S P ERA WHIP																			
49 Carlos Marmol R ERA: 4.18	6.1	23	3	1	1	8	2	0	1	0	0	0	0	0	54	98	1.42	0.789		
47 Scott Eyre L ERA: 2.17	0.2	2	1	0	0	0	0	0	0	0	0	0	0	6	12	0.00	1.500			
Bob Howry R ERA: 3.47	1.0	6	1	2	2	3	2	0	0	0	0	1	17	32	18.00	3.000				
46 Ryan Dempster R ERA: 4.41	1.0	4	0	0	0	3	1	0	0	0	0	0	10	21	0.00	1.000				

Batter	1	2	3	4	5	6	7	8	9	AB	R	H	RBI	BB	SO	LOB	BOTTOM			
Juan Pierre L OBP: 0.297, SLG: 0.323	G4-3		HR				K	K		5	1	2	1	0	2	3	Milwaukee Brewers @ Chicago Cubs Wrigley Field, Chicago, IL Wed Jun 28 2006, 1:20 PM CDT Att: 39,321 - Partly Cloudy - 79 F			
Todd Walker L OBP: 0.373, SLG: 0.391	F9		BB			K		2B		3	1	1	0	1	1	1				
25 Derrek Lee R OBP: 0.400, SLG: 0.557	F9		G4-3			K		HR		4	1	1	2	0	1	1				
16 Aramis Ramirez R OBP: 0.309, SLG: 0.466	G5-3			1B		F9		K		4	0	1	0	0	1	0				
Phil Nevin R OBP: 0.308, SLG: 0.448	G5-3			1B		K		K		4	0	1	0	0	2	0				
Jacque Jones L OBP: 0.330, SLG: 0.512	1B			K				1B		4	1	3	0	0	1	1				
5 Ronny Cedeno R OBP: 0.299, SLG: 0.373	G6-3			P3			G4-3	E2		4	1	1	1	0	0	3				
24 Henry Blanco R OBP: 0.270, SLG: 0.402			F7				F9	2B		4	1	1	1	0	1	1				
49 Carlos Marmol R ERA: 4.45								3B		2	0	0	0	0	2	0				
19 Matt Murton R OBP: 0.305, SLG: 0.365								2B		0	0	0	0	0	0	0				
Bob Howry L ERA: 2.5										1	0	1	0	0	0	0				
John Mabry OBP: 0.299, SLG: 0.299										0	0	0	0	0	0	0				
46 Ryan Dempster R ERA: 4.41										0	0	0	0	0	0	0				
Inning Stats	R: 0 E: 0 K: 0 S: 6	H: 1 LOB: 1 BB: 0 P: 10	R: 0 E: 0 K: 0 S: 12	H: 1 LOB: 0 BB: 0 P: 19	R: 1 E: 0 K: 1 S: 10	H: 1 LOB: 1 BB: 1 P: 18	R: 0 E: 0 K: 1 S: 8	H: 2 LOB: 1 BB: 0 P: 11	R: 0 E: 0 K: 2 S: 11	H: 1 LOB: 1 BB: 0 P: 12	R: 0 E: 0 K: 2 S: 13	H: 0 LOB: 0 BB: 0 P: 18	R: 0 E: 0 K: 2 S: 19	H: 2 LOB: 2 BB: 0 P: 26	R: 5 E: 1 K: 3 S: 23	H: 6 LOB: 1 BB: 0 P: 33	1B: 6 2B: 4 3B: 1 HR: 2	SF: 0 SAC: 0 DP: 0 HBP: 0	WP: 0 PB: 0 SB: 1 CS: 0	PA: 37
PITCHER	IP WLS BF H R ER SO BB IBB HBP BLK WP HR S P ERA WHIP																			
31 Dave Bush R ERA: 4.45	6.2	27	7	1	1	7	1	0	0	0	0	0	0	74	107	1.35	1.200			
Brian Shouse L ERA: 2.5	0.1	1	0	0	0	1	0	0	0	0	0	0	5	7	0.00	0.000				
Dan Kolb R ERA: 6.0	0.2	7	5	5	5	2	0	0	0	0	1	17	26	67.50	7.500					
52 Jose Capellan R ERA: 4.61	0.1	2	1	0	0	1	0	0	0	0	0	6	7	0.00	3.000					

Batter	1	2	3	4	5	6	7	8	9	AB	R	H	RBI	BB	SO	LOB	TOP					
23 Rickie Weeks Jr., R OBP: 0.364, SLG: 0.404	F8		K			S		G6-3		4	0	1	0	0	1	1	Milwaukee Brewers @ Minnesota Twins Hubert H. Humphrey Metrodome, Minneapolis, MN Fri Jun 30 2006, 8:10 PM EDT Att: 28,412 - Dome - 70 F livebaseballscorecards.com					
Chris Barnwell, R OBP: 0.251, SLG: 0.167	G3-1			F8		K		G6-3		4	0	1	1	0	1							
Geoff Jenkins, L OBP: 0.317, SLG: 0.380	L5			L1		F8		G4-3		4	0	0	0	0	2							
Carlos Lee, R OBP: 0.346, SLG: 0.579				F7		F8		G4-3		4	0	1	0	0	1							
28 Prince Fielder, L OBP: 0.341, SLG: 0.522		G4-3			G1-3		P5	G1-3		4	0	0	0	0	1							
47 Corey Koskie, L OBP: 0.348, SLG: 0.500		G3-1			1B	2B		L3		4	1	1	0	0	1							
Damian Miller, R OBP: 0.338, SLG: 0.439		G4-3			1B	1B				3	0	1	1	0	1							
18 Gabe Gross, L OBP: 0.353, SLG: 0.500			G3-1		FC9-4-6			BB		2	1	0	0	1	0							
Brady Clark, R OBP: 0.371, SLG: 0.331			F9		FC6-4			G5-3		3	0	0	0	0	2							
Inning Stats	R: 0 E: 0 K: 0 S: 12	H: 0 LOB: 0 BB: 0 P: 16	R: 0 E: 0 K: 0 S: 10	H: 1 LOB: 1 BB: 0 P: 14	R: 0 E: 0 K: 1 S: 5	H: 0 LOB: 0 BB: 0 P: 8	R: 0 E: 0 K: 0 S: 7	H: 0 LOB: 0 BB: 0 P: 10	R: 1 E: 0 K: 0 S: 16	H: 2 LOB: 1 BB: 0 P: 21	R: 0 E: 0 K: 1 S: 15	H: 1 LOB: 1 BB: 0 P: 21	R: 0 E: 0 K: 2 S: 8	H: 0 LOB: 0 BB: 0 P: 12	R: 1 E: 0 K: 0 S: 14	H: 1 LOB: 1 BB: 1 P: 25	R: 0 E: 0 K: 0 S: 8	H: 0 LOB: 0 BB: 0 P: 12	1B: 4 2B: 1 3B: 0 HR: 0	SF: 0 SAC: 0 DP: 0 HBP: 0	WP: 0 PB: 0 SB: 1 CS: 0	PA: 33
PITCHER	IP	WLS	BF	H	R	ER	SO	BB	IBB	HBP	BLK	WP	HR	S	P	ERA	WHIP					
Brad Radke, R ERA: 5.11	7.0	W	25	4	1	1	4	0	0	0	0	0	0	73	102	1.29	0.571					
26 Jesse Crain, R ERA: 5.3	1.0		5	1	1	1	0	1	0	0	0	0	0	14	25	9.00	2.000					
37 Denny Reyes, L ERA: 1.35	1.0		3	0	0	0	0	0	0	0	0	0	0	8	12	0.00	0.000					

Batter	1	2	3	4	5	6	7	8	9	AB	R	H	RBI	BB	SO	LOB	BOTTOM					
Luis Castillo, S OBP: 0.329, SLG: 0.346	G4-3		F7		2B		E6			4	2	1	0	0	0	1	Milwaukee Brewers @ Minnesota Twins Hubert H. Humphrey Metrodome, Minneapolis, MN Fri Jun 30 2006, 8:10 PM EDT Att: 28,412 - Dome - 70 F livebaseballscorecards.com					
8 Nick Punto, S OBP: 0.376, SLG: 0.359	K		F8		3B		7B			3	2	1	1	1	1	1						
7 Joe Mauer, L OBP: 0.458, SLG: 0.540	K		K		2B		BB			3	0	1	2	1	2	1						
5 Michael Cuddyer, R OBP: 0.367, SLG: 0.504		G5-3		F7	FC5-4		K2-3			4	0	0	1	0	1	2						
33 Justin Morneau, L OBP: 0.341, SLG: 0.565		HR		G4-3	F7		F8			4	1	1	1	0	0	2						
Torii Hunter, R OBP: 0.342, SLG: 0.439		HR		P6		F9		K		4	1	1	1	0	1	1						
16 Jason Kubel, L ERA: 4.5		P6			HR		BB			3	1	1	0	1	0	0						
20 Lew Ford, R OBP: 0.292, SLG: 0.295					2B					0	0	0	0	0	0	0						
Terry Liffe, S OBP: 0.342, SLG: 0.441		F7			HR		L7			4	1	1	2	0	0	1						
Jason Bartlett, R OBP: 0.450, SLG: 0.431					F8		F8			3	0	0	0	1	0	1						
Inning Stats	R: 0 E: 0 K: 2 S: 14	H: 0 LOB: 0 BB: 0 P: 21	R: 2 E: 0 K: 0 S: 8	H: 2 LOB: 0 BB: 0 P: 14	R: 0 E: 0 K: 1 S: 10	H: 0 LOB: 1 BB: 1 P: 17	R: 0 E: 0 K: 0 S: 8	H: 0 LOB: 0 BB: 0 P: 16	R: 4 E: 0 K: 0 S: 14	H: 4 LOB: 1 BB: 1 P: 30	R: 0 E: 0 K: 0 S: 5	H: 0 LOB: 1 BB: 1 P: 15	R: 2 E: 1 K: 2 S: 14	H: 1 LOB: 1 BB: 1 P: 23	R: 0 E: 0 K: 0 S: 5	H: 0 LOB: 0 BB: 0 P: 6	R: 0 E: 0 K: 0 S: 8	H: 0 LOB: 0 BB: 0 P: 12	1B: 0 2B: 3 3B: 1 HR: 3	SF: 0 SAC: 0 DP: 0 HBP: 0	WP: 0 PB: 0 SB: 0 CS: 0	PA: 36
PITCHER	IP	WLS	BF	H	R	ER	SO	BB	IBB	HBP	BLK	WP	HR	S	P	ERA	WHIP					
12 Carlos Villanueva, R ERA: 4.5	5.0	L	23	6	6	6	3	1	1	0	0	0	0	54	98	10.80	1.400					
Rick Helting, R ERA: 7.15	3.0		13	1	2	1	2	2	0	0	0	0	0	24	44	3.00	1.000					

Batter	1	2	3	4	5	6	7	8	9	AB	R	H	RBI	BB	SO	LOB	TOP								
23 Rickie Weeks Jr. R OBP: 0.362, SLG: 0.399	G5-3		E 1B HBP	K	G4-3			F7		4	1	0	0	0	1	4	Milwaukee Brewers @ Minnesota Twins Hubert H. Humphrey Metrodome, Minneapolis, MN Sat Jul 01 2006, 7:10 PM EDT Att: 35,056 - Dome - 70 F livebaseballscorecards.com								
2 Bill Hall R OBP: 0.320, SLG: 0.560	P4		F7		1B 1B		F7	FC6-4		5	1	1	0	0	0	3									
Geoff Jenkins L OBP: 0.324, SLG: 0.385			E8 1B 28 SF8		28 1B 28 E		F7		2-2 G3-6-1 1B	4	2	3	0	1	0	0									
Carlos Lee R OBP: 0.350, SLG: 0.579	G5-3		1B		28 E 1B		G6-3		1-2 28 G3-6-1 1B	5	1	3	2	0	0	1									
28 Prince Fielder L OBP: 0.338, SLG: 0.519		K	SF8		E7 1B 18 SF7		G6-3		0-2 G3-6-1 1B	4	1	1	1	0	1	2									
47 Corey Koskie L OBP: 0.345, SLG: 0.494	G3		K		G3-1			G5-4-3 1B	2-2 F8	5	0	1	0	0	1	4									
Damian Miller R OBP: 0.341, SLG: 0.440					F8			G5-4-3 1B		4	0	2	1	0	0	1									
18 Gabe Gross L OBP: 0.350, SLG: 0.490			K		SF7			K		2	0	0	1	1	2	1									
Brady Clark R OBP: 0.377, SLG: 0.332			E 1B 23 HBP		F8			2 FC6-4 HBP		2	1	1	0	0	0	1									
Inning Stats	R: 0 E: 0 K: 0 S: 8	H: 0 LOB: 1 BB: 1 P: 17	R: 0 E: 0 K: 2 S: 13	H: 1 LOB: 1 BB: 0 P: 18	R: 3 E: 1 K: 1 S: 12	H: 3 LOB: 1 BB: 0 P: 22	R: 0 E: 0 K: 1 S: 9	H: 0 LOB: 1 BB: 1 P: 15	R: 4 E: 1 K: 0 S: 14	H: 5 LOB: 2 BB: 0 P: 19	R: 0 E: 0 K: 0 S: 7	H: 0 LOB: 0 BB: 0 P: 10	R: 0 E: 0 K: 0 S: 6	H: 1 LOB: 0 BB: 0 P: 9	R: 0 E: 0 K: 1 S: 9	H: 0 LOB: 1 BB: 0 P: 16	R: 0 E: 0 K: 0 S: 12	H: 2 LOB: 1 BB: 0 P: 17	1B: 12 2B: 0 3B: 0 HR: 0	SF: 2 SAC: 0 DP: 2 HBP: 3	WP: 0 PB: 0 SB: 0 CS: 0	PA: 42			
PITCHER	IP	WLS	BF	H	R	ER	SO	BB	IBB	HBP	BLK	WP	HR	S	P	ERA	WHIP								
Carlos Silva R ERA: 6.62	4.1		25	9	7	5	4	2	0	1	0	0	0	51	84	10.38	2.538								
Willie Eyre R ERA: 5.4	1.2		6	0	0	0	0	0	0	1	0	0	0	12	17	0.00	0.000								
37 Denny Reyes L ERA: 1.27	1.1		4	1	0	0	1	0	0	0	0	0	0	9	15	0.00	0.750								
Juan Rincon R ERA: 2.01	0.2	W	3	0	0	0	0	0	0	1	0	0	0	6	10	0.00	0.000								
36 Joe Nathan R ERA: 1.65	1.0	S	4	2	0	0	0	0	0	0	0	0	0	12	17	0.00	2.000								

Batter	1	2	3	4	5	6	7	8	9	AB	R	H	RBI	BB	SO	LOB	BOTTOM								
Luis Castillo S OBP: 0.327, SLG: 0.342	P3	P3	G6-3		K			8 SH1-4 5 3B BB		4	1	0	0	1	1	5	Milwaukee Brewers @ Minnesota Twins Hubert H. Humphrey Metrodome, Minneapolis, MN Sat Jul 01 2006, 7:10 PM EDT Att: 35,056 - Dome - 70 F livebaseballscorecards.com								
8 Nick Punto S OBP: 0.379, SLG: 0.366	7 1B 5 2B HBP	G4-3		7 1B 2B		G3		SH1-4		3	2	1	0	0	0	2									
7 Joe Mauer L OBP: 0.458, SLG: 0.537	5 2B 33 SF9		F7	E 1B		L7		F7		5	1	2	1	0	0	1									
5 Michael Cuddyer R OBP: 0.371, SLG: 0.524	33 SF9		33 G4-3	P4		L7		BB 3B		5	2	3	2	0	0	1									
33 Justin Morneau L OBP: 0.342, SLG: 0.562	SF9		G4-3	F8				BB 16 1B HBP IBB		3	1	1	1	1	0	2									
Tori Hunter R OBP: 0.342, SLG: 0.436	K		16 1B 1B	F9		F8		16 1B BB HBP		4	2	1	1	0	1	3									
Shannon Stewart R OBP: 0.375, SLG: 0.393		16 1B	16 1B 2B					16 1B CS		4	1	4	1	1	0	0									
16 Jason Kubel L OBP: 0.344, SLG: 0.508			2B					16 1B BB		5	0	4	3	0	0	2									
20 Lew Ford R OBP: 0.292, SLG: 0.295			1B					1-2 2-3 3-H 1B		0	0	0	0	0	0	0									
Jason Bartlett R OBP: 0.438, SLG: 0.436	L8		1B		K			G4-3		4	0	1	1	0	1	5									
Inning Stats	R: 2 E: 0 K: 1 S: 19	H: 2 LOB: 1 BB: 0 P: 27	R: 0 E: 0 K: 0 S: 11	H: 2 LOB: 0 BB: 0 P: 21	R: 3 E: 0 K: 0 S: 20	H: 5 LOB: 2 BB: 0 P: 33	R: 1 E: 1 K: 0 S: 9	H: 2 LOB: 1 BB: 0 P: 14	R: 0 E: 0 K: 2 S: 11	H: 2 LOB: 1 BB: 0 P: 16	R: 0 E: 0 K: 0 S: 7	H: 0 LOB: 0 BB: 0 P: 11	R: 0 E: 0 K: 0 S: 8	H: 2 LOB: 2 BB: 0 P: 11	R: 4 E: 0 K: 0 S: 12	H: 2 LOB: 2 BB: 3 P: 33	R: 0 E: 0 K: 0 S: 12	H: 4 LOB: 2 BB: 0 P: 17	1B: 12 2B: 4 3B: 1 HR: 0	SF: 1 SAC: 1 DP: 0 HBP: 2	WP: 1 PB: 0 SB: 0 CS: 1	PA: 44			
PITCHER	IP	WLS	BF	H	R	ER	SO	BB	IBB	HBP	BLK	WP	HR	S	P	ERA	WHIP								
39 Chris Capuano L ERA: 3.45	2.1		10	4	0	0	2	0	0	0	0	0	0	22	33	0.00	1.714								
52 Jose Capellan R ERA: 4.33	1.1	H	5	0	1	1	0	1	0	0	0	0	0	9	15	6.75	0.750								
Brian Shouse L ERA: 2.75	0.0	L	4	1	1	1	0	1	1	1	0	0	0	4	18	∞	∞								
Derrick Turnbow R ERA: 4.04	0.1		1	1	2	2	0	0	0	0	0	0	0	3	5	54.00	3.000								

Batter	1	2	3	4	5	6	7	8	9	AB	R	H	RBI	BB	SO	LOB	TOP				
23 Ricke Weeks Jr, R OBP: 0.360, SLG: 0.394	1-1 BLK 1B HBP		0-3 K			2-2 F8		1-3 K		3	0	0	0	0	2	0	Milwaukee Brewers @ Minnesota Twins Hubert H. Humphrey Metrodome, Minneapolis, MN Sun Jul 02 2006, 2:10 PM EDT Att: 35,466 - Dome - 70 F livebaseballscorecards.com				
Jeff Cirillo, R OBP: 0.400, SLG: 0.437	0-0 BLK 1B		0-3 K			0-0 1B		3-2 G4-3		4	0	2	0	0	1	0					
1 Corey Hart, R OBP: 0.388, SLG: 0.364	0-3 K		2-3 K			0-1 F8		3-1 F7		4	0	0	0	0	2	3					
Carlos Lee, R OBP: 0.346, SLG: 0.572	2-3 K			0-1 G5-3		1-0 F8		0-0 L5		4	0	0	0	0	1	3					
28 Prince Fielder, L OBP: 0.334, SLG: 0.512	1-1 G4-3			1-3 K			0-1 G4-3		1-3 K	4	0	0	0	0	2	2					
2 Bill Hall, R OBP: 0.317, SLG: 0.553		1-3 K		2-3 K			1-3 K 47 1B			3	0	0	0	0	3	0					
47 Corey Koskie, L OBP: 0.345, SLG: 0.492		1-0 G4-3			0-2 G4-3		1-2 G4-6-3 1B			3	0	1	0	0	0	0					
Brady Clark, R OBP: 0.376, SLG: 0.329		4-2 FC6-4 BB			1-2 G4-3		0-0 G4-6-3			2	0	0	0	1	0	2					
Chad Moeller, R OBP: 0.238, SLG: 0.284		3-1 FC6-4			3-3 K			1-3 K		3	0	0	0	0	2	1					
Inning Stats	R: 0 E: 0 K: 2 S: 10	H: 1 LOB: 2 BB: 0 P: 14	R: 0 E: 0 K: 1 S: 8	H: 0 LOB: 1 BB: 1 P: 17	R: 0 E: 0 K: 3 S: 9	H: 0 LOB: 0 BB: 0 P: 11	R: 0 E: 0 K: 2 S: 8	H: 0 LOB: 0 BB: 0 P: 11	R: 0 E: 0 K: 1 S: 9	H: 1 LOB: 1 BB: 0 P: 13	R: 0 E: 0 K: 1 S: 7	H: 1 LOB: 1 BB: 0 P: 10	R: 0 E: 0 K: 2 S: 10	H: 0 LOB: 0 BB: 0 P: 15	R: 0 E: 0 K: 1 S: 6	H: 0 LOB: 0 BB: 0 P: 10	1B: 3 2B: 0 3B: 0 HR: 0	SF: 0 SAC: 0 DP: 1 HBP: 1	WP: 1 PB: 0 SB: 0 CS: 0	PA: 32	
PITCHER	IP WLS BF H R ER SO BB IBB HBP BLK WP HR S P ERA WHIP	IP WLS BF H R ER SO BB IBB HBP BLK WP HR S P ERA WHIP	IP WLS BF H R ER SO BB IBB HBP BLK WP HR S P ERA WHIP	IP WLS BF H R ER SO BB IBB HBP BLK WP HR S P ERA WHIP	IP WLS BF H R ER SO BB IBB HBP BLK WP HR S P ERA WHIP	IP WLS BF H R ER SO BB IBB HBP BLK WP HR S P ERA WHIP	IP WLS BF H R ER SO BB IBB HBP BLK WP HR S P ERA WHIP	IP WLS BF H R ER SO BB IBB HBP BLK WP HR S P ERA WHIP	IP WLS BF H R ER SO BB IBB HBP BLK WP HR S P ERA WHIP	IP WLS BF H R ER SO BB IBB HBP BLK WP HR S P ERA WHIP	IP WLS BF H R ER SO BB IBB HBP BLK WP HR S P ERA WHIP	IP WLS BF H R ER SO BB IBB HBP BLK WP HR S P ERA WHIP	IP WLS BF H R ER SO BB IBB HBP BLK WP HR S P ERA WHIP	IP WLS BF H R ER SO BB IBB HBP BLK WP HR S P ERA WHIP	IP WLS BF H R ER SO BB IBB HBP BLK WP HR S P ERA WHIP	IP WLS BF H R ER SO BB IBB HBP BLK WP HR S P ERA WHIP	IP WLS BF H R ER SO BB IBB HBP BLK WP HR S P ERA WHIP	IP WLS BF H R ER SO BB IBB HBP BLK WP HR S P ERA WHIP	IP WLS BF H R ER SO BB IBB HBP BLK WP HR S P ERA WHIP	IP WLS BF H R ER SO BB IBB HBP BLK WP HR S P ERA WHIP	IP WLS BF H R ER SO BB IBB HBP BLK WP HR S P ERA WHIP
47 Francisco Liriano, L ERA: 1.99	(1, 1)	8.0	W	29	3	0	0	12	1	0	1	1	1	1	0	71	103	0.00	0.500		
Kyle Lohse, R ERA: 8.31	(9, 1)	1.0		3	0	0	0	1	0	0	0	0	0	0	0	6	10	0.00	0.000		

Batter	1	2	3	4	5	6	7	8	9	AB	R	H	RBI	BB	SO	LOB	BOTTOM				
Luis Castillo, S OBP: 0.327, SLG: 0.341	1-2 F9		2-1 5 BB 33 E 55 1B	0-0 P6		0-0 P6		1-0 F8		3	1	1	0	0	0	0	Milwaukee Brewers @ Minnesota Twins Hubert H. Humphrey Metrodome, Minneapolis, MN Sun Jul 02 2006, 2:10 PM EDT Att: 35,466 - Dome - 70 F livebaseballscorecards.com				
38 Luis Antonio Rodriguez, R OBP: 0.324, SLG: 0.356	4-2 55 G4-3 5 1B BB		0-0 F9	2-2 G5-3		1-1 2B		0-2 55 1B		4	1	2	0	1	0	2					
8 Nick Punto, S OBP: 0.385, SLG: 0.376	1-1 G4-3		1-0 33 E 5 BB 1B	3-2 F7		1-2 F9		0-1 1B		5	1	2	1	0	0	2					
55 Mike Redmond, R OBP: 0.387, SLG: 0.444	1-3 1B		4-1 33 E 2B BB	0-2 G6-3		1-2 G5-3		2-2 F7		4	1	1	1	1	0	3					
5 Michael Cuddyer, R OBP: 0.372, SLG: 0.519	2-2 1B		1-2 33 E 2B BB		0-2 G6-3		1-2 G5-3			4	1	1	1	1	0	3					
33 Justin Morneau, L OBP: 0.344, SLG: 0.572	0-1 F8		1-2 E4 BB 2B	0-0 HR		1-0 G4-3 1B				4	2	2	2	0	0	2					
Torii Hunter, R OBP: 0.345, SLG: 0.444		2-2 G4-3	4-2 2B BB	1-1 16 1B 3B		0-3 K				2	1	1	0	1	0	0					
20 Lew Ford, R OBP: 0.291, SLG: 0.294			1-2 2B BB	1-3 16 1B 3B		1-3 K				1	0	0	0	0	1	1					
Shannon Stewart, R OBP: 0.374, SLG: 0.399		0-1 G4-3	0-0 2B	1-3 2B BB		3-2 G4-3				3	0	1	2	0	1	1					
Ruben Sierra, S OBP: 0.281, SLG: 0.222			1-3 2B BB	1-3 2B BB		1-2 G4-3				1	0	0	0	0	0	1					
16 Jason Kubel, L OBP: 0.341, SLG: 0.500	0-1 F8		0-1 K	0-0 FC5-4 1B		0-0 FC5-4 1B		0-1 G4-3		4	0	1	1	0	1	3					
Jason Bartlett, R OBP: 0.426, SLG: 0.414			0-1 FC5-4 1B	3-H FC5-4 1B		3-H FC5-4 1B		2-2 P6		3	1	0	0	0	0	3					
Inning Stats	R: 1 E: 0 K: 0 S: 16	H: 1 LOB: 1 BB: 1 P: 24	R: 0 E: 0 K: 0 S: 7	H: 0 LOB: 0 BB: 0 P: 9	R: 5 E: 1 K: 1 S: 19	H: 3 LOB: 2 BB: 2 P: 33	R: 0 E: 0 K: 0 S: 8	H: 0 LOB: 0 BB: 0 P: 13	R: 2 E: 0 K: 1 S: 12	H: 3 LOB: 1 BB: 0 P: 16	R: 0 E: 0 K: 0 S: 10	H: 1 LOB: 1 BB: 0 P: 13	R: 0 E: 0 K: 1 S: 11	H: 1 LOB: 1 BB: 0 P: 15	R: 0 E: 0 K: 0 S: 12	H: 2 LOB: 2 BB: 0 P: 17	1B: 7 2B: 2 3B: 1 HR: 1	SF: 0 SAC: 0 DP: 0 HBP: 1	WP: 0 PB: 0 SB: 1 CS: 0	PA: 40	
PITCHER	IP WLS BF H R ER SO BB IBB HBP BLK WP HR S P ERA WHIP	IP WLS BF H R ER SO BB IBB HBP BLK WP HR S P ERA WHIP	IP WLS BF H R ER SO BB IBB HBP BLK WP HR S P ERA WHIP	IP WLS BF H R ER SO BB IBB HBP BLK WP HR S P ERA WHIP	IP WLS BF H R ER SO BB IBB HBP BLK WP HR S P ERA WHIP	IP WLS BF H R ER SO BB IBB HBP BLK WP HR S P ERA WHIP	IP WLS BF H R ER SO BB IBB HBP BLK WP HR S P ERA WHIP	IP WLS BF H R ER SO BB IBB HBP BLK WP HR S P ERA WHIP	IP WLS BF H R ER SO BB IBB HBP BLK WP HR S P ERA WHIP	IP WLS BF H R ER SO BB IBB HBP BLK WP HR S P ERA WHIP	IP WLS BF H R ER SO BB IBB HBP BLK WP HR S P ERA WHIP	IP WLS BF H R ER SO BB IBB HBP BLK WP HR S P ERA WHIP	IP WLS BF H R ER SO BB IBB HBP BLK WP HR S P ERA WHIP	IP WLS BF H R ER SO BB IBB HBP BLK WP HR S P ERA WHIP	IP WLS BF H R ER SO BB IBB HBP BLK WP HR S P ERA WHIP	IP WLS BF H R ER SO BB IBB HBP BLK WP HR S P ERA WHIP	IP WLS BF H R ER SO BB IBB HBP BLK WP HR S P ERA WHIP	IP WLS BF H R ER SO BB IBB HBP BLK WP HR S P ERA WHIP	IP WLS BF H R ER SO BB IBB HBP BLK WP HR S P ERA WHIP	IP WLS BF H R ER SO BB IBB HBP BLK WP HR S P ERA WHIP	IP WLS BF H R ER SO BB IBB HBP BLK WP HR S P ERA WHIP
13 Zach Jackson, L ERA: 6.11	(1, 1)	5.0	L	27	7	8	7	2	3	0	1	0	0	0	0	0	62	95	12.60	2.000	
Geremi Gonzalez, R ERA: 4.67	(6, 1)	3.0		13	4	0	0	1	0	0	0	0	0	0	0	33	45	0.00	1.333		



Batter	1	2	3	4	5	6	7	8	9	AB	R	H	RBI	BB	SO	LOB	TOP										
Felipe Lopez, S OBP: 0.358, SLG: 0.402	G4-3		F8		L3		F8		1B 2B BB	4	1	0	0	1	0	1	Cincinnati Reds @ Milwaukee Brewers Miller Park, Milwaukee, WI Mon Jul 03 2006, 1:05 PM CDT Att: 31,353 - Partly Cloudy - 82 F										
Adam Dunn, L OBP: 0.372, SLG: 0.550 6 Ryan Freel, R OBP: 0.384, SLG: 0.442	G3 2B		K				K		1B 2B 1B	5	1	3	1	0	2	0											
Ken Griffey Jr., L OBP: 0.311, SLG: 0.552	G3		K				HR		4 BB 1B 2B	5	1	2	3	0	2	2											
Rich Aurilia, R OBP: 0.314, SLG: 0.483	BB 1B				G6-3		G5-3		P4	5	0	1	1	0	0	2											
Scott Hatteberg, L OBP: 0.403, SLG: 0.447 56 Todd Coffey, R	1B BB				G4-3		2B 1B		4 BB BB	3	0	1	0	2	1	0											
4 Brandon Phillips, R OBP: 0.371, SLG: 0.457	G6-3				HR 1B		F8		L3	4	1	1	0	1	0	3											
Austin Kearns, R OBP: 0.347, SLG: 0.498					HR 1B		2B		F8	5	1	2	2	0	0	3											
Jason LaRue, R OBP: 0.285, SLG: 0.311	G6-3				F7		IBB		BB 1B BB	2	1	0	0	2	0	0											
39 Aaron Harang, R OBP: 0.231, SLG: 0.189 Kent Mercker, L Jason Standridge, R Javier Valentin, S 9 Juan Castro, R OBP: 0.265, SLG: 0.331	K				L3 HBP		K		G3	2	0	0	0	0	2	3											
Inning Stats	R: 1 E: 0 K: 0 S: 9	H: 2 LOB: 2 BB: 1 P: 21	R: 0 E: 0 K: 1 S: 7	H: 0 LOB: 0 BB: 0 P: 9	R: 0 E: 0 K: 2 S: 10	H: 0 LOB: 0 BB: 0 P: 13	R: 2 E: 0 K: 0 S: 9	H: 2 LOB: 0 BB: 0 P: 13	R: 0 E: 0 K: 1 S: 7	H: 1 LOB: 1 BB: 0 P: 12	R: 0 E: 0 K: 1 S: 12	H: 2 LOB: 3 BB: 1 P: 21	R: 1 E: 0 K: 1 S: 11	H: 1 LOB: 0 BB: 0 P: 18	R: 0 E: 0 K: 1 S: 5	H: 0 LOB: 0 BB: 0 P: 9		R: 3 E: 0 K: 0 S: 15	H: 2 LOB: 3 BB: 4 P: 38	1B: 5 2B: 4 3B: 0 HR: 2	SF: 0 SAC: 0 DP: 1 HBP: 1	WP: 0 PA: 43 PB: 0 SB: 0 CS: 0					
PITCHER	IP	WLS	BF	H	R	ER	SO	BB	IBB	HBP	BLK	WP	HR	S	P	ERA	WHIP										
31 Dave Bush, R ERA: 4.45	6.0		27	7	3	3	5	1	1	1	0	0	1	54	89	4.50	1.333										
Brian Shouse, L ERA: 3.0	1.1	H	5	1	1	1	2	0	0	0	0	0	1	14	23	6.75	0.750										
52 Jose Capellan, R ERA: 4.26	0.2	B	7	2	3	3	0	3	0	0	0	0	0	12	30	40.50	7.500										
Derrick Turnbow, R ERA: 4.71	0.1	W	2	0	0	0	0	1	0	0	0	0	0	3	8	0.00	3.000										

Batter	1	2	3	4	5	6	7	8	9	AB	R	H	RBI	BB	SO	LOB	BOTTOM										
23 Rickie Weeks Jr., R OBP: 0.361, SLG: 0.395	G4-3		F8		G5-4-3		2B E 1B		2B 1B	5	2	2	0	0	0	1	Cincinnati Reds @ Milwaukee Brewers Miller Park, Milwaukee, WI Mon Jul 03 2006, 1:05 PM CDT Att: 31,353 - Partly Cloudy - 82 F										
2 Bill Hall, R OBP: 0.325, SLG: 0.573	FC5-4 1B		HR				L9		1B 1B	5	3	4	1	0	0	0											
Geoff Jenkins, L OBP: 0.325, SLG: 0.389	F7		K				E6 S 1B		1B 1B	5	2	2	2	0	1	1											
Carlos Lee, R OBP: 0.346, SLG: 0.569	FC5-4		F9				G5-3		2B E 1B	5	0	2	2	0	0	2											
28 Prince Fielder, L OBP: 0.333, SLG: 0.508			K				E9 2B 1B		G4-6-3	4	1	1	1	0	1	1											
47 Corey Koskie, L OBP: 0.344, SLG: 0.486	P5				P6		2B BB		G3	3	0	0	0	1	0	0											
Damian Miller, R OBP: 0.343, SLG: 0.446	1B 1B				K				K	4	0	2	1	0	2	0											
18 Gabe Gross, L OBP: 0.371, SLG: 0.500	1B				G5-4-3		2B IBB		G6-3 HBP	2	0	2	0	1	0	0											
31 Dave Bush, R ERA: 4.45 Jeff Cirillo, R Brian Shouse, L 52 Jose Capellan, R 1 Corey Hart, R Derrick Turnbow, R Matt Wise, R	L9				B2		G4-3		G6-3	2	0	0	0	0	0	3											
Inning Stats	R: 0 E: 0 K: 0 S: 10	H: 1 LOB: 1 BB: 0 P: 15	R: 0 E: 0 K: 1 S: 10	H: 2 LOB: 2 BB: 0 P: 16	R: 1 E: 0 K: 1 S: 6	H: 1 LOB: 0 BB: 0 P: 13	R: 0 E: 0 K: 1 S: 6	H: 0 LOB: 0 BB: 0 P: 9	R: 0 E: 0 K: 0 S: 8	H: 1 LOB: 0 BB: 0 P: 14	R: 2 E: 1 K: 0 S: 10	H: 3 LOB: 3 BB: 2 P: 20	R: 3 E: 1 K: 0 S: 17	H: 3 LOB: 0 BB: 0 P: 26	R: 0 E: 0 K: 1 S: 4	H: 0 LOB: 0 BB: 0 P: 8		R: 2 E: 0 K: 0 S: 10	H: 4 LOB: 2 BB: 0 P: 12	1B: 11 2B: 3 3B: 0 HR: 1	SF: 0 SAC: 0 DP: 3 HBP: 1	WP: 0 PA: 40 PB: 0 SB: 1 CS: 0					
PITCHER	IP	WLS	BF	H	R	ER	SO	BB	IBB	HBP	BLK	WP	HR	S	P	ERA	WHIP										
39 Aaron Harang, R ERA: 3.65	1.0	B	4	1	1	0	0	0	0	0	0	0	0	11	14	0.00	1.000										
Jason Standridge, R ERA: 1.69	1.0		3	0	0	0	1	0	0	0	1	0	0	4	8	0.00	0.000										
56 Todd Coffey, R ERA: 2.98	0.0	L	4	4	2	2	0	0	0	0	0	0	0	10	12	*	*										

Batter	1	2	3	4	5	6	7	8	9	AB	R	H	RBI	BB	SO	LOB	TOP							
Juan Pierre, L (1,8) OBP: 0.321, SLG: 0.361	4-1 16 WP 16 1B BB		1-1 L4		0-2 G6-3	0-0 2B		0-1 G4-3	2-1 25 WP BB 1B	5	1	2	3	1	0	1	Chicago Cubs @ Milwaukee Brewers Miller Park, Milwaukee, WI Sun Jul 09 2006, 1:05 PM CDT Att: 41,528 - Partly Cloudy - 86 F							
Todd Walker, L (1,4) OBP: 0.363, SLG: 0.394	0-0 P6		4-2 25 G4-6-3 BB		0-0 1B	0-2 F9		1-0 2B	4-2 25 WP BB 1B	4	0	2	0	1	0	3								
Bob Howry, L (8,1) OBP: 1.000, SLG: 1.000										0	0	0	0	0	0	0								
John Mabry, L (9,PH) OBP: 0.314, SLG: 0.292										0	0	0	0	1	0	0								
46 Ryan Dempster, R (9,1)										0	0	0	0	0	0	0								
25 Derrek Lee, R (1,3) OBP: 0.385, SLG: 0.465	2-3 1-2 SAFE		1-1 G4-6-3		3-0 F8	2-2 F9		3-3 K	1-3 K	6	0	0	0	0	3	9								
16 Aramis Ramirez, R (1,5) OBP: 0.320, SLG: 0.481	2-1 2H 1B				0-0 HR			1-2 G4-6-3 1B	4-1 BB	4	1	3	2	1	1	1								
Michael Barrett, R (1,2) OBP: 0.390, SLG: 0.513	0-0 F8				4-0 2B 19 SF8 BB			0-0 G4-6-3 1-2F	1-1 F9	3	2	0	0	2	0	4								
Jacque Jones, L (1,9) OBP: 0.336, SLG: 0.528			1-3 K		0-1 19 SF8 5 SH1-3 2B			0-1 BB 19 BB 2B	1-0 G4-3	5	3	3	0	0	1	0								
19 Matt Murton, R (1,7) 44 Roberto Novoa, R (7,1) 47 Scott Eyre, L (8,1) Nefti Perez, S (8,4) 5 Ronny Cedeno, R (1,6) OBP: 0.281, SLG: 0.342			0-0 G5-3		0-1 SF8			4-2 BB 2B BB	1-0 1B 2B	2	1	1	2	1	0	0								
Glendon Rusch, L (1,1) Phil Nevin, R (8,PH) 13 Will Ohman, L (6,1) Scott Williamson, R (6,1) 29 Angel Pagan, S (7,7) OBP: 0.293, SLG: 0.364			0-1 G1-3		2-3 3H 1-0 SH1-3			1-2 2B BB	0-0 F8	4	0	0	1	0	2	5								
			1-2 BB 1B		1-1 G3			4-2 2B 1-2 2-3 3H BB	3-1 HR	2	0	1	0	0	0	0								
									4-0 BB 25 WP BB	0	0	0	1	1	0	0								
										1	2	1	1	1	0	0								
Inning Stats	R: 1 E: 0 K: 1 S: 8	H: 1 LOB: 1 BB: 1 P: 16	R: 0 E: 0 K: 1 S: 6	H: 0 LOB: 0 BB: 0 P: 7	R: 0 E: 0 K: 0 S: 9	H: 1 LOB: 1 BB: 1 P: 16	R: 3 E: 0 K: 0 S: 8	H: 2 LOB: 0 BB: 1 P: 14	R: 0 E: 0 K: 1 S: 9	H: 1 LOB: 1 BB: 0 P: 14	R: 3 E: 0 K: 1 S: 17	H: 2 LOB: 2 BB: 3 P: 32	R: 1 E: 0 K: 0 S: 8	H: 3 LOB: 1 BB: 0 P: 9	R: 1 E: 0 K: 1 S: 14	H: 2 LOB: 2 BB: 1 P: 26	R: 2 E: 0 K: 2 S: 13	H: 2 LOB: 2 BB: 2 P: 27	1B: 7 2B: 5 3B: 0 HR: 2	SF: 1 SAC: 1 DP: 2 HBP: 0	WP: 2 PB: 0 SB: 1 CS: 0	PA: 48		
PITCHER	IP WLS BF H R ER SO BB IBB HBP BLK WP HR S P ERA WHIP	5.1 L 28 7 7 7 4 6 0 0 0 1 1 51 91 11.81 2.438	1.2 7 3 1 1 0 0 0 0 0 0 0 0 14 17 5.40 1.800	1.0 6 2 1 1 1 2 0 0 0 0 0 0 14 26 9.00 3.000	0.2 6 2 2 2 1 2 0 0 0 0 0 0 9 22 27.00 6.000	0.1 1 0 0 0 1 0 0 0 0 1 0 4 5 0.00 0.000																		

AB	37
R	11
H	14
RBI	10
BB	9
SO	7
LOB	23



Batter	1	2	3	4	5	6	7	8	9	AB	R	H	RBI	BB	SO	LOB	BOTTOM						
23 Rickie Weeks Jr., R (1,4) OBP: 0.361, SLG: 0.406	0-0 B1-3		1-2 HR		0-2 G1-3		0-0 P3		0-3 K	5	1	1	1	0	1	2	Chicago Cubs @ Milwaukee Brewers Miller Park, Milwaukee, WI Sun Jul 09 2006, 1:05 PM CDT Att: 41,528 - Partly Cloudy - 86 F						
Jeff Cirillo, R (1,5) OBP: 0.406, SLG: 0.439	1-0 BB 1B		1-3 K		2-2 F9		0-1 FC5-4		0-1 DI 1B	5	1	2	0	0	1	2							
Geoff Jenkins, L (1,9) Dana Eveland, L (9,1) Dan Kolb, R (9,1) 18 Gabe Gross, L (9,PH) OBP: 0.359, SLG: 0.463			4-2 28 CS 1B BB		1-1 G4-3			1-2 HR HBP	2-3 K	2	1	0	0	1	0	1							
Carlos Lee, R (1,7) OBP: 0.353, SLG: 0.563	4-1 28 1B BB		0-2 1B		2-1 E6 28 WP		0-1 HR	1-0 F9		4	1	2	2	1	0	1							
28 Prince Fielder, L (1,3) OBP: 0.320, SLG: 0.479	0-0 1-2 2H 1B		3-3 K		1-3 K		1-2 K	1-3 K		4	0	1	1	0	3	3							
2 Bill Hall, R (1,6) OBP: 0.311, SLG: 0.543	3-2 P3				1-2 G5-3		1-3 K	2-3 K		4	0	0	0	0	2	3							
Damian Miller, R (1,2) Geremi Gonzalez, R (8,1) 1 Corey Hart, R (8,PH) OBP: 0.396, SLG: 0.375			3-3 K		0-1 P4		2-2 K	2-2 1B		3	0	0	0	0	2	0							
Brady Clark, R (1,8) OBP: 0.380, SLG: 0.331			1-2 P4		2-2 F9		2-1 11 1B	1-2 1B		4	0	2	0	0	0	0							
Doug Davis, R (1,1) Rick Helling, R (6,1) 11 Mike Rivera, R (7,PH) OBP: 0.333, SLG: 0.833			0-3 K		1-3 K		0-0 FC5-4	1-1 G5-3		2	0	0	0	0	2	0							
Inning Stats	R: 1 E: 0 K: 0 S: 9	H: 2 LOB: 2 BB: 1 P: 18	R: 0 E: 0 K: 2 S: 10	H: 0 LOB: 0 BB: 0 P: 14	R: 1 E: 0 K: 2 S: 20	H: 2 LOB: 1 BB: 1 P: 29	R: 0 E: 0 K: 0 S: 8	H: 0 LOB: 0 BB: 0 P: 11	R: 0 E: 0 K: 1 S: 9	H: 0 LOB: 0 BB: 0 P: 12	R: 0 E: 0 K: 2 S: 11	H: 0 LOB: 1 BB: 0 P: 16	R: 0 E: 0 K: 1 S: 9	H: 2 LOB: 2 BB: 0 P: 13	R: 2 E: 0 K: 2 S: 18	H: 3 LOB: 2 BB: 0 P: 26		R: 0 E: 0 K: 2 S: 9	H: 1 LOB: 1 BB: 0 P: 12	1B: 8 2B: 1 3B: 0 HR: 2	SF: 0 SAC: 0 DP: 1 HBP: 1	WP: 1 PB: 0 SB: 0 CS: 1	PA: 40
PITCHER	IP WLS BF H R ER SO BB IBB HBP BLK WP HR S P ERA WHIP	5.0 W 20 4 2 2 5 2 0 0 0 1 0 8 12 0.00 0.000	0.2 3 0 0 0 1 0 0 0 0 0 0 0 8 14 0.00 3.000	0.2 4 2 0 0 2 0 0 0 1 0 0 1 7 8 27.00 1.500	0.2 4 2 0 0 2 0 0 0 0 0 0 0 12 18 0.00 3.000																		

AB	37
R	4
H	10
RBI	4
BB	2
SO	12
LOB	15



Batter	1	2	3	4	5	6	7	8	9	AB	R	H	RBI	BB	SO	LOB	TOP										
23 Ricke Weeks Jr. R OBP: 0.363, SLG: 0.410	G6-3		1B		K		1B			4	2	2	0	0	1	0											
Jeff Cirillo R OBP: 0.408, SLG: 0.441	L9		G6-3 WP		1B		G6-3			4	0	2	2	0	0	1											
Geoff Jenkins L OBP: 0.337, SLG: 0.408	G5-3		G6-3		G6-4-3					4	0	2	1	0	0	1											
Carlos Lee R OBP: 0.350, SLG: 0.557		F9	G6-3		G6-4-3					4	0	0	0	0	0	4											
28 Prince Fielder L OBP: 0.320, SLG: 0.479	G3				FC6-2		F8			4	0	1	0	0	0	1											
2 Bill Hall R OBP: 0.311, SLG: 0.539					G6-3		F8			4	0	1	0	0	1	2											
Damian Miller R OBP: 0.332, SLG: 0.433					FC6-2		F9			4	0	0	0	0	1	2											
Brady Clark R OBP: 0.379, SLG: 0.329					FC6-4					4	0	1	0	0	0	1											
Doug Davis R OBP: 0.351, SLG: 0.479 18 Gabe Gross L OBP: 0.327, SLG: 0.459 Matt Wise R OBP: 0.355, SLG: 0.455 Brian Shouse L OBP: 0.309, SLG: 0.367 1 Corey Hart R OBP: 0.336, SLG: 0.367 Derrick Turnbow R OBP: 0.311, SLG: 0.410	FC1-6				G5-3					2	1	0	0	0	0	1											
Inning Stats	R: 0 E: 0 K: 0 S: 8	H: 0 LOB: 0 BB: 0 P: 12	R: 0 E: 0 K: 0 S: 5	H: 1 LOB: 1 BB: 0 P: 8	R: 2 E: 0 K: 0 S: 10	H: 3 LOB: 1 BB: 0 P: 13	R: 0 E: 0 K: 0 S: 9	H: 1 LOB: 1 BB: 0 P: 13	R: 1 E: 0 K: 1 S: 9	H: 2 LOB: 1 BB: 0 P: 14	R: 0 E: 0 K: 0 S: 8	H: 0 LOB: 0 BB: 0 P: 13	R: 0 E: 0 K: 1 S: 6	H: 1 LOB: 1 BB: 0 P: 11	R: 0 E: 0 K: 1 S: 12	H: 1 LOB: 1 BB: 0 P: 15	R: 0 E: 0 K: 2 S: 9	H: 0 LOB: 0 BB: 0 P: 13	1B: 6 2B: 3 3B: 0 HR: 0	SF: 0 SAC: 0 DP: 1 HBP: 0	WP: 2 PB: 2 SB: 0 CS: 0	PA: 36					
PITCHER	IP	WLS	BF	H	R	ER	SO	BB	IBB	HBP	BLK	WP	HR	S	P	ERA	WHIP										
Miguel Batista R ERA: 4.94	7.0		29	8	3	3	1	0	0	0	0	2	0	55	84	3.86	1.143										
Randy Choate L ERA: 3.19	0.0	1	1	0	0	0	0	0	0	0	0	0	0	5	6	∞	∞										
28 Brandon Medders R ERA: 3.68	2.0	W	6	0	0	0	3	0	0	0	0	0	0	16	22	0.00	0.000										

Milwaukee Brewers @ Arizona Diamondbacks
Chase Field, Phoenix, AZ
Fri Jul 14, 2006, 6:40 PM MST
Att. 24,145 - Roof Closed - 80 F

AB	36
R	3
H	9
RBI	3
BB	0
SO	4
LOB	13



Batter	1	2	3	4	5	6	7	8	9	AB	R	H	RBI	BB	SO	LOB	BOTTOM										
Craig Counsell L OBP: 0.334, SLG: 0.366	G1-3						G1-3			2	1	1	1	1	0	1											
Damon Easley R OBP: 0.331, SLG: 0.446										1	0	0	0	0	0	0											
22 Eric Byrnes R OBP: 0.351, SLG: 0.518										4	0	1	0	0	0	1											
Chad Tracy L OBP: 0.332, SLG: 0.451										4	0	1	0	0	0	2											
34 Conor Jackson R OBP: 0.368, SLG: 0.397										3	0	0	0	1	2	1											
Luis Gonzalez L OBP: 0.357, SLG: 0.415										4	1	2	1	0	0	2											
Johnny Estrada S OBP: 0.340, SLG: 0.478										4	1	2	2	0	0	2											
Shawn Green L OBP: 0.358, SLG: 0.458										3	0	0	0	0	1	2											
1 Orlando Hudson S OBP: 0.321, SLG: 0.411										3	1	0	0	0	0	0											
Miguel Batista R OBP: 0.167, SLG: 0.143										0	0	0	0	1	0	0											
30 Jeff DaVanon S OBP: 0.358, SLG: 0.423										1	0	0	0	0	0	0											
Randy Choate L ERA: 4.55										0	0	0	0	0	0	0											
28 Brandon Medders R ERA: 5.21										0	0	0	0	0	0	0											
Inning Stats	R: 1 E: 0 K: 0 S: 17	H: 1 LOB: 2 BB: 2 P: 31	R: 0 E: 0 K: 0 S: 9	H: 0 LOB: 1 BB: 1 P: 19	R: 0 E: 0 K: 0 S: 5	H: 1 LOB: 0 BB: 0 P: 7	R: 0 E: 0 K: 1 S: 7	H: 0 LOB: 0 BB: 0 P: 10	R: 1 E: 1 K: 0 S: 11	H: 1 LOB: 0 BB: 0 P: 14	R: 0 E: 0 K: 1 S: 14	H: 2 LOB: 2 BB: 0 P: 21	R: 0 E: 0 K: 1 S: 14	H: 0 LOB: 0 BB: 0 P: 22	R: 0 E: 0 K: 1 S: 10	H: 0 LOB: 0 BB: 0 P: 15	R: 2 E: 0 K: 0 S: 2	H: 2 LOB: 0 BB: 0 P: 4	1B: 5 2B: 1 3B: 0 HR: 1	SF: 0 SAC: 1 DP: 2 HBP: 0	WP: 0 PB: 0 SB: 0 CS: 0	PA: 33					
PITCHER	IP	WLS	BF	H	R	ER	SO	BB	IBB	HBP	BLK	WP	HR	S	P	ERA	WHIP										
Doug Davis L ERA: 4.77	6.0		25	5	2	1	2	3	0	0	0	0	0	19	29	0.00	0.000										
Matt Wise R ERA: 4.55	1.1	H	4	0	0	0	0	0	0	0	0	0	0	5	8	0.00	0.000										
Brian Shouse L ERA: 3.09	0.2	H	2	0	0	0	1	0	0	0	0	0	0	5	8	0.00	0.000										
Derrick Turnbow R ERA: 5.21	0.0	L	2	2	2	2	0	0	0	0	0	0	1	2	4	∞	∞										

Milwaukee Brewers @ Arizona Diamondbacks
Chase Field, Phoenix, AZ
Fri Jul 14, 2006, 6:40 PM MST
Att. 24,145 - Roof Closed - 80 F

AB	29
R	4
H	7
RBI	4
BB	3
SO	3
LOB	11



Batter	1	2	3	4	5	6	7	8	9	AB	R	H	RBI	BB	SO	LOB	TOP								
18 Gabe Gross, L (1,8) OBP: 0.391, SLG: 0.456	0-1 G5-4-3 1B		4-2 1-2 BB		1-3 K		0-3 K			3	0	1	0	1	2	1									
Jeff Cirillo, R (1,5) OBP: 0.397, SLG: 0.427	0-2 G5-4-3 1-2		1-3 K			1-2 F8		2-3 K		4	0	0	0	0	2	3									
Geoff Jenkins, L (1,9) OBP: 0.339, SLG: 0.410	2-3 K		3-3 K			4-2 28 FC4-6 1B BB		0-2 1B 2B		3	1	1	0	1	2	2									
Carlos Lee, R (1,7) OBP: 0.354, SLG: 0.559		1-0 1B		1-1 L5		1-0 28 FC4-6 1B		1-1 1B		4	0	3	1	0	0	0									
28 Prince Fielder, L (1,3) OBP: 0.319, SLG: 0.476	0-1 F7		1-1 FC6-4 1B		1-1 FC4-6		1-3 K			4	0	1	0	0	1	4									
2 Bill Hall, R (1,6) Garrett Gonzales, R (8, PH) 22 Tony Gwynn Jr., L (8, PH) Dana Eveland, L (8, PH) 1 Cory Hart, R (8, PH) Dan Kolb, R (8, PH)	1-1 F7		0-3 K		1-1 G3		0-1 P4			2	0	0	0	0	1	2									
Damian Miller, R (1,2) OBP: 0.327, SLG: 0.425	1-3 K		1-2 FC6-4		1-2 G5-3		2-2 F9			4	0	0	0	0	1	2									
Chris Barnwell, R (1,4) OBP: 0.167, SLG: 0.118			3-3 K		3-3 K		1-2 F7		2-0 G4-3	4	0	0	0	0	2	0									
39 Chris Capuano, L (1,1) OBP: 0.171, SLG: 0.154 23 Rickie Weeks Jr., R (4,4) OBP: 0.363, SLG: 0.410			0-1 18 BB 1B		2-3 K		2-2 1B		0-3 K	1	0	1	0	0	0	0									
										3	0	1	0	0	2	0									
Inning Stats	R: 0 E: 0 K: 1 S: 8	H: 1 LOB: 0 BB: 0 P: 10	R: 0 E: 0 K: 1 S: 8	H: 1 LOB: 1 BB: 1 P: 11	R: 0 E: 0 K: 3 S: 14	H: 1 LOB: 2 BB: 1 P: 25	R: 0 E: 0 K: 1 S: 11	H: 0 LOB: 0 BB: 0 P: 14	R: 0 E: 0 K: 3 S: 10	H: 0 LOB: 0 BB: 1 P: 16	R: 0 E: 0 K: 0 S: 9	H: 1 LOB: 1 BB: 1 P: 16	R: 0 E: 0 K: 1 S: 14	H: 1 LOB: 1 BB: 0 P: 18	R: 1 E: 0 K: 2 S: 14	H: 2 LOB: 1 BB: 0 P: 18	R: 0 E: 0 K: 1 S: 7	H: 0 LOB: 0 BB: 0 P: 11	1B: 7 2B: 1 3B: 0 HR: 0	SF: 0 SAC: 0 DP: 1 HBP: 0	WP: 0 PB: 0 SB: 0 CS: 0	PA: 36			
PITCHER	IP	WLS	BF	H	R	ER	SO	BB	IBB	HBP	BLK	WP	HR	S	P	ERA	WHIP								
17 Brandon Webb, R (1,1) ERA: 2.52	7.0	W	28	6	0	0	10	2	0	0	0	0	0	74	110	0.00	1.143								
Brandon Lyon, R (8,1)	1.0		5	2	1	1	2	0	0	0	0	0	0	14	18	9.00	2.000								
31 Edgar Gonzalez, R (9,1) ERA: 6.48	1.0		3	0	0	0	1	0	0	0	0	0	0	7	11	0.00	0.000								

Milwaukee Brewers @ Arizona Diamondbacks
Chase Field, Phoenix, AZ
Sat Jul 15 2006, 6:40 PM MST
Att: 26,342 - Roof Closed - 82 F

AB 34
R 1
H 8
RBI 1
BB 2
SO 13
LOB 17

WP: 0 PA: 36
PB: 0
SB: 0
CS: 0

Batter	1	2	3	4	5	6	7	8	9	AB	R	H	RBI	BB	SO	LOB	BOTTOM								
22 Eric Byrnes, R (1,8) OBP: 0.352, SLG: 0.523	3-2 F9 2B	2-2 F8		1-1 G6-3 34 HR 2B	2-2 G4-3			0-1 G6-3		5	2	2	0	0	0	3									
Damion Easley, R (1,5) OBP: 0.340, SLG: 0.448	2-2 F9	3-2 1B		2-2 G6-3 HBP		2-3 K		2-1 G4-6-3 1B		4	0	2	1	0	1	1									
Luis Gonzalez, L (1,7) OBP: 0.360, SLG: 0.425	1-1 2B	0-0 1B		0-0 G6-3		0-0 2B		3-2 G4-6-3		5	0	3	2	0	0	3									
34 Conor Jackson, R (1,3) OBP: 0.370, SLG: 0.421	2-3 K		3-1 HR	2-1 HR		2-1 G6-3				4	2	2	3	0	1	2									
Johnny Estrada, S (1,2) OBP: 0.342, SLG: 0.494	1-0 L3		1-0 G3-1 2B	2-2 HR		0-3 K				4	1	2	1	0	1	2									
Shawn Green, L (1,9) OBP: 0.357, SLG: 0.455		3-2 G6-3	1-1 G3-1	2-1 G4-3			0-0 1 FC1-6 1B			4	0	1	0	0	0	1									
1 Orlando Hudson, S (1,4) OBP: 0.320, SLG: 0.409		0-0 6 BB 17 SH 1B	3-1 E3		2-2 F7		0-1 FC1-6			4	1	1	0	0	0	2									
6 Stephen Drew, L (1,6) OBP: 0.329, SLG: 0.297	4-2 1B BB	3-2 P1		0-0 F7		0-3 K				3	1	0	0	1	1	2									
17 Brandon Webb, R (1,1) ERA: 3.46 Andy Green, R (7, PH) Brandon Lyon, R (8,1)	1-0 SH 1B	1-0 P5		4-2 BB		0-3 K				1	1	0	0	1	0	2									
31 Edgar Gonzalez, R (9,1) OBP: 0.500, SLG: 0.500	1-2 2H 1B									1	0	0	0	0	0	0									
										0	0	0	0	0	0	0									
Inning Stats	R: 1 E: 0 K: 1 S: 15	H: 2 LOB: 1 BB: 0 P: 24	R: 3 E: 1 K: 0 S: 16	H: 3 LOB: 2 BB: 1 P: 29	R: 1 E: 1 K: 0 S: 12	H: 2 LOB: 2 BB: 0 P: 24	R: 3 E: 0 K: 0 S: 13	H: 3 LOB: 0 BB: 0 P: 22	R: 0 E: 0 K: 2 S: 9	H: 0 LOB: 1 BB: 1 P: 17	R: 0 E: 0 K: 2 S: 9	H: 1 LOB: 1 BB: 0 P: 13	R: 0 E: 0 K: 0 S: 8	H: 1 LOB: 0 BB: 0 P: 13	R: 0 E: 0 K: 0 S: 8	H: 1 LOB: 0 BB: 0 P: 13	1B: 5 2B: 5 3B: 0 HR: 3	SF: 0 SAC: 1 DP: 2 HBP: 1	WP: 1 PB: 0 SB: 0 CS: 0	PA: 39					
PITCHER	IP	WLS	BF	H	R	ER	SO	BB	IBB	HBP	BLK	WP	HR	S	P	ERA	WHIP								
39 Chris Capuano, L (1,1) ERA: 3.46	3.2	L	23	10	8	5	1	1	0	0	0	0	0	11	21	0.00	0.750								
Geremi Gonzalez, R (4,1) ERA: 4.74	1.1		5	0	0	0	0	1	0	0	0	0	0	18	22	0.00	1.000								
Dana Eveland, L (6,1) ERA: 8.13	2.0		8	2	0	0	4	0	0	0	0	1	0	8	13	0.00	1.000								
Dan Kolb, R (8,1) ERA: 6.07	1.0		3	1	0	0	0	0	0	0	0	0	0	8	13	0.00	1.000								

Milwaukee Brewers @ Arizona Diamondbacks
Chase Field, Phoenix, AZ
Sat Jul 15 2006, 6:40 PM MST
Att: 26,342 - Roof Closed - 82 F

AB 35
R 8
H 13
RBI 7
BB 2
SO 5
LOB 19

WP: 1 PA: 39
PB: 0
SB: 0
CS: 0

Batter	1	2	3	4	5	6	7	8	9	AB	R	H	RBI	BB	SO	LOB	TOP				
23 Ricke Weeks Jr., R OBP: 0.361, SLG: 0.407	0-3 K		3-3 K			0-2 1B 2H	1-1 F7	2-2 K		5	0	1	1	0	3	0					
Jeff Cirillo, R OBP: 0.400, SLG: 0.424 Chris Barnwell, R OBP: 0.158, SLG: 0.111	1-0 1B		2-3 K			1-2 1B		4-0 2B BB	0-3 K	3	1	2	0	1	1	0					
Geoff Jenkins, L OBP: 0.338, SLG: 0.416	0-0 1B FC4		2-3 K			1-1 G4-3		3-2 2B 28 SF8	0-0 F7	5	1	1	0	0	1	3					
Carlos Lee, R OBP: 0.356, SLG: 0.560 22 Tony Gwynn Jr., L (9, PH)	1-2 FC4																				
28 Prince Fielder, L OBP: 0.326, SLG: 0.496		0-0 18 G4-3 2B																			
18 Gabe Gross, L OBP: 0.355, SLG: 0.457		1-0 G4-3																			
2 Bill Hall, R OBP: 0.311, SLG: 0.542		2-3 G5-3																			
11 Mike Rivera, R OBP: 0.400, SLG: 0.769		4-0 IBB																			
13 Zach Jackson, L OBP: 0.111, SLG: 0.111 Rick Helling, R Dan Kolb, R	1-3 K2-3																				
Inning Stats	R: 0 E: 0 K: 1 S: 8	H: 2 LOB: 1 BB: 0 P: 10	R: 0 E: 0 K: 1 S: 7	H: 1 LOB: 2 BB: 1 P: 14	R: 0 E: 0 K: 3 S: 9	H: 0 LOB: 0 BB: 0 P: 16	R: 0 E: 0 K: 0 S: 4	H: 0 LOB: 0 BB: 0 P: 7	R: 1 E: 1 K: 0 S: 14	H: 2 LOB: 2 BB: 1 P: 21	R: 4 E: 0 K: 0 S: 14	H: 4 LOB: 0 BB: 0 P: 21	R: 5 E: 1 K: 1 S: 18	H: 2 LOB: 0 BB: 2 P: 35	R: 0 E: 0 K: 2 S: 9	H: 1 LOB: 1 BB: 0 P: 13	1B: 6 2B: 4 3B: 0 HR: 2	SF: 2 SAC: 1 DP: 0 HBP: 0	WP: 0 PB: 0 SB: 0 CS: 1	PA: 43	
PITCHER	IP	WLS	BF	H	R	ER	SO	BB	IBB	HBP	BLK	WP	HR	S	P	ERA	WHIP				
Jason Schmidt, R ERA: 3.06	6.0	L	31	10	8	8	5	2	1	0	0	0	1	62	103	12.00	2.000				
32 Kevin Correia, R ERA: 3.95	2.0		8	1	2	0	3	1	0	0	0	0	1	21	32	0.00	1.000				
38 Brian Wilson, R ERA: 7.3	1.0		4	1	0	0	0	0	0	0	0	0	0	10	13	0.00	1.000				

Milwaukee Brewers @ San Francisco Giants
 AT&T Park, San Francisco, CA
 Mon Jul 17 2006, 7:15 PM PDT
 Att: 36,738 - Clear - 68 F

AB 36
 R 10
 H 12
 RBI 10
 BB 4
 SO 8
 LOB 10



Batter	1	2	3	4	5	6	7	8	9	AB	R	H	RBI	BB	SO	LOB	BOTTOM					
Jose Vizcaino, S OBP: 0.323, SLG: 0.278	4-2 13 2B 2 F8-2 BB		3-2 G5-3							3	0	0	0	1	0	0						
13 Omar Vizquel, S OBP: 0.375, SLG: 0.390	2-0 S 2B																					
2 Randy Winn, S OBP: 0.338, SLG: 0.420	1-1 F8-2																					
Barry Bonds, L OBP: 0.474, SLG: 0.497 Todd Linden, S OBP: 0.250, SLG: 0.250	1-0 G4-3																					
Moises Alou, R OBP: 0.356, SLG: 0.552		1-0 G4-3																				
Pedro Feliz, R OBP: 0.308, SLG: 0.486		0-1 G5-3																				
50 Eleazer Alfonso, R OBP: 0.300, SLG: 0.495		0-0 P3																				
Chad Santos, L OBP: 0.500, SLG: 0.500																						
Jason Schmidt, R OBP: 0.100, SLG: 0.125 32 Kevin Correia, R 38 Brian Wilson, R	3-2 B5-6-4 1B		3-2 B5-6-4																			
Inning Stats	R: 0 E: 0 K: 0 S: 6	H: 1 LOB: 1 BB: 1 P: 14	R: 0 E: 0 K: 0 S: 4	H: 0 LOB: 0 BB: 0 P: 5	R: 0 E: 0 K: 0 S: 7	H: 1 LOB: 0 BB: 0 P: 15	R: 1 E: 0 K: 1 S: 12	H: 1 LOB: 2 BB: 2 P: 24	R: 0 E: 0 K: 0 S: 5	H: 0 LOB: 0 BB: 0 P: 5	R: 0 E: 0 K: 1 S: 12	H: 1 LOB: 3 BB: 1 P: 23	R: 0 E: 0 K: 2 S: 12	H: 0 LOB: 0 BB: 0 P: 16	R: 0 E: 0 K: 1 S: 8	H: 0 LOB: 0 BB: 0 P: 10	R: 0 E: 0 K: 1 S: 10	H: 0 LOB: 0 BB: 0 P: 14	1B: 2 2B: 3 3B: 0 HR: 0	SF: 1 SAC: 0 DP: 2 HBP: 1	WP: 0 PB: 0 SB: 1 CS: 0	PA: 34
PITCHER	IP	WLS	BF	H	R	ER	SO	BB	IBB	HBP	BLK	WP	HR	S	P	ERA	WHIP					
13 Zach Jackson, L ERA: 5.4	5.0	W	22	4	1	1	1	4	0	0	0	0	0	28	37	0.00	0.000					
Rick Helling, R ERA: 4.91	3.0	H	9	0	0	0	4	0	0	0	0	0	0	10	14	0.00	0.000					
Dan Kolb, R ERA: 5.87	1.0		3	0	0	0	1	0	0	0	0	0	0	10	14	0.00	0.000					

Milwaukee Brewers @ San Francisco Giants
 AT&T Park, San Francisco, CA
 Mon Jul 17 2006, 7:15 PM PDT
 Att: 36,738 - Clear - 68 F

AB 28
 R 1
 H 4
 RBI 1
 BB 4
 SO 6
 LOB 15



Batter	1	2	3	4	5	6	7	8	9	AB	R	H	RBI	BB	SO	LOB	TOP			
23 Rickie Weeks Jr., R OBP: 0.362, SLG: 0.408	1-0 S 2B 1B		0-1 L6		0-0 1B		0-0 G6-4-3			4	1	2	0	0	0	1				
Jeff Cirillo, R OBP: 0.396, SLG: 0.420 Matt Wise, R	1-3 K		0-0 G6-3		1-1 1B		1-0 G4-3			4	0	1	0	0	1	1				
Geoff Jenkins, L OBP: 0.337, SLG: 0.412	1-3 K		1-0 G3		4-1 BB			2-2 G4-3		3	0	0	0	1	1	1				
Carlos Lee, R OBP: 0.355, SLG: 0.556	2-0 2B 1B HBP			2-3 K		0-0 P3		0-2 K		3	0	0	0	0	2	2				
28 Prince Fielder, L OBP: 0.331, SLG: 0.499	3-2 1B			1-0 2B 1B			1-0 G6-4-3 1B		3-3 K	4	1	3	1	0	1	0				
18 Gabe Gross, L OBP: 0.381, SLG: 0.466 Geremi Gonzalez, R	3-2 G4-3			2-1 2B			4-0 G6-4-3 BB		1-1 F8	2	1	1	0	1	0	2				
Brian Shouse, L Chris Barnwell, R OBP: 0.150, SLG: 0.105				1-3 2B			1-2 BB			0	0	0	0	0	0	0				
2 Bill Hall, R OBP: 0.311, SLG: 0.538		0-0 G6-3		1-0 E9 CS 1B			1-1 G6-4-3		2-1 P2	4	0	1	1	0	0	2				
Damian Miller, R OBP: 0.322, SLG: 0.418		1-3 K		3-1 G4-3			3-2 G4-3		3-3 K	4	0	0	0	0	2	2				
Tomo Ohka, S Brady Clark, R OBP: 0.351, SLG: 0.333		1-2 G4-3					3-3 K		1-1 G6-4-3 1B	2	0	0	0	0	1	0				
Inning Stats	R: 1 E: 0 K: 2 S: 14	H: 2 LOB: 2 BB: 0 P: 25	R: 0 E: 0 K: 1 S: 7	H: 0 LOB: 0 BB: 0 P: 9	R: 0 E: 0 K: 0 S: 4	H: 0 LOB: 0 BB: 0 P: 5	R: 2 E: 1 K: 1 S: 9	H: 3 LOB: 2 BB: 1 P: 18	R: 0 E: 0 K: 0 S: 8	H: 1 LOB: 1 BB: 1 P: 17	R: 0 E: 0 K: 0 S: 4	H: 1 LOB: 0 BB: 0 P: 6	R: 0 E: 0 K: 2 S: 9	H: 0 LOB: 0 BB: 0 P: 14	R: 0 E: 0 K: 1 S: 7	H: 0 LOB: 0 BB: 0 P: 13	1B: 8 2B: 1 3B: 0 HR: 0	SF: 0 SAC: 0 DP: 2 HBP: 1	WP: 0 PB: 0 SB: 2 CS: 1	PA: 35
PITCHER	IP WLS BF H R ER SO BB IBB HBP BLK WP HR S P ERA WHIP	IP WLS BF H R ER SO BB IBB HBP BLK WP HR S P ERA WHIP																		
Jamey Wright, R ERA: 4.95	6.0 W 26 8 3 2 5 2 0 1 0 0 0 51 91 3.00 1.667	1.0 H 3 1 0 0 0 0 0 0 0 0 0 4 6 0.00 1.000	1.0 H 3 0 0 0 2 0 0 0 0 0 0 9 14 0.00 0.000	1.0 S 3 0 0 0 1 0 0 0 0 0 0 7 13 0.00 0.000																

Milwaukee Brewers @ San Francisco Giants
 AT&T Park, San Francisco, CA
 Tue Jul 18 2006, 7:15 PM PDT
 Att: 37,054 - Clear - 69 F

AB 32
 R 3
 H 9
 RBI 2
 BB 2
 SO 8
 LOB 11



Batter	1	2	3	4	5	6	7	8	9	AB	R	H	RBI	BB	SO	LOB	BOTTOM			
2 Randy Winn, S OBP: 0.339, SLG: 0.418	2-2 13 L4-3 1B		0-2 G5-3	0-1 FC5-4		4-1 13 HBP BB		1-2 G4-3		4	0	1	0	1	0	2				
13 Omar Vizquel, S OBP: 0.375, SLG: 0.389	1-1 L4-3		1-1 2B		1-3 K	2-1 HBP		3-2 G3-1		4	1	1	0	0	1	1				
Steve Finley, L OBP: 0.317, SLG: 0.404	1-1 P6		1 SAFE P2		1-2 F8	1-0 G1-3		3-3 K		5	0	0	0	0	1	4				
Barry Bonds, L OBP: 0.471, SLG: 0.498		0-0 P6	2-2 1-H 2B		3-2 P6		1-3 K			4	0	1	1	0	1	0				
Ray Durham, S OBP: 0.346, SLG: 0.504		4-2 1B 9 FC4-6 BB	2-1 G4-3		0-0 F7	1-1 9 1B 2B				3	1	1	0	1	0	1				
Pedro Feliz, R OBP: 0.313, SLG: 0.488		0-1 9 FC4-6 1B		2-1 G4-3		1-0 9 1B 2B	4-0 9 1B IBB			3	1	2	0	1	0	0				
9 Mark Sweeney, L OBP: 0.343, SLG: 0.449		1-2 50 2B FC4-6		1-3 K		3-2 2B 1B	0-1 1B			4	1	2	1	0	1	1				
50 Eliezer Alfonzo, R OBP: 0.298, SLG: 0.495		0-0 1-3 2B		1-1 E5 1B		0-3 K	2-3 K			4	0	1	0	0	2	5				
Jamey Wright, R ERA: 4.95 Moises Alou, R ERA: 5.12 Jeremi Gonzalez, R ERA: 5.12 Todd Greene, R ERA: 2.92 Steve Kline, S ERA: 4.32 Armando Benitez, R	1-1 5.0 L 5 3 2 2 1 0 0 0 0 0 0 18 24 27.00 4.500	6.1 0.2 L 5 3 2 2 1 0 0 0 0 0 0 18 24 27.00 4.500	6.1 0.2 7 2 0 0 1 1 1 1 0 0 0 11 24 0.00 4.500	7.1 1.2 5 0 0 0 2 0 0 0 0 0 0 18 29 0.00 0.000																
Inning Stats	R: 0 E: 0 K: 0 S: 10	H: 1 LOB: 0 BB: 0 P: 14	R: 1 E: 0 K: 1 S: 16	H: 2 LOB: 2 BB: 1 P: 22	R: 1 E: 0 K: 0 S: 14	H: 2 LOB: 1 BB: 0 P: 22	R: 0 E: 1 K: 1 S: 12	H: 1 LOB: 2 BB: 0 P: 17	R: 0 E: 0 K: 1 S: 12	H: 0 LOB: 0 BB: 0 P: 17	R: 2 E: 0 K: 1 S: 21	H: 3 LOB: 3 BB: 1 P: 34	R: 0 E: 0 K: 2 S: 14	H: 2 LOB: 3 BB: 1 P: 24	R: 0 E: 0 K: 1 S: 12	H: 0 LOB: 0 BB: 0 P: 19	1B: 7 2B: 5 3B: 0 HR: 0	SF: 0 SAC: 0 DP: 1 HBP: 1	WP: 0 PB: 0 SB: 0 CS: 0	PA: 39
PITCHER	IP WLS BF H R ER SO BB IBB HBP BLK WP HR S P ERA WHIP	IP WLS BF H R ER SO BB IBB HBP BLK WP HR S P ERA WHIP																		
Tomo Ohka, R ERA: 3.23	5.0 L 5 3 2 2 1 0 0 0 0 0 0 18 24 27.00 4.500	6.1 0.2 L 5 3 2 2 1 0 0 0 0 0 0 18 24 27.00 4.500	6.1 0.2 7 2 0 0 1 1 1 1 0 0 0 11 24 0.00 4.500	7.1 1.2 5 0 0 0 2 0 0 0 0 0 0 18 29 0.00 0.000																

Milwaukee Brewers @ San Francisco Giants
 AT&T Park, San Francisco, CA
 Tue Jul 18 2006, 7:15 PM PDT
 Att: 37,054 - Clear - 69 F

AB 35
 R 4
 H 11
 RBI 4
 BB 3
 SO 7
 LOB 19



Batter	1	2	3	4	5	6	7	8	9	AB	R	H	RBI	BB	SO	LOB	TOP								
23 Rickie Weeks Jr., R OBP: 0.361, SLG: 0.406										5	1	2	0	0	1	2									
Jeff Cirillo, R OBP: 0.387, SLG: 0.408										5	0	2	0	0	0	1									
Geoff Jenkins, L OBP: 0.338, SLG: 0.414										4	1	1	0	0	1	3									
Carlos Lee, R OBP: 0.350, SLG: 0.554										4	0	0	0	0	0	3									
28 Prince Fielder, L OBP: 0.334, SLG: 0.496										3	2	1	0	0	1	1									
18 Gabe Gross, L OBP: 0.384, SLG: 0.493										3	1	2	2	0	0	1									
Brady Clark, R OBP: 0.380, SLG: 0.332										1	0	0	0	0	0	0									
2 Bill Hall, R OBP: 0.309, SLG: 0.541										4	0	0	0	0	2	3									
Damian Miller, R OBP: 0.324, SLG: 0.424										4	0	2	1	0	1	0									
39 Chris Capuano, L Rick Helling, R										3	0	1	1	0	1	1									
Brian Shouse, L Matt Wise, R										0	0	0	0	0	0	0									
22 Tony Gwynn Jr., L Derrick Turnbow, R										0	0	0	0	0	0	0									
Dana Eveland, L										0	0	0	0	0	0	0									
Inning Stats	R: 0 E: 0 K: 0 S: 10	H: 2 LOB: 1 BB: 0 P: 11	R: 1 E: 0 K: 0 S: 9	H: 3 LOB: 2 BB: 0 P: 13	R: 1 E: 1 K: 0 S: 10	H: 2 LOB: 1 BB: 0 P: 15	R: 1 E: 0 K: 1 S: 10	H: 2 LOB: 1 BB: 0 P: 14	R: 2 E: 0 K: 2 S: 14	H: 2 LOB: 1 BB: 0 P: 23	R: 0 E: 0 K: 1 S: 12	H: 0 LOB: 0 BB: 0 P: 17	R: 0 E: 0 K: 1 S: 7	H: 0 LOB: 0 BB: 0 P: 12	R: 0 E: 0 K: 2 S: 13	H: 0 LOB: 0 BB: 0 P: 18	R: 0 E: 0 K: 2 S: 11	H: 1 LOB: 1 BB: 0 P: 16	1B: 9 2B: 3 3B: 0 HR: 0	SF: 0 SAC: 0 DP: 1 HBP: 1	WP: 0 PB: 0 CS: 0	PA: 38			
PITCHER	IP	WLS	BF	H	R	ER	SO	BB	IBB	HBP	BLK	WP	HR	S	P	ERA	WHIP								
54 Elizardo Ramirez, R ERA: 4.43	5.0		25	11	5	5	1	0	0	1	0	0	0	53	76	9.00	2.200								
Jason Standridge, R ERA: 4.63	2.0		6	0	0	0	3	0	0	0	0	0	0	19	29	0.00	0.000								
45 Bill Bray, L ERA: 3.71	1.0		3	0	0	0	2	0	0	0	0	0	0	13	18	0.00	0.000								
Gary Majewski, R ERA: 4.17	1.0	W	4	1	0	0	1	0	0	0	0	0	0	11	16	0.00	1.000								

Milwaukee Brewers @ Cincinnati Reds
Great American Ball Park, Cincinnati, OH

AB 37
R 5
H 12
RBI 4
BB 0
SO 7
LOB 15



WP: 0 PA: 38
PB: 0
CS: 0

Batter	1	2	3	4	5	6	7	8	9	AB	R	H	RBI	BB	SO	LOB	BOTTOM								
6 Ryan Freel, R OBP: 0.385, SLG: 0.437										3	1	0	0	2	0	1									
Royce Clayton, R OBP: 0.324, SLG: 0.354										4	0	1	0	0	2	3									
Javier Valentin, S OBP: 0.295, SLG: 0.331										0	0	0	1	1	0	0									
Ken Griffey Jr., L OBP: 0.295, SLG: 0.498										5	0	1	2	0	0	1									
Adam Dunn, L OBP: 0.373, SLG: 0.546										4	0	0	0	0	2	1									
Rich Aurilia, R OBP: 0.346, SLG: 0.504										2	1	1	0	2	1	0									
12 Edwin Encarnación, R OBP: 0.386, SLG: 0.502										4	1	1	2	0	0	2									
4 Brandon Phillips, R OBP: 0.339, SLG: 0.409										4	1	2	0	0	0	0									
Jason LaRue, R OBP: 0.331, SLG: 0.341										3	1	1	1	0	0	1									
Scott Hatteberg, L OBP: 0.411, SLG: 0.485										0	1	0	0	1	0	0									
54 Elizardo Ramirez, S Chris Denorfia, R										0	0	0	0	1	0	0									
27 Chris Denorfia, R Jason Standridge, R										1	0	0	0	0	0	0									
Brian Shouse, L ERA: 2.84										0	0	0	0	0	0	0									
Matt Wise, R ERA: 4.28										1	0	1	0	0	0	0									
Derrick Turnbow, R ERA: 6.18										0	0	0	0	0	0	0									
Inning Stats	R: 0 E: 0 K: 0 S: 8	H: 1 LOB: 1 BB: 0 P: 9	R: 0 E: 0 K: 1 S: 7	H: 0 LOB: 0 BB: 0 P: 12	R: 0 E: 1 K: 1 S: 9	H: 0 LOB: 1 BB: 1 P: 19	R: 0 E: 0 K: 1 S: 12	H: 1 LOB: 1 BB: 0 P: 18	R: 1 E: 0 K: 0 S: 8	H: 1 LOB: 0 BB: 0 P: 9	R: 0 E: 0 K: 1 S: 7	H: 0 LOB: 0 BB: 0 P: 11	R: 2 E: 0 K: 1 S: 14	H: 3 LOB: 2 BB: 2 P: 31	R: 0 E: 0 K: 0 S: 9	H: 0 LOB: 1 BB: 1 P: 16	R: 3 E: 0 K: 0 S: 8	H: 2 LOB: 2 BB: 3 P: 23	1B: 6 2B: 0 3B: 0 HR: 2	SF: 0 SAC: 1 DP: 1 HBP: 0	WP: 0 PB: 0 CS: 0	PA: 39			
PITCHER	IP	WLS	BF	H	R	ER	SO	BB	IBB	HBP	BLK	WP	HR	S	P	ERA	WHIP								
39 Chris Capuano, L ERA: 3.49	6.2		27	6	3	3	4	2	0	0	0	0	0	5	12	0.00	3.000								
Rick Helling, R ERA: 4.82	0.1	H	2	0	0	0	1	1	0	0	0	0	0	5	12	0.00	3.000								
Brian Shouse, L ERA: 2.84	0.2	H	2	0	0	0	0	0	0	0	0	0	0	5	8	0.00	0.000								
Matt Wise, R ERA: 4.28	0.1	H	2	0	0	0	0	1	0	0	0	0	0	4	8	0.00	3.000								
Derrick Turnbow, R ERA: 6.18	0.1	L	4	1	3	3	0	2	0	0	0	0	0	6	17	81.00	9.000								

Milwaukee Brewers @ Cincinnati Reds
Great American Ball Park, Cincinnati, OH

AB 31
R 6
H 8
RBI 6
BB 7
SO 5
LOB 9



WP: 0 PA: 39
PB: 0
CS: 0

Fri Jul 21, 2006, 7:10 PM EDT
Att: 19,677 - Cloudy - 72 F

livebaseballscores.com

livebaseballscores.com


Batter	1	2	3	4	5	6	7	8	9	AB	R	H	RBI	BB	SO	LOB	TOP										
José Bautista, R OBP: 0.367, SLG: 0.489 (1, 8)	F9		G6-3		K	12 FC5 1B		G5-3		5	0	1	0	0	1	0	Pittsburgh Pirates @ Milwaukee Brewers Miller Park, Milwaukee, WI Mon Jul 24 2006, 7:05 PM CDT Att: 30,252 - Partly Cloudy - 84 F										
2 Jack Wilson, R OBP: 0.396, SLG: 0.387 (1, 6)	12 FC1-6 1B		1B		G4-3	F7		K		5	0	2	0	0	1	3											
12 Freddy Sanchez, R OBP: 0.385, SLG: 0.504 (1, 5)	FC1-6 HR		F8		G5-3	FC5		K		5	1	0	0	0	1	5											
Jason Bay, R OBP: 0.407, SLG: 0.553 (1, 7)	HR				1-1 1B	FC3-6 BB		2B G3 1B		4	3	4	2	1	0	0											
Sean Casey, L OBP: 0.381, SLG: 0.418 (1, 3)	G5-3				0-0 FC5-4 1B	FC3-6 BB 1B		G3 26 1B		5	2	2	1	0	0	2											
Craig Wilson, R OBP: 0.337, SLG: 0.474 (1, 9)					0-3 K	26 1B		G3		5	1	1	1	0	2	2											
Jose Castillo, R OBP: 0.328, SLG: 0.420 (1, 4)					1-2 FC5-4 26 1B	26 1B		P4		3	1	0	0	1	0	2											
26 Ronny Paulino, R OBP: 0.359, SLG: 0.393 (1, 2)					3-1 G4-3	E4		E9		4	0	3	2	0	0	0											
57 Zach Duke, L OBP: 0.203, SLG: 0.262 (3, 1) Victor Santos, R OBP: 0.111, SLG: 0.111 (6, PH) Joe Randa, L OBP: 0.336, SLG: 0.415 (6, 1) Damaso Marte, L OBP: 0.322, SLG: 0.322 (7, PH) 13 Nate McLouth, L OBP: 0.299, SLG: 0.326 (7, 1) 34 John Grabow, L OBP: 0.317, SLG: 0.562 (7, 1)					2-3 K	G5-3		12 FC5 1B		1	0	0	0	0	1	0	P										
Inning Stats	R: 2 E: 0 K: 0 S: 14	H: 2 LOB: 0 BB: 0 P: 18	R: 0 E: 0 K: 0 S: 6	H: 0 LOB: 0 BB: 0 P: 10	R: 0 E: 0 K: 1 S: 9	H: 1 LOB: 1 BB: 0 P: 16	R: 1 E: 1 K: 1 S: 15	H: 3 LOB: 2 BB: 0 P: 22	R: 0 E: 0 K: 1 S: 9	H: 0 LOB: 0 BB: 0 P: 14	R: 3 E: 1 K: 0 S: 14	H: 4 LOB: 3 BB: 2 P: 26	R: 2 E: 0 K: 0 S: 10	H: 3 LOB: 1 BB: 0 P: 13	R: 0 E: 0 K: 2 S: 13	H: 0 LOB: 0 BB: 0 P: 18		R: 0 E: 0 K: 1 S: 10	H: 1 LOB: 0 BB: 0 P: 14	1B: 11 2B: 1 3B: 1 HR: 1	SF: 0 SAC: 0 DP: 1 HBP: 0	WP: 0 PB: 0 SB: 0 CS: 0	PA: 42				
PITCHER	IP	WLS	BF	H	R	ER	SO	BB	IBB	HBP	BLK	WP	HR	S	P	ERA	WHIP										
Doug Davis, L ERA: 5.01 (1, 1)	6.0	W	30	10	6	6	3	2	0	0	0	0	1	67	106	9.00	2.000										
52 Jose Capellan, R ERA: 4.29 (7, 1)	1.0		6	3	2	2	0	0	0	0	0	0	0	10	13	18.00	3.000										
Matt Wise, R ERA: 4.04 (8, 1)	2.0		6	1	0	0	3	0	0	0	0	0	0	23	32	0.00	0.500										

Batter	1	2	3	4	5	6	7	8	9	AB	R	H	RBI	BB	SO	LOB	BOTTOM										
23 Rickie Weeks Jr., R OBP: 0.363, SLG: 0.404 (1, 4)	F9 2 HR		E4		G6-3	K		G4-3		2	2	1	0	0	0	0	Pittsburgh Pirates @ Milwaukee Brewers Miller Park, Milwaukee, WI Mon Jul 24 2006, 7:05 PM CDT Att: 30,252 - Partly Cloudy - 84 F										
Chris Barnwell, R OBP: 0.107, SLG: 0.074 (3, 4)	2B		2H E							4	1	0	0	0	1	2											
Jeff Cirillo, R OBP: 0.388, SLG: 0.410 (1, 5)	F9		2H FC4-6 1B		2 HR 2B			E4 28 G3 22 1B		5	2	3	1	0	0	1											
2 Bill Hall, R OBP: 0.317, SLG: 0.562 (1, 6)	HR		FC4-6 HR		HR			K		5	3	2	4	0	2	3											
Carlos Lee, R OBP: 0.351, SLG: 0.558 (1, 7)	HR		HR		HR			HR		3	2	3	2	1	0	0											
22 Tony Gwynn Jr., L OBP: 0.600, SLG: 0.890 (6, PR) (6, 8)	1B		HR		HR			HR		1	0	1	0	0	0	0											
28 Prince Fielder, L OBP: 0.341, SLG: 0.495 (1, 3)	HBP		HR		HR			HR		4	1	2	1	0	0	3											
Damian Miller, R OBP: 0.325, SLG: 0.430 (1, 2)	BB		F8		G4-6-3			G3		4	0	1	1	1	0	3											
Geoff Jenkins, L OBP: 0.338, SLG: 0.409 (1, 9)	FC6-4 BB		K		F8			G4-3		3	0	0	0	2	1	5											
Brady Clark, R OBP: 0.386, SLG: 0.343 (1, 8) (6, 7)	SF7		SH3-4 E 1B		G6-3			K		4	1	2	1	0	1	0											
Doug Davis, R OBP: 0.091, SLG: 0.070 (1, 1) 18 Gabe Gross, L OBP: 0.377, SLG: 0.493 (6, PH) 52 Jose Capellan, R Matt Wise, R (8, 1)	FC6-4		SH3-4		K			K		2	0	0	0	0	1	2	Brewers										
Inning Stats	R: 4 E: 0 K: 0 S: 16	H: 4 LOB: 2 BB: 1 P: 26	R: 2 E: 1 K: 2 S: 18	H: 3 LOB: 2 BB: 0 P: 29	R: 4 E: 2 K: 0 S: 18	H: 4 LOB: 1 BB: 0 P: 25	R: 0 E: 0 K: 1 S: 7	H: 0 LOB: 0 BB: 0 P: 8	R: 2 E: 0 K: 0 S: 7	H: 2 LOB: 1 BB: 1 P: 15	R: 0 E: 0 K: 1 S: 7	H: 1 LOB: 2 BB: 2 P: 16	R: 0 E: 1 K: 1 S: 9	H: 1 LOB: 3 BB: 1 P: 18	R: 0 E: 0 K: 2 S: 10	H: 0 LOB: 0 BB: 0 P: 13		1B: 8 2B: 4 3B: 0 HR: 3	SF: 1 SAC: 1 DP: 1 HBP: 1	WP: 0 PB: 0 SB: 0 CS: 0	PA: 46						
PITCHER	IP	WLS	BF	H	R	ER	SO	BB	IBB	HBP	BLK	WP	HR	S	P	ERA	WHIP										
57 Zach Duke, L ERA: 5.51 (1, 1)	2.1	L	19	8	8	7	2	1	0	1	1	0	2	27	43	10.12	2.250										
Victor Santos, R ERA: 5.29 (3, 1)	2.2		13	5	4	3	1	1	0	0	0	0	0	7	16	0.00	3.000										
Damaso Marte, L ERA: 3.22 (6, 1)	1.0		5	1	0	0	1	2	0	0	0	0	0	7	16	0.00	3.000										
34 John Grabow, L ERA: 4.15 (7, 1)	2.0		9	1	0	0	3	0	1	0	0	0	0	19	31	0.00	0.500										

Batter	1	2	3	4	5	6	7	8	9	AB	R	H	RBI	BB	SO	LOB	TOP				
13 Nate McLouth, L OBP: 0.296, SLG: 0.368	F9	1B						SH 12 1B	F7	5	1	2	0	0	1	0					
2 Jack Wilson, R OBP: 0.395, SLG: 0.383	F9	G5-3						SH 12 1B	K	4	1	0	0	0	1	2					
12 Freddy Sanchez, R OBP: 0.386, SLG: 0.507	1B		L9					HR 1B		4	1	2	2	0	0	0					
Jason Bay, R OBP: 0.408, SLG: 0.553	1B		G4-1					K		4	0	2	0	0	2	1					
Sean Casey, L OBP: 0.379, SLG: 0.415	F8		G4-1					HR 1B		4	1	1	0	0	0	3					
Jeremy Burnitz, L OBP: 0.283, SLG: 0.440										4	2	2	4	0	1	1					
16 Salomon Torres, R OBP: 0.250, SLG: 0.250										0	0	0	0	0	0	0					
55 Matt Capps, R										0	0	0	0	0	0	0					
Jose Castillo, R OBP: 0.324, SLG: 0.415		G4-3						K		4	0	0	0	0	1	0					
26 Ronny Paulino, R OBP: 0.358, SLG: 0.391		13 2B						L8		4	0	1	0	0	0	0					
45 Ian Snell, R OBP: 0.094, SLG: 0.033										3	0	0	0	0	2	1					
Jose Bautista, R OBP: 0.366, SLG: 0.487		P5								1	0	0	0	0	0	0					
Inning Stats	R: 0 E: 0 K: 0 S: 13	H: 2 LOB: 2 BB: 0 P: 18	R: 1 E: 0 K: 0 S: 9	H: 3 LOB: 2 BB: 0 P: 13	R: 0 E: 0 K: 1 S: 11	H: 1 LOB: 1 BB: 0 P: 19	R: 0 E: 0 K: 1 S: 6	H: 0 LOB: 0 BB: 0 P: 8	R: 0 E: 0 K: 1 S: 10	H: 0 LOB: 0 BB: 0 P: 13	R: 0 E: 0 K: 1 S: 9	H: 0 LOB: 0 BB: 0 P: 11	R: 5 E: 1 K: 2 S: 18	H: 4 LOB: 0 BB: 0 P: 24	R: 0 E: 0 K: 1 S: 8	H: 0 LOB: 0 BB: 0 P: 12	1B: 6 2B: 2 3B: 0 HR: 2	SF: 0 SAC: 1 DP: 0 HBP: 0	WP: 0 PB: 0 CS: 0	PA: 38	
PITCHER	IP	WLS	BF	H	R	ER	SO	BB	IBB	HBP	BLK	WP	HR	S	P	ERA	WHIP				
15 Ben Sheets, R ERA: 5.27	7.0		27	6	1	1	5	0	0	0	0	0	1	68	94	1.29	0.857				
31 Dave Bush, R ERA: 4.95	1.0	L	8	4	5	4	2	0	0	0	0	0	1	18	24	36.00	4.000				
Derrick Turnbow, R ERA: 6.02	1.0		3	0	0	0	1	0	0	0	0	0	0	8	12	0.00	0.000				

Pittsburgh Pirates @ Milwaukee Brewers
 Miller Park, Milwaukee, WI
 Tue Jul 25 2006, 7:05 PM CDT
 Att: 35,923 - Cloudy - 87 F


AB 37
 R 6
 H 10
 RBI 6
 BB 0
 SO 8
 LOB 8



Batter	1	2	3	4	5	6	7	8	9	AB	R	H	RBI	BB	SO	LOB	BOTTOM				
18 Gabe Gross, L OBP: 0.368, SLG: 0.479	K							G6-3		4	0	0	0	0	2	1					
Jeff Cirillo, R OBP: 0.385, SLG: 0.412	F8							G5-3		4	0	1	0	0	1	1					
Geoff Jenkins, L OBP: 0.337, SLG: 0.406	F8							2B 1B		3	0	0	0	1	0	2					
Carlos Lee, R OBP: 0.350, SLG: 0.555								F9		4	0	1	0	0	0	2					
28 Prince Fielder, L OBP: 0.343, SLG: 0.504								G6-4-3		3	1	2	1	0	0	1					
2 Bill Hall, R OBP: 0.314, SLG: 0.557								K		3	0	0	0	0	3	2					
Damian Miller, R OBP: 0.321, SLG: 0.425								K2-3		3	0	0	0	0	2	2					
Chris Barnwell, R OBP: 0.097, SLG: 0.067								B1		3	0	0	0	0	0	0					
15 Ben Sheets, R OBP: 0.111, SLG: 0.111								B1-3		2	0	0	0	0	1	0					
31 Dave Bush, R OBP: 0.175, SLG: 0.250										0	0	0	0	0	0	0					
22 Tony Gwynn Jr., L OBP: 0.667, SLG: 0.833										1	0	1	0	0	0	0					
Derrick Turnbow, R										0	0	0	0	0	0	0					
Inning Stats	R: 0 E: 0 K: 1 S: 7	H: 1 LOB: 0 BB: 0 P: 11	R: 0 E: 0 K: 1 S: 8	H: 1 LOB: 0 BB: 0 P: 10	R: 0 E: 0 K: 2 S: 12	H: 0 LOB: 1 BB: 0 P: 15	R: 0 E: 0 K: 2 S: 8	H: 0 LOB: 0 BB: 0 P: 12	R: 0 E: 0 K: 1 S: 5	H: 0 LOB: 0 BB: 0 P: 7	R: 0 E: 0 K: 2 S: 11	H: 1 LOB: 2 BB: 1 P: 19	R: 0 E: 0 K: 0 S: 6	H: 1 LOB: 0 BB: 0 P: 10	R: 0 E: 0 K: 0 S: 7	H: 0 LOB: 0 BB: 0 P: 10	1B: 3 2B: 1 3B: 0 HR: 1	SF: 0 SAC: 0 DP: 2 HBP: 0	WP: 1 PB: 0 CS: 0	PA: 31	
PITCHER	IP	WLS	BF	H	R	ER	SO	BB	IBB	HBP	BLK	WP	HR	S	P	ERA	WHIP				
45 Ian Snell, R ERA: 4.63	7.0		25	4	1	1	9	1	0	0	0	0	1	57	82	1.29	0.714				
16 Salomon Torres, R ERA: 4.21	1.0		3	1	0	0	0	0	0	0	0	0	0	6	10	0.00	1.000				
55 Matt Capps, R ERA: 3.31	1.0		3	0	0	0	0	0	0	0	0	0	0	7	10	0.00	0.000				

Pittsburgh Pirates @ Milwaukee Brewers
 Miller Park, Milwaukee, WI
 Tue Jul 25 2006, 7:05 PM CDT
 Att: 35,923 - Cloudy - 87 F

AB 30
 R 1
 H 5
 RBI 1
 BB 1
 SO 9
 LOB 11



Batter	1	2	3	4	5	6	7	8	9	AB	R	H	RBI	BB	SO	LOB	TOP		
6 Ryan Freel, R OBP: 0.392, SLG: 0.469	G6-3	K		G5-3		F9		1 SAFE 0-1 1-H 2B		5	0	1	1	0	1	5	Cincinnati Reds @ Milwaukee Brewers Miller Park, Milwaukee, WI Fri Jul 28 2006, 7:05 PM CDT Att: 32,743 - Clear - 89 F		
Adam Dunn, L OBP: 0.391, SLG: 0.567	P3		P5		G4-3 12 FC5	2B		1B		3	1	1	0	2	0	0			
Ken Griffey Jr., L OBP: 0.297, SLG: 0.488					G4-3			F8		4	0	2	1	1	0	3			
12 Edwin Encarnación, R Eddie Guardado, R					FC5			L8		5	0	0	1	0	2	2			
Scott Hatteberg, L OBP: 0.420, SLG: 0.507								P3		4	1	2	0	1	1	1			
4 Brandon Phillips, R OBP: 0.334, SLG: 0.414										5	0	2	0	0	2	3			
Royce Clayton, R OBP: 0.317, SLG: 0.343										4	0	0	0	1	1	4			
Jason LaRue, R OBP: 0.331, SLG: 0.327										3	0	0	0	1	1	3			
22 Eric Milton, L 27 Chris Denorfia, R 56 Todd Coffey, R 45 Bill Bray, L										0	1	0	1	1	0	0			
9 Juan Castro, R OBP: 0.289, SLG: 0.353										1	1	1	0	0	0	0			
Inning Stats	R: 0 E: 0 K: 1 S: 7	H: 0 LOB: 1 BB: 1 P: 14	R: 1 E: 0 K: 1 S: 13	H: 2 LOB: 2 BB: 1 P: 23	R: 0 E: 0 K: 2 S: 10	H: 1 LOB: 1 BB: 0 P: 15	R: 0 E: 0 K: 0 S: 13	H: 1 LOB: 2 BB: 1 P: 22	R: 1 E: 0 K: 0 S: 11	H: 1 LOB: 2 BB: 1 P: 22	R: 0 E: 0 K: 1 S: 7	H: 0 LOB: 0 BB: 0 P: 12	R: 1 E: 0 K: 1 S: 14	H: 2 LOB: 2 BB: 1 P: 23	R: 0 E: 0 K: 1 S: 7	H: 1 LOB: 1 BB: 0 P: 8	1B: 5 2B: 4 3B: 0 HR: 0	SF: 1 SAC: 1 DP: 0 HBP: 0	WP: 0 PA: 43 PB: 0 SB: 0 CS: 0
PITCHER	IP WLS BF H R ER SO BB IBB HBP BLK WP HR S P ERA WHIP																		
Tomo Ohka, R ERA: 2.94	5.0 25 5 2 2 5 4 0 0 0 0 0 0 56 96 3.60 1.800																		
Rick Helting, R ERA: 4.37	2.0 B 8 1 1 1 1 2 0 0 0 0 0 0 18 34 4.50 1.500																		
Matt Wise, R ERA: 4.5	0.2 L 5 2 1 1 1 1 0 1 0 0 0 0 0 11 18 13.50 3.000																		
Brian Shouse, L ERA: 2.77	0.1 1 0 0 0 0 0 0 0 0 0 0 0 3 5 0.00 0.000																		
Francisco Cordero, R ERA: 4.71	1.0 4 1 0 0 1 0 0 0 0 0 0 0 7 8 0.00 1.000																		

AB 34
R 4
H 9
RBI 4
BB 7
SO 8
LOB 21



Batter	1	2	3	4	5	6	7	8	9	AB	R	H	RBI	BB	SO	LOB	BOTTOM		
Brady Clark, R OBP: 0.390, SLG: 0.351	9 2B 2B	F7		K			G1-3		9 G6-3 1B	5	1	2	0	0	1	0	Cincinnati Reds @ Milwaukee Brewers Miller Park, Milwaukee, WI Fri Jul 28 2006, 7:05 PM CDT Att: 32,743 - Clear - 89 F		
9 Tony Graffanino, R OBP: 0.337, SLG: 0.402	2B	F7			G5-3		F9		G6-3	5	1	1	0	0	2	2			
Jeff Cirillo, R OBP: 0.386, SLG: 0.430	2B			P3					G3	4	1	2	2	0	0	0			
2 Bill Hall, R OBP: 0.321, SLG: 0.566	F9			2B			P4		2B	3	0	1	0	1	0	2			
28 Prince Fielder, L OBP: 0.349, SLG: 0.501	1B						F8			2	0	1	1	2	0	1			
1 Corey Hart, R OBP: 0.382, SLG: 0.391	G5-3									4	0	0	0	0	5	5			
Geoff Jenkins, L OBP: 0.336, SLG: 0.402							F7		L5	3	0	0	0	0	4	4			
Damian Miller, R OBP: 0.320, SLG: 0.420										3	0	0	0	1	1	2			
18 Gabe Gross, L OBP: 0.365, SLG: 0.476							L9		1B	0	0	0	0	0	0	0			
Tomo Ohka, S Rick Helting, R 22 Tony Gwynn Jr., L Matt Wise, R Brian Shouse, L Francisco Cordero, R 11 Mike Rivera, R										2	0	0	0	0	0	0			
Inning Stats	R: 3 E: 0 K: 1 S: 17	H: 4 LOB: 2 BB: 0 P: 25	R: 0 E: 0 K: 0 S: 6	H: 0 LOB: 0 BB: 0 P: 10	R: 0 E: 0 K: 0 S: 8	H: 0 LOB: 2 BB: 2 P: 17	R: 0 E: 0 K: 1 S: 7	H: 0 LOB: 0 BB: 0 P: 10	R: 0 E: 0 K: 0 S: 6	H: 0 LOB: 0 BB: 0 P: 9	R: 0 E: 0 K: 1 S: 9	H: 0 LOB: 0 BB: 0 P: 11	R: 0 E: 0 K: 0 S: 8	H: 1 LOB: 2 BB: 1 P: 16	R: 0 E: 0 K: 1 S: 9	H: 1 LOB: 2 BB: 1 P: 15	1B: 4 2B: 3 3B: 0 HR: 0	SF: 0 SAC: 0 DP: 1 HBP: 1	WP: 0 PA: 38 PB: 0 SB: 0 CS: 0
PITCHER	IP WLS BF H R ER SO BB IBB HBP BLK WP HR S P ERA WHIP																		
22 Eric Milton, L ERA: 5.37	7.0 W 29 5 3 3 3 2 0 1 0 0 0 0 60 95 3.86 1.000																		
56 Todd Coffey, R ERA: 3.16	0.1 H 2 1 0 0 0 0 0 0 0 0 0 0 4 8 0.00 3.000																		
45 Bill Bray, L ERA: 3.64	0.2 H 3 0 0 0 0 0 1 0 0 0 0 0 4 8 0.00 1.500																		
Eddie Guardado, L ERA: 4.26	1.0 S 4 1 0 0 1 1 0 0 0 0 0 0 9 15 0.00 2.000																		

AB 33
R 3
H 7
RBI 3
BB 4
SO 4
LOB 17



Batter	1	2	3	4	5	6	7	8	9	AB	R	H	RBI	BB	SO	LOB	TOP				
Royce Clayton, R OBP: 0.318, SLG: 0.342	F8	WP 1B		S BB		K			F9	4	0	1	1	1	1	0					
Adam Dunn, L OBP: 0.393, SLG: 0.564	1B 2B BB	K		L8			S HBP		BB	2	1	0	0	2	1	3					
Ken Griffey Jr., L OBP: 0.296, SLG: 0.483	2B G3-1 1B	K		G1-3			L9		K	5	1	1	0	0	2	5					
Rich Aurilia, R OBP: 0.338, SLG: 0.504	G3-1 1-3 2H 2B					F9	G1-3		L6	5	0	1	1	0	1	2					
Scott Hatteberg, L OBP: 0.418, SLG: 0.507	G3-1			1B 2B		F8	P4			4	0	1	1	0	0	2					
4 Brandon Phillips, R OBP: 0.336, SLG: 0.415	G6-3			1-1 1B		1-0 1B			K	4	0	2	0	0	1	1					
26 David Ross, R OBP: 0.377, SLG: 0.669		SH5-4 1B 2B		1-3 K		0-0 F8			K	4	1	1	0	0	2	3					
27 Chris Denorfia, R OBP: 0.368, SLG: 0.333		WP SH5-4 BB		0-3 K		2-0 G5-3			BB	2	0	0	0	2	1	2					
Justin Germano, R Jason Standridge, R 37 Brian Shackelford, L 25 David Weathers, R Javier Valentin, S Gary Majewski, R		SH5-4		1-3 K		0-3 K			L8	2	0	0	0	0	0	0					
Inning Stats	R: 2 E: 0 K: 0 S: 18	H: 2 LOB: 1 BB: 1 P: 31	R: 1 E: 0 K: 2 S: 19	H: 2 LOB: 2 BB: 1 P: 28	R: 0 E: 0 K: 3 S: 17	H: 2 LOB: 2 BB: 0 P: 21	R: 0 E: 0 K: 1 S: 10	H: 0 LOB: 1 BB: 1 P: 19	R: 0 E: 0 K: 2 S: 7	H: 0 LOB: 0 BB: 0 P: 11	R: 0 E: 0 K: 0 S: 6	H: 0 LOB: 1 BB: 0 P: 10	R: 0 E: 0 K: 2 S: 12	H: 0 LOB: 1 BB: 1 P: 19	R: 0 E: 0 K: 1 S: 8	H: 0 LOB: 1 BB: 1 P: 14	1B: 4 2B: 3 3B: 0 HR: 0	SF: 0 SAC: 1 DP: 0 HBP: 1	WP: 1 PB: 0 SB: 2 CS: 0	PA: 40	
PITCHER	IP WLS BF H R ER SO BB IBB HBP BLK WP HR S P ERA WHIP	IP WLS BF H R ER SO BB IBB HBP BLK WP HR S P ERA WHIP	IP WLS BF H R ER SO BB IBB HBP BLK WP HR S P ERA WHIP	IP WLS BF H R ER SO BB IBB HBP BLK WP HR S P ERA WHIP	IP WLS BF H R ER SO BB IBB HBP BLK WP HR S P ERA WHIP	IP WLS BF H R ER SO BB IBB HBP BLK WP HR S P ERA WHIP	IP WLS BF H R ER SO BB IBB HBP BLK WP HR S P ERA WHIP	IP WLS BF H R ER SO BB IBB HBP BLK WP HR S P ERA WHIP	IP WLS BF H R ER SO BB IBB HBP BLK WP HR S P ERA WHIP	IP WLS BF H R ER SO BB IBB HBP BLK WP HR S P ERA WHIP	IP WLS BF H R ER SO BB IBB HBP BLK WP HR S P ERA WHIP	IP WLS BF H R ER SO BB IBB HBP BLK WP HR S P ERA WHIP	IP WLS BF H R ER SO BB IBB HBP BLK WP HR S P ERA WHIP	IP WLS BF H R ER SO BB IBB HBP BLK WP HR S P ERA WHIP	IP WLS BF H R ER SO BB IBB HBP BLK WP HR S P ERA WHIP	IP WLS BF H R ER SO BB IBB HBP BLK WP HR S P ERA WHIP	IP WLS BF H R ER SO BB IBB HBP BLK WP HR S P ERA WHIP	IP WLS BF H R ER SO BB IBB HBP BLK WP HR S P ERA WHIP	IP WLS BF H R ER SO BB IBB HBP BLK WP HR S P ERA WHIP	IP WLS BF H R ER SO BB IBB HBP BLK WP HR S P ERA WHIP	IP WLS BF H R ER SO BB IBB HBP BLK WP HR S P ERA WHIP

Cincinnati Reds @ Milwaukee Brewers
Miller Park, Milwaukee, WI
Sat Jul 29 2006, 6:05 PM CDT
Att: 43,000 - Clear - 90 F

AB 33
R 3
H 7
RBI 3
BB 5
SO 11
LOB 19



Batter	1	2	3	4	5	6	7	8	9	AB	R	H	RBI	BB	SO	LOB	BOTTOM					
Brady Clark, R OBP: 0.397, SLG: 0.349	FC4 1B		K	K		L6		FC1-6 CS		5	0	1	0	0	2	3						
9 Tony Graffanino, R OBP: 0.340, SLG: 0.403	FC4 28 BB		28 G3 1B		28 G4-6-3 1B		K	CS		4	1	2	0	0	1	1						
28 Prince Fielder, L OBP: 0.350, SLG: 0.508	4-1 BB		G3		G4-6-3		HR			3	1	1	1	1	0	2						
Kevin Mench, R OBP: 0.337, SLG: 0.457	K		1-2 1B		K		E6			4	0	1	1	0	2	2						
Geoff Jenkins, L OBP: 0.333, SLG: 0.398	K		L4		K		K			4	0	0	0	0	3	4						
David Bell, R OBP: 0.347, SLG: 0.401		G6-3		2 HR BB		2 G4-3 11 1B 2B		G6-3		3	2	1	0	1	0	1						
2 Bill Hall, R OBP: 0.323, SLG: 0.577		K		1-1 HR		G4-3		11 G6-3 18 1B 2B		4	2	2	2	0	1	1						
11 Mike Rivera, R OBP: 0.344, SLG: 0.500		1B		G6-3		22 E 1B		G6-3		4	0	2	1	0	0	1						
Doug Davis, R Geremi Gonzalez, R 22 Tony Gwynn Jr., L Brian Shouse, L Francisco Cordero, R 18 Gabe Gross, L Derrick Turnbow, R		K		G3-1		3-H E4		3-H FC1-6 1B		2	0	0	0	0	1	1						
Inning Stats	R: 0 E: 0 K: 2 S: 12	H: 1 LOB: 2 BB: 1 P: 17	R: 0 E: 0 K: 2 S: 10	H: 1 LOB: 1 BB: 0 P: 15	R: 1 E: 0 K: 1 S: 12	H: 2 LOB: 1 BB: 0 P: 16	R: 2 E: 0 K: 1 S: 9	H: 1 LOB: 0 BB: 1 P: 16	R: 0 E: 0 K: 1 S: 9	H: 1 LOB: 0 BB: 0 P: 15	R: 1 E: 1 K: 2 S: 10	H: 2 LOB: 1 BB: 0 P: 15	R: 1 E: 1 K: 2 S: 10	H: 1 LOB: 1 BB: 0 P: 15	R: 1 E: 0 K: 0 S: 10	H: 2 LOB: 0 BB: 0 P: 15	1B: 7 2B: 2 3B: 0 HR: 2	SF: 0 SAC: 0 DP: 1 HBP: 0	WP: 0 PB: 0 SB: 0 CS: 1	PA: 38		
PITCHER	IP WLS BF H R ER SO BB IBB HBP BLK WP HR S P ERA WHIP	IP WLS BF H R ER SO BB IBB HBP BLK WP HR S P ERA WHIP	IP WLS BF H R ER SO BB IBB HBP BLK WP HR S P ERA WHIP	IP WLS BF H R ER SO BB IBB HBP BLK WP HR S P ERA WHIP	IP WLS BF H R ER SO BB IBB HBP BLK WP HR S P ERA WHIP	IP WLS BF H R ER SO BB IBB HBP BLK WP HR S P ERA WHIP	IP WLS BF H R ER SO BB IBB HBP BLK WP HR S P ERA WHIP	IP WLS BF H R ER SO BB IBB HBP BLK WP HR S P ERA WHIP	IP WLS BF H R ER SO BB IBB HBP BLK WP HR S P ERA WHIP	IP WLS BF H R ER SO BB IBB HBP BLK WP HR S P ERA WHIP	IP WLS BF H R ER SO BB IBB HBP BLK WP HR S P ERA WHIP	IP WLS BF H R ER SO BB IBB HBP BLK WP HR S P ERA WHIP	IP WLS BF H R ER SO BB IBB HBP BLK WP HR S P ERA WHIP	IP WLS BF H R ER SO BB IBB HBP BLK WP HR S P ERA WHIP	IP WLS BF H R ER SO BB IBB HBP BLK WP HR S P ERA WHIP	IP WLS BF H R ER SO BB IBB HBP BLK WP HR S P ERA WHIP	IP WLS BF H R ER SO BB IBB HBP BLK WP HR S P ERA WHIP	IP WLS BF H R ER SO BB IBB HBP BLK WP HR S P ERA WHIP	IP WLS BF H R ER SO BB IBB HBP BLK WP HR S P ERA WHIP	IP WLS BF H R ER SO BB IBB HBP BLK WP HR S P ERA WHIP	IP WLS BF H R ER SO BB IBB HBP BLK WP HR S P ERA WHIP	IP WLS BF H R ER SO BB IBB HBP BLK WP HR S P ERA WHIP

Cincinnati Reds @ Milwaukee Brewers
Miller Park, Milwaukee, WI
Sat Jul 29 2006, 6:05 PM CDT
Att: 43,000 - Clear - 90 F

AB 35
R 6
H 11
RBI 6
BB 2
SO 10
LOB 17



Batter	1	2	3	4	5	6	7	8	9	AB	R	H	RBI	BB	SO	LOB	TOP			
6 Ryan Freel, R OBP: 0.387, SLG: 0.462	F9		F8			P4		K2-3		4	0	0	0	0	1	1	Cincinnati Reds @ Milwaukee Brewers Miller Park, Milwaukee, WI Sun Jul 30 2006, 1:05 PM CDT Att. 42,976 - Roof Closed - 78 F			
Adam Dunn, L OBP: 0.394, SLG: 0.563	K		K			G6-3 1B			HR 1B	4	1	2	0	0	2	0				
Ken Griffey Jr., L OBP: 0.295, SLG: 0.490	F7		K			G6-3			HR	4	1	1	2	0	1	1				
Rich Aurilia, R OBP: 0.340, SLG: 0.515					P4				HR	4	1	2	1	0	0	0				
Scott Hatteberg, L OBP: 0.416, SLG: 0.503	K				F8				HR	4	0	1	0	0	1	1				
4 Brandon Phillips, R OBP: 0.338, SLG: 0.417					K					3	0	1	0	1	1	1				
9 Juan Castro, R OBP: 0.289, SLG: 0.356										4	0	1	0	0	2	3				
Jason LaRue, R OBP: 0.331, SLG: 0.322										2	0	0	0	1	2	1				
12 Edwin Encarnación, R (9, PH) OBP: 0.378, SLG: 0.488										0	0	0	0	1	0	0				
Brandon Watson, L (9, PH) OBP: 0.207, SLG: 0.179										0	0	0	0	0	0	0				
39 Aaron Harang, R OBP: 0.294, SLG: 0.170										2	0	0	0	0	0	0				
37 Brian Shacketford, L ERA: 6.92										0	0	0	0	0	0	0				
56 Todd Coffey, R ERA: 6.92										0	0	0	0	0	0	0				
Javier Valentin, S ERA: 2.12										1	0	0	0	0	0	1				
25 David Weathers, R ERA: 4.69										0	0	0	0	0	0	0				
26 David Ross, R OBP: 0.374, SLG: 0.666										1	0	0	0	0	0	2				
Inning Stats	R: 0 E: 0 K: 1 S: 7	H: 0 LOB: 0 BB: 0 P: 8	R: 0 E: 0 K: 3 S: 15	H: 2 LOB: 3 BB: 1 P: 22	R: 0 E: 0 K: 2 S: 7	H: 0 LOB: 0 BB: 0 P: 10	R: 0 E: 0 K: 1 S: 6	H: 0 LOB: 0 BB: 0 P: 8	R: 0 E: 0 K: 0 S: 6	H: 1 LOB: 0 BB: 0 P: 12	R: 0 E: 0 K: 0 S: 7	H: 1 LOB: 0 BB: 0 P: 13	R: 0 E: 0 K: 2 S: 11	H: 1 LOB: 1 BB: 0 P: 15	R: 3 E: 0 K: 1 S: 23	H: 3 LOB: 3 BB: 2 P: 40	1B: 4 2B: 2 3B: 0 HR: 2	SF: 0 SAC: 0 DP: 2 HBP: 0	WP: 0 PB: 0 SB: 3 CS: 0	PA: 36
PITCHER	IP WLS BF H R ER SO BB IBB HBP BLK WP HR S P ERA WHIP																			
15 Ben Sheets, R ERA: 4.58	8.0 W 30 7 2 2 10 0 1 0 0 0 1 68 101 2.25 0.875																			
Demick Turnbow, R ERA: 6.0	0.2 H 5 1 1 1 1 2 0 0 0 0 0 1 17 29 13.50 4.500																			
Francisco Cordero, R ERA: 4.59	0.1 S 1 0 0 0 0 0 0 0 0 0 0 0 3 6 0.00 0.000																			

AB	33
R	3
H	8
RBI	3
BB	3
SO	11
LOB	14



Batter	1	2	3	4	5	6	7	8	9	AB	R	H	RBI	BB	SO	LOB	BOTTOM			
Brady Clark, R OBP: 0.388, SLG: 0.353	1B 2B	G6-3				K		F7		5	1	2	0	0	1	3	Cincinnati Reds @ Milwaukee Brewers Miller Park, Milwaukee, WI Sun Jul 30 2006, 1:05 PM CDT Att. 42,976 - Roof Closed - 78 F			
9 Tony Graffanino, R OBP: 0.342, SLG: 0.405	K		F9							4	1	2	0	0	1	1				
28 Prince Fielder, L OBP: 0.351, SLG: 0.507	1B BB		K							3	1	1	0	1	2	2				
Kevin Mench, R OBP: 0.342, SLG: 0.470	1B									4	1	3	4	0	1	2				
Geoff Jenkins, L OBP: 0.332, SLG: 0.395	F8									3	0	0	0	1	0	4				
David Bell, R OBP: 0.343, SLG: 0.396	FC6-4									4	0	0	0	0	0	4				
2 Bill Hall, R OBP: 0.325, SLG: 0.575										3	0	1	0	1	2	0				
11 Mike Rivera, R OBP: 0.333, SLG: 0.471										4	0	1	0	0	1	1				
15 Ben Sheets, R OBP: 0.083, SLG: 0.083										3	0	0	0	0	3	1				
Demick Turnbow, R ERA: 6.92										0	0	0	0	0	0	0				
Francisco Cordero, R ERA: 4.69										0	0	0	0	0	0	0				
Inning Stats	R: 1 E: 0 K: 1 S: 13	H: 2 LOB: 2 BB: 1 P: 20	R: 0 E: 0 K: 2 S: 10	H: 1 LOB: 1 BB: 0 P: 13	R: 0 E: 0 K: 1 S: 9	H: 1 LOB: 2 BB: 1 P: 18	R: 0 E: 0 K: 2 S: 12	H: 0 LOB: 0 BB: 0 P: 19	R: 0 E: 0 K: 1 S: 14	H: 2 LOB: 2 BB: 0 P: 16	R: 0 E: 0 K: 1 S: 12	H: 1 LOB: 1 BB: 1 P: 16	R: 3 E: 0 K: 1 S: 16	H: 3 LOB: 0 BB: 0 P: 21	R: 0 E: 0 K: 1 S: 7	H: 0 LOB: 0 BB: 0 P: 9	1B: 8 2B: 1 3B: 0 HR: 1	SF: 0 SAC: 1 DP: 0 HBP: 0	WP: 1 PB: 0 SB: 0 CS: 0	PA: 37
PITCHER	IP WLS BF H R ER SO BB IBB HBP BLK WP HR S P ERA WHIP																			
39 Aaron Harang, R ERA: 3.65	6.0 L 31 10 4 4 0 0 3 0 0 0 0 0 5 6 0.00 0.000																			
56 Todd Coffey, R ERA: 2.12	0.2 2 0 0 0 1 0 0 0 0 0 0 0 5 6 0.00 0.000																			
25 David Weathers, R ERA: 4.69	1.0 3 0 0 0 1 0 0 0 0 0 0 0 7 9 0.00 0.000																			



Batter	1	2	3	4	5	6	7	8	9	AB	R	H	RBI	BB	SO	LOB	TOP					
Brady Clark, R (1, 8) OBP: 0.389, SLG: 0.353	G4-3		G6-3				FC6-4 BB			3	0	1	0	1	0	0	Milwaukee Brewers @ Colorado Rockies Coors Field, Denver, CO Mon Jul 31 2006, 7:05 PM MDT Att: 23,189 - Partly Cloudy - 84 F					
9 Tony Graffanino, R (1, 4) OBP: 0.341, SLG: 0.400	K		E6 28 E				FC6-4 BB			3	0	0	0	1	1							
28 Prince Fielder, L (1, 3) OBP: 0.348, SLG: 0.503	G6-3		P6					G1-3		3	0	0	1	0	0							
Kevin Mench, R (1, 7)		K	G3					G1-3		4	0	0	0	0	1	3						
Geoff Jenkins, L (1, 9) OBP: 0.329, SLG: 0.390	G4-3			F7				F7		4	0	0	0	0	0							
David Bell, R (1, 5) OBP: 0.342, SLG: 0.394		1B 2 BB		G6-3				L7		4	1	1	0	0	0							
2 Bill Hall, R (1, 6) OBP: 0.324, SLG: 0.570		1B 1B BB		F9				K		3	0	0	0	1	2	0						
Damian Miller, R (1, 2) OBP: 0.323, SLG: 0.421								F8		4	1	2	1	0	0	0						
39 Chris Capuano, L (1, 1) OBP: 0.170, SLG: 0.156	K							G4-3		2	0	0	0	0	1	2						
Inning Stats	R: 0 E: 0 K: 1 S: 7	H: 0 LOB: 0 BB: 0 P: 12	R: 1 E: 0 K: 2 S: 12	H: 2 LOB: 2 BB: 1 P: 21	R: 0 E: 2 K: 0 S: 9	H: 0 LOB: 1 BB: 0 P: 15	R: 0 E: 0 K: 0 S: 5	H: 0 LOB: 0 BB: 0 P: 6	R: 1 E: 0 K: 0 S: 10	H: 2 LOB: 2 BB: 1 P: 18	R: 0 E: 0 K: 1 S: 7	H: 0 LOB: 0 BB: 0 P: 11	R: 0 E: 0 K: 0 S: 7	H: 0 LOB: 1 BB: 1 P: 13	R: 0 E: 0 K: 0 S: 5	H: 0 LOB: 0 BB: 0 P: 8	R: 0 E: 0 K: 1 S: 6	H: 0 LOB: 0 BB: 0 P: 7	1B: 4 2B: 0 3B: 0 HR: 0	SF: 1 SAC: 1 DP: 0 HBP: 0	WP: 0 PB: 0 CS: 0	PA: 35
PITCHER	IP	WLS	BF	H	R	ER	SO	BB	IBB	HBP	BLK	WP	HR	S	P	ERA	WHIP					
28 Aaron Cook, R (1, 1) ERA: 3.79	8.0	W	32	4	2	2	4	3	0	0	0	0	0	62	104	2.25	0.875					
40 Brian Fuentes, L (9, 1) ERA: 3.74	1.0	S	3	0	0	0	1	0	0	0	0	0	0	6	7	0.00	0.000					

Batter	1	2	3	4	5	6	7	8	9	AB	R	H	RBI	BB	SO	LOB	BOTTOM				
Jamey Carroll, R (1, 4) OBP: 0.392, SLG: 0.429	5 1B		F9					G1-3		4	1	1	0	0	0	0	Milwaukee Brewers @ Colorado Rockies Coors Field, Denver, CO Mon Jul 31 2006, 7:05 PM MDT Att: 23,189 - Partly Cloudy - 84 F				
12 Clint Barmes, R (1, 6) OBP: 0.276, SLG: 0.376	5 1B		F7					2B		3	1	2	0	1	0	0					
27 Garrett Atkins, R (1, 5) OBP: 0.387, SLG: 0.520	F8		HR					G5-3		4	1	1	1	0	0	4					
5 Matt Holliday, R (1, 7) OBP: 0.373, SLG: 0.570	17 1B		HR					G5-3		4	1	2	2	0	1	1					
17 Todd Helton, L (1, 3) OBP: 0.405, SLG: 0.460	8 G5-4-3		G4-3					G3-1		3	0	1	1	0	0	0					
8 Yorvit Torrealba, R (1, 2) OBP: 0.299, SLG: 0.440	G5-4-3							G5-3		3	0	0	0	0	0	2					
Luis Gonzalez, R (1, 9) OBP: 0.256, SLG: 0.371			G5-3							3	0	0	0	0	0	0					
11 Brad Hawpe, L (8, 9) OBP: 0.386, SLG: 0.516			F7					P6		0	0	0	0	0	0	0					
Choo Freeman, R (1, 8) OBP: 0.324, SLG: 0.372			F8					G5-3		3	0	0	0	0	1	0					
28 Aaron Cook, R (1, 1) OBP: 0.095, SLG: 0.073			K					G4-3		3	0	0	0	0	2	0					
40 Brian Fuentes, L (9, 1)										0	0	0	0	0	0	0					
Inning Stats	R: 2 E: 0 K: 0 S: 10	H: 3 LOB: 1 BB: 1 P: 19	R: 0 E: 0 K: 1 S: 6	H: 0 LOB: 0 BB: 0 P: 9	R: 2 E: 0 K: 0 S: 7	H: 2 LOB: 0 BB: 0 P: 11	R: 0 E: 0 K: 1 S: 6	H: 0 LOB: 0 BB: 0 P: 8	R: 0 E: 0 K: 1 S: 10	H: 1 LOB: 1 BB: 0 P: 14	R: 0 E: 0 K: 1 S: 7	H: 0 LOB: 0 BB: 0 P: 9	R: 0 E: 0 K: 0 S: 9	H: 0 LOB: 0 BB: 0 P: 14	R: 0 E: 0 K: 0 S: 7	H: 1 LOB: 1 BB: 0 P: 9	1B: 2 2B: 3 3B: 0 HR: 2	SF: 0 SAC: 0 DP: 1 HBP: 0	WP: 0 PB: 0 CS: 0	PA: 31	
PITCHER	IP	WLS	BF	H	R	ER	SO	BB	IBB	HBP	BLK	WP	HR	S	P	ERA	WHIP				
39 Chris Capuano, L (1, 1) ERA: 3.78	8.0	L	31	7	4	4	4	1	0	0	0	0	2	62	93	4.50	1.000				

Batter	1	2	3	4	5	6	7	8	9	AB	R	H	RBI	BB	SO	LOB	TOP										
Brady Clark, R OBP: 0.387, SLG: 0.349 (1, 8)	L5		F9		K					3	0	0	0	1	1	1	Milwaukee Brewers @ Colorado Rockies Coors Field, Denver, CO Tue Aug 01 2006, 7:05 PM MDT Att: 22,082 - Partly Cloudy - 72 F										
9 Tony Graffanino, R OBP: 0.339, SLG: 0.398 (1, 4)	1B		P6			G6-3	F7			4	0	1	0	0	0	3											
28 Prince Fielder, L OBP: 0.347, SLG: 0.500 (1, 3)	K		F9			G4-3		G6-4-3	1B	4	0	1	0	0	1	1											
Kevin Mench, R OBP: 0.334, SLG: 0.458 (1, 7)	K			K		G5-3		G6-4-3	1B	4	0	0	0	0	2	2											
Geoff Jenkins, L OBP: 0.330, SLG: 0.394 Francisco Cordero, R (8, 1)		G6-4-3		G6-3			G6-3	K		4	1	2	0	0	1	0											
David Bell, R OBP: 0.341, SLG: 0.392 (1, 5)		G6-4-3		P3			G6-3		1B	4	0	1	0	0	0	2											
2 Bill Hall, R OBP: 0.328, SLG: 0.573 (1, 6)									1B	3	0	2	0	1	1	1											
Damian Miller, R OBP: 0.325, SLG: 0.420 (1, 2)										3	0	1	1	1	2	1											
31 Dave Bush, R OBP: 0.171, SLG: 0.244 18 Gabe Gross, L OBP: 0.374, SLG: 0.483 Brian Shouse, L (7, 1) Matt Wise, R (7, 1)										1	0	0	0	0	1	2											
22 Tony Gwynn Jr., L OBP: 0.444, SLG: 0.556 (8, 8)										1	0	1	0	0	0	0											
Inning Stats	R: 0 E: 1 K: 2 S: 12	H: 1 LOB: 1 BB: 0 P: 17	R: 0 E: 0 K: 1 S: 9	H: 2 LOB: 2 BB: 1 P: 16	R: 0 E: 0 K: 0 S: 6	H: 0 LOB: 0 BB: 0 P: 9	R: 0 E: 0 K: 1 S: 7	H: 0 LOB: 0 BB: 0 P: 11	R: 0 E: 0 K: 0 S: 5	H: 1 LOB: 1 BB: 0 P: 14	R: 0 E: 0 K: 0 S: 5	H: 0 LOB: 0 BB: 0 P: 6	R: 1 E: 0 K: 0 S: 17	H: 3 LOB: 3 BB: 2 P: 34	R: 0 E: 0 K: 1 S: 5	H: 1 LOB: 0 BB: 0 P: 6	R: 0 E: 0 K: 2 S: 8	H: 1 LOB: 0 BB: 0 P: 12	1B: 7 2B: 2 3B: 0 HR: 0	SF: 0 SAC: 1 DP: 2 HBP: 0	WP: 0 PB: 0 SB: 1 CS: 2	PA: 35					
PITCHER	IP	WLS	BF	H	R	ER	SO	BB	IBB	HBP	BLK	WP	HR	S	P	ERA	WHIP										
37 Josh Fogg, R ERA: 4.39 (1, 1)	6.2	L	27	7	1	1	6	0	2	0	0	0	0	63	99	1.35	1.050										
61 Ramon E Ramirez, R ERA: 2.91 (7, 1)	0.1		2	0	0	0	0	1	0	0	0	0	0	3	8	0.00	3.000										
39 Tom Martin, L ERA: 4.85 (8, 1)	1.0		3	1	0	0	1	0	0	0	0	0	0	5	6	0.00	1.000										
60 Manny Corpas, R ERA: 1.35 (9, 1)	1.0		3	1	0	0	2	0	0	0	0	0	0	8	12	0.00	1.000										

Batter	1	2	3	4	5	6	7	8	9	AB	R	H	RBI	BB	SO	LOB	BOTTOM										
18 Cory Sullivan, L OBP: 0.319, SLG: 0.401 (1, 8)	1B	L4			F8			B4-3	K	5	0	1	0	0	1	6	Milwaukee Brewers @ Colorado Rockies Coors Field, Denver, CO Tue Aug 01 2006, 7:05 PM MDT Att: 22,082 - Partly Cloudy - 72 F										
12 Clint Barmes, R OBP: 0.275, SLG: 0.372 (1, 6)	F9		G4-3		P4			G5-3		4	0	0	0	0	0	2											
27 Garrett Atkins, R OBP: 0.391, SLG: 0.522 Jamey Carroll, R OBP: 0.392, SLG: 0.429 (6, PR) (9, 4)	1B				G6-3				1B	4	0	3	0	0	0	1											
5 Matt Holliday, R OBP: 0.372, SLG: 0.566 (1, 7)	HBP				K					3	0	0	0	0	1	2											
17 Todd Helton, L OBP: 0.403, SLG: 0.464 (1, 3)	G3-1		F9							4	0	1	0	0	0	3											
8 Yovani Torresolas, R OBP: 0.297, SLG: 0.430 (1, 2)		HBP		P2				G6-3		3	0	0	0	0	1	1											
11 Brad Hawpe, L OBP: 0.387, SLG: 0.515 (1, 9)	1B			G1-4-3						3	0	1	0	1	1	0											
Jason Smith, L OBP: 0.341, SLG: 0.434 Luis Gonzalez, R OBP: 0.252, SLG: 0.365 (7, PH) (8, 4) (9, 5)	K				F7					2	0	0	0	0	1	2											
37 Josh Fogg, R ERA: 4.39 (1, 1)										1	0	1	0	0	0	0											
61 Ramon E Ramirez, R ERA: 2.91 (7, 1)										0	0	0	0	0	0	0											
Jorge Pineda, R ERA: 2.63 (7, PH)										1	0	0	0	0	1	0											
39 Tom Martin, L ERA: 4.85 (8, 1)										0	0	0	0	0	0	0											
60 Manny Corpas, R ERA: 1.35 (9, 1)										0	0	0	0	0	0	0											
Choo Freeman, R OBP: 0.328, SLG: 0.372 (9, PH)										0	0	0	0	1	0	0											
Inning Stats	R: 0 E: 0 K: 0 S: 12	H: 2 LOB: 2 BB: 0 P: 18	R: 0 E: 1 K: 1 S: 8	H: 1 LOB: 0 BB: 0 P: 14	R: 0 E: 0 K: 1 S: 15	H: 1 LOB: 1 BB: 0 P: 20	R: 0 E: 0 K: 0 S: 5	H: 0 LOB: 0 BB: 0 P: 9	R: 0 E: 0 K: 0 S: 6	H: 1 LOB: 1 BB: 0 P: 11	R: 0 E: 0 K: 0 S: 5	H: 0 LOB: 0 BB: 0 P: 5	R: 0 E: 0 K: 2 S: 10	H: 0 LOB: 0 BB: 0 P: 14	R: 0 E: 0 K: 0 S: 8	H: 1 LOB: 1 BB: 0 P: 12	R: 0 E: 0 K: 3 S: 16	H: 1 LOB: 3 BB: 2 P: 28	1B: 6 2B: 0 3B: 1 HR: 0	SF: 0 SAC: 1 DP: 0 HBP: 2	WP: 0 PB: 0 SB: 0 CS: 1	PA: 37					
PITCHER	IP	WLS	BF	H	R	ER	SO	BB	IBB	HBP	BLK	WP	HR	S	P	ERA	WHIP										
31 Dave Bush, R ERA: 4.74 (1, 1)	6.0	W	24	5	0	0	2	0	0	2	0	0	0	51	77	0.00	0.833										
Brian Shouse, L ERA: 2.63 (7, 1)	0.1	H	1	0	0	0	1	0	0	0	0	0	0	6	9	0.00	0.000										
Matt Wise, R ERA: 4.35 (7, 1)	1.1	H	5	1	0	0	1	0	0	0	0	0	0	10	15	0.00	0.750										
Francisco Cordero, R ERA: 4.47 (8, 1)	1.1	S	7	1	0	0	3	2	0	0	0	0	0	18	30	0.00	2.250										

Batter	1	2	3	4	5	6	7	8	9	AB	R	H	RBI	BB	SO	LOB	TOP								
22 Tony Gwynn Jr., L (1,8) OBP: 0.482, SLG: 0.538	G4-3		FC6-5		CS	G4-6-3		1B		4	0	2	1	0	0	1	Milwaukee Brewers @ Colorado Rockies Coors Field, Denver, CO Wed Aug 02 2006, 7:05 PM MDT Att: 24,034 - Partly Cloudy - 68 F								
Jeff Cirillo, R (1,5) OBP: 0.378, SLG: 0.420	G5-3		P5			F7		L4		4	0	0	0	0	0	3									
28 Prince Fielder, L (1,3) OBP: 0.346, SLG: 0.505	K				L3	G4-6-3			HR	4	1	1	1	0	1	1									
18 Gabe Gross, L (1,7) OBP: 0.373, SLG: 0.487		L8			G4-3			F7		3	0	1	0	0	0	0									
Brady Clark, R (9, PH) OBP: 0.357, SLG: 0.385					G4-3				BB	0	0	0	0	1	0	0									
Geoff Jenkins, L (1,9)	G4-3				G4-3			K		3	0	0	0	0	1	1									
1 Corey Hart, R (9, PH)								K		1	0	0	0	0	1	1									
9 Tony Graffanino, R (1,4) OBP: 0.339, SLG: 0.401					F7			G3		3	0	1	0	0	0	1									
Derrick Turnbow, R (8,1)									F7	0	0	0	0	0	0	0									
Kevin Mench, R (9, PH) OBP: 0.333, SLG: 0.457		2B								1	0	0	0	0	0	1									
2 Bill Hall, R (1,6) OBP: 0.327, SLG: 0.570	G4-3							F8		4	0	1	0	0	1	2									
Damian Miller, R (1,2) OBP: 0.329, SLG: 0.427									K	3	1	2	0	0	1	1									
Tomo Ohka, S (1,1) OBP: 0.100, SLG: 0.150									22 BLK																
Rick Helling, R (7,1)									22 1B																
David Bell, R (7,5) OBP: 0.340, SLG: 0.391									K	1	0	0	0	0	1	1									
										0	0	0	0	0	0	0									
										1	0	0	0	0	1	1									
Inning Stats	R: 0 E: 0 K: 1 S: 9	H: 0 LOB: 0 BB: 0 P: 11	R: 0 E: 0 K: 0 S: 13	H: 1 LOB: 1 BB: 0 P: 19	R: 0 E: 0 K: 0 S: 8	H: 1 LOB: 1 BB: 0 P: 13	R: 0 E: 0 K: 0 S: 9	H: 1 LOB: 1 BB: 0 P: 13	R: 0 E: 0 K: 2 S: 13	H: 1 LOB: 0 BB: 0 P: 16	R: 0 E: 0 K: 0 S: 7	H: 1 LOB: 0 BB: 0 P: 7	R: 0 E: 0 K: 1 S: 8	H: 0 LOB: 0 BB: 0 P: 12	R: 1 E: 0 K: 1 S: 11	H: 2 LOB: 1 BB: 0 P: 15	R: 1 E: 0 K: 2 S: 17	H: 1 LOB: 1 BB: 1 P: 25	1B: 4 2B: 3 3B: 0 HR: 1	SF: 0 SAC: 1 DP: 1 HBP: 0	WP: 0 PB: 0 SB: 1 CS: 1	PA: 35			
PITCHER	IP	WLS	BF	H	R	ER	SO	BB	IBB	HBP	BLK	WP	HR	S	P	ERA	WHIP								
49 Byung-Hyun Kim, R (1,1) ERA: 4.57	8.0	W	29	7	1	1	5	0	0	0	1	0	0	78	106	1.12	0.875								
Jeremy Affeldt, L (9,1) ERA: 5.96	1.0		5	1	1	1	2	1	0	0	0	0	1	17	25	9.00	2.000								

Batter	1	2	3	4	5	6	7	8	9	AB	R	H	RBI	BB	SO	LOB	BOTTOM								
Jamey Carroll, R (1,4) OBP: 0.393, SLG: 0.430	SH5-3	F9-3					G6-3			4	1	2	0	0	0	2	Milwaukee Brewers @ Colorado Rockies Coors Field, Denver, CO Wed Aug 02 2006, 7:05 PM MDT Att: 24,034 - Partly Cloudy - 68 F								
12 Clint Barmes, R (1,6) OBP: 0.276, SLG: 0.372	SH5-3		G5-3			K		17 HR		3	1	1	1	0	1	1									
17 Todd Helton, L (1,3) OBP: 0.404, SLG: 0.476	1B		F8				F7	HR		4	2	2	3	0	0	0									
5 Matt Holliday, R (1,7) OBP: 0.376, SLG: 0.567	2B									3	2	2	0	0	0	0									
Jeremy Affeldt, L (9,1)	1B		P3							0	0	0	0	0	0	0									
11 Brad Hawpe, L (1,9) OBP: 0.388, SLG: 0.517	HBP									4	1	2	2	0	1	1									
	1B																								
Luis Gonzalez, R (1,5) OBP: 0.299, SLG: 0.364	1B									3	0	1	1	1	1	0									
	1B																								
Choo Freeman, R (1,8) OBP: 0.319, SLG: 0.361	1B									4	0	0	1	0	0	2									
	CS																								
Danny Ardoin, R (1,2) OBP: 0.257, SLG: 0.268	CS	F9					G6-3			3	1	1	0	1	0	0									
49 Byung-Hyun Kim, R (1,1) OBP: 0.152, SLG: 0.152							G4-3			2	0	1	0	0	0	0									
Jorge Piedra, L (8, PH) OBP: 0.246, SLG: 0.396										1	0	0	0	0	1	1									
Inning Stats	R: 4 E: 0 K: 0 S: 10	H: 4 LOB: 0 BB: 0 P: 14	R: 0 E: 0 K: 0 S: 8	H: 1 LOB: 0 BB: 0 P: 12	R: 0 E: 0 K: 0 S: 8	H: 0 LOB: 0 BB: 0 P: 12	R: 0 E: 0 K: 1 S: 7	H: 0 LOB: 0 BB: 0 P: 8	R: 0 E: 0 K: 1 S: 10	H: 1 LOB: 1 BB: 0 P: 16	R: 1 E: 0 K: 0 S: 9	H: 2 LOB: 1 BB: 1 P: 18	R: 3 E: 0 K: 0 S: 13	H: 3 LOB: 1 BB: 1 P: 21	R: 0 E: 0 K: 2 S: 12	H: 1 LOB: 1 BB: 0 P: 18	1B: 9 2B: 3 3B: 0 HR: 1	SF: 0 SAC: 2 DP: 1 HBP: 1	WP: 0 PB: 0 SB: 0 CS: 1	PA: 37					
PITCHER	IP	WLS	BF	H	R	ER	SO	BB	IBB	HBP	BLK	WP	HR	S	P	ERA	WHIP								
Tomo Ohka, R (1,1) ERA: 3.57	6.0	L	26	8	6	6	2	2	0	1	0	0	0	53	85	9.00	1.667								
Rick Helling, R (7,1) ERA: 4.94	1.0		6	3	2	2	0	0	0	0	0	0	1	12	16	18.00	3.000								
Derrick Turnbow, R (8,1) ERA: 5.86	1.0		4	1	0	0	2	0	0	0	0	0	0	12	18	0.00	1.000								

Batter	1	2	3	4	5	6	7	8	9	AB	R	H	RBI	BB	SO	LOB	TOP								
18 Gabe Gross, L OBP: 0.366, SLG: 0.471										4	0	0	0	1	1	4									
9 Tony Graffanino, R OBP: 0.345, SLG: 0.404										3	0	0	0	1	1	2									
28 Prince Fielder, L OBP: 0.348, SLG: 0.510										4	0	0	0	1	0	5									
Kevin Mench, R OBP: 0.328, SLG: 0.449											5	0	1	0	0	1									
2 Bill Hall, R OBP: 0.328, SLG: 0.564										4	1	2	0	0	1	1									
Geoff Jenkins, L OBP: 0.331, SLG: 0.398										3	1	1	2	1	1	1									
David Bell, R Dan Kolb, R										4	1	2	0	0	1	2									
Damian Miller, R OBP: 0.331, SLG: 0.423										2	0	0	0	2	0	0									
15 Ben Sheets, R OBP: 0.083, SLG: 0.083										0	0	0	0	0	0	0									
Geremi Gonzalez, R										1	0	0	0	0	1	0									
Brady Clark, R OBP: 0.385, SLG: 0.346										1	0	1	1	0	0	0									
Rick Helling, R										1	0	0	0	0	2										
Jeff Cirillo, R OBP: 0.376, SLG: 0.418										1	0	0	0	0	0										
Inning Stats	R: 0 E: 0 K: 2 S: 11	H: 0 LOB: 1 BB: 1 P: 20	R: 0 E: 0 K: 2 S: 9	H: 0 LOB: 0 BB: 0 P: 11	R: 0 E: 0 K: 1 S: 13	H: 0 LOB: 2 BB: 1 P: 22	R: 3 E: 0 K: 0 S: 13	H: 4 LOB: 2 BB: 1 P: 24	R: 0 E: 0 K: 1 S: 15	H: 1 LOB: 1 BB: 0 P: 20	R: 0 E: 0 K: 0 S: 15	H: 1 LOB: 3 BB: 2 P: 28	R: 0 E: 0 K: 1 S: 8	H: 1 LOB: 1 BB: 1 P: 16	R: 0 E: 0 K: 0 S: 4	H: 0 LOB: 0 BB: 0 P: 4	R: 0 E: 0 K: 0 S: 4	H: 0 LOB: 0 BB: 0 P: 7	1B: 4 2B: 1 3B: 1 HR: 1	SF: 0 SAC: 0 DP: 1 HBP: 1	WP: 0 PB: 0 SB: 1 CS: 0	PA: 40			
PITCHER	IP	WLS	BF	H	R	ER	SO	BB	IBB	HBP	BLK	WP	HR	S	P	ERA	WHIP								
23 Anthony Reyes, R ERA: 4.63	5.0	W	24	5	3	3	6	3	0	1	0	0	1	61	97	5.40	1.600								
Josh Hancock, R ERA: 3.57	0.2	H	5	1	0	0	0	2	0	0	0	0	0	14	27	0.00	4.500								
Tyler Johnson, L ERA: 4.56	0.1	H	1	0	0	0	0	0	0	0	0	0	0	1	1	0.00	0.000								
41 Braden Looper, R ERA: 4.09	2.0	H	7	1	0	0	1	0	1	0	0	0	0	12	20	0.00	0.500								
44 Jason Isringhausen, R ERA: 2.77	1.0	S	3	0	0	0	0	0	0	0	0	0	0	4	7	0.00	0.000								

Milwaukee Brewers @ St. Louis Cardinals
 Busch Stadium, St. Louis, MO
 Sat Aug 05 2006, 6:15 PM CDT
 Att: 43,299 - Partly Cloudy - 90 F

AB 33
 R 3
 H 7
 RBI 3
 BB 6
 SO 7
 LOB 18



Batter	1	2	3	4	5	6	7	8	9	AB	R	H	RBI	BB	SO	LOB	BOTTOM								
22 David Eckstein, R OBP: 0.349, SLG: 0.333										3	0	0	0	1	1	0									
26 Scott Spolizio, S OBP: 0.348, SLG: 0.420										4	1	1	0	0	1	1									
43 Juan Encarnacion, R OBP: 0.317, SLG: 0.489										0	0	0	0	0	0	0									
5 Albert Pujols, R OBP: 0.428, SLG: 0.684										4	2	2	2	0	0	1									
27 Scott Rolen, R OBP: 0.389, SLG: 0.535										3	0	1	1	1	0	0									
15 Jim Edmonds, L OBP: 0.358, SLG: 0.479										3	1	1	0	1	1	1									
Ronnie Belliard, R OBP: 0.335, SLG: 0.409										3	0	1	1	1	0	1									
16 Chris Duncan, L OBP: 0.293, SLG: 0.328										2	0	0	0	1	1	4									
Tyler Johnson, S OBP: 0.260, SLG: 0.130										0	0	0	0	0	0	0									
41 Braden Looper, R OBP: 0.376, SLG: 0.439										0	0	0	0	0	0	0									
53 John Rodriguez, L OBP: 0.205, SLG: 0.111										0	0	0	0	0	0	0									
44 Jason Isringhausen, R ERA: 2.77										0	0	0	0	0	0	0									
Gary Bennett, R OBP: 0.254, SLG: 0.245										4	0	0	0	0	1	3									
23 Anthony Reyes, R OBP: 0.067, SLG: 0.067										2	0	0	0	0	2	2									
So Taguchi, R OBP: 0.344, SLG: 0.352										1	0	0	0	0	0	0									
Inning Stats	R: 1 E: 0 K: 1 S: 14	H: 2 LOB: 3 BB: 2 P: 27	R: 0 E: 0 K: 3 S: 9	H: 0 LOB: 0 BB: 0 P: 12	R: 3 E: 0 K: 1 S: 26	H: 4 LOB: 2 BB: 1 P: 42	R: 0 E: 0 K: 1 S: 7	H: 0 LOB: 0 BB: 1 P: 11	R: 0 E: 0 K: 0 S: 6	H: 0 LOB: 1 BB: 1 P: 16	R: 0 E: 0 K: 0 S: 7	H: 0 LOB: 0 BB: 0 P: 13	R: 0 E: 0 K: 0 S: 5	H: 0 LOB: 0 BB: 0 P: 9	R: 0 E: 0 K: 1 S: 9	H: 0 LOB: 1 BB: 1 P: 18	1B: 3 2B: 2 3B: 0 HR: 1	SF: 0 SAC: 0 DP: 1 HBP: 0	WP: 0 PB: 0 SB: 1 CS: 0	PA: 35					
PITCHER	IP	WLS	BF	H	R	ER	SO	BB	IBB	HBP	BLK	WP	HR	S	P	ERA	WHIP								
15 Ben Sheets, R ERA: 4.71	1.0	L	7	2	1	1	1	2	0	0	0	0	0	14	27	9.00	4.000								
Geremi Gonzalez, R ERA: 5.28	2.0		11	4	3	3	4	1	0	0	0	0	1	35	54	13.50	2.500								
Rick Helling, R ERA: 4.39	3.0		10	0	0	0	1	2	0	0	0	0	0	20	40	0.00	0.667								
Dan Kolb, R ERA: 5.24	2.0		7	0	0	0	1	1	0	0	0	0	0	14	27	0.00	0.500								

Milwaukee Brewers @ St. Louis Cardinals
 Busch Stadium, St. Louis, MO
 Sat Aug 05 2006, 6:15 PM CDT
 Att: 43,299 - Partly Cloudy - 90 F

AB 29
 R 4
 H 6
 RBI 4
 BB 6
 SO 7
 LOB 13



Batter	1	2	3	4	5	6	7	8	9	AB	R	H	RBI	BB	SO	LOB	TOP			
Juan Pierre, L OBP: 0.323, SLG: 0.372	F7	G4-3		G1-4-3 2B 1B		SH5-3		G6-3		4	1	1	0	0	0	0	Chicago Cubs @ Milwaukee Brewers Miller Park, Milwaukee, WI Tue Aug 08 2006, 7:05 PM CDT Att: 36,200 - Clear - 71 F			
Cesar Izturis, S OBP: 0.301, SLG: 0.340	G3-1			G1-4-3		4-2 BB		F7		4	0	1	0	1	0	1				
Michael Barrett, R OBP: 0.390, SLG: 0.546		G5-3				P3		G6-3		5	1	2	1	0	0	3				
16 Aramis Ramirez, R OBP: 0.342, SLG: 0.536	2B HR			F8		FC5-4		F9		5	1	1	1	0	1	3				
Jacque Jones, L OBP: 0.321, SLG: 0.499	2H HR			4-2 BB		2-1 FC4-6 1B		G1-3		3	1	2	2	1	0	0				
19 Matt Murton, R OBP: 0.382, SLG: 0.417	HR			4-2 BB		FC4-6 FC6-4		G6-3		3	1	1	0	1	0	1				
John Mabry, L OBP: 0.322, SLG: 0.357	1B			1-2 BB		1-2 F7		G5-3		4	1	1	2	0	0	3				
5 Ronny Cedeno, R OBP: 0.282, SLG: 0.345	F7			P4		F7		G5-3		4	1	1	2	0	0	3				
49 Carlos Marmol, R OBP: 0.225, SLG: 0.278				P6		FC6-4		G3-1		4	0	0	0	0	0	3				
43 Michael Wuerzt, R OBP: 0.300, SLG: 0.300						2-1 F7		G6-3		3	0	1	0	0	0	0				
13 Will Ohman, L OBP: 0.300, SLG: 0.300						0-0 F7				0	0	0	0	0	0	0				
David Aardsma, R OBP: 0.300, SLG: 0.300										0	0	0	0	0	0	0				
Phil Nevin, R OBP: 0.300, SLG: 0.300										0	0	0	0	0	0	0				
47 Scott Eyre, L OBP: 0.300, SLG: 0.300										0	0	0	0	0	0	0				
Bob Howry, L OBP: 0.300, SLG: 0.300										0	0	0	0	0	0	0				
46 Ryan Dempster, R OBP: 0.300, SLG: 0.300										0	0	0	0	0	0	0				
Inning Stats	R: 5 E: 0 K: 0 S: 17	H: 5 LOB: 0 BB: 0 P: 23	R: 0 E: 0 K: 0 S: 8	H: 1 LOB: 1 BB: 0 P: 13	R: 0 E: 0 K: 0 S: 14	H: 0 LOB: 2 BB: 2 P: 28	R: 1 E: 0 K: 1 S: 13	H: 2 LOB: 1 BB: 0 P: 17	R: 0 E: 0 K: 0 S: 15	H: 1 LOB: 2 BB: 1 P: 24	R: 0 E: 0 K: 0 S: 6	H: 0 LOB: 0 BB: 0 P: 12	R: 0 E: 0 K: 0 S: 4	H: 0 LOB: 0 BB: 0 P: 5	R: 0 E: 0 K: 0 S: 8	H: 0 LOB: 0 BB: 0 P: 13	1B: 5 2B: 3 3B: 0 HR: 2	SF: 0 SAC: 1 DP: 0 HBP: 0	WP: 0 PB: 0 SB: 0 CS: 0	PA: 40
PITCHER	IP WLS BF H R ER SO BB IBB HBP BLK WP HR S P ERA WHIP																			
Tomo Ohka, R ERA: 4.21	(1, 1) 4.0 L 22 8 6 6 1 2 0 0 0 0 0 2 52 81 13.50 2.500																			
Dan Kolb, R ERA: 5.09	(5, 1) 1.0 4 1 0 0 0 0 0 0 0 0 0 6 11 0.00 1.000																			
Geremi Gonzalez, R ERA: 5.17	(6, 1) 1.0 5 1 0 0 0 0 1 0 0 0 0 0 15 24 0.00 2.000																			
Brian Shouse, L ERA: 2.45	(7, 1) 2.0 6 0 0 0 0 0 0 0 0 0 0 0 10 17 0.00 0.000																			
Matt Wise, R ERA: 4.01	(9, 1) 1.0 3 0 0 0 0 0 0 0 0 0 0 0 8 13 0.00 0.000																			

Chicago Cubs @ Milwaukee Brewers
Miller Park, Milwaukee, WI
Tue Aug 08 2006, 7:05 PM CDT
Att: 36,200 - Clear - 71 F

AB 36
R 6
H 10
RBI 6
BB 3
SO 1
LOB 14



Batter	1	2	3	4	5	6	7	8	9	AB	R	H	RBI	BB	SO	LOB	BOTTOM					
18 Gabe Gross, L OBP: 0.366, SLG: 0.487	P6					F7				3	1	1	1	0	0	1	Chicago Cubs @ Milwaukee Brewers Miller Park, Milwaukee, WI Tue Aug 08 2006, 7:05 PM CDT Att: 36,200 - Clear - 71 F					
1 Corey Hart, R OBP: 0.347, SLG: 0.373						F9				2	0	0	0	0	0	3						
9 Tony Graffanino, R OBP: 0.348, SLG: 0.403	F9					P4				4	0	1	0	1	0	1						
28 Prince Fielder, L OBP: 0.346, SLG: 0.505						F8				5	0	1	0	0	1	3						
Kevin Mench, R OBP: 0.332, SLG: 0.449	G1-3					F8				3	1	1	0	1	1	1						
2 Bill Hall, R OBP: 0.327, SLG: 0.565						F8				3	1	1	1	1	2	2						
Geoff Jenkins, L OBP: 0.329, SLG: 0.393						F8				2	0	0	0	1	1	0						
Brady Clark, R OBP: 0.380, SLG: 0.340						F8				1	0	0	0	0	1	1						
David Bell, R OBP: 0.340, SLG: 0.394						F8				2	0	0	0	2	1	1						
Damian Miller, R OBP: 0.327, SLG: 0.416						F8				4	0	0	0	0	1	5						
Tomo Ohka, S OBP: 0.295, SLG: 0.143						F8				1	0	0	0	0	0	1						
Dan Kolb, R ERA: 5.09						F8				0	0	0	0	0	0	0						
22 Tony Gwynn Jr., L OBP: 0.300, SLG: 0.300						F8				0	0	0	0	0	0	0						
Geremi Gonzalez, R ERA: 5.17						F8				1	0	1	1	0	0	0						
Jeff Cirillo, R OBP: 0.300, SLG: 0.423						F8				0	0	0	0	0	0	0						
Brian Shouse, L ERA: 2.45						F8				0	0	0	0	0	0	0						
Matt Wise, R ERA: 4.01						F8				0	0	0	0	0	0	0						
11 Mike Rivera, R OBP: 0.326, SLG: 0.526						F8				1	0	0	0	0	0	0						
Inning Stats	R: 0 E: 0 K: 0 S: 10	H: 1 LOB: 1 BB: 0 P: 17	R: 1 E: 0 K: 1 S: 12	H: 1 LOB: 1 BB: 1 P: 21	R: 1 E: 0 K: 1 S: 13	H: 2 LOB: 1 BB: 0 P: 20	R: 0 E: 0 K: 0 S: 6	H: 0 LOB: 0 BB: 0 P: 10	R: 0 E: 0 K: 0 S: 7	H: 0 LOB: 1 BB: 1 P: 16	R: 1 E: 0 K: 2 S: 13	H: 1 LOB: 3 BB: 3 P: 27	R: 0 E: 0 K: 1 S: 8	H: 1 LOB: 0 BB: 0 P: 13	R: 0 E: 0 K: 2 S: 9	H: 0 LOB: 1 BB: 1 P: 15	R: 0 E: 0 K: 2 S: 12	H: 0 LOB: 1 BB: 1 P: 20	1B: 3 2B: 1 3B: 0 HR: 2	SF: 0 SAC: 0 DP: 1 HBP: 0	WP: 0 PB: 0 SB: 0 CS: 0	PA: 39
PITCHER	IP WLS BF H R ER SO BB IBB HBP BLK WP HR S P ERA WHIP																					
49 Carlos Marmol, R ERA: 5.09	(1, 1) 5.1 W 24 4 3 3 3 3 4 0 0 0 0 0 0 7 12 0.00 6.000																					
13 Will Ohman, L ERA: 4.88	(6, 1) 1.0 H 3 1 0 0 0 0 0 0 0 0 0 0 4 6 0.00 1.000																					
David Aardsma, R ERA: 5.16	(7, 1) 0.1 H 1 0 0 0 0 1 0 0 0 0 0 0 5 8 0.00 0.000																					
47 Scott Eyre, L ERA: 2.17	(8, 1) 0.0 1 0 0 0 0 0 1 0 0 0 0 0 0 1 5 ∞ ∞																					
Bob Howry, R ERA: 3.31	(8, 1) 1.0 H 3 0 0 0 0 2 0 0 0 0 0 0 12 20 0.00 1.000																					
46 Ryan Dempster, R ERA: 4.05	(9, 1) 1.0 S 4 0 0 0 0 2 1 0 0 0 0 0 0 0 12 20 0.00 1.000																					

Chicago Cubs @ Milwaukee Brewers
Miller Park, Milwaukee, WI
Tue Aug 08 2006, 7:05 PM CDT
Att: 36,200 - Clear - 71 F

AB 32
R 3
H 6
RBI 3
BB 7
SO 9
LOB 19



Batter	1	2	3	4	5	6	7	8	9	AB	R	H	RBI	BB	SO	LOB	TOP					
Juan Pierre, L (1,8) OBP: 0.322, SLG: 0.371	G3		F8			16 HR		F9		4	1	1	0	0	0	1						
Cesar Izturis, S (1,6) OBP: 0.300, SLG: 0.338	F9			B1-3		1B		1B		4	0	1	0	0	1	1						
Michael Barrett, R (1,2) OBP: 0.388, SLG: 0.540	F9			F7		16 HR		L4		3	1	0	0	0	0	1						
16 Aramis Ramirez, R (1,5) OBP: 0.344, SLG: 0.541		P3		HBP		HR		G6-3		3	1	1	3	0	0	0						
Jacque Jones, L (1,9) OBP: 0.318, SLG: 0.493	G6-3			G6-3		G4-3		F7		4	0	0	0	0	0	1						
Phil Nevin, R (1,3) OBP: 0.311, SLG: 0.434					K			K		4	0	0	0	0	4	0						
19 Matt Murton, R (1,7) OBP: 0.361, SLG: 0.414					F8			F8		2	0	0	0	1	0	0						
47 Scott Eyre, L (7,1) David Aardsma, R (8,1)				5 G5-3 BB						0	0	0	0	0	0	0	AB 30					
5 Ronny Cedeno, R (1,4) OBP: 0.280, SLG: 0.342				G5-3		F9		F8		3	0	0	0	0	0	1	R 3					
38 Carlos Zambrano, S (1,1) OBP: 0.196, SLG: 0.429										1	0	0	0	0	1	1	H 3					
43 Michael Wuertz, R (5,1) 2 Ryan Theriot, R (6, PH) 44 Roberto Novoa, R (6,1) 29 Angel Pagan, S (7,7)				K				G1-3		0	0	0	0	0	0	0	RBI 3					
Inning Stats	R: 0 E: 0 K: 0 S: 5	H: 0 LOB: 0 BB: 0 P: 6	R: 0 E: 0 K: 1 S: 9	H: 0 LOB: 0 BB: 0 P: 10	R: 0 E: 0 K: 1 S: 7	H: 0 LOB: 1 BB: 1 P: 15	R: 0 E: 0 K: 0 S: 9	H: 0 LOB: 1 BB: 0 P: 13	R: 0 E: 0 K: 1 S: 8	H: 0 LOB: 0 BB: 0 P: 14	R: 3 E: 0 K: 2 S: 15	H: 2 LOB: 0 BB: 0 P: 26	R: 0 E: 0 K: 1 S: 6	H: 0 LOB: 0 BB: 0 P: 8	R: 0 E: 0 K: 0 S: 9	H: 1 LOB: 1 BB: 0 P: 11	R: 0 E: 0 K: 1 S: 9	H: 0 LOB: 0 BB: 0 P: 11	1B: 2 2B: 2 3B: 0 HR: 1	SF: 0 SAC: 0 DP: 0 HBP: 2	WP: 0 PB: 0 SB: 1 CS: 0	PA: 33
PITCHER	IP WLS BF H R ER SO BB IBB HBP BLK WP HR S P ERA WHIP																					
31 Dave Bush, R (1,1) ERA: 4.67	8.0 W 30 3 3 3 6 1 0 2 0 0 1 68 103 3.38 0.500																					
Francisco Cordero, R (9,1) ERA: 4.31	1.0 S 3 0 0 0 1 0 0 0 0 0 0 0 9 11 0.00 0.000																					

Chicago Cubs @ Milwaukee Brewers
Miller Park, Milwaukee, WI
Wed Aug 09 2006, 7:05 PM CDT
Att: 36,012 - Clear - 77 F

AB	30
R	3
H	3
RBI	3
BB	1
SO	7
LOB	6



Batter	1	2	3	4	5	6	7	8	9	AB	R	H	RBI	BB	SO	LOB	BOTTOM					
Brady Clark, R (1,8) OBP: 0.380, SLG: 0.351	F8		HR		G4-3	F7		E5		5	1	2	2	0	0	0						
9 Tony Graffanino, R (1,4) OBP: 0.343, SLG: 0.397	F9		P4		G6-3			F8		4	0	0	0	0	0	0						
28 Prince Fielder, L (1,3) OBP: 0.347, SLG: 0.506	P5			1B 18 BB	2B			G4-3		3	2	1	0	1	0	0						
18 Gabe Gross, L (1,7) OBP: 0.374, SLG: 0.494		F7		1B	2B					2	2	1	0	2	0	0						
2 Bill Hall, R (1,6) OBP: 0.328, SLG: 0.561	L9			1B	1B			2B		2	0	0	0	2	1	2						
Geoff Jenkins, L (1,9) OBP: 0.330, SLG: 0.394	G4-3			1B	1B			IBB		4	0	2	2	0	1	2						
David Bell, R (1,5) OBP: 0.342, SLG: 0.395			K	1B	F8			E5		4	0	2	2	0	1	2	AB 32					
Damian Miller, R (1,2) OBP: 0.322, SLG: 0.410		G6-3		K		K		K		4	0	0	0	0	3	3	R 6					
31 Dave Bush, R (1,1) OBP: 0.199, SLG: 0.227			K		FC4-6			F9		3	1	0	0	0	1	2	H 8					
Jeff Cirillo, R (8, PH) OBP: 0.379, SLG: 0.419			HR		1-2					1	0	0	0	0	0	1	RBI 6					
Francisco Cordero, R (9,1) ERA: 4.94					1-2					0	0	0	0	0	0	0	BB 5					
Inning Stats	R: 0 E: 0 K: 0 S: 10	H: 0 LOB: 0 BB: 0 P: 13	R: 0 E: 0 K: 0 S: 10	H: 0 LOB: 0 BB: 0 P: 15	R: 2 E: 0 K: 2 S: 19	H: 1 LOB: 0 BB: 0 P: 27	R: 2 E: 0 K: 2 S: 17	H: 2 LOB: 2 BB: 2 P: 35	R: 2 E: 0 K: 0 S: 14	H: 2 LOB: 2 BB: 2 P: 24	R: 0 E: 0 K: 1 S: 5	H: 0 LOB: 0 BB: 0 P: 7	R: 0 E: 0 K: 1 S: 9	H: 1 LOB: 2 BB: 1 P: 18	R: 0 E: 1 K: 1 S: 12	H: 2 LOB: 2 BB: 0 P: 14	R: 0 E: 0 K: 0 S: 9	H: 0 LOB: 0 BB: 0 P: 11	1B: 5 2B: 2 3B: 0 HR: 1	SF: 0 SAC: 0 DP: 0 HBP: 0	WP: 0 PB: 1 SB: 0 CS: 0	PA: 37
PITCHER	IP WLS BF H R ER SO BB IBB HBP BLK WP HR S P ERA WHIP																					
38 Carlos Zambrano, R (1,1) ERA: 3.54	4.2 L 24 5 6 4 4 4 0 0 0 0 0 0 3 5 0.00 0.000																					
43 Michael Wuertz, R (5,1) ERA: 3.21	0.1 1 0 0 0 0 0 0 0 0 0 0 0 3 5 0.00 0.000																					
44 Roberto Novoa, R (6,1) ERA: 4.85	1.1 4 0 0 0 1 0 0 0 0 0 0 0 6 9 0.00 0.000																					
47 Scott Eyre, L (7,1) ERA: 2.15	0.2 4 1 0 0 1 0 1 0 0 0 0 0 8 16 0.00 1.500																					
David Aardsma, R (8,1) ERA: 4.94	1.0 4 2 0 0 1 0 0 0 0 0 0 0 12 14 0.00 2.000																					

Chicago Cubs @ Milwaukee Brewers
Miller Park, Milwaukee, WI
Wed Aug 09 2006, 7:05 PM CDT
Att: 36,012 - Clear - 77 F

AB	32
R	6
H	8
RBI	6
BB	5
SO	7
LOB	12



Batter	1	2	3	4	5	6	7	8	9	AB	R	H	RBI	BB	SO	LOB	TOP			
Brady Clark, R OBP: 0.374, SLG: 0.342	F8		K			L8		G6-3		4	0	0	0	0	1	1				
9 Tony Graffanino, R OBP: 0.344, SLG: 0.398	G6-3		G1-3			K			L4	4	0	1	0	0	1	0				
28 Prince Fielder, L OBP: 0.349, SLG: 0.500	G6-3				F7		F8		F7	4	0	0	0	0	0	1				
Kevin Mench, R OBP: 0.332, SLG: 0.448	P3			P3		G4-3			2B	4	0	1	0	0	0	1				
18 Gabe Gross, L OBP: 0.369, SLG: 0.482		1B		K		K			G6-3	4	0	1	0	0	2	1				
2 Bill Hall, R OBP: 0.329, SLG: 0.562		K			F8			1B SF9		3	1	1	0	0	1	1				
David Bell, R OBP: 0.341, SLG: 0.394		K		G4-3						3	0	1	0	0	1	1				
Damian Miller, R OBP: 0.319, SLG: 0.406		K		G6-3					1B	3	0	0	0	0	1	3				
39 Chris Capuano, L OBP: 0.157, SLG: 0.143			G6-3							2	0	0	0	0	1	0				
Geoff Jenkins, L OBP: 0.329, SLG: 0.393						K		SF9		0	0	0	1	0	0	0				
Matt Wise, R OBP: 0.319, SLG: 0.406										0	0	0	0	0	0	0				
Derrick Turnbow, R OBP: 0.319, SLG: 0.406										0	0	0	0	0	0	0				
Inning Stats	R: 0 H: 1 E: 0 K: 0 S: 8	H: 1 LOB: 1 BB: 0 P: 9	R: 0 H: 1 E: 0 K: 3 S: 12	H: 1 LOB: 1 BB: 0 P: 17	R: 0 H: 0 E: 0 K: 1 S: 9	H: 0 LOB: 0 BB: 0 P: 14	R: 0 H: 0 E: 0 K: 1 S: 9	H: 0 LOB: 0 BB: 0 P: 13	R: 0 H: 0 E: 0 K: 2 S: 7	H: 0 LOB: 0 BB: 0 P: 10	R: 0 H: 0 E: 0 K: 1 S: 6	H: 0 LOB: 0 BB: 0 P: 7	R: 1 H: 2 E: 0 K: 0 S: 9	H: 2 LOB: 1 BB: 0 P: 10	R: 0 H: 1 E: 0 K: 0 S: 5	H: 1 LOB: 1 BB: 0 P: 5	1B: 2 2B: 3 3B: 0 HR: 0	SF: 1 SAC: 0 DP: 0 HBP: 0	WP: 0 PB: 0 SB: 1 CS: 0	PA: 32
PITCHER 29 John Smoltz, R ERA: 3.41	IP: 9.0 WLS: W BF: 32 H: 5 R: 1 ER: 1 SO: 8 BB: 0 IBB: 0 HBP: 0 BLK: 0 WP: 0 HR: 0 S: 74 P: 99 ERA: 1.00 WHIP: 0.556																			

Milwaukee Brewers @ Atlanta Braves
Turner Field, Atlanta, GA
Fri Aug 11 2006, 7:35 PM EDT
Att: 31,336 - Overcast - 81 F

AB	31
R	1
H	5
RBI	1
BB	0
SO	8
LOB	9



Batter	1	2	3	4	5	6	7	8	9	AB	R	H	RBI	BB	SO	LOB	BOTTOM					
14 Willy Aybar, S OBP: 0.345, SLG: 0.376	F8		G4-3			G4-3		G3		2	0	0	0	0	0	1						
Tony Pena Jr., R OBP: 0.125, SLG: 0.067										1	0	0	0	0	0	0						
Scott Thorman, L OBP: 0.284, SLG: 0.464										1	0	0	0	0	0	1						
4 Pete Orr, L OBP: 0.213, SLG: 0.283										0	0	0	0	0	0	0						
Marcus Giles, R OBP: 0.359, SLG: 0.401	K		K			F9			BB	3	1	0	0	1	2	1						
11 Edgar Renteria, R OBP: 0.383, SLG: 0.454	G5-3				G6-3		G6-3		F9	4	0	0	0	0	0	1						
Andrew Jones, R OBP: 0.355, SLG: 0.534		HR			G5-3		G6-3		BB	3	1	1	1	1	0	0						
7 Jeff Francoeur, R OBP: 0.284, SLG: 0.449					F7		F8		BB	4	0	2	1	0	0	0						
16 Brian McCann, L OBP: 0.407, SLG: 0.568	G5-3						G3-1		BB	3	0	1	0	0	0	1						
23 Matt Diaz, R OBP: 0.344, SLG: 0.469			K2-3		G5-3				F9	3	0	0	0	0	1	1						
Adam LaRoche, L OBP: 0.334, SLG: 0.547						K			P6	3	0	1	0	0	1	1						
29 John Smoltz, R OBP: 0.208, SLG: 0.222			SH1-4		G6-3				BB	1	0	0	0	1	0	1						
Inning Stats	R: 0 H: 0 E: 0 K: 1 S: 7	H: 2 LOB: 0 BB: 0 P: 10	R: 1 H: 2 E: 0 K: 1 S: 8	H: 2 LOB: 0 BB: 0 P: 12	R: 0 H: 1 E: 0 K: 1 S: 6	H: 1 LOB: 1 BB: 0 P: 7	R: 0 H: 0 E: 0 K: 0 S: 6	H: 0 LOB: 0 BB: 0 P: 13	R: 0 H: 1 E: 0 K: 1 S: 8	H: 1 LOB: 1 BB: 0 P: 11	R: 0 H: 0 E: 0 K: 0 S: 5	H: 0 LOB: 0 BB: 0 P: 5	R: 0 H: 0 E: 0 K: 0 S: 7	H: 0 LOB: 0 BB: 0 P: 10	R: 0 H: 0 E: 0 K: 0 S: 15	H: 0 LOB: 1 BB: 1 P: 25	R: 1 H: 1 E: 0 K: 0 S: 12	H: 1 LOB: 2 BB: 2 P: 23	1B: 2 2B: 2 3B: 0 HR: 1	SF: 0 SAC: 1 DP: 0 HBP: 0	WP: 0 PB: 0 SB: 0 CS: 0	PA: 32
PITCHER 39 Chris Capuano, L ERA: 3.76	IP: 7.0 WLS: 4 BF: 24 H: 4 R: 1 ER: 1 SO: 4 BB: 0 IBB: 1 HBP: 0 BLK: 0 WP: 0 HR: 1 S: 47 P: 68 ERA: 1.29 WHIP: 0.571																					
Matt Wise, R ERA: 3.92	IP: 1.0 WLS: L BF: 4 H: 1 R: 1 ER: 1 SO: 0 BB: 0 IBB: 0 HBP: 0 BLK: 0 WP: 0 HR: 0 S: 15 P: 25 ERA: 0.00 WHIP: 1.000																					
Derrick Turnbow, R ERA: 6.4	IP: 0.1 WLS: L BF: 4 H: 1 R: 1 ER: 1 SO: 0 BB: 0 IBB: 0 HBP: 0 BLK: 0 WP: 0 HR: 0 S: 12 P: 23 ERA: 27.00 WHIP: 9.000																					

Milwaukee Brewers @ Atlanta Braves
Turner Field, Atlanta, GA
Fri Aug 11 2006, 7:35 PM EDT
Att: 31,336 - Overcast - 81 F

AB	28
R	2
H	5
RBI	2
BB	3
SO	4
LOB	8



Batter	1	2	3	4	5	6	7	8	9	AB	R	H	RBI	BB	SO	LOB	TOP					
Brady Clark, R OBP: 0.374, SLG: 0.348										5	1	2	0	0	0	2	Milwaukee Brewers @ Atlanta Braves Turner Field, Atlanta, GA Sun Aug 13 2006, 1:05 PM EDT Att: 34,718 - Overcast - 76 F					
Jeff Cirillo, R OBP: 0.379, SLG: 0.418										5	0	3	0	0	1	0						
28 Prince Fielder, L OBP: 0.350, SLG: 0.502										5	0	0	0	0	1	5						
18 Gabe Gross, L OBP: 0.374, SLG: 0.488										4	1	2	1	1	0	3						
2 Bill Hall, R OBP: 0.333, SLG: 0.566										4	2	1	0	1	0	5						
9 Tony Graffanino, R OBP: 0.352, SLG: 0.413										5	0	2	2	0	0	3						
1 Corey Hart, R OBP: 0.333, SLG: 0.338										2	0	0	0	2	2	2		AB 37 R 4 H 11 RBI 4 BB 4 SO 6 LOB 24				
Matt Wise, R OBP: 0.333, SLG: 0.338										0	0	0	0	0	0	0						
Brian Shouse, L OBP: 0.333, SLG: 0.338										0	0	0	0	0	0	0						
Dan Kolb, R OBP: 0.333, SLG: 0.338										0	0	0	0	0	0	0						
11 Mike Rivera, R OBP: 0.333, SLG: 0.500										4	0	1	1	0	0	3						
Tomo Ohka, S OBP: 0.091, SLG: 0.136										1	0	0	0	0	1	0						
Geoff Jenkins, L OBP: 0.328, SLG: 0.392										1	0	0	0	0	0	1						
Rick Helling, R OBP: 0.335, SLG: 0.452										0	0	0	0	0	0	0						
Kevin Mench, R OBP: 0.335, SLG: 0.452										1	0	0	0	0	1	0						
Inning Stats	R: 0 E: 0 K: 0 S: 8	H: 2 LOB: 2 BB: 0 P: 11	R: 0 E: 0 K: 0 S: 10	H: 1 LOB: 2 BB: 1 P: 19	R: 0 E: 0 K: 0 S: 11	H: 1 LOB: 2 BB: 1 P: 15	R: 0 E: 0 K: 2 S: 10	H: 0 LOB: 0 BB: 0 P: 14	R: 0 E: 0 K: 0 S: 10	H: 0 LOB: 1 BB: 0 P: 17	R: 1 E: 0 K: 1 S: 9	H: 2 LOB: 1 BB: 0 P: 14	R: 3 E: 0 K: 0 S: 11	H: 4 LOB: 2 BB: 2 P: 23	R: 0 E: 0 K: 1 S: 12	H: 0 LOB: 1 BB: 0 P: 18	R: 0 E: 0 K: 1 S: 11	H: 1 LOB: 1 BB: 0 P: 17	1B: 9 2B: 2 3B: 0 HR: 0	SF: 0 SAC: 1 DP: 1 HBP: 0	WP: 0 PB: 0 SB: 0 CS: 0	PA: 42
PITCHER	IP WLS BF H R ER SO BB IBB HBP BLK WP HR S P ERA WHIP																					
15 Tim Hudson, R ERA: 4.94	6.2 0 0 31 9 3 3 3 2 0 0 0 0 0 0 0 63 99 4.05 1.650																					
Tyler Yates, R ERA: 4.94	0.0 0 0 3 1 1 1 0 2 0 0 0 0 0 0 0 5 13 ∞ ∞																					
54 Chad Paronto, R ERA: 2.58	0.1 0 0 1 0 0 0 0 0 0 0 0 0 0 0 1 1 0.00 0.000																					
Danys Baez, R ERA: 4.18	1.0 0 0 3 0 0 0 2 0 0 0 0 0 0 0 12 18 0.00 0.000																					
28 Bob Wickman, R ERA: 3.25	1.0 0 0 4 1 0 0 1 0 0 0 0 0 0 0 11 17 0.00 1.000																					
Batter	1	2	3	4	5	6	7	8	9	AB	R	H	RBI	BB	SO	LOB	BOTTOM					
Marcus Giles, R OBP: 0.356, SLG: 0.400										5	1	2	0	0	1	4	Milwaukee Brewers @ Atlanta Braves Turner Field, Atlanta, GA Sun Aug 13 2006, 1:05 PM EDT Att: 34,718 - Overcast - 76 F					
11 Edgar Renteria, R OBP: 0.379, SLG: 0.447										3	2	0	0	1	0	3						
10 Chipper Jones, S OBP: 0.419, SLG: 0.559										2	1	0	1	1	0	1						
Andrew Jones, R OBP: 0.355, SLG: 0.529										3	0	1	1	1	1	2						
16 Brian McCann, L OBP: 0.407, SLG: 0.571										4	1	2	4	0	0	0						
7 Jeff Francoeur, R OBP: 0.283, SLG: 0.452										4	1	2	1	0	0	2						
Adam LaRoche, L OBP: 0.332, SLG: 0.542										4	0	0	0	0	0	1						
23 Matt Diaz, R OBP: 0.364, SLG: 0.497										4	1	4	0	0	0	0						
15 Tim Hudson, R ERA: 4.3	5.0 0 0 22 9 3 3 1 3 0 0 0 0 0 0 51 87 5.40 1.600																					
Rick Helling, R ERA: 4.55	1.0 0 0 5 2 1 1 0 0 0 0 0 0 0 0 10 18 9.00 2.000																					
Matt Wise, R ERA: 3.86	0.2 0 0 6 3 3 0 1 0 0 0 0 0 0 0 13 20 0.00 4.500																					
Brian Shouse, L ERA: 2.4	0.1 0 0 1 0 0 0 0 0 0 0 0 0 0 0 3 4 0.00 0.000																					
Dan Kolb, R ERA: 4.95	1.0 0 0 4 2 0 0 0 0 0 0 0 0 0 0 11 20 0.00 2.000																					
Inning Stats	R: 0 E: 0 K: 0 S: 7	H: 1 LOB: 1 BB: 0 P: 10	R: 0 E: 0 K: 0 S: 6	H: 0 LOB: 0 BB: 0 P: 10	R: 3 E: 0 K: 0 S: 21	H: 2 LOB: 2 BB: 3 P: 39	R: 0 E: 0 K: 1 S: 11	H: 1 LOB: 1 BB: 0 P: 18	R: 0 E: 0 K: 0 S: 6	H: 1 LOB: 1 BB: 0 P: 10	R: 1 E: 0 K: 0 S: 10	H: 2 LOB: 1 BB: 0 P: 18	R: 3 E: 1 K: 1 S: 16	H: 3 LOB: 1 BB: 0 P: 24	R: 0 E: 0 K: 0 S: 11	H: 2 LOB: 1 BB: 0 P: 20	1B: 7 2B: 3 3B: 0 HR: 2	SF: 1 SAC: 2 DP: 1 HBP: 0	WP: 0 PB: 0 SB: 0 CS: 0	PA: 38		
PITCHER	IP WLS BF H R ER SO BB IBB HBP BLK WP HR S P ERA WHIP																					
Tomo Ohka, R ERA: 4.3	5.0 0 0 22 9 3 3 1 3 0 0 0 0 0 0 51 87 5.40 1.600																					
Rick Helling, R ERA: 4.55	1.0 0 0 5 2 1 1 0 0 0 0 0 0 0 0 10 18 9.00 2.000																					
Matt Wise, R ERA: 3.86	0.2 0 0 6 3 3 0 1 0 0 0 0 0 0 0 13 20 0.00 4.500																					
Brian Shouse, L ERA: 2.4	0.1 0 0 1 0 0 0 0 0 0 0 0 0 0 0 3 4 0.00 0.000																					
Dan Kolb, R ERA: 4.95	1.0 0 0 4 2 0 0 0 0 0 0 0 0 0 0 11 20 0.00 2.000																					

Batter	1	2	3	4	5	6	7	8	9	AB	R	H	RBI	BB	SO	LOB	TOP				
Brady Clark, R OBP: 0.365, SLG: 0.337 (1, 8)	F9		FC5-4		G6-3		G6-4-3		F7	5	0	0	0	0	0	6	Milwaukee Brewers @ Pittsburgh Pirates PNC Park, Pittsburgh, PA Tue Aug 15 2006, 7:05 PM EDT Att: 17,877 - Partly Cloudy - 77 F				
9 Tony Graffanino, R OBP: 0.358, SLG: 0.426 (1, 4)	F8		K		G5-3			G5-3 2B	E4 2B	5	1	2	2	0	1	2					
28 Prince Fielder, L OBP: 0.350, SLG: 0.499 (1, 3)	F8		K					G5-3 1B	K	5	1	2	0	0	2	2					
Kevin Mench, R OBP: 0.331, SLG: 0.445 (1, 7)		L9			G1-3 1B			G5-3		4	0	1	1	0	0	2					
2 Bill Hall, R OBP: 0.331, SLG: 0.559 (1, 6)	F8		K		K			K		4	0	1	1	0	2	2					
1 Cory Hart, R OBP: 0.337, SLG: 0.378 (1, 9)	HR				G1-3			G5-3		4	1	1	1	0	0	3					
David Bell, R OBP: 0.338, SLG: 0.386 (1, 5)	K				P4					3	1	1	0	1	1	1					
Damian Miller, R OBP: 0.323, SLG: 0.411 (1, 2)										4	1	2	0	0	1	1					
Doug Davis, R OBP: 0.090, SLG: 0.061 (1, 1)										1	0	0	0	0	0	2					
52 Jose Capellan, R OBP: 0.363, SLG: 0.424 (9, PH)										0	0	0	0	0	0	0					
Jeff Cirillo, R OBP: 0.363, SLG: 0.424 (9, PH)										1	1	1	0	0	0	0					
Francisco Cordero, R (9, 1)										0	0	0	0	0	0	0					
Inning Stats	R: 0 E: 0 K: 0 S: 8	H: 0 LOB: 0 BB: 0 P: 15	R: 1 E: 0 K: 1 S: 9	H: 1 LOB: 0 BB: 0 P: 12	R: 1 E: 1 K: 2 S: 14	H: 1 LOB: 1 BB: 0 P: 20	R: 0 E: 0 K: 1 S: 8	H: 1 LOB: 1 BB: 0 P: 15	R: 0 E: 1 K: 0 S: 8	H: 0 LOB: 1 BB: 0 P: 14	R: 0 E: 0 K: 0 S: 8	H: 2 LOB: 1 BB: 0 P: 12	R: 2 E: 0 K: 0 S: 10	H: 3 LOB: 0 BB: 0 P: 16	R: 2 E: 1 K: 2 S: 13	H: 2 LOB: 1 BB: 1 P: 19	1B: 7 2B: 3 3B: 0 HR: 1	SF: 0 SAC: 2 DP: 1 HBP: 0	WP: 0 PB: 0 SB: 0 CS: 1	PA: 39	
PITCHER	IP	WLS	BF	H	R	ER	SO	BB	IBB	HBP	BLK	WP	HR	S	P	ERA	WHIP				
24 Tom Gorzelanny, L ERA: 3.74	7.0		28	6	2	1	5	0	0	0	0	0	1	63	98	1.29	0.857				
Damaso Marte, L ERA: 3.67	0.0	L	2	2	2	2	0	0	0	0	0	0	0	3	5	∞	∞				
16 Salomon Torres, R ERA: 4.06	1.0	B	3	1	0	0	0	0	0	0	0	0	0	7	11	0.00	1.000				
34 John Grabow, L ERA: 3.98	1.0		6	2	2	2	2	1	0	0	0	0	0	13	19	18.00	3.000				

Batter	1	2	3	4	5	6	7	8	9	AB	R	H	RBI	BB	SO	LOB	BOTTOM				
6 Chris Duffy, L OBP: 0.273, SLG: 0.275 (1, 8)	SF8 1B		G1-3		F8			L4		4	1	1	0	0	0	0	Milwaukee Brewers @ Pittsburgh Pirates PNC Park, Pittsburgh, PA Tue Aug 15 2006, 7:05 PM EDT Att: 17,877 - Partly Cloudy - 77 F				
José Hernández, R OBP: 0.317, SLG: 0.336 (1, 6)	K		K					1B		4	0	2	0	0	2	1					
12 Freddy Sanchez, R OBP: 0.361, SLG: 0.489 (1, 5)	1B		F9					F9		4	0	1	0	0	1	2					
Joe Randa, R OBP: 0.339, SLG: 0.419 (1, 3)	SF8				1B			P4		3	0	1	1	0	0	2					
Xavier Nady, R OBP: 0.332, SLG: 0.472 (1, 9)	1B		F9					K		4	1	2	0	0	1	1					
26 Ronny Paulino, R OBP: 0.364, SLG: 0.410 (1, 2)	F7		K					2B		4	0	2	0	0	1	3					
Jose Castillo, R OBP: 0.327, SLG: 0.434 (1, 4)	1B		L4					1B		4	0	2	0	0	0	3					
José Bautista, R OBP: 0.355, SLG: 0.459 (1, 7)	G5-3		K					G6-3		3	1	1	2	1	1	1					
24 Tom Gorzelanny, R (1, 1)										2	0	0	0	0	1	0					
10 Rajai Davis, R ERA: 4.97 (9, PH)										1	0	0	0	0	0	0					
Damaso Marte, L (9, 1)										0	0	0	0	0	0	0					
16 Salomon Torres, R OBP: 0.298, SLG: 0.396 (9, 1)										0	0	0	0	0	0	0					
34 John Grabow, L (9, PH)										0	0	0	0	0	0	0					
Jerome Burnitz, L OBP: 0.204, SLG: 0.445 (9, PH)										1	0	0	0	0	0	3					
Inning Stats	R: 1 E: 0 K: 1 S: 11	H: 3 LOB: 2 BB: 0 P: 20	R: 0 E: 0 K: 1 S: 11	H: 1 LOB: 0 BB: 0 P: 15	R: 0 E: 0 K: 1 S: 10	H: 1 LOB: 1 BB: 0 P: 15	R: 0 E: 0 K: 1 S: 6	H: 1 LOB: 0 BB: 0 P: 8	R: 2 E: 0 K: 0 S: 7	H: 3 LOB: 0 BB: 0 P: 16	R: 0 E: 0 K: 0 S: 7	H: 1 LOB: 1 BB: 0 P: 10	R: 0 E: 0 K: 1 S: 10	H: 2 LOB: 2 BB: 1 P: 18	1B: 10 2B: 1 3B: 0 HR: 1	SF: 1 SAC: 0 DP: 3 HBP: 0	WP: 0 PB: 0 SB: 0 CS: 1	PA: 36			
PITCHER	IP	WLS	BF	H	R	ER	SO	BB	IBB	HBP	BLK	WP	HR	S	P	ERA	WHIP				
Doug Davis, L ERA: 4.97	7.0	W	27	9	3	3	6	0	0	0	0	0	1	63	101	3.86	1.286				
52 Jose Capellan, R ERA: 4.27	1.0	H	4	1	0	0	0	0	0	0	0	0	0	7	10	0.00	1.000				
Francisco Cordero, R ERA: 4.06	1.0	S	5	2	0	0	1	1	0	0	0	0	0	10	18	0.00	3.000				



Batter	1	2	3	4	5	6	7	8	9	10	11	12	13	AB	R	H	RBI	BB	SO	LOB	TOP
Brady Clark, R OBP: 0.363, SLG: 0.334 (1, 8)	K		L7		F9				K				P4	6	0	1	1	1	2	6	
Jeff Cirillo, R OBP: 0.363, SLG: 0.421 (1, 3)	G6-4-3 1B			L8		FC6-4 FC1-2 1B	F9			K		F8		6	0	2	0	0	1	2	
9 Tony Graffanino, R OBP: 0.361, SLG: 0.426 (1, 4)	G6-4-3			K		FC6-4 FC1-2 1B				B5-3			WP 1B BB	5	1	2	0	1	1	1	
Kevin Mench, R OBP: 0.328, SLG: 0.441 (1, 7)		G4-6-3 1B		F7		FC6-4 FC1-2 1B		K		F8			K	6	0	1	0	0	2	4	
2 Bill Hall, R OBP: 0.329, SLG: 0.552 (1, 6)		G4-6-3			G6-3	FC1-2 FC4-6 1B		K			G1-3		WP 1B IBB	5	1	0	0	1	1	4	
1 Cory Hart, R OBP: 0.318, SLG: 0.341 52 Jose Capellan, R OBP: 0.273, SLG: 0.445 Dan Kolb, R OBP: 0.273, SLG: 0.445 Brian Shouse, R OBP: 0.273, SLG: 0.445 Geremi Gonzalez, R OBP: 0.273, SLG: 0.445 Damian Miller, B OBP: 0.273, SLG: 0.445 Francisco Cordero, R OBP: 0.273, SLG: 0.445 (1, 9)		G5-3				FC4-6		K			K		WP 1B IBB	4	1	1	0	0	1	3	
David Bell, R OBP: 0.345, SLG: 0.392 (1, 5)											F8		WP 1B IBB	5	1	4	2	1	0	0	
11 Mike Rivera, R OBP: 0.333, SLG: 0.481 (1, 2)			P4						B1			F9	WP 1B IBB	6	0	2	2	0	1	3	
39 Chris Capuano, L OBP: 0.151, SLG: 0.137 28 Prince Fielder, L OBP: 0.349, SLG: 0.496 Rick Helling, R OBP: 0.325, SLG: 0.388 Geoff Jenkins, L OBP: 0.325, SLG: 0.388 (1, 1)			FC2-6						K			G6-3	WP 1B IBB	2	0	0	0	0	0	3	
Inning Stats	R: 0 E: 0 K: 1 S: 7	H: 1 LOB: 0 BB: 0 P: 8	R: 0 E: 0 K: 0 S: 5	H: 1 LOB: 0 BB: 12 P: 10	R: 0 E: 0 K: 1 S: 9	H: 0 LOB: 0 BB: 0 P: 14	R: 1 E: 0 K: 0 S: 8	H: 3 LOB: 2 BB: 0 P: 10	R: 0 E: 0 K: 1 S: 12	H: 2 LOB: 1 BB: 0 P: 16	R: 0 E: 0 K: 1 S: 10	H: 0 LOB: 0 BB: 10 P: 11	R: 0 E: 0 K: 0 S: 10	H: 0 LOB: 1 BB: 1 P: 18	R: 3 E: 0 K: 2 S: 16	H: 2 LOB: 2 BB: 35 P: 35	1B: 12 2B: 1 3B: 0 HR: 0	SF: 0 SAC: 0 DP: 2 HBP: 0	WIP: 2 PB: 0 SB: 1 CS: 0	PA: 55	
PITCHER	IP 6.2	WLS 27	BF 2	H 9	R 2	ER 2	SO 3	BB 0	IBB 0	HBP 0	BLK 0	WP 0	HR 0	S 52	P 83	ERA 2.70	WHIP 1.350				
57 Zach Duke, L ERA: 4.99 55 Matt Cappas, R ERA: 3.41 16 Salvarion Torres, R ERA: 2.04 Michael Gonzalez, L ERA: 2.04 34 John Grabow, L ERA: 3.83 (1, 1)	1.1	0.1	B	2	1	0	0	0	0	0	0	0	0	3	4	0.00	3.000				
PITCHER	IP 0.2	WLS 3	BF 1	H 0	R 0	ER 0	SO 1	BB 0	IBB 0	HBP 0	BLK 0	WP 0	HR 0	S 7	P 9	ERA 0.00	WHIP 1.500				
Damaso Marte, L ERA: 4.19 Britt Reames, R ERA: (12, 1)	1.1	1.1	L	9	1	3	3	1	0	0	0	0	0	0	0	0.00	1.500				
0.2	3	1	0	0	0	1	0	0	0	0	0	0	0	7	9	0.00	1.500				

Milwaukee Brewers @ Pittsburgh Pirates
PNC Park, Pittsburgh, PA
Wed Aug 16 2006, 12:35 PM EDT
Att. 14,901 - Partly Cloudy - 77 F

AB 50
R 5
H 13
RBI 5
BB 5
SO 12
LOB 30



Batter	1	2	3	4	5	6	7	8	9	10	11	12	13	AB	R	H	RBI	BB	SO	LOB	BOTTOM					
6 Chris Duffy, L OBP: 0.269, SLG: 0.266 (1, 8)	G3		E5		F9		L9				G6-3			5	0	0	0	1	0	2						
José Hernández, R OBP: 0.333, SLG: 0.357 (1, 6)	1B		FC6-5-4 1B			12 SH3 1B	F9			12 HBP BB		G6-4-3 1B		5	1	3	1	1	0	2						
12 Freddy Sanchez, R OBP: 0.394, SLG: 0.489 (1, 5)	F7					SH3				SH1-4 1B		F8		4	0	2	0	0	0	2						
Joe Randa, R OBP: 0.350, SLG: 0.406 Britt Reames, R (13, 1)	G5-3		G4-3			F7				SH1-4 K		G6-4-3		5	0	0	0	0	1	8						
Xavier Nady, R OBP: 0.332, SLG: 0.468 (13, 3)		L8				26 HBP 1B				BB		G4-3		5	0	1	1	1	1	0						
26 Ronny Paulino, R OBP: 0.361, SLG: 0.404 (1, 2)		K			F9					P3		G3		5	0	0	0	0	1	2						
Jose Castillo, R OBP: 0.323, SLG: 0.427 (1, 4)			K2-3		F9		P4			K			G6-3	6	0	0	0	0	3	4						
José Bautista, R OBP: 0.353, SLG: 0.455 (1, 7)											G6-3			5	1	1	0	0	3	0						
57 Zach Duke, L ERA: 4.99 55 Matt Cappas, R ERA: 3.41 16 Salvarion Torres, R ERA: 2.04 Michael Gonzalez, L ERA: 2.04 34 John Grabow, L ERA: 3.83 (11, 1)														2	0	0	0	0	0	1						
Inning Stats	R: 0 E: 0 K: 0 S: 9	H: 1 LOB: 1 BB: 0 P: 11	R: 0 E: 0 K: 2 S: 10	H: 0 LOB: 0 BB: 0 P: 12	R: 1 E: 1 K: 1 S: 11	H: 2 LOB: 2 BB: 0 P: 17	R: 0 E: 0 K: 1 S: 7	H: 0 LOB: 0 BB: 0 P: 9	R: 1 E: 0 K: 0 S: 16	H: 2 LOB: 2 BB: 1 P: 26	R: 0 E: 0 K: 1 S: 17	H: 0 LOB: 1 BB: 1 P: 27	R: 0 E: 0 K: 0 S: 10	H: 1 LOB: 2 BB: 1 P: 13	R: 0 E: 0 K: 2 S: 12	H: 0 LOB: 3 BB: 2 P: 26	R: 0 E: 0 K: 1 S: 6	H: 0 LOB: 0 BB: 9 P: 9	R: 0 E: 0 K: 0 S: 7	H: 1 LOB: 0 BB: 0 P: 9	R: 0 E: 0 K: 0 S: 8	H: 0 LOB: 0 BB: 0 P: 11	1B: 6 2B: 1 3B: 0 HR: 0	SF: 0 SAC: 2 DP: 1 HBP: 2	WIP: 0 PB: 0 SB: 2 CS: 0	PA: 52
PITCHER	IP 6.0	WLS 25	BF 5	H 2	R 2	ER 1	SO 5	BB 1	IBB 0	HBP 1	BLK 0	WP 0	HR 0	S 60	P 86	ERA 1.50	WHIP 0.833									
39 Chris Capuano, L ERA: 3.68 Rick Helling, R ERA: 4.4 52 Jose Capellan, R ERA: 4.12 Dan Kolb, R ERA: 4.78 Brian Shouse, L ERA: 2.32 (7, 1)	1.0	4	0	0	0	1	0	0	0	0	0	0	0	17	27	0.00	1.000									
2.0	11	1	0	0	3	3	0	0	0	0	0	0	0	21	39	0.00	2.000									
1.0	3	0	0	0	1	0	0	0	0	0	0	0	0	6	9	0.00	0.000									
1.0	3	0	0	0	0	0	0	0	0	0	0	0	0	6	11	0.00	0.000									
PITCHER	IP 1.0	WLS 3	BF 0	H 0	R 0	ER 0	SO 0	BB 0	IBB 0	HBP 0	BLK 0	WP 0	HR 0	S 8	P 11	ERA 0.00	WHIP 0.000									
Geremi Gonzalez, R ERA: 4.3 Francisco Cordero, R ERA: 3.99 (12, 1)	1.0	W	3	1	0	0	0	0	0	0	0	0	0	0	0	0.00	1.000									
1.0	S	3	0	0	0	0	0	0	0	0	0	0	0	8	11	0.00	0.000									

Milwaukee Brewers @ Pittsburgh Pirates
PNC Park, Pittsburgh, PA
Wed Aug 16 2006, 12:35 PM EDT
Att. 14,901 - Partly Cloudy - 77 F

AB 44
R 2
H 7
RBI 2
BB 4
SO 10
LOB 21



Batter	1	2	3	4	5	6	7	8	9	AB	R	H	RBI	BB	SO	LOB	TOP								
Willy Taveras, R OBP: 0.325, SLG: 0.330	(1, 8) F8 BB		(1, 1) S 1B		(1, 1) HBP 1B	(3, 2) G6-3		(1, 0) G1-3		4	1	2	0	1	0	2									
Craig Biggio, R OBP: 0.326, SLG: 0.448 Dan Wheeler, R (9, 1)	(1, 4) SAFE P4		(0, 1) SAFE F9		(1, 0) 1B HBP 3B		(0, 2) 17 HR 1B		(0, 2) G6-3	4	2	1	0	0	0	2									
Mike Lamb, L OBP: 0.357, SLG: 0.493	(1, 3) SAFE F8		(1, 0) SAFE G1-3		(0, 2) 3B 1B		(0, 3) K		(2, 3) K	5	1	1	1	0	2	3									
17 Lance Berkman, S OBP: 0.420, SLG: 0.624		(4, 2) 2B SF8 BB		(1, 3) K	(1, 3) K		(1, 1) HR		(0, 0) G3-1	4	2	1	2	1	2	2									
Luke Scott, L OBP: 0.481, SLG: 0.680	(1, 7) 1-3 2B		(2, 3) K2-3		(0, 0) 3B		(2, 1) F8			4	0	2	2	0	1	0									
Aubrey Huff, L OBP: 0.352, SLG: 0.463	(1, 5) SF8		(0, 0) HR		(1, 3) K		(2, 0) G4-3			3	1	1	2	0	1	1									
28 Adam Everett, R OBP: 0.292, SLG: 0.340		(0, 2) G1-3		(0, 1) 1B		(1, 2) G5-3		(1, 1) G5-3		4	0	1	0	0	0	1									
Eric Munson, L OBP: 0.283, SLG: 0.346		(0, 0) G6-3		(0, 0) P6		(0, 1) FC3-6 1B		(2, 3) K		4	0	1	0	0	1	2									
Jason Hirsh, R Chad Qualls, R Morgan Ensberg, R OBP: 0.391, SLG: 0.479 Trever Miller, R (8, 1) 2 Chris Burke, R OBP: 0.363, SLG: 0.451 (9, 4)	(1, 1) K		(1, 2) K		(0, 1) F9		(0, 0) FC3-6 1B		(1, 1) 1B	3	0	0	0	0	1	1									
Inning Stats	R: 0 E: 0 K: 0 S: 7	H: 0 LOB: 0 BB: 1 P: 13	R: 1 E: 0 K: 0 S: 10	H: 1 LOB: 1 BB: 1 P: 14	R: 0 E: 0 K: 1 S: 8	H: 1 LOB: 1 BB: 0 P: 11	R: 1 E: 0 K: 2 S: 10	H: 2 LOB: 1 BB: 0 P: 15	R: 3 E: 0 K: 2 S: 14	H: 3 LOB: 1 BB: 0 P: 18	R: 0 E: 0 K: 0 S: 12	H: 1 LOB: 1 BB: 0 P: 16	R: 2 E: 0 K: 1 S: 11	H: 2 LOB: 0 BB: 0 P: 16	R: 0 E: 0 K: 1 S: 8	H: 1 LOB: 1 BB: 0 P: 13	R: 0 E: 0 K: 1 S: 9	H: 0 LOB: 0 BB: 0 P: 11	1B: 7 2B: 1 3B: 1 HR: 2	SF: 1 SAC: 0 DP: 0 HBP: 1	WP: 0 PB: 0 SB: 1 CS: 0	PA: 40			
PITCHER	IP WLS BF H R ER SO BB IBB HBP BLK WP HR S P ERA WHIP	IP WLS BF H R ER SO BB IBB HBP BLK WP HR S P ERA WHIP	IP WLS BF H R ER SO BB IBB HBP BLK WP HR S P ERA WHIP	IP WLS BF H R ER SO BB IBB HBP BLK WP HR S P ERA WHIP	IP WLS BF H R ER SO BB IBB HBP BLK WP HR S P ERA WHIP	IP WLS BF H R ER SO BB IBB HBP BLK WP HR S P ERA WHIP	IP WLS BF H R ER SO BB IBB HBP BLK WP HR S P ERA WHIP	IP WLS BF H R ER SO BB IBB HBP BLK WP HR S P ERA WHIP	IP WLS BF H R ER SO BB IBB HBP BLK WP HR S P ERA WHIP	IP WLS BF H R ER SO BB IBB HBP BLK WP HR S P ERA WHIP	IP WLS BF H R ER SO BB IBB HBP BLK WP HR S P ERA WHIP	IP WLS BF H R ER SO BB IBB HBP BLK WP HR S P ERA WHIP	IP WLS BF H R ER SO BB IBB HBP BLK WP HR S P ERA WHIP	IP WLS BF H R ER SO BB IBB HBP BLK WP HR S P ERA WHIP	IP WLS BF H R ER SO BB IBB HBP BLK WP HR S P ERA WHIP	IP WLS BF H R ER SO BB IBB HBP BLK WP HR S P ERA WHIP	IP WLS BF H R ER SO BB IBB HBP BLK WP HR S P ERA WHIP	IP WLS BF H R ER SO BB IBB HBP BLK WP HR S P ERA WHIP	IP WLS BF H R ER SO BB IBB HBP BLK WP HR S P ERA WHIP	IP WLS BF H R ER SO BB IBB HBP BLK WP HR S P ERA WHIP	IP WLS BF H R ER SO BB IBB HBP BLK WP HR S P ERA WHIP	IP WLS BF H R ER SO BB IBB HBP BLK WP HR S P ERA WHIP	IP WLS BF H R ER SO BB IBB HBP BLK WP HR S P ERA WHIP	IP WLS BF H R ER SO BB IBB HBP BLK WP HR S P ERA WHIP	IP WLS BF H R ER SO BB IBB HBP BLK WP HR S P ERA WHIP

Houston Astros @ Milwaukee Brewers
Miller Park, Milwaukee, WI
Thu Aug 17 2006, 7:05 PM CDT
Att: 30,252 - Roof Closed - 77 F


AB	36
R	7
H	11
RBI	7
BB	2
SO	8
LOB	14



Batter	1	2	3	4	5	6	7	8	9	AB	R	H	RBI	BB	SO	LOB	BOTTOM								
1 Corey Hart, R OBP: 0.327, SLG: 0.407	(1, 7) HR		(1, 3) K		(0, 1) F9		(2, 0) G5-3		(2, 3) K	5	1	1	1	0	2	0									
9 Tony Graffanino, R OBP: 0.359, SLG: 0.421	(1, 4) F8		(0, 1) P4		(1, 2) F8		(4, 0) BB			3	0	0	0	1	0	0									
28 Prince Fielder, L OBP: 0.350, SLG: 0.499	(1, 3) 18 BB HBP		(0, 1) P6		(0, 0) BB 2B		(1, 1) G4-3			3	1	1	0	0	0	1									
18 Gabe Gross, L OBP: 0.375, SLG: 0.480	(1, 8) 1-2 BB		(4, 0) WP 2 1B BB		(1, 2) P6		(1, 3) K			2	1	0	0	2	1	1									
2 Bill Hall, R OBP: 0.330, SLG: 0.553	(1, 6) F8		(2, 2) P3		(4, 2) BB BB		(2, 2) 2B			3	0	1	0	1	0	3									
Geoff Jenkins, L OBP: 0.325, SLG: 0.386 Kevin Mench, R OBP: 0.363, SLG: 0.439 (8, PH) (9, 7)	(1, 9) K		(1, 3) K		(4, 2) BB BB		(0, 1) F8			2	0	0	0	1	2	3									
David Bell, R OBP: 0.347, SLG: 0.391		(1, 1) P4		(2, 2) 1B		(4, 0) G6-3 BB		(2, 2) L8		3	0	1	2	1	0	1									
Damian Miller, R OBP: 0.324, SLG: 0.408		(1, 2) G5-3		(0, 3) K		(0, 1) G6-3		(1, 2) G4-6-3 1B		4	0	1	0	0	1	4									
15 Ben Sheets, R OBP: 0.056, SLG: 0.056 Brady Clark, R OBP: 0.363, SLG: 0.333 Brian Shouse, L Derrick Turnbow, R Jeff Cirillo, R OBP: 0.381, SLG: 0.419 (9, PH)	(1, 1) K		(0, 3) K		(2, 1) F9		(1, 1) G4-3		(1, 2) G4-6-3	2	0	0	0	0	1	0									
Inning Stats	R: 1 E: 0 K: 1 S: 13	H: 1 LOB: 2 BB: 1 P: 21	R: 0 E: 0 K: 1 S: 8	H: 0 LOB: 0 BB: 0 P: 10	R: 0 E: 0 K: 1 S: 7	H: 0 LOB: 0 BB: 0 P: 8	R: 1 E: 0 K: 2 S: 12	H: 1 LOB: 1 BB: 1 P: 21	R: 0 E: 0 K: 0 S: 7	H: 0 LOB: 0 BB: 0 P: 10	R: 1 E: 0 K: 0 S: 10	H: 1 LOB: 2 BB: 3 P: 23	R: 0 E: 0 K: 0 S: 5	H: 0 LOB: 1 BB: 1 P: 13	R: 0 E: 0 K: 1 S: 13	H: 1 LOB: 1 BB: 0 P: 18	R: 0 E: 0 K: 1 S: 11	H: 1 LOB: 0 BB: 0 P: 15	1B: 2 2B: 2 3B: 0 HR: 1	SF: 0 SAC: 0 DP: 2 HBP: 1	WP: 2 PB: 0 SB: 0 CS: 0	PA: 37			
PITCHER	IP WLS BF H R ER SO BB IBB HBP BLK WP HR S P ERA WHIP	IP WLS BF H R ER SO BB IBB HBP BLK WP HR S P ERA WHIP	IP WLS BF H R ER SO BB IBB HBP BLK WP HR S P ERA WHIP	IP WLS BF H R ER SO BB IBB HBP BLK WP HR S P ERA WHIP	IP WLS BF H R ER SO BB IBB HBP BLK WP HR S P ERA WHIP	IP WLS BF H R ER SO BB IBB HBP BLK WP HR S P ERA WHIP	IP WLS BF H R ER SO BB IBB HBP BLK WP HR S P ERA WHIP	IP WLS BF H R ER SO BB IBB HBP BLK WP HR S P ERA WHIP	IP WLS BF H R ER SO BB IBB HBP BLK WP HR S P ERA WHIP	IP WLS BF H R ER SO BB IBB HBP BLK WP HR S P ERA WHIP	IP WLS BF H R ER SO BB IBB HBP BLK WP HR S P ERA WHIP	IP WLS BF H R ER SO BB IBB HBP BLK WP HR S P ERA WHIP	IP WLS BF H R ER SO BB IBB HBP BLK WP HR S P ERA WHIP	IP WLS BF H R ER SO BB IBB HBP BLK WP HR S P ERA WHIP	IP WLS BF H R ER SO BB IBB HBP BLK WP HR S P ERA WHIP	IP WLS BF H R ER SO BB IBB HBP BLK WP HR S P ERA WHIP	IP WLS BF H R ER SO BB IBB HBP BLK WP HR S P ERA WHIP	IP WLS BF H R ER SO BB IBB HBP BLK WP HR S P ERA WHIP	IP WLS BF H R ER SO BB IBB HBP BLK WP HR S P ERA WHIP	IP WLS BF H R ER SO BB IBB HBP BLK WP HR S P ERA WHIP	IP WLS BF H R ER SO BB IBB HBP BLK WP HR S P ERA WHIP	IP WLS BF H R ER SO BB IBB HBP BLK WP HR S P ERA WHIP	IP WLS BF H R ER SO BB IBB HBP BLK WP HR S P ERA WHIP	IP WLS BF H R ER SO BB IBB HBP BLK WP HR S P ERA WHIP	IP WLS BF H R ER SO BB IBB HBP BLK WP HR S P ERA WHIP

Houston Astros @ Milwaukee Brewers
Miller Park, Milwaukee, WI
Thu Aug 17 2006, 7:05 PM CDT
Att: 30,252 - Roof Closed - 77 F

AB	30
R	3
H	5
RBI	3
BB	6
SO	7
LOB	15



Batter	1	2	3	4	5	6	7	8	9	AB	R	H	RBI	BB	SO	LOB	TOP										
Jamey Carroll, R OBP: 0.372, SLG: 0.390	G6-3		K		G4-3			G6-3		4	0	0	0	0	1	1											
17 Todd Helton, L OBP: 0.405, SLG: 0.476	F8			27 E	1B	F9		F7		4	0	1	0	0	0	1											
27 Garrett Atkins, R OBP: 0.380, SLG: 0.523	G1-3			E7	1B			F9		4	0	2	0	0	0	0											
5 Matt Holliday, R OBP: 0.379, SLG: 0.569		L5		L4				G5-3		4	0	0	0	0	1	3											
11 Brad Hawpe, L OBP: 0.381, SLG: 0.501		G4-3		K2-3				F8	7 DI	3	0	0	0	1	1	3											
8 Yovani Torresalva, R OBP: 0.316, SLG: 0.455		1-0		G3				P4		4	0	1	0	0	1	4											
7 Kazuo Matsui, S OBP: 0.243, SLG: 0.278		2B		K						3	1	1	0	1	2	1											
18 Cory Sullivan, L OBP: 0.322, SLG: 0.409			F7					BB		4	0	0	0	0	1	3											
49 Byung-Hyun Kim, R OBP: 0.214, SLG: 0.220			G5-3					L4		2	0	1	1	0	0	0											
61 Ramon E Ramirez, R OBP: 0.500, SLG: 0.500										0	0	0	0	0	0	0											
Luis Gonzalez, R OBP: 0.272, SLG: 0.361										1	0	0	0	0	0	0											
Ray King, L										0	0	0	0	0	0	0											
Jose Mesa, R										0	0	0	0	0	0	0											
Inning Stats	R: 0 E: 0 K: 0 S: 6	H: 0 LOB: 0 BB: 0 P: 7	R: 0 E: 0 K: 1 S: 11	H: 1 LOB: 1 BB: 0 P: 15	R: 0 E: 0 K: 1 S: 5	H: 0 LOB: 0 BB: 0 P: 7	R: 0 E: 1 K: 1 S: 13	H: 2 LOB: 2 BB: 0 P: 17	R: 1 E: 0 K: 1 S: 14	H: 2 LOB: 1 BB: 0 P: 25	R: 0 E: 0 K: 2 S: 11	H: 1 LOB: 0 BB: 0 P: 14	R: 0 E: 0 K: 1 S: 7	H: 0 LOB: 0 BB: 0 P: 12	R: 0 E: 0 K: 0 S: 12	H: 0 LOB: 2 BB: 2 P: 26	1B: 2 2B: 4 3B: 0 HR: 0	SF: 0 SAC: 0 DP: 0 HBP: 0	WP: 0 PB: 0 SB: 0 CS: 0	PA: 35							
PITCHER	IP	WLS	BF	H	R	ER	SO	BB	IBB	HBP	BLK	WP	HR	S	P	ERA	WHIP										
15 Ben Sheets, R ERA: 5.02	7.0	W	27	6	1	1	7	0	0	0	0	0	0	67	97	1.29	0.857										
Dan Kolb, R ERA: 4.43	1.0		3	0	0	0	0	0	0	0	0	0	0	7	11	0.00	0.000										
Derrick Turnbow, R ERA: 6.14	1.0		5	0	0	0	0	2	0	0	0	0	0	12	26	0.00	2.000										

Colorado Rockies @ Milwaukee Brewers
Miller Park, Milwaukee, WI
Wed Aug 23 2006, 7:05 PM CDT
Att: 35,569 - Roof Closed - 70 F

AB 33
R 1
H 6
RBI 1
BB 2
SO 7
LOB 16



Batter	1	2	3	4	5	6	7	8	9	AB	R	H	RBI	BB	SO	LOB	BOTTOM										
18 Gabe Gross, L OBP: 0.377, SLG: 0.470	28 1B		F8		9 1B	2B		F7		3	2	1	0	2	0	0											
9 Tony Graffanino, R OBP: 0.396, SLG: 0.428	28 1B		K		2 WP	20 HBP		P6		3	2	1	2	1	1	1											
28 Prince Fielder, L OBP: 0.353, SLG: 0.493	20 C4-6-3			F8	20 HBP	2 WP		F9		4	0	2	2	0	0	0											
2 Bill Hall, R OBP: 0.339, SLG: 0.557	SF9			F8	20 HBP			FC5	BB	1	0	0	1	2	0	0											
20 Lavnce Nix, L OBP: 0.174, SLG: 0.186	G4-6-3			G3	1-2 2-3			K		3	0	0	1	0	1	2											
Geoff Jenkins, L OBP: 0.328, SLG: 0.387			K		1-2 2-3			FC5	BB	2	1	0	0	1	2	3											
Jeff Cirillo, R OBP: 0.378, SLG: 0.433			F9		K			FC5		4	1	1	1	0	1	3											
11 Mike Rivera, R OBP: 0.323, SLG: 0.435			K		2-0			HR		4	1	1	0	0	1	0											
15 Ben Sheets, R OBP: 0.050, SLG: 0.050					15 SH2-4			F9		2	0	0	0	0	1	0											
Brady Clark, R OBP: 0.365, SLG: 0.331					9 1B			F9		0	0	0	0	0	0	0											
Derrick Turnbow, R					1B			F9		1	0	0	0	0	0	0											
Inning Stats	R: 2 E: 0 K: 0 S: 4	H: 1 LOB: 0 BB: 2 P: 16	R: 0 E: 0 K: 2 S: 8	H: 0 LOB: 0 BB: 0 P: 9	R: 0 E: 0 K: 2 S: 9	H: 0 LOB: 0 BB: 0 P: 15	R: 0 E: 0 K: 0 S: 8	H: 0 LOB: 0 BB: 0 P: 12	R: 4 E: 0 K: 2 S: 13	H: 3 LOB: 3 BB: 2 P: 27	R: 1 E: 0 K: 0 S: 9	H: 2 LOB: 1 BB: 0 P: 12	R: 0 E: 0 K: 1 S: 11	H: 0 LOB: 2 BB: 2 P: 19	R: 0 E: 0 K: 0 S: 6	H: 0 LOB: 0 BB: 0 P: 8	1B: 4 2B: 1 3B: 0 HR: 1	SF: 1 SAC: 1 DP: 1 HBP: 2	WP: 1 PB: 0 SB: 0 CS: 0	PA: 37							
PITCHER	IP	WLS	BF	H	R	ER	SO	BB	IBB	HBP	BLK	WP	HR	S	P	ERA	WHIP										
49 Byung-Hyun Kim, R ERA: 5.18	5.0	L	24	4	6	6	6	3	1	2	0	0	42	79	10.80	1.400											
61 Ramon E Ramirez, R ERA: 3.16	1.0		5	2	1	1	0	0	0	0	0	0	1	9	12	9.00	2.000										
Ray King, L ERA: 3.97	1.0		5	0	0	0	1	2	0	0	0	0	0	11	19	0.00	2.000										
Jose Mesa, R ERA: 3.34	1.0		3	0	0	0	0	0	0	0	0	0	0	6	8	0.00	0.000										

Colorado Rockies @ Milwaukee Brewers
Miller Park, Milwaukee, WI
Wed Aug 23 2006, 7:05 PM CDT
Att: 35,569 - Roof Closed - 70 F

AB 27
R 7
H 6
RBI 7
BB 6
SO 7
LOB 9



Batter	1	2	3	4	5	6	7	8	9	AB	R	H	RBI	BB	SO	LOB	TOP		
Jamey Carroll, R OBP: 0.370, SLG: 0.387	F7			17 WP 17 HR	F7		FC1-6 27 BB 17 HBP		L8	5	1	1	0	0	0	2			
17 Todd Helton, L OBP: 0.407, SLG: 0.486	F9			HR		P3			2B	4	1	2	2	0	0	0			
27 Garrett Atkins, R OBP: 0.361, SLG: 0.522	P3			G5-3					F8	4	1	1	0	1	0	1			
5 Matt Holliday, R OBP: 0.378, SLG: 0.566		L8		G6-3						4	1	1	0	0	1	3			
11 Brad Hawpe, L OBP: 0.380, SLG: 0.506	G3-1			P6						4	1	1	3	0	0	3			
19 Ryan Spillborghs, R OBP: 0.310, SLG: 0.444										4	0	1	0	0	2	0			
12 Clint Barmes, R OBP: 0.268, SLG: 0.350				L8						4	0	0	0	0	1	1			
40 Brian Fuentes, L										0	0	0	0	0	0	0			
Danny Ardoin, R OBP: 0.261, SLG: 0.257				G5-3						4	1	1	0	0	1	2			
37 Josh Fogg, R OBP: 0.187, SLG: 0.099										2	0	1	1	0	1	0			
39 Tom Martin, L										0	0	0	0	0	0	0			
7 Kazuo Matsui, S OBP: 0.345, SLG: 0.494										1	0	1	0	0	0	0			
60 Manny Corpas, R										0	0	0	0	0	0	0			
Jeremy Affeldt, L										0	0	0	0	0	0	0			
Luis Gonzalez, R OBP: 0.270, SLG: 0.329										1	0	0	0	0	0	0			
Inning Stats	R: 0 E: 0 K: 0 S: 7	H: 0 LOB: 0 BB: 0 P: 15	R: 0 E: 0 K: 1 S: 10	H: 0 LOB: 0 BB: 0 P: 18	R: 0 E: 0 K: 1 S: 10	H: 0 LOB: 0 BB: 0 P: 12	R: 2 E: 0 K: 0 S: 15	H: 2 LOB: 0 BB: 0 P: 22	R: 1 E: 0 K: 1 S: 14	H: 2 LOB: 1 BB: 0 P: 19	R: 3 E: 0 K: 2 S: 21	H: 4 LOB: 1 BB: 0 P: 32	R: 0 E: 1 K: 0 S: 7	H: 0 LOB: 0 BB: 0 P: 11	R: 0 E: 0 K: 0 S: 11	H: 1 LOB: 1 BB: 0 P: 15	1B: 5 2B: 3 3B: 0 HR: 2	SF: 0 SAC: 0 DP: 1 HBP: 1	WP: 1 PA: 39 PB: 0 SB: 1 CS: 0
PITCHER	IP WLS BF H R ER SO BB IBB HBP BLK WP HR S P ERA WHIP																		
Tomo Ohka, R ERA: 4.42	5.1 W 23 7 6 6 3 0 0 0 0 0 1 2 68 103 10.12 1.312																		
52 Jose Capellan, R ERA: 3.79	1.1 H 8 2 0 0 3 1 0 1 0 0 0 0 24 37 0.00 2.250																		
Brian Shouse, L ERA: 2.18	0.1 H 1 0 0 0 0 0 0 0 0 0 0 0 2 3 0.00 0.000																		
Dan Kolb, R ERA: 4.32	1.0 3 0 0 0 0 0 0 0 0 0 0 0 7 11 0.00 0.000																		
Rick Helling, R ERA: 4.25	1.0 4 1 0 0 0 0 0 0 0 0 0 0 11 15 0.00 1.000																		

Colorado Rockies @ Milwaukee Brewers
Miller Park, Milwaukee, WI
Thu Aug 24 2006, 1:05 PM CDT
Att: 35,484 - Roof Closed - 77 F

AB 37
R 6
H 10
RBI 6
BB 1
SO 6
LOB 12



Batter	1	2	3	4	5	6	7	8	9	AB	R	H	RBI	BB	SO	LOB	BOTTOM		
18 Gabe Gross, L OBP: 0.379, SLG: 0.481	F7			FC4-6						4	0	2	2	0	0	2			
Brady Clark, R OBP: 0.367, SLG: 0.333										1	1	1	1	0	0	0			
9 Tony Graffanino, R OBP: 0.361, SLG: 0.421	G5-3			G1-3						5	1	0	0	0	1	8			
28 Prince Fielder, L OBP: 0.351, SLG: 0.497	G3-1			G4-3						5	1	1	3	0	1	2			
2 Bill Hall, R OBP: 0.342, SLG: 0.566				F7						4	2	2	1	1	0	0			
20 Laynce Nix, L OBP: 0.157, SLG: 0.167										5	0	0	0	0	2	2			
Geoff Jenkins, L OBP: 0.333, SLG: 0.388										2	3	1	0	1	0	1			
David Bell, R OBP: 0.337, SLG: 0.379										5	2	2	1	0	1	2			
Damian Miller, R OBP: 0.322, SLG: 0.399										1	1	0	0	1	1	1			
11 Mike Rivera, R OBP: 0.326, SLG: 0.453										2	1	1	0	0	1	1			
Tomo Ohka, S OBP: 0.186, SLG: 0.200										2	0	2	4	0	0	0			
52 Jose Capellan, R										0	0	0	0	0	0	0			
Brian Shouse, L										0	0	0	0	0	0	0			
Jeff Cirillo, R OBP: 0.345, SLG: 0.436										1	0	1	0	0	0	0			
Dan Kolb, R										0	0	0	0	0	0	0			
Rick Helling, R										0	0	0	0	0	0	0			
Inning Stats	R: 0 E: 0 K: 0 S: 7	H: 0 LOB: 0 BB: 0 P: 10	R: 4 E: 1 K: 1 S: 18	H: 4 LOB: 2 BB: 1 P: 30	R: 3 E: 0 K: 0 S: 15	H: 3 LOB: 2 BB: 1 P: 27	R: 0 E: 0 K: 1 S: 7	H: 0 LOB: 0 BB: 0 P: 11	R: 1 E: 0 K: 2 S: 14	H: 2 LOB: 2 BB: 0 P: 23	R: 0 E: 0 K: 1 S: 10	H: 0 LOB: 1 BB: 1 P: 17	R: 4 E: 0 K: 1 S: 14	H: 4 LOB: 0 BB: 0 P: 23	R: 0 E: 0 K: 1 S: 6	H: 0 LOB: 1 BB: 0 P: 11	1B: 6 2B: 5 3B: 0 HR: 2	SF: 0 SAC: 0 DP: 0 HBP: 3	WP: 0 PA: 44 PB: 0 SB: 0 CS: 0
PITCHER	IP WLS BF H R ER SO BB IBB HBP BLK WP HR S P ERA WHIP																		
37 Josh Fogg, R ERA: 4.91	4.2 L 27 8 8 7 3 0 1 0 0 0 0 0 0 16 27 0.00 1.500																		
39 Tom Martin, L ERA: 4.15	1.1 6 1 0 0 2 1 0 0 0 0 0 0 7 13 54.00 6.000																		
60 Manny Corpas, R ERA: 3.45	0.1 3 2 2 2 1 0 0 0 0 0 0 0 7 10 27.00 3.000																		
Jeremy Affeldt, L ERA: 5.8	0.2 4 2 2 2 0 0 0 0 0 0 0 1 7 10 27.00 3.000																		
40 Brian Fuentes, L ERA: 3.16	1.0 4 0 0 0 1 0 0 0 1 0 0 0 6 11 0.00 0.000																		

Colorado Rockies @ Milwaukee Brewers
Miller Park, Milwaukee, WI
Thu Aug 24 2006, 1:05 PM CDT
Att: 35,484 - Roof Closed - 77 F

AB 37
R 12
H 13
RBI 12
BB 3
SO 7
LOB 19



Batter	1	2	3	4	5	6	7	8	9	AB	R	H	RBI	BB	SO	LOB	TOP									
Brady Clark, R OBP: 0.370, SLG: 0.344 (1, 8)	G4-3 1B		2B			SF8 3B		E9 2 F8 1B		4	1	2	0	0	0	0	Milwaukee Brewers @ Florida Marlins Dolphin Stadium, Miami, FL Sat Aug 26 2006, 6:05 PM EDT Att: 30,017 - Partly Cloudy - 84 F									
Jeff Cirillo, R OBP: 0.381, SLG: 0.437 (1, 3)	1B		K			SF8		1B		3	0	2	1	0	1	1										
9 Tony Graffanino, R OBP: 0.361, SLG: 0.417 (1, 4)	G6-4-3 1-2				SF8 1B			F6		3	1	1	0	1	0	3										
2 Bill Hall, R OBP: 0.340, SLG: 0.567 (1, 6)		K			FC4-6 1B			F8		4	0	1	0	0	2	3										
Kevin Mench, R OBP: 0.325, SLG: 0.432 Rick Helling, R (6, 1)		F9			SF8			P4		2	0	0	1	0	0	1										
28 Prince Fielder, L OBP: 0.351, SLG: 0.492 Geremi Gonzalez, R (8, 1)					SF8			K		0	0	0	0	0	0	0										
1 Cory Hart, R OBP: 0.328, SLG: 0.422 (1, 9)					FC4-6 CS			K		4	0	2	0	0	1	1										
David Bell, R OBP: 0.336, SLG: 0.379 (1, 5)		P3			CS			1B		4	0	1	0	0	2	2										
11 Mike Rivera, R OBP: 0.347, SLG: 0.443 (1, 2)					F7			F7		4	0	0	0	0	0	2										
Doug Davis, R OBP: 0.075, SLG: 0.058 Derrick Turnbow, R (4, 1)					G2-3			K		1	0	0	0	0	0	0										
Geoff Jenkins, L OBP: 0.330, SLG: 0.385 (6, 9)								K		2	0	0	0	0	1	2										
Inning Stats	R: 0 E: 0 K: 0 S: 8	H: 1 LOB: 0 BB: 0 P: 14	R: 0 E: 0 K: 1 S: 11	H: 1 LOB: 1 BB: 0 P: 16	R: 0 E: 0 K: 1 S: 12	H: 1 LOB: 1 BB: 0 P: 14	R: 1 E: 0 K: 0 S: 10	H: 2 LOB: 0 BB: 0 P: 18	R: 0 E: 0 K: 2 S: 10	H: 0 LOB: 0 BB: 0 P: 14	R: 1 E: 0 K: 1 S: 11	H: 1 LOB: 1 BB: 1 P: 20	R: 0 E: 0 K: 2 S: 10	H: 1 LOB: 1 BB: 0 P: 16	R: 0 E: 1 K: 1 S: 11	H: 1 LOB: 2 BB: 0 P: 11	R: 0 E: 0 K: 1 S: 9	H: 1 LOB: 1 BB: 0 P: 14	1B: 6 2B: 2 3B: 1 HR: 0	SF: 2 SAC: 0 DP: 1 HBP: 0	WP: 0 PB: 0 SB: 0 CS: 1	PA: 37				
PITCHER	IP	WLS	BF	H	R	ER	SO	BB	IBB	HBP	BLK	WP	HR	S	P	ERA	WHIP									
Dontrelle Willis, L ERA: 4.01	(1, 1)	7.0	W	27	7	2	2	7	1	0	0	0	0	0	72	112	2.57	1.143								
Matt Herges, R ERA: 3.59	(8, 1)	1.0		5	1	0	0	1	0	0	0	0	0	11	11	0.00	1.000									
Randy Messenger, R ERA: 5.74	(9, 1)	1.0		4	1	0	0	1	0	0	0	0	0	9	14	0.00	1.000									

Batter	1	2	3	4	5	6	7	8	9	AB	R	H	RBI	BB	SO	LOB	BOTTOM									
2 Hanley Ramirez, R OBP: 0.341, SLG: 0.436 (1, 6)	2B	SF8		FC6-5 2B		F9		F7		4	2	1	2	0	0	1	Milwaukee Brewers @ Florida Marlins Dolphin Stadium, Miami, FL Sat Aug 26 2006, 6:05 PM EDT Att: 30,017 - Partly Cloudy - 84 F									
6 Dan Uggla, R OBP: 0.348, SLG: 0.491 (1, 4)	2B	G1-3		2B		K		K		3	1	1	1	1	1	1										
Miguel Cabrera, R OBP: 0.430, SLG: 0.586 (1, 5)	2B			G6-3		K		K		3	1	1	2	0	1	0										
14 Josh Willingham, R OBP: 0.341, SLG: 0.470 Matt Herges, L Randy Messenger, R (9, 1)	K			G4-3		F8		G5-3		4	0	0	0	0	1	3										
17 Mike Jacobs, L OBP: 0.331, SLG: 0.494 4 Alfredo Amezaga, S OBP: 0.337, SLG: 0.345 (7, PR)	K			HR		L9		27 S BB		0	0	0	0	0	0	0										
12 Cody Ross, R OBP: 0.294, SLG: 0.438 (8, 7)	1B			K		20 WP 27 WP BB		F9		3	0	1	1	1	1	1										
27 Jeremy Hermida, L OBP: 0.342, SLG: 0.382 (1, 9)		2B		G4-3 20 1B FC6-5 BB		K		G3		3	2	1	0	1	1	2										
20 Matt Treanor, R OBP: 0.313, SLG: 0.297 (1, 2)		1B		FC6-5 G4-3 1B		BB		K		3	0	2	0	1	1	0										
Dontrelle Willis, L OBP: 0.170, SLG: 0.204 Wes Helms, R OBP: 0.372, SLG: 0.538 (8, 3)		1B		G4-3		G4-3		F9		2	0	0	0	0	0	4										
Inning Stats	R: 3 E: 0 K: 2 S: 15	H: 3 LOB: 1 BB: 1 P: 31	R: 1 E: 1 K: 0 S: 11	H: 2 LOB: 1 BB: 0 P: 18	R: 1 E: 0 K: 1 S: 12	H: 1 LOB: 0 BB: 0 P: 18	R: 2 E: 0 K: 0 S: 13	H: 2 LOB: 2 BB: 1 P: 25	R: 0 E: 0 K: 1 S: 14	H: 0 LOB: 2 BB: 2 P: 23	R: 0 E: 0 K: 2 S: 9	H: 0 LOB: 0 BB: 1 P: 13	R: 0 E: 0 K: 0 S: 11	H: 0 LOB: 2 BB: 1 P: 19	R: 0 E: 0 K: 1 S: 10	H: 0 LOB: 0 BB: 0 P: 16		R: 0 E: 0 K: 1 S: 10	H: 0 LOB: 0 BB: 0 P: 16	1B: 3 2B: 4 3B: 0 HR: 1	SF: 1 SAC: 1 DP: 0 HBP: 1	WP: 2 PB: 0 SB: 1 CS: 0	PA: 37			
PITCHER	IP	WLS	BF	H	R	ER	SO	BB	IBB	HBP	BLK	WP	HR	S	P	ERA	WHIP									
Doug Davis, L ERA: 5.17	(1, 1)	3.2	L	20	8	7	3	2	0	0	0	0	0	48	85	2.727	1.718									
Derrick Turnbow, R ERA: 5.98	(4, 1)	1.1		7	0	0	0	1	2	0	1	0	2	0	17	30	0.00	1.500								
Rick Helling, R ERA: 3.98	(6, 1)	2.0		7	0	0	0	2	1	0	0	0	0	20	32	0.00	0.500									
Geremi Gonzalez, R ERA: 4.53	(8, 1)	1.0		3	0	0	0	1	0	0	0	0	0	10	16	0.00	0.000									

Batter	1	2	3	4	5	6	7	8	9	AB	R	H	RBI	BB	SO	LOB	TOP											
18 Gabe Gross, L (1, 8) OBP: 0.391, SLG: 0.482	1-1 9 BB 1B	1-1 P6			1-0 2 1B 2B		1-3 K		4-2 SAFE 1-2 BB	4	1	2	0	1	1	2												
9 Tony Graffanino, R (1, 4) OBP: 0.358, SLG: 0.412	4-1 SAFE 1-2 BB		2-3 K		2-2 K		1-2 L3		0-2 F7	4	0	0	0	1	2	4												
28 Prince Fielder, L (1, 3) OBP: 0.348, SLG: 0.487	0-2 K		2-2 F9		0-0 P6		2-3 K		2-1 F9	5	0	0	0	0	2	6												
2 Bill Hall, R (1, 6) OBP: 0.340, SLG: 0.564	1-3 K		3-2 P5		3-2 S 1B			3-2 G5-3		4	0	1	2	0	1	2												
Kevin Mench, R (1, 7) OBP: 0.324, SLG: 0.430	0-3 K			0-1 SAFE 1-1 G6-4-3 1B	1-1 F9			0-0 G1-4-3		4	0	1	0	0	1	3												
1 Corey Hart, R (1, 9) OBP: 0.318, SLG: 0.408		2-1 P5		1-1 SAFE G6-4-3			1-0 F7		0-1 P3	4	0	0	0	0	0	1												
Dan Kolb, R (8, 1) Brian Shouse, L (9, 1)				1-2 SAFE G6-4-3						0	0	0	0	0	0	0												
David Bell, R (1, 5) OBP: 0.341, SLG: 0.393		3-2 39 FC6 2B		4-2 BB			0-1 1B		2-2 HR	3	1	3	1	1	0	0												
11 Mike Rivera, R (1, 2) OBP: 0.342, SLG: 0.425		4-1 SAFE 39 FC6 BB		1-1 F9			3-2 P5		1-3 K	3	0	0	0	1	1	2												
39 Chris Capuano, L (1, 1) OBP: 0.155, SLG: 0.143		0-1 FC6					1-1 18 2B 2 1B 1B		2-3 K	3	1	1	0	0	1	3												
52 Jose Capellan, R (7, 1) Geoff Jenkins, L (8, 9) OBP: 0.332, SLG: 0.385		1-2 2-3							4-1 18 BB BB	0	0	0	0	0	0	0												
Inning Stats	R: 0 E: 0 K: 3 S: 13	H: 1 LOB: 2 BB: 1 P: 19	R: 0 E: 0 K: 0 S: 12	H: 1 LOB: 2 BB: 1 P: 22	R: 0 E: 0 K: 1 S: 12	H: 0 LOB: 0 BB: 0 P: 19	R: 0 E: 0 K: 0 S: 9	H: 1 LOB: 1 BB: 0 P: 15	R: 2 E: 0 K: 1 S: 14	H: 3 LOB: 1 BB: 0 P: 22	R: 0 E: 0 K: 1 S: 11	H: 1 LOB: 1 BB: 0 P: 17	R: 0 E: 0 K: 2 S: 10	H: 0 LOB: 0 BB: 0 P: 14	R: 0 E: 0 K: 0 S: 6	H: 0 LOB: 0 BB: 0 P: 9	R: 1 E: 0 K: 1 S: 15	H: 1 LOB: 2 BB: 2 P: 28	1B: 5 2B: 2 HR: 1	SF: 0 SAC: 0 DP: 1 HBP: 0	WP: 0 PB: 0 SB: 1 CS: 0	PA: 39						
PITCHER	IP	WLS	BF	H	R	ER	SO	BB	IBB	HBP	BLK	WP	HR	S	P	ERA	WHIP											
36 Anibal Sánchez, R (1, 1) ERA: 3.41	6.0		27	7	2	2	6	3	0	0	0	0	0	0	71	114	3.00	1.667										
37 Rencyl Pinto, L (7, 1) ERA: 3.57	1.0		3	0	0	0	2	0	0	0	0	0	0	0	10	14	0.00	0.000										
52 Sergio Mitre, R (8, 1) ERA: 4.83	1.0		3	0	0	0	0	0	0	0	0	0	0	6	9	0.00	0.000											
Joe Borowski, R (9, 1) ERA: 3.27	1.0	W	6	1	1	1	1	2	0	0	0	0	0	1	15	28	9.00	3.000										

Milwaukee Brewers @ Florida Marlins
Dolphin Stadium, Miami, FL
Sun Aug 27 2006, 1:05 PM EDT
Att: 13,544 - Partly Cloudy - 89 F

AB 34
R 3
H 8
RBI 3
BB 5
SO 9
LOB 23



Batter	1	2	3	4	5	6	7	8	9	AB	R	H	RBI	BB	SO	LOB	BOTTOM										
2 Hanley Ramirez, R (1, 6) OBP: 0.341, SLG: 0.438	1-3 K		3-1 F8			3-2 G5-3		0-1 6 1B 3B		4	1	1	0	0	1	0											
6 Dan Uggla, R (1, 4) OBP: 0.349, SLG: 0.489	2-3 K			2-3 K		3-3 K		1-0 3B 1B		4	0	1	1	0	3	0											
Miguel Cabrera, R (1, 5) OBP: 0.429, SLG: 0.590	2-3 K			1-1 G4-3			3-1 HR	0-3 K		4	1	1	1	0	2	1											
14 Josh Willingham, R (1, 7) OBP: 0.345, SLG: 0.481		3-2 1B		2-1 1B			0-2 HR	0-2 F9		4	1	3	1	0	0	1											
Wes Helms, R (1, 3) OBP: 0.369, SLG: 0.537	1-3 SAFE K		2-0 L1			0-2 SH2-4 2B		1-0 L6		4	0	1	0	0	1	3											
12 Cody Ross, R (1, 8) OBP: 0.291, SLG: 0.433		1-3 K			0-1 F8		4-1 SH2-4 BB		0-1 G4-3	2	0	0	0	0	1	1											
4 Alfredo Amezaga, S (7, PH) OBP: 0.339, SLG: 0.343										1	0	0	0	1	0	0											
Miguel Olivo, R (1, 2) OBP: 0.306, SLG: 0.473		0-3 K			1-2 G3-1		1-0 SH2-4		2-1 G5-3	3	0	0	0	0	1	1											
27 Jeremy Hermida, L (1, 9) OBP: 0.341, SLG: 0.378			0-1 G3-1			1-3 K		2-3 K		3	1	0	0	1	2	2											
36 Anibal Sánchez, R (1, 1) ERA: 3.53			0-2 L4			1-1 B5-3		1-3 K		1	0	0	0	0	0	0											
61 Rogan Alercombie, R (5, PH) OBP: 0.279, SLG: 0.337										1	0	0	0	0	0	0											
37 Rencyl Pinto, L (7, 1) ERA: 3.73										0	0	0	0	0	0	0											
Joe Borowski, R (9, 1) ERA: 3.27										0	0	0	0	0	0	0											
52 Sergio Mitre, R (8, 1) ERA: 4.83										0	0	0	0	0	0	0											
Joe Borowski, R (9, 1) ERA: 3.27										0	0	0	0	0	0	0											
17 Mike Jacobs, L (8, PH) OBP: 0.333, SLG: 0.497										1	0	1	1	0	0	0											
Inning Stats	R: 0 E: 0 K: 3 S: 9	H: 0 LOB: 0 BB: 0 P: 14	R: 0 E: 0 K: 3 S: 15	H: 1 LOB: 1 BB: 0 P: 20	R: 0 E: 0 K: 0 S: 7	H: 0 LOB: 0 BB: 0 P: 10	R: 0 E: 0 K: 1 S: 8	H: 1 LOB: 1 BB: 0 P: 15	R: 0 E: 0 K: 1 S: 9	H: 0 LOB: 0 BB: 0 P: 11	R: 0 E: 0 K: 1 S: 11	H: 0 LOB: 0 BB: 0 P: 18	R: 2 E: 0 K: 2 S: 17	H: 3 LOB: 2 BB: 1 P: 28	R: 1 E: 0 K: 1 S: 10	H: 2 LOB: 1 BB: 0 P: 12	R: 1 E: 0 K: 0 S: 9	H: 1 LOB: 1 BB: 1 P: 16	1B: 3 2B: 2 HR: 2	SF: 0 SAC: 1 DP: 0 HBP: 0	WP: 0 PB: 0 SB: 0 CS: 0	PA: 36					
PITCHER	IP	WLS	BF	H	R	ER	SO	BB	IBB	HBP	BLK	WP	HR	S	P	ERA	WHIP										
39 Chris Capuano, L (1, 1) ERA: 3.53	6.0		22	4	2	2	9	4	2	2	9	0	0	64	96	3.00	0.667										
52 Jose Capellan, R (7, 1) ERA: 3.73	1.0		5	1	0	0	2	1	0	0	0	0	0	12	20	0.00	2.000										
Dan Kolb, R (8, 1) ERA: 4.43	1.0		5	2	1	1	1	0	0	0	0	0	0	10	12	9.00	2.000										
Brian Shouse, L (9, 1) ERA: 2.34	0.2	L	4	1	1	1	0	1	0	0	0	0	0	9	16	13.50	3.000										

Milwaukee Brewers @ Florida Marlins
Dolphin Stadium, Miami, FL
Sun Aug 27 2006, 1:05 PM EDT
Att: 13,544 - Partly Cloudy - 89 F

AB 33
R 4
H 8
RBI 4
BB 2
SO 12
LOB 11



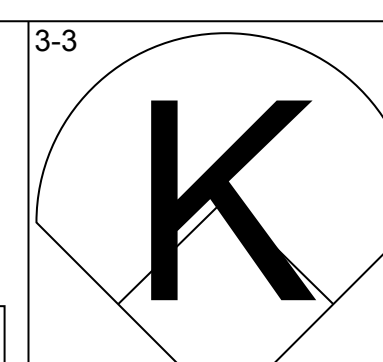
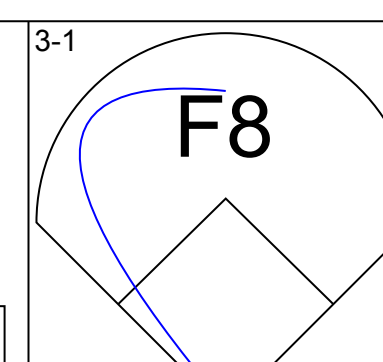
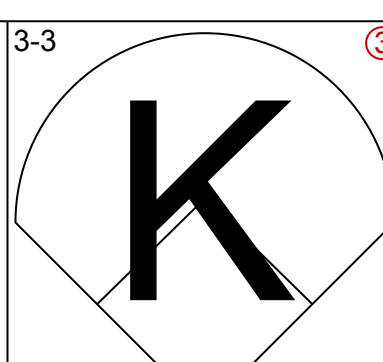
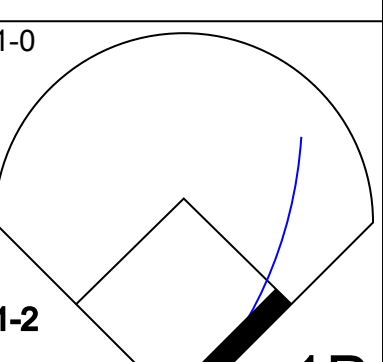
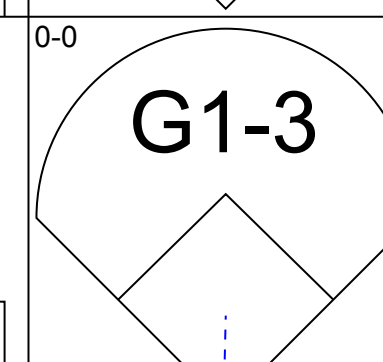
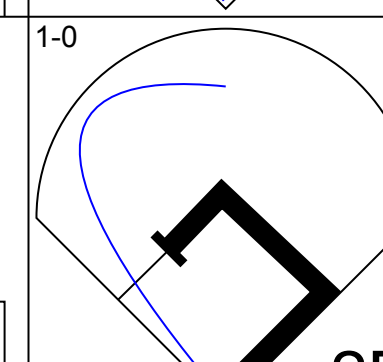
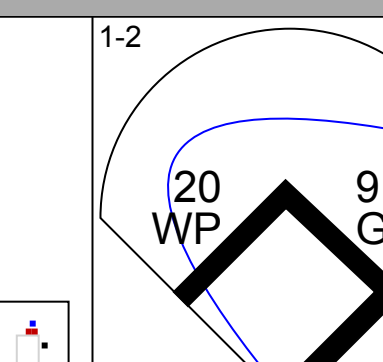
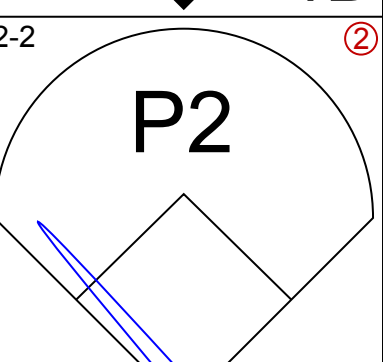
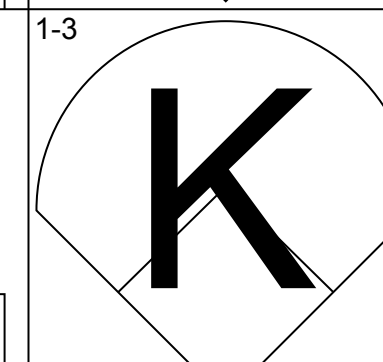
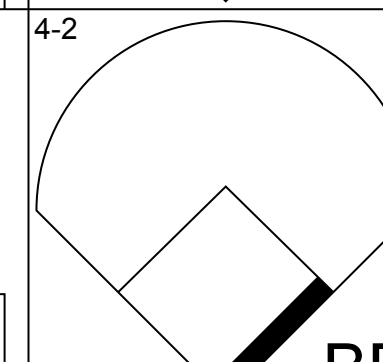
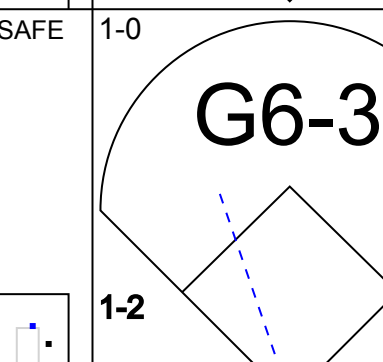
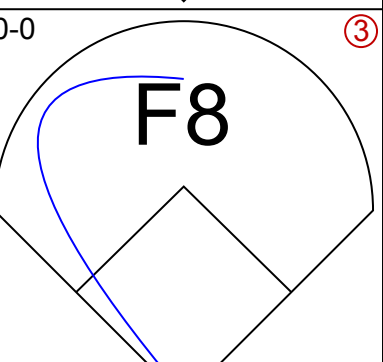
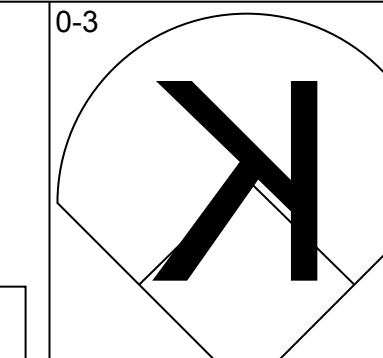
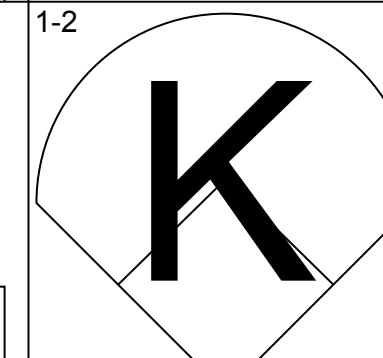
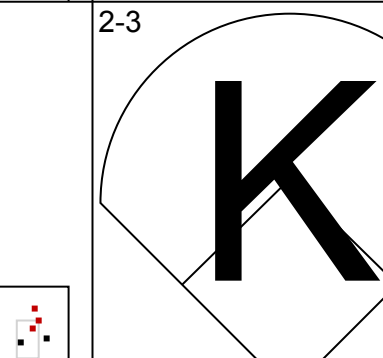
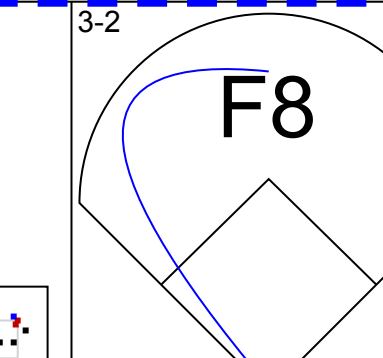
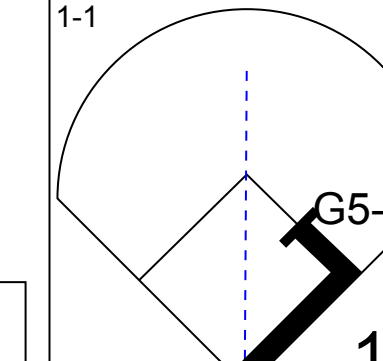
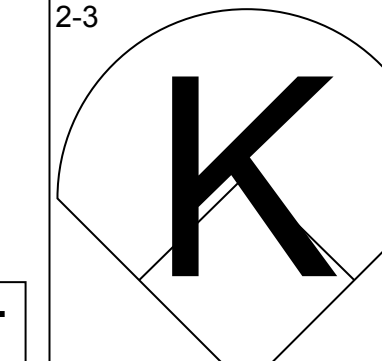
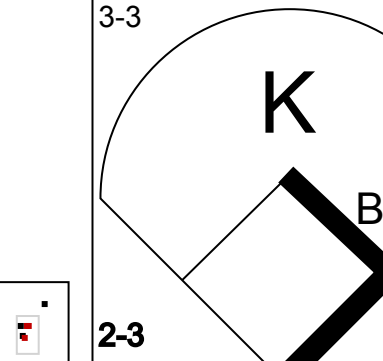
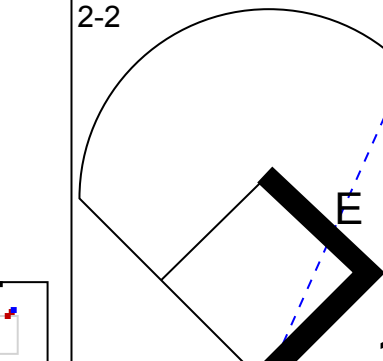
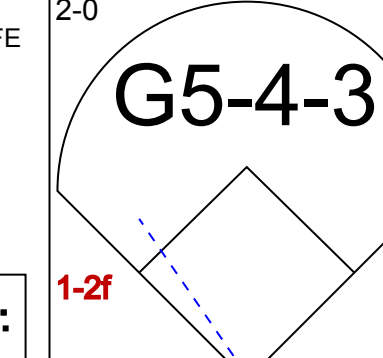
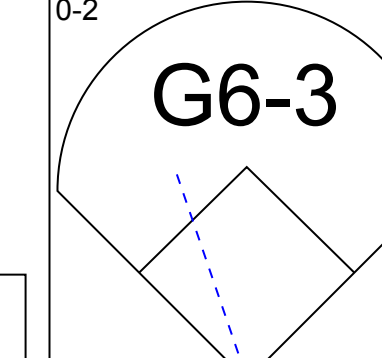
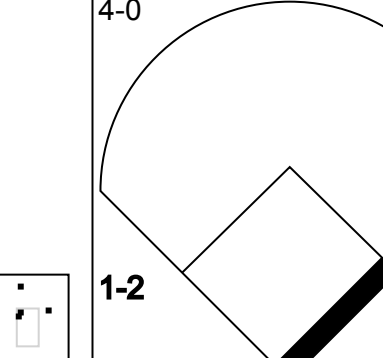
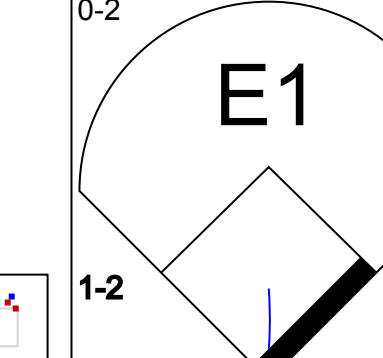
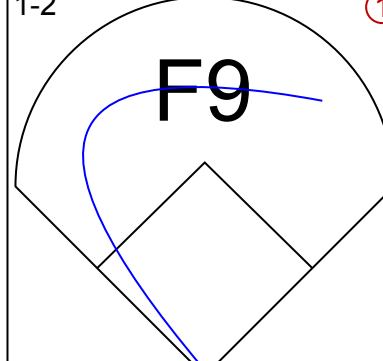
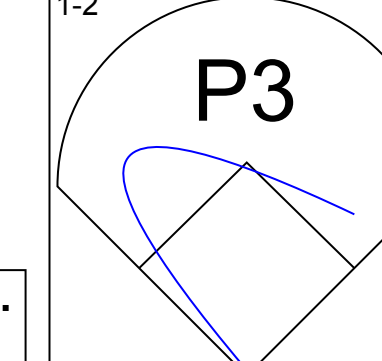
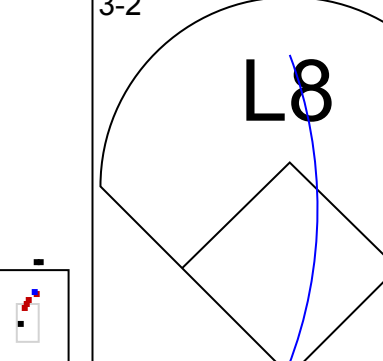
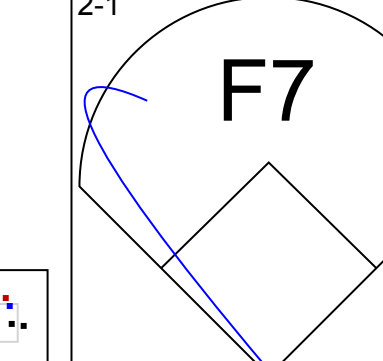
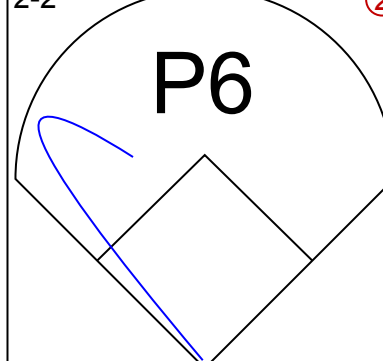
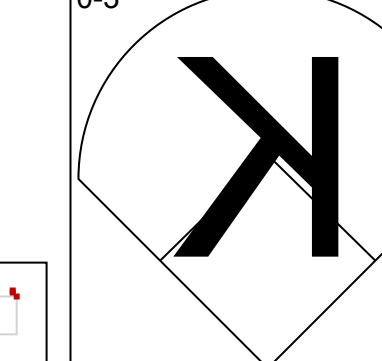
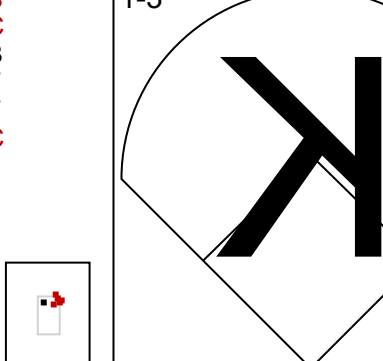
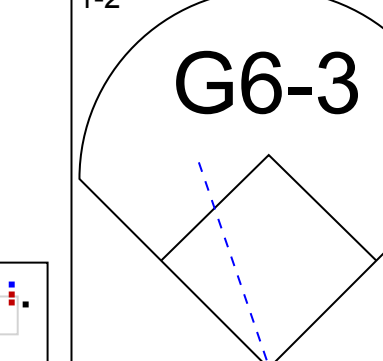
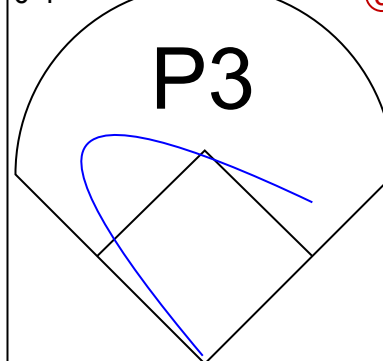
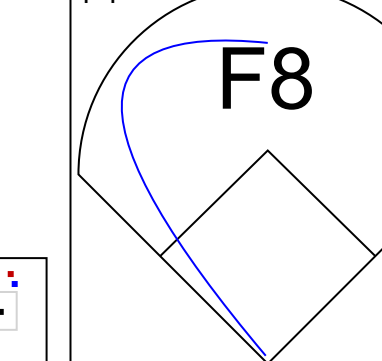
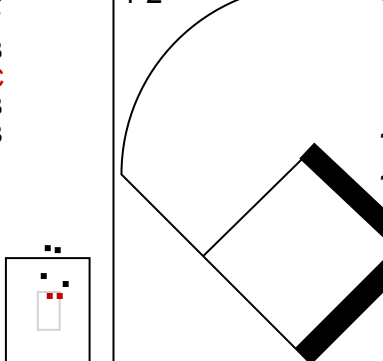
Batter	1	2	3	4	5	6	7	8	9	AB	R	H	RBI	BB	SO	LOB	TOP					
18 Gabe Gross, L OBP: 0.393, SLG: 0.483										4	0	2	0	0	1	1	Milwaukee Brewers @ Florida Marlins Dolphin Stadium, Miami, FL Mon Aug 28 2006, 7:05 PM EDT Att: 10,226 - Clear - 87 F					
9 Tony Graffanino, R OBP: 0.397, SLG: 0.410										4	0	1	1	0	1	2						
28 Prince Fielder, L OBP: 0.345, SLG: 0.483										4	0	0	0	0	1	2						
2 Bill Hall, R OBP: 0.341, SLG: 0.573										4	1	2	1	0	2	0						
20 Lavnce Nix, L OBP: 0.172, SLG: 0.182										4	0	0	0	0	3	1						
Geoff Jenkins, L OBP: 0.331, SLG: 0.384										4	0	1	0	0	1	1						
David Bell, R OBP: 0.341, SLG: 0.393										3	0	1	0	0	2	1						
11 Mike Rivera, R OBP: 0.329, SLG: 0.408										3	0	0	0	0	0	1						
15 Ben Sheets, R OBP: 0.045, SLG: 0.045										2	0	0	0	0	0	0						
Jeff Cirillo, R OBP: 0.384, SLG: 0.444										1	1	1	0	0	0	0						
52 Jose Capellan, R OBP: 0.331, SLG: 0.384										0	0	0	0	0	0	0						
Brian Shouse, L OBP: 0.331, SLG: 0.384										0	0	0	0	0	0	0						
Inning Stats	R: 0 E: 0 K: 1 S: 8	H: 0 LOB: 0 BB: 0 P: 12	R: 0 E: 0 K: 3 S: 12	H: 1 LOB: 1 BB: 0 P: 21	R: 0 E: 0 K: 0 S: 12	H: 1 LOB: 1 BB: 0 P: 16	R: 0 E: 0 K: 0 S: 6	H: 1 LOB: 1 BB: 0 P: 11	R: 0 E: 0 K: 0 S: 5	H: 1 LOB: 0 BB: 0 P: 9	R: 0 E: 0 K: 1 S: 6	H: 1 LOB: 0 BB: 0 P: 10	R: 1 E: 0 K: 2 S: 11	H: 1 LOB: 0 BB: 0 P: 14	R: 1 E: 0 K: 1 S: 14	H: 2 LOB: 1 BB: 0 P: 18	R: 0 E: 0 K: 3 S: 9	H: 0 LOB: 0 BB: 0 P: 11	1B: 5 2B: 2 3B: 0 HR: 1	SF: 0 SAC: 0 DP: 2 HBP: 0	WP: 0 PB: 0 SB: 0 CS: 0	PA: 33
PITCHER	IP	WLS	BF	H	R	ER	SO	BB	IBB	HBP	BLK	WP	HR	S	P	ERA	WHIP					
55 Josh Johnson, R ERA: 2.87	(1, 1)	7.2	W	29	8	2	2	7	0	0	0	0	0	1	71	108	2.35	1.043				
57 Taylor Tankersley, L ERA: 2.96	(8, 1)	0.1	H	1	0	0	0	1	0	0	0	0	0	0	3	3	0.00	0.000				
Joe Borowski, R ERA: 3.21	(9, 1)	1.0	S	3	0	0	0	3	0	0	0	0	0	0	9	11	0.00	0.000				

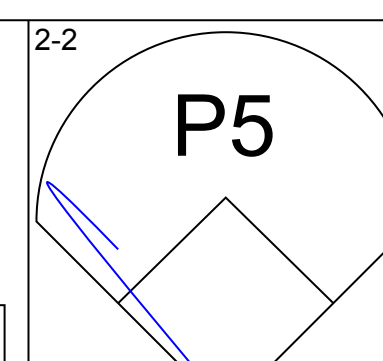
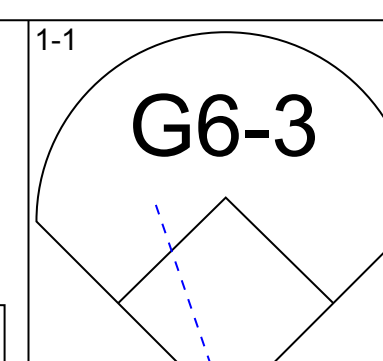
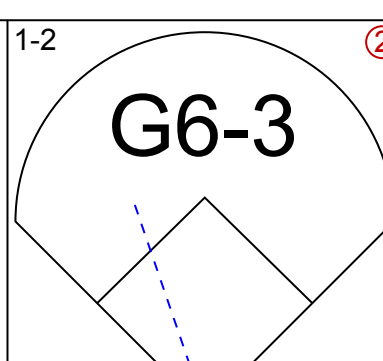

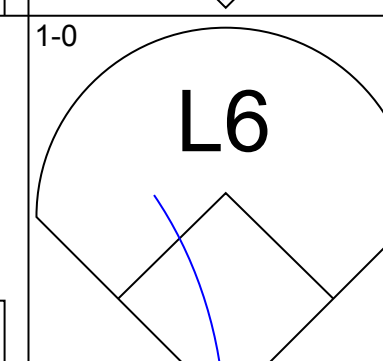
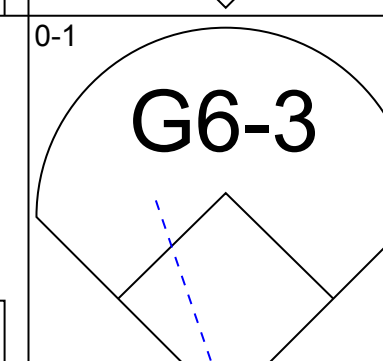
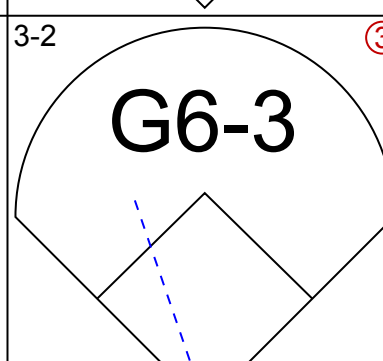
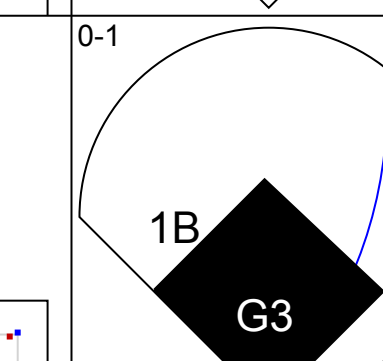
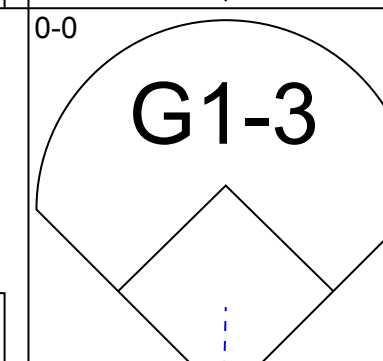
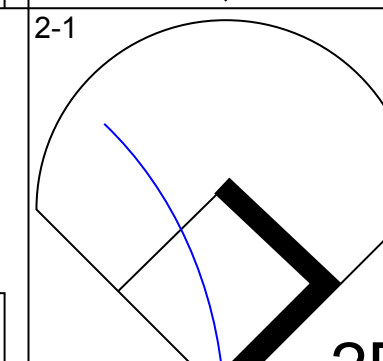
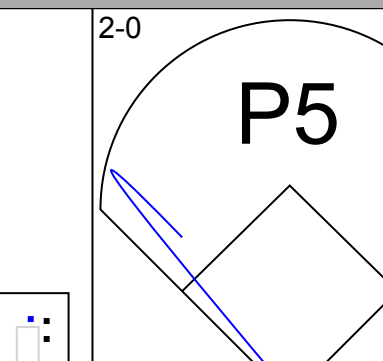
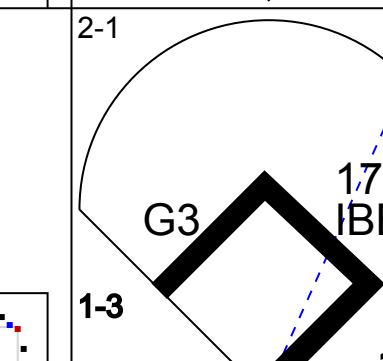
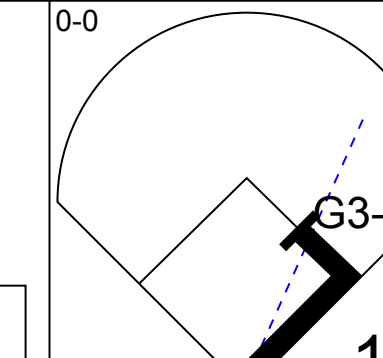
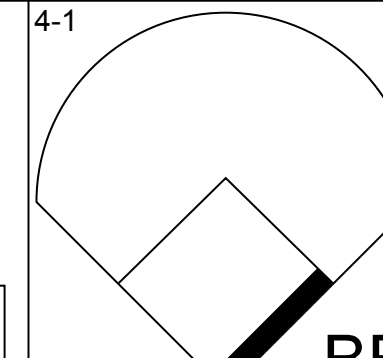
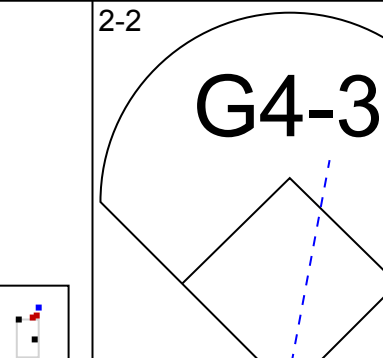
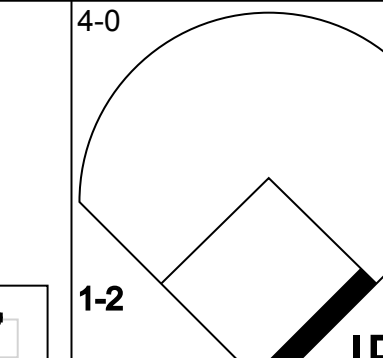
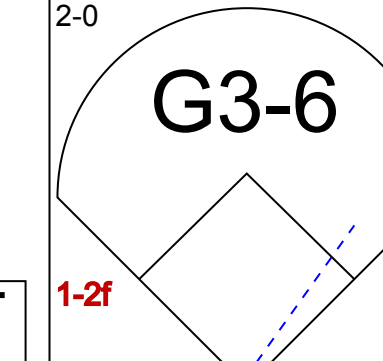
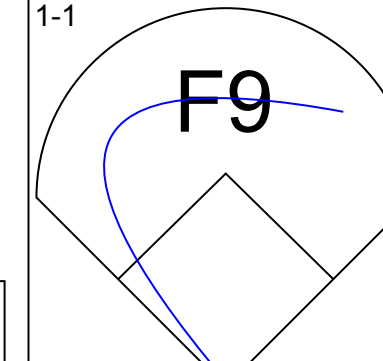
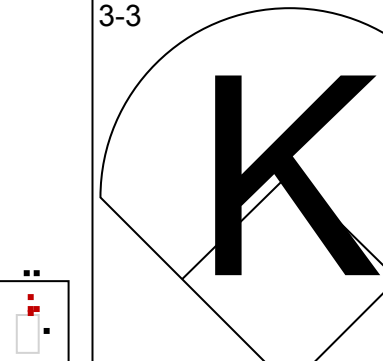
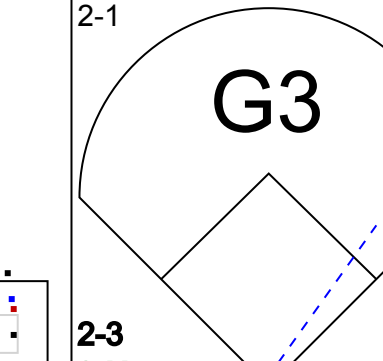
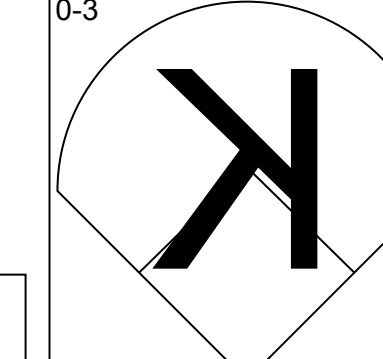
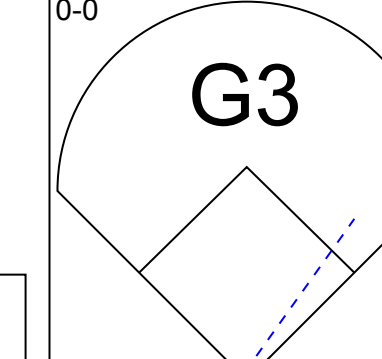
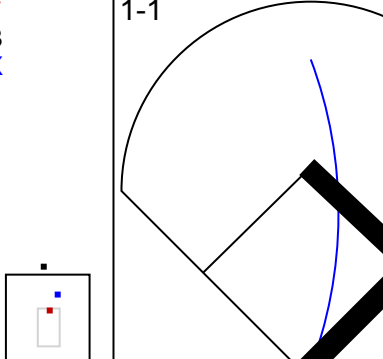
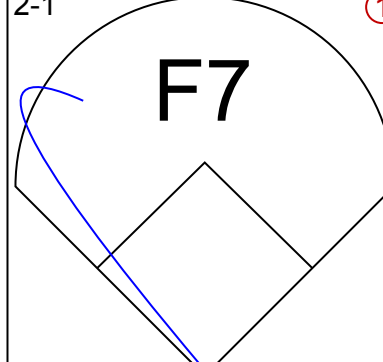
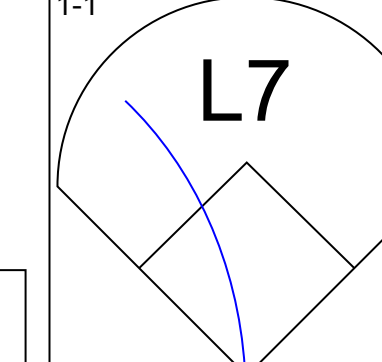
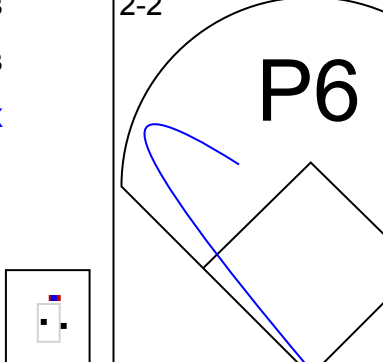
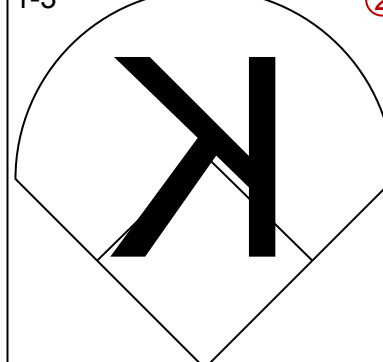
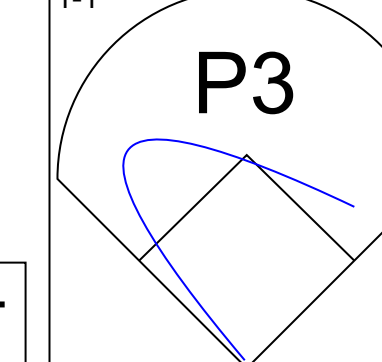
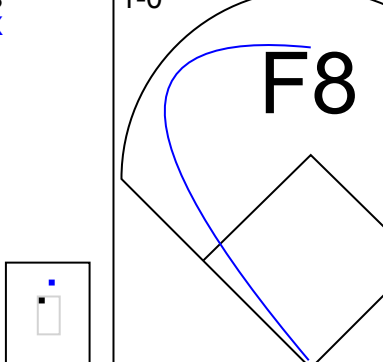
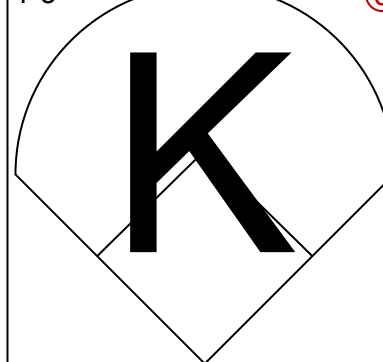
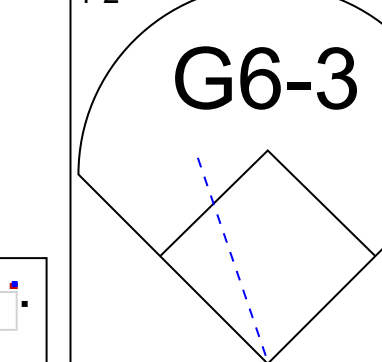
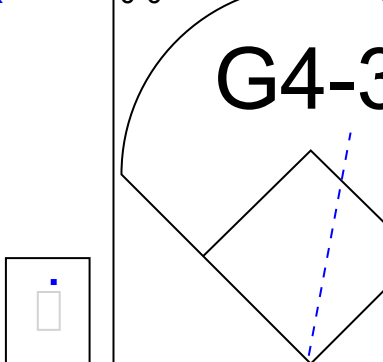
Batter	1	2	3	4	5	6	7	8	9	AB	R	H	RBI	BB	SO	LOB	BOTTOM					
4 Alfredo Amezaga, S OBP: 0.341, SLG: 0.346										4	2	2	0	0	0	0	Milwaukee Brewers @ Florida Marlins Dolphin Stadium, Miami, FL Mon Aug 28 2006, 7:05 PM EDT Att: 10,226 - Clear - 87 F					
6 Dan Uggla, R OBP: 0.350, SLG: 0.499									3	1	2	2	0	1	1							
Miguel Cabrera, R OBP: 0.425, SLG: 0.585									4	0	0	0	0	1	2							
14 Josh Willingham, R OBP: 0.348, SLG: 0.485									3	0	2	1	1	0	1							
17 Mike Jacobs, L OBP: 0.330, SLG: 0.492										4	0	0	0	0	1	3						
Joe Borowski, R	(9, 1)								0	0	0	0	0	0	0							
Miguel Olivo, R OBP: 0.303, SLG: 0.469									3	0	0	0	0	0	0							
27 Jeremy Hermida, L OBP: 0.341, SLG: 0.378									3	0	1	0	0	0	0							
12 Cody Ross, R OBP: 0.291, SLG: 0.428									2	1	0	0	1	2	1							
55 Josh Johnson, L OBP: 0.128, SLG: 0.158	(1, 1)	7.0	L	27	6	3	1	6	1	0	0	0	0	0	0							
57 Taylor Tankersley, L ERA: 3.94	(8, 1)	0.2	4	1	1	1	0	1	0	0	0	0	0	0	0							
Wes Helms, R OBP: 0.389, SLG: 0.537	(9, 3)	0.1	1	0	0	0	1	0	0	0	0	0	0	0	0							
Inning Stats	R: 1 E: 0 K: 1 S: 11	H: 2 LOB: 1 BB: 0 P: 17	R: 0 E: 0 K: 2 S: 12	H: 1 LOB: 1 BB: 0 P: 15	R: 0 E: 0 K: 0 S: 8	H: 1 LOB: 1 BB: 0 P: 13	R: 0 E: 0 K: 0 S: 6	H: 0 LOB: 0 BB: 0 P: 9	R: 2 E: 1 K: 1 S: 9	H: 1 LOB: 0 BB: 1 P: 15	R: 0 E: 0 K: 0 S: 9	H: 1 LOB: 0 BB: 0 P: 14	R: 0 E: 0 K: 2 S: 9	H: 0 LOB: 0 BB: 0 P: 13	R: 1 E: 0 K: 1 S: 11	H: 1 LOB: 1 BB: 1 P: 20	R: 1 E: 0 K: 1 S: 11	H: 1 LOB: 1 BB: 1 P: 20	1B: 4 2B: 2 3B: 0 HR: 1	SF: 1 SAC: 1 DP: 1 HBP: 0	WP: 0 PB: 0 SB: 1 CS: 0	PA: 32
PITCHER	IP	WLS	BF	H	R	ER	SO	BB	IBB	HBP	BLK	WP	HR	S	P	ERA	WHIP					
15 Ben Sheets, R ERA: 4.62	(1, 1)	7.0	L	27	6	3	1	6	1	0	0	0	0	0	64	96	1.29	1.000				
52 Jose Capellan, R ERA: 3.94	(8, 1)	0.2	4	1	1	1	0	1	0	0	0	0	0	1	8	17	13.50	3.000				
Brian Shouse, L ERA: 2.31	(8, 1)	0.1	1	0	0	0	1	0	0	0	0	0	0	0	3	3	0.00	0.000				

Batter	1	2	3	4	5	6	7	8	9	AB	R	H	RBI	BB	SO	LOB	TOP					
Brady Clark, R (1, 8) OBP: 0.366, SLG: 0.340	E5 BB		G5-3			P4		K		4	0	0	0	0	1	0	Milwaukee Brewers @ Houston Astros Minute Maid Park, Houston, TX Tue Aug 29 2006, 7:05 PM CDT Att: 32,981 - Roof Closed - 73 F					
9 Tony Graffanino, R (1, 4) OBP: 0.354, SLG: 0.405	L7		K			F8		K		4	0	0	0	0	2	1						
28 Prince Fielder, L (1, 3) OBP: 0.343, SLG: 0.479	K		G1-3			G5-3		G4-3		4	0	0	0	0	1	1						
2 Bill Hall, R (1, 6) OBP: 0.342, SLG: 0.573	BB					K		K		3	1	1	0	1	2	0						
18 Gabe Gross, L (1, 7) OBP: 0.383, SLG: 0.485 Kevin Mench, R (7, PR) OBP: 0.323, SLG: 0.429	K					G5-3		G3		3	0	1	1	0	1	2						
1 Cory Hart, R (1, 9) OBP: 0.323, SLG: 0.419						G5-3		1B		4	1	2	1	0	0	0						
David Bell, R (1, 5) OBP: 0.340, SLG: 0.391						G5-3		K		4	0	1	0	0	1	2						
11 Mike Rivera, R (1, 2) OBP: 0.318, SLG: 0.397						F8		1B		2	0	0	1	0	0	1						
Tomo Ohka, S (1, 1) OBP: 0.172, SLG: 0.179 Brian Shouse, L (7, 1) Dan Kolb, R (8, 1) Derrick Turnbow, R (8, 1)						K		K2-3		3	0	0	0	0	3	2						
Inning Stats	R: 0 E: 1 K: 2 S: 17	H: 0 LOB: 2 BB: 1 P: 24	R: 0 E: 0 K: 1 S: 11	H: 1 LOB: 1 BB: 0 P: 17	R: 0 E: 0 K: 1 S: 8	H: 0 LOB: 0 BB: 0 P: 10	R: 0 E: 0 K: 1 S: 9	H: 0 LOB: 0 BB: 0 P: 13	R: 0 E: 0 K: 1 S: 7	H: 0 LOB: 0 BB: 0 P: 7	R: 0 E: 0 K: 0 S: 9	H: 0 LOB: 0 BB: 0 P: 15	R: 3 E: 0 K: 1 S: 18	H: 3 LOB: 1 BB: 0 P: 25	R: 0 E: 0 K: 2 S: 8	H: 0 LOB: 0 BB: 0 P: 13		R: 0 E: 0 K: 2 S: 10	H: 1 LOB: 1 BB: 0 P: 11	1B: 2 2B: 3 3B: 0 HR: 0	SF: 1 SAC: 0 DP: 0 HBP: 0	WP: 0 PB: 0 SB: 0 CS: 0
PITCHER	IP	WLS	BF	H	R	ER	SO	BB	IBB	HBP	BLK	WP	HR	S	P	ERA	WHIP					
44 Roy Oswalt, R (1, 1) ERA: 3.25	7.0		27	4	3	3	7	1	0	0	0	0	0	79	111	3.86	0.714					
Chad Qualls, R (8, 1) ERA: 4.28	1.0	W	3	0	0	0	2	0	0	0	0	0	0	8	13	0.00	0.000					
51 Wandy Rodriguez, L (9, 1) ERA: 5.46	1.0		4	1	0	0	2	0	0	0	0	0	0	10	11	0.00	1.000					

Batter	1	2	3	4	5	6	7	8	9	AB	R	H	RBI	BB	SO	LOB	BOTTOM						
Willy Taveras, R (1, 8) OBP: 0.336, SLG: 0.343	F7 HBP		F9			L1		K		3	0	0	0	0	1	1	Milwaukee Brewers @ Houston Astros Minute Maid Park, Houston, TX Tue Aug 29 2006, 7:05 PM CDT Att: 32,981 - Roof Closed - 73 F						
Mike Lamb, L (1, 5) OBP: 0.362, SLG: 0.482 2 Chris Burke, R (7, PH) OBP: 0.360, SLG: 0.448	F7					HR		K		2	1	1	0	1	0	1							
Craig Biggio, R (1, 4) OBP: 0.316, SLG: 0.432 51 Wandy Rodriguez, S (9, 1) OBP: 0.114, SLG: 0.088	F7		G1-3			HR		F8		4	2	1	2	1	0	2							
17 Lance Berkman, S (1, 3) OBP: 0.412, SLG: 0.610						G3		1B		4	1	1	0	0	0	0							
Aubrey Huff, L (1, 9) OBP: 0.345, SLG: 0.465						K		1B		4	1	1	1	0	1	0							
Luke Scott, L (1, 7) OBP: 0.486, SLG: 0.627						F7		1B		2	2	1	1	1	0	0							
28 Adam Everett, R (1, 6) OBP: 0.292, SLG: 0.357						G5-3		1B		3	1	1	1	0	0	0							
Brad Ausmus, R (1, 2) OBP: 0.309, SLG: 0.290						F8		1B		3	1	2	1	1	0	0							
44 Roy Oswalt, R (1, 1) OBP: 0.196, SLG: 0.241 Orlando Palmeiro, L (7, PH) OBP: 0.250, SLG: 0.290 Chad Qualls, R (8, 1) 16 Jason Lane, R (8, PH) OBP: 0.338, SLG: 0.421						G4-3		HR		1	0	0	0	0	0	0							
Inning Stats	R: 0 E: 0 K: 0 S: 3	H: 0 LOB: 0 BB: 0 P: 7	R: 1 E: 0 K: 0 S: 7	H: 1 LOB: 0 BB: 0 P: 12	R: 0 E: 0 K: 0 S: 8	H: 0 LOB: 0 BB: 1 P: 14	R: 0 E: 0 K: 0 S: 7	H: 0 LOB: 0 BB: 0 P: 9	R: 0 E: 0 K: 1 S: 14	H: 2 LOB: 0 BB: 0 P: 17	R: 0 E: 0 K: 0 S: 16	H: 1 LOB: 3 BB: 1 P: 25	R: 7 E: 0 K: 2 S: 25	H: 4 LOB: 0 BB: 2 P: 45	1B: 6 2B: 0 3B: 0 HR: 3	SF: 0 SAC: 2 DP: 0 HBP: 3		WP: 0 PB: 0 SB: 0 CS: 0	PA: 39				
PITCHER	IP	WLS	BF	H	R	ER	SO	BB	IBB	HBP	BLK	WP	HR	S	P	ERA	WHIP						
Tomo Ohka, R (1, 1) ERA: 4.4	6.2		28	5	3	3	1	2	0	2	0	0	0	14	24	4.05	1.050						
Brian Shouse, L (7, 1) ERA: 3.31	0.1	L	5	2	4	4	0	1	0	1	0	0	0	1	5	13	∞	∞					
Dan Kolb, R (8, 1) ERA: 5.06	0.0		3	2	3	3	0	1	0	0	0	0	1	5	13	∞	∞						
Derrick Turnbow, R (8, 1) ERA: 5.86	1.0		3	0	0	0	2	0	0	0	0	0	0	11	15	0.00	0.000						



Batter	1	2	3	4	5	6	7	8	9	AB	R	H	RBI	BB	SO	LOB	TOP					
1 Corey Hart, R OBP: 0.321, SLG: 0.414										4	0	1	0	0	2	0	Milwaukee Brewers @ Houston Astros Minute Maid Park, Houston, TX Wed Aug 30 2006, 7:05 PM CDT Att: 35,021 - Roof Closed - 73 F					
Jeff Cirillo, R OBP: 0.386, SLG: 0.450										4	0	2	0	0	0	2						
9 Tony Graffanino, R OBP: 0.352, SLG: 0.492										3	0	0	0	1	1	3						
2 Bill Hall, R OBP: 0.339, SLG: 0.568										4	0	0	0	0	3	2						
20 Lavnce Nix, L OBP: 0.194, SLG: 0.203										4	0	2	0	0	2	1						
Kevin Mench, R OBP: 0.323, SLG: 0.426										3	0	0	0	1	0	2						
David Bell, R OBP: 0.338, SLG: 0.388										4	0	0	0	0	0	5						
Damian Miller, R OBP: 0.319, SLG: 0.394										4	0	0	0	0	2	2						
31 Dave Bush, R OBP: 0.173, SLG: 0.231										2	0	0	0	0	0	0						
Geoff Jenkins, L OBP: 0.333, SLG: 0.384										0	0	0	0	1	0	0						
52 Jose Capellan, R OBP: 0.333, SLG: 0.384										0	0	0	0	0	0	0						
Inning Stats	R: 0 E: 0 K: 2 S: 8	H: 0 LOB: 0 BB: 0 P: 12	R: 0 E: 0 K: 1 S: 6	H: 1 LOB: 0 BB: 0 P: 9	R: 0 E: 0 K: 0 S: 8	H: 0 LOB: 0 BB: 0 P: 11	R: 0 E: 0 K: 1 S: 8	H: 1 LOB: 1 BB: 1 P: 17	R: 0 E: 0 K: 1 S: 9	H: 0 LOB: 0 BB: 0 P: 12	R: 0 E: 0 K: 2 S: 9	H: 0 LOB: 0 BB: 0 P: 13	R: 0 E: 0 K: 2 S: 15	H: 1 LOB: 3 BB: 1 P: 29	R: 0 E: 0 K: 1 S: 13	H: 1 LOB: 2 BB: 0 P: 21	R: 0 E: 1 K: 0 S: 14	H: 1 LOB: 2 BB: 0 P: 22	1B: 4 2B: 1 3B: 0 HR: 0	SF: 0 SAC: 0 DP: 1 HBP: 0	WP: 1 PB: 0 SB: 0 CS: 0	PA: 35
PITCHER	IP	WLS	BF	H	R	ER	SO	BB	IBB	HBP	BLK	WP	HR	S	P	ERA	WHIP					
Roger Clemens, R ERA: 2.29	7.0		25	3	0	0	9	2	0	0	0	1	0	63	103	0.00	0.714					
Dan Wheeler, R ERA: 2.59	1.0		5	1	0	0	1	1	0	0	0	0	0	13	21	0.00	2.000					
54 Brad Lidge, R ERA: 5.16	1.0	W	5	1	0	0	0	0	0	0	0	0	0	14	22	0.00	1.000					

Batter	1	2	3	4	5	6	7	8	9	AB	R	H	RBI	BB	SO	LOB	BOTTOM					
Willy Taveras, R OBP: 0.333, SLG: 0.340										4	0	0	0	0	0	0	Milwaukee Brewers @ Houston Astros Minute Maid Park, Houston, TX Wed Aug 30 2006, 7:05 PM CDT Att: 35,021 - Roof Closed - 73 F					
Mike Lamb, L OBP: 0.360, SLG: 0.479										4	1	1	0	0	0	0						
Craig Biggio, R OBP: 0.317, SLG: 0.435										4	0	2	0	0	0	0						
17 Lance Berkman, S OBP: 0.415, SLG: 0.610										2	0	1	0	2	0	0						
Aubrey Huff, L OBP: 0.341, SLG: 0.460										4	0	0	1	0	1	5						
Luke Scott, L OBP: 0.483, SLG: 0.628										3	0	1	0	0	1	0						
28 Adam Everett, R OBP: 0.290, SLG: 0.355										3	0	0	0	0	0	1						
Brad Ausmus, R OBP: 0.306, SLG: 0.288										3	0	0	0	0	1	1						
Roger Clemens, R OBP: 0.208, SLG: 0.050										2	0	0	0	0	1	0						
Dan Wheeler, R ERA: 4.7										0	0	0	0	0	0	0						
Orlando Palmeiro, L OBP: 0.277, SLG: 0.287										1	0	0	0	0	0	1						
54 Brad Lidge, R ERA: 3.89										0	0	0	0	0	0	0						
Inning Stats	R: 0 E: 0 K: 0 S: 6	H: 0 LOB: 0 BB: 0 P: 9	R: 0 E: 0 K: 1 S: 5	H: 1 LOB: 0 BB: 0 P: 7	R: 0 E: 0 K: 2 S: 8	H: 0 LOB: 0 BB: 0 P: 12	R: 0 E: 0 K: 0 S: 9	H: 1 LOB: 2 BB: 1 P: 17	R: 0 E: 0 K: 0 S: 5	H: 0 LOB: 0 BB: 0 P: 7	R: 0 E: 0 K: 0 S: 10	H: 0 LOB: 0 BB: 0 P: 15	R: 0 E: 0 K: 1 S: 8	H: 0 LOB: 0 BB: 0 P: 15	R: 0 E: 0 K: 0 S: 7	H: 1 LOB: 1 BB: 0 P: 11	R: 1 E: 0 K: 0 S: 8	H: 2 LOB: 3 BB: 1 P: 17	1B: 3 2B: 2 3B: 0 HR: 0	SF: 0 SAC: 0 DP: 1 HBP: 0	WP: 0 PB: 0 SB: 0 CS: 0	PA: 32
PITCHER	IP	WLS	BF	H	R	ER	SO	BB	IBB	HBP	BLK	WP	HR	S	P	ERA	WHIP					
31 Dave Bush, R ERA: 4.7	7.0		23	2	0	0	4	1	0	0	0	0	0	51	82	0.00	0.429					
52 Jose Capellan, R ERA: 3.89	1.2	L	9	3	1	1	0	0	1	0	0	0	0	15	28	5.40	1.800					

AB	32
R	0
H	5
RBI	0
BB	3
SO	10
LOB	17



AB	30
R	1
H	5
RBI	1
BB	2
SO	4
LOB	8



Batter	1	2	3	4	5	6	7	8	9	AB	R	H	RBI	BB	SO	LOB	TOP										
Brady Clark, R OBP: 0.363, SLG: 0.336 (1, 8)	G6-3		E5			P4		K		4	1	0	0	0	1	1	Milwaukee Brewers @ Houston Astros Minute Maid Park, Houston, TX Thu Aug 31 2006, 7:05 PM CDT Att: 36,438 - Roof Closed - 73 F										
9 Tony Graffanino, R OBP: 0.351, SLG: 0.400 (1, 4)	F9		1B			P3		F9		4	0	1	1	0	0	0											
Jeff Cirillo, R OBP: 0.364, SLG: 0.447 28 Prince Fielder, L OBP: 0.344, SLG: 0.486 (1, 3)	G4-3		1B			F7		HR		1	0	0	0	0	0	0											
28 Prince Fielder, L OBP: 0.344, SLG: 0.486 (1, 3)	G4-3		1B			F7		HR		3	1	2	2	0	0	0											
2 Bill Hall, R OBP: 0.337, SLG: 0.563 (1, 6)		K	G5-4-3			F9		K		4	0	0	0	0	2	2											
1 Corey Hart, R OBP: 0.326, SLG: 0.417 (1, 9)					F9				G6-3	4	0	2	0	0	0	0											
Kevin Mench, R OBP: 0.322, SLG: 0.427 (1, 7)	F8				G6-3		L5			4	0	1	0	0	0	2											
David Bell, R OBP: 0.335, SLG: 0.384 (1, 5)	G4-3				K		G5-3		F9	4	0	0	0	0	1	3											
Damian Miller, R OBP: 0.322, SLG: 0.395 Geoff Jenkins, L OBP: 0.332, SLG: 0.383 (9, PH)			1B			L9			G3-1	2	1	1	0	1	0	0											
Doug Davis, R OBP: 0.071, SLG: 0.055 Rick Helling, R (7, 1)			K			K		IBB		1	0	0	0	0	0	1											
Inning Stats	R: 0 E: 0 K: 0 S: 7	H: 0 LOB: 0 BB: 0 P: 11	R: 0 E: 0 K: 1 S: 10	H: 1 LOB: 1 BB: 0 P: 15	R: 2 E: 1 K: 1 S: 19	H: 3 LOB: 1 BB: 0 P: 27	R: 0 E: 0 K: 1 S: 7	H: 0 LOB: 0 BB: 0 P: 9	R: 0 E: 0 K: 1 S: 10	H: 0 LOB: 0 BB: 0 P: 15	R: 0 E: 0 K: 1 S: 12	H: 1 LOB: 2 BB: 1 P: 21	R: 1 E: 0 K: 2 S: 16	H: 1 LOB: 0 BB: 0 P: 23	R: 0 E: 0 K: 0 S: 7	H: 1 LOB: 1 BB: 0 P: 8	1B: 5 2B: 1 3B: 0 HR: 1	SF: 0 SAC: 0 DP: 1 HBP: 0	WP: 0 PB: 0 SB: 1 CS: 0	PA: 35							
PITCHER	IP	WLS	BF	H	R	ER	SO	BB	IBB	HBP	BLK	WP	HR	S	P	ERA	WHIP										
Andy Pettitte, L ERA: 4.44 (1, 1)	7.0	W	27	5	2	1	5	0	1	0	0	0	0	74	110	1.29	0.714										
Dan Wheeler, R ERA: 2.7 (8, 1)	1.0	H	4	1	1	1	2	0	0	0	0	0	1	16	23	9.00	1.000										
54 Brad Lidge, R ERA: 5.08 (9, 1)	1.0	S	4	1	0	0	0	0	0	0	0	0	0	7	8	0.00	1.000										

Batter	1	2	3	4	5	6	7	8	9	AB	R	H	RBI	BB	SO	LOB	BOTTOM										
Willy Taveras, R OBP: 0.335, SLG: 0.343 (1, 8)	BB		SH5-3			G1-3		HR		2	1	1	1	1	0	1	Milwaukee Brewers @ Houston Astros Minute Maid Park, Houston, TX Thu Aug 31 2006, 7:05 PM CDT Att: 36,438 - Roof Closed - 73 F										
Craig Biggio, R OBP: 0.317, SLG: 0.440 Dan Wheeler, R (8, 1)	FC6-4		G6-3			F7		HR		4	1	1	2	0	0	3											
54 Brad Lidge, R (9, 1)	FC6-4		G6-3			F7		HR		0	0	0	0	0	0	0											
17 Lance Berkman, S OBP: 0.414, SLG: 0.606 (1, 3)	P4		E7			G6-3		G3		4	0	1	1	0	0	1											
16 Jason Lane, R OBP: 0.333, SLG: 0.414 (8, 7)	F8		K			F8		K		4	0	0	0	0	2	2											
Morgan Ensberg, R OBP: 0.393, SLG: 0.461 (1, 5)	F8					F9		F9		3	0	0	0	1	0	0											
2 Chris Burke, R OBP: 0.359, SLG: 0.445 (8, 4)	G5-3					F9		K		4	1	1	0	0	1	1											
28 Adam Everett, R OBP: 0.291, SLG: 0.354 (1, 6)	BB					G4-6-3		SH1-3		1	0	0	0	1	0	1											
Brad Ausmus, R OBP: 0.309, SLG: 0.293 (1, 2)	G6-3					G1-3		F8		3	1	2	1	0	0	1											
Andy Pettitte, L OBP: 0.245, SLG: 0.346 Aubrey Huff, L OBP: 0.340, SLG: 0.458 (7, PH)			SH5-3			K		F8		2	1	1	0	0	1	1											
Inning Stats	R: 0 E: 0 K: 0 S: 11	H: 0 LOB: 1 BB: 1 P: 19	R: 0 E: 0 K: 0 S: 8	H: 0 LOB: 1 BB: 1 P: 14	R: 1 E: 1 K: 1 S: 12	H: 2 LOB: 1 BB: 0 P: 18	R: 0 E: 0 K: 0 S: 9	H: 0 LOB: 0 BB: 1 P: 15	R: 0 E: 0 K: 1 S: 7	H: 1 LOB: 1 BB: 0 P: 9	R: 0 E: 0 K: 0 S: 4	H: 0 LOB: 0 BB: 0 P: 8	R: 4 E: 0 K: 0 S: 16	H: 4 LOB: 0 BB: 0 P: 24	R: 0 E: 0 K: 2 S: 10	H: 0 LOB: 0 BB: 0 P: 13	1B: 4 2B: 2 3B: 0 HR: 1	SF: 0 SAC: 2 DP: 1 HBP: 0	WP: 0 PB: 0 SB: 0 CS: 0	PA: 33							
PITCHER	IP	WLS	BF	H	R	ER	SO	BB	IBB	HBP	BLK	WP	HR	S	P	ERA	WHIP										
Doug Davis, L ERA: 5.18 (1, 1)	6.2	L	28	6	4	4	2	3	0	0	0	0	0	62	98	5.40	1.350										
Rick Helling, R ERA: 4.09 (7, 1)	1.1		5	1	1	1	2	0	0	0	0	0	1	15	22	6.75	0.750										

AB	34
R	3
H	7
RBI	3
BB	1
SO	7
LOB	12



AB	28
R	5
H	7
RBI	5
BB	3
SO	4
LOB	12



Batter	1	2	3	4	5	6	7	8	9	AB	R	H	RBI	BB	SO	LOB	TOP				
2 Hanley Ramirez, R OBP: 0.391, SLG: 0.463 11 Robert Andino, R OBP: 0.227, SLG: 0.263										5	2	4	3	0	0	0	Florida Marlins @ Milwaukee Brewers Miller Park, Milwaukee, WI Sun Sep 03 2006, 1:05 PM CDT Att: 25,058 - Partly Cloudy - 74 F				
6 Dan Uggla, R OBP: 0.352, SLG: 0.493										4	1	1	0	0	0	3					
Miguel Cabrera, R OBP: 0.424, SLG: 0.578 Matt Herges, L Chris Resop, R Yusmeiro Petit, R OBP: 0.200, SLG: 0.200										5	1	3	3	0	0	2					
14 Josh Willingham, R OBP: 0.359, SLG: 0.496										4	1	0	0	1	1	4					
17 Mike Jacobs, L OBP: 0.333, SLG: 0.493										5	0	0	0	0	3	4					
12 Cody Ross, R OBP: 0.292, SLG: 0.431										5	1	0	0	0	1	2					
Miguel Olivo, R OBP: 0.452 20 Matt Treanor, R OBP: 0.311, SLG: 0.290										4	1	2	1	0	0	0					
4 Alfredo Amezaga, S OBP: 0.341, SLG: 0.363										4	1	2	2	0	0	1					
Scott Olsen, L OBP: 0.191, SLG: 0.234 Wes Helms, R OBP: 0.377, SLG: 0.539										4	2	1	1	0	1	3					
Inning Stats	R: 1 E: 0 K: 1 S: 15	H: 2 LOB: 1 BB: 0 P: 24	R: 0 E: 0 K: 1 S: 8	H: 1 LOB: 1 BB: 0 P: 9	R: 0 E: 0 K: 1 S: 7	H: 1 LOB: 1 BB: 0 P: 12	R: 0 E: 0 K: 1 S: 5	H: 0 LOB: 0 BB: 0 P: 8	R: 0 E: 0 K: 0 S: 7	H: 1 LOB: 0 BB: 0 P: 16	R: 2 E: 0 K: 0 S: 12	H: 3 LOB: 1 BB: 0 P: 19	R: 7 E: 2 K: 2 S: 21	H: 5 LOB: 1 BB: 1 P: 34	R: 0 E: 0 K: 2 S: 11	H: 0 LOB: 0 BB: 0 P: 14		1B: 7 2B: 8 3B: 0 HR: 0	SF: 0 SAC: 0 DP: 0 HBP: 1	WP: 0 PB: 0 SB: 1 CS: 0	PA: 43
PITCHER	IP	WLS	BF	H	R	ER	SO	BB	IBB	HBP	BLK	WP	HR	S	P	ERA	WHIP				
Tomo Ohka, R ERA: 4.35	7.0	L	29	8	3	3	3	0	0	0	0	0	0	65	99	3.86	1.143				
Geremi Gonzalez, R ERA: 4.3	0.2		10	5	7	2	1	1	0	1	0	0	0	18	28	27.00	9.000				
45 Dennis Sarfate, R ERA:	1.1		4	0	0	0	3	0	0	0	0	0	0	14	20	0.00	0.000				

Batter	1	2	3	4	5	6	7	8	9	AB	R	H	RBI	BB	SO	LOB	BOTTOM				
Brady Clark, R OBP: 0.363, SLG: 0.337										4	1	1	0	0	2	0	Florida Marlins @ Milwaukee Brewers Miller Park, Milwaukee, WI Sun Sep 03 2006, 1:05 PM CDT Att: 25,058 - Partly Cloudy - 74 F				
9 Tony Graffanino, R OBP: 0.350, SLG: 0.406										4	0	0	1	0	2	1					
Jeff Cirillo, R OBP: 0.391, SLG: 0.451										3	0	2	1	1	0	0					
2 Bill Hall, R OBP: 0.340, SLG: 0.555										3	0	0	0	1	2	4					
1 Corey Hart, R OBP: 0.312, SLG: 0.407										4	0	0	0	0	0	4					
Kevin Mench, R OBP: 0.314, SLG: 0.415 Geremi Gonzalez, R 45 Dennis Sarfate, R Geoff Jenkins, L OBP: 0.334, SLG: 0.392										3	0	0	0	0	0	1					
8 Vinny Rottino, R OBP: 0.167, SLG: 0.167										4	1	1	0	0	0	0					
11 Mike Rivera, R OBP: 0.323, SLG: 0.453										4	1	1	0	0	0	0					
Tomo Ohka, S OBP: 0.161, SLG: 0.167 David Bell, R OBP: 0.333, SLG: 0.379										2	0	0	0	0	1	0					
Inning Stats	R: 0 E: 0 K: 3 S: 10	H: 1 LOB: 1 BB: 0 P: 12	R: 0 E: 0 K: 0 S: 7	H: 0 LOB: 0 BB: 0 P: 12	R: 0 E: 0 K: 1 S: 9	H: 0 LOB: 0 BB: 0 P: 16	R: 0 E: 0 K: 0 S: 8	H: 0 LOB: 1 BB: 1 P: 15	R: 0 E: 0 K: 2 S: 8	H: 0 LOB: 0 BB: 0 P: 13	R: 0 E: 0 K: 0 S: 5	H: 0 LOB: 1 BB: 1 P: 13	R: 3 E: 1 K: 1 S: 28	H: 4 LOB: 2 BB: 0 P: 38	R: 0 E: 0 K: 1 S: 10	H: 0 LOB: 0 BB: 0 P: 18		1B: 4 2B: 1 3B: 0 HR: 0	SF: 0 SAC: 0 DP: 0 HBP: 0	WP: 1 PB: 0 SB: 0 CS: 0	PA: 35
PITCHER	IP	WLS	BF	H	R	ER	SO	BB	IBB	HBP	BLK	WP	HR	S	P	ERA	WHIP				
Scott Olsen, L ERA: 4.04	7.0		24	1	0	0	7	2	0	0	0	0	0	55	94	0.00	0.429				
Matt Herges, R ERA: 3.5	0.1		6	4	3	2	0	0	0	0	0	0	0	19	26	54.00	12.000				
Chris Resop, R ERA: 3.14	0.2		2	0	0	0	1	0	0	0	0	0	0	9	12	0.00	0.000				
Yusmeiro Petit, R ERA: 8.24	1.0		3	0	0	0	1	0	0	0	0	0	0	10	18	0.00	0.000				

Batter	1	2	3	4	5	6	7	8	9	AB	R	H	RBI	BB	SO	LOB	TOP								
15 Rafael Furcal, S OBP: 0.360, SLG: 0.410	G3		G3		K		G6-3			4	0	0	0	0	1	0									
Kenny Lofton, L OBP: 0.394, SLG: 0.402	2B G1-3		F7			1B	P6			4	2	2	0	0	0	0									
5 Nomar Garciaparra, R OBP: 0.379, SLG: 0.504	G1-3		P3			P4		G6-3		4	0	0	0	0	0	2									
J.D. Drew, L OBP: 0.382, SLG: 0.477	2B				16 G6-3	12 2B		G5-3		4	1	3	2	0	0	0									
12 Jeff Kent, R OBP: 0.365, SLG: 0.477	G6-3				K	55 1B		K		4	0	1	0	0	2	2									
16 Andre Ethier, L OBP: 0.379, SLG: 0.520		G1-3		G6-3		55 1B			K	3	0	0	0	1	1	1									
Wilson Betemit, S OBP: 0.339, SLG: 0.516		G3		K		K				4	0	1	0	0	2	4									
55 Russell Martin, R OBP: 0.363, SLG: 0.445						G4-3		G6-4-3		4	0	2	1	0	0	1									
Greg Maddux, R Giovanni Carrara, R 47 Tim Hamulack, R 21 Marlon Anderson, L Brett Tomko, R 51 Jonathan Broxton, R	G4-3				K		F8			2	0	0	0	0	1	1									
Inning Stats	R: 1 E: 0 K: 0 S: 9	H: 2 LOB: 1 BB: 0 P: 15	R: 0 E: 0 K: 0 S: 6	H: 1 LOB: 1 BB: 0 P: 9	R: 0 E: 0 K: 2 S: 5	H: 0 LOB: 1 BB: 0 P: 6	R: 0 E: 0 K: 2 S: 12	H: 1 LOB: 1 BB: 0 P: 20	R: 0 E: 0 K: 2 S: 10	H: 0 LOB: 0 BB: 0 P: 13	R: 2 E: 0 K: 1 S: 15	H: 4 LOB: 2 BB: 1 P: 23	R: 0 E: 0 K: 0 S: 10	H: 0 LOB: 0 BB: 0 P: 15	R: 0 E: 0 K: 1 S: 5	H: 1 LOB: 0 BB: 0 P: 8	R: 0 E: 0 K: 1 S: 8	H: 1 LOB: 0 BB: 0 P: 14	1B: 6 2B: 3 3B: 0 HR: 0	SF: 0 SAC: 0 DP: 1 HBP: 0	WP: 0 PB: 1 SB: 1 CS: 0	PA: 35			
PITCHER	IP WLS BF H R ER SO BB IBB HBP BLK WP HR S P ERA WHIP	IP WLS BF H R ER SO BB IBB HBP BLK WP HR S P ERA WHIP	IP WLS BF H R ER SO BB IBB HBP BLK WP HR S P ERA WHIP	IP WLS BF H R ER SO BB IBB HBP BLK WP HR S P ERA WHIP	IP WLS BF H R ER SO BB IBB HBP BLK WP HR S P ERA WHIP	IP WLS BF H R ER SO BB IBB HBP BLK WP HR S P ERA WHIP	IP WLS BF H R ER SO BB IBB HBP BLK WP HR S P ERA WHIP	IP WLS BF H R ER SO BB IBB HBP BLK WP HR S P ERA WHIP	IP WLS BF H R ER SO BB IBB HBP BLK WP HR S P ERA WHIP	IP WLS BF H R ER SO BB IBB HBP BLK WP HR S P ERA WHIP	IP WLS BF H R ER SO BB IBB HBP BLK WP HR S P ERA WHIP	IP WLS BF H R ER SO BB IBB HBP BLK WP HR S P ERA WHIP	IP WLS BF H R ER SO BB IBB HBP BLK WP HR S P ERA WHIP	IP WLS BF H R ER SO BB IBB HBP BLK WP HR S P ERA WHIP	IP WLS BF H R ER SO BB IBB HBP BLK WP HR S P ERA WHIP	IP WLS BF H R ER SO BB IBB HBP BLK WP HR S P ERA WHIP	IP WLS BF H R ER SO BB IBB HBP BLK WP HR S P ERA WHIP	IP WLS BF H R ER SO BB IBB HBP BLK WP HR S P ERA WHIP	IP WLS BF H R ER SO BB IBB HBP BLK WP HR S P ERA WHIP	IP WLS BF H R ER SO BB IBB HBP BLK WP HR S P ERA WHIP	IP WLS BF H R ER SO BB IBB HBP BLK WP HR S P ERA WHIP	IP WLS BF H R ER SO BB IBB HBP BLK WP HR S P ERA WHIP	IP WLS BF H R ER SO BB IBB HBP BLK WP HR S P ERA WHIP	IP WLS BF H R ER SO BB IBB HBP BLK WP HR S P ERA WHIP	IP WLS BF H R ER SO BB IBB HBP BLK WP HR S P ERA WHIP

Los Angeles Dodgers @ Milwaukee Brewers
Miller Park, Milwaukee, WI
Mon Sep 04 2006, 1:05 PM CDT
Att: 33,645 - Roof Closed - 73 F

AB 34
R 3
H 9
RBI 3
BB 1
SO 7
LOB 11





Batter	1	2	3	4	5	6	7	8	9	AB	R	H	RBI	BB	SO	LOB	BOTTOM								
Brady Clark, R OBP: 0.363, SLG: 0.338	G6-3		G6-3			9 2B		K		5	1	2	0	0	1	0									
9 Tony Graffanino, R OBP: 0.353, SLG: 0.412	G6-3		K			SF8 1B		FC4 1B		5	1	3	3	0	1	0									
Jeff Cirillo, R OBP: 0.387, SLG: 0.445	G5-3					SF8 2B		FC4 1B		3	0	0	1	0	0	1									
28 Prince Fielder, L OBP: 0.345, SLG: 0.482		F8 1B				SF8 1B		G4-6-3		2	1	1	0	2	0	3									
1 Corey Hart, R OBP: 0.316, SLG: 0.409		F8 1B		G5-3		SF8 1B				4	0	2	1	0	1	1									
Geoff Jenkins, L OBP: 0.337, SLG: 0.394		F8				SF8 1B				3	0	2	0	1	0	2									
David Bell, R OBP: 0.332, SLG: 0.379		SF7 1B		G3						3	0	1	1	0	1	3									
Damian Miller, R OBP: 0.324, SLG: 0.394		G6-3								4	2	2	0	0	1	2									
31 Dave Bush, R Brian Shouse, L 20 Laynce Nix, L Francisco Cordero, R				K		SH2-4 1B		FC1-5 1B		2	1	0	0	0	1	2									
Inning Stats	R: 0 E: 0 K: 0 S: 7	H: 2 LOB: 1 BB: 0 P: 7	R: 1 E: 0 K: 0 S: 13	H: 2 LOB: 1 BB: 0 P: 23	R: 0 E: 0 K: 2 S: 9	H: 0 LOB: 0 BB: 0 P: 10	R: 0 E: 0 K: 0 S: 8	H: 0 LOB: 2 BB: 2 P: 19	R: 3 E: 0 K: 0 S: 16	H: 5 LOB: 2 BB: 1 P: 25	R: 2 E: 0 K: 0 S: 16	H: 4 LOB: 2 BB: 0 P: 18	R: 0 E: 0 K: 3 S: 16	H: 1 LOB: 1 BB: 0 P: 21	R: 0 E: 0 K: 2 S: 14	H: 1 LOB: 1 BB: 0 P: 22	1B: 12 2B: 1 3B: 0 HR: 0	SF: 2 SAC: 1 DP: 1 HBP: 1	WP: 0 PB: 1 SB: 1 CS: 0	PA: 39					
PITCHER	IP WLS BF H R ER SO BB IBB HBP BLK WP HR S P ERA WHIP	IP WLS BF H R ER SO BB IBB HBP BLK WP HR S P ERA WHIP	IP WLS BF H R ER SO BB IBB HBP BLK WP HR S P ERA WHIP	IP WLS BF H R ER SO BB IBB HBP BLK WP HR S P ERA WHIP	IP WLS BF H R ER SO BB IBB HBP BLK WP HR S P ERA WHIP	IP WLS BF H R ER SO BB IBB HBP BLK WP HR S P ERA WHIP	IP WLS BF H R ER SO BB IBB HBP BLK WP HR S P ERA WHIP	IP WLS BF H R ER SO BB IBB HBP BLK WP HR S P ERA WHIP	IP WLS BF H R ER SO BB IBB HBP BLK WP HR S P ERA WHIP	IP WLS BF H R ER SO BB IBB HBP BLK WP HR S P ERA WHIP	IP WLS BF H R ER SO BB IBB HBP BLK WP HR S P ERA WHIP	IP WLS BF H R ER SO BB IBB HBP BLK WP HR S P ERA WHIP	IP WLS BF H R ER SO BB IBB HBP BLK WP HR S P ERA WHIP	IP WLS BF H R ER SO BB IBB HBP BLK WP HR S P ERA WHIP	IP WLS BF H R ER SO BB IBB HBP BLK WP HR S P ERA WHIP	IP WLS BF H R ER SO BB IBB HBP BLK WP HR S P ERA WHIP	IP WLS BF H R ER SO BB IBB HBP BLK WP HR S P ERA WHIP	IP WLS BF H R ER SO BB IBB HBP BLK WP HR S P ERA WHIP	IP WLS BF H R ER SO BB IBB HBP BLK WP HR S P ERA WHIP	IP WLS BF H R ER SO BB IBB HBP BLK WP HR S P ERA WHIP	IP WLS BF H R ER SO BB IBB HBP BLK WP HR S P ERA WHIP	IP WLS BF H R ER SO BB IBB HBP BLK WP HR S P ERA WHIP	IP WLS BF H R ER SO BB IBB HBP BLK WP HR S P ERA WHIP	IP WLS BF H R ER SO BB IBB HBP BLK WP HR S P ERA WHIP	IP WLS BF H R ER SO BB IBB HBP BLK WP HR S P ERA WHIP

Los Angeles Dodgers @ Milwaukee Brewers
Miller Park, Milwaukee, WI
Mon Sep 04 2006, 1:05 PM CDT
Att: 33,645 - Roof Closed - 73 F

AB 32
R 6
H 13
RBI 6
BB 3
SO 7
LOB 14

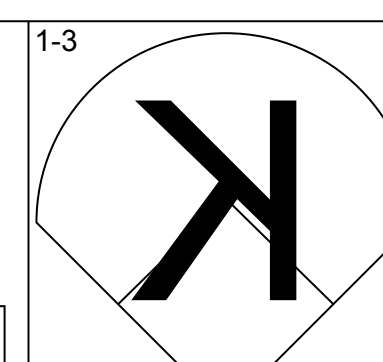
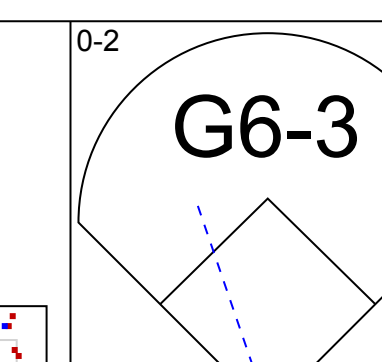
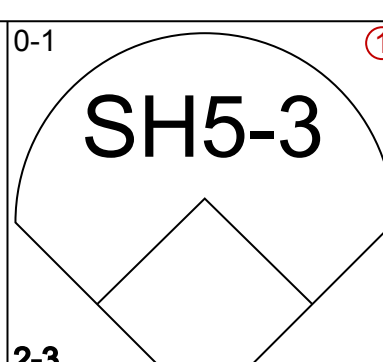
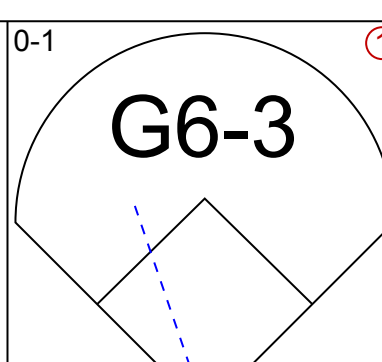
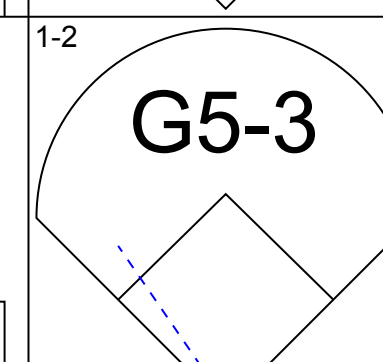
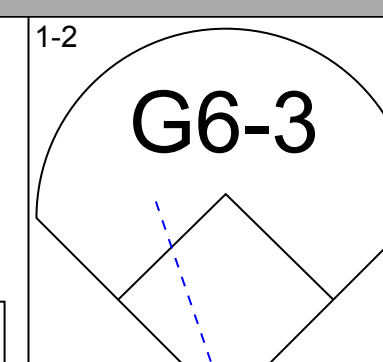
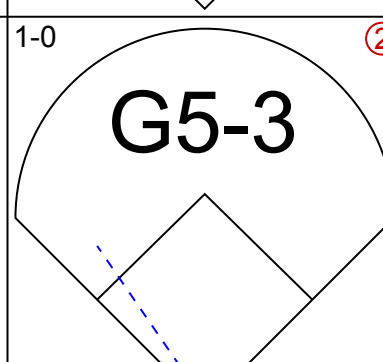
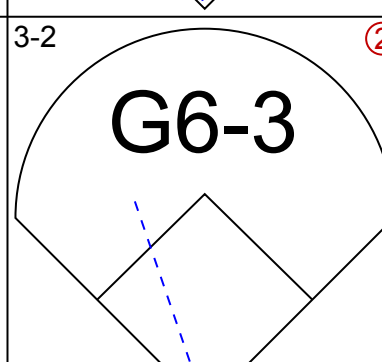
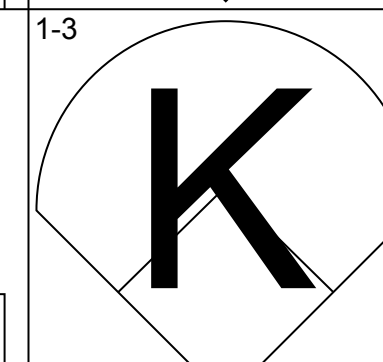
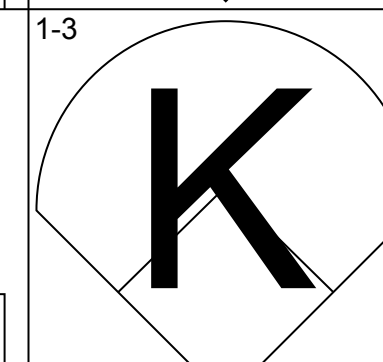
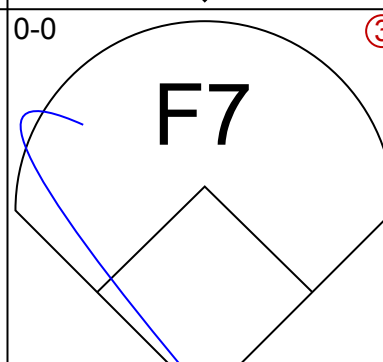
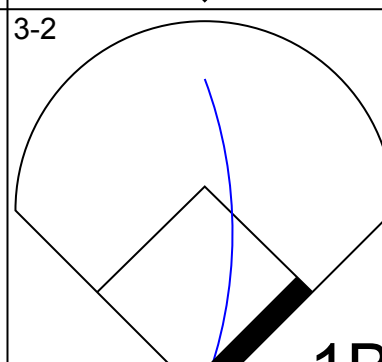
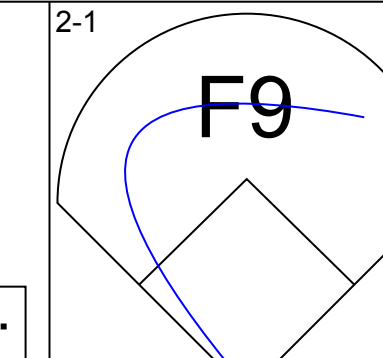
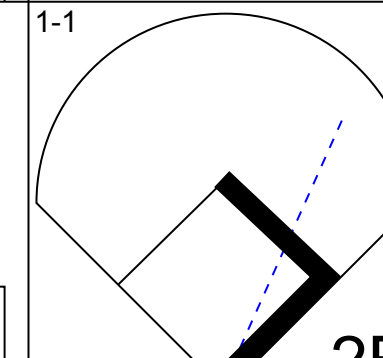
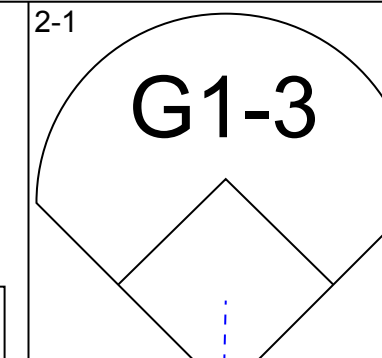
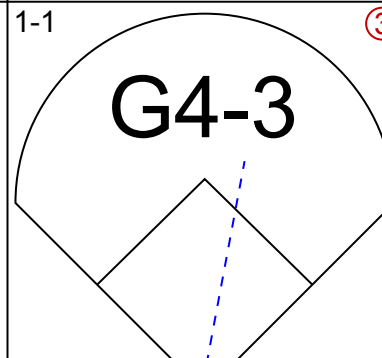
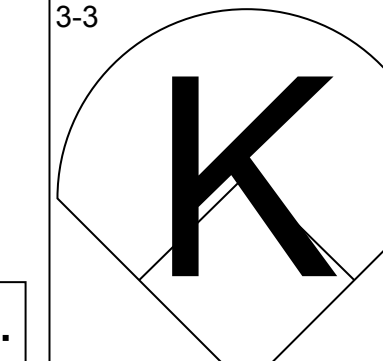
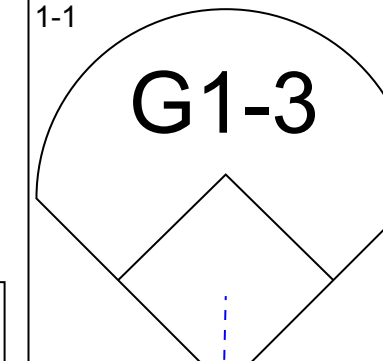
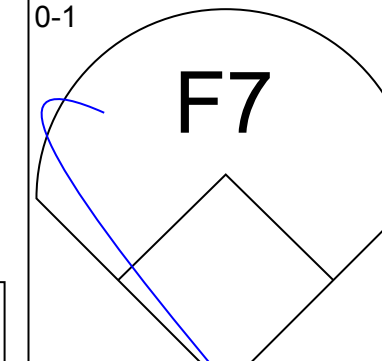
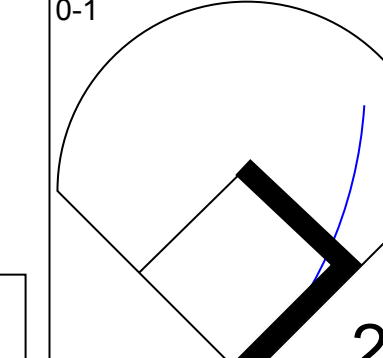
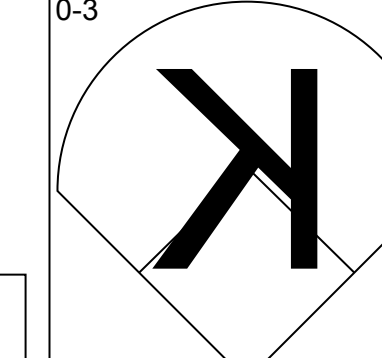
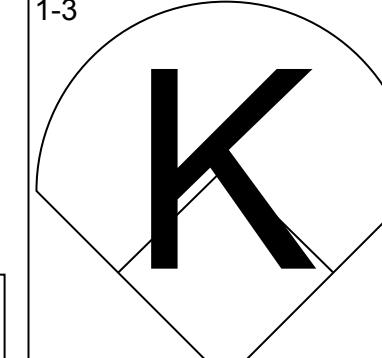
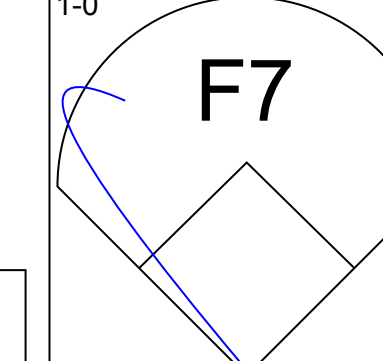
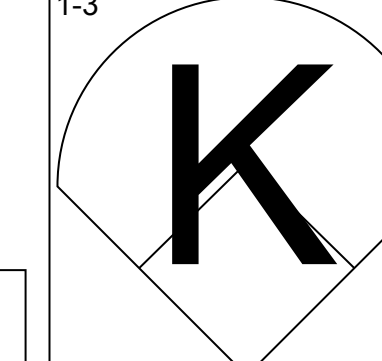
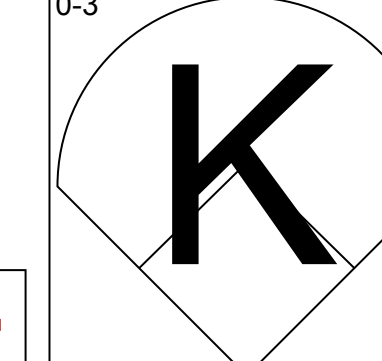
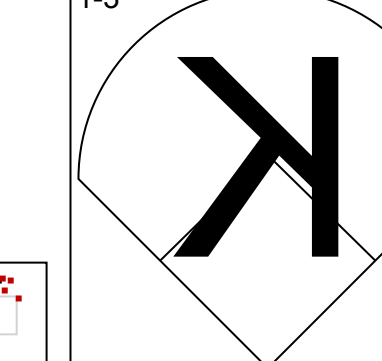
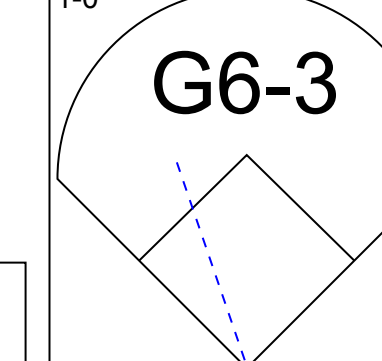
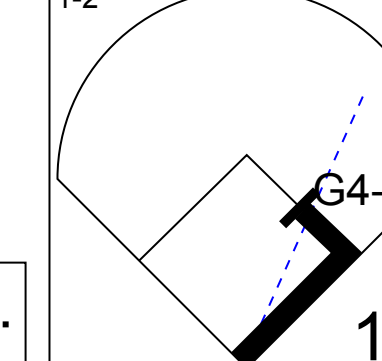
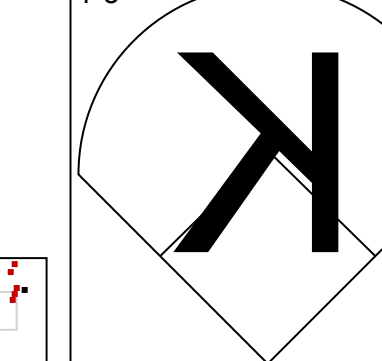
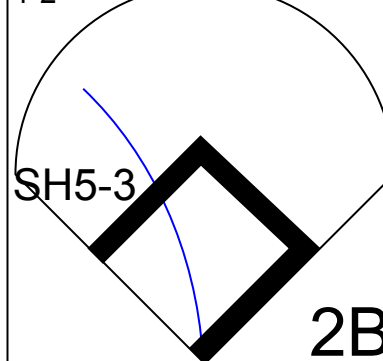
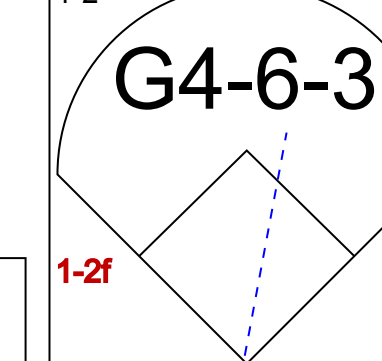


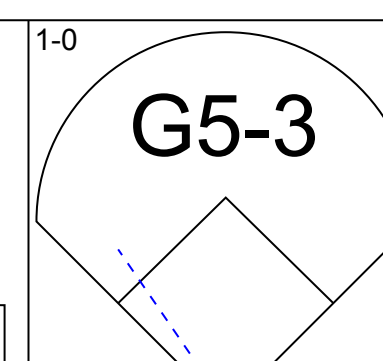
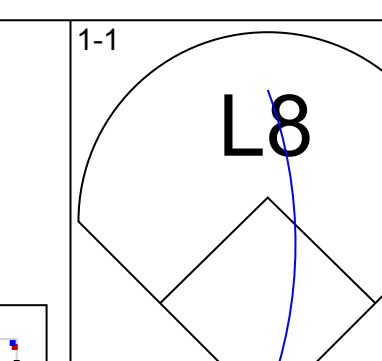
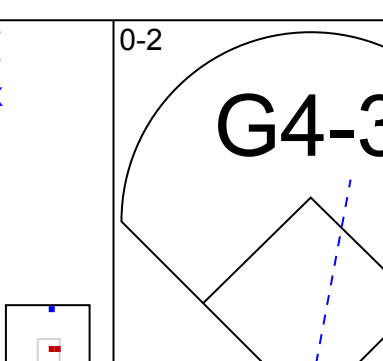
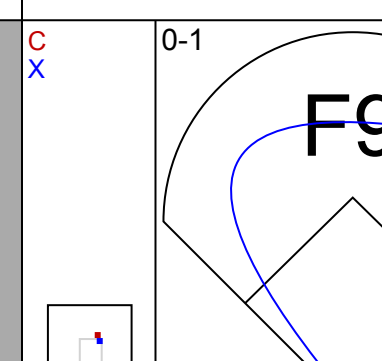
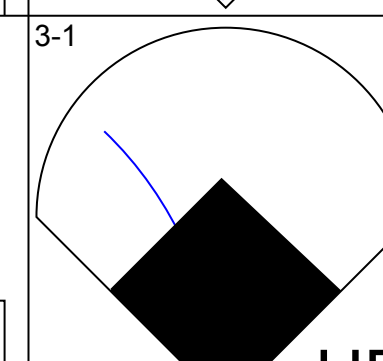
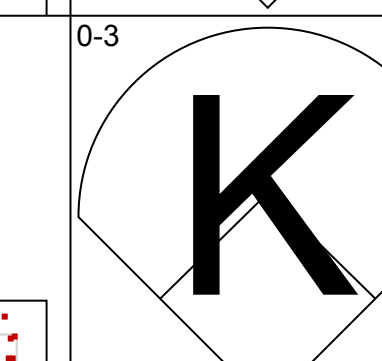
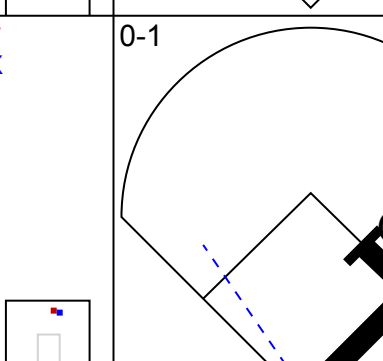
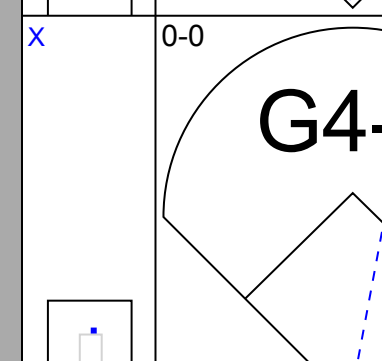
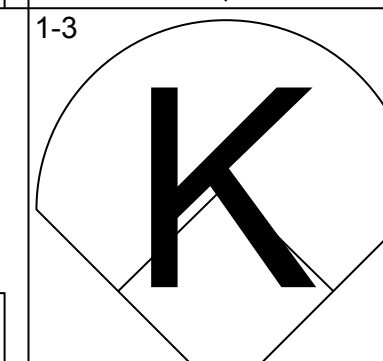
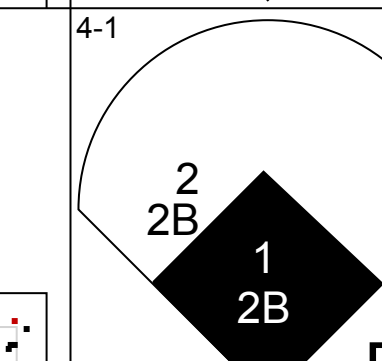
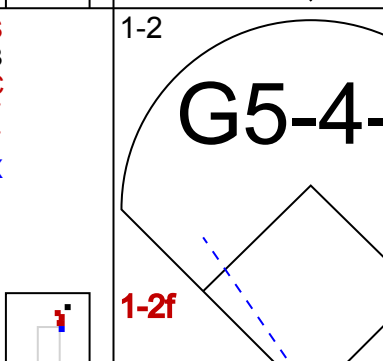
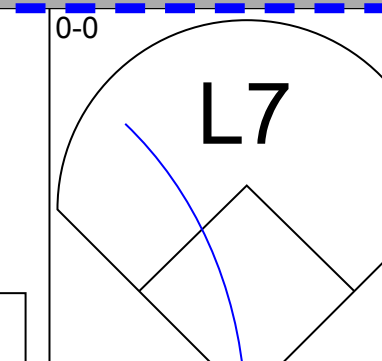
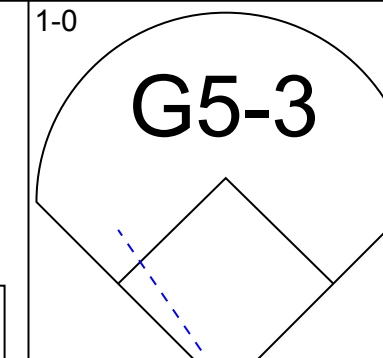
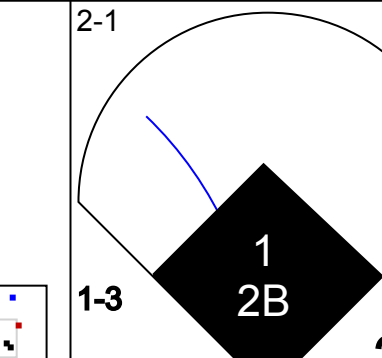


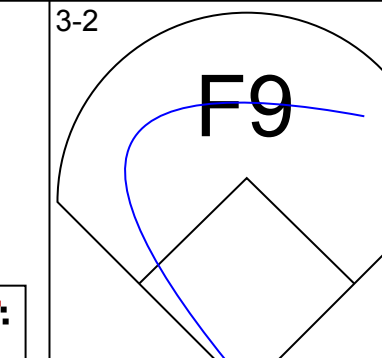
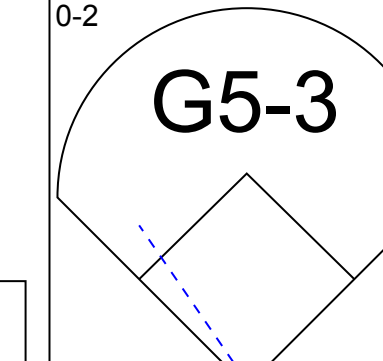
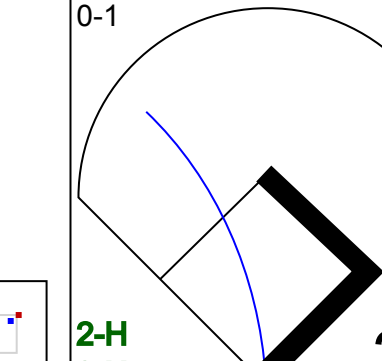
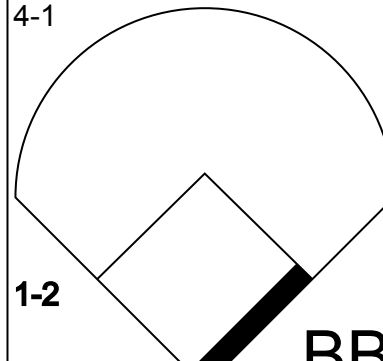
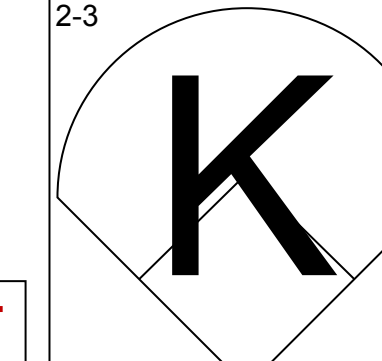
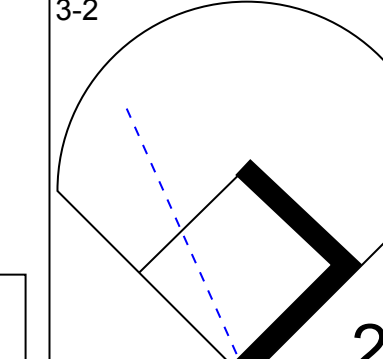
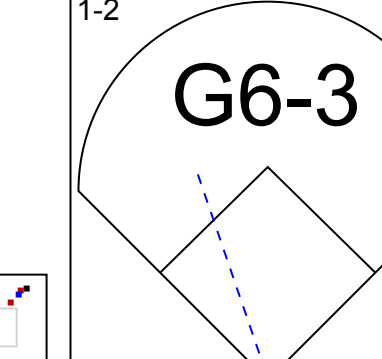
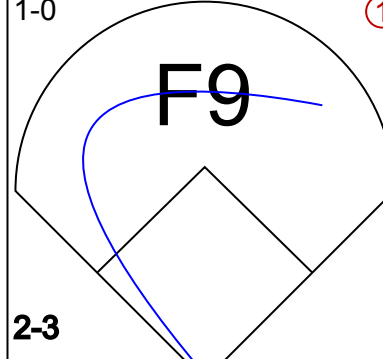

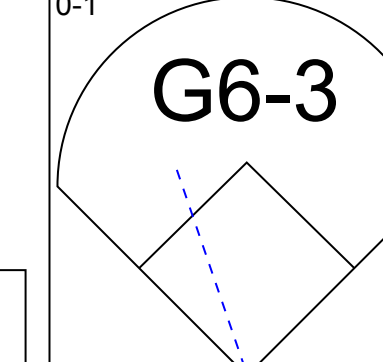
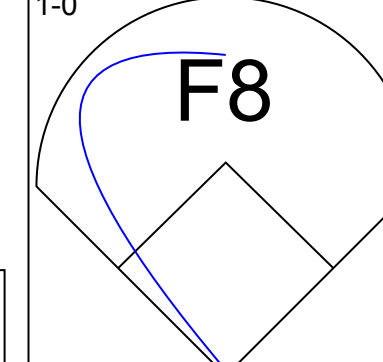
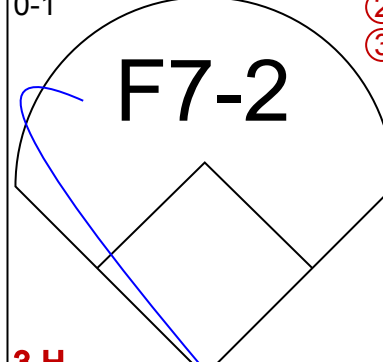

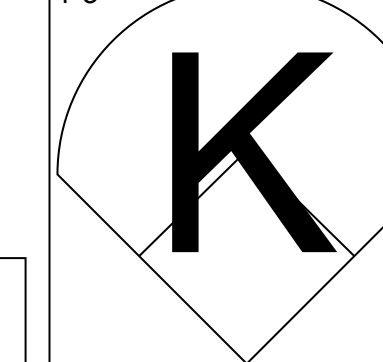
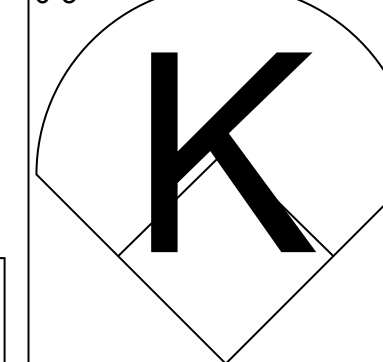
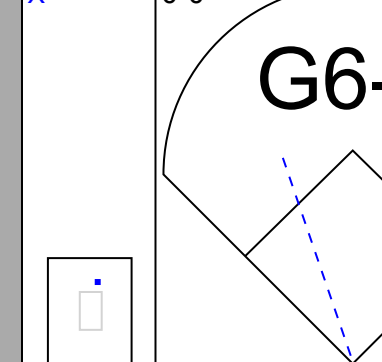
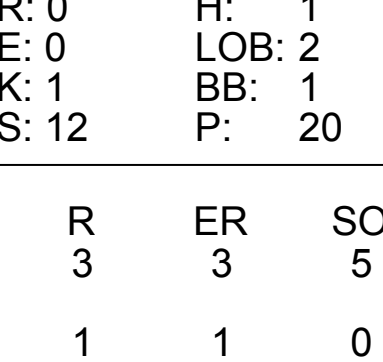
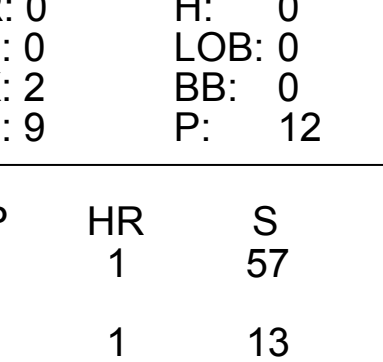
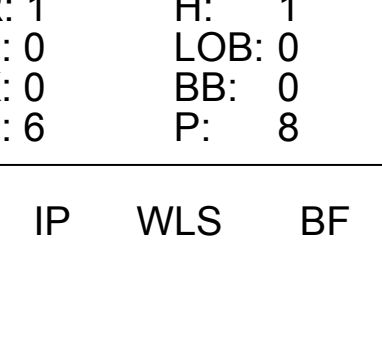
Batter	1	2	3	4	5	6	7	8	9	AB	R	H	RBI	BB	SO	LOB	TOP										
15 Rafael Furcal, S OBP: 0.360, SLG: 0.413	G3-1		2B		SF9		F8			3	0	1	1	0	0	1	Los Angeles Dodgers @ Milwaukee Brewers Miller Park, Milwaukee, WI Wed Sep 06 2006, 7:05 PM CDT Att: 25,106 - Roof Closed - 75 F livebaseballscorecards.com										
Julio Lugo, R OBP: 0.353, SLG: 0.442	F7		B2		L9			F7		4	0	0	0	0	0	2											
Olmedo Saenz, R OBP: 0.347, SLG: 0.553 7 James Loney, L OBP: 0.345, SLG: 0.506	BB		G4-3			F8		G4-3		2	0	0	0	1	0	1											
12 Jeff Kent, R OBP: 0.361, SLG: 0.470	1B			K		F9		G2-3		4	0	1	0	0	1	0											
16 Andre Ethier, L OBP: 0.380, SLG: 0.515	K			G4-3		G4-3			BB	3	0	0	0	1	1	2											
55 Russell Martin, R OBP: 0.359, SLG: 0.442		F9		G6-3			2B	G4-6-3		4	1	1	0	0	0	1											
27 Matt Kemp, R OBP: 0.315, SLG: 0.493	G5-3				0-0	15 SF9	3B	P3		4	1	2	1	0	0	0											
17 Jason Repko, R OBP: 0.343, SLG: 0.388	F7				4-0	15 SF9	SH2-3	BB		2	0	0	0	1	0	1											
Derek Lowe, R OBP: 0.161, SLG: 0.140 44 Takashi Saito, L (9, 1)				K	0-0		SH2-3	SH5-4		1	0	0	0	0	1	0											
Inning Stats	R: 0 E: 0 K: 1 S: 16	H: 1 LOB: 2 BB: 1 P: 23	R: 0 E: 0 K: 0 S: 6	H: 0 LOB: 0 BB: 0 P: 13	R: 0 E: 0 K: 1 S: 7	H: 1 LOB: 1 BB: 0 P: 11	R: 0 E: 0 K: 1 S: 12	H: 0 LOB: 0 BB: 0 P: 16	R: 1 E: 0 K: 0 S: 6	H: 1 LOB: 1 BB: 0 P: 11	R: 0 E: 0 K: 0 S: 6	H: 0 LOB: 0 BB: 0 P: 9	R: 1 E: 0 K: 0 S: 9	H: 2 LOB: 1 BB: 0 P: 13	R: 0 E: 0 K: 0 S: 6	H: 0 LOB: 0 BB: 0 P: 9		R: 0 E: 0 K: 0 S: 4	H: 0 LOB: 0 BB: 1 P: 9	1B: 2 2B: 2 3B: 1 HR: 0	SF: 1 SAC: 2 DP: 1 HBP: 0	WP: 0 PB: 0 SB: 0 CS: 0	PA: 34				
PITCHER	IP	WLS	BF	H	R	ER	SO	BB	IBB	HBP	BLK	WP	HR	S	P	ERA	WHIP										
39 Chris Capuano, L ERA: 3.49 Francisco Cordero, R ERA: 3.72	8.0	L	31	5	2	2	3	2	0	0	0	0	0	68	105	2.25	0.875										

Batter	1	2	3	4	5	6	7	8	9	AB	R	H	RBI	BB	SO	LOB	BOTTOM										
1 Corey Hart, R OBP: 0.317, SLG: 0.446	G5-3		1B			K		G6-3		4	0	1	0	0	1	1	Los Angeles Dodgers @ Milwaukee Brewers Miller Park, Milwaukee, WI Wed Sep 06 2006, 7:05 PM CDT Att: 25,106 - Roof Closed - 75 F livebaseballscorecards.com										
Jeff Cirillo, R OBP: 0.381, SLG: 0.437	G1-3		G4-3			E6		K		4	0	0	0	0	1	1											
9 Tony Graffanino, R OBP: 0.353, SLG: 0.410	G6-3			G4-3		G1-6-3		K		4	0	0	0	0	1	1											
28 Prince Fielder, L OBP: 0.351, SLG: 0.483		2B			4-0	2 FC6-4	BB	G1-3		2	0	0	0	1	0	0											
2 Bill Hall, R OBP: 0.337, SLG: 0.548		FC6-4			1-2	FC5-4		F9		3	1	0	0	0	0	2											
Geoff Jenkins, L OBP: 0.337, SLG: 0.396		E7			1-0	G4-3		G4-3		3	0	1	0	0	0	1											
Kevin Mench, R OBP: 0.316, SLG: 0.420		G6-3				G6-3			1B	3	0	1	0	0	0	0											
11 Mike Rivera, R OBP: 0.316, SLG: 0.443			G4-3			G6-3		SH1-4		2	0	0	0	0	0	0											
39 Chris Capuano, L OBP: 0.145, SLG: 0.133 Brady Clark, R OBP: 0.353, SLG: 0.338 Francisco Cordero, R (9, 1)			G1-3			F7		G5-3		2	0	0	0	0	0	0											
Inning Stats	R: 0 E: 0 K: 0 S: 5	H: 0 LOB: 0 BB: 0 P: 8	R: 1 E: 1 K: 0 S: 6	H: 1 LOB: 0 BB: 0 P: 11	R: 0 E: 0 K: 0 S: 10	H: 1 LOB: 1 BB: 0 P: 13	R: 0 E: 0 K: 0 S: 7	H: 0 LOB: 1 BB: 1 P: 15	R: 0 E: 1 K: 1 S: 5	H: 0 LOB: 0 BB: 0 P: 7	R: 0 E: 0 K: 0 S: 4	H: 0 LOB: 0 BB: 0 P: 8	R: 0 E: 0 K: 0 S: 6	H: 1 LOB: 1 BB: 0 P: 7	R: 0 E: 0 K: 2 S: 11	H: 0 LOB: 0 BB: 0 P: 18		1B: 2 2B: 1 3B: 0 HR: 0	SF: 0 SAC: 1 DP: 1 HBP: 1	WP: 0 PB: 0 SB: 0 CS: 0	PA: 31						
PITCHER	IP	WLS	BF	H	R	ER	SO	BB	IBB	HBP	BLK	WP	HR	S	P	ERA	WHIP										
Derek Lowe, R ERA: 3.64 44 Takashi Saito, R ERA: 2.01	8.0	S	3	0	0	0	2	0	0	0	0	0	0	11	18	0.00	0.000										

Batter	1	2	3	4	5	6	7	8	9	AB	R	H	RBI	BB	SO	LOB	TOP					
Willy Taveras, R (1,8) OBP: 0.332, SLG: 0.344										5	2	2	0	0	0	3	Houston Astros @ Milwaukee Brewers Miller Park, Milwaukee, WI Fri Sep 08 2006, 7:05 PM CDT Att: 19,677 - Roof Closed - 79 F					
Mike Lamb, L (1,5) OBP: 0.361, SLG: 0.481										3	0	1	0	0	1	1						
Morgan Enberg, R (7, PH) OBP: 0.392, SLG: 0.466										2	1	1	2	0	1	0						
17 Lance Berkman, S (1,3) OBP: 0.412, SLG: 0.604										4	0	1	0	0	0	2						
Aubrey Huff, L (1,9) OBP: 0.336, SLG: 0.464										3	1	1	2	0	0	1						
4 Eric Bruntlett, R (8, 7) OBP: 0.345, SLG: 0.333										0	0	0	0	0	0	0						
Luke Scott, L (1,7) OBP: 0.457, SLG: 0.591										3	0	0	0	1	3	2						
Charlton Jimerson, R (8, PR) OBP: 1.000, SLG: 4.000										0	0	0	0	0	0	0						
Craig Biggio, R (1,4) OBP: 0.313, SLG: 0.430										3	0	0	0	1	2	1						
Dan Wheeler, R (8, 1) OBP: 0.306, SLG: 0.289										0	0	0	0	0	0	0						
28 Adam Everett, R (1,6) OBP: 0.285, SLG: 0.346										4	0	1	0	0	1	4						
Brad Ausmus, R (1,2) OBP: 0.306, SLG: 0.289										4	0	2	0	0	0	2						
44 Roy Oswalt, R (1,1) OBP: 0.200, SLG: 0.228										1	0	0	0	0	0	0						
2 Chris Burke, R (8, 4) OBP: 0.359, SLG: 0.440										1	0	0	0	0	1	0						
Inning Stats	R: 1 E: 0 K: 1 S: 11	H: 2 LOB: 1 BB: 0 P: 13	R: 0 E: 0 K: 0 S: 9	H: 2 LOB: 2 BB: 0 P: 13	R: 0 E: 0 K: 0 S: 7	H: 0 LOB: 0 BB: 0 P: 11	R: 0 E: 0 K: 3 S: 12	H: 0 LOB: 0 BB: 0 P: 17	R: 0 E: 0 K: 1 S: 13	H: 1 LOB: 1 BB: 0 P: 19	R: 0 E: 0 K: 1 S: 15	H: 1 LOB: 2 BB: 1 P: 23	R: 2 E: 0 K: 0 S: 15	H: 2 LOB: 0 BB: 0 P: 24	R: 1 E: 0 K: 1 S: 15	H: 1 LOB: 2 BB: 0 P: 26	R: 0 E: 0 K: 2 S: 10	H: 0 LOB: 0 BB: 0 P: 18	1B: 4 2B: 3 3B: 0 HR: 2	SF: 1 SAC: 2 DP: 0 HBP: 0	WP: 0 PB: 0 SB: 1 CS: 0	PA: 38
PITCHER	IP WLS BF H R ER SO BB IBB HBP BLK WP HR S P ERA WHIP																					
15 Ben Sheets, R (1,1) ERA: 4.38	6.2 28 7 2 2 6 1 0 0 0 0 0 0 78 112 2.70 1.200																					
Brian Shouse, L (7,1) ERA: 3.68	0.1 B 2 1 1 1 0 0 0 0 0 0 1 4 8 27.00 3.000																					
52 Jose Capellan, R (8,1) ERA: 4.18	1.0 L 5 1 1 1 1 1 0 0 0 0 0 1 15 26 9.00 2.000																					
Francisco Cordero, R (9,1) ERA: 3.66	1.0 3 0 0 0 2 0 0 0 0 0 0 0 10 18 0.00 0.000																					

Batter	1	2	3	4	5	6	7	8	9	AB	R	H	RBI	BB	SO	LOB	BOTTOM					
Brady Clark, R (1,8) OBP: 0.362, SLG: 0.339										4	0	1	1	0	0	0	Houston Astros @ Milwaukee Brewers Miller Park, Milwaukee, WI Fri Sep 08 2006, 7:05 PM CDT Att: 19,677 - Roof Closed - 79 F					
9 Tony Graffanino, R (1,4) OBP: 0.348, SLG: 0.405										4	0	0	0	0	1	1						
28 Prince Fielder, L (1,3) OBP: 0.348, SLG: 0.479										4	0	0	0	0	3	1						
2 Bill Hall, R (1,6) OBP: 0.334, SLG: 0.543										4	0	0	0	0	2	0						
Geoff Jenkins, L (1,9) OBP: 0.339, SLG: 0.397										4	1	2	0	0	2	0						
1 Corey Hart, R (1,7) OBP: 0.322, SLG: 0.472										4	1	2	1	0	1	1						
David Bell, R (1,5) OBP: 0.331, SLG: 0.376										2	0	0	0	1	1	0						
18 Gabe Gross, L (9, PH) OBP: 0.381, SLG: 0.483										1	0	0	0	0	1	1						
Damian Miller, R (1,2) OBP: 0.326, SLG: 0.396										2	0	1	1	0	0	0						
11 Mike Rivera, R (7, PR) OBP: 0.316, SLG: 0.443										0	0	0	0	0	0	0						
15 Ben Sheets, R (1,1) OBP: 0.038, SLG: 0.038										2	1	0	0	0	1	1						
Brian Shouse, L (7,1) ERA: 2.99										0	0	0	0	0	0	0						
Jeff Cirillo, R (7, PH) OBP: 0.379, SLG: 0.435										1	0	0	0	0	3	0						
52 Jose Capellan, R (8,1) ERA: 4.18										0	0	0	0	0	0	0						
Francisco Cordero, R (9,1) ERA: 3.66										0	0	0	0	0	0	0						
Inning Stats	R: 0 E: 0 K: 2 S: 9	H: 0 LOB: 0 BB: 0 P: 12	R: 1 E: 0 K: 2 S: 14	H: 1 LOB: 0 BB: 0 P: 18	R: 0 E: 0 K: 1 S: 9	H: 0 LOB: 0 BB: 0 P: 12	R: 0 E: 0 K: 1 S: 7	H: 0 LOB: 0 BB: 0 P: 11	R: 0 E: 0 K: 2 S: 8	H: 0 LOB: 0 BB: 0 P: 10	R: 1 E: 0 K: 0 S: 10	H: 2 LOB: 1 BB: 0 P: 14	R: 1 E: 0 K: 0 S: 8	H: 2 LOB: 3 BB: 1 P: 19	R: 0 E: 0 K: 0 S: 7	H: 0 LOB: 0 BB: 0 P: 10	R: 0 E: 0 K: 3 S: 12	H: 1 LOB: 1 BB: 0 P: 17	1B: 3 2B: 2 3B: 0 HR: 1	SF: 0 SAC: 0 DP: 1 HBP: 1	WP: 0 PB: 0 SB: 0 CS: 0	PA: 34
PITCHER	IP WLS BF H R ER SO BB IBB HBP BLK WP HR S P ERA WHIP																					
44 Roy Oswalt, R (1,1) ERA: 3.15	7.0 27 3 3 3 9 0 1 1 0 0 0 0 65 96 3.86 0.714																					
Dan Wheeler, R (8,1) ERA: 2.99	1.0 H 3 0 0 0 0 0 0 0 0 0 0 7 10 0.00 0.000																					
54 Brad Lidge, R (9,1) ERA: 4.98	1.0 S 4 1 0 0 3 0 0 0 0 0 0 0 12 17 0.00 1.000																					

Batter	1	2	3	4	5	6	7	8	9	AB	R	H	RBI	BB	SO	LOB	TOP			
Willy Taveras, R (1,8) OBP: 0.330, SLG: 0.339										3	0	0	0	0	1	0	Houston Astros @ Milwaukee Brewers Miller Park, Milwaukee, WI Sun Sep 10 2006, 1:05 PM CDT Att: 23,456 - Roof Closed - 71 F			
2 Chris Burke, R (1,4) OBP: 0.354, SLG: 0.433										4	0	0	0	0	0	1				
17 Lance Berkman, S (1,3) OBP: 0.415, SLG: 0.617										4	0	1	0	0	2	1				
Aubrey Huff, L (1,9) OBP: 0.338, SLG: 0.468										4	0	1	0	0	0	1				
Morgan Ensberg, R (1,5) OBP: 0.389, SLG: 0.460										3	0	0	0	0	1	1				
Luke Scott, L (1,7) OBP: 0.459, SLG: 0.625										3	0	1	0	0	2	0				
28 Adam Everett, R (1,6) OBP: 0.287, SLG: 0.352										3	0	0	0	0	2	1				
Humberto Quintero, R (1,2) OBP: 0.286, SLG: 0.286										3	0	1	0	0	1	0				
51 Wandy Rodriguez, S (1,1) OBP: 0.108, SLG: 0.083										1	0	0	0	0	1	0				
Orlando Palmeiro, L (6, PH) OBP: 0.250, SLG: 0.300										1	0	1	0	0	0	0				
43 Chris Sampson, R (6, 1) OBP: 0.360, SLG: 0.477										0	0	0	0	0	0	0				
Mike Lamb, L (8, PH) OBP: 0.360, SLG: 0.477										1	0	0	0	0	0	1				
Russ Springer, R (8, 1)										0	0	0	0	0	0	0				
Inning Stats	R: 0 E: 0 K: 2 S: 9	H: 0 LOB: 0 BB: 0 P: 12	R: 0 E: 0 K: 1 S: 8	H: 1 LOB: 1 BB: 0 P: 14	R: 0 E: 0 K: 2 S: 14	H: 0 LOB: 0 BB: 0 P: 16	R: 0 E: 0 K: 1 S: 11	H: 1 LOB: 1 BB: 0 P: 15	R: 0 E: 0 K: 2 S: 7	H: 0 LOB: 0 BB: 0 P: 9	R: 0 E: 0 K: 1 S: 7	H: 0 LOB: 0 BB: 0 P: 10	R: 0 E: 0 K: 1 S: 9	H: 1 LOB: 0 BB: 0 P: 11	R: 0 E: 0 K: 0 S: 13	H: 1 LOB: 1 BB: 0 P: 20	1B: 2 2B: 3 3B: 0 HR: 0	SF: 0 SAC: 1 DP: 1 HBP: 0	WP: 0 PB: 0 SB: 0 CS: 0	PA: 31
PITCHER	IP WLS BF H R ER SO BB IBB HBP BLK WP HR S P ERA WHIP																			
31 Dave Bush, R (1,1) ERA: 4.44	9.0 W 31 5 0 0 10 0 0 0 0 0 0 85 116 0.00 0.556																			

Batter	1	2	3	4	5	6	7	8	9	AB	R	H	RBI	BB	SO	LOB	BOTTOM			
Brady Clark, R (1,8) OBP: 0.355, SLG: 0.332										4	0	0	0	0	0	0	Houston Astros @ Milwaukee Brewers Miller Park, Milwaukee, WI Sun Sep 10 2006, 1:05 PM CDT Att: 23,456 - Roof Closed - 71 F			
9 Tony Graffanino, R (1,4) OBP: 0.351, SLG: 0.417										4	1	2	1	0	1	0				
Jeff Cirillo, R (1,3) OBP: 0.376, SLG: 0.428										3	1	0	0	1	1	1				
2 Bill Hall, R (1,6) OBP: 0.338, SLG: 0.547										4	1	2	0	0	0	0				
1 Corey Hart, R (1,9) OBP: 0.333, SLG: 0.494										3	0	1	2	1	1	0				
Kevin Mench, R (1,7) OBP: 0.315, SLG: 0.421										3	0	1	0	0	0	3				
8 Vinny Rottino, R (1,5) OBP: 0.111, SLG: 0.111										2	0	0	0	0	0	1				
28 Prince Fielder, L (6, PH) OBP: 0.347, SLG: 0.478										1	0	0	0	0	0	2				
11 Mike Rivera, R (1,2) OBP: 0.314, SLG: 0.457										2	1	1	1	1	1	0				
31 Dave Bush, R (1,1) OBP: 0.158, SLG: 0.211										3	0	0	0	0	2	2				
Inning Stats	R: 1 E: 0 K: 1 S: 11	H: 1 LOB: 0 BB: 0 P: 17	R: 0 E: 0 K: 1 S: 12	H: 1 LOB: 2 BB: 1 P: 20	R: 2 E: 0 K: 1 S: 15	H: 2 LOB: 1 BB: 1 P: 23	R: 0 E: 0 K: 2 S: 9	H: 0 LOB: 0 BB: 0 P: 12	R: 0 E: 0 K: 0 S: 10	H: 1 LOB: 1 BB: 1 P: 11	R: 0 E: 0 K: 0 S: 7	H: 1 LOB: 1 BB: 1 P: 14	R: 1 E: 0 K: 0 S: 6	H: 1 LOB: 0 BB: 0 P: 8	R: 0 E: 0 K: 1 S: 7	H: 0 LOB: 0 BB: 0 P: 12	1B: 2 2B: 4 3B: 0 HR: 2	SF: 0 SAC: 0 DP: 2 HBP: 0	WP: 0 PB: 0 SB: 0 CS: 0	PA: 32
PITCHER	IP WLS BF H R ER SO BB IBB HBP BLK WP HR S P ERA WHIP																			
51 Wandy Rodriguez, L (1,1) ERA: 5.43	5.0 L 21 5 3 3 5 1 1 0 0 0 0 1 57 83 5.40 1.200																			
43 Chris Sampson, R (6, 1) ERA: 3.44	2.0 8 2 1 1 0 1 0 0 0 0 0 1 13 22 4.50 1.500																			
Russ Springer, R (8, 1) ERA: 3.71	1.0 3 0 0 0 1 0 0 0 0 0 0 0 7 12 0.00 0.000																			

Batter	1	2	3	4	5	6	7	8	9	AB	R	H	RBI	BB	SO	LOB	TOP				
Brady Clark, R (1, 8) OBP: 0.352, SLG: 0.328	F8		G5-3		K			L5		4	0	0	0	0	1	0	Milwaukee Brewers @ Pittsburgh Pirates PNC Park, Pittsburgh, PA Mon Sep 11 2006, 7:05 PM EDT Att: 13,643 - Partly Cloudy - 68 F				
9 Tony Graffanino, R (1, 4) OBP: 0.353, SLG: 0.418	F7		1B			K		1B		4	0	2	0	0	1	0					
28 Prince Fielder, L (1, 3) OBP: 0.346, SLG: 0.476	K		G4-3			FC5-4		K		4	0	1	0	0	2	2					
2 Bill Hall, R (1, 6) OBP: 0.340, SLG: 0.552		G3-1 1B BB		HR		FC5-4		G6-3		3	2	1	1	1	0	1					
1 Corey Hart, R (1, 9) OBP: 0.342, SLG: 0.503		G3-1 1B		CS BB		G1-3		G6-3 1B		3	1	2	0	1	0	1					
Kevin Mench, R (1, 7) OBP: 0.313, SLG: 0.417		G3-1		P5				G6-3		4	0	0	0	0	0	4					
David Bell, R (1, 5) OBP: 0.331, SLG: 0.381		G5-3		F9				G6-3		3	0	0	1	0	0	2					
Geoff Jenkins, L (9, PH) OBP: 0.339, SLG: 0.395		3-H 1-0		CS				22 1B		1	0	1	1	0	0	0					
Damian Miller, R (1, 2) OBP: 0.322, SLG: 0.391		G1-3		SAFE SAFE		F8		1-2 1B		3	0	0	0	0	1	1					
22 Tony Gwynn Jr., L (9, PH) OBP: 0.525, SLG: 0.563				1-2		K		1-2 1B		1	0	1	0	0	0	0					
Doug Davis, R (1, 1) OBP: 0.066, SLG: 0.050										2	0	0	0	0	2	0					
52 Jose Capellan, R (7, 1)										0	0	0	0	0	0	0					
Jeff Cirillo, R (8, PH) OBP: 0.375, SLG: 0.426										1	0	0	0	0	0	0					
Derrick Turnbow, R (8, 1)										0	0	0	0	0	0	0					
21 Drew Anderson, L (9, PH)										1	0	0	0	0	1	2					
Inning Stats	R: 0 E: 0 K: 1 S: 6	H: 0 LOB: 0 BB: 0 P: 7	R: 1 E: 0 K: 0 S: 8	H: 1 LOB: 1 BB: 1 P: 14	R: 0 E: 0 K: 1 S: 6	H: 1 LOB: 1 BB: 0 P: 11	R: 1 E: 0 K: 0 S: 6	H: 1 LOB: 0 BB: 0 P: 11	R: 0 E: 0 K: 1 S: 9	H: 0 LOB: 0 BB: 0 P: 13	R: 0 E: 0 K: 1 S: 7	H: 0 LOB: 0 BB: 0 P: 11	R: 0 E: 0 K: 1 S: 11	H: 1 LOB: 1 BB: 0 P: 18	R: 1 E: 0 K: 1 S: 14	H: 3 LOB: 2 BB: 0 P: 22	1B: 6 2B: 1 3B: 0 HR: 1	SF: 0 SAC: 0 DP: 0 HBP: 0	WP: 0 PB: 0 SB: 0 CS: 1	PA: 37	
PITCHER	IP WLS BF H R ER SO BB IBB HBP BLK WP HR S P ERA WHIP	8.0 W 30 5 2 2 7 2 0 0 0 0 1 61 95 2.25 0.875	1.0 S 6 3 1 1 1 0 0 0 0 0 0 14 22 9.00 3.000																		

Batter	1	2	3	4	5	6	7	8	9	AB	R	H	RBI	BB	SO	LOB	BOTTOM				
6 Chris Duffy, L (1, 8) OBP: 0.303, SLG: 0.325	2 1B 12 FC5-4 BB		12 G5-4-3 2 1B			G5-3		K		4	1	2	2	1	1	0	Milwaukee Brewers @ Pittsburgh Pirates PNC Park, Pittsburgh, PA Mon Sep 11 2006, 7:05 PM EDT Att: 13,643 - Partly Cloudy - 68 F				
2 Jack Wilson, R (1, 6) OBP: 0.322, SLG: 0.380	12 FC5-4 1B		12 G5-4-3 1B		G3			26 BB 12 S 1B		4	0	3	1	0	0	1					
12 Freddy Sanchez, R (1, 5) OBP: 0.376, SLG: 0.471	FC5-4		G5-4-3					F9		4	0	1	1	0	0	4					
Jason Bay, R (1, 7) OBP: 0.389, SLG: 0.528	K		FC4 BB		E6			26 BB 1B		2	0	0	0	2	1	2					
Xavier Nady, R (1, 3) OBP: 0.350, SLG: 0.472	G4-3		FC4		K			P3		4	0	0	0	0	1	7					
26 Ronny Paulino, R (1, 2) OBP: 0.369, SLG: 0.398		G6-3		G6-3		K		BB		3	0	0	0	1	1	2					
José Bautista, R (1, 9) OBP: 0.342, SLG: 0.424		G4-6-3 BB		57 SH3-4 6 BB 1B HBP		K		K		2	1	0	0	1	2	5					
Jose Castillo, R (1, 4) OBP: 0.312, SLG: 0.404		G4-6-3		57 SH3-4 6 BB 1B		L6		G5-3		3	1	0	0	1	0	1					
57 Zach Duke, L (1, 1) OBP: 0.222, SLG: 0.258										2	1	1	0	0	1	0					
41 Ryan Doumit, S (8, PH) OBP: 0.299, SLG: 0.390										1	0	0	0	0	0	0					
16 Salomon Torres, R (9, 1) OBP: 0.200, SLG: 0.200										0	0	0	0	0	0	0					
Inning Stats	R: 1 E: 0 K: 1 S: 8	H: 1 LOB: 1 BB: 1 P: 18	R: 0 E: 0 K: 0 S: 8	H: 0 LOB: 0 BB: 1 P: 16	R: 1 E: 0 K: 0 S: 11	H: 3 LOB: 2 BB: 1 P: 20	R: 2 E: 0 K: 0 S: 14	H: 1 LOB: 1 BB: 1 P: 26	R: 0 E: 0 K: 3 S: 13	H: 1 LOB: 2 BB: 0 P: 21	R: 0 E: 0 K: 1 S: 6	H: 0 LOB: 0 BB: 0 P: 9	R: 0 E: 0 K: 1 S: 15	H: 1 LOB: 3 BB: 2 P: 27	R: 0 E: 0 K: 1 S: 7	H: 0 LOB: 0 BB: 0 P: 11	1B: 7 2B: 0 3B: 0 HR: 0	SF: 0 SAC: 1 DP: 2 HBP: 1	WP: 0 PB: 0 SB: 1 CS: 0	PA: 37	
PITCHER	IP WLS BF H R ER SO BB IBB HBP BLK WP HR S P ERA WHIP	6.0 L 28 6 4 4 5 4 0 1 0 0 0 15 27 0.00 1.667	1.0 6 1 0 0 1 2 0 0 0 0 0 0 7 11 0.00 0.000																		



Batter	1	2	3	4	5	6	7	8	9	AB	R	H	RBI	BB	SO	LOB	TOP					
22 Tony Gwynn Jr., L OBP: 0.408, SLG: 0.429	1-2 K		1-2 L7		1-1 G3			1-3 K	3-3 K	5	0	0	0	0	3	1	Milwaukee Brewers @ Pittsburgh Pirates PNC Park, Pittsburgh, PA Wed Sep 13 2006, 12:35 PM EDT Cloudy - 63 F					
9 Tony Graffanino, R OBP: 0.352, SLG: 0.416	3-1 2B		1-2 K			2-2 G1-3		0-1 G1-3		4	1	1	0	0	1	0						
1 Corey Hart, R OBP: 0.340, SLG: 0.503	2-2 P6				1-3 K			2-2 2B		4	1	1	0	0	2	1						
28 Prince Fielder, L OBP: 0.349, SLG: 0.482	2-0 2B				2-3 K			1-0 2B		4	0	3	2	0	1	0						
2 Bill Hall, R OBP: 0.339, SLG: 0.551	0-3 K				3-2 2B			2-2 2B		4	1	1	0	0	2	3						
Geoff Jenkins, L OBP: 0.341, SLG: 0.397		3-1 1B			0-1 1B			2-2 FC5-4		3	0	2	1	0	1	0						
Kevin Mench, R OBP: 0.312, SLG: 0.416					2-H 1B			1-2 1B		1	0	0	0	0	0	2						
David Bell, R OBP: 0.330, SLG: 0.379		1-2 L4-3			2-2 P4			4-1 BB		3	0	0	0	1	1	2						
Damian Miller, R OBP: 0.320, SLG: 0.387					0-1 G4-3			2-2 G2-3		3	0	0	0	0	1	1						
Jef Cirillo, R OBP: 0.373, SLG: 0.424								1-2 G2-3		1	0	0	0	0	0	0						
39 Chris Capuano, L OBP: 0.147, SLG: 0.129								0-1 G6-3		2	0	0	0	0	0	1						
Chris Spurling, R OBP: 0.349, SLG: 0.423									4-0 2B	0	0	0	0	0	0	0						
21 Drew Anderson, L OBP: 0.349, SLG: 0.423										0	0	0	0	0	0	0						
Dan Kolb, R OBP: 0.349, SLG: 0.423										0	0	0	0	0	0	0						
18 Gabe Gross, L OBP: 0.352, SLG: 0.328										0	0	0	0	0	0	0						
Brady Clark, R OBP: 0.352, SLG: 0.328										0	0	0	0	0	0	0						
Inning Stats	R: 1 E: 0 K: 2 S: 12	H: 2 LOB: 1 BB: 0 P: 20	R: 0 E: 0 K: 1 S: 8	H: 1 LOB: 0 BB: 0 P: 13	R: 0 E: 0 K: 2 S: 9	H: 0 LOB: 0 BB: 0 P: 12	R: 1 E: 0 K: 2 S: 15	H: 2 LOB: 1 BB: 0 P: 23	R: 0 E: 0 K: 0 S: 5	H: 0 LOB: 0 BB: 0 P: 6	R: 0 E: 0 K: 2 S: 10	H: 1 LOB: 1 BB: 0 P: 17	R: 0 E: 0 K: 1 S: 10	H: 0 LOB: 1 BB: 1 P: 18	R: 1 E: 1 K: 1 S: 21	H: 2 LOB: 2 BB: 1 P: 29	R: 0 E: 0 K: 2 S: 8	H: 0 LOB: 2 BB: 1 P: 16	1B: 4 2B: 5 3B: 0 HR: 0	SF: 0 SAC: 0 DP: 1 HBP: 0	WP: 0 PB: 0 CS: 0	PA: 37
PITCHER	IP WLS BF H R ER SO BB IBB HBP BLK WP HR S P ERA WHIP																					
45 Ian Snell, R ERA: 4.78	7.0 W 27 6 2 2 10 1 0 0 0 0 0 0 69 109 2.57 1.000																					
55 Matt Capps, R ERA: 3.64	0.2 3 1 1 1 1 0 0 0 0 0 0 0 12 15 13.50 1.500																					
34 John Grabow, L ERA: 4.04	0.0 2 1 0 0 0 0 0 0 0 0 0 0 5 8 ∞ ∞																					
44 Josh Sharpless, R ERA: 2.08	0.1 H 1 0 0 0 0 0 0 0 0 0 0 0 4 6 0.00 0.000																					
16 Salomon Torres, R ERA: 3.44	1.0 S 4 0 0 0 2 1 0 0 0 0 0 0 8 16 0.00 1.000																					

AB	35
R	3
H	8
RBI	3
BB	2
SO	13
LOB	11



Batter	1	2	3	4	5	6	7	8	9	AB	R	H	RBI	BB	SO	LOB	BOTTOM			
6 Chris Duffy, L OBP: 0.308, SLG: 0.328	1-2 G3-1		0-1 2B	2-1 FC1-6		0-1 E6	0-3 K			4	2	2	0	0	1	1	Milwaukee Brewers @ Pittsburgh Pirates PNC Park, Pittsburgh, PA Wed Sep 13 2006, 12:35 PM EDT Cloudy - 63 F			
2 Jack Wilson, R OBP: 0.320, SLG: 0.378	2-0 L8		1 SAFE 1B	0-2 FC1-6		2-2 G6-3		1-1 G5-3		5	1	1	0	0	0	2				
12 Freddy Sanchez, R OBP: 0.378, SLG: 0.475	3-2 2B		2-1 SF7	0-0 F9		0-0 2B		2-0 1B		4	1	3	2	0	0	1				
Jason Bay, R OBP: 0.392, SLG: 0.528	4-1 BB		3-0 2B	4-0 BB		4-0 2B		2-3 K		2	2	1	0	3	1	1				
26 Ronny Paulino, R OBP: 0.370, SLG: 0.403	0-1 P3		1-2 SF9	1-2 BB		0-2 BB		3-2 G6-3		5	0	2	3	0	0	5				
41 Ryan Doumit, S OBP: 0.296, SLG: 0.380		1-3 K	2-2 SF9			2-2 G4-3				3	0	0	0	0	2	1				
Xavier Nady, R OBP: 0.350, SLG: 0.472			1-3 HBP							0	0	0	0	0	0	0				
Jose Castillo, R OBP: 0.311, SLG: 0.402		3-2 L7	1-0 SF9			0-1 F9		4-1 FC6-4		2	0	0	1	1	0	0				
José Bautista, R OBP: 0.343, SLG: 0.426		2-0 2B	1-2 3-H			1-3 K		1-2 FC6-4		3	0	1	0	1	1	1				
45 Ian Snell, R OBP: 0.296, SLG: 0.380			1-3 K			2-2 G5-3				3	0	0	0	0	1	4				
Jeremy Hertzler, R OBP: 0.289, SLG: 0.424			1-2 P3							1	0	0	0	0	0	1				
55 Matt Capps, R ERA: 3.66										0	0	0	0	0	0	0				
34 John Grabow, L ERA: 4.04										0	0	0	0	0	0	0				
44 Josh Sharpless, R ERA: 2.08										0	0	0	0	0	0	0				
16 Salomon Torres, R ERA: 3.44										0	0	0	0	0	0	0				
Inning Stats	R: 0 E: 0 K: 0 S: 11	H: 1 LOB: 2 BB: 1 P: 21	R: 0 E: 0 K: 2 S: 11	H: 1 LOB: 0 BB: 0 P: 18	R: 3 E: 0 K: 0 S: 19	H: 4 LOB: 3 BB: 1 P: 35	R: 0 E: 0 K: 0 S: 6	H: 0 LOB: 2 BB: 1 P: 13	R: 0 E: 0 K: 2 S: 9	H: 0 LOB: 0 BB: 0 P: 11	R: 3 E: 1 K: 0 S: 13	H: 3 LOB: 1 BB: 1 P: 20	R: 0 E: 0 K: 1 S: 11	H: 0 LOB: 1 BB: 1 P: 17	R: 0 E: 0 K: 1 S: 12	H: 1 LOB: 1 BB: 0 P: 20	1B: 6 2B: 4 3B: 0 HR: 0	SF: 2 SAC: 0 DP: 0 HBP: 2	WP: 1 PB: 0 CS: 0	PA: 41
PITCHER	IP WLS BF H R ER SO BB IBB HBP BLK WP HR S P ERA WHIP																			
39 Chris Capuano, L ERA: 3.66	5.2 L 32 9 6 6 4 3 1 0 0 0 0 0 1 68 116 9.53 2.118																			
Chris Spurling, R ERA: 3.29	0.1 1 0 0 0 0 0 0 0 0 0 0 0 1 2 0.00 0.000																			
Dan Kolb, R ERA: 4.7	2.0 8 1 0 0 2 1 0 0 0 0 0 0 23 37 0.00 1.000																			

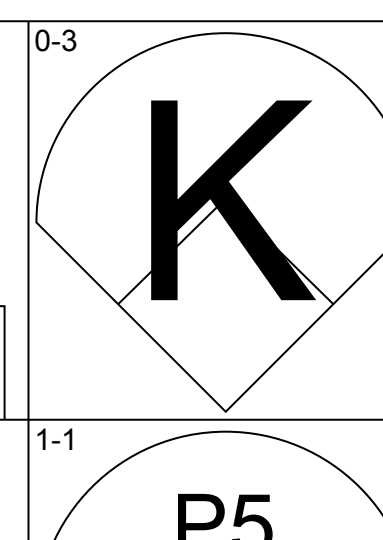
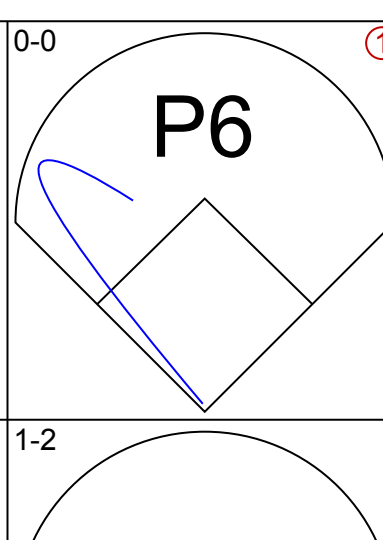
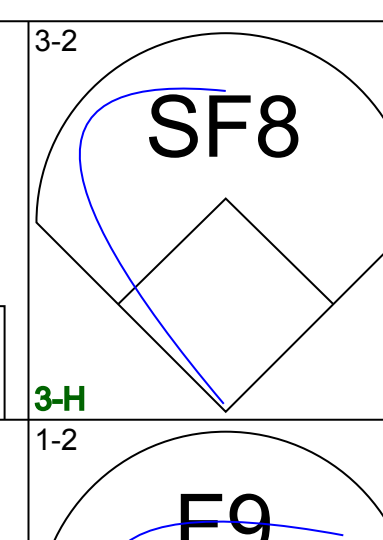
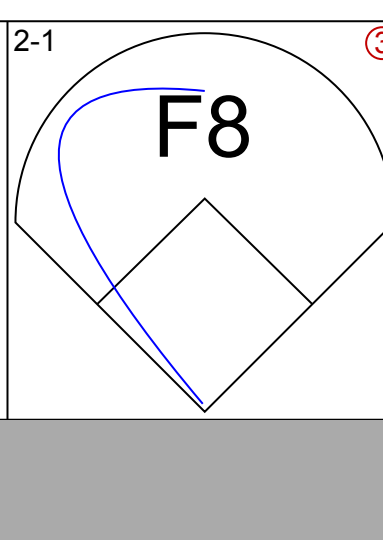
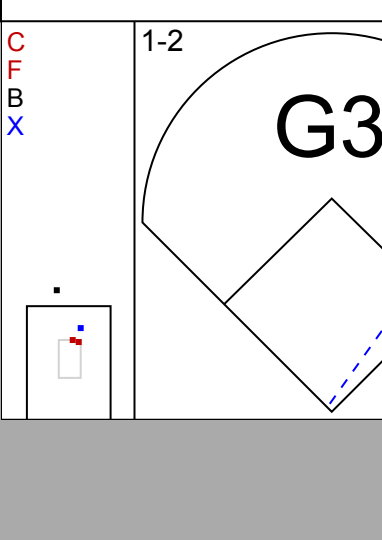
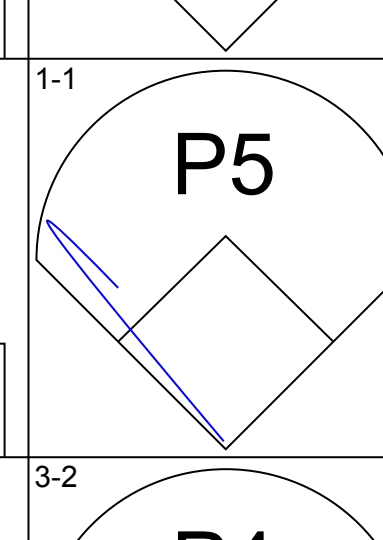
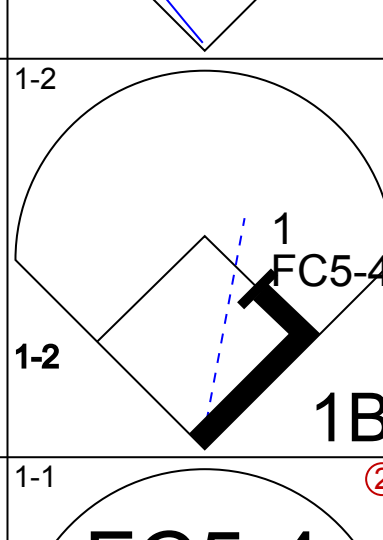
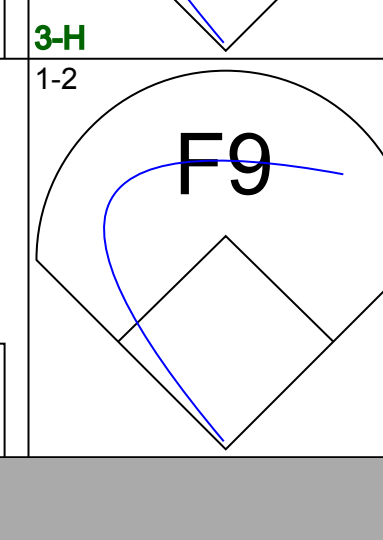

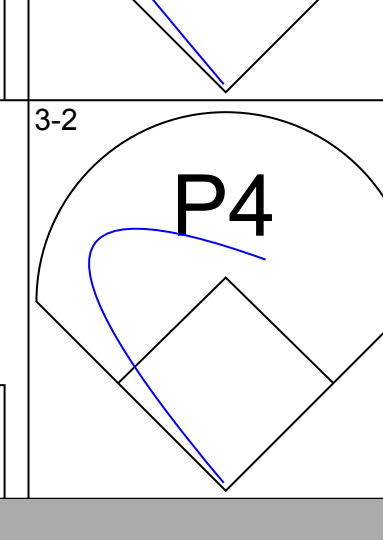
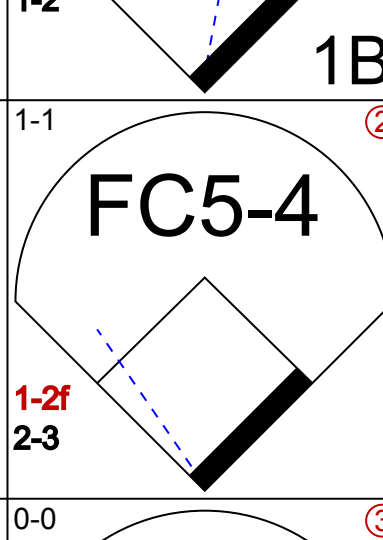
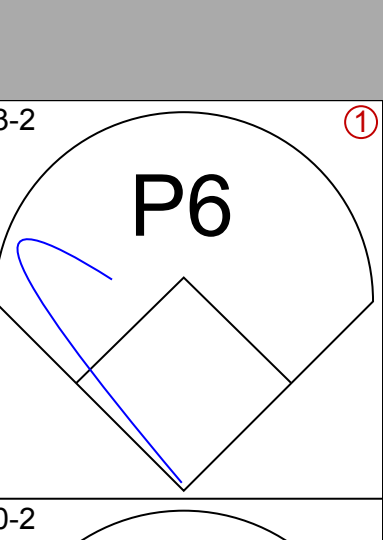
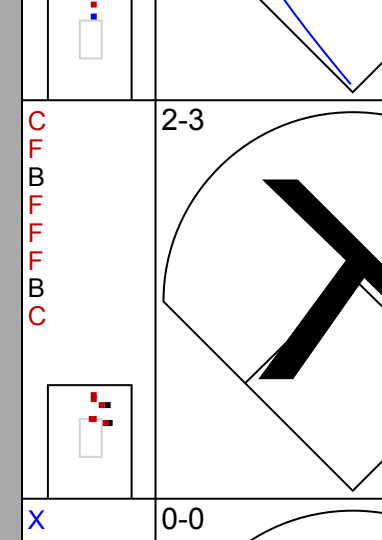
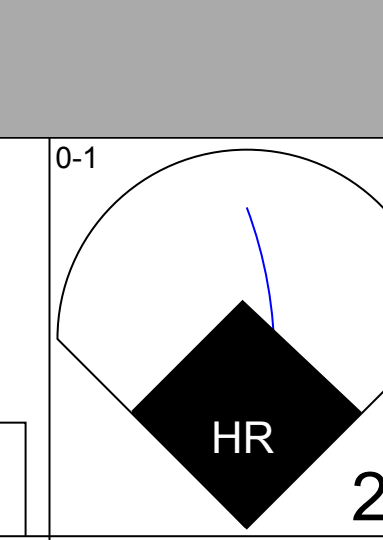
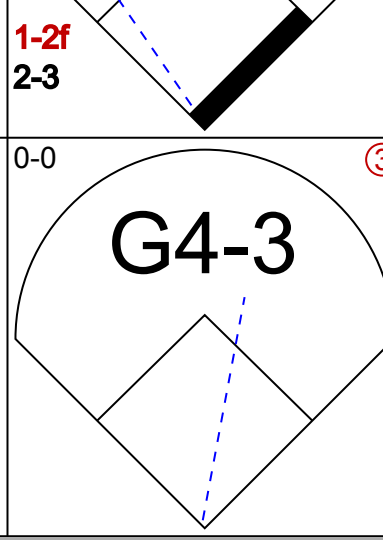
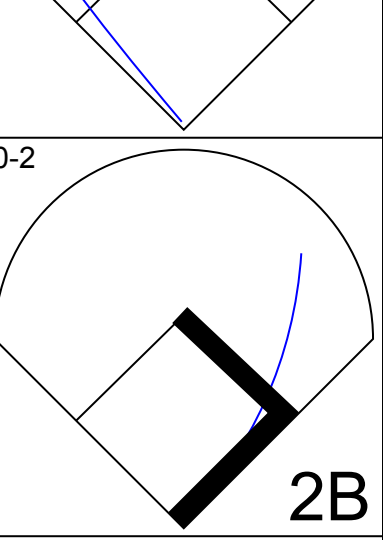
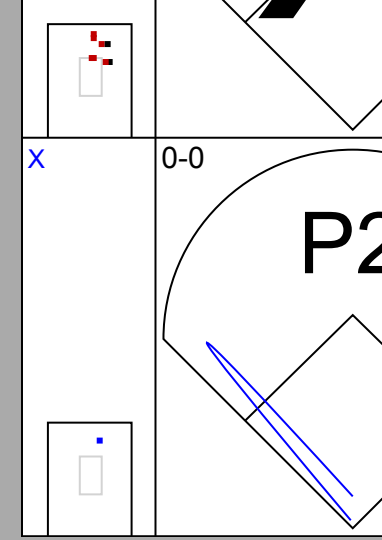
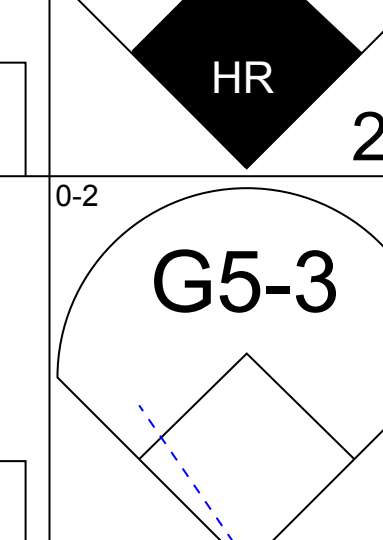
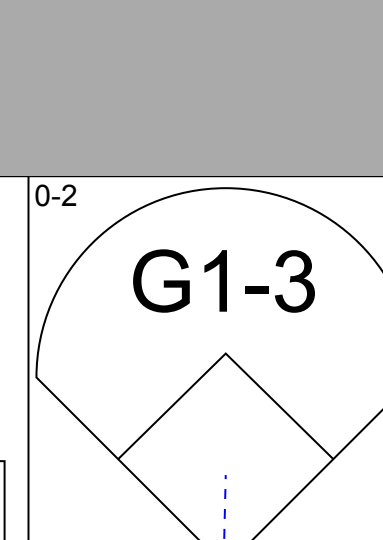
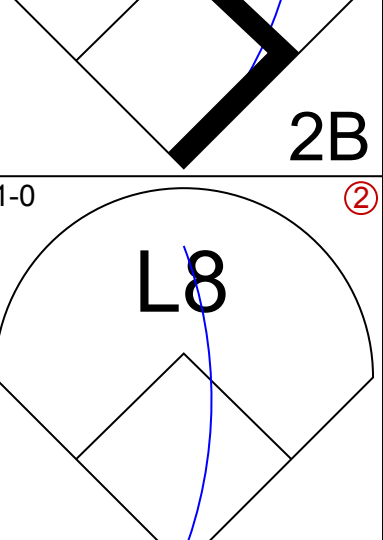
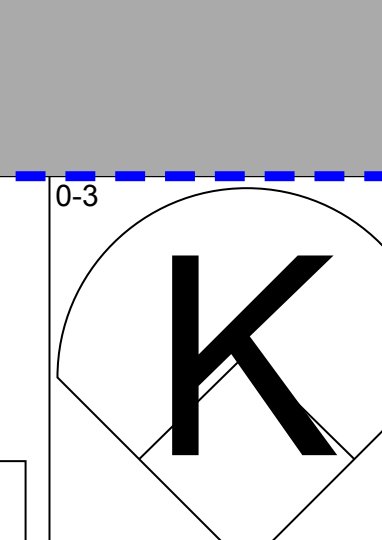
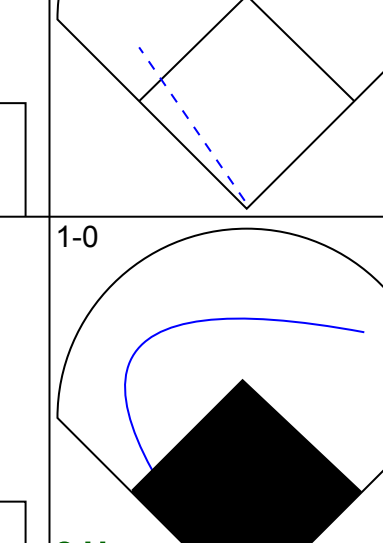
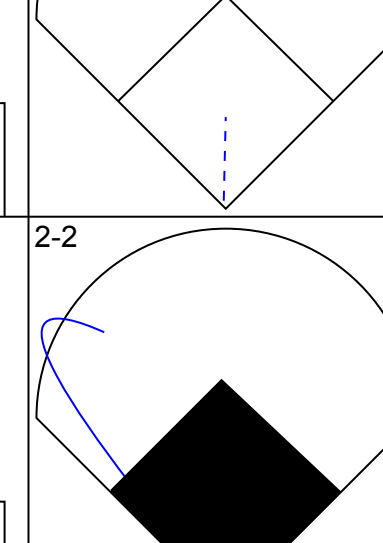
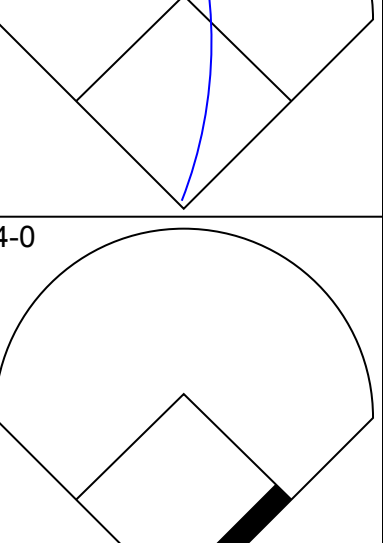
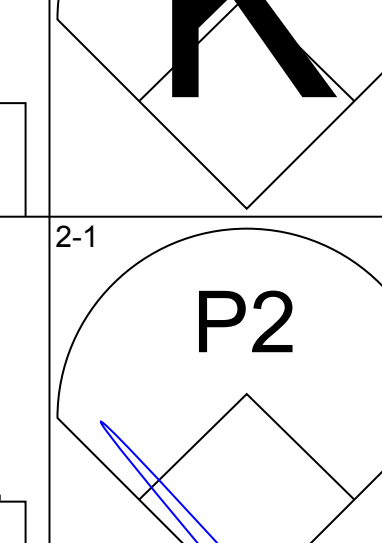

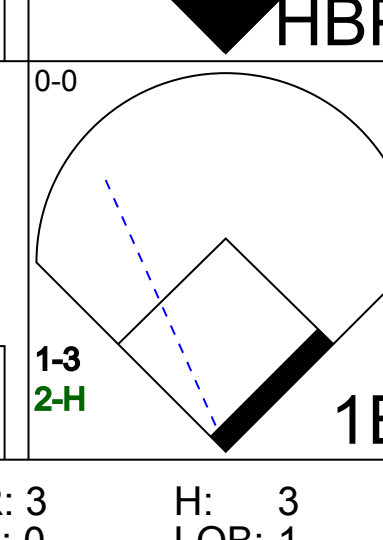


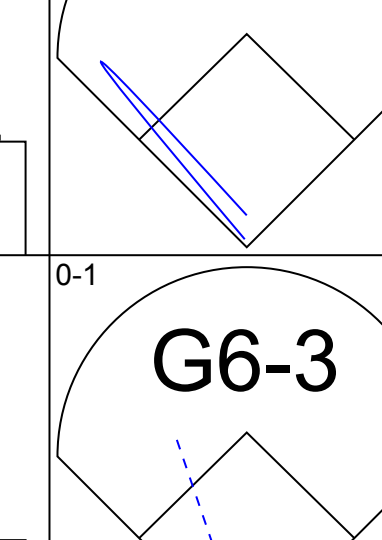
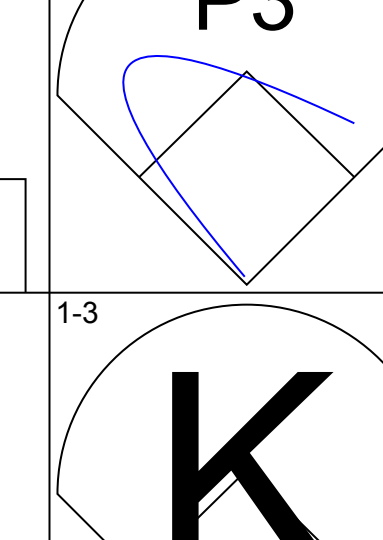
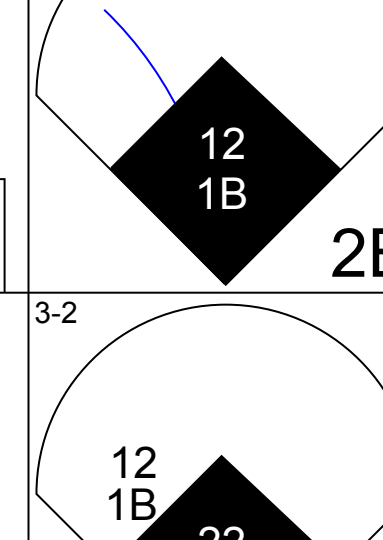

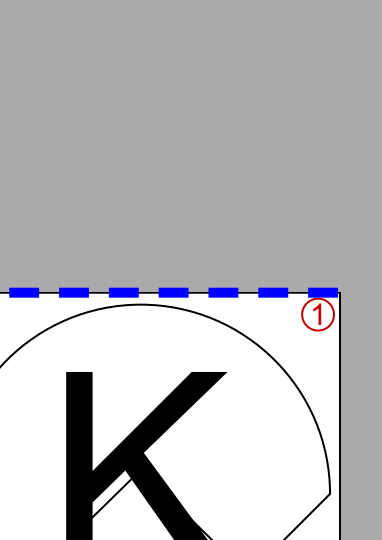


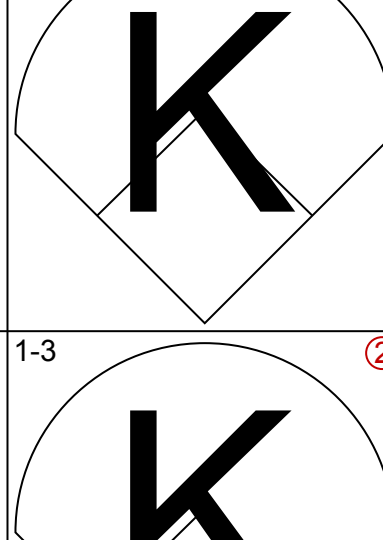
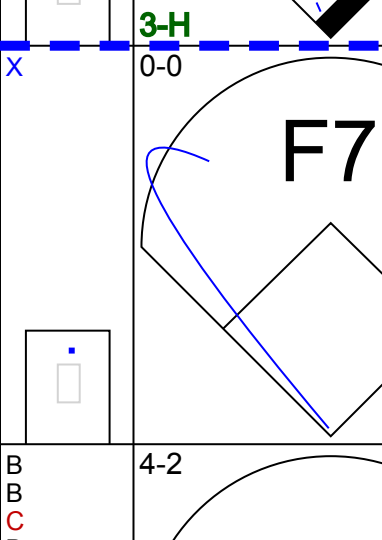
AB	32
R	6
H	10
RBI	6
BB	5
SO	6
LOB	17



Batter	1	2	3	4	5	6	7	8	9	AB	R	H	RBI	BB	SO	LOB	TOP			
22 Tony Gwynn Jr., L (1,8) OBP: 0.385, SLG: 0.400	1-1 L6		1-0 1B		2-0 F7			0-3 K		4	0	1	0	0	1	1	Milwaukee Brewers @ Pittsburgh Pirates PNC Park, Pittsburgh, PA Wed Sep 13 2006, 12:40 PM EDT Att: 11,627 - Cloudy - 63 F			
9 Tony Graffanino, R (1,4) OBP: 0.351, SLG: 0.413	1-1 G6-3		0-2 F8		4-2 BB			0-1 P6		3	0	0	0	1	0					
Jeff Cirillo, R (1,5) OBP: 0.371, SLG: 0.421	1-1 F9			1-0 F8	0-0 F8			0-2 1B		4	0	1	0	0	0	2				
28 Prince Fielder, L (1,3) OBP: 0.348, SLG: 0.486		0-3 K		2-1 HR		3-2 G4-3		1-0 G5-3		4	1	1	1	0	1	1				
2 Bill Hall, R (1,6) OBP: 0.338, SLG: 0.549		2-3 K		0-0 G3 1B		0-2 P3		1-1 F8		4	0	1	0	0	1	0				
Geoff Jenkins, L (1,9) OBP: 0.343, SLG: 0.405		3-2 HR		1-0 G3 1B		1-0 G2-3		1-1 1B		4	1	2	1	0	0	1				
1 Corey Hart, R (1,7) OBP: 0.333, SLG: 0.492		3-1 F8		1-2 F7		1-0 P5		2-3 K		4	0	0	0	0	1	2				
11 Mike Rivera, R (1,2) OBP: 0.311, SLG: 0.449			1-2 G5-3		2-2 15 SH5-4 1B		2-2 F7	3-3 K		4	0	1	0	0	1	1				
15 Ben Sheets, R (1,1) Francisco Cordero, R (9,1) OBP: 0.036, SLG: 0.036			2-0 G5-3		0-2 SH5-4		1-3 K			2	0	0	0	0	1	0				
										0	0	0	0	0	0	0				
Inning Stats	R: 0 E: 0 K: 0 S: 6	H: 0 LOB: 0 BB: 0 P: 9	R: 1 E: 0 K: 2 S: 12	H: 1 LOB: 0 BB: 0 P: 20	R: 0 E: 0 K: 0 S: 10	H: 1 LOB: 1 BB: 0 P: 14	R: 1 E: 0 K: 0 S: 8	H: 2 LOB: 1 BB: 0 P: 13	R: 0 E: 0 K: 0 S: 16	H: 0 LOB: 0 BB: 0 P: 11	R: 0 E: 0 K: 1 S: 9	H: 0 LOB: 0 BB: 0 P: 13	R: 0 E: 0 K: 1 S: 9	H: 1 LOB: 1 BB: 0 P: 10	R: 0 E: 0 K: 2 S: 10	H: 1 LOB: 1 BB: 0 P: 17	1B: 5 2B: 0 3B: 0 HR: 2	SF: 0 SAC: 1 DP: 0 HBP: 0	WP: 0 PB: 0 CS: 0	PA: 35
PITCHER	IP WLS BF H R ER SO BB IBB HBP BLK WP HR S P ERA WHIP																			
Shawn Chacon, R (1,1) ERA: 6.49	7.0 L 27 5 2 2 3 1 0 0 0 0 0 2 68 104 2.57 0.857																			
Damaso Marte, L (8,1) ERA: 3.53	1.1 6 2 0 0 1 0 0 0 0 0 0 0 13 16 0.00 1.500																			
59 Brian Rogers, R (9,1) ERA: 10.8	0.2 2 0 0 0 2 0 0 0 0 0 0 0 6 11 0.00 0.000																			

Batter	1	2	3	4	5	6	7	8	9	AB	R	H	RBI	BB	SO	LOB	BOTTOM			
6 Chris Duffy, L (1,8) OBP: 0.307, SLG: 0.327	1-0 P2			0-1 G6-3			0-1 2 1B		0-0 F7	4	0	1	0	0	0	0	Milwaukee Brewers @ Pittsburgh Pirates PNC Park, Pittsburgh, PA Wed Sep 13 2006, 12:40 PM EDT Att: 11,627 - Cloudy - 63 F			
2 Jack Wilson, R (1,6) OBP: 0.319, SLG: 0.376	3-2 F7			3-2 F9			0-3 K			3	0	0	0	0	1	1				
12 Freddy Sanchez, R (1,5) OBP: 0.376, SLG: 0.472	0-2 G6-3			2-1 F8			1-3 K			3	0	0	0	0	1	0				
Xavier Nady, R (1,9) OBP: 0.347, SLG: 0.468		0-1 G5-3			0-1 F9		1-3 K			3	0	0	0	0	1	0				
41 Ryan Doumit, S (1,3) OBP: 0.297, SLG: 0.405		2-3 K			1-3 K		0-0 HR			3	1	1	1	0	2	0				
Jose Castillo, R (1,4) OBP: 0.309, SLG: 0.400		2-2 L6			0-3 K		2-2 G1-3			3	0	0	0	0	1	0				
José Bautista, R (1,7) OBP: 0.341, SLG: 0.423			0-0 F9			1-2 G5-3		3-3 K		3	0	0	0	0	1	0				
Carlos Maldonado, R (1,2) Jason Bay, R (9,PH) OBP: 0.167, SLG: 0.167			2-1 F8			2-3 K		0-1 F8		2	0	0	0	0	1	0				
Shawn Chacon, R (1,1) Damaso Marte, L (8,1) 59 Brian Rogers, R (9,1) Joe Randa, R (9,PH) OBP: 0.307, SLG: 0.371				1-3 K		0-3 K		2-1 F9		2	0	0	0	0	2	0				
										0	0	0	0	0	0	0				
										1	0	0	0	0	0	0				
Inning Stats	R: 0 E: 0 K: 0 S: 10	H: 0 LOB: 0 BB: 0 P: 14	R: 0 E: 0 K: 1 S: 10	H: 0 LOB: 0 BB: 0 P: 14	R: 0 E: 0 K: 1 S: 9	H: 0 LOB: 0 BB: 0 P: 12	R: 0 E: 0 K: 0 S: 8	H: 0 LOB: 0 BB: 0 P: 13	R: 0 E: 0 K: 2 S: 9	H: 0 LOB: 0 BB: 0 P: 9	R: 0 E: 0 K: 2 S: 8	H: 1 LOB: 0 BB: 0 P: 9	R: 0 E: 0 K: 2 S: 11	H: 1 LOB: 0 BB: 0 P: 17	R: 0 E: 0 K: 0 S: 5	H: 0 LOB: 0 BB: 0 P: 7	1B: 1 2B: 0 3B: 0 HR: 1	SF: 0 SAC: 0 DP: 0 HBP: 0	WP: 0 PB: 0 CS: 0	PA: 28
PITCHER	IP WLS BF H R ER SO BB IBB HBP BLK WP HR S P ERA WHIP																			
15 Ben Sheets, R (1,1) Francisco Cordero, R (9,1) ERA: 3.61	8.0 W 25 2 1 1 10 0 0 0 0 0 0 0 5 7 0.00 0.000																			

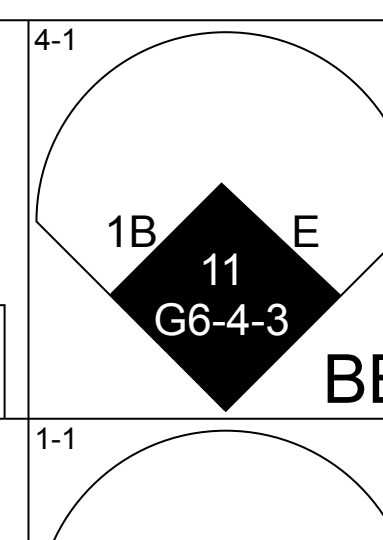
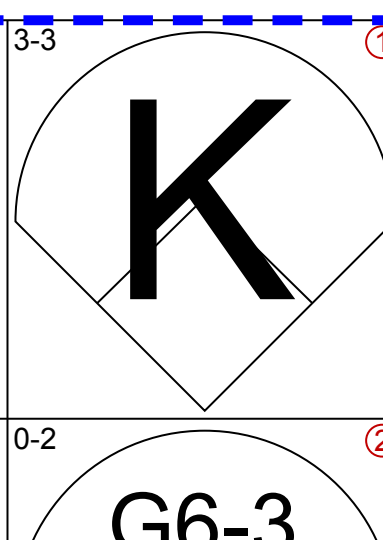
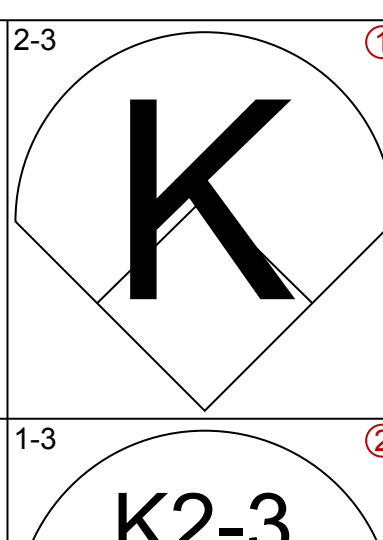
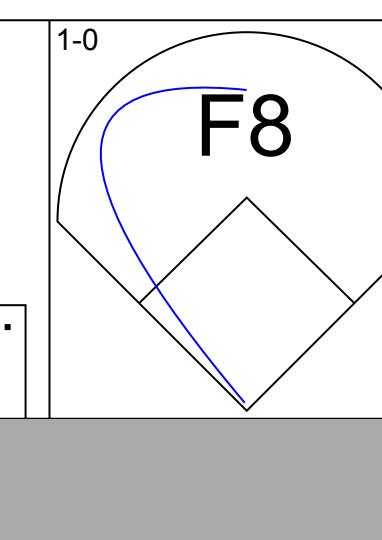
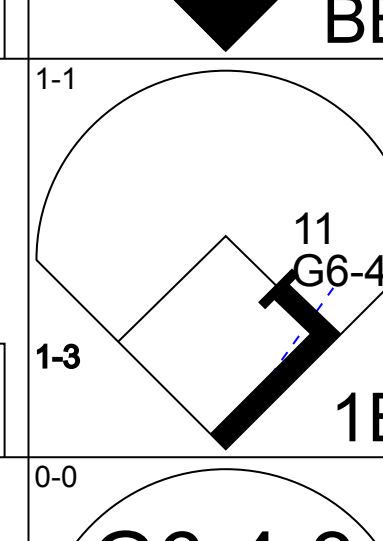
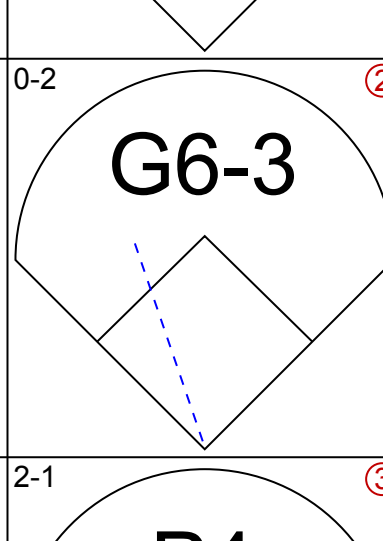
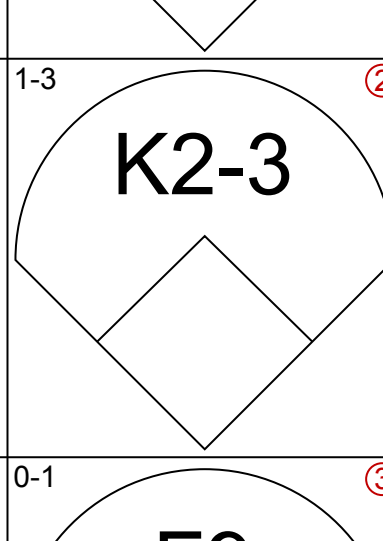
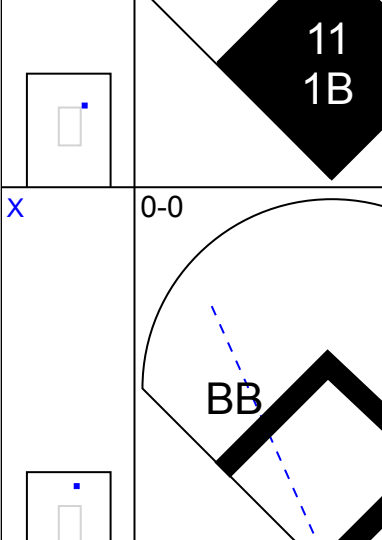
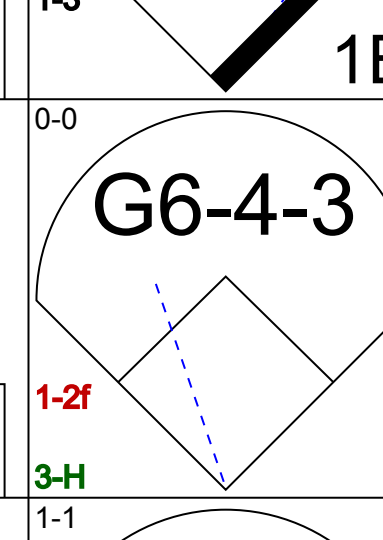
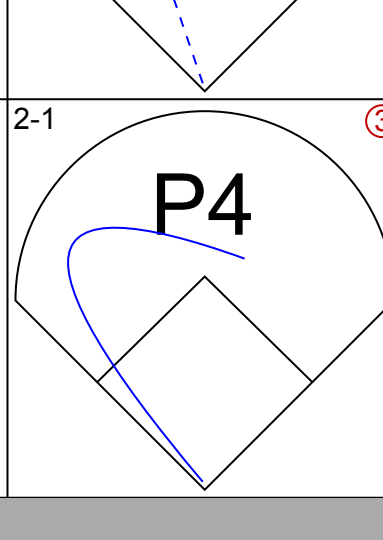
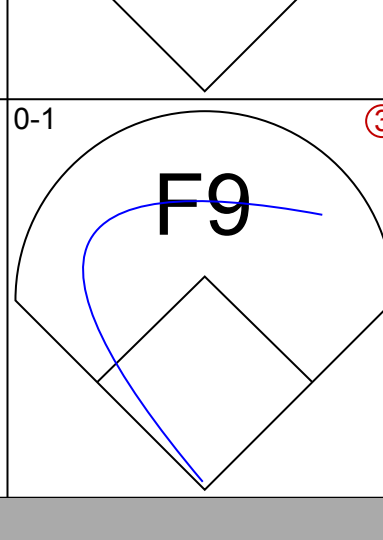
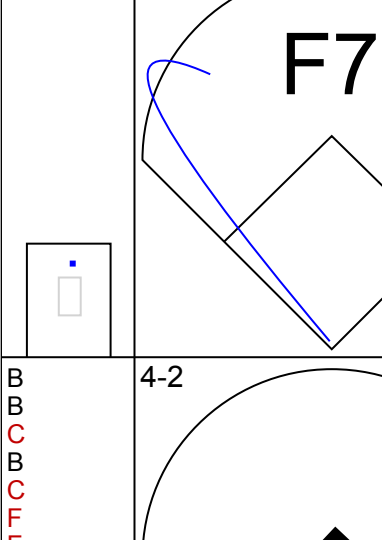
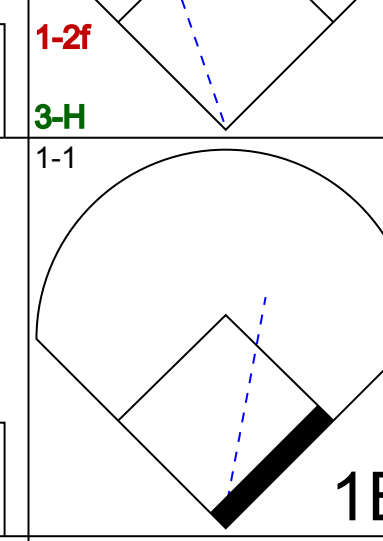
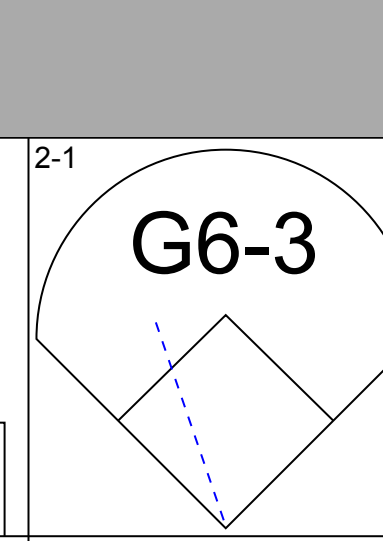
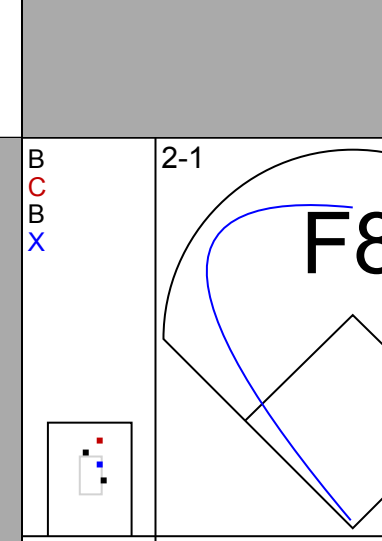
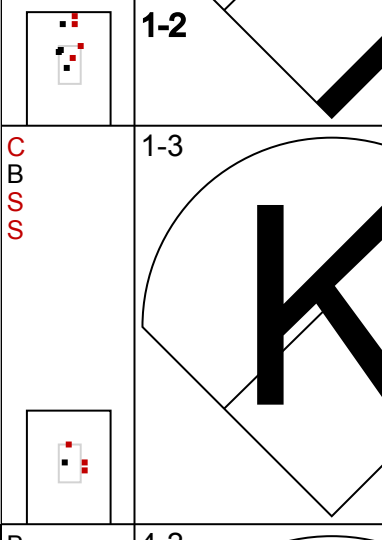
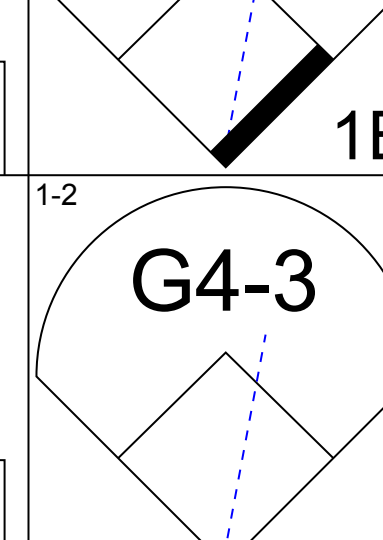
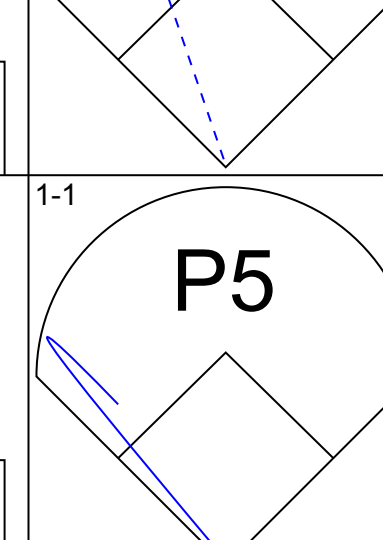
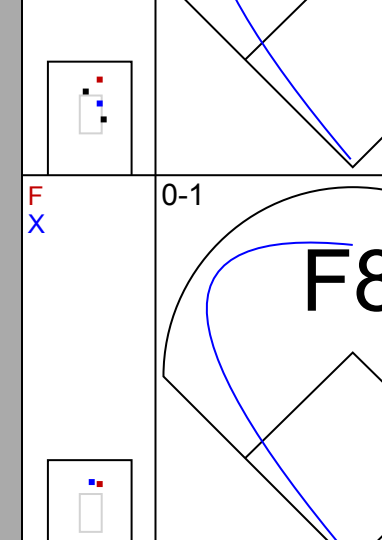
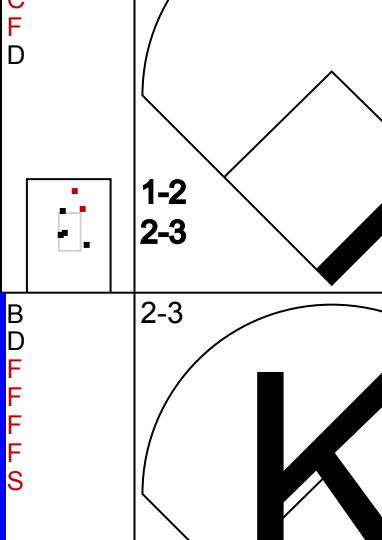
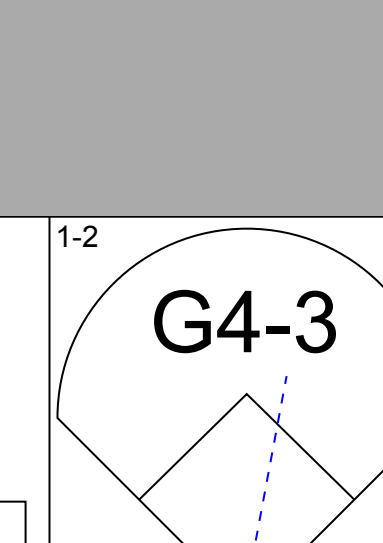
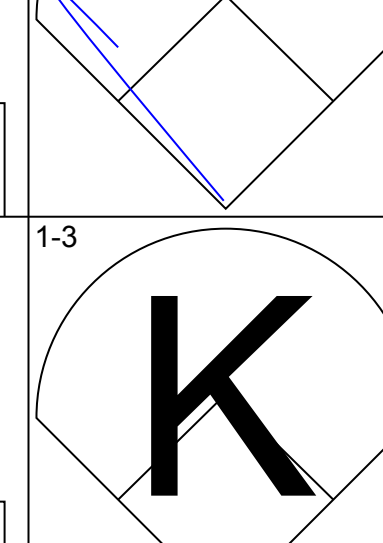
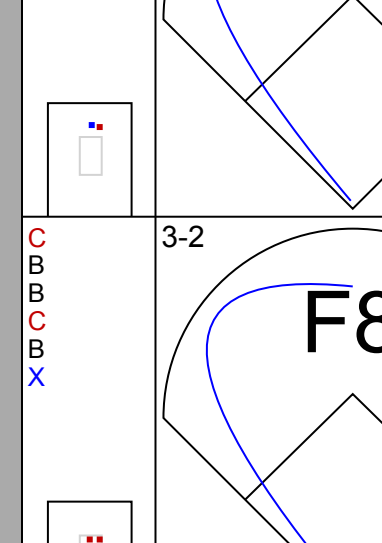

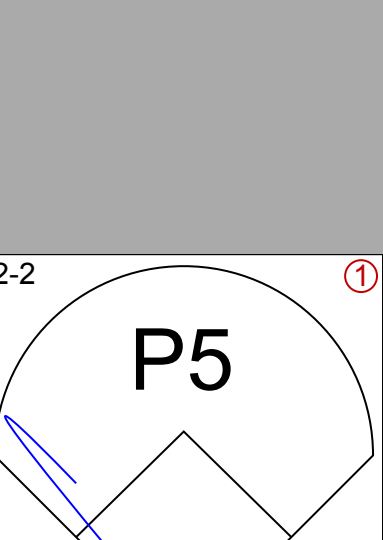
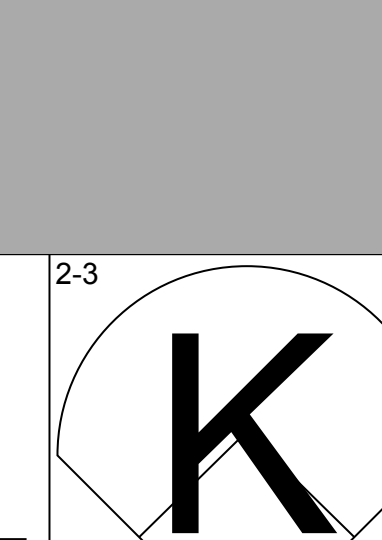

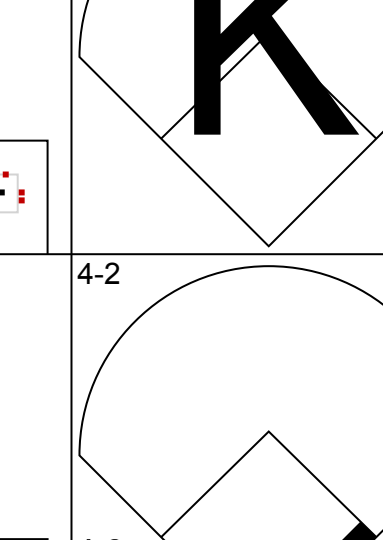
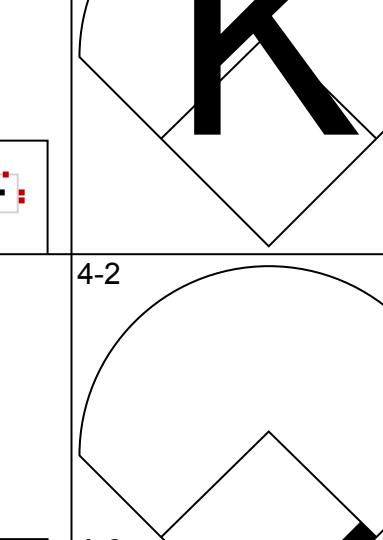


Batter	1	2	3	4	5	6	7	8	9	AB	R	H	RBI	BB	SO	LOB	TOP		
22 Tony Gwynn Jr., L (1, 8) OBP: 0.323, SLG: 0.345										4	0	0	1	0	1	1			
9 Tony Graffanino, R (1, 4) OBP: 0.350, SLG: 0.411										4	0	1	0	0	0	1			
1 Corey Hart, R (1, 7) OBP: 0.327, SLG: 0.481										4	0	0	0	0	1	2			
28 Prince Fielder, L (1, 3) OBP: 0.349, SLG: 0.490										4	1	2	0	0	0	2			
2 Bill Hall, R (1, 6) OBP: 0.336, SLG: 0.544										4	0	0	0	0	1	2			
Geoff Jenkins, L (1, 9) OBP: 0.346, SLG: 0.420										3	2	2	3	1	0	0			
Jeff Cirillo, R (1, 5) OBP: 0.369, SLG: 0.423										4	1	1	0	0	0	2			
11 Mike Rivera, R (1, 2) OBP: 0.309, SLG: 0.436										3	1	0	0	0	3	0			
Tomo Ohka, S (1, 1) OBP: 0.188, SLG: 0.194										1	0	1	0	0	0	0			
39 Chris Capuano, L (3, PR) OBP: 0.141, SLG: 0.129										0	0	0	0	0	0	0			
12 Carlos Villanueva, R (3, 1) OBP: 0.125, SLG: 0.135										3	0	1	1	1	0	2			
Francisco Cordero, R (9, 1)										0	0	0	0	0	0	0			
Inning Stats	R: 0 E: 0 K: 1 S: 8	H: 0 LOB: 0 BB: 0 P: 12	R: 2 E: 0 K: 1 S: 13	H: 2 LOB: 0 BB: 0 P: 15	R: 0 E: 0 K: 0 S: 10	H: 2 LOB: 2 BB: 0 P: 12	R: 3 E: 0 K: 0 S: 19	H: 3 LOB: 1 BB: 0 P: 29	R: 0 E: 0 K: 2 S: 9	H: 0 LOB: 0 BB: 0 P: 11	R: 0 E: 0 K: 1 S: 9	H: 0 LOB: 0 BB: 0 P: 11	R: 0 E: 0 K: 1 S: 7	H: 0 LOB: 0 BB: 0 P: 9	R: 0 E: 0 K: 2 S: 10	H: 0 LOB: 0 BB: 0 P: 12	1B: 3 2B: 3 3B: 0 HR: 2	SF: 1 SAC: 0 DP: 0 HBP: 1	WP: 0 PA: 37 PB: 0 CS: 0
PITCHER	IP	WLS	BF	H	R	ER	SO	BB	IBB	HBP	BLK	WP	HR	S	P	ERA	WHIP		
Ramon Ortiz, R (1, 1) ERA: 5.3	5.0	L	25	8	5	5	2	0	0	1	0	0	2	59	87	9.00	1.600		
45 Chris Schroder, R (6, 1) ERA: 6.14	2.0		6	0	0	0	3	0	0	0	0	0	0	17	22	0.00	0.000		
30 Chris Booker, R (8, 1) ERA: 18.0	1.0		3	0	0	0	1	0	0	0	0	0	0	7	9	0.00	0.000		
58 Brett Campbell, R (9, 1) ERA: 5.4	1.0		3	0	0	0	2	0	0	0	0	0	0	10	12	0.00	0.000		

Milwaukee Brewers @ Washington Nationals
 Robert F. Kennedy Memorial Stadium, Washington, DC
 Fri Sep 15 2006, 7:05 PM EDT
 Att: 21,168 - Overcast - 73 F

AB	34
R	5
H	8
RBI	5
BB	1
SO	8
LOB	10



Batter	1	2	3	4	5	6	7	8	9	AB	R	H	RBI	BB	SO	LOB	BOTTOM		
Alfonso Soriano, R (1, 7) OBP: 0.360, SLG: 0.585										3	1	0	0	1	2	1			
Felipe Lopez, S (1, 6) OBP: 0.364, SLG: 0.390										4	1	2	0	0	1	0			
11 Ryan Zimmerman, R (1, 5) OBP: 0.350, SLG: 0.460										4	0	1	1	0	0	1			
24 Nick Johnson, L (1, 3) OBP: 0.430, SLG: 0.525										4	0	1	0	0	0	1			
Jose Vidro, S (1, 4) OBP: 0.346, SLG: 0.391										3	0	0	0	1	0	1			
Ryan Church, L (1, 9) OBP: 0.369, SLG: 0.509										4	0	0	0	0	2	2			
Brian Schneider, L (1, 2) ERA: 4.82										3	0	1	0	1	1	0			
Melvin Dorta, R (9, PR) OBP: 0.250, SLG: 0.250										0	0	0	0	0	0	0			
7 Nook Logan, S (1, 8) OBP: 0.327, SLG: 0.422										3	0	0	0	0	0	1			
25 Austin Kearns, R (9, PH) OBP: 0.358, SLG: 0.458										1	0	0	0	0	1	3			
Ramon Ortiz, R (1, 1) ERA: 5.3										1	0	0	0	0	0	1			
George Lombard, L (5, PR) OBP: 0.147, SLG: 0.157										1	0	0	0	0	0	0			
45 Chris Schroder, R (6, 1) ERA: 6.14										0	0	0	0	0	0	0			
30 Chris Booker, R (8, 1) ERA: 18.0										0	0	0	0	0	0	0			
13 Robert Fick, L (8, PH) OBP: 0.250, SLG: 0.250										1	0	0	0	0	0	1			
58 Brett Campbell, R (9, 1) ERA: 5.4										0	0	0	0	0	0	0			
Inning Stats	R: 1 E: 1 K: 0 S: 10	H: 2 LOB: 1 BB: 1 P: 17	R: 0 E: 0 K: 0 S: 13	H: 1 LOB: 1 BB: 0 P: 15	R: 0 E: 0 K: 1 S: 9	H: 0 LOB: 0 BB: 0 P: 14	R: 0 E: 0 K: 1 S: 7	H: 0 LOB: 0 BB: 0 P: 11	R: 0 E: 0 K: 2 S: 8	H: 0 LOB: 0 BB: 0 P: 11	R: 0 E: 0 K: 1 S: 10	H: 0 LOB: 1 BB: 0 P: 15	R: 1 E: 1 K: 2 S: 17	H: 2 LOB: 3 BB: 2 P: 28	1B: 4 2B: 0 3B: 1 HR: 0	SF: 0 SAC: 0 DP: 1 HBP: 0	WP: 0 PA: 35 PB: 0 CS: 0		
PITCHER	IP	WLS	BF	H	R	ER	SO	BB	IBB	HBP	BLK	WP	HR	S	P	ERA	WHIP		
Tomo Ohka, R (1, 1) ERA: 4.82	2.0		9	3	1	1	0	0	0	0	0	0	0	23	32	4.50	2.000		
12 Carlos Villanueva, R (3, 1) ERA: 4.05	6.0	W	21	2	1	1	5	0	0	0	0	0	0	50	74	1.50	0.333		
Francisco Cordero, R (9, 1) ERA: 3.56	1.0	S	5	0	0	0	2	2	0	0	0	0	0	15	26	0.00	2.000		

Milwaukee Brewers @ Washington Nationals
 Robert F. Kennedy Memorial Stadium, Washington, DC
 Fri Sep 15 2006, 7:05 PM EDT
 Att: 21,168 - Overcast - 73 F

AB	32
R	2
H	5
RBI	1
BB	3
SO	7
LOB	12



Batter	1	2	3	4	5	6	7	8	9	AB	R	H	RBI	BB	SO	LOB	TOP		
22 Tony Gwynn Jr., L OBP: 0.306, SLG: 0.324										5	0	1	0	0	2	2	Milwaukee Brewers @ Washington Nationals Robert F. Kennedy Memorial Stadium, Washington, DC Sat Sep 16 2006, 7:05 PM EDT Att: 24,252 - Partly Cloudy - 73 F livebaseballscorecards.com		
9 Tony Graffanino, R OBP: 0.353, SLG: 0.410									3	2	1	0	1	0	1				
28 Prince Fielder, L OBP: 0.351, SLG: 0.496									4	2	2	3	1	0	1				
2 Bill Hall, R OBP: 0.335, SLG: 0.541									5	0	1	0	0	0	4				
Geoff Jenkins, L OBP: 0.344, SLG: 0.418										5	0	1	0	0	2				
1 Cory Hart, R OBP: 0.330, SLG: 0.481										4	1	2	1	0	1	0			
David Bell, R OBP: 0.331, SLG: 0.381										3	0	1	1	1	0	2			
11 Mike Rivera, R OBP: 0.307, SLG: 0.423										3	0	0	0	1	1	2			
31 Dave Bush, R 21 Drew Anderson, L Chris Spurling, R Brady Clark, R 52 Jose Capellan, R Brian Shouse, L 45 Dennis Sarfate, R 8 Vinny Rottino, R										1	0	0	0	0	1	1			
Inning Stats	R: 2 E: 0 K: 1 S: 12	H: 1 LOB: 0 BB: 1 P: 24	R: 1 E: 0 K: 2 S: 12	H: 2 LOB: 1 BB: 0 P: 18	R: 0 E: 0 K: 0 S: 8	H: 0 LOB: 0 BB: 0 P: 11	R: 0 E: 0 K: 0 S: 6	H: 0 LOB: 0 BB: 0 P: 7	R: 0 E: 0 K: 0 S: 10	H: 3 LOB: 2 BB: 0 P: 20	R: 0 E: 0 K: 1 S: 9	H: 0 LOB: 3 BB: 2 P: 25	R: 0 E: 0 K: 1 S: 8	H: 0 LOB: 1 BB: 1 P: 15	R: 1 E: 0 K: 1 S: 11	H: 3 LOB: 2 BB: 0 P: 16		1B: 7 2B: 1 3B: 0 HR: 1	SF: 0 SAC: 1 DP: 0 HBP: 1
PITCHER	IP WLS BF H R ER SO BB IBB HBP BLK WP HR S P ERA WHIP	5.2 W 24 6 4 4 3 1 0 0 0 0 1 61 89 6.35 1.235	0.1 H 1 0 0 0 0 0 0 0 0 0 0 7 3 0.00 0.000	0.2 H 5 0 0 0 1 2 0 1 0 0 0 1 21 0.00 3.000	1.1 H 5 0 0 0 1 1 0 0 0 0 0 10 19 0.00 0.750	0.2 H 4 2 1 1 1 0 0 0 0 0 0 9 14 13.50 3.000	0.1 S 2 1 0 0 0 0 0 0 0 0 0 1 2 0.00 3.000	0.1 S 2 1 0 0 0 0 0 0 0 0 0 0 9 14 13.50 3.000	0.1 S 2 1 0 0 0 0 0 0 0 0 0 1 2 0.00 3.000	0.1 S 2 1 0 0 0 0 0 0 0 0 0 1 2 0.00 3.000	0.1 S 2 1 0 0 0 0 0 0 0 0 0 1 2 0.00 3.000	0.1 S 2 1 0 0 0 0 0 0 0 0 0 1 2 0.00 3.000	0.1 S 2 1 0 0 0 0 0 0 0 0 0 1 2 0.00 3.000	0.1 S 2 1 0 0 0 0 0 0 0 0 0 1 2 0.00 3.000	0.1 S 2 1 0 0 0 0 0 0 0 0 0 1 2 0.00 3.000	0.00 3.000	0.00 3.000	0.00 3.000	

Batter	1	2	3	4	5	6	7	8	9	AB	R	H	RBI	BB	SO	LOB	BOTTOM		
Alfonso Soriano, R OBP: 0.359, SLG: 0.581										5	1	1	0	0	1	4	Milwaukee Brewers @ Washington Nationals Robert F. Kennedy Memorial Stadium, Washington, DC Sat Sep 16 2006, 7:05 PM EDT Att: 24,252 - Partly Cloudy - 73 F livebaseballscorecards.com		
Felipe Lopez, S OBP: 0.364, SLG: 0.390										5	0	2	0	0	3				
11 Ryan Zimmerman, R OBP: 0.349, SLG: 0.461										5	2	1	0	0	2	6			
24 Nick Johnson, L OBP: 0.429, SLG: 0.522										3	1	0	1	1	1				
25 Austin Kearns, R OBP: 0.359, SLG: 0.460										4	2	2	2	0	0				
Brian Schneider, L OBP: 0.317, SLG: 0.325										3	1	2	2	0	0				
Bernie Castro, S OBP: 0.282, SLG: 0.313										4	0	2	2	0	1				
7 Nook Logan, S OBP: 0.340, SLG: 0.417										3	1	1	0	1	1				
Pedro Astacio, R 35 Ryan Wagner, R Chris Spurling, R 52 Jose Capellan, R Jon Rauch, R 13 Robert Fick, L Felix Rodriguez, R 32 Chad Cordero, R										0	0	0	0	0	0	0			
Inning Stats	R: 3 E: 0 K: 0 S: 18	H: 4 LOB: 1 BB: 0 P: 28	R: 1 E: 0 K: 0 S: 6	H: 1 LOB: 0 BB: 0 P: 10	R: 0 E: 0 K: 1 S: 9	H: 0 LOB: 0 BB: 0 P: 13	R: 1 E: 0 K: 1 S: 12	H: 2 LOB: 3 BB: 1 P: 22	R: 0 E: 0 K: 1 S: 6	H: 0 LOB: 0 BB: 0 P: 11	R: 0 E: 0 K: 0 S: 10	H: 0 LOB: 1 BB: 1 P: 18	R: 3 E: 0 K: 0 S: 17	H: 3 LOB: 1 BB: 1 P: 32	R: 0 E: 0 K: 2 S: 12	H: 1 LOB: 1 BB: 0 P: 17		1B: 6 2B: 2 3B: 3 HR: 0	SF: 1 SAC: 1 DP: 0 HBP: 1
PITCHER	IP WLS BF H R ER SO BB IBB HBP BLK WP HR S P ERA WHIP	4.0 L 21 7 5 4 2 1 0 0 0 0 0 16 29 0.00 0.500	2.0 W 7 0 0 0 1 1 0 0 0 0 0 11 21 81.00 6.000	0.1 H 4 2 3 3 0 0 1 0 0 0 0 6 11 0.00 1.500	0.2 H 3 1 0 0 0 0 0 0 0 0 0 6 11 0.00 1.500	1.0 H 4 1 0 0 2 0 0 0 0 0 0 12 17 0.00 1.000	0.1 S 2 1 0 0 0 0 0 0 0 0 0 1 2 0.00 3.000	0.1 S 2 1 0 0 0 0 0 0 0 0 0 0 1 2 0.00 3.000	0.1 S 2 1 0 0 0 0 0 0 0 0 0 0 1 2 0.00 3.000	0.1 S 2 1 0 0 0 0 0 0 0 0 0 0 1 2 0.00 3.000	0.1 S 2 1 0 0 0 0 0 0 0 0 0 0 1 2 0.00 3.000	0.1 S 2 1 0 0 0 0 0 0 0 0 0 0 1 2 0.00 3.000	0.1 S 2 1 0 0 0 0 0 0 0 0 0 0 1 2 0.00 3.000	0.1 S 2 1 0 0 0 0 0 0 0 0 0 0 1 2 0.00 3.000	0.1 S 2 1 0 0 0 0 0 0 0 0 0 0 1 2 0.00 3.000	0.00 3.000	0.00 3.000	0.00 3.000	

Batter	1	2	3	4	5	6	7	8	9	AB	R	H	RBI	BB	SO	LOB	TOP							
Brady Clark, R (1,8) OBP: 0.391, SLG: 0.327 Derrick Turnbow, R (8,1) Brian Shouse, L (8,1) 45 Dennis Sarfate, R (8,1)	0-1 F9 1B	1-2 F8			3-3 K			0-0 L9-3		4	0	1	0	0	1	3	Milwaukee Brewers @ Washington Nationals Robert F. Kennedy Memorial Stadium, Washington, DC Sun Sep 17 2006, 1:05 PM EDT Att: 26,128 - Sunny - 84 F							
9 Tony Graffanino, R (1,4) OBP: 0.350, SLG: 0.406	1 SAFE 2-2 SAFE SAFE SAFE F7		0-1 F7			1-3 K		0-3 K	4	0	0	0	0	2	1									
1 Corey Hart, R (1,9) OBP: 0.324, SLG: 0.471	1 SAFE 3-2 F9		0-1 F9		3-3 K			0-1 P5	4	0	0	0	0	1	1									
2 Bill Hall, R (1,6) OBP: 0.332, SLG: 0.536	1-2 P2		2-2 F9		1-3 K			2-1 G6-3	4	0	0	0	0	1	1									
28 Prince Fielder, L (1,3) OBP: 0.355, SLG: 0.496		2-0 1B SF9 HBP		3-2 G6-4-3 HBP			4-0 G5-4-3 BB		0	1	0	0	1	0	0									
Kevin Mench, R (1,7) OBP: 0.312, SLG: 0.416		1-1 SF9 1B		0-2 G6-4-3			0-3 K		3	0	1	0	0	1	2									
David Bell, R (1,5) OBP: 0.331, SLG: 0.380		1-2 SH1-4 1B		2-2 P3			0-2 G5-4-3		3	0	1	0	0	0	1									
Damian Miller, R (1,2) OBP: 0.320, SLG: 0.386 22 Tony Gwynn Jr., L (8,FR) OBP: 0.306, SLG: 0.324		3-2 SF9		3-3 K			4-2 L9-3 BB		1	0	0	1	1	1	0									
Doug Davis, R (1,1) OBP: 0.065, SLG: 0.049 Geoff Jenkins, L (8,PH) 11 Mike Rivera, R (8,2) OBP: 0.307, SLG: 0.423		2-3 3-H SH1-4		0-3 K			1-0 P2		1	0	0	0	0	1	0									
		1-2							1	0	0	0	0	0	1									
									0	0	0	0	0	0	0									
Inning Stats	R: 0 E: 0 K: 0 S: 18	H: 1 LOB: 1 BB: 0 P: 24	R: 1 E: 0 K: 0 S: 12	H: 2 LOB: 2 BB: 0 P: 22	R: 0 E: 0 K: 0 S: 8	H: 0 LOB: 0 BB: 0 P: 10	R: 0 E: 0 K: 0 S: 8	H: 0 LOB: 0 BB: 0 P: 13	R: 0 E: 0 K: 3 S: 11	H: 0 LOB: 0 BB: 0 P: 17	R: 0 E: 0 K: 1 S: 9	H: 0 LOB: 0 BB: 1 P: 14	R: 0 E: 0 K: 1 S: 7	H: 0 LOB: 1 BB: 1 P: 11	R: 0 E: 0 K: 0 S: 5	H: 0 LOB: 0 BB: 0 P: 10	R: 0 E: 0 K: 1 S: 7	H: 0 LOB: 0 BB: 0 P: 9	1B: 3 2B: 1 3B: 0 HR: 0	SF: 1 SAC: 1 DP: 3 HBP: 2	WP: 0 PB: 0 SB: 1 CS: 1	PA: 31		
PITCHER	IP WLS BF H R ER SO BB IBB HBP BLK WP HR S P ERA WHIP	4.0 16 3 1 1 1 0 0 0 0 2 0 0 0 0 46 69 2.25 0.750	2.0 6 0 0 0 0 6 0 0 0 0 0 0 0 20 31 0.00 0.000	1.0 W 3 0 0 0 1 1 0 0 0 0 0 0 7 11 0.00 0.000	1.0 H 3 0 0 0 0 1 0 0 0 0 0 0 5 10 0.00 1.000	1.0 3 0 0 0 0 1 0 0 0 0 0 0 0 7 9 0.00 0.000																		

Batter	1	2	3	4	5	6	7	8	9	AB	R	H	RBI	BB	SO	LOB	BOTTOM							
Alfonso Soriano, R (1,7) OBP: 0.358, SLG: 0.579	0-3 K			3-3 K2-3		0-1 L7		1-0 E 1B HBP		3	1	0	0	0	2	0	Milwaukee Brewers @ Washington Nationals Robert F. Kennedy Memorial Stadium, Washington, DC Sun Sep 17 2006, 1:05 PM EDT Att: 26,128 - Sunny - 84 F							
Bernie Castro, S (1,4) OBP: 0.280, SLG: 0.310	1-1 G6-3			1-3 K2-3		1-1 SH1-3 25 1B		0-1 E6 1B	4	2	1	0	0	1	2									
Felipe Lopez, S (1,6) OBP: 0.364, SLG: 0.390	0-2 P6			2-1 G4-3		1-0 SH1-3		1-0 11 S 1B	3	0	1	3	0	0	0									
11 Ryan Zimmerman, R (1,5) OBP: 0.347, SLG: 0.458		2-2 G4-3			1-0 F8		3-3 K		4	0	0	0	0	2	2									
25 Austin Kearns, R (1,9) OBP: 0.360, SLG: 0.466		3-2 F7			2-2 HR		0-0 2H 1B		4	1	2	2	0	1	1									
Jose Vidro, S (1,3) OBP: 0.344, SLG: 0.388 Jon Rauch, R (8,1)		2-1 G6-3			2-0 F9		3-2 F8		3	0	0	0	0	0	1									
35 Ryan Wagner, R (9,1) OBP: 0.333, SLG: 0.333									0	0	0	0	0	0	0									
Brandon Harper, R (1,2) OBP: 0.400, SLG: 0.630				3-3 K		1-0 L8		1-2 HBP E 1B	3	1	1	0	0	1	0									
7 Nook Logan, S (1,8) OBP: 0.339, SLG: 0.412				3-1 G6-3		1-1 B3		0-0 E HBP 1B	3	1	1	0	0	0	0									
48 Michael O'Connor, L (1,1) OBP: 0.100, SLG: 0.069 45 Chris Schroder, R (5,1) George Lombard, L (6,PH) 52 Saul Rivera, S (7,1) 24 Nick Johnson, L (8,3) OBP: 0.428, SLG: 0.521				0-3 K		1-3 K		2-2 E HBP 1B	1	0	0	0	0	1	0									
									0	0	0	0	0	0	0									
									1	0	0	0	0	1	0									
									0	0	0	0	0	0	0									
									1	0	0	0	0	1	2									
Inning Stats	R: 0 E: 0 K: 1 S: 8	H: 0 LOB: 0 BB: 0 P: 9	R: 0 E: 0 K: 0 S: 9	H: 0 LOB: 0 BB: 0 P: 16	R: 0 E: 0 K: 2 S: 9	H: 0 LOB: 0 BB: 0 P: 15	R: 0 E: 0 K: 2 S: 9	H: 0 LOB: 0 BB: 0 P: 15	R: 1 E: 0 K: 0 S: 6	H: 1 LOB: 0 BB: 0 P: 12	R: 0 E: 0 K: 1 S: 7	H: 0 LOB: 0 BB: 0 P: 9	R: 1 E: 0 K: 1 S: 10	H: 2 LOB: 1 BB: 0 P: 18	R: 4 E: 1 K: 3 S: 17	H: 3 LOB: 1 BB: 0 P: 27	R: 0 E: 0 K: 1 S: 10	H: 0 LOB: 0 BB: 0 P: 18	R: 4 E: 1 K: 3 S: 17	H: 3 LOB: 1 BB: 0 P: 27	1B: 5 2B: 0 3B: 0 HR: 1	SF: 0 SAC: 1 DP: 0 HBP: 1	WP: 0 PB: 0 SB: 1 CS: 0	PA: 32
PITCHER	IP WLS BF H R ER SO BB IBB HBP BLK WP HR S P ERA WHIP	7.0 L 24 3 2 2 7 0 0 0 0 0 0 9 13 81.00 6.000	0.1 5 2 4 3 1 0 0 0 0 0 0 0 9 13 81.00 6.000	0.0 1 1 0 0 0 0 0 0 0 0 0 0 1 2 ∞ ∞	0.2 2 0 0 0 0 2 0 0 0 0 0 0 7 12 0.00 0.000																			



Batter	1	2	3	4	5	6	7	8	9	AB	R	H	RBI	BB	SO	LOB	TOP				
Aaron Miles, S OBP: 0.333, SLG: 0.361	F8		G4-6-3			F8		F7		4	0	0	0	0	0	2					
16 Chris Duncan, L OBP: 0.372, SLG: 0.591 Josh Hancock, R Tyler Johnson, S	K			E3				L3		4	0	1	0	0	1	1					
5 Albert Pujols, R OBP: 0.427, SLG: 0.674	G5-3			G5-4-3						0	0	0	0	0	0	0					
43 Juan Encarnacion, R OBP: 0.320, SLG: 0.456		F8		G5-4-3			P5		P3	4	0	0	0	0	2						
26 Scott Spiezio, S OBP: 0.348, SLG: 0.471				26 PB			G1-3		G6-3	3	0	0	0	1	0	1					
3 Preston Wilson, R OBP: 0.303, SLG: 0.413				K					F9	4	0	1	0	0	2	1					
Ronnie Belliard, R OBP: 0.325, SLG: 0.391				1-2						3	0	1	0	0	0	1					
4 Yadier Molina, R OBP: 0.278, SLG: 0.332										3	0	0	0	0	1	2					
Jeff Suppan, R OBP: 0.276, SLG: 0.212 53 John Rodriguez, L OBP: 0.393, SLG: 0.446										2	0	0	0	0	1	2					
										1	0	1	0	0	0	0					
Inning Stats	R: 0 E: 0 K: 1 S: 9	H: 0 LOB: 0 BB: 0 P: 17	R: 0 E: 0 K: 0 S: 12	H: 1 LOB: 1 BB: 0 P: 21	R: 0 E: 0 K: 0 S: 4	H: 0 LOB: 0 BB: 0 P: 7	R: 0 E: 1 K: 1 S: 7	H: 0 LOB: 1 BB: 1 P: 12	R: 0 E: 0 K: 0 S: 10	H: 1 LOB: 1 BB: 0 P: 15	R: 0 E: 0 K: 2 S: 10	H: 0 LOB: 0 BB: 0 P: 18	R: 0 E: 0 K: 0 S: 11	H: 1 LOB: 1 BB: 0 P: 16	R: 0 E: 0 K: 0 S: 6	H: 0 LOB: 0 BB: 0 P: 10	1B: 2 2B: 2 3B: 0 HR: 0	SF: 0 SAC: 0 DP: 2 HBP: 1	WP: 0 PB: 1 SB: 0 CS: 0	PA: 32	
PITCHER	IP	WLS	BF	H	R	ER	SO	BB	IBB	HBP	BLK	WP	HR	S	P	ERA	WHIP				
12 Carlos Villanueva, R ERA: 3.35 Chris Spurling, R ERA: 2.55 Francisco Cordero, R ERA: 3.45	7.0	25	3	0	0	5	1	0	1	0	0	0	0	62	104	0.00	0.571				
	1.0	4	1	0	0	0	0	0	0	0	0	0	0	11	16	0.00	1.000				
	1.0	W	3	0	0	0	0	0	0	0	0	0	0	6	10	0.00	0.000				

St. Louis Cardinals @ Milwaukee Brewers
Miller Park, Milwaukee, WI
Wed Sep 20 2006, 7:05 PM CDT
Att. 14,242 - Roof Closed - 66 F

AB 30
R 0
H 4
RBI 0
BB 1
SO 5
LOB 13



Batter	1	2	3	4	5	6	7	8	9	AB	R	H	RBI	BB	SO	LOB	BOTTOM					
22 Tony Gwynn Jr., L OBP: 0.286, SLG: 0.340	G3									4	0	2	0	0	1	1						
9 Tony Graffanino, R OBP: 0.353, SLG: 0.412										3	0	1	0	1	1	2						
28 Prince Fielder, L OBP: 0.353, SLG: 0.489										3	0	1	0	1	0	3						
1 Corey Hart, R OBP: 0.324, SLG: 0.473 Francisco Cordero, R										4	0	1	0	0	0	4						
										0	0	0	0	0	0	0						
Geoff Jenkins, L OBP: 0.348, SLG: 0.433										4	1	2	1	0	0	0						
Jeff Cirillo, R OBP: 0.369, SLG: 0.421										3	0	1	0	0	1	1						
David Bell, R OBP: 0.328, SLG: 0.375										3	0	0	0	0	0	1						
Damian Miller, R OBP: 0.322, SLG: 0.390										3	0	1	0	0	1	2						
12 Carlos Villanueva, R OBP: 0.111, SLG: 0.111 Brady Clark, R OBP: 0.348, SLG: 0.325 Chris Spurling, R Kevin Mench, R OBP: 0.312, SLG: 0.416										1	0	0	0	0	0	2						
										1	0	0	0	0	0	0						
										0	0	0	0	0	0	0						
										0	0	0	0	0	0	0						
Inning Stats	R: 0 E: 0 K: 0 S: 7	H: 2 LOB: 1 BB: 0 P: 10	R: 0 E: 1 K: 1 S: 12	H: 1 LOB: 2 BB: 0 P: 18	R: 0 E: 1 K: 1 S: 10	H: 1 LOB: 1 BB: 0 P: 13	R: 0 E: 0 K: 1 S: 8	H: 0 LOB: 0 BB: 0 P: 11	R: 0 E: 0 K: 0 S: 15	H: 1 LOB: 2 BB: 1 P: 26	R: 0 E: 0 K: 0 S: 5	H: 1 LOB: 0 BB: 0 P: 11	R: 0 E: 0 K: 0 S: 4	H: 0 LOB: 0 BB: 0 P: 8	R: 0 E: 0 K: 0 S: 10	H: 2 LOB: 1 BB: 1 P: 16	R: 1 E: 0 K: 0 S: 2	H: 1 LOB: 0 BB: 0 P: 3	1B: 7 2B: 1 3B: 0 HR: 1	SF: 0 SAC: 1 DP: 4 HBP: 0	WP: 0 PB: 0 SB: 1 CS: 0	PA: 33
PITCHER	IP	WLS	BF	H	R	ER	SO	BB	IBB	HBP	BLK	WP	HR	S	P	ERA	WHIP					
Jeff Suppan, R ERA: 4.07 Josh Hancock, R ERA: 3.75 Tyler Johnson, L ERA: 4.5	7.0	27	4	2	0	0	0	1	0	0	0	0	0	8	14	0.00	4.500					
	0.2	4	2	0	0	0	0	0	0	0	0	0	0	1	4	5	27.00	3.000				
	0.1	L	1	1	1	1	0	0	0	0	0	0	1	4	5	27.00	3.000					

St. Louis Cardinals @ Milwaukee Brewers
Miller Park, Milwaukee, WI
Wed Sep 20 2006, 7:05 PM CDT
Att. 14,242 - Roof Closed - 66 F

AB 29
R 1
H 9
RBI 1
BB 2
SO 4
LOB 16



Batter	1	2	3	4	5	6	7	8	9	AB	R	H	RBI	BB	SO	LOB	TOP					
Steve Finley, L (1, 8) OBP: 0.323, SLG: 0.398	G4-3			L9		K2-3											3 0 0 0 1 1 0					
13 Omar Vizquel, S (1, 6) OBP: 0.396, SLG: 0.397	F9			G6-3		G6-3		F9									4 0 0 0 0 0 1					
Shea Hillenbrand, R (1, 3) OBP: 0.317, SLG: 0.461	G4-3			HR		L4		L8									4 1 1 1 1 0 0 1					
Barry Bonds, L (1, 7) OBP: 0.458, SLG: 0.532 20 Fred Lewis, L (7, PR) OBP: 0.571, SLG: 0.714		G4-3				HR											3 0 1 0 0 1 0 1 1 0 0 0 1 0					
Ray Durham, S (1, 4) OBP: 0.358, SLG: 0.531		G3-1															4 0 0 0 0 1 1					
Moises Alou, R (1, 9) OBP: 0.348, SLG: 0.556		G5-3															4 2 2 3 0 1 0					
Pedro Feliz, R (1, 5) OBP: 0.290, SLG: 0.441																	3 0 0 0 0 1 1					
Todd Greene, R (1, 2) OBP: 0.333, SLG: 0.432 59 Billy Sadler, R (7, 1) 54 Scott Munter, R (8, 1) OBP: 1.000, SLG: 2.000																	3 0 1 0 0 0 1 0 0 0 0 0 0 0 0 0 0 0 0 0 0					
Matt Morris, R (1, 1) OBP: 0.217, SLG: 0.271 Jamey Wright, R (5, 1) 71 Pat Misch, R (6, 1) 60 Justin Knoedler, R (7, 2) OBP: 0.200, SLG: 0.200																	2 0 0 0 0 1 1 0 0 0 0 0 0 0 0 0 0 0 0 0 0 1 0 0 0 0 0 0					
Inning Stats	R: 0 E: 0 K: 0 S: 14	H: 0 LOB: 0 BB: 0 P: 18	R: 0 E: 0 K: 0 S: 7	H: 0 LOB: 0 BB: 0 P: 12	R: 0 E: 0 K: 2 S: 9	H: 0 LOB: 0 BB: 0 P: 10	R: 1 E: 0 K: 1 S: 12	H: 1 LOB: 0 BB: 0 P: 21	R: 1 E: 0 K: 0 S: 8	H: 2 LOB: 1 BB: 0 P: 14	R: 0 E: 0 K: 1 S: 6	H: 0 LOB: 0 BB: 0 P: 9	R: 2 E: 0 K: 1 S: 10	H: 2 LOB: 1 BB: 0 P: 14	R: 0 E: 0 K: 0 S: 14	H: 0 LOB: 1 BB: 1 P: 24	R: 0 E: 0 K: 2 S: 12	H: 0 LOB: 0 BB: 0 P: 16	1B: 2 2B: 0 3B: 0 HR: 3	SF: 0 SAC: 0 DP: 0 HBP: 0	WP: 0 PB: 0 CS: 0	PA: 33
PITCHER	IP WLS BF H R ER SO BB IBB HBP BLK WP HR S P ERA WHIP																					
31 Dave Bush, R (1, 1) ERA: 4.54	7.1 W 28 5 4 4 5 1 0 0 0 0 0 3 73 112 4.91 0.818																					
52 Jose Capellan, R (8, 1) ERA: 4.39	1.2 5 0 0 0 2 0 0 0 0 0 0 0 19 26 0.00 0.000																					

San Francisco Giants @ Milwaukee Brewers
Miller Park, Milwaukee, WI
Thu Sep 21 2006, 7:05 PM CDT
Att: 28,719 - Roof Closed - 67 F

AB 32
R 4
H 5
RBI 4
BB 1
SO 7
LOB 6



Batter	1	2	3	4	5	6	7	8	9	AB	R	H	RBI	BB	SO	LOB	BOTTOM			
22 Tony Gwynn Jr., L (1, 8) OBP: 0.296, SLG: 0.353	9 1B	G3		FC6-4	28 BB	G4-1											4 1 1 0 1 0 4			
9 Tony Graffanino, R (1, 4) OBP: 0.353, SLG: 0.411	2B	G5-3		FC5-4	28 BB												4 0 1 2 1 1 2			
28 Prince Fielder, L (1, 3) OBP: 0.353, SLG: 0.487	1B			F8	21 BB												4 0 1 1 1 2 2			
2 Bill Hall, R (1, 6) OBP: 0.333, SLG: 0.538	F8			21 BB	1B												4 1 1 0 1 1 4			
Geoff Jenkins, L (1, 9) OBP: 0.348, SLG: 0.430	L9			1B													3 1 0 0 1 2 6			
21 Drew Anderson, L (1, 7) OBP: 0.222, SLG: 0.125 52 Jose Capellan, R (8, 1)		HR		F8	31 BB	K											4 2 1 0 1 2 4 0 0 0 0 0 0 0			
David Bell, R (1, 5) OBP: 0.197, SLG: 0.384		HR		1B													4 2 3 3 1 0 0			
11 Mike Rivera, R (1, 2) OBP: 0.314, SLG: 0.427		HR		G6-3	22 BB	31 BB											4 1 2 0 1 0 3			
31 Dave Bush, R (1, 1) OBP: 0.197, SLG: 0.233 Kevin Mench, R (8, 7) OBP: 0.311, SLG: 0.415		SH3		HR	22 BB	9 BB											2 1 2 2 0 0 0 1 0 0 0 0 0 0			
Inning Stats	R: 1 E: 0 K: 1 S: 11	H: 2 LOB: 1 BB: 0 P: 13	R: 2 E: 0 K: 0 S: 9	H: 3 LOB: 1 BB: 0 P: 17	R: 1 E: 0 K: 1 S: 13	H: 2 LOB: 2 BB: 0 P: 19	R: 0 E: 0 K: 0 S: 8	H: 0 LOB: 0 BB: 0 P: 10	R: 5 E: 1 K: 2 S: 14	H: 2 LOB: 3 BB: 6 P: 41	R: 0 E: 0 K: 1 S: 10	H: 0 LOB: 2 BB: 0 P: 18	R: 0 E: 0 K: 3 S: 15	H: 1 LOB: 2 BB: 1 P: 29	R: 0 E: 0 K: 0 S: 7	H: 0 LOB: 0 BB: 1 P: 13	1B: 9 2B: 2 3B: 0 HR: 1	SF: 0 SAC: 1 DP: 1 HBP: 2	WP: 0 PB: 1 CS: 0	PA: 45
PITCHER	IP WLS BF H R ER SO BB IBB HBP BLK WP HR S P ERA WHIP																			
Matt Morris, R (1, 1) ERA: 5.09	0.2 5 0 0 0 2 3 0 0 0 0 0 0 8 23 0.00 4.500																			
Jamey Wright, R (5, 1) ERA: 5.19	1.0 5 2 0 0 1 0 0 0 0 0 0 0 10 18 0.00 2.000																			
71 Pat Misch, L (6, 1) ERA: 8.1	1.0 5 1 0 0 3 1 0 0 0 0 0 0 15 29 0.00 2.000																			
59 Billy Sadler, R (7, 1) ERA: 8.1	1.0 3 0 0 0 0 1 0 0 0 0 0 0 7 13 0.00 1.000																			

San Francisco Giants @ Milwaukee Brewers
Miller Park, Milwaukee, WI
Thu Sep 21 2006, 7:05 PM CDT
Att: 28,719 - Roof Closed - 67 F

AB 34
R 9
H 12
RBI 8
BB 8
SO 8
LOB 25



Batter	1	2	3	4	5	6	7	8	9	AB	R	H	RBI	BB	SO	LOB	TOP					
2 Randy Winn, S OBP: 0.322, SLG: 0.391	1-2 G4-3 13 1B 2B	1-0 P3		1-1 G5-3		0-1 HR 2B	1-0 1B		1-2 G6-3	6	2	3	1	0	0	2						
13 Omar Vizquel, S OBP: 0.397, SLG: 0.397	0-1 G4-3 2B 1B	0-0 G5-3			2-2 1B 1B	1-2 P3	2-0 G4-3			5	2	2	0	0	0	2						
Shea Hillenbrand, R OBP: 0.317, SLG: 0.460	2-2 G4-3 1-2 2-3	2-2 F7			0-0 2B 1B	4-2 HR BB		0-0 G1-3		4	2	1	0	1	0	2						
Barry Bonds, L OBP: 0.459, SLG: 0.547 Steve Finley, L OBP: 0.323, SLG: 0.398	3-2 1B FC5 2B		2-3 K		2-1 1B FC6-4 2B	2-0 HR		2-0 G4-3		5	3	3	6	0	1	0						
Ray Durham, S OBP: 0.360, SLG: 0.539	4-1 FC5 1B BB		3-2 2B		2-3 K	0-2 P3		1-1 HR		4	2	2	1	1	1	2						
Moises Alou, R OBP: 0.351, SLG: 0.556 Todd Linden, S OBP: 0.371, SLG: 0.508	0-1 E 1B		2-2 L5		0-2 FC6-4 1B	2-2 1B		0-2 G5-3		5	0	3	1	0	0	1						
Pedro Feliz, R OBP: 0.288, SLG: 0.437 Tomas De La Rosa, R OBP: 0.308, SLG: 0.250	1-0 FC5 1-2 2-H 3-H		1-3 K		1-2 FC6-4 1B	1-0 F7		0-3 K 9 G3 50 SH2-4		5	0	0	2	0	2	4						
50 Eliezer Alfonzo, R OBP: 0.297, SLG: 0.453	2-0 P4		0-3 K		1-1 G5-3		0-0 F9	1-1 SH2-4		4	0	0	0	0	1	3						
53 Jonathan Sánchez, L 41 Brad Hennessey, R 20 Fred Lewis, L 24 Kevin Correia, R 19 Kevin Frandsen, R 32 Kevin Correia, R Steve Kline, L 31 Vinnie Chulk, R 14 Mike Anderson, L	2-3 K		2-2 G1-3		1-1 2 2B 1B		1-2 P2	2-3 G3		1	0	0	0	0	0	1						
Inning Stats	R: 4 E: 0 K: 1 S: 20	H: 4 LOB: 2 BB: 1 P: 35	R: 0 E: 0 K: 0 S: 5	H: 0 LOB: 0 BB: 0 P: 8	R: 0 E: 0 K: 2 S: 13	H: 1 LOB: 1 BB: 0 P: 21	R: 0 E: 0 K: 1 S: 8	H: 0 LOB: 0 BB: 0 P: 11	R: 3 E: 0 K: 1 S: 19	H: 4 LOB: 1 BB: 0 P: 27	R: 4 E: 0 K: 0 S: 19	H: 4 LOB: 1 BB: 1 P: 30	R: 0 E: 0 K: 0 S: 8	H: 1 LOB: 1 BB: 0 P: 12	R: 1 E: 0 K: 0 S: 7	H: 1 LOB: 0 BB: 0 P: 10	R: 0 E: 0 K: 1 S: 10	H: 0 LOB: 2 BB: 0 P: 14	1B: 9 2B: 4 3B: 0 HR: 2	SF: 0 SAC: 1 DP: 0 HBP: 0	WP: 1 PB: 0 SB: 0 CS: 0	PA: 46
PITCHER	IP WLS BF H R ER SO BB IBB HBP BLK WP HR S P ERA WHIP																					
Doug Davis, L ERA: 5.02	(1, 1) 5.0 26 9 7 6 5 1 0 0 0 0 0 1 28 43 10.80 2.000																					
Chris Spurling, R ERA: 4.05	(6, 1) 2.1 B 13 5 4 4 0 0 0 0 0 0 0 1 3 6 27.00 3.000																					
Brian Shouse, L ERA: 3.79	(8, 1) 0.1 2 1 1 1 0 0 0 0 0 0 0 0 3 3 0.00 0.000																					
52 Jose Capellan, R ERA: 4.37	(8, 1) 0.1 W 1 0 0 0 0 0 0 0 0 0 0 0 3 3 0.00 0.000																					
Francisco Cordero, R ERA: 3.41	(9, 1) 1.0 S 4 0 0 0 0 1 0 0 0 0 0 1 0 10 14 0.00 0.000																					

San Francisco Giants @ Milwaukee Brewers
Miller Park, Milwaukee, WI
Fri Sep 22 2006, 7:05 PM CDT
Att: 21,796 - Roof Closed - 69 F

AB 43
R 12
H 15
RBI 11
BB 2
SO 6
LOB 20



Batter	1	2	3	4	5	6	7	8	9	AB	R	H	RBI	BB	SO	LOB	BOTTOM			
1 Corey Hart, R OBP: 0.326, SLG: 0.471	0-1 28 HBP 2 1B 9 BB	1-1 G5-3	1-0 F8		0-1 9 L4 1B			1-3 K		5	1	2	1	0	1	3				
9 Tony Graffanino, R OBP: 0.354, SLG: 0.412	4-1 28 HBP 2 1B BB	3-2 G6-3	0-0 FC3-2		3-H L4			0-1 28 G4-3 2 1B 2B		4	2	1	0	1	0	3				
28 Prince Fielder, L OBP: 0.353, SLG: 0.485	1-2 S 2 1B 2B HBP	0-0 FC5-4 1B	2-1 F9		1-1 F7			1-2 G4-3		4	1	1	1	0	0	3				
2 Bill Hall, R OBP: 0.335, SLG: 0.540	2-2 S 2B 1B	0-1 FC5-4		2-2 G4-3 SF7 2B				1-1 WP BB 1B 1B		5	3	3	3	0	1	1				
Geoff Jenkins, L OBP: 0.349, SLG: 0.427	1-3 K		4-2 1B 2B BB		2-3 K			1-3 1B BB BB		3	1	0	0	2	2	3				
Kevin Mench, R OBP: 0.315, SLG: 0.421 52 Jose Capellan, R OBP: 0.371, SLG: 0.421 Jeff Cirillo, R OBP: 0.371, SLG: 0.421 Francisco Cordero, R ERA: 3.41	2-2 11 1B 2B		1-1 2B 1B		0-0 SF7			4-2 L4-3 1B		3	2	3	3	0	0	0				
David Bell, R OBP: 0.333, SLG: 0.387	2-3 K		0-0 11 2B 2B		1-2 L9			1-2 L4-3 1B		5	1	2	2	0	1	2				
11 Mike Rivera, R OBP: 0.325, SLG: 0.452	0-1 2H 1B		1-3 3-H 2B		1-1 21 G4-3 1 1B 2B			1-2 P6		5	1	3	3	0	1	3				
Doug Davis, R OBP: 0.078, SLG: 0.048 21 Drew Anderson, L OBP: 0.200, SLG: 0.111 Chris Spurling, R ERA: 4.21 Brian Shouse, L ERA: 3.65 22 Tony Gwynn Jr., L OBP: 0.305, SLG: 0.365	0-3 K		1-0 9 FC3-2 HBP		1-0 G4-3			3-2 9 2B 28 G4-3 1B		1	0	0	0	0	1	1				
Inning Stats	R: 5 E: 0 K: 3 S: 26	H: 4 LOB: 1 BB: 1 P: 38	R: 0 E: 0 K: 0 S: 9	H: 1 LOB: 0 BB: 0 P: 13	R: 3 E: 0 K: 0 S: 11	H: 3 LOB: 2 BB: 1 P: 21	R: 1 E: 0 K: 0 S: 9	H: 1 LOB: 0 BB: 0 P: 12	R: 1 E: 0 K: 2 S: 6	H: 2 LOB: 0 BB: 0 P: 8	R: 0 E: 0 K: 2 S: 9	H: 0 LOB: 0 BB: 0 P: 14	R: 0 E: 0 K: 0 S: 6	H: 1 LOB: 0 BB: 0 P: 7	R: 3 E: 0 K: 2 S: 26	H: 4 LOB: 3 BB: 2 P: 44	1B: 10 2B: 8 3B: 0 HR: 0	SF: 1 SAC: 0 DP: 2 HBP: 2	WP: 1 PB: 0 SB: 2 CS: 0	PA: 44
PITCHER	IP WLS BF H R ER SO BB IBB HBP BLK WP HR S P ERA WHIP																			
53 Jonathan Sánchez, L ERA: 4.21	(1, 1) 2.0 17 8 8 8 3 2 0 0 1 0 0 0 0 19 28 6.00 1.000																			
Jack Taschner, L ERA: 9.16	(6, 1) 1.0 H 3 0 0 0 2 0 0 0 0 0 0 0 9 14 0.00 0.000																			
32 Kevin Correia, R ERA: 3.65	(7, 1) 1.1 H 6 3 2 2 0 0 0 0 0 0 0 0 15 20 13.50 2.250																			
Steve Kline, L ERA: 3.4	(8, 1) 0.1 H 1 0 0 0 0 0 0 0 0 0 0 0 3 4 0.00 0.000																			

San Francisco Giants @ Milwaukee Brewers
Miller Park, Milwaukee, WI
Fri Sep 22 2006, 7:05 PM CDT
Att: 21,796 - Roof Closed - 69 F

AB 37
R 13
H 16
RBI 13
BB 4
SO 7
LOB 20



Batter	1	2	3	4	5	6	7	8	9	AB	R	H	RBI	BB	SO	LOB	TOP								
2 Randy Winn, S OBP: 0.324, SLG: 0.399	1-1 1B 2B	2-0 2B		1-3 K		3-1 13 1B 2B		1-1 F9		5	2	3	1	0	1	0									
13 Omar Vizquel, S OBP: 0.365, SLG: 0.395	0-1 B1	1-1 G6-3		1-0 P6		3-2 G3 WP 1B		1-1 F7		5	0	1	1	0	0	2									
Shea Hillenbrand, R OBP: 0.310, SLG: 0.457	1-2 E 1B 2H		2-2 L8		1-1 P3	1-2 G3		3-2 G6-3		5	0	1	1	0	0	1									
Barry Bonds, L OBP: 0.461, SLG: 0.555	3-2 E 1B		1-0 HR		0-1 G4-3	4-0 IBB		1-3 K		4	1	2	1	1	1	0									
Ray Durham, S 38 Brian Wilson, R 59 Billy Sadler, R Jack Taschner, L 54 Scott Munter, R 9 Mark Sweeney, L	2-2 FC6		0-0 2B SF8 1B		4-2 HR BB	1-2 P5		4-2 BB		3	2	1	0	1	0	4									
Moises Alou, R OBP: 0.355, SLG: 0.572	0-3 K		2-0 2B		0-0 HR			0-1 L7		5	2	3	2	0	1	4									
Pedro Feliz, R OBP: 0.285, SLG: 0.434	3-2 F7		0-1 SF8 2B		2-0 G5-3	2-2 G4-3		3-2 G6-3		4	0	0	1	0	0	5									
Todd Greene, R OBP: 0.331, SLG: 0.429		0-3 K		0-0 F8		1-2 G6-3		0-0 G5-3		1	0	0	0	0	1	0									
50 Eliezer Alfonzo, R OBP: 0.294, SLG: 0.448										3	0	0	1	0	0	1									
51 Noah Lowry, R OBP: 0.208, SLG: 0.222		1-0 F9			2-2 G4-3					2	0	0	0	0	0	0									
Lance Niekro, R OBP: 0.294, SLG: 0.384										1	1	1	0	0	0	0									
19 Kevin Frandsen, R OBP: 0.311, SLG: 0.358						2 2B 2B				1	0	0	0	0	0	0									
Inning Stats	R: 1 E: 1 K: 1 S: 19	H: 3 LOB: 3 BB: 0 P: 29	R: 0 E: 0 K: 1 S: 7	H: 1 LOB: 1 BB: 0 P: 11	R: 2 E: 0 K: 0 S: 12	H: 3 LOB: 1 BB: 0 P: 17	R: 0 E: 0 K: 1 S: 7	H: 0 LOB: 0 BB: 0 P: 11	R: 2 E: 0 K: 0 S: 10	H: 1 LOB: 0 BB: 1 P: 17	R: 2 E: 0 K: 0 S: 20	H: 3 LOB: 2 BB: 1 P: 35	R: 1 E: 0 K: 0 S: 8	H: 1 LOB: 0 BB: 0 P: 10	R: 0 E: 0 K: 0 S: 7	H: 0 LOB: 1 BB: 1 P: 12	R: 0 E: 0 K: 1 S: 11	H: 0 LOB: 1 BB: 1 P: 19	1B: 4 2B: 6 3B: 0 HR: 2	SF: 1 SAC: 0 DP: 0 HBP: 0	WP: 1 PB: 0 CS: 0	PA: 43			
PITCHER	IP WLS BF H R ER SO BB IBB HBP BLK WP HR S P ERA WHIP	5.1 29 11 7 7 3 3 1 0 0 0 0 2 66 105 11.81 2.250	0.2 3 0 0 0 0 0 0 1 0 0 0 1 0 9 15 0.00 0.000	1.0 4 1 1 1 0 0 0 0 0 0 0 0 8 10 9.00 1.000	1.0 W 3 0 0 0 0 0 0 0 0 0 0 7 12 0.00 0.000	1.0 S 4 0 0 0 1 1 0 0 0 0 0 0 11 19 0.00 1.000																			

San Francisco Giants @ Milwaukee Brewers
Miller Park, Milwaukee, WI
Sat Sep 23 2006, 6:05 PM CDT
Att: 33,989 - Roof Closed - 69 F

AB 39
R 8
H 12
RBI 8
BB 3
SO 4
LOB 17

GIANTS

Batter	1	2	3	4	5	6	7	8	9	AB	R	H	RBI	BB	SO	LOB	BOTTOM								
Brady Clark, R OBP: 0.349, SLG: 0.326	1-1 K 1B			2-2 P6		1-2 1B		3-2 F9		5	1	2	0	0	0	2									
9 Tony Graffanino, R OBP: 0.354, SLG: 0.414	3-1 G3 1 SF8 2B	0-0 E7 28 G3 2 1B		0-1 G5-3		2-1 P6		0-1 2 2B 1B		5	3	2	1	0	0	1									
28 Prince Fielder, L OBP: 0.352, SLG: 0.482	2-1 SF8 2B HBP	1-0 G3		2-0 G3-1		3-2 G4-3		1-3 K		4	1	0	0	0	1	3									
2 Bill Hall, R OBP: 0.337, SLG: 0.542	1-2 G3	0-0 1B		0-3 K		4-2 F7 FC6-4 BB		2-2 1 E 2B		4	2	2	2	1	1	2									
1 Corey Hart, R OBP: 0.323, SLG: 0.464	1-1 SF8	3-3 K		3-3 K		4-1 FC6-4 BB		1-1 E9		3	0	0	1	1	2	1									
Kevin Mench, R OBP: 0.318, SLG: 0.423	0-1 3B 2B	0-2 F9		0-2 E		1-2 F7		0-1 G6-3		5	1	2	1	0	0	4									
Francisco Cordero, R										0	0	0	0	0	0	0									
David Bell, R OBP: 0.333, SLG: 0.390	3-2 39 1B 3B		2-3 K		1-0 E5		0-2 FC6-4 11 2B WP			4	2	1	2	0	1	2									
11 Mike Rivera, R OBP: 0.331, SLG: 0.458	4-0 39 1B IBB		1-2 P2		1-2 F9		3-2 WP 2B			3	0	1	0	1	0	2									
39 Chris Capuano, L OBP: 0.415, SLG: 0.182	3-2 3B 1B		1-3 K		0-3 K		2-1 F8			2	0	1	1	0	1	0									
45 Dennis Sarfate, R ERA: 5.27										0	0	0	0	0	0	0									
22 Tony Gwynn Jr., L Dan Kolb, R										1	0	0	0	0	1	0									
18 Gabe Gross, Jeff Cirillo, R 52 Jose Capellan, R Geoff Jenkins, L										0	0	0	0	0	0	0									
Inning Stats	R: 5 E: 0 K: 0 S: 24	H: 5 LOB: 2 BB: 1 P: 42	R: 1 E: 1 K: 1 S: 11	H: 1 LOB: 1 BB: 0 P: 15	R: 0 E: 0 K: 2 S: 17	H: 0 LOB: 0 BB: 0 P: 21	R: 0 E: 0 K: 0 S: 6	H: 0 LOB: 0 BB: 0 P: 10	R: 0 E: 1 K: 1 S: 14	H: 1 LOB: 2 BB: 0 P: 19	R: 0 E: 0 K: 1 S: 13	H: 1 LOB: 1 BB: 0 P: 19	R: 2 E: 0 K: 0 S: 19	H: 1 LOB: 1 BB: 2 P: 31	R: 2 E: 1 K: 1 S: 15	H: 2 LOB: 1 BB: 0 P: 22	1B: 6 2B: 4 3B: 1 HR: 0	SF: 1 SAC: 0 DP: 0 HBP: 1	WP: 1 PB: 0 CS: 0	PA: 42					
PITCHER	IP WLS BF H R ER SO BB IBB HBP BLK WP HR S P ERA WHIP	5.0 26 11 7 6 5 5 2 0 0 0 0 0 26 41 10.80 1.800	0.0 1 1 0 0 0 0 0 0 0 0 0 0 4 5 ∞ ∞	1.0 L 6 2 2 1 1 0 0 0 0 0 1 0 15 24 9.00 2.000	0.1 1 0 0 0 0 0 0 0 0 0 0 0 2 2 0.00 0.000																				

San Francisco Giants @ Milwaukee Brewers
Miller Park, Milwaukee, WI
Sat Sep 23 2006, 6:05 PM CDT
Att: 33,989 - Roof Closed - 69 F

AB 37
R 10
H 11
RBI 8
BB 3
SO 7
LOB 18

Brewers

Batter	1	2	3	4	5	6	7	8	9	AB	R	H	RBI	BB	SO	LOB	TOP			
19 Kevin Frandsen, R (1, 4) OBP: 0.298, SLG: 0.341	1-1 F8		0-0 P3			1-3 K		2-1 G6-3		4	0	0	0	0	1	1	San Francisco Giants @ Milwaukee Brewers Miller Park, Milwaukee, WI Sun Sep 24 2006, 1:05 PM CDT Att: 23,049 - Roof Closed - 67 F livebaseballscorecards.com			
Steve Finley, L (1, 8) OBP: 0.323, SLG: 0.397	1-1 F7		3-2 P4			3-1 P5		BB 1B 1B	4	1	1	0	0	0	0					
Shea Hillenbrand, R (1, 3) OBP: 0.316, SLG: 0.456	1-0 F8			2-1 G4-3		0-0 F7		0-1 1B 1-2 1B	4	0	1	0	0	0	0					
Moises Alou, R (1, 9) OBP: 0.354, SLG: 0.571		2-1 50 2B		0-0 P4		0-0 G5-3		2-1 F6	4	1	1	0	0	0	2					
Todd Linden, S (1, 7) OBP: 0.365, SLG: 0.485	1-1 F8			2-3 K2-3		3-2 G6-3		4-2 1B	3	0	0	0	1	1	1					
Pedro Feliz, R (1, 5) OBP: 0.287, SLG: 0.436	1-2 F7				1-0 1B	0-0 G4-3		0-2 50 G4-6-3 1-2 2-3 3-H 1B	4	1	2	1	0	0	1					
50 Eliezer Alfonzo, R (1, 2) OBP: 0.297, SLG: 0.456	1-1 2-H				0-0 F9		1-2 2B	4	0	2	1	0	0	0	4					
Tomas De La Rosa, R (1, 6) OBP: 0.313, SLG: 0.267	0-3 K				1-1 2-H	1-3 K		3-3 K	3	0	1	1	0	2	2					
18 Matt Cain, R (1, 1) OBP: 0.161, SLG: 0.182			2-2 G6-3		2-3 K			1-3 K	2	0	0	0	0	1	0					
9 Mark Sweeney, L (8, PH) OBP: 0.338, SLG: 0.393										1	0	0	0	0	1	1				
Mike Stanton, L (8, 1)										0	0	0	0	0	0	0				
Inning Stats	R: 0 E: 0 K: 0 S: 5	H: 0 LOB: 0 BB: 0 P: 8	R: 1 E: 0 K: 1 S: 13	H: 2 LOB: 1 BB: 0 P: 18	R: 0 E: 0 K: 0 S: 7	H: 0 LOB: 0 BB: 0 P: 12	R: 0 E: 0 K: 1 S: 6	H: 0 LOB: 0 BB: 0 P: 10	R: 1 E: 0 K: 1 S: 7	H: 2 LOB: 0 BB: 0 P: 11	R: 0 E: 0 K: 0 S: 6	H: 0 LOB: 0 BB: 0 P: 10	R: 0 E: 0 K: 2 S: 14	H: 1 LOB: 1 BB: 0 P: 21	R: 1 E: 0 K: 0 S: 16	H: 3 LOB: 2 BB: 1 P: 24	1B: 4 2B: 4 3B: 0 HR: 0	SF: 0 SAC: 0 DP: 1 HBP: 0	WP: 0 PB: 0 SB: 0 CS: 0	PA: 34
PITCHER	IP WLS BF H R ER SO BB IBB HBP BLK WP HR S P ERA WHIP																			
15 Ben Sheets, R (1, 1) ERA: 4.05	8.0 W 28 5 2 2 6 0 0 0 0 0 0 63 98 2.25 0.625																			
Francisco Cordero, R (9, 1) ERA: 3.44	1.0 S 6 3 1 1 0 1 0 0 0 0 0 0 16 24 9.00 4.000																			

Batter	1	2	3	4	5	6	7	8	9	AB	R	H	RBI	BB	SO	LOB	BOTTOM			
22 Tony Gwynn Jr., L (1, 8) OBP: 0.283, SLG: 0.333	1-1 B5-3		0-3 K			1-3 K		1-2 P6		4	0	0	0	0	2	1	San Francisco Giants @ Milwaukee Brewers Miller Park, Milwaukee, WI Sun Sep 24 2006, 1:05 PM CDT Att: 23,049 - Roof Closed - 67 F livebaseballscorecards.com			
Jeff Cirillo, R (1, 4) OBP: 0.368, SLG: 0.416	2-2 G6-3		2-2 28 F7 1B			1-2 G5-3		3-2 G5-3		4	0	1	0	0	0	1				
28 Prince Fielder, L (1, 3) OBP: 0.351, SLG: 0.482	1-3 K		0-0 F7			0-3 K		2-0 2B		4	0	1	0	0	2	1				
2 Bill Hall, R (1, 6) OBP: 0.337, SLG: 0.539		0-3 K	1-3 K			4-1 BB 11 2B BB		3-2 F9		3	1	0	0	1	2	2				
Geoff Jenkins, L (1, 9) OBP: 0.348, SLG: 0.425	1-0 L4			1-0 G4-3		4-2 11 BB 1-2 11 2B BB		2-3 K		3	1	0	0	1	1	0				
1 Corey Hart, R (1, 7) OBP: 0.326, SLG: 0.460	4-2 HR			0-2 P4		0-0 P6		4-0 11 CS BB		2	1	0	0	2	0	2				
David Bell, R (1, 5) OBP: 0.334, SLG: 0.395	1-1 1-H			0-0 P3		4-2 11 2B BB		2-1 L7		3	2	1	2	1	0	1				
11 Mike Rivera, R (1, 2) OBP: 0.338, SLG: 0.471	0-1 1B					1-2 F7		0-0 CS		3	0	2	3	0	0	0				
15 Ben Sheets, R (1, 1) OBP: 0.063, SLG: 0.032	1-1 B1					4-1 1-H 2-H 3-H		1-3 2B		2	0	0	0	1	1	2				
Francisco Cordero, R (9, 1)						1-3 K				0	0	0	0	0	0	0				
Inning Stats	R: 0 E: 0 K: 1 S: 10	H: 0 LOB: 0 BB: 0 P: 14	R: 2 E: 0 K: 1 S: 12	H: 2 LOB: 1 BB: 1 P: 19	R: 0 E: 0 K: 2 S: 10	H: 1 LOB: 1 BB: 0 P: 13	R: 0 E: 0 K: 0 S: 5	H: 0 LOB: 0 BB: 0 P: 6	R: 0 E: 0 K: 1 S: 11	H: 0 LOB: 1 BB: 1 P: 18	R: 3 E: 0 K: 2 S: 17	H: 1 LOB: 1 BB: 3 P: 29	R: 0 E: 0 K: 0 S: 12	H: 1 LOB: 1 BB: 0 P: 21	R: 0 E: 0 K: 1 S: 5	H: 0 LOB: 0 BB: 1 P: 13	1B: 2 2B: 2 3B: 0 HR: 1	SF: 0 SAC: 0 DP: 0 HBP: 0	WP: 0 PB: 0 SB: 0 CS: 1	PA: 35
PITCHER	IP WLS BF H R ER SO BB IBB HBP BLK WP HR S P ERA WHIP																			
18 Matt Cain, R (1, 1) ERA: 4.09	7.0 L 31 5 5 5 7 5 0 0 0 0 0 0 77 120 6.43 1.429																			
Mike Stanton, L (8, 1) ERA: 3.54	1.0 3 0 0 0 1 1 0 0 0 0 0 0 5 13 0.00 1.000																			

Batter	1	2	3	4	5	6	7	8	9	AB	R	H	RBI	BB	SO	LOB	TOP										
Brady Clark, R OBP: 0.350, SLG: 0.329 (1, 8)	L7		2B		F9		G4-3		9 HR	5	1	2	0	0	0	1											
9 Tony Graffanino, R OBP: 0.355, SLG: 0.421 (1, 4)	P6				P5		28 2B		HR	5	1	2	3	0	1	1											
28 Prince Fielder, L OBP: 0.350, SLG: 0.481 (1, 3)	K		G4-3		F7				G3	5	0	1	0	0	1	1											
2 Bill Hall, R OBP: 0.341, SLG: 0.546 (1, 6)		HR			1 BB				1B	4	2	3	1	1	1	2											
1 Corey Hart, R OBP: 0.332, SLG: 0.458 (1, 9)		G6-4-3			2B				K	3	1	1	0	2	1	3											
Kevin Mench, R OBP: 0.313, SLG: 0.419 (1, 7)		G6-4-3			F7				K	4	0	0	0	0	1	5											
David Bell, R OBP: 0.335, SLG: 0.400 8 Vinny Rottino, R OBP: 0.182, SLG: 0.182 (8, 5)					11 WP				K	4	0	2	1	0	1	2											
11 Mike Rivera, R OBP: 0.328, SLG: 0.456 (1, 2)		G6-3			G4-3				K	0	0	0	0	0	0	0											
12 Carlos Villanueva, R OBP: 0.291, SLG: 0.292 Geremi Gonzalez, R OBP: 0.291, SLG: 0.292 Dan Kolb, R OBP: 0.291, SLG: 0.292 22 Tony Gwynn Jr., L OBP: 0.291, SLG: 0.292 Derrick Turnbow, R OBP: 0.291, SLG: 0.292 45 Dennis Sarfate, R OBP: 0.291, SLG: 0.292 18 Gabe Gross, R OBP: 0.291, SLG: 0.292 (1, 1)					G5-3				K	2	0	0	0	0	1	1											
Inning Stats	R: 0 E: 0 K: 1 S: 8	H: 0 LOB: 0 BB: 0 P: 13	R: 1 E: 0 K: 0 S: 9	H: 2 LOB: 1 BB: 1 P: 16	R: 0 E: 0 K: 2 S: 10	H: 1 LOB: 1 BB: 0 P: 17	R: 2 E: 0 K: 0 S: 7	H: 1 LOB: 1 BB: 2 P: 16	R: 0 E: 0 K: 0 S: 6	H: 0 LOB: 0 BB: 0 P: 13	R: 0 E: 0 K: 0 S: 11	H: 2 LOB: 2 BB: 0 P: 19	R: 1 E: 0 K: 1 S: 17	H: 3 LOB: 2 BB: 0 P: 24	R: 0 E: 0 K: 2 S: 11	H: 0 LOB: 0 BB: 0 P: 18	R: 2 E: 0 K: 2 S: 13	H: 3 LOB: 1 BB: 0 P: 22	1B: 6 2B: 4 3B: 0 HR: 2	SF: 0 SAC: 0 DP: 1 HBP: 0	WP: 1 PB: 0 SB: 0 CS: 0	PA: 41					
PITCHER	IP	WLS	BF	H	R	ER	SO	BB	IBB	HBP	BLK	WP	HR	S	P	ERA	WHIP										
45 Sean Marshall, L ERA: 5.59 44 Roberto Novoa, R ERA: 4.32 46 Ryan Dempster, R ERA: 4.93 Jae Kuk Ryu, R ERA: 8.31	(1, 1)	6.0	W	26	6	3	3	3	0	0	0	1	1	51	94	4.50	1.500										
	(7, 1)	1.0		6	3	1	1	1	0	0	0	0	0	17	24	9.00	3.000										
	(8, 1)	1.0		3	0	0	0	2	0	0	0	0	0	11	18	0.00	0.000										
	(9, 1)	1.0		6	3	2	2	2	0	0	0	0	1	13	22	18.00	3.000										

Milwaukee Brewers @ Chicago Cubs
Wrigley Field, Chicago, IL
Tue Sep 26 2006, 7:05 PM CDT
Att: 31,932 - Clear - 68 F

AB 38
R 6
H 12
RBI 6
BB 3
SO 8
LOB 20



Batter	1	2	3	4	5	6	7	8	9	AB	R	H	RBI	BB	SO	LOB	BOTTOM										
Juan Pierre, L OBP: 0.330, SLG: 0.390 27 Buck Coats, L OBP: 0.176, SLG: 0.412 (9, 8)	FC4-6	G4-3		L6		2S	L7	L5		6	1	2	0	0	0	1											
2 Ryan Theriot, R OBP: 0.407, SLG: 0.508 (1, 4)	FC4-6		HR		F7	1B	F8			4	3	1	0	1	0	1											
Jacque Jones, L OBP: 0.335, SLG: 0.504 (1, 9)	24 1B		HR		G1-3	19 1B		K2-3		5	3	3	3	0	1	0											
19 Matt Murton, R OBP: 0.365, SLG: 0.446 (1, 7)	24 1B		HR		24 1B	HR		24 2B		3	3	3	1	0	0	0											
John Mabry, L OBP: 0.289, SLG: 0.333 (1, 3)	K		G3-1		24 1B	HR		K		4	1	1	3	1	2	5											
24 Henry Blanco, R OBP: 0.310, SLG: 0.438 Jae Kuk Ryu, R (9, 1)	1B		FC4-5-2-6		24 1B	HR		9 1B		5	1	4	4	0	0	1											
9 Scott Moore, L OBP: 0.353, SLG: 0.548 (1, 5)	K		G4-3		K	5 FC5-4		5 1B		5	1	2	1	0	2	5											
5 Ronny Cedeno, R OBP: 0.270, SLG: 0.337 (1, 6)		K		G5-3		P4		E1		5	1	1	0	0	1	2											
45 Sean Marshall, L ERA: 3.97 44 Roberto Novoa, R ERA: 5.79 Dan Kolb, R ERA: 4.91 Derrick Turnbow, R ERA: 6.99 45 Dennis Sarfate, R ERA: 2.57 (1, 1)				F7		FC5-4		G1-3		2	0	0	0	0	1	0											
	(6, 1)	0.2		8	5	5	5	0	1	0	0	0	0	0	0	0											
	(7, 1)	1.2		10	4	4	3	2	0	0	1	0	0	0	0	0											
	(8, 1)	0.1		1	0	0	0	0	0	0	0	0	0	0	0	0											
Inning Stats	R: 2 E: 0 K: 2 S: 15	H: 3 LOB: 2 BB: 0 P: 22	R: 0 E: 0 K: 2 S: 8	H: 0 LOB: 0 BB: 0 P: 10	R: 2 E: 0 K: 0 S: 11	H: 3 LOB: 1 BB: 0 P: 20	R: 0 E: 0 K: 0 S: 8	H: 0 LOB: 0 BB: 0 P: 13	R: 1 E: 0 K: 1 S: 18	H: 2 LOB: 2 BB: 1 P: 31	R: 5 E: 0 K: 0 S: 26	H: 6 LOB: 2 BB: 1 P: 38	R: 0 E: 0 K: 0 S: 4	H: 0 LOB: 0 BB: 0 P: 5	R: 4 E: 1 K: 2 S: 20	H: 4 LOB: 1 BB: 0 P: 30	1B: 11 2B: 5 3B: 0 HR: 2	SF: 0 SAC: 0 DP: 0 HBP: 2	WP: 2 PB: 0 SB: 1 CS: 0	PA: 46							
PITCHER	IP	WLS	BF	H	R	ER	SO	BB	IBB	HBP	BLK	WP	HR	S	P	ERA	WHIP										
12 Carlos Villanueva, R ERA: 3.97 Geremi Gonzalez, R ERA: 5.79 Dan Kolb, R ERA: 4.91 Derrick Turnbow, R ERA: 6.99 45 Dennis Sarfate, R ERA: 2.57	(1, 1)	5.0	L	25	8	5	5	0	1	0	0	0	1	20	28	67.50	9.000										
	(6, 1)	0.1		2	1	0	0	0	0	0	0	1	0	6	10	0.00	3.000										
	(7, 1)	1.2		10	4	4	3	2	0	0	1	0	0	20	30	16.20	2.400										
	(8, 1)	0.1		1	0	0	0	0	0	0	0	0	0	4	5	0.00	0.000										

Milwaukee Brewers @ Chicago Cubs
Wrigley Field, Chicago, IL
Tue Sep 26 2006, 7:05 PM CDT
Att: 31,932 - Clear - 68 F

AB 42
R 14
H 18
RBI 14
BB 2
SO 7
LOB 15



Batter	1	2	3	4	5	6	7	8	9	AB	R	H	RBI	BB	SO	LOB	TOP					
Brady Clark, R OBP: 0.349, SLG: 0.336	F9		P6			HR	K			4	1	1	1	0	1	2						
9 Tony Graffanino, R OBP: 0.354, SLG: 0.419	F8		P6			1B			K	4	0	1	0	0	1	1						
Jeff Cirillo, R OBP: 0.370, SLG: 0.415	K			1B		L8			BB	3	0	1	0	1	1	1						
2 Bill Hall, R OBP: 0.344, SLG: 0.546		FC4-6 BB		CS 1B		K			BB	2	0	1	0	2	1	1						
1 Corey Hart, R OBP: 0.326, SLG: 0.450	K			F8		K			BB	4	0	0	0	0	3	6						
David Bell, R OBP: 0.335, SLG: 0.399	FC4-6			K					F9	4	1	1	0	0	1	5						
11 Mike Rivera, R OBP: 0.319, SLG: 0.442	P6																					
8 Vinny Rottino, R OBP: 0.267, SLG: 0.286			SH3-4 BB			G6-3			G4-3	3	0	1	1	1	0	0						
31 Dave Bush, R OBP: 0.190, SLG: 0.226			SH3-4			F8			F7	2	0	0	0	0	1	1						
Geoff Jenkins, L OBP: 0.349, SLG: 0.424										1	0	0	0	0	0	0						
Francisco Cordero, R OBP: 0.349, SLG: 0.424										0	0	0	0	0	0	0						
Inning Stats	R: 0 E: 0 K: 1 S: 14	H: 0 LOB: 0 BB: 0 P: 17	R: 0 E: 0 K: 1 S: 10	H: 0 LOB: 1 BB: 1 P: 19	R: 0 E: 0 K: 0 S: 5	H: 0 LOB: 1 BB: 1 P: 12	R: 0 E: 0 K: 1 S: 11	H: 2 LOB: 2 BB: 0 P: 17	R: 0 E: 0 K: 0 S: 10	H: 0 LOB: 0 BB: 0 P: 13	R: 1 E: 0 K: 2 S: 16	H: 2 LOB: 1 BB: 0 P: 23	R: 1 E: 0 K: 2 S: 11	H: 2 LOB: 1 BB: 0 P: 14	R: 0 E: 0 K: 2 S: 8	H: 0 LOB: 2 BB: 2 P: 20	R: 0 E: 0 K: 0 S: 8	H: 0 LOB: 0 BB: 0 P: 12	1B: 4 2B: 2 3B: 0 HR: 1	SF: 0 SAC: 1 DP: 1 HBP: 0	WP: 0 PB: 0 SB: 1 CS: 1	PA: 36
PITCHER	IP	WLS	BF	H	R	ER	SO	BB	IBB	HBP	BLK	WP	HR	S	P	ERA	WHIP					
53 Rich Hill, L ERA: 4.17	7.0		28	6	2	2	7	2	0	0	0	0	1	77	115	2.57	1.143					
43 Michael Wuerz, R ERA: 2.56	1.0		5	0	0	0	2	2	0	0	0	0	0	8	20	0.00	2.000					
Bob Howry, R ERA: 3.13	1.0	W	3	0	0	0	0	0	0	0	0	0	0	8	12	0.00	0.000					

Milwaukee Brewers @ Chicago Cubs
Wrigley Field, Chicago, IL
Wed Sep 27 2006, 7:05 PM CDT
Att: 36,273 - Clear - 61 F

AB 31
R 2
H 6
RBI 2
BB 4
SO 9
LOB 19



Batter	1	2	3	4	5	6	7	8	9	AB	R	H	RBI	BB	SO	LOB	BOTTOM					
Juan Pierre, L OBP: 0.330, SLG: 0.389	G3			F7			G3-1		19 1B 24 1B SH3-4 1B	4	1	1	0	0	0	0						
2 Ryan Theriot, R OBP: 0.406, SLG: 0.504	K			G5-3			2B G4-3 1B		SH3-4	3	1	1	0	0	1	0						
Jacque Jones, L OBP: 0.336, SLG: 0.505	G6-3			G3			19 G4-3 1-3 2B		24 1B 19 1B IBB	3	0	1	0	1	0	0						
19 Matt Murton, R OBP: 0.366, SLG: 0.451		G6-3				24 CS 3B	G4-3		24 1B 1-2 2-3 1B	4	0	2	1	0	0	1						
John Mabry, L OBP: 0.284, SLG: 0.327	G4-3			K			G3		K	4	0	0	0	0	2	5						
24 Henry Blanco, R OBP: 0.309, SLG: 0.434	G4-3			G6-3					F8	4	0	1	1	0	0	1						
9 Scott Moore, L OBP: 0.324, SLG: 0.500			K				G4-3		G4-3	3	0	0	0	0	1	0						
5 Ronny Cedeno, R OBP: 0.269, SLG: 0.335			L9				F7		F8	3	0	0	0	0	0	0						
53 Rich Hill, L OBP: 0.129, SLG: 0.133			K							2	0	0	0	0	2	0						
43 Michael Wuerz, R ERA: 4.41										0	0	0	0	0	0	0						
Bob Howry, L OBP: 1.000, SLG: 1.000										0	0	0	0	0	0	0						
Freddie Bynum, L OBP: 0.308, SLG: 0.444									HR	1	1	1	1	0	0	0						
Inning Stats	R: 0 E: 0 K: 1 S: 7	H: 0 LOB: 0 BB: 0 P: 12	R: 0 E: 0 K: 0 S: 6	H: 0 LOB: 0 BB: 0 P: 12	R: 0 E: 0 K: 2 S: 8	H: 0 LOB: 0 BB: 0 P: 10	R: 0 E: 0 K: 0 S: 7	H: 0 LOB: 0 BB: 0 P: 13	R: 0 E: 0 K: 1 S: 9	H: 1 LOB: 0 BB: 0 P: 10	R: 0 E: 0 K: 1 S: 9	H: 0 LOB: 0 BB: 0 P: 12	R: 1 E: 0 K: 0 S: 8	H: 2 LOB: 1 BB: 0 P: 10	R: 0 E: 0 K: 0 S: 7	H: 0 LOB: 0 BB: 0 P: 12	R: 2 E: 0 K: 1 S: 13	H: 4 LOB: 3 BB: 1 P: 21	1B: 4 2B: 1 3B: 1 HR: 1	SF: 0 SAC: 1 DP: 0 HBP: 0	WP: 0 PB: 0 SB: 0 CS: 1	PA: 33
PITCHER	IP	WLS	BF	H	R	ER	SO	BB	IBB	HBP	BLK	WP	HR	S	P	ERA	WHIP					
31 Dave Bush, R ERA: 4.41	8.0		26	3	1	1	5	0	0	0	0	0	1	61	91	1.12	0.375					
Francisco Cordero, R ERA: 3.65	0.2	L	7	4	2	2	1	0	1	0	0	0	1	13	21	27.00	6.000					

Milwaukee Brewers @ Chicago Cubs
Wrigley Field, Chicago, IL
Wed Sep 27 2006, 7:05 PM CDT
Att: 36,273 - Clear - 61 F

AB 31
R 3
H 7
RBI 3
BB 1
SO 6
LOB 7



Batter	1	2	3	4	5	6	7	8	9	AB	R	H	RBI	BB	SO	LOB	TOP					
22 Tony Gwynn Jr., L (1.8) OBP: 0.282, SLG: 0.324	G6-3	G4-6-3			G3		K		L5	5	0	0	0	0	1	2	Milwaukee Brewers @ St. Louis Cardinals Busch Stadium, St. Louis, MO Fri Sep 29 2006, 7:10 PM CDT Att: 41,718 - Cloudy - 64 F					
9 Tony Graffanino, R (1.4) OBP: 0.351, SLG: 0.414	1B		F9		K		G6-3			4	1	1	0	0	1	0						
28 Prince Fielder, L (1.3) OBP: 0.347, SLG: 0.480	F7		P6			G3-1		HR		4	1	1	1	0	0	1						
2 Bill Hall, R (1.6) OBP: 0.348, SLG: 0.560	1B		F9			P3		HR		4	1	2	1	0	0	0						
Geoff Jenkins, L (1.9) OBP: 0.351, SLG: 0.421					F9		HR	K		3	1	1	1	1	1	0						
1 Cory Hart, R (1.7) OBP: 0.331, SLG: 0.467	G6-3						HR	F8		4	1	2	2	0	0	2						
David Bell, R (1.5) OBP: 0.341, SLG: 0.403									L7	2	0	1	0	0	0	1						
45 Dennis Sarfate, R (6.1) Dan Kolb, R (7.1)										0	0	0	0	0	0	0						
18 Gabe Gross, L (8. PH) OBP: 0.379, SLG: 0.476										1	0	0	0	0	0	0						
Derrick Turnbow, R (8.1)										0	0	0	0	0	0	0						
11 Mike Rivera, R (1.2) OBP: 0.313, SLG: 0.438									G6-3	4	0	1	0	0	0	3						
39 Chris Capuano, L (1.1) OBP: 0.143, SLG: 0.132										2	0	0	0	0	1	2						
Jeff Cirillo, R (6.5) OBP: 0.367, SLG: 0.412										2	0	0	0	0	2	0						
Inning Stats	R: 1 E: 0 K: 0 S: 17	H: 3 LOB: 2 BB: 0 P: 27	R: 0 E: 0 K: 1 S: 10	H: 1 LOB: 1 BB: 0 P: 13	R: 0 E: 0 K: 0 S: 8	H: 0 LOB: 0 BB: 0 P: 12	R: 0 E: 1 K: 0 S: 9	H: 1 LOB: 1 BB: 0 P: 15	R: 0 E: 0 K: 1 S: 8	H: 0 LOB: 0 BB: 0 P: 14	R: 2 E: 0 K: 0 S: 15	H: 2 LOB: 1 BB: 1 P: 29	R: 0 E: 0 K: 2 S: 8	H: 0 LOB: 0 BB: 0 P: 12	R: 2 E: 0 K: 1 S: 13	H: 2 LOB: 0 BB: 0 P: 21	R: 0 E: 0 K: 1 S: 8	H: 0 LOB: 0 BB: 0 P: 12	1B: 6 2B: 1 3B: 0 HR: 3	SF: 0 SAC: 0 DP: 2 HBP: 1	WP: 0 PB: 0 SB: 0 CS: 0	PA: 37
PITCHER	IP WLS BF H R ER SO BB IBB HBP BLK WP HR S P ERA WHIP																					
Jeff Weaver, R (1.1) ERA: 5.76	5.2 W 25 7 3 3 2 1 0 1 0 0 0 1 64 105 4.76 1.412																					
52 Josh Kinney, R (6.1) ERA: 3.39	1.1 4 0 0 0 2 0 0 0 0 0 0 0 11 17 0.00 0.000																					
34 Randy Flores, L (8.1) ERA: 5.62	0.1 3 2 2 2 1 0 0 0 0 0 0 2 9 13 54.00 6.000																					
41 Braden Looper, R (8.1) ERA: 3.81	0.2 2 0 0 0 0 0 0 0 0 0 0 0 4 8 0.00 0.000																					
48 Brad Thompson, R (9.1) ERA: 3.49	1.0 3 0 0 0 1 0 0 0 0 0 0 0 8 12 0.00 0.000																					

Batter	1	2	3	4	5	6	7	8	9	AB	R	H	RBI	BB	SO	LOB	BOTTOM					
22 David Eckstein, R (1.6) OBP: 0.350, SLG: 0.343	G6-3					G5-3	G4-3			3	0	1	0	0	0	0	Milwaukee Brewers @ St. Louis Cardinals Busch Stadium, St. Louis, MO Fri Sep 29 2006, 7:10 PM CDT Att: 41,718 - Cloudy - 64 F					
Aaron Miles, S (7. PH) OBP: 0.327, SLG: 0.351										1	0	0	0	0	2	0						
So Taguchi, R (1.8) OBP: 0.335, SLG: 0.351	F8									3	2	0	0	0	3	3						
15 Jim Edmonds, L (6. PH) OBP: 0.353, SLG: 0.476										2	0	0	0	0	2	0						
5 Albert Pujols, R (1.3) OBP: 0.430, SLG: 0.666	G6-3									4	1	1	3	1	0	0						
43 Juan Encarnacion, R (1.9) OBP: 0.318, SLG: 0.447										5	2	4	1	0	0	0						
27 Scott Rolen, R (1.5) OBP: 0.369, SLG: 0.519										5	3	3	1	0	0	2						
Ronnie Belliard, R (1.4) OBP: 0.325, SLG: 0.407										5	0	1	1	0	3	4						
3 Preston Wilson, R (1.7) OBP: 0.306, SLG: 0.424										3	1	1	2	1	0	2						
4 Yadier Molina, R (1.2) OBP: 0.277, SLG: 0.325										4	0	2	2	0	0	0						
Jeff Weaver, R (1.1) ERA: 5.76										2	1	0	0	1	0	2						
52 Josh Kinney, R (6.1) ERA: 3.39										0	0	0	0	0	0	0						
34 Randy Flores, L (8.1) ERA: 5.62										1	0	0	0	0	2	0						
41 Braden Looper, R (8.1) ERA: 3.81										0	0	0	0	0	0	0						
48 Brad Thompson, R (9.1) ERA: 3.49										0	0	0	0	0	0	0						
Inning Stats	R: 0 E: 0 K: 0 S: 9	H: 0 LOB: 0 BB: 0 P: 13	R: 2 E: 1 K: 0 S: 9	H: 1 LOB: 0 BB: 0 P: 14	R: 1 E: 0 K: 0 S: 10	H: 1 LOB: 2 BB: 1 P: 18	R: 0 E: 0 K: 1 S: 6	H: 0 LOB: 0 BB: 0 P: 10	R: 5 E: 0 K: 1 S: 16	H: 5 LOB: 2 BB: 2 P: 33	R: 0 E: 0 K: 1 S: 8	H: 0 LOB: 0 BB: 0 P: 11	R: 2 E: 0 K: 0 S: 10	H: 4 LOB: 2 BB: 0 P: 17	R: 0 E: 0 K: 2 S: 14	H: 2 LOB: 2 BB: 0 P: 25	R: 0 E: 0 K: 2 S: 14	H: 2 LOB: 2 BB: 0 P: 25	1B: 8 2B: 3 3B: 0 HR: 2	SF: 0 SAC: 0 DP: 0 HBP: 1	WP: 0 PB: 0 SB: 0 CS: 0	PA: 42
PITCHER	IP WLS BF H R ER SO BB IBB HBP BLK WP HR S P ERA WHIP																					
39 Chris Capuano, L (1.1) ERA: 4.03	5.0 L 27 7 8 6 2 2 2 1 0 0 0 0 0 0 16 25 13.50 3.000																					
45 Dennis Sarfate, R (6.1) ERA: 4.32	1.1 8 4 2 2 1 0 0 0 0 0 0 0 2 3 0.00 0.000																					
Dan Kolb, R (7.1) ERA: 4.84	0.2 2 0 0 0 0 0 0 0 0 0 0 0 2 3 0.00 0.000																					
Derrick Turnbow, R (8.1) ERA: 6.87	1.0 5 2 0 0 2 0 0 0 0 0 0 0 14 25 0.00 2.000																					

Batter	1	2	3	4	5	6	7	8	9	AB	R	H	RBI	BB	SO	LOB	TOP										
22 Tony Gwynn Jr., L (1, 8) OBP: 0.280, SLG: 0.319	G4-3		1B			L6	L8			4	0	1	0	0	0	2	Milwaukee Brewers @ St. Louis Cardinals Busch Stadium, St. Louis, MO Sat Sep 30 2006, 12:25 PM CDT Att: 44,294 - Cloudy - 69 F										
9 Tony Graffanino, R (1, 4) OBP: 0.349, SLG: 0.410	F8		K			L8		F9		4	0	0	0	0	1												
28 Prince Fielder, L (1, 3) OBP: 0.346, SLG: 0.478	BB		G3			G4-3		K		3	0	0	0	1	1	0											
2 Bill Hall, R (1, 6) OBP: 0.348, SLG: 0.557	F8			G1-3		G4-3		BB		3	0	0	0	1	0	1											
Geoff Jenkins, L (1, 9)		F9		G3		11 BB 1B		L7		4	1	2	0	0	0	1											
1 Cory Hart, R (1, 7) OBP: 0.329, SLG: 0.464	F9		K			11 BB 1B		K		4	1	1	0	0	2	1											
David Bell, R (1, 5) OBP: 0.338, SLG: 0.400	L3			G5-3		L7		G6-3		4	0	0	0	0	0	3											
11 Mike Rivera, R (1, 2) OBP: 0.320, SLG: 0.435				P3		11 BB 1B		FC6-4 BB		1	0	0	0	2	0	0											
18 Gabe Gross, L (9, PH) OBP: 0.382, SLG: 0.476						11 BB 1B				0	0	0	0	1	0	0											
21 Drew Anderson, L (9, FR) OBP: 0.200, SLG: 0.111						11 BB 1B				0	0	0	0	0	0	0											
15 Ben Sheets, R (1, 1) Jeff Cirillo, R (7, PH) 52 Jose Capellan, R (7, 1) Brian Shouse, L (8, 1) Francisco Cordero, R (8, 1) Brady Clark, R (8, 9) OBP: 0.341, SLG: 0.335	G1-3			G5-3		1-2 2-H 3-H 1B		FC6-4 1-2		2	0	0	0	0	0	2											
Inning Stats	R: 0 E: 0 K: 0 S: 10	H: 0 LOB: 1 BB: 1 P: 20	R: 0 E: 0 K: 0 S: 4	H: 1 LOB: 2 BB: 1 P: 12	R: 0 E: 0 K: 1 S: 9	H: 1 LOB: 0 BB: 0 P: 10	R: 0 E: 0 K: 1 S: 9	H: 0 LOB: 0 BB: 0 P: 13	R: 0 E: 0 K: 0 S: 6	H: 0 LOB: 0 BB: 0 P: 8	R: 0 E: 0 K: 0 S: 5	H: 0 LOB: 0 BB: 0 P: 8	R: 2 E: 0 K: 0 S: 18	H: 3 LOB: 2 BB: 1 P: 33	R: 0 E: 0 K: 1 S: 9	H: 0 LOB: 1 BB: 1 P: 16	R: 0 E: 0 K: 1 S: 11	H: 0 LOB: 1 BB: 1 P: 18	1B: 4 2B: 1 3B: 0 HR: 0	SF: 0 SAC: 0 DP: 0 HBP: 0	WP: 0 PB: 0 SB: 0 CS: 1	PA: 36					
PITCHER	IP	WLS	BF	H	R	ER	SO	BB	IBB	HBP	BLK	WP	HR	S	P	ERA	WHIP										
Jeff Suppan, R (1, 1) ERA: 4.12	7.0		28	5	2	2	2	2	1	0	0	0	0	61	104	2.57	1.000										
Tyler Johnson, L (8, 1) ERA: 4.95	1.0	W	4	0	0	0	1	1	0	0	0	0	0	9	16	0.00	1.000										
50 Adam Wainwright, R (9, 1) ERA: 3.12	1.0	S	4	0	0	0	1	1	0	0	0	0	0	11	18	0.00	1.000										

Batter	1	2	3	4	5	6	7	8	9	AB	R	H	RBI	BB	SO	LOB	BOTTOM										
22 David Eckstein, R (1, 6) OBP: 0.350, SLG: 0.344	G4-3		F8			G4-3				4	0	1	0	0	0	1	Milwaukee Brewers @ St. Louis Cardinals Busch Stadium, St. Louis, MO Sat Sep 30 2006, 12:25 PM CDT Att: 44,294 - Cloudy - 69 F										
16 Chris Duncan, L (1, 9) So Taguchi, R (9, 8) OBP: 0.365, SLG: 0.583 OBP: 0.335, SLG: 0.351	K		K			G4-3				3	0	1	0	1	1	0											
5 Albert Pujols, R (1, 3) OBP: 0.430, SLG: 0.667	2B		F9			G1-3		27 2B 26 3B 1B		4	1	2	0	0	0	4											
3 Preston Wilson, R (1, 7) OBP: 0.308, SLG: 0.425	K			15 G4-3 15 S 1B		15 WP 27 S 1B		K		4	0	2	0	0	2	2											
27 Scott Rolen, R (1, 5) OBP: 0.368, SLG: 0.519		K		F7		K		26 3B 2B		4	1	1	0	0	2	2											
15 Jim Edmonds, L (1, 8) 43 Juan Encarnacion, R (8, PH) OBP: 0.350, SLG: 0.471 OBP: 0.319, SLG: 0.447	K		G4-3			K		26 3B IBB		3	0	0	0	0	2	2											
Ronnie Belliard, R (1, 4) OBP: 0.323, SLG: 0.404	F7		G6-3			K		L9		4	0	0	0	0	1	6											
4 Yadier Molina, R (1, 2) 26 Scott Spiezio, S (8, PH) Gary Bennett, R (9, 2) OBP: 0.275, SLG: 0.323 OBP: 0.365, SLG: 0.485 OBP: 0.274, SLG: 0.331	F8					FC5-4		3B		3	0	0	0	0	0	2											
Jeff Suppan, R (1, 1) Jose Vizcaino, S (7, PH) Tyler Johnson, S (8, 1)						F7		P5		2	0	2	0	0	0	0											
53 John Rodriguez, L (8, PH) 50 Adam Wainwright, R (9, 1) OBP: 0.376, SLG: 0.434 OBP: 0.300, SLG: 1.167										1	0	0	0	0	0	0											
Inning Stats	R: 0 E: 0 K: 2 S: 10	H: 1 LOB: 1 BB: 0 P: 12	R: 0 E: 0 K: 2 S: 14	H: 0 LOB: 0 BB: 0 P: 16	R: 0 E: 0 K: 0 S: 15	H: 2 LOB: 2 BB: 0 P: 21	R: 0 E: 0 K: 0 S: 10	H: 1 LOB: 1 BB: 0 P: 12	R: 0 E: 0 K: 0 S: 16	H: 2 LOB: 2 BB: 1 P: 23	R: 0 E: 0 K: 3 S: 14	H: 1 LOB: 0 BB: 0 P: 16	R: 0 E: 0 K: 0 S: 7	H: 0 LOB: 0 BB: 0 P: 10	R: 3 E: 0 K: 1 S: 16	H: 3 LOB: 1 BB: 1 P: 25	1B: 6 2B: 3 3B: 1 HR: 0	SF: 0 SAC: 0 DP: 0 HBP: 0	WP: 1 PB: 0 SB: 2 CS: 1	PA: 36							
PITCHER	IP	WLS	BF	H	R	ER	SO	BB	IBB	HBP	BLK	WP	HR	S	P	ERA	WHIP										
15 Ben Sheets, R (1, 1) ERA: 3.62	6.0		26	7	0	0	7	1	0	0	0	0	0	79	100	0.00	1.333										
52 Jose Capellan, R (7, 1) ERA: 4.4	1.1	H	6	2	2	2	1	0	0	0	0	0	0	13	17	13.50	1.500										
Brian Shouse, L (8, 1) ERA: 0.99	0.0	L	1	0	0	0	0	0	1	0	0	0	0	4	∞	∞	∞										
Francisco Cordero, R (8, 1) ERA: 3.62	0.2	B	3	1	1	1	0	0	0	0	0	0	0	10	14	13.50	1.500										

AB	31
R	2
H	5
RBI	2
BB	5
SO	4
LOB	12



AB	34
R	3
H	10
RBI	3
BB	2
SO	8
LOB	20



