

Milwaukee Brewers - 2007

| Batter | 1 | 2 | 3 | 4 | 5 | 6 | 7 | 8 | 9 | AB | R | H | RBI | BB | SO | LOB | TOP | | | | | | | | | | |
|---|------------------------------|----------------------------------|------------------------------|---------------------------------|------------------------------|---------------------------------|------------------------------|---------------------------------|------------------------------|---------------------------------|------------------------------|---------------------------------|------------------------------|---------------------------------|------------------------------|---------------------------------|------------------------------|----------------------------------|------------------------------|---------------------------------|------------------------------|---------------------------------|----------------------------------|------------------------------------|----------------------------------|--------|--|
| Brady Clark, R OBP: 0.571, SLG: 0.571 (1, 8) (6, 7) | | | | | | | | | | 5 | 1 | 3 | 1 | 0 | 1 | 0 | | | | | | | | | | | |
| 7 J.J. Hardy, R OBP: 0.222, SLG: 0.250 (1, 6) | | | | | | | | | | 5 | 0 | 0 | 0 | 0 | 0 | 4 | | | | | | | | | | | |
| Kevin Mench, R OBP: 0.333, SLG: 0.667 20 Laynce Nix, L (6, 8) | | | | | | | | | | 1 | 2 | 1 | 0 | 2 | 0 | 0 | | | | | | | | | | | |
| 1 Corey Hart, R OBP: 0.500, SLG: 0.571 (1, 9) | | | | | | | | | | 4 | 2 | 2 | 1 | 0 | 0 | 2 | | | | | | | | | | | |
| Johnny Estrada, S OBP: 0.500, SLG: 0.667 64 Lou Palmisano, R (6, 2) | | | | | | | | | | 3 | 0 | 2 | 3 | 0 | 0 | 0 | | | | | | | | | | | |
| 9 Tony Graffanino, R OBP: 0.667, SLG: 1.000 92 Brad Nelson, L (6, 3) | | | | | | | | | | 3 | 0 | 2 | 1 | 0 | 0 | 1 | | | | | | | | | | | |
| Craig Counsell, L (1, 10) | | | | | | | | | | 4 | 0 | 0 | 0 | 0 | 2 | 3 | | | | | | | | | | | |
| 8 Vinny Rottino, R OBP: 0.444, SLG: 0.750 (6, 5) | | | | | | | | | | 3 | 1 | 1 | 0 | 1 | 0 | 0 | | | | | | | | | | | |
| 23 Rickie Weeks Jr., R (1, 4) | | | | | | | | | | 3 | 0 | 0 | 0 | 1 | 2 | 1 | | | | | | | | | | | |
| Inning Stats | R: 3 E: 0 K: 1 S: 8 | H: 3 LOB: 1 BB: 1 P: 12 | R: 1 E: 0 K: 0 S: 5 | H: 3 LOB: 2 BB: 1 P: 9 | R: 0 E: 0 K: 0 S: 3 | H: 1 LOB: 0 BB: 0 P: 3 | R: 0 E: 0 K: 0 S: 3 | H: 0 LOB: 0 BB: 0 P: 3 | R: 2 E: 0 K: 1 S: 5 | H: 3 LOB: 1 BB: 1 P: 9 | R: 0 E: 0 K: 0 S: 3 | H: 0 LOB: 0 BB: 0 P: 3 | R: 0 E: 0 K: 1 S: 6 | H: 1 LOB: 1 BB: 0 P: 6 | R: 0 E: 0 K: 0 S: 3 | H: 0 LOB: 0 BB: 0 P: 3 | R: 0 E: 0 K: 2 S: 7 | H: 0 LOB: 1 BB: 1 P: 11 | R: 0 E: 0 K: 2 S: 7 | H: 0 LOB: 0 BB: 0 P: 7 | R: 0 E: 0 K: 2 S: 7 | H: 0 LOB: 0 BB: 0 P: 7 | 1B: 9 2B: 3 3B: 0 HR: 0 | SF: 0 SAC: 0 DP: 2 HBP: 0 | WP: 1 PB: 0 SB: 2 CS: 0 | PA: 39 | |
| PITCHER | IP | WLS | BF | H | R | ER | SO | BB | IBB | HBP | BLK | WP | HR | S | P | ERA | WHIP | | | | | | | | | | |
| Joe Kennedy, L ERA: 21.6 | (1, 1) | 1.2 | 12 | 6 | 4 | 4 | 1 | 2 | 0 | 0 | 0 | 0 | 0 | 12 | 20 | 21.60 | 4.800 | | | | | | | | | | |
| 70 Connor Robertson, R ERA: | (2, 1) | 0.1 | 1 | 0 | 0 | 0 | 0 | 0 | 0 | 0 | 0 | 0 | 0 | 1 | 1 | 0.00 | 0.000 | | | | | | | | | | |
| Alan Embree, L ERA: | (3, 1) | 1.0 | 3 | 1 | 0 | 0 | 0 | 0 | 0 | 0 | 0 | 0 | 0 | 3 | 3 | 0.00 | 1.000 | | | | | | | | | | |
| 20 Huston Street, R ERA: | (4, 1) | 1.0 | 3 | 0 | 0 | 0 | 0 | 0 | 0 | 0 | 0 | 0 | 0 | 3 | 3 | 0.00 | 0.000 | | | | | | | | | | |
| 60 Shane Komine, R ERA: 9.0 | (5, 1) | 2.0 | 10 | 4 | 2 | 2 | 1 | 1 | 0 | 0 | 0 | 0 | 0 | 11 | 15 | 9.00 | 2.500 | | | | | | | | | | |
| PITCHER | IP | WLS | BF | H | R | ER | SO | BB | IBB | HBP | BLK | WP | HR | S | P | ERA | WHIP | | | | | | | | | | |
| Jay Marshall, L ERA: | (7, 1) | 1.0 | 3 | 0 | 0 | 0 | 0 | 0 | 0 | 0 | 0 | 0 | 0 | 3 | 3 | 0.00 | 0.000 | | | | | | | | | | |
| 50 Kiko Calero, R ERA: | (8, 1) | 1.0 | W 4 | 0 | 0 | 0 | 2 | 1 | 0 | 0 | 0 | 0 | 0 | 7 | 11 | 0.00 | 1.000 | | | | | | | | | | |
| Jay Witasick, R ERA: | (9, 1) | 1.0 | S 3 | 0 | 0 | 0 | 2 | 0 | 0 | 0 | 0 | 0 | 0 | 7 | 7 | 0.00 | 0.000 | | | | | | | | | | |

Milwaukee Brewers @ Oakland Athletics
Phoenix Municipal Stadium, Phoenix, AZ
Fri Mar 02 2007, 3:05 PM EST
Att: 3,483 - Sunny - 60 F

| | |
|-----|----|
| AB | 35 |
| R | 6 |
| H | 11 |
| RBI | 6 |
| BB | 4 |
| SO | 6 |
| LOB | 11 |



| Batter | 1 | 2 | 3 | 4 | 5 | 6 | 7 | 8 | 9 | AB | R | H | RBI | BB | SO | LOB | BOTTOM | | | | | | | | | | |
|--|------------------------------|----------------------------------|------------------------------|---------------------------------|------------------------------|---------------------------------|------------------------------|---------------------------------|------------------------------|---------------------------------|------------------------------|---------------------------------|------------------------------|----------------------------------|------------------------------|----------------------------------|----------------------------------|------------------------------------|----------------------------------|--------|--|--|--|--|--|--|--|
| Jason Kendall, R OBP: 0.333, SLG: 0.667 4 Antonio Perez, R OBP: 0.200, SLG: 0.200 (5, 4) | | | | | | | | | | 3 | 0 | 1 | 1 | 0 | 1 | 0 | | | | | | | | | | | |
| 14 Mark Ellis, R 69 Landon Powell, S (5, 2) | | | | | | | | | | 1 | 2 | 0 | 0 | 1 | 0 | 1 | | | | | | | | | | | |
| 22 Milton Bradley, S OBP: 1.000, SLG: 1.667 44 Hiram Bocachica, R (5, PR) (6, 8) | | | | | | | | | | 3 | 1 | 3 | 1 | 0 | 0 | 0 | | | | | | | | | | | |
| 31 Mike Piazza, R OBP: 0.333, SLG: 0.333 8 Rubiel Durazo, L OBP: 0.333, SLG: 0.500 (9, 10) | | | | | | | | | | 3 | 0 | 1 | 2 | 0 | 0 | 2 | | | | | | | | | | | |
| 3 Eric Chavez, L 66 J.J. Furmaniak, R OBP: 0.667, SLG: 0.500 (6, 6) | | | | | | | | | | 3 | 0 | 0 | 0 | 0 | 0 | 3 | | | | | | | | | | | |
| Nick Swisher, S 67 Travis Buck, L OBP: 1.000, SLG: 1.500 (7, 9) | | | | | | | | | | 3 | 0 | 0 | 0 | 0 | 0 | 1 | | | | | | | | | | | |
| 29 Dan Johnson, L (1, 3) | | | | | | | | | | 2 | 0 | 0 | 0 | 0 | 0 | 0 | | | | | | | | | | | |
| 2 Lou Merton, R OBP: 0.800, SLG: 1.250 (6, 5) | | | | | | | | | | 1 | 0 | 0 | 0 | 1 | 0 | 0 | | | | | | | | | | | |
| Marco Scutaro, R OBP: 0.800, SLG: 2.250 10 Daric Barton, L OBP: 0.333, SLG: 0.333 (6, 3) | | | | | | | | | | 1 | 1 | 1 | 0 | 0 | 0 | 0 | | | | | | | | | | | |
| Ryan Golecki, R 32 Vince Faison, L (8, 7) | | | | | | | | | | 3 | 0 | 0 | 0 | 0 | 1 | 2 | | | | | | | | | | | |
| Inning Stats | R: 1 E: 1 K: 1 S: 6 | H: 1 LOB: 1 BB: 1 P: 10 | R: 0 E: 0 K: 0 S: 4 | H: 1 LOB: 0 BB: 0 P: 4 | R: 2 E: 0 K: 0 S: 5 | H: 2 LOB: 1 BB: 0 P: 6 | R: 1 E: 0 K: 1 S: 6 | H: 1 LOB: 1 BB: 0 P: 7 | R: 0 E: 0 K: 0 S: 3 | H: 0 LOB: 0 BB: 0 P: 3 | R: 0 E: 0 K: 0 S: 3 | H: 0 LOB: 0 BB: 0 P: 3 | R: 0 E: 0 K: 1 S: 9 | H: 4 LOB: 2 BB: 1 P: 14 | R: 3 E: 0 K: 1 S: 9 | H: 4 LOB: 2 BB: 1 P: 14 | 1B: 6 2B: 3 3B: 1 HR: 0 | SF: 0 SAC: 0 DP: 1 HBP: 2 | WP: 1 PB: 0 SB: 0 CS: 0 | PA: 37 | | | | | | | |
| PITCHER | IP | WLS | BF | H | R | ER | SO | BB | IBB | HBP | BLK | WP | HR | S | P | ERA | WHIP | | | | | | | | | | |
| 31 Dave Bush, R ERA: 4.5 | (1, 1) | 2.0 | B 11 | 3 | 3 | 3 | 1 | 0 | 0 | 2 | 0 | 0 | 0 | 11 | 13 | 13.50 | 1.500 | | | | | | | | | | |
| 58 Chris Owspring, R ERA: 13.5 | (3, 1) | 2.0 | 6 | 1 | 0 | 0 | 0 | 0 | 0 | 0 | 0 | 0 | 0 | 6 | 6 | 0.00 | 0.500 | | | | | | | | | | |
| 78 Tim Dillard, R ERA: | (5, 1) | 2.0 | L 8 | 3 | 3 | 3 | 1 | 1 | 0 | 0 | 0 | 1 | 0 | 9 | 14 | 20.25 | 3.000 | | | | | | | | | | |
| 68 Corey Thurman, R ERA: 20.25 | (7, 1) | 0.2 | B 3 | 1 | 0 | 0 | 0 | 0 | 0 | 0 | 0 | 0 | 0 | 3 | 3 | 0.00 | 1.500 | | | | | | | | | | |
| 50 Chris Spurling, R ERA: | (8, 1) | | | | | | | | | | | | | | | | | | | | | | | | | | |

Milwaukee Brewers @ Oakland Athletics
Phoenix Municipal Stadium, Phoenix, AZ
Fri Mar 02 2007, 3:05 PM EST
Att: 3,483 - Sunny - 60 F

| | |
|-----|----|
| AB | 33 |
| R | 7 |
| H | 10 |
| RBI | 7 |
| BB | 2 |
| SO | 3 |
| LOB | 13 |



| Batter | 1 | 2 | 3 | 4 | 5 | 6 | 7 | 8 | 9 | AB | R | H | RBI | BB | SO | LOB | TOP | | | | | | | | | | |
|---|------------------------------|---------------------------------|------------------------------|---------------------------------|------------------------------|---------------------------------|------------------------------|---------------------------------|------------------------------|---------------------------------|------------------------------|---------------------------------|------------------------------|---------------------------------|------------------------------|---------------------------------|---|----------------------------------|----------------------------------|------------------------------------|-------------------------|--------|--|--|--|--|--|
| Craig Counsell, L (1, 10) OBP: 0.200, SLG: 0.125 | | | | | | | | | | 2 | 0 | 0 | 1 | 0 | 1 | 1 | Milwaukee Brewers @ Los Angeles Angels Tempe Diablo Stadium, Tempe, AZ Sun Mar 04 2007, 3:05 PM EST Att: 5,409 - Partly Cloudy - 70 F | | | | | | | | | | |
| 7 J.J. Hardy, R (1, 6) OBP: 0.426, SLG: 0.538 | | | | | | | | | | 2 | 0 | 2 | 1 | 0 | 0 | 0 | | | | | | | | | | | |
| 74 Yohannis Perez, R (6, 6) OBP: 0.250, SLG: 0.286 | | | | | | | | | | 1 | 0 | 0 | 0 | 0 | 0 | 1 | | | | | | | | | | | |
| 1 Corey Hart, R (1, 9) OBP: 0.538, SLG: 0.500 | | | | | | | | | | 2 | 0 | 0 | 0 | 0 | 1 | 2 | | | | | | | | | | | |
| 21 Drew Anderson, L (6, PH) OBP: 0.333, SLG: 0.500 | | | | | | | | | | 2 | 1 | 1 | 0 | 0 | 0 | 0 | | | | | | | | | | | |
| Kevin Mench, R (1, 7) OBP: 0.600, SLG: 0.429 | | | | | | | | | | 2 | 0 | 0 | 0 | 0 | 0 | 1 | | | | | | | | | | | |
| 22 Tony Gwynn Jr., L (6, PH) OBP: 0.167, SLG: 0.490 | | | | | | | | | | 1 | 0 | 0 | 1 | 0 | 0 | 0 | | | | | | | | | | | |
| 9 Tony Graffanino, R (1, 5) OBP: 0.222, SLG: 0.333 | | | | | | | | | | 3 | 0 | 0 | 0 | 0 | 0 | 0 | | | | | | | | | | | |
| 8 Vinny Rottino, R (6, 3) OBP: 0.333, SLG: 0.500 | | | | | | | | | | 1 | 0 | 0 | 0 | 0 | 0 | 0 | | | | | | | | | | | |
| 11 Mike Rivera, R (1, 3) OBP: 0.583, SLG: 0.750 | | | | | | | | | | 2 | 0 | 1 | 0 | 0 | 1 | 0 | | | | | | | | | | | |
| 61 Hernan Irizarren, L (6, PH) OBP: 0.500, SLG: 0.750 | | | | | | | | | | 2 | 0 | 0 | 0 | 0 | 0 | 0 | | | | | | | | | | | |
| Brady Clark, R (1, 8) OBP: 0.455, SLG: 0.400 | | | | | | | | | | 2 | 0 | 0 | 0 | 0 | 0 | 1 | | | | | | | | | | | |
| 20 Laynce Nix, L (6, 8) OBP: 0.333, SLG: 0.833 | | | | | | | | | | 2 | 1 | 2 | 1 | 0 | 0 | 0 | | | | | | | | | | | |
| 55 JD Closser, S (1, 2) OBP: 0.556, SLG: 1.125 | | | | | | | | | | 1 | 1 | 0 | 0 | 1 | 0 | 1 | | | | | | | | | | | |
| 64 Lou Palmisano, R (6, 2) | | | | | | | | | | 2 | 0 | 0 | 0 | 0 | 1 | 1 | | | | | | | | | | | |
| 57 Ozzie Chavez, S (1, 4) OBP: 0.400, SLG: 0.333 | | | | | | | | | | 3 | 1 | 1 | 0 | 0 | 0 | 0 | | | | | | | | | | | |
| Inning Stats | R: 0 E: 1 K: 0 S: 3 | H: 0 LOB: 1 BB: 0 P: 4 | R: 0 E: 0 K: 0 S: 4 | H: 1 LOB: 1 BB: 0 P: 4 | R: 0 E: 0 K: 2 S: 8 | H: 1 LOB: 1 BB: 0 P: 8 | R: 0 E: 0 K: 1 S: 5 | H: 0 LOB: 0 BB: 0 P: 5 | R: 2 E: 0 K: 0 S: 4 | H: 2 LOB: 1 BB: 1 P: 9 | R: 1 E: 0 K: 0 S: 4 | H: 1 LOB: 0 BB: 0 P: 4 | R: 1 E: 1 K: 0 S: 5 | H: 1 LOB: 1 BB: 0 P: 5 | R: 0 E: 0 K: 0 S: 6 | H: 0 LOB: 0 BB: 0 P: 9 | R: 0 E: 0 K: 1 S: 10 | H: 1 LOB: 0 BB: 0 P: 13 | 1B: 4 2B: 1 3B: 1 HR: 1 | SF: 2 SAC: 1 DP: 0 HBP: 1 | WP: 1 PB: 0 CS: 0 | PA: 36 | | | | | |
| PITCHER | IP | WLS | BF | H | R | ER | SO | BB | IBB | HBP | BLK | WP | HR | S | P | ERA | WHIP | | | | | | | | | | |
| 45 Kelvin Escobar, R (1, 1) ERA: 2.0 | 2.0 | | 8 | 1 | 0 | 0 | 3 | 0 | 0 | 0 | 0 | 0 | 0 | 7 | 13 | 0.00 | 0.500 | | | | | | | | | | |
| 49 Chris Bootcheck, R (3, 1) ERA: 2.25 | 2.0 | H | 7 | 1 | 0 | 0 | 3 | 0 | 0 | 0 | 0 | 0 | 0 | 13 | 13 | 0.00 | 0.500 | | | | | | | | | | |
| 34 Chris Resop, R (5, 1) ERA: 10.8 | 1.1 | | 7 | 3 | 3 | 3 | 0 | 1 | 0 | 0 | 0 | 1 | 0 | 6 | 11 | 20.25 | 3.000 | | | | | | | | | | |
| 90 Nick Adenhardt, R (6, 1) ERA: 3.38 | 2.2 | B | 10 | 1 | 1 | 1 | 0 | 0 | 0 | 0 | 0 | 0 | 1 | 13 | 16 | 3.38 | 0.375 | | | | | | | | | | |
| 73 Matt Wilhite, R (9, 1) ERA: 1.0 | 1.0 | W | 3 | 1 | 0 | 0 | 1 | 0 | 0 | 0 | 0 | 0 | 0 | 10 | 13 | 0.00 | 1.000 | | | | | | | | | | |

| Batter | 1 | 2 | 3 | 4 | 5 | 6 | 7 | 8 | 9 | AB | R | H | RBI | BB | SO | LOB | BOTTOM | | | | | | | | | | |
|---|------------------------------|---------------------------------|------------------------------|----------------------------------|------------------------------|---------------------------------|------------------------------|---------------------------------|------------------------------|---------------------------------|-------------------------------|----------------------------------|------------------------------|---------------------------------|------------------------------|----------------------------------|---|------------------------------------|-------------------------|--------|--|--|--|--|--|--|--|
| 24 Gary Matthews, S (1, 8) OBP: 0.375, SLG: 0.714 | | | | | | | | | | 2 | 0 | 1 | 1 | 1 | 1 | 0 | Milwaukee Brewers @ Los Angeles Angels Tempe Diablo Stadium, Tempe, AZ Sun Mar 04 2007, 3:05 PM EST Att: 5,409 - Partly Cloudy - 70 F | | | | | | | | | | |
| 22 Kendrys Morales, S (6, 3) OBP: 0.429, SLG: 0.571 | | | | | | | | | | 2 | 1 | 1 | 0 | 0 | 0 | 0 | | | | | | | | | | | |
| Orlando Cabrera, R (1, 6) OBP: 0.333, SLG: 0.333 | | | | | | | | | | 1 | 0 | 0 | 1 | 1 | 0 | 1 | | | | | | | | | | | |
| 5 Jeff Mathis, R (6, 2) | | | | | | | | | | 2 | 0 | 0 | 0 | 0 | 1 | 1 | | | | | | | | | | | |
| 27 Vladimir Guerrero, R (1, 9) OBP: 0.250, SLG: 0.571 | | | | | | | | | | 2 | 0 | 0 | 0 | 1 | 0 | 2 | | | | | | | | | | | |
| 77 Reggie Willits, S (6, 8) OBP: 0.500, SLG: 0.500 | | | | | | | | | | 2 | 0 | 1 | 1 | 0 | 0 | 0 | | | | | | | | | | | |
| Shea Hillenbrand, R (1, 10) OBP: 0.250, SLG: 0.250 | | | | | | | | | | 3 | 0 | 1 | 0 | 0 | 1 | 3 | | | | | | | | | | | |
| 63 Matthew Brown, R (7, PH) OBP: 0.333, SLG: 0.500 | | | | | | | | | | 0 | 0 | 0 | 0 | 1 | 0 | 0 | | | | | | | | | | | |
| Casey Kotchman, L (1, 3) OBP: 0.375, SLG: 0.714 | | | | | | | | | | 3 | 1 | 2 | 1 | 0 | 0 | 0 | | | | | | | | | | | |
| 32 Brandon Wood, R (6, 5) OBP: 0.333, SLG: 0.500 | | | | | | | | | | 1 | 0 | 0 | 0 | 0 | 0 | 1 | | | | | | | | | | | |
| 9 Chone Figgins, S (1, 5) OBP: 0.750, SLG: 1.167 | | | | | | | | | | 2 | 1 | 1 | 0 | 1 | 0 | 0 | | | | | | | | | | | |
| 13 Nathan Haynes, L (6, 9) | | | | | | | | | | 1 | 0 | 0 | 0 | 0 | 0 | 0 | | | | | | | | | | | |
| José Molina, R (1, 2) OBP: 0.333, SLG: 0.400 | | | | | | | | | | 2 | 1 | 0 | 0 | 1 | 0 | 3 | | | | | | | | | | | |
| 20 Sean Rodriguez, R (6, 4) OBP: 0.500, SLG: 1.000 | | | | | | | | | | 1 | 0 | 0 | 0 | 0 | 0 | 0 | | | | | | | | | | | |
| 25 Nick Gorneault, R (1, 7) OBP: 0.500, SLG: 0.625 | | | | | | | | | | 2 | 1 | 2 | 0 | 0 | 0 | 0 | | | | | | | | | | | |
| 39 Robb Quinlan, R (6, 7) OBP: 0.375, SLG: 0.429 | | | | | | | | | | 2 | 0 | 0 | 0 | 0 | 1 | 0 | | | | | | | | | | | |
| 32 Erick Aybar, S (1, 4) OBP: 0.273, SLG: 0.556 | | | | | | | | | | 2 | 0 | 0 | 1 | 0 | 0 | 0 | | | | | | | | | | | |
| Inning Stats | R: 0 E: 1 K: 0 S: 4 | H: 2 LOB: 2 BB: 0 P: 4 | R: 3 E: 0 K: 1 S: 7 | H: 2 LOB: 3 BB: 3 P: 20 | R: 1 E: 0 K: 0 S: 4 | H: 2 LOB: 1 BB: 1 P: 8 | R: 0 E: 0 K: 1 S: 4 | H: 0 LOB: 0 BB: 1 P: 8 | R: 0 E: 0 K: 0 S: 3 | H: 0 LOB: 0 BB: 0 P: 3 | R: 0 E: 0 K: 1 S: 10 | H: 0 LOB: 1 BB: 1 P: 15 | R: 0 E: 0 K: 1 S: 6 | H: 0 LOB: 0 BB: 0 P: 8 | R: 1 E: 1 K: 0 S: 8 | H: 2 LOB: 2 BB: 0 P: 10 | 1B: 7 2B: 2 3B: 0 HR: 1 | SF: 2 SAC: 0 DP: 2 HBP: 1 | WP: 0 PB: 0 CS: 0 | PA: 39 | | | | | | | |
| PITCHER | IP | WLS | BF | H | R | ER | SO | BB | IBB | HBP | BLK | WP | HR | S | P | ERA | WHIP | | | | | | | | | | |
| 39 Chris Capuano, L (1, 1) ERA: 16.2 | 1.2 | | 12 | 4 | 3 | 3 | 0 | 3 | 0 | 0 | 0 | 0 | 0 | 11 | 21 | 16.20 | 4.200 | | | | | | | | | | |
| Ben Hendrickson, R (2, 1) | 2.1 | | 9 | 2 | 1 | 1 | 2 | 2 | 0 | 0 | 0 | 0 | 0 | 11 | 19 | 3.86 | 1.714 | | | | | | | | | | |
| 50 Chris Spurling, R (5, 1) ERA: 1.0 | 1.0 | | 4 | 1 | 0 | 0 | 0 | 0 | 0 | 0 | 0 | 0 | 0 | 4 | 4 | 0.00 | 1.000 | | | | | | | | | | |
| 67 Luther Hackman, R (6, 1) ERA: 1.0 | 1.0 | | 3 | 0 | 0 | 0 | 0 | 0 | 0 | 0 | 0 | 0 | 0 | 3 | 3 | 0.00 | 0.000 | | | | | | | | | | |
| Matt Wise, R (7, 1) ERA: 1.0 | 1.0 | | 4 | 0 | 0 | 0 | 1 | 1 | 0 | 0 | 0 | 0 | 0 | 10 | 15 | 0.00 | 1.000 | | | | | | | | | | |
| PITCHER | IP | WLS | BF | H | R | ER | SO | BB | IBB | HBP | BLK | WP | HR | S | P | ERA | WHIP | | | | | | | | | | |
| 59 Derrick Tumbow, R (8, 1) ERA: 6.75 | 1.0 | | 4 | 2 | 1 | 0 | 0 | 0 | 0 | 0 | 0 | 0 | 0 | 8 | 10 | 0.00 | 6.000 | | | | | | | | | | |
| 41 Greg Aquino, R (9, 1) ERA: 6.75 | 0.1 | L | 4 | 2 | 1 | 0 | 0 | 0 | 0 | 0 | 0 | 0 | 0 | 8 | 10 | 0.00 | 6.000 | | | | | | | | | | |



| Batter | 1 | 2 | 3 | 4 | 5 | 6 | 7 | 8 | 9 | AB | R | H | RBI | BB | SO | LOB | TOP | | | | | | | | |
|---|------------------------------|----------------------------------|------------------------------|---------------------------------|------------------------------|---------------------------------|------------------------------|---------------------------------|------------------------------|---------------------------------|------------------------------|---------------------------------|------------------------------|----------------------------------|------------------------------|---------------------------------|--|----------------------------------|----------------------------------|------------------------------------|----------------------------------|--------|--|--|--|
| 23 Rickie Weeks Jr., R OBP: 0.353, SLG: 0.154 61 Hernan Iribarren, L OBP: 0.500, SLG: 0.700 | | | | | | | | | | 3 | 0 | 1 | 0 | 0 | 1 | 1 | Milwaukee Brewers @ Chicago Cubs Hohokam Park, Mesa, AZ Tue Mar 06 2007, 3:05 PM EST Att: 8,140 - Sunny - 75 F | | | | | | | | |
| 7 J.J. Hardy, R OBP: 0.333, SLG: 0.412 21 Drew Anderson, L OBP: 0.273, SLG: 0.400 | | | | | | | | | | 4 | 0 | 0 | 0 | 0 | 3 | 1 | | | | | | | | | |
| 1 Corey Hart, R OBP: 0.571, SLG: 0.385 20 Laynce Nix, L OBP: 0.429, SLG: 0.833 | | | | | | | | | | 3 | 0 | 0 | 0 | 1 | 1 | 2 | | | | | | | | | |
| 2 Bill Hall, R OBP: 0.400, SLG: 0.438 74 Yohannis Perez, R OBP: 0.273, SLG: 0.390 | | | | | | | | | | 3 | 1 | 1 | 1 | 1 | 1 | 1 | | | | | | | | | |
| Geoff Jenkins, L OBP: 0.563, SLG: 0.533 55 JD Closser, S OBP: 0.455, SLG: 0.900 | | | | | | | | | | | 3 | 0 | 0 | 0 | 1 | 3 | | | | | | | | | |
| Johnny Estrada, S OBP: 0.571, SLG: 0.714 92 Brad Nelson, L (6, 3) | | | | | | | | | | | 3 | 0 | 2 | 1 | 0 | 0 | | | | | | | | | |
| 8 Vinny Rottino, R OBP: 0.273, SLG: 0.350 | | | | | | | | | | | 3 | 0 | 0 | 0 | 1 | 0 | | | | | | | | | |
| 52 Jose Capellan, R (8, 1) 67 Luther Hackman, R (9, 1) | | | | | | | | | | 0 | 0 | 0 | 0 | 0 | 0 | 0 | | | | | | | | | |
| Craig Counsell, L OBP: 0.286, SLG: 0.250 13 Zach Jackson, L (6, 1) 57 Ozzie Chavez, S OBP: 0.286, SLG: 0.231 (8, PH) | | | | | | | | | | | 3 | 0 | 1 | 0 | 0 | 1 | | | | | | | | | |
| 46 Claudio Vargas, R (1, 1) 62 Grant Balfour, R (4, 1) 64 Lou Palmisano, R (5, PH) 50 Chris Spurling, R (5, 1) 22 Tony Gwynn Jr., L OBP: 0.333, SLG: 0.429 (6, 7) | | | | | | | | | | 1 | 0 | 0 | 0 | 0 | 0 | 1 | | | | | | | | | |
| Inning Stats | R: 0 E: 0 K: 1 S: 6 | H: 1 LOB: 2 BB: 1 P: 10 | R: 0 E: 0 K: 0 S: 4 | H: 1 LOB: 1 BB: 0 P: 4 | R: 0 E: 0 K: 1 S: 5 | H: 0 LOB: 1 BB: 0 P: 6 | R: 0 E: 0 K: 2 S: 8 | H: 1 LOB: 1 BB: 0 P: 8 | R: 0 E: 0 K: 1 S: 5 | H: 0 LOB: 0 BB: 0 P: 5 | R: 1 E: 2 K: 0 S: 6 | H: 1 LOB: 2 BB: 0 P: 6 | R: 1 E: 1 K: 0 S: 5 | H: 1 LOB: 2 BB: 2 P: 13 | R: 0 E: 0 K: 0 S: 2 | H: 0 LOB: 0 BB: 1 P: 6 | R: 0 E: 1 K: 1 S: 7 | H: 1 LOB: 3 BB: 1 P: 11 | 1B: 5 2B: 1 3B: 0 HR: 0 | SF: 0 SAC: 0 DP: 1 HBP: 1 | WP: 0 PB: 0 SB: 1 CS: 0 | PA: 41 | | | |
| PITCHER | IP | WLS | BF | H | R | ER | SO | BB | IBB | HBP | BLK | WP | HR | S | P | ERA | WHIP | | | | | | | | |
| Jason Marquis, R ERA: 1.8 46 Ryan Dempster, R ERA: 2.7 37 Angel Guzman, R ERA: 2.7 73 Sean Gallagher, R ERA: 3.0 63 Carmen Pignatiello, L ERA: 3.0 | 3.0 | 13 | 2 | 0 | 0 | 2 | 1 | 0 | 0 | 0 | 0 | 0 | 0 | 15 | 20 | 0.00 | 1.000 | | | | | | | | |
| 60 Les Walrond, L ERA: 3.86 | 1.0 | W | 6 | 1 | 0 | 0 | 1 | 0 | 0 | 0 | 0 | 0 | 0 | 8 | 8 | 0.00 | 1.000 | | | | | | | | |

| | |
|-----|----|
| AB | 35 |
| R | 2 |
| H | 6 |
| RBI | 2 |
| BB | 5 |
| SO | 6 |
| LOB | 27 |



| Batter | 1 | 2 | 3 | 4 | 5 | 6 | 7 | 8 | 9 | AB | R | H | RBI | BB | SO | LOB | BOTTOM | | | | | | | | |
|--|------------------------------|---------------------------------|------------------------------|---------------------------------|------------------------------|----------------------------------|------------------------------|---------------------------------|------------------------------|---------------------------------|------------------------------|---------------------------------|------------------------------|---------------------------------|----------------------------------|------------------------------------|--|----------------------------------|--------|--|--|--|--|--|--|
| 12 Alfonso Soriano, R OBP: 0.250, SLG: 0.417 76 Micah Hoffpauir, L OBP: 0.750, SLG: 2.000 | | | | | | | | | | 4 | 0 | 0 | 0 | 0 | 1 | 1 | Milwaukee Brewers @ Chicago Cubs Hohokam Park, Mesa, AZ Tue Mar 06 2007, 3:05 PM EST Att: 8,140 - Sunny - 75 F | | | | | | | | |
| 65 Eric Patterson, L OBP: 0.375, SLG: 0.875 | | | | | | | | | | 4 | 1 | 2 | 0 | 0 | 1 | 1 | | | | | | | | | |
| 25 Derrek Lee, R OBP: 0.500, SLG: 0.833 63 Carmen Pignatiello, R (8, 1) 60 Les Walrond, L (9, 1) | | | | | | | | | | 4 | 1 | 2 | 0 | 0 | 1 | 2 | | | | | | | | | |
| 16 Aramis Ramirez, R OBP: 0.182, SLG: 0.100 64 Casey McGehee, R OBP: 0.333, SLG: 0.333 | | | | | | | | | | 3 | 0 | 0 | 0 | 0 | 4 | 1 | | | | | | | | | |
| Jacque Jones, L OBP: 0.182, SLG: 0.182 67 Chris Walker, S (7, 9) | | | | | | | | | | 3 | 0 | 1 | 2 | 0 | 1 | 0 | | | | | | | | | |
| 66 Tyler Colvin, L (1, 7) 2 Ryan Theriot, R OBP: 0.400, SLG: 0.700 (5, 6) | | | | | | | | | | 2 | 0 | 0 | 0 | 0 | 2 | 1 | | | | | | | | | |
| 24 Henry Blanco, R OBP: 0.125, SLG: 0.125 61 Koyie Hill, S OBP: 0.500, SLG: 0.333 | | | | | | | | | | 3 | 0 | 1 | 0 | 0 | 1 | 1 | | | | | | | | | |
| Cesar Izturis, S OBP: 0.500, SLG: 0.571 37 Angel Guzman, R (5, 1) 56 Brian Dopirak, R OBP: 0.200, SLG: 0.200 73 Sean Gallagher, R (7, 1) 17 Felix Pie, L OBP: 0.429, SLG: 0.385 (8, 8) | | | | | | | | | | 1 | 0 | 0 | 0 | 1 | 0 | 0 | | | | | | | | | |
| Jason Marquis, L (1, 1) 46 Ryan Dempster, R (4, 1) 27 Buck Coats, L OBP: 0.364, SLG: 0.400 (5, 7) | | | | | | | | | | 1 | 0 | 0 | 0 | 0 | 0 | 0 | | | | | | | | | |
| Inning Stats | R: 2 E: 0 K: 1 S: 8 | H: 3 LOB: 1 BB: 0 P: 8 | R: 0 E: 0 K: 1 S: 5 | H: 0 LOB: 0 BB: 0 P: 5 | R: 0 E: 0 K: 1 S: 6 | H: 1 LOB: 1 BB: 1 P: 10 | R: 0 E: 0 K: 1 S: 6 | H: 1 LOB: 1 BB: 0 P: 6 | R: 0 E: 0 K: 0 S: 4 | H: 1 LOB: 1 BB: 0 P: 4 | R: 0 E: 0 K: 0 S: 5 | H: 2 LOB: 2 BB: 0 P: 5 | R: 1 E: 0 K: 0 S: 2 | H: 1 LOB: 0 BB: 0 P: 2 | 1B: 6 2B: 4 3B: 0 HR: 1 | SF: 0 SAC: 1 DP: 0 HBP: 0 | | WP: 0 PB: 0 SB: 1 CS: 0 | PA: 37 | | | | | | |
| PITCHER | IP | WLS | BF | H | R | ER | SO | BB | IBB | HBP | BLK | WP | HR | S | P | ERA | WHIP | | | | | | | | |
| 46 Claudio Vargas, R ERA: 13.5 62 Grant Balfour, R ERA: 16.2 50 Chris Spurling, R ERA: 13 Zach Jackson, L ERA: 2.08 52 Jose Capellan, R ERA: 4.5 | 3.0 | 13 | 4 | 2 | 2 | 3 | 1 | 0 | 0 | 0 | 0 | 0 | 0 | 6 | 10 | 0.00 | 2.000 | | | | | | | | |
| 67 Luther Hackman, R ERA: 3.86 | 0.1 | L | 2 | 1 | 1 | 0 | 0 | 0 | 0 | 0 | 0 | 0 | 0 | 5 | 5 | 0.00 | 2.000 | | | | | | | | |

| | |
|-----|----|
| AB | 35 |
| R | 3 |
| H | 11 |
| RBI | 3 |
| BB | 1 |
| SO | 6 |
| LOB | 16 |



| Batter | 1 | 2 | 3 | 4 | 5 | 6 | 7 | 8 | 9 | AB | R | H | RBI | BB | SO | LOB | TOP | |
|---|---|---------------------------------|------------------------------|---------------------------------|------------------------------|---------------------------------|------------------------------|---------------------------------|------------------------------|---------------------------------|------------------------------|---------------------------------|-----------------------------------|------------------------------------|-------------------------|--------|---|-------|
| 22 Eric Byrnes, R (1,9) OBP: 0.476, SLG: 0.529 66 Carlos González, L (6,9) OBP: 0.474, SLG: 0.632 | P5 | | L6 | 1-H 2B | | 13 E 2B | | 1B | | 4 | 1 | 2 | 2 | 0 | 0 | 0 | Arizona Diamondbacks @ Milwaukee Brewers Maryvale Baseball Park, Phoenix, AZ Sat Mar 10 2007, 3:05 PM EST Att: 8,207 - Sunny - 80 F | |
| 13 Alberto Callaspo, S (1,4) OBP: 0.352, SLG: 0.414 64 Danny Richman, L (6,PR) OBP: 0.308, SLG: 0.455 Jose Valverde, R (8,1) OBP: 0.375, SLG: 0.500 10 Dee Brown, L (8,PH) OBP: 0.500, SLG: 0.500 37 Juan Cruz, R (8,1) | HR | | 34 1B HR | F8 | | 6 1B 2-H | | K | | 4 | 2 | 3 | 1 | 0 | 0 | 1 | | |
| 6 Stephen Drew, L (1,6) OBP: 0.345, SLG: 0.529 11 Augie Ojeda, S (6,6) | FC9-6 1B | | F7 | | F7 | | | G3 | | 4 | 0 | 2 | 0 | 0 | 0 | 1 | | |
| 34 Conor Jackson, R (1,3) OBP: 0.474, SLG: 0.556 70 Chris Carter, L (6,3) OBP: 0.467, SLG: 0.571 58 Rich Thompson, L (6,PR) OBP: 0.500, SLG: 0.375 | FC9-6 1-2 1B | | HR 1B | | K | | F7 | | 1B 68 35-3 1B | 4 | 1 | 1 | 0 | 0 | 1 | 3 | | |
| Chad Tracy, L (1,5) OBP: 0.316, SLG: 0.333 14 Brian Barden, R (6,5) OBP: 0.450, SLG: 0.667 | G4-3 | | 1-H 2-H HR | | 24 FC5-4 BB | | | K | | 2 | 1 | 1 | 3 | 1 | 0 | 1 | | |
| 24 Chris Young, R (1,8) OBP: 0.286, SLG: 0.400 Dave Krynzel, L (7,7) OBP: 0.533, SLG: 0.769 | | P3 | G5-3 | | FC5-4 1-2 1B | | | P4 | | 4 | 0 | 0 | 0 | 0 | 0 | 2 | | |
| Scott Hairston, R (1,7) OBP: 0.286, SLG: 0.750 68 Justin Upton, R (7,8) OBP: 0.350, SLG: 0.500 | | HR | | F9 | | 22 2B | | F9 | | 4 | 2 | 2 | 1 | 0 | 0 | 1 | | |
| 19 Chris Snyder, R (1,2) OBP: 0.333, SLG: 0.182 48 Enrique Gonzalez, R (4,1) OBP: 0.250, SLG: 0.143 65 Emilio Bonifacio, S (6,4) OBP: 0.250, SLG: 0.143 | | | 39 B1-6-4 1B | G3-1 | | F9 | | FC1-6-4 1-2 1B | | 2 | 0 | 1 | 0 | 0 | 0 | 1 | | |
| 39 Dana Eveland, L (1,1) OBP: 0.500, SLG: 0.471 | B1-6-4 1-2 1B | | | | 22 2B 1B | | | G3 | | 1 | 0 | 0 | 0 | 0 | 0 | 1 | | |
| | | | | | | | | | | 3 | 1 | 1 | 0 | 0 | 1 | 1 | | |
| Inning Stats | R: 1 E: 0 K: 0 S: 5 | H: 2 LOB: 1 BB: 0 P: 5 | R: 3 E: 0 K: 0 S: 6 | H: 3 LOB: 0 BB: 0 P: 6 | R: 1 E: 0 K: 0 S: 5 | H: 2 LOB: 1 BB: 1 P: 9 | R: 2 E: 1 K: 1 S: 9 | H: 4 LOB: 2 BB: 0 P: 9 | R: 0 E: 0 K: 0 S: 6 | H: 1 LOB: 1 BB: 0 P: 6 | R: 0 E: 0 K: 1 S: 6 | H: 2 LOB: 2 BB: 0 P: 7 | 1B: 11 2B: 3 3B: 0 HR: 3 | SF: 0 SAC: 0 DP: 1 HBP: 0 | WP: 0 PB: 0 CS: 0 | PA: 43 | | |
| PITCHER | IP WLS BF H R ER SO BB IBB HBP BLK WP HR S P ERA WHIP | | | | | | | | | | | | | | | | | |
| 37 Jeff Suppan, R (1,1) ERA: 9.0 | 3.0 | 15 | 7 | 5 | 5 | 0 | 0 | 0 | 0 | 0 | 0 | 0 | 0 | 0 | 0 | 0 | 15.00 | 2.333 |
| Ben Hendrickson, R (4,1) ERA: 2.94 | 2.0 | 9 | 2 | 1 | 1 | 1 | 0 | 0 | 0 | 0 | 0 | 0 | 0 | 10 | 14 | 4.50 | 1.500 | |
| 13 Zach Jackson, L (6,1) ERA: 4.26 | 2.0 | 11 | 5 | 2 | 2 | 1 | 0 | 0 | 0 | 0 | 0 | 0 | 0 | 13 | 13 | 9.00 | 2.500 | |
| Matt Wise, R (8,1) ERA: 12.27 | 1.0 | W 4 | 1 | 0 | 0 | 1 | 0 | 0 | 0 | 0 | 0 | 0 | 6 | 6 | 0.00 | 1.000 | | |
| 59 Derrick Turnbow, R (9,1) ERA: | 1.0 | S 4 | 2 | 0 | 0 | 1 | 0 | 0 | 0 | 0 | 0 | 0 | 6 | 7 | 0.00 | 2.000 | | |

| Batter | 1 | 2 | 3 | 4 | 5 | 6 | 7 | 8 | 9 | AB | R | H | RBI | BB | SO | LOB | BOTTOM | | | |
|---|---|---------------------------------|------------------------------|---------------------------------|----------------------------------|---------------------------------|------------------------------|---------------------------------|------------------------------|---------------------------------|------------------------------|----------------------------------|------------------------------|----------------------------------|------------------------------|----------------------------------|---|------------------------------------|----------------------------------|--------|
| 23 Rickie Weeks Jr., R (1,4) OBP: 0.321, SLG: 0.261 Brady Clark, R (6,9) OBP: 0.333, SLG: 0.350 | K | | F7 | | 7 FC5-4 1B | 61 WP 57 G4-3 1B | | K | | 3 | 0 | 1 | 0 | 0 | 1 | 0 | Arizona Diamondbacks @ Milwaukee Brewers Maryvale Baseball Park, Phoenix, AZ Sat Mar 10 2007, 3:05 PM EST Att: 8,207 - Sunny - 80 F | | | |
| 7 J.J. Hardy, R (1,6) OBP: 0.345, SLG: 0.429 61 Hernan Ibarren, L (6,4) OBP: 0.500, SLG: 0.579 | 28 G4-6-3 1B | | G6-3 | | 28 1B 1-2 1B | 57 G4-3 BB | | 57 S 2B BB | | 3 | 1 | 1 | 0 | 0 | 0 | 1 | | | | |
| 28 Prince Fielder, L (1,3) OBP: 0.625, SLG: 1.250 57 Ozzie Chavez, S (6,6) OBP: 0.250, SLG: 0.263 | G4-6-3 1-2 1B | | F7 | | 11 CS 2 1B 1-3 1B | G4-3 | | 1-H 2B | | 3 | 0 | 1 | 0 | 0 | 0 | 1 | | | | |
| 2 Bill Hall, R (1,8) OBP: 0.448, SLG: 0.800 13 Zach Jackson, L (6,1) Matt Wise, R (8,1) 21 Drew Anderson, L (8,PH) OBP: 0.375, SLG: 0.643 59 Derrick Turnbow, R (9,1) | | 1B 1 SF8 2B | | E6 1 HR | 11 CS 1B | F8 | | F8 | | 3 | 2 | 2 | 1 | 0 | 0 | 0 | | | | |
| Johnny Estrada, S (1,2) OBP: 0.545, SLG: 0.773 11 Mike Rivera, R (5,2) OBP: 0.500, SLG: 0.682 | | 1B | | P5 | | F8 | | FC3-6 20 BB 1B | | 2 | 0 | 1 | 0 | 0 | 0 | 1 | | | | |
| 1 Corey Hart, R (1,9) OBP: 0.482, SLG: 0.619 Craig Counsell, L (6,5) OBP: 0.238, SLG: 0.211 | | 2-3 1B | | 1-H HR | | G6-3 | | K | | 1 | 1 | 1 | 3 | 0 | 0 | 0 | | | | |
| Kevin Mench, R (1,7) OBP: 0.450, SLG: 0.353 20 Laynce Nix, L (6,8) OBP: 0.421, SLG: 0.867 | | 3-H 1B | | G1-3 | | HR | | FC3-6 BB | | 2 | 0 | 1 | 0 | 0 | 0 | 0 | | | | |
| 9 Tony Graffanino, R (1,5) OBP: 0.250, SLG: 0.333 Geoff Jenkins, L (6,7) OBP: 0.542, SLG: 0.609 | | | F8 | | 1B | 8 2B 1B | | FC3-6 1-2 1B | | 2 | 0 | 1 | 0 | 0 | 0 | 2 | | | | |
| 37 Jeff Suppan, R (1,1) OBP: 0.500, SLG: 0.500 Ben Hendrickson, R (4,1) 8 Vinny Rottino, R (6,3) OBP: 0.324, SLG: 0.367 | | | FC6-4 1-2 1B | | G1-3 | | | 1B 2B | | 1 | 0 | 0 | 0 | 0 | 0 | 1 | | | | |
| | | | | | | | | | | 2 | 1 | 1 | 0 | 0 | 1 | 2 | | | | |
| Inning Stats | R: 0 E: 0 K: 1 S: 5 | H: 1 LOB: 0 BB: 0 P: 5 | R: 1 E: 0 K: 0 S: 6 | H: 3 LOB: 2 BB: 0 P: 6 | R: 0 E: 0 K: 0 S: 3 | H: 0 LOB: 0 BB: 0 P: 3 | R: 2 E: 1 K: 0 S: 6 | H: 2 LOB: 1 BB: 0 P: 6 | R: 1 E: 0 K: 0 S: 5 | H: 3 LOB: 1 BB: 0 P: 6 | R: 4 E: 0 K: 0 S: 7 | H: 4 LOB: 1 BB: 1 P: 11 | R: 0 E: 0 K: 2 S: 8 | H: 1 LOB: 2 BB: 1 P: 12 | R: 1 E: 0 K: 1 S: 5 | H: 1 LOB: 0 BB: 1 P: 10 | 1B: 10 2B: 3 3B: 0 HR: 2 | SF: 1 SAC: 0 DP: 1 HBP: 0 | WP: 1 PB: 0 SB: 2 CS: 2 | PA: 40 |
| PITCHER | IP WLS BF H R ER SO BB IBB HBP BLK WP HR S P ERA WHIP | | | | | | | | | | | | | | | | | | | |
| 39 Dana Eveland, L (1,1) ERA: 1.5 | 3.0 | 12 | 4 | 1 | 1 | 1 | 0 | 0 | 0 | 0 | 0 | 0 | 0 | 0 | 0 | 0 | 3.00 | 1.333 | | |
| 48 Enrique Gonzalez, R (4,1) ERA: 10.13 | 2.1 | 16 | 9 | 7 | 6 | 0 | 0 | 0 | 0 | 0 | 2 | 16 | 17 | 23.14 | 3.857 | | | | | |
| Jose Valverde, R (6,1) ERA: 3.38 | 1.2 | B 8 | 1 | 0 | 0 | 2 | 2 | 0 | 0 | 1 | 0 | 10 | 18 | 0.00 | 1.800 | | | | | |
| 37 Juan Cruz, R (8,1) ERA: 4.5 | 1.0 | L 4 | 1 | 1 | 1 | 1 | 1 | 0 | 0 | 0 | 0 | 5 | 10 | 9.00 | 2.000 | | | | | |



| Batter | 1 | 2 | 3 | 4 | 5 | 6 | 7 | 8 | 9 | AB | R | H | RBI | BB | SO | LOB | TOP | | | |
|---|---|---------------------------------|------------------------------|---------------------------------|------------------------------|---------------------------------|------------------------------|---------------------------------|------------------------------|---------------------------------|------------------------------|---------------------------------|-------------------------------|----------------------------------|------------------------------|---------------------------------|---|----------------------------------|------------------------------------|----------------------------------|
| 61 Hernan Ibarra, L (1,4) OBP: 0.515, SLG: 0.667 95 Chris Barnwell, R (7,4) | | | | | | | | | | 4 | 1 | 1 | 0 | 0 | 1 | 4 | Milwaukee Brewers @ Chicago White Sox Tucson Electric Park, Tucson, AZ Wed Mar 14 2007, 4:05 PM EDT Att: 4,974 - Sunny - 78 F | | | |
| Craig Counsell, L (1,5) OBP: 0.297, SLG: 0.250 75 Ryan Braun, R (7,PH) OBP: 0.435, SLG: 1.000 | | | | | | | | | | 3 | 0 | 0 | 0 | 0 | 0 | 1 | | | | |
| 28 Prince Fielder, L (1,3) OBP: 0.556, SLG: 2.813 8 Vinny Rottino, R (7,PH) OBP: 0.308, SLG: 0.343 | | | | | | | | | | 2 | 1 | 1 | 0 | 1 | 0 | 0 | | | | |
| 2 Bill Hall, R (1,8) OBP: 0.462, SLG: 0.688 22 Tony Gwynn Jr., L (7,PH) OBP: 0.375, SLG: 0.429 | | | | | | | | | | 3 | 1 | 2 | 1 | 0 | 0 | 1 | | | | |
| Kevin Mench, R (1,7) OBP: 0.448, SLG: 0.400 Cole Gillespie, R (7,PH) OBP: 0.667, SLG: 0.500 | | | | | | | | | | 3 | 0 | 1 | 2 | 0 | 0 | 2 | | | | |
| 11 Mike Rivera, R (1,2) OBP: 0.481, SLG: 0.741 55 JD Closser, S (7,2) OBP: 0.476, SLG: 0.722 | | | | | | | | | | 3 | 1 | 2 | 0 | 0 | 0 | 1 | | | | |
| 18 Gabe Gross, L (1,10) OBP: 1.000, SLG: 2.000 64 Lou Palmisano, R (4,PR) OBP: 0.333, SLG: 0.364 | | | | | | | | | | 1 | 0 | 1 | 0 | 1 | 0 | 0 | | | | |
| Brady Clark, R (1,9) OBP: 0.259, SLG: 0.269 21 Drew Anderson, L (7,9) OBP: 0.391, SLG: 0.556 | | | | | | | | | | 3 | 0 | 0 | 0 | 0 | 0 | 4 | | | | |
| 57 Ozzie Chavez, S (1,6) OBP: 0.286, SLG: 0.269 Aldides Escobar, R (7,6) OBP: 0.333, SLG: 0.333 | | | | | | | | | | 1 | 1 | 0 | 0 | 1 | 0 | 0 | | | | |
| Inning Stats | R: 3 E: 0 K: 0 S: 6 | H: 4 LOB: 0 BB: 0 P: 6 | R: 0 E: 0 K: 0 S: 4 | H: 1 LOB: 1 BB: 0 P: 4 | R: 0 E: 0 K: 0 S: 4 | H: 1 LOB: 2 BB: 1 P: 8 | R: 0 E: 0 K: 0 S: 3 | H: 0 LOB: 1 BB: 1 P: 7 | R: 1 E: 0 K: 1 S: 7 | H: 2 LOB: 1 BB: 0 P: 7 | R: 1 E: 0 K: 0 S: 4 | H: 1 LOB: 1 BB: 1 P: 8 | R: 3 E: 0 K: 2 S: 11 | H: 4 LOB: 2 BB: 1 P: 15 | R: 0 E: 0 K: 1 S: 5 | H: 0 LOB: 0 BB: 0 P: 5 | | 1B: 7 2B: 8 3B: 2 HR: 0 | SF: 0 SAC: 0 DP: 1 HBP: 0 | WP: 0 PB: 0 SB: 0 CS: 0 |
| PITCHER | IP WLS BF H R ER SO BB IBB HBP BLK WP HR S P ERA WHIP | | | | | | | | | | | | | | | | | | | |
| Jon Garland, R (1,1) ERA: 9.75 | 4.0 W | 19 | 7 | 3 | 3 | 0 | 1 | 0 | 0 | 0 | 0 | 0 | 0 | 0 | 18 | 22 | 6.75 | 2.000 | | |
| 45 Bobby Jenks, R (5,1) ERA: 3.0 | 2.0 | 9 | 2 | 1 | 1 | 1 | 1 | 0 | 0 | 0 | 0 | 0 | 0 | 0 | 10 | 14 | 4.50 | 1.500 | | |
| 68 Gio González, L (7,1) ERA: 6.35 | 1.2 | 12 | 5 | 4 | 4 | 1 | 2 | 0 | 0 | 0 | 0 | 0 | 0 | 12 | 20 | 21.60 | 4.200 | | | |
| Vladimir Nunez, R (8,1) ERA: | 1.1 S | 4 | 0 | 0 | 0 | 2 | 0 | 0 | 0 | 0 | 0 | 0 | 0 | 8 | 8 | 0.00 | 0.000 | | | |

| Batter | 1 | 2 | 3 | 4 | 5 | 6 | 7 | 8 | 9 | AB | R | H | RBI | BB | SO | LOB | BOTTOM | | | |
|---|---|----------------------------------|------------------------------|---------------------------------|------------------------------|----------------------------------|------------------------------|---------------------------------|------------------------------|---------------------------------|------------------------------|----------------------------------|------------------------------|---------------------------------|------------------------------|---------------------------------|---|----------------------------------|------------------------------------|----------------------------------|
| 17 Darin Erstad, L (1,7) OBP: 0.385, SLG: 0.432 7 Jerry Owens, L (6,PR) OBP: 0.435, SLG: 0.316 | | | | | | | | | | 4 | 2 | 3 | 1 | 0 | 0 | 2 | Milwaukee Brewers @ Chicago White Sox Tucson Electric Park, Tucson, AZ Wed Mar 14 2007, 4:05 PM EDT Att: 4,974 - Sunny - 78 F | | | |
| 8 Alex Cintron, S (1,4) OBP: 0.297, SLG: 0.357 | | | | | | | | | | 4 | 1 | 2 | 0 | 0 | 0 | 3 | | | | |
| 14 Paul Konerko, R (1,3) OBP: 0.529, SLG: 0.667 36 Casey Rogowski, L (6,PR) OBP: 0.516, SLG: 0.478 | | | | | | | | | | 2 | 2 | 1 | 1 | 2 | 0 | 0 | | | | |
| 23 Jermaine Dye, R (1,9) OBP: 0.375, SLG: 0.724 31 Ryan Sweeney, L (7,9) OBP: 0.299, SLG: 0.250 | | | | | | | | | | 4 | 1 | 3 | 5 | 0 | 1 | 3 | | | | |
| 24 Joe Crede, R (1,5) OBP: 0.484, SLG: 0.759 77 Robert Valido, R (6,PR) OBP: 0.444, SLG: 0.375 | | | | | | | | | | 3 | 1 | 0 | 1 | 0 | 0 | 4 | | | | |
| Eduardo Perez, R (1,10) OBP: 0.550, SLG: 1.053 26 Andy González, R (2,10) OBP: 0.346, SLG: 0.545 | | | | | | | | | | 1 | 1 | 1 | 3 | 0 | 0 | 0 | | | | |
| 12 A.J. Pierzynski, L (1,2) ERA: 13.5 39 Wiki Gonzalez, R (6,PH) OBP: 0.250, SLG: 0.250 | | | | | | | | | | 3 | 0 | 1 | 0 | 0 | 1 | 0 | | | | |
| 32 Brian Anderson, R (1,8) OBP: 0.400, SLG: 0.520 | | | | | | | | | | 2 | 0 | 0 | 0 | 2 | 0 | 2 | | | | |
| 5 Juan Uribe, R (1,6) OBP: 0.355, SLG: 0.536 | | | | | | | | | | 3 | 0 | 0 | 0 | 1 | 1 | 4 | | | | |
| Inning Stats | R: 4 E: 0 K: 2 S: 10 | H: 3 LOB: 0 BB: 1 P: 14 | R: 3 E: 0 K: 0 S: 6 | H: 3 LOB: 1 BB: 0 P: 7 | R: 1 E: 0 K: 0 S: 4 | H: 1 LOB: 2 BB: 2 P: 12 | R: 0 E: 0 K: 1 S: 6 | H: 1 LOB: 1 BB: 0 P: 6 | R: 0 E: 0 K: 0 S: 2 | H: 0 LOB: 0 BB: 1 P: 6 | R: 3 E: 0 K: 1 S: 8 | H: 3 LOB: 3 BB: 2 P: 18 | R: 0 E: 0 K: 1 S: 6 | H: 1 LOB: 1 BB: 0 P: 6 | R: 0 E: 0 K: 2 S: 7 | H: 0 LOB: 0 BB: 0 P: 7 | | 1B: 7 2B: 3 3B: 0 HR: 2 | SF: 0 SAC: 0 DP: 1 HBP: 2 | WP: 1 PB: 0 SB: 0 CS: 0 |
| PITCHER | IP WLS BF H R ER SO BB IBB HBP BLK WP HR S P ERA WHIP | | | | | | | | | | | | | | | | | | | |
| 39 Chris Capuano, L (1,1) ERA: 13.5 | 2.0 L | 14 | 6 | 7 | 7 | 2 | 1 | 0 | 0 | 0 | 0 | 0 | 0 | 4 | 12 | 9.00 | 3.000 | | | |
| 45 Dennis Sarfate, R (3,1) ERA: 17.36 | 1.0 | 6 | 1 | 1 | 1 | 0 | 2 | 0 | 0 | 0 | 0 | 0 | 0 | 6 | 6 | 0.00 | 1.000 | | | |
| 62 Grant Balfour, R (4,1) ERA: 12.46 | 1.0 | 4 | 1 | 0 | 0 | 1 | 0 | 0 | 0 | 0 | 0 | 0 | 0 | 2 | 6 | 0.00 | 1.000 | | | |
| 13 Zach Jackson, L (5,1) ERA: 3.88 | 1.0 | 3 | 0 | 0 | 0 | 0 | 1 | 0 | 0 | 0 | 0 | 0 | 0 | 2 | 6 | 0.00 | 1.000 | | | |
| 41 Greg Aquino, R (6,1) ERA: 7.71 | 0.2 | 8 | 3 | 3 | 3 | 0 | 2 | 0 | 1 | 0 | 1 | 5 | 15 | 40.50 | 7.500 | | | | | |

| Batter | 1 | 2 | 3 | 4 | 5 | 6 | 7 | 8 | 9 | AB | R | H | RBI | BB | SO | LOB | TOP | | | | | | | | | | | |
|--|------------------------------|---------------------------------|------------------------------|---------------------------------|------------------------------|---------------------------------|------------------------------|---------------------------------|------------------------------|---------------------------------|------------------------------|----------------------------------|------------------------------|---------------------------------|------------------------------|---------------------------------|--|------------------------------|---------------------------------|----------------------------------|------------------------------------|-----------------------------------|--|--|--|--|--|--|
| 6 Maicer Izturis, S (1.6) 25 Nick Gorneault, R (6.9) OBP: 0.267, SLG: 0.345 OBP: 0.364, SLG: 0.500 | G6-3 | | F8 | | | K | | | FC6-4 1B | 3 | 0 | 0 | 0 | 0 | 1 | 1 | Los Angeles Angels @ Milwaukee Brewers Maryvale Baseball Park, Phoenix, AZ Thu Mar 15 2007, 4:05 PM EDT Att.: 5,534 - Sunny - 83 F | | | | | | | | | | | |
| 32 Erick Aybar, S (1.8) 2 Hainley Statia, S (6.6) OBP: 0.421, SLG: 0.576 OBP: 0.333, SLG: 0.462 | G3 | | | G6-3 | | 39 WP 2-H 1B | | | FC6-4 20 DI 1-2 | 3 | 0 | 1 | 1 | 0 | 0 | 0 | | | | | | | | | | | | |
| 39 Robb Quinlan, R (1.9) Francisco Rodriguez, R (6.1) José Molina, R (7.2) OBP: 0.397, SLG: 0.519 OBP: 0.304, SLG: 0.300 | K | | | 47 G4-6-3 HBP | | K | | | F9 | 2 | 0 | 0 | 0 | 0 | 2 | 1 | | | | | | | | | | | | |
| 47 Howie Kendrick, R (1.4) 20 Sean Rodríguez, R (7.4) OBP: 0.424, SLG: 0.677 OBP: 0.306, SLG: 0.300 | | E5 22 E | | G4-6-3 1-2 | | | | | G6-3 1-2 | 3 | 0 | 0 | 0 | 0 | 0 | 1 | | | | | | | | | | | | |
| 22 Kendrys Morales, S (1.3) 63 Matthew Brown, R (8.3) OBP: 0.324, SLG: 0.344 OBP: 0.375, SLG: 0.769 | | L6 1-2 | | | G4-3 | | | | | | | | | | | | | | | | | | | | | | | |
| 5 Jeff Mathis, R (1.2) Darren Oliver, R (7.1) 34 Chris Resop, R (8.1) OBP: 0.233, SLG: 0.429 OBP: 0.355, SLG: 0.417 | | K | | | K | | | | | | | | | | | | | | | | | | | | | | | |
| 32 Brandon Wood, R (1.5) OBP: 0.300, SLG: 0.500 | | F8 | | | | F7 | | | | | | | | | | | | | | | | | | | | | | |
| 19 Curtis Pride, L (1.7) 13 Nathan Haynes, L (8.7) OBP: 0.211, SLG: 0.222 OBP: 0.365, SLG: 0.417 | | | | K | | E3 77 SH5-3 32 1B | | | G1-3 | 3 | 1 | 0 | 0 | 0 | 1 | 0 | | | | | | | | | | | | |
| 54 Ervin Santana, R (1.1) 77 Reggie Willis, S (6, PH) OBP: 0.464, SLG: 0.391 OBP: 0.391, SLG: 0.500 | | | | K | | SH5-3 1-2 | | | K | 1 | 0 | 0 | 0 | 0 | 1 | 0 | | | | | | | | | | | | |
| Inning Stats | R: 0 E: 0 K: 1 S: 5 | H: 0 LOB: 0 BB: 0 P: 5 | R: 0 E: 2 K: 1 S: 7 | H: 0 LOB: 1 BB: 0 P: 7 | R: 0 E: 0 K: 2 S: 7 | H: 0 LOB: 0 BB: 0 P: 7 | R: 0 E: 0 K: 0 S: 2 | H: 0 LOB: 0 BB: 0 P: 4 | R: 0 E: 0 K: 1 S: 5 | H: 0 LOB: 0 BB: 0 P: 5 | R: 1 E: 1 K: 2 S: 9 | H: 1 LOB: 1 BB: 0 P: 10 | R: 0 E: 0 K: 0 S: 3 | H: 0 LOB: 0 BB: 0 P: 3 | R: 0 E: 0 K: 1 S: 5 | H: 0 LOB: 0 BB: 0 P: 5 | | R: 0 E: 0 K: 0 S: 5 | H: 1 LOB: 1 BB: 0 P: 7 | 1B: 2 2B: 0 3B: 0 HR: 0 | SF: 0 SAC: 1 DP: 1 HBP: 1 | WP: 1 PA: 31 SB: 0 CS: 0 | | | | | | |
| PITCHER | IP | WLS | BF | H | R | ER | SO | BB | IBB | HBP | BLK | WP | HR | S | P | ERA | | WHIP | | | | | | | | | | |
| 37 Jeff Suppan, R (1.1) ERA: 4.91 | 5.0 | W | 16 | 0 | 0 | 0 | 5 | 0 | 0 | 1 | 0 | 0 | 0 | 26 | 28 | 0.00 | | 0.000 | | | | | | | | | | |
| 67 Luther Hackman, R (6.1) ERA: 4.15 | 1.0 | H | 5 | 1 | 1 | 0 | 2 | 0 | 0 | 0 | 0 | 1 | 0 | 9 | 10 | 0.00 | 1.000 | | | | | | | | | | | |
| 52 Jose Capellan, R (7.1) ERA: 5.4 | 1.0 | H | 3 | 0 | 0 | 0 | 0 | 0 | 0 | 0 | 0 | 0 | 0 | 3 | 3 | 0.00 | 0.000 | | | | | | | | | | | |
| Matt Wise, R (8.1) ERA: 12.71 | 1.0 | | 3 | 0 | 0 | 0 | 1 | 0 | 0 | 0 | 0 | 0 | 0 | 5 | 5 | 0.00 | 0.000 | | | | | | | | | | | |
| Francisco Cordero, R (9.1) ERA: | 1.0 | | 4 | 1 | 0 | 0 | 0 | 0 | 0 | 0 | 0 | 0 | 0 | 5 | 7 | 0.00 | 1.000 | | | | | | | | | | | |

| Batter | 1 | 2 | 3 | 4 | 5 | 6 | 7 | 8 | 9 | AB | R | H | RBI | BB | SO | LOB | BOTTOM | | | | | | | | | | |
|--|------------------------------|---------------------------------|------------------------------|---------------------------------|------------------------------|---------------------------------|------------------------------|---------------------------------|------------------------------|---------------------------------|------------------------------|---------------------------------|------------------------------|---------------------------------|------------------------------|---------------------------------|--|----------------------------------|------------------------------------|-----------------------------------|--|--|--|--|--|--|--|
| 23 Rickie Weeks Jr., R (1.4) 21 Drew Anderson, L (7.7) OBP: 0.342, SLG: 0.344 OBP: 0.409, SLG: 0.519 | K | | K | | | G5-3 | | | CS | 3 | 0 | 0 | 0 | 0 | 2 | 0 | Los Angeles Angels @ Milwaukee Brewers Maryvale Baseball Park, Phoenix, AZ Thu Mar 15 2007, 4:05 PM EDT Att.: 5,534 - Sunny - 83 F | | | | | | | | | | |
| 7 J.J. Hardy, R (1.6) 8 Vinny Rottino, R (7.2) OBP: 0.316, SLG: 0.405 OBP: 0.300, SLG: 0.333 | G5-3 | | G6-3 | | | 28 HR 1B | | | G3-1 | 3 | 1 | 1 | 0 | 0 | 0 | 0 | | | | | | | | | | | |
| 28 Prince Fielder, L (1.3) 22 Tony Gwynn Jr., L (7.8) OBP: 0.571, SLG: 0.947 OBP: 0.400, SLG: 0.455 | G6-3 | | | | 2 CS 1B | 1-H HR | | | 61 G3 61 1B | 3 | 1 | 2 | 2 | 0 | 0 | 0 | | | | | | | | | | | |
| 2 Bill Hall, R (1.8) 61 Hernan Iribarren, L (7.4) OBP: 0.429, SLG: 0.629 OBP: 0.529, SLG: 0.679 | | F8 | | | F9 1-2 | F7 | | | 55 G3 1-H 1B | 3 | 0 | 0 | 0 | 0 | 0 | 1 | | | | | | | | | | | |
| Johnny Estrada, S (1.2) 52 Jose Capellan, R (7.1) Matt Wise, R (8.1) 55 JD Closser, S (8, PH) Francisco Cordero, R (9.1) OBP: 0.469, SLG: 0.625 OBP: 0.455, SLG: 0.684 | | G4-3 | | | K | K | | | G3 | 0 | 0 | 0 | 0 | 0 | 0 | 0 | | | | | | | | | | | |
| Geoff Jenkins, L (1.7) Brady Clark, R (7.9) OBP: 0.469, SLG: 0.500 OBP: 0.241, SLG: 0.250 | | | | | 75 1B 37 SF8 75 E | | | | F8 | 1 | 1 | 1 | 0 | 1 | 0 | 0 | | | | | | | | | | | |
| 1 Corey Hart, R (1.9) Craig Counsell, L (7.6) OBP: 0.424, SLG: 0.571 OBP: 0.290, SLG: 0.276 | | BB | | | | F8 | | | 11 2B 9 S | 2 | 0 | 0 | 0 | 0 | 2 | 0 | | | | | | | | | | | |
| 75 Ryan Braun, R (1.5) 9 Tony Graffanino, R (7.5) OBP: 0.480, SLG: 1.125 OBP: 0.316, SLG: 0.409 | | | | | | 23 CS 1B | | | K | 2 | 1 | 2 | 1 | 0 | 0 | 0 | | | | | | | | | | | |
| 37 Jeff Suppan, R (1.1) 67 Luther Hackman, R (6.1) 11 Mike Rivera, R (7.3) OBP: 0.250, SLG: 0.333 OBP: 0.500, SLG: 0.786 | | | | | | HR | | | G3 | 1 | 0 | 0 | 1 | 0 | 0 | 0 | | | | | | | | | | | |
| | | | | | | 3-H 1B | | | SF8 | 1 | 0 | 0 | 0 | 0 | 0 | 0 | | | | | | | | | | | |
| | | | | | | | | | 21 1B 2-H 2B | 1 | 0 | 1 | 1 | 0 | 0 | 0 | | | | | | | | | | | |
| Inning Stats | R: 0 E: 0 K: 1 S: 5 | H: 0 LOB: 0 BB: 0 P: 5 | R: 0 E: 0 K: 0 S: 3 | H: 0 LOB: 1 BB: 1 P: 7 | R: 1 E: 0 K: 1 S: 6 | H: 1 LOB: 0 BB: 0 P: 6 | R: 0 E: 0 K: 1 S: 6 | H: 1 LOB: 0 BB: 0 P: 6 | R: 1 E: 1 K: 0 S: 5 | H: 2 LOB: 0 BB: 0 P: 6 | R: 2 E: 0 K: 1 S: 7 | H: 2 LOB: 0 BB: 0 P: 7 | R: 1 E: 0 K: 1 S: 8 | H: 3 LOB: 2 BB: 0 P: 7 | R: 1 E: 0 K: 1 S: 8 | H: 2 LOB: 1 BB: 0 P: 8 | | 1B: 8 2B: 1 3B: 0 HR: 2 | SF: 1 SAC: 0 DP: 0 HBP: 0 | WP: 0 PA: 34 SB: 0 CS: 2 | | | | | | | |
| PITCHER | IP | WLS | BF | H | R | ER | SO | BB | IBB | HBP | BLK | WP | HR | S | P | ERA | WHIP | | | | | | | | | | |
| 54 Ervin Santana, R (1.1) ERA: 2.08 | 5.0 | L | 18 | 4 | 2 | 1 | 3 | 1 | 0 | 0 | 0 | 0 | 1 | 7 | 7 | 18.00 | 2.000 | | | | | | | | | | |
| Francisco Rodriguez, R (6.1) ERA: 6.0 | 1.0 | | 5 | 2 | 2 | 2 | 1 | 0 | 0 | 0 | 0 | 0 | 0 | 7 | 7 | 9.00 | 3.000 | | | | | | | | | | |
| Darren Oliver, L (7.1) ERA: 4.5 | 1.0 | | 5 | 3 | 1 | 1 | 1 | 0 | 0 | 0 | 0 | 0 | 0 | 7 | 7 | 9.00 | 2.000 | | | | | | | | | | |
| 34 Chris Resop, R (8.1) ERA: 15.95 | 1.0 | | 5 | 2 | 1 | 1 | 1 | 0 | 0 | 0 | 0 | 0 | 0 | 8 | 8 | 9.00 | 2.000 | | | | | | | | | | |



| Batter | 1 | 2 | 3 | 4 | 5 | 6 | 7 | 8 | 9 | AB | R | H | RBI | BB | SO | LOB | TOP | | | | | |
|--|---|---------------------------------|------------------------------|---------------------------------|------------------------------|---------------------------------|------------------------------|---------------------------------|------------------------------|---------------------------------|------------------------------|----------------------------------|------------------------------|---------------------------------|-------------------------------|--|---|------------------------------|---------------------------------|-----------------------------------|------------------------------------|----------------------------------|
| 61 Hernan Iribarren, L (1.4) 88 Ryan Crew, R (8.4) | | | | | | | | | | 4 | 0 | 3 | 0 | 0 | 0 | 1 | Milwaukee Brewers @ Los Angeles Angels Tempe Diablo Stadium, Tempe, AZ Fri Mar 16 2007, 4:05 PM EDT Att: 8,280 - Sunny - 93 F | | | | | |
| 57 Ozzie Chavez, S (1.6) 74 Yohannis Perez, R (8.6) | | | | | | | | | | 4 | 0 | 0 | 0 | 0 | 2 | 4 | | | | | | |
| 75 Ryan Braun, R (1.5) 96 Adam Heether, R (8.5) | | | | | | | | | | 4 | 0 | 0 | 0 | 0 | 2 | 1 | | | | | | |
| 11 Mike Rivera, R (1.2) 55 JD Closser, S (7.2) | | | | | | | | | | 3 | 0 | 1 | 0 | 0 | 0 | 0 | | | | | | |
| 18 Gabe Gross, L (1.10) | | | | | | | | | | 3 | 1 | 1 | 0 | 1 | 1 | 2 | | | | | | |
| Brady Clark, R (1.9) 94 Chuckie Caufield, R (8.9) | | | | | | | | | | 3 | 1 | 3 | 0 | 1 | 0 | 0 | | | | | | |
| 8 Vinny Rottino, R (1.3) Ned Yost IV, R (8.3) | | | | | | | | | | 3 | 1 | 1 | 3 | 0 | 0 | 3 | | | | | | |
| 22 Tony Gwynn Jr., L (1.8) 98 Freddy Parejo, R (8.8) | | | | | | | | | | 3 | 0 | 1 | 0 | 0 | 1 | 0 | | | | | | |
| 21 Drew Anderson, L (1.7) Cole Gillespie, R (8.7) | | | | | | | | | | 3 | 0 | 0 | 0 | 0 | 0 | 1 | | | | | | |
| Inning Stats | R: 0 E: 0 K: 2 S: 8 | H: 1 LOB: 0 BB: 0 P: 8 | R: 0 E: 0 K: 0 S: 4 | H: 2 LOB: 1 BB: 0 P: 4 | R: 0 E: 0 K: 0 S: 4 | H: 1 LOB: 1 BB: 0 P: 4 | R: 0 E: 0 K: 0 S: 5 | H: 2 LOB: 2 BB: 0 P: 5 | R: 0 E: 0 K: 1 S: 6 | H: 1 LOB: 1 BB: 0 P: 7 | R: 3 E: 0 K: 1 S: 7 | H: 2 LOB: 0 BB: 1 P: 11 | R: 0 E: 0 K: 1 S: 6 | H: 1 LOB: 2 BB: 0 P: 7 | R: 0 E: 0 K: 1 S: 6 | H: 0 LOB: 0 BB: 1 P: 10 | | R: 0 E: 0 K: 1 S: 5 | H: 0 LOB: 0 BB: 0 P: 5 | 1B: 10 2B: 0 3B: 0 HR: 1 | SF: 0 SAC: 0 DP: 1 HBP: 0 | WP: 1 PB: 0 SB: 1 CS: 1 |
| PITCHER | IP WLS BF H R ER SO BB IBB HBP BLK WP HR S P ERA WHIP | | | | | | | | | | | | | | | | | | | | | |
| 58 Dustin Moseley, R (1.1) 60 Phil Seibel, L (5.1) 62 Scot Shields, R (6.1) 33 Justin Speier, R (7.1) 37 Greg Jones, R (8.1) | 4.2 0.1 1.0 1.0 1.0 | WLS 1 L 4 5 | BF 19 2 6 4 5 | H 7 0 2 1 1 | R 0 0 3 0 0 | ER 0 0 3 0 0 | SO 2 1 3 1 1 | BB 0 0 1 0 1 | IBB 0 0 0 0 0 | HBP 0 0 0 0 0 | BLK 0 0 0 0 0 | WP 0 0 0 1 0 | HR 0 0 1 0 0 | S 24 3 7 6 10 | P 25 3 11 7 10 | ERA 0.00 0.00 27.00 0.00 0.00 | WHIP 1.500 0.000 3.000 1.000 2.000 | | | | | |
| 73 Matt Wilhite, R (9.1) | 1.0 | | 3 | 0 | 0 | 1 | 0 | 0 | 0 | 0 | 0 | 0 | 0 | 5 | 5 | 0.00 | 0.000 | | | | | |

| Batter | 1 | 2 | 3 | 4 | 5 | 6 | 7 | 8 | 9 | AB | R | H | RBI | BB | SO | LOB | BOTTOM | | | | | |
|--|---|---------------------------------|------------------------------|---------------------------------|------------------------------|---------------------------------|------------------------------|---------------------------------|------------------------------|---------------------------------|------------------------------|---------------------------------|------------------------------|---------------------------------|------------------------------|-------------------------------------|---|------------------------------|---------------------------------|----------------------------------|------------------------------------|----------------------------------|
| 24 Gary Matthews, S (1.8) 65 Tommy Murphy, S (8.9) | | | | | | | | | | 3 | 1 | 2 | 1 | 0 | 1 | 0 | Milwaukee Brewers @ Los Angeles Angels Tempe Diablo Stadium, Tempe, AZ Fri Mar 16 2007, 4:05 PM EDT Att: 8,280 - Sunny - 93 F | | | | | |
| Orlando Cabrera, R (1.6) 6 Maicer Izturis, S (7.6) | | | | | | | | | | 3 | 0 | 1 | 0 | 0 | 1 | 1 | | | | | | |
| 27 Vladimir Guerrero, R (1.9) 19 Curtis Pride, L (8.7) 77 Reggie Willits, S (9.7) | | | | | | | | | | 3 | 0 | 0 | 0 | 0 | 0 | 2 | | | | | | |
| 16 Garret Anderson, L (1.7) 53 Mike Eylward, R (8.3) | | | | | | | | | | 2 | 0 | 1 | 1 | 0 | 0 | 0 | | | | | | |
| Casey Kotchman, L (1.3) 34 Brad Coon, L (8.8) 5 Jeff Mathis, R (9.7) | | | | | | | | | | 3 | 0 | 0 | 0 | 0 | 0 | 2 | | | | | | |
| 47 Howie Kendrick, R (1.4) 61 Carlos Colmenares, S (8.4) | | | | | | | | | | 2 | 0 | 1 | 0 | 1 | 0 | 0 | | | | | | |
| 39 Robb Quinlan, R (1.10) 32 Erick Aybar, S (7.7) | | | | | | | | | | 2 | 0 | 0 | 0 | 0 | 1 | 1 | | | | | | |
| José Molina, R (1.2) 38 Adam Pavkovich, R (8.7) | | | | | | | | | | 2 | 0 | 0 | 0 | 1 | 0 | 1 | | | | | | |
| 9 Chone Figgins, S (1.5) 56 Tim Lincecum, R (9.2) | | | | | | | | | | 0 | 0 | 0 | 0 | 0 | 0 | 0 | | | | | | |
| Inning Stats | R: 0 E: 0 K: 2 S: 7 | H: 0 LOB: 0 BB: 0 P: 7 | R: 0 E: 0 K: 0 S: 3 | H: 0 LOB: 0 BB: 0 P: 3 | R: 0 E: 0 K: 0 S: 3 | H: 0 LOB: 0 BB: 0 P: 3 | R: 1 E: 0 K: 0 S: 5 | H: 2 LOB: 1 BB: 0 P: 5 | R: 0 E: 0 K: 1 S: 5 | H: 0 LOB: 0 BB: 1 P: 9 | R: 1 E: 0 K: 0 S: 4 | H: 2 LOB: 0 BB: 0 P: 5 | R: 0 E: 0 K: 1 S: 6 | H: 2 LOB: 1 BB: 0 P: 6 | R: 0 E: 0 K: 0 S: 4 | H: 1 LOB: 2 BB: 1 P: 8 | | R: 0 E: 0 K: 0 S: 3 | H: 0 LOB: 0 BB: 0 P: 3 | 1B: 6 2B: 0 3B: 1 HR: 0 | SF: 1 SAC: 0 DP: 2 HBP: 0 | WP: 0 PB: 0 SB: 3 CS: 1 |
| PITCHER | IP WLS BF H R ER SO BB IBB HBP BLK WP HR S P ERA WHIP | | | | | | | | | | | | | | | | | | | | | |
| 46 Claudio Vargas, R (1.1) 76 Yovani Gallardo, R (7.1) 59 Derrick Turnbow, R (8.1) 13 Zach Jackson, L (9.1) | 6.0 1.0 1.0 1.0 | WLS H H S | BF 21 4 4 3 | H 4 2 0 | R 2 0 0 | ER 2 0 0 | SO 3 1 0 0 | BB 1 0 1 0 | IBB 0 0 0 0 | HBP 0 0 0 0 | BLK 0 0 0 0 | WP 0 0 0 0 | HR 0 6 4 3 | S 27 6 4 3 | P 32 6 8 3 | ERA 3.00 0.00 0.00 0.00 | WHIP 0.833 2.000 2.000 0.000 | | | | | |



| Batter | 1 | 2 | 3 | 4 | 5 | 6 | 7 | 8 | 9 | AB | R | H | RBI | BB | SO | LOB | TOP | | | | | |
|--|---|----------------------------------|------------------------------|---------------------------------|------------------------------|----------------------------------|------------------------------|---------------------------------|------------------------------|---------------------------------|-------------------------------|----------------------------------|------------------------------|---------------------------------|------------------------------|---------------------------------|---|------------------------------|---------------------------------|-----------------------------------|------------------------------------|----------------------------------|
| 23 Rickie Weeks Jr., R OBP: 0.369, SLG: 0.371 9 Tony Graffanino, R OBP: 0.320, SLG: 0.440 | | | | | | | | | | 3 | 1 | 2 | 2 | 0 | 1 | 0 | Milwaukee Brewers @ Oakland Athletics Phoenix Municipal Stadium, Phoenix, AZ Sat Mar 17 2007, 4:05 PM EDT Att: 9,329 - Sunny - 91 F | | | | | |
| 7 J.J. Hardy, R OBP: 0.317, SLG: 0.400 Craig Counsell, L OBP: 0.333, SLG: 0.323 | | | | | | | | | | 3 | 1 | 1 | 0 | 0 | 0 | 2 | | | | | | |
| 28 Prince Fielder, L OBP: 0.542, SLG: 0.864 11 Mike Rivera, R OBP: 0.485, SLG: 0.727 | | | | | | | | | | 3 | 1 | 1 | 1 | 0 | 1 | 2 | | | | | | |
| 2 Bill Hall, R OBP: 0.426, SLG: 0.667 | | | | | | | | | | 4 | 2 | 2 | 2 | 0 | 0 | 0 | | | | | | |
| Johnny Estrada, S OBP: 0.457, SLG: 0.600 8 Vinny Rottino, R OBP: 0.311, SLG: 0.415 | | | | | | | | | | 3 | 1 | 1 | 2 | 0 | 0 | 1 | | | | | | |
| Kevin Mench, R OBP: 0.469, SLG: 0.464 21 Drew Anderson, L OBP: 0.370, SLG: 0.500 | | | | | | | | | | 3 | 1 | 2 | 2 | 0 | 0 | 0 | | | | | | |
| 18 Gabe Gross, L OBP: 0.545, SLG: 0.778 | | | | | | | | | | 5 | 1 | 2 | 0 | 0 | 2 | 4 | | | | | | |
| 1 Corey Hart, R OBP: 0.417, SLG: 0.533 Brady Clark, R OBP: 0.314, SLG: 0.303 | | | | | | | | | | 2 | 1 | 0 | 0 | 0 | 1 | 1 | | | | | | |
| 75 Ryan Braun, R OBP: 0.382, SLG: 0.844 | | | | | | | | | | 4 | 0 | 0 | 1 | 1 | 1 | 3 | | | | | | |
| Inning Stats | R: 5 E: 0 K: 1 S: 11 | H: 6 LOB: 1 BB: 0 P: 11 | R: 0 E: 0 K: 2 S: 7 | H: 0 LOB: 0 BB: 7 P: 7 | R: 4 E: 0 K: 0 S: 7 | H: 4 LOB: 2 BB: 1 P: 12 | R: 0 E: 0 K: 0 S: 3 | H: 0 LOB: 0 BB: 0 P: 3 | R: 0 E: 0 K: 2 S: 7 | H: 0 LOB: 0 BB: 0 P: 7 | R: 1 E: 0 K: 2 S: 11 | H: 4 LOB: 3 BB: 0 P: 11 | R: 1 E: 1 K: 0 S: 5 | H: 2 LOB: 1 BB: 0 P: 5 | R: 0 E: 0 K: 1 S: 5 | H: 0 LOB: 0 BB: 0 P: 5 | | R: 0 E: 0 K: 0 S: 4 | H: 1 LOB: 1 BB: 0 P: 4 | 1B: 11 2B: 6 3B: 0 HR: 0 | SF: 1 SAC: 0 DP: 1 HBP: 1 | WP: 0 PB: 0 SB: 0 CS: 0 |
| PITCHER | IP WLS BF H R ER SO BB IBB HBP BLK WP HR S P ERA WHIP | | | | | | | | | | | | | | | | | | | | | |
| Joe Kennedy, L ERA: 20.48 | 2.1 L 19 10 9 9 3 1 0 0 0 0 0 0 23 28 34.71 4.714 | | | | | | | | | | | | | | | | | | | | | |
| Jay Marshall, L ERA: 2.93 | 3.1 2.0 6 0 0 0 0 0 0 0 0 0 0 6 6 0.00 0.000 | | | | | | | | | | | | | | | | | | | | | |
| 57 Chad Gaudin, R ERA: 1.5 | 5.1 0.2 2 0 0 0 2 0 0 0 0 0 0 6 6 0.00 0.000 | | | | | | | | | | | | | | | | | | | | | |
| 25 Lenny DiNardo, L ERA: 3.6 | 6.1 3.0 15 6 2 1 3 0 0 0 0 0 0 21 21 3.00 2.000 | | | | | | | | | | | | | | | | | | | | | |
| 92 Kevin Olsen, R ERA: | 9.1 1.0 4 1 0 0 0 0 0 0 0 0 0 4 4 0.00 1.000 | | | | | | | | | | | | | | | | | | | | | |


| Batter | 1 | 2 | 3 | 4 | 5 | 6 | 7 | 8 | 9 | AB | R | H | RBI | BB | SO | LOB | BOTTOM | | | | | |
|--|---|---------------------------------|------------------------------|---------------------------------|------------------------------|---------------------------------|------------------------------|---------------------------------|------------------------------|---------------------------------|------------------------------|---------------------------------|------------------------------|----------------------------------|------------------------------|---------------------------------|---|------------------------------|----------------------------------|----------------------------------|------------------------------------|----------------------------------|
| 4 Antonio Perez, R OBP: 0.442, SLG: 0.543 66 J.J. Furmaniak, R OBP: 0.333, SLG: 0.348 | | | | | | | | | | 2 | 2 | 2 | 0 | 1 | 0 | 0 | Milwaukee Brewers @ Oakland Athletics Phoenix Municipal Stadium, Phoenix, AZ Sat Mar 17 2007, 4:05 PM EDT Att: 9,329 - Sunny - 91 F | | | | | |
| Nick Swisher, S OBP: 0.372, SLG: 0.486 28 Charles Thomas, L OBP: 0.355, SLG: 0.379 | | | | | | | | | | 3 | 0 | 0 | 0 | 0 | 1 | 3 | | | | | | |
| 31 Mike Piazza, R OBP: 0.552, SLG: 0.800 8 Erubiel Durazo, L OBP: 0.355, SLG: 0.536 | | | | | | | | | | 2 | 1 | 2 | 3 | 0 | 0 | 0 | | | | | | |
| 29 Dan Johnson, L OBP: 0.395, SLG: 0.343 10 Darc Barton, L OBP: 0.500, SLG: 0.619 | | | | | | | | | | 3 | 0 | 2 | 0 | 0 | 0 | 0 | | | | | | |
| 17 Adam Melhuse, S OBP: 0.250, SLG: 0.133 5 Jeremy Brown, R OBP: 0.200, SLG: 0.444 | | | | | | | | | | 3 | 0 | 0 | 0 | 0 | 1 | 3 | | | | | | |
| 67 Travis Buck, L OBP: 0.406, SLG: 0.500 Lloyd Turner, R | | | | | | | | | | 4 | 0 | 1 | 0 | 0 | 1 | 3 | | | | | | |
| 2 Lou Merloni, R OBP: 0.400, SLG: 0.444 72 Kevin Mello, L OBP: 0.545, SLG: 0.471 | | | | | | | | | | 3 | 0 | 1 | 0 | 0 | 1 | 3 | | | | | | |
| Ryan Golecki, R OBP: 0.206, SLG: 0.188 | | | | | | | | | | 1 | 0 | 1 | 0 | 0 | 0 | 0 | | | | | | |
| 13 Donnie Murphy, R OBP: 0.467, SLG: 0.423 | | | | | | | | | | 4 | 0 | 1 | 0 | 0 | 1 | 3 | | | | | | |
| Inning Stats | R: 2 E: 0 K: 1 S: 7 | H: 3 LOB: 0 BB: 0 P: 7 | R: 0 E: 0 K: 1 S: 6 | H: 1 LOB: 1 BB: 0 P: 6 | R: 1 E: 0 K: 0 S: 4 | H: 1 LOB: 0 BB: 0 P: 4 | R: 0 E: 0 K: 1 S: 6 | H: 1 LOB: 1 BB: 0 P: 6 | R: 0 E: 0 K: 0 S: 2 | H: 0 LOB: 1 BB: 1 P: 6 | R: 0 E: 0 K: 1 S: 7 | H: 2 LOB: 3 BB: 0 P: 7 | R: 1 E: 0 K: 2 S: 8 | H: 1 LOB: 2 BB: 1 P: 13 | R: 0 E: 0 K: 1 S: 7 | H: 2 LOB: 2 BB: 0 P: 7 | | R: 0 E: 0 K: 1 S: 6 | H: 1 LOB: 2 BB: 1 P: 10 | 1B: 9 2B: 1 3B: 1 HR: 1 | SF: 1 SAC: 0 DP: 2 HBP: 1 | WP: 0 PB: 0 SB: 0 CS: 0 |
| PITCHER | IP WLS BF H R ER SO BB IBB HBP BLK WP HR S P ERA WHIP | | | | | | | | | | | | | | | | | | | | | |
| 31 Dave Bush, R ERA: 7.0 | 5.0 W 21 7 3 3 3 1 0 0 0 0 0 0 6 6 5.40 1.600 | | | | | | | | | | | | | | | | | | | | | |
| Brian Shouse, L ERA: 6.0 | 6.1 1.0 4 1 0 0 1 0 0 0 0 0 0 6 6 0.00 1.000 | | | | | | | | | | | | | | | | | | | | | |
| 62 Grant Balfour, R ERA: 12.6 | 7.1 0.2 4 0 1 1 1 1 0 1 0 0 0 4 9 13.50 1.500 | | | | | | | | | | | | | | | | | | | | | |
| 60 Joe Thatcher, L ERA: | 7.1 0.1 2 1 0 0 1 0 0 0 0 0 0 4 4 0.00 3.000 | | | | | | | | | | | | | | | | | | | | | |
| 50 Chris Spurling, R ERA: 4.5 | 8.1 1.0 5 2 0 0 1 0 0 0 0 0 0 7 7 0.00 2.000 | | | | | | | | | | | | | | | | | | | | | |
| PITCHER | IP WLS BF H R ER SO BB IBB HBP BLK WP HR S P ERA WHIP | | | | | | | | | | | | | | | | | | | | | |
| 45 Dennis Sarfate, R ERA: 14.29 | 9.1 1.0 5 1 0 0 1 0 0 0 0 0 0 6 6 0.00 1.000 | | | | | | | | | | | | | | | | | | | | | |



| Batter | 1 | 2 | 3 | 4 | 5 | 6 | 7 | 8 | 9 | AB | R | H | RBI | BB | SO | LOB | TOP | | | | | | | | | | | |
|--|-------------------------------|----------------------------------|------------------------------|---------------------------------|------------------------------|----------------------------------|------------------------------|----------------------------------|------------------------------|----------------------------------|------------------------------|---------------------------------|------------------------------|----------------------------------|------------------------------|---------------------------------|------------------------------|---------------------------------|----------------------------------|------------------------------------|----------------------------------|--------|--|--|--|--|--|--|
| 17 Felix Pie, L OBP: 0.420, SLG: 0.435 88 Jesus Valdez, R (9.9) | | | | | | | | | | 6 | 2 | 3 | 0 | 0 | 1 | 1 | | | | | | | | | | | | |
| Mark DeRosa, R OBP: 0.405, SLG: 0.276 Joe Simokaitis, R (7.4) | | | | | | | | | | 2 | 3 | 1 | 0 | 3 | 0 | 1 | | | | | | | | | | | | |
| Jacque Jones, L OBP: 0.341, SLG: 0.475 85 Sam Fuld, L OBP: 1.000, SLG: 1.000 (7.7) | | | | | | | | | | 5 | 2 | 2 | 3 | 0 | 1 | 2 | | | | | | | | | | | | |
| 32 Daryle Ward, L OBP: 0.182, SLG: 0.313 24 Henry Blanco, R OBP: 0.095, SLG: 0.095 (7.3) | | | | | | | | | | 5 | 2 | 2 | 4 | 0 | 1 | 1 | | | | | | | | | | | | |
| 19 Matt Murton, R OBP: 0.353, SLG: 0.524 45 Sean Marshall, L (5.1) | | | | | | | | | | 3 | 0 | 0 | 0 | 1 | 1 | 2 | | | | | | | | | | | | |
| 74 Jake Fox, R OBP: 0.533, SLG: 1.077 (6.2) | | | | | | | | | | 0 | 0 | 0 | 0 | 0 | 0 | 0 | | | | | | | | | | | | |
| 5 Ronny Cedeno, R OBP: 0.378, SLG: 0.410 (1.6) | | | | | | | | | | 4 | 1 | 2 | 0 | 1 | 0 | 0 | | | | | | | | | | | | |
| Tomas Perez, S OBP: 0.344, SLG: 0.308 (1.5) | | | | | | | | | | 4 | 0 | 0 | 1 | 0 | 0 | 3 | | | | | | | | | | | | |
| 58 Geovany Soto, R OBP: 0.438, SLG: 0.692 54 Ryan O'Malley, R (6.1) | | | | | | | | | | 3 | 0 | 1 | 2 | 1 | 2 | 2 | | | | | | | | | | | | |
| 44 Roberto Novoa, R (8.1) | | | | | | | | | | 0 | 0 | 0 | 0 | 0 | 0 | 0 | | | | | | | | | | | | |
| 57 Rocky Cherry, R (9.1) | | | | | | | | | | 1 | 0 | 0 | 0 | 0 | 0 | 0 | | | | | | | | | | | | |
| 73 Sean Gallagher, R (1.1) | | | | | | | | | | 2 | 0 | 0 | 0 | 0 | 2 | 4 | | | | | | | | | | | | |
| Clay Rapada, R (4.1) | | | | | | | | | | 0 | 0 | 0 | 0 | 0 | 0 | 0 | | | | | | | | | | | | |
| Mark Reed, L (5. PH) | | | | | | | | | | 1 | 0 | 0 | 0 | 0 | 0 | 0 | | | | | | | | | | | | |
| 29 Angel Pagán, S OBP: 0.350, SLG: 0.188 (7.8) | | | | | | | | | | 1 | 0 | 0 | 0 | 1 | 0 | 0 | | | | | | | | | | | | |
| Inning Stats | R: 5 E: 1 K: 1 S: 11 | H: 5 LOB: 1 BB: 0 P: 11 | R: 0 E: 0 K: 0 S: 3 | H: 1 LOB: 0 BB: 0 P: 3 | R: 0 E: 1 K: 2 S: 8 | H: 0 LOB: 3 BB: 2 P: 16 | R: 3 E: 0 K: 1 S: 8 | H: 3 LOB: 2 BB: 2 P: 16 | R: 2 E: 0 K: 1 S: 7 | H: 2 LOB: 1 BB: 0 P: 11 | R: 0 E: 0 K: 1 S: 5 | H: 0 LOB: 0 BB: 0 P: 5 | R: 1 E: 2 K: 2 S: 9 | H: 0 LOB: 1 BB: 1 P: 13 | R: 0 E: 0 K: 1 S: 5 | H: 0 LOB: 0 BB: 1 P: 9 | R: 0 E: 0 K: 1 S: 5 | H: 0 LOB: 1 BB: 1 P: 9 | 1B: 7 2B: 2 HR: 1 | SF: 1 SAC: 0 HBP: 0 | WP: 1 PB: 0 SB: 1 CS: 0 | PA: 47 | | | | | | |
| PITCHER | IP | WLS | BF | H | R | ER | SO | BB | IBB | HBP | BLK | WP | HR | S | P | ERA | WHIP | | | | | | | | | | | |
| 76 Yovani Gallardo, R ERA: 7.27 (1.1) | 1.0 | L | 9 | 5 | 5 | 3 | 1 | 0 | 0 | 0 | 0 | 0 | 1 | 11 | 11 | 30 | 27.00 | 5.000 | | | | | | | | | | |
| 13 Zach Jackson, L ERA: 5.09 (2.1) | 2.1 | | 14 | 3 | 3 | 3 | 2 | 4 | 0 | 0 | 0 | 0 | 0 | 14 | 30 | 11.57 | 3.000 | | | | | | | | | | | |
| 62 Grant Balfour, R ERA: 13.5 (4.1) | 1.0 | | 6 | 2 | 2 | 2 | 1 | 1 | 0 | 0 | 0 | 0 | 0 | 7 | 11 | 18.00 | 3.000 | | | | | | | | | | | |
| 60 Joe Thatcher, L ERA: (5.1) | 0.2 | | 3 | 1 | 0 | 0 | 1 | 0 | 0 | 0 | 0 | 0 | 0 | 5 | 5 | 0.00 | 1.500 | | | | | | | | | | | |
| 68 Corey Thurman, R ERA: 6.23 (6.1) | 1.0 | | 3 | 0 | 0 | 0 | 1 | 0 | 0 | 0 | 0 | 0 | 0 | 5 | 5 | 0.00 | 0.000 | | | | | | | | | | | |
| 23 Rickie Weeks Jr., R OBP: 0.362, SLG: 0.350 Craig Counsell, L OBP: 0.316, SLG: 0.306 (7.6) | | | | | | | | | | 2 | 0 | 0 | 0 | 1 | 1 | 1 | | | | | | | | | | | | |
| 7 J.J. Hardy, R OBP: 0.277, SLG: 0.348 8 Vinny Rottino, R OBP: 0.292, SLG: 0.386 (7.3) | | | | | | | | | | 3 | 0 | 0 | 0 | 0 | 0 | 3 | | | | | | | | | | | | |
| 28 Prince Fielder, L OBP: 0.471, SLG: 0.846 55 JD Closser, S OBP: 0.458, SLG: 0.667 (7.2) | | | | | | | | | | 1 | 2 | 0 | 0 | 1 | 0 | 0 | | | | | | | | | | | | |
| 2 Bill Hall, R OBP: 0.420, SLG: 0.714 Brady Clark, R OBP: 0.316, SLG: 0.306 (7.7) | | | | | | | | | | 3 | 1 | 1 | 2 | 0 | 0 | 1 | | | | | | | | | | | | |
| Johnny Estrada, S OBP: 0.463, SLG: 0.659 22 Tony Gwynn Jr., L OBP: 0.394, SLG: 0.433 (7.8) | | | | | | | | | | 3 | 2 | 2 | 0 | 0 | 0 | 0 | | | | | | | | | | | | |
| Geoff Jenkins, L OBP: 0.474, SLG: 0.583 Heman Inbarren, L OBP: 0.525, SLG: 0.647 (7.4) | | | | | | | | | | 3 | 0 | 1 | 0 | 0 | 0 | 2 | | | | | | | | | | | | |
| Kevin Mench, R OBP: 0.471, SLG: 0.467 68 Corey Thurman, R (6.1) | | | | | | | | | | 2 | 1 | 1 | 0 | 0 | 0 | 1 | | | | | | | | | | | | |
| 75 Ryan Braun, R OBP: 0.405, SLG: 0.912 (7.5) | | | | | | | | | | 2 | 1 | 1 | 3 | 0 | 0 | 2 | | | | | | | | | | | | |
| 9 Tony Graffanino, R OBP: 0.267, SLG: 0.367 Dennis Sarfate, R (7.1) | | | | | | | | | | 0 | 0 | 0 | 0 | 0 | 0 | 0 | | | | | | | | | | | | |
| Matt Wise, R (8.1) | | | | | | | | | | 0 | 0 | 0 | 0 | 0 | 0 | 0 | | | | | | | | | | | | |
| 59 Derrick Turnbow, R (9.1) | | | | | | | | | | 0 | 0 | 0 | 0 | 0 | 0 | 0 | | | | | | | | | | | | |
| 18 Gabe Gross, L OBP: 0.462, SLG: 0.636 (9. PH) | | | | | | | | | | 1 | 0 | 0 | 0 | 0 | 0 | 0 | | | | | | | | | | | | |
| 76 Yovani Gallardo, R OBP: 0.467, SLG: 0.950 13 Zach Jackson, L OBP: 0.333, SLG: 0.667 62 Grant Balfour, R ERA: 13.5 60 Joe Thatcher, L OBP: 0.350, SLG: 0.488 (8.9) | | | | | | | | | | 0 | 0 | 0 | 0 | 0 | 0 | 0 | | | | | | | | | | | | |
| Inning Stats | R: 0 E: 0 K: 0 S: 3 | H: 0 LOB: 0 BB: 0 P: 3 | R: 0 E: 0 K: 0 S: 3 | H: 0 LOB: 0 BB: 0 P: 3 | R: 1 E: 0 K: 0 S: 4 | H: 2 LOB: 1 BB: 1 P: 8 | R: 3 E: 0 K: 0 S: 5 | H: 3 LOB: 0 BB: 1 P: 9 | R: 0 E: 0 K: 1 S: 5 | H: 1 LOB: 0 BB: 0 P: 5 | R: 3 E: 0 K: 0 S: 5 | H: 2 LOB: 0 BB: 0 P: 6 | R: 0 E: 0 K: 0 S: 3 | H: 0 LOB: 0 BB: 0 P: 3 | R: 0 E: 1 K: 0 S: 5 | H: 1 LOB: 2 BB: 0 P: 5 | R: 0 E: 0 K: 0 S: 3 | H: 0 LOB: 0 BB: 0 P: 3 | 1B: 4 2B: 3 3B: 0 HR: 2 | SF: 0 SAC: 0 DP: 3 HBP: 1 | WP: 0 PB: 0 SB: 0 CS: 0 | PA: 37 | | | | | | |
| PITCHER | IP | WLS | BF | H | R | ER | SO | BB | IBB | HBP | BLK | WP | HR | S | P | ERA | WHIP | | | | | | | | | | | |
| 73 Sean Gallagher, R ERA: 7.71 (1.1) | 3.0 | | 13 | 3 | 3 | 3 | 0 | 2 | 0 | 0 | 0 | 0 | 0 | 4 | 4 | 9.00 | 2.000 | | | | | | | | | | | |
| Clay Rapada, L ERA: 13.5 (4.1) | 1.0 | | 4 | 2 | 1 | 1 | 0 | 0 | 0 | 0 | 0 | 0 | 0 | 4 | 4 | 9.00 | 2.000 | | | | | | | | | | | |
| 45 Sean Marshall, L ERA: (5.1) | 1.0 | | 3 | 1 | 0 | 0 | 1 | 0 | 0 | 0 | 0 | 0 | 0 | 5 | 5 | 0.00 | 1.000 | | | | | | | | | | | |
| 54 Ryan O'Malley, L ERA: 7.71 (6.1) | 2.0 | | 9 | 2 | 3 | 3 | 0 | 0 | 0 | 1 | 0 | 0 | 1 | 8 | 9 | 13.50 | 1.000 | | | | | | | | | | | |
| 44 Roberto Novoa, R ERA: 11.57 (8.1) | 1.0 | | 5 | 1 | 0 | 0 | 0 | 0 | 0 | 0 | 0 | 0 | 0 | 5 | 5 | 0.00 | 1.000 | | | | | | | | | | | |
| AB | | | | | | | | | | | 34 | | | | | | | | | | | | | | | | | |
| R | | | | | | | | | | | 7 | | | | | | | | | | | | | | | | | |
| H | | | | | | | | | | | 9 | | | | | | | | | | | | | | | | | |
| RBI | | | | | | | | | | | 6 | | | | | | | | | | | | | | | | | |
| BB | | | | | | | | | | | 2 | | | | | | | | | | | | | | | | | |
| SO | | | | | | | | | | | 1 | | | | | | | | | | | | | | | | | |
| LOB | | | | | | | | | | | 14 | | | | | | | | | | | | | | | | | |


Chicago Cubs @ Milwaukee Brewers
Maryvale Baseball Park, Phoenix, AZ
Mon Mar 19 2007, 4:05 PM EDT
Att: 5,476 - Sunny - 83 F

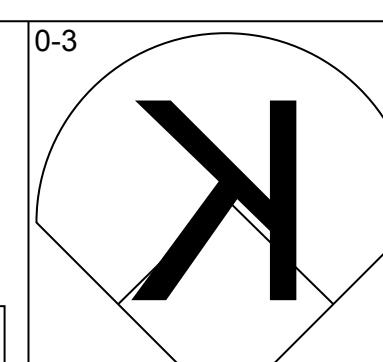
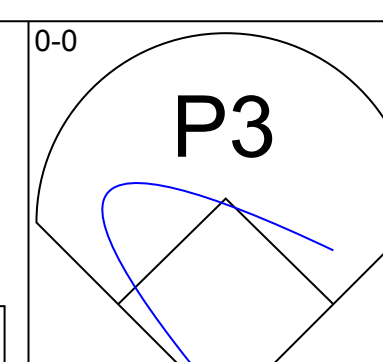
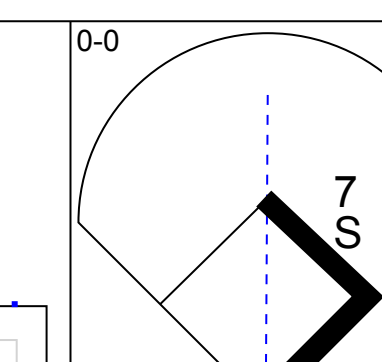
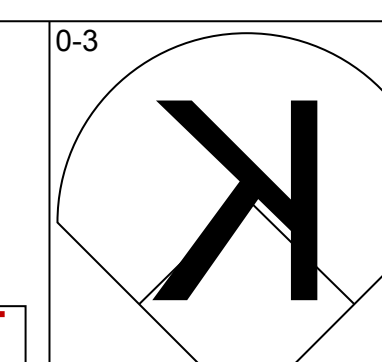
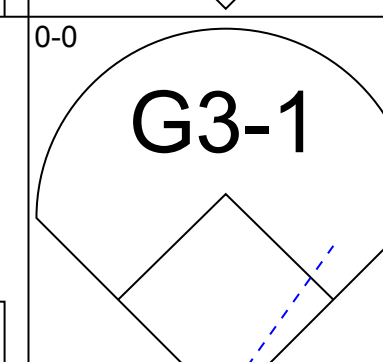
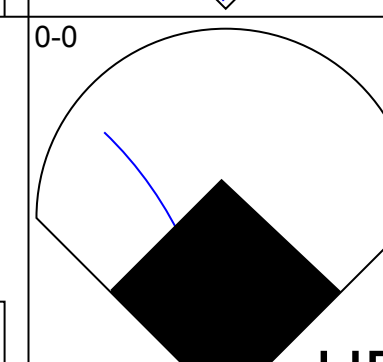
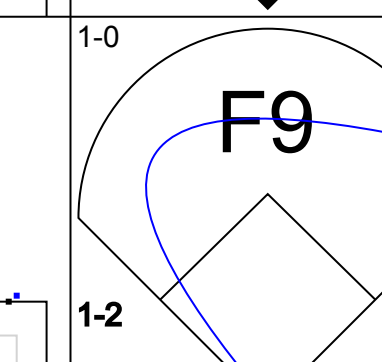
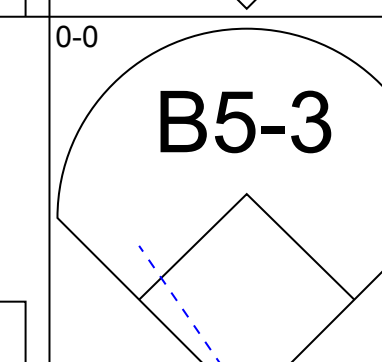
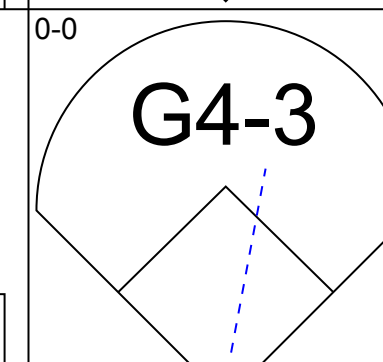
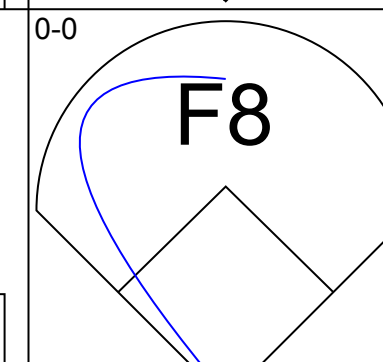

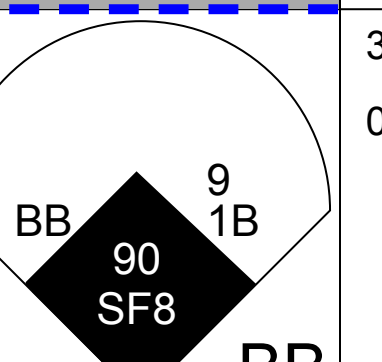
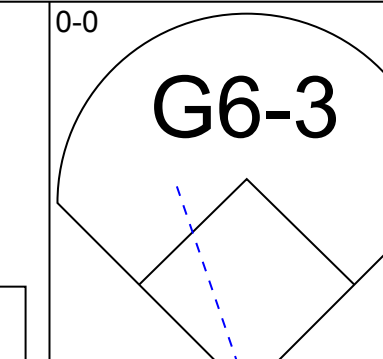
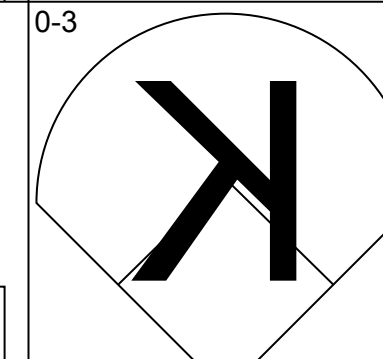
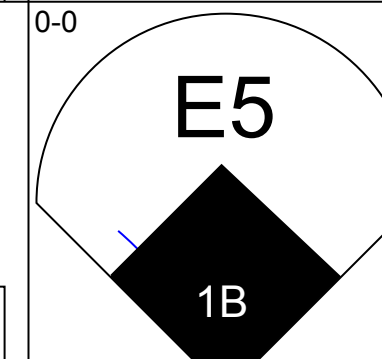
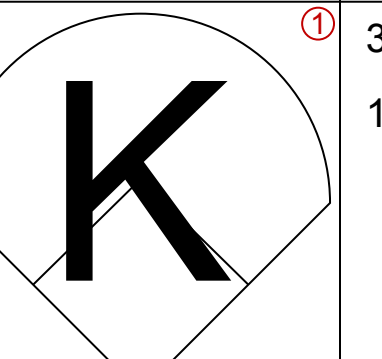
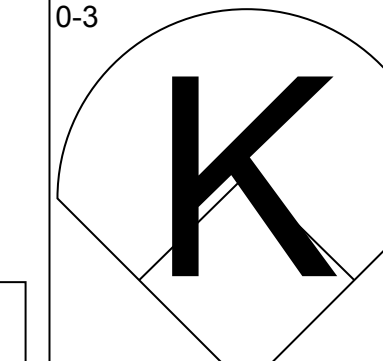
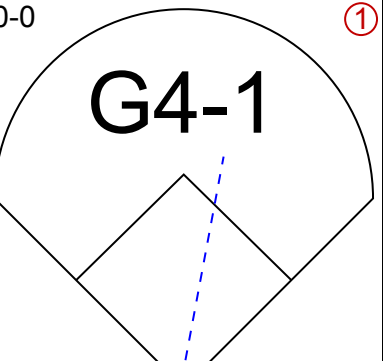
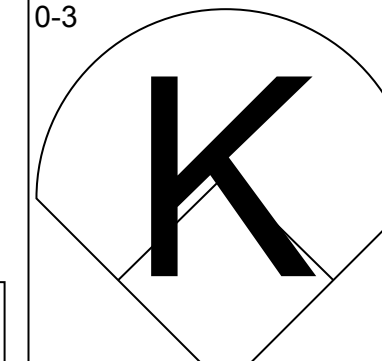
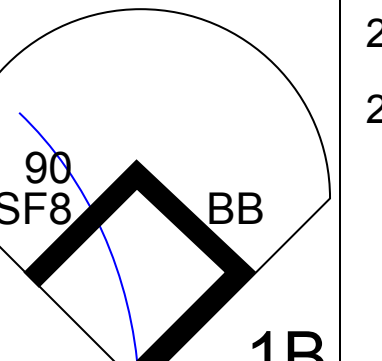
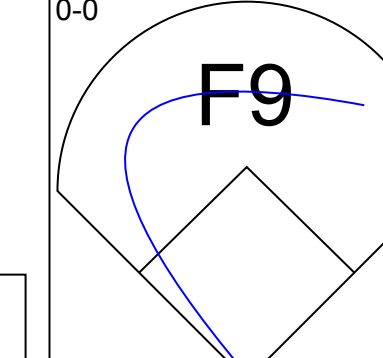
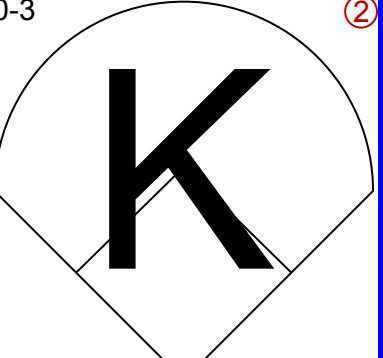
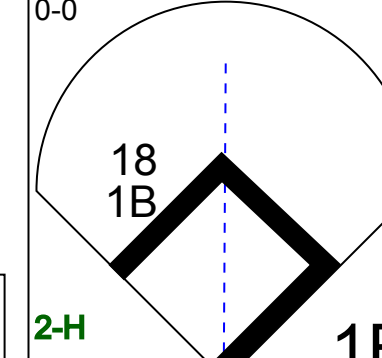
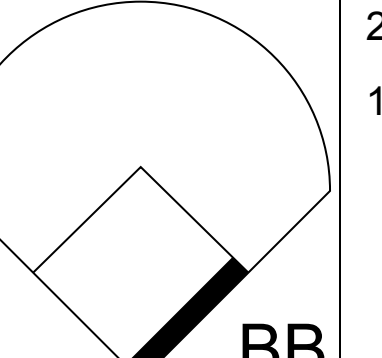
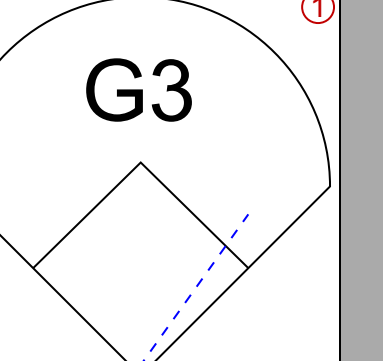
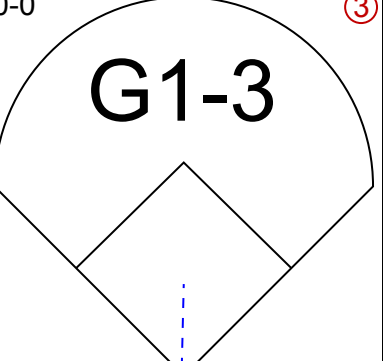
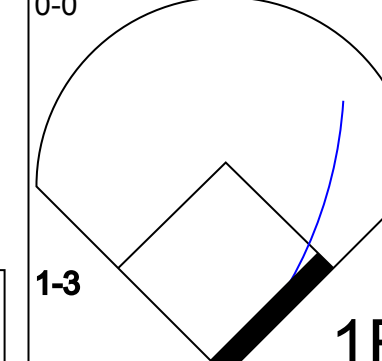
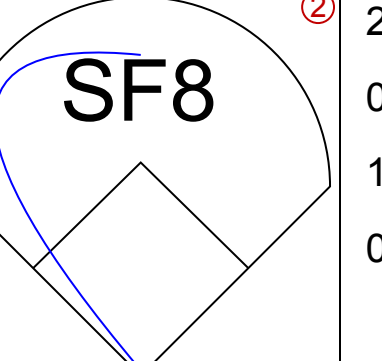
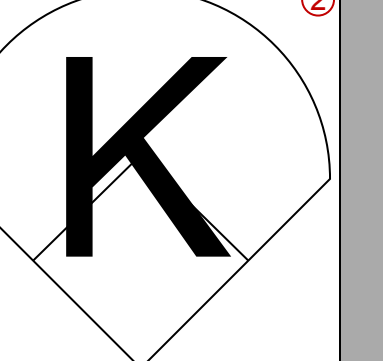
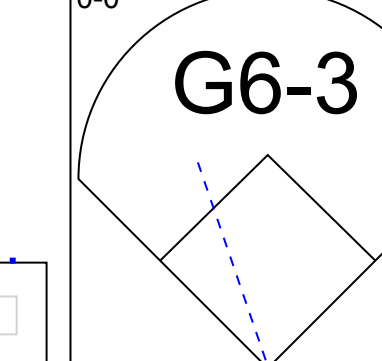
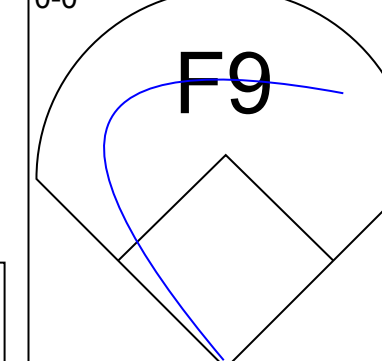
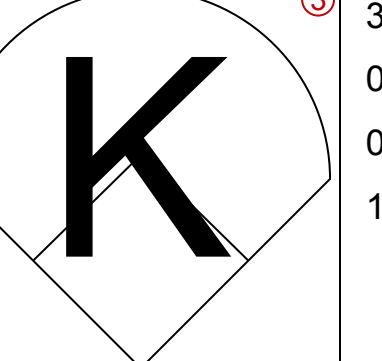
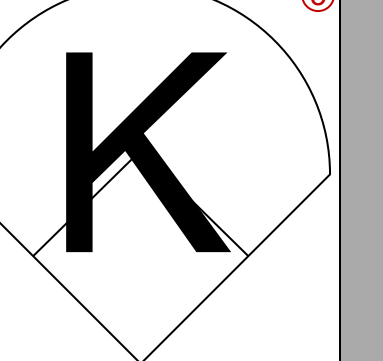
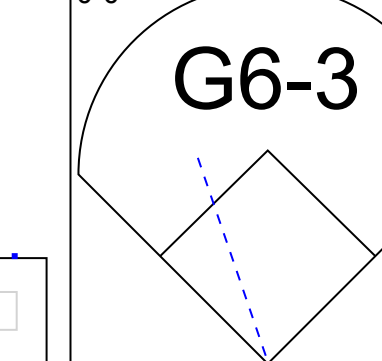
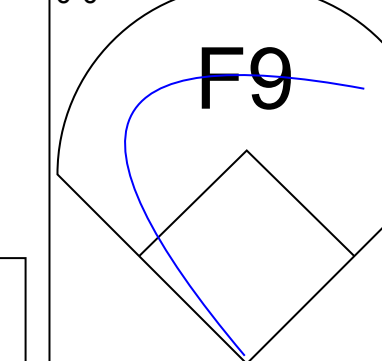
AB 39
R 11
H 11
RBI 10
BB 7
SO 10
LOB 17

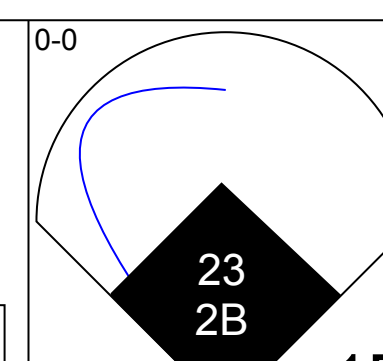
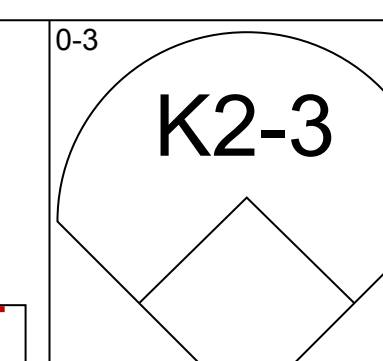
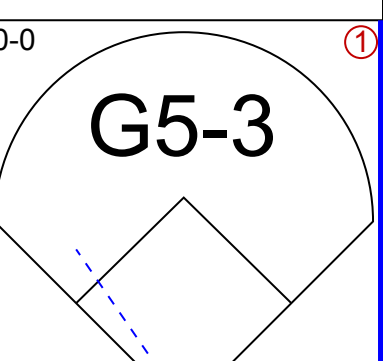
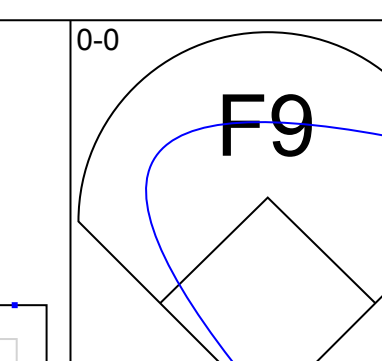
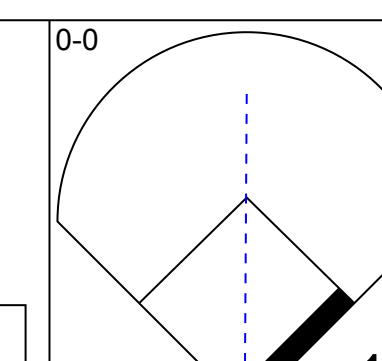
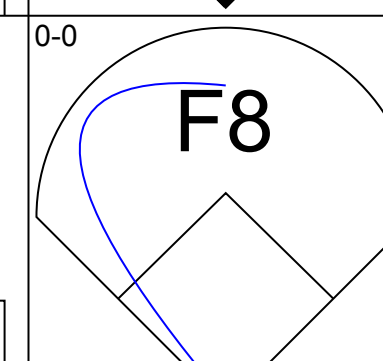
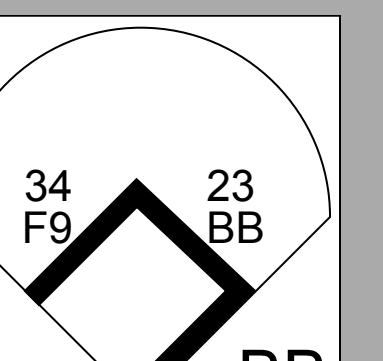
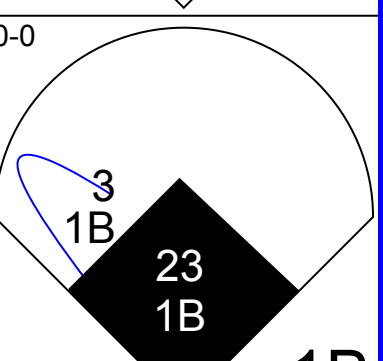
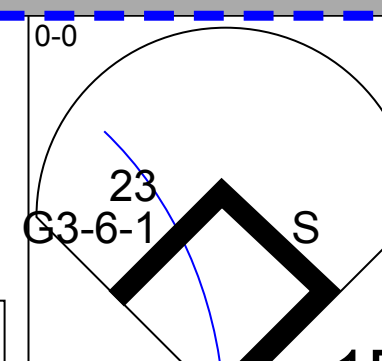
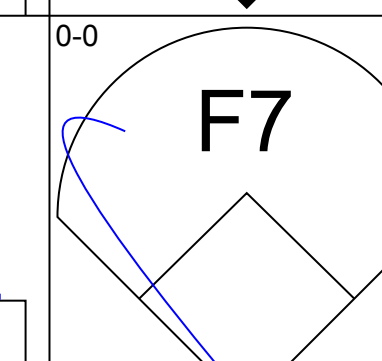
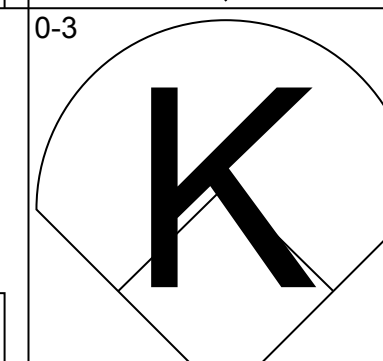
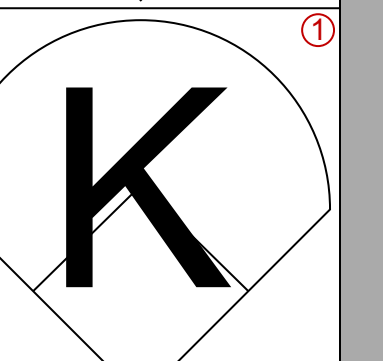
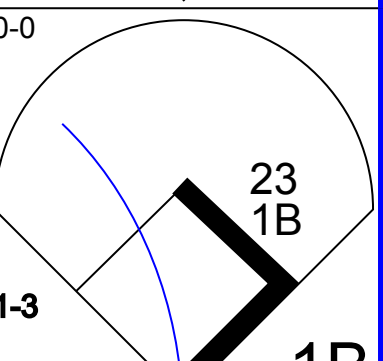
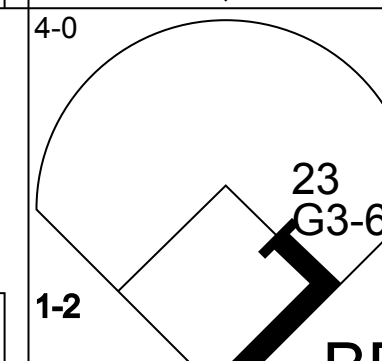
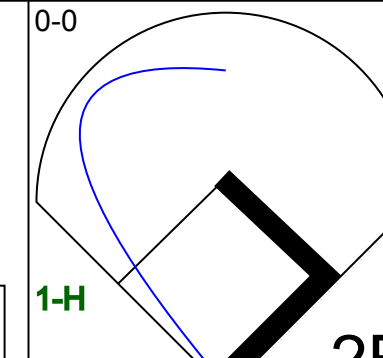
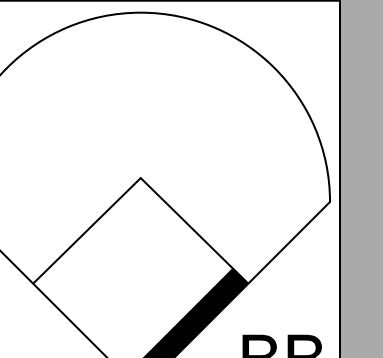
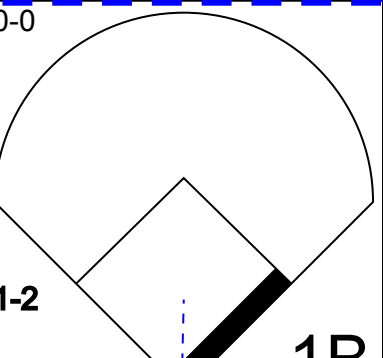
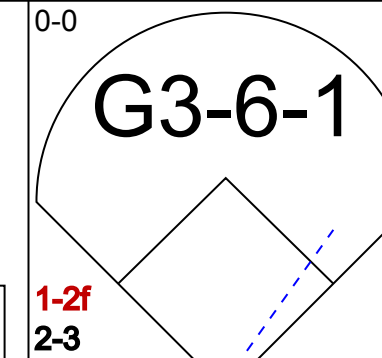
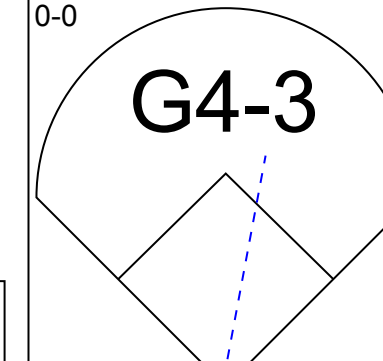
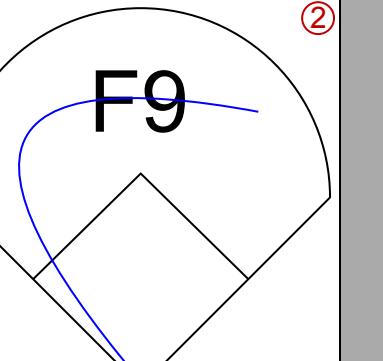
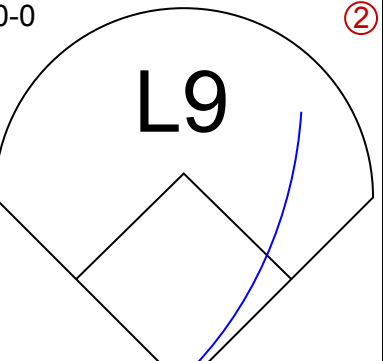
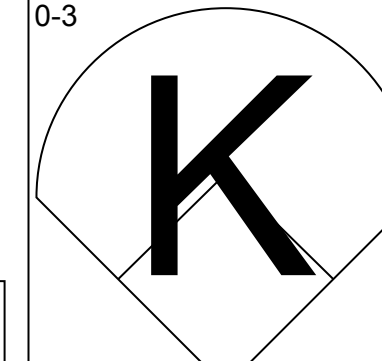
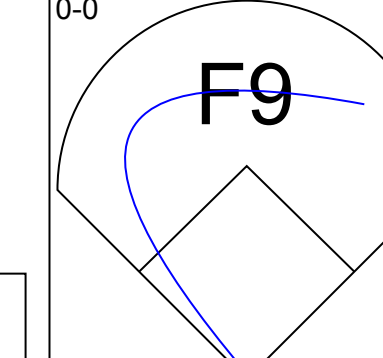
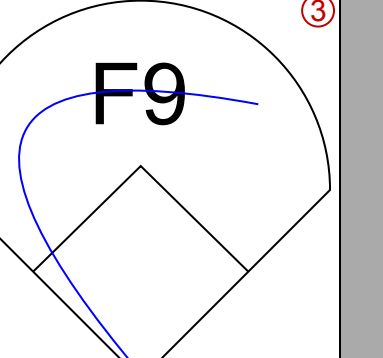
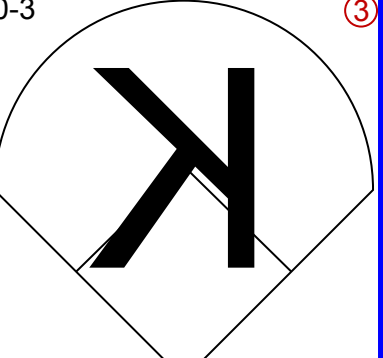
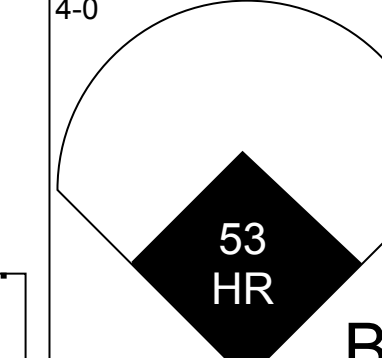
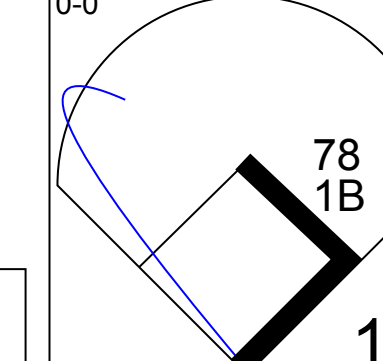
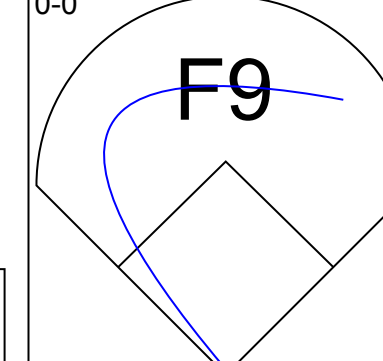
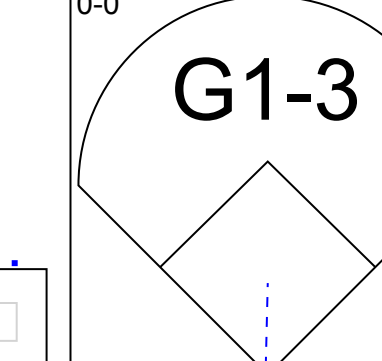
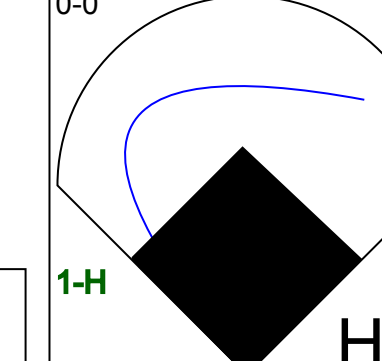
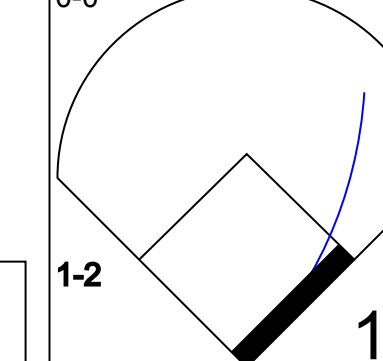
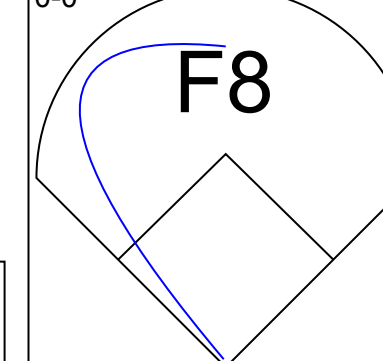
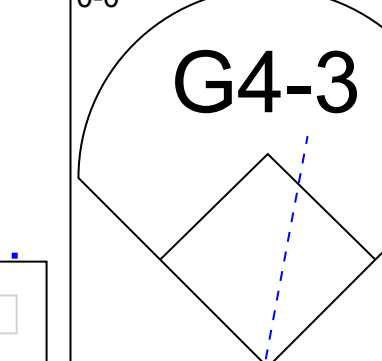
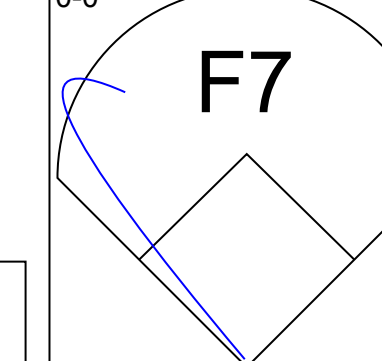
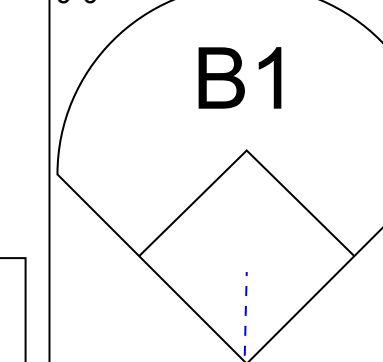
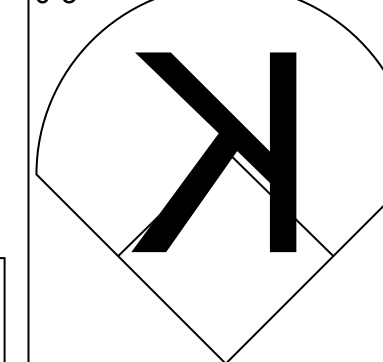
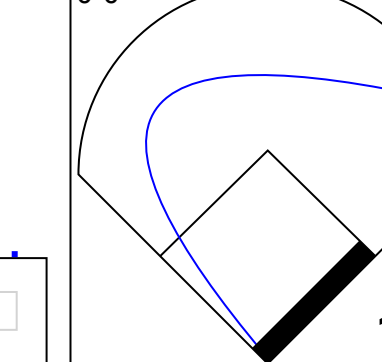
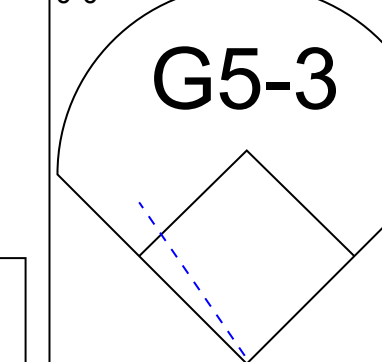


Chicago Cubs @ Milwaukee Brewers
Maryvale Baseball Park, Phoenix, AZ
Mon Mar 19 2007, 4:05 PM EDT
Att: 5,476 - Sunny - 83 F

AB 34
R 7
H 9
RBI 6
BB 2
SO 1
LOB 14



| Batter | 1 | 2 | 3 | 4 | 5 | 6 | 7 | 8 | 9 | AB | R | H | RBI | BB | SO | LOB | TOP | | | | | | | | | | |
|---|---|---|---|---|--|---|--|---|------------------------------|---------------------------------|-------------------------------|----------------------------------|------------------------------|---------------------------------|------------------------------|----------------------------------|---|----------------------------------|------------------------------------|----------------------------------|--------|--|--|--|--|--|--|
| 23 Rickie Weeks Jr. R (1.4) OBP: 0.360, SLG: 0.349 22 Tony Gwynn Jr. L (7.8) OBP: 0.382, SLG: 0.419 |  | | |  | |  | |  | | 3 | 0 | 1 | 0 | 0 | 1 | 0 | Milwaukee Brewers @ San Diego Padres Peoria Stadium, Peoria, AZ Wed Mar 21 2007, 4:05 PM EDT Att: 6,552 - Cloudy - 73 F | | | | | | | | | | |
| 7 J.J. Hardy R (1.6) OBP: 0.280, SLG: 0.408 57 Ozzie Chavez S (7.6) OBP: 0.257, SLG: 0.242 |  | | |  | |  | |  | | 3 | 1 | 1 | 1 | 0 | 0 | 1 | | | | | | | | | | | |
| 28 Prince Fielder L (1.3) OBP: 0.515, SLG: 0.759 8 Vinny Rottino R (7.3) OBP: 0.306, SLG: 0.386 |  | | |  | | |  |  | | 3 | 0 | 0 | 0 | 0 | 1 | 0 | | | | | | | | | | | |
| 2 Bill Hall R (1.8) OBP: 0.396, SLG: 0.667 55 JD Closser S (7.2) OBP: 0.440, SLG: 0.636 | |  | |  | | |  |  | | 3 | 1 | 0 | 0 | 0 | 1 | 1 | | | | | | | | | | | |
| Geoff Jenkins L (1.7) OBP: 0.450, SLG: 0.553 9 Tony Graffanino R (6.5) OBP: 0.281, SLG: 0.375 | |  | | |  | |  |  | | 2 | 0 | 0 | 0 | 0 | 1 | 0 | | | | | | | | | | | |
| 1 Corey Hart R (1.9) OBP: 0.372, SLG: 0.459 Brady Clark R (5.9) OBP: 0.350, SLG: 0.324 | |  | | |  | |  |  | | 2 | 0 | 0 | 0 | 0 | 1 | 0 | | | | | | | | | | | |
| Craig Counsell L (1.5) OBP: 0.300, SLG: 0.289 50 Chris Spurling R (6.1) OBP: 0.500, SLG: 0.667 18 Gabe Gross L (7.7, PH) OBP: 0.500, SLG: 0.667 90 Steve Solimann R (7.4) OBP: 0.471, SLG: 0.706 | | |  | |  | |  |  | | 2 | 0 | 0 | 0 | 0 | 0 | 0 | | | | | | | | | | | |
| Damian Miller R (1.2) OBP: 0.350, SLG: 0.459 52 Jose Capellan R (7.1) OBP: 0.350, SLG: 0.459 Francisco Cordero R (8.1) OBP: 0.350, SLG: 0.459 11 Mike Rivera R (9.7, PH) OBP: 0.471, SLG: 0.706 | | |  | | |  |  |  | | 3 | 0 | 0 | 0 | 0 | 1 | 2 | | | | | | | | | | | |
| 46 Claudio Vargas R (1.1) OBP: 0.350, SLG: 0.459 Brian Shouse L (5.1) OBP: 0.350, SLG: 0.459 Kevin Mench R (6.7, PH) OBP: 0.444, SLG: 0.438 | | |  | | |  | |  | | 1 | 0 | 0 | 0 | 0 | 1 | 0 | | | | | | | | | | | |
| Inning Stats | R: 0 E: 0 K: 1 S: 5 | H: 0 LOB: 0 BB: 0 P: 5 | R: 0 E: 0 K: 1 S: 5 | H: 0 LOB: 0 BB: 0 P: 5 | R: 0 E: 0 K: 2 S: 7 | H: 0 LOB: 0 BB: 0 P: 7 | R: 1 E: 0 K: 1 S: 6 | H: 1 LOB: 0 BB: 0 P: 6 | R: 0 E: 0 K: 0 S: 4 | H: 1 LOB: 1 BB: 0 P: 5 | R: 1 E: 0 K: 2 S: 10 | H: 2 LOB: 2 BB: 0 P: 10 | R: 0 E: 0 K: 1 S: 5 | H: 0 LOB: 0 BB: 0 P: 5 | R: 1 E: 0 K: 2 S: 8 | H: 1 LOB: 2 BB: 2 P: 16 | | 1B: 4 2B: 0 3B: 0 HR: 1 | SF: 1 SAC: 0 DP: 0 HBP: 0 | WP: 0 PB: 0 SB: 1 CS: 0 | PA: 35 | | | | | | |
| PITCHER | IP | WLS | BF | H | R | ER | SO | BB | IBB | HBP | BLK | WP | HR | S | P | ERA | WHIP | | | | | | | | | | |
| 52 Clay Hensley R (1.1) ERA: 1.38 | 5.0 | | 16 | 1 | 1 | 1 | 6 | 0 | 0 | 0 | 0 | 0 | 1 | 28 | 28 | 1.80 | 0.200 | | | | | | | | | | |
| Scott Linebrink R (6.1) ERA: 1.29 | 1.0 | H | 4 | 1 | 0 | 0 | 0 | 0 | 0 | 0 | 0 | 0 | 0 | 4 | 5 | 0.00 | 1.000 | | | | | | | | | | |
| 43 Cla Meredith R (7.1) ERA: 10.29 | 1.0 | B | 6 | 2 | 1 | 0 | 2 | 0 | 0 | 0 | 0 | 0 | 0 | 10 | 10 | 0.00 | 2.000 | | | | | | | | | | |
| 26 Doug Brocail R (8.1) ERA: 3.88 | 1.0 | W | 3 | 0 | 0 | 0 | 1 | 0 | 0 | 0 | 0 | 0 | 0 | 5 | 5 | 0.00 | 0.000 | | | | | | | | | | |
| 56 Scott Cassidy R (9.1) ERA: 8.1 | 1.0 | S | 6 | 1 | 1 | 1 | 2 | 2 | 0 | 0 | 0 | 0 | 0 | 8 | 16 | 9.00 | 3.000 | | | | | | | | | | |

| Batter | 1 | 2 | 3 | 4 | 5 | 6 | 7 | 8 | 9 | AB | R | H | RBI | BB | SO | LOB | BOTTOM | | | | | | | | | | |
|--|---|---|---|---------------------------------|--|---|---|---|------------------------------|---------------------------------|------------------------------|---------------------------------|------------------------------|---------------------------------|------------------------------|---------------------------------|---|----------------------------------|------------------------------------|----------------------------------|--------|--|--|--|--|--|--|
| 22 Marcus Giles R (1.4) OBP: 0.355, SLG: 0.548 13 Oscar Robles L (6.4) OBP: 0.400, SLG: 0.320 |  |  | | |  |  | |  | | 3 | 1 | 1 | 0 | 0 | 1 | 2 | Milwaukee Brewers @ San Diego Padres Peoria Stadium, Peoria, AZ Wed Mar 21 2007, 4:05 PM EDT Att: 6,552 - Cloudy - 73 F | | | | | | | | | | |
| 24 Brian Giles L (1.9) OBP: 0.394, SLG: 0.550 Drew Macias L (5.7, FR) OBP: 0.286, SLG: 0.286 |  | |  | |  | |  |  | | 2 | 0 | 1 | 0 | 1 | 0 | 1 | | | | | | | | | | | |
| 3 Khalil Greene R (1.6) OBP: 0.385, SLG: 0.769 Geoff Blum S (6.6) OBP: 0.406, SLG: 0.679 |  | |  | |  | |  | | | 3 | 0 | 1 | 0 | 0 | 2 | 2 | | | | | | | | | | | |
| 23 Adrián González L (1.3) OBP: 0.422, SLG: 0.659 82 Brett Dowdy R (8.5) OBP: 0.350, SLG: 0.459 |  | |  | |  | |  | | | 3 | 0 | 2 | 2 | 1 | 0 | 2 | | | | | | | | | | | |
| 34 Russell Bryanan L (1.5) OBP: 0.270, SLG: 0.424 26 Doug Brocail L (8.1) OBP: 0.350, SLG: 0.459 56 Scott Cassidy R (9.1) OBP: 0.444, SLG: 0.438 |  | |  | |  | |  | | | 4 | 0 | 0 | 0 | 0 | 1 | 6 | | | | | | | | | | | |
| José Cruz Jr. S (1.8) OBP: 0.313, SLG: 0.690 Cedric Hunter L (6.8) OBP: 1.000, SLG: 1.000 |  |  | | |  | | |  | | 3 | 0 | 0 | 0 | 0 | 1 | 4 | | | | | | | | | | | |
| Rob Bower S (1.2) OBP: 0.313, SLG: 0.690 53 Pete Laforest L (7.2) OBP: 0.435, SLG: 0.850 |  | | | |  | |  |  | | 3 | 0 | 1 | 0 | 0 | 0 | 0 | | | | | | | | | | | |
| 78 Adam Shabala L (1.7) OBP: 0.296, SLG: 0.174 | |  | | |  | |  |  | | 4 | 0 | 1 | 0 | 0 | 0 | 0 | | | | | | | | | | | |
| 52 Clay Hensley R (1.1) ERA: 1.38 Scott Linebrink R (6.1) ERA: 1.29 Todd Walker L (6.7, PH) OBP: 0.257, SLG: 0.273 43 Cla Meredith R (7.1) ERA: 10.29 67 Royce Huffman R (8.3) OBP: 0.289, SLG: 0.261 | |  | | |  | |  |  | | 2 | 0 | 0 | 0 | 0 | 1 | 2 | | | | | | | | | | | |
| Inning Stats | R: 1 E: 0 K: 1 S: 7 | H: 2 LOB: 1 BB: 0 P: 7 | R: 0 E: 0 K: 1 S: 7 | H: 2 LOB: 0 BB: 0 P: 7 | R: 0 E: 0 K: 1 S: 5 | H: 0 LOB: 2 BB: 2 P: 13 | R: 0 E: 0 K: 1 S: 5 | H: 0 LOB: 0 BB: 0 P: 5 | R: 1 E: 0 K: 1 S: 8 | H: 3 LOB: 2 BB: 0 P: 8 | R: 0 E: 0 K: 0 S: 4 | H: 1 LOB: 1 BB: 0 P: 4 | R: 0 E: 0 K: 1 S: 5 | H: 1 LOB: 1 BB: 1 P: 9 | R: 2 E: 0 K: 0 S: 5 | H: 2 LOB: 1 BB: 1 P: 9 | | 1B: 9 2B: 1 3B: 0 HR: 1 | SF: 0 SAC: 0 DP: 1 HBP: 0 | WP: 0 PB: 0 SB: 1 CS: 0 | PA: 38 | | | | | | |
| PITCHER | IP | WLS | BF | H | R | ER | SO | BB | IBB | HBP | BLK | WP | HR | S | P | ERA | WHIP | | | | | | | | | | |
| 46 Claudio Vargas R (1.1) ERA: 5.5 | 4.1 | | 21 | 6 | 2 | 2 | 4 | 2 | 0 | 0 | 0 | 0 | 0 | 27 | 35 | 4.15 | 1.846 | | | | | | | | | | |
| Brian Shouse L (5.1) ERA: 5.4 | 0.2 | | 3 | 1 | 0 | 0 | 1 | 0 | 0 | 0 | 0 | 0 | 0 | 5 | 5 | 0.00 | 1.500 | | | | | | | | | | |
| 50 Chris Spurling R (6.1) ERA: 3.96 | 1.0 | | 4 | 1 | 0 | 0 | 0 | 0 | 0 | 0 | 0 | 0 | 0 | 4 | 4 | 0.00 | 1.000 | | | | | | | | | | |
| 52 Jose Capellan R (7.1) ERA: 5.14 | 1.0 | | 4 | 1 | 0 | 0 | 1 | 1 | 0 | 0 | 0 | 0 | 0 | 5 | 9 | 0.00 | 2.000 | | | | | | | | | | |
| Francisco Cordero R (8.1) ERA: 4.5 | 1.0 | L | 6 | 2 | 2 | 2 | 0 | 1 | 0 | 0 | 0 | 0 | 1 | 5 | 9 | 18.00 | 3.000 | | | | | | | | | | |



| Batter | 1 | 2 | 3 | 4 | 5 | 6 | 7 | 8 | 9 | AB | R | H | RBI | BB | SO | LOB | TOP | | | | | | | | | | | |
|---|------------------------------|----------------------------------|-------------------------------|----------------------------------|-------------------------------|----------------------------------|------------------------------|----------------------------------|-------------------------------|----------------------------------|------------------------------|----------------------------------|-------------------------------|----------------------------------|------------------------------|---------------------------------|--|-------------------------------|----------------------------------|----------------------------------|------------------------------------|----------------------------------|--------|--|--|--|--|--|
| 23 Ricke Weeks Jr. R OBP: 0.389, SLG: 0.435 Craig Counsell, L OBP: 0.266, SLG: 0.275 | 2-0 BB 1B | | 3-1 HR | 3-0 HBP | | 1-1 B2 | 2-0 G1 | | 1-0 F9 | 3 | 1 | 2 | 1 | 0 | 0 | 1 | Milwaukee Brewers @ Texas Rangers Surprise Stadium, Surprise, AZ Fri Mar 23 2007, 10:05 PM EDT Att: 7,488 - Partly Cloudy - 61 F | | | | | | | | | | | |
| 7 J.J. Hardy R OBP: 0.315, SLG: 0.423 57 Ozzie Chavez, S OBP: 0.250, SLG: 0.235 | 4-0 BB 1B | | 2-0 BB 1B | 2-1 F8 | | 0-0 BB 1B | | 0-0 G4-3 | | 3 | 0 | 2 | 0 | 1 | 0 | 1 | | | | | | | | | | | | |
| Kevin Mench, R OBP: 0.450, SLG: 0.429 8 Vinny Rottino, R OBP: 0.300, SLG: 0.378 | 1-3 K | | 2-2 BB 1B | | 3-2 F8 | 4-1 BB 1B | | 1-0 G4-3 | | 3 | 0 | 1 | 0 | 1 | 1 | 1 | | | | | | | | | | | | |
| 2 Bill Hall, R OBP: 0.386, SLG: 0.633 22 Tony Gwynn Jr., L OBP: 0.400, SLG: 0.438 | 0-3 K | | 2-3 K | | 1-2 BB 1B | 2-3 K | | 1-0 BB 1B | | 4 | 1 | 1 | 0 | 0 | 3 | 5 | | | | | | | | | | | | |
| Johnny Estrada, S OBP: 0.455, SLG: 0.705 55 JD Closser, S OBP: 0.444, SLG: 0.625 | 1-1 HR | | 0-0 F7 | | 0-2 F9 | | 0-0 G1-3 11B | 1-0 G4-3 | | 3 | 1 | 1 | 1 | 0 | 0 | 3 | | | | | | | | | | | | |
| 1 Corey Hart, R OBP: 0.391, SLG: 0.447 18 Gabe Gross, L OBP: 0.438, SLG: 0.571 | 1-3 K | | 4-0 BB | | 4-1 BB 2B | | 2-2 F8 | | 0-0 F8 | 1 | 1 | 0 | 0 | 2 | 1 | 0 | | | | | | | | | | | | |
| Damian Miller, R OBP: 0.286, SLG: 0.857 11 Mike Rivera, R OBP: 0.472, SLG: 0.694 | 2-0 HR | | 2-3 K | | 1-2 2B | | 1-2 G1-3 1B | 2-2 P4 | | 3 | 1 | 2 | 3 | 0 | 1 | 3 | | | | | | | | | | | | |
| 9 Tony Graffanino, R OBP: 0.270, SLG: 0.432 | 1-1 G1-3 | | | | 0-0 P4 | 1-1 G4-3 | | 2-2 G1-3 | 3-1 HR | 5 | 1 | 1 | 1 | 0 | 0 | 3 | | | | | | | | | | | | |
| Brady Clark, R OBP: 0.378, SLG: 0.308 | 2-1 G3-1 | | | | 3-1 L8 | | 4-2 BB 23 CS | 4-2 BB | 4-2 BB | 2 | 0 | 0 | 0 | 3 | 0 | 0 | | | | | | | | | | | | |
| Inning Stats | R: 0 E: 0 K: 2 S: 7 | H: 1 LOB: 1 BB: 1 P: 14 | R: 2 E: 0 K: 1 S: 10 | H: 2 LOB: 0 BB: 0 P: 17 | R: 1 E: 0 K: 2 S: 16 | H: 3 LOB: 3 BB: 1 P: 31 | R: 0 E: 0 K: 0 S: 5 | H: 0 LOB: 1 BB: 0 P: 13 | R: 2 E: 0 K: 0 S: 18 | H: 2 LOB: 1 BB: 2 P: 27 | R: 0 E: 0 K: 1 S: 9 | H: 1 LOB: 2 BB: 2 P: 20 | R: 0 E: 0 K: 0 S: 15 | H: 2 LOB: 3 BB: 1 P: 26 | R: 0 E: 0 K: 0 S: 4 | H: 1 LOB: 1 BB: 0 P: 7 | | R: 1 E: 0 K: 0 S: 10 | H: 1 LOB: 1 BB: 1 P: 20 | 1B: 8 2B: 1 3B: 0 HR: 4 | SF: 0 SAC: 0 DP: 0 HBP: 1 | WP: 0 PB: 0 SB: 0 CS: 1 | PA: 46 | | | | | |
| PITCHER | IP | WLS | BF | H | R | ER | SO | BB | IBB | HBP | BLK | WP | HR | S | P | ERA | WHIP | | | | | | | | | | | |
| 38 Eric Gagne, R ERA: 4.5 | 1.0 | | 4 | 1 | 0 | 0 | 2 | 1 | 0 | 0 | 0 | 0 | 0 | 7 | 14 | 0.00 | 2.000 | | | | | | | | | | | |
| 46 Bruce Chen, L ERA: 3.52 | 3.2 | B | 20 | 6 | 5 | 5 | 3 | 2 | 0 | 1 | 0 | 0 | 0 | 3 | 44 | 81 | 12.27 | 2.182 | | | | | | | | | | |
| 50 Frank Francisco, R ERA: 2.45 | 1.1 | W | 7 | 2 | 0 | 0 | 1 | 2 | 0 | 0 | 0 | 0 | 0 | 14 | 27 | 0.00 | 3.000 | | | | | | | | | | | |
| 58 Wes Littleton, R ERA: 18.0 | 1.0 | H | 6 | 2 | 0 | 0 | 0 | 1 | 0 | 0 | 0 | 0 | 0 | 15 | 26 | 0.00 | 3.000 | | | | | | | | | | | |
| 57 Francisco Cruzeta, R ERA: 12.79 | 1.0 | H | 4 | 1 | 0 | 0 | 0 | 0 | 0 | 0 | 0 | 0 | 0 | 4 | 7 | 0.00 | 1.000 | | | | | | | | | | | |
| PITCHER | IP | WLS | BF | H | R | ER | SO | BB | IBB | HBP | BLK | WP | HR | S | P | ERA | WHIP | | | | | | | | | | | |
| 85 Jesse Ingram, R ERA: 16.88 | 1.0 | S | 5 | 1 | 1 | 1 | 0 | 1 | 0 | 0 | 0 | 0 | 0 | 1 | 10 | 20 | 9.00 | 2.000 | | | | | | | | | | |

| | |
|-----|----|
| AB | 38 |
| R | 6 |
| H | 13 |
| RBI | 6 |
| BB | 7 |
| SO | 6 |
| LOB | 23 |



| Batter | 1 | 2 | 3 | 4 | 5 | 6 | 7 | 8 | 9 | AB | R | H | RBI | BB | SO | LOB | BOTTOM | | | | | | | | | | | |
|---|-------------------------------|----------------------------------|-------------------------------|----------------------------------|------------------------------|----------------------------------|------------------------------|---------------------------------|------------------------------|----------------------------------|-------------------------------|----------------------------------|------------------------------|---------------------------------|-------------------------------|----------------------------------|--|----------------------------------|------------------------------------|----------------------------------|--------|--|--|--|--|--|--|--|
| Kenny Lofton, L OBP: 0.318, SLG: 0.341 22 Marion Byrd, R OBP: 0.395, SLG: 0.417 | 0-1 F9 21 HR | 0-0 BB 2B | | 2-0 G3-1 | | | 0-0 G1-4-3 | 4-1 BB | | 4 | 2 | 2 | 0 | 0 | 0 | 1 | Milwaukee Brewers @ Texas Rangers Surprise Stadium, Surprise, AZ Fri Mar 23 2007, 10:05 PM EDT Att: 7,488 - Partly Cloudy - 61 F | | | | | | | | | | | |
| 5 Ian Kinsler, R OBP: 0.434, SLG: 0.708 12 Ramón Vázquez, L OBP: 0.359, SLG: 0.500 | 4-1 BB 21 HR | 1-1 BB 2B | | | 1-0 F8 | | 0-0 G3 | 2-2 G1-3 | | 3 | 1 | 1 | 1 | 1 | 0 | 0 | | | | | | | | | | | | |
| 10 Michael Young, R OBP: 0.455, SLG: 0.452 25 Jerry Hairston, R OBP: 0.459, SLG: 0.629 | 2-1 F9 | 3-1 G5-3 | | | 3-2 BB 23 CS | | 0-0 G5-3 | | | 4 | 0 | 1 | 0 | 0 | 0 | 3 | | | | | | | | | | | | |
| 23 Mark Teixeira, S OBP: 0.333, SLG: 0.387 28 Matt Kata, S OBP: 0.497, SLG: 0.667 | 4-1 BB 21 HR | | 3-3 K | | 1-0 G4-6-3 | | 0-0 BB 21 | 0-0 2B | | 3 | 1 | 1 | 0 | 1 | 1 | 1 | | | | | | | | | | | | |
| 21 Sammy Sosa, R OBP: 0.444, SLG: 0.810 19 Jason Botts, S OBP: 0.406, SLG: 0.464 | 0-1 HR | | 0-0 G5-3 | | | 4-0 BB 17 | 0-1 BB 17 | 0-1 BB 9 | | 3 | 2 | 2 | 5 | 1 | 0 | 0 | | | | | | | | | | | | |
| 9 Hank Blalock, L OBP: 0.372, SLG: 0.265 95 Casey Benjamin, L OBP: 0.333, SLG: 0.600 | 1-1 G3-1 | | 1-3 K | | | 4-2 BB 17 | 1-2 BB G5-4-3 | 4-0 BB 6 | | 2 | 0 | 0 | 0 | 2 | 1 | 0 | | | | | | | | | | | | |
| 17 Nelson Cruz, R OBP: 0.333, SLG: 0.600 | 0-3 K | | | | 0-0 BB 15 | | 2-2 BB G5-4-3 | 2-2 F9 | | 4 | 0 | 1 | 0 | 0 | 1 | 4 | | | | | | | | | | | | |
| 6 Brad Wilkerson, L OBP: 0.326, SLG: 0.350 | | 0-3 K | | | 2-1 F7 | | 3-2 BB 15 | 1-1 BB 22 | | 4 | 0 | 2 | 2 | 0 | 1 | 1 | | | | | | | | | | | | |
| 15 Gerald Laird, R OBP: 0.472, SLG: 0.793 49 Miguel Ojeda, R OBP: 0.417, SLG: 1.000 | | 0-0 F9 | | | 0-0 SH5-3 | | 0-2 BB FC6-4 | 0-3 K | | 3 | 0 | 0 | 0 | 0 | 1 | 4 | | | | | | | | | | | | |
| Inning Stats | R: 4 E: 0 K: 1 S: 13 | H: 2 LOB: 0 BB: 2 P: 24 | R: 1 E: 0 K: 1 S: 10 | H: 2 LOB: 1 BB: 0 P: 16 | R: 0 E: 0 K: 2 S: 7 | H: 0 LOB: 0 BB: 0 P: 11 | R: 0 E: 0 K: 0 S: 5 | H: 1 LOB: 1 BB: 0 P: 9 | R: 0 E: 0 K: 0 S: 6 | H: 1 LOB: 0 BB: 0 P: 11 | R: 1 E: 0 K: 0 S: 12 | H: 1 LOB: 2 BB: 2 P: 25 | R: 0 E: 0 K: 0 S: 3 | H: 0 LOB: 0 BB: 0 P: 3 | R: 2 E: 0 K: 1 S: 15 | H: 3 LOB: 3 BB: 2 P: 28 | | 1B: 7 2B: 2 3B: 0 HR: 1 | SF: 0 SAC: 1 DP: 2 HBP: 0 | WP: 0 PB: 0 SB: 0 CS: 0 | PA: 38 | | | | | | | |
| PITCHER | IP | WLS | BF | H | R | ER | SO | BB | IBB | HBP | BLK | WP | HR | S | P | ERA | WHIP | | | | | | | | | | | |
| 13 Zach Jackson, L ERA: 7.82 | 2.0 | | 12 | 4 | 5 | 5 | 2 | 2 | 0 | 0 | 0 | 0 | 0 | 12 | 20 | 0.00 | 0.500 | | | | | | | | | | | |
| 41 Greg Aquino, R ERA: 4.32 | 2.0 | L | 8 | 2 | 1 | 1 | 0 | 2 | 0 | 0 | 0 | 0 | 0 | 18 | 36 | 4.50 | 2.000 | | | | | | | | | | | |
| 50 Chris Spurling, R ERA: 3.38 | 1.0 | | 3 | 0 | 0 | 0 | 0 | 0 | 0 | 0 | 0 | 0 | 0 | 3 | 3 | 0.00 | 0.000 | | | | | | | | | | | |
| 52 Jose Capellan, R ERA: 6.75 | 1.0 | | 8 | 3 | 2 | 2 | 1 | 2 | 0 | 0 | 0 | 0 | 0 | 15 | 28 | 18.00 | 5.000 | | | | | | | | | | | |
| PITCHER | IP | WLS | BF | H | R | ER | SO | BB | IBB | HBP | BLK | WP | HR | S | P | ERA | WHIP | | | | | | | | | | | |
| 85 Jesse Ingram, R ERA: 16.88 | 1.0 | | 5 | 1 | 1 | 1 | 0 | 1 | 0 | 0 | 0 | 0 | 0 | 1 | 10 | 20 | 9.00 | 2.000 | | | | | | | | | | |



| Batter | 1 | 2 | 3 | 4 | 5 | 6 | 7 | 8 | 9 | AB | R | H | RBI | BB | SO | LOB | TOP | | | | | |
|--|---|---------------------------------|------------------------------|---------------------------------|------------------------------|---------------------------------|------------------------------|---------------------------------|-------------------------------|----------------------------------|------------------------------|---------------------------------|------------------------------|---------------------------------|------------------------------|---------------------------------|--|---------------------------------|----------------------------------|------------------------------------|-------------------------|--------|
| 23 Rickie Weeks Jr. R OBP: 0.400, SLG: 0.431 Craig Counsell, L OBP: 0.340, SLG: 0.341 | G6-3 | | PO | | | | SH1-4 | | F8 | 3 | 0 | 1 | 0 | 0 | 1 | 1 | Milwaukee Brewers @ Kansas City Royals Surprise Stadium, Surprise, AZ Sun Mar 25 2007, 4:05 PM EDT Att: 5,723 - Sunny - 76 F | | | | | |
| 7 J.J. Hardy R OBP: 0.317, SLG: 0.466 57 Ozzie Chavez, S OBP: 0.250, SLG: 0.216 | G5-3 | | PO | G5-3 | P4 | | 28 2B 2 F9-2 BB | | G4-3 | 3 | 0 | 0 | 0 | 0 | 1 | 1 | | | | | | |
| 28 Prince Fielder, L OBP: 0.564, SLG: 0.788 | | | | G3-1 | | | | | | 3 | 1 | 2 | 2 | 2 | 0 | 0 | | | | | | |
| 2 Bill Hall, R OBP: 0.359, SLG: 0.571 22 Tony Gwynn Jr., L OBP: 0.376, SLG: 0.412 | | | | F9 | | | | | FC6 | 4 | 0 | 0 | 0 | 0 | 2 | 4 | | | | | | |
| Geoff Jenkins, L OBP: 0.413, SLG: 0.488 18 Gabe Gross, L OBP: 0.400, SLG: 0.500 | | | | K | | | | | | 3 | 0 | 0 | 0 | 0 | 2 | 1 | | | | | | |
| Kevin Mench, R OBP: 0.489, SLG: 0.550 | | | | K | | | | | | 4 | 2 | 3 | 2 | 0 | 1 | 0 | | | | | | |
| 1 Corey Hart, R OBP: 0.404, SLG: 0.455 | | | | K | | | | | | 4 | 1 | 2 | 0 | 0 | 2 | 0 | | | | | | |
| 9 Tony Graffanino, R OBP: 0.233, SLG: 0.372 8 Vinny Rottino, R OBP: 0.300, SLG: 0.378 | | | | F8 | | | | | | 4 | 2 | 0 | 0 | 0 | 0 | 3 | | | | | | |
| Damian Miller, R OBP: 0.250, SLG: 0.667 Johnny Estrada, S OBP: 0.468, SLG: 0.702 | | | | K | | | | | | 2 | 0 | 1 | 1 | 0 | 1 | 0 | | | | | | |
| | | | | | | | | | | 2 | 1 | 1 | 0 | 0 | 0 | 2 | | | | | | |
| Inning Stats | R: 0 E: 0 K: 1 S: 5 | H: 0 LOB: 1 BB: 1 P: 9 | R: 0 E: 0 K: 3 S: 9 | H: 0 LOB: 0 BB: 0 P: 9 | R: 0 E: 0 K: 1 S: 5 | H: 1 LOB: 0 BB: 0 P: 5 | R: 0 E: 0 K: 0 S: 3 | H: 0 LOB: 0 BB: 0 P: 3 | R: 3 E: 1 K: 2 S: 11 | H: 3 LOB: 1 BB: 0 P: 11 | R: 2 E: 0 K: 0 S: 9 | H: 2 LOB: 1 BB: 1 P: 9 | R: 2 E: 1 K: 0 S: 5 | H: 2 LOB: 1 BB: 1 P: 9 | R: 0 E: 0 K: 0 S: 5 | H: 3 LOB: 2 BB: 0 P: 5 | R: 0 E: 0 K: 0 S: 3 | H: 0 LOB: 1 BB: 1 P: 7 | 1B: 8 2B: 3 3B: 0 HR: 1 | SF: 0 SAC: 1 DP: 2 HBP: 0 | WP: 0 PB: 0 CS: 0 | PA: 41 |
| PITCHER | IP WLS BF H R ER SO BB IBB HBP BLK WP HR S P ERA WHIP | | | | | | | | | | | | | | | | | | | | | |
| 23 Zack Greinke, R ERA: 3.32 | 5.0 | 20 | 4 | 3 | 1 | 7 | 1 | 0 | 0 | 0 | 0 | 0 | 0 | 0 | 33 | 37 | 1.80 | 1.000 | | | | |
| 48 Joakim Soria, R ERA: 3.6 | 1.0 | 5 | 2 | 2 | 2 | 2 | 0 | 0 | 0 | 0 | 0 | 0 | 1 | 9 | 9 | 18.00 | 2.000 | | | | | |
| 88 Jason Standridge, R ERA: 6.43 | 0.1 | L | 4 | 1 | 2 | 1 | 0 | 0 | 0 | 0 | 0 | 0 | 0 | 3 | 7 | 27.00 | 6.000 | | | | | |
| 41 Jimmy Gobble, L ERA: 3.0 | 1.1 | B | 6 | 4 | 0 | 0 | 0 | 0 | 0 | 0 | 0 | 0 | 0 | 6 | 6 | 0.00 | 3.000 | | | | | |
| 38 Ken Ray, R ERA: 4.91 | 1.1 | | 5 | 0 | 0 | 0 | 0 | 0 | 0 | 0 | 0 | 0 | 0 | 4 | 8 | 0.00 | 0.750 | | | | | |

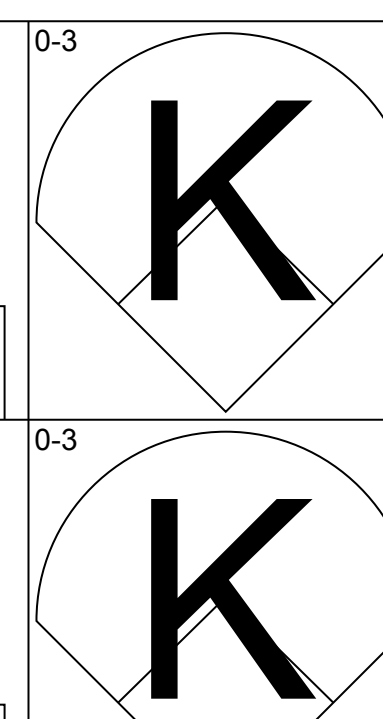
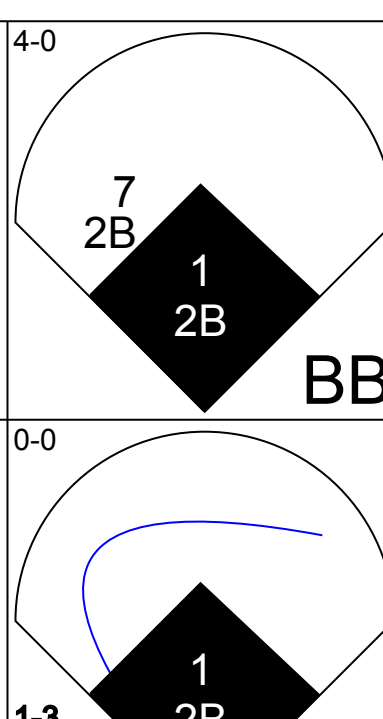
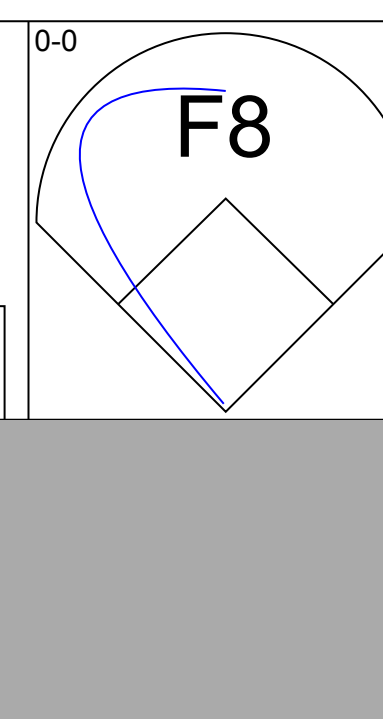
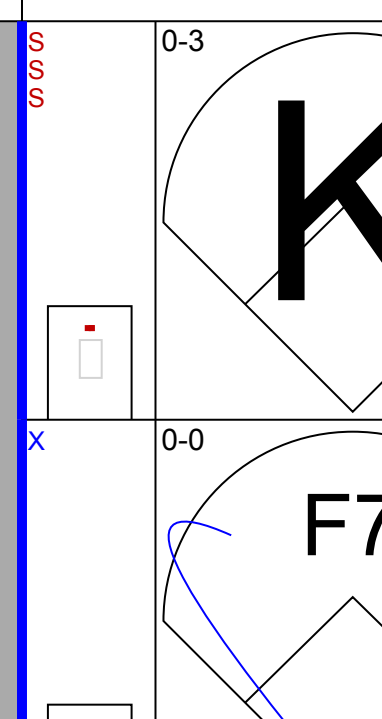
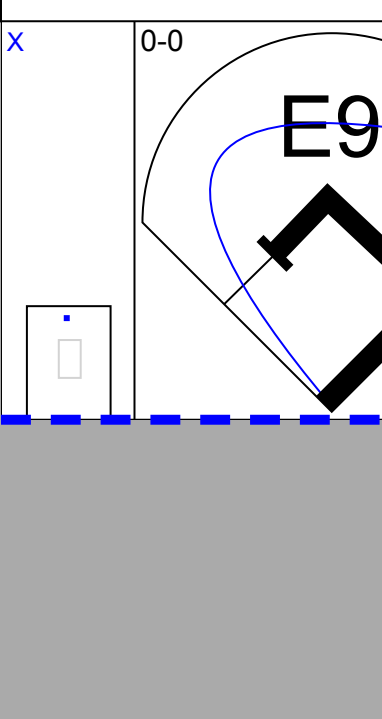
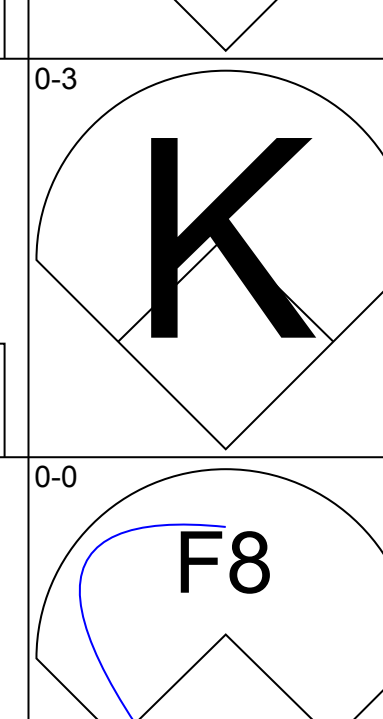
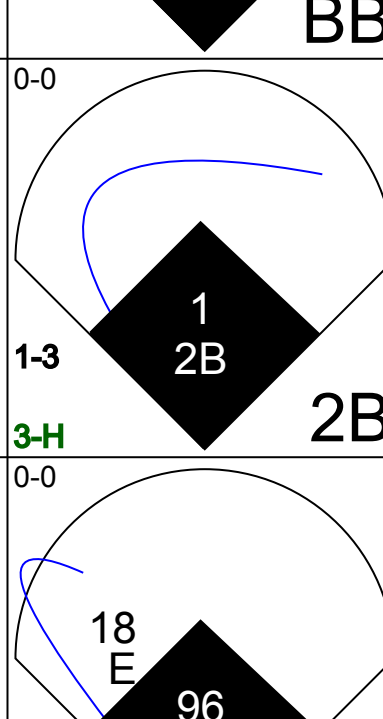
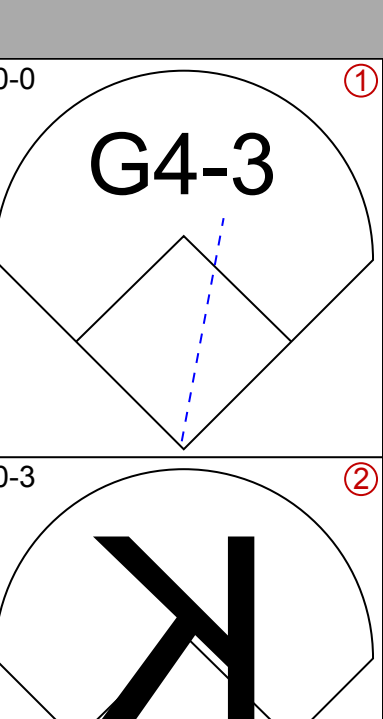
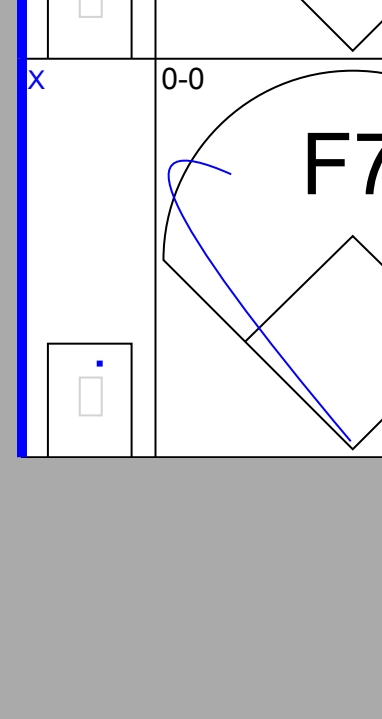
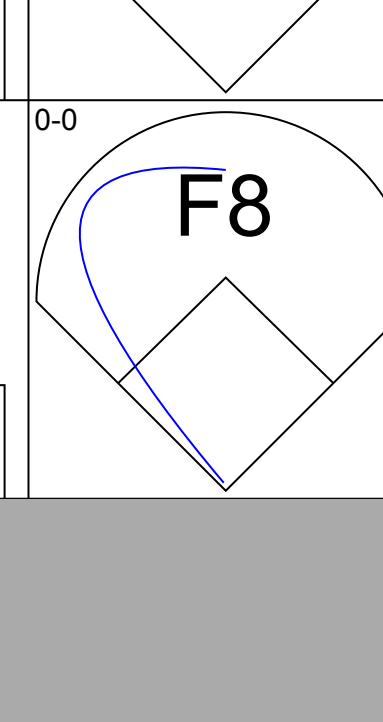
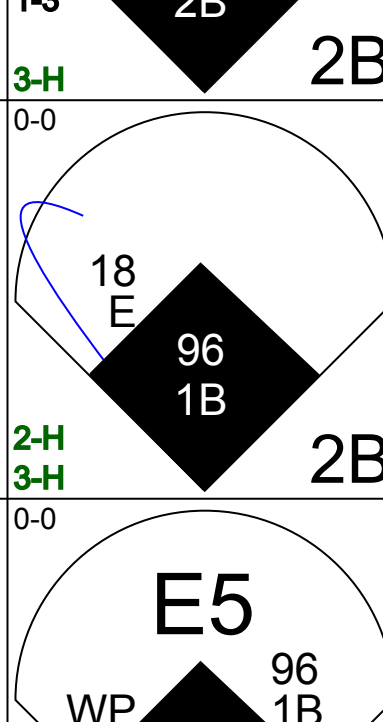
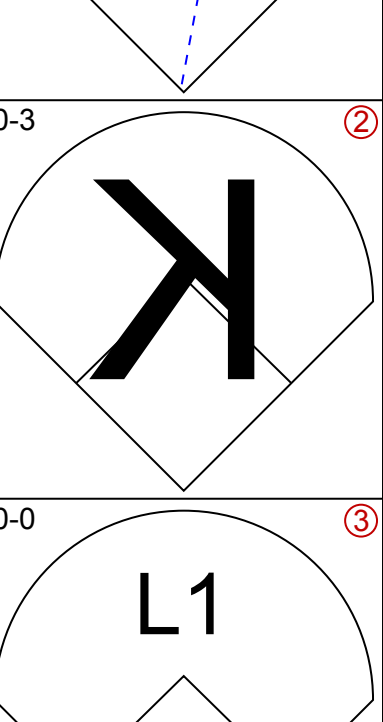
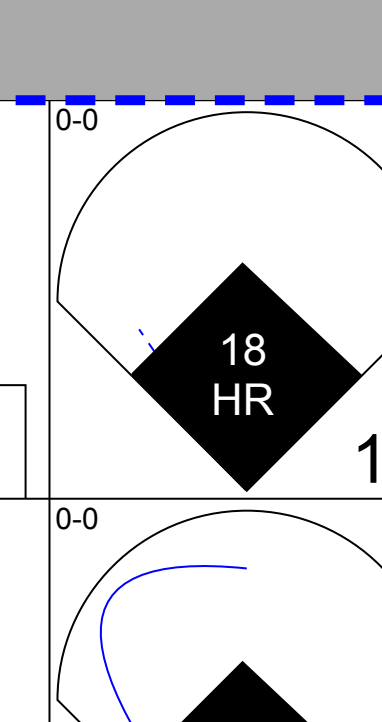
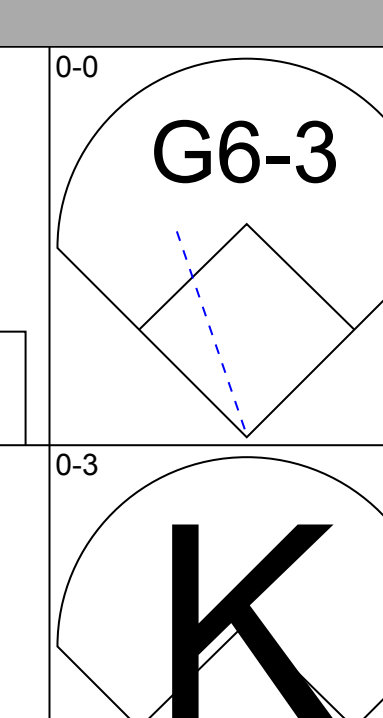
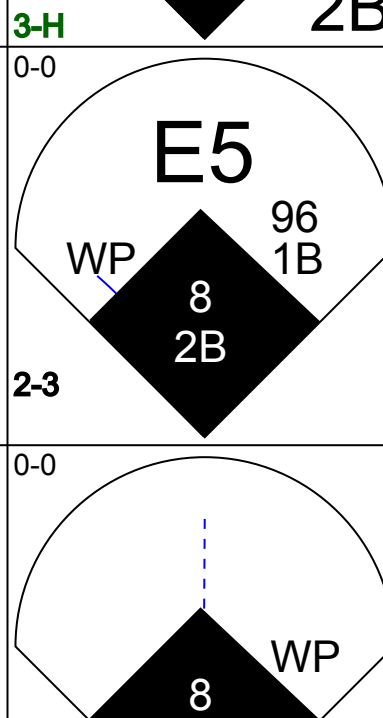
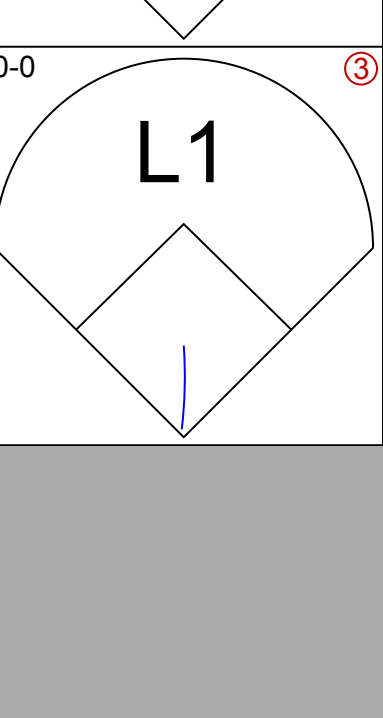
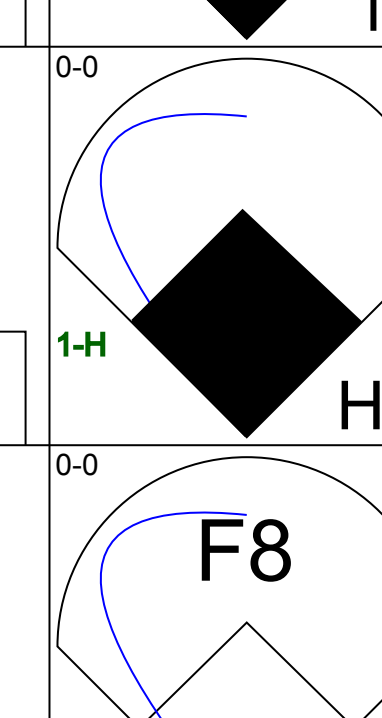

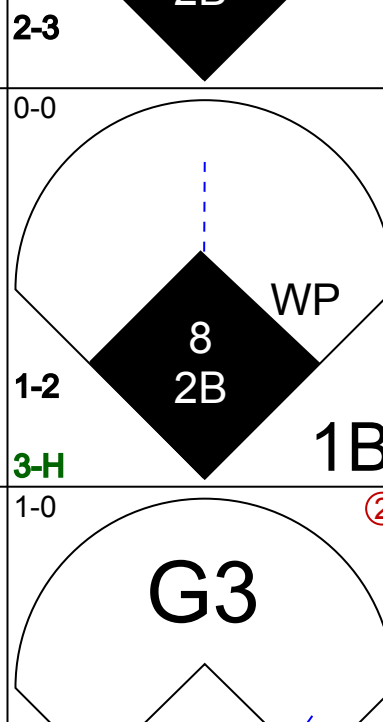
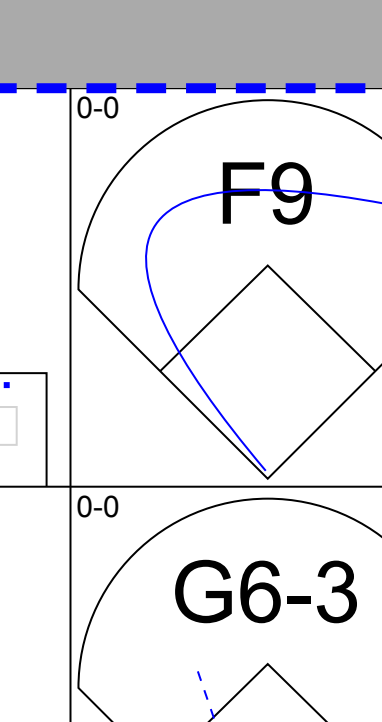
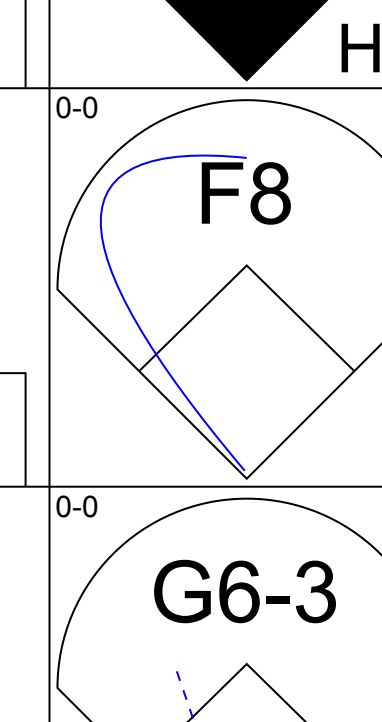

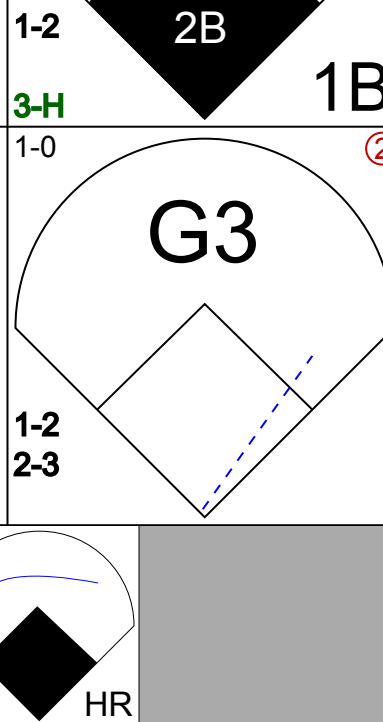
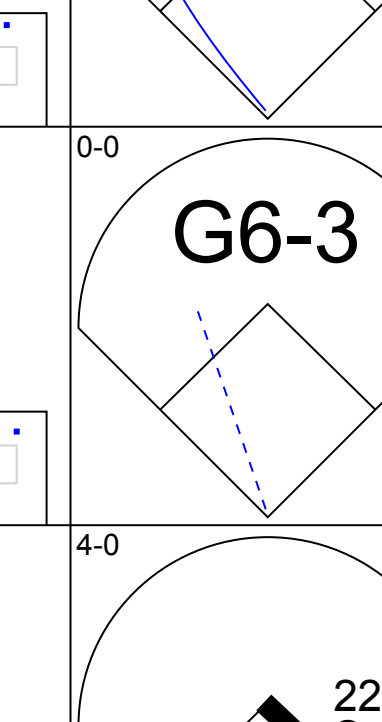
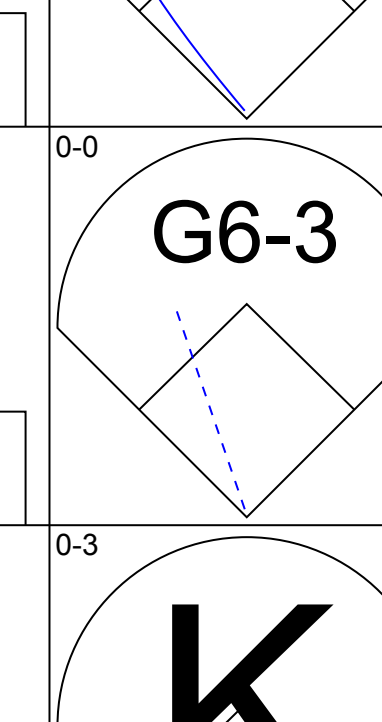

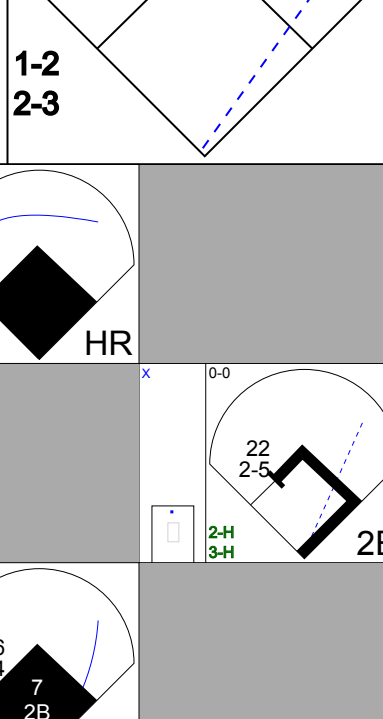
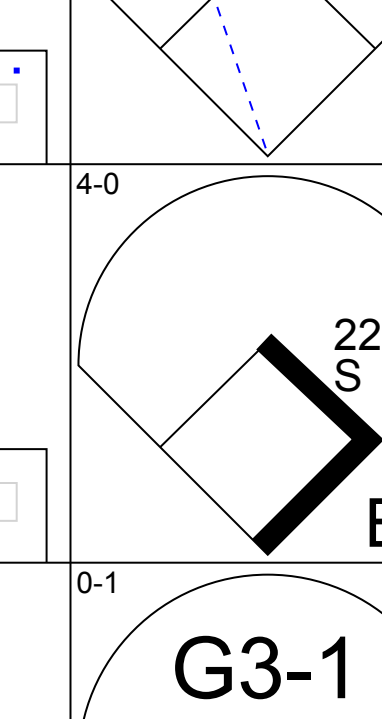
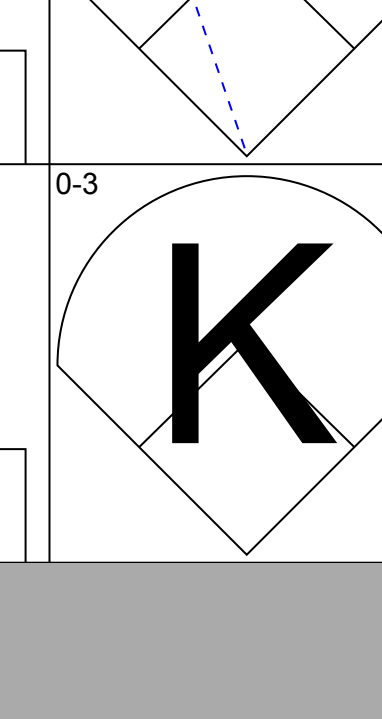
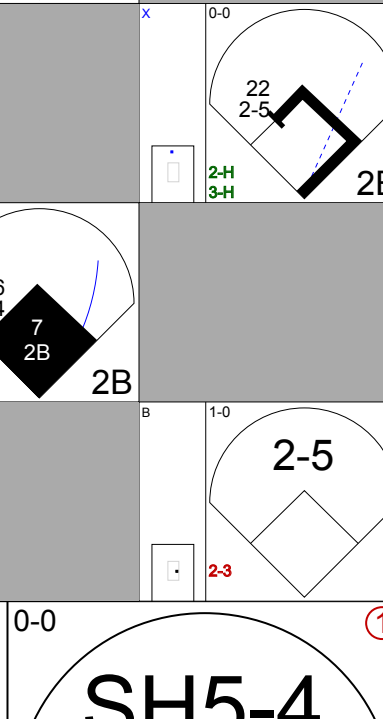
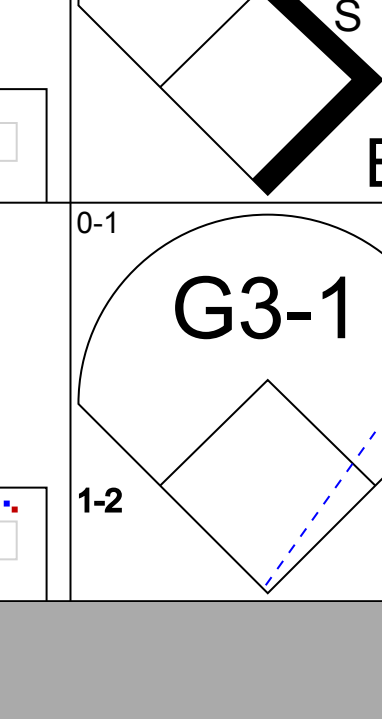

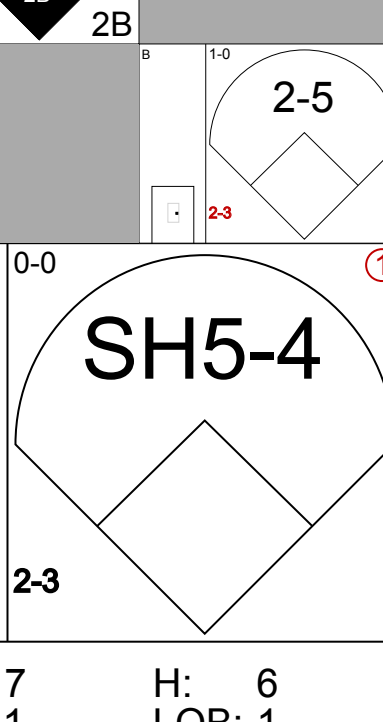
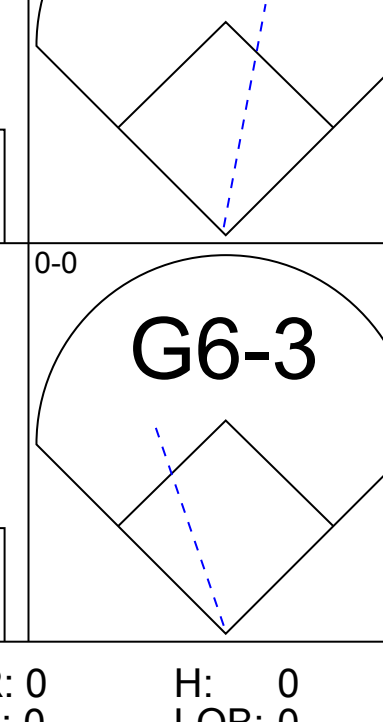
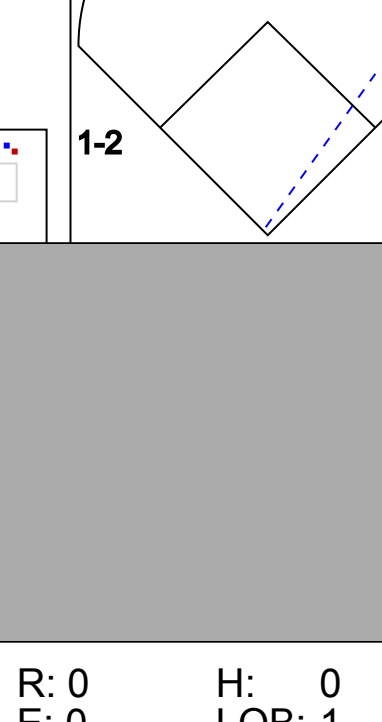
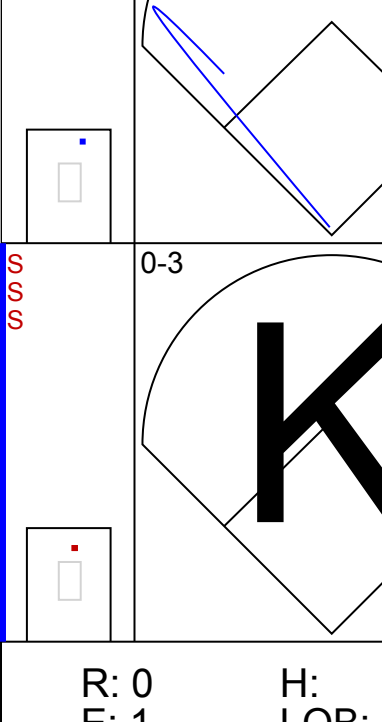
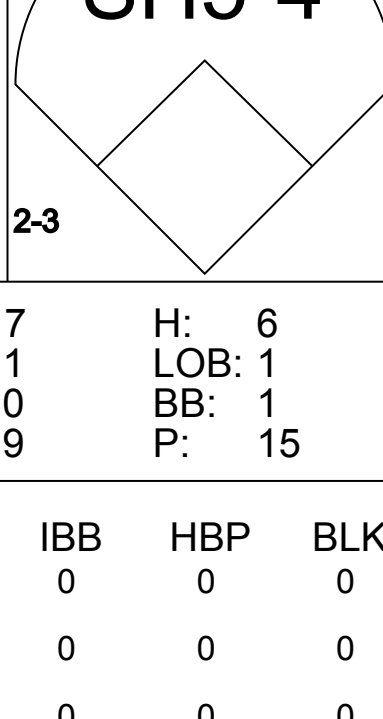
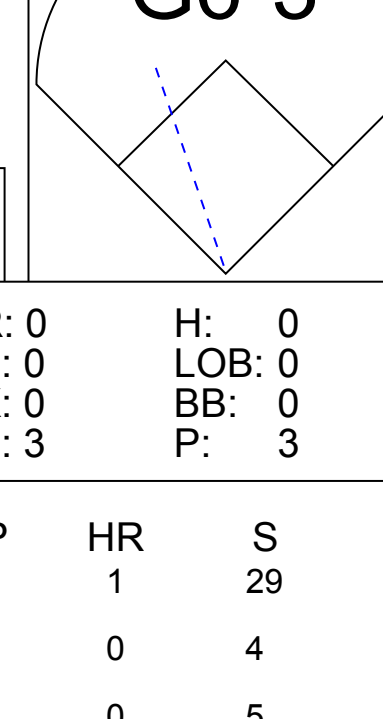
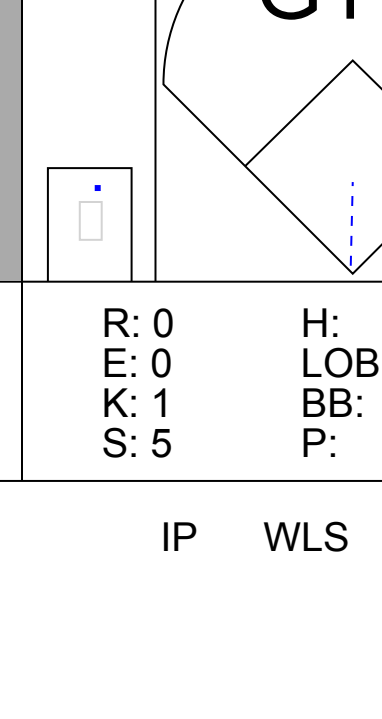
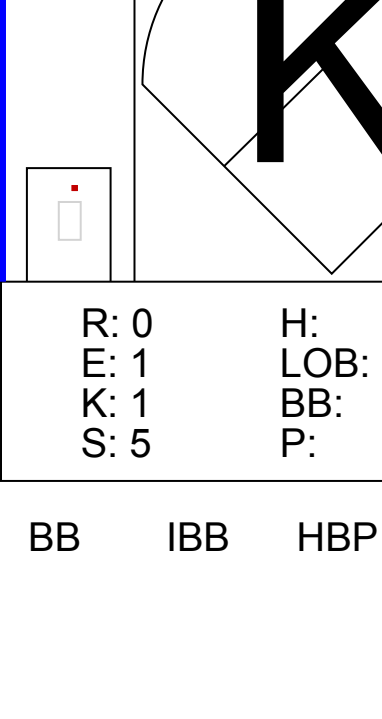
| | |
|-----|----|
| AB | 36 |
| R | 7 |
| H | 11 |
| RBI | 5 |
| BB | 3 |
| SO | 9 |
| LOB | 13 |

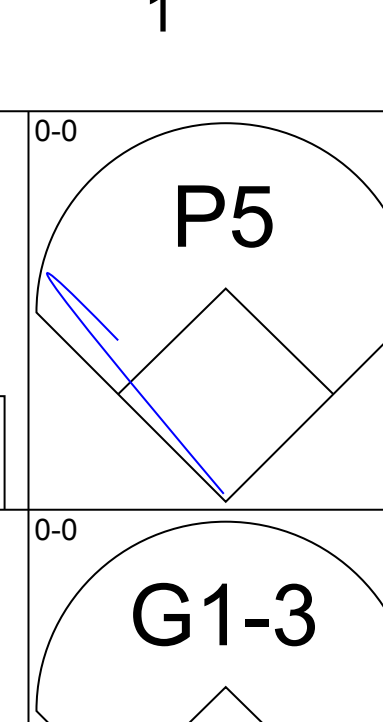
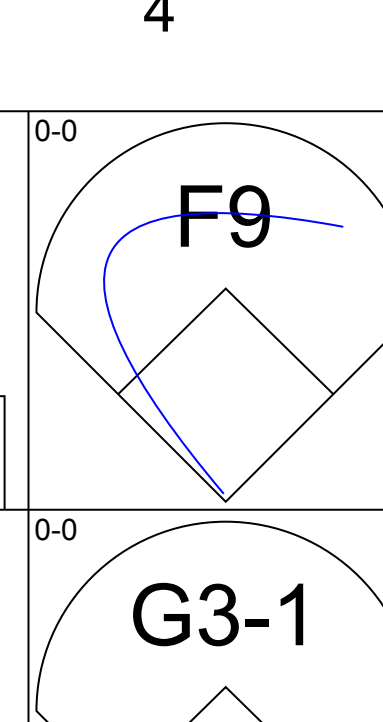
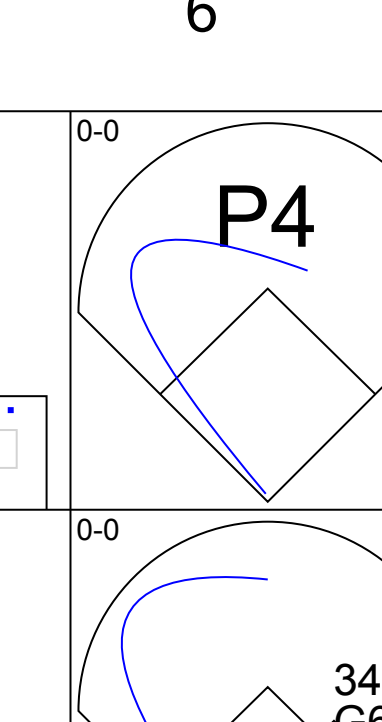
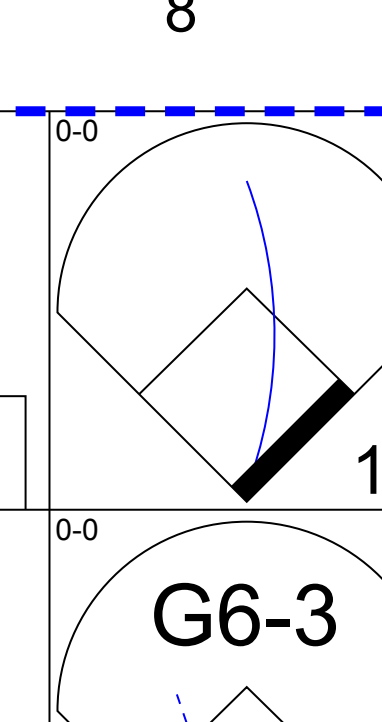
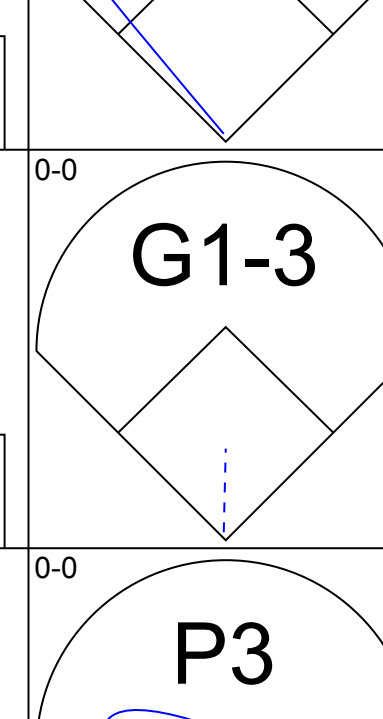
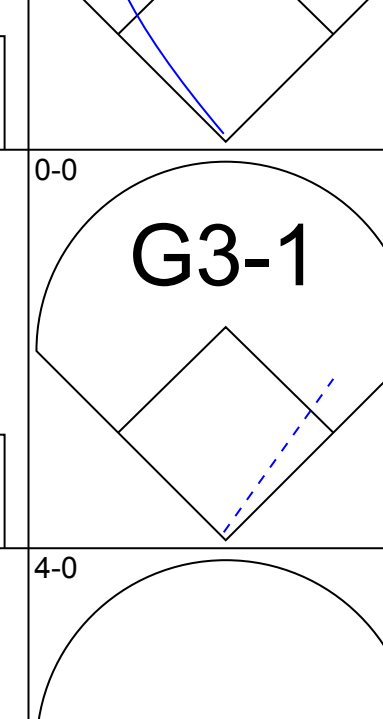
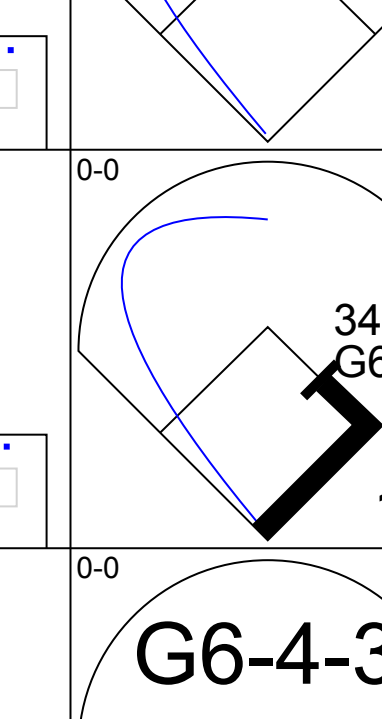
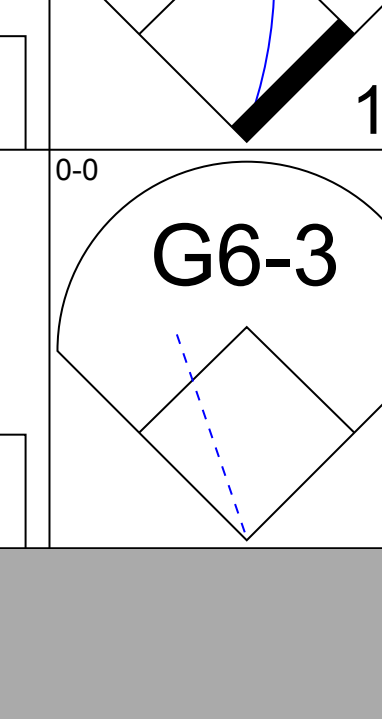
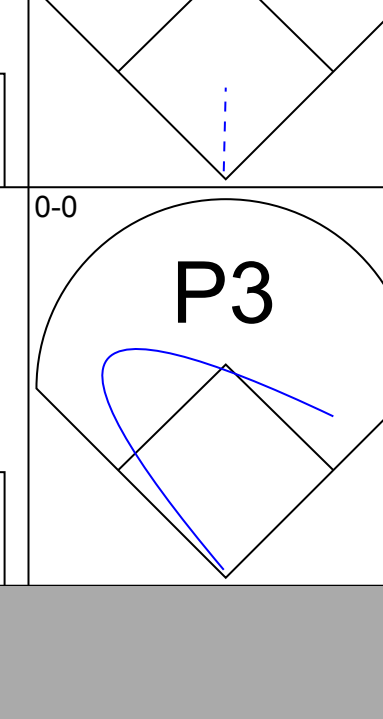
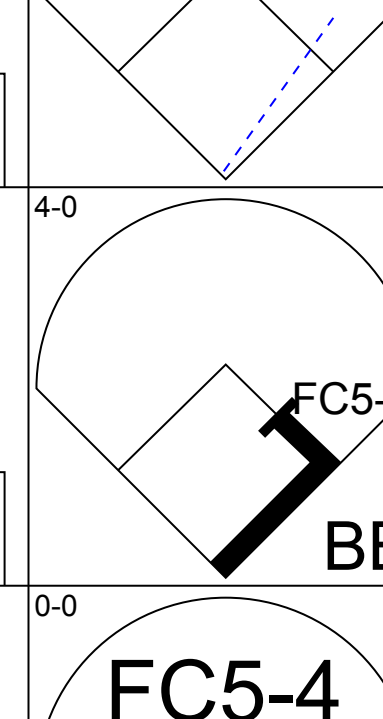
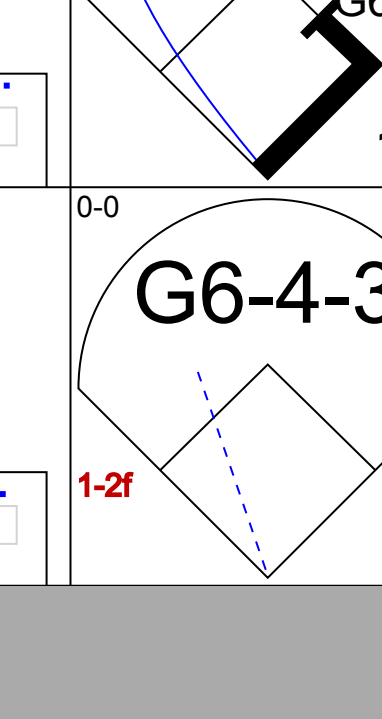
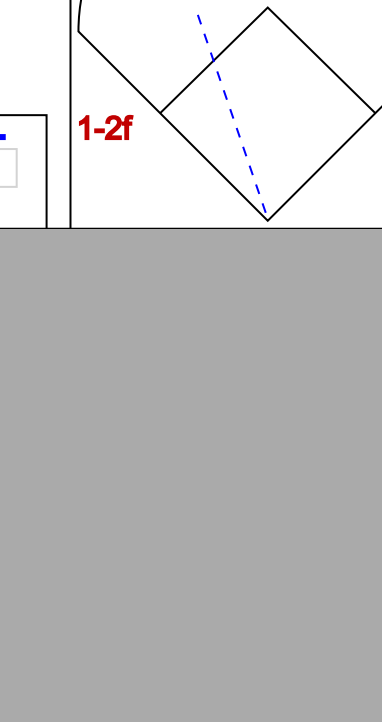
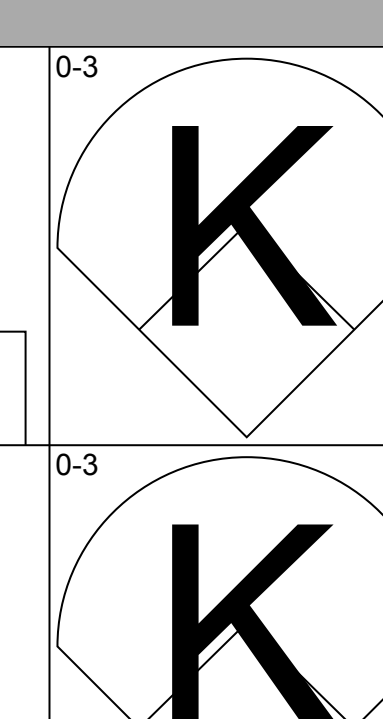
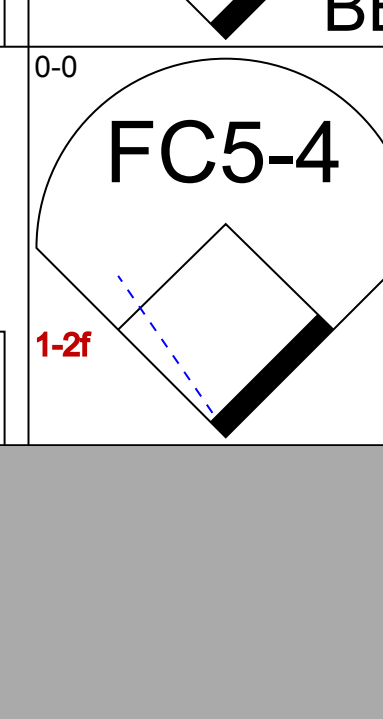
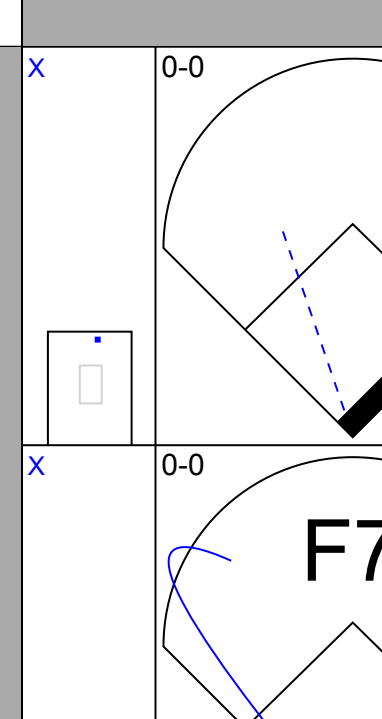
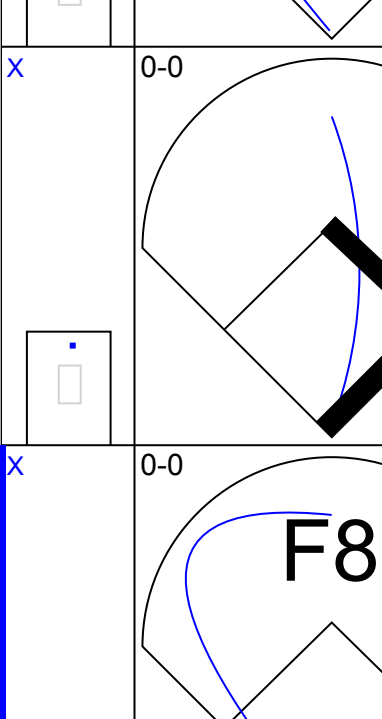

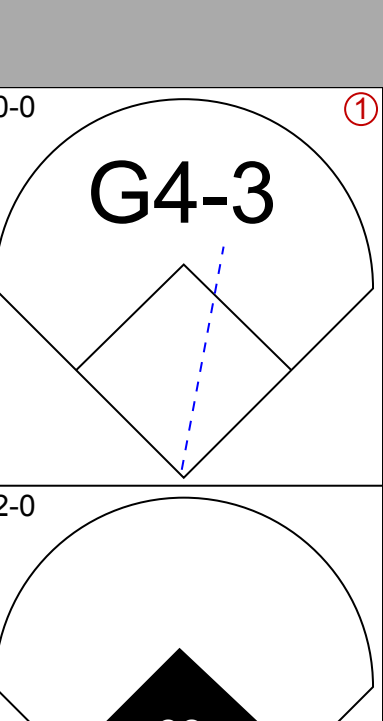
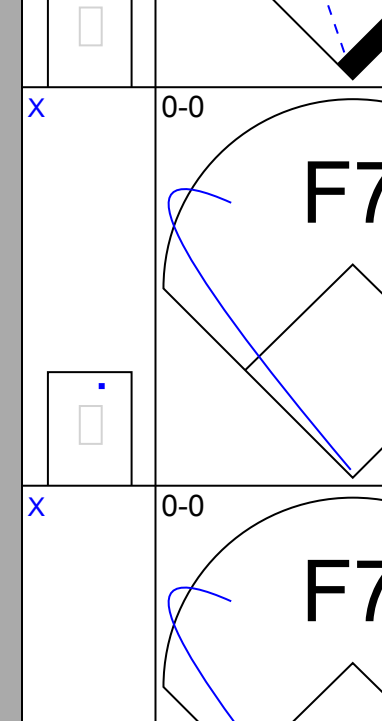
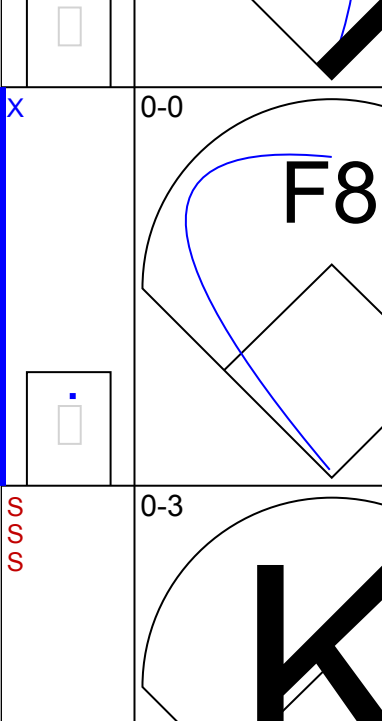

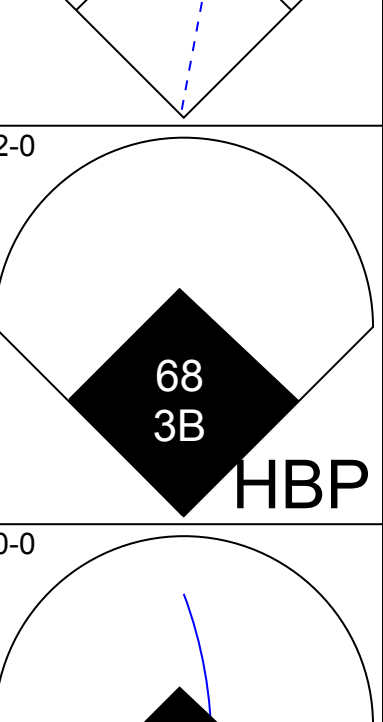
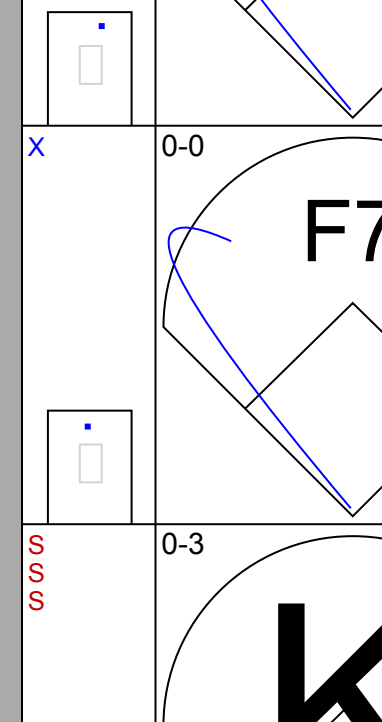
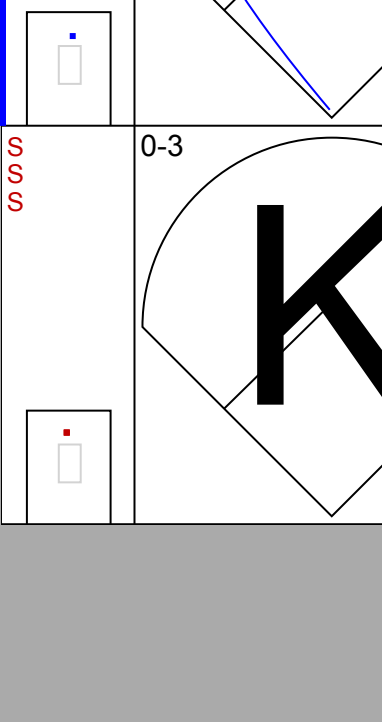
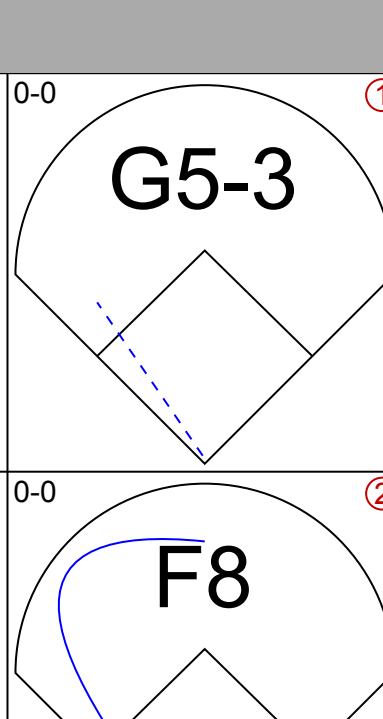
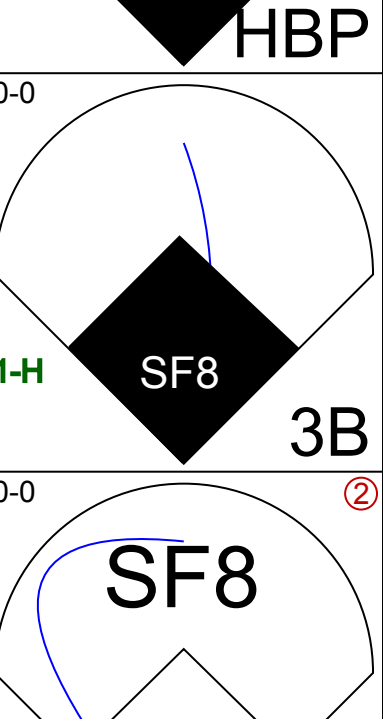
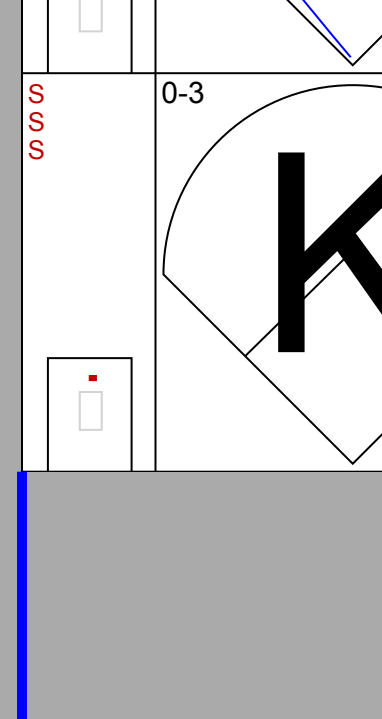

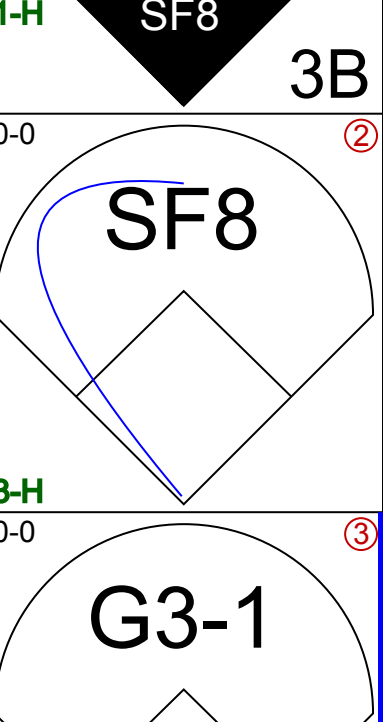
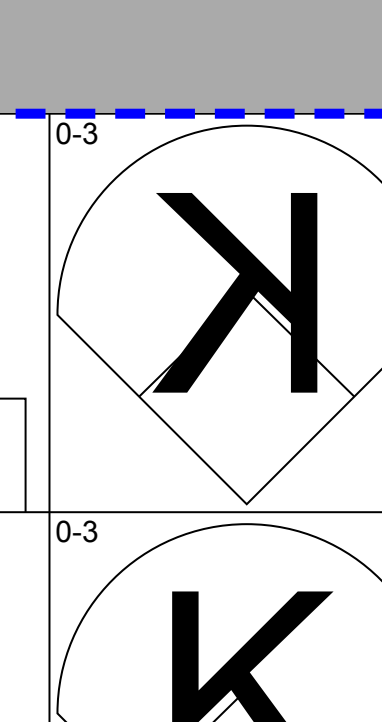

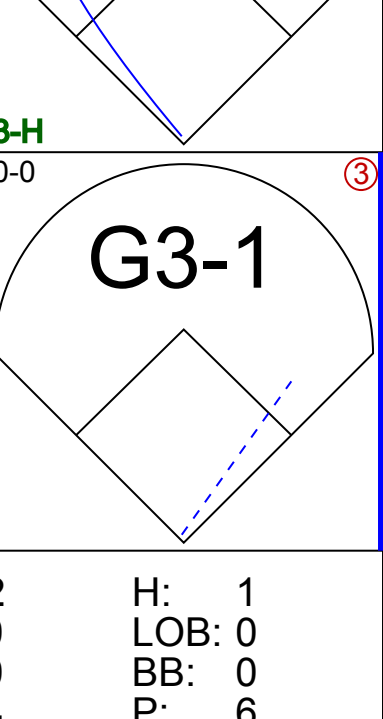
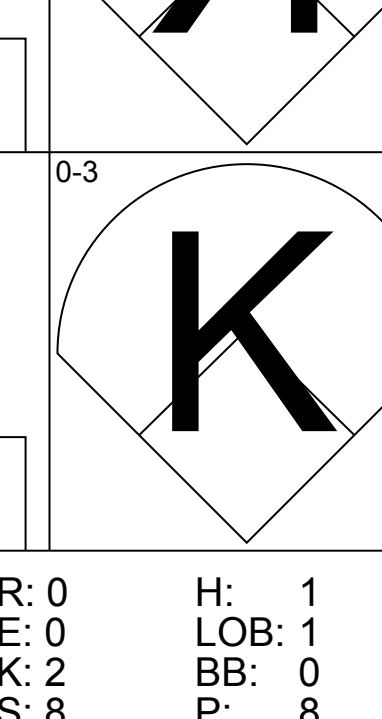


| Batter | 1 | 2 | 3 | 4 | 5 | 6 | 7 | 8 | 9 | AB | R | H | RBI | BB | SO | LOB | BOTTOM | | | | |
|--|---|---------------------------------|------------------------------|---------------------------------|------------------------------|---------------------------------|------------------------------|---------------------------------|-------------------------------|----------------------------------|------------------------------|---------------------------------|------------------------------|---------------------------------|------------------------------|---------------------------------|--|------------------------------------|-------------------------|--------|--|
| 2 Joey Gathright, L OBP: 0.417, SLG: 0.442 | | | FC6-5 | | | | | | G4-3 | 4 | 1 | 2 | 2 | 1 | 0 | 1 | Milwaukee Brewers @ Kansas City Royals Surprise Stadium, Surprise, AZ Sun Mar 25 2007, 4:05 PM EDT Att: 5,723 - Sunny - 76 F | | | | |
| Esteban German, R OBP: 0.412, SLG: 0.452 | FC1-4-6 | | FC6-5 | | | | | | G6-3 | 5 | 0 | 0 | 0 | 0 | 1 | 4 | | | | | |
| 24 Mark Teahen, L OBP: 0.433, SLG: 0.558 | FC4 | | | | | | | | G3-1 | 4 | 1 | 1 | 0 | 1 | 1 | 1 | | | | | |
| 29 Mike Sweeney, R OBP: 0.289, SLG: 0.324 26 Justin Huber, R OBP: 0.444, SLG: 0.565 | FC3-2 | | | | | | | | FC5-4 | 4 | 1 | 0 | 0 | 0 | 0 | 3 | | | | | |
| 4 Alex Gordon, L OBP: 0.500, SLG: 0.630 Alex Gonzalez, R OBP: 0.548, SLG: 0.615 | | | | | | | | | | 2 | 0 | 1 | 1 | 0 | 0 | 0 | | | | | |
| Emil Brown, R OBP: 0.367, SLG: 0.375 | | | | | | | | | | 2 | 1 | 2 | 0 | 0 | 0 | 0 | | | | | |
| 11 Ross Gload, L OBP: 0.417, SLG: 0.622 | | | | | | | | | | 4 | 1 | 1 | 2 | 0 | 2 | 3 | | | | | |
| 14 John Buck, R OBP: 0.500, SLG: 0.640 12 Paul Phillips, R OBP: 0.067, SLG: 0.071 | | | | | | | | | | 3 | 1 | 2 | 0 | 0 | 1 | 1 | | | | | |
| 1 Tony Pena Jr., R OBP: 0.333, SLG: 0.463 | | | | | | | | | | 3 | 0 | 0 | 0 | 1 | 1 | 2 | | | | | |
| | | | | | | | | | | | | | | | | | | | | | |
| Inning Stats | R: 1 E: 1 K: 0 S: 6 | H: 2 LOB: 2 BB: 0 P: 6 | R: 0 E: 0 K: 0 S: 3 | H: 1 LOB: 1 BB: 0 P: 3 | R: 0 E: 0 K: 0 S: 5 | H: 1 LOB: 1 BB: 1 P: 9 | R: 0 E: 0 K: 1 S: 5 | H: 0 LOB: 0 BB: 0 P: 5 | R: 2 E: 2 K: 2 S: 11 | H: 2 LOB: 2 BB: 1 P: 16 | R: 0 E: 0 K: 1 S: 6 | H: 1 LOB: 1 BB: 0 P: 6 | R: 0 E: 0 K: 1 S: 5 | H: 0 LOB: 0 BB: 0 P: 5 | R: 0 E: 0 K: 0 S: 3 | H: 0 LOB: 1 BB: 1 P: 7 | 1B: 4 2B: 4 3B: 0 HR: 1 | SF: 0 SAC: 0 DP: 0 HBP: 0 | WP: 1 PB: 0 CS: 1 | PA: 40 | |
| PITCHER | IP WLS BF H R ER SO BB IBB HBP BLK WP HR S P ERA WHIP | | | | | | | | | | | | | | | | | | | | |
| 37 Jeff Suppan, R ERA: 4.86 | 5.2 | 27 | 8 | 6 | 3 | 4 | 2 | 0 | 0 | 0 | 0 | 0 | 0 | 4 | 4 | 0.00 | 0.000 | | | | |
| Matt Wise, R ERA: 10.29 | 0.1 | W | 2 | 0 | 0 | 0 | 0 | 0 | 0 | 0 | 0 | 0 | 0 | 4 | 4 | 0.00 | 0.000 | | | | |
| 12 Carlos Villanueva, R ERA: 2.25 | 2.0 | H | 7 | 1 | 0 | 0 | 2 | 0 | 0 | 0 | 0 | 0 | 0 | 11 | 11 | 0.00 | 0.500 | | | | |
| 41 Greg Aquino, R ERA: 3.86 | 1.0 | S | 4 | 0 | 0 | 0 | 0 | 0 | 0 | 0 | 0 | 0 | 0 | 3 | 7 | 0.00 | 1.000 | | | | |

| | |
|-----|----|
| AB | 37 |
| R | 6 |
| H | 9 |
| RBI | 5 |
| BB | 3 |
| SO | 7 |
| LOB | 17 |



| Batter | 1 | 2 | 3 | 4 | 5 | 6 | 7 | 8 | 9 | AB | R | H | RBI | BB | SO | LOB | TOP | | | | |
|---|--|---|---|--|---|--|---|--|---|---------------------------------|------------------------------|---------------------------------|------------------------------|---------------------------------|------------------------------|---------------------------------|--|------------------------------------|-------------------------|--------|--|
| 23 Rickie Weeks Jr., R OBP: 0.397, SLG: 0.415 90 Steve Solmann, R OBP: 0.333, SLG: 0.500 |  | |  |  | | |  | |  | 2 | 1 | 0 | 0 | 1 | 1 | 0 | Milwaukee Brewers @ Arizona Diamondbacks Tucson Electric Park, Tucson, AZ Mon Mar 26 2007, 4:05 PM EDT Att: 5,279 - Partly Cloudy - 75 F | | | | |
| 7 J.J. Hardy, R OBP: 0.317, SLG: 0.475 57 Ozzie Chavez, S OBP: 0.244, SLG: 0.211 |  | |  | |  | |  | | | 3 | 1 | 1 | 1 | 0 | 1 | 0 | | | | | |
| 1 Corey Hart, R OBP: 0.400, SLG: 0.468 97 Steve Moss, R OBP: 1.000, SLG: 1.000 |  | |  | |  | | |  | | 3 | 1 | 1 | 2 | 0 | 1 | 0 | | | | | |
| 18 Gabe Gross, L OBP: 0.375, SLG: 0.591 | |  |  | |  | | |  | | 4 | 2 | 1 | 2 | 0 | 0 | 1 | | | | | |
| 9 Tony Graffanino, R OBP: 0.227, SLG: 0.364 96 Adam Heether, R OBP: 0.333, SLG: 0.333 |  | |  | | |  | |  | | 1 | 0 | 0 | 0 | 0 | 1 | 0 | | | | | |
| Damian Miller, R OBP: 0.188, SLG: 0.500 52 Jose Capellan, R |  | |  | | |  | |  | | 4 | 0 | 0 | 0 | 0 | 0 | 2 | | | | | |
| Brian Shouse, L 59 Derrick Turnbow, R |  | |  | | |  | |  | | 0 | 0 | 0 | 0 | 0 | 0 | 0 | | | | | |
| 8 Vinny Rottino, R OBP: 0.333, SLG: 0.479 | | |  | | |  | |  | | 3 | 1 | 2 | 3 | 1 | 1 | 0 | | | | | |
| 22 Tony Gwynn Jr., L OBP: 0.366, SLG: 0.421 | | |  | |  | |  | |  | 4 | 1 | 1 | 0 | 0 | 0 | 1 | | | | | |
| 46 Claudio Vargas, R 55 JD Closser, S | | |  | |  | |  | |  | 2 | 0 | 0 | 0 | 0 | 0 | 0 | | | | | |
| Inning Stats | R: 0 E: 0 K: 2 S: 7 | H: 0 LOB: 0 BB: 0 P: 7 | R: 0 E: 0 K: 1 S: 5 | H: 0 LOB: 0 BB: 0 P: 5 | R: 7 E: 1 K: 0 S: 9 | H: 6 LOB: 1 BB: 1 P: 15 | R: 0 E: 0 K: 0 S: 3 | H: 0 LOB: 0 BB: 0 P: 3 | R: 0 E: 0 K: 1 S: 5 | H: 0 LOB: 0 BB: 0 P: 5 | R: 0 E: 0 K: 1 S: 5 | H: 0 LOB: 0 BB: 0 P: 5 | R: 0 E: 0 K: 1 S: 5 | H: 2 LOB: 2 BB: 0 P: 7 | R: 0 E: 1 K: 1 S: 5 | H: 1 LOB: 1 BB: 0 P: 5 | 1B: 3 2B: 4 3B: 0 HR: 2 | SF: 0 SAC: 1 DP: 0 HBP: 0 | WP: 1 PB: 0 CS: 1 | PA: 37 | |
| PITCHER | IP | WLS | BF | H | R | ER | SO | BB | IBB | HBP | BLK | WP | HR | S | P | ERA | WHIP | | | | |
| 48 Enrique Gonzalez, R ERA: 6.52 | 5.0 | L | 23 | 6 | 7 | 5 | 4 | 1 | 0 | 0 | 0 | 1 | 1 | 29 | 35 | 9.00 | 1.400 | | | | |
| Daniel Stange, R ERA: 6.52 | 1.0 | | 4 | 0 | 0 | 0 | 0 | 1 | 0 | 0 | 0 | 0 | 0 | 4 | 8 | 0.00 | 1.000 | | | | |
| Jose Valverde, R ERA: 2.7 | 1.0 | | 3 | 0 | 0 | 0 | 1 | 0 | 0 | 0 | 0 | 0 | 0 | 5 | 5 | 0.00 | 0.000 | | | | |
| 28 Brandon Medders, R ERA: 2.7 | 1.0 | | 5 | 2 | 2 | 2 | 1 | 0 | 0 | 0 | 0 | 0 | 1 | 7 | 7 | 18.00 | 2.000 | | | | |
| Brandon Lyon, R ERA: 3.38 | 1.0 | | 3 | 1 | 0 | 0 | 1 | 0 | 0 | 0 | 0 | 0 | 0 | 5 | 5 | 0.00 | 1.000 | | | | |

| Batter | 1 | 2 | 3 | 4 | 5 | 6 | 7 | 8 | 9 | AB | R | H | RBI | BB | SO | LOB | BOTTOM | | | | | |
|---|---|---------------------------------|---|--|--|---|---|---|---|---------------------------------|------------------------------|---------------------------------|------------------------------|---------------------------------|------------------------------|---------------------------------|--|------------------------------|---------------------------------|----------------------------------|------------------------------------|-------------------------|
| 6 Stephen Drew, L OBP: 0.436, SLG: 0.478 |  | | |  | | |  | |  | 4 | 0 | 1 | 0 | 0 | 0 | 0 | Milwaukee Brewers @ Arizona Diamondbacks Tucson Electric Park, Tucson, AZ Mon Mar 26 2007, 4:05 PM EDT Att: 5,279 - Partly Cloudy - 75 F | | | | | |
| 13 Alberto Callaspo, S OBP: 0.448, SLG: 0.604 11 Augie Ojeda, S OBP: 0.333, SLG: 0.313 |  | | |  | |  | |  | | 3 | 0 | 1 | 0 | 0 | 0 | 0 | | | | | | |
| 34 Conor Jackson, R OBP: 0.377, SLG: 0.468 |  | | |  | |  | |  | | 3 | 0 | 0 | 0 | 1 | 0 | 1 | | | | | | |
| Scott Hairston, R OBP: 0.464, SLG: 0.800 |  | | |  | |  | |  | | 4 | 0 | 2 | 0 | 0 | 1 | 1 | | | | | | |
| 26 Miguel Montero, L OBP: 0.459, SLG: 0.516 28 Brandon Medders, R Brandon Lyon, R 70 Chris Carter, L OBP: 0.379, SLG: 0.360 |  | | |  | |  | |  | | 3 | 0 | 0 | 0 | 0 | 1 | 1 | | | | | | |
| 14 Brian Barden, R OBP: 0.420, SLG: 0.596 |  | | |  | |  | |  | | 3 | 1 | 0 | 0 | 0 | 1 | 2 | | | | | | |
| 68 Justin Upton, R OBP: 0.323, SLG: 0.462 | | |  | |  | |  | | | 3 | 1 | 1 | 1 | 0 | 1 | 1 | | | | | | |
| Dave Krynzal, L OBP: 0.429, SLG: 0.559 Jon Zeringue, R |  | | |  | | | |  | | 1 | 0 | 0 | 1 | 0 | 0 | 0 | | | | | | |
| 48 Enrique Gonzalez, R Tony Clark, S OBP: 0.333, SLG: 0.350 Daniel Stange, R Jose Valverde, R 5 Robby Hammock, R OBP: 0.412, SLG: 0.464 |  | | |  | | | |  | | 1 | 0 | 0 | 0 | 0 | 0 | 0 | | | | | | |
| Inning Stats | R: 0 E: 0 K: 0 S: 3 | H: 0 LOB: 0 BB: 0 P: 3 | R: 0 E: 0 K: 2 S: 7 | H: 0 LOB: 0 BB: 0 P: 7 | R: 0 E: 0 K: 0 S: 3 | H: 0 LOB: 0 BB: 0 P: 3 | R: 0 E: 0 K: 0 S: 3 | H: 0 LOB: 1 BB: 1 P: 7 | R: 2 E: 0 K: 0 S: 4 | H: 1 LOB: 0 BB: 0 P: 6 | R: 0 E: 0 K: 0 S: 3 | H: 1 LOB: 0 BB: 0 P: 3 | R: 0 E: 0 K: 1 S: 6 | H: 1 LOB: 1 BB: 0 P: 6 | R: 0 E: 0 K: 2 S: 8 | H: 1 LOB: 1 BB: 0 P: 8 | | R: 0 E: 0 K: 1 S: 6 | H: 1 LOB: 1 BB: 0 P: 6 | 1B: 3 2B: 1 3B: 1 HR: 0 | SF: 1 SAC: 0 DP: 1 HBP: 1 | WP: 0 PB: 0 CS: 0 |
| PITCHER | IP | WLS | BF | H | R | ER | SO | BB | IBB | HBP | BLK | WP | HR | S | P | ERA | WHIP | | | | | |
| 46 Claudio Vargas, R ERA: 4.68 | 7.0 | W | 25 | 3 | 2 | 2 | 3 | 1 | 0 | 1 | 0 | 0 | 0 | 29 | 35 | 2.57 | 0.571 | | | | | |
| 52 Jose Capellan, R ERA: 6.23 | 0.2 | | 2 | 0 | 0 | 0 | 2 | 0 | 0 | 0 | 0 | 0 | 0 | 6 | 6 | 0.00 | 0.000 | | | | | |
| Brian Shouse, L ERA: 4.5 | 0.1 | | 2 | 1 | 0 | 0 | 0 | 0 | 0 | 0 | 0 | 0 | 0 | 2 | 2 | 0.00 | 3.000 | | | | | |
| 59 Derrick Turnbow, R ERA: 3.12 | 1.0 | | 4 | 1 | 0 | 0 | 1 | 0 | 0 | 0 | 0 | 0 | 0 | 6 | 6 | 0.00 | 1.000 | | | | | |

AB 34
R 9
H 9
RBI 9
BB 2
SO 7
LOB 4



AB 30
R 2
H 5
RBI 2
BB 1
SO 6
LOB 8



| Batter | 1 | 2 | 3 | 4 | 5 | 6 | 7 | 8 | 9 | AB | R | H | RBI | BB | SO | LOB | TOP | | | |
|--|------------------------------|---------------------------------|------------------------------|---------------------------------|------------------------------|---------------------------------|------------------------------|---------------------------------|------------------------------|---------------------------------|------------------------------|---------------------------------|------------------------------|---------------------------------|------------------------------|---------------------------------|----------------------------------|------------------------------------|----------------------------------|--------|
| 77 Reggie Williams, S OBP: 0.411, SLG: 0.356 Jordan Renz, R OBP: 1.000, SLG: 4.000 | 0-0 51 G4-3 1B | | 0-0 51 1B | | 4-0 BB | | | 0-0 HR | | 2 | 0 | 2 | 0 | 1 | 0 | 0 | | | | |
| 51 Casey Smith, R OBP: 0.333, SLG: 0.333 Ryan Leaty, R | 1-0 G4-3 | | 0-0 39 G6-4-3 1B | | 0-0 F9 | | | 0-0 F9 | | 3 | 0 | 1 | 1 | 0 | 0 | 2 | | | | |
| 39 Robb Quinlan, R OBP: 0.293, SLG: 0.491 38 Adam Pavkovich, R | 0-0 E4 | | 0-0 G6-4-3 | | 0-0 P4 | | | 0-0 G5-3 | | 3 | 0 | 0 | 0 | 0 | 0 | 2 | | | | |
| 5 Jeff Mathis, R OBP: 0.186, SLG: 0.317 55 Ben Johnson, S OBP: 0.300, SLG: 0.778 | 0-0 FC6-4 | | | | 0-0 G6-3 | | | 0-0 P4 | | 3 | 0 | 0 | 0 | 0 | 0 | 1 | | | | |
| 53 Mike Eylvard, R OBP: 0.250, SLG: 0.400 P.J. Phillips, R | | 0-0 G6-3 | | | 0-0 G4-3 | | | 0-0 F8 | | 3 | 0 | 0 | 0 | 0 | 0 | 0 | | | | |
| 13 Nathan Haynes, L OBP: 0.438, SLG: 0.533 Abel Nieves, R | | 0-3 K | | | 0-0 2B | | | 0-0 G6-3 | | 3 | 0 | 2 | 0 | 0 | 1 | 0 | | | | |
| 34 Brad Coon, L | | 0-3 K | | | 0-0 G4-3 | | | 0-0 FC3-6 1B | | 3 | 0 | 0 | 0 | 0 | 1 | 2 | | | | |
| Gary Patchett, R OBP: 0.333, SLG: 0.667 | | | | | 0-0 G6-3 | | | 0-0 G5-4-3 | | 3 | 1 | 1 | 0 | 0 | 0 | 1 | | | | |
| 52 Matt Hensley, R Chris Pettit, R 73 Matt Wilhite, R Pedro Liriano, R 43 Aaron Peal, R Darren O'Day, R | | | | | 0-0 G5-3 | | | 0-0 F7 | | 0 | 0 | 0 | 0 | 0 | 0 | 0 | | | | |
| Inning Stats | R: 0 E: 1 K: 0 S: 4 | H: 1 LOB: 1 BB: 0 P: 5 | R: 0 E: 0 K: 2 S: 7 | H: 0 LOB: 0 BB: 0 P: 7 | R: 1 E: 0 K: 0 S: 5 | H: 3 LOB: 1 BB: 0 P: 5 | R: 0 E: 0 K: 0 S: 4 | H: 1 LOB: 1 BB: 0 P: 4 | R: 0 E: 0 K: 0 S: 3 | H: 0 LOB: 0 BB: 1 P: 7 | R: 0 E: 0 K: 0 S: 3 | H: 1 LOB: 0 BB: 0 P: 3 | R: 1 E: 0 K: 0 S: 4 | H: 1 LOB: 0 BB: 0 P: 4 | R: 0 E: 0 K: 0 S: 3 | H: 0 LOB: 0 BB: 0 P: 3 | 1B: 4 2B: 2 3B: 0 HR: 1 | SF: 0 SAC: 0 DP: 2 HBP: 0 | WP: 0 PB: 0 SB: 0 CS: 0 | PA: 33 |
| PITCHER | IP | WLS | BF | H | R | ER | SO | BB | IBB | HBP | BLK | WP | HR | S | P | ERA | WHIP | | | |
| 39 Chris Capuano, L ERA: 7.02 | 5.0 | W | 20 | 5 | 1 | 1 | 2 | 1 | 0 | 0 | 0 | 0 | 0 | 23 | 28 | 1.80 | 1.200 | | | |
| Matt Wise, R ERA: 8.0 | 2.0 | H | 6 | 1 | 0 | 0 | 0 | 0 | 0 | 0 | 0 | 0 | 0 | 6 | 6 | 0.00 | 0.500 | | | |
| 41 Greg Aquino, R ERA: 0.97 | 1.0 | H | 4 | 1 | 1 | 1 | 0 | 0 | 0 | 0 | 0 | 0 | 1 | 4 | 4 | 9.00 | 1.000 | | | |
| Francisco Cordero, R ERA: 2.57 | 1.0 | S | 3 | 0 | 0 | 0 | 0 | 0 | 0 | 0 | 0 | 0 | 0 | 3 | 3 | 0.00 | 0.000 | | | |

Los Angeles Angels @ Milwaukee Brewers
Maryvale Baseball Park, Phoenix, AZ
Thu Mar 29 2007, 3:05 PM EDT
Att: 2,942 - Sunny - 78 F

| | |
|-----|----|
| AB | 32 |
| R | 2 |
| H | 7 |
| RBI | 2 |
| BB | 1 |
| SO | 2 |
| LOB | 9 |





| Batter | 1 | 2 | 3 | 4 | 5 | 6 | 7 | 8 | 9 | AB | R | H | RBI | BB | SO | LOB | BOTTOM | | | |
|---|------------------------------|----------------------------------|------------------------------|---------------------------------|------------------------------|---------------------------------|------------------------------|---------------------------------|------------------------------|---------------------------------|------------------------------|---------------------------------|------------------------------|---------------------------------|------------------------------|---------------------------------|----------------------------------|------------------------------------|----------------------------------|--------|
| Craig Counsell, L OBP: 0.304, SLG: 0.288 Aldides Escobar, R OBP: 0.250, SLG: 0.250 | 0-0 G6-3 | 1-0 CS | 0-0 G3 | | 0-0 G4-3 | | | 0-0 G5-3 | | 3 | 0 | 0 | 0 | 0 | 0 | 0 | | | | |
| 9 Tony Graffanino, R OBP: 0.271, SLG: 0.383 Matt Wise, R Brendan Katin, R 41 Greg Aquino, R Francisco Cordero, R | 0-0 WP 2B | | 0-0 F9 | | 0-0 G4-6-3 1B | | | 0-3 K | | 3 | 1 | 2 | 0 | 0 | 0 | 0 | | | | |
| 28 Prince Fielder, L OBP: 0.500, SLG: 0.650 Kevin Mench, R OBP: 0.472, SLG: 0.532 | 4-0 WP 2B | | 1-0 2B CS HBP | | 0-0 G4-6-3 | | | 0-0 F9 | | 0 | 1 | 0 | 0 | 1 | 0 | 0 | | | | |
| 2 Bill Hall, R OBP: 0.384, SLG: 0.578 11 Mike Rivera, R OBP: 0.400, SLG: 0.600 | 0-0 F9 | | 0-0 2B | | 0-0 G4-3 | | | 0-0 G6-3 | | 2 | 0 | 1 | 0 | 0 | 0 | 2 | | | | |
| Geoff Jenkins, L OBP: 0.434, SLG: 0.540 1 Corey Hart, R OBP: 0.371, SLG: 0.444 | 1-0 2B | | 1-0 CS | | 0-0 F9 | | | 0-3 K | | 3 | 0 | 2 | 3 | 0 | 0 | 0 | | | | |
| 18 Gabe Gross, L OBP: 0.400, SLG: 0.615 22 Tony Gwynn Jr., L OBP: 0.376, SLG: 0.415 | 0-0 F7 | | 0-0 G4-3 | | 4-0 G4-3 | | | 0-0 G4-3 | | 2 | 1 | 0 | 0 | 1 | 0 | 2 | | | | |
| Damian Miller, R OBP: 0.150, SLG: 0.400 8 Vinny Rottino, R OBP: 0.328, SLG: 0.462 | | | 0-0 G4-3 | | 0-0 G4-3 | | | 0-0 G5-3 | | 3 | 0 | 0 | 0 | 0 | 0 | 2 | | | | |
| 57 Ozzie Chavez, S OBP: 0.250, SLG: 0.205 Callix Crabbe, S | | | 4-0 CS BB | | 0-0 2B | | | 0-0 F8 | | 2 | 0 | 1 | 1 | 1 | 0 | 1 | | | | |
| 39 Chris Capuano, L Mat Gamel, L | | | 0-3 K | | 0-0 F8 | | | 0-0 P3 | | 2 | 0 | 0 | 0 | 0 | 1 | 2 | | | | |
| Inning Stats | R: 2 E: 0 K: 0 S: 5 | H: 2 LOB: 1 BB: 1 P: 10 | R: 0 E: 0 K: 1 S: 4 | H: 0 LOB: 0 BB: 1 P: 9 | R: 0 E: 0 K: 0 S: 3 | H: 1 LOB: 1 BB: 0 P: 5 | R: 1 E: 0 K: 0 S: 4 | H: 1 LOB: 1 BB: 1 P: 8 | R: 0 E: 0 K: 0 S: 3 | H: 2 LOB: 0 BB: 0 P: 3 | R: 1 E: 0 K: 0 S: 5 | H: 2 LOB: 1 BB: 0 P: 6 | R: 0 E: 0 K: 1 S: 5 | H: 0 LOB: 0 BB: 0 P: 5 | R: 0 E: 0 K: 1 S: 5 | H: 0 LOB: 0 BB: 0 P: 5 | 1B: 3 2B: 4 3B: 0 HR: 0 | SF: 0 SAC: 0 DP: 1 HBP: 1 | WP: 2 PB: 0 SB: 0 CS: 2 | PA: 34 |
| PITCHER | IP | WLS | BF | H | R | ER | SO | BB | IBB | HBP | BLK | WP | HR | S | P | ERA | WHIP | | | |
| 52 Matt Hensley, R ERA: 11.88 | 2.0 | L | 9 | 2 | 2 | 2 | 1 | 2 | 0 | 0 | 0 | 0 | 0 | 9 | 19 | 9.00 | 2.000 | | | |
| 73 Matt Wilhite, R ERA: 3.18 | 1.0 | | 4 | 1 | 0 | 0 | 0 | 0 | 0 | 1 | 0 | 0 | 0 | 3 | 5 | 0.00 | 1.000 | | | |
| Pedro Liriano, R ERA: 3.0 | 4.0 | | 16 | 4 | 2 | 2 | 1 | 1 | 0 | 0 | 0 | 1 | 0 | 17 | 22 | 4.50 | 1.250 | | | |
| Darren O'Day, R ERA: | 1.0 | | 3 | 0 | 0 | 0 | 1 | 0 | 0 | 0 | 0 | 0 | 0 | 5 | 5 | 0.00 | 0.000 | | | |

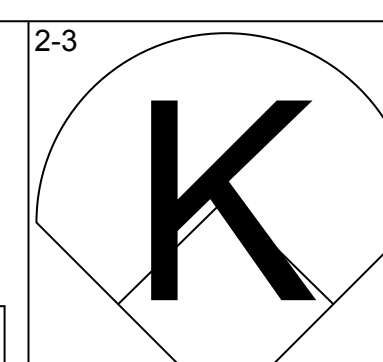
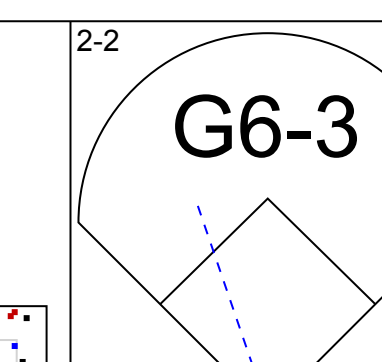
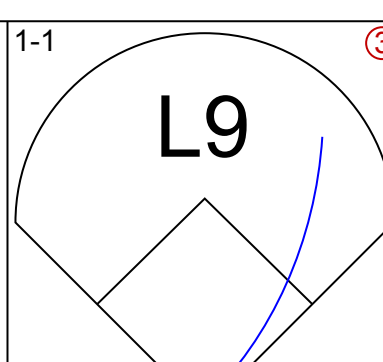
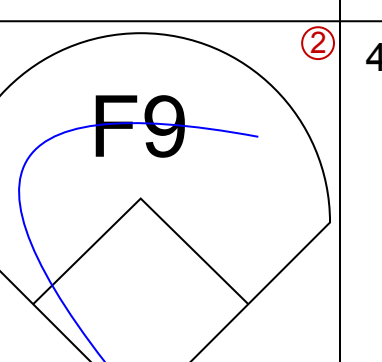
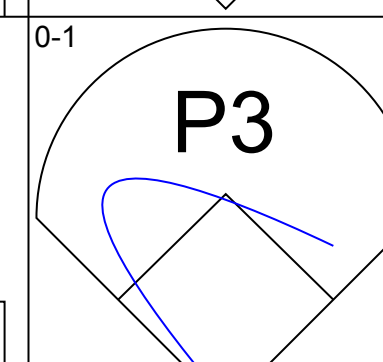
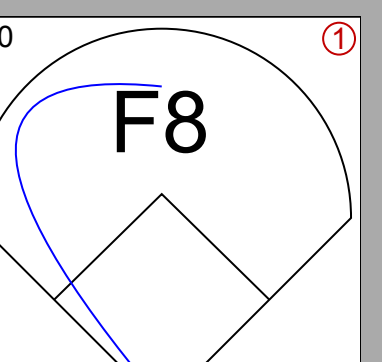
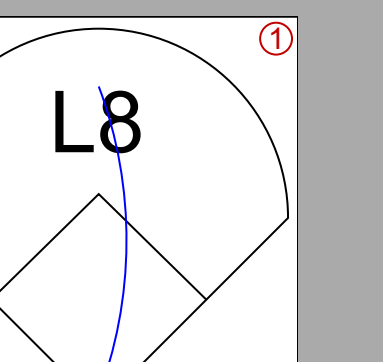
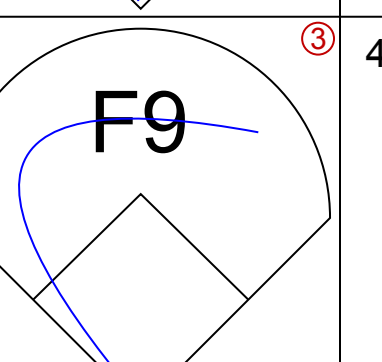
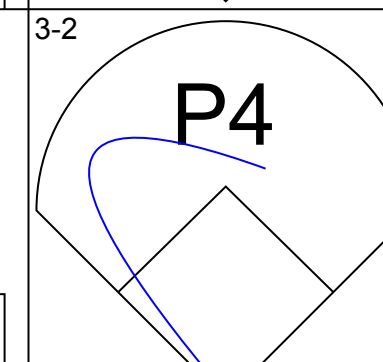
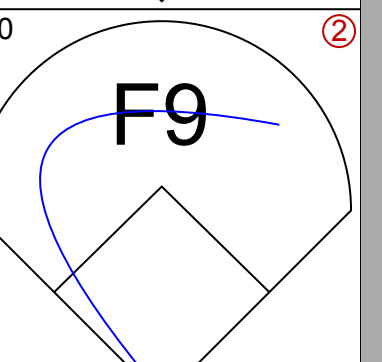
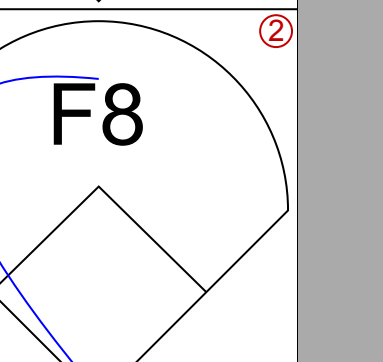
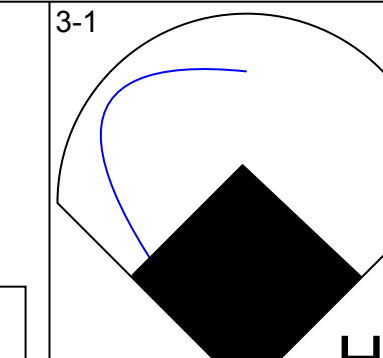
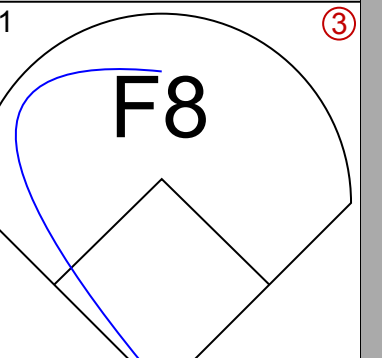
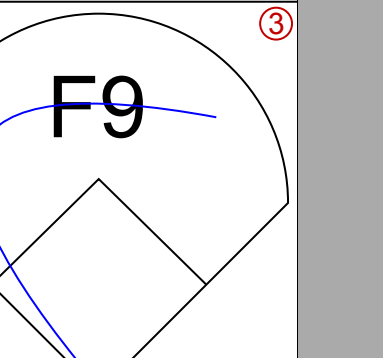
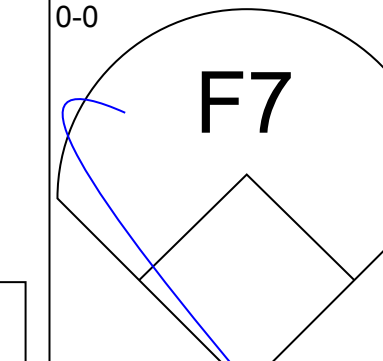
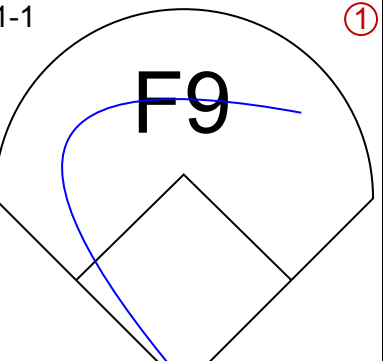
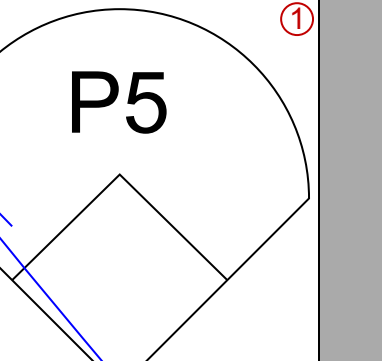
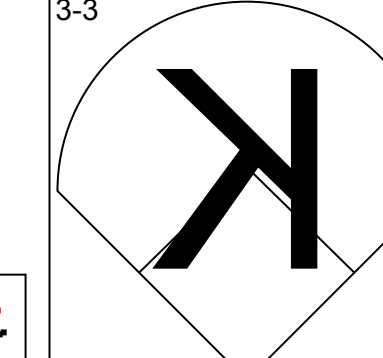
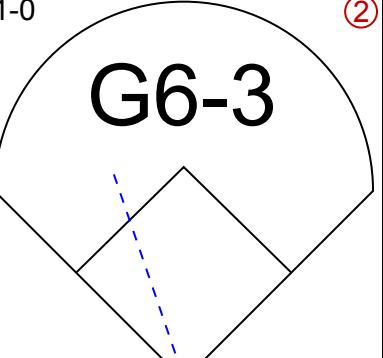
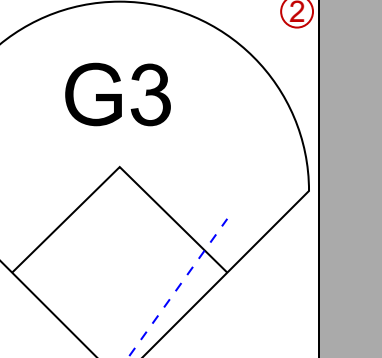
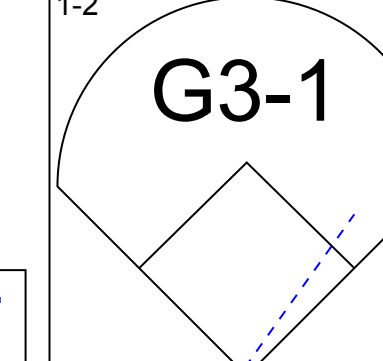
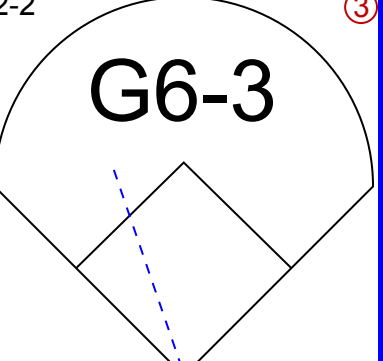
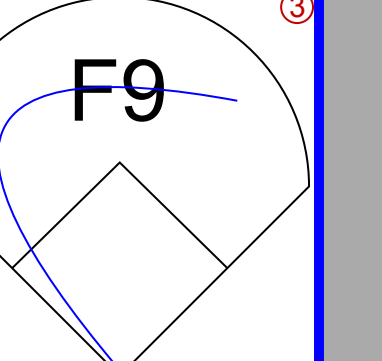
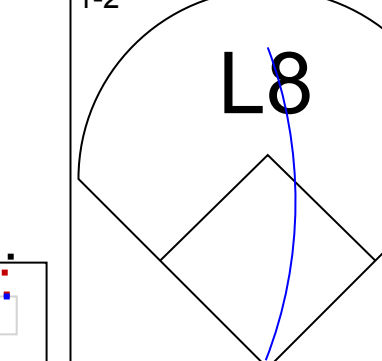
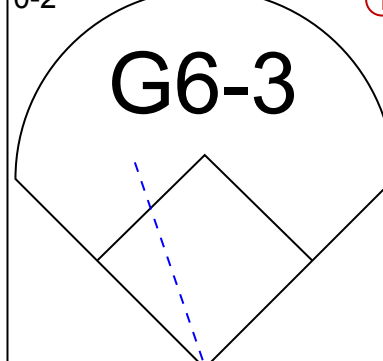
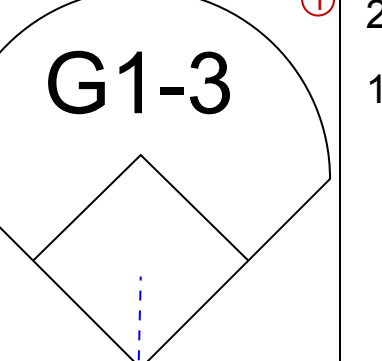
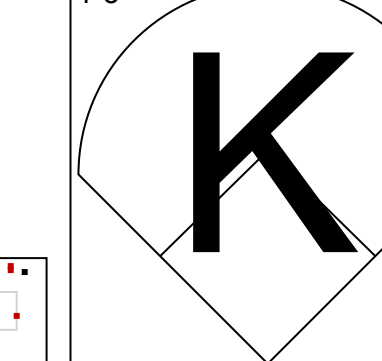
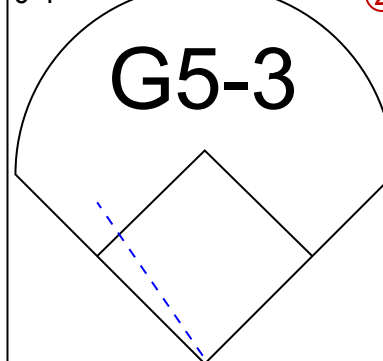
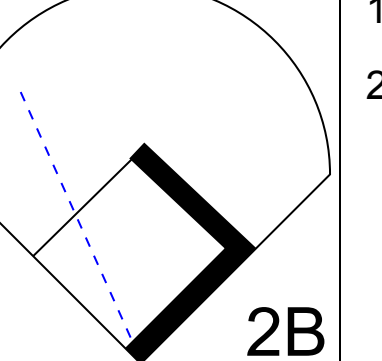
Los Angeles Angels @ Milwaukee Brewers
Maryvale Baseball Park, Phoenix, AZ
Thu Mar 29 2007, 3:05 PM EDT
Att: 2,942 - Sunny - 78 F

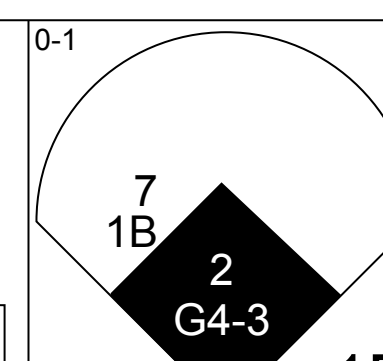
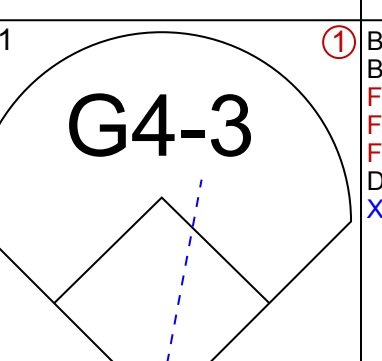
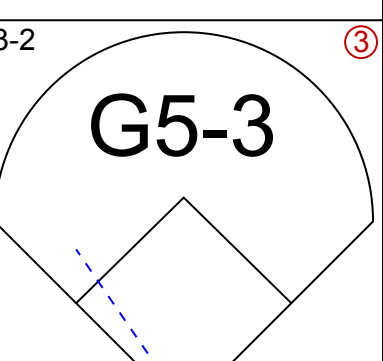
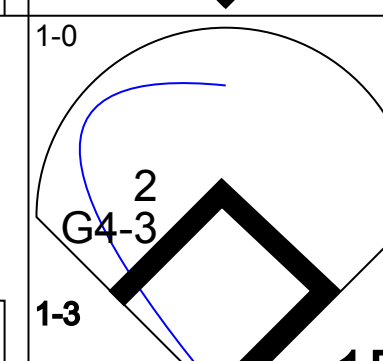
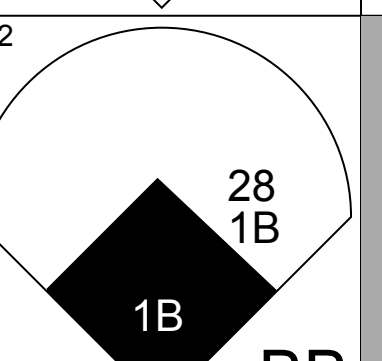
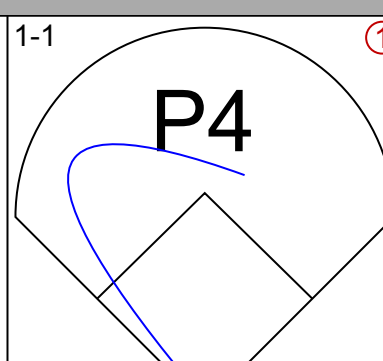
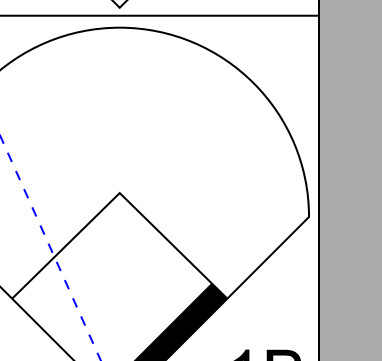
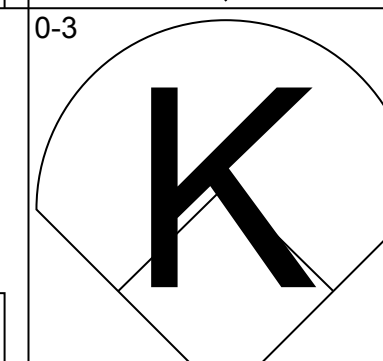
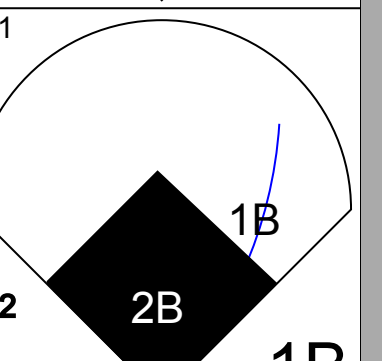
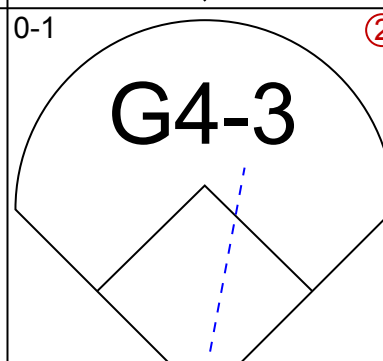
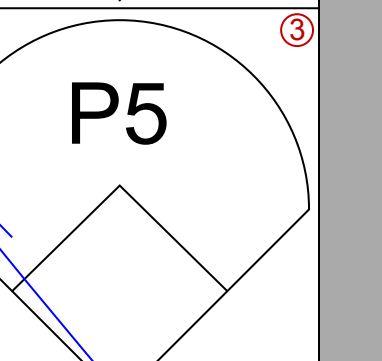
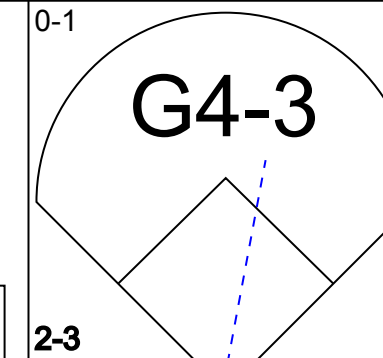

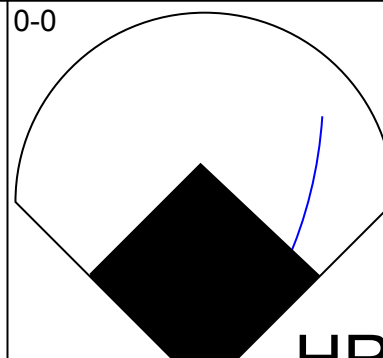
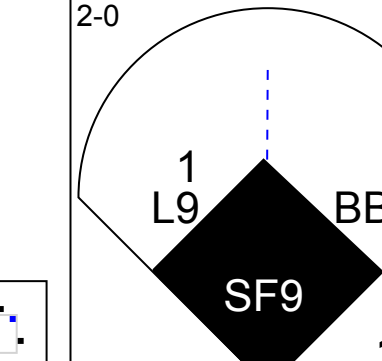
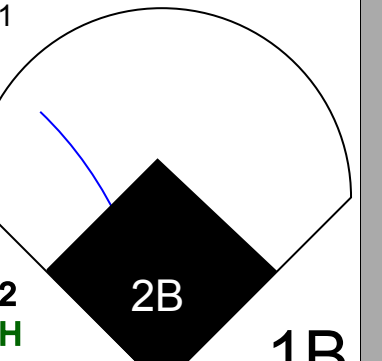
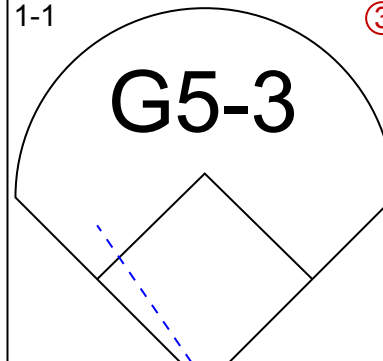
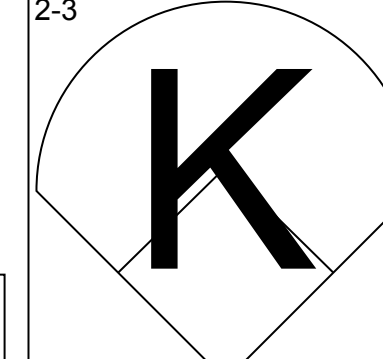
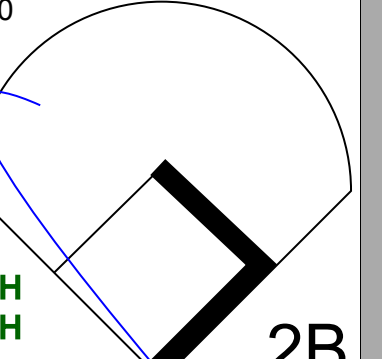

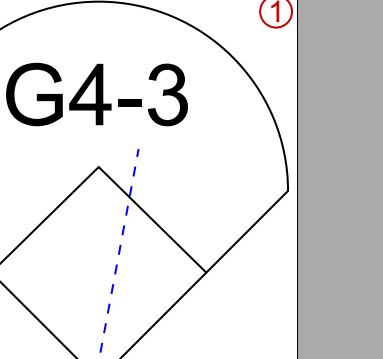
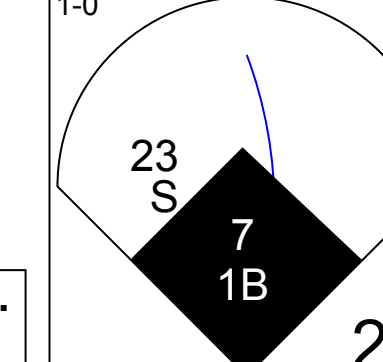
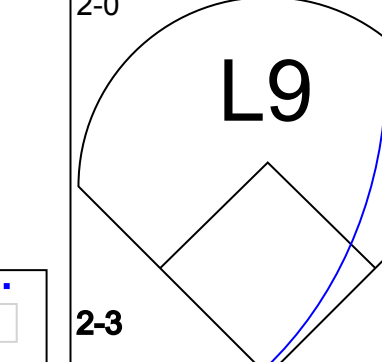
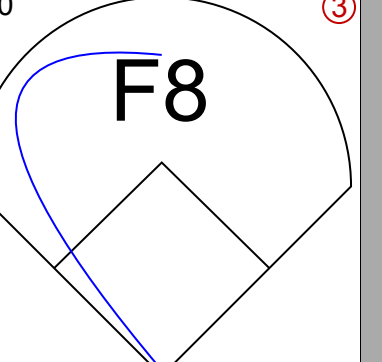

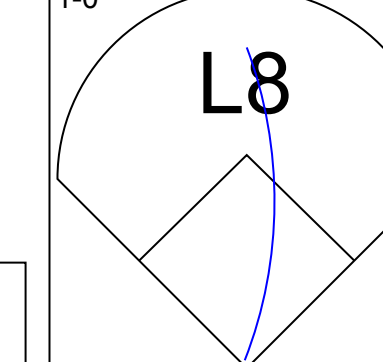
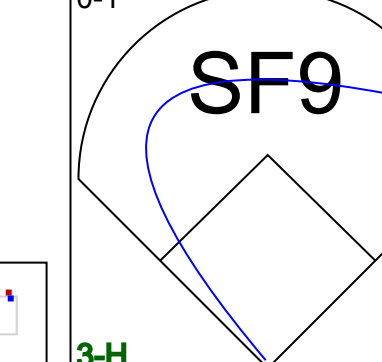
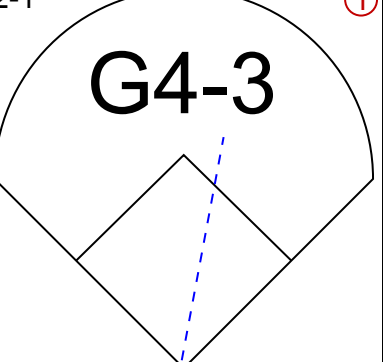
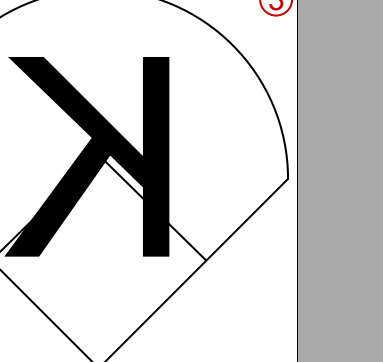
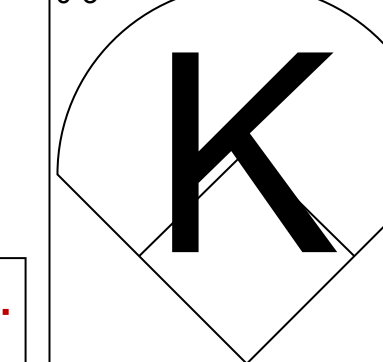
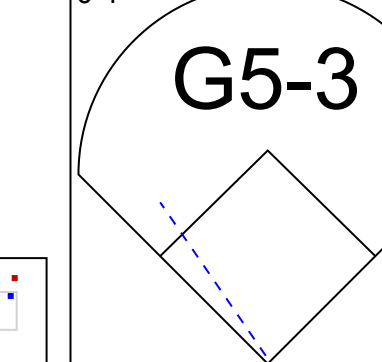
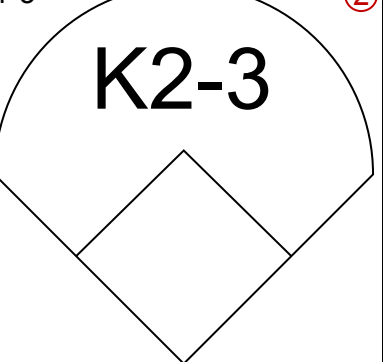

| | |
|-----|----|
| AB | 28 |
| R | 4 |
| H | 7 |
| RBI | 4 |
| BB | 3 |
| SO | 3 |
| LOB | 10 |



| Batter | 1 | 2 | 3 | 4 | 5 | 6 | 7 | 8 | 9 | AB R H RBI BB SO LOB | TOP | | | | | | | | | | | | | | | | | | | | | | | | |
|--------------|----|-----|----|---|---|----|----|----|-----|--|---|----|----|---|---|-----|------|---------|----|-----|----|---|---|----|----|----|-----|-----|-----|----|----|---|---|-----|------|
| | | | | | | | | | | | <p>Milwaukee Brewers @ Texas Rangers Dr. Pepper Ballpark, Frisco, TX Fri Mar 30 2007, 8:05 PM EDT</p> <p>livebaseballscorecards.com</p> <p>AB 0 R 0 H 0 RBI 0 BB 0 SO 0 LOB 0</p>  | | | | | | | | | | | | | | | | | | | | | | | | |
| | | | | | | | | | | | | | | | | | | | | | | | | | | | | | | | | | | | |
| | | | | | | | | | | | | | | | | | | | | | | | | | | | | | | | | | | | |
| | | | | | | | | | | | | | | | | | | | | | | | | | | | | | | | | | | | |
| | | | | | | | | | | | | | | | | | | | | | | | | | | | | | | | | | | | |
| | | | | | | | | | | | | | | | | | | | | | | | | | | | | | | | | | | | |
| | | | | | | | | | | | | | | | | | | | | | | | | | | | | | | | | | | | |
| | | | | | | | | | | | | | | | | | | | | | | | | | | | | | | | | | | | |
| | | | | | | | | | | | | | | | | | | | | | | | | | | | | | | | | | | | |
| Inning Stats | | | | | | | | | | 1B: 0 SF: 0 2B: 0 SAC: 0 3B: 0 DP: 0 HR: 0 HBP: 0 | WP: 0 PA: 0 FB: 0 SB: 0 CS: 0 | | | | | | | | | | | | | | | | | | | | | | | | |
| PITCHER | IP | WLS | BF | H | R | ER | SO | BB | IBB | HBP | BLK | WP | HR | S | P | ERA | WHIP | PITCHER | IP | WLS | BF | H | R | ER | SO | BB | IBB | HBP | BLK | WP | HR | S | P | ERA | WHIP |

| Batter | 1 | 2 | 3 | 4 | 5 | 6 | 7 | 8 | 9 | AB R H RBI BB SO LOB | BOTTOM | | | | | | | | | | | | | | | | | | | | | | | | |
|--------------|----|-----|----|---|---|----|----|----|-----|--|---|----|----|---|---|-----|------|---------|----|-----|----|---|---|----|----|----|-----|-----|-----|----|----|---|---|-----|------|
| | | | | | | | | | | | <p>Milwaukee Brewers @ Texas Rangers Dr. Pepper Ballpark, Frisco, TX Fri Mar 30 2007, 8:05 PM EDT</p> <p>livebaseballscorecards.com</p> <p>AB 0 R 0 H 0 RBI 0 BB 0 SO 0 LOB 0</p>  | | | | | | | | | | | | | | | | | | | | | | | | |
| | | | | | | | | | | | | | | | | | | | | | | | | | | | | | | | | | | | |
| | | | | | | | | | | | | | | | | | | | | | | | | | | | | | | | | | | | |
| | | | | | | | | | | | | | | | | | | | | | | | | | | | | | | | | | | | |
| | | | | | | | | | | | | | | | | | | | | | | | | | | | | | | | | | | | |
| | | | | | | | | | | | | | | | | | | | | | | | | | | | | | | | | | | | |
| | | | | | | | | | | | | | | | | | | | | | | | | | | | | | | | | | | | |
| | | | | | | | | | | | | | | | | | | | | | | | | | | | | | | | | | | | |
| | | | | | | | | | | | | | | | | | | | | | | | | | | | | | | | | | | | |
| Inning Stats | | | | | | | | | | 1B: 0 SF: 0 2B: 0 SAC: 0 3B: 0 DP: 0 HR: 0 HBP: 0 | WP: 0 PA: 0 FB: 0 SB: 0 CS: 0 | | | | | | | | | | | | | | | | | | | | | | | | |
| PITCHER | IP | WLS | BF | H | R | ER | SO | BB | IBB | HBP | BLK | WP | HR | S | P | ERA | WHIP | PITCHER | IP | WLS | BF | H | R | ER | SO | BB | IBB | HBP | BLK | WP | HR | S | P | ERA | WHIP |

| Batter | 1 | 2 | 3 | 4 | 5 | 6 | 7 | 8 | 9 | AB | R | H | RBI | BB | SO | LOB | TOP | | | |
|---|---|---|---|--|--|---|---|---|---|----------------------------------|------------------------------|----------------------------------|------------------------------|----------------------------------|------------------------------|----------------------------------|--|----------------------------------|------------------------------------|----------------------------------|
| 9 Juan Pierre, L (1,8) |  | |  | | |  | | |  | 4 | 0 | 0 | 0 | 0 | 1 | 1 | Los Angeles Dodgers @ Milwaukee Brewers Miller Park, Milwaukee, WI Mon Apr 02 2007, 1:05 PM CDT Att. 45,341 - Roof Closed - 63 F | | | |
| 55 Russell Martin, R (1,2) |  | | |  | | |  | |  | 4 | 0 | 0 | 0 | 0 | 0 | 1 | | | | |
| 5 Nomar Garciaparra, R (1,3) |  | | |  | | |  | | | 3 | 0 | 0 | 0 | 0 | 0 | 0 | | | | |
| 12 Jeff Kent, R (1,4) OBP: 0.333, SLG: 1.333 | |  | |  | | |  | | | 3 | 1 | 1 | 1 | 0 | 0 | 0 | | | | |
| Luis Gonzalez, L (1,7) | |  | | |  | | |  | | 3 | 0 | 0 | 0 | 0 | 0 | 0 | | | | |
| Wilson Betemit, S (1,5) | |  | |  | | |  | | | 3 | 0 | 0 | 0 | 0 | 1 | 0 | | | | |
| 16 Andre Ethier, L (1,9) Mark Hendrickson, L (5,1) 21 Marlon Anderson, L (8,PH) Rudy Seanez, R (8,1) | |  | |  | | |  | | | 2 | 0 | 0 | 0 | 0 | 0 | 0 | | | | |
| 18 Ramon Martinez, R (1,6) Wilson Valdez, R (9,PH) | | |  | | |  | |  | | 2 | 0 | 0 | 0 | 0 | 0 | 0 | | | | |
| Derek Lowe, R (1,1) Brady Clark, R (5,9) OBP: 0.500, SLG: 1.000 | | |  | | |  | |  | | 1 | 0 | 0 | 0 | 0 | 1 | 0 | | | | |
| Inning Stats | R: 0 E: 0 K: 1 S: 11 | H: 0 LOB: 0 BB: 0 P: 16 | R: 1 E: 0 K: 1 S: 9 | H: 1 LOB: 0 BB: 0 P: 16 | R: 0 E: 0 K: 1 S: 9 | H: 0 LOB: 0 BB: 0 P: 13 | R: 0 E: 0 K: 0 S: 4 | H: 0 LOB: 0 BB: 0 P: 8 | R: 0 E: 0 K: 0 S: 6 | H: 0 LOB: 0 BB: 0 P: 10 | R: 0 E: 0 K: 0 S: 6 | H: 0 LOB: 0 BB: 0 P: 10 | R: 0 E: 0 K: 0 S: 4 | H: 0 LOB: 0 BB: 0 P: 10 | R: 0 E: 0 K: 0 S: 9 | H: 1 LOB: 1 BB: 0 P: 13 | | 1B: 0 2B: 1 3B: 0 HR: 1 | SF: 0 SAC: 0 DP: 0 HBP: 0 | WP: 0 PB: 0 SB: 0 CS: 0 |
| PITCHER 15 Ben Sheets, R (1,1) ERA: 1.0 | IP: 9.0 WLS: W BF: 29 H: 2 R: 1 ER: 1 SO: 3 BB: 0 IBB: 0 HBP: 0 BLK: 0 WP: 0 HR: 1 S: 65 P: 104 ERA: 1.00 WHIP: 0.222 | | | | | | | | | | | | | | | | | | | |

| Batter | 1 | 2 | 3 | 4 | 5 | 6 | 7 | 8 | 9 | AB | R | H | RBI | BB | SO | LOB | BOTTOM | | | |
|---|--|---|---|---|--|---|---|---|------------------------------|----------------------------------|------------------------------|---------------------------------|-------------------------------|----------------------------------|-------------------------------|----------------------------------|--|----------------------------------|------------------------------------|----------------------------------|
| 23 Rickie Weeks Jr., R (1,4) OBP: 0.400, SLG: 0.250 |  | | |  |  | | | | | 4 | 1 | 1 | 0 | 1 | 0 | 0 | Los Angeles Dodgers @ Milwaukee Brewers Miller Park, Milwaukee, WI Mon Apr 02 2007, 1:05 PM CDT Att. 45,341 - Roof Closed - 63 F | | | |
| 7 J.J. Hardy, R (1,6) OBP: 0.800, SLG: 0.750 |  | | |  | |  | |  | | 4 | 1 | 3 | 1 | 1 | 0 | 0 | | | | |
| 28 Prince Fielder, L (1,3) OBP: 0.400, SLG: 0.250 |  | | |  | |  | |  | | 4 | 1 | 1 | 0 | 1 | 1 | 3 | | | | |
| 2 Bill Hall, R (1,8) OBP: 0.250, SLG: 1.000 |  | | |  | |  | | | | 4 | 1 | 1 | 2 | 0 | 1 | 6 | | | | |
| Johnny Estrada, S (1,2) OBP: 0.750, SLG: 0.667 | | |  |  | |  | | | | 3 | 2 | 2 | 1 | 1 | 0 | 0 | | | | |
| Geoff Jenkins, L (1,7) OBP: 0.500, SLG: 0.667 |  | | |  |  | |  | | | 3 | 0 | 1 | 2 | 1 | 1 | 2 | | | | |
| 1 Corey Hart, R (1,9) OBP: 0.250, SLG: 0.500 | |  | |  |  | |  | | | 4 | 1 | 1 | 0 | 0 | 1 | 3 | | | | |
| Craig Counsell, L (1,5) | |  | |  | |  | |  | | 3 | 0 | 0 | 1 | 0 | 1 | 1 | | | | |
| 15 Ben Sheets, R (1,1) |  | |  | |  | | |  | | 4 | 0 | 0 | 0 | 0 | 3 | 2 | | | | |
| Inning Stats | R: 1 E: 0 K: 2 S: 14 | H: 2 LOB: 2 BB: 1 P: 21 | R: 1 E: 0 K: 1 S: 15 | H: 2 LOB: 3 BB: 2 P: 26 | R: 1 E: 0 K: 0 S: 8 | H: 1 LOB: 1 BB: 1 P: 16 | R: 3 E: 0 K: 1 S: 13 | H: 3 LOB: 1 BB: 1 P: 21 | R: 0 E: 0 K: 1 S: 9 | H: 0 LOB: 0 BB: 0 P: 15 | R: 1 E: 0 K: 0 S: 7 | H: 1 LOB: 0 BB: 0 P: 9 | R: 0 E: 0 K: 2 S: 10 | H: 0 LOB: 0 BB: 0 P: 16 | R: 0 E: 0 K: 1 S: 11 | H: 1 LOB: 1 BB: 0 P: 17 | | 1B: 7 2B: 2 3B: 0 HR: 1 | SF: 1 SAC: 0 DP: 0 HBP: 0 | WP: 0 PB: 0 SB: 1 CS: 0 |
| PITCHER Derek Lowe, R (1,1) ERA: 13.5 Mark Hendrickson, L (5,1) ERA: 3.0 Rudy Seanez, R (8,1) ERA: | IP: 4.0 WLS: L BF: 25 H: 8 R: 6 ER: 6 SO: 4 BB: 6 IBB: 0 HBP: 0 BLK: 0 WP: 0 HR: 1 S: 26 P: 40 ERA: 3.00 WHIP: 0.333 | | | | | | | | | | | | | | | | | | | |

| Batter | 1 | 2 | 3 | 4 | 5 | 6 | 7 | 8 | 9 | AB | R | H | RBI | BB | SO | LOB | TOP | | | | | |
|--|-------------------------------|----------------------------------|-------------------------------|----------------------------------|------------------------------|----------------------------------|-------------------------------|----------------------------------|-------------------------------|----------------------------------|------------------------------|----------------------------------|-------------------------------|----------------------------------|------------------------------|----------------------------------|------------------------------|----------------------------------|----------------------------------|------------------------------------|----------------------------------|--------|
| 12 Alfonso Soriano, R (1, 8) OBP: 0.263, SLG: 0.333 | | | | G4-3 | | G6-3 | | K | | 5 | 1 | 1 | 0 | 0 | 1 | 1 | | | | | | |
| Jacque Jones, L (1, 9) OBP: 0.222, SLG: 0.125 | | P5 | | G3-1 | | | G3-1 | | | 4 | 1 | 1 | 0 | 0 | 0 | 0 | | | | | | |
| 25 Derrek Lee, R (1, 3) OBP: 0.421, SLG: 0.412 | FC5-4 | | | | | | F8 | | G6-3 | 5 | 1 | 2 | 0 | 0 | 0 | 3 | | | | | | |
| 16 Aramis Ramirez, R (1, 5) OBP: 0.500, SLG: 0.556 | | | | K | | | | K | | 5 | 1 | 2 | 1 | 0 | 3 | 2 | | | | | | |
| 15 Cliff Floyd, L (1, 7) OBP: 0.375, SLG: 0.625 2 Ryan Theriot, R (7, PR) (7, 7) | E8 | | | G3-1 | | | | | | 4 | 1 | 2 | 2 | 0 | 1 | 1 | | | | | | |
| Michael Barrett, R (1, 2) OBP: 0.235, SLG: 0.133 | | | | | | | | | | 4 | 1 | 2 | 2 | 1 | 1 | 1 | | | | | | |
| Mark DeRosa, R (1, 4) OBP: 0.533, SLG: 0.923 | | | | K | | | | | | 4 | 1 | 1 | 2 | 0 | 2 | 3 | | | | | | |
| Cesar Izturis, S (1, 6) | | | | L7 | | | | | | 4 | 0 | 1 | 0 | 0 | 1 | 1 | | | | | | |
| 53 Rich Hill, L (1, 1) 5 Ronny Cedenio, R (8, PH) 37 Angel Guzman, R (8, 1) | K | | | F7 | | | | | | 3 | 0 | 0 | 0 | 0 | 1 | 2 | | | | | | |
| Inning Stats | R: 6 E: 1 K: 1 S: 18 | H: 6 LOB: 1 BB: 0 P: 29 | R: 0 E: 0 K: 1 S: 10 | H: 1 LOB: 1 BB: 0 P: 15 | R: 0 E: 0 K: 1 S: 6 | H: 0 LOB: 1 BB: 1 P: 11 | R: 0 E: 0 K: 1 S: 10 | H: 1 LOB: 1 BB: 0 P: 15 | R: 0 E: 0 K: 2 S: 11 | H: 0 LOB: 0 BB: 0 P: 15 | R: 0 E: 0 K: 1 S: 8 | H: 0 LOB: 0 BB: 0 P: 11 | R: 2 E: 0 K: 1 S: 13 | H: 4 LOB: 2 BB: 0 P: 14 | R: 1 E: 0 K: 1 S: 9 | H: 1 LOB: 0 BB: 1 P: 14 | R: 0 E: 0 K: 1 S: 6 | H: 0 LOB: 1 BB: 1 P: 14 | 1B: 6 2B: 5 3B: 0 HR: 2 | SF: 0 SAC: 0 DP: 0 HBP: 1 | WP: 0 PB: 0 SB: 0 CS: 0 | PA: 42 |
| PITCHER | IP | WLS | BF | H | R | ER | SO | BB | IBB | HBP | BLK | WP | HR | S | P | ERA | WHIP | | | | | |
| 31 Dave Bush, R (1, 1) ERA: 9.0 | 6.0 | L | 28 | 8 | 6 | 6 | 7 | 1 | 0 | 1 | 0 | 0 | 1 | 63 | 96 | 9.00 | 1.500 | | | | | |
| 46 Claudio Vargas, R (7, 1) ERA: 13.5 | 2.0 | | 10 | 5 | 3 | 3 | 2 | 0 | 0 | 0 | 0 | 0 | 1 | 22 | 28 | 13.50 | 2.500 | | | | | |
| 12 Carlos Villanueva, R (9, 1) ERA: 27.0 | 1.0 | | 4 | 0 | 0 | 0 | 1 | 1 | 0 | 0 | 0 | 0 | 0 | 6 | 14 | 0.00 | 1.000 | | | | | |

Chicago Cubs @ Milwaukee Brewers
Miller Park, Milwaukee, WI
Fri Apr 06 2007, 7:05 PM CDT
Att.: 41,758 - Roof Closed - 60 F

| | |
|-----|----|
| AB | 39 |
| R | 9 |
| H | 13 |
| RBI | 8 |
| BB | 2 |
| SO | 10 |
| LOB | 14 |



| Batter | 1 | 2 | 3 | 4 | 5 | 6 | 7 | 8 | 9 | AB | R | H | RBI | BB | SO | LOB | BOTTOM | | | | | |
|---|------------------------------|---------------------------------|------------------------------|---------------------------------|------------------------------|----------------------------------|-------------------------------|----------------------------------|------------------------------|---------------------------------|-------------------------------|----------------------------------|-------------------------------|----------------------------------|------------------------------|----------------------------------|-------------------------------|----------------------------------|----------------------------------|------------------------------------|----------------------------------|--------|
| 23 Rickie Weeks Jr., R (1, 4) OBP: 0.278, SLG: 0.267 | K | | | K | | F3 | | K | | 4 | 0 | 0 | 0 | 0 | 3 | 3 | | | | | | |
| 7 J.J. Hardy, R (1, 6) OBP: 0.385, SLG: 0.500 | F8 | | | F9 | | F4 | | | F9 | 4 | 0 | 0 | 0 | 0 | 0 | 2 | | | | | | |
| 28 Prince Fielder, L (1, 3) OBP: 0.278, SLG: 0.471 | G6-3 | | | F8 | | | | | | 4 | 1 | 1 | 0 | 0 | 1 | 2 | | | | | | |
| 2 Bill Hall, R (1, 8) OBP: 0.294, SLG: 0.588 | | K | | | | | L5 | | | 4 | 1 | 1 | 0 | 0 | 2 | 0 | | | | | | |
| Johnny Estrada, S (1, 2) OBP: 0.471, SLG: 0.533 | | P3 | | | | G6-3 | | F9 | | 4 | 0 | 0 | 0 | 0 | 1 | 2 | | | | | | |
| Kevin Mench, R (1, 7) OBP: 0.333, SLG: 0.636 | | K | | | | P6 | | L9 | | 4 | 0 | 1 | 2 | 0 | 1 | 0 | | | | | | |
| 1 Corey Hart, R (1, 9) OBP: 0.231, SLG: 0.538 | | | | F8 | | | | | | 4 | 1 | 1 | 1 | 0 | 0 | 1 | | | | | | |
| 9 Tony Graffanino, R (1, 5) OBP: 0.500, SLG: 0.400 | | | | P4 | | | | | | 3 | 0 | 1 | 0 | 0 | 0 | 0 | | | | | | |
| 31 Dave Bush, R (1, 1) Geoff Jenkins, L (8, PH) 46 Claudio Vargas, R (7, 1) 22 Tony Gwynn Jr., L (8, PH) 12 Carlos Villanueva, R (9, 1) | | | | L8 | | | | | | 1 | 0 | 0 | 0 | 0 | 0 | 0 | | | | | | |
| Inning Stats | R: 0 E: 0 K: 1 S: 6 | H: 0 LOB: 0 BB: 0 P: 9 | R: 0 E: 0 K: 2 S: 8 | H: 0 LOB: 0 BB: 0 P: 9 | R: 0 E: 0 K: 0 S: 7 | H: 0 LOB: 0 BB: 0 P: 10 | R: 0 E: 0 K: 1 S: 11 | H: 0 LOB: 0 BB: 0 P: 14 | R: 0 E: 0 K: 1 S: 5 | H: 0 LOB: 0 BB: 0 P: 6 | R: 1 E: 2 K: 1 S: 11 | H: 1 LOB: 2 BB: 0 P: 16 | R: 0 E: 0 K: 0 S: 10 | H: 0 LOB: 0 BB: 0 P: 14 | R: 0 E: 0 K: 1 S: 9 | H: 1 LOB: 1 BB: 0 P: 14 | R: 2 E: 0 K: 1 S: 12 | H: 3 LOB: 1 BB: 0 P: 19 | 1B: 2 2B: 2 3B: 0 HR: 1 | SF: 0 SAC: 0 DP: 0 HBP: 0 | WP: 0 PB: 0 SB: 0 CS: 0 | PA: 34 |
| PITCHER | IP | WLS | BF | H | R | ER | SO | BB | IBB | HBP | BLK | WP | HR | S | P | ERA | WHIP | | | | | |
| 53 Rich Hill, L (1, 1) ERA: 1.29 | 7.0 | W | 24 | 1 | 1 | 1 | 6 | 0 | 0 | 0 | 0 | 0 | 0 | 58 | 78 | 1.29 | 0.143 | | | | | |
| 37 Angel Guzman, R (8, 1) ERA: 7.71 | 2.0 | | 10 | 4 | 2 | 2 | 2 | 0 | 0 | 0 | 0 | 0 | 0 | 21 | 33 | 9.00 | 2.000 | | | | | |

Chicago Cubs @ Milwaukee Brewers
Miller Park, Milwaukee, WI
Fri Apr 06 2007, 7:05 PM CDT
Att.: 41,758 - Roof Closed - 60 F

| | |
|-----|----|
| AB | 34 |
| R | 3 |
| H | 5 |
| RBI | 3 |
| BB | 0 |
| SO | 8 |
| LOB | 12 |



| Batter | 1 | 2 | 3 | 4 | 5 | 6 | 7 | 8 | 9 | AB | R | H | RBI | BB | SO | LOB | TOP | | | | | |
|--|---|----------------------------------|-------------------------------|----------------------------------|------------------------------|----------------------------------|------------------------------|----------------------------------|-------------------------------|----------------------------------|-------------------------------|----------------------------------|-------------------------------|----------------------------------|------------------------------|----------------------------------|--|---------------------------------|----------------------------------|------------------------------------|----------------------------------|--------|
| 12 Alfonso Soriano, R (1, 8) OBP: 0.250, SLG: 0.348 | 0-1 P3 | 0-3 K | | | | 1-2 2B | 3-1 G3-1 | | 1 SAFE 0-3 K | 5 | 0 | 1 | 0 | 0 | 2 | 2 | Chicago Cubs @ Milwaukee Brewers Miller Park, Milwaukee, WI Sat Apr 07 2007, 12:05 PM CDT Att.: 41,282 - Roof Closed - 59 F | | | | | |
| Cesar Izturis, S (1, 6) OBP: 0.333, SLG: 0.500 | 1-2 F7 | | 2-0 G4-3 | | 2-1 P5 | 2-1 25 1B | 2-1 2B | 1 SAFE 2-0 G6-4-3 | 5 | 1 | 1 | 0 | 0 | 0 | 2 | | | | | | | |
| 25 Derrek Lee, R (1, 3) OBP: 0.478, SLG: 0.524 | 1-1 2B | | 2-2 F8 | | | 1-2 16 HR | 0-2 16 G6-3 | | 4 | 1 | 3 | 1 | 0 | 0 | 0 | | | | | | | |
| 16 Aramis Ramirez, R (1, 5) OBP: 0.455, SLG: 0.636 | 1-2 G4-3 | | 3-1 F9 | | | 1 SAFE 1-1 HR | 3-2 G6-3 | | 4 | 1 | 1 | 2 | 0 | 0 | 2 | | | | | | | |
| Jacque Jones, L (1, 9) OBP: 0.227, SLG: 0.150 | | 1-0 G1-3 | | 3-1 P4 | | 0-1 FC6-4 | 1-2 G4-3 | | 4 | 1 | 1 | 0 | 0 | 0 | 1 | | | | | | | |
| 19 Matt Murton, R (1, 7) OBP: 0.417, SLG: 0.364 | | 3-2 3B | | 2-3 K | | 0-1 FC6-4 | 0-1 G6-3 | | 4 | 1 | 2 | 0 | 0 | 1 | 0 | | | | | | | |
| Mark DeRosa, R (1, 4) OBP: 0.474, SLG: 0.882 | 1 SAFE 3-2 1B | 1 SAFE 3-2 3B | | 0-3 K | | 2-1 FC6-4 | 2-2 G5-3 | | 4 | 1 | 1 | 1 | 0 | 1 | 2 | | | | | | | |
| 24 Henry Blanco, R (1, 2) | 0-1 G5-3 | | | | 2-1 P6 | 0-1 SF9 | 0-1 L8 | | 3 | 0 | 0 | 1 | 0 | 0 | 1 | | | | | | | |
| 38 Carlos Zambrano, S (1, 1) OBP: 0.200, SLG: 0.200 | 1-2 G6-3 | | | | 0-2 G6-3 | 0-0 F7 | | 0-0 G6-4-3 | 3 | 0 | 1 | 1 | 0 | 0 | 1 | | | | | | | |
| Bob Howry, L (8, 1) | | | | | | | | | 0 | 0 | 0 | 0 | 0 | 0 | 0 | | | | | | | |
| 32 Daryle Ward, L (9, PH) OBP: 1.000, SLG: 1.000 | | | | | | | | | 1 | 0 | 1 | 0 | 0 | 0 | 0 | | | | | | | |
| 2 Ryan Theriot, R (9, PR) | | | | | | | | | 0 | 0 | 0 | 0 | 0 | 0 | 0 | | | | | | | |
| 46 Ryan Dempster, R (9, 1) | | | | | | | | | 0 | 0 | 0 | 0 | 0 | 0 | 0 | | | | | | | |
| Inning Stats | R: 0 E: 0 K: 0 S: 12 | H: 1 LOB: 1 BB: 0 P: 15 | R: 2 E: 0 K: 1 S: 17 | H: 3 LOB: 1 BB: 0 P: 25 | R: 0 E: 0 K: 0 S: 7 | H: 0 LOB: 0 BB: 0 P: 14 | R: 0 E: 0 K: 2 S: 8 | H: 0 LOB: 0 BB: 0 P: 13 | R: 0 E: 0 K: 0 S: 10 | H: 1 LOB: 1 BB: 0 P: 15 | R: 3 E: 0 K: 0 S: 14 | H: 4 LOB: 1 BB: 0 P: 18 | R: 1 E: 0 K: 0 S: 13 | H: 2 LOB: 1 BB: 0 P: 22 | R: 0 E: 0 K: 0 S: 9 | H: 0 LOB: 0 BB: 0 P: 11 | R: 0 E: 0 K: 1 S: 5 | H: 1 LOB: 1 BB: 0 P: 7 | 1B: 7 2B: 3 3B: 1 HR: 1 | SF: 1 SAC: 0 DP: 1 HBP: 0 | WP: 0 PB: 0 SB: 0 CS: 0 | PA: 38 |
| PITCHER | IP WLS BF H R ER SO BB IBB HBP BLK WP HR S P ERA WHIP | | | | | | | | | | | | | | | | | | | | | |
| 15 Ben Sheets, R (1, 1) ERA: 3.6 | 6.0 L 27 9 5 5 3 0 0 0 0 0 0 1 68 100 7.50 1.500 | | | | | | | | | | | | | | | | | | | | | |
| 45 Elmer Dessens, R (7, 1) ERA: 4.5 | 1.0 5 2 1 1 0 0 0 0 0 0 0 0 13 22 9.00 2.000 | | | | | | | | | | | | | | | | | | | | | |
| 41 Greg Aquino, R (8, 1) ERA: | 2.0 6 1 0 0 1 0 0 0 0 0 0 0 14 18 0.00 0.500 | | | | | | | | | | | | | | | | | | | | | |

| | |
|-----|----|
| AB | 37 |
| R | 6 |
| H | 12 |
| RBI | 6 |
| BB | 0 |
| SO | 4 |
| LOB | 11 |



| Batter | 1 | 2 | 3 | 4 | 5 | 6 | 7 | 8 | 9 | AB | R | H | RBI | BB | SO | LOB | BOTTOM | | | | | |
|---|---|----------------------------------|------------------------------|----------------------------------|------------------------------|---------------------------------|-------------------------------|----------------------------------|------------------------------|---------------------------------|-------------------------------|----------------------------------|-------------------------------|----------------------------------|------------------------------|----------------------------------|--|----------------------------------|----------------------------------|------------------------------------|----------------------------------|--------|
| 23 Rickie Weeks Jr., R (1, 4) OBP: 0.273, SLG: 0.421 | 0-3 K | | | 3-2 HR | | 0-0 G5-3 | | 2-2 P2 | | 4 | 1 | 1 | 1 | 0 | 1 | 0 | Chicago Cubs @ Milwaukee Brewers Miller Park, Milwaukee, WI Sat Apr 07 2007, 12:05 PM CDT Att.: 41,282 - Roof Closed - 59 F | | | | | |
| 7 J.J. Hardy, R (1, 6) OBP: 0.409, SLG: 0.474 | 3-3 K | | | 4-2 28 G3-6 | | 3-2 28 2B | | 1-1 F8 | | 3 | 1 | 1 | 0 | 1 | 1 | 0 | | | | | | |
| 28 Prince Fielder, L (1, 3) OBP: 0.273, SLG: 0.476 | 1-3 K | | | 0-0 G3-6 | | 2-2 1B | | 2-3 K | | 4 | 0 | 1 | 1 | 0 | 2 | 1 | | | | | | |
| 2 Bill Hall, R (1, 8) OBP: 0.286, SLG: 0.500 | | 0-0 G6-3 | | 4-0 1B | | 3-1 F8 | | 0-2 F9 | | 3 | 0 | 0 | 0 | 1 | 0 | 1 | | | | | | |
| Johnny Estrada, S (1, 2) OBP: 0.429, SLG: 0.474 | | 2-2 F7 | | 2-2 BB | | 2-1 F9 | | 1-3 K | | 4 | 0 | 1 | 0 | 0 | 1 | 1 | | | | | | |
| Geoff Jenkins, L (1, 7) OBP: 0.429, SLG: 0.769 | | 3-3 K | | 1-3 1B | | 2-2 K | | 1-3 K | | 4 | 1 | 1 | 1 | 0 | 3 | 2 | | | | | | |
| 1 Corey Hart, R (1, 9) OBP: 0.188, SLG: 0.438 | | | | 0-1 G6-3 | | 1-2 F9 | | 2-3 HR | | 3 | 0 | 0 | 0 | 0 | 1 | 0 | | | | | | |
| Craig Counsell, L (1, 5) OBP: 0.091, SLG: 0.200 | | | | 0-1 F8 | | 1-0 G4-3 | | 1-1 G3-1 | | 3 | 0 | 0 | 0 | 0 | 0 | 0 | | | | | | |
| 15 Ben Sheets, R (1, 1) ERA: 6.0 | | | | 0-1 P3 | | 0-0 G6-3 | | 0-2 G4-3 | | 2 | 0 | 0 | 0 | 0 | 0 | 0 | | | | | | |
| 45 Elmer Dessens, R (7, 1) ERA: 3.38 | | | | | | | | | | 0 | 0 | 0 | 0 | 0 | 0 | 0 | | | | | | |
| 22 Tony Gwynn Jr., L (7, PH) | | | | | | | | | | 1 | 0 | 0 | 0 | 0 | 0 | 0 | | | | | | |
| 41 Greg Aquino, R (8, 1) ERA: | | | | | | | | | | 0 | 0 | 0 | 0 | 0 | 0 | 0 | | | | | | |
| Inning Stats | R: 0 E: 0 K: 3 S: 13 | H: 0 LOB: 0 BB: 0 P: 17 | R: 0 E: 0 K: 1 S: 7 | H: 0 LOB: 0 BB: 0 P: 12 | R: 0 E: 0 K: 0 S: 6 | H: 0 LOB: 0 BB: 0 P: 6 | R: 1 E: 0 K: 1 S: 13 | H: 2 LOB: 2 BB: 2 P: 28 | R: 0 E: 0 K: 0 S: 5 | H: 0 LOB: 0 BB: 0 P: 7 | R: 1 E: 0 K: 0 S: 12 | H: 2 LOB: 1 BB: 0 P: 22 | R: 1 E: 0 K: 1 S: 11 | H: 1 LOB: 0 BB: 0 P: 17 | R: 0 E: 0 K: 1 S: 8 | H: 0 LOB: 0 BB: 0 P: 13 | R: 0 E: 0 K: 2 S: 10 | H: 0 LOB: 0 BB: 0 P: 12 | 1B: 2 2B: 1 3B: 0 HR: 2 | SF: 0 SAC: 0 DP: 1 HBP: 0 | WP: 0 PB: 0 SB: 0 CS: 0 | PA: 33 |
| PITCHER | IP WLS BF H R ER SO BB IBB HBP BLK WP HR S P ERA WHIP | | | | | | | | | | | | | | | | | | | | | |
| 38 Carlos Zambrano, R (1, 1) ERA: 6.0 | 7.0 W 27 5 3 3 6 2 0 0 0 0 0 0 2 67 109 3.86 1.000 | | | | | | | | | | | | | | | | | | | | | |
| Bob Howry, R (8, 1) ERA: 3.38 | 1.0 H 3 0 0 0 1 0 0 0 0 0 0 0 8 13 0.00 0.000 | | | | | | | | | | | | | | | | | | | | | |
| 46 Ryan Dempster, R (9, 1) ERA: | 1.0 S 3 0 0 0 2 0 0 0 0 0 0 0 10 12 0.00 0.000 | | | | | | | | | | | | | | | | | | | | | |

| | |
|-----|----|
| AB | 31 |
| R | 3 |
| H | 5 |
| RBI | 3 |
| BB | 2 |
| SO | 9 |
| LOB | 5 |



| Batter | 1 | 2 | 3 | 4 | 5 | 6 | 7 | 8 | 9 | AB | R | H | RBI | BB | SO | LOB | TOP | | | | | | |
|---|---|---|---|---|---|---|---|---|---|---|---|---|---|---|---|---|---|---|---|---|---|---|--|
| 12 Alfonso Soriano, R OBP: 0.241, SLG: 0.357 | G1-3 | | | P5 | | E1 | G6-3 | | P3 | 5 | 1 | 1 | 0 | 0 | 0 | 1 | Chicago Cubs @ Milwaukee Brewers Miller Park, Milwaukee, WI Sun Apr 08 2007, 1:05 PM CDT Att: 28,019 - Roof Closed - 61 F | | | | | | |
| 2 Ryan Theriot, R (5, 7) | F9 | | | G4-3 | | E1 | F9 | | | 4 | 1 | 0 | 1 | 1 | 0 | 1 | | | | | | | |
| 25 Derrek Lee, R OBP: 0.500, SLG: 0.560 | K | | | 1B | | 1B | | | K | 4 | 1 | 2 | 2 | 0 | 2 | 2 | | | | | | | |
| 16 Aramis Ramirez, R OBP: 0.462, SLG: 0.600 | | K | | F9 | | 1B | | | | 3 | 0 | 1 | 0 | 1 | 1 | 1 | | | | | | | |
| Mark DeRosa, R OBP: 0.391, SLG: 0.714 | | K | | | | K | | | K | 4 | 0 | 0 | 0 | 0 | 4 | 4 | | | | | | | |
| Michael Barrett, R OBP: 0.238, SLG: 0.158 | | | | | | | | | L7 | 4 | 0 | 1 | 1 | 0 | 0 | 2 | | | | | | | |
| 19 Matt Murton, R OBP: 0.357, SLG: 0.308 | | | | G3-1 | | G4-3 | | | K | 2 | 0 | 0 | 0 | 0 | 0 | 0 | | | | | | | |
| 43 Michael Wuerztz, R (6, 1) | | | | | | | | | | 0 | 0 | 0 | 0 | 0 | 0 | 0 | | | | | | | |
| 13 Will Ohman, L (7, 1) | | | | | | | | | | 0 | 0 | 0 | 0 | 0 | 0 | 0 | | | | | | | |
| 32 Danyele Ward, L OBP: 0.667, SLG: 0.500 | | | | | | | | | | 1 | 0 | 0 | 0 | 0 | 1 | 2 | | | | | | | |
| 47 Scott Eyre, L (8, 1) | | | | | | | | | | 0 | 0 | 0 | 0 | 0 | 0 | 0 | | | | | | | |
| 5 Ronny Cedeno, R OBP: 0.167, SLG: 0.667 | | | | G3 | | F7 | | | K | 4 | 0 | 0 | 0 | 0 | 1 | 3 | | | | | | | |
| 52 Wade Miller, R (1, 1) | | | | | | | | | | | | | | | | | | | | | | | |
| 48 Neal Cotts, L (5, 1) | | | | G5-3 | | | | | | 1 | 0 | 0 | 0 | 0 | 0 | 0 | | | | | | | |
| Jacque Jones, L OBP: 0.280, SLG: 0.182 | | | | | | | | | | 0 | 0 | 0 | 0 | 0 | 0 | 0 | | | | | | | |
| 15 Cliff Floyd, L OBP: 0.444, SLG: 0.625 | | | | | | | | | | 2 | 1 | 1 | 0 | 1 | 0 | 0 | | | | | | | |
| | | | | | | | | | | 0 | 0 | 0 | 0 | 1 | 0 | 0 | | | | | | | |
| Inning Stats | R: 0 E: 0 K: 1 S: 8 | H: 0 LOB: 0 BB: 0 P: 10 | R: 0 E: 0 K: 2 S: 8 | H: 0 LOB: 0 BB: 0 P: 11 | R: 0 E: 0 K: 0 S: 5 | H: 1 LOB: 1 BB: 0 P: 19 | R: 0 E: 0 K: 1 S: 8 | H: 0 LOB: 0 BB: 0 P: 14 | R: 4 E: 1 K: 1 S: 29 | H: 4 LOB: 3 BB: 2 P: 50 | R: 0 E: 0 K: 0 S: 8 | H: 0 LOB: 0 BB: 0 P: 13 | R: 0 E: 0 K: 2 S: 10 | H: 1 LOB: 2 BB: 2 P: 18 | R: 0 E: 0 K: 2 S: 11 | H: 0 LOB: 2 BB: 2 P: 23 | 1B: 4 2B: 2 3B: 0 HR: 0 | SF: 0 SAC: 0 DP: 0 HBP: 1 | WP: 0 PB: 0 SB: 0 CS: 0 | PA: 39 | | | |
| PITCHER | IP WLS BF H R ER SO BB IBB HBP BLK WP HR S P ERA WHIP | IP WLS BF H R ER SO BB IBB HBP BLK WP HR S P ERA WHIP | IP WLS BF H R ER SO BB IBB HBP BLK WP HR S P ERA WHIP | IP WLS BF H R ER SO BB IBB HBP BLK WP HR S P ERA WHIP | IP WLS BF H R ER SO BB IBB HBP BLK WP HR S P ERA WHIP | IP WLS BF H R ER SO BB IBB HBP BLK WP HR S P ERA WHIP | IP WLS BF H R ER SO BB IBB HBP BLK WP HR S P ERA WHIP | IP WLS BF H R ER SO BB IBB HBP BLK WP HR S P ERA WHIP | IP WLS BF H R ER SO BB IBB HBP BLK WP HR S P ERA WHIP | IP WLS BF H R ER SO BB IBB HBP BLK WP HR S P ERA WHIP | IP WLS BF H R ER SO BB IBB HBP BLK WP HR S P ERA WHIP | IP WLS BF H R ER SO BB IBB HBP BLK WP HR S P ERA WHIP | IP WLS BF H R ER SO BB IBB HBP BLK WP HR S P ERA WHIP | IP WLS BF H R ER SO BB IBB HBP BLK WP HR S P ERA WHIP | IP WLS BF H R ER SO BB IBB HBP BLK WP HR S P ERA WHIP | IP WLS BF H R ER SO BB IBB HBP BLK WP HR S P ERA WHIP | IP WLS BF H R ER SO BB IBB HBP BLK WP HR S P ERA WHIP | IP WLS BF H R ER SO BB IBB HBP BLK WP HR S P ERA WHIP | IP WLS BF H R ER SO BB IBB HBP BLK WP HR S P ERA WHIP | IP WLS BF H R ER SO BB IBB HBP BLK WP HR S P ERA WHIP | IP WLS BF H R ER SO BB IBB HBP BLK WP HR S P ERA WHIP | IP WLS BF H R ER SO BB IBB HBP BLK WP HR S P ERA WHIP | |
| 39 Chris Capuano, L ERA: 4.35 | 5.1 W 22 4 4 2 4 1 0 0 0 0 0 0 59 93 3.38 0.938 | 0.1 H 2 1 0 0 1 0 0 0 0 0 0 0 7 14 0.00 1.500 | 0.2 H 2 0 0 0 0 0 0 0 0 0 0 4 6 0.00 0.000 | 1.0 H 5 1 0 0 2 0 0 1 0 0 0 10 18 0.00 1.000 | 1.0 H 5 1 0 0 2 0 0 1 0 0 0 10 18 0.00 1.000 | 1.0 H 5 1 0 0 2 0 0 1 0 0 0 10 18 0.00 1.000 | 1.0 H 5 1 0 0 2 0 0 1 0 0 0 10 18 0.00 1.000 | 1.0 H 5 1 0 0 2 0 0 1 0 0 0 10 18 0.00 1.000 | 1.0 H 5 1 0 0 2 0 0 1 0 0 0 10 18 0.00 1.000 | 1.0 H 5 1 0 0 2 0 0 1 0 0 0 10 18 0.00 1.000 | 1.0 H 5 1 0 0 2 0 0 1 0 0 0 10 18 0.00 1.000 | 1.0 H 5 1 0 0 2 0 0 1 0 0 0 10 18 0.00 1.000 | 1.0 H 5 1 0 0 2 0 0 1 0 0 0 10 18 0.00 1.000 | 1.0 H 5 1 0 0 2 0 0 1 0 0 0 10 18 0.00 1.000 | 1.0 H 5 1 0 0 2 0 0 1 0 0 0 10 18 0.00 1.000 | 1.0 H 5 1 0 0 2 0 0 1 0 0 0 10 18 0.00 1.000 | 1.0 H 5 1 0 0 2 0 0 1 0 0 0 10 18 0.00 1.000 | 1.0 H 5 1 0 0 2 0 0 1 0 0 0 10 18 0.00 1.000 | 1.0 H 5 1 0 0 2 0 0 1 0 0 0 10 18 0.00 1.000 | 1.0 H 5 1 0 0 2 0 0 1 0 0 0 10 18 0.00 1.000 | 1.0 H 5 1 0 0 2 0 0 1 0 0 0 10 18 0.00 1.000 | 1.0 H 5 1 0 0 2 0 0 1 0 0 0 10 18 0.00 1.000 | 1.0 H 5 1 0 0 2 0 0 1 0 0 0 10 18 0.00 1.000 |
| Matt Wise, R ERA: | 0.1 H 2 1 0 0 1 0 0 0 0 0 0 7 14 0.00 1.500 | 0.2 H 2 0 0 0 0 0 0 0 0 0 0 4 6 0.00 0.000 | 1.0 H 5 1 0 0 2 0 0 1 0 0 0 10 18 0.00 1.000 | 1.0 H 5 1 0 0 2 0 0 1 0 0 0 10 18 0.00 1.000 | 1.0 H 5 1 0 0 2 0 0 1 0 0 0 10 18 0.00 1.000 | 1.0 H 5 1 0 0 2 0 0 1 0 0 0 10 18 0.00 1.000 | 1.0 H 5 1 0 0 2 0 0 1 0 0 0 10 18 0.00 1.000 | 1.0 H 5 1 0 0 2 0 0 1 0 0 0 10 18 0.00 1.000 | 1.0 H 5 1 0 0 2 0 0 1 0 0 0 10 18 0.00 1.000 | 1.0 H 5 1 0 0 2 0 0 1 0 0 0 10 18 0.00 1.000 | 1.0 H 5 1 0 0 2 0 0 1 0 0 0 10 18 0.00 1.000 | 1.0 H 5 1 0 0 2 0 0 1 0 0 0 10 18 0.00 1.000 | 1.0 H 5 1 0 0 2 0 0 1 0 0 0 10 18 0.00 1.000 | 1.0 H 5 1 0 0 2 0 0 1 0 0 0 10 18 0.00 1.000 | 1.0 H 5 1 0 0 2 0 0 1 0 0 0 10 18 0.00 1.000 | 1.0 H 5 1 0 0 2 0 0 1 0 0 0 10 18 0.00 1.000 | 1.0 H 5 1 0 0 2 0 0 1 0 0 0 10 18 0.00 1.000 | 1.0 H 5 1 0 0 2 0 0 1 0 0 0 10 18 0.00 1.000 | 1.0 H 5 1 0 0 2 0 0 1 0 0 0 10 18 0.00 1.000 | 1.0 H 5 1 0 0 2 0 0 1 0 0 0 10 18 0.00 1.000 | 1.0 H 5 1 0 0 2 0 0 1 0 0 0 10 18 0.00 1.000 | 1.0 H 5 1 0 0 2 0 0 1 0 0 0 10 18 0.00 1.000 | |
| Brian Shouse, L ERA: | 0.1 H 2 1 0 0 1 0 0 0 0 0 0 7 14 0.00 1.500 | 0.2 H 2 0 0 0 0 0 0 0 0 0 0 4 6 0.00 0.000 | 1.0 H 5 1 0 0 2 0 0 1 0 0 0 10 18 0.00 1.000 | 1.0 H 5 1 0 0 2 0 0 1 0 0 0 10 18 0.00 1.000 | 1.0 H 5 1 0 0 2 0 0 1 0 0 0 10 18 0.00 1.000 | 1.0 H 5 1 0 0 2 0 0 1 0 0 0 10 18 0.00 1.000 | 1.0 H 5 1 0 0 2 0 0 1 0 0 0 10 18 0.00 1.000 | 1.0 H 5 1 0 0 2 0 0 1 0 0 0 10 18 0.00 1.000 | 1.0 H 5 1 0 0 2 0 0 1 0 0 0 10 18 0.00 1.000 | 1.0 H 5 1 0 0 2 0 0 1 0 0 0 10 18 0.00 1.000 | 1.0 H 5 1 0 0 2 0 0 1 0 0 0 10 18 0.00 1.000 | 1.0 H 5 1 0 0 2 0 0 1 0 0 0 10 18 0.00 1.000 | 1.0 H 5 1 0 0 2 0 0 1 0 0 0 10 18 0.00 1.000 | 1.0 H 5 1 0 0 2 0 0 1 0 0 0 10 18 0.00 1.000 | 1.0 H 5 1 0 0 2 0 0 1 0 0 0 10 18 0.00 1.000 | 1.0 H 5 1 0 0 2 0 0 1 0 0 0 10 18 0.00 1.000 | 1.0 H 5 1 0 0 2 0 0 1 0 0 0 10 18 0.00 1.000 | 1.0 H 5 1 0 0 2 0 0 1 0 0 0 10 18 0.00 1.000 | 1.0 H 5 1 0 0 2 0 0 1 0 0 0 10 18 0.00 1.000 | 1.0 H 5 1 0 0 2 0 0 1 0 0 0 10 18 0.00 1.000 | 1.0 H 5 1 0 0 2 0 0 1 0 0 0 10 18 0.00 1.000 | 1.0 H 5 1 0 0 2 0 0 1 0 0 0 10 18 0.00 1.000 | 1.0 H 5 1 0 0 2 0 0 1 0 0 0 10 18 0.00 1.000 |
| 12 Carlos Villanueva, R ERA: 16.2 | 0.1 H 2 1 0 0 1 0 0 0 0 0 0 7 14 0.00 1.500 | 0.2 H 2 0 0 0 0 0 0 0 0 0 0 4 6 0.00 0.000 | 1.0 H 5 1 0 0 2 0 0 1 0 0 0 10 18 0.00 1.000 | 1.0 H 5 1 0 0 2 0 0 1 0 0 0 10 18 0.00 1.000 | 1.0 H 5 1 0 0 2 0 0 1 0 0 0 10 18 0.00 1.000 | 1.0 H 5 1 0 0 2 0 0 1 0 0 0 10 18 0.00 1.000 | 1.0 H 5 1 0 0 2 0 0 1 0 0 0 10 18 0.00 1.000 | 1.0 H 5 1 0 0 2 0 0 1 0 0 0 10 18 0.00 1.000 | 1.0 H 5 1 0 0 2 0 0 1 0 0 0 10 18 0.00 1.000 | 1.0 H 5 1 0 0 2 0 0 1 0 0 0 10 18 0.00 1.000 | 1.0 H 5 1 0 0 2 0 0 1 0 0 0 10 18 0.00 1.000 | 1.0 H 5 1 0 0 2 0 0 1 0 0 0 10 18 0.00 1.000 | 1.0 H 5 1 0 0 2 0 0 1 0 0 0 10 18 0.00 1.000 | 1.0 H 5 1 0 0 2 0 0 1 0 0 0 10 18 0.00 1.000 | 1.0 H 5 1 0 0 2 0 0 1 0 0 0 10 18 0.00 1.000 | 1.0 H 5 1 0 0 2 0 0 1 0 0 0 10 18 0.00 1.000 | 1.0 H 5 1 0 0 2 0 0 1 0 0 0 10 18 0.00 1.000 | 1.0 H 5 1 0 0 2 0 0 1 0 0 0 10 18 0.00 1.000 | 1.0 H 5 1 0 0 2 0 0 1 0 0 0 10 18 0.00 1.000 | 1.0 H 5 1 0 0 2 0 0 1 0 0 0 10 18 0.00 1.000 | 1.0 H 5 1 0 0 2 0 0 1 0 0 0 10 18 0.00 1.000 | 1.0 H 5 1 0 0 2 0 0 1 0 0 0 10 18 0.00 1.000 | 1.0 H 5 1 0 0 2 0 0 1 0 0 0 10 18 0.00 1.000 |
| Derrick Turnbow, R ERA: | 0.1 H 2 1 0 0 1 0 0 0 0 0 0 7 14 0.00 1.500 | 0.2 H 2 0 0 0 0 0 0 0 0 0 0 4 6 0.00 0.000 | 1.0 H 5 1 0 0 2 0 0 1 0 0 0 10 18 0.00 1.000 | 1.0 H 5 1 0 0 2 0 0 1 0 0 0 10 18 0.00 1.000 | 1.0 H 5 1 0 0 2 0 0 1 0 0 0 10 18 0.00 1.000 | 1.0 H 5 1 0 0 2 0 0 1 0 0 0 10 18 0.00 1.000 | 1.0 H 5 1 0 0 2 0 0 1 0 0 0 10 18 0.00 1.000 | 1.0 H 5 1 0 0 2 0 0 1 0 0 0 10 18 0.00 1.000 | 1.0 H 5 1 0 0 2 0 0 1 0 0 0 10 18 0.00 1.000 | 1.0 H 5 1 0 0 2 0 0 1 0 0 0 10 18 0.00 1.000 | 1.0 H 5 1 0 0 2 0 0 1 0 0 0 10 18 0.00 1.000 | 1.0 H 5 1 0 0 2 0 0 1 0 0 0 10 18 0.00 1.000 | 1.0 H 5 1 0 0 2 0 0 1 0 0 0 10 18 0.00 1.000 | 1.0 H 5 1 0 0 2 0 0 1 0 0 0 10 18 0.00 1.000 | 1.0 H 5 1 0 0 2 0 0 1 0 0 0 10 18 0.00 1.000 | 1.0 H 5 1 0 0 2 0 0 1 0 0 0 10 18 0.00 1.000 | 1.0 H 5 1 0 0 2 0 0 1 0 0 0 10 18 0.00 1.000 | 1.0 H 5 1 0 0 2 0 0 1 0 0 0 10 18 0.00 1.000 | 1.0 H 5 1 0 0 2 0 0 1 0 0 0 10 18 0.00 1.000 | 1.0 H 5 1 0 0 2 0 0 1 0 0 0 10 18 0.00 1.000 | 1.0 H 5 1 0 0 2 0 0 1 0 0 0 10 18 0.00 1.000 | 1.0 H 5 1 0 0 2 0 0 1 0 0 0 10 18 0.00 1.000 | 1.0 H 5 1 0 0 2 0 0 1 0 0 0 10 18 0.00 1.000 |

| Batter | 1 | 2 | 3 | 4 | 5 | 6 | 7 | 8 | 9 | AB | R | H | RBI | BB | SO | LOB | BOTTOM | | | |
|--|---|---|---|----------------------------------|------------------------------|----------------------------------|------------------------------|---------------------------------|-------------------------------|----------------------------------|-------------------------------|----------------------------------|------------------------------|---------------------------------|-------------------------------|----------------------------------|---|------------------------------------|----------------------------------|--------|
| 23 Rickie Weeks Jr., R OBP: 0.296, SLG: 0.391 | G3 | | | F8 | | G5-3 | | | | 4 | 1 | 1 | 0 | 1 | 0 | 1 | Chicago Cubs @ Milwaukee Brewers Miller Park, Milwaukee, WI Sun Apr 08 2007, 1:05 PM CDT Att: 28,019 - Roof Closed - 61 F | | | |
| Craig Counsell, L OBP: 0.250, SLG: 0.533 | L3 | | | CS | | | | | | 5 | 1 | 3 | 3 | 0 | 0 | 2 | | | | |
| 7 J.J. Hardy, R OBP: 0.370, SLG: 0.417 | F8 | | | | | | | | | 5 | 1 | 1 | 0 | 0 | 1 | 4 | | | | |
| 28 Prince Fielder, L OBP: 0.296, SLG: 0.440 | | | | | | | | | | 4 | 1 | 1 | 1 | 1 | 1 | 1 | | | | |
| Geoff Jenkins, L OBP: 0.389, SLG: 0.824 | | | | | | | | | | 4 | 1 | 1 | 3 | 0 | 0 | 1 | | | | |
| 18 Cube Cross, L OBP: 0.500, SLG: 1.330 | | | | | | | | | | 2 | 1 | 1 | 1 | 1 | 1 | 2 | | | | |
| Matt Wise, R ERA: | | | | | | | | | | 0 | 0 | 0 | 0 | 0 | 0 | 0 | | | | |
| Brian Shouse, L ERA: | | | | | | | | | | 0 | 0 | 0 | 0 | 0 | 0 | 0 | | | | |
| 12 Carlos Villanueva, R (7, 1) | | | | | | | | | | 0 | 0 | 0 | 0 | 0 | 0 | 0 | | | | |
| 2 Bill Hall, R OBP: 0.273, SLG: 0.476 | | | | | | | | | | 1 | 0 | 0 | 0 | 0 | 0 | 0 | | | | |
| Derrick Turnbow, R ERA: | | | | | | | | | | 0 | 0 | 0 | 0 | 0 | 0 | 0 | | | | |
| Francisco Cordero, R (8, 1) | | | | | | | | | | 0 | 0 | 0 | 0 | 0 | 0 | 0 | | | | |
| Damian Miller, R OBP: 0.250, SLG: 0.500 | | | | | | | | | | 4 | 1 | 1 | 0 | 0 | 1 | 3 | | | | |
| 22 Tony Gwynn Jr., L OBP: 0.286, SLG: 0.286 | | | | | | | | | | 4 | 1 | 2 | 0 | 0 | 0 | 3 | | | | |
| 39 Chris Capuano, L OBP: 0.250, SLG: 0.250 | | | | | | | | | | 2 | 0 | 1 | 1 | 0 | 0 | 1 | | | | |
| Kevin Mench, R OBP: 0.357, SLG: 0.615 | | | | | | | | | | 2 | 1 | 1 | 0 | 0 | 0 | 0 | | | | |
| Inning Stats | R: 0 E: 0 K: 0 S: 7 | H: 0 LOB: 0 BB: 0 P: 10 | R: 4 E: 0 K: 0 S: 19 | H: 5 LOB: 2 BB: 1 P: 31 | R: 0 E: 0 K: 0 S: 8 | H: 0 LOB: 1 BB: 1 P: 14 | R: 0 E: 0 K: 0 S: 5 | H: 1 LOB: 0 BB: 0 P: 7 | R: 2 E: 1 K: 2 S: 20 | H: 3 LOB: 2 BB: 0 P: 30 | R: 0 E: 0 K: 1 S: 12 | H: 1 LOB: 1 BB: 0 P: 16 | R: 0 E: 0 K: 0 S: 5 | H: 0 LOB: 0 BB: 0 P: 8 | R: 3 E: 0 K: 1 S: 16 | H: 3 LOB: 1 BB: 1 P: 28 | 1B: 8 2B: 2 3B: 1 HR: 2 | SF: 0 SAC: 0 DP: 0 HBP: 0 | WP: 1 PB: 1 SB: 0 CS: 1 | PA: 41 |
| PITCHER | IP WLS BF H R ER SO BB IBB HBP BLK WP HR S P ERA WHIP | IP WLS BF H R ER SO BB IBB HBP BLK WP HR S P ERA WHIP | IP WLS BF H R ER SO BB IBB HBP BLK WP HR S P ERA WHIP | IP WLS BF H R ER SO BB I | | | | | | | | | | | | | | | | |

| Batter | 1 | 2 | 3 | 4 | 5 | 6 | 7 | 8 | 9 | AB | R | H | RBI | BB | SO | LOB | TOP | | | |
|---|---|---|--|--|--|--|-------------------------------|----------------------------------|------------------------------|----------------------------------|-------------------------------|----------------------------------|-------------------------------|----------------------------------|-------------------------------|----------------------------------|----------------------------------|------------------------------------|--|--|
| 23 Ricke Weeks Jr., R OBP: 0.313, SLG: 0.464 | | | | | | | | | | 5 | 1 | 2 | 0 | 0 | 0 | 4 | | | | |
| Craig Counsell, L OBP: 0.286, SLG: 0.550 | | | | | | | | | | 5 | 0 | 2 | 0 | 0 | 0 | 1 | | | | |
| 28 Prince Fielder, L OBP: 0.281, SLG: 0.400 | | | | | | | | | | 5 | 0 | 1 | 1 | 1 | 0 | 3 | | | | |
| 2 Bill Hall, R OBP: 0.296, SLG: 0.417 | | | | | | | | | | 3 | 0 | 0 | 0 | 2 | 1 | 1 | | | | |
| Johnny Estrada, S OBP: 0.400, SLG: 0.435 | | | | | | | | | | 4 | 1 | 1 | 0 | 0 | 1 | 3 | | | | |
| Geoff Jenkins, L OBP: 0.409, SLG: 0.900 | | | | | | | | | | 3 | 1 | 1 | 2 | 1 | 0 | 0 | | | | |
| Kevin Mench, R OBP: 0.389, SLG: 0.588 | | | | | | | | | | 4 | 0 | 2 | 0 | 0 | 0 | 0 | | | | |
| 9 Tony Graffanino, R OBP: 0.500, SLG: 0.375 | | | | | | | | | | 3 | 0 | 1 | 0 | 1 | 0 | 2 | | | | |
| 37 Jeff Suppan, R OBP: 0.500, SLG: 1.333 | | | | | | | | | | 3 | 0 | 0 | 0 | 0 | 0 | 4 | | | | |
| 41 Greg Aquino, R OBP: 0.176, SLG: 0.412 | | | | | | | | | | 0 | 0 | 0 | 0 | 0 | 0 | 0 | | | | |
| 1 Corey Hart, R OBP: 0.176, SLG: 0.412 | | | | | | | | | | 1 | 0 | 0 | 0 | 0 | 1 | 1 | | | | |
| Brian Shouse, L OBP: 0.176, SLG: 0.412 | | | | | | | | | | 0 | 0 | 0 | 0 | 0 | 0 | 0 | | | | |
| Inning Stats | R: 1 E: 0 K: 0 S: 8 | H: 1 LOB: 0 BB: 0 P: 11 | R: 0 E: 0 K: 0 S: 9 | H: 0 LOB: 0 BB: 0 P: 14 | R: 0 E: 0 K: 0 S: 11 | H: 2 LOB: 2 BB: 0 P: 13 | R: 2 E: 0 K: 1 S: 18 | H: 3 LOB: 2 BB: 1 P: 30 | R: 0 E: 0 K: 0 S: 7 | H: 1 LOB: 2 BB: 1 P: 15 | R: 0 E: 0 K: 1 S: 12 | H: 0 LOB: 1 BB: 1 P: 18 | R: 0 E: 0 K: 1 S: 10 | H: 1 LOB: 1 BB: 0 P: 13 | R: 0 E: 0 K: 0 S: 12 | H: 1 LOB: 1 BB: 0 P: 19 | 1B: 7 2B: 2 3B: 1 HR: 1 | SF: 0 SAC: 0 DP: 1 HBP: 0 | WP: 0 PA: 40 PB: 0 SB: 0 CS: 0 | |
| PITCHER | IP WLS BF H R ER SO BB IBB HBP BLK WP HR S P ERA WHIP | 6.0 W 28 8 3 3 1 3 0 0 0 0 1 61 97 4.50 1.833 | 7.1 1.0 H 4 0 0 0 1 1 0 0 0 0 0 12 18 0.00 1.000 | 8.1 0.2 H 3 1 0 0 0 0 0 0 0 0 0 5 7 0.00 1.500 | 8.1 0.1 H 1 0 0 0 1 0 0 0 0 0 0 5 6 0.00 0.000 | 9.1 1.0 S 4 1 0 0 0 0 0 0 0 0 0 12 19 0.00 1.000 | | | | | | | | | | | | | | |

Milwaukee Brewers @ Florida Marlins
Dolphin Stadium, Miami, FL
Mon Apr 09 2007, 7:05 PM EDT
Att: 11,157 - Partly Cloudy - 77 F

AB 36
R 3
H 10
RBI 3
BB 4
SO 3
LOB 19



| Batter | 1 | 2 | 3 | 4 | 5 | 6 | 7 | 8 | 9 | AB | R | H | RBI | BB | SO | LOB | BOTTOM | |
|--|---|--|---|---|-------------------------------|----------------------------------|------------------------------|----------------------------------|-------------------------------|----------------------------------|------------------------------|----------------------------------|------------------------------|----------------------------------|----------------------------------|------------------------------------|--|--|
| 4 Alfredo Amezaga, S OBP: 0.455, SLG: 0.700 | | | | | | | | | | 4 | 1 | 2 | 0 | 0 | 1 | 0 | | |
| 6 Dan Uggla, R OBP: 0.303, SLG: 0.357 | | | | | | | | | | 4 | 2 | 2 | 0 | 0 | 0 | 1 | | |
| Miguel Cabrera, R OBP: 0.594, SLG: 1.042 | | | | | | | | | | 2 | 1 | 1 | 3 | 0 | 0 | 0 | | |
| 17 Mike Jacobs, L OBP: 0.467, SLG: 0.769 | | | | | | | | | | 3 | 0 | 0 | 0 | 1 | 1 | 1 | | |
| 14 Josh Willingham, R OBP: 0.346, SLG: 0.640 | | | | | | | | | | 4 | 0 | 1 | 1 | 0 | 0 | 0 | | |
| 77 Henry Owens, R | | | | | | | | | | 4 | 1 | 2 | 0 | 0 | 0 | 0 | | |
| Joe Borchard, S OBP: 0.391, SLG: 0.222 | | | | | | | | | | 4 | 1 | 2 | 0 | 0 | 0 | 0 | | |
| Miguel Olivo, R OBP: 0.350, SLG: 0.389 | | | | | | | | | | 3 | 0 | 0 | 0 | 1 | 1 | 3 | | |
| 7 Alejandro De Azua, L OBP: 0.345, SLG: 0.481 | | | | | | | | | | 4 | 0 | 1 | 1 | 0 | 0 | 2 | | |
| 36 Anibal Sánchez, R ERA: 5.4 | | | | | | | | | | 2 | 0 | 0 | 0 | 0 | 1 | 0 | | |
| 8 Aaron Boone, R ERA: 4.15 | | | | | | | | | | 1 | 0 | 0 | 0 | 0 | 1 | 1 | | |
| 22 Matt Lindstrom, R ERA: 3.0 | | | | | | | | | | 0 | 0 | 0 | 0 | 0 | 0 | 0 | | |
| Randy Messenger, R ERA: 3.0 | | | | | | | | | | 0 | 0 | 0 | 0 | 0 | 0 | 0 | | |
| 37 Renyel Pinto, L ERA: 3.0 | | | | | | | | | | 0 | 0 | 0 | 0 | 0 | 0 | 0 | | |
| 12 Cody Ross, R OBP: 0.220, SLG: 0.545 | | | | | | | | | | 0 | 0 | 0 | 0 | 0 | 0 | 0 | | |
| Inning Stats | R: 2 E: 0 K: 0 S: 11 | H: 4 LOB: 2 BB: 1 P: 22 | R: 0 E: 0 K: 1 S: 11 | H: 0 LOB: 0 BB: 0 P: 13 | R: 2 E: 0 K: 1 S: 10 | H: 2 LOB: 0 BB: 0 P: 12 | R: 0 E: 0 K: 1 S: 9 | H: 0 LOB: 0 BB: 0 P: 13 | R: 0 E: 0 K: 1 S: 12 | H: 1 LOB: 1 BB: 0 P: 20 | R: 0 E: 0 K: 1 S: 7 | H: 0 LOB: 0 BB: 0 P: 10 | R: 0 E: 0 K: 0 S: 9 | H: 1 LOB: 2 BB: 1 P: 17 | 1B: 5 2B: 3 3B: 0 HR: 1 | SF: 1 SAC: 0 DP: 1 HBP: 1 | WP: 0 PA: 35 PB: 0 SB: 0 CS: 0 | |
| PITCHER | IP WLS BF H R ER SO BB IBB HBP BLK WP HR S P ERA WHIP | 6.0 L 27 8 5 4 4 1 0 1 0 0 0 7 10 6.00 1.500 | 7.1 1.0 3 0 0 0 1 0 0 0 0 0 0 7 10 0.00 0.000 | 8.1 1.0 5 1 0 0 0 1 0 0 0 0 0 9 17 0.00 2.000 | | | | | | | | | | | | | | |

Milwaukee Brewers @ Florida Marlins
Dolphin Stadium, Miami, FL
Mon Apr 09 2007, 7:05 PM EDT
Att: 11,157 - Partly Cloudy - 77 F

AB 31
R 5
H 9
RBI 5
BB 2
SO 5
LOB 8



| Batter | 1 | 2 | 3 | 4 | 5 | 6 | 7 | 8 | 9 | AB | R | H | RBI | BB | SO | LOB | TOP | | | |
|---|---------------------------------------|---------------------------------------|---------------------------------------|---------------------------------------|---------------------------------------|---------------------------------------|---------------------------------------|---------------------------------------|---------------------------------------|---------------------------------------|---------------------------------------|---------------------------------------|---------------------------------------|---------------------------------------|---------------------------------------|---------------------------------------|-----------------------------------|------------------------------------|----------------------------------|--------|
| 23 Rickie Weeks Jr. R OBP: 0.375, SLG: 0.606 | 3-2 7 1B 18 SF8 HBP | | 1-2 HR | 0-1 FC6-4 7 BB | | 2-1 7 1B 3B | | 0-2 G1-3 | | 4 | 3 | 2 | 2 | 0 | 0 | 1 | | | | |
| 7 J.J. Hardy R OBP: 0.410, SLG: 0.471 | 1-0 FC5-4 1B | | 2-1 G5-3 | 4-2 BB | | 1-0 28 G5-3 1B | | 2-0 18 1B 2B | | 4 | 1 | 3 | 1 | 1 | 0 | 0 | | | | |
| 28 Prince Fielder L OBP: 0.386, SLG: 0.462 | 0-3 K | | 0-1 G6-3 18 1B | 0-2 G6-3 | | 0-0 G5-3 | | 1-0 F7 | | 5 | 0 | 1 | 0 | 0 | 1 | 6 | | | | |
| 18 Gabe Gross L OBP: 0.400, SLG: 0.750 Francisco Cordero, R | 1-2 SF8 | | 0-1 G6-3 1B | | 1-1 G4-3 | 1-1 G3-4-1 | | 1-1 1B 2H 1B | | 4 | 0 | 2 | 2 | 0 | 0 | 1 | | | | |
| Kevin Mench R OBP: 0.333, SLG: 0.478 | 0-1 FC5-4 | | 1-2 G6-3 | | 0-1 G6-3 | | 1-1 G4-6-3 1B | | 1-0 F8 | | 5 | 0 | 1 | 0 | 0 | 4 | | | | |
| Geoff Jenkins L OBP: 0.455, SLG: 0.767 | | 0-1 G6-3 | 4-0 IBB | | 2-0 1B | | 0-0 G4-6-3 1-2 1B | | 2-0 1B | | 4 | 0 | 2 | 0 | 1 | 0 | | | | |
| Damian Miller R OBP: 0.333, SLG: 0.375 | | 4-0 G6-3 BB | 1-2 G1-6-3 | | 3-2 FC6 1B | | 3-2 G6-3 | | 1-2 P3 | | 4 | 0 | 1 | 0 | 1 | 0 | 5 | | | |
| Craig Counsell L OBP: 0.290, SLG: 0.429 | | 2-2 G6-3 | | 3-2 FC1-5 31 S 1B | | 1-0 FC6 | | 1-2 G4-3 | | 4 | 0 | 1 | 0 | 0 | 0 | 3 | | | | |
| 31 Dave Bush R OBP: 0.250, SLG: 0.250 Matt Wise, R | | | 1-2 23 HR 1B | | 0-2 FC1-5 | | 1-3 K | | 3-3 K | | 3 | 1 | 1 | 0 | 0 | 1 | | | | |
| 2 Bill Hall R OBP: 0.286, SLG: 0.387 Derrick Turnbow, R | | | | | | | | | | | 0 | 0 | 0 | 0 | 0 | 0 | | | | |
| 22 Tony Gwynn Jr. L OBP: 0.250, SLG: 0.250 | | | | | | | | | | | 0 | 0 | 0 | 0 | 0 | 0 | | | | |
| Inning Stats | R: 1 E: 0 K: 1 S: 12 | H: 1 LOB: 1 BB: 0 P: 17 | R: 0 E: 0 K: 0 S: 5 | H: 0 LOB: 0 BB: 1 P: 11 | R: 2 E: 0 K: 0 S: 18 | H: 4 LOB: 3 BB: 1 P: 28 | R: 0 E: 0 K: 0 S: 13 | H: 1 LOB: 2 BB: 1 P: 20 | R: 0 E: 0 K: 1 S: 9 | H: 2 LOB: 1 BB: 0 P: 14 | R: 0 E: 0 K: 0 S: 6 | H: 1 LOB: 0 BB: 0 P: 10 | R: 0 E: 0 K: 1 S: 11 | H: 0 LOB: 0 BB: 0 P: 15 | R: 1 E: 0 K: 0 S: 9 | H: 3 LOB: 2 BB: 0 P: 17 | 1B: 11 2B: 1 3B: 1 HR: 1 | SF: 1 SAC: 0 DP: 2 HBP: 1 | WP: 0 PB: 0 SB: 1 CS: 0 | PA: 43 |
| PITCHER | IP WLS BF H R ER SO | IP WLS BF H R ER SO | IP WLS BF H R ER SO | IP WLS BF H R ER SO | IP WLS BF H R ER SO | IP WLS BF H R ER SO | IP WLS BF H R ER SO | IP WLS BF H R ER SO | IP WLS BF H R ER SO | IP WLS BF H R ER SO | IP WLS BF H R ER SO | IP WLS BF H R ER SO | IP WLS BF H R ER SO | IP WLS BF H R ER SO | IP WLS BF H R ER SO | IP WLS BF H R ER SO | WP HR S P | ERA WHIP | ERA WHIP | |
| 52 Sergio Mitre, R ERA: 4.09 | 6.0 L 31 10 4 4 2 | | | | | | | | | | | | | | | | | | | |
| Randy Messenger, R ERA | 1.0 3 1 0 0 0 | | | | | | | | | | | | | | | | | | | |
| 48 Lee Gardner, R ERA: 1.5 | 2.0 9 3 1 1 1 | | | | | | | | | | | | | | | | | | | |

Milwaukee Brewers @ Florida Marlins
Dolphin Stadium, Miami, FL
Wed Apr 11 2007, 7:05 PM EDT
Att: 11,379 - Clear - 79 F

AB 38
R 5
H 14
RBI 5
BB 3
SO 3
LOB 22



| Batter | 1 | 2 | 3 | 4 | 5 | 6 | 7 | 8 | 9 | AB | R | H | RBI | BB | SO | LOB | BOTTOM | | | | | |
|--|---------------------------------------|---------------------------------------|---------------------------------------|---------------------------------------|---------------------------------------|---------------------------------------|---------------------------------------|---------------------------------------|---------------------------------------|---------------------------------------|---------------------------------------|---------------------------------------|---------------------------------------|---------------------------------------|---------------------------------------|---------------------------------------|-------------------------------|----------------------------------|----------------------------------|------------------------------------|----------------------------------|--------|
| 4 Alfredo Amezaga S OBP: 0.333, SLG: 0.450 | K | | 0-1 FC3-6 | | | 2-2 6 G6-4-3 1B | | 3-1 G5-3 | | 4 | 0 | 1 | 0 | 0 | 1 | 2 | | | | | | |
| 6 Dan Uggla R OBP: 0.310, SLG: 0.417 | 1-0 G1-6-3 2B | | 3-2 P6 | | | 1-1 G6-4-3 | | 1-3 K | | 4 | 0 | 1 | 0 | 0 | 1 | 2 | | | | | | |
| Miguel Cabrera, R OBP: 0.512, SLG: 0.906 | 0-0 G1-6-3 | | | 0-2 P4 | | 2-1 HR | | 4-0 BB | | 3 | 1 | 1 | 1 | 1 | 0 | 1 | | | | | | |
| 17 Mike Jacobs L OBP: 0.410, SLG: 0.629 | 3-2 G4-3 | | | 0-0 F8 | | 3-2 14 FC5-4 1B | | 0-3 K | | 4 | 0 | 1 | 0 | 0 | 1 | 2 | | | | | | |
| 14 Josh Willingham R OBP: 0.314, SLG: 0.559 | | 0-0 F8-3 1B | | 1-1 2B | | 1-2 FC5-4 | | 0-3 K | | 4 | 0 | 2 | 0 | 0 | 1 | 2 | | | | | | |
| Joe Borchard S OBP: 0.333, SLG: 0.320 | | 1-1 F8-3 | | 3-3 K | | | 2-0 HR | | 1-3 K | | 4 | 1 | 1 | 1 | 0 | 2 | | | | | | |
| Miguel Olivo R OBP: 0.276, SLG: 0.333 | | 0-2 G4-3 | | | 0-3 K | | 1-1 G6-3 | | 0-3 K | | 4 | 0 | 0 | 0 | 2 | 0 | | | | | | |
| 12 Cody Ross R OBP: 0.263, SLG: 0.500 | | | 3-1 4 FC3-6 1B | | 2-3 K | | 1-2 P3 | | 1-1 G4-3 | | 4 | 0 | 1 | 0 | 0 | 1 | | | | | | |
| 52 Sergio Mitre, R OBP: 0.333, SLG: 0.333 Randy Messenger, R | | | 1-3 K | | 3-2 K | | 1-0 1B | | | | 2 | 0 | 1 | 0 | 0 | 1 | | | | | | |
| 8 Aaron Boone R OBP: 0.500, SLG: 0.600 48 Lee Gardner, R | | | | | | | | | | | 0 | 0 | 0 | 0 | 0 | 0 | | | | | | |
| Inning Stats | R: 0 E: 0 K: 1 S: 8 | H: 1 LOB: 1 BB: 0 P: 14 | R: 0 E: 0 K: 0 S: 6 | H: 1 LOB: 0 BB: 0 P: 7 | R: 0 E: 0 K: 1 S: 10 | H: 1 LOB: 1 BB: 0 P: 17 | R: 0 E: 0 K: 1 S: 9 | H: 1 LOB: 1 BB: 0 P: 13 | R: 0 E: 0 K: 2 S: 10 | H: 1 LOB: 1 BB: 0 P: 15 | R: 1 E: 0 K: 0 S: 15 | H: 3 LOB: 1 BB: 0 P: 24 | R: 1 E: 0 K: 0 S: 9 | H: 2 LOB: 1 BB: 0 P: 17 | R: 0 E: 0 K: 3 S: 9 | H: 0 LOB: 1 BB: 1 P: 14 | R: 0 E: 0 K: 2 S: 11 | H: 0 LOB: 0 BB: 0 P: 13 | 1B: 6 2B: 3 3B: 0 HR: 2 | SF: 0 SAC: 0 DP: 2 HBP: 0 | WP: 0 PB: 0 SB: 0 CS: 0 | PA: 35 |
| PITCHER | IP WLS BF H R ER SO | IP WLS BF H R ER SO | IP WLS BF H R ER SO | IP WLS BF H R ER SO | IP WLS BF H R ER SO | IP WLS BF H R ER SO | IP WLS BF H R ER SO | IP WLS BF H R ER SO | IP WLS BF H R ER SO | IP WLS BF H R ER SO | IP WLS BF H R ER SO | IP WLS BF H R ER SO | IP WLS BF H R ER SO | IP WLS BF H R ER SO | IP WLS BF H R ER SO | IP WLS BF H R ER SO | WP HR S P | ERA WHIP | ERA WHIP | | | |
| 31 Dave Bush, R ERA: 5.25 | 6.0 W 23 8 1 1 5 | | | | | | | | | | | | | | | | | | | | | |
| Matt Wise, R ERA: 2.7 | 1.0 H 5 2 1 1 0 | | | | | | | | | | | | | | | | | | | | | |
| Derrick Turnbow, R ERA | 1.0 H 4 0 0 0 3 | | | | | | | | | | | | | | | | | | | | | |
| Francisco Cordero, R ERA | 1.0 S 3 0 0 0 2 | | | | | | | | | | | | | | | | | | | | | |

Milwaukee Brewers @ Florida Marlins
Dolphin Stadium, Miami, FL
Wed Apr 11 2007, 7:05 PM EDT
Att: 11,379 - Clear - 79 F

AB 34
R 2
H 10
RBI 2
BB 1
SO 10
LOB 12



| Batter | 1 | 2 | 3 | 4 | 5 | 6 | 7 | 8 | 9 | AB | R | H | RBI | BB | SO | LOB | TOP | | | | | | | | |
|---|------------------------------|----------------------------------|-------------------------------|----------------------------------|-------------------------------|----------------------------------|------------------------------|---------------------------------|-------------------------------|----------------------------------|------------------------------|---------------------------------|-------------------------------|----------------------------------|------------------------------|----------------------------------|-------------------------------|----------------------------------|----------------------------------|------------------------------------|----------------------------------|--------|--|--|--|
| 23 Rickie Weeks Jr. R OBP: 0.386, SLG: 0.676 | L7 | | 28 SF9 7 BB 1B | | 2-1 2H HR | | F7 | | | 4 | 1 | 2 | 2 | 0 | 0 | 1 | | | | | | | | | |
| 7 J.J. Hardy R OBP: 0.395, SLG: 0.432 | F9 | | 18 PB BB | | 0-2 G1-3 | | | F7 | | 3 | 0 | 0 | 0 | 1 | 0 | 0 | | | | | | | | | |
| 28 Prince Fielder L OBP: 0.354, SLG: 0.429 | K | | SF9 | | 3-3 K | | | F7 | | 3 | 0 | 0 | 1 | 0 | 2 | 0 | | | | | | | | | |
| 18 Gabe Gross L OBP: 0.357, SLG: 0.545 | | 3-3 K | G3-1 | | 1-2 G1-3 | | | FC6-4 BB | | 3 | 0 | 0 | 0 | 1 | 1 | 2 | | | | | | | | | |
| 22 Tony Gwynn Jr. L OBP: 0.250, SLG: 0.250 | | | | | | | | | | 0 | 0 | 0 | 0 | 0 | 0 | 0 | | | | | | | | | |
| Johnny Estrada S OBP: 0.333, SLG: 0.382 | | 0-0 2B | | | 0-1 G6-3 | | | FC6-4 | | 4 | 0 | 1 | 0 | 0 | 0 | 1 | | | | | | | | | |
| Geoff Jenkins L OBP: 0.405, SLG: 0.676 | G5-3 | | | | 0-0 G3 | | | | | 4 | 0 | 0 | 0 | 0 | 1 | 1 | | | | | | | | | |
| 1 Corey Hart R OBP: 0.154, SLG: 0.320 | G5-3 | | | | 1-2 G4-3 | | | | | 4 | 0 | 0 | 0 | 0 | 1 | 1 | | | | | | | | | |
| 9 Tony Graffanino R OBP: 0.444, SLG: 0.333 | | | G4-3 | | 0-1 23 HR 37 G5-3 1B | | | | | 3 | 1 | 2 | 0 | 1 | 0 | 0 | | | | | | | | | |
| 37 Jeff Suppan R Brian Shouse L 41 Greg Aquino R Derrick Turnbow R Kevin Mench R Francisco Cordero R | | | 7 BB 23 1B 28 SF9 BB | | 4-2 G5-3 | | | FC4-6 | | 2 | 1 | 0 | 0 | 1 | 0 | 2 | | | | | | | | | |
| Inning Stats | R: 0 E: 0 K: 1 S: 7 | H: 0 LOB: 0 BB: 0 P: 10 | R: 0 E: 0 K: 1 S: 7 | H: 1 LOB: 1 BB: 0 P: 13 | R: 1 E: 0 K: 0 S: 11 | H: 1 LOB: 2 BB: 2 P: 23 | R: 0 E: 0 K: 0 S: 7 | H: 0 LOB: 0 BB: 0 P: 8 | R: 2 E: 0 K: 1 S: 11 | H: 2 LOB: 0 BB: 0 P: 17 | R: 0 E: 0 K: 1 S: 7 | H: 0 LOB: 0 BB: 0 P: 9 | R: 0 E: 0 K: 0 S: 14 | H: 1 LOB: 1 BB: 0 P: 17 | R: 0 E: 0 K: 0 S: 9 | H: 0 LOB: 1 BB: 1 P: 16 | R: 0 E: 0 K: 1 S: 13 | H: 0 LOB: 1 BB: 1 P: 24 | 1B: 3 2B: 1 3B: 0 HR: 1 | SF: 1 SAC: 0 DP: 0 HBP: 0 | WP: 0 PB: 0 SB: 1 CS: 0 | PA: 36 | | | |
| PITCHER | IP | WLS | BF | H | R | ER | SO | BB | IBB | HBP | BLK | WP | HR | S | P | ERA | WHIP | | | | | | | | |
| Kip Wells, R ERA: 2.25 | 7.0 | L | 28 | 5 | 3 | 3 | 4 | 2 | 0 | 0 | 0 | 0 | 1 | 64 | 97 | 3.86 | 1.000 | | | | | | | | |
| 36 Russ Springer, R ERA: 7.35 | 0.1 | | 1 | 0 | 0 | 0 | 0 | 0 | 0 | 0 | 0 | 0 | 0 | 3 | 6 | 0.00 | 0.000 | | | | | | | | |
| Tyler Johnson, L ERA: | 1.0 | | 4 | 0 | 0 | 0 | 0 | 1 | 0 | 0 | 0 | 0 | 0 | 11 | 18 | 0.00 | 1.000 | | | | | | | | |
| 48 Brad Thompson, R ERA: 3.86 | 0.2 | | 3 | 0 | 0 | 0 | 1 | 1 | 0 | 0 | 0 | 0 | 0 | 8 | 16 | 0.00 | 1.500 | | | | | | | | |

Milwaukee Brewers @ St. Louis Cardinals
Busch Stadium, St. Louis, MO

AB 31
R 3
H 5
RBI 3
BB 4
SO 5
LOB 9



Sat Apr 14 2007, 6:10 PM CDT
Att: 42,805 - Cloudy - 41 F

| Batter | 1 | 2 | 3 | 4 | 5 | 6 | 7 | 8 | 9 | AB | R | H | RBI | BB | SO | LOB | BOTTOM | | | | | | | | |
|--|-------------------------------|----------------------------------|-------------------------------|----------------------------------|------------------------------|----------------------------------|-------------------------------|----------------------------------|------------------------------|---------------------------------|-------------------------------|----------------------------------|-------------------------------|----------------------------------|-------------------------------|----------------------------------|----------------------------------|------------------------------------|----------------------------------|--------|--|--|--|--|--|
| 22 David Eckstein R OBP: 0.349, SLG: 0.308 | F9 | | F9 | | 0-0 G6-3 | | | | | 3 | 0 | 0 | 0 | 1 | 0 | 1 | | | | | | | | | |
| 16 Chris Duncan L OBP: 0.441, SLG: 0.690 | 27 E 27 S 1B | | | | 0-1 27 1B 2B | | G3-1 | P5 | | 4 | 1 | 2 | 0 | 0 | 0 | 3 | | | | | | | | | |
| 5 Albert Pujols R OBP: 0.256, SLG: 0.289 | F7 | | | | 3-3 K | | L4 | | | 4 | 0 | 0 | 0 | 0 | 1 | 2 | | | | | | | | | |
| 27 Scott Rolen R OBP: 0.250, SLG: 0.333 | K | | | | 1-0 2H 1B | | G4-3 | | | 4 | 0 | 1 | 1 | 0 | 2 | 1 | | | | | | | | | |
| 15 Jim Edmonds L OBP: 0.345, SLG: 0.308 | F9 | | | | 1-3 K | | | 4 1B 1B | | 4 | 1 | 2 | 0 | 0 | 1 | 1 | | | | | | | | | |
| 26 Scott Spiezio S OBP: 0.333, SLG: 0.278 | G4-3 | | | | 2-2 G6-3 | | | K | | 4 | 0 | 0 | 0 | 0 | 2 | 3 | | | | | | | | | |
| 4 Yadier Molina R OBP: 0.281, SLG: 0.267 | G6-3 | | | | | | | | | 4 | 0 | 1 | 0 | 0 | 1 | 0 | | | | | | | | | |
| 7 Adam Kennedy L 3 Preston Wilson R 36 Russ Springer R Tyler Johnson S 48 Brad Thompson R 55 Skip Schumaker L | | | G4-3 | | 0-2 G4-3 | | | SH2-4 1B | | 2 | 0 | 1 | 0 | 0 | 0 | 0 | | | | | | | | | |
| Kip Wells, R Aaron Miles, S | | | G3 | | 0-1 SH2-4 1B | | | | | 1 | 0 | 0 | 0 | 0 | 0 | 0 | | | | | | | | | |
| Inning Stats | R: 0 E: 0 K: 1 S: 11 | H: 1 LOB: 1 BB: 0 P: 17 | R: 0 E: 0 K: 0 S: 10 | H: 0 LOB: 0 BB: 0 P: 17 | R: 0 E: 0 K: 0 S: 7 | H: 0 LOB: 0 BB: 0 P: 10 | R: 1 E: 0 K: 2 S: 14 | H: 2 LOB: 1 BB: 0 P: 21 | R: 0 E: 0 K: 0 S: 6 | H: 0 LOB: 0 BB: 0 P: 8 | R: 1 E: 0 K: 1 S: 17 | H: 3 LOB: 3 BB: 1 P: 30 | R: 0 E: 0 K: 2 S: 11 | H: 1 LOB: 1 BB: 0 P: 16 | R: 0 E: 0 K: 2 S: 11 | H: 0 LOB: 0 BB: 0 P: 17 | 1B: 7 2B: 1 3B: 0 HR: 0 | SF: 0 SAC: 1 DP: 0 HBP: 0 | WP: 0 PB: 0 SB: 1 CS: 0 | PA: 36 | | | | | |
| PITCHER | IP | WLS | BF | H | R | ER | SO | BB | IBB | HBP | BLK | WP | HR | S | P | ERA | WHIP | | | | | | | | |
| 37 Jeff Suppan R Brian Shouse L 41 Greg Aquino R Derrick Turnbow R Francisco Cordero R | 6.1 | W | 25 | 6 | 2 | 2 | 5 | 0 | 0 | 0 | 0 | 0 | 0 | 3 | 6 | 2.84 | 0.947 | | | | | | | | |
| | 0.1 | H | 1 | 0 | 0 | 0 | 0 | 0 | 0 | 0 | 0 | 0 | 0 | 7 | 13 | 0.00 | 6.000 | | | | | | | | |
| | 1.0 | H | 4 | 1 | 0 | 0 | 2 | 0 | 0 | 0 | 0 | 0 | 0 | 11 | 16 | 0.00 | 1.000 | | | | | | | | |
| | 1.0 | S | 3 | 0 | 0 | 0 | 2 | 0 | 0 | 0 | 0 | 0 | 0 | 11 | 17 | 0.00 | 0.000 | | | | | | | | |

Milwaukee Brewers @ St. Louis Cardinals
Busch Stadium, St. Louis, MO

AB 34
R 2
H 8
RBI 2
BB 1
SO 9
LOB 13



Sat Apr 14 2007, 6:10 PM CDT
Att: 42,805 - Cloudy - 41 F

| Batter | 1 | 2 | 3 | 4 | 5 | 6 | 7 | 8 | 9 | AB | R | H | RBI | BB | SO | LOB | TOP | | | |
|--|---|----------------------------------|------------------------------|----------------------------------|------------------------------|---------------------------------|-------------------------------|----------------------------------|-------------------------------|----------------------------------|-------------------------------|----------------------------------|-------------------------------|----------------------------------|------------------------------|----------------------------------|--|----------------------------------|------------------------------------|----------------------------------|
| 23 Ricke Weeks Jr. R OBP: 0.375, SLG: 0.659 | | | | | | | | | | 4 | 1 | 1 | 0 | 0 | 0 | 2 | Milwaukee Brewers @ St. Louis Cardinals Busch Stadium, St. Louis, MO Sun Apr 15 2007, 1:15 PM CDT Att: 44,153 - Sunny - 55 F | | | |
| 7 J.J. Hardy R OBP: 0.393, SLG: 0.415 | | | | | | | | | | 4 | 0 | 1 | 0 | 0 | 0 | 1 | | | | |
| 28 Prince Fielder L OBP: 0.385, SLG: 0.455 | | | | | | | | | | 2 | 1 | 1 | 1 | 2 | 0 | 0 | | | | |
| 2 Bill Hall R OBP: 0.256, SLG: 0.343 45 Elmer Dessens R OBP: 0.364, SLG: 0.263 | | | | | | | | | | 4 | 0 | 0 | 0 | 0 | 0 | 2 | | | | |
| Johnny Estrada S OBP: 0.325, SLG: 0.368 | | | | | | | | | | 4 | 0 | 1 | 1 | 0 | 0 | 1 | | | | |
| Geoff Jenkins L OBP: 0.400, SLG: 0.649 Kevin Mench R OBP: 0.308, SLG: 0.440 | | | | | | | | | | 3 | 0 | 1 | 0 | 0 | 2 | 1 | | | | |
| 1 Corey Hart R OBP: 0.200, SLG: 0.321 | | | | | | | | | | 3 | 0 | 1 | 0 | 1 | 0 | 1 | | | | |
| 9 Tony Graffanino R OBP: 0.364, SLG: 0.263 | | | | | | | | | | 4 | 0 | 0 | 0 | 0 | 0 | 3 | | | | |
| 15 Ben Sheets R Matt Wise R 22 Tony Gwynn Jr. L 12 Carlos Villanueva R Brian Shouse L 18 Gabe Gross L | | | | | | | | | | 2 | 0 | 0 | 0 | 0 | 0 | 1 | | | | |
| Inning Stats | R: 2 E: 0 K: 1 S: 15 | H: 3 LOB: 1 BB: 0 P: 24 | R: 0 E: 0 K: 0 S: 8 | H: 0 LOB: 1 BB: 1 P: 14 | R: 0 E: 0 K: 0 S: 4 | H: 0 LOB: 0 BB: 0 P: 7 | R: 0 E: 0 K: 0 S: 10 | H: 1 LOB: 1 BB: 0 P: 17 | R: 0 E: 0 K: 1 S: 10 | H: 0 LOB: 0 BB: 0 P: 11 | R: 0 E: 0 K: 0 S: 13 | H: 1 LOB: 1 BB: 0 P: 19 | R: 0 E: 0 K: 0 S: 15 | H: 0 LOB: 1 BB: 1 P: 26 | R: 0 E: 0 K: 0 S: 8 | H: 1 LOB: 1 BB: 0 P: 11 | | 1B: 5 2B: 2 3B: 0 HR: 0 | SF: 0 SAC: 0 DP: 0 HBP: 0 | WP: 0 PB: 0 SB: 0 CS: 0 |
| PITCHER | IP WLS BF H R ER SO BB IBB HBP BLK WP HR S P ERA WHIP | | | | | | | | | | | | | | | | | | | |
| 41 Braden Looper R ERA: 2.37 | 6.0 W 24 5 2 2 3 2 0 0 0 0 0 0 55 96 3.00 1.167 | | | | | | | | | | | | | | | | | | | |
| 31 Ryan Franklin R ERA: | 1.0 4 1 0 0 0 0 0 0 0 0 0 0 13 19 0.00 1.000 | | | | | | | | | | | | | | | | | | | |
| 48 Brad Thompson R ERA: 3.38 | 1.0 4 0 0 0 0 1 0 0 0 0 0 0 15 26 0.00 1.000 | | | | | | | | | | | | | | | | | | | |
| 34 Randy Flores L ERA: | 1.0 4 1 0 0 0 0 0 0 0 0 0 0 8 11 0.00 1.000 | | | | | | | | | | | | | | | | | | | |

| Batter | 1 | 2 | 3 | 4 | 5 | 6 | 7 | 8 | 9 | AB | R | H | RBI | BB | SO | LOB | BOTTOM | |
|---|---|----------------------------------|------------------------------|---------------------------------|------------------------------|----------------------------------|-------------------------------|----------------------------------|-------------------------------|----------------------------------|-------------------------------|----------------------------------|------------------------------|----------------------------------|----------------------------------|------------------------------------|--|--------|
| 22 David Eckstein R OBP: 0.354, SLG: 0.310 | | | | | | | | | | 3 | 1 | 1 | 1 | 1 | 0 | 2 | Milwaukee Brewers @ St. Louis Cardinals Busch Stadium, St. Louis, MO Sun Apr 15 2007, 1:15 PM CDT Att: 44,153 - Sunny - 55 F | |
| 16 Chris Duncan L OBP: 0.497, SLG: 0.794 | | | | | | | | | | 5 | 2 | 4 | 1 | 0 | 0 | 3 | | |
| 5 Albert Pujols R OBP: 0.271, SLG: 0.442 | | | | | | | | | | 5 | 2 | 2 | 5 | 0 | 1 | 3 | | |
| 27 Scott Rolen R OBP: 0.243, SLG: 0.294 | | | | | | | | | | 4 | 0 | 0 | 0 | 1 | 0 | 2 | | |
| 15 Jim Edmonds L So Taguchi R | | | | | | | | | | 4 | 0 | 0 | 0 | 1 | 0 | 2 | | |
| 3 Preston Wilson R 48 Brad Thompson R | | | | | | | | | | 3 | 3 | 1 | 0 | 1 | 1 | 0 | | |
| Aaron Miles S 34 Randy Flores L | | | | | | | | | | 0 | 0 | 0 | 0 | 0 | 0 | 0 | | |
| 7 Adam Kennedy L OBP: 0.233, SLG: 0.310 | | | | | | | | | | 4 | 1 | 2 | 1 | 0 | 0 | 1 | | |
| 4 Yadier Molina R OBP: 0.333, SLG: 0.303 | | | | | | | | | | 3 | 1 | 2 | 0 | 1 | 0 | 1 | | |
| 41 Braden Looper R 26 Scott Spiezio S 31 Ryan Franklin R 55 Skip Schumaker L | | | | | | | | | | 1 | 0 | 0 | 1 | 0 | 0 | 1 | | |
| Inning Stats | R: 3 E: 0 K: 1 S: 15 | H: 3 LOB: 0 BB: 0 P: 24 | R: 0 E: 0 K: 0 S: 7 | H: 1 LOB: 1 BB: 0 P: 9 | R: 0 E: 0 K: 1 S: 9 | H: 1 LOB: 1 BB: 1 P: 17 | R: 1 E: 1 K: 0 S: 11 | H: 1 LOB: 0 BB: 0 P: 18 | R: 3 E: 0 K: 0 S: 11 | H: 2 LOB: 2 BB: 2 P: 26 | R: 1 E: 0 K: 0 S: 11 | H: 3 LOB: 3 BB: 1 P: 19 | R: 1 E: 0 K: 0 S: 8 | H: 1 LOB: 1 BB: 1 P: 14 | 1B: 8 2B: 2 3B: 0 HR: 3 | SF: 1 SAC: 1 DP: 2 HBP: 1 | WP: 0 PB: 0 SB: 0 CS: 0 | PA: 42 |
| PITCHER | IP WLS BF H R ER SO BB IBB HBP BLK WP HR S P ERA WHIP | | | | | | | | | | | | | | | | | |
| 15 Ben Sheets R ERA: 5.85 | 5.0 L 27 8 8 7 2 3 0 1 0 0 0 0 0 7 13 0.00 1.000 | | | | | | | | | | | | | | | | | |
| 12 Carlos Villanueva R ERA: 0.92 | 0.2 6 3 1 1 0 1 0 0 0 0 0 0 10 18 13.50 6.000 | | | | | | | | | | | | | | | | | |
| Brian Shouse L ERA: | 0.1 1 0 0 0 0 0 0 0 0 0 0 0 1 1 0.00 0.000 | | | | | | | | | | | | | | | | | |
| 45 Elmer Dessens R ERA: 4.5 | 1.0 4 1 1 1 0 1 0 0 0 0 0 1 8 14 9.00 2.000 | | | | | | | | | | | | | | | | | |


| Batter | 1 | 2 | 3 | 4 | 5 | 6 | 7 | 8 | 9 | AB | R | H | RBI | BB | SO | LOB | TOP | | | | | | | | |
|---|---|---|---|---|---|---|---|---|---|---|---|---|---|---|---|---|--|---|---|---|---|---|---|---|---|
| 23 Rickie Weeks Jr. R OBP: 0.370, SLG: 0.674 | 1-1 P4 | | 1-2 HR | | | 3-2 P4 | 28 HBP 2 HR | | 0-1 E6 | 5 | 2 | 1 | 1 | 0 | 1 | 3 | Milwaukee Brewers @ Cincinnati Reds Great American Ball Park, Cincinnati, OH Mon Apr 16 2007, 7:10 PM EDT Att: 12,521 - Clear - 58 F | | | | | | | | |
| 7 J.J. Hardy R OBP: 0.355, SLG: 0.383 | 2-1 L8 | | 1-1 F7 | | | 1-1 P4 | 28 HBP 2 HR | | 2-3 K | 6 | 1 | 1 | 0 | 0 | 2 | 2 | | | | | | | | | |
| 28 Prince Fielder L OBP: 0.421, SLG: 0.489 | 1-2 2 WP E | | 1-2 G3 | | | | 2 HR HBP | | 3-2 PB HBP | 3 | 2 | 2 | 0 | 0 | 0 | 0 | | | | | | | | | |
| 2 Bill Hall R OBP: 0.273, SLG: 0.410 | 4-2 B E 1-2 BB | | 2-1 P4 | | | FC3-5 2B 1 2B | 2 HR HBP | | 1-2 P4 | 4 | 2 | 1 | 4 | 1 | 0 | 2 | | | | | | | | | |
| Johnny Estrada S OBP: 0.311, SLG: 0.372 | 2-2 E9 | | | 0-0 F7 | | 1-0 2B | 2B | | 1-2 G5-3 | 5 | 1 | 1 | 0 | 0 | 1 | 2 | | | | | | | | | |
| Kevin Mench R OBP: 0.323, SLG: 0.467 | 3-2 G3 | | | 1-0 L8 | | 0-0 P5 | 1 E 22 1B | | 0-0 G1-4-3 18 2B | 5 | 2 | 2 | 0 | 0 | 0 | 4 | | | | | | | | | |
| 1 Corey Hart R OBP: 0.257, SLG: 0.355 | | 3-3 K | | 4-0 BB | | 1-2 2B | E5 22 1B | | 4-2 G1-4-3 BB | 3 | 0 | 1 | 2 | 2 | 1 | 1 | | | | | | | | | |
| 9 Tony Graffanino R OBP: 0.333, SLG: 0.217 | | 3-2 F9 | | 1-3 K | | 1-2 IBB | F9 | | 1-2 G1-4-3 | 4 | 0 | 0 | 0 | 1 | 1 | 5 | | | | | | | | | |
| 39 Chris Capuano L OBP: 0.147, SLG: 0.143 | | 1-3 K | | | 0-3 K | 2-3 K | 1-2 2H 2B | | 1-1 23 E 3H 2B | 3 | 0 | 0 | 0 | 0 | 3 | 2 | | | | | | | | | |
| 41 Greg Aquino R OBP: 0.255, SLG: 0.400 | | | | | | | | | | 0 | 0 | 0 | 0 | 0 | 0 | 0 | | | | | | | | | |
| 22 Tony Gwynn Jr. L OBP: 0.400, SLG: 0.400 | | | | | | | | | | 1 | 0 | 1 | 1 | 0 | 0 | 0 | | | | | | | | | |
| Matt Wise R OBP: 0.255, SLG: 0.400 | | | | | | | | | | 0 | 0 | 0 | 0 | 0 | 0 | 0 | | | | | | | | | |
| Brian Shouse L OBP: 0.255, SLG: 0.400 | | | | | | | | | | 0 | 0 | 0 | 0 | 0 | 0 | 0 | | | | | | | | | |
| 18 Gabe Gross L OBP: 0.255, SLG: 0.400 | | | | | | | | | | 1 | 0 | 1 | 1 | 0 | 0 | 0 | | | | | | | | | |
| 45 Elmer Dessens R OBP: 0.255, SLG: 0.400 | | | | | | | | | | 0 | 0 | 0 | 0 | 0 | 0 | 0 | | | | | | | | | |
| Inning Stats | R: 1 E: 1 K: 0 S: 21 | H: 1 LOB: 2 BB: 1 P: 34 | R: 0 E: 0 K: 2 S: 14 | H: 0 LOB: 0 BB: 21 P: 17 | R: 1 E: 0 K: 0 S: 12 | H: 1 LOB: 0 BB: 0 P: 17 | R: 0 E: 0 K: 1 S: 5 | H: 0 LOB: 1 BB: 1 P: 11 | R: 0 E: 0 K: 1 S: 9 | H: 0 LOB: 0 BB: 0 P: 13 | R: 2 E: 0 K: 1 S: 14 | H: 3 LOB: 2 BB: 1 P: 25 | R: 5 E: 1 K: 2 S: 22 | H: 4 LOB: 2 BB: 0 P: 34 | R: 0 E: 0 K: 1 S: 14 | H: 0 LOB: 1 BB: 0 P: 20 | R: 1 E: 1 K: 1 S: 15 | H: 2 LOB: 2 BB: 1 P: 22 | 1B: 4 2B: 5 3B: 0 HR: 2 | SF: 0 SAC: 0 DP: 1 HBP: 3 | WP: 1 PB: 1 SB: 0 CS: 0 | PA: 47 | | | |
| PITCHER | IP WLS BF H R ER SO BB IBB HBP BLK WP HR S P ERA WHIP | IP WLS BF H R ER SO BB IBB HBP BLK WP HR S P ERA WHIP | IP WLS BF H R ER SO BB IBB HBP BLK WP HR S P ERA WHIP | IP WLS BF H R ER SO BB IBB HBP BLK WP HR S P ERA WHIP | IP WLS BF H R ER SO BB IBB HBP BLK WP HR S P ERA WHIP | IP WLS BF H R ER SO BB IBB HBP BLK WP HR S P ERA WHIP | IP WLS BF H R ER SO BB IBB HBP BLK WP HR S P ERA WHIP | IP WLS BF H R ER SO BB IBB HBP BLK WP HR S P ERA WHIP | IP WLS BF H R ER SO BB IBB HBP BLK WP HR S P ERA WHIP | IP WLS BF H R ER SO BB IBB HBP BLK WP HR S P ERA WHIP | IP WLS BF H R ER SO BB IBB HBP BLK WP HR S P ERA WHIP | IP WLS BF H R ER SO BB IBB HBP BLK WP HR S P ERA WHIP | IP WLS BF H R ER SO BB IBB HBP BLK WP HR S P ERA WHIP | IP WLS BF H R ER SO BB IBB HBP BLK WP HR S P ERA WHIP | IP WLS BF H R ER SO BB IBB HBP BLK WP HR S P ERA WHIP | IP WLS BF H R ER SO BB IBB HBP BLK WP HR S P ERA WHIP | IP WLS BF H R ER SO BB IBB HBP BLK WP HR S P ERA WHIP | IP WLS BF H R ER SO BB IBB HBP BLK WP HR S P ERA WHIP | IP WLS BF H R ER SO BB IBB HBP BLK WP HR S P ERA WHIP | IP WLS BF H R ER SO BB IBB HBP BLK WP HR S P ERA WHIP | IP WLS BF H R ER SO BB IBB HBP BLK WP HR S P ERA WHIP | IP WLS BF H R ER SO BB IBB HBP BLK WP HR S P ERA WHIP | IP WLS BF H R ER SO BB IBB HBP BLK WP HR S P ERA WHIP | IP WLS BF H R ER SO BB IBB HBP BLK WP HR S P ERA WHIP | IP WLS BF H R ER SO BB IBB HBP BLK WP HR S P ERA WHIP |


| | |
|-----|----|
| AB | 40 |
| R | 10 |
| H | 11 |
| RBI | 9 |
| BB | 4 |
| SO | 9 |
| LOB | 21 |



| Batter | 1 | 2 | 3 | 4 | 5 | 6 | 7 | 8 | 9 | AB | R | H | RBI | BB | SO | LOB | BOTTOM | | | | | | | | |
|--|---|---|---|---|---|---|---|---|---|---|---|---|---|---|---|---|--|---|---|---|---|---|---|---|---|
| 6 Ryan Freel R OBP: 0.333, SLG: 0.286 | 0-0 G4-3 | | 2-3 K | | | 1-0 E6 4 1B | 1-2 4 DI 1B | | 3-1 G3-1 | 5 | 1 | 1 | 0 | 0 | 1 | 0 | Milwaukee Brewers @ Cincinnati Reds Great American Ball Park, Cincinnati, OH Mon Apr 16 2007, 7:10 PM EDT Att: 12,521 - Clear - 58 F | | | | | | | | |
| 4 Brandon Phillips R OBP: 0.298, SLG: 0.347 | 1-0 1B | | 2-2 G5-3 | | | 1-0 F4 12 1B | 1-2 1B | | 1-1 G4-3 | 5 | 1 | 2 | 0 | 0 | 0 | 1 | | | | | | | | | |
| Adam Dunn L OBP: 0.415, SLG: 0.646 | 3-3 K | | | 3-1 FC1-6-5 2B | | 2-2 F4 12 1B | 1-2 2-3 1B | | 0-1 G4-3 | 5 | 1 | 3 | 0 | 0 | 1 | 1 | | | | | | | | | |
| Jeff Conine R OBP: 0.345, SLG: 0.556 | 0-0 L9 | | | 2-2 FC1-6-5 G5-3 2-3 | | 2-2 F4 | 1-2 2-3 3-H 1B | | 3-1 2B 1B | 3 | 0 | 0 | 1 | 0 | 0 | 4 | | | | | | | | | |
| Scott Hatteberg L OBP: 0.345, SLG: 0.360 | | | | 0-0 L9 | | 1-2 2-3 3-H 1B | 1-2 1B | | 1-3 K | 2 | 1 | 1 | 0 | 0 | 1 | 1 | | | | | | | | | |
| Ken Griffey Jr. L OBP: 0.392, SLG: 0.310 | | 1-0 F8 | | 0-0 G5-3 | | 1-0 G1-3 | | | 2-2 12 L9 2B | 4 | 0 | 1 | 1 | 0 | 0 | 3 | | | | | | | | | |
| 12 Edwin Encarnación R OBP: 0.300, SLG: 0.209 | | 0-1 L6 | | 3-2 K | | 0-1 1B | | | 1-2 L9 | 4 | 0 | 1 | 2 | 0 | 1 | 2 | | | | | | | | | |
| 9 Juan Castro R OBP: 0.211, SLG: 0.176 | | 4-2 BB | | | 2-1 G4-3 | 1-0 F9 | | | 1-0 L8 | 2 | 0 | 0 | 0 | 1 | 0 | 1 | | | | | | | | | |
| 40 Jon Coutangus L OBP: 0.167, SLG: 0.167 | | | | | | | | | | 0 | 0 | 0 | 0 | 0 | 0 | 0 | | | | | | | | | |
| Chad Moeller R OBP: 0.167, SLG: 0.167 | | | | | | | | | | 1 | 0 | 0 | 0 | 0 | 0 | 1 | | | | | | | | | |
| 35 Kirk Saarloos R OBP: 0.255, SLG: 0.400 | | | | | | | | | | 0 | 0 | 0 | 0 | 0 | 0 | 0 | | | | | | | | | |
| 26 David Ross R OBP: 0.100, SLG: 0.107 | | 0-0 F9 | | | 3-3 K | 3-2 G5-3 | | | 3-1 33 HR 1B | 4 | 1 | 1 | 0 | 0 | 1 | 1 | | | | | | | | | |
| 22 Eric Milton L OBP: 0.255, SLG: 0.400 | | | 1-3 K | | 1-2 G5-3 | 1-1 F9 | | | 1-2 HR | 2 | 0 | 0 | 0 | 0 | 1 | 0 | | | | | | | | | |
| Victor Santos R OBP: 0.255, SLG: 0.400 | | | | | | | | | | 0 | 0 | 0 | 0 | 0 | 0 | 0 | | | | | | | | | |
| 56 Todd Coffey R OBP: 0.255, SLG: 0.400 | | | | | | | | | | 0 | 0 | 0 | 0 | 0 | 0 | 0 | | | | | | | | | |
| 48 Enrique Cruz L OBP: 0.255, SLG: 0.400 | | | | | | | | | | 1 | 0 | 0 | 0 | 0 | 0 | 0 | | | | | | | | | |
| 33 Josh Hamilton L OBP: 0.495, SLG: 0.833 | | | | | | | | | | 1 | 1 | 1 | 2 | 0 | 0 | 0 | | | | | | | | | |
| Inning Stats | R: 0 E: 0 K: 1 S: 8 | H: 1 LOB: 0 BB: 0 P: 12 | R: 0 E: 0 K: 0 S: 6 | H: 0 LOB: 1 BB: 1 P: 11 | R: 0 E: 0 K: 2 S: 12 | H: 0 LOB: 0 BB: 0 P: 17 | R: 0 E: 0 K: 1 S: 12 | H: 1 LOB: 0 BB: 0 P: 20 | R: 0 E: 0 K: 1 S: 9 | H: 0 LOB: 0 BB: 0 P: 15 | R: 3 E: 1 K: 0 S: 16 | H: 3 LOB: 1 BB: 0 P: 22 | R: 0 E: 0 K: 0 S: 10 | H: 1 LOB: 1 BB: 0 P: 16 | R: 1 E: 0 K: 0 S: 11 | H: 2 LOB: 1 BB: 0 P: 19 | R: 2 E: 0 K: 1 S: 14 | H: 3 LOB: 1 BB: 0 P: 23 | 1B: 8 2B: 2 3B: 0 HR: 1 | SF: 0 SAC: 0 DP: 0 HBP: 0 | WP: 0 PB: 0 SB: 0 CS: 0 | PA: 40 | | | |
| PITCHER | IP WLS BF H R ER SO BB IBB HBP BLK WP HR S P ERA WHIP | IP WLS BF H R ER SO BB IBB HBP BLK WP HR S P ERA WHIP | IP WLS BF H R ER SO BB IBB HBP BLK WP HR S P ERA WHIP | IP WLS BF H R ER SO BB IBB HBP BLK WP HR S P ERA WHIP | IP WLS BF H R ER SO BB IBB HBP BLK WP HR S P ERA WHIP | IP WLS BF H R ER SO BB IBB HBP BLK WP HR S P ERA WHIP | IP WLS BF H R ER SO BB IBB HBP BLK WP HR S P ERA WHIP | IP WLS BF H R ER SO BB IBB HBP BLK WP HR S P ERA WHIP | IP WLS BF H R ER SO BB IBB HBP BLK WP HR S P ERA WHIP | IP WLS BF H R ER SO BB IBB HBP BLK WP HR S P ERA WHIP | IP WLS BF H R ER SO BB IBB HBP BLK WP HR S P ERA WHIP | IP WLS BF H R ER SO BB IBB HBP BLK WP HR S P ERA WHIP | IP WLS BF H R ER SO BB IBB HBP BLK WP HR S P ERA WHIP | IP WLS BF H R ER SO BB IBB HBP BLK WP HR S P ERA WHIP | IP WLS BF H R ER SO BB IBB HBP BLK WP HR S P ERA WHIP | IP WLS BF H R ER SO BB IBB HBP BLK WP HR S P ERA WHIP | IP WLS BF H R ER SO BB IBB HBP BLK WP HR S P ERA WHIP | IP WLS BF H R ER SO BB IBB HBP BLK WP HR S P ERA WHIP | IP WLS BF H R ER SO BB IBB HBP BLK WP HR S P ERA WHIP | IP WLS BF H R ER SO BB IBB HBP BLK WP HR S P ERA WHIP | IP WLS BF H R ER SO BB IBB HBP BLK WP HR S P ERA WHIP | IP WLS BF H R ER SO BB IBB HBP BLK WP HR S P ERA WHIP | IP WLS BF H R ER SO BB IBB HBP BLK WP HR S P ERA WHIP | IP WLS BF H R ER SO BB IBB HBP BLK WP HR S P ERA WHIP | IP WLS BF H R ER SO BB IBB HBP BLK WP HR S P ERA WHIP |



| Batter | 1 | 2 | 3 | 4 | 5 | 6 | 7 | 8 | 9 | AB | R | H | RBI | BB | SO | LOB | TOP | | | | | | | | | | |
|--|------------------------------|----------------------------------|-------------------------------|----------------------------------|-------------------------------|----------------------------------|-------------------------------|----------------------------------|------------------------------|----------------------------------|-------------------------------|----------------------------------|------------------------------|----------------------------------|-------------------------------|----------------------------------|--|---------------------------------|----------------------------------|------------------------------------|----------------------------------|--------|--|--|--|--|--|
| 23 Rickie Weeks Jr. R OBP: 0.359, SLG: 0.627 | F8 | 1-0 | | G6-3 | | FC4-6 | | | P4 | 5 | 0 | 1 | 1 | 0 | 0 | 2 | Milwaukee Brewers @ Cincinnati Reds Great American Ball Park, Cincinnati, OH Tue Apr 17 2007, 7:10 PM EDT Att: 14,492 - Clear - 69 F AB 35 R 5 H 8 RBI 5 BB 2 SO 6 LOB 13  | | | | | | | | | | |
| 7 J.J. Hardy R OBP: 0.326, SLG: 0.346 | G4-3 | F8 | | | P5 | G5-3 | | | K | 5 | 0 | 0 | 0 | 0 | 1 | 4 | | | | | | | | | | | |
| 28 Prince Fielder L OBP: 0.387, SLG: 0.442 | G4-3 | | K | | P5 | | | L9 | G4-3 | 5 | 0 | 0 | 0 | 0 | 1 | 0 | | | | | | | | | | | |
| 2 Bill Hall R OBP: 0.313, SLG: 0.442 | | 2B | 1B | 2B | 1B | FC4-6 | | | K | 4 | 2 | 3 | 0 | 0 | 1 | 0 | | | | | | | | | | | |
| Johnny Estrada S OBP: 0.306, SLG: 0.383 | | P5 | 1-H | 2B | FC4-6 | | | | K | 4 | 0 | 1 | 1 | 0 | 1 | 2 | | | | | | | | | | | |
| Geoff Jenkins L OBP: 0.386, SLG: 0.600 | | K | P3 | | | SH1-4 | 1B | BB | F9 | 3 | 1 | 0 | 0 | 1 | 1 | 2 | | | | | | | | | | | |
| Kevin Mench R OBP: 0.343, SLG: 0.500 | | WP | 2B | P3 | | FC4-6 | SH1-4 | 1B | E5 | 4 | 1 | 2 | 1 | 0 | 0 | 1 | | | | | | | | | | | |
| Craig Counsell L OBP: 0.294, SLG: 0.400 | | 31 | 2B | IBB | G4-3 | | SH1-4 | | K | 2 | 1 | 0 | 0 | 0 | 1 | 1 | | | | | | | | | | | |
| 31 Dave Bush R OBP: 0.335, SLG: 0.500 | | 23 | 1B | | G3-1 | | | | L8 | 2 | 0 | 1 | 2 | 0 | 0 | 0 | | | | | | | | | | | |
| 18 Gabe Cross L OBP: 0.275, SLG: 0.615 | | | | | | | | | | 0 | 0 | 0 | 0 | 0 | 0 | 0 | | | | | | | | | | | |
| 1 Corey Hart R OBP: 0.295, SLG: 0.355 | | | | | | | | | | 0 | 0 | 0 | 0 | 0 | 0 | 0 | | | | | | | | | | | |
| 12 Carlos Villanueva R OBP: 0.260, SLG: 0.295 | | | | | | | | | | 0 | 0 | 0 | 0 | 0 | 0 | 0 | | | | | | | | | | | |
| Brian Shouse L OBP: 0.260, SLG: 0.295 | | | | | | | | | | 0 | 0 | 0 | 0 | 0 | 0 | 0 | | | | | | | | | | | |
| 41 Greg Aquino R OBP: 0.260, SLG: 0.295 | | | | | | | | | | 0 | 0 | 0 | 0 | 0 | 0 | 0 | | | | | | | | | | | |
| 9 Tony Graffanino R OBP: 0.260, SLG: 0.295 | | | | | | | | | | 0 | 0 | 0 | 0 | 0 | 0 | 0 | | | | | | | | | | | |
| 45 Elmer Dessens R OBP: 0.260, SLG: 0.295 | | | | | | | | | | 1 | 0 | 0 | 0 | 0 | 0 | 1 | | | | | | | | | | | |
| | | | | | | | | | | 0 | 0 | 0 | 0 | 0 | 0 | 0 | | | | | | | | | | | |
| Inning Stats | R: 0 E: 0 K: 0 S: 9 | H: 0 LOB: 0 BB: 0 P: 13 | R: 3 E: 0 K: 1 S: 16 | H: 4 LOB: 2 BB: 1 P: 27 | R: 1 E: 0 K: 1 S: 15 | H: 2 LOB: 1 BB: 0 P: 20 | R: 0 E: 0 K: 0 S: 11 | H: 0 LOB: 0 BB: 0 P: 15 | R: 0 E: 0 K: 0 S: 8 | H: 1 LOB: 1 BB: 0 P: 13 | R: 1 E: 0 K: 0 S: 12 | H: 1 LOB: 2 BB: 1 P: 21 | R: 0 E: 0 K: 2 S: 9 | H: 0 LOB: 0 BB: 0 P: 10 | R: 0 E: 0 K: 1 S: 10 | H: 0 LOB: 1 BB: 0 P: 16 | R: 0 E: 0 K: 1 S: 7 | H: 0 LOB: 0 BB: 0 P: 7 | 1B: 5 2B: 3 3B: 0 HR: 0 | SF: 0 SAC: 1 DP: 0 HBP: 1 | WP: 1 PB: 0 SB: 1 CS: 0 | PA: 39 | | | | | |
| PITCHER | IP | WLS | BF | H | R | ER | SO | BB | IBB | HBP | BLK | WP | HR | S | P | ERA | WHIP | | | | | | | | | | |
| 31 Matt Belisle R ERA: 3.63 | (1, 1) | 5.1 | 26 | 8 | 5 | 5 | 2 | 1 | 1 | 0 | 0 | 1 | 0 | 67 | 100 | 8.44 | 1.688 | | | | | | | | | | |
| Rheal Cormier L ERA: | (6, 1) | 0.0 | 1 | 0 | 0 | 0 | 0 | 0 | 0 | 1 | 0 | 0 | 0 | 1 | 4 | ∞ | ∞ | | | | | | | | | | |
| 35 Kirk Saarloos R ERA: 2.45 | (6, 1) | 0.2 | 2 | 0 | 0 | 0 | 0 | 0 | 0 | 0 | 0 | 0 | 0 | 3 | 5 | 0.00 | 0.000 | | | | | | | | | | |
| 29 Mike Stanton L ERA: | (7, 1) | 2.0 | W | 7 | 0 | 0 | 3 | 0 | 0 | 0 | 0 | 0 | 0 | 19 | 26 | 0.00 | 0.000 | | | | | | | | | | |
| 56 Todd Coffey R ERA: 5.87 | (9, 1) | 1.0 | 3 | 0 | 0 | 0 | 1 | 0 | 0 | 0 | 0 | 0 | 0 | 7 | 7 | 0.00 | 0.000 | | | | | | | | | | |

| Batter | 1 | 2 | 3 | 4 | 5 | 6 | 7 | 8 | 9 | AB | R | H | RBI | BB | SO | LOB | BOTTOM | | | | | | | | | | |
|--|-------------------------------|----------------------------------|------------------------------|----------------------------------|------------------------------|----------------------------------|-------------------------------|----------------------------------|-------------------------------|----------------------------------|------------------------------|----------------------------------|-------------------------------|----------------------------------|-------------------------------|----------------------------------|---|------------------------------------|----------------------------------|--------|--|--|--|--|--|--|--|
| 6 Ryan Freel R OBP: 0.377, SLG: 0.362 | 33 | 1B | | | 33 | WP | FC7-4 | 2B | | 5 | 3 | 4 | 1 | 0 | 0 | 0 | Milwaukee Brewers @ Cincinnati Reds Great American Ball Park, Cincinnati, OH Tue Apr 17 2007, 7:10 PM EDT Att: 14,492 - Clear - 69 F AB 37 R 11 H 15 RBI 10 BB 4 SO 7 LOB 19  | | | | | | | | | | |
| 33 Josh Hamilton L OBP: 0.441, SLG: 0.773 | 2B | L9-3 | | | FC7-4 | BB | WP | 2 | 1B | 4 | 2 | 2 | 0 | 1 | 1 | 1 | | | | | | | | | | | |
| Adam Dunn L OBP: 0.397, SLG: 0.604 | | | K | | FC7-4 | 4 | S | | 2B | 5 | 1 | 1 | 1 | 0 | 3 | 5 | | | | | | | | | | | |
| 56 Todd Coffey R ERA: 5.87 | | | K | | FC7-4 | 4 | S | | 1B | 0 | 0 | 0 | 0 | 0 | 0 | 0 | | | | | | | | | | | |
| Ken Griffey Jr. L OBP: 0.393, SLG: 0.362 | 1B | 2B | | F8 | F8 | F8 | | | K | 5 | 1 | 2 | 2 | 0 | 1 | 3 | | | | | | | | | | | |
| 4 Brandon Phillips R OBP: 0.306, SLG: 0.389 | E6 | 1B | | G5-3 | F9 | F9 | | | 2 | 5 | 1 | 2 | 3 | 0 | 0 | 2 | | | | | | | | | | | |
| Scott Hatteberg L OBP: 0.353, SLG: 0.345 | | | | | F9 | G4-3 | | | G4-3 | 4 | 1 | 1 | 0 | 1 | 0 | 1 | | | | | | | | | | | |
| 2 Alex Gonzalez R OBP: 0.400, SLG: 0.353 | P2 | | | | | | | | | 2 | 1 | 1 | 1 | 2 | 0 | 2 | | | | | | | | | | | |
| Javier Valentin S OBP: 0.360, SLG: 0.364 | | | | | F8 | | | | E8 | 4 | 1 | 2 | 2 | 0 | 1 | 2 | | | | | | | | | | | |
| 31 Matt Belisle R ERA: 5.87 | | | | | | | | | | 1 | 0 | 0 | 0 | 0 | 1 | 1 | | | | | | | | | | | |
| 12 Carlos Villanueva R ERA: 9.64 | | | | | | | | | | 0 | 0 | 0 | 0 | 0 | 0 | 0 | | | | | | | | | | | |
| Brian Shouse L ERA: 3.6 | (7, 1) | 0.2 | L | 3 | 1 | 0 | 2 | 0 | 0 | 0 | 0 | 0 | 0 | 0 | 0 | 0 | | | | | | | | | | | |
| 41 Greg Aquino R ERA: 2.7 | (7, 1) | 0.1 | B | 5 | 2 | 4 | 3 | 0 | 1 | 1 | 0 | 0 | 0 | 1 | 0 | 0 | | | | | | | | | | | |
| 45 Elmer Dessens R ERA: 9.0 | (8, 1) | 1.0 | 6 | 3 | 2 | 2 | 1 | 0 | 0 | 0 | 0 | 0 | 0 | 0 | 0 | 0 | | | | | | | | | | | |
| Inning Stats | R: 2 E: 1 K: 1 S: 17 | H: 4 LOB: 2 BB: 0 P: 28 | R: 1 E: 0 K: 0 S: 8 | H: 2 LOB: 0 BB: 0 P: 14 | R: 0 E: 0 K: 1 S: 8 | H: 0 LOB: 0 BB: 0 P: 14 | R: 0 E: 0 K: 1 S: 10 | H: 1 LOB: 1 BB: 0 P: 12 | R: 1 E: 0 K: 0 S: 12 | H: 1 LOB: 1 BB: 1 P: 22 | R: 0 E: 0 K: 1 S: 9 | H: 0 LOB: 1 BB: 1 P: 16 | R: 5 E: 1 K: 2 S: 18 | H: 4 LOB: 1 BB: 2 P: 34 | R: 2 E: 0 K: 1 S: 12 | H: 3 LOB: 1 BB: 0 P: 20 | 1B: 11 2B: 4 3B: 1 HR: 0 | SF: 0 SAC: 1 DP: 1 HBP: 0 | WP: 2 PB: 0 SB: 1 CS: 0 | PA: 42 | | | | | | | |
| PITCHER | IP | WLS | BF | H | R | ER | SO | BB | IBB | HBP | BLK | WP | HR | S | P | ERA | WHIP | | | | | | | | | | |
| 31 Dave Bush R ERA: 5.87 | (1, 1) | 5.0 | 23 | 8 | 4 | 4 | 3 | 1 | 0 | 0 | 0 | 0 | 0 | 55 | 90 | 7.20 | 1.800 | | | | | | | | | | |
| 12 Carlos Villanueva R ERA: 9.64 | (6, 1) | 1.0 | H | 5 | 1 | 1 | 1 | 1 | 0 | 0 | 0 | 0 | 0 | 10 | 18 | 9.00 | 2.000 | | | | | | | | | | |
| Brian Shouse L ERA: 3.6 | (7, 1) | 0.2 | L | 3 | 1 | 0 | 2 | 0 | 0 | 0 | 0 | 0 | 0 | 8 | 10 | 0.00 | 1.500 | | | | | | | | | | |
| 41 Greg Aquino R ERA: 2.7 | (7, 1) | 0.1 | B | 5 | 2 | 4 | 3 | 0 | 1 | 1 | 0 | 0 | 1 | 0 | 22 | 81.00 | 9.000 | | | | | | | | | | |
| 45 Elmer Dessens R ERA: 9.0 | (8, 1) | 1.0 | 6 | 3 | 2 | 2 | 1 | 0 | 0 | 0 | 0 | 0 | 0 | 12 | 20 | 18.00 | 3.000 | | | | | | | | | | |

| Batter | 1 | 2 | 3 | 4 | 5 | 6 | 7 | 8 | 9 | AB | R | H | RBI | BB | SO | LOB | TOP | | | | | | | | |
|--|------------------------------|----------------------------------|-------------------------------|----------------------------------|-------------------------------|----------------------------------|-------------------------------|----------------------------------|-------------------------------|----------------------------------|-------------------------------|----------------------------------|-------------------------------|----------------------------------|-------------------------------|----------------------------------|---|--|------------------------------|----------------------------------|----------------------------------|------------------------------------|----------------------------------|--------|--|
| 6 Chris Duffy, L OBP: 0.391, SLG: 0.420 | | | | | | | | | | 4 | 1 | 2 | 1 | 0 | 1 | 0 | Pittsburgh Pirates @ Milwaukee Brewers Miller Park, Milwaukee, WI Wed Apr 18 2007, 7:05 PM CDT Att: 22,331 - Roof Closed - 61 F | | | | | | | | |
| 2 Jack Wilson, R OBP: 0.326, SLG: 0.426 | | | | | | | | | | 4 | 0 | 0 | 0 | 0 | 1 | 1 | | | | | | | | | |
| 12 Freddy Sanchez, R OBP: 0.375, SLG: 0.481 | | | | | | | | | | 4 | 0 | 1 | 0 | 0 | 1 | 0 | | | | | | | | | |
| 25 Adam LaRoche, L OBP: 0.212, SLG: 0.261 | | | | | | | | | | 3 | 0 | 0 | 0 | 1 | 1 | 0 | | | | | | | | | |
| Jason Bay, R OBP: 0.362, SLG: 0.520 | | | | | | | | | | 3 | 1 | 3 | 1 | 1 | 0 | 0 | | | | | | | | | |
| Xavier Nady, R OBP: 0.302, SLG: 0.408 | | | | | | | | | | 4 | 0 | 0 | 0 | 0 | 3 | 5 | | | | | | | | | |
| 26 Ronny Paulino, R OBP: 0.229, SLG: 0.239 | | | | | | | | | | 4 | 0 | 0 | 0 | 0 | 3 | 4 | | | | | | | | | |
| José Bautista, R OBP: 0.288, SLG: 0.431 | | | | | | | | | | 4 | 1 | 1 | 0 | 0 | 2 | 3 | | | | | | | | | |
| 28 Paul Maholm, L 13 Nate McLouth, L 36 Juan Pablo Perez, R 54 Jonah Bayliss, R 37 John Wasdin, R Damaso Marte, L Don Kelly, L | | | | | | | | | | 2 | 0 | 0 | 0 | 0 | 2 | 0 | | | | | | | | | |
| Inning Stats | R: 0 E: 0 K: 2 S: 8 | H: 0 LOB: 0 BB: 0 P: 11 | R: 1 E: 0 K: 1 S: 11 | H: 1 LOB: 0 BB: 0 P: 18 | R: 0 E: 0 K: 1 S: 11 | H: 1 LOB: 1 BB: 0 P: 17 | R: 0 E: 0 K: 3 S: 14 | H: 1 LOB: 3 BB: 2 P: 28 | R: 1 E: 2 K: 2 S: 10 | H: 1 LOB: 0 BB: 0 P: 15 | R: 0 E: 0 K: 2 S: 11 | H: 1 LOB: 1 BB: 0 P: 17 | R: 1 E: 0 K: 0 S: 14 | H: 1 LOB: 0 BB: 0 P: 18 | R: 0 E: 0 K: 2 S: 11 | H: 1 LOB: 1 BB: 0 P: 17 | | | R: 0 E: 0 K: 1 S: 9 | H: 0 LOB: 0 BB: 0 P: 12 | 1B: 2 2B: 3 3B: 1 HR: 1 | SF: 0 SAC: 0 DP: 0 HBP: 0 | WP: 0 PB: 0 SB: 0 CS: 0 | PA: 36 | |
| PITCHER | IP | WLS | BF | H | R | ER | SO | BB | IBB | HBP | BLK | WP | HR | S | P | ERA | WHIP | | | | | | | | |
| 46 Claudio Vargas, R ERA: 3.48 | 6.0 | W | 25 | 5 | 2 | 1 | 11 | 2 | 0 | 0 | 0 | 0 | 1 | 65 | 106 | 1.50 | 1.167 | | | | | | | | |
| Matt Wise, R ERA: 2.84 | 1.0 | H | 4 | 1 | 1 | 1 | 0 | 0 | 0 | 0 | 0 | 0 | 0 | 14 | 18 | 9.00 | 1.000 | | | | | | | | |
| Derrick Turnbow, R ERA: | 1.0 | H | 4 | 1 | 0 | 0 | 2 | 0 | 0 | 0 | 0 | 0 | 0 | 11 | 17 | 0.00 | 1.000 | | | | | | | | |
| Francisco Cordero, R ERA: | 1.0 | | 3 | 0 | 0 | 0 | 1 | 0 | 0 | 0 | 0 | 0 | 0 | 9 | 12 | 0.00 | 0.000 | | | | | | | | |

| Batter | 1 | 2 | 3 | 4 | 5 | 6 | 7 | 8 | 9 | AB | R | H | RBI | BB | SO | LOB | BOTTOM | | | | | | | | |
|--|-------------------------------|----------------------------------|------------------------------|----------------------------------|------------------------------|----------------------------------|------------------------------|----------------------------------|-------------------------------|----------------------------------|-------------------------------|----------------------------------|------------------------------|----------------------------------|-------------------------------|----------------------------------|---|------------------------------------|----------------------------------|--------|--|--|--|--|--|
| 23 Rickie Weeks Jr., R OBP: 0.349, SLG: 0.618 | | | | | | | | | | 4 | 1 | 1 | 0 | 0 | 1 | 1 | Pittsburgh Pirates @ Milwaukee Brewers Miller Park, Milwaukee, WI Wed Apr 18 2007, 7:05 PM CDT Att: 22,331 - Roof Closed - 61 F | | | | | | | | |
| 7 J.J. Hardy, R OBP: 0.306, SLG: 0.321 | | | | | | | | | | 4 | 0 | 0 | 0 | 0 | 0 | 1 | | | | | | | | | |
| Kevin Mench, R OBP: 0.385, SLG: 0.553 | | | | | | | | | | 4 | 2 | 3 | 1 | 0 | 0 | 0 | | | | | | | | | |
| 2 Bill Hall, R OBP: 0.346, SLG: 0.553 | | | | | | | | | | 4 | 2 | 3 | 3 | 0 | 0 | 1 | | | | | | | | | |
| Craig Counsell, L OBP: 0.294, SLG: 0.400 | | | | | | | | | | 0 | 0 | 0 | 0 | 0 | 0 | 0 | | | | | | | | | |
| Johnny Estrada, S OBP: 0.302, SLG: 0.373 | | | | | | | | | | 4 | 1 | 1 | 0 | 0 | 0 | 3 | | | | | | | | | |
| 1 Corey Hart, R OBP: 0.325, SLG: 0.400 | | | | | | | | | | 4 | 1 | 3 | 0 | 0 | 0 | 1 | | | | | | | | | |
| Damian Miller, R OBP: 0.333, SLG: 0.364 | | | | | | | | | | 3 | 0 | 1 | 1 | 0 | 1 | 2 | | | | | | | | | |
| Matt Wise, R ERA: | | | | | | | | | | 0 | 0 | 0 | 0 | 0 | 0 | 0 | | | | | | | | | |
| Derrick Turnbow, R ERA: | | | | | | | | | | 0 | 0 | 0 | 0 | 0 | 0 | 0 | | | | | | | | | |
| 22 Tony Gwynn Jr., L OBP: 0.455, SLG: 0.455 | | | | | | | | | | 1 | 0 | 1 | 1 | 0 | 0 | 0 | | | | | | | | | |
| 9 Tony Graffanino, R OBP: 0.313, SLG: 0.214 | | | | | | | | | | 4 | 0 | 1 | 1 | 0 | 0 | 1 | | | | | | | | | |
| Francisco Cordero, R ERA: | | | | | | | | | | 0 | 0 | 0 | 0 | 0 | 0 | 0 | | | | | | | | | |
| 46 Claudio Vargas, R OBP: 0.250, SLG: 0.250 | | | | | | | | | | 2 | 0 | 0 | 0 | 0 | 2 | 0 | | | | | | | | | |
| 28 Prince Fielder, L OBP: 0.391, SLG: 0.444 | | | | | | | | | | 2 | 0 | 1 | 0 | 0 | 0 | 2 | | | | | | | | | |
| Inning Stats | R: 3 E: 0 K: 1 S: 15 | H: 4 LOB: 1 BB: 0 P: 24 | R: 0 E: 0 K: 1 S: 8 | H: 0 LOB: 0 BB: 0 P: 12 | R: 0 E: 1 K: 0 S: 7 | H: 1 LOB: 1 BB: 0 P: 11 | R: 0 E: 0 K: 0 S: 8 | H: 1 LOB: 0 BB: 0 P: 11 | R: 0 E: 0 K: 1 S: 13 | H: 0 LOB: 0 BB: 0 P: 18 | R: 2 E: 0 K: 0 S: 16 | H: 4 LOB: 1 BB: 0 P: 18 | R: 0 E: 0 K: 1 S: 9 | H: 1 LOB: 0 BB: 0 P: 14 | R: 2 E: 0 K: 0 S: 14 | H: 4 LOB: 2 BB: 0 P: 20 | 1B: 11 2B: 4 3B: 0 HR: 1 | SF: 0 SAC: 0 DP: 3 HBP: 0 | WP: 0 PB: 0 SB: 0 CS: 1 | PA: 36 | | | | | |
| PITCHER | IP | WLS | BF | H | R | ER | SO | BB | IBB | HBP | BLK | WP | HR | S | P | ERA | WHIP | | | | | | | | |
| 28 Paul Maholm, L ERA: 6.19 | 6.0 | L | 26 | 10 | 5 | 5 | 3 | 0 | 0 | 0 | 0 | 0 | 0 | 4 | 6 | - | - | | | | | | | | |
| 36 Juan Pablo Perez, L ERA: | 0.0 | | 1 | 1 | 0 | 0 | 0 | 0 | 0 | 0 | 0 | 0 | 0 | 4 | 6 | - | - | | | | | | | | |
| 54 Jonah Bayliss, R ERA: | 1.0 | | 2 | 0 | 0 | 0 | 1 | 0 | 0 | 0 | 0 | 0 | 0 | 5 | 8 | 0.00 | 0.000 | | | | | | | | |
| 37 John Wasdin, R ERA: 12.27 | 0.2 | | 4 | 2 | 2 | 2 | 0 | 0 | 0 | 0 | 0 | 0 | 0 | 7 | 10 | 27.00 | 3.000 | | | | | | | | |
| Damaso Marte, L ERA: | 0.1 | | 3 | 2 | 0 | 0 | 0 | 0 | 0 | 0 | 0 | 0 | 0 | 7 | 10 | 0.00 | 6.000 | | | | | | | | |

| Batter | 1 | 2 | 3 | 4 | 5 | 6 | 7 | 8 | 9 | AB | R | H | RBI | BB | SO | LOB | TOP | | | | | |
|--|---|---|---|---|---|---|---|---|---|---|---|---|---|---|---|---|---|---|---|---|---|---|
| 6 Chris Duffy, L OBP: 0.355, SLG: 0.418 | 1-1 FC5 1B | 1-0 P6 | | | 3-1 1B | | 2-3 K | | 2-3 K | 5 | 0 | 2 | 0 | 0 | 2 | 2 | | | | | | |
| 2 Jack Wilson, R Shawn Chacon, R 13 Nate Macdon, L 54 Jonah Bayliss, R 36 Juan Pablo Perez, R 55 Matt Capps, R 35 Brad Eiland, R | 0-0 FC5 1B | | 1-2 G6-3 | | 2-2 F8 | | 3-2 L8 | | 1-3 K | 3 | 0 | 1 | 0 | 0 | 0 | 1 | | | | | | |
| 12 Freddy Sanchez, R OBP: 0.324, SLG: 0.406 | 2-2 FC5 L6-4 1-3 2-3F | | 0-3 K | | 0-3 K | | | 0-3 K | 0-3 K | 5 | 0 | 0 | 0 | 0 | 4 | 2 | | | | | | |
| 25 Adam LaRoche, L OBP: 0.250, SLG: 0.255 | 2-2 HBP | | 0-0 G4-3 | | 4-2 HR BB | | | 4-2 WP BB 1B BB | | 1 | 2 | 0 | 0 | 2 | 0 | 0 | | | | | | |
| Jason Bay, R OBP: 0.355, SLG: 0.491 | 0-0 L6-4 | | 1-1 F7 | | 0-0 L8 | | | 4-1 1B WP 1B BB | | 3 | 1 | 0 | 0 | 1 | 0 | 4 | | | | | | |
| Xavier Nady, R OBP: 0.333, SLG: 0.509 | | 2-2 1B 11 SF9 2B | | 0-0 G6-3 | | 3-2 HR | | 1-2 1B | | 4 | 2 | 3 | 3 | 0 | 0 | 0 | | | | | | |
| José Bautista, R OBP: 0.304, SLG: 0.436 | 1-2 57 SH2-4 1B | | 3-2 F7 | | 1-0 P3 | | | 0-1 1-2 3-H 1B | | 4 | 0 | 2 | 1 | 0 | 0 | 0 | | | | | | |
| 11 Humberto Cota, R OBP: 0.364, SLG: 0.444 | 3-1 SF9 | | 0-2 F9 | | 0-3 K | | | 0-2 K | | 2 | 0 | 0 | 1 | 0 | 1 | 0 | | | | | | |
| 26 Ronny Paulino, R OBP: 0.224, SLG: 0.234 | 3-H | | 2-2 K | | 1-2 HBP | | | G5-3 | | 1 | 0 | 0 | 0 | 0 | 1 | 0 | | | | | | |
| 57 Zach Duke, L OBP: 0.200, SLG: 0.200 | 0-0 SH2-4 | | | | | | | | | 0 | 0 | 0 | 0 | 0 | 0 | 0 | | | | | | |
| Don Kelly, L OBP: 0.364, SLG: 0.125 | | | | | | | | | | 1 | 0 | 0 | 0 | 0 | 1 | 0 | | | | | | |
| Jose Castillo, R OBP: 0.100, SLG: 0.150 | 1-2 | | | | | | | | | 1 | 0 | 0 | 0 | 0 | 0 | 2 | | | | | | |
| Inning Stats | R: 0 E: 1 K: 0 S: 10 | H: 2 LOB: 2 BB: 0 P: 15 | R: 1 E: 0 K: 0 S: 10 | H: 2 LOB: 1 BB: 0 P: 17 | R: 0 E: 0 K: 1 S: 8 | H: 0 LOB: 0 BB: 0 P: 9 | R: 0 E: 0 K: 0 S: 7 | H: 0 LOB: 0 BB: 0 P: 11 | R: 0 E: 0 K: 1 S: 13 | H: 1 LOB: 1 BB: 0 P: 20 | R: 2 E: 0 K: 1 S: 15 | H: 1 LOB: 1 BB: 0 P: 23 | R: 0 E: 0 K: 2 S: 12 | H: 0 LOB: 1 BB: 0 P: 18 | R: 2 E: 0 K: 2 S: 19 | H: 2 LOB: 2 BB: 2 P: 28 | R: 0 E: 0 K: 3 S: 9 | H: 0 LOB: 0 BB: 0 P: 12 | 1B: 6 2B: 2 3B: 0 HR: 1 | SF: 1 SAC: 1 DP: 1 HBP: 2 | WP: 1 PA: 39 PB: 0 SB: 0 CS: 0 | |
| PITCHER | IP WLS BF H R ER SO BB IBB HBP BLK WP HR S P ERA WHIP | IP WLS BF H R ER SO BB IBB HBP BLK WP HR S P ERA WHIP | IP WLS BF H R ER SO BB IBB HBP BLK WP HR S P ERA WHIP | IP WLS BF H R ER SO BB IBB HBP BLK WP HR S P ERA WHIP | IP WLS BF H R ER SO BB IBB HBP BLK WP HR S P ERA WHIP | IP WLS BF H R ER SO BB IBB HBP BLK WP HR S P ERA WHIP | IP WLS BF H R ER SO BB IBB HBP BLK WP HR S P ERA WHIP | IP WLS BF H R ER SO BB IBB HBP BLK WP HR S P ERA WHIP | IP WLS BF H R ER SO BB IBB HBP BLK WP HR S P ERA WHIP | IP WLS BF H R ER SO BB IBB HBP BLK WP HR S P ERA WHIP | IP WLS BF H R ER SO BB IBB HBP BLK WP HR S P ERA WHIP | IP WLS BF H R ER SO BB IBB HBP BLK WP HR S P ERA WHIP | IP WLS BF H R ER SO BB IBB HBP BLK WP HR S P ERA WHIP | IP WLS BF H R ER SO BB IBB HBP BLK WP HR S P ERA WHIP | IP WLS BF H R ER SO BB IBB HBP BLK WP HR S P ERA WHIP | IP WLS BF H R ER SO BB IBB HBP BLK WP HR S P ERA WHIP | IP WLS BF H R ER SO BB IBB HBP BLK WP HR S P ERA WHIP | IP WLS BF H R ER SO BB IBB HBP BLK WP HR S P ERA WHIP | IP WLS BF H R ER SO BB IBB HBP BLK WP HR S P ERA WHIP | IP WLS BF H R ER SO BB IBB HBP BLK WP HR S P ERA WHIP | IP WLS BF H R ER SO BB IBB HBP BLK WP HR S P ERA WHIP | IP WLS BF H R ER SO BB IBB HBP BLK WP HR S P ERA WHIP |

Pittsburgh Pirates @ Milwaukee Brewers
Miller Park, Milwaukee, WI
Thu Apr 19 2007, 12:05 PM CDT
Att: 17,386 - Roof Closed - 63 F

AB 32
R 5
H 8
RBI 5
BB 3
SO 10
LOB 14



| Batter | 1 | 2 | 3 | 4 | 5 | 6 | 7 | 8 | 9 | AB | R | H | RBI | BB | SO | LOB | BOTTOM | | | | |
|---|---|---|---|---|---|---|---|---|---|---|---|---|---|---|---|---|---|---|---|---|---|
| 23 Rickie Weeks Jr., R OBP: 0.368, SLG: 0.627 | 2-2 7 HR 1B | | 1-2 G6-3 | | 1-0 7 1B 2B | | 4-0 2 F8 7 S BB | | 1-2 G5-3 | 4 | 2 | 2 | 1 | 1 | 0 | 2 | | | | | |
| 7 J.J. Hardy, R OBP: 0.326, SLG: 0.410 | 0-1 1-H HR | | 0-2 2B | | 1-1 28 L3 1B | | 3-1 G5-3 | | 1-2 G5-3 | 5 | 1 | 3 | 4 | 0 | 0 | 1 | | | | | |
| 28 Prince Fielder, L OBP: 0.377, SLG: 0.414 | 0-2 G1-3 | | 1-2 G4-3 | | 1-1 L3 | | 4-0 IBB | | 1-1 G3 | 4 | 0 | 0 | 0 | 1 | 0 | 2 | | | | | |
| 2 Bill Hall, R OBP: 0.333, SLG: 0.519 | 1-2 1 2B 1B | | 2-1 F8 | | 0-1 P3 | | 1-0 F8 | | 1-1 F8 | 5 | 1 | 1 | 0 | 0 | 0 | 2 | | | | | |
| Francisco Cordero, R | | | | | | | | | | 0 | 0 | 0 | 0 | 0 | 0 | 0 | | | | | |
| Kevin Mench, R OBP: 0.419, SLG: 0.595 | 1-1 1 2B SF8 1B | | 1-0 1 BB 1B | | 1-0 G3 2B | | 0-1 G1-3 | | | 4 | 1 | 3 | 0 | 0 | 0 | 2 | | | | | |
| 1 Corey Hart, R OBP: 0.384, SLG: 0.447 | 0-1 SF8 2B | | 4-2 G4-6-3 BB | | 0-0 G3 | | | | 0-0 G3 1B | 3 | 0 | 2 | 1 | 1 | 0 | 1 | | | | | |
| Damian Miller, R OBP: 0.250, SLG: 0.286 | 0-1 SF8 | | 1-2 G4-6-3 | | 1-3 K | | | | 2-0 F9 | 3 | 0 | 0 | 1 | 0 | 1 | 4 | | | | | |
| 9 Tony Graffanino, R OBP: 0.333, SLG: 0.226 | 1-1 L9 | | | | 3-1 23 37 1B 2B 1B | | 4-0 IBB | | 3-3 K | 3 | 1 | 1 | 0 | 1 | 1 | 2 | | | | | |
| 37 Jeff Suppan, R OBP: 0.293, SLG: 0.111 | | | 3-2 G6-3 | | 0-1 23 2B 7 1B 1B | | 0-1 F9 | | 4-1 BB | 3 | 1 | 1 | 0 | 0 | 0 | 2 | | | | | |
| 12 Carlos Villanueva, R OBP: 0.412, SLG: 0.615 | | | | | | | | | | 0 | 0 | 0 | 0 | 0 | 0 | 0 | | | | | |
| 18 Gabe Gross, L OBP: 0.412, SLG: 0.615 | | | | | | | | | | 0 | 0 | 0 | 0 | 0 | 0 | 0 | | | | | |
| Derrick Turnbow, R | | | | | | | | | | 0 | 0 | 0 | 0 | 0 | 0 | 0 | | | | | |
| 22 Tony Gwynn Jr., L OBP: 0.450, SLG: 0.455 | | | | | | | | | | 0 | 0 | 0 | 0 | 0 | 0 | 0 | | | | | |
| Inning Stats | R: 4 E: 0 K: 0 S: 22 | H: 5 LOB: 1 BB: 0 P: 27 | R: 0 E: 0 K: 0 S: 15 | H: 1 LOB: 1 BB: 0 P: 20 | R: 0 E: 0 K: 0 S: 8 | H: 1 LOB: 1 BB: 1 P: 16 | R: 3 E: 0 K: 0 S: 11 | H: 4 LOB: 0 BB: 0 P: 17 | R: 0 E: 0 K: 1 S: 7 | H: 1 LOB: 2 BB: 1 P: 13 | R: 0 E: 0 K: 0 S: 5 | H: 0 LOB: 2 BB: 2 P: 17 | R: 0 E: 0 K: 1 S: 11 | H: 1 LOB: 2 BB: 1 P: 21 | R: 0 E: 0 K: 0 S: 7 | H: 0 LOB: 0 BB: 0 P: 10 | 1B: 8 2B: 5 3B: 0 HR: 1 | SF: 1 SAC: 0 DP: 2 HBP: 0 | WP: 0 PA: 40 PB: 0 SB: 2 CS: 0 | | |
| PITCHER | IP WLS BF H R ER SO BB IBB HBP BLK WP HR S P ERA WHIP | IP WLS BF H R ER SO BB IBB HBP BLK WP HR S P ERA WHIP | IP WLS BF H R ER SO BB IBB HBP BLK WP HR S P ERA WHIP | IP WLS BF H R ER SO BB IBB HBP BLK WP HR S P ERA WHIP | IP WLS BF H R ER SO BB IBB HBP BLK WP HR S P ERA WHIP | IP WLS BF H R ER SO BB IBB HBP BLK WP HR S P ERA WHIP | IP WLS BF H R ER SO BB IBB HBP BLK WP HR S P ERA WHIP | IP WLS BF H R ER SO BB IBB HBP BLK WP HR S P ERA WHIP | IP WLS BF H R ER SO BB IBB HBP BLK WP HR S P ERA WHIP | IP WLS BF H R ER SO BB IBB HBP BLK WP HR S P ERA WHIP | IP WLS BF H R ER SO BB IBB HBP BLK WP HR S P ERA WHIP | IP WLS BF H R ER SO BB IBB HBP BLK WP HR S P ERA WHIP | IP WLS BF H R ER SO BB IBB HBP BLK WP HR S P ERA WHIP | IP WLS BF H R ER SO BB IBB HBP BLK WP HR S P ERA WHIP | IP WLS BF H R ER SO BB IBB HBP BLK WP HR S P ERA WHIP | IP WLS BF H R ER SO BB IBB HBP BLK WP HR S P ERA WHIP | IP WLS BF H R ER SO BB IBB HBP BLK WP HR S P ERA WHIP | IP WLS BF H R ER SO BB IBB HBP BLK WP HR S P ERA WHIP | IP WLS BF H R ER SO BB IBB HBP BLK WP HR S P ERA WHIP | IP WLS BF H R ER SO BB IBB HBP BLK WP HR S P ERA WHIP | IP WLS BF H R ER SO BB IBB HBP BLK WP HR S P ERA WHIP |

Pittsburgh Pirates @ Milwaukee Brewers
Miller Park, Milwaukee, WI
Thu Apr 19 2007, 12:05 PM CDT
Att: 17,386 - Roof Closed - 63 F

AB 34
R 7
H 13
RBI 7
BB 5
SO 2
LOB 18



| Batter | 1 | 2 | 3 | 4 | 5 | 6 | 7 | 8 | 9 | AB | R | H | RBI | BB | SO | LOB | TOP | | | | | |
|--|-------------------------------|----------------------------------|------------------------------|----------------------------------|------------------------------|----------------------------------|------------------------------|----------------------------------|------------------------------|----------------------------------|-------------------------------|----------------------------------|------------------------------|----------------------------------|-------------------------------|----------------------------------|--|----------------------------------|------------------------------------|----------------------------------|--------|--|
| Craig Biggio, R OBP: 0.273, SLG: 0.413 16 Jason Lane, R OBP: 0.261, SLG: 0.826 | | | | | | | | | | 4 | 2 | 1 | 4 | 1 | 0 | 1 | Houston Astros @ Milwaukee Brewers Miller Park, Milwaukee, WI Fri Apr 20 2007, 7:05 PM CDT Att.: 41,522 - Roof Closed - 66 F | | | | | |
| Morgan Ensberg, R OBP: 0.333, SLG: 0.392 54 Brad Lidge, R Trever Miller, R Chad Qualls, R | | | | | | | | | | 5 | 0 | 1 | 0 | 0 | 1 | 2 | | | | | | |
| 17 Lance Berkman, S OBP: 0.358, SLG: 0.269 | | | | | | | | | | 5 | 0 | 1 | 1 | 0 | 1 | 1 | | | | | | |
| 45 Carlos Lee, R OBP: 0.338, SLG: 0.586 | | | | | | | | | | 4 | 0 | 1 | 0 | 0 | 1 | 2 | | | | | | |
| Luke Scott, L OBP: 0.348, SLG: 0.500 | | | | | | | | | | 3 | 0 | 0 | 0 | 1 | 1 | 1 | | | | | | |
| 2 Chris Burke, R OBP: 0.351, SLG: 0.367 | | | | | | | | | | 4 | 1 | 2 | 0 | 0 | 1 | 2 | | | | | | |
| 28 Adam Everett, R OBP: 0.360, SLG: 0.422 | | | | | | | | | | 3 | 2 | 1 | 0 | 1 | 0 | 1 | | | | | | |
| Brad Ausmus, R OBP: 0.400, SLG: 0.424 | | | | | | | | | | 3 | 1 | 2 | 1 | 0 | 1 | 1 | | | | | | |
| 37 Matt Albers, L Orlando Palmeiro, L OBP: 0.462, SLG: 0.900 21 Rick White, R Mike Lamb, L OBP: 0.438, SLG: 0.333 | | | | | | | | | | 2 | 0 | 0 | 0 | 0 | 0 | 1 | | | | | | |
| Inning Stats | R: 1 E: 0 K: 1 S: 15 | H: 1 LOB: 1 BB: 1 P: 24 | R: 0 E: 0 K: 1 S: 8 | H: 1 LOB: 1 BB: 0 P: 10 | R: 0 E: 0 K: 1 S: 9 | H: 1 LOB: 1 BB: 0 P: 13 | R: 0 E: 0 K: 0 S: 7 | H: 0 LOB: 0 BB: 0 P: 11 | R: 0 E: 0 K: 0 S: 9 | H: 1 LOB: 1 BB: 1 P: 14 | R: 1 E: 0 K: 0 S: 15 | H: 2 LOB: 1 BB: 0 P: 21 | R: 0 E: 0 K: 2 S: 9 | H: 0 LOB: 0 BB: 0 P: 15 | R: 4 E: 0 K: 1 S: 12 | H: 2 LOB: 0 BB: 1 P: 22 | | 1B: 6 2B: 2 3B: 0 HR: 1 | SF: 0 SAC: 1 DP: 1 HBP: 0 | WP: 0 PB: 0 SB: 3 CS: 0 | PA: 39 | |
| PITCHER | IP | WLS | BF | H | R | ER | SO | BB | IBB | HBP | BLK | WP | HR | S | P | ERA | WHIP | | | | | |
| 15 Ben Sheets, R ERA: 5.0 | (1, 1) | 7.0 | L | 29 | 7 | 2 | 2 | 4 | 2 | 0 | 0 | 0 | 0 | 0 | 73 | 106 | 2.57 | 1.286 | | | | |
| Matt Wise, R ERA: 3.88 | (8, 1) | 1.0 | L | 4 | 1 | 1 | 1 | 2 | 0 | 0 | 0 | 0 | 0 | 11 | 18 | 9.00 | 1.000 | | | | | |
| 41 Greg Aquino, R ERA: 5.87 | (9, 1) | 1.0 | S | 6 | 1 | 3 | 3 | 1 | 1 | 0 | 0 | 0 | 0 | 1 | 10 | 19 | 27.00 | 2.000 | | | | |

AB 35
R 6
H 9
RBI 6
BB 3
SO 7
LOB 16



| Batter | 1 | 2 | 3 | 4 | 5 | 6 | 7 | 8 | 9 | AB | R | H | RBI | BB | SO | LOB | BOTTOM | | | | | |
|---|-------------------------------|----------------------------------|-------------------------------|----------------------------------|-------------------------------|----------------------------------|------------------------------|----------------------------------|-------------------------------|----------------------------------|------------------------------|----------------------------------|------------------------------|----------------------------------|-------------------------------|----------------------------------|--|----------------------------------|------------------------------------|----------------------------------|--------|--|
| 23 Rickie Weeks Jr., R OBP: 0.384, SLG: 0.607 | | | | | | | | | | 2 | 1 | 0 | 0 | 3 | 1 | 2 | Houston Astros @ Milwaukee Brewers Miller Park, Milwaukee, WI Fri Apr 20 2007, 7:05 PM CDT Att.: 41,522 - Roof Closed - 66 F | | | | | |
| 7 J.J. Hardy, R OBP: 0.333, SLG: 0.455 | | | | | | | | | | 5 | 2 | 2 | 1 | 0 | 1 | 5 | | | | | | |
| 28 Prince Fielder, L OBP: 0.392, SLG: 0.459 | | | | | | | | | | 3 | 1 | 1 | 3 | 2 | 0 | 0 | | | | | | |
| 2 Bill Hall, R OBP: 0.355, SLG: 0.509 | | | | | | | | | | 3 | 0 | 1 | 1 | 2 | 0 | 0 | | | | | | |
| Johnny Estrada, S OBP: 0.310, SLG: 0.393 9 Tony Graffanino, R OBP: 0.333, SLG: 0.226 | | | | | | | | | | 5 | 0 | 2 | 0 | 0 | 0 | 4 | | | | | | |
| Geoff Jenkins, L OBP: 0.375, SLG: 0.568 1 Corey Hart, R OBP: 0.378, SLG: 0.447 | | | | | | | | | | 4 | 0 | 1 | 0 | 0 | 1 | 4 | | | | | | |
| Kevin Mench, R OBP: 0.363, SLG: 0.543 18 Gabe Gross, L OBP: 0.389, SLG: 0.571 | | | | | | | | | | 4 | 0 | 0 | 0 | 0 | 0 | 1 | | | | | | |
| Craig Counsell, L OBP: 0.316, SLG: 0.394 | | | | | | | | | | 3 | 0 | 1 | 0 | 0 | 0 | 0 | | | | | | |
| 15 Ben Sheets, R Matt Wise, R 41 Greg Aquino, R 22 Tony Gwynn Jr., L OBP: 0.500, SLG: 0.455 | | | | | | | | | | 1 | 0 | 0 | 0 | 0 | 0 | 0 | | | | | | |
| Inning Stats | R: 1 E: 0 K: 0 S: 12 | H: 2 LOB: 2 BB: 1 P: 25 | R: 0 E: 0 K: 0 S: 10 | H: 1 LOB: 2 BB: 1 P: 17 | R: 0 E: 0 K: 0 S: 11 | H: 0 LOB: 0 BB: 0 P: 13 | R: 0 E: 0 K: 1 S: 8 | H: 1 LOB: 2 BB: 0 P: 11 | R: 1 E: 0 K: 0 S: 12 | H: 2 LOB: 1 BB: 1 P: 21 | R: 0 E: 0 K: 0 S: 9 | H: 0 LOB: 0 BB: 3 P: 21 | R: 0 E: 0 K: 1 S: 8 | H: 0 LOB: 0 BB: 0 P: 15 | R: 3 E: 0 K: 1 S: 13 | H: 2 LOB: 2 BB: 3 P: 31 | | 1B: 5 2B: 1 3B: 0 HR: 2 | SF: 0 SAC: 2 DP: 2 HBP: 1 | WP: 2 PB: 0 SB: 1 CS: 0 | PA: 43 | |
| PITCHER | IP | WLS | BF | H | R | ER | SO | BB | IBB | HBP | BLK | WP | HR | S | P | ERA | WHIP | | | | | |
| 37 Matt Albers, R ERA: 3.0 | (1, 1) | 6.0 | W | 27 | 6 | 2 | 2 | 1 | 3 | 0 | 0 | 0 | 0 | 0 | 60 | 98 | 3.00 | 1.500 | | | | |
| 21 Rick White, R ERA: 1.88 | (7, 1) | 2.0 | W | 8 | 0 | 0 | 0 | 1 | 3 | 0 | 0 | 0 | 0 | 17 | 36 | 0.00 | 1.500 | | | | | |
| 54 Brad Lidge, R ERA: 10.13 | (9, 1) | 0.2 | S | 6 | 2 | 3 | 3 | 1 | 2 | 0 | 0 | 0 | 0 | 1 | 10 | 21 | 40.50 | 6.000 | | | | |
| Trever Miller, L ERA: 7.71 Chad Qualls, R ERA: 2.25 | (9, 1) | 0.0 | S | 1 | 0 | 0 | 0 | 0 | 0 | 0 | 0 | 0 | 0 | 0 | 4 | ∞ | ∞ | | | | | |
| 41 Greg Aquino, R ERA: 2.25 | (9, 1) | 0.1 | S | 1 | 0 | 0 | 0 | 0 | 0 | 0 | 0 | 0 | 0 | 3 | 6 | 0.00 | 0.000 | | | | | |

AB 31
R 5
H 8
RBI 5
BB 9
SO 3
LOB 18



| Batter | 1 | 2 | 3 | 4 | 5 | 6 | 7 | 8 | 9 | AB | R | H | RBI | BB | SO | LOB | TOP | | | | |
|--|------------------------------|----------------------------------|------------------------------|----------------------------------|------------------------------|----------------------------------|------------------------------|----------------------------------|-------------------------------|----------------------------------|-------------------------------|----------------------------------|------------------------------|----------------------------------|-------------------------------|----------------------------------|---|------------------------------------|----------------------------------|--------|--|
| Craig Biggio, R (1,4) OBP: 0.268, SLG: 0.388 | | | | | | | | | | 4 | 0 | 0 | 0 | 1 | 2 | 5 | Houston Astros @ Milwaukee Brewers Miller Park, Milwaukee, WI Sat Apr 21 2007, 6:05 PM CDT Att: 41,209 - Clear - 71 F | | | | |
| 2 Chris Burke, R (1,8) OBP: 0.361, SLG: 0.377 | | | | | | | | | | 4 | 0 | 2 | 1 | 0 | 0 | 2 | | | | | |
| Luke Scott, L (9,PH) OBP: 0.340, SLG: 0.488 | | | | | | | | | | 1 | 0 | 0 | 0 | 0 | 1 | 1 | | | | | |
| 17 Lance Berkman, S (1,3) OBP: 0.375, SLG: 0.259 | | | | | | | | | | 2 | 0 | 0 | 0 | 3 | 2 | 4 | | | | | |
| 45 Carlos Lee, R (1,7) OBP: 0.329, SLG: 0.556 | | | | | | | | | | 5 | 0 | 1 | 2 | 0 | 2 | 6 | | | | | |
| Morgan Ensberg, R (1,5) OBP: 0.344, SLG: 0.444 | | | | | | | | | | 3 | 1 | 1 | 1 | 1 | 0 | 2 | | | | | |
| Brian Moehler, R (7,1) | | | | | | | | | | 0 | 0 | 0 | 0 | 0 | 0 | 0 | | | | | |
| 16 Jason Lane, R (1,9) OBP: 0.259, SLG: 0.731 | | | | | | | | | | 3 | 0 | 0 | 0 | 1 | 0 | 1 | | | | | |
| 28 Adam Everett, R (1,6) OBP: 0.352, SLG: 0.396 | | | | | | | | | | 3 | 1 | 0 | 0 | 1 | 1 | 2 | | | | | |
| Brad Ausmus, R (1,2) OBP: 0.386, SLG: 0.432 | | | | | | | | | | 4 | 1 | 1 | 0 | 0 | 0 | 2 | | | | | |
| 51 Wandy Rodriguez, S (1,1) OBP: 0.167, SLG: 0.167 | | | | | | | | | | 2 | 0 | 1 | 0 | 0 | 1 | 0 | | | | | |
| Mike Lamb, L (7,PH) OBP: 0.500, SLG: 0.333 | | | | | | | | | | 0 | 1 | 0 | 0 | 2 | 0 | 0 | | | | | |
| Inning Stats | R: 0 E: 0 K: 1 S: 9 | H: 1 LOB: 1 BB: 1 P: 17 | R: 1 E: 0 K: 0 S: 8 | H: 1 LOB: 0 BB: 0 P: 13 | R: 0 E: 0 K: 2 S: 8 | H: 0 LOB: 2 BB: 2 P: 18 | R: 0 E: 0 K: 1 S: 7 | H: 0 LOB: 1 BB: 1 P: 14 | R: 0 E: 0 K: 1 S: 12 | H: 0 LOB: 0 BB: 0 P: 14 | R: 3 E: 0 K: 2 S: 20 | H: 3 LOB: 2 BB: 2 P: 34 | R: 0 E: 0 K: 0 S: 8 | H: 0 LOB: 0 BB: 1 P: 14 | R: 0 E: 0 K: 1 S: 12 | H: 0 LOB: 2 BB: 2 P: 26 | 1B: 4 2B: 1 3B: 0 HR: 1 | SF: 0 SAC: 0 DP: 2 HBP: 0 | WP: 0 PB: 0 SB: 0 CS: 0 | PA: 40 | |
| PITCHER | IP | WLS | BF | H | R | ER | SO | BB | IBB | HBP | BLK | WP | HR | S | P | ERA | WHIP | | | | |
| 39 Chris Capuano, L (1,1) ERA: 3.69 | 6.0 | W | 27 | 4 | 4 | 4 | 6 | 6 | 0 | 0 | 0 | 0 | 1 | 60 | 109 | 6.00 | 1.667 | | | | |
| 12 Carlos Villanueva, R (7,1) ERA: 6.75 | 1.0 | H | 5 | 2 | 0 | 0 | 2 | 0 | 0 | 0 | 0 | 0 | 0 | 13 | 19 | 0.00 | 2.000 | | | | |
| Derrick Turnbow, R (8,1) ERA: 2.0 | 1.0 | H | 3 | 0 | 0 | 0 | 0 | 1 | 0 | 0 | 0 | 0 | 0 | 8 | 14 | 0.00 | 1.000 | | | | |
| Francisco Cordero, R (9,1) ERA: | 1.0 | S | 5 | 0 | 0 | 0 | 1 | 2 | 0 | 0 | 0 | 0 | 0 | 12 | 26 | 0.00 | 2.000 | | | | |

| Batter | 1 | 2 | 3 | 4 | 5 | 6 | 7 | 8 | 9 | AB | R | H | RBI | BB | SO | LOB | BOTTOM | | | | |
|--|-------------------------------|----------------------------------|-------------------------------|----------------------------------|------------------------------|----------------------------------|------------------------------|----------------------------------|-------------------------------|----------------------------------|-------------------------------|----------------------------------|------------------------------|----------------------------------|------------------------------|----------------------------------|---|------------------------------------|----------------------------------|--------|--|
| 23 Rickie Weeks Jr., R (1,4) OBP: 0.385, SLG: 0.606 | | | | | | | | | | 5 | 1 | 2 | 0 | 0 | 1 | 3 | Houston Astros @ Milwaukee Brewers Miller Park, Milwaukee, WI Sat Apr 21 2007, 6:05 PM CDT Att: 41,209 - Clear - 71 F | | | | |
| Francisco Cordero, R (9,1) | | | | | | | | | | 0 | 0 | 0 | 0 | 0 | 0 | 0 | | | | | |
| 7 J.J. Hardy, R (1,6) OBP: 0.355, SLG: 0.551 | | | | | | | | | | 3 | 2 | 2 | 3 | 1 | 0 | 1 | | | | | |
| 28 Prince Fielder, L (1,3) OBP: 0.385, SLG: 0.462 | | | | | | | | | | 4 | 1 | 1 | 0 | 0 | 1 | 2 | | | | | |
| 2 Bill Hall, R (1,8) OBP: 0.333, SLG: 0.475 | | | | | | | | | | 4 | 0 | 0 | 0 | 0 | 2 | 2 | | | | | |
| Derrick Turnbow, R (8,1) | | | | | | | | | | 0 | 0 | 0 | 0 | 0 | 0 | 0 | | | | | |
| Craig Counsell, L (9,4) OBP: 0.316, SLG: 0.394 | | | | | | | | | | 0 | 0 | 0 | 0 | 0 | 0 | 0 | | | | | |
| Kevin Mench, R (1,7) OBP: 0.373, SLG: 0.520 | | | | | | | | | | 4 | 1 | 1 | 1 | 0 | 2 | 0 | | | | | |
| 1 Corey Hart, R (1,9) OBP: 0.387, SLG: 0.429 | | | | | | | | | | 4 | 1 | 1 | 0 | 0 | 0 | 1 | | | | | |
| Damian Miller, R (1,2) OBP: 0.400, SLG: 0.471 | | | | | | | | | | 3 | 0 | 3 | 1 | 1 | 0 | 0 | | | | | |
| 9 Tony Graffanino, R (1,5) OBP: 0.300, SLG: 0.206 | | | | | | | | | | 3 | 0 | 0 | 1 | 0 | 2 | 3 | | | | | |
| 39 Chris Capuano, L (1,1) OBP: 0.200, SLG: 0.111 | | | | | | | | | | 2 | 0 | 0 | 0 | 1 | 1 | 0 | | | | | |
| 12 Carlos Villanueva, R (7,1) OBP: 0.462, SLG: 0.417 | | | | | | | | | | 0 | 0 | 0 | 0 | 0 | 0 | 0 | | | | | |
| 22 Tony Gwynn Jr., L (8,8) | | | | | | | | | | 1 | 0 | 0 | 0 | 0 | 0 | 1 | | | | | |
| Inning Stats | R: 0 E: 0 K: 1 S: 11 | H: 0 LOB: 1 BB: 1 P: 20 | R: 0 E: 0 K: 2 S: 11 | H: 1 LOB: 0 BB: 0 P: 18 | R: 2 E: 0 K: 0 S: 9 | H: 2 LOB: 0 BB: 0 P: 14 | R: 1 E: 0 K: 0 S: 8 | H: 1 LOB: 2 BB: 2 P: 20 | R: 3 E: 0 K: 2 S: 15 | H: 4 LOB: 1 BB: 0 P: 26 | R: 0 E: 0 K: 2 S: 13 | H: 1 LOB: 0 BB: 0 P: 19 | R: 0 E: 0 K: 1 S: 7 | H: 0 LOB: 0 BB: 0 P: 13 | R: 0 E: 0 K: 1 S: 9 | H: 1 LOB: 1 BB: 0 P: 17 | 1B: 5 2B: 3 3B: 0 HR: 2 | SF: 1 SAC: 0 DP: 0 HBP: 0 | WP: 1 PB: 0 SB: 4 CS: 0 | PA: 37 | |
| PITCHER | IP | WLS | BF | H | R | ER | SO | BB | IBB | HBP | BLK | WP | HR | S | P | ERA | WHIP | | | | |
| 51 Wandy Rodriguez, L (1,1) ERA: 4.74 | 6.0 | L | 30 | 9 | 6 | 6 | 7 | 3 | 0 | 0 | 0 | 0 | 0 | 67 | 117 | 9.00 | 2.000 | | | | |
| Brian Moehler, R (7,1) ERA: 6.0 | 2.0 | 7 | 1 | 0 | 0 | 2 | 0 | 0 | 0 | 0 | 0 | 0 | 0 | 16 | 30 | 0.00 | 0.500 | | | | |

| Batter | 1 | 2 | 3 | 4 | 5 | 6 | 7 | 8 | 9 | 10 | 11 | 12 | AB | R | H | RBI | BB | SO | LOB | TOP | | | | | | | | | | | | | | | | | | | |
|--|---|------------------------------------|------------------------------|-----------------------------------|-------------------------------|----------------------------------|-----------------------|---|----------------------------------|----------------------------------|---|----------------------------------|-------------------------------|----------------------------------|--------------------------------|----------------------------------|--------------------------------|--|--|---|--|--|---|---|--|--|---|--|--|---|----------------|---|-----------------------------------|----------------------------------|-----------------------------------|------------------------------|---------------------------|--------------------------------------|--------------------------------|
| 23 Rickie Weeks Jr., R OBP: 0.352, SLG: 0.541 | K | | G5-3 | | K | | L6 | | F8 | | G4-3 | | 6 | 0 | 0 | 0 | 0 | 2 | 3 | | | | | | | | | | | | | | | | | | | | |
| 7 J.J. Hardy, R OBP: 0.349, SLG: 0.551 | F8 | | | HR | | | K | | G6-3 | | | P6 | 5 | 1 | 1 | 1 | 1 | 1 | 0 | | | | | | | | | | | | | | | | | | | | |
| 28 Prince Fielder, L OBP: 0.364, SLG: 0.507 | G3-1 | | | K2-3 | | | | | F8 | | | HR | 6 | 2 | 2 | 2 | 0 | 1 | 2 | | | | | | | | | | | | | | | | | | | | |
| 2 Bill Hall, R OBP: 0.329, SLG: 0.507 | | G6-3 | | K | | | | HR | | | | F9 | 6 | 0 | 0 | 0 | 0 | 3 | 0 | | | | | | | | | | | | | | | | | | | | |
| Johnny Estrada, S OBP: 0.308, SLG: 0.371 | | | | F8 | | | | | | | | F9 | 2 | 0 | 1 | 0 | 1 | 0 | 1 | | | | | | | | | | | | | | | | | | | | |
| Daman Miller, R OBP: 0.391, SLG: 0.421 | | | | | | | | | 1B | | | | 2 | 1 | 0 | 0 | 1 | 0 | 0 | | | | | | | | | | | | | | | | | | | | |
| Geoff Jenkins, L OBP: 0.464, SLG: 0.604 | | | | | | | | | | | | | 5 | 0 | 2 | 0 | 0 | 0 | 2 | | | | | | | | | | | | | | | | | | | | |
| 18 Gabe Gross, L OBP: 0.407, SLG: 0.450 | | | | | | | | | | | | | 3 | 1 | 0 | 0 | 2 | 1 | 4 | | | | | | | | | | | | | | | | | | | | |
| Craig Counsell, L OBP: 0.304, SLG: 0.390 | | | | | | | | | | | | | 5 | 0 | 2 | 1 | 0 | 1 | 4 | | | | | | | | | | | | | | | | | | | | |
| 46 Claudio Vargas, R ERA: 3.52 | | | | | | | | | | | | | 1 | 0 | 0 | 0 | 0 | 0 | 0 | | | | | | | | | | | | | | | | | | | | |
| 42 Tony Stewart, L ERA: 3.52 | | | | | | | | | | | | | 0 | 0 | 0 | 0 | 0 | 0 | 0 | | | | | | | | | | | | | | | | | | | | |
| 45 Elmer Dessens, R ERA: 6.75 | | | | | | | | | | | | | 0 | 0 | 0 | 0 | 0 | 0 | 0 | | | | | | | | | | | | | | | | | | | | |
| 50 Chris Spurling, R ERA: 6.75 | | | | | | | | | | | | | 0 | 0 | 0 | 0 | 0 | 0 | 0 | | | | | | | | | | | | | | | | | | | | |
| Brian Shouse, L ERA: 3.38 | | | | | | | | | | | | | 0 | 0 | 0 | 0 | 0 | 0 | 0 | | | | | | | | | | | | | | | | | | | | |
| Matt Wise, R ERA: 3.52 | | | | | | | | | | | | | 0 | 0 | 0 | 0 | 0 | 0 | 0 | | | | | | | | | | | | | | | | | | | | |
| Inning Stats | R: 0 E: 0 K: 7 | H: 0 LOB: 0 BB: 0 P: 9 | R: 0 E: 0 K: 8 | H: 1 LOB: 0 BB: 12 | R: 0 E: 0 K: 9 | H: 1 LOB: 1 BB: 0 P: 14 | R: 0 E: 0 K: 16 | H: 1 LOB: 2 BB: 1 P: 23 | R: 1 E: 0 K: 2 | H: 1 LOB: 2 BB: 2 P: 28 | R: 0 E: 0 K: 17 | H: 1 LOB: 1 BB: 1 P: 27 | R: 2 E: 0 K: 13 | H: 3 LOB: 2 BB: 1 P: 22 | R: 0 E: 0 K: 6 | H: 0 LOB: 0 BB: 0 P: 10 | R: 0 E: 0 K: 6 | H: 0 LOB: 0 BB: 0 P: 7 | R: 0 E: 0 K: 6 | H: 1 LOB: 1 BB: 1 P: 11 | R: 1 E: 0 K: 7 | H: 1 LOB: 0 BB: 13 | 1B: 5 2B: 1 3B: 0 HR: 3 | SF: 0 SAC: 1 DP: 1 HBP: 0 | WP: 1 PB: 1 SB: 0 CS: 0 | PA: 50 | | | | | | | | | | | | | |
| PITCHER | IP WLS BF H R ER SO BB IBB HBP BLK WP HR S P ERA WHIP | 38 Carlos Zambrano, R ERA: 2.45 | 13 Will Ohman, L ERA: 5.4 | 43 Michael Wuerzt, R ERA: 15.0 | 47 Scott Eyre, L ERA: 15.0 | Bob Howry, R ERA: 3.97 | PITCHER | IP WLS BF H R ER SO BB IBB HBP BLK WP HR S P ERA WHIP | 46 Ryan Dempster, R ERA: 2.45 | 57 Rocky Cherry, R ERA: 9.0 | 12 Alfonso Soriano, R OBP: 0.305, SLG: 0.393 | 15 Cliff Floyd, L ERA: 5.91 | 19 Matt Murton, R ERA: 5.4 | 47 Scott Eyre, L ERA: 15.0 | 2 Ryan Theriot, R ERA: 15.0 | 46 Ryan Dempster, R ERA: 2.45 | 57 Rocky Cherry, R ERA: 9.0 | 25 Derrek Lee, R OBP: 0.455, SLG: 0.467 | 16 Aramis Ramirez, R OBP: 0.382, SLG: 0.597 | Jacque Jones, L OBP: 0.351, SLG: 0.314 | Mark DeRosa, R OBP: 0.313, SLG: 0.542 | 24 Henry Blanco, R OBP: 0.231, SLG: 0.273 | 32 Darvle Ward, L OBP: 0.467, SLG: 0.300 | 5 Ronny Cedeno, R OBP: 0.129, SLG: 0.345 | Cesar Izturis, S OBP: 0.255, SLG: 0.261 | Michael Barrett, R OBP: 0.336, SLG: 0.492 | 38 Carlos Zambrano, S OBP: 0.273, SLG: 0.036 | 13 Will Ohman, L OBP: 0.231, SLG: 0.360 | 43 Michael Wuerzt, R OBP: 0.231, SLG: 0.360 | 17 Felix Pie, L OBP: 0.231, SLG: 0.360 | PITCHER | IP WLS BF H R ER SO BB IBB HBP BLK WP HR S P ERA WHIP | 46 Claudio Vargas, R ERA: 3.52 | 45 Elmer Dessens, R ERA: 6.75 | 50 Chris Spurling, R ERA: 6.75 | Brian Shouse, L ERA: 3.38 | Matt Wise, R ERA: 3.52 | 12 Carlos Villanueva, R ERA: 4.22 | Derrick Turnbow, R ERA: 1.8 |

Milwaukee Brewers @ Chicago Cubs
Wrigley Field, Chicago, IL
Mon Apr 23 2007, 7:05 PM CDT
Alt. 33,920 - Cloudy - 47 F

AB 44
R 5
H 9
RBI 5
BB 5
SO 10
LOB 19



| Batter | 1 | 2 | 3 | 4 | 5 | 6 | 7 | 8 | 9 | 10 | 11 | 12 | AB | R | H | RBI | BB | SO | LOB | BOTTOM | | |
|---|---|-----------------------------------|----------------------------------|-----------------------------------|------------------------------|----------------------------------|--------------------------------------|----------------------------------|-----------------------|----------------------------------|-----------------------|----------------------------------|-----------------------|----------------------------------|-----------------------|----------------------------------|-----------------------|--------------------------|----------------------------------|------------------------------------|----------------------------------|--------|
| 12 Alfonso Soriano, R OBP: 0.305, SLG: 0.393 | 15 BB 1B | | | | P3 | | K | | F9 | | F9 | | 6 | 2 | 2 | 0 | 0 | 1 | 3 | | | |
| 15 Cliff Floyd, L ERA: 5.91 | | | | | | | | | | | | | 2 | 1 | 0 | 0 | 1 | 2 | 1 | | | |
| 19 Matt Murton, R ERA: 5.4 | | | | | | | | | | | | | 1 | 0 | 0 | 0 | 0 | 0 | 2 | | | |
| 47 Scott Eyre, L ERA: 15.0 | | | | | | | | | | | | | 0 | 0 | 0 | 0 | 0 | 0 | 0 | | | |
| 2 Ryan Theriot, R ERA: 15.0 | | | | | | | | | | | | | 1 | 0 | 0 | 0 | 0 | 0 | 0 | | | |
| 46 Ryan Dempster, R ERA: 2.45 | | | | | | | | | | | | | 0 | 0 | 0 | 0 | 0 | 0 | 0 | | | |
| 57 Rocky Cherry, R ERA: 9.0 | | | | | | | | | | | | | 0 | 0 | 0 | 0 | 0 | 0 | 0 | | | |
| 25 Derrek Lee, R OBP: 0.455, SLG: 0.467 | | | | | | | | | | | | | 6 | 0 | 3 | 2 | 0 | 1 | 2 | | | |
| 16 Aramis Ramirez, R OBP: 0.382, SLG: 0.597 | | | | | | | | | | | | | 3 | 1 | 1 | 2 | 2 | 1 | 1 | | | |
| Jacque Jones, L OBP: 0.351, SLG: 0.314 | | | | | | | | | | | | | 5 | 0 | 1 | 0 | 0 | 1 | 3 | | | |
| Mark DeRosa, R OBP: 0.313, SLG: 0.542 | | | | | | | | | | | | | 5 | 0 | 1 | 0 | 1 | 2 | 4 | | | |
| 24 Henry Blanco, R OBP: 0.231, SLG: 0.273 | | | | | | | | | | | | | 3 | 0 | 1 | 0 | 0 | 1 | 1 | | | |
| 32 Darvle Ward, L OBP: 0.467, SLG: 0.300 | | | | | | | | | | | | | 0 | 0 | 0 | 0 | 1 | 0 | 0 | | | |
| 5 Ronny Cedeno, R OBP: 0.129, SLG: 0.345 | | | | | | | | | | | | | 1 | 0 | 0 | 0 | 0 | 0 | 2 | | | |
| Cesar Izturis, S OBP: 0.255, SLG: 0.261 | | | | | | | | | | | | | 2 | 0 | 0 | 0 | 1 | 0 | 1 | | | |
| Michael Barrett, R OBP: 0.336, SLG: 0.492 | | | | | | | | | | | | | 2 | 0 | 0 | 0 | 0 | 0 | 2 | | | |
| 38 Carlos Zambrano, S OBP: 0.273, SLG: 0.036 | | | | | | | | | | | | | 2 | 0 | 0 | 0 | 0 | 0 | 0 | | | |
| 13 Will Ohman, L OBP: 0.231, SLG: 0.360 | | | | | | | | | | | | | 0 | 0 | 0 | 0 | 0 | 0 | 0 | | | |
| 43 Michael Wuerzt, R OBP: 0.231, SLG: 0.360 | | | | | | | | | | | | | 0 | 0 | 0 | 0 | 0 | 0 | 0 | | | |
| 17 Felix Pie, L OBP: 0.231, SLG: 0.360 | | | | | | | | | | | | | 3 | 0 | 2 | 0 | 0 | 0 | 0 | | | |
| Inning Stats | R: 2 E: 0 K: 13 | H: 2 LOB: 1 BB: 1 P: 27 | R: 0 E: 0 K: 1 | H: 0 LOB: 0 BB: 0 P: 9 | R: 2 E: 1 K: 16 | H: 3 LOB: 1 BB: 0 P: 24 | R: 0 E: 0 K: 16 | H: 1 LOB: 1 BB: 1 P: 18 | R: 0 E: 0 K: 15 | H: 1 LOB: 2 BB: 1 P: 24 | R: 0 E: 0 K: 17 | H: 0 LOB: 2 BB: 2 P: 21 | R: 0 E: 0 K: 13 | H: 1 LOB: 2 BB: 1 P: 22 | R: 0 E: 0 K: 11 | H: 1 LOB: 1 BB: 1 P: 15 | R: 0 E: 0 K: 11 | H: 1 LOB: 0 BB: 13 | 1B: 7 2B: 3 3B: 0 HR: 1 | SF: 1 SAC: 1 DP: 2 HBP: 0 | WP: 1 PB: 0 SB: 0 CS: 1 | PA: 51 |
| PITCHER | IP WLS BF H R ER SO BB IBB HBP BLK WP HR S P ERA WHIP | 46 Claudio Vargas, R ERA: 3.52 | 45 Elmer Dessens, R ERA: 6.75 | 50 Chris Spurling, R ERA: 6.75 | Brian Shouse, L ERA: 3.38 | Matt Wise, R ERA: 3.52 | 12 Carlos Villanueva, R ERA: 4.22 | Derrick Turnbow, R ERA: 1.8 | | | | | | | | | | | | | | |

Milwaukee Brewers @ Chicago Cubs
Wrigley Field, Chicago, IL
Mon Apr 23 2007, 7:05 PM CDT
Alt. 33,920 - Cloudy - 47 F

AB 43
R 4
H 11
RBI 4
BB 6
SO 10
LOB 23



| Batter | 1 | 2 | 3 | 4 | 5 | 6 | 7 | 8 | 9 | AB | R | H | RBI | BB | SO | LOB | TOP | | | | | | | | | | | | | | | | | | | | | |
|---|------------------------------|----------------------------------|------------------------------|----------------------------------|------------------------------|----------------------------------|-------------------------------|----------------------------------|-------------------------------|----------------------------------|-------------------------------|----------------------------------|-------------------------------|----------------------------------|-------------------------------|----------------------------------|--|----------------------------------|----------------------------------|------------------------------------|----------------------------------|--------|-----|----|---|---|----|----|----|-----|-----|-----|----|----|---|---|-----|------|
| 23 Rickie Weeks Jr. R (1.4) OBP: 0.355, SLG: 0.526 | G6-3 | | | P4 | BB | | | | K | 4 | 0 | 1 | 1 | 1 | 1 | 2 | Milwaukee Brewers @ Chicago Cubs Wrigley Field, Chicago, IL Tue Apr 24 2007, 7:05 PM CDT Att: 34,382 - Overcast - 52 F | | | | | | | | | | | | | | | | | | | | | |
| 7 J.J. Hardy R (1.6) OBP: 0.352, SLG: 0.549 | F7 | | | 28 HR | 2B | | | | FC5 | 4 | 1 | 1 | 0 | 1 | 0 | 2 | | | | | | | | | | | | | | | | | | | | | | |
| 28 Prince Fielder L (1.3) OBP: 0.355, SLG: 0.525 | K | | | HR | | | | | K | 5 | 1 | 1 | 2 | 0 | 2 | 3 | | | | | | | | | | | | | | | | | | | | | | |
| 2 Bill Hall R (1.8) OBP: 0.333, SLG: 0.493 | | K | | 1B | BB | | | | FC5 | 4 | 0 | 1 | 0 | 1 | 1 | 3 | | | | | | | | | | | | | | | | | | | | | | |
| Kevin Mench R (1.7) OBP: 0.375, SLG: 0.564 | G6-3 | | | F7 | | | | | | 4 | 1 | 2 | 1 | 0 | 0 | 1 | | | | | | | | | | | | | | | | | | | | | | |
| 1 Cory Hart R (1.9) OBP: 0.377, SLG: 0.435 | F8 | | | 1B | | | | | | 4 | 0 | 2 | 0 | 0 | 0 | 0 | | | | | | | | | | | | | | | | | | | | | | |
| Damian Miller R (1.2) | | | | F7 | K | | | | K | 3 | 1 | 0 | 0 | 1 | 2 | 4 | | | | | | | | | | | | | | | | | | | | | | |
| 9 Tony Graffanino R (1.5) OBP: 0.289, SLG: 0.205 | | | | F9 | | | | | BB | 4 | 0 | 1 | 0 | 0 | 0 | 1 | | | | | | | | | | | | | | | | | | | | | | |
| 37 Jeff Suppan R (1.1) OBP: 0.214, SLG: 0.083 | | | | K | | | | | BB | 3 | 0 | 0 | 0 | 0 | 2 | 1 | | | | | | | | | | | | | | | | | | | | | | |
| Craig Counsell L (9. PH) OBP: 0.319, SLG: 0.405 | | | | | | | | | BB | 1 | 0 | 1 | 0 | 0 | 0 | 0 | | | | | | | | | | | | | | | | | | | | | | |
| Derrick Turnbow R (9.1) | | | | | | | | | BB | 0 | 0 | 0 | 0 | 0 | 0 | 0 | | | | | | | | | | | | | | | | | | | | | | |
| Francisco Cordero R (9.1) | | | | | | | | | BB | 0 | 0 | 0 | 0 | 0 | 0 | 0 | | | | | | | | | | | | | | | | | | | | | | |
| Inning Stats | R: 0 E: 0 K: 1 S: 7 | H: 0 LOB: 0 BB: 0 P: 10 | R: 0 E: 0 K: 1 S: 7 | H: 0 LOB: 0 BB: 0 P: 10 | R: 0 E: 0 K: 1 S: 8 | H: 0 LOB: 0 BB: 0 P: 10 | R: 2 E: 0 K: 1 S: 15 | H: 3 LOB: 2 BB: 1 P: 24 | R: 0 E: 0 K: 1 S: 15 | H: 0 LOB: 1 BB: 1 P: 22 | R: 1 E: 0 K: 0 S: 12 | H: 2 LOB: 0 BB: 0 P: 17 | R: 1 E: 0 K: 0 S: 10 | H: 1 LOB: 1 BB: 1 P: 17 | R: 0 E: 0 K: 1 S: 12 | H: 2 LOB: 2 BB: 0 P: 17 | R: 0 E: 0 K: 2 S: 14 | H: 2 LOB: 3 BB: 1 P: 23 | 1B: 7 2B: 1 3B: 0 HR: 2 | SF: 0 SAC: 0 DP: 0 HBP: 0 | WP: 0 PB: 0 SB: 0 CS: 1 | PA: 40 | | | | | | | | | | | | | | | | |
| PITCHER | IP | WLS | BF | H | R | ER | SO | BB | IBB | HBP | BLK | WP | HR | S | P | ERA | WHIP | PITCHER | | | | IP | WLS | BF | H | R | ER | SO | BB | IBB | HBP | BLK | WP | HR | S | P | ERA | WHIP |
| 53 Rich Hill L (1.1) ERA: 1.57 | 6.2 | L | 28 | 6 | 4 | 4 | 5 | 3 | 0 | 0 | 0 | 0 | 2 | 72 | 108 | 5.40 | 1.350 | | | | | | | | | | | | | | | | | | | | | |
| 57 Rocky Cherry R (7.1) ERA: 3.86 | 1.1 | | 6 | 2 | 0 | 0 | 1 | 0 | 0 | 0 | 0 | 0 | 0 | 14 | 19 | 0.00 | 1.500 | | | | | | | | | | | | | | | | | | | | | |
| 47 Scott Eyre L (9.1) ERA: 12.86 | 1.0 | | 6 | 2 | 0 | 0 | 2 | 1 | 0 | 0 | 0 | 0 | 0 | 14 | 23 | 0.00 | 3.000 | | | | | | | | | | | | | | | | | | | | | |

| Batter | 1 | 2 | 3 | 4 | 5 | 6 | 7 | 8 | 9 | AB | R | H | RBI | BB | SO | LOB | BOTTOM | | | | | | | | | | | | | | | | | | | | | |
|--|------------------------------|---------------------------------|-------------------------------|----------------------------------|-------------------------------|----------------------------------|------------------------------|----------------------------------|-------------------------------|----------------------------------|-------------------------------|----------------------------------|------------------------------|----------------------------------|------------------------------|----------------------------------|--|----------------------------------|----------------------------------|------------------------------------|----------------------------------|--------|-----|----|---|---|----|----|----|-----|-----|-----|----|----|---|---|-----|------|
| 12 Alfonso Soriano R (1.7) OBP: 0.302, SLG: 0.400 | G4-3 | | | P4 | 2B | | | | K | 4 | 0 | 1 | 0 | 0 | 1 | 0 | Milwaukee Brewers @ Chicago Cubs Wrigley Field, Chicago, IL Tue Apr 24 2007, 7:05 PM CDT Att: 34,382 - Overcast - 52 F | | | | | | | | | | | | | | | | | | | | | |
| 17 Felix Pie L (1.8) OBP: 0.233, SLG: 0.345 | G3-1 | | | 25 1B | G4-3 | | | | P5 | 4 | 0 | 1 | 0 | 0 | 0 | 1 | | | | | | | | | | | | | | | | | | | | | | |
| 25 Derrek Lee R (1.3) OBP: 0.457, SLG: 0.481 | L4 | | | 1B | | | | | G6-3 | 4 | 0 | 2 | 0 | 0 | 0 | 0 | | | | | | | | | | | | | | | | | | | | | | |
| 16 Aramis Ramirez R (1.5) OBP: 0.375, SLG: 0.576 | | FC6 | 1B | P3 | | | | | F8 | 4 | 0 | 1 | 0 | 0 | 0 | 3 | | | | | | | | | | | | | | | | | | | | | | |
| Michael Barrett R (1.2) OBP: 0.347, SLG: 0.508 | | FC6 | 1B | L4-6 | 2B | | | | K2-3 | 4 | 0 | 2 | 0 | 0 | 1 | 1 | | | | | | | | | | | | | | | | | | | | | | |
| Jacque Jones L (1.9) OBP: 0.338, SLG: 0.301 | | FC6 | 1B | L8 | | | | | | 3 | 0 | 0 | 0 | 0 | 1 | 4 | | | | | | | | | | | | | | | | | | | | | | |
| 57 Rocky Cherry R (7.1) | | FC6 | BB | | | | | | | 0 | 0 | 0 | 0 | 0 | 0 | 0 | | | | | | | | | | | | | | | | | | | | | | |
| 47 Scott Eyre L (9.1) | | FC6 | BB | | | | | | | 0 | 0 | 0 | 0 | 0 | 0 | 0 | | | | | | | | | | | | | | | | | | | | | | |
| 32 Daryle Ward L (9. PH) OBP: 0.500, SLG: 0.300 | | FC6 | BB | | | | | | 2B | 0 | 1 | 0 | 0 | 1 | 0 | 0 | | | | | | | | | | | | | | | | | | | | | | |
| Mark DeRosa R (1.4) OBP: 0.324, SLG: 0.548 | | G6-3 | BB | L4-6 | | | | | F8 | 3 | 0 | 1 | 1 | 1 | 0 | 1 | | | | | | | | | | | | | | | | | | | | | | |
| Cesar Izturis S (1.6) OBP: 0.259, SLG: 0.265 | | G6-3 | | | | | | | | 3 | 0 | 1 | 0 | 0 | 0 | 3 | | | | | | | | | | | | | | | | | | | | | | |
| 15 Cliff Floyd L (9. PH) OBP: 0.275, SLG: 0.347 | | G6-3 | | | | | | | K | 1 | 0 | 0 | 0 | 0 | 1 | 1 | | | | | | | | | | | | | | | | | | | | | | |
| 53 Rich Hill L (1.1) | | | | | | | | | | 2 | 0 | 0 | 0 | 0 | 1 | 1 | | | | | | | | | | | | | | | | | | | | | | |
| 2 Ryan Theriot R (7.4) OBP: 0.358, SLG: 0.373 | | | | K2-3 | B1-6-4 | | | | L4 | 1 | 0 | 0 | 0 | 0 | 0 | 0 | | | | | | | | | | | | | | | | | | | | | | |
| Inning Stats | R: 0 E: 0 K: 0 S: 5 | H: 0 LOB: 0 BB: 0 P: 6 | R: 0 E: 0 K: 0 S: 13 | H: 2 LOB: 1 BB: 1 P: 19 | R: 0 E: 0 K: 1 S: 15 | H: 2 LOB: 0 BB: 0 P: 22 | R: 0 E: 0 K: 0 S: 8 | H: 1 LOB: 0 BB: 0 P: 10 | R: 0 E: 0 K: 0 S: 11 | H: 2 LOB: 1 BB: 0 P: 14 | R: 0 E: 0 K: 1 S: 10 | H: 1 LOB: 1 BB: 0 P: 17 | R: 0 E: 0 K: 0 S: 7 | H: 0 LOB: 0 BB: 0 P: 12 | R: 0 E: 0 K: 1 S: 9 | H: 0 LOB: 0 BB: 0 P: 15 | R: 1 E: 0 K: 2 S: 18 | H: 1 LOB: 1 BB: 1 P: 28 | 1B: 5 2B: 5 3B: 0 HR: 0 | SF: 0 SAC: 0 DP: 3 HBP: 0 | WP: 0 PB: 0 SB: 0 CS: 0 | PA: 35 | | | | | | | | | | | | | | | | |
| PITCHER | IP | WLS | BF | H | R | ER | SO | BB | IBB | HBP | BLK | WP | HR | S | P | ERA | WHIP | PITCHER | | | | IP | WLS | BF | H | R | ER | SO | BB | IBB | HBP | BLK | WP | HR | S | P | ERA | WHIP |
| 37 Jeff Suppan R (1.1) ERA: 2.99 | 8.0 | W | 30 | 8 | 0 | 0 | 3 | 1 | 0 | 0 | 0 | 0 | 0 | 78 | 115 | 0.00 | 1.125 | | | | | | | | | | | | | | | | | | | | | |
| Derrick Turnbow R (9.1) ERA: 2.53 | 0.2 | | 4 | 1 | 1 | 1 | 1 | 1 | 0 | 0 | 0 | 0 | 0 | 15 | 24 | 13.50 | 3.000 | | | | | | | | | | | | | | | | | | | | | |
| Francisco Cordero R (9.1) | 0.1 | S | 1 | 0 | 0 | 0 | 1 | 0 | 0 | 0 | 0 | 0 | 0 | 3 | 4 | 0.00 | 0.000 | | | | | | | | | | | | | | | | | | | | | |



| Batter | 1 | 2 | 3 | 4 | 5 | 6 | 7 | 8 | 9 | AB | R | H | RBI | BB | SO | LOB | TOP | | | |
|---|---|----------------------------------|------------------------------|---------------------------------|------------------------------|----------------------------------|-------------------------------|----------------------------------|------------------------------|----------------------------------|------------------------------|----------------------------------|-------------------------------|----------------------------------|-------------------------------|----------------------------------|--|------------------------------------|----------------------------------|--------|
| 23 Rickie Weeks Jr. R OBP: 0.343, SLG: 0.516 | | | | | | | | | | 5 | 0 | 2 | 0 | 0 | 3 | 0 | Milwaukee Brewers @ Houston Astros Minute Maid Park, Houston, TX Sat Apr 28 2007, 6:05 PM CDT Att: 41,004 - Partly Cloudy - 81 F | | | |
| 7 J.J. Hardy R OBP: 0.345, SLG: 0.531 | | | | | | | | | | 5 | 0 | 1 | 0 | 0 | 4 | | | | | |
| 28 Prince Fielder L OBP: 0.349, SLG: 0.495 | | | | | | | | | | 4 | 1 | 1 | 0 | 0 | 1 | | | | | |
| 2 Bill Hall R OBP: 0.319, SLG: 0.440 | | | | | | | | | | 3 | 0 | 1 | 0 | 1 | 2 | | | | | |
| Johnny Estrada S OBP: 0.338, SLG: 0.446 | | | | | | | | | | 4 | 0 | 2 | 0 | 0 | 4 | | | | | |
| Geoff Jenkins L OBP: 0.394, SLG: 0.565 | | | | | | | | | | 4 | 0 | 1 | 1 | 0 | 1 | | | | | |
| 1 Corey Hart R OBP: 0.355, SLG: 0.407 | | | | | | | | | | 4 | 0 | 0 | 0 | 0 | 1 | | | | | |
| Craig Counsell L OBP: 0.304, SLG: 0.347 | | | | | | | | | | 3 | 0 | 0 | 0 | 1 | 3 | | | | | |
| 31 Dave Bush R OBP: 0.273, SLG: 0.300 | | | | | | | | | | 2 | 0 | 0 | 0 | 0 | 1 | | | | | |
| 50 Chris Spurling R OBP: 0.471, SLG: 0.400 | | | | | | | | | | 0 | 0 | 0 | 0 | 0 | 0 | | | | | |
| 22 Tony Gwynn Jr. L (7, PH) OBP: 0.471, SLG: 0.400 | | | | | | | | | | 1 | 0 | 0 | 0 | 0 | 0 | | | | | |
| 45 Elmer Dessens R (7, 1) | | | | | | | | | | 0 | 0 | 0 | 0 | 0 | 0 | | | | | |
| 9 Tony Graffanino R (9, PH) | | | | | | | | | | 0 | 0 | 0 | 0 | 1 | 0 | | | | | |
| Inning Stats | R: 0 E: 0 K: 1 S: 11 | H: 1 LOB: 2 BB: 1 P: 17 | R: 0 E: 0 K: 1 S: 6 | H: 0 LOB: 0 BB: 0 P: 9 | R: 0 E: 0 K: 2 S: 8 | H: 0 LOB: 0 BB: 0 P: 11 | R: 1 E: 0 K: 2 S: 14 | H: 3 LOB: 2 BB: 0 P: 19 | R: 0 E: 0 K: 1 S: 8 | H: 1 LOB: 1 BB: 0 P: 10 | R: 0 E: 0 K: 0 S: 9 | H: 1 LOB: 2 BB: 1 P: 15 | R: 0 E: 0 K: 3 S: 14 | H: 1 LOB: 1 BB: 0 P: 22 | R: 0 E: 0 K: 1 S: 11 | H: 1 LOB: 2 BB: 1 P: 19 | 1B: 7 2B: 1 3B: 0 HR: 0 | SF: 0 SAC: 0 DP: 0 HBP: 0 | WP: 0 PB: 0 SB: 0 CS: 0 | PA: 38 |
| PITCHER | IP WLS BF H R ER SO BB IBB HBP BLK WP HR S P ERA WHIP | | | | | | | | | | | | | | | | | | | |
| 43 Chris Sampson R (1, 1) ERA: 3.55 | 6.1 W 26 5 1 1 8 2 0 0 0 0 0 0 59 84 1.42 1.105 | | | | | | | | | | | | | | | | | | | |
| 54 Brad Lidge R (7, 1) ERA: 5.19 | 1.2 7 2 0 0 3 0 0 0 0 0 0 0 19 29 0.00 1.200 | | | | | | | | | | | | | | | | | | | |
| Trever Miller L (9, 1) ERA: 3.86 | 1.0 5 1 0 0 1 1 0 0 0 0 0 0 11 19 0.00 2.000 | | | | | | | | | | | | | | | | | | | |

| Batter | 1 | 2 | 3 | 4 | 5 | 6 | 7 | 8 | 9 | AB | R | H | RBI | BB | SO | LOB | BOTTOM | | | |
|--|---|----------------------------------|-------------------------------|----------------------------------|-------------------------------|----------------------------------|-------------------------------|----------------------------------|-------------------------------|----------------------------------|-------------------------------|----------------------------------|------------------------------|----------------------------------|------------------------------|----------------------------------|--|------------------------------------|----------------------------------|--------|
| Craig Biggio R OBP: 0.305, SLG: 0.477 | | | | | | | | | | 3 | 2 | 1 | 3 | 1 | 2 | 0 | Milwaukee Brewers @ Houston Astros Minute Maid Park, Houston, TX Sat Apr 28 2007, 6:05 PM CDT Att: 41,004 - Partly Cloudy - 81 F | | | |
| Trever Miller R (9, 1) | | | | | | | | | | 0 | 0 | 0 | 0 | 0 | 0 | | | | | |
| Mark Loretta R OBP: 0.419, SLG: 0.425 | | | | | | | | | | 4 | 1 | 2 | 2 | 0 | 1 | | | | | |
| 17 Lance Berkman S OBP: 0.394, SLG: 0.346 | | | | | | | | | | 4 | 0 | 3 | 2 | 0 | 1 | | | | | |
| Mike Lamb L (8, 3) | | | | | | | | | | 0 | 0 | 0 | 0 | 0 | 0 | | | | | |
| 45 Carlos Lee R OBP: 0.294, SLG: 0.462 | | | | | | | | | | 4 | 0 | 1 | 0 | 0 | 0 | | | | | |
| 16 Jason Lane R OBP: 0.238, SLG: 0.537 | | | | | | | | | | 0 | 0 | 0 | 0 | 0 | 0 | | | | | |
| Luke Scott L OBP: 0.328, SLG: 0.386 | | | | | | | | | | 3 | 1 | 0 | 0 | 1 | 0 | | | | | |
| 9 Hunter Pence R OBP: 0.500, SLG: 0.333 | | | | | | | | | | 3 | 1 | 1 | 0 | 0 | 1 | | | | | |
| 28 Adam Everett R OBP: 0.333, SLG: 0.366 | | | | | | | | | | 4 | 2 | 2 | 2 | 0 | 0 | | | | | |
| Brad Ausmus R OBP: 0.338, SLG: 0.362 | | | | | | | | | | 4 | 1 | 2 | 0 | 0 | 1 | | | | | |
| 43 Chris Sampson R (1, 1) ERA: 6.23 | | | | | | | | | | 2 | 2 | 1 | 0 | 0 | 0 | | | | | |
| 54 Brad Lidge R (7, 1) ERA: 5.0 | | | | | | | | | | 0 | 0 | 0 | 0 | 0 | 0 | | | | | |
| Morgan Ensberg R (8, PH) OBP: 0.346, SLG: 0.386 | | | | | | | | | | 1 | 0 | 0 | 0 | 0 | 1 | | | | | |
| Inning Stats | R: 0 E: 0 K: 3 S: 12 | H: 0 LOB: 0 BB: 0 P: 18 | R: 0 E: 0 K: 1 S: 12 | H: 1 LOB: 0 BB: 0 P: 17 | R: 1 E: 0 K: 0 S: 12 | H: 2 LOB: 1 BB: 0 P: 16 | R: 0 E: 0 K: 0 S: 10 | H: 1 LOB: 0 BB: 0 P: 16 | R: 4 E: 0 K: 1 S: 12 | H: 4 LOB: 1 BB: 1 P: 18 | R: 5 E: 1 K: 1 S: 22 | H: 5 LOB: 2 BB: 1 P: 37 | R: 0 E: 0 K: 2 S: 9 | H: 0 LOB: 0 BB: 0 P: 13 | R: 0 E: 0 K: 2 S: 8 | H: 0 LOB: 0 BB: 0 P: 16 | 1B: 10 2B: 2 3B: 1 HR: 0 | SF: 1 SAC: 1 DP: 1 HBP: 1 | WP: 0 PB: 0 SB: 0 CS: 1 | PA: 37 |
| PITCHER | IP WLS BF H R ER SO BB IBB HBP BLK WP HR S P ERA WHIP | | | | | | | | | | | | | | | | | | | |
| 31 Dave Bush R (1, 1) ERA: 6.23 | 5.1 L 25 10 8 7 4 2 0 0 0 0 0 0 65 98 0.00 4.500 | | | | | | | | | | | | | | | | | | | |
| 50 Chris Spurling R (6, 1) ERA: 9.0 | 0.2 6 3 2 0 1 0 0 0 0 0 0 0 15 24 0.00 4.500 | | | | | | | | | | | | | | | | | | | |
| 45 Elmer Dessens R (7, 1) ERA: 4.91 | 2.0 6 0 0 0 2 0 0 0 0 0 0 0 17 29 0.00 0.000 | | | | | | | | | | | | | | | | | | | |

| Batter | 1 | 2 | 3 | 4 | 5 | 6 | 7 | 8 | 9 | AB | R | H | RBI | BB | SO | LOB | TOP | | | |
|--|---|----------------------------------|------------------------------------|---------------------------------|--------------------------------|----------------------------------|-------------------------------|----------------------------------|-------------------------------|----------------------------------|------------------------------|----------------------------------|------------------------------|----------------------------------|------------------------------|----------------------------------|---|------------------------------------|----------------------------------|--------|
| 22 Tony Gwynn Jr., L (1, 8) OBP: 0.455, SLG: 0.368 | 1-1 G6-3 | | 3-2 G4-3 | | 2-1 7 BB, 9 HBP 1B | | 2-2 G3-1 | | 4-1 9 S BB | 4 | 0 | 1 | 0 | 1 | 0 | 1 | Milwaukee Brewers @ Houston Astros Minute Maid Park, Houston, TX Sun Apr 29 2007, 1:05 PM CDT Att: 37,114 - Cloudy - 83 F | | | |
| 9 Tony Graffanino, R (1, 4) OBP: 0.327, SLG: 0.234 | 0-1 F9 | | 1-1 7 2B 1B | | 2-1 7 BB HBP | | 3-3 K | | 2-3 K | 4 | 1 | 1 | 1 | 0 | 2 | 2 | | | | |
| 7 J.J. Hardy, R (1, 6) OBP: 0.349, SLG: 0.535 | 3-2 G5-3 | | 3-H 2-2 1-H 2B | | 4-2 2-2 1-2 2-3 BB | | 0-1 F9 | | | 3 | 0 | 1 | 1 | 1 | 0 | 0 | | | | |
| 28 Prince Fielder, L (1, 3) OBP: 0.345, SLG: 0.479 | | 2-1 P5 | 2-1 F9 | | 0-3 K | | | 4-1 CS BB | | 3 | 0 | 0 | 0 | 1 | 1 | 4 | | | | |
| Geoff Jenkins, L (1, 7) OBP: 0.386, SLG: 0.591 | | 0-0 HR | | 0-1 P5 | | 0-1 G1-3 | | 1-3 K | | 4 | 1 | 1 | 1 | 0 | 1 | 4 | | | | |
| Kevin Mench, R (1, 9) OBP: 0.344, SLG: 0.508 | | 0-1 G2-3 | | 2-2 E5 | | 2-1 F8 | | 2-1 G1-3 | | 4 | 0 | 0 | 0 | 0 | 0 | 1 | | | | |
| Damian Miller, R (1, 2) OBP: 0.355, SLG: 0.346 | | 0-0 F8 | | 3-2 F9 | | 1-0 F8 | | | 1-0 1B SH1-3 | 4 | 0 | 1 | 0 | 0 | 0 | 1 | | | | |
| Craig Counsell, L (1, 5) OBP: 0.322, SLG: 0.353 | | | 0-1 22 G4-3, 46 G4-3 9 1B | 1-1 F8 | | 4-2 BB | | 0-0 SH1-3 | | 2 | 1 | 1 | 0 | 1 | 0 | 1 | | | | |
| 46 Claudio Vargas, R (1, 1) OBP: 0.143, SLG: 0.143 | | | 1-1 G4-3 | | 1-1 G6-3 | | 1-0 F8 | | 1-0 G1-3 | 2 | 0 | 0 | 0 | 0 | 0 | 1 | | | | |
| 2 Bill Hall, R (6, PH) OBP: 0.178, SLG: 0.435 | | | | | | | | | | 1 | 0 | 0 | 0 | 0 | 0 | 1 | | | | |
| 12 Carlos Villanueva, R (8, 1) OBP: 0.337, SLG: 0.250 | | | | | | | | | | 0 | 0 | 0 | 0 | 0 | 0 | 0 | | | | |
| Derrick Turnbow, R (8, 1) OBP: 0.219, SLG: 0.362 | | | | | | | | | | 0 | 0 | 0 | 0 | 0 | 0 | 0 | | | | |
| 18 Gabe Gross, L (6, PH) OBP: 0.484, SLG: 0.520 | | | | | | | | | | 1 | 0 | 0 | 0 | 0 | 0 | 1 | | | | |
| Francisco Cordero, R (9, 1) ERA: 3.09 | | | | | | | | | | 0 | 0 | 0 | 0 | 0 | 0 | 0 | | | | |
| Inning Stats | R: 0 E: 0 K: 0 S: 7 | H: 0 LOB: 0 BB: 0 P: 11 | R: 1 E: 0 K: 0 S: 6 | H: 1 LOB: 0 BB: 0 P: 8 | R: 2 E: 0 K: 0 S: 15 | H: 3 LOB: 1 BB: 0 P: 24 | R: 0 E: 1 K: 0 S: 10 | H: 0 LOB: 1 BB: 0 P: 16 | R: 0 E: 0 K: 1 S: 16 | H: 0 LOB: 3 BB: 1 P: 24 | R: 0 E: 0 K: 1 S: 8 | H: 0 LOB: 0 BB: 0 P: 13 | R: 0 E: 0 K: 1 S: 6 | H: 0 LOB: 0 BB: 1 P: 13 | R: 0 E: 0 K: 1 S: 7 | H: 1 LOB: 2 BB: 1 P: 15 | 1B: 4 2B: 1 3B: 0 HR: 1 | SF: 0 SAC: 1 DP: 0 HBP: 1 | WP: 0 PB: 0 SB: 1 CS: 1 | PA: 38 |
| PITCHER | IP WLS BF H R ER SO BB IBB HBP BLK WP HR S P ERA WHIP | | | | | | | | | | | | | | | | | | | |
| Woody Williams, R (1, 1) ERA: 5.66 | 6.0 L 27 5 3 3 1 2 0 0 1 0 0 1 61 98 4.50 1.167 | | | | | | | | | | | | | | | | | | | |
| Chad Qualls, R (7, 1) ERA: 3.09 | 2.0 6 0 0 0 2 1 0 0 0 0 0 0 14 26 0.00 0.500 | | | | | | | | | | | | | | | | | | | |
| Dan Wheeler, R (9, 1) ERA: 3.0 | 1.0 5 1 0 0 1 1 0 0 0 0 0 0 7 15 0.00 2.000 | | | | | | | | | | | | | | | | | | | |

AB 32
R 3
H 6
RBI 3
BB 4
SO 4
LOB 17



| Batter | 1 | 2 | 3 | 4 | 5 | 6 | 7 | 8 | 9 | AB | R | H | RBI | BB | SO | LOB | BOTTOM | | | | | |
|---|---|----------------------------------|------------------------------|----------------------------------|-------------------------------|----------------------------------|-------------------------------|----------------------------------|-------------------------------|----------------------------------|-------------------------------|----------------------------------|-------------------------------|----------------------------------|-------------------------------|----------------------------------|---|----------------------------------|----------------------------------|------------------------------------|----------------------------------|--------|
| Craig Biggio, R (1, 4) OBP: 0.300, SLG: 0.457 | 0-0 P3 | | 4-2 FC1-6 BB | 2-0 FC6-4 | | 2-3 K | | 2-3 K | | 4 | 0 | 0 | 0 | 1 | 2 | 4 | Milwaukee Brewers @ Houston Astros Minute Maid Park, Houston, TX Sun Apr 29 2007, 1:05 PM CDT Att: 37,114 - Cloudy - 83 F | | | | | |
| Morgan Ensberg, R (1, 5) OBP: 0.348, SLG: 0.370 | 2-3 K | | 3-1 FC1-6 17 BB | | 4-0 E 45 BB | | 4-1 BB | | 3-2 G6-3 | 3 | 0 | 0 | 0 | 2 | 1 | 2 | | | | | | |
| Dan Wheeler, R (9, 1) ERA: 3.0 | | | 1-2 2-3 | | 0-0 P5 | | 2-2 F8 | | | 0 | 0 | 0 | 0 | 0 | 0 | 0 | | | | | | |
| 17 Lance Berkman, S (1, 3) OBP: 0.404, SLG: 0.337 | 4-2 BB | | 4-0 BB | | 0-0 P5 | | 2-2 F8 | | 4-0 45 G4-6-3 BB | 2 | 0 | 0 | 0 | 3 | 0 | 3 | | | | | | |
| 45 Carlos Lee, R (1, 7) OBP: 0.290, SLG: 0.448 | 0-0 G4-3 | | 0-2 K | | 1-2 1B | | 1-1 G5-3 | | 3-1 G4-6-3 | 5 | 0 | 1 | 0 | 0 | 1 | 5 | | | | | | |
| Luke Scott, L (1, 9) OBP: 0.306, SLG: 0.355 | | 2-1 P2 | | 1-2 G3 | | 1-1 FC1 | | 0-3 K | | 2-1 G4-3 | 5 | 0 | 0 | 0 | 1 | 2 | | | | | | |
| 9 Hunter Pence, R (1, 8) OBP: 0.500, SLG: 0.429 | | 1-1 F8 | | 1-1 28 1B | | 2-3 K | | 1-2 1B | | 4 | 0 | 2 | 0 | 0 | 1 | 3 | | | | | | |
| 28 Adam Everett, R (1, 6) OBP: 0.329, SLG: 0.360 | | 2-1 F8 | | 0-0 S 1B | | 3-1 F8 | | 0-3 K | | 4 | 0 | 1 | 0 | 0 | 1 | 4 | | | | | | |
| Humberto Quintero, R (1, 2) OBP: 0.304, SLG: 0.286 | | | 1-2 FC1-6 BB | 4-2 FC6-4 BB | | 0-0 P4 | | 2-1 F7 | | 2 | 0 | 1 | 0 | 1 | 0 | 0 | | | | | | |
| Otando Palmeiro, L (8, PH) OBP: 0.400, SLG: 0.250 | | | | | | | | | | 1 | 0 | 0 | 0 | 0 | 0 | 0 | | | | | | |
| Brad Ausmus, R (9, 2) OBP: 0.336, SLG: 0.362 | | | | | | | | | | 0 | 0 | 0 | 0 | 0 | 0 | 0 | | | | | | |
| Woody Williams, R (1, 1) OBP: 0.077, SLG: 0.077 | | | 0-3 K | | 0-3 K | | 2-2 2B | | 1-0 HR | 2 | 0 | 0 | 0 | 0 | 2 | 4 | | | | | | |
| 2 Chris Burke, R (6, PH) OBP: 0.337, SLG: 0.351 | | | | | | | | | | 1 | 0 | 1 | 0 | 0 | 0 | 0 | | | | | | |
| Chad Qualls, R (7, 1) ERA: 3.09 | | | | | | | | | | 0 | 0 | 0 | 0 | 0 | 0 | 0 | | | | | | |
| Mike Lamb, L (8, PH) OBP: 0.484, SLG: 0.520 | | | | | | | | | | 1 | 1 | 1 | 1 | 0 | 0 | 0 | | | | | | |
| Inning Stats | R: 0 E: 0 K: 1 S: 10 | H: 0 LOB: 1 BB: 1 P: 16 | R: 0 E: 0 K: 0 S: 6 | H: 0 LOB: 0 BB: 0 P: 11 | R: 0 E: 0 K: 2 S: 15 | H: 1 LOB: 3 BB: 2 P: 27 | R: 0 E: 0 K: 1 S: 13 | H: 2 LOB: 3 BB: 1 P: 21 | R: 0 E: 1 K: 1 S: 12 | H: 1 LOB: 3 BB: 1 P: 23 | R: 0 E: 0 K: 1 S: 11 | H: 1 LOB: 2 BB: 1 P: 21 | R: 0 E: 0 K: 2 S: 11 | H: 1 LOB: 1 BB: 0 P: 13 | R: 1 E: 0 K: 1 S: 11 | H: 1 LOB: 0 BB: 0 P: 19 | R: 0 E: 0 K: 0 S: 4 | H: 0 LOB: 0 BB: 1 P: 13 | 1B: 5 2B: 1 3B: 0 HR: 1 | SF: 0 SAC: 0 DP: 1 HBP: 0 | WP: 0 PB: 0 SB: 1 CS: 0 | PA: 41 |
| PITCHER | IP WLS BF H R ER SO BB IBB HBP BLK WP HR S P ERA WHIP | | | | | | | | | | | | | | | | | | | | | |
| 46 Claudio Vargas, R (1, 1) ERA: 3.68 | 5.0 W 25 4 0 0 5 5 0 0 0 0 0 1 25 40 3.86 1.714 | | | | | | | | | | | | | | | | | | | | | |
| 12 Carlos Villanueva, R (6, 1) ERA: 4.15 | 2.1 H 11 3 1 1 3 1 0 0 0 0 0 0 8 13 0.00 0.000 | | | | | | | | | | | | | | | | | | | | | |
| Derrick Turnbow, R (8, 1) ERA: 2.19 | 0.2 H 2 0 0 0 1 0 0 0 0 0 0 0 4 13 0.00 1.000 | | | | | | | | | | | | | | | | | | | | | |
| Francisco Cordero, R (9, 1) ERA: 3.09 | 1.0 S 3 0 0 0 0 1 0 0 0 0 0 0 4 13 0.00 1.000 | | | | | | | | | | | | | | | | | | | | | |


AB 34
R 1
H 7
RBI 1
BB 7
SO 9
LOB 27



| Batter | 1 | 2 | 3 | 4 | 5 | 6 | 7 | 8 | 9 | AB | R | H | RBI | BB | SO | LOB | TOP | | | |
|--|---|----------------------------------|------------------------------|---------------------------------|-------------------------------|----------------------------------|------------------------------|----------------------------------|------------------------------|----------------------------------|------------------------------|----------------------------------|------------------------------|----------------------------------|-------------------------------|----------------------------------|----------------------------------|------------------------------------|----------------------------------|--------|
| 22 David Eckstein, R OBP: 0.290, SLG: 0.262 | G6-3 | | 16 1B | | | | | F7 | | 4 | 1 | 1 | 0 | 0 | 0 | 1 | | | | |
| 16 Chris Duncan, L OBP: 0.376, SLG: 0.524 | G4-3 | | 2H 1B | | | | | F8 | | 4 | 0 | 1 | 1 | 0 | 0 | 1 | | | | |
| 5 Albert Pujols, R OBP: 0.343, SLG: 0.489 | 1B | | P4 | | | | | F9 | | 3 | 0 | 1 | 0 | 1 | 0 | 2 | | | | |
| 27 Scott Rolen, R OBP: 0.305, SLG: 0.395 | P3 | | L7 | | | | | F9 | | 4 | 0 | 0 | 0 | 0 | 0 | 3 | | | | |
| 15 Jim Edmonds, L OBP: 0.309, SLG: 0.306 | | G3-1 | | | | | | G4-3 | | 4 | 0 | 0 | 0 | 0 | 1 | 0 | | | | |
| 55 Skip Schumaker, L OBP: 0.289, SLG: 0.333 | | 1B | | | | | | 1B | | 4 | 0 | 3 | 0 | 0 | 0 | 0 | | | | |
| 7 Adam Kennedy, L OBP: 0.280, SLG: 0.314 | | F8 | | | | | | L5 | | 4 | 0 | 1 | 0 | 0 | 0 | 3 | | | | |
| 4 Yadier Molina, R OBP: 0.347, SLG: 0.313 | | K | | | | | | | | 3 | 0 | 0 | 0 | 0 | 2 | 2 | | | | |
| Kip Wells, R OBP: 0.300, SLG: 0.600 | | | | | | | | | | 2 | 0 | 0 | 0 | 0 | 2 | 0 | | | | |
| 59 Dennis Dove, R | | | | | | | | | | 0 | 0 | 0 | 0 | 0 | 0 | 0 | | | | |
| So Taguchi, R OBP: 0.364, SLG: 0.414 | | | K2-3 | | | | | | | 1 | 0 | 1 | 0 | 0 | 0 | 0 | | | | |
| Tyler Johnson, S | | | | | | | | | | 0 | 0 | 0 | 0 | 0 | 0 | 0 | | | | |
| 56 Kelvin Jimenez, R | | | | | | | | 2B | | 0 | 0 | 0 | 0 | 0 | 0 | 0 | | | | |
| Inning Stats | R: 0 E: 0 K: 0 S: 9 | H: 1 LOB: 1 BB: 0 P: 14 | R: 0 E: 0 K: 1 S: 8 | H: 1 LOB: 1 BB: 0 P: 9 | R: 1 E: 0 K: 1 S: 14 | H: 2 LOB: 1 BB: 0 P: 20 | R: 0 E: 0 K: 1 S: 7 | H: 1 LOB: 1 BB: 0 P: 10 | R: 0 E: 0 K: 2 S: 9 | H: 0 LOB: 0 BB: 1 P: 10 | R: 0 E: 0 K: 0 S: 9 | H: 1 LOB: 1 BB: 0 P: 14 | R: 0 E: 0 K: 0 S: 7 | H: 1 LOB: 1 BB: 0 P: 11 | R: 0 E: 0 K: 0 S: 11 | H: 1 LOB: 1 BB: 0 P: 18 | 1B: 6 2B: 2 3B: 0 HR: 0 | SF: 0 SAC: 0 DP: 1 HBP: 0 | WP: 0 PB: 0 SB: 0 CS: 0 | PA: 34 |
| PITCHER 37 Jeff Suppan, R ERA: 2.55 | IP: 9.0 WLS: W BF: 34 H: 8 R: 1 ER: 1 SO: 5 BB: 1 IBB: 0 HBP: 0 BLK: 0 WP: 0 HR: 0 S: 81 P: 116 ERA: 1.00 WHIP: 1.000 | | | | | | | | | | | | | | | PITCHER | | | | |

St. Louis Cardinals @ Milwaukee Brewers
Miller Park, Milwaukee, WI
Mon Apr 30 2007, 6:05 PM CDT
Att: 20,191 - Roof Closed - 68 F


| | |
|-----|----|
| AB | 33 |
| R | 1 |
| H | 8 |
| RBI | 1 |
| BB | 1 |
| SO | 5 |
| LOB | 12 |



| Batter | 1 | 2 | 3 | 4 | 5 | 6 | 7 | 8 | 9 | AB | R | H | RBI | BB | SO | LOB | BOTTOM | |
|--|--|----------------------------------|-------------------------------|----------------------------------|-------------------------------|----------------------------------|------------------------------|---------------------------------|-------------------------------|----------------------------------|------------------------------|----------------------------------|------------------------------|---------------------------------|----------------------------------|------------------------------------|----------------------------------|--------|
| Craig Counsell, L OBP: 0.302, SLG: 0.327 | G3 | G3-1 | | | | | | G4-3 | | 4 | 0 | 0 | 0 | 0 | 1 | 0 | | |
| 7 J.J. Hardy, R OBP: 0.345, SLG: 0.524 | F9 | | G6-3 | | | | | F8 | | 4 | 0 | 1 | 0 | 0 | 0 | 0 | | |
| 28 Prince Fielder, L OBP: 0.351, SLG: 0.520 | 2B | | HR | | | | | G4-3 | | 4 | 2 | 2 | 1 | 0 | 1 | 1 | | |
| 2 Bill Hall, R OBP: 0.323, SLG: 0.443 | 2B | BB | L4 | | | | | G1-3 | | 3 | 2 | 1 | 0 | 1 | 0 | 1 | | |
| Johnny Estrada, S OBP: 0.346, SLG: 0.455 | 2B | | BB | | | | | F9 | | 3 | 0 | 1 | 2 | 1 | 0 | 1 | | |
| Geoff Jenkins, L OBP: 0.376, SLG: 0.565 | G3 | | F7 | | | | | P4 | | 3 | 1 | 0 | 0 | 1 | 0 | 2 | | |
| Kevin Mench, R OBP: 0.353, SLG: 0.537 | | E1 9 BLK | | | | | | G6-3 | | 4 | 2 | 2 | 2 | 0 | 1 | 0 | | |
| 9 Tony Graffanino, R OBP: 0.310, SLG: 0.220 | G6-3 | | G6-3 | | | | | G3 | | 3 | 0 | 0 | 1 | 0 | 0 | 0 | | |
| 37 Jeff Suppan, R OBP: 0.176, SLG: 0.067 | F8 | | G3-1 | | | | | K | | 3 | 0 | 0 | 0 | 0 | 1 | 0 | | |
| Inning Stats | R: 2 E: 0 K: 0 S: 13 | H: 2 LOB: 1 BB: 1 P: 22 | R: 1 E: 1 K: 0 S: 14 | H: 1 LOB: 0 BB: 0 P: 20 | R: 1 E: 0 K: 0 S: 10 | H: 1 LOB: 1 BB: 1 P: 15 | R: 0 E: 0 K: 1 S: 7 | H: 0 LOB: 0 BB: 0 P: 9 | R: 0 E: 0 K: 1 S: 16 | H: 2 LOB: 0 BB: 1 P: 21 | R: 0 E: 0 K: 1 S: 9 | H: 1 LOB: 1 BB: 0 P: 15 | R: 0 E: 0 K: 0 S: 6 | H: 0 LOB: 0 BB: 0 P: 9 | 1B: 2 2B: 3 3B: 1 HR: 1 | SF: 0 SAC: 0 DP: 0 HBP: 0 | WP: 0 PB: 0 SB: 1 CS: 0 | PA: 34 |
| PITCHER Kip Wells, R ERA: 5.65 | IP: 6.0 WLS: L BF: 27 H: 6 R: 7 ER: 7 SO: 3 BB: 2 IBB: 1 HBP: 0 BLK: 1 WP: 0 HR: 1 S: 69 P: 102 ERA: 10.50 WHIP: 1.333 | | | | | | | | | | | | | | | PITCHER | | |
| 59 Dennis Dove, R | 1.0 | 4 | 1 | 0 | 0 | 1 | 0 | 0 | 0 | 0 | 0 | 9 | 15 | 0.00 | 1.000 | | | |
| Tyler Johnson, L ERA: 0.93 | 0.2 | 2 | 0 | 0 | 0 | 0 | 0 | 0 | 0 | 0 | 5 | 7 | 0.00 | 0.000 | | | | |
| 56 Kelvin Jimenez, R | 0.1 | 1 | 0 | 0 | 0 | 0 | 0 | 0 | 0 | 0 | 1 | 2 | 0.00 | 0.000 | | | | |

St. Louis Cardinals @ Milwaukee Brewers
Miller Park, Milwaukee, WI
Mon Apr 30 2007, 6:05 PM CDT
Att: 20,191 - Roof Closed - 68 F

| | |
|-----|----|
| AB | 31 |
| R | 7 |
| H | 7 |
| RBI | 6 |
| BB | 3 |
| SO | 4 |
| LOB | 5 |



| Batter | 1 | 2 | 3 | 4 | 5 | 6 | 7 | 8 | 9 | AB | R | H | RBI | BB | SO | LOB | TOP | | | |
|--|---|----------------------------------|-------------------------------|----------------------------------|-------------------------------|----------------------------------|------------------------------|----------------------------------|-------------------------------|----------------------------------|------------------------------|----------------------------------|-------------------------------|----------------------------------|-------------------------------|----------------------------------|----------------------------------|------------------------------------|----------------------------------|--------|
| 55 Skip Schumaker, L (1,9) OBP: 0.279, SLG: 0.300 | 2-1 P5 | 1-0 G4-3 | | | 2-2 G6-3 | | 4-0 BB | | 1-2 G3-1 | 4 | 0 | 0 | 0 | 1 | 0 | 4 | | | | |
| 16 Chris Duncan, L (1,7) OBP: 0.383, SLG: 0.558 | 1-2 1B | | 0-1 HR | | 1-0 G4-3 | | 1-3 K | | | 4 | 1 | 2 | 1 | 0 | 1 | 1 | | | | |
| 5 Albert Pujols, R (1,3) OBP: 0.349, SLG: 0.490 | 2-2 F7 | | 1-2 1B | | 1-2 FC6-4 | | | 1-0 G6-3 | | 4 | 0 | 2 | 0 | 0 | 0 | 1 | | | | |
| 27 Scott Rolen, R (1,5) OBP: 0.294, SLG: 0.380 | 1-1 P5 | | 0-2 F9 | | 0-1 FC6-4 | | | 2-3 K | | 3 | 0 | 0 | 0 | 0 | 0 | 3 | | | | |
| 26 Scott Spiezo, S (8,PH) OBP: 0.352, SLG: 0.304 | | | 1-2 1B | | 1-2 FC6-4 | | | 1-3 K | | 1 | 0 | 0 | 0 | 0 | 1 | 0 | | | | |
| 15 Jim Edmonds, L (1,8) OBP: 0.294, SLG: 0.289 | | 1-0 G3-1 | 1-3 K | | 3-3 K | | | 1-3 K | | 4 | 0 | 0 | 0 | 0 | 3 | 1 | | | | |
| 59 Dennis Dove, R (8,1) | | | 1-3 K | | | | | | | 0 | 0 | 0 | 0 | 0 | 0 | 0 | | | | |
| 7 Adam Kennedy, L (1,4) OBP: 0.289, SLG: 0.301 | 1-2 F9 | | 1-0 G4-3 | | 1-2 F8 | | | 1-0 G5-4-3 | | 3 | 0 | 0 | 0 | 0 | 0 | 1 | | | | |
| 48 Brad Thompson, R (6,1) | | | | | | | | | | 0 | 0 | 0 | 0 | 0 | 0 | 0 | | | | |
| So Taguchi, R (8,8) OBP: 0.382, SLG: 0.433 | | | | | | | | | | 1 | 0 | 1 | 0 | 0 | 0 | 0 | | | | |
| 4 Yadier Molina, R (1,2) OBP: 0.342, SLG: 0.309 | 2-2 22 BB | | | 1-0 F8 | | 0-2 F8 | | 2-1 G5-4-3 | | 4 | 1 | 1 | 0 | 0 | 0 | 1 | | | | |
| 22 David Eckstein, R (1,6) OBP: 0.299, SLG: 0.264 | 4-2 41 BB | | 2-1 L4 | | 2-2 G6-3 | | | 0-1 1B | | 3 | 0 | 1 | 0 | 1 | 0 | 0 | | | | |
| 41 Braden Loper, R (1,1) OBP: 0.182, SLG: 0.182 | 1-2 BB | | | 1-3 K | | 1-2 G5-3 | | 1-1 1B | | 2 | 0 | 1 | 1 | 0 | 1 | 0 | | | | |
| 34 Randy Flores, L (6,1) | | | | | | | | | | 0 | 0 | 0 | 0 | 0 | 0 | 0 | | | | |
| Aaron Miles, S (6,4) OBP: 0.304, SLG: 0.326 | 1-2 2-H | | | | | | | 1-2 1B | | 2 | 0 | 1 | 0 | 0 | 0 | 0 | | | | |
| Inning Stats | R: 0 E: 0 K: 0 S: 10 | H: 1 LOB: 1 BB: 0 P: 16 | R: 1 E: 0 K: 0 S: 13 | H: 2 LOB: 2 BB: 1 P: 25 | R: 1 E: 0 K: 1 S: 14 | H: 2 LOB: 0 BB: 0 P: 16 | R: 0 E: 0 K: 1 S: 7 | H: 0 LOB: 0 BB: 0 P: 11 | R: 0 E: 0 K: 1 S: 12 | H: 0 LOB: 1 BB: 0 P: 16 | R: 0 E: 0 K: 1 S: 9 | H: 0 LOB: 1 BB: 1 P: 17 | R: 0 E: 0 K: 2 S: 11 | H: 0 LOB: 0 BB: 0 P: 15 | R: 0 E: 0 K: 0 S: 10 | H: 3 LOB: 2 BB: 0 P: 15 | 1B: 8 2B: 0 3B: 0 HR: 1 | SF: 0 SAC: 0 DP: 1 HBP: 0 | WP: 0 PB: 0 SB: 0 CS: 0 | PA: 37 |
| PITCHER | IP WLS BF H R ER SO BB IBB HBP BLK WP HR S P ERA WHIP | | | | | | | | | | | | | | | | | | | |
| 15 Ben Sheets, R (1,1) ERA: 4.25 | 6.0 W 25 6 2 2 3 1 0 0 0 0 0 1 65 97 3.00 1.167 | | | | | | | | | | | | | | | | | | | |
| Brian Shouse, L (7,1) ERA: 3.52 | 1.0 4 0 0 0 1 1 0 0 0 0 0 0 9 17 0.00 1.000 | | | | | | | | | | | | | | | | | | | |
| 50 Chris Spurling, R (8,1) ERA: 4.5 | 2.0 8 3 0 0 2 0 0 0 0 0 0 0 21 30 0.00 1.500 | | | | | | | | | | | | | | | | | | | |

St. Louis Cardinals @ Milwaukee Brewers
Miller Park, Milwaukee, WI
Tue May 01 2007, 7:05 PM CDT
Att: 20,446 - Roof Closed - 66 F

AB 35
R 2
H 9
RBI 2
BB 2
SO 6
LOB 12



| Batter | 1 | 2 | 3 | 4 | 5 | 6 | 7 | 8 | 9 | AB | R | H | RBI | BB | SO | LOB | BOTTOM | | | |
|--|---|----------------------------------|------------------------------|----------------------------------|------------------------------|----------------------------------|------------------------------|----------------------------------|-------------------------------|----------------------------------|-------------------------------|----------------------------------|-------------------------------|----------------------------------|-------------------------------|----------------------------------|-----------------------------------|------------------------------------|----------------------------------|--------|
| 23 Rickie Weeks Jr., R (1,4) OBP: 0.336, SLG: 0.510 | 2-3 K | 1-0 F8 | | | 0-0 F9 | 1-0 7 BB | 1-3 K | | | 5 | 1 | 1 | 0 | 0 | 2 | 2 | | | | |
| 7 J.J. Hardy, R (1,6) OBP: 0.304, SLG: 0.556 | 2-2 2B | | 1-1 1B | | 1-0 28 BB | 0-2 28 BB | 1-2 P4 | | | 5 | 2 | 4 | 2 | 0 | 0 | 0 | | | | |
| 28 Prince Fielder, L (1,3) OBP: 0.361, SLG: 0.515 | 2-3 K | | 2-3 K | | 4-0 2 BB | 1-1 E FC6-4 | 4-1 2 BB | | | 3 | 2 | 1 | 1 | 2 | 2 | 2 | | | | |
| 2 Bill Hall, R (1,8) OBP: 0.337, SLG: 0.457 | 4-1 BB | | 3-2 K | | 3-2 E 1B | 1-3 K | 1-1 BB | | | 4 | 1 | 2 | 2 | 1 | 2 | 2 | | | | |
| 50 Chris Spurling, R (8,1) | | | | | 1-H 2-H | | 1-2 1B | | | 0 | 0 | 0 | 0 | 0 | 0 | 0 | | | | |
| Johnny Estrada, S (1,2) OBP: 0.337, SLG: 0.439 | 0-3 K | | 1-0 G5-3 | | 0-0 E4 | 0-2 FC6-4 | 2-1 G3 | | | 5 | 2 | 1 | 0 | 0 | 1 | 6 | | | | |
| Geoff Jenkins, L (1,7) OBP: 0.405, SLG: 0.622 | | 2-0 FC5-4 | | 1-1 G4-6-3 | 0-0 SF8 | 0-1 E3 | | 2-2 HR | | 5 | 1 | 4 | 2 | 0 | 0 | 2 | | | | |
| Kevin Mench, R (1,9) OBP: 0.329, SLG: 0.507 | 0-2 FC5-4 | | 0-2 G4-6-3 | | 3-H 0-0 SF8 | 1-2 FC6-4 | | 3-2 G6-3 | | 4 | 1 | 0 | 2 | 0 | 0 | 4 | | | | |
| 9 Tony Graffanino, R (1,5) OBP: 0.333, SLG: 0.309 | 0-1 15 G4-3 | | 3-2 G1 | | 2-2 G1 | 1-0 HR | | 2-2 G4-3 | | 5 | 1 | 3 | 3 | 0 | 0 | 1 | | | | |
| 15 Ben Sheets, R (1,1) OBP: 0.077, SLG: 0.077 | 0-0 G4-3 | | 0-0 G5-3 | | 0-0 G5-3 | 1-2 23 BB | | 1-2 F9 | | 3 | 1 | 1 | 0 | 0 | 0 | 3 | | | | |
| 18 Gabe Gross, L (6,PH) OBP: 0.424, SLG: 0.458 | | | | | | | | | | 1 | 0 | 0 | 0 | 0 | 0 | 0 | | | | |
| Brian Shouse, L (7,1) | | | | | | | | | | 0 | 0 | 0 | 0 | 0 | 0 | 0 | | | | |
| 22 Tony Gwynn Jr., L (8,8) OBP: 0.435, SLG: 0.350 | 1-2 2-3 | | | | | | | | | 1 | 0 | 0 | 0 | 0 | 0 | 0 | | | | |
| Inning Stats | R: 0 E: 0 K: 3 S: 13 | H: 1 LOB: 2 BB: 1 P: 23 | R: 0 E: 0 K: 0 S: 8 | H: 2 LOB: 0 BB: 0 P: 11 | R: 0 E: 0 K: 2 S: 9 | H: 1 LOB: 1 BB: 0 P: 16 | R: 0 E: 0 K: 0 S: 9 | H: 2 LOB: 0 BB: 0 P: 13 | R: 4 E: 1 K: 1 S: 15 | H: 3 LOB: 1 BB: 1 P: 25 | R: 7 E: 1 K: 1 S: 24 | H: 6 LOB: 0 BB: 0 P: 31 | R: 0 E: 0 K: 1 S: 11 | H: 1 LOB: 2 BB: 1 P: 20 | R: 1 E: 0 K: 0 S: 15 | H: 1 LOB: 0 BB: 0 P: 23 | 1B: 11 2B: 4 3B: 0 HR: 2 | SF: 1 SAC: 0 DP: 1 HBP: 0 | WP: 0 PB: 0 SB: 0 CS: 0 | PA: 45 |
| PITCHER | IP WLS BF H R ER SO BB IBB HBP BLK WP HR S P ERA WHIP | | | | | | | | | | | | | | | | | | | |
| 41 Braden Loper, R (1,1) ERA: 2.84 | 5.0 L 28 11 6 5 5 2 0 0 0 0 0 0 58 94 9.00 2.600 | | | | | | | | | | | | | | | | | | | |
| 34 Randy Flores, L (6,1) ERA: 2.89 | 0.1 5 3 1 1 1 0 0 0 0 0 0 0 15 17 27.00 9.000 | | | | | | | | | | | | | | | | | | | |
| 48 Brad Thompson, R (6,1) ERA: 4.67 | 1.2 8 2 4 1 1 1 0 0 0 0 0 1 16 28 5.40 1.800 | | | | | | | | | | | | | | | | | | | |
| 59 Dennis Dove, R (8,1) ERA: 4.5 | 1.0 4 1 1 1 0 0 0 0 0 0 0 1 15 23 9.00 1.000 | | | | | | | | | | | | | | | | | | | |

St. Louis Cardinals @ Milwaukee Brewers
Miller Park, Milwaukee, WI
Tue May 01 2007, 7:05 PM CDT
Att: 20,446 - Roof Closed - 66 F

AB 41
R 12
H 17
RBI 12
BB 3
SO 7
LOB 22



| Batter | 1 | 2 | 3 | 4 | 5 | 6 | 7 | 8 | 9 | AB | R | H | RBI | BB | SO | LOB | TOP | | | | | | | | |
|---|-------------------------------|----------------------------------|------------------------------|---------------------------------|-------------------------------|----------------------------------|------------------------------|----------------------------------|-------------------------------|----------------------------------|-------------------------------|----------------------------------|-------------------------------|----------------------------------|------------------------------|----------------------------------|----------------------------------|------------------------------------|----------------------------------|--------|--|--|--|--|--|
| So Taguchi, R OBP: 0.368, SLG: 0.412 (1, 8) | G6-3 | | 3-2 1B | | | 1-2 F9 | 1-2 F9 | | | 4 | 0 | 1 | 0 | 0 | 0 | 1 | | | | | | | | | |
| 16 Chris Duncan, L OBP: 0.378, SLG: 0.539 (1, 7) | K | | 2-1 P5 | | | 4-1 27 HBP 5 1B BB | | 2-2 F8 | | 3 | 0 | 0 | 0 | 1 | 1 | 1 | | | | | | | | | |
| 5 Albert Pujols, R OBP: 0.363, SLG: 0.500 (1, 3) | 1B | | | 3-1 L6 | | 2-2 27 HBP 1B | | 0-1 27 FC5-4 1B | | 4 | 0 | 3 | 0 | 0 | 0 | 0 | | | | | | | | | |
| 27 Scott Rolen, R OBP: 0.292, SLG: 0.366 (1, 5) | F8 | | | 1-2 L9 | | 1-0 HBP | | 0-0 FC5-4 | | 3 | 0 | 0 | 0 | 0 | 0 | 2 | | | | | | | | | |
| 26 Scott Spiezio, S OBP: 0.345, SLG: 0.286 44 Jason Istringhausen, R (8, 1) | | 2-2 F7 | | 4-2 BB | | 2-3 K | | 3-2 G4-3 | | 3 | 0 | 0 | 0 | 1 | 1 | 4 | | | | | | | | | |
| Gary Bennett, R OBP: 0.346, SLG: 0.333 (1, 2) | G6-3 | | | 0-0 P4 | | 1-0 F7 | | | 4-2 BB | 3 | 0 | 0 | 0 | 1 | 0 | 4 | | | | | | | | | |
| Aaron Miles, S OBP: 0.280, SLG: 0.298 (1, 4) | G1-3 | | | | 1-1 G5-3 | | 1-0 L8 | | 0-1 F8 | 4 | 0 | 0 | 0 | 0 | 0 | 1 | | | | | | | | | |
| 22 David Eckstein, R OBP: 0.287, SLG: 0.253 (1, 6) | | | 2-2 P4 | | 3-2 P5 | | 0-1 L4 | | 0-1 F7 | 4 | 0 | 0 | 0 | 0 | 0 | 1 | | | | | | | | | |
| 23 Anthony Reyes, R (1, 1) 3 Preston Wilson, R (7, PH) 31 Ryan Franklin, R (7, 1) Tyler Johnson, S (8, 1) 55 Skip Schumaker, L (8, 9) | G6-3 | | | | | | 3-2 L8 | | 0-0 B2-3 | 2 | 0 | 0 | 0 | 0 | 0 | 0 | | | | | | | | | |
| Inning Stats | R: 0 E: 0 K: 1 S: 13 | H: 1 LOB: 1 BB: 0 P: 18 | R: 0 E: 0 K: 0 S: 6 | H: 0 LOB: 0 BB: 0 P: 8 | R: 0 E: 0 K: 0 S: 10 | H: 1 LOB: 1 BB: 0 P: 17 | R: 0 E: 0 K: 0 S: 9 | H: 0 LOB: 0 BB: 1 P: 17 | R: 0 E: 0 K: 1 S: 12 | H: 1 LOB: 3 BB: 1 P: 23 | R: 0 E: 0 K: 1 S: 10 | H: 1 LOB: 1 BB: 0 P: 15 | R: 0 E: 0 K: 0 S: 10 | H: 1 LOB: 1 BB: 1 P: 12 | R: 0 E: 0 K: 0 S: 8 | H: 0 LOB: 1 BB: 1 P: 12 | 1B: 5 2B: 0 3B: 0 HR: 0 | SF: 0 SAC: 0 DP: 0 HBP: 1 | WP: 0 PB: 0 SB: 1 CS: 0 | PA: 36 | | | | | |
| PITCHER | IP 3.0 | WLS L | BF 11 | H 2 | R 0 | ER 0 | SO 1 | BB 0 | IBB 0 | HBP 0 | BLK 0 | WP 0 | HR 0 | S 29 | P 43 | ERA 0.00 | WHIP 0.667 | | | | | | | | |
| 39 Chris Capuano, L (1, 1) 12 Carlos Villanueva, R (4, 1) Matt Wise, R (8, 1) | 4.0 | W | 17 | 2 | 0 | 0 | 1 | 2 | 0 | 1 | 0 | 0 | 0 | 38 | 66 | 0.00 | 1.000 | | | | | | | | |
| 2.0 | | | 8 | 1 | 0 | 0 | 0 | 1 | 0 | 0 | 0 | 0 | 0 | 18 | 27 | 0.00 | 1.000 | | | | | | | | |

St. Louis Cardinals @ Milwaukee Brewers
Miller Park, Milwaukee, WI
Wed May 02 2007, 12:05 PM CDT
Att: 23,299 - Sunny - 55 F


AB 32
R 0
H 5
RBI 0
BB 3
SO 2
LOB 15



| Batter | 1 | 2 | 3 | 4 | 5 | 6 | 7 | 8 | 9 | AB | R | H | RBI | BB | SO | LOB | BOTTOM | | | | | | | |
|---|-------------------------------|----------------------------------|------------------------------|---------------------------------|-------------------------------|----------------------------------|-------------------------------|----------------------------------|-------------------------------|----------------------------------|------------------------------|----------------------------------|------------------------------|----------------------------------|------------------------------|---------------------------------|----------------------------------|------------------------------------|----------------------------------|--------|--|--|--|--|
| 23 Rickie Weeks Jr., R OBP: 0.333, SLG: 0.495 (1, 4) | B2 | | K | | 4-1 7 BB 28 1B BB | | K | | | 3 | 1 | 0 | 0 | 1 | 2 | 0 | | | | | | | | |
| 7 J.J. Hardy, R OBP: 0.365, SLG: 0.550 (1, 6) | K | | | 1-2 2 BB 1B | 4-0 28 1B BB | | K | | | 3 | 1 | 1 | 0 | 1 | 2 | 0 | | | | | | | | |
| 28 Prince Fielder, L OBP: 0.366, SLG: 0.509 (1, 3) | BB | | | 0-2 F7 | 0-0 1B | | | 1-1 G3 | | 3 | 0 | 1 | 2 | 1 | 0 | 1 | | | | | | | | |
| 2 Bill Hall, R OBP: 0.343, SLG: 0.463 (1, 8) | K | | | 4-1 1B S BB | 1-2 K | | | 0-0 2B | | 3 | 1 | 1 | 0 | 1 | 2 | 3 | | | | | | | | |
| Geoff Jenkins, L (1, 7) | | 0-0 G4-3 | | 0-1 P5 | 1-3 K | | | 1-1 F7 | | 4 | 0 | 0 | 0 | 0 | 1 | 5 | | | | | | | | |
| 1 Corey Hart, R OBP: 0.348, SLG: 0.397 (1, 9) | | 0-0 B1-3 | | 1-1 S 1B | | 2-0 L6 | | 0-0 F9 | | 4 | 0 | 1 | 1 | 0 | 0 | 1 | | | | | | | | |
| Damian Miller, R OBP: 0.324, SLG: 0.310 (1, 2) | | 3-3 K | | 1-1 G6-3 | | 2-3 K | | | | 3 | 0 | 0 | 0 | 0 | 2 | 1 | | | | | | | | |
| 9 Tony Graffanino, R OBP: 0.318, SLG: 0.293 (1, 5) | | | 2-1 F8 | | 0-0 E9 7 BB 28 1B | | 0-1 F7 | | | 3 | 1 | 0 | 0 | 0 | 0 | 0 | | | | | | | | |
| 39 Chris Capuano, L (1, 1) 22 Tony Gwynn Jr., L (3, PH) 12 Carlos Villanueva, R (4, 1) Kevin Mench, R (7, PH) Matt Wise, R (8, 1) | 6.0 | L | 26 | 3 | 4 | 3 | 8 | 4 | 0 | 0 | 0 | 0 | 0 | 61 | 98 | 4.50 | 1.167 | | | | | | | |
| 1.0 | | | 3 | 0 | 0 | 0 | 3 | 0 | 0 | 0 | 0 | 0 | 9 | 13 | 0.00 | 0.000 | | | | | | | | |
| 0.2 | | | 3 | 1 | 0 | 0 | 0 | 0 | 0 | 0 | 0 | 0 | 5 | 7 | 0.00 | 1.500 | | | | | | | | |
| 0.1 | | | 1 | 0 | 0 | 0 | 0 | 0 | 0 | 0 | 0 | 0 | 1 | 1 | 0.00 | 0.000 | | | | | | | | |
| 0-3 K | | | | | | | | | | | | | | | | | | | | | | | | |
| Inning Stats | R: 0 E: 0 K: 2 S: 12 | H: 0 LOB: 1 BB: 1 P: 18 | R: 0 E: 0 K: 1 S: 6 | H: 0 LOB: 0 BB: 0 P: 9 | R: 0 E: 0 K: 2 S: 10 | H: 0 LOB: 0 BB: 0 P: 16 | R: 2 E: 0 K: 0 S: 16 | H: 2 LOB: 1 BB: 1 P: 23 | R: 2 E: 1 K: 2 S: 10 | H: 1 LOB: 2 BB: 2 P: 21 | R: 0 E: 0 K: 1 S: 7 | H: 0 LOB: 0 BB: 0 P: 11 | R: 0 E: 0 K: 3 S: 9 | H: 0 LOB: 0 BB: 0 P: 13 | R: 0 E: 0 K: 0 S: 6 | H: 1 LOB: 1 BB: 0 P: 8 | 1B: 3 2B: 1 3B: 0 HR: 0 | SF: 0 SAC: 0 DP: 0 HBP: 0 | WP: 0 PB: 0 SB: 2 CS: 0 | PA: 33 | | | | |
| PITCHER | IP 6.0 | WLS L | BF 26 | H 3 | R 4 | ER 3 | SO 8 | BB 4 | IBB 0 | HBP 0 | BLK 0 | WP 0 | HR 0 | S 61 | P 98 | ERA 4.50 | WHIP 1.167 | | | | | | | |
| 31 Ryan Franklin, R (7, 1) Tyler Johnson, L (8, 1) 44 Jason Istringhausen, R (8, 1) | 1.0 | | 3 | 0 | 0 | 0 | 3 | 0 | 0 | 0 | 0 | 0 | 0 | 9 | 13 | 0.00 | 0.000 | | | | | | | |
| 0.2 | | | 3 | 1 | 0 | 0 | 0 | 0 | 0 | 0 | 0 | 0 | 0 | 5 | 7 | 0.00 | 1.500 | | | | | | | |
| 0.1 | | | 1 | 0 | 0 | 0 | 0 | 0 | 0 | 0 | 0 | 0 | 0 | 1 | 1 | 0.00 | 0.000 | | | | | | | |

St. Louis Cardinals @ Milwaukee Brewers
Miller Park, Milwaukee, WI
Wed May 02 2007, 12:05 PM CDT
Att: 23,299 - Sunny - 55 F

AB 29
R 4
H 4
RBI 3
BB 4
SO 11
LOB 12



| Batter | 1 | 2 | 3 | 4 | 5 | 6 | 7 | 8 | 9 | AB | R | H | RBI | BB | SO | LOB | TOP | | | | | | | | | | |
|--|-------------------------------|----------------------------------|-------------------------------|----------------------------------|------------------------------|----------------------------------|------------------------------|----------------------------------|------------------------------|----------------------------------|------------------------------|----------------------------------|-------------------------------|----------------------------------|-------------------------------|----------------------------------|------------------------------|----------------------------------|----------------------------------|------------------------------------|----------------------------------|--------|--|--|--|--|--|
| 6 Chris Duffy, L (1, 8) OBP: 0.310, SLG: 0.342 55 Matt Capps, R (8, 1) OBP: 1.000, SLG: 1.000 | G3 | | L6 | | G6-3 | | HR | P4 | | 5 | 1 | 1 | 2 | 0 | 0 | 0 | | | | | | | | | | | |
| 2 Jack Wilson, R (1, 6) OBP: 0.323, SLG: 0.400 | 1B | | G4-3 | | G4-3 | | BB | | P3 | 4 | 1 | 1 | 0 | 1 | 0 | 0 | | | | | | | | | | | |
| 12 Freddy Sanchez, R (1, 4) OBP: 0.290, SLG: 0.323 | FC6-4 | | 1B | | | | L3 | | F7 | 5 | 1 | 2 | 0 | 0 | 0 | 1 | | | | | | | | | | | |
| Jason Bay, R (1, 7) OBP: 0.344, SLG: 0.444 | K | | K | | | | P5 | | K | 5 | 0 | 1 | 0 | 0 | 3 | 4 | | | | | | | | | | | |
| 25 Adam LaRoche, L (1, 3) OBP: 0.271, SLG: 0.284 | | K | | | P2 | | F7 | | | 4 | 0 | 1 | 1 | 0 | 1 | 1 | | | | | | | | | | | |
| 41 Ryan Doumit, S (1, 2) OBP: 0.500, SLG: 0.765 | G1 | | | | BB | | BB | | | 3 | 0 | 2 | 1 | 1 | 0 | 0 | | | | | | | | | | | |
| Xavier Nady, R (1, 9) ERA: 4.04 34 John Grabow, L (7, 1) ERA: 3.95 | | | | | FC5-4 | | FC6-4 | | | 4 | 0 | 1 | 0 | 0 | 0 | 5 | | | | | | | | | | | |
| 35 Brad Eldred, R (8, 9) OBP: 0.162, SLG: 0.333 | 1B | | | | FC5-4 | | FC6-4 | | | 0 | 0 | 0 | 0 | 0 | 0 | 0 | | | | | | | | | | | |
| José Bautista, R (1, 5) OBP: 0.314, SLG: 0.409 | | | | | FC5-4 | | | | P5 | 2 | 1 | 0 | 0 | 2 | 0 | 1 | | | | | | | | | | | |
| Tony Armas, R (1, 1) OBP: 0.286, SLG: 0.286 Damaso Marte, L (6, 1) ERA: 3.24 | | | | | | | HR | | | 2 | 0 | 0 | 0 | 2 | 2 | | | | | | | | | | | | |
| 13 Nate McLouth, L (7, PH) OBP: 0.303, SLG: 0.333 | K | | | | | | F9 | | F9 | 0 | 0 | 0 | 0 | 0 | 0 | 0 | | | | | | | | | | | |
| | | | | | | | | | | 2 | 0 | 0 | 0 | 0 | 0 | 1 | | | | | | | | | | | |
| Inning Stats | R: 0 E: 0 K: 1 S: 13 | H: 1 LOB: 1 BB: 0 P: 17 | R: 0 E: 0 K: 2 S: 15 | H: 1 LOB: 2 BB: 1 P: 26 | R: 0 E: 0 K: 1 S: 7 | H: 1 LOB: 1 BB: 0 P: 12 | R: 0 E: 0 K: 0 S: 6 | H: 0 LOB: 1 BB: 1 P: 12 | R: 0 E: 0 K: 1 S: 7 | H: 0 LOB: 0 BB: 0 P: 13 | R: 0 E: 0 K: 0 S: 9 | H: 2 LOB: 2 BB: 0 P: 13 | R: 4 E: 0 K: 0 S: 18 | H: 4 LOB: 2 BB: 2 P: 36 | R: 0 E: 0 K: 1 S: 10 | H: 0 LOB: 0 BB: 0 P: 14 | R: 0 E: 0 K: 1 S: 9 | H: 0 LOB: 0 BB: 0 P: 12 | 1B: 7 2B: 1 3B: 0 HR: 1 | SF: 0 SAC: 0 DP: 0 HBP: 0 | WP: 0 PB: 0 SB: 0 CS: 0 | PA: 40 | | | | | |
| PITCHER | IP | WLS | BF | H | R | ER | SO | BB | IBB | HBP | BLK | WP | HR | S | P | ERA | WHIP | | | | | | | | | | |
| 15 Ben Sheets, R (1, 1) ERA: 4.04 | 6.1 | | 28 | 6 | 2 | 2 | 5 | 3 | 0 | 0 | 0 | 0 | 1 | 64 | 108 | 2.84 | 1.421 | | | | | | | | | | |
| Matt Wise, R (7, 1) ERA: 3.95 | 0.1 | H | 3 | 1 | 0 | 0 | 0 | 1 | 0 | 0 | 0 | 0 | 0 | 6 | 11 | 0.00 | 6.000 | | | | | | | | | | |
| Brian Shouse, L (7, 1) ERA: 3.24 | 0.0 | B | 2 | 2 | 2 | 2 | 0 | 0 | 0 | 0 | 0 | 0 | 0 | 3 | 7 | ∞ | ∞ | | | | | | | | | | |
| 12 Carlos Villanueva, R (7, 1) ERA: 2.79 | 1.1 | W | 4 | 0 | 0 | 0 | 0 | 0 | 0 | 0 | 0 | 0 | 0 | 12 | 17 | 0.00 | 0.000 | | | | | | | | | | |
| Francisco Cordero, R (9, 1) ERA: | 1.0 | S | 3 | 0 | 0 | 0 | 1 | 0 | 0 | 0 | 0 | 0 | 0 | 9 | 12 | 0.00 | 0.000 | | | | | | | | | | |

Pittsburgh Pirates @ Milwaukee Brewers
Miller Park, Milwaukee, WI
Sun May 06 2007, 1:05 PM CDT
Att: 37,761 - Roof Closed - 63 F

| | |
|-----|----|
| AB | 36 |
| R | 4 |
| H | 9 |
| RBI | 4 |
| BB | 4 |
| SO | 6 |
| LOB | 15 |



| Batter | 1 | 2 | 3 | 4 | 5 | 6 | 7 | 8 | 9 | AB | R | H | RBI | BB | SO | LOB | BOTTOM | | | | | | | | | | |
|---|------------------------------|----------------------------------|-------------------------------|----------------------------------|-------------------------------|----------------------------------|-------------------------------|----------------------------------|-------------------------------|----------------------------------|------------------------------|----------------------------------|-------------------------------|----------------------------------|-------------------------------|----------------------------------|------------------------------|----------------------------------|----------------------------------|------------------------------------|----------------------------------|--------|--|--|--|--|--|
| 23 Rickie Weeks Jr., R (1, 4) OBP: 0.351, SLG: 0.487 | P3 | | K | | F7 | | WP | | | 4 | 0 | 1 | 0 | 0 | 1 | 3 | | | | | | | | | | | |
| Craig Counsell, L (1, 5) OBP: 0.295, SLG: 0.310 | BB | | F7 | | | | K | | | 3 | 0 | 0 | 0 | 1 | 2 | 2 | | | | | | | | | | | |
| 7 J.J. Hardy, R (1, 6) OBP: 0.396, SLG: 0.606 | K | | | | | | G6-3 | | | 4 | 1 | 2 | 0 | 0 | 1 | 2 | | | | | | | | | | | |
| 28 Prince Fielder, L (1, 3) OBP: 0.386, SLG: 0.579 | | HR | | | | | F9 | | | 4 | 3 | 3 | 3 | 0 | 0 | 1 | | | | | | | | | | | |
| Johnny Estrada, S (1, 2) OBP: 0.316, SLG: 0.436 | G4-3 | | | | G4-3 | | F7 | | SH3-4 | 3 | 0 | 0 | 0 | 0 | 0 | 1 | | | | | | | | | | | |
| Geoff Jenkins, L (1, 7) OBP: 0.391, SLG: 0.593 9 Tony Graffanino, R (8, PH) OBP: 0.316, SLG: 0.275 Francisco Cordero, R (9, 1) ERA: | K | | | | | | BB | | F7 | 3 | 1 | 1 | 0 | 0 | 1 | 0 | | | | | | | | | | | |
| 18 Gabe Gross, L (1, 9) OBP: 0.365, SLG: 0.393 Matt Wise, R (7, 1) ERA: 3.95 Brian Shouse, L (7, 1) ERA: 3.24 12 Carlos Villanueva, R (7, 1) ERA: 2.79 2 Bill Hall, R (8, PH) OBP: 0.336, SLG: 0.444 ERA: | G6-3 | | | | E6 | | | | | 3 | 0 | 0 | 0 | 0 | 1 | 1 | | | | | | | | | | | |
| 22 Tony Gwynn Jr., L (1, 8) OBP: 0.433, SLG: 0.423 | | | | | | | | | E8 | 3 | 0 | 2 | 1 | 1 | 1 | 0 | | | | | | | | | | | |
| 15 Ben Sheets, R (1, 1) OBP: 0.067, SLG: 0.067 Kevin Mench, R (7, 9) OBP: 0.303, SLG: 0.448 | K | | | | K | | | | G6-3 | 2 | 0 | 0 | 0 | 0 | 2 | 4 | | | | | | | | | | | |
| | | | | | | | | | | 2 | 0 | 0 | 0 | 0 | 0 | 1 | | | | | | | | | | | |
| Inning Stats | R: 0 E: 0 K: 1 S: 8 | H: 0 LOB: 1 BB: 1 P: 16 | R: 1 E: 0 K: 1 S: 13 | H: 1 LOB: 0 BB: 0 P: 18 | R: 0 E: 0 K: 2 S: 11 | H: 1 LOB: 1 BB: 0 P: 18 | R: 3 E: 1 K: 1 S: 15 | H: 3 LOB: 2 BB: 1 P: 26 | R: 0 E: 0 K: 1 S: 10 | H: 1 LOB: 1 BB: 0 P: 16 | R: 0 E: 0 K: 2 S: 7 | H: 0 LOB: 0 BB: 0 P: 11 | R: 0 E: 0 K: 1 S: 12 | H: 1 LOB: 1 BB: 0 P: 15 | R: 2 E: 1 K: 0 S: 11 | H: 3 LOB: 1 BB: 0 P: 16 | R: 0 E: 0 K: 0 S: 9 | H: 0 LOB: 0 BB: 0 P: 12 | 1B: 6 2B: 1 3B: 1 HR: 2 | SF: 0 SAC: 1 DP: 0 HBP: 0 | WP: 3 PB: 0 SB: 1 CS: 0 | PA: 36 | | | | | |
| PITCHER | IP | WLS | BF | H | R | ER | SO | BB | IBB | HBP | BLK | WP | HR | S | P | ERA | WHIP | | | | | | | | | | |
| Tony Armas, R (1, 1) ERA: 7.94 | 5.0 | | 23 | 6 | 4 | 3 | 6 | 2 | 0 | 0 | 0 | 0 | 2 | 57 | 94 | 5.40 | 1.600 | | | | | | | | | | |
| Damaso Marte, L (6, 1) ERA: 0.67 | 1.0 | | 3 | 0 | 0 | 0 | 2 | 0 | 0 | 0 | 0 | 0 | 0 | 7 | 11 | 0.00 | 0.000 | | | | | | | | | | |
| 34 John Grabow, L (7, 1) ERA: 5.06 | 1.1 | L | 6 | 2 | 1 | 1 | 1 | 0 | 0 | 0 | 0 | 1 | 0 | 16 | 22 | 6.75 | 1.500 | | | | | | | | | | |
| 55 Matt Capps, R (8, 1) ERA: 2.25 | 0.2 | | 4 | 2 | 1 | 1 | 0 | 0 | 0 | 0 | 0 | 0 | 0 | 7 | 9 | 13.50 | 3.000 | | | | | | | | | | |

Pittsburgh Pirates @ Milwaukee Brewers
Miller Park, Milwaukee, WI
Sun May 06 2007, 1:05 PM CDT
Att: 37,761 - Roof Closed - 63 F

| | |
|-----|----|
| AB | 33 |
| R | 6 |
| H | 10 |
| RBI | 5 |
| BB | 2 |
| SO | 9 |
| LOB | 16 |



| Batter | 1 | 2 | 3 | 4 | 5 | 6 | 7 | 8 | 9 | AB | R | H | RBI | BB | SO | LOB | TOP | | | | | |
|--|------------------------------|---------------------------------|------------------------------|----------------------------------|-------------------------------|----------------------------------|------------------------------|----------------------------------|------------------------------|---------------------------------|-------------------------------|----------------------------------|------------------------------|---------------------------------|-------------------------------|----------------------------------|---|----------------------------------|----------------------------------|------------------------------------|----------------------------------|--------|
| Felipe Lopez, S (1, 4) OBP: 0.308, SLG: 0.301 | G1-3 | | K | | | G6-3 | | K | | 4 | 0 | 0 | 0 | 0 | 2 | 0 | Washington Nationals @ Milwaukee Brewers Miller Park, Milwaukee, WI Mon May 07 2007, 7:05 PM CDT Att: 17,751 - Partly Cloudy - 76 F | | | | | |
| 15 Cristian Guzman, S (1, 6) OBP: 0.143, SLG: 0.143 | G4-3 | | | | 25 1B | K | | G3 | | 4 | 0 | 1 | 0 | 0 | 1 | 0 | | | | | | |
| 11 Ryan Zimmerman, R (1, 5) OBP: 0.317, SLG: 0.353 | P5 | | | | SAFE SAFE SAFE SAFE | K | | | 25 1B | 4 | 0 | 2 | 0 | 0 | 1 | 1 | | | | | | |
| Ryan Church, L (1, 7) OBP: 0.388, SLG: 0.473 | | P5 | | | | F8 | | K2-3 | | 4 | 0 | 1 | 0 | 0 | 1 | 2 | | | | | | |
| 25 Austin Kearns, R (1, 9) OBP: 0.353, SLG: 0.455 | | | | | | | | | 1B | 4 | 0 | 3 | 0 | 0 | 0 | 2 | | | | | | |
| 21 Dmitri Young, S (1, 3) OBP: 0.323, SLG: 0.383 | | | | | | | | | | 4 | 0 | 0 | 0 | 0 | 2 | 6 | | | | | | |
| Brian Schneider, L (1, 2) OBP: 0.309, SLG: 0.290 | | | | | | | | | | 4 | 0 | 0 | 0 | 0 | 2 | 4 | | | | | | |
| Nook Logan, S (1, 8) OBP: 0.250, SLG: 0.250 | | | | | | | | | | 3 | 0 | 0 | 0 | 0 | 0 | 1 | | | | | | |
| 47 Matt Chico, L (1, 1) OBP: 0.091, SLG: 0.091 | | | | | | | | | | 2 | 0 | 0 | 0 | 0 | 1 | 0 | | | | | | |
| 10 Ronnie Belliard, R (8, PH) OBP: 0.320, SLG: 0.342 | | | | | | | | | | 1 | 0 | 0 | 0 | 0 | 0 | 0 | | | | | | |
| 52 Saul Rivera, S (8, 1) | | | | | | | | | | 0 | 0 | 0 | 0 | 0 | 0 | 0 | | | | | | |
| Inning Stats | R: 0 E: 0 K: 0 S: 7 | H: 0 LOB: 0 BB: 0 P: 8 | R: 0 E: 0 K: 1 S: 9 | H: 1 LOB: 1 BB: 0 P: 13 | R: 0 E: 0 K: 2 S: 10 | H: 0 LOB: 0 BB: 0 P: 11 | R: 0 E: 0 K: 1 S: 9 | H: 2 LOB: 2 BB: 0 P: 13 | R: 0 E: 0 K: 0 S: 6 | H: 0 LOB: 0 BB: 0 P: 8 | R: 0 E: 0 K: 2 S: 12 | H: 1 LOB: 1 BB: 0 P: 16 | R: 0 E: 0 K: 2 S: 8 | H: 1 LOB: 1 BB: 0 P: 9 | R: 0 E: 0 K: 1 S: 10 | H: 0 LOB: 0 BB: 0 P: 16 | R: 0 E: 0 K: 1 S: 9 | H: 2 LOB: 2 BB: 0 P: 14 | 1B: 6 2B: 1 3B: 0 HR: 0 | SF: 0 SAC: 0 DP: 0 HBP: 0 | WP: 0 PB: 0 SB: 0 CS: 0 | PA: 34 |
| PITCHER | IP | WLS | BF | H | R | ER | SO | BB | IBB | HBP | BLK | WP | HR | S | P | ERA | WHIP | | | | | |
| 39 Chris Capuano, L (1, 1) ERA: 2.31 | 8.0 | W | 31 | 7 | 0 | 0 | 9 | 0 | 0 | 0 | 0 | 0 | 0 | 74 | 98 | 0.00 | 0.875 | | | | | |
| Francisco Cordero, R (8, 1) ERA: | 1.0 | S | 3 | 0 | 0 | 0 | 1 | 0 | 0 | 0 | 0 | 0 | 0 | 6 | 10 | 0.00 | 0.000 | | | | | |

| Batter | 1 | 2 | 3 | 4 | 5 | 6 | 7 | 8 | 9 | AB | R | H | RBI | BB | SO | LOB | BOTTOM | | | | |
|---|------------------------------|----------------------------------|-------------------------------|----------------------------------|-------------------------------|----------------------------------|------------------------------|----------------------------------|-------------------------------|----------------------------------|------------------------------|---------------------------------|------------------------------|----------------------------------|------------------------------|---------------------------------|---|------------------------------------|----------------------------------|--------|--|
| 23 Rickie Weeks Jr, R (1, 4) OBP: 0.349, SLG: 0.475 | F9 | | 2 1B | | | F9 | | E6 7 FC5-4 | | 3 | 0 | 0 | 0 | 1 | 0 | 1 | Washington Nationals @ Milwaukee Brewers Miller Park, Milwaukee, WI Mon May 07 2007, 7:05 PM CDT Att: 17,751 - Partly Cloudy - 76 F | | | | |
| 7 J.J. Hardy, R (1, 6) OBP: 0.392, SLG: 0.595 | K | | F8 | | | | | FC5-4 | | 4 | 0 | 1 | 0 | 0 | 1 | 2 | | | | | |
| 28 Prince Fielder, L (1, 3) OBP: 0.375, SLG: 0.560 | G4-3 | | F7 | | | | | | | 4 | 0 | 0 | 0 | 0 | 2 | 3 | | | | | |
| 2 Bill Hall, R (1, 8) OBP: 0.349, SLG: 0.455 | | | | | | | | | | 4 | 0 | 3 | 0 | 0 | 0 | 2 | | | | | |
| Johnny Estrada, S (1, 2) OBP: 0.324, SLG: 0.439 | | | | | | | | | | 4 | 1 | 2 | 0 | 0 | 0 | 3 | | | | | |
| Kevin Mench, R (1, 9) OBP: 0.304, SLG: 0.444 | | | | | | | | | | 3 | 1 | 1 | 0 | 0 | 1 | 1 | | | | | |
| Geoff Jenkins, L (1, 7) OBP: 0.389, SLG: 0.619 | | | | | | | | | | 3 | 1 | 1 | 3 | 0 | 1 | 0 | | | | | |
| 9 Tony Graffanino, R (1, 5) OBP: 0.305, SLG: 0.264 | | | | | | | | | | 3 | 0 | 0 | 0 | 0 | 0 | 0 | | | | | |
| 39 Chris Capuano, L (1, 1) ERA: 6.03 | | | | | | | | | | 3 | 0 | 1 | 0 | 0 | 1 | 0 | | | | | |
| 52 Saul Rivera, R (8, 1) ERA: 2.7 | | | | | | | | | | 0 | 0 | 0 | 0 | 0 | 0 | 0 | | | | | |
| Inning Stats | R: 0 E: 0 K: 1 S: 9 | H: 0 LOB: 0 BB: 0 P: 12 | R: 3 E: 0 K: 0 S: 13 | H: 4 LOB: 0 BB: 0 P: 17 | R: 0 E: 0 K: 0 S: 12 | H: 1 LOB: 2 BB: 1 P: 20 | R: 0 E: 0 K: 2 S: 7 | H: 0 LOB: 0 BB: 0 P: 10 | R: 0 E: 0 K: 1 S: 12 | H: 2 LOB: 2 BB: 0 P: 13 | R: 0 E: 0 K: 0 S: 7 | H: 1 LOB: 0 BB: 0 P: 9 | R: 0 E: 1 K: 1 S: 8 | H: 0 LOB: 1 BB: 0 P: 12 | R: 0 E: 0 K: 1 S: 9 | H: 1 LOB: 0 BB: 0 P: 9 | 1B: 8 2B: 0 3B: 0 HR: 1 | SF: 0 SAC: 0 DP: 2 HBP: 0 | WP: 0 PB: 0 SB: 0 CS: 1 | PA: 32 | |
| PITCHER | IP | WLS | BF | H | R | ER | SO | BB | IBB | HBP | BLK | WP | HR | S | P | ERA | WHIP | | | | |
| 47 Matt Chico, L (1, 1) | 7.0 | L | 29 | 8 | 3 | 3 | 5 | 1 | 0 | 0 | 0 | 0 | 0 | 68 | 93 | 3.86 | 1.286 | | | | |
| 52 Saul Rivera, R (8, 1) | 1.0 | | 3 | 1 | 0 | 0 | 1 | 0 | 0 | 0 | 0 | 0 | 0 | 9 | 9 | 0.00 | 1.000 | | | | |

| Batter | 1 | 2 | 3 | 4 | 5 | 6 | 7 | 8 | 9 | AB | R | H | RBI | BB | SO | LOB | TOP | | | | | | | | |
|---|-------------------------------|----------------------------------|------------------------------|----------------------------------|-------------------------------|----------------------------------|------------------------------|----------------------------------|-------------------------------|----------------------------------|------------------------------|----------------------------------|-------------------------------|----------------------------------|------------------------------|----------------------------------|------------------------------|----------------------------------|----------------------------------|------------------------------------|----------------------------------|--------|--|--|--|
| Felipe Lopez, S (1.4) OBP: 0.311, SLG: 0.333 | 2-2 HR | | 0-1 B5 | | 0-2 G1-3 | | 2-2 2B | | 1-0 L8 | 5 | 1 | 2 | 2 | 0 | 0 | 0 | | | | | | | | | |
| 15 Cristian Guzman, S (1.6) OBP: 0.091, SLG: 0.091 | 2-0 G6-3 | | 3-3 K | | | 2-1 F8 | 0-1 G5-3 | | | 4 | 0 | 0 | 0 | 0 | 1 | 1 | | | | | | | | | |
| 11 Ryan Zimmerman, R (1.5) OBP: 0.322, SLG: 0.358 | 1-2 1B | | 1-2 1B | | | 1-1 F7 | | 0-0 F7 | | 4 | 0 | 2 | 0 | 0 | 0 | 0 | | | | | | | | | |
| Ryan Church, L (1.7) OBP: 0.391, SLG: 0.464 | 1-2 F9 | | 0-1 L4 | | | 4-0 BB | | 4-2 25 FC5-4 BB | | 2 | 0 | 0 | 0 | 2 | 0 | 2 | | | | | | | | | |
| 25 Austin Kearns, R (1.9) OBP: 0.343, SLG: 0.441 | 0-1 G1-3 | | | 2-3 K | | 0-0 G4-3 | | 1-2 FC5-4 FC4-6 | | 4 | 0 | 0 | 0 | 0 | 1 | 3 | | | | | | | | | |
| Brian Schneider, L (1.2) OBP: 0.316, SLG: 0.299 | | 2-2 G4-3 13 BB 1B | | 1-0 F7 | | | 0-0 SH2-4 5 SF9 1B | 1-2 FC4-6 | | 4 | 1 | 2 | 0 | 0 | 0 | 1 | | | | | | | | | |
| 13 Robert Fick, L (1.3) OBP: 0.333, SLG: 0.258 | | 4-1 G4-3 BB | | 0-2 1B | | | 1-1 SH2-4 HBP | 2-1 F9 WP 2B | | 2 | 2 | 2 | 0 | 1 | 0 | 0 | | | | | | | | | |
| Nook Logan, S (1.8) OBP: 0.167, SLG: 0.167 | | 1-2 G4-3 | | | 1-3 K | | 1-1 SH2-4 | 0-0 F9 | | 2 | 0 | 0 | 0 | 0 | 1 | 2 | | | | | | | | | |
| Tony Batista, R (9, PH) | | 1-2 2-3 | | | | | 1-2 2-3 | 2-3 F9 | | 1 | 0 | 0 | 0 | 0 | 0 | 1 | | | | | | | | | |
| 50 Jason Simontacchi, R (1.1) 5 Kory Casto, L (7, PH) 34 Ray King, L (7, 1) Winston Abreu, R (7, 1) 59 Micah Bowie, L (8, 1) Ryan Langerhans, L (8, 9) | | 0-0 G6-3 | | | 0-2 G5-3 | | 0-0 SF9 | 3-3 K | | 2 | 0 | 0 | 0 | 0 | 0 | 1 | | | | | | | | | |
| Inning Stats | R: 1 E: 0 K: 0 S: 12 | H: 2 LOB: 1 BB: 0 P: 18 | R: 0 E: 0 K: 0 S: 9 | H: 1 LOB: 1 BB: 1 P: 16 | R: 0 E: 0 K: 1 S: 10 | H: 1 LOB: 1 BB: 0 P: 14 | R: 0 E: 0 K: 1 S: 8 | H: 0 LOB: 0 BB: 0 P: 11 | R: 0 E: 0 K: 0 S: 12 | H: 0 LOB: 0 BB: 0 P: 13 | R: 0 E: 0 K: 0 S: 5 | H: 0 LOB: 1 BB: 1 P: 12 | R: 2 E: 0 K: 0 S: 10 | H: 2 LOB: 1 BB: 0 P: 14 | R: 0 E: 0 K: 0 S: 9 | H: 0 LOB: 1 BB: 1 P: 15 | R: 1 E: 0 K: 1 S: 7 | H: 1 LOB: 0 BB: 0 P: 13 | 1B: 5 2B: 2 3B: 0 HR: 1 | SF: 1 SAC: 1 DP: 1 HBP: 1 | WP: 1 PB: 0 SB: 0 CS: 0 | PA: 37 | | | |
| PITCHER | IP | WLS | BF | H | R | ER | SO | BB | IBB | HBP | BLK | WP | HR | S | P | ERA | WHIP | | | | | | | | |
| 31 Dave Bush, R (1.1) ERA: 5.73 | 6.2 | W | 28 | 7 | 3 | 3 | 3 | 2 | 0 | 1 | 0 | 0 | 1 | 64 | 96 | 4.05 | 1.350 | | | | | | | | |
| Matt Wise, R (7, 1) ERA: 3.86 | 0.1 | H | 1 | 0 | 0 | 0 | 0 | 0 | 0 | 0 | 0 | 0 | 0 | 2 | 2 | 0.00 | 0.000 | | | | | | | | |
| Derrick Turnbow, R (8, 1) ERA: 1.88 | 1.0 | H | 4 | 0 | 0 | 0 | 0 | 1 | 0 | 0 | 0 | 0 | 0 | 9 | 15 | 0.00 | 1.000 | | | | | | | | |
| Francisco Cordero, R (9, 1) ERA: 0.57 | 1.0 | S | 4 | 1 | 1 | 1 | 1 | 0 | 0 | 0 | 0 | 1 | 0 | 7 | 13 | 9.00 | 1.000 | | | | | | | | |

Washington Nationals @ Milwaukee Brewers
Miller Park, Milwaukee, WI
Tue May 08 2007, 7:05 PM CDT
Att: 19,398 - Partly Cloudy - 73 F

| | |
|-----|----|
| AB | 31 |
| R | 4 |
| H | 8 |
| RBI | 3 |
| BB | 3 |
| SO | 4 |
| LOB | 12 |



| Batter | 1 | 2 | 3 | 4 | 5 | 6 | 7 | 8 | 9 | AB | R | H | RBI | BB | SO | LOB | BOTTOM | | | | | | | | |
|---|------------------------------|----------------------------------|-------------------------------|----------------------------------|------------------------------|----------------------------------|------------------------------|----------------------------------|------------------------------|---------------------------------|-------------------------------|----------------------------------|------------------------------|---------------------------------|-------------------------------|----------------------------------|----------------------------------|------------------------------------|----------------------------------|--------|--|--|--|--|--|
| 23 Rickie Weeks Jr., R (1.4) OBP: 0.352, SLG: 0.471 | 1-3 K | | 4-1 28 CS BB | | | 0-1 7 2B 28 HR 1B | 0-3 K | | | 3 | 1 | 1 | 0 | 1 | 2 | 1 | | | | | | | | | |
| 7 J.J. Hardy, R (1.6) OBP: 0.395, SLG: 0.622 | 2-2 P4 | | 2-2 P4 | | | 1 SAFE 0-1 28 HR 2B | | 0-0 HR | | 4 | 2 | 2 | 1 | 0 | 0 | 1 | | | | | | | | | |
| 28 Prince Fielder, L (1.3) OBP: 0.372, SLG: 0.574 | 2-0 F8 | | 1-2 CS | 0-0 L3 | | 1-2 2H 3H HR | | 2-2 P6 | | 4 | 1 | 1 | 3 | 0 | 0 | 0 | | | | | | | | | |
| 2 Bill Hall, R (1.8) OBP: 0.346, SLG: 0.448 | | 0-0 2B 1B | | 3-1 F7 | | 0-2 G6-3 | | 0-3 K | | 4 | 1 | 1 | 0 | 0 | 1 | 0 | | | | | | | | | |
| Johnny Estrada, S (1.2) OBP: 0.340, SLG: 0.490 | | 1-2 HBP 1-H 2B | | 1-1 1B | | 1-2 F8 | | 1-1 HR | | 4 | 1 | 3 | 2 | 0 | 0 | 0 | | | | | | | | | |
| Geoff Jenkins, L (1.7) OBP: 0.383, SLG: 0.598 | | 3-2 2-3 HBP | | 0-0 F8 | | 1-1 L3 | | 3-3 K | | 3 | 0 | 0 | 0 | 0 | 1 | 1 | | | | | | | | | |
| 18 Gabe Gross, L (1.9) OBP: 0.375, SLG: 0.367 | | 3-2 F8 | | | 0-0 G5-3 | | | 0-0 2B | | 2 | 0 | 0 | 0 | 0 | 0 | 1 | | | | | | | | | |
| Kevin Mench, R (7, PH) (8, 9) | | | | | | | | | | 1 | 0 | 1 | 0 | 0 | 0 | 0 | | | | | | | | | |
| Craig Counsell, L (1.5) OBP: 0.286, SLG: 0.295 | | 2-0 L9 | | | 2-1 F7 | | | 0-0 F8 | | 3 | 0 | 0 | 0 | 0 | 0 | 2 | | | | | | | | | |
| 31 Dave Bush, R (1.1) OBP: 0.287, SLG: 0.357 | | | | | 0-0 G1-3 | | | 0-1 L8 | | 2 | 0 | 0 | 0 | 0 | 1 | 0 | | | | | | | | | |
| Matt Wise, R (7, 1) | | | | | | | | | | 0 | 0 | 0 | 0 | 0 | 0 | 0 | | | | | | | | | |
| 9 Tony Graffanino, R (7, PH) OBP: 0.391, SLG: 0.280 | | | | | | | | | | 1 | 0 | 0 | 0 | 0 | 0 | 1 | | | | | | | | | |
| Derrick Turnbow, R (8, 1) | | | | | | | | | | 0 | 0 | 0 | 0 | 0 | 0 | 0 | | | | | | | | | |
| Francisco Cordero, R (9, 1) | | | | | | | | | | 0 | 0 | 0 | 0 | 0 | 0 | 0 | | | | | | | | | |
| Inning Stats | R: 0 E: 0 K: 1 S: 7 | H: 0 LOB: 0 BB: 0 P: 12 | R: 1 E: 0 K: 0 S: 13 | H: 2 LOB: 1 BB: 0 P: 22 | R: 0 E: 0 K: 0 S: 7 | H: 0 LOB: 0 BB: 1 P: 14 | R: 0 E: 0 K: 0 S: 6 | H: 1 LOB: 1 BB: 0 P: 10 | R: 0 E: 0 K: 1 S: 6 | H: 0 LOB: 0 BB: 0 P: 8 | R: 3 E: 0 K: 0 S: 15 | H: 3 LOB: 0 BB: 0 P: 18 | R: 0 E: 0 K: 1 S: 7 | H: 1 LOB: 1 BB: 0 P: 7 | R: 2 E: 0 K: 2 S: 12 | H: 2 LOB: 0 BB: 0 P: 18 | 1B: 3 2B: 3 3B: 0 HR: 3 | SF: 0 SAC: 0 DP: 0 HBP: 1 | WP: 0 PB: 0 SB: 0 CS: 1 | PA: 34 | | | | | |
| PITCHER | IP | WLS | BF | H | R | ER | SO | BB | IBB | HBP | BLK | WP | HR | S | P | ERA | WHIP | | | | | | | | |
| 50 Jason Simontacchi, R (1.1) ERA: 6.0 | 6.0 | L | 24 | 6 | 4 | 4 | 2 | 1 | 0 | 1 | 0 | 0 | 1 | 54 | 84 | 6.00 | 1.167 | | | | | | | | |
| 34 Ray King, L (7, 1) ERA: 9.9 | 0.1 | | 2 | 1 | 0 | 0 | 0 | 0 | 0 | 0 | 0 | 0 | 0 | 2 | 2 | 0.00 | 3.000 | | | | | | | | |
| Winston Abreu, R (7, 1) ERA: 13.5 | 0.2 | | 3 | 1 | 1 | 1 | 1 | 0 | 0 | 0 | 0 | 0 | 1 | 6 | 6 | 13.50 | 1.500 | | | | | | | | |
| 59 Micah Bowie, L (8, 1) ERA: 3.6 | 1.0 | | 4 | 1 | 1 | 1 | 2 | 0 | 0 | 0 | 0 | 0 | 1 | 11 | 17 | 9.00 | 1.000 | | | | | | | | |

Washington Nationals @ Milwaukee Brewers
Miller Park, Milwaukee, WI
Tue May 08 2007, 7:05 PM CDT
Att: 19,398 - Partly Cloudy - 73 F

| | |
|-----|----|
| AB | 31 |
| R | 6 |
| H | 9 |
| RBI | 6 |
| BB | 1 |
| SO | 5 |
| LOB | 7 |



| Batter | 1 | 2 | 3 | 4 | 5 | 6 | 7 | 8 | 9 | AB | R | H | RBI | BB | SO | LOB | TOP | | | | | | | | |
|--|-------------------------------|----------------------------------|------------------------------|---------------------------------|-------------------------------|----------------------------------|------------------------------|---------------------------------|------------------------------|----------------------------------|------------------------------|----------------------------------|------------------------------|----------------------------------|-------------------------------|----------------------------------|------------------------------|----------------------------------|----------------------------------|------------------------------------|----------------------------------|--------|--|--|--|
| 23 Rickie Weeks Jr. R (1.4) OBP: 0.344, SLG: 0.443 | 4-2 BB | | 1-3 K | | | 1-1 G6-3 | | 2-1 P6 | | 3 | 0 | 0 | 0 | 1 | 1 | 2 | | | | | | | | | |
| 7 J.J. Hardy R (1.6) OBP: 0.376, SLG: 0.616 | 2-1 F9 | | 0-1 F8 | | | 2-1 G5-3 | | 1-3 K | | 4 | 0 | 0 | 0 | 0 | 1 | 3 | | | | | | | | | |
| 28 Prince Fielder L (1.3) OBP: 0.373, SLG: 0.583 | 1-0 L8 | | | 3-2 F8 | | 1-1 F8 | | | 1-0 F8 | 4 | 0 | 0 | 0 | 0 | 0 | 1 | | | | | | | | | |
| 2 Bill Hall R (1.8) OBP: 0.347, SLG: 0.462 | 1-2 K | | | 1-0 L7 | | | 2-3 K | | 0-1 HR | 4 | 1 | 1 | 1 | 0 | 2 | 1 | | | | | | | | | |
| Johnny Estrada S (1.2) OBP: 0.328, SLG: 0.461 | | 0-2 F9 | | 0-0 L9 | | | 1-1 F8 | | 2-2 HR | 4 | 0 | 1 | 0 | 0 | 0 | 0 | | | | | | | | | |
| Kevin Mench R (1.7) OBP: 0.287, SLG: 0.424 | | 0-0 F7 | | | 1-1 P6 | | 1-0 E5 1 WP | | 0-0 P4 | 4 | 0 | 0 | 0 | 0 | 0 | 1 | | | | | | | | | |
| 1 Corey Hart R (1.9) OBP: 0.310, SLG: 0.382 | | 1-0 F9 | | | 0-0 E6 | | 2-0 P6 | | 1-1 G4-3 | 4 | 0 | 0 | 0 | 0 | 0 | 2 | | | | | | | | | |
| 9 Tony Graffanino R (1.5) OBP: 0.297, SLG: 0.272 | | | 2-3 K | | 0-0 P5 | | | 1-2 F9 | | 3 | 0 | 0 | 0 | 0 | 1 | 1 | | | | | | | | | |
| 39 Chris Capuano L (1.1) OBP: 0.250, SLG: 0.200 | | | 0-1 K | | 3-3 K | | | 4-2 BB | | 1 | 0 | 1 | 0 | 0 | 0 | 0 | | | | | | | | | |
| 22 Tony Gwynn Jr. L (5. PH) OBP: 0.474, SLG: 0.445 | | | | | | | | | | 1 | 0 | 0 | 0 | 0 | 1 | 1 | | | | | | | | | |
| 12 Carlos Villanueva R (5.1) OBP: 0.354, SLG: 0.313 | | | | | | | | | | 0 | 0 | 0 | 0 | 0 | 0 | 0 | | | | | | | | | |
| Craig Counsell L (8. PH) OBP: 0.354, SLG: 0.313 | | | | | | | | | | 0 | 0 | 0 | 0 | 1 | 0 | 0 | | | | | | | | | |
| 45 Elmer Dessens R (8.1) OBP: 0.297, SLG: 0.272 | | | | | | | | | | 0 | 0 | 0 | 0 | 0 | 0 | 0 | | | | | | | | | |
| Inning Stats | R: 0 E: 0 K: 1 S: 12 | H: 0 LOB: 1 BB: 1 P: 20 | R: 0 E: 0 K: 0 S: 5 | H: 0 LOB: 0 BB: 0 P: 6 | R: 0 E: 0 K: 2 S: 10 | H: 1 LOB: 1 BB: 0 P: 13 | R: 0 E: 0 K: 0 S: 5 | H: 0 LOB: 0 BB: 0 P: 9 | R: 0 E: 1 K: 1 S: 9 | H: 0 LOB: 1 BB: 0 P: 13 | R: 0 E: 0 K: 0 S: 6 | H: 0 LOB: 0 BB: 0 P: 10 | R: 0 E: 0 K: 1 S: 8 | H: 0 LOB: 1 BB: 0 P: 14 | R: 0 E: 0 K: 1 S: 12 | H: 0 LOB: 1 BB: 0 P: 20 | R: 1 E: 0 K: 0 S: 9 | H: 2 LOB: 1 BB: 0 P: 13 | 1B: 2 2B: 0 3B: 0 HR: 1 | SF: 0 SAC: 0 DP: 0 HBP: 0 | WP: 1 PB: 0 SB: 0 CS: 0 | PA: 34 | | | |
| PITCHER | IP | WLS | BF | H | R | ER | SO | BB | IBB | HBP | BLK | WP | HR | S | P | ERA | WHIP | | | | | | | | |
| 46 Oliver Pérez, L (1.1) ERA: 3.0 | 8.1 | W | 31 | 2 | 1 | 1 | 6 | 2 | 0 | 0 | 0 | 1 | 1 | 70 | 109 | 1.08 | 0.480 | | | | | | | | |
| Aaron Heilman, R (9.1) ERA: 3.86 | 0.2 | | 3 | 1 | 0 | 0 | 0 | 0 | 0 | 0 | 0 | 0 | 0 | 6 | 9 | 0.00 | 1.500 | | | | | | | | |

Milwaukee Brewers @ New York Mets
Shea Stadium, Flushing, NY
Sun May 13 2007, 1:10 PM EDT
Att: 51,427 - Sunny - 63 F

AB 32
R 1
H 3
RBI 1
BB 2
SO 6
LOB 12



| Batter | 1 | 2 | 3 | 4 | 5 | 6 | 7 | 8 | 9 | AB | R | H | RBI | BB | SO | LOB | BOTTOM | | | | | | | | |
|---|-------------------------------|----------------------------------|-------------------------------|----------------------------------|------------------------------|---------------------------------|------------------------------|----------------------------------|-------------------------------|----------------------------------|-------------------------------|----------------------------------|------------------------------|----------------------------------|-------------------------------|----------------------------------|----------------------------------|------------------------------------|----------------------------------|--------|--|--|--|--|--|
| 7 José Reyes S (1.6) OBP: 0.415, SLG: 0.545 | 4-1 3 HR BB | 0-1 G5-3 | | 2-0 3 S 1B | | 0-1 L9 | | 0-0 3 1B 3B | | 4 | 2 | 2 | 1 | 1 | 0 | 2 | | | | | | | | | |
| 3 Damián Easley R (1.4) OBP: 0.356, SLG: 0.604 | 1-0 1-H HR | 1-2 15 BB 1B | | 3-3 1-2 K | | | 0-1 P5 | 2-0 15 HR 1B | | 5 | 2 | 3 | 4 | 0 | 1 | 1 | | | | | | | | | |
| 15 Carlos Beltrán S (1.8) OBP: 0.394, SLG: 0.583 | 1-1 F8 | 4-1 5 FC5-4 BB | | | 2-2 P2 | | 3-1 P5 | 1-1 1-H HR | | 4 | 1 | 1 | 2 | 1 | 0 | 0 | | | | | | | | | |
| 5 David Wright R (1.5) OBP: 0.358, SLG: 0.404 | 0-0 11 1B S | 1-0 FC5-4 1B | | | 1-0 S 2B | | 4-2 E S BB | 0-3 K | | 4 | 1 | 2 | 0 | 1 | 1 | 2 | | | | | | | | | |
| Julio Franco R (1.3) OBP: 0.360, SLG: 0.368 | 2-3 K | | 0-0 G6-3 | | 1-3 K | | 2-3 K | | 2-3 K | 4 | 0 | 0 | 0 | 0 | 3 | 3 | | | | | | | | | |
| 11 Ramon Castro R (1.2) OBP: 0.333, SLG: 0.500 | 3-1 2-H 1B | | 1-0 10 G1-6-3 1B | | 0-2 K | | | 2-0 L7 | | 4 | 0 | 2 | 1 | 0 | 1 | 1 | | | | | | | | | |
| 10 Endy Chavez L (1.7) OBP: 0.372, SLG: 0.500 | 1-1 G6-3 | | 3-1 G1-6-3 1B | | | 1-1 2B | | 3-1 G5-3 | | 4 | 0 | 1 | 0 | 0 | 0 | 2 | | | | | | | | | |
| 27 Carlos Gómez R (1.9) OBP: 0.500, SLG: 0.750 | | 1-1 46 G1-3 3 1B 2B | | 1-1 F8 | | 0-3 K | | 1-1 46 S 1B | | 4 | 2 | 2 | 0 | 0 | 1 | 1 | | | | | | | | | |
| 46 Oliver Pérez, L (1.1) Aaron Heilman, R (9.1) | 0-2 G1-3 2-3 | | 0-0 B1-3 | | 1-3 K | | | 0-2 7 3B 1B | | 4 | 1 | 1 | 1 | 0 | 1 | 2 | | | | | | | | | |
| Inning Stats | R: 3 E: 0 K: 1 S: 12 | H: 3 LOB: 1 BB: 1 P: 24 | R: 1 E: 0 K: 0 S: 13 | H: 2 LOB: 2 BB: 1 P: 20 | R: 0 E: 0 K: 0 S: 4 | H: 1 LOB: 0 BB: 0 P: 8 | R: 0 E: 0 K: 1 S: 7 | H: 1 LOB: 1 BB: 0 P: 13 | R: 0 E: 0 K: 2 S: 10 | H: 1 LOB: 1 BB: 0 P: 14 | R: 0 E: 0 K: 2 S: 10 | H: 1 LOB: 1 BB: 0 P: 12 | R: 0 E: 0 K: 1 S: 9 | H: 0 LOB: 1 BB: 1 P: 18 | R: 5 E: 0 K: 1 S: 16 | H: 5 LOB: 0 BB: 0 P: 25 | 1B: 8 2B: 3 3B: 1 HR: 2 | SF: 0 SAC: 0 DP: 1 HBP: 0 | WP: 0 PB: 0 SB: 0 CS: 0 | PA: 40 | | | | | |
| PITCHER | IP | WLS | BF | H | R | ER | SO | BB | IBB | HBP | BLK | WP | HR | S | P | ERA | WHIP | | | | | | | | |
| 39 Chris Capuano, L (1.1) ERA: 2.93 | 4.0 | L | 20 | 7 | 4 | 4 | 2 | 2 | 0 | 0 | 0 | 0 | 1 | 36 | 65 | 9.00 | 2.250 | | | | | | | | |
| 12 Carlos Villanueva R (5.1) ERA: 2.59 | 3.0 | | 12 | 2 | 0 | 0 | 5 | 1 | 0 | 0 | 0 | 0 | 0 | 29 | 44 | 0.00 | 1.000 | | | | | | | | |
| 45 Elmer Dessens R (8.1) ERA: 7.62 | 1.0 | | 8 | 5 | 5 | 5 | 1 | 0 | 0 | 0 | 0 | 0 | 1 | 16 | 25 | 45.00 | 5.000 | | | | | | | | |

Milwaukee Brewers @ New York Mets
Shea Stadium, Flushing, NY
Sun May 13 2007, 1:10 PM EDT
Att: 51,427 - Sunny - 63 F

AB 37
R 9
H 14
RBI 9
BB 3
SO 8
LOB 14



| Batter | 1 | 2 | 3 | 4 | 5 | 6 | 7 | 8 | 9 | AB | R | H | RBI | BB | SO | LOB | TOP | | | | |
|---|---|----------------------------------|------------------------------|----------------------------------|------------------------------|----------------------------------|------------------------------|----------------------------------|-------------------------------|----------------------------------|------------------------------|----------------------------------|-------------------------------|----------------------------------|------------------------------|---------------------------------|-------------------------------|----------------------------------|----------------------------------|------------------------------------|-----------------|
| 23 Rickie Weeks Jr. R OBP: 0.376, SLG: 0.452 | | | | | | | | | | 4 | 2 | 2 | 0 | 1 | 1 | 0 | | | | | |
| 7 J.J. Hardy R OBP: 0.376, SLG: 0.628 | | | | | | | | | | 5 | 2 | 2 | 3 | 0 | 0 | 1 | | | | | |
| 28 Prince Fielder L OBP: 0.374, SLG: 0.584 | | | | | | | | | | 5 | 0 | 2 | 1 | 0 | 0 | 0 | | | | | |
| 2 Bill Hall R OBP: 0.351, SLG: 0.474 | | | | | | | | | | 3 | 0 | 2 | 1 | 0 | 0 | 1 | | | | | |
| Johnny Estrada S OBP: 0.325, SLG: 0.479 | | | | | | | | | | 4 | 1 | 1 | 1 | 0 | 0 | 3 | | | | | |
| Kevin Mench R OBP: 0.276, SLG: 0.408 | | | | | | | | | | 4 | 0 | 0 | 0 | 0 | 0 | 2 | | | | | |
| 1 Corey Hart R OBP: 0.330, SLG: 0.405 | | | | | | | | | | 3 | 0 | 2 | 0 | 1 | 0 | 0 | | | | | |
| 9 Tony Graffanino R OBP: 0.287, SLG: 0.282 Matt Wise R OBP: 0.348, SLG: 0.334 18 Gabe Gross L OBP: 0.348, SLG: 0.334 Brian Shouse L OBP: 0.348, SLG: 0.334 Derrick Turnbow R OBP: 0.348, SLG: 0.334 50 Chris Spurling R OBP: 0.348, SLG: 0.334 | | | | | | | | | | 3 | 1 | 0 | 0 | 0 | 0 | 3 | | | | | |
| 31 Dave Bush R OBP: 0.250, SLG: 0.333 Craig Counsell L OBP: 0.357, SLG: 0.333 | | | | | | | | | | 1 | 0 | 0 | 0 | 0 | 0 | 0 | | | | | |
| 2 | | | | | | | | | | 1B: 5 | SF: 1 | 2B: 6 | SAC: 1 | 3B: 0 | DP: 1 | HR: 2 | HBP: 0 | WP: 0 | PA: 39 | | |
| Inning Stats | R: 0 E: 0 K: 1 S: 12 | H: 1 LOB: 1 BB: 0 P: 21 | R: 1 E: 0 K: 0 S: 9 | H: 1 LOB: 0 BB: 0 P: 13 | R: 0 E: 0 K: 0 S: 7 | H: 1 LOB: 0 BB: 0 P: 12 | R: 0 E: 0 K: 0 S: 9 | H: 1 LOB: 0 BB: 0 P: 14 | R: 3 E: 0 K: 0 S: 10 | H: 2 LOB: 0 BB: 1 P: 17 | R: 0 E: 0 K: 0 S: 9 | H: 1 LOB: 2 BB: 1 P: 16 | R: 2 E: 0 K: 0 S: 14 | H: 4 LOB: 1 BB: 0 P: 25 | R: 0 E: 0 K: 0 S: 7 | H: 1 LOB: 1 BB: 0 P: 8 | R: 0 E: 0 K: 0 S: 10 | H: 0 LOB: 0 BB: 0 P: 14 | 1B: 5 2B: 6 3B: 0 HR: 2 | SF: 1 SAC: 1 DP: 1 HBP: 0 | WP: 0 PA: 39 |
| PITCHER | IP WLS BF H R ER SO BB IBB HBP BLK WP HR S P ERA WHIP | | | | | | | | | | | | | | | | | | | | |
| Jamie Moyer L ERA: 3.48 | (1, 1) 6.1 28 9 5 5 1 2 0 0 0 0 0 2 60 100 7.11 1.737 | | | | | | | | | | | | | | | | | | | | |
| Geoff Geary R ERA: 3.79 | (7, 1) 0.2 4 2 1 1 0 0 0 0 0 0 0 0 10 18 13.50 3.000 | | | | | | | | | | | | | | | | | | | | |
| Clay Condrey R ERA: 1.59 | (8, 1) 1.0 W 4 1 0 0 0 0 0 0 0 0 0 0 7 8 0.00 1.000 | | | | | | | | | | | | | | | | | | | | |
| 39 Brett Myers R ERA: 4.99 | (9, 1) 1.0 S 3 0 0 0 0 0 0 0 0 0 0 0 0 10 14 0.00 0.000 | | | | | | | | | | | | | | | | | | | | |

Milwaukee Brewers @ Philadelphia Phillies
 Citizens Bank Park, Philadelphia, PA
 Mon May 14 2007, 7:05 PM EDT
 Att: 29,183 - Partly Cloudy - 67 F

AB 35
 R 6
 H 12
 RBI 6
 BB 2
 SO 1
 LOB 12

| Batter | 1 | 2 | 3 | 4 | 5 | 6 | 7 | 8 | 9 | AB | R | H | RBI | BB | SO | LOB | BOTTOM | | | |
|---|--|---------------------------------|------------------------------|----------------------------------|------------------------------|---------------------------------|-------------------------------|----------------------------------|-------------------------------|----------------------------------|-------------------------------|----------------------------------|-------------------------------|----------------------------------|------------------------------|---------------------------------|-----------------------------------|------------------------------------|-----------------|--|
| Aaron Rowand R OBP: 0.427, SLG: 0.521 | | | | | | | | | | 4 | 1 | 2 | 1 | 0 | 0 | 0 | | | | |
| 8 Shane Victorino S OBP: 0.380, SLG: 0.376 | | | | | | | | | | 5 | 1 | 1 | 0 | 0 | 1 | 3 | | | | |
| 11 Jimmy Rollins S OBP: 0.339, SLG: 0.536 | | | | | | | | | | 3 | 1 | 1 | 0 | 1 | 0 | 0 | | | | |
| 26 Chase Utley L OBP: 0.401, SLG: 0.577 | | | | | | | | | | 3 | 2 | 2 | 2 | 0 | 0 | 2 | | | | |
| Pat Burrell R OBP: 0.417, SLG: 0.423 9 Michael Bourn L OBP: 0.364, SLG: 0.368 | | | | | | | | | | 4 | 1 | 1 | 2 | 0 | 1 | 4 | | | | |
| 19 Greg Dobbs L OBP: 0.367, SLG: 0.500 | | | | | | | | | | 4 | 1 | 2 | 0 | 0 | 0 | 1 | | | | |
| Abraham Nunez S OBP: 0.338, SLG: 0.388 | | | | | | | | | | 4 | 1 | 1 | 0 | 0 | 2 | 2 | | | | |
| 51 Carlos Ruiz R OBP: 0.330, SLG: 0.440 | | | | | | | | | | 4 | 0 | 1 | 1 | 0 | 0 | 2 | | | | |
| Jamie Moyer L ERA: 3.48 Geoff Geary R ERA: 3.79 27 Chris Coste R ERA: 4.82 Clay Condrey R ERA: 1.59 Wes Helms R ERA: 3.84 39 Brett Myers R ERA: 4.99 | | | | | | | | | | 2 | 0 | 0 | 0 | 0 | 1 | 0 | | | | |
| Inning Stats | R: 0 E: 0 K: 0 S: 6 | H: 0 LOB: 0 BB: 0 P: 8 | R: 0 E: 0 K: 1 S: 9 | H: 0 LOB: 1 BB: 0 P: 17 | R: 0 E: 0 K: 1 S: 6 | H: 0 LOB: 0 BB: 0 P: 9 | R: 2 E: 0 K: 0 S: 13 | H: 2 LOB: 0 BB: 0 P: 16 | R: 0 E: 0 K: 2 S: 13 | H: 2 LOB: 2 BB: 0 P: 18 | R: 0 E: 0 K: 0 S: 17 | H: 2 LOB: 1 BB: 0 P: 24 | R: 6 E: 0 K: 0 S: 21 | H: 6 LOB: 2 BB: 1 P: 30 | R: 0 E: 0 K: 0 S: 7 | H: 1 LOB: 1 BB: 0 P: 8 | 1B: 10 2B: 1 3B: 0 HR: 1 | SF: 1 SAC: 0 DP: 1 HBP: 1 | WP: 1 PA: 38 | |
| PITCHER | IP WLS BF H R ER SO BB IBB HBP BLK WP HR S P ERA WHIP | | | | | | | | | | | | | | | | | | | |
| 31 Dave Bush R ERA: 5.47 | (1, 1) 5.1 21 4 2 2 2 4 0 0 0 0 0 0 47 70 3.38 0.750 | | | | | | | | | | | | | | | | | | | |
| Matt Wise R ERA: 3.24 | (6, 1) 1.2 H 6 2 0 0 1 0 0 0 0 0 0 0 23 32 0.00 1.200 | | | | | | | | | | | | | | | | | | | |
| Brian Shouse L ERA: 4.82 | (8, 1) 0.0 2 2 2 2 0 0 0 0 0 0 0 0 3 4 ∞ ∞ | | | | | | | | | | | | | | | | | | | |
| Derrick Turnbow R ERA: 3.84 | (8, 1) 0.2 L 8 4 4 4 0 1 0 0 0 0 1 0 16 24 54.00 7.500 | | | | | | | | | | | | | | | | | | | |
| 50 Chris Spurling R ERA: 3.12 | (8, 1) 0.1 1 0 0 0 0 0 0 0 0 0 0 0 2 2 0.00 0.000 | | | | | | | | | | | | | | | | | | | |

Milwaukee Brewers @ Philadelphia Phillies
 Citizens Bank Park, Philadelphia, PA
 Mon May 14 2007, 7:05 PM EDT
 Att: 29,183 - Partly Cloudy - 67 F

AB 35
 R 8
 H 12
 RBI 7
 BB 1
 SO 5
 LOB 15

| Batter | 1 | 2 | 3 | 4 | 5 | 6 | 7 | 8 | 9 | AB | R | H | RBI | BB | SO | LOB | TOP | | | |
|--|---|----------------------------------|-------------------------------|--|------------------------------|---------------------------------|------------------------------|----------------------------------|------------------------------|---------------------------------|------------------------------|----------------------------------|-------------------------------|----------------------------------|-------------------------------|----------------------------------|----------------------------------|------------------------------------|-------------------------|--------|
| 23 Rickie Weeks Jr. R OBP: 0.344, SLG: 0.439 | 1-3 K | 0-3 K | | | 3-3 K | | | 0-0 F8 | | 4 | 0 | 0 | 0 | 0 | 3 | 1 | | | | |
| 7 J.J. Hardy R OBP: 0.374, SLG: 0.619 | 2-0 28 HBP 1B | | 1-1 L8 | | 2-1 G6-3 | | | 1-2 G5-3 | | 4 | 0 | 1 | 0 | 0 | 0 | 0 | | | | |
| 28 Prince Fielder L OBP: 0.377, SLG: 0.599 | 1-0 1-2 HBP | | 0-3 K | | 0-1 G6-3 | | | 3-2 HR | | 3 | 1 | 1 | 1 | 0 | 1 | 0 | | | | |
| 2 Bill Hall R OBP: 0.342, SLG: 0.460 Derrick Turnbow R | 1-1 P3 | | 1-1 P4 | | 0-0 L9 | | | 1-3 K | | 4 | 0 | 0 | 0 | 0 | 1 | 2 | | | | |
| Johnny Estrada S OBP: 0.323, SLG: 0.496 | 0-1 L8 | | | 1-0 L7 | | | | 0-1 L8 | | 4 | 1 | 1 | 1 | 0 | 0 | 2 | | | | |
| Geoff Jenkins L OBP: 0.360, SLG: 0.592 | | 0-1 G5-3 | | 0-3 K | | | | 0-2 G3 | | 4 | 0 | 0 | 0 | 0 | 2 | 0 | | | | |
| 22 Tony Gwynn Jr. L OBP: 0.500, SLG: 0.500 | | 1-1 B1 | | 2-1 BB 1B | | | | 3-2 G3-6-3 1B | | 3 | 0 | 2 | 0 | 1 | 0 | 0 | | | | |
| Craig Counsell L OBP: 0.364, SLG: 0.324 | | 4-2 46 S BB | | 4-1 SAFE SAFE SAFE 1-2 BB | | | | 1-1 G3-6-3 1-2 | | 2 | 1 | 0 | 0 | 2 | 0 | 2 | | | | |
| 46 Claudio Vargas R OBP: 0.182, SLG: 0.273 1 Corey Hart R OBP: 0.326, SLG: 0.400 50 Chris Spurling R OBP: 0.340, SLG: 0.306 | 2-0 E9 | | 0-1 G4-3 | | 2-2 G6-3 | | | 2-1 G4-3 | | 2 | 0 | 0 | 0 | 0 | 0 | 2 | | | | |
| 18 Gabe Gross L OBP: 0.340, SLG: 0.306 | 1-1 H | | | | | | | | | 1 | 0 | 0 | 0 | 0 | 0 | 1 | | | | |
| Inning Stats | R: 0 E: 0 K: 1 S: 9 | H: 1 LOB: 2 BB: 0 P: 14 | R: 1 E: 1 K: 1 S: 10 | H: 0 LOB: 1 BB: 1 P: 17 | R: 0 E: 0 K: 1 S: 7 | H: 0 LOB: 0 BB: 0 P: 9 | R: 0 E: 0 K: 1 S: 9 | H: 1 LOB: 2 BB: 1 P: 16 | R: 0 E: 0 K: 0 S: 6 | H: 0 LOB: 0 BB: 0 P: 6 | R: 0 E: 0 K: 0 S: 8 | H: 1 LOB: 0 BB: 0 P: 14 | R: 1 E: 0 K: 1 S: 10 | H: 1 LOB: 0 BB: 1 P: 15 | R: 1 E: 0 K: 1 S: 10 | H: 1 LOB: 1 BB: 1 P: 20 | 1B: 3 2B: 3 3B: 0 HR: 2 | SF: 0 SAC: 0 DP: 1 HBP: 1 | WP: 0 PB: 0 CS: 2 | PA: 36 |
| PITCHER | IP WLS BF H R ER SO BB IBB HBP BLK WP HR S P ERA WHIP | | | | | | | | | | | | | | | | | | | |
| 23 Adam Eaton R ERA: 6.42 | (1, 1) 7.2 30 4 2 1 5 2 0 1 0 0 1 63 99 1.17 0.783 | | | | | | | | | | | | | | | | | | | |
| 39 Brett Myers R ERA: 5.06 | (8, 1) 1.1 W 6 1 1 1 2 1 0 0 0 0 1 13 24 6.75 1.500 | | | | | | | | | | | | | | | | | | | |

Milwaukee Brewers @ Philadelphia Phillies
Citizens Bank Park, Philadelphia, PA
Tue May 15 2007, 7:05 PM EDT
Att: 41,258 - Partly Cloudy - 80 F

AB 32
R 3
H 5
RBI 2
BB 3
SO 7
LOB 10



| Batter | 1 | 2 | 3 | 4 | 5 | 6 | 7 | 8 | 9 | AB | R | H | RBI | BB | SO | LOB | BOTTOM | | | | | |
|--|---|----------------------------------|------------------------------|----------------------------------|------------------------------|----------------------------------|------------------------------|----------------------------------|-------------------------------|----------------------------------|-------------------------------|----------------------------------|-------------------------------|----------------------------------|-------------------------------|----------------------------------|------------------------------|----------------------------------|----------------------------------|------------------------------------|-------------------------|--------|
| Aaron Rowand R OBP: 0.423, SLG: 0.510 | 4-2 8 2B 11 SF9 BB | | 0-1 G3 | | 2-1 G6-4-3 1-2 | | | 1-1 G6-3 | | 3 | 1 | 0 | 0 | 1 | 0 | 2 | | | | | | |
| 8 Shane Victorino S OBP: 0.394, SLG: 0.386 | 1-0 11 SF9 26 F7-2 2B | | 3-2 G4-3 | | | | 0-1 F8 | 1-0 11 1B 26 FC4-2 1B | | 4 | 0 | 2 | 0 | 0 | 0 | 0 | | | | | | |
| 11 Jimmy Rollins S OBP: 0.342, SLG: 0.538 | 0-0 SF9 | | | 3-2 F7 | | | 3-2 26 1B G1-4-3 1B | 2-0 26 FC4-2 26 S 1B | | 3 | 1 | 2 | 1 | 0 | 0 | 0 | | | | | | |
| 26 Chase Utley L OBP: 0.398, SLG: 0.569 | 2-3 3-H F7-2 | | | 1-1 G6-3 | | | 0-0 G1-4-3 1B | 2-2 FC4-2 | | 4 | 0 | 1 | 0 | 0 | 0 | 3 | | | | | | |
| Pat Burrell R OBP: 0.405, SLG: 0.409 9 Michael Bourn L OBP: 0.364, SLG: 0.368 | 3-H | | 0-0 F9 | | 3-1 F7 | | 3-2 G1-4-3 | 1-3 3-H 2-1 P3 | | 4 | 0 | 0 | 1 | 0 | 0 | 3 | | | | | | |
| 19 Greg Dobbs L OBP: 0.358, SLG: 0.542 | | 1-0 F7 | | | 1-1 HR | | 1-2 3-H 2-2 F7 | 1-0 G3 | | 4 | 1 | 1 | 1 | 0 | 0 | 1 | | | | | | |
| Abraham Nunez S OBP: 0.347, SLG: 0.408 | | 1-1 1B | | | 0-0 51 1B 2B | | | 1-3 K | | 4 | 0 | 2 | 0 | 0 | 2 | 0 | | | | | | |
| 51 Carlos Ruiz R OBP: 0.337, SLG: 0.474 | | 0-2 G4-3 | | | 1-2 G6-4-3 1B | | | 1-3 K | | 4 | 1 | 2 | 1 | 0 | 1 | 1 | | | | | | |
| 23 Adam Eaton R OBP: 0.143, SLG: 0.190 39 Brett Myers R | | | 2-3 K | | 0-3 K | | | 2-3 K | | 3 | 0 | 0 | 0 | 0 | 3 | 2 | | | | | | |
| Inning Stats | R: 1 E: 0 K: 0 S: 6 | H: 1 LOB: 0 BB: 1 P: 12 | R: 0 E: 0 K: 0 S: 8 | H: 1 LOB: 0 BB: 0 P: 10 | R: 0 E: 0 K: 1 S: 8 | H: 0 LOB: 0 BB: 0 P: 13 | R: 0 E: 0 K: 0 S: 8 | H: 0 LOB: 0 BB: 0 P: 15 | R: 1 E: 0 K: 1 S: 11 | H: 3 LOB: 1 BB: 0 P: 15 | R: 1 E: 0 K: 0 S: 17 | H: 2 LOB: 1 BB: 0 P: 25 | R: 0 E: 0 K: 3 S: 11 | H: 0 LOB: 0 BB: 0 P: 15 | R: 0 E: 0 K: 0 S: 10 | H: 2 LOB: 2 BB: 0 P: 18 | R: 1 E: 0 K: 1 S: 6 | H: 1 LOB: 0 BB: 0 P: 10 | 1B: 6 2B: 3 3B: 0 HR: 2 | SF: 1 SAC: 0 DP: 2 HBP: 0 | WP: 0 PB: 0 CS: 0 | PA: 35 |
| PITCHER | IP WLS BF H R ER SO BB IBB HBP BLK WP HR S P ERA WHIP | | | | | | | | | | | | | | | | | | | | | |
| 46 Claudio Vargas R ERA: 2.93 | (1, 1) 6.0 24 7 3 3 2 1 0 0 0 0 0 1 58 90 4.50 1.333 | | | | | | | | | | | | | | | | | | | | | |
| 50 Chris Spurling R ERA: 2.7 | (7, 1) 1.1 6 2 0 0 3 0 0 0 0 0 0 0 15 23 0.00 1.500 | | | | | | | | | | | | | | | | | | | | | |
| Brian Shouse L ERA: 4.66 | (8, 1) 0.1 1 0 0 0 0 0 0 0 0 0 0 0 4 6 0.00 0.000 | | | | | | | | | | | | | | | | | | | | | |
| Derrick Turnbow R ERA: 4.24 | (8, 1) 1.0 L 4 1 1 1 1 0 0 0 0 0 0 1 8 14 9.00 1.000 | | | | | | | | | | | | | | | | | | | | | |

Milwaukee Brewers @ Philadelphia Phillies
Citizens Bank Park, Philadelphia, PA
Tue May 15 2007, 7:05 PM EDT
Att: 41,258 - Partly Cloudy - 80 F

AB 33
R 4
H 10
RBI 4
BB 1
SO 6
LOB 12



| Batter | 1 | 2 | 3 | 4 | 5 | 6 | 7 | 8 | 9 | AB | R | H | RBI | BB | SO | LOB | TOP | | | |
|--|------------------------------|----------------------------------|------------------------------|---------------------------------|------------------------------|----------------------------------|------------------------------|----------------------------------|-------------------------------|----------------------------------|-------------------------------|----------------------------------|------------------------------|----------------------------------|------------------------------|----------------------------------|---|------------------------------------|-------------------------|--------|
| 23 Rickie Weeks Jr., R OBP: 0.341, SLG: 0.430 | 0-3 K | | | 1-2 G5-3 | | | 4-2 7 HR BB | | 0-3 K | 3 | 1 | 0 | 0 | 1 | 2 | 0 | Milwaukee Brewers @ Philadelphia Phillies Citizens Bank Park, Philadelphia, PA Wed May 16 2007, 7:05 PM EDT Att: 42,713 - Cloudy - 63 F | | | |
| 7 J.J. Hardy, R OBP: 0.371, SLG: 0.628 | 2-3 K | | | 1-0 F9 | | | 2-1 1-H HR | | 2-2 P6 | 4 | 1 | 1 | 2 | 0 | 1 | 0 | | | | |
| 28 Prince Fielder, L OBP: 0.369, SLG: 0.583 | 0-3 K | | | 3-3 K | | | 1-2 F9 | | 2-3 K | 4 | 0 | 0 | 0 | 0 | 3 | 0 | | | | |
| 2 Bill Hall, R OBP: 0.335, SLG: 0.451 | | 0-3 K | | | 2-2 G4-3 | | 1-3 K | | | 3 | 0 | 0 | 0 | 0 | 2 | 0 | | | | |
| Kevin Mench, R OBP: 0.269, SLG: 0.396 | | 1-0 G4-3 | | | 0-2 G6-3 | | 1-3 K | | | 3 | 0 | 0 | 0 | 0 | 1 | 0 | | | | |
| 1 Cory Hart, R OBP: 0.315, SLG: 0.386 | | 1-0 G5-3 | | | 0-2 F9 | | | | | 3 | 0 | 0 | 0 | 0 | 1 | 0 | | | | |
| Damian Miller, R OBP: 0.283, SLG: 0.293 | | | 2-0 G6-3 | | 3-2 G6-3 | | 0-1 2B | | | 3 | 0 | 1 | 0 | 0 | 0 | 0 | | | | |
| 9 Tony Graffanino, R OBP: 0.278, SLG: 0.253 | | | 3-3 K | | 2-3 K | | 0-2 G1-3 | | | 3 | 0 | 0 | 0 | 0 | 2 | 1 | | | | |
| 37 Jeff Suppan, R OBP: 0.174, SLG: 0.095 8 Johnny Estrada, S OBP: 0.300, SLG: 0.492 12 Carlos Villanueva, R OBP: 0.315, SLG: 0.492 | | | 3-3 K | | 1-2 G3 | | 1-0 P3 | | | 2 | 0 | 0 | 0 | 0 | 1 | 0 | | | | |
| Inning Stats | R: 0 E: 0 K: 3 S: 9 | H: 0 LOB: 0 BB: 0 P: 11 | R: 0 E: 0 K: 1 S: 7 | H: 0 LOB: 0 BB: 0 P: 9 | R: 0 E: 0 K: 2 S: 8 | H: 0 LOB: 0 BB: 0 P: 16 | R: 0 E: 0 K: 1 S: 9 | H: 0 LOB: 0 BB: 0 P: 14 | R: 0 E: 0 K: 0 S: 10 | H: 0 LOB: 0 BB: 0 P: 12 | R: 2 E: 0 K: 2 S: 15 | H: 1 LOB: 0 BB: 1 P: 24 | R: 0 E: 0 K: 1 S: 9 | H: 1 LOB: 1 BB: 0 P: 10 | R: 0 E: 0 K: 2 S: 9 | H: 0 LOB: 0 BB: 0 P: 13 | 1B: 0 2B: 1 3B: 0 HR: 1 | SF: 0 SAC: 0 DP: 0 HBP: 0 | WP: 0 PB: 0 CS: 0 | PA: 30 |
| PITCHER | IP | WLS | BF | H | R | ER | SO | BB | IBB | HBP | BLK | WP | HR | S | P | ERA | WHIP | | | |
| 35 Cole Hamels, L ERA: 3.3 | 8.0 | W | 27 | 2 | 2 | 2 | 11 | 1 | 0 | 0 | 0 | 0 | 1 | 79 | 114 | 2.25 | 0.375 | | | |
| 39 Brett Myers, R ERA: 4.91 | 1.0 | | 3 | 0 | 0 | 0 | 2 | 0 | 0 | 0 | 0 | 0 | 0 | 9 | 13 | 0.00 | 0.000 | | | |

| Batter | 1 | 2 | 3 | 4 | 5 | 6 | 7 | 8 | 9 | AB | R | H | RBI | BB | SO | LOB | BOTTOM | | | |
|--|--------------------------------|----------------------------------|-------------------------------|----------------------------------|------------------------------|---------------------------------|------------------------------|----------------------------------|------------------------------|----------------------------------|-------------------------------|----------------------------------|------------------------------|---------------------------------|------------------------------|----------------------------------|---|------------------------------------|-------------------------|--------|
| Aaron Rowand, R OBP: 0.419, SLG: 0.524 | 2-2 K | 0-2 1-H 2-H HR | | | 1 SAFE 0-0 L9 | | 0-1 G3 | | | 4 | 1 | 1 | 3 | 0 | 1 | 1 | Milwaukee Brewers @ Philadelphia Phillies Citizens Bank Park, Philadelphia, PA Wed May 16 2007, 7:05 PM EDT Att: 42,713 - Cloudy - 63 F | | | |
| 8 Shane Victorino, S OBP: 0.381, SLG: 0.378 | 0-1 E6 11 WP 11 2B | 1-0 G3 | | | 2-2 FC4-6 | | 1-2 HBP | | | 3 | 1 | 0 | 0 | 0 | 0 | 1 | | | | |
| 11 Jimmy Rollins, S OBP: 0.340, SLG: 0.537 | 1-2 G1-3 1-H 1B 2B | | 1-0 F7 | | 2-2 P5 | | 0-0 F8 | | | 4 | 1 | 1 | 1 | 0 | 0 | 2 | | | | |
| 26 Chase Utley, L OBP: 0.400, SLG: 0.567 | 1-2 G1-3 | | 2-1 G5-4-3 1B | | 0-1 19 E 1B 1B | | 0-0 L6 | | | 4 | 1 | 2 | 0 | 0 | 0 | 2 | | | | |
| Pat Burrell, R OBP: 0.411, SLG: 0.410 9 Michael Bourn, L OBP: 0.391, SLG: 0.368 | 1-1 3-H 1B | | 0-0 G5-4-3 | | 4-1 1B 51 FC5-2 BB | | 4-0 G4-3 19 S BB | | | 2 | 0 | 1 | 1 | 1 | 0 | 1 | | | | |
| 19 Greg Dobbs, L OBP: 0.333, SLG: 0.500 | | 1-3 K | | 2-3 K | | 2-0 FC3 51 FC5-2 1B | | 1-3 K | | 4 | 0 | 0 | 0 | 0 | 3 | 3 | | | | |
| Abraham Nunez, S OBP: 0.354, SLG: 0.413 | | 3-3 K | | 1-0 51 G6-4-3 1B | | 0-0 51 FC5-2 1B | | 3-1 G4-3 | | 4 | 0 | 2 | 1 | 0 | 1 | 1 | | | | |
| 51 Carlos Ruiz, R OBP: 0.333, SLG: 0.459 | | 4-1 35 1B HR BB | | 2-1 G6-4-3 | | 1-2 2-3 3-H FC5-2 | | 2-1 G6-3 | | 3 | 1 | 0 | 0 | 1 | 0 | 5 | | | | |
| 35 Cole Hamels, L OBP: 0.208, SLG: 0.217 39 Brett Myers, R | | 1-0 HR 1B | | 2-1 8 FC4-6 1B | | 0-0 G3 | | | | 3 | 1 | 2 | 0 | 0 | 0 | 2 | | | | |
| Inning Stats | R: 2 E: 1 K: 1 S: 15 | H: 2 LOB: 1 BB: 0 P: 20 | R: 3 E: 0 K: 2 S: 13 | H: 2 LOB: 0 BB: 1 P: 23 | R: 0 E: 0 K: 0 S: 4 | H: 1 LOB: 0 BB: 0 P: 7 | R: 0 E: 0 K: 1 S: 6 | H: 1 LOB: 0 BB: 0 P: 11 | R: 0 E: 0 K: 0 S: 9 | H: 1 LOB: 1 BB: 0 P: 15 | R: 1 E: 1 K: 0 S: 10 | H: 2 LOB: 2 BB: 1 P: 17 | R: 0 E: 0 K: 0 S: 6 | H: 0 LOB: 1 BB: 0 P: 7 | R: 0 E: 0 K: 1 S: 7 | H: 0 LOB: 1 BB: 1 P: 17 | 1B: 7 2B: 1 3B: 0 HR: 1 | SF: 0 SAC: 0 DP: 3 HBP: 1 | WP: 1 PB: 0 CS: 0 | PA: 35 |
| PITCHER | IP | WLS | BF | H | R | ER | SO | BB | IBB | HBP | BLK | WP | HR | S | P | ERA | WHIP | | | |
| 37 Jeff Suppan, R ERA: 3.25 | 7.0 | L | 31 | 9 | 6 | 4 | 4 | 2 | 0 | 1 | 0 | 0 | 0 | 7 | 100 | 5.14 | 1.571 | | | |
| 12 Carlos Villanueva, R ERA: 2.49 | 1.0 | | 4 | 0 | 0 | 0 | 1 | 1 | 0 | 0 | 0 | 0 | 0 | 7 | 17 | 0.00 | 1.000 | | | |

| | |
|-----|----|
| AB | 29 |
| R | 2 |
| H | 2 |
| RBI | 2 |
| BB | 1 |
| SO | 13 |
| LOB | 2 |



| Batter | 1 | 2 | 3 | 4 | 5 | 6 | 7 | 8 | 9 | AB | R | H | RBI | BB | SO | LOB | TOP | | | | | | | | | | |
|---|------------------------------|----------------------------------|------------------------------|----------------------------------|-------------------------------|----------------------------------|------------------------------|----------------------------------|-------------------------------|----------------------------------|-------------------------------|----------------------------------|-------------------------------|----------------------------------|-------------------------------|----------------------------------|---|---------------------------------|----------------------------------|------------------------------------|-------------------------|--------|--|--|--|--|--|
| 22 Tony Gwynn Jr., L (1, 8) OBP: 0.468, SLG: 0.463 | F9 | | F8 | | | | | | F9 | 5 | 0 | 1 | 0 | 0 | 1 | 2 | Milwaukee Brewers @ Philadelphia Phillies Citizens Bank Park, Philadelphia, PA Thu May 17 2007, 3:05 PM EDT Att: 31,553 - Cloudy - 68 F | | | | | | | | | | |
| Craig Counsell, L (1, 5) OBP: 0.356, SLG: 0.320 | G4-3 | | | | | | | | G3 | 4 | 0 | 1 | 0 | 1 | 0 | 3 | | | | | | | | | | | |
| 7 J.J. Hardy, R (1, 6) OBP: 0.366, SLG: 0.615 | L9 | | | | | | | | L1-3 | 5 | 0 | 1 | 0 | 0 | 1 | 3 | | | | | | | | | | | |
| 28 Prince Fielder, L (1, 3) OBP: 0.377, SLG: 0.582 | | L9 | | | | | | | | 2 | 1 | 1 | 0 | 2 | 0 | 0 | | | | | | | | | | | |
| Johnny Estrada, S (1, 2) OBP: 0.318, SLG: 0.492 | | L6 | | | | | | | | 4 | 0 | 1 | 1 | 0 | 1 | 4 | | | | | | | | | | | |
| Geoff Jenkins, L (1, 7) OBP: 0.348, SLG: 0.570 | | | | | | | | | | 4 | 0 | 0 | 0 | 0 | 3 | 3 | | | | | | | | | | | |
| 18 Gabe Gross, L (1, 9) OBP: 0.380, SLG: 0.500 Kevin Mench, R (8, PH) OBP: 0.266, SLG: 0.393 | | | | | | | | | | 2 | 2 | 2 | 2 | 1 | 0 | 0 | | | | | | | | | | | |
| 9 Tony Graffanino, R (1, 4) OBP: 0.287, SLG: 0.267 | | | | | | | | | | 1 | 0 | 0 | 0 | 0 | 0 | 1 | | | | | | | | | | | |
| 15 Ben Sheets, R (1, 1) OBP: 0.100, SLG: 0.100 Francisco Cordero, R (8, 1) | | | | | | | | | | 3 | 0 | 1 | 0 | 1 | 0 | 3 | | | | | | | | | | | |
| | | | | | | | | | | 4 | 0 | 1 | 0 | 0 | 2 | 2 | | | | | | | | | | | |
| | | | | | | | | | | 0 | 0 | 0 | 0 | 0 | 0 | 0 | | | | | | | | | | | |
| Inning Stats | R: 0 E: 0 K: 0 S: 9 | H: 0 LOB: 0 BB: 0 P: 16 | R: 0 E: 0 K: 1 S: 9 | H: 0 LOB: 0 BB: 0 P: 16 | R: 1 E: 0 K: 1 S: 10 | H: 1 LOB: 0 BB: 0 P: 15 | R: 0 E: 0 K: 0 S: 9 | H: 2 LOB: 1 BB: 0 P: 12 | R: 1 E: 0 K: 2 S: 20 | H: 3 LOB: 2 BB: 0 P: 30 | R: 0 E: 0 K: 1 S: 16 | H: 1 LOB: 3 BB: 2 P: 29 | R: 0 E: 0 K: 1 S: 11 | H: 1 LOB: 1 BB: 0 P: 18 | R: 1 E: 0 K: 2 S: 13 | H: 1 LOB: 2 BB: 1 P: 28 | R: 0 E: 0 K: 0 S: 5 | H: 0 LOB: 0 BB: 1 P: 9 | 1B: 5 2B: 3 3B: 0 HR: 2 | SF: 0 SAC: 0 DP: 2 HBP: 0 | WP: 1 PB: 0 CS: 0 | PA: 39 | | | | | |
| PITCHER | IP | WLS | BF | H | R | ER | SO | BB | IBB | HBP | BLK | WP | HR | S | P | ERA | WHIP | | | | | | | | | | |
| 34 Freddy Garcia, R (1, 1) ERA: 4.68 | 5.2 | L | 25 | 7 | 2 | 2 | 5 | 2 | 0 | 0 | 0 | 1 | 2 | 70 | 114 | 3.18 | 1.588 | | | | | | | | | | |
| Geoff Geary, R (8, 1) ERA: 3.54 | 1.1 | | 5 | 1 | 0 | 0 | 1 | 0 | 0 | 0 | 0 | 0 | 0 | 14 | 22 | 0.00 | 0.750 | | | | | | | | | | |
| 52 Fabio Castro, L (8, 1) ERA: 19.29 | 0.1 | | 3 | 1 | 1 | 1 | 1 | 1 | 0 | 0 | 0 | 0 | 0 | 7 | 14 | 27.00 | 6.000 | | | | | | | | | | |
| Clay Condrey, R (8, 1) ERA: 1.42 | 0.2 | | 3 | 0 | 0 | 0 | 1 | 0 | 1 | 0 | 0 | 0 | 0 | 6 | 14 | 0.00 | 0.000 | | | | | | | | | | |
| 54 Francisco Del Rosario, R (8, 1) ERA: 6.1 | 1.0 | | 3 | 0 | 0 | 0 | 0 | 1 | 0 | 0 | 0 | 0 | 0 | 5 | 9 | 0.00 | 1.000 | | | | | | | | | | |

| Batter | 1 | 2 | 3 | 4 | 5 | 6 | 7 | 8 | 9 | AB | R | H | RBI | BB | SO | LOB | BOTTOM | | | | | | | | | | |
|---|------------------------------|---------------------------------|------------------------------|----------------------------------|-------------------------------|----------------------------------|------------------------------|----------------------------------|-------------------------------|----------------------------------|-------------------------------|----------------------------------|-------------------------------|----------------------------------|-------------------------------|----------------------------------|---|----------------------------------|----------------------------------|------------------------------------|-------------------------|--------|--|--|--|--|--|
| Aaron Rowand, R (1, 8) OBP: 0.417, SLG: 0.527 | F9 | | G5-4-3 | | | | | | | 3 | 1 | 1 | 0 | 0 | 0 | 1 | Milwaukee Brewers @ Philadelphia Phillies Citizens Bank Park, Philadelphia, PA Thu May 17 2007, 3:05 PM EDT Att: 31,553 - Cloudy - 68 F | | | | | | | | | | |
| 8 Shane Victorino, S (1, 9) OBP: 0.358, SLG: 0.375 54 Francisco Del Rosario, R (8, 1) | K | | | | | | | | | 4 | 0 | 1 | 1 | 0 | 2 | 1 | | | | | | | | | | | |
| 11 Jimmy Rollins, S (1, 6) OBP: 0.333, SLG: 0.525 | F9 | | | | | | | | | 4 | 0 | 0 | 0 | 0 | 1 | 2 | | | | | | | | | | | |
| 26 Chase Utley, L (1, 4) OBP: 0.392, SLG: 0.553 | | P6 | | | | | | | | 4 | 0 | 0 | 0 | 0 | 2 | 0 | | | | | | | | | | | |
| Pat Burrell, R (1, 7) OBP: 0.413, SLG: 0.446 9 Michael Bourn, L (8, PR) OBP: 0.391, SLG: 0.368 | | HR | | | | | | | | 4 | 1 | 2 | 1 | 0 | 1 | 1 | | | | | | | | | | | |
| Wes Helms, R (1, 3) OBP: 0.313, SLG: 0.336 | | | | | | | | | | 4 | 0 | 0 | 0 | 0 | 3 | 2 | | | | | | | | | | | |
| Abraham Nunez, S (1, 5) OBP: 0.349, SLG: 0.495 | | | | | | | | | | 4 | 0 | 1 | 0 | 0 | 0 | 2 | | | | | | | | | | | |
| 2 Rod Barajas, R (1, 2) OBP: 0.325, SLG: 0.326 Geoff Geary, R (8, 1) 52 Fabio Castro, L (8, 1) Clay Condrey, R (8, 1) 19 Greg Dobbs, (8, PH) OBP: 0.326, SLG: 0.491 | | | | | | | | | | 1 | 0 | 0 | 0 | 0 | 1 | 0 | | | | | | | | | | | |
| 34 Freddy Garcia, R (1, 1) OBP: 0.286, SLG: 0.333 51 Carlos Ruiz, R (6, 2) OBP: 0.336, SLG: 0.460 | | | | | | | | | | 1 | 0 | 0 | 0 | 0 | 1 | 1 | | | | | | | | | | | |
| | | | | | | | | | | 2 | 0 | 1 | 0 | 0 | 0 | 0 | | | | | | | | | | | |
| Inning Stats | R: 0 E: 0 K: 1 S: 5 | H: 0 LOB: 0 BB: 0 P: 6 | R: 1 E: 0 K: 1 S: 8 | H: 1 LOB: 0 BB: 0 P: 12 | R: 0 E: 0 K: 1 S: 10 | H: 0 LOB: 0 BB: 1 P: 16 | R: 0 E: 0 K: 1 S: 8 | H: 0 LOB: 0 BB: 0 P: 11 | R: 0 E: 0 K: 1 S: 12 | H: 1 LOB: 1 BB: 0 P: 18 | R: 0 E: 0 K: 1 S: 13 | H: 1 LOB: 1 BB: 0 P: 19 | R: 0 E: 1 K: 2 S: 13 | H: 0 LOB: 1 BB: 0 P: 20 | R: 1 E: 0 K: 1 S: 14 | H: 2 LOB: 1 BB: 0 P: 20 | R: 0 E: 0 K: 1 S: 13 | H: 1 LOB: 1 BB: 0 P: 18 | 1B: 3 2B: 2 3B: 0 HR: 1 | SF: 0 SAC: 1 DP: 1 HBP: 0 | WP: 0 PB: 0 CS: 0 | PA: 34 | | | | | |
| PITCHER | IP | WLS | BF | H | R | ER | SO | BB | IBB | HBP | BLK | WP | HR | S | P | ERA | WHIP | | | | | | | | | | |
| 15 Ben Sheets, R (1, 1) ERA: 3.98 | 7.2 | W | 29 | 5 | 2 | 2 | 8 | 1 | 0 | 0 | 0 | 0 | 1 | 78 | 114 | 2.35 | 0.783 | | | | | | | | | | |
| Francisco Cordero, R (8, 1) ERA: 0.5 | 1.1 | S | 5 | 1 | 0 | 0 | 2 | 0 | 0 | 0 | 0 | 0 | 0 | 18 | 26 | 0.00 | 0.750 | | | | | | | | | | |

| | |
|-----|----|
| AB | 34 |
| R | 3 |
| H | 9 |
| RBI | 3 |
| BB | 5 |
| SO | 8 |
| LOB | 21 |



| Batter | 1 | 2 | 3 | 4 | 5 | 6 | 7 | 8 | 9 | AB | R | H | RBI | BB | SO | LOB | TOP | | | | | | | | | | |
|--|------------------------------|----------------------------------|------------------------------|----------------------------------|-------------------------------|----------------------------------|------------------------------|----------------------------------|------------------------------|---------------------------------|------------------------------|----------------------------------|-------------------------------|----------------------------------|------------------------------|----------------------------------|--|----------------------------------|----------------------------------|------------------------------------|----------------------------------|--------|--|--|--|--|--|
| Luis Castillo, S (1.4) OBP: 0.364, SLG: 0.361 | | | | | | | | | | 4 | 2 | 2 | 0 | 1 | 1 | 1 | Minnesota Twins @ Milwaukee Brewers Miller Park, Milwaukee, WI Fri May 18 2007, 7:05 PM CDT Att: 44,759 - Partly Cloudy - 74 F | | | | | | | | | | |
| Jeff Cirillo, R (1.5) OBP: 0.341, SLG: 0.417 | | | | | | | | | | 5 | 2 | 2 | 3 | 0 | 1 | 1 | | | | | | | | | | | |
| 5 Michael Cuddyer, R (1.9) OBP: 0.325, SLG: 0.434 | | | | | | | | | | 3 | 1 | 0 | 0 | 2 | 0 | 1 | | | | | | | | | | | |
| 33 Justin Morneau, L (1.3) OBP: 0.363, SLG: 0.551 | | | | | | | | | | 3 | 1 | 1 | 0 | 1 | 0 | 1 | | | | | | | | | | | |
| Tori Hunter, R (1.8) OBP: 0.346, SLG: 0.603 | | | | | | | | | | 4 | 2 | 2 | 4 | 0 | 1 | 1 | | | | | | | | | | | |
| 55 Mike Redmond, R (1.2) OBP: 0.352, SLG: 0.392 | | | | | | | | | | 4 | 0 | 1 | 0 | 0 | 0 | 1 | | | | | | | | | | | |
| 20 Lew Ford, R (1.7) OBP: 0.294, SLG: 0.313 | | | | | | | | | | 4 | 0 | 1 | 1 | 0 | 0 | 2 | | | | | | | | | | | |
| 8 Nick Punto, S (1.6) OBP: 0.320, SLG: 0.301 | | | | | | | | | | 4 | 0 | 1 | 0 | 0 | 2 | 1 | | | | | | | | | | | |
| 26 Boof Bonser, R (1.1) | | | | | | | | | | 2 | 0 | 0 | 0 | 0 | 0 | 1 | | | | | | | | | | | |
| 54 Matt Guerrier, R (8.1) | | | | | | | | | | 0 | 0 | 0 | 0 | 0 | 0 | 0 | | | | | | | | | | | |
| Garrett Jones, L (9. PH) OBP: 0.222, SLG: 0.125 | | | | | | | | | | 1 | 0 | 0 | 0 | 0 | 0 | 0 | | | | | | | | | | | |
| 36 Joe Nathan, R (9.1) | | | | | | | | | | 0 | 0 | 0 | 0 | 0 | 0 | 0 | | | | | | | | | | | |
| Inning Stats | R: 0 E: 0 K: 1 S: 8 | H: 0 LOB: 0 BB: 0 P: 14 | R: 0 E: 0 K: 1 S: 9 | H: 2 LOB: 1 BB: 0 P: 15 | R: 5 E: 0 K: 0 S: 17 | H: 2 LOB: 0 BB: 3 P: 33 | R: 0 E: 0 K: 0 S: 8 | H: 1 LOB: 1 BB: 0 P: 10 | R: 0 E: 0 K: 0 S: 5 | H: 0 LOB: 0 BB: 1 P: 9 | R: 1 E: 0 K: 1 S: 8 | H: 2 LOB: 1 BB: 0 P: 15 | R: 2 E: 0 K: 0 S: 17 | H: 2 LOB: 0 BB: 0 P: 23 | R: 0 E: 0 K: 1 S: 7 | H: 0 LOB: 0 BB: 0 P: 13 | R: 0 E: 0 K: 1 S: 10 | H: 1 LOB: 1 BB: 0 P: 17 | 1B: 6 2B: 1 3B: 1 HR: 2 | SF: 0 SAC: 1 DP: 2 HBP: 0 | WP: 0 PB: 0 SB: 1 CS: 0 | PA: 39 | | | | | |
| PITCHER | IP | WLS | BF | H | R | ER | SO | BB | IBB | HBP | BLK | WP | HR | S | P | ERA | WHIP | | | | | | | | | | |
| 39 Chris Capuano, L (1.1) ERA: 3.72 | 5.1 | L | 25 | 7 | 6 | 6 | 2 | 4 | 0 | 0 | 0 | 0 | 1 | 51 | 89 | 10.12 | 2.062 | | | | | | | | | | |
| 12 Carlos Villanueva, R (6.1) ERA: 3.0 | 1.2 | | 7 | 2 | 2 | 2 | 1 | 0 | 0 | 0 | 0 | 0 | 1 | 21 | 30 | 10.80 | 1.200 | | | | | | | | | | |
| 45 Elmer Dessens, R (8.1) ERA: 6.6 | 2.0 | | 7 | 1 | 0 | 0 | 2 | 0 | 0 | 0 | 0 | 0 | 0 | 17 | 30 | 0.00 | 0.500 | | | | | | | | | | |

| | |
|-----|----|
| AB | 34 |
| R | 8 |
| H | 10 |
| RBI | 8 |
| BB | 4 |
| SO | 5 |
| LOB | 10 |



| Batter | 1 | 2 | 3 | 4 | 5 | 6 | 7 | 8 | 9 | AB | R | H | RBI | BB | SO | LOB | BOTTOM | | | | | | | | | | |
|--|-------------------------------|----------------------------------|------------------------------|----------------------------------|------------------------------|----------------------------------|------------------------------|----------------------------------|------------------------------|----------------------------------|------------------------------|---------------------------------|------------------------------|----------------------------------|------------------------------|----------------------------------|--|----------------------------------|----------------------------------|------------------------------------|----------------------------------|--------|--|--|--|--|--|
| 18 Gabe Gross, L (1.9) OBP: 0.370, SLG: 0.476 | | | | | | | | | | 4 | 1 | 1 | 0 | 0 | 2 | 0 | Minnesota Twins @ Milwaukee Brewers Miller Park, Milwaukee, WI Fri May 18 2007, 7:05 PM CDT Att: 44,759 - Partly Cloudy - 74 F | | | | | | | | | | |
| 7 J.J. Hardy, R (1.6) OBP: 0.335, SLG: 0.601 | | | | | | | | | | 4 | 0 | 0 | 0 | 0 | 2 | 1 | | | | | | | | | | | |
| 28 Prince Fielder, L (1.3) OBP: 0.374, SLG: 0.574 | | | | | | | | | | 4 | 0 | 1 | 0 | 0 | 1 | 0 | | | | | | | | | | | |
| 2 Bill Hall, R (1.8) OBP: 0.329, SLG: 0.441 | | | | | | | | | | 3 | 0 | 0 | 1 | 0 | 2 | 1 | | | | | | | | | | | |
| Johnny Estrada, S (1.2) OBP: 0.311, SLG: 0.481 | | | | | | | | | | 3 | 0 | 0 | 0 | 0 | 0 | 1 | | | | | | | | | | | |
| Geoff Jenkins, L (1.7) OBP: 0.347, SLG: 0.560 | | | | | | | | | | 2 | 0 | 0 | 0 | 1 | 2 | 0 | | | | | | | | | | | |
| 45 Elmer Dessens, R (8.1) | | | | | | | | | | 0 | 0 | 0 | 0 | 0 | 0 | 0 | | | | | | | | | | | |
| 9 Tony Graffanino, R (1.4) OBP: 0.279, SLG: 0.258 | | | | | | | | | | 3 | 0 | 0 | 0 | 0 | 1 | 1 | | | | | | | | | | | |
| Craig Counsell, L (1.5) OBP: 0.365, SLG: 0.321 | | | | | | | | | | 3 | 0 | 1 | 0 | 0 | 0 | 0 | | | | | | | | | | | |
| 39 Chris Capuano, L (1.1) OBP: 0.222, SLG: 0.176 | | | | | | | | | | 2 | 0 | 0 | 0 | 0 | 2 | 1 | | | | | | | | | | | |
| 12 Carlos Villanueva, R (6.1) | | | | | | | | | | 0 | 0 | 0 | 0 | 0 | 0 | 0 | | | | | | | | | | | |
| 22 Tony Gwynn Jr., L (8.7) OBP: 0.459, SLG: 0.452 | | | | | | | | | | 1 | 0 | 0 | 0 | 0 | 0 | 0 | | | | | | | | | | | |
| Inning Stats | R: 1 E: 0 K: 1 S: 15 | H: 2 LOB: 1 BB: 0 P: 20 | R: 0 E: 0 K: 2 S: 8 | H: 0 LOB: 0 BB: 0 P: 13 | R: 0 E: 0 K: 3 S: 9 | H: 0 LOB: 0 BB: 0 P: 12 | R: 0 E: 0 K: 1 S: 6 | H: 0 LOB: 0 BB: 0 P: 11 | R: 0 E: 0 K: 1 S: 9 | H: 1 LOB: 1 BB: 1 P: 16 | R: 0 E: 0 K: 1 S: 6 | H: 0 LOB: 0 BB: 0 P: 8 | R: 0 E: 0 K: 2 S: 9 | H: 0 LOB: 0 BB: 0 P: 12 | R: 0 E: 0 K: 0 S: 9 | H: 0 LOB: 0 BB: 0 P: 13 | R: 0 E: 0 K: 1 S: 10 | H: 0 LOB: 0 BB: 0 P: 11 | 1B: 3 2B: 0 3B: 0 HR: 0 | SF: 0 SAC: 0 DP: 1 HBP: 0 | WP: 0 PB: 0 SB: 0 CS: 0 | PA: 30 | | | | | |
| PITCHER | IP | WLS | BF | H | R | ER | SO | BB | IBB | HBP | BLK | WP | HR | S | P | ERA | WHIP | | | | | | | | | | |
| 26 Boof Bonser, R (1.1) ERA: 3.91 | 7.0 | W | 24 | 3 | 0 | 0 | 0 | 0 | 0 | 0 | 0 | 0 | 0 | 9 | 13 | 0.00 | 0.000 | | | | | | | | | | |
| 54 Matt Guerrier, R (8.1) ERA: 2.22 | 1.0 | | 3 | 0 | 0 | 0 | 0 | 0 | 0 | 0 | 0 | 0 | 0 | 10 | 11 | 0.00 | 0.000 | | | | | | | | | | |
| 36 Joe Nathan, R (9.1) ERA: 2.55 | 1.0 | | 3 | 0 | 0 | 0 | 1 | 0 | 0 | 0 | 0 | 0 | 0 | 10 | 11 | 0.00 | 0.000 | | | | | | | | | | |

| | |
|-----|----|
| AB | 29 |
| R | 1 |
| H | 3 |
| RBI | 1 |
| BB | 1 |
| SO | 12 |
| LOB | 5 |



| Batter | 1 | 2 | 3 | 4 | 5 | 6 | 7 | 8 | 9 | AB | R | H | RBI | BB | SO | LOB | TOP | | | | | |
|--|------------------------------|----------------------------------|-------------------------------|----------------------------------|------------------------------|---------------------------------|-------------------------------|----------------------------------|------------------------------|----------------------------------|------------------------------|----------------------------------|------------------------------|----------------------------------|-------------------------------|----------------------------------|------------------------------|---------------------------------|----------------------------------|------------------------------------|-------------------------|--------|
| Luis Castillo, S (1.4) OBP: 0.368, SLG: 0.366 | 1-1 B5-3 | | 1-1 G5-4-3 1B | | 1-1 G5-3 | | | 2-1 SH1-3 1B | | 4 | 1 | 2 | 0 | 0 | 0 | 0 | | | | | | |
| Jeff Cirillo, R (1.5) OBP: 0.318, SLG: 0.385 | 1-1 L9 | | 0-1 G5-4-3 | | 1-1 F7 | | | 0-0 SH1-3 | | 3 | 0 | 0 | 0 | 0 | 0 | 1 | | | | | | |
| 8 Nick Punto, S (8.5) OBP: 0.320, SLG: 0.301 | | | 1-2 | | | | | 1-2 | | 0 | 0 | 0 | 0 | 0 | 0 | 0 | | | | | | |
| 5 Michael Cuddyer, R (1.9) OBP: 0.323, SLG: 0.429 | 1-3 K | | 0-2 P3 | | 3-1 P2 | | | 2-0 3B 3B 2-H 1B | | 4 | 1 | 1 | 1 | 0 | 1 | 0 | | | | | | |
| 33 Justin Morneau, L (1.3) OBP: 0.361, SLG: 0.544 | | 2-2 HR 1B | | 0-1 E3 G6-4-3 | | 3-1 G5-3 | | 3-2 F8 | | 4 | 1 | 1 | 0 | 0 | 0 | 1 | | | | | | |
| Tori Hunter, R (1.8) OBP: 0.350, SLG: 0.619 | | 0-0 1-H HR | | 0-0 G6-4-3 | | 1-1 G5-3 | | 1-2 55 CS 1B | | 4 | 1 | 2 | 3 | 0 | 0 | 1 | | | | | | |
| 55 Mike Redmond, R (1.2) OBP: 0.358, SLG: 0.406 | | 0-1 G6-3 2B | | 1-2 20 2B 1B | | 1-3 K | | 3-H K | | 4 | 1 | 2 | 0 | 0 | 2 | 1 | | | | | | |
| 20 Lew Ford, R (1.7) OBP: 0.286, SLG: 0.350 | | 0-1 F8 | | 1-0 1-H 2B | | | 1-0 G5-3 | | 0-2 G1-3 | 4 | 0 | 1 | 1 | 0 | 0 | 1 | | | | | | |
| Jason Bartlett, R (1.6) OBP: 0.329, SLG: 0.299 | | 1-1 G6-3 | | 4-0 IBB | | 0-3 K | | 0-1 G3-1 | | 3 | 0 | 0 | 0 | 1 | 1 | 1 | | | | | | |
| 30 Scott Baker, R (1.1) | | 1-2 G5-3 | | 1-3 K | | 3-2 G4-3 | | 1-3 F9 | | 4 | 0 | 0 | 0 | 0 | 1 | 3 | | | | | | |
| 36 Joe Nathan, R (9.1) | | | | | | | | | | 0 | 0 | 0 | 0 | 0 | 0 | 0 | | | | | | |
| Inning Stats | R: 0 E: 0 K: 1 S: 7 | H: 0 LOB: 0 BB: 0 P: 10 | R: 2 E: 0 K: 0 S: 13 | H: 3 LOB: 1 BB: 0 P: 17 | R: 0 E: 0 K: 0 S: 8 | H: 1 LOB: 0 BB: 0 P: 9 | R: 1 E: 1 K: 1 S: 10 | H: 2 LOB: 2 BB: 1 P: 17 | R: 0 E: 0 K: 0 S: 6 | H: 0 LOB: 0 BB: 0 P: 11 | R: 0 E: 0 K: 1 S: 7 | H: 0 LOB: 0 BB: 0 P: 12 | R: 0 E: 0 K: 1 S: 8 | H: 0 LOB: 0 BB: 0 P: 12 | R: 2 E: 0 K: 1 S: 13 | H: 3 LOB: 1 BB: 0 P: 22 | R: 0 E: 0 K: 0 S: 6 | H: 0 LOB: 0 BB: 0 P: 7 | 1B: 6 2B: 2 3B: 0 HR: 1 | SF: 0 SAC: 1 DP: 2 HBP: 0 | WP: 0 PB: 0 CS: 1 | PA: 36 |
| PITCHER | IP | WLS | BF | H | R | ER | SO | BB | IBB | HBP | BLK | WP | HR | S | P | ERA | WHIP | | | | | |
| 31 Dave Bush, R (1.1) ERA: 5.56 | 7.1 | L | 30 | 8 | 5 | 5 | 4 | 0 | 1 | 0 | 0 | 0 | 1 | 63 | 96 | 6.14 | 1.091 | | | | | |
| Brian Shouse, L (8.1) ERA: 4.5 | 0.1 | 1 | 0 | 0 | 0 | 0 | 0 | 0 | 0 | 0 | 0 | 0 | 0 | 3 | 6 | 0.00 | 0.000 | | | | | |
| Derrick Turnbow, R (8.1) ERA: 4.15 | 0.1 | 2 | 1 | 0 | 0 | 1 | 0 | 0 | 0 | 0 | 0 | 0 | 0 | 6 | 8 | 0.00 | 3.000 | | | | | |
| 50 Chris Spurling, R (9.1) ERA: 2.45 | 1.0 | 3 | 0 | 0 | 0 | 0 | 0 | 0 | 0 | 0 | 0 | 0 | 0 | 6 | 7 | 0.00 | 0.000 | | | | | |

Minnesota Twins @ Milwaukee Brewers
Miller Park, Milwaukee, WI
Sat May 19 2007, 6:05 PM CDT
Att. 44,427 - Roof Closed - 75 F

livebaseballscorecards.com

AB 34
R 5
H 9
RBI 5
BB 1
SO 5
LOB 9




| Batter | 1 | 2 | 3 | 4 | 5 | 6 | 7 | 8 | 9 | AB | R | H | RBI | BB | SO | LOB | BOTTOM | | | | | |
|--|------------------------------|----------------------------------|------------------------------|----------------------------------|-------------------------------|----------------------------------|------------------------------|---------------------------------|------------------------------|---------------------------------|------------------------------|----------------------------------|-------------------------------|----------------------------------|------------------------------|---------------------------------|-------------------------------|----------------------------------|----------------------------------|------------------------------------|-------------------------|--------|
| 22 Tony Gwynn Jr., L (1.9) OBP: 0.442, SLG: 0.435 | 2-1 G3 | | 0-1 7 1B | | 0-0 L7 | | | 0-0 B2 | | 4 | 0 | 1 | 0 | 0 | 0 | 0 | | | | | | |
| 7 J.J. Hardy, R (1.6) OBP: 0.351, SLG: 0.616 | 1-0 HR | | 2-2 1B | | 1-2 1B | | 1-2 G6-3 | | 1-2 G4-3 | 4 | 1 | 2 | 1 | 0 | 0 | 0 | | | | | | |
| 28 Prince Fielder, L (1.3) OBP: 0.372, SLG: 0.572 | 0-1 G4-3 | | 2-1 L3 | | | | 2-0 2B | | 2-3 K | 4 | 0 | 1 | 0 | 0 | 1 | 2 | | | | | | |
| 2 Bill Hall, R (1.8) OBP: 0.327, SLG: 0.456 | 1-3 K | | | | 1-2 G6-3 | | 0-0 F9 | | 2-1 HR | 4 | 1 | 1 | 1 | 0 | 1 | 1 | | | | | | |
| Johnny Estrada, S (1.2) OBP: 0.302, SLG: 0.467 | | 1-2 G4-3 | | 0-0 L9 | | 2-1 F8 | | 1-2 G3-1 | | 4 | 0 | 0 | 0 | 0 | 0 | 1 | | | | | | |
| Geoff Jenkins, L (1.7) OBP: 0.347, SLG: 0.563 | | 1-3 K | | 0-0 2B | | | 0-3 K | | 1-1 1B | 3 | 0 | 1 | 0 | 0 | 2 | 0 | | | | | | |
| Derrick Turnbow, R (8.1) | | | | | | | | | | 0 | 0 | 0 | 0 | 0 | 0 | 0 | | | | | | |
| 50 Chris Spurling, R (9.1) | | | | | | | | | | 0 | 0 | 0 | 0 | 0 | 0 | 0 | | | | | | |
| Kevin Mench, R (9. PH) OBP: 0.273, SLG: 0.398 | | | | | | | | | | 1 | 0 | 1 | 0 | 0 | 0 | 0 | | | | | | |
| 9 Tony Graffanino, R (1.4) OBP: 0.269, SLG: 0.247 | | 1-0 G5-3 | | 0-0 L5 | | | 1-3 K | | 0-2 F9 | 4 | 0 | 0 | 0 | 0 | 1 | 2 | | | | | | |
| Craig Counsell, L (1.5) OBP: 0.354, SLG: 0.309 | | | 0-0 B1-3 | | 1-2 P4 | | 1-2 G4-3 | | | 3 | 0 | 0 | 0 | 0 | 0 | 0 | | | | | | |
| 31 Dave Bush, R (1.1) OBP: 0.222, SLG: 0.294 | | | 0-1 F7 | | 0-0 G5-3 | | | 0-2 F7 | | 2 | 0 | 0 | 0 | 0 | 0 | 0 | | | | | | |
| Brian Shouse, L (8.1) | | | | | | | | | | 0 | 0 | 0 | 0 | 0 | 0 | 0 | | | | | | |
| 18 Gabe Gross, L (8.7) OBP: 0.364, SLG: 0.465 | | | | | | | | | | 1 | 0 | 0 | 0 | 0 | 0 | 0 | | | | | | |
| Inning Stats | R: 1 E: 0 K: 1 S: 8 | H: 1 LOB: 0 BB: 0 P: 12 | R: 0 E: 0 K: 1 S: 7 | H: 0 LOB: 0 BB: 0 P: 10 | R: 0 E: 0 K: 0 S: 10 | H: 2 LOB: 2 BB: 0 P: 14 | R: 0 E: 0 K: 0 S: 8 | H: 1 LOB: 1 BB: 0 P: 9 | R: 0 E: 0 K: 0 S: 5 | H: 0 LOB: 0 BB: 0 P: 6 | R: 0 E: 0 K: 0 S: 7 | H: 1 LOB: 1 BB: 0 P: 12 | R: 0 E: 0 K: 2 S: 11 | H: 0 LOB: 0 BB: 0 P: 13 | R: 0 E: 0 K: 0 S: 7 | H: 0 LOB: 0 BB: 0 P: 8 | R: 1 E: 0 K: 1 S: 17 | H: 2 LOB: 1 BB: 0 P: 23 | 1B: 3 2B: 2 3B: 0 HR: 2 | SF: 0 SAC: 0 DP: 0 HBP: 0 | WP: 0 PB: 0 CS: 0 | PA: 34 |
| PITCHER | IP | WLS | BF | H | R | ER | SO | BB | IBB | HBP | BLK | WP | HR | S | P | ERA | WHIP | | | | | |
| 30 Scott Baker, R (1.1) ERA: 2.16 | 8.1 | W | 31 | 6 | 2 | 2 | 5 | 0 | 2 | 0 | 0 | 0 | 0 | 9 | 11 | 0.00 | 1.500 | | | | | |
| 36 Joe Nathan, R (9.1) ERA: 2.45 | 0.2 | 3 | 1 | 0 | 0 | 0 | 0 | 0 | 0 | 0 | 0 | 0 | 0 | 9 | 11 | 0.00 | 1.500 | | | | | |


Minnesota Twins @ Milwaukee Brewers
Miller Park, Milwaukee, WI
Sat May 19 2007, 6:05 PM CDT
Att. 44,427 - Roof Closed - 75 F

livebaseballscorecards.com

AB 34
R 2
H 7
RBI 2
BB 0
SO 5
LOB 6

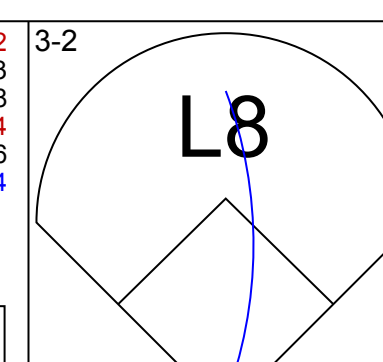
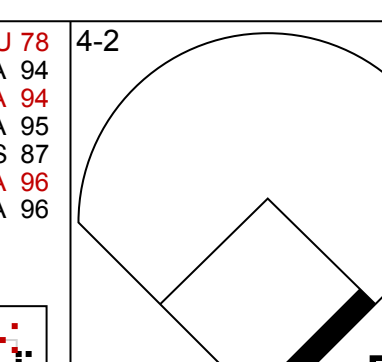
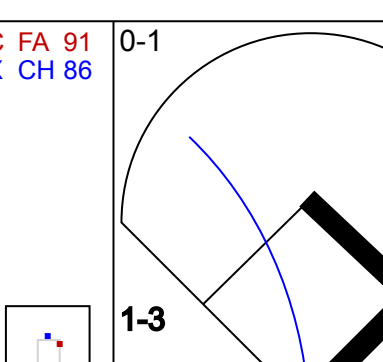
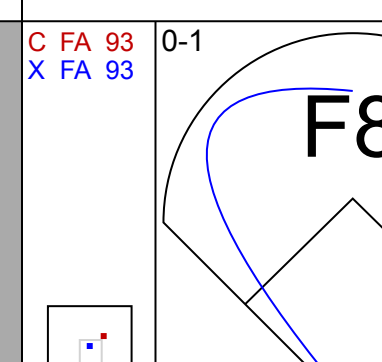
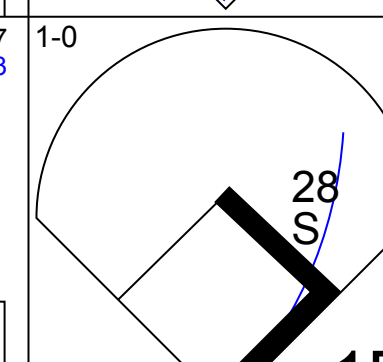
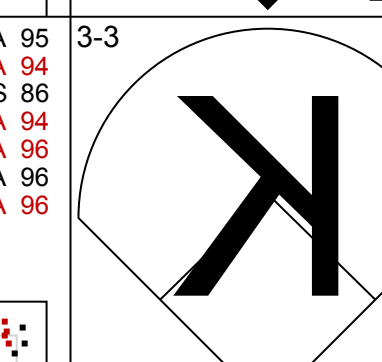
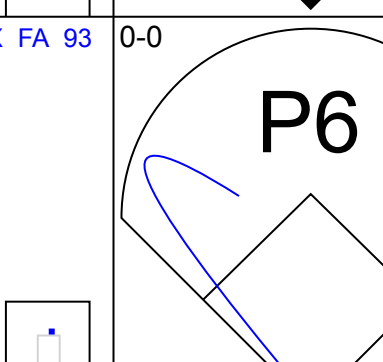
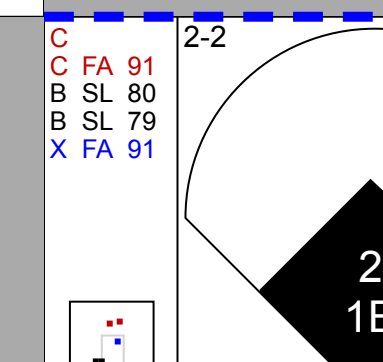
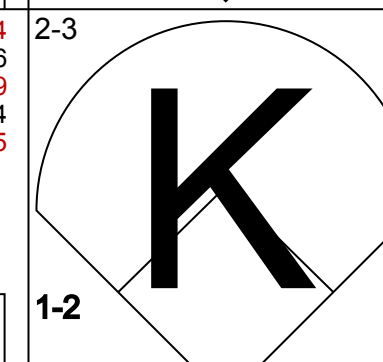
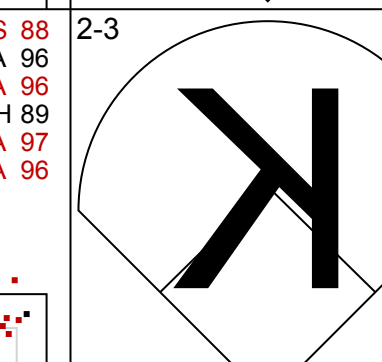

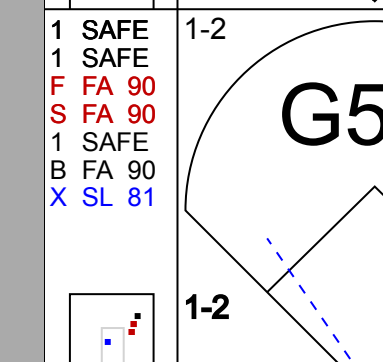
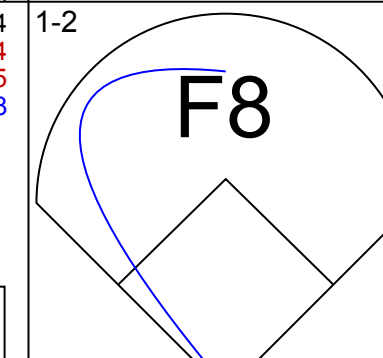
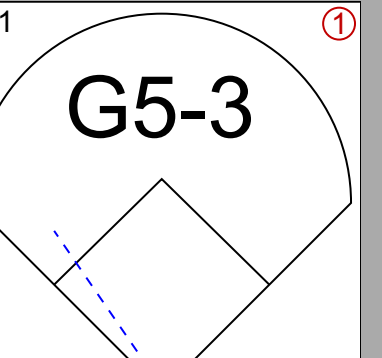
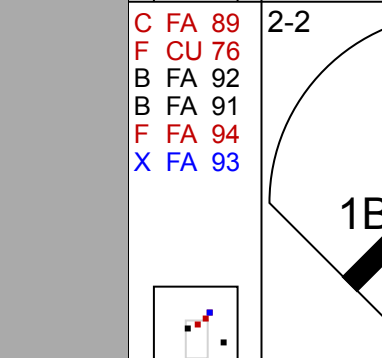
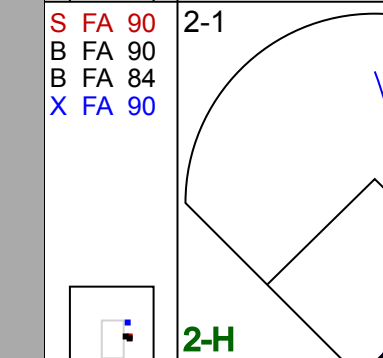
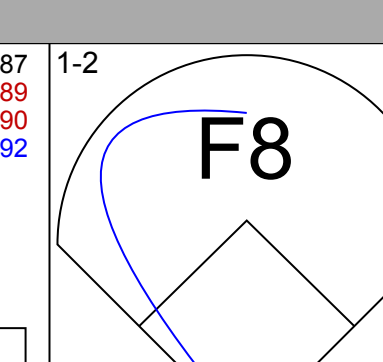
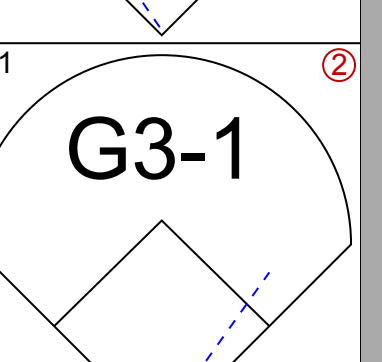
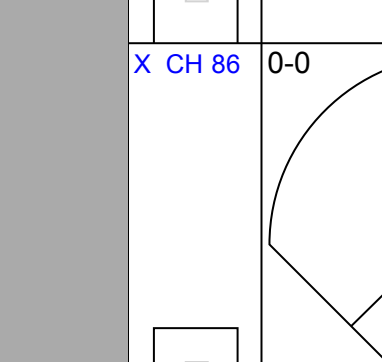
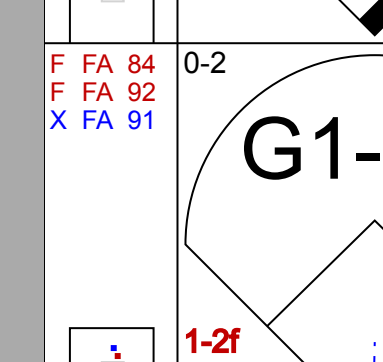
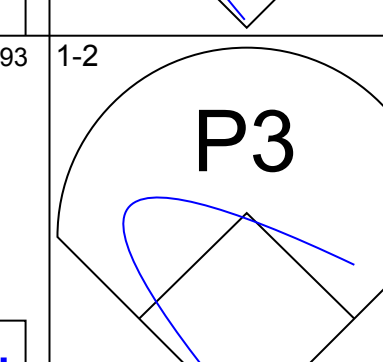
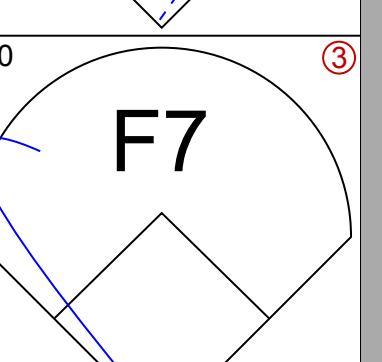
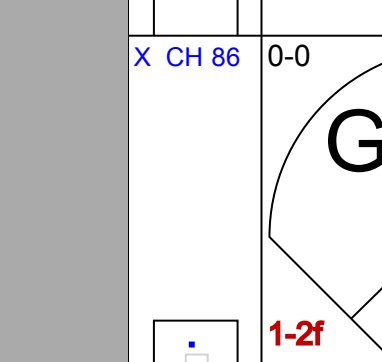
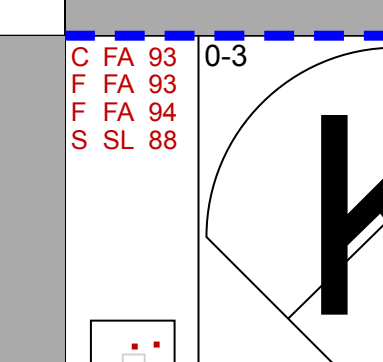
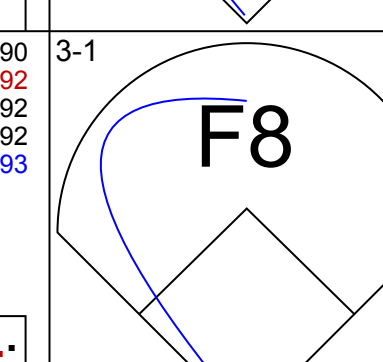
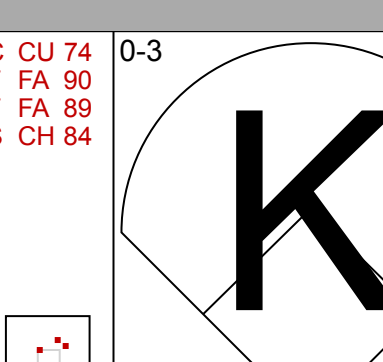
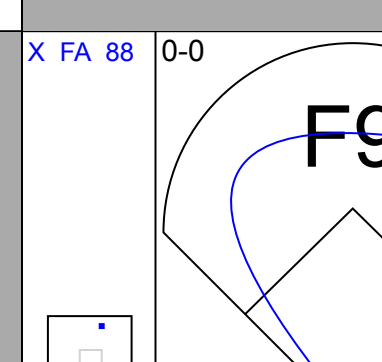
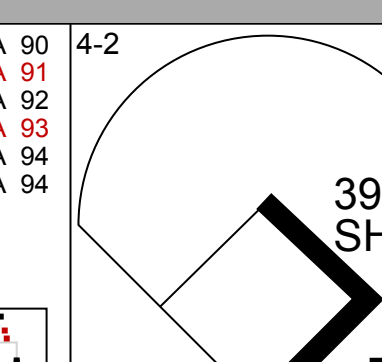
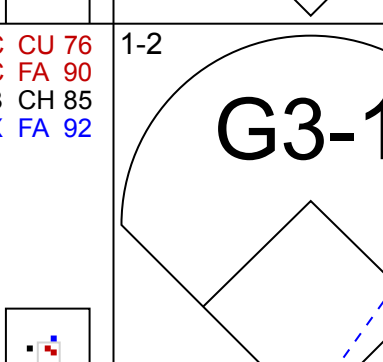
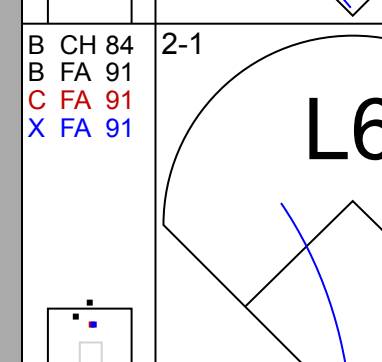
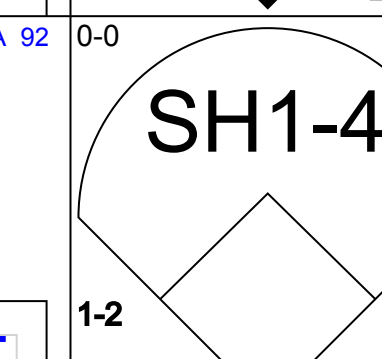
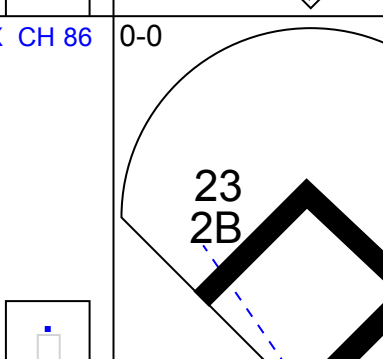
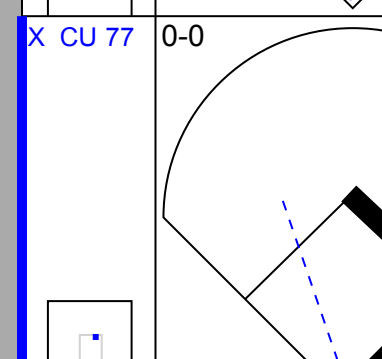


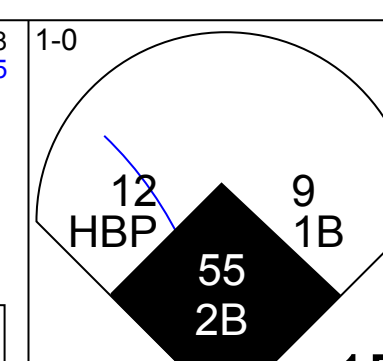
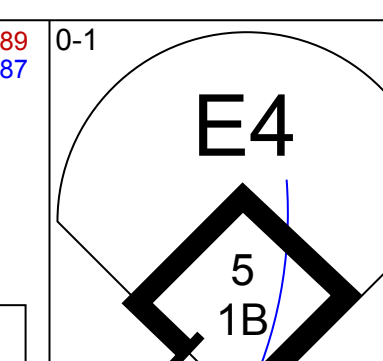
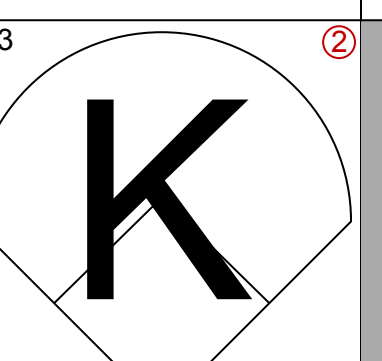
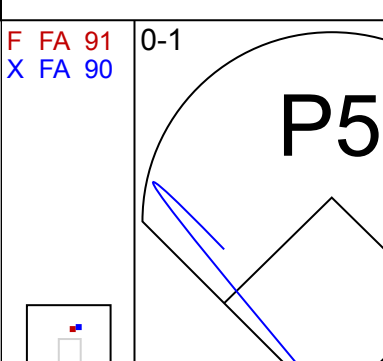
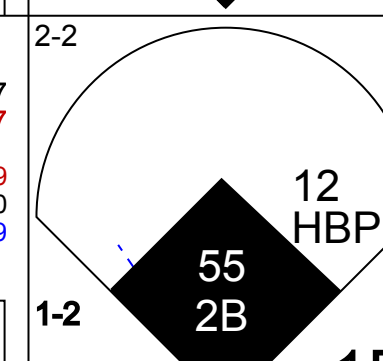
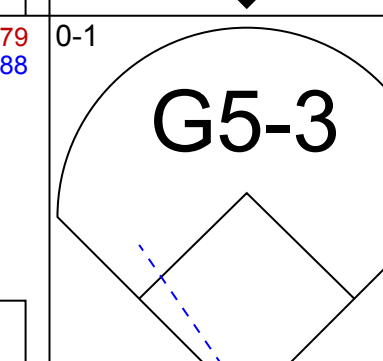
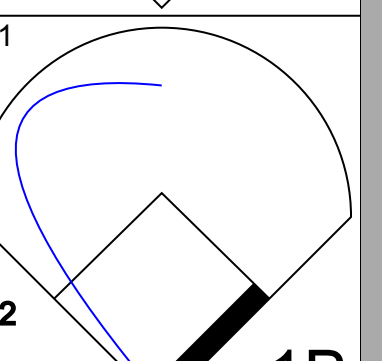
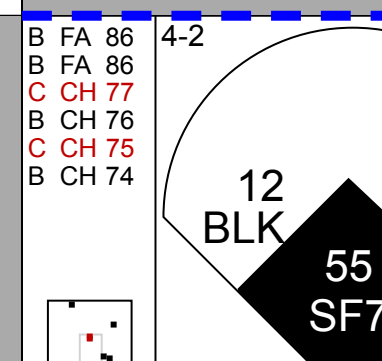
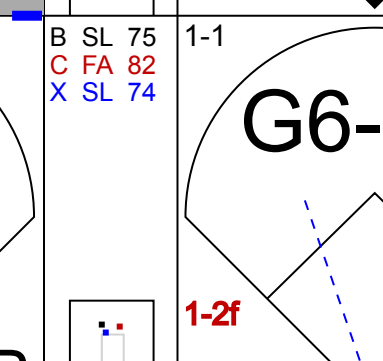
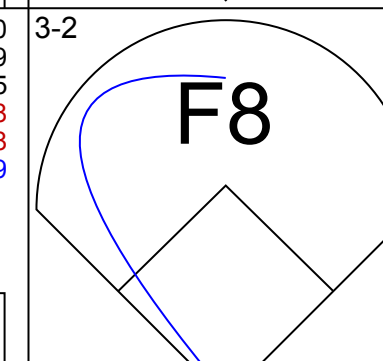
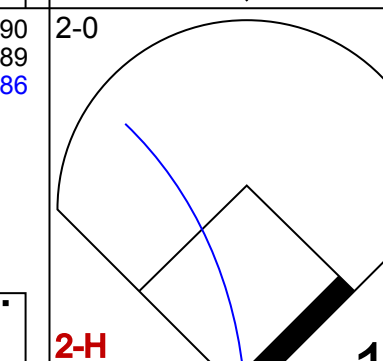
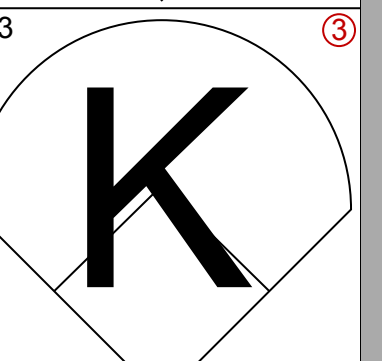
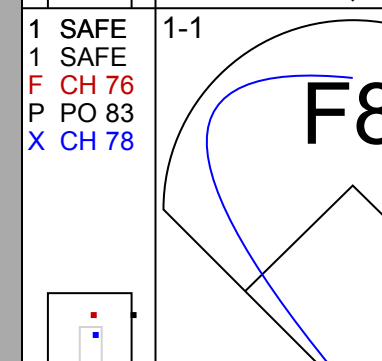
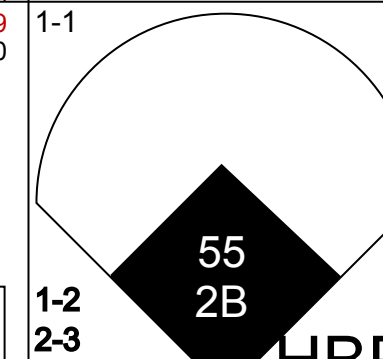


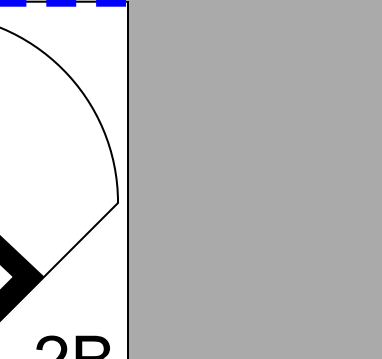
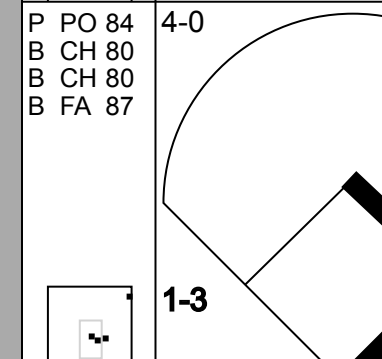
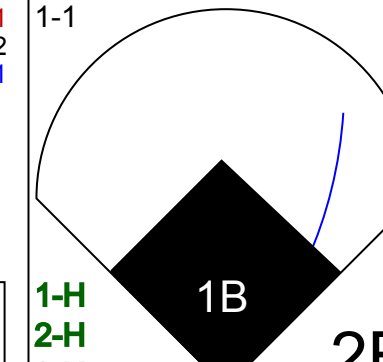


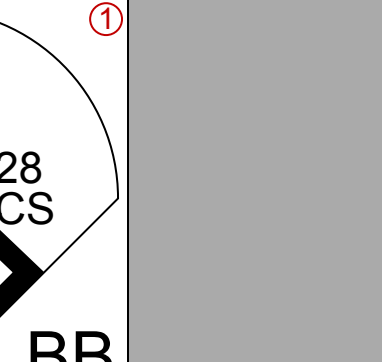
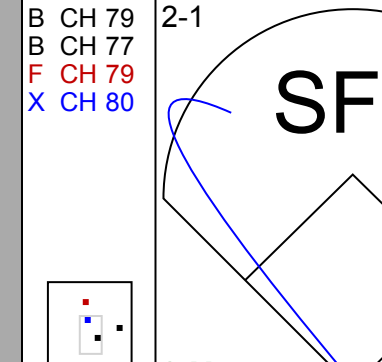
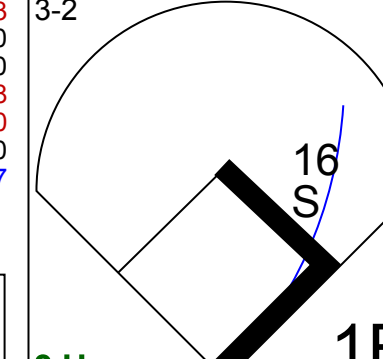


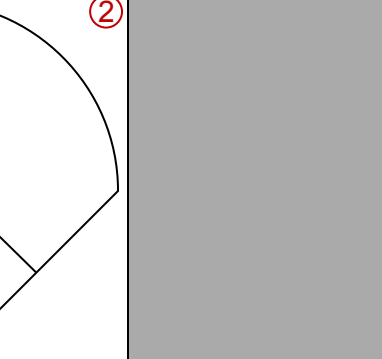
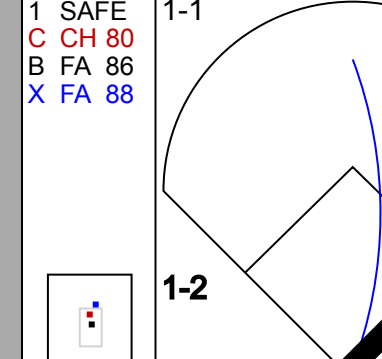
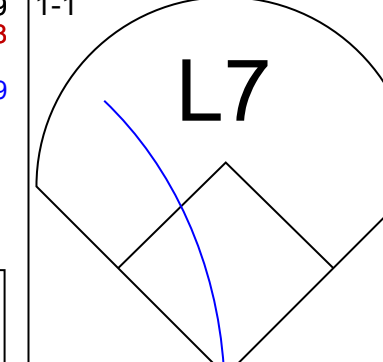


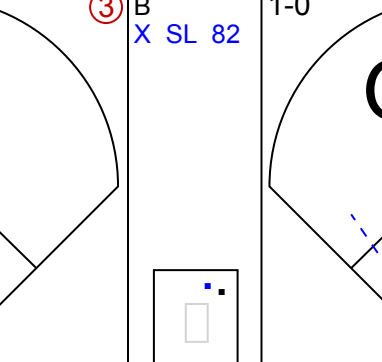
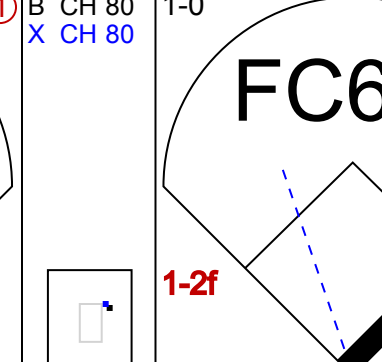
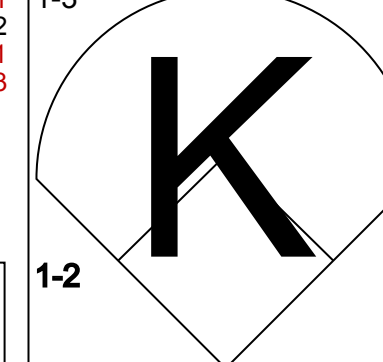

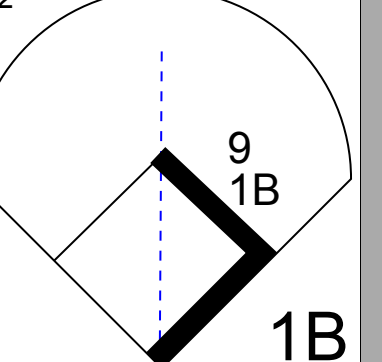
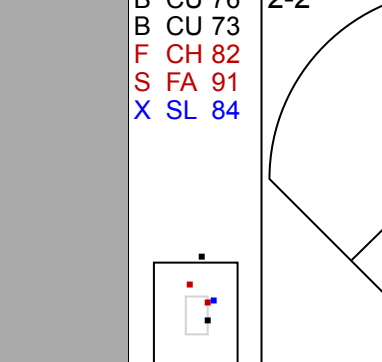


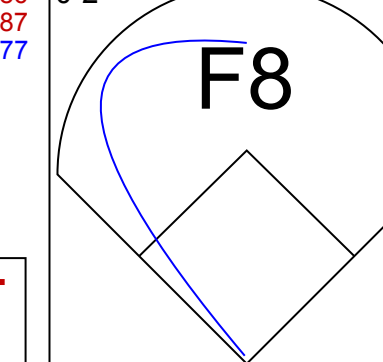

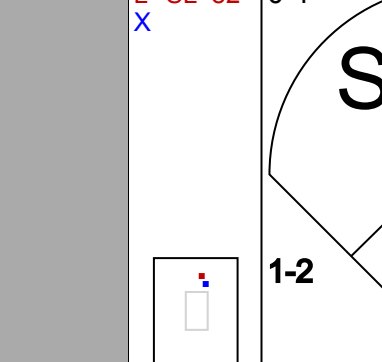

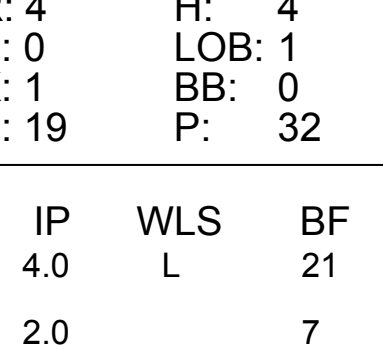
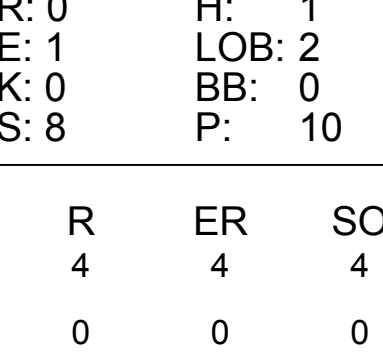
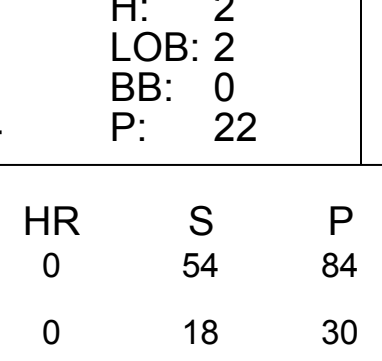
| Batter | 1 | 2 | 3 | 4 | 5 | 6 | 7 | 8 | 9 | AB | R | H | RBI | BB | SO | LOB | TOP | | | | | | | | | | | |
|---|-------------------------------|----------------------------------|--------------------------------|----------------------------------|-------------------------------|----------------------------------|-------------------------------|----------------------------------|------------------------------|---------------------------------|-------------------------------|----------------------------------|-------------------------------|----------------------------------|------------------------------|----------------------------------|--|----------------------------------|------------------------------------|----------------------------------|--------|--|--|--|--|--|--|--|
| Luis Castillo, S OBP: 0.365, SLG: 0.362 (1,4) | F9 | | G6-3 | 5 WP 33 SF7 8 G1-3 1B | | SH5-4 | | F7 | | 4 | 1 | 1 | 0 | 0 | 0 | 1 | Minnesota Twins @ Milwaukee Brewers Miller Park, Milwaukee, WI Sun May 20 2007, 1:05 PM CDT Att: 39,119 - Roof Closed - 65 F AB 31 R 5 H 7 RBI 5 BB 7 SO 7 LOB 14  | | | | | | | | | | | |
| 8 Nick Punto, S OBP: 0.323, SLG: 0.305 (5,6) | 5 CS 1B | | 5 HR 1B | | G1-3 | | F7 | | 3-3 1 | 5 | 1 | 2 | 0 | 0 | 1 | 2 | | | | | | | | | | | | |
| 5 Michael Cuddyer, R OBP: 0.325, SLG: 0.444 (1,9) | G5-3 | | 1-1 HR | | 2-3 SAFE SAFE BB | | G4-3 | | 0-3 2 | 4 | 1 | 1 | 2 | 1 | 1 | 2 | | | | | | | | | | | | |
| 33 Justin Morneau, L OBP: 0.356, SLG: 0.537 (1,3) | | 0-2 K | 0-2 20 BB 41 BB 1B | | 2-1 SF7 1B | | | | 1-1 1 | 4 | 1 | 1 | 1 | 0 | 2 | 0 | | | | | | | | | | | | |
| Tori Hunter, R OBP: 0.353, SLG: 0.611 (1,8) | | 4-2 20 FC6-4 BB | 4-1 20 BB 41 BB 1B | | 1-2 SAFE SAFE F9 | | | | 1-3 2 | 2 | 1 | 0 | 0 | 2 | 1 | 1 | | | | | | | | | | | | |
| 20 Lew Ford, R OBP: 0.280, SLG: 0.304 17 Pat Neshek, S (7,1) | | 2-2 FC6-4 41 BB 1B | 4-1 41 BB 1B | | 0-3 SAFE SAFE K | | | | 0-2 3 | 3 | 0 | 0 | 0 | 1 | 1 | 1 | | | | | | | | | | | | |
| 41 Chris Heintz, R OBP: 0.500, SLG: 0.333 (1,2) | | 4-1 BB | 1-1 1-3 2-H 3-H 1B | | 0-1 SAFE SAFE F9 | | | | 4-0 BB | 2 | 0 | 1 | 2 | 2 | 0 | 0 | | | | | | | | | | | | |
| Jason Bartlett, R OBP: 0.329, SLG: 0.295 54 Matt Guerrier, R (5,1) | | 0-0 G4-3 | 4-0 FC5-4 IBB | | 0-2 SAFE SAFE G5-3 | | | | 1-3 1 | 2 | 0 | 0 | 0 | 1 | 0 | 2 | | | | | | | | | | | | |
| 37 Denny Reyes, R OBP: 0.301, SLG: 0.333 Jason Tyner, L (7,7) | | | | | | | | | 1-3 SAFE SAFE K | 1 | 0 | 0 | 0 | 0 | 0 | 0 | | | | | | | | | | | | |
| Ramon Ortiz, R 38 Luis Antonio Rodriguez, S (1,1) | | | | | | | | | 1-0 SAFE SAFE P5 | 2 | 0 | 0 | 0 | 0 | 0 | 3 | | | | | | | | | | | | |
| Inning Stats | R: 0 E: 0 K: 0 S: 10 | H: 1 LOB: 0 BB: 0 P: 12 | R: 0 E: 0 K: 1 S: 11 | H: 0 LOB: 2 BB: 2 P: 20 | R: 4 E: 0 K: 0 S: 19 | H: 4 LOB: 3 BB: 3 P: 37 | R: 1 E: 0 K: 0 S: 10 | H: 1 LOB: 1 BB: 1 P: 21 | R: 0 E: 0 K: 1 S: 9 | H: 0 LOB: 0 BB: 0 P: 9 | R: 0 E: 0 K: 0 S: 10 | H: 1 LOB: 1 BB: 0 P: 15 | R: 0 E: 0 K: 1 S: 10 | H: 0 LOB: 0 BB: 0 P: 12 | R: 0 E: 0 K: 3 S: 9 | H: 0 LOB: 1 BB: 1 P: 13 | | 1B: 5 2B: 1 3B: 0 HR: 1 | SF: 1 SAC: 1 DP: 0 HBP: 0 | WP: 1 PB: 1 SB: 0 CS: 1 | PA: 40 | | | | | | | |
| PITCHER | IP | WLS | BF | H | R | ER | SO | BB | IBB | HBP | BLK | WP | HR | S | P | ERA | | WHIP | | | | | | | | | | |
| 46 Claudio Vargas, R ERA: 3.68 | 4.0 | | 23 | 6 | 5 | 5 | 1 | 5 | 1 | 0 | 0 | 1 | 1 | 50 | 90 | 11.25 | | 2.750 | | | | | | | | | | |
| 12 Carlos Villanueva, R ERA: 2.79 | 2.0 | 7 | 1 | 0 | 0 | 1 | 0 | 0 | 0 | 0 | 0 | 0 | 0 | 19 | 24 | 0.00 | | 0.500 | | | | | | | | | | |
| Matt Wise, R ERA: 3.06 | 1.0 | W | 3 | 0 | 0 | 0 | 1 | 0 | 0 | 0 | 0 | 0 | 0 | 10 | 12 | 0.00 | | 0.000 | | | | | | | | | | |
| Derrick Turnbow, R ERA: 3.93 | 1.0 | H | 4 | 0 | 0 | 0 | 1 | 1 | 0 | 0 | 0 | 0 | 0 | 5 | 11 | 0.00 | 1.000 | | | | | | | | | | | |
| Francisco Cordero, R ERA: 0.47 | 1.0 | S | 3 | 0 | 0 | 0 | 3 | 0 | 0 | 0 | 0 | 0 | 0 | 9 | 13 | 0.00 | 0.000 | | | | | | | | | | | |

| Batter | 1 | 2 | 3 | 4 | 5 | 6 | 7 | 8 | 9 | AB | R | H | RBI | BB | SO | LOB | BOTTOM | | | | | | | | | | | |
|---|------------------------------|----------------------------------|-------------------------------|----------------------------------|-------------------------------|----------------------------------|------------------------------|----------------------------------|-------------------------------|----------------------------------|------------------------------|---------------------------------|------------------------------|----------------------------------|------------------------------|----------------------------------|---|----------------------------------|------------------------------------|----------------------------------|--------|--|--|--|--|--|--|--|
| 22 Tony Gwynn Jr., L OBP: 0.425, SLG: 0.420 (1,9) | B1-3 | | 7 S 2B | | F9 | | | | | 4 | 1 | 1 | 0 | 0 | 0 | 1 | Minnesota Twins @ Milwaukee Brewers Miller Park, Milwaukee, WI Sun May 20 2007, 1:05 PM CDT Att: 39,119 - Roof Closed - 65 F AB 35 R 6 H 12 RBI 6 BB 0 SO 5 LOB 12  | | | | | | | | | | | |
| 7 J.J. Hardy, R OBP: 0.394, SLG: 0.619 (1,6) | F8 | | 28 G3-1 1B | | 2-1 HR | | | | 1-1 3 | 4 | 2 | 2 | 1 | 0 | 0 | 0 | | | | | | | | | | | | |
| 28 Prince Fielder, L OBP: 0.374, SLG: 0.574 (1,3) | HBP | | 3-1 G3-1 | | 0-0 F7 | | | | 1-1 1 | 3 | 1 | 1 | 0 | 0 | 0 | 2 | | | | | | | | | | | | |
| 2 Bill Hall, R OBP: 0.325, SLG: 0.451 (1,8) | G4-3 | | 2-3 K | | 3-2 HR | | | | 2-0 1 | 4 | 1 | 1 | 0 | 0 | 1 | 3 | | | | | | | | | | | | |
| Geoff Jenkins, L OBP: 0.360, SLG: 0.595 (1,7) | | 0-0 G4-3 | 0-0 3-H 1B | | 1-0 HR | | | | 1-1 1 | 4 | 1 | 3 | 5 | 0 | 0 | 0 | | | | | | | | | | | | |
| Damian Miller, R OBP: 0.280, SLG: 0.289 (1,2) | | 0-2 G6-3 | 3-2 G1-3 | | 2-1 1B | | | | 1-0 1 | 4 | 0 | 1 | 0 | 0 | 0 | 2 | | | | | | | | | | | | |
| 9 Tony Graffanino, R OBP: 0.268, SLG: 0.248 (1,4) | | 2-2 1B | | | 0-3 SAFE SAFE K | | | | 0-0 2 | 4 | 0 | 1 | 0 | 0 | 1 | 1 | | | | | | | | | | | | |
| Craig Counsell, L OBP: 0.350, SLG: 0.306 (1,5) | | 3-1 SAFE SAFE 1B | | | 0-2 SAFE SAFE F8 | | | | 2-3 3 | 4 | 0 | 1 | 0 | 0 | 2 | 1 | | | | | | | | | | | | |
| 46 Claudio Vargas, R OBP: 0.187, SLG: 0.250 1 Cory Hart, R OBP: 0.370, SLG: 0.390 12 Carlos Villanueva, R OBP: 0.395, SLG: 0.455 18 Gabe Gross, L OBP: 0.350, SLG: 0.455 Matt Wise, R OBP: 0.301, SLG: 0.333 Derrick Turnbow, R OBP: 0.270, SLG: 0.394 Kevin Mench, R OBP: 0.280, SLG: 0.394 Francisco Cordero, R OBP: 0.47, SLG: 0.314 (1,1) | | 0-2 L9 | | | 0-0 1B | | | | 2-3 3 | 1 | 0 | 0 | 0 | 0 | 0 | 2 | | | | | | | | | | | | |
| Inning Stats | R: 0 E: 0 K: 0 S: 8 | H: 0 LOB: 1 BB: 0 P: 10 | R: 0 E: 0 K: 0 S: 14 | H: 2 LOB: 2 BB: 0 P: 19 | R: 2 E: 0 K: 1 S: 16 | H: 3 LOB: 1 BB: 0 P: 29 | R: 0 E: 0 K: 1 S: 9 | H: 1 LOB: 1 BB: 0 P: 11 | R: 3 E: 0 K: 1 S: 14 | H: 4 LOB: 1 BB: 0 P: 23 | R: 0 E: 0 K: 0 S: 5 | H: 0 LOB: 0 BB: 0 P: 9 | R: 1 E: 0 K: 0 S: 6 | H: 2 LOB: 0 BB: 0 P: 11 | R: 0 E: 0 K: 2 S: 8 | H: 0 LOB: 0 BB: 0 P: 12 | | 1B: 9 2B: 2 3B: 0 HR: 1 | SF: 0 SAC: 0 DP: 1 HBP: 1 | WP: 1 PB: 0 SB: 2 CS: 0 | PA: 36 | | | | | | | |
| PITCHER | IP | WLS | BF | H | R | ER | SO | BB | IBB | HBP | BLK | WP | HR | S | P | ERA | | WHIP | | | | | | | | | | |
| Ramon Ortiz, R ERA: 5.36 | 4.1 | | 24 | 10 | 5 | 5 | 2 | 0 | 0 | 1 | 0 | 0 | 0 | 9 | 15 | 0.00 | | 0.000 | | | | | | | | | | |
| 54 Matt Guerrier, R ERA: 2.09 | 1.2 | 5 | 0 | 0 | 0 | 1 | 0 | 0 | 0 | 0 | 0 | 0 | 0 | 9 | 15 | 0.00 | | 0.000 | | | | | | | | | | |
| 37 Denny Reyes, L ERA: 6.57 | 0.1 | L | 3 | 2 | 1 | 1 | 0 | 0 | 0 | 0 | 0 | 1 | 0 | 5 | 9 | 27.00 | | 6.000 | | | | | | | | | | |
| 17 Pat Neshek, R ERA: 1.35 | 1.2 | 4 | 0 | 0 | 0 | 0 | 2 | 0 | 0 | 0 | 0 | 0 | 0 | 9 | 14 | 0.00 | | 0.000 | | | | | | | | | | |

| Batter | 1 | 2 | 3 | 4 | 5 | 6 | 7 | 8 | 9 | AB | R | H | RBI | BB | SO | LOB | TOP | | | | | |
|--|---|----------------------------------|--------------------------------|----------------------------------|--------------------------------|----------------------------------|-------------------------------|----------------------------------|-------------------------------|----------------------------------|-------------------------------|----------------------------------|------------------------------|----------------------------------|------------------------------|----------------------------------|--|----------------------------------|----------------------------------|------------------------------------|----------------------------------|--------|
| 23 Ricke Weeks Jr. R OBP: 0.355, SLG: 0.449 | | | | | | | | | | 5 | 1 | 4 | 3 | 0 | 1 | 1 | Milwaukee Brewers @ Los Angeles Dodgers Dodger Stadium, Los Angeles, CA Mon May 21 2007, 7:10 PM PDT Att: 33,446 - Cloudy - 62 F | | | | | |
| 22 Tony Gwynn Jr. L OBP: 0.410, SLG: 0.418 | | | | | | | | | | 5 | 0 | 1 | 2 | 0 | 1 | 3 | | | | | | |
| 7 J.J. Hardy R OBP: 0.355, SLG: 0.602 | | | | | | | | | | 5 | 0 | 0 | 0 | 0 | 3 | 4 | | | | | | |
| 28 Prince Fielder L OBP: 0.375, SLG: 0.603 | | | | | | | | | | 5 | 2 | 2 | 2 | 0 | 1 | 0 | | | | | | |
| Johnny Estrada S OBP: 0.306, SLG: 0.486 | | | | | | | | | | 5 | 2 | 2 | 1 | 0 | 0 | 0 | | | | | | |
| Geoff Jenkins L OBP: 0.357, SLG: 0.580 | | | | | | | | | | 3 | 1 | 0 | 0 | 1 | 0 | 0 | | | | | | |
| 2 Bill Hall R OBP: 0.329, SLG: 0.452 | | | | | | | | | | 4 | 1 | 2 | 0 | 0 | 2 | 0 | | | | | | |
| Craig Counsell L OBP: 0.364, SLG: 0.318 | | | | | | | | | | 3 | 2 | 2 | 1 | 1 | 1 | 1 | | | | | | |
| 37 Jeff Suppan R OBP: 0.185, SLG: 0.087 | | | | | | | | | | 2 | 0 | 0 | 0 | 0 | 1 | 3 | | | | | | |
| Brian Shouse L OBP: 0.355, SLG: 0.399 | | | | | | | | | | 0 | 0 | 0 | 0 | 0 | 0 | 0 | | | | | | |
| 18 Gabe Gross L OBP: 0.365, SLG: 0.365 | | | | | | | | | | 0 | 0 | 0 | 0 | 0 | 0 | 0 | | | | | | |
| Derrick Turnbow R OBP: 0.355, SLG: 0.447 | | | | | | | | | | 0 | 0 | 0 | 0 | 0 | 0 | 0 | | | | | | |
| 50 Chris Spurling R OBP: 0.355, SLG: 0.447 | | | | | | | | | | 0 | 0 | 0 | 0 | 0 | 0 | 0 | | | | | | |
| Inning Stats | R: 0 E: 0 K: 10 S: 10 | H: 1 LOB: 0 BB: 0 P: 14 | R: 1 E: 0 K: 10 S: 10 | H: 1 LOB: 0 BB: 0 P: 17 | R: 1 E: 0 K: 10 S: 13 | H: 2 LOB: 1 BB: 0 P: 20 | R: 1 E: 0 K: 2 S: 14 | H: 2 LOB: 1 BB: 0 P: 18 | R: 0 E: 0 K: 2 S: 13 | H: 1 LOB: 1 BB: 0 P: 17 | R: 5 E: 0 K: 2 S: 31 | H: 5 LOB: 1 BB: 1 P: 48 | R: 0 E: 0 K: 0 S: 9 | H: 0 LOB: 0 BB: 0 P: 13 | R: 0 E: 0 K: 2 S: 7 | H: 0 LOB: 1 BB: 2 P: 16 | R: 1 E: 0 K: 1 S: 10 | H: 1 LOB: 0 BB: 0 P: 14 | 1B: 8 2B: 2 3B: 0 HR: 3 | SF: 0 SAC: 1 DP: 1 HBP: 0 | WP: 1 PB: 0 SB: 1 CS: 0 | PA: 41 |
| PITCHER | IP WLS BF H R ER SO BB IBB HBP BLK WP HR S P ERA WHIP | | | | | | | | | | | | | | | | IP WLS BF H R ER SO BB IBB HBP BLK WP HR S P ERA WHIP | | | | | |
| Brett Tomko R ERA: 6.28 | (1, 1) 5.1 L 24 8 5 5 5 1 0 0 0 0 1 2 71 107 8.44 1.688 | | | | | | | | | | | | | | | | | | | | | |
| 58 Chad Billingsley R ERA: 4.7 | (6, 1) 0.2 6 4 3 3 2 0 0 0 0 0 0 0 20 27 40.50 6.000 | | | | | | | | | | | | | | | | | | | | | |
| Joe Beimel L ERA: 0.54 | (7, 1) 1.0 3 0 0 0 0 0 0 0 0 0 0 9 13 0.00 0.000 | | | | | | | | | | | | | | | | | | | | | |
| 51 Jonathan Broxton R ERA: 1.13 | (8, 1) 1.0 4 0 0 0 2 2 0 0 0 0 0 7 16 0.00 2.000 | | | | | | | | | | | | | | | | | | | | | |
| 44 Takashi Saito R ERA: 1.8 | (9, 1) 1.0 4 1 1 1 1 0 0 0 0 0 1 10 14 9.00 1.000 | | | | | | | | | | | | | | | | | | | | | |

| Batter | 1 | 2 | 3 | 4 | 5 | 6 | 7 | 8 | 9 | AB | R | H | RBI | BB | SO | LOB | BOTTOM | | | | | |
|---|---|----------------------------------|------------------------------|----------------------------------|------------------------------|----------------------------------|------------------------------|---------------------------------|------------------------------|----------------------------------|-------------------------------|----------------------------------|-------------------------------|----------------------------------|-------------------------------|----------------------------------|--|----------------------------------|----------------------------------|------------------------------------|----------------------------------|--------|
| 9 Juan Pierre L OBP: 0.302, SLG: 0.307 | | | | | | | | | | 4 | 0 | 0 | 0 | 0 | 1 | 2 | Milwaukee Brewers @ Los Angeles Dodgers Dodger Stadium, Los Angeles, CA Mon May 21 2007, 7:10 PM PDT Att: 33,446 - Cloudy - 62 F | | | | | |
| 15 Rafael Furcal S OBP: 0.376, SLG: 0.378 | | | | | | | | | | 4 | 1 | 2 | 0 | 1 | 1 | 3 | | | | | | |
| 5 Nomar Garciaparra R OBP: 0.335, SLG: 0.359 | | | | | | | | | | 4 | 1 | 1 | 1 | 0 | 0 | 4 | | | | | | |
| 12 Jeff Kent R OBP: 0.363, SLG: 0.487 | | | | | | | | | | 4 | 1 | 1 | 2 | 0 | 0 | 1 | | | | | | |
| 55 Russell Martin R OBP: 0.383, SLG: 0.441 | | | | | | | | | | 4 | 0 | 0 | 0 | 0 | 0 | 0 | | | | | | |
| Luis Gonzalez L OBP: 0.371, SLG: 0.415 | | | | | | | | | | 3 | 1 | 1 | 1 | 1 | 0 | 0 | | | | | | |
| 28 Andy LaRoche R OBP: 0.467, SLG: 0.300 | | | | | | | | | | 3 | 1 | 0 | 0 | 1 | 0 | 1 | | | | | | |
| 16 Andre Ethier L OBP: 0.322, SLG: 0.410 | | | | | | | | | | 4 | 0 | 1 | 0 | 0 | 0 | 1 | | | | | | |
| Brett Tomko R ERA: 3.49 | (1, 1) 6.0 W 27 6 4 4 2 3 0 0 0 0 0 0 1 70 110 6.00 1.500 | | | | | | | | | | | | | | | | | | | | | |
| Brian Shouse L ERA: 4.35 | (7, 1) 0.1 H 1 0 0 0 0 0 0 0 0 0 0 1 1 0.00 0.000 | | | | | | | | | | | | | | | | | | | | | |
| Matt Wise R ERA: 2.95 | (7, 1) 0.2 H 2 0 0 0 1 0 0 0 0 0 0 6 8 0.00 0.000 | | | | | | | | | | | | | | | | | | | | | |
| Derrick Turnbow R ERA: 4.19 | (8, 1) 1.0 4 1 1 1 0 0 0 0 0 0 1 11 18 9.00 1.000 | | | | | | | | | | | | | | | | | | | | | |
| 50 Chris Spurling R ERA: 2.25 | (9, 1) 1.0 4 0 0 0 0 0 0 0 1 0 0 10 16 0.00 0.000 | | | | | | | | | | | | | | | | | | | | | |
| Inning Stats | R: 0 E: 0 K: 1 S: 14 | H: 1 LOB: 1 BB: 0 P: 18 | R: 0 E: 0 K: 0 S: 7 | H: 0 LOB: 1 BB: 1 P: 14 | R: 0 E: 0 K: 1 S: 8 | H: 0 LOB: 1 BB: 1 P: 14 | R: 0 E: 0 K: 0 S: 6 | H: 0 LOB: 0 BB: 0 P: 8 | R: 0 E: 0 K: 0 S: 6 | H: 0 LOB: 0 BB: 0 P: 12 | R: 3 E: 0 K: 0 S: 20 | H: 3 LOB: 0 BB: 1 P: 28 | R: 1 E: 0 K: 1 S: 16 | H: 2 LOB: 2 BB: 1 P: 25 | R: 0 E: 0 K: 0 S: 11 | H: 1 LOB: 0 BB: 0 P: 18 | R: 0 E: 0 K: 0 S: 10 | H: 0 LOB: 1 BB: 0 P: 16 | 1B: 4 2B: 1 3B: 0 HR: 2 | SF: 0 SAC: 0 DP: 0 HBP: 1 | WP: 0 PB: 0 SB: 1 CS: 0 | PA: 38 |
| PITCHER | IP WLS BF H R ER SO BB IBB HBP BLK WP HR S P ERA WHIP | | | | | | | | | | | | | | | | IP WLS BF H R ER SO BB IBB HBP BLK WP HR S P ERA WHIP | | | | | |
| 37 Jeff Suppan R ERA: 3.49 | (1, 1) 6.0 W 27 6 4 4 2 3 0 0 0 0 0 0 1 70 110 6.00 1.500 | | | | | | | | | | | | | | | | | | | | | |
| Brian Shouse L ERA: 4.35 | (7, 1) 0.1 H 1 0 0 0 0 0 0 0 0 0 0 1 1 0.00 0.000 | | | | | | | | | | | | | | | | | | | | | |
| Matt Wise R ERA: 2.95 | (7, 1) 0.2 H 2 0 0 0 1 0 0 0 0 0 0 6 8 0.00 0.000 | | | | | | | | | | | | | | | | | | | | | |
| Derrick Turnbow R ERA: 4.19 | (8, 1) 1.0 4 1 1 1 0 0 0 0 0 0 1 11 18 9.00 1.000 | | | | | | | | | | | | | | | | | | | | | |
| 50 Chris Spurling R ERA: 2.25 | (9, 1) 1.0 4 0 0 0 0 0 0 0 1 0 0 10 16 0.00 0.000 | | | | | | | | | | | | | | | | | | | | | |

| Batter | 1 | 2 | 3 | 4 | 5 | 6 | 7 | 8 | 9 | AB | R | H | RBI | BB | SO | LOB | TOP | | | | | | | |
|---|---|---|---|---|--|---|---|---|---|---|---|---|---|---|---|---|---|---|---|---|---|---|--|--|
| 23 Ricke Weeks Jr. R OBP: 0.359, SLG: 0.444 |  | |  | |  | |  | | | 3 | 0 | 1 | 0 | 1 | 0 | 1 | Milwaukee Brewers @ Los Angeles Dodgers Dodger Stadium, Los Angeles, CA Wed May 23 2007, 7:10 PM PDT Att: 35,609 - Partly Cloudy - 66 F | | | | | | | |
| 22 Tony Gwynn Jr. L OBP: 0.415, SLG: 0.424 |  | |  | |  | | |  | | 4 | 1 | 2 | 0 | 0 | 1 | 4 | | | | | | | | |
| 28 Prince Fielder, L OBP: 0.370, SLG: 0.586 |  | |  | | |  | |  | | 4 | 0 | 0 | 0 | 0 | 2 | 4 | | | | | | | | |
| 2 Bill Hall, R OBP: 0.331, SLG: 0.451 |  | | |  | |  | |  | | 4 | 0 | 2 | 1 | 0 | 0 | 1 | | | | | | | | |
| Johnny Estrada, S OBP: 0.303, SLG: 0.480 | |  | |  | |  | |  | | 4 | 0 | 1 | 0 | 0 | 0 | 1 | | | | | | | | |
| Geoff Jenkins, L OBP: 0.343, SLG: 0.556 | |  | |  | |  | | |  | 4 | 0 | 0 | 0 | 0 | 1 | 2 | | | | | | | | |
| 9 Tony Graffanino, R OBP: 0.261, SLG: 0.234 | |  | | |  | |  | | | 3 | 0 | 0 | 0 | 1 | 1 | 0 | | | | | | | | |
| Craig Counsell, L OBP: 0.360, SLG: 0.308 | | |  | |  | |  | | | 3 | 0 | 0 | 0 | 1 | 1 | 1 | | | | | | | | |
| 39 Chris Capuano, L OBP: 0.227, SLG: 0.176 | | |  | |  | |  | | | 0 | 0 | 0 | 0 | 0 | 0 | 0 | | | | | | | | |
| 1 Conny Hatt, R OBP: 0.209, SLG: 0.395 | | | | | | | | | | 0 | 0 | 0 | 0 | 0 | 0 | 0 | | | | | | | | |
| 12 Carlos Villanueva, R OBP: 0.329, SLG: 0.398 | | | | | | | | | | 0 | 0 | 0 | 0 | 0 | 0 | 0 | | | | | | | | |
| Kevin Mench, R OBP: 0.329, SLG: 0.398 | | | | | | | | | | 0 | 0 | 0 | 0 | 0 | 0 | 0 | | | | | | | | |
| Matt Wise, R OBP: 0.329, SLG: 0.398 | | | | | | | | | | 0 | 0 | 0 | 0 | 0 | 0 | 0 | | | | | | | | |
| Brian Shouse, L OBP: 0.329, SLG: 0.398 | | | | | | | | | | 0 | 0 | 0 | 0 | 0 | 0 | 0 | | | | | | | | |
| 18 Gabe Gross, L OBP: 0.329, SLG: 0.457 | | | | | | | | | | 1 | 0 | 0 | 0 | 0 | 1 | 1 | | | | | | | | |
| Inning Stats | R: 0 E: 0 K: 1 S: 10 | H: 1 LOB: 1 BB: 0 P: 17 | R: 0 E: 0 K: 0 S: 8 | H: 0 LOB: 0 BB: 0 P: 13 | R: 0 E: 0 K: 2 S: 15 | H: 0 LOB: 2 BB: 2 P: 28 | R: 0 E: 0 K: 0 S: 5 | H: 2 LOB: 2 BB: 0 P: 5 | R: 0 E: 0 K: 0 S: 7 | H: 2 LOB: 1 BB: 0 P: 10 | R: 0 E: 0 K: 0 S: 6 | H: 1 LOB: 0 BB: 0 P: 8 | R: 1 E: 0 K: 0 S: 11 | H: 2 LOB: 0 BB: 0 P: 16 | R: 0 E: 0 K: 3 S: 12 | H: 0 LOB: 1 BB: 1 P: 20 | 1B: 5 2B: 3 3B: 0 HR: 0 | SF: 0 SAC: 1 DP: 2 HBP: 0 | WP: 0 PB: 0 SB: 1 CS: 1 | PA: 36 | | | | |
| PITCHER | IP WLS BF H R ER SO BB IBB HBP BLK WP HR S P ERA WHIP | IP WLS BF H R ER SO BB IBB HBP BLK WP HR S P ERA WHIP | IP WLS BF H R ER SO BB IBB HBP BLK WP HR S P ERA WHIP | IP WLS BF H R ER SO BB IBB HBP BLK WP HR S P ERA WHIP | IP WLS BF H R ER SO BB IBB HBP BLK WP HR S P ERA WHIP | IP WLS BF H R ER SO BB IBB HBP BLK WP HR S P ERA WHIP | IP WLS BF H R ER SO BB IBB HBP BLK WP HR S P ERA WHIP | IP WLS BF H R ER SO BB IBB HBP BLK WP HR S P ERA WHIP | IP WLS BF H R ER SO BB IBB HBP BLK WP HR S P ERA WHIP | IP WLS BF H R ER SO BB IBB HBP BLK WP HR S P ERA WHIP | IP WLS BF H R ER SO BB IBB HBP BLK WP HR S P ERA WHIP | IP WLS BF H R ER SO BB IBB HBP BLK WP HR S P ERA WHIP | IP WLS BF H R ER SO BB IBB HBP BLK WP HR S P ERA WHIP | IP WLS BF H R ER SO BB IBB HBP BLK WP HR S P ERA WHIP | IP WLS BF H R ER SO BB IBB HBP BLK WP HR S P ERA WHIP | IP WLS BF H R ER SO BB IBB HBP BLK WP HR S P ERA WHIP | IP WLS BF H R ER SO BB IBB HBP BLK WP HR S P ERA WHIP | IP WLS BF H R ER SO BB IBB HBP BLK WP HR S P ERA WHIP | IP WLS BF H R ER SO BB IBB HBP BLK WP HR S P ERA WHIP | IP WLS BF H R ER SO BB IBB HBP BLK WP HR S P ERA WHIP | IP WLS BF H R ER SO BB IBB HBP BLK WP HR S P ERA WHIP | | | |
| 31 Brad Penny, R ERA: 2.26 | 7.0 W 28 6 0 0 4 2 0 0 0 0 0 0 62 93 0.00 1.143 | 7.0 W 28 6 0 0 4 2 0 0 0 0 0 0 62 93 0.00 1.143 | 7.0 W 28 6 0 0 4 2 0 0 0 0 0 0 62 93 0.00 1.143 | 7.0 W 28 6 0 0 4 2 0 0 0 0 0 0 62 93 0.00 1.143 | 7.0 W 28 6 0 0 4 2 0 0 0 0 0 0 62 93 0.00 1.143 | 7.0 W 28 6 0 0 4 2 0 0 0 0 0 0 62 93 0.00 1.143 | 7.0 W 28 6 0 0 4 2 0 0 0 0 0 0 62 93 0.00 1.143 | 7.0 W 28 6 0 0 4 2 0 0 0 0 0 0 62 93 0.00 1.143 | 7.0 W 28 6 0 0 4 2 0 0 0 0 0 0 62 93 0.00 1.143 | 7.0 W 28 6 0 0 4 2 0 0 0 0 0 0 62 93 0.00 1.143 | 7.0 W 28 6 0 0 4 2 0 0 0 0 0 0 62 93 0.00 1.143 | 7.0 W 28 6 0 0 4 2 0 0 0 0 0 0 62 93 0.00 1.143 | 7.0 W 28 6 0 0 4 2 0 0 0 0 0 0 62 93 0.00 1.143 | 7.0 W 28 6 0 0 4 2 0 0 0 0 0 0 62 93 0.00 1.143 | 7.0 W 28 6 0 0 4 2 0 0 0 0 0 0 62 93 0.00 1.143 | 7.0 W 28 6 0 0 4 2 0 0 0 0 0 0 62 93 0.00 1.143 | 7.0 W 28 6 0 0 4 2 0 0 0 0 0 0 62 93 0.00 1.143 | 7.0 W 28 6 0 0 4 2 0 0 0 0 0 0 62 93 0.00 1.143 | 7.0 W 28 6 0 0 4 2 0 0 0 0 0 0 62 93 0.00 1.143 | 7.0 W 28 6 0 0 4 2 0 0 0 0 0 0 62 93 0.00 1.143 | 7.0 W 28 6 0 0 4 2 0 0 0 0 0 0 62 93 0.00 1.143 | 7.0 W 28 6 0 0 4 2 0 0 0 0 0 0 62 93 0.00 1.143 | | |
| Joe Beimel, L ERA: 3.8 | 1.0 4 2 1 1 0 0 0 0 0 0 0 0 11 16 9.00 2.000 | 1.0 4 2 1 1 0 0 0 0 0 0 0 0 11 16 9.00 2.000 | 1.0 4 2 1 1 0 0 0 0 0 0 0 0 11 16 9.00 2.000 | 1.0 4 2 1 1 0 0 0 0 0 0 0 0 11 16 9.00 2.000 | 1.0 4 2 1 1 0 0 0 0 0 0 0 0 11 16 9.00 2.000 | 1.0 4 2 1 1 0 0 0 0 0 0 0 0 11 16 9.00 2.000 | 1.0 4 2 1 1 0 0 0 0 0 0 0 0 11 16 9.00 2.000 | 1.0 4 2 1 1 0 0 0 0 0 0 0 0 11 16 9.00 2.000 | 1.0 4 2 1 1 0 0 0 0 0 0 0 0 11 16 9.00 2.000 | 1.0 4 2 1 1 0 0 0 0 0 0 0 0 11 16 9.00 2.000 | 1.0 4 2 1 1 0 0 0 0 0 0 0 0 11 16 9.00 2.000 | 1.0 4 2 1 1 0 0 0 0 0 0 0 0 11 16 9.00 2.000 | 1.0 4 2 1 1 0 0 0 0 0 0 0 0 11 16 9.00 2.000 | 1.0 4 2 1 1 0 0 0 0 0 0 0 0 11 16 9.00 2.000 | 1.0 4 2 1 1 0 0 0 0 0 0 0 0 11 16 9.00 2.000 | 1.0 4 2 1 1 0 0 0 0 0 0 0 0 11 16 9.00 2.000 | 1.0 4 2 1 1 0 0 0 0 0 0 0 0 11 16 9.00 2.000 | 1.0 4 2 1 1 0 0 0 0 0 0 0 0 11 16 9.00 2.000 | 1.0 4 2 1 1 0 0 0 0 0 0 0 0 11 16 9.00 2.000 | 1.0 4 2 1 1 0 0 0 0 0 0 0 0 11 16 9.00 2.000 | 1.0 4 2 1 1 0 0 0 0 0 0 0 0 11 16 9.00 2.000 | 1.0 4 2 1 1 0 0 0 0 0 0 0 0 11 16 9.00 2.000 | 1.0 4 2 1 1 0 0 0 0 0 0 0 0 11 16 9.00 2.000 | |
| 43 Yhency Brazoban, R ERA: | 1.0 4 0 0 0 3 1 0 0 0 0 0 0 12 20 0.00 1.000 | 1.0 4 0 0 0 3 1 0 0 0 0 0 0 12 20 0.00 1.000 | 1.0 4 0 0 0 3 1 0 0 0 0 0 0 12 20 0.00 1.000 | 1.0 4 0 0 0 3 1 0 0 0 0 0 0 12 20 0.00 1.000 | 1.0 4 0 0 0 3 1 0 0 0 0 0 0 12 20 0.00 1.000 | 1.0 4 0 0 0 3 1 0 0 0 0 0 0 12 20 0.00 1.000 | 1.0 4 0 0 0 3 1 0 0 0 0 0 0 12 20 0.00 1.000 | 1.0 4 0 0 0 3 1 0 0 0 0 0 0 12 20 0.00 1.000 | 1.0 4 0 0 0 3 1 0 0 0 0 0 0 12 20 0.00 1.000 | 1.0 4 0 0 0 3 1 0 0 0 0 0 0 12 20 0.00 1.000 | 1.0 4 0 0 0 3 1 0 0 0 0 0 0 12 20 0.00 1.000 | 1.0 4 0 0 0 3 1 0 0 0 0 0 0 12 20 0.00 1.000 | 1.0 4 0 0 0 3 1 0 0 0 0 0 0 12 20 0.00 1.000 | 1.0 4 0 0 0 3 1 0 0 0 0 0 0 12 20 0.00 1.000 | 1.0 4 0 0 0 3 1 0 0 0 0 0 0 12 20 0.00 1.000 | 1.0 4 0 0 0 3 1 0 0 0 0 0 0 12 20 0.00 1.000 | 1.0 4 0 0 0 3 1 0 0 0 0 0 0 12 20 0.00 1.000 | 1.0 4 0 0 0 3 1 0 0 0 0 0 0 12 20 0.00 1.000 | 1.0 4 0 0 0 3 1 0 0 0 0 0 0 12 20 0.00 1.000 | 1.0 4 0 0 0 3 1 0 0 0 0 0 0 12 20 0.00 1.000 | 1.0 4 0 0 0 3 1 0 0 0 0 0 0 12 20 0.00 1.000 | 1.0 4 0 0 0 3 1 0 0 0 0 0 0 12 20 0.00 1.000 | 1.0 4 0 0 0 3 1 0 0 0 0 0 0 12 20 0.00 1.000 | 1.0 4 0 0 0 3 1 0 0 0 0 0 0 12 20 0.00 1.000 |

| Batter | 1 | 2 | 3 | 4 | 5 | 6 | 7 | 8 | 9 | AB | R | H | RBI | BB | SO | LOB | BOTTOM |
|--|---|---|---|---|---|---|---|---|---|----|---|---|-----|----|----|-----|---|
| 15 Rafael Furcal, S OBP: 0.374, SLG: 0.376 |  |  | |  | |  | | | | 5 | 1 | 2 | 0 | 0 | 1 | 2 | Milwaukee Brewers @ Los Angeles Dodgers Dodger Stadium, Los Angeles, CA Wed May 23 2007, 7:10 PM PDT Att: 35,609 - Partly Cloudy - 66 F |
| 9 Juan Pierre, L OBP: 0.303, SLG: 0.305 |  |  | |  | | |  |  | | 4 | 2 | 2 | 0 | 1 | 0 | 3 | |
| 5 Nomar Garciaparra, R OBP: 0.329, SLG: 0.350 |  |  | |  | | |  | | | 4 | 0 | 1 | 0 | 0 | 1 | 5 | |
| 12 Jeff Kent, R OBP: 0.371, SLG: 0.497 |  |  | |  | |  | |  | | 2 | 1 | 1 | 0 | 1 | 0 | 0 | |
| 55 Russell Martin, R OBP: 0.390, SLG: 0.468 |  |  | |  | |  | |  | | 2 | 1 | 1 | 4 | 1 | 0 | 0 | |
| Luis Gonzalez, L OBP: 0.379, SLG: 0.430 |  |  | |  | |  | |  | | 4 | 0 | 3 | 1 | 0 | 0 | 1 | |
| Brady Clark, R OBP: 0.333, SLG: 0.349 |  |  | |  | |  | |  | | 0 | 0 | 0 | 0 | 0 | 0 | 0 | |
| 28 Andy LaRoche, R OBP: 0.429, SLG: 0.265 |  |  | |  | |  | |  | | 4 | 0 | 0 | 0 | 0 | 0 | 4 | |
| 16 Andre Ethier, L OBP: 0.321, SLG: 0.404 |  |  | |  | |  | |  | | 4 | 0 | 2 | 0 | 0 | 1 | 1 | |
| 31 Brad Penny, R OBP: 0.238, SLG: 0.200 |  |  | |  | | | | | | | | | | | | | |

| Batter | 1 | 2 | 3 | 4 | 5 | 6 | 7 | 8 | 9 | AB | R | H | RBI | BB | SO | LOB | TOP | | | | | |
|--|---|---------------------------------|------------------------------|----------------------------------|-------------------------------|----------------------------------|------------------------------|---------------------------------|------------------------------|----------------------------------|-------------------------------|----------------------------------|-------------------------------|----------------------------------|------------------------------|---------------------------------|--|----------------------------------|-------------------------|------------------------------------|----------------------------------|--------|
| 23 Rickie Weeks Jr., R OBP: 0.359, SLG: 0.456 | | | | | | | | | | 5 | 1 | 2 | 0 | 0 | 1 | 2 | Milwaukee Brewers @ San Diego Padres PETCO Park, San Diego, CA Fri May 25 2007, 10:05 PM EDT Att: 32,130 - Overcast - 66 F | | | | | |
| 8 Ryan Braun, R OBP: 0.200, SLG: 0.500 | | | | | | | | | | 4 | 1 | 1 | 2 | 0 | 0 | 2 | | | | | | |
| 7 J.J. Hardy, R OBP: 0.359, SLG: 0.608 | | | | | | | | | | 4 | 1 | 2 | 2 | 1 | 1 | 0 | | | | | | |
| 28 Prince Fielder, L OBP: 0.373, SLG: 0.598 | | | | | | | | | | 3 | 1 | 1 | 1 | 1 | 0 | 3 | | | | | | |
| Geoff Jenkins, L OBP: 0.341, SLG: 0.555 | | | | | | | | | | 4 | 1 | 1 | 0 | 0 | 1 | 1 | | | | | | |
| Kevin Mench, R OBP: 0.270, SLG: 0.398 | | | | | | | | | | 0 | 0 | 0 | 0 | 0 | 0 | 0 | | | | | | |
| 2 Bill Hall, R OBP: 0.320, SLG: 0.446 | | | | | | | | | | 4 | 0 | 1 | 0 | 0 | 0 | 1 | | | | | | |
| Damian Miller, R OBP: 0.278, SLG: 0.286 | | | | | | | | | | 4 | 0 | 1 | 1 | 0 | 1 | 0 | | | | | | |
| 18 Gabe Gross, L OBP: 0.387, SLG: 0.510 | | | | | | | | | | 3 | 0 | 2 | 0 | 0 | 0 | 2 | | | | | | |
| 50 Chris Spurling, R | | | | | | | | | | 0 | 0 | 0 | 0 | 0 | 0 | 0 | | | | | | |
| 1 Corey Hart, R OBP: 0.327, SLG: 0.386 | | | | | | | | | | 0 | 0 | 0 | 0 | 0 | 1 | 0 | | | | | | |
| Matt Wise, R | | | | | | | | | | 0 | 0 | 0 | 0 | 0 | 0 | 0 | | | | | | |
| 31 Dave Bush, R OBP: 0.200, SLG: 0.263 | | | | | | | | | | 2 | 0 | 0 | 0 | 0 | 0 | 2 | | | | | | |
| 22 Tony Gwynn Jr., L OBP: 0.418, SLG: 0.417 | | | | | | | | | | 1 | 1 | 0 | 0 | 1 | 1 | 0 | | | | | | |
| Inning Stats | R: 0 E: 0 K: 0 S: 4 | H: 1 LOB: 1 BB: 1 P: 8 | R: 0 E: 0 K: 0 S: 7 | H: 0 LOB: 0 BB: 0 P: 12 | R: 0 E: 0 K: 1 S: 11 | H: 1 LOB: 1 BB: 0 P: 15 | R: 0 E: 0 K: 0 S: 5 | H: 1 LOB: 0 BB: 0 P: 5 | R: 0 E: 0 K: 1 S: 8 | H: 0 LOB: 0 BB: 0 P: 10 | R: 3 E: 0 K: 0 S: 12 | H: 5 LOB: 2 BB: 0 P: 18 | R: 3 E: 0 K: 1 S: 18 | H: 2 LOB: 1 BB: 2 P: 34 | R: 0 E: 0 K: 2 S: 7 | H: 0 LOB: 0 BB: 0 P: 8 | R: 0 E: 0 K: 1 S: 8 | H: 0 LOB: 0 BB: 0 P: 12 | 1B: 5 2B: 3 HR: 2 | SF: 1 SAC: 0 DP: 2 HBP: 0 | WP: 0 PB: 0 SB: 2 CS: 0 | PA: 39 |
| PITCHER | IP WLS BF H R ER SO BB IBB HBP BLK WP HR S P ERA WHIP | | | | | | | | | | | | | | | | | | | | | |
| Greg Maddux, R ERA: 4.2 | 5.2 W 25 9 3 3 2 1 0 0 0 0 1 46 67 4.76 1.765 | | | | | | | | | | | | | | | | | | | | | |
| 26 Doug Brocail, R ERA: 2.11 | 0.2 H 6 2 3 3 0 2 0 0 0 0 0 1 12 25 40.50 6.000 | | | | | | | | | | | | | | | | | | | | | |
| 21 Heath Bell, R ERA: 1.24 | 1.2 H 5 0 0 0 3 0 0 0 0 0 0 0 14 18 0.00 0.000 | | | | | | | | | | | | | | | | | | | | | |
| Scott Linebrink, R ERA: 2.38 | 1.0 S 3 0 0 0 1 0 0 0 0 0 0 0 8 12 0.00 0.000 | | | | | | | | | | | | | | | | | | | | | |

| Batter | 1 | 2 | 3 | 4 | 5 | 6 | 7 | 8 | 9 | AB | R | H | RBI | BB | SO | LOB | BOTTOM | | | |
|---|---|----------------------------------|-------------------------------|----------------------------------|------------------------------|---------------------------------|------------------------------|----------------------------------|-------------------------------|----------------------------------|------------------------------|----------------------------------|------------------------------|----------------------------------|------------------------------|---------------------------------|--|------------------------------------|----------------------------------|--------|
| 22 Marcus Giles, R OBP: 0.353, SLG: 0.402 | | | | | | | | | | 5 | 2 | 2 | 1 | 0 | 2 | 1 | Milwaukee Brewers @ San Diego Padres PETCO Park, San Diego, CA Fri May 25 2007, 10:05 PM EDT Att: 32,130 - Overcast - 66 F | | | |
| José Cruz Jr., S OBP: 0.351, SLG: 0.458 | | | | | | | | | | 3 | 1 | 1 | 0 | 1 | 1 | | | | | |
| Mike Cameron, R OBP: 0.292, SLG: 0.347 | | | | | | | | | | 4 | 1 | 1 | 1 | 0 | 0 | 2 | | | | |
| 23 Adrián González, L OBP: 0.353, SLG: 0.518 | | | | | | | | | | 4 | 1 | 3 | 1 | 0 | 0 | 0 | | | | |
| 3 Khalil Greene, R OBP: 0.253, SLG: 0.429 | | | | | | | | | | 4 | 0 | 0 | 0 | 0 | 2 | 4 | | | | |
| 28 Josh Bard, S OBP: 0.310, SLG: 0.298 | | | | | | | | | | 2 | 2 | 0 | 0 | 2 | 1 | 0 | | | | |
| 5 Kevin Kouzmanoff, R OBP: 0.285, SLG: 0.400 | | | | | | | | | | 4 | 1 | 2 | 4 | 0 | 0 | 0 | | | | |
| 8 Termel Sledge, L OBP: 0.327, SLG: 0.365 | | | | | | | | | | 3 | 0 | 1 | 1 | 1 | 1 | 1 | | | | |
| Greg Maddux, R OBP: 0.063, SLG: 0.063 | | | | | | | | | | 3 | 0 | 0 | 0 | 0 | 0 | 3 | | | | |
| 26 Doug Brocail, L ERA: 2.3 | | | | | | | | | | 0 | 0 | 0 | 0 | 0 | 0 | 0 | | | | |
| 21 Heath Bell, R ERA: 1.24 | | | | | | | | | | 0 | 0 | 0 | 0 | 0 | 0 | 0 | | | | |
| 13 Oscar Robles, L OBP: 0.222, SLG: 0.222 | | | | | | | | | | 0 | 0 | 0 | 0 | 0 | 0 | 0 | | | | |
| Scott Linebrink, R ERA: 3.1 | | | | | | | | | | 0 | 0 | 0 | 0 | 0 | 0 | 0 | | | | |
| Inning Stats | R: 1 E: 0 K: 2 S: 15 | H: 2 LOB: 1 BB: 0 P: 21 | R: 1 E: 0 K: 0 S: 16 | H: 1 LOB: 1 BB: 1 P: 26 | R: 0 E: 0 K: 0 S: 5 | H: 1 LOB: 1 BB: 0 P: 7 | R: 0 E: 0 K: 0 S: 6 | H: 0 LOB: 0 BB: 1 P: 11 | R: 5 E: 0 K: 2 S: 19 | H: 5 LOB: 1 BB: 1 P: 30 | R: 1 E: 0 K: 0 S: 7 | H: 1 LOB: 0 BB: 1 P: 12 | R: 0 E: 0 K: 1 S: 9 | H: 0 LOB: 0 BB: 0 P: 10 | R: 0 E: 0 K: 2 S: 7 | H: 0 LOB: 0 BB: 0 P: 9 | 1B: 7 2B: 1 3B: 0 HR: 2 | SF: 0 SAC: 0 DP: 1 HBP: 0 | WP: 0 PB: 0 SB: 2 CS: 0 | PA: 37 |
| PITCHER | IP WLS BF H R ER SO BB IBB HBP BLK WP HR S P ERA WHIP | | | | | | | | | | | | | | | | | | | |
| 31 Dave Bush, R ERA: 6.13 | 5.0 L 27 7 1 1 1 1 1 0 0 0 0 0 1 61 22 12.60 2.400 | | | | | | | | | | | | | | | | | | | |
| 50 Chris Spurling, R ERA: 2.3 | 2.0 7 1 1 1 1 1 0 0 0 0 0 1 16 22 4.50 1.000 | | | | | | | | | | | | | | | | | | | |
| Matt Wise, R ERA: 3.1 | 1.0 3 0 0 0 2 0 0 0 0 0 0 0 7 9 0.00 0.000 | | | | | | | | | | | | | | | | | | | |

| | |
|-----|----|
| AB | 35 |
| R | 6 |
| H | 11 |
| RBI | 6 |
| BB | 3 |
| SO | 6 |
| LOB | 13 |



| Batter | 1 | 2 | 3 | 4 | 5 | 6 | 7 | 8 | 9 | AB | R | H | RBI | BB | SO | LOB | TOP | | | | | | | | | | |
|--|------------------------------|----------------------------------|------------------------------|----------------------------------|-------------------------------|----------------------------------|------------------------------|----------------------------------|------------------------------|----------------------------------|-------------------------------|----------------------------------|------------------------------|----------------------------------|-------------------------------|----------------------------------|----------------------------------|------------------------------------|-------------------------|--------|--|--|--|--|--|--|--|
| 23 Rickie Weeks Jr. R OBP: 0.352, SLG: 0.448 | | | | | | | | | | 5 | 0 | 1 | 0 | 0 | 0 | 3 | | | | | | | | | | | |
| 8 Ryan Braun R OBP: 0.444, SLG: 1.000 | | | | | | | | | | 4 | 1 | 3 | 1 | 0 | 0 | 1 | | | | | | | | | | | |
| 7 J.J. Hardy R OBP: 0.352, SLG: 0.596 | | | | | | | | | | 4 | 0 | 0 | 0 | 0 | 2 | 3 | | | | | | | | | | | |
| 28 Prince Fielder L OBP: 0.366, SLG: 0.585 | | | | | | | | | | 4 | 0 | 0 | 0 | 0 | 1 | 2 | | | | | | | | | | | |
| Johnny Estrada S OBP: 0.301, SLG: 0.470 | | | | | | | | | | 3 | 1 | 0 | 0 | 1 | 0 | 1 | | | | | | | | | | | |
| Geoff Jenkins L OBP: 0.352, SLG: 0.580 | | | | | | | | | | 3 | 1 | 2 | 1 | 1 | 0 | 0 | | | | | | | | | | | |
| 2 Bill Hall R OBP: 0.323, SLG: 0.436 | | | | | | | | | | 4 | 0 | 0 | 0 | 0 | 1 | 3 | | | | | | | | | | | |
| 22 Tony Gwynn Jr. L OBP: 0.400, SLG: 0.397 | | | | | | | | | | 3 | 0 | 0 | 0 | 0 | 1 | 0 | | | | | | | | | | | |
| 12 Carlos Villanueva R OBP: 0.287, SLG: 0.395 | | | | | | | | | | 1 | 0 | 0 | 0 | 0 | 0 | 2 | | | | | | | | | | | |
| 46 Claudio Vargas R OBP: 0.143, SLG: 0.214 | | | | | | | | | | 2 | 0 | 0 | 0 | 0 | 1 | 0 | | | | | | | | | | | |
| Brian Shouse L OBP: 0.391, SLG: 0.500 | | | | | | | | | | 0 | 0 | 0 | 0 | 0 | 0 | 0 | | | | | | | | | | | |
| Inning Stats | R: 0 E: 0 K: 1 S: 9 | H: 1 LOB: 1 BB: 0 P: 13 | R: 1 E: 0 K: 0 S: 8 | H: 1 LOB: 0 BB: 0 P: 12 | R: 1 E: 0 K: 1 S: 12 | H: 1 LOB: 0 BB: 0 P: 16 | R: 0 E: 0 K: 1 S: 9 | H: 1 LOB: 1 BB: 0 P: 14 | R: 0 E: 0 K: 0 S: 7 | H: 1 LOB: 1 BB: 0 P: 14 | R: 0 E: 0 K: 1 S: 10 | H: 0 LOB: 0 BB: 0 P: 13 | R: 0 E: 0 K: 1 S: 9 | H: 1 LOB: 1 BB: 0 P: 12 | R: 1 E: 1 K: 0 S: 16 | H: 0 LOB: 3 BB: 3 P: 28 | 1B: 4 2B: 0 3B: 0 HR: 2 | SF: 0 SAC: 0 DP: 0 HBP: 0 | WP: 0 PB: 0 CS: 1 | PA: 37 | | | | | | | |
| PITCHER | IP | WLS | BF | H | R | ER | SO | BB | IBB | HBP | BLK | WP | HR | S | P | ERA | WHIP | | | | | | | | | | |
| Justin Germano R ERA: 1.08 | 6.0 | W | 23 | 5 | 2 | 2 | 4 | 0 | 0 | 0 | 0 | 0 | 2 | 54 | 82 | 3.00 | 0.833 | | | | | | | | | | |
| 43 Cia Meredith R ERA: 3.39 | 1.0 | H | 3 | 0 | 0 | 0 | 1 | 0 | 0 | 0 | 0 | 0 | 0 | 10 | 13 | 0.00 | 0.000 | | | | | | | | | | |
| Scott Linebrink R ERA: 2.28 | 1.0 | H | 4 | 1 | 0 | 0 | 1 | 0 | 0 | 0 | 0 | 0 | 0 | 9 | 12 | 0.00 | 1.000 | | | | | | | | | | |
| 26 Doug Brocail R ERA: 2.08 | 0.1 | S | 3 | 0 | 1 | 0 | 0 | 2 | 0 | 0 | 0 | 0 | 0 | 6 | 14 | 0.00 | 6.000 | | | | | | | | | | |
| Trevor Hoffman R ERA: 2.84 | 0.2 | S | 4 | 0 | 0 | 0 | 0 | 1 | 0 | 0 | 0 | 0 | 0 | 10 | 14 | 0.00 | 1.500 | | | | | | | | | | |

Milwaukee Brewers @ San Diego Padres
 PETCO Park, San Diego, CA
 Sat May 26 2007, 10:05 PM EDT
 Att: 35,975 - Cloudy - 65 F

| | |
|-----|----|
| AB | 34 |
| R | 3 |
| H | 6 |
| RBI | 3 |
| BB | 3 |
| SO | 6 |
| LOB | 15 |



| Batter | 1 | 2 | 3 | 4 | 5 | 6 | 7 | 8 | 9 | AB | R | H | RBI | BB | SO | LOB | BOTTOM | | | | | | | | | | |
|---|-------------------------------|----------------------------------|-------------------------------|----------------------------------|-------------------------------|----------------------------------|------------------------------|---------------------------------|-------------------------------|----------------------------------|------------------------------|----------------------------------|------------------------------|----------------------------------|-------------------------------|----------------------------------|----------------------------------|------------------------------------|-------------------------|--------|--|--|--|--|--|--|--|
| 22 Marcus Giles R OBP: 0.350, SLG: 0.402 | | | | | | | | | | 5 | 1 | 1 | 0 | 0 | 1 | 4 | | | | | | | | | | | |
| José Cruz Jr. S OBP: 0.355, SLG: 0.481 | | | | | | | | | | 4 | 1 | 2 | 1 | 0 | 2 | 1 | | | | | | | | | | | |
| Mike Cameron R OBP: 0.291, SLG: 0.361 | | | | | | | | | | 4 | 1 | 1 | 2 | 0 | 1 | 1 | | | | | | | | | | | |
| 23 Adrián González L OBP: 0.361, SLG: 0.533 | | | | | | | | | | 4 | 1 | 3 | 0 | 0 | 0 | 1 | | | | | | | | | | | |
| 5 Kevin Kouzmanoff R OBP: 0.277, SLG: 0.387 | | | | | | | | | | 4 | 0 | 0 | 0 | 0 | 2 | 4 | | | | | | | | | | | |
| 8 Termel Sledge L OBP: 0.333, SLG: 0.382 | | | | | | | | | | 4 | 2 | 2 | 1 | 0 | 1 | 2 | | | | | | | | | | | |
| Geoff Blum S OBP: 0.250, SLG: 0.316 | | | | | | | | | | 3 | 0 | 0 | 0 | 1 | 1 | 1 | | | | | | | | | | | |
| Rob Bowen S OBP: 0.355, SLG: 0.359 | | | | | | | | | | 4 | 0 | 3 | 1 | 0 | 0 | 2 | | | | | | | | | | | |
| Justin Germano R 18 Paul McNulty L 43 Cia Meredith R Scott Linebrink R Russell Branyan L 26 Doug Brocail L Trevor Hoffman R | | | | | | | | | | 0 | 0 | 0 | 0 | 0 | 0 | 0 | | | | | | | | | | | |
| Inning Stats | R: 2 E: 0 K: 2 S: 15 | H: 3 LOB: 1 BB: 0 P: 26 | R: 0 E: 0 K: 2 S: 11 | H: 1 LOB: 1 BB: 0 P: 16 | R: 1 E: 0 K: 1 S: 12 | H: 2 LOB: 1 BB: 0 P: 20 | R: 0 E: 0 K: 0 S: 6 | H: 1 LOB: 1 BB: 0 P: 9 | R: 0 E: 0 K: 0 S: 13 | H: 2 LOB: 0 BB: 0 P: 19 | R: 1 E: 0 K: 0 S: 7 | H: 0 LOB: 0 BB: 0 P: 15 | R: 0 E: 0 K: 2 S: 8 | H: 0 LOB: 0 BB: 0 P: 12 | R: 2 E: 0 K: 1 S: 13 | H: 3 LOB: 2 BB: 1 P: 23 | 1B: 7 2B: 3 3B: 1 HR: 2 | SF: 0 SAC: 2 DP: 0 HBP: 0 | WP: 0 PB: 0 CS: 1 | PA: 37 | | | | | | | |
| PITCHER | IP | WLS | BF | H | R | ER | SO | BB | IBB | HBP | BLK | WP | HR | S | P | ERA | WHIP | | | | | | | | | | |
| 46 Claudio Vargas R ERA: 4.01 | 5.1 | L | 26 | 10 | 4 | 4 | 5 | 0 | 0 | 0 | 0 | 0 | 2 | 62 | 67.5 | 6.75 | 1.875 | | | | | | | | | | |
| Brian Shouse L ERA: 3.75 | 0.2 | | 1 | 0 | 0 | 0 | 0 | 0 | 0 | 0 | 0 | 0 | 0 | 2 | 4 | 0.00 | 0.000 | | | | | | | | | | |
| 12 Carlos Villanueva R ERA: 3.0 | 2.0 | | 10 | 3 | 2 | 2 | 3 | 1 | 0 | 0 | 0 | 0 | 0 | 21 | 35 | 9.00 | 2.000 | | | | | | | | | | |

Milwaukee Brewers @ San Diego Padres
 PETCO Park, San Diego, CA
 Sat May 26 2007, 10:05 PM EDT
 Att: 35,975 - Cloudy - 65 F

| | |
|-----|----|
| AB | 34 |
| R | 6 |
| H | 13 |
| RBI | 6 |
| BB | 1 |
| SO | 8 |
| LOB | 17 |



| Batter | 1 | 2 | 3 | 4 | 5 | 6 | 7 | 8 | 9 | AB | R | H | RBI | BB | SO | LOB | TOP | | | | | | | | | | |
|--|------------------------------|----------------------------------|-------------------------------|----------------------------------|------------------------------|----------------------------------|-------------------------------|----------------------------------|------------------------------|----------------------------------|-------------------------------|----------------------------------|-------------------------------|----------------------------------|------------------------------|----------------------------------|--|------------------------------|---------------------------------|----------------------------------|------------------------------------|----------------------------------|--------|--|--|--|--|
| 22 Tony Gwynn Jr., L (1.8) OBP: 0.392, SLG: 0.388 | | | | | | | | | | 4 | 0 | 1 | 0 | 0 | 1 | 0 | Milwaukee Brewers @ San Diego Padres PETCO Park, San Diego, CA Sun May 27 2007, 4:05 PM EDT Att: 41,246 - Sunny - 70 F | | | | | | | | | | |
| 7 J.J. Hardy, R (1.6) OBP: 0.350, SLG: 0.587 | | | | | | | | | | 3 | 0 | 0 | 0 | 1 | 1 | | | | | | | | | | | | |
| 8 Ryan Braun, R (1.5) OBP: 0.333, SLG: 0.727 | | | | | | | | | | 3 | 0 | 0 | 0 | 0 | 2 | | | | | | | | | | | | |
| 28 Prince Fielder, L (1.3) OBP: 0.365, SLG: 0.581 | | | | | | | | | | 3 | 0 | 1 | 0 | 0 | 1 | | | | | | | | | | | | |
| Johnny Estrada, S (1.2) OBP: 0.296, SLG: 0.461 | | | | | | | | | | 3 | 0 | 0 | 0 | 0 | 1 | | | | | | | | | | | | |
| Geoff Jenkins, L (1.7) OBP: 0.345, SLG: 0.567 | | | | | | | | | | 3 | 0 | 0 | 0 | 0 | 0 | | | | | | | | | | | | |
| 18 Gabe Gross, L (1.9) Derrick Turnbow, R (8.1) | | | | | | | | | | 3 | 0 | 0 | 0 | 0 | 3 | | | | | | | | | | | | |
| Craig Counsell, L (1.4) OBP: 0.360, SLG: 0.309 | | | | | | | | | | 3 | 0 | 1 | 0 | 0 | 0 | | | | | | | | | | | | |
| 37 Jeff Suppan, R (1.1) 50 Chris Spurling, R (7.1) 1 Corey Hart, R (8.9) OBP: 0.323, SLG: 0.382 | | | | | | | | | | 2 | 0 | 0 | 0 | 0 | 1 | | | | | | | | | | | | |
| Inning Stats | R: 0 E: 0 K: 2 S: 8 | H: 0 LOB: 0 BB: 0 P: 13 | R: 0 E: 0 K: 1 S: 14 | H: 1 LOB: 1 BB: 0 P: 21 | R: 0 E: 0 K: 1 S: 7 | H: 0 LOB: 0 BB: 0 P: 13 | R: 0 E: 0 K: 1 S: 10 | H: 0 LOB: 0 BB: 1 P: 15 | R: 0 E: 0 K: 1 S: 9 | H: 0 LOB: 0 BB: 0 P: 12 | R: 0 E: 0 K: 0 S: 13 | H: 1 LOB: 0 BB: 0 P: 17 | R: 0 E: 0 K: 2 S: 10 | H: 0 LOB: 0 BB: 0 P: 14 | R: 0 E: 0 K: 2 S: 7 | H: 0 LOB: 0 BB: 0 P: 11 | | R: 0 E: 0 K: 0 S: 6 | H: 1 LOB: 1 BB: 0 P: 7 | 1B: 3 2B: 0 3B: 0 HR: 0 | SF: 0 SAC: 0 DP: 2 HBP: 0 | WP: 0 PB: 0 SB: 0 CS: 0 | PA: 29 | | | | |
| PITCHER | IP | WLS | BF | H | R | ER | SO | BB | IBB | HBP | BLK | WP | HR | S | P | ERA | WHIP | | | | | | | | | | |
| 44 Jake Peavy, R (1.1) ERA: 1.47 | 7.0 | W | 22 | 2 | 0 | 0 | 8 | 1 | 0 | 0 | 0 | 0 | 0 | 71 | 105 | 0.00 | 0.429 | | | | | | | | | | |
| 21 Heath Bell, R (8.1) ERA: 1.2 | 1.0 | H | 3 | 0 | 0 | 0 | 2 | 0 | 0 | 0 | 0 | 0 | 0 | 7 | 11 | 0.00 | 0.000 | | | | | | | | | | |
| Trevor Hoffman, R (9.1) ERA: 2.7 | 1.0 | S | 4 | 1 | 0 | 0 | 0 | 0 | 0 | 0 | 0 | 0 | 0 | 6 | 7 | 0.00 | 1.000 | | | | | | | | | | |

| | |
|-----|----|
| AB | 28 |
| R | 0 |
| H | 3 |
| RBI | 0 |
| BB | 1 |
| SO | 10 |
| LOB | 6 |




| Batter | 1 | 2 | 3 | 4 | 5 | 6 | 7 | 8 | 9 | AB | R | H | RBI | BB | SO | LOB | BOTTOM | | | | | | | | | | |
|--|------------------------------|----------------------------------|------------------------------|----------------------------------|------------------------------|----------------------------------|-------------------------------|----------------------------------|------------------------------|----------------------------------|-------------------------------|----------------------------------|-------------------------------|----------------------------------|------------------------------|----------------------------------|--|------------------------------|----------------------------------|----------------------------------|------------------------------------|----------------------------------|--------|--|--|--|--|
| 22 Marcus Giles, R (1.4) OBP: 0.355, SLG: 0.404 | | | | | | | | | | 4 | 0 | 2 | 1 | 1 | 0 | 1 | Milwaukee Brewers @ San Diego Padres PETCO Park, San Diego, CA Sun May 27 2007, 4:05 PM EDT Att: 41,246 - Sunny - 70 F | | | | | | | | | | |
| José Cruz Jr., S (1.9) OBP: 0.348, SLG: 0.471 | | | | | | | | | | 3 | 0 | 0 | 0 | 0 | 1 | 3 | | | | | | | | | | | |
| Mike Cameron, R (1.8) OBP: 0.290, SLG: 0.355 | | | | | | | | | | 3 | 0 | 0 | 0 | 1 | 1 | 3 | | | | | | | | | | | |
| 23 Adrián González, L (1.3) OBP: 0.368, SLG: 0.548 | | | | | | | | | | 2 | 1 | 1 | 1 | 2 | 0 | 1 | | | | | | | | | | | |
| 5 Kevin Kouzmanoff, R (1.5) OBP: 0.276, SLG: 0.378 | | | | | | | | | | 3 | 0 | 0 | 0 | 1 | 1 | 4 | | | | | | | | | | | |
| 28 Josh Bard, S (1.2) OBP: 0.308, SLG: 0.290 | | | | | | | | | | 3 | 0 | 0 | 0 | 1 | 1 | 2 | | | | | | | | | | | |
| Geoff Blum, S (1.6) OBP: 0.279, SLG: 0.339 | | | | | | | | | | 2 | 1 | 1 | 0 | 2 | 0 | 1 | | | | | | | | | | | |
| 8 Termel Sledge, L (1.7) OBP: 0.330, SLG: 0.376 | | | | | | | | | | 4 | 0 | 1 | 0 | 0 | 1 | 4 | | | | | | | | | | | |
| 44 Jake Peavy, R (1.1) 21 Heath Bell, R (8.1) Russell Branyan, L (8. PH) Trevor Hoffman, R (9.1) OBP: 0.231, SLG: 0.385 ERA: 2.16 | | | | | | | | | | 3 | 1 | 1 | 1 | 0 | 0 | 3 | | | | | | | | | | | |
| Inning Stats | R: 0 E: 0 K: 1 S: 7 | H: 0 LOB: 0 BB: 0 P: 13 | R: 0 E: 0 K: 0 S: 6 | H: 0 LOB: 2 BB: 2 P: 17 | R: 0 E: 0 K: 0 S: 7 | H: 1 LOB: 2 BB: 1 P: 14 | R: 1 E: 0 K: 0 S: 16 | H: 1 LOB: 2 BB: 2 P: 25 | R: 0 E: 0 K: 0 S: 7 | H: 1 LOB: 1 BB: 1 P: 15 | R: 2 E: 0 K: 2 S: 13 | H: 3 LOB: 1 BB: 0 P: 21 | R: 0 E: 0 K: 2 S: 13 | H: 0 LOB: 1 BB: 1 P: 22 | R: 0 E: 0 K: 1 S: 8 | H: 0 LOB: 1 BB: 1 P: 16 | | R: 0 E: 0 K: 1 S: 8 | H: 0 LOB: 1 BB: 1 P: 16 | 1B: 3 2B: 2 3B: 0 HR: 1 | SF: 0 SAC: 1 DP: 1 HBP: 0 | WP: 0 PB: 0 SB: 1 CS: 0 | PA: 37 | | | | |
| PITCHER | IP | WLS | BF | H | R | ER | SO | BB | IBB | HBP | BLK | WP | HR | S | P | ERA | WHIP | | | | | | | | | | |
| 37 Jeff Suppan, R (1.1) ERA: 3.58 | 6.0 | L | 29 | 6 | 3 | 3 | 3 | 5 | 1 | 0 | 0 | 0 | 0 | 56 | 105 | 4.50 | 1.833 | | | | | | | | | | |
| 50 Chris Spurling, R (7.1) ERA: 2.16 | 1.0 | | 4 | 0 | 0 | 0 | 2 | 1 | 0 | 0 | 0 | 0 | 0 | 13 | 22 | 0.00 | 1.000 | | | | | | | | | | |
| Derrick Turnbow, R (8.1) ERA: 3.98 | 1.0 | | 4 | 0 | 0 | 0 | 1 | 1 | 0 | 0 | 0 | 0 | 0 | 8 | 16 | 0.00 | 1.000 | | | | | | | | | | |

| | |
|-----|----|
| AB | 28 |
| R | 3 |
| H | 6 |
| RBI | 3 |
| BB | 8 |
| SO | 6 |
| LOB | 23 |



| Batter | 1 | 2 | 3 | 4 | 5 | 6 | 7 | 8 | 9 | AB | R | H | RBI | BB | SO | LOB | TOP | | | | | |
|--|---|---|---|---|---|---|---|---|---|---|---|---|---|---|---|---|---|---|---|---|---|---|
| 2 Kelly Johnson, L OBP: 0.386, SLG: 0.479 | 1-0 HR 1B | 3-2 1B 1B | | 1-0 F7 | | 0-0 E4 | | 2-2 P5 | | 5 | 1 | 2 | 0 | 0 | 0 | 2 | Atlanta Braves @ Milwaukee Brewers Miller Park, Milwaukee, WI Tue May 29 2007, 7:05 PM CDT Att: 27,559 - Partly Cloudy - 80 F | | | | | |
| Willie Harris, L OBP: 0.459, SLG: 0.544 | 1-0 HR | 1-2 11 S 1B | | 1-0 G4-3 | | 0-0 P5 | | 1-2 1B | | 5 | 1 | 3 | 2 | 0 | 0 | 3 | | | | | | |
| 11 Edgar Renteria, R OBP: 0.376, SLG: 0.492 | 1-1 1B 2B | 0-2 G6-3 | | | 0-2 F9 | 0-1 F8 | | 0-3 K | | 5 | 1 | 1 | 0 | 0 | 1 | 5 | | | | | | |
| 16 Brian McCann, L OBP: 0.337, SLG: 0.434 | 0-1 F9 | | 0-1 G3 | | 1-1 F9 | | 3-2 7 1B SF7 2B | | 4-1 7 1B G1-3 BB | 4 | 1 | 1 | 0 | 1 | 0 | 1 | | | | | | |
| Andrew Jones, R OBP: 0.347, SLG: 0.432 | 0-0 2H 1B | | 1-0 7 S 1B | | 2-2 7 1B 1B | | 1-0 F8 | | 2-0 G1-3 | 5 | 0 | 3 | 1 | 0 | 0 | 2 | | | | | | |
| 7 Jeff Francoeur, R OBP: 0.341, SLG: 0.461 | 2-2 F8 | | 2-2 F9 | | 0-0 1-2 1B | | 1-0 1-2 1B | | 0-2 1-2 1B | 5 | 0 | 3 | 0 | 0 | 0 | 2 | | | | | | |
| Scott Thorman, L OBP: 0.289, SLG: 0.435 | 2-3 K | | 0-2 F8 | | 0-0 F8 | | 2-3 SF7 | | 1-3 K | 4 | 0 | 0 | 1 | 0 | 2 | 6 | | | | | | |
| 4 Pete Orr, L OBP: 0.206, SLG: 0.212 | | 0-1 F8 | | 2-2 G5-3 | | 3-2 F7 | | 2-3 K | | 3 | 0 | 0 | 0 | 0 | 0 | 0 | | | | | | |
| 23 Matt Diaz, R OBP: 0.359, SLG: 0.486 | | | | | | | | | 1-3 K | 2 | 0 | 0 | 0 | 0 | 2 | 3 | | | | | | |
| 29 John Smoltz, R Oscar Villarreal, L Chris Woodward, R 58 Peter Moylan, R Macay McBride, L 54 Chad Paronto, R Jarrod Saltalamacchia, S 38 Buddy Carlyle, L | | 1-3 K | | 1-1 1B | | 0-0 2 E 1B | | 3-3 K | | 2 | 0 | 1 | 0 | 0 | 1 | 0 | | | | | | |
| Inning Stats | R: 3 E: 0 K: 1 S: 16 | H: 4 LOB: 1 BB: 0 P: 22 | R: 0 E: 0 K: 1 S: 15 | H: 2 LOB: 2 BB: 0 P: 20 | R: 0 E: 0 K: 0 S: 9 | H: 1 LOB: 1 BB: 0 P: 12 | R: 0 E: 0 K: 0 S: 8 | H: 1 LOB: 1 BB: 0 P: 13 | R: 0 E: 0 K: 0 S: 10 | H: 2 LOB: 2 BB: 0 P: 13 | R: 1 E: 0 K: 1 S: 10 | H: 2 LOB: 1 BB: 0 P: 18 | R: 0 E: 0 K: 2 S: 14 | H: 1 LOB: 1 BB: 0 P: 20 | R: 0 E: 0 K: 2 S: 11 | H: 1 LOB: 2 BB: 1 P: 19 | 1B: 12 2B: 2 3B: 0 HR: 1 | SF: 1 SAC: 0 DP: 0 HBP: 0 | WP: 0 PB: 0 SB: 2 CS: 0 | PA: 44 | | |
| PITCHER | IP WLS BF H R ER SO BB IBB HBP BLK WP HR S P ERA WHIP | IP WLS BF H R ER SO BB IBB HBP BLK WP HR S P ERA WHIP | IP WLS BF H R ER SO BB IBB HBP BLK WP HR S P ERA WHIP | IP WLS BF H R ER SO BB IBB HBP BLK WP HR S P ERA WHIP | IP WLS BF H R ER SO BB IBB HBP BLK WP HR S P ERA WHIP | IP WLS BF H R ER SO BB IBB HBP BLK WP HR S P ERA WHIP | IP WLS BF H R ER SO BB IBB HBP BLK WP HR S P ERA WHIP | IP WLS BF H R ER SO BB IBB HBP BLK WP HR S P ERA WHIP | IP WLS BF H R ER SO BB IBB HBP BLK WP HR S P ERA WHIP | IP WLS BF H R ER SO BB IBB HBP BLK WP HR S P ERA WHIP | IP WLS BF H R ER SO BB IBB HBP BLK WP HR S P ERA WHIP | IP WLS BF H R ER SO BB IBB HBP BLK WP HR S P ERA WHIP | IP WLS BF H R ER SO BB IBB HBP BLK WP HR S P ERA WHIP | IP WLS BF H R ER SO BB IBB HBP BLK WP HR S P ERA WHIP | IP WLS BF H R ER SO BB IBB HBP BLK WP HR S P ERA WHIP | IP WLS BF H R ER SO BB IBB HBP BLK WP HR S P ERA WHIP | IP WLS BF H R ER SO BB IBB HBP BLK WP HR S P ERA WHIP | IP WLS BF H R ER SO BB IBB HBP BLK WP HR S P ERA WHIP | IP WLS BF H R ER SO BB IBB HBP BLK WP HR S P ERA WHIP | IP WLS BF H R ER SO BB IBB HBP BLK WP HR S P ERA WHIP | IP WLS BF H R ER SO BB IBB HBP BLK WP HR S P ERA WHIP | IP WLS BF H R ER SO BB IBB HBP BLK WP HR S P ERA WHIP |

| | |
|-----|----|
| AB | 42 |
| R | 4 |
| H | 15 |
| RBI | 4 |
| BB | 1 |
| SO | 7 |
| LOB | 24 |




| Batter | 1 | 2 | 3 | 4 | 5 | 6 | 7 | 8 | 9 | AB | R | H | RBI | BB | SO | LOB | BOTTOM | | | | | |
|---|---|---|---|---|---|---|---|---|---|---|---|---|---|---|---|---|---|---|---|---|---|---|
| 23 Rickie Weeks Jr., R OBP: 0.345, SLG: 0.432 | 1-3 K | 0-3 K | | 0-0 L4 | | 1-2 SH1-3 | 1-0 P4 | | | 4 | 0 | 0 | 0 | 0 | 2 | 4 | Atlanta Braves @ Milwaukee Brewers Miller Park, Milwaukee, WI Tue May 29 2007, 7:05 PM CDT Att: 27,559 - Partly Cloudy - 80 F | | | | | |
| 7 J.J. Hardy, R OBP: 0.350, SLG: 0.574 | 0-1 1B | | 1-0 G6-3 | 2-2 F9 | | 0-2 8 1B 2H 28 E 1B | 2-3 K | | | 5 | 1 | 2 | 1 | 0 | 1 | 0 | | | | | | |
| 8 Ryan Braun, R Francisco Cordero, R | 0-3 K | | 0-0 28 HR 1B | 1-1 G1-3 | | 0-0 28 S 2-3 1B | 1-0 F8 | | | 5 | 1 | 2 | 0 | 0 | 1 | 1 | | | | | | |
| 28 Prince Fielder, L OBP: 0.368, SLG: 0.610 | 3-1 G6-3 | | 1-0 1H HR | | 0-0 FC6-5 2B | 3-3 K | 0-1 1B | | | 5 | 1 | 3 | 2 | 0 | 1 | 2 | | | | | | |
| Johnny Estrada, S OBP: 0.298, SLG: 0.460 | | 1-0 1B 2B | 0-0 2B 1B | | 1-2 G5-3 | 0-2 L7 | 0-1 G1-5-3 | | | 5 | 1 | 2 | 0 | 0 | 0 | 3 | | | | | | |
| Geoff Jenkins, L OBP: 0.353, SLG: 0.562 | | 0-0 1B | 2-3 K | | 4-0 FC5 1B | | 0-3 K | | | 3 | 0 | 1 | 0 | 1 | 2 | 1 | | | | | | |
| 2 Bill Hall, R OBP: 0.315, SLG: 0.428 | | 2-2 L3 | 2-2 1-3 2B | | 3-2 FC6-5 FC5 | 1-2 2-3F | 1-0 F8 | | | 4 | 0 | 1 | 0 | 0 | 0 | 4 | | | | | | |
| 1 Corey Hart, R OBP: 0.346, SLG: 0.396 | | 0-2 1-2 1B | 4-0 IBB | | 1-2 FC5 | 3-1 9 1B 1B | | | | 3 | 0 | 2 | 1 | 1 | 0 | 2 | | | | | | |
| 15 Ben Sheets, R 22 Tony Graydon, L 12 Carlos Villanueva, R Brian Shouse, L Matt Wise, R 9 Tony Graffanino, R Derrick Turnbow, R Craig Counsell, L | | 1-2 B2 | 0-3 K | | 2-2 23 SH1-3 7 1B 1B | 1-1 1-2 1B | | | | 2 | 0 | 0 | 0 | 0 | 1 | 5 | | | | | | |
| Inning Stats | R: 0 E: 0 K: 2 S: 10 | H: 1 LOB: 1 BB: 0 P: 14 | R: 1 E: 0 K: 1 S: 16 | H: 3 LOB: 2 BB: 0 P: 20 | R: 2 E: 0 K: 2 S: 13 | H: 4 LOB: 3 BB: 1 P: 23 | R: 0 E: 0 K: 0 S: 6 | H: 0 LOB: 0 BB: 0 P: 9 | R: 0 E: 0 K: 0 S: 13 | H: 1 LOB: 2 BB: 1 P: 22 | R: 2 E: 1 K: 1 S: 15 | H: 3 LOB: 1 BB: 0 P: 20 | R: 0 E: 0 K: 1 S: 9 | H: 2 LOB: 2 BB: 0 P: 15 | R: 0 E: 0 K: 1 S: 8 | H: 1 LOB: 1 BB: 0 P: 11 | | 1B: 11 2B: 3 3B: 0 HR: 1 | SF: 0 SAC: 1 DP: 0 HBP: 0 | WP: 0 PB: 0 SB: 2 CS: 0 | PA: 41 | |
| PITCHER | IP WLS BF H R ER SO BB IBB HBP BLK WP HR S P ERA WHIP | IP WLS BF H R ER SO BB IBB HBP BLK WP HR S P ERA WHIP | IP WLS BF H R ER SO BB IBB HBP BLK WP HR S P ERA WHIP | IP WLS BF H R ER SO BB IBB HBP BLK WP HR S P ERA WHIP | IP WLS BF H R ER SO BB IBB HBP BLK WP HR S P ERA WHIP | IP WLS BF H R ER SO BB IBB HBP BLK WP HR S P ERA WHIP | IP WLS BF H R ER SO BB IBB HBP BLK WP HR S P ERA WHIP | IP WLS BF H R ER SO BB IBB HBP BLK WP HR S P ERA WHIP | IP WLS BF H R ER SO BB IBB HBP BLK WP HR S P ERA WHIP | IP WLS BF H R ER SO BB IBB HBP BLK WP HR S P ERA WHIP | IP WLS BF H R ER SO BB IBB HBP BLK WP HR S P ERA WHIP | IP WLS BF H R ER SO BB IBB HBP BLK WP HR S P ERA WHIP | IP WLS BF H R ER SO BB IBB HBP BLK WP HR S P ERA WHIP | IP WLS BF H R ER SO BB IBB HBP BLK WP HR S P ERA WHIP | IP WLS BF H R ER SO BB IBB HBP BLK WP HR S P ERA WHIP | IP WLS BF H R ER SO BB IBB HBP BLK WP HR S P ERA WHIP | IP WLS BF H R ER SO BB IBB HBP BLK WP HR S P ERA WHIP | IP WLS BF H R ER SO BB IBB HBP BLK WP HR S P ERA WHIP | IP WLS BF H R ER SO BB IBB HBP BLK WP HR S P ERA WHIP | IP WLS BF H R ER SO BB IBB HBP BLK WP HR S P ERA WHIP | IP WLS BF H R ER SO BB IBB HBP BLK WP HR S P ERA WHIP | IP WLS BF H R ER SO BB IBB HBP BLK WP HR S P ERA WHIP |


| | |
|-----|----|
| AB | 38 |
| R | 5 |
| H | 15 |
| RBI | 4 |
| BB | 2 |
| SO | 8 |
| LOB | 22 |

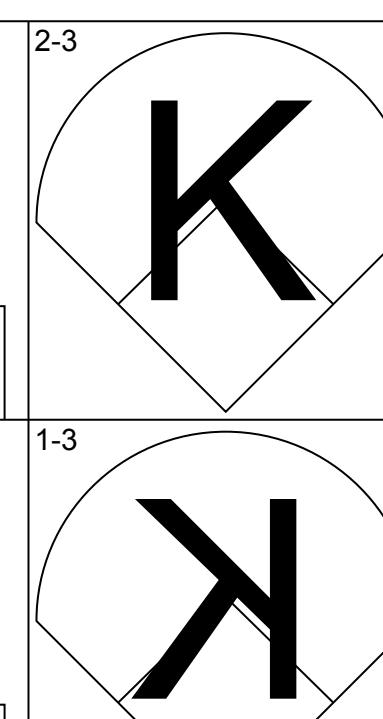
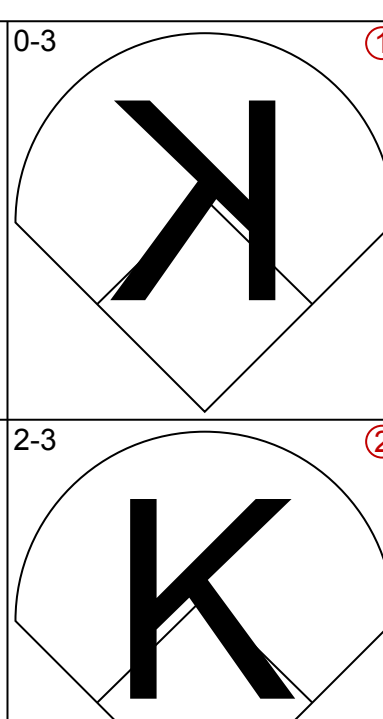
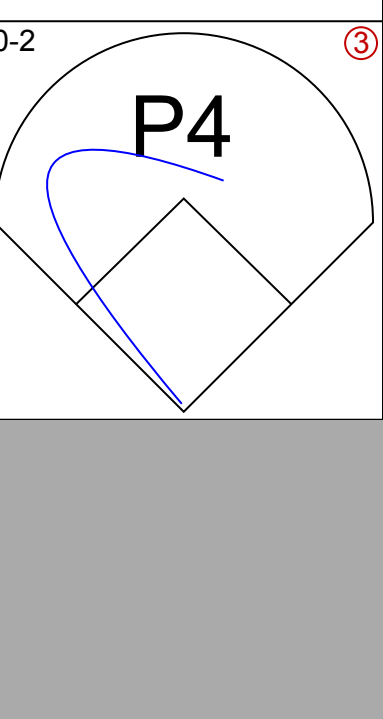
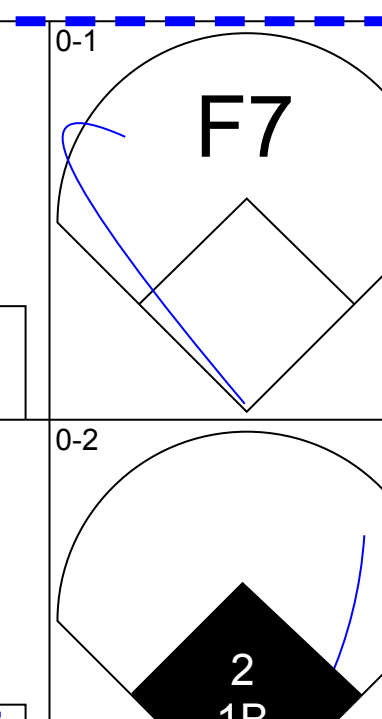
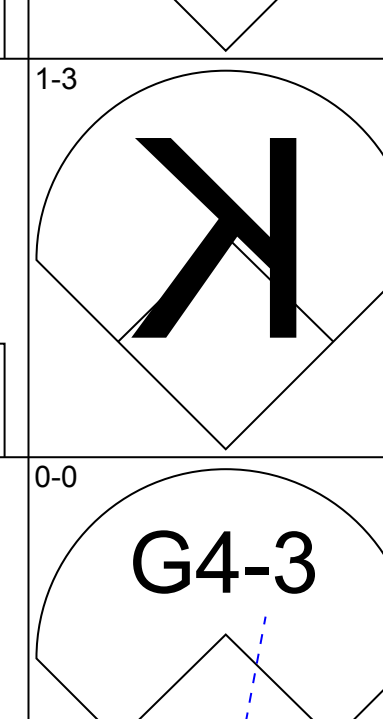
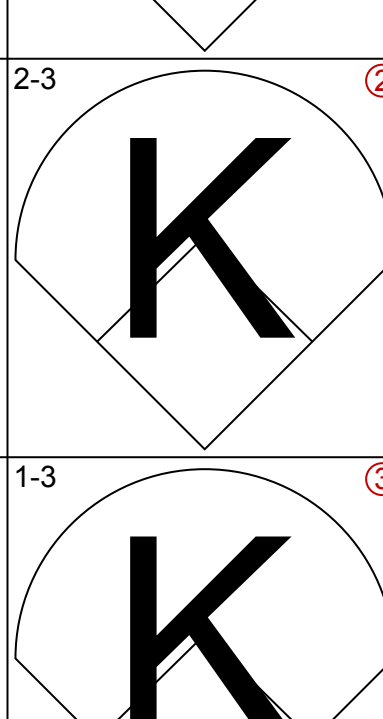
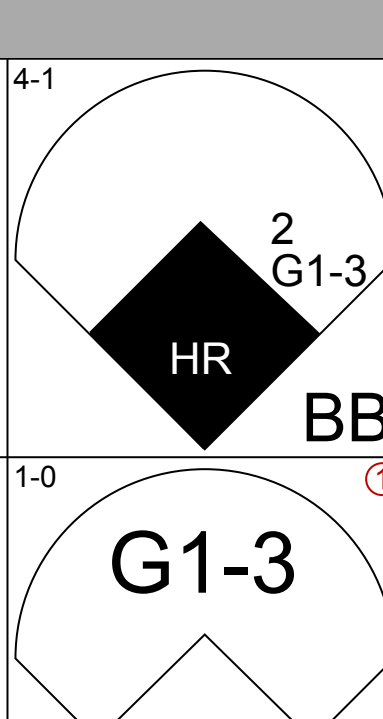
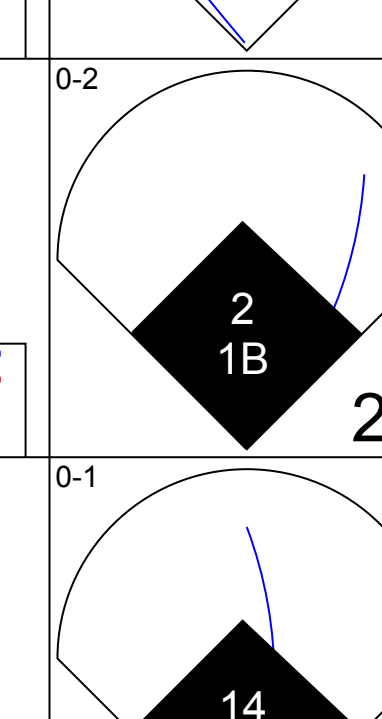
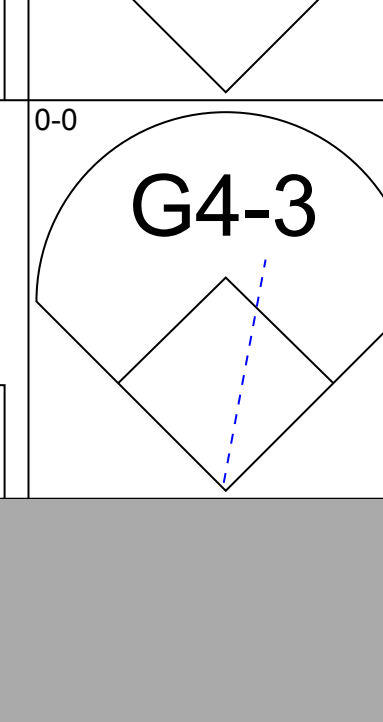
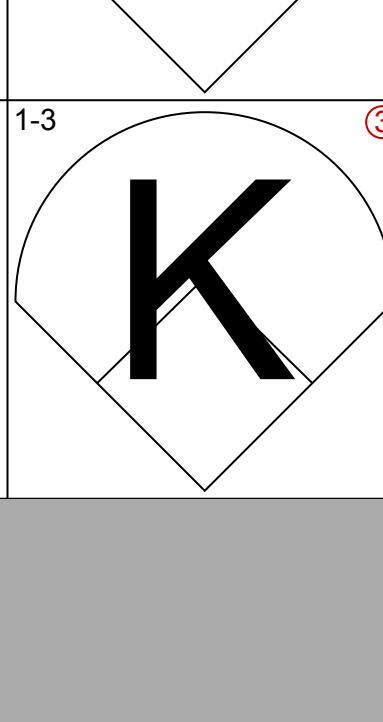
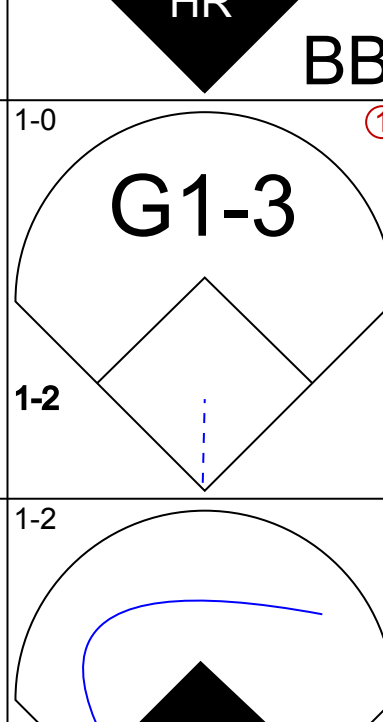
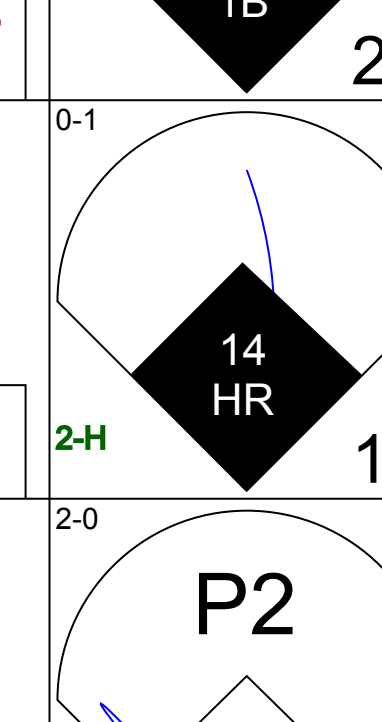
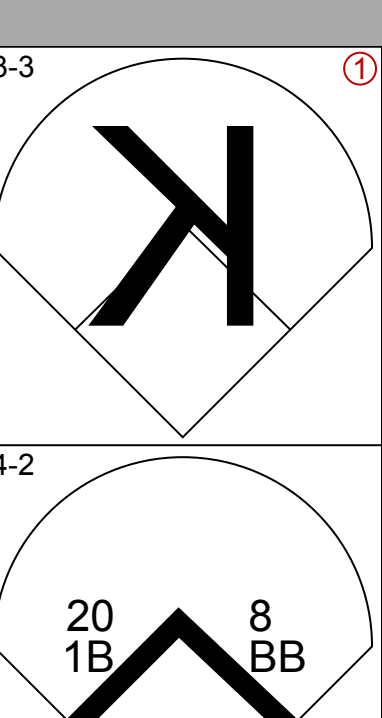
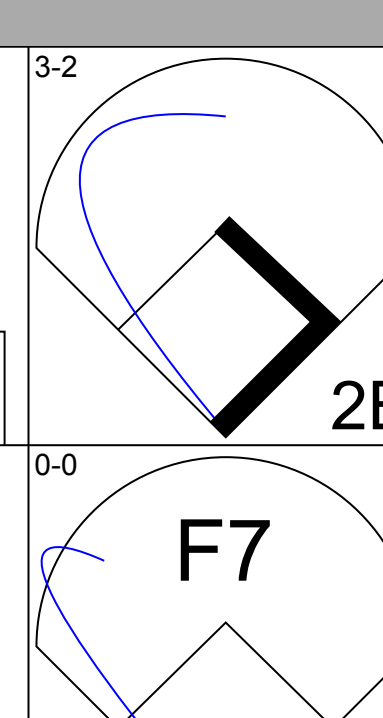
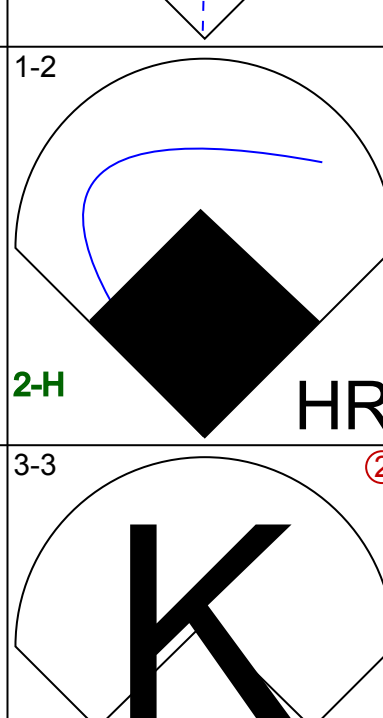
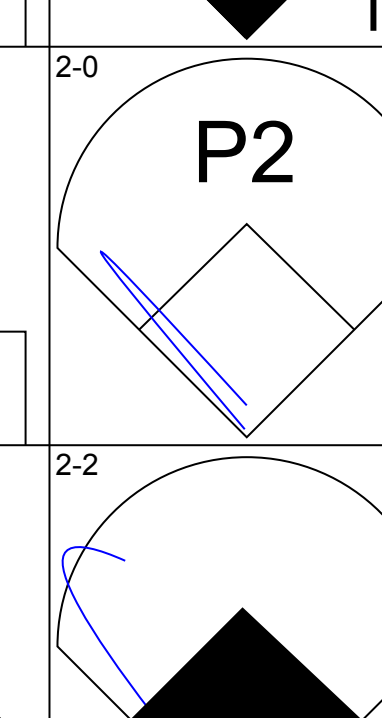
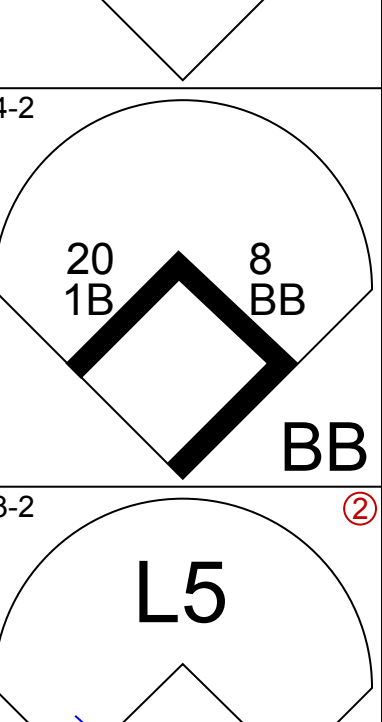
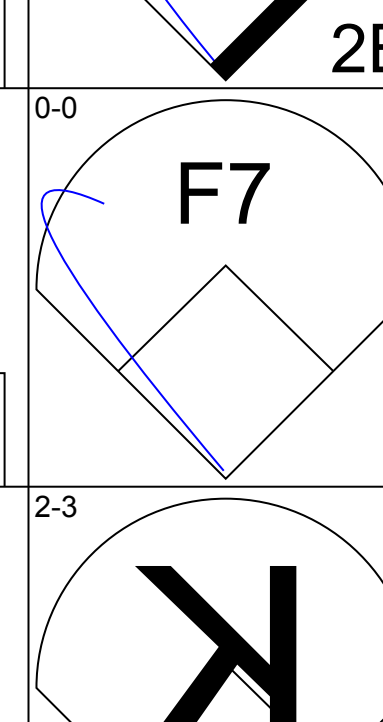
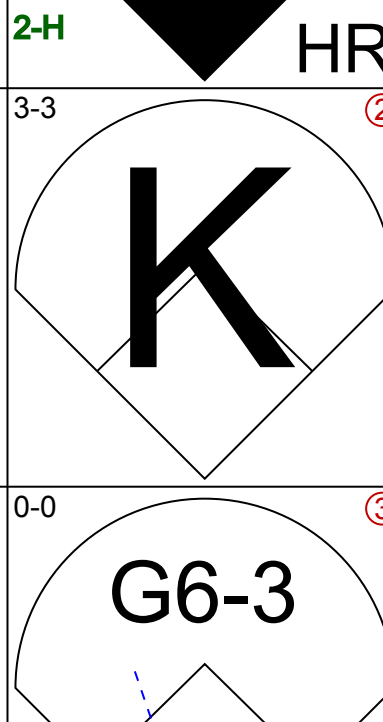
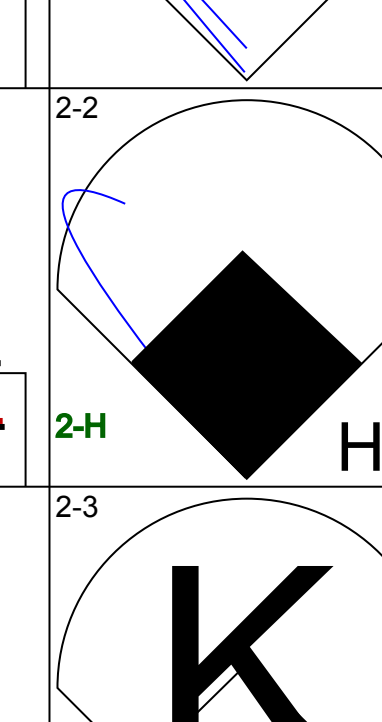
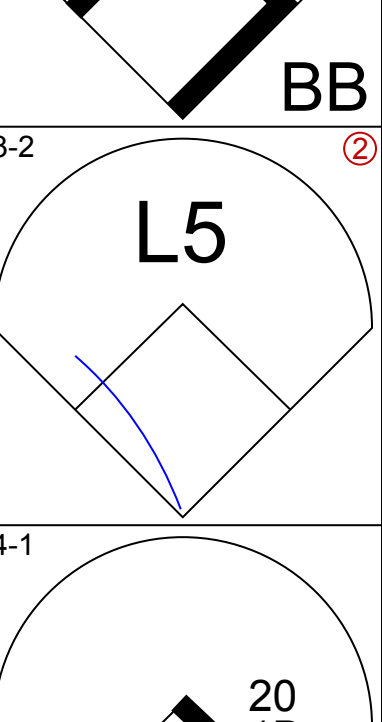
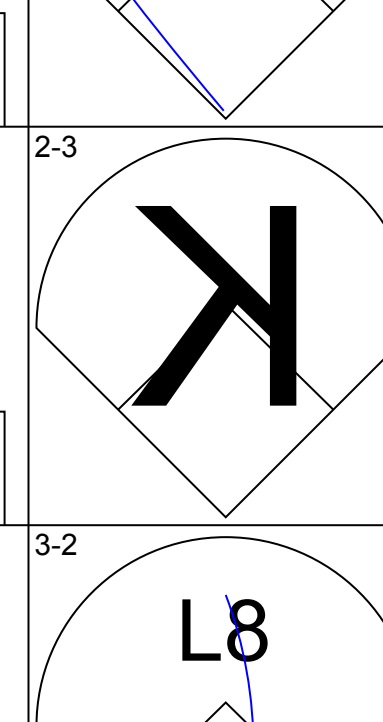
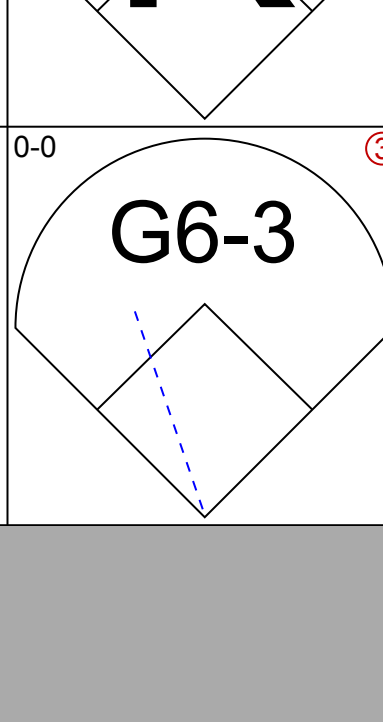
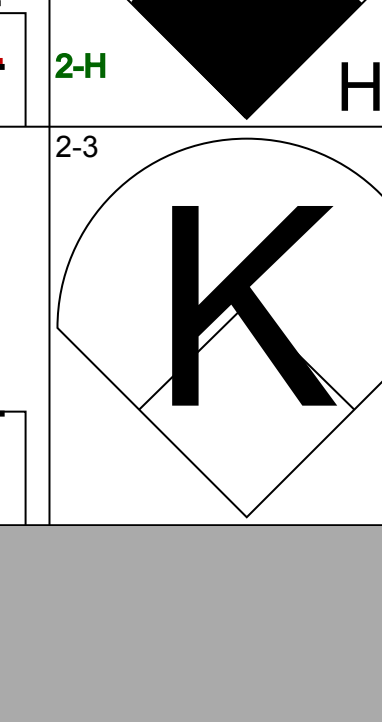
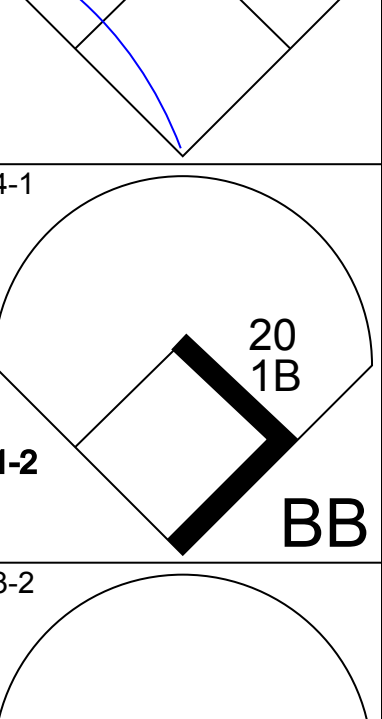
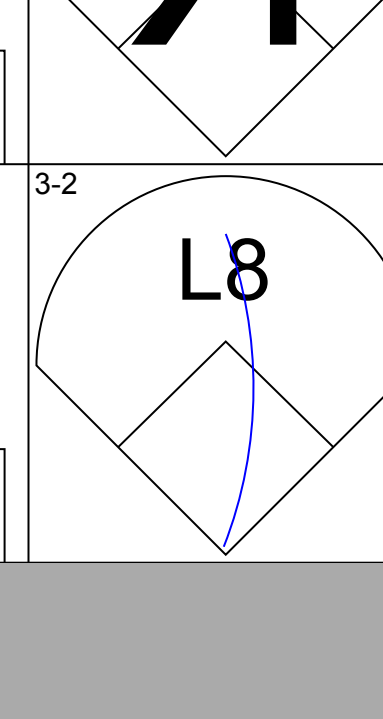
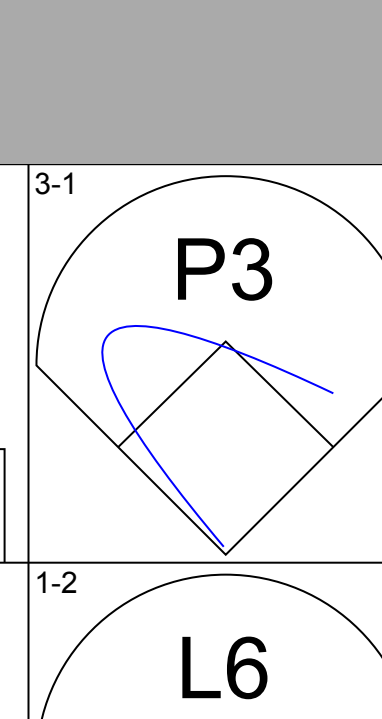
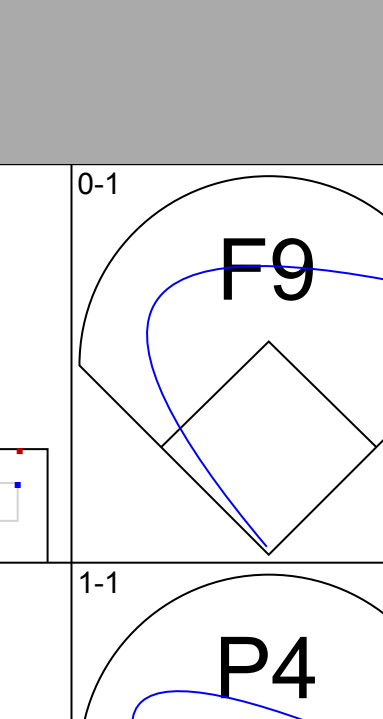
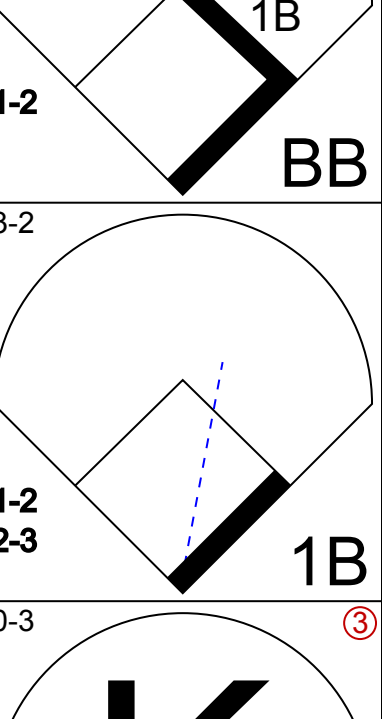
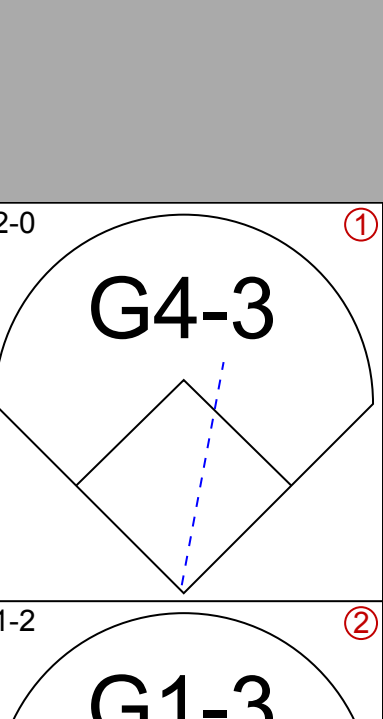
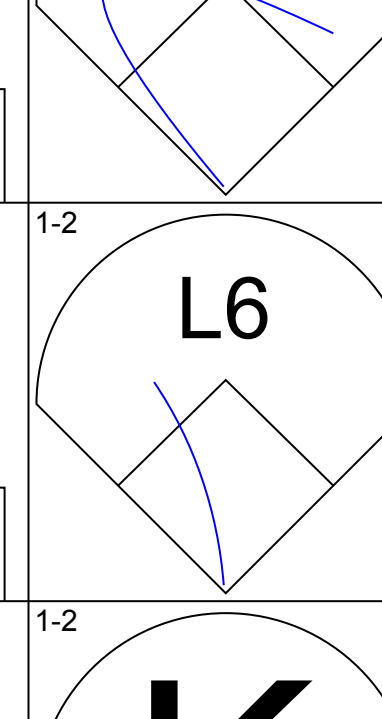
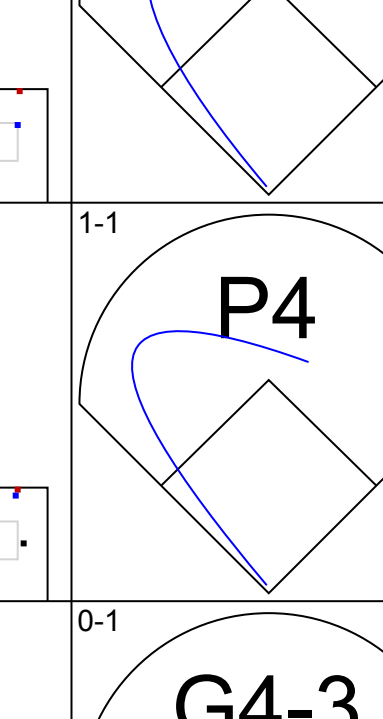
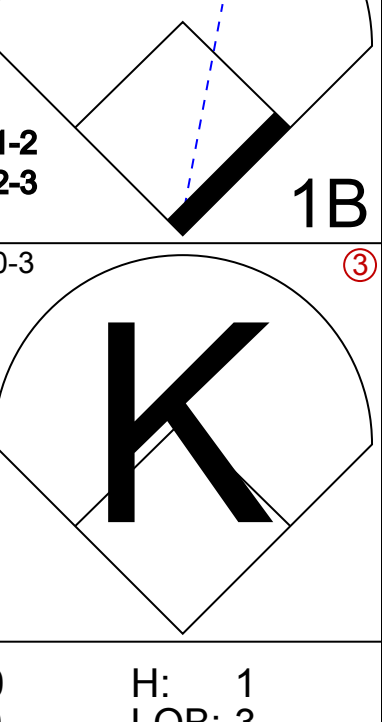
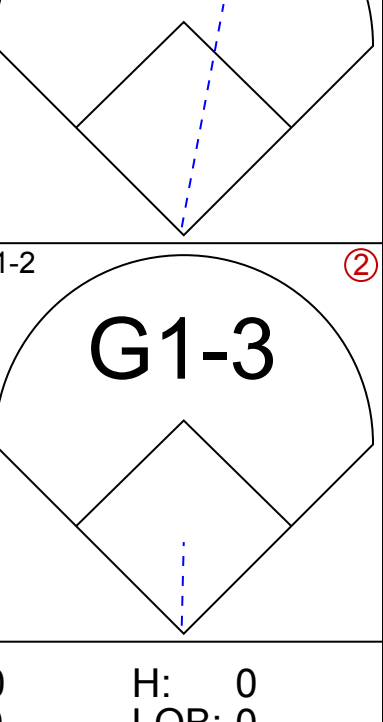
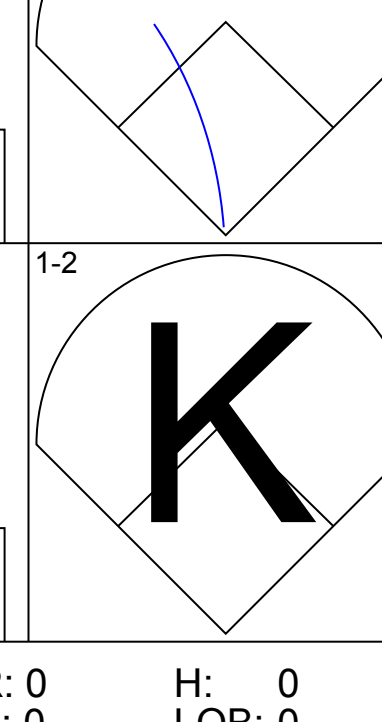
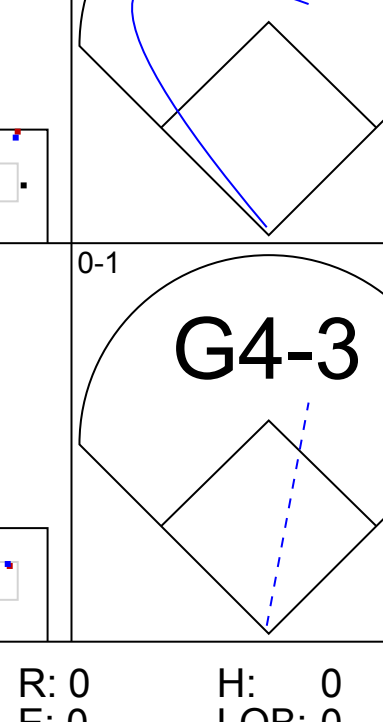


| Batter | 1 | 2 | 3 | 4 | 5 | 6 | 7 | 8 | 9 | AB | R | H | RBI | BB | SO | LOB | TOP | | |
|--|---|----------------------------------|------------------------------|---------------------------------|-------------------------------|----------------------------------|------------------------------|----------------------------------|------------------------------|---------------------------------|------------------------------|---------------------------------|-------------------------------|----------------------------------|------------------------------|---------------------------------|---|------------------------------------|-----------------|
| 2 Kelly Johnson, L (1,4) OBP: 0.395, SLG: 0.500 | | | | | | | | | | 4 | 2 | 3 | 2 | 1 | 1 | 0 | <p>Atlanta Braves @ Milwaukee Brewers Miller Park, Milwaukee, WI Wed May 30 2007, 12:05 PM CDT Att: 32,758 - Sunny - 83 F</p> | | |
| Willie Harris, L (1,7) OBP: 0.463, SLG: 0.528 | | | | | | | | | | 4 | 1 | 1 | 0 | 1 | 1 | 2 | | | |
| 11 Edgar Renteria, R (1,6) OBP: 0.386, SLG: 0.510 | | | | | | | | | | 5 | 2 | 4 | 0 | 0 | 0 | | | | |
| 16 Brian McCann, L (1,2) OBP: 0.333, SLG: 0.433 | | | | | | | | | | 5 | 1 | 1 | 3 | 0 | 0 | 4 | | | |
| Andrew Jones, R (1,8) OBP: 0.344, SLG: 0.433 | | | | | | | | | | 4 | 1 | 1 | 2 | 0 | 1 | 2 | | | |
| 7 Jeff Francoeur, R (1,9) OBP: 0.342, SLG: 0.464 | | | | | | | | | | 5 | 1 | 2 | 1 | 0 | 0 | 0 | | | |
| Scott Thorman, L (1,3) OBP: 0.262, SLG: 0.423 | | | | | | | | | | 4 | 0 | 0 | 0 | 0 | 2 | 2 | | | |
| 4 Pete Orr, L (1,5) OBP: 0.211, SLG: 0.216 | | | | | | | | | | 4 | 1 | 1 | 0 | 0 | 1 | 1 | | | |
| 15 Tim Hudson, R (1,1) OBP: 0.214, SLG: 0.192 | | | | | | | | | | 2 | 0 | 0 | 0 | 0 | 1 | 0 | | | |
| 23 Matt Diaz, R (8,PH) OBP: 0.361, SLG: 0.487 | | | | | | | | | | 2 | 0 | 1 | 1 | 0 | 0 | 0 | | | |
| 39 Rafael Soriano, R (8,1) OBP: 0.361, SLG: 0.487 | | | | | | | | | | 0 | 0 | 0 | 0 | 0 | 0 | 0 | | | |
| Bob Wickman, R (9,1) OBP: 0.361, SLG: 0.487 | | | | | | | | | | 0 | 0 | 0 | 0 | 0 | 0 | 0 | | | |
| Inning Stats | R: 0 E: 0 K: 1 S: 15 | H: 2 LOB: 2 BB: 0 P: 20 | R: 0 E: 0 K: 2 S: 8 | H: 0 LOB: 0 BB: 0 P: 9 | R: 1 E: 0 K: 1 S: 13 | H: 2 LOB: 1 BB: 0 P: 20 | R: 0 E: 0 K: 2 S: 7 | H: 0 LOB: 0 BB: 0 P: 12 | R: 0 E: 0 K: 0 S: 5 | H: 0 LOB: 0 BB: 0 P: 9 | R: 0 E: 0 K: 0 S: 5 | H: 1 LOB: 1 BB: 0 P: 8 | R: 7 E: 0 K: 1 S: 22 | H: 7 LOB: 2 BB: 2 P: 36 | R: 1 E: 0 K: 0 S: 7 | H: 1 LOB: 0 BB: 0 P: 8 | 1B: 8 2B: 5 3B: 0 HR: 1 | SF: 1 SAC: 0 DP: 0 HBP: 0 | WP: 0 PA: 43 |
| PITCHER | IP WLS BF H R ER SO BB IBB HBP BLK WP HR S P ERA WHIP | | | | | | | | | | | | | | | | | | |
| 31 Dave Bush, R (1,1) ERA: 5.64 | 7.0 | | 26 | 6 | 1 | 1 | 6 | 0 | 0 | 0 | 0 | 0 | 0 | 0 | 1 | 60 | 91 | 1.29 | 0.857 |
| Derrick Turnbow, R (8,1) ERA: 4.75 | 0.1 | L | 4 | 1 | 3 | 3 | 0 | 2 | 0 | 0 | 0 | 0 | 0 | 0 | 0 | 7 | 18 | 81.00 | 9.000 |
| Brian Shouse, L (8,1) ERA: 4.38 | 0.0 | B | 1 | 1 | 0 | 0 | 0 | 0 | 0 | 0 | 0 | 0 | 0 | 0 | 1 | 2 | | ∞ | ∞ |
| 50 Chris Spurling, R (8,1) ERA: 3.63 | 0.2 | | 7 | 5 | 4 | 4 | 1 | 0 | 0 | 0 | 0 | 0 | 0 | 0 | 14 | 16 | 54.00 | 7.500 | |
| Matt Wise, R (9,1) ERA: 3.32 | 1.0 | | 4 | 1 | 1 | 1 | 0 | 0 | 0 | 0 | 0 | 0 | 0 | 7 | 8 | 9.00 | 1.000 | | |

| Batter | 1 | 2 | 3 | 4 | 5 | 6 | 7 | 8 | 9 | AB | R | H | RBI | BB | SO | LOB | BOTTOM | | |
|--|---|----------------------------------|------------------------------|----------------------------------|------------------------------|----------------------------------|------------------------------|----------------------------------|------------------------------|----------------------------------|-------------------------------|----------------------------------|-------------------------------|----------------------------------|------------------------------|----------------------------------|---|------------------------------------|-----------------|
| 1 Corey Hart, R (1,9) OBP: 0.342, SLG: 0.390 | | | | | | | | | | 4 | 1 | 1 | 0 | 0 | 1 | 1 | <p>Atlanta Braves @ Milwaukee Brewers Miller Park, Milwaukee, WI Wed May 30 2007, 12:05 PM CDT Att: 32,758 - Sunny - 83 F</p> | | |
| 7 J.J. Hardy, R (1,6) OBP: 0.343, SLG: 0.563 | | | | | | | | | | 4 | 0 | 0 | 0 | 0 | 1 | 3 | | | |
| 8 Ryan Braun, R (1,5) OBP: 0.240, SLG: 0.417 | | | | | | | | | | 4 | 0 | 0 | 1 | 0 | 1 | 0 | | | |
| 28 Prince Fielder, L (1,3) OBP: 0.371, SLG: 0.621 | | | | | | | | | | 3 | 1 | 1 | 1 | 1 | 0 | 0 | | | |
| Geoff Jenkins, L (1,7) OBP: 0.351, SLG: 0.553 | | | | | | | | | | 4 | 0 | 1 | 0 | 0 | 0 | 1 | | | |
| 2 Bill Hall, R (1,8) OBP: 0.318, SLG: 0.429 | | | | | | | | | | 4 | 0 | 2 | 0 | 0 | 1 | 1 | | | |
| Damian Miller, R (1,2) OBP: 0.276, SLG: 0.283 | | | | | | | | | | 4 | 1 | 1 | 0 | 0 | 1 | 3 | | | |
| Craig Counsell, L (1,4) OBP: 0.359, SLG: 0.309 | | | | | | | | | | 3 | 0 | 1 | 0 | 0 | 1 | 0 | | | |
| 31 Dave Bush, R (1,1) ERA: 5.64 | 7.0 | | 28 | 6 | 2 | 2 | 3 | 1 | 0 | 0 | 0 | 0 | 0 | 0 | 1 | 1 | | | |
| 18 Gabriel Soriano, R (7,PH) OBP: 0.308, SLG: 0.420 | 1.0 | | 4 | 1 | 1 | 1 | 2 | 0 | 0 | 0 | 0 | 0 | 0 | 0 | 0 | 0 | | | |
| Derrick Turnbow, R (8,1) ERA: 4.75 | 0.0 | | 1 | 1 | 0 | 0 | 0 | 0 | 0 | 0 | 0 | 0 | 0 | 0 | 0 | 0 | | | |
| Brian Shouse, L (8,1) ERA: 4.38 | 0.0 | | 1 | 1 | 0 | 0 | 0 | 0 | 0 | 0 | 0 | 0 | 0 | 0 | 0 | 0 | | | |
| 50 Chris Spurling, R (8,1) ERA: 3.63 | 0.2 | | 7 | 5 | 4 | 4 | 1 | 0 | 0 | 0 | 0 | 0 | 0 | 0 | 0 | 0 | | | |
| Matt Wise, R (9,1) ERA: 3.32 | 1.0 | | 4 | 1 | 1 | 1 | 0 | 0 | 0 | 0 | 0 | 0 | 0 | 0 | 0 | 0 | | | |
| Inning Stats | R: 1 E: 0 K: 0 S: 9 | H: 1 LOB: 0 BB: 0 P: 16 | R: 0 E: 0 K: 1 S: 5 | H: 1 LOB: 1 BB: 0 P: 11 | R: 0 E: 0 K: 1 S: 8 | H: 1 LOB: 1 BB: 0 P: 10 | R: 0 E: 0 K: 0 S: 8 | H: 2 LOB: 2 BB: 0 P: 11 | R: 0 E: 0 K: 0 S: 7 | H: 0 LOB: 1 BB: 1 P: 17 | R: 1 E: 0 K: 2 S: 12 | H: 1 LOB: 0 BB: 0 P: 17 | R: 1 E: 0 K: 2 S: 12 | H: 1 LOB: 0 BB: 0 P: 17 | R: 0 E: 0 K: 1 S: 6 | H: 0 LOB: 0 BB: 0 P: 10 | 1B: 6 2B: 1 3B: 0 HR: 1 | SF: 0 SAC: 1 DP: 1 HBP: 0 | WP: 1 PA: 35 |
| PITCHER | IP WLS BF H R ER SO BB IBB HBP BLK WP HR S P ERA WHIP | | | | | | | | | | | | | | | | | | |
| 15 Tim Hudson, R (1,1) ERA: 2.77 | 7.0 | | 28 | 6 | 2 | 2 | 3 | 1 | 0 | 0 | 0 | 0 | 0 | 0 | 1 | 53 | 88 | 2.57 | 1.000 |
| 39 Rafael Soriano, R (8,1) ERA: 2.53 | 1.0 | | 4 | 1 | 1 | 1 | 2 | 0 | 0 | 0 | 0 | 0 | 0 | 1 | 12 | 17 | 9.00 | 1.000 | |
| Bob Wickman, R (9,1) ERA: 2.76 | 1.0 | | 3 | 0 | 0 | 0 | 1 | 0 | 0 | 0 | 0 | 0 | 0 | 6 | 10 | 0.00 | 0.000 | | |

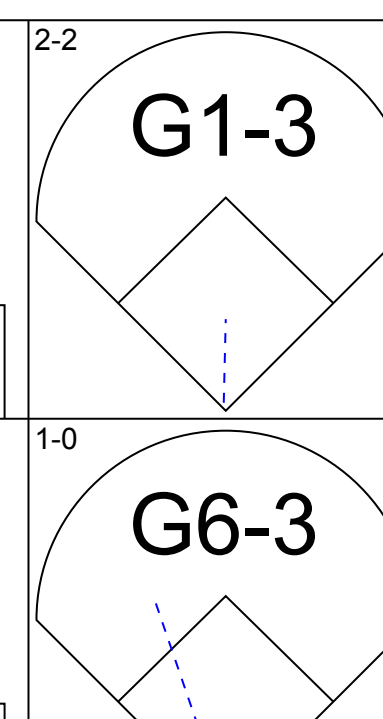
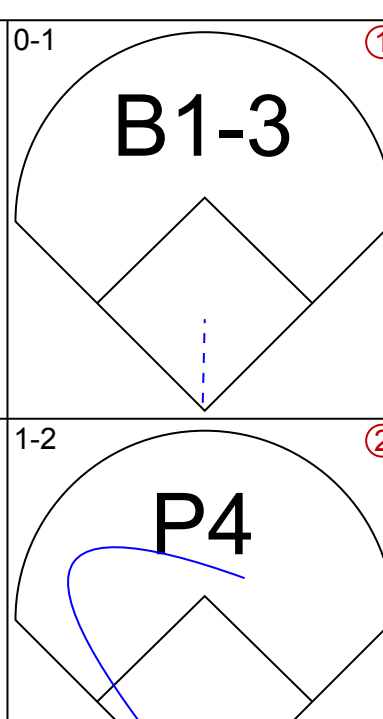
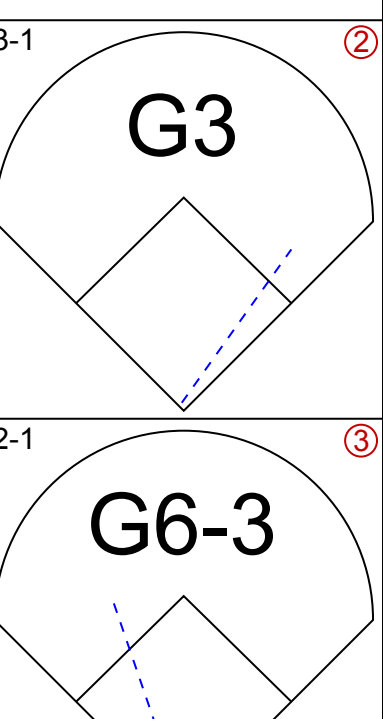
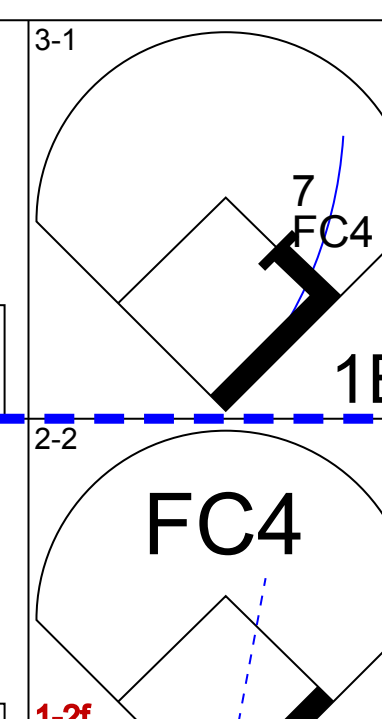
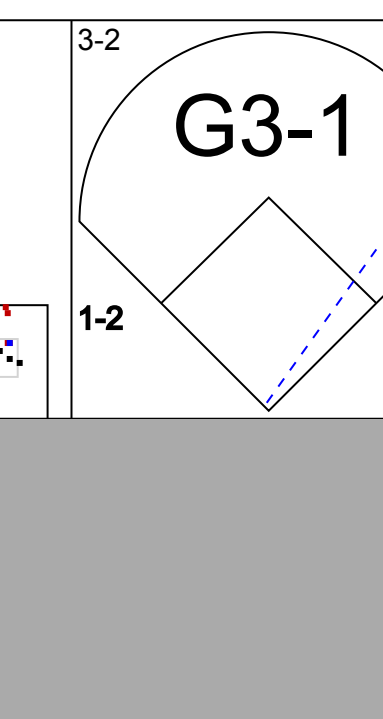
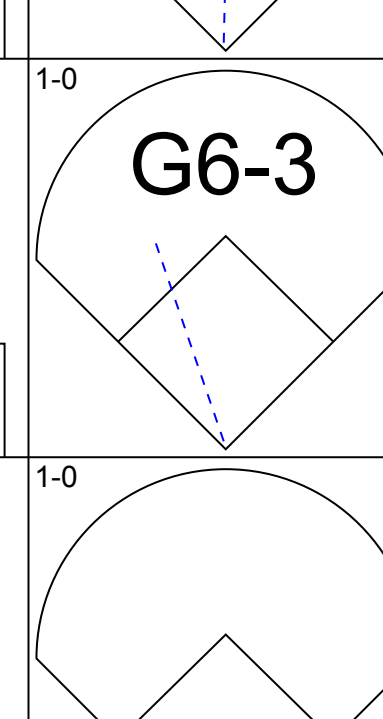
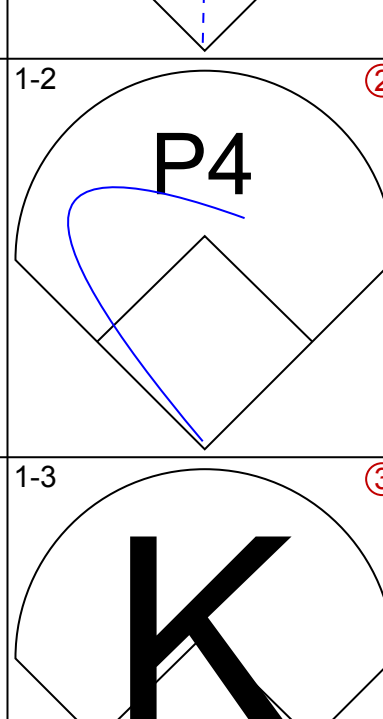
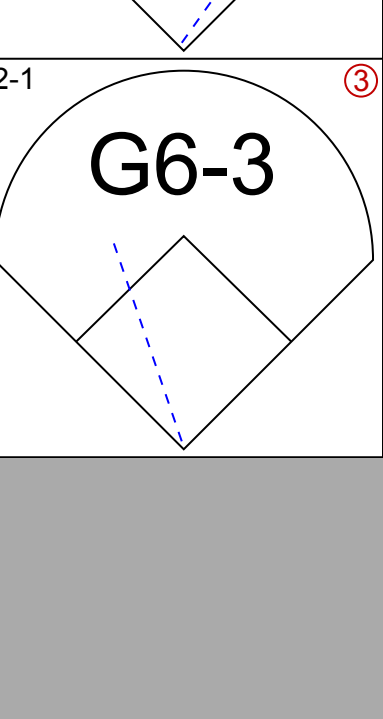
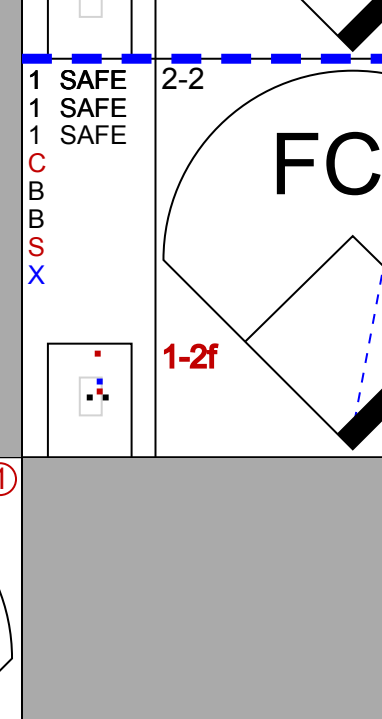
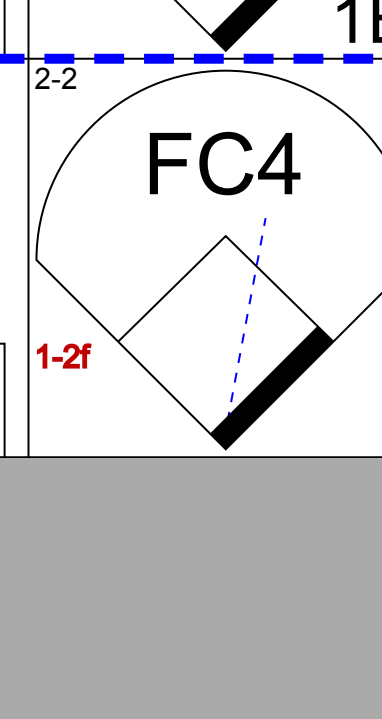
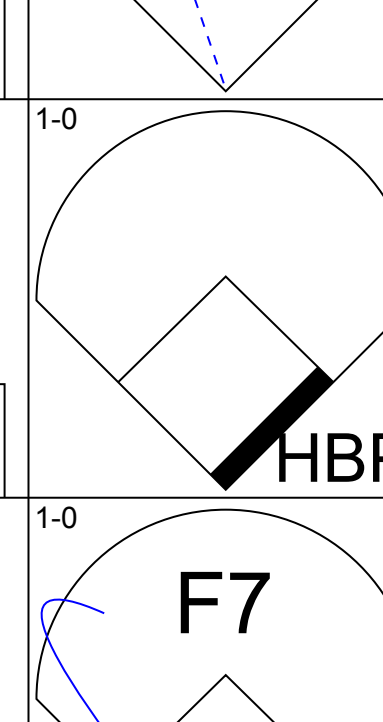
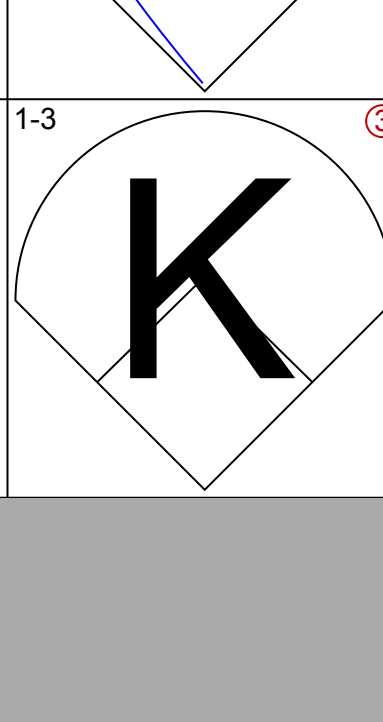
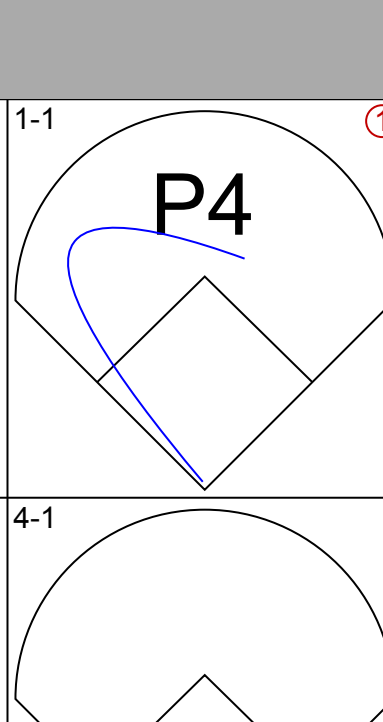
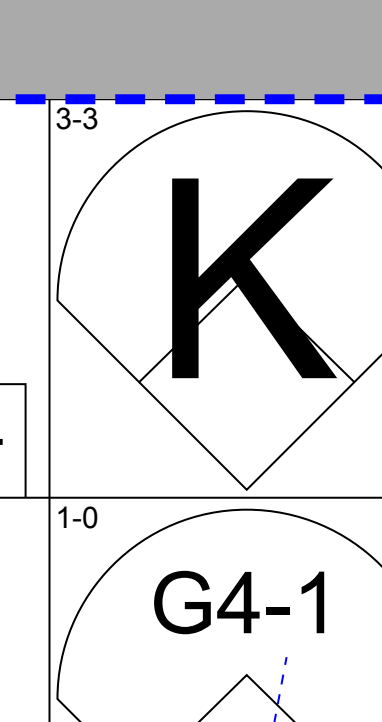
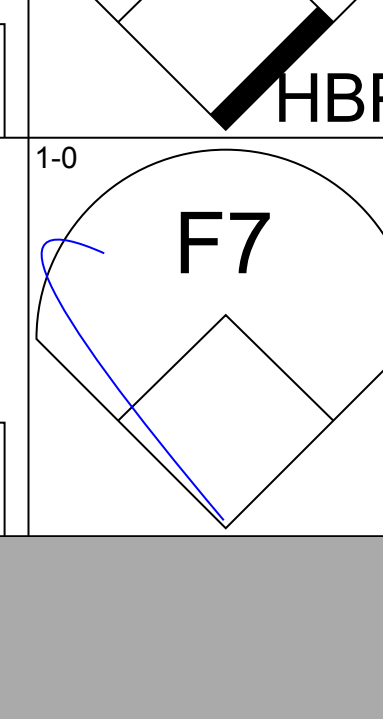
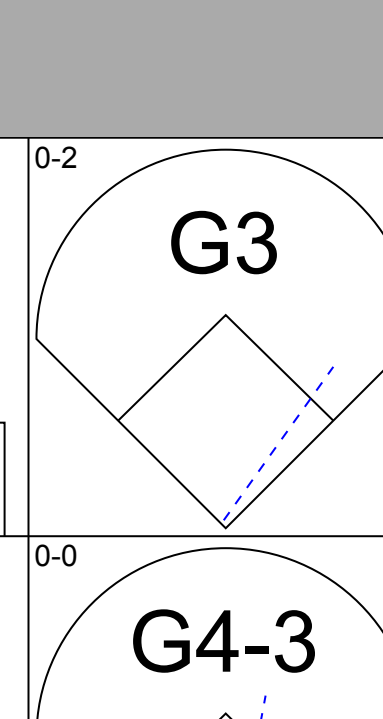
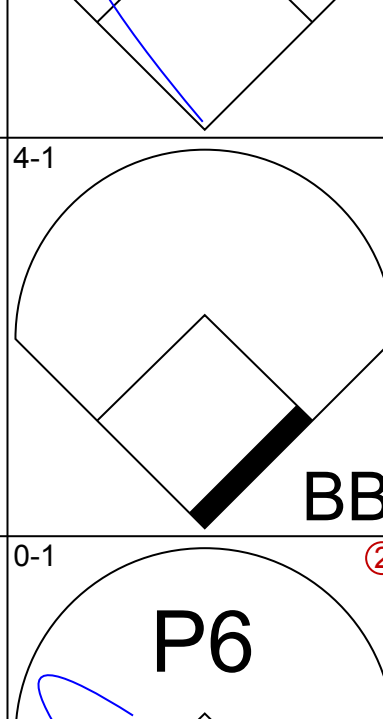
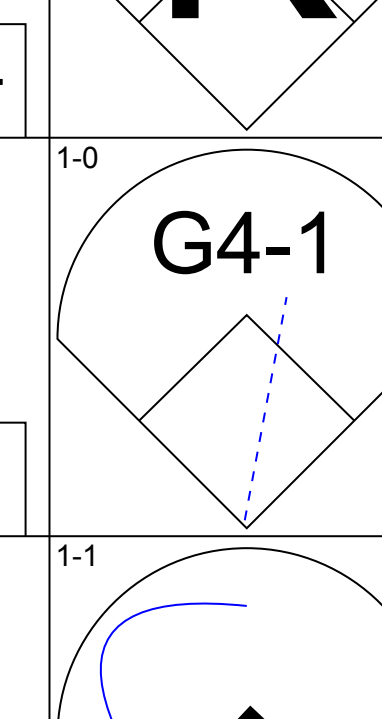
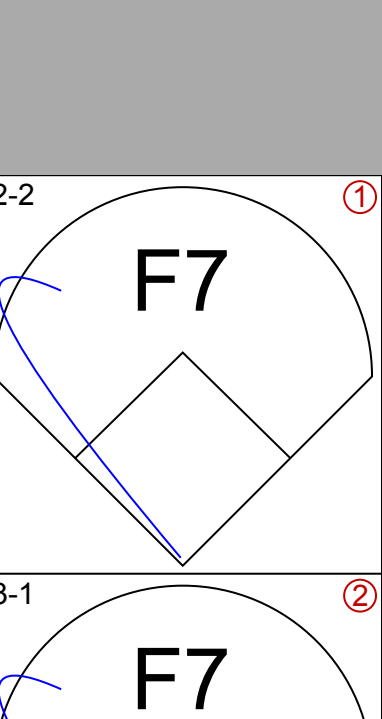
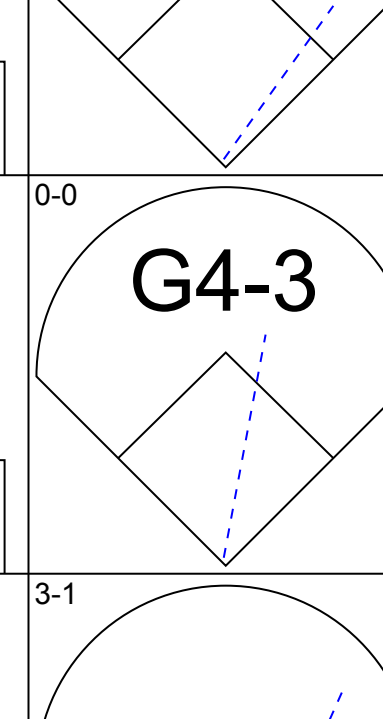
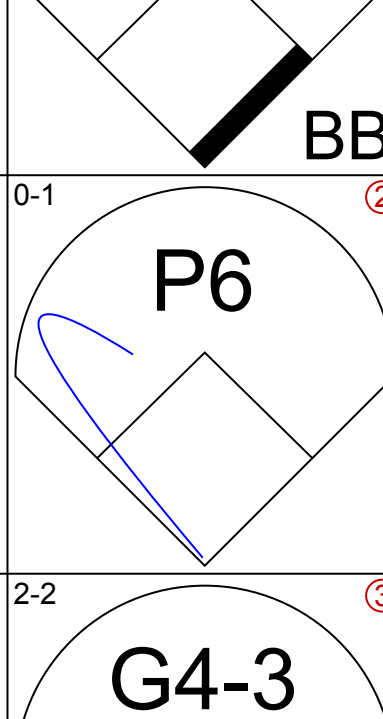
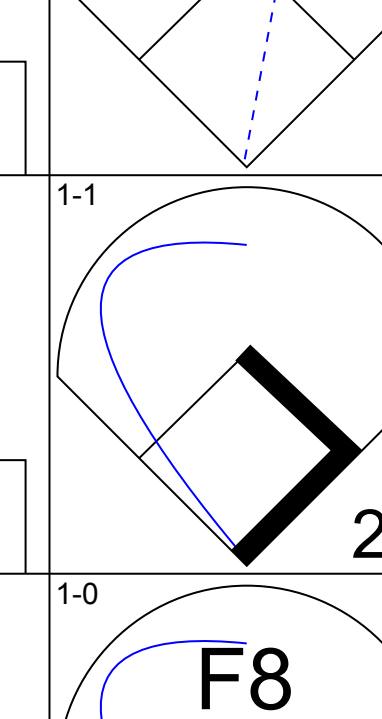
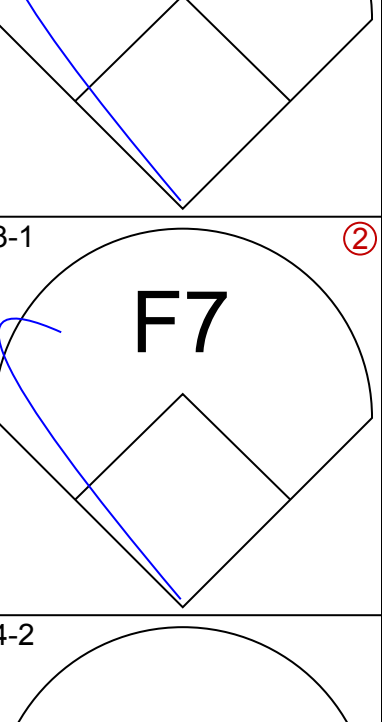
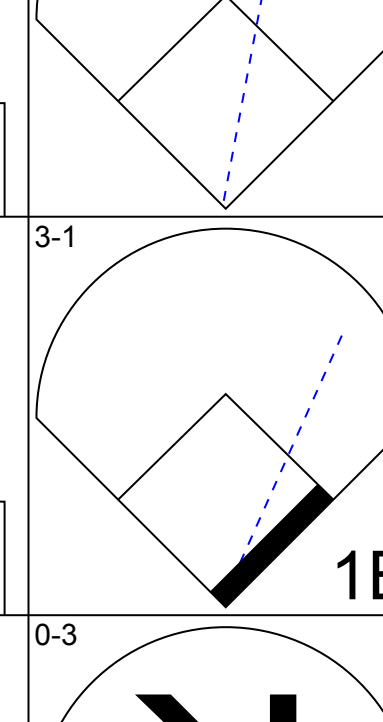
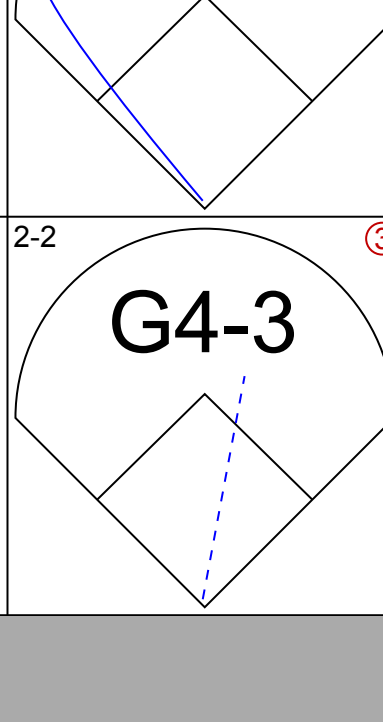
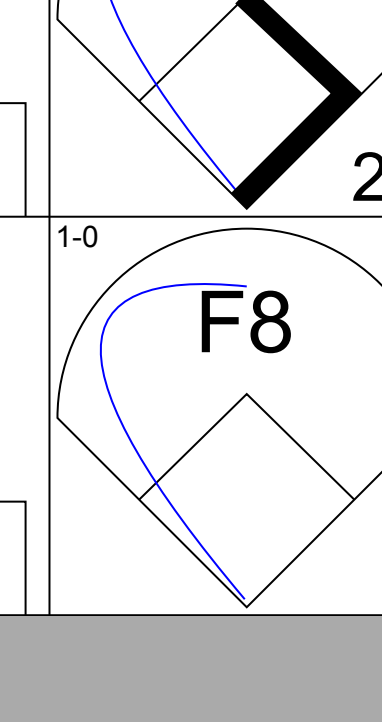
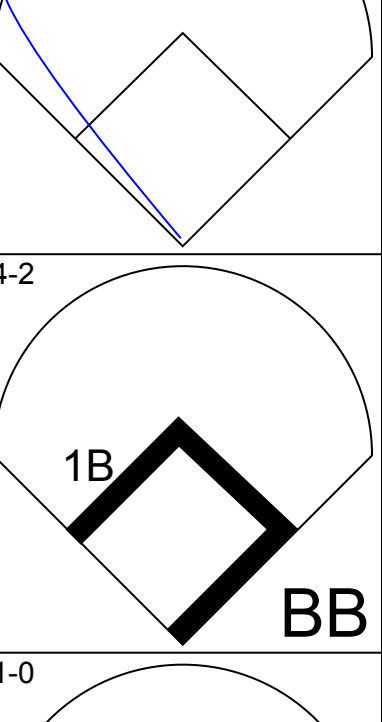
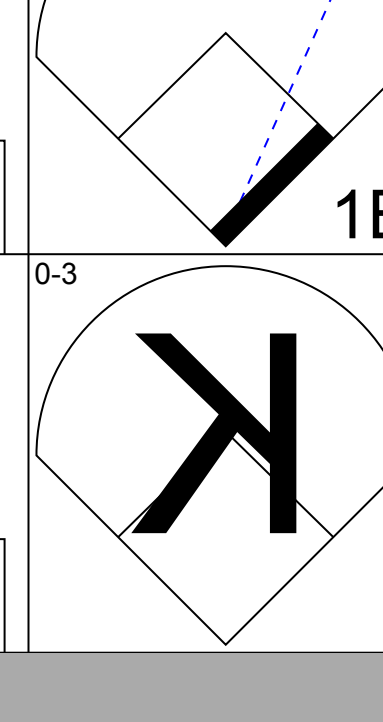
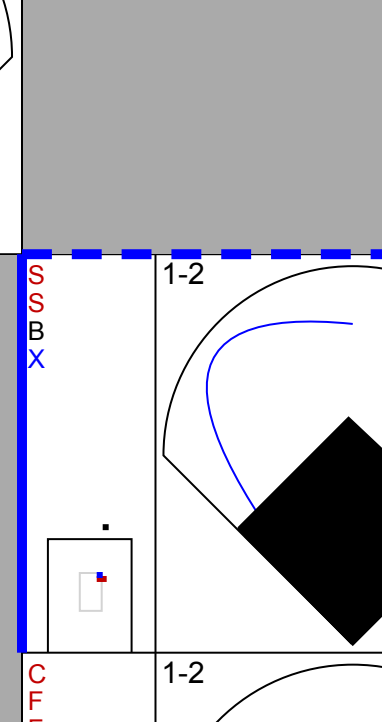
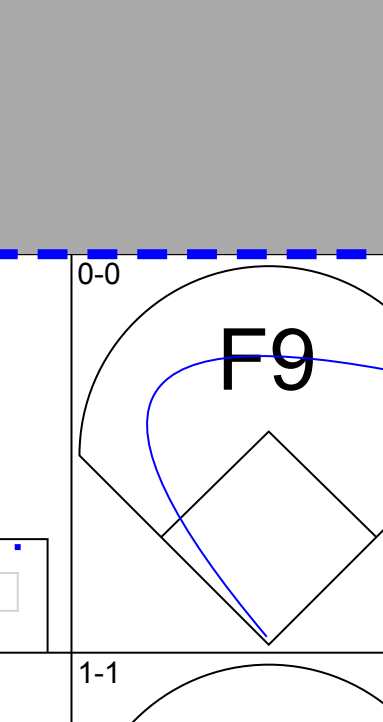
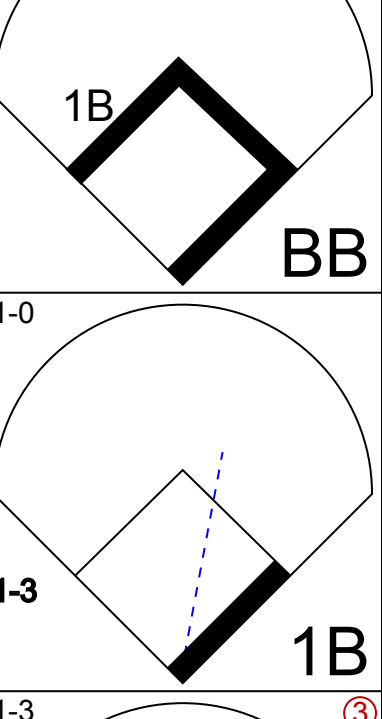
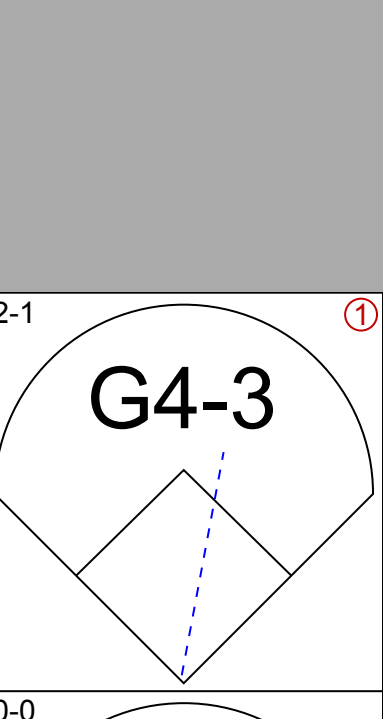
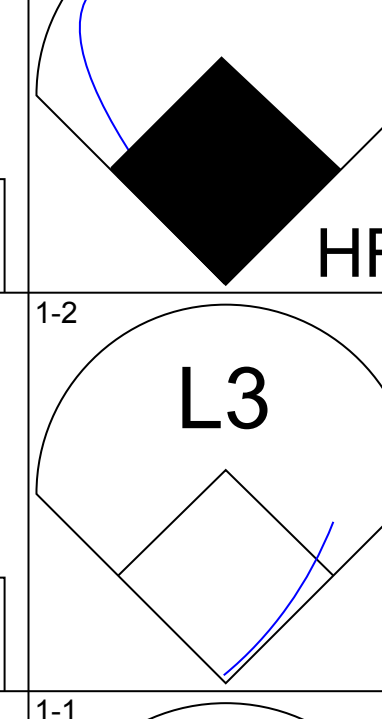
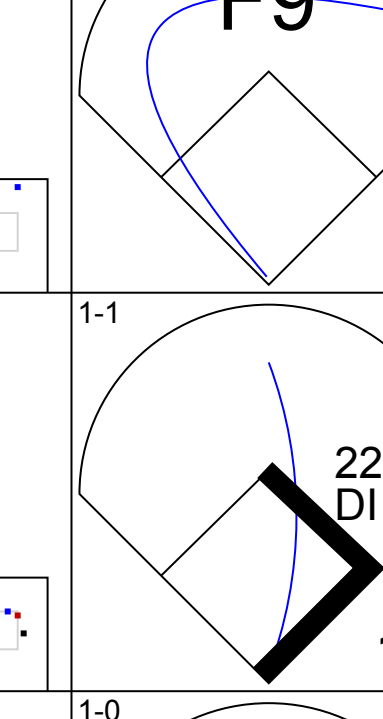
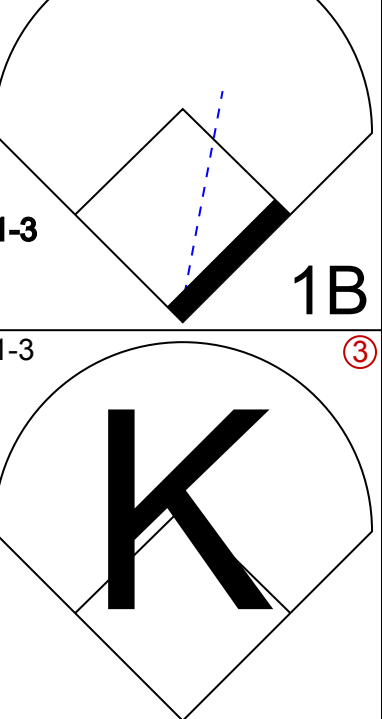
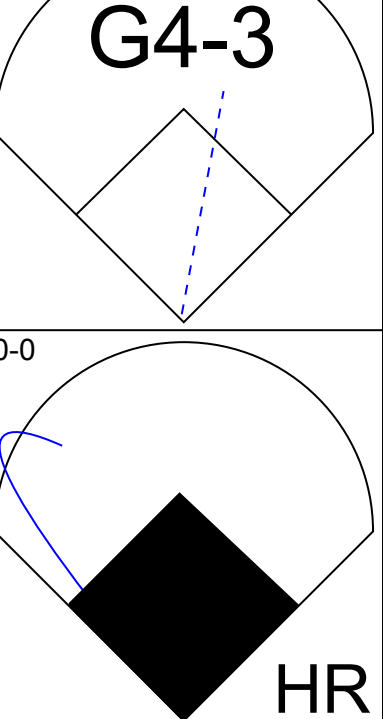
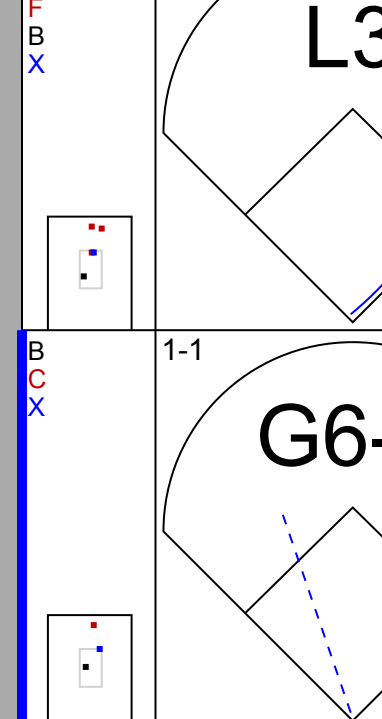
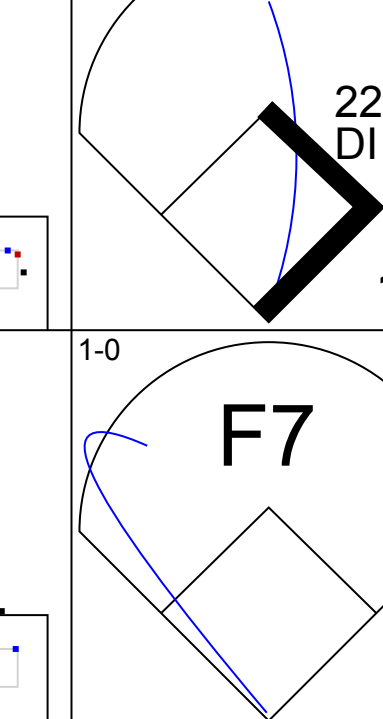
| Batter | 1 | 2 | 3 | 4 | 5 | 6 | 7 | 8 | 9 | AB | R | H | RBI | BB | SO | LOB | TOP | | | |
|---|---|----------------------------------|------------------------------|----------------------------------|------------------------------|----------------------------------|------------------------------|----------------------------------|------------------------------|---------------------------------|------------------------------|----------------------------------|-------------------------------|----------------------------------|-------------------------------|----------------------------------|--|----------------------------------|------------------------------------|----------------------------------|
| 4 Alfredo Amezaga, S OBP: 0.304, SLG: 0.338 | F9 | G3 | | | G6-3 | | 2 1B | | 2 1B | 4 | 2 | 1 | 0 | 1 | 0 | 2 | Florida Marlins @ Milwaukee Brewers Miller Park, Milwaukee, WI Fri Jun 01 2007, 7:05 PM CDT Att: 30,852 - Roof Closed - 73 F | | | |
| 6 Dan Uggla, R OBP: 0.346, SLG: 0.536 | HR | | K | | BB | | SF9 | | K | 3 | 1 | 1 | 2 | 1 | 2 | 1 | | | | |
| 2 Hanley Ramirez, R OBP: 0.390, SLG: 0.516 | G6-3 | | HR | | F8 | | FC6-4 | | E5 | 5 | 1 | 3 | 2 | 0 | 0 | 1 | | | | |
| Miguel Cabrera, R OBP: 0.393, SLG: 0.545 | BB | | P4 | | G4-3 | | FC6-4 | | K | 4 | 0 | 0 | 0 | 1 | 1 | 3 | | | | |
| 14 Josh Willingham, R OBP: 0.378, SLG: 0.467 | F9 | | F8 | | | | | | P6 | 4 | 0 | 0 | 0 | 0 | 0 | 1 | | | | |
| 27 Jeremy Hermida, L OBP: 0.329, SLG: 0.439 | | | | | L8 | | G4-3 | | K | 3 | 0 | 0 | 0 | 1 | 1 | 0 | | | | |
| Miguel Olivo, R OBP: 0.254, SLG: 0.358 | | | L8 | | F9 | | F7 | | 1B | 4 | 0 | 1 | 0 | 0 | 0 | 1 | | | | |
| 8 Aaron Boone, R OBP: 0.384, SLG: 0.421 | | | L9 | | 1B | | 4 1B 6 SF9 HBP | | F7 | 3 | 1 | 1 | 0 | 0 | 0 | 2 | | | | |
| Scott Olsen, L OBP: 0.281, SLG: 0.420 77 Henry Owens, R OBP: 0.229, SLG: 0.338 Joe Borchard, S OBP: 0.229, SLG: 0.338 32 Justin Miller, R OBP: 0.229, SLG: 0.338 Armando Benitez, R OBP: 0.270, SLG: 0.197 Todd Linden, S OBP: 0.270, SLG: 0.197 | | | 1-2 | | G4-3 | | K | | F8 | 2 | 0 | 1 | 0 | 0 | 0 | 1 |  | | | |
| Inning Stats | R: 1 E: 0 K: 0 S: 6 | H: 1 LOB: 1 BB: 1 P: 12 | R: 0 E: 0 K: 0 S: 8 | H: 1 LOB: 2 BB: 1 P: 14 | R: 1 E: 0 K: 1 S: 9 | H: 1 LOB: 0 BB: 0 P: 15 | R: 0 E: 0 K: 0 S: 9 | H: 1 LOB: 1 BB: 0 P: 15 | R: 0 E: 0 K: 0 S: 3 | H: 0 LOB: 0 BB: 0 P: 5 | R: 2 E: 0 K: 1 S: 9 | H: 2 LOB: 1 BB: 0 P: 14 | R: 0 E: 0 K: 1 S: 14 | H: 1 LOB: 1 BB: 0 P: 20 | R: 1 E: 1 K: 2 S: 14 | H: 1 LOB: 1 BB: 1 P: 22 | | 1B: 6 2B: 0 3B: 0 HR: 2 | SF: 1 SAC: 0 DP: 0 HBP: 1 | WP: 0 PB: 0 SB: 0 CS: 0 |
| PITCHER | IP WLS BF H R ER SO BB IBB HBP BLK WP HR S P ERA WHIP | | | | | | | | | | | | | | | | | | | |
| 37 Jeff Suppan, R ERA: 3.71 | 7.0 W 31 6 4 4 2 3 0 1 0 0 2 53 90 5.14 1.286 | | | | | | | | | | | | | | | | | | | |
| Derrick Turnbow, R ERA: 4.56 | 1.0 4 1 0 0 1 0 0 0 0 0 0 14 20 0.00 1.000 | | | | | | | | | | | | | | | | | | | |
| Matt Wise, R ERA: 3.22 | 0.2 4 1 1 0 1 1 0 0 0 0 0 0 11 18 0.00 3.000 | | | | | | | | | | | | | | | | | | | |
| Francisco Cordero, R ERA: 0.4 | 0.1 S 1 0 0 0 1 0 0 0 0 0 0 0 3 4 0.00 0.000 | | | | | | | | | | | | | | | | | | | |

| Batter | 1 | 2 | 3 | 4 | 5 | 6 | 7 | 8 | 9 | AB | R | H | RBI | BB | SO | LOB | BOTTOM | | | |
|---|---|----------------------------------|------------------------------|---------------------------------|------------------------------|----------------------------------|------------------------------|----------------------------------|-------------------------------|----------------------------------|------------------------------|----------------------------------|-------------------------------|----------------------------------|------------------------------|---------------------------------|--|----------------------------------|------------------------------------|----------------------------------|
| 1 Corey Hart, R OBP: 0.358, SLG: 0.417 | F7 | | FC6-4 | | 7 S 8 HR | L8 | | G6-4-3 | | 4 | 1 | 1 | 0 | 1 | 0 | 3 | Florida Marlins @ Milwaukee Brewers Miller Park, Milwaukee, WI Fri Jun 01 2007, 7:05 PM CDT Att: 30,852 - Roof Closed - 73 F | | | |
| 7 J.J. Hardy, R OBP: 0.343, SLG: 0.554 | F9 | | FC6-4 | | K | | F8 | | K | 5 | 0 | 0 | 0 | 0 | 2 | 2 | | | | |
| 8 Ryan Braun, R OBP: 0.313, SLG: 0.567 | 1B | | | | 2 1B SF7 | HR | G3 | | 2B | 3 | 3 | 3 | 2 | 1 | 0 | 0 | | | | |
| 28 Prince Fielder, L OBP: 0.377, SLG: 0.635 | FC6 | | | | F9 | | G3 | | 2B | 2 | 1 | 0 | 0 | 2 | 0 | 2 | | | | |
| Johnny Estrada, S OBP: 0.291, SLG: 0.447 | | | P3 | | 2 1B | F8 | | G3 | | 4 | 1 | 1 | 0 | 0 | 0 | 3 | | | | |
| 2 Bill Hall, R OBP: 0.317, SLG: 0.421 | | | L9 | | 9 2B | 1B | | F7 | | 3 | 2 | 1 | 0 | 1 | 0 | 0 | | | | |
| Kevin Mench, R OBP: 0.274, SLG: 0.413 | | | G4-3 | | SF7 | | 9 1B | | 2B | 3 | 0 | 2 | 4 | 0 | 0 | 0 | | | | |
| 9 Tony Graffanino, R OBP: 0.272, SLG: 0.257 | | | K | | 1-2 2H | 2B | | F9 | | 4 | 0 | 2 | 2 | 0 | 1 | 1 | | | | |
| 37 Jeff Suppan, R OBP: 0.138, SLG: 0.074 Demck Turnbow, R ERA: 1.93 22 Tony Gwynn Jr., L OBP: 0.483, SLG: 0.391 Matt Wise, R Francisco Cordero, R ERA: 4.42 | | | F9 | | 1-2 2H | 2B | | L9 | | 2 | 0 | 0 | 0 | 0 | 0 | 0 |  | | | |
| Inning Stats | R: 0 E: 0 K: 0 S: 8 | H: 1 LOB: 0 BB: 0 P: 13 | R: 0 E: 0 K: 0 S: 6 | H: 0 LOB: 0 BB: 0 P: 7 | R: 0 E: 0 K: 1 S: 6 | H: 0 LOB: 1 BB: 1 P: 13 | R: 3 E: 0 K: 0 S: 9 | H: 3 LOB: 1 BB: 1 P: 15 | R: 2 E: 0 K: 1 S: 11 | H: 2 LOB: 2 BB: 0 P: 18 | R: 0 E: 0 K: 0 S: 9 | H: 2 LOB: 0 BB: 0 P: 13 | R: 3 E: 0 K: 1 S: 10 | H: 2 LOB: 1 BB: 2 P: 25 | R: 0 E: 0 K: 1 S: 5 | H: 0 LOB: 0 BB: 1 P: 9 | | 1B: 5 2B: 4 3B: 0 HR: 1 | SF: 1 SAC: 1 DP: 1 HBP: 0 | WP: 0 PB: 0 SB: 1 CS: 0 |
| PITCHER | IP WLS BF H R ER SO BB IBB HBP BLK WP HR S P ERA WHIP | | | | | | | | | | | | | | | | | | | |
| Scott Olsen, L ERA: 5.35 | 5.2 L 27 8 5 5 2 3 0 0 0 0 0 0 1 48 78 7.94 1.941 | | | | | | | | | | | | | | | | | | | |
| 77 Henry Owens, R ERA: 1.93 | 0.1 1 0 0 0 0 0 0 0 0 0 0 0 1 1 0.00 0.000 | | | | | | | | | | | | | | | | | | | |
| 32 Justin Miller, R ERA: 4.7 | 1.0 7 2 3 3 0 1 1 0 0 0 0 0 10 25 27.00 3.000 | | | | | | | | | | | | | | | | | | | |
| Armando Benitez, R ERA: 4.42 | 1.0 3 0 0 0 1 1 0 0 0 0 0 0 5 9 0.00 1.000 | | | | | | | | | | | | | | | | | | | |

| Batter | 1 | 2 | 3 | 4 | 5 | 6 | 7 | 8 | 9 | AB | R | H | RBI | BB | SO | LOB | TOP | | | | | |
|---|---|---|---|----------------------------------|--|---|---|---|--|----------------------------------|-------------------------------|----------------------------------|------------------------------|----------------------------------|-------------------------------|----------------------------------|--|------------------------------|---------------------------------|----------------------------------|------------------------------------|----------------------------------|
| 61 Reggie Abercrombie, R (1, 8) OBP: 0.255, SLG: 0.341 4 Alfredo Amezaga, S (8, PH) OBP: 0.302, SLG: 0.336 (8, 8) |  | |  | | |  | |  | | 3 | 0 | 0 | 0 | 0 | 2 | 0 | Florida Marlins @ Milwaukee Brewers Miller Park, Milwaukee, WI Sat Jun 02 2007, 6:05 PM CDT Att: 42,250 - Partly Cloudy - 74 F | | | | | |
| 6 Dan Uggla, R (1, 4) OBP: 0.349, SLG: 0.538 |  | |  | | |  | |  | | 3 | 2 | 1 | 0 | 1 | 2 | 0 | | | | | | |
| 2 Hanley Ramirez, R (1, 6) OBP: 0.388, SLG: 0.511 |  | |  | | |  | |  | | 4 | 1 | 1 | 1 | 0 | 1 | 1 | | | | | | |
| Miguel Cabrera, R (1, 5) OBP: 0.395, SLG: 0.563 | |  | | |  | |  |  | | 4 | 1 | 2 | 2 | 0 | 1 | 1 | | | | | | |
| 14 Josh Willingham, R (1, 7) OBP: 0.380, SLG: 0.480 | |  | | |  | |  |  | | 3 | 1 | 1 | 2 | 1 | 1 | 1 | | | | | | |
| 27 Jeremy Hermida, L (1, 9) OBP: 0.313, SLG: 0.414 | |  | | |  | |  |  | | 4 | 0 | 0 | 0 | 0 | 2 | 2 | | | | | | |
| 8 Aaron Boone, R (1, 3) OBP: 0.381, SLG: 0.411 | |  | | |  | | |  |  | 3 | 0 | 0 | 0 | 1 | 0 | 1 | | | | | | |
| 20 Matt Treanor, R (1, 2) OBP: 0.282, SLG: 0.235 | |  | | |  | |  |  | | 4 | 0 | 1 | 0 | 0 | 0 | 0 | | | | | | |
| Byung-Hyun Kim, R (1, 1) Jason Wood, R (7, PH) 37 Remyel Pinto, L (7, 1) 22 Matt Lindstrom, R (7, 1) Armando Benitez, R (8, 1) Todd Linden, S (8, PH) Kevin Gregg, R (8, 1) | |  | | |  | |  |  | | 2 | 0 | 0 | 0 | 0 | 1 | 3 | | | | | | |
| Inning Stats | R: 0 E: 0 K: 2 S: 7 | H: 0 LOB: 0 BB: 0 P: 10 | R: 0 E: 0 K: 2 S: 17 | H: 1 LOB: 3 BB: 2 P: 34 | R: 0 E: 0 K: 3 S: 10 | H: 0 LOB: 0 BB: 0 P: 13 | R: 0 E: 0 K: 1 S: 11 | H: 1 LOB: 1 BB: 0 P: 19 | R: 0 E: 0 K: 0 S: 7 | H: 0 LOB: 0 BB: 0 P: 10 | R: 2 E: 0 K: 1 S: 11 | H: 1 LOB: 0 BB: 1 P: 20 | R: 0 E: 0 K: 1 S: 8 | H: 0 LOB: 0 BB: 0 P: 13 | R: 3 E: 0 K: 1 S: 17 | H: 3 LOB: 0 BB: 0 P: 23 | | R: 0 E: 0 K: 0 S: 6 | H: 0 LOB: 0 BB: 0 P: 7 | 1B: 2 2B: 2 3B: 0 HR: 2 | SF: 0 SAC: 0 DP: 0 HBP: 0 | WP: 0 PB: 0 SB: 0 CS: 0 |
| PITCHER | IP | WLS | BF | H | R | ER | SO | BB | IBB | HBP | BLK | WP | HR | S | P | ERA | WHIP | | | | | |
| 39 Chris Capuano, L (1, 1) ERA: 3.8 Jose Capellan, R (8, 1) ERA: 13.5 | 7.0 | | 27 | 3 | 2 | 2 | 10 | 3 | 0 | 0 | 0 | 0 | 1 | 71 | 119 | 2.57 | 0.857 | | | | | |

| | |
|-----|----|
| AB | 33 |
| R | 5 |
| H | 6 |
| RBI | 5 |
| BB | 3 |
| SO | 11 |
| LOB | 9 |



| Batter | 1 | 2 | 3 | 4 | 5 | 6 | 7 | 8 | 9 | AB | R | H | RBI | BB | SO | LOB | BOTTOM | | | | | |
|--|---|---|---|----------------------------------|--|---|---|---|---|----------------------------------|-------------------------------|----------------------------------|-------------------------------|----------------------------------|------------------------------|----------------------------------|--|------------------------------|----------------------------------|----------------------------------|------------------------------------|----------------------------------|
| 22 Tony Gwynn Jr., L (1, 8) OBP: 0.390, SLG: 0.378 |  | |  | | |  | |  |  | 5 | 0 | 1 | 0 | 0 | 0 | 1 | Florida Marlins @ Milwaukee Brewers Miller Park, Milwaukee, WI Sat Jun 02 2007, 6:05 PM CDT Att: 42,250 - Partly Cloudy - 74 F | | | | | |
| 7 J.J. Hardy, R (1, 6) OBP: 0.337, SLG: 0.544 |  | |  | |  | |  |  | | 4 | 0 | 0 | 0 | 0 | 0 | 1 | | | | | | |
| 8 Ryan Braun, R (1, 5) OBP: 0.306, SLG: 0.515 |  | |  | | |  | |  | | 3 | 0 | 0 | 0 | 0 | 2 | 0 | | | | | | |
| 28 Prince Fielder, L (1, 3) OBP: 0.374, SLG: 0.626 |  | | | |  | |  |  | | 3 | 0 | 0 | 0 | 1 | 0 | 1 | | | | | | |
| Johnny Estrada, S (1, 2) OBP: 0.291, SLG: 0.448 | |  | | |  | |  |  | | 4 | 0 | 1 | 0 | 0 | 0 | 1 | | | | | | |
| Geoff Jenkins, L (1, 7) OBP: 0.348, SLG: 0.537 | |  | | |  | |  |  | | 4 | 0 | 1 | 0 | 0 | 0 | 2 | | | | | | |
| 18 Gabe Gross, L (1, 9) OBP: 0.371, SLG: 0.455 1 Corey Hart, R (7, PH) OBP: 0.361, SLG: 0.445 (8, 9) | |  | | |  | |  |  | | 1 | 0 | 0 | 0 | 1 | 1 | 1 | | | | | | |
| Craig Counsell, L (1, 4) OBP: 0.355, SLG: 0.308 | |  | | |  | |  |  | | 4 | 0 | 2 | 0 | 0 | 0 | 0 | | | | | | |
| 39 Chris Capuano, L (1, 1) OBP: 0.286, SLG: 0.400 Kevin Mench, R (7, PH) OBP: 0.272, SLG: 0.410 Jose Capellan, R (8, 1) 9 Tony Graffanino, R (8, PH) OBP: 0.270, SLG: 0.254 | |  | | |  | |  |  | | 2 | 1 | 1 | 1 | 0 | 1 | 2 | | | | | | |
| Inning Stats | R: 0 E: 0 K: 0 S: 5 | H: 0 LOB: 1 BB: 0 P: 10 | R: 0 E: 0 K: 1 S: 14 | H: 1 LOB: 1 BB: 1 P: 25 | R: 0 E: 0 K: 1 S: 9 | H: 0 LOB: 0 BB: 0 P: 11 | R: 0 E: 0 K: 1 S: 11 | H: 1 LOB: 1 BB: 0 P: 14 | R: 1 E: 0 K: 0 S: 7 | H: 1 LOB: 0 BB: 0 P: 14 | R: 0 E: 0 K: 0 S: 10 | H: 0 LOB: 1 BB: 1 P: 17 | R: 1 E: 0 K: 0 S: 14 | H: 2 LOB: 1 BB: 0 P: 22 | R: 0 E: 0 K: 1 S: 7 | H: 1 LOB: 1 BB: 0 P: 13 | | R: 0 E: 0 K: 0 S: 9 | H: 1 LOB: 1 BB: 0 P: 14 | 1B: 4 2B: 1 3B: 0 HR: 2 | SF: 0 SAC: 0 DP: 0 HBP: 1 | WP: 0 PB: 0 SB: 0 CS: 0 |
| PITCHER | IP | WLS | BF | H | R | ER | SO | BB | IBB | HBP | BLK | WP | HR | S | P | ERA | WHIP | | | | | |
| Byung-Hyun Kim, R (1, 1) ERA: 4.4 37 Remyel Pinto, L (7, 1) ERA: 4.28 22 Matt Lindstrom, R (7, 1) ERA: 3.86 Armando Benitez, R (8, 1) ERA: 4.19 Kevin Gregg, R (9, 1) ERA: 1.92 | 6.0 | | 24 | 3 | 1 | 1 | 3 | 2 | 0 | 1 | 0 | 0 | 1 | 56 | 91 | 1.50 | 0.833 | | | | | |
| | 0.2 | B | 4 | 2 | 1 | 1 | 0 | 0 | 0 | 0 | 0 | 0 | 1 | 11 | 17 | 13.50 | 3.000 | | | | | |
| | 0.1 | W | 1 | 0 | 0 | 0 | 0 | 0 | 0 | 0 | 0 | 0 | 0 | 3 | 5 | 0.00 | 0.000 | | | | | |
| | 1.0 | H | 4 | 1 | 0 | 0 | 1 | 0 | 0 | 0 | 0 | 0 | 0 | 7 | 13 | 0.00 | 1.000 | | | | | |
| | 1.0 | S | 4 | 1 | 0 | 0 | 0 | 0 | 0 | 0 | 0 | 0 | 0 | 9 | 14 | 0.00 | 1.000 | | | | | |

| | |
|-----|----|
| AB | 34 |
| R | 2 |
| H | 7 |
| RBI | 2 |
| BB | 2 |
| SO | 4 |
| LOB | 10 |



| Batter | 1 | 2 | 3 | 4 | 5 | 6 | 7 | 8 | 9 | AB | R | H | RBI | BB | SO | LOB | TOP | | | |
|--|---|---|---|---|---|---|---|---|---|---|---|---|---|---|---|---|--|---|---|---|
| 4 Alfredo Amezaga, S (1, 8) OBP: 0.305, SLG: 0.338 | 1-1 2 WP 1B | | 0-0 1-2 1B | | 3-2 G5-3 | | 3-2 G4-3 | | 0-0 G4-3 | 5 | 0 | 2 | 0 | 0 | 0 | 0 | Florida Marlins @ Milwaukee Brewers Miller Park, Milwaukee, WI Sun Jun 03 2007, 1:05 PM CDT Att. 43,172 - Roof Closed - 75 F | | | |
| 6 Dan Uggla, R (1, 4) OBP: 0.351, SLG: 0.546 | 0-1 F9 | | 1-2 F8 | | 0-2 2B | | 1-1 2B | | | 4 | 0 | 2 | 0 | 0 | 0 | 3 | | | | |
| 2 Hanley Ramirez, R (1, 6) OBP: 0.382, SLG: 0.502 | 3-3 K | | 0-3 K | | 0-0 G6-3 | | 0-0 F9 | | | 4 | 0 | 0 | 0 | 0 | 2 | 5 | | | | |
| Miguel Cabrera, R (1, 5) OBP: 0.392, SLG: 0.557 | 2-3 K | | | 1-1 F8 14 1B | | 1-3 K | | 0-3 K | | 4 | 0 | 1 | 0 | 0 | 3 | 1 | | | | |
| 14 Josh Willingham, R (1, 7) OBP: 0.378, SLG: 0.475 | | 3-1 P2 | | 0-1 1-2 1B | | 1-1 G5-3 | | 1-3 K | | 4 | 0 | 1 | 0 | 0 | 1 | 0 | | | | |
| 27 Jeremy Hermida, L (1, 9) OBP: 0.321, SLG: 0.425 | | 1-3 K | | 3-2 F7 | | 4-2 1B BB | | 0-0 2B | | 3 | 0 | 1 | 0 | 1 | 1 | 2 | | | | |
| Miguel Olivo, R (1, 2) OBP: 0.254, SLG: 0.356 | | 1-3 K | | 0-2 F8 | | 1-1 1-2 1B | | 0-0 G6-3 | | 4 | 0 | 1 | 0 | 0 | 1 | 3 | | | | |
| 8 Aaron Boone, R (1, 3) OBP: 0.377, SLG: 0.406 | | | 1-2 F8 6 4 1B | | 0-0 F9 | | 0-1 P4 | | 2-2 P4 | 4 | 0 | 1 | 0 | 0 | 0 | 4 | | | | |
| Dontrelle Willis, L (1, 1) OBP: 0.296, SLG: 0.292 | | | 1-3 K | | 2-2 G6-3 | | 2-3 K | | 0-2 F8 | 2 | 0 | 0 | 0 | 0 | 1 | 1 | | | | |
| Todd Linden, S (7, PH) ERA: 3.57 | | | | | | | | | | 1 | 0 | 0 | 0 | 0 | 1 | 0 | | | | |
| 77 Henry Owens, R (7, 1) ERA: 2.97 | | | | | | | | | | 0 | 0 | 0 | 0 | 0 | 0 | 0 | | | | |
| 57 Taylor Tankersley, L (8, 1) ERA: 4.38 | | | | | | | | | | 0 | 0 | 0 | 0 | 0 | 0 | 0 | | | | |
| Joe Borchard, S (9, PH) ERA: 0.39 | | | | | | | | | | 1 | 0 | 0 | 0 | 0 | 0 | 0 | | | | |
| Inning Stats | R: 0 E: 0 K: 2 S: 14 | H: 1 LOB: 1 BB: 0 P: 19 | R: 0 E: 0 K: 2 S: 8 | H: 0 LOB: 0 BB: 0 P: 13 | R: 0 E: 0 K: 2 S: 14 | H: 2 LOB: 2 BB: 0 P: 17 | R: 0 E: 0 K: 0 S: 13 | H: 2 LOB: 1 BB: 1 P: 17 | R: 0 E: 0 K: 1 S: 10 | H: 1 LOB: 2 BB: 0 P: 18 | R: 0 E: 0 K: 2 S: 12 | H: 1 LOB: 1 BB: 0 P: 18 | R: 0 E: 0 K: 2 S: 8 | H: 1 LOB: 1 BB: 0 P: 9 | R: 0 E: 0 K: 0 S: 9 | H: 0 LOB: 0 BB: 11 P: 11 | 1B: 6 2B: 3 3B: 0 HR: 0 | SF: 0 SAC: 0 DP: 0 HBP: 0 | WP: 1 PB: 0 CS: 0 | PA: 37 |
| PITCHER | IP WLS BF H R ER SO BB IBB HBP BLK WP HR S P ERA WHIP | IP WLS BF H R ER SO BB IBB HBP BLK WP HR S P ERA WHIP | IP WLS BF H R ER SO BB IBB HBP BLK WP HR S P ERA WHIP | IP WLS BF H R ER SO BB IBB HBP BLK WP HR S P ERA WHIP | IP WLS BF H R ER SO BB IBB HBP BLK WP HR S P ERA WHIP | IP WLS BF H R ER SO BB IBB HBP BLK WP HR S P ERA WHIP | IP WLS BF H R ER SO BB IBB HBP BLK WP HR S P ERA WHIP | IP WLS BF H R ER SO BB IBB HBP BLK WP HR S P ERA WHIP | IP WLS BF H R ER SO BB IBB HBP BLK WP HR S P ERA WHIP | IP WLS BF H R ER SO BB IBB HBP BLK WP HR S P ERA WHIP | IP WLS BF H R ER SO BB IBB HBP BLK WP HR S P ERA WHIP | IP WLS BF H R ER SO BB IBB HBP BLK WP HR S P ERA WHIP | IP WLS BF H R ER SO BB IBB HBP BLK WP HR S P ERA WHIP | IP WLS BF H R ER SO BB IBB HBP BLK WP HR S P ERA WHIP | IP WLS BF H R ER SO BB IBB HBP BLK WP HR S P ERA WHIP | IP WLS BF H R ER SO BB IBB HBP BLK WP HR S P ERA WHIP | IP WLS BF H R ER SO BB IBB HBP BLK WP HR S P ERA WHIP | | | |
| 15 Ben Sheets, R (1, 1) ERA: 3.57 | 6.0 W 26 7 0 0 7 1 0 0 0 1 0 0 70 99 0.00 1.333 | 1.0 H 4 1 0 0 1 0 0 0 0 0 0 8 18 0.00 1.000 | 1.0 H 4 1 0 0 2 0 0 0 0 0 0 9 11 0.00 0.000 | 1.0 S 3 0 0 0 0 0 0 0 0 0 0 9 11 0.00 0.000 | 1.0 S 3 0 0 0 0 0 0 0 0 0 0 9 11 0.00 0.000 | 1.0 S 3 0 0 0 0 0 0 0 0 0 0 9 11 0.00 0.000 | 1.0 S 3 0 0 0 0 0 0 0 0 0 0 9 11 0.00 0.000 | 1.0 S 3 0 0 0 0 0 0 0 0 0 0 9 11 0.00 0.000 | 1.0 S 3 0 0 0 0 0 0 0 0 0 0 9 11 0.00 0.000 | 1.0 S 3 0 0 0 0 0 0 0 0 0 0 9 11 0.00 0.000 | 1.0 S 3 0 0 0 0 0 0 0 0 0 0 9 11 0.00 0.000 | 1.0 S 3 0 0 0 0 0 0 0 0 0 0 9 11 0.00 0.000 | 1.0 S 3 0 0 0 0 0 0 0 0 0 0 9 11 0.00 0.000 | 1.0 S 3 0 0 0 0 0 0 0 0 0 0 9 11 0.00 0.000 | 1.0 S 3 0 0 0 0 0 0 0 0 0 0 9 11 0.00 0.000 | 1.0 S 3 0 0 0 0 0 0 0 0 0 0 9 11 0.00 0.000 | 1.0 S 3 0 0 0 0 0 0 0 0 0 0 9 11 0.00 0.000 | | | |
| 12 Carlos Villanueva, R (7, 1) ERA: 2.97 | 1.0 H 4 1 0 0 1 0 0 0 0 0 0 8 18 0.00 1.000 | 1.0 H 4 1 0 0 2 0 0 0 0 0 0 9 11 0.00 0.000 | 1.0 S 3 0 0 0 0 0 0 0 0 0 0 9 11 0.00 0.000 | 1.0 S 3 0 0 0 0 0 0 0 0 0 0 9 11 0.00 0.000 | 1.0 S 3 0 0 0 0 0 0 0 0 0 0 9 11 0.00 0.000 | 1.0 S 3 0 0 0 0 0 0 0 0 0 0 9 11 0.00 0.000 | 1.0 S 3 0 0 0 0 0 0 0 0 0 0 9 11 0.00 0.000 | 1.0 S 3 0 0 0 0 0 0 0 0 0 0 9 11 0.00 0.000 | 1.0 S 3 0 0 0 0 0 0 0 0 0 0 9 11 0.00 0.000 | 1.0 S 3 0 0 0 0 0 0 0 0 0 0 9 11 0.00 0.000 | 1.0 S 3 0 0 0 0 0 0 0 0 0 0 9 11 0.00 0.000 | 1.0 S 3 0 0 0 0 0 0 0 0 0 0 9 11 0.00 0.000 | 1.0 S 3 0 0 0 0 0 0 0 0 0 0 9 11 0.00 0.000 | 1.0 S 3 0 0 0 0 0 0 0 0 0 0 9 11 0.00 0.000 | 1.0 S 3 0 0 0 0 0 0 0 0 0 0 9 11 0.00 0.000 | 1.0 S 3 0 0 0 0 0 0 0 0 0 0 9 11 0.00 0.000 | 1.0 S 3 0 0 0 0 0 0 0 0 0 0 9 11 0.00 0.000 | 1.0 S 3 0 0 0 0 0 0 0 0 0 0 9 11 0.00 0.000 | | |
| Derrick Turnbow, R (8, 1) ERA: 4.38 | 1.0 H 4 1 0 0 2 0 0 0 0 0 0 9 11 0.00 0.000 | 1.0 S 3 0 0 0 0 0 0 0 0 0 0 9 11 0.00 0.000 | 1.0 S 3 0 0 0 0 0 0 0 0 0 0 9 11 0.00 0.000 | 1.0 S 3 0 0 0 0 0 0 0 0 0 0 9 11 0.00 0.000 | 1.0 S 3 0 0 0 0 0 0 0 0 0 0 9 11 0.00 0.000 | 1.0 S 3 0 0 0 0 0 0 0 0 0 0 9 11 0.00 0.000 | 1.0 S 3 0 0 0 0 0 0 0 0 0 0 9 11 0.00 0.000 | 1.0 S 3 0 0 0 0 0 0 0 0 0 0 9 11 0.00 0.000 | 1.0 S 3 0 0 0 0 0 0 0 0 0 0 9 11 0.00 0.000 | 1.0 S 3 0 0 0 0 0 0 0 0 0 0 9 11 0.00 0.000 | 1.0 S 3 0 0 0 0 0 0 0 0 0 0 9 11 0.00 0.000 | 1.0 S 3 0 0 0 0 0 0 0 0 0 0 9 11 0.00 0.000 | 1.0 S 3 0 0 0 0 0 0 0 0 0 0 9 11 0.00 0.000 | 1.0 S 3 0 0 0 0 0 0 0 0 0 0 9 11 0.00 0.000 | 1.0 S 3 0 0 0 0 0 0 0 0 0 0 9 11 0.00 0.000 | 1.0 S 3 0 0 0 0 0 0 0 0 0 0 9 11 0.00 0.000 | 1.0 S 3 0 0 0 0 0 0 0 0 0 0 9 11 0.00 0.000 | 1.0 S 3 0 0 0 0 0 0 0 0 0 0 9 11 0.00 0.000 | 1.0 S 3 0 0 0 0 0 0 0 0 0 0 9 11 0.00 0.000 | 1.0 S 3 0 0 0 0 0 0 0 0 0 0 9 11 0.00 0.000 |
| Francisco Cordero, R (9, 1) ERA: 0.39 | 1.0 S 3 0 0 0 0 0 0 0 0 0 9 11 0.00 0.000 | 1.0 S 3 0 0 0 0 0 0 0 0 0 9 11 0.00 0.000 | 1.0 S 3 0 0 0 0 0 0 0 0 0 9 11 0.00 0.000 | 1.0 S 3 0 0 0 0 0 0 0 0 0 9 11 0.00 0.000 | 1.0 S 3 0 0 0 0 0 0 0 0 0 9 11 0.00 0.000 | 1.0 S 3 0 0 0 0 0 0 0 0 0 9 11 0.00 0.000 | 1.0 S 3 0 0 0 0 0 0 0 0 0 9 11 0.00 0.000 | 1.0 S 3 0 0 0 0 0 0 0 0 0 9 11 0.00 0.000 | 1.0 S 3 0 0 0 0 0 0 0 0 0 9 11 0.00 0.000 | 1.0 S 3 0 0 0 0 0 0 0 0 0 9 11 0.00 0.000 | 1.0 S 3 0 0 0 0 0 0 0 0 0 9 11 0.00 0.000 | 1.0 S 3 0 0 0 0 0 0 0 0 0 9 11 0.00 0.000 | 1.0 S 3 0 0 0 0 0 0 0 0 0 9 11 0.00 0.000 | 1.0 S 3 0 0 0 0 0 0 0 0 0 9 11 0.00 0.000 | 1.0 S 3 0 0 0 0 0 0 0 0 0 9 11 0.00 0.000 | 1.0 S 3 0 0 0 0 0 0 0 0 0 9 11 0.00 0.000 | 1.0 S 3 0 0 0 0 0 0 0 0 0 9 11 0.00 0.000 | 1.0 S 3 0 0 0 0 0 0 0 0 0 9 11 0.00 0.000 | 1.0 S 3 0 0 0 0 0 0 0 0 0 9 11 0.00 0.000 | 1.0 S 3 0 0 0 0 0 0 0 0 0 9 11 0.00 0.000 |

Florida Marlins @ Milwaukee Brewers
 Miller Park, Milwaukee, WI
 Sun Jun 03 2007, 1:05 PM CDT
 Att. 43,172 - Roof Closed - 75 F

AB 36
 R 0
 H 9
 RBI 0
 BB 1
 SO 10
 LOB 19



WP: 1 PA: 37
 PB: 0
 CS: 0

Florida Marlins @ Milwaukee Brewers
 Miller Park, Milwaukee, WI
 Sun Jun 03 2007, 1:05 PM CDT
 Att. 43,172 - Roof Closed - 75 F

AB 29
 R 3
 H 9
 RBI 3
 BB 7
 SO 2
 LOB 17



WP: 2 PA: 38
 PB: 1
 CS: 1

| Batter | 1 | 2 | 3 | 4 | 5 | 6 | 7 | 8 | 9 | AB | R | H | RBI | BB | SO | LOB | TOP | | | | | |
|---|---|----------------------------------|------------------------------|----------------------------------|------------------------------|---------------------------------|-------------------------------|----------------------------------|------------------------------|----------------------------------|-------------------------------|----------------------------------|------------------------------|---------------------------------|-------------------------------|----------------------------------|------------------------------|----------------------------------|----------------------------------|------------------------------------|----------------------------------|--------|
| 12 Alfonso Soriano, R OBP: 0.358, SLG: 0.519 | | | | | | | | | | 5 | 0 | 1 | 0 | 0 | 3 | 2 | | | | | | |
| 20 Felix Pie, L OBP: 0.262, SLG: 0.406 | | | | | | | | | | 5 | 1 | 2 | 0 | 0 | 0 | 1 | | | | | | |
| 25 Derrek Lee, R OBP: 0.414, SLG: 0.537 | | | | | | | | | | 4 | 0 | 0 | 0 | 1 | 2 | 2 | | | | | | |
| 16 Aramis Ramirez, R OBP: 0.355, SLG: 0.545 | | | | | | | | | | 4 | 1 | 1 | 0 | 1 | 0 | 3 | | | | | | |
| 15 Cliff Floyd, L OBP: 0.367, SLG: 0.427 | | | | | | | | | | 5 | 1 | 2 | 2 | 0 | 1 | 2 | | | | | | |
| Michael Barrett, R OBP: 0.299, SLG: 0.409 | | | | | | | | | | 3 | 2 | 1 | 0 | 1 | 0 | 2 | | | | | | |
| 2 Ryan Theriot, R OBP: 0.339, SLG: 0.349 | | | | | | | | | | 3 | 0 | 2 | 1 | 1 | 0 | 0 | | | | | | |
| Cesar Izturis, S OBP: 0.306, SLG: 0.301 | | | | | | | | | | 3 | 0 | 0 | 0 | 0 | 2 | 4 | | | | | | |
| 19 Matt Murton, R OBP: 0.341, SLG: 0.355 | | | | | | | | | | 1 | 0 | 0 | 0 | 0 | 1 | 3 | | | | | | |
| Bob Howry, L OBP: 0.341, SLG: 0.355 | | | | | | | | | | 0 | 0 | 0 | 0 | 0 | 0 | 0 | | | | | | |
| 30 Ted Lilly, L OBP: 0.115, SLG: 0.115 | | | | | | | | | | 2 | 0 | 0 | 0 | 0 | 0 | 0 | | | | | | |
| Jacque Jones, L OBP: 0.307, SLG: 0.341 | | | | | | | | | | 1 | 0 | 0 | 0 | 0 | 0 | 1 | | | | | | |
| 47 Scott Eyre, L ERA: 7.45 | | | | | | | | | | 0 | 0 | 0 | 0 | 0 | 0 | 0 | | | | | | |
| 43 Michael Wurtz, R ERA: 3.46 | | | | | | | | | | 0 | 0 | 0 | 0 | 0 | 0 | 0 | | | | | | |
| 13 Will Ohman, L ERA: 4.91 | | | | | | | | | | 0 | 0 | 0 | 0 | 0 | 0 | 0 | | | | | | |
| Mark DeRosa, R OBP: 0.348, SLG: 0.465 | | | | | | | | | | 1 | 0 | 1 | 2 | 0 | 0 | 0 | | | | | | |
| Inning Stats | R: 0 E: 0 K: 1 S: 12 | H: 1 LOB: 1 BB: 0 P: 18 | R: 0 E: 0 K: 1 S: 8 | H: 0 LOB: 0 BB: 0 P: 14 | R: 0 E: 0 K: 2 S: 9 | H: 0 LOB: 0 BB: 0 P: 9 | R: 1 E: 0 K: 0 S: 10 | H: 2 LOB: 3 BB: 0 P: 21 | R: 0 E: 0 K: 1 S: 8 | H: 1 LOB: 1 BB: 0 P: 13 | R: 2 E: 0 K: 2 S: 18 | H: 3 LOB: 1 BB: 0 P: 29 | R: 0 E: 0 K: 1 S: 7 | H: 0 LOB: 0 BB: 0 P: 9 | R: 2 E: 0 K: 2 S: 14 | H: 2 LOB: 2 BB: 2 P: 27 | R: 0 E: 0 K: 1 S: 9 | H: 1 LOB: 1 BB: 0 P: 14 | 1B: 6 2B: 3 3B: 0 HR: 1 | SF: 0 SAC: 0 DP: 0 HBP: 0 | WP: 0 PB: 0 SB: 0 CS: 0 | PA: 41 |
| PITCHER | IP WLS BF H R ER SO BB IBB HBP BLK WP HR S P ERA WHIP | | | | | | | | | | | | | | | | | | | | | |
| 46 Claudio Vargas, R ERA: 4.01 | 5.1 W 25 7 3 3 4 2 0 0 0 0 0 1 59 94 5.06 1.688 | | | | | | | | | | | | | | | | | | | | | |
| 12 Carlos Villanueva, R ERA: 3.08 | 1.2 H 6 0 1 1 2 1 0 0 0 0 0 0 15 25 5.40 0.600 | | | | | | | | | | | | | | | | | | | | | |
| Derrick Turnbow, R ERA: 4.62 | 0.2 S 5 2 1 1 1 1 0 0 0 0 0 0 9 17 13.50 4.500 | | | | | | | | | | | | | | | | | | | | | |
| Francisco Cordero, R ERA: 0.36 | 1.1 S 5 1 0 0 2 0 0 0 0 0 0 0 12 18 0.00 0.750 | | | | | | | | | | | | | | | | | | | | | |

Chicago Cubs @ Milwaukee Brewers
Miller Park, Milwaukee, WI
Tue Jun 05 2007, 7:05 PM CDT
Att: 38,535 - Roof Closed - 67 F

| | |
|-----|----|
| AB | 37 |
| R | 5 |
| H | 10 |
| RBI | 5 |
| BB | 4 |
| SO | 9 |
| LOB | 20 |



| Batter | 1 | 2 | 3 | 4 | 5 | 6 | 7 | 8 | 9 | AB | R | H | RBI | BB | SO | LOB | BOTTOM | | | | | |
|--|---|----------------------------------|-------------------------------|----------------------------------|-------------------------------|----------------------------------|------------------------------|----------------------------------|------------------------------|----------------------------------|------------------------------|----------------------------------|-------------------------------|----------------------------------|-------------------------------|----------------------------------|------------------------------|----------------------------------|----------------------------------|------------------------------------|----------------------------------|--------|
| 1 Corey Hart, R OBP: 0.368, SLG: 0.455 | | | | | | | | | | 3 | 2 | 1 | 1 | 1 | 1 | 0 | | | | | | |
| 7 J.J. Hardy, R OBP: 0.340, SLG: 0.546 | | | | | | | | | | 4 | 1 | 1 | 0 | 0 | 0 | 1 | | | | | | |
| 8 Ryan Braun, R OBP: 0.347, SLG: 0.578 | | | | | | | | | | 4 | 1 | 3 | 2 | 0 | 0 | 0 | | | | | | |
| 28 Prince Fielder, L OBP: 0.379, SLG: 0.633 | | | | | | | | | | 3 | 1 | 1 | 1 | 0 | 1 | 1 | | | | | | |
| 2 Bill Hall, R OBP: 0.320, SLG: 0.420 | | | | | | | | | | 2 | 0 | 0 | 0 | 1 | 0 | 1 | | | | | | |
| 12 Carlos Villanueva, R ERA: 7.45 | | | | | | | | | | 1 | 0 | 0 | 0 | 0 | 1 | 1 | | | | | | |
| Derrick Turnbow, R ERA: 4.62 | | | | | | | | | | 0 | 0 | 0 | 0 | 0 | 0 | 0 | | | | | | |
| Francisco Cordero, R ERA: 0.36 | | | | | | | | | | 0 | 0 | 0 | 0 | 0 | 0 | 0 | | | | | | |
| Kevin Mench, R OBP: 0.284, SLG: 0.420 | | | | | | | | | | 4 | 1 | 1 | 1 | 0 | 1 | 2 | | | | | | |
| Damian Miller, R OBP: 0.274, SLG: 0.281 | | | | | | | | | | 4 | 0 | 1 | 1 | 0 | 0 | 0 | | | | | | |
| 9 Tony Graffanino, R OBP: 0.284, SLG: 0.283 | | | | | | | | | | 4 | 1 | 2 | 1 | 0 | 2 | 1 | | | | | | |
| 46 Claudio Vargas, R OBP: 0.111, SLG: 0.167 | | | | | | | | | | 2 | 0 | 0 | 0 | 0 | 0 | 0 | | | | | | |
| 22 Tony Gwynn Jr., L OBP: 0.376, SLG: 0.364 | | | | | | | | | | 2 | 0 | 0 | 0 | 0 | 2 | 1 | | | | | | |
| Inning Stats | R: 1 E: 0 K: 0 S: 15 | H: 2 LOB: 2 BB: 1 P: 29 | R: 2 E: 0 K: 0 S: 13 | H: 2 LOB: 0 BB: 0 P: 23 | R: 2 E: 0 K: 1 S: 11 | H: 3 LOB: 1 BB: 0 P: 15 | R: 0 E: 0 K: 1 S: 9 | H: 0 LOB: 0 BB: 0 P: 12 | R: 1 E: 0 K: 2 S: 7 | H: 1 LOB: 1 BB: 1 P: 10 | R: 0 E: 0 K: 2 S: 9 | H: 0 LOB: 0 BB: 0 P: 13 | R: 1 E: 0 K: 2 S: 13 | H: 1 LOB: 1 BB: 1 P: 21 | R: 0 E: 0 K: 2 S: 13 | H: 1 LOB: 1 BB: 0 P: 18 | R: 0 E: 0 K: 2 S: 9 | H: 1 LOB: 1 BB: 0 P: 14 | 1B: 5 2B: 2 3B: 0 HR: 3 | SF: 1 SAC: 0 DP: 0 HBP: 0 | WP: 1 PB: 0 SB: 1 CS: 0 | PA: 36 |
| PITCHER | IP WLS BF H R ER SO BB IBB HBP BLK WP HR S P ERA WHIP | | | | | | | | | | | | | | | | | | | | | |
| 30 Ted Lilly, L ERA: 3.99 | 5.0 L 24 8 6 6 2 1 0 0 0 0 0 0 9 13 0.00 0.000 | | | | | | | | | | | | | | | | | | | | | |
| 47 Scott Eyre, L ERA: 7.45 | 1.0 3 0 0 0 2 0 0 0 0 0 0 0 9 13 0.00 0.000 | | | | | | | | | | | | | | | | | | | | | |
| 43 Michael Wurtz, R ERA: 3.46 | 0.1 3 1 1 1 0 1 0 0 0 0 0 0 5 13 27.00 6.000 | | | | | | | | | | | | | | | | | | | | | |
| 13 Will Ohman, L ERA: 4.91 | 0.2 2 0 0 0 2 0 0 0 0 0 0 0 8 8 0.00 0.000 | | | | | | | | | | | | | | | | | | | | | |
| Bob Howry, R ERA: 4.65 | 1.0 4 1 0 0 2 0 0 0 0 0 0 0 13 18 0.00 1.000 | | | | | | | | | | | | | | | | | | | | | |

Chicago Cubs @ Milwaukee Brewers
Miller Park, Milwaukee, WI
Tue Jun 05 2007, 7:05 PM CDT
Att: 38,535 - Roof Closed - 67 F

| | |
|-----|----|
| AB | 33 |
| R | 7 |
| H | 10 |
| RBI | 7 |
| BB | 2 |
| SO | 8 |
| LOB | 8 |



| Batter | 1 | 2 | 3 | 4 | 5 | 6 | 7 | 8 | 9 | AB | R | H | RBI | BB | SO | LOB | TOP | | | |
|---|---|----------------------------------|-------------------------------|----------------------------------|-------------------------------|----------------------------------|------------------------------|----------------------------------|-------------------------------|----------------------------------|------------------------------|----------------------------------|-------------------------------|----------------------------------|-------------------------------|----------------------------------|---|------------------------------------|----------------------------------|--------|
| 12 Alfonso Soriano, R OBP: 0.355, SLG: 0.511 | F9 | F9 | G4-3 | | | G4-3 | | | F9 | 5 | 0 | 1 | 0 | 0 | 0 | 2 | Chicago Cubs @ Milwaukee Brewers Miller Park, Milwaukee, WI Wed Jun 06 2007, 1:05 PM CDT Att: 40,186 - Sunny - 68 F | | | |
| 20 Felix Pie, L OBP: 0.286, SLG: 0.478 | F8 | HR | G4-3 | | | P4 | | | F9 | 5 | 3 | 3 | 3 | 0 | 0 | 2 | | | | |
| 25 Derrek Lee, R OBP: 0.409, SLG: 0.527 | F8 | BB | | | | K | | | F9 | 4 | 0 | 0 | 0 | 1 | 1 | 2 | | | | |
| 16 Aramis Ramirez, R OBP: 0.352, SLG: 0.540 | E6 | E6 | | | | G1-3 | | | E3 | 2 | 0 | 0 | 0 | 0 | 0 | 1 | | | | |
| Cesar Izturis, S OBP: 0.299, SLG: 0.294 | E6 | E6 | | | | G1-3 | | | E3 | 3 | 0 | 0 | 0 | 0 | 0 | 0 | | | | |
| Jacque Jones, L OBP: 0.298, SLG: 0.333 | F8 | G5-3 | | | | F8 | | | F8 | 4 | 0 | 0 | 0 | 1 | 1 | 3 | | | | |
| Mark DeRosa, R OBP: 0.346, SLG: 0.459 | G6-3 | | | | | F8 | | | F8 | 4 | 0 | 1 | 0 | 0 | 0 | 2 | | | | |
| 2 Ryan Theriot, R OBP: 0.337, SLG: 0.352 | | G6-3 | FC5-4 | | | G6-3 | | | K | 4 | 1 | 1 | 0 | 0 | 1 | 1 | | | | |
| Koyie Hill, S OBP: 0.214, SLG: 0.083 | | | G3-1 | | | G6-3 | | | K | 3 | 1 | 0 | 0 | 1 | 1 | 2 | | | | |
| 38 Carlos Zambrano, S OBP: 0.296, SLG: 0.444 | | | | | | | | | | 3 | 1 | 2 | 1 | 0 | 1 | 1 | | | | |
| 49 Carlos Marmol, R | | | | | | | | | | 0 | 0 | 0 | 0 | 0 | 0 | 0 | | | | |
| 19 Matt Murton, R OBP: 0.339, SLG: 0.351 | | | | | | | | | | 1 | 0 | 0 | 0 | 0 | 0 | 0 | | | | |
| Bob Howry, L | | | | | | | | | | 0 | 0 | 0 | 0 | 0 | 0 | 0 | | | | |
| 46 Ryan Dempster, R | | | | | | | | | | 0 | 0 | 0 | 0 | 0 | 0 | 0 | | | | |
| Inning Stats | R: 1 E: 1 K: 0 S: 14 | H: 1 LOB: 2 BB: 1 P: 24 | R: 3 E: 1 K: 0 S: 25 | H: 2 LOB: 2 BB: 2 P: 37 | R: 1 E: 0 K: 0 S: 10 | H: 3 LOB: 2 BB: 0 P: 11 | R: 0 E: 0 K: 1 S: 8 | H: 0 LOB: 0 BB: 0 P: 13 | R: 0 E: 0 K: 1 S: 10 | H: 0 LOB: 1 BB: 0 P: 18 | R: 0 E: 0 K: 1 S: 8 | H: 0 LOB: 0 BB: 0 P: 11 | R: 0 E: 0 K: 1 S: 10 | H: 0 LOB: 0 BB: 0 P: 17 | R: 1 E: 1 K: 0 S: 11 | H: 1 LOB: 1 BB: 0 P: 14 | 1B: 5 2B: 2 3B: 0 HR: 1 | SF: 0 SAC: 0 DP: 0 HBP: 0 | WP: 0 PB: 0 SB: 3 CS: 0 | PA: 41 |
| PITCHER | IP WLS BF H R ER SO BB IBB HBP BLK WP HR S P ERA WHIP | | | | | | | | | | | | | | | | | | | |
| 37 Jeff Suppan, R ERA: 3.92 | (1, 1) 5.0 L 27 7 5 4 1 3 0 0 0 0 0 1 67 103 7.20 2.000 | | | | | | | | | | | | | | | | | | | |
| Jose Capellan, R ERA: 6.75 | (6, 1) 2.0 6 0 0 0 2 0 0 0 0 0 0 18 22 0.00 0.000 | | | | | | | | | | | | | | | | | | | |
| Matt Wise, R ERA: 3.12 | (8, 1) 1.2 6 1 1 0 2 0 0 0 0 0 0 16 25 0.00 0.600 | | | | | | | | | | | | | | | | | | | |
| Brian Shouse, L ERA: 4.97 | (9, 1) 0.1 2 0 0 0 0 0 0 0 0 0 0 5 6 0.00 0.000 | | | | | | | | | | | | | | | | | | | |

| | |
|-----|----|
| AB | 38 |
| R | 6 |
| H | 8 |
| RBI | 4 |
| BB | 3 |
| SO | 5 |
| LOB | 16 |



| Batter | 1 | 2 | 3 | 4 | 5 | 6 | 7 | 8 | 9 | AB | R | H | RBI | BB | SO | LOB | BOTTOM | | | | | |
|--|---|----------------------------------|------------------------------|----------------------------------|------------------------------|----------------------------------|-------------------------------|----------------------------------|------------------------------|----------------------------------|-------------------------------|----------------------------------|-------------------------------|----------------------------------|------------------------------|---------------------------------|---|----------------------------------|----------------------------------|------------------------------------|----------------------------------|--------|
| 1 Corey Hart, R OBP: 0.371, SLG: 0.452 | K | | FC4-6 | | | F8 | | | | 3 | 0 | 1 | 0 | 1 | 1 | 0 | Chicago Cubs @ Milwaukee Brewers Miller Park, Milwaukee, WI Wed Jun 06 2007, 1:05 PM CDT Att: 40,186 - Sunny - 68 F | | | | | |
| 7 J.J. Hardy, R OBP: 0.335, SLG: 0.537 | G6-3 | | FC4-6 | | | K | | | F7 | 4 | 0 | 0 | 0 | 0 | 1 | 2 | | | | | | |
| 8 Ryan Braun, R OBP: 0.358, SLG: 0.563 | K | | | | | 1B | | | K | 3 | 1 | 1 | 0 | 1 | 2 | 0 | | | | | | |
| 28 Prince Fielder, L OBP: 0.385, SLG: 0.647 | | | | | | F7 | | | | 3 | 1 | 2 | 2 | 1 | 0 | 1 | | | | | | |
| Johnny Estrada, S OBP: 0.283, SLG: 0.430 | | | | | | 1B | | | | 4 | 0 | 1 | 0 | 0 | 1 | 2 | | | | | | |
| Geoff Jenkins, L OBP: 0.345, SLG: 0.523 | | | | | | K | | | G4-6-3 | 4 | 0 | 1 | 0 | 0 | 1 | 3 | | | | | | |
| 2 Bill Hall, R OBP: 0.314, SLG: 0.412 | | | | | | L4 | | | | 4 | 0 | 0 | 0 | 0 | 1 | 4 | | | | | | |
| Craig Counsell, L OBP: 0.353, SLG: 0.291 | | | | | | F8 | | | | 3 | 0 | 0 | 0 | 1 | 0 | 0 | | | | | | |
| 37 Jeff Suppan, R ERA: 3.92 | (1, 1) 5.0 L 27 7 5 4 1 3 0 0 0 0 0 1 67 103 7.20 2.000 | | | | | | | | | | | | | | | | | | | | | |
| 22 Tony Gray, L ERA: 3.39 | (5, PH) 6.2 W 28 5 2 2 9 3 0 0 0 0 0 0 2 5 0.00 0.000 | | | | | | | | | | | | | | | | | | | | | |
| Jose Capellan, R ERA: 6.75 | (6, 1) 2.0 6 0 0 0 2 0 0 0 0 0 0 18 22 0.00 0.000 | | | | | | | | | | | | | | | | | | | | | |
| 9 Tony Graffanino, R OBP: 0.339, SLG: 0.351 | (7, PH) 1.0 H 3 1 0 0 1 0 0 0 0 0 0 7 9 0.00 1.000 | | | | | | | | | | | | | | | | | | | | | |
| Matt Wise, R ERA: 3.12 | (8, 1) 1.2 6 1 1 0 2 0 0 0 0 0 0 16 25 0.00 0.600 | | | | | | | | | | | | | | | | | | | | | |
| Brian Shouse, L ERA: 4.97 | (9, 1) 0.1 2 0 0 0 0 0 0 0 0 0 0 5 6 0.00 0.000 | | | | | | | | | | | | | | | | | | | | | |
| 18 Gabe Gross, L OBP: 0.301, SLG: 0.439 | (9, PH) 1.0 H 3 1 0 0 1 0 0 0 0 0 0 7 9 0.00 1.000 | | | | | | | | | | | | | | | | | | | | | |
| Inning Stats | R: 0 E: 0 K: 2 S: 10 | H: 0 LOB: 0 BB: 0 P: 14 | R: 0 E: 0 K: 0 S: 9 | H: 0 LOB: 1 BB: 1 P: 16 | R: 0 E: 0 K: 1 S: 9 | H: 0 LOB: 1 BB: 1 P: 17 | R: 0 E: 0 K: 1 S: 13 | H: 2 LOB: 2 BB: 0 P: 20 | R: 0 E: 0 K: 1 S: 8 | H: 0 LOB: 0 BB: 0 P: 10 | R: 2 E: 0 K: 3 S: 20 | H: 2 LOB: 1 BB: 1 P: 29 | R: 0 E: 0 K: 1 S: 10 | H: 1 LOB: 1 BB: 0 P: 16 | R: 0 E: 0 K: 1 S: 7 | H: 1 LOB: 0 BB: 0 P: 9 | R: 0 E: 0 K: 0 S: 8 | H: 0 LOB: 1 BB: 1 P: 17 | 1B: 5 2B: 0 3B: 0 HR: 1 | SF: 0 SAC: 0 DP: 1 HBP: 0 | WP: 0 PB: 0 SB: 1 CS: 0 | PA: 36 |
| PITCHER | IP WLS BF H R ER SO BB IBB HBP BLK WP HR S P ERA WHIP | | | | | | | | | | | | | | | | | | | | | |
| 38 Carlos Zambrano, R ERA: 5.38 | (1, 1) 0.1 H 1 0 0 0 0 0 0 0 0 0 0 2 5 0.00 0.000 | | | | | | | | | | | | | | | | | | | | | |
| 49 Carlos Marmol, R ERA: 6.75 | (7, 1) 0.1 H 1 0 0 0 0 0 0 0 0 0 0 2 5 0.00 0.000 | | | | | | | | | | | | | | | | | | | | | |
| Bob Howry, R ERA: 4.67 | (8, 1) 1.0 H 3 1 0 0 1 0 0 0 0 0 0 7 9 0.00 1.000 | | | | | | | | | | | | | | | | | | | | | |
| 46 Ryan Dempster, R ERA: 3.38 | (9, 1) 1.0 4 0 0 0 0 1 0 0 0 0 0 8 17 0.00 1.000 | | | | | | | | | | | | | | | | | | | | | |

| | |
|-----|----|
| AB | 32 |
| R | 2 |
| H | 6 |
| RBI | 2 |
| BB | 4 |
| SO | 10 |
| LOB | 13 |




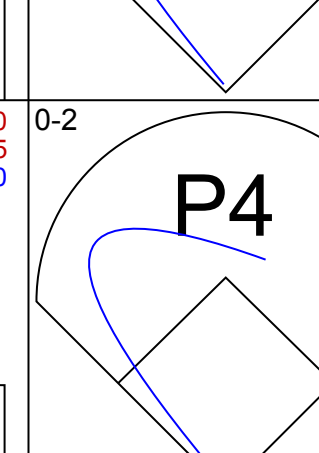
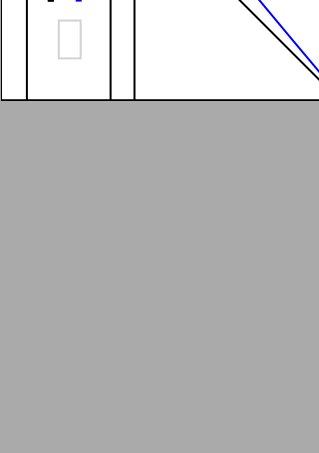




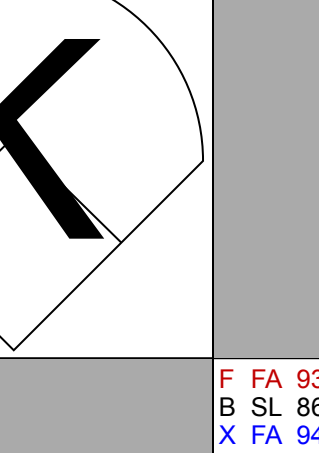
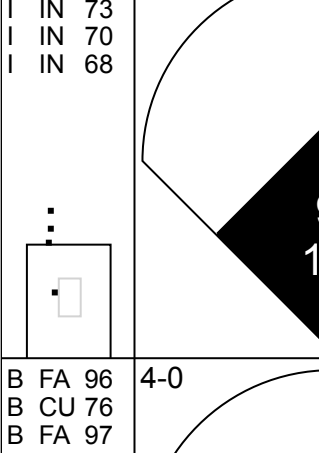

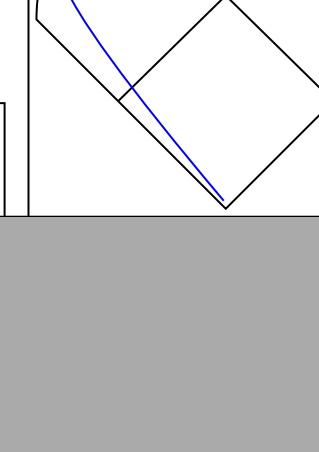
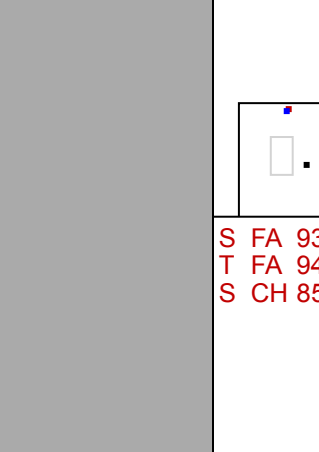
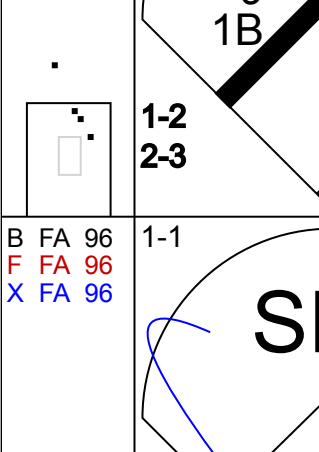

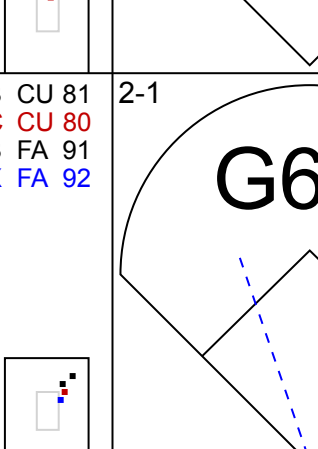

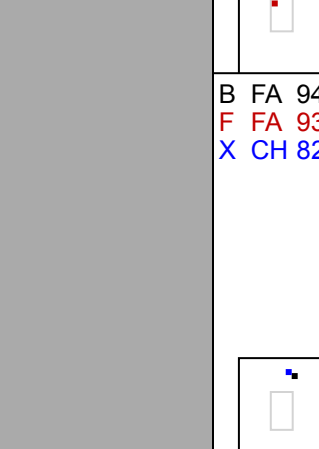
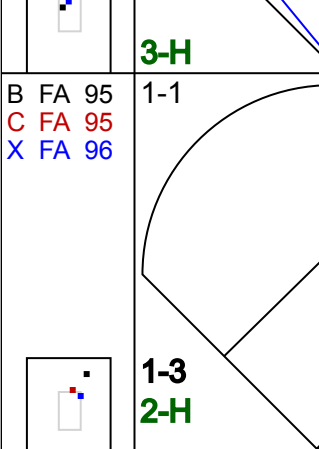
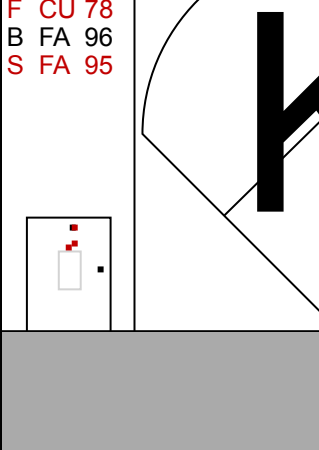



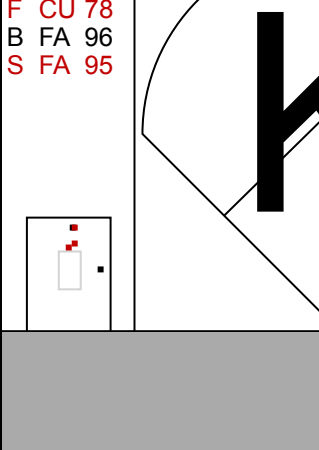
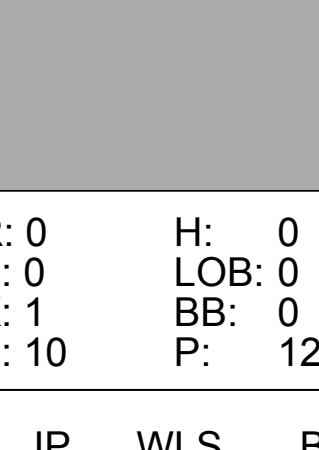
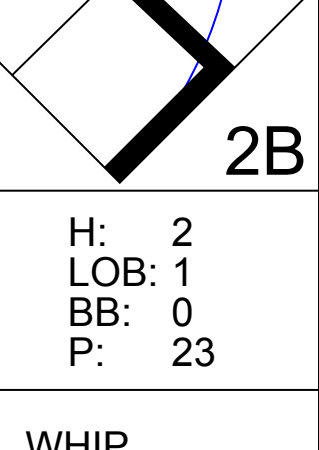
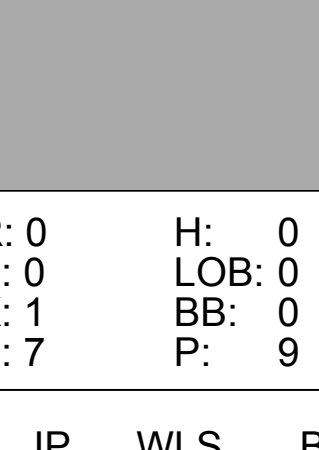
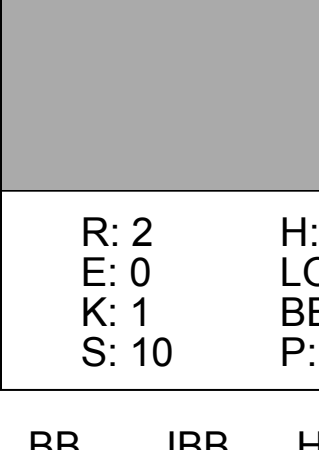
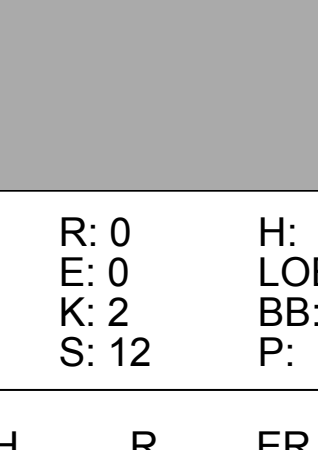
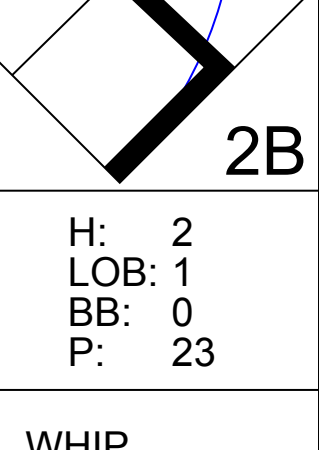
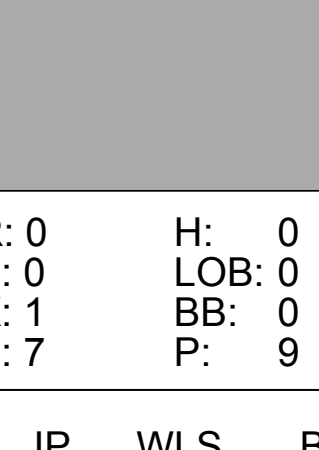
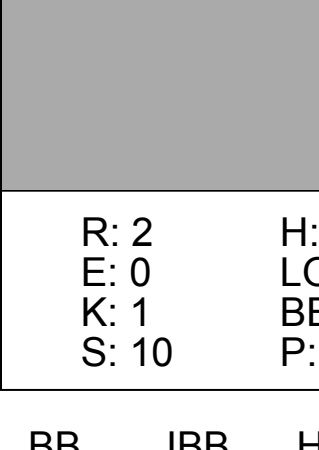

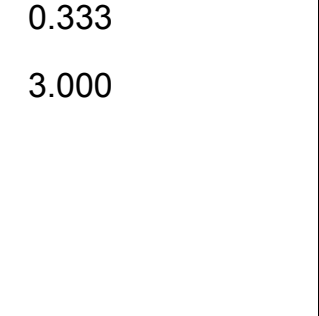


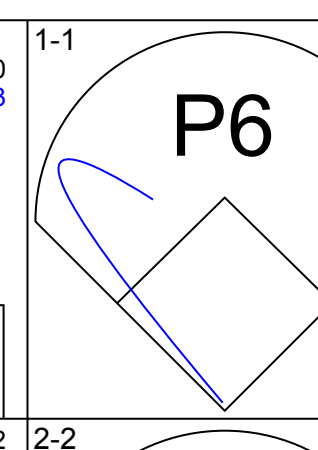
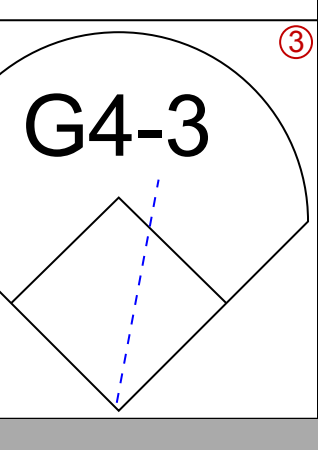
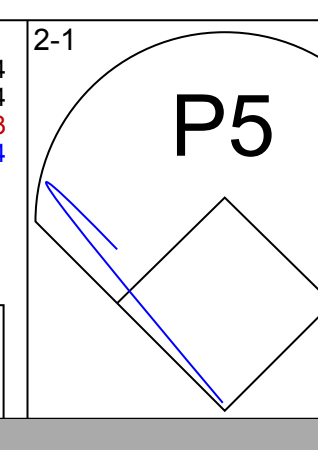
| Batter | 1 | 2 | 3 | 4 | 5 | 6 | 7 | 8 | 9 | AB | R | H | RBI | BB | SO | LOB | TOP | | | |
|--|--|----------------------------------|-------------------------------|----------------------------------|------------------------------|---------------------------------|------------------------------|----------------------------------|-------------------------------|---------------------------------|-------------------------------|----------------------------------|------------------------------|----------------------------------|------------------------------|----------------------------------|--|----------------------------------|------------------------------------|----------------------------------|
| 1 Corey Hart, R OBP: 0.372, SLG: 0.469 | | | | | | | | | | 4 | 1 | 2 | 1 | 1 | 2 | | Milwaukee Brewers @ Texas Rangers Rangers Ballpark in Arlington, Arlington, TX Fri Jun 08 2007, 8:35 PM EDT Att: 29,562 - Clear - 85 F | | | |
| 7 J.J. Hardy, R OBP: 0.333, SLG: 0.531 | | | | | | | | | | 3 | 1 | 0 | 0 | 1 | 2 | 3 | | | | |
| 8 Ryan Braun, R OBP: 0.351, SLG: 0.596 | | | | | | | | | | 4 | 1 | 2 | 0 | 1 | 0 | | | | | |
| 28 Prince Fielder, L OBP: 0.383, SLG: 0.654 | | | | | | | | | | 4 | 1 | 1 | 1 | 0 | 2 | 0 | | | | |
| Johnny Estrada, S OBP: 0.287, SLG: 0.429 | | | | | | | | | | 3 | 0 | 1 | 0 | 1 | 0 | 0 | | | | |
| Geoff Jenkins, L OBP: 0.343, SLG: 0.522 | | | | | | | | | | 4 | 1 | 1 | 0 | 0 | 1 | 2 | | | | |
| 18 Gabe Gross, L OBP: 0.355, SLG: 0.426 | | | | | | | | | | 4 | 0 | 1 | 0 | 0 | 1 | 2 | | | | |
| 2 Bill Hall, R OBP: 0.308, SLG: 0.404 | | | | | | | | | | 4 | 0 | 0 | 1 | 0 | 2 | 2 | | | | |
| Craig Counsell, L OBP: 0.358, SLG: 0.298 | | | | | | | | | | 4 | 1 | 2 | 0 | 0 | 1 | 0 | | | | |
| Inning Stats | R: 0 E: 0 K: 2 S: 8 | H: 0 LOB: 0 BB: 1 P: 14 | R: 1 E: 0 K: 1 S: 10 | H: 2 LOB: 1 BB: 0 P: 15 | R: 0 E: 0 K: 2 S: 9 | H: 0 LOB: 0 BB: 0 P: 9 | R: 0 E: 0 K: 0 S: 7 | H: 0 LOB: 2 BB: 0 P: 12 | R: 0 E: 0 K: 1 S: 10 | H: 0 LOB: 0 BB: 0 P: 9 | R: 5 E: 0 K: 1 S: 18 | H: 4 LOB: 0 BB: 1 P: 26 | R: 0 E: 0 K: 1 S: 9 | H: 0 LOB: 0 BB: 0 P: 11 | R: 0 E: 0 K: 2 S: 9 | H: 0 LOB: 0 BB: 0 P: 12 | | 1B: 4 2B: 2 3B: 0 HR: 3 | SF: 0 SAC: 0 DP: 1 HBP: 0 | WP: 1 PB: 0 SB: 0 CS: 1 |
| PITCHER | IP WLS BF H R ER SO BB IBB HBP BLK WP HR S P ERA WHIP | | | | | | | | | | | | | | | | | | | |
| 55 Robinson Tejeda, R ERA: 6.47 | (1, 1) 6.2 W 30 8 6 6 7 3 0 0 0 0 1 3 65 96 8.10 1.650 | | | | | | | | | | | | | | | | | | | |
| 36 C.J. Wilson, L ERA: 1.5 | (7, 1) 0.1 H 1 0 0 0 1 0 0 0 0 0 0 0 4 4 0.00 0.000 | | | | | | | | | | | | | | | | | | | |
| 40 Akinori Otsuka, R ERA: 2.38 | (8, 1) 1.0 H 3 0 0 0 1 0 0 0 0 0 0 0 9 11 0.00 0.000 | | | | | | | | | | | | | | | | | | | |
| Eric Gagne, R ERA: 0.6 | (9, 1) 1.0 S 3 0 0 0 2 0 0 0 0 0 0 0 9 12 0.00 0.000 | | | | | | | | | | | | | | | | | | | |

| Batter | 1 | 2 | 3 | 4 | 5 | 6 | 7 | 8 | 9 | AB | R | H | RBI | BB | SO | LOB | BOTTOM | | | |
|---|---|----------------------------------|------------------------------|----------------------------------|------------------------------|----------------------------------|-------------------------------|----------------------------------|-------------------------------|----------------------------------|-------------------------------|----------------------------------|------------------------------|----------------------------------|-------------------------------|----------------------------------|--|-----------------------------------|------------------------------------|----------------------------------|
| Kenny Lofton, L OBP: 0.350, SLG: 0.375 | | | | | | | | | | 2 | 1 | 0 | 0 | 2 | 0 | 2 | Milwaukee Brewers @ Texas Rangers Rangers Ballpark in Arlington, Arlington, TX Fri Jun 08 2007, 8:35 PM EDT Att: 29,562 - Clear - 85 F | | | |
| 10 Michael Young, R OBP: 0.325, SLG: 0.412 | | | | | | | | | | 4 | 2 | 3 | 1 | 1 | 1 | 1 | | | | |
| 23 Mark Teixeira, S OBP: 0.350, SLG: 0.509 | | | | | | | | | | 4 | 1 | 2 | 3 | 0 | 0 | 2 | | | | |
| Sammy Sosa, R OBP: 0.304, SLG: 0.461 | | | | | | | | | | 5 | 0 | 3 | 1 | 0 | 1 | 2 | | | | |
| 14 Victor Diaz, R OBP: 0.291, SLG: 0.632 | | | | | | | | | | 5 | 0 | 1 | 1 | 0 | 4 | 5 | | | | |
| 22 Marlon Byrd, R OBP: 0.426, SLG: 0.469 | | | | | | | | | | 5 | 2 | 3 | 0 | 0 | 0 | 2 | | | | |
| 5 Ian Kinsler, R OBP: 0.332, SLG: 0.450 | | | | | | | | | | 3 | 2 | 1 | 1 | 2 | 0 | 2 | | | | |
| 35 Chris Stewart, R OBP: 0.300, SLG: 0.297 | | | | | | | | | | 3 | 0 | 1 | 0 | 0 | 0 | 2 | | | | |
| 3 Jerry Hairston, R OBP: 0.284, SLG: 0.333 | | | | | | | | | | 3 | 0 | 1 | 1 | 0 | 0 | 3 | | | | |
| Inning Stats | R: 0 E: 1 K: 2 S: 14 | H: 1 LOB: 2 BB: 1 P: 21 | R: 2 E: 0 K: 0 S: 9 | H: 2 LOB: 3 BB: 0 P: 24 | R: 0 E: 0 K: 2 S: 8 | H: 0 LOB: 0 BB: 0 P: 11 | R: 4 E: 0 K: 1 S: 18 | H: 5 LOB: 1 BB: 0 P: 26 | R: 0 E: 0 K: 0 S: 16 | H: 1 LOB: 0 BB: 1 P: 28 | R: 0 E: 0 K: 1 S: 14 | H: 2 LOB: 2 BB: 0 P: 21 | R: 0 E: 0 K: 0 S: 8 | H: 1 LOB: 0 BB: 0 P: 10 | R: 2 E: 1 K: 1 S: 14 | H: 4 LOB: 2 BB: 0 P: 19 | | 1B: 12 2B: 3 3B: 0 HR: 1 | SF: 1 SAC: 1 DP: 1 HBP: 0 | WP: 2 PB: 0 SB: 0 CS: 0 |
| PITCHER | IP WLS BF H R ER SO BB IBB HBP BLK WP HR S P ERA WHIP | | | | | | | | | | | | | | | | | | | |
| 39 Chris Capuano, L ERA: 4.35 | (1, 1) 4.0 L 23 6 6 6 5 4 0 0 0 0 1 1 49 82 13.50 3.000 | | | | | | | | | | | | | | | | | | | |
| Jose Capellan, R ERA: 6.0 | (5, 1) 2.0 10 3 1 1 1 1 0 0 0 0 1 0 30 49 4.50 2.000 | | | | | | | | | | | | | | | | | | | |
| 12 Carlos Villanueva, R ERA: 3.15 | (7, 1) 2.0 10 5 2 1 1 0 0 0 0 0 0 0 22 29 4.50 2.500 | | | | | | | | | | | | | | | | | | | |

AB 34
R 6
H 8
RBI 6
BB 3
SO 11
LOB 11

AB 36
R 9
H 16
RBI 8
BB 5
SO 7
LOB 21

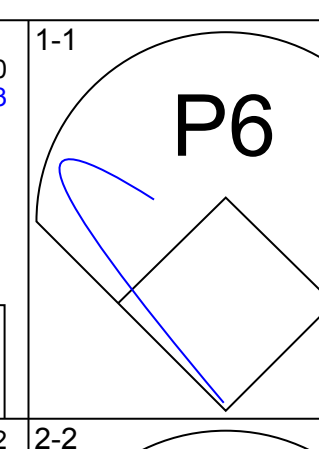
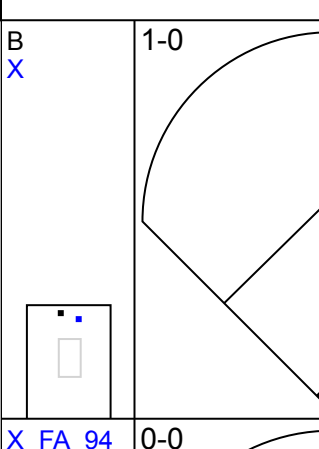
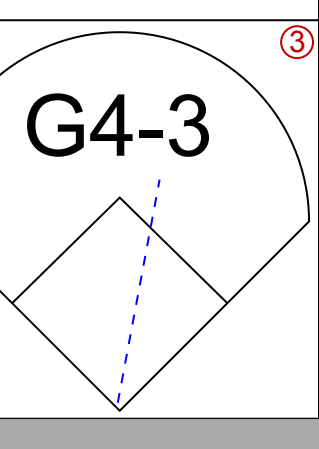
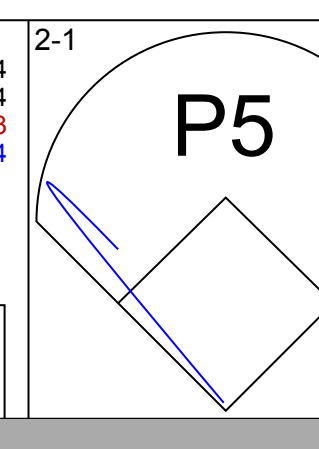
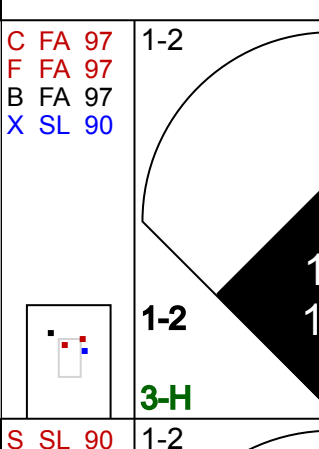
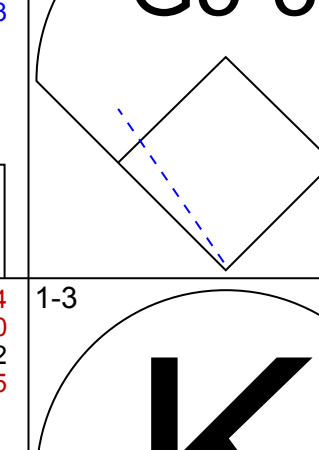
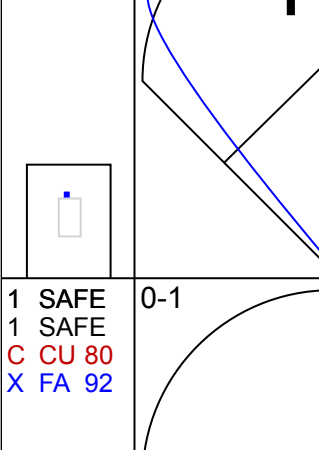
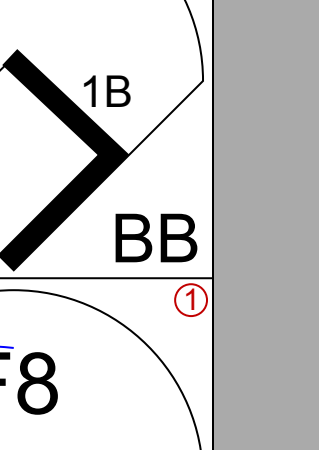
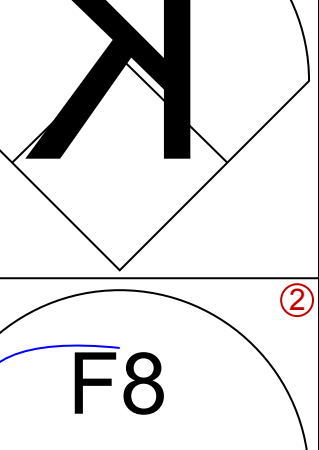
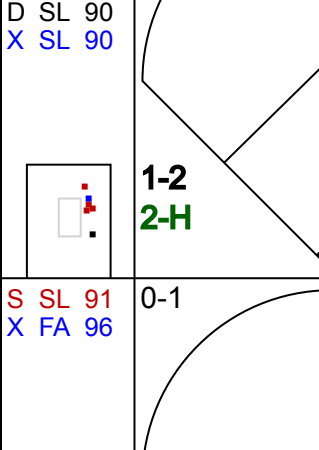
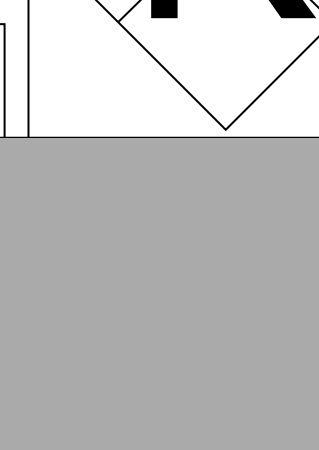
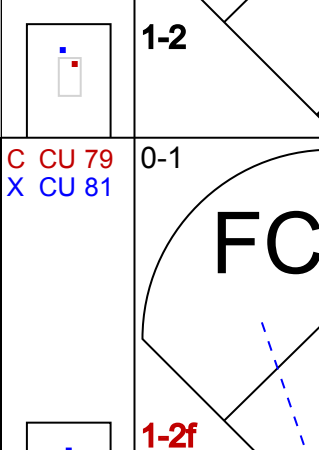
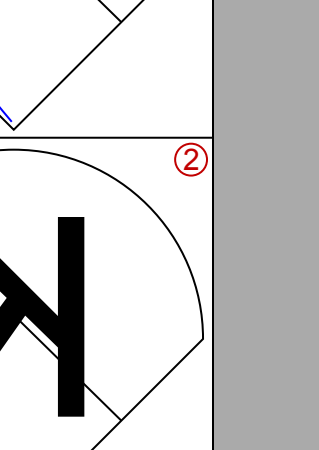
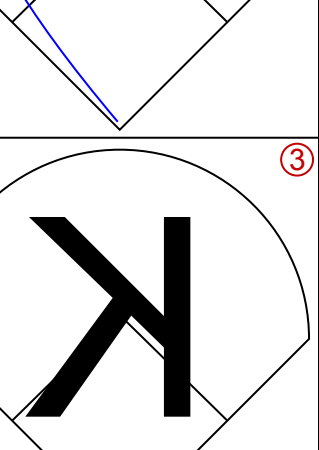
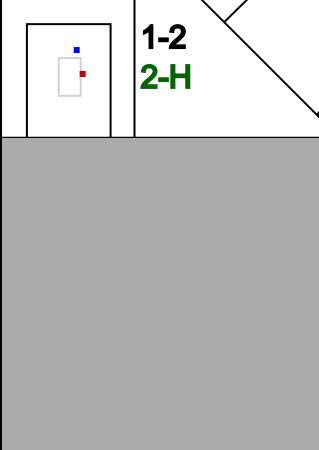
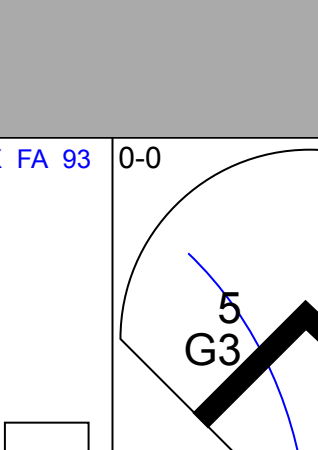
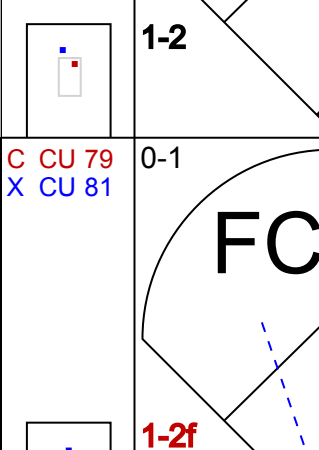
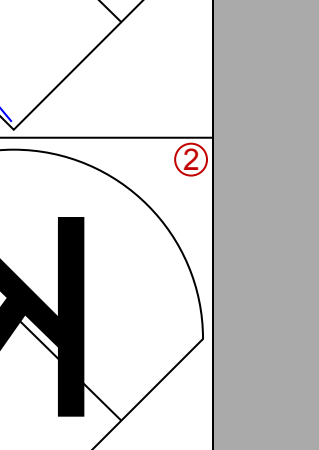
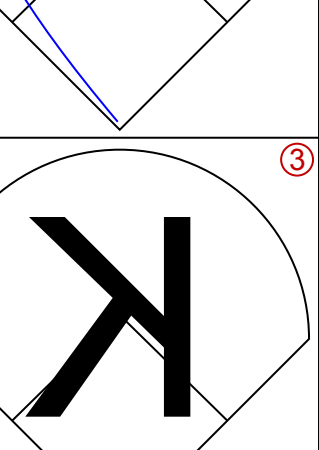
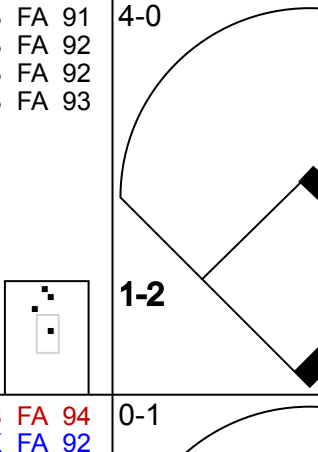


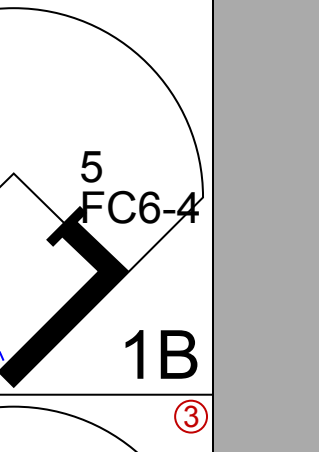
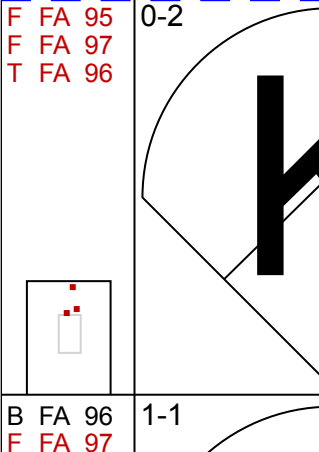
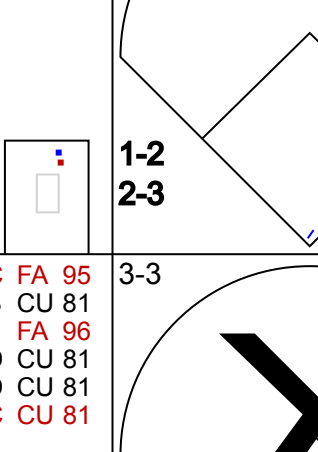


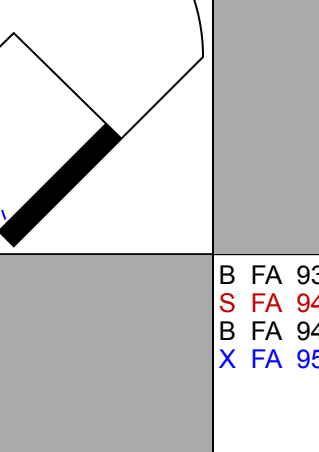
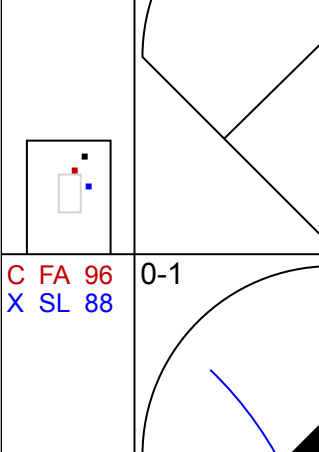
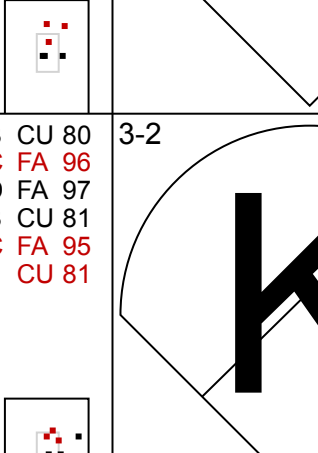


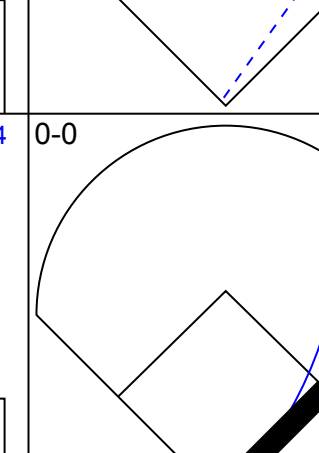
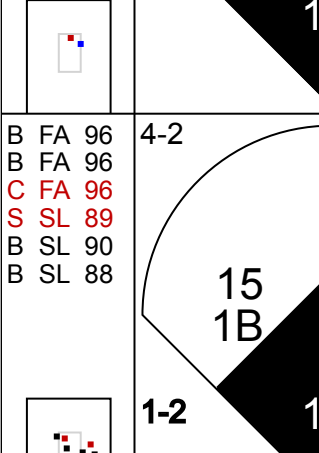

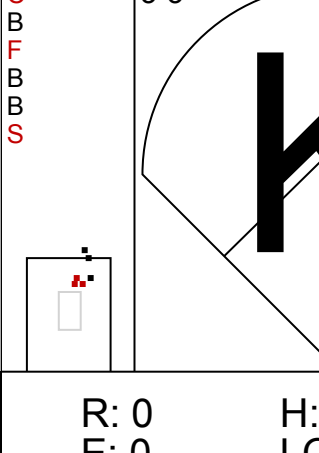
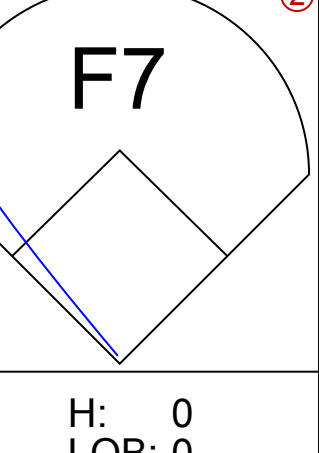
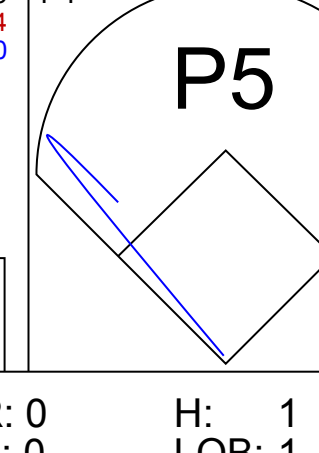
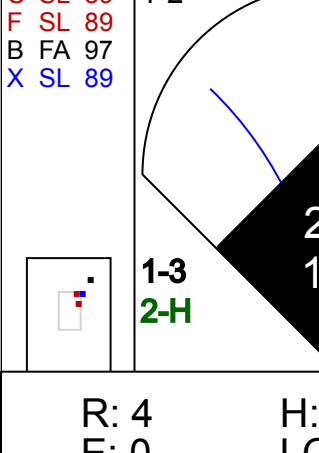
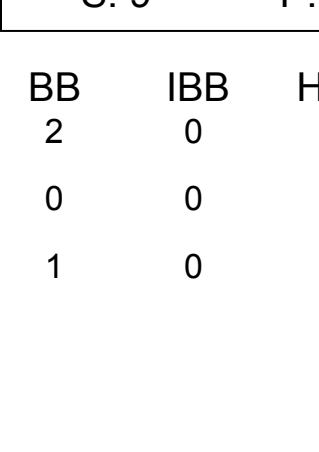
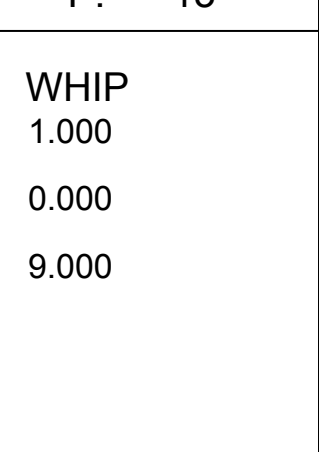




| Batter | 1 | 2 | 3 | 4 | 5 | 6 | 7 | 8 | 9 | AB | R | H | RBI | BB | SO | LOB | TOP | | | | | |
|---|---|---|---|---|--|---|---|---|---|----------------------------------|------------------------------|----------------------------------|------------------------------|---------------------------------|------------------------------|----------------------------------|-------------------------------|----------------------------------|----------------------------------|------------------------------------|----------------------------------|--------|
| 22 Tony Gwynn Jr., L (1, 8) OBP: 0.367, SLG: 0.354 |  | |  | |  | | |  | | 4 | 0 | 1 | 0 | 0 | 2 | 1 | | | | | | |
| 18 Gabe Gross, L (1, 10) OBP: 0.336, SLG: 0.400 |  | |  | | | |  | |  | 4 | 0 | 0 | 0 | 0 | 1 | 1 | | | | | | |
| 8 Ryan Braun, R (1, 5) OBP: 0.344, SLG: 0.589 |  | | |  | |  | | |  | 4 | 1 | 1 | 0 | 0 | 0 | 0 | | | | | | |
| 28 Prince Fielder, L (1, 3) OBP: 0.381, SLG: 0.645 |  |  |  |  |  | | | |  | 3 | 1 | 0 | 0 | 1 | 3 | 0 | | | | | | |
| 1 Corey Hart, R (1, 9) OBP: 0.376, SLG: 0.473 |  | |  | | | |  | |  | 3 | 0 | 1 | 0 | 1 | 0 | 0 | | | | | | |
| Geoff Jenkins, L (1, 7) OBP: 0.335, SLG: 0.513 |  | | | |  | |  | |  | 3 | 0 | 0 | 1 | 0 | 2 | 1 | | | | | | |
| 9 Tony Graffanino, R (1, 4) OBP: 0.288, SLG: 0.296 | |  | | |  | |  | |  | 4 | 1 | 2 | 1 | 0 | 0 | 1 | | | | | | |
| Damian Miller, R (1, 2) OBP: 0.273, SLG: 0.279 | | |  | |  | | |  |  | 4 | 0 | 1 | 0 | 0 | 2 | 3 | | | | | | |
| Craig Counsell, L (1, 6) OBP: 0.357, SLG: 0.308 |  | | | |  | |  | | | 3 | 0 | 1 | 1 | 0 | 0 | 1 | | | | | | |
| Inning Stats | R: 0 E: 0 K: 1 S: 10 | H: 0 LOB: 0 BB: 0 P: 12 | R: 0 E: 0 K: 2 S: 12 | H: 1 LOB: 1 BB: 0 P: 16 | R: 0 E: 0 K: 0 S: 8 | H: 1 LOB: 1 BB: 0 P: 14 | R: 0 E: 0 K: 1 S: 7 | H: 0 LOB: 0 BB: 0 P: 13 | R: 1 E: 0 K: 1 S: 15 | H: 2 LOB: 1 BB: 0 P: 23 | R: 0 E: 0 K: 2 S: 8 | H: 0 LOB: 0 BB: 0 P: 11 | R: 0 E: 0 K: 1 S: 7 | H: 0 LOB: 0 BB: 0 P: 9 | R: 0 E: 0 K: 1 S: 9 | H: 1 LOB: 0 BB: 0 P: 14 | R: 2 E: 0 K: 1 S: 10 | H: 2 LOB: 2 BB: 2 P: 22 | 1B: 3 2B: 5 3B: 0 HR: 0 | SF: 1 SAC: 0 DP: 1 HBP: 0 | WP: 0 PB: 0 SB: 0 CS: 0 | PA: 35 |
| PITCHER | IP WLS BF H R ER SO BB IBB HBP BLK WP HR S P ERA WHIP | | | | | | | | | | | | | | | | | | | | | |
| 20 Brandon McCarthy, R (1, 1) ERA: 5.9 | 5.0 | 19 | 4 | 1 | 1 | 5 | 0 | 0 | 0 | 0 | 0 | 0 | 0 | 0 | 52 | 78 | 1.80 | 0.800 | | | | |
| 53 Joaquin Benoit, R (6, 1) ERA: 3.09 | 3.0 | 9 | 1 | 0 | 0 | 4 | 0 | 0 | 0 | 0 | 0 | 0 | 0 | 24 | 34 | 0.00 | 0.333 | | | | | |
| 50 Frank Francisco, R (9, 1) ERA: 3.63 | 1.0 | W | 7 | 2 | 2 | 1 | 1 | 1 | 0 | 0 | 0 | 0 | 0 | 10 | 22 | 18.00 | 3.000 | | | | | |

Milwaukee Brewers @ Texas Rangers
Rangers Ballpark in Arlington, Arlington, TX
Sat Jun 09 2007, 8:35 PM EDT
Att: 37,882 - Partly Cloudy - 89 F

AB 32
R 3
H 7
RBI 3
BB 2
SO 10
LOB 8



| Batter | 1 | 2 | 3 | 4 | 5 | 6 | 7 | 8 | 9 | AB | R | H | RBI | BB | SO | LOB | BOTTOM | | | | | |
|---|---|---|---|----------------------------------|--|---|---|---|---|----------------------------------|-------------------------------|----------------------------------|------------------------------|----------------------------------|------------------------------|----------------------------------|-------------------------------|----------------------------------|-----------------------------------|------------------------------------|----------------------------------|--------|
| Kenny Lofton, L (1, 8) OBP: 0.352, SLG: 0.376 |  | |  | |  | |  | |  | 5 | 1 | 2 | 1 | 0 | 0 | 1 | | | | | | |
| 22 Marlon Byrd, R (1, 9) OBP: 0.424, SLG: 0.453 |  | |  | | |  | |  |  | 4 | 0 | 1 | 1 | 1 | 1 | 1 | | | | | | |
| 10 Michael Young, R (1, 6) OBP: 0.326, SLG: 0.412 |  | |  | | |  | |  |  | 5 | 0 | 2 | 1 | 0 | 1 | 1 | | | | | | |
| Sammy Sosa, R (1, 10) OBP: 0.303, SLG: 0.457 | |  |  | | |  | |  | | 4 | 0 | 1 | 0 | 0 | 2 | 3 | | | | | | |
| Frank Catalanotto, L (1, 7) OBP: 0.280, SLG: 0.372 | |  |  | |  | |  | |  | 3 | 0 | 1 | 0 | 1 | 1 | 0 | | | | | | |
| 5 Ian Kinsler, R (1, 4) OBP: 0.326, SLG: 0.441 | |  |  | |  | |  | |  | 4 | 0 | 0 | 0 | 0 | 0 | 4 | | | | | | |
| Brad Wilkerson, L (1, 3) OBP: 0.321, SLG: 0.489 | |  |  | |  | |  | |  | 4 | 1 | 1 | 0 | 0 | 1 | 2 | | | | | | |
| Ramón Vázquez, L (1, 5) OBP: 0.359, SLG: 0.500 | |  |  | |  | |  | |  | 3 | 1 | 1 | 0 | 1 | 2 | 2 | | | | | | |
| 15 Gerald Laird, R (1, 2) OBP: 0.306, SLG: 0.330 | | |  | |  | |  | |  | 4 | 1 | 1 | 1 | 0 | 1 | 1 | | | | | | |
| Inning Stats | R: 0 E: 0 K: 1 S: 8 | H: 0 LOB: 0 BB: 0 P: 12 | R: 0 E: 0 K: 2 S: 9 | H: 1 LOB: 2 BB: 1 P: 19 | R: 0 E: 0 K: 1 S: 9 | H: 2 LOB: 0 BB: 0 P: 13 | R: 0 E: 0 K: 0 S: 9 | H: 0 LOB: 0 BB: 0 P: 12 | R: 0 E: 0 K: 1 S: 8 | H: 1 LOB: 1 BB: 0 P: 13 | R: 0 E: 0 K: 1 S: 10 | H: 1 LOB: 2 BB: 1 P: 19 | R: 0 E: 0 K: 0 S: 7 | H: 1 LOB: 0 BB: 0 P: 12 | R: 0 E: 0 K: 2 S: 8 | H: 0 LOB: 0 BB: 0 P: 10 | R: 2 E: 0 K: 1 S: 22 | H: 5 LOB: 2 BB: 1 P: 30 | 1B: 10 2B: 0 3B: 0 HR: 0 | SF: 0 SAC: 0 DP: 0 HBP: 0 | WP: 0 PB: 0 SB: 0 CS: 0 | PA: 39 |
| PITCHER | IP WLS BF H R ER SO BB IBB HBP BLK WP HR S P ERA WHIP | | | | | | | | | | | | | | | | | | | | | |
| 15 Ben Sheets, R (1, 1) ERA: 3.21 | 7.0 | 28 | 7 | 0 | 0 | 0 | 2 | 0 | 0 | 0 | 0 | 0 | 0 | 60 | 100 | 0.00 | 1.000 | | | | | |
| Derrick Turnbow, R (8, 1) ERA: 4.44 | 1.0 | H | 3 | 0 | 0 | 0 | 2 | 0 | 0 | 0 | 0 | 0 | 8 | 10 | 0.00 | 0.000 | | | | | | |
| Francisco Cordero, R (9, 1) ERA: 1.78 | 0.2 | L | 8 | 5 | 4 | 4 | 1 | 1 | 0 | 0 | 0 | 0 | 22 | 30 | 54.00 | 9.000 | | | | | | |

Milwaukee Brewers @ Texas Rangers
Rangers Ballpark in Arlington, Arlington, TX
Sat Jun 09 2007, 8:35 PM EDT
Att: 37,882 - Partly Cloudy - 89 F

AB 36
R 4
H 10
RBI 4
BB 3
SO 9
LOB 15



| Batter | 1 | 2 | 3 | 4 | 5 | 6 | 7 | 8 | 9 | 10 | 11 | 12 | AB | R | H | RBI | BB | SO | LOB | TOP | | | | | | | |
|--|-------------------------------|----------------------------------|-------------------------------|----------------------------------|------------------------------|----------------------------------|-------------------------------|----------------------------------|-------------------------------|----------------------------------|-------------------------------|----------------------------------|------------------------------|----------------------------------|------------------------------|----------------------------------|------------------------------|----------------------------------|-------------------------------|----------------------------------|-----------------------------------|------------------------------------|----------------------------------|--------|--|--|--|
| Craig Counsell, L OBP: 0.367, SLG: 0.341 | 2-1 7 1B | 3-2 F7 | | 1-0 1B | | 0-0 G4-3 | 3-1 HR | | 1-1 F9 | | 4-0 7 FC4 1BB | | 6 | 1 | 3 | 1 | 1 | 0 | 4 | | | | | | | | |
| 7 J.J. Hardy, R OBP: 0.328, SLG: 0.520 | 0-1 1B | | 2-0 G4-3 | 3-3 1B | | 2-2 G4-3 | 1-1 F9 | | 1-1 L6 | | 1-0 FC4 | | 7 | 0 | 1 | 0 | 0 | 1 | 6 | | | | | | | | |
| 8 Ryan Braun, R OBP: 0.353, SLG: 0.587 | 0-3 K | | 1-0 G5-3 | | 2-1 28 HR 1B | 2-1 1 HBP 28 1B | | | | | | 0-1 E4 1B HR | 7 | 3 | 3 | 0 | 0 | 1 | 2 | | | | | | | | |
| 28 Prince Fielder, L OBP: 0.382, SLG: 0.651 | 0-3 K | | 1-0 1 BB 1B | | 2-0 HR 1B | 0-1 1 HBP 1B | | | | | | 1-3 K | 7 | 2 | 3 | 2 | 0 | 2 | 4 | | | | | | | | |
| 1 Corey Hart, R OBP: 0.378, SLG: 0.463 | 0-0 F8 | | 1-2 BB | | 2-1 F9 | 2-2 1B HBP | | | | | | 0-0 HR 1B | 5 | 2 | 1 | 0 | 1 | 0 | 3 | | | | | | | | |
| Geoff Jenkins, L OBP: 0.353, SLG: 0.518 | 2-1 F7 | | 0-0 G3-1 | | 2-3 K | 1-1 1B HBP | | | | | | 0-0 HR | 6 | 1 | 1 | 4 | 0 | 2 | 3 | | | | | | | | |
| Johnny Estrada, S OBP: 0.299, SLG: 0.438 | 1-1 G1-5-3 | | 0-2 G4-3 | | 3-1 2 B 1B | 0-1 1-2 2H 3H 1B | | | | | | 2-2 G5-3 | 6 | 0 | 4 | 2 | 0 | 0 | 0 | | | | | | | | |
| 22 Tony Grayson Jr., L (11, PR) OBP: 0.367, SLG: 0.354 | | | | | | | | | | | | | 0 | 0 | 0 | 0 | 0 | 0 | 0 | | | | | | | | |
| Damian Miller, R OBP: 0.269, SLG: 0.274 | | | | | | | | | | | | | 0 | 0 | 0 | 0 | 0 | 0 | 0 | | | | | | | | |
| 2 Bill Hall, R OBP: 0.309, SLG: 0.402 | 3-2 9 1B | | 2-3 K | | 1-1 1B | 2-3 K | | | | | | 3-3 K | 6 | 0 | 2 | 0 | 0 | 4 | 3 | | | | | | | | |
| 9 Tony Graffanino, R OBP: 0.303, SLG: 0.313 | 0-1 1B | | 1-1 L9 | | 1-0 P2 | | | | | | | | 6 | 0 | 4 | 0 | 0 | 0 | 2 | | | | | | | | |
| Inning Stats | R: 0 E: 0 K: 2 S: 11 | H: 2 LOB: 2 BB: 0 P: 13 | R: 0 E: 0 K: 0 S: 12 | H: 2 LOB: 2 BB: 0 P: 21 | R: 0 E: 0 K: 0 S: 6 | H: 1 LOB: 2 BB: 1 P: 14 | R: 0 E: 0 K: 2 S: 14 | H: 2 LOB: 2 BB: 0 P: 21 | R: 2 E: 0 K: 1 S: 16 | H: 4 LOB: 2 BB: 0 P: 29 | R: 3 E: 0 K: 1 S: 17 | H: 3 LOB: 2 BB: 0 P: 26 | R: 1 E: 0 K: 0 S: 6 | H: 0 LOB: 0 BB: 0 P: 11 | R: 0 E: 0 K: 1 S: 8 | H: 1 LOB: 1 BB: 0 P: 13 | R: 0 E: 0 K: 0 S: 8 | H: 2 LOB: 2 BB: 1 P: 15 | R: 3 E: 1 K: 2 S: 19 | H: 2 LOB: 0 BB: 0 P: 25 | 1B: 18 2B: 1 3B: 0 HR: 3 | SF: 0 SAC: 1 DP: 0 HBP: 2 | WP: 0 PB: 0 SB: 0 CS: 0 | PA: 62 | | | |
| PITCHER | IP 4.2 | WLS 5 | BF 26 | H 11 | R 2 | ER 2 | SO 5 | BB 0 | IBB 0 | HBP 0 | BLK 0 | WP 0 | HR 0 | S 11 | P 9 | ERA 3.86 | WHIP 2.571 | | | | | | | | | | |
| 44 Vicente Padilla, R ERA: 4.7 | 1.0 | 4 | 1 | 1 | 1 | 0 | 0 | 0 | 0 | 0 | 0 | 0 | 0 | 0 | 11 | 16 | 9.00 | 1.000 | | | | | | | | | |
| 36 C.J. Wilson, L ERA: 2.4 | 0.0 | B | 4 | 2 | 2 | 2 | 0 | 0 | 0 | 2 | 0 | 0 | 0 | 0 | 7 | 10 | ∞ | ∞ | | | | | | | | | |
| 50 Frank Francisco, R ERA: 3.8 | 1.1 | 5 | 1 | 1 | 1 | 1 | 0 | 0 | 0 | 0 | 0 | 0 | 0 | 1 | 9 | 16 | 6.75 | 0.750 | | | | | | | | | |
| 40 Akinori Otsuka, R ERA: 2.28 | 1.0 | 3 | 0 | 0 | 0 | 0 | 1 | 0 | 0 | 0 | 0 | 0 | 0 | 0 | 8 | 15 | 0.00 | 0.000 | | | | | | | | | |

Milwaukee Brewers @ Texas Rangers
Rangers Ballpark in Arlington, Arlington, TX

Sun Jun 10 2007, 8:35 PM EDT
Alt. 24, 129 - Cloudy - 90 F

AB 57
R 9
H 22
RBI 9
BB 2
SO 10
LOB 27




| Batter | 1 | 2 | 3 | 4 | 5 | 6 | 7 | 8 | 9 | 10 | 11 | 12 | AB | R | H | RBI | BB | SO | LOB | BOTTOM | | | | | | | |
|---|--------------------------------|----------------------------------|------------------------------|----------------------------------|------------------------------|----------------------------------|------------------------------|----------------------------------|-------------------------------|----------------------------------|------------------------------|---------------------------------|-------------------------------|----------------------------------|------------------------------|----------------------------------|-------------------------------|----------------------------------|------------------------------|----------------------------------|------------------------------|---------------------------------|-----------------------------------|------------------------------------|----------------------------------|--------|--|
| Kenny Lofton, L OBP: 0.356, SLG: 0.381 | 0-0 22 E 10 1B | 0-1 G3 | | 4-1 22 FC4-6 BB | | 2-1 22 1B | | | 1-0 F7 | | 1-0 P3 | | 5 | 2 | 2 | 0 | 1 | 0 | 1 | | | | | | | | |
| 22 Marlon Byrd, R OBP: 0.446, SLG: 0.475 | 0-0 E1 BB FC4-6 1B | | 0-1 E5 | | 1-0 FC4-6 10 1B | 2-2 10 G3 WP 1B | | | 0-2 K | | | 1-1 G4-6-3 1B | 6 | 2 | 4 | 2 | 0 | 0 | 2 | | | | | | | | |
| 10 Michael Young, R OBP: 0.330, SLG: 0.414 | 2-2 FC4-6 BB | | 0-2 G4-6-3 1B | | 1-2 1B | 3-2 G3 | | | 0-3 K | | | 3-2 L9 | 6 | 0 | 3 | 3 | 0 | 1 | 3 | | | | | | | | |
| Sammy Sosa, R OBP: 0.299, SLG: 0.447 | 4-2 FC4-6 BB | | 1-0 G4-6-3 K | | 3-4 K | 1-1 G5-3 | | | 3-3 K | | | 1-0 G4-6-3 | 5 | 0 | 0 | 0 | 1 | 2 | 5 | | | | | | | | |
| Frank Catalanotto, L OBP: 0.277, SLG: 0.357 | 2-2 FC4-6 | | 0-2 F7 | | 2-2 G4-3 | | | | 1-1 F7 | | | 4-2 BB | 4 | 0 | 0 | 1 | 1 | 0 | 4 | | | | | | | | |
| 5 Ian Kinsler, R OBP: 0.320, SLG: 0.431 | 0-3 K | | 1-2 F7 | | 1-0 F8 | | | | 3-2 G1-3 | | | 0-0 F8 | 5 | 0 | 0 | 0 | 0 | 1 | 3 | | | | | | | | |
| Brad Wilkerson, L OBP: 0.306, SLG: 0.464 | 2-3 K | | 3-3 K | | 1-0 F9 | | | | 1-0 G3 | | | 1-1 F8 | 5 | 0 | 0 | 0 | 0 | 2 | 3 | | | | | | | | |
| Ramon Vázquez, L OBP: 0.333, SLG: 0.460 | 2-3 K | | 0-0 G3 | | 1-3 K | | | | 0-0 F8 | | | 2-1 L3 | 5 | 0 | 0 | 0 | 0 | 2 | 0 | | | | | | | | |
| 15 Gerald Laird, R OBP: 0.310, SLG: 0.333 | 0-1 F8 | | | | 2-1 FC4-6 10 1B | | | | 3-2 K | | | 1-0 G3 | 4 | 1 | 2 | 0 | 0 | 1 | 0 | | | | | | | | |
| 3 Jerry Hairston, R OBP: 0.284, SLG: 0.333 | | | | | | | | | | | | | 0 | 1 | 0 | 0 | 0 | 0 | 0 | | | | | | | | |
| Adrian Beltre, S OBP: 0.323, SLG: 0.259 | | | | | | | | | | | | | 1 | 0 | 0 | 0 | 0 | 0 | 0 | | | | | | | | |
| Inning Stats | R: 2 E: 1 K: 2 S: 20 | H: 3 LOB: 2 BB: 1 P: 30 | R: 0 E: 0 K: 1 S: 8 | H: 0 LOB: 0 BB: 0 P: 10 | R: 1 E: 1 K: 0 S: 9 | H: 1 LOB: 0 BB: 0 P: 10 | R: 0 E: 0 K: 1 S: 9 | H: 0 LOB: 0 BB: 0 P: 13 | R: 1 E: 0 K: 1 S: 13 | H: 2 LOB: 2 BB: 1 P: 25 | R: 0 E: 0 K: 1 S: 5 | H: 0 LOB: 0 BB: 0 P: 8 | R: 1 E: 0 K: 1 S: 13 | H: 2 LOB: 1 BB: 0 P: 24 | R: 0 E: 0 K: 0 S: 7 | H: 0 LOB: 0 BB: 0 P: 12 | R: 1 E: 0 K: 1 S: 11 | H: 2 LOB: 1 BB: 0 P: 16 | R: 0 E: 0 K: 0 S: 8 | H: 0 LOB: 1 BB: 1 P: 16 | R: 0 E: 0 K: 0 S: 4 | H: 0 LOB: 0 BB: 0 P: 8 | 1B: 10 2B: 1 3B: 0 HR: 0 | SF: 0 SAC: 0 DP: 2 HBP: 0 | WP: 1 PB: 0 SB: 2 CS: 0 | PA: 49 | |
| PITCHER | IP 4.1 | WLS 7 | BF 21 | H 6 | R 4 | ER 3 | SO 4 | BB 2 | IBB 0 | HBP 0 | BLK 0 | WP 0 | HR 0 | S 17 | P 28 | ERA 6.23 | WHIP 1.846 | | | | | | | | | | |
| 31 Dave Bush, R ERA: 3.21 | 2.0 | 7 | 1 | 1 | 1 | 3 | 0 | 0 | 0 | 0 | 0 | 0 | 0 | 0 | 17 | 28 | 4.50 | 0.500 | | | | | | | | | |
| 50 Chris Spurling, R ERA: 3.78 | 0.2 | H | 3 | 1 | 0 | 0 | 0 | 0 | 0 | 0 | 0 | 0 | 0 | 0 | 8 | 14 | 0.00 | 1.500 | | | | | | | | | |
| Derrick Turnbow, R ERA: 4.28 | 1.0 | H | 3 | 0 | 0 | 0 | 0 | 0 | 0 | 0 | 0 | 0 | 0 | 0 | 7 | 12 | 0.00 | 0.000 | | | | | | | | | |
| Francisco Cordero, R ERA: 2.55 | 1.0 | B | 5 | 2 | 1 | 1 | 1 | 0 | 0 | 0 | 0 | 0 | 0 | 0 | 11 | 15 | 9.00 | 2.000 | | | | | | | | | |

Milwaukee Brewers @ Texas Rangers
Rangers Ballpark in Arlington, Arlington, TX

Sun Jun 10 2007, 8:35 PM EDT
Alt. 24, 129 - Cloudy - 90 F

AB 46
R 6
H 11
RBI 6
BB 3
SO 9
LOB 21



| Batter | 1 | 2 | 3 | 4 | 5 | 6 | 7 | 8 | 9 | AB | R | H | RBI | BB | SO | LOB | TOP | | | | | |
|---|------------------------------|----------------------------------|-------------------------------|----------------------------------|------------------------------|----------------------------------|------------------------------|----------------------------------|------------------------------|----------------------------------|------------------------------|----------------------------------|------------------------------|----------------------------------|-------------------------------|----------------------------------|------------------------------|----------------------------------|----------------------------------|------------------------------------|----------------------------------|--------|
| 1 Corey Hart, R OBP: 0.378, SLG: 0.462 (1, 9) | G1-3 | | 2B | | | | | | K | 4 | 0 | 2 | 0 | 1 | 1 | 0 | | | | | | |
| 7 J.J. Hardy, R OBP: 0.330, SLG: 0.514 (1, 6) | 1B | | 1B | | | | | | | 4 | 0 | 2 | 0 | 0 | 0 | 3 | | | | | | |
| 8 Ryan Braun, R OBP: 0.347, SLG: 0.561 (1, 5) | P6 | | 1B | | | | | | | 3 | 0 | 0 | 0 | 1 | 0 | 3 | | | | | | |
| 28 Prince Fielder, L OBP: 0.379, SLG: 0.639 (1, 3) | 1B | | K | | | | | | | 3 | 1 | 1 | 0 | 1 | 2 | 3 | | | | | | |
| Kevin Mench, R OBP: 0.275, SLG: 0.407 (1, 7) | FC5 | | | | | | | | | 4 | 0 | 0 | 0 | 0 | 0 | 3 | | | | | | |
| 2 Bill Hall, R OBP: 0.192, SLG: 0.433 (1, 8) | | 2B | | | | | | | | 3 | 2 | 3 | 2 | 1 | 0 | 0 | | | | | | |
| Johanny Estrada, S OBP: 0.298, SLG: 0.431 (1, 10) | G4-3 | | 1B | | | | | | | 4 | 0 | 2 | 0 | 0 | 0 | 1 | | | | | | |
| Damian Miller, R OBP: 0.254, SLG: 0.258 (1, 2) | G5-3 | | 1B | | | | | | | 4 | 0 | 0 | 1 | 0 | 0 | 4 | | | | | | |
| 9 Tony Graffanino, R OBP: 0.294, SLG: 0.302 (1, 4) | L7 | | | | | | | | | 4 | 0 | 1 | 0 | 0 | 0 | 1 | | | | | | |
| Inning Stats | R: 0 E: 0 K: 0 S: 8 | H: 1 LOB: 2 BB: 1 P: 15 | R: 0 E: 0 K: 0 S: 10 | H: 1 LOB: 1 BB: 0 P: 15 | R: 0 E: 0 K: 1 S: 8 | H: 2 LOB: 1 BB: 0 P: 13 | R: 0 E: 0 K: 0 S: 5 | H: 1 LOB: 1 BB: 1 P: 10 | R: 0 E: 0 K: 1 S: 9 | H: 2 LOB: 2 BB: 1 P: 20 | R: 1 E: 0 K: 0 S: 8 | H: 2 LOB: 0 BB: 0 P: 13 | R: 0 E: 0 K: 0 S: 4 | H: 0 LOB: 0 BB: 1 P: 11 | R: 2 E: 0 K: 0 S: 18 | H: 2 LOB: 0 BB: 0 P: 21 | R: 0 E: 0 K: 1 S: 7 | H: 0 LOB: 0 BB: 0 P: 11 | 1B: 7 2B: 4 3B: 0 HR: 1 | SF: 0 SAC: 0 DP: 3 HBP: 0 | WP: 0 PB: 0 SB: 0 CS: 1 | PA: 38 |
| PITCHER | IP | WLS | BF | H | R | ER | SO | BB | IBB | HBP | BLK | WP | HR | S | P | ERA | WHIP | | | | | |
| Mike Maroth, L ERA: 4.91 (1, 1) | 7.0 | | 29 | 9 | 1 | 1 | 2 | 4 | 0 | 0 | 0 | 0 | 0 | 52 | 97 | 1.29 | 1.857 | | | | | |
| 56 Fernando Rodney, R ERA: 5.75 (8, 1) | 1.0 | L | 5 | 2 | 2 | 2 | 0 | 0 | 0 | 0 | 0 | 0 | 1 | 18 | 21 | 18.00 | 2.000 | | | | | |
| Jason Grilli, R ERA: 6.0 (9, 1) | 1.0 | | 3 | 0 | 0 | 0 | 1 | 0 | 0 | 0 | 0 | 0 | 0 | 7 | 11 | 0.00 | 0.000 | | | | | |

Milwaukee Brewers @ Detroit Tigers
Comerica Park, Detroit, MI
Wed Jun 13 2007, 7:05 PM EDT
Att: 37,593 - Clear - 79 F

AB 33
R 3
H 11
RBI 3
BB 4
SO 3
LOB 18



| Batter | 1 | 2 | 3 | 4 | 5 | 6 | 7 | 8 | 9 | AB | R | H | RBI | BB | SO | LOB | BOTTOM | | | | | |
|---|-------------------------------|----------------------------------|------------------------------|----------------------------------|-------------------------------|----------------------------------|------------------------------|----------------------------------|-------------------------------|----------------------------------|-------------------------------|----------------------------------|-------------------------------|----------------------------------|-------------------------------|----------------------------------|------------------------------|----------------------------------|----------------------------------|------------------------------------|----------------------------------|--------|
| 28 Curtis Granderson, L OBP: 0.346, SLG: 0.578 (1, 8) | P5 | | BB | | | | | | G3 | 4 | 0 | 2 | 1 | 1 | 0 | 0 | | | | | | |
| 14 Placido Polanco, R OBP: 0.384, SLG: 0.430 (1, 4) | 1B | | L9 | | | | | | | 4 | 0 | 1 | 0 | 0 | 1 | 3 | | | | | | |
| 3 Gary Sheffield, R OBP: 0.390, SLG: 0.544 (1, 10) | FC5-4 | | | | | | | | | 4 | 1 | 1 | 0 | 0 | 1 | 2 | | | | | | |
| 30 Magglio Ordonez, R OBP: 0.438, SLG: 0.657 (1, 9) | F8 | | 1B | | | | | | | 4 | 0 | 2 | 1 | 0 | 0 | 1 | | | | | | |
| Craig Monroe, R OBP: 0.295, SLG: 0.447 (1, 7) | K | | G5-4-3 | | | | | | | 4 | 0 | 1 | 0 | 0 | 2 | 2 | | | | | | |
| Ivan Rodriguez, R OBP: 0.306, SLG: 0.458 (1, 2) | F9 | | BB | | | | | | | 3 | 0 | 1 | 0 | 1 | 0 | 1 | | | | | | |
| 33 Marcus Thames, R ERA: 4.85 (1, 3) Sean Casey, L OBP: 0.340, SLG: 0.344 (6, 3) | P3 | | K | | | | | | | 2 | 0 | 0 | 0 | 0 | 1 | 1 | | | | | | |
| 15 Brandon Inge, R OBP: 0.350, SLG: 0.459 (1, 5) | | | 1B | | | | | | | 4 | 1 | 2 | 0 | 0 | 2 | 0 | | | | | | |
| 8 Neifi Perez, S OBP: 0.200, SLG: 0.264 (1, 6) | G6-3 | | F9 | | | | | | | 3 | 0 | 0 | 0 | 0 | 0 | 1 | | | | | | |
| Inning Stats | R: 0 E: 0 K: 0 S: 12 | H: 1 LOB: 0 BB: 0 P: 18 | R: 0 E: 0 K: 1 S: 7 | H: 0 LOB: 0 BB: 0 P: 11 | R: 0 E: 0 K: 0 S: 11 | H: 1 LOB: 1 BB: 1 P: 16 | R: 1 E: 0 K: 1 S: 9 | H: 2 LOB: 1 BB: 1 P: 14 | R: 0 E: 0 K: 2 S: 10 | H: 1 LOB: 1 BB: 0 P: 18 | R: 0 E: 0 K: 1 S: 16 | H: 2 LOB: 2 BB: 0 P: 26 | R: 1 E: 0 K: 1 S: 13 | H: 2 LOB: 1 BB: 0 P: 23 | R: 0 E: 0 K: 1 S: 10 | H: 1 LOB: 1 BB: 0 P: 12 | R: 0 E: 0 K: 1 S: 8 | H: 0 LOB: 0 BB: 0 P: 14 | 1B: 8 2B: 2 3B: 0 HR: 0 | SF: 0 SAC: 1 DP: 2 HBP: 0 | WP: 0 PB: 0 SB: 0 CS: 0 | PA: 37 |
| PITCHER | IP | WLS | BF | H | R | ER | SO | BB | IBB | HBP | BLK | WP | HR | S | P | ERA | WHIP | | | | | |
| 12 Carlos Villanueva, R ERA: 2.87 (1, 1) | 5.0 | | 20 | 5 | 1 | 1 | 4 | 2 | 0 | 0 | 0 | 0 | 0 | 49 | 77 | 1.80 | 1.400 | | | | | |
| Matt Wise, R ERA: 3.41 (6, 1) | 1.0 | | 6 | 3 | 1 | 1 | 1 | 0 | 0 | 0 | 0 | 0 | 0 | 18 | 31 | 9.00 | 3.000 | | | | | |
| Brian Shouse, L ERA: 4.85 (7, 1) | 0.1 | | 2 | 1 | 0 | 0 | 0 | 0 | 0 | 0 | 1 | 0 | 0 | 4 | 10 | 0.00 | 3.000 | | | | | |
| 50 Chris Spurling, R ERA: 3.66 (7, 1) | 0.2 | W | 2 | 0 | 0 | 0 | 1 | 0 | 0 | 0 | 0 | 0 | 0 | 7 | 8 | 0.00 | 0.000 | | | | | |
| Derrick Tumbow, R ERA: 4.13 (8, 1) | 1.0 | H | 4 | 1 | 0 | 0 | 1 | 0 | 0 | 0 | 0 | 0 | 0 | 10 | 12 | 0.00 | 1.000 | | | | | |

Milwaukee Brewers @ Detroit Tigers
Comerica Park, Detroit, MI
Wed Jun 13 2007, 7:05 PM EDT
Att: 37,593 - Clear - 79 F

AB 34
R 2
H 10
RBI 2
BB 2
SO 8
LOB 14



| Batter | 1 | 2 | 3 | 4 | 5 | 6 | 7 | 8 | 9 | AB | R | H | RBI | BB | SO | LOB | TOP | | | | | |
|--|-------------------------------|----------------------------------|-------------------------------|----------------------------------|-------------------------------|----------------------------------|------------------------------|----------------------------------|-------------------------------|----------------------------------|------------------------------|----------------------------------|------------------------------|----------------------------------|-------------------------------|----------------------------------|---|----------------------------------|----------------------------------|------------------------------------|----------------------------------|--------|
| 1 Corey Hart, R OBP: 0.379, SLG: 0.480 | F9 | F9 | | G5-3 | F9 | | | HR | | 5 | 1 | 2 | 2 | 0 | 0 | 2 | Milwaukee Brewers @ Detroit Tigers Comerica Park, Detroit, MI Thu Jun 14 2007, 1:05 PM EDT Att: 41,399 - Sunny - 81 F | | | | | |
| 7 J.J. Hardy, R OBP: 0.335, SLG: 0.511 | BB | FC6 | | BB | F8 | | | BB | | 3 | 0 | 1 | 0 | 2 | 0 | 2 | | | | | | |
| 8 Ryan Braun, R OBP: 0.351, SLG: 0.586 | BB | F9 | | SF8 | WP | | | L7 | | 4 | 1 | 2 | 1 | 0 | 0 | 3 | | | | | | |
| 28 Prince Fielder, L OBP: 0.373, SLG: 0.627 | F7 | | L8 | F7 | F7 | | | K | | 5 | 0 | 0 | 0 | 0 | 1 | 4 | | | | | | |
| 2 Bill Hall, R OBP: 0.331, SLG: 0.430 | BB | | G4-3 | | BB | | | F7 | | 4 | 1 | 1 | 0 | 1 | 1 | 0 | | | | | | |
| Geoff Jenkins, L OBP: 0.335, SLG: 0.509 | F8 | | BB | | BB | | | K | | 4 | 1 | 2 | 0 | 1 | 1 | 3 | | | | | | |
| Johnny Estrada, S OBP: 0.305, SLG: 0.440 | | FC4-6 | | BB | BLK | | | L9 | | 5 | 0 | 3 | 1 | 0 | 0 | 1 | | | | | | |
| Craig Counsell, L OBP: 0.348, SLG: 0.321 | | FC4-6 | | F8 | G3 | | | G4-3-6 | | 4 | 1 | 0 | 0 | 0 | 0 | 6 | | | | | | |
| 9 Tony Graffanino, R OBP: 0.299, SLG: 0.315 | | FC6 | | WP | SF8 | | | K | | 4 | 1 | 2 | 0 | 0 | 2 | 2 | | | | | | |
| Inning Stats | R: 0 E: 0 K: 0 S: 15 | H: 2 LOB: 3 BB: 1 P: 27 | R: 1 E: 0 K: 0 S: 13 | H: 3 LOB: 2 BB: 0 P: 17 | R: 0 E: 0 K: 0 S: 14 | H: 2 LOB: 2 BB: 0 P: 23 | R: 1 E: 1 K: 0 S: 9 | H: 1 LOB: 1 BB: 1 P: 17 | R: 2 E: 0 K: 1 S: 14 | H: 3 LOB: 1 BB: 0 P: 18 | R: 1 E: 0 K: 1 S: 9 | H: 1 LOB: 0 BB: 0 P: 15 | R: 0 E: 0 K: 0 S: 6 | H: 0 LOB: 0 BB: 1 P: 14 | R: 1 E: 0 K: 2 S: 12 | H: 1 LOB: 1 BB: 1 P: 19 | R: 0 E: 0 K: 1 S: 9 | H: 0 LOB: 0 BB: 0 P: 13 | 1B: 9 2B: 2 3B: 1 HR: 1 | SF: 1 SAC: 0 DP: 1 HBP: 0 | WP: 2 PB: 2 SB: 0 CS: 0 | PA: 43 |
| PITCHER | IP | WLS | BF | H | R | ER | SO | BB | IBB | HBP | BLK | WP | HR | S | P | ERA | WHIP | | | | | |
| Chad Durbin, R ERA: 4.6 | (1, 1) | 3.2 | L | 21 | 8 | 2 | 2 | 0 | 0 | 0 | 0 | 1 | 0 | 49 | 81 | 4.91 | 2.727 | | | | | |
| Wilfredo Ledezma, L ERA: 4.96 | (4, 1) | 2.1 | | 11 | 4 | 3 | 2 | 0 | 0 | 0 | 1 | 1 | 0 | 25 | 36 | 11.57 | 1.714 | | | | | |
| 34 Tim Byrdak, L ERA: 1.72 | (7, 1) | 1.0 | | 3 | 0 | 0 | 0 | 1 | 0 | 0 | 0 | 0 | 0 | 6 | 14 | 0.00 | 1.000 | | | | | |
| Jason Grilli, R ERA: 6.16 | (8, 1) | 0.2 | | 4 | 1 | 1 | 1 | 1 | 0 | 0 | 0 | 0 | 1 | 9 | 16 | 13.50 | 3.000 | | | | | |
| 44 Bobby Seay, L ERA: 4.98 | (8, 1) | 0.1 | | 1 | 0 | 0 | 0 | 0 | 0 | 0 | 0 | 0 | 0 | 3 | 3 | 0.00 | 0.000 | | | | | |
| PITCHER | IP | WLS | BF | H | R | ER | SO | BB | IBB | HBP | BLK | WP | HR | S | P | ERA | WHIP | | | | | |
| 59 Todd Jones, R ERA: 5.33 | (9, 1) | 1.0 | | 3 | 0 | 0 | 0 | 0 | 0 | 0 | 0 | 0 | 0 | 9 | 13 | 0.00 | 0.000 | | | | | |

AB 38
R 6
H 13
RBI 4
BB 4
SO 5
LOB 23



| Batter | 1 | 2 | 3 | 4 | 5 | 6 | 7 | 8 | 9 | AB | R | H | RBI | BB | SO | LOB | BOTTOM | | | | | |
|---|------------------------------|----------------------------------|------------------------------|----------------------------------|-------------------------------|----------------------------------|-------------------------------|----------------------------------|-------------------------------|----------------------------------|-------------------------------|----------------------------------|-------------------------------|----------------------------------|-------------------------------|----------------------------------|---|----------------------------------|----------------------------------|------------------------------------|----------------------------------|--------|
| 28 Curtis Granderson, L OBP: 0.343, SLG: 0.599 | G6-3 | | BB | | K | G4-3 | | K | | 4 | 0 | 0 | 0 | 1 | 2 | 5 | Milwaukee Brewers @ Detroit Tigers Comerica Park, Detroit, MI Thu Jun 14 2007, 1:05 PM EDT Att: 41,399 - Sunny - 81 F | | | | | |
| 20 Omar Infante, R OBP: 0.393, SLG: 0.391 | G5-3 | | K | | P5 | | E5 | BB | | 5 | 1 | 2 | 0 | 0 | 1 | 3 | | | | | | |
| 3 Gary Sheffield, R OBP: 0.397, SLG: 0.551 | BB | | | | P4 | | BB | | | 4 | 2 | 3 | 1 | 1 | 0 | 0 | | | | | | |
| 30 Magglio Ordonez, R OBP: 0.440, SLG: 0.658 | L9 | | | | BB | | L8 | | | 4 | 0 | 2 | 3 | 1 | 0 | 3 | | | | | | |
| Sean Casey, L OBP: 0.341, SLG: 0.345 | | | | | G3 | | G3 | | | 5 | 0 | 2 | 1 | 0 | 0 | 4 | | | | | | |
| Craig Monroe, R OBP: 0.289, SLG: 0.437 | K | | | | BB | | F9 | | | 5 | 0 | 0 | 0 | 0 | 5 | 6 | | | | | | |
| Mike Rabelo, S OBP: 0.313, SLG: 0.367 | G3-6-3 | | | | K | | K | | | 4 | 0 | 1 | 0 | 1 | 2 | 4 | | | | | | |
| 15 Brandon Inge, R OBP: 0.348, SLG: 0.460 | | | | | P3 | | BB | | | 4 | 1 | 1 | 0 | 0 | 1 | 2 | | | | | | |
| 8 Neifi Perez, S OBP: 0.220, SLG: 0.268 | | | | | P4 | | BB | | | 3 | 1 | 1 | 0 | 1 | 1 | 1 | | | | | | |
| Inning Stats | R: 0 E: 0 K: 0 S: 8 | H: 1 LOB: 1 BB: 0 P: 10 | R: 0 E: 0 K: 1 S: 7 | H: 1 LOB: 0 BB: 0 P: 10 | R: 0 E: 0 K: 1 S: 19 | H: 0 LOB: 1 BB: 1 P: 27 | R: 0 E: 0 K: 2 S: 13 | H: 1 LOB: 2 BB: 1 P: 22 | R: 3 E: 0 K: 1 S: 20 | H: 4 LOB: 1 BB: 0 P: 28 | R: 0 E: 0 K: 2 S: 15 | H: 1 LOB: 2 BB: 1 P: 26 | R: 0 E: 1 K: 1 S: 12 | H: 0 LOB: 1 BB: 1 P: 18 | R: 0 E: 0 K: 2 S: 15 | H: 0 LOB: 1 BB: 1 P: 24 | R: 2 E: 0 K: 2 S: 18 | H: 3 LOB: 1 BB: 0 P: 21 | 1B: 8 2B: 4 3B: 0 HR: 0 | SF: 0 SAC: 0 DP: 1 HBP: 0 | WP: 0 PB: 0 SB: 1 CS: 0 | PA: 43 |
| PITCHER | IP | WLS | BF | H | R | ER | SO | BB | IBB | HBP | BLK | WP | HR | S | P | ERA | WHIP | | | | | |
| 15 Ben Sheets, R ERA: 3.91 | (1, 1) | 5.2 | W | 27 | 8 | 3 | 7 | 3 | 0 | 0 | 0 | 0 | 0 | 79 | 119 | 4.76 | 1.941 | | | | | |
| Brian Shouse, L ERA: 4.73 | (6, 1) | 0.1 | H | 1 | 0 | 0 | 0 | 0 | 0 | 0 | 0 | 0 | 0 | 3 | 4 | 0.00 | 0.000 | | | | | |
| 50 Chris Spurling, R ERA: 3.49 | (7, 1) | 1.0 | H | 5 | 1 | 0 | 0 | 1 | 0 | 0 | 0 | 0 | 0 | 12 | 18 | 0.00 | 2.000 | | | | | |
| Derrick Turnbow, R ERA: 3.99 | (8, 1) | 1.0 | H | 4 | 0 | 0 | 0 | 2 | 1 | 0 | 0 | 0 | 0 | 15 | 24 | 0.00 | 1.000 | | | | | |
| Francisco Cordero, R ERA: 2.54 | (9, 1) | 1.0 | S | 6 | 3 | 2 | 2 | 0 | 0 | 0 | 0 | 0 | 0 | 18 | 21 | 18.00 | 3.000 | | | | | |

AB 38
R 5
H 12
RBI 5
BB 5
SO 12
LOB 28



| Batter | 1 | 2 | 3 | 4 | 5 | 6 | 7 | 8 | 9 | AB | R | H | RBI | BB | SO | LOB | TOP | | | | | |
|--|---|----------------------------------|-------------------------------|----------------------------------|-------------------------------|----------------------------------|-------------------------------|----------------------------------|------------------------------|----------------------------------|------------------------------|----------------------------------|-------------------------------|----------------------------------|-------------------------------|----------------------------------|--|---------------------------------|-----------------------------------|------------------------------------|----------------------------------|--------|
| 1 Corey Hart, R OBP: 0.374, SLG: 0.471 | P4 | | K | | F8 | | G5-3 | FC6-4 | | 5 | 1 | 1 | 1 | 0 | 1 | 1 | Milwaukee Brewers @ Minnesota Twins Hubert H. Humphrey Metrodome, Minneapolis, MN Fri Jun 15 2007, 8:10 PM EDT Att: 27,977 - Dome - 70 F | | | | | |
| 7 J.J. Hardy, R OBP: 0.332, SLG: 0.506 | P3 | | G5-3 | | F8 | | 28 HR | F9 | | 5 | 1 | 1 | 0 | 0 | 0 | 2 | | | | | | |
| 8 Ryan Braun, R OBP: 0.354, SLG: 0.587 | K | | | | P3 | | P3 | | | 5 | 2 | 2 | 0 | 0 | 1 | 2 | | | | | | |
| 28 Prince Fielder, L OBP: 0.377, SLG: 0.636 | | K | | | HBP | | | | | 4 | 3 | 2 | 2 | 1 | 1 | 1 | | | | | | |
| 2 Bill Hall, R OBP: 0.329, SLG: 0.431 22 Tony Gwynn Jr., L (9, PH) OBP: 0.363, SLG: 0.349 | G1-3 | | | | HBP | | | | | 4 | 0 | 1 | 2 | 0 | 1 | 2 | | | | | | |
| Johnny Estrada, S OBP: 0.317, SLG: 0.445 | | | | | K | | | | | 1 | 0 | 0 | 0 | 0 | 1 | 1 | | | | | | |
| Geoff Jenkins, L OBP: 0.342, SLG: 0.528 | | | | | HBP | | | | | 4 | 2 | 3 | 1 | 0 | 0 | 1 | | | | | | |
| 9 Tony Graffanino, R OBP: 0.298, SLG: 0.313 | | | | | K | | | | | 5 | 1 | 3 | 4 | 0 | 0 | 1 | | | | | | |
| Craig Counsell, L OBP: 0.346, SLG: 0.319 | | | | | K | | | | | 4 | 1 | 1 | 0 | 0 | 2 | 4 | | | | | | |
| | | | | | L9 | | | | | 4 | 0 | 1 | 1 | 0 | 0 | 1 | | | | | | |
| Inning Stats | R: 0 E: 0 K: 1 S: 9 | H: 0 LOB: 0 BB: 0 P: 16 | R: 0 E: 0 K: 2 S: 15 | H: 2 LOB: 2 BB: 0 P: 20 | R: 0 E: 0 K: 1 S: 10 | H: 0 LOB: 0 BB: 0 P: 12 | R: 4 E: 0 K: 2 S: 16 | H: 3 LOB: 0 BB: 0 P: 27 | R: 2 E: 0 K: 0 S: 7 | H: 2 LOB: 1 BB: 1 P: 16 | R: 0 E: 0 K: 0 S: 6 | H: 1 LOB: 0 BB: 0 P: 12 | R: 2 E: 0 K: 0 S: 10 | H: 2 LOB: 0 BB: 0 P: 14 | R: 2 E: 0 K: 0 S: 10 | H: 3 LOB: 1 BB: 0 P: 17 | R: 1 E: 1 K: 1 S: 7 | H: 2 LOB: 1 BB: 0 P: 8 | 1B: 11 2B: 2 3B: 0 HR: 2 | SF: 0 SAC: 0 DP: 1 HBP: 1 | WP: 0 PB: 0 SB: 1 CS: 0 | PA: 43 |
| PITCHER | IP WLS BF H R ER SO BB IBB HBP BLK WP HR S P ERA WHIP | | | | | | | | | | | | | | | | | | | | | |
| 30 Scott Baker, R ERA: 7.33 Ramon Ortiz, R ERA: 5.71 | 4.2 L 23 7 6 6 6 0 0 1 1 0 0 1 56 90 11.57 1.500 | | | | | | | | | | | | | | | | | | | | | |
| | 5.1 20 8 5 5 1 0 0 0 0 0 1 34 52 10.38 1.846 | | | | | | | | | | | | | | | | | | | | | |

| Batter | 1 | 2 | 3 | 4 | 5 | 6 | 7 | 8 | 9 | AB | R | H | RBI | BB | SO | LOB | BOTTOM | | | | | |
|--|---|----------------------------------|-------------------------------|----------------------------------|------------------------------|----------------------------------|-------------------------------|----------------------------------|------------------------------|----------------------------------|-------------------------------|----------------------------------|------------------------------|----------------------------------|------------------------------|----------------------------------|--|----------------------------------|----------------------------------|------------------------------------|----------------------------------|--------|
| Luis Castillo, S OBP: 0.373, SLG: 0.364 | F8 | | | | K | | | G1-3 | | 4 | 0 | 1 | 0 | 0 | 1 | 0 | Milwaukee Brewers @ Minnesota Twins Hubert H. Humphrey Metrodome, Minneapolis, MN Fri Jun 15 2007, 8:10 PM EDT Att: 27,977 - Dome - 70 F | | | | | |
| 7 Joe Mauer, L OBP: 0.395, SLG: 0.430 | K | | | | F7 | | | G1-3 | | 4 | 0 | 0 | 0 | 0 | 1 | 1 | | | | | | |
| 5 Michael Cuddyer, R OBP: 0.377, SLG: 0.474 | K | | | | F7 | | | G1-4-3 | | 4 | 0 | 1 | 0 | 0 | 1 | 0 | | | | | | |
| 33 Justin Morneau, L OBP: 0.349, SLG: 0.554 Jeff Cirillo, R (9, PH) OBP: 0.290, SLG: 0.305 | E55 G5-3 BB | | | | P3 | | | | | 2 | 2 | 1 | 1 | 1 | 0 | 1 | | | | | | |
| Tori Hunter, R OBP: 0.357, SLG: 0.570 20 Lew Ford, R (9, PH) OBP: 0.254, SLG: 0.300 | E5 | | | | F7 | | | | | 2 | 0 | 1 | 0 | 1 | 0 | 1 | | | | | | |
| 55 Mike Redmond, R OBP: 0.345, SLG: 0.373 41 Chris Heintz, R (9, PH) OBP: 0.269, SLG: 0.208 | G5-3 | | | | F9 | | | | | 3 | 0 | 0 | 1 | 0 | 1 | 3 | | | | | | |
| 16 Jason Kubel, L OBP: 0.285, SLG: 0.389 | F7 | | | | | | | | | 3 | 1 | 1 | 1 | 0 | 1 | 0 | | | | | | |
| 38 Luis Antonio Rodriguez, B, S OBP: 0.275, SLG: 0.264 | | | | | G3 | | | | | 3 | 0 | 0 | 0 | 0 | 0 | 0 | | | | | | |
| 8 Nick Punto, S OBP: 0.320, SLG: 0.290 | | | | | K | | | | | 3 | 0 | 0 | 0 | 0 | 1 | 0 | | | | | | |
| | | | | | F7 | | | | | 3 | 0 | 0 | 0 | 0 | 1 | 0 | | | | | | |
| Inning Stats | R: 0 E: 0 K: 2 S: 8 | H: 1 LOB: 0 BB: 0 P: 15 | R: 1 E: 1 K: 0 S: 13 | H: 0 LOB: 1 BB: 1 P: 22 | R: 0 E: 0 K: 1 S: 9 | H: 0 LOB: 0 BB: 0 P: 15 | R: 0 E: 0 K: 0 S: 15 | H: 2 LOB: 2 BB: 0 P: 25 | R: 1 E: 0 K: 1 S: 8 | H: 1 LOB: 0 BB: 0 P: 10 | R: 1 E: 0 K: 1 S: 13 | H: 1 LOB: 1 BB: 1 P: 20 | R: 0 E: 0 K: 1 S: 6 | H: 0 LOB: 0 BB: 0 P: 11 | R: 0 E: 0 K: 0 S: 8 | H: 0 LOB: 0 BB: 0 P: 12 | R: 0 E: 0 K: 0 S: 7 | H: 0 LOB: 0 BB: 0 P: 10 | 1B: 3 2B: 0 3B: 0 HR: 2 | SF: 0 SAC: 0 DP: 0 HBP: 0 | WP: 0 PB: 0 SB: 0 CS: 1 | PA: 33 |
| PITCHER | IP WLS BF H R ER SO BB IBB HBP BLK WP HR S P ERA WHIP | | | | | | | | | | | | | | | | | | | | | |
| 46 Claudio Vargas, R ERA: 3.86 Brian Shouse, L ERA: 3.86 | 6.0 W 24 5 3 2 5 0 0 0 0 0 0 21 33 3.00 1.167 | | | | | | | | | | | | | | | | | | | | | |
| | 3.0 S 9 0 0 0 1 0 0 0 0 0 0 21 33 0.00 0.000 | | | | | | | | | | | | | | | | | | | | | |

| Batter | 1 | 2 | 3 | 4 | 5 | 6 | 7 | 8 | 9 | AB | R | H | RBI | BB | SO | LOB | TOP | | | | | | | | | | |
|--|------------------------------|----------------------------------|-------------------------------|----------------------------------|-------------------------------|----------------------------------|-------------------------------|----------------------------------|------------------------------|----------------------------------|------------------------------|----------------------------------|-------------------------------|----------------------------------|-------------------------------|----------------------------------|--|----------------------------------|-------------------------|------------------------------------|----------------------------------|--------|--|--|--|--|--|
| 1 Corey Hart, R OBP: 0.374, SLG: 0.465 | G6-3 | | FC5-4 BB | | F8 | | FC5 1B | | K | 4 | 0 | 1 | 2 | 1 | 1 | 0 | Milwaukee Brewers @ Minnesota Twins Hubert H. Humphrey Metrodome, Minneapolis, MN Sat Jun 16 2007, 7:10 PM EDT Att: 37,117 - Dome - 70 F livebaseballscorecards.com | | | | | | | | | | |
| 7 J.J. Hardy, R OBP: 0.330, SLG: 0.500 | K | | FC5-4 | | | P6 | FC5 1B | | F8 | 5 | 0 | 1 | 1 | 0 | 1 | 2 | | | | | | | | | | | |
| 8 Ryan Braun, R OBP: 0.345, SLG: 0.563 | K | | K | | | G6-3 | FC5 | | 1B | 5 | 0 | 1 | 0 | 0 | 2 | 4 | | | | | | | | | | | |
| 28 Prince Fielder, L OBP: 0.374, SLG: 0.632 | | K | | L3 | | | G4-3 | | F9 | 5 | 1 | 1 | 0 | 0 | 1 | 3 | | | | | | | | | | | |
| 2 Bill Hall, R OBP: 0.336, SLG: 0.436 | | F7 | | | S BB | | 2B | | 1B WP FC4-2 BB | 2 | 0 | 1 | 1 | 2 | 0 | 0 | | | | | | | | | | | |
| Johnny Estrada, S OBP: 0.315, SLG: 0.442 | | G3 | | | K | | F7 | | FC4-2 1B | 4 | 1 | 1 | 0 | 0 | 1 | 2 | | | | | | | | | | | |
| Geoff Jenkins, L OBP: 0.335, SLG: 0.516 | | | K | G3-1 | | | | | K FC4-2 FC5-4 | 4 | 0 | 0 | 0 | 0 | 2 | 3 | | | | | | | | | | | |
| Damian Miller, R OBP: 0.267, SLG: 0.261 | | | BB FC5-4 1B | | G6-3 | | 2B 1B HBP | | FC5-4 | 3 | 2 | 1 | 0 | 0 | 0 | 1 | | | | | | | | | | | |
| Craig Counsell, L OBP: 0.350, SLG: 0.331 | | | FC5-4 1B | | G4-3 | | 1B 2B | | G3-1 | 4 | 1 | 2 | 0 | 0 | 0 | 1 | | | | | | | | | | | |
| Inning Stats | R: 0 E: 0 K: 2 S: 9 | H: 0 LOB: 0 BB: 0 P: 12 | R: 0 E: 0 K: 1 S: 11 | H: 0 LOB: 0 BB: 0 P: 18 | R: 1 E: 0 K: 2 S: 12 | H: 2 LOB: 2 BB: 1 P: 17 | R: 0 E: 0 K: 1 S: 14 | H: 0 LOB: 1 BB: 1 P: 20 | R: 0 E: 0 K: 0 S: 8 | H: 0 LOB: 0 BB: 0 P: 13 | R: 1 E: 0 K: 0 S: 9 | H: 2 LOB: 1 BB: 0 P: 13 | R: 2 E: 0 K: 1 S: 15 | H: 3 LOB: 2 BB: 0 P: 24 | R: 1 E: 1 K: 0 S: 15 | H: 1 LOB: 1 BB: 1 P: 26 | R: 0 E: 0 K: 1 S: 11 | H: 1 LOB: 1 BB: 0 P: 17 | 1B: 6 2B: 3 HR: 0 | SF: 0 SAC: 0 DP: 0 HBP: 1 | WP: 1 PB: 0 SB: 1 CS: 0 | PA: 40 | | | | | |
| PITCHER | IP | WLS | BF | H | R | ER | SO | BB | IBB | HBP | BLK | WP | HR | S | P | ERA | WHIP | | | | | | | | | | |
| 26 Boof Bonser, R ERA: 4.33 | 6.1 | L | 27 | 5 | 4 | 4 | 7 | 2 | 0 | 1 | 0 | 0 | 0 | 72 | 109 | 5.68 | 1.105 | | | | | | | | | | |
| 54 Matt Guerrier, R ERA: 1.59 | 0.1 | | 3 | 2 | 0 | 0 | 0 | 0 | 0 | 0 | 0 | 0 | 0 | 4 | 6 | 0.00 | 6.000 | | | | | | | | | | |
| 37 Denny Reyes, L ERA: 5.79 | 0.2 | | 4 | 1 | 1 | 0 | 0 | 1 | 0 | 0 | 0 | 1 | 0 | 12 | 20 | 0.00 | 3.000 | | | | | | | | | | |
| 17 Pat Neshek, R ERA: 1.1 | 1.2 | | 6 | 1 | 0 | 0 | 1 | 0 | 0 | 0 | 0 | 0 | 0 | 16 | 25 | 0.00 | 0.600 | | | | | | | | | | |

| Batter | 1 | 2 | 3 | 4 | 5 | 6 | 7 | 8 | 9 | AB | R | H | RBI | BB | SO | LOB | BOTTOM | | | | | | | | | | |
|---|------------------------------|----------------------------------|------------------------------|----------------------------------|------------------------------|----------------------------------|------------------------------|---------------------------------|-------------------------------|----------------------------------|-------------------------------|----------------------------------|-------------------------------|----------------------------------|-------------------------------|----------------------------------|--|----------------------------------|----------------------------------|------------------------------------|----------------------------------|--------|--|--|--|--|--|
| Luis Castillo, S OBP: 0.366, SLG: 0.356 | G6-3 | | K | | G3 | | G4-3 | | F7 | 5 | 0 | 0 | 0 | 0 | 1 | 4 | Milwaukee Brewers @ Minnesota Twins Hubert H. Humphrey Metrodome, Minneapolis, MN Sat Jun 16 2007, 7:10 PM EDT Att: 37,117 - Dome - 70 F livebaseballscorecards.com | | | | | | | | | | |
| 7 Joe Mauer, L OBP: 0.395, SLG: 0.439 | F7 | | BB | | L4 | | 3B | | G3-1 | 4 | 0 | 1 | 1 | 1 | 0 | 3 | | | | | | | | | | | |
| 5 Michael Cuddyer, R OBP: 0.375, SLG: 0.470 | F8 | | K | | | 16 FB 3B 1B | G5-3 | | | 4 | 0 | 1 | 0 | 0 | 1 | 2 | | | | | | | | | | | |
| 33 Justin Morneau, L OBP: 0.347, SLG: 0.549 | | G3-1 | | F9 | | | G4-3 | | G4-3 | 4 | 0 | 1 | 0 | 0 | 0 | 0 | | | | | | | | | | | |
| Tori Hunter, R OBP: 0.351, SLG: 0.560 | | P3 | | G6-3 | | | K | | K | 4 | 0 | 0 | 0 | 0 | 2 | 2 | | | | | | | | | | | |
| 16 Jason Kubel, L OBP: 0.294, SLG: 0.383 | | 20 1B BB | | G4-3 | | | F8 | | G4-3 | 3 | 0 | 0 | 0 | 1 | 0 | 2 | | | | | | | | | | | |
| 20 Lew Ford, R ERA: 5.48 | | | | | 8 2B G6-3 HBP | | K2-3 | | 8 1B | 2 | 1 | 0 | 1 | 0 | 0 | 0 | | | | | | | | | | | |
| Jason Tyner, L OBP: 0.316, SLG: 0.324 | | | | | | | | | 8 1B | 1 | 0 | 1 | 0 | 0 | 0 | 0 | | | | | | | | | | | |
| 8 Nick Punto, S OBP: 0.323, SLG: 0.298 | | F9 | | | G6-3 2B | | G4-3 | | 1B | 4 | 0 | 2 | 0 | 0 | 0 | 2 | | | | | | | | | | | |
| Jason Bartlett, R OBP: 0.335, SLG: 0.308 | | | | | | | | | 1B | 3 | 1 | 1 | 1 | 0 | 0 | 1 | | | | | | | | | | | |
| 38 Luis Antonio Rodriguez OBP: 0.272, SLG: 0.290 | | | | | G5-3 | | G6-3 | | K | 1 | 0 | 0 | 0 | 0 | 1 | 2 | | | | | | | | | | | |
| Inning Stats | R: 0 E: 0 K: 0 S: 7 | H: 0 LOB: 0 BB: 0 P: 11 | R: 0 E: 0 K: 0 S: 8 | H: 1 LOB: 2 BB: 1 P: 17 | R: 0 E: 0 K: 2 S: 8 | H: 0 LOB: 1 BB: 1 P: 15 | R: 0 E: 0 K: 0 S: 6 | H: 0 LOB: 0 BB: 0 P: 9 | R: 1 E: 0 K: 0 S: 10 | H: 1 LOB: 1 BB: 0 P: 15 | R: 0 E: 0 K: 2 S: 16 | H: 2 LOB: 2 BB: 0 P: 23 | R: 1 E: 0 K: 0 S: 14 | H: 2 LOB: 1 BB: 0 P: 26 | R: 0 E: 0 K: 1 S: 10 | H: 0 LOB: 0 BB: 0 P: 16 | R: 0 E: 0 K: 1 S: 14 | H: 2 LOB: 2 BB: 0 P: 20 | 1B: 6 2B: 1 3B: 1 HR: 0 | SF: 0 SAC: 0 DP: 0 HBP: 1 | WP: 0 PB: 0 SB: 1 CS: 0 | PA: 38 | | | | | |
| PITCHER | IP | WLS | BF | H | R | ER | SO | BB | IBB | HBP | BLK | WP | HR | S | P | ERA | WHIP | | | | | | | | | | |
| 31 Dave Bush, R ERA: 5.48 | 6.1 | W | 27 | 5 | 2 | 2 | 4 | 2 | 0 | 1 | 0 | 0 | 0 | 63 | 104 | 2.84 | 1.105 | | | | | | | | | | |
| Matt Wise, R ERA: 3.34 | 0.2 | H | 3 | 1 | 0 | 0 | 0 | 0 | 0 | 0 | 0 | 0 | 0 | 6 | 12 | 0.00 | 1.500 | | | | | | | | | | |
| Derrick Turnbow, R ERA: 0.98 | 1.0 | H | 3 | 0 | 0 | 0 | 1 | 0 | 0 | 0 | 0 | 0 | 0 | 10 | 16 | 0.00 | 0.000 | | | | | | | | | | |
| Francisco Cordero, R ERA: 2.45 | 1.0 | S | 5 | 2 | 0 | 0 | 1 | 0 | 0 | 0 | 0 | 0 | 0 | 14 | 20 | 0.00 | 2.000 | | | | | | | | | | |



| Batter | 1 | 2 | 3 | 4 | 5 | 6 | 7 | 8 | 9 | AB | R | H | RBI | BB | SO | LOB | TOP | | | |
|---|---|---|--|--|---|----------------------------------|------------------------------|---------------------------------|-------------------------------|----------------------------------|-------------------------------|----------------------------------|-------------------------------|----------------------------------|-------------------------------|----------------------------------|----------------------------------|------------------------------------|--|--|
| 1 Corey Hart, R OBP: 0.378, SLG: 0.503 | 0-3 K | 2-2 G1-3 | | | | 1-2 HR | 1-2 1B | 1-2 HR | 2-3 K | 6 | 2 | 3 | 3 | 0 | 2 | 5 | | | | |
| 7 J.J. Hardy, R OBP: 0.331, SLG: 0.509 | 2-1 1B | 1-0 G6-3 | | | | 1-1 HR | 3-2 G6-3 | 1-3 K | | 5 | 1 | 2 | 1 | 0 | 1 | 3 | | | | |
| 8 Ryan Braun, R OBP: 0.326, SLG: 0.529 | 1-0 FC4-6 | | 0-1 G5-3 | | | 2-3 K | 2-3 K | 1-1 G4-3 | | 5 | 0 | 0 | 0 | 0 | 2 | 2 | | | | |
| 28 Prince Fielder, L OBP: 0.374, SLG: 0.637 | 4-1 BB | | 0-0 G4-3 | | | 0-1 F9 | | 1-1 IHR | | 4 | 1 | 1 | 1 | 1 | 1 | 0 | | | | |
| 2 Bill Hall, R OBP: 0.345, SLG: 0.446 | 4-1 BB | | 3-2 2B | | | 1-2 1B | | 3-3 K | 2-2 1B | 4 | 1 | 3 | 0 | 1 | 1 | 0 | | | | |
| Johnny Estrada, S OBP: 0.313, SLG: 0.436 22 Tony Gwynn Jr., L (9, PR) OBP: 0.363, SLG: 0.349 Damian Miller, R OBP: 0.297, SLG: 0.261 | 1-0 G4-3 | | 0-0 F7 | | | 1-2 G4-3 | | 0-2 F9 | 0-1 1B | 5 | 0 | 1 | 0 | 0 | 0 | 5 | | | | |
| Geoff Jenkins, L OBP: 0.346, SLG: 0.527 | | 1-1 G1-3 | | 0-0 F7 | | 4-2 9 HR | | 0-0 9 HR | 3-2 1B | 4 | 2 | 3 | 0 | 1 | 0 | 0 | | | | |
| 9 Tony Graffanino, R OBP: 0.295, SLG: 0.329 | | 1-2 K | | 0-2 G6-3 | | 1-0 HR | | 2-0 F8 | 1-3 K | 5 | 1 | 1 | 2 | 0 | 2 | 5 | | | | |
| Craig Counsell, L OBP: 0.351, SLG: 0.331 | 4-0 1B | | 1-0 P5 | | | 0-3 K | | 0-0 1 HR | 0-0 SF8 | 3 | 1 | 1 | 2 | 1 | 1 | 0 | | | | |
| Inning Stats | R: 0 E: 0 K: 1 S: 9 | H: 1 LOB: 3 BB: 2 P: 21 | R: 0 E: 0 K: 1 S: 9 | H: 1 LOB: 2 BB: 1 P: 18 | R: 0 E: 0 K: 0 S: 8 | H: 0 LOB: 0 BB: 0 P: 11 | R: 0 E: 0 K: 1 S: 5 | H: 0 LOB: 0 BB: 0 P: 6 | R: 2 E: 0 K: 2 S: 16 | H: 3 LOB: 1 BB: 1 P: 25 | R: 0 E: 0 K: 2 S: 12 | H: 0 LOB: 0 BB: 0 P: 18 | R: 3 E: 0 K: 1 S: 11 | H: 3 LOB: 0 BB: 0 P: 16 | R: 2 E: 0 K: 2 S: 17 | H: 4 LOB: 3 BB: 0 P: 26 | 1B: 8 2B: 2 3B: 0 HR: 5 | SF: 1 SAC: 0 DP: 0 HBP: 0 | WP: 0 PA: 46 PB: 0 SB: 1 CS: 0 | |
| PITCHER | IP WLS BF H R ER SO BB IBB HBP BLK WP HR S P ERA WHIP | 5.1 28 8 4 4 4 4 0 0 0 0 0 3 60 97 6.75 2.250 | 1.2 5 0 0 0 3 0 0 0 0 0 0 1 18 29 0.00 0.000 | 1.0 6 3 3 3 1 0 0 0 0 0 1 11 16 27.00 3.000 | 1.0 W 7 4 2 2 2 0 0 0 0 0 0 17 26 18.00 4.000 | | | | | | | | | | | | | | | |

Milwaukee Brewers @ Minnesota Twins
Hubert H. Humphrey Metrodome, Minneapolis, MN
Sun Jun 17 2007, 2:10 PM EDT
Att: 31,624 - Dome - 71 F

AB 41
R 9
H 15
RBI 9
BB 4
SO 10
LOB 20



| Batter | 1 | 2 | 3 | 4 | 5 | 6 | 7 | 8 | 9 | AB | R | H | RBI | BB | SO | LOB | BOTTOM | | | | |
|--|---|--|--|----------------------------------|-------------------------------|----------------------------------|------------------------------|----------------------------------|-------------------------------|----------------------------------|-------------------------------|----------------------------------|------------------------------|----------------------------------|------------------------------|----------------------------------|------------------------------|---------------------------------|----------------------------------|------------------------------------|--|
| Luis Castillo, S OBP: 0.362, SLG: 0.350 | 1-1 G5-3 | 2-1 G3-6-3 | | 2-1 G4-3 | | 4-0 7 HR | | 1-1 G6-3 | | 4 | 0 | 0 | 0 | 1 | 0 | 1 | | | | | |
| 7 Joe Mauer, L OBP: 0.401, SLG: 0.441 | 1-2 2B | | 1-1 5 BB | | 4-1 33 BB | 3-2 G6-3 | | 1-1 L6 | | 4 | 3 | 2 | 0 | 1 | 0 | 1 | | | | | |
| 5 Michael Cuddyer, R OBP: 0.376, SLG: 0.471 | 2-2 33 SF7 | | 4-1 33 BB | | 0-3 20 BB | 1-3 K | | 3-2 G6-3 | | 4 | 2 | 1 | 0 | 1 | 2 | 2 | | | | | |
| 33 Justin Morneau, L OBP: 0.355, SLG: 0.568 | 0-0 SF7 | | 3-0 20 BB | | 4-1 20 BB | 4-0 20 FC6-4 | | 1-0 HR | | 2 | 3 | 2 | 3 | 2 | 0 | 0 | | | | | |
| Tori Hunter, R OBP: 0.354, SLG: 0.560 20 Lew Ford, R OBP: 0.290, SLG: 0.338 | 4-2 55 1B | | 0-1 55 G1-6-3 | | 0-0 55 BB | 2-2 FC6-4 | | | | 0 | 0 | 0 | 0 | 0 | 0 | 0 | | | | | |
| 55 Mike Redmond, R OBP: 0.343, SLG: 0.370 | 2-2 1B | | 0-0 G1-6-3 | | 1-0 F8 | | 3-2 F9 | | | 4 | 0 | 1 | 1 | 0 | 0 | 2 | | | | | |
| Jason Tyner, L OBP: 0.314, SLG: 0.321 | 1-2 F9 | | 2-2 L4 | | 0-0 1B | | 2-2 P6 | | | 4 | 1 | 1 | 1 | 0 | 0 | 2 | | | | | |
| Jeff Cirillo, R OBP: 0.309, SLG: 0.326 8 Nick Punto, S OBP: 0.323, SLG: 0.298 | | 2-1 G3-6-3 | | 1-2 G4-3 | | 3-2 1B | | 2-0 FC5-4 | | 4 | 0 | 3 | 1 | 0 | 0 | 0 | | | | | |
| Jason Bartlett, R OBP: 0.329, SLG: 0.301 | | 1-0 F8 | | 0-3 K | | 2-2 F9 | | 2-2 FC5-4 | | 4 | 0 | 0 | 0 | 0 | 1 | 3 | | | | | |
| Inning Stats | R: 2 E: 0 K: 0 S: 19 | H: 3 LOB: 2 BB: 0 P: 30 | R: 0 E: 0 K: 0 S: 5 | H: 1 LOB: 0 BB: 0 P: 10 | R: 3 E: 0 K: 0 S: 10 | H: 3 LOB: 0 BB: 1 P: 20 | R: 0 E: 0 K: 1 S: 8 | H: 0 LOB: 0 BB: 0 P: 11 | R: 4 E: 0 K: 1 S: 15 | H: 3 LOB: 1 BB: 2 P: 29 | R: 0 E: 0 K: 1 S: 12 | H: 0 LOB: 2 BB: 2 P: 26 | R: 0 E: 0 K: 0 S: 7 | H: 1 LOB: 1 BB: 0 P: 20 | R: 0 E: 0 K: 0 S: 7 | H: 0 LOB: 0 BB: 0 P: 12 | R: 1 E: 0 K: 0 S: 1 | H: 1 LOB: 0 BB: 0 P: 2 | 1B: 8 2B: 3 3B: 0 HR: 1 | SF: 1 SAC: 0 DP: 2 HBP: 1 | WP: 0 PA: 40 PB: 0 SB: 2 CS: 0 |
| PITCHER | IP WLS BF H R ER SO BB IBB HBP BLK WP HR S P ERA WHIP | 4.2 26 10 9 9 2 1 1 0 0 0 0 0 27 52 0.00 0.857 | 2.1 10 1 0 0 1 1 1 0 0 0 0 1 8 14 9.00 1.000 | | | | | | | | | | | | | | | | | | |

Milwaukee Brewers @ Minnesota Twins
Hubert H. Humphrey Metrodome, Minneapolis, MN
Sun Jun 17 2007, 2:10 PM EDT
Att: 31,624 - Dome - 71 F

AB 33
R 10
H 12
RBI 10
BB 5
SO 3
LOB 13



| Batter | 1 | 2 | 3 | 4 | 5 | 6 | 7 | 8 | 9 | AB | R | H | RBI | BB | SO | LOB | TOP | | | | |
|--|---|---|---|---|---|---|---|---|---|---|---|---|---|---|---|---|---|---|---|---|---|
| 10 Dave Roberts, L (1, 8) OBP: 0.395, SLG: 0.357 | | | | | | | | | | | 4 | 1 | 2 | 0 | 1 | 1 | 0 | | | | |
| 2 Randy Winn, S (1, 9) OBP: 0.345, SLG: 0.435 | | | | | | | | | | | 5 | 0 | 0 | 0 | 0 | 2 | 5 | | | | |
| Ryan Klesko, L (1, 3) OBP: 0.389, SLG: 0.460 | | | | | | | | | | | 5 | 0 | 0 | 0 | 0 | 2 | 5 | | | | |
| Barry Bonds, L (1, 7) OBP: 0.496, SLG: 0.586 | | | | | | | | | | | 2 | 0 | 1 | 0 | 2 | 0 | 0 | | | | |
| 1 Bengie Molina, R (1, 2) OBP: 0.321, SLG: 0.438 | | | | | | | | | | | 4 | 0 | 1 | 1 | 0 | 1 | 2 | | | | |
| Pedro Feliz, R (1, 5) OBP: 0.285, SLG: 0.444 | | | | | | | | | | | 4 | 1 | 1 | 1 | 0 | 0 | 3 | | | | |
| 13 Omar Vizquel, S (1, 6) OBP: 0.279, SLG: 0.284 | | | | | | | | | | | 3 | 0 | 0 | 0 | 1 | 1 | 1 | | | | |
| 19 Kevin Frandsen, R (1, 4) OBP: 0.300, SLG: 0.337 | | | | | | | | | | | 2 | 1 | 0 | 0 | 1 | 0 | 0 | | | | |
| 23 Randy Messenger, R (7, 1) OBP: 0.500, SLG: 0.500 | | | | | | | | | | | 0 | 0 | 0 | 0 | 0 | 0 | 0 | | | | |
| 32 Kevin Correia, R (8, 1) OBP: 0.315, SLG: 0.411 | | | | | | | | | | | 2 | 1 | 2 | 2 | 0 | 0 | 0 | | | | |
| 51 Noah Lowry, R (1, 1) OBP: 0.097, SLG: 0.100 | | | | | | | | | | | 2 | 0 | 0 | 0 | 0 | 0 | 0 | | | | |
| 31 Vinnie Chulk, R (6, 1) OBP: 0.315, SLG: 0.411 | | | | | | | | | | | 2 | 1 | 2 | 2 | 0 | 0 | 0 | | | | |
| Ray Durham, S (7, 4) OBP: 0.315, SLG: 0.411 | | | | | | | | | | | 2 | 1 | 2 | 2 | 0 | 0 | 0 | | | | |
| Inning Stats | R: 1 E: 0 K: 1 S: 19 | H: 2 LOB: 2 BB: 1 P: 31 | R: 0 E: 0 K: 0 S: 7 | H: 0 LOB: 0 BB: 0 P: 10 | R: 0 E: 0 K: 1 S: 6 | H: 0 LOB: 0 BB: 0 P: 11 | R: 0 E: 0 K: 1 S: 9 | H: 0 LOB: 1 BB: 1 P: 17 | R: 0 E: 0 K: 0 S: 9 | H: 0 LOB: 0 BB: 0 P: 12 | R: 0 E: 0 K: 1 S: 8 | H: 1 LOB: 1 BB: 0 P: 12 | R: 3 E: 1 K: 1 S: 15 | H: 3 LOB: 1 BB: 1 P: 27 | R: 0 E: 0 K: 1 S: 6 | H: 0 LOB: 0 BB: 0 P: 11 | 1B: 4 2B: 3 3B: 0 HR: 2 | SF: 0 SAC: 0 DP: 0 HBP: 0 | WP: 0 PB: 0 SB: 0 CS: 0 | PA: 39 | |
| PITCHER | IP WLS BF H R ER SO BB IBB HBP BLK WP HR S P ERA WHIP | IP WLS BF H R ER SO BB IBB HBP BLK WP HR S P ERA WHIP | IP WLS BF H R ER SO BB IBB HBP BLK WP HR S P ERA WHIP | IP WLS BF H R ER SO BB IBB HBP BLK WP HR S P ERA WHIP | IP WLS BF H R ER SO BB IBB HBP BLK WP HR S P ERA WHIP | IP WLS BF H R ER SO BB IBB HBP BLK WP HR S P ERA WHIP | IP WLS BF H R ER SO BB IBB HBP BLK WP HR S P ERA WHIP | IP WLS BF H R ER SO BB IBB HBP BLK WP HR S P ERA WHIP | IP WLS BF H R ER SO BB IBB HBP BLK WP HR S P ERA WHIP | IP WLS BF H R ER SO BB IBB HBP BLK WP HR S P ERA WHIP | IP WLS BF H R ER SO BB IBB HBP BLK WP HR S P ERA WHIP | IP WLS BF H R ER SO BB IBB HBP BLK WP HR S P ERA WHIP | IP WLS BF H R ER SO BB IBB HBP BLK WP HR S P ERA WHIP | IP WLS BF H R ER SO BB IBB HBP BLK WP HR S P ERA WHIP | IP WLS BF H R ER SO BB IBB HBP BLK WP HR S P ERA WHIP | IP WLS BF H R ER SO BB IBB HBP BLK WP HR S P ERA WHIP | IP WLS BF H R ER SO BB IBB HBP BLK WP HR S P ERA WHIP | IP WLS BF H R ER SO BB IBB HBP BLK WP HR S P ERA WHIP | IP WLS BF H R ER SO BB IBB HBP BLK WP HR S P ERA WHIP | IP WLS BF H R ER SO BB IBB HBP BLK WP HR S P ERA WHIP | IP WLS BF H R ER SO BB IBB HBP BLK WP HR S P ERA WHIP |
| 49 Yovani Gallardo, R (1, 1) ERA: 4.28 | 6.1 W 26 4 3 3 4 3 0 0 0 0 1 62 102 4.26 1.105 | 0.2 H 4 2 1 1 1 0 0 0 0 0 1 11 18 13.50 3.000 | 1.0 H 3 0 0 0 1 0 0 0 0 0 0 6 11 0.00 0.000 | 1.0 S 6 1 0 0 1 2 0 0 0 0 0 0 19 34 0.00 3.000 | | | | | | | | | | | | | | | | | |

San Francisco Giants @ Milwaukee Brewers
Miller Park, Milwaukee, WI
Mon Jun 18 2007, 7:05 PM CDT
Att. 41,631 - Roof Closed - 82 F

AB 34
R 4
H 7
RBI 4
BB 5
SO 7
LOB 17



| Batter | 1 | 2 | 3 | 4 | 5 | 6 | 7 | 8 | 9 | AB | R | H | RBI | BB | SO | LOB | BOTTOM | | | | |
|---|---|---|---|---|---|---|---|---|---|---|---|---|---|---|---|---|---|---|---|---|---|
| 1 Corey Hart, R (1, 9) OBP: 0.379, SLG: 0.515 | | | | | | | | | | | 4 | 1 | 1 | 1 | 1 | 1 | 3 | | | | |
| 7 J.J. Hardy, R (1, 6) OBP: 0.333, SLG: 0.507 | | | | | | | | | | | 3 | 0 | 1 | 0 | 1 | 0 | 3 | | | | |
| 8 Ryan Braun, R (1, 5) OBP: 0.333, SLG: 0.523 | | | | | | | | | | | 3 | 1 | 1 | 0 | 1 | 0 | 1 | | | | |
| 28 Prince Fielder, L (1, 3) OBP: 0.373, SLG: 0.643 | | | | | | | | | | | 4 | 1 | 1 | 2 | 0 | 0 | 3 | | | | |
| 2 Bill Hall, R (1, 8) OBP: 0.344, SLG: 0.443 | | | | | | | | | | | 4 | 1 | 1 | 0 | 0 | 0 | 1 | | | | |
| Johnny Estrada, S (1, 2) OBP: 0.312, SLG: 0.433 | | | | | | | | | | | 4 | 0 | 1 | 0 | 0 | 0 | 1 | | | | |
| Kevin Mench, R (1, 7) OBP: 0.275, SLG: 0.403 | | | | | | | | | | | 4 | 0 | 1 | 0 | 0 | 0 | 1 | | | | |
| 23 Rickie Weeks Jr., R (1, 4) OBP: 0.348, SLG: 0.445 | | | | | | | | | | | 4 | 1 | 2 | 1 | 0 | 1 | 2 | | | | |
| 49 Yovani Gallardo, R (1, 1) OBP: 0.687, SLG: 1.000 | | | | | | | | | | | 2 | 0 | 1 | 1 | 1 | 1 | 1 | | | | |
| 12 Carlos Villanueva, R (7, 1) ERA: 3.03 | | | | | | | | | | | 0 | 0 | 0 | 0 | 0 | 0 | 0 | | | | |
| Derrick Turnbow, R (8, 1) OBP: 0.350, SLG: 0.527 | | | | | | | | | | | 0 | 0 | 0 | 0 | 0 | 0 | 0 | | | | |
| Geoff Jenkins, L (8, PH) OBP: 0.350, SLG: 0.527 | | | | | | | | | | | 0 | 0 | 0 | 0 | 0 | 0 | 0 | | | | |
| Francisco Cordero, R (9, 1) ERA: 2.37 | | | | | | | | | | | 0 | 0 | 0 | 0 | 0 | 0 | 0 | | | | |
| Inning Stats | R: 2 E: 0 K: 1 S: 10 | H: 1 LOB: 0 BB: 1 P: 16 | R: 1 E: 0 K: 0 S: 13 | H: 2 LOB: 1 BB: 0 P: 19 | R: 0 E: 0 K: 0 S: 7 | H: 0 LOB: 0 BB: 1 P: 13 | R: 1 E: 0 K: 1 S: 10 | H: 2 LOB: 1 BB: 0 P: 15 | R: 1 E: 0 K: 0 S: 13 | H: 3 LOB: 1 BB: 0 P: 17 | R: 0 E: 0 K: 1 S: 15 | H: 1 LOB: 3 BB: 2 P: 27 | R: 0 E: 0 K: 0 S: 10 | H: 0 LOB: 0 BB: 0 P: 14 | R: 0 E: 0 K: 0 S: 6 | H: 1 LOB: 2 BB: 1 P: 12 | 1B: 5 2B: 3 3B: 0 HR: 2 | SF: 0 SAC: 0 DP: 2 HBP: 0 | WP: 1 PB: 0 SB: 0 CS: 0 | PA: 37 | |
| PITCHER | IP WLS BF H R ER SO BB IBB HBP BLK WP HR S P ERA WHIP | IP WLS BF H R ER SO BB IBB HBP BLK WP HR S P ERA WHIP | IP WLS BF H R ER SO BB IBB HBP BLK WP HR S P ERA WHIP | IP WLS BF H R ER SO BB IBB HBP BLK WP HR S P ERA WHIP | IP WLS BF H R ER SO BB IBB HBP BLK WP HR S P ERA WHIP | IP WLS BF H R ER SO BB IBB HBP BLK WP HR S P ERA WHIP | IP WLS BF H R ER SO BB IBB HBP BLK WP HR S P ERA WHIP | IP WLS BF H R ER SO BB IBB HBP BLK WP HR S P ERA WHIP | IP WLS BF H R ER SO BB IBB HBP BLK WP HR S P ERA WHIP | IP WLS BF H R ER SO BB IBB HBP BLK WP HR S P ERA WHIP | IP WLS BF H R ER SO BB IBB HBP BLK WP HR S P ERA WHIP | IP WLS BF H R ER SO BB IBB HBP BLK WP HR S P ERA WHIP | IP WLS BF H R ER SO BB IBB HBP BLK WP HR S P ERA WHIP | IP WLS BF H R ER SO BB IBB HBP BLK WP HR S P ERA WHIP | IP WLS BF H R ER SO BB IBB HBP BLK WP HR S P ERA WHIP | IP WLS BF H R ER SO BB IBB HBP BLK WP HR S P ERA WHIP | IP WLS BF H R ER SO BB IBB HBP BLK WP HR S P ERA WHIP | IP WLS BF H R ER SO BB IBB HBP BLK WP HR S P ERA WHIP | IP WLS BF H R ER SO BB IBB HBP BLK WP HR S P ERA WHIP | IP WLS BF H R ER SO BB IBB HBP BLK WP HR S P ERA WHIP | IP WLS BF H R ER SO BB IBB HBP BLK WP HR S P ERA WHIP |
| 51 Noah Lowry, L (1, 1) ERA: 3.74 | 5.2 L 27 9 5 5 3 3 0 0 0 0 0 0 6 12 0.00 3.000 | 0.1 2 0 0 0 0 1 0 0 0 0 0 0 6 12 0.00 0.000 | 1.0 3 0 0 0 0 0 0 0 0 0 0 0 10 14 0.00 0.000 | 1.0 5 1 0 0 0 0 0 1 0 0 0 0 6 12 0.00 1.000 | | | | | | | | | | | | | | | | | |

San Francisco Giants @ Milwaukee Brewers
Miller Park, Milwaukee, WI
Mon Jun 18 2007, 7:05 PM CDT
Att. 41,631 - Roof Closed - 82 F

AB 32
R 5
H 10
RBI 5
BB 5
SO 3
LOB 16



| Batter | 1 | 2 | 3 | 4 | 5 | 6 | 7 | 8 | 9 | AB | R | H | RBI | BB | SO | LOB | TOP | | | |
|---|---|---------------------------------|------------------------------|----------------------------------|------------------------------|----------------------------------|-------------------------------|----------------------------------|-------------------------------|----------------------------------|------------------------------|----------------------------------|------------------------------|----------------------------------|------------------------------|----------------------------------|---|----------------------------------|------------------------------------|----------------------------------|
| 10 Dave Roberts, L OBP: 0.297, SLG: 0.346 | F7 | | G4-3 | | G6-3 | | | F7 | | 4 | 0 | 0 | 0 | 0 | 0 | 0 | San Francisco Giants @ Milwaukee Brewers Miller Park, Milwaukee, WI Tue Jun 19 2007, 7:05 PM CDT Att: 35,238 - Clear - 76 F | | | |
| 2 Randy Winn, S OBP: 0.341, SLG: 0.428 | G3 | | | G4-3 | | K | | G1-3 | | 4 | 0 | 0 | 0 | 0 | 1 | 0 | | | | |
| Ray Durham, S OBP: 0.318, SLG: 0.417 | F8 | | | HR | | 1B | | F7 | | 4 | 1 | 2 | 0 | 0 | 0 | 0 | | | | |
| Barry Bonds, L OBP: 0.492, SLG: 0.576 | | BB | | K | | P6 | | | G4-3 | 3 | 0 | 0 | 0 | 1 | 1 | 2 | | | | |
| Ryan Klesko, L OBP: 0.385, SLG: 0.475 | F7 | | | HR | | G3 | | | K | 4 | 1 | 1 | 2 | 0 | 1 | 2 | | | | |
| Pedro Feliz, R OBP: 0.289, SLG: 0.444 | P4 | | | 1B | | | | F7 | | 4 | 0 | 2 | 0 | 0 | 0 | 1 | | | | |
| 13 Omar Vizquel, S OBP: 0.278, SLG: 0.284 | P6 | | | F7 | | | | 1B | | 4 | 0 | 1 | 0 | 0 | 0 | 3 | | | | |
| 39 Guillermo Rodriguez, R OBP: 0.143, SLG: 0.167 | | | G6-3 | | G6-3 | | | F9 | | 3 | 0 | 0 | 0 | 0 | 0 | 1 | | | | |
| 55 Tim Lincecum, L Luis Figueroa, S 53 Jonathan Sánchez, L Mark Swisher, L Jack Taschner, L Steve Kline, S | | | K | | P4 | | | F7 | | 1 | 0 | 0 | 0 | 0 | 1 | 0 | | | | |
| Inning Stats | R: 0 E: 0 K: 0 S: 5 | H: 0 LOB: 0 BB: 0 P: 5 | R: 0 E: 0 K: 0 S: 9 | H: 0 LOB: 1 BB: 1 P: 14 | R: 0 E: 0 K: 1 S: 9 | H: 0 LOB: 0 BB: 0 P: 14 | R: 2 E: 0 K: 1 S: 12 | H: 3 LOB: 1 BB: 0 P: 16 | R: 0 E: 0 K: 1 S: 13 | H: 1 LOB: 1 BB: 0 P: 17 | R: 0 E: 0 K: 0 S: 9 | H: 1 LOB: 1 BB: 0 P: 14 | R: 0 E: 0 K: 0 S: 7 | H: 0 LOB: 0 BB: 0 P: 11 | R: 0 E: 0 K: 1 S: 9 | H: 1 LOB: 1 BB: 0 P: 15 | | 1B: 4 2B: 1 3B: 0 HR: 1 | SF: 0 SAC: 0 DP: 0 HBP: 0 | WP: 0 PB: 0 SB: 0 CS: 0 |
| PITCHER 15 Ben Sheets, R ERA: 3.19 | IP: 9.0 WLS: W BF: 34 H: 6 R: 2 ER: 2 SO: 4 BB: 1 IBB: 0 HBP: 0 BLK: 0 WP: 0 HR: 1 S: 81 P: 118 ERA: 2.00 WHIP: 0.778 | | | | | | | | | | | | | | | | | | | |

| Batter | 1 | 2 | 3 | 4 | 5 | 6 | 7 | 8 | 9 | AB | R | H | RBI | BB | SO | LOB | BOTTOM | | | |
|--|---|----------------------------------|-------------------------------|----------------------------------|------------------------------|----------------------------------|------------------------------|---------------------------------|------------------------------|----------------------------------|-------------------------------|----------------------------------|------------------------------|----------------------------------|------------------------------|----------------------------------|---|----------------------------------|------------------------------------|----------------------------------|
| 1 Corey Hart, R OBP: 0.385, SLG: 0.515 | BB | WP | | F7 | | IBB | | F9 | | 4 | 2 | 2 | 0 | 1 | 0 | 3 | San Francisco Giants @ Milwaukee Brewers Miller Park, Milwaukee, WI Tue Jun 19 2007, 7:05 PM CDT Att: 35,238 - Clear - 76 F | | | |
| Craig Counsell, L OBP: 0.355, SLG: 0.326 | BB | BB | | F9 | | K | | | | 2 | 2 | 0 | 0 | 2 | 1 | 3 | | | | |
| 8 Ryan Braun, R OBP: 0.340, SLG: 0.516 | SF9 | BB | | K | | L9 | | | | 3 | 2 | 1 | 1 | 1 | 1 | 1 | | | | |
| 28 Prince Fielder, L OBP: 0.377, SLG: 0.646 | BB | 2B | | BB | | L8 | | | | 2 | 0 | 1 | 3 | 2 | 0 | 0 | | | | |
| 2 Bill Hall, R OBP: 0.338, SLG: 0.437 | SF9 | L8 | | G1-6-3 | | K | | | | 3 | 0 | 0 | 1 | 0 | 1 | 2 | | | | |
| Johnny Estrada, S OBP: 0.311, SLG: 0.436 | SF7 | | K | | K | | | F9 | | 3 | 0 | 1 | 1 | 0 | 2 | 0 | | | | |
| Geoff Jenkins, L OBP: 0.343, SLG: 0.516 | K | | F7 | | K | | | F9 | | 4 | 0 | 0 | 0 | 0 | 2 | 2 | | | | |
| 23 Rickie Weeks Jr., R OBP: 0.351, SLG: 0.449 | | K2-3 | | K | | 2B | | | | 3 | 0 | 1 | 0 | 1 | 2 | 0 | | | | |
| 15 Ben Sheets, R OBP: 0.100, SLG: 0.100 | K | | | 1B | | K | | K | | 4 | 0 | 1 | 0 | 0 | 3 | 3 | | | | |
| Inning Stats | R: 3 E: 0 K: 1 S: 11 | H: 1 LOB: 1 BB: 3 P: 27 | R: 3 E: 0 K: 2 S: 14 | H: 3 LOB: 1 BB: 1 P: 25 | R: 0 E: 0 K: 2 S: 9 | H: 0 LOB: 0 BB: 0 P: 13 | R: 0 E: 0 K: 1 S: 6 | H: 1 LOB: 1 BB: 0 P: 9 | R: 0 E: 0 K: 1 S: 6 | H: 0 LOB: 0 BB: 1 P: 11 | R: 0 E: 0 K: 3 S: 10 | H: 1 LOB: 2 BB: 1 P: 16 | R: 0 E: 0 K: 1 S: 8 | H: 0 LOB: 0 BB: 0 P: 11 | R: 0 E: 0 K: 1 S: 9 | H: 1 LOB: 2 BB: 1 P: 16 | | 1B: 4 2B: 3 3B: 0 HR: 0 | SF: 2 SAC: 0 DP: 1 HBP: 0 | WP: 1 PB: 0 SB: 1 CS: 0 |
| PITCHER 55 Tim Lincecum, R ERA: 5.88 53 Jonathan Sánchez, L ERA: 4.3 Jack Taschner, L ERA: 5.57 Steve Kline, L ERA: 4.5 | IP: 4.0 WLS: L BF: 21 H: 5 R: 2 ER: 6 SO: 6 BB: 4 IBB: 0 HBP: 0 BLK: 0 WP: 1 HR: 0 S: 40 P: 74 ERA: 13.50 WHIP: 2.250 | | | | | | | | | | | | | | | | | | | |

| Batter | 1 | 2 | 3 | 4 | 5 | 6 | 7 | 8 | 9 | 10 | 11 | AB | R | H | RBI | BB | SO | LOB | TOP | | | | | | | | | | | | | | | | | | |
|---|------------------------------|----------------------------------|-------------------------------|----------------------------------|------------------------------|---------------------------------|------------------------------|---------------------------------|------------------------------|----------------------------------|----------------------------------|----------------------------------|-------------------------------|----------------------------------|-------------------------------|----------------------------------|-------------------------------|----------------------------------|-------------------------------|----------------------------------|-------------------------------|----------------------------------|----------------------------------|------------------------------------|----------------------------------|--------|--|--|--|--|--|--|--|--|--|--|--|
| 9 David DeJesus, L OBP: 0.359, SLG: 0.405 | 4-1 FC4-6 BB | | 0-1 G3-1 | | | 2-2 E8 2B | | 0-1 G4-3 24 1B | 2-1 1B | | 2-2 L3 | 5 | 1 | 3 | 0 | 1 | 0 | 3 | | | | | | | | | | | | | | | | | | | |
| 2 Joey Gathright, L OBP: 0.391, SLG: 0.308 | 0-2 FC4-6 1-2 | | | 1-0 L4 | | | | 1-1 G4-3 | 3-3 K | | 4-1 BB | 5 | 0 | 0 | 2 | 1 | 2 | 5 | | | | | | | | | | | | | | | | | | | |
| 24 Mark Teahen, L OBP: 0.367, SLG: 0.423 | 1-3 (8, 9) (10, 3) | | | 0-0 G3 | | | | 3-2 L6 | 3-2 4 BB 1B | | 0-0 P4 | 6 | 0 | 1 | 1 | 0 | 1 | 4 | | | | | | | | | | | | | | | | | | | |
| 4 Alex Gordon, L OBP: 0.326, SLG: 0.367 | 0-1 P5 | | | 1-1 G5-3 | | | | 4-1 32 1B BB | 1-2 BB | | 1-2 43 WP 43 S 1B | 3 | 1 | 1 | 0 | 2 | 0 | 1 | | | | | | | | | | | | | | | | | | | |
| 32 Shane Costa, L OBP: 0.190, SLG: 0.222 | | 2-3 K | | | 2-1 P4 | | | 2-2 1B | 0-3 K | | 3-3 K | 3 | 0 | 1 | 0 | 0 | 1 | 0 | | | | | | | | | | | | | | | | | | | |
| 43 Ryan Shealy, R OBP: 0.286, SLG: 0.310 | | | | | | | | 1-2 1B | 0-3 K | | 1-3 K | 2 | 0 | 0 | 0 | 0 | 2 | 3 | | | | | | | | | | | | | | | | | | | |
| David Riske, R (10, 1) | | | | | | | | 1-2 1B | 0-3 K | | 1-3 K | 0 | 0 | 0 | 0 | 0 | 0 | 0 | | | | | | | | | | | | | | | | | | | |
| 41 Jimmy Gobble, L (11, 1) | | | | | | | | 1-2 1B | 0-3 K | | 1-3 K | 0 | 0 | 0 | 0 | 0 | 0 | 0 | | | | | | | | | | | | | | | | | | | |
| Esteban German, R OBP: 0.351, SLG: 0.354 | | 2-2 G4-3 | | | 0-0 1B | | | 1-2 1B | 3-3 K | | 1-3 K | 5 | 0 | 2 | 1 | 0 | 2 | 3 | | | | | | | | | | | | | | | | | | | |
| 14 John Buck, R OBP: 0.342, SLG: 0.545 | | 1-1 F9 | | | 2-3 K | | | 2-3 K | | | 0-0 F9 | 4 | 1 | 0 | 0 | 1 | 2 | 2 | | | | | | | | | | | | | | | | | | | |
| 1 Tony Pena Jr., R OBP: 0.295, SLG: 0.361 | | | 0-0 G3-1 | | | | | 0-3 K | | | 0-2 G6-3 | 5 | 0 | 2 | 0 | 0 | 1 | 2 | | | | | | | | | | | | | | | | | | | |
| 45 Odalis Perez, L OBP: 0.160, SLG: 0.200 | | | 0-3 K | | | | | 1-3 K | | | 4-2 2 BB BB 1B | 2 | 0 | 0 | 0 | 0 | 2 | 1 | | | | | | | | | | | | | | | | | | | |
| 23 Zack Greinke, R OBP: 0.349, SLG: 0.533 | | | | | | | | 4-0 9 1B BB | 0-1 E4 | | 4-2 2 BB BB 1B | 2 | 0 | 0 | 0 | 0 | 0 | 0 | | | | | | | | | | | | | | | | | | | |
| 46 Joakim Soria, R OBP: 0.325, SLG: 0.325 | | | | | | | | 9 1B BB | | | 1-2 2-3 BB | 0 | 0 | 0 | 0 | 0 | 0 | 0 | | | | | | | | | | | | | | | | | | | |
| 16 Billy Butler, R OBP: 0.320, SLG: 0.324 | | | | | | | | | | | | 2 | 0 | 0 | 0 | 0 | 0 | 0 | | | | | | | | | | | | | | | | | | | |
| Inning Stats | R: 0 E: 0 K: 1 S: 9 | H: 0 LOB: 1 BB: 1 P: 16 | R: 0 E: 0 K: 1 S: 10 | H: 0 LOB: 0 BB: 0 P: 15 | R: 0 E: 0 K: 1 S: 6 | H: 0 LOB: 0 BB: 0 P: 6 | R: 0 E: 0 K: 0 S: 4 | H: 0 LOB: 0 BB: 0 P: 6 | R: 0 E: 0 K: 1 S: 7 | H: 1 LOB: 0 BB: 0 P: 11 | R: 0 E: 1 K: 2 S: 10 | H: 2 LOB: 1 BB: 0 P: 13 | R: 1 E: 0 K: 2 S: 16 | H: 2 LOB: 2 BB: 1 P: 27 | R: 2 E: 0 K: 2 S: 19 | H: 2 LOB: 2 BB: 2 P: 34 | R: 0 E: 1 K: 1 S: 12 | H: 1 LOB: 2 BB: 0 P: 17 | R: 0 E: 0 K: 2 S: 13 | H: 1 LOB: 1 BB: 0 P: 18 | R: 1 E: 0 K: 0 S: 17 | H: 1 LOB: 2 BB: 3 P: 32 | 1B: 9 2B: 2 3B: 0 HR: 0 | SF: 0 SAC: 0 DP: 1 HBP: 0 | WP: 1 PB: 0 SB: 3 CS: 0 | PA: 48 | | | | | | | | | | | |
| 49 Yovani Gallardo, R ERA: 2.7 | IP: 7.0 | WLS: 7 | BF: 26 | H: 5 | R: 1 | ER: 1 | SO: 8 | BB: 1 | IBB: 0 | HBP: 0 | BLK: 0 | WP: 0 | HR: 0 | S: 62 | P: 94 | ERA: 1.29 | WHIP: 1.000 | | | | | | | | | | | | | | | | | | | | |
| Derrick Turnbow, R ERA: 0.01 | IP: 0.1 | WLS: 0 | BF: 4 | H: 2 | R: 2 | ER: 2 | SO: 0 | BB: 1 | IBB: 0 | HBP: 0 | BLK: 0 | WP: 0 | HR: 0 | S: 8 | P: 16 | ERA: 54.000 | WHIP: 9.000 | | | | | | | | | | | | | | | | | | | | |
| Brian Shouse, L ERA: 3.38 | IP: 0.0 | WLS: 0 | BF: 1 | H: 0 | R: 0 | ER: 0 | SO: 0 | BB: 1 | IBB: 0 | HBP: 0 | BLK: 0 | WP: 0 | HR: 0 | S: 4 | P: 8 | ERA: ∞ | WHIP: ∞ | | | | | | | | | | | | | | | | | | | | |
| Matt Wise, R ERA: 3.16 | IP: 0.2 | WLS: 0 | BF: 2 | H: 0 | R: 0 | ER: 0 | SO: 2 | BB: 0 | IBB: 0 | HBP: 0 | BLK: 0 | WP: 0 | HR: 0 | S: 7 | P: 10 | ERA: 0.000 | WHIP: 0.000 | | | | | | | | | | | | | | | | | | | | |
| Francisco Cordero, R ERA: 2.23 | IP: 1.0 | WLS: 5 | BF: 1 | H: 0 | R: 0 | ER: 0 | SO: 1 | BB: 0 | IBB: 0 | HBP: 0 | BLK: 0 | WP: 0 | HR: 0 | S: 12 | P: 17 | ERA: 0.000 | WHIP: 1.000 | | | | | | | | | | | | | | | | | | | | |

Kansas City Royals @ Milwaukee Brewers
Miller Park, Milwaukee, WI
Sun Jun 24 2007, 1:05 PM CDT
Att: 44,064 - Sunny - 73 F

| | |
|-----|----|
| AB | 41 |
| R | 4 |
| H | 10 |
| RBI | 4 |
| BB | 7 |
| SO | 13 |
| LOB | 24 |

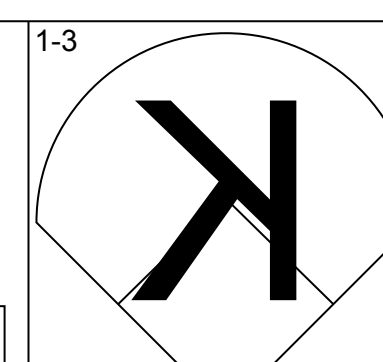
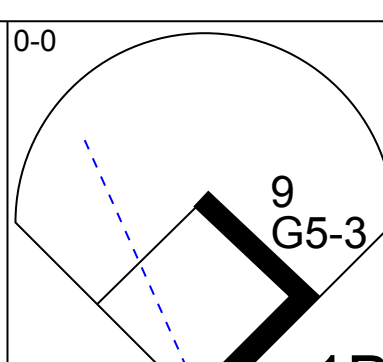
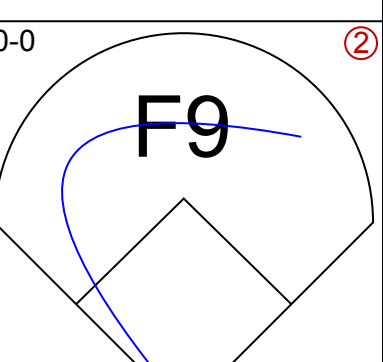
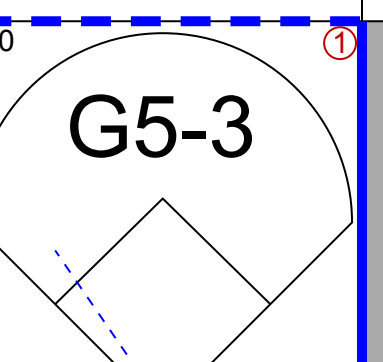
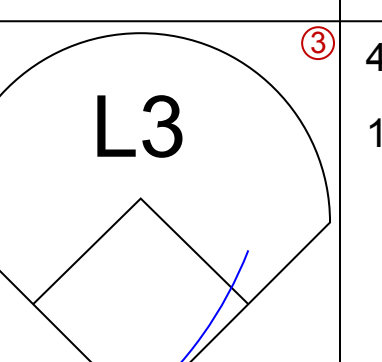
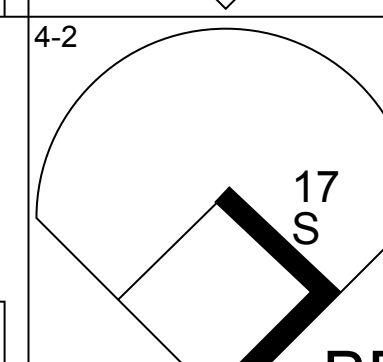
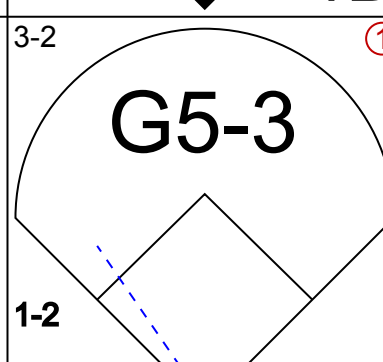
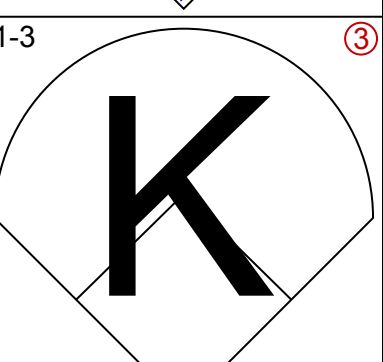
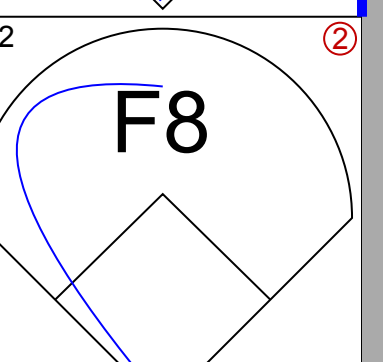
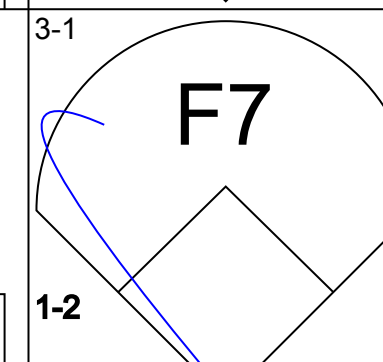
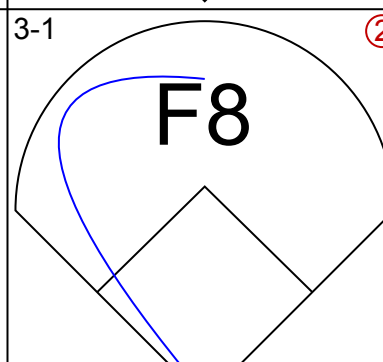
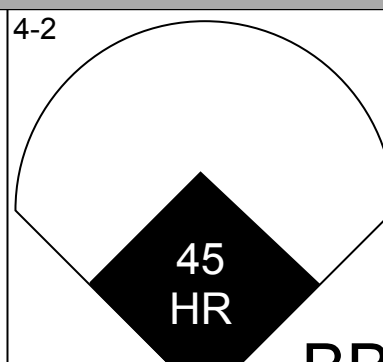
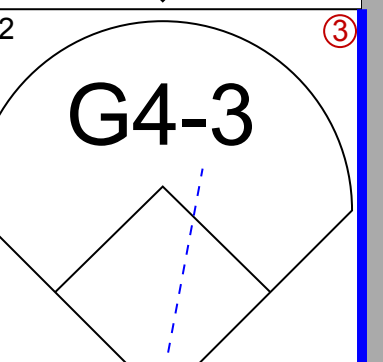
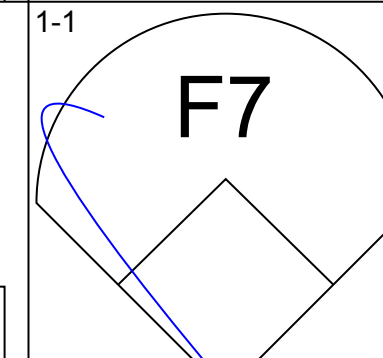
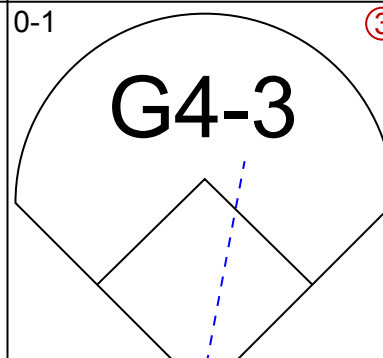
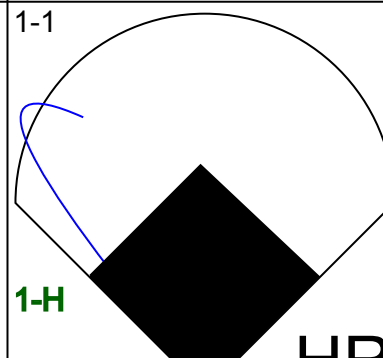


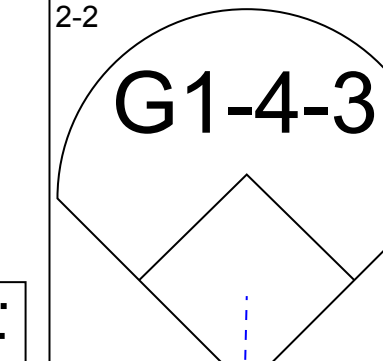
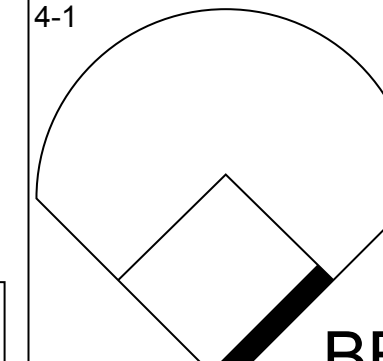
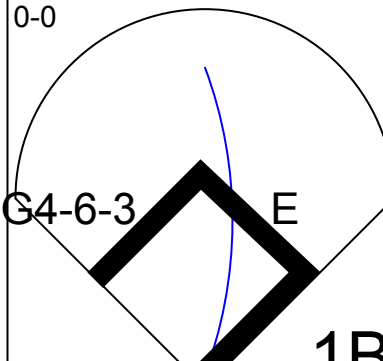
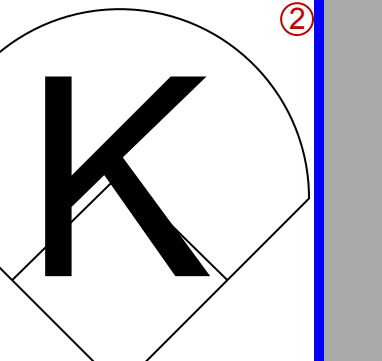

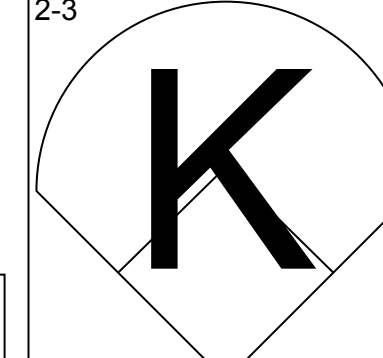
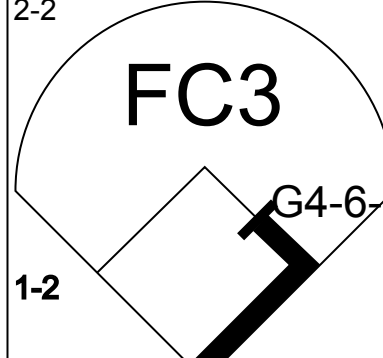
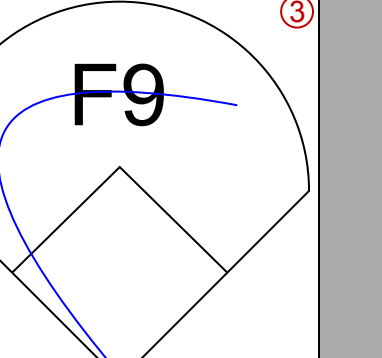
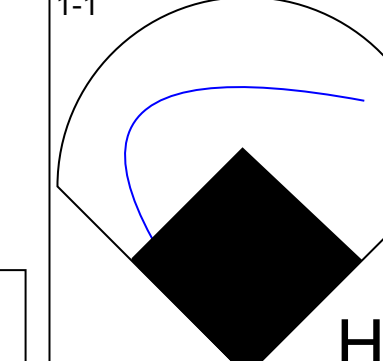
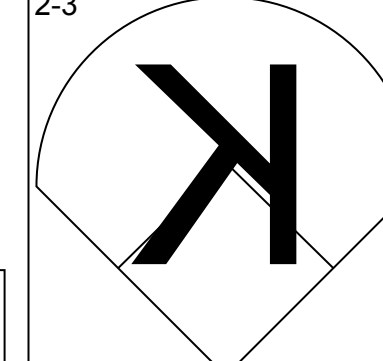
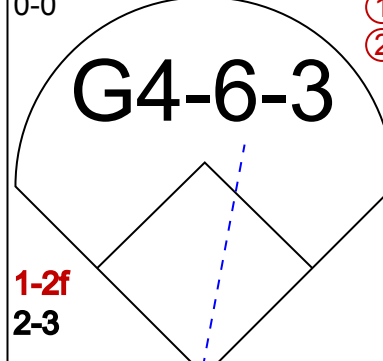
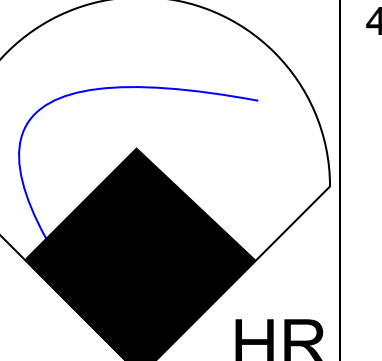
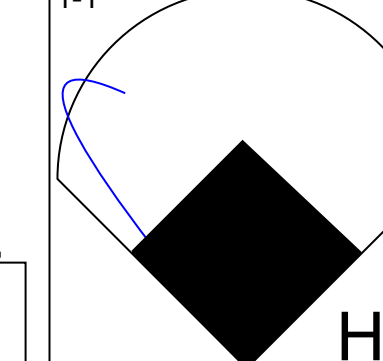
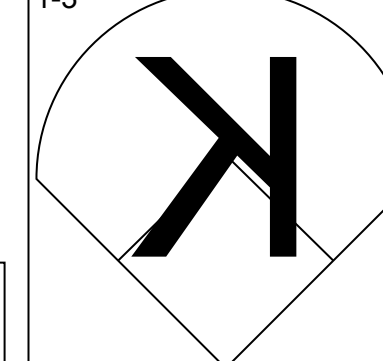
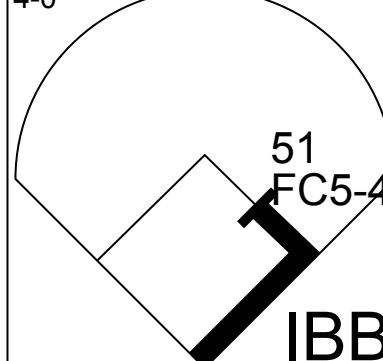



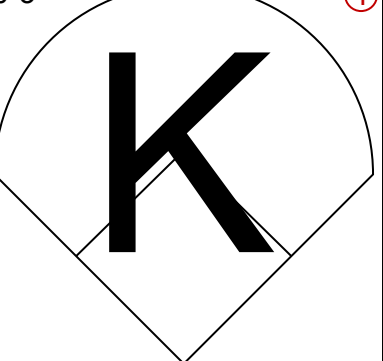

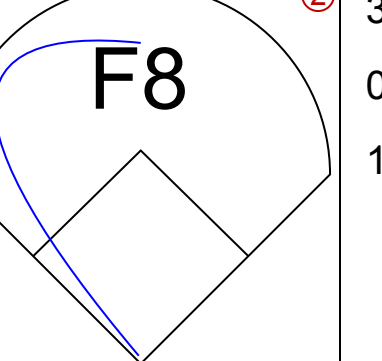


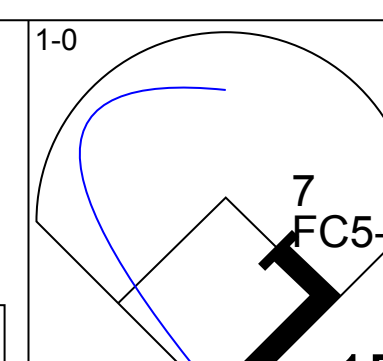
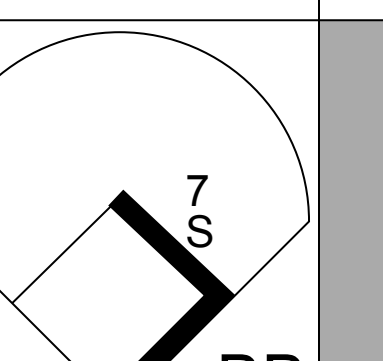
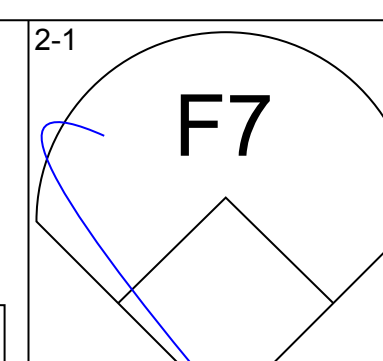
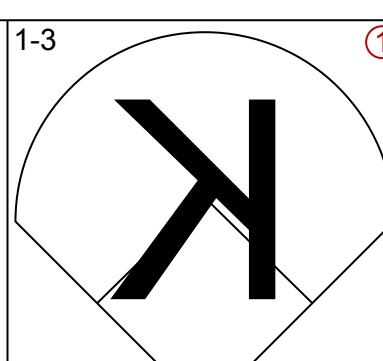

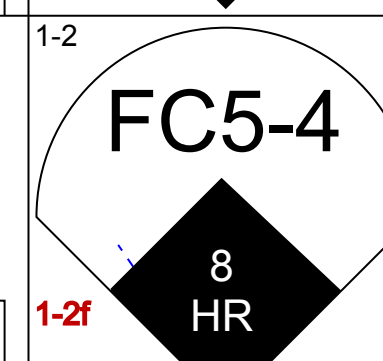
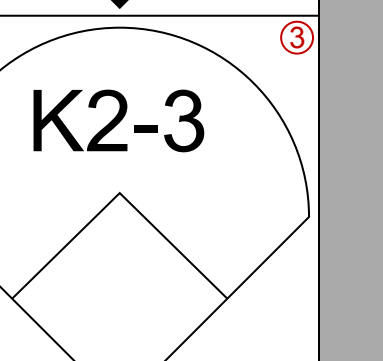
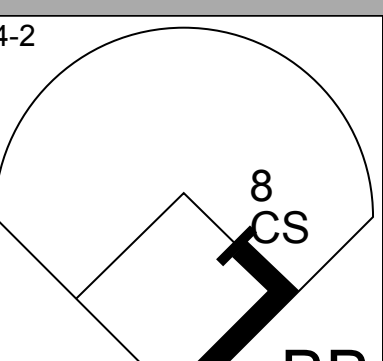
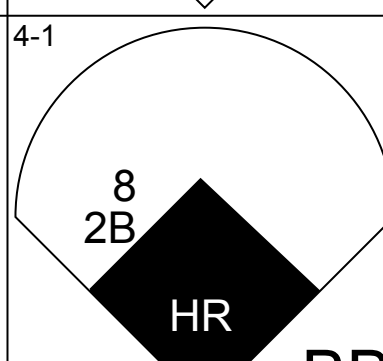

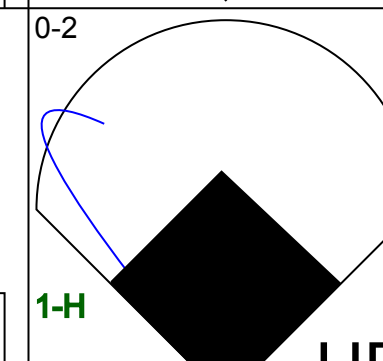
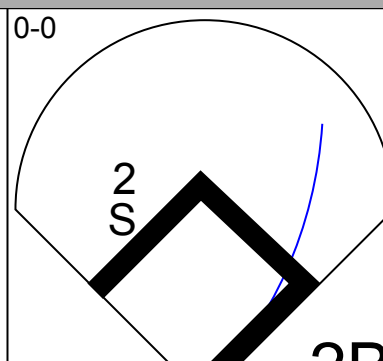
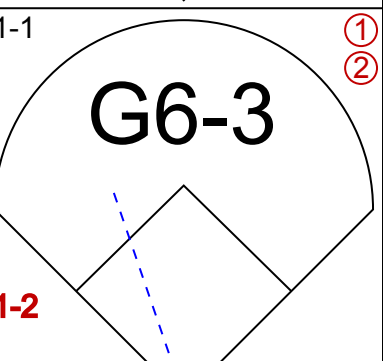
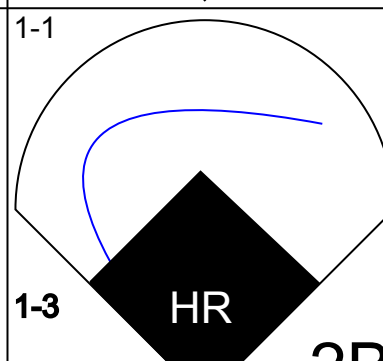

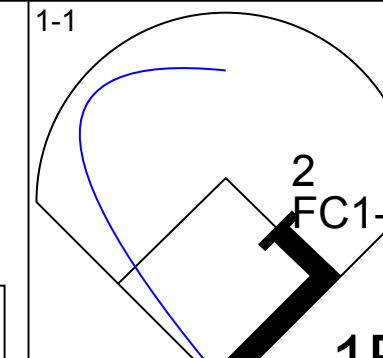
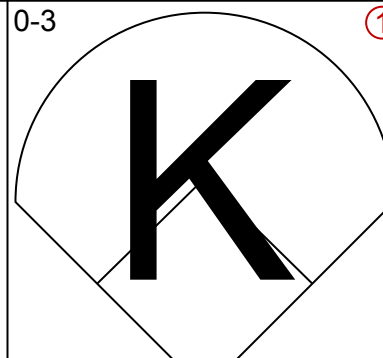
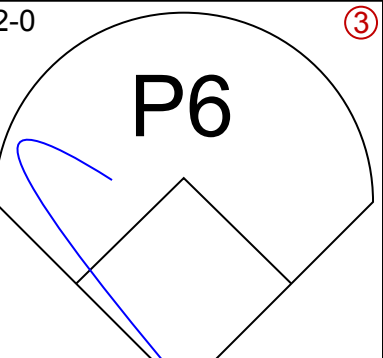
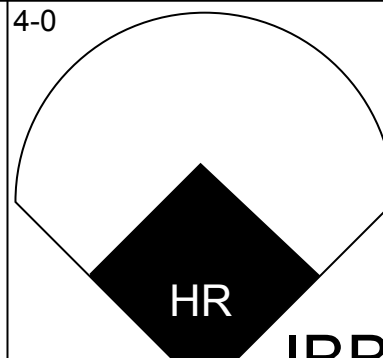

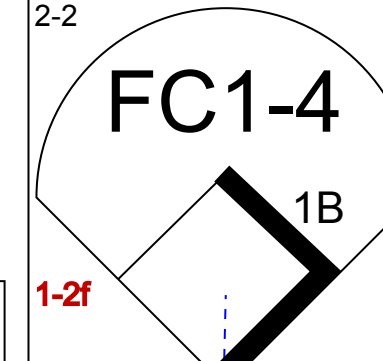
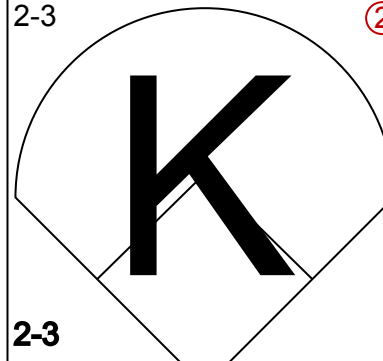

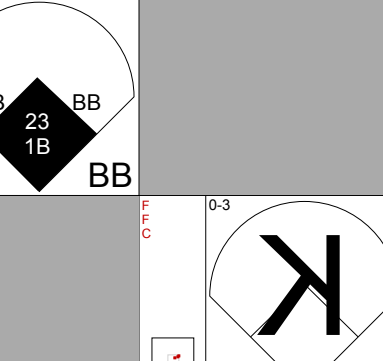
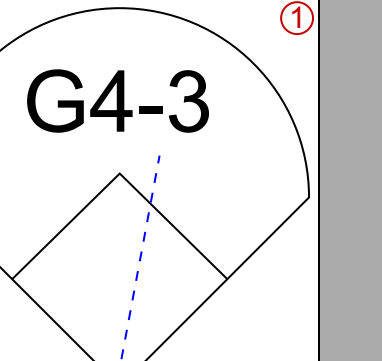
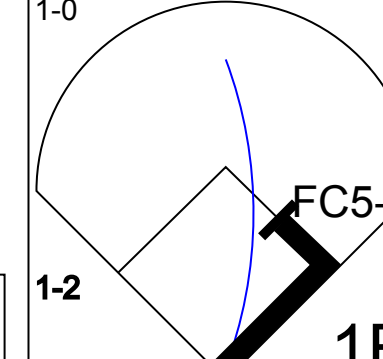
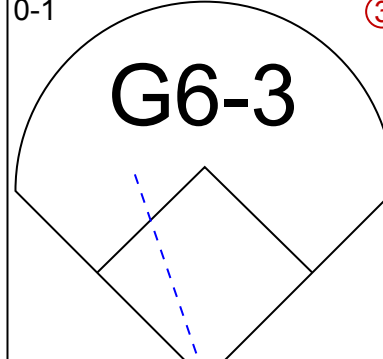

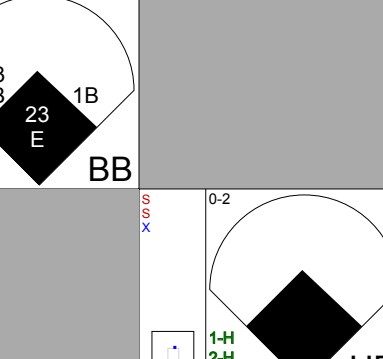
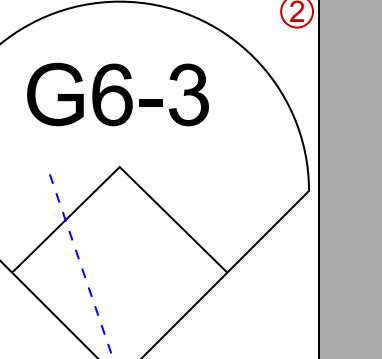
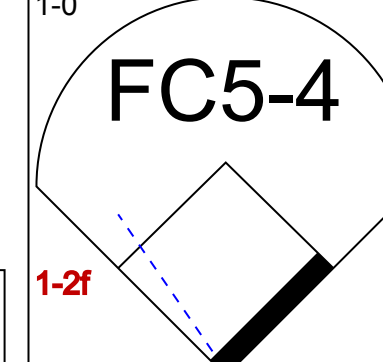


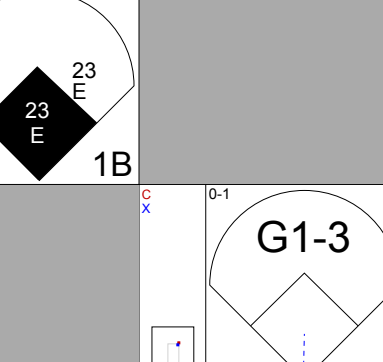
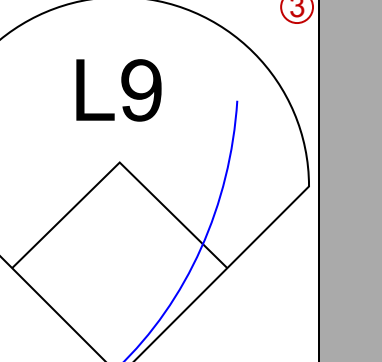
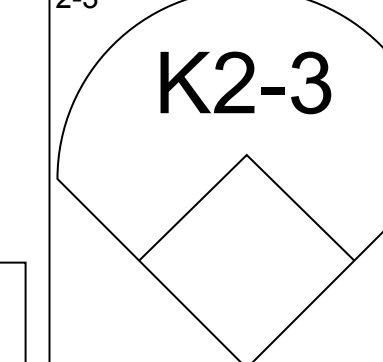
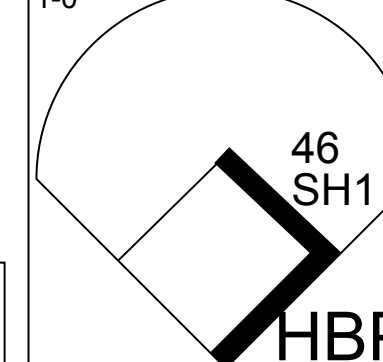
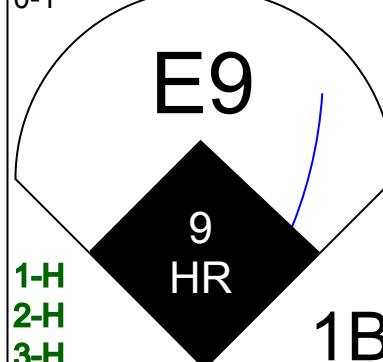

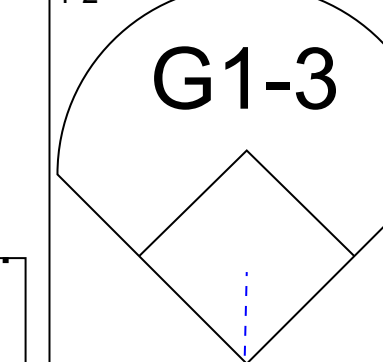
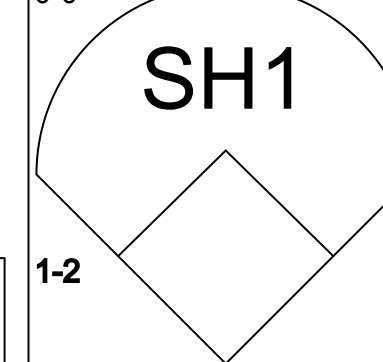
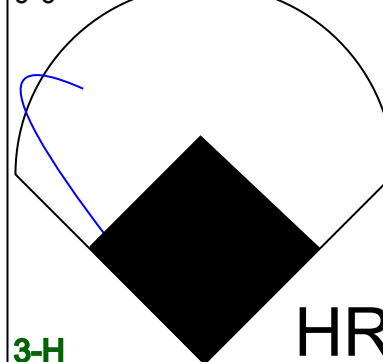

| Batter | 1 | 2 | 3 | 4 | 5 | 6 | 7 | 8 | 9 | 10 | 11 | AB | R | H | RBI | BB | SO | LOB | BOTTOM | | | | | | | | | | | | | | | | | | |
|--|------------------------------|----------------------------------|-------------------------------|----------------------------------|------------------------------|----------------------------------|-------------------------------|----------------------------------|------------------------------|---------------------------------|-------------------------------|----------------------------------|-------------------------------|----------------------------------|-------------------------------|----------------------------------|------------------------------|----------------------------------|------------------------------|----------------------------------|----------------------------------|------------------------------------|----------------------------------|--------|--|--|--|--|--|--|--|--|--|--|--|--|--|
| 1 Corey Hart, R OBP: 0.395, SLG: 0.540 | 3-1 F9 | | 2-3 K | | 2-2 F9 8 SF9 HBP | | | 0-0 F9 | 3-2 HR | | 1-1 G1-3 | 5 | 2 | 1 | 1 | 0 | 1 | 1 | | | | | | | | | | | | | | | | | | | |
| Craig Counsell, L OBP: 0.346, SLG: 0.321 | 0-0 1B | | 0-0 P6 | | 2-2 F9 | | | 1-3 K | 2-2 K | | 0-3 K | 4 | 0 | 1 | 0 | 0 | 1 | 1 | | | | | | | | | | | | | | | | | | | |
| 28 Prince Fielder, L OBP: 0.375, SLG: 0.624 | | | | | 1-3 1B | | | | | | | 2 | 0 | 0 | 0 | 0 | 2 | 0 | | | | | | | | | | | | | | | | | | | |
| 8 Ryan Braun, R OBP: 0.384, SLG: 0.575 | 0-2 F8 | | 4-1 BB | | 1-2 SF9 | | | 1-2 G1 | 0-3 K | | | 3 | 0 | 0 | 1 | 1 | 1 | 1 | | | | | | | | | | | | | | | | | | | |
| 2 Bill Hall, R OBP: 0.335, SLG: 0.449 | 1-2 G4-3 | | 0-0 P4 | | 3-H 1B | | | 2-2 L8 | | | | 5 | 0 | 1 | 0 | 0 | 0 | 2 | | | | | | | | | | | | | | | | | | | |
| Kevin Mench, R OBP: 0.276, SLG: 0.412 | | 2-0 1B | | 1-2 F7 | 0-1 F8 | | | 1-1 F9 | | | 0-0 2B | 5 | 0 | 2 | 0 | 0 | 0 | 1 | | | | | | | | | | | | | | | | | | | |
| 9 Tony Graffano, R OBP: 0.312, SLG: 0.376 | | 0-1 L7 | | 1-1 FC6-4 1B | | 2-0 HR | | 1-2 K | | | 4-0 IBB | 4 | 1 | 2 | 1 | 1 | 1 | 1 | | | | | | | | | | | | | | | | | | | |
| Damian Miller, R OBP: 0.286, SLG: 0.286 | | | | 0-0 FC6-4 1B | | 1-2 49 SH2-3 1B | | 4-2 BB | | | 2-3 K | 4 | 0 | 2 | 0 | 1 | 2 | 3 | | | | | | | | | | | | | | | | | | | |
| 23 Rickie Weeks Jr., R OBP: 0.348, SLG: 0.447 | | 4-0 IBB | | 3-2 FC6-4 | | 0-3 K | | 2-3 K | | | 1-0 G1-3 | 4 | 0 | 0 | 0 | 1 | 2 | 6 | | | | | | | | | | | | | | | | | | | |
| 49 Yovani Gallardo, R ERA: 2.73 | IP: 5.0 | WLS: 7 | BF: 25 | H: 7 | R: 2 | ER: 2 | SO: 3 | BB: 1 | IBB: 1 | HBP: 0 | BLK: 0 | WP: 1 | HR: 1 | S: 59 | P: 96 | ERA: 3.60 | WHIP: 1.600 | | | | | | | | | | | | | | | | | | | | |
| 23 Zack Greinke, R ERA: 4.96 | IP: 2.0 | WLS: 6 | BF: 7 | H: 0 | R: 0 | ER: 0 | SO: 2 | BB: 0 | IBB: 0 | HBP: 0 | BLK: 0 | WP: 0 | HR: 0 | S: 16 | P: 20 | ERA: 0.000 | WHIP: 0.000 | | | | | | | | | | | | | | | | | | | | |
| 46 Joakim Soria, R ERA: 2.64 | IP: 1.0 | WLS: 4 | BF: 4 | H: 0 | R: 0 | ER: 0 | SO: 2 | BB: 1 | IBB: 0 | HBP: 0 | BLK: 0 | WP: 0 | HR: 0 | S: 13 | P: 21 | ERA: 0.000 | WHIP: 1.000 | | | | | | | | | | | | | | | | | | | | |
| Octavio Dotel, R ERA: 3.75 | IP: 1.0 | WLS: 4 | BF: 1 | H: 1 | R: 1 | ER: 1 | SO: 3 | BB: 0 | IBB: 0 | HBP: 0 | BLK: 0 | WP: 0 | HR: 0 | S: 13 | P: 19 | ERA: 9.000 | WHIP: 1.000 | | | | | | | | | | | | | | | | | | | | |
| David Riske, R ERA: 2.55 | IP: 1.0 | WLS: 5 | BF: 1 | H: 0 | R: 0 | ER: 0 | SO: 1 | BB: 0 | IBB: 0 | HBP: 0 | BLK: 0 | WP: 0 | HR: 0 | S: 17 | P: 11 | ERA: 0.000 | WHIP: 0.000 | | | | | | | | | | | | | | | | | | | | |
| Inning Stats | R: 0 E: 0 K: 0 S: 9 | H: 1 LOB: 1 BB: 0 P: 13 | R: 0 E: 0 K: 2 S: 11 | H: 1 LOB: 2 BB: 1 P: 22 | R: 0 E: 0 K: 1 S: 6 | H: 0 LOB: 0 BB: 1 P: 12 | R: 0 E: 0 K: 0 S: 15 | H: 2 LOB: 2 BB: 0 P: 23 | R: 1 E: 0 K: 1 S: 7 | H: 1 LOB: 1 BB: 0 P: 9 | R: 0 E: 0 K: 1 S: 11 | H: 0 LOB: 0 BB: 0 P: 15 | R: 0 E: 0 K: 2 S: 13 | H: 0 LOB: 1 BB: 1 P: 21 | R: 1 E: 0 K: 3 S: 13 | H: 1 LOB: 0 BB: 0 P: 19 | R: 0 E: 0 K: 1 S: 8 | H: 1 LOB: 2 BB: 1 P: 17 | R: 0 E: 0 K: 1 S: 9 | H: 0 LOB: 0 BB: 0 P: 11 | 1B: 6 2B: 1 3B: 0 HR: 2 | SF: 1 SAC: 1 DP: 0 HBP: 1 | WP: 1 PB: 0 SB: 1 CS: 0 | PA: 47 | | | | | | | | | | | | | |
| 45 Odalis Perez, L ERA: 5.92 | IP: 5.0 | WLS: 7 | BF: 25 | H: 7 | R: 2 | ER: 2 | SO: 3 | BB: 1 | IBB: 1 | HBP: 0 | BLK: 0 | WP: 1 | HR: 1 | S: 59 | P: 96 | ERA: 3.60 | WHIP: 1.600 | | | | | | | | | | | | | | | | | | | | |
| 23 Zack Greinke, R ERA: 4.96 | IP: 2.0 | WLS: 6 | BF: 7 | H: 0 | R: 0 | ER: 0 | SO: 2 | BB: 0 | IBB: 0 | HBP: 0 | BLK: 0 | WP: 0 | HR: 0 | S: 16 | P: 20 | ERA: 0.000 | WHIP: 0.000 | | | | | | | | | | | | | | | | | | | | |
| 46 Joakim Soria, R ERA: 2.64 | IP: 1.0 | WLS: 4 | BF: 4 | H: 0 | R: 0 | ER: 0 | SO: 2 | BB: 1 | IBB: 0 | HBP: 0 | BLK: 0 | WP: 0 | HR: 0 | S: 13 | P: 21 | ERA: 0.000 | WHIP: 1.000 | | | | | | | | | | | | | | | | | | | | |
| Octavio Dotel, R ERA: 3.75 | IP: 1.0 | WLS: 4 | BF: 1 | H: 1 | R: 1 | ER: 1 | SO: 3 | BB: 0 | IBB: 0 | HBP: 0 | BLK: 0 | WP: 0 | HR: 0 | S: 13 | P: 19 | ERA: 9.000 | WHIP: 1.000 | | | | | | | | | | | | | | | | | | | | |
| David Riske, R ERA: 2.55 | IP: 1.0 | WLS: 5 | BF: 1 | H: 0 | R: 0 | ER: 0 | SO: 1 | BB: 0 | IBB: 0 | HBP: 0 | BLK: 0 | WP: 0 | HR: 0 | S: 17 | P: 11 | ERA: 0.000 | WHIP: 0.000 | | | | | | | | | | | | | | | | | | | | |

Kansas City Royals @ Milwaukee Brewers
Miller Park, Milwaukee, WI
Sun Jun 24 2007, 1:05 PM CDT
Att: 44,064 - Sunny - 73 F

| | |
|-----|----|
| AB | 40 |
| R | 3 |
| H | 9 |
| RBI | 3 |
| BB | 4 |
| SO | 12 |
| LOB | 20 |



| Batter | 1 | 2 | 3 | 4 | 5 | 6 | 7 | 8 | 9 | AB | R | H | RBI | BB | SO | LOB | TOP | | | | | |
|--|---|--|--|--|-------------------------------|---|--|--|---|---------------------------------|-------------------------------|----------------------------------|------------------------------|----------------------------------|------------------------------|----------------------------------|--|-------------------------------|----------------------------------|----------------------------------|------------------------------------|----------------------------------|
| Craig Biggio, R (1.4) OBP: 0.279, SLG: 0.388 Eric Bruntlett, R (7.6) OBP: 0.368, SLG: 0.250 |  | |  1B | | |  |  | |  | 4 | 0 | 1 | 0 | 0 | 1 | 0 | Houston Astros @ Milwaukee Brewers Miller Park, Milwaukee, WI Tue Jun 26 2007, 7:05 PM CDT Att: 30,713 - Cloudy - 87 F | | | | | |
| 9 Hunter Pence, R (1.8) OBP: 0.377, SLG: 0.596 |  | |  | | |  |  | | | 3 | 0 | 0 | 0 | 1 | 1 | 1 | | | | | | |
| 17 Lance Berkman, S (1.3) OBP: 0.385, SLG: 0.398 Brian Moehler, R (7.1) OBP: 0.250, SLG: 0.250 |  | |  | | |  BB |  | | | 3 | 1 | 0 | 0 | 1 | 0 | 2 | | | | | | |
| 45 Carlos Lee, R (1.7) OBP: 0.340, SLG: 0.510 Otando Palmeiro, L (8.7) OBP: 0.380, SLG: 0.328 |  | |  | | |  1-H |  | |  | 4 | 1 | 1 | 2 | 0 | 0 | 2 | | | | | | |
| Mark Loretta, R (1.6) OBP: 0.400, SLG: 0.421 Eric Munson, L (8.2) OBP: 0.326, SLG: 0.351 | |  | |  | |  1B | |  | | 3 | 0 | 1 | 0 | 1 | 1 | 0 | | | | | | |
| Mike Lamb, L (1.5) OBP: 0.388, SLG: 0.464 |  | | |  | |  G4-6-3 | |  | | 4 | 0 | 0 | 0 | 0 | 1 | 2 | | | | | | |
| Luke Scott, L (1.9) OBP: 0.336, SLG: 0.482 | |  | |  | |  1-2 2-3 | | |  | 4 | 2 | 2 | 2 | 0 | 1 | 3 | | | | | | |
| Brad Ausmus, R (1.2) OBP: 0.341, SLG: 0.372 | |  | |  | |  IBB | |  | | 3 | 1 | 1 | 1 | 1 | 1 | 1 | | | | | | |
| 51 Wandy Rodriguez, S (1.1) OBP: 0.160, SLG: 0.200 Rick White, R (6.1) Chris Burke, R (7.4) OBP: 0.328, SLG: 0.350 |  | |  | | |  |  1-2 | |  | 3 | 0 | 0 | 0 | 0 | 1 | 2 | | | | | | |
| Inning Stats | R: 0 E: 0 K: 1 S: 10 | H: 0 LOB: 1 BB: 1 P: 19 | R: 2 E: 0 K: 0 S: 11 | H: 2 LOB: 0 BB: 0 P: 17 | R: 0 E: 0 K: 0 S: 10 | H: 1 LOB: 1 BB: 0 P: 16 | R: 0 E: 0 K: 3 S: 12 | H: 0 LOB: 1 BB: 1 P: 21 | R: 0 E: 0 K: 2 S: 7 | H: 0 LOB: 0 BB: 0 P: 8 | R: 2 E: 1 K: 0 S: 15 | H: 2 LOB: 2 BB: 2 P: 27 | R: 0 E: 0 K: 0 S: 8 | H: 0 LOB: 0 BB: 0 P: 13 | R: 0 E: 0 K: 1 S: 8 | H: 0 LOB: 0 BB: 0 P: 14 | | R: 1 E: 0 K: 0 S: 10 | H: 1 LOB: 0 BB: 0 P: 12 | 1B: 2 2B: 0 3B: 0 HR: 4 | SF: 0 SAC: 0 DP: 1 HBP: 0 | WP: 0 PB: 0 SB: 1 CS: 0 |
| PITCHER | IP | WLS | BF | H | R | ER | SO | BB | IBB | HBP | BLK | WP | HR | S | P | ERA | WHIP | | | | | |
| 46 Claudio Vargas, R (1.1) ERA: 4.29 Matt Wise, R (6.1) ERA: 3.06 12 Carlos Villanueva, R (7.1) ERA: 2.68 Jose Capellan, R (9.1) ERA: 4.5 | 5.0 | | 24 | 5 | 4 | 4 | 6 | 3 | 0 | 0 | 0 | 0 | 3 | 62 | 100 | 7.20 | 1.600 | | | | | |
| | 1.0 | W | 3 | 0 | 0 | 0 | 0 | 0 | 1 | 0 | 0 | 0 | 0 | 3 | 8 | 0.00 | 0.000 | | | | | |
| | 2.0 | | 6 | 0 | 0 | 0 | 1 | 0 | 0 | 0 | 0 | 0 | 0 | 16 | 27 | 0.00 | 0.000 | | | | | |
| | 1.0 | | 4 | 1 | 1 | 1 | 0 | 0 | 0 | 0 | 0 | 0 | 1 | 10 | 12 | 9.00 | 1.000 | | | | | |

| Batter | 1 | 2 | 3 | 4 | 5 | 6 | 7 | 8 | 9 | AB | R | H | RBI | BB | SO | LOB | BOTTOM | | | | |
|--|--|---|---|--|------------------------------|---|---|----------------------------------|---|----------------------------------|-------------------------------|----------------------------------|-------------------------------|----------------------------------|------------------------------|---------------------------------|--|----------------------------------|------------------------------------|----------------------------------|--------|
| 1 Corey Hart, R (1.9) OBP: 0.396, SLG: 0.530 |  1B |  | |  | | |  | |  1B | 4 | 0 | 2 | 0 | 1 | 1 | 1 | Houston Astros @ Milwaukee Brewers Miller Park, Milwaukee, WI Tue Jun 26 2007, 7:05 PM CDT Att: 30,713 - Cloudy - 87 F | | | | |
| 7 J.J. Hardy, R (1.6) OBP: 0.344, SLG: 0.519 |  1-2 8 HR |  | | | |  BB |  HR | |  1B | 3 | 2 | 1 | 0 | 2 | 1 | 2 | | | | | |
| 8 Ryan Braun, R (1.5) OBP: 0.386, SLG: 0.632 |  | |  | | |  1-2 |  2B | |  1B | 4 | 2 | 3 | 2 | 1 | 0 | 1 | | | | | |
| 28 Prince Fielder, L (1.3) OBP: 0.374, SLG: 0.624 |  1B | |  | | |  |  IBB | |  | 4 | 1 | 1 | 0 | 1 | 1 | 4 | | | | | |
| 2 Bill Hall, R (1.8) OBP: 0.334, SLG: 0.444 |  1B | |  | | |  1B |  | |  | 4 | 1 | 0 | 0 | 1 | 2 | 5 | | | | | |
| Johnny Estrada, S (1.2) OBP: 0.307, SLG: 0.437 |  1B | |  | | |  1B |  1B | |  | 4 | 2 | 2 | 4 | 1 | 0 | 1 | | | | | |
| Kevin Mench, R (1.7) OBP: 0.273, SLG: 0.405 |  1-2 | |  | | |  |  1B | |  | 5 | 1 | 1 | 0 | 0 | 1 | 2 | | | | | |
| 23 Rickie Weeks Jr., R (1.4) OBP: 0.351, SLG: 0.446 | |  | |  HBP | | |  9 HR | |  | 3 | 1 | 1 | 1 | 0 | 1 | 0 | | | | | |
| 46 Claudio Vargas, R (1.1) OBP: 0.096, SLG: 0.143 Matt Wise, R (6.1) 9 Tony Graffanino, R (6. PH) 12 Carlos Villanueva, R (7.1) Jose Capellan, R (9.1) | |  | |  | | |  3-H | |  | 1 | 0 | 0 | 0 | 0 | 0 | 0 | | | | | |
| Inning Stats | R: 2 E: 0 K: 0 S: 14 | H: 4 LOB: 2 BB: 0 P: 21 | R: 0 E: 0 K: 2 S: 13 | H: 0 LOB: 1 BB: 1 P: 22 | R: 0 E: 0 K: 2 S: 9 | H: 1 LOB: 1 BB: 0 P: 11 | R: 0 E: 0 K: 1 S: 7 | H: 0 LOB: 1 BB: 0 P: 11 | R: 0 E: 0 K: 2 S: 20 | H: 0 LOB: 0 BB: 1 P: 14 | R: 9 E: 1 K: 2 S: 20 | H: 5 LOB: 3 BB: 4 P: 38 | R: 0 E: 0 K: 0 S: 16 | H: 2 LOB: 3 BB: 1 P: 25 | R: 0 E: 0 K: 0 S: 4 | H: 0 LOB: 0 BB: 0 P: 6 | | 1B: 7 2B: 2 3B: 0 HR: 3 | SF: 0 SAC: 1 DP: 0 HBP: 1 | WP: 0 PB: 0 SB: 2 CS: 1 | PA: 43 |
| PITCHER | IP | WLS | BF | H | R | ER | SO | BB | IBB | HBP | BLK | WP | HR | S | P | ERA | WHIP | | | | |
| 51 Wandy Rodriguez, L (1.1) ERA: 4.57 Rick White, R (6.1) ERA: 7.67 Brian Moehler, R (7.1) ERA: 5.67 | 5.0 | L | 26 | 7 | 6 | 6 | 5 | 4 | 0 | 1 | 0 | 0 | 2 | 15 | 25 | 45.00 | 4.000 | | | | |
| | 1.0 | | 8 | 3 | 5 | 5 | 2 | 1 | 1 | 0 | 0 | 0 | 0 | 20 | 31 | 0.00 | 1.500 | | | | |

| Batter | 1 | 2 | 3 | 4 | 5 | 6 | 7 | 8 | 9 | 10 | 11 | AB | R | H | RBI | BB | SO | LOB | TOP | | | | | |
|--|---|---|---|----------------------------------|-------------------------------|----------------------------------|-------------------------------|----------------------------------|-------------------------------|----------------------------------|-------------------------------|----------------------------------|------------------------------|----------------------------------|------------------------------|---------------------------------|-------------------------------|----------------------------------|--|---|----------------------------------|------------------------------------|----------------------------------|--------|
| Mark Loretta, R OBP: 0.400, SLG: 0.417 Chris Burke, R OBP: 0.328, SLG: 0.350 (10, PR) | G5-3 | | 1-0 1B | | G5-3 | | G6-3 | | | 4-1 BB | | 4 | 0 | 1 | 1 | 1 | 0 | 0 | | | | | | |
| 9 Hunter Pence, R OBP: 0.373, SLG: 0.587 | F8 | | 0-0 F9 | | K | | | | 1-3 K2-3 | 2-2 1B | | 5 | 0 | 1 | 0 | 0 | 2 | 1 | | | | | | |
| 17 Lance Berkman, S OBP: 0.386, SLG: 0.410 | P5 | | | | | | | | 2-3 K | 0-0 FC1-2 | | 5 | 2 | 2 | 1 | 0 | 1 | 2 | | | | | | |
| 45 Carlos Lee, R OBP: 0.344, SLG: 0.513 | | | | | | | | | | 0-1 FC5-4 | | 4 | 0 | 2 | 0 | 1 | 1 | 3 | | | | | | |
| Luke Scott, L OBP: 0.333, SLG: 0.472 | L9 | | | | | | | | 2-3 K | 4-2 BB | | 4 | 0 | 0 | 0 | 1 | 2 | 4 | | | | | | |
| Morgan Ensberg, R OBP: 0.313, SLG: 0.376 Dan Wheeler, R (9, 1) | G6-3 | | | | | | | | 0-0 G5-3 | 0-0 B3 | | 4 | 0 | 0 | 0 | 0 | 1 | 3 | | | | | | |
| Craig Biggio, R OBP: 0.278, SLG: 0.387 Trever Miller, R (11, 1) | | | | | | | | | 2-3 K | 0-1 K | | 1 | 0 | 0 | 0 | 0 | 0 | 0 | | | | | | |
| Dave Borkowski, R (11, 1) | | | | | | | | | | 0-3 K | | 5 | 1 | 2 | 1 | 0 | 2 | 2 | | | | | | |
| Eric Bruntlett, R OBP: 0.375, SLG: 0.288 | | | | | | | | | 1-3 K | 1-2 FC6-4 | | 4 | 0 | 0 | 0 | 0 | 2 | 3 | | | | | | |
| Brad Ausmus, R OBP: 0.335, SLG: 0.365 | | | | | | | | | 2-0 F9 | 1-2 CS | | 4 | 0 | 0 | 0 | 0 | 2 | 3 | | | | | | |
| Woody Williams, R OBP: 0.128, SLG: 0.219 Orlando Palmeiro, L OBP: 0.378, SLG: 0.323 Chad Qualls, R (7, 1) | SH1 | | | | | | | | 3-3 K | G4-3 | | 1 | 0 | 0 | 0 | 0 | 1 | 0 | | | | | | |
| Mike Lamb, L OBP: 0.366, SLG: 0.461 | | | | | | | | | | | | 1 | 0 | 0 | 0 | 0 | 0 | 0 | | | | | | |
| Inning Stats | R: 0 E: 0 K: 0 S: 7 | H: 0 LOB: 0 BB: 0 P: 10 | R: 0 E: 0 K: 1 S: 10 | H: 0 LOB: 0 BB: 0 P: 15 | R: 1 E: 0 K: 1 S: 11 | H: 2 LOB: 1 BB: 0 P: 15 | R: 1 E: 0 K: 2 S: 17 | H: 3 LOB: 2 BB: 0 P: 28 | R: 0 E: 0 K: 2 S: 10 | H: 0 LOB: 0 BB: 0 P: 14 | R: 1 E: 0 K: 2 S: 12 | H: 2 LOB: 1 BB: 0 P: 16 | R: 0 E: 0 K: 3 S: 9 | H: 0 LOB: 1 BB: 1 P: 18 | R: 0 E: 0 K: 2 S: 8 | H: 0 LOB: 0 BB: 0 P: 9 | R: 0 E: 0 K: 0 S: 11 | H: 1 LOB: 3 BB: 1 P: 18 | R: 0 E: 0 K: 0 S: 7 | H: 0 LOB: 0 BB: 1 P: 12 | 1B: 6 2B: 1 3B: 0 HR: 1 | SF: 0 SAC: 1 DP: 0 HBP: 0 | WP: 0 PB: 0 SB: 0 CS: 1 | PA: 44 |
| PITCHER | IP WLS BF H R ER SO BB IBB HBP BLK WP HR S P ERA WHIP | 37 Jeff Suppan, R ERA: 4.88 Matt Wise, R ERA: 2.97 Derrick Turnbow, R ERA: 3.79 Francisco Cordero, R ERA: 2.16 31 Dave Bush, R ERA: 5.08 | (1, 1) (7, 1) (8, 1) (9, 1) (10, 1) | 6.0 1.0 1.0 1.0 2.0 | WLS 3 0 0 0 | BF 25 0 0 8 | H 7 0 0 1 | R 3 0 0 0 | ER 3 0 0 0 | SO 7 1 0 2 | BB 0 0 0 0 | IBB 0 0 0 0 | HBP 0 0 0 0 | BLK 0 0 0 0 | WP 0 0 0 0 | HR 0 0 0 0 | S 67 8 9 18 | P 98 14 18 9 30 | ERA 4.50 0.00 1.000 0.000 0.000 | WHIP 1.167 0.000 1.000 0.000 1.500 | | | | |

Houston Astros @ Milwaukee Brewers
Miller Park, Milwaukee, WI
Wed Jun 27 2007, 1:05 PM CDT
Att: 31,862 - Roof Closed - 84 F

AB 39
R 3
H 8
RBI 3
BB 3
SO 13
LOB 19



| Batter | 1 | 2 | 3 | 4 | 5 | 6 | 7 | 8 | 9 | 10 | 11 | AB | R | H | RBI | BB | SO | LOB | BOTTOM | | | | | | | |
|---|---|---|--|----------------------------------|------------------------------|----------------------------------|------------------------------|----------------------------------|-------------------------------|----------------------------------|-------------------------------|----------------------------------|------------------------------|---------------------------------|------------------------------|----------------------------------|-------------------------------|---------------------------------|--|---|------------------------------|----------------------------------|----------------------------------|------------------------------------|----------------------------------|--------|
| 1 Corey Hart, R OBP: 0.391, SLG: 0.527 | F8 | P3 | | | 1-1 2B | | | | | G5-3 | | 5 | 1 | 1 | 0 | 0 | 1 | 2 | | | | | | | | |
| 7 J.J. Hardy, R OBP: 0.339, SLG: 0.510 | L3 | | | | G1-3 | | | | | G6-3 | | 5 | 0 | 0 | 0 | 0 | 0 | 1 | | | | | | | | |
| 8 Ryan Braun, R OBP: 0.371, SLG: 0.605 | F9 | | | | E5 | | | | | G4-3 | | 5 | 0 | 0 | 0 | 0 | 1 | 1 | | | | | | | | |
| 28 Prince Fielder, L OBP: 0.372, SLG: 0.622 | | | | | SF8 | | | | | L4 | | 4 | 1 | 1 | 1 | 0 | 0 | 0 | | | | | | | | |
| 2 Bill Hall, R OBP: 0.339, SLG: 0.455 | | | | | F9 | | | | | K | | 5 | 2 | 3 | 1 | 0 | 1 | 1 | | | | | | | | |
| Geoff Jenkins, L OBP: 0.344, SLG: 0.505 | | | | | L9 | | | | | CS | | 4 | 1 | 1 | 0 | 1 | 2 | 2 | | | | | | | | |
| Damian Miller, R OBP: 0.303, SLG: 0.354 | | | | | P2 | | | | | G6-3 | | 5 | 1 | 3 | 4 | 0 | 0 | 1 | | | | | | | | |
| 23 Rickie Weeks Jr., R OBP: 0.354, SLG: 0.441 | | | | | BB | | | | | F9 | | 2 | 0 | 0 | 0 | 1 | 1 | 1 | | | | | | | | |
| 37 Jeff Suppan, R ERA: 5.58 Chad Qualls, R ERA: 4.05 Dan Wheeler, R ERA: 5.19 Trever Miller, L ERA: 7.58 Dave Borkowski, R ERA: 5.12 | G6-3 | | | | G4-3 | | | | | L4 | | 2 | 0 | 0 | 0 | 0 | 0 | 4 | | | | | | | | |
| Inning Stats | R: 0 E: 0 K: 0 S: 10 | H: 0 LOB: 0 BB: 0 P: 15 | R: 2 E: 0 K: 1 S: 14 | H: 3 LOB: 2 BB: 1 P: 23 | R: 0 E: 0 K: 0 S: 9 | H: 0 LOB: 0 BB: 0 P: 13 | R: 0 E: 0 K: 0 S: 9 | H: 1 LOB: 2 BB: 0 P: 13 | R: 1 E: 1 K: 0 S: 10 | H: 1 LOB: 1 BB: 0 P: 15 | R: 0 E: 0 K: 3 S: 14 | H: 1 LOB: 1 BB: 0 P: 20 | R: 0 E: 0 K: 1 S: 6 | H: 0 LOB: 0 BB: 0 P: 8 | R: 0 E: 0 K: 1 S: 9 | H: 1 LOB: 0 BB: 0 P: 14 | R: 0 E: 0 K: 0 S: 5 | H: 0 LOB: 0 BB: 0 P: 8 | R: 0 E: 0 K: 1 S: 9 | H: 0 LOB: 0 BB: 1 P: 14 | R: 3 E: 0 K: 0 S: 7 | H: 2 LOB: 0 BB: 1 P: 13 | 1B: 3 2B: 5 3B: 0 HR: 1 | SF: 1 SAC: 0 DP: 0 HBP: 1 | WP: 0 PB: 0 SB: 0 CS: 1 | PA: 44 |
| PITCHER | IP WLS BF H R ER SO BB IBB HBP BLK WP HR S P ERA WHIP | 37 Jeff Suppan, R ERA: 5.58 Chad Qualls, R ERA: 4.05 Dan Wheeler, R ERA: 5.19 Trever Miller, L ERA: 7.58 Dave Borkowski, R ERA: 5.12 | (1, 1) (7, 1) (9, 1) (11, 1) (11, 1) | 6.0 2.0 2.0 0.1 0.0 | WLS 27 6 0 1 | BF 27 6 0 6 | H 6 0 0 0 | R 3 0 0 0 | ER 2 0 0 0 | SO 4 1 0 0 | BB 1 0 0 0 | IBB 0 0 0 0 | HBP 0 0 0 0 | BLK 0 0 0 0 | WP 0 0 0 0 | HR 0 0 0 0 | S 66 15 14 2 5 | P 99 22 22 2 11 | ERA 3.00 0.00 0.000 0.000 ∞ | WHIP 1.167 0.500 0.000 0.000 ∞ | | | | | | |

Houston Astros @ Milwaukee Brewers
Miller Park, Milwaukee, WI
Wed Jun 27 2007, 1:05 PM CDT
Att: 31,862 - Roof Closed - 84 F

AB 39
R 6
H 9
RBI 6
BB 2
SO 7
LOB 14



| Batter | 1 | 2 | 3 | 4 | 5 | 6 | 7 | 8 | 9 | AB | R | H | RBI | BB | SO | LOB | TOP | | | | | | | | | | |
|--|------------------------------|---------------------------------|------------------------------|---------------------------------|-------------------------------|----------------------------------|------------------------------|----------------------------------|------------------------------|---------------------------------|------------------------------|----------------------------------|------------------------------|----------------------------------|------------------------------|---------------------------------|-------------------------------|----------------------------------|----------------------------------|------------------------------------|----------------------------------|--------|--|--|--|--|--|
| 1 Corey Hart, R OBP: 0.388, SLG: 0.532 | G5-3 | | K | | | HR | | K | | 4 | 1 | 1 | 1 | 0 | 2 | 1 | | | | | | | | | | | |
| 7 J.J. Hardy, R OBP: 0.345, SLG: 0.515 | G6-3 | | | 1B | | F8 | | | 2B | 4 | 0 | 2 | 0 | 0 | 0 | 0 | | | | | | | | | | | |
| 8 Ryan Braun, R OBP: 0.388, SLG: 0.632 | G1-3 | | | 1B | | G4-3 | | F9 | | 4 | 0 | 1 | 0 | 0 | 0 | 1 | | | | | | | | | | | |
| 28 Prince Fielder, L OBP: 0.371, SLG: 0.614 | | F7 | | F8 | | G3-1 | | K | | 4 | 0 | 0 | 0 | 0 | 1 | 3 | | | | | | | | | | | |
| 2 Bill Hall, R OBP: 0.334, SLG: 0.448 | G6-3 | | | G6-4-3 | | | | K | | 4 | 0 | 0 | 0 | 0 | 2 | 3 | | | | | | | | | | | |
| Johnny Estrada, S OBP: 0.301, SLG: 0.426 | G3-1 | | | | G4-3 | | | K | | 3 | 0 | 0 | 0 | 0 | 1 | 0 | | | | | | | | | | | |
| Geoff Jenkins, L OBP: 0.344, SLG: 0.512 | | | K | | | | F7 | | | 3 | 0 | 1 | 0 | 0 | 1 | 0 | | | | | | | | | | | |
| 23 Rickie Weeks Jr., R OBP: 0.344, SLG: 0.420 | | | | BB | | G5-3 | | K | | 2 | 0 | 0 | 0 | 1 | 1 | 1 | | | | | | | | | | | |
| 31 Dave Bush, R OBP: 0.148, SLG: 0.192 | | | | SH1-4 | | | | P2 | | 1 | 0 | 0 | 0 | 0 | 1 | 1 | | | | | | | | | | | |
| Matt Wise, R | | | | | | | | | | 0 | 0 | 0 | 0 | 0 | 0 | 0 | | | | | | | | | | | |
| Craig Counsell, L OBP: 0.344, SLG: 0.337 | | | | | | | | | | 1 | 0 | 0 | 0 | 0 | 0 | 0 | | | | | | | | | | | |
| Brian Shouse, L | | | | | | | | | | 0 | 0 | 0 | 0 | 0 | 0 | 0 | | | | | | | | | | | |
| Inning Stats | R: 0 E: 0 K: 0 S: 6 | H: 0 LOB: 0 BB: 0 P: 9 | R: 0 E: 0 K: 0 S: 7 | H: 0 LOB: 0 BB: 0 P: 9 | R: 0 E: 0 K: 2 S: 11 | H: 0 LOB: 1 BB: 1 P: 19 | R: 0 E: 0 K: 0 S: 7 | H: 2 LOB: 1 BB: 0 P: 10 | R: 0 E: 0 K: 1 S: 6 | H: 1 LOB: 1 BB: 0 P: 9 | R: 1 E: 0 K: 0 S: 8 | H: 1 LOB: 0 BB: 0 P: 11 | R: 0 E: 0 K: 2 S: 9 | H: 0 LOB: 0 BB: 0 P: 10 | R: 0 E: 0 K: 2 S: 9 | H: 0 LOB: 0 BB: 0 P: 9 | R: 0 E: 0 K: 2 S: 12 | H: 1 LOB: 1 BB: 0 P: 14 | 1B: 2 2B: 1 3B: 1 HR: 1 | SF: 0 SAC: 1 DP: 1 HBP: 0 | WP: 0 PB: 0 SB: 0 CS: 0 | PA: 32 | | | | | |
| PITCHER | IP | WLS | BF | H | R | ER | SO | BB | IBB | HBP | BLK | WP | HR | S | P | ERA | WHIP | | | | | | | | | | |
| Jason Marquis, R ERA: 3.31 | 7.0 | W | 25 | 4 | 1 | 1 | 5 | 1 | 0 | 0 | 0 | 0 | 1 | 54 | 77 | 1.29 | 0.714 | | | | | | | | | | |
| 49 Carlos Marmol, R ERA: 1.13 | 2.0 | | 7 | 1 | 0 | 0 | 4 | 0 | 0 | 0 | 0 | 0 | 0 | 21 | 23 | 0.00 | 0.500 | | | | | | | | | | |

Milwaukee Brewers @ Chicago Cubs
Wrigley Field, Chicago, IL
Sun Jul 01 2007, 1:20 PM CDT
Att: 41,486 - Sunny - 67 F

| | |
|-----|----|
| AB | 30 |
| R | 1 |
| H | 5 |
| RBI | 1 |
| BB | 1 |
| SO | 9 |
| LOB | 10 |



| Batter | 1 | 2 | 3 | 4 | 5 | 6 | 7 | 8 | 9 | AB | R | H | RBI | BB | SO | LOB | BOTTOM | | | | | | | | | | |
|---|-------------------------------|----------------------------------|-------------------------------|----------------------------------|-------------------------------|----------------------------------|------------------------------|----------------------------------|------------------------------|---------------------------------|-------------------------------|----------------------------------|------------------------------|----------------------------------|------------------------------|----------------------------------|----------------------------------|------------------------------------|----------------------------------|--------|--|--|--|--|--|--|--|
| 12 Alfonso Soriano, R OBP: 0.352, SLG: 0.544 | G3-1 | | K | | | F7 | | | F9 | 4 | 0 | 0 | 0 | 0 | 1 | 3 | | | | | | | | | | | |
| 2 Ryan Theriot, R OBP: 0.323, SLG: 0.346 | 2B | | | 2B | | G4-3 | | | 2B | 4 | 3 | 3 | 0 | 0 | 0 | 0 | | | | | | | | | | | |
| 25 Derrek Lee, R OBP: 0.419, SLG: 0.505 | 1B | | | 1B | | F9 | | | 1B | 4 | 2 | 3 | 1 | 0 | 0 | 0 | | | | | | | | | | | |
| 16 Aramis Ramirez, R OBP: 0.354, SLG: 0.566 | 2B | | | E5 | | F7 | | | G4-6-3 | 4 | 0 | 1 | 2 | 0 | 0 | 2 | | | | | | | | | | | |
| Mark DeRosa, R OBP: 0.362, SLG: 0.453 | K | | | 1B | | G5-3 | | | F8 | 4 | 0 | 1 | 1 | 0 | 1 | 1 | | | | | | | | | | | |
| 17 Mike Fontenot, L OBP: 0.404, SLG: 0.655 | F8 | | | K | | | | | G4-3 | 4 | 0 | 0 | 0 | 0 | 1 | 3 | | | | | | | | | | | |
| 29 Ángel Pagán, S OBP: 0.330, SLG: 0.459 | | G4-3 | | G3 | | | | | K | 3 | 0 | 0 | 0 | 1 | 1 | 2 | | | | | | | | | | | |
| Koyie Hill, S OBP: 0.269, SLG: 0.289 | | E3 | | F9 | | | | | BB | 2 | 0 | 0 | 0 | 2 | 0 | 2 | | | | | | | | | | | |
| Jason Marquis, L OBP: 0.179, SLG: 0.289 | | | | | | | | | BB | 2 | 0 | 0 | 0 | 0 | 2 | 1 | | | | | | | | | | | |
| 49 Carlos Marmol, R | | | | | | | | | FC6-4 | 1 | 0 | 0 | 0 | 0 | 0 | 1 | | | | | | | | | | | |
| Inning Stats | R: 2 E: 0 K: 1 S: 15 | H: 3 LOB: 1 BB: 0 P: 22 | R: 0 E: 1 K: 2 S: 11 | H: 0 LOB: 1 BB: 0 P: 15 | R: 2 E: 1 K: 1 S: 16 | H: 3 LOB: 2 BB: 0 P: 20 | R: 0 E: 0 K: 1 S: 9 | H: 0 LOB: 0 BB: 0 P: 11 | R: 0 E: 0 K: 0 S: 6 | H: 0 LOB: 2 BB: 2 P: 8 | R: 0 E: 0 K: 0 S: 11 | H: 0 LOB: 0 BB: 2 P: 22 | R: 1 E: 0 K: 0 S: 8 | H: 2 LOB: 0 BB: 0 P: 15 | R: 0 E: 0 K: 1 S: 9 | H: 0 LOB: 1 BB: 1 P: 15 | 1B: 4 2B: 4 3B: 0 HR: 0 | SF: 0 SAC: 1 DP: 1 HBP: 0 | WP: 0 PB: 0 SB: 0 CS: 0 | PA: 36 | | | | | | | |
| PITCHER | IP | WLS | BF | H | R | ER | SO | BB | IBB | HBP | BLK | WP | HR | S | P | ERA | WHIP | | | | | | | | | | |
| 31 Dave Bush, R ERA: 5.11 | 6.0 | L | 28 | 6 | 4 | 4 | 5 | 2 | 0 | 0 | 0 | 0 | 0 | 68 | 98 | 6.00 | 1.333 | | | | | | | | | | |
| Matt Wise, R ERA: 3.09 | 1.0 | | 4 | 2 | 1 | 1 | 0 | 0 | 0 | 0 | 0 | 0 | 0 | 8 | 15 | 9.00 | 2.000 | | | | | | | | | | |
| Brian Shouse, L ERA: 3.2 | 1.0 | | 4 | 0 | 0 | 0 | 1 | 1 | 0 | 0 | 0 | 0 | 0 | 9 | 15 | 0.00 | 1.000 | | | | | | | | | | |

Milwaukee Brewers @ Chicago Cubs
Wrigley Field, Chicago, IL
Sun Jul 01 2007, 1:20 PM CDT
Att: 41,486 - Sunny - 67 F

| | |
|-----|----|
| AB | 32 |
| R | 5 |
| H | 8 |
| RBI | 4 |
| BB | 3 |
| SO | 6 |
| LOB | 15 |



| Batter | 1 | 2 | 3 | 4 | 5 | 6 | 7 | 8 | 9 | AB | R | H | RBI | BB | SO | LOB | TOP | | | |
|--|---|---------------------------------|-------------------------------|----------------------------------|------------------------------|----------------------------------|-------------------------------|----------------------------------|------------------------------|----------------------------------|-------------------------------|----------------------------------|------------------------------|----------------------------------|-------------------------------|----------------------------------|---|------------------------------------|-------------------------|--------|
| 1 Corey Hart, R OBP: 0.384, SLG: 0.529 | L6 | | F7 | | L8 | | 7 1B | K | | 5 | 1 | 1 | 1 | 0 | 1 | 0 | Milwaukee Brewers @ Pittsburgh Pirates PNC Park, Pittsburgh, PA Mon Jul 02 2007, 7:05 PM EDT Att: 14,455 - Clear - 76 F | | | |
| 7 J.J. Hardy, R OBP: 0.344, SLG: 0.511 | F9 | | G1-3 | | HBP | | 8 2B | F8 | | 4 | 1 | 1 | 1 | 0 | 0 | 0 | | | | |
| 8 Ryan Braun, R OBP: 0.382, SLG: 0.616 | F7 | | K | | FC6-4 | | K | | | 5 | 0 | 1 | 0 | 0 | 2 | 2 | | | | |
| 28 Prince Fielder, L OBP: 0.372, SLG: 0.608 Craig Counsell, L OBP: 0.344, SLG: 0.337 | | F9 | | K | K | | 2 2B | F9 | | 3 | 2 | 0 | 0 | 2 | 2 | 2 | | | | |
| 2 Bill Hall, R OBP: 0.342, SLG: 0.456 | | G5-3 | | HR | | | P4 | | | 4 | 2 | 3 | 1 | 1 | 0 | 0 | | | | |
| Geoff Jenkins, L OBP: 0.341, SLG: 0.502 | | F9 | | P5 | | | K | | | 4 | 1 | 0 | 0 | 1 | 1 | 3 | | | | |
| Damian Miller, R OBP: 0.330, SLG: 0.448 | | G5-3 | | HR | | | G5-3 | | | 5 | 2 | 4 | 7 | 0 | 0 | 0 | | | | |
| 9 Tony Graffanino, R OBP: 0.324, SLG: 0.399 | | G5-3 | | | | | | | | 4 | 1 | 2 | 0 | 0 | 0 | 3 | | | | |
| 37 Jeff Suppan, R OBP: 0.139, SLG: 0.088 12 Carlos Villanueva, R OBP: 0.139, SLG: 0.088 | | K | | G6-3 | | | SH1-4 | | | 2 | 0 | 0 | 0 | 0 | 1 | 3 | | | | |
| | | | | | | | | | | 1 | 0 | 0 | 0 | 0 | 0 | 1 | | | | |
| Inning Stats | R: 0 E: 0 K: 0 S: 5 | H: 0 LOB: 0 BB: 0 P: 9 | R: 1 E: 0 K: 1 S: 13 | H: 1 LOB: 2 BB: 2 P: 31 | R: 0 E: 0 K: 1 S: 9 | H: 0 LOB: 0 BB: 0 P: 14 | R: 2 E: 0 K: 1 S: 11 | H: 2 LOB: 1 BB: 0 P: 16 | R: 0 E: 0 K: 1 S: 9 | H: 0 LOB: 0 BB: 0 P: 13 | R: 7 E: 0 K: 1 S: 21 | H: 6 LOB: 1 BB: 2 P: 37 | R: 0 E: 0 K: 1 S: 9 | H: 1 LOB: 1 BB: 0 P: 13 | R: 0 E: 0 K: 0 S: 11 | H: 2 LOB: 1 BB: 0 P: 15 | 1B: 8 2B: 2 3B: 0 HR: 2 | SF: 0 SAC: 1 DP: 0 HBP: 2 | WP: 0 PB: 1 CS: 1 | PA: 44 |
| PITCHER | IP WLS BF H R ER SO BB IBB HBP BLK WP HR S P ERA WHIP | | | | | | | | | | | | | | | | | | | |
| 47 John Van Benschoten, R ERA: 3.92 | 6.0 | 25 | 3 | 3 | 3 | 5 | 2 | 0 | 2 | 0 | 0 | 0 | 1 | 58 | 100 | 4.50 | 0.833 | | | |
| Masumi Kuwata, R ERA: 7.94 | 0.2 | L | 9 | 5 | 7 | 7 | 1 | 0 | 2 | 0 | 0 | 0 | 1 | 15 | 29 | 94.50 | 7.500 | | | |
| John Wasdin, R ERA: 5.71 | 2.1 | | 10 | 4 | 0 | 0 | 1 | 0 | 0 | 0 | 0 | 0 | 0 | 26 | 36 | 0.00 | 1.714 | | | |

| Batter | 1 | 2 | 3 | 4 | 5 | 6 | 7 | 8 | 9 | AB | R | H | RBI | BB | SO | LOB | BOTTOM | | | | | |
|--|---|----------------------------------|------------------------------|----------------------------------|-------------------------------|----------------------------------|-------------------------------|----------------------------------|-------------------------------|----------------------------------|------------------------------|---------------------------------|-------------------------------|----------------------------------|------------------------------|----------------------------------|---|----------------------------------|----------------------------------|------------------------------------|-------------------------|--------|
| 13 Nate McLouth, L OBP: 0.318, SLG: 0.371 | G4-3 | | | | 1B | | P3 | | K | 5 | 2 | 3 | 1 | 0 | 1 | 2 | Milwaukee Brewers @ Pittsburgh Pirates PNC Park, Pittsburgh, PA Mon Jul 02 2007, 7:05 PM EDT Att: 14,455 - Clear - 76 F | | | | | |
| José Bautista, R OBP: 0.349, SLG: 0.418 | G4-3 | | | | 2B | | K | | | 3 | 0 | 1 | 0 | 1 | 1 | 1 | | | | | | |
| 12 Freddy Sanchez, R OBP: 0.327, SLG: 0.371 Matt Kata, S OBP: 0.250, SLG: 0.300 | G6-3 | | | | SF8 | | | G6-3 | | 3 | 0 | 0 | 2 | 0 | 1 | 2 | | | | | | |
| 25 Adam LaRoche, L OBP: 0.315, SLG: 0.405 Josh Phelps, R OBP: 0.357, SLG: 0.368 | G4-3 | | | | L8 | | | K | | 0 | 0 | 0 | 0 | 0 | 0 | 0 | | | | | | |
| Xavier Nady, R OBP: 0.325, SLG: 0.473 | F7 | | | | G5-3 | | | L4 | | 4 | 0 | 0 | 0 | 0 | 1 | 2 | | | | | | |
| Jason Bay, R OBP: 0.334, SLG: 0.440 | F8 | | | | F8 | | G6-3 | | F8 | 4 | 0 | 0 | 0 | 0 | 0 | 0 | | | | | | |
| 41 Ryan Doumit, S OBP: 0.376, SLG: 0.477 Masumi Kuwata, R ERA: 4.9 John Wasdin, R ERA: 5.71 Rajai Davis, R OBP: 0.300, SLG: 0.265 | G1-3 | | | | HBP | | K | | | 2 | 0 | 0 | 0 | 0 | 1 | 0 | | | | | | |
| 2 Jack Wilson, R OBP: 0.311, SLG: 0.357 | | | | | L8 | | F7 | | F8 | 4 | 0 | 0 | 0 | 0 | 1 | 2 | | | | | | |
| 47 John Van Benschoten, R ERA: 3.92 26 Ronny Paulino, R OBP: 0.279, SLG: 0.351 | | | | | G6-3 | | K | | | 1 | 1 | 0 | 0 | 1 | 0 | 0 | | | | | | |
| | | | | | | | | | | 2 | 0 | 1 | 0 | 0 | 1 | 0 | | | | | | |
| Inning Stats | R: 1 E: 0 K: 0 S: 8 | H: 1 LOB: 0 BB: 0 P: 11 | R: 0 E: 0 K: 0 S: 8 | H: 0 LOB: 0 BB: 0 P: 13 | R: 1 E: 0 K: 1 S: 19 | H: 1 LOB: 2 BB: 2 P: 34 | R: 0 E: 0 K: 2 S: 14 | H: 0 LOB: 1 BB: 0 P: 24 | R: 1 E: 0 K: 0 S: 15 | H: 3 LOB: 2 BB: 0 P: 24 | R: 0 E: 0 K: 1 S: 5 | H: 0 LOB: 0 BB: 0 P: 6 | R: 0 E: 0 K: 2 S: 10 | H: 0 LOB: 0 BB: 0 P: 17 | R: 0 E: 0 K: 1 S: 6 | H: 0 LOB: 0 BB: 0 P: 10 | R: 0 E: 0 K: 1 S: 12 | H: 2 LOB: 2 BB: 0 P: 15 | 1B: 5 2B: 2 3B: 0 HR: 0 | SF: 1 SAC: 0 DP: 0 HBP: 1 | WP: 0 PB: 0 CS: 0 | PA: 37 |
| PITCHER | IP WLS BF H R ER SO BB IBB HBP BLK WP HR S P ERA WHIP | | | | | | | | | | | | | | | | | | | | | |
| 37 Jeff Suppan, R ERA: 4.9 | 5.0 | | 23 | 5 | 3 | 3 | 3 | 0 | 0 | 1 | 0 | 0 | 0 | 64 | 106 | 5.40 | 1.400 | | | | | |
| 12 Carlos Villanueva, R ERA: 2.64 | 4.0 | W | 14 | 2 | 0 | 0 | 5 | 0 | 0 | 0 | 0 | 0 | 0 | 33 | 48 | 0.00 | 0.500 | | | | | |

| Batter | 1 | 2 | 3 | 4 | 5 | 6 | 7 | 8 | 9 | AB | R | H | RBI | BB | SO | LOB | TOP | | | | | | | | |
|--|---|---|---|---|---|---|---|---|---|---|---|---|---|---|---|---|---|---|---|---|---|---|---|---|---|
| 1 Corey Hart, R OBP: 0.384, SLG: 0.529 | 2-1 SH3 8 1B | 1-2 HBP | | 3-3 K | | 0-1 F9 | | | 1-2 G5-3 | 4 | 1 | 1 | 0 | 0 | 1 | 1 | Milwaukee Brewers @ Pittsburgh Pirates PNC Park, Pittsburgh, PA Tue Jul 03 2007, 4:05 PM EDT Att: 25,416 - Sunny - 80 F | | | | | | | | |
| Craig Counsell, L OBP: 0.347, SLG: 0.337 | 1-1 SH3 | 3-2 L3 | | 4-0 BB | | | 1-1 P4 | 0-1 8 1B | 0-1 8 1B | 3 | 0 | 1 | 0 | 1 | 0 | 3 | | | | | | | | | |
| 8 Ryan Braun, R OBP: 0.382, SLG: 0.608 | 0-1 2B G1-3 | | 3-1 1B | 0-0 F8 | | | 2-3 K | 1-1 F9 | 1-2 F9 | 5 | 0 | 2 | 1 | 0 | 1 | 3 | | | | | | | | | |
| 28 Prince Fielder, L OBP: 0.367, SLG: 0.600 | 1-1 G1-3 | | 3-2 F8 | | 1-0 P6 | | 1-3 K | | | 4 | 0 | 0 | 0 | 0 | 1 | 2 | | | | | | | | | |
| 2 Bill Hall, R OBP: 0.338, SLG: 0.449 | 0-0 G6-3 | | 2-3 SAFE SAFE K | 1-2 K | 2-2 F8 | | 1-3 K | | | 4 | 0 | 0 | 0 | 0 | 2 | 2 | | | | | | | | | |
| Johnny Estrada, S OBP: 0.307, SLG: 0.435 | | 3-2 SH5-4 23 1B | 0-0 F8 | | 0-0 1B | | 0-0 2B | | | 4 | 0 | 3 | 0 | 0 | 0 | 1 | | | | | | | | | |
| Kevin Mench, R OBP: 0.287, SLG: 0.435 | | 1-1 F8 | | 1-1 HR | 2-1 G4-3 | | 1-3 K | | | 4 | 1 | 1 | 1 | 0 | 1 | 3 | | | | | | | | | |
| 23 Rickie Weeks Jr., R OBP: 0.343, SLG: 0.416 | | 2-2 SH5-4 39 1B | 0-0 F8 | | 3-2 P5 | | 3-2 P4 | | | 4 | 0 | 1 | 0 | 0 | 0 | 1 | | | | | | | | | |
| 39 Chris Capuano, L OBP: 0.318, SLG: 0.429 | | 0-0 SH5-4 | | 0-0 BB 1B | | 0-0 P3 | | 0-3 K | | 1 | 0 | 1 | 0 | 0 | 0 | 0 | | | | | | | | | |
| 49 Yovani Gallardo, R OBP: 0.222, SLG: 0.250 | | | | | | | | | | 1 | 0 | 0 | 0 | 0 | 0 | 0 | | | | | | | | | |
| 50 Chris Spurling, R OBP: 0.322, SLG: 0.396 | | | | | | | | | | 0 | 0 | 0 | 0 | 0 | 0 | 0 | | | | | | | | | |
| 9 Tony Graffanino, R OBP: 0.322, SLG: 0.396 | | | | | | | | | | 1 | 0 | 0 | 0 | 0 | 1 | 0 | | | | | | | | | |
| Inning Stats | R: 1 E: 0 K: 0 S: 9 | H: 2 LOB: 1 BB: 0 P: 13 | R: 0 E: 0 K: 0 S: 16 | H: 2 LOB: 3 BB: 0 P: 26 | R: 0 E: 0 K: 1 S: 13 | H: 1 LOB: 1 BB: 0 P: 21 | R: 1 E: 0 K: 1 S: 8 | H: 2 LOB: 2 BB: 1 P: 16 | R: 0 E: 0 K: 0 S: 7 | H: 1 LOB: 1 BB: 0 P: 12 | R: 0 E: 0 K: 2 S: 6 | H: 0 LOB: 0 BB: 0 P: 9 | R: 0 E: 0 K: 2 S: 9 | H: 0 LOB: 0 BB: 0 P: 13 | R: 0 E: 0 K: 2 S: 11 | H: 1 LOB: 1 BB: 0 P: 16 | R: 0 E: 0 K: 1 S: 12 | H: 1 LOB: 1 BB: 0 P: 14 | 1B: 7 2B: 2 3B: 0 HR: 1 | SF: 0 SAC: 2 DP: 0 HBP: 1 | WP: 0 PB: 0 SB: 1 CS: 0 | PA: 39 | | | |
| PITCHER | IP WLS BF H R ER SO BB IBB HBP BLK WP HR S P ERA WHIP | IP WLS BF H R ER SO BB IBB HBP BLK WP HR S P ERA WHIP | IP WLS BF H R ER SO BB IBB HBP BLK WP HR S P ERA WHIP | IP WLS BF H R ER SO BB IBB HBP BLK WP HR S P ERA WHIP | IP WLS BF H R ER SO BB IBB HBP BLK WP HR S P ERA WHIP | IP WLS BF H R ER SO BB IBB HBP BLK WP HR S P ERA WHIP | IP WLS BF H R ER SO BB IBB HBP BLK WP HR S P ERA WHIP | IP WLS BF H R ER SO BB IBB HBP BLK WP HR S P ERA WHIP | IP WLS BF H R ER SO BB IBB HBP BLK WP HR S P ERA WHIP | IP WLS BF H R ER SO BB IBB HBP BLK WP HR S P ERA WHIP | IP WLS BF H R ER SO BB IBB HBP BLK WP HR S P ERA WHIP | IP WLS BF H R ER SO BB IBB HBP BLK WP HR S P ERA WHIP | IP WLS BF H R ER SO BB IBB HBP BLK WP HR S P ERA WHIP | IP WLS BF H R ER SO BB IBB HBP BLK WP HR S P ERA WHIP | IP WLS BF H R ER SO BB IBB HBP BLK WP HR S P ERA WHIP | IP WLS BF H R ER SO BB IBB HBP BLK WP HR S P ERA WHIP | IP WLS BF H R ER SO BB IBB HBP BLK WP HR S P ERA WHIP | IP WLS BF H R ER SO BB IBB HBP BLK WP HR S P ERA WHIP | IP WLS BF H R ER SO BB IBB HBP BLK WP HR S P ERA WHIP | IP WLS BF H R ER SO BB IBB HBP BLK WP HR S P ERA WHIP | IP WLS BF H R ER SO BB IBB HBP BLK WP HR S P ERA WHIP | IP WLS BF H R ER SO BB IBB HBP BLK WP HR S P ERA WHIP | IP WLS BF H R ER SO BB IBB HBP BLK WP HR S P ERA WHIP | IP WLS BF H R ER SO BB IBB HBP BLK WP HR S P ERA WHIP | IP WLS BF H R ER SO BB IBB HBP BLK WP HR S P ERA WHIP |

| | |
|-----|----|
| AB | 35 |
| R | 2 |
| H | 10 |
| RBI | 2 |
| BB | 1 |
| SO | 7 |
| LOB | 16 |



| Batter | 1 | 2 | 3 | 4 | 5 | 6 | 7 | 8 | 9 | AB | R | H | RBI | BB | SO | LOB | BOTTOM | | | | | | | | |
|---|---|---|---|---|---|---|---|---|---|---|---|---|---|---|---|---|---|---|---|---|---|---|---|---|---|
| Rajai Davis, R OBP: 0.341, SLG: 0.324 | 3-2 FC6-4 1B | | 1-2 12 E G4-3 2B | 4-2 12 F9 1B | 0-2 F9 | | 1-0 F7 | | | 3 | 1 | 2 | 0 | 1 | 0 | 2 | Milwaukee Brewers @ Pittsburgh Pirates PNC Park, Pittsburgh, PA Tue Jul 03 2007, 4:05 PM EDT Att: 25,416 - Sunny - 80 F | | | | | | | | |
| Damaso Marte, L OBP: 0.247, SLG: 0.296 | 2-2 FC6-4 25 S | | 1-1 E6 G4-3 12 E | 0-2 25 BB | 2-3 K | | 1-1 F8 | | | 5 | 0 | 1 | 1 | 0 | 1 | 4 | | | | | | | | | |
| Shawn Chacon, R OBP: 0.300, SLG: 0.300 | 0-2 F9 | | 2-2 E5 G4-3 | 0-0 F9 | | 0-2 25 2B | 0-1 G4-3 | | | 5 | 1 | 1 | 0 | 0 | 0 | 5 | | | | | | | | | |
| 55 Matt Capps, R OBP: 1.000, SLG: 1.000 | 3-2 F8 | | 2-3 K | 4-2 BB | | 1-2 F8 26 G3-1 | | 2-2 F7 | | 4 | 1 | 1 | 1 | 1 | 1 | 4 | | | | | | | | | |
| Jose Bautista, R OBP: 0.346, SLG: 0.414 | 1-2 FC6-4 25 S | | 1-1 E6 G4-3 12 E | 0-2 25 BB | 2-3 K | | 1-1 F8 | | | 4 | 1 | 0 | 1 | 1 | 2 | 5 | | | | | | | | | |
| Jason Bay, R OBP: 0.332, SLG: 0.435 | | 1-3 K | 0-2 G4-3 | 1-3 K | | 4-1 26 G3-1 | | 2-0 G5-3 | | 4 | 1 | 0 | 1 | 1 | 2 | 5 | | | | | | | | | |
| Xavier Nady, R OBP: 0.330, SLG: 0.485 | | 0-0 3B | 2-2 26 FC5-4 HBP | | 1-2 E8 26 SF9 | | 0-0 F8 | | 0-3 K | 4 | 1 | 2 | 0 | 0 | 1 | 2 | | | | | | | | | |
| 26 Ronny Paulino, R OBP: 0.275, SLG: 0.346 | | 1-0 L1-3 | 1-2 FC5-4 | | 0-1 SF9 | | 0-1 G3-1 | | | 3 | 0 | 0 | 2 | 0 | 0 | 5 | | | | | | | | | |
| 2 Jack Wilson, R OBP: 0.320, SLG: 0.371 | | 4-0 IBB | | 3-1 SH5-4 1B | 3-H F9 E | | 3-H F9 E | | | 3 | 1 | 3 | 1 | 1 | 0 | 0 | | | | | | | | | |
| Shane Youman, L OBP: 0.315, SLG: 0.367 | | 0-3 K | 2-1 SH5-4 | | 0-1 FC1 F9 | | 3-1 G4-3 | | | 2 | 0 | 0 | 0 | 0 | 1 | 3 | | | | | | | | | |
| Inning Stats | R: 0 E: 0 K: 0 S: 15 | H: 1 LOB: 1 BB: 0 P: 23 | R: 0 E: 0 K: 2 S: 8 | H: 1 LOB: 1 BB: 1 P: 14 | R: 1 E: 0 K: 1 S: 20 | H: 1 LOB: 1 BB: 0 P: 29 | R: 1 E: 0 K: 1 S: 16 | H: 2 LOB: 2 BB: 1 P: 19 | R: 3 E: 0 K: 0 S: 14 | H: 3 LOB: 1 BB: 1 P: 23 | R: 0 E: 0 K: 0 S: 5 | H: 0 LOB: 0 BB: 0 P: 7 | R: 0 E: 0 K: 1 S: 7 | H: 0 LOB: 0 BB: 0 P: 11 | 1B: 5 2B: 3 3B: 2 HR: 0 | SF: 1 SAC: 1 DP: 0 HBP: 1 | WP: 0 PB: 0 SB: 1 CS: 0 | PA: 42 | | | | | | | |
| PITCHER | IP WLS BF H R ER SO BB IBB HBP BLK WP HR S P ERA WHIP | IP WLS BF H R ER SO BB IBB HBP BLK WP HR S P ERA WHIP | IP WLS BF H R ER SO BB IBB HBP BLK WP HR S P ERA WHIP | IP WLS BF H R ER SO BB IBB HBP BLK WP HR S P ERA WHIP | IP WLS BF H R ER SO BB IBB HBP BLK WP HR S P ERA WHIP | IP WLS BF H R ER SO BB IBB HBP BLK WP HR S P ERA WHIP | IP WLS BF H R ER SO BB IBB HBP BLK WP HR S P ERA WHIP | IP WLS BF H R ER SO BB IBB HBP BLK WP HR S P ERA WHIP | IP WLS BF H R ER SO BB IBB HBP BLK WP HR S P ERA WHIP | IP WLS BF H R ER SO BB IBB HBP BLK WP HR S P ERA WHIP | IP WLS BF H R ER SO BB IBB HBP BLK WP HR S P ERA WHIP | IP WLS BF H R ER SO BB IBB HBP BLK WP HR S P ERA WHIP | IP WLS BF H R ER SO BB IBB HBP BLK WP HR S P ERA WHIP | IP WLS BF H R ER SO BB IBB HBP BLK WP HR S P ERA WHIP | IP WLS BF H R ER SO BB IBB HBP BLK WP HR S P ERA WHIP | IP WLS BF H R ER SO BB IBB HBP BLK WP HR S P ERA WHIP | IP WLS BF H R ER SO BB IBB HBP BLK WP HR S P ERA WHIP | IP WLS BF H R ER SO BB IBB HBP BLK WP HR S P ERA WHIP | IP WLS BF H R ER SO BB IBB HBP BLK WP HR S P ERA WHIP | IP WLS BF H R ER SO BB IBB HBP BLK WP HR S P ERA WHIP | IP WLS BF H R ER SO BB IBB HBP BLK WP HR S P ERA WHIP | IP WLS BF H R ER SO BB IBB HBP BLK WP HR S P ERA WHIP | IP WLS BF H R ER SO BB IBB HBP BLK WP HR S P ERA WHIP | IP WLS BF H R ER SO BB IBB HBP BLK WP HR S P ERA WHIP | IP WLS BF H R ER SO BB IBB HBP BLK WP HR S P ERA WHIP |

| | |
|-----|----|
| AB | 35 |
| R | 6 |
| H | 10 |
| RBI | 6 |
| BB | 4 |
| SO | 6 |
| LOB | 31 |



| Batter | 1 | 2 | 3 | 4 | 5 | 6 | 7 | 8 | 9 | AB | R | H | RBI | BB | SO | LOB | TOP | | | |
|--|---|---|--------------------------------------|---------------------------------|--------------------------------------|--------------------------|--------------------------------------|---------------------------------|--------------------------------------|----------------------------------|---------------------------------------|----------------------------------|---------------------------------------|----------------------------------|---------------------------------------|----------------------------------|----------------------------------|------------------------------------|----------------------------------|--------|
| 1 Corey Hart, R OBP: 0.382, SLG: 0.524 | 0-1 1B 8 HR | 0-0 F8 | | | 2-2 G5-3 | | 1-2 F9 | | | 4 | 1 | 1 | 0 | 0 | 0 | 1 | | | | |
| Craig Counsell, L OBP: 0.345, SLG: 0.335 | 1-1 1B 8 HR | 2-0 G3 | | | 0-1 F8 | | | 1-1 G3 | | 4 | 1 | 1 | 0 | 0 | 0 | 0 | | | | |
| 8 Ryan Braun, R OBP: 0.385, SLG: 0.626 | 1-2 HR | | 1-1 1B 26 CS | | 0-0 G6-3 | | | 2-2 F8 | | 4 | 1 | 2 | 3 | 0 | 0 | 0 | | | | |
| 28 Prince Fielder, L OBP: 0.372, SLG: 0.604 | 1-1 1B 18 1B | | 4-2 1B G3-6-3 | | 1-2 1B | | | 3-3 K | | 3 | 0 | 2 | 0 | 1 | 1 | 0 | | | | |
| Johnny Estrada, S OBP: 0.310, SLG: 0.439 | 0-1 F7 | | 0-0 G3-6-3 | | 0-1 2B | | | 0-2 G6-3 | | 4 | 0 | 2 | 0 | 0 | 0 | 2 | | | | |
| Geoff Jenkins, L OBP: 0.335, SLG: 0.493 | 1-3 K | | | 1-0 F8 | | 1-1 G4-6-3 | | 0-2 G6-3 | | 4 | 0 | 0 | 0 | 0 | 1 | 4 | | | | |
| 18 Gabe Gross, L OBP: 0.344, SLG: 0.382 | 0-0 1B | | | 0-0 G3 | | | 2-2 FC6-5 9 WP | 0-1 F7 | | 4 | 0 | 2 | 0 | 0 | 0 | 1 | | | | |
| 23 Rickie Weeks Jr., R OBP: 0.337, SLG: 0.408 | 2-2 K | | 2-3 K | | 0-3 K | | | 0-1 F8 | | 4 | 0 | 0 | 0 | 0 | 3 | 4 | | | | |
| 46 Claudio Vargas, R OBP: 0.087, SLG: 0.130 | | 0-1 G5-3 | | | 1-0 P6 | | 2-1 FC6-5 1 WP | | | 2 | 0 | 0 | 0 | 0 | 0 | 0 | | | | |
| 9 Tony Graffanino, R OBP: 0.321, SLG: 0.394 | | | | | | | | | | 1 | 0 | 0 | 0 | 0 | 0 | 1 | | | | |
| Matt Wise, R OBP: 0.335, SLG: 0.493 | | | | | | | | | | 0 | 0 | 0 | 0 | 0 | 0 | 0 | | | | |
| Inning Stats | R: 3 H: 5 E: 0 K: 2 S: 22 | H: 5 LOB: 2 BB: 0 P: 29 | R: 0 H: 0 E: 0 K: 0 S: 4 | H: 0 LOB: 0 BB: 0 P: 6 | R: 0 H: 1 E: 0 K: 0 S: 5 | LOB: 1 BB: 1 P: 10 | R: 0 H: 0 E: 0 K: 1 S: 5 | H: 0 LOB: 0 BB: 0 P: 8 | R: 0 H: 2 E: 0 K: 0 S: 8 | H: 1 LOB: 1 BB: 0 P: 10 | R: 0 H: 1 E: 0 K: 1 S: 12 | H: 0 LOB: 1 BB: 0 P: 17 | R: 0 H: 0 E: 0 K: 1 S: 11 | H: 1 LOB: 1 BB: 0 P: 11 | R: 0 H: 1 E: 0 K: 0 S: 11 | H: 1 LOB: 1 BB: 0 P: 11 | 1B: 7 2B: 2 3B: 0 HR: 1 | SF: 0 SAC: 0 DP: 2 HBP: 0 | WP: 2 PB: 0 SB: 0 CS: 1 | PA: 35 |
| PITCHER | IP WLS BF H R ER SO BB IBB HBP BLK WP HR S P ERA WHIP | IP WLS BF H R ER SO BB IBB HBP BLK WP HR S P ERA WHIP | | | | | | | | | | | | | | | | | | |
| 45 Ian Snell, R ERA: 2.93 | (1, 1) 8.0 W 31 9 3 3 5 1 0 0 0 2 1 73 106 3.38 1.250 | | | | | | | | | | | | | | | | | | | |
| 55 Matt Capps, R ERA: 2.47 | (9, 1) 1.0 S 4 1 0 0 0 0 0 0 0 0 0 0 11 11 0.00 1.000 | | | | | | | | | | | | | | | | | | | |

Milwaukee Brewers @ Pittsburgh Pirates
PNC Park, Pittsburgh, PA
Wed Jul 04 2007, 4:05 PM EDT
Att: 35,878 - Cloudy - 78 F

AB 34
R 3
H 10
RBI 3
BB 1
SO 5
LOB 13



| Batter | 1 | 2 | 3 | 4 | 5 | 6 | 7 | 8 | 9 | AB | R | H | RBI | BB | SO | LOB | BOTTOM | | | |
|--|--|---|---------------------------------------|----------------------------------|--------------------------------------|---------------------------------|---------------------------------------|----------------------------------|--------------------------------------|----------------------------------|---------------------------------------|----------------------------------|--------------------------------------|----------------------------------|--------------------------------------|----------------------------------|----------------------------------|------------------------------------|----------------------------------|--------|
| 13 Nate McLouth, L OBP: 0.313, SLG: 0.382 | 3-2 SF8 3B | | 0-2 F8 | | 0-1 F8 | | 2-2 G4-3 | | | 4 | 1 | 1 | 0 | 0 | 0 | 0 | | | | |
| José Bautista, R OBP: 0.342, SLG: 0.410 | 2-2 SF8 | | 0-0 F8 | | 2-2 F8 | | | 1-1 L7 | | 3 | 0 | 0 | 1 | 0 | 0 | 0 | | | | |
| 12 Freddy Sanchez, R OBP: 0.324, SLG: 0.367 | 3-H L6 | | 1-3 K | | 0-0 25 HR 1B | | | 2-2 G5-3 | | 4 | 1 | 1 | 0 | 0 | 1 | 0 | | | | |
| 25 Adam LaRoche, L OBP: 0.322, SLG: 0.419 | 0-1 1B | | | 4-2 41 HR BB | | 3-0 HR | | 3-2 G4-3 | | 3 | 2 | 2 | 2 | 1 | 0 | 0 | | | | |
| 41 Ryan Doumit, S OBP: 0.381, SLG: 0.497 | 1-0 P4 | | | 2-0 HR | | 4-1 26 CS BB | | | | 2 | 1 | 1 | 2 | 1 | 0 | 1 | | | | |
| Xavier Nady, R OBP: 0.330, SLG: 0.483 | | 1-2 26 FC6-4 1B | | 2-2 F8 | | 0-2 K | | | | 3 | 0 | 1 | 0 | 0 | 1 | 1 | | | | |
| 26 Ronny Paulino, R OBP: 0.272, SLG: 0.342 | | 0-0 FC6-4 2 G5-3 | | 0-3 K | | 0-1 F9 | | | | 3 | 0 | 0 | 0 | 0 | 1 | 2 | | | | |
| 2 Jack Wilson, R OBP: 0.317, SLG: 0.367 | | 3-2 G5-3 | | 2-0 P3 | | | 1-1 P3 | | | 3 | 0 | 0 | 0 | 0 | 0 | 1 | | | | |
| 45 Ian Snell, R OBP: 0.188, SLG: 0.103 | | 2-1 G4-3 | | | 2-3 K | | 0-2 F9 | | | 3 | 0 | 0 | 0 | 0 | 1 | 1 | | | | |
| 55 Matt Capps, R OBP: 1.000, SLG: 1.000 | | | | | | | | | | 0 | 0 | 0 | 0 | 0 | 0 | 0 | | | | |
| Inning Stats | R: 1 H: 2 E: 0 K: 0 S: 12 | H: 2 LOB: 1 BB: 0 P: 20 | R: 0 H: 1 E: 0 K: 0 S: 11 | H: 1 LOB: 1 BB: 0 P: 17 | R: 0 H: 0 E: 0 K: 1 S: 8 | H: 0 LOB: 0 BB: 0 P: 9 | R: 2 H: 1 E: 0 K: 1 S: 11 | H: 1 LOB: 1 BB: 1 P: 21 | R: 0 H: 0 E: 0 K: 1 S: 8 | H: 0 LOB: 0 BB: 0 P: 12 | R: 2 H: 2 E: 0 K: 1 S: 10 | H: 2 LOB: 1 BB: 1 P: 17 | R: 0 H: 0 E: 0 K: 0 S: 8 | H: 0 LOB: 0 BB: 0 P: 11 | R: 0 H: 0 E: 0 K: 0 S: 8 | H: 0 LOB: 0 BB: 0 P: 14 | 1B: 3 2B: 0 3B: 1 HR: 2 | SF: 1 SAC: 0 DP: 0 HBP: 0 | WP: 0 PB: 0 SB: 0 CS: 1 | PA: 31 |
| PITCHER | IP WLS BF H R ER SO BB IBB HBP BLK WP HR S P ERA WHIP | IP WLS BF H R ER SO BB IBB HBP BLK WP HR S P ERA WHIP | | | | | | | | | | | | | | | | | | |
| 46 Claudio Vargas, R ERA: 4.52 | (1, 1) 6.0 L 25 6 5 5 4 2 0 0 0 0 0 2 60 96 7.50 1.333 | | | | | | | | | | | | | | | | | | | |
| Matt Wise, R ERA: 2.92 | (7, 1) 2.0 6 0 0 0 0 0 0 0 0 0 0 0 16 25 0.00 0.000 | | | | | | | | | | | | | | | | | | | |

Milwaukee Brewers @ Pittsburgh Pirates
PNC Park, Pittsburgh, PA
Wed Jul 04 2007, 4:05 PM EDT
Att: 35,878 - Cloudy - 78 F

AB 28
R 5
H 6
RBI 5
BB 2
SO 4
LOB 6



| Batter | 1 | 2 | 3 | 4 | 5 | 6 | 7 | 8 | 9 | AB | R | H | RBI | BB | SO | LOB | TOP | | | | | |
|--|-------------------------------|----------------------------------|-------------------------------|----------------------------------|------------------------------|----------------------------------|-------------------------------|----------------------------------|-------------------------------|----------------------------------|------------------------------|----------------------------------|-------------------------------|----------------------------------|------------------------------|----------------------------------|-------------------------------|----------------------------------|----------------------------------|------------------------------------|-------------------------|--------|
| 1 Corey Hart, R OBP: 0.377, SLG: 0.525 | G5-3 | 7 1B | | F9 | | F8 | | | F8 | 5 | 1 | 1 | 0 | 0 | 0 | 1 | | | | | | |
| 7 J.J. Hardy, R OBP: 0.344, SLG: 0.506 | F7 | | | | F9 | | L7 | | K | 5 | 0 | 1 | 1 | 0 | 1 | 0 | | | | | | |
| 8 Ryan Braun, R OBP: 0.382, SLG: 0.645 | HR | P2 | | | HR | | P4 | | F9 | 5 | 2 | 2 | 2 | 0 | 0 | 1 | | | | | | |
| 28 Prince Fielder, L OBP: 0.376, SLG: 0.604 | 2B | HR | | F8 | | 1B | | | | 3 | 1 | 2 | 0 | 0 | 0 | 0 | | | | | | |
| Johnny Estrada, S OBP: 0.313, SLG: 0.444 | HR | | | F9 | | F8 | | FC6-4 | | 4 | 1 | 2 | 0 | 0 | 0 | 1 | | | | | | |
| Kevin Mench, R OBP: 0.291, SLG: 0.449 | HR | | | G6-3 | | G6-3 | | FC6-4 | | 4 | 1 | 2 | 3 | 0 | 0 | 3 | | | | | | |
| Geoff Jenkins, L OBP: 0.333, SLG: 0.500 | K | | | F8 | | P5 | | G4-3 | | 4 | 0 | 0 | 0 | 0 | 1 | 1 | | | | | | |
| 23 Rickie Weeks Jr., R OBP: 0.328, SLG: 0.395 | | | G6-3 | | G4-3 | | K | | G6-3 | 4 | 0 | 0 | 0 | 0 | 1 | 0 | | | | | | |
| 31 Dave Bush, R OBP: 0.167, SLG: 0.207 | | | | | | | | | | 3 | 0 | 1 | 0 | 0 | 0 | 0 | | | | | | |
| 9 Tony Graffanino, R OBP: 0.312, SLG: 0.382 | | | | | | | | | | 1 | 0 | 0 | 0 | 0 | 1 | 0 | | | | | | |
| 50 Chris Spurling, R | | | | | | | | | | 0 | 0 | 0 | 0 | 0 | 0 | 0 | | | | | | |
| Brian Shouse, L | | | | | | | | | | 0 | 0 | 0 | 0 | 0 | 0 | 0 | | | | | | |
| Francisco Cordero, R | | | | | | | | | | 0 | 0 | 0 | 0 | 0 | 0 | 0 | | | | | | |
| Inning Stats | R: 4 E: 0 K: 1 S: 17 | H: 4 LOB: 0 BB: 0 P: 24 | R: 1 E: 0 K: 0 S: 11 | H: 2 LOB: 1 BB: 0 P: 18 | R: 0 E: 0 K: 0 S: 8 | H: 1 LOB: 1 BB: 0 P: 15 | R: 0 E: 0 K: 0 S: 14 | H: 0 LOB: 0 BB: 0 P: 17 | R: 1 E: 0 K: 0 S: 10 | H: 1 LOB: 1 BB: 0 P: 16 | R: 0 E: 0 K: 1 S: 8 | H: 1 LOB: 1 BB: 0 P: 12 | R: 0 E: 0 K: 0 S: 12 | H: 2 LOB: 2 BB: 0 P: 18 | R: 0 E: 0 K: 1 S: 6 | H: 0 LOB: 0 BB: 0 P: 11 | R: 0 E: 0 K: 1 S: 10 | H: 0 LOB: 0 BB: 0 P: 15 | 1B: 6 2B: 1 3B: 1 HR: 3 | SF: 0 SAC: 0 DP: 0 HBP: 1 | WP: 0 PB: 0 CS: 0 | PA: 39 |
| PITCHER | IP | WLS | BF | H | R | ER | SO | BB | IBB | HBP | BLK | WP | HR | S | P | ERA | WHIP | | | | | |
| Mike Bacsik, L ERA: 5.2 | 5.0 | L | 24 | 8 | 6 | 6 | 1 | 0 | 0 | 1 | 0 | 0 | 3 | 60 | 30 | 10.80 | 1.600 | | | | | |
| 49 Chris Schroder, R ERA: 1.74 | 2.0 | | 9 | 3 | 0 | 0 | 1 | 0 | 0 | 0 | 0 | 0 | 0 | 20 | 30 | 0.00 | 1.500 | | | | | |
| 40 Billy Traber, L ERA: 4.74 | 1.0 | | 3 | 0 | 0 | 0 | 1 | 0 | 0 | 0 | 0 | 0 | 0 | 6 | 11 | 0.00 | 0.000 | | | | | |
| 52 Saul Rivera, R ERA: 3.7 | 1.0 | | 3 | 0 | 0 | 0 | 1 | 0 | 0 | 0 | 0 | 0 | 0 | 10 | 15 | 0.00 | 0.000 | | | | | |

Milwaukee Brewers @ Washington Nationals
 Robert F. Kennedy Memorial Stadium, Washington, DC
 Fri Jul 06 2007, 7:05 PM EDT
 Att: 18,961 - Partly Cloudy - 87 F

AB 38
 R 6
 H 11
 RBI 6
 BB 0
 SO 4
 LOB 7



| Batter | 1 | 2 | 3 | 4 | 5 | 6 | 7 | 8 | 9 | AB | R | H | RBI | BB | SO | LOB | BOTTOM | | | | | |
|---|------------------------------|----------------------------------|------------------------------|----------------------------------|-------------------------------|----------------------------------|------------------------------|----------------------------------|-------------------------------|----------------------------------|-------------------------------|----------------------------------|-------------------------------|----------------------------------|-------------------------------|----------------------------------|----------------------------------|------------------------------------|-------------------------|--------|--|--|
| Ryan Langerhans, L OBP: 0.291, SLG: 0.293 | K | | 11 F9 10 1B | | P6 | | G3-1 | | P6 | 4 | 0 | 0 | 0 | 1 | 1 | 1 | | | | | | |
| 10 Ronnie Belliard, R OBP: 0.331, SLG: 0.407 | | | | | | | | | K | 5 | 1 | 4 | 1 | 0 | 1 | 0 | | | | | | |
| 11 Ryan Zimmerman, R OBP: 0.302, SLG: 0.429 | 2B | | | | | | | | K | 5 | 0 | 1 | 0 | 0 | 0 | 5 | | | | | | |
| 21 Dmitri Young, S OBP: 0.391, SLG: 0.516 | L9 | | | | | | | | 21 DI 1B | 5 | 0 | 2 | 0 | 0 | 2 | 4 | | | | | | |
| Ryan Church, L OBP: 0.341, SLG: 0.415 | G6-3 | | | | | | | | K | 5 | 0 | 2 | 0 | 0 | 2 | 4 | | | | | | |
| 25 Austin Kearns, R OBP: 0.316, SLG: 0.365 | | | | | | | | | FC3-6 25 WP E | 3 | 1 | 1 | 0 | 1 | 0 | 1 | | | | | | |
| Felipe Lopez, S OBP: 0.290, SLG: 0.333 | 25 F8 25 PB BB | | | | | | | | E9 | 4 | 0 | 1 | 0 | 0 | 0 | 3 | | | | | | |
| Brian Schneider, L OBP: 0.304, SLG: 0.324 | F8 | | | | | | | | G4-3 1B | 4 | 0 | 1 | 0 | 0 | 3 | 3 | | | | | | |
| Mike Bacsik, L ERA: 4.88 | K | | | | | | | | G4-3 1B | 4 | 0 | 1 | 0 | 0 | 3 | 3 | | | | | | |
| Nook Logan, S ERA: 5.25 | | | | | | | | | | 4 | 0 | 0 | 0 | 0 | 2 | 5 | | | | | | |
| 49 Chris Schroder, R ERA: 3.25 | | | | | | | | | | 1 | 0 | 0 | 0 | 0 | 0 | 0 | | | | | | |
| D'Angelo Jimenez, S ERA: 3.08 | | | | | | | | | | 1 | 0 | 0 | 0 | 0 | 0 | 0 | | | | | | |
| 40 Billy Traber, L ERA: 4.74 | | | | | | | | | | 1 | 0 | 0 | 0 | 0 | 0 | 0 | | | | | | |
| Tony Batista, R ERA: 3.77 | | | | | | | | | | 1 | 0 | 0 | 0 | 0 | 0 | 0 | | | | | | |
| 52 Saul Rivera, S ERA: 2.86 | | | | | | | | | | 0 | 0 | 0 | 0 | 0 | 0 | 2 | | | | | | |
| Inning Stats | R: 0 E: 0 K: 1 S: 9 | H: 1 LOB: 1 BB: 0 P: 14 | R: 0 E: 0 K: 2 S: 8 | H: 0 LOB: 1 BB: 1 P: 16 | R: 0 E: 0 K: 1 S: 12 | H: 1 LOB: 2 BB: 1 P: 18 | R: 0 E: 0 K: 1 S: 9 | H: 0 LOB: 0 BB: 0 P: 12 | R: 0 E: 0 K: 2 S: 14 | H: 2 LOB: 2 BB: 0 P: 18 | R: 1 E: 0 K: 0 S: 11 | H: 1 LOB: 0 BB: 0 P: 15 | R: 1 E: 1 K: 0 S: 16 | H: 3 LOB: 2 BB: 0 P: 27 | R: 0 E: 0 K: 2 S: 12 | H: 1 LOB: 1 BB: 0 P: 19 | 1B: 8 2B: 2 3B: 0 HR: 1 | SF: 0 SAC: 0 DP: 0 HBP: 0 | WP: 1 PB: 1 CS: 0 | PA: 40 | | |
| PITCHER | IP | WLS | BF | H | R | ER | SO | BB | IBB | HBP | BLK | WP | HR | S | P | ERA | WHIP | | | | | |
| 31 Dave Bush, R ERA: 4.88 | 7.0 | W | 30 | 7 | 1 | 1 | 7 | 2 | 0 | 0 | 0 | 0 | 1 | 77 | 115 | 1.29 | 1.286 | | | | | |
| 50 Chris Spurling, R ERA: 3.25 | 0.1 | | 4 | 3 | 1 | 1 | 0 | 0 | 0 | 0 | 0 | 0 | 0 | 11 | 18 | 27.00 | 9.000 | | | | | |
| Brian Shouse, L ERA: 3.08 | 1.0 | H | 3 | 0 | 0 | 0 | 0 | 0 | 0 | 0 | 0 | 0 | 0 | 7 | 11 | 0.00 | 0.000 | | | | | |
| Francisco Cordero, R ERA: 2.86 | 0.2 | | 3 | 1 | 0 | 0 | 2 | 0 | 0 | 0 | 0 | 0 | 0 | 10 | 17 | 0.00 | 1.500 | | | | | |

Milwaukee Brewers @ Washington Nationals
 Robert F. Kennedy Memorial Stadium, Washington, DC
 Fri Jul 06 2007, 7:05 PM EDT
 Att: 18,961 - Partly Cloudy - 87 F

AB 38
 R 2
 H 11
 RBI 1
 BB 2
 SO 9
 LOB 24



| Batter | 1 | 2 | 3 | 4 | 5 | 6 | 7 | 8 | 9 | AB | R | H | RBI | BB | SO | LOB | TOP |
|---|---|---|---|---|---|---|---|---|---|---|---|---|---|---|---|---|---|
| 1 Corey Hart, R OBP: 0.374, SLG: 0.516 (1, 9) | F8 | | G4-3 | | G5-3 | | F7 | | 7 WP BB | 4 | 0 | 0 | 0 | 1 | 0 | 0 | Milwaukee Brewers @ Washington Nationals Robert F. Kennedy Memorial Stadium, Washington, DC Sat Jul 07 2007, 7:05 PM EDT Att: 24,774 - Partly Cloudy - 88 F |
| 7 J.J. Hardy, R OBP: 0.339, SLG: 0.498 (1, 6) | G5-3 | | P6 | | G3 | | G5-3 | | G5-3 | 5 | 0 | 0 | 0 | 0 | 0 | 1 | |
| 8 Ryan Braun, R OBP: 0.377, SLG: 0.650 (1, 5) | HR | | K | | K | | K | | G6-3 | 5 | 1 | 1 | 1 | 0 | 3 | 1 | |
| 28 Prince Fielder, L OBP: 0.377, SLG: 0.622 (1, 3) | HR | | | | L7 | | HR | | G4-3 | 4 | 2 | 2 | 2 | 0 | 0 | 0 | |
| Geoff Jenkins, L OBP: 0.332, SLG: 0.493 (1, 7) | K | | | | P6 | | K | | K | 3 | 0 | 0 | 0 | 0 | 2 | 0 | |
| Damian Miller, R OBP: 0.356, SLG: 0.462 (1, 2) | | | | | 22 G1-3 1B | | 22 1B | | 1B | 4 | 0 | 4 | 0 | 0 | 0 | 0 | |
| 22 Tony Gwynn Jr., L OBP: 0.368, SLG: 0.359 (1, 8) | | | | | G1-3 | | 1B | | 1B | 4 | 0 | 2 | 0 | 0 | 1 | 3 | |
| 23 Rickie Weeks Jr., R OBP: 0.328, SLG: 0.392 Craig Counsell, L OBP: 0.341, SLG: 0.331 (9, PH) | | | | | 1-2 2-3 | | 1B | | K | 2 | 0 | 0 | 0 | 0 | 0 | 0 | |
| 37 Jeff Suppan, R OBP: 0.199, SLG: 0.299 9 Tony Castillo, R OBP: 0.171, SLG: 0.240 12 Carlos Villanueva, R OBP: 0.295, SLG: 0.457 Brian Shouse, L OBP: 0.295, SLG: 0.457 Derrick Turnbow, R OBP: 0.295, SLG: 0.457 Johnny Estrada, S OBP: 0.295, SLG: 0.457 (11, 1) | G5-4-3 | | | | P4 | | F8 | | HR | 2 | 0 | 0 | 0 | 0 | 0 | 5 | |
| Inning Stats | R: 2 E: 0 K: 1 S: 16 | H: 2 LOB: 0 BB: 0 P: 22 | R: 0 E: 0 K: 1 S: 9 | H: 2 LOB: 1 BB: 0 P: 11 | R: 0 E: 0 K: 1 S: 8 | H: 1 LOB: 3 BB: 1 P: 22 | R: 0 E: 0 K: 0 S: 12 | H: 0 LOB: 0 BB: 0 P: 13 | R: 1 E: 0 K: 1 S: 13 | H: 3 LOB: 2 BB: 0 P: 21 | R: 0 E: 0 K: 2 S: 10 | H: 1 LOB: 1 BB: 0 P: 22 | R: 1 E: 0 K: 0 S: 11 | H: 1 LOB: 1 BB: 1 P: 23 | 1B: 6 2B: 0 3B: 0 HR: 4 | SF: 0 SAC: 0 DP: 1 HBP: 1 | |
| PITCHER | IP WLS BF H R ER SO BB IBB HBP BLK WP HR S P ERA WHIP | IP WLS BF H R ER SO BB IBB HBP BLK WP HR S P ERA WHIP | IP WLS BF H R ER SO BB IBB HBP BLK WP HR S P ERA WHIP | IP WLS BF H R ER SO BB IBB HBP BLK WP HR S P ERA WHIP | IP WLS BF H R ER SO BB IBB HBP BLK WP HR S P ERA WHIP | IP WLS BF H R ER SO BB IBB HBP BLK WP HR S P ERA WHIP | IP WLS BF H R ER SO BB IBB HBP BLK WP HR S P ERA WHIP | IP WLS BF H R ER SO BB IBB HBP BLK WP HR S P ERA WHIP | IP WLS BF H R ER SO BB IBB HBP BLK WP HR S P ERA WHIP | IP WLS BF H R ER SO BB IBB HBP BLK WP HR S P ERA WHIP | IP WLS BF H R ER SO BB IBB HBP BLK WP HR S P ERA WHIP | IP WLS BF H R ER SO BB IBB HBP BLK WP HR S P ERA WHIP | IP WLS BF H R ER SO BB IBB HBP BLK WP HR S P ERA WHIP | IP WLS BF H R ER SO BB IBB HBP BLK WP HR S P ERA WHIP | IP WLS BF H R ER SO BB IBB HBP BLK WP HR S P ERA WHIP | IP WLS BF H R ER SO BB IBB HBP BLK WP HR S P ERA WHIP | IP WLS BF H R ER SO BB IBB HBP BLK WP HR S P ERA WHIP |
| 50 Jason Simontacchi, R ERA: 4.11 52 Saul Rivera, R ERA: 3.62 Jon Rauch, R ERA: 3.89 32 Chad Cordero, R ERA: 3.07 (1, 1) | 6.0 W 27 8 3 3 5 0 1 1 0 0 0 3 67 98 4.50 1.333 | 7.1 1.0 H 3 0 0 0 1 0 0 0 0 0 0 0 10 16 0.00 0.000 | 8.1 1.0 H 4 1 0 0 2 0 0 0 0 0 0 0 18 22 0.00 1.000 | 9.1 1.0 S 5 1 1 1 0 1 0 0 0 0 1 1 11 23 9.00 2.000 | | | | | | | | | | | | | |

| Batter | 1 | 2 | 3 | 4 | 5 | 6 | 7 | 8 | 9 | AB | R | H | RBI | BB | SO | LOB | BOTTOM |
|---|---|---|---|---|---|---|---|---|---|---|---|---|---|---|---|---|---|
| Ryan Langerhans, L OBP: 0.283, SLG: 0.284 (1, 8) | K | | K | | G4-3 | | P4 | | P5 | 5 | 0 | 0 | 0 | 0 | 2 | 3 | Milwaukee Brewers @ Washington Nationals Robert F. Kennedy Memorial Stadium, Washington, DC Sat Jul 07 2007, 7:05 PM EDT Att: 24,774 - Partly Cloudy - 88 F |
| 10 Ronnie Belliard, R OBP: 0.332, SLG: 0.404 (1, 4) | 11 G5-3 BB | | F8 | | 11 E 21 1B | | G5-3 | | P3 | 4 | 1 | 1 | 0 | 1 | 0 | 0 | |
| 11 Ryan Zimmerman, R OBP: 0.300, SLG: 0.425 (1, 5) | G5-3 | | G6-3 | | E8 21 1B | | K | | F9 | 5 | 1 | 1 | 0 | 0 | 1 | 1 | |
| 21 Dmitri Young, S OBP: 0.390, SLG: 0.512 Robert Fick, L OBP: 0.293, SLG: 0.238 (1, 3) | G4-3 | | | | F8 | | P5 | | G3-1 | 4 | 1 | 1 | 1 | 0 | 0 | 1 | |
| Ryan Church, L OBP: 0.349, SLG: 0.421 Nook Logan, S OBP: 0.265, SLG: 0.299 (7, PR) | | | G4-3 | | G3 | | 25 BB 1B | | 25 S 2B 1B | 3 | 1 | 3 | 1 | 0 | 0 | 0 | |
| 25 Austin Kearns, R OBP: 0.321, SLG: 0.369 (1, 9) | | | L4 | | G3 | | G4-3 | | 2B FC6-2 BB | 2 | 0 | 1 | 2 | 2 | 0 | 1 | |
| Felipe Lopez, S OBP: 0.290, SLG: 0.335 (1, 6) | | | G4-3 | | G3 | | G4-3 | | HBP 2B | 4 | 0 | 1 | 1 | 0 | 0 | 4 | |
| Brian Schneider, L OBP: 0.310, SLG: 0.323 (1, 2) | | | | | | | | | FC6-2 HBP | 1 | 0 | 0 | 0 | 3 | 0 | 3 | |
| 50 Jason Simontacchi, R ERA: 5.0 52 Saul Rivera, S ERA: 2.83 Tony Batista, R OBP: 0.289, SLG: 0.211 Jon Rauch, R ERA: 3.49 (1, 1) | G1-3 | | | | F9 | | K | | HBP | 3 | 0 | 0 | 0 | 0 | 1 | 7 | |
| Inning Stats | R: 0 E: 0 K: 1 S: 10 | H: 0 LOB: 1 BB: 1 P: 19 | R: 0 E: 0 K: 0 S: 12 | H: 0 LOB: 2 BB: 1 P: 21 | R: 0 E: 0 K: 1 S: 8 | H: 1 LOB: 3 BB: 2 P: 19 | R: 4 E: 1 K: 1 S: 16 | H: 5 LOB: 2 BB: 1 P: 28 | R: 0 E: 0 K: 1 S: 10 | H: 0 LOB: 0 BB: 0 P: 15 | R: 1 E: 0 K: 0 S: 17 | H: 2 LOB: 3 BB: 1 P: 27 | R: 0 E: 0 K: 0 S: 9 | H: 0 LOB: 0 BB: 0 P: 15 | 1B: 6 2B: 2 3B: 0 HR: 0 | SF: 0 SAC: 0 DP: 0 HBP: 2 | |
| PITCHER | IP WLS BF H R ER SO BB IBB HBP BLK WP HR S P ERA WHIP | IP WLS BF H R ER SO BB IBB HBP BLK WP HR S P ERA WHIP | IP WLS BF H R ER SO BB IBB HBP BLK WP HR S P ERA WHIP | IP WLS BF H R ER SO BB IBB HBP BLK WP HR S P ERA WHIP | IP WLS BF H R ER SO BB IBB HBP BLK WP HR S P ERA WHIP | IP WLS BF H R ER SO BB IBB HBP BLK WP HR S P ERA WHIP | IP WLS BF H R ER SO BB IBB HBP BLK WP HR S P ERA WHIP | IP WLS BF H R ER SO BB IBB HBP BLK WP HR S P ERA WHIP | IP WLS BF H R ER SO BB IBB HBP BLK WP HR S P ERA WHIP | IP WLS BF H R ER SO BB IBB HBP BLK WP HR S P ERA WHIP | IP WLS BF H R ER SO BB IBB HBP BLK WP HR S P ERA WHIP | IP WLS BF H R ER SO BB IBB HBP BLK WP HR S P ERA WHIP | IP WLS BF H R ER SO BB IBB HBP BLK WP HR S P ERA WHIP | IP WLS BF H R ER SO BB IBB HBP BLK WP HR S P ERA WHIP | IP WLS BF H R ER SO BB IBB HBP BLK WP HR S P ERA WHIP | IP WLS BF H R ER SO BB IBB HBP BLK WP HR S P ERA WHIP | IP WLS BF H R ER SO BB IBB HBP BLK WP HR S P ERA WHIP |
| 37 Jeff Suppan, R ERA: 5.0 12 Carlos Villanueva, R ERA: 2.83 Brian Shouse, L ERA: 2.95 Derrick Turnbow, R ERA: 3.49 (1, 1) | 5.0 L 27 8 4 4 3 0 0 0 0 0 0 0 20 34 6.75 2.250 | 1.1 7 2 1 1 1 1 0 0 0 0 0 0 7 8 0.00 0.000 | 2.1 3 0 0 0 0 0 0 0 0 0 0 0 9 15 0.00 0.000 | | | | | | | | | | | | | | |



| Batter | 1 | 2 | 3 | 4 | 5 | 6 | 7 | 8 | 9 | AB | R | H | RBI | BB | SO | LOB | TOP | | | | | | | | | | |
|---|------------------------------|----------------------------------|-------------------------------|----------------------------------|-------------------------------|----------------------------------|-------------------------------|----------------------------------|------------------------------|----------------------------------|-------------------------------|----------------------------------|-------------------------------|----------------------------------|-------------------------------|----------------------------------|---|---------------------------------|----------------------------------|------------------------------------|-------------------------|--------|--|--|--|--|--|
| 1 Corey Hart, R (1.9) OBP: 0.368, SLG: 0.508 | F8 | | K | | | G5-3 | | F8 | | 4 | 0 | 0 | 0 | 0 | 1 | 1 | Milwaukee Brewers @ Washington Nationals Robert F. Kennedy Memorial Stadium, Washington, DC Sun Jul 08 2007, 1:35 PM EDT Att: 20,637 - Partly Cloudy - 93 F | | | | | | | | | | |
| 7 J.J. Hardy, R (1.6) OBP: 0.336, SLG: 0.495 | 1B | | | F7 | | G4-3 | | F8 | | 4 | 0 | 1 | 0 | 0 | 0 | 1 | | | | | | | | | | | |
| 8 Ryan Braun, R (1.5) OBP: 0.391, SLG: 0.663 | 1B | | | 2B | | HBP | | 1B | | 3 | 1 | 3 | 0 | 0 | 0 | 0 | | | | | | | | | | | |
| 28 Prince Fielder, L (1.3) OBP: 0.376, SLG: 0.620 | G4-6-3 | | | F8 | | 2B | | K | | 4 | 0 | 1 | 2 | 0 | 1 | 4 | | | | | | | | | | | |
| Johnny Estrada, S (1.2) OBP: 0.311, SLG: 0.451 | | G3 | | G5-3 | | L9 | | | L9 | 4 | 0 | 0 | 0 | 0 | 0 | 2 | | | | | | | | | | | |
| 18 Gabe Gross, L (1.7) OBP: 0.320, SLG: 0.363 | | G4-3 | | | F8 | | G3-1 | | F8 | 4 | 0 | 0 | 0 | 0 | 0 | 0 | | | | | | | | | | | |
| 22 Tony Gwynn Jr., L (1.8) OBP: 0.354, SLG: 0.341 | | F8 | | | B3 | | K | | L8 | 4 | 0 | 0 | 0 | 0 | 1 | 0 | | | | | | | | | | | |
| Craig Counsell, L (1.4) OBP: 0.346, SLG: 0.330 | | | | BB | | | | | | 1 | 0 | 0 | 0 | 2 | 0 | 0 | | | | | | | | | | | |
| 39 Chris Capuano, L (1.1) OBP: 0.333, SLG: 0.435 Matt Wise, R (6.1) | | | | B1-6-3 | | | | | | 2 | 1 | 1 | 0 | 0 | 0 | 1 | | | | | | | | | | | |
| 9 Tony Graffanino, R (7. PH) OBP: 0.309, SLG: 0.378 49 Yovani Gallardo, R (7.1) OBP: 0.222, SLG: 0.250 | | | | | | G4-3 | | K | | 0 | 0 | 0 | 0 | 0 | 0 | 0 | | | | | | | | | | | |
| | | | | | | | | | | 1 | 0 | 0 | 0 | 0 | 1 | 1 | | | | | | | | | | | |
| | | | | | | | | | | 0 | 0 | 0 | 0 | 0 | 0 | 0 | | | | | | | | | | | |
| | | | | | | | | | | 0 | 0 | 0 | 0 | 0 | 0 | 0 | | | | | | | | | | | |
| Inning Stats | R: 0 E: 0 K: 0 S: 8 | H: 2 LOB: 1 BB: 0 P: 12 | R: 0 E: 0 K: 0 S: 10 | H: 0 LOB: 0 BB: 0 P: 18 | R: 0 E: 0 K: 1 S: 10 | H: 0 LOB: 0 BB: 1 P: 14 | R: 0 E: 1 K: 0 S: 11 | H: 1 LOB: 1 BB: 0 P: 16 | R: 0 E: 0 K: 0 S: 7 | H: 0 LOB: 0 BB: 0 P: 12 | R: 2 E: 0 K: 0 S: 12 | H: 2 LOB: 1 BB: 0 P: 16 | R: 0 E: 0 K: 2 S: 12 | H: 0 LOB: 1 BB: 1 P: 21 | R: 0 E: 0 K: 1 S: 10 | H: 1 LOB: 1 BB: 0 P: 12 | R: 0 E: 0 K: 0 S: 5 | H: 0 LOB: 0 BB: 0 P: 5 | 1B: 4 2B: 2 3B: 0 HR: 0 | SF: 0 SAC: 0 DP: 2 HBP: 1 | WP: 0 PB: 0 CS: 0 | PA: 34 | | | | | |
| PITCHER | IP | WLS | BF | H | R | ER | SO | BB | IBB | HBP | BLK | WP | HR | S | P | ERA | WHIP | | | | | | | | | | |
| Tim Redding, R (1.1) ERA: 4.09 | 6.0 | W | 23 | 5 | 2 | 2 | 1 | 1 | 0 | 1 | 1 | 0 | 0 | 58 | 88 | 3.00 | 1.000 | | | | | | | | | | |
| 34 Ray King, L (7.1) ERA: 5.4 | 0.2 | | 3 | 0 | 0 | 0 | 1 | 1 | 0 | 0 | 0 | 0 | 0 | 8 | 16 | 0.00 | 1.500 | | | | | | | | | | |
| Luis Ayala, R (7.1) ERA: 3.52 | 1.1 | | 5 | 1 | 0 | 0 | 2 | 0 | 0 | 0 | 0 | 0 | 0 | 14 | 17 | 0.00 | 0.750 | | | | | | | | | | |
| 32 Chad Cordero, R (9.1) ERA: 3.0 | 1.0 | | 3 | 0 | 0 | 0 | 0 | 0 | 0 | 0 | 0 | 0 | 0 | 5 | 5 | 0.00 | 0.000 | | | | | | | | | | |

| Batter | 1 | 2 | 3 | 4 | 5 | 6 | 7 | 8 | 9 | AB | R | H | RBI | BB | SO | LOB | BOTTOM | | | | | | | | | | |
|--|-------------------------------|----------------------------------|-------------------------------|----------------------------------|------------------------------|----------------------------------|-------------------------------|----------------------------------|------------------------------|----------------------------------|-------------------------------|----------------------------------|------------------------------|----------------------------------|------------------------------|----------------------------------|---|------------------------------------|-------------------------|--------|--|--|--|--|--|--|--|
| Nook Logan, S (1.8) OBP: 0.274, SLG: 0.300 | 1B | | SH1-3 | | | K | | G5-3 | | 3 | 0 | 1 | 0 | 1 | 1 | 0 | Milwaukee Brewers @ Washington Nationals Robert F. Kennedy Memorial Stadium, Washington, DC Sun Jul 08 2007, 1:35 PM EDT Att: 20,637 - Partly Cloudy - 93 F | | | | | | | | | | |
| D'Angelo Jimenez, S (1.4) OBP: 0.166, SLG: 0.043 | G6-4-3 | | G6-3 | | | BB | | | | 3 | 1 | 0 | 0 | 1 | 0 | 4 | | | | | | | | | | | |
| 11 Ryan Zimmerman, R (1.5) OBP: 0.302, SLG: 0.435 | 1B | | F9 | | | | | | | 4 | 1 | 2 | 2 | 0 | 1 | 3 | | | | | | | | | | | |
| 25 Austin Kearns, R (1.9) OBP: 0.323, SLG: 0.369 | FC6-4 | | | | | BB | | F9 | | 3 | 1 | 1 | 0 | 1 | 0 | 1 | | | | | | | | | | | |
| Tony Batista, R (1.3) OBP: 0.286, SLG: 0.214 | G6-3 | | G6-4-3 | | | BB | | P3 | | 4 | 1 | 1 | 0 | 0 | 0 | 1 | | | | | | | | | | | |
| Felipe Lopez, S (1.6) OBP: 0.297, SLG: 0.348 | | | | | | BB | | 1B | | 2 | 2 | 2 | 1 | 1 | 0 | 0 | | | | | | | | | | | |
| Ryan Church, L (1.7) OBP: 0.346, SLG: 0.418 Ryan Langerhans, L (7.7) OBP: 0.281, SLG: 0.282 | | | | | | BB | | BB | | 2 | 0 | 0 | 1 | 0 | 1 | 1 | | | | | | | | | | | |
| 3 Jesus Flores, R (1.2) OBP: 0.317, SLG: 0.329 | | | | | | | | K | | 1 | 0 | 0 | 0 | 0 | 1 | 1 | | | | | | | | | | | |
| Tim Redding, R (1.1) OBP: 0.333, SLG: 0.435 10 Ronnie Escribano, R (6. PH) OBP: 0.305, SLG: 0.411 34 Ray King, L (7.1) ERA: 5.4 Luis Ayala, R (7.1) ERA: 3.52 Robert Fick, L (8. PH) OBP: 0.261, SLG: 0.235 32 Chad Cordero, R (9.1) ERA: 3.0 | | | | | | | | F9 | | 2 | 0 | 1 | 0 | 0 | 1 | 0 | | | | | | | | | | | |
| | | | | | | | | | | 1 | 0 | 1 | 3 | 0 | 0 | 0 | | | | | | | | | | | |
| | | | | | | | | | | 0 | 0 | 0 | 0 | 0 | 0 | 0 | | | | | | | | | | | |
| | | | | | | | | | | 0 | 0 | 0 | 0 | 0 | 0 | 0 | | | | | | | | | | | |
| | | | | | | | | | | 0 | 0 | 0 | 0 | 0 | 0 | 0 | | | | | | | | | | | |
| | | | | | | | | | | 0 | 0 | 0 | 0 | 0 | 0 | 0 | | | | | | | | | | | |
| Inning Stats | R: 0 E: 0 K: 0 S: 11 | H: 2 LOB: 1 BB: 0 P: 15 | R: 1 E: 0 K: 2 S: 13 | H: 1 LOB: 0 BB: 0 P: 18 | R: 0 E: 0 K: 0 S: 9 | H: 1 LOB: 1 BB: 0 P: 14 | R: 0 E: 0 K: 0 S: 10 | H: 1 LOB: 1 BB: 0 P: 15 | R: 0 E: 0 K: 2 S: 9 | H: 0 LOB: 0 BB: 0 P: 13 | R: 6 E: 0 K: 1 S: 21 | H: 4 LOB: 2 BB: 4 P: 45 | R: 0 E: 0 K: 1 S: 7 | H: 1 LOB: 1 BB: 0 P: 12 | R: 0 E: 0 K: 1 S: 8 | H: 0 LOB: 0 BB: 0 P: 12 | 1B: 7 2B: 1 3B: 0 HR: 2 | SF: 1 SAC: 1 DP: 2 HBP: 1 | WP: 1 PB: 0 CS: 0 | PA: 37 | | | | | | | |
| PITCHER | IP | WLS | BF | H | R | ER | SO | BB | IBB | HBP | BLK | WP | HR | S | P | ERA | WHIP | | | | | | | | | | |
| 39 Chris Capuano, L (1.1) ERA: 4.78 | 5.1 | L | 26 | 8 | 7 | 7 | 4 | 3 | 0 | 1 | 0 | 0 | 0 | 64 | 103 | 11.81 | 2.062 | | | | | | | | | | |
| Matt Wise, R (6.1) ERA: 2.87 | 0.2 | | 4 | 1 | 0 | 0 | 1 | 1 | 0 | 0 | 0 | 0 | 0 | 9 | 17 | 0.00 | 3.000 | | | | | | | | | | |
| 49 Yovani Gallardo, R (7.1) ERA: 3.38 | 2.0 | | 7 | 1 | 0 | 0 | 2 | 0 | 0 | 0 | 0 | 0 | 0 | 15 | 24 | 0.00 | 0.500 | | | | | | | | | | |

| Batter | 1 | 2 | 3 | 4 | 5 | 6 | 7 | 8 | 9 | AB | R | H | RBI | BB | SO | LOB | TOP | | | | | | | | | | |
|--|------------------------------|---------------------------------|-------------------------------|----------------------------------|-------------------------------|----------------------------------|-------------------------------|----------------------------------|-------------------------------|----------------------------------|-------------------------------|----------------------------------|------------------------------|----------------------------------|------------------------------|---------------------------------|---|----------------------------------|----------------------------------|------------------------------------|----------------------------------|--------|--|--|--|--|--|
| 19 Ryan Spilborghs, R OBP: 0.356, SLG: 0.543 | G3 | | 17 2B | SF9 | G6-3 | | | G4-3 | | 4 | 1 | 1 | 1 | 0 | 0 | 0 | Colorado Rockies @ Milwaukee Brewers Miller Park, Milwaukee, WI Fri Jul 13 2007, 7:05 PM CDT Att: 37,690 - Partly Cloudy - 69 F | | | | | | | | | | |
| Jammy Carroll, R OBP: 0.272, SLG: 0.272 34 Matt Herges, L ERA: 6.0 LaTroy Hawkins, R ERA: 3.91 10 Jeff Baker, R OBP: 0.297, SLG: 0.347 Jeremy Affeldt, L ERA: 2.43 60 Manny Corpas, R ERA: 2.45 | F8 | | 17 2B | G6-3 | | | L8 | P2 | 4 | 1 | 1 | 0 | 0 | 0 | 1 | | | | | | | | | | | | |
| 5 Matt Holliday, R OBP: 0.389, SLG: 0.576 | K | | K | K | | | | K | 5 | 1 | 1 | 1 | 0 | 4 | 3 | | | | | | | | | | | | |
| 17 Todd Helton, L OBP: 0.444, SLG: 0.475 | G4-3 | | 2B | G6-3 | F8 | | | 27 FC6-4 | 5 | 0 | 2 | 2 | 0 | 0 | 0 | | | | | | | | | | | | |
| 27 Garrett Atkins, R OBP: 0.329, SLG: 0.440 | F9 | | F7 | 2 HR | BB | | | FC6-4 | 4 | 1 | 0 | 0 | 1 | 1 | 2 | | | | | | | | | | | | |
| 2 Troy Tulowitzki, R OBP: 0.381, SLG: 0.442 | 11 BB | | 8 1B | 11 BB | 26 2B | BB | | K | 4 | 2 | 2 | 2 | 1 | 1 | 1 | | | | | | | | | | | | |
| 11 Brad Hawpe, L OBP: 0.397, SLG: 0.551 | 1B | | 8 1B | 26 2B | BB | | | G4-3 | 2 | 2 | 0 | 0 | 3 | 0 | 1 | | | | | | | | | | | | |
| 8 Yorvit Torrealba, R OBP: 0.330, SLG: 0.390 | FC5-4 | | 26 2B | 19 SF9 | 1B | | | | 4 | 2 | 3 | 2 | 0 | 0 | 2 | | | | | | | | | | | | |
| 26 Jeff Francis, L OBP: 0.182, SLG: 0.194 Kazuo Matsui, S OBP: 0.348, SLG: 0.463 | K | | 19 SF9 | 2B | K | | | G3 | 3 | 0 | 1 | 2 | 0 | 2 | 0 | | | | | | | | | | | | |
| Inning Stats | R: 0 E: 0 K: 1 S: 6 | H: 0 LOB: 0 BB: 0 P: 9 | R: 0 E: 0 K: 0 S: 12 | H: 1 LOB: 2 BB: 1 P: 17 | R: 2 E: 0 K: 2 S: 16 | H: 3 LOB: 1 BB: 0 P: 23 | R: 3 E: 0 K: 1 S: 17 | H: 2 LOB: 1 BB: 2 P: 32 | R: 4 E: 0 K: 1 S: 20 | H: 2 LOB: 0 BB: 2 P: 34 | R: 1 E: 0 K: 1 S: 10 | H: 1 LOB: 0 BB: 0 P: 18 | R: 0 E: 0 K: 0 S: 9 | H: 1 LOB: 1 BB: 0 P: 11 | R: 0 E: 0 K: 1 S: 7 | H: 0 LOB: 0 BB: 0 P: 8 | R: 0 E: 0 K: 1 S: 13 | H: 1 LOB: 1 BB: 0 P: 22 | 1B: 6 2B: 2 3B: 0 HR: 3 | SF: 1 SAC: 0 DP: 0 HBP: 0 | WP: 0 PB: 0 SB: 0 CS: 0 | PA: 43 | | | | | |
| PITCHER | IP | WLS | BF | H | R | ER | SO | BB | IBB | HBP | BLK | WP | HR | S | P | ERA | WHIP | | | | | | | | | | |
| 39 Chris Capuano, L ERA: 5.18 | 3.0 | | 18 | 6 | 5 | 5 | 3 | 3 | 0 | 0 | 0 | 0 | 0 | 42 | 67 | 15.00 | 3.000 | | | | | | | | | | |
| 12 Carlos Villanueva, R ERA: 3.41 | 3.0 | L | 14 | 3 | 5 | 5 | 3 | 2 | 0 | 0 | 0 | 0 | 3 | 39 | 66 | 15.00 | 1.667 | | | | | | | | | | |
| 50 Chris Spurling, R ERA: 3.03 | 2.0 | | 7 | 1 | 0 | 0 | 1 | 0 | 0 | 0 | 0 | 0 | 0 | 16 | 19 | 0.00 | 0.500 | | | | | | | | | | |
| Brian Shouse, L ERA: 2.82 | 1.0 | | 4 | 1 | 0 | 0 | 1 | 0 | 0 | 0 | 0 | 0 | 0 | 13 | 22 | 0.00 | 1.000 | | | | | | | | | | |

| Batter | 1 | 2 | 3 | 4 | 5 | 6 | 7 | 8 | 9 | AB | R | H | RBI | BB | SO | LOB | BOTTOM | | | | | | | | | | |
|---|-------------------------------|----------------------------------|-------------------------------|----------------------------------|-------------------------------|----------------------------------|-------------------------------|----------------------------------|-------------------------------|----------------------------------|------------------------------|---------------------------------|------------------------------|----------------------------------|------------------------------|----------------------------------|---|----------------------------------|----------------------------------|------------------------------------|----------------------------------|--------|--|--|--|--|--|
| 1 Corey Hart, R OBP: 0.369, SLG: 0.508 | L8 | | F7 | 2B | | G6-3 | | | 8 G6-3 | 4 | 0 | 1 | 1 | 1 | 0 | 1 | Colorado Rockies @ Milwaukee Brewers Miller Park, Milwaukee, WI Fri Jul 13 2007, 7:05 PM CDT Att: 37,690 - Partly Cloudy - 69 F | | | | | | | | | | |
| 7 J.J. Hardy, R OBP: 0.336, SLG: 0.489 | K | | 8 HR | BB | K | | | K | 4 | 1 | 0 | 0 | 1 | 3 | 3 | | | | | | | | | | | | |
| 8 Ryan Braun, R OBP: 0.397, SLG: 0.695 | K | | HR | | HR | | | G6-3 | 4 | 2 | 2 | 4 | 1 | 1 | 1 | | | | | | | | | | | | |
| 28 Prince Fielder, L OBP: 0.377, SLG: 0.628 | G5-3 | | HR | | G1-3 | | | | 4 | 1 | 2 | 1 | 0 | 0 | 0 | | | | | | | | | | | | |
| Johnny Estrada, S OBP: 0.307, SLG: 0.444 | F8 | | K | | G5-3 | | | | 4 | 0 | 0 | 0 | 0 | 2 | 2 | | | | | | | | | | | | |
| Kevin Mench, R OBP: 0.290, SLG: 0.444 | E9 | | P3 | | 1B | | | G6-3 | 4 | 0 | 1 | 0 | 0 | 0 | 2 | | | | | | | | | | | | |
| Geoff Jenkins, L OBP: 0.327, SLG: 0.485 | K | | K | | K | | | E6 | 4 | 0 | 0 | 0 | 0 | 3 | 2 | | | | | | | | | | | | |
| 23 Rickie Weeks Jr., R OBP: 0.331, SLG: 0.391 | | | 1 7F | 39 SH3-4 | 12 1B | 1 2B | | G6-3 | 3 | 2 | 1 | 0 | 1 | 1 | 1 | | | | | | | | | | | | |
| 39 Chris Capuano, L OBP: 0.333, SLG: 0.438 12 Carlos Villanueva, R ERA: 3.41 Craig Counsell, L ERA: 6.0 50 Chris Spurling, R ERA: 3.03 9 Tony Graffanino, R OBP: 0.307, SLG: 0.378 Brian Shouse, L ERA: 2.82 | SH3-4 | | 1 2B | | 1B | | | G6-4-3 | 0 | 0 | 0 | 0 | 0 | 0 | 0 | | | | | | | | | | | | |
| Inning Stats | R: 0 E: 0 K: 2 S: 13 | H: 0 LOB: 0 BB: 0 P: 21 | R: 0 E: 1 K: 1 S: 12 | H: 0 LOB: 1 BB: 0 P: 19 | R: 4 E: 0 K: 1 S: 14 | H: 2 LOB: 2 BB: 2 P: 28 | R: 1 E: 0 K: 2 S: 15 | H: 3 LOB: 0 BB: 0 P: 25 | R: 1 E: 0 K: 1 S: 10 | H: 2 LOB: 1 BB: 0 P: 14 | R: 0 E: 0 K: 0 S: 4 | H: 0 LOB: 0 BB: 0 P: 9 | R: 0 E: 0 K: 1 S: 9 | H: 1 LOB: 2 BB: 1 P: 17 | R: 0 E: 1 K: 1 S: 7 | H: 0 LOB: 0 BB: 0 P: 12 | R: 0 E: 0 K: 1 S: 5 | H: 0 LOB: 1 BB: 1 P: 13 | 1B: 4 2B: 1 3B: 0 HR: 3 | SF: 0 SAC: 1 DP: 2 HBP: 0 | WP: 0 PB: 0 SB: 0 CS: 0 | PA: 39 | | | | | |
| PITCHER | IP | WLS | BF | H | R | ER | SO | BB | IBB | HBP | BLK | WP | HR | S | P | ERA | WHIP | | | | | | | | | | |
| 26 Jeff Francis, L ERA: 4.15 | 5.0 | | 25 | 7 | 6 | 6 | 7 | 2 | 0 | 0 | 0 | 0 | 0 | 3 | 64 | 10.80 | 1.800 | | | | | | | | | | |
| 34 Matt Herges, R ERA: 6.0 | 1.0 | | 3 | 0 | 0 | 0 | 0 | 0 | 0 | 0 | 0 | 0 | 0 | 4 | 9 | 0.00 | 0.000 | | | | | | | | | | |
| LaTroy Hawkins, R ERA: 3.91 | 1.0 | | 5 | 1 | 0 | 0 | 1 | 1 | 0 | 0 | 0 | 0 | 0 | 9 | 17 | 0.00 | 2.000 | | | | | | | | | | |
| Jeremy Affeldt, L ERA: 2.43 | 1.0 | | 3 | 0 | 0 | 0 | 1 | 0 | 0 | 0 | 0 | 0 | 0 | 7 | 12 | 0.00 | 0.000 | | | | | | | | | | |
| 60 Manny Corpas, R ERA: 2.45 | 1.0 | | 3 | 0 | 0 | 0 | 1 | 1 | 0 | 0 | 0 | 0 | 0 | 5 | 13 | 0.00 | 1.000 | | | | | | | | | | |



| Batter | 1 | 2 | 3 | 4 | 5 | 6 | 7 | 8 | 9 | 10 | AB | R | H | RBI | BB | SO | LOB | TOP | | | | | |
|--|---|----------------------------------|---|------------------------------------|--|----------------------------------|--|----------------------------------|---|---------------------------------|---|------------------------------------|--|----------------------------------|--|----------------------------------|------------------------------|----------------------------------|------------------------------|----------------------------------|----------------------------------|------------------------------------|--|
| 19 Ryan Spilborghs, R OBP: 0.362, SLG: 0.573 | E4 27 F8 1B | | HR | | | F8 | | | P3 | | 4 | 1 | 2 | 1 | 0 | 0 | 0 | | | | | | |
| Kazuo Matsui, S OBP: 0.341, SLG: 0.454 LaTroy Hawkins, R (9, 1) | F7 | | B3 | | | G4-3 | | | P4 | | 4 | 0 | 0 | 0 | 0 | 0 | 1 | | | | | | |
| 27 Garrett Atkins, R OBP: 0.325, SLG: 0.435 | F8 | | | | | | | | | | 4 | 0 | 0 | 0 | 0 | 3 | 1 | | | | | | |
| 17 Todd Helton, L OBP: 0.442, SLG: 0.471 | G4-3 | | | | | K | | | | | 3 | 0 | 0 | 0 | 1 | 1 | 1 | | | | | | |
| 2 Troy Tulowitzki, R OBP: 0.357, SLG: 0.437 | | F7 | | | | L8 | | | | | 4 | 0 | 0 | 0 | 0 | 1 | 1 | | | | | | |
| 11 Brad Hawpe, L OBP: 0.393, SLG: 0.545 | | K | | | | G3-1 | | | | | 3 | 0 | 0 | 0 | 0 | 1 | 0 | | | | | | |
| 8 Yorvit Torrealba, R OBP: 0.330, SLG: 0.389 | | | | | | | | | | | 3 | 0 | 1 | 0 | 0 | 0 | 0 | | | | | | |
| 18 Cory Sullivan, L OBP: 0.424, SLG: 0.387 | | | | | | | | | | | 3 | 0 | 0 | 0 | 0 | 0 | 1 | | | | | | |
| 31 Rodrigo Lopez, R OBP: 0.105, SLG: 0.056 50 Jorge Julio, R Jamey Carroll, R OBP: 0.316, SLG: 0.270 | | | | | | | | | | | 2 | 0 | 0 | 0 | 0 | 2 | 0 | | | | | | |
| | | | | | | | | | | | 0 | 0 | 0 | 0 | 0 | 0 | 0 | | | | | | |
| | | | | | | | | | | | 1 | 0 | 0 | 0 | 0 | 1 | 0 | | | | | | |
| Inning Stats | R: 0 E: 1 K: 0 S: 15 | H: 1 LOB: 1 BB: 0 P: 22 | R: 0 E: 0 K: 1 S: 10 | H: 0 LOB: 0 BB: 0 P: 15 | R: 1 E: 0 K: 1 S: 12 | H: 1 LOB: 0 BB: 0 P: 16 | R: 0 E: 0 K: 2 S: 13 | H: 0 LOB: 0 BB: 0 P: 19 | R: 0 E: 0 K: 0 S: 6 | H: 1 LOB: 0 BB: 0 P: 8 | R: 0 E: 0 K: 1 S: 9 | H: 0 LOB: 0 BB: 0 P: 13 | R: 0 E: 0 K: 0 S: 12 | H: 0 LOB: 0 BB: 0 P: 18 | R: 0 E: 0 K: 0 S: 8 | H: 0 LOB: 0 BB: 0 P: 12 | R: 0 E: 0 K: 1 S: 9 | H: 0 LOB: 0 BB: 0 P: 18 | R: 0 E: 0 K: 1 S: 7 | H: 0 LOB: 0 BB: 1 P: 14 | 1B: 2 2B: 0 3B: 0 HR: 1 | SF: 0 SAC: 0 DP: 2 HBP: 0 | WP: 0 PA: 32 PB: 0 SB: 0 CS: 0 |
| PITCHER | IP WLS BF H R ER SO BB IBB HBP BLK WP HR S P ERA WHIP | 15 Ben Sheets, R ERA: 3.39 | 4.1 3.1 12 2 1 1 3 0 0 0 0 0 0 45 66 0.00 0.214 | 49 Yovani Gallardo, R ERA: 2.83 | 1.0 3 1 0 0 0 1 0 0 0 0 0 9 18 0.00 0.000 | Derrick Turnbow, R ERA: 3.4 | 10.1 1.0 W 3 0 0 0 1 1 0 0 0 0 7 14 0.00 1.000 | PITCHER | IP WLS BF H R ER SO BB IBB HBP BLK WP HR S P ERA WHIP | 15 Ben Sheets, R ERA: 3.39 | 4.1 3.1 12 2 1 1 3 0 0 0 0 0 0 45 66 0.00 0.214 | 49 Yovani Gallardo, R ERA: 2.83 | 1.0 3 1 0 0 0 1 0 0 0 0 0 9 18 0.00 0.000 | Derrick Turnbow, R ERA: 3.4 | 10.1 1.0 W 3 0 0 0 1 1 0 0 0 0 7 14 0.00 1.000 | | | | | | | | |

Colorado Rockies @ Milwaukee Brewers
Miller Park, Milwaukee, WI
Sat Jul 14 2007, 6:05 PM CDT
Att. 42,559 - Partly Cloudy - 78 F

livebaseballscorecards.com

| | |
|-----|----|
| AB | 31 |
| R | 1 |
| H | 3 |
| RBI | 1 |
| BB | 1 |
| SO | 9 |
| LOB | 5 |



| Batter | 1 | 2 | 3 | 4 | 5 | 6 | 7 | 8 | 9 | 10 | AB | R | H | RBI | BB | SO | LOB | BOTTOM | | | | | |
|--|---|----------------------------------|--|----------------------------------|--|----------------------------------|--|---------------------------------|---|----------------------------------|--|----------------------------------|--|----------------------------------|--|----------------------------------|------------------------------|----------------------------------|------------------------------|---------------------------------|----------------------------------|------------------------------------|--|
| 1 Corey Hart, R OBP: 0.367, SLG: 0.516 | F8 | | F7 | | | HR | | | | | 4 | 1 | 1 | 1 | 0 | 1 | 1 | | | | | | |
| 7 J.J. Hardy, R OBP: 0.332, SLG: 0.483 | F9 | | | | | F8 | | | | | 4 | 0 | 0 | 0 | 0 | 0 | 0 | | | | | | |
| 8 Ryan Braun, R OBP: 0.399, SLG: 0.686 | | | | | | | | | | | 2 | 0 | 0 | 0 | 2 | 0 | 0 | | | | | | |
| 28 Prince Fielder, L OBP: 0.376, SLG: 0.623 | | | | | | | | | | | 4 | 0 | 1 | 0 | 0 | 1 | 2 | | | | | | |
| Johnny Estrada, S OBP: 0.302, SLG: 0.436 | | | | | | | | | | | 4 | 0 | 0 | 0 | 0 | 1 | 2 | | | | | | |
| Geoff Jenkins, L OBP: 0.325, SLG: 0.485 | | | | | | | | | | | 4 | 1 | 1 | 0 | 0 | 1 | 1 | | | | | | |
| 22 Tony Gwynn Jr., L OBP: 0.340, SLG: 0.326 | | | | | | | | | | | 4 | 0 | 0 | 0 | 0 | 1 | 1 | | | | | | |
| 23 Rickie Weeks Jr., R OBP: 0.331, SLG: 0.388 9 Tony Gattano, R OBP: 0.311, SLG: 0.376 | | | | | | | | | | | 2 | 0 | 0 | 0 | 1 | 2 | 0 | | | | | | |
| 15 Ben Sheets, R OBP: 0.079, SLG: 0.079 49 Yovani Gallardo, R OBP: 0.200, SLG: 0.222 Craig Counsell, L OBP: 0.343, SLG: 0.326 Francisco Cordero, R Derrick Turnbow, R | | | | | | | | | | | 1 | 0 | 0 | 0 | 0 | 0 | 0 | | | | | | |
| | | | | | | | | | | | 1 | 0 | 0 | 0 | 0 | 0 | 0 | | | | | | |
| | | | | | | | | | | | 1 | 0 | 0 | 0 | 0 | 0 | 1 | | | | | | |
| | | | | | | | | | | | 0 | 0 | 0 | 0 | 0 | 0 | 0 | | | | | | |
| | | | | | | | | | | | 0 | 0 | 0 | 0 | 0 | 0 | 0 | | | | | | |
| Inning Stats | R: 0 E: 0 K: 1 S: 10 | H: 0 LOB: 1 BB: 1 P: 18 | R: 0 E: 0 K: 0 S: 11 | H: 0 LOB: 0 BB: 0 P: 15 | R: 0 E: 0 K: 1 S: 11 | H: 0 LOB: 0 BB: 0 P: 16 | R: 0 E: 0 K: 0 S: 4 | H: 0 LOB: 0 BB: 0 P: 5 | R: 0 E: 0 K: 1 S: 8 | H: 0 LOB: 0 BB: 0 P: 10 | R: 1 E: 0 K: 1 S: 10 | H: 1 LOB: 0 BB: 0 P: 13 | R: 0 E: 0 K: 1 S: 11 | H: 0 LOB: 1 BB: 1 P: 20 | R: 0 E: 0 K: 1 S: 10 | H: 0 LOB: 1 BB: 1 P: 20 | R: 0 E: 0 K: 1 S: 8 | H: 1 LOB: 1 BB: 0 P: 11 | R: 1 E: 0 K: 0 S: 5 | H: 2 LOB: 1 BB: 0 P: 9 | 1B: 2 2B: 1 3B: 0 HR: 1 | SF: 0 SAC: 0 DP: 0 HBP: 0 | WP: 0 PA: 35 PB: 0 SB: 1 CS: 0 |
| PITCHER | IP WLS BF H R ER SO BB IBB HBP BLK WP HR S P ERA WHIP | 31 Rodrigo Lopez, R ERA: 4.46 | 7.0 1.0 4 0 0 0 1 2 0 0 0 0 0 65 97 1.29 0.429 | 50 Jorge Julio, R ERA: 5.76 | 1.0 4 0 0 0 1 1 0 0 0 0 0 0 10 20 0.00 1.000 | LaTroy Hawkins, R ERA: 4.05 | 1.1 L 7 3 1 1 1 0 0 0 0 0 0 13 20 6.75 2.250 | PITCHER | IP WLS BF H R ER SO BB IBB HBP BLK WP HR S P ERA WHIP | 31 Rodrigo Lopez, R ERA: 4.46 | 7.0 1.0 4 0 0 0 1 2 0 0 0 0 0 65 97 1.29 0.429 | 50 Jorge Julio, R ERA: 5.76 | 1.0 4 0 0 0 1 1 0 0 0 0 0 0 10 20 0.00 1.000 | LaTroy Hawkins, R ERA: 4.05 | 1.1 L 7 3 1 1 1 0 0 0 0 0 0 13 20 6.75 2.250 | | | | | | | | |

Colorado Rockies @ Milwaukee Brewers
Miller Park, Milwaukee, WI
Sat Jul 14 2007, 6:05 PM CDT
Att. 42,559 - Partly Cloudy - 78 F

livebaseballscorecards.com

| | |
|-----|----|
| AB | 32 |
| R | 2 |
| H | 4 |
| RBI | 2 |
| BB | 3 |
| SO | 7 |
| LOB | 8 |



| Batter | 1 | 2 | 3 | 4 | 5 | 6 | 7 | 8 | 9 | AB | R | H | RBI | BB | SO | LOB | TOP | | | | |
|--|---|---|---|---|---|---|---|---|---|---|---|---|---|---|---|---|---|---|---|---|---|
| 24 Chris Young, R OBP: 0.282, SLG: 0.434 | 0-1 HR | | 3-2 1B | | 1-3 K | | 3-1 F8 | | | 4 | 1 | 2 | 1 | 0 | 1 | 1 | | | | | |
| 1 Orlando Hudson, S OBP: 0.376, SLG: 0.445 | 1-0 G4-3 | | 3-2 FC5 | | 3-2 G3-1 | | | 4-2 BB | | 3 | 0 | 0 | 0 | 1 | 0 | 1 | | | | | |
| 22 Eric Byrnes, R OBP: 0.363, SLG: 0.488 | 1-2 E5 | | 0-3 K | | 3-2 P2 | | | 1-3 K | | 4 | 0 | 0 | 0 | 0 | 2 | 3 | | | | | |
| 18 Chad Tracy, L OBP: 0.344, SLG: 0.462 | 2-2 G5-3 | | 3-2 G3 | | 1-2 L3 | | | 2-3 K | | 4 | 0 | 0 | 0 | 0 | 1 | 4 | | | | | |
| 34 Conor Jackson, R OBP: 0.364, SLG: 0.398 | 3-1 G6-3 | | | 0-0 G6-3 | | 0-1 G4-3 | | 1-1 F9 | | 4 | 0 | 0 | 0 | 0 | 0 | 2 | | | | | |
| 6 Stephen Drew, L OBP: 0.298, SLG: 0.363 | | 1-0 L8 | | 3-1 F9 | | 3-1 HR | | 2-3 K | | 4 | 1 | 1 | 1 | 0 | 1 | 0 | | | | | |
| 27 Mark Reynolds, R OBP: 0.335, SLG: 0.529 | | 0-2 K | | 0-2 HR | | 1-0 26 SH1-3 | | 0-3 K | | 4 | 1 | 2 | 1 | 0 | 2 | 0 | | | | | |
| 26 Miguel Montero, L OBP: 0.297, SLG: 0.394 | | 1-1 P3 | | 1-0 P2 | | 0-0 SH1-3 | | 1-3 K | | 3 | 0 | 0 | 0 | 0 | 1 | 0 | | | | | |
| 44 Micah Owings, R OBP: 0.172, SLG: 0.250 | | | 2-2 F9 | | 0-2 G6-3 | | 1-1 G1-3 | | | 2 | 0 | 0 | 0 | 0 | 0 | 0 | | | | | |
| 11 Augie Ojeda, S OBP: 0.436, SLG: 0.543 | | | | | | | | | | 1 | 0 | 0 | 0 | 0 | 0 | 1 | | | | | |
| 37 Juan Cruz, R OBP: 0.334, SLG: 0.320 | | | | | | | | | | 0 | 0 | 0 | 0 | 0 | 0 | 0 | | | | | |
| 45 Doug Slaten, L OBP: 0.327, SLG: 0.383 | | | | | | | | | | 0 | 0 | 0 | 0 | 0 | 0 | 0 | | | | | |
| Inning Stats | R: 1 E: 1 K: 0 S: 11 | H: 1 LOB: 1 BB: 0 P: 18 | R: 0 E: 0 K: 1 S: 6 | H: 0 LOB: 0 BB: 0 P: 8 | R: 0 E: 1 K: 1 S: 20 | H: 1 LOB: 2 BB: 0 P: 31 | R: 1 E: 0 K: 0 S: 7 | H: 1 LOB: 0 BB: 0 P: 11 | R: 0 E: 0 K: 0 S: 9 | H: 0 LOB: 0 BB: 0 P: 13 | R: 1 E: 0 K: 0 S: 8 | H: 2 LOB: 1 BB: 0 P: 16 | R: 0 E: 0 K: 2 S: 10 | H: 0 LOB: 1 BB: 1 P: 18 | R: 0 E: 0 K: 3 S: 9 | H: 0 LOB: 0 BB: 0 P: 12 | 1B: 2 2B: 0 3B: 0 HR: 3 | SF: 0 SAC: 1 DP: 0 HBP: 0 | WP: 0 PB: 0 SB: 1 CS: 0 | PA: 35 | |
| PITCHER | IP WLS BF H R ER SO BB IBB HBP BLK WP HR S P ERA WHIP | IP WLS BF H R ER SO BB IBB HBP BLK WP HR S P ERA WHIP | IP WLS BF H R ER SO BB IBB HBP BLK WP HR S P ERA WHIP | IP WLS BF H R ER SO BB IBB HBP BLK WP HR S P ERA WHIP | IP WLS BF H R ER SO BB IBB HBP BLK WP HR S P ERA WHIP | IP WLS BF H R ER SO BB IBB HBP BLK WP HR S P ERA WHIP | IP WLS BF H R ER SO BB IBB HBP BLK WP HR S P ERA WHIP | IP WLS BF H R ER SO BB IBB HBP BLK WP HR S P ERA WHIP | IP WLS BF H R ER SO BB IBB HBP BLK WP HR S P ERA WHIP | IP WLS BF H R ER SO BB IBB HBP BLK WP HR S P ERA WHIP | IP WLS BF H R ER SO BB IBB HBP BLK WP HR S P ERA WHIP | IP WLS BF H R ER SO BB IBB HBP BLK WP HR S P ERA WHIP | IP WLS BF H R ER SO BB IBB HBP BLK WP HR S P ERA WHIP | IP WLS BF H R ER SO BB IBB HBP BLK WP HR S P ERA WHIP | IP WLS BF H R ER SO BB IBB HBP BLK WP HR S P ERA WHIP | IP WLS BF H R ER SO BB IBB HBP BLK WP HR S P ERA WHIP | IP WLS BF H R ER SO BB IBB HBP BLK WP HR S P ERA WHIP | IP WLS BF H R ER SO BB IBB HBP BLK WP HR S P ERA WHIP | IP WLS BF H R ER SO BB IBB HBP BLK WP HR S P ERA WHIP | IP WLS BF H R ER SO BB IBB HBP BLK WP HR S P ERA WHIP | IP WLS BF H R ER SO BB IBB HBP BLK WP HR S P ERA WHIP |

Arizona Diamondbacks @ Milwaukee Brewers
Miller Park, Milwaukee, WI
Mon Jul 16 2007, 7:05 PM CDT
Att: 36,381 - Partly Cloudy - 72 F

| | |
|-----|----|
| AB | 33 |
| R | 3 |
| H | 5 |
| RBI | 3 |
| BB | 1 |
| SO | 8 |
| LOB | 12 |



| Batter | 1 | 2 | 3 | 4 | 5 | 6 | 7 | 8 | 9 | AB | R | H | RBI | BB | SO | LOB | BOTTOM | | | | |
|--|---|---|---|---|---|---|---|---|---|---|---|---|---|---|---|---|---|---|---|---|---|
| 1 Corey Hart, R OBP: 0.367, SLG: 0.523 | 0-1 HR | 2-2 L8 | | | 0-0 G6-3 | | 2-2 F8 | | | 4 | 1 | 1 | 1 | 0 | 0 | 2 | | | | | |
| 7 J.J. Hardy, R OBP: 0.333, SLG: 0.485 | 1-1 8 HR | | 1-0 P2 | | 2-1 28 2B | | 1-3 K | | | 4 | 2 | 2 | 0 | 0 | 1 | 1 | | | | | |
| 8 Ryan Braun, R OBP: 0.398, SLG: 0.688 | 2-1 HR | | 3-3 K | | 3-2 F7 | | 2-3 K | | | 4 | 1 | 1 | 2 | 0 | 2 | 2 | | | | | |
| 28 Prince Fielder, L OBP: 0.371, SLG: 0.615 | 0-3 K | | 1-0 F8 | | 0-0 2H 2B | | 1-3 K2-3 | | | 4 | 0 | 1 | 1 | 0 | 2 | 0 | | | | | |
| Johnny Estrada, S OBP: 0.302, SLG: 0.435 | 1-1 L3 | | | 3-2 22 BB | 1-1 L3 | | 0-2 F8 | | | 4 | 0 | 1 | 0 | 0 | 0 | 1 | | | | | |
| Geoff Jenkins, L OBP: 0.319, SLG: 0.477 | 3-2 G3 | | | 2-1 P4 | | 1-0 G3 | | 1-3 K | | 4 | 0 | 0 | 0 | 0 | 1 | 1 | | | | | |
| 22 Tony Gwynn Jr., L OBP: 0.340, SLG: 0.320 | | 2-0 F7 | | 4-0 BB | 1-2 BB | | 1-1 F7 | | | 2 | 0 | 0 | 0 | 1 | 0 | 0 | | | | | |
| 23 Rickie Weeks Jr., R OBP: 0.327, SLG: 0.383 | | 0-3 K | | 1-0 F9 | | 0-0 G6-3 | | | | 3 | 0 | 0 | 0 | 0 | 1 | 2 | | | | | |
| 31 Dave Bush, R OBP: 0.188, SLG: 0.226 | | 1-0 BB | | | 0-0 G6-3 | | 4-2 BB | | | 2 | 0 | 1 | 0 | 0 | 0 | 2 | | | | | |
| Brian Shouse, L OBP: 0.344, SLG: 0.320 | | | | | | | | | | 0 | 0 | 0 | 0 | 0 | 0 | 0 | | | | | |
| Craig Counsell, L OBP: 0.344, SLG: 0.320 | | | | | | | | | | 0 | 0 | 0 | 0 | 1 | 0 | 0 | | | | | |
| Derrick Turnbow, R OBP: 0.309, SLG: 0.383 | | | | | | | | | | 0 | 0 | 0 | 0 | 0 | 0 | 0 | | | | | |
| Francisco Cordero, R OBP: 0.319, SLG: 0.477 | | | | | | | | | | 0 | 0 | 0 | 0 | 0 | 0 | 0 | | | | | |
| Inning Stats | R: 3 E: 0 K: 1 S: 15 | H: 3 LOB: 0 BB: 0 P: 22 | R: 0 E: 0 K: 1 S: 10 | H: 1 LOB: 0 BB: 0 P: 15 | R: 0 E: 0 K: 1 S: 6 | H: 1 LOB: 2 BB: 1 P: 18 | R: 1 E: 0 K: 0 S: 9 | H: 2 LOB: 1 BB: 0 P: 15 | R: 0 E: 0 K: 2 S: 12 | H: 0 LOB: 1 BB: 1 P: 21 | R: 0 E: 0 K: 2 S: 9 | H: 0 LOB: 0 BB: 0 P: 11 | R: 0 E: 0 K: 2 S: 10 | H: 0 LOB: 0 BB: 0 P: 12 | 1B: 3 2B: 2 3B: 0 HR: 2 | SF: 0 SAC: 0 DP: 0 HBP: 0 | WP: 0 PB: 0 SB: 0 CS: 0 | PA: 33 | | | |
| PITCHER | IP WLS BF H R ER SO BB IBB HBP BLK WP HR S P ERA WHIP | IP WLS BF H R ER SO BB IBB HBP BLK WP HR S P ERA WHIP | IP WLS BF H R ER SO BB IBB HBP BLK WP HR S P ERA WHIP | IP WLS BF H R ER SO BB IBB HBP BLK WP HR S P ERA WHIP | IP WLS BF H R ER SO BB IBB HBP BLK WP HR S P ERA WHIP | IP WLS BF H R ER SO BB IBB HBP BLK WP HR S P ERA WHIP | IP WLS BF H R ER SO BB IBB HBP BLK WP HR S P ERA WHIP | IP WLS BF H R ER SO BB IBB HBP BLK WP HR S P ERA WHIP | IP WLS BF H R ER SO BB IBB HBP BLK WP HR S P ERA WHIP | IP WLS BF H R ER SO BB IBB HBP BLK WP HR S P ERA WHIP | IP WLS BF H R ER SO BB IBB HBP BLK WP HR S P ERA WHIP | IP WLS BF H R ER SO BB IBB HBP BLK WP HR S P ERA WHIP | IP WLS BF H R ER SO BB IBB HBP BLK WP HR S P ERA WHIP | IP WLS BF H R ER SO BB IBB HBP BLK WP HR S P ERA WHIP | IP WLS BF H R ER SO BB IBB HBP BLK WP HR S P ERA WHIP | IP WLS BF H R ER SO BB IBB HBP BLK WP HR S P ERA WHIP | IP WLS BF H R ER SO BB IBB HBP BLK WP HR S P ERA WHIP | IP WLS BF H R ER SO BB IBB HBP BLK WP HR S P ERA WHIP | IP WLS BF H R ER SO BB IBB HBP BLK WP HR S P ERA WHIP | IP WLS BF H R ER SO BB IBB HBP BLK WP HR S P ERA WHIP | IP WLS BF H R ER SO BB IBB HBP BLK WP HR S P ERA WHIP |

Arizona Diamondbacks @ Milwaukee Brewers
Miller Park, Milwaukee, WI
Mon Jul 16 2007, 7:05 PM CDT
Att: 36,381 - Partly Cloudy - 72 F

| | |
|-----|----|
| AB | 31 |
| R | 4 |
| H | 7 |
| RBI | 4 |
| BB | 2 |
| SO | 7 |
| LOB | 11 |



| Batter | 1 | 2 | 3 | 4 | 5 | 6 | 7 | 8 | 9 | AB | R | H | RBI | BB | SO | LOB | TOP | | | |
|---|---|---|---|----------------------------------|-------------------------------|----------------------------------|-------------------------------|----------------------------------|------------------------------|----------------------------------|-------------------------------|----------------------------------|------------------------------|----------------------------------|-------------------------------|----------------------------------|---|------------------------------------|----------------------------------|--------|
| Jeff DaVanon, S (1,9) OBP: 0.300, SLG: 0.333 | F7 | | | SH5-3 2B | | G4-6-3 BB | | G4-6-3 | | 3 | 0 | 1 | 0 | 1 | 0 | 1 | Arizona Diamondbacks @ Milwaukee Brewers Miller Park, Milwaukee, WI Thu Jul 19 2007, 1:05 PM CDT Att: 41,156 - Partly Cloudy - 71 F livebaseballscorecards.com | | | |
| 1 Orlando Hudson, S (1,4) OBP: 0.373, SLG: 0.438 Scott Hairston, R (8,7) | G6-4-3 1B | | | SH5-3 | | G4-6-3 | | | F7 | 2 | 0 | 1 | 0 | 0 | 0 | 1 | | | | |
| 22 Eric Byrnes, R (1,7) 31 Edgar Gonzalez, R (8,1) Tony Clark, S (9, FH) OBP: 0.288, SLG: 0.488 | G6-4-3 | | | K | | | | | F7 | 3 | 0 | 0 | 0 | 0 | 2 | 2 | | | | |
| 34 Conor Jackson, R (1,3) OBP: 0.359, SLG: 0.401 | | | | F7 | | | | | 2B | 4 | 1 | 1 | 1 | 0 | 1 | 2 | | | | |
| 27 Mark Reynolds, R (1,5) OBP: 0.335, SLG: 0.531 | | | | | | | | | F8 | 3 | 0 | 0 | 0 | 1 | 3 | 1 | | | | |
| 6 Stephen Drew, L (1,6) OBP: 0.300, SLG: 0.361 | F8 | | | | | | | | | 2 | 0 | 0 | 0 | 1 | 0 | 1 | | | | |
| 24 Chris Young, R (1,8) OBP: 0.275, SLG: 0.420 | | | | K | | | | | | 3 | 0 | 1 | 0 | 0 | 1 | 2 | | | | |
| 26 Miguel Montero, L (1,2) OBP: 0.297, SLG: 0.381 | | | | F8 | | | | | | 2 | 0 | 0 | 0 | 1 | 0 | 2 | | | | |
| Livan Hernandez, R (1,1) 57 Dustin Nippert, R (6,1) 11 Augie Ojeda, S (8, FH) OBP: 0.386, SLG: 0.475 | L9 | | | | | | | | | 2 | 0 | 0 | 0 | 0 | 0 | 0 | | | | |
| | | | | | | | | | | 0 | 0 | 0 | 0 | 0 | 0 | 0 | | | | |
| | | | | | | | | | | 1 | 0 | 0 | 0 | 0 | 1 | 1 | | | | |
| | | | | | | | | | | 2 | 0 | 0 | 0 | 0 | 0 | 0 | | | | |
| | | | | | | | | | | 0 | 0 | 0 | 0 | 0 | 0 | 0 | | | | |
| Inning Stats | R: 0 E: 0 K: 0 S: 7 | H: 1 LOB: 0 BB: 0 P: 10 | R: 0 E: 0 K: 2 S: 9 | H: 0 LOB: 0 BB: 0 P: 14 | R: 0 E: 0 K: 0 S: 10 | H: 1 LOB: 1 BB: 0 P: 15 | R: 0 E: 0 K: 1 S: 10 | H: 0 LOB: 1 BB: 1 P: 18 | R: 0 E: 0 K: 0 S: 6 | H: 0 LOB: 0 BB: 1 P: 16 | R: 1 E: 0 K: 2 S: 11 | H: 1 LOB: 1 BB: 1 P: 21 | R: 0 E: 0 K: 1 S: 5 | H: 0 LOB: 0 BB: 1 P: 11 | R: 0 E: 0 K: 1 S: 16 | H: 1 LOB: 1 BB: 0 P: 22 | 1B: 2 2B: 2 3B: 0 HR: 1 | SF: 0 SAC: 1 DP: 3 HBP: 0 | WP: 0 PB: 0 SB: 1 CS: 1 | PA: 32 |
| PITCHER | IP WLS BF H R ER SO BB IBB HBP BLK WP HR S P ERA WHIP | 6.0 W 20 3 0 0 4 2 0 0 0 0 0 51 89 0.00 0.833 | 3.0 S 12 2 1 1 4 2 0 0 0 0 0 1 32 54 3.00 1.333 | | | | | | | | | | | | | | | | | |

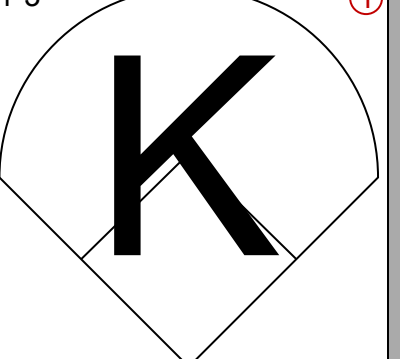
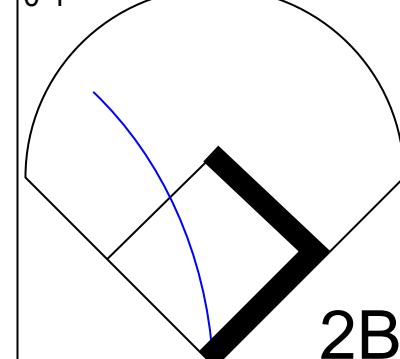
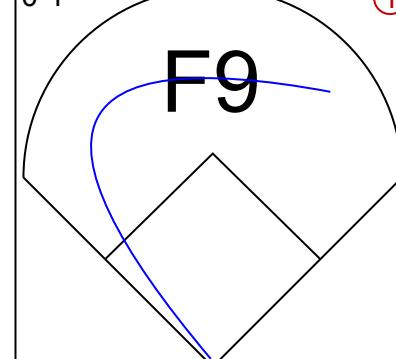
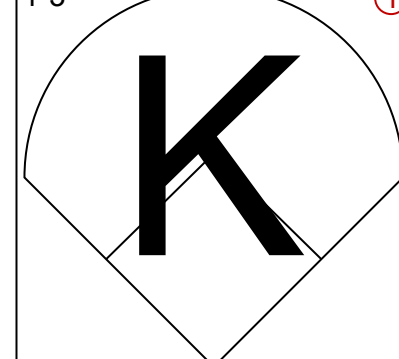
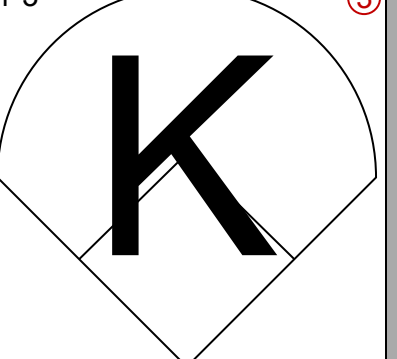
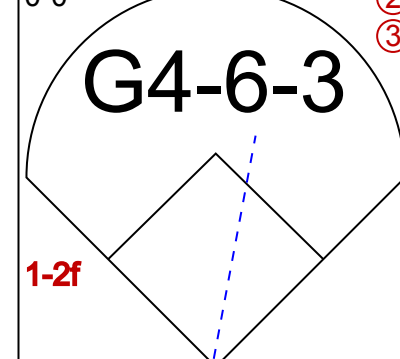
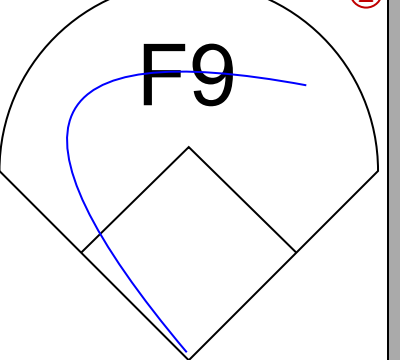
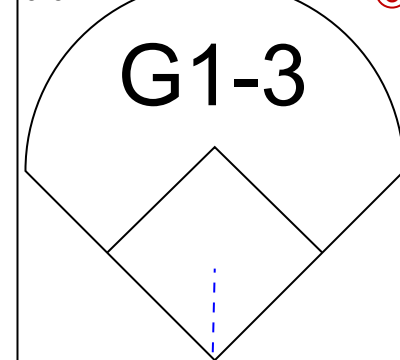
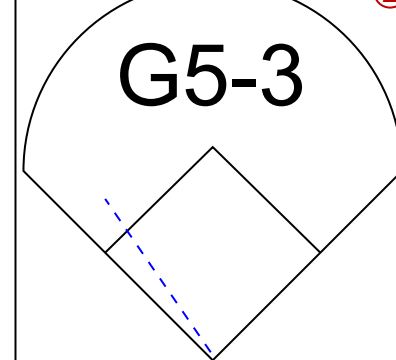
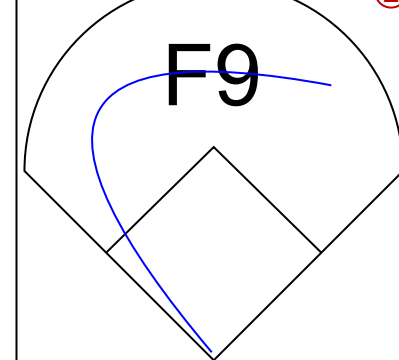
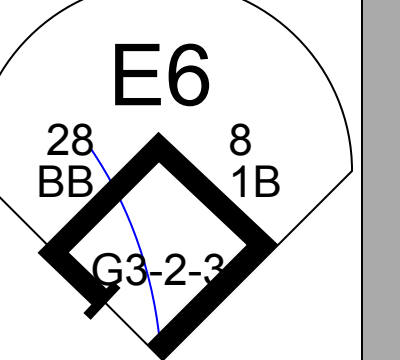
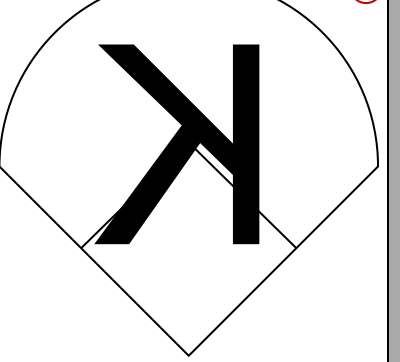
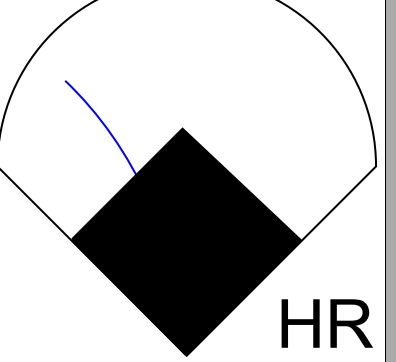

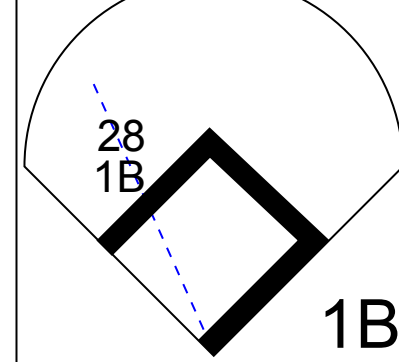
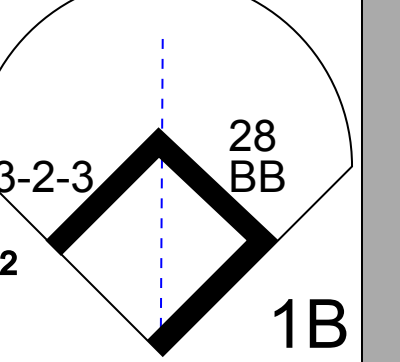
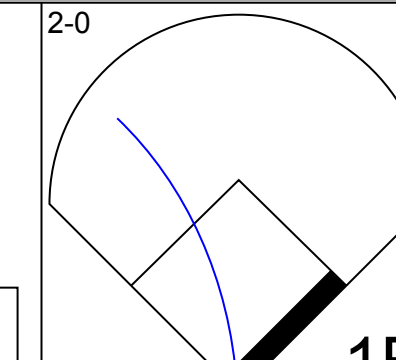
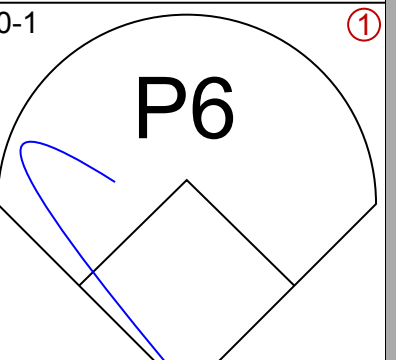
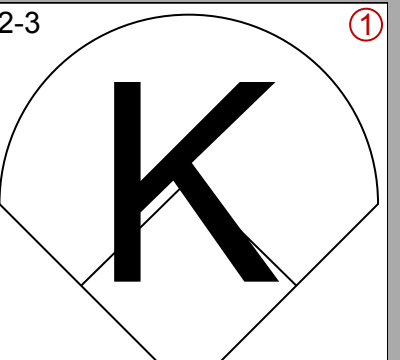
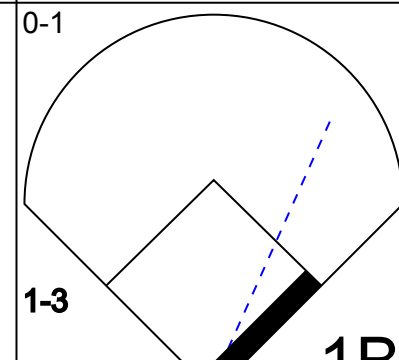
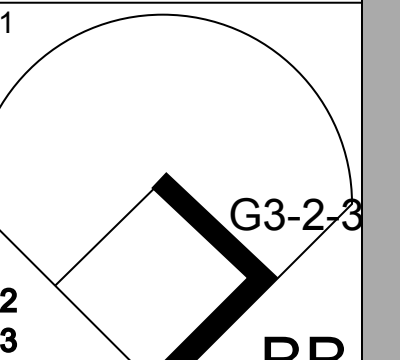

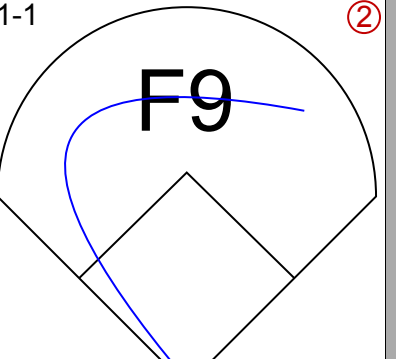
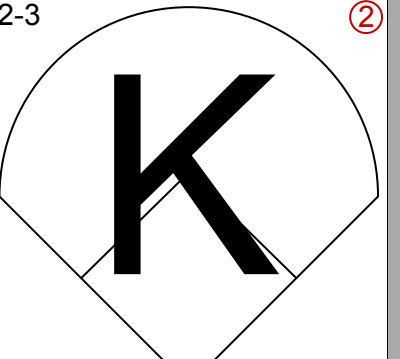
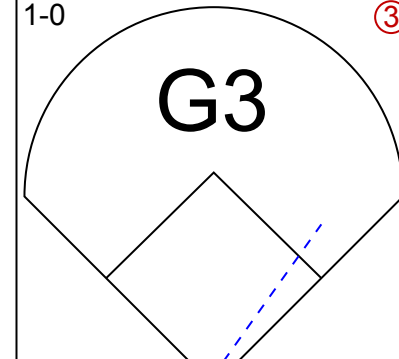
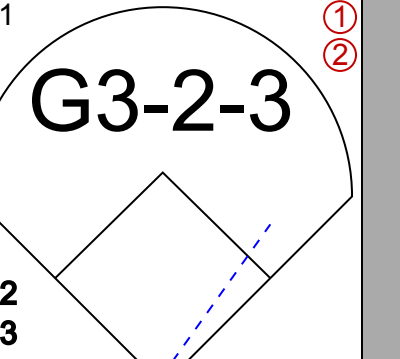

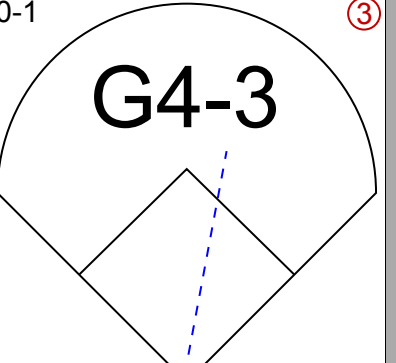
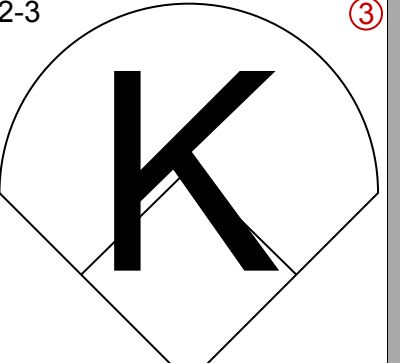
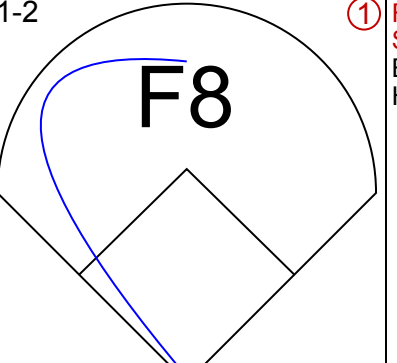
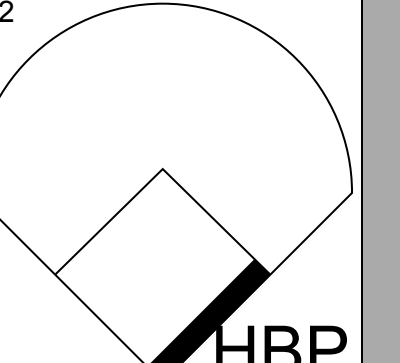

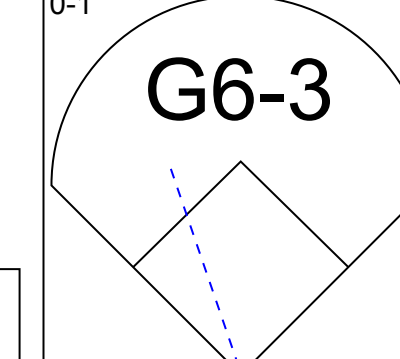
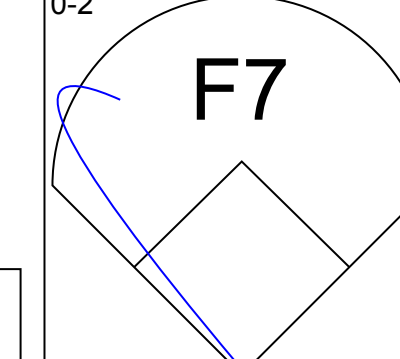
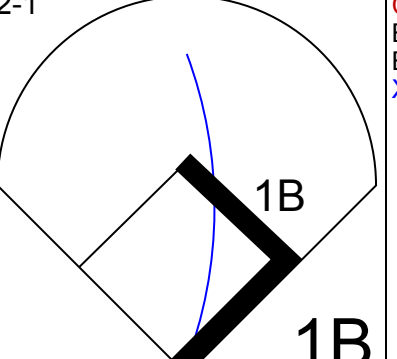
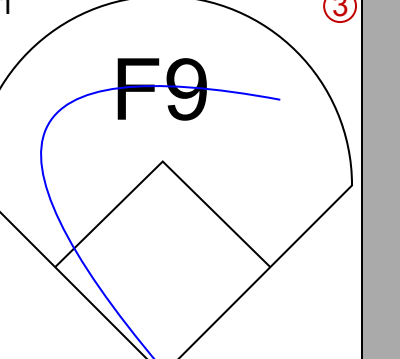
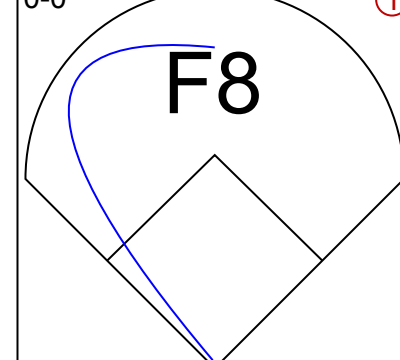
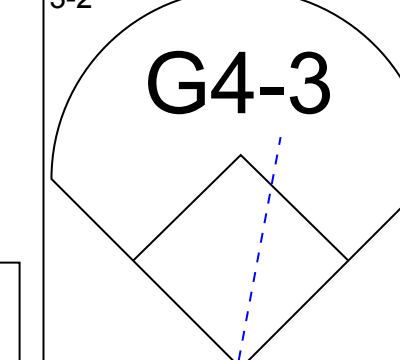
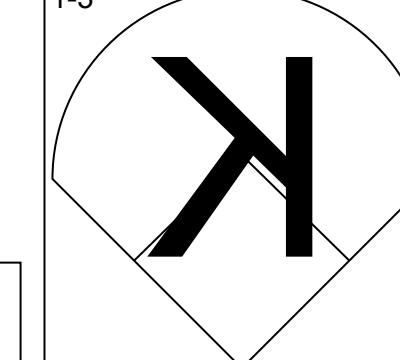
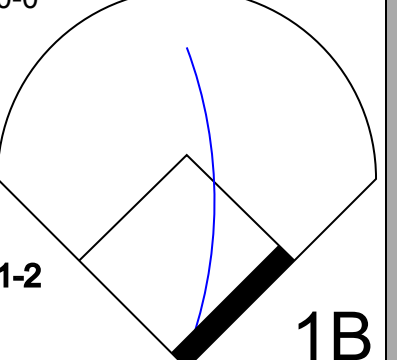
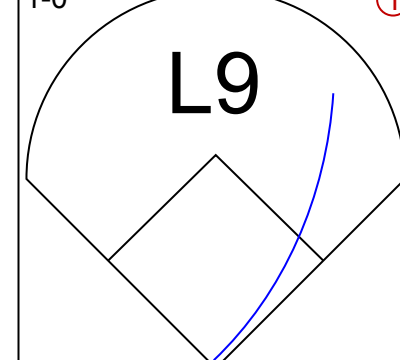
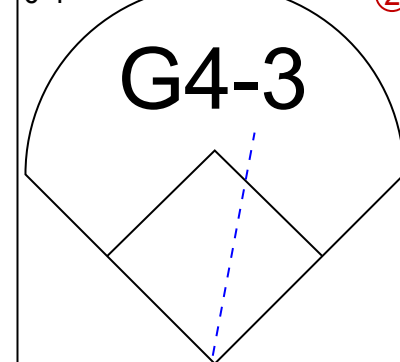
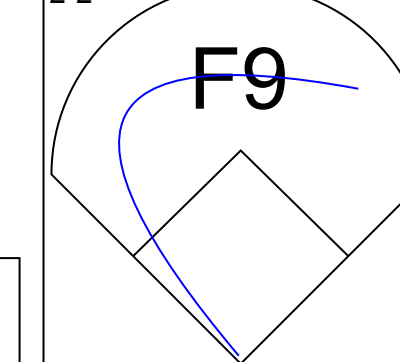
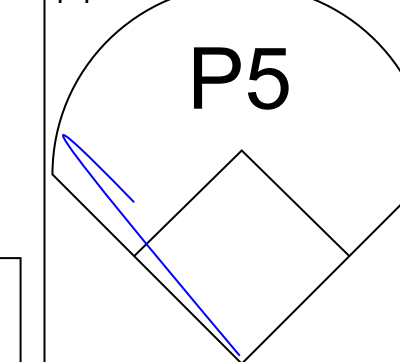
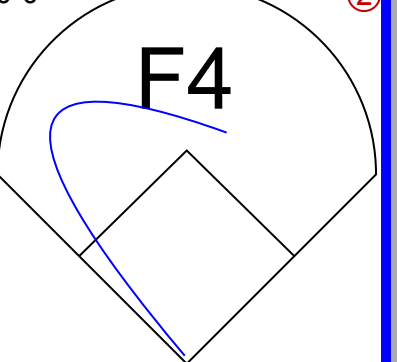
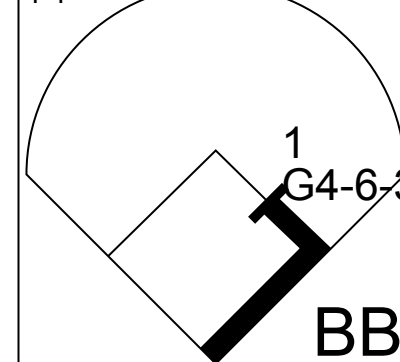
| Batter | 1 | 2 | 3 | 4 | 5 | 6 | 7 | 8 | 9 | AB | R | H | RBI | BB | SO | LOB | BOTTOM | | | |
|--|---|--|--|---|------------------------------|----------------------------------|------------------------------|----------------------------------|------------------------------|----------------------------------|-------------------------------|----------------------------------|-------------------------------|----------------------------------|------------------------------|----------------------------------|---|------------------------------------|----------------------------------|--------|
| 22 Tony Gwynn, Jr., L (1,8) OBP: 0.357, SLG: 0.337 | P6 | | | F9 | | G3-1 1B | | FC6-4 1B | | 5 | 1 | 2 | 1 | 0 | 0 | 1 | Arizona Diamondbacks @ Milwaukee Brewers Miller Park, Milwaukee, WI Thu Jul 19 2007, 1:05 PM CDT Att: 41,156 - Partly Cloudy - 71 F livebaseballscorecards.com | | | |
| Craig Counsell, L (1,6) OBP: 0.356, SLG: 0.333 | 8 2B | | | 2B | | G3-1 BB | | K | | 3 | 1 | 2 | 2 | 2 | 1 | 1 | | | | |
| 8 Ryan Braun, R (1,5) OBP: 0.388, SLG: 0.660 | F8 | | | F8 | | F5 | | K | | 5 | 0 | 1 | 1 | 0 | 1 | 6 | | | | |
| 28 Prince Fielder, L (1,3) OBP: 0.376, SLG: 0.614 | F9 | | | | | G3-1 | | K | | 4 | 0 | 0 | 0 | 1 | 1 | 4 | | | | |
| Johnny Estrada, S (1,2) OBP: 0.299, SLG: 0.432 | G3 | | | G4-3 | | F8 | | G4-3 | | 5 | 1 | 1 | 0 | 0 | 0 | 5 | | | | |
| Geoff Jenkins, L (1,7) OBP: 0.327, SLG: 0.480 | | | | G4-3 | | | | | | 3 | 2 | 2 | 0 | 1 | 0 | 0 | | | | |
| 9 Tony Graffanino, R (1,4) OBP: 0.325, SLG: 0.419 | F8 | | | | | | | | | 4 | 3 | 2 | 3 | 1 | 1 | 2 | | | | |
| 18 Gabe Gross, L (1,9) OBP: 0.324, SLG: 0.386 | P6 | | | K | | K | | K | | 4 | 1 | 1 | 2 | 0 | 2 | 3 | | | | |
| 49 Yovani Gallardo, R (1,1) 7 J.J. Hardy, R (6, FH) Matt Wise, R (7,1) OBP: 1.000, SLG: 1.000 | K | | | F7 | | | | | | 2 | 0 | 0 | 0 | 0 | 1 | 1 | | | | |
| | | | | | | | | | | 0 | 1 | 0 | 0 | 1 | 0 | 0 | | | | |
| | | | | | | | | | | 1 | 0 | 1 | 0 | 0 | 0 | 0 | | | | |
| | | | | | | | | | | 1 | 0 | 1 | 0 | 0 | 0 | 0 | | | | |
| Inning Stats | R: 1 E: 0 K: 0 S: 9 | H: 1 LOB: 1 BB: 1 P: 15 | R: 0 E: 0 K: 1 S: 10 | H: 1 LOB: 0 BB: 0 P: 16 | R: 0 E: 0 K: 0 S: 7 | H: 1 LOB: 2 BB: 1 P: 15 | R: 1 E: 0 K: 1 S: 9 | H: 1 LOB: 0 BB: 0 P: 17 | R: 0 E: 0 K: 0 S: 9 | H: 1 LOB: 2 BB: 1 P: 20 | R: 4 E: 1 K: 3 S: 16 | H: 3 LOB: 1 BB: 2 P: 30 | R: 4 E: 0 K: 1 S: 23 | H: 4 LOB: 1 BB: 1 P: 35 | R: 0 E: 0 K: 1 S: 9 | H: 0 LOB: 1 BB: 0 P: 16 | 1B: 8 2B: 2 3B: 0 HR: 2 | SF: 0 SAC: 0 DP: 0 HBP: 1 | WP: 0 PB: 0 SB: 1 CS: 0 | PA: 43 |
| PITCHER | IP WLS BF H R ER SO BB IBB HBP BLK WP HR S P ERA WHIP | 5.1 L 29 8 6 5 3 5 0 0 0 0 0 1 31 45 21.60 3.000 | 1.2 10 4 4 4 3 1 0 0 0 0 0 1 31 45 21.60 3.000 | 1.0 4 0 0 0 1 0 0 0 1 0 0 0 9 16 0.00 0.000 | | | | | | | | | | | | | | | | |

| Batter | 1 | 2 | 3 | 4 | 5 | 6 | 7 | 8 | 9 | AB R H RBI BB SO LOB | TOP | | | | | | | | | | | |
|--|---|----------------------------------|-------------------------------|----------------------------------|-------------------------------|----------------------------------|-------------------------------|----------------------------------|------------------------------|----------------------------------|---|---|------------------------------|---------------------------------|------------------------------|----------------------------------|-------------------------------|----------------------------------|----------------------------------|------------------------------------|----------------------------------|--------|
| 10 Dave Roberts, L OBP: 0.312, SLG: 0.342 | | | | | | | | | | 5 1 2 1 0 1 0 | San Francisco Giants @ Milwaukee Brewers Miller Park, Milwaukee, WI Sat Jul 21 2007, 2:55 PM CDT Att: 43,180 - Partly Cloudy - 70 F | | | | | | | | | | | |
| 2 Randy Winn, S OBP: 0.348, SLG: 0.419 | | | | | | | | | | 4 1 1 1 1 1 1 | | | | | | | | | | | | |
| Ray Durham, S OBP: 0.316, SLG: 0.390 | | | | | | | | | | 5 0 2 3 0 2 2 | | | | | | | | | | | | |
| Barry Bonds, L OBP: 0.497, SLG: 0.572 | | | | | | | | | | 2 0 0 0 2 1 1 1 0 0 0 0 0 1 | | | | | | | | | | | | |
| 14 Fred Lewis, L OBP: 0.353, SLG: 0.418 | | | | | | | | | | 4 2 1 0 1 2 5 | | | | | | | | | | | | |
| Ryan Klesko, L OBP: 0.371, SLG: 0.438 | | | | | | | | | | 4 2 1 0 1 2 5 | | | | | | | | | | | | |
| 1 Bengie Molina, R OBP: 0.294, SLG: 0.413 | | | | | | | | | | 4 0 1 0 0 1 2 | | | | | | | | | | | | |
| Pedro Feliz, R OBP: 0.291, SLG: 0.426 | | | | | | | | | | 4 2 3 3 0 0 0 | | | | | | | | | | | | |
| 13 Omar Vizquel, S OBP: 0.289, SLG: 0.292 | | | | | | | | | | 3 1 0 0 1 1 2 | | | | | | | | | | | | |
| 55 Tim Lincecum, L OBP: 0.143, SLG: 0.115 | | | | | | | | | | 3 1 0 0 1 1 1 0 0 0 0 0 0 0 | | | | | | | | | | | | |
| Jack Taschner, L (9, 1) | | | | | | | | | | | | | | | | | | | | | | |
| Inning Stats | R: 0 E: 1 K: 2 S: 10 | H: 1 LOB: 1 BB: 0 P: 16 | R: 1 E: 0 K: 0 S: 11 | H: 3 LOB: 1 BB: 0 P: 16 | R: 0 E: 0 K: 2 S: 11 | H: 0 LOB: 0 BB: 0 P: 17 | R: 2 E: 0 K: 2 S: 12 | H: 1 LOB: 1 BB: 1 P: 25 | R: 0 E: 0 K: 1 S: 8 | H: 0 LOB: 0 BB: 0 P: 14 | R: 0 E: 0 K: 0 S: 11 | H: 1 LOB: 1 BB: 1 P: 16 | R: 0 E: 0 K: 1 S: 7 | H: 0 LOB: 0 BB: 0 P: 9 | R: 0 E: 0 K: 1 S: 7 | H: 0 LOB: 2 BB: 2 P: 20 | R: 5 E: 1 K: 1 S: 22 | H: 4 LOB: 1 BB: 2 P: 36 | 1B: 7 2B: 3 3B: 0 HR: 1 | SF: 0 SAC: 0 DP: 2 HBP: 0 | WP: 0 PB: 0 SB: 3 CS: 0 | PA: 41 |
| PITCHER | IP WLS BF H R ER SO BB IBB HBP BLK WP HR S P ERA WHIP | | | | | | | | | | | IP WLS BF H R ER SO BB IBB HBP BLK WP HR S P ERA WHIP | | | | | | | | | | |
| 31 Dave Bush, R ERA: 4.83 | 6.0 L 24 6 3 3 7 2 0 0 0 0 0 1 63 104 4.50 1.333 | | | | | | | | | | | | | | | | | | | | | |
| Brian Shouse, L ERA: 2.3 | 2.0 8 0 0 0 2 1 1 0 0 0 0 0 14 29 0.00 0.500 | | | | | | | | | | | | | | | | | | | | | |
| Chris Spurling, R ERA: 4.5 | 0.1 6 3 5 0 2 0 0 0 0 0 0 0 16 29 135.00 15.000 | | | | | | | | | | | | | | | | | | | | | |
| Derrick Turnbow, R ERA: 3.38 | 0.2 3 1 0 0 1 0 0 0 0 0 0 0 6 7 0.00 1.500 | | | | | | | | | | | | | | | | | | | | | |

| Batter | 1 | 2 | 3 | 4 | 5 | 6 | 7 | 8 | 9 | AB R H RBI BB SO LOB | BOTTOM | | | | | | | | | | | |
|--|---|----------------------------------|------------------------------|---------------------------------|-------------------------------|----------------------------------|-------------------------------|----------------------------------|-------------------------------|--|---|---|-------------------------------|----------------------------------|------------------------------|---------------------------------|------------------------------|----------------------------------|----------------------------------|------------------------------------|----------------------------------|--------|
| 1 Corey Hart, R OBP: 0.355, SLG: 0.504 | | | | | | | | | | 4 0 0 0 0 1 2 | San Francisco Giants @ Milwaukee Brewers Miller Park, Milwaukee, WI Sat Jul 21 2007, 2:55 PM CDT Att: 43,180 - Partly Cloudy - 70 F | | | | | | | | | | | |
| 7 J.J. Hardy, R OBP: 0.326, SLG: 0.469 | | | | | | | | | | 4 0 0 0 0 2 2 | | | | | | | | | | | | |
| 8 Ryan Braun, R OBP: 0.387, SLG: 0.648 | | | | | | | | | | 4 0 1 0 0 0 1 | | | | | | | | | | | | |
| 28 Prince Fielder, L OBP: 0.373, SLG: 0.604 | | | | | | | | | | 3 0 0 0 1 2 1 | | | | | | | | | | | | |
| Johnny Estrada, S OBP: 0.299, SLG: 0.430 | | | | | | | | | | 4 0 1 0 0 1 1 | | | | | | | | | | | | |
| Geoff Jenkins, L OBP: 0.326, SLG: 0.476 | | | | | | | | | | 4 0 1 0 0 1 2 | | | | | | | | | | | | |
| 22 Tony Gwynn Jr., L OBP: 0.350, SLG: 0.324 | | | | | | | | | | 3 0 0 0 0 2 2 | | | | | | | | | | | | |
| Craig Counsell, L OBP: 0.354, SLG: 0.332 | | | | | | | | | | 3 0 1 0 0 0 1 | | | | | | | | | | | | |
| 31 Dave Bush, R OBP: 0.192, SLG: 0.251 | | | | | | | | | | 1 0 0 0 0 0 0 0 0 0 0 0 1 0 0 0 0 0 0 0 0 1 0 0 0 0 0 1 0 0 0 0 0 0 0 0 0 0 0 0 0 0 | | | | | | | | | | | | |
| 23 Rickie Weeks Jr., R OBP: 0.332, SLG: 0.379 | | | | | | | | | | | | | | | | | | | | | | |
| 9 Tony Graffanino, R OBP: 0.316, SLG: 0.426 | | | | | | | | | | | | | | | | | | | | | | |
| Chris Spurling, R ERA: 4.5 | | | | | | | | | | | | | | | | | | | | | | |
| Derrick Turnbow, R ERA: 3.38 | | | | | | | | | | | | | | | | | | | | | | |
| Inning Stats | R: 0 E: 0 K: 1 S: 8 | H: 0 LOB: 0 BB: 0 P: 11 | R: 0 E: 0 K: 0 S: 6 | H: 0 LOB: 0 BB: 0 P: 7 | R: 0 E: 0 K: 3 S: 12 | H: 1 LOB: 1 BB: 0 P: 19 | R: 0 E: 0 K: 2 S: 11 | H: 1 LOB: 1 BB: 1 P: 17 | R: 0 E: 0 K: 1 S: 13 | H: 1 LOB: 1 BB: 1 P: 17 | R: 0 E: 0 K: 0 S: 6 | H: 1 LOB: 1 BB: 1 P: 11 | R: 0 E: 0 K: 1 S: 13 | H: 1 LOB: 1 BB: 0 P: 17 | R: 0 E: 0 K: 0 S: 6 | H: 1 LOB: 1 BB: 0 P: 8 | R: 0 E: 0 K: 1 S: 7 | H: 0 LOB: 1 BB: 1 P: 12 | 1B: 4 2B: 0 3B: 0 HR: 0 | SF: 0 SAC: 0 DP: 0 HBP: 0 | WP: 0 PB: 0 SB: 0 CS: 0 | PA: 33 |
| PITCHER | IP WLS BF H R ER SO BB IBB HBP BLK WP HR S P ERA WHIP | | | | | | | | | | | IP WLS BF H R ER SO BB IBB HBP BLK WP HR S P ERA WHIP | | | | | | | | | | |
| 55 Tim Lincecum, R ERA: 3.96 | 8.0 W 29 4 0 0 0 1 1 0 0 0 0 0 0 7 12 0.00 1.000 | | | | | | | | | | | | | | | | | | | | | |
| Jack Taschner, L ERA: 6.53 | 1.0 4 0 0 0 1 1 0 0 0 0 0 0 0 7 12 0.00 1.000 | | | | | | | | | | | | | | | | | | | | | |

| Batter | 1 | 2 | 3 | 4 | 5 | 6 | 7 | 8 | 9 | AB | R | H | RBI | BB | SO | LOB | TOP | | | | | | | | | | |
|--|--------------------------------|----------------------------------|--------------------------------|----------------------------------|--------------------------------|----------------------------------|------------------------------|---------------------------------|--------------------------------|----------------------------------|------------------------------|---------------------------------|--------------------------------|----------------------------------|--------------------------------|----------------------------------|---|--------------------------------|----------------------------------|----------------------------------|------------------------------------|----------------------------------|--------|--|--|--|--|
| 10 Dave Roberts, L OBP: 0.315, SLG: 0.345 | F9 | | 13 1B | | 13 1B | | G1-3 | | | 4 | 2 | 2 | 1 | 0 | 0 | 0 | San Francisco Giants @ Milwaukee Brewers Miller Park, Milwaukee, WI Sun Jul 22 2007, 1:05 PM CDT Att: 42,554 - Partly Cloudy - 76 F | | | | | | | | | | |
| 13 Omar Vizquel, S OBP: 0.294, SLG: 0.297 | F8 | | | | | | | 2 1B 35 FC4-6 | | 4 | 1 | 3 | 2 | 0 | 0 | 0 | | | | | | | | | | | |
| 2 Randy Winn, S OBP: 0.347, SLG: 0.417 | F7 | | G3 | | F9 | | | 35 FC4-6 | | 4 | 0 | 1 | 0 | 0 | 0 | 2 | | | | | | | | | | | |
| Ryan Klesko, L OBP: 0.370, SLG: 0.441 Ray Durham, S OBP: 0.315, SLG: 0.389 | | 3-2 2B | | K | | F8 | | K | | 3 | 0 | 1 | 0 | 0 | 1 | 0 | | | | | | | | | | | |
| 35 Rich Aurilia, R OBP: 0.286, SLG: 0.350 | F9 | | | P4 | | K | | FC4-6 | | 4 | 0 | 0 | 1 | 0 | 1 | 2 | | | | | | | | | | | |
| 1 Bengie Molina, R OBP: 0.290, SLG: 0.408 | K | | | F8 | | P3 | | G1-3 | | 4 | 0 | 0 | 0 | 0 | 1 | 2 | | | | | | | | | | | |
| Pedro Feliz, R OBP: 0.291, SLG: 0.433 | F7 | | | | F8 | | HR | F8 | | 4 | 1 | 1 | 1 | 0 | 0 | 1 | | | | | | | | | | | |
| 14 Fred Lewis, L OBP: 0.350, SLG: 0.408 | | | P2 | | | | F9 | G6-3 | | 3 | 1 | 0 | 0 | 1 | 0 | 0 | | | | | | | | | | | |
| 75 Barry Zito, L OBP: 0.195, SLG: 0.111 31 Vinnie Chulk, R ERA: 3.76 Steve Kline, S ERA: 3.26 Mark Sweeney, L OBP: 0.299, SLG: 0.399 32 Kevin Correia, R OBP: 0.299, SLG: 0.399 19 Kevin Frandsen, R OBP: 0.328, SLG: 0.332 | | | K | | SH5-4 | | K | K | | 1 | 0 | 0 | 0 | 0 | 1 | 0 | | | | | | | | | | | |
| Inning Stats | R: 0 E: 0 K: 10 S: 10 | H: 0 LOB: 0 BB: 0 P: 13 | R: 0 E: 0 K: 12 S: 12 | H: 1 LOB: 1 BB: 0 P: 20 | R: 1 E: 0 K: 11 S: 12 | H: 2 LOB: 1 BB: 0 P: 16 | R: 0 E: 0 K: 5 S: 5 | H: 0 LOB: 0 BB: 0 P: 9 | R: 2 E: 0 K: 10 S: 12 | H: 2 LOB: 1 BB: 1 P: 22 | R: 0 E: 0 K: 7 S: 7 | H: 0 LOB: 0 BB: 0 P: 7 | R: 1 E: 0 K: 11 S: 11 | H: 1 LOB: 0 BB: 0 P: 18 | R: 1 E: 0 K: 12 S: 12 | H: 2 LOB: 1 BB: 0 P: 13 | | R: 0 E: 0 K: 10 S: 10 | H: 0 LOB: 0 BB: 0 P: 11 | 1B: 6 2B: 1 3B: 0 HR: 1 | SF: 0 SAC: 1 DP: 0 HBP: 0 | WP: 0 PB: 0 SB: 1 CS: 1 | PA: 36 | | | | |
| PITCHER | IP | WLS | BF | H | R | ER | SO | BB | IBB | HBP | BLK | WP | HR | S | P | ERA | WHIP | | | | | | | | | | |
| 46 Claudio Vargas, R ERA: 4.47 | 6.0 | W | 24 | 5 | 3 | 3 | 4 | 1 | 0 | 0 | 0 | 0 | 0 | 58 | 87 | 4.50 | 1.000 | | | | | | | | | | |
| 12 Carlos Villanueva, R ERA: 3.76 | 1.0 | | 4 | 1 | 1 | 1 | 1 | 0 | 0 | 0 | 0 | 0 | 1 | 11 | 18 | 9.00 | 1.000 | | | | | | | | | | |
| 43 Manny Parra, L ERA: 5.86 | 1.0 | H | 5 | 2 | 1 | 1 | 1 | 0 | 0 | 0 | 0 | 0 | 0 | 12 | 13 | 9.00 | 2.000 | | | | | | | | | | |
| Francisco Cordero, R ERA: 2.5 | 1.0 | S | 3 | 0 | 0 | 0 | 1 | 0 | 0 | 0 | 0 | 0 | 0 | 10 | 11 | 0.00 | 0.000 | | | | | | | | | | |

| Batter | 1 | 2 | 3 | 4 | 5 | 6 | 7 | 8 | 9 | AB | R | H | RBI | BB | SO | LOB | BOTTOM | | | | | | | | | | |
|---|-------------------------------|----------------------------------|-------------------------------|----------------------------------|------------------------------|----------------------------------|------------------------------|----------------------------------|------------------------------|----------------------------------|-------------------------------|----------------------------------|-------------------------------|----------------------------------|----------------------------------|------------------------------------|---|----------------------------------|--------|--|--|--|--|--|--|--|--|
| 23 Rickie Weeks Jr, R OBP: 0.337, SLG: 0.385 | FC6-5 | | | | K | | F6 | | | 4 | 0 | 2 | 0 | 1 | 1 | 4 | San Francisco Giants @ Milwaukee Brewers Miller Park, Milwaukee, WI Sun Jul 22 2007, 1:05 PM CDT Att: 42,554 - Partly Cloudy - 76 F | | | | | | | | | | |
| 7 J.J. Hardy, R OBP: 0.327, SLG: 0.465 | FC6-5 | | | P4 | | | | FC5-4 | | 5 | 1 | 1 | 2 | 0 | 0 | 6 | | | | | | | | | | | |
| 8 Ryan Braun, R OBP: 0.387, SLG: 0.657 | HR | | | | | | F8 | FC6 | | 5 | 1 | 2 | 3 | 0 | 1 | 4 | | | | | | | | | | | |
| 28 Prince Fielder, L OBP: 0.372, SLG: 0.603 | HR | | P3 | | L9 | | L4-1 | | | 4 | 1 | 1 | 0 | 0 | 0 | 2 | | | | | | | | | | | |
| Kevin Mench, R OBP: 0.296, SLG: 0.466 | P6 | | G6-3 | | G6-3 | | F7 | | | 4 | 0 | 0 | 0 | 0 | 0 | 1 | | | | | | | | | | | |
| 1 Corey Hart, R OBP: 0.356, SLG: 0.512 | HR | | | | | | F9 | B5-3 | | 3 | 1 | 1 | 2 | 0 | 0 | 0 | | | | | | | | | | | |
| Johnny Estrada, S OBP: 0.298, SLG: 0.427 | K | | F8 | | | | | G3 | | 4 | 1 | 1 | 0 | 0 | 1 | 1 | | | | | | | | | | | |
| 9 Tony Graffanino, R OBP: 0.323, SLG: 0.409 Geoff Jenkins, L OBP: 0.329, SLG: 0.476 | | F8 | | | | | | | | 2 | 1 | 1 | 0 | 1 | 0 | 0 | | | | | | | | | | | |
| 46 Claudio Vargas, R ERA: 5.0 Craig Counsell, L ERA: 3.46 12 Carlos Villanueva, R ERA: 3.76 43 Manny Parra, L ERA: 5.86 22 Tony Gwynn Jr, L OBP: 0.347, SLG: 0.392 Francisco Cordero, R ERA: 2.5 | | | | | | | | | | 0 | 0 | 0 | 0 | 1 | 0 | 0 | | | | | | | | | | | |
| Inning Stats | R: 4 E: 0 K: 1 S: 18 | H: 4 LOB: 0 BB: 0 P: 29 | R: 0 E: 0 K: 1 S: 12 | H: 1 LOB: 2 BB: 1 P: 19 | R: 0 E: 0 K: 0 S: 8 | H: 0 LOB: 1 BB: 0 P: 15 | R: 0 E: 0 K: 2 S: 9 | H: 1 LOB: 0 BB: 0 P: 14 | R: 0 E: 0 K: 0 S: 7 | H: 4 LOB: 2 BB: 1 P: 27 | R: 0 E: 0 K: 0 S: 11 | H: 0 LOB: 0 BB: 0 P: 14 | R: 0 E: 0 K: 1 S: 12 | H: 1 LOB: 2 BB: 1 P: 20 | 1B: 7 2B: 2 3B: 0 HR: 2 | SF: 0 SAC: 0 DP: 0 HBP: 1 | | WP: 0 PB: 0 SB: 0 CS: 0 | PA: 39 | | | | | | | | |
| PITCHER | IP | WLS | BF | H | R | ER | SO | BB | IBB | HBP | BLK | WP | HR | S | P | ERA | WHIP | | | | | | | | | | |
| 75 Barry Zito, L ERA: 5.0 | 5.1 | L | 27 | 8 | 7 | 7 | 4 | 2 | 0 | 1 | 0 | 0 | 0 | 9 | 12 | 0.00 | 6.000 | | | | | | | | | | |
| 31 Vinnie Chulk, R ERA: 3.46 | 0.1 | | 3 | 2 | 0 | 0 | 0 | 0 | 0 | 0 | 0 | 0 | 0 | 1 | 1 | 0.00 | 0.000 | | | | | | | | | | |
| Steve Kline, L ERA: 3.26 | 0.1 | | 1 | 0 | 0 | 0 | 0 | 0 | 0 | 0 | 0 | 0 | 0 | 1 | 1 | 0.00 | 0.000 | | | | | | | | | | |
| 32 Kevin Correia, R ERA: 4.36 | 2.0 | | 8 | 1 | 0 | 0 | 1 | 1 | 0 | 0 | 0 | 0 | 0 | 23 | 34 | 0.00 | 1.000 | | | | | | | | | | |

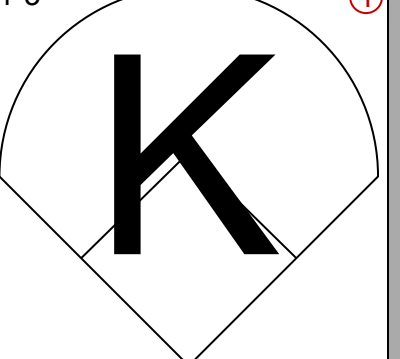
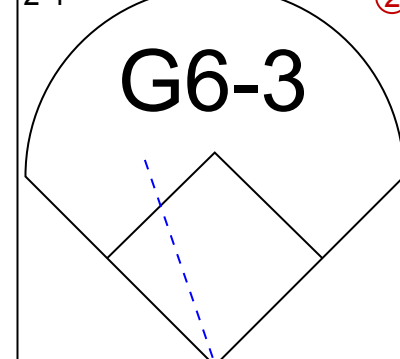
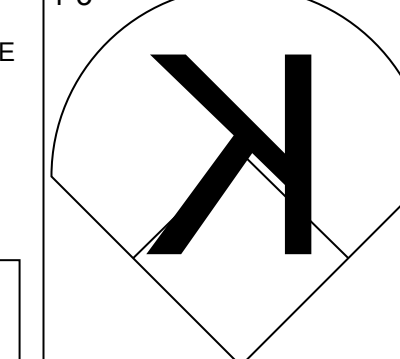
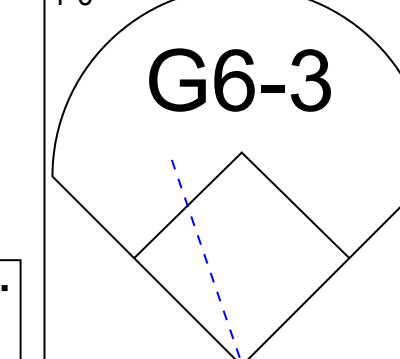
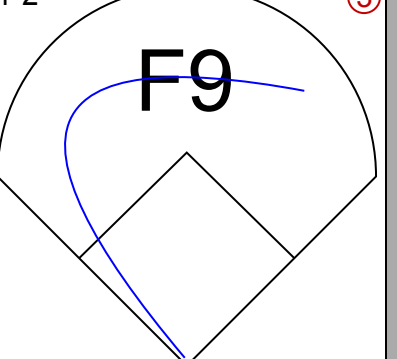
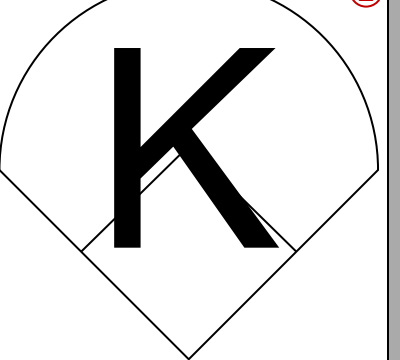
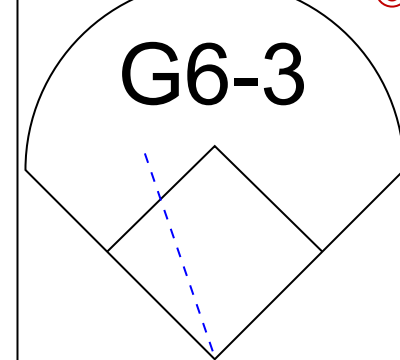
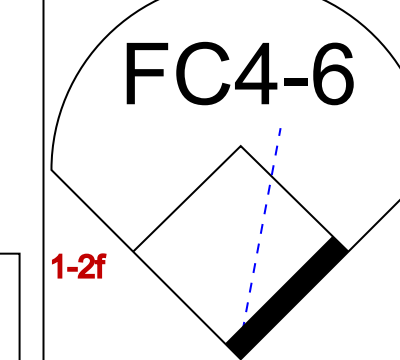
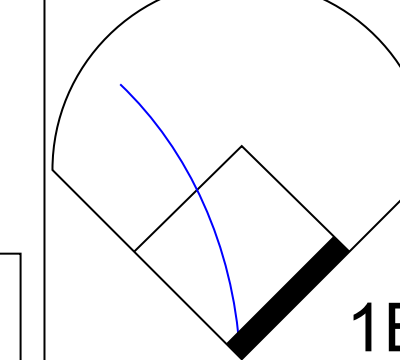
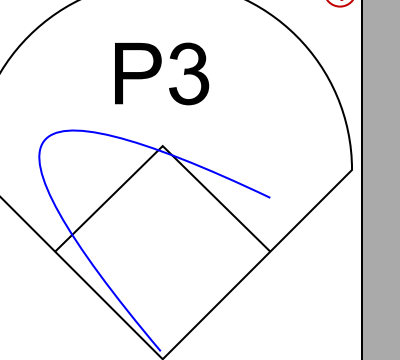
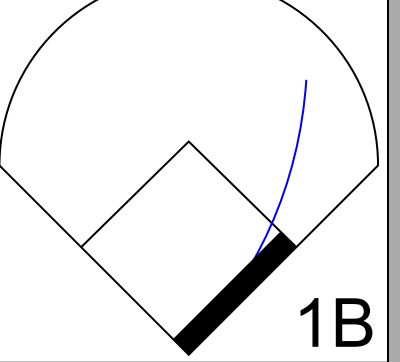
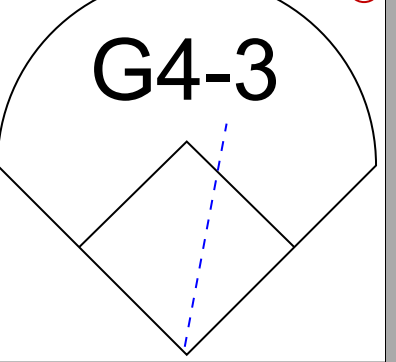
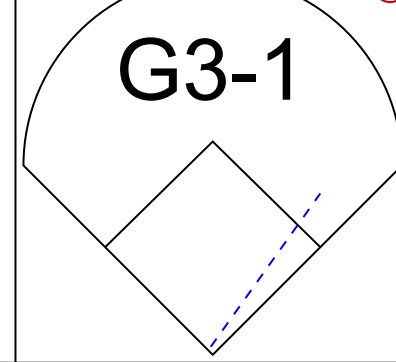
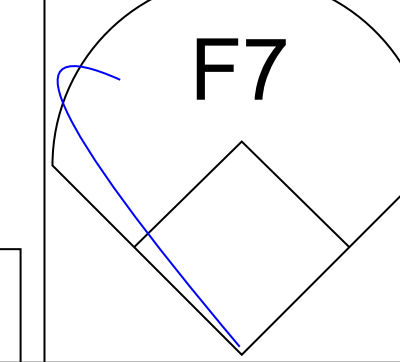
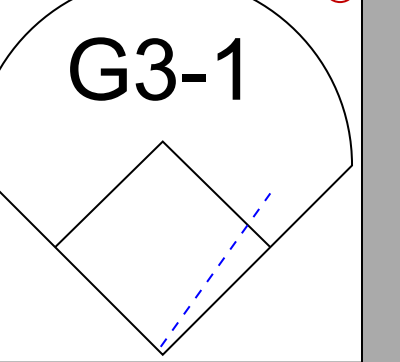
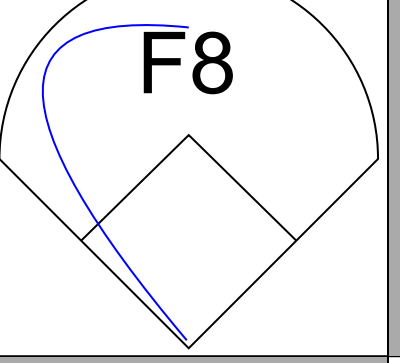
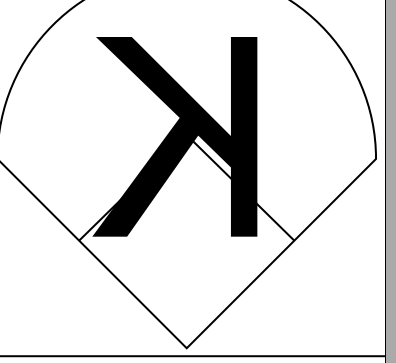
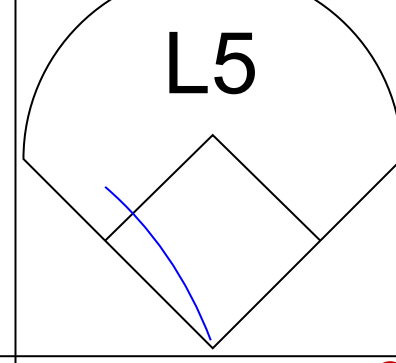
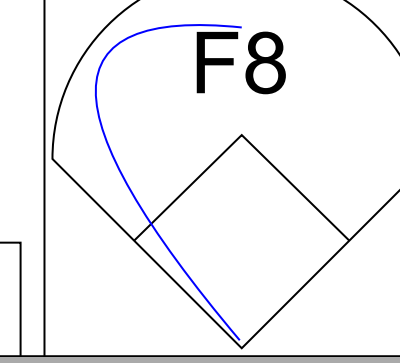
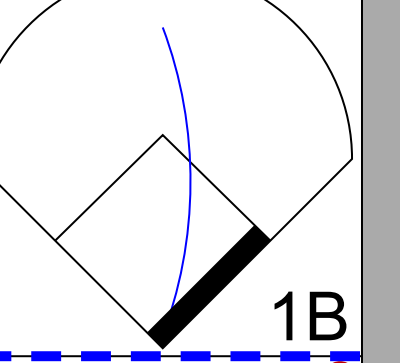
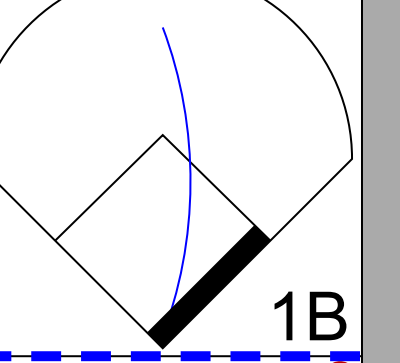
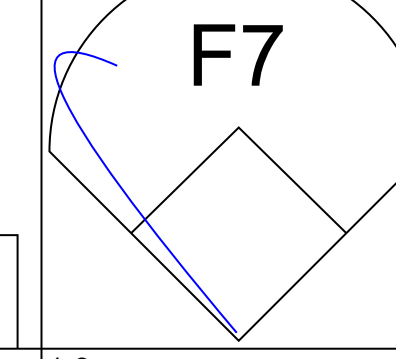
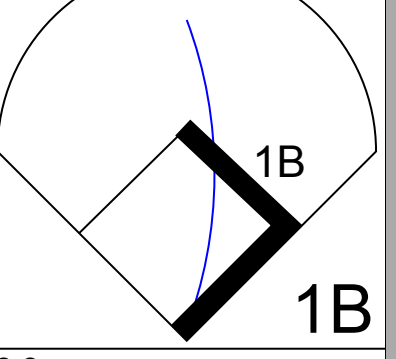
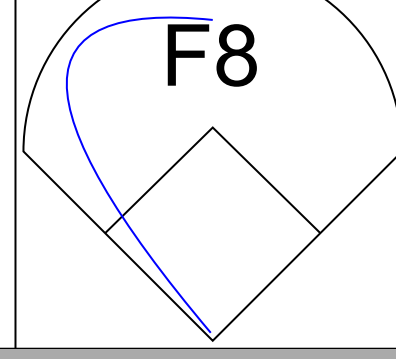



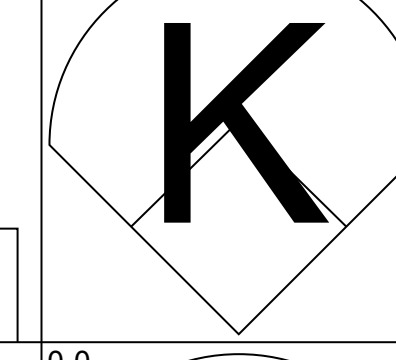
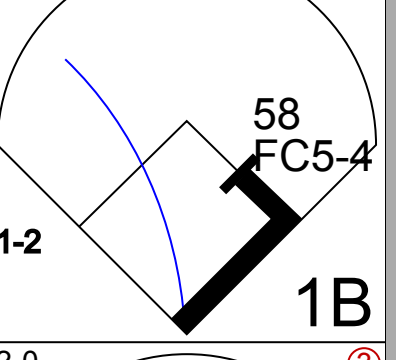



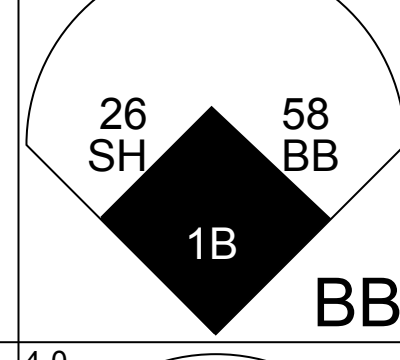
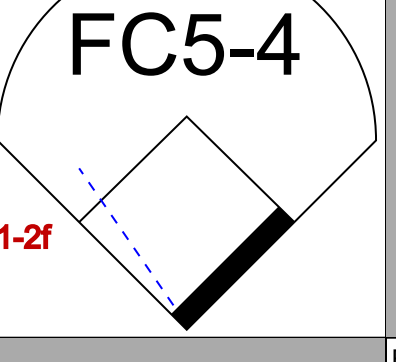


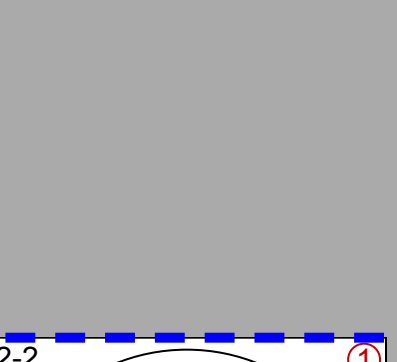
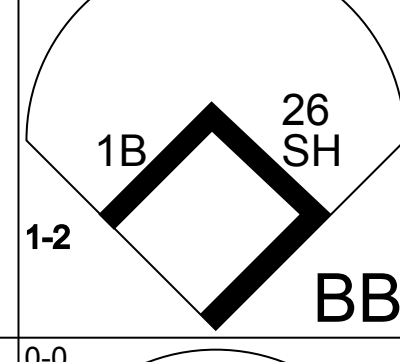


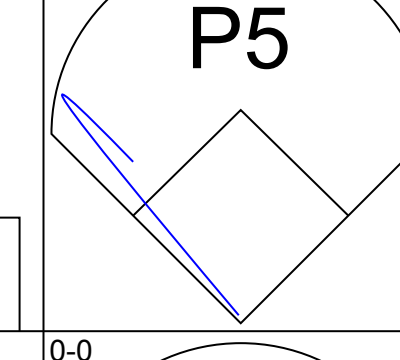
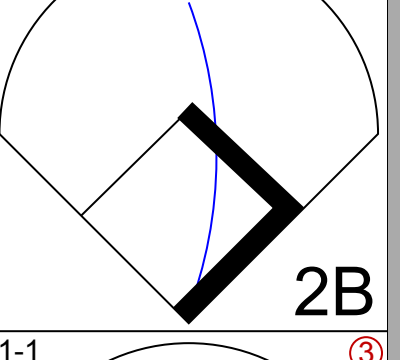

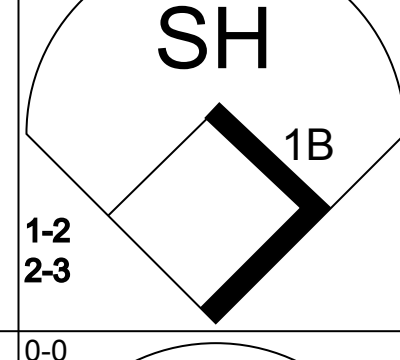
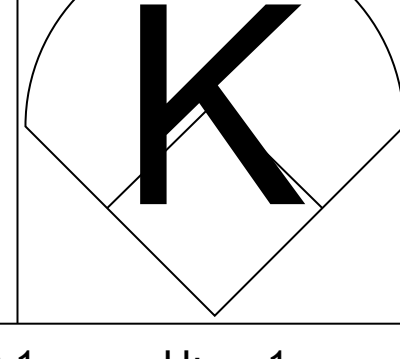
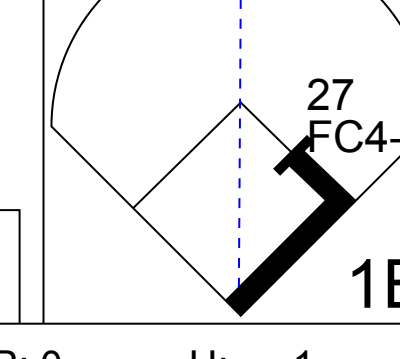
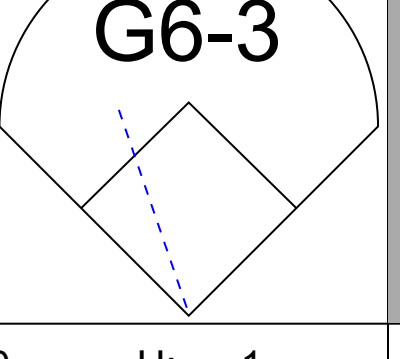
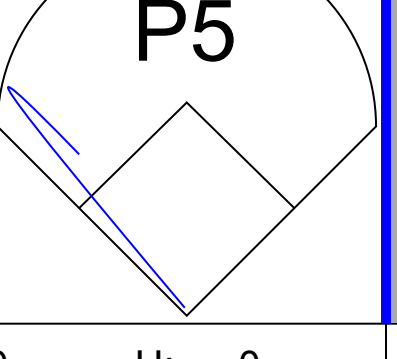
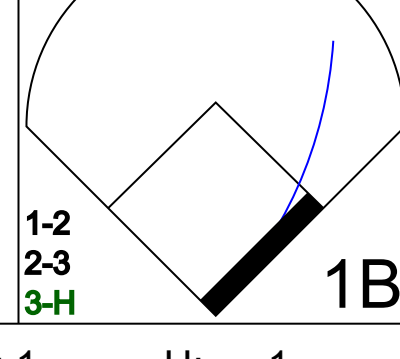
| Batter | 1 | 2 | 3 | 4 | 5 | 6 | 7 | 8 | 9 | 10 | 11 | 12 | AB | R | H | RBI | BB | SO | LOB | TOP | | |
|--|---|---|---|---|---|--|---|---|---|---|---|---|------------------------------|----------------------------------|-------------------------------|----------------------------------|------------------------------|---------------------------------|----------------------------------|------------------------------------|----------------------------------|--------|
| 1 Corey Hart, R OBP: 0.393, SLG: 0.599 |  | |  | | |  | | |  |  | |  | 6 | 0 | 1 | 0 | 0 | 3 | 3 | | | |
| 7 J.J. Hardy, R OBP: 0.322, SLG: 0.459 |  | |  | | |  | | |  | |  | | | 5 | 0 | 0 | 0 | 0 | 0 | 1 | | |
| 8 Ryan Braun, R OBP: 0.392, SLG: 0.670 |  | | |  | |  | | |  | |  | | | 5 | 1 | 3 | 1 | 0 | 2 | 0 | | |
| 28 Prince Fielder, L OBP: 0.375, SLG: 0.602 | |  | |  | | |  | |  | |  | | | 4 | 0 | 2 | 0 | 1 | 1 | 0 | | |
| Johnny Estrada, S OBP: 0.293, SLG: 0.420 |  | | |  | | |  | |  | |  | | | 5 | 0 | 0 | 0 | 0 | 1 | 6 | | |
| Geoff Jenkins, L OBP: 0.326, SLG: 0.469 |  | | |  | | |  | | |  | |  | | 4 | 0 | 0 | 0 | 0 | 2 | 1 | | |
| Kevin Mench, R OBP: 0.294, SLG: 0.459 |  | | | |  | | |  | |  |  | | | 5 | 0 | 1 | 0 | 0 | 0 | 4 | | |
| Craig Counsell, L OBP: 0.353, SLG: 0.332 | | |  | |  | | |  | |  | |  | | 5 | 0 | 1 | 0 | 0 | 1 | 0 | | |
| 39 Chris Capuano, L OBP: 0.277, SLG: 0.400 | | |  | |  | | |  | |  | |  | | 3 | 0 | 0 | 0 | 0 | 0 | 0 | | |
| 9 Tony Graffanino, R OBP: 0.312, SLG: 0.407 | | | | | | | | | | | | | | 0 | 0 | 0 | 0 | 0 | 0 | 2 | | |
| 23 Rickie Weeks Jr., R OBP: 0.318, SLG: 0.438 | | | | | | | | | | | | | | 0 | 0 | 0 | 0 | 0 | 0 | 0 | | |
| Grant Balfour, R ERA: 20.25 | | | | | | | | | | | | | | 0 | 0 | 0 | 0 | 1 | 0 | 0 | | |
| Inning Stats | R: 0 E: 0 K: 2 S: 12 | H: 0 LOB: 0 BB: 0 P: 15 | R: 0 E: 0 K: 1 S: 8 | H: 1 LOB: 1 BB: 0 P: 12 | R: 0 E: 0 K: 0 S: 6 | H: 1 LOB: 1 BB: 0 P: 6 | R: 1 E: 0 K: 0 S: 9 | H: 0 LOB: 0 BB: 0 P: 12 | R: 0 E: 0 K: 0 S: 9 | H: 0 LOB: 0 BB: 0 P: 11 | R: 0 E: 0 K: 3 S: 10 | H: 0 LOB: 0 BB: 0 P: 16 | R: 0 E: 0 K: 1 S: 8 | H: 2 LOB: 2 BB: 0 P: 12 | R: 0 E: 1 K: 0 S: 12 | H: 1 LOB: 3 BB: 1 P: 23 | R: 0 E: 0 K: 0 S: 3 | H: 0 LOB: 0 BB: 1 P: 8 | 1B: 6 2B: 1 3B: 0 HR: 1 | SF: 0 SAC: 0 DP: 2 HBP: 1 | WP: 0 PB: 0 SB: 0 CS: 0 | PA: 46 |
| PITCHER | IP | WLS | BF | H | R | ER | SO | BB | IBB | HBP | BLK | WP | HR | S | P | ERA | WHIP | | | | | |
| 39 Aaron Harang, R ERA: 3.45 | 10.0 | | 37 | 7 | 1 | 0 | 10 | 0 | 0 | 0 | 0 | 0 | 0 | 12 | 23 | 0.00 | 2.000 | | | | | |
| 25 David Weathers, R ERA: 3.22 | 1.0 | | 6 | 1 | 0 | 0 | 0 | 1 | 0 | 1 | 0 | 0 | 0 | 12 | 23 | 0.00 | 2.000 | | | | | |
| Mike Stanton, L ERA: 5.29 | 0.1 | | 1 | 0 | 0 | 0 | 0 | 0 | 0 | 0 | 0 | 0 | 0 | 1 | 2 | 0.00 | 0.000 | | | | | |
| 51 Jared Burton, R ERA: 3.38 | 0.2 | W | 2 | 0 | 0 | 0 | 0 | 1 | 0 | 0 | 0 | 0 | 0 | 2 | 6 | 0.00 | 1.500 | | | | | |

Milwaukee Brewers @ Cincinnati Reds
Great American Ball Park, Cincinnati, OH

Mon Jul 23 2007, 7:10 PM EDT
Att. 23,489 - Cloudy - 79 F

AB 43
R 1
H 8
RBI 1
BB 2
SO 10
LOB 17



| Batter | 1 | 2 | 3 | 4 | 5 | 6 | 7 | 8 | 9 | 10 | 11 | 12 | AB | R | H | RBI | BB | SO | LOB | BOTTOM | | | | |
|---|---|---|---|---|---|--|---|---|---|---|---|---|-------------------------------|----------------------------------|-------------------------------|----------------------------------|------------------------------|----------------------------------|------------------------------|----------------------------------|----------------------------------|------------------------------------|----------------------------------|--------|
| 6 Ryan Freel, R OBP: 0.302, SLG: 0.350 |  | |  | |  | | |  | |  | | | 5 | 0 | 0 | 0 | 0 | 2 | 1 | | | | | |
| 27 Jeff Keppinger, R OBP: 0.382, SLG: 0.516 |  | |  | |  | | |  | | |  | | | 5 | 0 | 1 | 0 | 0 | 1 | 1 | | | | |
| Ken Griffey Jr., L OBP: 0.387, SLG: 0.535 |  | | |  | |  | |  | |  | | | 5 | 0 | 1 | 0 | 0 | 0 | 1 | | | | | |
| 4 Brandon Phillips, R OBP: 0.326, SLG: 0.464 |  | | |  | |  | |  | |  |  | | 5 | 0 | 1 | 0 | 0 | 1 | 2 | | | | | |
| Adam Dunn, L OBP: 0.361, SLG: 0.542 | |  | |  | |  | |  | |  | |  | | 5 | 0 | 1 | 0 | 0 | 1 | 1 | | | | |
| Jeff Conine, R OBP: 0.322, SLG: 0.398 | |  | |  | |  | |  | |  | |  | | 4 | 0 | 1 | 0 | 1 | 2 | 0 | | | | |
| 30 Norris Hopper, R OBP: 0.318, SLG: 0.326 | | | |  | |  | |  | |  | |  | | 0 | 1 | 0 | 0 | 0 | 0 | 0 | | | | |
| 58 Pedro Lopez, R OBP: 0.205, SLG: 0.237 |  | | |  | |  | |  | |  | |  | | 4 | 0 | 0 | 0 | 1 | 1 | 2 | | | | |
| 26 David Ross, R OBP: 0.249, SLG: 0.402 | | |  | |  | |  | |  | |  | | | 4 | 1 | 2 | 1 | 0 | 0 | 0 | | | | |
| 39 Aaron Harang, R ERA: 4.54 | 8.0 | | 31 | 7 | 1 | 1 | 7 | 0 | 0 | 0 | 0 | 0 | 0 | 10 | 10 | 0.00 | 0.600 | | | | | | | |
| Derrick Turnbow, R ERA: 3.3 | 1.0 | | 3 | 0 | 0 | 0 | 2 | 0 | 0 | 0 | 0 | 0 | 0 | 9 | 10 | 0.00 | 0.000 | | | | | | | |
| Matt Wise, R ERA: 2.7 | 1.2 | | 6 | 1 | 0 | 0 | 0 | 0 | 0 | 0 | 0 | 0 | 0 | 17 | 25 | 0.00 | 0.600 | | | | | | | |
| Brian Shouse, L ERA: 2.28 | 0.1 | | 1 | 0 | 0 | 0 | 0 | 0 | 0 | 0 | 0 | 0 | 0 | 2 | 4 | 0.00 | 0.000 | | | | | | | |
| Grant Balfour, R ERA: 20.25 | 0.0 | L | 4 | 1 | 1 | 1 | 0 | 2 | 0 | 0 | 0 | 0 | 0 | 6 | 14 | ∞ | ∞ | | | | | | | |
| Inning Stats | R: 0 E: 0 K: 2 S: 11 | H: 1 LOB: 1 BB: 0 P: 12 | R: 0 E: 0 K: 1 S: 7 | H: 0 LOB: 0 BB: 0 P: 10 | R: 1 E: 0 K: 1 S: 9 | H: 1 LOB: 0 BB: 0 P: 13 | R: 0 E: 0 K: 1 S: 11 | H: 2 LOB: 2 BB: 0 P: 18 | R: 0 E: 0 K: 1 S: 9 | H: 1 LOB: 1 BB: 0 P: 14 | R: 0 E: 0 K: 0 S: 6 | H: 0 LOB: 0 BB: 0 P: 8 | R: 0 E: 0 K: 1 S: 11 | H: 1 LOB: 1 BB: 0 P: 16 | R: 0 E: 0 K: 2 S: 10 | H: 0 LOB: 0 BB: 0 P: 14 | R: 0 E: 0 K: 0 S: 9 | H: 1 LOB: 1 BB: 2 P: 15 | R: 1 E: 0 K: 0 S: 6 | H: 1 LOB: 3 BB: 1 P: 14 | 1B: 7 2B: 1 3B: 0 HR: 1 | SF: 0 SAC: 1 DP: 0 HBP: 0 | WP: 0 PB: 0 SB: 0 CS: 0 | PA: 45 |
| PITCHER | IP | WLS | BF | H | R | ER | SO | BB | IBB | HBP | BLK | WP | HR | S | P | ERA | WHIP | | | | | | | |
| 39 Chris Capuano, L ERA: 4.54 | 8.0 | | 31 | 7 | 1 | 1 | 7 | 0 | 0 | 0 | 0 | 0 | 0 | 10 | 10 | 0.00 | 0.600 | | | | | | | |
| Derrick Turnbow, R ERA: 3.3 | 1.0 | | 3 | 0 | 0 | 0 | 2 | 0 | 0 | 0 | 0 | 0 | 0 | 9 | 10 | 0.00 | 0.000 | | | | | | | |
| Matt Wise, R ERA: 2.7 | 1.2 | | 6 | 1 | 0 | 0 | 0 | 0 | 0 | 0 | 0 | 0 | 0 | 17 | 25 | 0.00 | 0.600 | | | | | | | |
| Brian Shouse, L ERA: 2.28 | 0.1 | | 1 | 0 | 0 | 0 | 0 | 0 | 0 | 0 | 0 | 0 | 0 | 2 | 4 | 0.00 | 0.000 | | | | | | | |
| Grant Balfour, R ERA: 20.25 | 0.0 | L | 4 | 1 | 1 | 1 | 0 | 2 | 0 | 0 | 0 | 0 | 0 | 6 | 14 | ∞ | ∞ | | | | | | | |

Milwaukee Brewers @ Cincinnati Reds
Great American Ball Park, Cincinnati, OH

Mon Jul 23 2007, 7:10 PM EDT
Att. 23,489 - Cloudy - 79 F

AB 42
R 2
H 9
RBI 2
BB 2
SO 9
LOB 9



| Batter | 1 | 2 | 3 | 4 | 5 | 6 | 7 | 8 | 9 | AB | R | H | RBI | BB | SO | LOB | TOP | | | | |
|--|------------------------------|----------------------------------|------------------------------|----------------------------------|------------------------------|----------------------------------|-------------------------------|----------------------------------|------------------------------|----------------------------------|------------------------------|----------------------------------|-------------------------------|----------------------------------|-------------------------------|----------------------------------|--|----------------------------------|------------------------------------|-------------------------|--------|
| 23 Rickie Weeks Jr., R OBP: 0.337, SLG: 0.581 | G5-3 | | F9-4-3 1B | K | | F8 | | | FC3-6 8 1B | 5 | 1 | 1 | 0 | 0 | 1 | 5 | Milwaukee Brewers @ Cincinnati Reds Great American Ball Park, Cincinnati, OH Tue Jul 24 2007, 7:10 PM EDT Att: 18,284 - Partly Cloudy - 82 F | | | | |
| Craig Counsell, L OBP: 0.346, SLG: 0.323 | P6 | | F9-4-3 1-2 | | K | | P1 | | F7 | 5 | 0 | 0 | 0 | 0 | 1 | 2 | | | | | |
| 8 Ryan Braun, R OBP: 0.597, SLG: 0.667 Francisco Cordero, R | K | | | | | | G5-3 | | | 4 | 1 | 2 | 0 | 1 | 1 | 0 | | | | | |
| 28 Prince Fielder, L OBP: 0.378, SLG: 0.606 | | G3-1 1B SF9 BB | | | | | | | | 4 | 2 | 2 | 2 | 1 | 1 | 1 | | | | | |
| Kevin Mench, R OBP: 0.292, SLG: 0.453 | | G3-1 1B | | | | | | | | 5 | 0 | 1 | 0 | 0 | 1 | 4 | | | | | |
| Geoff Jenkins, L OBP: 0.332, SLG: 0.473 | | G3-1 | | | | | | | | 2 | 1 | 1 | 1 | 1 | 0 | 2 | | | | | |
| Damian Miller, R OBP: 0.325, SLG: 0.406 | | SF9 | | | | | | | | 2 | 0 | 0 | 1 | 1 | 0 | 2 | | | | | |
| 22 Tony Gwynn Jr., L OBP: 0.344, SLG: 0.319 | | G4-3 | | | | | | | | 4 | 0 | 1 | 0 | 0 | 0 | 4 | | | | | |
| 49 Yovani Gallardo, R OBP: 0.236, SLG: 0.214 Brian Shouse, L Derrick Turnbow, R 12 Carlos Villanueva, R 9 Tony Graffanino, R 7 J.J. Hardy, R | | | | | | | | | | 3 | 0 | 1 | 1 | 0 | 2 | 2 | | | | | |
| Inning Stats | R: 0 E: 0 K: 1 S: 9 | H: 0 LOB: 0 BB: 0 P: 11 | R: 1 E: 0 K: 0 S: 5 | H: 1 LOB: 1 BB: 1 P: 10 | R: 0 E: 0 K: 1 S: 7 | H: 1 LOB: 0 BB: 0 P: 10 | R: 3 E: 0 K: 2 S: 17 | H: 4 LOB: 2 BB: 1 P: 26 | R: 0 E: 0 K: 1 S: 8 | H: 1 LOB: 2 BB: 0 P: 15 | R: 0 E: 0 K: 1 S: 9 | H: 0 LOB: 1 BB: 0 P: 10 | R: 0 E: 0 K: 0 S: 13 | H: 0 LOB: 1 BB: 1 P: 20 | R: 1 E: 0 K: 0 S: 24 | H: 2 LOB: 2 BB: 1 P: 34 | | 1B: 7 2B: 2 3B: 1 HR: 0 | SF: 1 SAC: 0 DP: 1 HBP: 1 | WP: 0 PB: 0 CS: 0 | PA: 41 |
| PITCHER | IP | WLS | BF | H | R | ER | SO | BB | IBB | HBP | BLK | WP | HR | S | P | ERA | WHIP | | | | |
| 31 Matt Belisle, R ERA: 5.28 | 3.2 | L | 18 | 6 | 4 | 4 | 3 | 2 | 0 | 0 | 0 | 0 | 0 | 35 | 53 | 9.82 | 2.182 | | | | |
| 56 Todd Coffey, R ERA: 5.45 | 0.1 | | 1 | 0 | 0 | 0 | 1 | 0 | 0 | 0 | 0 | 0 | 0 | 3 | 4 | 0.00 | 0.000 | | | | |
| Mike Gosling, L ERA: 3.14 | 3.0 | | 12 | 1 | 0 | 0 | 3 | 1 | 0 | 1 | 0 | 0 | 0 | 25 | 40 | 0.00 | 0.667 | | | | |
| 40 Jon Coutlangus, L ERA: 4.09 | 1.0 | | 4 | 0 | 0 | 0 | 0 | 1 | 0 | 0 | 0 | 0 | 0 | 13 | 20 | 0.00 | 1.000 | | | | |
| Mike Stanton, L ERA: 5.4 | 1.0 | | 6 | 2 | 1 | 1 | 0 | 1 | 0 | 0 | 0 | 0 | 0 | 24 | 34 | 9.00 | 3.000 | | | | |

| | |
|-----|----|
| AB | 34 |
| R | 5 |
| H | 9 |
| RBI | 5 |
| BB | 5 |
| SO | 7 |
| LOB | 22 |



| Batter | 1 | 2 | 3 | 4 | 5 | 6 | 7 | 8 | 9 | AB | R | H | RBI | BB | SO | LOB | BOTTOM | | | | | |
|--|-------------------------------|----------------------------------|------------------------------|----------------------------------|-------------------------------|----------------------------------|------------------------------|----------------------------------|------------------------------|----------------------------------|-------------------------------|----------------------------------|-------------------------------|----------------------------------|-------------------------------|----------------------------------|--|----------------------------------|----------------------------------|------------------------------------|-------------------------|--------|
| Scott Hatteberg, L OBP: 0.406, SLG: 0.467 | F8 | E9 1B | | | G6-3 | | | | | 5 | 0 | 3 | 1 | 0 | 0 | 0 | Milwaukee Brewers @ Cincinnati Reds Great American Ball Park, Cincinnati, OH Tue Jul 24 2007, 7:10 PM EDT Att: 18,284 - Partly Cloudy - 82 F | | | | | |
| 30 Norris Hopper, R OBP: 0.316, SLG: 0.324 40 Jon Coutlangus, L Mike Stanton, L | L9 | P3 | | | | | | | | 4 | 0 | 1 | 0 | 0 | 1 | 3 | | | | | | |
| Ken Griffey Jr., L OBP: 0.385, SLG: 0.529 | | | | | | | | | | 4 | 0 | 0 | 0 | 1 | 0 | 3 | | | | | | |
| 4 Brandon Phillips, R OBP: 0.327, SLG: 0.485 | | | | | | | | | | 5 | 1 | 2 | 0 | 0 | 0 | 1 | | | | | | |
| Adam Dunn, L OBP: 0.365, SLG: 0.554 | | | | | | | | | | 3 | 1 | 2 | 2 | 1 | 0 | 0 | | | | | | |
| 27 Jeff Keppinger, R OBP: 0.368, SLG: 0.486 | F8 | | | | | | | | | 4 | 0 | 1 | 0 | 0 | 0 | 4 | | | | | | |
| 28 Edwin Encarnación, R OBP: 0.334, SLG: 0.363 | | | | | | | | | | 4 | 0 | 0 | 0 | 0 | 0 | 2 | | | | | | |
| 26 David Ross, R OBP: 0.247, SLG: 0.399 Mike Gosling, L | | | | | | | | | | 2 | 0 | 0 | 0 | 0 | 1 | 0 | | | | | | |
| 6 Ryan Freel, R OBP: 0.304, SLG: 0.351 | | | | | | | | | | 2 | 1 | 1 | 0 | 0 | 1 | 1 | | | | | | |
| 31 Matt Belisle, R OBP: 0.188, SLG: 0.138 56 Todd Coffey, R Javier Valentin, S | | | | | | | | | | 0 | 0 | 0 | 0 | 1 | 0 | 0 | | | | | | |
| Inning Stats | R: 0 E: 0 K: 0 S: 13 | H: 1 LOB: 3 BB: 2 P: 23 | R: 0 E: 1 K: 0 S: 9 | H: 1 LOB: 2 BB: 1 P: 19 | R: 0 E: 0 K: 0 S: 12 | H: 0 LOB: 0 BB: 0 P: 17 | R: 0 E: 0 K: 1 S: 7 | H: 0 LOB: 0 BB: 0 P: 10 | R: 0 E: 0 K: 0 S: 9 | H: 1 LOB: 1 BB: 0 P: 12 | R: 0 E: 0 K: 0 S: 10 | H: 1 LOB: 1 BB: 0 P: 13 | R: 1 E: 0 K: 1 S: 10 | H: 2 LOB: 1 BB: 0 P: 17 | R: 2 E: 0 K: 2 S: 19 | H: 3 LOB: 1 BB: 0 P: 23 | R: 0 E: 0 K: 1 S: 9 | H: 1 LOB: 1 BB: 0 P: 17 | 1B: 6 2B: 3 3B: 0 HR: 1 | SF: 0 SAC: 0 DP: 0 HBP: 0 | WP: 1 PB: 0 CS: 0 | PA: 40 |
| PITCHER | IP | WLS | BF | H | R | ER | SO | BB | IBB | HBP | BLK | WP | HR | S | P | ERA | WHIP | | | | | |
| 49 Yovani Gallardo, R ERA: 2.18 | 6.2 | W | 29 | 6 | 1 | 1 | 2 | 3 | 0 | 0 | 0 | 0 | 0 | 4 | 6 | 0.00 | 0.000 | | | | | |
| Brian Shouse, L ERA: 2.25 | 0.1 | H | 1 | 0 | 0 | 0 | 0 | 0 | 0 | 0 | 0 | 0 | 0 | 4 | 6 | 0.00 | 0.000 | | | | | |
| Derrick Turnbow, R ERA: 3.71 | 0.0 | | 3 | 3 | 2 | 2 | 0 | 0 | 0 | 0 | 0 | 0 | 1 | 8 | 11 | * | * | | | | | |
| 12 Carlos Villanueva, R ERA: 3.71 | 1.0 | H | 3 | 0 | 0 | 0 | 2 | 0 | 0 | 0 | 0 | 1 | 0 | 11 | 12 | 0.00 | 0.000 | | | | | |
| Francisco Cordero, R ERA: 2.43 | 1.0 | S | 4 | 1 | 0 | 0 | 1 | 0 | 0 | 0 | 0 | 0 | 0 | 9 | 17 | 0.00 | 1.000 | | | | | |



| Batter | 1 | 2 | 3 | 4 | 5 | 6 | 7 | 8 | 9 | AB | R | H | RBI | BB | SO | LOB | TOP | | | | | | | | | | |
|--|------------------------------|----------------------------------|------------------------------|----------------------------------|-------------------------------|----------------------------------|------------------------------|----------------------------------|------------------------------|---------------------------------|-------------------------------|----------------------------------|------------------------------|---------------------------------|-------------------------------|----------------------------------|--|----------------------------------|----------------------------------|------------------------------------|----------------------------------|--------|--|--|--|--|--|
| 23 Rickie Weeks Jr., R OBP: 0.332, SLG: 0.375 | G5-3 | | F9 | | | F9 | F9 | | | 4 | 0 | 0 | 0 | 0 | 0 | 1 | Milwaukee Brewers @ Cincinnati Reds Great American Ball Park, Cincinnati, OH Wed Jul 25 2007, 7:10 PM EDT Att: 30,976 - Partly Cloudy - 81 F | | | | | | | | | | |
| Craig Counsell, L OBP: 0.345, SLG: 0.338 | K | | K | | | HR | | 28 1B BB | | 3 | 2 | 1 | 1 | 1 | 2 | 1 | | | | | | | | | | | |
| Kevin Mench, R OBP: 0.296, SLG: 0.454 | G6-3 | | | G5-3 | | 28 1B 1B | | 28 1B CS 1B | | 4 | 1 | 2 | 0 | 0 | 0 | 0 | | | | | | | | | | | |
| 28 Prince Fielder, L OBP: 0.376, SLG: 0.602 | | G3 | | F7 | | E5 BB 2 1B | | 1B | | 4 | 0 | 1 | 1 | 0 | 0 | 1 | | | | | | | | | | | |
| 2 Bill Hall, R OBP: 0.336, SLG: 0.447 Chris Spurling, R | F9 | | F9 | | | | | 1B | | 3 | 0 | 1 | 1 | 0 | 0 | 0 | | | | | | | | | | | |
| 8 Ryan Braun, R OBP: 0.395, SLG: 0.664 Matt Wise, R OBP: 1.000, SLG: 1.000 | F9 | | F9 | | | BB 1B | | K | | 1 | 0 | 0 | 0 | 0 | 0 | 0 | | | | | | | | | | | |
| Geoff Jenkins, L OBP: 0.334, SLG: 0.471 | 1B | | | F9 | | FC6-4 BB | | K | | 3 | 0 | 1 | 0 | 1 | 1 | 2 | | | | | | | | | | | |
| 9 Tony Graffanino, R OBP: 0.318, SLG: 0.399 | F9 | | | F7 | | FC6-4 BB | | | | 4 | 0 | 0 | 0 | 0 | 1 | 4 | | | | | | | | | | | |
| Damian Miller, R OBP: 0.322, SLG: 0.400 | | | 37 SH3 1B | G6-3 | | | P4 | G6-3 | | 4 | 0 | 1 | 0 | 0 | 0 | 0 | | | | | | | | | | | |
| 37 Jeff Suppan, R OBP: 0.150, SLG: 0.105 1 Corey Hart, R OBP: 0.350, SLG: 0.503 | SH3 | | | | | F9 | F8 | G1-3 | | 0 | 0 | 0 | 0 | 0 | 0 | 0 | | | | | | | | | | | |
| Inning Stats | R: 0 E: 0 K: 1 S: 8 | H: 0 LOB: 0 BB: 0 P: 10 | R: 0 E: 0 K: 0 S: 7 | H: 1 LOB: 1 BB: 0 P: 11 | R: 0 E: 0 K: 1 S: 15 | H: 1 LOB: 1 BB: 0 P: 19 | R: 0 E: 0 K: 0 S: 8 | H: 0 LOB: 0 BB: 0 P: 12 | R: 0 E: 0 K: 0 S: 4 | H: 0 LOB: 0 BB: 0 P: 7 | R: 2 E: 1 K: 0 S: 20 | H: 3 LOB: 3 BB: 1 P: 36 | R: 0 E: 0 K: 0 S: 6 | H: 0 LOB: 0 BB: 0 P: 8 | R: 1 E: 0 K: 2 S: 16 | H: 2 LOB: 2 BB: 1 P: 26 | R: 0 E: 0 K: 1 S: 10 | H: 0 LOB: 0 BB: 0 P: 14 | 1B: 6 2B: 1 3B: 0 HR: 1 | SF: 0 SAC: 1 DP: 1 HBP: 0 | WP: 0 PB: 0 SB: 1 CS: 1 | PA: 36 | | | | | |
| PITCHER | IP | WLS | BF | H | R | ER | SO | BB | IBB | HBP | BLK | WP | HR | S | P | ERA | WHIP | | | | | | | | | | |
| Kyle Lohse, R ERA: 4.58 | 5.2 | W | 23 | 5 | 2 | 1 | 2 | 0 | 0 | 0 | 0 | 0 | 1 | 57 | 84 | 1.59 | 0.882 | | | | | | | | | | |
| 40 Jon Coutlangus, L ERA: 4.09 | 0.0 | | 1 | 0 | 0 | 0 | 0 | 1 | 0 | 0 | 0 | 0 | 0 | 1 | 5 | ∞ | ∞ | | | | | | | | | | |
| 51 Jared Burton, R ERA: 3.68 | 1.1 | H | 6 | 1 | 1 | 1 | 0 | 1 | 0 | 0 | 0 | 0 | 0 | 19 | 29 | 6.75 | 1.500 | | | | | | | | | | |
| Mike Stanton, L ERA: 5.4 | 0.0 | | 1 | 1 | 0 | 0 | 0 | 0 | 0 | 0 | 0 | 0 | 0 | 1 | 2 | ∞ | ∞ | | | | | | | | | | |
| 25 David Weathers, R ERA: 3.17 | 2.0 | S | 5 | 0 | 0 | 0 | 3 | 0 | 0 | 0 | 0 | 0 | 0 | 16 | 23 | 0.00 | 0.000 | | | | | | | | | | |

| Batter | 1 | 2 | 3 | 4 | 5 | 6 | 7 | 8 | 9 | AB | R | H | RBI | BB | SO | LOB | BOTTOM | | | | | | | | | | |
|---|------------------------------|----------------------------------|------------------------------|----------------------------------|-------------------------------|----------------------------------|-------------------------------|----------------------------------|-------------------------------|----------------------------------|------------------------------|----------------------------------|------------------------------|---------------------------------|-------------------------------|----------------------------------|--|----------------------------------|------------------------------------|----------------------------------|--------|--|--|--|--|--|--|
| Scott Hatteberg, L OBP: 0.406, SLG: 0.473 | P4 | | 6 4 1B 2B | L8 | | G3-4-1 | | 2B | | 5 | 1 | 2 | 1 | 0 | 0 | 2 | Milwaukee Brewers @ Cincinnati Reds Great American Ball Park, Cincinnati, OH Wed Jul 25 2007, 7:10 PM EDT Att: 30,976 - Partly Cloudy - 81 F | | | | | | | | | | |
| 6 Ryan Freel, R OBP: 0.309, SLG: 0.353 | 1B | | BB 27 2B BB | 1B | | K | | F9 | | 4 | 1 | 2 | 1 | 1 | 1 | 2 | | | | | | | | | | | |
| Ken Griffey Jr., L OBP: 0.380, SLG: 0.521 | P6 | | P3 | P5 | | G1-3 | | K | | 5 | 0 | 0 | 0 | 0 | 1 | 7 | | | | | | | | | | | |
| 4 Brandon Phillips, R OBP: 0.329, SLG: 0.485 | F7 | | 27 2B BB 1B | 1B | | L6 | | | | 4 | 1 | 2 | 1 | 0 | 0 | 1 | | | | | | | | | | | |
| Adam Dunn, L OBP: 0.371, SLG: 0.561 | | 28 FC5-4 1B | 27 2B BB | 1B | | 1B | | 2B | | 3 | 1 | 3 | 0 | 1 | 0 | 0 | | | | | | | | | | | |
| 27 Jeff Keppinger, R OBP: 0.357, SLG: 0.487 | F9 | | 1H 2H 3H | 2B | | P3 | | G6-3 | | 4 | 0 | 1 | 3 | 0 | 0 | 3 | | | | | | | | | | | |
| 28 Edwin Encarnación, R OBP: 0.334, SLG: 0.363 58 Pedro Lopez, R OBP: 0.225, SLG: 0.237 Jeff Conine, R OBP: 0.320, SLG: 0.395 | FC5-4 | | G6-3 | | | | | | | 3 | 0 | 1 | 0 | 0 | 0 | 2 | | | | | | | | | | | |
| 26 David Ross, R OBP: 0.249, SLG: 0.404 Javier Valentin, S OBP: 0.300, SLG: 0.358 | F8 | | | SH1-4 6 1B 2B | | K | | | | 2 | 0 | 1 | 0 | 0 | 0 | 1 | | | | | | | | | | | |
| Kyle Lohse, R ERA: 4.58 40 Jon Coutlangus, L ERA: 4.09 51 Jared Burton, R ERA: 3.68 30 Norris Hopper, R OBP: 0.171, SLG: 0.152 Mike Stanton, L ERA: 5.4 25 David Weathers, R ERA: 3.17 | G3-1 | | | SH1-4 | | F9 | | 2B | | 1 | 0 | 0 | 0 | 0 | 0 | 0 | | | | | | | | | | | |
| Inning Stats | R: 0 E: 0 K: 0 S: 9 | H: 1 LOB: 1 BB: 0 P: 14 | R: 0 E: 0 K: 0 S: 9 | H: 1 LOB: 1 BB: 0 P: 16 | R: 4 E: 0 K: 0 S: 15 | H: 3 LOB: 1 BB: 2 P: 30 | R: 1 E: 0 K: 0 S: 10 | H: 2 LOB: 2 BB: 0 P: 16 | R: 0 E: 0 K: 1 S: 14 | H: 3 LOB: 2 BB: 0 P: 19 | R: 0 E: 0 K: 1 S: 8 | H: 0 LOB: 0 BB: 0 P: 13 | R: 0 E: 0 K: 0 S: 4 | H: 1 LOB: 1 BB: 0 P: 6 | R: 2 E: 0 K: 2 S: 12 | H: 2 LOB: 2 BB: 0 P: 22 | | 1B: 7 2B: 6 3B: 0 HR: 0 | SF: 0 SAC: 1 DP: 0 HBP: 1 | WP: 1 PB: 0 SB: 1 CS: 0 | PA: 39 | | | | | | |
| PITCHER | IP | WLS | BF | H | R | ER | SO | BB | IBB | HBP | BLK | WP | HR | S | P | ERA | WHIP | | | | | | | | | | |
| 37 Jeff Suppan, R ERA: 5.08 | 5.0 | L | 26 | 10 | 5 | 5 | 1 | 2 | 0 | 0 | 0 | 0 | 0 | 57 | 95 | 9.00 | 2.400 | | | | | | | | | | |
| Chris Spurling, R ERA: 4.22 | 2.0 | | 7 | 1 | 0 | 0 | 1 | 0 | 0 | 0 | 0 | 0 | 0 | 12 | 19 | 0.00 | 0.500 | | | | | | | | | | |
| Matt Wise, R ERA: 3.05 | 1.0 | | 6 | 2 | 2 | 2 | 2 | 0 | 0 | 1 | 0 | 0 | 0 | 12 | 22 | 18.00 | 2.000 | | | | | | | | | | |



| Batter | 1 | 2 | 3 | 4 | 5 | 6 | 7 | 8 | 9 | AB | R | H | RBI | BB | SO | LOB | TOP | | | | | | |
|--|---|---|---|---|---|---|---|---|---|---|---|---|---|---|---|---|---|---|---|---|---|---|---|
| 1 Corey Hart, R OBP: 0.353, SLG: 0.515 (1,9) | | | | | | | | | | 6 | 2 | 3 | 2 | 0 | 0 | 1 | | | | | | | |
| 7 J.J. Hardy, R OBP: 0.326, SLG: 0.464 (1,6) | | | | | | | | | | 4 | 1 | 2 | 2 | 0 | 0 | 0 | | | | | | | |
| Craig Counsell, L OBP: 0.348, SLG: 0.335 (8,6) | | | | | | | | | | 5 | 0 | 1 | 1 | 0 | 2 | 1 | | | | | | | |
| 8 Ryan Braun, R OBP: 0.393, SLG: 0.665 (1,5) | | | | | | | | | | 4 | 1 | 1 | 0 | 0 | 0 | 2 | | | | | | | |
| 28 Prince Fielder, L OBP: 0.374, SLG: 0.599 (8,PH) | | | | | | | | | | 4 | 1 | 1 | 0 | 0 | 0 | 2 | | | | | | | |
| 23 Rickie Weeks Jr., R OBP: 0.334, SLG: 0.372 (8,4) | | | | | | | | | | 5 | 2 | 3 | 2 | 0 | 0 | 1 | | | | | | | |
| 2 Bill Hall, R OBP: 0.338, SLG: 0.452 (1,8) | | | | | | | | | | 5 | 3 | 4 | 0 | 0 | 0 | 1 | | | | | | | |
| Kevin Mench, R OBP: 0.305, SLG: 0.453 (1,7) | | | | | | | | | | 4 | 1 | 2 | 1 | 1 | 1 | 1 | | | | | | | |
| Johnny Estrada, S OBP: 0.298, SLG: 0.421 (1,2) | | | | | | | | | | 4 | 1 | 2 | 1 | 1 | 1 | 1 | | | | | | | |
| 9 Tony Graffanino, R OBP: 0.319, SLG: 0.408 (8,3) | | | | | | | | | | 4 | 2 | 1 | 3 | 0 | 0 | 3 | | | | | | | |
| 46 Claudio Vargas, R OBP: 0.129, SLG: 0.161 (1,1) | | | | | | | | | | 4 | 0 | 0 | 0 | 0 | 2 | 5 | | | | | | | |
| Geoff Jenkins, L OBP: 0.337, SLG: 0.477 (9,PH) | | | | | | | | | | 1 | 0 | 1 | 1 | 0 | 0 | 0 | | | | | | | |
| 71 Scott Linebrink, R OBP: 0.357, SLG: 0.374 (9,1) | | | | | | | | | | 0 | 0 | 0 | 0 | 0 | 0 | 0 | | | | | | | |
| Inning Stats | R: 0 E: 0 K: 1 S: 8 | H: 0 LOB: 0 BB: 0 P: 13 | R: 0 E: 0 K: 0 S: 7 | H: 2 LOB: 2 BB: 0 P: 12 | R: 5 E: 0 K: 2 S: 21 | H: 7 LOB: 2 BB: 0 P: 31 | R: 1 E: 0 K: 0 S: 9 | H: 1 LOB: 0 BB: 0 P: 18 | R: 4 E: 0 K: 1 S: 23 | H: 4 LOB: 2 BB: 1 P: 37 | R: 0 E: 0 K: 1 S: 6 | H: 1 LOB: 0 BB: 0 P: 8 | R: 0 E: 0 K: 0 S: 6 | H: 0 LOB: 0 BB: 0 P: 7 | R: 0 E: 0 K: 0 S: 10 | H: 1 LOB: 1 BB: 0 P: 17 | R: 2 E: 1 K: 0 S: 14 | H: 3 LOB: 3 BB: 1 P: 19 | 1B: 14 2B: 4 3B: 0 HR: 1 | SF: 1 SAC: 0 DP: 1 HBP: 1 | WP: 0 PB: 0 SB: 0 CS: 0 | PA: 49 | |
| PITCHER | IP WLS BF H R ER SO BB IBB HBP BLK WP HR S P ERA WHIP | IP WLS BF H R ER SO BB IBB HBP BLK WP HR S P ERA WHIP | IP WLS BF H R ER SO BB IBB HBP BLK WP HR S P ERA WHIP | IP WLS BF H R ER SO BB IBB HBP BLK WP HR S P ERA WHIP | IP WLS BF H R ER SO BB IBB HBP BLK WP HR S P ERA WHIP | IP WLS BF H R ER SO BB IBB HBP BLK WP HR S P ERA WHIP | IP WLS BF H R ER SO BB IBB HBP BLK WP HR S P ERA WHIP | IP WLS BF H R ER SO BB IBB HBP BLK WP HR S P ERA WHIP | IP WLS BF H R ER SO BB IBB HBP BLK WP HR S P ERA WHIP | IP WLS BF H R ER SO BB IBB HBP BLK WP HR S P ERA WHIP | IP WLS BF H R ER SO BB IBB HBP BLK WP HR S P ERA WHIP | IP WLS BF H R ER SO BB IBB HBP BLK WP HR S P ERA WHIP | IP WLS BF H R ER SO BB IBB HBP BLK WP HR S P ERA WHIP | IP WLS BF H R ER SO BB IBB HBP BLK WP HR S P ERA WHIP | IP WLS BF H R ER SO BB IBB HBP BLK WP HR S P ERA WHIP | IP WLS BF H R ER SO BB IBB HBP BLK WP HR S P ERA WHIP | IP WLS BF H R ER SO BB IBB HBP BLK WP HR S P ERA WHIP | IP WLS BF H R ER SO BB IBB HBP BLK WP HR S P ERA WHIP | IP WLS BF H R ER SO BB IBB HBP BLK WP HR S P ERA WHIP | IP WLS BF H R ER SO BB IBB HBP BLK WP HR S P ERA WHIP | IP WLS BF H R ER SO BB IBB HBP BLK WP HR S P ERA WHIP | IP WLS BF H R ER SO BB IBB HBP BLK WP HR S P ERA WHIP | IP WLS BF H R ER SO BB IBB HBP BLK WP HR S P ERA WHIP |

Milwaukee Brewers @ St. Louis Cardinals
 Busch Stadium, St. Louis, MO
 Fri Jul 27, 2007, 7:10 PM CDT
 Att: 45,137 - Cloudy - 83 F

AB 45
 R 12
 H 19
 RBI 12
 BB 2
 SO 5
 LOB 18



| Batter | 1 | 2 | 3 | 4 | 5 | 6 | 7 | 8 | 9 | AB | R | H | RBI | BB | SO | LOB | BOTTOM | | | | | | |
|--|---|---|---|---|---|---|---|---|---|---|---|---|---|---|---|---|---|---|---|---|---|---|---|
| David Eckstein, R OBP: 0.339, SLG: 0.362 (1,6) | | | | | | | | | | 3 | 0 | 0 | 0 | 0 | 0 | 3 | | | | | | | |
| So Taguchi, R OBP: 0.357, SLG: 0.374 (7,PH) | | | | | | | | | | 5 | 0 | 1 | 0 | 0 | 2 | 1 | | | | | | | |
| 55 Skip Schumaker, L OBP: 0.346, SLG: 0.455 (1,9) | | | | | | | | | | 5 | 0 | 1 | 0 | 0 | 2 | 1 | | | | | | | |
| 5 Albert Pujols, R OBP: 0.416, SLG: 0.560 (1,3) | | | | | | | | | | 3 | 0 | 0 | 0 | 0 | 0 | 1 | | | | | | | |
| 54 Randy Keister, L OBP: 0.167, SLG: 0.167 (7,1) | | | | | | | | | | 4 | 0 | 0 | 0 | 0 | 3 | 2 | | | | | | | |
| 16 Chris Duncan, L OBP: 0.381, SLG: 0.562 (1,7) | | | | | | | | | | 3 | 1 | 1 | 0 | 1 | 0 | 0 | | | | | | | |
| 4 Yadier Molina, R OBP: 0.312, SLG: 0.297 (9,3) | | | | | | | | | | 0 | 0 | 0 | 0 | 0 | 0 | 0 | | | | | | | |
| 27 Scott Rolen, R OBP: 0.337, SLG: 0.387 (1,5) | | | | | | | | | | 2 | 1 | 1 | 0 | 0 | 0 | 1 | | | | | | | |
| Aaron Miles, S OBP: 0.326, SLG: 0.321 (6,PH) | | | | | | | | | | 2 | 0 | 2 | 0 | 0 | 0 | 0 | | | | | | | |
| 7 Adam Kennedy, L OBP: 0.290, SLG: 0.294 (1,4) | | | | | | | | | | 4 | 0 | 1 | 0 | 0 | 2 | 4 | | | | | | | |
| Gary Bennett, R OBP: 0.266, SLG: 0.299 (1,2) | | | | | | | | | | 3 | 0 | 2 | 2 | 0 | 0 | 1 | | | | | | | |
| 46 Mike Maroth, L OBP: 0.214, SLG: 0.286 (1,1) | | | | | | | | | | 2 | 0 | 0 | 0 | 0 | 0 | 3 | | | | | | | |
| 56 Kelvin Jimenez, R OBP: 0.346, SLG: 0.455 (5,1) | | | | | | | | | | 0 | 0 | 0 | 0 | 0 | 0 | 0 | | | | | | | |
| 47 Ryan Ludwick, R OBP: 0.290, SLG: 0.473 (7,7) | | | | | | | | | | 2 | 0 | 0 | 0 | 0 | 1 | 2 | | | | | | | |
| Inning Stats | R: 0 E: 0 K: 1 S: 11 | H: 1 LOB: 1 BB: 0 P: 15 | R: 0 E: 1 K: 1 S: 14 | H: 2 LOB: 3 BB: 0 P: 20 | R: 0 E: 0 K: 2 S: 11 | H: 0 LOB: 0 BB: 0 P: 17 | R: 1 E: 1 K: 0 S: 7 | H: 2 LOB: 1 BB: 0 P: 11 | R: 0 E: 0 K: 1 S: 7 | H: 0 LOB: 0 BB: 0 P: 10 | R: 1 E: 0 K: 1 S: 12 | H: 2 LOB: 2 BB: 1 P: 18 | R: 0 E: 0 K: 3 S: 10 | H: 1 LOB: 1 BB: 0 P: 16 | R: 0 E: 0 K: 0 S: 7 | H: 1 LOB: 1 BB: 0 P: 10 | R: 0 E: 0 K: 1 S: 5 | H: 0 LOB: 0 BB: 1 P: 9 | 1B: 8 2B: 1 3B: 0 HR: 0 | SF: 1 SAC: 0 DP: 1 HBP: 0 | WP: 0 PB: 0 SB: 0 CS: 0 | PA: 38 | |
| PITCHER | IP WLS BF H R ER SO BB IBB HBP BLK WP HR S P ERA WHIP | IP WLS BF H R ER SO BB IBB HBP BLK WP HR S P ERA WHIP | IP WLS BF H R ER SO BB IBB HBP BLK WP HR S P ERA WHIP | IP WLS BF H R ER SO BB IBB HBP BLK WP HR S P ERA WHIP | IP WLS BF H R ER SO BB IBB HBP BLK WP HR S P ERA WHIP | IP WLS BF H R ER SO BB IBB HBP BLK WP HR S P ERA WHIP | IP WLS BF H R ER SO BB IBB HBP BLK WP HR S P ERA WHIP | IP WLS BF H R ER SO BB IBB HBP BLK WP HR S P ERA WHIP | IP WLS BF H R ER SO BB IBB HBP BLK WP HR S P ERA WHIP | IP WLS BF H R ER SO BB IBB HBP BLK WP HR S P ERA WHIP | IP WLS BF H R ER SO BB IBB HBP BLK WP HR S P ERA WHIP | IP WLS BF H R ER SO BB IBB HBP BLK WP HR S P ERA WHIP | IP WLS BF H R ER SO BB IBB HBP BLK WP HR S P ERA WHIP | IP WLS BF H R ER SO BB IBB HBP BLK WP HR S P ERA WHIP | IP WLS BF H R ER SO BB IBB HBP BLK WP HR S P ERA WHIP | IP WLS BF H R ER SO BB IBB HBP BLK WP HR S P ERA WHIP | IP WLS BF H R ER SO BB IBB HBP BLK WP HR S P ERA WHIP | IP WLS BF H R ER SO BB IBB HBP BLK WP HR S P ERA WHIP | IP WLS BF H R ER SO BB IBB HBP BLK WP HR S P ERA WHIP | IP WLS BF H R ER SO BB IBB HBP BLK WP HR S P ERA WHIP | IP WLS BF H R ER SO BB IBB HBP BLK WP HR S P ERA WHIP | IP WLS BF H R ER SO BB IBB HBP BLK WP HR S P ERA WHIP | IP WLS BF H R ER SO BB IBB HBP BLK WP HR S P ERA WHIP |

Milwaukee Brewers @ St. Louis Cardinals
 Busch Stadium, St. Louis, MO
 Fri Jul 27, 2007, 7:10 PM CDT
 Att: 45,137 - Cloudy - 83 F

AB 35
 R 2
 H 9
 RBI 2
 BB 2
 SO 9
 LOB 18



| Batter | 1 | 2 | 3 | 4 | 5 | 6 | 7 | 8 | 9 | AB | R | H | RBI | BB | SO | LOB | TOP | | | | | | | | | | | |
|--|---------------------------------------|----------------------------------|---------------------------------------|----------------------------------|---------------------------------------|----------------------------------|---------------------------------------|----------------------------------|--------------------------------------|----------------------------------|--------------------------------------|---------------------------------|--------------------------------------|----------------------------------|---------------------------------------|----------------------------------|----------------------------------|------------------------------------|----------------------------------|--------|--|--|--|--|--|--|--|--|
| 1 Corey Hart, R OBP: 0.351, SLG: 0.508 | G6-3 | 2B 8 1B BB | F8 | | F9 | | | K | | 4 | 1 | 0 | 0 | 1 | 1 | 1 | | | | | | | | | | | | |
| Craig Counsell, L OBP: 0.345, SLG: 0.338 | G3 | 2B 8 1B 2B | | | | B3 | | | P6 | 4 | 1 | 1 | 1 | 1 | 0 | 0 | | | | | | | | | | | | |
| 8 Ryan Braun, R OBP: 0.402, SLG: 0.680 | HR | 2B 1B | | | | | | K | | 4 | 1 | 3 | 3 | 1 | 1 | 0 | | | | | | | | | | | | |
| 28 Prince Fielder, L OBP: 0.375, SLG: 0.596 | 1B | K | | | | | | | | 4 | 0 | 1 | 0 | 1 | 2 | 4 | | | | | | | | | | | | |
| 2 Bill Hall, R OBP: 0.339, SLG: 0.449 | 1B | | G6-3 | | | | | F7 | | 4 | 0 | 1 | 0 | 1 | 0 | 1 | | | | | | | | | | | | |
| Geoff Jenkins, L OBP: 0.332, SLG: 0.470 | K2-3 | | G3 | | L5 | | | F7 | | 4 | 0 | 0 | 0 | 0 | 1 | 5 | | | | | | | | | | | | |
| Damian Miller, R OBP: 0.326, SLG: 0.388 | | | | | | | | G6-3 | | 3 | 2 | 1 | 0 | 1 | 0 | 3 | | | | | | | | | | | | |
| 9 Tony Graffanino, R OBP: 0.314, SLG: 0.400 | | | F8 | | E6 | | | F8 | | 4 | 1 | 0 | 0 | 0 | 0 | 2 | | | | | | | | | | | | |
| 43 Manny Parra, L OBP: 0.500, SLG: 1.000 | | | | | | | | | | 2 | 0 | 1 | 2 | 0 | 0 | 0 | | | | | | | | | | | | |
| 12 Carlos Villanueva, R OBP: 0.200, SLG: 0.250 | | | SH3-4 | | | | | | | 0 | 0 | 0 | 0 | 0 | 0 | 0 | | | | | | | | | | | | |
| Kevin Mench, R OBP: 0.344, SLG: 0.451 | | | | | | | | | | 1 | 0 | 0 | 0 | 0 | 0 | 0 | | | | | | | | | | | | |
| Derrick Turnbow, R OBP: 0.344, SLG: 0.451 | | | | | | | | | | 0 | 0 | 0 | 0 | 0 | 0 | 0 | | | | | | | | | | | | |
| Francisco Cordero, R OBP: 0.344, SLG: 0.451 | | | | | | | | | | 0 | 0 | 0 | 0 | 0 | 0 | 0 | | | | | | | | | | | | |
| Inning Stats | R: 1 H: 3 E: 0 K: 1 S: 17 | H: 3 LOB: 2 BB: 0 P: 24 | R: 3 H: 3 E: 0 K: 1 S: 18 | H: 3 LOB: 1 BB: 1 P: 34 | R: 2 H: 1 E: 0 K: 0 S: 19 | H: 1 LOB: 1 BB: 1 P: 29 | R: 0 H: 0 E: 0 K: 1 S: 11 | H: 0 LOB: 3 BB: 3 P: 26 | R: 0 H: 0 E: 0 K: 0 S: 8 | H: 1 LOB: 0 BB: 0 P: 13 | R: 0 H: 0 E: 0 K: 0 S: 5 | H: 0 LOB: 0 BB: 0 P: 6 | R: 0 H: 0 E: 0 K: 1 S: 9 | H: 0 LOB: 0 BB: 0 P: 14 | R: 0 H: 0 E: 0 K: 1 S: 10 | H: 0 LOB: 1 BB: 1 P: 18 | 1B: 5 2B: 2 3B: 0 HR: 1 | SF: 0 SAC: 1 DP: 1 HBP: 0 | WP: 1 PB: 0 SB: 0 CS: 0 | PA: 41 | | | | | | | | |
| PITCHER | IP | WLS | BF | H | R | ER | SO | BB | IBB | HBP | BLK | WP | HR | S | P | ERA | WHIP | | | | | | | | | | | |
| 48 Brad Thompson, R ERA: 5.15 | (1, 1) | 3.0 | | 21 | 7 | 6 | 4 | 2 | 4 | 0 | 0 | 0 | 1 | 1 | 56 | 97 | 12.00 | 3.667 | | | | | | | | | | |
| 60 Brian Falkenberg, R ERA: 4.91 | (4, 1) | 3.0 | | 10 | 1 | 0 | 0 | 1 | 1 | 0 | 0 | 0 | 0 | 22 | 35 | 0.00 | 0.667 | | | | | | | | | | | |
| Troy Percival, R ERA: 3.07 | (7, 1) | 2.0 | | 6 | 0 | 0 | 0 | 1 | 0 | 0 | 0 | 0 | 0 | 14 | 20 | 0.00 | 0.000 | | | | | | | | | | | |
| 36 Russ Springer, R ERA: 2.84 | (9, 1) | 1.0 | W | 4 | 0 | 0 | 0 | 1 | 1 | 0 | 0 | 0 | 0 | 10 | 18 | 0.00 | 1.000 | | | | | | | | | | | |

Milwaukee Brewers @ St. Louis Cardinals
 Busch Stadium, St. Louis, MO
 Sat Jul 28 2007, 12:10 PM CDT
 Att: 45,089 - Partly Cloudy - 83 F

| | |
|-----|----|
| AB | 34 |
| R | 6 |
| H | 8 |
| RBI | 6 |
| BB | 6 |
| SO | 5 |
| LOB | 16 |



| Batter | 1 | 2 | 3 | 4 | 5 | 6 | 7 | 8 | 9 | AB | R | H | RBI | BB | SO | LOB | BOTTOM | | | | | | | | | | |
|---|--------------------------------------|---------------------------------|--------------------------------------|----------------------------------|---------------------------------------|----------------------------------|--------------------------------------|----------------------------------|---------------------------------------|----------------------------------|---------------------------------------|----------------------------------|---------------------------------------|----------------------------------|--------------------------------------|----------------------------------|---------------------------------------|----------------------------------|----------------------------------|------------------------------------|----------------------------------|--------|--|--|--|--|--|
| David Eckstein, R OBP: 0.337, SLG: 0.357 | G6-4-3 | | E5 | | | | | | P5 | 3 | 1 | 0 | 0 | 1 | 0 | 1 | | | | | | | | | | | |
| 7 Adam Kennedy, L OBP: 0.289, SLG: 0.293 | BB | | | | L9 | | | | | 1 | 0 | 0 | 0 | 0 | 0 | 0 | | | | | | | | | | | |
| So Taguchi, R OBP: 0.360, SLG: 0.376 | G6-4-3 | | | | F7 | | | | | 4 | 1 | 2 | 0 | 0 | 0 | 1 | | | | | | | | | | | |
| 16 Chris Duncan, L OBP: 0.382, SLG: 0.567 | 1-2 | | | | | | | | | 1 | 1 | 1 | 0 | 0 | 0 | 0 | | | | | | | | | | | |
| 5 Albert Pujols, R OBP: 0.416, SLG: 0.562 | G6-3 | | | | | | | | | 4 | 1 | 2 | 2 | 0 | 0 | 1 | | | | | | | | | | | |
| 43 Juan Encarnacion, R OBP: 0.329, SLG: 0.465 | | | P3 | | | | | | | 4 | 1 | 2 | 2 | 0 | 0 | 1 | | | | | | | | | | | |
| 27 Scott Rolen, R OBP: 0.341, SLG: 0.390 | | | | | | | | | | 5 | 1 | 3 | 3 | 0 | 0 | 1 | | | | | | | | | | | |
| 47 Ryan Ludwick, R OBP: 0.286, SLG: 0.464 | | | | | | | | | | 3 | 1 | 1 | 1 | 1 | 0 | 3 | | | | | | | | | | | |
| 4 Yadier Molina, R OBP: 0.315, SLG: 0.298 | | | | | | | | | | 3 | 0 | 1 | 0 | 1 | 0 | 1 | | | | | | | | | | | |
| Aaron Miles, S OBP: 0.329, SLG: 0.329 | | | | | | | | | | 3 | 1 | 1 | 0 | 1 | 0 | 2 | | | | | | | | | | | |
| 48 Brad Thompson, R ERA: 2.15 | (1, 1) | 6.0 | | 27 | 6 | 3 | 1 | 3 | 2 | 0 | 0 | 0 | 0 | 0 | 0 | 0 | | | | | | | | | | | |
| 60 Brian Falkenberg, R ERA: 3.73 | (4, 1) | 1.0 | H | 6 | 2 | 1 | 1 | 0 | 1 | 0 | 0 | 11 | 21 | 9.00 | 3.000 | | | | | | | | | | | | |
| 55 Skip Schumaker, L OBP: 0.344, SLG: 0.450 | (6, PH) | 1.0 | H | 3 | 0 | 0 | 0 | 0 | 1 | 0 | 0 | 6 | 13 | 0.00 | 1.000 | | | | | | | | | | | | |
| Troy Percival, R ERA: 3.05 | (7, 1) | 0.2 | L | 6 | 4 | 3 | 3 | 0 | 0 | 0 | 0 | 17 | 29 | 40.50 | 6.000 | | | | | | | | | | | | |
| Jim Edmonds, L OBP: 0.307, SLG: 0.373 | (8, PH) | | | | | | | | | 0 | 0 | 0 | 0 | 0 | 0 | 0 | | | | | | | | | | | |
| 36 Russ Springer, R ERA: 3.38 | (9, 1) | | | | | | | | | 0 | 0 | 0 | 0 | 0 | 0 | 0 | | | | | | | | | | | |
| Inning Stats | R: 0 H: 0 E: 0 K: 0 S: 5 | H: 0 LOB: 0 BB: 1 P: 9 | R: 0 H: 0 E: 0 K: 0 S: 6 | H: 0 LOB: 1 BB: 0 P: 12 | R: 2 H: 2 E: 1 K: 0 S: 18 | H: 2 LOB: 2 BB: 1 P: 30 | R: 0 H: 1 E: 0 K: 2 S: 9 | H: 1 LOB: 1 BB: 0 P: 10 | R: 1 H: 2 E: 0 K: 0 S: 10 | H: 2 LOB: 1 BB: 0 P: 18 | R: 0 H: 1 E: 0 K: 1 S: 10 | H: 1 LOB: 2 BB: 0 P: 13 | R: 1 H: 2 E: 0 K: 0 S: 11 | H: 2 LOB: 2 BB: 1 P: 21 | R: 0 H: 0 E: 0 K: 0 S: 6 | H: 0 LOB: 0 BB: 1 P: 13 | R: 3 H: 4 E: 0 K: 0 S: 17 | H: 4 LOB: 1 BB: 0 P: 29 | 1B: 8 2B: 3 3B: 1 HR: 0 | SF: 1 SAC: 1 DP: 2 HBP: 1 | WP: 1 PB: 0 SB: 0 CS: 0 | PA: 42 | | | | | |
| PITCHER | IP | WLS | BF | H | R | ER | SO | BB | IBB | HBP | BLK | WP | HR | S | P | ERA | WHIP | | | | | | | | | | |
| 43 Manny Parra, L ERA: 2.15 | (1, 1) | 6.0 | | 27 | 6 | 3 | 1 | 3 | 2 | 0 | 0 | 0 | 0 | 0 | 0 | 0 | | | | | | | | | | | |
| 12 Carlos Villanueva, R ERA: 3.73 | (7, 1) | 1.0 | H | 6 | 2 | 1 | 1 | 0 | 1 | 0 | 0 | 11 | 21 | 9.00 | 3.000 | | | | | | | | | | | | |
| Derrick Turnbow, R ERA: 3.05 | (8, 1) | 1.0 | H | 3 | 0 | 0 | 0 | 0 | 1 | 0 | 0 | 6 | 13 | 0.00 | 1.000 | | | | | | | | | | | | |
| Francisco Cordero, R ERA: 3.38 | (9, 1) | 0.2 | L | 6 | 4 | 3 | 3 | 0 | 0 | 0 | 0 | 17 | 29 | 40.50 | 6.000 | | | | | | | | | | | | |

Milwaukee Brewers @ St. Louis Cardinals
 Busch Stadium, St. Louis, MO
 Sat Jul 28 2007, 12:10 PM CDT
 Att: 45,089 - Partly Cloudy - 83 F

| | |
|-----|----|
| AB | 35 |
| R | 7 |
| H | 12 |
| RBI | 7 |
| BB | 4 |
| SO | 3 |
| LOB | 15 |



| Batter | 1 | 2 | 3 | 4 | 5 | 6 | 7 | 8 | 9 | AB | R | H | RBI | BB | SO | LOB | TOP | | | | | |
|--|---|---|---|---|------------------------------|--|------------------------------|----------------------------------|---|----------------------------------|------------------------------|---------------------------------|------------------------------|----------------------------------|-------------------------------|----------------------------------|--|----------------------------------|---|------------------------------------|----------------------------------|--------|
| 1 Corey Hart, R OBP: 0.353, SLG: 0.516 | 4-1 CS BB | | X FA 91 0-0 F9 | | | C FA 90 1-1 B CU 79 X FA 89 HR | | | B FA 94 1-2 C FA 91 F FA 91 X FA 92 G6-3 | 3 | 1 | 1 | 1 | 1 | 0 | 0 | Milwaukee Brewers @ St. Louis Cardinals Busch Stadium, St. Louis, MO Sat Jul 28 2007, 7:10 PM CDT Att: 45,829 - Partly Cloudy - 84 F | | | | | |
| 7 J.J. Hardy, R OBP: 0.324, SLG: 0.459 | 2-2 F7 | | | B FA 90 2-0 B FA 90 X F8 | | B FF 90 1-1 C CH 77 X CU 77 G6-3 | | | C FA 94 0-2 C CH 77 X FA 92 G1-4-3 | 4 | 0 | 0 | 0 | 0 | 0 | 1 | | | | | | |
| 8 Ryan Braun, R OBP: 0.395, SLG: 0.668 | 0-3 K | | L CH 76 1-3 C FA 91 B FA 91 S FA 92 K | | | X FA 91 0-0 F8 | | | B FA 94 2-2 C FA 91 F FA 91 S FA 92 X FA 93 G6-3 | 4 | 0 | 0 | 0 | 0 | 2 | 0 | | | | | | |
| 28 Prince Fielder, L OBP: 0.374, SLG: 0.596 | | B FA 91 3-2 B FA 90 C FA 91 F FA 91 S FA 92 X FA 92 2B SF8 | | C FA 91 1-3 B FA 90 C FA 92 S CH 77 K | | C CU 76 1-2 C CU 77 B FA 91 F FA 90 B CU 79 X FA 90 G3 | | | | 3 | 1 | 1 | 0 | 0 | 1 | 0 | | | | | | |
| 2 Bill Hall, R OBP: 0.339, SLG: 0.446 | 0-1 F8 | | | | | C CU 76 2-2 C CU 77 B FA 91 F FA 90 B CU 79 X FA 90 F8 | | | H FA 94 1-0 HBP | 2 | 0 | 0 | 0 | 0 | 0 | 1 | | | | | | |
| Geoff Jenkins, L OBP: 0.329, SLG: 0.466 | 2-2 SF8 | | | | | F CU 76 1-3 B CH 77 F FA 92 B FA 92 S CH 78 K | | | F CU 80 1-3 S FS 88 B FA 94 F FA 93 C HBP | 2 | 0 | 0 | 1 | 0 | 2 | 1 | | | | | | |
| Johnny Estrada, S OBP: 0.295, SLG: 0.417 | 3-H F8 | | | | | X FA 91 0-0 L3 | | | C CU 78 0-2 F FA 90 F FS 88 K | 3 | 0 | 0 | 0 | 0 | 0 | 0 | | | | | | |
| 23 Rickie Weeks Jr., R OBP: 0.331, SLG: 0.367 | | | C FA 89 0-1 X CU 78 F8 | | | X FA 87 0-0 P3 | | | C SL 87 2-3 B FA 94 B FA 94 F FA 95 S SL 88 K | 3 | 0 | 0 | 0 | 0 | 1 | 0 | | | | | | |
| 39 Chris Capuano, L OBP: 0.258, SLG: 0.333 | | | | | | X FA 91 1-1 G3-1 | | | B SL 89 2-3 C FA 94 C FA 94 F FA 95 S SL 88 K | 2 | 0 | 0 | 0 | 0 | 0 | 0 | | | | | | |
| Matt Wise, R OBP: 1.000, SLG: 1.000 | | | | | | | | | | 0 | 0 | 0 | 0 | 0 | 0 | 0 | | | | | | |
| Brian Shouse, L | | | | | | | | | | 0 | 0 | 0 | 0 | 0 | 0 | 0 | | | | | | |
| Kevin Mench, R (8, PH) | | | | | | | | | | 1 | 0 | 0 | 0 | 0 | 1 | 0 | | | | | | |
| Chris Spurling, R (8, 1) | | | | | | | | | | 0 | 0 | 0 | 0 | 0 | 0 | 0 | | | | | | |
| Inning Stats | R: 0 E: 0 K: 1 S: 8 | H: 0 LOB: 0 BB: 1 P: 14 | R: 1 E: 0 K: 0 S: 9 | H: 1 LOB: 0 BB: 0 P: 15 | R: 0 E: 0 K: 0 S: 5 | H: 0 LOB: 0 BB: 0 P: 6 | R: 0 E: 0 K: 2 S: 8 | H: 0 LOB: 0 BB: 0 P: 12 | R: 0 E: 0 K: 1 S: 9 | H: 0 LOB: 0 BB: 0 P: 12 | R: 1 E: 0 K: 0 S: 6 | H: 1 LOB: 0 BB: 0 P: 8 | R: 0 E: 0 K: 1 S: 8 | H: 0 LOB: 0 BB: 0 P: 11 | R: 0 E: 0 K: 2 S: 11 | H: 0 LOB: 0 BB: 0 P: 15 | R: 0 E: 0 K: 0 S: 9 | H: 0 LOB: 0 BB: 0 P: 12 | 1B: 0 2B: 1 3B: 0 HR: 1 | SF: 1 SAC: 0 DP: 0 HBP: 1 | WP: 0 PB: 0 SB: 0 CS: 1 | PA: 30 |
| PITCHER | IP WLS BF H R ER SO BB IBB HBP BLK WP HR S P ERA WHIP | | | | | | | | | | | | | | | | | PITCHER | IP WLS BF H R ER SO BB IBB HBP BLK WP HR S P ERA WHIP | | | |
| Anthony Reyes, R ERA: 6.11 | (1, 1) 6.0 W 20 2 2 2 4 1 0 0 0 0 1 45 67 3.00 0.500 | | | | | | | | | | | | | | | | | | | | | |
| 31 Ryan Franklin, R ERA: 1.22 | (7, 1) 2.0 H 7 0 0 0 3 0 0 0 1 0 0 0 19 26 0.00 0.000 | | | | | | | | | | | | | | | | | | | | | |
| 44 Jason Istringhausen, R ERA: 1.49 | (9, 1) 1.0 S 3 0 0 0 0 0 0 0 0 0 0 0 9 12 0.00 0.000 | | | | | | | | | | | | | | | | | | | | | |

| Batter | 1 | 2 | 3 | 4 | 5 | 6 | 7 | 8 | 9 | AB | R | H | RBI | BB | SO | LOB | BOTTOM | | | | | |
|--|---|--|---|----------------------------------|---|---|--|--|------------------------------|----------------------------------|-------------------------------|----------------------------------|-------------------------------|----------------------------------|------------------------------|----------------------------------|--|----------------------------------|---|------------------------------------|----------------------------------|--------|
| David Eckstein, R OBP: 0.338, SLG: 0.362 | 0-1 C5-4-3 16 WP 27 2B 1B | B FA 96 1-1 B CH 75 X FA 88 F8 | | D CH 76 1-0 X CH 85 F7 | | F FA 96 2-2 B FA 98 F FA 97 F CH 76 F SL 76 X FA 88 SH1-4 5 1B | | C FA 89 0-1 X FA 91 L9 | | 5 | 2 | 2 | 0 | 0 | 0 | 3 | Milwaukee Brewers @ St. Louis Cardinals Busch Stadium, St. Louis, MO Sat Jul 28 2007, 7:10 PM CDT Att: 45,829 - Partly Cloudy - 84 F | | | | | |
| 16 Chris Duncan, L OBP: 0.382, SLG: 0.563 | 4-2 SAFE 5 5G5-4-3 1B | C FA 87 2-3 S CH 75 B FA 89 B CH 76 S CH 76 K | | S CH 79 0-1 X CH 77 F9 | | C CH 86 0-1 X CU 76 SH1-4 | | | | 2 | 0 | 0 | 0 | 1 | 1 | 2 | | | | | | |
| 55 Skip Schumaker, L (7, PH) | 1-2 BB | | | | | 2-3 SH1-4 | | | | 0 | 0 | 0 | 0 | 0 | 0 | 0 | | | | | | |
| 5 Albert Pujols, R OBP: 0.416, SLG: 0.564 | 1-1 G5-4-3 | | X FA 87 0-0 K | | C FA 88 1-3 B SL 81 F CH 77 K | | B FA 96 2-2 F CH 78 F CH 80 B FA 89 B FA 87 F CH 79 X FA 88 43 S 43 1B | | | 4 | 1 | 2 | 1 | 0 | 1 | 2 | | | | | | |
| 43 Juan Encarnacion, R OBP: 0.332, SLG: 0.464 | 4-2 27 2B 1B | | S CH 75 0-3 S CH 77 K | | C CH 76 2-3 B CH 75 B FA 90 S SL 78 K | | SAFE 1 B CH 78 B CH 79 C CH 79 X FA 88 27 2B 1B | | | 3 | 1 | 1 | 1 | 1 | 2 | 1 | | | | | | |
| 27 Scott Rolen, R OBP: 0.343, SLG: 0.398 | 0-1 1B 2B | | B FA 87 2-2 B CH 75 S FA 88 C FA 89 X CH 75 F7 | | F CH 77 1-1 B FA 88 K | | B FA 86 1-1 SAFE F FA 86 X CH 80 2B | | | 4 | 1 | 2 | 1 | 0 | 0 | 1 | | | | | | |
| Jim Edmonds, L OBP: 0.306, SLG: 0.369 | 1-2 4 BB 1B | | B SL 78 2-2 C SL 77 F CH 76 B FA 89 X CH 76 G1-3 | | | F CH 86 1-2 B SL 79 F CH 76 B FA 90 X CH 77 G3 | | S CU 81 1-3 F CU 92 B SL 76 C CU 74 K | | 4 | 0 | 1 | 2 | 0 | 1 | 2 | | | | | | |
| 4 Yadier Molina, R OBP: 0.323, SLG: 0.300 | 1-2 BB | | B SL 77 4-2 B FA 86 S CH 84 B FA 89 B FA 90 B CH 82 FC1-5 1B | | | B FA 88 1-0 X FA 87 P3 | | B FA 91 2-0 X FA 90 1B | | 2 | 0 | 1 | 0 | 2 | 0 | 0 | | | | | | |
| Aaron Miles, S OBP: 0.327, SLG: 0.328 | 0-0 F9 | | B FA 87 2-1 B CH 75 X CH 84 FC1-5 1B | | | F FA 90 1-1 C FA 86 X CH 77 E5 | | F FA 92 0-2 X FA 92 F7 | | 4 | 0 | 1 | 0 | 0 | 0 | 3 | | | | | | |
| Anthony Reyes, R OBP: 0.056, SLG: 0.056 | | B CH 84 1-3 S CH 74 S CH 76 K | | C FA 86 0-1 X FA 87 FC1-5 | | C FA 89 0-3 F CH 78 S FA 91 K | | B FA 92 1-2 C FA 91 S SL 86 X SL 89 F8 | | 2 | 0 | 0 | 0 | 0 | 1 | 2 | | | | | | |
| So Taguchi, R OBP: 0.358, SLG: 0.374 | | | | | | | | | | 1 | 0 | 0 | 0 | 0 | 1 | 1 | | | | | | |
| 31 Ryan Franklin, R | | | | | | | | | | 0 | 0 | 0 | 0 | 0 | 0 | 0 | | | | | | |
| 47 Ryan Ludwick, R (8, PH) | | | | | | | | | | 1 | 0 | 0 | 0 | 0 | 0 | 1 | | | | | | |
| 44 Jason Istringhausen, R (9, 1) | | | | | | | | | | 0 | 0 | 0 | 0 | 0 | 0 | 0 | | | | | | |
| Inning Stats | R: 3 E: 0 K: 0 S: 15 | H: 3 LOB: 2 BB: 3 P: 29 | R: 0 E: 0 K: 2 S: 8 | H: 0 LOB: 0 BB: 0 P: 12 | R: 0 E: 0 K: 1 S: 10 | H: 1 LOB: 1 BB: 0 P: 14 | R: 0 E: 0 K: 0 S: 9 | H: 0 LOB: 2 BB: 1 P: 16 | R: 0 E: 0 K: 2 S: 8 | H: 0 LOB: 0 BB: 0 P: 12 | R: 0 E: 1 K: 1 S: 10 | H: 0 LOB: 1 BB: 0 P: 13 | R: 2 E: 0 K: 1 S: 20 | H: 4 LOB: 1 BB: 0 P: 27 | R: 0 E: 0 K: 0 S: 9 | H: 1 LOB: 1 BB: 0 P: 12 | R: 0 E: 0 K: 0 S: 9 | H: 0 LOB: 0 BB: 0 P: 12 | 1B: 6 2B: 4 3B: 0 HR: 0 | SF: 0 SAC: 1 DP: 1 HBP: 0 | WP: 1 PB: 0 SB: 1 CS: 0 | PA: 37 |
| PITCHER | IP WLS BF H R ER SO BB IBB HBP BLK WP HR S P ERA WHIP | | | | | | | | | | | | | | | | | PITCHER | IP WLS BF H R ER SO BB IBB HBP BLK WP HR S P ERA WHIP | | | |
| 39 Chris Capuano, L ERA: 4.7 | (1, 1) 6.1 L 29 6 4 4 4 0 4 0 0 0 0 1 67 105 5.68 1.579 | | | | | | | | | | | | | | | | | | | | | |
| Matt Wise, R ERA: 3.22 | (7, 1) 0.1 3 3 1 1 0 0 0 0 0 0 0 0 10 14 27.00 9.000 | | | | | | | | | | | | | | | | | | | | | |
| Brian Shouse, L ERA: 2.17 | (7, 1) 0.1 1 0 0 0 0 1 0 0 0 0 0 0 3 4 0.00 0.000 | | | | | | | | | | | | | | | | | | | | | |
| Chris Spurling, R ERA: 4.09 | (8, 1) 1.0 4 1 0 0 0 0 0 0 0 0 0 0 9 12 0.00 1.000 | | | | | | | | | | | | | | | | | | | | | |

| Batter | 1 | 2 | 3 | 4 | 5 | 6 | 7 | 8 | 9 | AB | R | H | RBI | BB | SO | LOB | TOP | | | | | | | | | | |
|--|------------------------------|----------------------------------|-------------------------------|----------------------------------|-------------------------------|----------------------------------|-------------------------------|----------------------------------|------------------------------|----------------------------------|------------------------------|---------------------------------|-------------------------------|----------------------------------|------------------------------|----------------------------------|------------------------------|----------------------------------|-----------------------------------|------------------------------------|----------------------------------|--------|--|--|--|--|--|
| 1 Corey Hart, R OBP: 0.350, SLG: 0.510 | P3 | | 7 1B 8 1B BB | G5-3 | G5-3 | | | K | | 4 | 1 | 0 | 0 | 1 | 1 | 2 | | | | | | | | | | | |
| 7 J.J. Hardy, R OBP: 0.326, SLG: 0.461 | K | | 1B 8 1B 1B | 1B | 1B | | L7 | 8 G5-4-3 1B | | 5 | 1 | 3 | 0 | 0 | 1 | 0 | | | | | | | | | | | |
| 8 Ryan Braun, R OBP: 0.395, SLG: 0.662 | 1B | | 1B | K | K | | F8 | G5-4-3 | | 5 | 1 | 2 | 1 | 0 | 1 | 2 | | | | | | | | | | | |
| 28 Prince Fielder, L OBP: 0.373, SLG: 0.591 | F7 | | 1B | | | | F7 | | | 5 | 1 | 1 | 0 | 0 | 1 | 3 | | | | | | | | | | | |
| 2 Bill Hall, R OBP: 0.337, SLG: 0.442 | F9 | | 1B | | | | K | | | 5 | 1 | 1 | 0 | 0 | 2 | 2 | | | | | | | | | | | |
| Geoff Jenkins, L OBP: 0.333, SLG: 0.469 | 1B | | 1B | | | | 23 F9 1B | | | 5 | 0 | 3 | 0 | 0 | 1 | 2 | | | | | | | | | | | |
| Johnny Estrada, S OBP: 0.301, SLG: 0.421 | 1B | | 1B | | | | F9 | | | 4 | 0 | 3 | 2 | 0 | 0 | 2 | | | | | | | | | | | |
| 23 Rickie Weeks Jr., R OBP: 0.330, SLG: 0.363 | K | | FC5-6-4 | | | | F9 | | | 3 | 0 | 0 | 0 | 1 | 1 | 6 | | | | | | | | | | | |
| 49 Yovani Gallardo, R OBP: 0.225, SLG: 0.335 Brian Shouse, L Kevin Mench, R 71 Scott Linebrink, R Derrick Turnbow, R 12 Carlos Villanueva, R | P4 | | 1B | | | | E8 | | | 3 | 0 | 1 | 2 | 0 | 1 | 2 | | | | | | | | | | | |
| Inning Stats | R: 0 E: 0 K: 1 S: 9 | H: 1 LOB: 1 BB: 0 P: 13 | R: 0 E: 0 K: 1 S: 15 | H: 2 LOB: 2 BB: 0 P: 23 | R: 3 E: 0 K: 2 S: 17 | H: 4 LOB: 2 BB: 1 P: 31 | R: 0 E: 0 K: 2 S: 10 | H: 1 LOB: 1 BB: 0 P: 15 | R: 2 E: 1 K: 1 S: 9 | H: 3 LOB: 2 BB: 1 P: 18 | R: 0 E: 0 K: 0 S: 7 | H: 0 LOB: 0 BB: 0 P: 9 | R: 0 E: 0 K: 1 S: 10 | H: 2 LOB: 2 BB: 0 P: 13 | R: 0 E: 0 K: 1 S: 7 | H: 1 LOB: 0 BB: 0 P: 10 | R: 0 E: 0 K: 0 S: 6 | H: 0 LOB: 0 BB: 0 P: 10 | 1B: 14 2B: 0 3B: 0 HR: 0 | SF: 0 SAC: 0 DP: 1 HBP: 0 | WP: 0 PB: 0 CS: 0 SB: 0 | PA: 42 | | | | | |
| PITCHER | IP | WLS | BF | H | R | ER | SO | BB | IBB | HBP | BLK | WP | HR | S | P | ERA | WHIP | | | | | | | | | | |
| Kip Wells, R ERA: 5.72 | 5.0 | | 28 | 11 | 5 | 5 | 7 | 1 | 1 | 0 | 0 | 0 | 0 | 60 | 100 | 9.00 | 2.400 | | | | | | | | | | |
| 36 Russ Springer, R ERA: 2.77 | 1.0 | | 3 | 0 | 0 | 0 | 0 | 0 | 0 | 0 | 0 | 0 | 0 | 7 | 9 | 0.00 | 0.000 | | | | | | | | | | |
| 34 Randy Flores, L ERA: 4.46 | 0.1 | | 3 | 2 | 0 | 0 | 1 | 0 | 0 | 0 | 0 | 0 | 0 | 7 | 10 | 0.00 | 6.000 | | | | | | | | | | |
| 31 Ryan Franklin, R ERA: 1.18 | 1.2 | W | 5 | 1 | 0 | 0 | 1 | 0 | 0 | 0 | 0 | 0 | 0 | 10 | 13 | 0.00 | 0.600 | | | | | | | | | | |
| 44 Jason Istringhausen, R ERA: 1.45 | 1.0 | | 3 | 0 | 0 | 0 | 0 | 0 | 0 | 0 | 0 | 0 | 0 | 6 | 10 | 0.00 | 0.000 | | | | | | | | | | |

Milwaukee Brewers @ St. Louis Cardinals
 Busch Stadium, St. Louis, MO
 Sun Jul 29 2007, 1:15 PM CDT
 Att: 44,854 - Partly Cloudy - 83 F

| | |
|-----|----|
| AB | 40 |
| R | 5 |
| H | 14 |
| RBI | 5 |
| BB | 2 |
| SO | 9 |
| LOB | 23 |



| Batter | 1 | 2 | 3 | 4 | 5 | 6 | 7 | 8 | 9 | AB | R | H | RBI | BB | SO | LOB | BOTTOM | | | | | | | | | | | |
|--|------------------------------|----------------------------------|------------------------------|----------------------------------|-------------------------------|----------------------------------|-------------------------------|----------------------------------|-------------------------------|----------------------------------|-------------------------------|----------------------------------|-------------------------------|----------------------------------|-------------------------------|----------------------------------|----------------------------------|------------------------------------|----------------------------------|--------|--|--|--|--|--|--|--|--|
| David Eckstein, R OBP: 0.347, SLG: 0.372 | | | K | | | | | | | 4 | 2 | 3 | 1 | 1 | 1 | 0 | | | | | | | | | | | | |
| 47 Ryan Ludwick, R OBP: 0.289, SLG: 0.455 | BB | | | | | | | | | 4 | 1 | 1 | 2 | 1 | 0 | 1 | | | | | | | | | | | | |
| 44 Jason Istringhausen, R | L5 | | | | | | | | | 0 | 0 | 0 | 0 | 0 | 0 | 0 | | | | | | | | | | | | |
| 5 Albert Pujols, R OBP: 0.418, SLG: 0.566 | L9 | | | | | | | | | 4 | 0 | 2 | 3 | 1 | 0 | 1 | | | | | | | | | | | | |
| 16 Chris Duncan, L OBP: 0.376, SLG: 0.553 | G4-3 | | | | | | | | | 5 | 0 | 0 | 0 | 0 | 3 | 6 | | | | | | | | | | | | |
| So Taguchi, R OBP: 0.358, SLG: 0.374 | | | | | | | | | | 0 | 0 | 0 | 0 | 0 | 0 | 0 | | | | | | | | | | | | |
| Jim Edmonds, L OBP: 0.301, SLG: 0.362 | K | | | | | | | | | 4 | 0 | 0 | 0 | 0 | 2 | 4 | | | | | | | | | | | | |
| 26 Scott Spiezio, S OBP: 0.369, SLG: 0.416 | G4-3 | | | | | | | | | 2 | 1 | 1 | 0 | 0 | 0 | 0 | | | | | | | | | | | | |
| 34 Randy Flores, L | | | | | | | | | | 0 | 0 | 0 | 0 | 0 | 0 | 0 | | | | | | | | | | | | |
| 31 Ryan Franklin, R | | | | | | | | | | 0 | 0 | 0 | 0 | 0 | 0 | 0 | | | | | | | | | | | | |
| 55 Skip Schumaker, L OBP: 0.349, SLG: 0.455 | | | | | | | | | | 1 | 1 | 1 | 0 | 0 | 0 | 0 | | | | | | | | | | | | |
| 4 Yadier Molina, R OBP: 0.326, SLG: 0.300 | F9 | | | | | | | | | 3 | 2 | 1 | 0 | 1 | 0 | 1 | | | | | | | | | | | | |
| 7 Adam Kennedy, L OBP: 0.288, SLG: 0.292 | | | | | | | | | | 4 | 0 | 1 | 0 | 0 | 3 | 3 | | | | | | | | | | | | |
| Kip Wells, R OBP: 0.278, SLG: 0.389 | | | | | | | | | | 1 | 0 | 0 | 0 | 0 | 1 | 0 | | | | | | | | | | | | |
| 43 Juan Encarnacion, R OBP: 0.331, SLG: 0.462 | K2-3 | | | | | | | | | 1 | 1 | 0 | 1 | 0 | 0 | 2 | | | | | | | | | | | | |
| 36 Russ Springer, R | | | | | | | | | | 0 | 0 | 0 | 0 | 0 | 0 | 0 | | | | | | | | | | | | |
| 27 Scott Rolen, R OBP: 0.344, SLG: 0.399 | | | | | | | | | | 2 | 1 | 1 | 1 | 0 | 0 | 0 | | | | | | | | | | | | |
| Inning Stats | R: 0 E: 0 K: 0 S: 9 | H: 0 LOB: 1 BB: 1 P: 15 | R: 0 E: 0 K: 1 S: 7 | H: 0 LOB: 0 BB: 0 P: 13 | R: 0 E: 0 K: 3 S: 13 | H: 0 LOB: 0 BB: 0 P: 17 | R: 0 E: 1 K: 2 S: 14 | H: 0 LOB: 1 BB: 0 P: 22 | R: 4 E: 0 K: 1 S: 24 | H: 4 LOB: 1 BB: 1 P: 33 | R: 0 E: 0 K: 1 S: 10 | H: 0 LOB: 0 BB: 0 P: 14 | R: 0 E: 0 K: 1 S: 11 | H: 2 LOB: 3 BB: 1 P: 22 | R: 5 E: 0 K: 1 S: 19 | H: 5 LOB: 0 BB: 1 P: 30 | 1B: 8 2B: 3 3B: 0 HR: 0 | SF: 0 SAC: 0 DP: 0 HBP: 1 | WP: 1 PB: 1 CS: 0 SB: 0 | PA: 40 | | | | | | | | |
| PITCHER | IP | WLS | BF | H | R | ER | SO | BB | IBB | HBP | BLK | WP | HR | S | P | ERA | WHIP | | | | | | | | | | | |
| 49 Yovani Gallardo, R ERA: 2.72 | 5.0 | | 4 | 4 | 4 | 7 | 2 | 0 | 0 | 0 | 0 | 0 | 0 | 10 | 14 | 0.00 | 0.000 | | | | | | | | | | | |
| Brian Shouse, L ERA: 2.1 | 1.0 | H | 4 | 0 | 0 | 0 | 1 | 0 | 0 | 1 | 0 | 0 | 1 | 0 | 11 | 22 | 0.00 | 2.000 | | | | | | | | | | |
| 71 Scott Linebrink, R ERA: 0.64 | 1.0 | H | 6 | 2 | 0 | 0 | 1 | 0 | 1 | 0 | 0 | 1 | 0 | 11 | 27 | 0.00 | 12.000 | | | | | | | | | | | |
| Derrick Turnbow, R ERA: 4.3 | 0.1 | L | 5 | 4 | 4 | 4 | 1 | 0 | 0 | 0 | 0 | 0 | 0 | 11 | 17 | 108.00 | 12.000 | | | | | | | | | | | |
| 12 Carlos Villanueva, R ERA: 3.82 | 0.2 | | 3 | 1 | 1 | 1 | 0 | 1 | 0 | 0 | 0 | 0 | 0 | 8 | 13 | 13.50 | 3.000 | | | | | | | | | | | |

Milwaukee Brewers @ St. Louis Cardinals
 Busch Stadium, St. Louis, MO
 Sun Jul 29 2007, 1:15 PM CDT
 Att: 44,854 - Partly Cloudy - 83 F

| | |
|-----|----|
| AB | 35 |
| R | 9 |
| H | 11 |
| RBI | 8 |
| BB | 4 |
| SO | 10 |
| LOB | 18 |



| Batter | 1 | 2 | 3 | 4 | 5 | 6 | 7 | 8 | 9 | 10 | 11 | 12 | 13 | AB | R | H | RBI | BB | SO | LOB | TOP | |
|--|--------------------------------------|------------------------------------|-----------------------------------|-----------------------------------|--------------------------------|----------------------------------|------------------------------|----------------------------------|-------------------------------|----------------------------------|-------------------------------|----------------------------------|------------------------------|---------------------------------|------------------------------|----------------------------------|--|----------------------------------|----------------------------------|------------------------------------|-----------------------------------|--------|
| 7 José Reyes, S OBP: 0.377, SLG: 0.453 | G6-3 | | G4-3 | | | SH2-3 1B | FC6-4 1B | | | | F9 | | | 5 | 1 | 2 | 0 | 1 | 0 | 1 | | |
| 1 Luis Castillo, S OBP: 0.354, SLG: 0.350 | F7 | | | P2 | | SH2-3 2B | F7 | | L7 | | | | | 5 | 0 | 1 | 0 | 0 | 0 | 4 | | |
| 5 David Wright, R OBP: 0.384, SLG: 0.504 | | | | 1B | | FC6-4 1B | | | | | | | | 4 | 1 | 2 | 1 | 2 | 0 | 4 | | |
| 21 Carlos Delgado, L OBP: 0.323, SLG: 0.437 | G6-3 | | | BB | | 1B | | | | | | | | 5 | 0 | 1 | 0 | 1 | 1 | 3 | | |
| 18 Moises Alou, R OBP: 0.357, SLG: 0.419 | | F9 | | BB | | SF9 | | | | | | | | 3 | 0 | 1 | 1 | 2 | 0 | 2 | | |
| Shawn Green, L OBP: 0.318, SLG: 0.410 | | | | | | | | | | | | | | | | | | | | | | |
| 3 Damon Easley, R OBP: 0.335, SLG: 0.433 | G1 | | | G3 | | | | | | | | | | 4 | 0 | 1 | 0 | 0 | 0 | 3 | | |
| 11 Ramon Castro, R OBP: 0.359, SLG: 0.566 | G6-3 | | | | | G5-3 | | | | | | | | 5 | 0 | 0 | 0 | 0 | 0 | 2 | | |
| Lastings Milledge, R OBP: 0.307, SLG: 0.449 | | | L9 | | | G4-3 | | | | | | | | 6 | 0 | 0 | 0 | 0 | 1 | 2 | | |
| Tom Glavine, L ERA: 4.52, SLG: 0.255 | | | G6-3 | | | G5-3 | | | | | | | | 3 | 0 | 0 | 0 | 0 | 0 | 1 | | |
| Aaron Heilman, R ERA: 4.21 | | | | | | G5-3 | | | | | | | | 0 | 0 | 0 | 0 | 0 | 0 | 0 | | |
| 25 Pedro Feliciano, L ERA: 5.29 | | | | | | | | | | | | | | 0 | 0 | 0 | 0 | 0 | 0 | 0 | | |
| 59 Guillermo Mota, R ERA: 5.29 | | | | | | | | | | | | | | 0 | 0 | 0 | 0 | 0 | 0 | 0 | | |
| 23 Marlon Anderson, L ERA: 5.29 | | | | | | | | | | | | | | 0 | 0 | 0 | 0 | 0 | 0 | 0 | | |
| 17 David Newhan, L ERA: 5.29 | | | | | | | | | | | | | | 1 | 0 | 1 | 0 | 0 | 0 | 0 | | |
| Aaron Sele, R ERA: 4.48 | | | | | | | | | | | | | | 0 | 0 | 0 | 0 | 0 | 0 | 0 | | |
| Inning Stats | R: 0 E: 0 K: 0 S: 10 | H: 1 LOB: 0 BB: 0 P: 15 | R: 0 E: 0 K: 0 S: 8 | H: 0 LOB: 0 BB: 0 P: 14 | R: 0 E: 1 K: 0 S: 8 | H: 0 LOB: 2 BB: 2 P: 13 | R: 0 E: 0 K: 0 S: 6 | H: 4 LOB: 3 BB: 0 P: 20 | R: 0 E: 1 K: 0 S: 15 | H: 1 LOB: 3 BB: 0 P: 25 | R: 0 E: 0 K: 1 S: 10 | H: 0 LOB: 1 BB: 1 P: 18 | R: 0 E: 0 K: 1 S: 5 | H: 1 LOB: 1 BB: 0 P: 8 | R: 0 E: 0 K: 0 S: 3 | H: 1 LOB: 0 BB: 0 P: 4 | R: 0 E: 0 K: 1 S: 7 | H: 1 LOB: 1 BB: 1 P: 13 | 1B: 7 2B: 2 3B: 0 HR: 0 | SF: 1 SAC: 1 DP: 2 HBP: 1 | W/P: 0 PB: 0 SB: 3 CS: 0 | PA: 53 |
| PITCHER | IP 6.1 | WLS 28 | BF 2 | H 6 | R 2 | ER 2 | SO 2 | BB 2 | IBB 0 | HBP 1 | BLK 0 | W/P 0 | HR 0 | S 62 | P 100 | ERA 2.84 | WHIP 1.263 | | | | | |
| 37 Jeff Suppan, R ERA: 4.87 | 12 Carlos Villanueva, R ERA: 3.79 | Derrick Turnbow, R ERA: 4.21 | Francisco Cordero, R ERA: 3.22 | Matt Wise, R ERA: 3.22 | | | | | | | | | | | | | | | | | | |
| Brian Shouse, L ERA: 2.05 | Chris Spurling, R ERA: 3.82 | 31 Dave Bush, R ERA: 4.87 | | | | | | | | | | | | | | | | | | | | |
| Batter | 1 | 2 | 3 | 4 | 5 | 6 | 7 | 8 | 9 | 10 | 11 | 12 | 13 | AB | R | H | RBI <td>BB</td> <td>SO</td> <td>LOB</td> <td>BOTTOM</td> | BB | SO | LOB | BOTTOM | |
| 1 Corey Hart, R OBP: 0.345, SLG: 0.505 | G6-3 | | FC5-4 | | | K | | | | | | | | 5 | 0 | 1 | 0 | 0 | 1 | 2 | | |
| 7 J.J. Hardy, S OBP: 0.328, SLG: 0.459 | G5-3 | | | BB | | G6-3 | | | | | | | | 4 | 2 | 1 | 0 | 1 | 0 | 2 | | |
| 8 Ryan Braun, R OBP: 0.394, SLG: 0.657 | F9 | | | 2B | | G6-3 | | | | | | | | 5 | 0 | 1 | 0 | 1 | 1 | 5 | | |
| 28 Prince Fielder, L OBP: 0.374, SLG: 0.588 | | | | 2B | | F7 | | | | | | | | 4 | 0 | 1 | 1 | 1 | 0 | 2 | | |
| 2 Bill Hall, R OBP: 0.303, SLG: 0.443 | | | | | | | | | | | | | | | | | | | | | | |
| Matt Wise, R ERA: 3.49 | | | | | | | | | | | | | | | | | | | | | | |
| 25 Pedro Feliciano, L ERA: 5.29 | | | | | | | | | | | | | | | | | | | | | | |
| Chris Spurling, R ERA: 3.82 | | | | | | | | | | | | | | | | | | | | | | |
| 23 Rickey Weeks Jr., R OBP: 0.175, SLG: 0.238 | | | | | | | | | | | | | | | | | | | | | | |
| 31 Dave Bush, R ERA: 4.87 | | | | | | | | | | | | | | | | | | | | | | |
| Kevin Mench, R OBP: 0.302, SLG: 0.439 | | | | | | | | | | | | | | 4 | 0 | 0 | 0 | 2 | 0 | 3 | | |
| Damon Miller, R OBP: 0.319, SLG: 0.377 | | | | | | | | | | | | | | 6 | 0 | 1 | 0 | 0 | 1 | 6 | | |
| 9 Tony Graffanino, R OBP: 0.314, SLG: 0.400 | | | | | | | | | | | | | | 5 | 1 | 1 | 0 | 1 | 0 | 4 | | |
| 37 Jeff Suppan, R ERA: 4.38 | 12 Carlos Villanueva, R ERA: 3.49 | Craig Counsell, R ERA: 3.49 | Derrick Turnbow, R ERA: 4.21 | Francisco Cordero, R ERA: 3.22 | Chris Spurling, R ERA: 3.82 | 31 Dave Bush, R ERA: 4.87 | | | | | | | | | | | | | | | | |
| Tom Glavine, L ERA: 4.38 | Aaron Heilman, R ERA: 4.21 | 25 Pedro Feliciano, L ERA: 5.29 | 59 Guillermo Mota, R ERA: 5.29 | Jorge Sosa, R ERA: 4.48 | | | | | | | | | | | | | | | | | | |
| Inning Stats | R: 0 E: 0 K: 0 S: 7 | H: 0 LOB: 0 BB: 0 P: 12 | R: 0 E: 0 K: 0 S: 6 | H: 0 LOB: 0 BB: 0 P: 11 | R: 1 E: 0 K: 0 S: 9 | H: 1 LOB: 2 BB: 2 P: 24 | R: 0 E: 0 K: 0 S: 8 | H: 0 LOB: 2 BB: 2 P: 21 | R: 0 E: 0 K: 0 S: 9 | H: 2 LOB: 1 BB: 0 P: 12 | R: 1 E: 0 K: 1 S: 12 | H: 2 LOB: 3 BB: 2 P: 27 | R: 0 E: 0 K: 1 S: 4 | H: 0 LOB: 1 BB: 0 P: 6 | R: 0 E: 0 K: 0 S: 6 | H: 1 LOB: 1 BB: 0 P: 10 | R: 2 E: 0 K: 0 S: 4 | H: 2 LOB: 0 BB: 0 P: 7 | 1B: 6 2B: 3 3B: 0 HR: 1 | SF: 0 SAC: 3 DP: 2 HBP: 1 | W/P: 1 PB: 0 SB: 1 CS: 0 | PA: 54 |
| PITCHER | IP 6.0 | WLS 25 | BF 2 | H 2 | R 1 | ER 1 | SO 5 | BB 0 | IBB 0 | HBP 0 | BLK 0 | W/P 1 | HR 0 | S 47 | P 95 | ERA 1.50 | WHIP 1.167 | | | | | |
| Tom Glavine, L ERA: 4.38 | Aaron Heilman, R ERA: 4.21 | 25 Pedro Feliciano, L ERA: 5.29 | 59 Guillermo Mota, R ERA: 5.29 | Jorge Sosa, R ERA: 4.48 | | | | | | | | | | | | | | | | | | |
| Aaron Sele, R ERA: 4.3 | | | | | | | | | | | | | | | | | | | | | | |

New York Mets @ Milwaukee Brewers
Miller Park, Milwaukee, WI
Tue Jul 31 2007, 7:05 PM CDT
Att: 41,790 - Clear - 86 F

AB 44
R 2
H 9
RBI 2
BB 6
SO 5
LOB 24



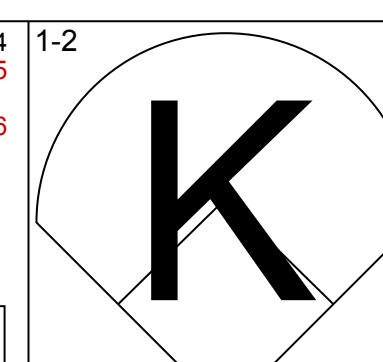
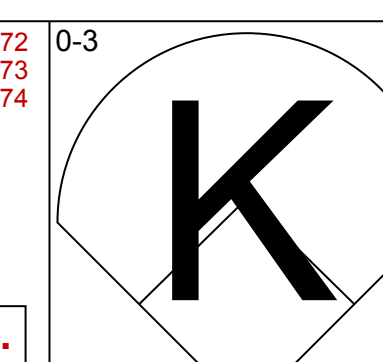
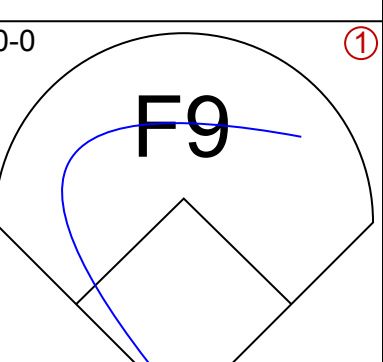
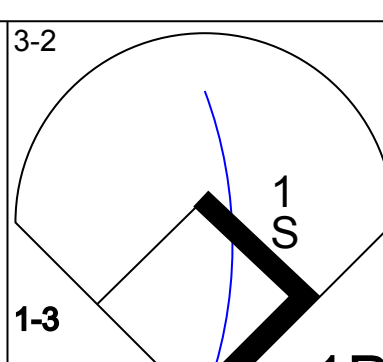
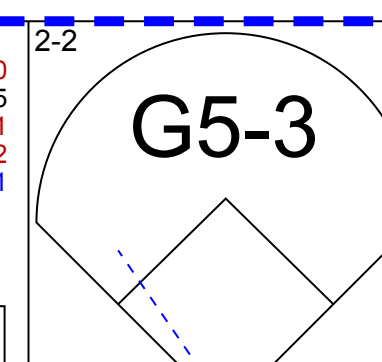
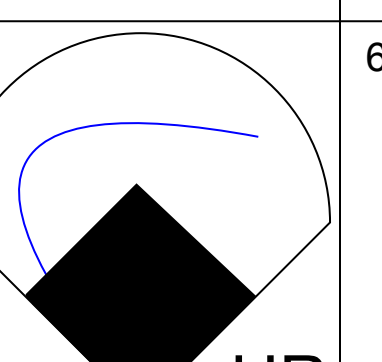
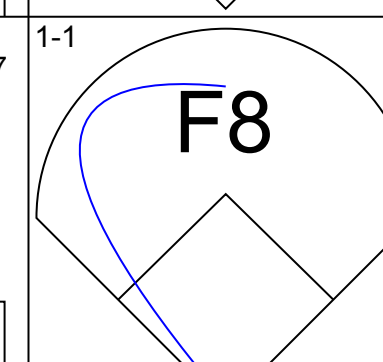
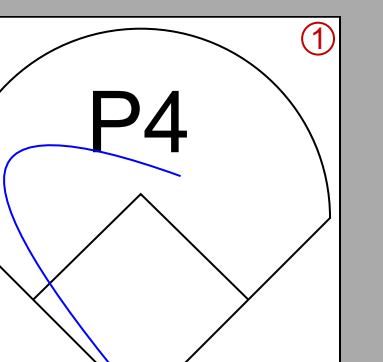
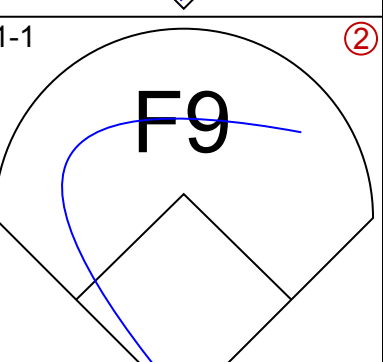
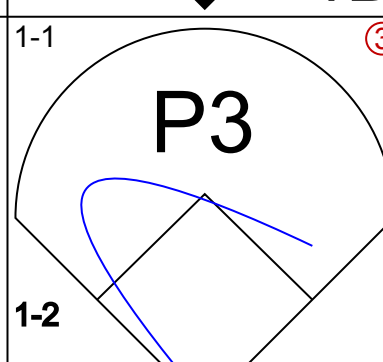
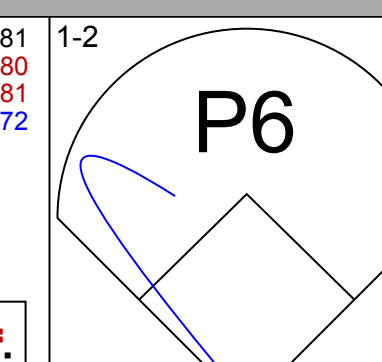
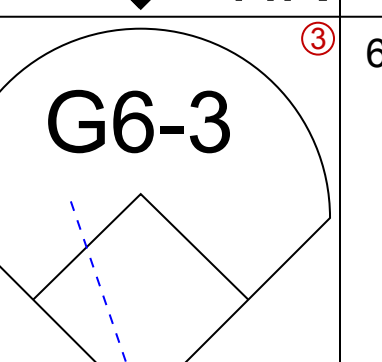
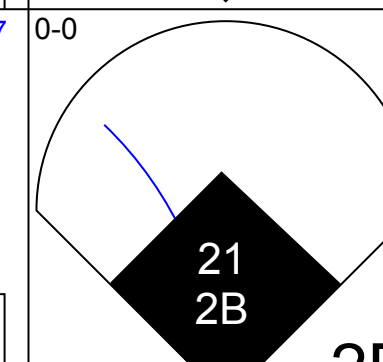
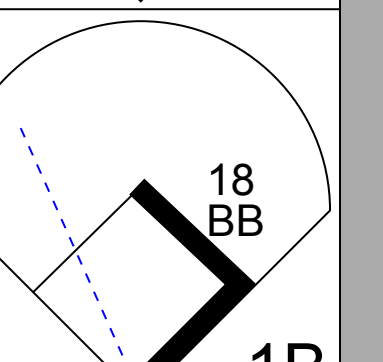
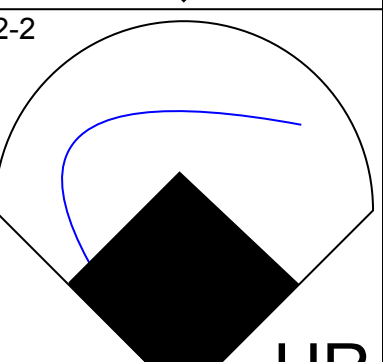
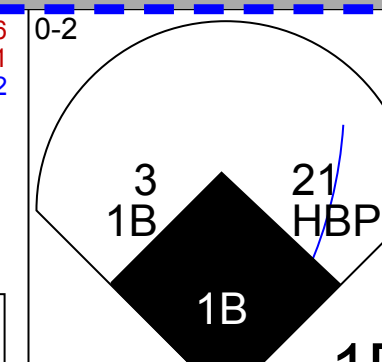
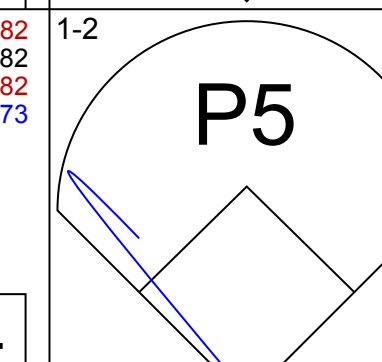
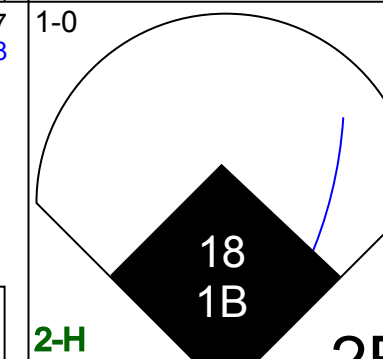
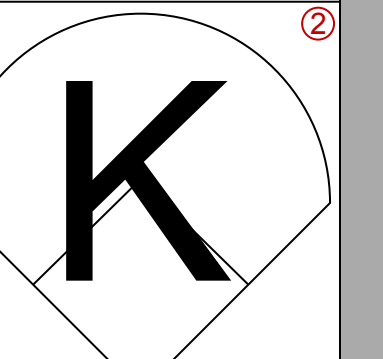
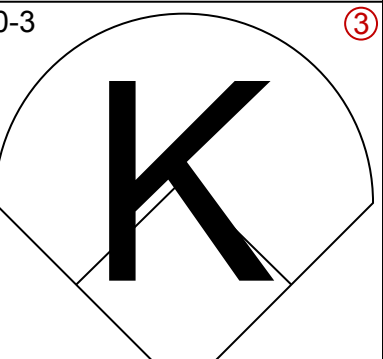
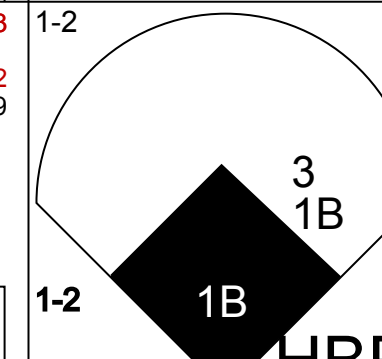
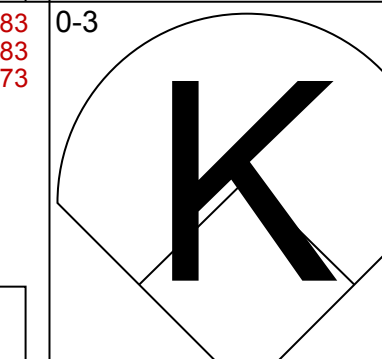
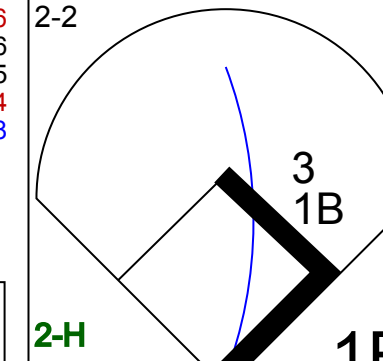
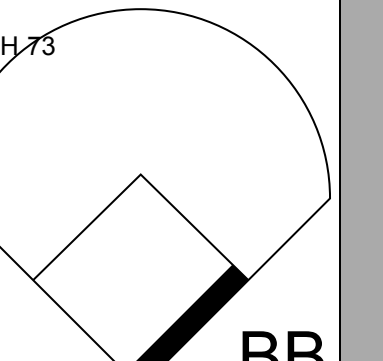

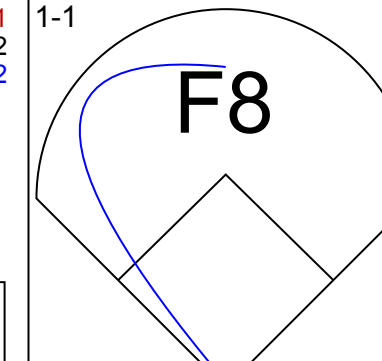
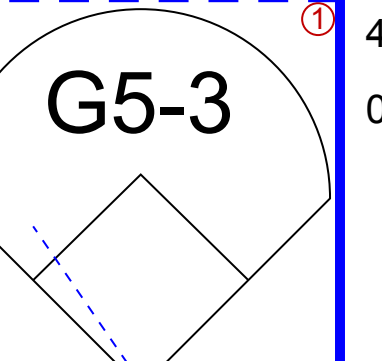
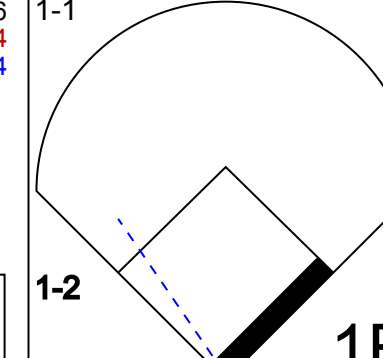
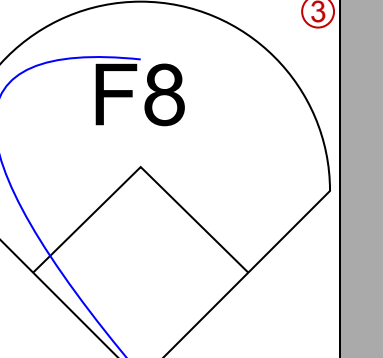

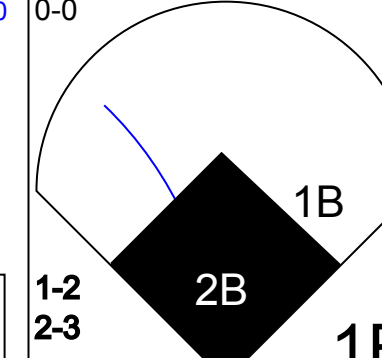

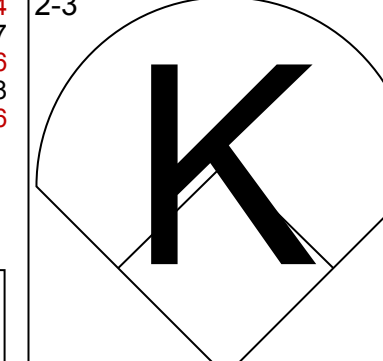


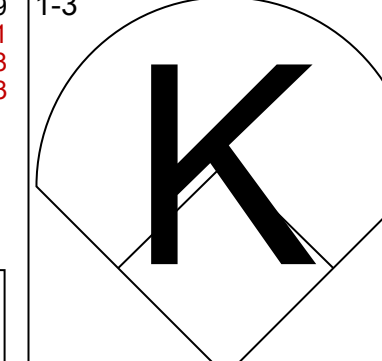

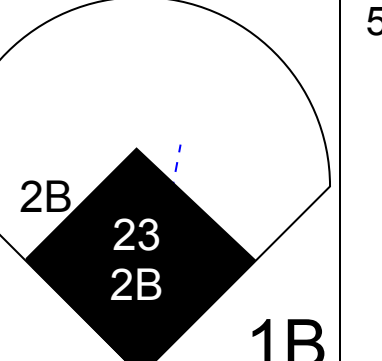
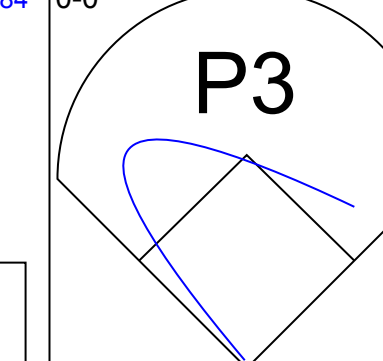
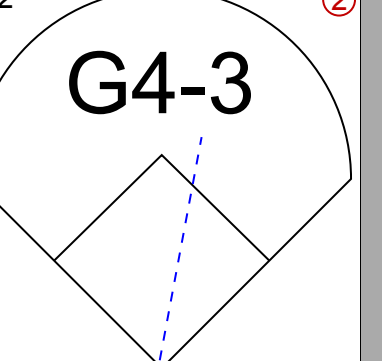
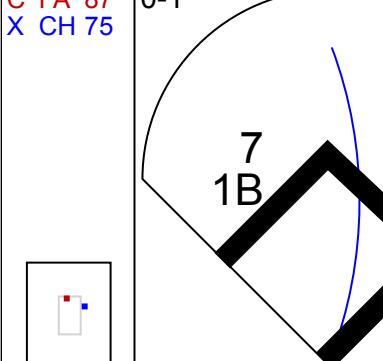
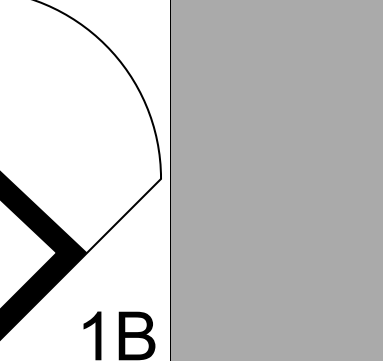
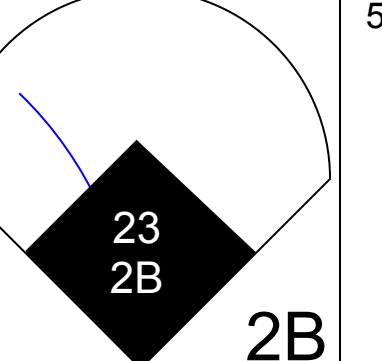



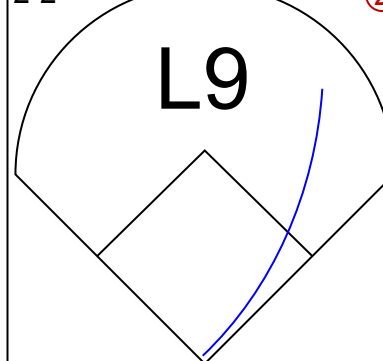
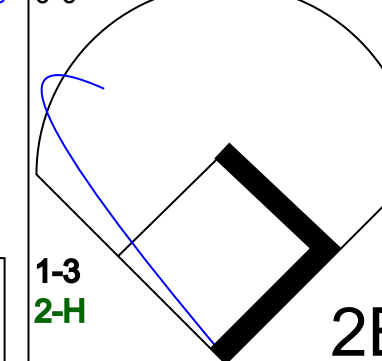
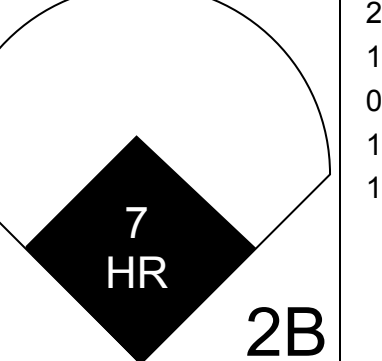
livebaseballscorecards.com

New York Mets @ Milwaukee Brewers
Miller Park, Milwaukee, WI
Tue Jul 31 2007, 7:05 PM CDT
Att: 41,790 - Clear - 86 F

AB 42
R 4
H 10
RBI 4
BB 8
SO 4
LOB 29




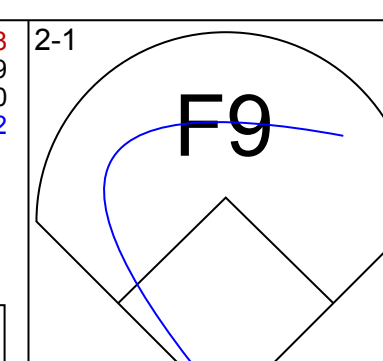
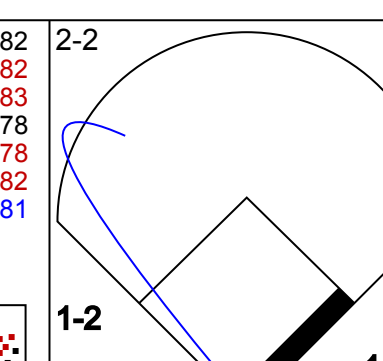
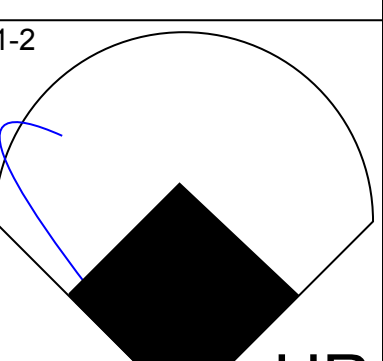
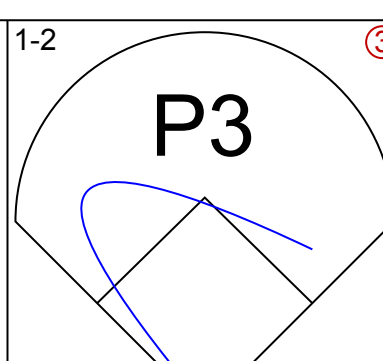
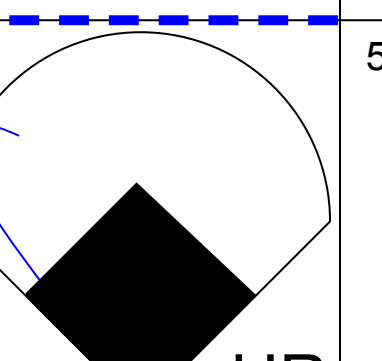
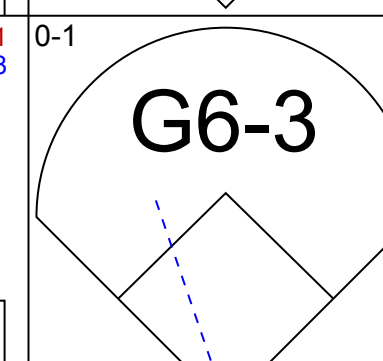
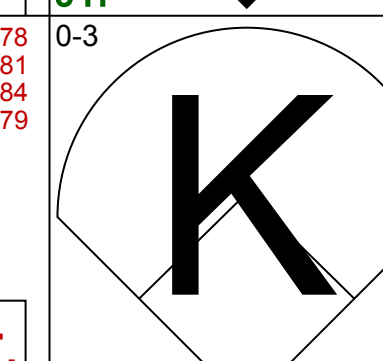
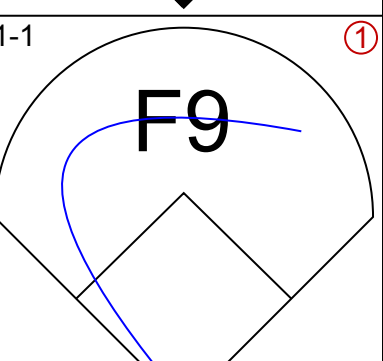
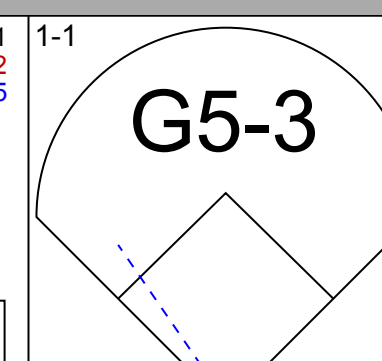
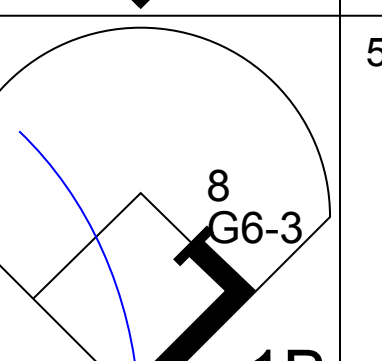
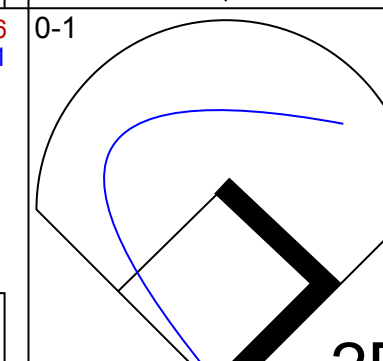
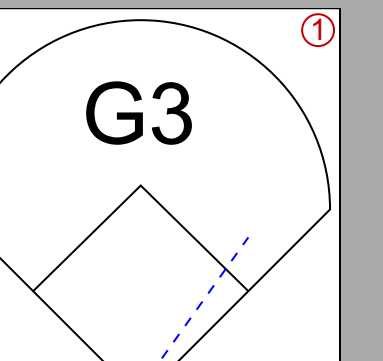
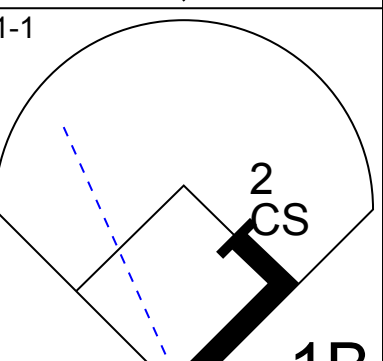
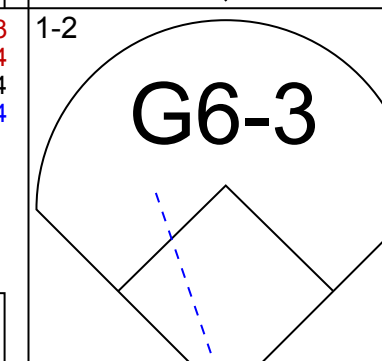
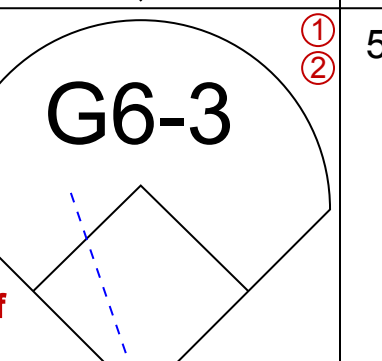
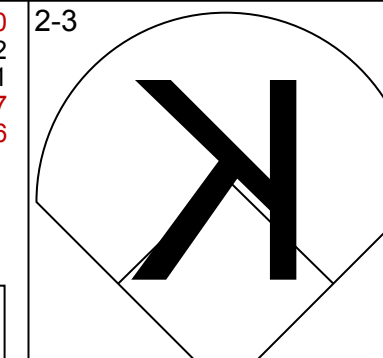
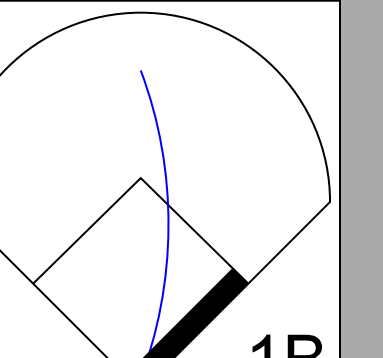
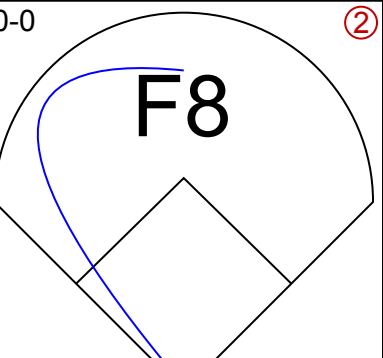
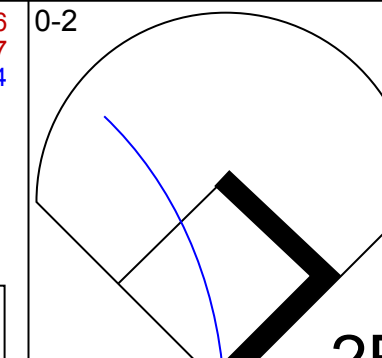
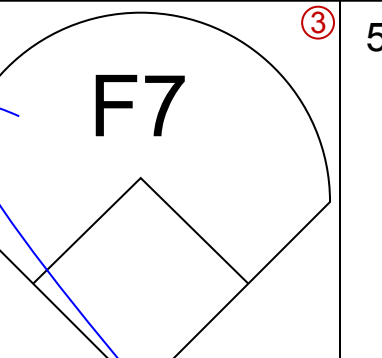
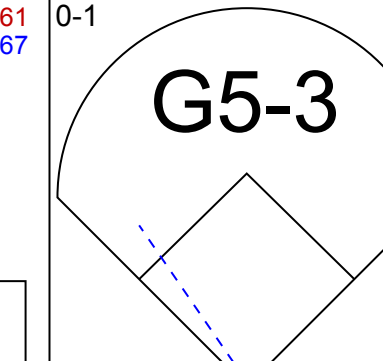
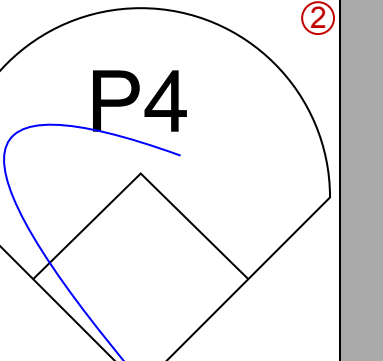
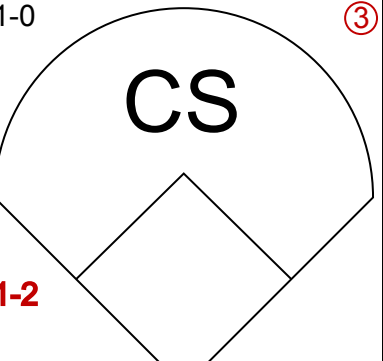
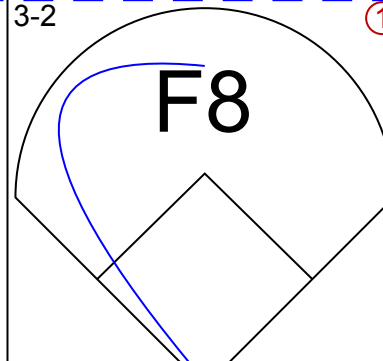
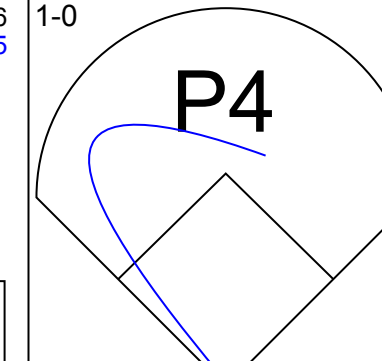

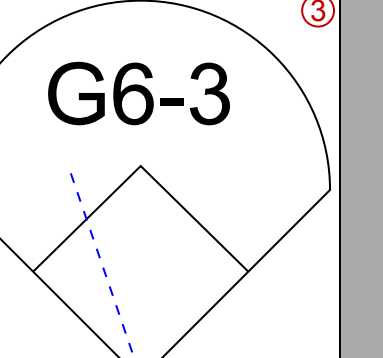

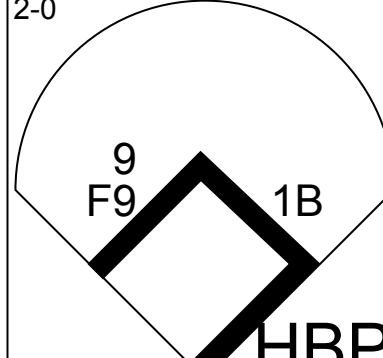
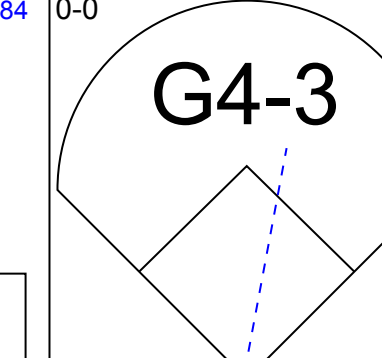
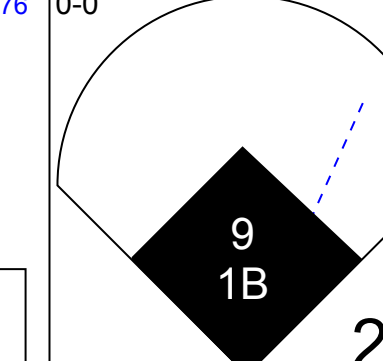


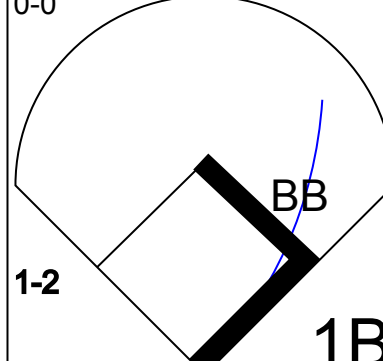
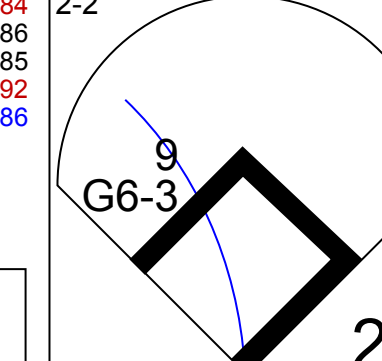

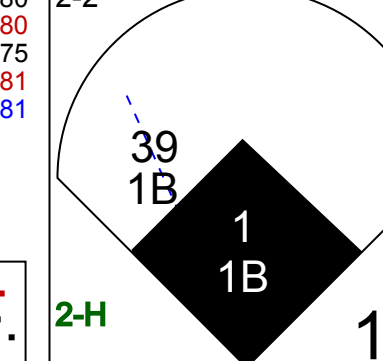


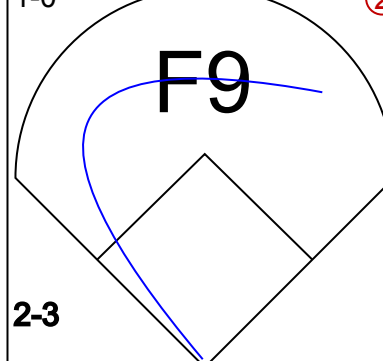
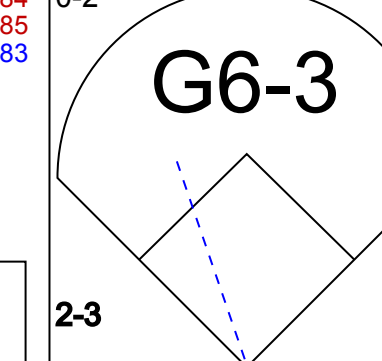

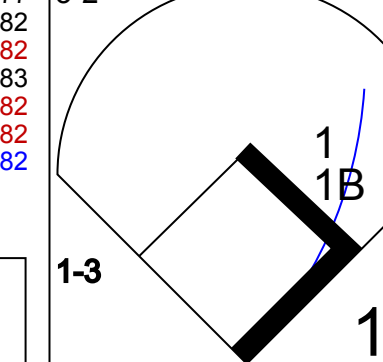


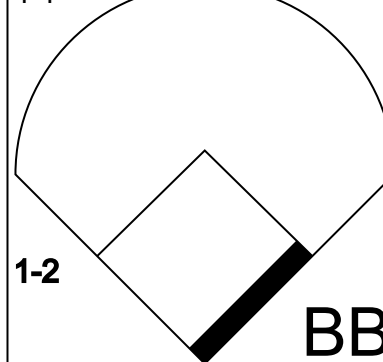
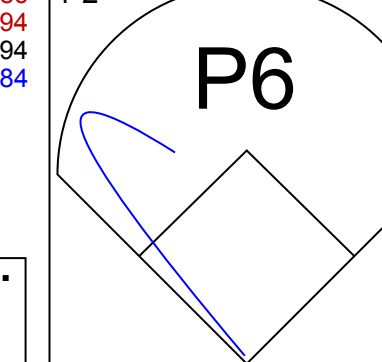
livebaseballscorecards.com

| Batter | 1 | 2 | 3 | 4 | 5 | 6 | 7 | 8 | 9 | AB | R | H | RBI | BB | SO | LOB | TOP | | | | | |
|---|---|---|---|---|---|---|---|---|---|---|---|---|---|---|---|---|---|---|---|---|---|---|
| 7 José Reyes, S OBP: 0.377, SLG: 0.458 |  |  | | |  |  |  | |  | 6 | 1 | 2 | 2 | 0 | 2 | 2 | | | | | | |
| 1 Luis Castillo, S OBP: 0.347, SLG: 0.342 |  | |  | |  |  | |  |  | 6 | 0 | 0 | 0 | 0 | 0 | 2 | | | | | | |
| 5 David Wright, R OBP: 0.389, SLG: 0.514 |  | |  | |  | |  |  | | 5 | 3 | 4 | 1 | 0 | 0 | 0 | | | | | | |
| 21 Carlos Delgado, L OBP: 0.322, SLG: 0.433 |  | |  | |  | |  |  | | 4 | 2 | 1 | 1 | 0 | 3 | 1 | | | | | | |
| 18 Moises Alou, R OBP: 0.369, SLG: 0.427 Aaron Sele, R |  | |  | |  | |  | |  | 4 | 1 | 2 | 1 | 1 | 0 | 2 | | | | | | |
| 3 Damon Easley, R OBP: 0.345, SLG: 0.458 |  | |  | |  | |  |  | | 5 | 2 | 3 | 2 | 0 | 1 | 2 | | | | | | |
| 11 Ramon Castro, R OBP: 0.349, SLG: 0.565 |  | |  | |  | |  |  |  | 5 | 1 | 1 | 0 | 0 | 3 | 5 | | | | | | |
| Lastings Milledge, R OBP: 0.325, SLG: 0.473 | |  | |  | |  |  |  | | 5 | 1 | 3 | 2 | 0 | 0 | 0 | | | | | | |
| 54 Brian Lawrence, R Ruben Gotay, S Scott Schoeneweis, L Jorge Sosa, R 23 Marlon Anderson, L |  | |  | |  | |  |  |  | 2 | 0 | 0 | 0 | 0 | 2 | 0 | | | | | | |
| Inning Stats | R: 2 H: 4 E: 0 K: 2 S: 15 | H: 4 R: 0 ER: 0 LOB: 2 BB: 0 P: 23 | R: 0 H: 0 E: 0 K: 2 S: 7 | H: 0 R: 0 ER: 0 LOB: 0 BB: 0 P: 8 | R: 0 H: 1 E: 0 K: 1 S: 10 | H: 1 R: 0 ER: 0 LOB: 2 BB: 1 P: 17 | R: 0 H: 0 E: 0 K: 2 S: 9 | H: 0 R: 0 ER: 0 LOB: 0 BB: 0 P: 11 | R: 1 H: 1 E: 0 K: 1 S: 9 | H: 1 R: 0 ER: 0 LOB: 0 BB: 0 P: 12 | R: 2 H: 4 E: 0 K: 0 S: 14 | H: 4 R: 0 ER: 0 LOB: 2 BB: 0 P: 25 | R: 3 H: 4 E: 0 K: 1 S: 18 | H: 4 R: 0 ER: 0 LOB: 0 BB: 0 P: 26 | R: 0 H: 0 E: 0 K: 1 S: 9 | H: 0 R: 0 ER: 0 LOB: 0 BB: 0 P: 11 | R: 4 H: 4 E: 0 K: 1 S: 20 | H: 4 R: 0 ER: 0 LOB: 0 BB: 0 P: 24 | 1B: 9 2B: 6 3B: 0 HR: 3 | SF: 0 SAC: 0 DP: 0 HBP: 1 | WP: 0 PA: 47 PB: 0 SB: 1 CS: 0 | |
| PITCHER | IP WLS BF H R ER SO BB IBB HBP BLK WP HR S P ERA WHIP | IP WLS BF H R ER SO BB IBB HBP BLK WP HR S P ERA WHIP | IP WLS BF H R ER SO BB IBB HBP BLK WP HR S P ERA WHIP | IP WLS BF H R ER SO BB IBB HBP BLK WP HR S P ERA WHIP | IP WLS BF H R ER SO BB IBB HBP BLK WP HR S P ERA WHIP | IP WLS BF H R ER SO BB IBB HBP BLK WP HR S P ERA WHIP | IP WLS BF H R ER SO BB IBB HBP BLK WP HR S P ERA WHIP | IP WLS BF H R ER SO BB IBB HBP BLK WP HR S P ERA WHIP | IP WLS BF H R ER SO BB IBB HBP BLK WP HR S P ERA WHIP | IP WLS BF H R ER SO BB IBB HBP BLK WP HR S P ERA WHIP | IP WLS BF H R ER SO BB IBB HBP BLK WP HR S P ERA WHIP | IP WLS BF H R ER SO BB IBB HBP BLK WP HR S P ERA WHIP | IP WLS BF H R ER SO BB IBB HBP BLK WP HR S P ERA WHIP | IP WLS BF H R ER SO BB IBB HBP BLK WP HR S P ERA WHIP | IP WLS BF H R ER SO BB IBB HBP BLK WP HR S P ERA WHIP | IP WLS BF H R ER SO BB IBB HBP BLK WP HR S P ERA WHIP | IP WLS BF H R ER SO BB IBB HBP BLK WP HR S P ERA WHIP | IP WLS BF H R ER SO BB IBB HBP BLK WP HR S P ERA WHIP | IP WLS BF H R ER SO BB IBB HBP BLK WP HR S P ERA WHIP | IP WLS BF H R ER SO BB IBB HBP BLK WP HR S P ERA WHIP | IP WLS BF H R ER SO BB IBB HBP BLK WP HR S P ERA WHIP | IP WLS BF H R ER SO BB IBB HBP BLK WP HR S P ERA WHIP |

New York Mets @ Milwaukee Brewers
Miller Park, Milwaukee, WI
Thu Aug 02 2007, 1:05 PM CDT
Att: 41,704 - Partly Cloudy - 89 F


AB 45
R 12
H 18
RBI 12
BB 1
SO 11
LOB 15



| Batter | 1 | 2 | 3 | 4 | 5 | 6 | 7 | 8 | 9 | AB | R | H | RBI | BB | SO | LOB | BOTTOM | | | | | |
|--|---|---|---|---|---|---|---|---|---|---|---|---|---|---|---|---|---|---|---|---|---|---|
| 1 Corey Hart, R OBP: 0.350, SLG: 0.520 |  |  | | |  |  | | |  | 5 | 2 | 3 | 3 | 0 | 0 | 3 | | | | | | |
| 7 J.J. Hardy, R OBP: 0.326, SLG: 0.456 |  |  | | |  | |  | |  | 5 | 0 | 1 | 0 | 0 | 1 | 2 | | | | | | |
| 8 Ryan Braun, R OBP: 0.388, SLG: 0.645 |  | |  | |  | |  | |  | 5 | 0 | 2 | 0 | 0 | 0 | 1 | | | | | | |
| 28 Prince Fielder, L OBP: 0.376, SLG: 0.594 |  | |  | |  | |  | |  | 5 | 0 | 2 | 0 | 0 | 1 | 2 | | | | | | |
| 2 Bill Hall, R OBP: 0.331, SLG: 0.432 | |  |  | |  |  |  | | | 4 | 0 | 0 | 0 | 0 | 0 | 2 | | | | | | |
| Geoff Jenkins, L OBP: 0.339, SLG: 0.478 |  | |  | | |  |  |  | | 3 | 0 | 0 | 0 | 0 | 1 | 1 | | | | | | |
| Johnny Estrada, S OBP: 0.306, SLG: 0.429 | |  |  | |  | |  |  |  | 4 | 1 | 3 | 0 | 0 | 0 | 0 | | | | | | |
| 9 Tony Graffanino, R OBP: 0.316, SLG: 0.396 | |  |  | |  | |  |  | | 4 | 1 | 1 | 1 | 0 | 0 | 3 | | | | | | |
| 39 Chris Capuano, L Kevin Metcher, R 12 Carlos Villanueva, R Brian Shouse, L Craig Counsell, L Chris Spurling, R |  |  |  | |  | |  |  | | 2 | 0 | 1 | 0 | 0 | 0 | 0 | | | | | | |
| Inning Stats | R: 0 H: 1 E: 0 K: 1 S: 9 | H: 1 R: 2 ER: 0 LOB: 1 BB: 0 P: 13 | R: 2 H: 4 E: 0 K: 2 S: 22 | H: 4 R: 3 ER: 0 LOB: 2 BB: 0 P: 30 | R: 0 H: 1 E: 0 K: 0 S: 8 | H: 1 R: 0 ER: 0 LOB: 1 BB: 0 P: 14 | R: 0 H: 0 E: 0 K: 0 S: 15 | H: 0 R: 0 ER: 0 LOB: 0 BB: 0 P: 21 | R: 1 H: 2 E: 0 K: 0 S: 8 | H: 2 R: 0 ER: 0 LOB: 0 BB: 0 P: 12 | R: 0 H: 1 E: 0 K: 0 S: 10 | H: 1 R: 0 ER: 0 LOB: 3 BB: 1 P: 21 | R: 0 H: 1 E: 0 K: 0 S: 9 | H: 1 R: 0 ER: 0 LOB: 1 BB: 0 P: 12 | R: 0 H: 1 E: 0 K: 0 S: 10 | H: 1 R: 0 ER: 0 LOB: 1 BB: 0 P: 13 | R: 1 H: 2 E: 0 K: 0 S: 11 | H: 2 R: 0 ER: 0 LOB: 0 BB: 0 P: 18 | 1B: 7 2B: 4 3B: 0 HR: 2 | SF: 0 SAC: 0 DP: 1 HBP: 1 | WP: 0 PA: 41 PB: 0 SB: 0 CS: 1 | |
| PITCHER | IP WLS BF H R ER SO BB IBB HBP BLK WP HR S P ERA WHIP | IP WLS BF H R ER SO BB IBB HBP BLK WP HR S P ERA WHIP | IP WLS BF H R ER SO BB IBB HBP BLK WP HR S P ERA WHIP | IP WLS BF H R ER SO BB IBB HBP BLK WP HR S P ERA WHIP | IP WLS BF H R ER SO BB IBB HBP BLK WP HR S P ERA WHIP | IP WLS BF H R ER SO BB IBB HBP BLK WP HR S P ERA WHIP | IP WLS BF H R ER SO BB IBB HBP BLK WP HR S P ERA WHIP | IP WLS BF H R ER SO BB IBB HBP BLK WP HR S P ERA WHIP | IP WLS BF H R ER SO BB IBB HBP BLK WP HR S P ERA WHIP | IP WLS BF H R ER SO BB IBB HBP BLK WP HR S P ERA WHIP | IP WLS BF H R ER SO BB IBB HBP BLK WP HR S P ERA WHIP | IP WLS BF H R ER SO BB IBB HBP BLK WP HR S P ERA WHIP | IP WLS BF H R ER SO BB IBB HBP BLK WP HR S P ERA WHIP | IP WLS BF H R ER SO BB IBB HBP BLK WP HR S P ERA WHIP | IP WLS BF H R ER SO BB IBB HBP BLK WP HR S P ERA WHIP | IP WLS BF H R ER SO BB IBB HBP BLK WP HR S P ERA WHIP | IP WLS BF H R ER SO BB IBB HBP BLK WP HR S P ERA WHIP | IP WLS BF H R ER SO BB IBB HBP BLK WP HR S P ERA WHIP | IP WLS BF H R ER SO BB IBB HBP BLK WP HR S P ERA WHIP | IP WLS BF H R ER SO BB IBB HBP BLK WP HR S P ERA WHIP | IP WLS BF H R ER SO BB IBB HBP BLK WP HR S P ERA WHIP | IP WLS BF H R ER SO BB IBB HBP BLK WP HR S P ERA WHIP |

New York Mets @ Milwaukee Brewers
Miller Park, Milwaukee, WI
Thu Aug 02 2007, 1:05 PM CDT
Att: 41,704 - Partly Cloudy - 89 F

AB 38
R 4
H 13
RBI 4
BB 1
SO 3
LOB 15



| Batter | 1 | 2 | 3 | 4 | 5 | 6 | 7 | 8 | 9 | AB | R | H | RBI | BB | SO | LOB | TOP | | | | | |
|---|---|----------------------------------|------------------------------|----------------------------------|-------------------------------|----------------------------------|------------------------------|----------------------------------|------------------------------|---------------------------------|-------------------------------|----------------------------------|------------------------------|----------------------------------|-------------------------------|----------------------------------|--|----------------------------------|----------------------------------|------------------------------------|----------------------------------|--------|
| 28 Jayson Werth, R OBP: 0.339, SLG: 0.372 | | | | | | | | | | 3 | 0 | 0 | 0 | 1 | 2 | 1 | Philadelphia Phillies @ Milwaukee Brewers Miller Park, Milwaukee, WI Fri Aug 03 2007, 7:05 PM CDT Att: 39,483 - Clear - 79 F | | | | | |
| Tadahito Iguchi, R OBP: 0.351, SLG: 0.398 | | | | | | | | | | 4 | 0 | 1 | 0 | 0 | 1 | 1 | | | | | | |
| 11 Jimmy Rollins, S OBP: 0.344, SLG: 0.535 | | | | | | | | | | 4 | 0 | 1 | 0 | 0 | 1 | 2 | | | | | | |
| 6 Ryan Howard, L OBP: 0.396, SLG: 0.584 | | | | | | | | | | 3 | 0 | 0 | 0 | 1 | 3 | 1 | | | | | | |
| Aaron Rowand, R OBP: 0.311, SLG: 0.516 | | | | | | | | | | 4 | 0 | 0 | 0 | 0 | 1 | 1 | | | | | | |
| Pat Burrell, R OBP: 0.426, SLG: 0.493 | | | | | | | | | | 3 | 1 | 1 | 1 | 0 | 1 | 0 | | | | | | |
| 19 Greg Dobbs, L OBP: 0.325, SLG: 0.474 | | | | | | | | | | 2 | 0 | 0 | 0 | 0 | 1 | 0 | | | | | | |
| Abraham Nunez, S OBP: 0.313, SLG: 0.304 | | | | | | | | | | 1 | 0 | 0 | 0 | 0 | 0 | 0 | | | | | | |
| 27 Chris Coste, R OBP: 0.368, SLG: 0.473 | | | | | | | | | | 3 | 0 | 0 | 0 | 0 | 1 | 0 | | | | | | |
| 38 Kyle Kendrick, R OBP: 0.240, SLG: 0.182 | | | | | | | | | | 2 | 0 | 1 | 0 | 0 | 1 | 0 | | | | | | |
| Wes Helms, R OBP: 0.311, SLG: 0.371 | | | | | | | | | | 1 | 0 | 0 | 0 | 0 | 0 | 0 | | | | | | |
| 16 J.C. Romero, S OBP: 0.313, SLG: 0.304 | | | | | | | | | | 0 | 0 | 0 | 0 | 0 | 0 | 0 | | | | | | |
| Inning Stats | R: 0 E: 0 K: 2 S: 11 | H: 1 LOB: 1 BB: 0 P: 19 | R: 0 E: 0 K: 1 S: 7 | H: 0 LOB: 0 BB: 0 P: 12 | R: 0 E: 0 K: 2 S: 10 | H: 0 LOB: 0 BB: 0 P: 16 | R: 0 E: 0 K: 1 S: 6 | H: 0 LOB: 0 BB: 0 P: 11 | R: 0 E: 0 K: 1 S: 6 | H: 0 LOB: 0 BB: 0 P: 6 | R: 0 E: 0 K: 0 S: 13 | H: 2 LOB: 2 BB: 0 P: 17 | R: 1 E: 0 K: 0 S: 8 | H: 1 LOB: 0 BB: 1 P: 15 | R: 0 E: 0 K: 2 S: 12 | H: 0 LOB: 1 BB: 1 P: 18 | R: 0 E: 0 K: 3 S: 9 | H: 0 LOB: 0 BB: 0 P: 14 | 1B: 3 2B: 0 3B: 0 HR: 1 | SF: 0 SAC: 0 DP: 1 HBP: 0 | WP: 0 PB: 1 SB: 0 CS: 0 | PA: 32 |
| PITCHER | IP WLS BF H R ER SO BB IBB HBP BLK WP HR S P ERA WHIP | | | | | | | | | | | | | | | | | | | | | |
| 49 Yovani Gallardo, R ERA: 2.95 | (1, 1) 6.2 W 24 4 1 1 7 1 0 0 0 0 0 1 59 94 1.35 0.750 | | | | | | | | | | | | | | | | | | | | | |
| Brian Shouse, L ERA: 1.95 | (7, 1) 0.1 H 1 0 0 0 0 0 0 0 0 0 0 0 2 2 0.00 0.000 | | | | | | | | | | | | | | | | | | | | | |
| Derrick Turnbow, R ERA: 4.13 | (8, 1) 1.0 H 4 0 0 0 2 1 0 0 0 0 0 0 0 12 18 0.00 1.000 | | | | | | | | | | | | | | | | | | | | | |
| Francisco Cordero, R ERA: 3.22 | (9, 1) 1.0 S 3 0 0 0 3 0 0 0 0 0 0 0 0 9 14 0.00 0.000 | | | | | | | | | | | | | | | | | | | | | |

| Batter | 1 | 2 | 3 | 4 | 5 | 6 | 7 | 8 | 9 | AB | R | H | RBI | BB | SO | LOB | BOTTOM | | | | | |
|---|---|----------------------------------|------------------------------|----------------------------------|------------------------------|----------------------------------|-------------------------------|----------------------------------|-------------------------------|----------------------------------|-------------------------------|----------------------------------|------------------------------|---------------------------------|------------------------------|---------------------------------|--|----------------------------------|----------------------------------|------------------------------------|----------------------------------|--------|
| 1 Corey Hart, R OBP: 0.349, SLG: 0.515 | | | | | | | | | | 3 | 1 | 0 | 0 | 0 | 1 | 1 | Philadelphia Phillies @ Milwaukee Brewers Miller Park, Milwaukee, WI Fri Aug 03 2007, 7:05 PM CDT Att: 39,483 - Clear - 79 F | | | | | |
| 7 J.J. Hardy, R OBP: 0.327, SLG: 0.454 | | | | | | | | | | 4 | 0 | 1 | 0 | 0 | 0 | 1 | | | | | | |
| 8 Ryan Braun, R OBP: 0.390, SLG: 0.643 | | | | | | | | | | 4 | 0 | 2 | 1 | 0 | 0 | 1 | | | | | | |
| 28 Prince Fielder, L OBP: 0.379, SLG: 0.594 | | | | | | | | | | 3 | 0 | 2 | 1 | 0 | 0 | 2 | | | | | | |
| 2 Bill Hall, R OBP: 0.327, SLG: 0.427 | | | | | | | | | | 4 | 0 | 0 | 0 | 0 | 0 | 3 | | | | | | |
| Geoff Jenkins, L OBP: 0.334, SLG: 0.471 | | | | | | | | | | 4 | 0 | 0 | 0 | 0 | 1 | 1 | | | | | | |
| Johnny Estrada, S OBP: 0.309, SLG: 0.435 | | | | | | | | | | 3 | 0 | 2 | 0 | 0 | 0 | 1 | | | | | | |
| 9 Tony Graffanino, R OBP: 0.316, SLG: 0.393 | | | | | | | | | | 2 | 0 | 0 | 0 | 1 | 0 | 1 | | | | | | |
| 49 Yovani Gallardo, R OBP: 0.238, SLG: 0.250 | (1, 1) 7.0 L 30 8 2 2 2 2 0 0 1 1 0 0 0 0 106 2.57 1.143 | | | | | | | | | | | | | | | | | | | | | |
| Brian Shouse, L ERA: 1.95 | (7, 1) 0.1 H 1 0 0 0 0 0 0 0 0 0 0 0 0 2 2 0.00 0.000 | | | | | | | | | | | | | | | | | | | | | |
| Derrick Turnbow, R ERA: 4.13 | (8, 1) 1.0 H 4 0 0 0 2 1 0 0 0 0 0 0 0 0 12 18 0.00 1.000 | | | | | | | | | | | | | | | | | | | | | |
| Francisco Cordero, R ERA: 3.22 | (9, 1) 1.0 S 3 0 0 0 3 0 0 0 0 0 0 0 0 0 9 14 0.00 0.000 | | | | | | | | | | | | | | | | | | | | | |
| Inning Stats | R: 1 E: 0 K: 0 S: 8 | H: 1 LOB: 1 BB: 0 P: 14 | R: 0 E: 0 K: 0 S: 8 | H: 1 LOB: 1 BB: 0 P: 14 | R: 0 E: 0 K: 0 S: 9 | H: 0 LOB: 0 BB: 0 P: 13 | R: 0 E: 0 K: 0 S: 10 | H: 1 LOB: 1 BB: 0 P: 13 | R: 1 E: 0 K: 1 S: 19 | H: 3 LOB: 2 BB: 0 P: 26 | R: 0 E: 0 K: 1 S: 13 | H: 1 LOB: 1 BB: 1 P: 21 | R: 0 E: 0 K: 0 S: 4 | H: 1 LOB: 0 BB: 0 P: 5 | R: 0 E: 0 K: 0 S: 4 | H: 0 LOB: 0 BB: 0 P: 7 | R: 0 E: 0 K: 0 S: 4 | H: 0 LOB: 0 BB: 0 P: 14 | 1B: 7 2B: 1 3B: 0 HR: 0 | SF: 0 SAC: 0 DP: 1 HBP: 2 | WP: 0 PB: 0 SB: 1 CS: 0 | PA: 33 |
| PITCHER | IP WLS BF H R ER SO BB IBB HBP BLK WP HR S P ERA WHIP | | | | | | | | | | | | | | | | | | | | | |
| 38 Kyle Kendrick, R ERA: 3.88 | (1, 1) 7.0 L 30 8 2 2 2 2 0 0 1 1 0 0 0 0 106 2.57 1.143 | | | | | | | | | | | | | | | | | | | | | |
| 16 J.C. Romero, L ERA: 2.32 | (8, 1) 1.0 S 3 0 0 0 3 0 0 0 0 0 0 0 0 0 9 14 0.00 0.000 | | | | | | | | | | | | | | | | | | | | | |

| Batter | 1 | 2 | 3 | 4 | 5 | 6 | 7 | 8 | 9 | AB | R | H | RBI | BB | SO | LOB | TOP | | | | |
|--|------------------------------|----------------------------------|------------------------------|---------------------------------|------------------------------|----------------------------------|------------------------------|---------------------------------|------------------------------|----------------------------------|-------------------------------|----------------------------------|------------------------------|----------------------------------|-------------------------------|----------------------------------|----------------------------------|------------------------------------|----------------------------------|--------|--|
| 1 Corey Hart, R OBP: 0.346, SLG: 0.509 | G5-3 | | F8 | | | F8 | | G6-3 | | 4 | 0 | 1 | 0 | 0 | 0 | 0 | | | | | |
| 7 J.J. Hardy, R OBP: 0.324, SLG: 0.448 | G6-3 | | | L5 | | F8 | | G5-3 | | 4 | 0 | 0 | 0 | 0 | 0 | 1 | | | | | |
| 8 Ryan Braun, R OBP: 0.388, SLG: 0.669 | P5 | | | HR | | G1-3 | | | L4 | 4 | 1 | 1 | 1 | 0 | 0 | 1 | | | | | |
| 28 Prince Fielder, L OBP: 0.380, SLG: 0.600 | | HR | | G3-1 | | F8 | | | E6 | 4 | 1 | 1 | 1 | 0 | 0 | 1 | | | | | |
| Kevin Mench, R OBP: 0.304, SLG: 0.432 | G6-3 | | | F7 | | | | | FC6 | 4 | 0 | 0 | 0 | 0 | 0 | 1 | | | | | |
| Geoff Jenkins, L OBP: 0.346, SLG: 0.488 | | | | | | | | | G6-4-3 | 3 | 0 | 2 | 0 | 1 | 0 | 2 | | | | | |
| Johnny Estrada, S OBP: 0.305, SLG: 0.427 | G1-6-3 | | | | | | | | G6-4-3 | 3 | 0 | 0 | 0 | 0 | 0 | 3 | | | | | |
| 9 Tony Graffanino, R OBP: 0.315, SLG: 0.390 | | | G6-3 | | | | | | | 3 | 0 | 1 | 0 | 0 | 1 | 1 | | | | | |
| 46 Claudio Vargas, R OBP: 0.121, SLG: 0.152 | | | | | | | | | | 2 | 0 | 0 | 0 | 0 | 1 | 1 | | | | | |
| Craig Counsell, L OBP: 0.347, SLG: 0.330 | | | K | | | | | | | 1 | 0 | 0 | 0 | 0 | 0 | 0 | | | | | |
| Chris Spurling, R OBP: 0.346, SLG: 0.488 | | | | | | | | | | 0 | 0 | 0 | 0 | 0 | 0 | 0 | | | | | |
| Inning Stats | R: 0 E: 0 K: 0 S: 8 | H: 0 LOB: 0 BB: 0 P: 11 | R: 1 E: 0 K: 0 S: 7 | H: 2 LOB: 0 BB: 0 P: 9 | R: 0 E: 0 K: 1 S: 6 | H: 0 LOB: 0 BB: 0 P: 10 | R: 1 E: 0 K: 0 S: 7 | H: 1 LOB: 1 BB: 0 P: 9 | R: 0 E: 0 K: 0 S: 8 | H: 1 LOB: 1 BB: 0 P: 15 | R: 0 E: 0 K: 1 S: 12 | H: 1 LOB: 1 BB: 0 P: 16 | R: 0 E: 0 K: 0 S: 7 | H: 0 LOB: 0 BB: 0 P: 10 | R: 0 E: 2 K: 0 S: 10 | H: 0 LOB: 1 BB: 0 P: 14 | 1B: 3 2B: 1 3B: 0 HR: 2 | SF: 0 SAC: 0 DP: 3 HBP: 0 | WP: 0 PB: 0 SB: 1 CS: 0 | PA: 33 | |
| PITCHER | IP | WLS | BF | H | R | ER | SO | BB | IBB | HBP | BLK | WP | HR | S | P | ERA | WHIP | | | | |
| Josh Fogg, R ERA: 4.73 | (1, 1) | 7.0 | W | 26 | 6 | 2 | 2 | 2 | 1 | 0 | 0 | 0 | 0 | 2 | 56 | 83 | 2.57 | 1.000 | | | |
| LaTroy Hawkins, R ERA: 3.85 | (8, 1) | 1.0 | | 3 | 0 | 0 | 0 | 0 | 0 | 0 | 0 | 0 | 0 | 7 | 10 | 0.00 | 0.000 | | | | |
| 60 Manny Corpas, R ERA: 2.19 | (9, 1) | 1.0 | | 4 | 0 | 0 | 0 | 0 | 0 | 0 | 0 | 0 | 0 | 10 | 14 | 0.00 | 0.000 | | | | |

Milwaukee Brewers @ Colorado Rockies
Coors Field, Denver, CO
Mon Aug 06 2007, 7:05 PM MDT
Att: 29,555 - Cloudy - 66 F

AB 32
R 2
H 6
RBI 2
BB 1
SO 2
LOB 11



| Batter | 1 | 2 | 3 | 4 | 5 | 6 | 7 | 8 | 9 | AB | R | H | RBI | BB | SO | LOB | BOTTOM | | | |
|---|-------------------------------|----------------------------------|-------------------------------|----------------------------------|-------------------------------|----------------------------------|-------------------------------|----------------------------------|-------------------------------|----------------------------------|------------------------------|---------------------------------|----------------------------------|------------------------------------|----------------------------------|--------|--------|--|--|--|
| 3 Willy Taveras, R OBP: 0.362, SLG: 0.378 | G6-3 | | | F8 | | G4-3 | | | | 5 | 0 | 0 | 0 | 0 | 0 | 0 | | | | |
| 60 Manny Corpas, R | | G6-3 | | | | | | F9 | | 0 | 0 | 0 | 0 | 0 | 0 | 0 | | | | |
| Kazuo Matsui, S OBP: 0.332, SLG: 0.421 | | | 17 1B | | G6-3 | | | | | 4 | 2 | 2 | 0 | 0 | 0 | 0 | | | | |
| 5 Matt Holliday, R OBP: 0.399, SLG: 0.591 | | | | | | | | | | 4 | 1 | 3 | 2 | 0 | 0 | 1 | | | | |
| 17 Todd Helton, L OBP: 0.418, SLG: 0.443 | | | | | | | | | | 4 | 1 | 1 | 1 | 0 | 1 | 2 | | | | |
| 27 Garrett Atkins, R OBP: 0.336, SLG: 0.464 | | | | | | | | | | 4 | 1 | 2 | 0 | 0 | 0 | 1 | | | | |
| 11 Brad Hawpe, L OBP: 0.386, SLG: 0.532 | | | | | | | | | | 3 | 1 | 2 | 3 | 1 | 0 | 1 | | | | |
| 2 Troy Tulowitzki, R OBP: 0.348, SLG: 0.414 | | | | | | | | | | 4 | 0 | 1 | 0 | 0 | 0 | 4 | | | | |
| 8 Yorvit Torrealba, R OBP: 0.342, SLG: 0.395 | | | | | | | | | | 4 | 0 | 1 | 0 | 0 | 0 | 2 | | | | |
| Josh Fogg, R OBP: 0.135, SLG: 0.135 | | | | | | | | | | 3 | 0 | 0 | 0 | 0 | 1 | 2 | | | | |
| LaTroy Hawkins, R | | | | | | | | | | 0 | 0 | 0 | 0 | 0 | 0 | 0 | | | | |
| 18 Cory Sullivan, L OBP: 0.354, SLG: 0.311 | | | | | | | | | | 1 | 0 | 0 | 0 | 0 | 1 | 0 | | | | |
| Inning Stats | R: 4 E: 0 K: 0 S: 17 | H: 5 LOB: 1 BB: 0 P: 27 | R: 2 E: 0 K: 0 S: 10 | H: 2 LOB: 0 BB: 0 P: 15 | R: 0 E: 0 K: 0 S: 10 | H: 2 LOB: 2 BB: 0 P: 19 | R: 0 E: 0 K: 0 S: 10 | H: 1 LOB: 1 BB: 0 P: 14 | R: 0 E: 0 K: 1 S: 10 | H: 1 LOB: 2 BB: 1 P: 18 | R: 0 E: 0 K: 1 S: 7 | H: 0 LOB: 0 BB: 0 P: 8 | 1B: 8 2B: 2 3B: 0 HR: 2 | SF: 0 SAC: 0 DP: 0 HBP: 0 | WP: 0 PB: 0 SB: 0 CS: 0 | PA: 37 | | | | |
| PITCHER | IP | WLS | BF | H | R | ER | SO | BB | IBB | HBP | BLK | WP | HR | S | P | ERA | WHIP | | | |
| 46 Claudio Vargas, R ERA: 4.97 | (1, 1) | 7.0 | L | 34 | 12 | 6 | 6 | 2 | 0 | 0 | 0 | 0 | 0 | 76 | 118 | 7.71 | 1.714 | | | |
| Chris Spurling, R ERA: 4.55 | (8, 1) | 1.0 | | 3 | 0 | 0 | 0 | 1 | 0 | 0 | 0 | 0 | 0 | 7 | 8 | 0.00 | 0.000 | | | |

Milwaukee Brewers @ Colorado Rockies
Coors Field, Denver, CO
Mon Aug 06 2007, 7:05 PM MDT
Att: 29,555 - Cloudy - 66 F

AB 36
R 6
H 12
RBI 6
BB 1
SO 3
LOB 13



| Batter | 1 | 2 | 3 | 4 | 5 | 6 | 7 | 8 | 9 | AB | R | H | RBI | BB | SO | LOB | TOP | | | | | | | | | | | | | | | | | | | | |
|---|-------------------------------|----------------------------------|------------------------------|----------------------------------|-------------------------------|----------------------------------|-------------------------------|----------------------------------|------------------------------|----------------------------------|------------------------------|----------------------------------|------------------------------|----------------------------------|------------------------------|---------------------------------|-------------------------------|----------------------------------|----------------------------------|------------------------------------|-------------------------|--------|---|----|----|----|-----|-----|-----|----|----|---|---|-----|------|--|--|
| 1 Corey Hart, R OBP: 0.343, SLG: 0.504 | F8 | | G6-3 | | SF7 | | | K | | 3 | 0 | 0 | 1 | 0 | 1 | 0 | | | | | | | | | | | | | | | | | | | | | |
| 7 J.J. Hardy, R OBP: 0.323, SLG: 0.448 | G1-5-3 | | | | F7 | | | G6-3 | | 4 | 0 | 1 | 0 | 0 | 0 | 0 | | | | | | | | | | | | | | | | | | | | | |
| 8 Ryan Braun, R OBP: 0.390, SLG: 0.665 | G4-3 | | | | | | | G6-3 | | 3 | 0 | 1 | 0 | 1 | 0 | 0 | | | | | | | | | | | | | | | | | | | | | |
| 28 Prince Fielder, L OBP: 0.381, SLG: 0.603 | | | | | F8 | | | FC6 | | 3 | 2 | 1 | 0 | 1 | 0 | 3 | | | | | | | | | | | | | | | | | | | | | |
| 2 Bill Hall, R OBP: 0.328, SLG: 0.430 | | | | | F9 | | | SF7 | | 3 | 1 | 2 | 1 | 0 | 0 | 0 | | | | | | | | | | | | | | | | | | | | | |
| Geoff Jenkins, L OBP: 0.345, SLG: 0.488 | | | | | G4-3 | | | G3 | | 4 | 0 | 1 | 1 | 0 | 0 | 2 | | | | | | | | | | | | | | | | | | | | | |
| Johnny Estrada, S OBP: 0.302, SLG: 0.423 | | | | | F8 | | | G3 | | 3 | 0 | 0 | 1 | 0 | 0 | 1 | | | | | | | | | | | | | | | | | | | | | |
| Craig Counsell, L OBP: 0.342, SLG: 0.324 | | | | | E9 | | | G4-3 | | 4 | 1 | 0 | 0 | 0 | 0 | 2 | | | | | | | | | | | | | | | | | | | | | |
| 39 Chris Capuano, L OBP: 0.267, SLG: 0.332 | | | | | | | | G6-3 | | 1 | 0 | 0 | 0 | 0 | 0 | 1 | | | | | | | | | | | | | | | | | | | | | |
| 12 Carlos Villanueva, R OBP: 0.206, SLG: 0.200 | | | | | | | | | | 1 | 0 | 0 | 0 | 0 | 0 | 0 | | | | | | | | | | | | | | | | | | | | | |
| Kevin Mierach OBP: 0.203, SLG: 0.430 | | | | | | | | | | 1 | 0 | 0 | 0 | 0 | 0 | 0 | | | | | | | | | | | | | | | | | | | | | |
| Scott Linebrink, R OBP: 0.283, SLG: 0.430 | | | | | | | | | | 1 | 0 | 0 | 0 | 0 | 0 | 0 | | | | | | | | | | | | | | | | | | | | | |
| Brian Shouse, L OBP: 0.283, SLG: 0.430 | | | | | | | | | | 1 | 0 | 0 | 0 | 0 | 0 | 0 | | | | | | | | | | | | | | | | | | | | | |
| Brian Shouse, L OBP: 0.283, SLG: 0.430 | | | | | | | | | | 1 | 0 | 0 | 0 | 0 | 0 | 0 | | | | | | | | | | | | | | | | | | | | | |
| Chris Spurling, R OBP: 0.283, SLG: 0.430 | | | | | | | | | | 1 | 0 | 0 | 0 | 0 | 0 | 0 | | | | | | | | | | | | | | | | | | | | | |
| Matt Wise, R OBP: 0.283, SLG: 0.430 | | | | | | | | | | 1 | 0 | 0 | 0 | 0 | 0 | 0 | | | | | | | | | | | | | | | | | | | | | |
| 27 Joe Dillon, R OBP: 0.283, SLG: 0.430 | | | | | | | | | | 1 | 0 | 0 | 0 | 0 | 0 | 1 | | | | | | | | | | | | | | | | | | | | | |
| Inning Stats | R: 0 E: 0 K: 0 S: 10 | H: 0 LOB: 0 BB: 0 P: 14 | R: 1 E: 0 K: 0 S: 7 | H: 1 LOB: 1 BB: 1 P: 12 | R: 0 E: 0 K: 1 S: 13 | H: 1 LOB: 2 BB: 1 P: 21 | R: 0 E: 0 K: 0 S: 10 | H: 0 LOB: 0 BB: 0 P: 14 | R: 1 E: 1 K: 0 S: 8 | H: 0 LOB: 0 BB: 0 P: 14 | R: 1 E: 0 K: 0 S: 7 | H: 1 LOB: 0 BB: 0 P: 12 | R: 0 E: 0 K: 0 S: 7 | H: 0 LOB: 0 BB: 0 P: 11 | R: 0 E: 0 K: 1 S: 7 | H: 1 LOB: 1 BB: 0 P: 9 | R: 1 E: 0 K: 0 S: 13 | H: 2 LOB: 1 BB: 0 P: 17 | 1B: 2 2B: 3 3B: 1 HR: 0 | SF: 3 SAC: 1 DP: 0 HBP: 0 | WP: 0 PB: 0 CS: 0 | PA: 36 | | | | | | | | | | | | | | | |
| PITCHER | IP | WLS | BF | H | R | ER | SO | BB | IBB | HBP | BLK | WP | HR | S | P | ERA | WHIP | PITCHER | IP | WLS | BF | H | R | ER | SO | BB | IBB | HBP | BLK | WP | HR | S | P | ERA | WHIP | | |
| 48 Jason Hirsh, R ERA: 4.81 | 6.0 | W | 24 | 3 | 3 | 2 | 1 | 2 | 0 | 0 | 0 | 0 | 0 | 55 | 87 | 3.00 | 0.833 | | | | | | | | | | | | | | | | | | | | |
| Jeremy Affeldt, L ERA: 2.92 | 1.0 | H | 3 | 0 | 0 | 0 | 0 | 0 | 0 | 0 | 0 | 0 | 0 | 7 | 11 | 0.00 | 0.000 | | | | | | | | | | | | | | | | | | | | |
| 50 Jorge Julio, R ERA: 5.13 | 1.0 | H | 4 | 1 | 0 | 0 | 1 | 0 | 0 | 0 | 0 | 0 | 0 | 7 | 9 | 0.00 | 1.000 | | | | | | | | | | | | | | | | | | | | |
| 23 Ryan Speier, R ERA: 13.5 | 1.0 | | 5 | 2 | 1 | 1 | 0 | 0 | 0 | 0 | 0 | 0 | 0 | 13 | 17 | 9.00 | 2.000 | | | | | | | | | | | | | | | | | | | | |

Milwaukee Brewers @ Colorado Rockies
Coors Field, Denver, CO
Tue Aug 07 2007, 7:05 PM MDT
Att: 30,280 - Cloudy - 69 F

AB 30
R 4
H 6
RBI 4
BB 2
SO 2
LOB 9



| Batter | 1 | 2 | 3 | 4 | 5 | 6 | 7 | 8 | 9 | AB | R | H | RBI | BB | SO | LOB | BOTTOM | | | | | | | | | | | | | | | | | | | |
|--|-------------------------------|----------------------------------|------------------------------|----------------------------------|------------------------------|----------------------------------|------------------------------|----------------------------------|------------------------------|----------------------------------|-------------------------------|----------------------------------|------------------------------|----------------------------------|-------------------------------|----------------------------------|-----------------------------------|------------------------------------|-------------------------|--------|----|---|---|----|----|----|-----|-----|-----|----|----|---|---|-----|------|--|
| Jamey Carroll, R OBP: 0.321, SLG: 0.302 | F7 | | G6-3 | | F8 | | FC5-4 | E3 | | 5 | 1 | 0 | 2 | 0 | 0 | 4 | | | | | | | | | | | | | | | | | | | | |
| 2 Troy Tulowitzki, R OBP: 0.351, SLG: 0.422 | | | | | | | | K | | 4 | 1 | 2 | 1 | 1 | 1 | 4 | | | | | | | | | | | | | | | | | | | | |
| 5 Matt Holliday, R OBP: 0.397, SLG: 0.587 | L8 | | F8 | | | | F8 | F8 | | 5 | 1 | 1 | 0 | 0 | 0 | 4 | | | | | | | | | | | | | | | | | | | | |
| 17 Todd Helton, L OBP: 0.419, SLG: 0.461 | | | | | | | | | | 5 | 3 | 3 | 4 | 0 | 2 | 1 | | | | | | | | | | | | | | | | | | | | |
| 23 Ryan Speier, R ERA: 13.5 | | | | | | | | | | 0 | 0 | 0 | 0 | 0 | 0 | 0 | | | | | | | | | | | | | | | | | | | | |
| 27 Garrett Atkins, R OBP: 0.341, SLG: 0.469 | | | | | | | | | | 4 | 1 | 3 | 1 | 1 | 0 | 0 | | | | | | | | | | | | | | | | | | | | |
| 19 Ryan Spillborghs, R OBP: 0.385, SLG: 0.591 | | | | | | | | | | 4 | 1 | 3 | 1 | 1 | 0 | 1 | | | | | | | | | | | | | | | | | | | | |
| 11 Brad Hawpe, L OBP: 0.388, SLG: 0.529 | | | | | | | | | | 2 | 1 | 0 | 0 | 3 | 1 | 3 | | | | | | | | | | | | | | | | | | | | |
| 15 Edwin Bellorin, R OBP: 0.340, SLG: 0.393 | | | | | | | | | | 1 | 0 | 0 | 0 | 0 | 0 | 2 | | | | | | | | | | | | | | | | | | | | |
| 8 Yovny Torrealba, R OBP: 0.340, SLG: 0.393 | | | | | | | | | | 4 | 1 | 1 | 0 | 0 | 0 | 6 | | | | | | | | | | | | | | | | | | | | |
| 48 Jason Hirsh, R ERA: 4.81 | 5.0 | L | 23 | 7 | 4 | 4 | 3 | 3 | 0 | 0 | 0 | 0 | 0 | 0 | 0 | 0 | | | | | | | | | | | | | | | | | | | | |
| 12 Carlos Villanueva, R ERA: 4.14 | 1.0 | B | 6 | 2 | 1 | 1 | 0 | 0 | 1 | 0 | 0 | 0 | 0 | 1 | 9 | 16 | 9.00 | 2.000 | | | | | | | | | | | | | | | | | | |
| Scott Linebrink, R ERA: 0.6 | 1.0 | | 4 | 1 | 1 | 1 | 0 | 1 | 0 | 0 | 0 | 0 | 0 | 1 | 9 | 16 | 9.00 | 2.000 | | | | | | | | | | | | | | | | | | |
| Brian Shouse, L ERA: 2.14 | 0.2 | | 2 | 1 | 2 | 1 | 0 | 1 | 0 | 0 | 0 | 0 | 0 | 0 | 7 | 14 | ∞ | ∞ | | | | | | | | | | | | | | | | | | |
| Chris Spurling, R ERA: 4.5 | 0.2 | | 5 | 2 | 3 | 0 | 1 | 0 | 0 | 0 | 0 | 1 | 16 | 21 | 0.00 | 3.000 | | | | | | | | | | | | | | | | | | | | |
| Inning Stats | R: 0 E: 0 K: 1 S: 11 | H: 1 LOB: 1 BB: 0 P: 17 | R: 0 E: 0 K: 1 S: 9 | H: 2 LOB: 1 BB: 0 P: 15 | R: 0 E: 0 K: 0 S: 9 | H: 0 LOB: 1 BB: 2 P: 21 | R: 0 E: 0 K: 1 S: 9 | H: 0 LOB: 1 BB: 1 P: 18 | R: 0 E: 0 K: 0 S: 7 | H: 0 LOB: 0 BB: 0 P: 12 | R: 5 E: 0 K: 0 S: 18 | H: 6 LOB: 2 BB: 1 P: 32 | R: 1 E: 0 K: 0 S: 9 | H: 1 LOB: 0 BB: 0 P: 16 | R: 5 E: 1 K: 1 S: 31 | H: 5 LOB: 3 BB: 2 P: 51 | 1B: 10 2B: 2 3B: 0 HR: 3 | SF: 0 SAC: 0 DP: 2 HBP: 0 | WP: 0 PB: 0 CS: 0 | PA: 44 | | | | | | | | | | | | | | | | |
| PITCHER | IP | WLS | BF | H | R | ER | SO | BB | IBB | HBP | BLK | WP | HR | S | P | ERA | WHIP | PITCHER | IP | WLS | BF | H | R | ER | SO | BB | IBB | HBP | BLK | WP | HR | S | P | ERA | WHIP | |
| 39 Chris Capuano, L ERA: 4.98 | 5.0 | L | 23 | 7 | 4 | 4 | 3 | 3 | 0 | 0 | 0 | 0 | 0 | 12 | 22 | 9.00 | 2.000 | | | | | | | | | | | | | | | | | | | |
| Matt Wise, R ERA: 3.4 | 0.1 | | 4 | 2 | 0 | 0 | 0 | 1 | 0 | 0 | 0 | 0 | 0 | 8 | 16 | 0.00 | 2.000 | | | | | | | | | | | | | | | | | | | |

Milwaukee Brewers @ Colorado Rockies
Coors Field, Denver, CO
Tue Aug 07 2007, 7:05 PM MDT
Att: 30,280 - Cloudy - 69 F

AB 37
R 11
H 15
RBI 10
BB 7
SO 4
LOB 25



| Batter | 1 | 2 | 3 | 4 | 5 | 6 | 7 | 8 | 9 | AB | R | H | RBI | BB | SO | LOB | TOP | | | | | |
|---|---|----------------------------------|-------------------------------|----------------------------------|-------------------------------|----------------------------------|-------------------------------|----------------------------------|-------------------------------|----------------------------------|------------------------------|---------------------------------|------------------------------|---------------------------------|-------------------------------|----------------------------------|------------------------------|---------------------------------|----------------------------------|------------------------------------|----------------------------------|--------|
| 1 Corey Hart, R OBP: 0.344, SLG: 0.507 | | | | | | | | | | 4 | 0 | 2 | 1 | 0 | 1 | 1 | | | | | | |
| 7 J.J. Hardy, R OBP: 0.322, SLG: 0.449 | | | | | | | | | | 4 | 1 | 1 | 0 | 0 | 1 | 3 | | | | | | |
| 8 Ryan Braun, R OBP: 0.395, SLG: 0.665 | | | | | | | | | | 3 | 1 | 2 | 1 | 1 | 0 | 0 | | | | | | |
| 28 Prince Fielder, L OBP: 0.380, SLG: 0.607 | | | | | | | | | | 4 | 1 | 1 | 2 | 0 | 1 | 4 | | | | | | |
| 2 Bill Hall, R OBP: 0.324, SLG: 0.425 | | | | | | | | | | 4 | 0 | 0 | 0 | 0 | 1 | 1 | | | | | | |
| Kevin Mench, R OBP: 0.298, SLG: 0.423 | | | | | | | | | | 4 | 0 | 0 | 0 | 0 | 0 | 1 | | | | | | |
| 9 Tony Graffanino, R OBP: 0.315, SLG: 0.390 | | | | | | | | | | 0 | 0 | 0 | 0 | 0 | 0 | 0 | | | | | | |
| 27 Joe Dillon, R OBP: 0.625, SLG: 0.875 | | | | | | | | | | 4 | 1 | 3 | 0 | 0 | 0 | 0 | | | | | | |
| Damian Miller, R OBP: 0.319, SLG: 0.377 | | | | | | | | | | 3 | 0 | 0 | 0 | 1 | 1 | 2 | | | | | | |
| 49 Yovani Gallardo, R OBP: 0.207, SLG: 0.338 | | | | | | | | | | 1 | 0 | 0 | 0 | 0 | 0 | 0 | | | | | | |
| 12 Carlos Villanueva, R OBP: 0.299, SLG: 0.200 | | | | | | | | | | 0 | 0 | 0 | 0 | 0 | 0 | 0 | | | | | | |
| Matt Wise, R OBP: 0.200, SLG: 1.000 | | | | | | | | | | 1 | 0 | 0 | 0 | 0 | 0 | 0 | | | | | | |
| 43 Manny Parra, L OBP: 0.250, SLG: 0.600 | | | | | | | | | | 0 | 0 | 0 | 0 | 0 | 0 | 0 | | | | | | |
| Brian Shouse, L OBP: 0.341, SLG: 0.323 | | | | | | | | | | 1 | 0 | 0 | 0 | 0 | 0 | 0 | | | | | | |
| Derrick Turnbow, R OBP: 0.298, SLG: 0.423 | | | | | | | | | | 0 | 0 | 0 | 0 | 0 | 0 | 0 | | | | | | |
| Craig Counsell, L OBP: 0.341, SLG: 0.323 | | | | | | | | | | 1 | 0 | 0 | 0 | 0 | 0 | 0 | | | | | | |
| Inning Stats | R: 0 E: 0 K: 0 S: 8 | H: 1 LOB: 0 BB: 0 P: 14 | R: 0 E: 0 K: 1 S: 11 | H: 0 LOB: 0 BB: 0 P: 17 | R: 0 E: 0 K: 1 S: 12 | H: 1 LOB: 1 BB: 0 P: 21 | R: 2 E: 0 K: 1 S: 15 | H: 2 LOB: 0 BB: 0 P: 23 | R: 1 E: 0 K: 2 S: 16 | H: 2 LOB: 3 BB: 2 P: 29 | R: 0 E: 0 K: 0 S: 6 | H: 0 LOB: 0 BB: 0 P: 8 | R: 0 E: 0 K: 1 S: 7 | H: 0 LOB: 0 BB: 0 P: 7 | R: 1 E: 0 K: 0 S: 10 | H: 2 LOB: 1 BB: 0 P: 15 | R: 0 E: 0 K: 0 S: 5 | H: 1 LOB: 0 BB: 0 P: 7 | 1B: 5 2B: 2 3B: 1 HR: 1 | SF: 0 SAC: 0 DP: 2 HBP: 0 | WP: 0 PB: 0 SB: 0 CS: 0 | PA: 36 |
| PITCHER | IP WLS BF H R ER SO BB IBB HBP BLK WP HR S P ERA WHIP | | | | | | | | | | | | | | | | | | | | | |
| 26 Jeff Francis, L ERA: 4.06 | 5.0 W 22 6 3 3 5 2 0 0 0 0 1 62 104 5.40 1.600 | | | | | | | | | | | | | | | | | | | | | |
| 34 Matt Herges, R ERA: 4.24 | 3.0 H 11 2 1 1 1 0 0 0 0 0 0 23 30 3.00 0.667 | | | | | | | | | | | | | | | | | | | | | |
| 23 Ryan Speier, R ERA: 10.38 | 1.0 3 1 0 0 0 0 0 0 0 0 0 5 7 0.00 1.000 | | | | | | | | | | | | | | | | | | | | | |

Milwaukee Brewers @ Colorado Rockies
Coors Field, Denver, CO
Wed Aug 08 2007, 1:05 PM MDT
Att: 26,613 - Partly Cloudy - 88 F

AB 34
R 4
H 9
RBI 4
BB 2
SO 6
LOB 15

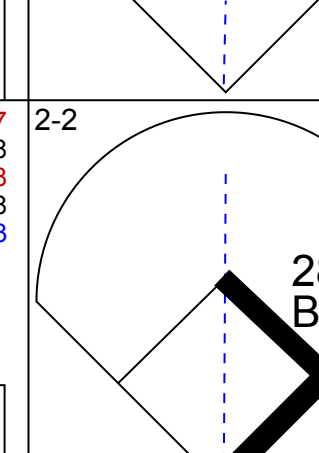

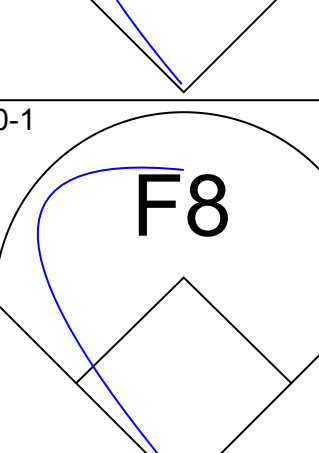

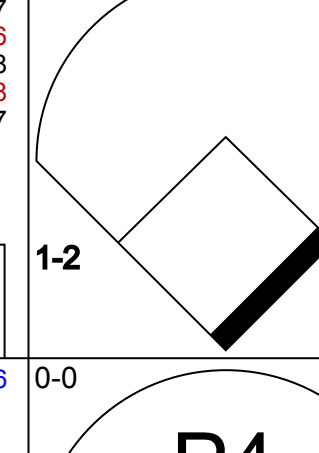
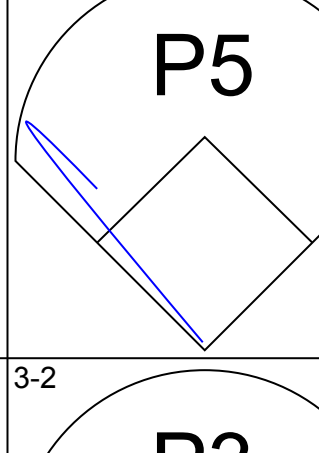
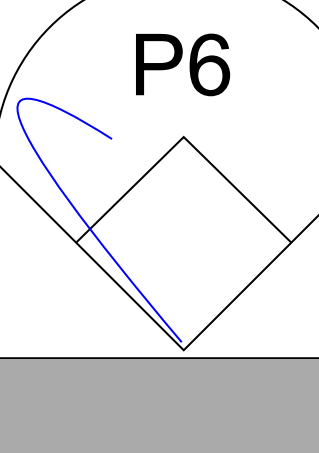
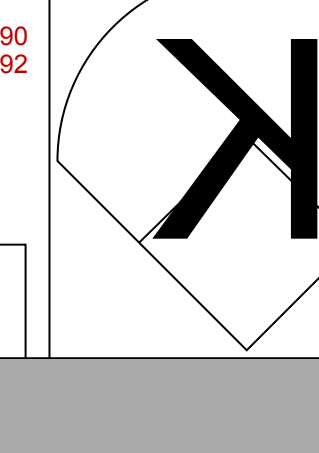
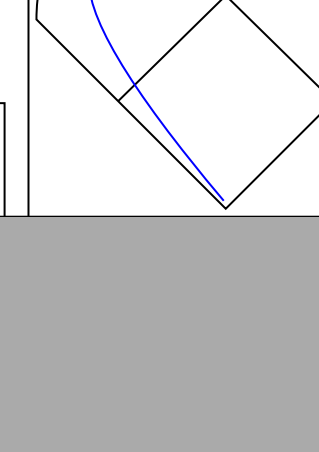
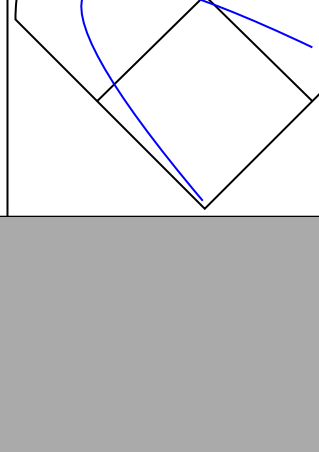






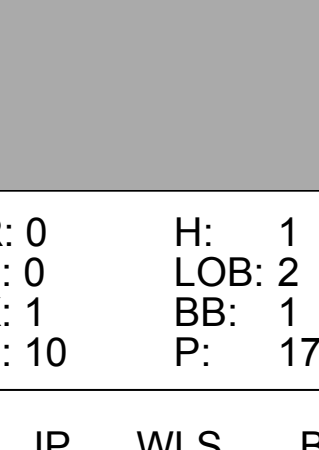

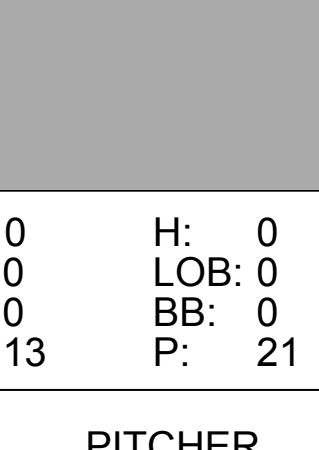










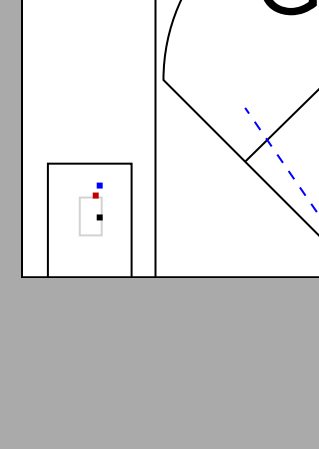

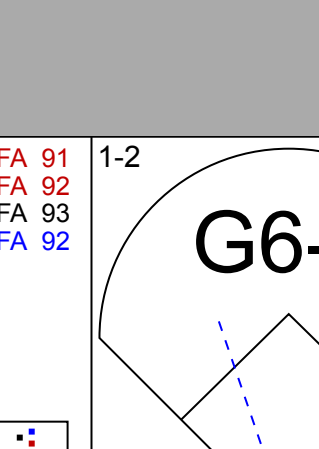




| Batter | 1 | 2 | 3 | 4 | 5 | 6 | 7 | 8 | 9 | AB | R | H | RBI | BB | SO | LOB | BOTTOM | | | |
|---|---|----------------------------------|-------------------------------|----------------------------------|-------------------------------|----------------------------------|-------------------------------|----------------------------------|------------------------------|---------------------------------|-------------------------------|----------------------------------|-------------------------------|----------------------------------|------------------------------|----------------------------------|-----------------------------------|------------------------------------|----------------------------------|--------|
| Kazuo Matsui, S OBP: 0.339, SLG: 0.424 | | | | | | | | | | 5 | 4 | 3 | 2 | 1 | 1 | 1 | | | | |
| 2 Troy Tulowitzki, R OBP: 0.358, SLG: 0.439 | | | | | | | | | | 5 | 4 | 4 | 3 | 1 | 0 | 1 | | | | |
| 5 Matt Holliday, R OBP: 0.400, SLG: 0.592 | | | | | | | | | | 3 | 2 | 2 | 2 | 1 | 0 | 1 | | | | |
| 10 Jeff Baker, R OBP: 0.230, SLG: 0.319 | | | | | | | | | | 4 | 0 | 1 | 1 | 0 | 1 | 6 | | | | |
| 27 Garrett Atkins, R OBP: 0.346, SLG: 0.479 | | | | | | | | | | 4 | 1 | 4 | 6 | 0 | 0 | 0 | | | | |
| 18 Cory Sullivan, L OBP: 0.360, SLG: 0.319 | | | | | | | | | | 1 | 0 | 0 | 0 | 0 | 0 | 3 | | | | |
| 11 Brad Hawpe, L OBP: 0.390, SLG: 0.534 | | | | | | | | | | 4 | 1 | 1 | 2 | 2 | 2 | 5 | | | | |
| 19 Ryan Spilborghs, R OBP: 0.389, SLG: 0.615 | | | | | | | | | | 6 | 3 | 3 | 1 | 0 | 2 | 3 | | | | |
| 8 Yorvit Torrealba, R OBP: 0.344, SLG: 0.399 | | | | | | | | | | 6 | 3 | 3 | 1 | 0 | 0 | 1 | | | | |
| 26 Jeff Francis, L OBP: 0.182, SLG: 0.190 | | | | | | | | | | 3 | 0 | 0 | 0 | 0 | 1 | 1 | | | | |
| 34 Matt Herges, L ERA: 4.24 | | | | | | | | | | 1 | 0 | 0 | 0 | 0 | 1 | 2 | | | | |
| 23 Ryan Speier, R ERA: 10.38 | | | | | | | | | | 0 | 0 | 0 | 0 | 0 | 0 | 0 | | | | |
| Inning Stats | R: 1 E: 0 K: 0 S: 15 | H: 2 LOB: 2 BB: 1 P: 25 | R: 7 E: 0 K: 1 S: 21 | H: 6 LOB: 0 BB: 1 P: 31 | R: 3 E: 0 K: 1 S: 15 | H: 4 LOB: 2 BB: 1 P: 30 | R: 5 E: 1 K: 1 S: 20 | H: 5 LOB: 2 BB: 1 P: 37 | R: 0 E: 0 K: 1 S: 8 | H: 0 LOB: 0 BB: 0 P: 8 | R: 1 E: 0 K: 2 S: 14 | H: 1 LOB: 1 BB: 1 P: 24 | R: 2 E: 0 K: 2 S: 24 | H: 5 LOB: 3 BB: 0 P: 31 | R: 0 E: 0 K: 1 S: 7 | H: 0 LOB: 0 BB: 1 P: 13 | 1B: 12 2B: 7 3B: 1 HR: 3 | SF: 1 SAC: 1 DP: 1 HBP: 0 | WP: 0 PB: 0 SB: 1 CS: 0 | PA: 53 |
| PITCHER | IP WLS BF H R ER SO BB IBB HBP BLK WP HR S P ERA WHIP | | | | | | | | | | | | | | | | | | | |
| 49 Yovani Gallardo, R ERA: 4.46 | 2.2 L 23 12 11 11 1 2 1 0 0 0 0 1 12 21 40.50 4.500 | | | | | | | | | | | | | | | | | | | |
| 12 Carlos Villanueva, R ERA: 4.46 | 0.2 6 3 4 3 1 0 0 0 0 0 0 1 12 21 40.50 4.500 | | | | | | | | | | | | | | | | | | | |
| Matt Wise, R ERA: 9.56 | 0.2 5 2 1 1 1 1 1 0 0 0 0 0 11 22 13.50 4.500 | | | | | | | | | | | | | | | | | | | |
| 43 Manny Parra, L ERA: 3.06 | 2.0 8 1 1 1 3 1 0 0 0 0 0 0 22 32 4.50 1.000 | | | | | | | | | | | | | | | | | | | |
| Brian Shouse, L ERA: 2.6 | 1.0 8 5 2 2 2 0 0 0 0 0 0 0 24 31 18.00 5.000 | | | | | | | | | | | | | | | | | | | |

Milwaukee Brewers @ Colorado Rockies
Coors Field, Denver, CO
Wed Aug 08 2007, 1:05 PM MDT
Att: 26,613 - Partly Cloudy - 88 F

AB 45
R 19
H 23
RBI 19
BB 6
SO 9
LOB 27

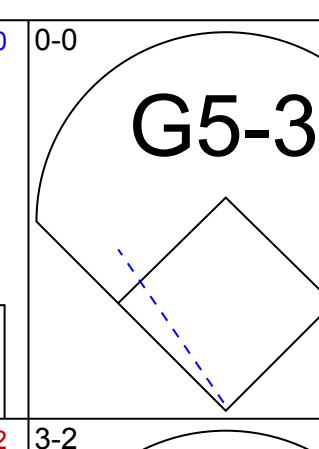
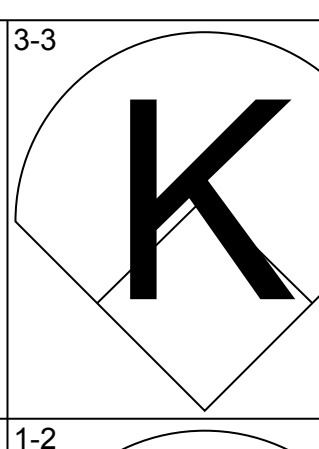
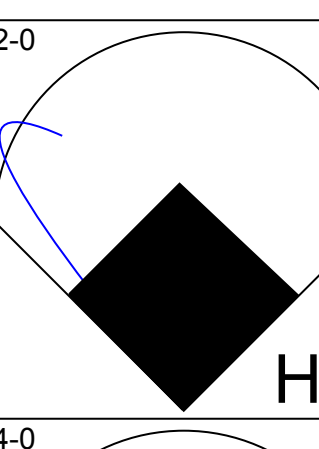
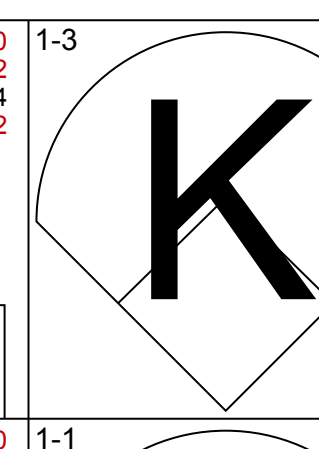
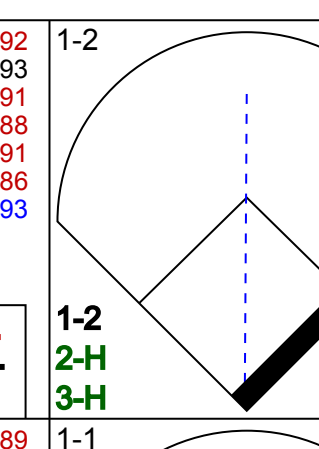
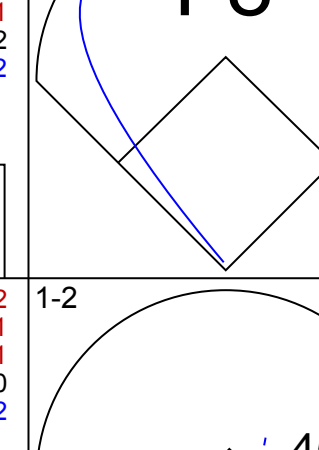
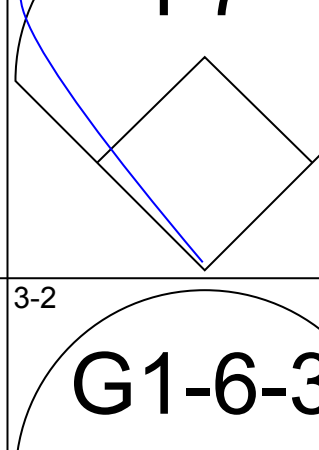
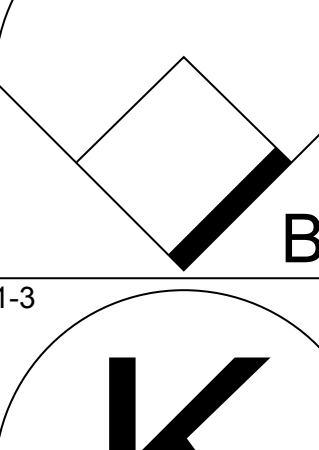
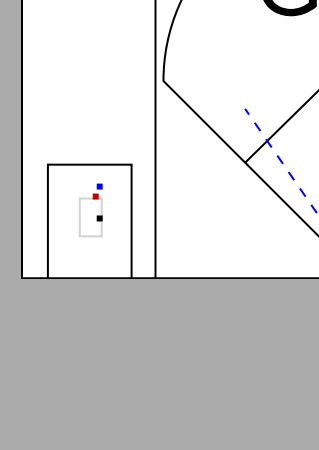
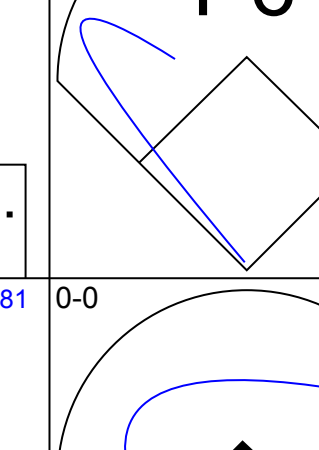
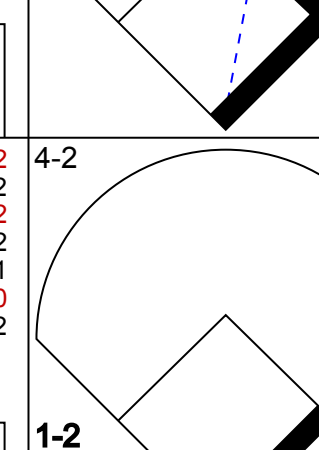
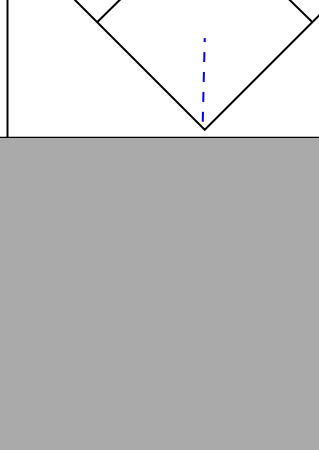
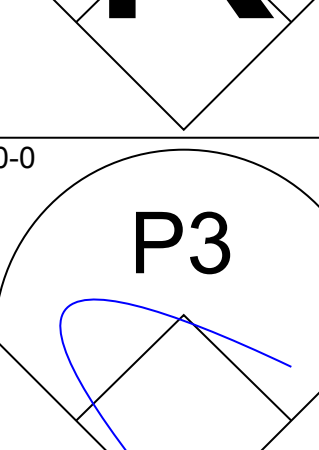
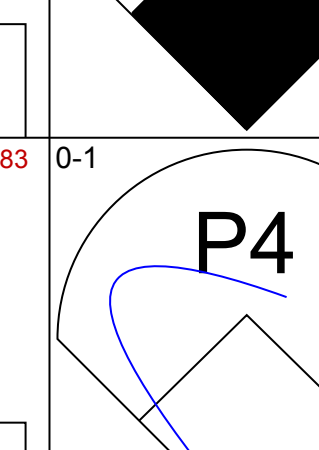
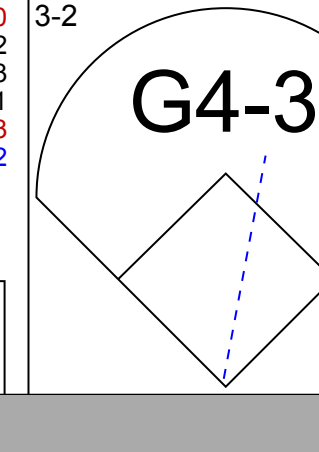


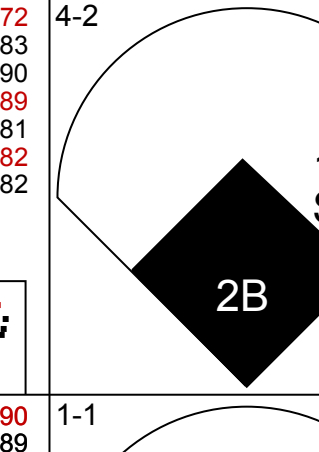



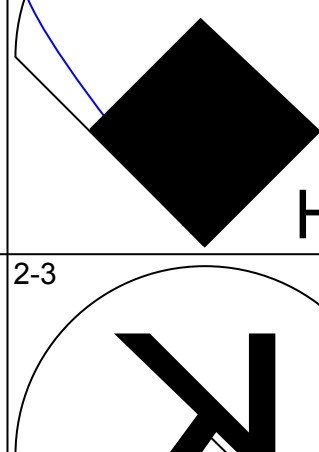
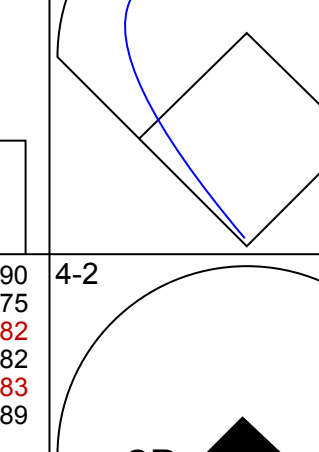
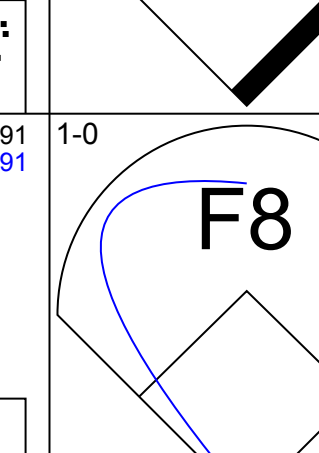


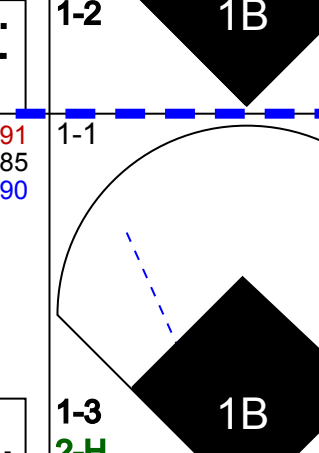
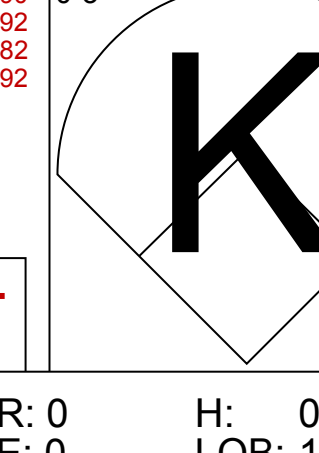

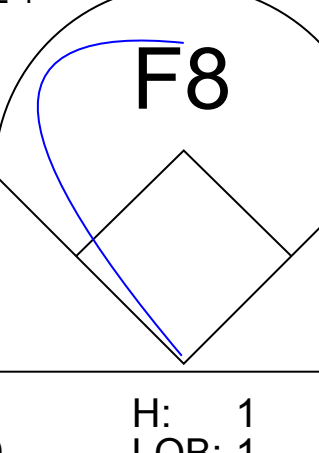
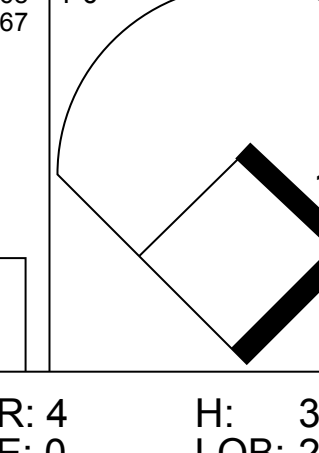
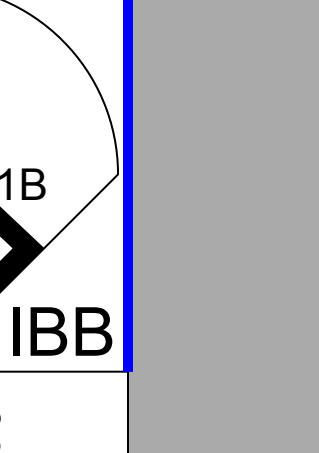
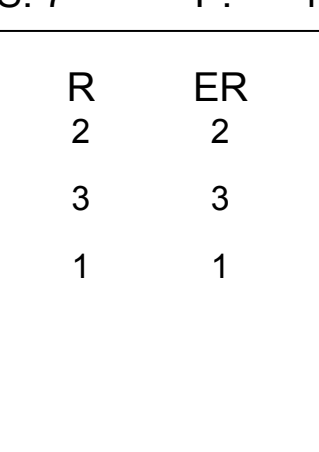
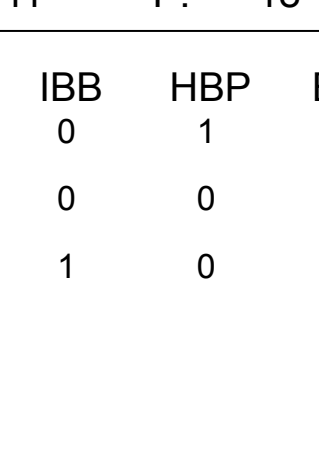
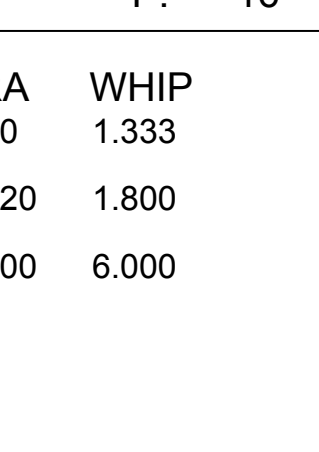




| Batter | 1 | 2 | 3 | 4 | 5 | 6 | 7 | 8 | 9 | AB | R | H | RBI | BB | SO | LOB | TOP | | | |
|---|---|---|---|---|--|---|---|---|---|----------------------------------|-------------------------------|----------------------------------|------------------------------|----------------------------------|-------------------------------|----------------------------------|----------------------------------|------------------------------------|----------------------------------|--------|
| 23 Rickie Weeks Jr. R (1.4) OBP: 0.336, SLG: 0.358 |  |  | | |  | |  | | | 3 | 0 | 0 | 0 | 0 | 1 | 1 | | | | |
| 1 Corey Hart R (1.9) OBP: 0.340, SLG: 0.505 |  | |  | |  | | |  | | 4 | 0 | 0 | 0 | 0 | 0 | 1 | | | | |
| 8 Ryan Braun R (1.5) OBP: 0.392, SLG: 0.666 |  | |  | |  | | |  | | 4 | 0 | 2 | 0 | 0 | 0 | 1 | | | | |
| 28 Prince Fielder L (1.3) OBP: 0.383, SLG: 0.614 | | |  | |  | | | | | 3 | 0 | 0 | 0 | 1 | 1 | 2 | | | | |
| 27 Joe Dillon R (8.3) OBP: 0.036, SLG: 0.818 |  | | | | | | |  | | 0 | 0 | 0 | 0 | 0 | 0 | 0 | | | | |
| 2 Bill Hall R (1.8) OBP: 0.325, SLG: 0.424 |  | |  | | |  | | | | 4 | 1 | 1 | 0 | 0 | 0 | 3 | | | | |
| Geoff Jenkins L (1.7) OBP: 0.345, SLG: 0.507 | |  | |  | |  | | |  | 4 | 2 | 2 | 2 | 0 | 0 | 1 | | | | |
| Damian Miller R (1.2) OBP: 0.311, SLG: 0.366 | |  | |  | |  | | |  | 4 | 0 | 0 | 0 | 0 | 0 | 1 | | | | |
| 7 J.J. Hardy R (1.6) OBP: 0.326, SLG: 0.468 | |  | |  | | |  | | | 4 | 1 | 2 | 2 | 0 | 0 | 0 | | | | |
| 46 Claudio Vargas R (1.1) OBP: 0.114, SLG: 0.143 | |  | |  | | |  | | | 2 | 0 | 0 | 0 | 0 | 1 | 1 | | | | |
| Craig Counsell L (7. Ph) OBP: 0.241, SLG: 0.323 | | | | | | | |  | | 1 | 0 | 0 | 0 | 0 | 0 | 0 | | | | |
| 12 Carlos Villanueva R (7.1 Ph) OBP: 0.200, SLG: 0.200 | | | | | | | | | | 0 | 0 | 0 | 0 | 0 | 0 | 0 | | | | |
| Chris Spurling R (8.1 Ph) | | | | | | | | | | 0 | 0 | 0 | 0 | 0 | 0 | 0 | | | | |
| Kevin Mench R (9. Ph) OBP: 0.259, SLG: 0.425 | | | | | | | | | | 1 | 0 | 0 | 0 | 0 | 0 | 0 | | | | |
| Inning Stats | R: 0 E: 0 K: 1 S: 10 | H: 1 LOB: 2 BB: 1 P: 17 | R: 1 E: 0 K: 1 S: 13 | H: 2 LOB: 1 BB: 0 P: 17 | R: 0 E: 0 K: 0 S: 12 | H: 1 LOB: 0 BB: 0 P: 19 | R: 1 E: 0 K: 0 S: 9 | H: 1 LOB: 0 BB: 0 P: 14 | R: 0 E: 0 K: 0 S: 11 | H: 0 LOB: 0 BB: 0 P: 15 | R: 0 E: 0 K: 0 S: 13 | H: 0 LOB: 0 BB: 0 P: 21 | R: 0 E: 0 K: 1 S: 9 | H: 0 LOB: 0 BB: 0 P: 11 | R: 2 E: 0 K: 0 S: 13 | H: 2 LOB: 0 BB: 0 P: 18 | 1B: 2 2B: 1 3B: 1 HR: 3 | SF: 0 SAC: 0 DP: 0 HBP: 1 | WP: 0 PB: 0 SB: 0 CS: 0 | PA: 36 |
| PITCHER | IP WLS BF H R ER SO BB IBB HBP BLK WP HR S P ERA WHIP | | | | | | | | | | | | | | | | | | | |
| Woody Williams R (1.1) ERA: 5.09 | 7.0 | | 28 | 5 | 2 | 2 | 2 | 1 | 0 | 1 | 0 | 0 | 0 | 0 | 2 | 76 | 114 | 2.57 | 0.857 | |
| Mark McLemore L (8.1) ERA: 4.02 | 1.0 | W | 3 | 0 | 0 | 0 | 1 | 0 | 0 | 0 | 0 | 0 | 0 | 0 | 9 | 14 | 0.00 | 0.000 | | |
| Trever Miller L (9.1) ERA: 5.08 | 0.2 | | 4 | 2 | 2 | 2 | 0 | 0 | 0 | 0 | 0 | 0 | 1 | 11 | 15 | 27.00 | 3.000 | | | |
| Brad Lidge R (9.1) ERA: 3.26 | 0.1 | S | 1 | 0 | 0 | 0 | 0 | 0 | 0 | 0 | 0 | 0 | 0 | 2 | 3 | 0.00 | 0.000 | | | |

Milwaukee Brewers @ Houston Astros
Minute Maid Park, Houston, TX
Sun Aug 12 2007, 1:05 PM CDT
Att: 43,578 - Roof Closed - 73 F

AB 34
R 4
H 7
RBI 4
BB 1
SO 3
LOB 11

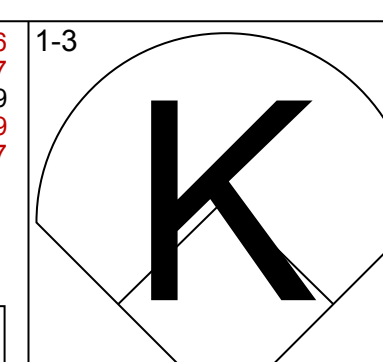
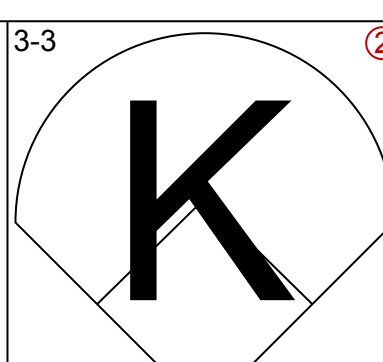
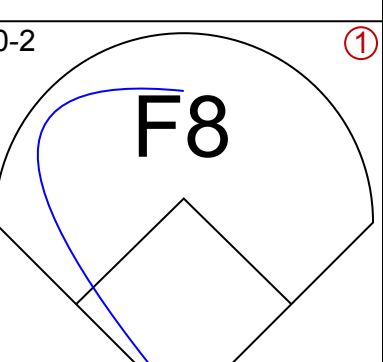
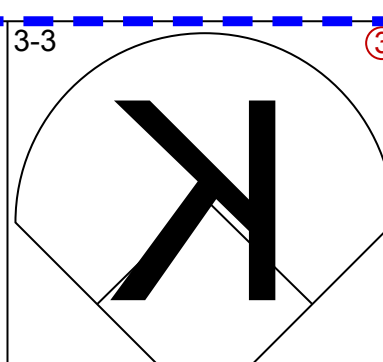
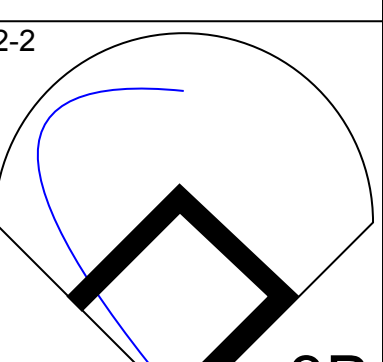
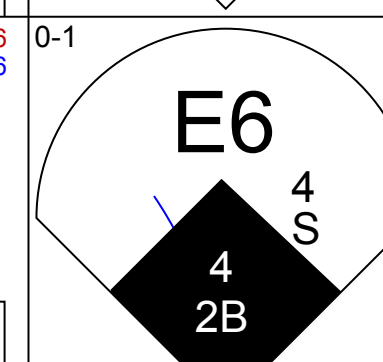
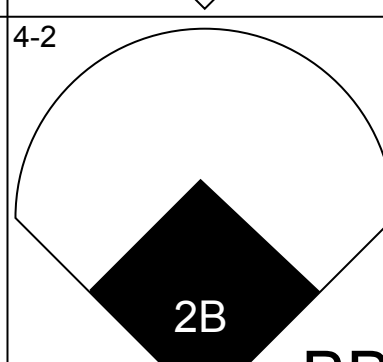
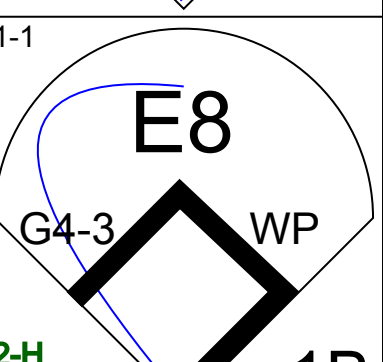
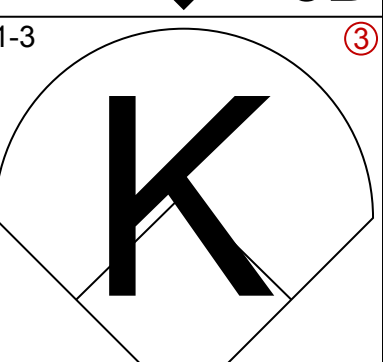
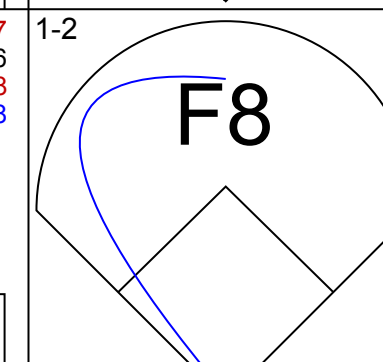
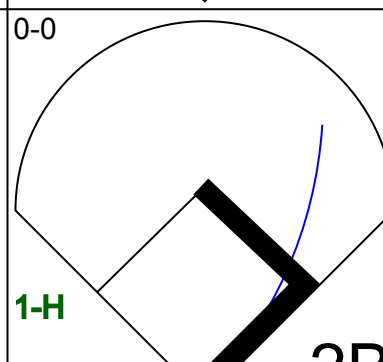
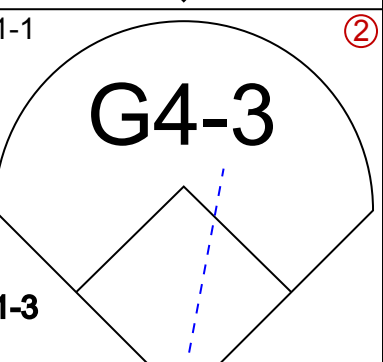
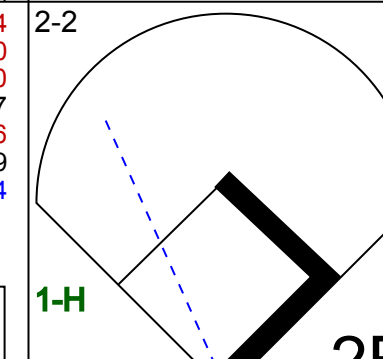
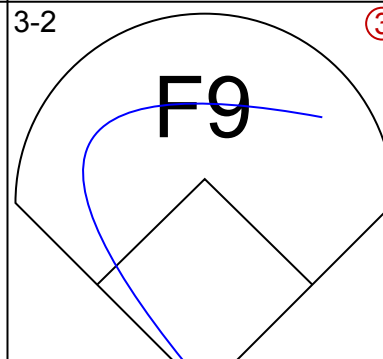
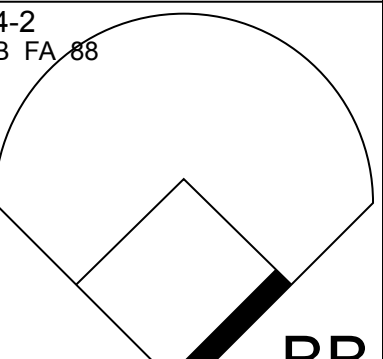

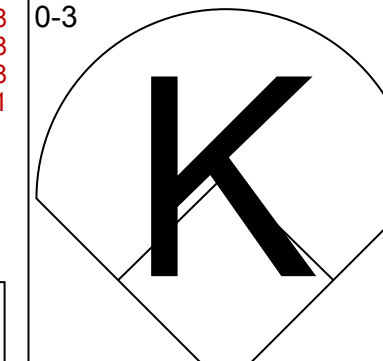

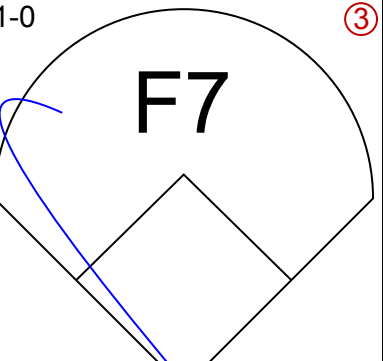












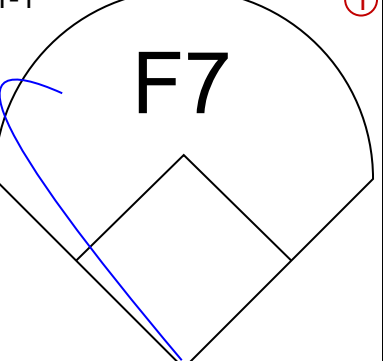

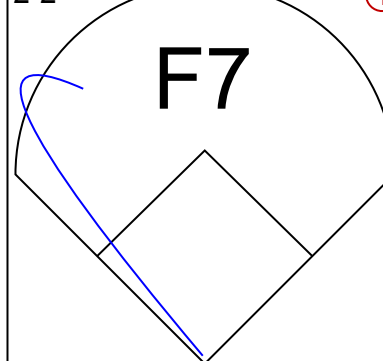
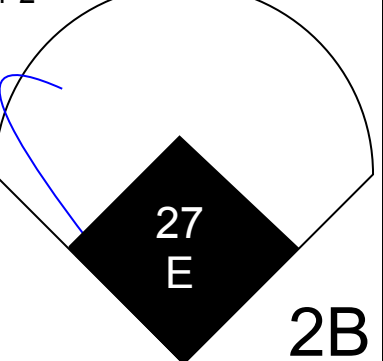
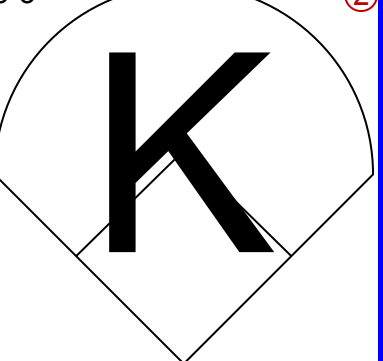


| Batter | 1 | 2 | 3 | 4 | 5 | 6 | 7 | 8 | 9 | AB | R | H | RBI | BB | SO | LOB | BOTTOM | | | |
|---|---|---|---|---|--|--|---|---|---|----------------------------------|------------------------------|----------------------------------|------------------------------|---------------------------------|-------------------------------|----------------------------------|----------------------------------|------------------------------------|----------------------------------|--------|
| Craig Biggio R (1.4) OBP: 0.285, SLG: 0.396 |  | |  | |  | |  | | | 4 | 1 | 1 | 1 | 0 | 2 | 0 | | | | |
| Eric Bruntlett R (8.6) OBP: 0.365, SLG: 0.293 | | | | | | | |  | | 1 | 0 | 1 | 2 | 0 | 0 | 0 | | | | |
| Mark Loretta R (1.6) OBP: 0.358, SLG: 0.371 |  | |  | |  | |  |  | | 4 | 0 | 0 | 0 | 1 | 0 | 2 | | | | |
| 17 Lance Berkman S (1.3) OBP: 0.370, SLG: 0.454 |  | |  | |  | | |  | | 4 | 1 | 2 | 1 | 0 | 1 | 1 | | | | |
| 45 Carlos Lee R (1.7) OBP: 0.359, SLG: 0.542 |  | |  | |  | | |  | | 3 | 0 | 0 | 0 | 1 | 0 | 1 | | | | |
| Luke Scott L (1.9) OBP: 0.354, SLG: 0.504 |  | |  | |  | |  |  | | 3 | 1 | 1 | 0 | 1 | 0 | 2 | | | | |
| 21 Ty Wigington R (1.5) OBP: 0.337, SLG: 0.459 | |  | |  | |  | |  | | 4 | 1 | 2 | 1 | 0 | 0 | 1 | | | | |
| 16 Jason Lane R (1.8) OBP: 0.234, SLG: 0.350 | |  | |  | |  | |  |  | 1 | 1 | 0 | 0 | 2 | 1 | 0 | | | | |
| Brad Ausmus R (1.2) OBP: 0.310, SLG: 0.322 | |  | |  | |  | |  |  | 4 | 1 | 1 | 1 | 0 | 0 | 4 | | | | |
| Woody Williams R (1.1) ERA: 4.87 | 6.0 | | 26 | 5 | 2 | 2 | 4 | 3 | 0 | 1 | 0 | 0 | 0 | 0 | 0 | 0 | | | | |
| Orlando Cabrera L (7. Ph) OBP: 0.277, SLG: 0.287 | | | | | | | | | | 0 | 0 | 0 | 0 | 0 | 0 | 0 | | | | |
| Mark McLemore L (8.1) ERA: 4.72 | 1.2 | L | 8 | 1 | 3 | 3 | 1 | 2 | 0 | 0 | 0 | 0 | 0 | 0 | 0 | 0 | | | | |
| Mike Lamb L (8. Ph) OBP: 0.150, SLG: 0.483 | 0.1 | | 4 | 2 | 1 | 1 | 0 | 0 | 1 | 0 | 0 | 0 | 0 | 0 | 0 | 0 | | | | |
| Trever Miller R (9.1) | | | | | | | | | | 0 | 0 | 0 | 0 | 0 | 0 | 0 | | | | |
| Brad Lidge R (9.1) | | | | | | | | | | 0 | 0 | 0 | 0 | 0 | 0 | 0 | | | | |
| Inning Stats | R: 0 E: 0 K: 0 S: 15 | H: 1 LOB: 2 BB: 1 P: 26 | R: 0 E: 0 K: 1 S: 7 | H: 0 LOB: 1 BB: 1 P: 13 | R: 0 E: 0 K: 1 S: 11 | H: 0 LOB: 0 BB: 0 P: 18 | R: 0 E: 0 K: 0 S: 13 | H: 2 LOB: 2 BB: 0 P: 24 | R: 1 E: 0 K: 1 S: 7 | H: 1 LOB: 1 BB: 1 P: 16 | R: 1 E: 0 K: 1 S: 6 | H: 1 LOB: 0 BB: 0 P: 10 | R: 0 E: 0 K: 1 S: 6 | H: 0 LOB: 0 BB: 0 P: 8 | R: 4 E: 0 K: 0 S: 20 | H: 3 LOB: 2 BB: 3 P: 36 | 1B: 4 2B: 1 3B: 0 HR: 3 | SF: 0 SAC: 0 DP: 1 HBP: 1 | WP: 0 PB: 0 SB: 1 CS: 0 | PA: 38 |
| PITCHER | IP WLS BF H R ER SO BB IBB HBP BLK WP HR S P ERA WHIP | | | | | | | | | | | | | | | | | | | |
| 46 Claudio Vargas R (1.1) ERA: 4.87 | 6.0 | | 26 | 5 | 2 | 2 | 4 | 3 | 0 | 1 | 0 | 0 | 0 | 0 | 0 | 0 | | | | |
| 12 Carlos Villanueva R (7.1 Ph) ERA: 4.72 | 1.2 | L | 8 | 1 | 3 | 3 | 1 | 2 | 0 | 0 | 0 | 0 | 0 | 0 | 0 | 0 | | | | |
| Chris Spurling R (8.1) ERA: 4.56 | 0.1 | | 4 | 2 | 1 | 1 | 0 | 0 | 1 | 0 | 0 | 0 | 0 | 0 | 0 | 0 | | | | |

Milwaukee Brewers @ Houston Astros
Minute Maid Park, Houston, TX
Sun Aug 12 2007, 1:05 PM CDT
Att: 43,578 - Roof Closed - 73 F

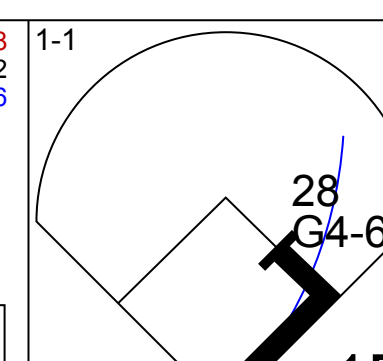
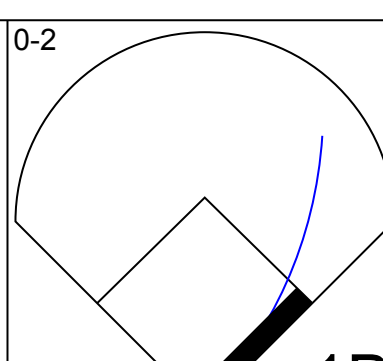

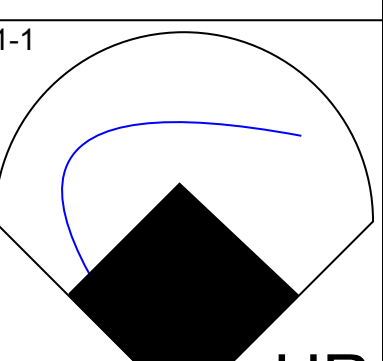
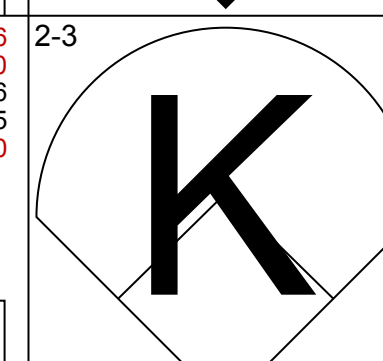
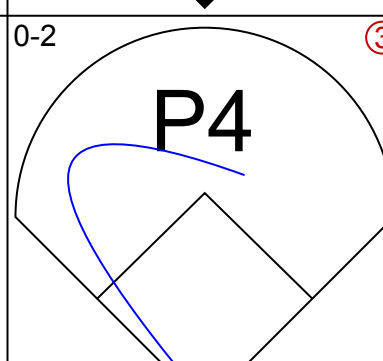

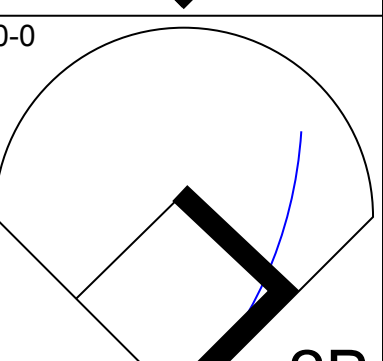
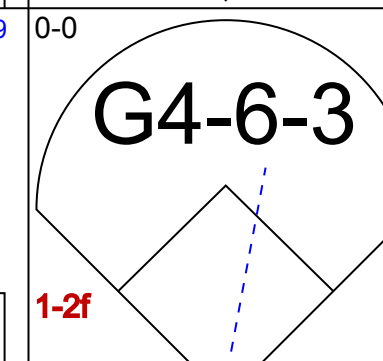


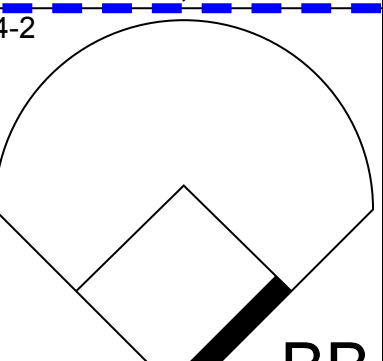



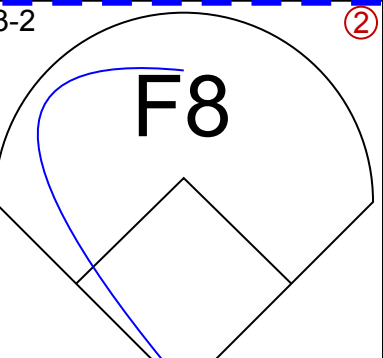



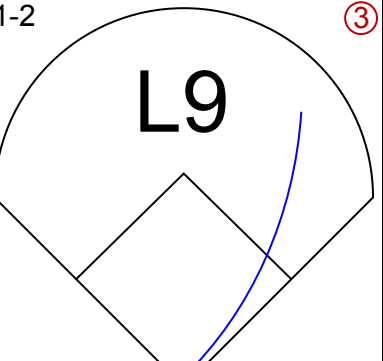





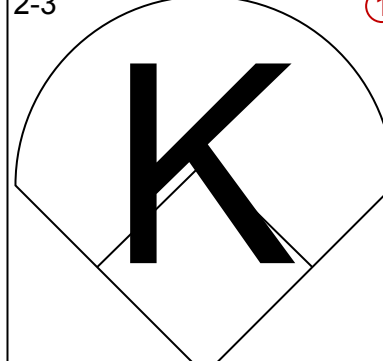
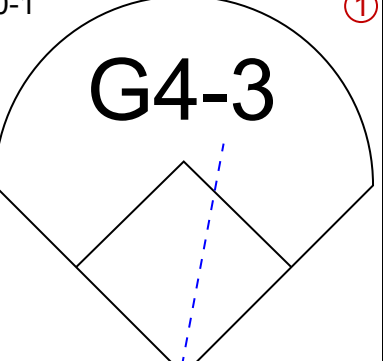


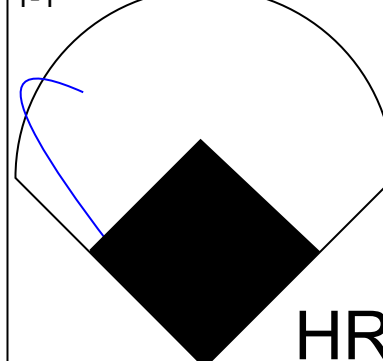
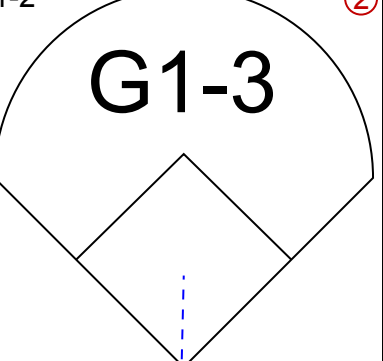
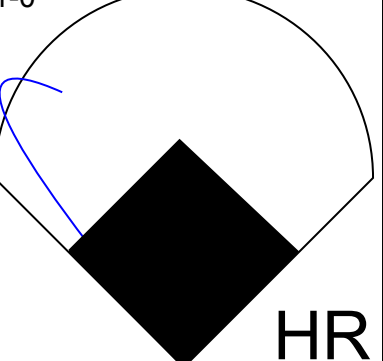

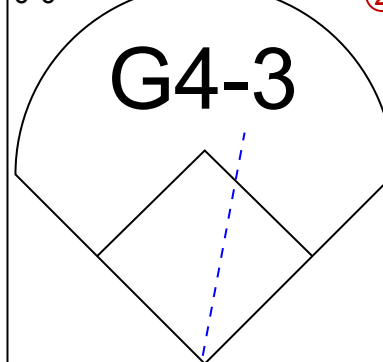
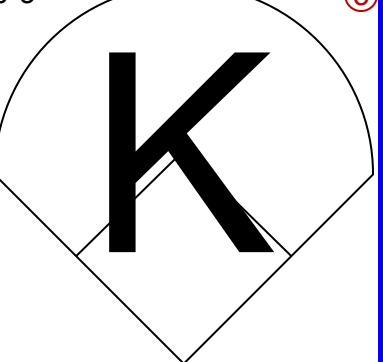
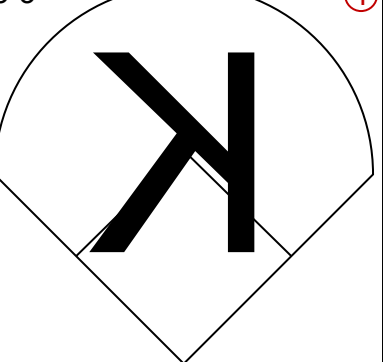
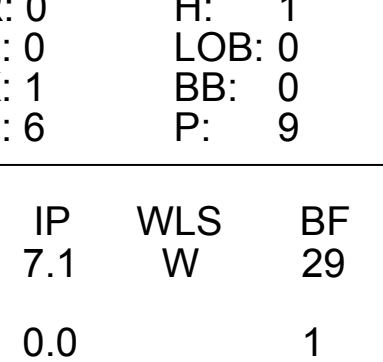
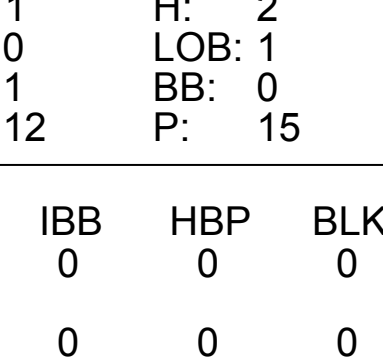
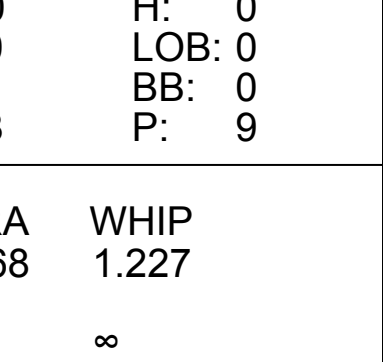
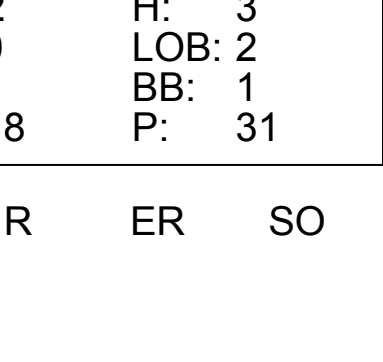
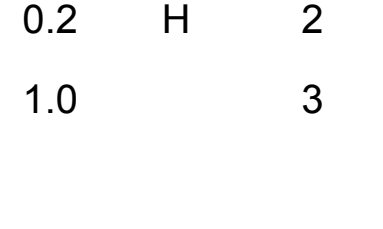



AB 31
R 6
H 8
RBI 6
BB 6
SO 5
LOB 12



| Batter | 1 | 2 | 3 | 4 | 5 | 6 | 7 | 8 | 9 | AB | R | H | RBI | BB | SO | LOB | TOP | | | | | |
|---|---|----------------------------------|---|----------------------------------|-------------------------------|--|--|---|-------------------------------|----------------------------------|-------------------------------|----------------------------------|-------------------------------|----------------------------------|-------------------------------|----------------------------------|--|-------------------------------|----------------------------------|----------------------------------|------------------------------------|----------------------------------|
| Josh Hamilton, L (1.8) OBP: 0.374, SLG: 0.554 |  | |  | | |  |  |  | | 5 | 0 | 1 | 0 | 0 | 3 | 2 | Cincinnati Reds @ Milwaukee Brewers Miller Park, Milwaukee, WI Fri Aug 17 2007, 7:05 PM CDT Att: 41,008 - Clear - 71 F | | | | | |
| 27 Jeff Keppinger, R (1.6) OBP: 0.422, SLG: 0.520 |  | |  | | |  | |  | | 4 | 3 | 2 | 0 | 1 | 1 | | | | | | | |
| Ken Griffey Jr., L (1.9) OBP: 0.389, SLG: 0.522 |  | |  | | |  | | | | 5 | 2 | 2 | 1 | 0 | 0 | 1 | | | | | | |
| 4 Brandon Phillips, R (1.4) OBP: 0.319, SLG: 0.460 |  | |  | | |  | |  | | 4 | 0 | 2 | 1 | 1 | 1 | 2 | | | | | | |
| Adam Dunn, L (1.7) 25 David Weathers, R (9.1) OBP: 0.367, SLG: 0.553 |  | |  | | |  | |  | | 4 | 1 | 2 | 2 | 1 | 1 | 3 | | | | | | |
| Scott Hatteberg, L (1.3) OBP: 0.390, SLG: 0.476 |  | |  | | |  | |  | | 5 | 1 | 1 | 1 | 0 | 0 | 3 | | | | | | |
| Javier Valentin, S (1.2) OBP: 0.329, SLG: 0.388 |  | |  | | |  | |  | | 5 | 0 | 1 | 0 | 0 | 1 | 2 | | | | | | |
| 28 Edwin Encarnación, R (1.5) OBP: 0.335, SLG: 0.374 |  | |  | | |  | |  | | 4 | 0 | 1 | 0 | 0 | 0 | 1 | | | | | | |
| 61 Bronson Arroyo, R (1.1) 45 Bill Bray, L (8.1) 51 Jared Burton, R (8.1) Jason Ellison, R (9.7) OBP: 0.125, SLG: 0.167 |  | |  | | |  | |  | | 3 | 1 | 1 | 0 | 0 | 1 | 0 | | | | | | |
| Inning Stats | R: 1 E: 1 K: 2 S: 18 | H: 1 LOB: 1 BB: 0 P: 22 | R: 0 E: 0 K: 0 S: 8 | H: 0 LOB: 0 BB: 0 P: 12 | R: 1 E: 0 K: 1 S: 13 | H: 1 LOB: 1 BB: 1 P: 25 | R: 0 E: 0 K: 0 S: 9 | H: 2 LOB: 1 BB: 0 P: 14 | R: 1 E: 1 K: 0 S: 17 | H: 2 LOB: 2 BB: 1 P: 25 | R: 1 E: 0 K: 2 S: 14 | H: 2 LOB: 1 BB: 1 P: 20 | R: 2 E: 1 K: 0 S: 10 | H: 2 LOB: 1 BB: 1 P: 18 | R: 0 E: 0 K: 2 S: 11 | H: 1 LOB: 1 BB: 0 P: 18 | | R: 2 E: 0 K: 1 S: 12 | H: 2 LOB: 0 BB: 0 P: 19 | 1B: 7 2B: 3 3B: 1 HR: 2 | SF: 0 SAC: 1 DP: 2 HBP: 0 | WP: 1 PB: 0 SB: 2 CS: 0 |
| PITCHER | IP WLS BF H R ER SO BB IBB HBP BLK WP HR S P ERA WHIP | | | | | | | | | | | | | | | | | | | | | |
| 37 Jeff Suppan, R (1.1) ERA: 4.89 | 5.2 L 27 8 4 3 4 2 0 0 0 0 1 1 76 114 4.76 1.765 | | | | | | | | | | | | | | | | | | | | | |
| Brian Shouse, L (6.1) ERA: 2.98 | 1.1 7 2 2 1 1 1 0 0 0 0 0 0 13 24 6.75 2.250 | | | | | | | | | | | | | | | | | | | | | |
| Matt Wise, R (8.1) ERA: 3.67 | 1.0 4 1 0 0 2 0 0 0 0 0 0 0 11 18 0.00 1.000 | | | | | | | | | | | | | | | | | | | | | |
| Scott Linebrink, R (9.1) ERA: 3.67 | 1.0 5 2 2 2 1 0 0 0 0 0 0 1 12 19 18.00 2.000 | | | | | | | | | | | | | | | | | | | | | |

| | |
|-----|----|
| AB | 39 |
| R | 8 |
| H | 13 |
| RBI | 5 |
| BB | 3 |
| SO | 8 |
| LOB | 15 |



| Batter | 1 | 2 | 3 | 4 | 5 | 6 | 7 | 8 | 9 | AB | R | H | RBI | BB | SO | LOB | BOTTOM | | | | | |
|--|---|---------------------------------|---|----------------------------------|-------------------------------|--|------------------------------|---|------------------------------|---------------------------------|------------------------------|----------------------------------|------------------------------|---------------------------------|-------------------------------|----------------------------------|--|----------------------------------|----------------------------------|------------------------------------|----------------------------------|--------|
| Gabe Gross, L (1.9) OBP: 0.342, SLG: 0.443 |  | |  | | |  | |  | | 4 | 1 | 3 | 1 | 0 | 0 | 0 | Cincinnati Reds @ Milwaukee Brewers Miller Park, Milwaukee, WI Fri Aug 17 2007, 7:05 PM CDT Att: 41,008 - Clear - 71 F | | | | | |
| 27 Joe Dillon, R (1.4) OBP: 0.500, SLG: 0.750 |  | |  | | |  | |  | | 4 | 0 | 1 | 0 | 0 | 1 | 2 | | | | | | |
| 28 Prince Fielder, L (1.3) OBP: 0.381, SLG: 0.608 |  | |  | | |  | |  | | 3 | 0 | 1 | 0 | 1 | 0 | 1 | | | | | | |
| 8 Ryan Braun, R (1.5) OBP: 0.388, SLG: 0.662 |  | |  | | |  | |  | | 4 | 0 | 1 | 0 | 0 | 0 | 3 | | | | | | |
| Geoff Jenkins, L (1.7) OBP: 0.344, SLG: 0.517 |  | |  | | |  | |  | | 4 | 0 | 1 | 0 | 0 | 1 | 3 | | | | | | |
| Johnny Estrada, S (1.2) OBP: 0.296, SLG: 0.408 |  | |  | | |  | |  | | 4 | 0 | 0 | 0 | 0 | 1 | 1 | | | | | | |
| 1 Corey Hart, R (1.8) OBP: 0.333, SLG: 0.495 |  | |  | | |  | |  | | 3 | 0 | 0 | 0 | 0 | 2 | 0 | | | | | | |
| Matt Wise, R (8.1) OBP: 1.000, SLG: 1.000 |  | |  | | |  | |  | | 4 | 2 | 2 | 2 | 0 | 0 | 0 | | | | | | |
| Scott Linebrink, R (9.1) OBP: 0.332, SLG: 0.313 |  | |  | | |  | |  | | 2 | 0 | 0 | 0 | 0 | 1 | 0 | | | | | | |
| 7 J.J. Hardy, R (1.6) OBP: 0.324, SLG: 0.472 |  | |  | | |  | |  | | 1 | 0 | 0 | 0 | 0 | 0 | 0 | | | | | | |
| 37 Jeff Suppan, R (1.1) OBP: 0.125, SLG: 0.087 |  | |  | | |  | |  | | 1 | 0 | 0 | 0 | 0 | 1 | 0 | | | | | | |
| 2 Bill Hall, R (8.8) OBP: 0.322, SLG: 0.428 | | | | | | | | | | 1 | 0 | 0 | 0 | 0 | 1 | 0 | | | | | | |
| Inning Stats | R: 0 E: 0 K: 1 S: 6 | H: 1 LOB: 0 BB: 0 P: 9 | R: 0 E: 0 K: 2 S: 10 | H: 1 LOB: 0 BB: 0 P: 13 | R: 1 E: 0 K: 1 S: 12 | H: 2 LOB: 0 BB: 0 P: 15 | R: 0 E: 0 K: 0 S: 8 | H: 1 LOB: 1 BB: 0 P: 12 | R: 0 E: 0 K: 1 S: 9 | H: 0 LOB: 0 BB: 0 P: 9 | R: 0 E: 0 K: 0 S: 9 | H: 1 LOB: 1 BB: 0 P: 11 | R: 0 E: 0 K: 1 S: 6 | H: 0 LOB: 0 BB: 0 P: 8 | R: 2 E: 0 K: 1 S: 18 | H: 3 LOB: 2 BB: 1 P: 31 | R: 0 E: 0 K: 0 S: 7 | H: 0 LOB: 0 BB: 0 P: 13 | 1B: 4 2B: 2 3B: 0 HR: 3 | SF: 0 SAC: 0 DP: 1 HBP: 0 | WP: 0 PB: 0 SB: 0 CS: 1 | PA: 35 |
| PITCHER | IP WLS BF H R ER SO BB IBB HBP BLK WP HR S P ERA WHIP | | | | | | | | | | | | | | | | | | | | | |
| 61 Bronson Arroyo, R (1.1) ERA: 4.58 | 7.1 W 29 9 3 3 7 1 0 0 0 0 0 0 2 6 3.68 1.227 | | | | | | | | | | | | | | | | | | | | | |
| 45 Bill Bray, L (8.1) ERA: 2.7 | 0.0 1 0 0 0 0 1 0 0 0 0 0 0 2 6 0.00 0.000 | | | | | | | | | | | | | | | | | | | | | |
| 51 Jared Burton, R (8.1) ERA: 3.12 | 0.2 H 2 0 0 0 0 0 0 0 0 0 0 0 7 11 0.00 0.000 | | | | | | | | | | | | | | | | | | | | | |
| 25 David Weathers, R (9.1) ERA: 3.85 | 1.0 3 0 0 0 0 0 0 0 0 0 0 0 7 13 0.00 0.000 | | | | | | | | | | | | | | | | | | | | | |

| | |
|-----|----|
| AB | 34 |
| R | 3 |
| H | 9 |
| RBI | 3 |
| BB | 1 |
| SO | 7 |
| LOB | 10 |



| Batter | 1 | 2 | 3 | 4 | 5 | 6 | 7 | 8 | 9 | AB | R | H | RBI | BB | SO | LOB | TOP | | | | | |
|--|-------------------------------|----------------------------------|-------------------------------|----------------------------------|-------------------------------|----------------------------------|------------------------------|----------------------------------|------------------------------|----------------------------------|-------------------------------|----------------------------------|-------------------------------|----------------------------------|-------------------------------|----------------------------------|--|-------------------------------|----------------------------------|-----------------------------------|------------------------------------|----------------------------------|
| Josh Hamilton, L (1.8) OBP: 0.374, SLG: 0.553 | G6-3 | | G4-3 | | | K | | | | 4 | 0 | 1 | 0 | 1 | 1 | 3 | Cincinnati Reds @ Milwaukee Brewers Miller Park, Milwaukee, WI Sat Aug 18 2007, 6:05 PM CDT Att: 43,087 - Roof Closed - 71 F | | | | | |
| 27 Jeff Keppinger, R (1.6) OBP: 0.430, SLG: 0.515 | G3 | | BB | 1B | | F9 | | F9 | | 3 | 1 | 1 | 0 | 2 | 0 | 2 | | | | | | |
| Ken Griffey Jr., L (1.9) OBP: 0.389, SLG: 0.519 | G3 | | | | | F7 | | | F8 | 4 | 1 | 1 | 0 | 1 | 0 | 2 | | | | | | |
| 4 Brandon Phillips, R (1.4) OBP: 0.321, SLG: 0.462 | K | | | | | | | | | 5 | 2 | 3 | 0 | 0 | 2 | 3 | | | | | | |
| Adam Dunn, L (1.7) OBP: 0.370, SLG: 0.552 | | G4-6-3 | | | | | | | | 3 | 0 | 1 | 0 | 2 | 1 | 3 | | | | | | |
| Scott Hatteberg, L (1.3) OBP: 0.390, SLG: 0.473 | G4-6-3 | | | | | | | | | 4 | 0 | 1 | 1 | 1 | 0 | 4 | | | | | | |
| Javier Valentin, S (1.2) OBP: 0.337, SLG: 0.395 | | | L6 | | | | | | | 5 | 0 | 3 | 2 | 0 | 0 | 3 | | | | | | |
| 28 Edwin Encarnación, R (1.5) OBP: 0.333, SLG: 0.371 | | | | | | | | | | 5 | 0 | 1 | 0 | 0 | 3 | 4 | | | | | | |
| 54 Elizardo Ramirez, S (1.1) Mark Bellhorn, S (6. Ph) Mike Stanton, L (6.1) 38 Gary Majewski, R (7.1) 30 Norris Hopper, R (8. Ph) Eddie Guardado, R (8.1) | | | | | | | | | | 2 | 0 | 0 | 0 | 0 | 0 | 0 | | | | | | |
| Inning Stats | R: 0 E: 0 K: 1 S: 11 | H: 0 LOB: 1 BB: 1 P: 20 | R: 0 E: 0 K: 1 S: 11 | H: 1 LOB: 1 BB: 1 P: 19 | R: 0 E: 0 K: 1 S: 12 | H: 1 LOB: 2 BB: 1 P: 23 | R: 0 E: 0 K: 1 S: 7 | H: 1 LOB: 1 BB: 0 P: 17 | R: 0 E: 0 K: 0 S: 7 | H: 1 LOB: 1 BB: 0 P: 12 | R: 1 E: 0 K: 2 S: 16 | H: 3 LOB: 3 BB: 1 P: 28 | R: 2 E: 0 K: 0 S: 14 | H: 3 LOB: 1 BB: 1 P: 26 | R: 0 E: 0 K: 2 S: 11 | H: 0 LOB: 1 BB: 1 P: 18 | | R: 1 E: 0 K: 0 S: 12 | H: 2 LOB: 2 BB: 1 P: 20 | 1B: 11 2B: 2 3B: 0 HR: 0 | SF: 0 SAC: 0 DP: 3 HBP: 0 | WP: 0 PB: 0 SB: 1 CS: 0 |
| PITCHER | IP | WLS | BF | H | R | ER | SO | BB | IBB | HBP | BLK | WP | HR | S | P | ERA | WHIP | | | | | |
| 46 Claudio Vargas, R (1.1) ERA: 4.72 | 5.2 | W | 27 | 7 | 1 | 1 | 5 | 5 | 0 | 0 | 0 | 0 | 0 | 61 | 115 | 1.59 | 2.118 | | | | | |
| Brian Shouse, L (6.1) ERA: 2.65 | 0.1 | H | 1 | 0 | 0 | 0 | 1 | 0 | 0 | 0 | 0 | 0 | 0 | 3 | 4 | 0.00 | 0.000 | | | | | |
| 12 Carlos Villanueva, R (7.1) ERA: 4.86 | 1.0 | | 6 | 3 | 2 | 2 | 0 | 1 | 0 | 0 | 0 | 0 | 0 | 14 | 26 | 18.00 | 4.000 | | | | | |
| Derrick Turnbow, R (8.1) ERA: 4.31 | 1.0 | H | 4 | 0 | 0 | 0 | 2 | 1 | 0 | 0 | 0 | 0 | 0 | 11 | 18 | 0.00 | 1.000 | | | | | |
| Francisco Cordero, R (9.1) ERA: 3.22 | 1.0 | | 6 | 2 | 1 | 1 | 0 | 1 | 0 | 0 | 0 | 0 | 0 | 12 | 20 | 9.00 | 3.000 | | | | | |

| | |
|-----|----|
| AB | 36 |
| R | 4 |
| H | 12 |
| RBI | 3 |
| BB | 8 |
| SO | 8 |
| LOB | 24 |



| Batter | 1 | 2 | 3 | 4 | 5 | 6 | 7 | 8 | 9 | AB | R | H | RBI | BB | SO | LOB | BOTTOM | | | | |
|--|------------------------------|----------------------------------|------------------------------|---------------------------------|-------------------------------|----------------------------------|------------------------------|----------------------------------|------------------------------|----------------------------------|-------------------------------|----------------------------------|------------------------------|---------------------------------|-------------------------------|----------------------------------|--|------------------------------------|----------------------------------|--------|--|
| 23 Rickie Weeks Jr., R (1.4) OBP: 0.334, SLG: 0.355 | P5-3 | | HR | | | F7 | | | G6-3 | 4 | 1 | 2 | 0 | 0 | 0 | 0 | Cincinnati Reds @ Milwaukee Brewers Miller Park, Milwaukee, WI Sat Aug 18 2007, 6:05 PM CDT Att: 43,087 - Roof Closed - 71 F | | | | |
| Gabe Gross, L (1.9) OBP: 0.345, SLG: 0.475 | P5-3 | | | | | HR | | | | 2 | 1 | 1 | 3 | 0 | 0 | 1 | | | | | |
| 1 Corey Hart, R (6. Ph) OBP: 0.337, SLG: 0.503 | | | | | | | | | | 2 | 2 | 2 | 0 | 0 | 0 | 0 | | | | | |
| 28 Prince Fielder, L (1.3) OBP: 0.380, SLG: 0.607 | F7 | | | | | | | | | 4 | 1 | 1 | 1 | 0 | 2 | 1 | | | | | |
| 8 Ryan Braun, R (1.5) OBP: 0.389, SLG: 0.659 | P4 | | | | | | | | | 3 | 1 | 1 | 1 | 1 | 0 | 0 | | | | | |
| Francisco Cordero, R (9.1) ERA: 3.22 | | | | | | | | | | 0 | 0 | 0 | 0 | 0 | 0 | 0 | | | | | |
| Geoff Jenkins, L (1.7) OBP: 0.343, SLG: 0.523 | G3-1 | | | | | | | | | 4 | 1 | 1 | 3 | 0 | 1 | 1 | | | | | |
| 2 Bill Hall, R (1.8) OBP: 0.323, SLG: 0.429 | F8 | | | | | | | | | 4 | 0 | 2 | 0 | 0 | 0 | 0 | | | | | |
| Johnny Estrada, S (1.2) OBP: 0.295, SLG: 0.406 | | | | | | | | | | 4 | 0 | 1 | 0 | 0 | 0 | 3 | | | | | |
| 7 J.J. Hardy, R (1.6) OBP: 0.321, SLG: 0.468 | G5-4-3 | | | | | | | | | 4 | 0 | 0 | 0 | 0 | 0 | 3 | | | | | |
| 46 Claudio Vargas, R (1.1) ERA: 4.72 | | | | | | | | | | 2 | 1 | 1 | 0 | 0 | 0 | 0 | | | | | |
| Brian Shouse, L (6.1) ERA: 2.65 | | | | | | | | | | 0 | 0 | 0 | 0 | 0 | 0 | 0 | | | | | |
| 12 Carlos Villanueva, R (7.1) ERA: 4.86 | | | | | | | | | | 1 | 0 | 0 | 0 | 0 | 0 | 0 | | | | | |
| 27 Joe Dillon, R (7. Ph) ERA: 12.1 | | | | | | | | | | 1 | 0 | 0 | 0 | 0 | 0 | 0 | | | | | |
| Derrick Turnbow, R (8.1) ERA: 4.31 | | | | | | | | | | 0 | 0 | 0 | 0 | 0 | 0 | 0 | | | | | |
| Craig Counsell, L (9.1) ERA: 3.33 | | | | | | | | | | 0 | 0 | 0 | 0 | 0 | 0 | 0 | | | | | |
| Inning Stats | R: 0 E: 0 K: 0 S: 9 | H: 1 LOB: 0 BB: 0 P: 13 | R: 0 E: 0 K: 0 S: 6 | H: 0 LOB: 0 BB: 0 P: 6 | R: 3 E: 0 K: 1 S: 16 | H: 4 LOB: 0 BB: 0 P: 25 | R: 0 E: 0 K: 0 S: 6 | H: 0 LOB: 0 BB: 0 P: 11 | R: 0 E: 0 K: 1 S: 7 | H: 0 LOB: 0 BB: 0 P: 10 | R: 3 E: 0 K: 1 S: 18 | H: 3 LOB: 1 BB: 1 P: 27 | R: 0 E: 0 K: 0 S: 5 | H: 0 LOB: 0 BB: 0 P: 5 | R: 2 E: 1 K: 1 S: 19 | H: 4 LOB: 2 BB: 0 P: 29 | 1B: 7 2B: 4 3B: 0 HR: 2 | SF: 0 SAC: 0 DP: 2 HBP: 0 | WP: 0 PB: 0 SB: 0 CS: 0 | PA: 35 | |
| PITCHER | IP | WLS | BF | H | R | ER | SO | BB | IBB | HBP | BLK | WP | HR | S | P | ERA | WHIP | | | | |
| 54 Elizardo Ramirez, R (1.1) ERA: 3.86 | 5.0 | L | 18 | 5 | 3 | 3 | 1 | 0 | 0 | 0 | 0 | 0 | 1 | 44 | 65 | 5.40 | 1.000 | | | | |
| Mike Stanton, L (6.1) ERA: 5.93 | 1.0 | | 7 | 3 | 3 | 3 | 1 | 0 | 1 | 0 | 0 | 0 | 1 | 18 | 27 | 27.00 | 3.000 | | | | |
| 38 Gary Majewski, R (7.1) ERA: 12.1 | 1.0 | | 3 | 0 | 0 | 0 | 0 | 0 | 0 | 0 | 0 | 0 | 0 | 5 | 5 | 0.00 | 0.000 | | | | |
| Eddie Guardado, L (8.1) ERA: 21.0 | 1.0 | | 7 | 4 | 2 | 2 | 1 | 0 | 0 | 0 | 0 | 0 | 0 | 19 | 29 | 18.00 | 4.000 | | | | |

| | |
|-----|----|
| AB | 34 |
| R | 8 |
| H | 12 |
| RBI | 8 |
| BB | 1 |
| SO | 3 |
| LOB | 9 |



| Batter | 1 | 2 | 3 | 4 | 5 | 6 | 7 | 8 | 9 | AB | R | H | RBI | BB | SO | LOB | TOP | | | | | | | | | | |
|---|------------------------------|----------------------------------|-------------------------------|----------------------------------|------------------------------|----------------------------------|------------------------------|---------------------------------|------------------------------|----------------------------------|------------------------------|---------------------------------|-------------------------------|----------------------------------|-------------------------------|----------------------------------|------------------------------|----------------------------------|----------------------------------|------------------------------------|----------------------------------|--------|--|--|--|--|--|
| 23 Rickie Weeks Jr. R OBP: 0.343, SLG: 0.588 | F9 | | G1-4-3 | | | | | | K | 4 | 1 | 1 | 1 | 1 | 1 | 0 | | | | | | | | | | | |
| Gabe Gross L OBP: 0.333, SLG: 0.486 | F9 | | F7 | | | | | | K | 5 | 1 | 1 | 4 | 0 | 1 | 1 | | | | | | | | | | | |
| 28 Prince Fielder L OBP: 0.378, SLG: 0.611 | P2 | | F7 | | | | | | | 4 | 0 | 0 | 0 | 0 | 0 | 0 | | | | | | | | | | | |
| 8 Ryan Braun R OBP: 0.383, SLG: 0.651 Scott Linebrink R | | K | | | | | | | | 4 | 0 | 0 | 0 | 0 | 0 | 1 | 0 | | | | | | | | | | |
| Derrick Turnbow R 73 Seth McClung L Francisco Cordero R | | | | | | | | | | 0 | 0 | 0 | 0 | 0 | 0 | 0 | 0 | | | | | | | | | | |
| Geoff Jenkins L OBP: 0.341, SLG: 0.515 | F7 | | | | | | | | | 3 | 0 | 0 | 0 | 1 | 0 | 0 | | | | | | | | | | | |
| 2 Bill Hall R OBP: 0.325, SLG: 0.443 | 1B 7 BB | | | | | | | | | 3 | 2 | 1 | 0 | 1 | 1 | 1 | | | | | | | | | | | |
| Johnny Estrada S OBP: 0.296, SLG: 0.405 | | | | | | | | | | 4 | 1 | 2 | 1 | 0 | 0 | 1 | | | | | | | | | | | |
| 7 J.J. Hardy R OBP: 0.327, SLG: 0.478 | E8 | | | | | | | | | 4 | 2 | 3 | 1 | 0 | 1 | 1 | | | | | | | | | | | |
| 31 Dave Bush R OBP: 0.143, SLG: 0.171 27 Joe Dillon R OBP: 0.444, SLG: 0.615 Craig Counsell L OBP: 0.328, SLG: 0.309 | P3 | | | | | | | | | 2 | 0 | 0 | 0 | 0 | 0 | 3 | | | | | | | | | | | |
| | | | | | | | | | | 1 | 0 | 0 | 0 | 0 | 0 | 2 | | | | | | | | | | | |
| | | | | | | | | | | 1 | 0 | 0 | 0 | 0 | 0 | 0 | | | | | | | | | | | |
| Inning Stats | R: 0 E: 0 K: 0 S: 8 | H: 0 LOB: 0 BB: 0 P: 13 | R: 1 E: 1 K: 1 S: 12 | H: 2 LOB: 2 BB: 1 P: 22 | R: 0 E: 0 K: 0 S: 8 | H: 0 LOB: 0 BB: 0 P: 15 | R: 0 E: 0 K: 0 S: 6 | H: 0 LOB: 0 BB: 0 P: 9 | R: 1 E: 0 K: 0 S: 9 | H: 2 LOB: 1 BB: 0 P: 11 | R: 0 E: 0 K: 0 S: 4 | H: 0 LOB: 0 BB: 0 P: 9 | R: 5 E: 0 K: 0 S: 17 | H: 4 LOB: 0 BB: 1 P: 33 | R: 0 E: 0 K: 2 S: 10 | H: 0 LOB: 1 BB: 1 P: 17 | R: 0 E: 0 K: 2 S: 8 | H: 0 LOB: 0 BB: 0 P: 11 | 1B: 3 2B: 3 3B: 1 HR: 1 | SF: 0 SAC: 0 DP: 0 HBP: 0 | WP: 0 PB: 0 SB: 0 CS: 0 | PA: 38 | | | | | |
| PITCHER | IP | WLS | BF | H | R | ER | SO | BB | IBB | HBP | BLK | WP | HR | S | P | ERA | WHIP | | | | | | | | | | |
| Livan Hernandez R ERA: 4.96 | 6.0 | L | 26 | 7 | 5 | 5 | 1 | 1 | 0 | 0 | 0 | 0 | 0 | 54 | 91 | 7.50 | 1.333 | | | | | | | | | | |
| 56 Ramon Pena R ERA: 2.92 | 1.0 | | 5 | 1 | 2 | 2 | 0 | 1 | 0 | 0 | 0 | 0 | 1 | 10 | 21 | 18.00 | 2.000 | | | | | | | | | | |
| 37 Juan Cruz R ERA: 3.0 | 1.0 | | 4 | 0 | 0 | 0 | 2 | 1 | 0 | 0 | 0 | 0 | 0 | 10 | 17 | 0.00 | 1.000 | | | | | | | | | | |
| Jose Valverde R ERA: 2.81 | 1.0 | | 3 | 0 | 0 | 0 | 2 | 0 | 0 | 0 | 0 | 0 | 0 | 8 | 11 | 0.00 | 0.000 | | | | | | | | | | |

Milwaukee Brewers @ Arizona Diamondbacks
Chase Field, Phoenix, AZ
Tue Aug 21 2007, 6:40 PM MST
Att: 27,789 - Clear - 81 F

AB 35
R 7
H 8
RBI 7
BB 3
SO 5
LOB 9



| Batter | 1 | 2 | 3 | 4 | 5 | 6 | 7 | 8 | 9 | AB | R | H | RBI | BB | SO | LOB | BOTTOM | | | | | | | | | | |
|---|------------------------------|---------------------------------|-------------------------------|----------------------------------|-------------------------------|----------------------------------|------------------------------|----------------------------------|-------------------------------|----------------------------------|-------------------------------|----------------------------------|-------------------------------|----------------------------------|-------------------------------|----------------------------------|-------------------------------|----------------------------------|----------------------------------|------------------------------------|----------------------------------|--------|--|--|--|--|--|
| 24 Chris Young R OBP: 0.289, SLG: 0.465 | B1 | | L7 | | | | | | F7 | 5 | 1 | 1 | 1 | 0 | 0 | 0 | | | | | | | | | | | |
| 1 Orlando Hudson S OBP: 0.381, SLG: 0.442 | G4-3 | | | | | | | | | 4 | 1 | 1 | 0 | 1 | 1 | 0 | | | | | | | | | | | |
| 22 Eric Byrnes R OBP: 0.369, SLG: 0.491 | K | | | | | | | | | 5 | 2 | 3 | 1 | 0 | 1 | 2 | | | | | | | | | | | |
| 34 Conor Jackson R OBP: 0.364, SLG: 0.429 | | | | | | | | | | 5 | 0 | 3 | 1 | 0 | 1 | 3 | | | | | | | | | | | |
| 6 Stephen Drew L OBP: 0.301, SLG: 0.364 | F7 | | | | | | | | | 4 | 0 | 1 | 1 | 1 | 2 | 2 | | | | | | | | | | | |
| 27 Mark Reynolds R OBP: 0.332, SLG: 0.484 | K | | | | | | | | | 2 | 0 | 0 | 0 | 1 | 2 | 3 | | | | | | | | | | | |
| 10 Justin Upton R OBP: 0.277, SLG: 0.426 | G6-3 | | | | | | | | | 4 | 0 | 0 | 0 | 0 | 2 | 5 | | | | | | | | | | | |
| 26 Miguel Montero L OBP: 0.293, SLG: 0.370 | | | | | | | | | | 4 | 0 | 0 | 0 | 0 | 1 | 4 | | | | | | | | | | | |
| Livan Hernandez R ERA: 4.93 56 Ramon Pena R OBP: 0.290, SLG: 0.279 Jeff Salazar R OBP: 0.316, SLG: 0.405 37 Juan Cruz R ERA: 3.0 Jose Valverde R ERA: 2.81 Jeff Cirillo R OBP: 0.328, SLG: 0.395 | G4-3 | | | | | | | | | 2 | 0 | 0 | 0 | 0 | 0 | 0 | | | | | | | | | | | |
| | | | | | | | | | | 0 | 0 | 0 | 0 | 0 | 0 | 0 | | | | | | | | | | | |
| | | | | | | | | | | 1 | 0 | 0 | 0 | 0 | 0 | 0 | | | | | | | | | | | |
| | | | | | | | | | | 0 | 0 | 0 | 0 | 0 | 0 | 0 | | | | | | | | | | | |
| | | | | | | | | | | 1 | 0 | 0 | 0 | 0 | 0 | 0 | | | | | | | | | | | |
| Inning Stats | R: 0 E: 0 K: 1 S: 6 | H: 1 LOB: 1 BB: 0 P: 9 | R: 0 E: 0 K: 1 S: 12 | H: 1 LOB: 1 BB: 0 P: 17 | R: 0 E: 0 K: 1 S: 14 | H: 0 LOB: 0 BB: 0 P: 12 | R: 0 E: 0 K: 2 S: 7 | H: 1 LOB: 2 BB: 1 P: 26 | R: 0 E: 0 K: 0 S: 17 | H: 0 LOB: 0 BB: 0 P: 10 | R: 2 E: 0 K: 1 S: 17 | H: 4 LOB: 3 BB: 0 P: 21 | R: 0 E: 1 K: 1 S: 14 | H: 0 LOB: 2 BB: 1 P: 19 | R: 0 E: 0 K: 2 S: 10 | H: 0 LOB: 1 BB: 1 P: 18 | R: 2 E: 0 K: 1 S: 12 | H: 3 LOB: 1 BB: 0 P: 18 | 1B: 4 2B: 3 3B: 1 HR: 1 | SF: 0 SAC: 0 DP: 0 HBP: 1 | WP: 0 PB: 0 SB: 1 CS: 0 | PA: 41 | | | | | |
| PITCHER | IP | WLS | BF | H | R | ER | SO | BB | IBB | HBP | BLK | WP | HR | S | P | ERA | WHIP | | | | | | | | | | |
| 31 Dave Bush R ERA: 3.86 | 6.0 | W | 26 | 6 | 2 | 2 | 6 | 1 | 0 | 1 | 0 | 0 | 0 | 64 | 95 | 3.00 | 1.167 | | | | | | | | | | |
| Scott Linebrink R | 1.0 | | 5 | 0 | 0 | 0 | 1 | 1 | 0 | 0 | 0 | 0 | 0 | 14 | 19 | 0.00 | 1.000 | | | | | | | | | | |
| Derrick Turnbow R ERA: 4.15 | 1.0 | | 4 | 0 | 0 | 0 | 2 | 1 | 0 | 0 | 0 | 0 | 0 | 10 | 18 | 0.00 | 1.000 | | | | | | | | | | |
| 73 Seth McClung R ERA: 27.0 | 0.1 | S | 1 | 0 | 0 | 0 | 1 | 0 | 0 | 0 | 0 | 0 | 0 | 8 | 14 | 27.00 | 4.500 | | | | | | | | | | |
| Francisco Cordero R ERA: 3.2 | 0.1 | | 1 | 0 | 0 | 0 | 1 | 0 | 0 | 0 | 0 | 0 | 0 | 4 | 4 | 0.00 | 0.000 | | | | | | | | | | |

Milwaukee Brewers @ Arizona Diamondbacks
Chase Field, Phoenix, AZ
Tue Aug 21 2007, 6:40 PM MST
Att: 27,789 - Clear - 81 F

AB 37
R 4
H 9
RBI 4
BB 3
SO 10
LOB 19



| Batter | 1 | 2 | 3 | 4 | 5 | 6 | 7 | 8 | 9 | AB | R | H | RBI | BB | SO | LOB | TOP | | |
|---|---|---|---|--|------------------------------|----------------------------------|------------------------------|----------------------------------|------------------------------|----------------------------------|------------------------------|----------------------------------|------------------------------|---------------------------------|----------------------------------|------------------------------------|----------------------------------|--------|--|
| Gabe Gross, L OBP: 0.338, SLG: 0.496 | | | | | | | | | | 4 | 2 | 2 | 0 | 0 | 0 | 2 | | | |
| Craig Counsell, L OBP: 0.327, SLG: 0.313 | | | | | | | | | | 4 | 0 | 1 | 1 | 0 | 0 | 1 | | | |
| 28 Prince Fielder, L OBP: 0.377, SLG: 0.608 | | | | | | | | | | 4 | 0 | 1 | 1 | 0 | 0 | 1 | | | |
| 8 Ryan Braun, R OBP: 0.378, SLG: 0.643 | | | | | | | | | | 4 | 0 | 0 | 0 | 0 | 3 | 2 | | | |
| Geoff Jenkins, L OBP: 0.337, SLG: 0.509 | | | | | | | | | | 4 | 0 | 0 | 0 | 0 | 1 | 2 | | | |
| 2 Bill Hall, R OBP: 0.325, SLG: 0.444 | | | | | | | | | | 4 | 0 | 1 | 0 | 0 | 2 | 0 | | | |
| Damian Miller, R OBP: 0.297, SLG: 0.347 Johnny Estrada, S OBP: 0.295, SLG: 0.404 | | | | | | | | | | 3 | 0 | 0 | 0 | 0 | 0 | 0 | | | |
| 7 J.J. Hardy, R OBP: 0.327, SLG: 0.476 | | | | | | | | | | 4 | 0 | 1 | 0 | 0 | 0 | 2 | | | |
| 37 Jeff Suppan, R OBP: 0.137, SLG: 0.083 Brian Shouse, L (8, 1) | | | | | | | | | | 2 | 0 | 0 | 0 | 1 | 0 | 1 | | | |
| Inning Stats | R: 1 E: 0 K: 1 S: 12 | H: 2 LOB: 1 BB: 0 P: 22 | R: 0 E: 1 K: 0 S: 4 | H: 0 LOB: 1 BB: 0 P: 6 | R: 0 E: 0 K: 0 S: 7 | H: 0 LOB: 0 BB: 0 P: 10 | R: 0 E: 0 K: 1 S: 7 | H: 2 LOB: 1 BB: 0 P: 10 | R: 0 E: 0 K: 1 S: 9 | H: 1 LOB: 2 BB: 1 P: 17 | R: 0 E: 0 K: 1 S: 8 | H: 0 LOB: 0 BB: 0 P: 12 | R: 0 E: 0 K: 0 S: 5 | H: 1 LOB: 1 BB: 0 P: 6 | 1B: 3 2B: 3 3B: 0 HR: 0 | SF: 0 SAC: 0 DP: 0 HBP: 0 | WP: 0 PB: 0 SB: 1 CS: 0 | PA: 35 | |
| PITCHER | IP WLS BF H R ER SO BB IBB HBP BLK WP HR S P ERA WHIP | 7.0 W 28 5 2 2 5 1 0 0 0 0 0 56 99 2.57 0.857 | 1.0 H 3 0 0 0 1 0 0 0 0 0 0 8 12 0.00 0.000 | 1.0 S 4 1 0 0 0 0 0 0 0 0 0 5 6 0.00 1.000 | | | | | | | | | | | | | | | |

Milwaukee Brewers @ Arizona Diamondbacks
 Chase Field, Phoenix, AZ
 Wed Aug 22 2007, 6:40 PM MST
 Att: 31,708 - Roof Closed - 79 F

AB 34
 R 2
 H 6
 RBI 2
 BB 1
 SO 6
 LOB 12

| Batter | 1 | 2 | 3 | 4 | 5 | 6 | 7 | 8 | 9 | AB | R | H | RBI | BB | SO | LOB | BOTTOM | | | |
|--|---|---|---|---------------------------------|------------------------------|---------------------------------|-------------------------------|----------------------------------|------------------------------|---------------------------------|------------------------------|----------------------------------|------------------------------|----------------------------------|------------------------------|----------------------------------|----------------------------------|------------------------------------|----------------------------------|--------|
| 24 Chris Young, R OBP: 0.289, SLG: 0.470 | | | | | | | | | | 4 | 1 | 1 | 1 | 0 | 0 | 1 | | | | |
| 1 Orlando Hudson, S OBP: 0.383, SLG: 0.449 | | | | | | | | | | 4 | 1 | 3 | 0 | 0 | 0 | 1 | | | | |
| 22 Eric Byrnes, R OBP: 0.366, SLG: 0.487 | | | | | | | | | | 4 | 0 | 0 | 0 | 0 | 1 | 3 | | | | |
| Tony Clark, S OBP: 0.282, SLG: 0.459 | | | | | | | | | | 3 | 0 | 1 | 1 | 0 | 0 | 1 | | | | |
| 6 Stephen Drew, L OBP: 0.301, SLG: 0.364 | | | | | | | | | | 3 | 1 | 1 | 0 | 0 | 0 | 1 | | | | |
| 19 Chris Snyder, R OBP: 0.333, SLG: 0.440 | | | | | | | | | | 3 | 0 | 1 | 0 | 0 | 0 | 1 | | | | |
| Jeff Cirillo, R OBP: 0.322, SLG: 0.378 | | | | | | | | | | 3 | 0 | 0 | 1 | 0 | 0 | 1 | | | | |
| 10 Justin Upton, R OBP: 0.279, SLG: 0.413 | | | | | | | | | | 2 | 0 | 0 | 0 | 1 | 0 | 0 | | | | |
| 17 Brandon Webb, R OBP: 0.070, SLG: 0.088 34 Conor Jackson, R OBP: 0.363, SLG: 0.427 Brandon Lyon, R OBP: 0.363, SLG: 0.427 Jose Valverde, R (9, 1) | | | | | | | | | | 2 | 0 | 1 | 0 | 0 | 0 | 0 | | | | |
| Inning Stats | R: 2 E: 0 K: 0 S: 13 | H: 2 LOB: 0 BB: 0 P: 18 | R: 0 E: 0 K: 0 S: 5 | H: 0 LOB: 0 BB: 0 P: 7 | R: 0 E: 0 K: 0 S: 6 | H: 1 LOB: 0 BB: 0 P: 8 | R: 0 E: 0 K: 1 S: 11 | H: 1 LOB: 1 BB: 0 P: 17 | R: 0 E: 0 K: 0 S: 5 | H: 0 LOB: 0 BB: 0 P: 9 | R: 0 E: 0 K: 0 S: 7 | H: 1 LOB: 0 BB: 0 P: 10 | R: 1 E: 0 K: 0 S: 7 | H: 2 LOB: 2 BB: 1 P: 18 | R: 0 E: 0 K: 0 S: 8 | H: 1 LOB: 1 BB: 0 P: 15 | 1B: 6 2B: 0 3B: 1 HR: 1 | SF: 1 SAC: 0 DP: 2 HBP: 0 | WP: 0 PB: 0 SB: 0 CS: 0 | PA: 31 |
| PITCHER | IP WLS BF H R ER SO BB IBB HBP BLK WP HR S P ERA WHIP | 7.0 L 27 7 3 3 1 0 0 0 0 0 0 54 87 3.86 1.000 | 1.0 4 1 0 0 0 0 0 0 0 0 0 8 15 0.00 1.000 | | | | | | | | | | | | | | | | | |

Milwaukee Brewers @ Arizona Diamondbacks
 Chase Field, Phoenix, AZ
 Wed Aug 22 2007, 6:40 PM MST
 Att: 31,708 - Roof Closed - 79 F

AB 29
 R 3
 H 8
 RBI 3
 BB 1
 SO 1
 LOB 11

| Batter | 1 | 2 | 3 | 4 | 5 | 6 | 7 | 8 | 9 | AB | R | H | RBI | BB | SO | LOB | TOP | | | | |
|---|---|---|---|---|---|---|---|---|---|---|---|---|---|---|---|---|---|---|---|---|---|
| 23 Rickie Weeks Jr. R OBP: 0.341, SLG: 0.581 | | | | | | | | | | 3 | 1 | 2 | 1 | 2 | 1 | 0 | Milwaukee Brewers @ San Francisco Giants AT&T Park, San Francisco, CA Fri Aug 24 2007, 7:15 PM PDT Att: 37,583 - Clear - 68 F | | | | |
| 1 Corey Hart R OBP: 0.341, SLG: 0.509 | | | | | | | | | | 5 | 1 | 3 | 0 | 0 | 2 | 4 | | | | | |
| 8 Ryan Braun, R OBP: 0.379, SLG: 0.642 | | | | | | | | | | | 5 | 1 | 2 | 1 | 0 | 1 | | | | | |
| 2 Bill Hall, R OBP: 0.323, SLG: 0.440 | | | | | | | | | | | 5 | 1 | 1 | 0 | 0 | 3 | | | | | |
| Kevin Mench, R OBP: 0.296, SLG: 0.426 | | | | | | | | | | | 4 | 1 | 1 | 1 | 0 | 0 | | | | | |
| 73 Seth McClung, L | | | | | | | | | | | 0 | 0 | 0 | 0 | 0 | 0 | | | | | |
| Gabe Gross, L OBP: 0.344, SLG: 0.500 | | | | | | | | | | | 1 | 0 | 1 | 0 | 0 | 0 | | | | | |
| Johnny Estrada, S OBP: 0.295, SLG: 0.407 | | | | | | | | | | | 5 | 0 | 3 | 0 | 0 | 1 | | | | | |
| 27 Joe Dillon, R OBP: 0.406, SLG: 0.548 | | | | | | | | | | | 5 | 1 | 1 | 1 | 0 | 1 | | | | | |
| 7 J.J. Hardy, R OBP: 0.326, SLG: 0.475 | | | | | | | | | | 4 | 0 | 1 | 1 | 0 | 0 | 0 | | | | | |
| 46 Claudio Vargas, R OBP: 0.135, SLG: 0.162 | | | | | | | | | | 0 | 0 | 0 | 0 | 0 | 0 | 0 | | | | | |
| Matt Wise, R OBP: 1.000, SLG: 1.000 | | | | | | | | | | 0 | 0 | 0 | 0 | 0 | 0 | 0 | | | | | |
| 31 Dave Bush, R OBP: 0.140, SLG: 0.167 | | | | | | | | | | 1 | 0 | 0 | 0 | 0 | 0 | 0 | | | | | |
| 39 Chris Capuano, L OBP: 0.282, SLG: 0.324 | | | | | | | | | | 2 | 0 | 1 | 1 | 0 | 0 | 0 | | | | | |
| Geoff Jenkins, L OBP: 0.336, SLG: 0.507 | | | | | | | | | | 1 | 0 | 0 | 0 | 0 | 1 | 0 | | | | | |
| Inning Stats | R: 3 E: 1 K: 2 S: 16 | H: 5 LOB: 2 BB: 0 P: 25 | R: 1 E: 0 K: 0 S: 10 | H: 2 LOB: 1 BB: 0 P: 15 | R: 2 E: 0 K: 1 S: 20 | H: 4 LOB: 3 BB: 1 P: 31 | R: 0 E: 0 K: 0 S: 11 | H: 0 LOB: 0 BB: 0 P: 7 | R: 0 E: 0 K: 2 S: 11 | H: 0 LOB: 1 BB: 1 P: 22 | R: 0 E: 0 K: 1 S: 8 | H: 0 LOB: 0 BB: 0 P: 8 | R: 0 E: 0 K: 2 S: 14 | H: 2 LOB: 2 BB: 0 P: 20 | R: 0 E: 0 K: 1 S: 10 | H: 2 LOB: 1 BB: 0 P: 15 | 1B: 13 2B: 3 3B: 1 HR: 1 | SF: 0 SAC: 0 DP: 1 HBP: 0 | WP: 0 PB: 0 SB: 2 CS: 0 | PA: 43 | |
| PITCHER | IP WLS BF H R ER SO BB IBB HBP BLK WP HR S P ERA WHIP | IP WLS BF H R ER SO BB IBB HBP BLK WP HR S P ERA WHIP | IP WLS BF H R ER SO BB IBB HBP BLK WP HR S P ERA WHIP | IP WLS BF H R ER SO BB IBB HBP BLK WP HR S P ERA WHIP | IP WLS BF H R ER SO BB IBB HBP BLK WP HR S P ERA WHIP | IP WLS BF H R ER SO BB IBB HBP BLK WP HR S P ERA WHIP | IP WLS BF H R ER SO BB IBB HBP BLK WP HR S P ERA WHIP | IP WLS BF H R ER SO BB IBB HBP BLK WP HR S P ERA WHIP | IP WLS BF H R ER SO BB IBB HBP BLK WP HR S P ERA WHIP | IP WLS BF H R ER SO BB IBB HBP BLK WP HR S P ERA WHIP | IP WLS BF H R ER SO BB IBB HBP BLK WP HR S P ERA WHIP | IP WLS BF H R ER SO BB IBB HBP BLK WP HR S P ERA WHIP | IP WLS BF H R ER SO BB IBB HBP BLK WP HR S P ERA WHIP | IP WLS BF H R ER SO BB IBB HBP BLK WP HR S P ERA WHIP | IP WLS BF H R ER SO BB IBB HBP BLK WP HR S P ERA WHIP | IP WLS BF H R ER SO BB IBB HBP BLK WP HR S P ERA WHIP | IP WLS BF H R ER SO BB IBB HBP BLK WP HR S P ERA WHIP | IP WLS BF H R ER SO BB IBB HBP BLK WP HR S P ERA WHIP | IP WLS BF H R ER SO BB IBB HBP BLK WP HR S P ERA WHIP | IP WLS BF H R ER SO BB IBB HBP BLK WP HR S P ERA WHIP | IP WLS BF H R ER SO BB IBB HBP BLK WP HR S P ERA WHIP |

| Batter | 1 | 2 | 3 | 4 | 5 | 6 | 7 | 8 | 9 | AB | R | H | RBI | BB | SO | LOB | BOTTOM | | | | |
|--|---|---|---|---|---|---|---|---|---|---|---|---|---|---|---|---|---|---|---|---|---|
| 10 Dave Roberts, L OBP: 0.336, SLG: 0.373 | | | | | | | | | | 5 | 1 | 2 | 0 | 0 | 1 | 0 | Milwaukee Brewers @ San Francisco Giants AT&T Park, San Francisco, CA Fri Aug 24 2007, 7:15 PM PDT Att: 37,583 - Clear - 68 F | | | | |
| Rav Durham, S OBP: 0.302, SLG: 0.354 | | | | | | | | | | 3 | 1 | 1 | 1 | 0 | 1 | 2 | | | | | |
| 19 Kevin Frandsen, R OBP: 0.287, SLG: 0.331 | | | | | | | | | | 2 | 1 | 1 | 1 | 0 | 0 | 0 | | | | | |
| 2 Randy Winn, S OBP: 0.348, SLG: 0.416 | | | | | | | | | | 4 | 1 | 2 | 0 | 0 | 0 | 0 | | | | | |
| Barry Bonds, L OBP: 0.493, SLG: 0.597 | | | | | | | | | | | 4 | 2 | 2 | 2 | 0 | 0 | | | | | |
| Rajai Davis, R OBP: 0.369, SLG: 0.410 | | | | | | | | | | | 0 | 0 | 0 | 0 | 0 | 0 | | | | | |
| Ryan Klesko, L OBP: 0.354, SLG: 0.425 | | | | | | | | | | | 4 | 1 | 1 | 0 | 0 | 1 | | | | | |
| 1 Bengie Molina, R OBP: 0.295, SLG: 0.420 | | | | | | | | | | | 4 | 0 | 1 | 0 | 0 | 1 | | | | | |
| Pedro Feliz, R OBP: 0.292, SLG: 0.413 | | | | | | | | | | | 3 | 2 | 1 | 0 | 1 | 0 | | | | | |
| 13 Omar Vizquel, S OBP: 0.309, SLG: 0.311 | | | | | | | | | | | 4 | 1 | 2 | 3 | 0 | 0 | | | | | |
| 51 Noah Lowry, R OBP: 0.105, SLG: 0.179 | | | | | | | | | | | 3 | 1 | 2 | 3 | 0 | 1 | | | | | |
| Scott Atchison, R | | | | | | | | | | 1 | 0 | 0 | 0 | 0 | 0 | 1 | | | | | |
| Steve Kline, S | | | | | | | | | | 0 | 0 | 0 | 0 | 0 | 0 | 0 | | | | | |
| 31 Vinnie Chulk, R OBP: 0.333, SLG: 0.333 | | | | | | | | | | 0 | 0 | 0 | 0 | 0 | 0 | 0 | | | | | |
| Inning Stats | R: 6 E: 0 K: 2 S: 21 | H: 6 LOB: 2 BB: 1 P: 38 | R: 0 E: 0 K: 1 S: 9 | H: 1 LOB: 1 BB: 0 P: 13 | R: 2 E: 0 K: 1 S: 8 | H: 2 LOB: 0 BB: 0 P: 13 | R: 1 E: 0 K: 0 S: 4 | H: 1 LOB: 0 BB: 0 P: 8 | R: 0 E: 0 K: 1 S: 8 | H: 0 LOB: 0 BB: 0 P: 10 | R: 1 E: 0 K: 0 S: 14 | H: 3 LOB: 1 BB: 0 P: 15 | R: 0 E: 0 K: 0 S: 5 | H: 0 LOB: 0 BB: 0 P: 10 | R: 0 E: 0 K: 1 S: 5 | H: 0 LOB: 0 BB: 0 P: 10 | 1B: 9 2B: 3 3B: 0 HR: 3 | SF: 0 SAC: 0 DP: 2 HBP: 1 | WP: 0 PB: 0 SB: 2 CS: 0 | PA: 39 | |
| PITCHER | IP WLS BF H R ER SO BB IBB HBP BLK WP HR S P ERA WHIP | IP WLS BF H R ER SO BB IBB HBP BLK WP HR S P ERA WHIP | IP WLS BF H R ER SO BB IBB HBP BLK WP HR S P ERA WHIP | IP WLS BF H R ER SO BB IBB HBP BLK WP HR S P ERA WHIP | IP WLS BF H R ER SO BB IBB HBP BLK WP HR S P ERA WHIP | IP WLS BF H R ER SO BB IBB HBP BLK WP HR S P ERA WHIP | IP WLS BF H R ER SO BB IBB HBP BLK WP HR S P ERA WHIP | IP WLS BF H R ER SO BB IBB HBP BLK WP HR S P ERA WHIP | IP WLS BF H R ER SO BB IBB HBP BLK WP HR S P ERA WHIP | IP WLS BF H R ER SO BB IBB HBP BLK WP HR S P ERA WHIP | IP WLS BF H R ER SO BB IBB HBP BLK WP HR S P ERA WHIP | IP WLS BF H R ER SO BB IBB HBP BLK WP HR S P ERA WHIP | IP WLS BF H R ER SO BB IBB HBP BLK WP HR S P ERA WHIP | IP WLS BF H R ER SO BB IBB HBP BLK WP HR S P ERA WHIP | IP WLS BF H R ER SO BB IBB HBP BLK WP HR S P ERA WHIP | IP WLS BF H R ER SO BB IBB HBP BLK WP HR S P ERA WHIP | IP WLS BF H R ER SO BB IBB HBP BLK WP HR S P ERA WHIP | IP WLS BF H R ER SO BB IBB HBP BLK WP HR S P ERA WHIP | IP WLS BF H R ER SO BB IBB HBP BLK WP HR S P ERA WHIP | IP WLS BF H R ER SO BB IBB HBP BLK WP HR S P ERA WHIP | IP WLS BF H R ER SO BB IBB HBP BLK WP HR S P ERA WHIP |

Milwaukee Brewers @ San Francisco Giants
 AT&T Park, San Francisco, CA
 Fri Aug 24 2007, 7:15 PM PDT
 Att: 37,583 - Clear - 68 F

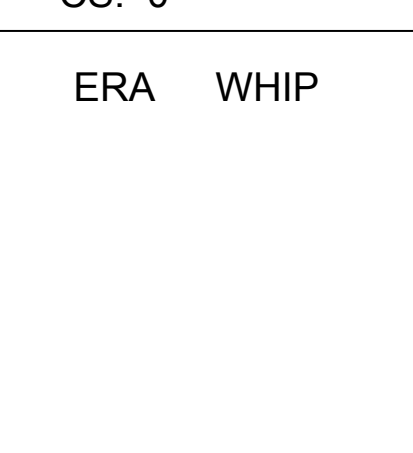
AB 41
 R 6
 H 16
 RBI 6
 BB 2
 SO 10
 LOB 18

Milwaukee Brewers @ San Francisco Giants
 AT&T Park, San Francisco, CA
 Fri Aug 24 2007, 7:15 PM PDT
 Att: 37,583 - Clear - 68 F

Milwaukee Brewers @ San Francisco Giants
 AT&T Park, San Francisco, CA
 Fri Aug 24 2007, 7:15 PM PDT
 Att: 37,583 - Clear - 68 F

AB 37
 R 11
 H 15
 RBI 10
 BB 1
 SO 5
 LOB 13

AB 37
 R 11
 H 15
 RBI 10
 BB 1
 SO 5
 LOB 13



| Batter | 1 | 2 | 3 | 4 | 5 | 6 | 7 | 8 | 9 | AB | R | H | RBI | BB | SO | LOB | TOP | | | | | | | | | | | |
|--|---|---|--|--|-------------------------------|----------------------------------|------------------------------|----------------------------------|------------------------------|---------------------------------|-------------------------------|----------------------------------|------------------------------|----------------------------------|---|---|---|--|----------------------------------|------------------------------------|-------------------------|--------|--|--|--|--|--|--|
| 23 Rickie Weeks Jr., R OBP: 0.417, SLG: 0.583 | | | | | | | | | | 4 | 0 | 2 | 0 | 0 | 1 | 1 | Milwaukee Brewers @ San Francisco Giants AT&T Park, San Francisco, CA Sat Aug 25 2007, 6:05 PM PDT Att: 39,069 - Clear - 69 F | | | | | | | | | | | |
| 27 Joe Dillon, R OBP: 0.417, SLG: 0.543 | | | | | | | | | | 4 | 0 | 2 | 1 | 0 | 0 | 1 | | | | | | | | | | | | |
| 8 Ryan Braun, R OBP: 0.377, SLG: 0.640 | | | | | | | | | | 4 | 1 | 1 | 0 | 0 | 0 | 3 | | | | | | | | | | | | |
| Gabe Gross, L OBP: 0.338, SLG: 0.491 | | | | | | | | | | 2 | 0 | 0 | 0 | 0 | 0 | 1 | | | | | | | | | | | | |
| 1 Corey Hart, R OBP: 0.342, SLG: 0.509 | | | | | | | | | | 2 | 0 | 1 | 1 | 0 | 1 | 2 | | | | | | | | | | | | |
| 2 Bill Hall, R OBP: 0.320, SLG: 0.436 | | | | | | | | | | 4 | 0 | 0 | 0 | 0 | 2 | 1 | | | | | | | | | | | | |
| Geoff Jenkins, L OBP: 0.332, SLG: 0.501 | | | | | | | | | | 4 | 0 | 0 | 0 | 0 | 1 | 0 | | | | | | | | | | | | |
| Johnny Estrada, S OBP: 0.301, SLG: 0.408 | | | | | | | | | | 4 | 0 | 2 | 0 | 0 | 0 | 0 | | | | | | | | | | | | |
| 7 J.J. Hardy, R OBP: 0.324, SLG: 0.471 | | | | | | | | | | 4 | 0 | 0 | 0 | 0 | 1 | 2 | | | | | | | | | | | | |
| 49 Yovani Gallardo, R OBP: 0.286, SLG: 0.407 | | | | | | | | | | 1 | 0 | 0 | 0 | 0 | 1 | 0 | | | | | | | | | | | | |
| 43 Manny Parra, L OBP: 0.286, SLG: 0.571 | | | | | | | | | | 1 | 1 | 1 | 0 | 0 | 0 | 0 | | | | | | | | | | | | |
| Brian Shouse, L OBP: 0.295, SLG: 0.424 | | | | | | | | | | 0 | 0 | 0 | 0 | 0 | 0 | 0 | | | | | | | | | | | | |
| Kevin Mench, R OBP: 0.295, SLG: 0.424 | | | | | | | | | | 0 | 0 | 0 | 0 | 0 | 0 | 0 | | | | | | | | | | | | |
| Derrick Turnbow, R OBP: 0.295, SLG: 0.424 | | | | | | | | | | 0 | 0 | 0 | 0 | 0 | 0 | 0 | | | | | | | | | | | | |
| Inning Stats | R: 0 E: 0 K: 1 S: 9 | H: 1 LOB: 1 BB: 0 P: 13 | R: 0 E: 0 K: 2 S: 9 | H: 0 LOB: 0 BB: 0 P: 15 | R: 0 E: 0 K: 1 S: 12 | H: 1 LOB: 1 BB: 0 P: 20 | R: 0 E: 0 K: 0 S: 8 | H: 0 LOB: 0 BB: 0 P: 12 | R: 0 E: 0 K: 0 S: 5 | H: 1 LOB: 0 BB: 0 P: 8 | R: 2 E: 0 K: 0 S: 16 | H: 3 LOB: 1 BB: 0 P: 19 | R: 0 E: 0 K: 1 S: 8 | H: 0 LOB: 0 BB: 0 P: 12 | R: 0 E: 0 K: 1 S: 12 | H: 2 LOB: 2 BB: 0 P: 16 | R: 0 E: 0 K: 1 S: 11 | H: 1 LOB: 1 BB: 0 P: 16 | 1B: 7 2B: 2 3B: 0 HR: 0 | SF: 0 SAC: 0 DP: 1 HBP: 0 | WP: 0 PB: 0 CS: 0 | PA: 35 | | | | | | |
| PITCHER | IP WLS BF H R ER SO BB IBB HBP BLK WP HR S P ERA WHIP | 5.2 W 21 5 2 2 4 0 0 0 0 0 0 56 84 3.18 0.882 | 1.2 8 3 0 0 1 0 0 0 0 0 0 18 24 0.00 1.800 | 1.2 S 6 1 0 0 2 0 0 0 0 0 0 16 23 0.00 0.600 | | | | | | | | | | | IP WLS BF H R ER SO BB IBB HBP BLK WP HR S P ERA WHIP | 5.2 W 21 5 2 2 4 0 0 0 0 0 0 56 84 3.18 0.882 | 1.2 8 3 0 0 1 0 0 0 0 0 0 18 24 0.00 1.800 | 1.2 S 6 1 0 0 2 0 0 0 0 0 0 16 23 0.00 0.600 | | | | | | | | | | |

| Batter | 1 | 2 | 3 | 4 | 5 | 6 | 7 | 8 | 9 | AB | R | H | RBI | BB | SO | LOB | BOTTOM | | | | | | | | | | | | | |
|--|---|---|--|---|---|----------------------------------|------------------------------|----------------------------------|------------------------------|----------------------------------|------------------------------|----------------------------------|------------------------------|----------------------------------|----------------------------------|---|---|--|---|---|--|--|--|--|--|--|--|--|--|--|
| 10 Dave Roberts, L OBP: 0.340, SLG: 0.375 | | | | | | | | | | 3 | 1 | 1 | 0 | 2 | 1 | 0 | Milwaukee Brewers @ San Francisco Giants AT&T Park, San Francisco, CA Sat Aug 25 2007, 6:05 PM PDT Att: 39,069 - Clear - 69 F | | | | | | | | | | | | | |
| 13 Omar Vizquel, S OBP: 0.306, SLG: 0.309 | | | | | | | | | | 5 | 1 | 1 | 0 | 0 | 1 | 4 | | | | | | | | | | | | | | |
| 2 Randy Winn, S OBP: 0.349, SLG: 0.417 | | | | | | | | | | 4 | 1 | 2 | 0 | 0 | 1 | 1 | | | | | | | | | | | | | | |
| Barry Bonds, L OBP: 0.495, SLG: 0.598 | | | | | | | | | | 3 | 2 | 2 | 2 | 1 | 0 | 0 | | | | | | | | | | | | | | |
| Rajai Davis, R OBP: 0.369, SLG: 0.410 | | | | | | | | | | 0 | 0 | 0 | 0 | 0 | 0 | 0 | | | | | | | | | | | | | | |
| Ryan Klesko, L OBP: 0.358, SLG: 0.431 | | | | | | | | | | 3 | 1 | 2 | 1 | 1 | 0 | 2 | | | | | | | | | | | | | | |
| 1 Bengie Molina, R OBP: 0.300, SLG: 0.421 | | | | | | | | | | 4 | 0 | 2 | 1 | 0 | 0 | 1 | | | | | | | | | | | | | | |
| Pedro Feliz, R OBP: 0.292, SLG: 0.412 | | | | | | | | | | 4 | 0 | 1 | 1 | 0 | 1 | 3 | | | | | | | | | | | | | | |
| 19 Kevin Frandsen, R OBP: 0.286, SLG: 0.328 | | | | | | | | | | 2 | 0 | 0 | 1 | 1 | 0 | 2 | | | | | | | | | | | | | | |
| 32 Kevin Correia, R OBP: 0.200, SLG: 0.200 | | | | | | | | | | 2 | 0 | 0 | 0 | 0 | 1 | 2 | | | | | | | | | | | | | | |
| 20 Pat Misch, R | | | | | | | | | | 1 | 0 | 0 | 0 | 0 | 1 | 0 | | | | | | | | | | | | | | |
| 38 Brian Wilson, R | | | | | | | | | | 0 | 0 | 0 | 0 | 0 | 0 | 0 | | | | | | | | | | | | | | |
| Inning Stats | R: 4 E: 0 K: 0 S: 19 | H: 5 LOB: 1 BB: 1 P: 28 | R: 0 E: 0 K: 3 S: 13 | H: 1 LOB: 0 BB: 0 P: 21 | R: 1 E: 0 K: 0 S: 12 | H: 1 LOB: 2 BB: 2 P: 24 | R: 1 E: 0 K: 0 S: 9 | H: 3 LOB: 1 BB: 0 P: 13 | R: 0 E: 0 K: 2 S: 8 | H: 0 LOB: 0 BB: 0 P: 10 | R: 0 E: 0 K: 0 S: 9 | H: 1 LOB: 1 BB: 0 P: 13 | R: 0 E: 0 K: 1 S: 9 | H: 0 LOB: 2 BB: 2 P: 17 | 1B: 9 2B: 2 3B: 0 HR: 0 | SF: 1 SAC: 1 DP: 2 HBP: 0 | WP: 1 PB: 0 CS: 0 | PA: 38 | | | | | | | | | | | | |
| PITCHER | IP WLS BF H R ER SO BB IBB HBP BLK WP HR S P ERA WHIP | 3.0 L 18 7 3 1 1 2 0 0 0 0 0 0 25 37 3.00 1.000 | 3.0 11 3 1 1 2 0 0 0 0 0 0 9 13 0.00 1.000 | 1.0 4 1 0 0 0 0 0 0 0 0 0 9 13 0.00 1.000 | 1.0 5 0 0 0 1 2 0 0 0 0 0 9 17 0.00 2.000 | | | | | | | | | | | IP WLS BF H R ER SO BB IBB HBP BLK WP HR S P ERA WHIP | 3.0 L 18 7 3 1 1 2 0 0 0 0 0 0 25 37 3.00 1.000 | 3.0 11 3 1 1 2 0 0 0 0 0 0 9 13 0.00 1.000 | 1.0 4 1 0 0 0 0 0 0 0 0 0 9 13 0.00 1.000 | 1.0 5 0 0 0 1 2 0 0 0 0 0 9 17 0.00 2.000 | | | | | | | | | | |

| Batter | 1 | 2 | 3 | 4 | 5 | 6 | 7 | 8 | 9 | AB | R | H | RBI | BB | SO | LOB | TOP | | | | | | | | | | |
|--|-------------------------------|----------------------------------|-------------------------------|----------------------------------|-------------------------------|----------------------------------|-------------------------------|----------------------------------|------------------------------|---------------------------------|------------------------------|----------------------------------|-------------------------------|----------------------------------|-------------------------------|----------------------------------|-------------------------------|----------------------------------|----------------------------------|------------------------------------|----------------------------------|--------|--|--|--|--|--|
| 23 Ricke Weeks Jr. R OBP: 0.349, SLG: 0.580 | | | | | | | | | | 5 | 1 | 1 | 0 | 0 | 1 | 3 | | | | | | | | | | | |
| Gabe Gross L OBP: 0.331, SLG: 0.479 | | | | | | | | | | 3 | 0 | 0 | 0 | 0 | 2 | 4 | | | | | | | | | | | |
| 2 Bill Hall R OBP: 0.319, SLG: 0.435 | | | | | | | | | | 1 | 0 | 0 | 0 | 0 | 1 | 0 | | | | | | | | | | | |
| 28 Prince Fielder L OBP: 0.376, SLG: 0.604 | | | | | | | | | | 3 | 1 | 0 | 0 | 1 | 0 | 1 | | | | | | | | | | | |
| 8 Ryan Braun R OBP: 0.378, SLG: 0.648 | | | | | | | | | | 4 | 1 | 2 | 3 | 0 | 1 | 1 | | | | | | | | | | | |
| Geoff Jenkins L OBP: 0.332, SLG: 0.501 | | | | | | | | | | 4 | 1 | 1 | 0 | 0 | 0 | 2 | | | | | | | | | | | |
| 1 Cory Hart R OBP: 0.341, SLG: 0.506 | | | | | | | | | | 4 | 0 | 1 | 0 | 0 | 0 | 1 | | | | | | | | | | | |
| Damian Miller R OBP: 0.296, SLG: 0.340 | | | | | | | | | | 3 | 0 | 0 | 0 | 1 | 2 | 2 | | | | | | | | | | | |
| 7 J.J. Hardy R OBP: 0.325, SLG: 0.471 | | | | | | | | | | 4 | 0 | 2 | 1 | 0 | 0 | 0 | | | | | | | | | | | |
| 31 Dave Bush R OBP: 0.133, SLG: 0.159 | | | | | | | | | | 2 | 0 | 0 | 0 | 0 | 1 | 1 | | | | | | | | | | | |
| Brian Shouse L | | | | | | | | | | 0 | 0 | 0 | 0 | 0 | 0 | 0 | | | | | | | | | | | |
| Scott Linebrink R | | | | | | | | | | 0 | 0 | 0 | 0 | 0 | 0 | 0 | | | | | | | | | | | |
| 27 Joe Dillon R OBP: 0.432, SLG: 0.556 | | | | | | | | | | 1 | 0 | 1 | 0 | 0 | 0 | 0 | | | | | | | | | | | |
| Inning Stats | R: 0 E: 0 K: 1 S: 13 | H: 1 LOB: 1 BB: 0 P: 16 | R: 1 E: 0 K: 1 S: 12 | H: 3 LOB: 1 BB: 0 P: 14 | R: 3 E: 2 K: 1 S: 15 | H: 1 LOB: 0 BB: 1 P: 26 | R: 0 E: 0 K: 1 S: 13 | H: 0 LOB: 2 BB: 1 P: 21 | R: 0 E: 0 K: 0 S: 7 | H: 0 LOB: 0 BB: 0 P: 8 | R: 0 E: 0 K: 1 S: 8 | H: 0 LOB: 0 BB: 0 P: 10 | R: 0 E: 0 K: 2 S: 10 | H: 0 LOB: 0 BB: 0 P: 15 | R: 0 E: 0 K: 0 S: 10 | H: 0 LOB: 1 BB: 0 P: 15 | R: 0 E: 0 K: 1 S: 10 | H: 1 LOB: 1 BB: 0 P: 16 | 1B: 6 2B: 1 3B: 0 HR: 1 | SF: 0 SAC: 1 DP: 1 HBP: 0 | WP: 0 PB: 0 SB: 0 CS: 1 | PA: 38 | | | | | |
| PITCHER | IP | WLS | BF | H | R | ER | SO | BB | IBB | HBP | BLK | WP | HR | S | P | ERA | WHIP | | | | | | | | | | |
| 55 Tim Lincecum R ERA: 3.94 | 6.0 | | 26 | 7 | 4 | 3 | 5 | 2 | 0 | 0 | 0 | 0 | 1 | 68 | 95 | 4.50 | 1.500 | | | | | | | | | | |
| Jack Taschner L ERA: 5.0 | 1.0 | | 3 | 0 | 0 | 0 | 2 | 0 | 0 | 0 | 0 | 0 | 0 | 10 | 15 | 0.00 | 0.000 | | | | | | | | | | |
| Steve Kline L ERA: 4.43 | 1.0 | W | 4 | 0 | 0 | 0 | 0 | 0 | 0 | 0 | 0 | 0 | 0 | 10 | 15 | 0.00 | 0.000 | | | | | | | | | | |
| 41 Brad Hennessey R ERA: 3.17 | 1.0 | S | 4 | 1 | 0 | 0 | 1 | 0 | 0 | 0 | 0 | 0 | 0 | 10 | 16 | 0.00 | 1.000 | | | | | | | | | | |

Milwaukee Brewers @ San Francisco Giants
AT&T Park, San Francisco, CA
Sun Aug 26 2007, 1:05 PM PDT
Att. 40,997 - Overcast - 67 F

AB 34
R 4
H 8
RBI 4
BB 2
SO 8
LOB 15



| Batter | 1 | 2 | 3 | 4 | 5 | 6 | 7 | 8 | 9 | AB | R | H | RBI | BB | SO | LOB | BOTTOM | | | | | | | | | | |
|--|------------------------------|----------------------------------|-------------------------------|----------------------------------|------------------------------|----------------------------------|------------------------------|---------------------------------|------------------------------|----------------------------------|------------------------------|---------------------------------|-------------------------------|----------------------------------|-------------------------------|----------------------------------|----------------------------------|------------------------------------|----------------------------------|--------|--|--|--|--|--|--|--|
| 10 Dave Roberts L OBP: 0.339, SLG: 0.372 | | | | | | | | | | 3 | 1 | 0 | 0 | 1 | 0 | 2 | | | | | | | | | | | |
| Rajai Davis R OBP: 0.368, SLG: 0.408 | | | | | | | | | | 3 | 0 | 1 | 0 | 0 | 0 | 1 | | | | | | | | | | | |
| 2 Randy Winn S OBP: 0.349, SLG: 0.417 | | | | | | | | | | 4 | 0 | 1 | 2 | 0 | 2 | 1 | | | | | | | | | | | |
| Pedro Feliz R OBP: 0.292, SLG: 0.410 | | | | | | | | | | 4 | 1 | 1 | 0 | 0 | 0 | 1 | | | | | | | | | | | |
| Rich Aurilia R OBP: 0.301, SLG: 0.371 | | | | | | | | | | 4 | 1 | 2 | 1 | 0 | 0 | 0 | | | | | | | | | | | |
| 40 Daniel Ortmeier S OBP: 0.283, SLG: 0.500 | | | | | | | | | | 4 | 0 | 1 | 0 | 0 | 2 | 2 | | | | | | | | | | | |
| 41 Brad Hennessey R | | | | | | | | | | 0 | 0 | 0 | 0 | 0 | 0 | 0 | | | | | | | | | | | |
| 39 Guillermo Rodriguez R OBP: 0.351, SLG: 0.412 | | | | | | | | | | 3 | 1 | 1 | 2 | 0 | 0 | 1 | | | | | | | | | | | |
| 19 Kevin Frandsen R OBP: 0.287, SLG: 0.333 | | | | | | | | | | 3 | 0 | 1 | 0 | 0 | 0 | 1 | | | | | | | | | | | |
| 55 Tim Lincecum L OBP: 0.122, SLG: 0.100 | | | | | | | | | | 1 | 0 | 0 | 0 | 0 | 1 | 0 | | | | | | | | | | | |
| Ray Durham S OBP: 0.296, SLG: 0.306 | | | | | | | | | | 1 | 0 | 0 | 0 | 0 | 0 | 0 | | | | | | | | | | | |
| 51 Nolan Lohmyer S OBP: 0.126, SLG: 0.179 | | | | | | | | | | 0 | 1 | 0 | 0 | 0 | 0 | 0 | | | | | | | | | | | |
| Jack Taschner L OBP: 0.126, SLG: 0.179 | | | | | | | | | | 0 | 0 | 0 | 0 | 0 | 0 | 0 | | | | | | | | | | | |
| Ryan Klesko L OBP: 0.357, SLG: 0.429 | | | | | | | | | | 1 | 0 | 0 | 0 | 0 | 1 | 1 | | | | | | | | | | | |
| Steve Kline S OBP: 0.266, SLG: 0.306 | | | | | | | | | | 0 | 0 | 0 | 0 | 0 | 0 | 0 | | | | | | | | | | | |
| 13 Omar Vizquel S OBP: 0.266, SLG: 0.306 | | | | | | | | | | 0 | 0 | 0 | 0 | 0 | 0 | 0 | | | | | | | | | | | |
| Inning Stats | R: 1 E: 0 K: 0 S: 5 | H: 0 LOB: 0 BB: 1 P: 11 | R: 0 E: 0 K: 0 S: 12 | H: 1 LOB: 1 BB: 0 P: 15 | R: 0 E: 0 K: 1 S: 8 | H: 0 LOB: 0 BB: 0 P: 12 | R: 0 E: 0 K: 1 S: 5 | H: 0 LOB: 0 BB: 0 P: 7 | R: 0 E: 0 K: 0 S: 7 | H: 0 LOB: 0 BB: 0 P: 10 | R: 1 E: 0 K: 0 S: 8 | H: 2 LOB: 1 BB: 0 P: 9 | R: 2 E: 0 K: 2 S: 13 | H: 3 LOB: 1 BB: 0 P: 19 | R: 1 E: 0 K: 1 S: 10 | H: 3 LOB: 1 BB: 0 P: 12 | 1B: 5 2B: 3 3B: 0 HR: 1 | SF: 0 SAC: 1 DP: 0 HBP: 0 | WP: 0 PB: 0 SB: 1 CS: 1 | PA: 33 | | | | | | | |
| PITCHER | IP | WLS | BF | H | R | ER | SO | BB | IBB | HBP | BLK | WP | HR | S | P | ERA | WHIP | | | | | | | | | | |
| 31 Dave Bush R ERA: 4.96 | 6.1 | | 26 | 6 | 4 | 4 | 4 | 1 | 0 | 0 | 0 | 0 | 1 | 54 | 76 | 5.68 | 1.105 | | | | | | | | | | |
| Brian Shouse L ERA: 2.43 | 0.2 | | 2 | 0 | 0 | 0 | 1 | 0 | 0 | 0 | 0 | 0 | 0 | 4 | 7 | 0.00 | 0.000 | | | | | | | | | | |
| Scott Linebrink R ERA: 3.95 | 1.0 | L | 5 | 3 | 1 | 1 | 1 | 0 | 0 | 0 | 0 | 0 | 0 | 10 | 12 | 9.00 | 3.000 | | | | | | | | | | |

Milwaukee Brewers @ San Francisco Giants
AT&T Park, San Francisco, CA
Sun Aug 26 2007, 1:05 PM PDT
Att. 40,997 - Overcast - 67 F

AB 31
R 5
H 9
RBI 5
BB 1
SO 6
LOB 10



| Batter | 1 | 2 | 3 | 4 | 5 | 6 | 7 | 8 | 9 | AB | R | H | RBI | BB | SO | LOB | TOP | | | | | | | |
|---|---|--|---|---|-------------------------------|----------------------------------|-------------------------------|----------------------------------|------------------------------|---------------------------------|-------------------------------|----------------------------------|-------------------------------|----------------------------------|------------------------------|----------------------------------|---|----------------------------------|----------------------------------|------------------------------------|----------------------------------|--------|--|--|
| 23 Rickie Weeks Jr. R OBP: 0.363, SLG: 0.593 | | | | | | | | | | 3 | 1 | 2 | 1 | 1 | 1 | 0 | Milwaukee Brewers @ Chicago Cubs Wrigley Field, Chicago, IL Thu Aug 30 2007, 7:05 PM CDT Att: 40,790 - Clear - 66 F | | | | | | | |
| 7 J.J. Hardy R OBP: 0.327, SLG: 0.472 | | | | | | | | | | 4 | 1 | 1 | 0 | 0 | 0 | 3 | | | | | | | | |
| 8 Ryan Braun, R OBP: 0.376, SLG: 0.637 | | | | | | | | | | 4 | 1 | 1 | 0 | 0 | 1 | 5 | | | | | | | | |
| 28 Prince Fielder, L OBP: 0.377, SLG: 0.599 | | | | | | | | | | 3 | 0 | 0 | 0 | 2 | 2 | 3 | | | | | | | | |
| 1 Corey Hart, R OBP: 0.345, SLG: 0.509 | | | | | | | | | | 3 | 0 | 0 | 1 | 2 | 1 | 4 | | | | | | | | |
| Kevin Mench, R OBP: 0.296, SLG: 0.424 | | | | | | | | | | 4 | 0 | 1 | 2 | 0 | 0 | 3 | | | | | | | | |
| 2 Bill Hall, R OBP: 0.296, SLG: 0.424 | | | | | | | | | | 2 | 0 | 0 | 0 | 1 | 2 | 1 | | | | | | | | |
| Gabe Gross, L OBP: 0.322, SLG: 0.468 | | | | | | | | | | 1 | 0 | 0 | 0 | 0 | 0 | 0 | | | | | | | | |
| Damian Miller, R OBP: 0.295, SLG: 0.338 | | | | | | | | | | 4 | 0 | 1 | 0 | 0 | 2 | 3 | | | | | | | | |
| 43 Manny Parra, L OBP: 0.222, SLG: 0.444 | | | | | | | | | | 2 | 0 | 0 | 0 | 0 | 1 | 1 | | | | | | | | |
| 39 Chris Capuano, L OBP: 0.275, SLG: 0.316 | | | | | | | | | | 1 | 0 | 0 | 0 | 0 | 1 | 0 | | | | | | | | |
| Scott Linebrink, R OBP: 0.436, SLG: 0.579 | | | | | | | | | | 0 | 0 | 0 | 0 | 0 | 0 | 0 | | | | | | | | |
| 27 Joe Dillon, R OBP: 0.436, SLG: 0.579 | | | | | | | | | | 1 | 1 | 1 | 0 | 0 | 0 | 0 | | | | | | | | |
| Inning Stats | R: 2 E: 0 K: 1 S: 24 | H: 3 LOB: 3 BB: 2 P: 38 | R: 0 E: 0 K: 2 S: 13 | H: 0 LOB: 0 BB: 14 | R: 1 E: 0 K: 2 S: 16 | H: 1 LOB: 1 BB: 1 P: 28 | R: 0 E: 0 K: 1 S: 12 | H: 1 LOB: 2 BB: 1 P: 22 | R: 0 E: 0 K: 0 S: 4 | H: 0 LOB: 0 BB: 0 P: 5 | R: 0 E: 0 K: 3 S: 10 | H: 0 LOB: 0 BB: 0 P: 12 | R: 0 E: 1 K: 2 S: 12 | H: 1 LOB: 2 BB: 0 P: 17 | R: 0 E: 0 K: 0 S: 7 | H: 0 LOB: 0 BB: 0 P: 11 | R: 1 E: 0 K: 0 S: 9 | H: 1 LOB: 3 BB: 2 P: 21 | 1B: 4 2B: 2 3B: 0 HR: 1 | SF: 1 SAC: 1 DP: 0 HBP: 2 | WP: 1 PB: 0 SB: 3 CS: 0 | PA: 42 | | |
| PITCHER | IP WLS BF H R ER SO BB IBB HBP BLK WP HR S P ERA WHIP | 5.0 2.0 W 8 1 0 0 5 0 0 0 1 0 0 0 22 29 0.00 0.500 | 6.1 1.0 H 3 0 0 0 0 0 0 0 0 0 0 7 11 0.00 0.000 | 9.1 1.0 S 7 1 1 1 0 1 1 1 0 0 0 0 9 21 9.00 2.000 | | | | | | | | | | | | | | | | | | | | |

| | |
|-----|----|
| AB | 32 |
| R | 4 |
| H | 7 |
| RBI | 4 |
| BB | 6 |
| SO | 11 |
| LOB | 23 |



| Batter | 1 | 2 | 3 | 4 | 5 | 6 | 7 | 8 | 9 | AB | R | H | RBI | BB | SO | LOB | BOTTOM | | | | | |
|---|---|---|---|--|------------------------------|----------------------------------|-------------------------------|----------------------------------|-------------------------------|----------------------------------|-------------------------------|----------------------------------|------------------------------|----------------------------------|-------------------------------|----------------------------------|---|------------------------------------|----------------------------------|--------|--|--|
| 12 Alfonso Soriano, R OBP: 0.333, SLG: 0.508 | | | | | | | | | | 4 | 1 | 1 | 1 | 1 | 3 | 3 | Milwaukee Brewers @ Chicago Cubs Wrigley Field, Chicago, IL Thu Aug 30 2007, 7:05 PM CDT Att: 40,790 - Clear - 66 F | | | | | |
| 20 Felix Pie, L OBP: 0.272, SLG: 0.340 | | | | | | | | | | 5 | 0 | 0 | 0 | 0 | 0 | 4 | | | | | | |
| 2 Ryan Theriot, R OBP: 0.343, SLG: 0.367 | | | | | | | | | | 4 | 0 | 0 | 0 | 0 | 0 | 0 | | | | | | |
| 25 Derrek Lee, R OBP: 0.396, SLG: 0.486 | | | | | | | | | | 4 | 0 | 0 | 0 | 0 | 0 | 0 | | | | | | |
| 16 Aramis Ramirez, R OBP: 0.363, SLG: 0.536 | | | | | | | | | | 2 | 1 | 2 | 0 | 2 | 0 | 0 | | | | | | |
| Craig Monroe, R OBP: 0.266, SLG: 0.375 | | | | | | | | | | 2 | 1 | 1 | 0 | 1 | 0 | 1 | | | | | | |
| 49 Carlos Marmol, R OBP: 0.342, SLG: 0.422 | | | | | | | | | | 0 | 0 | 0 | 0 | 0 | 0 | 0 | | | | | | |
| 17 Mike Fontenot, L OBP: 0.342, SLG: 0.422 | | | | | | | | | | 1 | 0 | 0 | 0 | 0 | 1 | 1 | | | | | | |
| Bob Howry, L | | | | | | | | | | 0 | 0 | 0 | 0 | 0 | 0 | 0 | | | | | | |
| 46 Ryan Dempster, R | | | | | | | | | | 0 | 0 | 0 | 0 | 0 | 0 | 0 | | | | | | |
| Mark DeRosa, R OBP: 0.382, SLG: 0.420 | | | | | | | | | | 4 | 1 | 1 | 2 | 0 | 0 | 4 | | | | | | |
| Jason Kendall, R OBP: 0.304, SLG: 0.320 | | | | | | | | | | 3 | 0 | 2 | 0 | 1 | 0 | 0 | | | | | | |
| Jacque Jones, L OBP: 0.330, SLG: 0.397 | | | | | | | | | | 4 | 0 | 1 | 1 | 0 | 1 | 2 | | | | | | |
| 30 Ted Lilly, L OBP: 0.159, SLG: 0.145 | | | | | | | | | | 2 | 0 | 1 | 0 | 0 | 1 | 2 | | | | | | |
| 19 Matt Murton, R OBP: 0.338, SLG: 0.401 | | | | | | | | | | 2 | 1 | 2 | 1 | 0 | 0 | 0 | | | | | | |
| Inning Stats | R: 0 E: 0 K: 1 S: 7 | H: 0 LOB: 0 BB: 0 P: 13 | R: 3 E: 0 K: 2 S: 17 | H: 3 LOB: 2 BB: 2 P: 35 | R: 0 E: 0 K: 0 S: 5 | H: 0 LOB: 1 BB: 1 P: 11 | R: 0 E: 0 K: 1 S: 11 | H: 2 LOB: 1 BB: 0 P: 16 | R: 0 E: 0 K: 0 S: 12 | H: 1 LOB: 2 BB: 1 P: 20 | R: 2 E: 0 K: 0 S: 11 | H: 2 LOB: 0 BB: 0 P: 18 | R: 0 E: 0 K: 1 S: 7 | H: 1 LOB: 0 BB: 0 P: 12 | R: 0 E: 0 K: 1 S: 20 | H: 2 LOB: 2 BB: 1 P: 28 | 1B: 8 2B: 1 3B: 0 HR: 2 | SF: 0 SAC: 0 DP: 1 HBP: 0 | WP: 1 PB: 0 SB: 0 CS: 1 | PA: 38 | | |
| PITCHER | IP WLS BF H R ER SO BB IBB HBP BLK WP HR S P ERA WHIP | 3.0 3.0 L 18 6 2 2 2 1 0 0 0 1 2 41 66 4.50 1.750 | 4.1 4.0 L 18 6 2 2 2 1 0 0 0 1 2 41 66 4.50 1.750 | 8.1 1.0 5 2 0 0 1 1 0 0 0 0 0 20 28 0.00 3.000 | | | | | | | | | | | | | | | | | | |

| | |
|-----|----|
| AB | 33 |
| R | 5 |
| H | 11 |
| RBI | 5 |
| BB | 5 |
| SO | 6 |
| LOB | 17 |



| Batter | 1 | 2 | 3 | 4 | 5 | 6 | 7 | 8 | 9 | AB | R | H | RBI | BB | SO | LOB | TOP | | | |
|--|---|---|---|---|---|---|---|---|---|---|---|---|---|---|---|---|---|------------------------------------|----------------------------------|--------|
| 3 Nyer Morgan, L (1.8) OBP: 0.425, SLG: 0.333 | G4-3 | K | | | HBP 19 1B | FC3-6 | | | K | 5 | 1 | 1 | 0 | 0 | 2 | 2 | Pittsburgh Pirates @ Milwaukee Brewers Miller Park, Milwaukee, WI Sun Sep 02 2007, 1:05 PM CDT Att: 39,339 - Sunny - 82 F | | | |
| 13 Nate McLouth, L (1.7) OBP: 0.332, SLG: 0.443 | HR | G4-3 | | | FC3 HBP 19 1B | K | | | 12 2B | 5 | 2 | 2 | 1 | 0 | 1 | 3 | | | | |
| 12 Freddy Sanchez, R (1.4) OBP: 0.356, SLG: 0.461 | 1B | | | | F9 | | | | 1B | 5 | 0 | 3 | 0 | 0 | 0 | 2 | | | | |
| 25 Adam LaRoche, L (1.3) OBP: 0.341, SLG: 0.454 | K | | | | F7 | | | | 2B | 3 | 0 | 0 | 0 | 0 | 1 | 4 | | | | |
| Josh Phelps, R (5.3) OBP: 0.397, SLG: 0.533 | K | | | | F8 | | | | K | 2 | 0 | 0 | 0 | 0 | 1 | 2 | | | | |
| Xavier Nady, R (1.9) OBP: 0.342, SLG: 0.493 | 1B | | | | 19 1B | | | | G2-3 | 4 | 0 | 2 | 0 | 0 | 1 | 2 | | | | |
| 19 José Bautista, R (1.5) OBP: 0.337, SLG: 0.416 | P3 | | | | HBP 1-2 2-3 | | | | | 4 | 0 | 1 | 2 | 0 | 1 | 3 | | | | |
| 26 Ronny Paulino, R (1.2) OBP: 0.290, SLG: 0.369 | | 2B | | | F9 | | | | K | 4 | 1 | 1 | 0 | 0 | 1 | 2 | | | | |
| Cesar Izturis, S (1.6) OBP: 0.304, SLG: 0.307 | | 2B | | | F8 | | | | G6-3 | 4 | 0 | 3 | 1 | 0 | 0 | 0 | | | | |
| 24 Tom Gorzelanny, R (1.1) OBP: 0.111, SLG: 0.077 | | | | | | | | | G5-3 | 1 | 0 | 0 | 0 | 0 | 1 | 1 | | | | |
| 52 Franquelis Osoria, R (5.1) OBP: 0.273, SLG: 0.273 | | | | | | | | | | 1 | 0 | 0 | 0 | 0 | 1 | 1 | | | | |
| Shawn Chacon, R (7.1) OBP: 0.400, SLG: 0.400 | | | | | | | | | | 1 | 0 | 0 | 0 | 0 | 0 | 0 | | | | |
| 51 Steve Pearce, R (8. PH) OBP: 0.400, SLG: 0.400 | | | | | | | | | | 1 | 0 | 0 | 0 | 0 | 0 | 0 | | | | |
| Damaso Marte, L (8.1) OBP: 0.400, SLG: 0.400 | | | | | | | | | | 0 | 0 | 0 | 0 | 0 | 0 | 0 | | | | |
| Inning Stats | R: 1 H: 3 E: 0 K: 1 S: 19 | H: 3 LOB: 2 BB: 0 P: 25 | R: 1 H: 2 E: 0 K: 1 S: 10 | H: 2 LOB: 1 BB: 0 P: 12 | R: 0 H: 1 E: 0 K: 1 S: 7 | H: 1 LOB: 0 BB: 0 P: 10 | R: 0 H: 1 E: 0 K: 1 S: 12 | H: 1 LOB: 1 BB: 0 P: 17 | R: 2 H: 2 E: 1 K: 0 S: 18 | H: 2 LOB: 2 BB: 0 P: 25 | R: 0 H: 1 E: 0 K: 2 S: 11 | H: 1 LOB: 1 BB: 0 P: 13 | R: 0 H: 0 E: 0 K: 1 S: 5 | H: 0 LOB: 0 BB: 0 P: 6 | R: 0 H: 2 E: 0 K: 2 S: 11 | H: 2 LOB: 2 BB: 0 P: 15 | 1B: 8 2B: 4 3B: 0 HR: 1 | SF: 0 SAC: 1 DP: 0 HBP: 1 | WP: 0 PB: 0 SB: 0 CS: 0 | PA: 41 |
| PITCHER | IP WLS BF H R ER SO BB IBB HBP BLK WP HR S P ERA WHIP | IP WLS BF H R ER SO BB IBB HBP BLK WP HR S P ERA WHIP | IP WLS BF H R ER SO BB IBB HBP BLK WP HR S P ERA WHIP | IP WLS BF H R ER SO BB IBB HBP BLK WP HR S P ERA WHIP | IP WLS BF H R ER SO BB IBB HBP BLK WP HR S P ERA WHIP | IP WLS BF H R ER SO BB IBB HBP BLK WP HR S P ERA WHIP | IP WLS BF H R ER SO BB IBB HBP BLK WP HR S P ERA WHIP | IP WLS BF H R ER SO BB IBB HBP BLK WP HR S P ERA WHIP | IP WLS BF H R ER SO BB IBB HBP BLK WP HR S P ERA WHIP | IP WLS BF H R ER SO BB IBB HBP BLK WP HR S P ERA WHIP | IP WLS BF H R ER SO BB IBB HBP BLK WP HR S P ERA WHIP | IP WLS BF H R ER SO BB IBB HBP BLK WP HR S P ERA WHIP | IP WLS BF H R ER SO BB IBB HBP BLK WP HR S P ERA WHIP | IP WLS BF H R ER SO BB IBB HBP BLK WP HR S P ERA WHIP | IP WLS BF H R ER SO BB IBB HBP BLK WP HR S P ERA WHIP | IP WLS BF H R ER SO BB IBB HBP BLK WP HR S P ERA WHIP | IP WLS BF H R ER SO BB IBB HBP BLK WP HR S P ERA WHIP | | | |
| 37 Jeff Suppan, R (1.1) ERA: 4.75 | 5.0 | W | 25 | 9 | 4 | 2 | 4 | 0 | 0 | 1 | 0 | 0 | 0 | 0 | 1 | 66 | 89 | 3.60 | 1.800 | |
| Brian Shouse, L (6.1) ERA: 2.28 | 1.0 | H | 4 | 1 | 0 | 0 | 2 | 0 | 0 | 0 | 0 | 0 | 0 | 0 | 11 | 13 | 0.00 | 1.000 | | |
| Scott Linebrink, R (7.1) ERA: 3.92 | 1.0 | H | 4 | 1 | 0 | 0 | 1 | 0 | 0 | 0 | 0 | 0 | 0 | 9 | 17 | 0.00 | 1.000 | | | |
| Derrick Turnbow, R (8.1) ERA: 3.88 | 1.0 | H | 3 | 0 | 0 | 0 | 1 | 0 | 0 | 0 | 0 | 0 | 0 | 5 | 6 | 0.00 | 0.000 | | | |
| Francisco Cordero, R (9.1) ERA: 3.02 | 1.0 | S | 5 | 2 | 0 | 0 | 2 | 0 | 0 | 0 | 0 | 0 | 0 | 11 | 15 | 0.00 | 2.000 | | | |

| Batter | 1 | 2 | 3 | 4 | 5 | 6 | 7 | 8 | 9 | AB | R | H | RBI | BB | SO | LOB | BOTTOM | | | |
|---|---|---|---|---|---|---|---|---|---|---|---|---|---|---|---|---|---|------------------------------------|----------------------------------|--------|
| 23 Rickie Weeks Jr., R (1.4) OBP: 0.359, SLG: 0.381 | 8 S 1B | K | | | G6-4-3 | K | | | P4 | 4 | 1 | 0 | 0 | 1 | 2 | 3 | Pittsburgh Pirates @ Milwaukee Brewers Miller Park, Milwaukee, WI Sun Sep 02 2007, 1:05 PM CDT Att: 39,339 - Sunny - 82 F | | | |
| 7 J.J. Hardy, R (1.6) OBP: 0.327, SLG: 0.468 | F8 | | | | 28 G3-1 8 E FC6-4 1B | 8 HR 1B | | | F8 | 5 | 2 | 2 | 0 | 0 | 0 | 1 | | | | |
| 8 Ryan Braun, R (1.5) OBP: 0.375, SLG: 0.634 | 1 S 1B | | | | E1 FC6-4 28 G3-1 | 28 HR 1B | | | | 4 | 2 | 3 | 3 | 0 | 0 | 1 | | | | |
| Scott Linebrink, R (7.1) OBP: 0.329, SLG: 0.490 | 1B | | | | FC6-4 28 G3-1 | HR | | | | 0 | 0 | 0 | 0 | 0 | 0 | 0 | | | | |
| Geoff Jenkins, L (8.7) OBP: 0.326, SLG: 0.490 | 1B | | | | HR | | | | | 0 | 0 | 0 | 0 | 0 | 0 | 0 | | | | |
| 28 Prince Fielder, L (1.3) OBP: 0.382, SLG: 0.604 | F8 | | | | G3-1 | K | | | HR | 4 | 1 | 1 | 2 | 0 | 1 | 3 | | | | |
| 1 Corey Hart, R (1.9) OBP: 0.349, SLG: 0.516 | K | | | | FC6-4 HBP | G6-3 | | | F8 | 3 | 0 | 0 | 0 | 0 | 1 | 1 | | | | |
| Kevin Mench, R (1.7) OBP: 0.308, SLG: 0.441 | P4 | | | | FC6-4 S | G1-3 2 1B BB | | | | 3 | 1 | 0 | 1 | 1 | 0 | 2 | | | | |
| Derrick Turnbow, R (8.1) OBP: 0.329, SLG: 0.402 | | | | | | | | | | 0 | 0 | 0 | 0 | 0 | 0 | 0 | | | | |
| Francisco Cordero, R (9.1) ERA: 3.02 | | | | | | | | | | 0 | 0 | 0 | 0 | 0 | 0 | 0 | | | | |
| Damian Miller, R (1.2) OBP: 0.296, SLG: 0.333 | K | | | | | G1-3 | | | G6-3 | 2 | 0 | 0 | 0 | 1 | 1 | 1 | | | | |
| Johnny Estrada, S (6.2) OBP: 0.299, SLG: 0.402 | | | | | | | | | | 1 | 0 | 0 | 0 | 0 | 0 | 0 | | | | |
| 2 Bill Hall, R (1.8) OBP: 0.320, SLG: 0.432 | | | | | | | | | K | 3 | 0 | 1 | 1 | 1 | 2 | 3 | | | | |
| 37 Jeff Suppan, R (1.1) ERA: 3.97 | | | | | | | | | | 2 | 0 | 2 | 0 | 0 | 0 | 0 | | | | |
| Gabe Gross, L (5. PH) OBP: 0.299, SLG: 0.402 | | | | | | | | | | 1 | 0 | 0 | 0 | 0 | 0 | 1 | | | | |
| Brian Shouse, L (6.1) ERA: 2.13 | | | | | | | | | | 0 | 0 | 0 | 0 | 0 | 0 | 0 | | | | |
| Craig Counsell, L (7.5) OBP: 0.323, SLG: 0.308 | | | | | | | | | | 1 | 0 | 0 | 0 | 0 | 1 | 0 | | | | |
| Inning Stats | R: 1 H: 1 E: 0 K: 1 S: 10 | H: 1 LOB: 1 BB: 1 P: 19 | R: 0 H: 1 E: 0 K: 2 S: 21 | H: 1 LOB: 2 BB: 1 P: 31 | R: 1 H: 1 E: 0 K: 1 S: 19 | H: 1 LOB: 3 BB: 1 P: 31 | R: 2 H: 3 E: 0 K: 1 S: 16 | H: 3 LOB: 0 BB: 0 P: 24 | R: 1 H: 1 E: 0 K: 0 S: 9 | H: 1 LOB: 1 BB: 1 P: 18 | R: 2 H: 2 E: 0 K: 1 S: 12 | H: 2 LOB: 0 BB: 0 P: 18 | R: 0 H: 0 E: 0 K: 1 S: 8 | H: 0 LOB: 0 BB: 0 P: 10 | R: 0 H: 0 E: 0 K: 1 S: 5 | H: 0 LOB: 0 BB: 0 P: 10 | 1B: 7 2B: 0 3B: 0 HR: 2 | SF: 0 SAC: 0 DP: 1 HBP: 1 | WP: 0 PB: 0 SB: 3 CS: 0 | PA: 38 |
| PITCHER | IP WLS BF H R ER SO BB IBB HBP BLK WP HR S P ERA WHIP | IP WLS BF H R ER SO BB IBB HBP BLK WP HR S P ERA WHIP | IP WLS BF H R ER SO BB IBB HBP BLK WP HR S P ERA WHIP | IP WLS BF H R ER SO BB IBB HBP BLK WP HR S P ERA WHIP | IP WLS BF H R ER SO BB IBB HBP BLK WP HR S P ERA WHIP | IP WLS BF H R ER SO BB IBB HBP BLK WP HR S P ERA WHIP | IP WLS BF H R ER SO BB IBB HBP BLK WP HR S P ERA WHIP | IP WLS BF H R ER SO BB IBB HBP BLK WP HR S P ERA WHIP | IP WLS BF H R ER SO BB IBB HBP BLK WP HR S P ERA WHIP | IP WLS BF H R ER SO BB IBB HBP BLK WP HR S P ERA WHIP | IP WLS BF H R ER SO BB IBB HBP BLK WP HR S P ERA WHIP | IP WLS BF H R ER SO BB IBB HBP BLK WP HR S P ERA WHIP | IP WLS BF H R ER SO BB IBB HBP BLK WP HR S P ERA WHIP | IP WLS BF H R ER SO BB IBB HBP BLK WP HR S P ERA WHIP | IP WLS BF H R ER SO BB IBB HBP BLK WP HR S P ERA WHIP | IP WLS BF H R ER SO BB IBB HBP BLK WP HR S P ERA WHIP | | | | |
| 24 Tom Gorzelanny, L (1.1) ERA: 3.97 | 4.0 | L | 10 | 3 | 3 | 3 | 1 | 1 | 0 | 0 | 0 | 0 | 0 | 0 | 1 | 21 | 36 | 13.50 | 2.000 | |
| 52 Franquelis Osoria, R (5.1) ERA: 3.45 | 2.0 | L | 10 | 3 | 3 | 3 | 1 | 0 | 0 | 0 | 0 | 0 | 0 | 8 | 10 | 0.00 | 0.000 | | | |
| Shawn Chacon, R (7.1) ERA: 4.08 | 1.0 | | 3 | 0 | 0 | 0 | 1 | 0 | 0 | 0 | 0 | 0 | 0 | 5 | 10 | 0.00 | 0.000 | | | |
| Damaso Marte, L (8.1) ERA: 2.13 | 1.0 | | 3 | 0 | 0 | 0 | 1 | 0 | 0 | 0 | 0 | 0 | 0 | 5 | 10 | 0.00 | 0.000 | | | |



| Batter | 1 | 2 | 3 | 4 | 5 | 6 | 7 | 8 | 9 | AB | R | H | RBI | BB | SO | LOB | TOP | | | |
|---|---|---|---|---|---|---|---|---|---|---|---|---|---|---|---|---|---|------------------------------------|----------------------------------|--------|
| 9 Hunter Pence, R OBP: 0.366, SLG: 0.561 | F8 | | G4-3 | | | | | | FC6-4 | 5 | 1 | 2 | 1 | 0 | 0 | 2 | Houston Astros @ Milwaukee Brewers Miller Park, Milwaukee, WI Tue Sep 04 2007, 7:05 PM CDT Att: 25,854 - Clear - 83 F | | | |
| Chris Burke, R OBP: 0.313, SLG: 0.353 | F7 | | HR | | K | | | | | 5 | 1 | 3 | 1 | 0 | 1 | | | | | |
| 17 Lance Berkman, S OBP: 0.388, SLG: 0.501 | K | | | | G4-3 | | | | K | 4 | 0 | 1 | 0 | 1 | 2 | 3 | | | | |
| 45 Carlos Lee, R OBP: 0.354, SLG: 0.524 | | P6 | L6 | | | | | | G5-3 | 5 | 0 | 0 | 1 | 0 | 1 | 5 | | | | |
| Mark Loretta, R OBP: 0.339, SLG: 0.349 | | E4 | | | F7 | | | | G5-3 | 4 | 0 | 0 | 0 | 0 | 2 | | | | | |
| Luke Scott, L OBP: 0.354, SLG: 0.498 | F9 | | | | | | | | | 2 | 0 | 1 | 0 | 1 | 0 | 1 | | | | |
| Craig Biggio, R OBP: 0.287, SLG: 0.396 | | | | | | | | | | 1 | 0 | 1 | 0 | 0 | 0 | 0 | | | | |
| Mark McLemore, L | | | | | | | | | | 0 | 0 | 0 | 0 | 0 | 0 | 0 | | | | |
| 21 Ty Wigginton, R OBP: 0.303, SLG: 0.451 | | | | | | | | | | 3 | 0 | 1 | 0 | 0 | 2 | 2 | | | | |
| Brian Moehler, R OBP: 0.200, SLG: 0.200 | | | | | | | | | | 0 | 0 | 0 | 0 | 0 | 0 | 0 | | | | |
| Cody Ransom, R | | | | | | | | | | 1 | 0 | 0 | 0 | 0 | 0 | 1 | | | | |
| Eric Munson, L OBP: 0.304, SLG: 0.372 | | | | | | | | | | 4 | 1 | 0 | 0 | 0 | 0 | 4 | | | | |
| 41 Brandon Backe, R OBP: 0.372, SLG: 0.458 | | | | | | | | | | 1 | 0 | 0 | 0 | 1 | 1 | 0 | | | | |
| Mike Lamb, L | | | | | | | | | | 2 | 0 | 1 | 0 | 0 | 0 | 1 | | | | |
| Inning Stats | R: 0 E: 0 K: 1 S: 8 | H: 0 LOB: 0 BB: 0 P: 13 | R: 0 E: 1 K: 0 S: 8 | H: 1 LOB: 2 BB: 0 P: 11 | R: 1 E: 0 K: 0 S: 8 | H: 2 LOB: 1 BB: 1 P: 14 | R: 0 E: 0 K: 1 S: 13 | H: 1 LOB: 1 BB: 0 P: 19 | R: 0 E: 0 K: 2 S: 13 | H: 0 LOB: 1 BB: 1 P: 19 | R: 2 E: 1 K: 0 S: 16 | H: 2 LOB: 2 BB: 1 P: 28 | R: 0 E: 0 K: 0 S: 6 | H: 1 LOB: 0 BB: 0 P: 10 | R: 0 E: 0 K: 1 S: 15 | H: 2 LOB: 2 BB: 0 P: 17 | 1B: 7 2B: 2 3B: 0 HR: 1 | SF: 0 SAC: 0 DP: 2 HBP: 0 | WP: 0 PB: 0 SB: 0 CS: 0 | PA: 40 |
| PITCHER | IP WLS BF H R ER SO BB IBB HBP BLK WP HR S P ERA WHIP | IP WLS BF H R ER SO BB IBB HBP BLK WP HR S P ERA WHIP | IP WLS BF H R ER SO BB IBB HBP BLK WP HR S P ERA WHIP | IP WLS BF H R ER SO BB IBB HBP BLK WP HR S P ERA WHIP | IP WLS BF H R ER SO BB IBB HBP BLK WP HR S P ERA WHIP | IP WLS BF H R ER SO BB IBB HBP BLK WP HR S P ERA WHIP | IP WLS BF H R ER SO BB IBB HBP BLK WP HR S P ERA WHIP | IP WLS BF H R ER SO BB IBB HBP BLK WP HR S P ERA WHIP | IP WLS BF H R ER SO BB IBB HBP BLK WP HR S P ERA WHIP | IP WLS BF H R ER SO BB IBB HBP BLK WP HR S P ERA WHIP | IP WLS BF H R ER SO BB IBB HBP BLK WP HR S P ERA WHIP | IP WLS BF H R ER SO BB IBB HBP BLK WP HR S P ERA WHIP | IP WLS BF H R ER SO BB IBB HBP BLK WP HR S P ERA WHIP | IP WLS BF H R ER SO BB IBB HBP BLK WP HR S P ERA WHIP | IP WLS BF H R ER SO BB IBB HBP BLK WP HR S P ERA WHIP | IP WLS BF H R ER SO BB IBB HBP BLK WP HR S P ERA WHIP | IP WLS BF H R ER SO BB IBB HBP BLK WP HR S P ERA WHIP | | | |

AB 37
R 3
H 10
RBI 3
BB 3
SO 7
LOB 22



| Batter | 1 | 2 | 3 | 4 | 5 | 6 | 7 | 8 | 9 | AB | R | H | RBI | BB | SO | LOB | BOTTOM | | | |
|---|---|---|---|---|---|---|---|---|---|---|---|---|---|---|---|---|---|------------------------------------|----------------------------------|--------|
| 23 Rickie Weeks Jr., R OBP: 0.362, SLG: 0.381 | F7 | | | | | | | | | 2 | 0 | 0 | 0 | 3 | 0 | 0 | Houston Astros @ Milwaukee Brewers Miller Park, Milwaukee, WI Tue Sep 04 2007, 7:05 PM CDT Att: 25,854 - Clear - 83 F | | | |
| Gabe Gross, L OBP: 0.344, SLG: 0.486 | G3-1 | | | | | | | | | 4 | 1 | 2 | 0 | 0 | 0 | 1 | | | | |
| Scott Linebrink, R ERA: 3.79 | E3 | | | | | | | | | 0 | 0 | 0 | 0 | 0 | 0 | 0 | | | | |
| Craig Counsell, L OBP: 0.324, SLG: 0.317 | | | | | | | | | | 1 | 0 | 0 | 0 | 0 | 0 | 1 | | | | |
| 8 Ryan Braun, R OBP: 0.380, SLG: 0.644 | | | | | | | | | | 4 | 2 | 2 | 1 | 0 | 0 | 3 | | | | |
| Brian Shouse, L | | | | | | | | | | 0 | 0 | 0 | 0 | 0 | 0 | 0 | | | | |
| 27 Joe Dillon, R OBP: 0.405, SLG: 0.537 | | | | | | | | | | 1 | 0 | 0 | 0 | 0 | 1 | 1 | | | | |
| Francisco Cordero, R ERA: 2.22 | | | | | | | | | | 0 | 0 | 0 | 0 | 0 | 0 | 0 | | | | |
| 28 Prince Fielder, L OBP: 0.383, SLG: 0.600 | | | | | | | | | | 3 | 0 | 1 | 0 | 1 | 0 | 1 | | | | |
| 1 Corey Hart, R OBP: 0.351, SLG: 0.523 | | | | | | | | | | 3 | 1 | 2 | 1 | 0 | 0 | 0 | | | | |
| Geoff Jenkins, L OBP: 0.331, SLG: 0.494 | | | | | | | | | | 3 | 0 | 2 | 1 | 1 | 0 | 2 | | | | |
| Johnny Estrada, S OBP: 0.300, SLG: 0.400 | | | | | | | | | | 3 | 0 | 0 | 1 | 0 | 0 | 2 | | | | |
| 7 J.J. Hardy, R OBP: 0.324, SLG: 0.462 | | | | | | | | | | 3 | 0 | 0 | 0 | 1 | 0 | 2 | | | | |
| 12 Carlos Villanueva, R OBP: 0.125, SLG: 0.125 | | | | | | | | | | 2 | 1 | 0 | 0 | 0 | 0 | 1 | | | | |
| 10 Vinny Rottino, R | | | | | | | | | | 1 | 0 | 0 | 0 | 0 | 0 | 0 | | | | |
| 2 Bill Hall, R OBP: 0.319, SLG: 0.431 | | | | | | | | | | 1 | 0 | 0 | 0 | 0 | 0 | 0 | | | | |
| Inning Stats | R: 1 E: 0 K: 0 S: 10 | H: 3 LOB: 2 BB: 0 P: 16 | R: 1 E: 1 K: 0 S: 10 | H: 1 LOB: 2 BB: 2 P: 20 | R: 0 E: 0 K: 0 S: 8 | H: 1 LOB: 0 BB: 0 P: 15 | R: 0 E: 0 K: 0 S: 8 | H: 0 LOB: 0 BB: 0 P: 11 | R: 2 E: 0 K: 0 S: 8 | H: 3 LOB: 1 BB: 0 P: 15 | R: 0 E: 0 K: 0 S: 7 | H: 0 LOB: 1 BB: 1 P: 15 | R: 1 E: 0 K: 0 S: 7 | H: 1 LOB: 2 BB: 2 P: 16 | R: 0 E: 0 K: 1 S: 6 | H: 0 LOB: 1 BB: 1 P: 12 | 1B: 5 2B: 3 3B: 0 HR: 1 | SF: 1 SAC: 1 DP: 0 HBP: 0 | WP: 0 PB: 0 SB: 0 CS: 0 | PA: 39 |
| PITCHER | IP WLS BF H R ER SO BB IBB HBP BLK WP HR S P ERA WHIP | IP WLS BF H R ER SO BB IBB HBP BLK WP HR S P ERA WHIP | IP WLS BF H R ER SO BB IBB HBP BLK WP HR S P ERA WHIP | IP WLS BF H R ER SO BB IBB HBP BLK WP HR S P ERA WHIP | IP WLS BF H R ER SO BB IBB HBP BLK WP HR S P ERA WHIP | IP WLS BF H R ER SO BB IBB HBP BLK WP HR S P ERA WHIP | IP WLS BF H R ER SO BB IBB HBP BLK WP HR S P ERA WHIP | IP WLS BF H R ER SO BB IBB HBP BLK WP HR S P ERA WHIP | IP WLS BF H R ER SO BB IBB HBP BLK WP HR S P ERA WHIP | IP WLS BF H R ER SO BB IBB HBP BLK WP HR S P ERA WHIP | IP WLS BF H R ER SO BB IBB HBP BLK WP HR S P ERA WHIP | IP WLS BF H R ER SO BB IBB HBP BLK WP HR S P ERA WHIP | IP WLS BF H R ER SO BB IBB HBP BLK WP HR S P ERA WHIP | IP WLS BF H R ER SO BB IBB HBP BLK WP HR S P ERA WHIP | IP WLS BF H R ER SO BB IBB HBP BLK WP HR S P ERA WHIP | IP WLS BF H R ER SO BB IBB HBP BLK WP HR S P ERA WHIP | IP WLS BF H R ER SO BB IBB HBP BLK WP HR S P ERA WHIP | | | |

AB 31
R 5
H 9
RBI 4
BB 6
SO 1
LOB 14



| Batter | 1 | 2 | 3 | 4 | 5 | 6 | 7 | 8 | 9 | AB | R | H | RBI | BB | SO | LOB | TOP | | | | |
|--|------------------------------|---------------------------------|------------------------------|---------------------------------|------------------------------|----------------------------------|------------------------------|----------------------------------|-------------------------------|----------------------------------|-------------------------------|----------------------------------|-------------------------------|----------------------------------|-------------------------------|----------------------------------|----------------------------------|------------------------------------|----------------------------------|--------|--|
| 9 Hunter Pence, R OBP: 0.367, SLG: 0.560 | | | G4-3 | | | K | | | | 4 | 0 | 2 | 0 | 0 | 1 | 0 | | | | | |
| Chris Burke, R OBP: 0.313, SLG: 0.356 | G6-4-3 | | | | F8 | | | K | | 4 | 0 | 1 | 0 | 0 | 1 | 2 | | | | | |
| 17 Lance Berkman, S OBP: 0.387, SLG: 0.500 46 J.R. Towles, R | G3-1 | | | | | G3 | | F7 | | 3 | 0 | 1 | 0 | 0 | 0 | 1 | | | | | |
| 45 Carlos Lee, R OBP: 0.355, SLG: 0.524 Josh Anderson, L | | | G6-4-3 | | | | | F7 | | 2 | 0 | 1 | 0 | 0 | 0 | 1 | | | | | |
| Mike Lamb, L OBP: 0.369, SLG: 0.453 Eric Bruntlett, R OBP: 0.338, SLG: 0.279 | | F7 | | | K | G6-3 | | | HR | 3 | 0 | 0 | 0 | 0 | 1 | 3 | | | | | |
| Luke Scott, L OBP: 0.355, SLG: 0.511 | | F7 | | | | | | | HR | 4 | 1 | 2 | 2 | 0 | 0 | 1 | | | | | |
| Cody Ransom, R | | | | | E4 | | | G5-3 | | 4 | 0 | 0 | 0 | 0 | 2 | 2 | | | | | |
| Eric Munson, L OBP: 0.309, SLG: 0.371 | | | F8 | | | | | | | 3 | 0 | 1 | 0 | 1 | 1 | 0 | | | | | |
| Matt Albers, L OBP: 0.281, SLG: 0.289 52 Felipe Paulino, R ERA: 3.88 Jason Lane, R OBP: 0.257, SLG: 0.352 Mark McLemore, L ERA: 3.9 Brian Moehler, R OBP: 0.296, SLG: 0.290 Humberto Quintero, R OBP: 0.296, SLG: 0.296 | | | | | | K | | G5-4-3 | | 1 | 0 | 0 | 0 | 0 | 1 | 0 | | | | | |
| Inning Stats | R: 0 E: 0 K: 0 S: 7 | H: 1 LOB: 0 BB: 0 P: 9 | R: 0 E: 0 K: 1 S: 7 | H: 1 LOB: 1 BB: 0 P: 9 | R: 0 E: 0 K: 1 S: 7 | H: 0 LOB: 0 BB: 0 P: 10 | R: 0 E: 0 K: 0 S: 9 | H: 1 LOB: 2 BB: 1 P: 16 | R: 0 E: 0 K: 2 S: 11 | H: 0 LOB: 2 BB: 1 P: 17 | R: 0 E: 0 K: 1 S: 13 | H: 2 LOB: 1 BB: 0 P: 10 | R: 0 E: 0 K: 1 S: 10 | H: 1 LOB: 1 BB: 0 P: 13 | R: 2 E: 0 K: 3 S: 12 | H: 1 LOB: 1 BB: 1 P: 20 | 1B: 5 2B: 2 3B: 0 HR: 1 | SF: 0 SAC: 0 DP: 3 HBP: 0 | WP: 0 PB: 1 SB: 0 CS: 0 | PA: 36 | |
| PITCHER | IP | WLS | BF | H | R | ER | SO | BB | IBB | HBP | BLK | WP | HR | S | P | ERA | WHIP | | | | |
| 49 Yovani Gallardo, R ERA: 4.27 | 7.0 | W | 27 | 6 | 0 | 0 | 5 | 2 | 0 | 0 | 0 | 0 | 0 | 63 | 91 | 0.00 | 1.143 | | | | |
| Matt Wise, R ERA: 3.88 | 1.0 | | 4 | 1 | 0 | 0 | 1 | 0 | 0 | 0 | 0 | 0 | 0 | 10 | 13 | 0.00 | 1.000 | | | | |
| Ray King, L ERA: 4.93 | 1.0 | | 5 | 1 | 2 | 2 | 3 | 1 | 0 | 0 | 0 | 0 | 1 | 12 | 20 | 18.00 | 2.000 | | | | |

Houston Astros @ Milwaukee Brewers
Miller Park, Milwaukee, WI
Wed Sep 05 2007, 7:05 PM CDT
Att: 28,988 - Clear - 83 F

| | |
|-----|----|
| AB | 33 |
| R | 2 |
| H | 8 |
| RBI | 2 |
| BB | 3 |
| SO | 9 |
| LOB | 16 |

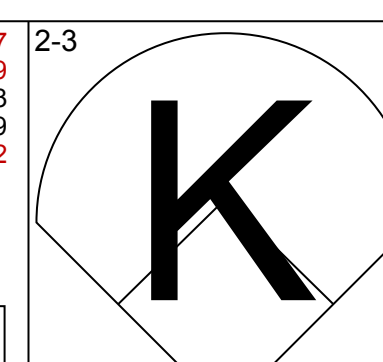
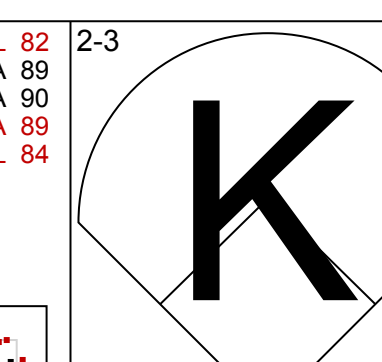
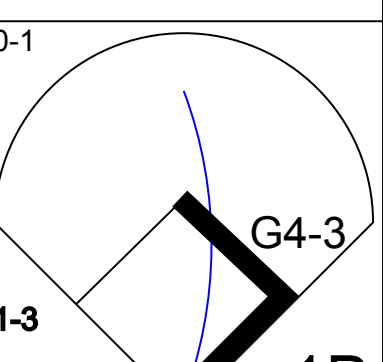
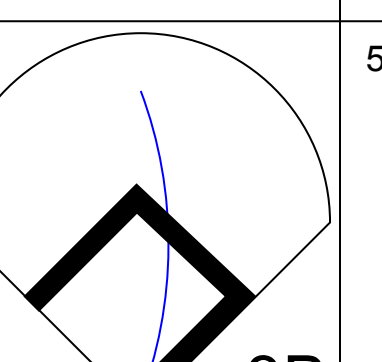
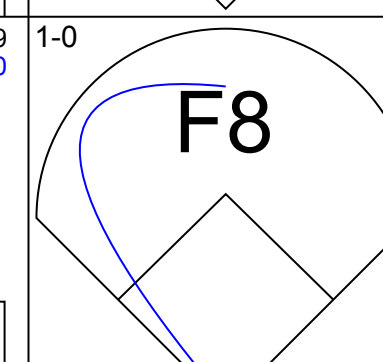
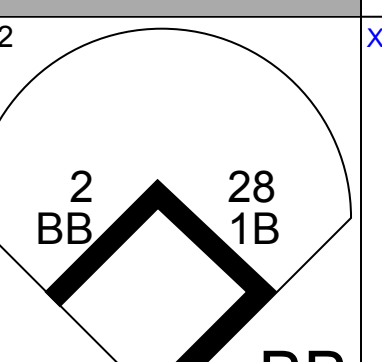
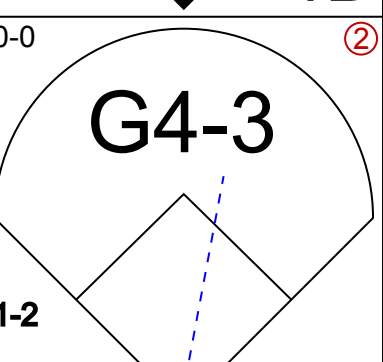
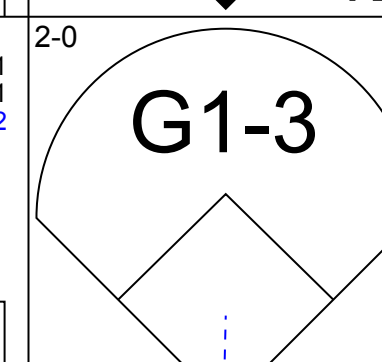
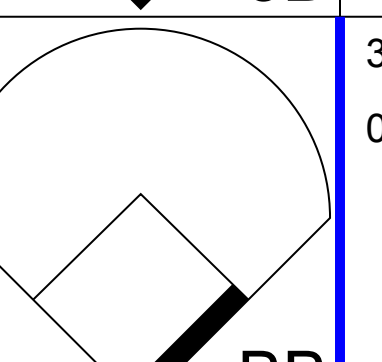
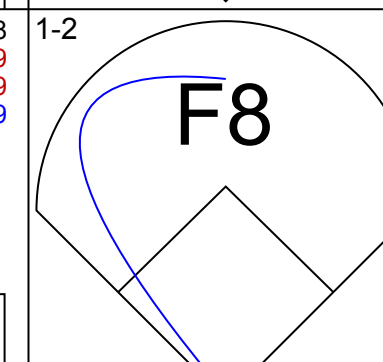
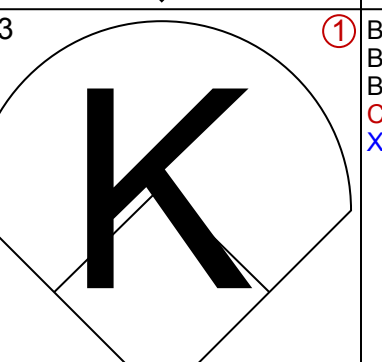
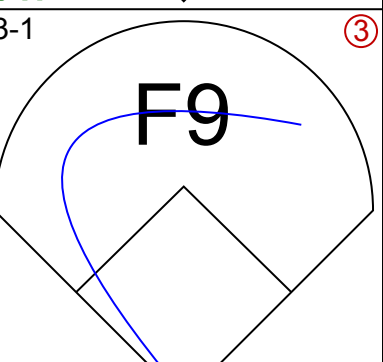
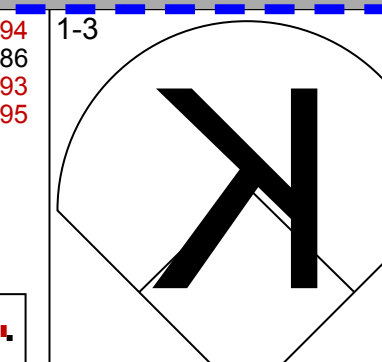
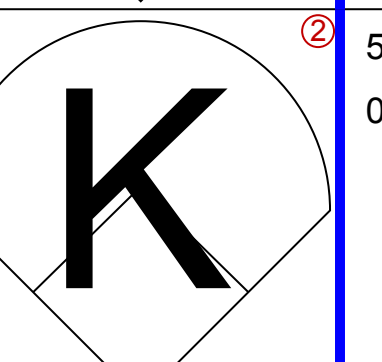
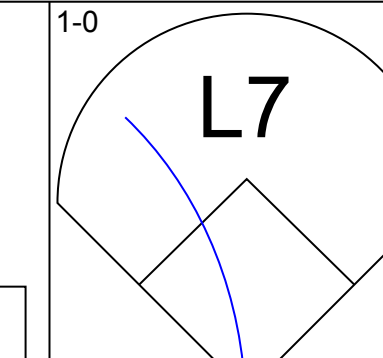
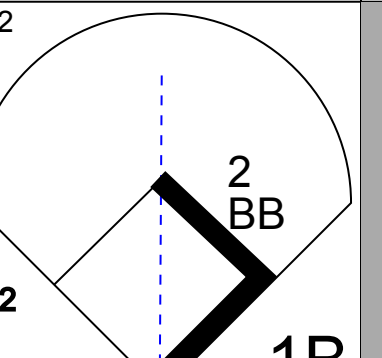
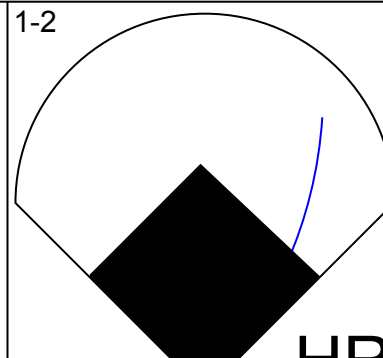
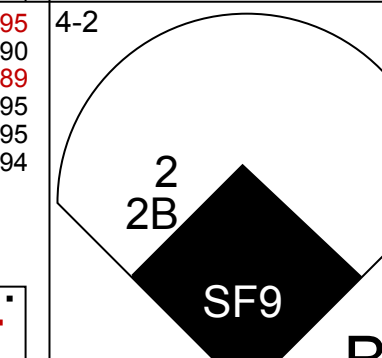
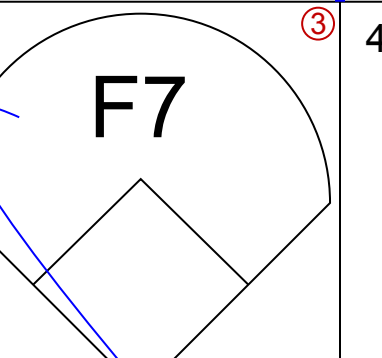
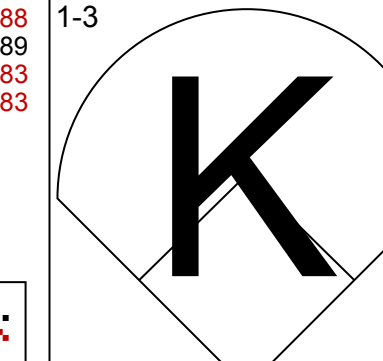
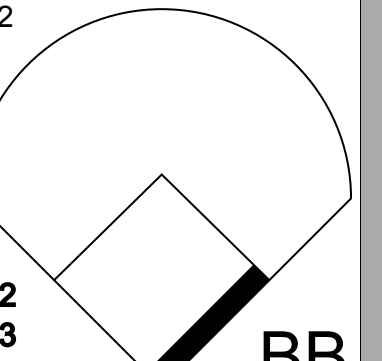
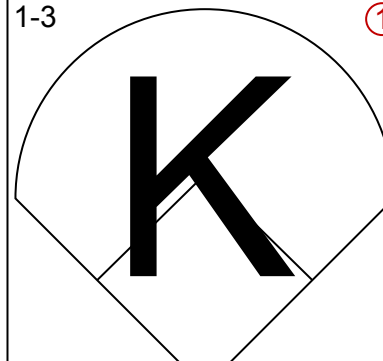
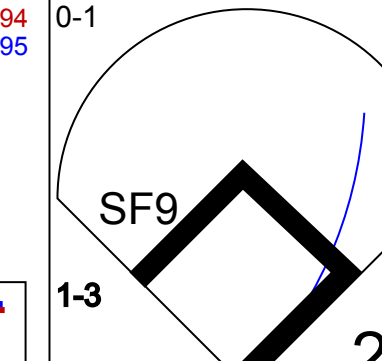
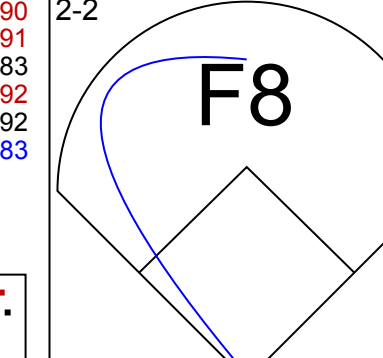

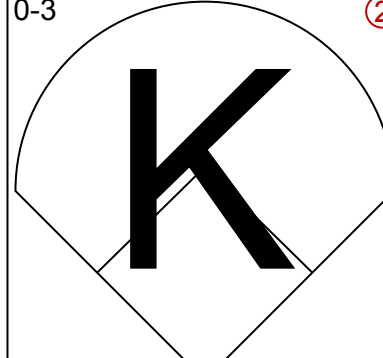
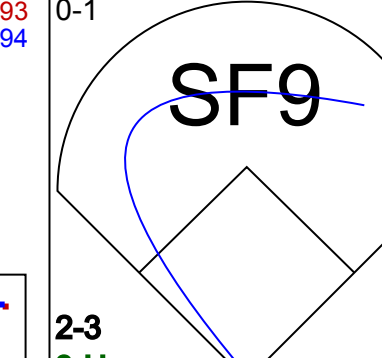
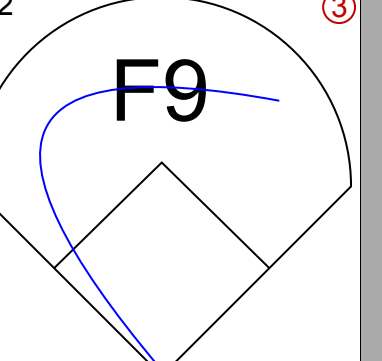

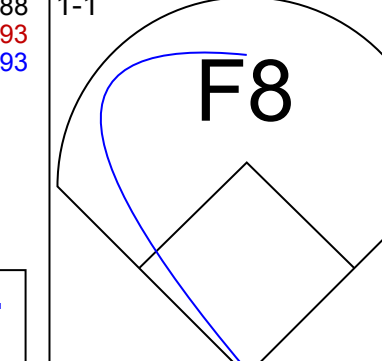
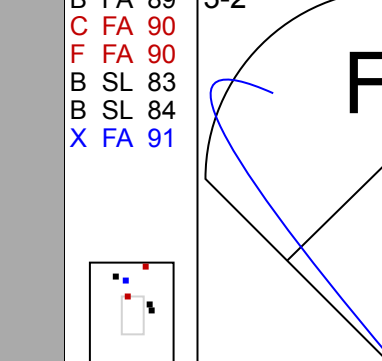
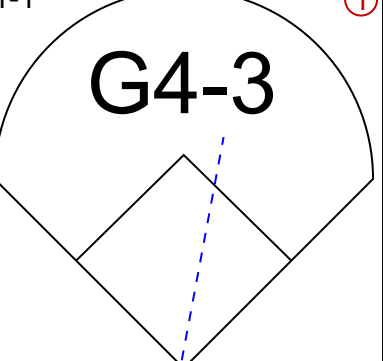
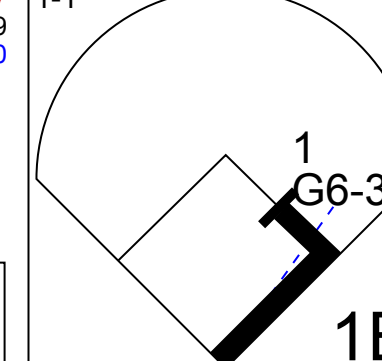
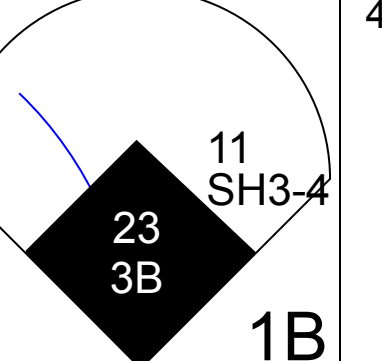
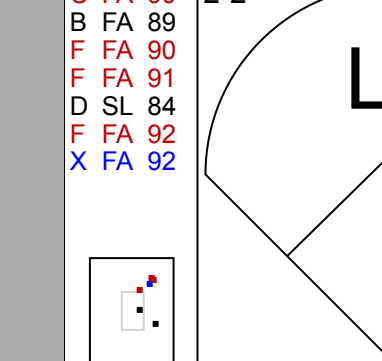
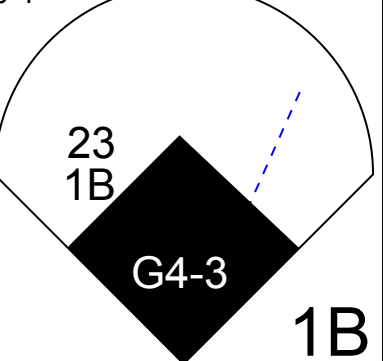

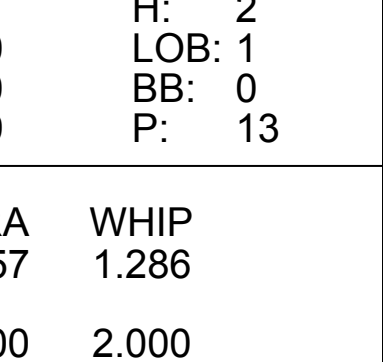


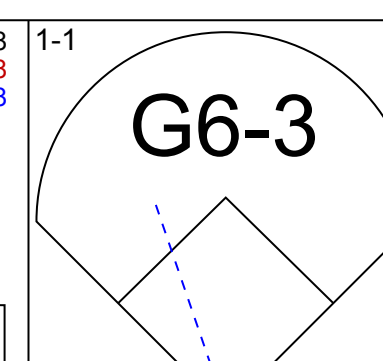
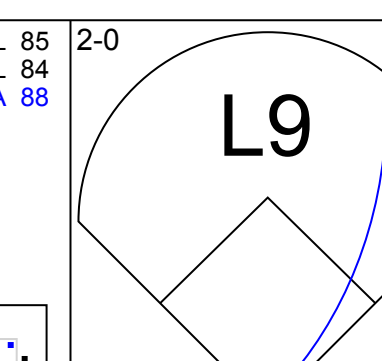
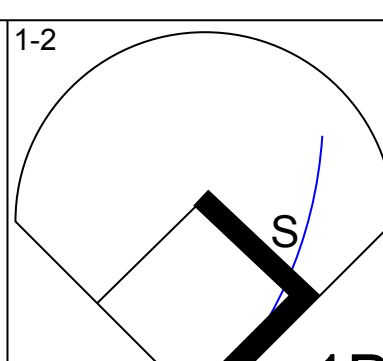
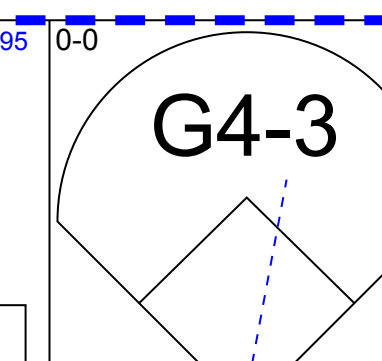
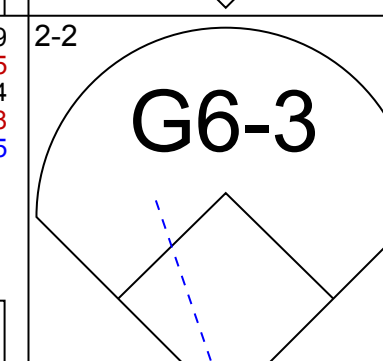
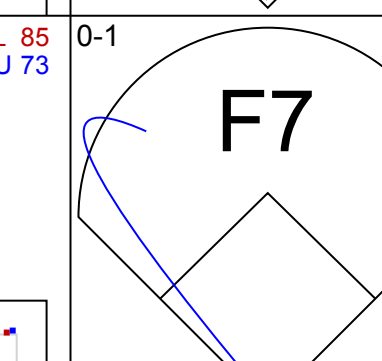
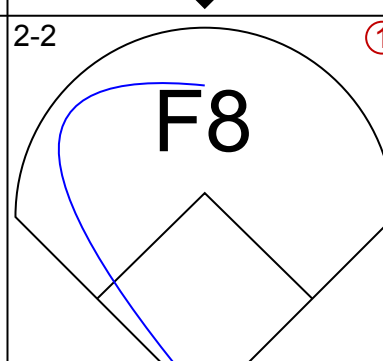
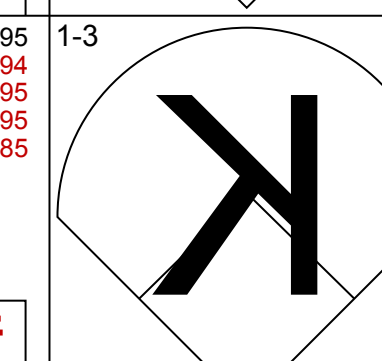
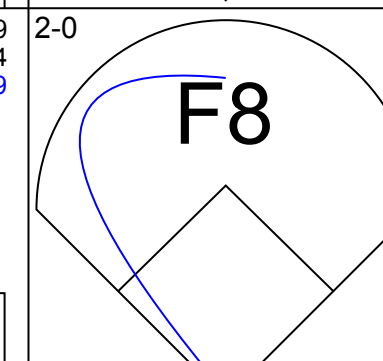
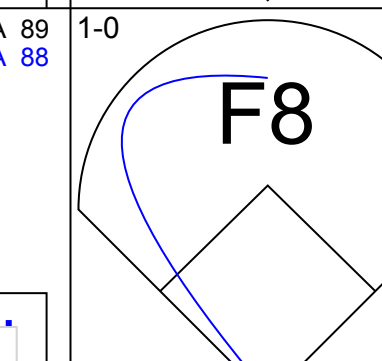
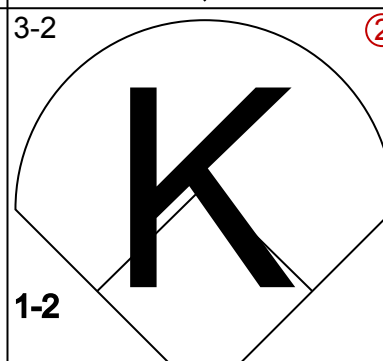
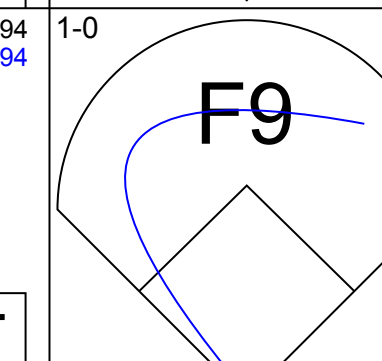
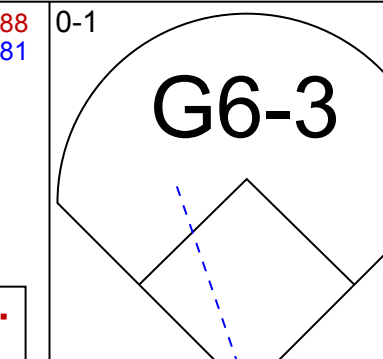

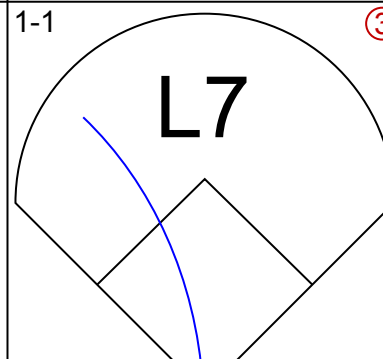
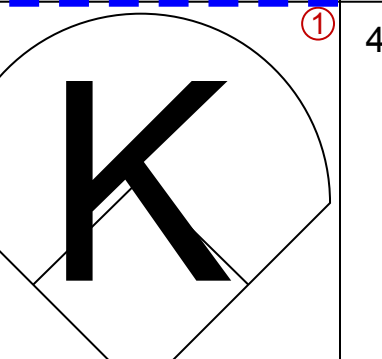
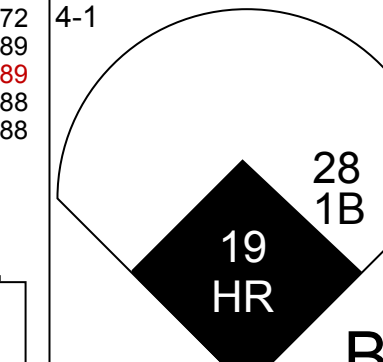
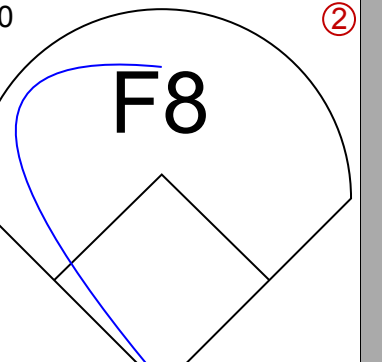

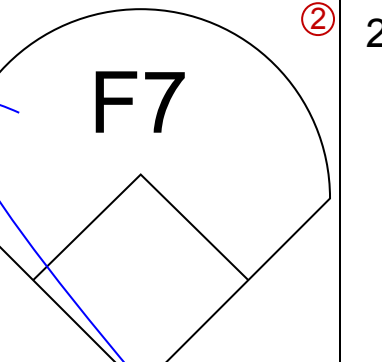
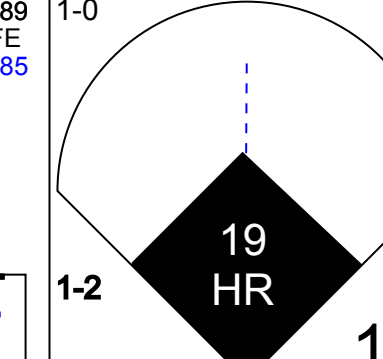
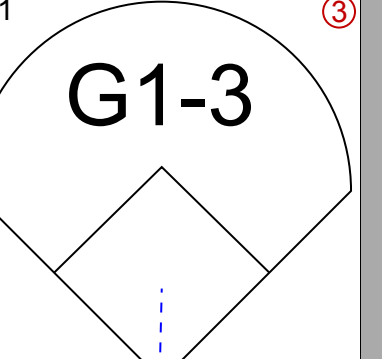

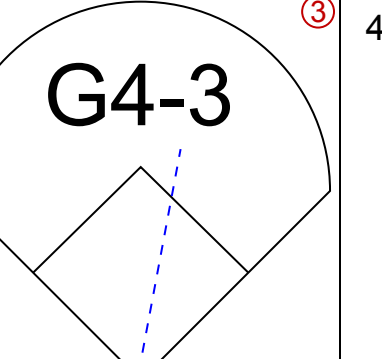
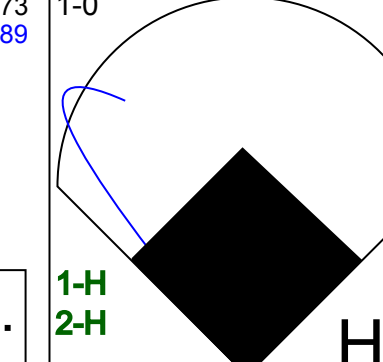



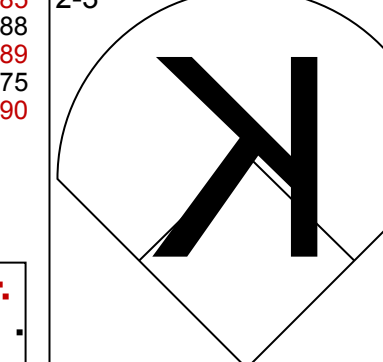



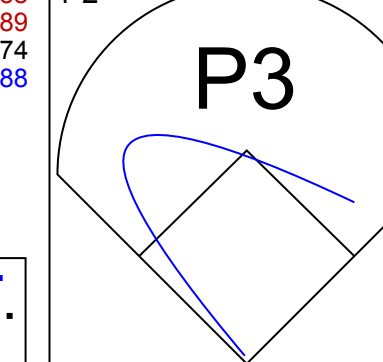


| Batter | 1 | 2 | 3 | 4 | 5 | 6 | 7 | 8 | 9 | AB | R | H | RBI | BB | SO | LOB | BOTTOM | | | | |
|--|-------------------------------|----------------------------------|-------------------------------|----------------------------------|------------------------------|----------------------------------|-------------------------------|----------------------------------|-------------------------------|----------------------------------|------------------------------|----------------------------------|-------------------------------|----------------------------------|------------------------------|----------------------------------|----------------------------------|------------------------------------|----------------------------------|--------|--|
| 23 Rickie Weeks Jr., R OBP: 0.365, SLG: 0.378 | | | | | | | | | | 2 | 3 | 0 | 0 | 3 | 2 | 2 | | | | | |
| Gabe Gross, L OBP: 0.352, SLG: 0.479 | | | | | F7 | | | | | 2 | 2 | 0 | 0 | 3 | 0 | 2 | | | | | |
| 8 Ryan Braun, R OBP: 0.379, SLG: 0.649 27 Joe Dillon, R OBP: 0.386, SLG: 0.512 | FC1-6 | | | | F7 | | | | | 3 | 2 | 1 | 3 | 0 | 0 | 3 | | | | | |
| 28 Prince Fielder, L OBP: 0.384, SLG: 0.605 10 Vinny Rottino, R OBP: 0.200, SLG: 0.400 | | | | | | | | | | 2 | 2 | 1 | 3 | 1 | 0 | 0 | | | | | |
| 1 Corey Hart, R OBP: 0.353, SLG: 0.533 2 Bill Hall, R OBP: 0.320, SLG: 0.439 | G3 | | | | | | | | | 3 | 2 | 2 | 3 | 0 | 0 | 0 | | | | | |
| Geoff Jenkins, L OBP: 0.335, SLG: 0.506 11 Mike Rivera, R | | | | | | | | | | 4 | 1 | 3 | 1 | 0 | 0 | 1 | | | | | |
| Johnny Estrada, S OBP: 0.302, SLG: 0.403 Matt Wise, R OBP: 1.000, SLG: 1.000 Kevin Mench, R OBP: 0.307, SLG: 0.445 Ray King, L | | | | | | | | | | 4 | 0 | 2 | 1 | 0 | 0 | 1 | | | | | |
| 7 J.J. Hardy, R OBP: 0.322, SLG: 0.460 Craig Counsell, L OBP: 0.326, SLG: 0.323 | | | | | | | | | | 2 | 0 | 0 | 0 | 0 | 1 | 1 | | | | | |
| 49 Yovani Gallardo, R OBP: 0.303, SLG: 0.531 52 Mel Stocker, S | | | | | | | | | | 3 | 1 | 1 | 0 | 0 | 0 | 2 | | | | | |
| Inning Stats | R: 3 E: 0 K: 0 S: 16 | H: 2 LOB: 1 BB: 2 P: 29 | R: 3 E: 0 K: 1 S: 14 | H: 2 LOB: 0 BB: 1 P: 23 | R: 1 E: 0 K: 1 S: 8 | H: 2 LOB: 1 BB: 0 P: 12 | R: 4 E: 0 K: 0 S: 14 | H: 2 LOB: 2 BB: 2 P: 28 | R: 0 E: 0 K: 1 S: 14 | H: 1 LOB: 1 BB: 0 P: 24 | R: 1 E: 0 K: 0 S: 8 | H: 3 LOB: 2 BB: 0 P: 10 | R: 2 E: 0 K: 1 S: 12 | H: 1 LOB: 1 BB: 2 P: 25 | R: 0 E: 0 K: 1 S: 9 | H: 0 LOB: 1 BB: 1 P: 14 | 1B: 3 2B: 5 3B: 0 HR: 5 | SF: 0 SAC: 0 DP: 0 HBP: 0 | WP: 1 PB: 0 SB: 1 CS: 0 | PA: 45 | |
| PITCHER | IP | WLS | BF | H | R | ER | SO | BB | IBB | HBP | BLK | WP | HR | S | P | ERA | WHIP | | | | |
| Matt Albers, R ERA: 5.88 | 3.0 | L | 18 | 6 | 7 | 7 | 2 | 3 | 0 | 0 | 0 | 1 | 3 | 36 | 62 | 15.00 | 2.667 | | | | |
| 52 Felipe Paulino, R ERA: 15.0 | 3.0 | | 17 | 6 | 5 | 5 | 1 | 2 | 0 | 0 | 0 | 0 | 0 | 12 | 25 | 18.00 | 3.000 | | | | |
| Mark McLemore, L ERA: 3.9 | 1.0 | | 6 | 1 | 2 | 2 | 1 | 2 | 0 | 0 | 0 | 0 | 0 | 9 | 14 | 0.00 | 1.000 | | | | |
| Brian Moehler, R ERA: 4.5 | 1.0 | | 4 | 0 | 0 | 0 | 1 | 1 | 0 | 0 | 0 | 0 | 0 | 9 | 14 | 0.00 | 1.000 | | | | |

Houston Astros @ Milwaukee Brewers
Miller Park, Milwaukee, WI
Wed Sep 05 2007, 7:05 PM CDT
Att: 28,988 - Clear - 83 F

| | |
|-----|----|
| AB | 37 |
| R | 14 |
| H | 13 |
| RBI | 14 |
| BB | 8 |
| SO | 5 |
| LOB | 18 |



| Batter | 1 | 2 | 3 | 4 | 5 | 6 | 7 | 8 | 9 | AB | R | H | RBI | BB | SO | LOB | TOP | | | | |
|---|---|--|---|---|--|--|--|---|--|----------------------------------|-------------------------------|----------------------------------|------------------------------|----------------------------------|-------------------------------|----------------------------------|---|----------------------------------|------------------------------------|----------------------------------|--------|
| 23 Rickie Weeks Jr. R OBP: 0.367, SLG: 0.584 |  | |  | | | |  | |  | 5 | 0 | 3 | 1 | 0 | 2 | 1 | Milwaukee Brewers @ Cincinnati Reds Great American Ball Park, Cincinnati, OH Sat Sep 08 2007, 7:10 PM EDT Att: 22,758 - Drizzlie - 75 F | | | | |
| Gabe Gross L OBP: 0.353, SLG: 0.473 52 Mel Stocker, S |  | | |  |  | |  | |  | 3 | 0 | 0 | 1 | 2 | 0 | 2 | | | | | |
| 8 Ryan Braun R OBP: 0.371, SLG: 0.634 Francisco Cordero, R |  | |  | |  | | |  |  | 5 | 0 | 0 | 0 | 0 | 3 | 4 | | | | | |
| 28 Prince Fielder L OBP: 0.327, SLG: 0.615 |  | | |  | |  | |  |  | 4 | 2 | 2 | 1 | 1 | 0 | 2 | | | | | |
| 2 Bill Hall R OBP: 0.323, SLG: 0.442 |  | | |  | |  | |  | | 3 | 0 | 1 | 0 | 1 | 2 | 0 | | | | | |
| Geoff Jenkins L OBP: 0.329, SLG: 0.497 |  | |  | | |  | |  | | 3 | 0 | 0 | 1 | 0 | 2 | 3 | | | | | |
| Damian Miller R Johnny Estrada S Derrick Turnbow R | | |  | |  | | |  | | 3 | 0 | 1 | 0 | 0 | 0 | 3 | | | | | |
| 7 J.J. Hardy R Craig Counsell L | |  | | |  | |  | |  | 4 | 1 | 2 | 0 | 0 | 0 | 1 | | | | | |
| 37 Jeff Suppan R 1 Corey Hart R Ray King L Scott Linebrink R | | |  | | |  | |  | | 2 | 1 | 1 | 0 | 0 | 0 | 1 | | | | | |
| 11 Mike Rivera R | | | | |  | | | | | 1 | 0 | 0 | 0 | 0 | 0 | 1 | | | | | |
| Inning Stats | R: 0 E: 0 K: 1 S: 7 | H: 0 LOB: 0 BB: 0 P: 11 | R: 0 E: 0 K: 1 S: 8 | H: 0 LOB: 0 BB: 0 P: 12 | R: 0 E: 0 K: 1 S: 14 | H: 1 LOB: 1 BB: 0 P: 22 | R: 0 E: 0 K: 2 S: 17 | H: 1 LOB: 3 BB: 2 P: 28 | R: 1 E: 0 K: 0 S: 9 | H: 2 LOB: 1 BB: 0 P: 13 | R: 1 E: 0 K: 2 S: 13 | H: 1 LOB: 1 BB: 0 P: 15 | R: 0 E: 0 K: 0 S: 8 | H: 2 LOB: 1 BB: 0 P: 12 | R: 1 E: 0 K: 1 S: 11 | H: 1 LOB: 2 BB: 1 P: 23 | | 1B: 6 2B: 2 3B: 1 HR: 1 | SF: 1 SAC: 1 DP: 1 HBP: 0 | WP: 0 PB: 0 SB: 0 CS: 0 | PA: 40 |
| PITCHER | IP WLS BF H R ER SO BB IBB HBP BLK WP HR S P ERA WHIP | | | | | | | | | | | | | | | | | | | | |
| 39 Aaron Harang R 51 Jared Burton R 25 David Weathers R | (1, 1) (8, 1) (9, 1) | 7.0 1.0 1.0 | 0 B L | 29 5 6 | 7 1 2 | 2 1 1 | 7 1 1 | 2 1 1 | 0 0 0 | 0 0 0 | 0 0 0 | 0 0 0 | 0 0 0 | 0 11 13 | 76 17 23 | 2.57 9.00 9.00 | | 1.286 2.000 3.000 | | | |

| Batter | 1 | 2 | 3 | 4 | 5 | 6 | 7 | 8 | 9 | AB | R | H | RBI | BB | SO | LOB | BOTTOM | | | | | | |
|---|---|---|---|---|------------------------------|---|------------------------------|---|------------------------------|----------------------------------|-------------------------------|----------------------------------|-------------------------------|----------------------------------|------------------------------|--------------------------------------|---|---|----------------------------------|----------------------------------|------------------------------------|----------------------------------|--------|
| 30 Norris Hopper R OBP: 0.362, SLG: 0.389 |  | |  | | |  | |  | | 4 | 0 | 1 | 0 | 0 | 0 | 0 | Milwaukee Brewers @ Cincinnati Reds Great American Ball Park, Cincinnati, OH Sat Sep 08 2007, 7:10 PM EDT Att: 22,758 - Drizzlie - 75 F | | | | | | |
| 2 Alex Gonzalez R 27 Jeff Keppinger R |  | |  | | |  | |  | | 3 | 0 | 0 | 0 | 0 | 1 | 1 | | | | | | | |
| Ken Griffey Jr. L |  | |  | | |  | |  | | 4 | 0 | 0 | 0 | 0 | 1 | 1 | | | | | | | |
| 4 Brandon Phillips R Adam Dunn L | |  | |  | |  | |  | | 4 | 0 | 0 | 0 | 0 | 2 | 1 | | | | | | | |
| 28 Edwin Encarnación R | |  | |  | |  | |  | | 2 | 1 | 0 | 0 | 2 | 0 | 0 | | | | | | | |
| 19 Joey Volto L | |  | |  | |  | |  | | 4 | 1 | 2 | 0 | 0 | 0 | 0 | | | | | | | |
| 26 David Ross R | |  | |  | |  | |  | | 3 | 1 | 1 | 3 | 0 | 0 | 2 | | | | | | | |
| 39 Aaron Harang R Jorge Cantu R 51 Jared Burton R 25 David Weathers R | |  | |  | |  | |  | | 3 | 0 | 0 | 0 | 0 | 2 | 2 | | | | | | | |
| | |  | |  | |  | | | | 2 | 0 | 0 | 0 | 0 | 1 | 0 | | | | | | | |
| Inning Stats | R: 0 E: 0 K: 0 S: 6 | H: 0 LOB: 0 BB: 0 P: 11 | R: 3 E: 0 K: 1 S: 11 | H: 2 LOB: 1 BB: 1 P: 20 | R: 0 E: 0 K: 0 S: 4 | H: 0 LOB: 0 BB: 0 P: 7 | R: 0 E: 0 K: 1 S: 7 | H: 0 LOB: 0 BB: 0 P: 12 | R: 0 E: 0 K: 1 S: 8 | H: 0 LOB: 0 BB: 0 P: 12 | R: 0 E: 0 K: 1 S: 13 | H: 1 LOB: 1 BB: 0 P: 20 | R: 0 E: 0 K: 1 S: 13 | H: 1 LOB: 2 BB: 1 P: 21 | R: 0 E: 0 K: 1 S: 6 | H: 0 LOB: 0 BB: 0 P: 8 | | R: 0 E: 0 K: 1 S: 8 | H: 0 LOB: 0 BB: 0 P: 11 | 1B: 3 2B: 0 3B: 0 HR: 1 | SF: 0 SAC: 0 DP: 0 HBP: 0 | WP: 0 PB: 0 SB: 1 CS: 0 | PA: 33 |
| PITCHER | IP WLS BF H R ER SO BB IBB HBP BLK WP HR S P ERA WHIP | | | | | | | | | | | | | | | | | | | | | | |
| 37 Jeff Suppan R Ray King L Scott Linebrink R Derrick Turnbow R Francisco Cordero R | (1, 1) (7, 1) (7, 1) (8, 1) (9, 1) | 6.0 0.1 0.2 1.0 1.0 | 0 3 2 W S | 22 3 0 3 3 | 3 0 0 0 0 | 3 0 0 0 0 | 3 0 0 0 1 | 3 0 0 0 1 | 0 0 0 0 0 | 0 0 0 0 0 | 0 0 0 0 0 | 0 0 0 0 0 | 0 0 0 0 0 | 0 7 6 6 8 | 11 11 10 8 11 | 4.50 0.00 0.00 0.00 0.00 | | 0.667 6.000 0.000 0.000 0.000 | | | | | |

| Batter | 1 | 2 | 3 | 4 | 5 | 6 | 7 | 8 | 9 | AB | R | H | RBI | BB | SO | LOB | TOP | | | | | | | | | | | | | |
|---|---|---------------------------------|-------------------------------|----------------------------------|------------------------------|---------------------------------|------------------------------|----------------------------------|------------------------------|---------------------------------|------------------------------|----------------------------------|------------------------------|----------------------------------|------------------------------|----------------------------------|--|----------------------------------|----------------------------------|------------------------------------|----------------------------------|--------|--|--|--|--|--|--|--|--|
| 23 Ricke Weeks Jr. R OBP: 0.369, SLG: 0.400 | 0-3 K | | 1-0 F8 | | | 2-1 G4-3 | | | 1-2 F8 | 4 | 0 | 0 | 0 | 0 | 1 | 0 | Milwaukee Brewers @ Pittsburgh Pirates PNC Park, Pittsburgh, PA Mon Sep 10 2007, 7:05 PM EDT Att: 13,683 - Cloudy - 74 F | | | | | | | | | | | | | |
| Gabe Gross L OBP: 0.343, SLG: 0.457 | 0-0 F8 | | 1-3 K | | | 2-2 G4-3 | | | 3-1 G3 | 4 | 0 | 0 | 0 | 0 | 1 | 0 | | | | | | | | | | | | | | |
| 8 Ryan Braun, R OBP: 0.369, SLG: 0.641 | 0-1 F7 | | | 3-2 G5-3 | | | 1-2 G4-3 | | 0-0 G5-3 | 4 | 0 | 0 | 0 | 0 | 0 | 0 | | | | | | | | | | | | | | |
| 28 Prince Fielder, L OBP: 0.386, SLG: 0.611 | | 3-1 1B | | 2-2 F8 | | | 1-2 F8 | | | 3 | 0 | 1 | 0 | 0 | 0 | 0 | | | | | | | | | | | | | | |
| 1 Corey Hart, R OBP: 0.354, SLG: 0.529 | | 0-1 1B | | 2-0 F9 | | | 0-0 1B | | | 3 | 0 | 2 | 0 | 0 | 0 | 0 | | | | | | | | | | | | | | |
| Geoff Jenkins L OBP: 0.327, SLG: 0.493 | | 0-3 K | | 1-0 G4-3 | | | 0-0 L8 | | | 3 | 0 | 0 | 0 | 0 | 1 | 3 | | | | | | | | | | | | | | |
| Johnny Estrada, S OBP: 0.302, SLG: 0.407 | | 1-1 F8 | | 0-1 7 G6-3 1B | | | 2-1 G1 | | | 3 | 0 | 1 | 0 | 0 | 0 | 2 | | | | | | | | | | | | | | |
| 7 J.J. Hardy, R OBP: 0.323, SLG: 0.467 | | 1-1 G5-3 | | 1-2 G6-3 | | | 0-1 L6 | | | 3 | 0 | 0 | 0 | 0 | 0 | 3 | | | | | | | | | | | | | | |
| 12 Carlos Villanueva, R OBP: 0.111, SLG: 0.111 | | | 0-0 G6-3 | | | 1-2 G3 | | | 1-3 K | 1 | 0 | 0 | 0 | 0 | 0 | 0 | | | | | | | | | | | | | | |
| 20 L. J. Davis, L OBP: 0.306, SLG: 1.000 | | | | | | | | | | 0 | 0 | 0 | 0 | 0 | 0 | 0 | | | | | | | | | | | | | | |
| Matt Wise, R OBP: 0.354, SLG: 0.458 | | | | | | | | | | 0 | 0 | 0 | 0 | 0 | 0 | 0 | | | | | | | | | | | | | | |
| Brian Shouse, L OBP: 0.274, SLG: 0.517 | | | | | | | | | | 0 | 0 | 0 | 0 | 0 | 0 | 0 | | | | | | | | | | | | | | |
| 73 Seth McClung, L OBP: 0.303, SLG: 0.438 | | | | | | | | | | 0 | 0 | 0 | 0 | 0 | 1 | 0 | | | | | | | | | | | | | | |
| 2 Bill Hall, R OBP: 0.323, SLG: 0.467 | | | | | | | | | | 0 | 0 | 0 | 0 | 0 | 0 | 0 | | | | | | | | | | | | | | |
| Greg Aquino, R OBP: 0.323, SLG: 0.467 | | | | | | | | | | 0 | 0 | 0 | 0 | 0 | 0 | 0 | | | | | | | | | | | | | | |
| Inning Stats | R: 0 E: 0 K: 1 S: 6 | H: 0 LOB: 0 BB: 0 P: 6 | R: 0 E: 0 K: 1 S: 11 | H: 2 LOB: 2 BB: 0 P: 16 | R: 0 E: 0 K: 1 S: 5 | H: 0 LOB: 0 BB: 0 P: 7 | R: 0 E: 0 K: 0 S: 7 | H: 0 LOB: 0 BB: 0 P: 14 | R: 0 E: 0 K: 0 S: 6 | H: 1 LOB: 0 BB: 0 P: 8 | R: 0 E: 0 K: 0 S: 9 | H: 0 LOB: 0 BB: 0 P: 14 | R: 0 E: 0 K: 0 S: 8 | H: 1 LOB: 0 BB: 0 P: 10 | R: 0 E: 0 K: 1 S: 7 | H: 0 LOB: 0 BB: 0 P: 10 | R: 0 E: 0 K: 0 S: 6 | H: 0 LOB: 0 BB: 0 P: 10 | 1B: 4 2B: 0 3B: 0 HR: 0 | SF: 0 SAC: 0 DP: 1 HBP: 0 | WP: 0 PB: 0 SB: 0 CS: 0 | PA: 30 | | | | | | | | |
| PITCHER | IP WLS BF H R ER SO BB IBB HBP BLK WP HR S P ERA WHIP | | | | | | | | | | | | | | | | | | | | | | | | | | | | | |
| Tony Armas, R ERA: 6.07 | (1, 1) | 6.0 | W | 20 | 3 | 0 | 0 | 3 | 0 | 0 | 0 | 0 | 0 | 0 | 0 | 0 | 44 | 65 | 0.00 | 0.500 | | | | | | | | | | |
| 52 Franquelis Osoria, R ERA: 3.54 | (7, 1) | 2.0 | | 7 | 1 | 0 | 0 | 1 | 0 | 0 | 0 | 0 | 0 | 0 | 0 | 0 | 15 | 20 | 0.00 | 0.500 | | | | | | | | | | |
| 58 Romulo Sanchez, R ERA: 1.86 | (9, 1) | 1.0 | | 3 | 0 | 0 | 0 | 0 | 0 | 0 | 0 | 0 | 0 | 0 | 0 | 0 | 6 | 10 | 0.00 | 0.000 | | | | | | | | | | |

| | |
|-----|----|
| AB | 30 |
| R | 0 |
| H | 4 |
| RBI | 0 |
| BB | 0 |
| SO | 4 |
| LOB | 8 |



| Batter | 1 | 2 | 3 | 4 | 5 | 6 | 7 | 8 | 9 | AB | R | H | RBI | BB | SO | LOB | BOTTOM | | | | | | | | | | | | | |
|---|---|----------------------------------|-------------------------------|----------------------------------|------------------------------|----------------------------------|-------------------------------|----------------------------------|-------------------------------|----------------------------------|-------------------------------|----------------------------------|-------------------------------|----------------------------------|------------------------------|----------------------------------|--|----------------------------------|----------------------------------|------------------------------------|----------------------------------|--------|--|--|--|--|--|--|--|--|
| 3 Nyjer Morgan, L OBP: 0.297, SLG: 0.314 | 2-1 L8 | | 0-0 B1-3 | | | 3-2 13 HR 2B | | | 2-0 L8 | 5 | 1 | 1 | 0 | 0 | 1 | 1 | Milwaukee Brewers @ Pittsburgh Pirates PNC Park, Pittsburgh, PA Mon Sep 10 2007, 7:05 PM EDT Att: 13,683 - Cloudy - 74 F | | | | | | | | | | | | | |
| 13 Nate McLouth, L OBP: 0.339, SLG: 0.447 | 1-3 K | | 3-2 L3 | | 1-0 2H HR | | 1-2 12 1B 12 S | 0-0 25 2B | | 5 | 3 | 3 | 2 | 0 | 1 | 0 | | | | | | | | | | | | | | |
| 12 Freddy Sanchez, R OBP: 0.354, SLG: 0.458 | 0-2 F8 | | | 0-1 G5-3 | | 0-3 K | | 0-1 25 1B | 0-3 K | 5 | 1 | 1 | 0 | 0 | 2 | 1 | | | | | | | | | | | | | | |
| 25 Adam LaRoche, L OBP: 0.344, SLG: 0.464 | | 1-2 51 G6-4-3 19 1B | | 0-3 K | | 0-0 G3 | | 1-1 51 1B | 0-1 19 2-5 | 5 | 1 | 3 | 2 | 0 | 1 | 0 | | | | | | | | | | | | | | |
| 19 José Bautista, R OBP: 0.345, SLG: 0.423 | | 0-0 51 G6-4-3 | | 4-2 51 2B | | 1-1 2 1B 26 1B | | 1-2 26 2B | 1-1 2-5 | 3 | 1 | 2 | 0 | 1 | 1 | 2 | | | | | | | | | | | | | | |
| 51 Steve Pearce, R OBP: 0.333, SLG: 0.469 | | 0-2 G6-4-3 | | 0-0 BB | | 0-3 K | | 1-2 26 2B | 2-2 2 SF9 | 4 | 1 | 2 | 1 | 0 | 1 | 3 | | | | | | | | | | | | | | |
| 26 Ronny Paulino, R OBP: 0.314, SLG: 0.396 | | 4-1 BB | | 4-1 BB | | 0-1 2 1B | | 0-0 2 SF9 | 1-2 2 2B | 2 | 1 | 2 | 1 | 2 | 0 | 0 | | | | | | | | | | | | | | |
| 2 Jack Wilson, R OBP: 0.344, SLG: 0.419 | | 2-2 F8 | | 1-1 P6 | | 1-2 FC5-4 | | 1-1 SF9 | | 3 | 0 | 1 | 1 | 0 | 0 | 5 | | | | | | | | | | | | | | |
| Tony Armas, R OBP: 0.120, SLG: 0.160 | (1, 1) | | 3-2 G5-3 | | 1-3 K | | 0-0 FC5-4 | | 0-0 K | 2 | 0 | 0 | 0 | 0 | 1 | 0 | | | | | | | | | | | | | | |
| Josh Phelps, R OBP: 0.404, SLG: 0.517 | (6, PH) | | | | | 1-2 2-3 3-H | | 1-3 2-3 3-H | | 1 | 0 | 0 | 1 | 0 | 0 | 1 | | | | | | | | | | | | | | |
| 52 Franquelis Osoria, R OBP: 0.333, SLG: 0.469 | (7, 1) | | | | | 1-2 2-3 3-H | | 1-3 2-3 3-H | | 1 | 0 | 0 | 0 | 0 | 1 | 1 | | | | | | | | | | | | | | |
| 58 Romulo Sanchez, R OBP: 0.323, SLG: 0.467 | (9, 1) | | | | | 1-2 2-3 3-H | | 1-3 2-3 3-H | | 0 | 0 | 0 | 0 | 0 | 0 | 0 | | | | | | | | | | | | | | |
| Inning Stats | R: 0 E: 0 K: 1 S: 8 | H: 0 LOB: 0 BB: 0 P: 11 | R: 0 E: 0 K: 0 S: 13 | H: 2 LOB: 2 BB: 1 P: 20 | R: 0 E: 0 K: 0 S: 8 | H: 0 LOB: 0 BB: 0 P: 14 | R: 0 E: 0 K: 1 S: 12 | H: 1 LOB: 3 BB: 2 P: 21 | R: 2 E: 0 K: 2 S: 11 | H: 2 LOB: 0 BB: 0 P: 16 | R: 2 E: 1 K: 2 S: 14 | H: 3 LOB: 1 BB: 0 P: 19 | R: 4 E: 0 K: 2 S: 19 | H: 5 LOB: 1 BB: 0 P: 26 | R: 1 E: 0 K: 1 S: 8 | H: 2 LOB: 1 BB: 0 P: 11 | R: 1 E: 0 K: 1 S: 8 | H: 2 LOB: 1 BB: 0 P: 11 | 1B: 9 2B: 5 3B: 0 HR: 1 | SF: 1 SAC: 0 DP: 1 HBP: 0 | WP: 0 PB: 0 SB: 1 CS: 0 | PA: 40 | | | | | | | | |
| PITCHER | IP WLS BF H R ER SO BB IBB HBP BLK WP HR S P ERA WHIP | | | | | | | | | | | | | | | | | | | | | | | | | | | | | |
| 12 Carlos Villanueva, R ERA: 4.42 | (1, 1) | 5.0 | L | 22 | 5 | 2 | 2 | 4 | 3 | 0 | 0 | 0 | 0 | 0 | 0 | 0 | 11 | 13 | 13.50 | 4.500 | | | | | | | | | | |
| Matt Wise, R ERA: 3.74 | (6, 1) | 0.2 | | 5 | 3 | 2 | 1 | 1 | 0 | 0 | 0 | 0 | 0 | 0 | 0 | 0 | 10 | 15 | 81.00 | 9.000 | | | | | | | | | | |
| Brian Shouse, L ERA: 2.74 | (6, 1) | 0.1 | | 4 | 3 | 3 | 3 | 1 | 0 | 0 | 0 | 0 | 0 | 0 | 0 | 0 | 10 | 15 | 9.00 | 2.000 | | | | | | | | | | |
| 73 Seth McClung, R ERA: 6.75 | (7, 1) | 1.0 | | 5 | 2 | 1 | 1 | 1 | 2 | 0 | 0 | 0 | 0 | 0 | 0 | 0 | 12 | 17 | 9.00 | 2.000 | | | | | | | | | | |
| Greg Aquino, R ERA: 9.3 | (8, 1) | 1.0 | | 5 | 2 | 1 | 1 | 1 | 0 | 0 | 0 | 0 | 0 | 0 | 0 | 0 | 8 | 11 | 9.00 | 2.000 | | | | | | | | | | |



| Batter | 1 | 2 | 3 | 4 | 5 | 6 | 7 | 8 | 9 | AB | R | H | RBI | BB | SO | LOB | TOP | | | | | |
|---|---|---------------------------------|------------------------------|----------------------------------|------------------------------|----------------------------------|------------------------------|----------------------------------|-------------------------------|----------------------------------|------------------------------|---------------------------------|-------------------------------|----------------------------------|-------------------------------|----------------------------------|-------------------------------|----------------------------------|----------------------------------|------------------------------------|----------------------------------|--------|
| 23 Ricke Weeks Jr, R OBP: 0.374, SLG: 0.401 | 1-2 P3 | | 4-2 BB | | 3-1 HBP | | 2-3 K | | 0-2 P3 | 3 | 0 | 0 | 0 | 1 | 1 | 2 | | | | | | |
| 7 J.J. Hardy, R OBP: 0.321, SLG: 0.463 | 0-1 G5-3 | | 3-3 K | | 1-1 F8 | | | 1-1 8 2B 28 G6-3 | 0-2 F8 | 5 | 1 | 1 | 0 | 0 | 1 | 2 | | | | | | |
| 8 Ryan Braun, R OBP: 0.373, SLG: 0.641 | 0-0 1B | | | 4-2 28 1B 1 G6-4-3 | | 0-0 F9 | | 0-0 28 G6-3 1 3B | 0-3 K | 4 | 2 | 2 | 0 | 1 | 1 | 0 | | | | | | |
| 28 Prince Fielder, L OBP: 0.386, SLG: 0.613 | 0-1 L3 | | | 0-0 1 G6-4-3 | | 0-1 G3-1 | | 2-2 G6-3 | | 4 | 0 | 1 | 1 | 0 | 0 | 2 | | | | | | |
| 1 Corey Hart, R OBP: 0.355, SLG: 0.538 | | 2-3 K | | 1-2 G6-4-3 | | 2-0 F8 | | 3-2 3B | | 4 | 0 | 1 | 1 | 0 | 1 | 1 | | | | | | |
| Kevin Mench, R OBP: 0.311, SLG: 0.441 | | 4-2 2 G6-4-3 | | 3-2 F9 | | | 0-0 2 G6-4-3 | 4-0 HBP | | 2 | 0 | 1 | 0 | 1 | 0 | 0 | | | | | | |
| Craig Counsell, L OBP: 0.330, SLG: 0.323 | | | | | | | | | | 0 | 0 | 0 | 0 | 1 | 0 | 0 | | | | | | |
| Derrick Turnbow, R OBP: 0.307, SLG: 0.365 | | | | | | | | | | 0 | 0 | 0 | 0 | 0 | 0 | 0 | | | | | | |
| Ray King, L | | | | | | | | | | 0 | 0 | 0 | 0 | 0 | 0 | 0 | | | | | | |
| 2 Bill Hall, R OBP: 0.316, SLG: 0.431 | | 0-1 G6-4-3 | | | 2-2 K | | 2-2 G6-4-3 | 0-3 K | | 4 | 0 | 0 | 0 | 0 | 2 | 4 | | | | | | |
| Damian Miller, R OBP: 0.307, SLG: 0.365 | | | 3-1 L8 | | 3-2 HR | | 2-1 27 2B | 3-1 HBP | | 3 | 1 | 2 | 1 | 0 | 0 | 0 | | | | | | |
| 31 Dave Bush, R OBP: 0.225, SLG: 0.149 | | | 1-0 G6-3 | | 1-3 K | | 3-1 1-3 | 3-2 G4-3 | | 1 | 0 | 0 | 0 | 0 | 0 | 0 | | | | | | |
| 10 Vinny Rodriguez, R OBP: 0.143, SLG: 0.286 | | | | | | | | | | 1 | 0 | 0 | 0 | 0 | 1 | 0 | | | | | | |
| Claudio Vargas, R OBP: 0.127, SLG: 0.182 | | | | | | | | | | 0 | 0 | 0 | 0 | 0 | 0 | 0 | | | | | | |
| 27 Joe Dillon, R OBP: 0.107, SLG: 0.154 | | | | | | | | | | 0 | 0 | 0 | 0 | 0 | 0 | 0 | | | | | | |
| 57 Mitch Stetter, L OBP: 0.125, SLG: 0.489 | | | | | | | | | | 0 | 0 | 0 | 0 | 0 | 0 | 3 | | | | | | |
| Inning Stats | R: 0 E: 0 K: 0 S: 8 | H: 1 LOB: 1 BB: 0 P: 9 | R: 0 E: 0 K: 1 S: 7 | H: 0 LOB: 0 BB: 1 P: 13 | R: 0 E: 0 K: 1 S: 9 | H: 0 LOB: 1 BB: 1 P: 20 | R: 1 E: 0 K: 0 S: 9 | H: 1 LOB: 0 BB: 1 P: 17 | R: 1 E: 0 K: 2 S: 16 | H: 1 LOB: 1 BB: 0 P: 26 | R: 0 E: 0 K: 0 S: 4 | H: 0 LOB: 0 BB: 0 P: 6 | R: 0 E: 0 K: 1 S: 13 | H: 3 LOB: 2 BB: 0 P: 22 | R: 2 E: 0 K: 1 S: 19 | H: 3 LOB: 3 BB: 1 P: 34 | R: 0 E: 0 K: 1 S: 12 | H: 0 LOB: 0 BB: 0 P: 12 | 1B: 5 2B: 2 3B: 1 HR: 1 | SF: 0 SAC: 0 DP: 3 HBP: 2 | WP: 0 PB: 0 SB: 1 CS: 0 | PA: 39 |
| PITCHER | IP WLS BF H R ER SO BB IBB HBP BLK WP HR S P ERA WHIP | | | | | | | | | | | | | | | | | | | | | |
| 24 Tom Gorzelanny, L ERA: 3.45 | (1, 1) 6.2 0 1 27 6 2 2 4 3 0 1 0 0 0 1 62 107 2.70 1.350 | | | | | | | | | | | | | | | | | | | | | |
| 52 Franquelis Osoira, R ERA: 4.35 | (7, 1) 0.1 H 3 2 2 2 1 0 0 0 0 0 0 0 0 0 7 10 54.00 6.000 | | | | | | | | | | | | | | | | | | | | | |
| Damaso Marte, L ERA: 2.05 | (8, 1) 0.1 H 1 0 0 0 0 0 0 0 0 0 0 0 0 0 5 7 0.00 0.000 | | | | | | | | | | | | | | | | | | | | | |
| Shawn Chacon, R ERA: 3.93 | (8, 1) 0.1 B 4 1 0 0 1 0 1 1 0 0 0 0 8 17 0.00 3.000 | | | | | | | | | | | | | | | | | | | | | |
| 34 John Grabow, L ERA: 3.7 | (8, 1) 0.1 W 1 0 0 0 0 0 0 0 0 0 0 0 0 0 3 6 0.00 0.000 | | | | | | | | | | | | | | | | | | | | | |

Milwaukee Brewers @ Pittsburgh Pirates
PNC Park, Pittsburgh, PA
Wed Sep 12 2007, 12:35 PM EDT
Att: 10,566 - Partly Cloudy - 65 F

AB 33
R 4
H 9
RBI 3
BB 4
SO 7
LOB 14



| Batter | 1 | 2 | 3 | 4 | 5 | 6 | 7 | 8 | 9 | AB | R | H | RBI | BB | SO | LOB | BOTTOM | | | | | |
|--|--|----------------------------------|-------------------------------|----------------------------------|-------------------------------|----------------------------------|-------------------------------|----------------------------------|-------------------------------|----------------------------------|-------------------------------|----------------------------------|------------------------------|---------------------------------|-------------------------------|----------------------------------|-------------------------------|----------------------------------|----------------------------------|------------------------------------|----------------------------------|--------|
| 3 Nyjer Morgan, L OBP: 0.277, SLG: 0.273 | 0-2 G1-3 | 3-2 G4-3 | | 2-2 P6 | | | 1-3 K | 0-1 G6-3 | | 5 | 0 | 0 | 0 | 0 | 1 | 2 | | | | | | |
| 13 Nate McLouth, L OBP: 0.340, SLG: 0.453 | 4-2 19 HBP 25 BB 51 1B | | 1-0 12 1B | | 3-3 K | | 2-0 F8 | | | 3 | 2 | 1 | 0 | 1 | 1 | 0 | | | | | | |
| 12 Freddy Sanchez, R OBP: 0.353, SLG: 0.455 | 0-0 F9 | | 0-0 25 2B 19 1B | | 2-2 F9 | | 1-0 G5-3 | | | 4 | 1 | 1 | 1 | 0 | 0 | 1 | | | | | | |
| 25 Adam LaRoche, L OBP: 0.347, SLG: 0.465 | 4-1 51 1B 19 HBP | | 2-2 19 1B 51 FC6-4 | | 3-2 F7 | | | 1-3 K | | 3 | 1 | 1 | 0 | 1 | 1 | 0 | | | | | | |
| 19 José Bautista, R OBP: 0.349, SLG: 0.423 | 2-2 51 1B | | 0-2 51 FC6-4 | | | 2-2 P4 | | 4-1 51 BB | | 2 | 0 | 1 | 1 | 1 | 0 | 0 | | | | | | |
| Cesar Izturis, S OBP: 0.304, SLG: 0.304 | 1-2 2-3 HBP | | 2-3 3-H 26 1B | | | | | 26 1B | | 0 | 1 | 0 | 0 | 0 | 0 | 0 | | | | | | |
| 51 Steve Pearce, R OBP: 0.366, SLG: 0.447 | 1-0 FC6-4 | | 0-1 26 CS | | 1-2 2-3 1B | | 0-1 2 1B | 4-1 26 1B | | 3 | 1 | 2 | 2 | 1 | 0 | 1 | | | | | | |
| 26 Ronny Paulino, R OBP: 0.313, SLG: 0.393 | 0-1 F9 | | 0-1 F8 | | 1-2 1B | | 1-0 F9 | 2-1 3B | | 4 | 1 | 1 | 1 | 0 | 0 | 5 | | | | | | |
| 2 Jack Wilson, R OBP: 0.345, SLG: 0.417 | | 3-3 K | | 0-2 G6-3 | | 2-1 1B | | 1-1 F9 | | 4 | 0 | 1 | 0 | 0 | 1 | 2 | | | | | | |
| 24 Tom Gorzelanny, R ERA: 3.45 | (1, 1) 4.0 0 1 19 4 4 4 2 2 0 1 0 0 0 0 24 38 9.00 1.750 | | | | | | | | | | | | | | | | | | | | | |
| 52 Franquelis Osoira, R ERA: 5.04 | (5, 1) 2.0 8 2 0 0 2 0 0 0 0 0 0 0 24 38 0.00 1.000 | | | | | | | | | | | | | | | | | | | | | |
| 57 Mitch Stetter, L ERA: 2.25 | (7, 1) 1.0 3 0 0 0 1 0 0 0 0 0 0 0 5 9 0.00 0.000 | | | | | | | | | | | | | | | | | | | | | |
| Derrick Turnbow, R ERA: 4.48 | (8, 1) 0.2 L 6 2 3 3 1 2 0 0 0 0 0 0 10 24 40.50 6.000 | | | | | | | | | | | | | | | | | | | | | |
| Ray King, L ERA: 5.05 | (8, 1) 0.1 1 0 0 0 0 0 0 0 0 0 0 2 2 0.00 0.000 | | | | | | | | | | | | | | | | | | | | | |
| Inning Stats | R: 1 E: 0 K: 0 S: 13 | H: 1 LOB: 3 BB: 2 P: 24 | R: 0 E: 0 K: 1 S: 10 | H: 0 LOB: 0 BB: 0 P: 16 | R: 3 E: 0 K: 0 S: 14 | H: 4 LOB: 0 BB: 0 P: 18 | R: 0 E: 0 K: 1 S: 12 | H: 0 LOB: 0 BB: 0 P: 17 | R: 0 E: 0 K: 1 S: 11 | H: 0 LOB: 0 BB: 0 P: 19 | R: 0 E: 0 K: 1 S: 13 | H: 2 LOB: 2 BB: 0 P: 19 | R: 0 E: 0 K: 1 S: 5 | H: 0 LOB: 0 BB: 0 P: 9 | R: 3 E: 0 K: 1 S: 12 | H: 2 LOB: 2 BB: 2 P: 26 | R: 0 E: 0 K: 1 S: 12 | H: 0 LOB: 0 BB: 0 P: 12 | 1B: 6 2B: 1 3B: 2 HR: 0 | SF: 0 SAC: 0 DP: 0 HBP: 1 | WP: 0 PB: 0 SB: 0 CS: 1 | PA: 37 |
| PITCHER | IP WLS BF H R ER SO BB IBB HBP BLK WP HR S P ERA WHIP | | | | | | | | | | | | | | | | | | | | | |
| 31 Dave Bush, R ERA: 5.34 | (1, 1) 4.0 0 1 19 4 4 4 2 2 0 1 0 0 0 0 24 38 9.00 1.750 | | | | | | | | | | | | | | | | | | | | | |
| Claudio Vargas, R ERA: 5.04 | (5, 1) 2.0 8 2 0 0 2 0 0 0 0 0 0 0 24 38 0.00 1.000 | | | | | | | | | | | | | | | | | | | | | |
| 57 Mitch Stetter, L ERA: 2.25 | (7, 1) 1.0 3 0 0 0 1 0 0 0 0 0 0 0 5 9 0.00 0.000 | | | | | | | | | | | | | | | | | | | | | |
| Derrick Turnbow, R ERA: 4.48 | (8, 1) 0.2 L 6 2 3 3 1 2 0 0 0 0 0 0 10 24 40.50 6.000 | | | | | | | | | | | | | | | | | | | | | |
| Ray King, L ERA: 5.05 | (8, 1) 0.1 1 0 0 0 0 0 0 0 0 0 0 2 2 0.00 0.000 | | | | | | | | | | | | | | | | | | | | | |

Milwaukee Brewers @ Pittsburgh Pirates
PNC Park, Pittsburgh, PA
Wed Sep 12 2007, 12:35 PM EDT
Att: 10,566 - Partly Cloudy - 65 F

AB 32
R 7
H 9
RBI 7
BB 4
SO 6
LOB 13



| Batter | 1 | 2 | 3 | 4 | 5 | 6 | 7 | 8 | 9 | 10 | AB | R | H | RBI | BB | SO | LOB | TOP | | | | | | |
|--|---|----------------------------------|----------------------------------|----------------------------------|------------------------------|----------------------------------|------------------------------|----------------------------------|-------------------------------|----------------------------------|-------------------------------|----------------------------------|-------------------------------|----------------------------------|-------------------------------|----------------------------------|------------------------------|----------------------------------|----------------------------------|------------------------------------|----------------------------------|--------|--|--|
| 23 Rickie Weeks Jr., R OBP: 0.369, SLG: 0.404 | | | | | | | | | | | 5 | 1 | 2 | 2 | 0 | 2 | 2 | | | | | | | |
| 27 Joe Dillon, R OBP: 0.385, SLG: 0.532 | | | | | | | | | | | 4 | 0 | 1 | 0 | 0 | 0 | 0 | 2 | | | | | | |
| Geoff Jenkins, L OBP: 0.322, SLG: 0.490 | | | | | | | | | | | 3 | 0 | 0 | 0 | 1 | 2 | 4 | | | | | | | |
| 8 Ryan Braun, R OBP: 0.393, SLG: 0.622 | | | | | | | | | | | 0 | 0 | 0 | 0 | 0 | 0 | 0 | | | | | | | |
| Scott Linebrink, R OBP: 0.350, SLG: 0.506 | | | | | | | | | | | 0 | 0 | 0 | 0 | 0 | 0 | 0 | | | | | | | |
| Brian Shouse, L ERA: 3.02 | | | | | | | | | | | 0 | 0 | 0 | 0 | 0 | 0 | 0 | | | | | | | |
| Derrick Turnbow, R ERA: 4.32 | | | | | | | | | | | 0 | 0 | 0 | 0 | 0 | 0 | 0 | | | | | | | |
| Chris Spurling, R ERA: 4.69 | | | | | | | | | | | 0 | 0 | 0 | 0 | 0 | 0 | 0 | | | | | | | |
| 28 Prince Fielder, L OBP: 0.388, SLG: 0.619 | | | | | | | | | | | 3 | 1 | 1 | 1 | 2 | 0 | 2 | | | | | | | |
| 1 Corey Hart, R OBP: 0.337, SLG: 0.538 | | | | | | | | | | | 4 | 1 | 2 | 0 | 0 | 1 | 3 | | | | | | | |
| Gabe Gross, L OBP: 0.332, SLG: 0.439 | | | | | | | | | | | 5 | 0 | 0 | 0 | 0 | 3 | 6 | | | | | | | |
| Matt Wise, R OBP: 1.000, SLG: 1.000 | | | | | | | | | | | 0 | 0 | 0 | 0 | 0 | 0 | 0 | | | | | | | |
| Johnny Estrada, S OBP: 0.294, SLG: 0.402 | | | | | | | | | | | 3 | 0 | 0 | 1 | 0 | 0 | 1 | | | | | | | |
| Craig Counsell, L OBP: 0.325, SLG: 0.315 | | | | | | | | | | | 4 | 0 | 0 | 0 | 0 | 1 | 0 | | | | | | | |
| 31 Dave Bush, R OBP: 0.157, SLG: 0.180 | | | | | | | | | | | 3 | 0 | 2 | 0 | 0 | 1 | 0 | | | | | | | |
| 7 J.J. Hardy, R OBP: 0.323, SLG: 0.469 | | | | | | | | | | | 1 | 1 | 1 | 0 | 0 | 0 | 0 | | | | | | | |
| Inning Stats | R: 0 E: 1 K: 2 S: 15 | H: 1 LOB: 3 BB: 1 P: 24 | R: 0 E: 0 K: 1 S: 10 | H: 0 LOB: 0 BB: 0 P: 10 | R: 0 E: 0 K: 2 S: 8 | H: 0 LOB: 0 BB: 0 P: 12 | R: 2 E: 0 K: 0 S: 8 | H: 2 LOB: 0 BB: 0 P: 12 | R: 0 E: 0 K: 0 S: 11 | H: 1 LOB: 2 BB: 1 P: 23 | R: 0 E: 0 K: 1 S: 11 | H: 2 LOB: 2 BB: 0 P: 20 | R: 0 E: 0 K: 1 S: 11 | H: 0 LOB: 1 BB: 1 P: 18 | R: 2 E: 0 K: 1 S: 13 | H: 2 LOB: 0 BB: 0 P: 21 | R: 0 E: 0 K: 2 S: 9 | H: 0 LOB: 0 BB: 0 P: 14 | 1B: 4 2B: 3 3B: 0 HR: 2 | SF: 1 SAC: 1 DP: 0 HBP: 0 | WP: 1 PB: 0 SB: 1 CS: 1 | PA: 42 | | |
| PITCHER | IP WLS BF H R ER SO BB IBB HBP BLK WP HR S P ERA WHIP | Juan Gutierrez, R ERA: 4.96 | Stephen Randolph, L ERA: 10.5 | Dave Borkowski, R ERA: 5.49 | Chad Qualls, R ERA: 3.24 | Brad Lidge, R ERA: 2.97 | | | | | | | | | | | | | | | | | | |

Milwaukee Brewers @ Houston Astros
Minute Maid Park, Houston, TX
Wed Sep 19 2007, 7:05 PM CDT
Att: 36,981 - Roof Closed - 74 F

AB 37
R 4
H 9
RBI 4
BB 3
SO 10
LOB 20



| Batter | 1 | 2 | 3 | 4 | 5 | 6 | 7 | 8 | 9 | 10 | AB | R | H | RBI | BB | SO | LOB | BOTTOM | | | | | | |
|---|---|----------------------------------|---------------------------------|----------------------------------|---------------------------------|---------------------------------|-------------------------------|----------------------------------|------------------------------|----------------------------------|-------------------------------|----------------------------------|-------------------------------|----------------------------------|------------------------------|----------------------------------|-------------------------------|----------------------------------|-------------------------------|----------------------------------|-----------------------------------|------------------------------------|----------------------------------|--------|
| Josh Anderson, L OBP: 0.500, SLG: 0.533 | | | | | | | | | | | 5 | 1 | 1 | 0 | 0 | 0 | 1 | | | | | | | |
| Craig Biggio, R OBP: 0.276, SLG: 0.380 | | | | | | | | | | | 3 | 0 | 1 | 0 | 0 | 0 | 0 | | | | | | | |
| Brad Lidge, R ERA: 2.97 | | | | | | | | | | | 0 | 0 | 0 | 0 | 0 | 0 | 0 | | | | | | | |
| Orlando Palmeiro, L OBP: 0.348, SLG: 0.265 | | | | | | | | | | | 0 | 0 | 0 | 0 | 1 | 0 | 0 | | | | | | | |
| 41 Brandon Backe, R OBP: 0.500, SLG: 0.600 | | | | | | | | | | | 0 | 1 | 0 | 0 | 0 | 0 | 0 | | | | | | | |
| 17 Lance Berkman, S OBP: 0.367, SLG: 0.495 | | | | | | | | | | | 4 | 1 | 1 | 0 | 1 | 0 | 1 | | | | | | | |
| 45 Carlos Lee, R OBP: 0.349, SLG: 0.521 | | | | | | | | | | | 5 | 1 | 3 | 2 | 0 | 0 | 2 | | | | | | | |
| 9 Hunter Pence, R OBP: 0.359, SLG: 0.534 | | | | | | | | | | | 4 | 0 | 2 | 2 | 0 | 1 | 1 | | | | | | | |
| 21 Ty Wigginton, R OBP: 0.340, SLG: 0.469 | | | | | | | | | | | 4 | 1 | 1 | 0 | 0 | 0 | 2 | | | | | | | |
| Cody Ransom, R OBP: 0.400, SLG: 0.368 | | | | | | | | | | | 3 | 0 | 1 | 0 | 1 | 1 | 1 | | | | | | | |
| 46 J.R. Towles, R OBP: 0.231, SLG: 0.231 | | | | | | | | | | | 2 | 0 | 0 | 0 | 0 | 0 | 1 | | | | | | | |
| Luke Scott, L OBP: 0.350, SLG: 0.506 | | | | | | | | | | | 0 | 0 | 0 | 0 | 0 | 0 | 0 | | | | | | | |
| Mark Loretta, R OBP: 0.353, SLG: 0.373 | | | | | | | | | | | 1 | 0 | 1 | 1 | 0 | 0 | 0 | | | | | | | |
| Brad Ausmus, R OBP: 0.318, SLG: 0.326 | | | | | | | | | | | 1 | 0 | 0 | 0 | 0 | 1 | 0 | | | | | | | |
| Juan Gutierrez, R ERA: 4.96 | | | | | | | | | | | 2 | 0 | 0 | 0 | 0 | 0 | 1 | | | | | | | |
| Stephen Randolph, L ERA: 10.5 | | | | | | | | | | | 0 | 0 | 0 | 0 | 0 | 0 | 0 | | | | | | | |
| Dave Borkowski, R ERA: 5.49 | | | | | | | | | | | 1 | 0 | 0 | 0 | 0 | 0 | 2 | | | | | | | |
| Jason Lane, R ERA: 3.49 | | | | | | | | | | | 1 | 0 | 0 | 0 | 0 | 0 | 0 | | | | | | | |
| Chad Qualls, R ERA: 3.24 | | | | | | | | | | | 1 | 0 | 1 | 0 | 0 | 0 | 0 | | | | | | | |
| Chris Burke, R ERA: 6.365 | | | | | | | | | | | 1 | 0 | 1 | 0 | 0 | 0 | 0 | | | | | | | |
| Inning Stats | R: 0 E: 0 K: 0 S: 8 | H: 1 LOB: 0 BB: 0 P: 12 | R: 0 E: 0 K: 1 S: 8 | H: 1 LOB: 1 BB: 0 P: 13 | R: 0 E: 0 K: 0 S: 5 | H: 0 LOB: 0 BB: 0 P: 7 | R: 1 E: 0 K: 1 S: 13 | H: 1 LOB: 0 BB: 0 P: 20 | R: 0 E: 0 K: 1 S: 7 | H: 1 LOB: 1 BB: 1 P: 10 | R: 0 E: 0 K: 0 S: 11 | H: 0 LOB: 0 BB: 0 P: 16 | R: 1 E: 0 K: 0 S: 18 | H: 3 LOB: 2 BB: 1 P: 30 | R: 2 E: 0 K: 0 S: 7 | H: 2 LOB: 1 BB: 1 P: 17 | R: 0 E: 0 K: 1 S: 10 | H: 1 LOB: 1 BB: 1 P: 13 | R: 1 E: 0 K: 0 S: 11 | H: 2 LOB: 2 BB: 1 P: 19 | 1B: 10 2B: 2 3B: 0 HR: 1 | SF: 1 SAC: 1 DP: 2 HBP: 0 | WP: 3 PB: 0 SB: 3 CS: 0 | PA: 41 |
| PITCHER | IP WLS BF H R ER SO BB IBB HBP BLK WP HR S P ERA WHIP | 31 Dave Bush, R ERA: 5.2 | Scott Linebrink, R ERA: 3.86 | Brian Shouse, L ERA: 3.02 | Derrick Turnbow, R ERA: 4.32 | Chris Spurling, R ERA: 4.69 | | | | | | | | | | | | | | | | | | |

Milwaukee Brewers @ Houston Astros
Minute Maid Park, Houston, TX
Wed Sep 19 2007, 7:05 PM CDT
Att: 36,981 - Roof Closed - 74 F

AB 36
R 5
H 12
RBI 5
BB 3
SO 4
LOB 12



| Batter | 1 | 2 | 3 | 4 | 5 | 6 | 7 | 8 | 9 | AB | R | H | RBI | BB | SO | LOB | TOP | | | |
|---|--|----------------------------------|-------------------------------------|----------------------------------|-------------------------------|---|--------------------------------|-------------------------------------|----------------------------------|----------------------------------|---|----------------------------------|-------------------------------------|----------------------------------|------------------------------|---|---|-------------------------------------|--|--------------------------|
| 23 Ricke Weeks Jr., R OBP: 0.350, SLG: 0.411 | | | | | | | | | | 4 | 1 | 1 | 1 | 1 | 3 | 1 | Milwaukee Brewers @ Atlanta Braves Turner Field, Atlanta, GA Thu Sep 20 2007, 7:35 PM EDT Att: 26,598 - Cloudy - 75 F | | | |
| 27 Joe Dillon, R OBP: 0.391, SLG: 0.523 | | | | | | | | | | 3 | 0 | 1 | 0 | 1 | 1 | 1 | | | | |
| 73 Seth McClung, L | | | | | | | | | | 0 | 0 | 0 | 0 | 0 | 0 | 0 | | | | |
| 11 Mike Rivera, R OBP: 0.350, SLG: 2.000 | | | | | | | | | | 0 | 0 | 0 | 0 | 0 | 0 | 0 | | | | |
| 8 Ryan Braun, R OBP: 0.367, SLG: 0.629 | | | | | | | | | | 4 | 0 | 1 | 0 | 0 | 1 | 2 | | | | |
| 28 Prince Fielder, L OBP: 0.388, SLG: 0.615 | | | | | | | | | | 3 | 0 | 0 | 0 | 1 | 2 | 2 | | | | |
| 1 Corey Hart, R OBP: 0.357, SLG: 0.534 | | | | | | | | | | 3 | 0 | 0 | 0 | 1 | 1 | 3 | | | | |
| Geoff Jenkins, L OBP: 0.325, SLG: 0.494 | | | | | | | | | | | 3 | 0 | 2 | 0 | 0 | 0 | | | | |
| Kevin Mench, R OBP: 0.310, SLG: 0.449 | | | | | | | | | | | 0 | 0 | 0 | 0 | 0 | 0 | | | | |
| 22 Tony Gwynn Jr., L OBP: 0.333, SLG: 0.308 | | | | | | | | | | | 1 | 0 | 0 | 0 | 0 | 1 | | | | |
| Damian Miller, R OBP: 0.355 | | | | | | | | | | | 3 | 0 | 0 | 0 | 2 | 3 | | | | |
| 20 Laynce Nix, L | | | | | | | | | | | 1 | 0 | 0 | 0 | 1 | 1 | | | | |
| Ray King, L | | | | | | | | | | | 0 | 0 | 0 | 0 | 0 | 0 | | | | |
| 7 J.J. Hardy, R OBP: 0.323, SLG: 0.467 | | | | | | | | | | | 4 | 0 | 1 | 0 | 0 | 0 | | | | |
| 37 Jeff Suppan, R OBP: 0.167, SLG: 0.123 | | | | | | | | | | | | | | | | | | | | |
| Gabe Gross, L OBP: 0.328, SLG: 0.434 | | | | | | | | | | | | | | | | | | | | |
| Inning Stats | R: 0 E: 0 K: 3 S: 14 | H: 2 LOB: 2 BB: 0 P: 21 | R: 0 E: 0 K: 0 S: 5 | H: 0 LOB: 0 BB: 0 P: 10 | R: 1 E: 0 K: 2 S: 10 | H: 1 LOB: 0 BB: 0 P: 16 | R: 0 E: 0 K: 1 S: 9 | H: 1 LOB: 1 BB: 0 P: 11 | R: 0 E: 0 K: 2 S: 10 | H: 1 LOB: 2 BB: 1 P: 18 | R: 0 E: 0 K: 0 S: 16 | H: 0 LOB: 0 BB: 2 P: 30 | R: 0 E: 0 K: 2 S: 8 | H: 0 LOB: 1 BB: 1 P: 14 | R: 0 E: 0 K: 1 S: 6 | H: 0 LOB: 0 BB: 0 P: 8 | 1B: 4 2B: 1 3B: 0 HR: 1 | SF: 0 SAC: 1 DP: 0 HBP: 0 | WP: 0 PA: 37 PB: 0 SB: 1 CS: 0 | |
| PITCHER | IP: 5.2 WLS: 2 BF: 24 ERA: 1.59 | H: 6 R: 1 ER: 1 SO: 8 | BB: 1 IBB: 0 HBP: 0 BLK: 0 | WP: 0 HR: 1 S: 55 P: 89 | ERA: 1.59 WHIP: 1.235 | IP: 6.1 WLS: 1 BF: 6 ERA: 0.00 | H: 2 R: 0 ER: 0 SO: 1 | BB: 2 IBB: 0 HBP: 0 BLK: 0 | WP: 0 HR: 3 S: 34 P: 84 | ERA: 0.00 WHIP: 1.500 | IP: 8.1 WLS: 2 BF: 2 ERA: 2.69 | H: 2 R: 0 ER: 0 SO: 1 | BB: 0 IBB: 0 HBP: 0 BLK: 0 | WP: 0 HR: 5 S: 6 P: 6 | ERA: 0.00 WHIP: 0.000 | IP: 9.1 WLS: 3 BF: 3 ERA: 3.13 | H: 0 R: 0 ER: 0 SO: 1 | BB: 0 IBB: 0 HBP: 0 BLK: 0 | WP: 0 HR: 6 S: 8 P: 8 | ERA: 0.00 WHIP: 0.000 |

| Batter | 1 | 2 | 3 | 4 | 5 | 6 | 7 | 8 | 9 | AB | R | H | RBI | BB | SO | LOB | BOTTOM | | |
|---|--|----------------------------------|-------------------------------------|----------------------------------|------------------------------|---|--------------------------------|-------------------------------------|----------------------------------|----------------------------------|---|---------------------------------|-------------------------------------|----------------------------------|------------------------------|----------------------------------|---|------------------------------------|--|
| 2 Kelly Johnson, L OBP: 0.378, SLG: 0.467 | | | | | | | | | | 4 | 0 | 0 | 0 | 0 | 1 | 4 | Milwaukee Brewers @ Atlanta Braves Turner Field, Atlanta, GA Thu Sep 20 2007, 7:35 PM EDT Att: 26,598 - Cloudy - 75 F | | |
| Edgar Renteria, R OBP: 0.393, SLG: 0.479 | | | | | | | | | | 3 | 0 | 0 | 0 | 1 | 1 | 2 | | | |
| 10 Chipper Jones, S OBP: 0.430, SLG: 0.606 | | | | | | | | | | 4 | 1 | 3 | 2 | 0 | 0 | 0 | | | |
| Mark Teixeira, S OBP: 0.405, SLG: 0.553 | | | | | | | | | | 3 | 0 | 0 | 0 | 1 | 2 | 1 | | | |
| 16 Brian McCann, L OBP: 0.324, SLG: 0.465 | | | | | | | | | | 4 | 0 | 2 | 1 | 0 | 0 | 0 | | | |
| 7 Jeff Francoeur, R OBP: 0.336, SLG: 0.434 | | | | | | | | | | 3 | 0 | 0 | 0 | 0 | 1 | 3 | | | |
| Andruw Jones, R OBP: 0.314, SLG: 0.419 | | | | | | | | | | 3 | 1 | 1 | 0 | 0 | 0 | 0 | | | |
| 23 Matt Diaz, R OBP: 0.369, SLG: 0.508 | | | | | | | | | | 2 | 1 | 1 | 0 | 1 | 1 | 0 | | | |
| 30 Jeff Bennett, R | | | | | | | | | | 2 | 0 | 0 | 0 | 0 | 1 | 2 | | | |
| 46 Manny Acosta, R | | | | | | | | | | 0 | 0 | 0 | 0 | 0 | 0 | 0 | | | |
| Pete Orr, L | | | | | | | | | | 1 | 0 | 1 | 0 | 0 | 0 | 0 | | | |
| Ron Mahay, L | | | | | | | | | | 0 | 0 | 0 | 0 | 0 | 0 | 0 | | | |
| Tyler Yates, R | | | | | | | | | | 0 | 0 | 0 | 0 | 0 | 0 | 0 | | | |
| 39 Rafael Soriano, R | | | | | | | | | | 0 | 0 | 0 | 0 | 0 | 0 | 0 | | | |
| Inning Stats | R: 1 E: 0 K: 1 S: 12 | H: 2 LOB: 2 BB: 1 P: 21 | R: 2 E: 0 K: 2 S: 15 | H: 3 LOB: 1 BB: 1 P: 22 | R: 0 E: 0 K: 1 S: 6 | H: 0 LOB: 0 BB: 0 P: 10 | R: 0 E: 0 K: 1 S: 7 | H: 0 LOB: 0 BB: 0 P: 10 | R: 0 E: 0 K: 1 S: 9 | H: 1 LOB: 1 BB: 0 P: 15 | R: 0 E: 0 K: 0 S: 5 | H: 1 LOB: 0 BB: 0 P: 8 | R: 0 E: 0 K: 0 S: 8 | H: 1 LOB: 1 BB: 1 P: 18 | R: 0 E: 0 K: 1 S: 7 | H: 0 LOB: 0 BB: 0 P: 11 | 1B: 8 2B: 0 3B: 0 HR: 0 | SF: 0 SAC: 0 DP: 2 HBP: 0 | WP: 0 PA: 32 PB: 0 SB: 0 CS: 0 |
| PITCHER | IP: 6.0 WLS: 4 BF: 25 ERA: 4.72 | H: 7 R: 3 ER: 3 SO: 6 | BB: 2 IBB: 0 HBP: 0 BLK: 0 | WP: 0 HR: 0 S: 54 P: 86 | ERA: 4.50 WHIP: 1.500 | IP: 7.1 WLS: 1 BF: 4 ERA: 0.00 | H: 1 R: 0 ER: 0 SO: 0 | BB: 1 IBB: 0 HBP: 0 BLK: 0 | WP: 0 HR: 8 S: 18 P: 18 | ERA: 0.00 WHIP: 2.000 | IP: 8.1 WLS: 3 BF: 3 ERA: 4.86 | H: 0 R: 0 ER: 0 SO: 1 | BB: 0 IBB: 0 HBP: 0 BLK: 0 | WP: 0 HR: 7 S: 11 P: 11 | ERA: 0.00 WHIP: 0.000 | | | | |

| Batter | 1 | 2 | 3 | 4 | 5 | 6 | 7 | 8 | 9 | AB | R | H | RBI | BB | SO | LOB | TOP | | | | | |
|---|---------------------------------|----------------------------------|-------------------------------------|----------------------------------|-----------------------------------|----------------------------------|--------------------------------|-------------------------------------|---------------------------------|----------------------------------|-------------------------------|----------------------------------|-------------------------------|----------------------------------|------------------------------|----------------------------------|------------------------------|----------------------------------|----------------------------------|------------------------------------|----------------------------------|--------|
| 24 Brian Giles, L OBP: 0.362, SLG: 0.408 | | | | | | | | | | 5 | 2 | 2 | 0 | 0 | 2 | 1 | | | | | | |
| 12 Scott Hairston, R OBP: 0.325, SLG: 0.465 | | | | | | | | | | 5 | 2 | 2 | 3 | 0 | 0 | 0 | | | | | | |
| 5 Kevin Kouzmanoff, R OBP: 0.333, SLG: 0.460 | | | | | | | | | | 5 | 1 | 0 | 1 | 0 | 2 | 3 | | | | | | |
| 23 Adrián González, L OBP: 0.339, SLG: 0.482 | | | | | | | | | | 3 | 0 | 0 | 1 | 0 | 2 | 0 | | | | | | |
| 3 Khalil Greene, R OBP: 0.290, SLG: 0.462 | | | | | | | | | | 4 | 0 | 1 | 2 | 0 | 1 | 0 | | | | | | |
| 28 Josh Bard, S OBP: 0.324, SLG: 0.401 | | | | | | | | | | 4 | 1 | 0 | 0 | 0 | 2 | 2 | | | | | | |
| Geoff Blum, S OBP: 0.318, SLG: 0.365 | | | | | | | | | | 4 | 0 | 2 | 0 | 0 | 0 | 1 | | | | | | |
| Brady Clark, R OBP: 0.346, SLG: 0.359 | | | | | | | | | | 2 | 2 | 1 | 0 | 2 | 0 | 1 | | | | | | |
| Jack Cassel, R OBP: 0.325, SLG: 0.425 | | | | | | | | | | 2 | 1 | 1 | 0 | 0 | 0 | 2 | | | | | | |
| Inning Stats | R: 0 E: 0 K: 2 S: 8 | H: 0 LOB: 0 BB: 0 P: 10 | R: 0 E: 1 K: 2 S: 8 | H: 0 LOB: 1 BB: 0 P: 14 | R: 4 E: 1 K: 2 S: 21 | H: 4 LOB: 0 BB: 0 P: 33 | R: 1 E: 1 K: 1 S: 13 | H: 1 LOB: 1 BB: 1 P: 22 | R: 0 E: 0 K: 0 S: 7 | H: 0 LOB: 0 BB: 0 P: 13 | R: 0 E: 0 K: 1 S: 14 | H: 0 LOB: 0 BB: 0 P: 20 | R: 4 E: 1 K: 0 S: 13 | H: 3 LOB: 1 BB: 1 P: 24 | R: 0 E: 0 K: 1 S: 7 | H: 1 LOB: 0 BB: 0 P: 11 | R: 0 E: 0 K: 1 S: 9 | H: 0 LOB: 0 BB: 0 P: 11 | 1B: 8 2B: 1 3B: 0 HR: 0 | SF: 1 SAC: 0 DP: 1 HBP: 0 | WP: 0 PB: 0 SB: 0 CS: 1 | PA: 39 |
| PITCHER | IP: 5.0 WLS: L BF: 22 | H: 5 R: 5 ER: 3 SO: 7 | BB: 1 IBB: 0 HBP: 0 BLK: 0 | WP: 0 HR: 0 S: 57 P: 92 | ERA: 5.40 WHIP: 1.200 | IP: 1.0 WLS: 3 BF: 0 | H: 0 R: 0 ER: 0 SO: 1 | BB: 0 IBB: 0 HBP: 0 BLK: 0 | WP: 0 HR: 0 S: 9 P: 11 | ERA: 0.00 WHIP: 0.000 | | | | | | | | | | | | |
| 49 Yovani Gallardo, R ERA: 3.67 | 73 Seth McClung, R ERA: 4.22 | Ray King, L ERA: 4.93 | Chris Spurling, R ERA: 4.74 | Scott Linebrink, R ERA: 3.5 | Francisco Cordero, R ERA: 2.79 | | | | | | | | | | | | | | | | | |

San Diego Padres @ Milwaukee Brewers
Miller Park, Milwaukee, WI
Thu Sep 27 2007, 7:05 PM CDT
Att: 34,918 - Roof Closed - 70 F

AB 36
R 9
H 9
RBI 7
BB 2
SO 10
LOB 12



| Batter | 1 | 2 | 3 | 4 | 5 | 6 | 7 | 8 | 9 | AB | R | H | RBI | BB | SO | LOB | BOTTOM | | | | | |
|--|---------------------------------|---------------------------------|-------------------------------------|-----------------------------------|-------------------------------|----------------------------------|--------------------------------|-------------------------------------|----------------------------------|----------------------------------|------------------------------|----------------------------------|-------------------------------|----------------------------------|------------------------------|---------------------------------|-------------------------------|----------------------------------|----------------------------------|------------------------------------|----------------------------------|--------|
| 23 Rickie Weeks Jr., R OBP: 0.375, SLG: 0.432 | | | | | | | | | | 5 | 2 | 2 | 3 | 0 | 0 | 2 | | | | | | |
| 7 J.J. Hardy, R OBP: 0.322, SLG: 0.465 | | | | | | | | | | 4 | 0 | 2 | 1 | 0 | 0 | 0 | | | | | | |
| 8 Ryan Braun, R OBP: 0.370, SLG: 0.639 | | | | | | | | | | 3 | 1 | 1 | 1 | 0 | 0 | 1 | | | | | | |
| 28 Prince Fielder, L OBP: 0.393, SLG: 0.622 | | | | | | | | | | 4 | 0 | 1 | 0 | 0 | 1 | 3 | | | | | | |
| 1 Corey Hart, R OBP: 0.347, SLG: 0.520 | | | | | | | | | | 4 | 0 | 0 | 0 | 0 | 0 | 1 | | | | | | |
| Geoff Jenkins, L OBP: 0.322, SLG: 0.473 | | | | | | | | | | 4 | 0 | 0 | 0 | 0 | 1 | 1 | | | | | | |
| 2 Bill Hall, R OBP: 0.316, SLG: 0.427 | | | | | | | | | | 3 | 0 | 0 | 0 | 0 | 2 | 1 | | | | | | |
| Scott Linebrink, R OBP: 0.392, SLG: 0.507 | | | | | | | | | | 2 | 1 | 0 | 0 | 0 | 0 | 0 | | | | | | |
| Damian Miller, R OBP: 0.295, SLG: 0.348 | | | | | | | | | | 1 | 0 | 0 | 0 | 0 | 0 | 0 | | | | | | |
| Craig Counsell, L OBP: 0.326, SLG: 0.312 | | | | | | | | | | 1 | 0 | 0 | 0 | 0 | 0 | 0 | | | | | | |
| Inning Stats | R: 0 E: 0 K: 0 S: 5 | H: 0 LOB: 0 BB: 0 P: 9 | R: 0 E: 0 K: 1 S: 13 | H: 1 LOB: 1 BB: 0 P: 21 | R: 1 E: 0 K: 0 S: 11 | H: 2 LOB: 1 BB: 0 P: 16 | R: 0 E: 0 K: 0 S: 9 | H: 0 LOB: 0 BB: 0 P: 11 | R: 1 E: 0 K: 1 S: 12 | H: 1 LOB: 3 BB: 1 P: 28 | R: 0 E: 0 K: 0 S: 7 | H: 0 LOB: 0 BB: 0 P: 10 | R: 3 E: 1 K: 1 S: 15 | H: 2 LOB: 0 BB: 0 P: 24 | R: 0 E: 0 K: 1 S: 7 | H: 0 LOB: 0 BB: 0 P: 9 | R: 0 E: 0 K: 0 S: 10 | H: 0 LOB: 0 BB: 0 P: 13 | 1B: 2 2B: 1 3B: 0 HR: 3 | SF: 0 SAC: 0 DP: 0 HBP: 2 | WP: 2 PB: 0 SB: 0 CS: 0 | PA: 37 |
| PITCHER | IP: 4.2 WLS: W BF: 20 | H: 4 R: 2 ER: 2 SO: 2 | BB: 1 IBB: 0 HBP: 1 BLK: 0 | WP: 1 HR: 1 S: 48 P: 78 | ERA: 3.86 WHIP: 1.071 | IP: 2.0 WLS: 0 BF: 6 | H: 0 R: 0 ER: 0 SO: 1 | BB: 0 IBB: 0 HBP: 0 BLK: 0 | WP: 0 HR: 0 S: 17 P: 22 | ERA: 0.00 WHIP: 0.000 | | | | | | | | | | | | |
| Jack Cassel, R ERA: 3.97 | 43 Cia Meredith, R ERA: 3.92 | 50 Joe Thatcher, L ERA: 0.95 | Doug Brocail, R ERA: 3.16 | 45 Justin Hampson, L ERA: 2.72 | 21 Heath Bell, R ERA: 2.12 | | | | | | | | | | | | | | | | | |

San Diego Padres @ Milwaukee Brewers
Miller Park, Milwaukee, WI
Thu Sep 27 2007, 7:05 PM CDT
Att: 34,918 - Roof Closed - 70 F

AB 34
R 5
H 6
RBI 5
BB 1
SO 4
LOB 9



| Batter | 1 | 2 | 3 | 4 | 5 | 6 | 7 | 8 | 9 | AB | R | H | RBI | BB | SO | LOB | TOP | | | | | | | | | | |
|--|------------------------------|----------------------------------|------------------------------|----------------------------------|------------------------------|----------------------------------|-------------------------------|----------------------------------|------------------------------|---------------------------------|-------------------------------|----------------------------------|------------------------------|---------------------------------|-------------------------------|----------------------------------|---|------------------------------|----------------------------------|----------------------------------|------------------------------------|----------------------------------|--------|--|--|--|--|
| 24 Brian Giles, L OBP: 0.359, SLG: 0.404 | G3-1 | | F9 | | L9 | | P6 | | G6-3 | 5 | 0 | 0 | 0 | 0 | 0 | 1 | San Diego Padres @ Milwaukee Brewers Miller Park, Milwaukee, WI Fri Sep 28 2007, 7:05 PM CDT Att: 38,135 - Clear - 60 F | | | | | | | | | | |
| 12 Scott Hairston, R OBP: 0.320, SLG: 0.457 | K | | PO | G1-3 | F8 | | G6-3 | | G6-3 | 4 | 0 | 0 | 0 | 0 | 1 | 0 | | | | | | | | | | | |
| 5 Kevin Kouzmanoff, R OBP: 0.333, SLG: 0.456 | K | | | | G6-3 | | | | K | 4 | 1 | 1 | 0 | 0 | 2 | 0 | | | | | | | | | | | |
| 23 Adrián González, L OBP: 0.343, SLG: 0.486 | | | | | | | | | | 2 | 3 | 2 | 0 | 2 | 0 | 0 | | | | | | | | | | | |
| 3 Khalil Greene, R OBP: 0.293, SLG: 0.470 | F9 | | | | | | | | | 3 | 2 | 2 | 3 | 1 | 0 | 1 | | | | | | | | | | | |
| 28 Josh Bard, S OBP: 0.383, SLG: 0.399 | F7 | | | | | | | | | 4 | 0 | 1 | 1 | 0 | 0 | 2 | | | | | | | | | | | |
| Geoff Blum, S 43 Cia Meredith, R 9 Brian Myrow, L 21 Heath Bell, R Trevor Hoffman, R | F7 | | | | | | | | | 2 | 0 | 0 | 1 | 0 | 0 | 2 | | | | | | | | | | | |
| Brady Clark, R OBP: 0.343, SLG: 0.354 | | | | | | | | | | 4 | 0 | 1 | 1 | 0 | 1 | 1 | | | | | | | | | | | |
| Greg Maddux, R 50 Joe Thatcher, L Marcus Giles, R | F7 | | | | | | | | | 2 | 0 | 0 | 0 | 0 | 0 | 2 | | | | | | | | | | | |
| Inning Stats | R: 0 E: 0 K: 2 S: 7 | H: 0 LOB: 0 BB: 0 P: 10 | R: 0 E: 0 K: 0 S: 9 | H: 1 LOB: 1 BB: 0 P: 15 | R: 0 E: 0 K: 0 S: 6 | H: 1 LOB: 2 BB: 0 P: 10 | R: 3 E: 0 K: 1 S: 16 | H: 3 LOB: 2 BB: 2 P: 31 | R: 0 E: 0 K: 0 S: 7 | H: 0 LOB: 1 BB: 0 P: 9 | R: 1 E: 0 K: 1 S: 16 | H: 2 LOB: 1 BB: 0 P: 23 | R: 0 E: 0 K: 1 S: 8 | H: 0 LOB: 0 BB: 0 P: 9 | R: 2 E: 0 K: 2 S: 12 | H: 1 LOB: 0 BB: 1 P: 20 | | R: 0 E: 0 K: 1 S: 7 | H: 0 LOB: 0 BB: 0 P: 10 | 1B: 5 2B: 2 3B: 0 HR: 1 | SF: 1 SAC: 0 DP: 0 HBP: 0 | WP: 1 PB: 0 SB: 0 CS: 0 | PA: 38 | | | | |
| PITCHER | IP | WLS | BF | H | R | ER | SO | BB | IBB | HBP | BLK | WP | HR | S | P | ERA | WHIP | | | | | | | | | | |
| 39 Chris Capuano, L ERA: 5.1 | 5.0 | | 21 | 5 | 3 | 3 | 3 | 2 | 0 | 0 | 0 | 1 | 0 | 45 | 75 | 5.40 | 1.400 | | | | | | | | | | |
| Claudio Vargas, R ERA: 5.09 | 2.0 | L | 8 | 2 | 1 | 1 | 2 | 0 | 0 | 0 | 0 | 0 | 0 | 24 | 32 | 4.50 | 1.000 | | | | | | | | | | |
| Scott Linebrink, R ERA: 3.71 | 1.0 | | 5 | 1 | 2 | 2 | 2 | 1 | 0 | 0 | 0 | 0 | 1 | 12 | 20 | 18.00 | 2.000 | | | | | | | | | | |
| Greg Aquino, R ERA: 4.5 | 1.0 | | 3 | 0 | 0 | 0 | 1 | 0 | 0 | 0 | 0 | 0 | 0 | 7 | 10 | 0.00 | 0.000 | | | | | | | | | | |

| Batter | 1 | 2 | 3 | 4 | 5 | 6 | 7 | 8 | 9 | AB | R | H | RBI | BB | SO | LOB | BOTTOM | | | | | | | | | | |
|---|-------------------------------|----------------------------------|------------------------------|---------------------------------|------------------------------|---------------------------------|------------------------------|----------------------------------|-------------------------------|----------------------------------|------------------------------|---------------------------------|-------------------------------|----------------------------------|-------------------------------|----------------------------------|---|----------------------------------|------------------------------------|----------------------------------|--------|--|--|--|--|--|--|
| 23 Rickie Weeks Jr., R OBP: 0.375, SLG: 0.430 | G6-3 | | G6-3 | | G6-3 | | K | | K | 4 | 1 | 1 | 0 | 0 | 2 | 0 | San Diego Padres @ Milwaukee Brewers Miller Park, Milwaukee, WI Fri Sep 28 2007, 7:05 PM CDT Att: 38,135 - Clear - 60 F | | | | | | | | | | |
| 7 J.J. Hardy, R OBP: 0.325, SLG: 0.465 | HBP | | G6-3 | | G6-4-3 | | F8 | | | 4 | 1 | 2 | 0 | 0 | 0 | 0 | | | | | | | | | | | |
| 8 Ryan Braun, R OBP: 0.367, SLG: 0.634 | 1B | | G6-3 | | G6-4-3 | | | | K | 3 | 0 | 0 | 1 | 0 | 1 | 2 | | | | | | | | | | | |
| 28 Prince Fielder, L OBP: 0.393, SLG: 0.620 | K | | | | | | | | | 2 | 0 | 0 | 0 | 2 | 1 | 1 | | | | | | | | | | | |
| 1 Corey Hart, R OBP: 0.352, SLG: 0.529 | | | | | | | | | | 3 | 1 | 3 | 2 | 0 | 0 | 0 | | | | | | | | | | | |
| Gabe Gross, L Kevin Mench, R | G4-3 | | | | | | | | | 2 | 0 | 1 | 0 | 0 | 0 | 1 | | | | | | | | | | | |
| 27 Joe Dillon, R OBP: 0.395, SLG: 0.500 | F9 | | | | | | | | | 2 | 0 | 0 | 0 | 0 | 1 | 2 | | | | | | | | | | | |
| Damian Miller, R Craig Counsell, L 11 Mike Rivera, R | K | | | | | | | | | 2 | 0 | 0 | 0 | 0 | 2 | 1 | | | | | | | | | | | |
| 39 Chris Capuano, L 22 Tony Gray, L Claudio Vargas, R 20 Laynce Nix, L Scott Linebrink, R Greg Aquino, R 2 Bill Hall, R | F7 | | | | | | | | | 1 | 0 | 0 | 0 | 0 | 0 | 0 | | | | | | | | | | | |
| Inning Stats | R: 2 E: 0 K: 1 S: 13 | H: 2 LOB: 1 BB: 0 P: 22 | R: 0 E: 0 K: 1 S: 7 | H: 0 LOB: 0 BB: 0 P: 9 | R: 0 E: 0 K: 0 S: 6 | H: 0 LOB: 0 BB: 0 P: 8 | R: 1 E: 0 K: 1 S: 9 | H: 2 LOB: 1 BB: 0 P: 14 | R: 0 E: 0 K: 0 S: 12 | H: 1 LOB: 2 BB: 1 P: 17 | R: 0 E: 0 K: 1 S: 6 | H: 0 LOB: 0 BB: 0 P: 9 | R: 0 E: 0 K: 2 S: 15 | H: 0 LOB: 2 BB: 1 P: 23 | R: 0 E: 0 K: 3 S: 10 | H: 0 LOB: 0 BB: 0 P: 12 | | 1B: 5 2B: 1 3B: 0 HR: 1 | SF: 1 SAC: 0 DP: 2 HBP: 3 | WP: 0 PB: 0 SB: 2 CS: 0 | PA: 37 | | | | | | |
| PITCHER | IP | WLS | BF | H | R | ER | SO | BB | IBB | HBP | BLK | WP | HR | S | P | ERA | WHIP | | | | | | | | | | |
| Greg Maddux, R ERA: 4.14 | 5.0 | W | 21 | 6 | 3 | 3 | 3 | 0 | 0 | 1 | 0 | 0 | 0 | 8 | 14 | 0.00 | 6.000 | | | | | | | | | | |
| 50 Joe Thatcher, L ERA: 0.93 | 0.1 | H | 4 | 1 | 0 | 0 | 0 | 1 | 0 | 1 | 0 | 0 | 0 | 9 | 12 | 0.00 | 0.000 | | | | | | | | | | |
| 43 Cia Meredith, R ERA: 3.45 | 1.2 | H | 4 | 0 | 0 | 0 | 1 | 0 | 0 | 0 | 0 | 0 | 0 | 9 | 12 | 0.00 | 0.000 | | | | | | | | | | |
| 21 Heath Bell, R ERA: 2.1 | 1.0 | H | 5 | 0 | 0 | 0 | 2 | 1 | 0 | 1 | 0 | 0 | 0 | 15 | 23 | 0.00 | 1.000 | | | | | | | | | | |
| Trevor Hoffman, R ERA: 2.41 | 1.0 | S | 3 | 0 | 0 | 0 | 3 | 0 | 0 | 0 | 0 | 0 | 0 | 10 | 12 | 0.00 | 0.000 | | | | | | | | | | |

