


Milwaukee Brewers - 2009

| Batter | 1 | 2 | 3 | 4 | 5 | 6 | 7 | 8 | 9 | AB | R | H | RBI | BB | SO | LOB | TOP | | | | | | | |
|--|---|---|---|---|---|---|---|---|---|---|---|---|---|---|---|---|---|---|---|---|---|---|---|---|
| 8 Trent Oeltjen, L (1, 8) OBP: 0.100, SLG: 0.333 | | | | | | | | | | 4 | 1 | 1 | 1 | 0 | 1 | 3 | | | | | | | | |
| 20 Luke Hughes, R (1, 5) OBP: 0.556, SLG: 0.750 | | | | | | | | | | | 5 | 0 | 2 | 0 | 0 | 3 | 2 | | | | | | | |
| 14 Chris Snelling, L (1, 9) (5, 7) | | | | | | | | | | | 4 | 0 | 0 | 0 | 0 | 1 | 3 | | | | | | | |
| 16 Justin Huber, R (1, 7) OBP: 0.625, SLG: 1.125 18 Mitchell Denig, L (5, 9) | | | | | | | | | | | 3 | 1 | 2 | 2 | 0 | 1 | 0 | | | | | | | |
| 36 Ben Risinger, R (1, 10) OBP: 0.556, SLG: 0.875 | | | | | | | | | | 3 | 0 | 0 | 0 | 1 | 0 | 0 | | | | | | | | |
| 17 Brett Roneberg, L (1, 3) OBP: 0.667, SLG: 0.889 13 Stefan Welch, L (8, 3) | | | | | | | | | | 4 | 0 | 1 | 0 | 0 | 0 | 2 | | | | | | | | |
| 12 Brad Harman, R (1, 6) OBP: 0.444, SLG: 0.714 | | | | | | | | | | 4 | 2 | 2 | 1 | 0 | 1 | 1 | | | | | | | | |
| 9 Andrew Graham, R (1, 2) OBP: 0.286, SLG: 0.167 | | | | | | | | | | 3 | 1 | 1 | 0 | 0 | 0 | 1 | | | | | | | | |
| 6 James Beresford, L (1, 4) OBP: 0.500, SLG: 0.250 25 Daniel Berg, R (6, 4) | | | | | | | | | | 1 | 0 | 0 | 0 | 1 | 0 | 0 | | | | | | | | |
| Inning Stats | R: 2 E: 0 K: 1 S: 7 | H: 2 LOB: 0 BB: 0 P: 8 | R: 0 E: 0 K: 1 S: 6 | H: 1 LOB: 2 BB: 1 P: 10 | R: 0 E: 0 K: 1 S: 6 | H: 1 LOB: 2 BB: 1 P: 10 | R: 2 E: 1 K: 0 S: 5 | H: 2 LOB: 1 BB: 0 P: 6 | R: 0 E: 0 K: 1 S: 5 | H: 0 LOB: 0 BB: 0 P: 5 | R: 1 E: 0 K: 1 S: 8 | H: 1 LOB: 0 BB: 0 P: 9 | R: 0 E: 0 K: 2 S: 7 | H: 1 LOB: 0 BB: 0 P: 7 | R: 0 E: 0 K: 0 S: 3 | H: 0 LOB: 0 BB: 0 P: 3 | R: 0 E: 0 K: 1 S: 6 | H: 1 LOB: 1 BB: 0 P: 6 | 1B: 5 2B: 1 3B: 1 HR: 2 | SF: 1 SAC: 1 DP: 0 HBP: 1 | WP: 0 SB: 0 CS: 1 | PA: 38 | | |
| PITCHER | IP WLS BF H R ER SO BB IBB HBP BLK WP HR S P ERA WHIP | IP WLS BF H R ER SO BB IBB HBP BLK WP HR S P ERA WHIP | IP WLS BF H R ER SO BB IBB HBP BLK WP HR S P ERA WHIP | IP WLS BF H R ER SO BB IBB HBP BLK WP HR S P ERA WHIP | IP WLS BF H R ER SO BB IBB HBP BLK WP HR S P ERA WHIP | IP WLS BF H R ER SO BB IBB HBP BLK WP HR S P ERA WHIP | IP WLS BF H R ER SO BB IBB HBP BLK WP HR S P ERA WHIP | IP WLS BF H R ER SO BB IBB HBP BLK WP HR S P ERA WHIP | IP WLS BF H R ER SO BB IBB HBP BLK WP HR S P ERA WHIP | IP WLS BF H R ER SO BB IBB HBP BLK WP HR S P ERA WHIP | IP WLS BF H R ER SO BB IBB HBP BLK WP HR S P ERA WHIP | IP WLS BF H R ER SO BB IBB HBP BLK WP HR S P ERA WHIP | IP WLS BF H R ER SO BB IBB HBP BLK WP HR S P ERA WHIP | IP WLS BF H R ER SO BB IBB HBP BLK WP HR S P ERA WHIP | IP WLS BF H R ER SO BB IBB HBP BLK WP HR S P ERA WHIP | IP WLS BF H R ER SO BB IBB HBP BLK WP HR S P ERA WHIP | IP WLS BF H R ER SO BB IBB HBP BLK WP HR S P ERA WHIP | IP WLS BF H R ER SO BB IBB HBP BLK WP HR S P ERA WHIP | IP WLS BF H R ER SO BB IBB HBP BLK WP HR S P ERA WHIP | IP WLS BF H R ER SO BB IBB HBP BLK WP HR S P ERA WHIP | IP WLS BF H R ER SO BB IBB HBP BLK WP HR S P ERA WHIP | IP WLS BF H R ER SO BB IBB HBP BLK WP HR S P ERA WHIP | IP WLS BF H R ER SO BB IBB HBP BLK WP HR S P ERA WHIP | IP WLS BF H R ER SO BB IBB HBP BLK WP HR S P ERA WHIP |
| 73 Seth McClung, R (1, 1) ERA: 6.0 | 3.0 | W 6 | 15 | 4 | 2 | 2 | 3 | 2 | 0 | 0 | 0 | 0 | 0 | 0 | 0 | 0 | 0 | 1 | 19 | 28 | 6.00 | 2.000 | | |
| 48 Tim Dillard, R (4, 1) ERA: 9.0 | 1.0 | W 6 | 6 | 2 | 2 | 1 | 0 | 0 | 0 | 1 | 0 | 0 | 0 | 0 | 0 | 0 | 0 | 0 | 5 | 6 | 9.00 | 2.000 | | |
| 50 Jorge Julio, R (5, 1) ERA: | 1.0 | H 3 | 3 | 0 | 0 | 0 | 1 | 0 | 0 | 0 | 0 | 0 | 0 | 0 | 0 | 0 | 0 | 0 | 5 | 5 | 0.00 | 0.000 | | |
| 68 Joe Bateman, R (6, 1) ERA: 9.0 | 1.0 | H 4 | 4 | 1 | 1 | 1 | 1 | 0 | 0 | 0 | 0 | 0 | 0 | 0 | 0 | 0 | 0 | 1 | 8 | 9 | 9.00 | 1.000 | | |
| 51 Trevor Hoffman, R (7, 1) ERA: | 1.0 | H 3 | 3 | 1 | 0 | 0 | 2 | 0 | 0 | 0 | 0 | 0 | 0 | 0 | 0 | 0 | 0 | 0 | 7 | 7 | 0.00 | 1.000 | | |

Australia @ Milwaukee Brewers
Maryvale Baseball Park, Phoenix, AZ
Thu Mar 05 2009, 3:05 PM EST
Att. 1,609 - Overcast - 69 F

AB 33
R 5
H 9
RBI 4
BB 2
SO 8
LOB 14



| Batter | 1 | 2 | 3 | 4 | 5 | 6 | 7 | 8 | 9 | AB | R | H | RBI | BB | SO | LOB | BOTTOM | | | | | | | |
|--|---|---|---|---|---|---|---|---|---|---|---|---|---|---|---|---|---|---|---|---|---|---|---|---|
| 23 Rickie Weeks Jr., R (1, 4) OBP: 0.333, SLG: 0.333 30 Craig Counsell, L (6, 4) OBP: 0.500, SLG: 0.500 | | | | | | | | | | | 3 | 1 | 1 | 0 | 0 | 0 | | | | | | | | |
| 16 Chris Duffy, L (1, 7) 27 Brad Nelson, L (6, 7) | | | | | | | | | | | 3 | 0 | 0 | 0 | 0 | 1 | | | | | | | | |
| 7 J.J. Hardy, R (1, 6) OBP: 0.333, SLG: 1.333 21 Alcides Escobar, R (6, 6) OBP: 1.000, SLG: 2.000 | | | | | | | | | | | 3 | 1 | 1 | 2 | 0 | 0 | | | | | | | | |
| 28 Prince Fielder, L (1, 3) 32 Scott Thorman, L (7, 3) | | | | | | | | | | | 1 | 1 | 0 | 0 | 1 | 0 | | | | | | | | |
| 1 Corey Hart, R (1, 9) OBP: 0.333, SLG: 0.667 3 Trot Nixon, L (7, 9) | | | | | | | | | | 3 | 1 | 1 | 0 | 0 | 0 | 1 | | | | | | | | |
| 25 Mike Cameron, R (1, 8) 88 Lorenzo Cain, R (7, 8) | | | | | | | | | | 2 | 1 | 0 | 0 | 1 | 0 | 0 | | | | | | | | |
| 18 Jason Kendall, R (1, 2) OBP: 0.333, SLG: 0.667 87 Jonathan Lucroy, R (8, 2) OBP: 1.000, SLG: 1.000 | | | | | | | | | | 3 | 0 | 1 | 0 | 0 | 1 | 3 | | | | | | | | |
| 14 Casey McGehee, R (1, 5) OBP: 0.500, SLG: 2.000 Mike Lamb, L (7, PH) OBP: 0.500, SLG: 1.000 (8, 5) | | | | | | | | | | 2 | 1 | 1 | 4 | 0 | 0 | 1 | | | | | | | | |
| 24 Mat Gamel, L (1, 10) 93 Brendan Katin, R (8, PH) (9, 10) | | | | | | | | | | 3 | 0 | 0 | 0 | 0 | 1 | 1 | | | | | | | | |
| Inning Stats | R: 0 E: 0 K: 0 S: 3 | H: 0 LOB: 0 BB: 0 P: 3 | R: 0 E: 0 K: 0 S: 2 | H: 0 LOB: 0 BB: 0 P: 3 | R: 0 E: 0 K: 0 S: 3 | H: 1 LOB: 0 BB: 0 P: 3 | R: 6 E: 0 K: 0 S: 9 | H: 4 LOB: 0 BB: 2 P: 18 | R: 0 E: 0 K: 1 S: 5 | H: 0 LOB: 0 BB: 0 P: 5 | R: 0 E: 0 K: 0 S: 3 | H: 0 LOB: 0 BB: 0 P: 3 | R: 2 E: 1 K: 2 S: 10 | H: 2 LOB: 2 BB: 1 P: 14 | R: 2 E: 0 K: 1 S: 8 | H: 2 LOB: 1 BB: 1 P: 12 | 1B: 3 2B: 5 3B: 0 HR: 2 | SF: 0 SAC: 0 DP: 2 HBP: 1 | WP: 0 SB: 1 CS: 0 | PA: 37 | | | | |
| PITCHER | IP WLS BF H R ER SO BB IBB HBP BLK WP HR S P ERA WHIP | IP WLS BF H R ER SO BB IBB HBP BLK WP HR S P ERA WHIP | IP WLS BF H R ER SO BB IBB HBP BLK WP HR S P ERA WHIP | IP WLS BF H R ER SO BB IBB HBP BLK WP HR S P ERA WHIP | IP WLS BF H R ER SO BB IBB HBP BLK WP HR S P ERA WHIP | IP WLS BF H R ER SO BB IBB HBP BLK WP HR S P ERA WHIP | IP WLS BF H R ER SO BB IBB HBP BLK WP HR S P ERA WHIP | IP WLS BF H R ER SO BB IBB HBP BLK WP HR S P ERA WHIP | IP WLS BF H R ER SO BB IBB HBP BLK WP HR S P ERA WHIP | IP WLS BF H R ER SO BB IBB HBP BLK WP HR S P ERA WHIP | IP WLS BF H R ER SO BB IBB HBP BLK WP HR S P ERA WHIP | IP WLS BF H R ER SO BB IBB HBP BLK WP HR S P ERA WHIP | IP WLS BF H R ER SO BB IBB HBP BLK WP HR S P ERA WHIP | IP WLS BF H R ER SO BB IBB HBP BLK WP HR S P ERA WHIP | IP WLS BF H R ER SO BB IBB HBP BLK WP HR S P ERA WHIP | IP WLS BF H R ER SO BB IBB HBP BLK WP HR S P ERA WHIP | IP WLS BF H R ER SO BB IBB HBP BLK WP HR S P ERA WHIP | IP WLS BF H R ER SO BB IBB HBP BLK WP HR S P ERA WHIP | IP WLS BF H R ER SO BB IBB HBP BLK WP HR S P ERA WHIP | IP WLS BF H R ER SO BB IBB HBP BLK WP HR S P ERA WHIP | IP WLS BF H R ER SO BB IBB HBP BLK WP HR S P ERA WHIP | IP WLS BF H R ER SO BB IBB HBP BLK WP HR S P ERA WHIP | IP WLS BF H R ER SO BB IBB HBP BLK WP HR S P ERA WHIP | IP WLS BF H R ER SO BB IBB HBP BLK WP HR S P ERA WHIP |
| 28 Damian Moss, L (1, 1) ERA: 13.5 | 4.0 | L 18 | 5 | 6 | 6 | 0 | 3 | 2 | 0 | 0 | 0 | 0 | 0 | 0 | 0 | 0 | 0 | 2 | 17 | 27 | 13.50 | 1.750 | | |
| 30 Liam Hendriks, R (5, 1) ERA: | 3.0 | L 13 | 2 | 2 | 0 | 3 | 1 | 0 | 0 | 0 | 0 | 0 | 0 | 0 | 0 | 0 | 0 | 0 | 18 | 22 | 0.00 | 1.000 | | |
| 3B Josh Hill, R (8, 1) ERA: 18.0 | 1.0 | L 6 | 2 | 2 | 2 | 1 | 1 | 0 | 0 | 0 | 0 | 0 | 0 | 0 | 0 | 0 | 0 | 0 | 8 | 12 | 18.00 | 3.000 | | |

Australia @ Milwaukee Brewers
Maryvale Baseball Park, Phoenix, AZ
Thu Mar 05 2009, 3:05 PM EST
Att. 1,609 - Overcast - 69 F

AB 32
R 10
H 9
RBI 10
BB 4
SO 4
LOB 11



| Batter | 1 | 2 | 3 | 4 | 5 | 6 | 7 | 8 | 9 | AB | R | H | RBI | BB | SO | LOB | TOP | | | | | | | | | | |
|---|------------------------------|---------------------------------|------------------------------|---------------------------------|------------------------------|---------------------------------|------------------------------|---------------------------------|------------------------------|---------------------------------|------------------------------|---------------------------------|------------------------------|---------------------------------|----------------------------------|------------------------------------|--|--------|--|--|--|--|--|--|--|--|--|
| 12 Alfonso Soriano, R (1.7) OBP: 0.250, SLG: 0.333 4 Joey Gathright, L (8.7) OBP: 0.412, SLG: 0.333 | | | | | | | | | | 4 | 0 | 1 | 0 | 0 | 1 | 2 | Chicago Cubs @ Milwaukee Brewers Maryvale Baseball Park, Phoenix, AZ Sat Mar 07 2009, 3:05 PM EST Att: 10,099 - Sunny - 69 F | | | | | | | | | | |
| 27 Sam Fuld, L (1.8) OBP: 0.294, SLG: 0.400 | | | | | | | | | | 4 | 0 | 0 | 0 | 0 | 0 | 3 | | | | | | | | | | | |
| 16 Aramis Ramirez, R (1.5) OBP: 0.278, SLG: 0.471 73 Bobby Seales, S (6, PR) OBP: 0.368, SLG: 0.353 | | | | | | | | | | 3 | 0 | 1 | 0 | 0 | 1 | 2 | | | | | | | | | | | |
| 6 Micah Hoffpauer, L (1.3) OBP: 0.314, SLG: 0.500 54 David Patton, R (6.1) 68 J.R. Mathes, L (8.1) 20 Luis Rivas, R (9, PH) OBP: 0.294, SLG: 0.250 | | | | | | | | | | 3 | 0 | 0 | 0 | 0 | 1 | 2 | | | | | | | | | | | |
| 17 Mike Fontenot, L (1.4) OBP: 0.357, SLG: 0.667 | | | | | | | | | | 4 | 0 | 0 | 0 | 0 | 1 | 1 | | | | | | | | | | | |
| 9 Reed Johnson, R (1.9) OBP: 0.350, SLG: 0.316 56 Brad Snyder, L (7.9) OBP: 0.444, SLG: 0.643 | | | | | | | | | | 3 | 0 | 1 | 0 | 0 | 0 | 0 | | | | | | | | | | | |
| 15 Mark Johnson, L (1.2) OBP: 0.333, SLG: 0.143 Paul Bako, L (7.2) OBP: 0.231, SLG: 0.091 | | | | | | | | | | 3 | 0 | 1 | 0 | 0 | 1 | 1 | | | | | | | | | | | |
| 65 Darwin Barney, R (1.6) OBP: 0.214, SLG: 0.214 | | | | | | | | | | 3 | 0 | 1 | 0 | 0 | 0 | 1 | | | | | | | | | | | |
| 38 Carlos Zambrano, S (1.1) OBP: 1.000, SLG: 1.000 37 Angel Guzman, R (4.1) | | | | | | | | | | 1 | 0 | 1 | 0 | 0 | 0 | 0 | | | | | | | | | | | |
| 99 So Taguchi, R (5, PH) OBP: 0.308, SLG: 0.182 76 Jason Waddell, R (5.1) 13 Jake Fox, R (6.3) OBP: 0.397, SLG: 0.571 | | | | | | | | | | 0 | 0 | 0 | 0 | 0 | 0 | 0 | | | | | | | | | | | |
| Inning Stats | R: 0 E: 0 K: 1 S: 6 | H: 1 LOB: 1 BB: 0 P: 6 | R: 0 E: 0 K: 1 S: 6 | H: 1 LOB: 1 BB: 0 P: 6 | R: 0 E: 0 K: 1 S: 6 | H: 1 LOB: 1 BB: 0 P: 6 | R: 0 E: 0 K: 0 S: 4 | H: 1 LOB: 1 BB: 0 P: 4 | R: 0 E: 0 K: 1 S: 6 | H: 1 LOB: 1 BB: 0 P: 6 | R: 0 E: 0 K: 0 S: 3 | H: 0 LOB: 0 BB: 1 P: 3 | R: 0 E: 0 K: 1 S: 5 | H: 0 LOB: 1 BB: 1 P: 9 | 1B: 7 2B: 0 3B: 0 HR: 0 | SF: 0 SAC: 0 DP: 0 HBP: 0 | WP: 0 PB: 0 SB: 0 CS: 1 | PA: 35 | | | | | | | | | |
| PITCHER | IP | WLS | BF | H | R | ER | SO | BB | IBB | HBP | BLK | WP | HR | S | P | ERA | WHIP | | | | | | | | | | |
| Jeff Suppan, R (1.1) ERA: 4.9 | 3.0 | W | 12 | 3 | 0 | 0 | 3 | 0 | 0 | 0 | 0 | 0 | 0 | 18 | 18 | 0.00 | 1.000 | | | | | | | | | | |
| 66 Chris Narveson, L (4.1) ERA: 3.0 | 2.0 | H | 8 | 2 | 0 | 0 | 1 | 0 | 0 | 0 | 0 | 0 | 0 | 10 | 10 | 0.00 | 1.000 | | | | | | | | | | |
| 12 Carlos Villanueva, R (6.1) ERA: 5.4 | 2.0 | H | 7 | 2 | 0 | 0 | 1 | 0 | 0 | 0 | 0 | 0 | 0 | 10 | 10 | 0.00 | 1.000 | | | | | | | | | | |
| 43 R.J. Swindle, L (8.1) ERA: 3.0 | 1.0 | H | 3 | 0 | 0 | 0 | 0 | 0 | 0 | 0 | 0 | 0 | 0 | 3 | 3 | 0.00 | 0.000 | | | | | | | | | | |
| 46 Chase Wright, L (9.1) ERA: 5.4 | 1.0 | S | 4 | 0 | 0 | 0 | 1 | 1 | 0 | 0 | 0 | 0 | 0 | 5 | 9 | 0.00 | 1.000 | | | | | | | | | | |

| Batter | 1 | 2 | 3 | 4 | 5 | 6 | 7 | 8 | 9 | AB | R | H | RBI | BB | SO | LOB | BOTTOM | | | | | | | | | | |
|--|------------------------------|---------------------------------|------------------------------|---------------------------------|------------------------------|----------------------------------|------------------------------|---------------------------------|------------------------------|----------------------------------|------------------------------|---------------------------------|------------------------------|---------------------------------|------------------------------|----------------------------------|--|------------------------------------|----------------------------------|--------|--|--|--|--|--|--|--|
| 23 Rickie Weeks Jr., R (1.4) OBP: 0.389, SLG: 0.083 21 Alcides Escobar, R (8.6) OBP: 0.222, SLG: 0.353 | | | | | | | | | | 4 | 0 | 0 | 0 | 0 | 2 | 2 | Chicago Cubs @ Milwaukee Brewers Maryvale Baseball Park, Phoenix, AZ Sat Mar 07 2009, 3:05 PM EST Att: 10,099 - Sunny - 69 F | | | | | | | | | | |
| 16 Chris Duffy, L (1.7) OBP: 0.348, SLG: 0.682 | | | | | | | | | | 3 | 0 | 0 | 0 | 0 | 2 | 1 | | | | | | | | | | | |
| 30 Craig Counsell, L (6.6) OBP: 0.647, SLG: 0.733 | | | | | | | | | | 0 | 0 | 0 | 0 | 1 | 0 | 0 | | | | | | | | | | | |
| 7 J.J. Hardy, R (1.6) OBP: 0.471, SLG: 0.750 32 Scott Thorman, L (6.3) OBP: 0.563, SLG: 0.750 | | | | | | | | | | 3 | 0 | 2 | 0 | 0 | 1 | 0 | | | | | | | | | | | |
| 28 Prince Fielder, L (1.3) OBP: 0.381, SLG: 0.250 12 Carlos Villanueva, R (6.1) 43 R.J. Swindle, L (8.1) 24 Mat Gamel, L (8, PH) OBP: 0.129, SLG: 0.500 46 Chase Wright, L (9.1) | | | | | | | | | | 2 | 0 | 0 | 0 | 0 | 0 | 3 | | | | | | | | | | | |
| 1 Corey Hart, R (1.9) OBP: 0.611, SLG: 1.063 27 Brad Nelson, L (7.7) OBP: 0.625, SLG: 0.636 | | | | | | | | | | 3 | 1 | 1 | 0 | 0 | 2 | 1 | | | | | | | | | | | |
| 25 Mike Cameron, R (1.8) OBP: 0.211, SLG: 0.313 3 Trot Nixon, L (5.7) OBP: 0.150, SLG: 0.263 | | | | | | | | | | | 2 | 1 | 1 | 0 | 0 | 0 | | | | | | | | | | | |
| Mike Lamb, L (1.5) OBP: 0.238, SLG: 0.211 14 Casey McGehee, R (7.5) OBP: 0.286, SLG: 0.500 | | | | | | | | | | | 3 | 0 | 1 | 1 | 0 | 0 | | | | | | | | | | | |
| 18 Jason Kendall, R (1.2) OBP: 0.250, SLG: 0.417 87 Jonathan Lucroy, R (7.2) OBP: 0.444, SLG: 0.429 | | | | | | | | | | 0 | 0 | 0 | 0 | 0 | 0 | 0 | | | | | | | | | | | |
| Jeff Suppan, R (1.1) 66 Chris Narveson, L (4.1) 88 Lorenzo Cain, R (5, PH) OBP: 0.667, SLG: 0.833 | | | | | | | | | | 1 | 0 | 0 | 0 | 0 | 0 | 1 | | | | | | | | | | | |
| Inning Stats | R: 0 E: 0 K: 1 S: 6 | H: 3 LOB: 1 BB: 0 P: 8 | R: 2 E: 1 K: 1 S: 8 | H: 3 LOB: 1 BB: 0 P: 8 | R: 0 E: 0 K: 3 S: 9 | H: 0 LOB: 0 BB: 0 P: 10 | R: 0 E: 0 K: 0 S: 3 | H: 0 LOB: 0 BB: 0 P: 3 | R: 0 E: 0 K: 2 S: 8 | H: 1 LOB: 2 BB: 1 P: 12 | R: 0 E: 0 K: 2 S: 7 | H: 0 LOB: 0 BB: 0 P: 7 | R: 0 E: 0 K: 1 S: 5 | H: 0 LOB: 0 BB: 0 P: 5 | R: 0 E: 0 K: 1 S: 6 | H: 1 LOB: 2 BB: 1 P: 10 | 1B: 4 2B: 1 3B: 1 HR: 0 | SF: 0 SAC: 0 DP: 0 HBP: 1 | WP: 0 PB: 0 SB: 1 CS: 0 | PA: 33 | | | | | | | |
| PITCHER | IP | WLS | BF | H | R | ER | SO | BB | IBB | HBP | BLK | WP | HR | S | P | ERA | WHIP | | | | | | | | | | |
| 38 Carlos Zambrano, R (1.1) ERA: 3.6 | 3.0 | L | 14 | 4 | 2 | 2 | 5 | 0 | 0 | 0 | 0 | 0 | 0 | 23 | 24 | 6.00 | 1.333 | | | | | | | | | | |
| 37 Angel Guzman, R (4.1) ERA: 9.0 | 1.0 | | 3 | 0 | 0 | 0 | 0 | 0 | 0 | 0 | 0 | 0 | 0 | 3 | 3 | 0.00 | 0.000 | | | | | | | | | | |
| 76 Jason Waddell, L (5.1) ERA: 1.8 | 1.0 | | 5 | 1 | 0 | 0 | 2 | 1 | 0 | 0 | 0 | 0 | 0 | 8 | 12 | 0.00 | 2.000 | | | | | | | | | | |
| 54 David Patton, R (6.1) ERA: 1.89 | 2.0 | | 6 | 0 | 0 | 0 | 3 | 0 | 0 | 0 | 0 | 0 | 0 | 12 | 12 | 0.00 | 0.000 | | | | | | | | | | |
| 68 J.R. Mathes, L (8.1) ERA: 2.25 | 1.0 | | 5 | 1 | 0 | 0 | 1 | 1 | 0 | 0 | 0 | 0 | 0 | 6 | 10 | 0.00 | 2.000 | | | | | | | | | | |

AB 33
R 0
H 7
RBI 0
BB 1
SO 6
LOB 14



WP: 0 PA: 35
PB: 0
SB: 0
CS: 1

AB 30
R 2
H 6
RBI 1
BB 2
SO 11
LOB 15



WP: 0 PA: 33
PB: 0
SB: 1
CS: 0

livebaseballscores.com

livebaseballscores.com

| Batter | 1 | 2 | 3 | 4 | 5 | 6 | 7 | 8 | 9 | AB | R | H | RBI | BB | SO | LOB | TOP | |
|--|---|---|---|---|---|---|---|---|---|---|---|---|---|---|---|---|--|--------|
| 23 Ricke Weeks Jr, R OBP: 0.381, SLG: 0.200 14 Casey McGehee, R OBP: 0.267, SLG: 0.467 | 0-3 K | | 0-0 FC5 2B | | 0-0 P3 | | 0-0 F9 | | | 3 | 0 | 1 | 0 | 0 | 1 | 1 | <p>Milwaukee Brewers @ Kansas City Royals</p> <p>Surprise Stadium, Surprise, AZ</p> <p>Sun Mar 08 2009, 4:05 PM EDT</p> <p>Att: 5,751 - Sunny - 66 F</p> | |
| 3 Trot Nixon, L OBP: 0.250, SLG: 0.250 88 Lorenzo Cain, R OBP: 0.667, SLG: 0.833 | 4-0 G4-6-3 BB | | 4-0 FC5 BB | | 4-0 BB | | | 0-0 P5 | | 1 | 0 | 0 | 0 | 3 | 0 | 0 | | |
| 7 J.J. Hardy, R OBP: 0.400, SLG: 0.632 21 Alcides Escobar, R OBP: 0.211, SLG: 0.333 | 0-0 G4-6-3 | | 0-0 FC5 | | 0-0 P6 | | | 0-0 G5-3 | | 3 | 0 | 0 | 0 | 0 | 0 | 5 | | |
| 1 Corey Hart, R OBP: 0.571, SLG: 0.947 98 Cole Gillespie, R OBP: 0.250, SLG: 0.250 | | | | 0-0 F8 | | 0-0 27 G5-3 32 G2-3 1B | | 0-0 K | | 3 | 0 | 1 | 0 | 0 | 1 | 0 | | |
| 32 Scott Thorman, L OBP: 0.450, SLG: 0.600 | | | | 0-0 G3-1 | | 0-0 G2-3 | | 0-0 G3 | | 4 | 0 | 0 | 0 | 0 | 0 | 2 | | |
| 27 Brad Nelson, L OBP: 0.600, SLG: 0.800 | | | | 0-0 FC6-4 1B | | 0-0 G5-3 | | 0-0 G3 | | 4 | 1 | 2 | 1 | 0 | 0 | 1 | | |
| 87 Jonathan Lucroy, R OBP: 0.333, SLG: 0.300 77 Carlos Corporán, S OBP: 0.200, SLG: 0.200 | | | | 0-0 FC6-4 | | 0-0 F8 | | 0-3 K | | 3 | 0 | 0 | 0 | 0 | 1 | 2 | | |
| 16 Chris Duffy, L OBP: 0.346, SLG: 0.625 24 Mat Gamel, L OBP: 0.111, SLG: 0.444 | | | | 0-0 G3-1 | | 4-0 BB BB | | 0-3 K | | 2 | 0 | 0 | 0 | 1 | 1 | 0 | | |
| 9 Herman Iribarren, L OBP: 0.176, SLG: 0.235 | | | | 0-0 L4 | | 0-0 L7 | | 0-0 2B | | 4 | 0 | 1 | 0 | 0 | 0 | 1 | | |
| | | | | | | | | | | | | | | | | | | |
| Inning Stats | R: 0 E: 0 K: 1 S: 4 | H: 0 LOB: 0 BB: 1 P: 8 | R: 0 E: 0 K: 0 S: 4 | H: 1 LOB: 1 BB: 0 P: 4 | R: 0 E: 0 K: 0 S: 4 | H: 1 LOB: 2 BB: 1 P: 8 | R: 0 E: 0 K: 0 S: 4 | H: 1 LOB: 0 BB: 2 P: 11 | R: 0 E: 0 K: 2 S: 8 | H: 1 LOB: 1 BB: 0 P: 8 | R: 0 E: 0 K: 0 S: 4 | H: 1 LOB: 1 BB: 0 P: 4 | R: 1 E: 0 K: 2 S: 8 | H: 1 LOB: 0 BB: 0 P: 10 | 1B: 3 2B: 2 3B: 0 HR: 1 | SF: 0 SAC: 0 DP: 1 HBP: 0 | WP: 0 PB: 0 CS: 0 | PA: 36 |
| PITCHER | IP WLS BF H R ER SO BB IBB HBP BLK WP HR S P ERA WHIP | IP WLS BF H R ER SO BB IBB HBP BLK WP HR S P ERA WHIP | IP WLS BF H R ER SO BB IBB HBP BLK WP HR S P ERA WHIP | IP WLS BF H R ER SO BB IBB HBP BLK WP HR S P ERA WHIP | IP WLS BF H R ER SO BB IBB HBP BLK WP HR S P ERA WHIP | IP WLS BF H R ER SO BB IBB HBP BLK WP HR S P ERA WHIP | IP WLS BF H R ER SO BB IBB HBP BLK WP HR S P ERA WHIP | IP WLS BF H R ER SO BB IBB HBP BLK WP HR S P ERA WHIP | IP WLS BF H R ER SO BB IBB HBP BLK WP HR S P ERA WHIP | IP WLS BF H R ER SO BB IBB HBP BLK WP HR S P ERA WHIP | IP WLS BF H R ER SO BB IBB HBP BLK WP HR S P ERA WHIP | IP WLS BF H R ER SO BB IBB HBP BLK WP HR S P ERA WHIP | IP WLS BF H R ER SO BB IBB HBP BLK WP HR S P ERA WHIP | IP WLS BF H R ER SO BB IBB HBP BLK WP HR S P ERA WHIP | IP WLS BF H R ER SO BB IBB HBP BLK WP HR S P ERA WHIP | IP WLS BF H R ER SO BB IBB HBP BLK WP HR S P ERA WHIP | IP WLS BF H R ER SO BB IBB HBP BLK WP HR S P ERA WHIP | |

| Batter | 1 | 2 | 3 | 4 | 5 | 6 | 7 | 8 | 9 | AB | R | H | RBI | BB | SO | LOB | BOTTOM | |
|--|---|---|---|---|---|---|---|---|---|---|---|---|---|---|---|---|--|--------|
| 2 Coco Crisp, S OBP: 0.556, SLG: 0.684 75 Derrick Robinson, S OBP: 0.571, SLG: 0.950 | 0-0 FC3-6 BB | | 0-0 G4-3 | | | | | 0-3 K | | 2 | 1 | 0 | 1 | 1 | 0 | 2 | <p>Milwaukee Brewers @ Kansas City Royals</p> <p>Surprise Stadium, Surprise, AZ</p> <p>Sun Mar 08 2009, 4:05 PM EDT</p> <p>Att: 5,751 - Sunny - 66 F</p> | |
| 13 Alberto Callaspo, S OBP: 0.217, SLG: 0.227 58 Tug Hulet, L OBP: 0.333, SLG: 0.400 | 0-0 BB | | | | 0-0 G6-4-3 1B | | 0-0 G4-6-3 | | | 4 | 1 | 2 | 0 | 0 | 0 | 2 | | |
| 9 David DeJesus, L OBP: 0.269, SLG: 0.375 72 Chris Lubanski, L OBP: 0.583, SLG: 0.727 | 0-0 FC4 1B | | 0-0 G3 | | 0-0 G6-4-3 | | 0-0 G4-3 | | | 3 | 1 | 0 | 0 | 0 | 0 | 2 | | |
| 16 Billy Butler, R OBP: 0.412, SLG: 0.500 25 Kila Ka'aihue, L OBP: 0.429, SLG: 0.273 | 0-0 BB 1B | | | | 0-0 G5-3 | | 0-3 K | | | 3 | 1 | 1 | 1 | 0 | 0 | 0 | | |
| 43 Ryan Shealy, R OBP: 0.435, SLG: 0.588 | 4-0 BB 1B | | | | 0-0 G4-3 | | 0-0 G5-3 | | | 3 | 1 | 1 | 0 | 1 | 0 | 0 | | |
| Brayan Peña, S OBP: 0.444, SLG: 0.333 54 J.R. House, R | 0-0 BB 1B | | 0-0 G1-3 | | 0-0 G3-1 | | 0-0 P3 | | | 3 | 1 | 1 | 1 | 0 | 0 | 1 | | |
| 69 Corey Smith, R OBP: 0.353, SLG: 0.333 | 4-0 BB 1B | | | | 4-0 BB | | 0-0 G4-3 | | | 2 | 1 | 1 | 1 | 2 | 0 | 0 | | |
| 46 Luis Hernandez, S OBP: 0.462, SLG: 0.364 39 Mario Lison, R OBP: 0.300, SLG: 0.222 | 0-0 G3 | | 0-0 P5 | | 0-0 F9 | | 0-3 K | | | 3 | 0 | 0 | 1 | 0 | 0 | 4 | | |
| 15 Shane Costa, L OBP: 0.556, SLG: 0.429 35 Mitch Maier, L OBP: 0.288, SLG: 0.500 | 0-0 FC3-6 1B | | 0-0 F7 | | 4-0 BB | | | | | 2 | 0 | 1 | 1 | 1 | 0 | 1 | | |
| | | | | | | | | | | | | | | | | | | |
| Inning Stats | R: 7 E: 1 K: 0 S: 8 | H: 4 LOB: 1 BB: 3 P: 20 | R: 0 E: 0 K: 0 S: 4 | H: 1 LOB: 1 BB: 0 P: 4 | R: 0 E: 0 K: 0 S: 3 | H: 1 LOB: 0 BB: 0 P: 3 | R: 0 E: 0 K: 0 S: 3 | H: 0 LOB: 0 BB: 1 P: 7 | R: 0 E: 0 K: 1 S: 4 | H: 0 LOB: 0 BB: 0 P: 8 | R: 0 E: 0 K: 1 S: 5 | H: 0 LOB: 0 BB: 0 P: 5 | R: 0 E: 0 K: 1 S: 5 | H: 0 LOB: 0 BB: 0 P: 5 | 1B: 7 2B: 0 3B: 0 HR: 0 | SF: 0 SAC: 0 DP: 2 HBP: 0 | WP: 0 PB: 0 CS: 0 | PA: 35 |
| PITCHER | IP WLS BF H R ER SO BB IBB HBP BLK WP HR S P ERA WHIP | IP WLS BF H R ER SO BB IBB HBP BLK WP HR S P ERA WHIP | IP WLS BF H R ER SO BB IBB HBP BLK WP HR S P ERA WHIP | IP WLS BF H R ER SO BB IBB HBP BLK WP HR S P ERA WHIP | IP WLS BF H R ER SO BB IBB HBP BLK WP HR S P ERA WHIP | IP WLS BF H R ER SO BB IBB HBP BLK WP HR S P ERA WHIP | IP WLS BF H R ER SO BB IBB HBP BLK WP HR S P ERA WHIP | IP WLS BF H R ER SO BB IBB HBP BLK WP HR S P ERA WHIP | IP WLS BF H R ER SO BB IBB HBP BLK WP HR S P ERA WHIP | IP WLS BF H R ER SO BB IBB HBP BLK WP HR S P ERA WHIP | IP WLS BF H R ER SO BB IBB HBP BLK WP HR S P ERA WHIP | IP WLS BF H R ER SO BB IBB HBP BLK WP HR S P ERA WHIP | IP WLS BF H R ER SO BB IBB HBP BLK WP HR S P ERA WHIP | IP WLS BF H R ER SO BB IBB HBP BLK WP HR S P ERA WHIP | IP WLS BF H R ER SO BB IBB HBP BLK WP HR S P ERA WHIP | IP WLS BF H R ER SO BB IBB HBP BLK WP HR S P ERA WHIP | | |



| Batter | 1 | 2 | 3 | 4 | 5 | 6 | 7 | 8 | 9 | AB | R | H | RBI | BB | SO | LOB | TOP | | | | | | | | | | |
|---|------------------------------|---------------------------------|------------------------------|----------------------------------|------------------------------|---------------------------------|------------------------------|---------------------------------|------------------------------|---------------------------------|------------------------------|----------------------------------|------------------------------|---------------------------------|------------------------------|---------------------------------|----------------------------------|------------------------------------|-------------------------|--------|--|--|--|--|--|--|--|
| 23 Rickie Weeks Jr., R OBP: 0.400, SLG: 0.333 Mike Lamb, L OBP: 0.227, SLG: 0.200 | B5-3 | | | G6-3 | | | F8 | F8 | | 3 | 1 | 1 | 1 | 1 | 0 | 0 | | | | | | | | | | | |
| 30 Craig Counsell, L OBP: 0.600, SLG: 0.647 21 Alcides Escobar, R OBP: 0.190, SLG: 0.300 | G3 | F8 | | | HBP | | G4-3 | G5-3 | | 2 | 0 | 0 | 0 | 0 | 0 | 2 | | | | | | | | | | | |
| 7 J.J. Hardy, R OBP: 0.345, SLG: 0.636 14 Casey McGehee, R OBP: 0.353, SLG: 0.706 | | | | | P3 | | | | | 3 | 0 | 2 | 0 | 0 | 0 | 1 | | | | | | | | | | | |
| 28 Prince Fielder, L OBP: 0.360, SLG: 0.211 32 Scott Thorman, L OBP: 0.429, SLG: 0.571 | | | | | F8 | | | | | 3 | 0 | 0 | 0 | 1 | 0 | 3 | | | | | | | | | | | |
| 25 Mike Cameron, R OBP: 0.273, SLG: 0.366 70 Nick Green, R OBP: 0.136, SLG: 0.400 24 Mat Gamel, L OBP: 0.326, SLG: 0.400 57 Mitch Stetter, L OBP: 0.190, SLG: 0.276 74 Omar Aguilar, R OBP: 0.360, SLG: 0.520 Eddie Morlan, R | | | | | | | | | | 3 | 1 | 2 | 0 | 0 | 1 | 1 | | | | | | | | | | | |
| 88 Lorenzo Cain, R OBP: 0.538, SLG: 0.556 | | | | | | | | | | 3 | 1 | 0 | 0 | 1 | 2 | 2 | | | | | | | | | | | |
| 16 Chris Duffy, L OBP: 0.330, SLG: 0.630 27 Brad Nelson, L OBP: 0.619, SLG: 0.875 | | | | | | | | | | 3 | 0 | 1 | 2 | 0 | 0 | 2 | | | | | | | | | | | |
| 18 Jason Kendall, R OBP: 0.200, SLG: 0.333 87 Jonathan Lucroy, R OBP: 0.308, SLG: 0.273 | | | | | | | | | | 3 | 0 | 0 | 0 | 0 | 0 | 1 | | | | | | | | | | | |
| 26 Manny Parra, L OBP: 0.253, SLG: 0.276 | | | | | | | | | | 2 | 0 | 0 | 0 | 0 | 1 | 1 | | | | | | | | | | | |
| 9 Hernan Iribarren, L OBP: 0.253, SLG: 0.276 | | | | | | | | | | 1 | 1 | 1 | 1 | 1 | 0 | 0 | | | | | | | | | | | |
| Inning Stats | R: 0 E: 0 K: 0 S: 4 | H: 1 LOB: 1 BB: 0 P: 4 | R: 2 E: 0 K: 0 S: 5 | H: 2 LOB: 2 BB: 2 P: 13 | R: 0 E: 0 K: 1 S: 5 | H: 2 LOB: 0 BB: 0 P: 5 | R: 0 E: 0 K: 1 S: 5 | H: 0 LOB: 0 BB: 0 P: 6 | R: 0 E: 0 K: 1 S: 5 | H: 0 LOB: 1 BB: 0 P: 5 | R: 2 E: 0 K: 0 S: 4 | H: 2 LOB: 2 BB: 2 P: 12 | R: 1 E: 0 K: 1 S: 7 | H: 2 LOB: 1 BB: 0 P: 7 | R: 1 E: 0 K: 0 S: 4 | H: 1 LOB: 0 BB: 0 P: 4 | 1B: 6 2B: 2 3B: 1 HR: 1 | SF: 0 SAC: 0 DP: 1 HBP: 1 | WP: 1 PB: 0 CS: 0 | PA: 41 | | | | | | | |
| PITCHER | IP | WLS | BF | H | R | ER | SO | BB | IBB | HBP | BLK | WP | HR | S | P | ERA | WHIP | | | | | | | | | | |
| 75 Barry Zito, L ERA: 5.19 | 4.0 | | 19 | 5 | 2 | 2 | 1 | 2 | 0 | 0 | 0 | 0 | 0 | 19 | 27 | 4.50 | 1.750 | | | | | | | | | | |
| 46 Bob Howry, R ERA: 13.5 | 2.0 | B | 7 | 0 | 0 | 0 | 2 | 0 | 0 | 1 | 0 | 0 | 0 | 10 | 11 | 0.00 | 0.000 | | | | | | | | | | |
| 47 Merkin Valdez, R ERA: 1.93 | 0.1 | B | 5 | 2 | 2 | 2 | 0 | 2 | 0 | 0 | 0 | 0 | 1 | 0 | 3 | 54.00 | 12.000 | | | | | | | | | | |
| 63 Waldis Joaquin, R ERA: 3.6 | 1.2 | W | 6 | 2 | 1 | 1 | 1 | 0 | 0 | 0 | 0 | 0 | 0 | 8 | 8 | 5.40 | 1.200 | | | | | | | | | | |
| Luis Perdomo, R ERA: 3.6 | 1.0 | W | 4 | 1 | 1 | 1 | 0 | 0 | 0 | 0 | 0 | 0 | 1 | 4 | 4 | 9.00 | 1.000 | | | | | | | | | | |

Milwaukee Brewers @ San Francisco Giants
 Scottsdale Stadium, Scottsdale, AZ
 Mon Mar 09 2009, 4:05 PM EDT
 Att: 6,783 - Cloudy - 68 F

AB 36
 R 6
 H 10
 RBI 6
 BB 4
 SO 4
 LOB 18



| Batter | 1 | 2 | 3 | 4 | 5 | 6 | 7 | 8 | 9 | AB | R | H | RBI | BB | SO | LOB | BOTTOM | | | | | | | | | | |
|---|------------------------------|---------------------------------|------------------------------|---------------------------------|------------------------------|---------------------------------|------------------------------|---------------------------------|------------------------------|---------------------------------|------------------------------|----------------------------------|------------------------------|---------------------------------|------------------------------|----------------------------------|------------------------------|---------------------------------|----------------------------------|------------------------------------|-------------------------|--------|--|--|--|--|--|
| 2 Randy Winn, S OBP: 0.100, SLG: 0.071 74 Matt Downs, R OBP: 0.316, SLG: 0.579 | G1-3 | | F7 | | FC6-4 | | G5-3 | | | 2 | 0 | 0 | 0 | 0 | 0 | 0 | | | | | | | | | | | |
| 16 Edgar Renteria, R OBP: 0.296, SLG: 0.346 13 Brian Boccock, R OBP: 0.455, SLG: 0.500 | G6-3 | | | | | | | | | 3 | 0 | 1 | 2 | 0 | 1 | 0 | | | | | | | | | | | |
| 48 Pablo Sandoval, S OBP: 0.407, SLG: 0.600 57 Ryan Rohlinger, R OBP: 0.444, SLG: 1.556 | G6-3 | | | | | | | | | 3 | 0 | 0 | 0 | 0 | 1 | 0 | | | | | | | | | | | |
| 1 Bengie Molina, R OBP: 0.320, SLG: 0.500 72 Eli Whiteside, R OBP: 0.407, SLG: 0.542 | | | | | | | | | | 1 | 0 | 1 | 0 | 1 | 0 | 0 | | | | | | | | | | | |
| 59 Andres Torres, S OBP: 0.407, SLG: 0.542 | | | | | | | | | | 0 | 1 | 0 | 0 | 0 | 0 | 0 | | | | | | | | | | | |
| 10 Travis Ishikawa, L OBP: 0.323, SLG: 0.581 46 Bob Howry, L OBP: 0.200, SLG: 0.440 23 Juan Uribe, R OBP: 0.294, SLG: 0.467 47 Merkin Valdez, R OBP: 0.294, SLG: 0.467 | | | | | | | | | | 2 | 0 | 0 | 0 | 0 | 0 | 2 | | | | | | | | | | | |
| 21 John Bowker, L OBP: 0.333, SLG: 0.444 73 Jackson Williams, R OBP: 1.000, SLG: 1.000 | | | | | | | | | | 3 | 1 | 1 | 1 | 1 | 1 | 2 | | | | | | | | | | | |
| 8 Eugenio Velez, S OBP: 0.300, SLG: 0.379 | | | | | | | | | | 3 | 1 | 2 | 1 | 0 | 0 | 0 | | | | | | | | | | | |
| 7 Emmanuel Burriss, S OBP: 0.394, SLG: 0.419 | | | | | | | | | | 4 | 0 | 1 | 0 | 0 | 0 | 5 | | | | | | | | | | | |
| 75 Barry Zito, L OBP: 0.440, SLG: 0.500 35 Rich Aurilia, R OBP: 0.385, SLG: 0.478 63 Waldis Joaquin, R OBP: 0.385, SLG: 0.478 Luis Perdomo, R | | | | | | | | | | 1 | 0 | 0 | 0 | 0 | 1 | 0 | | | | | | | | | | | |
| Inning Stats | R: 0 E: 0 K: 0 S: 3 | H: 0 LOB: 0 BB: 0 P: 3 | R: 0 E: 0 K: 0 S: 4 | H: 1 LOB: 2 BB: 0 P: 5 | R: 0 E: 0 K: 2 S: 7 | H: 0 LOB: 0 BB: 0 P: 7 | R: 0 E: 0 K: 1 S: 5 | H: 0 LOB: 1 BB: 1 P: 9 | R: 2 E: 0 K: 0 S: 7 | H: 3 LOB: 1 BB: 0 P: 7 | R: 2 E: 0 K: 0 S: 8 | H: 3 LOB: 1 BB: 1 P: 19 | R: 0 E: 0 K: 2 S: 7 | H: 0 LOB: 0 BB: 0 P: 7 | R: 1 E: 0 K: 1 S: 6 | H: 1 LOB: 2 BB: 2 P: 14 | R: 3 E: 0 K: 0 S: 4 | H: 3 LOB: 0 BB: 0 P: 6 | 1B: 7 2B: 1 3B: 0 HR: 3 | SF: 0 SAC: 0 DP: 0 HBP: 1 | WP: 0 PB: 0 CS: 0 | PA: 39 | | | | | |
| PITCHER | IP | WLS | BF | H | R | ER | SO | BB | IBB | HBP | BLK | WP | HR | S | P | ERA | WHIP | | | | | | | | | | |
| 26 Manny Parra, L ERA: 7.2 | 4.0 | B | 12 | 6 | 4 | 4 | 0 | 1 | 0 | 0 | 0 | 0 | 2 | 15 | 26 | 18.00 | 3.500 | | | | | | | | | | |
| 57 Mitch Stetter, L ERA: 4.5 | 1.0 | | 3 | 0 | 0 | 0 | 2 | 0 | 0 | 0 | 0 | 0 | 0 | 7 | 7 | 0.00 | 0.000 | | | | | | | | | | |
| 74 Omar Aguilar, R ERA: 3.6 | 1.0 | B | 6 | 1 | 1 | 1 | 1 | 2 | 0 | 0 | 0 | 0 | 0 | 6 | 14 | 9.00 | 3.000 | | | | | | | | | | |
| Eddie Morlan, R ERA: 9.0 | 0.0 | L | 3 | 3 | 3 | 3 | 0 | 0 | 0 | 0 | 0 | 0 | 1 | 4 | 6 | ∞ | ∞ | | | | | | | | | | |

Milwaukee Brewers @ San Francisco Giants
 Scottsdale Stadium, Scottsdale, AZ
 Mon Mar 09 2009, 4:05 PM EDT
 Att: 6,783 - Cloudy - 68 F

AB 34
 R 8
 H 11
 RBI 8
 BB 4
 SO 6
 LOB 16



| Batter | 1 | 2 | 3 | 4 | 5 | 6 | 7 | 8 | 9 | AB | R | H | RBI | BB | SO | LOB | TOP | | | | | | | |
|--|---|---|---|---|---|---|---|---|---|---|---|---|---|---|---|---|---|---|---|---|---|---|---|---|
| 23 Ricke Weeks Jr, R OBP: 0.393, SLG: 0.533 97 Adam Heather, R OBP: 0.511, SLG: 0.400 | | | | | | | | | | 3 | 0 | 1 | 0 | 0 | 0 | 0 | | | | | | | | |
| 88 Lorenzo Cain, R OBP: 0.444, SLG: 0.385 | | | | | | | | | | 4 | 0 | 0 | 0 | 1 | 3 | 3 | | | | | | | | |
| 1 Corey Hart, R OBP: 0.500, SLG: 0.818 27 Brad Nelson, L OBP: 0.591, SLG: 0.824 | | | | | | | | | | 3 | 0 | 0 | 0 | 0 | 1 | 2 | | | | | | | | |
| 28 Prince Fielder, L OBP: 0.393, SLG: 0.286 32 Scott Thorman, L OBP: 0.409, SLG: 0.545 | | | | | | | | | | | 2 | 1 | 1 | 0 | 1 | 0 | 0 | | | | | | | |
| 14 Casey McGehee, R OBP: 0.450, SLG: 0.750 Mike Lamb, L OBP: 0.217, SLG: 0.190 | | | | | | | | | | | 3 | 0 | 3 | 0 | 0 | 0 | 0 | | | | | | | |
| 3 Trot Nixon, L OBP: 0.214, SLG: 0.208 | | | | | | | | | | 4 | 0 | 0 | 0 | 0 | 1 | 5 | | | | | | | | |
| 93 Brendan Katin, R OBP: 0.231, SLG: 0.538 | | | | | | | | | | 1 | 0 | 0 | 0 | 0 | 1 | 1 | | | | | | | | |
| 87 Jonathan Lucroy, R OBP: 0.250, SLG: 0.214 77 Carlos Corporan, S OBP: 0.167, SLG: 0.167 | | | | | | | | | | 3 | 0 | 0 | 0 | 0 | 2 | 4 | | | | | | | | |
| 21 Alcides Escobar, R OBP: 0.167, SLG: 0.261 88 Brent Brewer, R OBP: 1.000, SLG: 2.500 | | | | | | | | | | 3 | 0 | 0 | 0 | 0 | 2 | 2 | | | | | | | | |
| Inning Stats | R: 0 E: 0 K: 1 S: 5 | H: 1 LOB: 0 BB: 0 P: 5 | R: 0 E: 0 K: 1 S: 6 | H: 1 LOB: 1 BB: 0 P: 6 | R: 0 E: 1 K: 2 S: 8 | H: 0 LOB: 2 BB: 1 P: 12 | R: 1 E: 0 K: 2 S: 10 | H: 3 LOB: 2 BB: 0 P: 10 | R: 0 E: 0 K: 1 S: 5 | H: 0 LOB: 0 BB: 0 P: 5 | R: 0 E: 0 K: 1 S: 6 | H: 1 LOB: 2 BB: 1 P: 10 | R: 0 E: 0 K: 2 S: 7 | H: 0 LOB: 0 BB: 0 P: 7 | R: 0 E: 0 K: 1 S: 5 | H: 0 LOB: 0 BB: 0 P: 5 | R: 1 E: 0 K: 0 S: 5 | H: 2 LOB: 2 BB: 1 P: 9 | 1B: 6 2B: 2 3B: 0 HR: 0 | SF: 0 SAC: 0 DP: 0 HBP: 0 | WP: 1 PB: 0 CS: 1 | PA: 38 | | |
| PITCHER | IP WLS BF H R ER SO BB IBB HBP BLK WP HR S P ERA WHIP | IP WLS BF H R ER SO BB IBB HBP BLK WP HR S P ERA WHIP | IP WLS BF H R ER SO BB IBB HBP BLK WP HR S P ERA WHIP | IP WLS BF H R ER SO BB IBB HBP BLK WP HR S P ERA WHIP | IP WLS BF H R ER SO BB IBB HBP BLK WP HR S P ERA WHIP | IP WLS BF H R ER SO BB IBB HBP BLK WP HR S P ERA WHIP | IP WLS BF H R ER SO BB IBB HBP BLK WP HR S P ERA WHIP | IP WLS BF H R ER SO BB IBB HBP BLK WP HR S P ERA WHIP | IP WLS BF H R ER SO BB IBB HBP BLK WP HR S P ERA WHIP | IP WLS BF H R ER SO BB IBB HBP BLK WP HR S P ERA WHIP | IP WLS BF H R ER SO BB IBB HBP BLK WP HR S P ERA WHIP | IP WLS BF H R ER SO BB IBB HBP BLK WP HR S P ERA WHIP | IP WLS BF H R ER SO BB IBB HBP BLK WP HR S P ERA WHIP | IP WLS BF H R ER SO BB IBB HBP BLK WP HR S P ERA WHIP | IP WLS BF H R ER SO BB IBB HBP BLK WP HR S P ERA WHIP | IP WLS BF H R ER SO BB IBB HBP BLK WP HR S P ERA WHIP | IP WLS BF H R ER SO BB IBB HBP BLK WP HR S P ERA WHIP | IP WLS BF H R ER SO BB IBB HBP BLK WP HR S P ERA WHIP | IP WLS BF H R ER SO BB IBB HBP BLK WP HR S P ERA WHIP | IP WLS BF H R ER SO BB IBB HBP BLK WP HR S P ERA WHIP | IP WLS BF H R ER SO BB IBB HBP BLK WP HR S P ERA WHIP | IP WLS BF H R ER SO BB IBB HBP BLK WP HR S P ERA WHIP | IP WLS BF H R ER SO BB IBB HBP BLK WP HR S P ERA WHIP | IP WLS BF H R ER SO BB IBB HBP BLK WP HR S P ERA WHIP |

Milwaukee Brewers @ Chicago White Sox
 Camelback Ranch, Glendale, AZ
 Wed Mar 11 2009, 4:05 PM EDT
 Att: 5,466 - Sunny - 73 F

AB 35
 R 2
 H 8
 RBI 2
 BB 3
 SO 11
 LOB 20



| Batter | 1 | 2 | 3 | 4 | 5 | 6 | 7 | 8 | 9 | AB | R | H | RBI | BB | SO | LOB | BOTTOM | | | | | | |
|---|---|---|---|---|---|---|---|---|---|---|---|---|---|---|---|---|---|---|---|---|---|---|---|
| 7 Jerry Owens, L OBP: 0.324, SLG: 0.200 | | | | | | | | | | 4 | 0 | 1 | 1 | 0 | 1 | 0 | | | | | | | |
| 10 Alexei Ramirez, R OBP: 0.394, SLG: 0.524 80 Gordon Beckham, R OBP: 0.400, SLG: 0.947 | | | | | | | | | | 3 | 0 | 1 | 0 | 0 | 0 | 0 | | | | | | | |
| 20 Carlos Quentin, R OBP: 0.333, SLG: 0.286 74 Josh Kroeger, L OBP: 0.385, SLG: 0.500 | | | | | | | | | | 3 | 0 | 1 | 0 | 0 | 1 | 1 | | | | | | | |
| 23 Jermaine Dye, R OBP: 0.346, SLG: 0.227 58 Michael Restovich, R OBP: 0.389, SLG: 0.600 | | | | | | | | | | 2 | 0 | 1 | 0 | 1 | 0 | 0 | | | | | | | |
| 27 Ben Broussard, L OBP: 0.154, SLG: 0.280 79 Tyler Flowers, R OBP: 0.250, SLG: 0.250 | | | | | | | | | | 3 | 0 | 0 | 0 | 0 | 0 | 4 | | | | | | | |
| 15 Wilson Betemit, S OBP: 0.227, SLG: 0.524 60 Brandon Allen, L OBP: 0.385, SLG: 0.200 | | | | | | | | | | 2 | 1 | 1 | 1 | 0 | 0 | 0 | | | | | | | |
| 24 Dayan Viciedo, R OBP: 0.500, SLG: 0.857 77 Javier Castillo, R OBP: 0.500, SLG: 0.857 | | | | | | | | | | 2 | 0 | 0 | 0 | 0 | 1 | 0 | | | | | | | |
| 44 Corky Miller, R OBP: 0.500, SLG: 0.917 39 Chris Stewart, R OBP: 0.273, SLG: 0.545 | | | | | | | | | | 2 | 1 | 1 | 0 | 0 | 0 | 0 | | | | | | | |
| 18 Brent Lillibridge, R OBP: 0.296, SLG: 0.289 | | | | | | | | | | 4 | 1 | 1 | 0 | 0 | 1 | 1 | | | | | | | |
| Inning Stats | R: 0 E: 0 K: 0 S: 5 | H: 2 LOB: 2 BB: 0 P: 5 | R: 0 E: 0 K: 1 S: 5 | H: 0 LOB: 0 BB: 0 P: 5 | R: 0 E: 0 K: 1 S: 5 | H: 0 LOB: 0 BB: 0 P: 5 | R: 0 E: 0 K: 0 S: 3 | H: 0 LOB: 0 BB: 0 P: 3 | R: 1 E: 0 K: 0 S: 5 | H: 2 LOB: 0 BB: 0 P: 5 | R: 0 E: 0 K: 2 S: 8 | H: 1 LOB: 2 BB: 1 P: 12 | R: 3 E: 0 K: 2 S: 12 | H: 5 LOB: 2 BB: 0 P: 12 | R: 2 E: 0 K: 0 S: 5 | H: 2 LOB: 0 BB: 0 P: 6 | 1B: 8 2B: 2 3B: 0 HR: 2 | SF: 0 SAC: 0 DP: 0 HBP: 0 | WP: 0 PB: 0 CS: 1 | PA: 37 | | | |
| PITCHER | IP WLS BF H R ER SO BB IBB HBP BLK WP HR S P ERA WHIP | IP WLS BF H R ER SO BB IBB HBP BLK WP HR S P ERA WHIP | IP WLS BF H R ER SO BB IBB HBP BLK WP HR S P ERA WHIP | IP WLS BF H R ER SO BB IBB HBP BLK WP HR S P ERA WHIP | IP WLS BF H R ER SO BB IBB HBP BLK WP HR S P ERA WHIP | IP WLS BF H R ER SO BB IBB HBP BLK WP HR S P ERA WHIP | IP WLS BF H R ER SO BB IBB HBP BLK WP HR S P ERA WHIP | IP WLS BF H R ER SO BB IBB HBP BLK WP HR S P ERA WHIP | IP WLS BF H R ER SO BB IBB HBP BLK WP HR S P ERA WHIP | IP WLS BF H R ER SO BB IBB HBP BLK WP HR S P ERA WHIP | IP WLS BF H R ER SO BB IBB HBP BLK WP HR S P ERA WHIP | IP WLS BF H R ER SO BB IBB HBP BLK WP HR S P ERA WHIP | IP WLS BF H R ER SO BB IBB HBP BLK WP HR S P ERA WHIP | IP WLS BF H R ER SO BB IBB HBP BLK WP HR S P ERA WHIP | IP WLS BF H R ER SO BB IBB HBP BLK WP HR S P ERA WHIP | IP WLS BF H R ER SO BB IBB HBP BLK WP HR S P ERA WHIP | IP WLS BF H R ER SO BB IBB HBP BLK WP HR S P ERA WHIP | IP WLS BF H R ER SO BB IBB HBP BLK WP HR S P ERA WHIP | IP WLS BF H R ER SO BB IBB HBP BLK WP HR S P ERA WHIP | IP WLS BF H R ER SO BB IBB HBP BLK WP HR S P ERA WHIP | IP WLS BF H R ER SO BB IBB HBP BLK WP HR S P ERA WHIP | IP WLS BF H R ER SO BB IBB HBP BLK WP HR S P ERA WHIP | IP WLS BF H R ER SO BB IBB HBP BLK WP HR S P ERA WHIP |

Milwaukee Brewers @ Chicago White Sox
 Camelback Ranch, Glendale, AZ
 Wed Mar 11 2009, 4:05 PM EDT
 Att: 5,466 - Sunny - 73 F


AB 35
 R 6
 H 12
 RBI 6
 BB 1
 SO 6
 LOB 10



| Batter | 1 | 2 | 3 | 4 | 5 | 6 | 7 | 8 | 9 | AB | R | H | RBI | BB | SO | LOB | TOP | | | | | | | | | | | |
|--|---|---------------------------------|------------------------------|---------------------------------|------------------------------|---------------------------------|------------------------------|---------------------------------|------------------------------|---------------------------------|------------------------------|---------------------------------|------------------------------|---------------------------------|------------------------------|---------------------------------|------------------------------|---------------------------------|----------------------------------|------------------------------------|----------------------------------|--------|--|--|--|--|--|--|
| 8 Willie Bloomquist, R OBP: 0.333, SLG: 0.379 | (1,4) (6,9) (7,8) K | | (0,3) (3) K | | | | | (0,0) (3) F9 | | 4 | 0 | 1 | 1 | 0 | 2 | 1 | | | | | | | | | | | | |
| 1 Tony Pena Jr., R OBP: 0.250, SLG: 0.200 | (1,6) G5-3 | | | (0,0) (1) F8 | (0,1) (3) PO | (0,0) (1) F9 | | | (0,3) (1) K | 4 | 0 | 0 | 0 | 0 | 1 | 0 | | | | | | | | | | | | |
| 24 Mark Teahen, L OBP: 0.333, SLG: 0.643 | (1,9) (6,4) K | | | (0,0) (2) 1B | | (0,3) (2) K | | | (0,0) (2) F8 | 4 | 0 | 1 | 0 | 0 | 2 | 0 | | | | | | | | | | | | |
| 43 Ryan Shealy, R OBP: 0.385, SLG: 0.500 | (1,3) | | (0,3) (1) K | | (0,0) (2) F9 | | | | (0,3) (3) K | 2 | 0 | 0 | 0 | 0 | 1 | 1 | | | | | | | | | | | | |
| 25 Kila Ka'aihue, L OBP: 0.389, SLG: 0.214 | (5,3) | | | (0,0) (3) L6 | | | | | (0,3) (3) K | 2 | 0 | 0 | 0 | 0 | 1 | 0 | | | | | | | | | | | | |
| 21 Miguel Olivo, R OBP: 0.400, SLG: 0.800 | (1,2) | | (0,0) (2) F8 | | (0,0) (3) L6 | | | | (0,3) (1) K | 3 | 0 | 0 | 0 | 0 | 1 | 1 | | | | | | | | | | | | |
| Brayan Peña, S OBP: 0.409, SLG: 0.316 | (7,2) | | | | | | | | (0,3) (2) K | 0 | 0 | 0 | 0 | 0 | 0 | 0 | | | | | | | | | | | | |
| 72 Chris Lubanski, L OBP: 0.471, SLG: 0.750 | (1,7) | | (0,0) (3) G3 | | | (0,0) (1) F8 | | | (0,3) (2) K | 2 | 0 | 0 | 0 | 0 | 0 | 0 | | | | | | | | | | | | |
| 15 Shane Costa, L OBP: 0.357, SLG: 0.250 | (5,7) | | | | | | | | (0,3) (3) K | 1 | 0 | 0 | 0 | 0 | 1 | 0 | | | | | | | | | | | | |
| 58 Tug Hulett, L OBP: 0.333, SLG: 0.375 | (1,5) | | (0,0) (1) G4-3 | | | (0,0) (2) 54 BB 8 1B | | | (0,3) (3) K | 2 | 1 | 1 | 0 | 0 | 0 | 0 | | | | | | | | | | | | |
| 69 Corey Smith, R OBP: 0.368, SLG: 0.412 | (5,5) | | | | | | | | (0,3) (3) K | 1 | 0 | 0 | 0 | 0 | 1 | 0 | | | | | | | | | | | | |
| 75 Derrick Robinson, S OBP: 0.429, SLG: 0.353 | (1,8) (7,9) | | (0,0) (2) 1B | | | (0,0) (2) F7 | | | (0,0) (1) G4-3 | 3 | 0 | 1 | 0 | 0 | 0 | 1 | | | | | | | | | | | | |
| 82 Joe Dickerson, L (8,9) | | | | | | | | | | 0 | 0 | 0 | 0 | 0 | 0 | 0 | | | | | | | | | | | | |
| 23 Zack Greinke, R (1,1) | | | (0,3) (2) K | | | (4,0) (1-2) 8 1B BB | | | (0,3) (2) K | 1 | 0 | 0 | 0 | 0 | 1 | 1 | | | | | | | | | | | | |
| 64 Tim Hamulack, R (4,1) | | | | | | | | | | 0 | 0 | 0 | 0 | 0 | 0 | 0 | | | | | | | | | | | | |
| 54 J.R. House, R OBP: 0.231, SLG: 0.091 | (5, PH) | | | | | | | | | 0 | 0 | 0 | 0 | 1 | 0 | 0 | | | | | | | | | | | | |
| 40 Kyle Farnsworth, R (5,1) | | | | | | | | | | 0 | 0 | 0 | 0 | 0 | 0 | 0 | | | | | | | | | | | | |
| 73 Roman Colon, R (7,1) | | | | | | | | | | 1 | 0 | 0 | 0 | 0 | 1 | 1 | | | | | | | | | | | | |
| Inning Stats | R: 0 E: 0 K: 2 S: 7 | H: 0 LOB: 0 BB: 0 P: 7 | R: 0 E: 0 K: 1 S: 5 | H: 0 LOB: 0 BB: 0 P: 5 | R: 0 E: 0 K: 2 S: 8 | H: 1 LOB: 1 BB: 0 P: 8 | R: 0 E: 0 K: 0 S: 4 | H: 1 LOB: 1 BB: 0 P: 4 | R: 1 E: 0 K: 0 S: 5 | H: 2 LOB: 1 BB: 1 P: 9 | R: 0 E: 0 K: 1 S: 5 | H: 0 LOB: 0 BB: 0 P: 5 | R: 0 E: 0 K: 3 S: 9 | H: 0 LOB: 0 BB: 0 P: 9 | R: 0 E: 0 K: 1 S: 5 | H: 0 LOB: 0 BB: 0 P: 5 | R: 0 E: 0 K: 2 S: 7 | H: 0 LOB: 0 BB: 0 P: 7 | 1B: 4 2B: 0 3B: 0 HR: 0 | SF: 0 SAC: 0 DP: 0 HBP: 0 | WP: 0 PB: 0 SB: 0 CS: 0 | PA: 32 | | | | | | |
| PITCHER | IP WLS BF H R ER SO BB IBB HBP BLK WP HR S P ERA WHIP | | | | | | | | | | | | | | | | | | | | | | | | | | | |
| 49 Yovani Gallardo, R ERA: 5.19 | (1,1) | 4.0 W 14 | 2 0 0 5 | 0 0 0 0 | 0 0 0 0 | 0 0 0 0 | 0 0 0 0 | 0 0 24 24 | 0.00 0.500 | | | | | | | | | | | | | | | | | | | |
| 48 Tim Lillard, R ERA: 1.42 | (5,1) | 1.0 5 | 2 1 1 0 | 1 0 0 0 | 0 0 0 0 | 0 0 0 0 | 0 0 5 9 | 9.00 3.000 | | | | | | | | | | | | | | | | | | | | |
| 51 Trevor Hoffman, R ERA: | (6,1) | 1.0 3 | 0 0 0 1 | 0 0 0 0 | 0 0 0 0 | 0 0 0 0 | 0 0 5 5 | 0.00 0.000 | | | | | | | | | | | | | | | | | | | | |
| 45 Mark DiFelice, R ERA: | (7,1) | 3.0 S 9 | 0 0 0 6 | 0 0 0 0 | 0 0 0 0 | 0 0 0 0 | 0 0 21 21 | 0.00 0.000 | | | | | | | | | | | | | | | | | | | | |

Kansas City Royals @ Milwaukee Brewers
Maryvale Baseball Park, Phoenix, AZ
Fri Mar 13 2009, 4:05 PM EDT
Att: 4,079 - Sunny - 71 F


AB 30
R 1
H 4
RBI 1
BB 1
SO 12
LOB 5



| Batter | 1 | 2 | 3 | 4 | 5 | 6 | 7 | 8 | 9 | AB | R | H | RBI | BB | SO | LOB | BOTTOM | | | | | | | | | | |
|--|---|----------------------------------|------------------------------|----------------------------------|------------------------------|---------------------------------|------------------------------|---------------------------------|------------------------------|---------------------------------|------------------------------|---------------------------------|------------------------------|---------------------------------|------------------------------|---------------------------------|------------------------------|---------------------------------|-----------------------------------|------------------------------------|----------------------------------|--------|--|--|--|--|--|
| 23 Rickie Weeks Jr., R OBP: 0.400, SLG: 0.500 | (1,4) (7,1) P4 | | | (0,0) (1-2) 7 1B G6-4-3 | | (0,0) (2) F9 | | | | 4 | 1 | 2 | 1 | 0 | 0 | 1 | | | | | | | | | | | |
| 45 Mark DiFelice, R (7,1) | | | | | | | | | | 0 | 0 | 0 | 0 | 0 | 0 | 0 | | | | | | | | | | | |
| 3 Trot Nixon, L OBP: 0.242, SLG: 0.214 | (1,7) 7 1B 28 HR | | | (0,0) (1) K | | (0,0) (3) G3 | | | | 3 | 1 | 1 | 0 | 1 | 1 | 3 | | | | | | | | | | | |
| 7 J.J. Hardy, R OBP: 0.367, SLG: 0.517 | (1,6) | | (0,0) (1) 28 HR | | (0,0) (2) G6-4-3 | | | | | 3 | 1 | 1 | 0 | 0 | 0 | 3 | | | | | | | | | | | |
| 21 Alcides Escobar, R OBP: 0.192, SLG: 0.280 | (5,6) | | | (0,0) (1-2) 28 HR | | | | | | 1 | 0 | 1 | 0 | 0 | 0 | 0 | | | | | | | | | | | |
| 28 Prince Fielder, L OBP: 0.457, SLG: 0.815 | (1,3) 1-2 HR | | (0,3) (1) K | | (0,0) (2) 2B | | | | | 3 | 1 | 2 | 3 | 0 | 1 | 0 | | | | | | | | | | | |
| 32 Scott Thorman, L OBP: 0.375, SLG: 0.590 | (6, PR) (6,3) 1-2 HR | | | | | | | | | 1 | 0 | 0 | 0 | 0 | 0 | 1 | | | | | | | | | | | |
| 1 Corey Hart, R OBP: 0.467, SLG: 0.857 | (1,9) | | (0,0) (2) G4-3 | | (0,0) (1) K | | | | | 3 | 1 | 1 | 0 | 0 | 1 | 1 | | | | | | | | | | | |
| 27 Brad Nelson, L OBP: 0.500, SLG: 0.636 | (6,9) | | | (0,0) (16) 16 1B | | (0,3) (1) K | | | | 1 | 0 | 0 | 0 | 0 | 0 | 1 | | | | | | | | | | | |
| 16 Chris Duffy, L OBP: 0.395, SLG: 0.639 | (1,8) | | (0,0) (2) 1B | | (0,1) (2) K | | | | | 4 | 0 | 2 | 1 | 0 | 1 | 1 | | | | | | | | | | | |
| 88 Lorenzo Cain, R OBP: 0.400, SLG: 0.333 | (9,8) | | | (0,0) (2-H) 14 CS | | (0,3) (2) K | | | | 0 | 0 | 0 | 0 | 0 | 0 | 0 | | | | | | | | | | | |
| 14 Casey McGehee, R OBP: 0.417, SLG: 0.667 | (1,5) | | (0,0) (3) F7 | | (0,1) (2) 1B | | | | | 3 | 0 | 1 | 0 | 0 | 0 | 2 | | | | | | | | | | | |
| Mike Lamb, L OBP: 0.259, SLG: 0.240 | (6, PH) (9,5) | | | (0,0) (1-2) 1B | | (0,0) (3) L9 | | | | 1 | 0 | 1 | 0 | 0 | 0 | 0 | | | | | | | | | | | |
| 18 Jason Kendall, R OBP: 0.238, SLG: 0.476 | (1,2) | | (0,0) (1) P4 | | (0,0) (3) P6 | | | | | 3 | 0 | 0 | 0 | 0 | 0 | 1 | | | | | | | | | | | |
| 10 Vinny Rottino, R OBP: 0.200, SLG: 0.200 | (7,2) | | | | | (0,0) (1) P3 | | | | 1 | 0 | 0 | 0 | 0 | 0 | 1 | | | | | | | | | | | |
| 49 Yovani Gallardo, R ERA: 5.19 | (1,1) | 3.0 L 17 | 8 5 2 | 1 0 0 0 | 0 0 0 0 | 0 0 0 0 | 0 0 24 31 | 15.00 3.000 | | | | | | | | | | | | | | | | | | | |
| 64 Tim Hamulack, L ERA: 5.4 | (4,1) | 1.0 4 | 2 0 0 1 | 0 0 0 0 | 0 0 0 0 | 0 0 0 0 | 0 0 6 6 | 0.00 2.000 | | | | | | | | | | | | | | | | | | | |
| 40 Kyle Farnsworth, R ERA: 9.0 | (5,1) | 2.0 8 | 2 0 0 2 | 0 0 0 0 | 0 0 0 0 | 0 0 0 0 | 0 0 12 12 | 0.00 1.000 | | | | | | | | | | | | | | | | | | | |
| 73 Roman Colon, R ERA: 1.5 | (7,1) | 2.0 7 | 2 0 0 0 | 0 0 0 0 | 0 0 0 0 | 0 0 0 0 | 0 0 8 9 | 0.00 1.000 | | | | | | | | | | | | | | | | | | | |
| Inning Stats | R: 3 E: 0 K: 0 S: 9 | H: 4 LOB: 1 BB: 0 P: 10 | R: 1 E: 0 K: 1 S: 6 | H: 1 LOB: 1 BB: 1 P: 12 | R: 1 E: 0 K: 1 S: 9 | H: 3 LOB: 1 BB: 0 P: 9 | R: 0 E: 0 K: 1 S: 6 | H: 2 LOB: 1 BB: 0 P: 6 | R: 0 E: 0 K: 2 S: 8 | H: 1 LOB: 1 BB: 0 P: 8 | R: 0 E: 0 K: 0 S: 4 | H: 1 LOB: 1 BB: 0 P: 4 | R: 0 E: 0 K: 0 S: 4 | H: 1 LOB: 1 BB: 0 P: 5 | R: 0 E: 0 K: 0 S: 4 | H: 1 LOB: 1 BB: 0 P: 4 | R: 0 E: 0 K: 0 S: 4 | H: 1 LOB: 1 BB: 0 P: 4 | 1B: 10 2B: 2 3B: 0 HR: 2 | SF: 0 SAC: 0 DP: 1 HBP: 0 | WP: 0 PB: 0 SB: 1 CS: 1 | PA: 36 | | | | | |
| PITCHER | IP WLS BF H R ER SO BB IBB HBP BLK WP HR S P ERA WHIP | | | | | | | | | | | | | | | | | | | | | | | | | | |
| 23 Zack Greinke, R ERA: 7.15 | (1,1) | 3.0 L 17 | 8 5 2 | 1 0 0 0 | 0 0 0 0 | 0 0 0 0 | 0 0 24 31 | 15.00 3.000 | | | | | | | | | | | | | | | | | | | |
| 64 Tim Hamulack, L ERA: 5.4 | (4,1) | 1.0 4 | 2 0 0 1 | 0 0 0 0 | 0 0 0 0 | 0 0 0 0 | 0 0 6 6 | 0.00 2.000 | | | | | | | | | | | | | | | | | | | |
| 40 Kyle Farnsworth, R ERA: 9.0 | (5,1) | 2.0 8 | 2 0 0 2 | 0 0 0 0 | 0 0 0 0 | 0 0 0 0 | 0 0 12 12 | 0.00 1.000 | | | | | | | | | | | | | | | | | | | |
| 73 Roman Colon, R ERA: 1.5 | (7,1) | 2.0 7 | 2 0 0 0 | 0 0 0 0 | 0 0 0 0 | 0 0 0 0 | 0 0 8 9 | 0.00 1.000 | | | | | | | | | | | | | | | | | | | |

Kansas City Royals @ Milwaukee Brewers
Maryvale Baseball Park, Phoenix, AZ
Fri Mar 13 2009, 4:05 PM EDT
Att: 4,079 - Sunny - 71 F

AB 35
R 5
H 14
RBI 5
BB 1
SO 5
LOB 16



| Batter | 1 | 2 | 3 | 4 | 5 | 6 | 7 | 8 | 9 | AB | R | H | RBI | BB | SO | LOB | TOP | | | | | | | | | | | | | | | | | | |
|---|------------------------------|---------------------------------|-------------------------------|----------------------------------|------------------------------|---------------------------------|------------------------------|----------------------------------|------------------------------|---------------------------------|------------------------------|----------------------------------|------------------------------|----------------------------------|------------------------------|----------------------------------|---|--|----------------------------------|------------------------------------|------------------------------------|----------------------------------|--------|----|----|----|-----|-----|-----|----|------|-------|-------|-------|-------|
| 9 Juan Pierre, L (1, 8) OBP: 0.250, SLG: 0.300 71 Valentino Pascucci, R (7, 3) OBP: 0.667, SLG: 1.200 | | | | | | | | | | 3 | 1 | 2 | 0 | 1 | 0 | 0 | Los Angeles Dodgers @ Milwaukee Brewers Maryvale Baseball Park, Phoenix, AZ Sat Mar 14 2009, 4:05 PM EDT Att: 9,667 - Partly Cloudy - 74 F | | | | | | | | | | | | | | | | | | |
| 55 Russell Martin, R (1, 2) OBP: 0.500, SLG: 1.100 28 Danny Ardoin, R (6, 2) OBP: 0.800, SLG: 1.000 | | | | | | | | | | 4 | 2 | 2 | 2 | 0 | 0 | 4 | | | | | | | | | | | | | | | | | | | |
| 16 Andre Ethier, L (1, 9) OBP: 0.387, SLG: 0.536 35 Erick Threets, L (7, 1) OBP: 0.250, SLG: 0.300 78 Victor Garate, L (6, PH) OBP: 0.250, SLG: 0.300 70 Nick Green, R (7, 1) OBP: 0.250, SLG: 0.300 65 Nick DeBarr, R (8, 1) OBP: 0.250, SLG: 0.300 66 Brent Leach, R (8, 1) OBP: 0.250, SLG: 0.300 | | | | | | | | | | 4 | 0 | 1 | 0 | 0 | 2 | 0 | Los Angeles Dodgers @ Milwaukee Brewers Maryvale Baseball Park, Phoenix, AZ Sat Mar 14 2009, 4:05 PM EDT Att: 9,667 - Partly Cloudy - 74 F | | | | | | | | | | | | | | | | | | |
| 7 James Loney, L (1, 3) OBP: 0.257, SLG: 0.235 17 Jason Repko, R (7, PR) OBP: 0.290, SLG: 0.182 | | | | | | | | | | 3 | 0 | 0 | 0 | 1 | 0 | 1 | | | | | | | | | | | | | | | | | | | |
| 5 Mark Loretta, R (1, 5) OBP: 0.462, SLG: 0.350 77 Jamie Hoffmann, R (7, PR) OBP: 0.615, SLG: 0.875 | | | | | | | | | | 3 | 0 | 2 | 0 | 1 | 0 | 0 | Los Angeles Dodgers @ Milwaukee Brewers Maryvale Baseball Park, Phoenix, AZ Sat Mar 14 2009, 4:05 PM EDT Att: 9,667 - Partly Cloudy - 74 F | | | | | | | | | | | | | | | | | | |
| 33 Blake DeWitt, L (1, 4) OBP: 0.270, SLG: 0.324 | | | | | | | | | | 4 | 0 | 0 | 0 | 1 | 2 | 5 | | | | | | | | | | | | | | | | | | | |
| 3 Delwyn Young, S (1, 7) OBP: 0.250, SLG: 0.300 37 Tanyon Sturtze, R (6, 1) OBP: 0.250, SLG: 0.300 76 Doug Mientkiewicz, L (7, PH) OBP: 0.222, SLG: 0.500 60 Chin-Lung Hu, R (7, 4) OBP: 0.360, SLG: 0.500 | | | | | | | | | | 3 | 1 | 1 | 1 | 0 | 0 | 2 | Los Angeles Dodgers @ Milwaukee Brewers Maryvale Baseball Park, Phoenix, AZ Sat Mar 14 2009, 4:05 PM EDT Att: 9,667 - Partly Cloudy - 74 F | | | | | | | | | | | | | | | | | | |
| 14 Juan Castro, R (1, 6) OBP: 0.467, SLG: 0.741 | | | | | | | | | | 5 | 0 | 0 | 0 | 0 | 0 | 2 | | | | | | | | | | | | | | | | | | | |
| 22 Clayton Kershaw, L (1, 1) OBP: 0.500, SLG: 0.500 38 Ramon Troncoso, R (4, 1) OBP: 0.459, SLG: 0.697 | | | | | | | | | | 2 | 0 | 1 | 0 | 0 | 1 | 0 | Los Angeles Dodgers @ Milwaukee Brewers Maryvale Baseball Park, Phoenix, AZ Sat Mar 14 2009, 4:05 PM EDT Att: 9,667 - Partly Cloudy - 74 F | | | | | | | | | | | | | | | | | | |
| 75 Xavier Paul, L (6, PH) OBP: 0.459, SLG: 0.697 | | | | | | | | | | 0 | 0 | 0 | 0 | 0 | 0 | 0 | | | | | | | | | | | | | | | | | | | |
| Inning Stats | R: 2 E: 1 K: 0 S: 7 | H: 4 LOB: 2 BB: 0 P: 8 | R: 0 E: 0 K: 1 S: 5 | H: 0 LOB: 0 BB: 0 P: 5 | R: 1 E: 0 K: 1 S: 7 | H: 2 LOB: 1 BB: 0 P: 7 | R: 0 E: 0 K: 0 S: 4 | H: 1 LOB: 2 BB: 1 P: 8 | R: 0 E: 0 K: 1 S: 5 | H: 0 LOB: 0 BB: 0 P: 5 | R: 1 E: 0 K: 0 S: 5 | H: 2 LOB: 2 BB: 1 P: 12 | R: 0 E: 0 K: 2 S: 7 | H: 0 LOB: 0 BB: 2 P: 15 | R: 2 E: 0 K: 0 S: 4 | H: 1 LOB: 0 BB: 2 P: 8 | R: 1 E: 0 K: 0 S: 3 | H: 1 LOB: 1 BB: 2 P: 11 | 1B: 6 2B: 2 3B: 0 HR: 3 | SF: 0 SAC: 0 DP: 1 HBP: 0 | WP: 0 PB: 0 SB: 4 CS: 0 | PA: 44 | | | | | | | | | | | | | |
| PITCHER | IP | WLS | BF | H | R | ER | SO | BB | IBB | HBP | BLK | WP | HR | S | P | ERA | WHIP | PITCHER | IP | WLS | BF | H | R | ER | SO | BB | IBB | HBP | BLK | WP | HR | S | P | ERA | WHIP |
| 26 Manny Parra, L (1, 1) ERA: 2.7 | 4.0 | L | 20 | 7 | 3 | 3 | 2 | 1 | 0 | 0 | 0 | 0 | 1 | 23 | 28 | 6.75 | 2.000 | 26 Manny Parra, L (1, 1) ERA: 2.7 | 4.0 | L | 20 | 7 | 3 | 3 | 2 | 1 | 0 | 0 | 0 | 0 | 1 | 23 | 28 | 6.75 | 2.000 |
| 57 Mitch Stetter, L (5, 1) ERA: 3.0 | 1.0 | | 3 | 0 | 0 | 0 | 1 | 0 | 0 | 0 | 0 | 0 | 0 | 5 | 5 | 0.00 | 0.000 | 57 Mitch Stetter, L (5, 1) ERA: 3.0 | 1.0 | | 3 | 0 | 0 | 0 | 1 | 0 | 0 | 0 | 0 | 0 | 5 | 5 | 0.00 | 0.000 | |
| 54 David Riske, R (6, 1) ERA: 9.0 | 1.0 | | 6 | 2 | 1 | 1 | 0 | 1 | 0 | 0 | 0 | 0 | 1 | 5 | 12 | 9.00 | 3.000 | 54 David Riske, R (6, 1) ERA: 9.0 | 1.0 | | 6 | 2 | 1 | 1 | 0 | 1 | 0 | 0 | 0 | 1 | 5 | 12 | 9.00 | 3.000 | |
| 70 Nick Green, R (7, 1) ERA: 7.71 | 2.0 | | 10 | 1 | 2 | 2 | 2 | 3 | 0 | 0 | 0 | 0 | 1 | 11 | 23 | 9.00 | 2.000 | 70 Nick Green, R (7, 1) ERA: 7.71 | 2.0 | | 10 | 1 | 2 | 2 | 2 | 3 | 0 | 0 | 0 | 0 | 1 | 11 | 23 | 9.00 | 2.000 |
| 74 Omar Aguiar, R (9, 1) ERA: 4.5 | 1.0 | | 5 | 1 | 1 | 1 | 0 | 2 | 0 | 0 | 0 | 0 | 0 | 3 | 11 | 9.00 | 3.000 | 74 Omar Aguiar, R (9, 1) ERA: 4.5 | 1.0 | | 5 | 1 | 1 | 1 | 0 | 2 | 0 | 0 | 0 | 0 | 3 | 11 | 9.00 | 3.000 | |
| Batter | 1 | 2 | 3 | 4 | 5 | 6 | 7 | 8 | 9 | AB | R | H | RBI | BB | SO | LOB | BOTTOM | | | | | | | | | | | | | | | | | | |
| 18 Jason Kendall, R (1, 2) OBP: 0.250, SLG: 0.458 13 Angel Salome, R (7, 2) OBP: 0.273, SLG: 0.636 10 Vinny Rottino, R (9, PH) OBP: 0.167, SLG: 0.167 | | | | | | | | | | 3 | 1 | 1 | 0 | 0 | 0 | 0 | Los Angeles Dodgers @ Milwaukee Brewers Maryvale Baseball Park, Phoenix, AZ Sat Mar 14 2009, 4:05 PM EDT Att: 9,667 - Partly Cloudy - 74 F | | | | | | | | | | | | | | | | | | |
| 23 Rickie Weeks Jr., R (1, 4) OBP: 0.447, SLG: 0.517 14 Casey McGehee, R (6, 4) OBP: 0.423, SLG: 0.654 | | | | | | | | | | 1 | 0 | 1 | 0 | 1 | 0 | 0 | | | | | | | | | | | | | | | | | | | |
| 7 J.J. Hardy, R (1, 6) OBP: 0.354, SLG: 0.500 30 Craig Counsell, L (5, PR) OBP: 0.538, SLG: 0.652 | | | | | | | | | | 1 | 0 | 0 | 1 | 0 | 0 | 1 | Los Angeles Dodgers @ Milwaukee Brewers Maryvale Baseball Park, Phoenix, AZ Sat Mar 14 2009, 4:05 PM EDT Att: 9,667 - Partly Cloudy - 74 F | | | | | | | | | | | | | | | | | | |
| 1 Corey Hart, R (1, 9) OBP: 0.424, SLG: 0.774 15 Logan Schafer, L (6, PH) OBP: 0.250, SLG: 0.250 98 Michael Garciaoparra, R (9, PH) OBP: 0.667, SLG: 0.667 | | | | | | | | | | 3 | 0 | 0 | 0 | 0 | 1 | 4 | | | | | | | | | | | | | | | | | | | |
| 2 Bill Hall, R (1, 5) OBP: 0.333, SLG: 0.333 24 Mat Gamel, L (7, 5) OBP: 0.267, SLG: 0.600 | | | | | | | | | | 3 | 0 | 1 | 0 | 0 | 0 | 0 | Los Angeles Dodgers @ Milwaukee Brewers Maryvale Baseball Park, Phoenix, AZ Sat Mar 14 2009, 4:05 PM EDT Att: 9,667 - Partly Cloudy - 74 F | | | | | | | | | | | | | | | | | | |
| Mike Lamb, L (1, 3) OBP: 0.258, SLG: 0.214 | | | | | | | | | | 3 | 0 | 0 | 0 | 1 | 2 | 1 | | | | | | | | | | | | | | | | | | | |
| 88 Lorenzo Cain, R (1, 8) OBP: 0.417, SLG: 0.500 | | | | | | | | | | 3 | 1 | 1 | 1 | 1 | 1 | 2 | Los Angeles Dodgers @ Milwaukee Brewers Maryvale Baseball Park, Phoenix, AZ Sat Mar 14 2009, 4:05 PM EDT Att: 9,667 - Partly Cloudy - 74 F | | | | | | | | | | | | | | | | | | |
| Brent Krause, R (1, 7) 27 Brad Nelson, L (4, PH) OBP: 0.484, SLG: 0.583 | | | | | | | | | | 1 | 0 | 0 | 0 | 0 | 1 | 1 | | | | | | | | | | | | | | | | | | | |
| 26 Manny Parra, L (1, 1) 57 Mitch Stetter, L (5, PH) 22 Tony Gwynn Jr., L (5, PH) 54 David Riske, R (6, 1) 3 Trot Nixon, L (6, PH) 70 Nick Green, R (7, 1) 32 Scott Thorman, L (8, PH) 74 Omar Aguiar, R (9, 1) | | | | | | | | | | 1 | 0 | 0 | 0 | 0 | 0 | 0 | Los Angeles Dodgers @ Milwaukee Brewers Maryvale Baseball Park, Phoenix, AZ Sat Mar 14 2009, 4:05 PM EDT Att: 9,667 - Partly Cloudy - 74 F | | | | | | | | | | | | | | | | | | |
| Inning Stats | R: 0 E: 0 K: 0 S: 3 | H: 0 LOB: 1 BB: 1 P: 8 | R: 0 E: 0 K: 3 S: 10 | H: 1 LOB: 1 BB: 0 P: 11 | R: 1 E: 0 K: 1 S: 7 | H: 2 LOB: 1 BB: 0 P: 7 | R: 1 E: 0 K: 1 S: 8 | H: 1 LOB: 0 BB: 0 P: 11 | R: 0 E: 0 K: 0 S: 3 | H: 0 LOB: 2 BB: 1 P: 5 | R: 0 E: 0 K: 0 S: 4 | H: 0 LOB: 2 BB: 1 P: 8 | R: 0 E: 0 K: 1 S: 5 | H: 0 LOB: 0 BB: 0 P: 5 | R: 1 E: 0 K: 0 S: 4 | H: 1 LOB: 2 BB: 2 P: 12 | | R: 0 E: 0 K: 0 S: 4 | H: 2 LOB: 1 BB: 0 P: 4 | 1B: 5 2B: 1 3B: 0 HR: 1 | SF: 1 SAC: 0 DP: 1 HBP: 2 | WP: 0 PB: 0 SB: 3 CS: 0 | PA: 40 | | | | | | | | | | | | |
| PITCHER | IP | WLS | BF | H | R | ER | SO | BB | IBB | HBP | BLK | WP | HR | S | P | ERA | WHIP | PITCHER | IP | WLS | BF | H | R | ER | SO | BB | IBB | HBP | BLK | WP | HR | S | P | ERA | WHIP |
| 22 Clayton Kershaw, L (1, 1) ERA: 5.23 | 3.2 | W | 16 | 4 | 2 | 2 | 0 | 1 | 0 | 0 | 0 | 0 | 0 | 4 | 6 | 0.00 | 0.000 | 22 Clayton Kershaw, L (1, 1) ERA: 5.23 | 3.2 | W | 16 | 4 | 2 | 2 | 0 | 1 | 0 | 0 | 0 | 0 | 4 | 6 | 0.00 | 0.000 | |
| 38 Ramon Troncoso, R (4, 1) ERA: 2.08 | 1.1 | H | 6 | 0 | 0 | 0 | 0 | 0 | 0 | 2 | 0 | 0 | 0 | 4 | 6 | 0.00 | 0.000 | 38 Ramon Troncoso, R (4, 1) ERA: 2.08 | 1.1 | H | 6 | 0 | 0 | 0 | 0 | 0 | 0 | 2 | 0 | 0 | 4 | 6 | 0.00 | 1.500 | |
| 37 Tanyon Sturtze, R (6, 1) ERA: 2.08 | 1.0 | H | 5 | 0 | 0 | 0 | 0 | 1 | 0 | 0 | 0 | 0 | 0 | 4 | 8 | 0.00 | 1.000 | 37 Tanyon Sturtze, R (6, 1) ERA: 2.08 | 1.0 | H | 5 | 0 | 0 | 0 | 0 | 0 | 0 | 0 | 0 | 4 | 8 | 0.00 | 1.000 | | |
| 35 Erick Threets, L (7, 1) ERA: 2.45 | 0.1 | H | 1 | 0 | 0 | 0 | 1 | 0 | 0 | 0 | 0 | 0 | 0 | 3 | 3 | 0.00 | 0.000 | 35 Erick Threets, L (7, 1) ERA: 2.45 | 0.1 | H | 1 | 0 | 0 | 0 | 1 | 0 | 0 | 0 | 3 | 3 | 0.00 | 0.000 | | | |
| 78 Victor Garate, L (7, 1) ERA: 14.73 | 1.0 | H | 5 | 1 | 1 | 1 | 0 | 1 | 0 | 0 | 0 | 0 | 0 | 4 | 8 | 9.00 | 2.000 | 78 Victor Garate, L (7, 1) ERA: 14.73 | 1.0 | H | 5 | 1 | 1 | 1 | 0 | 1 | 0 | 0 | 4 | 8 | 9.00 | 2.000 | | | |
| 78 Victor Garate, L (8, 1) ERA: 14.73 65 Nick DeBarr, R (8, 1) ERA: 5.79 66 Brent Leach, L (9, 1) ERA: 9.82 | 1.0 | H | 5 | 1 | 1 | 1 | 0 | 1 | 0 | 0 | 0 | 0 | 0 | 4 | 8 | 9.00 | 2.000 | 78 Victor Garate, L (8, 1) ERA: 14.73 65 Nick DeBarr, R (8, 1) ERA: 5.79 66 Brent Leach, L (9, 1) ERA: 9.82 | 1.0 | H | 5 | 1 | 1 | 1 | 0 | 1 | 0 | 0 | 0 | 0 | 4 | 8 | 9.00 | 2.000 | |

| Batter | 1 | 2 | 3 | 4 | 5 | 6 | 7 | 8 | 9 | AB | R | H | RBI | BB | SO | LOB | TOP | | | | | | | | | | | | | | | | | |
|--|---|---------------------------------|------------------------------|---------------------------------|------------------------------|---------------------------------|------------------------------|---------------------------------|------------------------------|---------------------------------|------------------------------|----------------------------------|------------------------------|---------------------------------|------------------------------|----------------------------------|--|---------------------------------|----------------------------------|------------------------------------|-------------------------|--------|--|--|--|--|--|--|--|--|--|--|--|--|
| 22 Tony Gwynn Jr., L (1, 10) OBP: 0.300, SLG: 0.222 | G4-3 | | B3-4 | | | | F8 | G5-3 | | 5 | 0 | 1 | 0 | 0 | 0 | 2 | Milwaukee Brewers @ Cleveland Indians Goodyear Ballpark, Goodyear, AZ Sun Mar 15 2009, 4:05 PM EDT Att: 7,422 - Sunny - 76 F | | | | | | | | | | | | | | | | | |
| 88 Lorenzo Cain, R (1, 8) OBP: 0.345, SLG: 0.391 15 Logan Schafer, L (9, 7) OBP: 0.250, SLG: 0.250 | F7 | | K | | | | F8 | | K | 5 | 0 | 0 | 0 | 0 | 2 | 2 | | | | | | | | | | | | | | | | | | |
| 30 Craig Counsell, L (1, 6) OBP: 0.352, SLG: 0.692 24 Mat Gamel, L (6, 5) OBP: 0.353, SLG: 0.625 | | | | | | | | | | 3 | 1 | 2 | 0 | 0 | 0 | 0 | | | | | | | | | | | | | | | | | | |
| 28 Prince Fielder, L (1, 3) OBP: 0.474, SLG: 0.714 32 Scott Thorman, L (6, 3) OBP: 0.333, SLG: 0.444 | | | | | | | | | | 2 | 1 | 1 | 1 | 0 | 0 | 1 | | | | | | | | | | | | | | | | | | |
| 14 Casey McGehee, R (1, 4) OBP: 0.400, SLG: 0.700 9 Hernan Iribarren, L (8, 4) OBP: 0.273, SLG: 0.266 | | | | | | | | | | 4 | 1 | 1 | 2 | 0 | 0 | 3 | | | | | | | | | | | | | | | | | | |
| 3 Trot Nixon, L (1, 9) OBP: 0.243, SLG: 0.250 27 Brad Nelson, L (6, 9) OBP: 0.485, SLG: 0.560 | | | | | | | | | | 3 | 0 | 1 | 1 | 0 | 1 | 1 | | | | | | | | | | | | | | | | | | |
| Mike Lamb, L (1, 5) OBP: 0.265, SLG: 0.200 21 Alcides Escobar, R (6, PR) OBP: 0.222, SLG: 0.308 | | | | | | | | | | 2 | 0 | 0 | 0 | 1 | 0 | 1 | | | | | | | | | | | | | | | | | | |
| 16 Chris Duffy, L (1, 7) OBP: 0.357, SLG: 0.575 | | | | | | | | | | 4 | 0 | 0 | 0 | 0 | 0 | 4 | | | | | | | | | | | | | | | | | | |
| 87 Jonathan Lucroy, R (1, 2) OBP: 0.263, SLG: 0.235 77 Carlos Corporán, S (7, 2) OBP: 0.222, SLG: 0.333 | | | | | | | | | | 3 | 0 | 1 | 0 | 0 | 0 | 0 | | | | | | | | | | | | | | | | | | |
| | | | | | | | | | | 1 | 0 | 1 | 2 | 0 | 0 | 0 | | | | | | | | | | | | | | | | | | |
| Inning Stats | R: 0 E: 0 K: 0 S: 4 | H: 1 LOB: 2 BB: 0 P: 5 | R: 0 E: 0 K: 1 S: 5 | H: 0 LOB: 0 BB: 0 P: 5 | R: 0 E: 0 K: 1 S: 5 | H: 0 LOB: 0 BB: 0 P: 5 | R: 1 E: 0 K: 0 S: 5 | H: 2 LOB: 1 BB: 0 P: 6 | R: 0 E: 0 K: 0 S: 4 | H: 1 LOB: 1 BB: 0 P: 4 | R: 1 E: 1 K: 0 S: 7 | H: 1 LOB: 2 BB: 1 P: 12 | R: 0 E: 0 K: 0 S: 3 | H: 1 LOB: 0 BB: 0 P: 3 | R: 4 E: 0 K: 1 S: 9 | H: 3 LOB: 1 BB: 2 P: 17 | R: 0 E: 0 K: 2 S: 9 | H: 2 LOB: 2 BB: 0 P: 9 | 1B: 6 2B: 4 3B: 0 HR: 2 | SF: 0 SAC: 0 DP: 1 HBP: 1 | WP: 0 PB: 0 CS: 0 | PA: 42 | | | | | | | | | | | | |
| PITCHER | IP WLS BF H R ER SO BB IBB HBP BLK WP HR S P ERA WHIP | | | | | | | | | | | | | | | | | | | | | | | | | | | | | | | | | |
| 46 Scott Lewis, L (1, 1) ERA: 5.23 | 4.0 | 16 | 3 | 1 | 1 | 2 | 0 | 0 | 0 | 0 | 0 | 0 | 0 | 0 | 19 | 21 | 2.25 | 0.750 | | | | | | | | | | | | | | | | |
| 34 Kerry Wood, R (5, 1) ERA: | 1.0 | 4 | 1 | 0 | 0 | 0 | 0 | 0 | 0 | 0 | 0 | 0 | 0 | 0 | 4 | 4 | 0.00 | 1.000 | | | | | | | | | | | | | | | | |
| 27 Anthony Reyes, R (6, 1) ERA: 1.29 | 2.0 | 9 | 2 | 1 | 1 | 0 | 1 | 0 | 0 | 0 | 0 | 0 | 0 | 1 | 10 | 15 | 4.50 | 1.500 | | | | | | | | | | | | | | | | |
| 54 Kirk Saarloos, R (8, 1) ERA: 10.57 | 1.0 | 8 | 3 | 4 | 4 | 1 | 2 | 0 | 0 | 0 | 0 | 1 | 9 | 17 | 36.00 | 5.000 | | | | | | | | | | | | | | | | | | |
| 70 Tony Sipp, L (9, 1) ERA: 2.25 | 1.0 | 5 | 2 | 0 | 0 | 2 | 0 | 0 | 0 | 0 | 0 | 0 | 9 | 9 | 0.00 | 2.000 | | | | | | | | | | | | | | | | | | |

| Batter | 1 | 2 | 3 | 4 | 5 | 6 | 7 | 8 | 9 | AB | R | H | RBI | BB | SO | LOB | BOTTOM | | | | | | | | | | | | | | | | | |
|---|---|---------------------------------|------------------------------|----------------------------------|------------------------------|---------------------------------|------------------------------|----------------------------------|------------------------------|---------------------------------|------------------------------|---------------------------------|------------------------------|---------------------------------|------------------------------|---------------------------------|--|------------------------------------|-------------------------|--------|--|--|--|--|--|--|--|--|--|--|--|--|--|--|
| 24 Grady Sizemore, L (1, 8) OBP: 0.450, SLG: 0.579 8 Wilson Valdez, R (6, 8) OBP: 0.091, SLG: 0.048 | G5-3 | | | G4-3 | | | | | | 3 | 1 | 1 | 0 | 0 | 0 | 2 | Milwaukee Brewers @ Cleveland Indians Goodyear Ballpark, Goodyear, AZ Sun Mar 15 2009, 4:05 PM EDT Att: 7,422 - Sunny - 76 F | | | | | | | | | | | | | | | | | |
| 11 Jamey Carroll, R (1, 9) OBP: 0.286, SLG: 0.259 | L8 | | | | | | | | | 4 | 0 | 1 | 1 | 0 | 0 | 1 | | | | | | | | | | | | | | | | | | |
| 20 David Dellucci, L (1, 7) OBP: 0.353, SLG: 0.533 | G3 | | | | | | | | | 4 | 0 | 0 | 0 | 0 | 2 | 1 | | | | | | | | | | | | | | | | | | |
| 10 Kelly Shoppach, R (1, 2) OBP: 0.321, SLG: 0.625 79 Chris Gimenez, R (6, 2) OBP: 0.476, SLG: 0.667 | | | | | | | | | | 3 | 1 | 1 | 1 | 0 | 0 | 1 | | | | | | | | | | | | | | | | | | |
| 78 Beau Mills, L (1, 3) OBP: 0.259, SLG: 0.577 | | | | | | | | | | 4 | 0 | 0 | 0 | 0 | 1 | 0 | | | | | | | | | | | | | | | | | | |
| 4 Tony Graffanino, R (1, 4) OBP: 0.423, SLG: 0.435 83 Carlos Rivera, R (7, 6) OBP: 0.333, SLG: 0.500 | | | | | | | | | | 3 | 1 | 2 | 0 | 0 | 0 | 0 | | | | | | | | | | | | | | | | | | |
| 71 Matt LaPorta, R (1, 10) OBP: 0.357, SLG: 0.458 | | | | | | | | | | 3 | 0 | 0 | 0 | 1 | 1 | 2 | | | | | | | | | | | | | | | | | | |
| 68 Wes Hodges, R (1, 5) OBP: 0.308, SLG: 0.423 | | | | | | | | | | 4 | 0 | 1 | 1 | 0 | 1 | 2 | | | | | | | | | | | | | | | | | | |
| 26 Andy Cannizaro, R (1, 6) OBP: 0.389, SLG: 0.563 | | | | | | | | | | 2 | 0 | 1 | 0 | 1 | 0 | 0 | | | | | | | | | | | | | | | | | | |
| | | | | | | | | | | | | | | | | | | | | | | | | | | | | | | | | | | |
| Inning Stats | R: 0 E: 0 K: 0 S: 3 | H: 0 LOB: 0 BB: 0 P: 3 | R: 1 E: 0 K: 1 S: 9 | H: 2 LOB: 1 BB: 0 P: 12 | R: 1 E: 1 K: 0 S: 5 | H: 2 LOB: 1 BB: 0 P: 5 | R: 1 E: 0 K: 2 S: 9 | H: 2 LOB: 2 BB: 1 P: 14 | R: 0 E: 0 K: 1 S: 5 | H: 0 LOB: 0 BB: 0 P: 5 | R: 0 E: 0 K: 0 S: 3 | H: 0 LOB: 0 BB: 0 P: 3 | R: 0 E: 0 K: 2 S: 7 | H: 1 LOB: 1 BB: 0 P: 7 | R: 0 E: 0 K: 0 S: 2 | H: 0 LOB: 0 BB: 1 P: 6 | 1B: 5 2B: 0 3B: 1 HR: 1 | SF: 0 SAC: 0 DP: 1 HBP: 0 | WP: 0 PB: 0 CS: 0 | PA: 35 | | | | | | | | | | | | | | |
| PITCHER | IP WLS BF H R ER SO BB IBB HBP BLK WP HR S P ERA WHIP | | | | | | | | | | | | | | | | | | | | | | | | | | | | | | | | | |
| 73 Seth McClung, R (1, 1) ERA: 11.57 | 3.0 | 13 | 4 | 2 | 2 | 1 | 0 | 0 | 0 | 0 | 0 | 0 | 0 | 1 | 17 | 20 | 6.00 | 1.333 | | | | | | | | | | | | | | | | |
| 60 Todd Coffey, R (4, 1) ERA: 3.0 | 2.0 | 9 | 2 | 1 | 1 | 3 | 1 | 0 | 0 | 0 | 0 | 0 | 0 | 14 | 19 | 4.50 | 1.500 | | | | | | | | | | | | | | | | | |
| 43 R.J. Swindle, L (6, 1) ERA: 1.8 | 2.0 | W 7 | 1 | 0 | 0 | 0 | 0 | 0 | 0 | 0 | 0 | 0 | 7 | 8 | 0.00 | 0.500 | | | | | | | | | | | | | | | | | | |
| 46 Chase Wright, L (8, 1) ERA: 5.63 | 2.0 | S 6 | 0 | 0 | 0 | 2 | 1 | 0 | 0 | 0 | 0 | 0 | 9 | 13 | 0.00 | 0.500 | | | | | | | | | | | | | | | | | | |

AB 38
R 6
H 11
RBI 6
BB 3
SO 5
LOB 18



AB 33
R 3
H 7
RBI 3
BB 2
SO 6
LOB 10



| Batter | 1 | 2 | 3 | 4 | 5 | 6 | 7 | 8 | 9 | AB | R | H | RBI | BB | SO | LOB | TOP | | | | | | | | | | |
|--|------------------------------|---------------------------------|------------------------------|---------------------------------|------------------------------|---------------------------------|------------------------------|----------------------------------|------------------------------|---------------------------------|------------------------------|---------------------------------|------------------------------|---------------------------------|------------------------------|----------------------------------|------------------------------|---------------------------------|----------------------------------|------------------------------------|----------------------------------|--------|--|--|--|--|--|
| 12 Alfonso Soriano, R (1.7) 99 So Taguchi, R (6.9) OBP: 0.306, SLG: 0.485 OBP: 0.307, SLG: 0.409 | | | | | | | | | | 3 | 0 | 2 | 0 | 0 | 0 | 0 | | | | | | | | | | | |
| 2 Ryan Theriot, R (1.6) 59 Andrés Blanco, S (6.6) OBP: 0.410, SLG: 0.384 OBP: 0.323, SLG: 0.414 | | | | | | | | | | 3 | 0 | 0 | 0 | 0 | 1 | 2 | | | | | | | | | | | |
| 25 Derrek Lee, R (1.3) 13 Jake Fox, R (6.3) OBP: 0.233, SLG: 0.214 OBP: 0.381, SLG: 0.579 | | | | | | | | | | 3 | 0 | 0 | 0 | 0 | 1 | 1 | | | | | | | | | | | |
| 6 Micah Hoffpauir, L (1.9) 33 Jason Dubois, R (6.7) OBP: 0.321, SLG: 0.500 OBP: 0.381, SLG: 0.294 | | | | | | | | | | 2 | 0 | 0 | 0 | 1 | 0 | 1 | | | | | | | | | | | |
| 16 Aramis Ramirez, R (1.5) 73 Bobby Scases, S (6.5) OBP: 0.387, SLG: 0.607 OBP: 0.387, SLG: 0.370 | | | | | | | | | | 3 | 1 | 2 | 1 | 0 | 0 | 0 | | | | | | | | | | | |
| 17 Mike Fontenot, L (1.4) 20 Luis Rivas, R (6.4) OBP: 0.422, SLG: 0.786 OBP: 0.259, SLG: 0.231 | | | | | | | | | | 3 | 0 | 1 | 0 | 0 | 1 | 0 | | | | | | | | | | | |
| 9 Reed Johnson, R (1.8) 51 Luis Vizcaino, R (6.1) 32 Mike Stanton, L (7.1) 72 Wellington Castillo, R (6.8) 44 Chad Fox, R (6.1) OBP: 0.406, SLG: 1.000 | | | | | | | | | | 3 | 1 | 1 | 0 | 0 | 1 | 3 | | | | | | | | | | | |
| Paul Bako, L (1.2) 4 Joey Gathright, L (6.8) OBP: 0.273, SLG: 0.200 OBP: 0.344, SLG: 0.276 | | | | | | | | | | 2 | 0 | 1 | 1 | 0 | 0 | 3 | | | | | | | | | | | |
| 29 Jeff Samardzija, R (1.1) 52 Jeff Stevens, R (3.1) 66 Doug Deeds, L (4.8) 60 Mitch Atkins, R (4.1) 49 Carlos Marmol, R (5.1) 15 Mark Johnson, L (6.2) OBP: 0.206, SLG: 0.077 | | | | | | | | | | 1 | 0 | 0 | 0 | 0 | 0 | 1 | | | | | | | | | | | |
| Inning Stats | R: 0 E: 0 K: 1 S: 6 | H: 1 LOB: 1 BB: 0 P: 6 | R: 1 E: 0 K: 0 S: 5 | H: 2 LOB: 1 BB: 0 P: 5 | R: 0 E: 0 K: 0 S: 3 | H: 1 LOB: 0 BB: 0 P: 3 | R: 0 E: 0 K: 1 S: 7 | H: 2 LOB: 3 BB: 1 P: 11 | R: 0 E: 0 K: 1 S: 5 | H: 0 LOB: 0 BB: 0 P: 5 | R: 1 E: 0 K: 2 S: 8 | H: 1 LOB: 0 BB: 0 P: 8 | R: 0 E: 0 K: 0 S: 3 | H: 0 LOB: 0 BB: 0 P: 3 | R: 4 E: 0 K: 0 S: 9 | H: 4 LOB: 0 BB: 0 P: 12 | R: 0 E: 0 K: 1 S: 5 | H: 0 LOB: 0 BB: 0 P: 5 | 1B: 6 2B: 3 3B: 0 HR: 2 | SF: 0 SAC: 0 DP: 1 HBP: 0 | WP: 0 PB: 0 SB: 0 CS: 0 | PA: 38 | | | | | |
| PITCHER | IP | WLS | BF | H | R | ER | SO | BB | IBB | HBP | BLK | WP | HR | S | P | ERA | WHIP | | | | | | | | | | |
| 31 Dave Bush, R (1.1) ERA: 2.57 | 4.0 | W | 18 | 6 | 1 | 1 | 2 | 1 | 0 | 0 | 0 | 0 | 0 | 21 | 25 | 2.25 | 1.750 | | | | | | | | | | |
| 65 Lindsay Gulin, L (5.1) ERA: 2.57 | 2.0 | | 7 | 1 | 1 | 1 | 3 | 0 | 0 | 0 | 0 | 0 | 1 | 13 | 13 | 4.50 | 0.500 | | | | | | | | | | |
| 67 Sam Narron, L (7.1) ERA: 5.14 | 2.0 | | 10 | 4 | 4 | 4 | 0 | 0 | 0 | 0 | 0 | 0 | 1 | 12 | 15 | 18.00 | 2.000 | | | | | | | | | | |
| 66 Chris Narveson, L (9.1) ERA: 7.5 | 1.0 | S | 3 | 0 | 0 | 0 | 1 | 0 | 0 | 0 | 0 | 0 | 0 | 5 | 5 | 0.00 | 0.000 | | | | | | | | | | |

Chicago Cubs @ Milwaukee Brewers
Maryvale Baseball Park, Phoenix, AZ
Mon Mar 16 2009, 4:05 PM EDT
Att: 9,354 - Sunny - 77 F

AB 37
R 6
H 11
RBI 6
BB 1
SO 6
LOB 16



| Batter | 1 | 2 | 3 | 4 | 5 | 6 | 7 | 8 | 9 | AB | R | H | RBI | BB | SO | LOB | BOTTOM | | | | | | | | | | |
|---|------------------------------|----------------------------------|------------------------------|---------------------------------|------------------------------|----------------------------------|-------------------------------|----------------------------------|------------------------------|---------------------------------|------------------------------|---------------------------------|------------------------------|---------------------------------|------------------------------|---------------------------------|----------------------------------|------------------------------------|----------------------------------|--------|--|--|--|--|--|--|--|
| 23 Rickie Weeks Jr., R (1.4) 9 Hernan Iribarren, L (6.4) OBP: 0.452, SLG: 0.500 OBP: 0.291, SLG: 0.213 | | | | | | | | | | 3 | 0 | 1 | 1 | 1 | 1 | 0 | | | | | | | | | | | |
| 16 Chris Duffy, L (1.7) 27 Brad Nelson, L (6.7) OBP: 0.370, SLG: 0.591 OBP: 0.471, SLG: 0.538 | | | | | | | | | | 4 | 0 | 2 | 1 | 0 | 0 | 1 | | | | | | | | | | | |
| 7 J.J. Hardy, R (1.6) 21 Alcides Escobar, R (7.6) OBP: 0.351, SLG: 0.590 OBP: 0.250, SLG: 0.333 | | | | | | | | | | 4 | 1 | 1 | 0 | 0 | 0 | 3 | | | | | | | | | | | |
| 28 Prince Fielder, L (1.3) 32 Scott Thorman, L (7.3) 66 Chris Narveson, L (9.1) OBP: 0.452, SLG: 0.719 OBP: 0.321, SLG: 0.429 | | | | | | | | | | 4 | 1 | 1 | 1 | 0 | 1 | 1 | | | | | | | | | | | |
| 1 Corey Hart, R (1.9) 67 Sam Narron, L (7.1) OBP: 0.459, SLG: 0.886 | | | | | | | | | | 4 | 2 | 3 | 1 | 0 | 1 | 0 | | | | | | | | | | | |
| 10 Vinny Rottino, R (9.3) OBP: 0.167, SLG: 0.167 | | | | | | | | | | 0 | 0 | 0 | 0 | 0 | 0 | 0 | | | | | | | | | | | |
| 25 Mike Cameron, R (1.8) 65 Lindsay Gulin, L (5.1) OBP: 0.320, SLG: 0.429 | | | | | | | | | | 2 | 2 | 1 | 0 | 1 | 1 | 1 | | | | | | | | | | | |
| 3 Trot Nixon, L (7.7) OBP: 0.237, SLG: 0.242 | | | | | | | | | | 0 | 0 | 0 | 0 | 0 | 0 | 0 | | | | | | | | | | | |
| 2 Bill Hall, R (1.5) 24 Mat Gamel, L (8.5) OBP: 0.286, SLG: 0.714 OBP: 0.353, SLG: 0.625 | | | | | | | | | | 4 | 1 | 1 | 3 | 0 | 3 | 2 | | | | | | | | | | | |
| 18 Jason Kendall, R (1.2) 77 Carlos Corporan, S (7.2) OBP: 0.259, SLG: 0.423 OBP: 0.200, SLG: 0.290 | | | | | | | | | | 2 | 0 | 0 | 0 | 1 | 0 | 1 | | | | | | | | | | | |
| 31 Dave Bush, R (1.1) 88 Lorenzo Cain, R (5.8) OBP: 0.355, SLG: 0.440 | | | | | | | | | | 1 | 1 | 0 | 0 | 1 | 0 | 1 | | | | | | | | | | | |
| Inning Stats | R: 5 E: 1 K: 1 S: 9 | H: 4 LOB: 2 BB: 2 P: 19 | R: 0 E: 0 K: 0 S: 4 | H: 1 LOB: 1 BB: 0 P: 5 | R: 3 E: 0 K: 1 S: 9 | H: 4 LOB: 2 BB: 1 P: 14 | R: 0 E: 0 K: 3 S: 10 | H: 1 LOB: 1 BB: 0 P: 10 | R: 0 E: 0 K: 1 S: 5 | H: 0 LOB: 0 BB: 1 P: 9 | R: 0 E: 0 K: 1 S: 5 | H: 0 LOB: 0 BB: 0 P: 5 | R: 0 E: 0 K: 1 S: 5 | H: 0 LOB: 0 BB: 0 P: 5 | R: 1 E: 0 K: 1 S: 7 | H: 2 LOB: 1 BB: 0 P: 7 | 1B: 4 2B: 5 3B: 1 HR: 2 | SF: 0 SAC: 0 DP: 0 HBP: 0 | WP: 1 PB: 0 SB: 0 CS: 0 | PA: 40 | | | | | | | |
| PITCHER | IP | WLS | BF | H | R | ER | SO | BB | IBB | HBP | BLK | WP | HR | S | P | ERA | WHIP | | | | | | | | | | |
| 29 Jeff Samardzija, R (1.1) ERA: 9.9 | 2.0 | L | 13 | 5 | 5 | 5 | 1 | 2 | 0 | 0 | 0 | 0 | 1 | 9 | 14 | 22.50 | 3.500 | | | | | | | | | | |
| 52 Jeff Stevens, R (3.1) ERA: 9.0 | 1.0 | | 8 | 4 | 3 | 3 | 1 | 1 | 0 | 0 | 0 | 0 | 1 | 9 | 14 | 27.00 | 5.000 | | | | | | | | | | |
| 60 Mitch Atkins, R (4.1) ERA: 9.0 | 1.0 | | 4 | 1 | 0 | 0 | 3 | 0 | 0 | 0 | 0 | 0 | 0 | 10 | 10 | 0.00 | 1.000 | | | | | | | | | | |
| 49 Carlos Marmol, R (5.1) ERA: 2.25 | 1.0 | | 4 | 0 | 0 | 0 | 1 | 1 | 0 | 0 | 0 | 0 | 0 | 5 | 9 | 0.00 | 1.000 | | | | | | | | | | |
| 51 Luis Vizcaino, R (6.1) ERA: 4.15 | 1.0 | | 3 | 0 | 0 | 0 | 1 | 0 | 0 | 0 | 0 | 0 | 0 | 5 | 5 | 0.00 | 0.000 | | | | | | | | | | |
| PITCHER | IP | WLS | BF | H | R | ER | SO | BB | IBB | HBP | BLK | WP | HR | S | P | ERA | WHIP | | | | | | | | | | |
| 32 Mike Stanton, L (7.1) ERA: 5.06 | 1.0 | | 5 | 2 | 1 | 1 | 1 | 0 | 0 | 0 | 0 | 0 | 0 | 7 | 7 | 9.00 | 2.000 | | | | | | | | | | |
| 44 Chad Fox, R (8.1) ERA: 3.0 | 1.0 | | 5 | 2 | 1 | 1 | 1 | 0 | 0 | 0 | 0 | 0 | 0 | 7 | 7 | 9.00 | 2.000 | | | | | | | | | | |

Chicago Cubs @ Milwaukee Brewers
Maryvale Baseball Park, Phoenix, AZ
Mon Mar 16 2009, 4:05 PM EDT
Att: 9,354 - Sunny - 77 F

AB 36
R 9
H 12
RBI 8
BB 4
SO 9
LOB 13



| Batter | 1 | 2 | 3 | 4 | 5 | 6 | 7 | 8 | 9 | AB | R | H | RBI | BB | SO | LOB | TOP | | | | | |
|---|------------------------------|---------------------------------|------------------------------|---------------------------------|------------------------------|---------------------------------|-------------------------------|----------------------------------|------------------------------|---------------------------------|------------------------------|---------------------------------|------------------------------|----------------------------------|------------------------------|---------------------------------|--|---------------------------------|----------------------------------|------------------------------------|----------------------------------|--------|
| 88 Lorenzo Cain, R OBP: 0.324, SLG: 0.367 | G1-3 | | K | | G6-3 | | 14 1B 9 SF9 61 1B BB | E6 | | 4 | 1 | 0 | 0 | 1 | 1 | 1 | Milwaukee Brewers @ Arizona Diamondbacks Tucson Electric Park, Tucson, AZ Wed Mar 18 2009, 4:05 PM EDT Att: 6,869 - Sunny - 80 F livebaseballscorecards.com | | | | | |
| 16 Chris Duffy, L OBP: 0.388, SLG: 0.587 | | | | | | | | F9 | | 2 | 0 | 1 | 0 | 0 | 0 | 0 | | | | | | |
| 61 Jason Bourgeois, R OBP: 0.333, SLG: 0.333 | HBP | | 14 1B | | G4-3 | | 9 SF9 77 1B | | | 2 | 1 | 1 | 0 | 0 | 0 | 1 | | | | | | |
| 14 Casey McGehee, R OBP: 0.412, SLG: 0.676 | K | | | | | | | | | 4 | 0 | 2 | 0 | 0 | 2 | 1 | | | | | | |
| 97 Adam Heether, R OBP: 0.625, SLG: 0.667 | K | | 2 G6-4-3 | | | | 27 G1-3 77 1B | | G6-3 | 1 | 0 | 1 | 0 | 0 | 0 | 0 | | | | | | |
| 2 Bill Hall, R OBP: 0.300, SLG: 0.700 | F9 | | | | | | | | | 3 | 0 | 1 | 0 | 0 | 0 | 4 | | | | | | |
| 9 Herman Ibarren, L OBP: 0.280, SLG: 0.273 | | | G6-4-3 | | | | 11 F9 27 SF8 | | G6-3 | 0 | 1 | 0 | 1 | 1 | 0 | 0 | | | | | | |
| 11 Mike Rivera, R OBP: 0.133, SLG: 0.533 | | | | | | | | | | 3 | 0 | 0 | 0 | 0 | 1 | 1 | | | | | | |
| 77 Carlos Corporán, S OBP: 0.250, SLG: 0.333 | | G1-3 | | | | | | | P5 | 2 | 0 | 1 | 1 | 0 | 0 | 2 | | | | | | |
| 27 Brad Nelson, L OBP: 0.476, SLG: 0.563 | | | | | | | | | | 2 | 1 | 1 | 1 | 1 | 0 | 2 | | | | | | |
| Brent Krause, R | | FC4-6 BB | | G3 21 1B | | | | | G6-3 | 1 | 0 | 0 | 0 | 0 | 0 | 2 | | | | | | |
| Mike Lamb, L OBP: 0.308, SLG: 0.324 | | | | | | | | | | 3 | 0 | 1 | 0 | 0 | 0 | 2 | | | | | | |
| 45 Mark DiFelice, R | | FC4-6 | | G3 | | | | | | 1 | 0 | 0 | 0 | 0 | 1 | 2 | | | | | | |
| 90 Erik Komatsu, L | | | | | | | | | | 1 | 0 | 0 | 0 | 0 | 0 | 0 | | | | | | |
| 50 Jorge Julio, R | | | | | | | | | | 0 | 0 | 0 | 0 | 0 | 0 | 0 | | | | | | |
| 21 Alcides Escobar, R OBP: 0.273, SLG: 0.344 | | | | | | | | | | 4 | 0 | 2 | 1 | 0 | 1 | 1 | | | | | | |
| 10 Vinny Rottino, R OBP: 0.167, SLG: 0.167 | F9 | | | | | | | | | 0 | 0 | 0 | 0 | 0 | 0 | 0 | | | | | | |
| 49 Yovani Gallardo, R | | | | | | | | | | 2 | 0 | 0 | 0 | 0 | 1 | 1 | | | | | | |
| 32 Scott Thorman, L OBP: 0.300, SLG: 0.400 | | | E4 14 1B 16 1B | | K | | | | F8 | 2 | 0 | 0 | 0 | 0 | 1 | 3 | | | | | | |
| Inning Stats | R: 0 E: 0 K: 1 S: 6 | H: 0 LOB: 1 BB: 0 P: 7 | R: 0 E: 0 K: 0 S: 3 | H: 0 LOB: 1 BB: 1 P: 7 | R: 0 E: 1 K: 1 S: 7 | H: 2 LOB: 2 BB: 0 P: 7 | R: 1 E: 0 K: 2 S: 9 | H: 2 LOB: 1 BB: 0 P: 10 | R: 0 E: 0 K: 1 S: 5 | H: 0 LOB: 0 BB: 0 P: 5 | R: 1 E: 0 K: 1 S: 8 | H: 3 LOB: 3 BB: 0 P: 8 | R: 2 E: 0 K: 1 S: 8 | H: 3 LOB: 2 BB: 1 P: 12 | R: 0 E: 1 K: 1 S: 6 | H: 0 LOB: 1 BB: 0 P: 6 | R: 0 E: 0 K: 0 S: 4 | H: 1 LOB: 2 BB: 1 P: 8 | 1B: 8 2B: 3 3B: 0 HR: 0 | SF: 2 SAC: 0 DP: 1 HBP: 1 | WP: 0 PB: 0 SB: 1 CS: 0 | PA: 43 |
| PITCHER | IP | WLS | BF | H | R | ER | SO | BB | IBB | HBP | BLK | WP | HR | S | P | ERA | WHIP | | | | | |
| 49 Doug Davis, L ERA: 7.94 | 2.1 | | 10 | 0 | 0 | 0 | 2 | 1 | 0 | 1 | 0 | 0 | 0 | 13 | 18 | 0.00 | 0.429 | | | | | |
| 40 Billy Spottiswood, R ERA: 3.6 | 0.2 | | 3 | 2 | 0 | 0 | 0 | 0 | 0 | 0 | 0 | 0 | 0 | 3 | 3 | 0.00 | 3.000 | | | | | |
| 50 Chad Qualls, R ERA: 5.14 | 1.0 | L | 5 | 2 | 1 | 1 | 2 | 0 | 0 | 0 | 0 | 0 | 0 | 9 | 10 | 9.00 | 2.000 | | | | | |
| 47 Leo Rosales, R ERA: 19.8 | 2.0 | | 9 | 3 | 1 | 1 | 2 | 0 | 0 | 0 | 0 | 0 | 0 | 13 | 13 | 4.50 | 1.500 | | | | | |
| 41 Seth Etherton, R | 2.0 | | 11 | 3 | 2 | 2 | 2 | 1 | 0 | 0 | 0 | 0 | 0 | 14 | 18 | 9.00 | 2.000 | | | | | |

| Batter | 1 | 2 | 3 | 4 | 5 | 6 | 7 | 8 | 9 | AB | R | H | RBI | BB | SO | LOB | BOTTOM | | | | | |
|--|------------------------------|---------------------------------|------------------------------|---------------------------------|------------------------------|---------------------------------|------------------------------|---------------------------------|------------------------------|----------------------------------|------------------------------|----------------------------------|------------------------------|---------------------------------|------------------------------|---------------------------------|--|---------------------------------|----------------------------------|------------------------------------|----------------------------------|--------|
| 73 Trent Oeltjen, L OBP: 0.304, SLG: 0.381 | K | | | | G6-3 | | | | G6-3 | 3 | 0 | 0 | 0 | 0 | 2 | 1 | Milwaukee Brewers @ Arizona Diamondbacks Tucson Electric Park, Tucson, AZ Wed Mar 18 2009, 4:05 PM EDT Att: 6,869 - Sunny - 80 F livebaseballscorecards.com | | | | | |
| 38 Luke Carlin, S OBP: 0.444, SLG: 0.357 | | | | | | | | | | 1 | 0 | 0 | 0 | 0 | 0 | 0 | | | | | | |
| 11 Augie Ojeda, S OBP: 0.300, SLG: 0.333 | F8 | | | | | | | | | 3 | 0 | 1 | 1 | 0 | 0 | 0 | | | | | | |
| 41 Seth Etherton, R | | | | | | | | | | 0 | 0 | 0 | 0 | 0 | 0 | 0 | | | | | | |
| 65 Esmerling Vasquez, R | | | | | | | | | | 0 | 0 | 0 | 0 | 0 | 0 | 0 | | | | | | |
| 31 Cyle Hankard, R OBP: 0.333, SLG: 0.625 | | | | | | | | | | 1 | 0 | 0 | 0 | 0 | 1 | 0 | | | | | | |
| 24 Chris Young, R OBP: 0.385, SLG: 0.486 | | | | | | | | | | 2 | 0 | 0 | 0 | 0 | 0 | 0 | | | | | | |
| 47 Leo Rosales, R | | | | | | | | | | 0 | 0 | 0 | 0 | 0 | 0 | 0 | | | | | | |
| 30 Brandon Watson, L OBP: 0.351, SLG: 0.355 | | | | | | | | | | 2 | 0 | 0 | 0 | 0 | 0 | 1 | | | | | | |
| 34 Conor Jackson, R OBP: 0.333, SLG: 0.321 | | | | | | | | | | 2 | 0 | 0 | 0 | 1 | 0 | 0 | | | | | | |
| Guillermo Reyes, S OBP: 0.500, SLG: 0.500 | | | | | | | | | | 0 | 0 | 0 | 0 | 0 | 0 | 0 | | | | | | |
| 18 Chad Tracy, L OBP: 0.406, SLG: 0.357 | | | | | | | | | | 2 | 0 | 0 | 0 | 0 | 1 | 1 | | | | | | |
| 29 Josh Whitesell, L OBP: 0.432, SLG: 0.533 | | | | | | | | | | 1 | 0 | 0 | 0 | 0 | 0 | 0 | | | | | | |
| 19 Chris Snyder, R OBP: 0.425, SLG: 0.609 | | | | | | | | | | 0 | 0 | 0 | 0 | 2 | 0 | 0 | | | | | | |
| 25 James Skelton, L OBP: 0.294, SLG: 0.207 | | | | | | | | | | 1 | 0 | 0 | 0 | 0 | 0 | 0 | | | | | | |
| 14 Ryan Roberts, R OBP: 0.420, SLG: 0.500 | | | | | | | | | | 2 | 0 | 0 | 0 | 0 | 0 | 1 | | | | | | |
| 12 Evan Frey, L OBP: 0.356, SLG: 0.525 | | | | | | | | | | 1 | 0 | 0 | 0 | 0 | 0 | 0 | | | | | | |
| 16 Josh Wilson, R OBP: 0.366, SLG: 0.472 | | | | | | | | | | 3 | 0 | 0 | 0 | 0 | 1 | 0 | | | | | | |
| 49 Doug Davis, R | | | | | | | | | | 0 | 0 | 0 | 0 | 0 | 0 | 0 | | | | | | |
| 40 Billy Spottiswood, R | | | | | | | | | | 0 | 0 | 0 | 0 | 0 | 0 | 0 | | | | | | |
| 32 John Hester, R | | | | | | | | | | 1 | 0 | 0 | 0 | 0 | 1 | 0 | | | | | | |
| 50 Chad Qualls, R | | | | | | | | | | 0 | 0 | 0 | 0 | 0 | 0 | 0 | | | | | | |
| 12 Chris Roberson, S OBP: 0.311, SLG: 0.333 | | | | | | | | | | 1 | 1 | 0 | 0 | 0 | 0 | 0 | | | | | | |
| Inning Stats | R: 0 E: 0 K: 1 S: 5 | H: 0 LOB: 0 BB: 0 P: 5 | R: 0 E: 0 K: 1 S: 5 | H: 0 LOB: 0 BB: 1 P: 9 | R: 0 E: 0 K: 1 S: 5 | H: 0 LOB: 0 BB: 0 P: 5 | R: 0 E: 0 K: 0 S: 3 | H: 0 LOB: 0 BB: 0 P: 3 | R: 0 E: 0 K: 0 S: 2 | H: 0 LOB: 1 BB: 2 P: 10 | R: 1 E: 0 K: 2 S: 8 | H: 1 LOB: 1 BB: 0 P: 10 | R: 0 E: 0 K: 0 S: 3 | H: 0 LOB: 0 BB: 0 P: 3 | R: 0 E: 0 K: 0 S: 3 | H: 0 LOB: 0 BB: 0 P: 3 | R: 0 E: 0 K: 1 S: 5 | H: 0 LOB: 0 BB: 0 P: 5 | 1B: 1 2B: 0 3B: 0 HR: 0 | SF: 0 SAC: 0 DP: 1 HBP: 1 | WP: 0 PB: 0 SB: 1 CS: 1 | PA: 31 |
| PITCHER | IP | WLS | BF | H | R | ER | SO | BB | IBB | HBP | BLK | WP | HR | S | P | ERA | WHIP | | | | | |
| 49 Yovani Gallardo, R ERA: 3.29 | 5.0 | | 16 | 0 | 0 | 0 | 3 | 3 | 0 | 0 | 0 | 0 | 0 | 14 | 16 | 3.00 | 0.333 | | | | | |
| 45 Mark DiFelice, R ERA: 1.13 | 3.0 | H | 11 | 1 | 1 | 1 | 2 | 0 | 0 | 1 | 0 | 0 | 0 | 5 | 5 | 0.00 | 0.000 | | | | | |
| 50 Jorge Julio, R ERA: 6.43 | 1.0 | S | 3 | 0 | 0 | 0 | 1 | 0 | 0 | 0 | 0 | 0 | 0 | 5 | 5 | 0.00 | 0.000 | | | | | |

| Batter | 1 | 2 | 3 | 4 | 5 | 6 | 7 | 8 | 9 | AB | R | H | RBI | BB | SO | LOB | TOP | | | | | | | | | | |
|--|------------------------------|---------------------------------|------------------------------|---------------------------------|-------------------------------|---------------------------------|------------------------------|---------------------------------|------------------------------|---------------------------------|-------------------------------|----------------------------------|------------------------------|---------------------------------|------------------------------|---------------------------------|------------------------------|---------------------------------|----------------------------------|------------------------------------|-------------------------|--------|--|--|--|--|--|
| 23 Rickie Weeks Jr. R (1.4) OBP: 0.442, SLG: 0.500 98 Michael Garciaparra, R (8.4) OBP: 0.500, SLG: 0.500 | G6-3 | | FC3-2 7 CS 2B | | G4-6-3 1B | | G5-3 | | K | 4 | 0 | 2 | 0 | 0 | 0 | 0 | | | | | | | | | | | |
| 30 Craig Counsell, L (1.5) OBP: 0.496, SLG: 0.618 Mike Lamb, L (6.5) OBP: 0.286, SLG: 0.297 | 7 2B | | FC3-2 7 CS | | G4-6-3 | | F7 | | K | 3 | 1 | 1 | 0 | 0 | 0 | 3 | | | | | | | | | | | |
| 7 J.J. Hardy, R (1.6) OBP: 0.435, SLG: 0.707 21 Alcides Escobar, R (6.6) OBP: 0.306, SLG: 0.400 | 14 1B | | 4-1 SAFE 1B BB | | 1-2 BB | | HR | | 1B | 2 | 1 | 2 | 2 | 1 | 0 | 0 | | | | | | | | | | | |
| 14 Casey McGehee, R (1.3) OBP: 0.410, SLG: 0.718 | 2H 1B | | 3-H BB | | F9 | | F9 | | L8 | 5 | 1 | 2 | 2 | 0 | 0 | 3 | | | | | | | | | | | |
| 25 Mike Cameron, R (1.8) OBP: 0.294, SLG: 0.345 9 Hernan Iribarren, L (6.9) OBP: 0.269, SLG: 0.261 | L5 | | 4-1 SAFE 1B BB | | 27 G4-3 1B | | F8 | | G4-3 | 3 | 0 | 1 | 0 | 0 | 0 | 1 | | | | | | | | | | | |
| 11 Mike Rivera, R (1.2) OBP: 0.211, SLG: 0.737 | | | 6-C K | | K | | HR | | SH1-3 15 2B | 4 | 1 | 2 | 1 | 0 | 1 | 1 | | | | | | | | | | | |
| 27 Brad Nelson, L (1.9) OBP: 0.457, SLG: 0.556 15 Logan Schafer, L (6. PR) OBP: 0.250, SLG: 0.250 | K | | 6-C K | | G4-3 | | HR | | SH1-3 | 3 | 0 | 1 | 0 | 0 | 1 | 1 | | | | | | | | | | | |
| 61 Jason Bourgeois, R (1.7) OBP: 0.222, SLG: 0.222 10 Vinny Rottino, R (6.7) OBP: 0.143, SLG: 0.143 | L3 | | 6-C K | | F9 | | 61 1B | | 2-3 2B | 3 | 0 | 1 | 1 | 0 | 0 | 1 | | | | | | | | | | | |
| 24 Mat Gamel, L (1.10) OBP: 0.333, SLG: 0.500 | | | 6-C K | | F9 | | 2H 1B | | G6-3 | 3 | 0 | 1 | 1 | 0 | 0 | 1 | | | | | | | | | | | |
| | | | 6-C K | | G4-3 | | K | | K | 4 | 0 | 1 | 0 | 0 | 2 | 3 | | | | | | | | | | | |
| | | | 6-C K | | 23 2B 30 FC3-2 1B | | G4-3 | | K | | | | | | | | | | | | | | | | | | |
| Inning Stats | R: 1 E: 0 K: 0 S: 5 | H: 3 LOB: 1 BB: 0 P: 5 | R: 0 E: 0 K: 1 S: 5 | H: 0 LOB: 0 BB: 0 P: 5 | R: 0 E: 0 K: 0 S: 5 | H: 2 LOB: 2 BB: 1 P: 9 | R: 0 E: 0 K: 1 S: 6 | H: 1 LOB: 1 BB: 0 P: 6 | R: 0 E: 0 K: 0 S: 3 | H: 1 LOB: 0 BB: 0 P: 3 | R: 3 E: 0 K: 1 S: 11 | H: 4 LOB: 2 BB: 0 P: 14 | R: 2 E: 0 K: 0 S: 5 | H: 2 LOB: 0 BB: 0 P: 5 | R: 0 E: 0 K: 1 S: 6 | H: 1 LOB: 1 BB: 0 P: 6 | R: 0 E: 0 K: 2 S: 8 | H: 1 LOB: 1 BB: 0 P: 8 | 1B: 6 2B: 6 3B: 0 HR: 3 | SF: 0 SAC: 1 DP: 1 HBP: 0 | WP: 0 PB: 0 CS: 2 | PA: 40 | | | | | |
| PITCHER | IP | WLS | BF | H | R | ER | SO | BB | IBB | HBP | BLK | WP | HR | S | P | ERA | WHIP | | | | | | | | | | |
| 38 Jason Vargas, L (1.1) ERA: 4.63 | 5.0 | | 20 | 7 | 1 | 1 | 2 | 1 | 0 | 0 | 0 | 0 | 0 | 24 | 28 | 1.80 | 1.600 | | | | | | | | | | |
| 53 David Aardsma, R (6.1) ERA: 3.39 | 1.0 | L | 7 | 4 | 3 | 3 | 1 | 0 | 0 | 0 | 0 | 0 | 2 | 11 | 14 | 27.00 | 4.000 | | | | | | | | | | |
| 26 Randy Messenger, R (7.1) ERA: 2.7 | 1.0 | | 5 | 2 | 2 | 2 | 0 | 0 | 0 | 0 | 0 | 0 | 1 | 5 | 5 | 18.00 | 2.000 | | | | | | | | | | |
| 57 Mark Lowe, R (8.1) ERA: 5.87 | 1.0 | | 4 | 1 | 0 | 0 | 1 | 0 | 0 | 0 | 0 | 0 | 0 | 6 | 6 | 0.00 | 1.000 | | | | | | | | | | |
| 46 Sean White, R (9.1) ERA: 2.0 | 1.0 | | 4 | 1 | 0 | 0 | 2 | 0 | 0 | 0 | 0 | 0 | 0 | 8 | 8 | 0.00 | 1.000 | | | | | | | | | | |

Milwaukee Brewers @ Seattle Mariners
Peoria Stadium, Peoria, AZ
Fri Mar 20 2009, 4:05 PM EDT
Att: 9,494 - Partly Cloudy - 83 F

AB 38
R 6
H 15
RBI 6
BB 1
SO 6
LOB 14



| Batter | 1 | 2 | 3 | 4 | 5 | 6 | 7 | 8 | 9 | AB | R | H | RBI | BB | SO | LOB | BOTTOM | | | | | | | | | | |
|---|------------------------------|---------------------------------|------------------------------|---------------------------------|------------------------------|---------------------------------|------------------------------|---------------------------------|------------------------------|----------------------------------|------------------------------|---------------------------------|------------------------------|---------------------------------|------------------------------|---------------------------------|------------------------------|---------------------------------|----------------------------------|------------------------------------|-------------------------|--------|--|--|--|--|--|
| 3 Ronny Cedeno, R (1.6) OBP: 0.354, SLG: 0.378 Reegie Corona, S (6.6) OBP: 0.279, SLG: 0.300 | 27 CS 1B | | | | F7 | | F8 | | 24 HR 1B | 3 | 0 | 1 | 0 | 0 | 0 | 2 | | | | | | | | | | | |
| 27 Matt Tuiaosopo, R (1.5) OBP: 0.482, SLG: 0.688 12 Michael Morse, R (6.5) OBP: 0.308, SLG: 0.371 | 4-1 SAFE 1B BB | | | | P4 | | K | | F9 | 2 | 0 | 0 | 0 | 1 | 1 | 2 | | | | | | | | | | | |
| 24 Ken Griffey Jr., L (1.10) OBP: 0.292, SLG: 0.300 | G4-6-3 | | | | L5 | | 25 G6-4-3 BB | | HR | 3 | 1 | 1 | 2 | 1 | 0 | 1 | | | | | | | | | | | |
| 25 Wladimir Balentien, R (1.8) OBP: 0.400, SLG: 0.563 Ezequiel Carrera, L (7.8) | | | | | F9 | | G6-3 | | G4-3 | 3 | 0 | 0 | 0 | 0 | 0 | 1 | | | | | | | | | | | |
| 30 Russell Branyan, L (1.3) OBP: 0.383, SLG: 0.778 13 Chris Shelton, R (7.3) OBP: 0.605, SLG: 0.871 94 Brent Johnson, R (9. PR) OBP: 0.667, SLG: 0.667 | | | | | F8 | | P5 | | 61 G5-4-3 70 1B | 3 | 1 | 1 | 0 | 0 | 0 | 0 | | | | | | | | | | | |
| 32 Rob Johnson, R (1.2) OBP: 0.458, SLG: 0.682 70 Adam Moore, R (8.2) OBP: 0.333, SLG: 0.286 | | | | | P5 | | HR | | 61 G5-4-3 1B | 3 | 1 | 2 | 2 | 0 | 0 | 0 | | | | | | | | | | | |
| 61 Mike Wilson, R (1.7) OBP: 0.283, SLG: 0.650 | | | | | G5-3 | | 6 G6-4-3 1B | | P4 | 3 | 1 | 0 | 0 | 1 | 0 | 3 | | | | | | | | | | | |
| 6 Chris Woodward, R (1.4) OBP: 0.227, SLG: 0.390 | | | | | K | | 96 2B BB | | G6-4-3 | 3 | 0 | 0 | 0 | 1 | 1 | 3 | | | | | | | | | | | |
| 96 Tyson Gillies, L (1.9) OBP: 0.286, SLG: 0.464 | | | | | K | | 96 2B BB | | G2-3 | 3 | 0 | 1 | 1 | 0 | 2 | 0 | | | | | | | | | | | |
| | | | | | K | | 1-3 2H 2B | | K | 3 | 0 | 1 | 1 | 0 | 2 | 0 | | | | | | | | | | | |
| Inning Stats | R: 0 E: 0 K: 0 S: 3 | H: 1 LOB: 0 BB: 1 P: 7 | R: 0 E: 0 K: 0 S: 3 | H: 0 LOB: 0 BB: 0 P: 3 | R: 0 E: 0 K: 2 S: 7 | H: 0 LOB: 0 BB: 0 P: 7 | R: 0 E: 0 K: 0 S: 3 | H: 0 LOB: 0 BB: 0 P: 3 | R: 3 E: 0 K: 1 S: 8 | H: 3 LOB: 2 BB: 2 P: 16 | R: 0 E: 0 K: 0 S: 2 | H: 0 LOB: 0 BB: 1 P: 6 | R: 0 E: 0 K: 1 S: 3 | H: 1 LOB: 0 BB: 0 P: 3 | R: 2 E: 0 K: 1 S: 7 | H: 2 LOB: 2 BB: 0 P: 7 | R: 0 E: 0 K: 0 S: 4 | H: 2 LOB: 2 BB: 0 P: 4 | 1B: 5 2B: 2 3B: 0 HR: 2 | SF: 0 SAC: 0 DP: 4 HBP: 0 | WP: 0 PB: 0 CS: 1 | PA: 35 | | | | | |
| PITCHER | IP | WLS | BF | H | R | ER | SO | BB | IBB | HBP | BLK | WP | HR | S | P | ERA | WHIP | | | | | | | | | | |
| 73 Seth McClung, R (1.1) ERA: 9.0 | 4.1 | | 18 | 4 | 3 | 3 | 2 | 3 | 0 | 0 | 0 | 0 | 1 | 20 | 32 | 6.23 | 1.615 | | | | | | | | | | |
| 57 Mitch Stetter, L (5.1) ERA: 1.99 | 2.2 | W | 8 | 1 | 0 | 0 | 1 | 1 | 0 | 0 | 0 | 0 | 0 | 9 | 13 | 0.00 | 0.750 | | | | | | | | | | |
| 65 Lindsay Gulin, L (8.1) ERA: 4.0 | 2.0 | S | 9 | 4 | 2 | 2 | 1 | 0 | 0 | 0 | 0 | 0 | 1 | 11 | 11 | 9.00 | 2.000 | | | | | | | | | | |

Milwaukee Brewers @ Seattle Mariners
Peoria Stadium, Peoria, AZ
Fri Mar 20 2009, 4:05 PM EDT
Att: 9,494 - Partly Cloudy - 83 F

AB 31
R 5
H 9
RBI 5
SO 4
LOB 13



| Batter | 1 | 2 | 3 | 4 | 5 | 6 | 7 | 8 | 9 | 10 | AB | R | H | RBI | BB | SO | LOB | TOP | | | | | | | | | | | | | | | | | | | | | | | | | |
|---|------------------------------|---------------------------------|------------------------------|---------------------------------|------------------------------|---------------------------------|-------------------------------|----------------------------------|------------------------------|---------------------------------|------------------------------|---------------------------------|------------------------------|---------------------------------|------------------------------|----------------------------------|------------------------------|----------------------------------|----------------------------------|------------------------------------|----------------------------------|------------------------------------|----------------------------------|--------|----|-----|-----|-----|----|----|---|---|-----|------|-------|--|--|--|--|--|--|--|--|
| 18 Jason Kendall, R OBP: 0.237, SLG: 0.378 77 Carlos Corporan, S OBP: 0.328, SLG: 0.538 | | | | | | | | | | | 4 | 0 | 1 | 0 | 0 | 1 | 1 | TOP | | | | | | | | | | | | | | | | | | | | | | | | | |
| 22 Tony Gwynn Jr., L OBP: 0.250, SLG: 0.154 | | | | | | | | | | | 3 | 0 | 0 | 1 | 1 | 1 | 2 | | | | | | | | | | | | | | | | | | | | | | | | | | |
| 1 Corey Hart, R OBP: 0.500, SLG: 0.976 3 Troy Nixon, L OBP: 0.238, SLG: 0.222 | | | | | | | | | | | | 2 | 1 | 1 | 0 | 1 | 0 | 1 | | | | | | | | | | | | | | | | | | | | | | | | | |
| 28 Prince Fielder, L OBP: 0.434, SLG: 0.650 61 Jason Bourgeois, R OBP: 0.222, SLG: 0.222 | | | | | | | | | | | | 4 | 0 | 1 | 1 | 0 | 1 | 3 | | | | | | | | | | | | | | | | | | | | | | | | | |
| 2 Bill Hall, R OBP: 0.213, SLG: 0.625 24 Mat Gamel, L OBP: 0.320, SLG: 0.478 | | | | | | | | | | | | 3 | 1 | 1 | 0 | 0 | 1 | 1 | | | | | | | | | | | | | | | | | | | | | | | | | |
| 27 Brad Nelson, L OBP: 0.469, SLG: 0.615 10 Vinny Rottino, R OBP: 0.125, SLG: 0.125 | | | | | | | | | | | | 3 | 0 | 2 | 2 | 0 | 1 | 0 | | | | | | | | | | | | | | | | | | | | | | | | | |
| 14 Casey McGehee, R OBP: 0.381, SLG: 0.667 9 Hernan Iribarren, L OBP: 0.299, SLG: 0.250 | | | | | | | | | | | | 3 | 0 | 0 | 0 | 0 | 1 | 2 | | | | | | | | | | | | | | | | | | | | | | | | | |
| Mike Lamb, L OBP: 0.283, SLG: 0.293 | | | | | | | | | | | | 4 | 0 | 1 | 0 | 0 | 0 | 1 | | | | | | | | | | | | | | | | | | | | | | | | | |
| 21 Alcides Escobar, R OBP: 0.275, SLG: 0.359 | | | | | | | | | | | | 4 | 0 | 0 | 0 | 0 | 1 | 2 | | | | | | | | | | | | | | | | | | | | | | | | | |
| Inning Stats | R: 0 E: 0 K: 0 S: 3 | H: 1 LOB: 1 BB: 1 P: 8 | R: 0 E: 0 K: 2 S: 7 | H: 0 LOB: 0 BB: 0 P: 7 | R: 0 E: 0 K: 2 S: 8 | H: 1 LOB: 1 BB: 8 P: 8 | R: 1 E: 0 K: 2 S: 11 | H: 2 LOB: 1 BB: 0 P: 11 | R: 0 E: 0 K: 0 S: 3 | H: 0 LOB: 0 BB: 0 P: 3 | R: 0 E: 0 K: 0 S: 2 | H: 0 LOB: 0 BB: 1 P: 6 | R: 1 E: 0 K: 0 S: 5 | H: 2 LOB: 1 BB: 0 P: 5 | R: 1 E: 0 K: 1 S: 6 | H: 1 LOB: 1 BB: 1 P: 10 | R: 0 E: 0 K: 0 S: 3 | H: 0 LOB: 0 BB: 0 P: 3 | R: 0 E: 0 K: 1 S: 6 | H: 1 LOB: 0 BB: 0 P: 6 | 1B: 1 2B: 7 3B: 1 HR: 0 | SF: 1 SAC: 0 DP: 2 HBP: 0 | WP: 1 PB: 0 SB: 0 CS: 0 | PA: 39 | | | | | | | | | | | | | | | | | | | |
| PITCHER | IP 5.0 | WLS 19 | BF 4 | H 1 | R 1 | ER 1 | SO 6 | BB 1 | IBB 0 | HBP 0 | BLK 0 | WP 1 | HR 0 | S 32 | P 37 | ERA 1.80 | WHIP 1.000 | | | | | | | | | | | | | | | | | | | | | | | | | | |
| 34 Nick Adenhart, R ERA: 4.05 65 Kevin Jepsen, R ERA: 3.6 33 Justin Speier, R ERA: 5.87 79 Eddie McKiernan, R ERA: 2.7 | IP 2.0 | WLS 8 | BF 2 | H 1 | R 1 | ER 0 | SO 0 | BB 1 | IBB 0 | HBP 0 | BLK 0 | WP 0 | HR 0 | S 7 | P 11 | ERA 4.50 | WHIP 1.500 | | | | | | | | | | | | | | | | | | | | | | | | | | |
| | | | | | | | | | | | | | | | | | | AB | R | H | RBI | BB | SO | LOB | | | | | | | | | | | | | | | | | | | |
| | | | | | | | | | | | | | | | | | | 2 | 0 | 0 | 0 | 0 | 0 | 1 | | | | | | | | | | | | | | | | | | | |
| | | | | | | | | | | | | | | | | | | 2 | 0 | 1 | 0 | 0 | 0 | 1 | | | | | | | | | | | | | | | | | | | |
| | | | | | | | | | | | | | | | | | | 2 | 0 | 0 | 1 | 0 | 0 | 0 | | | | | | | | | | | | | | | | | | | |
| | | | | | | | | | | | | | | | | | | 2 | 0 | 0 | 0 | 0 | 0 | 3 | | | | | | | | | | | | | | | | | | | |
| | | | | | | | | | | | | | | | | | | 3 | 0 | 0 | 0 | 0 | 0 | 0 | | | | | | | | | | | | | | | | | | | |
| | | | | | | | | | | | | | | | | | | 0 | 0 | 0 | 0 | 2 | 0 | 0 | | | | | | | | | | | | | | | | | | | |
| | | | | | | | | | | | | | | | | | | 3 | 0 | 0 | 0 | 0 | 1 | 0 | | | | | | | | | | | | | | | | | | | |
| | | | | | | | | | | | | | | | | | | 2 | 0 | 0 | 0 | 0 | 0 | 4 | | | | | | | | | | | | | | | | | | | |
| | | | | | | | | | | | | | | | | | | 3 | 1 | 1 | 1 | 0 | 1 | 0 | | | | | | | | | | | | | | | | | | | |
| | | | | | | | | | | | | | | | | | | 1 | 0 | 0 | 0 | 0 | 0 | 1 | | | | | | | | | | | | | | | | | | | |
| | | | | | | | | | | | | | | | | | | 3 | 0 | 0 | 0 | 0 | 0 | 0 | | | | | | | | | | | | | | | | | | | |
| | | | | | | | | | | | | | | | | | | 1 | 0 | 0 | 0 | 0 | 0 | 1 | | | | | | | | | | | | | | | | | | | |
| | | | | | | | | | | | | | | | | | | 3 | 0 | 0 | 0 | 0 | 0 | 0 | | | | | | | | | | | | | | | | | | | |
| | | | | | | | | | | | | | | | | | | 1 | 1 | 1 | 0 | 0 | 0 | 0 | | | | | | | | | | | | | | | | | | | |
| | | | | | | | | | | | | | | | | | | 3 | 1 | 1 | 0 | 1 | 0 | 1 | | | | | | | | | | | | | | | | | | | |
| | | | | | | | | | | | | | | | | | | 1 | 0 | 1 | 1 | 0 | 0 | 0 | | | | | | | | | | | | | | | | | | | |
| | | | | | | | | | | | | | | | | | | 3 | 1 | 1 | 0 | 1 | 0 | 1 | | | | | | | | | | | | | | | | | | | |
| | | | | | | | | | | | | | | | | | | 1 | 0 | 1 | 1 | 0 | 0 | 0 | | | | | | | | | | | | | | | | | | | |
| | | | | | | | | | | | | | | | | | | 3 | 1 | 0 | 0 | 0 | 0 | 0 | | | | | | | | | | | | | | | | | | | |
| | | | | | | | | | | | | | | | | | | 1 | 1 | 0 | 0 | 0 | 0 | 1 | | | | | | | | | | | | | | | | | | | |
| | | | | | | | | | | | | | | | | | | 1 | 0 | 1 | 1 | 0 | 0 | 0 | | | | | | | | | | | | | | | | | | | |
| Inning Stats | R: 0 E: 0 K: 0 S: 3 | H: 0 LOB: 0 BB: 0 P: 3 | R: 0 E: 0 K: 2 S: 7 | H: 0 LOB: 0 BB: 0 P: 7 | R: 0 E: 0 K: 0 S: 4 | H: 1 LOB: 1 BB: 4 P: 4 | R: 0 E: 0 K: 0 S: 3 | H: 0 LOB: 0 BB: 0 P: 3 | R: 0 E: 0 K: 0 S: 3 | H: 0 LOB: 0 BB: 1 P: 9 | R: 1 E: 0 K: 0 S: 5 | H: 1 LOB: 0 BB: 0 P: 7 | R: 0 E: 0 K: 0 S: 3 | H: 0 LOB: 1 BB: 1 P: 7 | R: 0 E: 0 K: 0 S: 3 | H: 0 LOB: 0 BB: 0 P: 7 | R: 1 E: 1 K: 0 S: 6 | H: 3 LOB: 3 BB: 1 P: 10 | 1B: 3 2B: 1 3B: 0 HR: 1 | SF: 1 SAC: 1 DP: 0 HBP: 1 | WP: 1 PB: 0 SB: 0 CS: 0 | PA: 40 | | | | | | | | | | | | | | | | | | | | | |
| PITCHER | IP 6.0 | WLS 21 | BF 1 | H 2 | R 2 | ER 0 | SO 2 | BB 1 | IBB 0 | HBP 1 | BLK 0 | WP 1 | HR 0 | S 23 | P 29 | ERA 3.00 | WHIP 0.333 | | | | | | | | | | | | | | | | | | | | | | | | | | |
| 31 Dave Bush, R ERA: 2.7 54 David Riske, R ERA: 10.9 50 Jorge Julio, R ERA: 5.63 47 Wes Littleton, R ERA: 12.96 | IP 1.0 | WLS 4 | BF 1 | H 1 | R 1 | ER 0 | SO 0 | BB 0 | IBB 0 | HBP 0 | BLK 0 | WP 0 | HR 0 | S 5 | P 7 | ERA 9.00 | WHIP 1.000 | | | | | | | | | | | | | | | | | | | | | | | | | | |
| | | | | | | | | | | | | | | | | | | IP | WLS | BF | H | R | ER | SO | BB | IBB | HBP | BLK | WP | HR | S | P | ERA | WHIP | | | | | | | | | |
| | | | | | | | | | | | | | | | | | | 4.0 | 0 | 0 | 0 | 0 | 0 | 0 | 0 | 0 | 0 | 0 | 0 | 0 | 0 | 0 | 0 | 4.50 | 2.500 | | | | | | | | |

Milwaukee Brewers @ Los Angeles Angels
 Tempe Diablo Stadium, Tempe, AZ
 Sat Mar 21 2009, 4:05 PM EDT
 Att: 8,511 - Sunny - 82 F

| | |
|-----|----|
| AB | 35 |
| R | 4 |
| H | 8 |
| RBI | 4 |
| BB | 3 |
| SO | 8 |
| LOB | 14 |



| Batter | 1 | 2 | 3 | 4 | 5 | 6 | 7 | 8 | 9 | 10 | AB | R | H | RBI | BB | SO | LOB | BOTTOM | | | | | | | | | | | | | | | | | | | | | | | | | |
|--|------------------------------|---------------------------------|------------------------------|---------------------------------|------------------------------|---------------------------------|------------------------------|---------------------------------|------------------------------|---------------------------------|------------------------------|---------------------------------|------------------------------|---------------------------------|------------------------------|---------------------------------|------------------------------|----------------------------------|----------------------------------|------------------------------------|----------------------------------|--------|----|----|----|-----|-----|-----|----|----|---|---|-----|------|-------|--|--|--|--|--|--|--|--|
| Chone Figgins, S OBP: 0.350, SLG: 0.474 39 Robb Quinlan, R OBP: 0.355, SLG: 0.435 | | | | | | | | | | | 2 | 0 | 0 | 0 | 0 | 0 | 1 | BOTTOM | | | | | | | | | | | | | | | | | | | | | | | | | |
| 47 Howie Kendrick, R OBP: 0.412, SLG: 0.567 57 Luis Figueroa, S OBP: 0.593, SLG: 0.609 | | | | | | | | | | | 2 | 0 | 0 | 1 | 0 | 0 | 0 | | | | | | | | | | | | | | | | | | | | | | | | | | |
| 27 Vladimir Guerrero, R Jay Brossman, R | | | | | | | | | | | 3 | 0 | 0 | 0 | 0 | 0 | 0 | | | | | | | | | | | | | | | | | | | | | | | | | | |
| 48 Torii Hunter, R Jeremy Moore, L | | | | | | | | | | | 3 | 0 | 0 | 0 | 0 | 1 | 0 | | | | | | | | | | | | | | | | | | | | | | | | | | |
| 8 Kendrys Morales, S Gary Patchett, R | | | | | | | | | | | 3 | 1 | 1 | 1 | 0 | 1 | 0 | | | | | | | | | | | | | | | | | | | | | | | | | | |
| 24 Gary Matthews, S 5 Drew Toussaint, R | | | | | | | | | | | 3 | 0 | 0 | 0 | 0 | 0 | 0 | | | | | | | | | | | | | | | | | | | | | | | | | | |
| 20 Juan Rivera, R 18 Coby Smith, R | | | | | | | | | | | 3 | 0 | 0 | 0 | 0 | 0 | 0 | | | | | | | | | | | | | | | | | | | | | | | | | | |
| 13 Maicer Izturis, S | | | | | | | | | | | 3 | 1 | 1 | 0 | 1 | 0 | 1 | | | | | | | | | | | | | | | | | | | | | | | | | | |
| 46 Bobby Wilson, R 56 Alberto Rosario, R | | | | | | | | | | | 1 | 1 | 0 | 0 | 0 | 0 | 1 | | | | | | | | | | | | | | | | | | | | | | | | | | |
| | | | | | | | | | | | 1 | 0 | 1 | 1 | 0 | 0 | 0 | | | | | | | | | | | | | | | | | | | | | | | | | | |
| Inning Stats | R: 0 E: 0 K: 0 S: 3 | H: 0 LOB: 0 BB: 0 P: 3 | R: 0 E: 0 K: 2 S: 7 | H: 0 LOB: 0 BB: 0 P: 7 | R: 0 E: 0 K: 0 S: 4 | H: 1 LOB: 1 BB: 4 P: 4 | R: 0 E: 0 K: 0 S: 3 | H: 0 LOB: 0 BB: 0 P: 3 | R: 2 E: 0 K: 0 S: 3 | H: 0 LOB: 0 BB: 1 P: 9 | R: 1 E: 0 K: 0 S: 5 | H: 1 LOB: 0 BB: 0 P: 7 | R: 0 E: 0 K: 0 S: 3 | H: 0 LOB: 1 BB: 1 P: 7 | R: 0 E: 0 K: 0 S: 3 | H: 0 LOB: 0 BB: 0 P: 7 | R: 1 E: 1 K: 0 S: 6 | H: 3 LOB: 3 BB: 1 P: 10 | 1B: 3 2B: 1 3B: 0 HR: 1 | SF: 1 SAC: 1 DP: 0 HBP: 1 | WP: 1 PB: 0 SB: 0 CS: 0 | PA: 40 | | | | | | | | | | | | | | | | | | | | | |
| PITCHER | IP 6.0 | WLS 21 | BF 1 | H 2 | R 2 | ER 0 | SO 2 | BB 1 | IBB 0 | HBP 1 | BLK 0 | WP 1 | HR 0 | S 23 | P 29 | ERA 3.00 | WHIP 0.333 | | | | | | | | | | | | | | | | | | | | | | | | | | |
| 31 Dave Bush, R ERA: 2.7 54 David Riske, R ERA: 10.9 50 Jorge Julio, R ERA: 5.63 47 Wes Littleton, R ERA: 12.96 | IP 1.0 | WLS 4 | BF 1 | H 1 | R 1 | ER 0 | SO 0 | BB 0 | IBB 0 | HBP 0 | BLK 0 | WP 0 | HR 0 | S 5 | P 7 | ERA 9.00 | WHIP 1.000 | | | | | | | | | | | | | | | | | | | | | | | | | | |
| | | | | | | | | | | | | | | | | | | IP | WLS | BF | H | R | ER | SO | BB | IBB | HBP | BLK | WP | HR | S | P | ERA | WHIP | | | | | | | | | |
| | | | | | | | | | | | | | | | | | | 4.0 | 0 | 0 | 0 | 0 | 0 | 0 | 0 | 0 | 0 | 0 | 0 | 0 | 0 | 0 | 0 | 4.50 | 2.500 | | | | | | | | |

Milwaukee Brewers @ Los Angeles Angels
 Tempe Diablo Stadium, Tempe, AZ
 Sat Mar 21 2009, 4:05 PM EDT
 Att: 8,511 - Sunny - 82 F

| | |
|-----|----|
| AB | 33 |
| R | 4 |
| H | 5 |
| RBI | 3 |
| BB | 4 |
| SO | 2 |
| LOB | 13 |



| Batter | 1 | 2 | 3 | 4 | 5 | 6 | 7 | 8 | 9 | AB | R | H | RBI | BB | SO | LOB | TOP | | | | | |
|---|---|----------------------------------|------------------------------|---------------------------------|------------------------------|---------------------------------|------------------------------|---------------------------------|------------------------------|---------------------------------|------------------------------|---------------------------------|------------------------------|---------------------------------|------------------------------|---------------------------------|--|---------------------------------|----------------------------------|------------------------------------|----------------------------------|--------|
| 22 Tony Gwynn Jr., L (1,8) OBP: 0.283, SLG: 0.188 | G4-3 | | G3 | | | G3 | | P6 | | 3 | 0 | 1 | 0 | 0 | 0 | 0 | Milwaukee Brewers @ Colorado Rockies US West Sports Complex, Hi Corbett Field, Tucson, AZ Mon Mar 23 2009, 4:10 PM EDT Att: 4,943 - Sunny - 63 F | | | | | |
| 3 Trot Nixon, L (6,7) OBP: 0.227, SLG: 0.211 | | | | | | 30 G3 1B | | L9 | | 1 | 0 | 0 | 0 | 0 | 0 | 1 | | | | | | |
| 30 Craig Counsell, L (1,4) OBP: 0.498, SLG: 0.622 | BB | | G5-3 | | | G3 | | | | 2 | 0 | 0 | 0 | 1 | 0 | 1 | | | | | | |
| 14 Casey McGehee, R (6,4) OBP: 0.372, SLG: 0.651 | | | | | | 1-2 | | | | 1 | 0 | 0 | 0 | 0 | 0 | 1 | | | | | | |
| 2 Bill Hall, R (1,5) OBP: 0.364, SLG: 0.571 | K | | | | | 27 G4-6-3 BB | | G4-3 | | 2 | 0 | 0 | 0 | 1 | 1 | 1 | | | | | | |
| 24 Mat Gamel, L (6, PR) OBP: 0.321, SLG: 0.440 | | | | | | | | | | 1 | 0 | 0 | 0 | 0 | 0 | 0 | | | | | | |
| 27 Brad Nelson, L (1,9) OBP: 0.481, SLG: 0.674 | 1B | | | | | G4-6-3 | | | | 3 | 0 | 1 | 0 | 0 | 0 | 2 | | | | | | |
| 9 Herman Ibarren, L (6,9) OBP: 0.287, SLG: 0.296 | | | | | | 1-2 | | | | 1 | 1 | 1 | 0 | 0 | 0 | 0 | | | | | | |
| 11 Mike Rivera, R (1,2) OBP: 0.227, SLG: 0.727 | G5-3 | | | | | | | | | 3 | 0 | 1 | 0 | 0 | 0 | 2 | | | | | | |
| 77 Carlos Corporán, S (7,2) OBP: 0.357, SLG: 0.571 | | | | | | | | | | 1 | 0 | 1 | 1 | 0 | 0 | 0 | | | | | | |
| Mike Lamb, L (1,3) OBP: 0.280, SLG: 0.311 | | K | | | | | | | | 3 | 0 | 0 | 0 | 0 | 1 | 1 | | | | | | |
| 10 Vinny Rottino, R (7,3) OBP: 0.111, SLG: 0.111 | | | | | | G3 | | L5 | | 1 | 0 | 0 | 0 | 0 | 0 | 1 | | | | | | |
| 16 Chris Duffy, L (1,7) OBP: 0.375, SLG: 0.566 | G5-3 | | | | | G3-1 | | | | 4 | 0 | 1 | 0 | 0 | 1 | 0 | | | | | | |
| 21 Alcides Escobar, R (1,6) OBP: 0.250, SLG: 0.326 | G5-3 | | | | | | | | | 3 | 0 | 0 | 0 | 0 | 0 | 0 | | | | | | |
| 97 Adam Heather, R (8,6) OBP: 0.556, SLG: 0.571 | | | | | | L4 | | F9 | | 1 | 0 | 0 | 0 | 0 | 0 | 2 | | | | | | |
| 49 Yovani Gallardo, R (1,1) | | | | | | | | | | 2 | 0 | 0 | 0 | 0 | 0 | 0 | | | | | | |
| 57 Mitch Stetter, L (6,1) | | | | | | | | | | 0 | 0 | 0 | 0 | 0 | 0 | 0 | | | | | | |
| 50 Jorge Julio, R (7,1) | | | | | | | | | | 0 | 0 | 0 | 0 | 0 | 0 | 0 | | | | | | |
| 61 Jason Bourgeois, R (8, PH) OBP: 0.273, SLG: 0.273 | | | | | | | | | | 1 | 0 | 1 | 0 | 0 | 0 | 0 | | | | | | |
| 65 Lindsay Gulin, L (8,1) | | | | | | | | | | 0 | 0 | 0 | 0 | 0 | 0 | 0 | | | | | | |
| Inning Stats | R: 0 E: 0 K: 1 S: 6 | H: 1 LOB: 2 BB: 1 P: 10 | R: 0 E: 0 K: 1 S: 5 | H: 0 LOB: 0 BB: 0 P: 5 | R: 0 E: 0 K: 0 S: 3 | H: 0 LOB: 0 BB: 0 P: 3 | R: 0 E: 0 K: 0 S: 4 | H: 1 LOB: 1 BB: 0 P: 4 | R: 0 E: 0 K: 0 S: 3 | H: 0 LOB: 0 BB: 0 P: 3 | R: 0 E: 0 K: 0 S: 3 | H: 1 LOB: 2 BB: 1 P: 7 | R: 0 E: 0 K: 1 S: 5 | H: 0 LOB: 0 BB: 0 P: 5 | R: 0 E: 0 K: 0 S: 4 | H: 1 LOB: 1 BB: 0 P: 4 | R: 1 E: 0 K: 0 S: 6 | H: 3 LOB: 2 BB: 0 P: 6 | 1B: 4 2B: 3 3B: 0 HR: 0 | SF: 0 SAC: 0 DP: 1 HBP: 0 | WP: 0 PB: 0 SB: 0 CS: 0 | PA: 35 |
| PITCHER | IP WLS BF H R ER SO BB IBB HBP BLK WP HR S P ERA WHIP | | | | | | | | | | | | | | | | | | | | | |
| 38 Ubaldo Jiménez, R (1,1) ERA: 6.32 | 6.0 W 22 3 0 0 2 2 0 0 0 0 0 0 24 32 0.00 0.833 | | | | | | | | | | | | | | | | | | | | | |
| 51 Josh Fogg, R (7,1) ERA: 6.43 | 1.0 3 0 0 0 1 0 0 0 0 0 0 0 5 5 0.00 0.000 | | | | | | | | | | | | | | | | | | | | | |
| 41 Alan Embree, L (8,1) ERA: 3.12 | 1.0 4 1 0 0 0 0 0 0 0 0 0 0 4 4 0.00 1.000 | | | | | | | | | | | | | | | | | | | | | |
| 16 Huston Street, R (9,1) ERA: 7.36 | 1.0 6 3 1 1 0 0 0 0 0 0 0 0 6 6 9.00 3.000 | | | | | | | | | | | | | | | | | | | | | |

| Batter | 1 | 2 | 3 | 4 | 5 | 6 | 7 | 8 | 9 | AB | R | H | RBI | BB | SO | LOB | BOTTOM | | | |
|---|---|---------------------------------|------------------------------|---------------------------------|------------------------------|---------------------------------|------------------------------|----------------------------------|------------------------------|---------------------------------|------------------------------|---------------------------------|------------------------------|---------------------------------|------------------------------|---------------------------------|--|------------------------------------|----------------------------------|--------|
| 22 Scott Podsednik, L (1,9) OBP: 0.381, SLG: 0.353 | BB | | G2 | | | 7 1B 17 1B BB | | | | 2 | 1 | 1 | 1 | 2 | 0 | 0 | Milwaukee Brewers @ Colorado Rockies US West Sports Complex, Hi Corbett Field, Tucson, AZ Mon Mar 23 2009, 4:10 PM EDT Att: 4,943 - Sunny - 63 F | | | |
| 7 Seth Smith, L (1,7) OBP: 0.381, SLG: 0.541 | K | | | | | 17 1B 17 E 1B | | F8 | | 4 | 1 | 1 | 0 | 0 | 2 | 1 | | | | |
| 17 Todd Helton, L (1,3) OBP: 0.400, SLG: 0.870 | F9 | | | | | | | | | 3 | 1 | 2 | 2 | 0 | 0 | 0 | | | | |
| 40 Daniel Ortmeier, S (7, PH) OBP: 0.349, SLG: 0.487 | | | | | | 1-H 3-H 1B | | G6-3 | | 1 | 0 | 0 | 0 | 0 | 0 | 0 | | | | |
| 9 Ian Stewart, L (1,5) OBP: 0.366, SLG: 0.622 | | | | | | | | | | 3 | 1 | 1 | 0 | 0 | 0 | 1 | | | | |
| Mark Bellhorn, S (7,5) OBP: 0.500, SLG: 1.000 | | | | | | | | | | 1 | 0 | 0 | 0 | 0 | 1 | 0 | | | | |
| 19 Ryan Spilborghs, R (1,8) OBP: 0.444, SLG: 0.789 | | | | | | | | | | 3 | 1 | 1 | 1 | 0 | 0 | 1 | | | | |
| Mike McCoy, R (7,4) OBP: 0.667, SLG: 0.500 | | | | | | | | | | 1 | 0 | 0 | 0 | 0 | 1 | 0 | | | | |
| 10 Jeff Baker, R (1,4) OBP: 0.281, SLG: 0.318 | | | | | | | | | | 3 | 0 | 0 | 0 | 0 | 0 | 1 | | | | |
| 51 Josh Fogg, R (7,1) | | | | | | | | | | 0 | 0 | 0 | 0 | 0 | 0 | 0 | | | | |
| 41 Alan Embree, L (8,1) | | | | | | | | | | 0 | 0 | 0 | 0 | 0 | 0 | 0 | | | | |
| 14 Matt Murton, R (8, PH) OBP: 0.409, SLG: 0.550 | | | | | | | | | | 1 | 0 | 0 | 0 | 0 | 0 | 0 | | | | |
| 16 Huston Street, R (9,1) | | | | | | | | | | 0 | 0 | 0 | 0 | 0 | 0 | 0 | | | | |
| 6 Omar Quintanilla, L (1,6) OBP: 0.400, SLG: 0.500 | | | | | | | | | | 3 | 0 | 0 | 0 | 0 | 0 | 1 | | | | |
| 50 Sal Fasano, R (1,2) OBP: 0.333, SLG: 0.714 | | | | | | | | | | 3 | 1 | 1 | 1 | 0 | 0 | 0 | | | | |
| 38 Ubaldo Jiménez, R (1,1) | | | | | | | | | | 2 | 0 | 0 | 0 | 0 | 0 | 0 | | | | |
| 24 Dexter Fowler, S (7,8) OBP: 0.362, SLG: 0.429 | | | | | | | | | | 1 | 1 | 1 | 0 | 0 | 0 | 0 | | | | |
| Inning Stats | R: 0 E: 0 K: 1 S: 4 | H: 0 LOB: 0 BB: 1 P: 8 | R: 0 E: 1 K: 0 S: 4 | H: 0 LOB: 1 BB: 0 P: 4 | R: 1 E: 0 K: 1 S: 7 | H: 1 LOB: 0 BB: 0 P: 9 | R: 3 E: 0 K: 0 S: 8 | H: 3 LOB: 0 BB: 0 P: 13 | R: 2 E: 0 K: 0 S: 5 | H: 2 LOB: 1 BB: 1 P: 9 | R: 0 E: 0 K: 0 S: 3 | H: 0 LOB: 0 BB: 0 P: 3 | R: 1 E: 0 K: 2 S: 4 | H: 2 LOB: 0 BB: 0 P: 4 | R: 0 E: 0 K: 2 S: 7 | H: 0 LOB: 0 BB: 0 P: 7 | 1B: 3 2B: 2 3B: 1 HR: 3 | SF: 0 SAC: 0 DP: 1 HBP: 0 | WP: 1 PB: 0 SB: 0 CS: 1 | PA: 33 |
| PITCHER | IP WLS BF H R ER SO BB IBB HBP BLK WP HR S P ERA WHIP | | | | | | | | | | | | | | | | | | | |
| 49 Yovani Gallardo, R (1,1) ERA: 5.3 | 5.0 L 23 6 6 6 2 2 0 0 0 0 0 0 3 28 43 10.80 1.600 | | | | | | | | | | | | | | | | | | | |
| 57 Mitch Stetter, L (6,1) ERA: 1.69 | 1.0 3 0 0 0 0 0 0 0 0 0 0 0 3 3 0.00 0.000 | | | | | | | | | | | | | | | | | | | |
| 50 Jorge Julio, R (7,1) ERA: 6.0 | 1.0 4 2 1 1 0 0 0 0 0 0 0 0 4 4 9.00 2.000 | | | | | | | | | | | | | | | | | | | |
| 65 Lindsay Gulin, L (8,1) ERA: 3.6 | 1.0 3 0 0 0 2 0 0 0 0 0 0 0 7 7 0.00 0.000 | | | | | | | | | | | | | | | | | | | |

| Batter | 1 | 2 | 3 | 4 | 5 | 6 | 7 | 8 | 9 | AB | R | H | RBI | BB | SO | LOB | TOP | | | | | |
|--|---|---------------------------------|------------------------------|---------------------------------|------------------------------|----------------------------------|------------------------------|----------------------------------|------------------------------|---------------------------------|------------------------------|---------------------------------|------------------------------|----------------------------------|------------------------------|---------------------------------|--|------------------------------|---------------------------------|----------------------------------|------------------------------------|----------------------------------|
| 15 Rafael Furcal, S OBP: 0.315, SLG: 0.277 60 Chin-Lung Hu, R OBP: 0.317, SLG: 0.410 | F9 | | G4-3 | 13 1B 16 2B BB | | G3 | | K | | 3 | 1 | 0 | 0 | 1 | 0 | 0 | Los Angeles Dodgers @ Milwaukee Brewers Maryvale Baseball Park, Phoenix, AZ Wed Mar 25 2009, 4:05 PM EDT Att: 5,373 - Sunny - 73 F | | | | | |
| 13 Orlando Hudson, S OBP: 0.271, SLG: 0.326 14 Juan Castro, R OBP: 0.444, SLG: 0.643 | 99 1B | | K | 16 2B 1B | | G4-3 | | E4 75 FC3-6 | | 4 | 1 | 2 | 0 | 0 | 1 | 0 | | | | | | |
| 99 Manny Ramirez, R OBP: 0.538, SLG: 0.667 75 Xavier Paul, L OBP: 0.421, SLG: 0.588 | 1B | | 55 2B BB | K | | K | | FC3-6 84 S | | 2 | 1 | 1 | 0 | 1 | 1 | 3 | | | | | | |
| 16 Andre Ethier, L OBP: 0.328, SLG: 0.397 84 Ryan Rogowski, L (7, PR) | K | | 55 2B 1B | 1B | | 28 2B | | K | | 4 | 1 | 3 | 3 | 0 | 1 | 2 | | | | | | |
| 55 Russell Martin, R OBP: 0.452, SLG: 0.862 28 Danny Ardoin, R OBP: 0.667, SLG: 0.778 | K | | 23 E 2B | P4 | | 23 G4-3 76 SF7 2B | | F8 | | 3 | 0 | 1 | 2 | 0 | 1 | 3 | | | | | | |
| 23 Casey Blake, R OBP: 0.341, SLG: 0.486 67 Luis Maza, R OBP: 0.364, SLG: 0.125 | | | E6 | | | 76 F9 9 1B 2B | | G6-3 HBP | | 4 | 1 | 1 | 0 | 0 | 0 | 2 | | | | | | |
| 76 Doug Mientkiewicz, L OBP: 0.323, SLG: 0.667 | K | | G4-3 | | | F9 | | G6-3 | | 4 | 0 | 0 | 1 | 0 | 1 | 4 | | | | | | |
| 9 Juan Pierre, L OBP: 0.309, SLG: 0.286 | 50 E 1B | | G4-3 | | | 89 G3-6 1B | | BB | | 3 | 0 | 2 | 1 | 1 | 0 | 0 | | | | | | |
| 50 Eric Stults, L 49 Claudio Vargas, R 61 Brian Mazono, L 89 Matt Wallach, L Josh Lindblom, R 35 Erick Threats, L | K | | 13 1B 16 2B 1B | G3-6-1 | | K | | | | 1 | 0 | 0 | 0 | 0 | 1 | 1 | | | | | | |
| Inning Stats | R: 0 E: 0 K: 2 S: 9 | H: 2 LOB: 2 BB: 0 P: 9 | R: 0 E: 0 K: 2 S: 8 | H: 1 LOB: 1 BB: 0 P: 8 | R: 2 E: 1 K: 1 S: 8 | H: 2 LOB: 2 BB: 1 P: 12 | R: 3 E: 0 K: 1 S: 8 | H: 3 LOB: 1 BB: 1 P: 12 | R: 1 E: 0 K: 0 S: 4 | H: 2 LOB: 0 BB: 0 P: 4 | R: 0 E: 0 K: 1 S: 5 | H: 0 LOB: 0 BB: 0 P: 5 | R: 2 E: 0 K: 1 S: 7 | H: 2 LOB: 2 BB: 1 P: 11 | R: 0 E: 1 K: 2 S: 8 | H: 0 LOB: 1 BB: 0 P: 8 | | R: 0 E: 0 K: 0 S: 2 | H: 0 LOB: 0 BB: 0 P: 3 | 1B: 7 2B: 5 3B: 0 HR: 0 | SF: 1 SAC: 0 DP: 2 HBP: 1 | WP: 0 PB: 0 SB: 1 CS: 0 |
| PITCHER | IP WLS BF H R ER SO BB IBB HBP BLK WP HR S P ERA WHIP | | | | | | | | | | | | | | | | | | | | | |
| 26 Manny Parra, L ERA: 5.6 | (1, 1) 3.2 21 7 5 5 6 2 0 0 0 0 0 0 31 39 12.27 2.455 | | | | | | | | | | | | | | | | | | | | | |
| 54 David Riske, R ERA: 9.55 | (4, 1) 1.1 W 6 3 1 1 0 0 0 0 0 0 0 0 6 6 6.75 2.250 | | | | | | | | | | | | | | | | | | | | | |
| 47 Wes Littleton, R ERA: 12.19 | (6, 1) 2.0 H 9 2 2 2 2 1 0 0 0 0 0 0 12 16 9.00 1.500 | | | | | | | | | | | | | | | | | | | | | |
| 65 Lindsay Gulin, L ERA: 3.27 | (8, 1) 1.0 H 4 0 0 0 2 0 0 0 0 0 0 0 8 8 0.00 0.000 | | | | | | | | | | | | | | | | | | | | | |
| 50 Jorge Julio, R ERA: 5.4 | (9, 1) 1.0 3 0 0 0 0 0 0 0 1 0 0 0 2 3 0.00 0.000 | | | | | | | | | | | | | | | | | | | | | |

| Batter | 1 | 2 | 3 | 4 | 5 | 6 | 7 | 8 | 9 | AB | R | H | RBI | BB | SO | LOB | BOTTOM | | | |
|---|--|----------------------------------|-------------------------------|----------------------------------|------------------------------|----------------------------------|-------------------------------|----------------------------------|------------------------------|----------------------------------|------------------------------|---------------------------------|------------------------------|---------------------------------|------------------------------|----------------------------------|--|------------------------------------|----------------------------------|--------|
| 23 Ricke Weeks Jr., R OBP: 0.417, SLG: 0.520 47 Wes Littleton, R | F9 | | P4 | 27 FC5 7 S 1B | K | | | K | | 4 | 0 | 1 | 0 | 0 | 1 | 1 | Los Angeles Dodgers @ Milwaukee Brewers Maryvale Baseball Park, Phoenix, AZ Wed Mar 25 2009, 4:05 PM EDT Att: 5,373 - Sunny - 73 F | | | |
| 7 J.J. Hardy, R OBP: 0.455, SLG: 0.771 21 Alcides Escobar, R OBP: 0.250, SLG: 0.326 | K | | 28 1B 8 BB 1 SF9 BB | L9 | G6-3 | | | HR | | 4 | 2 | 1 | 1 | 1 | 1 | 2 | | | | |
| 8 Ryan Braun, R OBP: 0.462, SLG: 0.444 27 Brad Nelson, L OBP: 0.474, SLG: 0.652 | BB | | 25 WP 28 1B 25 HR BB | FC5 | | F8 | | 28 WP 1B | | 0 | 1 | 0 | 0 | 2 | 0 | 0 | | | | |
| 28 Prince Fielder, L OBP: 0.435, SLG: 0.694 50 Jorge Julio, R | K | | 25 WP 25 HR 1B | HR | | F8 | | F8 | | 5 | 2 | 2 | 2 | 0 | 1 | 2 | | | | |
| 1 Corey Hart, R OBP: 0.444, SLG: 0.938 16 Chris Duffy, L OBP: 0.375, SLG: 0.566 | | | SF9 | L7 | | F8 | | | | 3 | 1 | 1 | 2 | 0 | 0 | 0 | | | | |
| 25 Mike Cameron, R OBP: 0.357, SLG: 0.486 77 Carlos Corporan, S OBP: 0.357, SLG: 0.571 | F9 | | HR | | 1B 14 2B BB | | | 18 CS 1B | | 3 | 2 | 2 | 3 | 1 | 0 | 0 | | | | |
| 2 Bill Hall, R OBP: 0.375, SLG: 0.609 54 David Riske, R Mike Lamb, L OBP: 0.288, SLG: 0.319 | 18 FC6-5 2B | | G5-3 | | 1B 14 2B 1B | | | P6 | | 2 | 0 | 1 | 0 | 0 | 0 | 0 | | | | |
| 18 Jason Kendall, R OBP: 0.261, SLG: 0.489 65 Lindsay Gulin, L | FC6-5 | | | 14 HR 1B | K | | | F7 | | 4 | 1 | 1 | 0 | 0 | 1 | 4 | | | | |
| 10 Vinny Rottino, R OBP: 0.111, SLG: 0.111 | | | | HR | | | | | | 0 | 0 | 0 | 0 | 0 | 0 | 0 | | | | |
| 26 Manny Parra, L 14 Casey McGehee, R OBP: 0.391, SLG: 0.739 | B1-3 | | | HR | | | | F9 | | 1 | 0 | 0 | 0 | 0 | 0 | 1 | | | | |
| Inning Stats | R: 0 E: 0 K: 2 S: 7 | H: 0 LOB: 1 BB: 1 P: 11 | R: 1 E: 0 K: 0 S: 7 | H: 2 LOB: 1 BB: 0 P: 10 | R: 4 E: 0 K: 0 S: 5 | H: 2 LOB: 0 BB: 2 P: 14 | R: 4 E: 0 K: 0 S: 10 | H: 4 LOB: 0 BB: 0 P: 13 | R: 2 E: 0 K: 2 S: 9 | H: 2 LOB: 1 BB: 1 P: 13 | R: 0 E: 0 K: 0 S: 3 | H: 0 LOB: 0 BB: 0 P: 3 | R: 0 E: 0 K: 0 S: 4 | H: 1 LOB: 0 BB: 0 P: 4 | R: 1 E: 0 K: 1 S: 8 | H: 2 LOB: 1 BB: 0 P: 10 | 1B: 6 2B: 2 3B: 0 HR: 5 | SF: 1 SAC: 0 DP: 0 HBP: 0 | WP: 2 PB: 0 SB: 1 CS: 1 | PA: 40 |
| PITCHER | IP WLS BF H R ER SO BB IBB HBP BLK WP HR S P ERA WHIP | | | | | | | | | | | | | | | | | | | |
| 50 Eric Stults, L ERA: 12.96 | (1, 1) 2.1 13 4 4 4 0 3 0 0 0 0 1 2 8 9 36.00 4.000 | | | | | | | | | | | | | | | | | | | |
| 49 Claudio Vargas, R ERA: 8.22 | (3, 1) 1.0 L 7 4 4 4 0 0 0 0 0 0 0 1 2 8 9 36.00 4.000 | | | | | | | | | | | | | | | | | | | |
| 61 Brian Mazono, L ERA: 1.29 | (4, 1) 0.2 3 1 1 1 0 0 0 0 0 0 0 1 5 8 13.50 1.500 | | | | | | | | | | | | | | | | | | | |
| Josh Lindblom, R ERA: 2.57 | (5, 1) 3.0 12 3 2 2 2 1 0 0 0 0 0 0 16 20 6.00 1.333 | | | | | | | | | | | | | | | | | | | |
| 35 Erick Threats, L ERA: 6.35 | (8, 1) 1.0 5 2 1 1 1 0 0 0 0 0 1 1 8 10 9.00 2.000 | | | | | | | | | | | | | | | | | | | |

| | |
|-----|----|
| AB | 38 |
| R | 8 |
| H | 12 |
| RBI | 8 |
| BB | 3 |
| SO | 10 |
| LOB | 20 |

| | |
|-----|----|
| AB | 35 |
| R | 12 |
| H | 13 |
| RBI | 12 |
| BB | 4 |
| SO | 5 |
| LOB | 12 |



| Batter | 1 | 2 | 3 | 4 | 5 | 6 | 7 | 8 | 9 | AB | R | H | RBI | BB | SO | LOB | TOP | | | | | | | | |
|---|------------------------------|---------------------------------|------------------------------|----------------------------------|-------------------------------|----------------------------------|------------------------------|---------------------------------|------------------------------|---------------------------------|------------------------------|----------------------------------|------------------------------|---------------------------------|------------------------------|----------------------------------|------------------------------|----------------------------------|----------------------------------|------------------------------------|----------------------------------|--------|--|--|--|
| 13 Omar Vizquel, S OBP: 0.396, SLG: 0.317 Casey Benjamin, L (6, 4) | K | FC4-6 1B | K | | | G4-6-3 BB | | K | | 3 | 1 | 0 | 0 | 1 | 2 | 3 | | | | | | | | | |
| Frank Catalanotto, L OBP: 0.333, SLG: 0.458 15 Travis Metcalf, R OBP: 0.217, SLG: 0.228 (1, 7) (6, 7) | 7 2B | 7 2B | | F7 | | G4-6-3 | | K | | 4 | 2 | 2 | 2 | 0 | 0 | 2 | | | | | | | | | |
| 7 David Murphy, L OBP: 0.308, SLG: 0.492 (1, 9) | E6 2B | | | P4 | | K | | G3 | | 5 | 1 | 1 | 1 | 0 | 1 | 3 | | | | | | | | | |
| 9 Hank Blalock, L OBP: 0.382, SLG: 0.563 Adam Fox, R OBP: 0.417, SLG: 0.500 (7, PR) (7, 5) | 22 1B | P6 | | F9 | | | | | 4-2 14 1B | 4 | 0 | 2 | 1 | 0 | 0 | 1 | | | | | | | | | |
| 22 Marlon Byrd, R OBP: 0.396, SLG: 0.543 50 Frank Francisco, R Joey Butler, R (9, PH) 88 Pedro Strop, R (9, 1) | 19 CS | | | HR | | G1-3 | | E5 14 1B | 4-1 14 1B | 4 | 1 | 2 | 2 | 0 | 0 | 1 | | | | | | | | | |
| 19 Chris Davis, L OBP: 0.366, SLG: 0.459 60 Warner Madrigal, R (5, 1) | G3-1 | | | | | G4-3 | | K | 1-2 14 1B | 3 | 1 | 1 | 0 | 0 | 0 | 2 | | | | | | | | | |
| 41 Brandon Boggs, S OBP: 0.398, SLG: 0.546 (7, 8) | | | 2 SF9 | | | K | | | F6 | 2 | 0 | 0 | 0 | 0 | 1 | 4 | | | | | | | | | |
| 2 Taylor Teagarden, R OBP: 0.265, SLG: 0.367 14 Adam Melhuse, S OBP: 0.696, SLG: 0.789 (7, PH) (7, 2) | | 13 FC4-6 | 49 SH | G4-3 | | K | | | 3 G6-3 | 3 | 1 | 1 | 0 | 0 | 1 | 1 | | | | | | | | | |
| 1 Elvis Andrus, R OBP: 0.306, SLG: 0.298 3 Joaquin Arias, R OBP: 0.447, SLG: 0.528 (7, 6) | K | | | SF9 | | | | | 1-3 2-H | 2 | 0 | 2 | 2 | 0 | 0 | 0 | | | | | | | | | |
| 49 Doug Mathis, L OBP: 1.000, SLG: 1.000 72 Emerson Frostad, L OBP: 0.625, SLG: 0.400 (1, 1) (5, 3) | SH | | | | | 13 G4-6-3 | | | G6-3 | 2 | 1 | 1 | 1 | 0 | 1 | 1 | | | | | | | | | |
| Inning Stats | R: 2 E: 1 K: 1 S: 8 | H: 3 LOB: 1 BB: 0 P: 8 | R: 3 E: 0 K: 1 S: 9 | H: 3 LOB: 1 BB: 0 P: 10 | R: 2 E: 0 K: 1 S: 10 | H: 3 LOB: 1 BB: 0 P: 13 | R: 0 E: 0 K: 0 S: 3 | H: 0 LOB: 0 BB: 0 P: 3 | R: 0 E: 0 K: 1 S: 5 | H: 0 LOB: 0 BB: 0 P: 5 | R: 1 E: 0 K: 1 S: 5 | H: 1 LOB: 1 BB: 2 P: 13 | R: 1 E: 1 K: 1 S: 7 | H: 2 LOB: 1 BB: 0 P: 7 | R: 0 E: 0 K: 2 S: 7 | H: 0 LOB: 0 BB: 1 P: 11 | R: 1 E: 0 K: 0 S: 9 | H: 1 LOB: 1 BB: 2 P: 21 | 1B: 8 2B: 4 3B: 0 HR: 1 | SF: 1 SAC: 1 DP: 3 HBP: 0 | WP: 0 PB: 0 SB: 1 CS: 1 | PA: 44 | | | |
| PITCHER | IP | WLS | BF | H | R | ER | SO | BB | IBB | HBP | BLK | WP | HR | S | P | ERA | WHIP | | | | | | | | |
| 41 Braden Loeper, R ERA: 22.50 57 Mitch Stetter, L ERA: 2.31 12 Carlos Villanueva, R ERA: 7.3 73 Seth McClung, R ERA: 7.71 | 2.0 | | 14 | 7 | 6 | 5 | 2 | 0 | 0 | 0 | 0 | 0 | 1 | 20 | 24 | 22.50 | 3.500 | | | | | | | | |
| | 1.0 | | 5 | 2 | 1 | 1 | 1 | 0 | 0 | 0 | 0 | 0 | 0 | 7 | 7 | 9.00 | 2.000 | | | | | | | | |
| | 1.0 | | 3 | 0 | 0 | 0 | 0 | 0 | 0 | 0 | 0 | 0 | 0 | 3 | 3 | 0.00 | 0.000 | | | | | | | | |
| | 5.0 | W | 22 | 4 | 3 | 3 | 5 | 5 | 0 | 0 | 0 | 0 | 0 | 33 | 57 | 5.40 | 1.800 | | | | | | | | |

Texas Rangers @ Milwaukee Brewers
Maryvale Baseball Park, Phoenix, AZ
Thu Mar 26 2009, 4:05 PM EDT
Att: 3,129 - Sunny - 77 F


AB 37
R 10
H 13
RBI 9
BB 5
SO 8
LOB 24



| Batter | 1 | 2 | 3 | 4 | 5 | 6 | 7 | 8 | 9 | AB | R | H | RBI | BB | SO | LOB | BOTTOM | | | | | | | | |
|--|------------------------------|---------------------------------|------------------------------|---------------------------------|------------------------------|---------------------------------|-------------------------------|----------------------------------|------------------------------|---------------------------------|------------------------------|----------------------------------|------------------------------|---------------------------------|------------------------------|---------------------------------|------------------------------|----------------------------------|----------------------------------|------------------------------------|----------------------------------|--------|--|--|--|
| 23 Rickie Weeks Jr., R OBP: 0.438, SLG: 0.519 10 Vinny Rottino, R OBP: 0.100, SLG: 0.100 (1, 4) (7, PH) (8, 3) | 1 FC5-4 | | G1-3 | 16 WP | | 28 G3 | 1 1B | | F9 | 2 | 2 | 1 | 0 | 1 | 0 | 1 | | | | | | | | | |
| 16 Chris Duffy, L OBP: 0.397, SLG: 0.561 27 Brad Nelson, L OBP: 0.466, SLG: 0.638 (1, 7) (7, 7) | F8 | | K | 1 G5-3 | | F7 | | | F8 | 4 | 0 | 1 | 1 | 0 | 1 | 4 | | | | | | | | | |
| 1 Corey Hart, R OBP: 0.431, SLG: 0.885 22 Tony Gwynn Jr., L OBP: 0.238, SLG: 0.167 (1, 9) (7, 9) | FC5-4 | | E3 | G5-3 | | 28 G3 | 7 1B | | F9 | 4 | 1 | 1 | 0 | 0 | 0 | 2 | | | | | | | | | |
| 28 Prince Fielder, L OBP: 0.409, SLG: 0.642 14 Casey McGehee, R OBP: 0.393, SLG: 0.723 (1, 3) (7, 3) (8, 4) | G6-3 | | G4-3 | F8 | | G3 | | | K | 4 | 0 | 0 | 1 | 0 | 0 | 5 | | | | | | | | | |
| 7 J.J. Hardy, R OBP: 0.475, SLG: 0.827 21 Alcides Escobar, R OBP: 0.244, SLG: 0.318 (6, PR) (7, 6) | | | | HR | | K | | | B2 | 4 | 1 | 3 | 3 | 0 | 1 | 0 | | | | | | | | | |
| 25 Mike Cameron, R OBP: 0.382, SLG: 0.538 (1, 8) | F7 | | | G6-3 | | HR | | | E5 9 G5-3 | 4 | 2 | 1 | 1 | 1 | 0 | 1 | | | | | | | | | |
| 2 Bill Hall, R OBP: 0.397, SLG: 0.556 9 Hernan Iribarren, L OBP: 0.258, SLG: 0.286 (1, 5) (7, 5) | K | | | HR | | K | | | G5-3 | 4 | 1 | 1 | 0 | 0 | 3 | 3 | | | | | | | | | |
| 18 Jason Kendall, R OBP: 0.240, SLG: 0.449 (1, 2) | G1-3 | | | FC5 | | G5-3 | | | WP | 5 | 1 | 0 | 0 | 0 | 0 | 2 | | | | | | | | | |
| 41 Braden Loeper, R 57 Mitch Stetter, L 11 Mike Rivera, R 12 Carlos Villanueva, R Mike Lamb, L 73 Seth McClung, L (1, 1) (3, PH) (4, PH) (5, 1) | | | 23 G1-3 | 1 E | | 1 H | 23 BB | | G1-3 | 0 | 0 | 0 | 0 | 0 | 0 | 0 | | | | | | | | | |
| Inning Stats | R: 0 E: 0 K: 0 S: 3 | H: 0 LOB: 1 BB: 0 P: 4 | R: 0 E: 0 K: 1 S: 6 | H: 1 LOB: 0 BB: 0 P: 6 | R: 1 E: 1 K: 1 S: 7 | H: 1 LOB: 1 BB: 0 P: 7 | R: 5 E: 1 K: 0 S: 12 | H: 5 LOB: 1 BB: 0 P: 15 | R: 1 E: 0 K: 2 S: 8 | H: 1 LOB: 0 BB: 0 P: 8 | R: 3 E: 0 K: 1 S: 8 | H: 3 LOB: 2 BB: 2 P: 16 | R: 0 E: 0 K: 0 S: 3 | H: 0 LOB: 0 BB: 0 P: 3 | R: 0 E: 0 K: 1 S: 5 | H: 0 LOB: 0 BB: 0 P: 5 | R: 1 E: 1 K: 0 S: 7 | H: 0 LOB: 0 BB: 0 P: 12 | 1B: 7 2B: 1 3B: 0 HR: 3 | SF: 0 SAC: 0 DP: 0 HBP: 1 | WP: 2 PB: 0 SB: 0 CS: 0 | PA: 44 | | | |
| PITCHER | IP | WLS | BF | H | R | ER | SO | BB | IBB | HBP | BLK | WP | HR | S | P | ERA | WHIP | | | | | | | | |
| 49 Doug Mathis, R ERA: 6.75 60 Warner Madrigal, R ERA: 11.57 50 Frank Francisco, R ERA: 4.0 88 Pedro Strop, R ERA: | 4.0 | | 22 | 4 | 4 | 4 | 3 | 2 | 0 | 0 | 0 | 0 | 1 | 16 | 24 | 18.00 | 3.000 | | | | | | | | |
| | 2.0 | B | 12 | 4 | 4 | 4 | 3 | 0 | 0 | 0 | 0 | 0 | 0 | 8 | 8 | 0.00 | 0.000 | | | | | | | | |
| | 0.2 | L | 4 | 0 | 1 | 0 | 0 | 0 | 0 | 0 | 0 | 1 | 0 | 7 | 12 | 0.00 | 0.000 | | | | | | | | |

Texas Rangers @ Milwaukee Brewers
Maryvale Baseball Park, Phoenix, AZ
Thu Mar 26 2009, 4:05 PM EDT
Att: 3,129 - Sunny - 77 F

AB 41
R 11
H 11
RBI 9
BB 2
SO 6
LOB 19



| Batter | 1 | 2 | 3 | 4 | 5 | 6 | 7 | 8 | 9 | AB | R | H | RBI | BB | SO | LOB | TOP | | | |
|---|---|----------------------------------|------------------------------|---------------------------------|------------------------------|---------------------------------|------------------------------|---------------------------------|------------------------------|---------------------------------|------------------------------|---------------------------------|------------------------------|----------------------------------|------------------------------|---------------------------------|---|----------------------------------|------------------------------------|----------------------------------|
| 22 Tony Gwynn Jr., L OBP: 0.208, SLG: 0.143 10 Vinny Rottino, R OBP: 0.091, SLG: 0.091 | 0-3 K | 0-0 SH1-3 | | 0-0 G6-3 | | | 0-3 K | | 0-0 G4-6-3 | 3 | 0 | 0 | 1 | 0 | 2 | 0 | Milwaukee Brewers @ Texas Rangers Surprise Stadium, Surprise, AZ Fri Mar 27 2009, 9:05 PM EDT Att. 5,101 - Clear - 75 F | | | |
| 16 Chris Duffy, L OBP: 0.344, SLG: 0.525 90 Adam Stern, L | 0-0 E6 27 HR 14 1B | 0-0 G4-3 | | 0-0 G4-3 | | | 0-0 G3-1 | | 0-0 G4-3 | 4 | 1 | 0 | 0 | 0 | 0 | 1 | | | | |
| 14 Casey McGehee, R OBP: 0.373, SLG: 0.686 96 Lee Haydel, L OBP: 0.500, SLG: 0.500 | 0-0 27 HR 1B | | 0-0 G5-3 | | | 0-0 G6-3 | | | 0-0 F9 | 4 | 1 | 1 | 0 | 0 | 0 | 0 | | | | |
| 2 Bill Hall, R OBP: 0.313, SLG: 0.484 98 Zelous Wheeler, R | 0-0 F7 | | 0-0 G6-3 | | | 0-3 K | | | 0-0 G4-3 | 4 | 0 | 0 | 0 | 0 | 1 | 2 | | | | |
| 27 Brad Nelson, L OBP: 0.468, SLG: 0.686 90 Erik Komatsu, L | 1-0 HR | | 0-3 K | | | 0-0 1B | | | 0-0 F7 | 4 | 1 | 2 | 3 | 0 | 1 | 0 | | | | |
| Mike Lamb, L OBP: 0.333, SLG: 0.388 97 Caleb Gindl, L | 4-0 BB | | 4-0 9 E 3B | | | 0-0 G6-3 | | | 4-0 11 2B BB | 1 | 1 | 0 | 0 | 3 | 0 | 1 | | | | |
| 11 Mike Rivera, R OBP: 0.259, SLG: 0.794 77 Carlos Corporan, S OBP: 0.357, SLG: 0.571 | 0-3 K | | 0-0 E5 9 3B | | | 0-3 K | | | 0-0 1-H 2B | 4 | 1 | 1 | 1 | 0 | 2 | 2 | | | | |
| 9 Hernan Iribarren, L OBP: 0.294, SLG: 0.367 94 Brett Lawrie, R | | 4-0 22 SH1-3 BB | | 0-0 1-H 2-H G6-3 3B | | | 0-3 K | | 0-3 K | 2 | 1 | 1 | 2 | 1 | 1 | 0 | | | | |
| 21 Alcides Escobar, R OBP: 0.245, SLG: 0.313 | | 0-0 F8 | | 0-0 G5-3 | | | 0-0 P4 | | 0-0 10 G4-6-3 1B | 4 | 0 | 1 | 0 | 0 | 0 | 2 | | | | |
| Inning Stats | R: 3 E: 1 K: 2 S: 10 | H: 2 LOB: 1 BB: 1 P: 15 | R: 0 E: 0 K: 0 S: 3 | H: 0 LOB: 1 BB: 1 P: 7 | R: 0 E: 0 K: 1 S: 5 | H: 0 LOB: 0 BB: 0 P: 5 | R: 3 E: 1 K: 0 S: 5 | H: 1 LOB: 0 BB: 1 P: 9 | R: 0 E: 0 K: 1 S: 6 | H: 0 LOB: 0 BB: 0 P: 6 | R: 0 E: 0 K: 1 S: 5 | H: 0 LOB: 0 BB: 0 P: 5 | R: 1 E: 0 K: 1 S: 6 | H: 1 LOB: 2 BB: 1 P: 10 | R: 0 E: 0 K: 0 S: 3 | H: 1 LOB: 0 BB: 0 P: 3 | | 1B: 3 2B: 1 3B: 1 HR: 1 | SF: 0 SAC: 1 DP: 1 HBP: 0 | WP: 0 PB: 0 SB: 0 CS: 0 |
| PITCHER | IP WLS BF H R ER SO BB IBB HBP BLK WP HR S P ERA WHIP | | | | | | | | | | | | | | | | | | | |
| 33 Kevin Millwood, R ERA: 6.48 | 6.0 L 27 4 6 1 6 3 0 0 0 0 0 1 36 49 1.50 1.167 | | | | | | | | | | | | | | | | | | | |
| 36 C.J. Wilson, L ERA: | 7.1 1.0 3 0 0 0 1 0 0 0 0 0 0 5 5 0.00 0.000 | | | | | | | | | | | | | | | | | | | |
| 58 Derrick Turnbow, R ERA: 3.38 | 8.1 1.0 5 1 1 1 1 1 0 0 0 0 0 6 10 9.00 2.000 | | | | | | | | | | | | | | | | | | | |
| 59 Josh Rupe, R ERA: 4.5 | 9.1 1.0 3 1 0 0 0 0 0 0 0 0 0 3 3 0.00 1.000 | | | | | | | | | | | | | | | | | | | |

| Batter | 1 | 2 | 3 | 4 | 5 | 6 | 7 | 8 | 9 | AB | R | H | RBI | BB | SO | LOB | BOTTOM | | | | | |
|--|---|---------------------------------|------------------------------|---------------------------------|------------------------------|---------------------------------|------------------------------|---------------------------------|------------------------------|---------------------------------|-------------------------------|----------------------------------|------------------------------|---------------------------------|------------------------------|---------------------------------|---|------------------------------|---------------------------------|----------------------------------|------------------------------------|----------------------------------|
| 5 Ian Kinsler, R OBP: 0.377, SLG: 0.491 3 Joaquin Arias, R OBP: 0.436, SLG: 0.514 | 0-0 G6-3 | 0-0 F7 | | | 0-0 32 F8-6-3 1B | | 0-0 G5-3 | | 0-3 K | 4 | 0 | 1 | 0 | 0 | 0 | 2 | Milwaukee Brewers @ Texas Rangers Surprise Stadium, Surprise, AZ Fri Mar 27 2009, 9:05 PM EDT Att. 5,101 - Clear - 75 F | | | | | |
| 10 Michael Young, R OBP: 0.434, SLG: 0.565 15 Travis Metcalf, R OBP: 0.226, SLG: 0.237 | 1-0 HR | | | | 0-3 K | | 0-0 F7 | | 0-0 1-2 1B | 3 | 1 | 2 | 1 | 0 | 1 | 1 | | | | | | |
| 32 Josh Hamilton, L OBP: 0.403, SLG: 0.672 Engel Beltrre, L | 0-0 G3-1 | | | | 0-0 F8-6-3 1-1 1B | | 0-0 F7 | | 0-0 F8 | 4 | 0 | 1 | 0 | 0 | 0 | 2 | | | | | | |
| 25 Andruw Jones, R OBP: 0.313, SLG: 0.422 | 0-0 G5-3 | | | | 0-0 F8 | | 0-3 K | | 0-3 K | 5 | 0 | 0 | 0 | 0 | 3 | 4 | | | | | | |
| 9 Hank Blalock, L OBP: 0.362, SLG: 0.529 Frank Catalanotto, L OBP: 0.323, SLG: 0.433 | | 0-0 G3 | | 0-0 G4-3 | | | 0-0 E1 19 HR | | 0-0 P3 | 3 | 1 | 0 | 0 | 0 | 0 | 1 | | | | | | |
| 17 Nelson Cruz, R OBP: 0.350, SLG: 0.829 41 Brandon Boggs, S OBP: 0.380, SLG: 0.535 | | 0-3 K | | | 0-0 F9 | | 0-3 K | | 0-3 K | 3 | 0 | 0 | 0 | 0 | 2 | 1 | | | | | | |
| 19 Chris Davis, L OBP: 0.387, SLG: 0.538 | | 0-0 2 1B 1 2B 1B | | | 0-0 G4-3 | | 1-1 HR | | 0-2 2B | 4 | 2 | 3 | 2 | 0 | 0 | 0 | | | | | | |
| 2 Taylor Teagarden, R OBP: 0.324, SLG: 0.529 21 Jarrod Saltalamacchia, R OBP: 0.413, SLG: 0.585 | | 0-0 1 2B 1-2 1B | | | 0-0 3B | | 0-0 2B | | 0-0 P6 | 3 | 0 | 3 | 0 | 0 | 0 | 0 | | | | | | |
| 1 Elvis Andrus, R OBP: 0.308, SLG: 0.317 13 Omar Vizquel, S OBP: 0.408, SLG: 0.333 | | 0-0 1-3 2-H 2B | | | 0-0 G5-3 | | 0-0 G1-3 | | 0-0 15 1B | 3 | 0 | 1 | 1 | 0 | 0 | 2 | | | | | | |
| Inning Stats | R: 1 E: 0 K: 0 S: 4 | H: 1 LOB: 0 BB: 0 P: 5 | R: 1 E: 0 K: 1 S: 8 | H: 3 LOB: 2 BB: 0 P: 8 | R: 0 E: 0 K: 0 S: 4 | H: 1 LOB: 0 BB: 0 P: 4 | R: 0 E: 0 K: 0 S: 4 | H: 1 LOB: 1 BB: 0 P: 4 | R: 0 E: 0 K: 1 S: 5 | H: 1 LOB: 0 BB: 0 P: 5 | R: 2 E: 1 K: 2 S: 11 | H: 2 LOB: 1 BB: 0 P: 12 | R: 0 E: 0 K: 1 S: 6 | H: 1 LOB: 1 BB: 0 P: 6 | R: 0 E: 0 K: 1 S: 8 | H: 1 LOB: 0 BB: 0 P: 8 | | R: 0 E: 0 K: 2 S: 9 | H: 2 LOB: 2 BB: 0 P: 9 | 1B: 7 2B: 4 3B: 1 HR: 2 | SF: 0 SAC: 0 DP: 1 HBP: 0 | WP: 0 PB: 0 SB: 0 CS: 0 |
| PITCHER | IP WLS BF H R ER SO BB IBB HBP BLK WP HR S P ERA WHIP | | | | | | | | | | | | | | | | | | | | | |
| 31 Dave Bush, R ERA: 2.7 | 6.2 W 29 4 2 4 0 0 0 0 0 0 0 1 1 2.70 1.350 | | | | | | | | | | | | | | | | | | | | | |
| 57 Mitch Stetter, L ERA: 2.31 | 7.1 0.0 1 1 0 0 0 0 0 0 0 0 1 1 = = | | | | | | | | | | | | | | | | | | | | | |
| 45 Mark DiFelice, R ERA: 6.1 | 7.1 0.1 H 1 0 0 0 1 0 0 0 0 0 0 3 3 0.00 0.000 | | | | | | | | | | | | | | | | | | | | | |
| 12 Carlos Villanueva, R ERA: 6.75 | 8.1 1.0 H 4 1 0 0 1 0 0 0 0 0 0 8 8 0.00 1.000 | | | | | | | | | | | | | | | | | | | | | |
| 54 David Riske, R ERA: 8.59 | 9.1 1.0 S 5 2 0 0 2 0 0 0 0 0 0 9 9 0.00 2.000 | | | | | | | | | | | | | | | | | | | | | |

AB 33
R 7
H 6
RBI 7
BB 4
SO 8
LOB 11



| Batter | 1 | 2 | 3 | 4 | 5 | 6 | 7 | 8 | 9 | AB | R | H | RBI | BB | SO | LOB | TOP | | | | |
|--|---|----------------------------------|------------------------------|---------------------------------|------------------------------|---------------------------------|------------------------------|----------------------------------|------------------------------|---------------------------------|------------------------------|---------------------------------|------------------------------|---------------------------------|------------------------------|---------------------------------|--|----------------------------------|------------------------------------|----------------------------------|--------|
| 15 Ryan Sweeney, L (1, 8) OBP: 0.381, SLG: 0.559 | G3-1 | | G3-1 | F7 | | | B2 | | G1-3 | 3 | 0 | 0 | 0 | 0 | 0 | 2 | Oakland Athletics @ Milwaukee Brewers Maryvale Baseball Park, Phoenix, AZ Sat Mar 28 2009, 4:05 PM EDT Att: 5,045 - Sunny - 68 F | | | | |
| 11 Rajai Davis, R (4, 8) OBP: 0.379, SLG: 0.474 | | | | | | | | | | 2 | 0 | 0 | 0 | 0 | 0 | 0 | | | | | |
| 7 Bobby Crosby, R (1, 3) OBP: 0.327, SLG: 0.458 | 1B | | 1B | | F8 | | E6 | | | 4 | 1 | 2 | 0 | 0 | 0 | 0 | | | | | |
| 40 Curtis Thigpen, R (8, 2) OBP: 0.207, SLG: 0.370 | | | | | | | | | | 0 | 0 | 0 | 0 | 0 | 0 | 0 | | | | | |
| 5 Matt Holliday, R (1, 7) OBP: 0.385, SLG: 0.370 | 1B | | | | | | | | | 3 | 0 | 2 | 0 | 0 | 1 | 1 | | | | | |
| 6 Travis Buck, L (6, 7) OBP: 0.381, SLG: 0.481 | | | 1B | | | | | | | 1 | 0 | 0 | 0 | 0 | 0 | 1 | | | | | |
| 32 Jack Cust, L (1, 9) OBP: 0.380, SLG: 0.523 | BB | | F7 | | F8 | | | | P4 | 3 | 0 | 0 | 0 | 1 | 0 | 3 | | | | | |
| 19 Chris Denorfia, R (8, 9) OBP: 0.406, SLG: 0.414 | | | | | | | | | | 0 | 0 | 0 | 0 | 0 | 0 | 0 | | | | | |
| 22 Jack Hannahan, L (1, 5) OBP: 0.393, SLG: 0.356 | 1B | | F9 | | FC6-4 | | | | K | 4 | 0 | 1 | 1 | 0 | 1 | 3 | | | | | |
| 61 Joel Galaraga, R (1, 2) OBP: 0.344, SLG: 0.414 | G6-3 | | | | | | | | G6-3 | 4 | 0 | 0 | 0 | 0 | 0 | 2 | | | | | |
| 44 Santiago Casilla, R (8, 1) | | | | | | | | | | 0 | 0 | 0 | 0 | 0 | 0 | 0 | | | | | |
| 56 Cliff Pennington, S (1, 6) OBP: 0.377, SLG: 0.471 | | K | | | | | | | F7 | 4 | 0 | 1 | 0 | 0 | 1 | 0 | AB 35 R 2 H 7 RBI 2 BB 2 SO 7 LOB 14 | | | | |
| 2 Gregorio Petit, R (1, 4) OBP: 0.321, SLG: 0.360 | G6-3 | | | | | | | | | 2 | 0 | 0 | 0 | 1 | 0 | 0 | | | | | |
| 57 Aaron Cunningham, R (9, PH) OBP: 0.370, SLG: 0.523 | | | | | | | | | K | 1 | 0 | 0 | 0 | 0 | 1 | 0 | | | | | |
| 30 Dana Eveland, L (1, 1) | | | | | | | | | | 3 | 0 | 0 | 0 | 0 | 3 | 2 | | | | | |
| 77 Sean Doolittle, L (8, 3) OBP: 0.441, SLG: 0.724 | | | | | | | | | HR | 1 | 1 | 1 | 1 | 0 | 0 | 0 | | | | | |
| Inning Stats | R: 1 E: 0 K: 1 S: 8 | H: 2 LOB: 2 BB: 1 P: 12 | R: 0 E: 0 K: 2 S: 7 | H: 0 LOB: 0 BB: 0 P: 7 | R: 0 E: 0 K: 0 S: 5 | H: 2 LOB: 2 BB: 0 P: 5 | R: 0 E: 0 K: 1 S: 6 | H: 1 LOB: 2 BB: 1 P: 10 | R: 0 E: 0 K: 0 S: 4 | H: 0 LOB: 0 BB: 0 P: 3 | R: 0 E: 1 K: 1 S: 6 | H: 0 LOB: 1 BB: 0 P: 6 | R: 0 E: 0 K: 1 S: 5 | H: 0 LOB: 0 BB: 0 P: 5 | R: 1 E: 0 K: 1 S: 7 | H: 1 LOB: 0 BB: 0 P: 9 | | 1B: 6 2B: 0 3B: 0 HR: 1 | SF: 0 SAC: 0 DP: 0 HBP: 0 | WP: 0 PB: 0 SB: 1 CS: 0 | PA: 37 |
| PITCHER | IP WLS BF H R ER SO BB IBB HBP BLK WP HR S P ERA WHIP | | | | | | | | | | | | | | | | | | | | |
| Jeff Suppan, R (1, 1) ERA: 3.91 | 7.0 W 30 6 1 1 5 2 0 0 0 0 0 0 39 47 1.29 1.143 | | | | | | | | | | | | | | | | | | | | |
| 54 David Riske, R (8, 1) ERA: 7.88 | 0.2 H 2 0 0 0 1 0 0 0 0 0 0 0 4 4 0.00 0.000 | | | | | | | | | | | | | | | | | | | | |
| 60 Todd Coffey, R (8, 1) ERA: 2.53 | 0.2 H 2 0 0 0 0 0 0 0 0 0 0 0 2 2 0.00 0.000 | | | | | | | | | | | | | | | | | | | | |
| 50 Jorge Julio, R (9, 1) ERA: 5.91 | 0.2 3 1 1 1 1 0 0 0 0 0 0 1 6 8 13.50 1.500 | | | | | | | | | | | | | | | | | | | | |

| Batter | 1 | 2 | 3 | 4 | 5 | 6 | 7 | 8 | 9 | AB | R | H | RBI | BB | SO | LOB | BOTTOM | |
|---|---|----------------------------------|------------------------------|---------------------------------|------------------------------|---------------------------------|------------------------------|---------------------------------|------------------------------|---------------------------------|------------------------------|---------------------------------|------------------------------|---------------------------------|----------------------------------|------------------------------------|--|--------|
| 23 Rickie Weeks Jr., R (1, 4) OBP: 0.441, SLG: 0.518 | 1B | | | | | | | | | 4 | 2 | 2 | 0 | 0 | 2 | 0 | Oakland Athletics @ Milwaukee Brewers Maryvale Baseball Park, Phoenix, AZ Sat Mar 28 2009, 4:05 PM EDT Att: 5,045 - Sunny - 68 F | |
| 9 Hernan Iribarren, L (9, 4) OBP: 0.294, SLG: 0.367 | | | | | | | | | | 0 | 0 | 0 | 0 | 0 | 0 | 0 | | |
| 16 Chris Duffy, L (1, 7) OBP: 0.353, SLG: 0.523 | K | | | | | | | | | 4 | 1 | 2 | 0 | 0 | 1 | 1 | | |
| 7 J.J. Hardy, R (1, 6) OBP: 0.492, SLG: 0.873 | 1B | | | | | | | | | 3 | 1 | 2 | 3 | 1 | 1 | 1 | | |
| 21 Alcides Escobar, R (9, 6) OBP: 0.245, SLG: 0.313 | BB | | | | | | | | | 0 | 0 | 0 | 0 | 0 | 0 | 0 | | |
| 28 Prince Fielder, L (1, 3) OBP: 0.406, SLG: 0.625 | 1B | | | | | | | | | 3 | 0 | 1 | 1 | 0 | 0 | 1 | | |
| 25 Mike Cameron, R (1, 8) OBP: 0.340, SLG: 0.500 | | | | | | | | | | 3 | 0 | 0 | 0 | 0 | 1 | 1 | | |
| 2 Bill Hall, R (1, 5) OBP: 0.314, SLG: 0.471 | | | | | | | | | | 3 | 0 | 1 | 0 | 0 | 1 | 0 | | |
| 10 Vinny Rottino, R (1, 9) OBP: 0.143, SLG: 0.077 | | | | | | | | | | 2 | 0 | 0 | 0 | 1 | 0 | 1 | | |
| 60 Todd Coffey, R (8, 1) ERA: 2.53 | | | | | | | | | | 0 | 0 | 0 | 0 | 0 | 0 | 0 | | |
| 50 Jorge Julio, R (9, 1) ERA: 5.91 | | | | | | | | | | 0 | 0 | 0 | 0 | 0 | 0 | 0 | | |
| 18 Jason Kendall, R (1, 2) OBP: 0.226, SLG: 0.423 | | | | | | | | | | 3 | 0 | 0 | 0 | 0 | 0 | 1 | | |
| Jeff Suppan, R (1, 1) ERA: 3.91 | | | | | | | | | | 2 | 0 | 0 | 0 | 0 | 0 | 0 | | |
| 54 David Riske, R (8, 1) ERA: 7.88 | | | | | | | | | | 0 | 0 | 0 | 0 | 0 | 0 | 0 | | |
| 27 Brad Nelson, L (8, 9) OBP: 0.460, SLG: 0.673 | | | | | | | | | | 1 | 0 | 0 | 0 | 0 | 0 | 0 | | |
| Inning Stats | R: 1 E: 0 K: 1 S: 6 | H: 2 LOB: 1 BB: 1 P: 10 | R: 0 E: 0 K: 0 S: 2 | H: 0 LOB: 0 BB: 1 P: 6 | R: 3 E: 0 K: 1 S: 8 | H: 3 LOB: 0 BB: 0 P: 9 | R: 0 E: 0 K: 1 S: 5 | H: 0 LOB: 0 BB: 0 P: 5 | R: 0 E: 0 K: 0 S: 3 | H: 1 LOB: 0 BB: 0 P: 3 | R: 0 E: 0 K: 0 S: 3 | H: 1 LOB: 0 BB: 0 P: 3 | R: 0 E: 0 K: 2 S: 8 | H: 1 LOB: 1 BB: 0 P: 8 | 1B: 7 2B: 0 3B: 0 HR: 1 | SF: 0 SAC: 0 DP: 2 HBP: 0 | WP: 0 PB: 0 SB: 0 CS: 1 | PA: 30 |
| PITCHER | IP WLS BF H R ER SO BB IBB HBP BLK WP HR S P ERA WHIP | | | | | | | | | | | | | | | | | |
| 30 Dana Eveland, L (1, 1) ERA: 5.06 | 7.0 L 26 7 4 4 4 2 0 0 0 0 0 0 32 41 5.14 1.286 | | | | | | | | | | | | | | | | | |
| 44 Santiago Casilla, R (8, 1) ERA: 1.23 | 1.0 4 1 0 0 2 0 0 0 0 0 0 0 8 8 0.00 1.000 | | | | | | | | | | | | | | | | | |



| Batter | 1 | 2 | 3 | 4 | 5 | 6 | 7 | 8 | 9 | AB | R | H | RBI | BB | SO | LOB | TOP | | | | |
|--|---|---------------------------------|------------------------------|---------------------------------|------------------------------|---------------------------------|------------------------------|---------------------------------|------------------------------|---------------------------------|------------------------------|---------------------------------|------------------------------|---------------------------------|------------------------------|----------------------------------|---|----------------------------------|------------------------------------|----------------------------------|--------|
| 23 Ricke Weeks Jr, R (1.4) OBP: 0.436, SLG: 0.561 15 Logan Schaller, L (7.9) OBP: 0.353, SLG: 0.333 | | | | | | | | | | 3 | 0 | 0 | 0 | 0 | 1 | 0 | Milwaukee Brewers @ San Diego Padres Peoria Stadium, Peoria, AZ Tue Mar 31 2009, 10:05 PM EDT Att. 4,651 - Clear - 70 F livebaseballscorecards.com | | | | |
| 1 Cory Hart, R (1.9) OBP: 0.391, SLG: 0.778 54 David Riske, R (5.1) | | | | | | | | | | 3 | 1 | 1 | 0 | 0 | 1 | 0 | | | | | |
| 11 Mike Rivera, R (7.2) OBP: 0.323, SLG: 0.724 | | | | | | | | | | 1 | 0 | 0 | 1 | 0 | 0 | 0 | | | | | |
| 8 Ryan Braun, R (1.7) OBP: 0.353, SLG: 0.308 27 Brad Nelson, L (2.7) OBP: 0.441, SLG: 0.632 | | | | | | | | | | 1 | 0 | 0 | 1 | 0 | 0 | 0 | | | | | |
| 28 Prince Fielder, L (1.3) OBP: 0.397, SLG: 0.646 14 Casey McGehee, R (6.3) OBP: 0.354, SLG: 0.709 | | | | | | | | | | 3 | 1 | 2 | 0 | 0 | 0 | 0 | | | | | |
| 7 J.J. Hardy, R (1.6) OBP: 0.493, SLG: 0.831 21 Alcides Escobar, R (6, PR) OBP: 0.250, SLG: 0.314 | | | | | | | | | | 1 | 0 | 0 | 0 | 0 | 0 | 1 | | | | | |
| 25 Mike Cameron, R (1.8) OBP: 0.339, SLG: 0.529 22 Tony Gwynn Jr., L (6.8) OBP: 0.267, SLG: 0.160 | | | | | | | | | | 2 | 0 | 0 | 0 | 1 | 0 | 2 | | | | | |
| 30 Craig Counsell, L (1.5) OBP: 0.447, SLG: 0.561 98 Zolous Wheeler, R (7.5) OBP: 1.000, SLG: 2.000 | | | | | | | | | | 1 | 0 | 0 | 0 | 0 | 1 | 1 | | | | | |
| 18 Jason Kendall, R (1.2) OBP: 0.254, SLG: 0.431 73 Seth McClung, L (7.1) OBP: 0.500, SLG: 0.500 88 Michael Marseco, L (9, PH) | | | | | | | | | | 2 | 0 | 0 | 1 | 0 | 0 | 0 | | | | | |
| 41 Braden Looper, R (1.1) OBP: 0.351, SLG: 0.500 | | | | | | | | | | 1 | 1 | 1 | 0 | 0 | 0 | 1 | | | | | |
| 16 Chris Duffy, L (5, PH) OBP: 0.351, SLG: 0.500 | | | | | | | | | | 3 | 0 | 1 | 0 | 0 | 0 | 1 | | | | | |
| Inning Stats | R: 1 E: 1 K: 0 S: 5 | H: 2 LOB: 1 BB: 0 P: 5 | R: 0 E: 0 K: 1 S: 6 | H: 1 LOB: 1 BB: 0 P: 6 | R: 0 E: 0 K: 1 S: 5 | H: 0 LOB: 0 BB: 0 P: 5 | R: 2 E: 0 K: 0 S: 5 | H: 2 LOB: 0 BB: 0 P: 5 | R: 0 E: 0 K: 1 S: 3 | H: 0 LOB: 0 BB: 1 P: 7 | R: 0 E: 0 K: 1 S: 5 | H: 0 LOB: 0 BB: 0 P: 5 | R: 1 E: 0 K: 1 S: 7 | H: 2 LOB: 1 BB: 0 P: 8 | R: 1 E: 0 K: 2 S: 9 | H: 2 LOB: 1 BB: 0 P: 10 | | 1B: 5 2B: 3 3B: 1 HR: 0 | SF: 1 SAC: 0 DP: 0 HBP: 0 | WP: 1 PB: 1 SB: 1 CS: 0 | PA: 37 |
| PITCHER | IP WLS BF H R ER SO BB IBB HBP BLK WP HR S P ERA WHIP | | | | | | | | | | | | | | | | | | | | |
| 54 Shawn Hill, R (1.1) ERA: 4.5 | 4.0 W 17 5 3 2 2 0 0 0 0 0 0 0 21 21 4.50 1.250 | | | | | | | | | | | | | | | | | | | | |
| 85 Duane Sanchez, R (5.1) ERA: 3.0 | 1.0 H 3 0 0 0 1 0 0 0 0 0 0 0 5 5 0.00 0.000 | | | | | | | | | | | | | | | | | | | | |
| 57 Luke Gregerson, R (6.1) ERA: 3.0 | 2.0 H 7 0 0 0 1 1 0 0 0 0 0 0 8 12 0.00 0.500 | | | | | | | | | | | | | | | | | | | | |
| Brandon Gomes, R (8.1) ERA: 2.7 | 0.2 H 4 2 1 0 0 0 0 0 0 0 0 0 4 5 0.00 3.000 | | | | | | | | | | | | | | | | | | | | |
| 21 Heath Bell, R (8.1) ERA: 2.7 | 1.1 S 6 2 1 1 3 0 0 0 0 0 1 0 12 13 6.75 1.500 | | | | | | | | | | | | | | | | | | | | |

| Batter | 1 | 2 | 3 | 4 | 5 | 6 | 7 | 8 | 9 | AB | R | H | RBI | BB | SO | LOB | BOTTOM | | |
|--|---|----------------------------------|------------------------------|---------------------------------|------------------------------|---------------------------------|------------------------------|---------------------------------|------------------------------|----------------------------------|------------------------------|---------------------------------|------------------------------|---------------------------------|----------------------------------|------------------------------------|---|----------------------------------|--------|
| 33 Jody Gerut, L (1.8) OBP: 0.355, SLG: 0.508 Brandon Gomes, R (8.1) 21 Heath Bell, R (8.1) | | | | | | | | | | 5 | 1 | 2 | 0 | 0 | 0 | 2 | Milwaukee Brewers @ San Diego Padres Peoria Stadium, Peoria, AZ Tue Mar 31 2009, 10:05 PM EDT Att. 4,651 - Clear - 70 F livebaseballscorecards.com | | |
| 22 David Eckstein, R (1.4) OBP: 0.456, SLG: 0.520 1 Everth Cabrera, S (6, PR) OBP: 0.290, SLG: 0.339 | | | | | | | | | | 3 | 0 | 0 | 1 | 0 | 0 | 2 | | | |
| 24 Brian Giles, L (1.9) OBP: 0.292, SLG: 0.372 12 Scott Hairston, R (7.8) OBP: 0.265, SLG: 0.400 | | | | | | | | | | 4 | 2 | 1 | 1 | 0 | 0 | 3 | | | |
| 23 Adrián González, L (1.3) OBP: 0.395, SLG: 0.730 66 Kyle Blanks, R (6, PR) OBP: 0.420, SLG: 0.588 | | | | | | | | | | 4 | 1 | 3 | 2 | 0 | 0 | 1 | | | |
| 5 Kevin Kouzmanoff, R (1.5) OBP: 0.451, SLG: 0.644 | | | | | | | | | | 5 | 0 | 1 | 1 | 0 | 2 | 4 | | | |
| 7 Chase Headley, S (1.7) OBP: 0.311, SLG: 0.471 | | | | | | | | | | 3 | 0 | 1 | 0 | 1 | 0 | 0 | | | |
| 28 Henry Blanco, R (1.2) OBP: 0.450, SLG: 0.706 85 Duane Sanchez, R (5.1) 49 Emil Brown, R (5, PH) 57 Luke Gregerson, L (6.1) 2 Edgar Gonzalez, R (7, PR) OBP: 0.400, SLG: 0.510 | | | | | | | | | | 2 | 0 | 0 | 0 | 0 | 1 | 4 | | | |
| 15 Luis Antonio Rodriguez, S (6) OBP: 0.347, SLG: 0.370 | | | | | | | | | | 4 | 0 | 1 | 0 | 0 | 0 | 3 | | | |
| 54 Shawn Hill, R (1.1) 30 Eliezer Alfonso, R (4, PH) OBP: 0.297, SLG: 0.528 | | | | | | | | | | 0 | 0 | 0 | 0 | 1 | 0 | 0 | | | |
| Inning Stats | R: 2 E: 1 K: 0 S: 7 | H: 2 LOB: 2 BB: 1 P: 11 | R: 0 E: 0 K: 0 S: 4 | H: 1 LOB: 2 BB: 1 P: 8 | R: 0 E: 0 K: 2 S: 9 | H: 2 LOB: 0 BB: 0 P: 9 | R: 2 E: 0 K: 0 S: 5 | H: 2 LOB: 0 BB: 0 P: 5 | R: 0 E: 0 K: 1 S: 6 | H: 1 LOB: 2 BB: 1 P: 10 | R: 0 E: 0 K: 1 S: 6 | H: 1 LOB: 1 BB: 0 P: 6 | R: 0 E: 0 K: 1 S: 6 | H: 1 LOB: 1 BB: 0 P: 6 | 1B: 6 2B: 3 3B: 1 HR: 2 | SF: 0 SAC: 1 DP: 0 HBP: 0 | | WP: 0 PB: 0 SB: 0 CS: 0 | PA: 41 |
| PITCHER | IP WLS BF H R ER SO BB IBB HBP BLK WP HR S P ERA WHIP | | | | | | | | | | | | | | | | | | |
| 41 Braden Looper, R (1.1) ERA: 10.5 | 4.0 L 22 7 4 2 2 2 0 0 0 0 0 0 2 25 33 4.50 2.250 | | | | | | | | | | | | | | | | | | |
| 54 David Riske, R (5.1) ERA: 7.2 | 2.0 10 3 2 1 0 0 0 0 0 0 0 0 10 10 4.50 1.500 | | | | | | | | | | | | | | | | | | |
| 73 Seth McClung, R (7.1) ERA: 6.75 | 2.0 9 2 0 0 2 1 0 0 0 0 0 0 12 16 0.00 1.500 | | | | | | | | | | | | | | | | | | |

| Batter | 1 | 2 | 3 | 4 | 5 | 6 | 7 | 8 | 9 | AB | R | H | RBI | BB | SO | LOB | TOP | | | | | | | | | | |
|--|------------------------------|---------------------------------|------------------------------|---------------------------------|------------------------------|---------------------------------|------------------------------|---------------------------------|------------------------------|---------------------------------|------------------------------|---------------------------------|------------------------------|---------------------------------|------------------------------|---------------------------------|--|---------------------------------|----------------------------------|------------------------------------|-------------------------|--------|--|--|--|--|--|
| 32 Brian Anderson, R OBP: 0.342, SLG: 0.456 | P4 | | G5-3 | | | K | | G6-3 | | 4 | 0 | 0 | 0 | 0 | 1 | 1 | Chicago White Sox @ Milwaukee Brewers Maryvale Baseball Park, Phoenix, AZ Thu Apr 02 2009, 3:05 PM EDT Att: 2,142 - Sunny - 74 F | | | | | | | | | | |
| 17 Chris Getz, L OBP: 0.397, SLG: 0.426 | 7 WP 15 2B 1B | | L7 | | | L3 | | L7 | | 4 | 1 | 1 | 0 | 0 | 0 | 0 | | | | | | | | | | | |
| 7 Josh Fields, R OBP: 0.471, SLG: 0.688 D.J. Carrasco, R | K | | | L6 | | K2-3 | | P4 | | 3 | 0 | 0 | 0 | 0 | 2 | 1 | | | | | | | | | | | |
| 91 Stefan Gartrell, R (9, FH) | K | | | | | | | P4 | | 0 | 0 | 0 | 0 | 0 | 0 | 0 | | | | | | | | | | | |
| 15 Wilson Betemit, S OBP: 0.348, SLG: 0.623 | 2H 2B | | | G1 | | | K | F9 | | 4 | 0 | 1 | 1 | 0 | 1 | 0 | | | | | | | | | | | |
| 58 Michael Restovich, R OBP: 0.353, SLG: 0.444 | G1-3 | | | G5-3 | | | | G5-3 | | 3 | 0 | 0 | 0 | 0 | 0 | 1 | | | | | | | | | | | |
| 44 Corky Miller, R OBP: 0.324, SLG: 0.559 | | | K | | | | | K | | 3 | 0 | 0 | 0 | 0 | 2 | 0 | | | | | | | | | | | |
| 18 Brent Lillibridge, R OBP: 0.263, SLG: 0.307 | | | F9 | | | | | L6 | | 3 | 0 | 0 | 0 | 0 | 0 | 0 | | | | | | | | | | | |
| 88 Miguel Negron, L OBP: 0.273, SLG: 0.273 | | | G4-3 | | | | | 34 FC6-4 1B | | 3 | 0 | 2 | 0 | 0 | 0 | 0 | | | | | | | | | | | |
| 34 Gavin Floyd, R OBP: 0.500, SLG: 0.333 Greg Paiml, R | | | | K | | | | FC6-4 1-2 | | 2 | 0 | 0 | 0 | 0 | 1 | 1 | | | | | | | | | | | |
| Inning Stats | R: 1 E: 0 K: 1 S: 7 | H: 2 LOB: 1 BB: 0 P: 7 | R: 0 E: 0 K: 1 S: 5 | H: 0 LOB: 0 BB: 0 P: 5 | R: 0 E: 0 K: 1 S: 5 | H: 0 LOB: 0 BB: 0 P: 5 | R: 0 E: 0 K: 0 S: 3 | H: 0 LOB: 0 BB: 0 P: 3 | R: 0 E: 0 K: 0 S: 4 | H: 1 LOB: 1 BB: 0 P: 4 | R: 0 E: 0 K: 2 S: 7 | H: 0 LOB: 0 BB: 0 P: 7 | R: 0 E: 0 K: 2 S: 7 | H: 0 LOB: 0 BB: 0 P: 7 | R: 0 E: 0 K: 1 S: 6 | H: 1 LOB: 1 BB: 0 P: 6 | R: 0 E: 0 K: 0 S: 3 | H: 0 LOB: 0 BB: 0 P: 3 | 1B: 3 2B: 1 3B: 0 HR: 0 | SF: 0 SAC: 0 DP: 0 HBP: 0 | WP: 1 PB: 0 CS: 0 | PA: 31 | | | | | |
| PITCHER | IP | WLS | BF | H | R | ER | SO | BB | IBB | HBP | BLK | WP | HR | S | P | ERA | WHIP | | | | | | | | | | |
| Jeff Suppan, R ERA: 3.54 | 5.0 | | 18 | 3 | 1 | 1 | 3 | 0 | 0 | 0 | 0 | 1 | 0 | 24 | 24 | 1.80 | 0.600 | | | | | | | | | | |
| 12 Carlos Villanueva, R ERA: 5.87 | 1.0 | W | 3 | 0 | 0 | 0 | 2 | 0 | 0 | 0 | 0 | 0 | 0 | 7 | 7 | 0.00 | 0.000 | | | | | | | | | | |
| 45 Mark DiFelice, R ERA: 4.11 | 2.0 | H | 7 | 1 | 0 | 0 | 3 | 0 | 0 | 0 | 0 | 0 | 0 | 13 | 13 | 0.00 | 0.500 | | | | | | | | | | |
| 57 Mitch Stetter, L ERA: 1.84 | 1.0 | S | 3 | 0 | 0 | 0 | 0 | 0 | 0 | 0 | 0 | 0 | 0 | 3 | 3 | 0.00 | 0.000 | | | | | | | | | | |

| Batter | 1 | 2 | 3 | 4 | 5 | 6 | 7 | 8 | 9 | AB | R | H | RBI | BB | SO | LOB | BOTTOM | | | | | | | | | | |
|---|------------------------------|----------------------------------|------------------------------|---------------------------------|------------------------------|---------------------------------|------------------------------|----------------------------------|------------------------------|---------------------------------|------------------------------|---------------------------------|------------------------------|---------------------------------|------------------------------|---------------------------------|--|------------------------------------|-------------------------|--------|--|--|--|--|--|--|--|
| 23 Rickie Weeks Jr., R OBP: 0.447, SLG: 0.543 97 Adam Heather, R OBP: 0.356, SLG: 0.511 | 8 FC5-4 BB | | K | | | 1 FC5-4 HBP | | 8 FC6-4 1B | | 2 | 0 | 1 | 0 | 1 | 1 | 0 | Chicago White Sox @ Milwaukee Brewers Maryvale Baseball Park, Phoenix, AZ Thu Apr 02 2009, 3:05 PM EDT Att: 2,142 - Sunny - 74 F | | | | | | | | | | |
| 1 Corey Hart, R OBP: 0.387, SLG: 0.797 12 Carlos Villanueva, R | K | | P6 | | FC5-4 1-2 | | K | | | 3 | 0 | 0 | 0 | 0 | 1 | 2 | | | | | | | | | | | |
| 11 Mike Rivera, R OBP: 0.333, SLG: 0.700 | K | | | | FC5-4 1-2 | | K | | | 1 | 0 | 0 | 0 | 0 | 1 | 1 | | | | | | | | | | | |
| 8 Ryan Braun, R OBP: 0.286, SLG: 0.235 96 Lee Haydel, L OBP: 0.500, SLG: 0.500 | FC5-4 1-2 | | | F9 | | K | | FC6-4 1-2 | | 4 | 0 | 0 | 0 | 0 | 1 | 3 | | | | | | | | | | | |
| 28 Prince Fielder, L OBP: 0.393, SLG: 0.657 30 Craig Counsell, L OBP: 0.460, SLG: 0.568 | K | | | HR | | G1-3 | | F9 | | 3 | 1 | 1 | 1 | 0 | 1 | 1 | | | | | | | | | | | |
| 7 J.J. Hardy, R OBP: 0.493, SLG: 0.797 15 Logan Schafer, L OBP: 0.286, SLG: 0.286 | G6-3 | | | 2 BB 25 BB 1B | | 25 BB 1B BB | | P5 | | 2 | 0 | 1 | 0 | 1 | 0 | 0 | | | | | | | | | | | |
| 25 Mike Cameron, R OBP: 0.354, SLG: 0.509 16 Chris Duffy, L OBP: 0.359, SLG: 0.534 | | | | 2 BB 1-2 BB | | 2 BB 1B 1-2 BB | | 2 S BB | | 1 | 0 | 1 | 0 | 2 | 0 | 0 | | | | | | | | | | | |
| 2 Bill Hall, R OBP: 0.326, SLG: 0.432 57 Mitch Stetter, L | F9 | | | 18 G4-6-3 BB | | 1-2 2-3 BB | | G6-3 1-2 | | 3 | 0 | 1 | 1 | 1 | 0 | 2 | | | | | | | | | | | |
| 18 Jason Kendall, R OBP: 0.246, SLG: 0.406 45 Mark DiFelice, R 98 Zelig Wheeler, R OBP: 1.000, SLG: 2.000 | G6-3 | | | G4-6-3 1-2 | | G1-3 | | G1-3 | | 3 | 0 | 0 | 0 | 0 | 0 | 6 | | | | | | | | | | | |
| Jeff Suppan, R 27 Brad Nelson, L (5, PH) | G4-3 | | | | | K | | F7 | | 1 | 0 | 0 | 0 | 0 | 0 | 0 | | | | | | | | | | | |
| Inning Stats | R: 0 E: 0 K: 2 S: 7 | H: 0 LOB: 1 BB: 1 P: 11 | R: 0 E: 0 K: 0 S: 3 | H: 0 LOB: 1 BB: 1 P: 7 | R: 0 E: 0 K: 1 S: 5 | H: 0 LOB: 0 BB: 0 P: 5 | R: 1 E: 0 K: 0 S: 5 | H: 2 LOB: 2 BB: 2 P: 16 | R: 0 E: 0 K: 2 S: 7 | H: 0 LOB: 1 BB: 0 P: 8 | R: 1 E: 0 K: 0 S: 4 | H: 2 LOB: 2 BB: 1 P: 8 | R: 0 E: 0 K: 1 S: 6 | H: 1 LOB: 1 BB: 0 P: 6 | R: 0 E: 0 K: 0 S: 3 | H: 0 LOB: 1 BB: 1 P: 8 | 1B: 4 2B: 0 3B: 0 HR: 1 | SF: 0 SAC: 0 DP: 1 HBP: 1 | WP: 0 PB: 0 CS: 0 | PA: 34 | | | | | | | |
| PITCHER | IP | WLS | BF | H | R | ER | SO | BB | IBB | HBP | BLK | WP | HR | S | P | ERA | WHIP | | | | | | | | | | |
| 34 Gavin Floyd, R ERA: 2.42 D.J. Carrasco, R ERA: 4.09 | 5.0 | | 21 | 3 | 1 | 1 | 1 | 2 | 0 | 0 | 0 | 0 | 0 | 13 | 22 | 3.00 | 1.667 | | | | | | | | | | |

| | |
|-----|----|
| AB | 31 |
| R | 1 |
| H | 4 |
| RBI | 1 |
| BB | 0 |
| SO | 8 |
| LOB | 5 |



| | |
|-----|----|
| AB | 27 |
| R | 2 |
| H | 5 |
| RBI | 2 |
| BB | 6 |
| SO | 6 |
| LOB | 15 |



| Batter | 1 | 2 | 3 | 4 | 5 | 6 | 7 | 8 | 9 | AB | R | H | RBI | BB | SO | LOB | TOP | | | | | | | | |
|---|---|--|---|--------------------------------------|---------------------------------|-------------------------|-----------------------|------------------------|-----------------------|-------------------------|-----------------------|-------------------------|-----------------------|-------------------------|-----------------------|-------------------------|--|---|-------------------------|----------------------------------|------------------------------------|----------------------------------|-------------------------------|----------------------------------|-------------------------|
| 23 Rickie Weeks Jr., R 60 Todd Coffey, R 54 David Riske, R 16 Chris Duffy, L | | | G5-3 | | G6-3 | FC6 | | | | | | | | | | | 4 0 0 0 0 1 2 0 0 0 0 0 0 0 0 0 0 0 0 0 0 0 0 0 0 1 0 0 | Milwaukee Brewers @ Los Angeles Dodgers Dodger Stadium, Los Angeles, CA Fri Apr 03 2009, 7:10 PM PDT Att: 24,899 - Clear - 59 F | | | | | | | |
| 1 Cory Hart, R 15 Logan Schafer, L | | | | | | | | F7 | | | | | | | | | 2 0 1 0 1 1 0 2 2 1 0 0 0 2 | | | | | | | | |
| 8 Ryan Braun, R 97 Adam Heather, R | | | | | | | | | | | | | | | | | 5 1 3 0 0 1 0 0 0 0 0 0 0 0 | | | | | | | | |
| 28 Prince Fielder, L 14 Casey McGehee, R 65 Lindsay Gulin, L 50 Jorge Julio, R | | | | | | | | | | | | | | | | | 3 0 0 0 0 1 4 1 0 0 1 0 0 1 1 0 1 0 0 0 0 0 0 0 0 0 0 0 | | | | | | | | |
| 7 J.J. Hardy, R 30 Craig Counsell, L | | | | | | | | | | | | | | | | | 2 1 0 0 1 1 2 2 0 0 0 0 1 2 | | | | | | | | |
| 25 Mike Cameron, R 22 Tony Gwynn Jr., L | | | | | | | | | | | | | | | | | 3 1 1 3 0 0 0 2 0 0 0 0 0 2 | | | | | | | | |
| 2 Bill Hall, R | | | | | | | | | | | | | | | | | 4 1 2 1 0 1 0 | | | | | | | | |
| 18 Jason Kendall, R 11 Mike Rivera, R | | | | | | | | | | | | | | | | | 2 1 1 2 0 0 0 1 0 0 0 1 1 1 | | | | | | | | |
| 49 Yovani Gallardo, R 27 Brad Nelson, L | | | | | | | | | | | | | | | | | 2 0 0 0 0 1 0 2 0 1 0 0 1 1 | | | | | | | | |
| Inning Stats | R: 0 K: 2 S: 21 | H: 2 LOB: 2 P: 28 | R: 0 K: 0 S: 7 | H: 0 LOB: 0 P: 11 | R: 0 K: 1 S: 8 | H: 0 LOB: 0 P: 13 | R: 0 K: 1 S: 7 | H: 0 LOB: 0 P: 9 | R: 2 K: 1 S: 12 | H: 2 LOB: 0 P: 17 | R: 4 K: 2 S: 20 | H: 4 LOB: 2 P: 32 | R: 1 K: 0 S: 11 | H: 2 LOB: 1 P: 16 | R: 0 K: 2 S: 12 | H: 0 LOB: 2 P: 22 | R: 0 K: 1 S: 9 | | H: 1 LOB: 1 P: 12 | 1B: 8 2B: 2 3B: 0 HR: 1 | SF: 0 SAC: 0 DP: 0 HBP: 0 | WP: 0 PB: 0 CS: 0 SB: 0 | PA: 42 | | |
| PITCHER | IP WLS BF H R ER SO BB IBB HBP BLK WP HR S P ERA WHIP | 5.0 L 19 4 2 2 5 0 0 0 0 0 1 55 78 3.60 0.800 | 59 Guillermo Mota, R 43 Will Ohman, L 37 Tanyon Sturtze, R 63 Jeff Weaver, R | (1, 1) (6, 1) (6, 1) (7, 1) | 5.0 0.0 0.1 0.2 1.0 | L 2 2 3 5 | 2 0 0 3 2 | 2 0 0 2 1 | 5 2 0 2 1 | 0 1 0 0 0 | 0 0 0 0 0 | 0 1 0 0 0 | 0 0 0 0 0 | 0 0 0 0 0 | 0 0 0 0 0 | 0 0 0 0 0 | 0 0 0 0 0 | 0 0 0 0 0 | 0 0 0 0 0 | 0 0 0 0 0 | 0 0 0 0 0 | 0 0 0 0 0 | 0.00 0.00 27.00 9.00 | 2.000 3.000 4.500 2.000 | |
| PITCHER | IP WLS BF H R ER SO BB IBB HBP BLK WP HR S P ERA WHIP | 6.1 1.0 5 0 0 2 2 0 0 0 0 0 0 12 22 0.00 2.000 | 56 Hung-Chih Kuo, L 51 Jonathan Broxton, R 47 Cory Wade, R | (8, 1) (9, 1) (9, 1) | 6.1 0.1 0.2 | L 2 2 | 0 0 0 | 0 0 0 | 0 0 0 | 0 0 0 | 0 0 0 | 0 0 0 | 0 0 0 | 0 0 0 | 0 0 0 | 0 0 0 | 0 0 0 | 0 0 0 | 0 0 0 | 0 0 0 | 0 0 0 | 0 0 0 | 0 0 0 | 0.00 0.00 0.00 | 2.000 3.000 0.000 |

| Batter | 1 | 2 | 3 | 4 | 5 | 6 | 7 | 8 | 9 | AB | R | H | RBI | BB | SO | LOB | BOTTOM | | | | | | |
|--|---|---|---|--|---------------------------------|-------------------------|-----------------------|-------------------------|-----------------------|-------------------------|-----------------------|-------------------------|-----------------------|-------------------------|-----------------------|-------------------------|---|---|------------------------------------|----------------------------------|-----------------------|---------------------------------------|---|
| 15 Rafael Furcal, S 33 Blake DeWitt, L | | | F8 | | | | | | | | | | | | | | 1 0 0 0 1 0 0 1 0 1 0 1 0 0 | Milwaukee Brewers @ Los Angeles Dodgers Dodger Stadium, Los Angeles, CA Fri Apr 03 2009, 7:10 PM PDT Att: 24,899 - Clear - 59 F | | | | | |
| 13 Orlando Hudson, S 14 Juan Castro, R | | | | | | | | | | | | | | | | | 2 0 1 0 0 0 0 2 0 0 0 0 0 2 | | | | | | |
| 99 Manny Ramirez, R 63 Jeff Weaver, R 75 Xavier Paul, L | | | | | | | | | | | | | | | | | 1 0 0 0 1 0 0 0 0 0 0 0 0 0 2 1 1 0 0 0 1 | | | | | | |
| 16 Andre Ethier, L 17 Jason Repko, R | | | | | | | | | | | | | | | | | 3 0 0 0 0 0 4 1 0 0 0 0 1 0 | | | | | | |
| 55 Russell Martin, R 44 A.J. Ellis, R | | | | | | | | | | | | | | | | | 3 1 1 2 0 0 0 1 0 0 0 0 0 0 | | | | | | |
| 7 James Loney, L 5 Mark Loretta, R | | | | | | | | | | | | | | | | | 2 0 0 0 0 0 0 2 0 1 0 0 0 0 | | | | | | |
| 27 Matt Kemp, R 60 Chin-Lung Hu, R | | | | | | | | | | | | | | | | | 2 0 2 0 1 0 0 0 0 0 0 1 0 0 | | | | | | |
| 23 Casey Blake, R 56 Hung-Chih Kuo, L 51 Jonathan Broxton, R 47 Cory Wade, R 67 Luis Maza, R | | | | | | | | | | | | | | | | | 3 0 0 0 0 2 3 0 1 0 0 0 0 0 2 | | | | | | |
| 58 Chad Billingsley, R 59 Guillermo Mota, R 43 Will Ohman, L 37 Tanyon Sturtze, R 9 Juan Pierre, L | | | | | | | | | | | | | | | | | 1 0 0 0 0 1 0 2 0 0 0 0 0 0 | | | | | | |
| Inning Stats | R: 0 K: 0 S: 8 | H: 1 LOB: 3 P: 22 | R: 0 K: 1 S: 12 | H: 0 LOB: 1 P: 19 | R: 0 K: 1 S: 10 | H: 0 LOB: 0 P: 14 | R: 0 K: 0 S: 6 | H: 1 LOB: 1 P: 13 | R: 0 K: 0 S: 7 | H: 1 LOB: 0 P: 10 | R: 2 K: 0 S: 14 | H: 3 LOB: 1 P: 26 | R: 0 K: 0 S: 8 | H: 0 LOB: 1 P: 15 | R: 0 K: 1 S: 10 | H: 1 LOB: 2 P: 18 | 1B: 5 2B: 2 3B: 0 HR: 1 | | SF: 0 SAC: 0 DP: 3 HBP: 0 | WP: 0 PB: 0 CS: 1 SB: 0 | PA: 35 | | |
| PITCHER | IP WLS BF H R ER SO BB IBB HBP BLK WP HR S P ERA WHIP | 5.0 1.0 3 1 0 0 0 0 0 0 0 0 7 10 0.00 1.000 | 49 Yovani Gallardo, R 60 Todd Coffey, R 54 David Riske, R 65 Lindsay Gulin, L 50 Jorge Julio, R | (1, 1) (6, 1) (7, 1) (8, 1) (9, 1) | 5.0 1.0 1.0 1.0 1.0 | W 3 6 4 5 | 2 1 2 0 1 | 0 0 2 0 0 | 0 0 0 0 0 | 0 0 0 0 0 | 0 0 0 0 0 | 0 0 0 0 0 | 0 0 0 0 0 | 0 0 0 0 0 | 0 0 0 0 0 | 0 0 0 0 0 | 0 0 0 0 0 | 0 0 0 0 0 | 0 0 0 0 0 | 0 0 0 0 0 | 0 0 0 0 0 | 0.00 0.00 18.00 0.00 0.00 | 1.000 1.000 3.000 1.000 2.000 |

| Batter | 1 | 2 | 3 | 4 | 5 | 6 | 7 | 8 | 9 | AB | R | H | RBI | BB | SO | LOB | TOP | | | | | | | | | | |
|--|------------------------------|----------------------------------|------------------------------|----------------------------------|------------------------------|----------------------------------|-------------------------------|----------------------------------|------------------------------|----------------------------------|------------------------------|---------------------------------|-------------------------------|----------------------------------|-------------------------------|----------------------------------|-------------------------------|---|----------------------------------|----------------------------------|------------------------------------|-------------------------|--------|--|--|--|--|
| 23 Rickie Weeks Jr. R OBP: 0.424, SLG: 0.506 27 Brad Nelson L OBP: 0.421, SLG: 0.631 | | | | | | | | | | | 3 | 0 | 1 | 0 | 0 | 1 | 0 | Milwaukee Brewers @ Los Angeles Dodgers Dodger Stadium, Los Angeles, CA Sat Apr 04 2009, 7:10 PM PDT Att: 30,473 - Clear - 65 F livebaseballscorecards.com | | | | | | | | | |
| 1 Cory Hart R OBP: 0.383, SLG: 0.757 57 Mitch Stetter, L 45 Mark DiFelice, R 97 Adam Heather R OBP: 0.545, SLG: 0.500 | | | | | | | | | | | 3 | 0 | 0 | 0 | 0 | 2 | 1 | | | | | | | | | | |
| 8 Ryan Braun, R OBP: 0.345, SLG: 0.440 16 Chris Duffy, L OBP: 0.363, SLG: 0.527 | | | | | | | | | | | 3 | 1 | 1 | 1 | 0 | 1 | 0 | | | | | | | | | | |
| 28 Prince Fielder, L OBP: 0.374, SLG: 0.623 12 Carlos Villanueva, R 47 Wes Littleton, R | | | | | | | | | | | | 4 | 0 | 1 | 0 | 0 | 0 | | 1 | | | | | | | | |
| 7 J.J. Hardy R OBP: 0.488, SLG: 0.761 50 Jorge Julio, R 31 Dave Bush, R 14 Casey McGehee, R OBP: 0.339, SLG: 0.639 | | | | | | | | | | | 1 | 0 | 0 | 0 | 1 | 0 | 1 | | 0 | | | | | | | | |
| 25 Mike Cameron R OBP: 0.386, SLG: 0.517 22 Tony Gwynn Jr., L OBP: 0.273, SLG: 0.179 | | | | | | | | | | | 2 | 1 | 1 | 0 | 1 | 0 | 0 | | 0 | | | | | | | | |
| 2 Bill Hall, R OBP: 0.333, SLG: 0.423 | | | | | | | | | | | 4 | 2 | 1 | 0 | 0 | 1 | 2 | | 0 | | | | | | | | |
| 11 Mike Rivera, R OBP: 0.342, SLG: 0.676 77 Carlos Corporan, S OBP: 0.294, SLG: 0.471 | | | | | | | | | | | 3 | 0 | 1 | 2 | 0 | 0 | 0 | | 0 | | | | | | | | |
| 60 Todd Coffey, R 54 David Riske, L 73 Seth McClung, L OBP: 0.333, SLG: 0.333 30 Craig Counsell, L OBP: 0.436, SLG: 0.531 | | | | | | | | | | | 0 | 0 | 0 | 0 | 0 | 0 | 0 | | 0 | 0 | | | | | | | |
| Inning Stats | R: 0 E: 0 K: 2 S: 9 | H: 0 LOB: 0 BB: 0 P: 14 | R: 0 E: 0 K: 1 S: 9 | H: 0 LOB: 1 BB: 2 P: 21 | R: 0 E: 0 K: 1 S: 8 | H: 0 LOB: 0 BB: 0 P: 13 | R: 0 E: 0 K: 2 S: 13 | H: 1 LOB: 1 BB: 0 P: 19 | R: 0 E: 0 K: 0 S: 6 | H: 0 LOB: 0 BB: 0 P: 11 | R: 0 E: 0 K: 0 S: 8 | H: 1 LOB: 1 BB: 0 P: 8 | R: 3 E: 1 K: 0 S: 16 | H: 3 LOB: 1 BB: 0 P: 27 | R: 0 E: 0 K: 1 S: 10 | H: 0 LOB: 1 BB: 0 P: 17 | R: 4 E: 0 K: 0 S: 15 | | H: 4 LOB: 0 BB: 0 P: 22 | 1B: 5 2B: 2 3B: 0 HR: 2 | SF: 0 SAC: 0 DP: 1 HBP: 0 | WP: 0 PB: 0 CS: 1 | PA: 38 | | | | |
| PITCHER | IP | WLS | BF | H | R | ER | SO | BB | IBB | HBP | BLK | WP | HR | S | P | ERA | WHIP | | | | | | | | | | |
| 22 Clayton Kershaw, L ERA: 4.95 | 3.0 | 0 | 10 | 0 | 0 | 0 | 4 | 2 | 0 | 0 | 0 | 0 | 0 | 26 | 48 | 0.00 | 0.667 | | | | | | | | | | |
| 81 Ronald Belisario, R ERA: 4.95 | 1.0 | H | 4 | 1 | 0 | 0 | 2 | 0 | 0 | 0 | 0 | 0 | 0 | 13 | 19 | 0.00 | 1.000 | | | | | | | | | | |
| Eric Stults, L ERA: 9.49 | 4.0 | H | 17 | 4 | 3 | 1 | 1 | 1 | 0 | 0 | 0 | 0 | 1 | 40 | 63 | 2.25 | 1.250 | | | | | | | | | | |
| 38 Ramon Troncoso, R ERA: 6.57 | 0.2 | L | 4 | 2 | 2 | 2 | 0 | 0 | 0 | 0 | 0 | 0 | 0 | 8 | 14 | 27.00 | 3.000 | | | | | | | | | | |
| 35 Erick Threats, L ERA: 9.0 | 0.1 | B | 3 | 2 | 2 | 2 | 0 | 0 | 0 | 0 | 0 | 0 | 1 | 7 | 8 | 54.00 | 6.000 | | | | | | | | | | |

| Batter | 1 | 2 | 3 | 4 | 5 | 6 | 7 | 8 | 9 | AB | R | H | RBI | BB | SO | LOB | BOTTOM | | | | | | | | | | |
|---|-------------------------------|----------------------------------|-------------------------------|----------------------------------|-------------------------------|----------------------------------|-------------------------------|----------------------------------|------------------------------|---------------------------------|-------------------------------|----------------------------------|------------------------------|----------------------------------|------------------------------|----------------------------------|------------------------------|---|---------------------------------|----------------------------------|------------------------------------|-------------------------|--------|--|--|--|--|
| 15 Rafael Furcal, S OBP: 0.346, SLG: 0.348 Chin-Lung Hu, R OBP: 0.311, SLG: 0.339 | | | | | | | | | | 2 | 1 | 2 | 1 | 0 | 0 | 0 | 0 | Milwaukee Brewers @ Los Angeles Dodgers Dodger Stadium, Los Angeles, CA Sat Apr 04 2009, 7:10 PM PDT Att: 30,473 - Clear - 65 F livebaseballscorecards.com | | | | | | | | | |
| 13 Orlando Hudson, S OBP: 0.278, SLG: 0.284 14 Juan Castro, R OBP: 0.393, SLG: 0.603 | | | | | | | | | | 1 | 1 | 1 | 0 | 1 | 0 | 0 | 0 | | | | | | | | | | |
| 99 Manny Ramirez, R OBP: 0.399, SLG: 0.625 9 Juan Pierre, L OBP: 0.333, SLG: 0.333 | | | | | | | | | | 1 | 0 | 0 | 0 | 1 | 0 | 2 | 3 | | | | | | | | | | |
| 16 Andre Ethier, L OBP: 0.358, SLG: 0.482 5 Mark Loretta, R OBP: 0.400, SLG: 0.324 | | | | | | | | | | 3 | 0 | 1 | 2 | 0 | 0 | 4 | 2 | | 0 | | | | | | | | |
| 55 Russell Martin, R OBP: 0.383, SLG: 0.698 81 Ronald Belisario, R Xavier Paul, L OBP: 0.400, SLG: 0.523 | | | | | | | | | | 1 | 0 | 0 | 0 | 1 | 0 | 1 | 0 | | 1 | | | | | | | | |
| 7 James Loney, L OBP: 0.315, SLG: 0.333 Eric Stults, L OBP: 0.500, SLG: 0.500 38 Ramon Troncoso, R 35 Erick Threats, L | | | | | | | | | | 2 | 0 | 1 | 0 | 1 | 1 | 2 | 1 | | 0 | 0 | | | | | | | |
| 27 Matt Kemp, R OBP: 0.298, SLG: 0.456 33 Blake DeWitt, L OBP: 0.351, SLG: 0.423 | | | | | | | | | | 3 | 0 | 0 | 0 | 1 | 4 | 1 | 0 | | 0 | | | | | | | | |
| 23 Casey Blake, R OBP: 0.317, SLG: 0.482 Jason Repko, R OBP: 0.311, SLG: 0.300 | | | | | | | | | | 2 | 0 | 0 | 0 | 1 | 1 | 0 | 1 | | 0 | | | | | | | | |
| 22 Clayton Kershaw, L OBP: 0.500, SLG: 1.167 12 Brad Ausmus, R OBP: 0.389, SLG: 0.413 | | | | | | | | | | 3 | 0 | 0 | 0 | 0 | 1 | 4 | 1 | | 0 | 0 | | | | | | | |
| Inning Stats | R: 2 E: 0 K: 1 S: 22 | H: 3 LOB: 2 BB: 2 P: 39 | R: 1 E: 0 K: 1 S: 15 | H: 2 LOB: 3 BB: 1 P: 25 | R: 0 E: 0 K: 1 S: 15 | H: 1 LOB: 3 BB: 2 P: 30 | R: 0 E: 0 K: 2 S: 13 | H: 1 LOB: 2 BB: 1 P: 24 | R: 0 E: 0 K: 1 S: 7 | H: 0 LOB: 0 BB: 0 P: 9 | R: 1 E: 0 K: 0 S: 11 | H: 2 LOB: 1 BB: 0 P: 16 | R: 0 E: 0 K: 1 S: 9 | H: 1 LOB: 0 BB: 0 P: 11 | R: 0 E: 0 K: 0 S: 6 | H: 0 LOB: 0 BB: 0 P: 11 | R: 0 E: 0 K: 0 S: 6 | | H: 0 LOB: 0 BB: 0 P: 9 | 1B: 7 2B: 3 3B: 0 HR: 0 | SF: 0 SAC: 0 DP: 1 HBP: 0 | WP: 0 PB: 0 CS: 0 | PA: 41 | | | | |
| PITCHER | IP | WLS | BF | H | R | ER | SO | BB | IBB | HBP | BLK | WP | HR | S | P | ERA | WHIP | | | | | | | | | | |
| 60 Todd Coffey, R ERA: 3.07 | 1.0 | | 7 | 3 | 2 | 2 | 1 | 2 | 0 | 0 | 0 | 0 | 0 | 15 | 25 | 9.00 | 3.000 | | | | | | | | | | |
| 54 David Riske, R ERA: 8.25 | 1.0 | | 6 | 2 | 1 | 1 | 1 | 1 | 0 | 0 | 0 | 0 | 0 | 15 | 30 | 0.00 | 3.000 | | | | | | | | | | |
| 73 Seth McClung, R ERA: 6.35 | 1.0 | | 6 | 1 | 0 | 0 | 1 | 2 | 0 | 0 | 0 | 0 | 0 | 15 | 30 | 0.00 | 3.000 | | | | | | | | | | |
| 50 Jorge Julio, R ERA: 4.3 | 1.0 | | 5 | 1 | 0 | 0 | 2 | 1 | 0 | 0 | 0 | 0 | 0 | 13 | 24 | 0.00 | 2.000 | | | | | | | | | | |
| 31 Dave Bush, R ERA: 3.74 | 1.0 | | 3 | 0 | 0 | 0 | 1 | 0 | 0 | 0 | 0 | 0 | 0 | 7 | 9 | 0.00 | 0.000 | | | | | | | | | | |
| PITCHER | IP | WLS | BF | H | R | ER | SO | BB | IBB | HBP | BLK | WP | HR | S | P | ERA | WHIP | | | | | | | | | | |
| 57 Mitch Stetter, L ERA: 2.3 | 1.0 | | 5 | 2 | 1 | 1 | 0 | 0 | 0 | 0 | 0 | 0 | 0 | 11 | 16 | 9.00 | 2.000 | | | | | | | | | | |
| 45 Mark DiFelice, R ERA: 3.86 | 1.0 | | 3 | 1 | 0 | 0 | 1 | 0 | 0 | 0 | 0 | 0 | 0 | 9 | 11 | 0.00 | 1.000 | | | | | | | | | | |
| 12 Carlos Villanueva, R ERA: 5.61 | 1.0 | W | 3 | 0 | 0 | 0 | 0 | 0 | 0 | 0 | 0 | 0 | 0 | 6 | 11 | 0.00 | 0.000 | | | | | | | | | | |
| 47 Wes Littleton, R ERA: 10.13 | 1.0 | S | 3 | 0 | 0 | 0 | 0 | 0 | 0 | 0 | 0 | 0 | 0 | 6 | 9 | 0.00 | 0.000 | | | | | | | | | | |

| Batter | 1 | 2 | 3 | 4 | 5 | 6 | 7 | 8 | 9 | AB | R | H | RBI | BB | SO | LOB | TOP | | | | | |
|---|--|---|--|--|--|---|---|--|--|--|--|--|--|--|--|--|--|------------------------------------|---------------------------|---------------|----------------|---------------|
| 23 Rickie Weeks Jr, R OBP: 0.800, SLG: 1.000 | | | | | | | | | | 3 | 1 | 2 | 1 | 1 | 0 | 0 | Milwaukee Brewers @ San Francisco Giants AT&T Park, San Francisco, CA Tue Apr 07 2009, 1:05 PM PDT Att: 42,767 - Overcast - 58 F | | | | | |
| 1 Cory Hart, R OBP: 0.200, SLG: 0.200 | | | | | | | | | | 5 | 1 | 1 | 0 | 0 | 2 | 4 | | | | | | |
| 8 Ryan Braun, R OBP: 0.600, SLG: 0.500 | | | | | | | | | | 4 | 1 | 2 | 0 | 0 | 2 | 2 | | | | | | |
| 28 Prince Fielder, L OBP: 0.600, SLG: 0.750 | | | | | | | | | | 4 | 0 | 2 | 1 | 1 | 2 | 3 | | | | | | |
| 7 J.J. Hardy, R | | | | | | | | | | 5 | 0 | 0 | 0 | 0 | 1 | 7 | | | | | | |
| 25 Mike Cameron, R OBP: 1.000, SLG: 1.000 | | | | | | | | | | 1 | 2 | 1 | 1 | 4 | 0 | 0 | | | | | | |
| 2 Bill Hall, R OBP: 0.400, SLG: 0.500 | | | | | | | | | | 4 | 0 | 1 | 1 | 1 | 2 | 4 | | | | | | |
| 18 Jason Kendall, R | | | | | | | | | | 5 | 0 | 0 | 0 | 0 | 2 | 5 | | | | | | |
| 37 Jeff Suppan, R ERA: 9.0 | | | | | | | | | | 2 | 1 | 1 | 1 | 0 | 0 | 0 | | | | | | |
| 27 Brian Wilson, L ERA: 13.5 | | | | | | | | | | 2 | 1 | 0 | 0 | 0 | 0 | 1 | | | | | | |
| 73 Seth McClung, L ERA: 4.5 | | | | | | | | | | 0 | 0 | 0 | 0 | 0 | 0 | 0 | | | | | | |
| 31 Dave Bush, R ERA: 18.0 | | | | | | | | | | 0 | 0 | 0 | 0 | 0 | 0 | 0 | | | | | | |
| 50 Jorge Julio, R ERA: 9.0 | | | | | | | | | | 0 | 0 | 0 | 0 | 0 | 0 | 0 | | | | | | |
| Inning Stats | R: 0 E: 0 K: 2 S: 13 | H: 0 LOB: 2 BB: 1 P: 23 | R: 2 E: 0 K: 2 S: 16 | H: 2 LOB: 1 BB: 1 P: 27 | R: 1 E: 0 K: 1 S: 15 | H: 2 LOB: 2 BB: 1 P: 28 | R: 2 E: 1 K: 0 S: 13 | H: 3 LOB: 1 BB: 0 P: 24 | R: 0 E: 0 K: 1 S: 10 | H: 0 LOB: 1 BB: 1 P: 18 | R: 0 E: 0 K: 1 S: 9 | H: 1 LOB: 1 BB: 1 P: 15 | R: 0 E: 0 K: 3 S: 12 | H: 1 LOB: 2 BB: 1 P: 18 | R: 1 E: 0 K: 1 S: 11 | H: 1 LOB: 1 BB: 2 P: 24 | 1B: 6 2B: 4 3B: 0 HR: 0 | SF: 0 SAC: 0 DP: 3 HBP: 2 | WP: 2 PB: 0 CS: 4 | PA: 44 | | |
| PITCHER | IP: 3.0 WLS: 0 BF: 17 ERA: 9.0 | IP: 2.0 WLS: 1 BF: 10 ERA: 9.0 | IP: 1.0 WLS: 0 BF: 3 ERA: 9.0 | IP: 1.0 WLS: 0 BF: 4 ERA: 9.0 | IP: 1.0 WLS: 0 BF: 5 ERA: 9.0 | IP: 0.2 WLS: 0 BF: 4 ERA: 13.5 | IP: 0.1 WLS: 0 BF: 1 ERA: 13.5 | IP: 1.0 WLS: 0 BF: 10 ERA: 13.5 | IP: 1.0 WLS: 0 BF: 10 ERA: 13.5 | IP: 1.0 WLS: 0 BF: 10 ERA: 13.5 | IP: 1.0 WLS: 0 BF: 10 ERA: 13.5 | IP: 1.0 WLS: 0 BF: 10 ERA: 13.5 | IP: 1.0 WLS: 0 BF: 10 ERA: 13.5 | IP: 1.0 WLS: 0 BF: 10 ERA: 13.5 | IP: 1.0 WLS: 0 BF: 10 ERA: 13.5 | IP: 1.0 WLS: 0 BF: 10 ERA: 13.5 | IP: 1.0 WLS: 0 BF: 10 ERA: 13.5 | WP: 1 HR: 0 S: 8 P: 18 | ERA: 13.50 WHIP: 4.500 | 0.00 0.000 | | |
| 55 Tim Lincecum, R ERA: 9.0 | | | | | | | | | | 2 | 1 | 0 | 1 | 1 | 1 | 1 | | | | | | |
| 49 Joe Martinez, R ERA: 9.0 | | | | | | | | | | 4 | 2 | 1 | 0 | 1 | 1 | 1 | | | | | | |
| 49 Brandon Medders, R ERA: 9.0 | | | | | | | | | | 4 | 2 | 1 | 0 | 1 | 1 | 1 | | | | | | |
| 41 Jeremy Affeldt, L ERA: 9.0 | | | | | | | | | | 5 | 1 | 2 | 3 | 0 | 1 | 5 | | | | | | |
| 46 Bob Howry, R ERA: 9.0 | | | | | | | | | | 3 | 1 | 2 | 3 | 1 | 0 | 1 | | | | | | |
| Inning Stats | R: 3 E: 0 K: 0 S: 11 | H: 3 LOB: 1 BB: 0 P: 18 | R: 1 E: 0 K: 0 S: 8 | H: 1 LOB: 0 BB: 0 P: 12 | R: 0 E: 0 K: 0 S: 4 | H: 0 LOB: 0 BB: 0 P: 6 | R: 2 E: 0 K: 1 S: 14 | H: 2 LOB: 1 BB: 1 P: 26 | R: 1 E: 0 K: 1 S: 13 | H: 1 LOB: 3 BB: 3 P: 27 | R: 0 E: 0 K: 1 S: 9 | H: 0 LOB: 0 BB: 0 P: 15 | R: 2 E: 0 K: 1 S: 11 | H: 3 LOB: 1 BB: 0 P: 16 | R: 1 E: 0 K: 1 S: 9 | H: 2 LOB: 2 BB: 1 P: 17 | 1B: 6 2B: 2 3B: 1 HR: 3 | SF: 1 SAC: 0 DP: 1 HBP: 2 | WP: 0 PB: 0 CS: 0 | PA: 42 | | |
| PITCHER | IP: 4.0 WLS: 0 BF: 20 ERA: 13.5 | IP: 2.0 WLS: 1 BF: 10 ERA: 4.5 | IP: 1.0 WLS: 0 BF: 3 ERA: 4.5 | IP: 1.0 WLS: 0 BF: 4 ERA: 4.5 | IP: 1.0 WLS: 0 BF: 5 ERA: 4.5 | IP: 0.2 WLS: 0 BF: 4 ERA: 13.5 | IP: 0.1 WLS: 0 BF: 1 ERA: 13.5 | IP: 1.0 WLS: 0 BF: 10 ERA: 13.5 | IP: 1.0 WLS: 0 BF: 10 ERA: 13.5 | IP: 1.0 WLS: 0 BF: 10 ERA: 13.5 | IP: 1.0 WLS: 0 BF: 10 ERA: 13.5 | IP: 1.0 WLS: 0 BF: 10 ERA: 13.5 | IP: 1.0 WLS: 0 BF: 10 ERA: 13.5 | IP: 1.0 WLS: 0 BF: 10 ERA: 13.5 | IP: 1.0 WLS: 0 BF: 10 ERA: 13.5 | IP: 1.0 WLS: 0 BF: 10 ERA: 13.5 | IP: 1.0 WLS: 0 BF: 10 ERA: 13.5 | WP: 0 HR: 3 S: 5 P: 18 | ERA: 13.50 WHIP: 1.750 | 4.50 2.000 | 18.00 3.000 | 9.00 3.000 |
| 37 Jeff Suppan, R ERA: 13.5 | | | | | | | | | | 1 | 0 | 0 | 0 | 0 | 0 | 0 | | | | | | |
| 73 Seth McClung, R ERA: 4.5 | | | | | | | | | | 1 | 0 | 0 | 0 | 0 | 0 | | | | | | | |
| 31 Dave Bush, R ERA: 18.0 | | | | | | | | | | 1 | 0 | 0 | 0 | 0 | 0 | | | | | | | |
| 50 Jorge Julio, R ERA: 9.0 | | | | | | | | | | 1 | 0 | 0 | 0 | 0 | 0 | | | | | | | |
| Inning Stats | R: 3 E: 0 K: 0 S: 11 | H: 3 LOB: 1 BB: 0 P: 18 | R: 1 E: 0 K: 0 S: 8 | H: 1 LOB: 0 BB: 0 P: 12 | R: 0 E: 0 K: 0 S: 4 | H: 0 LOB: 0 BB: 0 P: 6 | R: 2 E: 0 K: 1 S: 14 | H: 2 LOB: 1 BB: 1 P: 26 | R: 1 E: 0 K: 1 S: 13 | H: 1 LOB: 3 BB: 3 P: 27 | R: 0 E: 0 K: 1 S: 9 | H: 0 LOB: 0 BB: 0 P: 15 | R: 2 E: 0 K: 1 S: 11 | H: 3 LOB: 1 BB: 0 P: 16 | R: 1 E: 0 K: 1 S: 9 | H: 2 LOB: 2 BB: 1 P: 17 | 1B: 6 2B: 2 3B: 1 HR: 3 | SF: 1 SAC: 0 DP: 1 HBP: 2 | WP: 0 PB: 0 CS: 0 | PA: 42 | | |
| PITCHER | IP: 4.0 WLS: 0 BF: 20 ERA: 13.5 | IP: 2.0 WLS: 1 BF: 10 ERA: 4.5 | IP: 1.0 WLS: 0 BF: 3 ERA: 4.5 | IP: 1.0 WLS: 0 BF: 4 ERA: 4.5 | IP: 1.0 WLS: 0 BF: 5 ERA: 4.5 | IP: 0.2 WLS: 0 BF: 4 ERA: 13.5 | IP: 0.1 WLS: 0 BF: 1 ERA: 13.5 | IP: 1.0 WLS: 0 BF: 10 ERA: 13.5 | IP: 1.0 WLS: 0 BF: 10 ERA: 13.5 | IP: 1.0 WLS: 0 BF: 10 ERA: 13.5 | IP: 1.0 WLS: 0 BF: 10 ERA: 13.5 | IP: 1.0 WLS: 0 BF: 10 ERA: 13.5 | IP: 1.0 WLS: 0 BF: 10 ERA: 13.5 | IP: 1.0 WLS: 0 BF: 10 ERA: 13.5 | IP: 1.0 WLS: 0 BF: 10 ERA: 13.5 | IP: 1.0 WLS: 0 BF: 10 ERA: 13.5 | IP: 1.0 WLS: 0 BF: 10 ERA: 13.5 | WP: 0 HR: 3 S: 5 P: 18 | ERA: 13.50 WHIP: 1.750 | 4.50 2.000 | 18.00 3.000 | 9.00 3.000 |

| Batter | 1 | 2 | 3 | 4 | 5 | 6 | 7 | 8 | 9 | AB | R | H | RBI | BB | SO | LOB | TOP | | | |
|--|---|----------------------------------|------------------------------|---------------------------------|------------------------------|----------------------------------|-------------------------------|----------------------------------|------------------------------|----------------------------------|-------------------------------|----------------------------------|------------------------------|---------------------------------|-------------------------------|----------------------------------|--|------------------------------------|-------------------------|--------|
| 23 Rickie Weeks Jr, R OBP: 0.385, SLG: 0.500 | | | | | | | | | | 4 | 0 | 0 | 0 | 0 | 1 | 1 | Milwaukee Brewers @ San Francisco Giants AT&T Park, San Francisco, CA Thu Apr 09 2009, 4:05 PM PDT Att: 30,029 - Cloudy - 55 F | | | |
| 30 Craig Counsell, L OBP: 0.750, SLG: 0.500 14 Casey McGehee, R(8, PH) | | | | | | | | | | 2 | 0 | 1 | 0 | 1 | 0 | 0 | | | | |
| 8 Ryan Braun, R OBP: 0.385, SLG: 0.500 | | | | | | | | | | 4 | 0 | 0 | 0 | 0 | 2 | 2 | | | | |
| 28 Prince Fielder, L OBP: 0.231, SLG: 0.250 | | | | | | | | | | 4 | 0 | 0 | 0 | 0 | 0 | 2 | | | | |
| 7 J.J. Hardy, R OBP: 0.077, SLG: 0.077 | | | | | | | | | | 4 | 1 | 1 | 0 | 0 | 2 | 1 | | | | |
| 25 Mike Cameron, R OBP: 0.789, SLG: 1.143 | | | | | | | | | | 3 | 0 | 2 | 0 | 1 | 0 | 0 | | | | |
| 1 Corey Hart, R OBP: 0.154, SLG: 0.231 | | | | | | | | | | 4 | 0 | 1 | 0 | 0 | 1 | 4 | | | | |
| 18 Jason Kendall, R | | | | | | | | | | 2 | 0 | 0 | 1 | 0 | 0 | 2 | | | | |
| 26 Manny Parra, L | | | | | | | | | | 2 | 0 | 0 | 0 | 0 | 1 | 2 | | | | |
| 45 Mark DiFelice, R | | | | | | | | | | 0 | 0 | 0 | 0 | 0 | 0 | 0 | | | | |
| 16 Chris Duffy, L | | | | | | | | | | 1 | 0 | 0 | 0 | 0 | 1 | 1 | | | | |
| 54 David Riske, R | | | | | | | | | | 0 | 0 | 0 | 0 | 0 | 0 | 0 | | | | |
| 50 Jorge Julio, R | | | | | | | | | | 0 | 0 | 0 | 0 | 0 | 0 | 0 | | | | |
| Inning Stats | R: 0 E: 0 K: 0 S: 6 | H: 0 LOB: 0 BB: 0 P: 10 | R: 0 E: 0 K: 1 S: 6 | H: 0 LOB: 0 BB: 0 P: 7 | R: 0 E: 0 K: 0 S: 8 | H: 1 LOB: 1 BB: 0 P: 11 | R: 0 E: 0 K: 1 S: 11 | H: 1 LOB: 1 BB: 0 P: 17 | R: 0 E: 0 K: 1 S: 9 | H: 0 LOB: 1 BB: 1 P: 14 | R: 1 E: 0 K: 1 S: 11 | H: 1 LOB: 1 BB: 1 P: 20 | R: 0 E: 0 K: 1 S: 6 | H: 0 LOB: 0 BB: 0 P: 8 | R: 0 E: 0 K: 2 S: 11 | H: 1 LOB: 1 BB: 0 P: 20 | 1B: 3 2B: 2 3B: 0 HR: 0 | SF: 1 SAC: 0 DP: 0 HBP: 0 | WP: 0 PB: 0 CS: 0 | PA: 34 |
| PITCHER | IP WLS BF H R ER SO BB IBB HBP BLK WP HR S P ERA WHIP | | | | | | | | | | | | | | | | | | | |
| 18 Matt Cain, R ERA: 1.29 | 7.0 W 27 4 1 1 5 2 0 0 0 0 0 0 61 90 1.29 0.857 | | | | | | | | | | | | | | | | | | | |
| 41 Jeremy Affeldt, L ERA: | 1.0 3 0 0 0 1 0 0 0 0 0 0 0 6 8 0.00 0.000 | | | | | | | | | | | | | | | | | | | |
| 49 Joe Martinez, R ERA: 6.75 | 0.2 3 1 0 0 1 0 0 0 0 0 0 0 8 16 0.00 1.500 | | | | | | | | | | | | | | | | | | | |
| 49 Brandon Medders, R ERA: | 0.1 1 0 0 0 1 0 0 0 0 0 0 0 3 4 0.00 0.000 | | | | | | | | | | | | | | | | | | | |

| Batter | 1 | 2 | 3 | 4 | 5 | 6 | 7 | 8 | 9 | AB | R | H | RBI | BB | SO | LOB | BOTTOM | | | |
|--|---|----------------------------------|-------------------------------|----------------------------------|------------------------------|---------------------------------|-------------------------------|----------------------------------|-------------------------------|----------------------------------|------------------------------|---------------------------------|-------------------------------|----------------------------------|-------------------------------|----------------------------------|--|------------------------------------|-------------------------|--------|
| 2 Randy Winn, S OBP: 0.467, SLG: 0.727 | | | | | | | | | | 4 | 2 | 2 | 0 | 1 | 0 | 0 | Milwaukee Brewers @ San Francisco Giants AT&T Park, San Francisco, CA Thu Apr 09 2009, 4:05 PM PDT Att: 30,029 - Cloudy - 55 F | | | |
| 16 Edgar Renteria, R OBP: 0.286, SLG: 0.167 | | | | | | | | | | 5 | 2 | 1 | 0 | 0 | 1 | 3 | | | | |
| 14 Fred Lewis, L OBP: 0.692, SLG: 0.667 | | | | | | | | | | 3 | 2 | 3 | 0 | 1 | 0 | 0 | | | | |
| 1 Bengie Molina, R OBP: 0.385, SLG: 0.833 | | | | | | | | | | 3 | 1 | 2 | 4 | 0 | 0 | 1 | | | | |
| 48 Pablo Sandoval, S OBP: 0.462, SLG: 0.455 | | | | | | | | | | 3 | 0 | 2 | 0 | 1 | 1 | 1 | | | | |
| 35 Rich Aurilia, R | | | | | | | | | | 4 | 0 | 0 | 0 | 0 | 1 | 6 | | | | |
| 33 Aaron Rowand, R OBP: 0.583, SLG: 1.091 | | | | | | | | | | 4 | 0 | 2 | 1 | 0 | 1 | 1 | | | | |
| 7 Emmanuel Burriss, S | | | | | | | | | | 4 | 0 | 0 | 0 | 0 | 1 | 3 | | | | |
| 18 Matt Cain, R | | | | | | | | | | 2 | 0 | 0 | 0 | 1 | 0 | 0 | | | | |
| 41 Jeremy Affeldt, L | | | | | | | | | | 0 | 0 | 0 | 0 | 0 | 0 | 0 | | | | |
| 5 Juan Uribe, R | | | | | | | | | | 1 | 0 | 0 | 0 | 0 | 1 | 1 | | | | |
| 49 Joe Martinez, L | | | | | | | | | | 0 | 0 | 0 | 0 | 0 | 0 | 0 | | | | |
| 49 Brandon Medders, R | | | | | | | | | | 0 | 0 | 0 | 0 | 0 | 0 | 0 | | | | |
| Inning Stats | R: 0 E: 0 K: 0 S: 12 | H: 1 LOB: 1 BB: 0 P: 21 | R: 0 E: 0 K: 2 S: 11 | H: 1 LOB: 1 BB: 0 P: 17 | R: 0 E: 0 K: 0 S: 6 | H: 0 LOB: 0 BB: 0 P: 8 | R: 2 E: 0 K: 1 S: 13 | H: 3 LOB: 1 BB: 0 P: 20 | R: 3 E: 1 K: 0 S: 14 | H: 2 LOB: 1 BB: 3 P: 29 | R: 0 E: 0 K: 1 S: 7 | H: 0 LOB: 0 BB: 0 P: 8 | R: 2 E: 1 K: 0 S: 16 | H: 4 LOB: 1 BB: 0 P: 25 | R: 0 E: 0 K: 2 S: 11 | H: 1 LOB: 2 BB: 1 P: 17 | 1B: 8 2B: 4 3B: 0 HR: 0 | SF: 1 SAC: 0 DP: 2 HBP: 0 | WP: 1 PB: 0 CS: 0 | PA: 38 |
| PITCHER | IP WLS BF H R ER SO BB IBB HBP BLK WP HR S P ERA WHIP | | | | | | | | | | | | | | | | | | | |
| 26 Manny Parra, L ERA: 10.38 | 4.1 L 21 6 1 0 0 1 0 1 0 0 0 0 13 18 0.00 0.600 | | | | | | | | | | | | | | | | | | | |
| 45 Mark DiFelice, R ERA: | 1.2 6 1 0 0 1 0 0 0 0 0 0 0 16 25 0.00 4.000 | | | | | | | | | | | | | | | | | | | |
| 54 David Riske, R ERA: 18.0 | 1.0 6 4 2 2 0 0 0 0 0 0 0 0 11 17 0.00 2.000 | | | | | | | | | | | | | | | | | | | |
| 50 Jorge Julio, R ERA: 4.5 | 1.0 5 1 0 0 2 1 0 0 0 0 0 0 11 17 0.00 2.000 | | | | | | | | | | | | | | | | | | | |

| | |
|-----|----|
| AB | 31 |
| R | 1 |
| H | 5 |
| RBI | 1 |
| BB | 2 |
| SO | 8 |
| LOB | 15 |




| | |
|-----|----|
| AB | 33 |
| R | 7 |
| H | 12 |
| RBI | 5 |
| BB | 4 |
| SO | 6 |
| LOB | 16 |



| Batter | 1 | 2 | 3 | 4 | 5 | 6 | 7 | 8 | 9 | AB | R | H | RBI | BB | SO | LOB | TOP | | | | |
|---|---|---|---|---|---|---|---|---|---|---|---|---|---|---|---|---|---|---|---|---|---|
| 12 Alfonso Soriano, R OBP: 0.286, SLG: 0.600 | | | | | | | | | | 5 | 0 | 0 | 0 | 0 | 2 | 1 | | | | | |
| 1 Kosuke Fukudome, L OBP: 0.467, SLG: 0.786 4 Joey Gathright, L | | | | | | | | | | 5 | 0 | 2 | 0 | 0 | 1 | 0 | | | | | |
| 25 Derrek Lee, R OBP: 0.211, SLG: 0.176 | | | | | | | | | | 4 | 0 | 0 | 0 | 1 | 1 | 3 | | | | | |
| 21 Milton Bradley, S OBP: 0.389, SLG: 0.333 | | | | | | | | | | 3 | 1 | 1 | 1 | 1 | 0 | 3 | | | | | |
| 16 Aramis Ramirez, R OBP: 0.389, SLG: 0.588 | | | | | | | | | | 3 | 0 | 0 | 0 | 1 | 0 | 2 | | | | | |
| 17 Mike Fontenot, L OBP: 0.242, SLG: 0.706 | | | | | | | | | | 4 | 0 | 2 | 0 | 0 | 0 | 1 | | | | | |
| 2 Ryan Theriot, R OBP: 0.647, SLG: 0.750 | | | | | | | | | | 3 | 1 | 2 | 0 | 1 | 0 | 1 | | | | | |
| 55 Koyie Hill, S OBP: 0.364, SLG: 0.556 | | | | | | | | | | 2 | 1 | 1 | 2 | 1 | 1 | 1 | | | | | |
| 40 Rich Harden, L ERA: 1.8 47 Aaron Heilman, R ERA: 6.75 48 Neal Cotts, L ERA: 6.75 49 Carlos Marmol, R ERA: 6.75 7 Aaron Miles, S ERA: 6.75 45 Sean Marshall, L ERA: 6.75 51 Luis Vizcaino, R ERA: 6.75 63 Kevin Gregg, R ERA: 6.75 | | | | | | | | | | 3 | 0 | 1 | 0 | 0 | 2 | 2 | | | | | |
| Inning Stats | R: 0 E: 0 K: 1 S: 15 | H: 0 LOB: 1 BB: 1 P: 24 | R: 0 E: 0 K: 1 S: 11 | H: 1 LOB: 2 BB: 2 P: 21 | R: 0 E: 0 K: 0 S: 5 | H: 0 LOB: 0 BB: 0 P: 13 | R: 1 E: 0 K: 1 S: 10 | H: 2 LOB: 1 BB: 1 P: 18 | R: 0 E: 0 K: 1 S: 12 | H: 2 LOB: 0 BB: 0 P: 21 | R: 2 E: 0 K: 1 S: 11 | H: 2 LOB: 0 BB: 0 P: 18 | R: 0 E: 0 K: 1 S: 11 | H: 1 LOB: 1 BB: 1 P: 20 | R: 0 E: 0 K: 0 S: 8 | H: 1 LOB: 1 BB: 0 P: 10 | 1B: 4 2B: 3 3B: 0 HR: 2 | SF: 0 SAC: 0 DP: 2 HBP: 1 | WP: 0 PB: 0 SB: 0 CS: 1 | PA: 39 | |
| PITCHER | IP WLS BF H R ER SO BB IBB HBP BLK WP HR S P ERA WHIP | IP WLS BF H R ER SO BB IBB HBP BLK WP HR S P ERA WHIP | IP WLS BF H R ER SO BB IBB HBP BLK WP HR S P ERA WHIP | IP WLS BF H R ER SO BB IBB HBP BLK WP HR S P ERA WHIP | IP WLS BF H R ER SO BB IBB HBP BLK WP HR S P ERA WHIP | IP WLS BF H R ER SO BB IBB HBP BLK WP HR S P ERA WHIP | IP WLS BF H R ER SO BB IBB HBP BLK WP HR S P ERA WHIP | IP WLS BF H R ER SO BB IBB HBP BLK WP HR S P ERA WHIP | IP WLS BF H R ER SO BB IBB HBP BLK WP HR S P ERA WHIP | IP WLS BF H R ER SO BB IBB HBP BLK WP HR S P ERA WHIP | IP WLS BF H R ER SO BB IBB HBP BLK WP HR S P ERA WHIP | IP WLS BF H R ER SO BB IBB HBP BLK WP HR S P ERA WHIP | IP WLS BF H R ER SO BB IBB HBP BLK WP HR S P ERA WHIP | IP WLS BF H R ER SO BB IBB HBP BLK WP HR S P ERA WHIP | IP WLS BF H R ER SO BB IBB HBP BLK WP HR S P ERA WHIP | IP WLS BF H R ER SO BB IBB HBP BLK WP HR S P ERA WHIP | IP WLS BF H R ER SO BB IBB HBP BLK WP HR S P ERA WHIP | IP WLS BF H R ER SO BB IBB HBP BLK WP HR S P ERA WHIP | IP WLS BF H R ER SO BB IBB HBP BLK WP HR S P ERA WHIP | IP WLS BF H R ER SO BB IBB HBP BLK WP HR S P ERA WHIP | IP WLS BF H R ER SO BB IBB HBP BLK WP HR S P ERA WHIP |

Chicago Cubs @ Milwaukee Brewers
Miller Park, Milwaukee, WI
Fri Apr 10 2009, 3:05 PM CDT
Att. 45,455 - Roof Closed - 62 F


AB 33
R 3
H 9
RBI 3
BB 5
SO 7
LOB 16



| Batter | 1 | 2 | 3 | 4 | 5 | 6 | 7 | 8 | 9 | AB | R | H | RBI | BB | SO | LOB | BOTTOM | | | | | |
|---|---|---|---|---|---|---|---|---|---|---|---|---|---|---|---|---|---|---|---|---|---|---|
| 23 Rickie Weeks Jr., R OBP: 0.333, SLG: 0.333 | | | | | | | | | | 5 | 2 | 1 | 1 | 0 | 2 | 2 | | | | | | |
| 1 Corey Hart, R OBP: 0.294, SLG: 0.467 | | | | | | | | | | 2 | 1 | 1 | 1 | 2 | 1 | 0 | | | | | | |
| 8 Ryan Braun, R OBP: 0.333, SLG: 0.412 | | | | | | | | | | 5 | 0 | 1 | 2 | 0 | 1 | 4 | | | | | | |
| 28 Prince Fielder, L OBP: 0.294, SLG: 0.214 | | | | | | | | | | 2 | 0 | 0 | 0 | 2 | 2 | 1 | | | | | | |
| 7 J.J. Hardy, R OBP: 0.059, SLG: 0.059 | | | | | | | | | | 4 | 0 | 0 | 0 | 0 | 1 | 3 | | | | | | |
| 25 Mike Cameron, R OBP: 0.598, SLG: 0.727 12 Carlos Villanueva, R | | | | | | | | | | 4 | 0 | 0 | 0 | 0 | 1 | 2 | | | | | | |
| 2 Bill Hall, R OBP: 0.417, SLG: 0.600 | | | | | | | | | | 3 | 0 | 1 | 0 | 1 | 2 | 1 | | | | | | |
| 18 Jason Kendall, R | | | | | | | | | | 2 | 0 | 0 | 0 | 1 | 1 | 0 | | | | | | |
| 41 Braden Looper, R 73 Seth McClung, L 30 Craig Counsell, L 60 Todd Coffey, R 16 Chris Duffy, L | | | | | | | | | | 2 | 0 | 0 | 0 | 0 | 0 | 3 | | | | | | |
| Inning Stats | R: 1 E: 1 K: 1 S: 15 | H: 1 LOB: 1 BB: 0 P: 21 | R: 0 E: 0 K: 3 S: 9 | H: 0 LOB: 0 BB: 0 P: 13 | R: 1 E: 0 K: 2 S: 12 | H: 1 LOB: 0 BB: 0 P: 15 | R: 0 E: 0 K: 1 S: 12 | H: 1 LOB: 3 BB: 2 P: 23 | R: 0 E: 0 K: 2 S: 8 | H: 0 LOB: 0 BB: 0 P: 12 | R: 0 E: 0 K: 1 S: 7 | H: 0 LOB: 0 BB: 0 P: 12 | R: 0 E: 0 K: 0 S: 15 | H: 0 LOB: 3 BB: 2 P: 27 | R: 0 E: 0 K: 1 S: 10 | H: 0 LOB: 1 BB: 1 P: 16 | R: 2 E: 0 K: 0 S: 11 | H: 1 LOB: 2 BB: 2 P: 23 | 1B: 1 2B: 2 3B: 0 HR: 1 | SF: 0 SAC: 2 DP: 0 HBP: 1 | WP: 1 PB: 0 SB: 0 CS: 0 | PA: 39 |
| PITCHER | IP WLS BF H R ER SO BB IBB HBP BLK WP HR S P ERA WHIP | IP WLS BF H R ER SO BB IBB HBP BLK WP HR S P ERA WHIP | IP WLS BF H R ER SO BB IBB HBP BLK WP HR S P ERA WHIP | IP WLS BF H R ER SO BB IBB HBP BLK WP HR S P ERA WHIP | IP WLS BF H R ER SO BB IBB HBP BLK WP HR S P ERA WHIP | IP WLS BF H R ER SO BB IBB HBP BLK WP HR S P ERA WHIP | IP WLS BF H R ER SO BB IBB HBP BLK WP HR S P ERA WHIP | IP WLS BF H R ER SO BB IBB HBP BLK WP HR S P ERA WHIP | IP WLS BF H R ER SO BB IBB HBP BLK WP HR S P ERA WHIP | IP WLS BF H R ER SO BB IBB HBP BLK WP HR S P ERA WHIP | IP WLS BF H R ER SO BB IBB HBP BLK WP HR S P ERA WHIP | IP WLS BF H R ER SO BB IBB HBP BLK WP HR S P ERA WHIP | IP WLS BF H R ER SO BB IBB HBP BLK WP HR S P ERA WHIP | IP WLS BF H R ER SO BB IBB HBP BLK WP HR S P ERA WHIP | IP WLS BF H R ER SO BB IBB HBP BLK WP HR S P ERA WHIP | IP WLS BF H R ER SO BB IBB HBP BLK WP HR S P ERA WHIP | IP WLS BF H R ER SO BB IBB HBP BLK WP HR S P ERA WHIP | IP WLS BF H R ER SO BB IBB HBP BLK WP HR S P ERA WHIP | IP WLS BF H R ER SO BB IBB HBP BLK WP HR S P ERA WHIP | IP WLS BF H R ER SO BB IBB HBP BLK WP HR S P ERA WHIP | IP WLS BF H R ER SO BB IBB HBP BLK WP HR S P ERA WHIP | IP WLS BF H R ER SO BB IBB HBP BLK WP HR S P ERA WHIP |

Chicago Cubs @ Milwaukee Brewers
Miller Park, Milwaukee, WI
Fri Apr 10 2009, 3:05 PM CDT
Att. 45,455 - Roof Closed - 62 F

AB 29
R 4
H 4
RBI 4
BB 7
SO 11
LOB 16



| Batter | 1 | 2 | 3 | 4 | 5 | 6 | 7 | 8 | 9 | AB | R | H | RBI | BB | SO | LOB | TOP | | | |
|---|---|---------------------------------|-------------------------------|----------------------------------|-------------------------------|----------------------------------|-------------------------------|----------------------------------|-------------------------------|----------------------------------|-------------------------------|----------------------------------|------------------------------|----------------------------------|-------------------------------|----------------------------------|-------------------------|---------------------------|----------------------------------|--------|
| 3 Willy Taveras, R OBP: 0.353, SLG: 0.467 | | | | | | | | | | 4 | 1 | 0 | 0 | 1 | 0 | 1 | | | | |
| 21 Chris Dickerson, L OBP: 0.500, SLG: 0.400 | | | | | | | | | | 4 | 1 | 1 | 0 | 1 | 1 | 1 | | | | |
| 19 Joey Votto, L OBP: 0.462, SLG: 0.696 | | | | | | | | | | 3 | 1 | 1 | 1 | 1 | 0 | 0 | | | | |
| 4 Brandon Phillips, R OBP: 0.440, SLG: 0.529 | | | | | | | | | | 3 | 1 | 0 | 0 | 1 | 0 | 2 | | | | |
| 32 Jay Bruce, L OBP: 0.280, SLG: 0.391 | | | | | | | | | | 3 | 2 | 1 | 2 | 0 | 2 | 0 | | | | |
| 28 Edwin Encarnación, R OBP: 0.550, SLG: 0.438 | | | | | | | | | | 3 | 1 | 1 | 4 | 1 | 1 | 0 | | | | |
| 55 Ramon Hernandez, R OBP: 0.150, SLG: 0.105 | | | | | | | | | | 4 | 0 | 1 | 0 | 0 | 1 | 1 | | | | |
| 2 Alex Gonzalez, R | | | | | | | | | | 4 | 0 | 0 | 0 | 0 | 1 | 1 | | | | |
| 36 Edinson Volquez, R | | | | | | | | | | 2 | 0 | 0 | 0 | 0 | 1 | 0 | | | | |
| 51 Jared Burton, R | | | | | | | | | | 0 | 0 | 0 | 0 | 0 | 0 | 0 | | | | |
| 16 Darnell McDonald, R | | | | | | | | | | 1 | 0 | 0 | 0 | 0 | 0 | 0 | | | | |
| 53 Arthur Rhodes, L | | | | | | | | | | 0 | 0 | 0 | 0 | 0 | 0 | 0 | | | | |
| 25 David Weathers, R | | | | | | | | | | 0 | 0 | 0 | 0 | 0 | 0 | 0 | | | | |
| 17 Laynce Nix, L | | | | | | | | | | 1 | 0 | 1 | 0 | 0 | 0 | 0 | | | | |
| 48 Francisco Cordero, R | | | | | | | | | | 0 | 0 | 0 | 0 | 0 | 0 | 0 | | | | |
| Inning Stats | R: 0 E: 0 K: 0 S: 4 | H: 0 LOB: 0 BB: 0 P: 8 | R: 1 E: 0 K: 0 S: 10 | H: 1 LOB: 1 BB: 1 P: 20 | R: 6 E: 0 K: 2 S: 22 | H: 2 LOB: 0 BB: 3 P: 40 | R: 0 E: 0 K: 0 S: 10 | H: 0 LOB: 0 BB: 0 P: 16 | R: 0 E: 0 K: 1 S: 12 | H: 1 LOB: 1 BB: 1 P: 16 | R: 0 E: 0 K: 1 S: 10 | H: 1 LOB: 2 BB: 1 P: 21 | R: 0 E: 0 K: 2 S: 8 | H: 0 LOB: 0 BB: 0 P: 14 | R: 0 E: 0 K: 0 S: 12 | H: 1 LOB: 0 BB: 0 P: 20 | 1B: 2 2B: 2 HR: 2 | SF: 0 SAC: 0 HBP: 1 | WP: 0 PB: 0 SB: 0 CS: 0 | PA: 38 |
| PITCHER | IP WLS BF H R ER SO BB IBB HBP BLK WP HR S P ERA WHIP | | | | | | | | | | | | | | | | | | | |
| 49 Yovani Gallardo, R ERA: 6.94 | 5.0 L 22 3 7 7 3 4 0 1 0 0 0 2 58 100 12.60 1.400 | | | | | | | | | | | | | | | | | | | |
| 45 Mark DiFelice, R ERA: 1.8 | 2.0 9 2 0 0 3 0 1 0 0 0 0 0 22 35 0.00 1.000 | | | | | | | | | | | | | | | | | | | |
| 60 Todd Coffey, R ERA: | 1.2 6 1 0 0 2 0 0 0 0 0 0 0 16 28 0.00 0.600 | | | | | | | | | | | | | | | | | | | |
| 57 Mitch Stetter, L ERA: 6.75 | 0.1 1 0 0 0 0 0 0 0 0 0 0 0 4 6 0.00 0.000 | | | | | | | | | | | | | | | | | | | |

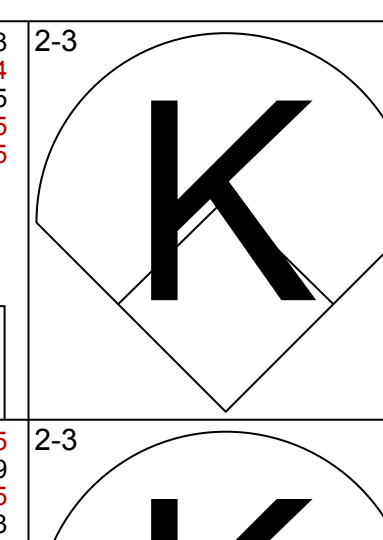
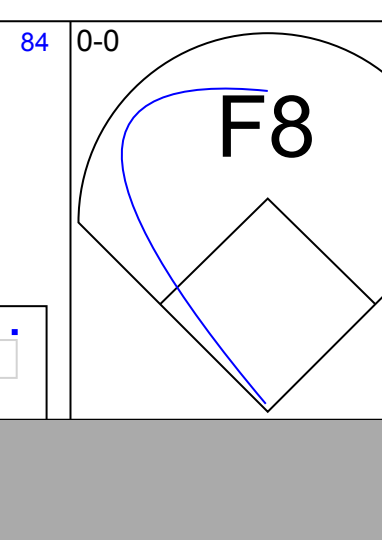
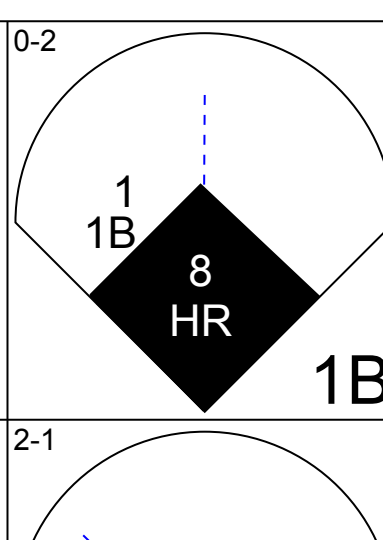
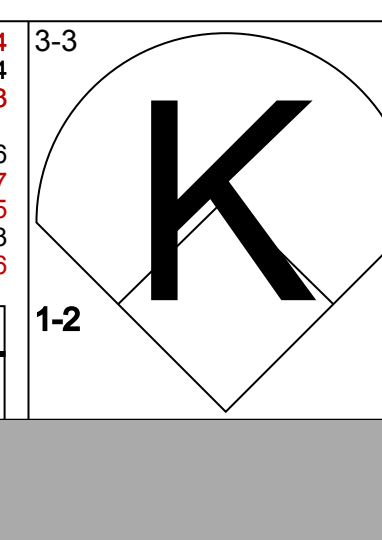
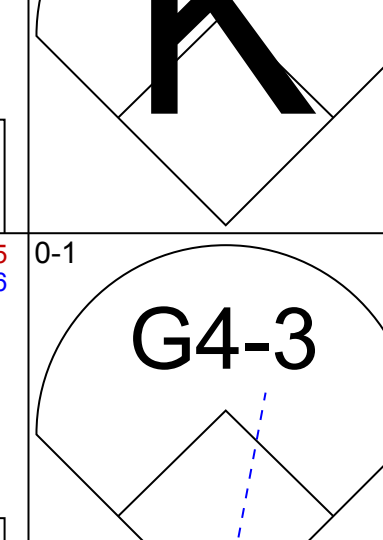
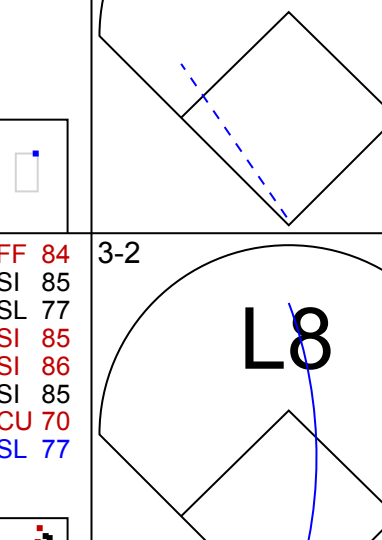
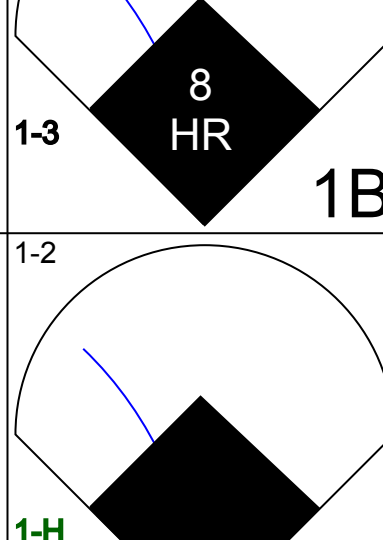
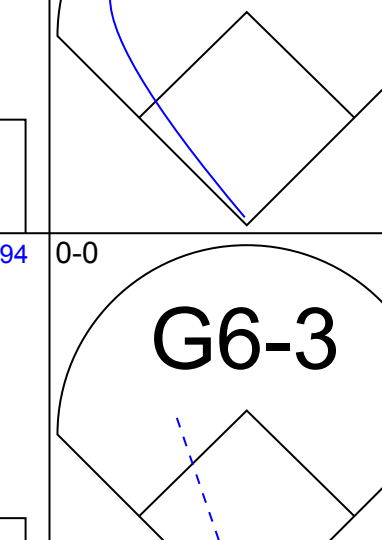

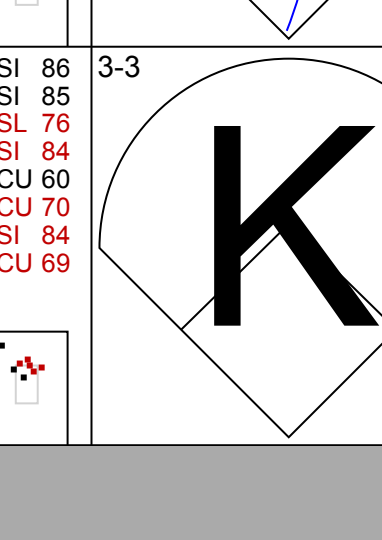
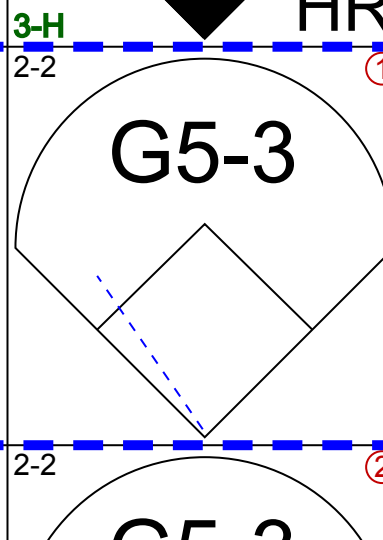
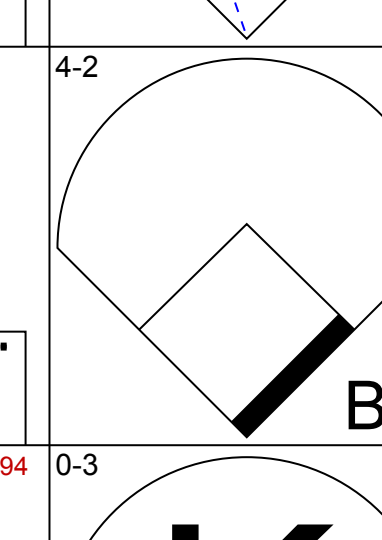
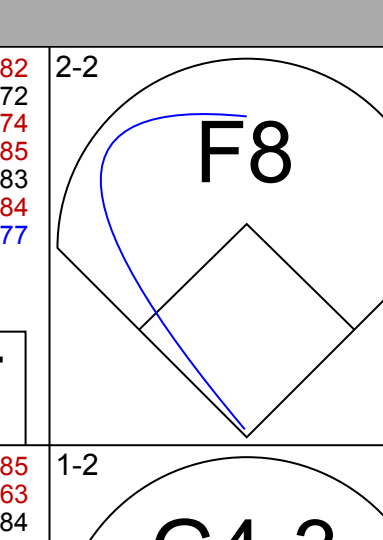
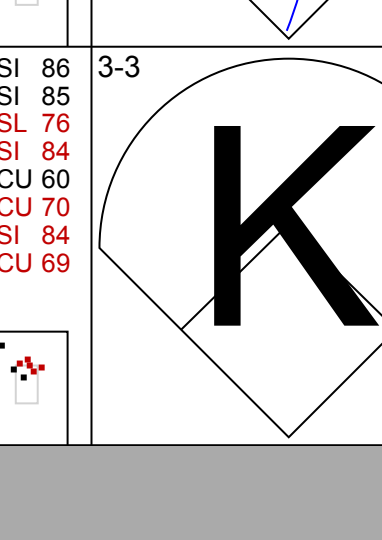
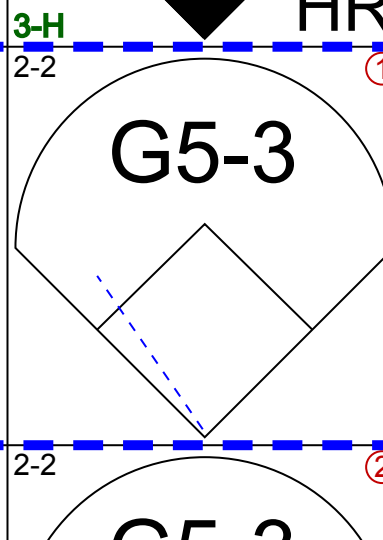
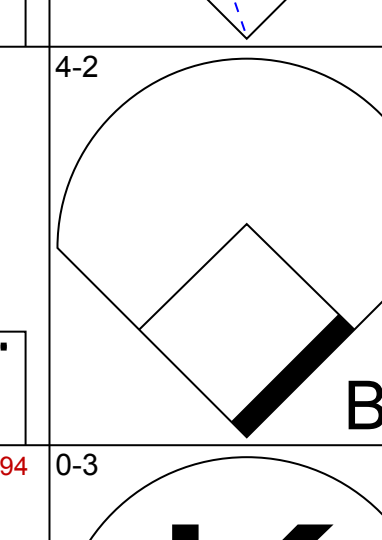

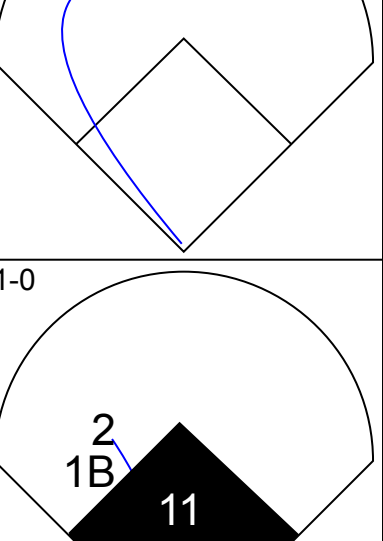
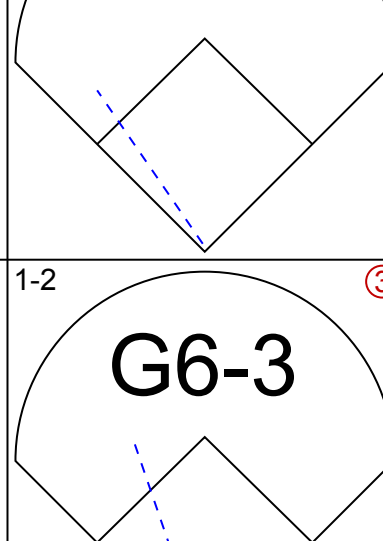
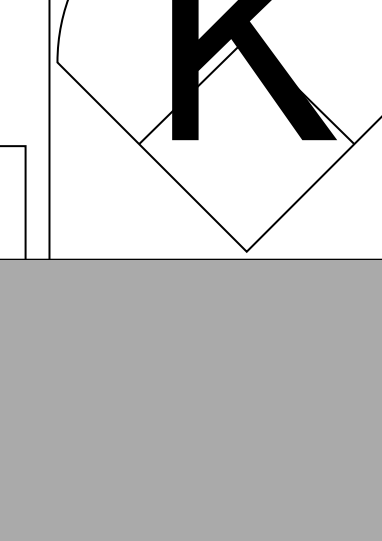

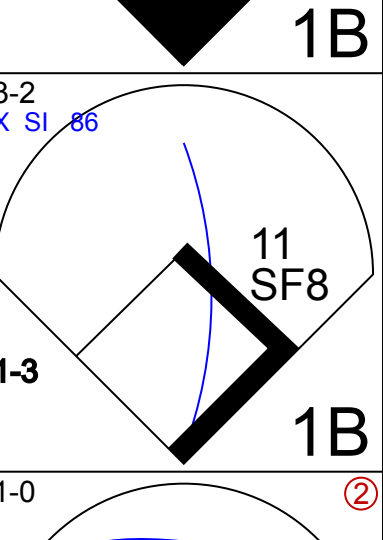

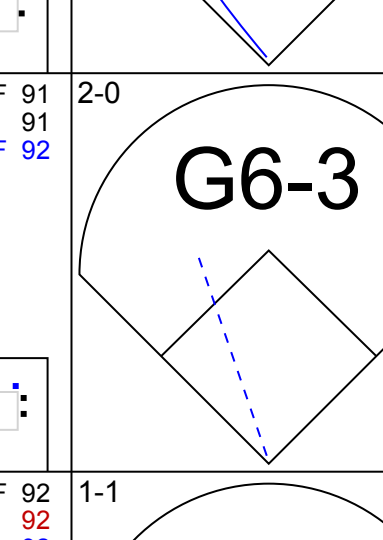
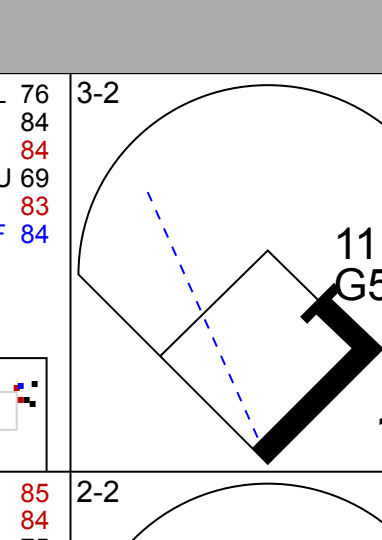
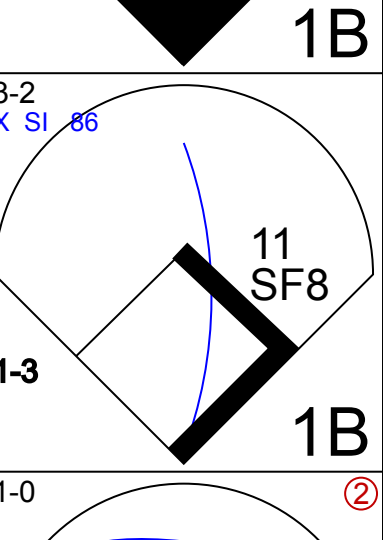
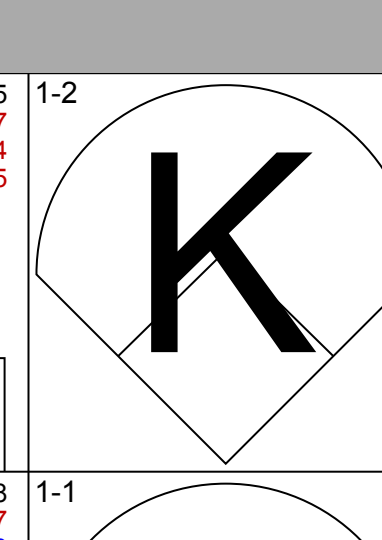
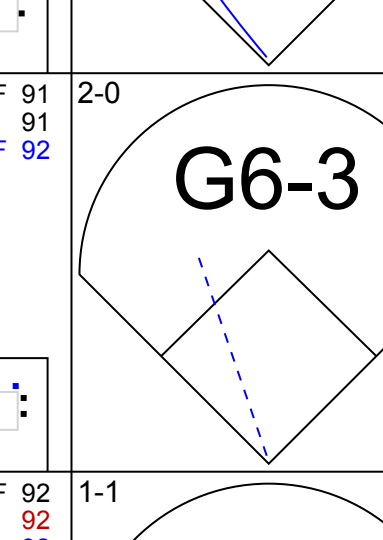
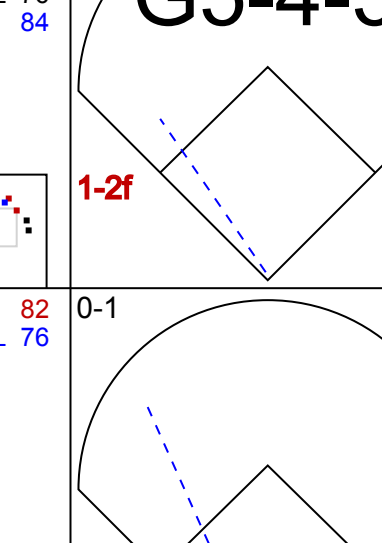
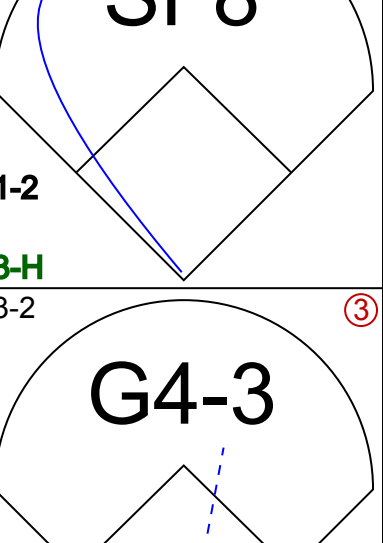
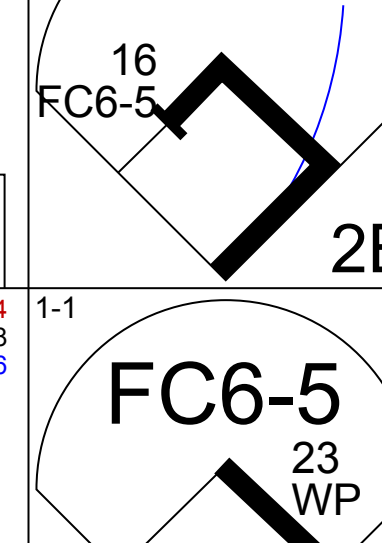
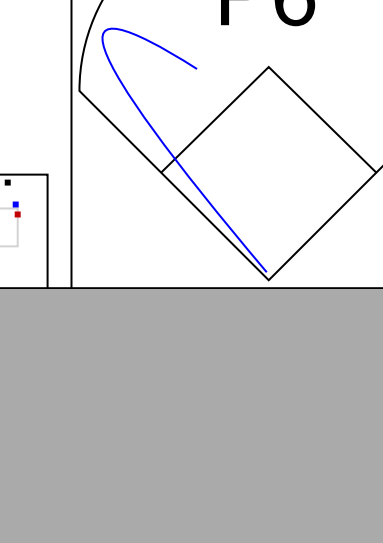
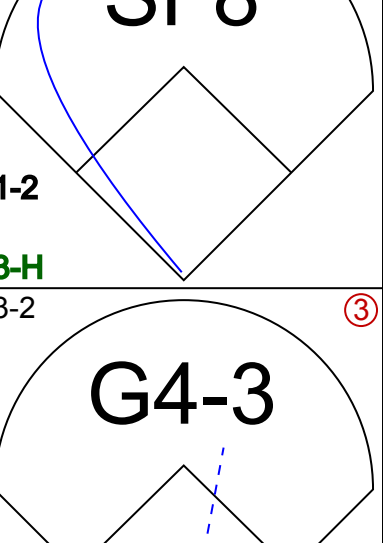
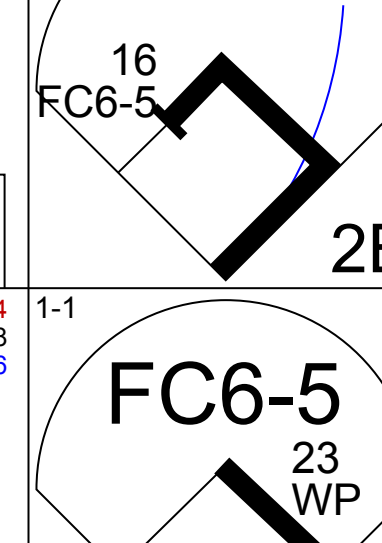
Cincinnati Reds @ Milwaukee Brewers
Miller Park, Milwaukee, WI
Mon Apr 13 2009, 7:05 PM CDT
Att: 25,016 - Roof Closed - 61 F

AB 32
R 7
H 6
RBI 7
BB 5
SO 8
LOB 6

| Batter | 1 | 2 | 3 | 4 | 5 | 6 | 7 | 8 | 9 | AB | R | H | RBI | BB | SO | LOB | BOTTOM | | | | | |
|--|---|----------------------------------|-------------------------------|----------------------------------|------------------------------|---------------------------------|-------------------------------|----------------------------------|------------------------------|----------------------------------|-------------------------------|----------------------------------|-------------------------------|----------------------------------|-------------------------------|----------------------------------|------------------------------|----------------------------------|----------------------------------|------------------------------------|----------------------------------|--------|
| 23 Rickie Weeks Jr., R OBP: 0.364, SLG: 0.448 | | | | | | | | | | 4 | 1 | 1 | 0 | 0 | 1 | 2 | | | | | | |
| 1 Cory Hart, R OBP: 0.419, SLG: 0.769 | | | | | | | | | | 4 | 1 | 2 | 3 | 1 | 0 | 3 | | | | | | |
| 8 Ryan Braun, R OBP: 0.364, SLG: 0.269 | | | | | | | | | | 2 | 0 | 0 | 0 | 3 | 0 | 5 | | | | | | |
| 28 Prince Fielder, L OBP: 0.375, SLG: 0.417 | | | | | | | | | | 4 | 0 | 0 | 1 | 1 | 1 | 6 | | | | | | |
| 7 J.J. Hardy, R OBP: 0.133, SLG: 0.214 | | | | | | | | | | 5 | 1 | 1 | 1 | 0 | 0 | 4 | | | | | | |
| 25 Mike Cameron, R OBP: 0.482, SLG: 0.500 | | | | | | | | | | 5 | 1 | 2 | 0 | 0 | 1 | 0 | | | | | | |
| 2 Bill Hall, R OBP: 0.400, SLG: 0.471 | | | | | | | | | | 3 | 1 | 1 | 0 | 1 | 1 | 0 | | | | | | |
| 60 Todd Coffey, R | | | | | | | | | | 0 | 0 | 0 | 0 | 0 | 0 | 0 | | | | | | |
| 57 Mitch Stetter, L | | | | | | | | | | 0 | 0 | 0 | 0 | 0 | 0 | 0 | | | | | | |
| 16 Chris Duffy, L | | | | | | | | | | 0 | 0 | 0 | 0 | 1 | 0 | 0 | | | | | | |
| 18 Jason Kendall, R OBP: 0.217, SLG: 0.105 | | | | | | | | | | 4 | 1 | 2 | 1 | 1 | 0 | 3 | | | | | | |
| 49 Yovani Gallardo, R OBP: 0.500, SLG: 1.250 | | | | | | | | | | 2 | 0 | 1 | 0 | 0 | 0 | 2 | | | | | | |
| 27 Brad Nelson, L ERA: | | | | | | | | | | 1 | 0 | 0 | 0 | 0 | 0 | 1 | | | | | | |
| 45 Mark DiFelice, R | | | | | | | | | | 0 | 0 | 0 | 0 | 0 | 0 | 0 | | | | | | |
| 30 Craig Counsell, L OBP: 0.667, SLG: 0.571 | | | | | | | | | | 2 | 0 | 0 | 0 | 0 | 1 | 1 | | | | | | |
| Inning Stats | R: 1 E: 0 K: 0 S: 11 | H: 1 LOB: 1 BB: 1 P: 20 | R: 4 E: 0 K: 2 S: 18 | H: 3 LOB: 1 BB: 2 P: 35 | R: 0 E: 0 K: 0 S: 5 | H: 0 LOB: 0 BB: 0 P: 8 | R: 0 E: 0 K: 0 S: 11 | H: 2 LOB: 3 BB: 0 P: 17 | R: 1 E: 0 K: 2 S: 9 | H: 1 LOB: 1 BB: 1 P: 19 | R: 0 E: 0 K: 0 S: 11 | H: 0 LOB: 1 BB: 1 P: 19 | R: 0 E: 0 K: 1 S: 10 | H: 2 LOB: 1 BB: 0 P: 17 | R: 0 E: 0 K: 1 S: 13 | H: 1 LOB: 3 BB: 2 P: 28 | R: 0 E: 1 K: 0 S: 9 | H: 0 LOB: 1 BB: 1 P: 17 | 1B: 7 2B: 0 3B: 0 HR: 2 | SF: 0 SAC: 0 DP: 1 HBP: 1 | WP: 0 PB: 0 SB: 1 CS: 0 | PA: 45 |
| PITCHER | IP WLS BF H R ER SO BB IBB HBP BLK WP HR S P ERA WHIP | | | | | | | | | | | | | | | | | | | | | |
| 36 Edinson Volquez, R ERA: 9.64 | 5.0 W 27 7 6 6 4 4 0 1 1 0 0 0 11 19 10.80 2.200 | | | | | | | | | | | | | | | | | | | | | |
| 51 Jared Burton, R ERA: 2.7 | 1.0 H 4 0 0 0 0 1 0 0 0 0 0 0 10 17 0.00 1.000 | | | | | | | | | | | | | | | | | | | | | |
| 53 Arthur Rhodes, L ERA: | 1.0 H 4 2 0 0 0 0 0 0 0 0 0 0 10 17 0.00 2.000 | | | | | | | | | | | | | | | | | | | | | |
| 25 David Weathers, R ERA: | 1.0 H 6 1 0 0 1 2 0 0 0 0 0 0 13 28 0.00 3.000 | | | | | | | | | | | | | | | | | | | | | |
| 48 Francisco Cordero, R ERA: | 1.0 S 4 0 0 0 0 1 0 0 0 0 0 0 9 17 0.00 1.000 | | | | | | | | | | | | | | | | | | | | | |

Cincinnati Reds @ Milwaukee Brewers
Miller Park, Milwaukee, WI
Mon Apr 13 2009, 7:05 PM CDT
Att: 25,016 - Roof Closed - 61 F

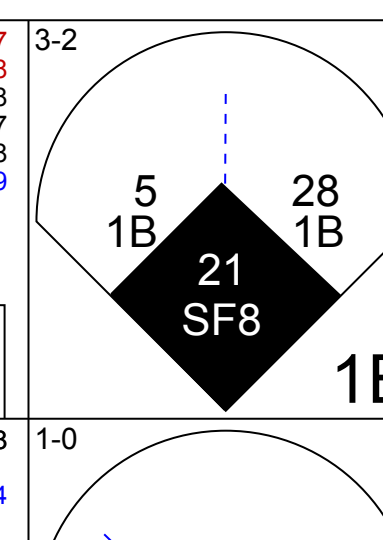
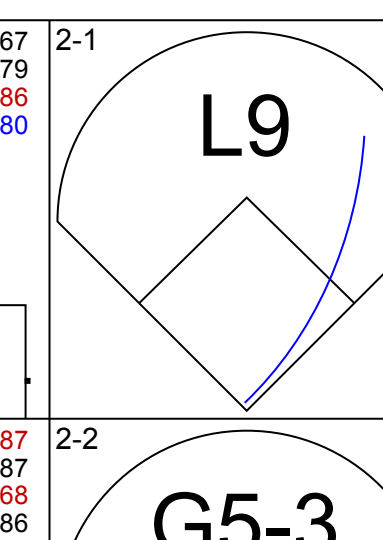
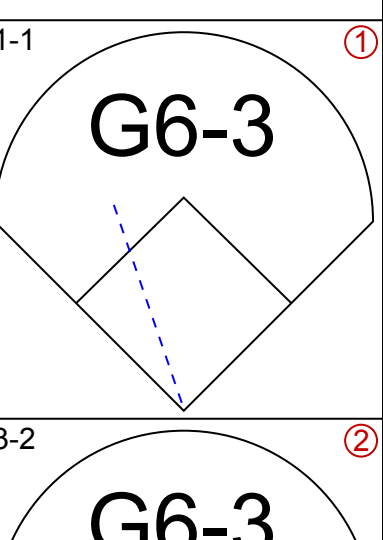
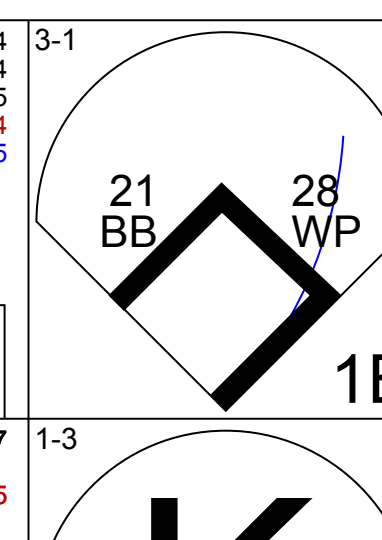
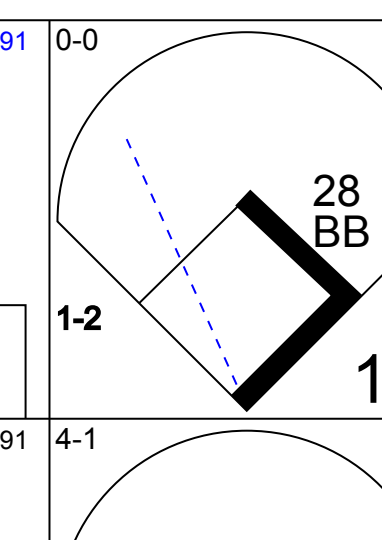
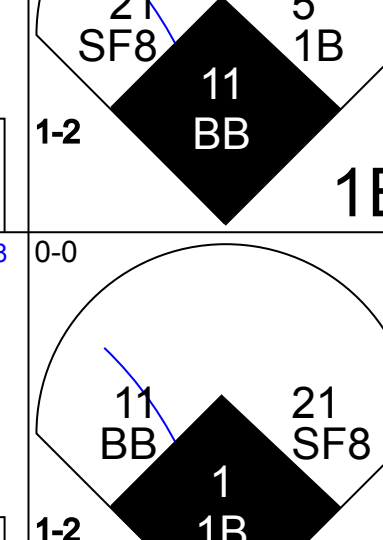
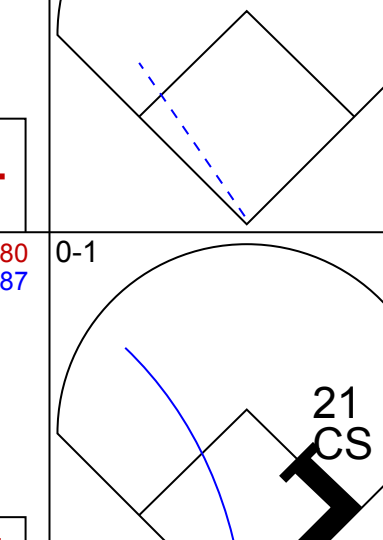
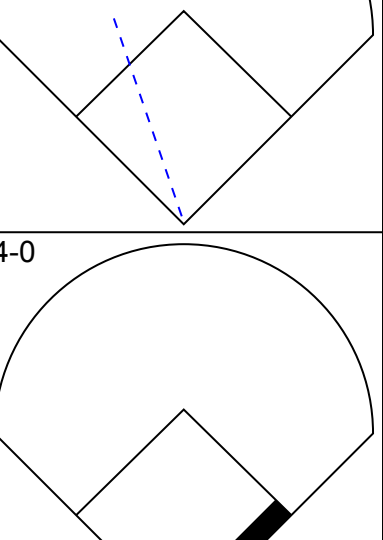
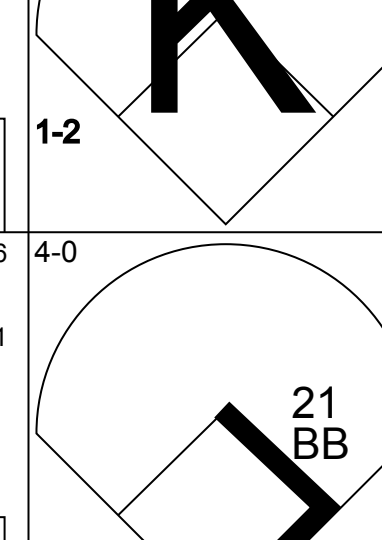
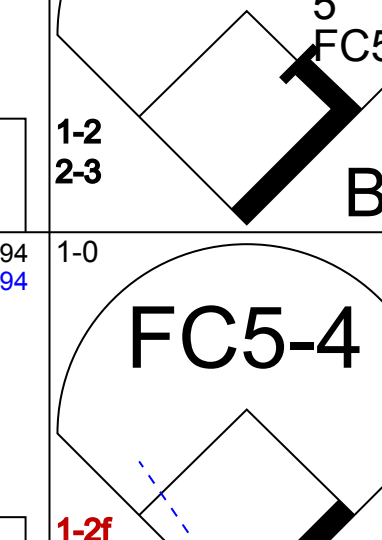
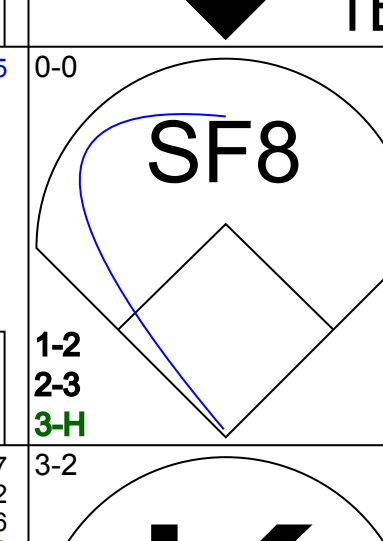
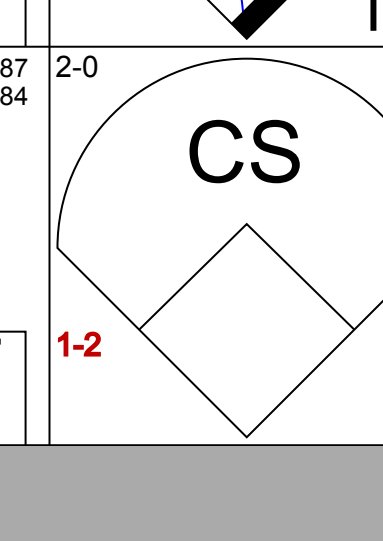
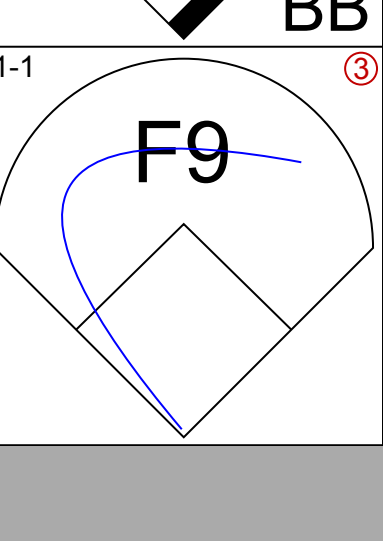
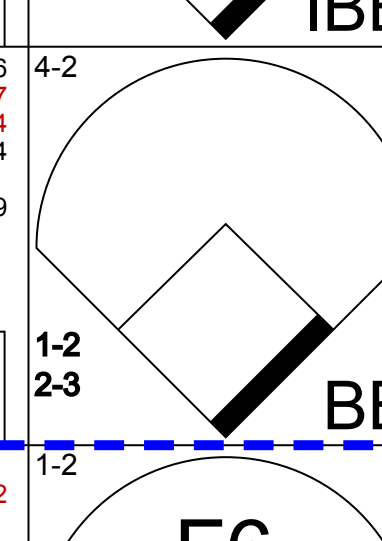

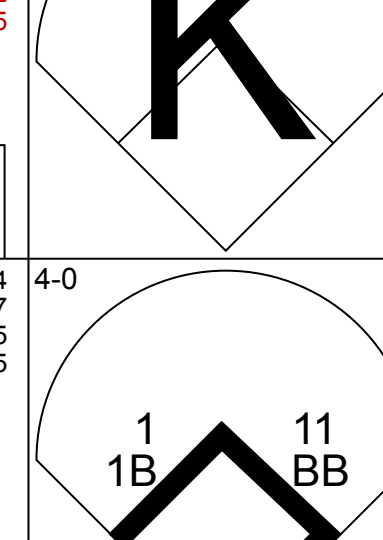

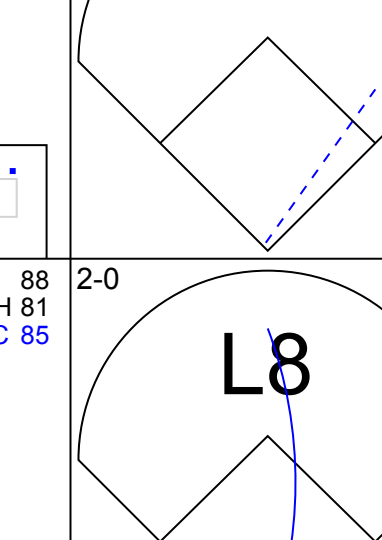

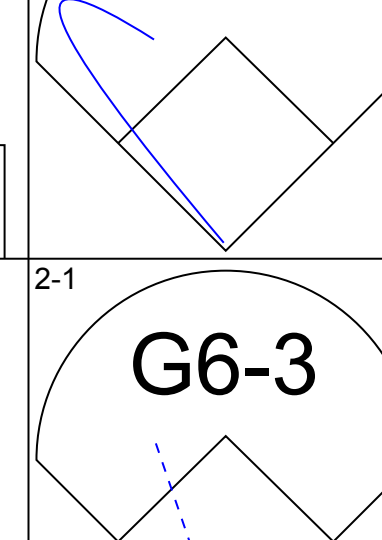
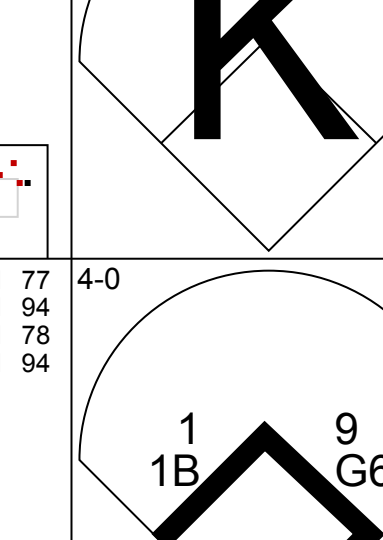
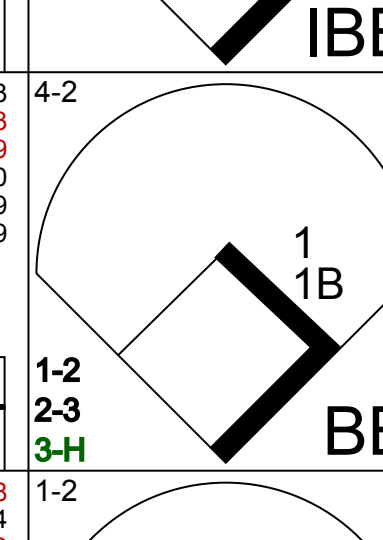

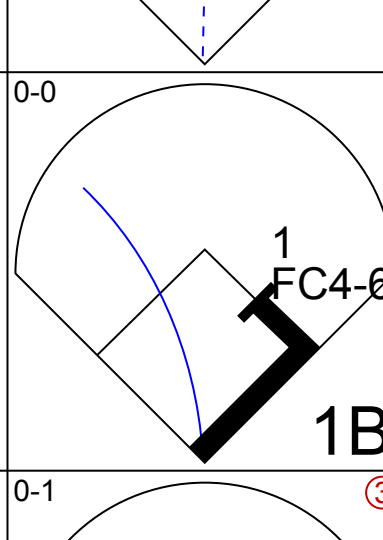

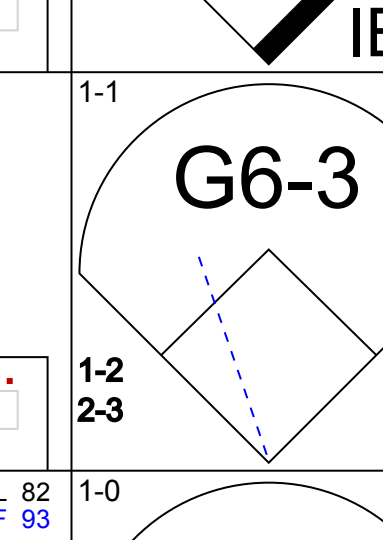
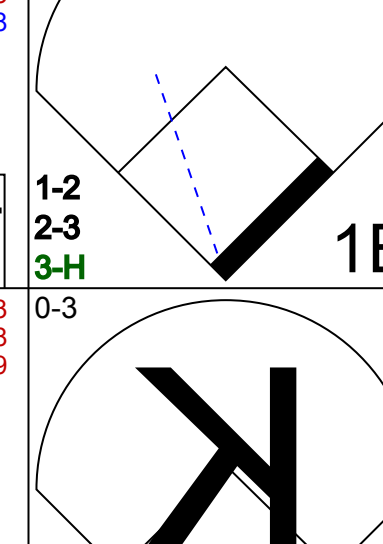

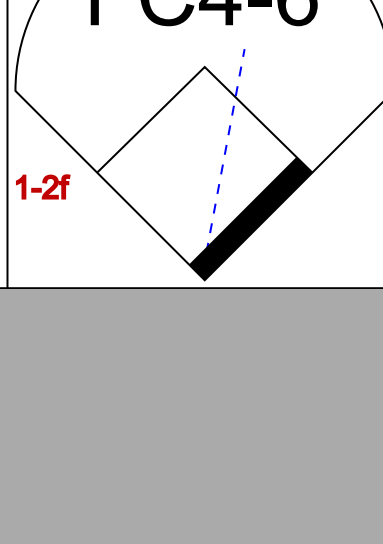
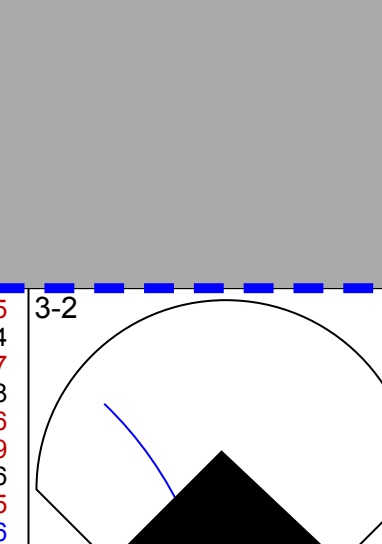
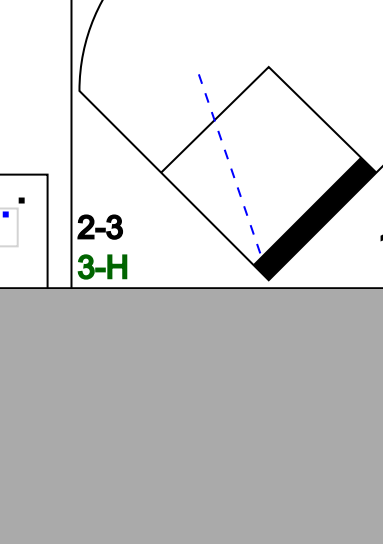
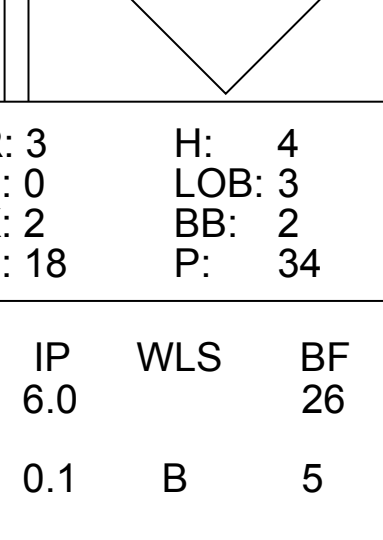
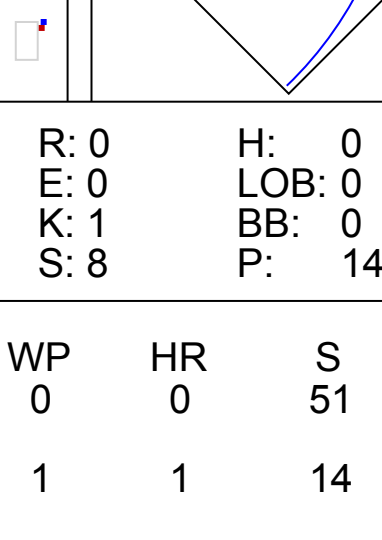
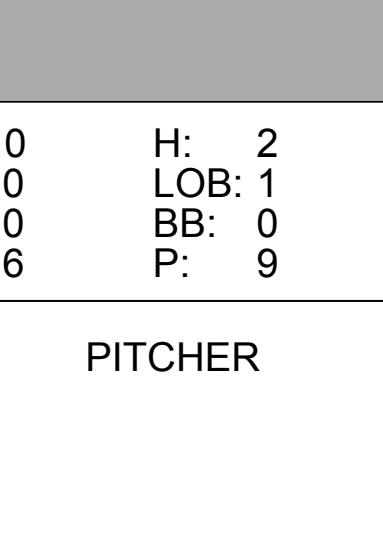
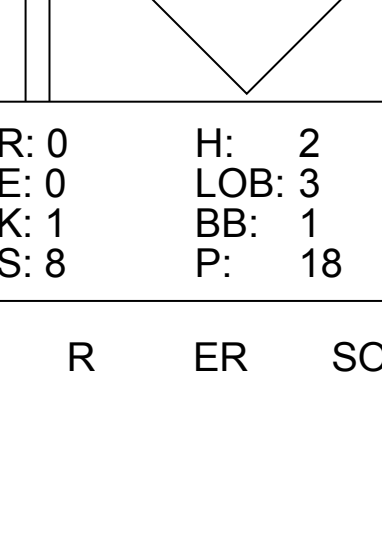
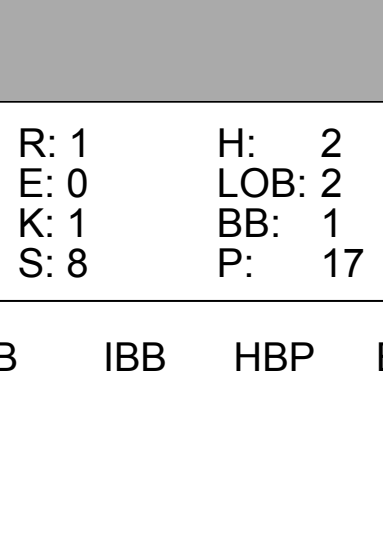
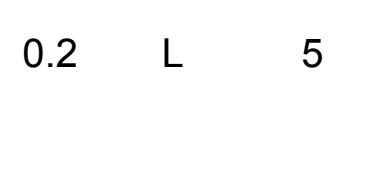




AB 36
R 6
H 10
RBI 6
BB 8
SO 5
LOB 27

| Batter | 1 | 2 | 3 | 4 | 5 | 6 | 7 | 8 | 9 | AB | R | H | RBI | BB | SO | LOB | TOP | | | | | | | | |
|--|--|---|---|---|--|--|---|---|---|----------------------------------|-------------------------------|----------------------------------|-------------------------------|----------------------------------|------------------------------|----------------------------------|------------------------------|----------------------------------|----------------------------------|------------------------------------|----------------------------------|--------|--|--|--|
| 23 Rickie Weeks Jr. R OBP: 0.372, SLG: 0.462 |  | |  | | |  |  | | | 4 | 1 | 1 | 0 | 0 | 2 | 2 | | | | | | | | | |
| 1 Cory Hart R OBP: 0.372, SLG: 0.583 |  | | |  | |  | |  | | 4 | 1 | 1 | 0 | 0 | 1 | 0 | | | | | | | | | |
| 8 Ryan Braun, R OBP: 0.356, SLG: 0.378 |  | |  | | |  | |  | | 4 | 1 | 1 | 3 | 0 | 0 | 0 | | | | | | | | | |
| 28 Prince Fielder, L OBP: 0.341, SLG: 0.364 | |  | |  | |  | |  | | 3 | 0 | 0 | 0 | 1 | 1 | 0 | | | | | | | | | |
| 7 J.J. Hardy R OBP: 0.158, SLG: 0.333 |  | | | |  |  | |  | | 4 | 0 | 0 | 0 | 0 | 1 | 1 | | | | | | | | | |
| 25 Mike Cameron R OBP: 0.474, SLG: 0.742 |  | | | |  |  | | |  | 4 | 1 | 1 | 0 | 0 | 0 | 0 | | | | | | | | | |
| 2 Bill Hall, R 73 Seth McClung, L | | |  | |  | |  | |  | 4 | 0 | 2 | 0 | 0 | 1 | 0 | AB 33 | | | | | | | | |
| 11 Mike Rivera, R OBP: 0.375, SLG: 0.714 | | |  | |  | |  | |  | 0 | 0 | 0 | 0 | 0 | 0 | 0 | R 4 | | | | | | | | |
| 31 Dave Bush, R 16 Chris Duffy, L 57 Mitch Stetter, R 60 Todd Coffey, R 30 Craig Counsell, L | | | | |  | |  | | | 3 | 0 | 1 | 1 | 0 | 0 | 1 | H 8 | | | | | | | | |
| Inning Stats | R: 0 E: 0 K: 2 S: 8 | H: 0 LOB: 0 BB: 0 P: 12 | R: 0 E: 0 K: 0 S: 11 | H: 0 LOB: 0 BB: 0 P: 14 | R: 0 E: 0 K: 0 S: 9 | H: 2 LOB: 1 BB: 0 P: 14 | R: 0 E: 0 K: 1 S: 11 | H: 0 LOB: 0 BB: 0 P: 17 | R: 1 E: 0 K: 0 S: 12 | H: 2 LOB: 1 BB: 0 P: 22 | R: 3 E: 0 K: 0 S: 20 | H: 3 LOB: 0 BB: 0 P: 28 | R: 0 E: 0 K: 2 S: 12 | H: 1 LOB: 1 BB: 0 P: 18 | R: 0 E: 0 K: 1 S: 9 | H: 0 LOB: 0 BB: 0 P: 15 | R: 0 E: 0 K: 0 S: 5 | H: 0 LOB: 0 BB: 0 P: 11 | 1B: 6 2B: 1 3B: 0 HR: 1 | SF: 1 SAC: 0 DP: 1 HBP: 0 | WP: 1 PB: 0 SB: 0 CS: 0 | PA: 35 | | | |
| PITCHER | IP | WLS | BF | H | R | ER | SO | BB | IBB | HBP | BLK | WP | HR | S | P | ERA | WHIP | | | | | | | | |
| 61 Livan Hernandez, R ERA: 4.63 | 5.0 | | 21 | 7 | 4 | 4 | 3 | 0 | 0 | 0 | 0 | 0 | 1 | 61 | 92 | 7.20 | 1.400 | | | | | | | | |
| 25 Pedro Feliciano, L ERA: 6.23 | 0.1 | | 1 | 0 | 0 | 0 | 0 | 0 | 0 | 0 | 0 | 0 | 0 | 3 | 5 | 0.00 | 0.000 | | | | | | | | |
| 50 Sean Green, R ERA: 2.84 | 1.2 | | 6 | 1 | 0 | 0 | 2 | 0 | 0 | 0 | 0 | 1 | 0 | 19 | 28 | 0.00 | 0.600 | | | | | | | | |
| 39 Bobby Parnell, R ERA: 1.69 | 1.0 | | 4 | 0 | 0 | 0 | 1 | 1 | 0 | 0 | 0 | 0 | 0 | 9 | 15 | 0.00 | 1.000 | | | | | | | | |
| 22 J.J. Putz, R ERA: 1.5 | 1.0 | W | 3 | 0 | 0 | 0 | 0 | 0 | 0 | 0 | 0 | 0 | 0 | 5 | 11 | 0.00 | 0.000 | | | | | | | | |

Milwaukee Brewers @ New York Mets
Citi Field, Flushing, NY
Fri Apr 17 2009, 7:10 PM EDT
Att: 36,436 - Cloudy - 59 F

AB 33
R 4
H 8
RBI 4
BB 1
SO 6
LOB 6



| Batter | 1 | 2 | 3 | 4 | 5 | 6 | 7 | 8 | 9 | AB | R | H | RBI | BB | SO | LOB | BOTTOM | | | | | | | | |
|--|---|---|---|---|--|---|---|---|---|---------------------------------|-------------------------------|----------------------------------|------------------------------|----------------------------------|------------------------------|----------------------------------|-----------------------------------|------------------------------------|----------------------------------|--------|--|--|--|--|--|
| 7 José Reyes, S OBP: 0.375, SLG: 0.381 |  |  | | |  | |  |  | | 5 | 1 | 3 | 0 | 0 | 0 | 0 | | | | | | | | | |
| 28 Daniel Murphy, L OBP: 0.340, SLG: 0.405 22 J.J. Putz, R |  |  | | |  | |  |  | | 4 | 1 | 1 | 0 | 1 | 1 | 1 | | | | | | | | | |
| 5 David Wright, R OBP: 0.457, SLG: 0.474 |  |  | | |  | |  |  | | 3 | 1 | 2 | 0 | 2 | 0 | 3 | | | | | | | | | |
| 21 Carlos Delgado, L OBP: 0.413, SLG: 0.658 |  |  |  | |  | |  | |  | 3 | 1 | 1 | 1 | 1 | 0 | 1 | | | | | | | | | |
| 15 Carlos Beltrán, S OBP: 0.422, SLG: 0.421 |  | |  | | |  |  | |  | 5 | 0 | 1 | 0 | 0 | 2 | 6 | | | | | | | | | |
| 19 Ryan Church, L OBP: 0.475, SLG: 0.559 |  | |  | | |  |  | |  | 3 | 0 | 0 | 0 | 2 | 0 | 4 | | | | | | | | | |
| 11 Ramon Castro, R 3 Alex Cora, L 9 Omir Santos, R |  | | |  | |  | |  |  | 3 | 0 | 2 | 1 | 1 | 1 | 0 | AB 36 | | | | | | | | |
| 1 Luis Castillo, S OBP: 0.441, SLG: 0.452 |  | | |  | |  | |  |  | 0 | 0 | 0 | 0 | 0 | 0 | 0 | R 5 | | | | | | | | |
| 61 Livan Hernandez, R 25 Pedro Feliciano, L 50 Sean Green, R 10 Gary Sheffield, R 39 Bobby Parnell, R 18 Jeremy Reed, L | | | | | | | | | | 1 | 0 | 0 | 0 | 0 | 0 | 1 | H 13 | | | | | | | | |
| Inning Stats | R: 3 E: 0 K: 2 S: 18 | H: 4 LOB: 3 BB: 2 P: 34 | R: 0 E: 0 K: 0 S: 7 | H: 1 LOB: 0 BB: 0 P: 13 | R: 0 E: 0 K: 0 S: 5 | H: 0 LOB: 0 BB: 0 P: 8 | R: 0 E: 0 K: 1 S: 8 | H: 0 LOB: 0 BB: 1 P: 14 | R: 0 E: 0 K: 0 S: 6 | H: 2 LOB: 1 BB: 0 P: 9 | R: 1 E: 0 K: 1 S: 19 | H: 2 LOB: 3 BB: 2 P: 37 | R: 0 E: 0 K: 1 S: 8 | H: 2 LOB: 3 BB: 1 P: 18 | R: 1 E: 0 K: 1 S: 8 | H: 2 LOB: 2 BB: 1 P: 17 | 1B: 11 2B: 1 3B: 0 HR: 1 | SF: 1 SAC: 0 DP: 1 HBP: 0 | WP: 1 PB: 0 SB: 0 CS: 1 | PA: 45 | | | | | |
| PITCHER | IP | WLS | BF | H | R | ER | SO | BB | IBB | HBP | BLK | WP | HR | S | P | ERA | WHIP | | | | | | | | |
| 31 Dave Bush, R ERA: 5.4 | 6.0 | | 26 | 7 | 3 | 3 | 3 | 2 | 1 | 0 | 0 | 1 | 1 | 51 | 94 | 4.50 | 1.500 | | | | | | | | |
| 57 Mitch Stetter, L ERA: 6.75 | 0.1 | B | 5 | 2 | 1 | 1 | 1 | 1 | 1 | 0 | 0 | 1 | 1 | 14 | 29 | 27.00 | 9.000 | | | | | | | | |
| 60 Todd Coffey, R ERA: | 1.2 | | 8 | 2 | 0 | 0 | 1 | 1 | 0 | 0 | 0 | 0 | 0 | 13 | 26 | 0.00 | 1.800 | | | | | | | | |
| 73 Seth McClung, R ERA: 5.87 | 0.2 | L | 5 | 2 | 1 | 1 | 1 | 0 | 1 | 0 | 0 | 0 | 0 | 8 | 17 | 13.50 | 3.000 | | | | | | | | |

Milwaukee Brewers @ New York Mets
Citi Field, Flushing, NY
Fri Apr 17 2009, 7:10 PM EDT
Att: 36,436 - Cloudy - 59 F

AB 36
R 5
H 13
RBI 5
BB 7
SO 6
LOB 23



| Batter | 1 | 2 | 3 | 4 | 5 | 6 | 7 | 8 | 9 | AB | R | H | RBI | BB | SO | LOB | TOP | | | | |
|---|---------------------------------------|----------------------------------|--------------------------------------|----------------------------------|--------------------------------------|---------------------------------|---------------------------------------|----------------------------------|---------------------------------------|----------------------------------|---------------------------------------|----------------------------------|--------------------------------------|----------------------------------|---------------------------------------|----------------------------------|----------------------------------|------------------------------------|----------------------------------|--------|--|
| 23 Rickie Weeks Jr. R (1.4) OBP: 0.299, SLG: 0.419 | L8 | | F7 | | G5-3 | | | K | | 4 | 0 | 0 | 0 | 0 | 1 | 1 | | | | | |
| 1 Corey Hart R (1.9) OBP: 0.382, SLG: 0.550 | K | | K | | | | | K | | 4 | 0 | 1 | 0 | 0 | 3 | 0 | | | | | |
| 8 Ryan Braun R (1.7) OBP: 0.367, SLG: 0.390 | 1B | | | L4 | | P4 | | | | 4 | 0 | 2 | 0 | 0 | 0 | 1 | | | | | |
| 28 Prince Fielder L (1.3) OBP: 0.333, SLG: 0.351 | K | | | 1B | | L7 | | | | 4 | 0 | 1 | 0 | 0 | 2 | 3 | | | | | |
| 7 J.J. Hardy R (1.6) OBP: 0.143, SLG: 0.300 | G6-3 | | | F8 | | K | | | | 4 | 0 | 0 | 0 | 0 | 2 | 3 | | | | | |
| 25 Mike Cameron R (1.8) OBP: 0.439, SLG: 0.676 | K | | | K | | | | | | 3 | 0 | 0 | 0 | 0 | 2 | 1 | | | | | |
| 2 Bill Hall R (1.5) 12 Carlos Villanueva R (7.1) | 1B | | | K | | G6-3 | | | | 3 | 0 | 1 | 0 | 0 | 1 | 0 | | | | | |
| 18 Jason Kendall R (1.2) OBP: 0.212, SLG: 0.143 | P3 | | | | | L3 | | | | 3 | 0 | 0 | 0 | 0 | 0 | 1 | | | | | |
| 49 Yovani Gallardo R (1.1) OBP: 0.500, SLG: 1.000 | | | | G5-3 | | | | | | 2 | 0 | 1 | 0 | 0 | 0 | 0 | | | | | |
| 14 Casey McGehee R (7.5) OBP: 0.250, SLG: 0.250 | | | | | | | | | | 0 | 0 | 0 | 0 | 0 | 0 | 0 | | | | | |
| 30 Clete Coussell L (6. PH) OBP: 0.476, SLG: 0.333 | | | | | | | | G3 | | 1 | 0 | 0 | 0 | 0 | 0 | 0 | | | | | |
| Inning Stats | R: 0 H: 1 E: 0 K: 2 S: 12 | H: 1 LOB: 1 BB: 0 P: 21 | R: 0 H: 0 E: 0 K: 1 S: 8 | H: 1 LOB: 1 BB: 0 P: 10 | R: 0 H: 0 E: 0 K: 1 S: 6 | H: 0 LOB: 0 BB: 0 P: 8 | R: 0 H: 1 E: 0 K: 1 S: 12 | H: 1 LOB: 1 BB: 0 P: 17 | R: 0 H: 1 E: 0 K: 1 S: 13 | H: 1 LOB: 1 BB: 0 P: 19 | R: 0 H: 0 E: 0 K: 1 S: 11 | H: 0 LOB: 0 BB: 0 P: 16 | R: 0 H: 0 E: 0 K: 2 S: 6 | H: 0 LOB: 0 BB: 0 P: 11 | R: 0 H: 1 E: 0 K: 2 S: 11 | H: 1 LOB: 1 BB: 0 P: 16 | 1B: 6 2B: 1 3B: 0 HR: 0 | SF: 0 SAC: 0 DP: 1 HBP: 0 | WP: 0 PB: 0 SB: 0 CS: 1 | PA: 32 | |
| PITCHER | IP | WLS | BF | H | R | ER | SO | BB | IBB | HBP | BLK | WP | HR | S | P | ERA | WHIP | | | | |
| 57 Johan Santana, L (1.1) ERA: 0.48 | 7.0 | W | 26 | 5 | 0 | 0 | 7 | 0 | 0 | 0 | 0 | 0 | 0 | 68 | 102 | 0.00 | 0.714 | | | | |
| 22 J.J. Putz, R (8.1) ERA: 1.29 | 1.0 | H | 3 | 0 | 0 | 0 | 2 | 0 | 0 | 0 | 0 | 0 | 0 | 8 | 11 | 0.00 | 0.000 | | | | |
| 75 Francisco Rodriguez, R (9.1) ERA: | 1.0 | S | 3 | 1 | 0 | 0 | 2 | 0 | 0 | 0 | 0 | 0 | 0 | 11 | 16 | 0.00 | 1.000 | | | | |

Milwaukee Brewers @ New York Mets
Citi Field, Flushing, NY
Sat Apr 18 2009, 1:10 PM EDT
Att: 36,312 - Partly Cloudy - 67 F

| | |
|-----|----|
| AB | 32 |
| R | 0 |
| H | 6 |
| RBI | 0 |
| BB | 0 |
| SO | 11 |
| LOB | 10 |



| Batter | 1 | 2 | 3 | 4 | 5 | 6 | 7 | 8 | 9 | AB | R | H | RBI | BB | SO | LOB | BOTTOM | | | | |
|---|---------------------------------------|----------------------------------|---------------------------------------|----------------------------------|--------------------------------------|----------------------------------|---------------------------------------|----------------------------------|--------------------------------------|----------------------------------|--------------------------------------|----------------------------------|--------------------------------------|----------------------------------|----------------------------------|------------------------------------|----------------------------------|--------|--|--|--|
| 7 José Reyes S (1.6) OBP: 0.385, SLG: 0.391 | 1B | | FC5-4 | | G6-3 | | FC1-6-4 | | | 4 | 0 | 2 | 1 | 0 | 0 | 1 | | | | | |
| 1 Luis Castillo S (1.4) OBP: 0.447, SLG: 0.457 | K | | FC5-4 | | 1B | | G4-3 | | | 4 | 0 | 2 | 0 | 0 | 1 | 2 | | | | | |
| 5 David Wright R (1.5) OBP: 0.440, SLG: 0.439 | BB | | F9 | | 1B | | G4-3 | | | 3 | 0 | 0 | 0 | 1 | 1 | 4 | | | | | |
| 21 Carlos Delgado L (1.3) OBP: 0.380, SLG: 0.595 | K | | G4-3 | | G3 | | F9 | | | 4 | 0 | 0 | 0 | 0 | 1 | 3 | | | | | |
| 15 Carlos Beltrán S (1.8) OBP: 0.408, SLG: 0.405 | K | | | K | | G3 | | G4-3 | | 4 | 0 | 1 | 0 | 0 | 2 | 2 | | | | | |
| 10 Gary Sheffield R (1.7) OBP: 0.417, SLG: 0.500 | K | | | P3 | | G3 | | G4-3 | | 3 | 0 | 0 | 0 | 0 | 1 | 0 | | | | | |
| 18 Jeremy Reed L (9.7) OBP: 0.375, SLG: 0.286 | | | | | | | | G4-3 | | 0 | 0 | 0 | 0 | 0 | 0 | 0 | | | | | |
| 19 Ryan Church L (1.9) OBP: 0.488, SLG: 0.556 | BB | | | 1B | | | | G4-3 | | 2 | 0 | 1 | 0 | 1 | 0 | 2 | | | | | |
| 11 Ramon Castro R (1.2) OBP: 0.278, SLG: 0.375 | K | | | | | | | | | 2 | 0 | 0 | 0 | 1 | 1 | 2 | | | | | |
| 9 Omir Santos R (7. PR) (8.2) | | | | | | | | | | 0 | 1 | 0 | 0 | 0 | 0 | 0 | | | | | |
| 57 Johan Santana L (1.1) 3 Alex Cora L (7. PH) 22 J.J. Putz R (8.1) 75 Francisco Rodriguez R (9.1) | F7 | | | | | | | | | 2 | 0 | 0 | 0 | 0 | 0 | 1 | | | | | |
| Inning Stats | R: 0 H: 1 E: 0 K: 3 S: 14 | H: 0 LOB: 2 BB: 1 P: 23 | R: 0 H: 0 E: 0 K: 2 S: 13 | H: 0 LOB: 1 BB: 1 P: 21 | R: 0 H: 1 E: 0 K: 0 S: 7 | H: 1 LOB: 1 BB: 0 P: 11 | R: 0 H: 1 E: 0 K: 1 S: 10 | H: 1 LOB: 1 BB: 0 P: 14 | R: 0 H: 1 E: 0 K: 0 S: 6 | H: 1 LOB: 1 BB: 0 P: 11 | R: 1 H: 1 E: 1 K: 0 S: 8 | H: 1 LOB: 2 BB: 1 P: 12 | R: 0 H: 0 E: 0 K: 0 S: 8 | H: 0 LOB: 0 BB: 0 P: 13 | 1B: 6 2B: 1 3B: 0 HR: 0 | SF: 0 SAC: 1 DP: 2 HBP: 1 | WP: 0 PB: 0 SB: 1 CS: 0 | PA: 33 | | | |
| PITCHER | IP | WLS | BF | H | R | ER | SO | BB | IBB | HBP | BLK | WP | HR | S | P | ERA | WHIP | | | | |
| 49 Yovani Gallardo R (1.1) ERA: 4.58 | 6.0 | L | 25 | 5 | 0 | 0 | 7 | 2 | 0 | 0 | 0 | 0 | 0 | 16 | 25 | 4.50 | 1.167 | | | | |
| 12 Carlos Villanueva R (7.1) ERA: 9.0 | 2.0 | L | 8 | 1 | 1 | 1 | 0 | 1 | 0 | 0 | 0 | 0 | 0 | 16 | 25 | 4.50 | 1.000 | | | | |

Milwaukee Brewers @ New York Mets
Citi Field, Flushing, NY
Sat Apr 18 2009, 1:10 PM EDT
Att: 36,312 - Partly Cloudy - 67 F

| | |
|-----|----|
| AB | 28 |
| R | 1 |
| H | 6 |
| RBI | 1 |
| BB | 3 |
| SO | 7 |
| LOB | 17 |



| Batter | 1 | 2 | 3 | 4 | 5 | 6 | 7 | 8 | 9 | AB | R | H | RBI | BB | SO | LOB | TOP | | | | | | | | | | |
|--|------------------------------|----------------------------------|-------------------------------|----------------------------------|------------------------------|----------------------------------|-------------------------------|----------------------------------|-------------------------------|----------------------------------|-------------------------------|----------------------------------|------------------------------|----------------------------------|-------------------------------|----------------------------------|---|------------------------------|----------------------------------|----------------------------------|------------------------------------|-------------------------|--------|--|--|--|--|
| 23 Rickie Weeks Jr. R OBP: 0.299, SLG: 0.415 | G5-3 | | K | | | G6-3 | | K | | 4 | 0 | 0 | 0 | 0 | 2 | 0 | Milwaukee Brewers @ Philadelphia Phillies Citizens Bank Park, Philadelphia, PA Wed Apr 22 2009, 7:05 PM EDT Att: 32,759 - Cloudy - 52 F | | | | | | | | | | |
| 1 Corey Hart R OBP: 0.381, SLG: 0.500 | 1B | | | P6 | | 1B | | K | | 4 | 1 | 2 | 0 | 0 | 1 | 0 | | | | | | | | | | | |
| 8 Ryan Braun, R OBP: 0.419, SLG: 0.538 | K | | | 1B | | BB | | | | 2 | 1 | 1 | 0 | 2 | 1 | 1 | | | | | | | | | | | |
| 28 Prince Fielder, L OBP: 0.328, SLG: 0.298 | | 1B | | K | | F8 | | P5 | | 4 | 0 | 1 | 0 | 0 | 1 | 3 | | | | | | | | | | | |
| 25 Mike Cameron R OBP: 0.415, SLG: 0.674 | F7 | | | | | G5-3 | | | | 4 | 0 | 1 | 2 | 0 | 1 | 1 | | | | | | | | | | | |
| 7 J.J. Hardy R OBP: 0.185, SLG: 0.353 | 1B | | | | | HR | | | | 3 | 1 | 2 | 1 | 1 | 1 | 1 | | | | | | | | | | | |
| 30 Craig Counsell, L 60 Todd Coffey, R | G6-3 | | | | | | | | | 4 | 0 | 0 | 0 | 0 | 0 | 3 | | | | | | | | | | | |
| 18 Jason Kendall, R OBP: 0.244, SLG: 0.158 | | | G5-3 | | | | | FC6-4 | | 4 | 0 | 1 | 0 | 0 | 0 | 1 | | | | | | | | | | | |
| 41 Braden Looper, R 27 Brad Nelson, L 45 Mark DiFelice, R 12 Carlos Villanueva, R 2 Bill Hall, R | | | K | | | F8 | | K | | 2 | 0 | 0 | 0 | 0 | 1 | 1 | | | | | | | | | | | |
| Inning Stats | R: 0 E: 0 K: 1 S: 8 | H: 1 LOB: 0 BB: 0 P: 12 | R: 0 E: 0 K: 0 S: 11 | H: 2 LOB: 1 BB: 0 P: 16 | R: 0 E: 0 K: 2 S: 9 | H: 0 LOB: 0 BB: 0 P: 14 | R: 0 E: 0 K: 1 S: 10 | H: 1 LOB: 0 BB: 0 P: 17 | R: 1 E: 0 K: 0 S: 14 | H: 2 LOB: 1 BB: 0 P: 28 | R: 2 E: 0 K: 1 S: 12 | H: 2 LOB: 1 BB: 1 P: 20 | R: 0 E: 0 K: 1 S: 9 | H: 0 LOB: 0 BB: 0 P: 13 | R: 0 E: 0 K: 2 S: 11 | H: 0 LOB: 1 BB: 1 P: 21 | | R: 0 E: 0 K: 1 S: 6 | H: 0 LOB: 1 BB: 1 P: 11 | 1B: 6 2B: 1 3B: 0 HR: 1 | SF: 0 SAC: 0 DP: 1 HBP: 0 | WP: 0 PB: 0 CS: 1 | PA: 35 | | | | |
| PITCHER | IP | WLS | BF | H | R | ER | SO | BB | IBB | HBP | BLK | WP | HR | S | P | ERA | WHIP | | | | | | | | | | |
| 56 Joe Blanton, R ERA: 7.31 | 6.0 | L | 24 | 8 | 3 | 3 | 5 | 1 | 0 | 0 | 0 | 0 | 1 | 64 | 107 | 4.50 | 1.500 | | | | | | | | | | |
| 37 Chad Durbin, R ERA: 7.11 | 1.0 | | 3 | 0 | 0 | 0 | 1 | 0 | 0 | 0 | 0 | 0 | 0 | 9 | 13 | 0.00 | 0.000 | | | | | | | | | | |
| 55 Clay Condrey, R ERA: 2.35 | 0.2 | | 3 | 0 | 0 | 0 | 2 | 1 | 0 | 0 | 0 | 0 | 0 | 9 | 17 | 0.00 | 1.500 | | | | | | | | | | |
| 47 Scott Eyre, L ERA: 5.14 | 0.1 | | 1 | 0 | 0 | 0 | 0 | 0 | 0 | 0 | 0 | 0 | 0 | 2 | 4 | 0.00 | 0.000 | | | | | | | | | | |
| 46 Ryan Madson, R | 1.0 | | 4 | 0 | 0 | 0 | 1 | 1 | 0 | 0 | 0 | 0 | 0 | 6 | 11 | 0.00 | 1.000 | | | | | | | | | | |

| Batter | 1 | 2 | 3 | 4 | 5 | 6 | 7 | 8 | 9 | AB | R | H | RBI | BB | SO | LOB | BOTTOM | | | | | | | | | | |
|--|------------------------------|----------------------------------|------------------------------|----------------------------------|-------------------------------|----------------------------------|-------------------------------|----------------------------------|-------------------------------|----------------------------------|-------------------------------|----------------------------------|------------------------------|----------------------------------|------------------------------|----------------------------------|---|----------------------------------|----------------------------------|------------------------------------|-------------------------|--------|--|--|--|--|--|
| 11 Jimmy Rollins, S OBP: 0.203, SLG: 0.268 | G3 | | 1B | | | P6 | | P6 | | 4 | 0 | 1 | 0 | 0 | 0 | 1 | Milwaukee Brewers @ Philadelphia Phillies Citizens Bank Park, Philadelphia, PA Wed Apr 22 2009, 7:05 PM EDT Att: 32,759 - Cloudy - 52 F | | | | | | | | | | |
| 8 Shane Victorino, S | 1B | | F8 | | | G4-3 | | B5-3 | | 4 | 0 | 1 | 0 | 0 | 0 | 1 | | | | | | | | | | | |
| 26 Chase Utley, L OBP: 0.474, SLG: 0.638 | 1B | | | L8 | | F8 | | G6-3 | | 4 | 0 | 1 | 0 | 0 | 0 | 0 | | | | | | | | | | | |
| 6 Ryan Howard, L OBP: 0.386, SLG: 0.540 | G4-6-3 | | | | | BB | | BB | | 2 | 0 | 0 | 0 | 2 | 1 | 2 | | | | | | | | | | | |
| 28 Jayson Werth, R OBP: 0.358, SLG: 0.551 | F9 | | | FC5-4 | | BB | | HR | | 4 | 1 | 2 | 1 | 0 | 0 | 1 | | | | | | | | | | | |
| 29 Raul Ibanez, L OBP: 0.421, SLG: 0.769 | L7 | | | G4-3 | | 1B | | | | 4 | 0 | 1 | 0 | 0 | 0 | 3 | | | | | | | | | | | |
| 7 Pedro Feliz, R OBP: 0.404, SLG: 0.465 | L9 | | | | | L9 | | 1B | | 4 | 0 | 0 | 0 | 0 | 1 | 1 | | | | | | | | | | | |
| 3 Lou Marson, R OBP: 0.333, SLG: 0.444 | | | G6-3 | | | | | FC5-4 | | 3 | 0 | 0 | 0 | 0 | 1 | 0 | | | | | | | | | | | |
| 12 Matt Stairs, L OBP: 0.200, SLG: 0.556 | | | | | L9 | | | | | 1 | 0 | 1 | 0 | 0 | 0 | 0 | | | | | | | | | | | |
| 4 Eric Bruntlett, R OBP: 0.182, SLG: 0.400 | | | | | | | | 1B | | 0 | 0 | 0 | 0 | 0 | 0 | 0 | | | | | | | | | | | |
| 56 Joe Blanton, R ERA: 2.12 37 Chad Durbin, R ERA: 1.13 19 Greg Maddux, R ERA: 0.75 55 Clay Condrey, R ERA: 2.35 47 Scott Eyre, L ERA: 5.14 46 Ryan Madson, L OBP: 0.276, SLG: 0.370 27 Chris Coste, R | | | G1-3 | | | | | K | | 2 | 0 | 1 | 0 | 0 | 0 | 0 | | | | | | | | | | | |
| Inning Stats | R: 0 E: 0 K: 0 S: 9 | H: 2 LOB: 1 BB: 0 P: 15 | R: 0 E: 0 K: 0 S: 6 | H: 0 LOB: 0 BB: 0 P: 11 | R: 0 E: 0 K: 0 S: 11 | H: 1 LOB: 1 BB: 0 P: 14 | R: 0 E: 0 K: 0 S: 12 | H: 0 LOB: 1 BB: 1 P: 23 | R: 0 E: 0 K: 0 S: 14 | H: 1 LOB: 1 BB: 0 P: 20 | R: 0 E: 0 K: 0 S: 13 | H: 1 LOB: 2 BB: 1 P: 24 | R: 0 E: 0 K: 2 S: 9 | H: 0 LOB: 0 BB: 0 P: 14 | R: 0 E: 0 K: 0 S: 9 | H: 0 LOB: 0 BB: 0 P: 14 | R: 1 E: 0 K: 2 S: 16 | H: 3 LOB: 2 BB: 0 P: 25 | 1B: 7 2B: 0 3B: 0 HR: 1 | SF: 0 SAC: 0 DP: 1 HBP: 0 | WP: 0 PB: 0 CS: 0 | PA: 36 | | | | | |
| PITCHER | IP | WLS | BF | H | R | ER | SO | BB | IBB | HBP | BLK | WP | HR | S | P | ERA | WHIP | | | | | | | | | | |
| 41 Braden Looper, R ERA: 1.13 | 6.0 | | 24 | 5 | 0 | 0 | 0 | 2 | 0 | 0 | 0 | 0 | 0 | 65 | 107 | 0.00 | 1.167 | | | | | | | | | | |
| 45 Mark DiFelice, R | 1.0 | H | 3 | 0 | 0 | 0 | 2 | 0 | 0 | 0 | 0 | 0 | 0 | 9 | 14 | 0.00 | 0.000 | | | | | | | | | | |
| 12 Carlos Villanueva, R ERA: 0.75 | 1.0 | H | 3 | 0 | 0 | 0 | 0 | 0 | 0 | 0 | 0 | 0 | 0 | 9 | 14 | 0.00 | 0.000 | | | | | | | | | | |
| 60 Todd Coffey, R ERA: 0.84 | 1.0 | S | 6 | 3 | 1 | 1 | 2 | 0 | 0 | 0 | 0 | 0 | 1 | 16 | 25 | 9.00 | 3.000 | | | | | | | | | | |

| Batter | 1 | 2 | 3 | 4 | 5 | 6 | 7 | 8 | 9 | AB | R | H | RBI | BB | SO | LOB | TOP | | | | | |
|---|---|--|--|----------------------------------|------------------------------|----------------------------------|-------------------------------|----------------------------------|-------------------------------|----------------------------------|-------------------------------|----------------------------------|------------------------------|----------------------------------|------------------------------|----------------------------------|--|------------------------------|---------------------------------|----------------------------------|------------------------------------|----------------------------------|
| 23 Rickie Weeks Jr. R (1.4) OBP: 0.313, SLG: 0.460 | F9 | | G3 | | | | HR | | G5-3 | 5 | 2 | 2 | 1 | 0 | 0 | 0 | Milwaukee Brewers @ Houston Astros Minute Maid Park, Houston, TX Fri Apr 24 2009, 7:05 PM CDT Att: 25,316 - Roof Closed - 73 F | | | | | |
| 1 Corey Hart R (1.9) OBP: 0.397, SLG: 0.475 | G1-3 | | F9 | | | | F9 | | | 4 | 1 | 1 | 1 | 0 | 0 | 0 | | | | | | |
| 8 Ryan Braun, R (1.7) OBP: 0.451, SLG: 0.586 | FC4-6 HBP | | | | | | | | | 3 | 1 | 1 | 1 | 0 | 0 | 0 | | | | | | |
| 28 Prince Fielder, L (1.3) OBP: 0.343, SLG: 0.327 | FC4-6 | | | | | | | | | 4 | 0 | 1 | 1 | 0 | 1 | 1 | | | | | | |
| 25 Mike Cameron R (1.8) OBP: 0.403, SLG: 0.630 | | | | | | | | | | 4 | 0 | 2 | 1 | 0 | 0 | 0 | | | | | | |
| 7 J.J. Hardy R (1.6) OBP: 0.226, SLG: 0.362 | | | | | | | | | | 4 | 0 | 3 | 0 | 0 | 1 | 0 | | | | | | |
| 2 Bill Hall, R (1.5) OBP: 0.294, SLG: 0.396 | | | | | | | | | | 4 | 0 | 0 | 0 | 0 | 1 | 2 | | | | | | |
| 18 Jason Kendall, R (1.2) OBP: 0.245, SLG: 0.167 | | | | | | | | | | 4 | 1 | 1 | 0 | 0 | 1 | 2 | | | | | | |
| 49 Yovani Gallardo, R (1.1) OBP: 0.333, SLG: 0.667 | | | | | | | | | | 3 | 0 | 0 | 0 | 0 | 1 | 1 | | | | | | |
| Inning Stats | R: 0 E: 0 K: 0 S: 8 | H: 0 LOB: 1 BB: 0 P: 12 | R: 0 E: 0 K: 0 S: 8 | H: 1 LOB: 1 BB: 0 P: 13 | R: 0 E: 0 K: 0 S: 7 | H: 0 LOB: 0 BB: 0 P: 10 | R: 0 E: 0 K: 1 S: 10 | H: 2 LOB: 2 BB: 0 P: 15 | R: 4 E: 0 K: 3 S: 17 | H: 6 LOB: 2 BB: 0 P: 24 | R: 0 E: 0 K: 3 S: 15 | H: 1 LOB: 1 BB: 0 P: 17 | R: 1 E: 0 K: 0 S: 9 | H: 1 LOB: 0 BB: 0 P: 15 | R: 0 E: 0 K: 1 S: 9 | H: 0 LOB: 0 BB: 0 P: 17 | | R: 0 E: 0 K: 0 S: 3 | H: 0 LOB: 0 BB: 0 P: 7 | 1B: 9 2B: 1 3B: 0 HR: 1 | SF: 0 SAC: 1 DP: 0 HBP: 1 | WP: 0 PB: 0 SB: 0 CS: 0 |
| PITCHER | IP WLS BF H R ER SO BB IBB HBP BLK WP HR S P ERA WHIP | 6.0 L 27 10 4 4 4 0 0 1 0 0 0 65 91 6.00 1.667 | 3.0 10 1 1 1 1 0 0 0 0 0 1 21 39 3.00 0.333 | | | | | | | | | | | | | | | | | | | |

| Batter | 1 | 2 | 3 | 4 | 5 | 6 | 7 | 8 | 9 | AB | R | H | RBI | BB | SO | LOB | BOTTOM | | | | | |
|---|---|--|------------------------------|---------------------------------|------------------------------|----------------------------------|-------------------------------|----------------------------------|------------------------------|----------------------------------|------------------------------|----------------------------------|------------------------------|---------------------------------|------------------------------|----------------------------------|--|----------------------------------|----------------------------------|------------------------------------|----------------------------------|--------|
| 3 Kazuo Matsui, S (1.4) OBP: 0.294, SLG: 0.333 | K | | | | | | | | | 4 | 0 | 1 | 0 | 0 | 1 | 0 | Milwaukee Brewers @ Houston Astros Minute Maid Park, Houston, TX Fri Apr 24 2009, 7:05 PM CDT Att: 25,316 - Roof Closed - 73 F | | | | | |
| 21 Michael Bourn, L (1.8) OBP: 0.375, SLG: 0.347 | SH5-3 | | | | | | | | | 3 | 1 | 2 | 0 | 0 | 1 | 0 | | | | | | |
| 17 Lance Berkman, S (1.3) OBP: 0.333, SLG: 0.424 | G4-3 | | | | | | | | | 4 | 0 | 0 | 0 | 0 | 3 | 3 | | | | | | |
| 45 Carlos Lee, R (1.7) OBP: 0.313, SLG: 0.533 | F9 | | | | | | | | | 3 | 1 | 1 | 2 | 0 | 0 | 2 | | | | | | |
| 39 Jeff Fulchino, R (7.1) OBP: 0.500, SLG: 0.739 | | | | | | | | | | 0 | 0 | 0 | 0 | 0 | 0 | 0 | | | | | | |
| 8 Jeff Keppinger, R (9. PH) | | | | | | | | | | 1 | 0 | 0 | 0 | 0 | 0 | 0 | | | | | | |
| 10 Miguel Tejada, R (1.6) OBP: 0.394, SLG: 0.409 | G4-3 | | | | | | | | | 3 | 0 | 0 | 0 | 0 | 0 | 0 | | | | | | |
| 9 Hunter Pence, R (1.9) OBP: 0.358, SLG: 0.542 | G4-3 | | | | | | | | | 3 | 0 | 1 | 0 | 0 | 0 | 0 | | | | | | |
| 27 Geoff Blum, S (1.5) OBP: 0.377, SLG: 0.340 | L3 | | | | | | | | | 3 | 0 | 0 | 0 | 0 | 0 | 1 | | | | | | |
| 55 Humberto Quintero, R (1.2) OBP: 0.276, SLG: 0.327 | G6-3 | | | | | | | | | 1 | 0 | 0 | 0 | 0 | 0 | 0 | | | | | | |
| 77 Ivan Rodriguez, R (5.2) | | | | | | | | | | 2 | 0 | 0 | 0 | 0 | 0 | 0 | | | | | | |
| 52 Felipe Paulino, R (1.1) OBP: 0.250, SLG: 0.250 | G6-3 | | | | | | | | | 2 | 0 | 0 | 0 | 0 | 1 | 0 | | | | | | |
| 2 Darin Erstad, L (7.7) OBP: 0.188, SLG: 0.133 | | | | | | | | | | 1 | 0 | 0 | 0 | 0 | 1 | 0 | | | | | | |
| Inning Stats | R: 0 E: 0 K: 0 S: 8 | H: 1 LOB: 1 BB: 0 P: 12 | R: 0 E: 0 K: 0 S: 4 | H: 0 LOB: 0 BB: 0 P: 7 | R: 0 E: 0 K: 1 S: 8 | H: 0 LOB: 0 BB: 0 P: 11 | R: 2 E: 0 K: 1 S: 13 | H: 2 LOB: 0 BB: 0 P: 23 | R: 0 E: 0 K: 1 S: 8 | H: 0 LOB: 0 BB: 0 P: 10 | R: 0 E: 0 K: 1 S: 9 | H: 1 LOB: 1 BB: 0 P: 12 | R: 0 E: 0 K: 0 S: 6 | H: 1 LOB: 0 BB: 0 P: 8 | R: 0 E: 0 K: 1 S: 7 | H: 0 LOB: 0 BB: 0 P: 11 | R: 0 E: 0 K: 2 S: 8 | H: 0 LOB: 0 BB: 0 P: 12 | 1B: 4 2B: 0 3B: 0 HR: 1 | SF: 0 SAC: 1 DP: 1 HBP: 0 | WP: 0 PB: 0 SB: 1 CS: 0 | PA: 31 |
| PITCHER | IP WLS BF H R ER SO BB IBB HBP BLK WP HR S P ERA WHIP | 9.0 W 31 5 2 2 7 0 0 0 0 0 1 71 106 2.00 0.556 | | | | | | | | | | | | | | | | | | | | |

| | |
|-----|----|
| AB | 35 |
| R | 5 |
| H | 11 |
| RBI | 5 |
| BB | 0 |
| SO | 5 |
| LOB | 6 |

| | |
|-----|----|
| AB | 30 |
| R | 2 |
| H | 5 |
| RBI | 2 |
| BB | 0 |
| SO | 7 |
| LOB | 6 |



| Batter | 1 | 2 | 3 | 4 | 5 | 6 | 7 | 8 | 9 | AB | R | H | RBI | BB | SO | LOB | TOP | | | | | |
|---|---|--|--------------------------------|----------------------------------|---------------------------------------|--|---------------------------------------|---------------------------------------|---|--|--------------------------------|----------------------------------|--------------------------------|----------------------------------|--------------------------------|----------------------------------|--------------------------------|----------------------------------|----------------------------------|------------------------------------|----------------------------------|--------|
| 23 Ricke Weeks Jr., R OBP: 0.321, SLG: 0.431 | | | | | | | | | | 3 | 0 | 1 | 0 | 2 | 1 | 0 | | | | | | |
| 30 Craig Counsell, L OBP: 0.400, SLG: 0.292 | | | | | | | | | | 4 | 0 | 1 | 0 | 0 | 0 | 1 | | | | | | |
| 8 Ryan Braun, R OBP: 0.451, SLG: 0.559 | | | | | | | | | | 4 | 0 | 0 | 0 | 1 | 1 | 3 | | | | | | |
| 28 Prince Fielder, L OBP: 0.370, SLG: 0.429 | | | | | | | | | | 3 | 1 | 0 | 0 | 2 | 1 | 3 | | | | | | |
| 25 Mike Cameron, R OBP: 0.431, SLG: 0.639 | | | | | | | | | | 3 | 1 | 2 | 1 | 1 | 0 | 2 | | | | | | |
| 27 Brad Nelson, L OBP: 0.328, SLG: 0.456 | | | | | | | | | | 4 | 0 | 0 | 0 | 0 | 1 | 5 | | | | | | |
| 2 Bill Hall, R OBP: 0.276, SLG: 0.204 | | | | | | | | | | 3 | 0 | 2 | 1 | 0 | 0 | 1 | | | | | | |
| 18 Jason Kendall, R OBP: 0.276, SLG: 0.204 | | | | | | | | | | 3 | 0 | 2 | 1 | 0 | 0 | 1 | | | | | | |
| 26 Manny Parra, L 7 J.J. Hardy, R 73 Seth McClung, L 1 Corey Hart, R 45 Mark DiFelice, R 57 Mitch Stetter, L | | | | | | | | | | 2 | 0 | 0 | 0 | 0 | 2 | 4 | | | | | | |
| Inning Stats | R: 0 E: 0 K: 0 S: 7 | H: 1 LOB: 0 BB: 0 P: 12 | R: 1 E: 1 K: 1 S: 12 | H: 1 LOB: 2 BB: 1 P: 24 | R: 0 E: 0 K: 0 S: 7 | H: 0 LOB: 0 BB: 0 P: 10 | R: 1 E: 0 K: 1 S: 14 | H: 2 LOB: 2 BB: 1 P: 27 | R: 0 E: 0 K: 1 S: 10 | H: 0 LOB: 2 BB: 2 P: 23 | R: 0 E: 0 K: 0 S: 11 | H: 1 LOB: 1 BB: 0 P: 17 | R: 0 E: 0 K: 2 S: 16 | H: 1 LOB: 3 BB: 2 P: 29 | R: 0 E: 0 K: 1 S: 8 | H: 1 LOB: 0 BB: 0 P: 12 | R: 0 E: 0 K: 1 S: 10 | H: 0 LOB: 1 BB: 1 P: 18 | 1B: 5 2B: 2 3B: 0 HR: 0 | SF: 0 SAC: 1 DP: 0 HBP: 1 | WP: 0 PB: 0 SB: 0 CS: 2 | PA: 41 |
| PITCHER | IP: 5.0 WLS: 0 BF: 23 ERA: 5.3 | WLS: 3 H: 1 R: 0 ER: 0 SO: 0 | H: 4 R: 2 ER: 2 SO: 3 | H: 2 R: 0 ER: 0 SO: 0 | IP: 0 WLS: 0 BF: 0 ERA: 0.00 | WLS: 0 H: 0 R: 0 ER: 0 SO: 0 | IP: 0 WLS: 0 BF: 0 ERA: 0.00 | IP: 0 WLS: 0 BF: 0 ERA: 0.00 | IP: 1.0 WLS: 0 BF: 4 ERA: 5.63 | WLS: 4 H: 0 R: 0 ER: 0 SO: 1 | H: 0 R: 0 ER: 0 SO: 1 | H: 0 R: 0 ER: 0 SO: 1 | H: 0 R: 0 ER: 0 SO: 1 | H: 0 R: 0 ER: 0 SO: 1 | H: 0 R: 0 ER: 0 SO: 1 | H: 0 R: 0 ER: 0 SO: 1 | H: 0 R: 0 ER: 0 SO: 1 | H: 0 R: 0 ER: 0 SO: 1 | WP: 0 HR: 0 S: 10 P: 18 | ERA: 0.00 WHIP: 1.000 | | |

Milwaukee Brewers @ Houston Astros
Minute Maid Park, Houston, TX
Sun Apr 26 2009, 1:05 PM CDT
Att: 27,690 - Roof Closed - 72 F

| | |
|-----|----|
| AB | 31 |
| R | 2 |
| H | 7 |
| RBI | 2 |
| BB | 7 |
| SO | 7 |
| LOB | 22 |

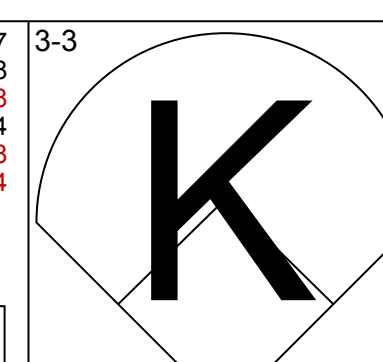
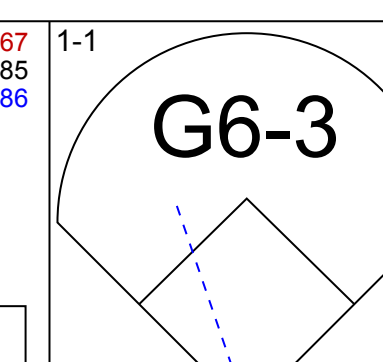
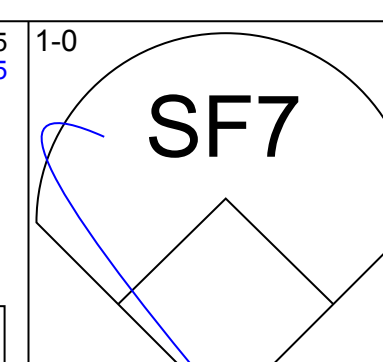
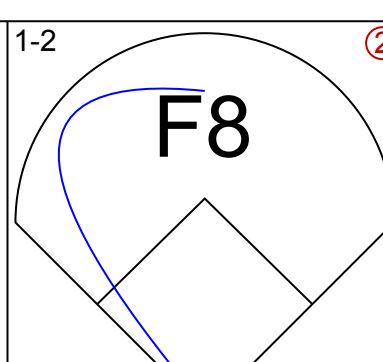
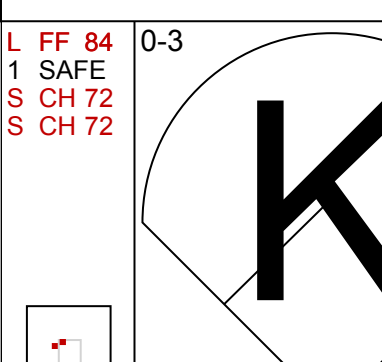
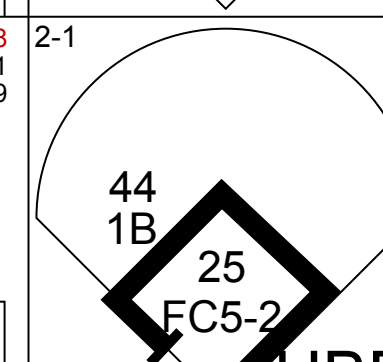
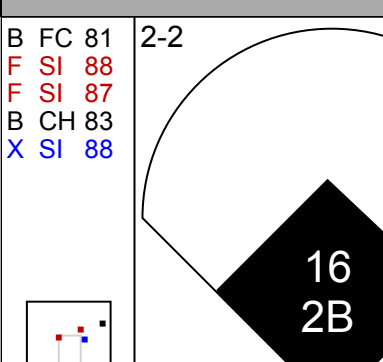
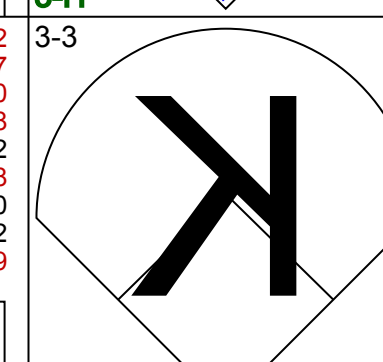
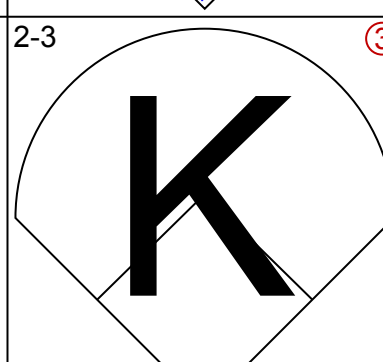
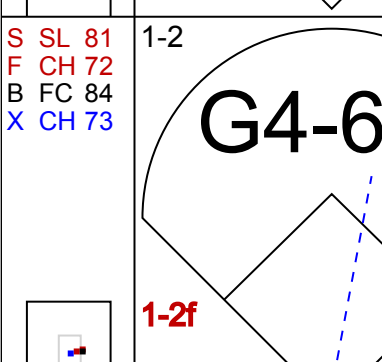
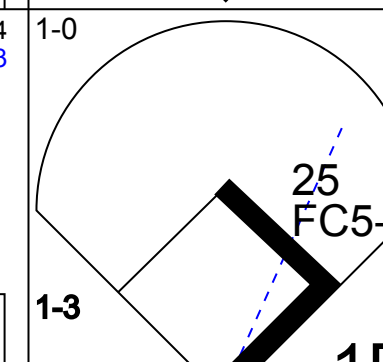
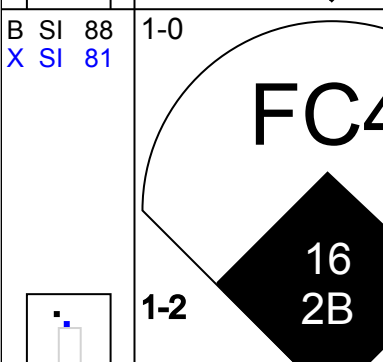
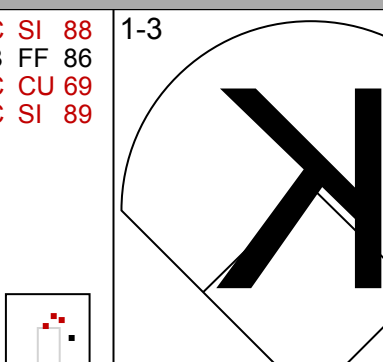
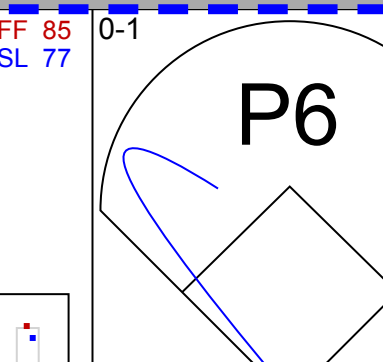
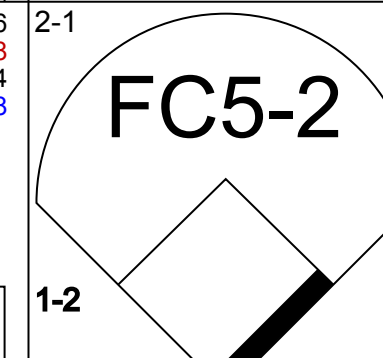
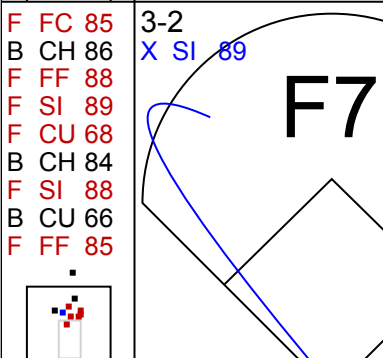
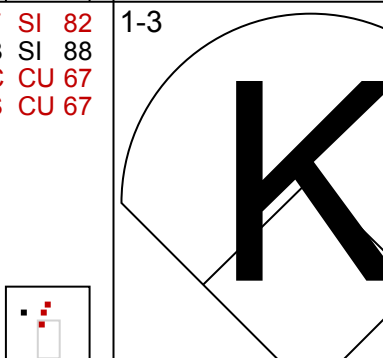
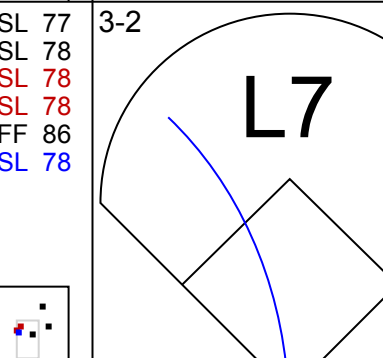
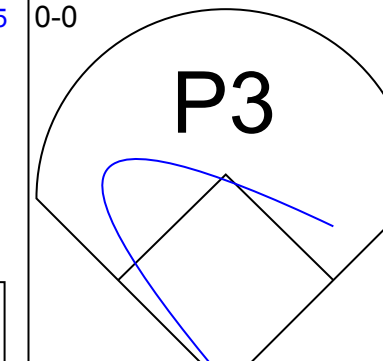
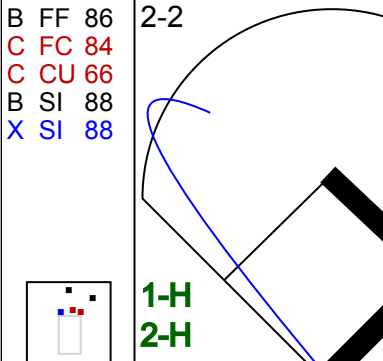
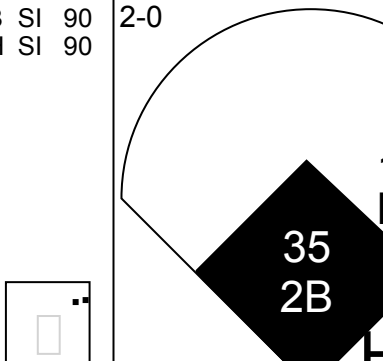
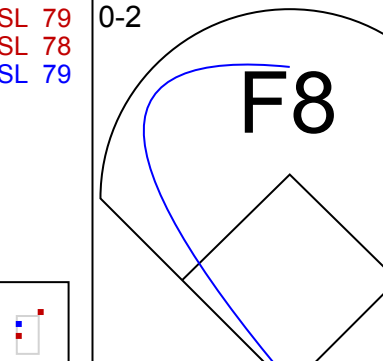
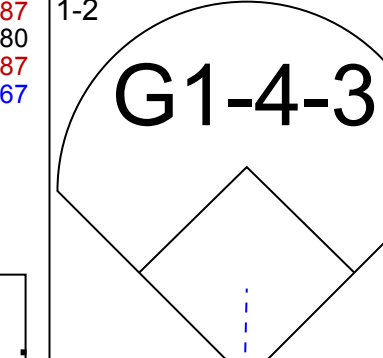
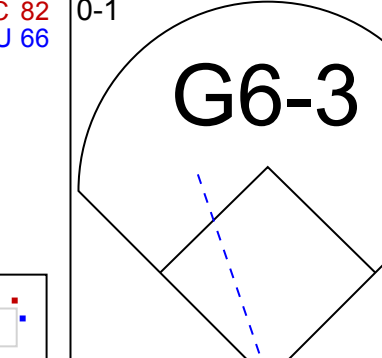
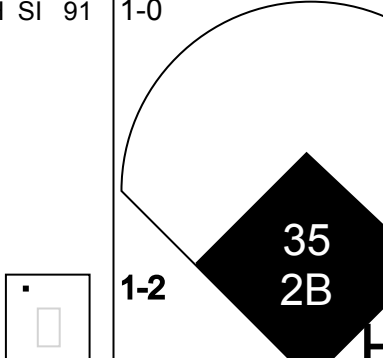
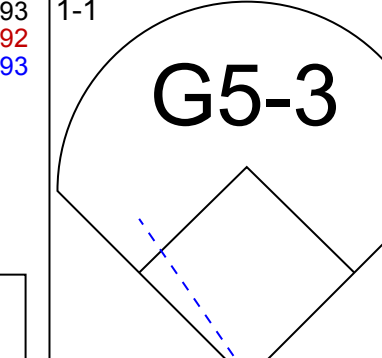
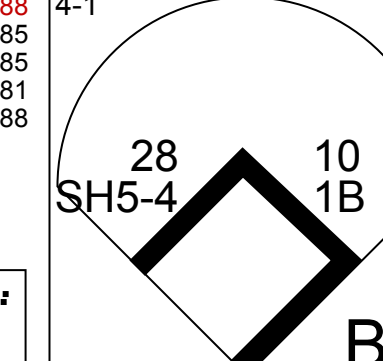
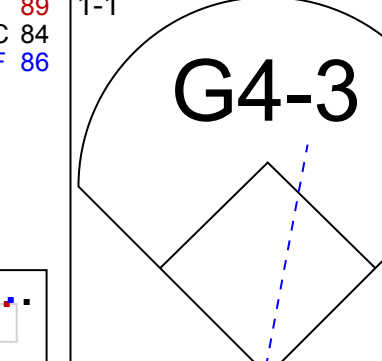
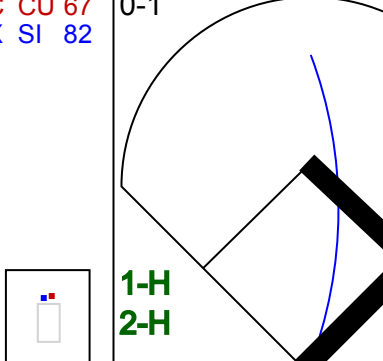
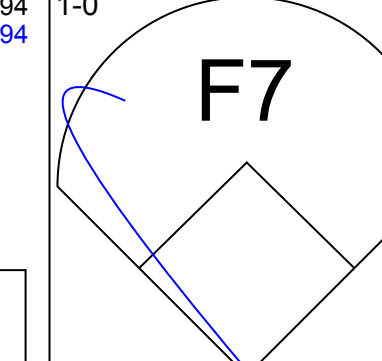
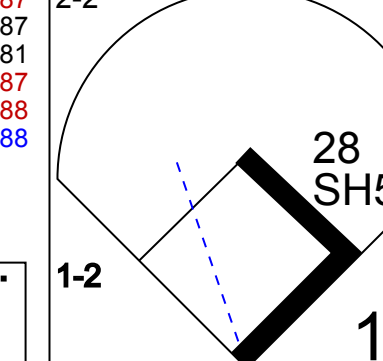
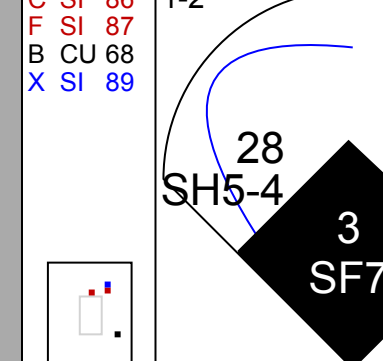
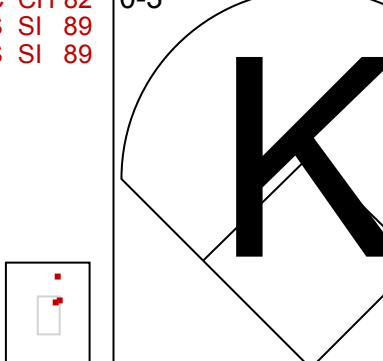
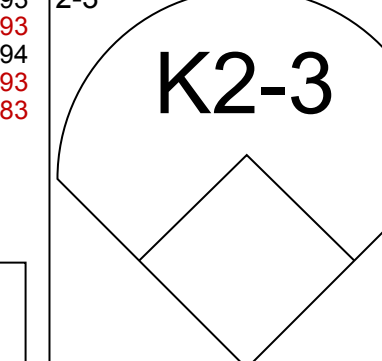
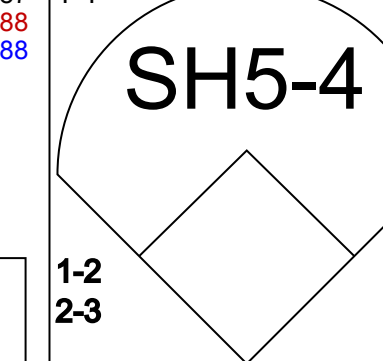
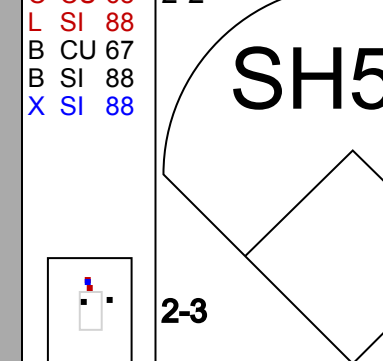
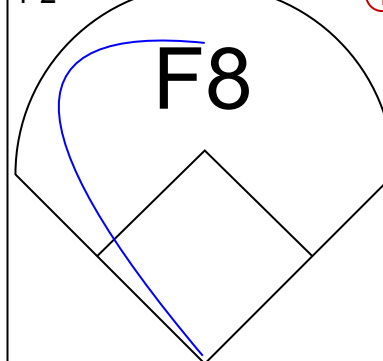
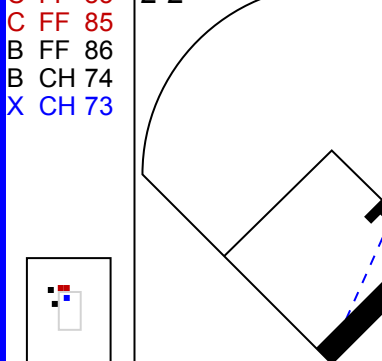


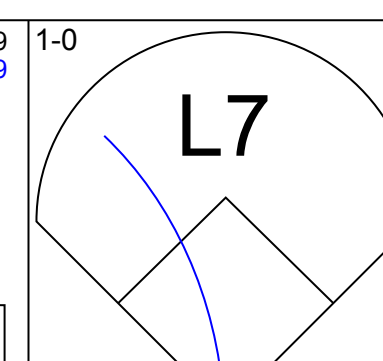
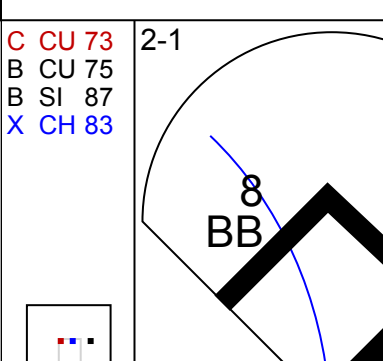
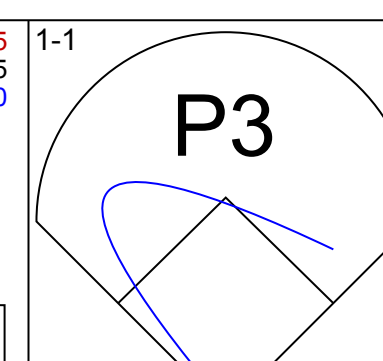
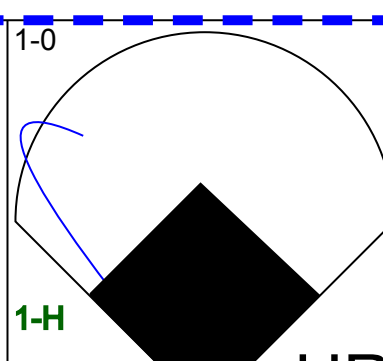
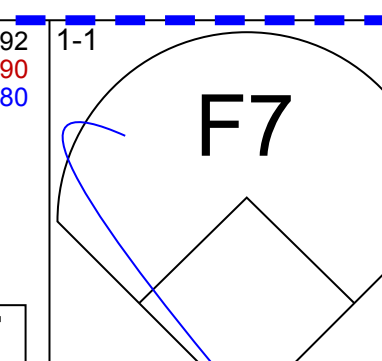
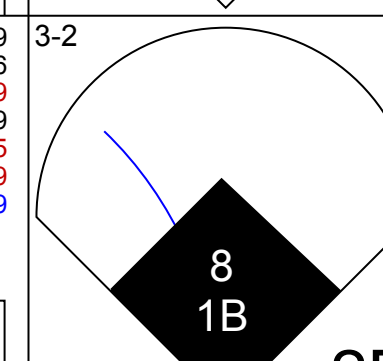
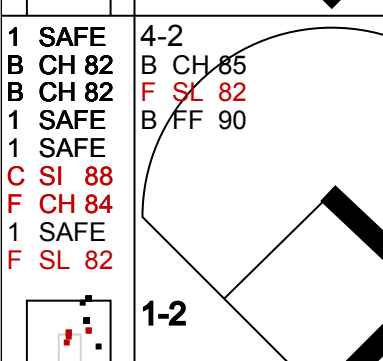
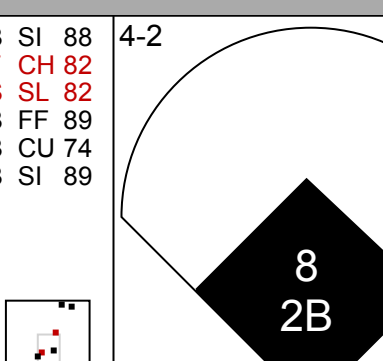
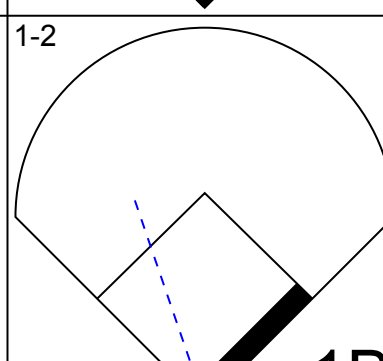
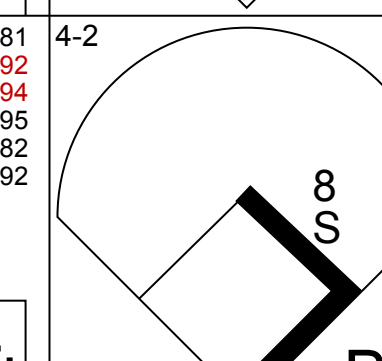
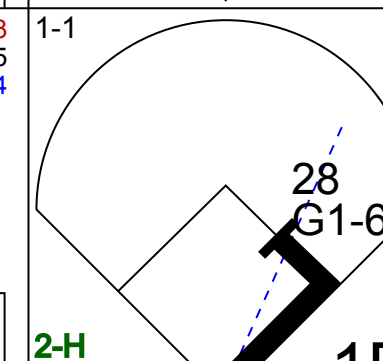
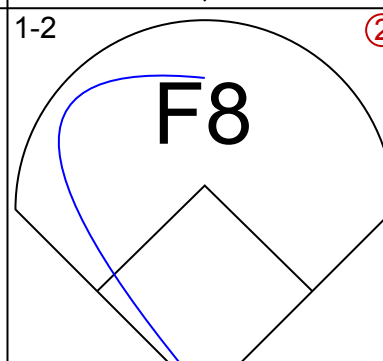
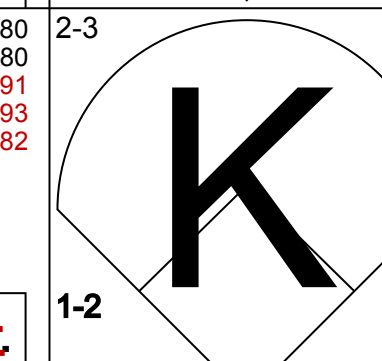
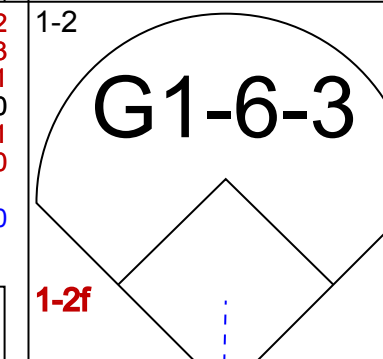
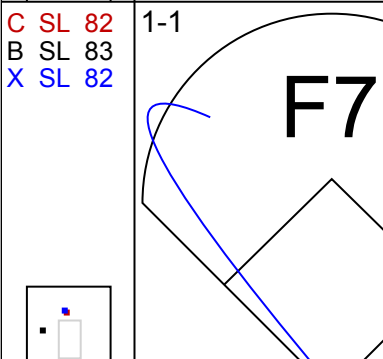
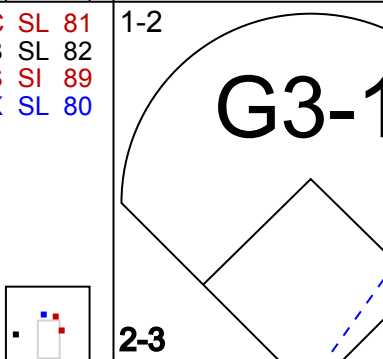
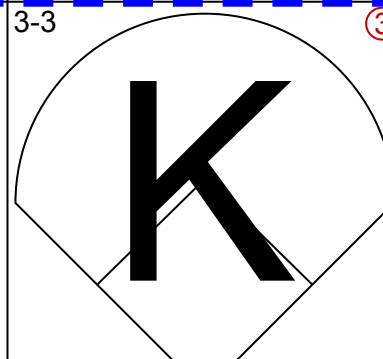
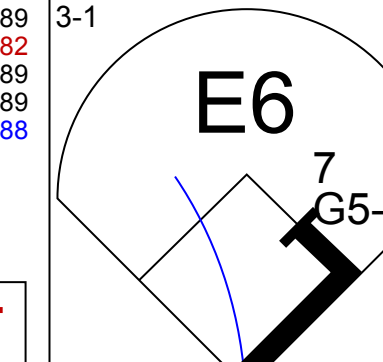
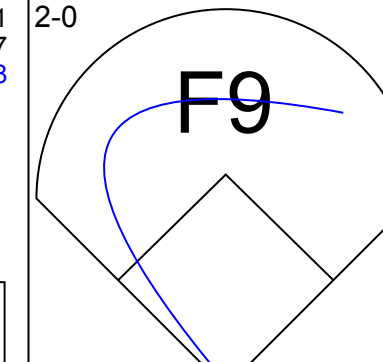
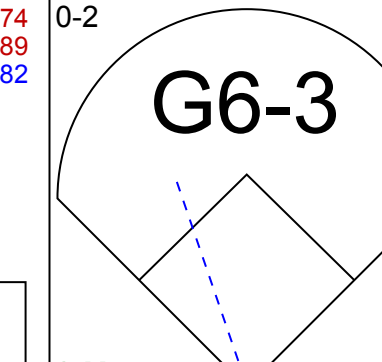
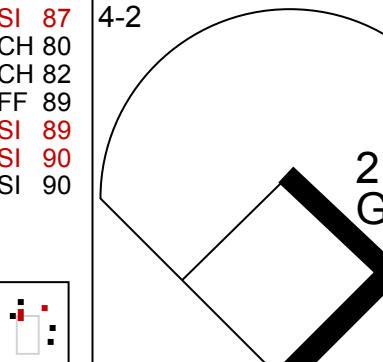
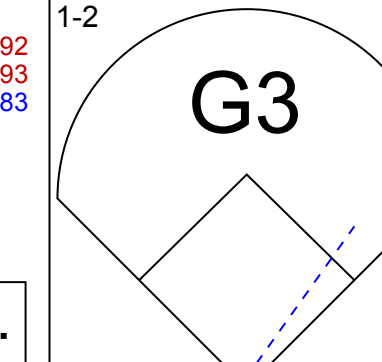
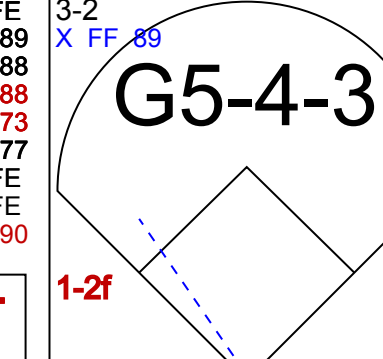
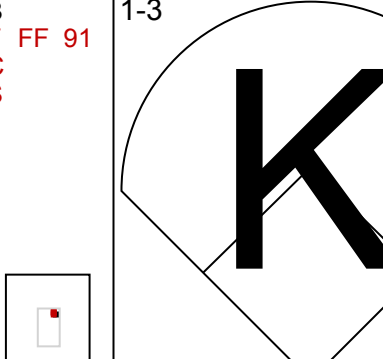
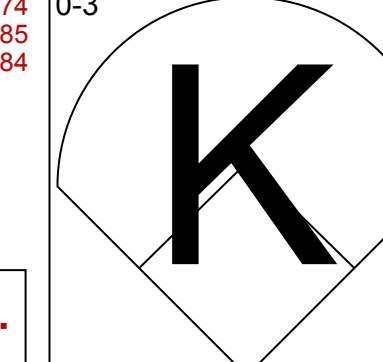
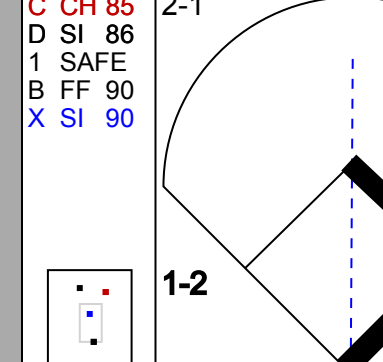
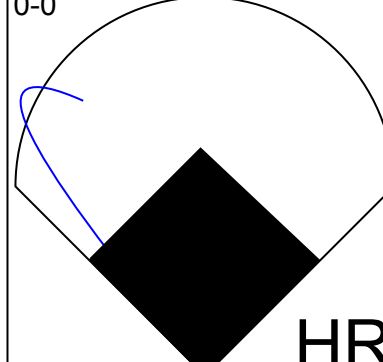

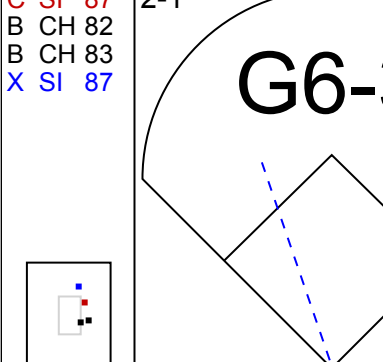
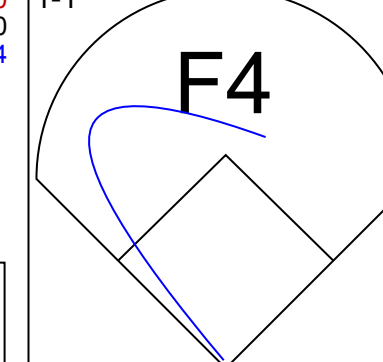
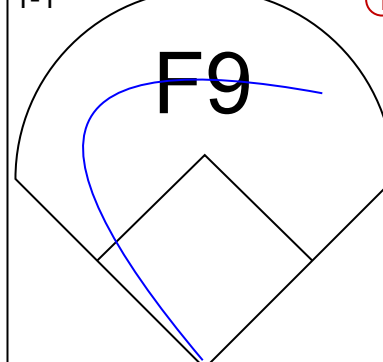
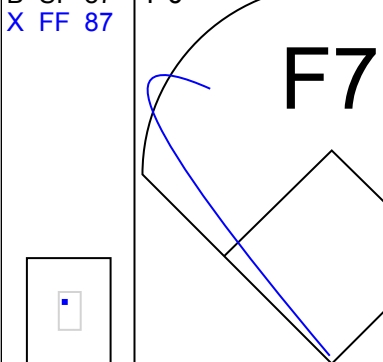
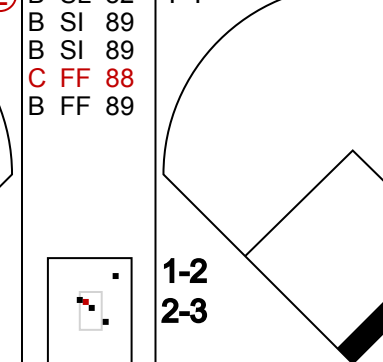
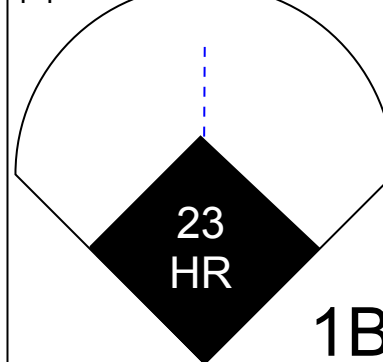

| Batter | 1 | 2 | 3 | 4 | 5 | 6 | 7 | 8 | 9 | AB | R | H | RBI | BB | SO | LOB | BOTTOM | | | | | |
|--|--|--|--------------------------------|----------------------------------|---------------------------------------|--|---------------------------------------|---------------------------------------|---|--|--------------------------------|----------------------------------|--------------------------------|----------------------------------|--------------------------------|----------------------------------|--------------------------------|----------------------------------|----------------------------------|------------------------------------|----------------------------------|--------|
| 21 Michael Bourn, L OBP: 0.379, SLG: 0.414 | | | | | | | | | | 3 | 1 | 1 | 0 | 1 | 0 | 2 | | | | | | |
| 8 Jeff Keppinger, R OBP: 0.384, SLG: 0.704 | | | | | | | | | | 4 | 0 | 1 | 0 | 0 | 1 | 6 | | | | | | |
| 17 Lance Berkman, S OBP: 0.329, SLG: 0.379 | | | | | | | | | | 4 | 0 | 0 | 0 | 0 | 1 | 2 | | | | | | |
| 45 Carlos Lee, R OBP: 0.320, SLG: 0.552 | | | | | | | | | | 3 | 0 | 1 | 1 | 1 | 0 | 1 | | | | | | |
| 22 LaTroy Hawkins, R 47 Jose Valverde, R | | | | | | | | | | 0 | 0 | 0 | 0 | 0 | 0 | 0 | | | | | | |
| 10 Miguel Tejada, R OBP: 0.346, SLG: 0.355 | | | | | | | | | | 4 | 0 | 0 | 0 | 0 | 0 | 3 | | | | | | |
| 9 Hunter Pence, R OBP: 0.364, SLG: 0.507 | | | | | | | | | | 3 | 0 | 1 | 0 | 1 | 1 | 1 | | | | | | |
| 77 Ivan Rodriguez, R OBP: 0.277, SLG: 0.361 | | | | | | | | | | 4 | 1 | 1 | 1 | 0 | 1 | 2 | | | | | | |
| 27 Geoff Blum, S OBP: 0.419, SLG: 0.389 | | | | | | | | | | 4 | 0 | 2 | 0 | 0 | 1 | 1 | | | | | | |
| 23 Russ Ortiz, R 53 Wesley Wright, L 43 Chris Sampson, R 31 Jason Smith, L 26 Doug Brocail, L 2 Danin Erstad, L | | | | | | | | | | 1 | 1 | 0 | 0 | 1 | 0 | 1 | | | | | | |
| Inning Stats | R: 0 E: 0 K: 0 S: 11 | H: 1 LOB: 1 BB: 0 P: 18 | R: 0 E: 0 K: 1 S: 9 | H: 0 LOB: 0 BB: 1 P: 14 | R: 2 E: 1 K: 1 S: 11 | H: 2 LOB: 2 BB: 1 P: 21 | R: 1 E: 1 K: 1 S: 17 | H: 2 LOB: 2 BB: 0 P: 28 | R: 0 E: 0 K: 0 S: 7 | H: 0 LOB: 1 BB: 1 P: 16 | R: 0 E: 0 K: 0 S: 12 | H: 1 LOB: 2 BB: 2 P: 21 | R: 0 E: 0 K: 0 S: 9 | H: 0 LOB: 0 BB: 0 P: 14 | R: 0 E: 0 K: 1 S: 11 | H: 1 LOB: 1 BB: 0 P: 16 | R: 0 E: 0 K: 1 S: 11 | H: 0 LOB: 1 BB: 0 P: 16 | 1B: 5 2B: 1 3B: 0 HR: 1 | SF: 0 SAC: 0 DP: 0 HBP: 0 | WP: 0 PB: 0 SB: 0 CS: 1 | PA: 36 |
| PITCHER | IP: 5.0 WLS: 0 BF: 24 ERA: 6.52 | WLS: 8 H: 1 R: 0 ER: 0 SO: 0 | H: 3 R: 1 ER: 0 SO: 0 | H: 1 R: 0 ER: 0 SO: 0 | IP: 0 WLS: 0 BF: 0 ERA: 0.00 | WLS: 0 H: 0 R: 0 ER: 0 SO: 0 | IP: 0 WLS: 0 BF: 0 ERA: 0.00 | IP: 0 WLS: 0 BF: 0 ERA: 0.00 | IP: 2.0 WLS: 0 BF: 8 ERA: 4.09 | WLS: 3 H: 1 R: 0 ER: 0 SO: 1 | H: 0 R: 0 ER: 0 SO: 1 | H: 0 R: 0 ER: 0 SO: 1 | H: 0 R: 0 ER: 0 SO: 1 | H: 0 R: 0 ER: 0 SO: 1 | H: 0 R: 0 ER: 0 SO: 1 | H: 0 R: 0 ER: 0 SO: 1 | H: 0 R: 0 ER: 0 SO: 1 | H: 0 R: 0 ER: 0 SO: 1 | WP: 0 HR: 1 S: 10 P: 11 | ERA: 1.80 WHIP: 1.000 | | |

Milwaukee Brewers @ Houston Astros
Minute Maid Park, Houston, TX
Sun Apr 26 2009, 1:05 PM CDT
Att: 27,690 - Roof Closed - 72 F

| | |
|-----|----|
| AB | 32 |
| R | 3 |
| H | 7 |
| RBI | 2 |
| BB | 4 |
| SO | 5 |
| LOB | 21 |



| Batter | 1 | 2 | 3 | 4 | 5 | 6 | 7 | 8 | 9 | AB | R | H | RBI | BB | SO | LOB | TOP | | | | | | | |
|---|---|---|---|---|---|---|---|---|---|---|---|---|---|---|---|---|---|---|---|---|---|---|---|---|
| 3 Nyer Morgan, L OBP: 0.395, SLG: 0.393 |  |  | |  | |  | | |  | 4 | 0 | 0 | 1 | 0 | 2 | 3 | Pittsburgh Pirates @ Milwaukee Brewers Miller Park, Milwaukee, WI Tue Apr 28 2009, 7:05 PM CDT Att: 26,594 - Roof Closed - 63 F | | | | | | | |
| 12 Freddy Sanchez, R OBP: 0.391, SLG: 0.598 |  | |  |  | |  | | |  | 4 | 1 | 1 | 0 | 0 | 2 | 1 | | | | | | | | |
| 44 Brandon Moss, L OBP: 0.271, SLG: 0.291 |  | |  | |  | | |  | | 4 | 1 | 1 | 0 | 0 | 1 | 1 | | | | | | | | |
| 25 Adam LaRoche, L OBP: 0.369, SLG: 0.595 |  | |  | |  | | |  | | 4 | 0 | 0 | 0 | 0 | 1 | 4 | | | | | | | | |
| 16 Eric Hinske, L OBP: 0.366, SLG: 0.417 |  | |  | |  | | |  | | 3 | 1 | 1 | 2 | 0 | 0 | 2 | | | | | | | | |
| 15 Andy LaRoche, R OBP: 0.359, SLG: 0.350 | |  |  | |  | | |  | | 3 | 1 | 0 | 0 | 0 | 0 | 1 | | | | | | | | |
| 35 Jason Jaramillo, S OBP: 0.424, SLG: 0.517 | |  |  | |  | | |  | | 3 | 0 | 1 | 2 | 1 | 0 | 1 | | | | | | | | |
| 10 Brian Bixler, R OBP: 0.333, SLG: 0.455 | |  | |  | |  | | |  | 4 | 1 | 2 | 0 | 0 | 2 | 1 | | | | | | | | |
| 47 Evan Meek, R | | | | | | | | | | 0 | 0 | 0 | 0 | 0 | 0 | 0 | | | | | | | | |
| 28 Paul Maholm, L OBP: 0.273, SLG: 0.111 | |  | |  | |  | | |  | 1 | 0 | 0 | 0 | 0 | 0 | 0 | | | | | | | | |
| 43 Jesse Chavez, R | | | | | | | | | | 0 | 0 | 0 | 0 | 0 | 0 | 0 | | | | | | | | |
| 17 Sean Burnett, L | | | | | | | | | | 0 | 0 | 0 | 0 | 0 | 0 | 0 | | | | | | | | |
| 5 Ramón Vázquez, L OBP: 0.366, SLG: 0.188 | | | | | | | | | | 1 | 0 | 1 | 0 | 0 | 0 | 0 | | | | | | | | |
| Inning Stats | R: 0 E: 0 K: 1 S: 8 | H: 1 LOB: 2 BB: 0 P: 16 | R: 0 E: 0 K: 0 S: 12 | H: 1 LOB: 2 BB: 1 P: 21 | R: 2 E: 1 K: 0 S: 18 | H: 2 LOB: 1 BB: 0 P: 27 | R: 1 E: 0 K: 1 S: 13 | H: 1 LOB: 0 BB: 0 P: 20 | R: 2 E: 0 K: 3 S: 11 | H: 1 LOB: 1 BB: 0 P: 16 | R: 0 E: 0 K: 1 S: 10 | H: 0 LOB: 0 BB: 0 P: 14 | R: 0 E: 0 K: 0 S: 8 | H: 0 LOB: 0 BB: 0 P: 11 | R: 0 E: 0 K: 1 S: 6 | H: 0 LOB: 0 BB: 0 P: 10 | R: 0 E: 0 K: 1 S: 9 | H: 1 LOB: 0 BB: 0 P: 12 | 1B: 4 2B: 3 3B: 0 HR: 0 | SF: 1 SAC: 2 DP: 1 HBP: 3 | WP: 0 PB: 0 SB: 0 CS: 0 | PA: 38 | | |
| PITCHER | IP WLS BF H R ER SO BB IBB HBP BLK WP HR S P ERA WHIP | IP WLS BF H R ER SO BB IBB HBP BLK WP HR S P ERA WHIP | IP WLS BF H R ER SO BB IBB HBP BLK WP HR S P ERA WHIP | IP WLS BF H R ER SO BB IBB HBP BLK WP HR S P ERA WHIP | IP WLS BF H R ER SO BB IBB HBP BLK WP HR S P ERA WHIP | IP WLS BF H R ER SO BB IBB HBP BLK WP HR S P ERA WHIP | IP WLS BF H R ER SO BB IBB HBP BLK WP HR S P ERA WHIP | IP WLS BF H R ER SO BB IBB HBP BLK WP HR S P ERA WHIP | IP WLS BF H R ER SO BB IBB HBP BLK WP HR S P ERA WHIP | IP WLS BF H R ER SO BB IBB HBP BLK WP HR S P ERA WHIP | IP WLS BF H R ER SO BB IBB HBP BLK WP HR S P ERA WHIP | IP WLS BF H R ER SO BB IBB HBP BLK WP HR S P ERA WHIP | IP WLS BF H R ER SO BB IBB HBP BLK WP HR S P ERA WHIP | IP WLS BF H R ER SO BB IBB HBP BLK WP HR S P ERA WHIP | IP WLS BF H R ER SO BB IBB HBP BLK WP HR S P ERA WHIP | IP WLS BF H R ER SO BB IBB HBP BLK WP HR S P ERA WHIP | IP WLS BF H R ER SO BB IBB HBP BLK WP HR S P ERA WHIP | IP WLS BF H R ER SO BB IBB HBP BLK WP HR S P ERA WHIP | IP WLS BF H R ER SO BB IBB HBP BLK WP HR S P ERA WHIP | IP WLS BF H R ER SO BB IBB HBP BLK WP HR S P ERA WHIP | IP WLS BF H R ER SO BB IBB HBP BLK WP HR S P ERA WHIP | IP WLS BF H R ER SO BB IBB HBP BLK WP HR S P ERA WHIP | IP WLS BF H R ER SO BB IBB HBP BLK WP HR S P ERA WHIP | IP WLS BF H R ER SO BB IBB HBP BLK WP HR S P ERA WHIP |

| Batter | 1 | 2 | 3 | 4 | 5 | 6 | 7 | 8 | 9 | AB | R | H | RBI | BB | SO | LOB | BOTTOM | | | | | | | |
|--|---|---|---|---|---|---|---|---|---|---|---|---|---|---|---|---|---|---|---|---|---|---|---|---|
| 23 Rickie Weeks Jr., R OBP: 0.319, SLG: 0.488 |  | |  |  | |  | |  | | 5 | 1 | 2 | 2 | 0 | 0 | 3 | Pittsburgh Pirates @ Milwaukee Brewers Miller Park, Milwaukee, WI Tue Apr 28 2009, 7:05 PM CDT Att: 26,594 - Roof Closed - 63 F | | | | | | | |
| 1 Corey Hart, R OBP: 0.391, SLG: 0.514 |  | |  | |  | |  | |  | 2 | 2 | 2 | 0 | 3 | 0 | 0 | | | | | | | | |
| 8 Ryan Braun, R OBP: 0.478, SLG: 0.608 |  | | | | | |  | |  | 4 | 1 | 2 | 2 | 1 | 1 | 2 | | | | | | | | |
| 28 Prince Fielder, L OBP: 0.374, SLG: 0.437 |  | |  | |  | |  | | | 4 | 0 | 0 | 0 | 1 | 1 | 6 | | | | | | | | |
| 25 Mike Cameron, R OBP: 0.415, SLG: 0.632 |  | | |  |  | |  | |  | 4 | 0 | 0 | 1 | 1 | 0 | 2 | | | | | | | | |
| 7 J.J. Hardy, R OBP: 0.327, SLG: 0.319 |  | | | | | |  | | | 2 | 0 | 0 | 0 | 1 | 1 | 1 | | | | | | | | |
| 50 Jorge Julio, R | | | | | | | | | | 0 | 0 | 0 | 0 | 0 | 0 | 0 | | | | | | | | |
| 57 Mitch Stetter, L | | | | | | | | | | 0 | 0 | 0 | 0 | 0 | 0 | 0 | | | | | | | | |
| 27 Brad Nelson, L | | | | | | | | | | 1 | 0 | 0 | 0 | 0 | 0 | 1 | | | | | | | | |
| 60 Todd Coffey, R | | | | | | | | | | 0 | 0 | 0 | 0 | 0 | 0 | 0 | | | | | | | | |
| 51 Trevor Hoffman, R | | | | | | | | | | 0 | 0 | 0 | 0 | 0 | 0 | 0 | | | | | | | | |
| 2 Bill Hall, R OBP: 0.357, SLG: 0.516 |  | | |  | |  | |  | | 4 | 1 | 2 | 1 | 0 | 1 | 1 | | | | | | | | |
| 11 Mike Rivera, R OBP: 0.286, SLG: 0.462 | | |  | |  | |  | | | 1 | 0 | 0 | 0 | 0 | 0 | 0 | | | | | | | | |
| 18 Jason Kendall, R OBP: 0.338, SLG: 0.192 | | | | | | | | | | 2 | 0 | 0 | 0 | 1 | 0 | 2 | | | | | | | | |
| 31 Dave Bush, R OBP: 0.273, SLG: 0.200 | | |  | | | | | | | 1 | 0 | 0 | 0 | 1 | 0 | 0 | | | | | | | | |
| 30 Craig Counsell, L OBP: 0.406, SLG: 0.308 | | | |  | |  | |  | | 2 | 1 | 1 | 0 | 0 | 0 | 2 | | | | | | | | |
| Inning Stats | R: 1 E: 0 K: 0 S: 13 | H: 2 LOB: 0 BB: 0 P: 19 | R: 0 E: 1 K: 1 S: 9 | H: 0 LOB: 0 BB: 0 P: 15 | R: 0 E: 0 K: 0 S: 11 | H: 1 LOB: 3 BB: 2 P: 25 | R: 0 E: 0 K: 0 S: 9 | H: 1 LOB: 3 BB: 2 P: 23 | R: 2 E: 0 K: 1 S: 15 | H: 1 LOB: 0 BB: 1 P: 23 | R: 3 E: 0 K: 1 S: 15 | H: 4 LOB: 1 BB: 0 P: 23 | R: 0 E: 0 K: 1 S: 13 | H: 0 LOB: 2 BB: 2 P: 24 | R: 0 E: 0 K: 1 S: 10 | H: 0 LOB: 2 BB: 2 P: 22 | R: 0 E: 0 K: 1 S: 10 | H: 0 LOB: 2 BB: 2 P: 22 | 1B: 5 2B: 2 3B: 0 HR: 2 | SF: 0 SAC: 0 DP: 2 HBP: 0 | WP: 0 PB: 0 SB: 1 CS: 0 | PA: 41 | | |
| PITCHER | IP WLS BF H R ER SO BB IBB HBP BLK WP HR S P ERA WHIP | IP WLS BF H R ER SO BB IBB HBP BLK WP HR S P ERA WHIP | IP WLS BF H R ER SO BB IBB HBP BLK WP HR S P ERA WHIP | IP WLS BF H R ER SO BB IBB HBP BLK WP HR S P ERA WHIP | IP WLS BF H R ER SO BB IBB HBP BLK WP HR S P ERA WHIP | IP WLS BF H R ER SO BB IBB HBP BLK WP HR S P ERA WHIP | IP WLS BF H R ER SO BB IBB HBP BLK WP HR S P ERA WHIP | IP WLS BF H R ER SO BB IBB HBP BLK WP HR S P ERA WHIP | IP WLS BF H R ER SO BB IBB HBP BLK WP HR S P ERA WHIP | IP WLS BF H R ER SO BB IBB HBP BLK WP HR S P ERA WHIP | IP WLS BF H R ER SO BB IBB HBP BLK WP HR S P ERA WHIP | IP WLS BF H R ER SO BB IBB HBP BLK WP HR S P ERA WHIP | IP WLS BF H R ER SO BB IBB HBP BLK WP HR S P ERA WHIP | IP WLS BF H R ER SO BB IBB HBP BLK WP HR S P ERA WHIP | IP WLS BF H R ER SO BB IBB HBP BLK WP HR S P ERA WHIP | IP WLS BF H R ER SO BB IBB HBP BLK WP HR S P ERA WHIP | IP WLS BF H R ER SO BB IBB HBP BLK WP HR S P ERA WHIP | IP WLS BF H R ER SO BB IBB HBP BLK WP HR S P ERA WHIP | IP WLS BF H R ER SO BB IBB HBP BLK WP HR S P ERA WHIP | IP WLS BF H R ER SO BB IBB HBP BLK WP HR S P ERA WHIP | IP WLS BF H R ER SO BB IBB HBP BLK WP HR S P ERA WHIP | IP WLS BF H R ER SO BB IBB HBP BLK WP HR S P ERA WHIP | IP WLS BF H R ER SO BB IBB HBP BLK WP HR S P ERA WHIP | IP WLS BF H R ER SO BB IBB HBP BLK WP HR S P ERA WHIP |



| Batter | 1 | 2 | 3 | 4 | 5 | 6 | 7 | 8 | 9 | AB | R | H | RBI | BB | SO | LOB | TOP | | | | | |
|--|------------------------------|----------------------------------|------------------------------|---------------------------------|------------------------------|----------------------------------|-------------------------------|----------------------------------|-------------------------------|----------------------------------|------------------------------|----------------------------------|------------------------------|----------------------------------|------------------------------|----------------------------------|------------------------------|----------------------------------|-------------------------|---------------------------|----------------------------------|--------|
| 3 Nyer Morgan, L (1,8) OBP: 0.370, SLG: 0.375 | K2-3 | | | L1 | | K | | G4-3 | | 4 | 0 | 0 | 0 | 0 | 2 | 1 | | | | | | |
| 12 Freddy Sanchez, R (1,4) OBP: 0.374, SLG: 0.570 | F9 | | | G4-3 | | | E6 16 BB | G4-3 | | 4 | 0 | 0 | 0 | 0 | 0 | 0 | | | | | | |
| 44 Brandon Moss, L (1,7) OBP: 0.254, SLG: 0.271 | K | | | G5-3 | | | F8 | G3-1 | | 4 | 0 | 0 | 0 | 0 | 1 | 1 | | | | | | |
| 25 Adam LaRoche, L (1,3) OBP: 0.352, SLG: 0.564 | | F8 | | | K | | F7 | K | | 4 | 0 | 0 | 0 | 0 | 2 | 1 | | | | | | |
| 16 Eric Hinske, L (1,9) OBP: 0.364, SLG: 0.395 | | K | | | K | | | | | 2 | 0 | 0 | 0 | 1 | 2 | 0 | | | | | | |
| 15 Andy LaRoche, R (1,5) OBP: 0.310, SLG: 0.365 | F9 | | | | | | BB | | | 3 | 0 | 1 | 0 | 0 | 0 | 2 | | | | | | |
| 5 Ramón Vázquez, L (1,6) OBP: 0.341, SLG: 0.171 | | | G1-3 | | | | | K | | 3 | 0 | 0 | 0 | 0 | 2 | 1 | | | | | | |
| 23 Robinson Diaz, R (1,2) OBP: 0.333, SLG: 0.500 | | | G6-3 | | | K | | | | 3 | 0 | 1 | 0 | 0 | 1 | 0 | | | | | | |
| 45 Ian Snell, R (1,1) OBP: 0.200, SLG: 0.200 | | | | | | | | | | 2 | 0 | 0 | 0 | 0 | 1 | 0 | | | | | | |
| 18 Craig Monroe, R (8,PH) OBP: 0.323, SLG: 0.517 | | | | | | | | | | 1 | 0 | 0 | 0 | 0 | 1 | 1 | | | | | | |
| 30 Tyler Yates, R (8,1) | | | | | | | | | | 0 | 0 | 0 | 0 | 0 | 0 | 0 | | | | | | |
| Inning Stats | R: 0 E: 0 K: 2 S: 8 | H: 0 LOB: 0 BB: 0 P: 13 | R: 0 E: 0 K: 1 S: 7 | H: 0 LOB: 0 BB: 0 P: 8 | R: 0 E: 0 K: 1 S: 7 | H: 0 LOB: 0 BB: 0 P: 11 | R: 0 E: 0 K: 0 S: 11 | H: 0 LOB: 0 BB: 0 P: 16 | R: 0 E: 0 K: 3 S: 14 | H: 1 LOB: 1 BB: 0 P: 22 | R: 0 E: 0 K: 2 S: 9 | H: 0 LOB: 0 BB: 0 P: 12 | R: 0 E: 0 K: 0 S: 9 | H: 0 LOB: 0 BB: 1 P: 19 | R: 0 E: 0 K: 2 S: 9 | H: 1 LOB: 1 BB: 0 P: 15 | R: 0 E: 0 K: 1 S: 8 | H: 0 LOB: 0 BB: 0 P: 15 | 1B: 0 2B: 2 HR: 0 | SF: 0 SAC: 0 HBP: 0 | WP: 0 PB: 0 SB: 0 CS: 0 | PA: 31 |
| PITCHER | IP | WLS | BF | H | R | ER | SO | BB | IBB | HBP | BLK | WP | HR | S | P | ERA | WHIP | | | | | |
| 49 Yovani Gallardo, R (1,1) ERA: 2.89 | 8.0 | W | 28 | 2 | 0 | 0 | 11 | 1 | 0 | 0 | 0 | 0 | 0 | 74 | 116 | 0.00 | 0.375 | | | | | |
| 12 Carlos Villanueva, R (9,1) ERA: 6.17 | 1.0 | S | 3 | 0 | 0 | 0 | 1 | 0 | 0 | 0 | 0 | 0 | 0 | 8 | 15 | 0.00 | 0.000 | | | | | |

Pittsburgh Pirates @ Milwaukee Brewers
Miller Park, Milwaukee, WI
Wed Apr 29 2009, 12:05 PM CDT
Att: 29,791 - Roof Closed - 64 F

livebaseballscorecards.com

AB 30
R 0
H 2
RBI 0
BB 1
SO 12
LOB 7



| Batter | 1 | 2 | 3 | 4 | 5 | 6 | 7 | 8 | 9 | AB | R | H | RBI | BB | SO | LOB | BOTTOM | | | | | |
|---|-------------------------------|----------------------------------|------------------------------|----------------------------------|------------------------------|----------------------------------|-------------------------------|----------------------------------|-------------------------------|----------------------------------|-------------------------------|----------------------------------|-------------------------------|----------------------------------|------------------------------|----------------------------------|-------------------------|---------------------------|----------------------------------|--------|--|--|
| 23 Rickie Weeks Jr, R (1,4) OBP: 0.315, SLG: 0.471 | L9 | | G3-1 | | P4 | | | | | 3 | 0 | 0 | 0 | 1 | 0 | 0 | | | | | | |
| 16 Chris Duffy, L (1,8) OBP: 0.308, SLG: 0.200 | BB | | P5 | | | | F7 | | | 3 | 0 | 1 | 0 | 1 | 0 | 1 | | | | | | |
| 8 Ryan Braun, R (1,7) OBP: 0.458, SLG: 0.577 | K | | K | | K | | CS | G6-3 | | 4 | 0 | 0 | 0 | 0 | 3 | 2 | | | | | | |
| 28 Prince Fielder, L (1,3) OBP: 0.389, SLG: 0.459 | | | | G6-3 | | | | | | 3 | 0 | 2 | 0 | 1 | 0 | 0 | | | | | | |
| 1 Corey Hart, R (1,9) OBP: 0.385, SLG: 0.513 | F9 | | | | | 1B | P4 | K | | 4 | 0 | 1 | 0 | 0 | 1 | 4 | | | | | | |
| 7 J.J. Hardy, R (1,6) OBP: 0.235, SLG: 0.301 | | F9 | | F7 | | | K | | | 4 | 0 | 0 | 0 | 0 | 1 | 3 | | | | | | |
| 2 Bill Hall, R (1,5) OBP: 0.370, SLG: 0.515 | | | | | | K2-3 | | | | 2 | 0 | 1 | 0 | 1 | 1 | 1 | | | | | | |
| 18 Jason Kendall, R (1,2) OBP: 0.294, SLG: 0.182 | | FC3-6 | | | FC6-4 | | | F7 | | 3 | 0 | 0 | 0 | 0 | 0 | 3 | | | | | | |
| 49 Yovani Gallardo, R (1,1) ERA: 3.72 | | | | | | | | | | 3 | 1 | 1 | 1 | 0 | 0 | 1 | | | | | | |
| 12 Carlos Villanueva, R (9,1) ERA: 6.59 | | | | | | | | | | 0 | 0 | 0 | 0 | 0 | 0 | 0 | | | | | | |
| Inning Stats | R: 0 E: 0 K: 1 S: 16 | H: 0 LOB: 2 BB: 2 P: 28 | R: 0 E: 0 K: 0 S: 9 | H: 1 LOB: 1 BB: 0 P: 17 | R: 0 E: 0 K: 1 S: 8 | H: 0 LOB: 0 BB: 0 P: 12 | R: 0 E: 0 K: 0 S: 11 | H: 1 LOB: 2 BB: 1 P: 20 | R: 0 E: 0 K: 1 S: 10 | H: 1 LOB: 1 BB: 0 P: 14 | R: 0 E: 0 K: 2 S: 11 | H: 1 LOB: 0 BB: 0 P: 16 | R: 1 E: 0 K: 0 S: 14 | H: 1 LOB: 0 BB: 1 P: 24 | R: 0 E: 0 K: 1 S: 9 | H: 1 LOB: 1 BB: 0 P: 15 | 1B: 2 2B: 3 HR: 1 | SF: 0 SAC: 0 HBP: 0 | WP: 0 PB: 0 SB: 0 CS: 1 | PA: 34 | | |
| PITCHER | IP | WLS | BF | H | R | ER | SO | BB | IBB | HBP | BLK | WP | HR | S | P | ERA | WHIP | | | | | |
| 45 Ian Snell, R (1,1) ERA: 3.72 | 7.0 | L | 29 | 5 | 1 | 1 | 5 | 4 | 0 | 0 | 0 | 0 | 1 | 79 | 131 | 1.29 | 1.286 | | | | | |
| 30 Tyler Yates, R (8,1) ERA: 6.59 | 1.0 | | 4 | 1 | 0 | 0 | 1 | 0 | 0 | 0 | 0 | 0 | 0 | 9 | 15 | 0.00 | 1.000 | | | | | |

Pittsburgh Pirates @ Milwaukee Brewers
Miller Park, Milwaukee, WI
Wed Apr 29 2009, 12:05 PM CDT
Att: 29,791 - Roof Closed - 64 F

livebaseballscorecards.com

AB 29
R 1
H 6
RBI 1
BB 4
SO 6
LOB 15



| Batter | 1 | 2 | 3 | 4 | 5 | 6 | 7 | 8 | 9 | AB | R | H | RBI | BB | SO | LOB | TOP | | | | | | | | | |
|--|-------------------------------|----------------------------------|------------------------------|---------------------------------|------------------------------|----------------------------------|-------------------------------|-----------------------------------|------------------------------|----------------------------------|------------------------------|---------------------------------|-------------------------------|----------------------------------|-------------------------------|----------------------------------|------------------------------------|----------------------------------|----------------------------------|------------------------------------|-------------------------|----------------------------------|----------------------------------|------------------------------------|-------------------------|--------|
| 1 Corey Hart, R OBP: 0.366, SLG: 0.464 | | | | | | | | | | 4 | 2 | 2 | 0 | 1 | 2 | 0 | | | | | | | | | | |
| 7 J.J. Hardy, R OBP: 0.234, SLG: 0.286 | | | | | | | | | | 3 | 1 | 1 | 1 | 1 | 0 | 1 | | | | | | | | | | |
| 23 Rickie Weeks Jr., R OBP: 0.327, SLG: 0.595 | | | | | | | | | | 5 | 1 | 2 | 3 | 0 | 2 | 3 | | | | | | | | | | |
| 28 Prince Fielder, L OBP: 0.405, SLG: 0.467 | | | | | | | | | | 5 | 1 | 2 | 1 | 0 | 2 | 1 | | | | | | | | | | |
| 25 Mike Cameron, R OBP: 0.398, SLG: 0.625 | | | | | | | | | | 4 | 0 | 0 | 0 | 1 | 0 | 3 | | | | | | | | | | |
| 2 Bill Hall, R OBP: 0.356, SLG: 0.488 | | | | | | | | | | 1 | 0 | 0 | 0 | 0 | 0 | 0 | | | | | | | | | | |
| 16 Chris Duffy, L OBP: 0.238, SLG: 0.167 | | | | | | | | | | 2 | 0 | 0 | 0 | 0 | 1 | 2 | | | | | | | | | | |
| 8 Ryan Braun, R OBP: 0.438, SLG: 0.552 | | | | | | | | | | 1 | 0 | 1 | 2 | 0 | 0 | 0 | | | | | | | | | | |
| 14 Casey McGehee, R OBP: 0.154, SLG: 0.154 | | | | | | | | | | 4 | 0 | 0 | 0 | 0 | 1 | 4 | | | | | | | | | | |
| 18 Jason Kendall, R OBP: 0.302, SLG: 0.233 | | | | | | | | | | 4 | 1 | 2 | 0 | 0 | 0 | 0 | | | | | | | | | | |
| 49 Yovani Gallardo, R OBP: 0.267, SLG: 0.667 | | | | | | | | | | 3 | 0 | 0 | 0 | 0 | 2 | 1 | | | | | | | | | | |
| 45 Mark DiFelice, R | | | | | | | | | | 0 | 0 | 0 | 0 | 0 | 0 | 0 | | | | | | | | | | |
| 30 Craig Counsell, L OBP: 0.395, SLG: 0.351 | | | | | | | | | | 1 | 1 | 1 | 0 | 0 | 0 | 0 | | | | | | | | | | |
| 51 Trevor Hoffman, R | | | | | | | | | | 0 | 0 | 0 | 0 | 0 | 0 | 0 | | | | | | | | | | |
| Inning Stats | R: 1 E: 0 K: 0 S: 11 | H: 2 LOB: 1 BB: 0 P: 15 | R: 0 E: 0 K: 0 S: 5 | H: 0 LOB: 0 BB: 0 P: 5 | R: 0 E: 0 K: 2 S: 9 | H: 0 LOB: 0 BB: 0 P: 13 | R: 0 E: 0 K: 1 S: 13 | H: 2 LOB: 2 BB: 0 P: 20 | R: 0 E: 0 K: 0 S: 8 | H: 1 LOB: 1 BB: 0 P: 11 | R: 0 E: 0 K: 2 S: 7 | H: 0 LOB: 0 BB: 0 P: 9 | R: 0 E: 0 K: 1 S: 10 | H: 1 LOB: 1 BB: 0 P: 12 | R: 2 E: 0 K: 3 S: 23 | H: 2 LOB: 2 BB: 2 P: 39 | R: 4 E: 0 K: 1 S: 21 | H: 3 LOB: 0 BB: 1 P: 36 | 1B: 8 2B: 2 3B: 0 HR: 1 | SF: 1 SAC: 0 DP: 0 HBP: 0 | WP: 0 PB: 1 CS: 0 | PA: 41 | | | | |
| PITCHER | IP: 7.1 ERA: 2.97 | WLS: 1 H: 1 B: 0 | BF: 29 R: 0 ER: 0 | H: 6 R: 0 ER: 0 | SO: 7 BB: 0 IBB: 0 | BB: 1 HBP: 0 BLK: 0 | WP: 0 HR: 0 S: 69 | P: 98 ERA: 2.46 WHIP: 0.955 | PITCHER | IP: 7.0 ERA: 2.84 | WLS: 1 H: 1 B: 0 | BF: 28 R: 0 ER: 0 | H: 5 R: 0 ER: 0 | SO: 8 BB: 0 IBB: 0 | BB: 0 HBP: 0 BLK: 0 | WP: 0 HR: 0 S: 12 | P: 18 ERA: 27.00 WHIP: 9.000 | PITCHER | IP: 1.0 ERA: 7.56 | WLS: 0 H: 0 B: 0 | BF: 7 R: 4 ER: 3 | H: 3 LOB: 0 BB: 1 P: 15 | 1B: 0 2B: 0 3B: 0 HR: 0 | SF: 0 SAC: 0 DP: 0 HBP: 0 | WP: 0 PB: 0 CS: 0 | PA: 41 |

Milwaukee Brewers @ Pittsburgh Pirates
PNC Park, Pittsburgh, PA
Mon May 04 2009, 7:05 PM EDT
Att: 8,482 - Cloudy - 57 F

AB 37
R 7
H 11
RBI 7
BB 3
SO 10
LOB 15



| Batter | 1 | 2 | 3 | 4 | 5 | 6 | 7 | 8 | 9 | AB | R | H | RBI | BB | SO | LOB | BOTTOM | | | | | |
|---|------------------------------|---------------------------------|------------------------------|----------------------------------|------------------------------|----------------------------------|------------------------------|------------------------------------|-------------------------------|----------------------------------|-------------------------------|----------------------------------|----------------------------------|----------------------------------|------------------------------------|----------------------------------|-------------------------------|----------------------------------|----------------------------------|------------------------------------|-------------------------|--------|
| 3 Nyer Morgan, L OBP: 0.356, SLG: 0.352 | | | | | | | | | | 5 | 0 | 0 | 0 | 0 | 1 | 3 | | | | | | |
| 12 Freddy Sanchez, R OBP: 0.358, SLG: 0.544 | | | | | | | | | | 5 | 1 | 2 | 0 | 0 | 0 | 0 | | | | | | |
| 13 Nate McLouth, L OBP: 0.405, SLG: 0.472 | | | | | | | | | | 5 | 0 | 3 | 1 | 0 | 0 | 1 | | | | | | |
| 25 Adam LaRoche, L OBP: 0.356, SLG: 0.516 | | | | | | | | | | 4 | 1 | 0 | 0 | 1 | 1 | 4 | | | | | | |
| 44 Brandon Moss, L OBP: 0.243, SLG: 0.286 | | | | | | | | | | 4 | 0 | 1 | 1 | 0 | 0 | 2 | | | | | | |
| 15 Andy LaRoche, R OBP: 0.314, SLG: 0.382 | | | | | | | | | | 4 | 1 | 1 | 1 | 0 | 0 | 1 | | | | | | |
| 5 Ramón Vázquez, L OBP: 0.364, SLG: 0.186 | | | | | | | | | | 3 | 1 | 1 | 0 | 1 | 1 | 0 | | | | | | |
| 35 Jason Jaramillo, S OBP: 0.372, SLG: 0.487 | | | | | | | | | | 4 | 0 | 2 | 1 | 0 | 0 | 2 | | | | | | |
| 28 Paul Maholm, L OBP: 0.286, SLG: 0.091 | | | | | | | | | | 2 | 0 | 0 | 0 | 1 | 2 | 1 | | | | | | |
| 30 Tyler Yates, R | | | | | | | | | | 0 | 0 | 0 | 0 | 0 | 0 | 0 | | | | | | |
| 34 John Grabow, L | | | | | | | | | | 0 | 0 | 0 | 0 | 0 | 0 | 0 | | | | | | |
| 24 Delwyn Young, S OBP: 0.375, SLG: 0.625 | | | | | | | | | | 1 | 0 | 0 | 0 | 0 | 0 | 1 | | | | | | |
| 55 Matt Capps, R | | | | | | | | | | 0 | 0 | 0 | 0 | 0 | 0 | 0 | | | | | | |
| Inning Stats | R: 0 E: 0 K: 0 S: 5 | H: 0 LOB: 0 BB: 0 P: 7 | R: 1 E: 0 K: 0 S: 9 | H: 1 LOB: 3 BB: 3 P: 28 | R: 0 E: 0 K: 0 S: 6 | H: 1 LOB: 1 BB: 0 P: 12 | R: 1 E: 0 K: 1 S: 6 | H: 1 LOB: 0 BB: 0 P: 8 | R: 1 E: 0 K: 1 S: 14 | H: 2 LOB: 1 BB: 0 P: 23 | R: 0 E: 0 K: 2 S: 10 | H: 1 LOB: 1 BB: 0 P: 16 | R: 0 E: 0 K: 1 S: 9 | H: 1 LOB: 1 BB: 0 P: 14 | R: 1 E: 0 K: 0 S: 13 | H: 2 LOB: 1 BB: 0 P: 17 | R: 0 E: 0 K: 0 S: 13 | H: 1 LOB: 1 BB: 0 P: 17 | 1B: 4 2B: 4 3B: 1 HR: 1 | SF: 0 SAC: 0 DP: 0 HBP: 0 | WP: 0 PB: 0 CS: 0 | PA: 40 |
| PITCHER | IP: 7.0 ERA: 3.02 | WLS: 5 H: 2 B: 1 | BF: 31 R: 3 ER: 3 | H: 3 R: 1 ER: 1 | SO: 3 BB: 0 IBB: 0 | BB: 3 HBP: 0 BLK: 0 | WP: 0 HR: 0 S: 59 | P: 108 ERA: 3.86 WHIP: 1.429 | PITCHER | IP: 1.0 ERA: 1.42 | WLS: 0 H: 0 B: 0 | BF: 5 R: 2 ER: 1 | H: 2 LOB: 1 BB: 1 P: 10 | 1B: 0 2B: 0 3B: 0 HR: 0 | SF: 0 SAC: 0 DP: 0 HBP: 0 | WP: 0 PB: 0 CS: 0 | PA: 40 | | | | | |

Milwaukee Brewers @ Pittsburgh Pirates
PNC Park, Pittsburgh, PA
Mon May 04 2009, 7:05 PM EDT
Att: 8,482 - Cloudy - 57 F

AB 37
R 4
H 10
RBI 4
BB 3
SO 5
LOB 15



| Batter | 1 | 2 | 3 | 4 | 5 | 6 | 7 | 8 | 9 | AB | R | H | RBI | BB | SO | LOB | TOP | | |
|--|---|---|---|---|---|---|---|---|---|---|---|--|---|--|---|---|---|--|------------------------------------|
| 23 Ricke Weeks Jr, R OBP: 0.331, SLG: 0.491 | | | | | | | | | | 5 | 2 | 2 | 0 | 1 | 1 | 2 | Milwaukee Brewers @ Cincinnati Reds Great American Ball Park, Cincinnati, OH Wed May 06 2009, 7:10 PM EDT Att: 10,982 - Overcast - 60 F | | |
| 30 Craig Counsell, L OBP: 0.426, SLG: 0.447 60 Todd Coffey, R | | | | | | | | | | 6 | 3 | 4 | 1 | 0 | 1 | 1 | | | |
| 8 Ryan Braun, R OBP: 0.431, SLG: 0.557 | | | | | | | | | | 6 | 2 | 3 | 6 | 0 | 1 | 2 | | | |
| 28 Prince Fielder, L OBP: 0.417, SLG: 0.485 | | | | | | | | | | 5 | 2 | 2 | 2 | 1 | 1 | 3 | | | |
| 25 Mike Cameron, R OBP: 0.402, SLG: 0.600 16 Chris Duffy, L OBP: 0.217, SLG: 0.150 | | | | | | | | | | 3 | 2 | 0 | 1 | 0 | 0 | 0 | | | |
| 1 Cory Hart, R OBP: 0.384, SLG: 0.472 | | | | | | | | | | 5 | 1 | 1 | 2 | 0 | 1 | 6 | | | |
| 7 J.J. Hardy, R OBP: 0.288, SLG: 0.363 | | | | | | | | | | 4 | 1 | 2 | 3 | 1 | 1 | 2 | | | |
| 18 Jason Kendall, R OBP: 0.316, SLG: 0.241 32 Carlos Corporan, S OBP: 1.000, SLG: 1.000 | | | | | | | | | | 2 | 0 | 1 | 1 | 1 | 0 | 0 | | | |
| 26 Manny Parra, L OBP: 0.083, SLG: 0.083 27 Brad Nelson, L (7, PH) 50 Jorge Julio, R (7, 1) 14 Casey McGehee, R (9, PH) OBP: 0.200, SLG: 0.200 | | | | | | | | | | 3 | 1 | 1 | 0 | 0 | 0 | 4 | | | |
| Inning Stats | R: 5 E: 0 K: 0 S: 17 | H: 4 LOB: 0 BB: 2 P: 34 | R: 4 E: 0 K: 1 S: 18 | H: 4 LOB: 3 BB: 3 P: 37 | R: 0 E: 0 K: 2 S: 10 | H: 1 LOB: 1 BB: 0 P: 17 | R: 1 E: 0 K: 1 S: 14 | H: 1 LOB: 1 BB: 0 P: 18 | R: 0 E: 0 K: 0 S: 11 | H: 2 LOB: 2 BB: 0 P: 18 | R: 0 E: 0 K: 1 S: 8 | H: 1 LOB: 0 BB: 0 P: 13 | R: 0 E: 0 K: 1 S: 12 | H: 2 LOB: 2 BB: 0 P: 19 | R: 5 E: 0 K: 2 S: 24 | H: 5 LOB: 0 BB: 0 P: 35 | | 1B: 14 2B: 3 3B: 0 HR: 3 | SF: 1 SAC: 0 DP: 2 HBP: 0 |
| PITCHER | IP WLS BF H R ER SO BB IBB HBP BLK WP HR S P ERA WHIP | IP WLS BF H R ER SO BB IBB HBP BLK WP HR S P ERA WHIP | IP WLS BF H R ER SO BB IBB HBP BLK WP HR S P ERA WHIP | IP WLS BF H R ER SO BB IBB HBP BLK WP HR S P ERA WHIP | IP WLS BF H R ER SO BB IBB HBP BLK WP HR S P ERA WHIP | IP WLS BF H R ER SO BB IBB HBP BLK WP HR S P ERA WHIP | IP WLS BF H R ER SO BB IBB HBP BLK WP HR S P ERA WHIP | IP WLS BF H R ER SO BB IBB HBP BLK WP HR S P ERA WHIP | IP WLS BF H R ER SO BB IBB HBP BLK WP HR S P ERA WHIP | 1.0 L 12 7 9 9 0 3 0 0 0 0 2 24 46 81.00 10.000 | 1.0 L 12 7 9 9 0 3 0 0 0 0 2 24 46 81.00 10.000 | 3.0 15 3 1 0 4 2 0 0 0 0 0 35 60 0.00 1.667 | 2.0 2 2 0 0 0 0 0 0 0 0 0 18 27 0.00 1.000 | 1.0 3 1 0 0 1 0 0 0 0 0 0 8 13 0.00 1.000 | 1.0 5 2 0 0 1 0 0 0 0 0 0 12 19 0.00 2.000 | 9.1 5 8 5 5 2 0 0 0 0 0 0 1 24 35 45.00 5.000 | 9.1 5 8 5 5 2 0 0 0 0 0 0 1 24 35 45.00 5.000 | 61 Bronson Arroyo, R ERA: 7.15 52 Daniel Herrera, L ERA: 2.31 57 Mike Lincoln, R ERA: 10.22 25 David Weathers, R ERA: 48 Francisco Cordero, R ERA: 2.45 | 7 Paul Janish, R ERA: 45.0 |

AB 44
R 15
H 20
RBI 15
BB 5
SO 8
LOB 23



| Batter | 1 | 2 | 3 | 4 | 5 | 6 | 7 | 8 | 9 | AB | R | H | RBI | BB | SO | LOB | BOTTOM | | | |
|---|---|---|---|---|---|---|---|---|---|--|---|---|---|---|---|---|---|----------------------------------|------------------------------------|--|
| 3 Willy Taveras, R OBP: 0.330, SLG: 0.330 57 Mike Lincoln, R | | | | | | | | | | 3 | 0 | 1 | 0 | 0 | 0 | 3 | Milwaukee Brewers @ Cincinnati Reds Great American Ball Park, Cincinnati, OH Wed May 06 2009, 7:10 PM EDT Att: 10,982 - Overcast - 60 F | | | |
| 17 Laynce Nix, L OBP: 0.405, SLG: 0.676 | | | | | | | | | | 5 | 0 | 1 | 0 | 0 | 1 | 1 | | | | |
| 19 Joey Volto, L OBP: 0.466, SLG: 0.560 23 Adam Rosales, R OBP: 0.333, SLG: 0.240 | | | | | | | | | | 2 | 0 | 0 | 0 | 1 | 1 | 0 | | | | |
| 4 Brandon Phillips, R OBP: 0.306, SLG: 0.423 | | | | | | | | | | 4 | 1 | 2 | 1 | 0 | 0 | 3 | | | | |
| 32 Jay Bruce, L OBP: 0.353, SLG: 0.533 | | | | | | | | | | 3 | 1 | 2 | 1 | 1 | 1 | 0 | | | | |
| 16 Danell McDonald, R OBP: 0.200, SLG: 0.310 | | | | | | | | | | 4 | 0 | 1 | 0 | 0 | 1 | 3 | | | | |
| 29 Ryan Hanigan, R OBP: 0.440, SLG: 0.409 | | | | | | | | | | 4 | 0 | 1 | 0 | 0 | 0 | 1 | | | | |
| 7 Paul Janish, R OBP: 0.391, SLG: 0.381 | | | | | | | | | | 4 | 0 | 0 | 0 | 0 | 1 | 2 | | | | |
| 61 Bronson Arroyo, R ERA: 4.88 52 Daniel Herrera, L OBP: 0.342, SLG: 0.317 21 Chris Dickerson, L OBP: 0.342, SLG: 0.317 25 David Weathers, R ERA: 48 Francisco Cordero, R ERA: 2.45 55 Ramon Hernandez, R OBP: 0.200, SLG: 0.300 | IP WLS BF H R ER SO BB IBB HBP BLK WP HR S P ERA WHIP | IP WLS BF H R ER SO BB IBB HBP BLK WP HR S P ERA WHIP | IP WLS BF H R ER SO BB IBB HBP BLK WP HR S P ERA WHIP | IP WLS BF H R ER SO BB IBB HBP BLK WP HR S P ERA WHIP | IP WLS BF H R ER SO BB IBB HBP BLK WP HR S P ERA WHIP | IP WLS BF H R ER SO BB IBB HBP BLK WP HR S P ERA WHIP | IP WLS BF H R ER SO BB IBB HBP BLK WP HR S P ERA WHIP | IP WLS BF H R ER SO BB IBB HBP BLK WP HR S P ERA WHIP | IP WLS BF H R ER SO BB IBB HBP BLK WP HR S P ERA WHIP | 6.0 W 29 8 2 2 5 4 0 0 0 0 0 1 69 19 3.00 2.000 | 2.0 7 1 1 1 1 0 0 0 0 0 1 12 18 4.50 0.500 | 1.0 3 0 0 0 2 0 0 0 0 0 0 10 17 0.00 0.000 | IP WLS BF H R ER SO BB IBB HBP BLK WP HR S P ERA WHIP | IP WLS BF H R ER SO BB IBB HBP BLK WP HR S P ERA WHIP | IP WLS BF H R ER SO BB IBB HBP BLK WP HR S P ERA WHIP | IP WLS BF H R ER SO BB IBB HBP BLK WP HR S P ERA WHIP | | 1B: 6 2B: 1 3B: 0 HR: 2 | SF: 0 SAC: 0 DP: 1 HBP: 0 | WP: 0 PA: 39 PB: 1 SB: 1 CS: 0 |
| PITCHER | IP WLS BF H R ER SO BB IBB HBP BLK WP HR S P ERA WHIP | IP WLS BF H R ER SO BB IBB HBP BLK WP HR S P ERA WHIP | IP WLS BF H R ER SO BB IBB HBP BLK WP HR S P ERA WHIP | IP WLS BF H R ER SO BB IBB HBP BLK WP HR S P ERA WHIP | IP WLS BF H R ER SO BB IBB HBP BLK WP HR S P ERA WHIP | IP WLS BF H R ER SO BB IBB HBP BLK WP HR S P ERA WHIP | IP WLS BF H R ER SO BB IBB HBP BLK WP HR S P ERA WHIP | IP WLS BF H R ER SO BB IBB HBP BLK WP HR S P ERA WHIP | IP WLS BF H R ER SO BB IBB HBP BLK WP HR S P ERA WHIP | 6.0 W 29 8 2 2 5 4 0 0 0 0 0 1 69 19 3.00 2.000 | 2.0 7 1 1 1 1 0 0 0 0 0 1 12 18 4.50 0.500 | 1.0 3 0 0 0 2 0 0 0 0 0 0 10 17 0.00 0.000 | IP WLS BF H R ER SO BB IBB HBP BLK WP HR S P ERA WHIP | IP WLS BF H R ER SO BB IBB HBP BLK WP HR S P ERA WHIP | IP WLS BF H R ER SO BB IBB HBP BLK WP HR S P ERA WHIP | IP WLS BF H R ER SO BB IBB HBP BLK WP HR S P ERA WHIP | | 1B: 6 2B: 1 3B: 0 HR: 2 | SF: 0 SAC: 0 DP: 1 HBP: 0 | WP: 0 PA: 39 PB: 1 SB: 1 CS: 0 |




| Batter | 1 | 2 | 3 | 4 | 5 | 6 | 7 | 8 | 9 | AB | R | H | RBI | BB | SO | LOB | TOP | | | | | | | | |
|---|------------------------------|----------------------------------|-------------------------------|----------------------------------|------------------------------|----------------------------------|-------------------------------|----------------------------------|------------------------------|----------------------------------|-------------------------------|----------------------------------|------------------------------|----------------------------------|-------------------------------|----------------------------------|--|---------------------------------|----------------------------------|------------------------------------|----------------------------------|--------|--|--|--|
| 23 Ricke Weeks, Jr. (1.4) OBP: 0.329, SLG: 0.483 | F8 | | | K | | | K | | | 4 | 1 | 1 | 0 | 0 | 2 | 1 | Milwaukee Brewers @ Cincinnati Reds Great American Ball Park, Cincinnati, OH Thu May 07 2009, 7:10 PM EDT Att: 14,724 - Partly Cloudy - 72 F | | | | | | | | |
| 1 Corey Hart, R (1.9) OBP: 0.382, SLG: 0.455 | K | | | FC5 | | F8 | L7 | | | 4 | 1 | 0 | 0 | 0 | 1 | 2 | | | | | | | | | |
| 8 Ryan Braun, R (1.7) OBP: 0.433, SLG: 0.554 | L6 | | | K | | | | | | 4 | 2 | 2 | 0 | 0 | 1 | 0 | | | | | | | | | |
| 28 Prince Fielder, L (1.3) OBP: 0.435, SLG: 0.510 | | | | | | | | | | 3 | 1 | 3 | 2 | 1 | 0 | 0 | | | | | | | | | |
| 25 Mike Cameron, R (1.8) OBP: 0.388, SLG: 0.576 | | | | | | | | | | 4 | 0 | 0 | 2 | 0 | 1 | 4 | | | | | | | | | |
| 7 J.J. Hardy, R (1.6) OBP: 0.287, SLG: 0.368 | | | | | | | | | | 4 | 0 | 1 | 1 | 0 | 2 | 3 | | | | | | | | | |
| 2 Bill Hall, R (1.9) 73 Seth McClung, L (4.1) | | | | | | | | | | 1 | 0 | 0 | 0 | 0 | 1 | 1 | | | | | | | | | |
| 16 Chris Duffy, L (6.9) 45 Mark DiFelice, R (6.1) 57 Mitch Stetter, L (7.1) 50 Jorge Julio, R (8.1) 27 Brad Nelson, L (6.9) | | | | | | | | | | 1 | 0 | 0 | 0 | 0 | 0 | 0 | | | | | | | | | |
| 18 Jason Kendall, R (1.2) OBP: 0.303, SLG: 0.229 | | | | | | | | | | 4 | 0 | 0 | 0 | 0 | 2 | 1 | | | | | | | | | |
| 41 Braden Looper, R (1.1) 30 Craig Counsell, L (4.5) OBP: 0.421, SLG: 0.429 | | | | | | | | | | 1 | 0 | 0 | 0 | 0 | 0 | 0 | | | | | | | | | |
| Inning Stats | R: 0 E: 0 K: 1 S: 7 | H: 0 LOB: 0 BB: 0 P: 11 | R: 0 E: 0 K: 0 S: 10 | H: 1 LOB: 0 BB: 0 P: 14 | R: 0 E: 0 K: 0 S: 8 | H: 0 LOB: 0 BB: 1 P: 14 | R: 3 E: 0 K: 2 S: 17 | H: 3 LOB: 1 BB: 0 P: 25 | R: 0 E: 0 K: 1 S: 9 | H: 0 LOB: 0 BB: 0 P: 15 | R: 2 E: 0 K: 0 S: 16 | H: 3 LOB: 1 BB: 0 P: 21 | R: 0 E: 0 K: 2 S: 8 | H: 0 LOB: 1 BB: 1 P: 19 | R: 0 E: 0 K: 3 S: 12 | H: 0 LOB: 1 BB: 0 P: 17 | R: 0 E: 0 K: 1 S: 5 | H: 0 LOB: 0 BB: 0 P: 7 | 1B: 5 2B: 2 3B: 0 HR: 0 | SF: 0 SAC: 0 DP: 2 HBP: 0 | WP: 1 PB: 0 SB: 0 CS: 0 | PA: 36 | | | |
| PITCHER | IP | WLS | BF | H | R | ER | SO | BB | IBB | HBP | BLK | WP | HR | S | P | ERA | WHIP | | | | | | | | |
| 33 Micah Owings, R (1.1) ERA: 3.08 | 6.0 | W | 25 | 7 | 5 | 4 | 4 | 1 | 0 | 0 | 0 | 0 | 0 | 67 | 100 | 6.00 | 1.333 | | | | | | | | |
| 40 Nick Masset, R (7.1) ERA: 1.46 | 1.1 | H | 5 | 0 | 0 | 0 | 3 | 1 | 0 | 0 | 0 | 1 | 0 | 11 | 22 | 0.00 | 0.750 | | | | | | | | |
| 53 Arthur Rhodes, L (8.1) ERA: | 0.2 | H | 3 | 0 | 0 | 0 | 2 | 1 | 0 | 0 | 0 | 0 | 0 | 9 | 14 | 0.00 | 1.500 | | | | | | | | |
| 48 Francisco Cordero, R (9.1) ERA: 2.25 | 1.0 | S | 3 | 0 | 0 | 0 | 1 | 0 | 0 | 0 | 0 | 0 | 0 | 5 | 7 | 0.00 | 0.000 | | | | | | | | |

| Batter | 1 | 2 | 3 | 4 | 5 | 6 | 7 | 8 | 9 | AB | R | H | RBI | BB | SO | LOB | BOTTOM | | | | | | | | |
|---|-------------------------------|----------------------------------|-------------------------------|----------------------------------|-------------------------------|----------------------------------|-------------------------------|----------------------------------|------------------------------|----------------------------------|-------------------------------|----------------------------------|------------------------------|----------------------------------|------------------------------|----------------------------------|--|------------------------------------|----------------------------------|--------|--|--|--|--|--|
| 3 Willy Taveras, R (1.8) OBP: 0.333, SLG: 0.358 | G6-3 | | | | | | | | | 4 | 1 | 1 | 1 | 1 | 0 | 1 | Milwaukee Brewers @ Cincinnati Reds Great American Ball Park, Cincinnati, OH Thu May 07 2009, 7:10 PM EDT Att: 14,724 - Partly Cloudy - 72 F | | | | | | | | |
| 15 Jerry Hairston, R (1.4) OBP: 0.254, SLG: 0.276 | L7 | | | | | | | | | 4 | 0 | 1 | 0 | 0 | 1 | 0 | | | | | | | | | |
| 32 Jay Bruce, L (1.9) OBP: 0.358, SLG: 0.559 | | | | | | | | | | 3 | 2 | 1 | 1 | 1 | 0 | 2 | | | | | | | | | |
| 55 Ramon Hernandez, R (1.3) OBP: 0.337, SLG: 0.366 | | | | | | | | | | 3 | 0 | 2 | 0 | 0 | 0 | 2 | | | | | | | | | |
| 17 Laynce Nix, L (1.7) OBP: 0.390, SLG: 0.676 | | | | | | | | | | 3 | 1 | 1 | 1 | 0 | 1 | 2 | | | | | | | | | |
| 23 Adam Rosales, R (1.5) OBP: 0.303, SLG: 0.214 | | | | | | | | | | 3 | 0 | 0 | 0 | 0 | 0 | 2 | | | | | | | | | |
| 29 Ryan Hanigan, R (1.2) OBP: 0.379, SLG: 0.360 | | | | | | | | | | 3 | 0 | 0 | 1 | 0 | 0 | 0 | | | | | | | | | |
| 7 Paul Janish, R (1.6) OBP: 0.444, SLG: 0.458 | | | | | | | | | | 3 | 1 | 2 | 0 | 1 | 0 | 0 | | | | | | | | | |
| 33 Micah Owings, R (1.1) OBP: 0.294, SLG: 0.588 | | | | | | | | | | 3 | 1 | 1 | 1 | 0 | 0 | 1 | | | | | | | | | |
| 40 Nick Masset, R (7.1) ERA: 3.45 | | | | | | | | | | 0 | 0 | 0 | 0 | 0 | 0 | 0 | | | | | | | | | |
| 53 Arthur Rhodes, L (8.1) 21 Chris Dickerson, L (8.9) 48 Francisco Cordero, R (9.1) | | | | | | | | | | 0 | 0 | 0 | 0 | 0 | 0 | 0 | | | | | | | | | |
| Inning Stats | R: 1 E: 0 K: 1 S: 13 | H: 2 LOB: 1 BB: 0 P: 21 | R: 0 E: 0 K: 0 S: 12 | H: 1 LOB: 0 BB: 0 P: 20 | R: 2 E: 0 K: 1 S: 10 | H: 2 LOB: 1 BB: 1 P: 19 | R: 2 E: 0 K: 0 S: 14 | H: 3 LOB: 2 BB: 1 P: 25 | R: 1 E: 0 K: 0 S: 8 | H: 1 LOB: 0 BB: 0 P: 13 | R: 0 E: 0 K: 0 S: 10 | H: 0 LOB: 0 BB: 0 P: 12 | R: 0 E: 0 K: 0 S: 7 | H: 0 LOB: 1 BB: 0 P: 16 | R: 0 E: 0 K: 0 S: 8 | H: 0 LOB: 1 BB: 1 P: 17 | 1B: 4 2B: 2 3B: 1 HR: 2 | SF: 2 SAC: 1 DP: 0 HBP: 1 | WP: 2 PB: 0 SB: 0 CS: 0 | PA: 37 | | | | | |
| PITCHER | IP | WLS | BF | H | R | ER | SO | BB | IBB | HBP | BLK | WP | HR | S | P | ERA | WHIP | | | | | | | | |
| 41 Braden Looper, R (1.1) ERA: 4.18 | 3.1 | L | 20 | 8 | 5 | 5 | 2 | 2 | 0 | 0 | 0 | 0 | 0 | 13 | 23 | 5.40 | 0.600 | | | | | | | | |
| 73 Seth McClung, R (4.1) ERA: 3.45 | 1.2 | | 6 | 1 | 1 | 1 | 0 | 0 | 0 | 0 | 0 | 0 | 0 | 10 | 12 | 0.00 | 0.000 | | | | | | | | |
| 45 Mark DiFelice, R (6.1) ERA: 1.32 | 1.0 | | 3 | 0 | 0 | 0 | 0 | 0 | 0 | 0 | 0 | 0 | 0 | 7 | 16 | 0.00 | 0.000 | | | | | | | | |
| 57 Mitch Stetter, L (7.1) ERA: 3.48 | 1.0 | | 4 | 0 | 0 | 0 | 0 | 0 | 0 | 1 | 0 | 0 | 0 | 8 | 17 | 0.00 | 1.000 | | | | | | | | |
| 50 Jorge Julio, R (8.1) ERA: 5.73 | 1.0 | | 4 | 0 | 0 | 0 | 0 | 1 | 0 | 0 | 0 | 1 | 0 | 8 | 17 | 0.00 | 1.000 | | | | | | | | |




| Batter | 1 | 2 | 3 | 4 | 5 | 6 | 7 | 8 | 9 | AB | R | H | RBI | BB | SO | LOB | TOP | | | | | |
|---|---|---|---|---|---|---|---|---|---|---|---|---|---|---|---|---|---|----------------------------------|----------------------------------|------------------------------------|----------------------------------|--------|
| 12 Alfonso Soriano, R (1,7) OBP: 0.341, SLG: 0.559 | F7 | | P3 | | | SF8 | | FC1-2 IBB | | 2 | 0 | 0 | 1 | 1 | 0 | 0 | Chicago Cubs @ Milwaukee Brewers Miller Park, Milwaukee, WI Fri May 08 2009, 7:05 PM CDT Att: 42,025 - Partly Cloudy - 71 F | | | | | |
| 2 Ryan Theriot, R (1,6) OBP: 0.363, SLG: 0.460 | 1B | | | F8 | | G5-3 | | FC1-2 | | 4 | 0 | 1 | 0 | 0 | 0 | 3 | | | | | | |
| 1 Kosuke Fukudome, L (1,8) OBP: 0.431, SLG: 0.596 | K | | | | | | | | | 3 | 0 | 1 | 0 | 0 | 2 | 1 | | | | | | |
| 18 Geovany Soto, R (6,PH) OBP: 0.293, SLG: 0.188 | K | | | K | | | | G6-3 | | 1 | 0 | 0 | 0 | 0 | 0 | 3 | | | | | | |
| 47 Aaron Heilman, R (8,1) | K | | | K | | | | G6-3 | | 0 | 0 | 0 | 0 | 0 | 0 | 0 | | | | | | |
| 16 Aramis Ramirez, R (1,5) OBP: 0.417, SLG: 0.591 | G5-3 | | | G6-3 | | CS | | G3 | | 1 | 0 | 0 | 0 | 0 | 0 | 1 | | | | | | |
| 7 Aaron Miles, S (3,4) OBP: 0.270, SLG: 0.265 | G5-3 | | | G6-3 | | CS | | G3 | | 3 | 0 | 0 | 0 | 0 | 1 | 0 | | | | | | |
| 6 Micah Hoffpauir, L (1,3) OBP: 0.345, SLG: 0.481 | F8 | | | F8 | | F8 | | F7 | | 4 | 0 | 0 | 0 | 0 | 1 | 0 | | | | | | |
| 21 Milton Bradley, S (1,9) OBP: 0.292, SLG: 0.300 | F9 | | | HR | | K | | G3 | | 4 | 1 | 1 | 1 | 0 | 1 | 0 | | | | | | |
| 17 Mike Fontenot, L (1,4) OBP: 0.330, SLG: 0.443 | G4-3 | | | G3 | | G3 | | G3 | | 3 | 0 | 0 | 0 | 0 | 0 | 0 | | | | | | |
| 55 Koyie Hill, S (1,2) OBP: 0.390, SLG: 0.444 | | | K | | | L6 | | FC1-2 2B | | 3 | 0 | 1 | 0 | 0 | 1 | 0 | | | | | | |
| 36 Randy Wells, R (1,1) | | | G4-3 | | | 12 SF8 3B | | E5 FC1-2 | | 1 | 0 | 0 | 0 | 0 | 0 | 0 | | | | | | |
| 24 Bobby Scales, S (6,PH) OBP: 0.400, SLG: 0.800 | | | G4-3 | | | | | | | 1 | 1 | 1 | 0 | 0 | 0 | 0 | | | | | | |
| 37 Angel Guzman, R (6,1) | | | | | | | | | | 0 | 0 | 0 | 0 | 0 | 0 | 0 | | | | | | |
| 9 Reed Johnson, R (8,PH) OBP: 0.321, SLG: 0.271 | | | | | | | | | | 1 | 0 | 0 | 0 | 0 | 0 | 1 | | | | | | |
| Inning Stats | R: 0 E: 0 K: 1 S: 11 | H: 1 LOB: 1 BB: 0 P: 17 | R: 0 E: 0 K: 0 S: 7 | H: 0 LOB: 0 BB: 0 P: 13 | R: 0 E: 0 K: 1 S: 7 | H: 0 LOB: 0 BB: 0 P: 11 | R: 0 E: 0 K: 1 S: 5 | H: 0 LOB: 0 BB: 0 P: 6 | R: 1 E: 0 K: 0 S: 6 | H: 1 LOB: 0 BB: 0 P: 9 | R: 1 E: 0 K: 0 S: 6 | H: 2 LOB: 0 BB: 0 P: 10 | R: 0 E: 0 K: 1 S: 9 | H: 0 LOB: 0 BB: 0 P: 15 | R: 0 E: 1 K: 0 S: 9 | H: 1 LOB: 3 BB: 1 P: 17 | R: 0 E: 0 K: 2 S: 8 | H: 0 LOB: 0 BB: 0 P: 13 | 1B: 2 2B: 1 3B: 1 HR: 1 | SF: 1 SAC: 0 DP: 0 HBP: 0 | WP: 0 PB: 0 SB: 1 CS: 1 | PA: 34 |
| PITCHER | IP WLS BF H R ER SO BB IBB HBP BLK WP HR S P ERA WHIP | IP WLS BF H R ER SO BB IBB HBP BLK WP HR S P ERA WHIP | IP WLS BF H R ER SO BB IBB HBP BLK WP HR S P ERA WHIP | IP WLS BF H R ER SO BB IBB HBP BLK WP HR S P ERA WHIP | IP WLS BF H R ER SO BB IBB HBP BLK WP HR S P ERA WHIP | IP WLS BF H R ER SO BB IBB HBP BLK WP HR S P ERA WHIP | IP WLS BF H R ER SO BB IBB HBP BLK WP HR S P ERA WHIP | IP WLS BF H R ER SO BB IBB HBP BLK WP HR S P ERA WHIP | IP WLS BF H R ER SO BB IBB HBP BLK WP HR S P ERA WHIP | IP WLS BF H R ER SO BB IBB HBP BLK WP HR S P ERA WHIP | IP WLS BF H R ER SO BB IBB HBP BLK WP HR S P ERA WHIP | IP WLS BF H R ER SO BB IBB HBP BLK WP HR S P ERA WHIP | IP WLS BF H R ER SO BB IBB HBP BLK WP HR S P ERA WHIP | IP WLS BF H R ER SO BB IBB HBP BLK WP HR S P ERA WHIP | IP WLS BF H R ER SO BB IBB HBP BLK WP HR S P ERA WHIP | IP WLS BF H R ER SO BB IBB HBP BLK WP HR S P ERA WHIP | IP WLS BF H R ER SO BB IBB HBP BLK WP HR S P ERA WHIP | | | | | |

AB 31
 R 2
 H 5
 RBI 2
 BB 1
 SO 6
 LOB 9



| Batter | 1 | 2 | 3 | 4 | 5 | 6 | 7 | 8 | 9 | AB | R | H | RBI | BB | SO | LOB | BOTTOM | | | |
|---|---|---|---|---|---|---|---|---|---|---|---|---|---|---|---|---|---|------------------------------------|----------------------------------|--------|
| 23 Rickie Weeks Jr., R (1,4) OBP: 0.326, SLG: 0.475 | K | P3 | | | G6-4-3 1B | | | K | | 4 | 0 | 1 | 0 | 0 | 2 | 2 | Chicago Cubs @ Milwaukee Brewers Miller Park, Milwaukee, WI Fri May 08 2009, 7:05 PM CDT Att: 42,025 - Partly Cloudy - 71 F | | | |
| 1 Corey Hart, R (1,9) OBP: 0.397, SLG: 0.451 | 28 G6-3 8 BB 1B | | F9 | | G6-4-3 1B | | | 8 WP 8 HR BB | | 3 | 1 | 1 | 0 | 1 | 0 | 1 | | | | |
| 8 Ryan Braun, R (1,7) OBP: 0.444, SLG: 0.587 | 28 G6-3 BB | | 25 1B | | K | | | 1H HR | | 3 | 1 | 2 | 2 | 1 | 1 | 0 | | | | |
| 28 Prince Fielder, L (1,3) OBP: 0.422, SLG: 0.490 | G6-3 | | F9 | | F7 | | | G4-3 | | 4 | 0 | 0 | 0 | 0 | 0 | 3 | | | | |
| 25 Mike Cameron, R (1,8) OBP: 0.383, SLG: 0.563 | F9 | | 1B | | K | | | K | | 4 | 0 | 1 | 0 | 0 | 2 | 2 | | | | |
| 7 J.J. Hardy, R (1,6) OBP: 0.295, SLG: 0.398 | | 18 2B BB | G3 | | HR | | | P2 | | 3 | 1 | 1 | 1 | 1 | 0 | 2 | | | | |
| 2 Bill Hall, R (1,5) OBP: 0.347, SLG: 0.465 | K | | | K | | HR | | K | | 3 | 0 | 0 | 0 | 0 | 3 | 1 | | | | |
| 18 Jason Kendall, R (1,2) OBP: 0.304, SLG: 0.244 | | | | F8 | | | | K | | 3 | 0 | 1 | 0 | 0 | 1 | 0 | | | | |
| 31 Dave Bush, R (1,1) OBP: 0.200, SLG: 0.143 | | | | | G6-3 | | | G1-3 | | 2 | 0 | 0 | 0 | 0 | 1 | 2 | | | | |
| 16 Chris Duffy, L (7,PH) OBP: 0.200, SLG: 0.136 | K | | | | | | | | | 1 | 0 | 0 | 0 | 0 | 0 | 0 | | | | |
| 12 Carlos Villanueva, R (8,1) OBP: 1.000, SLG: 1.000 | K | | | | | | | | | 0 | 0 | 0 | 0 | 0 | 0 | 0 | | | | |
| 57 Mitch Stetter, L (8,1) | | | | | | | | | | 0 | 0 | 0 | 0 | 0 | 0 | 0 | | | | |
| 51 Trevor Hoffman, R (9,1) ERA: 5.14 | | | | | | | | | | 0 | 0 | 0 | 0 | 0 | 0 | 0 | | | | |
| Inning Stats | R: 0 E: 0 K: 1 S: 9 | H: 1 LOB: 2 BB: 1 P: 19 | R: 0 E: 0 K: 2 S: 13 | H: 1 LOB: 1 BB: 1 P: 23 | R: 0 E: 0 K: 0 S: 11 | H: 2 LOB: 0 BB: 0 P: 14 | R: 0 E: 0 K: 1 S: 11 | H: 0 LOB: 0 BB: 0 P: 15 | R: 1 E: 0 K: 2 S: 12 | H: 1 LOB: 0 BB: 0 P: 15 | R: 0 E: 0 K: 2 S: 14 | H: 0 LOB: 0 BB: 0 P: 19 | R: 2 E: 0 K: 1 S: 10 | H: 1 LOB: 0 BB: 0 P: 20 | R: 0 E: 0 K: 1 S: 10 | H: 0 LOB: 0 BB: 0 P: 19 | 1B: 4 2B: 1 3B: 0 HR: 2 | SF: 0 SAC: 0 DP: 1 HBP: 0 | WP: 1 PB: 0 SB: 0 CS: 0 | PA: 33 |
| PITCHER | IP WLS BF H R ER SO BB IBB HBP BLK WP HR S P ERA WHIP | IP WLS BF H R ER SO BB IBB HBP BLK WP HR S P ERA WHIP | IP WLS BF H R ER SO BB IBB HBP BLK WP HR S P ERA WHIP | IP WLS BF H R ER SO BB IBB HBP BLK WP HR S P ERA WHIP | IP WLS BF H R ER SO BB IBB HBP BLK WP HR S P ERA WHIP | IP WLS BF H R ER SO BB IBB HBP BLK WP HR S P ERA WHIP | IP WLS BF H R ER SO BB IBB HBP BLK WP HR S P ERA WHIP | IP WLS BF H R ER SO BB IBB HBP BLK WP HR S P ERA WHIP | IP WLS BF H R ER SO BB IBB HBP BLK WP HR S P ERA WHIP | IP WLS BF H R ER SO BB IBB HBP BLK WP HR S P ERA WHIP | IP WLS BF H R ER SO BB IBB HBP BLK WP HR S P ERA WHIP | IP WLS BF H R ER SO BB IBB HBP BLK WP HR S P ERA WHIP | IP WLS BF H R ER SO BB IBB HBP BLK WP HR S P ERA WHIP | IP WLS BF H R ER SO BB IBB HBP BLK WP HR S P ERA WHIP | IP WLS BF H R ER SO BB IBB HBP BLK WP HR S P ERA WHIP | IP WLS BF H R ER SO BB IBB HBP BLK WP HR S P ERA WHIP | | | | |

AB 30
 R 3
 H 7
 RBI 3
 BB 3
 SO 10
 LOB 13




| Batter | 1 | 2 | 3 | 4 | 5 | 6 | 7 | 8 | 9 | AB | R | H | RBI | BB | SO | LOB | TOP | | | | | |
|---|-------------------------------|----------------------------------|-------------------------------------|-----------------------------------|-------------------------------|----------------------------------|--------------------------------|-------------------------------------|----------------------------------|----------------------------------|-------------------------------|----------------------------------|-------------------------------|----------------------------------|-------------------------------|----------------------------------|---|----------------------------------|----------------------------------|------------------------------------|----------------------------------|--------|
| 12 Alfonso Soriano, R OBP: 0.336, SLG: 0.545 | | | | | | | | | | 5 | 1 | 1 | 0 | 0 | 3 | 2 | Chicago Cubs @ Milwaukee Brewers Miller Park, Milwaukee, WI Sat May 09 2009, 6:05 PM CDT Att. 44,428 - Roof Closed - 67 F | | | | | |
| 2 Ryan Theriot, R OBP: 0.372, SLG: 0.452 | | | | | | | | | | 2 | 1 | 0 | 0 | 2 | 1 | 0 | | | | | | |
| 1 Kosuke Fukudome, L OBP: 0.439, SLG: 0.516 | | | | | | | | | | 4 | 1 | 2 | 2 | 1 | 0 | 1 | | | | | | |
| 21 Milton Bradley, S OBP: 0.325, SLG: 0.333 | | | | | | | | | | 3 | 1 | 2 | 1 | 2 | 0 | 1 | | | | | | |
| 6 Micah Hoffpauir, L OBP: 0.349, SLG: 0.544 | | | | | | | | | | 5 | 1 | 2 | 2 | 0 | 2 | 6 | | | | | | |
| 18 Geovany Soto, R OBP: 0.299, SLG: 0.203 | | | | | | | | | | 5 | 0 | 2 | 0 | 0 | 2 | 3 | | | | | | |
| 17 Mike Fontenot, L OBP: 0.333, SLG: 0.446 | | | | | | | | | | 4 | 0 | 1 | 0 | 1 | 2 | 3 | | | | | | |
| 24 Bobby Seales, S OBP: 0.300, SLG: 0.500 | | | | | | | | | | 5 | 0 | 1 | 0 | 0 | 2 | 4 | | | | | | |
| 46 Ryan Dempster, R 48 Neal Cotts, L 54 David Patton, R 7 Aaron Miles, S 44 Chad Fox, R 47 Aaron Heilman, R 9 Reed Johnson, R | | | | | | | | | | 2 | 0 | 0 | 0 | 0 | 1 | 2 | | | | | | |
| Inning Stats | R: 0 E: 0 K: 2 S: 12 | H: 0 LOB: 1 BB: 1 P: 21 | R: 0 E: 0 K: 2 S: 10 | H: 2 LOB: 2 BB: 0 P: 16 | R: 0 E: 0 K: 1 S: 12 | H: 0 LOB: 2 BB: 2 P: 26 | R: 0 E: 0 K: 1 S: 15 | H: 1 LOB: 1 BB: 1 P: 26 | R: 2 E: 0 K: 1 S: 11 | H: 2 LOB: 0 BB: 0 P: 13 | R: 0 E: 0 K: 2 S: 10 | H: 0 LOB: 0 BB: 0 P: 16 | R: 0 E: 0 K: 1 S: 14 | H: 1 LOB: 2 BB: 2 P: 27 | R: 4 E: 0 K: 2 S: 17 | H: 3 LOB: 1 BB: 1 P: 31 | R: 0 E: 0 K: 0 S: 10 | H: 2 LOB: 1 BB: 0 P: 15 | 1B: 6 2B: 4 3B: 0 HR: 1 | SF: 0 SAC: 0 DP: 1 HBP: 1 | WP: 1 PB: 0 SB: 0 CS: 0 | PA: 45 |
| PITCHER | IP: 5.0 WLS: 1 BF: 24 | H: 5 R: 2 ER: 2 SO: 8 | BB: 4 IBB: 0 HBP: 0 BLK: 0 | WP: 0 HR: 1 S: 60 P: 102 | ERA: 3.60 WHIP: 1.800 | IP: 1.1 WLS: 0 BF: 6 | H: 3 R: 0 ER: 0 SO: 1 | BB: 0 IBB: 0 HBP: 0 BLK: 0 | WP: 0 HR: 0 S: 14 P: 22 | ERA: 0.00 WHIP: 2.250 | | | | | | | | | | | | |

| | |
|-----|----|
| AB | 37 |
| R | 6 |
| H | 11 |
| RBI | 5 |
| BB | 7 |
| SO | 13 |
| LOB | 24 |



| Batter | 1 | 2 | 3 | 4 | 5 | 6 | 7 | 8 | 9 | AB | R | H | RBI | BB | SO | LOB | BOTTOM | | | |
|--|-------------------------------|----------------------------------|-------------------------------------|-----------------------------------|-------------------------------|----------------------------------|--------------------------------|-------------------------------------|----------------------------------|----------------------------------|-------------------------------|----------------------------------|-------------------------------|----------------------------------|-------------------------------|----------------------------------|---|------------------------------------|----------------------------------|--------|
| 23 Rickie Weeks Jr., R OBP: 0.333, SLG: 0.472 | | | | | | | | | | 5 | 1 | 2 | 1 | 1 | 2 | 2 | Chicago Cubs @ Milwaukee Brewers Miller Park, Milwaukee, WI Sat May 09 2009, 6:05 PM CDT Att. 44,428 - Roof Closed - 67 F | | | |
| 30 Craig Counsell, L OBP: 0.435, SLG: 0.491 | | | | | | | | | | 4 | 2 | 2 | 1 | 1 | 0 | 4 | | | | |
| 8 Ryan Braun, R OBP: 0.465, SLG: 0.632 | | | | | | | | | | 2 | 3 | 2 | 2 | 2 | 0 | 0 | | | | |
| 28 Prince Fielder, L OBP: 0.421, SLG: 0.481 | | | | | | | | | | 2 | 2 | 0 | 1 | 2 | 2 | 1 | | | | |
| 7 J.J. Hardy, R OBP: 0.299, SLG: 0.392 | | | | | | | | | | 4 | 2 | 1 | 0 | 1 | 1 | 2 | | | | |
| 1 Corey Hart, R OBP: 0.358, SLG: 0.444 | | | | | | | | | | 4 | 0 | 1 | 2 | 1 | 1 | 2 | | | | |
| 16 Chris Duffy, L OBP: 0.200, SLG: 0.148 | | | | | | | | | | 5 | 1 | 1 | 1 | 0 | 1 | 2 | | | | |
| 18 Jason Kendall, R OBP: 0.318, SLG: 0.267 | | | | | | | | | | 4 | 1 | 3 | 2 | 0 | 1 | 0 | | | | |
| 49 Yovani Gallardo, R 73 Seth McClung, L 57 Mitch Stetter, L 12 Carlos Villanueva, R 27 Brad Nelson, L 50 Jorge Julio, R 60 Todd Coffey, R | | | | | | | | | | 2 | 0 | 0 | 0 | 0 | 1 | 2 | | | | |
| Inning Stats | R: 2 E: 0 K: 3 S: 13 | H: 2 LOB: 0 BB: 0 P: 18 | R: 0 E: 0 K: 3 S: 11 | H: 0 LOB: 0 BB: 0 P: 18 | R: 1 E: 0 K: 0 S: 12 | H: 1 LOB: 2 BB: 2 P: 27 | R: 0 E: 1 K: 1 S: 9 | H: 1 LOB: 2 BB: 1 P: 16 | R: 0 E: 0 K: 1 S: 7 | H: 0 LOB: 0 BB: 0 P: 14 | R: 0 E: 0 K: 1 S: 12 | H: 1 LOB: 1 BB: 0 P: 18 | R: 6 E: 0 K: 0 S: 22 | H: 6 LOB: 2 BB: 2 P: 44 | R: 3 E: 0 K: 2 S: 17 | H: 1 LOB: 2 BB: 4 P: 39 | 1B: 9 2B: 1 3B: 0 HR: 2 | SF: 2 SAC: 0 DP: 0 HBP: 1 | WP: 3 PB: 0 SB: 1 CS: 1 | PA: 46 |
| PITCHER | IP: 6.1 WLS: 1 BF: 30 | H: 7 R: 5 ER: 4 SO: 9 | BB: 3 IBB: 0 HBP: 0 BLK: 0 | WP: 1 HR: 2 S: 69 P: 121 | ERA: 5.68 WHIP: 1.579 | IP: 2.2 WLS: 0 BF: 10 | H: 0 R: 0 ER: 0 SO: 1 | BB: 0 IBB: 0 HBP: 0 BLK: 0 | WP: 0 HR: 0 S: 10 P: 18 | ERA: 0.00 WHIP: 0.000 | | | | | | | | | | |

| | |
|-----|----|
| AB | 34 |
| R | 12 |
| H | 12 |
| RBI | 10 |
| BB | 9 |
| SO | 11 |
| LOB | 18 |



| Batter | 1 | 2 | 3 | 4 | 5 | 6 | 7 | 8 | 9 | AB | R | H | RBI | BB | SO | LOB | TOP | | | | | | | |
|---|---|---|---|---|---|---|---|---|---|---|---|---|---|---|---|---|--|---|---|---|---|---|---|---|
| 12 Alfonso Soriano, R OBP: 0.331, SLG: 0.555 | | | | | | | | | | 5 | 1 | 2 | 0 | 0 | 1 | | Chicago Cubs @ Milwaukee Brewers Miller Park, Milwaukee, WI Sun May 10 2009, 1:05 PM CDT Att.: 41,646 - Roof Closed - 65 F | | | | | | | |
| 7 Aaron Miles, S OBP: 0.266, SLG: 0.274 | | | | | | | | | | 4 | 1 | 1 | 0 | 0 | 1 | 0 | | | | | | | | |
| 1 Kosuke Fukudome, L OBP: 0.449, SLG: 0.543 | | | | | | | | | | 3 | 1 | 2 | 0 | 1 | 1 | 0 | | | | | | | | |
| 21 Milton Bradley, S OBP: 0.321, SLG: 0.328 | | | | | | | | | | 4 | 0 | 1 | 1 | 0 | 1 | 2 | | | | | | | | |
| 6 Micah Hoffpauer, L OBP: 0.343, SLG: 0.525 | | | | | | | | | | 4 | 0 | 1 | 0 | 0 | 0 | 2 | | | | | | | | |
| 18 Geovany Soto, R OBP: 0.297, SLG: 0.195 | | | | | | | | | | 3 | 0 | 0 | 0 | 1 | 1 | 1 | | | | | | | | |
| 17 Mike Fontenot, L OBP: 0.321, SLG: 0.427 | | | | | | | | | | 4 | 0 | 0 | 0 | 0 | 1 | 2 | | | | | | | | |
| 24 Bobby Seales, S OBP: 0.385, SLG: 0.538 | | | | | | | | | | 3 | 1 | 2 | 0 | 0 | 0 | 0 | | | | | | | | |
| 37 Angel Guzman, R | | | | | | | | | | 0 | 0 | 0 | 0 | 0 | 0 | 0 | | | | | | | | |
| 49 Carlos Marmol, R | | | | | | | | | | 2 | 0 | 0 | 0 | 0 | 1 | 2 | | | | | | | | |
| 4 Ryan Freel, R OBP: 0.194, SLG: 0.188 | | | | | | | | | | 1 | 0 | 1 | 0 | 0 | 0 | 0 | | | | | | | | |
| 63 Kevin Gregg, R | | | | | | | | | | 0 | 0 | 0 | 0 | 0 | 0 | 0 | | | | | | | | |
| 45 Sean Marshall, L OBP: 0.111, SLG: 0.111 | | | | | | | | | | 1 | 0 | 0 | 0 | 0 | 0 | 0 | | | | | | | | |
| 2 Ryan Theriot, R OBP: 0.366, SLG: 0.444 | | | | | | | | | | 2 | 0 | 0 | 0 | 0 | 1 | 2 | | | | | | | | |
| Inning Stats | R: 0 H: 1 E: 0 K: 1 S: 15 | H: 1 LOB: 0 BB: 0 P: 23 | R: 0 H: 0 E: 0 K: 0 S: 7 | H: 1 LOB: 0 BB: 0 P: 10 | R: 4 H: 5 E: 0 K: 1 S: 19 | H: 5 LOB: 2 BB: 1 P: 35 | R: 0 H: 0 E: 0 K: 0 S: 10 | H: 0 LOB: 0 BB: 0 P: 13 | R: 0 H: 0 E: 0 K: 1 S: 12 | H: 0 LOB: 1 BB: 1 P: 21 | R: 0 H: 1 E: 0 K: 1 S: 11 | H: 1 LOB: 1 BB: 0 P: 18 | R: 0 H: 0 E: 0 K: 1 S: 6 | H: 0 LOB: 0 BB: 0 P: 9 | R: 0 H: 0 E: 0 K: 1 S: 8 | H: 0 LOB: 0 BB: 0 P: 10 | R: 0 H: 1 E: 1 K: 1 S: 13 | H: 1 LOB: 1 BB: 0 P: 19 | 1B: 6 2B: 1 3B: 1 HR: 1 | SF: 0 SAC: 1 DP: 1 HBP: 0 | WP: 1 PB: 0 SB: 0 CS: 0 | PA: 38 | | |
| PITCHER | IP WLS BF H R ER SO BB IBB HBP BLK WP HR S P ERA WHIP | IP WLS BF H R ER SO BB IBB HBP BLK WP HR S P ERA WHIP | IP WLS BF H R ER SO BB IBB HBP BLK WP HR S P ERA WHIP | IP WLS BF H R ER SO BB IBB HBP BLK WP HR S P ERA WHIP | IP WLS BF H R ER SO BB IBB HBP BLK WP HR S P ERA WHIP | IP WLS BF H R ER SO BB IBB HBP BLK WP HR S P ERA WHIP | IP WLS BF H R ER SO BB IBB HBP BLK WP HR S P ERA WHIP | IP WLS BF H R ER SO BB IBB HBP BLK WP HR S P ERA WHIP | IP WLS BF H R ER SO BB IBB HBP BLK WP HR S P ERA WHIP | IP WLS BF H R ER SO BB IBB HBP BLK WP HR S P ERA WHIP | IP WLS BF H R ER SO BB IBB HBP BLK WP HR S P ERA WHIP | IP WLS BF H R ER SO BB IBB HBP BLK WP HR S P ERA WHIP | IP WLS BF H R ER SO BB IBB HBP BLK WP HR S P ERA WHIP | IP WLS BF H R ER SO BB IBB HBP BLK WP HR S P ERA WHIP | IP WLS BF H R ER SO BB IBB HBP BLK WP HR S P ERA WHIP | IP WLS BF H R ER SO BB IBB HBP BLK WP HR S P ERA WHIP | IP WLS BF H R ER SO BB IBB HBP BLK WP HR S P ERA WHIP | IP WLS BF H R ER SO BB IBB HBP BLK WP HR S P ERA WHIP | IP WLS BF H R ER SO BB IBB HBP BLK WP HR S P ERA WHIP | IP WLS BF H R ER SO BB IBB HBP BLK WP HR S P ERA WHIP | IP WLS BF H R ER SO BB IBB HBP BLK WP HR S P ERA WHIP | IP WLS BF H R ER SO BB IBB HBP BLK WP HR S P ERA WHIP | IP WLS BF H R ER SO BB IBB HBP BLK WP HR S P ERA WHIP | IP WLS BF H R ER SO BB IBB HBP BLK WP HR S P ERA WHIP |

| | |
|-----|----|
| AB | 34 |
| R | 4 |
| H | 9 |
| RBI | 3 |
| BB | 2 |
| SO | 6 |
| LOB | 10 |



| Batter | 1 | 2 | 3 | 4 | 5 | 6 | 7 | 8 | 9 | AB | R | H | RBI | BB | SO | LOB | BOTTOM | | | | | | | |
|---|---|---|---|---|---|---|---|---|---|---|---|---|---|---|---|---|--|---|---|---|---|---|---|---|
| 23 Rickie Weeks Jr., R OBP: 0.343, SLG: 0.492 | | | | | | | | | | 3 | 1 | 1 | 1 | 2 | 0 | 0 | Chicago Cubs @ Milwaukee Brewers Miller Park, Milwaukee, WI Sun May 10 2009, 1:05 PM CDT Att.: 41,646 - Roof Closed - 65 F | | | | | | | |
| 1 Corey Hart, R OBP: 0.345, SLG: 0.426 | | | | | | | | | | 5 | 0 | 0 | 0 | 0 | 2 | 3 | | | | | | | | |
| 8 Ryan Braun, R OBP: 0.463, SLG: 0.627 | | | | | | | | | | 4 | 0 | 1 | 0 | 1 | 2 | 3 | | | | | | | | |
| 28 Prince Fielder, L OBP: 0.410, SLG: 0.464 | | | | | | | | | | 4 | 0 | 0 | 0 | 0 | 2 | 2 | | | | | | | | |
| 25 Mike Cameron, R OBP: 0.395, SLG: 0.571 | | | | | | | | | | 2 | 0 | 1 | 0 | 2 | 0 | 0 | | | | | | | | |
| 7 J.J. Hardy, R OBP: 0.289, SLG: 0.377 | | | | | | | | | | 4 | 0 | 0 | 0 | 0 | 1 | 5 | | | | | | | | |
| 2 Bill Hall, R OBP: 0.364, SLG: 0.483 | | | | | | | | | | 3 | 1 | 2 | 0 | 1 | 0 | 0 | | | | | | | | |
| 18 Jason Kendall, R OBP: 0.315, SLG: 0.287 | | | | | | | | | | 4 | 0 | 1 | 1 | 0 | 1 | 5 | | | | | | | | |
| 37 Jeff Suppan, R OBP: 0.308, SLG: 0.273 | | | | | | | | | | 2 | 0 | 0 | 0 | 0 | 0 | 1 | | | | | | | | |
| 12 Carlos Villanueva, R OBP: 1.000, SLG: 1.000 | | | | | | | | | | 0 | 0 | 0 | 0 | 0 | 0 | 0 | | | | | | | | |
| 16 Chris Duffy, L OBP: 0.190, SLG: 0.143 | | | | | | | | | | 1 | 0 | 0 | 0 | 0 | 1 | 0 | | | | | | | | |
| 45 Mark DiFelice, R | | | | | | | | | | 0 | 0 | 0 | 0 | 0 | 0 | 0 | | | | | | | | |
| 30 Craig Counsell, L OBP: 0.429, SLG: 0.461 | | | | | | | | | | 1 | 0 | 0 | 0 | 0 | 0 | 0 | | | | | | | | |
| Inning Stats | R: 1 H: 2 E: 0 K: 1 S: 13 | H: 2 LOB: 2 BB: 1 P: 24 | R: 1 H: 2 E: 0 K: 1 S: 13 | H: 2 LOB: 1 BB: 1 P: 22 | R: 0 H: 1 E: 0 K: 0 S: 11 | H: 1 LOB: 2 BB: 1 P: 19 | R: 0 H: 0 E: 0 K: 1 S: 7 | H: 0 LOB: 0 BB: 0 P: 14 | R: 0 H: 0 E: 0 K: 1 S: 12 | H: 0 LOB: 0 BB: 0 P: 18 | R: 0 H: 0 E: 0 K: 1 S: 6 | H: 0 LOB: 0 BB: 0 P: 9 | R: 0 H: 0 E: 0 K: 1 S: 8 | H: 0 LOB: 0 BB: 0 P: 12 | R: 0 H: 1 E: 0 K: 1 S: 16 | H: 1 LOB: 3 BB: 2 P: 28 | R: 0 H: 0 E: 0 K: 2 S: 12 | H: 0 LOB: 1 BB: 1 P: 21 | 1B: 1 2B: 3 3B: 1 HR: 1 | SF: 0 SAC: 0 DP: 0 HBP: 0 | WP: 1 PB: 0 SB: 0 CS: 0 | PA: 39 | | |
| PITCHER | IP WLS BF H R ER SO BB IBB HBP BLK WP HR S P ERA WHIP | IP WLS BF H R ER SO BB IBB HBP BLK WP HR S P ERA WHIP | IP WLS BF H R ER SO BB IBB HBP BLK WP HR S P ERA WHIP | IP WLS BF H R ER SO BB IBB HBP BLK WP HR S P ERA WHIP | IP WLS BF H R ER SO BB IBB HBP BLK WP HR S P ERA WHIP | IP WLS BF H R ER SO BB IBB HBP BLK WP HR S P ERA WHIP | IP WLS BF H R ER SO BB IBB HBP BLK WP HR S P ERA WHIP | IP WLS BF H R ER SO BB IBB HBP BLK WP HR S P ERA WHIP | IP WLS BF H R ER SO BB IBB HBP BLK WP HR S P ERA WHIP | IP WLS BF H R ER SO BB IBB HBP BLK WP HR S P ERA WHIP | IP WLS BF H R ER SO BB IBB HBP BLK WP HR S P ERA WHIP | IP WLS BF H R ER SO BB IBB HBP BLK WP HR S P ERA WHIP | IP WLS BF H R ER SO BB IBB HBP BLK WP HR S P ERA WHIP | IP WLS BF H R ER SO BB IBB HBP BLK WP HR S P ERA WHIP | IP WLS BF H R ER SO BB IBB HBP BLK WP HR S P ERA WHIP | IP WLS BF H R ER SO BB IBB HBP BLK WP HR S P ERA WHIP | IP WLS BF H R ER SO BB IBB HBP BLK WP HR S P ERA WHIP | IP WLS BF H R ER SO BB IBB HBP BLK WP HR S P ERA WHIP | IP WLS BF H R ER SO BB IBB HBP BLK WP HR S P ERA WHIP | IP WLS BF H R ER SO BB IBB HBP BLK WP HR S P ERA WHIP | IP WLS BF H R ER SO BB IBB HBP BLK WP HR S P ERA WHIP | IP WLS BF H R ER SO BB IBB HBP BLK WP HR S P ERA WHIP | IP WLS BF H R ER SO BB IBB HBP BLK WP HR S P ERA WHIP | IP WLS BF H R ER SO BB IBB HBP BLK WP HR S P ERA WHIP |

| | |
|-----|----|
| AB | 33 |
| R | 2 |
| H | 6 |
| RBI | 2 |
| BB | 6 |
| SO | 9 |
| LOB | 19 |



| Batter | 1 | 2 | 3 | 4 | 5 | 6 | 7 | 8 | 9 | AB | R | H | RBI | BB | SO | LOB | TOP | | | | | |
|---|---|---|---|---|---|---|---|---|---|---|---|---|---|---|---|---|---|---|---|---|---|---|
| 1 Emilio Bonifacio, S OBP: 0.307, SLG: 0.319 | (1,5) 0-1 L SI 91 X SI 91 8 HR 1B | X SL 83 0-0 2 ¹ BB 1B | | B SI 90 F SI 90 X FS 83 2-1 G4-3 | | C SI 94 S CH 81 C CU 76 X CU 76 3-2 F7 | S CH 81 C CU 76 X CU 76 0-2 L8 | | | 5 | 1 | 2 | 0 | 0 | 0 | 1 | | | | | | |
| 8 Chris Cochran, L OBP: 0.286, SLG: 0.500 | (1,7) 1-0 SAFE FF 88 X FF 89 HR | B FS 83 C CH 81 X FS 82 1-2 SF8 | | B SI 87 C CH 81 F FS 82 X FS 83 2-3 K | | C SI 94 S SL 87 X SI 93 1-1 G3 | C FF 84 X CH 72 0-1 G3-1 | | | 4 | 1 | 1 | 3 | 0 | 1 | 0 | | | | | | |
| 2 Hanley Ramirez, R OBP: 0.437, SLG: 0.613 | (1,6) X SI 90 0-0 3 1B 2B | B SI 89 F SI 89 T SAFE C CH 81 X FS 82 4-2 BB | | F SI 85 C CH 81 X FS 82 0-3 K | | S SL 94 0-1 18 1B 1B | B SL 79 X SL 79 1-0 L7 | | | 4 | 2 | 2 | 0 | 1 | 1 | 0 | | | | | | |
| 3 Jorge Cantu, R OBP: 0.350, SLG: 0.573 | (1,3) B SI 87 F SI 87 X FS 82 2-1 G4-3 | B SI 84 X SI 87 1-1 G4-3 | | C SI 84 X FS 85 0-2 G6-3 | | B SI 92 C CH 81 F FS 82 X FS 83 4-2 18 1B BB | B SL 80 F FS 85 X FS 84 2-1 F7 | | | 4 | 0 | 1 | 1 | 1 | 0 | 2 | | | | | | |
| 21 John Baker, L OBP: 0.374, SLG: 0.517 | (1,2) F SI 91 B SI 91 C CH 81 X FS 82 2-2 L6 | | C SI 89 X FS 83 1-1 G3 | | X SI 88 0-0 HR | B SL 76 X SL 76 1-1 1-2 2H 1B | | | | 3 | 1 | 1 | 1 | 0 | 0 | 1 | | | | | | |
| 18 Wes Helms, R OBP: 0.289, SLG: 0.293 | (7,5) B SI 90 F SI 90 X FS 88 7,PH L6 | | | | | | | | | 1 | 0 | 1 | 1 | 0 | 0 | 0 | | | | | | |
| 6 Dan Uggla, R OBP: 0.301, SLG: 0.345 | (1,4) B SL 86 S SL 84 X SL 84 3-3 K | | C SL 84 B SL 86 X SL 86 1-1 G5-3 | | L SL 82 B SL 85 X SL 85 2-2 G5-3 | B FF 85 S SL 78 X SL 78 3-2 G6-3 | | | | 4 | 0 | 0 | 0 | 0 | 1 | 3 | | | | | | |
| 40 Kiko Calero, R | (7,1) B SI 90 F SI 90 X FS 84 K | | | | | | | | | 0 | 0 | 0 | 0 | 0 | 0 | 0 | | | | | | |
| 37 Renyel Pinto, L | (8,1) C SL 84 B SL 84 X SL 84 K | | | | | | | | | 0 | 0 | 0 | 0 | 0 | 0 | 0 | | | | | | |
| 27 Jeremy Hermida, L OBP: 0.372, SLG: 0.357 | (1,9) C SL 86 B SL 86 X FS 83 2-3 K | | C SI 90 B SL 86 X FS 83 2-2 G3 | | B SL 83 B SL 83 X FS 83 1-1 F7 | | C FF 86 S SL 80 X SL 80 1-3 K | | | 4 | 0 | 0 | 0 | 0 | 2 | 1 | | | | | | |
| 4 Alfredo Amezaga, S OBP: 0.372, SLG: 0.290 | | F SI 88 B FS 83 X SI 88 2-1 1 1B 47 SH1-4 8 SF8 1B | | C SI 89 X FS 82 0-1 G3 | | C SI 88 B FS 82 X SI 88 2-1 2B | C FF 88 F FS 81 X SL 81 0-2 1B | | | 4 | 1 | 3 | 0 | 0 | 0 | 0 | | | | | | |
| 47 Ricky Nolasco, R OBP: 0.231, SLG: 0.231 | (1,1) X SL 84 0-0 SH1-4 | | | C SI 89 B FS 82 X FS 82 1-3 K | | B SI 80 B SI 80 X FS 87 1-3 K | B FF 89 B FS 86 X SL 80 2-1 F9 | | | 1 | 0 | 0 | 0 | 0 | 1 | 0 | | | | | | |
| 48 Hayden Penn, R | (4,1) SH1-4 | | | | | | | | | 0 | 0 | 0 | 0 | 0 | 0 | 0 | | | | | | |
| 7 Ross Gload, L OBP: 0.370, SLG: 0.279 | (6,PH) 1-2 Dan Meyer, R | | | | | | | | | 1 | 0 | 0 | 0 | 0 | 1 | 1 | | | | | | |
| 53 Dan Meyer, R | (6,1) 1-2 Dan Meyer, R | | | | | | | | | 0 | 0 | 0 | 0 | 0 | 0 | 0 | | | | | | |
| 29 Ronny Paulino, R OBP: 0.353, SLG: 0.409 | (7,2) 1-2 Dan Meyer, R | | | | | | | | | 1 | 0 | 0 | 0 | 0 | 1 | 1 | | | | | | |
| Inning Stats | R: 3 E: 0 K: 2 S: 16 | H: 4 LOB: 1 BB: 0 P: 26 | R: 1 E: 0 K: 0 S: 14 | H: 2 LOB: 2 BB: 1 P: 22 | R: 0 E: 0 K: 0 S: 7 | H: 0 LOB: 0 BB: 0 P: 11 | R: 0 E: 0 K: 1 S: 7 | H: 0 LOB: 0 BB: 0 P: 10 | R: 0 E: 0 K: 1 S: 11 | H: 2 LOB: 1 BB: 0 P: 17 | R: 1 E: 0 K: 0 S: 20 | H: 2 LOB: 2 BB: 1 P: 32 | R: 0 E: 0 K: 1 S: 13 | H: 1 LOB: 1 BB: 0 P: 16 | R: 0 E: 0 K: 0 S: 5 | H: 0 LOB: 0 BB: 0 P: 8 | 1B: 7 2B: 2 3B: 0 HR: 2 | SF: 1 SAC: 1 DP: 0 HBP: 0 | WP: 0 PB: 0 SB: 0 CS: 0 | PA: 40 | | |
| PITCHER | IP WLS BF H R ER SO BB IBB HBP BLK WP HR S P ERA WHIP | IP WLS BF H R ER SO BB IBB HBP BLK WP HR S P ERA WHIP | IP WLS BF H R ER SO BB IBB HBP BLK WP HR S P ERA WHIP | IP WLS BF H R ER SO BB IBB HBP BLK WP HR S P ERA WHIP | IP WLS BF H R ER SO BB IBB HBP BLK WP HR S P ERA WHIP | IP WLS BF H R ER SO BB IBB HBP BLK WP HR S P ERA WHIP | IP WLS BF H R ER SO BB IBB HBP BLK WP HR S P ERA WHIP | IP WLS BF H R ER SO BB IBB HBP BLK WP HR S P ERA WHIP | IP WLS BF H R ER SO BB IBB HBP BLK WP HR S P ERA WHIP | IP WLS BF H R ER SO BB IBB HBP BLK WP HR S P ERA WHIP | IP WLS BF H R ER SO BB IBB HBP BLK WP HR S P ERA WHIP | IP WLS BF H R ER SO BB IBB HBP BLK WP HR S P ERA WHIP | IP WLS BF H R ER SO BB IBB HBP BLK WP HR S P ERA WHIP | IP WLS BF H R ER SO BB IBB HBP BLK WP HR S P ERA WHIP | IP WLS BF H R ER SO BB IBB HBP BLK WP HR S P ERA WHIP | IP WLS BF H R ER SO BB IBB HBP BLK WP HR S P ERA WHIP | IP WLS BF H R ER SO BB IBB HBP BLK WP HR S P ERA WHIP | IP WLS BF H R ER SO BB IBB HBP BLK WP HR S P ERA WHIP | IP WLS BF H R ER SO BB IBB HBP BLK WP HR S P ERA WHIP | IP WLS BF H R ER SO BB IBB HBP BLK WP HR S P ERA WHIP | IP WLS BF H R ER SO BB IBB HBP BLK WP HR S P ERA WHIP | IP WLS BF H R ER SO BB IBB HBP BLK WP HR S P ERA WHIP |

Florida Marlins @ Milwaukee Brewers
Miller Park, Milwaukee, WI
Wed May 13 2009, 7:05 PM CDT
Att: 32,825 - Roof Closed - 67 F

AB 36
R 6
H 11
RBI 6
BB 2
SO 7
LOB 10



| Batter | 1 | 2 | 3 | 4 | 5 | 6 | 7 | 8 | 9 | AB | R | H | RBI | BB | SO | LOB | BOTTOM | | | | | | |
|---|---|---|---|---|---|---|--|---|---|---|---|---|---|---|---|---|---|---|---|---|---|---|---|
| 23 Rickie Weeks Jr., R OBP: 0.346, SLG: 0.543 | (1,4) X FF 90 0-0 HR | | B SL 81 P SI 81 B FS 84 X FS 82 2-2 30 SF9 3B | B CU 77 B SL 84 B FS 84 X FS 84 3-1 28 1B 1B | | C FF 93 D CH 82 D CU 80 FF 92 C CU 78 2-3 K | | C SI 92 C CH 82 F FS 91 X SI 92 1-2 P6 | | 5 | 3 | 3 | 2 | 0 | 1 | 1 | | | | | | | |
| 30 Craig Counsell, L OBP: 0.412, SLG: 0.466 | (1,5) B FS 87 X FF 90 1-0 G4-3 | | X FF 92 0-0 SF9 | B FF 92 B FS 92 X FS 92 3-2 8 BB 28 1B 1B | | B SL 84 B SL 84 B FS 89 X FS 92 3-3 K | | F FF 92 F FS 92 S CH 83 1-3 K | | 4 | 1 | 1 | 2 | 0 | 2 | 0 | | | | | | | |
| 8 Ryan Braun, R OBP: 0.451, SLG: 0.598 | (1,7) C SL 92 B CU 76 C FF 91 S CU 76 1-3 K | | L SL 82 S SL 84 X SL 86 1-2 G4-3 | B CU 78 B FS 93 C CH 82 B CH 82 4-1 28 1B BB | | C FF 92 C CH 80 S CH 79 0-3 K | | | | 3 | 0 | 0 | 0 | 1 | 2 | 0 | | | | | | | |
| 28 Prince Fielder, L OBP: 0.414, SLG: 0.517 | (1,3) C SL 83 B SL 84 B FS 83 C FF 91 2-3 K | | C CU 75 X FS 84 1-1 G4-3 | B FF 93 C CH 83 X FS 84 2-2 25 BB 1B | | B FF 91 C SL 86 B FS 91 S CH 87 3-3 K | | | | 4 | 0 | 1 | 2 | 0 | 2 | 0 | | | | | | | |
| 25 Mike Cameron, R OBP: 0.402, SLG: 0.586 | | C SL 82 X SL 82 0-1 7 3B 1B | | G1-3 | | B SL 80 B FS 90 X FS 90 3-2 F9 | | | | 3 | 1 | 1 | 0 | 1 | 0 | 0 | | | | | | | |
| 7 J.J. Hardy, R OBP: 0.297, SLG: 0.407 | (1,6) B FF 88 C FF 90 B SL 81 X FS 90 3-1 L6 | | | L6 | | C SL 81 B SL 81 B FS 91 X FS 80 3-2 G5-3 | | | | 3 | 0 | 1 | 1 | 0 | 1 | 3 | | | | | | | |
| 2 Bill Hall, R OBP: 0.356, SLG: 0.462 | (7,5) 1-H 3B | | | | | | | | | 1 | 0 | 0 | 0 | 0 | 0 | 0 | | | | | | | |
| 1 Corey Hart, R OBP: 0.347, SLG: 0.419 | (1,9) S SL 80 B SL 83 X SL 83 1-1 F7 | | | B SL 85 B FS 91 B FS 91 4-0 18 BB 41 1B BB | B FF 91 X FF 91 1-0 F8 | | B SL 80 X SL 82 3-2 1B | | | 3 | 1 | 1 | 0 | 1 | 0 | 1 | | | | | | | |
| 18 Jason Kendall, R OBP: 0.328, SLG: 0.276 | (1,2) X FF 92 0-0 G5-3 | | | B FF 89 C FF 90 B FS 91 C CH 81 B FS 91 B SL 84 4-2 41 1B 23 1B BB | C FF 92 B CU 78 B FS 92 X FS 92 4-2 41 SH2-3 BB | | 1 SAFE B FF 89 B FS 89 C CH 81 1 SAFE B FS 91 1 SAFE B FS 91 C CH 81 X FS 88 2-2 G1-3 | | | 2 | 1 | 0 | 0 | 2 | 0 | 2 | | | | | | | |
| 41 Braden Loper, R OBP: 0.299, SLG: 0.399 | (1,1) S SL 80 B SL 83 X SL 83 1-1 F7 | | | B SL 85 B FS 91 B FS 91 4-0 18 BB 41 1B BB | B FF 91 X FF 91 1-0 F8 | | B SL 80 X SL 82 3-2 1B | | | 3 | 1 | 1 | 0 | 1 | 0 | 1 | | | | | | | |
| 60 Todd Coffey, R ERA: 3.63 | (7,1) B FF 88 C FF 90 B SL 81 X FS 90 3-1 L6 | | | B FF 89 C FF 90 B FS 91 C CH 81 B FS 91 B SL 84 4-2 41 1B 23 1B BB | C FF 92 B CU 78 B FS 92 X FS 92 4-2 41 SH2-3 BB | | 1 SAFE B FF 89 B FS 89 C CH 81 1 SAFE B FS 91 1 SAFE B FS 91 C CH 81 X FS 88 2-2 G1-3 | | | 2 | 1 | 0 | 0 | 2 | 0 | 2 | | | | | | | |
| 57 Mitch Stetter, L ERA: 3.09 | (7,1) S SL 80 B SL 83 X SL 83 1-1 F7 | | | X FF 92 0-0 SH2-3 | M FF 91 X FF 92 0-1 SH2-3 | | C FF 90 X SI 91 0-1 G4-3 | | | 2 | 1 | 1 | 1 | 0 | 1 | 1 | | | | | | | |
| 12 Carlos Villanueva, R OBP: 0.342, SLG: 0.198 | (8,1) C FF 91 B FS 91 X FS 91 1-1 F7 | | | B SL 85 B FS 91 B FS 91 4-0 18 BB 41 1B BB | B FF 91 X FF 91 1-0 F8 | | B SL 80 X SL 82 3-2 1B | | | 3 | 1 | 1 | 0 | 1 | 0 | 1 | | | | | | | |
| 14 Casey McGehee, R OBP: 0.342, SLG: 0.198 | (8,1) X FF 92 0-0 G5-3 | | | B FF 89 C FF 90 B FS 91 C CH 81 B FS 91 B SL 84 4-2 41 1B 23 1B BB | C FF 92 B CU 78 B FS 92 X FS 92 4-2 41 SH2-3 BB | | 1 SAFE B FF 89 B FS 89 C CH 81 1 SAFE B FS 91 1 SAFE B FS 91 C CH 81 X FS 88 2-2 G1-3 | | | 2 | 1 | 0 | 0 | 2 | 0 | 2 | | | | | | | |
| 51 Trevor Hoffman, R ERA: 1.15 | (9,1) S SL 80 B SL 83 X SL 83 1-1 F7 | | | X FF 92 0-0 SH2-3 | M FF 91 X FF 92 0-1 SH2-3 | | C FF 90 X SI 91 0-1 G4-3 | | | 2 | 1 | 1 | 1 | 0 | 1 | 1 | | | | | | | |
| Inning Stats | R: 1 E: 0 K: 2 S: 8 | H: 1 LOB: 0 BB: 0 P: 12 | R: 1 E: 0 K: 1 S: 10 | H: 2 LOB: 1 BB: 0 P: 15 | R: 1 E: 0 K: 0 S: 9 | H: 1 LOB: 0 BB: 0 P: 13 | R: 5 E: 0 K: 1 S: 20 | H: 4 LOB: 3 BB: 4 P: 47 | R: 0 E: 0 K: 1 S: 10 | H: 0 LOB: 1 BB: 1 P: 17 | R: 0 E: 0 K: 3 S: 10 | H: 0 LOB: 0 BB: 0 P: 16 | R: 0 E: 0 K: 0 S: 14 | H: 1 LOB: 1 BB: 0 P: 25 | R: 0 E: 0 K: 1 S: 9 | H: 0 LOB: 0 BB: 0 P: 11 | 1B: 6 2B: 0 3B: 2 HR: 1 | SF: 1 SAC: 1 DP: 0 HBP: 0 | WP: 0 PB: 0 SB: 0 CS: 0 | PA: 38 | | | |
| PITCHER | IP WLS BF H R ER SO BB IBB HBP BLK WP HR S P ERA WHIP | IP WLS BF H R ER SO BB IBB HBP BLK WP HR S P ERA WHIP | IP WLS BF H R ER SO BB IBB HBP BLK WP HR S P ERA WHIP | IP WLS BF H R ER SO BB IBB HBP BLK WP HR S P ERA WHIP | IP WLS BF H R ER SO BB IBB HBP BLK WP HR S P ERA WHIP | IP WLS BF H R ER SO BB IBB HBP BLK WP HR S P ERA WHIP | IP WLS BF H R ER SO BB IBB HBP BLK WP HR S P ERA WHIP | IP WLS BF H R ER SO BB IBB HBP BLK WP HR S P ERA WHIP | IP WLS BF H R ER SO BB IBB HBP BLK WP HR S P ERA WHIP | IP WLS BF H R ER SO BB IBB HBP BLK WP HR S P ERA WHIP | IP WLS BF H R ER SO BB IBB HBP BLK WP HR S P ERA WHIP | IP WLS BF H R ER SO BB IBB HBP BLK WP HR S P ERA WHIP | IP WLS BF H R ER SO BB IBB HBP BLK WP HR S P ERA WHIP | IP WLS BF H R ER SO BB IBB HBP BLK WP HR S P ERA WHIP | IP WLS BF H R ER SO BB IBB HBP BLK WP HR S P ERA WHIP | IP WLS BF H R ER SO BB IBB HBP BLK WP HR S P ERA WHIP | IP WLS BF H R ER SO BB IBB HBP BLK WP HR S P ERA WHIP | IP WLS BF H R ER SO BB IBB HBP BLK WP HR S P ERA WHIP | IP WLS BF H R ER SO BB IBB HBP BLK WP HR S P ERA WHIP | IP WLS BF H R ER SO BB IBB HBP BLK WP HR S P ERA WHIP | IP WLS BF H R ER SO BB IBB HBP BLK WP HR S P ERA WHIP | IP WLS BF H R ER SO BB IBB HBP BLK WP HR S P ERA WHIP | IP WLS BF H R ER SO BB IBB HBP BLK WP HR S P ERA WHIP |

Florida Marlins @ Milwaukee Brewers
Miller Park, Milwaukee, WI
Wed May 13 2009, 7:05 PM CDT
Att: 32,825 - Roof Closed - 67 F

AB 31
R 8
H 9
RBI 8
BB 5
SO 9
LOB 8



| Batter | 1 | 2 | 3 | 4 | 5 | 6 | 7 | 8 | 9 | AB | R | H | RBI | BB | SO | LOB | TOP | | |
|---|---|----------------------------------|-------------------------------|----------------------------------|------------------------------|----------------------------------|------------------------------|----------------------------------|------------------------------|----------------------------------|------------------------------|----------------------------------|------------------------------|----------------------------------|------------------------------|----------------------------------|--|------------------------------------|--|
| 23 Rickie Weeks Jr. R (1.4) OBP: 0.341, SLG: 0.521 | F8 | | K | | | G6-3 | | K | | 4 | 0 | 0 | 0 | 0 | 2 | 2 | Milwaukee Brewers @ St. Louis Cardinals Busch Stadium, St. Louis, MO Sat May 16 2009, 12:10 PM CDT Att: 43,382 - Cloudy - 62 F | | |
| 7 J.J. Hardy R (1.6) OBP: 0.301, SLG: 0.395 | G6-3 | | | F9 | | F8 | | | BB | 3 | 0 | 0 | 0 | 1 | 0 | | | | |
| 8 Ryan Braun, R (1.7) OBP: 0.433, SLG: 0.568 | L6 | | | G3-1 | | | BB | | G6-3 | 4 | 0 | 1 | 0 | 0 | 0 | 1 | | | |
| 28 Prince Fielder, L (1.3) OBP: 0.413, SLG: 0.524 | | K | | | BB | G6-4-3 | | | G4-3 | 3 | 0 | 0 | 0 | 1 | 1 | 2 | | | |
| 25 Mike Cameron, R (1.8) OBP: 0.400, SLG: 0.568 | | G6-3 | | | BB | FC5-4 | | | | 3 | 0 | 0 | 0 | 1 | 1 | 1 | | | |
| 1 Cory Hart, R (1.9) OBP: 0.344, SLG: 0.436 | | | | | | | | | | 4 | 1 | 1 | 1 | 0 | 0 | 2 | | | |
| 2 Bill Hall, R (1.5) OBP: 0.351, SLG: 0.475 | | | | | | | | | | 2 | 0 | 0 | 0 | 1 | 2 | 0 | | | |
| 18 Jason Kendall, R (1.2) OBP: 0.317, SLG: 0.265 | | | | | | | | | | 3 | 0 | 0 | 0 | 0 | 1 | 2 | | | |
| 37 Jeff Suppan, R (1.1) OBP: 0.267, SLG: 0.231 | | | | | | | | | | 2 | 0 | 0 | 0 | 0 | 0 | 0 | | | |
| 30 Craig Counsell, L (8,PH) OBP: 0.406, SLG: 0.458 | | | | | | | | | | 1 | 0 | 0 | 0 | 0 | 0 | 2 | | | |
| 45 Mark DiFelice, R (8.1) | | | | | | | | | | 0 | 0 | 0 | 0 | 0 | 0 | 0 | | | |
| 57 Mitch Stetter, L (8.1) | | | | | | | | | | 0 | 0 | 0 | 0 | 0 | 0 | 0 | | | |
| 51 Trevor Hoffman, R (9.1) | | | | | | | | | | 0 | 0 | 0 | 0 | 0 | 0 | 0 | | | |
| Inning Stats | R: 0 E: 0 K: 0 S: 7 | H: 0 LOB: 0 BB: 0 P: 14 | R: 1 E: 0 K: 2 S: 12 | H: 1 LOB: 0 BB: 0 P: 18 | R: 0 E: 0 K: 1 S: 9 | H: 0 LOB: 0 BB: 0 P: 12 | R: 0 E: 0 K: 0 S: 8 | H: 0 LOB: 1 BB: 1 P: 13 | R: 0 E: 0 K: 1 S: 9 | H: 0 LOB: 0 BB: 0 P: 13 | R: 0 E: 0 K: 0 S: 7 | H: 1 LOB: 0 BB: 0 P: 13 | R: 0 E: 1 K: 2 S: 9 | H: 0 LOB: 2 BB: 2 P: 15 | R: 0 E: 0 K: 0 S: 8 | H: 0 LOB: 2 BB: 2 P: 22 | 1B: 1 2B: 0 3B: 0 HR: 1 | SF: 0 SAC: 0 DP: 1 HBP: 0 | WP: 0 PA: 33 PB: 0 SB: 0 CS: 0 |
| PITCHER | IP WLS BF H R ER SO BB IBB HBP BLK WP HR S P ERA WHIP | | | | | | | | | | | | | | | | | | |
| 50 Adam Wainwright, R (1.1) ERA: 3.83 | 8.0 L 28 2 1 1 7 2 0 0 0 0 0 1 68 106 1.12 0.500 | | | | | | | | | | | | | | | | | | |
| 46 Kyle McClellan, R (9.1) ERA: 2.79 | 0.1 2 0 0 0 0 1 0 0 0 0 0 0 3 10 0.00 3.000 | | | | | | | | | | | | | | | | | | |
| 36 Dennyys Reyes, L (9.1) ERA: 3.86 | 0.1 1 0 0 0 0 0 0 0 0 0 0 0 1 2 0.00 0.000 | | | | | | | | | | | | | | | | | | |
| 34 Chris Perez, R (9.1) ERA: 2.45 | 0.1 2 0 0 0 0 1 0 0 0 0 0 0 4 10 0.00 3.000 | | | | | | | | | | | | | | | | | | |

| | |
|-----|----|
| AB | 29 |
| R | 1 |
| H | 2 |
| RBI | 1 |
| BB | 4 |
| SO | 7 |
| LOB | 12 |



| Batter | 1 | 2 | 3 | 4 | 5 | 6 | 7 | 8 | 9 | AB | R | H | RBI | BB | SO | LOB | BOTTOM | | |
|---|---|----------------------------------|------------------------------|----------------------------------|------------------------------|----------------------------------|------------------------------|---------------------------------|------------------------------|---------------------------------|------------------------------|----------------------------------|------------------------------|----------------------------------|------------------------------|---------------------------------|--|------------------------------------|--|
| 55 Skip Schumaker, L (1.4) OBP: 0.362, SLG: 0.422 | G6-3 | | G3 | | G1-3 | | | FC6-4 | | 4 | 0 | 0 | 0 | 0 | 2 | | Milwaukee Brewers @ St. Louis Cardinals Busch Stadium, St. Louis, MO Sat May 16 2009, 12:10 PM CDT Att: 43,382 - Cloudy - 62 F | | |
| 33 Shane Robinson, R (1.9) OBP: 0.286, SLG: 0.350 | | BB | | | | F7 | | | K | 4 | 0 | 2 | 0 | 0 | 1 | 0 | | | |
| 5 Albert Pujols, R (1.3) OBP: 0.423, SLG: 0.664 | | F7 | | | G5-3 | | | | F7 | 4 | 0 | 1 | 0 | 0 | 0 | 2 | | | |
| 16 Chris Duncan, L (1.7) OBP: 0.356, SLG: 0.474 | | | | | | | | | | 3 | 0 | 0 | 0 | 0 | 1 | 3 | | | |
| 23 Brian Barden, R (8,PH) OBP: 0.333, SLG: 0.474 | | | | | | | | | | 1 | 0 | 0 | 0 | 0 | 0 | 0 | | | |
| 4 Yadier Molina, R (1.2) OBP: 0.375, SLG: 0.434 | | | | | | | | | | 4 | 0 | 1 | 0 | 0 | 0 | 1 | | | |
| 28 Colby Rasmus, L (1.8) OBP: 0.338, SLG: 0.367 | | | | | | | | | | 3 | 0 | 0 | 0 | 1 | 0 | 1 | | | |
| 27 Tyler Greene, R (1.6) OBP: 0.276, SLG: 0.393 | | | | | | | | | | 2 | 0 | 0 | 0 | 0 | 1 | 2 | | | |
| 3 Khalil Greene, R (7,PH) OBP: 0.296, SLG: 0.319 | | | | | | | | | | 2 | 0 | 0 | 0 | 0 | 0 | 0 | | | |
| 22 Joe Thurston, L (1.5) OBP: 0.343, SLG: 0.383 | | | | | | | | | | 2 | 0 | 1 | 0 | 1 | 0 | 0 | | | |
| 50 Adam Wainwright, R (1.1) OBP: 0.200, SLG: 0.250 | | | | | | | | | | 3 | 0 | 1 | 0 | 0 | 0 | 2 | | | |
| 46 Kyle McClellan, R (9.1) | | | | | | | | | | 0 | 0 | 0 | 0 | 0 | 0 | 0 | | | |
| 36 Dennyys Reyes, R (9.1) | | | | | | | | | | 0 | 0 | 0 | 0 | 0 | 0 | 0 | | | |
| 34 Chris Perez, R (9.1) | | | | | | | | | | 0 | 0 | 0 | 0 | 0 | 0 | 0 | | | |
| Inning Stats | R: 0 E: 0 K: 1 S: 12 | H: 1 LOB: 1 BB: 0 P: 20 | R: 0 E: 0 K: 1 S: 9 | H: 1 LOB: 2 BB: 1 P: 19 | R: 0 E: 0 K: 0 S: 7 | H: 1 LOB: 1 BB: 0 P: 11 | R: 0 E: 0 K: 0 S: 3 | H: 0 LOB: 0 BB: 1 P: 8 | R: 0 E: 0 K: 0 S: 4 | H: 0 LOB: 0 BB: 0 P: 6 | R: 0 E: 0 K: 0 S: 8 | H: 1 LOB: 1 BB: 0 P: 14 | R: 0 E: 0 K: 1 S: 7 | H: 2 LOB: 2 BB: 0 P: 11 | R: 0 E: 0 K: 0 S: 4 | H: 0 LOB: 0 BB: 0 P: 8 | 1B: 6 2B: 0 3B: 0 HR: 0 | SF: 0 SAC: 0 DP: 1 HBP: 0 | WP: 0 PA: 34 PB: 0 SB: 1 CS: 0 |
| PITCHER | IP WLS BF H R ER SO BB IBB HBP BLK WP HR S P ERA WHIP | | | | | | | | | | | | | | | | | | |
| 37 Jeff Suppan, R (1.1) ERA: 4.63 | 7.0 W 28 6 0 0 0 1 2 0 0 0 0 0 51 89 0.00 1.143 | | | | | | | | | | | | | | | | | | |
| 45 Mark DiFelice, R (8.1) ERA: 0.98 | 0.2 H 2 0 0 0 0 0 0 0 0 0 0 0 5 8 0.00 0.000 | | | | | | | | | | | | | | | | | | |
| 57 Mitch Stetter, L (8.1) ERA: 3.0 | 0.1 H 1 0 0 0 0 0 0 0 0 0 0 0 2 2 0.00 0.000 | | | | | | | | | | | | | | | | | | |
| 51 Trevor Hoffman, R (9.1) ERA: | 1.0 S 3 0 0 0 0 0 0 0 0 0 0 0 4 8 0.00 0.000 | | | | | | | | | | | | | | | | | | |

| | |
|-----|----|
| AB | 32 |
| R | 0 |
| H | 6 |
| RBI | 0 |
| BB | 2 |
| SO | 3 |
| LOB | 13 |



| Batter | 1 | 2 | 3 | 4 | 5 | 6 | 7 | 8 | 9 | AB | R | H | RBI | BB | SO | LOB | TOP | | | | | |
|---|--|----------------------------------|-------------------------------------|-----------------------------------|-------------------------------|---|--------------------------------|-------------------------------------|---------------------------------|----------------------------------|---|----------------------------------|-------------------------------------|----------------------------------|-------------------------------|---|--|-------------------------------------|----------------------------------|------------------------------------|----------------------------------|--------|
| 30 Craig Counsell, L (1.4) OBP: 0.413, SLG: 0.456 | F8 | G1-3 | | K | | G3-1 | F9 | | | 6 | 0 | 1 | 0 | 0 | 1 | 1 | Milwaukee Brewers @ St. Louis Cardinals Busch Stadium, St. Louis, MO Mon May 18 2009, 7:15 PM CDT Att: 39,136 - Partly Cloudy - 68 F | | | | | |
| 7 J.J. Hardy, R (1.6) OBP: 0.315, SLG: 0.394 | HBP | | 2B | G5-3 | | BB | | F8 | F7 | 4 | 2 | 1 | 0 | 1 | 0 | 1 | | | | | | |
| 8 Ryan Braun, R (1.7) OBP: 0.450, SLG: 0.580 | K | | 2B | | | BB | | | | 3 | 4 | 2 | 1 | 2 | 1 | 1 | | | | | | |
| 28 Prince Fielder, L (1.3) OBP: 0.429, SLG: 0.543 | BB | | 2B | | | BB | | 1B | | 1 | 1 | 1 | 1 | 4 | 0 | 0 | | | | | | |
| 25 Mike Cameron, R (1.8) OBP: 0.400, SLG: 0.545 | BB | | BB | | | 1B | | BB | | 2 | 0 | 0 | 1 | 2 | 1 | 4 | | | | | | |
| 1 Cory Hart, R (1.9) OBP: 0.335, SLG: 0.411 | L9 | | K | | | BB | | FC6-5 | | 4 | 0 | 0 | 1 | 1 | 2 | 9 | | | | | | |
| 24 Mat Gamel, L (1.5) OBP: 0.400, SLG: 1.000 | | | | | | | | | | 3 | 1 | 1 | 3 | 1 | 1 | 2 | | | | | | |
| 2 Bill Hall, R (8.5) OBP: 0.336, SLG: 0.452 | | | HR | | | | | | | 1 | 0 | 0 | 0 | 0 | 1 | 2 | | | | | | |
| 18 Jason Kendall, R (1.2) OBP: 0.326, SLG: 0.279 | | | | | | | | | | 5 | 0 | 2 | 1 | 0 | 1 | 0 | | | | | | |
| 41 Braden Looper, R (1.1) OBP: 0.071, SLG: 0.071 | | | | | | | | | | 3 | 0 | 0 | 0 | 0 | 2 | 3 | | | | | | |
| 45 Mark DiFelice, R (7.1) ERA: 3.0 | | | | | | | | | | 0 | 0 | 0 | 0 | 0 | 0 | 0 | | | | | | |
| 57 Mitch Stetter, L (7.1) ERA: 2.6 | | | | | | | | | | 0 | 0 | 0 | 0 | 0 | 0 | 0 | | | | | | |
| 12 Carlos Villanueva, R (8.1) OBP: 0.500, SLG: 0.500 | | | | | | | | | | 1 | 0 | 0 | 0 | 0 | 0 | 0 | | | | | | |
| Inning Stats | R: 0 E: 0 K: 1 S: 12 | H: 0 LOB: 3 BB: 2 P: 26 | R: 0 E: 0 K: 1 S: 11 | H: 1 LOB: 1 BB: 0 P: 17 | R: 4 E: 0 K: 1 S: 18 | H: 3 LOB: 0 BB: 1 P: 31 | R: 0 E: 0 K: 2 S: 12 | H: 0 LOB: 0 BB: 0 P: 15 | R: 1 E: 0 K: 3 S: 18 | H: 1 LOB: 3 BB: 3 P: 34 | R: 2 E: 0 K: 0 S: 15 | H: 1 LOB: 2 BB: 0 P: 30 | R: 0 E: 0 K: 1 S: 13 | H: 0 LOB: 2 BB: 2 P: 24 | R: 0 E: 0 K: 1 S: 8 | H: 1 LOB: 1 BB: 0 P: 12 | 1B: 5 2B: 2 3B: 0 HR: 1 | SF: 1 SAC: 1 DP: 0 HBP: 1 | WP: 0 PB: 0 SB: 0 CS: 0 | PA: 47 | | |
| PITCHER | IP: 4.0 WLS: L BF: 20 ERA: 4.66 | H: 4 R: 4 ER: 4 SO: 5 | BB: 3 IBB: 0 HBP: 1 BLK: 0 | WP: 0 HR: 1 S: 53 P: 89 | ERA: 9.00 WHIP: 1.750 | IP: 0.2 WLS: L BF: 4 ERA: 3.65 | H: 0 R: 0 ER: 0 SO: 1 | BB: 2 IBB: 0 HBP: 0 BLK: 0 | WP: 0 HR: 0 S: 9 P: 19 | ERA: 0.00 WHIP: 3.000 | IP: 0.2 WLS: L BF: 3 ERA: 1.1 | H: 1 R: 0 ER: 0 SO: 1 | BB: 0 IBB: 0 HBP: 0 BLK: 0 | WP: 0 HR: 0 S: 6 P: 10 | ERA: 0.00 WHIP: 1.500 | IP: 0.1 WLS: L BF: 1 ERA: 3.27 | H: 0 R: 0 ER: 0 SO: 0 | BB: 0 IBB: 0 HBP: 0 BLK: 0 | WP: 0 HR: 0 S: 2 P: 2 | ERA: 0.00 WHIP: 0.000 | | |
| 26 Kyle Lohse, R (1.1) ERA: 4.26 | | | | | | | | | | | | | | | | | Milwaukee Brewers @ St. Louis Cardinals Busch Stadium, St. Louis, MO Mon May 18 2009, 7:15 PM CDT Att: 39,136 - Partly Cloudy - 68 F | | | | | |
| 34 Chris Perez, R (5.1) ERA: 1.42 | | | | | | | | | | | | | | | | | | | | | | |
| 30 Jason Motte, R (6.1) ERA: 4.3 | | | | | | | | | | | | | | | | | | | | | | |
| 46 Kyle McClellan, R (7.1) ERA: 2.6 | | | | | | | | | | | | | | | | | | | | | | |
| 54 Blaine Boyer, R (8.1) ERA: 12.0 | | | | | | | | | | | | | | | | | | | | | | |
| 55 Skip Schumaker, L (1.4) OBP: 0.391, SLG: 0.431 | G4-3 | | F7 | | | E1 | | | G6-3 | 5 | 1 | 1 | 2 | 0 | 0 | 1 | | | | | | |
| 19 Nick Stavinoha, R (1.9) OBP: 0.273, SLG: 0.273 | 1B | | | L7 | | F9 | | | G6-3 | 5 | 0 | 2 | 0 | 0 | 0 | 2 | | | | | | |
| 5 Albert Pujols, R (1.3) OBP: 0.427, SLG: 0.657 | G1-4-3 | | | P5 | | L5 | | | | 3 | 0 | 0 | 0 | 1 | 0 | 3 | | | | | | |
| 16 Chris Duncan, L (1.7) OBP: 0.350, SLG: 0.458 | | | | G3 | | F9 | | | | 3 | 0 | 0 | 0 | 1 | 1 | 4 | | | | | | |
| 4 Yadier Molina, R (1.2) OBP: 0.373, SLG: 0.419 | | | | BB | | | | | | 2 | 0 | 0 | 0 | 0 | 0 | 1 | | | | | | |
| 46 Kyle McClellan, R (7.1) ERA: 2.6 | | | | G1-4-3 | | G4-3 | | | | 0 | 0 | 0 | 0 | 0 | 0 | 0 | | | | | | |
| 13 Brendan Ryan, R (7.5) OBP: 0.326, SLG: 0.390 | | | | | | | | | | 2 | 1 | 1 | 0 | 0 | 0 | 0 | | | | | | |
| 28 Colby Rasmus, L (1.8) OBP: 0.333, SLG: 0.381 | | | | | | | | | | 3 | 1 | 1 | 2 | 1 | 1 | 1 | | | | | | |
| 23 Brian Barden, R (1.5) ERA: 4.26 | | | | | | | | | | 3 | 1 | 0 | 0 | 0 | 0 | 1 | | | | | | |
| 54 Blaine Boyer, R (8.1) ERA: 12.0 | | | | | | | | | | 0 | 0 | 0 | 0 | 0 | 0 | 0 | | | | | | |
| 36 Denny Reyes, R (8.1) OBP: 0.285, SLG: 0.329 | | | | | | | | | | 0 | 0 | 0 | 0 | 0 | 0 | 0 | | | | | | |
| 31 Ryan Franklin, R (8.1) ERA: 1.1 | | | | | | | | | | 0 | 0 | 0 | 0 | 0 | 1 | 1 | | | | | | |
| 43 Trevor Miller, R (8.1) ERA: 3.27 | | | | | | | | | | 0 | 0 | 0 | 0 | 0 | 0 | 0 | | | | | | |
| 26 Kyle Lohse, R (1.1) ERA: 4.26 | | | | | | | | | | 1 | 0 | 0 | 0 | 0 | 0 | 0 | | | | | | |
| 34 Chris Perez, R (5.1) ERA: 1.42 | | | | | | | | | | 0 | 0 | 0 | 0 | 0 | 0 | 0 | | | | | | |
| 33 Shane Robinson, R (6.5) OBP: 0.231, SLG: 0.280 | | | | | | | | | | 1 | 0 | 0 | 0 | 0 | 0 | 0 | | | | | | |
| 30 Jason Motte, R (6.1) ERA: 4.3 | | | | | | | | | | 0 | 0 | 0 | 0 | 0 | 0 | 0 | | | | | | |
| 21 Jason LaRue, R (7.2) OBP: 0.391, SLG: 0.524 | | | | | | | | | | 2 | 0 | 0 | 0 | 0 | 1 | 2 | | | | | | |
| 27 Tyler Greene, R (1.6) OBP: 0.273, SLG: 0.406 | | | | | | | | | | 4 | 0 | 1 | 0 | 0 | 1 | 1 | | | | | | |
| Inning Stats | R: 0 E: 0 K: 0 S: 9 | H: 1 LOB: 0 BB: 0 P: 14 | R: 0 E: 0 K: 0 S: 12 | H: 0 LOB: 1 BB: 1 P: 23 | R: 0 E: 0 K: 0 S: 7 | H: 0 LOB: 0 BB: 0 P: 11 | R: 0 E: 0 K: 0 S: 12 | H: 0 LOB: 1 BB: 1 P: 18 | R: 0 E: 0 K: 0 S: 8 | H: 0 LOB: 0 BB: 0 P: 12 | R: 0 E: 1 K: 0 S: 8 | H: 1 LOB: 2 BB: 0 P: 13 | R: 0 E: 0 K: 1 S: 22 | H: 3 LOB: 2 BB: 1 P: 39 | R: 0 E: 0 K: 3 S: 11 | H: 1 LOB: 1 BB: 0 P: 16 | R: 0 E: 0 K: 1 S: 10 | H: 0 LOB: 0 BB: 0 P: 14 | 1B: 3 2B: 1 3B: 0 HR: 2 | SF: 0 SAC: 0 DP: 1 HBP: 0 | WP: 0 PB: 0 SB: 1 CS: 0 | PA: 38 |
| PITCHER | IP: 6.0 WLS: W BF: 25 ERA: 4.26 | H: 3 R: 3 ER: 2 SO: 2 | BB: 2 IBB: 0 HBP: 0 BLK: 0 | WP: 0 HR: 1 S: 62 P: 100 | ERA: 3.00 WHIP: 0.833 | IP: 0.2 WLS: L BF: 5 ERA: 1.42 | H: 1 R: 0 ER: 0 SO: 1 | BB: 0 IBB: 0 HBP: 0 BLK: 0 | WP: 0 HR: 0 S: 6 P: 10 | ERA: 0.00 WHIP: 0.000 | IP: 2.0 WLS: L BF: 7 ERA: 4.74 | H: 1 R: 0 ER: 0 SO: 4 | BB: 0 IBB: 0 HBP: 0 BLK: 0 | WP: 0 HR: 0 S: 21 P: 30 | ERA: 0.00 WHIP: 0.500 | | | | | | | |

| Batter | 1 | 2 | 3 | 4 | 5 | 6 | 7 | 8 | 9 | AB | R | H | RBI | BB | SO | LOB | TOP | | | |
|---|---|----------------------------------|------------------------------|----------------------------------|------------------------------|----------------------------------|------------------------------|----------------------------------|-------------------------------|----------------------------------|-------------------------------|----------------------------------|------------------------------|----------------------------------|------------------------------|----------------------------------|--|------------------------------------|----------------------------------|--------|
| 1 Corey Hart, R OBP: 0.327, SLG: 0.400 | | | | | | | | | | 4 | 0 | 0 | 0 | 0 | 0 | 3 | Milwaukee Brewers @ Houston Astros Minute Maid Park, Houston, TX Tue May 19 2009, 7:05 PM CDT Att: 29,343 - Clear - 79 F | | | |
| 2 Bill Hall, R OBP: 0.333, SLG: 0.444 | | | | | | | | | | 4 | 0 | 1 | 0 | 0 | 2 | 3 | | | | |
| 8 Ryan Braun, R OBP: 0.451, SLG: 0.571 | | | | | | | | | | 2 | 2 | 0 | 0 | 2 | 0 | 1 | | | | |
| 28 Prince Fielder, L OBP: 0.431, SLG: 0.545 | | | | | | | | | | 3 | 2 | 1 | 1 | 1 | 1 | 0 | | | | |
| 25 Mike Cameron, R OBP: 0.390, SLG: 0.528 | | | | | | | | | | 4 | 0 | 0 | 0 | 0 | 2 | 3 | | | | |
| 7 J.J. Hardy, R OBP: 0.316, SLG: 0.397 | | | | | | | | | | 4 | 0 | 2 | 2 | 0 | 0 | 0 | | | | |
| 11 Mike Rivera, R OBP: 0.333, SLG: 0.450 | | | | | | | | | | 4 | 0 | 1 | 0 | 0 | 0 | 1 | | | | |
| 14 Casey McGehee, R OBP: 0.200, SLG: 0.167 | | | | | | | | | | 2 | 0 | 0 | 1 | 1 | 0 | 0 | | | | |
| 31 Dave Bush, R OBP: 0.296, SLG: 0.167 | | | | | | | | | | 2 | 0 | 1 | 0 | 1 | 1 | 2 | | | | |
| 12 Carlos Villanueva, R OBP: 0.200, SLG: 0.950 | | | | | | | | | | 0 | 0 | 0 | 0 | 0 | 0 | 0 | | | | |
| 60 Todd Coffey, R OBP: 0.333, SLG: 0.800 | | | | | | | | | | 1 | 0 | 0 | 0 | 0 | 0 | 0 | | | | |
| 51 Trevor Hoffman, R OBP: 0.333, SLG: 0.333 | | | | | | | | | | 0 | 0 | 0 | 0 | 0 | 0 | 0 | | | | |
| Inning Stats | R: 0 E: 0 K: 0 S: 6 | H: 1 LOB: 0 BB: 0 P: 10 | R: 0 E: 0 K: 2 S: 8 | H: 0 LOB: 0 BB: 0 P: 11 | R: 0 E: 0 K: 1 S: 8 | H: 0 LOB: 0 BB: 2 P: 19 | R: 2 E: 0 K: 1 S: 9 | H: 2 LOB: 0 BB: 1 P: 20 | R: 0 E: 0 K: 1 S: 10 | H: 1 LOB: 1 BB: 0 P: 15 | R: 2 E: 0 K: 1 S: 15 | H: 2 LOB: 2 BB: 2 P: 31 | R: 0 E: 0 K: 0 S: 7 | H: 0 LOB: 0 BB: 0 P: 10 | R: 0 E: 0 K: 0 S: 9 | H: 0 LOB: 0 BB: 0 P: 15 | 1B: 5 2B: 1 3B: 0 HR: 0 | SF: 1 SAC: 0 DP: 2 HBP: 0 | WP: 0 PB: 0 SB: 0 CS: 0 | PA: 36 |
| PITCHER | IP WLS BF H R ER SO BB IBB HBP BLK WP HR S P ERA WHIP | | | | | | | | | | | | | | | | | | | |
| 11 Mike Hampton, L ERA: 5.23 | 4.0 | | 16 | 3 | 2 | 2 | 4 | 3 | 0 | 0 | 0 | 0 | 0 | 0 | 0 | 0 | 0 | 4.50 | 1.500 | |
| 23 Russ Ortiz, R ERA: 5.81 | 2.0 | L | 11 | 3 | 2 | 2 | 2 | 2 | 0 | 0 | 0 | 0 | 0 | 0 | 0 | 0 | 0 | 9.00 | 2.500 | |
| 47 Jeff Fulchino, R ERA: 4.61 | 3.0 | | 9 | 0 | 0 | 0 | 0 | 0 | 0 | 0 | 0 | 0 | 0 | 0 | 0 | 0 | 0 | 0.00 | 0.000 | |

| Batter | 1 | 2 | 3 | 4 | 5 | 6 | 7 | 8 | 9 | AB | R | H | RBI | BB | SO | LOB | BOTTOM | | | | | |
|--|---|----------------------------------|------------------------------|----------------------------------|------------------------------|----------------------------------|-------------------------------|----------------------------------|------------------------------|----------------------------------|-------------------------------|----------------------------------|------------------------------|----------------------------------|------------------------------|----------------------------------|--|---------------------------------|----------------------------------|------------------------------------|----------------------------------|--------|
| 3 Kazuo Matsui, S OBP: 0.298, SLG: 0.315 | | | | | | | | | | 5 | 1 | 1 | 0 | 0 | 0 | 0 | Milwaukee Brewers @ Houston Astros Minute Maid Park, Houston, TX Tue May 19 2009, 7:05 PM CDT Att: 29,343 - Clear - 79 F | | | | | |
| 21 Michael Bourn, L OBP: 0.373, SLG: 0.422 | | | | | | | | | | 4 | 0 | 2 | 0 | 0 | 1 | 0 | | | | | | |
| 17 Lance Berkman, S OBP: 0.364, SLG: 0.448 | | | | | | | | | | 3 | 0 | 0 | 0 | 1 | 1 | 1 | | | | | | |
| 45 Carlos Lee, R OBP: 0.369, SLG: 0.563 | | | | | | | | | | 3 | 0 | 0 | 0 | 0 | 1 | 3 | | | | | | |
| 10 Miguel Tejada, R OBP: 0.348, SLG: 0.437 | | | | | | | | | | 3 | 0 | 1 | 0 | 0 | 0 | 1 | | | | | | |
| 9 Hunter Pence, R OBP: 0.408, SLG: 0.496 | | | | | | | | | | 4 | 0 | 3 | 0 | 0 | 0 | 0 | | | | | | |
| 27 Geoff Blum, S OBP: 0.331, SLG: 0.306 | | | | | | | | | | 4 | 0 | 0 | 0 | 0 | 1 | 6 | | | | | | |
| 77 Ivan Rodriguez, R OBP: 0.325, SLG: 0.491 | | | | | | | | | | 4 | 0 | 0 | 0 | 0 | 1 | 5 | | | | | | |
| 11 Mike Hampton, R OBP: 0.375, SLG: 0.333 | | | | | | | | | | 1 | 0 | 0 | 0 | 0 | 0 | 0 | | | | | | |
| 23 Russ Ortiz, R OBP: 0.300, SLG: 0.556 | | | | | | | | | | 1 | 1 | 1 | 1 | 0 | 0 | 0 | | | | | | |
| 2 Darin Erstad, L OBP: 0.196, SLG: 0.233 | | | | | | | | | | 1 | 0 | 0 | 0 | 0 | 0 | 2 | | | | | | |
| 47 Jeff Fulchino, R ERA: 4.61 | | | | | | | | | | 0 | 0 | 0 | 0 | 0 | 0 | 0 | | | | | | |
| 4 Jason Michaels, R OBP: 0.333, SLG: 0.333 | | | | | | | | | | 1 | 0 | 0 | 0 | 0 | 0 | 0 | | | | | | |
| Inning Stats | R: 1 E: 0 K: 0 S: 5 | H: 2 LOB: 1 BB: 1 P: 13 | R: 0 E: 0 K: 2 S: 9 | H: 0 LOB: 0 BB: 0 P: 14 | R: 0 E: 0 K: 0 S: 7 | H: 0 LOB: 0 BB: 0 P: 12 | R: 0 E: 0 K: 0 S: 11 | H: 2 LOB: 3 BB: 0 P: 15 | R: 1 E: 0 K: 0 S: 8 | H: 2 LOB: 1 BB: 0 P: 13 | R: 0 E: 0 K: 0 S: 11 | H: 1 LOB: 2 BB: 0 P: 17 | R: 0 E: 0 K: 2 S: 9 | H: 0 LOB: 0 BB: 0 P: 10 | R: 0 E: 0 K: 1 S: 9 | H: 1 LOB: 0 BB: 0 P: 11 | R: 0 E: 0 K: 0 S: 5 | H: 0 LOB: 0 BB: 0 P: 8 | 1B: 5 2B: 2 3B: 0 HR: 1 | SF: 0 SAC: 0 DP: 1 HBP: 2 | WP: 0 PB: 0 SB: 1 CS: 0 | PA: 37 |
| PITCHER | IP WLS BF H R ER SO BB IBB HBP BLK WP HR S P ERA WHIP | | | | | | | | | | | | | | | | | | | | | |
| 31 Dave Bush, R ERA: 3.74 | 6.0 | W | 27 | 7 | 2 | 2 | 2 | 1 | 0 | 2 | 0 | 0 | 0 | 0 | 0 | 0 | 0 | 3.00 | 1.333 | | | |
| 12 Carlos Villanueva, R ERA: 4.5 | 1.0 | H | 3 | 0 | 0 | 0 | 2 | 0 | 0 | 0 | 0 | 0 | 0 | 0 | 0 | 0 | 0 | 0.00 | 0.000 | | | |
| 60 Todd Coffey, R ERA: 3.1 | 1.0 | H | 4 | 1 | 0 | 0 | 1 | 0 | 0 | 0 | 0 | 0 | 0 | 0 | 0 | 0 | 0 | 0.00 | 1.000 | | | |
| 51 Trevor Hoffman, R ERA: 4.61 | 1.0 | S | 3 | 0 | 0 | 0 | 0 | 0 | 0 | 0 | 0 | 0 | 0 | 0 | 0 | 0 | 0 | 0.00 | 0.000 | | | |



| Batter | 1 | 2 | 3 | 4 | 5 | 6 | 7 | 8 | 9 | AB | R | H | RBI | BB | SO | LOB | TOP | | |
|---|---|----------------------------------|------------------------------|----------------------------------|------------------------------|----------------------------------|------------------------------|----------------------------------|------------------------------|----------------------------------|-------------------------------|----------------------------------|------------------------------|----------------------------------|-------------------------------|----------------------------------|----------------------------------|------------------------------------|--|
| 1 Corey Hart, R OBP: 0.324, SLG: 0.393 | F8 | | 1B | | K | | F8 | | G6-3 | 5 | 0 | 1 | 1 | 0 | 1 | 3 | | | |
| 2 Bill Hall, R OBP: 0.320, SLG: 0.425 | K | | P4 | | K | | | | K | 5 | 0 | 0 | 0 | 0 | 4 | 2 | | | |
| 8 Ryan Braun, R OBP: 0.446, SLG: 0.562 | 2B | | F8 | | | G4-3 | | G5-3 | | 4 | 0 | 1 | 0 | 0 | 0 | 1 | | | |
| 28 Prince Fielder, L OBP: 0.427, SLG: 0.537 | 1B | | F7 | | | G3-1 | | | | 4 | 0 | 1 | 0 | 0 | 1 | 1 | | | |
| 25 Mike Cameron, R OBP: 0.316, SLG: 0.550 | G5-3 | | | | HR | | | | | 4 | 1 | 2 | 1 | 0 | 1 | 2 | | | |
| 7 J.J. Hardy, R OBP: 0.316, SLG: 0.393 | G5-3 | | F9 | | | | G5-3 | | 1B | 4 | 1 | 1 | 0 | 0 | 0 | 0 | | | |
| 14 Casey McGehee, R OBP: 0.292, SLG: 0.286 | 2B | | G4-3 | | | | 1B | | 1B | 3 | 1 | 2 | 0 | 1 | 0 | 0 | | | |
| 18 Jason Kendall, R OBP: 0.324, SLG: 0.272 | G5-3 | | P6 | | | | BB | | FC1-2 | 3 | 1 | 0 | 0 | 1 | 0 | 4 | | | |
| 49 Yovani Gallardo, R OBP: 0.211, SLG: 0.526 | F8 | | | | | | F9 | | 2B | 2 | 0 | 0 | 0 | 0 | 1 | 1 | | | |
| 73 Seth McClung, L | | | | | | | | | | 0 | 0 | 0 | 0 | 0 | 0 | 0 | | | |
| 11 Mike Rivera, R OBP: 0.318, SLG: 0.429 | | | | | | | | | | 1 | 0 | 0 | 0 | 0 | 0 | 2 | | | |
| 50 Jorge Julio, R | | | | | | | | | | 0 | 0 | 0 | 0 | 0 | 0 | 0 | | | |
| 24 Mat Gamel, L OBP: 0.428, SLG: 1.000 | | | | | | | | | 2B | 1 | 0 | 1 | 2 | 0 | 0 | 0 | | | |
| Inning Stats | R: 0 E: 0 K: 1 S: 13 | H: 2 LOB: 2 BB: 0 P: 21 | R: 0 E: 0 K: 0 S: 7 | H: 1 LOB: 1 BB: 0 P: 14 | R: 0 E: 0 K: 0 S: 8 | H: 1 LOB: 1 BB: 0 P: 13 | R: 1 E: 0 K: 0 S: 8 | H: 1 LOB: 0 BB: 0 P: 13 | R: 0 E: 0 K: 1 S: 7 | H: 0 LOB: 0 BB: 0 P: 10 | R: 0 E: 0 K: 0 S: 12 | H: 1 LOB: 2 BB: 1 P: 22 | R: 0 E: 0 K: 2 S: 9 | H: 0 LOB: 0 BB: 0 P: 13 | R: 3 E: 0 K: 1 S: 12 | H: 3 LOB: 1 BB: 1 P: 18 | 1B: 6 2B: 2 3B: 0 HR: 1 | SF: 0 SAC: 0 DP: 0 HBP: 0 | WP: 0 PA: 38 PB: 0 SB: 0 CS: 0 |
| PITCHER | IP WLS BF H R ER SO BB IBB HBP BLK WP HR S P ERA WHIP | | | | | | | | | | | | | | | | | | |
| 51 Wandy Rodriguez, L ERA: 1.83 | 7.0 W 28 6 1 1 5 1 0 0 0 0 0 1 66 110 1.29 1.000 | | | | | | | | | | | | | | | | | | |
| 50 Alberto Arias, R ERA: 5.87 | 1.0 6 2 3 3 2 1 0 0 0 0 0 0 13 22 27.00 3.000 | | | | | | | | | | | | | | | | | | |
| 43 Chris Sampson, R ERA: 2.13 | 1.0 S 4 1 0 0 1 0 0 0 0 0 0 0 8 9 0.00 1.000 | | | | | | | | | | | | | | | | | | |

Milwaukee Brewers @ Houston Astros
Minute Maid Park, Houston, TX
Wed May 20 2009, 7:05 PM CDT
Att: 27,160 - Clear - 80 F

AB 36
R 4
H 9
RBI 4
BB 2
SO 8
LOB 16



| Batter | 1 | 2 | 3 | 4 | 5 | 6 | 7 | 8 | 9 | AB | R | H | RBI | BB | SO | LOB | BOTTOM | | |
|---|---|----------------------------------|------------------------------|----------------------------------|-------------------------------|----------------------------------|------------------------------|----------------------------------|-------------------------------|----------------------------------|-------------------------------|----------------------------------|------------------------------|----------------------------------|------------------------------|----------------------------------|----------------------------------|------------------------------------|--|
| 3 Kazuo Matsui, S OBP: 0.295, SLG: 0.318 | G2 | | G6-3 | | 2B | | | G4-3 | | 5 | 0 | 1 | 0 | 0 | 1 | 2 | | | |
| 21 Michael Bourn, L OBP: 0.366, SLG: 0.413 | BB | | K | | F9 | | G3 | | | 3 | 1 | 0 | 0 | 1 | 1 | 1 | | | |
| 17 Lance Berkman, S OBP: 0.373, SLG: 0.457 | 2B | | BB | | G1-3 | | BB | | | 2 | 1 | 1 | 1 | 2 | 0 | 1 | | | |
| 45 Carlos Lee, R OBP: 0.366, SLG: 0.555 | FC5 | | BB | | P6 | | G6-3 | | | 4 | 1 | 1 | 0 | 0 | 0 | 3 | | | |
| 50 Alberto Arias, R | | | 1B | | | | | | | 0 | 0 | 0 | 0 | 0 | 0 | 0 | | | |
| 43 Chris Sampson, R | | | BB | | | | | | | 0 | 0 | 0 | 0 | 0 | 0 | 0 | | | |
| 9 Hunter Pence, R OBP: 0.416, SLG: 0.514 | G4-3 | | 3B | | | | BB | | | 3 | 1 | 2 | 2 | 1 | 0 | 2 | | | |
| 10 Miguel Tejada, R OBP: 0.352, SLG: 0.465 | HR | | G4-3 | | | | BB | | | 4 | 2 | 2 | 2 | 0 | 0 | 3 | | | |
| 27 Geoff Blum, S OBP: 0.320, SLG: 0.295 | G5-3 | | G3 | | | | K | | G6-3 | 4 | 0 | 0 | 0 | 0 | 1 | 1 | | | |
| 77 Ivan Rodriguez, R OBP: 0.315, SLG: 0.475 | K | | F8 | | | | G5-3 | | G4-3 | 4 | 0 | 0 | 0 | 0 | 1 | 1 | | | |
| 51 Wandy Rodriguez, S OBP: 0.050, SLG: 0.050 | G1-3 | | K | | | | BB | | | 3 | 0 | 1 | 1 | 0 | 1 | 0 | | | |
| 2 Darin Erstad, L OBP: 0.213, SLG: 0.233 | | | | | | | BB | | | 0 | 0 | 0 | 0 | 1 | 0 | 0 | | | |
| Inning Stats | R: 1 E: 0 K: 0 S: 10 | H: 1 LOB: 1 BB: 1 P: 18 | R: 1 E: 0 K: 1 S: 9 | H: 1 LOB: 0 BB: 0 P: 17 | R: 2 E: 0 K: 1 S: 15 | H: 2 LOB: 1 BB: 1 P: 26 | R: 0 E: 0 K: 1 S: 7 | H: 0 LOB: 0 BB: 0 P: 10 | R: 0 E: 0 K: 0 S: 11 | H: 1 LOB: 1 BB: 0 P: 17 | R: 2 E: 0 K: 2 S: 14 | H: 3 LOB: 1 BB: 0 P: 24 | R: 0 E: 0 K: 0 S: 5 | H: 0 LOB: 2 BB: 2 P: 17 | R: 0 E: 0 K: 0 S: 9 | H: 0 LOB: 1 BB: 1 P: 16 | 1B: 3 2B: 3 3B: 1 HR: 1 | SF: 0 SAC: 0 DP: 1 HBP: 0 | WP: 1 PA: 37 PB: 0 SB: 0 CS: 0 |
| PITCHER | IP WLS BF H R ER SO BB IBB HBP BLK WP HR S P ERA WHIP | | | | | | | | | | | | | | | | | | |
| 49 Yovani Gallardo, R ERA: 3.83 | 5.0 L 24 7 0 0 6 3 2 0 0 0 0 0 0 11 18 0.00 1.000 | | | | | | | | | | | | | | | | | | |
| 73 Seth McClung, R ERA: 2.84 | 1.0 4 1 0 0 2 0 0 0 0 0 0 0 11 18 0.00 1.000 | | | | | | | | | | | | | | | | | | |
| 50 Jorge Julio, R ERA: 7.24 | 2.0 9 0 0 0 0 3 0 0 0 0 1 0 14 33 0.00 1.500 | | | | | | | | | | | | | | | | | | |

Milwaukee Brewers @ Houston Astros
Minute Maid Park, Houston, TX
Wed May 20 2009, 7:05 PM CDT
Att: 27,160 - Clear - 80 F

AB 32
R 6
H 8
RBI 6
BB 5
SO 5
LOB 14



| Batter | 1 | 2 | 3 | 4 | 5 | 6 | 7 | 8 | 9 | AB R H RBI BB SO LOB | TOP | | | | | | |
|---|---|---|--------------------------------------|---|--------------------------------------|---|--------------------------------------|---|---------------------------------------|---|--|---------------------------------------|---|---------------------------------------|---|--|---|
| 30 Craig Counsell, L (1, 6) OBP: 0.394, SLG: 0.427 | L6 | | G6-3 | | F7 | | | G3-1 | F8 | 5 0 0 0 0 0 1 | Milwaukee Brewers @ Minnesota Twins Hubert H. Humphrey Metrodome, Minneapolis, MN Sat May 23 2009, 7:10 PM EDT Att: 40,547 - Dome - 70 F livebaseballscorecards.com | | | | | | |
| 14 Casey McGehee, R (1, 4) OBP: 0.375, SLG: 0.385 | BB | | 1B | | | G3-1 | | 8 1B 28 G5-6-3 | 3 1 2 0 1 0 0 | | | | | | | | |
| 8 Ryan Braun, R (1, 7) OBP: 0.453, SLG: 0.570 | 1B | | G5-3 | | 1B | | | G5-6-3 | 4 0 2 0 0 0 2 | | | | | | | | |
| 28 Prince Fielder, L (1, 3) OBP: 0.419, SLG: 0.514 | K | | | BB | 1B | | | 1B | 3 0 2 1 1 1 2 | | | | | | | | |
| 25 Mike Cameron, R (1, 8) OBP: 0.388, SLG: 0.538 | FC5-4 | | | P4 | F8 | | | K | 4 0 0 0 0 1 6 | | | | | | | | |
| 24 Mat Gamel, L (1, 10) OBP: 0.438, SLG: 0.692 | K | | K | | F8 | | | F9 | 4 0 0 0 0 2 3 | | | | | | | | |
| 2 Bill Hall, R (1, 5) OBP: 0.299, SLG: 0.393 | P5 | | F8 | | | G4-3 | | K | 4 0 0 0 0 1 1 | | | | | | | | |
| 22 Jody Gerut, L (1, 9) OBP: 0.254, SLG: 0.376 | G5-3 | | | | P5 | | | 18 DI 18 BB | 3 1 1 0 1 0 0 | | | | | | | | |
| 18 Jason Kendall, R (1, 2) OBP: 0.311, SLG: 0.278 | | | F9 | | F9 | | G6-4-3 | 1-H 2B | 4 0 1 1 0 0 1 | | | | | | | | |
| Inning Stats | R: 0 H: 1 E: 0 K: 1 S: 14 | H: 1 R: 0 ER: 0 LOB: 2 BB: 1 P: 22 | R: 0 H: 0 E: 0 K: 1 S: 8 | H: 0 R: 0 ER: 0 LOB: 0 BB: 0 P: 13 | R: 0 H: 1 E: 0 K: 0 S: 7 | H: 1 R: 0 ER: 0 LOB: 1 BB: 0 P: 10 | R: 0 H: 0 E: 0 K: 1 S: 9 | H: 0 R: 0 ER: 0 LOB: 1 BB: 1 P: 17 | R: 0 H: 2 E: 0 K: 0 S: 14 | H: 2 R: 0 ER: 0 LOB: 2 BB: 0 P: 20 | R: 0 H: 1 E: 0 K: 0 S: 7 | R: 1 H: 2 E: 0 K: 1 S: 13 | H: 2 R: 0 ER: 0 LOB: 1 BB: 0 P: 20 | R: 1 H: 1 E: 0 K: 1 S: 14 | H: 1 R: 0 ER: 0 LOB: 1 BB: 1 P: 23 | 1B: 7 R: 2 H: 8 RBI: 2 BB: 3 SO: 5 LOB: 16 | WP: 0 PA: 37 ERA: 0.00 WHIP: 1.000 |
| PITCHER | IP WLS BF H R ER SO BB IBB HBP BLK WP HR S P ERA WHIP | | | | | | | | | | | | | | | | |
| 51 Anthony Swarzak, R (1, 1) ERA: 4.03 | 7.0 W 27 5 0 0 3 2 0 0 0 0 0 0 64 98 0.00 1.000 | | | | | | | | | | | | | | | | |
| 54 Matt Guerrier, R (8, 1) ERA: 4.03 | 1.0 5 2 1 1 1 0 0 0 0 0 0 0 13 20 9.00 2.000 | | | | | | | | | | | | | | | | |
| 50 Jose Mijares, L (9, 1) ERA: 2.57 | 1.0 5 1 1 1 1 1 0 0 0 0 0 0 14 23 9.00 2.000 | | | | | | | | | | | | | | | | |

| Batter | 1 | 2 | 3 | 4 | 5 | 6 | 7 | 8 | 9 | AB R H RBI BB SO LOB | BOTTOM | | | | | | |
|---|---|---|---------------------------------------|---|--------------------------------------|---|---------------------------------------|---|--------------------------------------|--|--|--------------------------------------|--------------------------------------|---------------------------------------|---|---|---|
| 2 Denard Span, L (1, 7) OBP: 0.390, SLG: 0.407 | P6 | | 7 1B 7 E | | F7 | | | F8 | | 4 1 1 0 0 0 0 | Milwaukee Brewers @ Minnesota Twins Hubert H. Humphrey Metrodome, Minneapolis, MN Sat May 23 2009, 7:10 PM EDT Att: 40,547 - Dome - 70 F livebaseballscorecards.com | | | | | | |
| 7 Joe Mauer, L (1, 2) OBP: 0.516, SLG: 0.844 | 1B | | 33 SF7 33 1B | | HR | | | 5 BB 24 FC5 33 1B | 3 3 3 2 1 0 0 | | | | | | | | |
| 33 Justin Morneau, L (1, 3) OBP: 0.423, SLG: 0.645 | 1B | | SF7 | | 5 1B HBP | | | 24 FC5 5 BB | 2 0 2 1 0 0 0 | | | | | | | | |
| 5 Michael Cuddyer, R (1, 9) OBP: 0.378, SLG: 0.516 | G5-4-3 | | G5-3 | | 1B | | | 24 FC5 BB | 3 0 1 0 1 0 2 | | | | | | | | |
| 24 Joe Crede, R (1, 5) OBP: 0.289, SLG: 0.455 | | | 32 FC4-6 1B | | HR | | | FC5 | 4 1 2 2 0 0 4 | | | | | | | | |
| 32 Brian Buscher, L (1, 10) OBP: 0.326, SLG: 0.340 | FC4-6 23 G5-4-3 | | | | K | | G6-3 | G3-1 | 4 0 0 0 0 1 3 | | | | | | | | |
| 23 Brendan Harris, R (1, 6) OBP: 0.305, SLG: 0.367 | G5-4-3 | | G6-3 | | G6-3 | | | F9 | 4 0 0 0 0 0 1 | | | | | | | | |
| 22 Carlos Gómez, R (1, 8) OBP: 0.297, SLG: 0.321 | | | 2 1B 7 1B | | G6-3 | | | G6-3 | 3 1 1 0 1 0 0 | | | | | | | | |
| 20 Matt Tolbert, S (1, 4) OBP: 0.270, SLG: 0.286 | P5 | | | | G3-1 | | G4-3 | G6-3 | 4 0 0 0 0 0 2 | | | | | | | | |
| Inning Stats | R: 0 H: 2 E: 0 K: 0 S: 11 | H: 1 R: 0 ER: 0 LOB: 0 BB: 0 P: 15 | R: 3 H: 2 E: 1 K: 0 S: 10 | H: 2 R: 0 ER: 0 LOB: 0 BB: 1 P: 20 | R: 1 H: 1 E: 0 K: 1 S: 8 | H: 1 R: 0 ER: 0 LOB: 0 BB: 0 P: 10 | R: 1 H: 2 E: 0 K: 0 S: 17 | H: 2 R: 0 ER: 0 LOB: 2 BB: 0 P: 27 | R: 0 H: 1 E: 0 K: 0 S: 5 | H: 1 R: 0 ER: 0 LOB: 1 BB: 0 P: 9 | R: 1 H: 1 E: 0 K: 0 S: 10 | R: 1 H: 1 E: 0 K: 0 S: 8 | R: 0 H: 0 E: 0 K: 0 S: 8 | R: 0 H: 0 E: 0 K: 0 S: 11 | H: 0 R: 0 ER: 0 LOB: 0 BB: 0 P: 11 | 1B: 7 R: 6 H: 10 RBI: 5 BB: 3 SO: 1 LOB: 12 | WP: 0 PA: 36 ERA: 6.00 WHIP: 1.667 |
| PITCHER | IP WLS BF H R ER SO BB IBB HBP BLK WP HR S P ERA WHIP | | | | | | | | | | | | | | | | |
| 41 Braden Looper, R (1, 1) ERA: 4.47 | 6.0 L 27 5 4 1 0 1 0 0 0 0 0 0 4 8 27.00 6.000 | | | | | | | | | | | | | | | | |
| 43 R.J. Swindle, L (7, 1) ERA: 13.5 | 0.1 3 1 1 1 0 1 0 0 0 0 0 0 4 8 27.00 6.000 | | | | | | | | | | | | | | | | |
| 50 Jorge Julio, R (7, 1) ERA: 6.06 | 1.2 6 0 0 0 0 1 0 0 0 0 0 0 14 21 0.00 0.600 | | | | | | | | | | | | | | | | |

| Batter | 1 | 2 | 3 | 4 | 5 | 6 | 7 | 8 | 9 | 10 | AB | R | H | RBI | BB | SO | LOB | TOP |
|--|---|---|--|---|--|----------------------------------|------------------------------|----------------------------------|------------------------------|----------------------------------|-------------------------------|---------------------------------|------------------------------|----------------------------------|----------------------------------|------------------------------------|---|--|
| 55 Skip Schumaker, L OBP: 0.342, SLG: 0.429 (9, 9) | F7 | | G4-3 | | | G4-3 | | 1B | | | 4 | 0 | 1 | 0 | 0 | 0 | 1 | St. Louis Cardinals @ Milwaukee Brewers Miller Park, Milwaukee, WI Mon May 25 2009, 1:05 PM CDT Att. 43,032 - Partly Cloudy - 63 F |
| 28 Colby Rasmus, L OBP: 0.304, SLG: 0.371 (1, 8) | 5 WP BB | | K | | | F8 | | K | | | 3 | 0 | 0 | 0 | 1 | 2 | 2 | |
| 5 Albert Pujols, R OBP: 0.451, SLG: 0.651 (1, 3) | BB | | | | | F8 | | K | | | 2 | 0 | 0 | 0 | 2 | 1 | 1 | |
| 16 Chris Duncan, L OBP: 0.344, SLG: 0.429 (1, 7) | P6 | | | | | K | | G6-3 | | | 4 | 0 | 0 | 0 | 0 | 1 | 4 | |
| 19 Nick Stavinoza, R OBP: 0.207, SLG: 0.241 46 Kyle McClellan, R (9, 1) | L1 | | | | | F7 | | | | | 4 | 0 | 0 | 0 | 0 | 1 | 2 | |
| 4 Yadier Molina, R OBP: 0.348, SLG: 0.384 (1, 2) | G5-3 | | | | | G4-3 | | G4-3 | | | 4 | 0 | 0 | 0 | 0 | 0 | 0 | |
| 22 Joe Thurston, L OBP: 0.336, SLG: 0.364 (9, 4) | K | | | | | L1 | | | | | 3 | 0 | 0 | 0 | 1 | 1 | 0 | |
| 29 Chris Carpenter, R 23 Brian Barden, R OBP: 0.315, SLG: 0.444 (9, 5) | P4 | | | | | G6-3 | | BB | | | 3 | 0 | 0 | 0 | 0 | 0 | 1 | |
| 13 Brendan Ryan, R OBP: 0.308, SLG: 0.345 (1, 6) | F8 | | | | | G6-3 | | F9 | | | 1 | 0 | 0 | 0 | 0 | 1 | 0 | |
| | | | | | | 55 G4-3 1B | | G6-3 | | | 4 | 0 | 1 | 0 | 0 | 1 | 0 | |
| Inning Stats | R: 0 E: 0 K: 0 S: 10 | H: 0 LOB: 2 BB: 2 P: 22 | R: 0 E: 0 K: 1 S: 7 | H: 0 LOB: 0 BB: 0 P: 12 | R: 0 E: 0 K: 1 S: 8 | H: 0 LOB: 0 BB: 0 P: 14 | R: 0 E: 0 K: 1 S: 9 | H: 1 LOB: 2 BB: 1 P: 18 | R: 0 E: 0 K: 1 S: 8 | H: 0 LOB: 1 BB: 0 P: 13 | R: 0 E: 0 K: 0 S: 12 | H: 0 LOB: 0 BB: 0 P: 7 | R: 0 E: 0 K: 2 S: 7 | H: 0 LOB: 0 BB: 0 P: 10 | 1B: 2 2B: 0 3B: 0 HR: 0 | SF: 0 SAC: 0 DP: 0 HBP: 0 | WP: 1 PB: 0 SB: 0 CS: 0 | PA: 36 |
| PITCHER | IP WLS BF H R ER SO BB IBB HBP BLK WP HR S P ERA WHIP | 49 Yovani Gallardo, R ERA: 3.32 51 Trevor Hoffman, R ERA: 3.97 12 Carlos Villanueva, R ERA: 3.97 | 8.0 3 30 2 0 0 6 3 1 0 0 1 0 71 126 0.00 0.625 | 1.0 3 3 0 0 0 0 0 0 0 0 0 3 7 0.00 0.000 | 1.0 W 3 0 0 0 2 0 0 0 0 0 7 10 0.00 0.000 | PITCHER | | | | | | | | | | | IP WLS BF H R ER SO BB IBB HBP BLK WP HR S P ERA WHIP | |



| Batter | 1 | 2 | 3 | 4 | 5 | 6 | 7 | 8 | 9 | 10 | AB | R | H | RBI | BB | SO | LOB | BOTTOM | | |
|--|---|---|--|---|------------------------------|---------------------------------|------------------------------|---------------------------------|------------------------------|----------------------------------|------------------------------|----------------------------------|------------------------------|---------------------------------|------------------------------|---|----------------------------------|--|------------------------------------|----------------------------------|
| 30 Craig Counsell, L OBP: 0.382, SLG: 0.411 (1, 6) | K | | | | | G6-3 | | | | | 4 | 0 | 1 | 0 | 0 | 1 | 0 | St. Louis Cardinals @ Milwaukee Brewers Miller Park, Milwaukee, WI Mon May 25 2009, 1:05 PM CDT Att. 43,032 - Partly Cloudy - 63 F | | |
| 14 Casey McGehee, R OBP: 0.325, SLG: 0.324 (1, 4) | K | | | | | G6-3 | | 14 CS 1B | | | 4 | 1 | 0 | 0 | 0 | 2 | 1 | | | |
| 8 Ryan Braun, R OBP: 0.439, SLG: 0.548 (1, 7) | P6 | | | | | P5 | | K | | | 4 | 0 | 0 | 0 | 0 | 1 | 1 | | | |
| 28 Prince Fielder, L OBP: 0.412, SLG: 0.516 (1, 3) | K | | | | | G6-3 | | K | | | 3 | 0 | 0 | 0 | 1 | 2 | 0 | | | |
| 25 Mike Cameron, R OBP: 0.382, SLG: 0.543 (1, 8) | G5-3 | | | | | F8 | | | | | 4 | 0 | 1 | 0 | 0 | 0 | 2 | | | |
| 24 Mat Gamel, L OBP: 0.318, SLG: 0.474 2 Bill Hall, R OBP: 0.297, SLG: 0.389 (9, 5) | K2-3 | | | | | K2-3 | | 1B | | | 3 | 0 | 0 | 0 | 0 | 2 | 1 | | | |
| 1 Corey Hart, R OBP: 0.319, SLG: 0.394 27 Frank Catalanotto, L (8, PH) (9, 9) | K | | | | | K | | G5-3 | | | 2 | 0 | 0 | 0 | 0 | 2 | 0 | | | |
| 18 Jason Kendall, R OBP: 0.305, SLG: 0.271 (1, 2) | F7 | | | | | F9 | | | | | 3 | 0 | 0 | 0 | 0 | 0 | 0 | | | |
| 49 Yovani Gallardo, R OBP: 0.190, SLG: 0.476 51 Trevor Hoffman, R (9, PH) 12 Jody Gerut, L OBP: 0.252, SLG: 0.373 12 Carlos Villanueva, R OBP: 0.500, SLG: 0.500 (10, 1) | G5-3 | | | | | L4 | | | | | 2 | 0 | 0 | 0 | 0 | 0 | 0 | | | |
| Inning Stats | R: 0 E: 0 K: 2 S: 9 | H: 0 LOB: 0 BB: 0 P: 14 | R: 0 E: 0 K: 2 S: 7 | H: 0 LOB: 0 BB: 0 P: 9 | R: 0 E: 0 K: 1 S: 6 | H: 0 LOB: 0 BB: 0 P: 9 | R: 0 E: 0 K: 0 S: 5 | H: 0 LOB: 0 BB: 0 P: 8 | R: 0 E: 0 K: 1 S: 7 | H: 0 LOB: 0 BB: 0 P: 10 | R: 0 E: 0 K: 2 S: 7 | H: 1 LOB: 1 BB: 0 P: 16 | R: 0 E: 0 K: 0 S: 3 | H: 0 LOB: 0 BB: 0 P: 5 | R: 1 E: 1 K: 0 S: 5 | H: 1 LOB: 2 BB: 1 P: 12 | 1B: 3 2B: 0 3B: 0 HR: 0 | | SF: 0 SAC: 0 DP: 0 HBP: 0 | WP: 0 PB: 0 SB: 0 CS: 1 |
| PITCHER | IP WLS BF H R ER SO BB IBB HBP BLK WP HR S P ERA WHIP | 29 Chris Carpenter, R ERA: 1.96 46 Kyle McClellan, R ERA: 1.96 | 8.0 L 8 1 1 0 0 0 0 0 0 0 0 61 93 0.00 0.250 | 1.2 L 8 1 1 0 0 0 0 0 0 0 0 8 17 0.00 0.600 | PITCHER | | | | | | | | | | | IP WLS BF H R ER SO BB IBB HBP BLK WP HR S P ERA WHIP | | | | |



| Batter | 1 | 2 | 3 | 4 | 5 | 6 | 7 | 8 | 9 | AB | R | H | RBI | BB | SO | LOB | TOP | | | | | | | | | | | |
|---|-------------------------------|----------------------------------|-------------------------------|----------------------------------|------------------------------|----------------------------------|------------------------------|---------------------------------|------------------------------|---------------------------------|------------------------------|----------------------------------|------------------------------|----------------------------------|------------------------------|----------------------------------|----------------------------------|------------------------------------|-------------------------|--------|--|--|--|--|--|--|--|--|
| 13 Brendan Ryan, R OBP: 0.324, SLG: 0.355 | 16 19 FC6-4 BB | | 16 19 SF8 2B | | G4-3 | | 16 G3 BB | | G4-6-3 | 3 | 2 | 1 | 0 | 2 | 0 | 1 | | | | | | | | | | | | |
| 16 Chris Duncan, L OBP: 0.349, SLG: 0.446 | 19 FC6-4 1B | | G3 | | K | | G3 | | | 4 | 0 | 1 | 0 | 0 | 1 | 3 | | | | | | | | | | | | |
| 5 Albert Pujols, R OBP: 0.450, SLG: 0.637 | K | | K | | K | | K | | | 2 | 0 | 0 | 0 | 2 | 2 | 2 | | | | | | | | | | | | |
| 19 Nick Stavinoha, R OBP: 0.243, SLG: 0.389 | FC6-4 | | SF8 | | | | | | | 3 | 1 | 1 | 2 | 0 | 1 | 4 | | | | | | | | | | | | |
| 30 Jason Motte, R | | | | | | | | | | 0 | 0 | 0 | 0 | 0 | 0 | 0 | | | | | | | | | | | | |
| 36 Denny Reyes, R | | | | | | | | | | 0 | 0 | 0 | 0 | 0 | 0 | 0 | | | | | | | | | | | | |
| 31 Ryan Franklin, R | | | | | | | | | | 0 | 0 | 0 | 0 | 0 | 0 | 0 | | | | | | | | | | | | |
| 23 Brian Barden, R OBP: 0.309, SLG: 0.424 | K | | | | | | | | | 3 | 0 | 0 | 0 | 1 | 1 | 2 | | | | | | | | | | | | |
| 21 Jason LaRue, R OBP: 0.323, SLG: 0.414 | | F8 | | | K | | | | | 4 | 0 | 1 | 1 | 0 | 1 | 2 | | | | | | | | | | | | |
| 22 Joe Thurston, L OBP: 0.353, SLG: 0.404 | | | | | | | | | | 4 | 0 | 2 | 0 | 0 | 0 | 1 | | | | | | | | | | | | |
| 37 Todd Wellemeyer, R OBP: 0.150, SLG: 0.150 | | | | | | | | | | 2 | 0 | 0 | 0 | 0 | 0 | 1 | | | | | | | | | | | | |
| 43 Trevor Miller, R | | | | | | | | | | 0 | 0 | 0 | 0 | 0 | 0 | 0 | | | | | | | | | | | | |
| 34 Chris Perez, R | | | | | | | | | | 0 | 0 | 0 | 0 | 0 | 0 | 0 | | | | | | | | | | | | |
| 3 Khalil Greene, R OBP: 0.287, SLG: 0.295 | | | | | | | | | | 1 | 0 | 0 | 0 | 0 | 0 | 0 | | | | | | | | | | | | |
| 28 Colby Rasmus, L OBP: 0.305, SLG: 0.399 | | | | | | | | | | 1 | 0 | 0 | 0 | 0 | 1 | 0 | | | | | | | | | | | | |
| 55 Skip Schumaker, L OBP: 0.353, SLG: 0.439 | | | | | | | | | | 3 | 0 | 1 | 0 | 1 | 1 | 1 | | | | | | | | | | | | |
| Inning Stats | R: 1 E: 0 K: 2 S: 13 | H: 1 LOB: 1 BB: 1 P: 20 | R: 0 E: 0 K: 1 S: 11 | H: 1 LOB: 1 BB: 0 P: 19 | R: 1 E: 0 K: 1 S: 8 | H: 1 LOB: 2 BB: 2 P: 23 | R: 0 E: 0 K: 0 S: 6 | H: 1 LOB: 0 BB: 0 P: 8 | R: 0 E: 0 K: 2 S: 7 | H: 2 LOB: 0 BB: 0 P: 9 | R: 0 E: 0 K: 1 S: 5 | H: 1 LOB: 3 BB: 2 P: 24 | R: 0 E: 0 K: 0 S: 9 | H: 0 LOB: 0 BB: 0 P: 15 | R: 0 E: 0 K: 1 S: 6 | H: 0 LOB: 0 BB: 1 P: 13 | 1B: 3 2B: 4 3B: 0 HR: 0 | SF: 1 SAC: 0 DP: 2 HBP: 0 | WP: 0 PB: 0 CS: 0 | PA: 37 | | | | | | | | |
| PITCHER | IP ERA WHIP | WLS L | BF 30 | H 7 | R 3 | ER 3 | SO 6 | BB 3 | IBB 2 | HBP 0 | BLK 0 | WP 0 | HR 0 | S 59 | P 108 | ERA 4.05 | WHIP 1.500 | | | | | | | | | | | |
| 26 Manny Parra, L ERA: 5.57 | (1, 1) | 6.2 | L | 30 | 7 | 3 | 3 | 6 | 3 | 2 | 0 | 0 | 0 | 0 | 0 | 0 | 4.05 | 1.500 | | | | | | | | | | |
| 60 Todd Coffey, R ERA: 2.7 | (7, 1) | 1.1 | | 4 | 0 | 0 | 0 | 1 | 0 | 0 | 0 | 0 | 0 | 0 | 0 | 0 | 0.00 | 0.000 | | | | | | | | | | |
| 57 Mitch Stetter, L ERA: 4.4 | (9, 1) | 1.0 | | 3 | 0 | 0 | 0 | 1 | 1 | 0 | 0 | 0 | 0 | 0 | 0 | 0 | 0.00 | 1.000 | | | | | | | | | | |

St. Louis Cardinals @ Milwaukee Brewers
Miller Park, Milwaukee, WI
Wed May 27 2009, 12:05 PM CDT
Att. 40,226 - Roof Closed - 65 F


AB 30
R 3
H 7
RBI 3
BB 6
SO 8
LOB 17



| Batter | 1 | 2 | 3 | 4 | 5 | 6 | 7 | 8 | 9 | AB | R | H | RBI | BB | SO | LOB | BOTTOM | | | | | | | | | | | |
|---|------------------------------|----------------------------------|-------------------------------|----------------------------------|------------------------------|----------------------------------|-------------------------------|----------------------------------|-------------------------------|----------------------------------|-------------------------------|----------------------------------|------------------------------|----------------------------------|-------------------------------|----------------------------------|----------------------------------|------------------------------------|-------------------------|--------|--|--|--|--|--|--|--|--|
| 30 Craig Counsell, L OBP: 0.387, SLG: 0.414 | K | | F8 | | | | G6-3 | | | 5 | 0 | 2 | 0 | 0 | 1 | 0 | | | | | | | | | | | | |
| 7 J.J. Hardy, R OBP: 0.325, SLG: 0.411 | P4 | | | | | | | | | 5 | 1 | 3 | 0 | 0 | 0 | 2 | | | | | | | | | | | | |
| 8 Ryan Braun, R OBP: 0.431, SLG: 0.531 | G5-3 | | | | | | | | | 4 | 0 | 0 | 0 | 0 | 1 | 4 | | | | | | | | | | | | |
| 28 Prince Fielder, L OBP: 0.411, SLG: 0.506 | | F8 | | | | | | | | 4 | 0 | 1 | 0 | 0 | 0 | 1 | | | | | | | | | | | | |
| 25 Mike Cameron, R OBP: 0.382, SLG: 0.532 | | G5-3 | | | | | | | | 3 | 1 | 0 | 0 | 1 | 2 | 1 | | | | | | | | | | | | |
| 27 Frank Catalanotto, L OBP: 0.333, SLG: 0.667 | | | | | | | | | | 3 | 0 | 2 | 2 | 0 | 0 | 1 | | | | | | | | | | | | |
| 14 Casey McGehee, R OBP: 0.311, SLG: 0.289 | | | | | | | | | | 1 | 0 | 0 | 0 | 0 | 0 | 0 | | | | | | | | | | | | |
| 24 Mat Gamel, L OBP: 0.296, SLG: 0.391 | | F8 | | | | | | | | 3 | 0 | 0 | 0 | 1 | 1 | 3 | | | | | | | | | | | | |
| 18 Jason Kendall, R OBP: 0.291, SLG: 0.257 | | | | | | | | | | 3 | 0 | 0 | 0 | 0 | 1 | 2 | | | | | | | | | | | | |
| 60 Todd Coffey, R | | | | | | | | | | 0 | 0 | 0 | 0 | 0 | 0 | 0 | | | | | | | | | | | | |
| 57 Mitch Stetter, L | | | | | | | | | | 0 | 0 | 0 | 0 | 0 | 0 | 0 | | | | | | | | | | | | |
| 22 Jody Gerut, L OBP: 0.248, SLG: 0.367 | | | | | | | | | | 1 | 0 | 0 | 0 | 0 | 0 | 1 | | | | | | | | | | | | |
| 26 Manny Parra, L OBP: 0.167, SLG: 0.063 | | | | | | | | | | 2 | 0 | 0 | 0 | 0 | 1 | 0 | | | | | | | | | | | | |
| 11 Mike Rivera, R OBP: 0.296, SLG: 0.385 | | | | | | | | | | 2 | 0 | 0 | 0 | 0 | 1 | 1 | | | | | | | | | | | | |
| Inning Stats | R: 0 E: 0 K: 1 S: 9 | H: 0 LOB: 0 BB: 0 P: 12 | R: 0 E: 0 K: 0 S: 11 | H: 1 LOB: 1 BB: 0 P: 21 | R: 0 E: 0 K: 0 S: 7 | H: 0 LOB: 0 BB: 0 P: 10 | R: 2 E: 0 K: 1 S: 10 | H: 2 LOB: 1 BB: 1 P: 17 | R: 0 E: 0 K: 2 S: 15 | H: 2 LOB: 2 BB: 0 P: 19 | R: 0 E: 0 K: 1 S: 12 | H: 1 LOB: 1 BB: 0 P: 20 | R: 0 E: 0 K: 1 S: 7 | H: 0 LOB: 0 BB: 0 P: 13 | R: 0 E: 0 K: 0 S: 11 | H: 1 LOB: 2 BB: 1 P: 20 | 1B: 6 2B: 1 3B: 1 HR: 0 | SF: 0 SAC: 0 DP: 0 HBP: 0 | WP: 0 PB: 0 CS: 0 | PA: 38 | | | | | | | | |
| PITCHER | IP ERA WHIP | WLS S | BF 23 | H 6 | R 2 | ER 2 | SO 5 | BB 1 | IBB 0 | HBP 0 | BLK 0 | WP 0 | HR 0 | S 58 | P 88 | ERA 3.38 | WHIP 1.312 | | | | | | | | | | | |
| 37 Todd Wellemeyer, R ERA: 5.02 | (1, 1) | 5.1 | W | 23 | 6 | 2 | 2 | 5 | 1 | 0 | 0 | 0 | 0 | 0 | 0 | 0 | 3.38 | 1.312 | | | | | | | | | | |
| 43 Trevor Miller, L ERA: 3.09 | (6, 1) | 0.1 | H | 2 | 0 | 0 | 0 | 0 | 0 | 0 | 0 | 0 | 0 | 0 | 0 | 0 | 0.00 | 0.000 | | | | | | | | | | |
| 34 Chris Perez, R ERA: 2.63 | (6, 1) | 0.1 | H | 1 | 0 | 0 | 0 | 0 | 0 | 0 | 0 | 0 | 0 | 0 | 0 | 0 | 0.00 | 0.000 | | | | | | | | | | |
| 30 Jason Motte, R ERA: 3.32 | (7, 1) | 1.0 | H | 4 | 1 | 0 | 0 | 2 | 0 | 0 | 0 | 0 | 0 | 0 | 0 | 0 | 0.00 | 1.000 | | | | | | | | | | |
| 36 Denny Reyes, L ERA: 3.21 | (8, 1) | 0.2 | H | 2 | 0 | 0 | 0 | 1 | 0 | 0 | 0 | 0 | 0 | 0 | 0 | 0 | 0.00 | 0.000 | | | | | | | | | | |

St. Louis Cardinals @ Milwaukee Brewers
Miller Park, Milwaukee, WI
Wed May 27 2009, 12:05 PM CDT
Att. 40,226 - Roof Closed - 65 F

AB 36
R 2
H 8
RBI 2
BB 2
SO 8
LOB 16



| Batter | 1 | 2 | 3 | 4 | 5 | 6 | 7 | 8 | 9 | AB | R | H | RBI | BB | SO | LOB | TOP | | | | | | | | | | |
|---|---------------------------------------|--|---------------------------------------|--|--------------------------------------|--|---------------------------------------|--|---------------------------------------|--|--------------------------------------|--|---------------------------------------|--|--------------------------------------|--|--|------------------------------------|----------------------------------|--------|--|--|--|--|--|--|--|
| 3 Willy Taveras, R (1, 8) OBP: 0.325, SLG: 0.335 | G5-3 | | | G6-3 | | B1 | | G6-3 | | 4 | 0 | 0 | 0 | 0 | 0 | 1 | Cincinnati Reds @ Milwaukee Brewers Miller Park, Milwaukee, WI Fri May 29 2009, 7:05 PM CDT Att. 42,186 - Roof Closed - 69 F | | | | | | | | | | |
| 15 Jerry Hairston, R (1, 4) OBP: 0.317, SLG: 0.474 | 1B | | | P3 | | F8 | | F8 | | 4 | 0 | 1 | 0 | 0 | 0 | 0 | | | | | | | | | | | |
| 19 Joey Votto, L (1, 3) OBP: 0.494, SLG: 0.627 29 Ryan Hanigan, R (2, 2) OBP: 0.420, SLG: 0.397 4 Brandon Phillips, R (9, PH) OBP: 0.335, SLG: 0.487 | P6 | | | 55 HR | | BB | | B1-3 | | 1 | 0 | 0 | 0 | 0 | 0 | 1 | | | | | | | | | | | |
| 55 Ramon Hernandez, R (2, 2) OBP: 0.364, SLG: 0.408 | G1-3 | | | HR | | BB | | 1B | | 4 | 1 | 2 | 2 | 0 | 0 | 1 | | | | | | | | | | | |
| 32 Jay Bruce, L (1, 9) OBP: 0.309, SLG: 0.524 | G3 | | | G3-1 | | P4 | | P4 | | 4 | 0 | 0 | 0 | 0 | 1 | 2 | | | | | | | | | | | |
| 17 Lance Nix, L (1, 7) OBP: 0.319, SLG: 0.552 | K | | | K | | P6 | | P6 | | 3 | 0 | 0 | 0 | 0 | 2 | 1 | | | | | | | | | | | |
| 2 Alex Gonzalez, R (1, 6) OBP: 0.256, SLG: 0.308 | K | | | K | | K | | G4-3 | | 3 | 0 | 1 | 0 | 0 | 2 | 0 | | | | | | | | | | | |
| 23 Adam Rosales, R (1, 5) OBP: 0.337, SLG: 0.364 | P3 | | | F8 | | F8 | | 1B | | 3 | 0 | 1 | 0 | 0 | 0 | 0 | | | | | | | | | | | |
| 47 Johnny Cueto, R (1, 1) OBP: 0.182, SLG: 0.143 21 Chris Dickerson, L (8, PH) OBP: 0.365, SLG: 0.345 53 Arthur Rhodes, L (8, 1) | G6-3 | | | G6-3 | | B1 | | G4-3 | | 2 | 0 | 0 | 0 | 0 | 0 | 0 | | | | | | | | | | | |
| | | | | | | | | | | 1 | 0 | 0 | 0 | 0 | 0 | 2 | | | | | | | | | | | |
| | | | | | | | | | | 0 | 0 | 0 | 0 | 0 | 0 | 0 | | | | | | | | | | | |
| Inning Stats | R: 0 H: 1 E: 0 K: 0 S: 13 | WLS: 1 BF: 19 LOB: 0 BB: 0 P: 19 | R: 0 H: 0 E: 0 K: 1 S: 10 | WLS: 0 BF: 13 LOB: 0 BB: 0 P: 13 | R: 0 H: 0 E: 0 K: 1 S: 6 | WLS: 0 BF: 9 LOB: 0 BB: 0 P: 9 | R: 2 H: 1 E: 0 K: 0 S: 11 | WLS: 1 BF: 20 LOB: 0 BB: 1 P: 20 | R: 0 H: 0 E: 0 K: 2 S: 13 | WLS: 0 BF: 17 LOB: 0 BB: 0 P: 17 | R: 0 H: 0 E: 0 K: 0 S: 5 | WLS: 0 BF: 8 LOB: 0 BB: 0 P: 8 | R: 0 H: 2 E: 0 K: 0 S: 10 | WLS: 1 BF: 14 LOB: 1 BB: 1 P: 14 | R: 0 H: 1 E: 0 K: 1 S: 9 | WLS: 1 BF: 10 LOB: 1 BB: 0 P: 10 | 1B: 4 2B: 0 3B: 0 HR: 1 | SF: 0 SAC: 0 DP: 1 HBP: 0 | WP: 0 PB: 0 SB: 0 CS: 1 | PA: 32 | | | | | | | |
| PITCHER | IP | WLS | BF | H | R | ER | SO | BB | IBB | HBP | BLK | WP | HR | S | P | ERA | WHIP | | | | | | | | | | |
| 41 Braden Loooper, R (1, 1) ERA: 4.24 | 7.0 | W | 24 | 2 | 2 | 2 | 4 | 2 | 0 | 0 | 0 | 0 | 0 | 63 | 95 | 2.57 | 0.571 | | | | | | | | | | |
| 60 Todd Coffey, R (8, 1) ERA: 2.59 | 1.0 | H | 4 | 2 | 0 | 0 | 0 | 0 | 0 | 0 | 0 | 0 | 0 | 10 | 14 | 0.00 | 2.000 | | | | | | | | | | |
| 51 Trevor Hoffman, R (9, 1) ERA: | 1.0 | S | 4 | 1 | 0 | 0 | 1 | 0 | 0 | 0 | 0 | 0 | 0 | 9 | 10 | 0.00 | 1.000 | | | | | | | | | | |

AB 30
R 2
H 5
RBI 2
BB 2
SO 5
LOB 8



| Batter | 1 | 2 | 3 | 4 | 5 | 6 | 7 | 8 | 9 | AB | R | H | RBI | BB | SO | LOB | BOTTOM | | | | | | | | | | |
|--|---------------------------------------|--|---------------------------------------|--|--------------------------------------|--|--------------------------------------|--|--------------------------------------|--|--------------------------------------|--|--------------------------------------|--|----------------------------------|------------------------------------|--|--------|--|--|--|--|--|--|--|--|--|
| 30 Craig Counsell, L (1, 4) OBP: 0.393, SLG: 0.402 | P6 | | | | G3 | | | F9 | | 3 | 0 | 0 | 0 | 1 | 0 | 0 | Cincinnati Reds @ Milwaukee Brewers Miller Park, Milwaukee, WI Fri May 29 2009, 7:05 PM CDT Att. 42,186 - Roof Closed - 69 F | | | | | | | | | | |
| 7 J.J. Hardy, R (1, 6) OBP: 0.322, SLG: 0.400 | L7 | | | G4-3 | | G5-3 | | F9 | | 4 | 0 | 0 | 0 | 0 | 3 | | | | | | | | | | | | |
| 8 Ryan Braun, R (1, 7) OBP: 0.432, SLG: 0.533 | 28 HR | | | F8 | | 28 F8 | | K | | 3 | 1 | 1 | 0 | 1 | 1 | 0 | | | | | | | | | | | |
| 28 Prince Fielder, L (1, 3) OBP: 0.410, SLG: 0.521 | HR | | | F7 | | F8 | | F8 | | 3 | 1 | 1 | 2 | 0 | 0 | 1 | | | | | | | | | | | |
| 25 Mike Cameron, R (1, 8) OBP: 0.376, SLG: 0.522 | K | | | K | | F7-2 | | F7-2 | | 3 | 0 | 0 | 0 | 0 | 2 | 1 | | | | | | | | | | | |
| 24 Mat Gamel, L (1, 5) OBP: 0.300, SLG: 0.360 2 Bill Hall, R (8, 5) OBP: 0.289, SLG: 0.377 | 41 SH5-4 | | | G3 | | P6 | | P6 | | 2 | 0 | 0 | 0 | 1 | 0 | 0 | | | | | | | | | | | |
| 1 Corey Hart, R (1, 9) OBP: 0.318, SLG: 0.407 | F8 | | | K | | HR | | HR | | 3 | 1 | 1 | 1 | 0 | 1 | 1 | | | | | | | | | | | |
| 18 Jason Kendall, R (1, 2) OBP: 0.292, SLG: 0.254 | 41 SH5-4 | | | F9 | | G5-3 | | G5-3 | | 2 | 0 | 0 | 0 | 1 | 0 | 0 | | | | | | | | | | | |
| 41 Braden Loooper, R (1, 1) OBP: 0.067, SLG: 0.067 22 Jody Gerut, L (7, PH) OBP: 0.246, SLG: 0.364 60 Todd Coffey, R (8, 1) 51 Trevor Hoffman, R (9, 1) | SH5-4 | | | G2-3 | | G1-3 | | G1-3 | | 1 | 0 | 0 | 0 | 0 | 0 | 0 | | | | | | | | | | | |
| | | | | | | | | | | 1 | 0 | 0 | 0 | 0 | 0 | 0 | | | | | | | | | | | |
| | | | | | | | | | | 0 | 0 | 0 | 0 | 0 | 0 | 0 | | | | | | | | | | | |
| Inning Stats | R: 2 H: 1 E: 0 K: 1 S: 10 | WLS: 1 BF: 18 LOB: 1 BB: 1 P: 18 | R: 0 H: 0 E: 0 K: 0 S: 15 | WLS: 0 BF: 31 LOB: 3 BB: 3 P: 31 | R: 0 H: 0 E: 0 K: 1 S: 8 | WLS: 0 BF: 10 LOB: 0 BB: 0 P: 10 | R: 0 H: 0 E: 0 K: 1 S: 9 | WLS: 0 BF: 12 LOB: 0 BB: 0 P: 12 | R: 0 H: 1 E: 0 K: 0 S: 4 | WLS: 1 BF: 8 LOB: 0 BB: 0 P: 8 | R: 1 H: 1 E: 0 K: 0 S: 7 | WLS: 1 BF: 10 LOB: 0 BB: 0 P: 10 | R: 0 H: 0 E: 0 K: 1 S: 6 | WLS: 0 BF: 8 LOB: 0 BB: 0 P: 8 | 1B: 0 2B: 2 3B: 0 HR: 2 | SF: 0 SAC: 1 DP: 1 HBP: 0 | WP: 0 PB: 0 SB: 0 CS: 0 | PA: 30 | | | | | | | | | |
| PITCHER | IP | WLS | BF | H | R | ER | SO | BB | IBB | HBP | BLK | WP | HR | S | P | ERA | WHIP | | | | | | | | | | |
| 47 Johnny Cueto, R (1, 1) ERA: 2.53 | 7.0 | L | 27 | 3 | 3 | 3 | 3 | 4 | 0 | 0 | 0 | 0 | 0 | 64 | 104 | 3.86 | 1.000 | | | | | | | | | | |
| 53 Arthur Rhodes, L (8, 1) ERA: 0.53 | 1.0 | | 3 | 0 | 0 | 0 | 1 | 0 | 0 | 0 | 0 | 0 | 0 | 6 | 8 | 0.00 | 0.000 | | | | | | | | | | |

AB 25
R 3
H 3
RBI 3
BB 4
SO 4
LOB 6



| Batter | 1 | 2 | 3 | 4 | 5 | 6 | 7 | 8 | 9 | AB | R | H | RBI | BB | SO | LOB | TOP | | | | | |
|--|---|----------------------------------|-------------------------------|----------------------------------|-------------------------------|----------------------------------|------------------------------|----------------------------------|------------------------------|----------------------------------|-------------------------------|----------------------------------|-------------------------------|----------------------------------|------------------------------|----------------------------------|--|----------------------------------|----------------------------------|------------------------------------|----------------------------------|--------|
| 21 Chris Dickerson, L (1, 8) OBP: 0.372, SLG: 0.370 | | | | | | | | | | 4 | 0 | 0 | 0 | 1 | 2 | 2 | Cincinnati Reds @ Milwaukee Brewers Miller Park, Milwaukee, WI Sun May 31 2009, 1:05 PM CDT Att: 44,594 - Sunny - 59 F | | | | | |
| 15 Jerry Hairston, R (1, 5) OBP: 0.318, SLG: 0.482 | | | | | | | | | | 4 | 1 | 0 | 0 | 1 | 2 | 4 | | | | | | |
| 32 Jay Bruce, L (1, 9) OBP: 0.299, SLG: 0.503 | | | | | | | | | | 5 | 0 | 1 | 1 | 0 | 2 | 1 | | | | | | |
| 4 Brandon Phillips, R (1, 4) OBP: 0.346, SLG: 0.522 | | | | | | | | | | 4 | 1 | 2 | 1 | 0 | 1 | 2 | | | | | | |
| 17 Laynce Nix, L (1, 7) OBP: 0.320, SLG: 0.527 | | | | | | | | | | 3 | 0 | 0 | 0 | 0 | 2 | 3 | | | | | | |
| 31 Jonny Gomes, R (7, PH) OBP: 0.444, SLG: 0.438 | | | | | | | | | | 1 | 0 | 0 | 0 | 0 | 1 | 1 | | | | | | |
| 55 Ramon Hernandez, R (1, 3) OBP: 0.353, SLG: 0.350 | | | | | | | | | | 3 | 0 | 0 | 0 | 1 | 1 | 3 | | | | | | |
| 2 Alex Gonzalez, R (1, 6) OBP: 0.283, SLG: 0.328 | | | | | | | | | | 4 | 0 | 2 | 0 | 0 | 0 | 0 | | | | | | |
| 29 Ryan Hanigan, R (1, 2) OBP: 0.416, SLG: 0.400 | | | | | | | | | | 4 | 0 | 1 | 0 | 0 | 1 | 4 | | | | | | |
| 33 Micah Owings, R (1, 1) OBP: 0.300, SLG: 0.567 | | | | | | | | | | 3 | 0 | 1 | 0 | 0 | 2 | 4 | | | | | | |
| 40 Nick Masset, R (6, 1) | | | | | | | | | | 0 | 0 | 0 | 0 | 0 | 0 | 0 | | | | | | |
| 23 Adam Rosales, R (8, PH) OBP: 0.333, SLG: 0.360 | | | | | | | | | | 1 | 0 | 0 | 0 | 0 | 0 | 0 | | | | | | |
| 25 David Weathers, R (8, 1) | | | | | | | | | | 0 | 0 | 0 | 0 | 0 | 0 | 0 | | | | | | |
| Inning Stats | R: 0 E: 0 K: 3 S: 9 | H: 0 LOB: 0 BB: 0 P: 13 | R: 0 E: 0 K: 3 S: 17 | H: 1 LOB: 3 BB: 1 P: 27 | R: 1 E: 1 K: 2 S: 11 | H: 2 LOB: 2 BB: 0 P: 16 | R: 0 E: 0 K: 1 S: 8 | H: 1 LOB: 2 BB: 1 P: 22 | R: 1 E: 0 K: 0 S: 8 | H: 1 LOB: 0 BB: 0 P: 13 | R: 0 E: 0 K: 1 S: 10 | H: 2 LOB: 2 BB: 0 P: 13 | R: 0 E: 0 K: 1 S: 12 | H: 0 LOB: 1 BB: 0 P: 19 | R: 0 E: 0 K: 0 S: 8 | H: 0 LOB: 0 BB: 0 P: 11 | R: 0 E: 0 K: 3 S: 13 | H: 0 LOB: 1 BB: 1 P: 23 | 1B: 4 2B: 2 3B: 0 HR: 1 | SF: 0 SAC: 0 DP: 0 HBP: 1 | WP: 2 PB: 2 SB: 0 CS: 0 | PA: 40 |
| PITCHER | IP WLS BF H R ER SO BB IBB HBP BLK WP HR S P ERA WHIP | | | | | | | | | | | | | | | | | | | | | |
| 49 Yovani Gallardo, R (1, 1) ERA: 3.18 | 5.1 W 27 7 2 1 9 2 0 1 0 1 1 58 17 1.69 1.688 | | | | | | | | | | | | | | | | | | | | | |
| 57 Mitch Stetter, L (6, 1) ERA: 3.94 | 1.0 H 4 0 0 0 1 0 0 0 0 0 0 11 16 0.00 0.000 | | | | | | | | | | | | | | | | | | | | | |
| 45 Mark DiFelice, R (7, 1) ERA: 1.16 | 1.2 H 5 0 0 0 1 0 0 0 0 0 0 14 21 0.00 0.000 | | | | | | | | | | | | | | | | | | | | | |
| 51 Trevor Hoffman, R (9, 1) ERA: | 1.0 S 4 0 0 0 3 1 0 0 0 1 0 13 23 0.00 1.000 | | | | | | | | | | | | | | | | | | | | | |

| Batter | 1 | 2 | 3 | 4 | 5 | 6 | 7 | 8 | 9 | AB | R | H | RBI | BB | SO | LOB | BOTTOM | | | |
|---|---|----------------------------------|------------------------------|----------------------------------|-------------------------------|----------------------------------|------------------------------|----------------------------------|------------------------------|----------------------------------|-------------------------------|----------------------------------|------------------------------|----------------------------------|------------------------------|---------------------------------|--|------------------------------------|----------------------------------|--------|
| 30 Craig Counsell, L (1, 4) OBP: 0.397, SLG: 0.405 | | | | | | | | | | 4 | 0 | 1 | 0 | 0 | 0 | 1 | Cincinnati Reds @ Milwaukee Brewers Miller Park, Milwaukee, WI Sun May 31 2009, 1:05 PM CDT Att: 44,594 - Sunny - 59 F | | | |
| 7 J.J. Hardy, R (1, 6) OBP: 0.317, SLG: 0.389 | | | | | | | | | | 2 | 1 | 0 | 1 | 1 | 0 | 0 | | | | |
| 8 Ryan Braun, R (1, 7) OBP: 0.428, SLG: 0.540 | | | | | | | | | | 4 | 1 | 1 | 0 | 0 | 2 | 1 | | | | |
| 28 Prince Fielder, L (1, 3) OBP: 0.416, SLG: 0.535 | | | | | | | | | | 3 | 1 | 0 | 0 | 1 | 2 | 2 | | | | |
| 25 Mike Cameron, R (1, 8) OBP: 0.379, SLG: 0.550 | | | | | | | | | | 4 | 1 | 2 | 3 | 0 | 1 | 0 | | | | |
| 24 Mat Gamel, L (1, 5) OBP: 0.333, SLG: 0.393 | | | | | | | | | | 3 | 0 | 2 | 1 | 0 | 1 | 0 | | | | |
| 57 Mitch Stetter, L (6, 1) ERA: 1.09 | | | | | | | | | | 0 | 0 | 0 | 0 | 0 | 0 | 0 | | | | |
| 45 Mark DiFelice, R (7, 1) ERA: 1.09 | | | | | | | | | | 1 | 0 | 0 | 0 | 0 | 0 | 0 | | | | |
| 27 Frank Catalanotto, L (8, PH) OBP: 0.250, SLG: 0.500 | | | | | | | | | | 0 | 0 | 0 | 0 | 0 | 0 | 0 | | | | |
| 51 Trevor Hoffman, R (9, 1) ERA: | | | | | | | | | | 0 | 0 | 0 | 0 | 0 | 0 | 0 | | | | |
| 1 Corey Hart, R (1, 9) OBP: 0.328, SLG: 0.411 | | | | | | | | | | 4 | 0 | 1 | 0 | 0 | 0 | 2 | | | | |
| 18 Jason Kendall, R (1, 2) OBP: 0.299, SLG: 0.264 | | | | | | | | | | 2 | 1 | 1 | 0 | 1 | 0 | 2 | | | | |
| 49 Yovani Gallardo, R (1, 1) OBP: 0.182, SLG: 0.455 | | | | | | | | | | 1 | 0 | 0 | 0 | 0 | 1 | 1 | | | | |
| 2 Bill Hall, R (6, 5) OBP: 0.291, SLG: 0.378 | | | | | | | | | | 1 | 0 | 0 | 0 | 0 | 1 | 1 | | | | |
| Inning Stats | R: 2 E: 0 K: 0 S: 16 | H: 3 LOB: 2 BB: 1 P: 26 | R: 1 E: 0 K: 1 S: 9 | H: 1 LOB: 1 BB: 1 P: 16 | R: 2 E: 0 K: 1 S: 15 | H: 3 LOB: 1 BB: 1 P: 23 | R: 0 E: 0 K: 0 S: 7 | H: 0 LOB: 0 BB: 0 P: 10 | R: 0 E: 0 K: 2 S: 9 | H: 0 LOB: 0 BB: 0 P: 14 | R: 0 E: 0 K: 1 S: 12 | H: 1 LOB: 1 BB: 0 P: 17 | R: 0 E: 0 K: 2 S: 9 | H: 0 LOB: 0 BB: 0 P: 15 | R: 0 E: 0 K: 1 S: 6 | H: 0 LOB: 0 BB: 0 P: 9 | 1B: 6 2B: 1 3B: 0 HR: 1 | SF: 1 SAC: 1 DP: 1 HBP: 0 | WP: 0 PB: 0 SB: 0 CS: 0 | PA: 34 |
| PITCHER | IP WLS BF H R ER SO BB IBB HBP BLK WP HR S P ERA WHIP | | | | | | | | | | | | | | | | | | | |
| 33 Micah Owings, R (1, 1) ERA: 5.1 | 5.2 L 27 7 5 5 5 3 0 0 0 0 0 1 67 103 7.94 1.941 | | | | | | | | | | | | | | | | | | | |
| 40 Nick Masset, R (6, 1) ERA: 1.09 | 1.1 4 0 0 0 2 0 0 0 0 0 0 10 18 0.00 0.000 | | | | | | | | | | | | | | | | | | | |
| 25 David Weathers, R (8, 1) ERA: 2.55 | 1.0 3 0 0 0 1 0 0 0 0 0 0 6 9 0.00 0.000 | | | | | | | | | | | | | | | | | | | |

| Batter | 1 | 2 | 3 | 4 | 5 | 6 | 7 | 8 | 9 | AB | R | H | RBI | BB | SO | LOB | TOP | | | | | | | |
|--|---|---|---|---|---|---|---|---|---|---|---|---|---|---|---|---|---|---|---|---|---|---|---|---|
| 1 Corey Hart, R OBP: 0.324, SLG: 0.414 | F9 | | 8 HR | K | E5 | | G1-3 | | K | 5 | 1 | 0 | 0 | 1 | 2 | 4 | | | | | | | | |
| 14 Casey McGehee, R OBP: 0.321, SLG: 0.327 | 8 WP 28 2B | 1B | P4 | | G5-3 | | K | | | 5 | 1 | 2 | 2 | 0 | 1 | 1 | | | | | | | | |
| 8 Ryan Braun, R OBP: 0.421, SLG: 0.538 | L8 | | 1-H | | E6 | | | | | 5 | 1 | 2 | 2 | 0 | 1 | 3 | | | | | | | | |
| 28 Prince Fielder, L OBP: 0.412, SLG: 0.530 | 2H | 2B | L8 | | L8 | | PO | | G3 | 4 | 1 | 2 | 1 | 1 | 0 | 0 | | | | | | | | |
| 25 Mike Cameron, R OBP: 0.393, SLG: 0.549 | HBP | | F8 | | F8 | | K | | | 3 | 1 | 1 | 0 | 1 | 1 | 0 | | | | | | | | |
| 7 J.J. Hardy, R OBP: 0.321, SLG: 0.381 | G4-3 | | | | FC5-2 | | F8 | | | 4 | 1 | 1 | 0 | 1 | 0 | 7 | | | | | | | | |
| 2 Bill Hall, R OBP: 0.285, SLG: 0.361 | | P4 | | | FC5-2 | | | | | 4 | 1 | 0 | 1 | 1 | 3 | 4 | | | | | | | | |
| 18 Jason Kendall, R OBP: 0.305, SLG: 0.260 | | P3 | | | F8 | | | | | 3 | 1 | 0 | 1 | 2 | 1 | 1 | | | | | | | | |
| 41 Braden Looper, R OBP: 0.167, SLG: 0.063 | | | | | | | | | | 1 | 1 | 0 | 1 | 2 | 0 | 0 | | | | | | | | |
| 73 Seth McClung, L | | | | | | | | | | 1 | 0 | 0 | 0 | 0 | 0 | 3 | | | | | | | | |
| 24 Mat Gamel, L OBP: 0.333, SLG: 0.382 | | | | | | | | | | 1 | 0 | 0 | 0 | 0 | 0 | 0 | | | | | | | | |
| 51 Trevor Hoffman, R | | | | | | | | | | 0 | 0 | 0 | 0 | 0 | 0 | 0 | | | | | | | | |
| Inning Stats | R: 1 H: 2 E: 0 K: 0 S: 12 | H: 2 LOB: 0 BB: 0 P: 22 | R: 0 H: 0 E: 0 K: 0 S: 5 | H: 0 LOB: 0 BB: 0 P: 6 | R: 2 H: 1 E: 0 K: 0 S: 12 | H: 1 LOB: 0 BB: 1 P: 23 | R: 0 H: 0 E: 0 K: 2 S: 16 | H: 0 LOB: 2 BB: 2 P: 28 | R: 6 H: 2 E: 2 K: 1 S: 25 | H: 2 LOB: 2 BB: 4 P: 46 | R: 0 H: 1 E: 0 K: 1 S: 8 | H: 1 LOB: 3 BB: 2 P: 18 | R: 0 H: 1 E: 0 K: 1 S: 11 | H: 1 LOB: 1 BB: 0 P: 16 | R: 0 H: 1 E: 0 K: 2 S: 9 | H: 1 LOB: 1 BB: 0 P: 13 | R: 0 H: 0 E: 0 K: 2 S: 8 | H: 0 LOB: 0 BB: 0 P: 9 | 1B: 5 2B: 2 3B: 0 HR: 1 | SF: 0 SAC: 0 DP: 0 HBP: 1 | WP: 2 PB: 0 SB: 0 CS: 0 | PA: 47 | | |
| PITCHER | IP WLS BF H R ER SO BB IBB HBP BLK WP HR S P ERA WHIP | IP WLS BF H R ER SO BB IBB HBP BLK WP HR S P ERA WHIP | IP WLS BF H R ER SO BB IBB HBP BLK WP HR S P ERA WHIP | IP WLS BF H R ER SO BB IBB HBP BLK WP HR S P ERA WHIP | IP WLS BF H R ER SO BB IBB HBP BLK WP HR S P ERA WHIP | IP WLS BF H R ER SO BB IBB HBP BLK WP HR S P ERA WHIP | IP WLS BF H R ER SO BB IBB HBP BLK WP HR S P ERA WHIP | IP WLS BF H R ER SO BB IBB HBP BLK WP HR S P ERA WHIP | IP WLS BF H R ER SO BB IBB HBP BLK WP HR S P ERA WHIP | IP WLS BF H R ER SO BB IBB HBP BLK WP HR S P ERA WHIP | IP WLS BF H R ER SO BB IBB HBP BLK WP HR S P ERA WHIP | IP WLS BF H R ER SO BB IBB HBP BLK WP HR S P ERA WHIP | IP WLS BF H R ER SO BB IBB HBP BLK WP HR S P ERA WHIP | IP WLS BF H R ER SO BB IBB HBP BLK WP HR S P ERA WHIP | IP WLS BF H R ER SO BB IBB HBP BLK WP HR S P ERA WHIP | IP WLS BF H R ER SO BB IBB HBP BLK WP HR S P ERA WHIP | IP WLS BF H R ER SO BB IBB HBP BLK WP HR S P ERA WHIP | IP WLS BF H R ER SO BB IBB HBP BLK WP HR S P ERA WHIP | IP WLS BF H R ER SO BB IBB HBP BLK WP HR S P ERA WHIP | IP WLS BF H R ER SO BB IBB HBP BLK WP HR S P ERA WHIP | IP WLS BF H R ER SO BB IBB HBP BLK WP HR S P ERA WHIP | IP WLS BF H R ER SO BB IBB HBP BLK WP HR S P ERA WHIP | IP WLS BF H R ER SO BB IBB HBP BLK WP HR S P ERA WHIP | IP WLS BF H R ER SO BB IBB HBP BLK WP HR S P ERA WHIP |

Milwaukee Brewers @ Florida Marlins
Land Shark Stadium, Miami, FL
Wed Jun 03 2009, 7:10 PM EDT
Att: 13,012 - Cloudy - 82 F

AB 36
R 9
H 8
RBI 8
BB 9
SO 9
LOB 23



| Batter | 1 | 2 | 3 | 4 | 5 | 6 | 7 | 8 | 9 | AB | R | H | RBI | BB | SO | LOB | BOTTOM | | | | | | | | |
|--|---|---|---|---|---|---|---|---|---|---|---|---|---|---|---|---|---|---|---|---|---|---|---|---|---|
| 8 Chris Coghlan, L OBP: 0.337, SLG: 0.280 | G3 | | G5-3 | | G4-6-3 | | F8 | | K | 5 | 0 | 0 | 0 | 0 | 1 | 3 | | | | | | | | | |
| 1 Emilio Bonifacio, S ERA: 7.77 | | | | | G4-3 | | | | G4-3 | 4 | 1 | 2 | 1 | 1 | 0 | 1 | | | | | | | | | |
| 2 Hanley Ramirez, R OBP: 0.414, SLG: 0.557 | F8 | | | | G5-3 | | G5-4-3 | | | 4 | 0 | 1 | 0 | 0 | 0 | 2 | | | | | | | | | |
| 3 Jorge Cantu, R OBP: 0.338, SLG: 0.476 | G5-3 | | | | | | | | | 4 | 1 | 2 | 2 | 0 | 1 | 1 | | | | | | | | | |
| 27 Jeremy Hermida, L OBP: 0.362, SLG: 0.381 | | | | | | | | | | 3 | 0 | 0 | 0 | 1 | 1 | 0 | | | | | | | | | |
| 53 Dan Meyer, R | | | | | | | | | | 0 | 0 | 0 | 0 | 0 | 0 | 0 | | | | | | | | | |
| 6 Dan Uggla, R OBP: 0.344, SLG: 0.459 | P4 | | | | | | | | | 4 | 2 | 2 | 1 | 0 | 1 | 3 | | | | | | | | | |
| 21 John Baker, L OBP: 0.344, SLG: 0.446 | F7 | | | | | | | | | 4 | 1 | 1 | 0 | 0 | 1 | 0 | | | | | | | | | |
| 11 Alejandro De Aza, L OBP: 0.357, SLG: 0.385 | | | | | | | | | | 4 | 1 | 1 | 0 | 0 | 1 | 0 | | | | | | | | | |
| 45 Sean West, R | | | | | | | | | | 1 | 0 | 0 | 0 | 0 | 1 | 0 | | | | | | | | | |
| 48 Hayden Penn, R | | | | | | | | | | 0 | 0 | 0 | 0 | 0 | 0 | 0 | | | | | | | | | |
| 44 Brian Sanches, R | | | | | | | | | | 1 | 0 | 0 | 1 | 0 | 0 | 2 | | | | | | | | | |
| 25 Brett Carroll, R | | | | | | | | | | 1 | 0 | 0 | 0 | 0 | 0 | 0 | | | | | | | | | |
| 40 Kiko Calero, R | | | | | | | | | | 0 | 0 | 0 | 0 | 0 | 0 | 0 | | | | | | | | | |
| 7 Ross Glowak, L | | | | | | | | | | 1 | 0 | 0 | 0 | 0 | 0 | 1 | | | | | | | | | |
| Inning Stats | R: 0 H: 0 E: 0 K: 0 S: 10 | H: 0 LOB: 1 BB: 1 P: 18 | R: 0 H: 0 E: 0 K: 1 S: 9 | H: 0 LOB: 0 BB: 0 P: 13 | R: 0 H: 0 E: 0 K: 2 S: 10 | H: 0 LOB: 0 BB: 0 P: 14 | R: 1 H: 1 E: 0 K: 0 S: 7 | H: 1 LOB: 0 BB: 0 P: 11 | R: 4 H: 6 E: 1 K: 1 S: 31 | H: 3 LOB: 3 BB: 1 P: 48 | R: 0 H: 0 E: 0 K: 1 S: 8 | H: 0 LOB: 0 BB: 0 P: 14 | R: 0 H: 1 E: 0 K: 0 S: 9 | H: 1 LOB: 0 BB: 0 P: 11 | R: 1 H: 1 E: 0 K: 1 S: 11 | H: 1 LOB: 0 BB: 0 P: 20 | R: 0 H: 0 E: 1 K: 1 S: 12 | H: 0 LOB: 1 BB: 0 P: 17 | 1B: 7 2B: 0 3B: 0 HR: 2 | SF: 0 SAC: 0 DP: 2 HBP: 0 | WP: 1 PB: 0 SB: 0 CS: 0 | PA: 38 | | | |
| PITCHER | IP WLS BF H R ER SO BB IBB HBP BLK WP HR S P ERA WHIP | IP WLS BF H R ER SO BB IBB HBP BLK WP HR S P ERA WHIP | IP WLS BF H R ER SO BB IBB HBP BLK WP HR S P ERA WHIP | IP WLS BF H R ER SO BB IBB HBP BLK WP HR S P ERA WHIP | IP WLS BF H R ER SO BB IBB HBP BLK WP HR S P ERA WHIP | IP WLS BF H R ER SO BB IBB HBP BLK WP HR S P ERA WHIP | IP WLS BF H R ER SO BB IBB HBP BLK WP HR S P ERA WHIP | IP WLS BF H R ER SO BB IBB HBP BLK WP HR S P ERA WHIP | IP WLS BF H R ER SO BB IBB HBP BLK WP HR S P ERA WHIP | IP WLS BF H R ER SO BB IBB HBP BLK WP HR S P ERA WHIP | IP WLS BF H R ER SO BB IBB HBP BLK WP HR S P ERA WHIP | IP WLS BF H R ER SO BB IBB HBP BLK WP HR S P ERA WHIP | IP WLS BF H R ER SO BB IBB HBP BLK WP HR S P ERA WHIP | IP WLS BF H R ER SO BB IBB HBP BLK WP HR S P ERA WHIP | IP WLS BF H R ER SO BB IBB HBP BLK WP HR S P ERA WHIP | IP WLS BF H R ER SO BB IBB HBP BLK WP HR S P ERA WHIP | IP WLS BF H R ER SO BB IBB HBP BLK WP HR S P ERA WHIP | IP WLS BF H R ER SO BB IBB HBP BLK WP HR S P ERA WHIP | IP WLS BF H R ER SO BB IBB HBP BLK WP HR S P ERA WHIP | IP WLS BF H R ER SO BB IBB HBP BLK WP HR S P ERA WHIP | IP WLS BF H R ER SO BB IBB HBP BLK WP HR S P ERA WHIP | IP WLS BF H R ER SO BB IBB HBP BLK WP HR S P ERA WHIP | IP WLS BF H R ER SO BB IBB HBP BLK WP HR S P ERA WHIP | IP WLS BF H R ER SO BB IBB HBP BLK WP HR S P ERA WHIP | IP WLS BF H R ER SO BB IBB HBP BLK WP HR S P ERA WHIP |

Milwaukee Brewers @ Florida Marlins
Land Shark Stadium, Miami, FL
Wed Jun 03 2009, 7:10 PM EDT
Att: 13,012 - Cloudy - 82 F

AB 36
R 6
H 9
RBI 5
BB 2
SO 7
LOB 13



| Batter | 1 | 2 | 3 | 4 | 5 | 6 | 7 | 8 | 9 | AB | R | H | RBI | BB | SO | LOB | TOP | | | | | | | | | | |
|---|------------------------------|----------------------------------|------------------------------|----------------------------------|------------------------------|----------------------------------|-------------------------------|----------------------------------|-------------------------------|----------------------------------|------------------------------|----------------------------------|------------------------------|---------------------------------|------------------------------|----------------------------------|---|----------------------------------|----------------------------------|------------------------------------|-------------------------|--------|--|--|--|--|--|
| 30 Craig Counsell, L (1,4) OBP: 0.372, SLG: 0.382 | G6-3 | | FC5-4 1B | | G5-3 | | | | F8 | 5 | 0 | 2 | 0 | 0 | 0 | 0 | Milwaukee Brewers @ Atlanta Braves Turner Field, Atlanta, GA Fri Jun 05 2009, 7:30 PM EDT Att: 23,327 - Cloudy - 72 F | | | | | | | | | | |
| 7 J.J. Hardy, R (1,6) OBP: 0.317, SLG: 0.373 | K | | FC5-4 | | G6-3 | | | | F9 | 5 | 1 | 1 | 0 | 0 | 1 | 2 | | | | | | | | | | | |
| 8 Ryan Braun, R (1,7) OBP: 0.417, SLG: 0.533 | K | | | | E6 FC6-4 1B | | | | K | 5 | 1 | 1 | 0 | 0 | 3 | 0 | | | | | | | | | | | |
| 28 Prince Fielder, L (1,3) OBP: 0.427, SLG: 0.571 | | BB | | | | | | | | 2 | 1 | 2 | 0 | 2 | 0 | 0 | | | | | | | | | | | |
| 25 Mike Cameron, R (1,8) OBP: 0.383, SLG: 0.528 | | | | | | | | | | 3 | 1 | 0 | 1 | 1 | 1 | 4 | | | | | | | | | | | |
| 24 Mat Gamel, L (1,5) OBP: 0.341, SLG: 0.410 | F7 | | | | | | | | | 4 | 0 | 2 | 3 | 0 | 0 | 1 | | | | | | | | | | | |
| 2 Bill Hall, R (8,5) OBP: 0.280, SLG: 0.354 | | | | | | | | | | 0 | 0 | 0 | 0 | 0 | 0 | 0 | | | | | | | | | | | |
| 1 Corey Hart, R (1,9) OBP: 0.317, SLG: 0.402 | F8 | | | | | | | | | 4 | 0 | 0 | 0 | 0 | 2 | 4 | | | | | | | | | | | |
| 18 Jason Kendall, R (1,2) OBP: 0.309, SLG: 0.266 | | | | | | | | | | 4 | 0 | 2 | 0 | 0 | 0 | 1 | | | | | | | | | | | |
| 49 Yovani Gallardo, R (1,1) OBP: 0.154, SLG: 0.385 | | | | | | | | | | 4 | 0 | 0 | 0 | 0 | 2 | 4 | | | | | | | | | | | |
| 12 Carlos Villanueva, R (9,1) OBP: 0.353, SLG: 0.353 | | | | | | | | | | 0 | 0 | 0 | 0 | 0 | 0 | 0 | | | | | | | | | | | |
| Inning Stats | R: 0 E: 0 K: 2 S: 9 | H: 0 LOB: 0 BB: 0 P: 13 | R: 0 E: 0 K: 1 S: 9 | H: 0 LOB: 1 BB: 1 P: 17 | R: 0 E: 0 K: 1 S: 9 | H: 1 LOB: 0 BB: 0 P: 12 | R: 2 E: 1 K: 3 S: 15 | H: 2 LOB: 2 BB: 1 P: 24 | R: 2 E: 0 K: 1 S: 13 | H: 3 LOB: 2 BB: 0 P: 22 | R: 0 E: 0 K: 0 S: 9 | H: 2 LOB: 1 BB: 0 P: 14 | R: 0 E: 0 K: 0 S: 4 | H: 1 LOB: 0 BB: 0 P: 7 | R: 0 E: 0 K: 0 S: 9 | H: 1 LOB: 1 BB: 0 P: 12 | R: 0 E: 0 K: 1 S: 8 | H: 0 LOB: 0 BB: 0 P: 12 | 1B: 8 2B: 2 3B: 0 HR: 0 | SF: 0 SAC: 0 DP: 2 HBP: 0 | WP: 0 PB: 0 CS: 0 | PA: 39 | | | | | |
| PITCHER | IP | WLS | BF | H | R | ER | SO | BB | IBB | HBP | BLK | WP | HR | S | P | ERA | WHIP | | | | | | | | | | |
| 49 Jair Jurrjens, R (1,1) ERA: 2.84 | 7.0 | L | 32 | 9 | 4 | 4 | 8 | 2 | 1 | 0 | 0 | 0 | 0 | 68 | 109 | 5.14 | 1.571 | | | | | | | | | | |
| 34 Eric O'Flaherty, L (8,1) ERA: 2.75 | 1.0 | | 4 | 1 | 0 | 0 | 0 | 0 | 0 | 0 | 0 | 0 | 0 | 9 | 12 | 0.00 | 1.000 | | | | | | | | | | |
| 46 Manny Acosta, R (9,1) ERA: 2.7 | 1.0 | | 3 | 0 | 0 | 0 | 1 | 0 | 0 | 0 | 0 | 0 | 0 | 8 | 12 | 0.00 | 0.000 | | | | | | | | | | |

| | |
|-----|----|
| AB | 36 |
| R | 4 |
| H | 10 |
| RBI | 4 |
| BB | 3 |
| SO | 9 |
| LOB | 16 |



| Batter | 1 | 2 | 3 | 4 | 5 | 6 | 7 | 8 | 9 | AB | R | H | RBI | BB | SO | LOB | BOTTOM | | | | | | | | | | |
|---|------------------------------|----------------------------------|------------------------------|----------------------------------|-------------------------------|----------------------------------|-------------------------------|----------------------------------|------------------------------|----------------------------------|------------------------------|---------------------------------|-------------------------------|----------------------------------|------------------------------|----------------------------------|---|----------------------------------|----------------------------------|------------------------------------|-------------------------|--------|--|--|--|--|--|
| 2 Kelly Johnson, L (1,4) OBP: 0.314, SLG: 0.436 | | | | | L8 | | | | | 3 | 0 | 0 | 0 | 1 | 1 | 0 | Milwaukee Brewers @ Atlanta Braves Turner Field, Atlanta, GA Fri Jun 05 2009, 7:30 PM EDT Att: 23,327 - Cloudy - 72 F | | | | | | | | | | |
| 19 Yunel Escobar, R (1,6) OBP: 0.317, SLG: 0.446 | | | | | | | | | | 4 | 0 | 0 | 0 | 0 | 2 | | | | | | | | | | | | |
| 13 Nate McLouth, L (1,8) OBP: 0.342, SLG: 0.459 | | | | | | | | | | 4 | 0 | 0 | 0 | 0 | 0 | 0 | | | | | | | | | | | |
| 10 Chipper Jones, S (1,5) OBP: 0.433, SLG: 0.493 | | | | | | | | | | 3 | 0 | 0 | 0 | 1 | 1 | 0 | | | | | | | | | | | |
| 16 Brian McCann, L (1,2) OBP: 0.408, SLG: 0.487 | | | | | | | | | | 3 | 0 | 1 | 0 | 1 | 1 | 1 | | | | | | | | | | | |
| 18 Garret Anderson, L (1,7) OBP: 0.289, SLG: 0.368 | | | | | | | | | | 2 | 0 | 0 | 0 | 1 | 1 | 2 | | | | | | | | | | | |
| 7 Jeff Francoeur, R (1,9) OBP: 0.271, SLG: 0.351 | | | | | | | | | | 3 | 0 | 0 | 0 | 0 | 2 | 3 | | | | | | | | | | | |
| 14 Martin Prado, R (1,3) OBP: 0.319, SLG: 0.424 | | | | | | | | | | 3 | 0 | 1 | 0 | 0 | 0 | 1 | | | | | | | | | | | |
| 49 Jair Jurrjens, R (1,1) OBP: 0.200, SLG: 0.174 | | | | | | | | | | 2 | 0 | 0 | 0 | 0 | 1 | 1 | | | | | | | | | | | |
| 34 Eric O'Flaherty, L (8,1) | | | | | | | | | | 0 | 0 | 0 | 0 | 0 | 0 | 0 | | | | | | | | | | | |
| 20 Greg Norton, S (8,PH) OBP: 0.300, SLG: 0.188 | | | | | | | | | | 1 | 0 | 0 | 0 | 0 | 0 | 0 | | | | | | | | | | | |
| 46 Manny Acosta, R (9,1) | | | | | | | | | | 0 | 0 | 0 | 0 | 0 | 0 | 0 | | | | | | | | | | | |
| Inning Stats | R: 0 E: 0 K: 1 S: 7 | H: 0 LOB: 0 BB: 0 P: 12 | R: 0 E: 0 K: 1 S: 4 | H: 0 LOB: 1 BB: 1 P: 12 | R: 0 E: 0 K: 1 S: 10 | H: 1 LOB: 2 BB: 1 P: 21 | R: 0 E: 0 K: 0 S: 10 | H: 0 LOB: 2 BB: 2 P: 22 | R: 0 E: 0 K: 1 S: 8 | H: 0 LOB: 0 BB: 0 P: 11 | R: 0 E: 0 K: 0 S: 4 | H: 0 LOB: 0 BB: 0 P: 6 | R: 0 E: 0 K: 2 S: 12 | H: 1 LOB: 1 BB: 0 P: 16 | R: 0 E: 0 K: 0 S: 6 | H: 0 LOB: 0 BB: 0 P: 10 | R: 0 E: 0 K: 1 S: 8 | H: 0 LOB: 0 BB: 0 P: 11 | 1B: 0 2B: 2 3B: 0 HR: 0 | SF: 0 SAC: 0 DP: 1 HBP: 0 | WP: 0 PB: 0 CS: 0 | PA: 32 | | | | | |
| PITCHER | IP | WLS | BF | H | R | ER | SO | BB | IBB | HBP | BLK | WP | HR | S | P | ERA | WHIP | | | | | | | | | | |
| 49 Yovani Gallardo, R (1,1) ERA: 2.84 | 8.0 | W | 29 | 2 | 0 | 0 | 6 | 4 | 0 | 0 | 0 | 0 | 0 | 61 | 110 | 0.00 | 0.750 | | | | | | | | | | |
| 12 Carlos Villanueva, R (9,1) ERA: 3.46 | 1.0 | | 3 | 0 | 0 | 0 | 1 | 0 | 0 | 0 | 0 | 0 | 0 | 8 | 11 | 0.00 | 0.000 | | | | | | | | | | |

| | |
|-----|----|
| AB | 28 |
| R | 0 |
| H | 2 |
| RBI | 0 |
| BB | 4 |
| SO | 7 |
| LOB | 10 |



| Batter | 1 | 2 | 3 | 4 | 5 | 6 | 7 | 8 | 9 | AB | R | H | RBI | BB | SO | LOB | TOP | | | | | |
|---|---|----------------------------------|-------------------------------|----------------------------------|-------------------------------|----------------------------------|-------------------------------|----------------------------------|-------------------------------|----------------------------------|-------------------------------|----------------------------------|------------------------------|----------------------------------|-------------------------------|----------------------------------|----------------------------------|------------------------------------|----------------------------------|------------------------------------|----------------------------------|--------|
| 30 Craig Counsell, L (1.4) OBP: 0.376, SLG: 0.394 | G4-3 | | | F7 | | | | | | | | | | | | | 4 0 2 1 0 0 0 | | | | | |
| 7 J.J. Hardy, R (1.6) OBP: 0.311, SLG: 0.365 | G6-3 | | | G4-3 | | | | | | | | | | | | | 4 0 0 0 0 1 2 | | | | | |
| 8 Ryan Braun, R (1.7) OBP: 0.410, SLG: 0.523 | K | | | L4 | | | | | | | | | | | | | 4 0 0 0 0 3 2 | | | | | |
| 28 Prince Fielder, L (1.3) OBP: 0.433, SLG: 0.603 | | P4 | | | | | | | | | | | | | | | 3 2 2 2 1 0 0 | | | | | |
| 25 Mike Cameron, R (1.8) OBP: 0.381, SLG: 0.522 | | | | | | | | | | | | | | | | | 4 0 1 0 0 2 1 | | | | | |
| 14 Casey McGehee, R (9.5) OBP: 0.321, SLG: 0.327 | | | | | | | | | | | | | | | | | 0 0 0 0 0 0 0 | | | | | |
| 24 Mat Gamel, L (1.5) OBP: 0.340, SLG: 0.429 | | | | | | | | | | | | | | | | | 3 0 1 0 0 1 1 | | | | | |
| 2 Bill Hall, R (7.5) OBP: 0.278, SLG: 0.351 | | | | | | | | | | | | | | | | | 1 0 0 0 0 0 1 | | | | | |
| 1 Corey Hart, R (1.9) OBP: 0.316, SLG: 0.399 | | | | | | | | | | | | | | | | | 4 0 1 0 0 1 1 | | | | | |
| 18 Jason Kendall, R (1.2) OBP: 0.308, SLG: 0.266 | | | | | | | | | | | | | | | | | 4 1 1 0 0 1 3 | | | | | |
| 37 Jeff Suppan, R (11.1) OBP: 0.259, SLG: 0.176 | | | | | | | | | | | | | | | | | 1 0 0 0 0 0 0 | | | | | |
| 60 Todd Coffey, R (6.1) | | | | | | | | | | | | | | | | | 0 0 0 0 0 0 0 | | | | | |
| 57 Mitch Stetter, L (6.1) | | | | | | | | | | | | | | | | | 0 0 0 0 0 1 0 | | | | | |
| 22 Jody Gerut, L (6.9H) OBP: 0.345, SLG: 0.349 | | | | | | | | | | | | | | | | | 0 0 0 0 0 0 0 | | | | | |
| 12 Carlos Villanueva, R (8.1) OBP: 0.293, SLG: 0.393 | | | | | | | | | | | | | | | | | 0 0 0 0 0 0 0 | | | | | |
| 51 Trevor Hoffman, R (9.1) | | | | | | | | | | | | | | | | | 0 0 0 0 0 0 0 | | | | | |
| Inning Stats | R: 0 E: 0 K: 1 S: 8 | H: 0 LOB: 0 BB: 0 P: 14 | R: 0 E: 0 K: 0 S: 4 | H: 1 LOB: 0 BB: 0 P: 6 | R: 0 E: 0 K: 2 S: 11 | H: 0 LOB: 0 BB: 0 P: 14 | R: 0 E: 0 K: 0 S: 9 | H: 0 LOB: 0 BB: 0 P: 11 | R: 1 E: 0 K: 2 S: 10 | H: 1 LOB: 0 BB: 0 P: 14 | R: 1 E: 0 K: 2 S: 14 | H: 2 LOB: 1 BB: 0 P: 21 | R: 1 E: 0 K: 0 S: 9 | H: 2 LOB: 1 BB: 0 P: 12 | R: 0 E: 0 K: 1 S: 10 | H: 1 LOB: 1 BB: 1 P: 17 | R: 0 E: 0 K: 1 S: 10 | H: 1 LOB: 2 BB: 1 P: 19 | 1B: 4 2B: 2 3B: 0 HR: 2 | SF: 0 SAC: 1 DP: 1 HBP: 0 | WP: 0 PB: 0 SB: 0 CS: 1 | PA: 35 |
| PITCHER | IP WLS BF H R ER SO BB IBB HBP BLK WP HR S P ERA WHIP | | | | | | | | | | | | | | | | | | | | | |
| 33 Javier Vazquez, R (1.1) ERA: 3.54 | 6.0 L 21 4 2 2 7 0 0 0 0 0 0 1 56 80 3.00 0.667 | | | | | | | | | | | | | | | | | | | | | |
| 34 Eric O'Flaherty, L (7.1) ERA: 3.15 | 0.1 3 2 1 1 0 0 0 0 0 0 0 1 4 4 27.00 6.000 | | | | | | | | | | | | | | | | | | | | | |
| 58 Peter Moylan, R (7.1) ERA: 4.22 | 1.2 6 1 0 0 1 1 0 0 0 0 0 0 15 25 0.00 1.200 | | | | | | | | | | | | | | | | | | | | | |
| Rafael Soriano, R (9.1) ERA: 1.09 | 1.0 5 1 0 0 1 1 0 0 0 0 0 0 10 19 0.00 2.000 | | | | | | | | | | | | | | | | | | | | | |
| Batter | 1 | 2 | 3 | 4 | 5 | 6 | 7 | 8 | 9 | AB | R | H | RBI | BB | SO | LOB | BOTTOM | | | | | |
| 2 Kelly Johnson, L (1.4) OBP: 0.311, SLG: 0.429 | F9 | G4-3 | | | L6 | | | | | | | | | | | | 5 0 1 0 0 1 5 | | | | | |
| 19 Yunel Escobar, R (1.6) OBP: 0.353, SLG: 0.440 | K | | | | G5-3 | | | | | | | | | | | | 5 0 1 0 0 1 1 | | | | | |
| 13 Nate McLouth, L (1.8) OBP: 0.345, SLG: 0.457 | | | | | | | | | | | | | | | | | 3 0 1 0 1 0 1 | | | | | |
| 10 Chipper Jones, S (1.5) OBP: 0.431, SLG: 0.486 | | | | | | | | | | | | | | | | | 2 0 0 0 1 0 2 | | | | | |
| 27 Diory Hernandez, R (6.5) OBP: 0.172, SLG: 0.179 | | | | | | | | | | | | | | | | | 1 0 0 0 0 0 0 | | | | | |
| 16 Brian McCann, L (1.2) OBP: 0.404, SLG: 0.496 | | | | | | | | | | | | | | | | | 4 0 1 0 0 1 3 | | | | | |
| 18 Garret Anderson, L (1.7) OBP: 0.280, SLG: 0.355 | | | | | | | | | | | | | | | | | 4 0 0 0 0 1 1 | | | | | |
| 7 Jeff Francoeur, R (1.9) OBP: 0.275, SLG: 0.351 | | | | | | | | | | | | | | | | | 3 0 1 0 1 0 0 | | | | | |
| 14 Martin Prado, R (1.3) OBP: 0.327, SLG: 0.427 | | | | | | | | | | | | | | | | | 4 0 2 0 0 1 2 | | | | | |
| 33 Javier Vazquez, R (11.1) OBP: 0.259, SLG: 0.176 | | | | | | | | | | | | | | | | | 1 0 0 0 0 1 1 | | | | | |
| 60 Todd Coffey, R (6.1) | | | | | | | | | | | | | | | | | 0 0 0 0 0 1 0 | | | | | |
| 57 Mitch Stetter, L (6.1) | | | | | | | | | | | | | | | | | 0 0 0 0 0 0 0 | | | | | |
| 12 Carlos Villanueva, R (8.1) OBP: 0.293, SLG: 0.393 | | | | | | | | | | | | | | | | | 0 0 0 0 0 0 0 | | | | | |
| 58 Peter Moylan, R (7.1) ERA: 3.33 | | | | | | | | | | | | | | | | | 0 0 0 0 0 0 0 | | | | | |
| 23 Matt Diaz, R (9.9H) OBP: 0.240, SLG: 0.417 | | | | | | | | | | | | | | | | | 1 0 0 0 0 0 0 | | | | | |
| Inning Stats | R: 0 E: 0 K: 1 S: 15 | H: 1 LOB: 2 BB: 1 P: 24 | R: 0 E: 0 K: 0 S: 12 | H: 2 LOB: 2 BB: 0 P: 17 | R: 0 E: 0 K: 0 S: 7 | H: 0 LOB: 1 BB: 1 P: 13 | R: 0 E: 0 K: 1 S: 12 | H: 1 LOB: 1 BB: 0 P: 16 | R: 0 E: 0 K: 2 S: 8 | H: 1 LOB: 3 BB: 2 P: 13 | R: 0 E: 0 K: 0 S: 7 | H: 0 LOB: 0 BB: 0 P: 12 | R: 0 E: 0 K: 2 S: 8 | H: 0 LOB: 0 BB: 0 P: 10 | R: 0 E: 0 K: 0 S: 8 | H: 1 LOB: 1 BB: 0 P: 11 | 1B: 6 2B: 0 3B: 1 HR: 0 | SF: 0 SAC: 1 DP: 0 HBP: 0 | WP: 0 PB: 0 SB: 3 CS: 0 | PA: 38 | | |
| PITCHER | IP WLS BF H R ER SO BB IBB HBP BLK WP HR S P ERA WHIP | | | | | | | | | | | | | | | | | | | | | |
| 37 Jeff Suppan, R (1.1) ERA: 4.68 | 5.1 W 25 6 0 0 2 3 0 0 0 0 0 0 5 12 0.00 1.688 | | | | | | | | | | | | | | | | | | | | | |
| 60 Todd Coffey, R (6.1) | 0.1 H 2 0 0 0 1 1 0 0 0 0 0 0 5 12 0.00 3.000 | | | | | | | | | | | | | | | | | | | | | |
| 57 Mitch Stetter, L (6.1) | 1.1 H 4 0 0 0 1 0 0 0 0 0 0 0 10 15 0.00 0.000 | | | | | | | | | | | | | | | | | | | | | |
| 12 Carlos Villanueva, R (8.1) OBP: 0.293, SLG: 0.393 | 1.0 H 3 0 0 0 2 0 0 0 0 0 0 0 8 10 0.00 0.000 | | | | | | | | | | | | | | | | | | | | | |
| 51 Trevor Hoffman, R (9.1) | 1.0 S 4 1 0 0 0 0 0 0 0 0 0 0 8 11 0.00 1.000 | | | | | | | | | | | | | | | | | | | | | |

Milwaukee Brewers @ Atlanta Braves
Turner Field, Atlanta, GA
Sat Jun 06 2009, 7:00 PM EDT
Att: 32,721 - Partly Cloudy - 80 F

AB 32
R 3
H 8
RBI 3
BB 2
SO 9
LOB 11



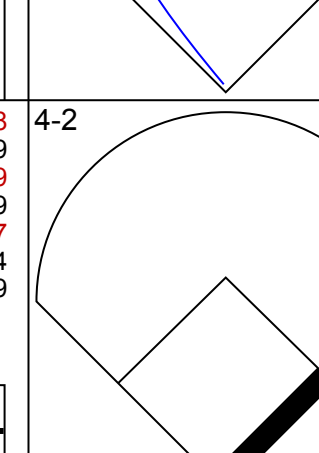
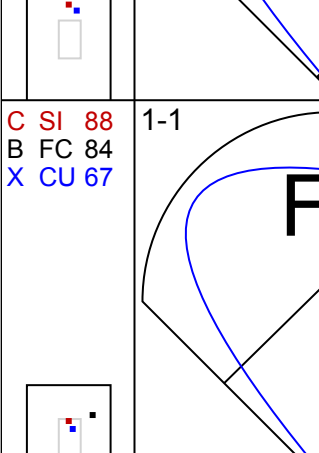
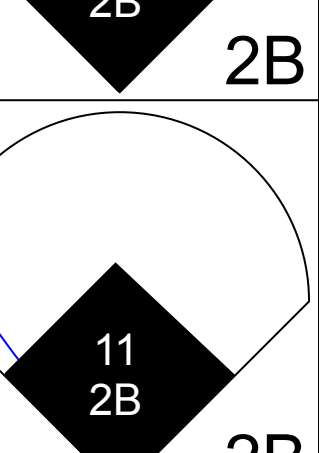
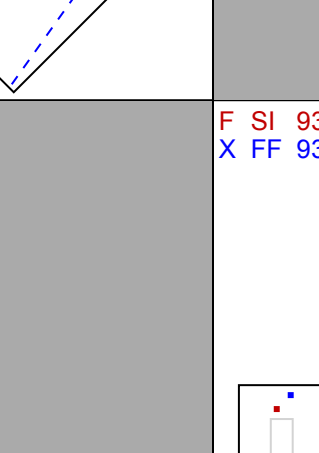

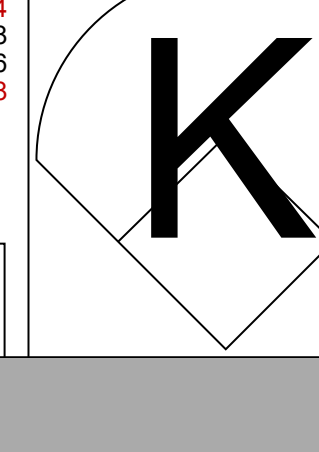

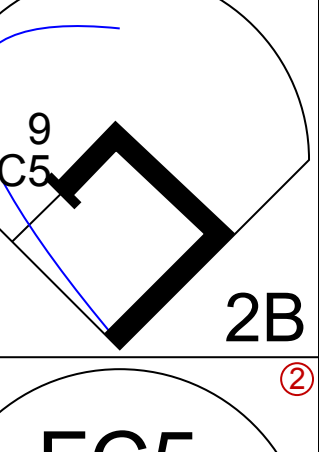
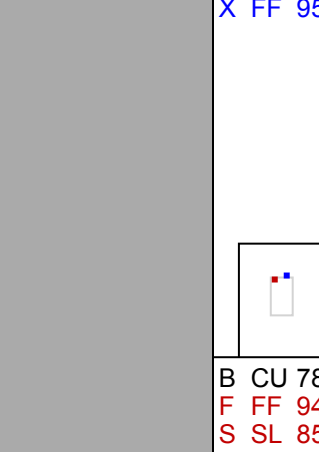
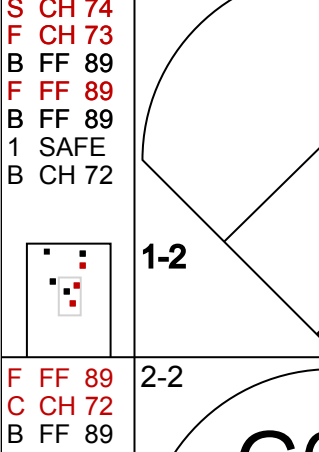


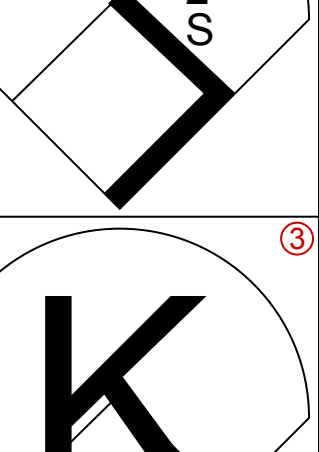
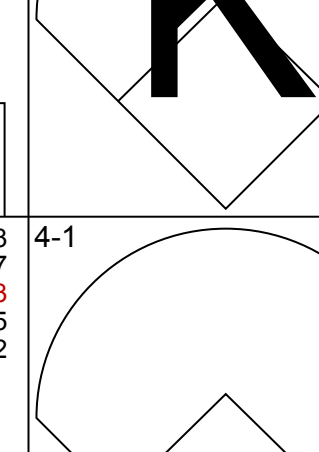
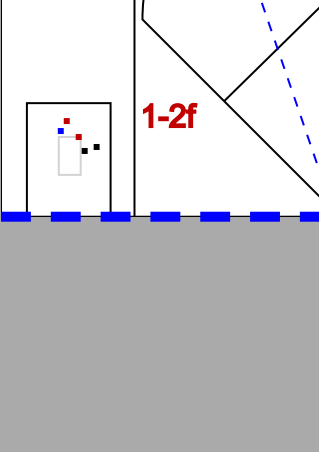

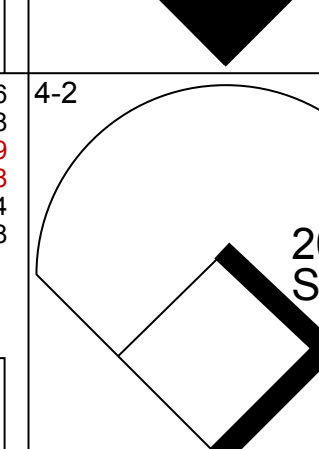

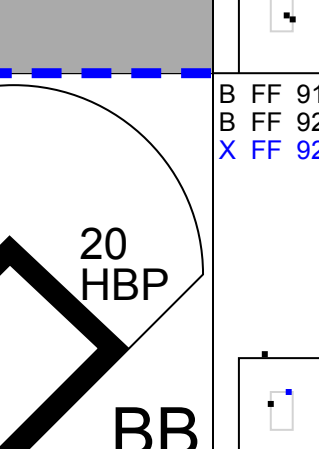
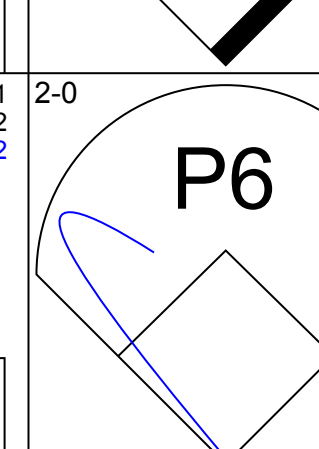

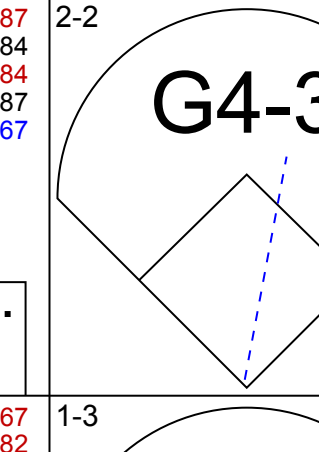
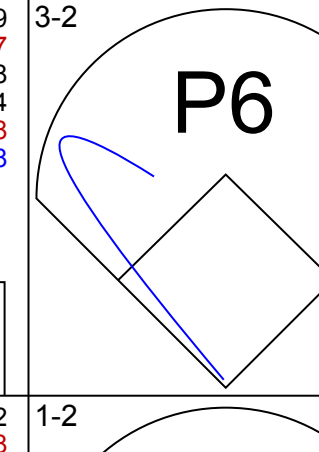
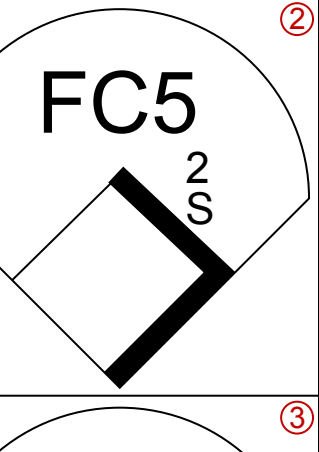

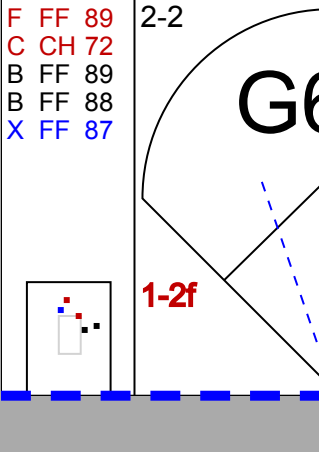
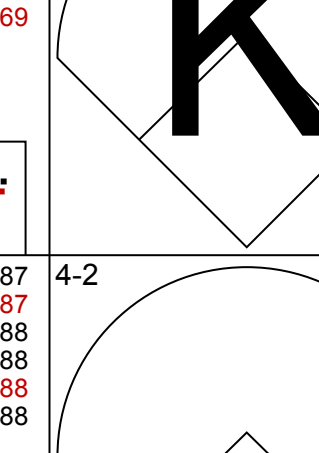
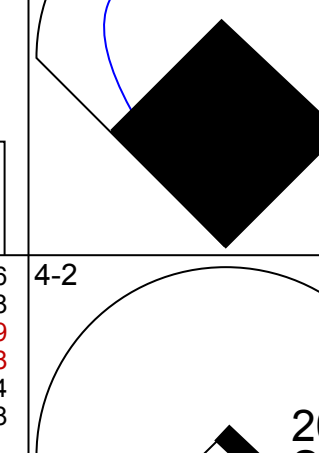

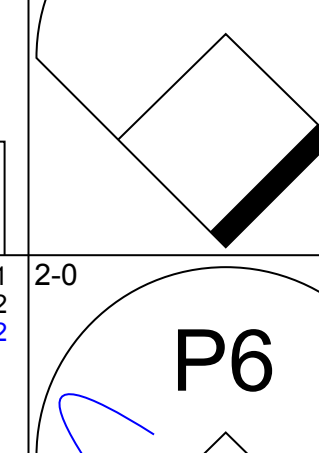
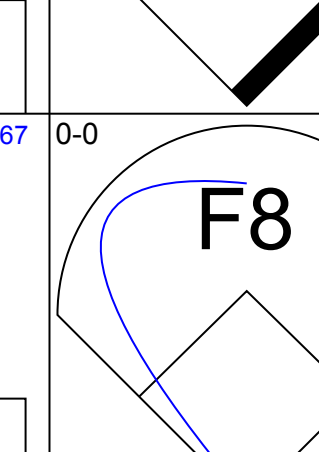
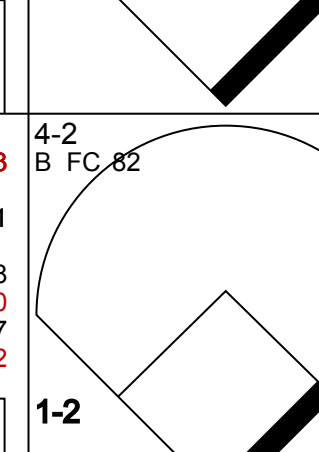
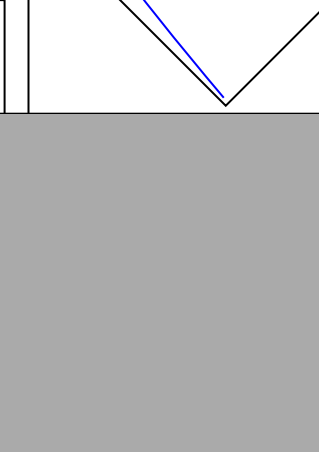

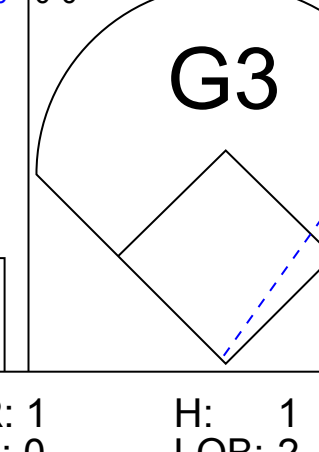
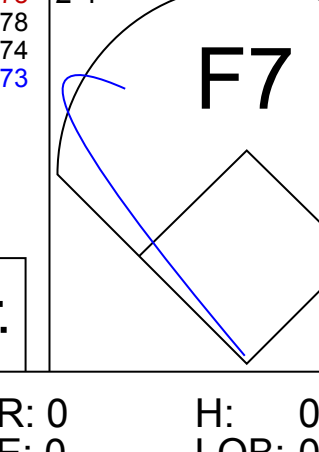
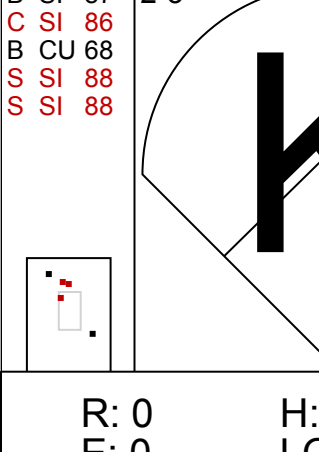
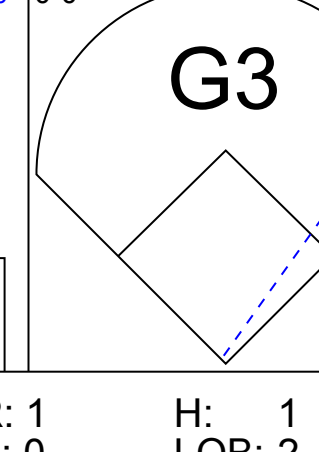

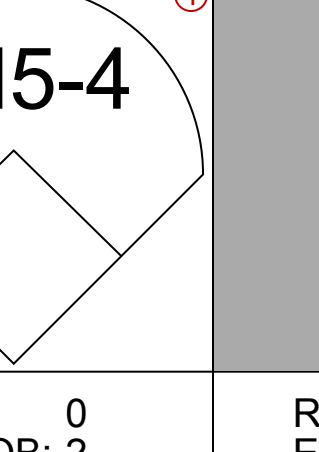
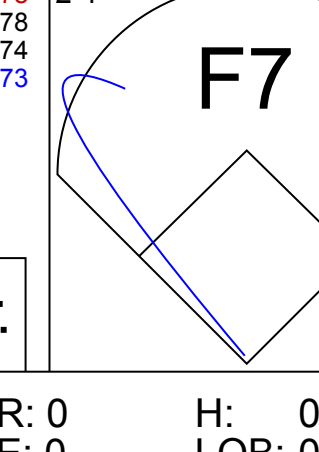
Milwaukee Brewers @ Atlanta Braves
Turner Field, Atlanta, GA
Sat Jun 06 2009, 7:00 PM EDT
Att: 32,721 - Partly Cloudy - 80 F

AB 33
R 0
H 7
RBI 0
BB 4
SO 6
LOB 16




| Batter | 1 | 2 | 3 | 4 | 5 | 6 | 7 | 8 | 9 | AB | R | H | RBI | BB | SO | LOB | TOP | | | | | |
|---|---|---------------------------------|-------------------------------|----------------------------------|------------------------------|----------------------------------|-------------------------------|----------------------------------|-------------------------------|----------------------------------|-------------------------------|----------------------------------|------------------------------|----------------------------------|------------------------------|----------------------------------|---|----------------------------------|----------------------------------|------------------------------------|----------------------------------|--------|
| 30 Craig Counsell, L (1.4) OBP: 0.370, SLG: 0.402 | F9 | | | G3-1 | F8 | | 3B | | K | 5 | 0 | 1 | 0 | 0 | 1 | 2 | Milwaukee Brewers @ Atlanta Braves Turner Field, Atlanta, GA Sun Jun 07 2009, 1:30 PM EDT Att: 33,428 - Cloudy - 81 F | | | | | |
| 7 J.J. Hardy, R (1.6) OBP: 0.310, SLG: 0.359 | P3 | | | E6 | 8 HR | 8 HR | G2-3 | | | 3 | 2 | 0 | 0 | 1 | 0 | 1 | | | | | | |
| 8 Ryan Braun, R (1.7) OBP: 0.412, SLG: 0.552 | G5-3 | | | 1-H | HR | 1-H | G6-3 | | | 4 | 2 | 2 | 4 | 0 | 0 | 1 | | | | | | |
| 28 Prince Fielder, L (1.3) OBP: 0.430, SLG: 0.596 | K | | | F9 | | 25 HR | | F8 | | 4 | 1 | 1 | 0 | 0 | 1 | 0 | | | | | | |
| 25 Mike Cameron, R (1.8) OBP: 0.383, SLG: 0.535 | K | | | G5-3 | | 1B | | 24 CS | | 3 | 1 | 1 | 2 | 1 | 1 | 0 | | | | | | |
| 24 Mat Gamel, L (1.5) OBP: 0.314, SLG: 0.391 | K2-3 | | | P6 | | HR | | K | | 4 | 0 | 0 | 0 | 0 | 3 | 1 | | | | | | |
| 2 Bill Hall, R (8.5) OBP: 0.278, SLG: 0.351 | | | | G1-3 | | G4-3 | | K | | 0 | 0 | 0 | 0 | 0 | 0 | 0 | | | | | | |
| 1 Corey Hart, R (1.9) OBP: 0.291, SLG: 0.393 | | | | F9 | | | | | | 3 | 0 | 0 | 0 | 0 | 0 | 0 | | | | | | |
| 57 Mitch Stetter, L (6.1) | | | | G5-3 | | 26 S | | G3-6-3 | | 0 | 0 | 0 | 0 | 0 | 0 | 0 | | | | | | |
| 60 Todd Coffey, R (7.1) | | | | | | 26 2B | | 18 G3-6-3 | | 0 | 0 | 0 | 0 | 0 | 0 | 0 | | | | | | |
| 12 Carlos Villanueva, R (8.1) OBP: 0.333, SLG: 0.333 | | | | | | | | | | 0 | 0 | 0 | 0 | 0 | 0 | 0 | | | | | | |
| 14 Casey McGehee, R (9. PH) OBP: 0.333, SLG: 0.327 | | | | | | | | | | 0 | 0 | 0 | 0 | 0 | 0 | 0 | | | | | | |
| 18 Jason Kendall, R (1.2) OBP: 0.307, SLG: 0.265 | | | | | | | | | | 4 | 1 | 1 | 0 | 0 | 0 | 1 | | | | | | |
| 26 Manny Parra, L (1.1) OBP: 0.190, SLG: 0.167 | | | | | | | | | | 2 | 0 | 1 | 1 | 0 | 1 | 0 | | | | | | |
| 22 Jody Gerut, L (6.9) OBP: 0.243, SLG: 0.346 | | | | | | | | | | 1 | 0 | 0 | 0 | 0 | 0 | 0 | | | | | | |
| 11 Mike Rivera, R (9. PH) OBP: 0.351, SLG: 0.394 | | | | | | | | | | 0 | 0 | 0 | 0 | 0 | 0 | 0 | | | | | | |
| Inning Stats | R: 0 E: 0 K: 0 S: 6 | H: 0 LOB: 0 BB: 0 P: 9 | R: 0 E: 0 K: 3 S: 10 | H: 0 LOB: 0 BB: 0 P: 12 | R: 0 E: 0 K: 1 S: 8 | H: 0 LOB: 0 BB: 0 P: 10 | R: 2 E: 1 K: 0 S: 11 | H: 1 LOB: 0 BB: 0 P: 17 | R: 1 E: 0 K: 0 S: 11 | H: 2 LOB: 1 BB: 0 P: 19 | R: 4 E: 0 K: 1 S: 15 | H: 3 LOB: 0 BB: 1 P: 24 | R: 0 E: 0 K: 1 S: 9 | H: 0 LOB: 0 BB: 0 P: 17 | R: 0 E: 0 K: 1 S: 6 | H: 0 LOB: 0 BB: 1 P: 12 | R: 0 E: 0 K: 1 S: 7 | H: 0 LOB: 1 BB: 1 P: 16 | 1B: 2 2B: 1 3B: 1 HR: 3 | SF: 0 SAC: 0 DP: 1 HBP: 1 | WP: 0 PB: 0 SB: 2 CS: 1 | PA: 37 |
| PITCHER | IP WLS BF H R ER SO BB IBB HBP BLK WP HR S P ERA WHIP | | | | | | | | | | | | | | | | | | | | | |
| 48 Tommy Hanson, R (1.1) ERA: 9.0 | 6.0 26 6 7 6 5 1 0 0 0 0 3 61 91 9.00 1.167 | | | | | | | | | | | | | | | | | | | | | |
| 30 Jeff Bennett, R (7.1) ERA: 2.81 | 1.0 4 1 0 0 0 0 0 0 0 0 0 9 17 0.00 1.000 | | | | | | | | | | | | | | | | | | | | | |
| 34 Eric O'Flaherty, L (8.1) ERA: 3.0 | 1.0 W 3 0 0 0 1 1 0 0 0 0 0 6 12 0.00 1.000 | | | | | | | | | | | | | | | | | | | | | |
| 51 Michael Gonzalez, L (9.1) ERA: 2.88 | 1.0 S 4 0 0 0 1 1 0 1 0 0 0 7 16 0.00 1.000 | | | | | | | | | | | | | | | | | | | | | |

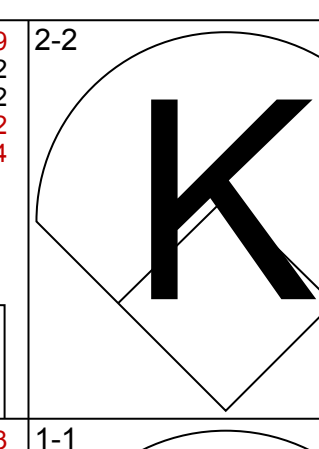
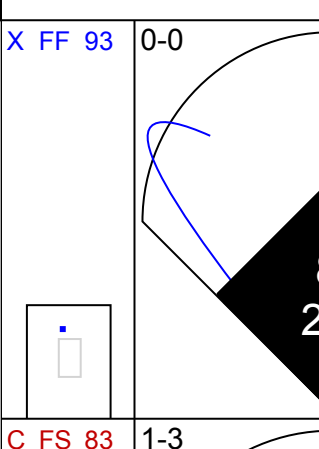
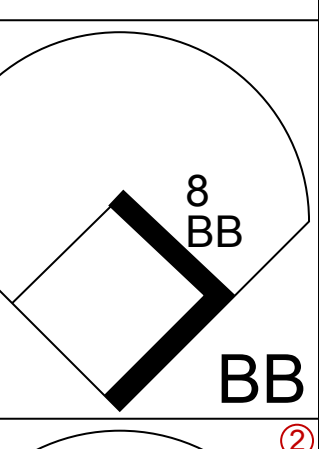
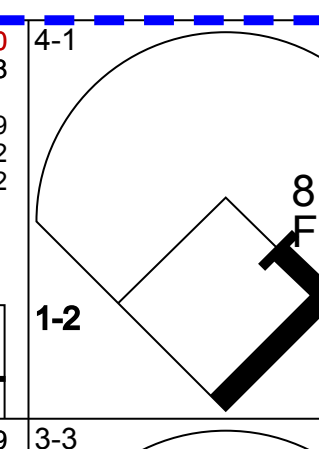
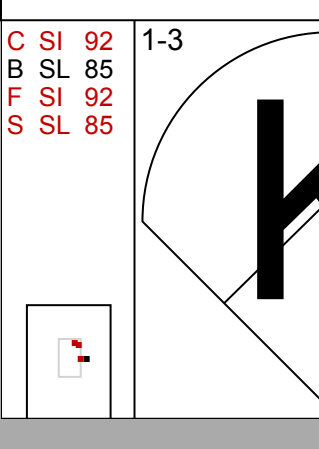
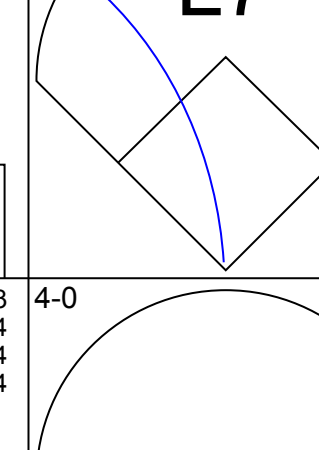
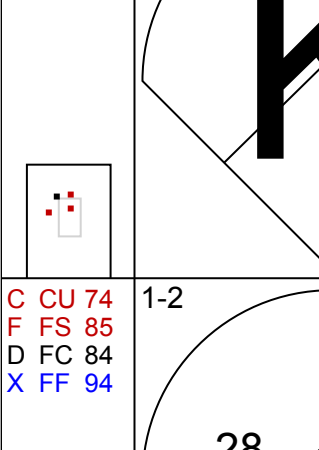
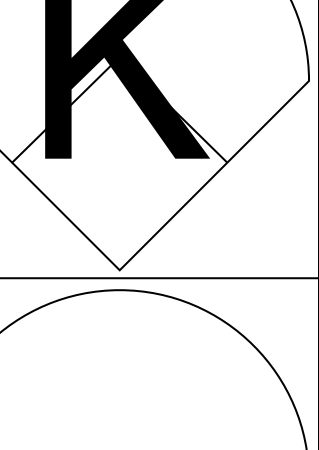
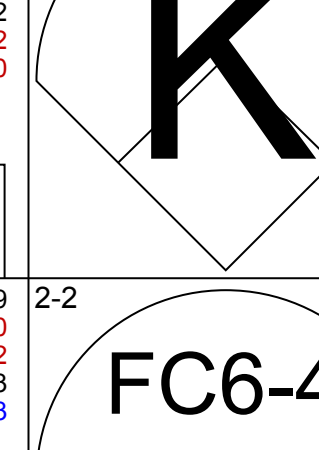
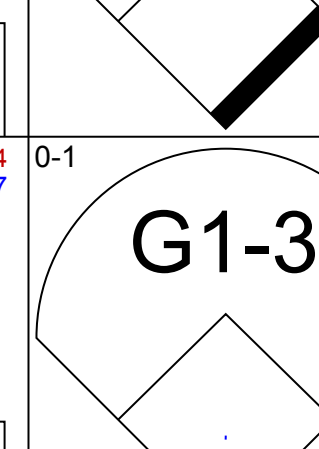
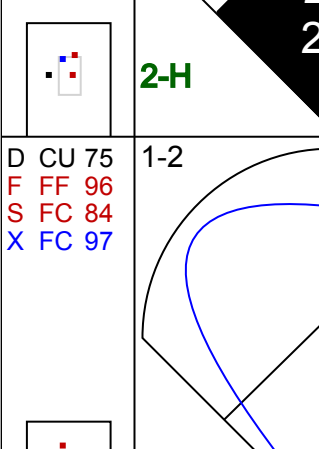
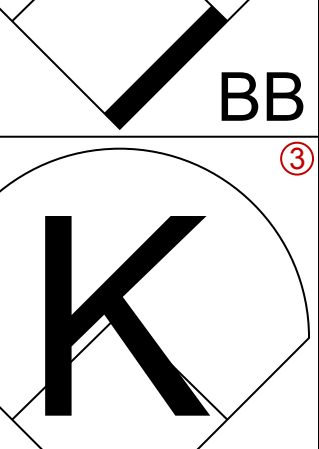
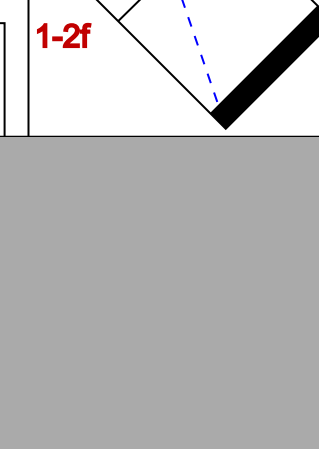

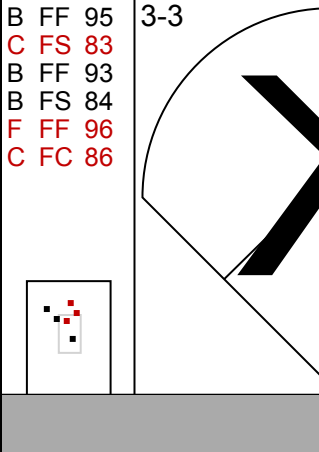



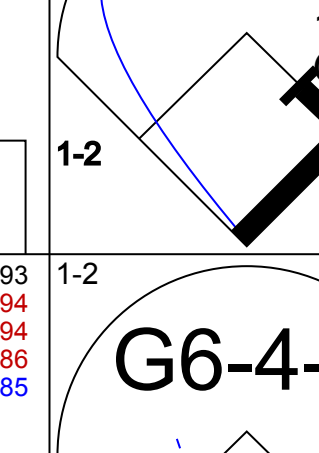

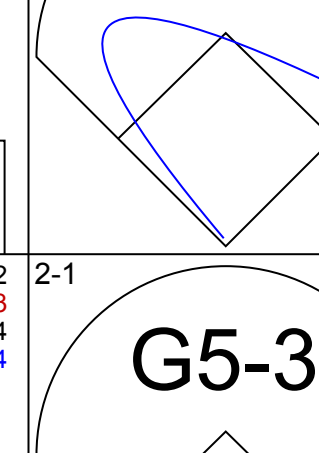



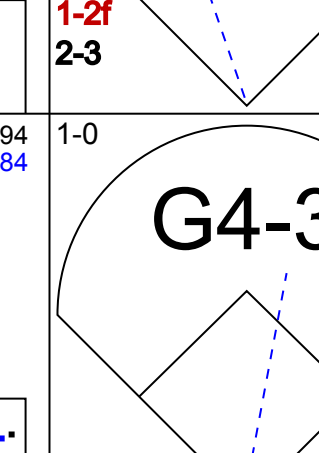

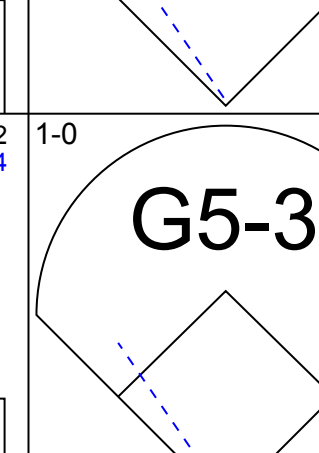

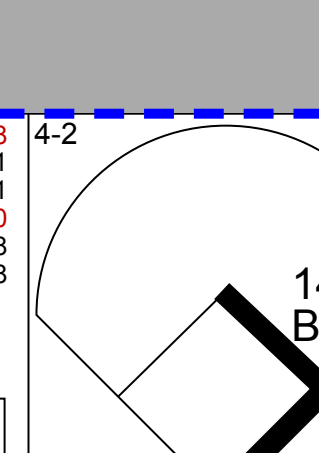
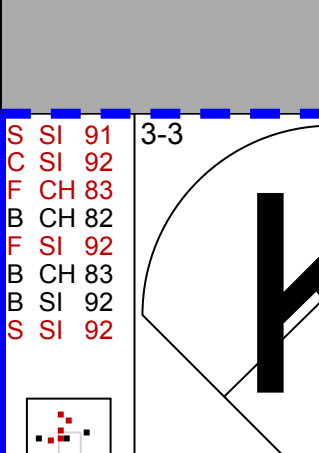


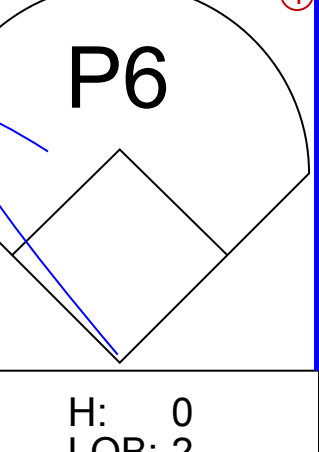
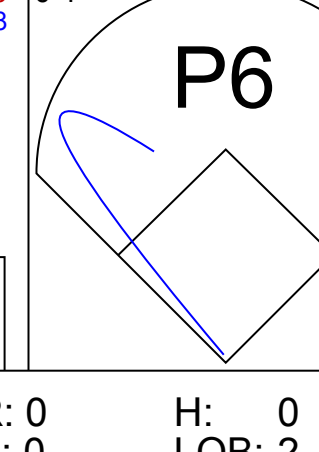
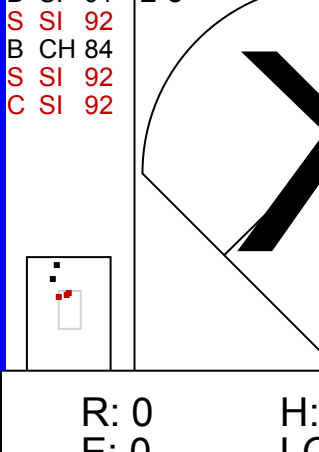
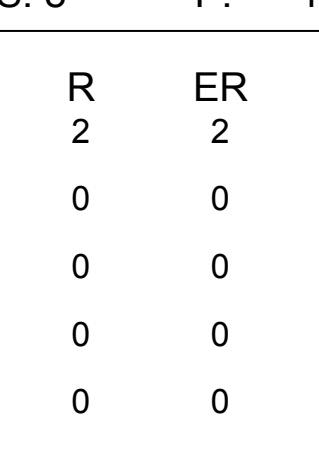
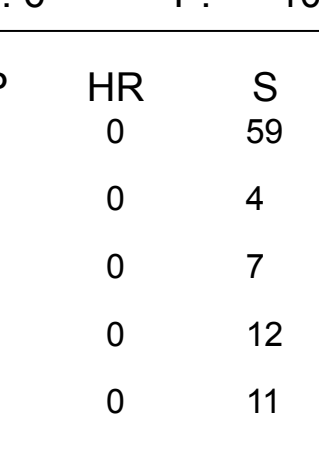
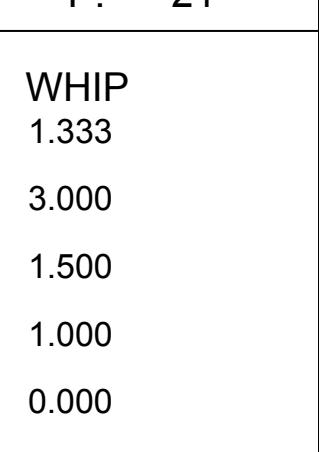


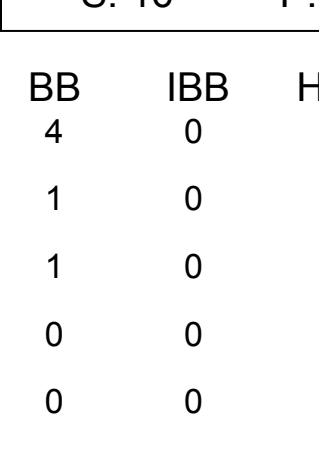
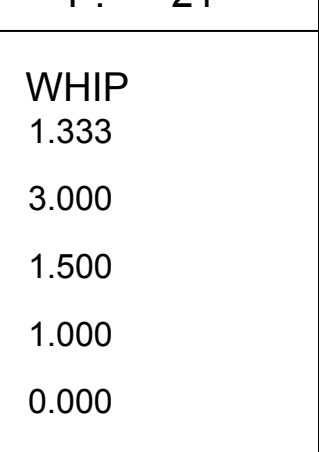
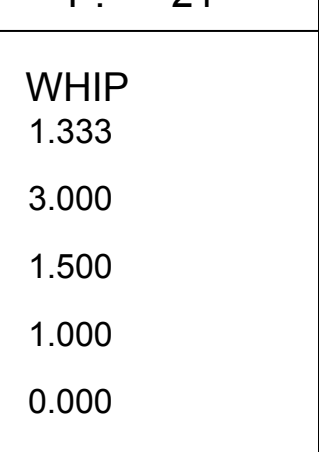



| Batter | 1 | 2 | 3 | 4 | 5 | 6 | 7 | 8 | 9 | AB | R | H | RBI | BB | SO | LOB | BOTTOM | | | |
|--|---|----------------------------------|-------------------------------|----------------------------------|-------------------------------|----------------------------------|------------------------------|---------------------------------|-------------------------------|----------------------------------|-------------------------------|----------------------------------|------------------------------|----------------------------------|-------------------------------|----------------------------------|---|------------------------------------|----------------------------------|--------|
| 13 Nate McLouth, L (1.8) OBP: 0.346, SLG: 0.458 | F9 | | K | | 19 HR | G4-3 | | 19 HR | | 4 | 2 | 1 | 1 | 1 | 1 | 2 | Milwaukee Brewers @ Atlanta Braves Turner Field, Atlanta, GA Sun Jun 07 2009, 1:30 PM EDT Att: 33,428 - Cloudy - 81 F | | | |
| 19 Yunel Escobar, R (1.6) OBP: 0.359, SLG: 0.444 | 10 HR | | P6 | | 10 HR | | F9 | | | 5 | 2 | 3 | 1 | 0 | 0 | 0 | | | | |
| 10 Chipper Jones, S (1.5) OBP: 0.446, SLG: 0.553 | 1B | | HR | | 1B | | 23 HBP | | | 4 | 2 | 4 | 5 | 1 | 0 | 0 | | | | |
| 23 Matt Diaz, R (1.7) OBP: 0.351, SLG: 0.420 | K | | G6-3 | | 2B | | 7 G5-4-3 | | | 4 | 0 | 1 | 0 | 0 | 1 | 3 | | | | |
| 7 Jeff Francoeur, R (1.9) OBP: 0.270, SLG: 0.344 | G1-3 | | | | G6-3 | | G5-4-3 | | | 4 | 0 | 0 | 0 | 0 | 0 | 4 | | | | |
| 14 Martin Prado, R (1.3) OBP: 0.333, SLG: 0.430 | | | | | F9 | | G6-3 | | | 4 | 1 | 2 | 0 | 0 | 0 | 0 | | | | |
| 2 Kelly Johnson, L (1.4) OBP: 0.305, SLG: 0.420 | P4 | | | | G4-3 | | B1-3 | | | 4 | 0 | 0 | 0 | 0 | 0 | 2 | | | | |
| 8 David Ross, R (1.2) OBP: 0.390, SLG: 0.492 | F7 | | | | G6-3 | | | | | 3 | 0 | 1 | 0 | 0 | 0 | 1 | | | | |
| 16 Brian McCann, L (8. PH) OBP: 0.408, SLG: 0.508 | | | | | | | | | | 1 | 1 | 1 | 1 | 0 | 0 | 0 | | | | |
| 48 Tommy Hanson, R (1.1) ERA: 6.88 | | | | | | | | | | 2 | 0 | 0 | 0 | 0 | 2 | 1 | | | | |
| 20 Greg Norton, S (6. PH) ERA: 3.38 | | | | | | | | | | 0 | 0 | 0 | 0 | 0 | 0 | 0 | | | | |
| 30 Jeff Bennett, R (7.1) | | | | | | | | | | 0 | 0 | 0 | 0 | 0 | 0 | 0 | | | | |
| 34 Eric O'Flaherty, L (8.1) | | | | | | | | | | 0 | 0 | 0 | 0 | 0 | 0 | 0 | | | | |
| 18 Garret Anderson, L (8. PH) ERA: 2.28 | | | | | | | | | | 1 | 0 | 0 | 0 | 0 | 0 | 1 | | | | |
| 51 Michael Gonzalez, R (9.1) | | | | | | | | | | 0 | 0 | 0 | 0 | 0 | 0 | 0 | | | | |
| Inning Stats | R: 1 E: 0 K: 1 S: 12 | H: 2 LOB: 1 BB: 0 P: 18 | R: 0 E: 0 K: 1 S: 10 | H: 1 LOB: 0 BB: 0 P: 14 | R: 1 E: 0 K: 1 S: 11 | H: 1 LOB: 0 BB: 0 P: 16 | R: 0 E: 0 K: 0 S: 6 | H: 0 LOB: 0 BB: 0 P: 8 | R: 3 E: 0 K: 1 S: 14 | H: 3 LOB: 1 BB: 1 P: 25 | R: 0 E: 0 K: 0 S: 11 | H: 1 LOB: 2 BB: 1 P: 20 | R: 0 E: 0 K: 0 S: 7 | H: 1 LOB: 0 BB: 0 P: 11 | R: 3 E: 0 K: 0 S: 18 | H: 4 LOB: 2 BB: 1 P: 32 | 1B: 6 2B: 4 3B: 1 HR: 2 | SF: 0 SAC: 0 DP: 1 HBP: 1 | WP: 0 PB: 0 SB: 0 CS: 0 | PA: 40 |
| PITCHER | IP WLS BF H R ER SO BB IBB HBP BLK WP HR S P ERA WHIP | | | | | | | | | | | | | | | | | | | |
| 26 Manny Parra, L (1.1) ERA: 6.88 | 5.2 27 8 5 5 4 2 0 0 0 0 0 2 58 93 7.94 1.765 | | | | | | | | | | | | | | | | | | | |
| 57 Mitch Stetter, L (6.1) ERA: 3.38 | 0.2 H 2 0 0 0 0 0 0 0 0 0 0 10 13 0.00 0.000 | | | | | | | | | | | | | | | | | | | |
| 60 Todd Coffey, R (7.1) | 0.2 H 3 1 0 0 0 0 0 0 1 0 0 0 3 6 0.00 1.500 | | | | | | | | | | | | | | | | | | | |
| 12 Carlos Villanueva, R (8.1) ERA: 4.18 | 1.0 L 8 4 3 3 0 0 0 1 0 0 0 0 18 32 27.00 4.000 | | | | | | | | | | | | | | | | | | | |

| Batter | 1 | 2 | 3 | 4 | 5 | 6 | 7 | 8 | 9 | AB | R | H | RBI | BB | SO | LOB | TOP | | | | | | | | |
|--|---|----------------------------------|---|---|--|---|---|---|---|----------------------------------|------------------------------|----------------------------------|------------------------------|----------------------------------|------------------------------|----------------------------------|-------------------------------|----------------------------------|----------------------------------|------------------------------------|----------------------------------|--------|--|--|--|
| 24 Dexter Fowler, S OBP: 0.349, SLG: 0.400 |  | |  | |  |  | |  | | 5 | 0 | 0 | 0 | 0 | 4 | 2 | | | | | | | | | |
| 12 Clint Barmes, R OBP: 0.348, SLG: 0.500 |  | |  | |  |  | | |  | 5 | 1 | 2 | 0 | 0 | 0 | 2 | | | | | | | | | |
| 17 Todd Helton, L OBP: 0.379, SLG: 0.493 |  | |  | |  | |  | |  | 3 | 1 | 1 | 1 | 2 | 0 | 1 | | | | | | | | | |
| 11 Brad Hawpe, L OBP: 0.411, SLG: 0.611 16 Huston Street, R OBP: 0.348, SLG: 0.500 |  | | |  |  |  | |  |  | 4 | 1 | 2 | 2 | 1 | 1 | 1 | | | | | | | | | |
| 9 Ian Stewart, L OBP: 0.304, SLG: 0.490 |  | | |  |  | |  | |  | 5 | 0 | 0 | 0 | 0 | 1 | 3 | | | | | | | | | |
| 2 Troy Tulowitzki, R OBP: 0.319, SLG: 0.418 |  | | |  |  | |  | | | 3 | 1 | 1 | 1 | 1 | 2 | 1 | | | | | | | | | |
| 5 Carlos González, L OBP: 0.333, SLG: 0.333 |  | | |  | | |  | | | 1 | 0 | 0 | 0 | 3 | 0 | 1 | | | | | | | | | |
| 20 Chris Iannetta, R OBP: 0.344, SLG: 0.482 |  | | |  | | | |  | | 2 | 0 | 0 | 0 | 1 | 0 | 1 | | | | | | | | | |
| 29 Jorge De La Rosa, L OBP: 0.266, SLG: 0.260 53 Randy Flores, L ERA: 2.67 52 Joel Peralta, R ERA: 2.57 27 Garrett Atkins, R OBP: 0.340, SLG: 0.352 31 Matt Daley, R OBP: 0.320, SLG: 0.438 19 Ryan Spillborghs, R OBP: 0.320, SLG: 0.438 |  | |  | |  | |  |  | | 2 | 0 | 0 | 0 | 0 | 1 | 2 | | | | | | | | | |
| Inning Stats | R: 0 E: 0 K: 2 S: 14 | H: 0 LOB: 1 BB: 1 P: 23 | R: 0 E: 0 K: 1 S: 11 | H: 0 LOB: 1 BB: 1 P: 18 | R: 0 E: 0 K: 2 S: 11 | H: 1 LOB: 1 BB: 0 P: 15 | R: 1 E: 0 K: 0 S: 17 | H: 1 LOB: 2 BB: 2 P: 30 | R: 2 E: 0 K: 2 S: 16 | H: 3 LOB: 2 BB: 0 P: 24 | R: 0 E: 0 K: 0 S: 6 | H: 0 LOB: 2 BB: 1 P: 12 | R: 1 E: 0 K: 1 S: 9 | H: 1 LOB: 1 BB: 1 P: 18 | R: 0 E: 0 K: 1 S: 8 | H: 0 LOB: 0 BB: 0 P: 12 | R: 0 E: 0 K: 0 S: 11 | H: 0 LOB: 1 BB: 2 P: 21 | 1B: 0 2B: 4 3B: 0 HR: 2 | SF: 0 SAC: 1 DP: 1 HBP: 1 | WP: 0 PB: 0 SB: 2 CS: 0 | PA: 41 | | | |
| PITCHER | IP | WLS | BF | H | R | ER | SO | BB | IBB | HBP | BLK | WP | HR | S | P | ERA | WHIP | | | | | | | | |
| 31 Dave Bush, R ERA: 4.58 | 5.0 | L | 24 | 5 | 3 | 3 | 7 | 4 | 0 | 0 | 0 | 0 | 1 | 69 | 110 | 5.40 | 1.800 | | | | | | | | |
| 73 Seth McClung, R ERA: 2.67 | 2.0 | | 10 | 1 | 1 | 1 | 1 | 2 | 0 | 1 | 0 | 0 | 1 | 15 | 30 | 4.50 | 1.500 | | | | | | | | |
| 52 Chris Smith, R ERA: | 2.0 | | 7 | 0 | 0 | 0 | 1 | 2 | 0 | 0 | 0 | 0 | 0 | 19 | 33 | 0.00 | 1.000 | | | | | | | | |

Colorado Rockies @ Milwaukee Brewers
Miller Park, Milwaukee, WI
Wed Jun 10 2009, 7:05 PM CDT
Att: 34,823 - Roof Closed - 70 F

AB 31
R 4
H 6
RBI 4
BB 8
SO 9
LOB 14



| Batter | 1 | 2 | 3 | 4 | 5 | 6 | 7 | 8 | 9 | AB | R | H | RBI | BB | SO | LOB | BOTTOM | | | | | | | | |
|---|---|---|--|----------------------------------|--|----------------------------------|---|---|---|----------------------------------|-------------------------------|----------------------------------|-------------------------------|----------------------------------|-------------------------------|----------------------------------|-------------------------------|----------------------------------|----------------------------------|------------------------------------|----------------------------------|--------|--|--|--|
| 14 Casey McGehee, R OBP: 0.355, SLG: 0.346 |  | |  | |  | |  | |  | 3 | 1 | 1 | 0 | 2 | 2 | 0 | | | | | | | | | |
| 7 J.J. Hardy, R OBP: 0.298, SLG: 0.344 |  | |  | |  | |  | | | 4 | 0 | 0 | 0 | 0 | 3 | 4 | | | | | | | | | |
| 8 Ryan Braun, R OBP: 0.415, SLG: 0.555 |  | |  | |  | |  | | | 2 | 1 | 1 | 1 | 2 | 0 | 2 | | | | | | | | | |
| 28 Prince Fielder, L OBP: 0.428, SLG: 0.595 |  | |  | |  | |  | |  | 4 | 0 | 2 | 1 | 0 | 1 | 3 | | | | | | | | | |
| 25 Mike Cameron, R OBP: 0.374, SLG: 0.515 |  |  |  | |  | |  | |  | 3 | 0 | 0 | 0 | 1 | 2 | 2 | | | | | | | | | |
| 1 Corey Hart, R OBP: 0.306, SLG: 0.385 |  |  |  | |  | |  | |  | 4 | 0 | 1 | 0 | 0 | 1 | 1 | | | | | | | | | |
| 11 Mike Rivera, R OBP: 0.317, SLG: 0.351 |  | |  | |  | |  | |  | 4 | 0 | 0 | 0 | 0 | 0 | 3 | | | | | | | | | |
| 2 Bill Hall, R OBP: 0.277, SLG: 0.344 27 Frank Catalanotto, L OBP: 0.250, SLG: 0.333 |  | |  | |  | |  | |  | 2 | 0 | 0 | 0 | 1 | 0 | 1 | | | | | | | | | |
| 31 Dave Bush, R ERA: 5.08 22 Joey Votto, L OBP: 0.341, SLG: 0.344 73 Seth McClung, L ERA: 2.57 30 Craig Counsell, L OBP: 0.340, SLG: 0.352 52 Chris Smith, R OBP: 0.320, SLG: 0.438 24 Mat Gamel, L OBP: 0.300, SLG: 0.440 |  | |  | |  | |  |  |  | 1 | 0 | 0 | 0 | 0 | 1 | 0 | | | | | | | | | |
| Inning Stats | R: 0 E: 0 K: 1 S: 7 | H: 0 LOB: 1 BB: 1 P: 14 | R: 0 E: 0 K: 0 S: 8 | H: 1 LOB: 1 BB: 1 P: 15 | R: 2 E: 0 K: 3 S: 16 | H: 3 LOB: 0 BB: 0 P: 23 | R: 0 E: 0 K: 0 S: 6 | H: 0 LOB: 0 BB: 0 P: 10 | R: 0 E: 0 K: 2 S: 9 | H: 0 LOB: 2 BB: 2 P: 21 | R: 0 E: 0 K: 2 S: 13 | H: 0 LOB: 0 BB: 0 P: 19 | R: 0 E: 0 K: 1 S: 11 | H: 0 LOB: 2 BB: 2 P: 24 | R: 0 E: 0 K: 0 S: 12 | H: 1 LOB: 1 BB: 0 P: 15 | R: 0 E: 0 K: 3 S: 11 | H: 0 LOB: 0 BB: 0 P: 17 | 1B: 1 2B: 4 3B: 0 HR: 0 | SF: 0 SAC: 0 DP: 1 HBP: 0 | WP: 0 PB: 0 SB: 1 CS: 0 | PA: 37 | | | |
| PITCHER | IP | WLS | BF | H | R | ER | SO | BB | IBB | HBP | BLK | WP | HR | S | P | ERA | WHIP | | | | | | | | |
| 29 Jorge De La Rosa, L ERA: 5.08 | 6.0 | W | 25 | 4 | 2 | 2 | 8 | 4 | 0 | 0 | 0 | 0 | 0 | 4 | 8 | 0.00 | 3.000 | | | | | | | | |
| 52 Joel Peralta, R ERA: 2.57 | 0.1 | H | 2 | 0 | 0 | 0 | 0 | 1 | 0 | 0 | 0 | 0 | 0 | 7 | 16 | 0.00 | 1.500 | | | | | | | | |
| 31 Matt Daley, R ERA: 3.09 | 1.0 | H | 4 | 1 | 0 | 0 | 1 | 0 | 0 | 0 | 0 | 0 | 0 | 12 | 15 | 0.00 | 1.000 | | | | | | | | |
| 16 Huston Street, R ERA: 2.84 | 1.0 | S | 3 | 0 | 0 | 0 | 3 | 0 | 0 | 0 | 0 | 0 | 0 | 11 | 17 | 0.00 | 0.000 | | | | | | | | |

Colorado Rockies @ Milwaukee Brewers
Miller Park, Milwaukee, WI
Wed Jun 10 2009, 7:05 PM CDT
Att: 34,823 - Roof Closed - 70 F

AB 31
R 2
H 5
RBI 2
BB 6
SO 12
LOB 17



| Batter | 1 | 2 | 3 | 4 | 5 | 6 | 7 | 8 | 9 | AB | R | H | RBI | BB | SO | LOB | TOP | | | |
|---|---|---|---|---|---|---|---|---|---|---|---|---|---|---|---|---|--|------------------------------------|----------------------------------|--------|
| 22 Scott Podsednik, L (1.7) OBP: 0.364, SLG: 0.397 | | | | | | | | | | 4 | 0 | 3 | 0 | 0 | 0 | 1 | Chicago White Sox @ Milwaukee Brewers Miller Park, Milwaukee, WI Fri Jun 12 2009, 7:05 PM CDT Att: 41,811 - Cloudy - 65 F | | | |
| 10 Alexei Ramirez, R (1.6) OBP: 0.306, SLG: 0.355 | | | | | | | | | | 4 | 1 | 2 | 0 | 0 | 1 | 2 | | | | |
| 23 Jermaine Dye, R (1.9) OBP: 0.343, SLG: 0.539 | | | | | | | | | | 3 | 0 | 1 | 0 | 1 | 0 | 2 | | | | |
| 12 A.J. Pierzynski, L (1.2) OBP: 0.332, SLG: 0.448 | | | | | | | | | | 4 | 1 | 2 | 1 | 0 | 1 | 3 | | | | |
| 32 Brian Anderson, R (1.8) OBP: 0.319, SLG: 0.331 | | | | | | | | | | 4 | 0 | 0 | 0 | 0 | 2 | 5 | | | | |
| 17 Chris Getz, L (1.4) OBP: 0.298, SLG: 0.303 | | | | | | | | | | 4 | 0 | 1 | 1 | 0 | 0 | 2 | | | | |
| 15 Gordon Beckham, R (1.5) OBP: 0.133, SLG: 0.071 | | | | | | | | | | 4 | 0 | 0 | 0 | 0 | 1 | 0 | | | | |
| 7 Josh Fields, R (1.3) OBP: 0.305, SLG: 0.323 | | | | | | | | | | 4 | 0 | 0 | 0 | 0 | 1 | 0 | | | | |
| 54 Clayton Richard, L (1.1) OBP: 0.500, SLG: 1.000 | | | | | | | | | | 2 | 0 | 1 | 0 | 0 | 1 | 0 | | | | |
| 26 Octavio Dotel, R (6.1) | | | | | | | | | | 0 | 0 | 0 | 0 | 0 | 0 | 0 | | | | |
| 25 Jim Thome, L (7. PH) OBP: 0.400, SLG: 0.518 | | | | | | | | | | 1 | 0 | 0 | 0 | 0 | 1 | 0 | | | | |
| D.J. Carrasco, R (7.1) | | | | | | | | | | 0 | 0 | 0 | 0 | 0 | 0 | 0 | | | | |
| 49 Aaron Poreda, L (7.1) | | | | | | | | | | 0 | 0 | 0 | 0 | 0 | 0 | 0 | | | | |
| Inning Stats | R: 0 E: 0 K: 1 S: 13 | H: 2 LOB: 1 BB: 0 P: 22 | R: 0 E: 0 K: 1 S: 7 | H: 0 LOB: 0 BB: 0 P: 7 | R: 0 E: 0 K: 1 S: 10 | H: 1 LOB: 1 BB: 0 P: 16 | R: 2 E: 0 K: 0 S: 7 | H: 3 LOB: 1 BB: 0 P: 10 | R: 0 E: 0 K: 1 S: 8 | H: 1 LOB: 2 BB: 0 P: 10 | R: 0 E: 0 K: 1 S: 10 | H: 0 LOB: 0 BB: 0 P: 13 | R: 0 E: 0 K: 1 S: 14 | H: 1 LOB: 2 BB: 1 P: 19 | R: 0 E: 0 K: 1 S: 6 | H: 0 LOB: 0 BB: 0 P: 8 | 1B: 7 2B: 3 3B: 0 HR: 0 | SF: 0 SAC: 0 DP: 0 HBP: 0 | WP: 0 PB: 0 SB: 0 CS: 0 | PA: 35 |
| PITCHER | IP WLS BF H R ER SO BB IBB HBP BLK WP HR S P ERA WHIP | IP WLS BF H R ER SO BB IBB HBP BLK WP HR S P ERA WHIP | IP WLS BF H R ER SO BB IBB HBP BLK WP HR S P ERA WHIP | IP WLS BF H R ER SO BB IBB HBP BLK WP HR S P ERA WHIP | IP WLS BF H R ER SO BB IBB HBP BLK WP HR S P ERA WHIP | IP WLS BF H R ER SO BB IBB HBP BLK WP HR S P ERA WHIP | IP WLS BF H R ER SO BB IBB HBP BLK WP HR S P ERA WHIP | IP WLS BF H R ER SO BB IBB HBP BLK WP HR S P ERA WHIP | IP WLS BF H R ER SO BB IBB HBP BLK WP HR S P ERA WHIP | IP WLS BF H R ER SO BB IBB HBP BLK WP HR S P ERA WHIP | IP WLS BF H R ER SO BB IBB HBP BLK WP HR S P ERA WHIP | IP WLS BF H R ER SO BB IBB HBP BLK WP HR S P ERA WHIP | IP WLS BF H R ER SO BB IBB HBP BLK WP HR S P ERA WHIP | IP WLS BF H R ER SO BB IBB HBP BLK WP HR S P ERA WHIP | IP WLS BF H R ER SO BB IBB HBP BLK WP HR S P ERA WHIP | IP WLS BF H R ER SO BB IBB HBP BLK WP HR S P ERA WHIP | IP WLS BF H R ER SO BB IBB HBP BLK WP HR S P ERA WHIP | | | |
| 37 Jeff Suppan, R (1.1) ERA: 4.48 | 6.2 | W | 27 | 9 | 2 | 2 | 5 | 0 | 0 | 0 | 0 | 0 | 0 | 0 | 0 | 0 | 2.70 | 1.350 | | |
| 57 Mitch Stetter, L (7.1) ERA: 3.0 | 0.1 | H | 1 | 0 | 0 | 0 | 1 | 0 | 0 | 0 | 0 | 0 | 0 | 0 | 0 | 4 | 7 | 0.00 | 0.000 | |
| 45 Mark DiFelice, R (8.1) ERA: 1.09 | 1.0 | | 5 | 1 | 0 | 0 | 1 | 1 | 0 | 0 | 0 | 0 | 0 | 0 | 14 | 19 | 0.00 | 2.000 | | |
| 73 Seth McClung, R (9.1) ERA: 2.6 | 1.0 | | 3 | 0 | 0 | 0 | 1 | 0 | 0 | 0 | 0 | 0 | 0 | 6 | 8 | 0.00 | 0.000 | | | |

| Batter | 1 | 2 | 3 | 4 | 5 | 6 | 7 | 8 | 9 | AB | R | H | RBI | BB | SO | LOB | BOTTOM | | | |
|--|---|---|---|---|---|---|---|---|---|---|---|---|---|---|---|---|--|------------------------------------|----------------------------------|--------|
| 14 Casey McGehee, R (1.4) OBP: 0.380, SLG: 0.383 | | | | | | | | | | 4 | 0 | 2 | 2 | 1 | 0 | 2 | Chicago White Sox @ Milwaukee Brewers Miller Park, Milwaukee, WI Fri Jun 12 2009, 7:05 PM CDT Att: 41,811 - Cloudy - 65 F | | | |
| 7 J.J. Hardy, R (1.6) OBP: 0.226, SLG: 0.337 | | | | | | | | | | 4 | 0 | 0 | 0 | 1 | 1 | 6 | | | | |
| 8 Ryan Braun, R (1.7) OBP: 0.418, SLG: 0.566 | | | | | | | | | | 5 | 1 | 2 | 0 | 0 | 2 | 2 | | | | |
| 28 Prince Fielder, L (1.3) OBP: 0.423, SLG: 0.584 | | | | | | | | | | 5 | 1 | 0 | 0 | 0 | 2 | 5 | | | | |
| 25 Mike Cameron, R (1.8) OBP: 0.377, SLG: 0.510 | | | | | | | | | | 4 | 1 | 1 | 0 | 1 | 1 | 1 | | | | |
| 1 Corey Hart, R (1.9) OBP: 0.311, SLG: 0.404 | | | | | | | | | | 4 | 2 | 2 | 3 | 0 | 1 | 1 | | | | |
| 2 Bill Hall, R (1.5) OBP: 0.281, SLG: 0.346 | | | | | | | | | | 4 | 1 | 2 | 1 | 0 | 1 | 2 | | | | |
| 18 Jason Kendall, R (1.2) OBP: 0.325, SLG: 0.276 | | | | | | | | | | 3 | 1 | 2 | 0 | 1 | 0 | 1 | | | | |
| 37 Jeff Suppan, R (1.1) OBP: 0.318, SLG: 0.263 | | | | | | | | | | 2 | 0 | 2 | 1 | 0 | 0 | 0 | | | | |
| 57 Mitch Stetter, L (7.1) ERA: 3.0 | | | | | | | | | | 0 | 0 | 0 | 0 | 0 | 0 | 0 | | | | |
| 24 Mat Gamel, L (7. PH) OBP: 0.295, SLG: 0.411 | | | | | | | | | | 1 | 0 | 0 | 0 | 0 | 1 | 2 | | | | |
| 45 Mark DiFelice, R (8.1) ERA: 3.02 | | | | | | | | | | 0 | 0 | 0 | 0 | 0 | 0 | 0 | | | | |
| 73 Seth McClung, L (9.1) ERA: 2.6 | | | | | | | | | | 0 | 0 | 0 | 0 | 0 | 0 | 0 | | | | |
| Inning Stats | R: 0 E: 0 K: 1 S: 9 | H: 0 LOB: 1 BB: 1 P: 15 | R: 0 E: 0 K: 0 S: 8 | H: 0 LOB: 0 BB: 1 P: 15 | R: 0 E: 0 K: 1 S: 17 | H: 2 LOB: 3 BB: 1 P: 27 | R: 0 E: 0 K: 1 S: 11 | H: 1 LOB: 1 BB: 0 P: 21 | R: 0 E: 0 K: 0 S: 14 | H: 1 LOB: 1 BB: 0 P: 20 | R: 3 E: 1 K: 3 S: 20 | H: 3 LOB: 2 BB: 1 P: 35 | R: 4 E: 0 K: 1 S: 21 | H: 6 LOB: 2 BB: 0 P: 26 | R: 0 E: 0 K: 2 S: 13 | H: 0 LOB: 0 BB: 0 P: 22 | 1B: 11 2B: 1 3B: 1 HR: 0 | SF: 0 SAC: 1 DP: 1 HBP: 0 | WP: 0 PB: 0 SB: 0 CS: 0 | PA: 41 |
| PITCHER | IP WLS BF H R ER SO BB IBB HBP BLK WP HR S P ERA WHIP | IP WLS BF H R ER SO BB IBB HBP BLK WP HR S P ERA WHIP | IP WLS BF H R ER SO BB IBB HBP BLK WP HR S P ERA WHIP | IP WLS BF H R ER SO BB IBB HBP BLK WP HR S P ERA WHIP | IP WLS BF H R ER SO BB IBB HBP BLK WP HR S P ERA WHIP | IP WLS BF H R ER SO BB IBB HBP BLK WP HR S P ERA WHIP | IP WLS BF H R ER SO BB IBB HBP BLK WP HR S P ERA WHIP | IP WLS BF H R ER SO BB IBB HBP BLK WP HR S P ERA WHIP | IP WLS BF H R ER SO BB IBB HBP BLK WP HR S P ERA WHIP | IP WLS BF H R ER SO BB IBB HBP BLK WP HR S P ERA WHIP | IP WLS BF H R ER SO BB IBB HBP BLK WP HR S P ERA WHIP | IP WLS BF H R ER SO BB IBB HBP BLK WP HR S P ERA WHIP | IP WLS BF H R ER SO BB IBB HBP BLK WP HR S P ERA WHIP | IP WLS BF H R ER SO BB IBB HBP BLK WP HR S P ERA WHIP | IP WLS BF H R ER SO BB IBB HBP BLK WP HR S P ERA WHIP | IP WLS BF H R ER SO BB IBB HBP BLK WP HR S P ERA WHIP | IP WLS BF H R ER SO BB IBB HBP BLK WP HR S P ERA WHIP | | | |
| 54 Clayton Richard, L (1.1) ERA: 3.76 | 5.0 | | 22 | 4 | 1 | 1 | 3 | 3 | 0 | 0 | 0 | 0 | 0 | 0 | 0 | 0 | 9.00 | 3.000 | | |
| 26 Octavio Dotel, R (6.1) ERA: 3.0 | 1.0 | L | 7 | 3 | 2 | 1 | 3 | 0 | 1 | 0 | 0 | 0 | 0 | 0 | 18 | 31 | 9.00 | 3.000 | | |
| D.J. Carrasco, R (7.1) ERA: 3.02 | 0.1 | | 6 | 5 | 4 | 4 | 0 | 0 | 0 | 0 | 0 | 0 | 0 | 15 | 19 | 108.00 | 15.000 | | | |
| 49 Aaron Poreda, L (7.1) ERA: 2.6 | 1.2 | | 6 | 1 | 0 | 0 | 3 | 0 | 0 | 0 | 0 | 0 | 0 | 19 | 29 | 0.00 | 0.600 | | | |

| Batter | 1 | 2 | 3 | 4 | 5 | 6 | 7 | 8 | 9 | AB | R | H | RBI | BB | SO | LOB | TOP | | | | | |
|---|---|----------------------------------|------------------------------|----------------------------------|-------------------------------|----------------------------------|-------------------------------|----------------------------------|------------------------------|---------------------------------|------------------------------|----------------------------------|-------------------------------|----------------------------------|------------------------------|----------------------------------|--|----------------------------------|----------------------------------|------------------------------------|----------------------------------|--------|
| 22 Scott Podsednik, L (1, 7) OBP: 0.360, SLG: 0.391 | G4-3 | | G6-3 | | | | F8 | | | 5 | 0 | 2 | 1 | 0 | 0 | 0 | Chicago White Sox @ Milwaukee Brewers Miller Park, Milwaukee, WI Sun Jun 14 2009, 1:05 PM CDT Att: 41,586 - Sunny - 76 F | | | | | |
| 10 Alexei Ramirez, R (1, 6) OBP: 0.302, SLG: 0.345 | P3 | | G5-3 | | | | F8 | | | 5 | 0 | 1 | 0 | 0 | 0 | 3 | | | | | | |
| 12 A.J. Pierzynski, L (1, 2) OBP: 0.338, SLG: 0.452 | | | | | | G6-3 | | | | 5 | 0 | 3 | 1 | 0 | 0 | 1 | | | | | | |
| 14 Paul Konerko, R (1, 3) OBP: 0.347, SLG: 0.471 | | | | | | | | | | | | | | | | | | | | | | |
| 7 Josh Fields, R (8, PR) OBP: 0.304, SLG: 0.321 | K | | | | | G5-3 | | | | 4 | 0 | 1 | 0 | 0 | 1 | 2 | | | | | | |
| 31 Dewayne Wise, L (1, 9) OBP: 0.170, SLG: 0.133 | | | | | | | | | | | | | | | | | | | | | | |
| 32 Brian Anderson, R (1, 8) OBP: 0.322, SLG: 0.317 | | | | | | | | | | | | | | | | | | | | | | |
| 17 Chris Getz, L (1, 4) OBP: 0.303, SLG: 0.308 | | | | | | | | | | | | | | | | | | | | | | |
| 15 Gordon Beckham, R (1, 5) OBP: 0.184, SLG: 0.171 | | | | | | | | | | | | | | | | | | | | | | |
| 56 Mark Buehrle, L (1, 1) 5 Jayson Nix, R (7, PH) 39 Jimmy Gobble, L (7, 1) 26 Octavio Dotel, R (7, 1) 37 Matt Thornton, L (8, 1) 25 Jim Thome, L (9, PH) 54 Clayton Richard, L (9, PH) 45 Bobby Jenks, R (9, 1) | | | | | | | | | | | | | | | | | | | | | | |
| Inning Stats | R: 0 E: 0 K: 1 S: 9 | H: 1 LOB: 1 BB: 0 P: 11 | R: 0 E: 0 K: 0 S: 9 | H: 1 LOB: 1 BB: 0 P: 12 | R: 1 E: 0 K: 0 S: 15 | H: 2 LOB: 1 BB: 0 P: 27 | R: 3 E: 0 K: 1 S: 22 | H: 3 LOB: 1 BB: 0 P: 34 | R: 0 E: 0 K: 0 S: 7 | H: 0 LOB: 0 BB: 0 P: 8 | R: 0 E: 0 K: 0 S: 9 | H: 0 LOB: 0 BB: 0 P: 13 | R: 0 E: 0 K: 0 S: 12 | H: 1 LOB: 1 BB: 0 P: 17 | R: 0 E: 0 K: 0 S: 7 | H: 1 LOB: 2 BB: 1 P: 14 | R: 1 E: 0 K: 1 S: 15 | H: 2 LOB: 2 BB: 1 P: 26 | 1B: 9 2B: 1 3B: 0 HR: 1 | SF: 0 SAC: 0 DP: 1 HBP: 1 | WP: 0 PB: 0 SB: 1 CS: 0 | PA: 40 |
| PITCHER | IP WLS BF H R ER SO BB IBB HBP BLK WP HR S P ERA WHIP | | | | | | | | | | | | | | | | | | | | | |
| 41 Braden Looper, R (1, 1) ERA: 4.62 | 6.0 | 26 | 7 | 4 | 4 | 2 | 0 | 0 | 1 | 0 | 0 | 0 | 0 | 0 | 1 | 71 | 105 | 6.00 | 1.167 | | | |
| 73 Seth McClung, R (7, 1) ERA: 2.45 | 2.0 | 8 | 2 | 0 | 0 | 0 | 1 | 0 | 0 | 0 | 0 | 0 | 0 | 0 | 19 | 31 | 0.00 | 1.500 | | | | |
| 51 Trevor Hoffman, R (9, 1) ERA: 0.47 | 1.0 | L 6 | 2 | 1 | 1 | 1 | 1 | 0 | 0 | 0 | 0 | 0 | 0 | 0 | 15 | 26 | 9.00 | 3.000 | | | | |

| Batter | 1 | 2 | 3 | 4 | 5 | 6 | 7 | 8 | 9 | AB | R | H | RBI | BB | SO | LOB | BOTTOM | | | | | |
|---|---|----------------------------------|------------------------------|----------------------------------|-------------------------------|----------------------------------|------------------------------|----------------------------------|-------------------------------|----------------------------------|-------------------------------|----------------------------------|------------------------------|---------------------------------|------------------------------|----------------------------------|--|----------------------------------|----------------------------------|------------------------------------|----------------------------------|--------|
| 14 Casey McGehee, R (1, 4) OBP: 0.408, SLG: 0.477 | | | | | | | | | | 4 | 2 | 3 | 1 | 0 | 0 | 0 | Chicago White Sox @ Milwaukee Brewers Miller Park, Milwaukee, WI Sun Jun 14 2009, 1:05 PM CDT Att: 41,586 - Sunny - 76 F | | | | | |
| 7 J.J. Hardy, R (1, 6) OBP: 0.290, SLG: 0.325 | | | | | | | | | | 4 | 0 | 0 | 0 | 0 | 2 | 2 | | | | | | |
| 8 Ryan Braun, R (1, 7) OBP: 0.409, SLG: 0.555 | | | | | | | | | | 4 | 0 | 1 | 0 | 0 | 1 | 2 | | | | | | |
| 28 Prince Fielder, L (1, 3) OBP: 0.418, SLG: 0.570 | | | | | | | | | | 4 | 0 | 1 | 1 | 0 | 1 | 2 | | | | | | |
| 25 Mike Cameron, R (1, 8) OBP: 0.365, SLG: 0.490 | | | | | | | | | | 4 | 0 | 0 | 0 | 0 | 2 | 2 | | | | | | |
| 1 Corey Hart, R (1, 9) OBP: 0.317, SLG: 0.431 | | | | | | | | | | 3 | 2 | 2 | 2 | 1 | 0 | 0 | | | | | | |
| 2 Bill Hall, R (1, 5) OBP: 0.276, SLG: 0.340 | | | | | | | | | | 3 | 0 | 0 | 0 | 0 | 1 | 1 | | | | | | |
| 73 Seth McClung, L (7, 1) ERA: 5.1 | | | | | | | | | | 0 | 0 | 0 | 0 | 0 | 0 | 0 | | | | | | |
| 51 Trevor Hoffman, R (9, 1) ERA: 0.47 | | | | | | | | | | 1 | 0 | 1 | 0 | 0 | 0 | 0 | | | | | | |
| 27 Frank Catalanotto, L (9, PH) OBP: 0.319, SLG: 0.390 | | | | | | | | | | 0 | 0 | 0 | 0 | 0 | 0 | 0 | | | | | | |
| 18 Jason Kendall, R (1, 2) OBP: 0.320, SLG: 0.273 | | | | | | | | | | 3 | 0 | 0 | 0 | 0 | 1 | 1 | | | | | | |
| 24 Mat Gamel, L (9, PH) OBP: 0.291, SLG: 0.390 | | | | | | | | | | 1 | 0 | 0 | 0 | 0 | 1 | 1 | | | | | | |
| 41 Braden Looper, R (1, 1) OBP: 0.136, SLG: 0.050 | | | | | | | | | | 2 | 0 | 0 | 0 | 0 | 0 | 1 | | | | | | |
| 30 Craig Counsell, L (7, 4) OBP: 0.346, SLG: 0.381 | | | | | | | | | | 2 | 0 | 0 | 0 | 0 | 0 | 1 | | | | | | |
| Inning Stats | R: 1 E: 0 K: 0 S: 14 | H: 2 LOB: 1 BB: 0 P: 20 | R: 0 E: 0 K: 2 S: 8 | H: 0 LOB: 1 BB: 1 P: 17 | R: 1 E: 0 K: 1 S: 17 | H: 2 LOB: 1 BB: 0 P: 24 | R: 1 E: 0 K: 0 S: 8 | H: 1 LOB: 0 BB: 0 P: 14 | R: 0 E: 0 K: 1 S: 13 | H: 1 LOB: 1 BB: 0 P: 20 | R: 1 E: 0 K: 0 S: 13 | H: 1 LOB: 0 BB: 0 P: 19 | R: 0 E: 0 K: 1 S: 7 | H: 0 LOB: 0 BB: 0 P: 8 | R: 0 E: 0 K: 2 S: 9 | H: 0 LOB: 0 BB: 0 P: 13 | R: 0 E: 0 K: 1 S: 10 | H: 1 LOB: 1 BB: 0 P: 15 | 1B: 3 2B: 2 3B: 0 HR: 3 | SF: 0 SAC: 0 DP: 0 HBP: 0 | WP: 0 PB: 0 SB: 0 CS: 0 | PA: 36 |
| PITCHER | IP WLS BF H R ER SO BB IBB HBP BLK WP HR S P ERA WHIP | | | | | | | | | | | | | | | | | | | | | |
| 56 Mark Buehrle, L (1, 1) ERA: 3.43 | 6.0 | 26 | 7 | 4 | 4 | 5 | 1 | 0 | 0 | 0 | 0 | 0 | 0 | 0 | 2 | 2 | 0.00 | 0.000 | | | | |
| 39 Jimmy Gobble, L (7, 1) ERA: 5.1 | 0.1 | 1 | 0 | 0 | 0 | 0 | 0 | 0 | 0 | 0 | 0 | 0 | 0 | 0 | 0 | 0 | 0.00 | 0.000 | | | | |
| 26 Octavio Dotel, R (7, 1) ERA: 2.88 | 1.0 | 3 | 0 | 0 | 0 | 2 | 0 | 0 | 0 | 0 | 0 | 0 | 0 | 0 | 9 | 11 | 0.00 | 0.000 | | | | |
| 37 Matt Thornton, L (8, 1) ERA: 1.85 | 0.2 | W 2 | 0 | 0 | 0 | 1 | 0 | 0 | 0 | 0 | 0 | 0 | 0 | 0 | 5 | 8 | 0.00 | 0.000 | | | | |
| 45 Bobby Jenks, R (9, 1) ERA: 3.68 | 1.0 | S 4 | 1 | 0 | 0 | 1 | 0 | 0 | 0 | 0 | 0 | 0 | 0 | 0 | 10 | 15 | 0.00 | 1.000 | | | | |

| Batter | 1 | 2 | 3 | 4 | 5 | 6 | 7 | 8 | 9 | AB | R | H | RBI | BB | SO | LOB | TOP | | | | | |
|---|------------------------------|----------------------------------|------------------------------|----------------------------------|------------------------------|----------------------------------|-------------------------------|----------------------------------|-------------------------------|----------------------------------|-------------------------------|----------------------------------|------------------------------|----------------------------------|-------------------------------|----------------------------------|---|-------------------------------|----------------------------------|----------------------------------|------------------------------------|-------------------------|
| 14 Casey McGehee, R (1, 4) OBP: 0.407, SLG: 0.473 30 Craig Counsell, L (7, 4) OBP: 0.355, SLG: 0.384 | | | | | | | | | | 4 | 0 | 0 | 1 | 0 | 0 | 3 | Milwaukee Brewers @ Cleveland Indians Progressive Field, Cleveland, OH Tue Jun 16 2009, 7:05 PM EDT Att: 22,986 - Cloudy - 70 F | | | | | |
| 2 Bill Hall, R (1, 5) OBP: 0.268, SLG: 0.331 | | | | | | | | | | 4 | 0 | 0 | 1 | 0 | 2 | 2 | | | | | | |
| 8 Ryan Braun, R (1, 7) OBP: 0.415, SLG: 0.572 | | | | | | | | | | 4 | 1 | 1 | 0 | 1 | 0 | 0 | | | | | | |
| 28 Prince Fielder, L (1, 3) OBP: 0.425, SLG: 0.592 | | | | | | | | | | 4 | 1 | 2 | 1 | 1 | 1 | 2 | | | | | | |
| 1 Corey Hart, R (1, 9) OBP: 0.317, SLG: 0.432 | | | | | | | | | | 5 | 1 | 1 | 0 | 0 | 1 | 3 | | | | | | |
| 25 Mike Cameron, R (1, 8) OBP: 0.382, SLG: 0.488 | | | | | | | | | | 5 | 1 | 2 | 1 | 0 | 1 | 2 | | | | | | |
| 24 Mat Gamel, L (1, 10) OBP: 0.297, SLG: 0.382 | | | | | | | | | | 4 | 2 | 1 | 0 | 1 | 2 | 3 | | | | | | |
| 7 J.J. Hardy, R (1, 6) OBP: 0.292, SLG: 0.325 | | | | | | | | | | 4 | 1 | 2 | 2 | 0 | 0 | 1 | | | | | | |
| 18 Jason Kendall, R (1, 2) OBP: 0.329, SLG: 0.279 | | | | | | | | | | 3 | 0 | 2 | 1 | 1 | 0 | 1 | | | | | | |
| Inning Stats | R: 0 E: 0 K: 1 S: 9 | H: 0 LOB: 0 BB: 0 P: 14 | R: 0 E: 0 K: 1 S: 9 | H: 0 LOB: 0 BB: 0 P: 12 | R: 0 E: 0 K: 0 S: 8 | H: 1 LOB: 1 BB: 0 P: 14 | R: 1 E: 0 K: 0 S: 15 | H: 2 LOB: 1 BB: 0 P: 25 | R: 2 E: 0 K: 0 S: 20 | H: 2 LOB: 2 BB: 2 P: 34 | R: 1 E: 0 K: 2 S: 15 | H: 2 LOB: 1 BB: 0 P: 17 | R: 0 E: 0 K: 0 S: 7 | H: 0 LOB: 0 BB: 0 P: 10 | R: 3 E: 0 K: 1 S: 17 | H: 3 LOB: 2 BB: 2 P: 31 | | R: 0 E: 0 K: 2 S: 13 | H: 2 LOB: 2 BB: 0 P: 18 | 1B: 9 2B: 2 3B: 1 HR: 0 | SF: 1 SAC: 0 DP: 0 HBP: 0 | WP: 0 PB: 0 CS: 0 |
| PITCHER | IP | WLS | BF | H | R | ER | SO | BB | IBB | HBP | BLK | WP | HR | S | P | ERA | WHIP | | | | | |
| 45 Jeremy Sowers, L (1, 1) ERA: 5.14 | 5.0 | L | 22 | 5 | 3 | 3 | 2 | 2 | 0 | 0 | 0 | 0 | 0 | 61 | 99 | 5.40 | 1.400 | | | | | |
| 50 Jensen Lewis, R (6, 1) ERA: 5.96 | 2.2 | | 14 | 4 | 4 | 4 | 2 | 1 | 1 | 0 | 0 | 0 | 0 | 33 | 51 | 13.50 | 1.875 | | | | | |
| 53 Rafael Perez, L (8, 1) ERA: 11.09 | 1.1 | | 7 | 3 | 0 | 0 | 3 | 0 | 0 | 0 | 0 | 0 | 0 | 19 | 25 | 0.00 | 2.250 | | | | | |

| Batter | 1 | 2 | 3 | 4 | 5 | 6 | 7 | 8 | 9 | AB | R | H | RBI | BB | SO | LOB | BOTTOM | | | | | |
|--|-------------------------------|----------------------------------|-------------------------------|----------------------------------|-------------------------------|----------------------------------|------------------------------|----------------------------------|-------------------------------|----------------------------------|------------------------------|---------------------------------|-------------------------------|----------------------------------|-------------------------------|----------------------------------|---|----------------------------------|----------------------------------|------------------------------------|-------------------------|--------|
| 1 Luis Valbuena, L (1, 6) OBP: 0.270, SLG: 0.337 | | | | | | | | | | 5 | 0 | 2 | 0 | 0 | 2 | 1 | Milwaukee Brewers @ Cleveland Indians Progressive Field, Cleveland, OH Tue Jun 16 2009, 7:05 PM EDT Att: 22,986 - Cloudy - 70 F | | | | | |
| 7 Mark DeRosa, R (1, 5) OBP: 0.349, SLG: 0.478 | | | | | | | | | | 4 | 1 | 1 | 2 | 1 | 0 | 1 | | | | | | |
| 41 Victor Martinez, S (1, 2) OBP: 0.419, SLG: 0.545 | | | | | | | | | | 4 | 1 | 1 | 0 | 1 | 1 | 3 | | | | | | |
| 17 Shin-Soo Choo, L (1, 9) OBP: 0.411, SLG: 0.466 | | | | | | | | | | 4 | 1 | 3 | 0 | 1 | 0 | 0 | | | | | | |
| 25 Ryan Garko, R (1, 3) OBP: 0.357, SLG: 0.414 | | | | | | | | | | 4 | 0 | 1 | 0 | 1 | 1 | 4 | | | | | | |
| 48 Travis Hafner, L (1, 10) OBP: 0.383, SLG: 0.587 | | | | | | | | | | 3 | 1 | 1 | 3 | 2 | 0 | 3 | | | | | | |
| 8 Chris Gimenez, R (1, 7) ERA: 2.93 | | | | | | | | | | 2 | 0 | 0 | 0 | 1 | 2 | 5 | | | | | | |
| 11 Jamey Carroll, R (7, PH) OBP: 0.398, SLG: 0.363 | | | | | | | | | | 2 | 0 | 0 | 0 | 0 | 2 | 2 | | | | | | |
| 12 Ben Francisco, R (1, 8) OBP: 0.298, SLG: 0.374 | | | | | | | | | | 5 | 0 | 0 | 0 | 0 | 1 | 7 | | | | | | |
| 29 Josh Barfield, R (1, 4) OBP: 0.412, SLG: 0.471 | | | | | | | | | | 4 | 1 | 1 | 0 | 0 | 2 | 0 | | | | | | |
| Inning Stats | R: 2 E: 0 K: 2 S: 20 | H: 1 LOB: 2 BB: 3 P: 37 | R: 0 E: 0 K: 3 S: 16 | H: 1 LOB: 1 BB: 1 P: 24 | R: 0 E: 0 K: 0 S: 13 | H: 1 LOB: 2 BB: 1 P: 22 | R: 0 E: 0 K: 2 S: 8 | H: 0 LOB: 0 BB: 0 P: 10 | R: 0 E: 0 K: 1 S: 15 | H: 2 LOB: 3 BB: 1 P: 23 | R: 1 E: 0 K: 0 S: 6 | H: 1 LOB: 0 BB: 0 P: 6 | R: 0 E: 0 K: 2 S: 10 | H: 1 LOB: 2 BB: 1 P: 21 | R: 0 E: 0 K: 0 S: 11 | H: 1 LOB: 1 BB: 0 P: 14 | R: 2 E: 0 K: 1 S: 11 | H: 2 LOB: 0 BB: 0 P: 15 | 1B: 4 2B: 4 3B: 0 HR: 2 | SF: 0 SAC: 0 DP: 0 HBP: 0 | WP: 1 PB: 0 CS: 0 | PA: 44 |
| PITCHER | IP | WLS | BF | H | R | ER | SO | BB | IBB | HBP | BLK | WP | HR | S | P | ERA | WHIP | | | | | |
| 49 Yovani Gallardo, R (1, 1) ERA: 2.93 | 5.0 | W | 26 | 5 | 2 | 2 | 8 | 5 | 1 | 0 | 0 | 1 | 1 | 72 | 116 | 3.60 | 2.000 | | | | | |
| 60 Todd Coffey, R (6, 1) ERA: 2.6 | 2.0 | H | 9 | 2 | 1 | 1 | 2 | 0 | 1 | 0 | 0 | 0 | 0 | 16 | 27 | 4.50 | 1.000 | | | | | |
| 12 Carlos Villanueva, R (8, 1) ERA: 4.78 | 2.0 | | 9 | 3 | 2 | 2 | 1 | 0 | 0 | 0 | 0 | 0 | 1 | 22 | 29 | 9.00 | 1.500 | | | | | |

| Batter | 1 | 2 | 3 | 4 | 5 | 6 | 7 | 8 | 9 | 10 | 11 | AB | R | H | RBI | BB | SO | LOB | TOP | | | | | | |
|--|-------------------------------|----------------------------------|--------------------------------|-------------------------------------|----------------------------------|----------------------------------|-------------------------------|----------------------------------|--------------------------------|-------------------------------------|----------------------------------|----------------------------------|-------------------------------|----------------------------------|-------------------------------|----------------------------------|------------------------------|----------------------------------|-------------------------------|----------------------------------|----------------------------------|------------------------------------|----------------------------------|--------|--|
| 16 Jason Kendall, R OBP: 0.324, SLG: 0.276 | G6-3 | | G6-3 | | F8 | | F7 | | | F9 | | 6 | 0 | 1 | 0 | 0 | 0 | 0 | | | | | | | |
| 30 Craig Counsell, L OBP: 0.369, SLG: 0.404 | G5-3 | | L6 | | G6-3 | | | | | G3 | | 5 | 1 | 2 | 1 | 1 | 0 | 0 | | | | | | | |
| 8 Ryan Braun, R OBP: 0.416, SLG: 0.575 | G5-3 | | | | | | FC4-6 | | | | | 4 | 2 | 2 | 1 | 0 | 0 | 1 | | | | | | | |
| 22 Jody Gerut, L OBP: 0.243, SLG: 0.336 | | | | | | | | | | | | 2 | 0 | 0 | 0 | 0 | 0 | 2 | | | | | | | |
| 28 Prince Fielder, L OBP: 0.430, SLG: 0.595 | | | | | | | | | | | | 4 | 2 | 2 | 1 | 1 | 0 | 1 | | | | | | | |
| 1 Corey Hart, R OBP: 0.325, SLG: 0.452 | F9 | | | | | | | | | | | 5 | 1 | 3 | 3 | 1 | 0 | 1 | | | | | | | |
| 25 Mike Cameron, R OBP: 0.369, SLG: 0.477 | | | | | | | | | | | | 5 | 0 | 0 | 0 | 1 | 3 | 3 | | | | | | | |
| 7 J.J. Hardy, R OBP: 0.301, SLG: 0.344 | | | | | | | | | | | | 3 | 2 | 2 | 2 | 2 | 0 | 0 | | | | | | | |
| 24 Mat Gamel, L OBP: 0.288, SLG: 0.356 | | | | | | | | | | | | 5 | 0 | 0 | 0 | 1 | 0 | 3 | | | | | | | |
| 2 Bill Hall, R OBP: 0.265, SLG: 0.343 | | | | | | | | | | | | 6 | 1 | 1 | 1 | 0 | 0 | 4 | | | | | | | |
| Inning Stats | R: 1 E: 0 K: 0 S: 11 | H: 1 LOB: 1 BB: 1 P: 17 | R: 1 E: 0 K: 1 S: 10 | H: 1 LOB: 0 BB: 0 P: 17 | R: 1 E: 0 K: 0 S: 19 | H: 2 LOB: 2 BB: 0 P: 31 | R: 0 E: 0 K: 0 S: 10 | H: 0 LOB: 0 BB: 0 P: 15 | R: 0 E: 0 K: 0 S: 4 | H: 0 LOB: 1 BB: 1 P: 8 | R: 3 E: 0 K: 1 S: 14 | H: 3 LOB: 2 BB: 0 P: 22 | R: 1 E: 0 K: 0 S: 15 | H: 3 LOB: 2 BB: 0 P: 22 | R: 1 E: 0 K: 1 S: 10 | H: 1 LOB: 1 BB: 1 P: 16 | R: 0 E: 0 K: 0 S: 9 | H: 0 LOB: 0 BB: 0 P: 13 | R: 1 E: 0 K: 0 S: 14 | H: 1 LOB: 3 BB: 3 P: 31 | 1B: 5 2B: 4 3B: 1 HR: 3 | SF: 1 SAC: 0 DP: 0 HBP: 1 | WP: 1 PB: 0 SB: 0 CS: 0 | PA: 54 | |
| PITCHER | 28 David Huff, L ERA: 7.09 | IP: 5.0 WLS: 0 BF: 22 | H: 5 R: 3 ER: 3 SO: 1 | BB: 1 IBB: 0 HBP: 0 BLK: 0 | WP: 0 HR: 1 S: 59 P: 99 | ERA: 5.40 WHIP: 1.200 | 36 Greg Amano, R ERA: 4.5 | IP: 1.0 WLS: 0 BF: 7 | H: 1 R: 1 ER: 1 SO: 0 | BB: 2 IBB: 1 HBP: 0 BLK: 0 | WP: 1 HR: 0 S: 14 P: 31 | ERA: 9.00 WHIP: 3.000 | | | | | | | | | | | | | |

Milwaukee Brewers @ Cleveland Indians
Progressive Field, Cleveland, OH
Wed Jun 17 2009, 7:05 PM EDT
Att: 15,269 - Cloudy - 72 F

AB 45
R 9
H 13
RBI 9
BB 7
SO 3
LOB 15



| Batter | 1 | 2 | 3 | 4 | 5 | 6 | 7 | 8 | 9 | 10 | 11 | AB | R | H | RBI | BB | SO | LOB | BOTTOM | | | | | |
|---|--------------------------------|-----------------------------|--------------------------------|-------------------------------------|-----------------------------------|--------------------------|----|----------------------------|--------------------------------|-------------------------------------|----------------------------------|--------------------------|---|---|-----|----|----|-----|--------|--|--|--|--|--|
| 11 Jamey Carroll, R OBP: 0.388, SLG: 0.345 | G5-3 | | G6-3 | | SH3-4 | | L4 | | | | G6-3 | 4 | 1 | 0 | 0 | 1 | 0 | 0 | | | | | | |
| 7 Mark DeRosa, R OBP: 0.349, SLG: 0.479 | G5-3 | | | | K | | K | | | | | 6 | 1 | 2 | 0 | 0 | 2 | 1 | | | | | | |
| 41 Victor Martinez, S OBP: 0.424, SLG: 0.550 | | | | | | | | | | | | 5 | 2 | 3 | 1 | 1 | 0 | 2 | | | | | | |
| 29 Josh Barfield, R OBP: 0.412, SLG: 0.471 | | | | | | | | | | | | 0 | 0 | 0 | 0 | 0 | 0 | 0 | | | | | | |
| 17 Shin-Soo Choo, L OBP: 0.409, SLG: 0.464 | G4-3 | | | | | | | | | | | 5 | 3 | 1 | 1 | 1 | 2 | 4 | | | | | | |
| 25 Ryan Garko, R OBP: 0.358, SLG: 0.427 | | | | | | | | | | | | 5 | 1 | 2 | 4 | 0 | 0 | 1 | | | | | | |
| 12 Ben Francisco, R OBP: 0.297, SLG: 0.372 | | | | | | | | | | | | 1 | 0 | 0 | 0 | 0 | 1 | 2 | | | | | | |
| 2 Johnny Peralta, R OBP: 0.331, SLG: 0.338 | | | | | | | | | | | | 5 | 0 | 2 | 0 | 0 | 0 | 1 | | | | | | |
| 1 Luis Valbuena, L OBP: 0.286, SLG: 0.344 | | | | | | | | | | | | 4 | 0 | 2 | 2 | 1 | 0 | 0 | | | | | | |
| 10 Kelly Shoppach, R OBP: 0.336, SLG: 0.376 | | | | | | | | | | | | 4 | 0 | 0 | 0 | 1 | 0 | 5 | | | | | | |
| 26 Trevor Crowe, S OBP: 0.261, SLG: 0.226 | | | | | | | | | | | | 5 | 0 | 1 | 0 | 0 | 0 | 1 | | | | | | |
| PITCHER | 37 Jeff Suppan, R ERA: 4.46 | IP: 6.0 WLS: 2 BF: 26 | H: 7 R: 3 ER: 3 SO: 2 | BB: 2 IBB: 0 HBP: 0 BLK: 0 | WP: 0 HR: 0 S: 62 P: 101 | ERA: 4.50 WHIP: 1.500 | | IP: 1.0 WLS: 0 BF: 7 | H: 1 R: 1 ER: 1 SO: 0 | BB: 2 IBB: 1 HBP: 0 BLK: 0 | WP: 1 HR: 0 S: 14 P: 31 | ERA: 9.00 WHIP: 3.000 | | | | | | | | | | | | |

Milwaukee Brewers @ Cleveland Indians
Progressive Field, Cleveland, OH
Wed Jun 17 2009, 7:05 PM EDT
Att: 15,269 - Cloudy - 72 F

AB 44
R 8
H 13
RBI 8
BB 5
SO 5
LOB 17



| Batter | 1 | 2 | 3 | 4 | 5 | 6 | 7 | 8 | 9 | AB | R | H | RBI | BB | SO | LOB | TOP |
|--|---|----------------------------------|-------------------------------|----------------------------------|-------------------------------|----------------------------------|------------------------------|----------------------------------|-------------------------------|----------------------------------|-------------------------------|----------------------------------|-------------------------------|----------------------------------|----|------|--|
| 30 Craig Counsell, L (1,4) OBP: 0.398, SLG: 0.403 | G4-3 | 14 BB 1B | SF7 | FC3-6-5 | | | | | | 3 | 0 | 1 | 1 | 0 | 0 | 2 | Milwaukee Brewers @ Detroit Tigers Comerica Park, Detroit, MI Fri Jun 19 2009, 7:05 PM EDT Att: 34,112 - Cloudy - 75 F |
| 14 Casey McGehee, R (1,10) OBP: 0.422, SLG: 0.481 | 28 HR | 1B | G6-4-3 | | | | | | | 3 | 1 | 2 | 0 | 1 | 0 | 1 | |
| 8 Ryan Braun, R (1,7) OBP: 0.410, SLG: 0.566 | E5 28 HR | G1-3 | | | | | | | | 4 | 1 | 0 | 0 | 0 | 2 | 4 | |
| 28 Prince Fielder, L (1,3) OBP: 0.431, SLG: 0.606 | HR | | FC6-4 7 1B | | | | | | | 4 | 1 | 2 | 3 | 0 | 0 | 1 | |
| 1 Corey Hart, R (1,9) OBP: 0.323, SLG: 0.457 | 3B | | F8 | | | | | | | 4 | 0 | 1 | 0 | 0 | 1 | 2 | |
| 25 Mike Cameron, R (1,8) OBP: 0.354, SLG: 0.471 | P4 | | K | | | | | | | 3 | 0 | 0 | 0 | 0 | 1 | 3 | |
| 7 J.J. Hardy, R (1,6) OBP: 0.297, SLG: 0.339 | P6 | | FC6-4 | | | | | | | 3 | 0 | 0 | 0 | 0 | 0 | 2 | |
| 24 Mat Gamel, L (1,5) OBP: 0.301, SLG: 0.382 | | 18 G4-6-3 1B | 18 30 SF7 2B | | | | | | | 3 | 1 | 2 | 0 | 0 | 1 | 1 | |
| 18 Jason Kendall, R (1,2) OBP: 0.329, SLG: 0.278 | G4-6-3 | | 14 G6-4-3 1B | | | | | | | 2 | 0 | 1 | 0 | 1 | 0 | 1 | |
| | | | | | | | | | | | | | | | | | |
| Inning Stats | R: 3 E: 1 K: 0 S: 15 | H: 3 LOB: 1 BB: 0 P: 26 | R: 0 E: 0 K: 0 S: 12 | H: 2 LOB: 2 BB: 1 P: 21 | R: 0 E: 0 K: 1 S: 12 | H: 1 LOB: 0 BB: 0 P: 19 | R: 1 E: 0 K: 0 S: 7 | H: 2 LOB: 0 BB: 0 P: 11 | R: 0 E: 1 K: 1 S: 11 | H: 0 LOB: 1 BB: 0 P: 16 | R: 0 E: 1 K: 1 S: 10 | H: 0 LOB: 1 BB: 1 P: 19 | R: 0 E: 0 K: 2 S: 10 | H: 1 LOB: 0 BB: 0 P: 15 | | | |
| PITCHER | IP WLS BF H R ER SO BB IBB HBP BLK WP HR S P ERA WHIP | | | | | | | | | | | | | | | | |
| 58 Armando Galarraga, R (1,1) ERA: 5.62 | 4.0 | 20 | 8 | 4 | 3 | 1 | 1 | 0 | 0 | 0 | 0 | 0 | 1 | 46 | 77 | 6.75 | 2.250 |
| 31 Zach Miner, R (5,1) ERA: 4.12 | 2.1 | 10 | 1 | 0 | 0 | 3 | 1 | 0 | 0 | 0 | 0 | 0 | 0 | 27 | 44 | 0.00 | 0.857 |
| 44 Bobby Seay, L (7,1) ERA: 3.92 | 0.1 | 1 | 0 | 0 | 0 | 0 | 0 | 0 | 0 | 0 | 0 | 0 | 1 | 1 | 1 | 0.00 | 0.000 |
| 54 Joel Zumaya, R (7,1) ERA: 3.22 | 0.1 | 1 | 0 | 0 | 0 | 1 | 0 | 0 | 0 | 0 | 0 | 0 | 0 | 3 | 5 | 0.00 | 0.000 |

| | |
|-----|----|
| AB | 29 |
| R | 4 |
| H | 9 |
| RBI | 4 |
| BB | 2 |
| SO | 5 |
| LOB | 17 |



| Batter | 1 | 2 | 3 | 4 | 5 | 6 | 7 | 8 | 9 | AB | R | H | RBI | BB | SO | LOB | BOTTOM |
|---|---|----------------------------------|--|----------------------------------|------------------------------|----------------------------------|-------------------------------|----------------------------------|-------------------------------|----------------------------------|------------------------------|----------------------------------|-------------------------------|----------------------------------|-------|-------|--|
| 28 Curtis Granderson, L (1,8) OBP: 0.347, SLG: 0.506 | 33 HR 1B | | P6 | HR | | K | | | | 4 | 2 | 2 | 2 | 0 | 1 | 1 | Milwaukee Brewers @ Detroit Tigers Comerica Park, Detroit, MI Fri Jun 19 2009, 7:05 PM EDT Att: 34,112 - Cloudy - 75 F |
| 14 Placido Polanco, R (1,4) OBP: 0.305, SLG: 0.363 | K | | G4-3 | K | | | | | | 4 | 0 | 0 | 0 | 0 | 2 | 1 | |
| 24 Miguel Cabrera, R (1,3) OBP: 0.391, SLG: 0.538 | K | | HR | | | L8 | | | | 4 | 2 | 2 | 1 | 0 | 1 | 1 | |
| 33 Marcus Thames, R (1,10) OBP: 0.333, SLG: 0.667 | HR | | F8 | | | F9 | | | | 4 | 2 | 2 | 4 | 0 | 0 | 0 | |
| 32 Don Kelly, L (1,7) OBP: 0.389, SLG: 0.500 | 1B | | G4-3 | | | G1-3 | | | | 4 | 0 | 1 | 0 | 0 | 0 | 0 | |
| 15 Brandon Inge, R (1,5) OBP: 0.368, SLG: 0.515 | L9 | | K2-3 | | | 4 SF8 3B | | | | 3 | 1 | 1 | 0 | 0 | 1 | 1 | |
| 13 Josh Anderson, L (1,9) OBP: 0.288, SLG: 0.325 | F8 | | | | | 28 WP 4 SF8 HBP | | | | 2 | 1 | 1 | 0 | 0 | 0 | 0 | |
| 25 Ryan Raburn, R (6,PH) (7,9) | | | | | | | | | | 0 | 0 | 0 | 0 | 0 | 0 | 0 | |
| 55 Dusty Ryan, R (1,2) OBP: 0.333, SLG: 0.667 | K | | 1 SAFE B CH 91 F SI 89 T SI 89 | 4 1B 2B | | K | | | | 3 | 1 | 1 | 1 | 0 | 2 | 2 | |
| 4 Adam Everett, R (1,6) OBP: 0.307, SLG: 0.353 | F9 | | | | | SF8 | | | | 2 | 1 | 1 | 2 | 0 | 0 | 0 | |
| | | | | | | | | | | | | | | | | | |
| Inning Stats | R: 2 E: 0 K: 2 S: 15 | H: 3 LOB: 1 BB: 0 P: 21 | R: 0 E: 0 K: 1 S: 11 | H: 0 LOB: 0 BB: 0 P: 15 | R: 1 E: 0 K: 0 S: 9 | H: 1 LOB: 0 BB: 0 P: 13 | R: 4 E: 0 K: 2 S: 15 | H: 4 LOB: 0 BB: 0 P: 21 | R: 0 E: 0 K: 0 S: 12 | H: 0 LOB: 0 BB: 0 P: 15 | R: 1 E: 0 K: 2 S: 9 | H: 1 LOB: 1 BB: 0 P: 15 | R: 2 E: 0 K: 0 S: 10 | H: 2 LOB: 0 BB: 0 P: 16 | | | |
| PITCHER | IP WLS BF H R ER SO BB IBB HBP BLK WP HR S P ERA WHIP | | | | | | | | | | | | | | | | |
| 41 Braden Loper, R (1,1) ERA: 5.21 | 3.2 | 19 | 8 | 7 | 7 | 4 | 0 | 0 | 0 | 0 | 0 | 0 | 0 | 0 | 0 | 0 | 17.18 |
| 38 Chris Narveson, L (4,1) ERA: 12.46 | 2.2 | 13 | 3 | 3 | 3 | 3 | 0 | 0 | 1 | 0 | 1 | 1 | 34 | 50 | 10.12 | 1.125 | |

| | |
|-----|----|
| AB | 30 |
| R | 10 |
| H | 11 |
| RBI | 10 |
| BB | 0 |
| SO | 7 |
| LOB | 6 |



| Batter | 1 | 2 | 3 | 4 | 5 | 6 | 7 | 8 | 9 | AB | R | H | RBI | BB | SO | LOB | TOP | | | | | | | | | | |
|---|------------------------------|----------------------------------|-------------------------------|----------------------------------|-------------------------------|----------------------------------|-------------------------------|----------------------------------|------------------------------|----------------------------------|------------------------------|---------------------------------|------------------------------|----------------------------------|------------------------------|----------------------------------|---|------------------------------|----------------------------------|----------------------------------|------------------------------------|----------------------------------|--------|--|--|--|--|
| 30 Craig Counsell, L (1.4) OBP: 0.362, SLG: 0.425 | G5-3 | | P5 | | K | | | HR | | 4 | 1 | 1 | 1 | 0 | 1 | 1 | Milwaukee Brewers @ Detroit Tigers Comerica Park, Detroit, MI Sun Jun 21 2009, 1:05 PM EDT Att: 41,163 - Partly Cloudy - 74 F | | | | | | | | | | |
| 14 Casey McGehee, R (1.10) OBP: 0.414, SLG: 0.550 | HR | | G2-3 1B | | G6-3 | | | K | | 4 | 1 | 2 | 1 | 0 | 1 | 0 | | | | | | | | | | | |
| 8 Ryan Braun, R (1.7) OBP: 0.411, SLG: 0.573 | G6-3 | | G2-3 | | G6-3 | | | L8 | | 4 | 0 | 0 | 0 | 0 | 0 | 2 | | | | | | | | | | | |
| 28 Prince Fielder, L (1.3) OBP: 0.424, SLG: 0.590 | K2-3 | | G5-3 | | L4 | | | K | | 4 | 0 | 0 | 0 | 0 | 2 | 2 | | | | | | | | | | | |
| 27 Frank Catalanotto, L (1.9) OBP: 0.289, SLG: 0.292 | K | | G4-3 | | F7 | | | G4-3 | | 4 | 0 | 0 | 0 | 0 | 1 | 0 | | | | | | | | | | | |
| 25 Mike Cameron, R (1.8) OBP: 0.356, SLG: 0.469 | 7 WP 1B | | K | | K | | | G5-3 | | 3 | 0 | 1 | 0 | 1 | 1 | 0 | | | | | | | | | | | |
| 24 Mat Gamel, L (1.5) OBP: 0.326, SLG: 0.402 | 1B | | K | | 7 1B BB | | | F9 | | 3 | 0 | 0 | 0 | 1 | 2 | 2 | | | | | | | | | | | |
| 7 J.J. Hardy, R (1.6) OBP: 0.296, SLG: 0.333 | K | | K | | BB | | | K | | 3 | 0 | 1 | 0 | 0 | 2 | 2 | | | | | | | | | | | |
| 18 Jason Kendall, R (1.2) OBP: 0.323, SLG: 0.269 | | | 14 1B BB | | 1B | | | G4-3 | | 2 | 0 | 0 | 0 | 1 | 0 | 1 | | | | | | | | | | | |
| Inning Stats | R: 1 E: 0 K: 1 S: 9 | H: 1 LOB: 0 BB: 0 P: 12 | R: 0 E: 0 K: 3 S: 14 | H: 1 LOB: 1 BB: 0 P: 21 | R: 0 E: 0 K: 0 S: 14 | H: 1 LOB: 2 BB: 1 P: 22 | R: 0 E: 0 K: 1 S: 11 | H: 1 LOB: 1 BB: 1 P: 19 | R: 0 E: 0 K: 1 S: 7 | H: 0 LOB: 0 BB: 0 P: 11 | R: 0 E: 0 K: 0 S: 5 | H: 0 LOB: 0 BB: 0 P: 6 | R: 0 E: 0 K: 1 S: 8 | H: 0 LOB: 1 BB: 1 P: 15 | R: 1 E: 0 K: 2 S: 9 | H: 1 LOB: 0 BB: 0 P: 12 | | R: 0 E: 0 K: 1 S: 8 | H: 0 LOB: 0 BB: 0 P: 11 | 1B: 3 2B: 0 3B: 0 HR: 2 | SF: 0 SAC: 0 DP: 0 HBP: 0 | WP: 1 PB: 0 SB: 1 CS: 0 | PA: 34 | | | | |
| PITCHER | IP | WLS | BF | H | R | ER | SO | BB | IBB | HBP | BLK | WP | HR | S | P | ERA | WHIP | | | | | | | | | | |
| 35 Justin Verlander, R (1.1) ERA: 3.31 | 7.2 | W | 30 | 5 | 2 | 2 | 8 | 3 | 0 | 0 | 0 | 1 | 2 | 74 | 115 | 2.35 | 1.043 | | | | | | | | | | |
| 44 Bobby Seay, L (8.1) ERA: 3.86 | 0.1 | H | 1 | 0 | 0 | 0 | 1 | 0 | 0 | 0 | 0 | 0 | 0 | 3 | 3 | 0.00 | 0.000 | | | | | | | | | | |
| 56 Fernando Rodney, R (9.1) ERA: 4.03 | 1.0 | S | 3 | 0 | 0 | 0 | 1 | 0 | 0 | 0 | 0 | 0 | 0 | 8 | 11 | 0.00 | 0.000 | | | | | | | | | | |

| Batter | 1 | 2 | 3 | 4 | 5 | 6 | 7 | 8 | 9 | AB | R | H | RBI | BB | SO | LOB | BOTTOM | | | | | | | | | | |
|---|------------------------------|----------------------------------|-------------------------------|----------------------------------|------------------------------|----------------------------------|------------------------------|----------------------------------|-------------------------------|----------------------------------|-------------------------------|----------------------------------|-------------------------------|----------------------------------|-------------------------------|----------------------------------|---|----------------------------------|------------------------------------|----------------------------------|--------|--|--|--|--|--|--|
| 28 Curtis Granderson, L (1.8) OBP: 0.343, SLG: 0.493 | G4-3 | | BB | | F9 | | | 39 S BB | | 2 | 0 | 0 | 0 | 2 | 0 | 2 | Milwaukee Brewers @ Detroit Tigers Comerica Park, Detroit, MI Sun Jun 21 2009, 1:05 PM EDT Att: 41,163 - Partly Cloudy - 74 F | | | | | | | | | | |
| 39 Ramon Santiago, S (1.4) OBP: 0.319, SLG: 0.444 | K | | K | | K | | | L7 | | 4 | 0 | 0 | 0 | 0 | 3 | 2 | | | | | | | | | | | |
| 24 Miguel Cabrera, R (1.3) OBP: 0.396, SLG: 0.554 | G6-3 | | 33 G5-4-3 1B | | 32 1B HR | | | F9 | | 4 | 1 | 2 | 0 | 0 | 0 | 0 | | | | | | | | | | | |
| 33 Marcus Thames, R (1.10) OBP: 0.333, SLG: 0.619 | K | | G5-4-3 | | F8 | | | K | | 4 | 0 | 0 | 0 | 0 | 2 | 2 | | | | | | | | | | | |
| 32 Don Kelly, L (1.7) OBP: 0.462, SLG: 0.583 | G4-3 | | K2-3 | | 15 HR 1B | | | 15 1B | | 4 | 1 | 2 | 0 | 0 | 1 | 0 | | | | | | | | | | | |
| 15 Brandon Inge, R (1.5) OBP: 0.369, SLG: 0.523 | BB | | G6-3 | | HR | | | 1B | | 3 | 1 | 2 | 3 | 1 | 0 | 0 | | | | | | | | | | | |
| 13 Josh Anderson, L (1.9) OBP: 0.293, SLG: 0.328 | G4-3 | | G4-3 | | G4-3 | | | K | | 4 | 0 | 0 | 0 | 0 | 1 | 3 | | | | | | | | | | | |
| 12 Gerald Laird, R (1.2) OBP: 0.319, SLG: 0.324 | F9 | | F9 | | 4 F 1B | | | K | | 3 | 0 | 1 | 0 | 0 | 1 | 0 | | | | | | | | | | | |
| 4 Adam Everett, R (1.6) OBP: 0.300, SLG: 0.344 | K | | E9 1B | | K | | | K | | 3 | 0 | 1 | 0 | 0 | 2 | 0 | | | | | | | | | | | |
| Inning Stats | R: 0 E: 0 K: 1 S: 7 | H: 0 LOB: 0 BB: 0 P: 11 | R: 0 E: 0 K: 1 S: 11 | H: 0 LOB: 1 BB: 1 P: 18 | R: 0 E: 0 K: 2 S: 9 | H: 0 LOB: 1 BB: 1 P: 14 | R: 0 E: 0 K: 1 S: 6 | H: 1 LOB: 0 BB: 0 P: 11 | R: 0 E: 1 K: 0 S: 10 | H: 2 LOB: 2 BB: 0 P: 13 | R: 3 E: 0 K: 1 S: 12 | H: 3 LOB: 0 BB: 0 P: 18 | R: 0 E: 0 K: 2 S: 13 | H: 0 LOB: 1 BB: 1 P: 22 | R: 0 E: 0 K: 2 S: 16 | H: 2 LOB: 2 BB: 0 P: 25 | | 1B: 7 2B: 0 3B: 0 HR: 1 | SF: 0 SAC: 0 DP: 1 HBP: 0 | WP: 0 PB: 0 SB: 1 CS: 0 | PA: 34 | | | | | | |
| PITCHER | IP | WLS | BF | H | R | ER | SO | BB | IBB | HBP | BLK | WP | HR | S | P | ERA | WHIP | | | | | | | | | | |
| 49 Yovani Gallardo, R (1.1) ERA: 3.0 | 7.0 | L | 29 | 6 | 3 | 3 | 8 | 3 | 0 | 0 | 0 | 0 | 0 | 16 | 25 | 0.00 | 1.286 | | | | | | | | | | |
| 12 Carlos Villanueva, R (8.1) ERA: 4.64 | 1.0 | | 5 | 2 | 0 | 0 | 2 | 0 | 0 | 0 | 0 | 0 | 0 | 16 | 25 | 0.00 | 2.000 | | | | | | | | | | |

| | |
|-----|----|
| AB | 31 |
| R | 2 |
| H | 5 |
| RBI | 2 |
| BB | 3 |
| SO | 10 |
| LOB | 10 |



| | |
|-----|----|
| AB | 31 |
| R | 3 |
| H | 8 |
| RBI | 3 |
| BB | 3 |
| SO | 10 |
| LOB | 9 |



| Batter | 1 | 2 | 3 | 4 | 5 | 6 | 7 | 8 | 9 | AB | R | H | RBI | BB | SO | LOB | TOP |
|---|---|---|---|---|---|---|---|---|---|----|---|---|-----|----|----|-----|-----|
| 22 Carlos Gómez, R OBP: 0.288, SLG: 0.327 | | | | | | | | | | 5 | 2 | 3 | 2 | 0 | 0 | 2 | |
| 23 Brendan Harris, R OBP: 0.342, SLG: 0.402 | | | | | | | | | | 5 | 0 | 1 | 1 | 0 | 0 | 4 | |
| 7 Joe Mauer, L OBP: 0.464, SLG: 0.706 | | | | | | | | | | 5 | 0 | 0 | 0 | 0 | 0 | 2 | |
| 33 Justin Morneau, L OBP: 0.396, SLG: 0.581 | | | | | | | | | | 4 | 1 | 2 | 0 | 1 | 1 | 0 | |
| 5 Michael Cuddyer, R OBP: 0.359, SLG: 0.517 | | | | | | | | | | 3 | 2 | 1 | 0 | 2 | 1 | 2 | |
| 24 Joe Crede, R OBP: 0.309, SLG: 0.450 | | | | | | | | | | 5 | 1 | 2 | 3 | 0 | 0 | 5 | |
| 21 Delmon Young, R OBP: 0.278, SLG: 0.316 | | | | | | | | | | 5 | 1 | 1 | 1 | 0 | 0 | 4 | |
| 8 Nick Punto, S OBP: 0.318, SLG: 0.252 | | | | | | | | | | 2 | 0 | 1 | 0 | 1 | 0 | 0 | |
| 20 Matt Tolbert, S OBP: 0.250, SLG: 0.225 | | | | | | | | | | 1 | 0 | 0 | 0 | 0 | 0 | 0 | |
| 47 Francisco Liriano, L 39 R.A. Dickey, R 58 Jose Morales, S 54 Matt Guerrier, R 36 Joe Nathan, R | | | | | | | | | | 3 | 0 | 0 | 0 | 0 | 2 | 4 | |
| | | | | | | | | | | 0 | 0 | 0 | 0 | 0 | 0 | 0 | |
| | | | | | | | | | | 1 | 0 | 1 | 0 | 0 | 0 | 0 | |
| | | | | | | | | | | 0 | 0 | 0 | 0 | 0 | 0 | 0 | |
| | | | | | | | | | | 0 | 0 | 0 | 0 | 0 | 0 | 0 | |
| | | | | | | | | | | 0 | 0 | 0 | 0 | 0 | 0 | 0 | |
| | | | | | | | | | | 0 | 0 | 0 | 0 | 0 | 0 | 0 | |
| | | | | | | | | | | 0 | 0 | 0 | 0 | 0 | 0 | 0 | |
| | | | | | | | | | | 0 | 0 | 0 | 0 | 0 | 0 | 0 | |
| | | | | | | | | | | 0 | 0 | 0 | 0 | 0 | 0 | 0 | |
| | | | | | | | | | | 0 | 0 | 0 | 0 | 0 | 0 | 0 | |
| | | | | | | | | | | 0 | 0 | 0 | 0 | 0 | 0 | 0 | |
| | | | | | | | | | | 0 | 0 | 0 | 0 | 0 | 0 | 0 | |
| | | | | | | | | | | 0 | 0 | 0 | 0 | 0 | 0 | 0 | |
| | | | | | | | | | | 0 | 0 | 0 | 0 | 0 | 0 | 0 | |
| | | | | | | | | | | 0 | 0 | 0 | 0 | 0 | 0 | 0 | |
| | | | | | | | | | | 0 | 0 | 0 | 0 | 0 | 0 | 0 | |
| | | | | | | | | | | 0 | 0 | 0 | 0 | 0 | 0 | 0 | |
| | | | | | | | | | | 0 | 0 | 0 | 0 | 0 | 0 | 0 | |
| | | | | | | | | | | 0 | 0 | 0 | 0 | 0 | 0 | 0 | |
| | | | | | | | | | | 0 | 0 | 0 | 0 | 0 | 0 | 0 | |
| | | | | | | | | | | 0 | 0 | 0 | 0 | 0 | 0 | 0 | |
| | | | | | | | | | | 0 | 0 | 0 | 0 | 0 | 0 | 0 | |
| | | | | | | | | | | 0 | 0 | 0 | 0 | 0 | 0 | 0 | |
| | | | | | | | | | | 0 | 0 | 0 | 0 | 0 | 0 | 0 | |
| | | | | | | | | | | 0 | 0 | 0 | 0 | 0 | 0 | 0 | |
| | | | | | | | | | | 0 | 0 | 0 | 0 | 0 | 0 | 0 | |
| | | | | | | | | | | 0 | 0 | 0 | 0 | 0 | 0 | 0 | |
| | | | | | | | | | | 0 | 0 | 0 | 0 | 0 | 0 | 0 | |
| | | | | | | | | | | 0 | 0 | 0 | 0 | 0 | 0 | 0 | |
| | | | | | | | | | | 0 | 0 | 0 | 0 | 0 | 0 | 0 | |
| | | | | | | | | | | 0 | 0 | 0 | 0 | 0 | 0 | 0 | |
| | | | | | | | | | | 0 | 0 | 0 | 0 | 0 | 0 | 0 | |
| | | | | | | | | | | 0 | 0 | 0 | 0 | 0 | 0 | 0 | |
| | | | | | | | | | | 0 | 0 | 0 | 0 | 0 | 0 | 0 | |
| | | | | | | | | | | 0 | 0 | 0 | 0 | 0 | 0 | 0 | |
| | | | | | | | | | | 0 | 0 | 0 | 0 | 0 | 0 | 0 | |
| | | | | | | | | | | 0 | 0 | 0 | 0 | 0 | 0 | 0 | |
| | | | | | | | | | | 0 | 0 | 0 | 0 | 0 | 0 | 0 | |
| | | | | | | | | | | 0 | 0 | 0 | 0 | 0 | 0 | 0 | |
| | | | | | | | | | | 0 | 0 | 0 | 0 | 0 | 0 | 0 | |
| | | | | | | | | | | 0 | 0 | 0 | 0 | 0 | 0 | 0 | |
| | | | | | | | | | | 0 | 0 | 0 | 0 | 0 | 0 | 0 | |
| | | | | | | | | | | 0 | 0 | 0 | 0 | 0 | 0 | 0 | |
| | | | | | | | | | | 0 | 0 | 0 | 0 | 0 | 0 | 0 | |
| | | | | | | | | | | 0 | 0 | 0 | 0 | 0 | 0 | 0 | |
| | | | | | | | | | | 0 | 0 | 0 | 0 | 0 | 0 | 0 | |
| | | | | | | | | | | 0 | 0 | 0 | 0 | 0 | 0 | 0 | |
| | | | | | | | | | | 0 | 0 | 0 | 0 | 0 | 0 | 0 | |
| | | | | | | | | | | 0 | 0 | 0 | 0 | 0 | 0 | 0 | |
| | | | | | | | | | | 0 | 0 | 0 | 0 | 0 | 0 | 0 | |
| | | | | | | | | | | 0 | 0 | 0 | 0 | 0 | 0 | 0 | |
| | | | | | | | | | | 0 | 0 | 0 | 0 | 0 | 0 | 0 | |
| | | | | | | | | | | 0 | 0 | 0 | 0 | 0 | 0 | 0 | |
| | | | | | | | | | | 0 | 0 | 0 | 0 | 0 | 0 | 0 | |
| | | | | | | | | | | 0 | 0 | 0 | 0 | 0 | 0 | 0 | |
| | | | | | | | | | | | | | | | | | |

| Batter | 1 | 2 | 3 | 4 | 5 | 6 | 7 | 8 | 9 | AB | R | H | RBI | BB | SO | LOB | TOP | | | | | |
|---|---|----------------------------------|-------------------------------|----------------------------------|-------------------------------|----------------------------------|-------------------------------|----------------------------------|------------------------------|----------------------------------|-------------------------------|----------------------------------|-------------------------------|----------------------------------|------------------------------|----------------------------------|--|----------------------------------|----------------------------------|------------------------------------|----------------------------------|--------|
| 22 Carlos Gómez, R (1, 8) OBP: 0.287, SLG: 0.338 58 Jose Morales, S (9, PH) OBP: 0.429, SLG: 0.439 | | | | | | | | | | 4 | 1 | 1 | 0 | 0 | 1 | 2 | Minnesota Twins @ Milwaukee Brewers Miller Park, Milwaukee, WI Wed Jun 24 2009, 7:05 PM CDT Att: 34,480 - Clear - 92 F | | | | | |
| 23 Brendan Harris, R (1, 6) OBP: 0.339, SLG: 0.399 | | | | | | | | | | 4 | 0 | 1 | 1 | 0 | 2 | 0 | | | | | | |
| 7 Joe Mauer, L (1, 2) OBP: 0.467, SLG: 0.700 | | | | | | | | | | 3 | 0 | 1 | 0 | 2 | 1 | 0 | | | | | | |
| 33 Justin Morneau, L (1, 3) OBP: 0.390, SLG: 0.571 | | | | | | | | | | 5 | 0 | 0 | 0 | 0 | 1 | 4 | | | | | | |
| 16 Jason Kubel, L (1, 7) OBP: 0.371, SLG: 0.560 | | | | | | | | | | 4 | 1 | 1 | 1 | 0 | 2 | 3 | | | | | | |
| 5 Michael Cuddyer, R (1, 9) OBP: 0.361, SLG: 0.521 | | | | | | | | | | 4 | 1 | 2 | 0 | 0 | 0 | 0 | | | | | | |
| 24 Joe Crede, R (1, 5) OBP: 0.312, SLG: 0.454 | | | | | | | | | | 3 | 0 | 1 | 1 | 1 | 0 | 1 | | | | | | |
| 20 Matt Tolbert, S (1, 4) OBP: 0.267, SLG: 0.221 | | | | | | | | | | 2 | 0 | 0 | 0 | 2 | 0 | 2 | | | | | | |
| 53 Nick Blackburn, R (1, 1) | | | | | | | | | | 4 | 0 | 0 | 0 | 0 | 2 | 6 | | | | | | |
| Inning Stats | R: 1 E: 0 K: 0 S: 11 | H: 1 LOB: 0 BB: 0 P: 19 | R: 0 E: 1 K: 1 S: 10 | H: 0 LOB: 2 BB: 1 P: 19 | R: 0 E: 0 K: 1 S: 11 | H: 1 LOB: 2 BB: 1 P: 20 | R: 0 E: 0 K: 0 S: 10 | H: 0 LOB: 1 BB: 0 P: 19 | R: 0 E: 0 K: 1 S: 7 | H: 0 LOB: 1 BB: 0 P: 10 | R: 2 E: 0 K: 1 S: 10 | H: 3 LOB: 2 BB: 1 P: 17 | R: 0 E: 0 K: 3 S: 14 | H: 1 LOB: 1 BB: 0 P: 24 | R: 0 E: 0 K: 1 S: 8 | H: 1 LOB: 1 BB: 0 P: 10 | R: 0 E: 0 K: 2 S: 9 | H: 0 LOB: 1 BB: 1 P: 18 | 1B: 3 2B: 2 3B: 1 HR: 1 | SF: 1 SAC: 0 DP: 0 HBP: 0 | WP: 0 PB: 0 SB: 0 CS: 0 | PA: 40 |
| PITCHER | IP WLS BF H R ER SO BB IBB HBP BLK WP HR S P ERA WHIP | | | | | | | | | | | | | | | | | | | | | |
| 41 Braden Looper, R (1, 1) ERA: 5.16 | 6.0 | 28 | 5 | 3 | 3 | 4 | 3 | 1 | 0 | 0 | 0 | 0 | 0 | 0 | 1 | 59 | 104 | 4.50 | 1.333 | | | |
| 57 Mitch Stetter, L (7, 1) ERA: 2.7 | 1.0 | 4 | 1 | 0 | 0 | 3 | 0 | 0 | 0 | 0 | 0 | 0 | 0 | 0 | 14 | 24 | 0.00 | 1.000 | | | | |
| 60 Todd Coffey, R (8, 1) ERA: 2.75 | 1.0 | W | 4 | 1 | 0 | 0 | 1 | 0 | 0 | 0 | 0 | 0 | 0 | 8 | 10 | 0.00 | 1.000 | | | | | |
| 51 Trevor Hoffman, R (9, 1) ERA: 1.25 | 1.0 | S | 4 | 0 | 0 | 0 | 2 | 1 | 0 | 0 | 0 | 0 | 0 | 9 | 18 | 0.00 | 1.000 | | | | | |

| Batter | 1 | 2 | 3 | 4 | 5 | 6 | 7 | 8 | 9 | AB | R | H | RBI | BB | SO | LOB | BOTTOM | | | | | |
|---|---|----------------------------------|-------------------------------|----------------------------------|------------------------------|----------------------------------|------------------------------|----------------------------------|------------------------------|---------------------------------|------------------------------|----------------------------------|------------------------------|----------------------------------|------------------------------|----------------------------------|--|----------------------------------|----------------------------------|------------------------------------|----------------------------------|--------|
| 30 Craig Counsell, L (1, 4) OBP: 0.363, SLG: 0.421 | | | | | | | | | | 4 | 0 | 1 | 0 | 0 | 1 | 1 | Minnesota Twins @ Milwaukee Brewers Miller Park, Milwaukee, WI Wed Jun 24 2009, 7:05 PM CDT Att: 34,480 - Clear - 92 F | | | | | |
| 24 Mat Gamel, L (1, 5) OBP: 0.330, SLG: 0.395 51 Trevor Hoffman, R (9, 1) | | | | | | | | | | 4 | 0 | 1 | 0 | 0 | 0 | 2 | | | | | | |
| 8 Ryan Braun, R (1, 7) OBP: 0.412, SLG: 0.565 | | | | | | | | | | 4 | 0 | 2 | 0 | 0 | 0 | 0 | | | | | | |
| 28 Prince Fielder, L (1, 3) OBP: 0.419, SLG: 0.577 | | | | | | | | | | 4 | 0 | 1 | 0 | 0 | 0 | 2 | | | | | | |
| 1 Corey Hart, R (9, 9) OBP: 0.318, SLG: 0.439 | | | | | | | | | | 4 | 0 | 0 | 0 | 0 | 1 | 4 | | | | | | |
| 25 Mike Cameron, R (1, 8) OBP: 0.359, SLG: 0.474 | | | | | | | | | | 4 | 2 | 2 | 0 | 0 | 0 | 0 | | | | | | |
| 7 J.J. Hardy, R (1, 6) OBP: 0.298, SLG: 0.335 | | | | | | | | | | 4 | 1 | 1 | 0 | 0 | 0 | 2 | | | | | | |
| 18 Jason Kendall, R (1, 2) OBP: 0.328, SLG: 0.279 | | | | | | | | | | 3 | 1 | 2 | 2 | 1 | 0 | 1 | | | | | | |
| 41 Braden Looper, R (1, 1) 27 Frank Catalanotto, L (9, PH) 57 Mitch Stetter, L (7, 1) 60 Todd Coffey, R (8, 1) 14 Casey McGehee, R (9, 9) | | | | | | | | | | 2 | 0 | 1 | 1 | 0 | 0 | 1 | | | | | | |
| Inning Stats | R: 0 E: 0 K: 1 S: 11 | H: 2 LOB: 2 BB: 0 P: 14 | R: 1 E: 0 K: 0 S: 12 | H: 3 LOB: 2 BB: 0 P: 20 | R: 0 E: 0 K: 1 S: 8 | H: 0 LOB: 0 BB: 0 P: 10 | R: 0 E: 0 K: 0 S: 4 | H: 0 LOB: 1 BB: 1 P: 10 | R: 0 E: 0 K: 0 S: 6 | H: 2 LOB: 2 BB: 0 P: 9 | R: 1 E: 0 K: 0 S: 8 | H: 2 LOB: 1 BB: 0 P: 10 | R: 0 E: 0 K: 0 S: 6 | H: 0 LOB: 0 BB: 0 P: 11 | R: 2 E: 1 K: 0 S: 8 | H: 2 LOB: 0 BB: 0 P: 13 | R: 2 E: 1 K: 0 S: 8 | H: 2 LOB: 0 BB: 0 P: 13 | 1B: 8 2B: 3 3B: 0 HR: 0 | SF: 0 SAC: 0 DP: 0 HBP: 0 | WP: 0 PB: 0 SB: 0 CS: 0 | PA: 36 |
| PITCHER | IP WLS BF H R ER SO BB IBB HBP BLK WP HR S P ERA WHIP | | | | | | | | | | | | | | | | | | | | | |
| 53 Nick Blackburn, R (1, 1) ERA: 3.11 | 8.0 | L | 36 | 11 | 4 | 3 | 2 | 1 | 0 | 0 | 0 | 0 | 0 | 0 | 63 | 97 | 3.38 | 1.500 | | | | |

| Batter | 1 | 2 | 3 | 4 | 5 | 6 | 7 | 8 | 9 | AB | R | H | RBI | BB | SO | LOB | TOP | | | | | |
|--|---|----------------------------------|-------------------------------|----------------------------------|-------------------------------|----------------------------------|-------------------------------|----------------------------------|-------------------------------|----------------------------------|------------------------------|----------------------------------|------------------------------|---------------------------------|-------------------------------|----------------------------------|--|-------------------------------|----------------------------------|----------------------------------|------------------------------------|-------------------------|
| 33 Aaron Rowand, R OBP: 0.359, SLG: 0.482 | | | | | | | | | | 4 | 1 | 2 | 0 | 1 | 2 | 2 | San Francisco Giants @ Milwaukee Brewers Miller Park, Milwaukee, WI Sat Jun 27 2009, 6:05 PM CDT Att: 42,065 - Cloudy - 83 F | | | | | |
| 2 Randy Winn, S OBP: 0.312, SLG: 0.376 | | | | | | | | | | 5 | 1 | 2 | 0 | 0 | 1 | 5 | | | | | | |
| 48 Pablo Sandoval, S OBP: 0.391, SLG: 0.573 | | | | | | | | | | 5 | 2 | 3 | 2 | 0 | 0 | 1 | | | | | | |
| 1 Bengie Molina, R OBP: 0.262, SLG: 0.426 | | | | | | | | | | 4 | 0 | 0 | 1 | 0 | 0 | 1 | | | | | | |
| 12 Nate Schierholz, L OBP: 0.319, SLG: 0.431 | | | | | | | | | | 4 | 1 | 1 | 0 | 1 | 1 | 0 | | | | | | |
| 16 Edgar Renteria, R OBP: 0.313, SLG: 0.321 | | | | | | | | | | 3 | 1 | 2 | 1 | 1 | 1 | 0 | | | | | | |
| 35 Travis Ishikawa, L OBP: 0.325, SLG: 0.396 | | | | | | | | | | 5 | 0 | 2 | 1 | 0 | 0 | 2 | | | | | | |
| 5 Juan Uribe, R OBP: 0.319, SLG: 0.422 | | | | | | | | | | 5 | 0 | 2 | 1 | 0 | 1 | 4 | | | | | | |
| 75 Barry Zito, L 49 Brandon Medders, R 35 Sergio Romo, R 41 Jeremy Affeldt, L 38 Brian Wilson, R | | | | | | | | | | 3 | 0 | 0 | 0 | 0 | 0 | 3 | | | | | | |
| Inning Stats | R: 0 E: 0 K: 1 S: 10 | H: 1 LOB: 1 BB: 0 P: 16 | R: 2 E: 0 K: 1 S: 15 | H: 4 LOB: 2 BB: 0 P: 22 | R: 1 E: 0 K: 0 S: 10 | H: 1 LOB: 1 BB: 1 P: 16 | R: 0 E: 0 K: 1 S: 12 | H: 0 LOB: 0 BB: 1 P: 23 | R: 1 E: 0 K: 2 S: 11 | H: 1 LOB: 0 BB: 0 P: 16 | R: 0 E: 0 K: 1 S: 9 | H: 2 LOB: 2 BB: 0 P: 14 | R: 0 E: 0 K: 0 S: 4 | H: 0 LOB: 0 BB: 0 P: 8 | R: 0 E: 0 K: 1 S: 10 | H: 1 LOB: 1 BB: 0 P: 16 | | R: 2 E: 0 K: 0 S: 13 | H: 4 LOB: 1 BB: 1 P: 19 | 1B: 9 2B: 3 3B: 0 HR: 2 | SF: 2 SAC: 0 DP: 0 HBP: 0 | WP: 1 PB: 0 CS: 0 |
| PITCHER | IP WLS BF H R ER SO BB IBB HBP BLK WP HR S P ERA WHIP | | | | | | | | | | | | | | | | | | | | | |
| 73 Seth McClung, R ERA: 3.55 | 4.0 | 20 | 6 | 3 | 3 | 3 | 2 | 0 | 0 | 0 | 0 | 1 | 1 | 47 | 77 | 6.75 | 2.000 | | | | | |
| 52 Chris Smith, R ERA: 1.35 | 2.0 | 9 | 3 | 1 | 1 | 3 | 0 | 0 | 0 | 0 | 0 | 0 | 1 | 20 | 30 | 4.50 | 1.500 | | | | | |
| 60 Todd Coffey, R ERA: 2.65 | 1.0 | 4 | 1 | 0 | 0 | 0 | 0 | 0 | 0 | 0 | 0 | 0 | 6 | 11 | 0.00 | 1.000 | | | | | | |
| 57 Mitch Stetter, L ERA: 2.52 | 1.0 | 3 | 0 | 0 | 0 | 1 | 0 | 0 | 0 | 0 | 0 | 0 | 8 | 13 | 0.00 | 0.000 | | | | | | |
| 51 Trevor Hoffman, R ERA: 1.99 | 1.0 | W | 8 | 4 | 2 | 2 | 0 | 0 | 1 | 0 | 0 | 0 | 0 | 13 | 19 | 18.00 | 4.000 | | | | | |

| Batter | 1 | 2 | 3 | 4 | 5 | 6 | 7 | 8 | 9 | AB | R | H | RBI | BB | SO | LOB | BOTTOM | | | | | |
|---|---|----------------------------------|------------------------------|----------------------------------|-------------------------------|----------------------------------|------------------------------|----------------------------------|------------------------------|----------------------------------|-------------------------------|----------------------------------|-------------------------------|----------------------------------|-------------------------------|----------------------------------|--|----------------------------------|----------------------------------|------------------------------------|-------------------------|--------|
| 1 Corey Hart, R OBP: 0.318, SLG: 0.426 | | | | | | | | | | 4 | 2 | 1 | 1 | 1 | 0 | 2 | San Francisco Giants @ Milwaukee Brewers Miller Park, Milwaukee, WI Sat Jun 27 2009, 6:05 PM CDT Att: 42,065 - Cloudy - 83 F | | | | | |
| 7 J.J. Hardy, R OBP: 0.299, SLG: 0.346 | | | | | | | | | | 5 | 0 | 2 | 1 | 0 | 1 | | | | | | | |
| 8 Ryan Braun, R OBP: 0.414, SLG: 0.577 | | | | | | | | | | 4 | 1 | 2 | 0 | 1 | 2 | | | | | | | |
| 28 Prince Fielder, L OBP: 0.420, SLG: 0.601 | | | | | | | | | | 5 | 1 | 2 | 4 | 0 | 0 | 3 | | | | | | |
| 14 Casey McGehee, R OBP: 0.402, SLG: 0.544 | | | | | | | | | | 3 | 1 | 1 | 1 | 1 | 0 | 1 | | | | | | |
| 25 Mike Cameron, R OBP: 0.354, SLG: 0.457 | | | | | | | | | | 3 | 0 | 0 | 0 | 1 | 1 | 3 | | | | | | |
| 11 Mike Rivera, R OBP: 0.314, SLG: 0.348 | | | | | | | | | | 4 | 0 | 1 | 0 | 0 | 2 | 1 | | | | | | |
| 2 Bill Hall, R OBP: 0.260, SLG: 0.335 | | | | | | | | | | 3 | 0 | 1 | 0 | 0 | 1 | 1 | | | | | | |
| 30 Craig Counsell, L OBP: 0.371, SLG: 0.438 | | | | | | | | | | 1 | 0 | 1 | 0 | 0 | 0 | 0 | | | | | | |
| 18 Jason Kendall, R OBP: 0.318, SLG: 0.269 | | | | | | | | | | 0 | 1 | 0 | 0 | 0 | 0 | 0 | | | | | | |
| 73 Seth McClung, L 52 Chris Smith, R 27 Frank Catalanotto, L 60 Todd Coffey, R 57 Mitch Stetter, L 51 Trevor Hoffman, R 24 Mat Gamel, L | | | | | | | | | | 1 | 0 | 0 | 0 | 0 | 0 | 1 | | | | | | |
| Inning Stats | R: 0 E: 0 K: 2 S: 8 | H: 0 LOB: 0 BB: 0 P: 12 | R: 0 E: 0 K: 0 S: 7 | H: 0 LOB: 0 BB: 0 P: 11 | R: 0 E: 0 K: 1 S: 16 | H: 1 LOB: 1 BB: 0 P: 19 | R: 0 E: 0 K: 0 S: 9 | H: 1 LOB: 0 BB: 0 P: 13 | R: 0 E: 0 K: 0 S: 6 | H: 0 LOB: 0 BB: 1 P: 12 | R: 4 E: 0 K: 1 S: 19 | H: 2 LOB: 2 BB: 2 P: 37 | R: 0 E: 0 K: 1 S: 10 | H: 1 LOB: 0 BB: 0 P: 14 | R: 0 E: 0 K: 0 S: 10 | H: 2 LOB: 1 BB: 1 P: 18 | R: 3 E: 0 K: 2 S: 18 | H: 4 LOB: 3 BB: 1 P: 33 | 1B: 6 2B: 3 3B: 0 HR: 2 | SF: 0 SAC: 1 DP: 2 HBP: 0 | WP: 0 PB: 0 CS: 0 | PA: 40 |
| PITCHER | IP WLS BF H R ER SO BB IBB HBP BLK WP HR S P ERA WHIP | | | | | | | | | | | | | | | | | | | | | |
| 75 Barry Zito, L 49 Brandon Medders, R 54 Sergio Romo, R 41 Jeremy Affeldt, L 38 Brian Wilson, R | 5.2 | 22 | 3 | 3 | 3 | 3 | 3 | 0 | 0 | 0 | 0 | 0 | 1 | 14 | 20 | 6.75 | 1.500 | | | | | |
| 54 Sergio Romo, R ERA: 2.89 | 0.0 | 2 | 2 | 0 | 0 | 0 | 0 | 0 | 0 | 0 | 0 | 0 | 7 | 9 | ∞ | ∞ | | | | | | |
| 41 Jeremy Affeldt, L ERA: 1.59 | 1.0 | 3 | 0 | 0 | 0 | 0 | 0 | 1 | 0 | 0 | 0 | 0 | 3 | 9 | 0.00 | 0.000 | | | | | | |
| 38 Brian Wilson, R ERA: 3.63 | 0.2 | L | 7 | 4 | 3 | 3 | 2 | 1 | 0 | 0 | 0 | 0 | 0 | 18 | 33 | 40.50 | 7.500 | | | | | |

| Batter | 1 | 2 | 3 | 4 | 5 | 6 | 7 | 8 | 9 | AB | R | H | RBI | BB | SO | LOB | TOP | | | | | | |
|---|---|----------------------------------|------------------------------|---------------------------------|------------------------------|----------------------------------|-------------------------------|----------------------------------|-------------------------------|----------------------------------|------------------------------|---------------------------------|------------------------------|----------------------------------|-------------------------------|----------------------------------|--|-------------------------------|----------------------------------|----------------------------------|------------------------------------|----------------------------------|--------|
| 3 Alex Cora, L OBP: 0.359, SLG: 0.324 | | | | | | | | | | 3 | 1 | 1 | 0 | 1 | 0 | 0 | New York Mets @ Milwaukee Brewers Miller Park, Milwaukee, WI Tue Jun 30 2009, 7:05 PM CDT Att: 35,369 - Roof Closed - 72 F | | | | | | |
| 17 Fernando Tatis, R OBP: 0.317, SLG: 0.362 | | | | | | | | | | 4 | 0 | 0 | 0 | 0 | 1 | 2 | | | | | | | |
| 5 David Wright, R OBP: 0.432, SLG: 0.500 | | | | | | | | | | 4 | 1 | 3 | 2 | 0 | 0 | 0 | | | | | | | |
| 10 Gary Sheffield, R OBP: 0.397, SLG: 0.514 | | | | | | | | | | 4 | 0 | 1 | 0 | 0 | 0 | 3 | | | | | | | |
| 19 Ryan Church, L OBP: 0.341, SLG: 0.390 | | | | | | | | | | 4 | 0 | 2 | 0 | 0 | 0 | 1 | | | | | | | |
| 6 Nick Evans, R OBP: 0.333, SLG: 0.667 | | | | | | | | | | 4 | 0 | 1 | 0 | 0 | 0 | 3 | | | | | | | |
| 26 Fernando Martinez, L OBP: 0.255, SLG: 0.291 | | | | | | | | | | 4 | 1 | 1 | 1 | 0 | 0 | 2 | | | | | | | |
| 9 Omir Santos, R OBP: 0.286, SLG: 0.416 | | | | | | | | | | 4 | 0 | 0 | 0 | 0 | 0 | 1 | | | | | | | |
| 57 Johan Santana, L OBP: 0.120, SLG: 0.125 | | | | | | | | | | 2 | 0 | 0 | 0 | 0 | 1 | 0 | AB 34 R 3 H 9 RBI 3 BB 1 SO 2 LOB 12 | | | | | | |
| 43 Brian Stokes, R ERA: 1.78 | | | | | | | | | | 0 | 0 | 0 | 0 | 0 | 0 | 0 | | | | | | | |
| 1 Luis Castillo, S OBP: 0.371, SLG: 0.326 | | | | | | | | | | 1 | 0 | 0 | 0 | 0 | 0 | 0 | | | | | | | |
| 50 Sean Green, R ERA: 2.77 | | | | | | | | | | 0 | 0 | 0 | 0 | 0 | 0 | 0 | | | | | | | |
| Inning Stats | R: 2 E: 0 K: 1 S: 16 | H: 2 LOB: 1 BB: 1 P: 29 | R: 0 E: 0 K: 0 S: 6 | H: 0 LOB: 0 BB: 0 P: 6 | R: 0 E: 0 K: 0 S: 6 | H: 0 LOB: 0 BB: 0 P: 12 | R: 0 E: 0 K: 1 S: 15 | H: 1 LOB: 1 BB: 0 P: 20 | R: 0 E: 0 K: 0 S: 11 | H: 0 LOB: 0 BB: 0 P: 11 | R: 0 E: 0 K: 0 S: 5 | H: 1 LOB: 1 BB: 0 P: 8 | R: 0 E: 0 K: 0 S: 9 | H: 1 LOB: 1 BB: 0 P: 12 | R: 0 E: 0 K: 0 S: 13 | H: 2 LOB: 2 BB: 0 P: 17 | | R: 1 E: 0 K: 0 S: 10 | H: 2 LOB: 0 BB: 0 P: 18 | 1B: 4 2B: 3 3B: 0 HR: 2 | SF: 0 SAC: 0 DP: 2 HBP: 0 | WP: 0 PB: 0 SB: 0 CS: 0 | PA: 35 |
| PITCHER | IP WLS BF H R ER SO BB IBB HBP BLK WP HR S P ERA WHIP | | | | | | | | | | | | | | | | | | | | | | |
| 47 Mike Burns, R ERA: 3.31 | 6.2 W 25 5 2 2 2 1 0 0 0 0 1 65 95 2.70 0.900 | | | | | | | | | | | | | | | | | | | | | | |
| 45 Mark DiFelice, R ERA: 1.78 | 1.0 H 4 1 0 0 0 0 0 0 0 0 0 0 11 13 0.00 1.000 | | | | | | | | | | | | | | | | | | | | | | |
| 60 Todd Coffey, R ERA: 2.77 | 1.1 6 3 1 1 0 0 0 0 0 0 0 1 15 25 6.75 2.250 | | | | | | | | | | | | | | | | | | | | | | |

| Batter | 1 | 2 | 3 | 4 | 5 | 6 | 7 | 8 | 9 | AB | R | H | RBI | BB | SO | LOB | BOTTOM | | | |
|--|---|----------------------------------|-------------------------------|----------------------------------|-------------------------------|----------------------------------|-------------------------------|----------------------------------|------------------------------|----------------------------------|------------------------------|----------------------------------|-------------------------------|----------------------------------|------------------------------|----------------------------------|--|------------------------------------|----------------------------------|--------|
| 1 Corey Hart, R OBP: 0.322, SLG: 0.433 | | | | | | | | | | 5 | 2 | 3 | 0 | 0 | 0 | 0 | New York Mets @ Milwaukee Brewers Miller Park, Milwaukee, WI Tue Jun 30 2009, 7:05 PM CDT Att: 35,369 - Roof Closed - 72 F | | | |
| 7 J.J. Hardy, R OBP: 0.305, SLG: 0.368 | | | | | | | | | | 4 | 1 | 1 | 0 | 1 | 1 | 1 | | | | |
| 8 Ryan Braun, R OBP: 0.416, SLG: 0.574 | | | | | | | | | | 4 | 1 | 3 | 4 | 0 | 1 | 1 | | | | |
| 28 Prince Fielder, L OBP: 0.425, SLG: 0.609 | | | | | | | | | | 4 | 1 | 2 | 1 | 0 | 0 | 2 | | | | |
| 14 Casey McGehee, R OBP: 0.388, SLG: 0.544 | | | | | | | | | | 4 | 0 | 0 | 0 | 0 | 1 | 4 | | | | |
| 25 Mike Cameron, R OBP: 0.352, SLG: 0.445 | | | | | | | | | | 3 | 0 | 0 | 0 | 1 | 0 | 0 | | | | |
| 18 Jason Kendall, R OBP: 0.327, SLG: 0.275 | | | | | | | | | | 3 | 0 | 1 | 0 | 1 | 0 | 3 | | | | |
| 2 Bill Hall, R OBP: 0.263, SLG: 0.341 | | | | | | | | | | 4 | 0 | 0 | 0 | 0 | 1 | 2 | | | | |
| 60 Todd Coffey, R ERA: 4.02 | | | | | | | | | | 0 | 0 | 0 | 0 | 0 | 0 | 0 | | | | |
| 47 Mike Burns, R ERA: 3.34 | | | | | | | | | | 2 | 1 | 0 | 0 | 1 | 0 | 1 | | | | |
| 45 Mark DiFelice, R ERA: 4.02 | | | | | | | | | | 0 | 0 | 0 | 0 | 0 | 0 | 0 | | | | |
| 30 Craig Counsell, L OBP: 0.364, SLG: 0.427 | | | | | | | | | | 1 | 0 | 0 | 0 | 0 | 0 | 0 | | | | |
| Inning Stats | R: 0 E: 0 K: 1 S: 11 | H: 2 LOB: 2 BB: 0 P: 16 | R: 0 E: 0 K: 0 S: 12 | H: 0 LOB: 1 BB: 1 P: 17 | R: 1 E: 0 K: 1 S: 14 | H: 3 LOB: 3 BB: 1 P: 22 | R: 4 E: 1 K: 1 S: 20 | H: 2 LOB: 0 BB: 2 P: 30 | R: 0 E: 0 K: 0 S: 6 | H: 0 LOB: 0 BB: 0 P: 11 | R: 0 E: 1 K: 1 S: 9 | H: 1 LOB: 1 BB: 0 P: 10 | R: 1 E: 0 K: 0 S: 12 | H: 2 LOB: 1 BB: 0 P: 20 | R: 0 E: 0 K: 0 S: 8 | H: 0 LOB: 0 BB: 0 P: 11 | 1B: 7 2B: 2 3B: 0 HR: 1 | SF: 0 SAC: 0 DP: 0 HBP: 0 | WP: 0 PB: 0 SB: 0 CS: 0 | PA: 38 |
| PITCHER | IP WLS BF H R ER SO BB IBB HBP BLK WP HR S P ERA WHIP | | | | | | | | | | | | | | | | | | | |
| 57 Johan Santana, L ERA: 3.34 | 6.0 L 31 9 6 5 4 4 0 0 0 0 0 1 75 110 7.50 2.167 | | | | | | | | | | | | | | | | | | | |
| 43 Brian Stokes, R ERA: 4.02 | 1.0 4 1 0 0 0 0 0 0 0 0 0 9 16 0.00 1.000 | | | | | | | | | | | | | | | | | | | |
| 50 Sean Green, R ERA: 5.24 | 1.0 3 0 0 0 0 0 0 0 0 0 0 8 11 0.00 0.000 | | | | | | | | | | | | | | | | | | | |

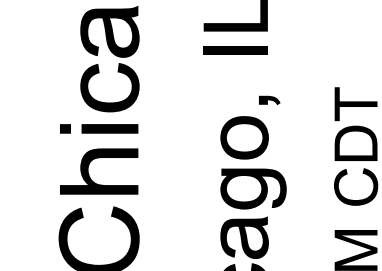
| Batter | 1 | 2 | 3 | 4 | 5 | 6 | 7 | 8 | 9 | AB | R | H | RBI | BB | SO | LOB | TOP | | | | | |
|---|-------------------------------|----------------------------------|-------------------------------|----------------------------------|------------------------------|----------------------------------|-------------------------------|----------------------------------|------------------------------|----------------------------------|------------------------------|----------------------------------|-------------------------------|----------------------------------|-------------------------------|----------------------------------|---|-------------------------------|----------------------------------|----------------------------------|------------------------------------|----------------------------------|
| 30 Craig Counsell, L (1.4) OBP: 0.362, SLG: 0.417 | G4-3 | | K | | FC6-4 | | E4 | F8 | | 4 | 0 | 0 | 0 | 1 | 1 | 3 | Milwaukee Brewers @ Chicago Cubs Wrigley Field, Chicago, IL Thu Jul 02 2009, 7:05 PM CDT Att: 40,545 - Partly Cloudy - 63 F | | | | | |
| 7 J.J. Hardy, R (1.6) OBP: 0.302, SLG: 0.360 | K | | G5-3 | | K | | K | | F7 | 5 | 0 | 0 | 0 | 0 | 3 | 4 | | | | | | |
| 8 Ryan Braun, R (1.7) OBP: 0.414, SLG: 0.567 | K | | F8 | | FC6-4 | | 1B | | P4 | 5 | 0 | 1 | 1 | 0 | 1 | 2 | | | | | | |
| 28 Prince Fielder, L (1.3) OBP: 0.425, SLG: 0.617 | | 25 HR | | K | | HR | | | BB | 4 | 2 | 2 | 1 | 1 | 2 | 2 | | | | | | |
| 14 Casey McGehee, R (1.5) OBP: 0.378, SLG: 0.525 | G6-3 | | 25 1B | | K | | | | K | 5 | 0 | 1 | 0 | 0 | 3 | 2 | | | | | | |
| 25 Mike Cameron, R (1.8) OBP: 0.357, SLG: 0.465 | | HR | | 1B | | F9 | | | 18 1B | 4 | 2 | 3 | 2 | 0 | 0 | 0 | | | | | | |
| 1 Corey Hart, R (1.9) OBP: 0.317, SLG: 0.422 | G5-3 | | G4-6-3 | | G5-3 | | | | 18 1B | 3 | 0 | 0 | 0 | 0 | 0 | 2 | | | | | | |
| 18 Jason Kendall, R (1.2) OBP: 0.330, SLG: 0.277 | | | | | K | | | | G1-3 | 4 | 0 | 2 | 1 | 0 | 1 | 0 | | | | | | |
| 73 Seth McClung, L (1.1) 52 Chris Smith, R (4.1) 22 Jody Gerut, L (7.9) 38 Chris Narveson, L (7.1) 27 Frank Catalanotto, L (8.9) 45 Mark DiFelice, R (8.1) | | | | | | | | | | 1 | 0 | 0 | 0 | 0 | 1 | 1 | | | | | | |
| Inning Stats | R: 0 E: 0 K: 2 S: 11 | H: 0 LOB: 0 BB: 0 P: 17 | R: 2 E: 0 K: 1 S: 12 | H: 3 LOB: 1 BB: 0 P: 18 | R: 0 E: 0 K: 1 S: 7 | H: 0 LOB: 0 BB: 0 P: 11 | R: 0 E: 0 K: 1 S: 10 | H: 2 LOB: 1 BB: 0 P: 15 | R: 0 E: 0 K: 2 S: 9 | H: 0 LOB: 2 BB: 2 P: 17 | R: 1 E: 0 K: 1 S: 9 | H: 1 LOB: 0 BB: 0 P: 15 | R: 1 E: 1 K: 2 S: 13 | H: 2 LOB: 2 BB: 0 P: 20 | R: 1 E: 0 K: 1 S: 11 | H: 2 LOB: 2 BB: 1 P: 21 | | R: 0 E: 0 K: 1 S: 10 | H: 0 LOB: 1 BB: 1 P: 20 | 1B: 6 2B: 2 3B: 0 HR: 2 | SF: 0 SAC: 0 DP: 1 HBP: 1 | WP: 0 PB: 0 SB: 0 CS: 0 |
| PITCHER | IP | WLS | BF | H | R | ER | SO | BB | IBB | HBP | BLK | WP | HR | S | P | ERA | WHIP | | | | | |
| 46 Ryan Dempster, R (1.1) ERA: 4.09 | 6.2 | W | 30 | 8 | 4 | 3 | 9 | 2 | 0 | 0 | 0 | 0 | 2 | 68 | 109 | 4.05 | 1.500 | | | | | |
| 45 Sean Marshall, L (7.1) ERA: 4.37 | 0.1 | | 1 | 0 | 0 | 0 | 1 | 0 | 0 | 0 | 0 | 0 | 0 | 3 | 4 | 0.00 | 0.000 | | | | | |
| 47 Aaron Heilman, R (8.1) ERA: 4.04 | 1.0 | | 6 | 2 | 1 | 1 | 1 | 0 | 0 | 1 | 0 | 0 | 0 | 11 | 21 | 9.00 | 2.000 | | | | | |
| 49 Carlos Marmol, R (9.1) ERA: 3.76 | 1.0 | | 4 | 0 | 0 | 0 | 1 | 1 | 0 | 0 | 0 | 0 | 0 | 10 | 20 | 0.00 | 1.000 | | | | | |

| Batter | 1 | 2 | 3 | 4 | 5 | 6 | 7 | 8 | 9 | AB | R | H | RBI | BB | SO | LOB | BOTTOM | | | | |
|--|-------------------------------|----------------------------------|------------------------------|----------------------------------|-------------------------------|----------------------------------|-------------------------------|----------------------------------|-------------------------------|----------------------------------|-------------------------------|----------------------------------|------------------------------|----------------------------------|------------------------------|----------------------------------|---|------------------------------------|----------------------------------|--------|--|
| 27 Sam Fuld, L (1.7) OBP: 0.600, SLG: 0.750 | 25 HR | | | | 25 HR | | L7 | F9 | | 4 | 2 | 2 | 0 | 1 | 0 | 0 | Milwaukee Brewers @ Chicago Cubs Wrigley Field, Chicago, IL Thu Jul 02 2009, 7:05 PM CDT Att: 40,545 - Partly Cloudy - 63 F | | | | |
| 2 Ryan Theriot, R (1.6) OBP: 0.347, SLG: 0.419 | 25 HR | G4-3 | | 25 HR | | 21 1B | | F9 | | 4 | 2 | 2 | 0 | 1 | 0 | 1 | | | | | |
| 25 Derrek Lee, R (1.3) OBP: 0.363, SLG: 0.502 | HR | | | HR | | L8 | | | | 4 | 2 | 2 | 7 | 0 | 0 | 1 | | | | | |
| 21 Milton Bradley, S (1.9) OBP: 0.356, SLG: 0.372 | K | | G1-3 | G4-3 | | | | | | 4 | 0 | 1 | 0 | 0 | 1 | 0 | | | | | |
| 5 Jake Fox, R (1.5) OBP: 0.353, SLG: 0.550 | | | | | | | | | | 3 | 1 | 1 | 1 | 1 | 0 | 2 | | | | | |
| 47 Aaron Heilman, R (8.1) ERA: 4.04 | | | | P6 | | | | | | 0 | 0 | 0 | 0 | 0 | 0 | 0 | | | | | |
| 49 Carlos Marmol, R (9.1) ERA: 3.76 | | | | BB | | | | | | 0 | 0 | 0 | 0 | 0 | 0 | 0 | | | | | |
| 1 Kosuke Fukudome, L (1.8) OBP: 0.377, SLG: 0.427 | G4-3 | | G4-3 | | 17 G3 | | G4-3 | | | 4 | 0 | 1 | 0 | 0 | 0 | 1 | | | | | |
| 18 Geovany Soto, R (1.2) OBP: 0.342, SLG: 0.496 | F9 | | | HR | | | F8 | | | 4 | 1 | 1 | 1 | 0 | 1 | 1 | | | | | |
| 17 Mike Fontenot, L (1.4) OBP: 0.302, SLG: 0.353 | | F8 | | 27 1B | 46 SH3-4 | | G3 | | | 4 | 1 | 1 | 0 | 0 | 0 | 1 | | | | | |
| 46 Ryan Dempster, R (1.1) ERA: 4.09 | | G6-3 | | | | | | | | 2 | 0 | 0 | 0 | 0 | 0 | 1 | | | | | |
| 45 Sean Marshall, L (7.1) ERA: 4.37 | | | | | | | | | | 0 | 0 | 0 | 0 | 0 | 0 | 0 | | | | | |
| 13 Andrés Blanco, S (8.4) OBP: 0.282, SLG: 0.278 | | | | | | | | | | 1 | 0 | 0 | 0 | 0 | 0 | 0 | | | | | |
| Inning Stats | R: 4 E: 0 K: 1 S: 26 | H: 3 LOB: 0 BB: 1 P: 39 | R: 0 E: 0 K: 0 S: 9 | H: 1 LOB: 1 BB: 0 P: 17 | R: 0 E: 0 K: 0 S: 10 | H: 0 LOB: 1 BB: 1 P: 19 | R: 5 E: 0 K: 0 S: 11 | H: 4 LOB: 0 BB: 1 P: 26 | R: 0 E: 0 K: 1 S: 13 | H: 1 LOB: 1 BB: 0 P: 19 | R: 0 E: 0 K: 0 S: 10 | H: 2 LOB: 2 BB: 0 P: 15 | R: 0 E: 0 K: 0 S: 6 | H: 0 LOB: 0 BB: 0 P: 11 | R: 0 E: 0 K: 0 S: 7 | H: 0 LOB: 0 BB: 0 P: 13 | 1B: 5 2B: 2 3B: 0 HR: 4 | SF: 0 SAC: 1 DP: 0 HBP: 0 | WP: 0 PB: 0 SB: 0 CS: 0 | PA: 38 | |
| PITCHER | IP | WLS | BF | H | R | ER | SO | BB | IBB | HBP | BLK | WP | HR | S | P | ERA | WHIP | | | | |
| 73 Seth McClung, R (1.1) ERA: 4.59 | 3.1 | L | 19 | 7 | 7 | 7 | 1 | 2 | 0 | 0 | 0 | 0 | 1 | 29 | 50 | 6.75 | 1.875 | | | | |
| 52 Chris Smith, R (4.1) ERA: 2.5 | 2.2 | | 13 | 4 | 2 | 2 | 1 | 1 | 0 | 0 | 0 | 0 | 0 | 6 | 11 | 0.00 | 0.000 | | | | |
| 38 Chris Narveson, L (7.1) ERA: 9.0 | 1.0 | | 3 | 0 | 0 | 0 | 0 | 0 | 0 | 0 | 0 | 0 | 0 | 7 | 13 | 0.00 | 0.000 | | | | |
| 45 Mark DiFelice, R (8.1) ERA: 1.72 | 1.0 | | 3 | 0 | 0 | 0 | 0 | 0 | 0 | 0 | 0 | 0 | 0 | 7 | 13 | 0.00 | 0.000 | | | | |

AB 37
R 5
H 10
RBI 5
BB 3
SO 12
LOB 18



AB 34
R 9
H 11
RBI 9
BB 3
SO 2
LOB 8



| Batter | 1 | 2 | 3 | 4 | 5 | 6 | 7 | 8 | 9 | AB | R | H | RBI | BB | SO | LOB | TOP | | | | | |
|---|---|----------------------------------|--------------------------------------|----------------------------------|--------------------------------------|----------------------------------|---------------------------------------|----------------------------------|--------------------------------------|----------------------------------|--------------------------------------|----------------------------------|---------------------------------------|----------------------------------|--------------------------------------|---------------------------------|--------------------------------------|----------------------------------|----------------------------------|------------------------------------|----------------------------------|--------|
| 30 Craig Counsell, L (1.4) OBP: 0.360, SLG: 0.408 | | | | | | | | | | 5 | 1 | 1 | 0 | 0 | 1 | 1 | | | | | | |
| 7 J.J. Hardy, R (1.6) OBP: 0.300, SLG: 0.366 | | | | | | | | | | 5 | 2 | 2 | 1 | 0 | 2 | 2 | | | | | | |
| 8 Ryan Braun, R (1.7) OBP: 0.410, SLG: 0.561 | | | | | | | | | | 5 | 2 | 2 | 0 | 0 | 0 | 1 | | | | | | |
| 28 Prince Fielder, L (1.3) OBP: 0.433, SLG: 0.613 | | | | | | | | | | 2 | 2 | 1 | 0 | 3 | 0 | 0 | | | | | | |
| 14 Casey McGehee, R (1.5) OBP: 0.386, SLG: 0.562 | | | | | | | | | | 5 | 3 | 4 | 5 | 0 | 0 | 1 | | | | | | |
| 38 Chris Narveson, L (9.1) | | | | | | | | | | 0 | 0 | 0 | 0 | 0 | 0 | 0 | | | | | | |
| 25 Mike Cameron, R (1.8) OBP: 0.357, SLG: 0.474 | | | | | | | | | | 3 | 1 | 2 | 4 | 1 | 0 | 0 | | | | | | |
| 22 Jody Gerut, L (8. PH) OBP: 0.233, SLG: 0.318 | | | | | | | | | | 1 | 0 | 0 | 0 | 0 | 0 | 0 | | | | | | |
| 1 Corey Hart, R (1.9) OBP: 0.321, SLG: 0.422 | | | | | | | | | | 5 | 0 | 2 | 0 | 0 | 0 | 4 | | | | | | |
| 18 Jason Kendall, R (1.2) OBP: 0.322, SLG: 0.275 | | | | | | | | | | 5 | 0 | 0 | 0 | 0 | 0 | 6 | | | | | | |
| 41 Braden Looper, R (1.1) OBP: 0.347, SLG: 0.107 | | | | | | | | | | 3 | 0 | 0 | 0 | 0 | 0 | 2 | | | | | | |
| 24 Matt Gamel, L (7. PH) OBP: 0.149, SLG: 0.386 | | | | | | | | | | 0 | 0 | 0 | 0 | 0 | 0 | 0 | | | | | | |
| 12 Carlos Villanueva, R (7.1) OBP: 0.355, SLG: 0.533 | | | | | | | | | | 0 | 0 | 0 | 0 | 0 | 0 | 0 | | | | | | |
| 60 Todd Coffey, R (8.1) OBP: 0.277, SLG: 0.333 | | | | | | | | | | 0 | 0 | 0 | 0 | 0 | 0 | 0 | | | | | | |
| 2 Bill Hall, R (9. PH) OBP: 0.201, SLG: 0.339 | | | | | | | | | | 1 | 0 | 0 | 0 | 0 | 1 | 0 | | | | | | |
| Inning Stats | R: 5 H: 5 E: 0 K: 1 S: 21 | H: 5 LOB: 1 BB: 1 P: 38 | R: 1 H: 1 E: 0 K: 0 S: 9 | H: 1 LOB: 0 BB: 0 P: 10 | R: 1 H: 2 E: 0 K: 0 S: 9 | H: 2 LOB: 1 BB: 0 P: 11 | R: 2 H: 3 E: 0 K: 0 S: 15 | H: 3 LOB: 3 BB: 2 P: 30 | R: 0 H: 0 E: 0 K: 1 S: 9 | H: 0 LOB: 0 BB: 0 P: 14 | R: 2 H: 3 E: 0 K: 0 S: 9 | H: 3 LOB: 1 BB: 1 P: 11 | R: 0 H: 0 E: 0 K: 1 S: 13 | H: 0 LOB: 0 BB: 0 P: 20 | R: 0 H: 0 E: 0 K: 0 S: 3 | H: 0 LOB: 0 BB: 0 P: 9 | R: 0 H: 0 E: 0 K: 1 S: 9 | H: 0 LOB: 0 BB: 0 P: 14 | 1B: 7 2B: 3 3B: 1 HR: 3 | SF: 0 SAC: 0 DP: 1 HBP: 0 | WP: 1 PB: 1 SB: 1 CS: 0 | PA: 45 |
| PITCHER | IP WLS BF H R ER SO BB IBB HBP BLK WP HR S P ERA WHIP | | | | | | | | | | | | | | | | | ERA WHIP | | | | |
| 40 Rich Harden, R (1.1) ERA: 5.35 | 2.0 L 15 8 7 7 1 0 1 0 0 0 2 33 52 31.50 4.000 | | | | | | | | | | | | | | | | | | | | | |
| 54 David Patton, R (3.1) ERA: 5.63 | 2.0 11 3 2 2 0 1 1 0 0 0 0 21 37 9.00 2.000 | | | | | | | | | | | | | | | | | | | | | |
| 29 Jeff Samardzija, R (5.1) ERA: 6.14 | 3.0 13 3 2 2 2 1 0 0 0 1 1 31 45 6.00 1.333 | | | | | | | | | | | | | | | | | | | | | |
| 22 Kevin Hart, R (8.1) ERA: 1.59 | 2.0 6 0 0 0 1 1 0 0 0 0 0 12 23 0.00 0.500 | | | | | | | | | | | | | | | | | | | | | |

Milwaukee Brewers @ Chicago Cubs
Wrigley Field, Chicago, IL
Sat Jul 04 2009, 12:05 PM CDT
Att: 40,088 - Cloudy - 68 F

AB 40
R 11
H 14
RBI 10
BB 5
SO 4
LOB 17



| Batter | 1 | 2 | 3 | 4 | 5 | 6 | 7 | 8 | 9 | AB | R | H | RBI | BB | SO | LOB | BOTTOM | | | |
|--|---|----------------------------------|---------------------------------------|----------------------------------|---------------------------------------|----------------------------------|---------------------------------------|----------------------------------|--------------------------------------|----------------------------------|--------------------------------------|---------------------------------|--------------------------------------|---------------------------------|---------------------------------------|----------------------------------|----------------------------------|------------------------------------|----------------------------------|--------|
| 1 Kosuke Fukudome, L (1.8) OBP: 0.379, SLG: 0.422 | | | | | | | | | | 4 | 0 | 1 | 0 | 0 | 0 | 1 | | | | |
| 13 Andrés Blanco, S (8.6) OBP: 0.282, SLG: 0.278 | | | | | | | | | | 0 | 0 | 0 | 0 | 0 | 0 | 0 | | | | |
| 2 Ryan Theriot, R (1.6) OBP: 0.343, SLG: 0.413 | | | | | | | | | | 4 | 0 | 0 | 0 | 0 | 0 | 4 | | | | |
| 22 Kevin Hart, R (8.1) | | | | | | | | | | 0 | 0 | 0 | 0 | 0 | 0 | 0 | | | | |
| 25 Derrek Lee, R (1.3) OBP: 0.360, SLG: 0.492 | | | | | | | | | | 3 | 1 | 1 | 0 | 0 | 0 | 0 | | | | |
| 28 Jeff Baker, R (8.3) OBP: 0.154, SLG: 0.200 | | | | | | | | | | 1 | 0 | 0 | 0 | 0 | 1 | 0 | | | | |
| 21 Milton Bradley, S (1.9) OBP: 0.368, SLG: 0.389 | | | | | | | | | | 2 | 1 | 1 | 2 | 2 | 0 | 0 | | | | |
| 5 Jake Fox, R (1.5) OBP: 0.351, SLG: 0.507 | | | | | | | | | | 4 | 0 | 1 | 0 | 0 | 1 | 1 | | | | |
| 12 Alfonso Soriano, R (1.7) OBP: 0.288, SLG: 0.411 | | | | | | | | | | 4 | 0 | 0 | 0 | 0 | 2 | 3 | | | | |
| 18 Geovany Soto, R (1.2) OBP: 0.339, SLG: 0.398 | | | | | | | | | | 4 | 0 | 0 | 0 | 0 | 0 | 1 | | | | |
| 17 Mike Fontenot, L (1.4) OBP: 0.313, SLG: 0.364 | | | | | | | | | | 3 | 0 | 2 | 0 | 1 | 1 | 0 | | | | |
| 40 Rich Harden, L (1.1) ERA: 4.78 | | | | | | | | | | 1 | 0 | 1 | 0 | 0 | 0 | 0 | | | | |
| 54 David Patton, R (3.1) ERA: 4.74 | | | | | | | | | | 0 | 0 | 0 | 0 | 0 | 0 | 1 | | | | |
| 6 Mitch Hoffpauir, L (4. PH) OBP: 0.266, SLG: 0.244 | | | | | | | | | | 0 | 0 | 0 | 0 | 0 | 0 | 0 | | | | |
| 29 Jeff Samardzija, R (5.1) ERA: 2.7 | | | | | | | | | | 0 | 0 | 0 | 0 | 0 | 0 | 0 | | | | |
| 27 Sam Fuld, L (7. PH) OBP: 0.462, SLG: 0.545 | | | | | | | | | | 2 | 0 | 0 | 0 | 0 | 0 | 1 | | | | |
| Inning Stats | R: 0 H: 1 E: 1 K: 0 S: 9 | H: 3 LOB: 2 BB: 0 P: 21 | R: 0 H: 3 E: 0 K: 0 S: 13 | H: 3 LOB: 0 BB: 0 P: 19 | R: 2 H: 2 E: 0 K: 0 S: 14 | H: 2 LOB: 0 BB: 0 P: 24 | R: 0 H: 0 E: 0 K: 1 S: 10 | H: 0 LOB: 1 BB: 1 P: 19 | R: 0 H: 0 E: 0 K: 2 S: 9 | H: 0 LOB: 0 BB: 0 P: 15 | R: 0 H: 0 E: 0 K: 0 S: 5 | H: 0 LOB: 0 BB: 0 P: 7 | R: 0 H: 0 E: 0 K: 2 S: 7 | H: 0 LOB: 0 BB: 0 P: 9 | R: 0 H: 1 E: 0 K: 1 S: 11 | H: 1 LOB: 1 BB: 0 P: 14 | 1B: 6 2B: 0 3B: 0 HR: 1 | SF: 0 SAC: 0 DP: 3 HBP: 0 | WP: 0 PB: 0 SB: 0 CS: 0 | PA: 36 |
| PITCHER | IP WLS BF H R ER SO BB IBB HBP BLK WP HR S P ERA WHIP | | | | | | | | | | | | | | | | | ERA WHIP | | |
| 41 Braden Looper, R (1.1) ERA: 4.78 | 6.0 W 26 6 2 2 3 3 0 0 0 0 0 62 112 3.00 1.500 | | | | | | | | | | | | | | | | | | | |
| 12 Carlos Villanueva, R (7.1) ERA: 4.74 | 1.0 3 0 0 0 0 0 0 0 0 0 0 5 7 0.00 0.000 | | | | | | | | | | | | | | | | | | | |
| 60 Todd Coffey, R (8.1) ERA: 2.7 | 1.0 3 0 0 0 2 0 0 0 0 0 0 7 9 0.00 0.000 | | | | | | | | | | | | | | | | | | | |
| 38 Chris Narveson, L (9.1) ERA: 8.0 | 1.0 4 1 0 0 1 0 0 0 0 0 0 11 14 0.00 1.000 | | | | | | | | | | | | | | | | | | | |

Milwaukee Brewers @ Chicago Cubs
Wrigley Field, Chicago, IL
Sat Jul 04 2009, 12:05 PM CDT
Att: 40,088 - Cloudy - 68 F

AB 33
R 2
H 7
RBI 2
BB 3
SO 6
LOB 12



| Batter | 1 | 2 | 3 | 4 | 5 | 6 | 7 | 8 | 9 | AB | R | H | RBI | BB | SO | LOB | TOP | | | | | | | | |
|---|---|--|--|--|------------------------------|---------------------------------|-------------------------------|----------------------------------|-------------------------------|----------------------------------|-------------------------------|----------------------------------|-------------------------------|----------------------------------|-------------------------------|----------------------------------|-------------------------------|----------------------------------|----------------------------------|------------------------------------|----------------------------------|--------|--|--|--|
| 1 Corey Hart, R OBP: 0.320, SLG: 0.420 | | | | | | | | | | 4 | 0 | 1 | 0 | 0 | 0 | 2 | | | | | | | | | |
| 7 J.J. Hardy, R OBP: 0.299, SLG: 0.364 | | | | | | | | | | 4 | 0 | 1 | 0 | 0 | 2 | 1 | | | | | | | | | |
| 8 Ryan Braun, R OBP: 0.409, SLG: 0.557 | | | | | | | | | | 4 | 1 | 1 | 0 | 0 | 0 | 1 | | | | | | | | | |
| 28 Prince Fielder, L OBP: 0.434, SLG: 0.622 | | | | | | | | | | 4 | 1 | 2 | 1 | 0 | 0 | 1 | | | | | | | | | |
| 14 Casey McGehee, R OBP: 0.396, SLG: 0.567 | | | | | | | | | | 4 | 0 | 3 | 1 | 0 | 0 | 0 | | | | | | | | | |
| 25 Mike Cameron, R OBP: 0.355, SLG: 0.470 | | | | | | | | | | 4 | 0 | 1 | 0 | 0 | 2 | 5 | | | | | | | | | |
| 18 Jason Kendall, R OBP: 0.321, SLG: 0.278 | | | | | | | | | | 4 | 0 | 1 | 0 | 0 | 1 | 1 | | | | | | | | | |
| 2 Bill Hall, R OBP: 0.256, SLG: 0.332 | | | | | | | | | | 4 | 0 | 0 | 0 | 0 | 3 | 1 | | | | | | | | | |
| 47 Mike Burns, R 45 Mark DiFelice, R 38 Chris Narveson, L 24 Mat Gamel, L 52 Chris Smith, R 60 Todd Coffey, R 27 Frank Catalanotto, L | | | | | | | | | | 2 | 0 | 0 | 0 | 0 | 2 | 0 | | | | | | | | | |
| Inning Stats | R: 0 E: 0 K: 1 S: 10 | H: 1 LOB: 0 BB: 0 P: 12 | R: 0 E: 0 K: 0 S: 8 | H: 1 LOB: 1 BB: 0 P: 10 | R: 0 E: 0 K: 1 S: 8 | H: 0 LOB: 0 BB: 0 P: 9 | R: 1 E: 0 K: 2 S: 15 | H: 2 LOB: 1 BB: 0 P: 22 | R: 0 E: 0 K: 3 S: 13 | H: 0 LOB: 0 BB: 0 P: 17 | R: 1 E: 0 K: 1 S: 15 | H: 3 LOB: 2 BB: 0 P: 23 | R: 0 E: 0 K: 1 S: 14 | H: 2 LOB: 1 BB: 0 P: 21 | R: 0 E: 0 K: 0 S: 12 | H: 0 LOB: 0 BB: 0 P: 17 | R: 0 E: 0 K: 2 S: 10 | H: 0 LOB: 0 BB: 0 P: 17 | 1B: 9 2B: 1 3B: 0 HR: 1 | SF: 0 SAC: 0 DP: 1 HBP: 0 | WP: 0 PB: 0 SB: 0 CS: 1 | PA: 36 | | | |
| PITCHER | IP WLS BF H R ER SO BB IBB HBP BLK WP HR S P ERA WHIP | 6.1 W 27 9 2 2 9 0 0 0 0 0 1 81 112 2.84 1.421 | 1.2 6 2 0 0 0 0 0 0 0 0 0 14 19 0.00 1.200 | 1.0 3 0 0 0 2 0 0 0 0 0 0 10 17 0.00 0.000 | | | | | | | | | | | | | | | | | | | | | |

Milwaukee Brewers @ Chicago Cubs
Wrigley Field, Chicago, IL
Sun Jul 05 2009, 1:20 PM CDT
Att: 40,369 - Sunny - 69 F

AB 36
R 2
H 11
RBI 2
BB 0
SO 11
LOB 12



| Batter | 1 | 2 | 3 | 4 | 5 | 6 | 7 | 8 | 9 | AB | R | H | RBI | BB | SO | LOB | BOTTOM | | | | | | | |
|---|---|---|--|--|------------------------------|----------------------------------|-------------------------------|----------------------------------|-------------------------------|----------------------------------|-------------------------------|----------------------------------|------------------------------|----------------------------------|------------------------------|----------------------------------|----------------------------------|------------------------------------|----------------------------------|--------|--|--|--|--|
| 1 Kosuke Fukudome, L OBP: 0.379, SLG: 0.432 | | | | | | | | | | 4 | 2 | 2 | 1 | 0 | 0 | 0 | | | | | | | | |
| 2 Ryan Theriot, R OBP: 0.344, SLG: 0.413 | | | | | | | | | | 5 | 1 | 2 | 0 | 0 | 1 | 1 | | | | | | | | |
| 25 Derrek Lee, R OBP: 0.361, SLG: 0.504 | | | | | | | | | | 4 | 1 | 2 | 3 | 0 | 0 | 1 | | | | | | | | |
| 21 Milton Bradley, S OBP: 0.370, SLG: 0.388 | | | | | | | | | | 3 | 1 | 1 | 0 | 1 | 2 | 2 | | | | | | | | |
| 5 Jake Fox, R 47 Aaron Heilman, R 49 Carlos Marmol, R | | | | | | | | | | 4 | 2 | 2 | 2 | 0 | 0 | 3 | | | | | | | | |
| 12 Alfonso Soriano, R 27 Sam Fuld, L | | | | | | | | | | 4 | 0 | 2 | 0 | 0 | 0 | 2 | | | | | | | | |
| 18 Geovany Soto, R OBP: 0.333, SLG: 0.393 | | | | | | | | | | 3 | 0 | 0 | 1 | 0 | 1 | 2 | | | | | | | | |
| 17 Mike Fontenot, L OBP: 0.315, SLG: 0.371 | | | | | | | | | | 4 | 1 | 2 | 1 | 0 | 1 | 1 | | | | | | | | |
| 30 Ted Lilly, L 13 Andrés Blanco, S | | | | | | | | | | 2 | 0 | 0 | 0 | 0 | 1 | 2 | | | | | | | | |
| Inning Stats | R: 2 E: 0 K: 1 S: 11 | H: 2 LOB: 0 BB: 0 P: 17 | R: 0 E: 0 K: 0 S: 9 | H: 1 LOB: 1 BB: 0 P: 14 | R: 0 E: 0 K: 0 S: 7 | H: 0 LOB: 0 BB: 0 P: 13 | R: 2 E: 0 K: 1 S: 16 | H: 2 LOB: 1 BB: 1 P: 23 | R: 3 E: 0 K: 1 S: 14 | H: 5 LOB: 3 BB: 0 P: 19 | R: 1 E: 0 K: 0 S: 14 | H: 3 LOB: 0 BB: 0 P: 24 | R: 0 E: 0 K: 2 S: 8 | H: 0 LOB: 0 BB: 0 P: 11 | R: 0 E: 0 K: 1 S: 8 | H: 0 LOB: 0 BB: 0 P: 10 | 1B: 8 2B: 2 3B: 1 HR: 2 | SF: 2 SAC: 1 DP: 0 HBP: 0 | WP: 0 PB: 0 SB: 0 CS: 0 | PA: 38 | | | | |
| PITCHER | IP WLS BF H R ER SO BB IBB HBP BLK WP HR S P ERA WHIP | 4.2 L 23 9 7 7 3 1 0 0 0 0 0 4 5 0.00 3.000 | 0.1 2 1 0 0 0 0 0 0 0 0 0 4 5 0.00 3.000 | 1.0 7 3 1 1 0 0 0 0 0 0 0 14 24 9.00 3.000 | | | | | | | | | | | | | | | | | | | | |

Milwaukee Brewers @ Chicago Cubs
Wrigley Field, Chicago, IL
Sun Jul 05 2009, 1:20 PM CDT
Att: 40,369 - Sunny - 69 F

AB 34
R 8
H 13
RBI 8
BB 1
SO 6
LOB 14



| Batter | 1 | 2 | 3 | 4 | 5 | 6 | 7 | 8 | 9 | AB | R | H | RBI | BB | SO | LOB | TOP | | | | | | | | | | |
|--|---------------------------------------|---|---------------------------------------|---|---------------------------------------|---|---------------------------------------|---|---------------------------------------|---|--------------------------------------|---|---------------------------------------|---|--------------------------------------|--|--|------------------------------------|----------------------------------|--------|--|--|--|--|--|--|--|
| 15 Rafael Furcal, S OBP: 0.330, SLG: 0.354 | G6-3 | | FC3-6 16 WP | | | | F7 | | | 4 | 1 | 1 | 2 | 0 | 0 | 2 | Los Angeles Dodgers @ Milwaukee Brewers Miller Park, Milwaukee, WI Sat Jul 11 2009, 6:05 PM CDT Att: 43,466 - Clear - 81 F | | | | | | | | | | |
| 16 Andre Ethier, L OBP: 0.340, SLG: 0.480 | K | | F9 | | | | HR | K | | 4 | 1 | 1 | 1 | 0 | 2 | 1 | | | | | | | | | | | |
| 99 Manny Ramirez, R OBP: 0.473, SLG: 0.644 | F8 | | | | | | F9 | K | | 4 | 0 | 1 | 0 | 0 | 1 | 0 | | | | | | | | | | | |
| 23 Casey Blake, R OBP: 0.364, SLG: 0.491 | | G1-3 7 G1-3 1B | | | | | G5-3 | K | | 4 | 0 | 1 | 0 | 0 | 2 | 1 | | | | | | | | | | | |
| 7 James Loney, L OBP: 0.347, SLG: 0.401 | G1-3 | | | | | | F7 | | | 4 | 0 | 1 | 0 | 0 | 0 | 2 | | | | | | | | | | | |
| 55 Russell Martin, R OBP: 0.373, SLG: 0.314 | K | | | | | | G4-6-3 | K | | 4 | 0 | 0 | 0 | 0 | 2 | 3 | | | | | | | | | | | |
| 13 Orlando Hudson, S OBP: 0.352, SLG: 0.407 | K | | | | | | G4-3 | | | 4 | 0 | 0 | 0 | 0 | 1 | 1 | | | | | | | | | | | |
| 27 Matt Kemp, R OBP: 0.388, SLG: 0.502 | | | K | | | | G4-3 | | | 3 | 1 | 1 | 0 | 0 | 2 | 0 | | | | | | | | | | | |
| 36 Jeff Weaver, R ERA: 5.54 | | | | | | | 15 HR | | | 1 | 0 | 1 | 0 | 0 | 0 | 0 | | | | | | | | | | | |
| 57 Scott Elbert, L ERA: 5.0 | | | | | | | K | | | 1 | 0 | 0 | 0 | 0 | 1 | 1 | | | | | | | | | | | |
| 14 Justin Castro, R ERA: 4.25 | | | | | | | | | | 1 | 0 | 0 | 0 | 0 | 0 | 0 | | | | | | | | | | | |
| 31 James McDonald, L ERA: 4.82 | | | | | | | | | | 0 | 0 | 0 | 0 | 0 | 0 | 0 | | | | | | | | | | | |
| 45 Brent Leach, R ERA: 4.26 | | | | | | | | | | 0 | 0 | 0 | 0 | 0 | 0 | 0 | | | | | | | | | | | |
| 59 Guillermo Mota, R ERA: 3.51 | | | | | | | | | | 0 | 0 | 0 | 0 | 0 | 0 | 0 | | | | | | | | | | | |
| Inning Stats | R: 0 H: 0 E: 0 K: 1 S: 10 | H: 0 R: 0 ER: 0 LOB: 0 BB: 0 P: 15 | R: 0 H: 1 E: 0 K: 2 S: 12 | H: 1 R: 0 ER: 0 LOB: 1 BB: 0 P: 19 | R: 0 H: 1 E: 0 K: 1 S: 14 | H: 1 R: 0 ER: 0 LOB: 1 BB: 0 P: 22 | R: 0 H: 1 E: 0 K: 2 S: 12 | H: 1 R: 0 ER: 0 LOB: 0 BB: 0 P: 15 | R: 3 H: 3 E: 0 K: 1 S: 15 | H: 3 R: 0 ER: 0 LOB: 0 BB: 0 P: 23 | R: 0 H: 1 E: 0 K: 0 S: 8 | H: 1 R: 0 ER: 0 LOB: 1 BB: 0 P: 12 | R: 0 H: 0 E: 0 K: 3 S: 10 | H: 0 R: 0 ER: 0 LOB: 0 BB: 0 P: 13 | R: 0 H: 0 E: 0 K: 0 S: 5 | H: 0 R: 0 ER: 0 LOB: 0 BB: 0 P: 7 | 1B: 6 2B: 0 3B: 0 HR: 2 | SF: 0 SAC: 0 DP: 1 HBP: 0 | WP: 1 PB: 0 SB: 0 CS: 0 | PA: 34 | | | | | | | |
| PITCHER | IP | WLS | BF | H | R | ER | SO | BB | IBB | HBP | BLK | WP | HR | S | P | ERA | WHIP | | | | | | | | | | |
| 47 Mike Burns, R | 5.0 | W | 21 | 6 | 3 | 3 | 7 | 0 | 0 | 0 | 0 | 1 | 2 | 63 | 94 | 5.40 | 1.200 | | | | | | | | | | |
| 73 Seth McClung, R | 2.0 | H | 7 | 2 | 0 | 0 | 1 | 0 | 0 | 0 | 0 | 0 | 0 | 16 | 25 | 0.00 | 1.000 | | | | | | | | | | |
| 60 Todd Coffey, R | 1.0 | H | 3 | 0 | 0 | 0 | 3 | 0 | 0 | 0 | 0 | 0 | 0 | 10 | 13 | 0.00 | 0.000 | | | | | | | | | | |
| 51 Trevor Hoffman, R | 1.0 | S | 3 | 0 | 0 | 0 | 0 | 0 | 0 | 0 | 0 | 0 | 0 | 5 | 7 | 0.00 | 0.000 | | | | | | | | | | |

| Batter | 1 | 2 | 3 | 4 | 5 | 6 | 7 | 8 | 9 | AB | R | H | RBI | BB | SO | LOB | BOTTOM | | | | | | | | | | |
|---|---------------------------------------|---|--------------------------------------|---|--------------------------------------|---|---------------------------------------|---|--------------------------------------|---|---------------------------------------|---|---------------------------------------|---|----------------------------------|------------------------------------|--|--------|--|--|--|--|--|--|--|--|--|
| 18 Jason Kendall, R OBP: 0.321, SLG: 0.276 | G6-3 | G4-3 | | | | | G6-3 | L4 | | 5 | 0 | 1 | 0 | 0 | 0 | 3 | Los Angeles Dodgers @ Milwaukee Brewers Miller Park, Milwaukee, WI Sat Jul 11 2009, 6:05 PM CDT Att: 43,466 - Clear - 81 F | | | | | | | | | | |
| 30 Craig Counsell, L OBP: 0.356, SLG: 0.407 | | | K | | | | | | | 4 | 1 | 2 | 0 | 0 | 1 | 2 | | | | | | | | | | | |
| 8 Ryan Braun, R OBP: 0.396, SLG: 0.538 | FC6 28 1B | | B2-3 | | | | G5-3 | | | 4 | 1 | 0 | 0 | 0 | 0 | 1 | | | | | | | | | | | |
| 28 Prince Fielder, L OBP: 0.439, SLG: 0.616 | | | | | | | K | | | 3 | 1 | 2 | 1 | 1 | 1 | 0 | | | | | | | | | | | |
| 24 Mat Gamel, L OBP: 0.352, SLG: 0.433 | | | | | | | | | | 3 | 0 | 0 | 0 | 1 | 3 | 2 | | | | | | | | | | | |
| 51 Trevor Hoffman, R | | | | | | | | | | 0 | 0 | 0 | 0 | 0 | 0 | 0 | | | | | | | | | | | |
| 25 Mike Cameron, R OBP: 0.370, SLG: 0.468 | P3 | | | | | | | | | 2 | 1 | 0 | 0 | 2 | 1 | 3 | | | | | | | | | | | |
| 27 Frank Catalanotto, L OBP: 0.374, SLG: 0.391 | | | | | | | | | | 3 | 1 | 1 | 1 | 0 | 0 | 3 | | | | | | | | | | | |
| 1 Corey Hart, R OBP: 0.323, SLG: 0.421 | F8 | | | | | | | | | 1 | 0 | 0 | 0 | 0 | 0 | 2 | | | | | | | | | | | |
| 7 J.J. Hardy, R OBP: 0.301, SLG: 0.379 | | | | | | | | | | 3 | 1 | 2 | 2 | 1 | 1 | 1 | | | | | | | | | | | |
| 47 Mike Burns, R ERA: 3.48 | | | | | | | | | | 1 | 0 | 1 | 1 | 0 | 0 | 0 | | | | | | | | | | | |
| 73 Scott Elbert, L ERA: 5.0 | | | | | | | | | | 0 | 0 | 0 | 0 | 0 | 0 | 0 | | | | | | | | | | | |
| 31 James McDonald, R | | | | | | | | | | 0 | 0 | 0 | 0 | 0 | 0 | 0 | | | | | | | | | | | |
| 45 Brent Leach, L | | | | | | | | | | 0 | 0 | 0 | 0 | 0 | 0 | 0 | | | | | | | | | | | |
| 59 Guillermo Mota, R | | | | | | | | | | 0 | 0 | 0 | 0 | 1 | 0 | 0 | | | | | | | | | | | |
| Inning Stats | R: 2 H: 2 E: 1 K: 0 S: 18 | H: 2 R: 0 ER: 0 LOB: 1 BB: 1 P: 29 | R: 0 H: 0 E: 0 K: 1 S: 9 | H: 0 R: 0 ER: 0 LOB: 1 BB: 1 P: 17 | R: 0 H: 0 E: 0 K: 2 S: 9 | H: 0 R: 0 ER: 0 LOB: 1 BB: 1 P: 17 | R: 2 H: 4 E: 0 K: 0 S: 12 | H: 4 R: 0 ER: 0 LOB: 0 BB: 0 P: 16 | R: 0 H: 0 E: 0 K: 1 S: 7 | H: 0 R: 0 ER: 0 LOB: 1 BB: 1 P: 13 | R: 0 H: 1 E: 0 K: 0 S: 10 | H: 1 R: 0 ER: 0 LOB: 1 BB: 0 P: 18 | R: 2 H: 2 E: 0 K: 1 S: 12 | H: 2 R: 0 ER: 0 LOB: 2 BB: 2 P: 25 | 1B: 4 2B: 3 3B: 2 HR: 1 | SF: 0 SAC: 1 DP: 2 HBP: 0 | WP: 0 PB: 0 SB: 1 CS: 1 | PA: 37 | | | | | | | | | |
| PITCHER | IP | WLS | BF | H | R | ER | SO | BB | IBB | HBP | BLK | WP | HR | S | P | ERA | WHIP | | | | | | | | | | |
| 36 Jeff Weaver, R | 3.1 | L | 19 | 6 | 4 | 2 | 3 | 3 | 0 | 0 | 0 | 0 | 1 | 45 | 73 | 5.40 | 2.700 | | | | | | | | | | |
| 57 Scott Elbert, L | 2.2 | | 7 | 0 | 0 | 0 | 3 | 1 | 0 | 0 | 0 | 0 | 0 | 19 | 34 | 0.00 | 0.375 | | | | | | | | | | |
| 31 James McDonald, R | 1.0 | | 4 | 1 | 0 | 0 | 0 | 0 | 0 | 0 | 0 | 0 | 0 | 10 | 18 | 0.00 | 1.000 | | | | | | | | | | |
| 45 Brent Leach, L | 0.1 | | 3 | 1 | 2 | 2 | 1 | 0 | 1 | 0 | 0 | 0 | 0 | 4 | 11 | 54.00 | 3.000 | | | | | | | | | | |
| 59 Guillermo Mota, R | 0.2 | | 4 | 1 | 0 | 0 | 0 | 1 | 0 | 0 | 0 | 0 | 0 | 8 | 14 | 0.00 | 3.000 | | | | | | | | | | |

| Batter | 1 | 2 | 3 | 4 | 5 | 6 | 7 | 8 | 9 | AB | R | H | RBI | BB | SO | LOB | TOP | | | | | |
|---|---|---|---|---|---|---|-------------------------------|----------------------------------|------------------------------|----------------------------------|------------------------------|---------------------------------|-------------------------------|----------------------------------|---|---|--|----------------------------------|----------------------------------|------------------------------------|----------------------------------|--------|
| 15 Rafael Furcal, S (1,6) OBP: 0.331, SLG: 0.350 | | | | | | | | | | 3 | 1 | 0 | 0 | 2 | 0 | 1 | Los Angeles Dodgers @ Milwaukee Brewers Miller Park, Milwaukee, WI Sun Jul 12 2009, 1:05 PM CDT Att: 42,241 - Sunny - 76 F | | | | | |
| 16 Andre Ethier, L (1,9) OBP: 0.338, SLG: 0.475 | | | | | | | | | | 5 | 1 | 1 | 0 | 0 | 2 | 3 | | | | | | |
| 99 Manny Ramirez, R (1,7) OBP: 0.487, SLG: 0.669 | | | | | | | | | | 3 | 2 | 3 | 0 | 1 | 0 | 0 | | | | | | |
| 31 James McDonald, L (8,1) | | | | | | | | | | 0 | 0 | 0 | 0 | 0 | 0 | 0 | | | | | | |
| 5 Mark Loretta, R (9,PH) OBP: 0.344, SLG: 0.292 | | | | | | | | | | 1 | 0 | 0 | 0 | 0 | 0 | 0 | | | | | | |
| 38 Ramon Troncoso, R (9,1) | | | | | | | | | | 0 | 0 | 0 | 0 | 0 | 0 | 0 | | | | | | |
| 23 Casey Blake, R (1,5) OBP: 0.364, SLG: 0.486 | | | | | | | | | | 3 | 0 | 0 | 1 | 2 | 1 | 3 | | | | | | |
| 7 James Loney, L (1,3) OBP: 0.350, SLG: 0.402 | | | | | | | | | | 4 | 0 | 2 | 2 | 1 | 0 | 2 | | | | | | |
| 27 Matt Kemp, R (1,8) OBP: 0.384, SLG: 0.495 | | | | | | | | | | 4 | 0 | 0 | 0 | 0 | 2 | 5 | | | | | | |
| 13 Orlando Hudson, S (1,4) OBP: 0.353, SLG: 0.426 | | | | | | | | | | 4 | 2 | 2 | 2 | 0 | 0 | 2 | | | | | | |
| 12 Brad Ausmus, R (1,2) OBP: 0.355, SLG: 0.375 | | | | | | | | | | 3 | 1 | 1 | 1 | 1 | 1 | 0 | | | | | | |
| 22 Clayton Kershaw, L (1,1) OBP: 0.233, SLG: 0.148 | | | | | | | | | | 3 | 0 | 0 | 0 | 0 | 0 | 0 | | | | | | |
| 18 Hiroki Kuroda, R (7,1) | | | | | | | | | | 0 | 0 | 0 | 0 | 0 | 0 | 0 | | | | | | |
| 9 Juan Pierre, L (7,7) OBP: 0.387, SLG: 0.417 | | | | | | | | | | 1 | 0 | 0 | 0 | 0 | 0 | 1 | | | | | | |
| Inning Stats | R: 2 E: 0 K: 1 S: 19 | H: 2 LOB: 2 BB: 2 P: 33 | R: 0 E: 0 K: 1 S: 10 | H: 0 LOB: 1 BB: 1 P: 15 | R: 0 E: 0 K: 0 S: 9 | H: 1 LOB: 0 BB: 0 P: 15 | R: 1 E: 0 K: 1 S: 10 | H: 1 LOB: 0 BB: 0 P: 15 | R: 2 E: 0 K: 0 S: 6 | H: 2 LOB: 1 BB: 1 P: 15 | R: 1 E: 0 K: 0 S: 6 | H: 1 LOB: 0 BB: 0 P: 8 | R: 0 E: 0 K: 3 S: 16 | H: 1 LOB: 2 BB: 1 P: 27 | R: 1 E: 0 K: 0 S: 10 | H: 1 LOB: 1 BB: 1 P: 17 | R: 0 E: 0 K: 0 S: 8 | H: 0 LOB: 1 BB: 1 P: 16 | 1B: 4 2B: 2 3B: 0 HR: 3 | SF: 0 SAC: 0 DP: 1 HBP: 0 | WP: 1 PB: 0 SB: 0 CS: 0 | PA: 41 |
| PITCHER | IP WLS BF H R ER SO BB IBB HBP BLK WP HR S P ERA WHIP | 5.0 L 24 6 5 5 3 4 0 0 0 0 1 1 54 93 9.00 2.000 | 6.1 1.0 4 1 1 1 0 0 0 0 0 0 1 6 8 9.00 1.000 | 7.1 1.0 5 1 0 0 3 0 1 0 0 0 0 16 27 0.00 1.000 | 8.1 1.83 5 1 1 1 0 1 0 0 0 0 1 10 17 9.00 2.000 | 9.1 1.0 4 0 0 0 0 1 0 0 0 0 0 0 8 16 0.00 1.000 | PITCHER | | | | | | | | | | IP WLS BF H R ER SO BB IBB HBP BLK WP HR S P ERA WHIP | | | | | |
| 49 Yovani Gallardo, R (1,1) ERA: 3.22 | 5.0 L 24 6 5 5 3 4 0 0 0 0 1 1 54 93 9.00 2.000 | 6.1 1.0 4 1 1 1 0 0 0 0 0 0 1 6 8 9.00 1.000 | 7.1 1.0 5 1 0 0 3 0 1 0 0 0 0 16 27 0.00 1.000 | 8.1 1.83 5 1 1 1 0 1 0 0 0 0 1 10 17 9.00 2.000 | 9.1 1.0 4 0 0 0 0 1 0 0 0 0 0 0 8 16 0.00 1.000 | PITCHER | | | | | | | | | | IP WLS BF H R ER SO BB IBB HBP BLK WP HR S P ERA WHIP | | | | | | |
| 52 Chris Smith, R (6,1) ERA: 2.38 | 1.0 4 1 1 1 0 0 0 0 0 0 0 1 6 8 9.00 1.000 | 7.1 1.0 5 1 0 0 3 0 1 0 0 0 0 16 27 0.00 1.000 | 8.1 1.83 5 1 1 1 0 1 0 0 0 0 1 10 17 9.00 2.000 | 9.1 1.0 4 0 0 0 0 1 0 0 0 0 0 0 8 16 0.00 1.000 | PITCHER | | | | | | | | | | IP WLS BF H R ER SO BB IBB HBP BLK WP HR S P ERA WHIP | | | | | | | |
| 45 Mark DiFelice, R (7,1) ERA: 1.83 | 1.0 4 1 1 1 0 0 0 0 0 0 0 1 6 8 9.00 1.000 | 7.1 1.0 5 1 0 0 3 0 1 0 0 0 0 16 27 0.00 1.000 | 8.1 1.83 5 1 1 1 0 1 0 0 0 0 1 10 17 9.00 2.000 | 9.1 1.0 4 0 0 0 0 1 0 0 0 0 0 0 8 16 0.00 1.000 | PITCHER | | | | | | | | | | IP WLS BF H R ER SO BB IBB HBP BLK WP HR S P ERA WHIP | | | | | | | |
| 57 Mitch Stetter, L (8,1) ERA: 2.76 | 1.0 4 1 1 1 0 0 0 0 0 0 0 1 6 8 9.00 1.000 | 7.1 1.0 5 1 0 0 3 0 1 0 0 0 0 16 27 0.00 1.000 | 8.1 1.83 5 1 1 1 0 1 0 0 0 0 1 10 17 9.00 2.000 | 9.1 1.0 4 0 0 0 0 1 0 0 0 0 0 0 8 16 0.00 1.000 | PITCHER | | | | | | | | | | IP WLS BF H R ER SO BB IBB HBP BLK WP HR S P ERA WHIP | | | | | | | |
| 73 Seth McClung, R (9,1) ERA: 4.17 | 1.0 4 1 1 1 0 0 0 0 0 0 0 1 6 8 9.00 1.000 | 7.1 1.0 5 1 0 0 3 0 1 0 0 0 0 16 27 0.00 1.000 | 8.1 1.83 5 1 1 1 0 1 0 0 0 0 1 10 17 9.00 2.000 | 9.1 1.0 4 0 0 0 0 1 0 0 0 0 0 0 8 16 0.00 1.000 | PITCHER | | | | | | | | | | IP WLS BF H R ER SO BB IBB HBP BLK WP HR S P ERA WHIP | | | | | | | |
| Batter | 1 | 2 | 3 | 4 | 5 | 6 | 7 | 8 | 9 | AB | R | H | RBI | BB | SO | LOB | BOTTOM | | | | | |
| 18 Jason Kendall, R (1,2) OBP: 0.322, SLG: 0.275 | | | | | | | | | | 4 | 0 | 1 | 0 | 1 | 0 | 1 | Los Angeles Dodgers @ Milwaukee Brewers Miller Park, Milwaukee, WI Sun Jul 12 2009, 1:05 PM CDT Att: 42,241 - Sunny - 76 F | | | | | |
| 1 Corey Hart, R (1,9) OBP: 0.322, SLG: 0.421 | | | | | | | | | | 5 | 0 | 1 | 0 | 0 | 1 | 4 | | | | | | |
| 8 Ryan Braun, R (1,7) OBP: 0.391, SLG: 0.530 | | | | | | | | | | 5 | 0 | 0 | 0 | 0 | 0 | 3 | | | | | | |
| 28 Prince Fielder, L (1,3) OBP: 0.442, SLG: 0.614 | | | | | | | | | | 1 | 1 | 0 | 0 | 3 | 1 | 0 | | | | | | |
| 14 Casey McGehee, R (1,4) OBP: 0.387, SLG: 0.541 | | | | | | | | | | 3 | 1 | 1 | 0 | 1 | 0 | 1 | | | | | | |
| 25 Mike Cameron, R (1,8) OBP: 0.388, SLG: 0.470 | | | | | | | | | | 3 | 1 | 1 | 1 | 0 | 1 | 3 | | | | | | |
| 2 Bill Hall, R (1,5) OBP: 0.260, SLG: 0.335 | | | | | | | | | | 4 | 1 | 1 | 1 | 0 | 1 | 0 | | | | | | |
| 30 Craig Counsell, L (1,6) OBP: 0.354, SLG: 0.402 | | | | | | | | | | 3 | 0 | 0 | 0 | 1 | 1 | 1 | | | | | | |
| 49 Yovani Gallardo, R (1,1) ERA: 3.16 | 1.0 4 1 1 1 0 0 0 0 0 0 0 1 6 8 9.00 1.000 | 7.1 1.0 5 1 0 0 3 0 1 0 0 0 0 16 27 0.00 1.000 | 8.1 1.83 5 1 1 1 0 1 0 0 0 0 1 10 17 9.00 2.000 | 9.1 1.0 4 0 0 0 0 1 0 0 0 0 0 0 8 16 0.00 1.000 | PITCHER | | | | | | | | | | IP WLS BF H R ER SO BB IBB HBP BLK WP HR S P ERA WHIP | | | | | | | |
| 24 Matt Garza, L (5,PH) OBP: 0.305, SLG: 0.429 | 1.0 4 1 1 1 0 0 0 0 0 0 0 1 6 8 9.00 1.000 | 7.1 1.0 5 1 0 0 3 0 1 0 0 0 0 16 27 0.00 1.000 | 8.1 1.83 5 1 1 1 0 1 0 0 0 0 1 10 17 9.00 2.000 | 9.1 1.0 4 0 0 0 0 1 0 0 0 0 0 0 8 16 0.00 1.000 | PITCHER | | | | | | | | | | IP WLS BF H R ER SO BB IBB HBP BLK WP HR S P ERA WHIP | | | | | | | |
| 52 Chris Smith, R (6,1) ERA: 2.38 | 1.0 4 1 1 1 0 0 0 0 0 0 0 1 6 8 9.00 1.000 | 7.1 1.0 5 1 0 0 3 0 1 0 0 0 0 16 27 0.00 1.000 | 8.1 1.83 5 1 1 1 0 1 0 0 0 0 1 10 17 9.00 2.000 | 9.1 1.0 4 0 0 0 0 1 0 0 0 0 0 0 8 16 0.00 1.000 | PITCHER | | | | | | | | | | IP WLS BF H R ER SO BB IBB HBP BLK WP HR S P ERA WHIP | | | | | | | |
| 45 Mark DiFelice, R (7,1) ERA: 1.83 | 1.0 4 1 1 1 0 0 0 0 0 0 0 1 6 8 9.00 1.000 | 7.1 1.0 5 1 0 0 3 0 1 0 0 0 0 16 27 0.00 1.000 | 8.1 1.83 5 1 1 1 0 1 0 0 0 0 1 10 17 9.00 2.000 | 9.1 1.0 4 0 0 0 0 1 0 0 0 0 0 0 8 16 0.00 1.000 | PITCHER | | | | | | | | | | IP WLS BF H R ER SO BB IBB HBP BLK WP HR S P ERA WHIP | | | | | | | |
| 22 Jody Gerut, L (7,PH) ERA: 4.07 | 1.0 4 1 1 1 0 0 0 0 0 0 0 1 6 8 9.00 1.000 | 7.1 1.0 5 1 0 0 3 0 1 0 0 0 0 16 27 0.00 1.000 | 8.1 1.83 5 1 1 1 0 1 0 0 0 0 1 10 17 9.00 2.000 | 9.1 1.0 4 0 0 0 0 1 0 0 0 0 0 0 8 16 0.00 1.000 | PITCHER | | | | | | | | | | IP WLS BF H R ER SO BB IBB HBP BLK WP HR S P ERA WHIP | | | | | | | |
| 57 Mitch Stetter, L (8,1) ERA: 2.76 | 1.0 4 1 1 1 0 0 0 0 0 0 0 1 6 8 9.00 1.000 | 7.1 1.0 5 1 0 0 3 0 1 0 0 0 0 16 27 0.00 1.000 | 8.1 1.83 5 1 1 1 0 1 0 0 0 0 1 10 17 9.00 2.000 | 9.1 1.0 4 0 0 0 0 1 0 0 0 0 0 0 8 16 0.00 1.000 | PITCHER | | | | | | | | | | IP WLS BF H R ER SO BB IBB HBP BLK WP HR S P ERA WHIP | | | | | | | |
| 73 Seth McClung, L (9,1) ERA: 4.17 | 1.0 4 1 1 1 0 0 0 0 0 0 0 1 6 8 9.00 1.000 | 7.1 1.0 5 1 0 0 3 0 1 0 0 0 0 16 27 0.00 1.000 | 8.1 1.83 5 1 1 1 0 1 0 0 0 0 1 10 17 9.00 2.000 | 9.1 1.0 4 0 0 0 0 1 0 0 0 0 0 0 8 16 0.00 1.000 | PITCHER | | | | | | | | | | IP WLS BF H R ER SO BB IBB HBP BLK WP HR S P ERA WHIP | | | | | | | |
| 27 Frank Catalanotto, L (9,PH) ERA: 3.27 | 1.0 4 1 1 1 0 0 0 0 0 0 0 1 6 8 9.00 1.000 | 7.1 1.0 5 1 0 0 3 0 1 0 0 0 0 16 27 0.00 1.000 | 8.1 1.83 5 1 1 1 0 1 0 0 0 0 1 10 17 9.00 2.000 | 9.1 1.0 4 0 0 0 0 1 0 0 0 0 0 0 8 16 0.00 1.000 | PITCHER | | | | | | | | | | IP WLS BF H R ER SO BB IBB HBP BLK WP HR S P ERA WHIP | | | | | | | |
| Inning Stats | R: 0 E: 0 K: 1 S: 18 | | | | | | | | | | | | | | | | | | | | | |

| Batter | 1 | 2 | 3 | 4 | 5 | 6 | 7 | 8 | 9 | AB | R | H | RBI | BB | SO | LOB | TOP | | | | | | | | | | |
|--|------------------------------|----------------------------------|------------------------------|----------------------------------|-------------------------------|----------------------------------|------------------------------|----------------------------------|------------------------------|----------------------------------|-------------------------------|----------------------------------|------------------------------|----------------------------------|-------------------------------|----------------------------------|--|----------------------------------|------------------------------------|----------------------------------|--------|--|--|--|--|--|--|
| 30 Craig Counsell, L (1,4) OBP: 0.348, SLG: 0.393 | | | | | | | | | | 5 | 0 | 2 | 0 | 0 | 1 | 1 | Milwaukee Brewers @ Cincinnati Reds Great American Ball Park, Cincinnati, OH Fri Jul 17 2009, 7:10 PM EDT Att: 25,687 - Partly Cloudy - 75 F | | | | | | | | | | |
| 25 Mike Cameron, R (1,8) OBP: 0.370, SLG: 0.471 | | | | | | | | | | 3 | 0 | 1 | 0 | 1 | 1 | 1 | | | | | | | | | | | |
| 8 Ryan Braun, R (1,7) OBP: 0.528, SLG: 0.528 27 Frank Catalanotto, L (7,7) OBP: 0.327, SLG: 0.404 | | | | | | | | | | 3 | 0 | 1 | 0 | 0 | 0 | 4 | | | | | | | | | | | |
| 28 Prince Fielder, L (1,3) OBP: 0.442, SLG: 0.615 | | | | | | | | | | 3 | 0 | 0 | 0 | 1 | 1 | 2 | | | | | | | | | | | |
| 24 Mat Gamel, L (1,5) OBP: 0.339, SLG: 0.413 | | | | | | | | | | 4 | 0 | 0 | 0 | 0 | 2 | 3 | | | | | | | | | | | |
| 1 Cory Hart, R (1,9) OBP: 0.328, SLG: 0.421 | | | | | | | | | | 3 | 0 | 1 | 0 | 0 | 1 | 0 | | | | | | | | | | | |
| 7 J.J. Hardy, R (1,6) OBP: 0.300, SLG: 0.376 | | | | | | | | | | 4 | 0 | 0 | 0 | 0 | 1 | 2 | | | | | | | | | | | |
| 18 Jason Kendall, R (1,2) OBP: 0.329, SLG: 0.282 | | | | | | | | | | 4 | 0 | 2 | 0 | 0 | 0 | 2 | | | | | | | | | | | |
| 37 Jeff Suppan, R (1,1) OBP: 0.281, SLG: 0.241 22 Cory Spier, L (7,PH) OBP: 0.274, SLG: 0.307 57 Mitch Stetter, L (7,1) OBP: 0.307, SLG: 0.387 52 Chris Smith, R (8,1) OBP: 0.329, SLG: 0.393 12 Carlos Villanueva, R (8,PH) OBP: 0.370, SLG: 0.528 14 Casey McGehee, R (8,PH) OBP: 0.329, SLG: 0.393 | | | | | | | | | | 2 | 0 | 0 | 0 | 0 | 1 | 1 | | | | | | | | | | | |
| Inning Stats | R: 0 E: 0 K: 0 S: 6 | H: 1 LOB: 1 BB: 0 P: 11 | R: 0 E: 0 K: 1 S: 9 | H: 0 LOB: 1 BB: 0 P: 13 | R: 0 E: 0 K: 2 S: 14 | H: 2 LOB: 3 BB: 1 P: 28 | R: 0 E: 0 K: 0 S: 7 | H: 1 LOB: 1 BB: 0 P: 11 | R: 0 E: 0 K: 2 S: 9 | H: 0 LOB: 1 BB: 0 P: 17 | R: 0 E: 0 K: 1 S: 10 | H: 2 LOB: 2 BB: 1 P: 18 | R: 0 E: 0 K: 2 S: 7 | H: 0 LOB: 0 BB: 0 P: 12 | R: 0 E: 0 K: 1 S: 10 | H: 1 LOB: 1 BB: 0 P: 14 | | 1B: 6 2B: 2 3B: 0 HR: 0 | SF: 0 SAC: 0 DP: 1 HBP: 2 | WP: 0 PB: 0 SB: 1 CS: 1 | PA: 37 | | | | | | |
| PITCHER | IP | WLS | BF | H | R | ER | SO | BB | IBB | HBP | BLK | WP | HR | S | P | ERA | WHIP | | | | | | | | | | |
| 61 Bronson Arroyo, R (1,1) ERA: 5.07 | 7.0 | W | 30 | 6 | 0 | 0 | 6 | 1 | 1 | 2 | 0 | 0 | 0 | 63 | 109 | 0.00 | 1.000 | | | | | | | | | | |
| 53 Arthur Rhodes, L (8,1) ERA: 1.72 | 1.0 | H | 3 | 0 | 0 | 0 | 2 | 0 | 0 | 0 | 0 | 0 | 0 | 7 | 12 | 0.00 | 0.000 | | | | | | | | | | |
| 48 Francisco Cordero, R (9,1) ERA: 1.7 | 1.0 | | 4 | 1 | 0 | 0 | 1 | 0 | 0 | 0 | 0 | 0 | 0 | 10 | 14 | 0.00 | 1.000 | | | | | | | | | | |

| Batter | 1 | 2 | 3 | 4 | 5 | 6 | 7 | 8 | 9 | AB | R | H | RBI | BB | SO | LOB | BOTTOM | | | | | | | | | | |
|---|------------------------------|----------------------------------|------------------------------|----------------------------------|------------------------------|----------------------------------|------------------------------|----------------------------------|-------------------------------|----------------------------------|------------------------------|----------------------------------|------------------------------|----------------------------------|-------------------------------|----------------------------------|--|----------------------------------|------------------------------------|----------------------------------|--------|--|--|--|--|--|--|
| 3 Willy Taveras, R (1,8) OBP: 0.285, SLG: 0.294 | | | | | | | | | | 5 | 1 | 1 | 0 | 0 | 0 | 2 | Milwaukee Brewers @ Cincinnati Reds Great American Ball Park, Cincinnati, OH Fri Jul 17 2009, 7:10 PM EDT Att: 25,687 - Partly Cloudy - 75 F | | | | | | | | | | |
| 15 Jerry Hairston, R (1,6) OBP: 0.307, SLG: 0.387 | | | | | | | | | | 3 | 0 | 0 | 0 | 1 | 1 | 2 | | | | | | | | | | | |
| 19 Joey Volto, L (1,3) OBP: 0.433, SLG: 0.598 | | | | | | | | | | 2 | 1 | 0 | 0 | 2 | 0 | 1 | | | | | | | | | | | |
| 4 Brandon Phillips, R (1,4) OBP: 0.336, SLG: 0.472 | | | | | | | | | | 4 | 0 | 1 | 0 | 0 | 0 | 3 | | | | | | | | | | | |
| 17 Laynce Nix, L (1,7) OBP: 0.303, SLG: 0.485 | | | | | | | | | | 4 | 1 | 2 | 1 | 0 | 0 | 1 | | | | | | | | | | | |
| 28 Edwin Encarnación, R (1,5) OBP: 0.345, SLG: 0.466 | | | | | | | | | | 4 | 1 | 4 | 2 | 0 | 0 | 0 | | | | | | | | | | | |
| 21 Chris Dickerson, L (1,9) OBP: 0.368, SLG: 0.379 | | | | | | | | | | 3 | 0 | 0 | 0 | 1 | 0 | 4 | | | | | | | | | | | |
| 29 Ryan Hanigan, R (1,2) OBP: 0.429, SLG: 0.407 | | | | | | | | | | 3 | 0 | 1 | 0 | 1 | 1 | 2 | | | | | | | | | | | |
| 61 Bronson Arroyo, R (1,1) ERA: 4.43 53 Arthur Rhodes, L (8,1) ERA: 2.67 27 Drew Sutton, S (8,PH) ERA: 2.7 48 Francisco Cordero, R (9,1) ERA: 6.35 | | | | | | | | | | 2 | 0 | 0 | 0 | 0 | 0 | 2 | | | | | | | | | | | |
| Inning Stats | R: 0 E: 0 K: 0 S: 9 | H: 0 LOB: 1 BB: 1 P: 15 | R: 0 E: 0 K: 1 S: 7 | H: 1 LOB: 0 BB: 0 P: 10 | R: 0 E: 0 K: 0 S: 7 | H: 1 LOB: 1 BB: 1 P: 14 | R: 1 E: 1 K: 0 S: 7 | H: 2 LOB: 2 BB: 1 P: 16 | R: 2 E: 1 K: 0 S: 14 | H: 2 LOB: 2 BB: 1 P: 22 | R: 0 E: 0 K: 1 S: 8 | H: 1 LOB: 0 BB: 0 P: 12 | R: 0 E: 0 K: 0 S: 8 | H: 1 LOB: 0 BB: 0 P: 11 | R: 1 E: 0 K: 1 S: 14 | H: 1 LOB: 1 BB: 1 P: 27 | | 1B: 8 2B: 0 3B: 0 HR: 1 | SF: 0 SAC: 1 DP: 0 HBP: 0 | WP: 1 PB: 0 SB: 0 CS: 2 | PA: 38 | | | | | | |
| PITCHER | IP | WLS | BF | H | R | ER | SO | BB | IBB | HBP | BLK | WP | HR | S | P | ERA | WHIP | | | | | | | | | | |
| 37 Jeff Suppan, R (1,1) ERA: 4.43 | 6.0 | L | 29 | 7 | 3 | 0 | 2 | 3 | 1 | 0 | 0 | 0 | 0 | 8 | 11 | 0.00 | 1.667 | | | | | | | | | | |
| 57 Mitch Stetter, L (7,1) ERA: 2.67 | 1.0 | | 3 | 1 | 0 | 0 | 0 | 0 | 0 | 0 | 0 | 0 | 0 | 8 | 11 | 0.00 | 1.000 | | | | | | | | | | |
| 52 Chris Smith, R (8,1) ERA: 2.7 | 0.2 | | 4 | 1 | 1 | 1 | 1 | 1 | 0 | 0 | 0 | 0 | 1 | 13 | 25 | 13.50 | 3.000 | | | | | | | | | | |
| 12 Carlos Villanueva, R (8,1) ERA: 6.35 | 0.1 | | 1 | 0 | 0 | 0 | 0 | 0 | 0 | 0 | 0 | 0 | 0 | 1 | 2 | 0.00 | 0.000 | | | | | | | | | | |



| Batter | 1 | 2 | 3 | 4 | 5 | 6 | 7 | 8 | 9 | AB | R | H | RBI | BB | SO | LOB | TOP | | | |
|---|---------------------------------------|---------------------------------------|---------------------------------------|---------------------------------------|---------------------------------------|---------------------------------------|---------------------------------------|---------------------------------------|---------------------------------------|---------------------------------------|---------------------------------------|---------------------------------------|---------------------------------------|---------------------------------------|---------------------------------------|---------------------------------------|---|------------------------------------|----------------------------------|--------|
| 30 Craig Counsell, L (1.4) OBP: 0.349, SLG: 0.410 | F7 | | | HR | 25 1B | | G4-3 | | K | 5 | 1 | 2 | 1 | 0 | 1 | 0 | Milwaukee Brewers @ Cincinnati Reds Great American Ball Park, Cincinnati, OH Sat Jul 18 2009, 7:10 PM EDT Att: 40,524 - Cloudy - 69 F | | | |
| 25 Mike Cameron, R (1.8) OBP: 0.372, SLG: 0.475 | F9 | | 14 1B 28 E | 2B | 28 G6-3 | | K | | K | 4 | 1 | 2 | 0 | 0 | 1 | 0 | | | | |
| 14 Casey McGehee, R (1.5) OBP: 0.376, SLG: 0.519 | K | | 28 E | 1B | K | | F9 | | K | 4 | 1 | 1 | 0 | 0 | 2 | 2 | | | | |
| 60 Todd Coffey, R (7.1) | | | 1 2B | 1B | K | | F9 | | K | 0 | 0 | 0 | 0 | 0 | 0 | 0 | | | | |
| 45 Mark DiFelice, R (9.1) | | | 1 2B | 1B | K | | F9 | | K | 0 | 0 | 0 | 0 | 0 | 0 | 0 | | | | |
| 28 Prince Fielder, L (1.3) OBP: 0.438, SLG: 0.607 | F7 | F7 | E1 | 27 SF7 | G6-3 | | K | K | K | 4 | 1 | 0 | 0 | 0 | 1 | 3 | | | | |
| 1 Corey Hart, R (1.9) OBP: 0.330, SLG: 0.425 | F8 | F8 | 2B | 2B | G4-3 | 7 F9 27 S | 1B | F9 | G1-3 | 4 | 0 | 2 | 1 | 0 | 0 | 0 | | | | |
| 27 Frank Catalanotto, L (1.7) OBP: 0.394, SLG: 0.380 | G6-3 | G6-3 | SF7 | SF7 | G4-3 | SAFE | 2B | G4-3 | G1-3 | 3 | 0 | 0 | 1 | 0 | 0 | 1 | | | | |
| 22 Jody Gerut, L (8.7) OBP: 0.224, SLG: 0.307 | G6-3 | G6-3 | SF7 | SF7 | G4-3 | SAFE | 2B | G4-3 | G1-3 | 0 | 0 | 0 | 0 | 0 | 0 | 0 | | | | |
| 7 J.J. Hardy, R (1.6) OBP: 0.300, SLG: 0.384 | G6-3 | G6-3 | K | K | K | F9 | 2B | F9 | K | 4 | 1 | 1 | 1 | 0 | 1 | 2 | | | | |
| 11 Mike Rivera, R (1.2) OBP: 0.310, SLG: 0.314 | F9 | F9 | K | K | K | F9 | 2B | F9 | K | 2 | 0 | 0 | 0 | 2 | 1 | 0 | | | | |
| 26 Manny Parra, L (1.1) OBP: 0.154, SLG: 0.130 | K | K | K | K | K | K | K | K | K | 3 | 0 | 0 | 0 | 0 | 3 | 4 | | | | |
| 2 Bill Hall, R (7.5) OBP: 0.258, SLG: 0.333 | K | K | K | K | K | K | K | K | K | 1 | 0 | 0 | 0 | 0 | 1 | 0 | | | | |
| Inning Stats | R: 0 E: 0 K: 1 S: 8 | H: 0 LOB: 0 BB: 0 P: 12 | R: 0 E: 0 K: 0 S: 6 | H: 0 LOB: 0 BB: 0 P: 10 | R: 0 E: 0 K: 1 S: 9 | H: 0 LOB: 0 BB: 0 P: 15 | R: 4 E: 1 K: 2 S: 20 | H: 4 LOB: 2 BB: 1 P: 32 | R: 0 E: 0 K: 1 S: 8 | H: 1 LOB: 2 BB: 1 P: 16 | R: 0 E: 0 K: 1 S: 9 | H: 0 LOB: 0 BB: 0 P: 10 | R: 0 E: 0 K: 1 S: 8 | H: 0 LOB: 0 BB: 0 P: 11 | R: 1 E: 0 K: 3 S: 11 | H: 1 LOB: 0 BB: 0 P: 17 | 1B: 3 2B: 3 3B: 0 HR: 2 | SF: 1 SAC: 0 DP: 1 HBP: 0 | WP: 0 PB: 0 SB: 1 CS: 0 | PA: 37 |
| PITCHER | IP WLS BF H R ER SO | IP WLS BF H R ER SO | IP WLS BF H R ER SO | IP WLS BF H R ER SO | IP WLS BF H R ER SO | IP WLS BF H R ER SO | IP WLS BF H R ER SO | IP WLS BF H R ER SO | IP WLS BF H R ER SO | IP WLS BF H R ER SO | IP WLS BF H R ER SO | IP WLS BF H R ER SO | IP WLS BF H R ER SO | IP WLS BF H R ER SO | IP WLS BF H R ER SO | IP WLS BF H R ER SO | ERA WHIP | ERA WHIP | | |
| 39 Aaron Harang, R (1.1) ERA: 4.17 | 7.0 | 30 | 7 | 4 | 3 | 7 | 0 | 2 | 0 | 0 | 0 | 0 | 0 | 0 | 0 | 0 | 3.86 | 1.000 | | |
| 52 Daniel Herrera, L (8.1) ERA: 2.7 | 1.0 | 3 | 0 | 0 | 0 | 1 | 0 | 0 | 0 | 0 | 0 | 0 | 0 | 0 | 0 | 0 | 0.00 | 0.000 | | |
| 40 Nick Masset, R (9.1) ERA: 2.43 | 1.0 | 4 | 1 | 1 | 1 | 3 | 0 | 0 | 0 | 0 | 0 | 0 | 0 | 0 | 0 | 0 | 9.00 | 1.000 | | |

| Batter | 1 | 2 | 3 | 4 | 5 | 6 | 7 | 8 | 9 | AB | R | H | RBI | BB | SO | LOB | BOTTOM | | | | | |
|---|---------------------------------------|---------------------------------------|---------------------------------------|---------------------------------------|---------------------------------------|---------------------------------------|---------------------------------------|---------------------------------------|---------------------------------------|---------------------------------------|---------------------------------------|---------------------------------------|---------------------------------------|---------------------------------------|---------------------------------------|---------------------------------------|---|----------------------------------|----------------------------------|------------------------------------|----------------------------------|--------|
| 3 Willy Taveras, R (1.8) OBP: 0.288, SLG: 0.297 | 19 G4-3 15 BB | | 15 CS | | F8 | | K | | K | 4 | 0 | 2 | 0 | 0 | 1 | 1 | Milwaukee Brewers @ Cincinnati Reds Great American Ball Park, Cincinnati, OH Sat Jul 18 2009, 7:10 PM EDT Att: 40,524 - Cloudy - 69 F | | | | | |
| 15 Jerry Hairston, R (1.7) OBP: 0.309, SLG: 0.386 | 19 G4-3 BB | G4-3 | G4-3 | 1B | 1B | 1B | L4 | | K | 3 | 0 | 1 | 0 | 1 | 0 | 1 | | | | | | |
| 19 Joey Volto, L (1.3) OBP: 0.430, SLG: 0.590 | G4-3 | G4-3 | BB | BB | K | K | K | K | K | 3 | 0 | 0 | 0 | 1 | 2 | 4 | | | | | | |
| 4 Brandon Phillips, R (1.4) OBP: 0.332, SLG: 0.466 | K | K | F9 | F9 | K | K | K | G4-3 | G4-3 | 4 | 0 | 0 | 0 | 0 | 2 | 5 | | | | | | |
| 28 Edwin Encarnación, R (1.5) OBP: 0.341, SLG: 0.394 | K | K | F8 | F8 | BB | 23 FC6-4 BB | G5-3 | G5-3 | G5-3 | 3 | 0 | 0 | 0 | 1 | 1 | 2 | | | | | | |
| 31 Jonny Gomes, R (1.9) OBP: 0.398, SLG: 0.531 | K | K | F9 | F9 | F9 | F9 | F9 | F9 | 17 DI 1B | 4 | 0 | 1 | 0 | 0 | 1 | 1 | | | | | | |
| 29 Ryan Hanigan, R (1.2) OBP: 0.420, SLG: 0.396 | G6-3 | G6-3 | F9 | F9 | K | K | K | K | K | 4 | 0 | 0 | 0 | 0 | 2 | 2 | | | | | | |
| 23 Adam Rosales, R (1.6) OBP: 0.290, SLG: 0.304 | 2B | 2B | FC6-4 | 39 SH | 2B | 2B | FC6-4 | FC6-4 | K | 4 | 1 | 2 | 0 | 0 | 1 | 2 | | | | | | |
| 39 Aaron Harang, R (1.1) OBP: 0.167, SLG: 0.171 | G4-3 | G4-3 | SH | SH | SH | SH | K | K | K | 1 | 0 | 0 | 0 | 0 | 0 | 1 | | | | | | |
| 21 Chris Dickerson, L (7, PH) OBP: 0.366, SLG: 0.377 | K | K | K | K | K | K | K | K | K | 1 | 0 | 0 | 0 | 0 | 1 | 0 | | | | | | |
| 52 Daniel Herrera, L (8.1) | K | K | K | K | K | K | K | K | K | 0 | 0 | 0 | 0 | 0 | 0 | 0 | | | | | | |
| 40 Nick Masset, R (9.1) | K | K | K | K | K | K | K | K | K | 0 | 0 | 0 | 0 | 0 | 0 | 0 | | | | | | |
| 17 Laynce Nix, L (9, PH) OBP: 0.302, SLG: 0.482 | K | K | K | K | K | K | K | K | K | 1 | 0 | 0 | 0 | 0 | 1 | 1 | | | | | | |
| Inning Stats | R: 0 E: 0 K: 2 S: 20 | H: 1 LOB: 2 BB: 1 P: 31 | R: 0 E: 0 K: 1 S: 13 | H: 1 LOB: 1 BB: 0 P: 21 | R: 0 E: 0 K: 0 S: 8 | H: 1 LOB: 1 BB: 1 P: 16 | R: 0 E: 0 K: 0 S: 7 | H: 0 LOB: 0 BB: 0 P: 11 | R: 1 E: 1 K: 2 S: 17 | H: 2 LOB: 2 BB: 0 P: 25 | R: 0 E: 0 K: 1 S: 12 | H: 0 LOB: 0 BB: 1 P: 20 | R: 0 E: 0 K: 2 S: 9 | H: 0 LOB: 0 BB: 0 P: 11 | R: 0 E: 0 K: 1 S: 7 | H: 0 LOB: 0 BB: 0 P: 11 | R: 0 E: 0 K: 3 S: 12 | H: 1 LOB: 1 BB: 0 P: 19 | 1B: 4 2B: 2 3B: 0 HR: 0 | SF: 0 SAC: 1 DP: 0 HBP: 0 | WP: 0 PB: 0 SB: 0 CS: 1 | PA: 36 |
| PITCHER | IP WLS BF H R ER SO | IP WLS BF H R ER SO | IP WLS BF H R ER SO | IP WLS BF H R ER SO | IP WLS BF H R ER SO | IP WLS BF H R ER SO | IP WLS BF H R ER SO | IP WLS BF H R ER SO | IP WLS BF H R ER SO | IP WLS BF H R ER SO | IP WLS BF H R ER SO | IP WLS BF H R ER SO | IP WLS BF H R ER SO | IP WLS BF H R ER SO | IP WLS BF H R ER SO | IP WLS BF H R ER SO | ERA WHIP | ERA WHIP | | | | |
| 26 Manny Parra, L (1.1) ERA: 6.37 | 6.0 | 26 | 5 | 1 | 1 | 6 | 3 | 0 | 0 | 0 | 0 | 0 | 0 | 0 | 0 | 0 | 1.50 | 1.333 | | | | |
| 60 Todd Coffey, R (7.1) ERA: 2.64 | 2.0 | 6 | 0 | 0 | 0 | 3 | 0 | 0 | 0 | 0 | 0 | 0 | 0 | 0 | 0 | 0 | 0.00 | 0.000 | | | | |
| 45 Mark DiFelice, R (9.1) ERA: 1.7 | 1.0 | 4 | 1 | 0 | 0 | 3 | 0 | 0 | 0 | 0 | 0 | 0 | 0 | 0 | 0 | 0 | 0.00 | 1.000 | | | | |

| | |
|-----|----|
| AB | 34 |
| R | 5 |
| H | 8 |
| RBI | 4 |
| BB | 2 |
| SO | 11 |
| LOB | 12 |

| | |
|-----|----|
| AB | 32 |
| R | 1 |
| H | 6 |
| RBI | 0 |
| BB | 3 |
| SO | 12 |
| LOB | 20 |



| Batter | 1 | 2 | 3 | 4 | 5 | 6 | 7 | 8 | 9 | AB | R | H | RBI | BB | SO | LOB | TOP | | | | | |
|---|--|----------------------------------|-------------------------------|----------------------------------|-------------------------------|----------------------------------|-------------------------------|----------------------------------|-------------------------------|----------------------------------|-------------------------------|----------------------------------|-------------------------------|----------------------------------|------------------------------|----------------------------------|------------------------------|---------------------------------|----------------------------------|------------------------------------|----------------------------------|--------|
| 30 Craig Counsell, L OBP: 0.350, SLG: 0.407 | | | | | | | | | | | | | | | | | | | | | | |
| 25 Mike Cameron, R OBP: 0.370, SLG: 0.472 | | | | | | | | | | | | | | | | | | | | | | |
| 8 Ryan Braun, R OBP: 0.388, SLG: 0.522 | | | | | | | | | | | | | | | | | | | | | | |
| 28 Prince Fielder, L OBP: 0.441, SLG: 0.621 | | | | | | | | | | | | | | | | | | | | | | |
| 1 Corey Hart, R OBP: 0.331, SLG: 0.425 | | | | | | | | | | | | | | | | | | | | | | |
| 24 Mat Gamel, L OBP: 0.336, SLG: 0.407 | | | | | | | | | | | | | | | | | | | | | | |
| 7 J.J. Hardy, R OBP: 0.296, SLG: 0.379 | | | | | | | | | | | | | | | | | | | | | | |
| 18 Jason Kendall, R OBP: 0.331, SLG: 0.285 | | | | | | | | | | | | | | | | | | | | | | |
| 49 Yovani Gallardo, R OBP: 0.171, SLG: 0.324 | | | | | | | | | | | | | | | | | | | | | | |
| 73 Seth McClung, L OBP: 0.288, SLG: 0.373 | | | | | | | | | | | | | | | | | | | | | | |
| 27 Frank Catalanotto, L OBP: 0.298, SLG: 0.373 | | | | | | | | | | | | | | | | | | | | | | |
| Inning Stats | R: 0 E: 0 K: 1 S: 9 | H: 1 LOB: 1 BB: 0 P: 12 | R: 1 E: 0 K: 2 S: 16 | H: 3 LOB: 2 BB: 0 P: 23 | R: 2 E: 0 K: 0 S: 13 | H: 3 LOB: 2 BB: 0 P: 23 | R: 0 E: 0 K: 0 S: 10 | H: 1 LOB: 2 BB: 1 P: 20 | R: 0 E: 0 K: 1 S: 10 | H: 1 LOB: 0 BB: 0 P: 16 | R: 0 E: 0 K: 1 S: 10 | H: 1 LOB: 0 BB: 0 P: 14 | R: 0 E: 0 K: 2 S: 11 | H: 0 LOB: 0 BB: 0 P: 13 | R: 0 E: 0 K: 2 S: 8 | H: 0 LOB: 0 BB: 0 P: 13 | R: 0 E: 0 K: 1 S: 6 | H: 0 LOB: 0 BB: 0 P: 8 | 1B: 8 2B: 2 3B: 0 HR: 1 | SF: 0 SAC: 1 DP: 2 HBP: 1 | WP: 0 PB: 0 SB: 0 CS: 1 | PA: 37 |
| PITCHER | IP WLS BF H R ER SO BB IBB HBP BLK WP HR S P ERA WHIP | | | | | | | | | | | | | | | | | | | | | |
| 47 Johnny Cueto, R ERA: 3.67 | (1, 1) 6.0 28 10 3 3 5 1 0 1 0 0 0 1 68 108 4.50 1.833 | | | | | | | | | | | | | | | | | | | | | |
| 40 Nick Masset, R ERA: 2.37 | (7, 1) 1.0 3 0 0 0 2 0 0 0 0 0 0 0 11 13 0.00 0.000 | | | | | | | | | | | | | | | | | | | | | |
| 25 David Weathers, R ERA: 3.16 | (8, 1) 1.0 W 3 0 0 0 2 0 0 0 0 0 0 0 8 13 0.00 0.000 | | | | | | | | | | | | | | | | | | | | | |
| 48 Francisco Cordero, R ERA: 1.66 | (9, 1) 1.0 S 3 0 0 0 1 0 0 0 0 0 0 0 6 8 0.00 0.000 | | | | | | | | | | | | | | | | | | | | | |

Milwaukee Brewers @ Cincinnati Reds
Great American Ball Park, Cincinnati, OH
Sun Jul 19 2009, 1:10 PM EDT
Att: 25,924 - Partly Cloudy - 70 F

AB 34
R 3
H 10
RBI 3
BB 1
SO 10
LOB 16



| Batter | 1 | 2 | 3 | 4 | 5 | 6 | 7 | 8 | 9 | AB | R | H | RBI | BB | SO | LOB | BOTTOM | | | |
|---|---|----------------------------------|-------------------------------|----------------------------------|-------------------------------|----------------------------------|------------------------------|----------------------------------|-------------------------------|----------------------------------|-------------------------------|----------------------------------|------------------------------|----------------------------------|-------------------------------|----------------------------------|----------------------------------|------------------------------------|----------------------------------|--------|
| 3 Willy Taveras, R OBP: 0.292, SLG: 0.299 | | | | | | | | | | | | | | | | | | | | |
| 15 Jerry Hairston, R OBP: 0.307, SLG: 0.387 | | | | | | | | | | | | | | | | | | | | |
| 19 Joey Votto, L OBP: 0.431, SLG: 0.588 | | | | | | | | | | | | | | | | | | | | |
| 4 Brandon Phillips, R OBP: 0.331, SLG: 0.464 | | | | | | | | | | | | | | | | | | | | |
| 28 Edwin Encarnación, R OBP: 0.346, SLG: 0.387 | | | | | | | | | | | | | | | | | | | | |
| 21 Chris Dickerson, L OBP: 0.365, SLG: 0.376 | | | | | | | | | | | | | | | | | | | | |
| 31 Jonny Gomes, R OBP: 0.402, SLG: 0.560 | | | | | | | | | | | | | | | | | | | | |
| 48 Francisco Cordero, R ERA: 1.66 | | | | | | | | | | | | | | | | | | | | |
| 29 Ryan Hanigan, R OBP: 0.416, SLG: 0.392 | | | | | | | | | | | | | | | | | | | | |
| 47 Johnny Cueto, R OBP: 0.200, SLG: 0.125 | | | | | | | | | | | | | | | | | | | | |
| 40 Nick Masset, R ERA: 2.37 | | | | | | | | | | | | | | | | | | | | |
| 25 David Weathers, R ERA: 3.16 | | | | | | | | | | | | | | | | | | | | |
| 17 Laynce Nix, L OBP: 0.300, SLG: 0.480 | | | | | | | | | | | | | | | | | | | | |
| Inning Stats | R: 2 E: 0 K: 1 S: 13 | H: 3 LOB: 1 BB: 0 P: 17 | R: 0 E: 1 K: 2 S: 14 | H: 1 LOB: 1 BB: 1 P: 23 | R: 1 E: 0 K: 2 S: 16 | H: 2 LOB: 2 BB: 1 P: 23 | R: 0 E: 0 K: 1 S: 8 | H: 0 LOB: 0 BB: 2 P: 12 | R: 0 E: 0 K: 0 S: 11 | H: 0 LOB: 2 BB: 2 P: 23 | R: 0 E: 0 K: 1 S: 10 | H: 1 LOB: 1 BB: 0 P: 15 | R: 0 E: 0 K: 0 S: 9 | H: 1 LOB: 0 BB: 0 P: 14 | R: 2 E: 0 K: 1 S: 17 | H: 2 LOB: 1 BB: 1 P: 24 | 1B: 8 2B: 2 3B: 0 HR: 1 | SF: 0 SAC: 1 DP: 1 HBP: 0 | WP: 1 PB: 0 SB: 1 CS: 0 | PA: 38 |
| PITCHER | IP WLS BF H R ER SO BB IBB HBP BLK WP HR S P ERA WHIP | | | | | | | | | | | | | | | | | | | |
| 49 Yovani Gallardo, R ERA: 3.28 | (1, 1) 6.0 29 10 3 3 7 4 0 0 0 0 0 1 26 38 4.50 1.833 | | | | | | | | | | | | | | | | | | | |
| 73 Seth McClung, R ERA: 4.79 | (7, 1) 2.0 L 9 3 2 2 1 1 0 0 0 0 0 1 26 38 9.00 2.000 | | | | | | | | | | | | | | | | | | | |

Milwaukee Brewers @ Cincinnati Reds
Great American Ball Park, Cincinnati, OH
Sun Jul 19 2009, 1:10 PM EDT
Att: 25,924 - Partly Cloudy - 70 F

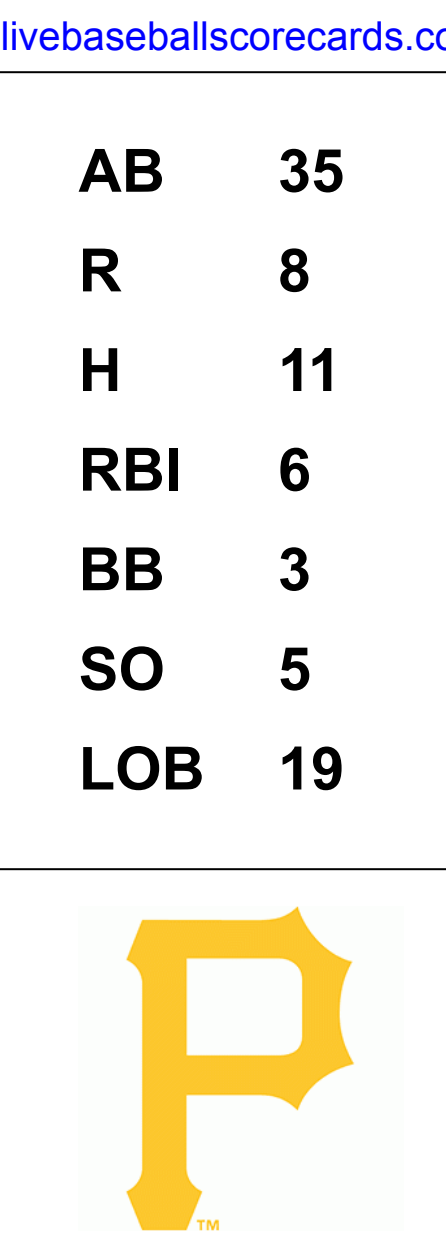
AB 32
R 5
H 10
RBI 5
BB 5
SO 8
LOB 18



| Batter | 1 | 2 | 3 | 4 | 5 | 6 | 7 | 8 | 9 | AB | R | H | RBI | BB | SO | LOB | TOP | | | | | | | |
|---|--|--|---|--|--|---|--|--|---|--|--|---|--|--|---|--|--|---|--|--|---|--|--|---|
| 3 Felipe Lopez, S OBP: 0.372, SLG: 0.424 | | | | | | | | | | 4 | 1 | 4 | 0 | 1 | 0 | 0 | Milwaukee Brewers @ Pittsburgh Pirates PNC Park, Pittsburgh, PA Mon Jul 20 2009, 7:05 PM EDT Att: 11,471 - Cloudy - 64 F | | | | | | | |
| 30 Craig Counsell, L OBP: 0.355, SLG: 0.413 | | | | | | | | | | 4 | 2 | 2 | 1 | 1 | 0 | 2 | | | | | | | | |
| 8 Ryan Braun, R OBP: 0.388, SLG: 0.529 | | | | | | | | | | 5 | 1 | 2 | 2 | 0 | 0 | 3 | | | | | | | | |
| 28 Prince Fielder, L OBP: 0.438, SLG: 0.615 | | | | | | | | | | 3 | 0 | 0 | 1 | 1 | 1 | 3 | | | | | | | | |
| 25 Mike Cameron, R OBP: 0.369, SLG: 0.469 | | | | | | | | | | 4 | 1 | 1 | 0 | 0 | 1 | 4 | | | | | | | | |
| 1 Cory Hart, R OBP: 0.333, SLG: 0.424 | | | | | | | | | | 3 | 0 | 1 | 0 | 1 | 0 | 0 | | | | | | | | |
| 7 J.J. Hardy, R OBP: 0.293, SLG: 0.374 | | | | | | | | | | 4 | 0 | 0 | 0 | 0 | 0 | 4 | | | | | | | | |
| 18 Jason Kendall, R OBP: 0.330, SLG: 0.283 | | | | | | | | | | 2 | 0 | 0 | 1 | 1 | 0 | 0 | | | | | | | | |
| 47 Mike Burns, R OBP: 0.260, SLG: 0.111 | | | | | | | | | | 1 | 0 | 0 | 0 | 0 | 1 | 1 | | | | | | | | |
| 22 Jody Sestak, L OBP: 0.277, SLG: 0.300 | | | | | | | | | | 1 | 0 | 0 | 0 | 0 | 0 | 0 | | | | | | | | |
| 12 Carlos Villanueva, R OBP: 0.353, SLG: 0.533 | | | | | | | | | | 0 | 0 | 0 | 0 | 0 | 0 | 0 | | | | | | | | |
| 2 Bill Hall, R OBP: 0.257, SLG: 0.332 | | | | | | | | | | 1 | 0 | 0 | 0 | 0 | 0 | 0 | | | | | | | | |
| 52 Chris Smith, R OBP: 0.261, SLG: 0.395 | | | | | | | | | | 0 | 0 | 0 | 0 | 0 | 0 | 0 | | | | | | | | |
| 27 Frank Catalanotto, L OBP: 0.261, SLG: 0.395 | | | | | | | | | | 1 | 0 | 0 | 0 | 0 | 0 | 0 | | | | | | | | |
| Inning Stats | R: 1 E: 0 K: 1 S: 10 | H: 3 LOB: 1 BB: 0 P: 15 | R: 0 E: 0 K: 1 S: 6 | H: 0 LOB: 1 BB: 1 P: 14 | R: 0 E: 0 K: 0 S: 11 | H: 1 LOB: 1 BB: 0 P: 18 | R: 1 E: 0 K: 0 S: 8 | H: 2 LOB: 1 BB: 0 P: 14 | R: 0 E: 0 K: 0 S: 7 | H: 0 LOB: 2 BB: 1 P: 13 | R: 0 E: 0 K: 1 S: 6 | H: 0 LOB: 0 BB: 1 P: 10 | R: 0 E: 0 K: 0 S: 12 | H: 0 LOB: 0 BB: 2 P: 22 | R: 3 E: 0 K: 1 S: 12 | H: 3 LOB: 0 BB: 0 P: 14 | 1B: 7 2B: 1 3B: 1 HR: 1 | SF: 2 SAC: 0 DP: 1 HBP: 0 | WP: 0 PB: 0 CS: 1 | PA: 40 | | | | |
| PITCHER | IP: 5.0 WLS: W BF: 23 ERA: 4.59 | IP: 3.0 WLS: H BF: 11 ERA: 4.33 | IP: 1.0 WLS: 6 BF: 3 ERA: 3.76 | IP: 5.0 WLS: W BF: 23 ERA: 4.59 | IP: 3.0 WLS: H BF: 11 ERA: 4.33 | IP: 1.0 WLS: 6 BF: 3 ERA: 3.76 | IP: 5.0 WLS: W BF: 23 ERA: 4.59 | IP: 3.0 WLS: H BF: 11 ERA: 4.33 | IP: 1.0 WLS: 6 BF: 3 ERA: 3.76 | IP: 5.0 WLS: W BF: 23 ERA: 4.59 | IP: 3.0 WLS: H BF: 11 ERA: 4.33 | IP: 1.0 WLS: 6 BF: 3 ERA: 3.76 | IP: 5.0 WLS: W BF: 23 ERA: 4.59 | IP: 3.0 WLS: H BF: 11 ERA: 4.33 | IP: 1.0 WLS: 6 BF: 3 ERA: 3.76 | IP: 5.0 WLS: W BF: 23 ERA: 4.59 | IP: 3.0 WLS: H BF: 11 ERA: 4.33 | IP: 1.0 WLS: 6 BF: 3 ERA: 3.76 | IP: 5.0 WLS: W BF: 23 ERA: 4.59 | IP: 3.0 WLS: H BF: 11 ERA: 4.33 | IP: 1.0 WLS: 6 BF: 3 ERA: 3.76 | IP: 5.0 WLS: W BF: 23 ERA: 4.59 | IP: 3.0 WLS: H BF: 11 ERA: 4.33 | IP: 1.0 WLS: 6 BF: 3 ERA: 3.76 |

| Batter | 1 | 2 | 3 | 4 | 5 | 6 | 7 | 8 | 9 | AB | R | H | RBI | BB | SO | LOB | BOTTOM | | | | | | | |
|--|--|--|---|--|--|---|--|--|---|--|--|---|--|--|---|--|--|---|--|--|---|--|--|---|
| 22 Andrew McCutchen, R OBP: 0.351, SLG: 0.450 | | | | | | | | | | 5 | 2 | 3 | 0 | 0 | 0 | 0 | Milwaukee Brewers @ Pittsburgh Pirates PNC Park, Pittsburgh, PA Mon Jul 20 2009, 7:05 PM EDT Att: 11,471 - Cloudy - 64 F | | | | | | | |
| 12 Freddy Sanchez, R OBP: 0.351, SLG: 0.467 | | | | | | | | | | 5 | 1 | 1 | 0 | 0 | 0 | 3 | | | | | | | | |
| 46 Garrett Jones, L OBP: 0.354, SLG: 0.783 | | | | | | | | | | 4 | 1 | 2 | 1 | 1 | 0 | 3 | | | | | | | | |
| 41 Ryan Doumit, S OBP: 0.256, SLG: 0.397 | | | | | | | | | | 4 | 1 | 1 | 1 | 0 | 0 | 3 | | | | | | | | |
| 25 Adam LaRoche, L OBP: 0.330, SLG: 0.441 | | | | | | | | | | 4 | 1 | 2 | 1 | 0 | 1 | 3 | | | | | | | | |
| 24 Delwyn Young, S OBP: 0.376, SLG: 0.426 | | | | | | | | | | 4 | 1 | 1 | 3 | 0 | 2 | 2 | | | | | | | | |
| 15 Andy LaRoche, R OBP: 0.339, SLG: 0.382 | | | | | | | | | | 3 | 0 | 0 | 0 | 1 | 0 | 1 | | | | | | | | |
| 2 Jack Wilson, R OBP: 0.300, SLG: 0.391 | | | | | | | | | | 3 | 0 | 1 | 0 | 1 | 0 | 0 | | | | | | | | |
| 49 Ross Ohlendorf, R OBP: 0.053, SLG: 0.027 | | | | | | | | | | 2 | 0 | 0 | 0 | 0 | 2 | 2 | | | | | | | | |
| 18 Jeff Salazar, L OBP: 0.200, SLG: 0.059 | | | | | | | | | | 1 | 0 | 0 | 0 | 0 | 0 | 2 | | | | | | | | |
| 27 Jeff Karstens, R OBP: 0.200, SLG: 0.059 | | | | | | | | | | 0 | 1 | 0 | 0 | 0 | 0 | 0 | | | | | | | | |
| 43 Jesse Chavez, R OBP: 0.200, SLG: 0.059 | | | | | | | | | | 0 | 0 | 0 | 0 | 0 | 0 | 0 | | | | | | | | |
| Inning Stats | R: 4 E: 0 K: 1 S: 16 | H: 4 LOB: 2 BB: 1 P: 26 | R: 2 E: 1 K: 1 S: 11 | H: 2 LOB: 1 BB: 1 P: 18 | R: 0 E: 0 K: 1 S: 9 | H: 0 LOB: 0 BB: 0 P: 12 | R: 0 E: 0 K: 0 S: 12 | H: 1 LOB: 1 BB: 0 P: 16 | R: 0 E: 0 K: 1 S: 9 | H: 1 LOB: 2 BB: 1 P: 19 | R: 1 E: 0 K: 1 S: 13 | H: 2 LOB: 1 BB: 0 P: 21 | R: 0 E: 0 K: 0 S: 7 | H: 0 LOB: 0 BB: 0 P: 13 | R: 1 E: 1 K: 0 S: 11 | H: 1 LOB: 1 BB: 0 P: 16 | 1B: 7 2B: 2 3B: 0 HR: 2 | SF: 0 SAC: 0 DP: 3 HBP: 2 | WP: 1 PB: 0 CS: 0 | PA: 40 | | | | |
| PITCHER | IP: 3.0 WLS: L BF: 18 ERA: 6.21 | IP: 3.0 WLS: 4 BF: 14 ERA: 6.12 | IP: 2.0 WLS: 8 BF: 1 ERA: 2.84 | IP: 3.0 WLS: L BF: 18 ERA: 6.21 | IP: 3.0 WLS: 4 BF: 14 ERA: 6.12 | IP: 2.0 WLS: 8 BF: 1 ERA: 2.84 | IP: 3.0 WLS: L BF: 18 ERA: 6.21 | IP: 3.0 WLS: 4 BF: 14 ERA: 6.12 | IP: 2.0 WLS: 8 BF: 1 ERA: 2.84 | IP: 3.0 WLS: L BF: 18 ERA: 6.21 | IP: 3.0 WLS: 4 BF: 14 ERA: 6.12 | IP: 2.0 WLS: 8 BF: 1 ERA: 2.84 | IP: 3.0 WLS: L BF: 18 ERA: 6.21 | IP: 3.0 WLS: 4 BF: 14 ERA: 6.12 | IP: 2.0 WLS: 8 BF: 1 ERA: 2.84 | IP: 3.0 WLS: L BF: 18 ERA: 6.21 | IP: 3.0 WLS: 4 BF: 14 ERA: 6.12 | IP: 2.0 WLS: 8 BF: 1 ERA: 2.84 | IP: 3.0 WLS: L BF: 18 ERA: 6.21 | IP: 3.0 WLS: 4 BF: 14 ERA: 6.12 | IP: 2.0 WLS: 8 BF: 1 ERA: 2.84 | IP: 3.0 WLS: L BF: 18 ERA: 6.21 | IP: 3.0 WLS: 4 BF: 14 ERA: 6.12 | IP: 2.0 WLS: 8 BF: 1 ERA: 2.84 |

| | |
|-----|----|
| AB | 33 |
| R | 5 |
| H | 10 |
| RBI | 5 |
| BB | 5 |
| SO | 4 |
| LOB | 18 |



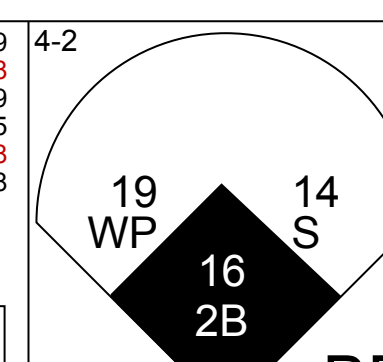
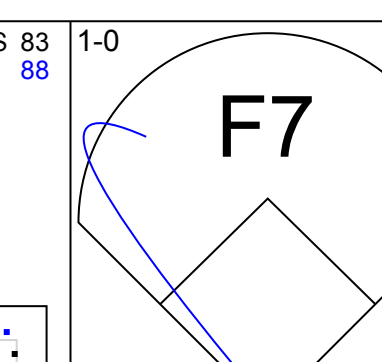
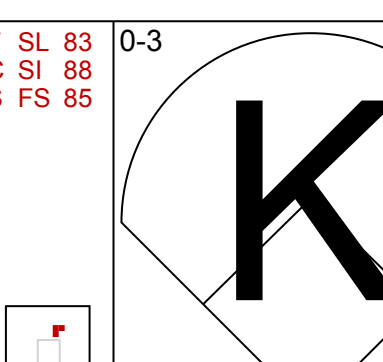
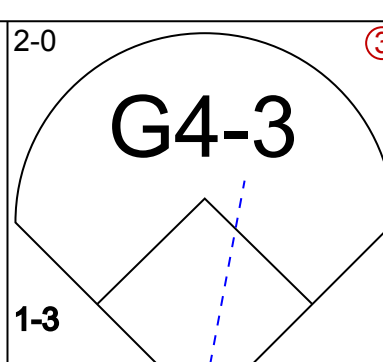
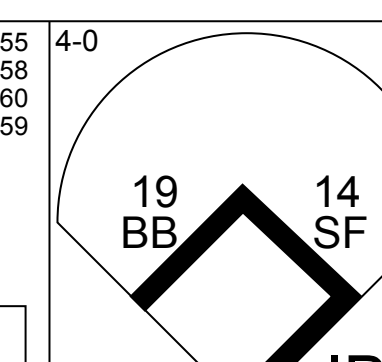
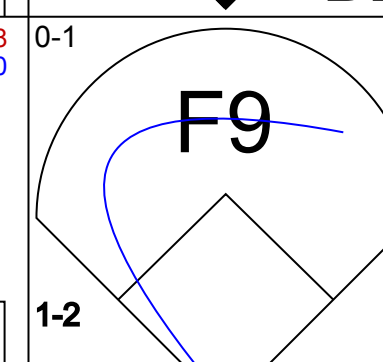
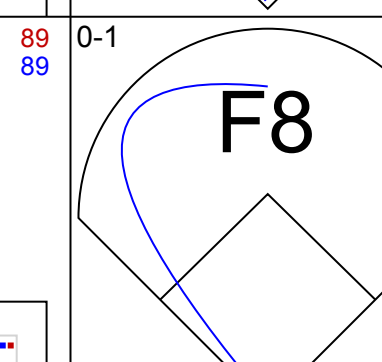
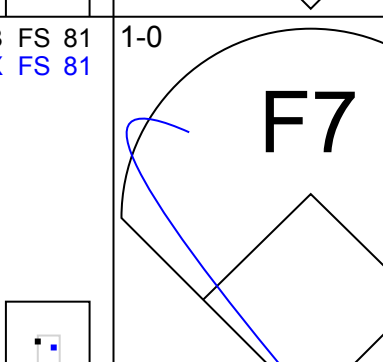
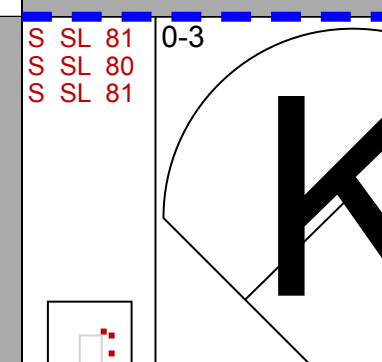
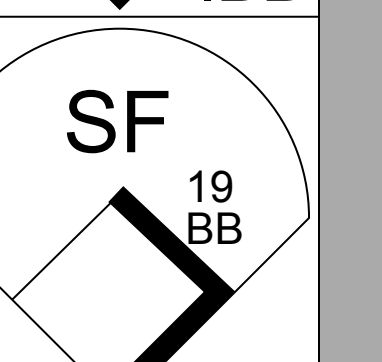
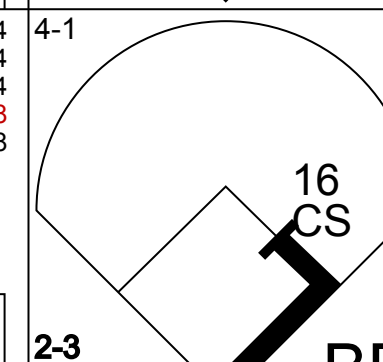
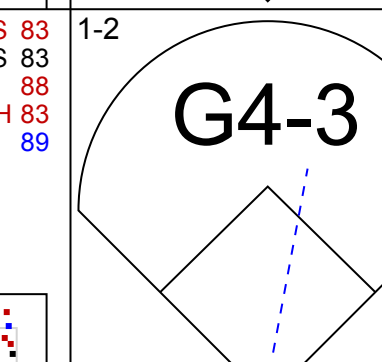
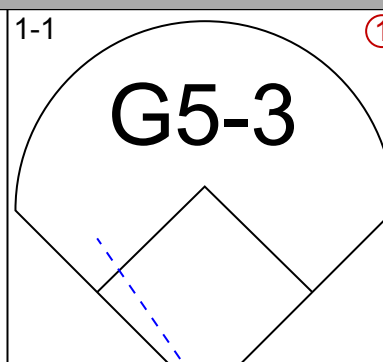
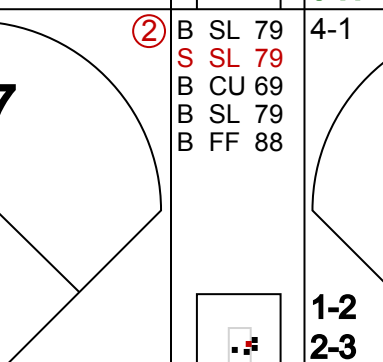
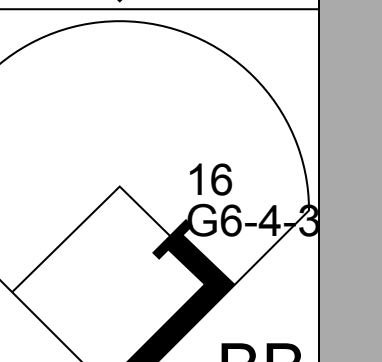
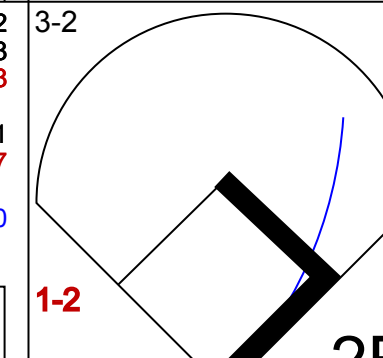
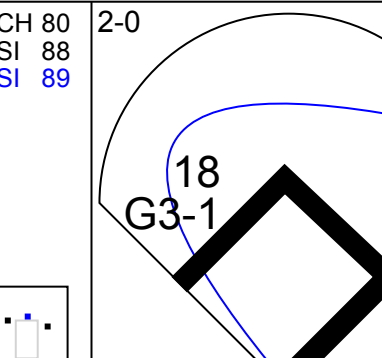
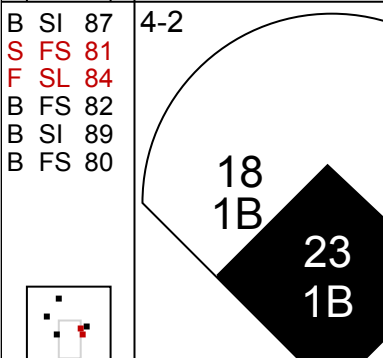
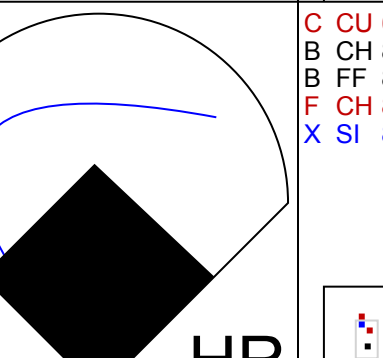
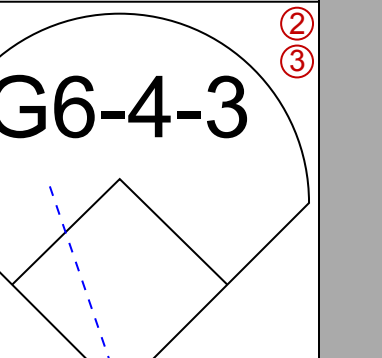
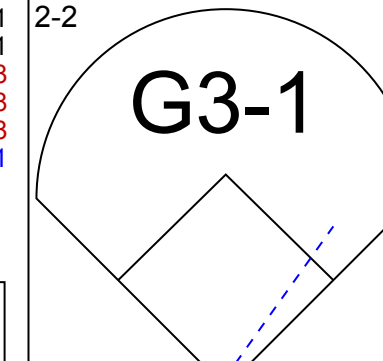
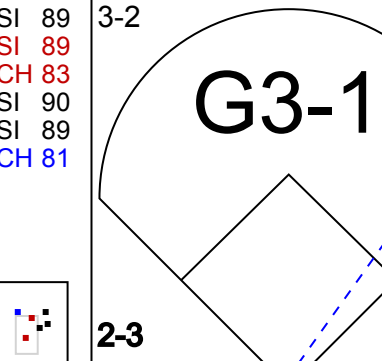
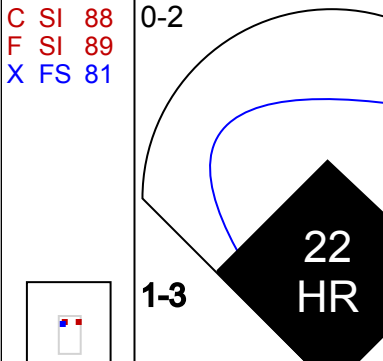
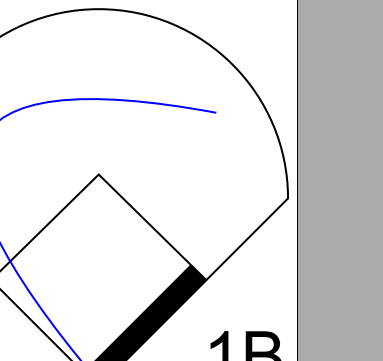

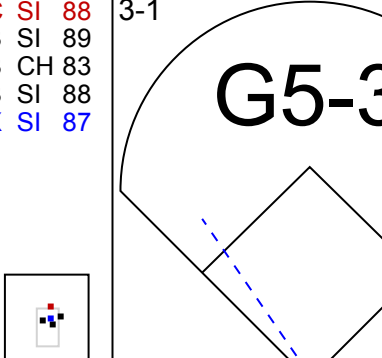
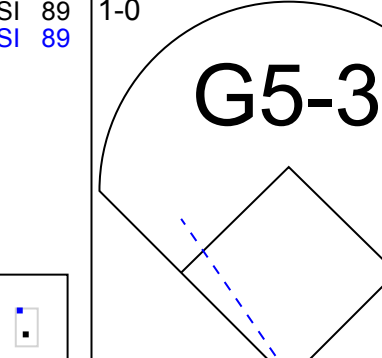
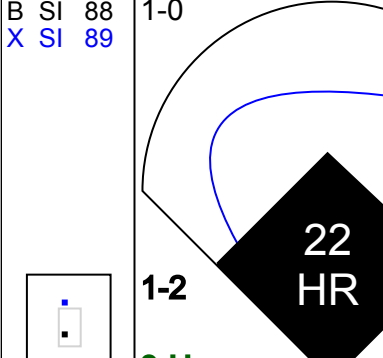
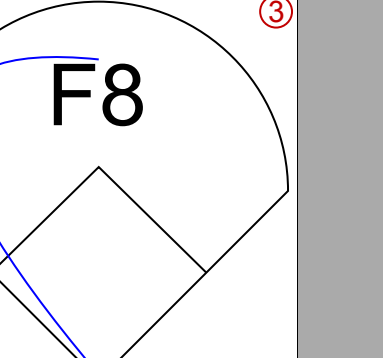

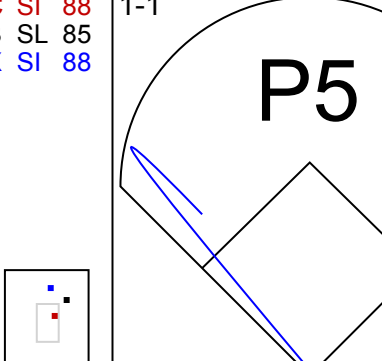
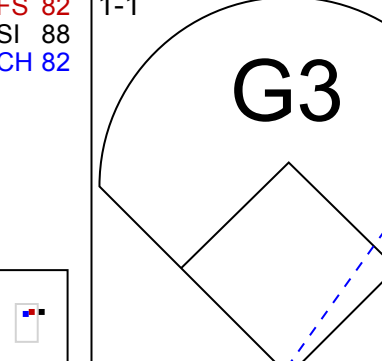
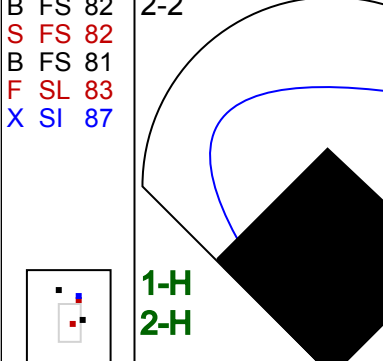
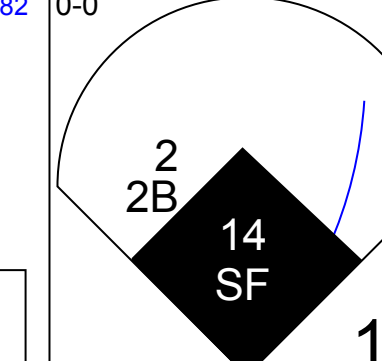
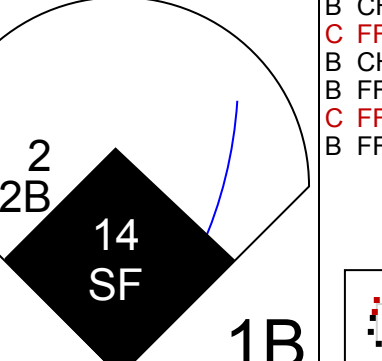
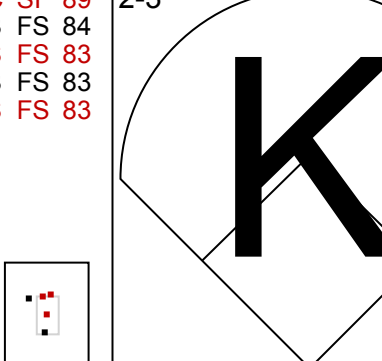
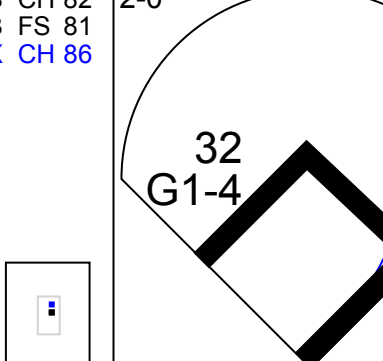
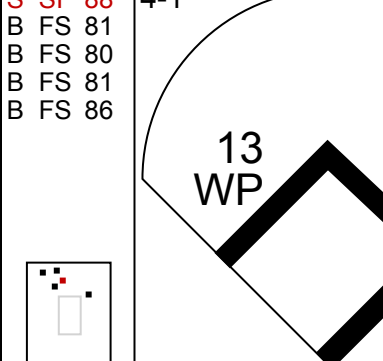
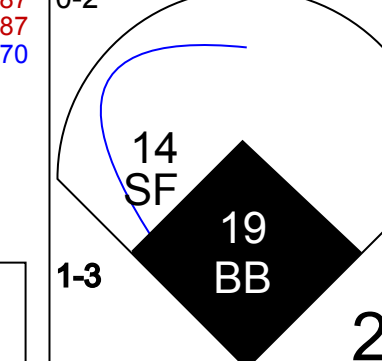
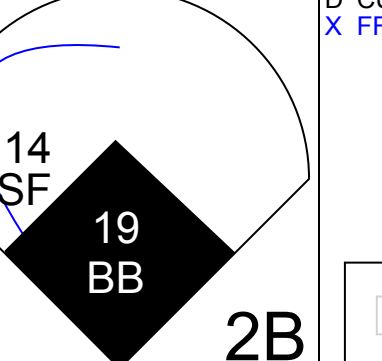
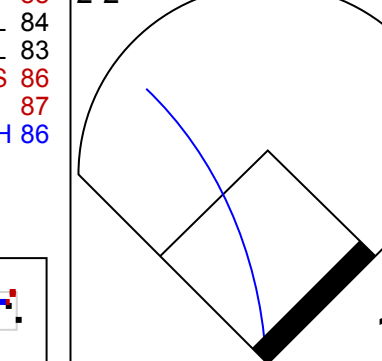
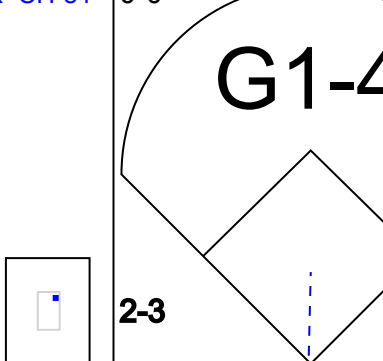
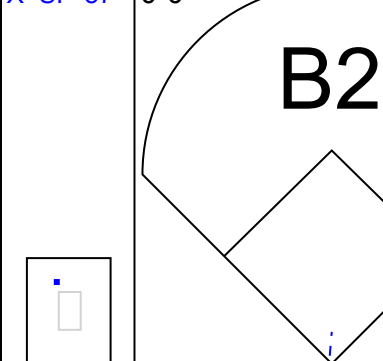
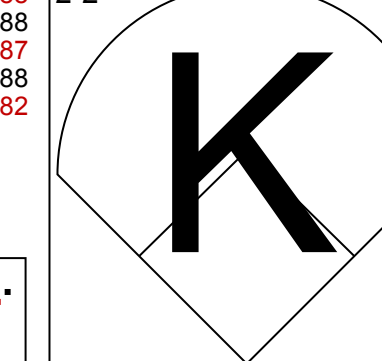
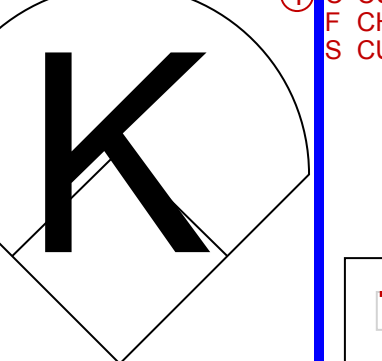
| Batter | 1 | 2 | 3 | 4 | 5 | 6 | 7 | 8 | 9 | AB | R | H | RBI | BB | SO | LOB | TOP | | | | | |
|--|---|----------------------------------|------------------------------|---------------------------------|-------------------------------|----------------------------------|-------------------------------|----------------------------------|-------------------------------|----------------------------------|-------------------------------|----------------------------------|-------------------------------|----------------------------------|-------------------------------|----------------------------------|--|----------------------------------|-----------------------------------|------------------------------------|----------------------------------|--------|
| 13 Nate McLouth, L OBP: 0.341, SLG: 0.463 | G4-3 | | 14 HR | | | L9 | | | | 4 | 3 | 2 | 2 | 2 | 0 | 0 | Atlanta Braves @ Milwaukee Brewers Miller Park, Milwaukee, WI Fri Jul 24, 2009, 7:05 PM CDT Att. 41,941 - Roof Closed - 78 F | | | | | |
| 14 Martin Prado, R OBP: 0.393, SLG: 0.498 | G6-3 | | | | | G6-3 | | F9 | | 5 | 1 | 2 | 4 | 1 | 0 | 1 | | | | | | |
| 10 Chipper Jones, S OBP: 0.408, SLG: 0.486 | | | | | | | | | | 4 | 2 | 3 | 1 | 2 | 1 | 3 | | | | | | |
| 16 Brian McCann, L OBP: 0.372, SLG: 0.498 | F8 | | | | | | | | | 6 | 0 | 0 | 0 | 0 | 1 | 8 | | | | | | |
| 19 Yunel Escobar, R OBP: 0.371, SLG: 0.484 | | | | | | | | | | 5 | 1 | 2 | 0 | 0 | 0 | 1 | | | | | | |
| 18 Garrett Anderson, L OBP: 0.325, SLG: 0.436 | | | | | | | | | | 5 | 0 | 3 | 1 | 0 | 0 | 1 | | | | | | |
| 58 Peter Moylan, R | | | | | | | | | | 0 | 0 | 0 | 0 | 0 | 0 | 0 | | | | | | |
| Rafael Soriano, R | | | | | | | | | | 0 | 0 | 0 | 0 | 0 | 0 | 0 | | | | | | |
| 23 Matt Diaz, R OBP: 0.374, SLG: 0.463 | | | | | | | | | | 5 | 0 | 2 | 0 | 0 | 1 | 5 | | | | | | |
| 22 Casey Kotchman, L OBP: 0.349, SLG: 0.389 | | | | | | | | | | 4 | 0 | 1 | 0 | 1 | 0 | 2 | | | | | | |
| 33 Javier Vazquez, R OBP: 0.146, SLG: 0.179 | | | | | | | | | | 3 | 1 | 1 | 0 | 0 | 1 | 3 | | | | | | |
| 20 Greg Norton, S OBP: 0.293, SLG: 0.170 | | | | | | | | | | 1 | 0 | 1 | 0 | 0 | 0 | 0 | | | | | | |
| 2 Kelly Johnson, L OBP: 0.288, SLG: 0.362 | | | | | | | | | | 0 | 1 | 0 | 0 | 0 | 0 | 0 | | | | | | |
| 25 Ryan Church, L OBP: 0.334, SLG: 0.369 | | | | | | | | | | 1 | 0 | 0 | 0 | 0 | 0 | 0 | | | | | | |
| Inning Stats | R: 0 E: 0 K: 10 S: 10 | H: 1 LOB: 1 BB: 0 P: 19 | R: 1 E: 0 K: 0 S: 8 | H: 2 LOB: 0 BB: 0 P: 9 | R: 3 E: 0 K: 0 S: 16 | H: 4 LOB: 2 BB: 1 P: 26 | R: 0 E: 0 K: 2 S: 17 | H: 1 LOB: 3 BB: 2 P: 34 | R: 0 E: 0 K: 1 S: 12 | H: 2 LOB: 0 BB: 0 P: 18 | R: 1 E: 0 K: 0 S: 15 | H: 1 LOB: 0 BB: 0 P: 25 | R: 0 E: 0 K: 0 S: 13 | H: 1 LOB: 1 BB: 0 P: 15 | R: 3 E: 0 K: 1 S: 14 | H: 4 LOB: 2 BB: 1 P: 24 | R: 1 E: 0 K: 0 S: 9 | H: 1 LOB: 2 BB: 2 P: 22 | 1B: 12 2B: 2 3B: 0 HR: 3 | SF: 0 SAC: 0 DP: 1 HBP: 0 | WP: 0 PB: 0 SB: 1 CS: 0 | PA: 49 |
| PITCHER | IP WLS BF H R ER SO BB IBB HBP BLK WP HR S P ERA WHIP | | | | | | | | | | | | | | | | | | | | | |
| 26 Manny Parra, L ERA: 6.42 | 5.0 | | 27 | 10 | 4 | 4 | 3 | 3 | 0 | 0 | 0 | 0 | 0 | 0 | 1 | 63 | 106 | 7.20 | 2.600 | | | |
| 12 Carlos Villanueva, R ERA: 6.18 | 1.0 | L | 4 | 1 | 1 | 1 | 0 | 0 | 0 | 0 | 0 | 0 | 0 | 1 | 15 | 25 | 9.00 | 1.000 | | | | |
| 52 Chris Smith, R ERA: 3.67 | 1.2 | | 10 | 4 | 3 | 3 | 1 | 1 | 0 | 0 | 0 | 0 | 0 | 1 | 23 | 34 | 16.20 | 3.000 | | | | |
| 73 Seth McClung, R ERA: 5.03 | 1.0 | | 7 | 2 | 1 | 1 | 0 | 2 | 0 | 0 | 0 | 0 | 0 | 10 | 23 | 9.00 | 4.000 | | | | | |
| 57 Mitch Stetter, L ERA: 2.91 | 0.1 | | 1 | 0 | 0 | 0 | 0 | 0 | 0 | 0 | 0 | 0 | 0 | 3 | 4 | 0.00 | 0.000 | | | | | |

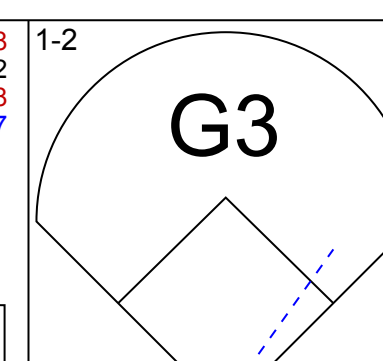
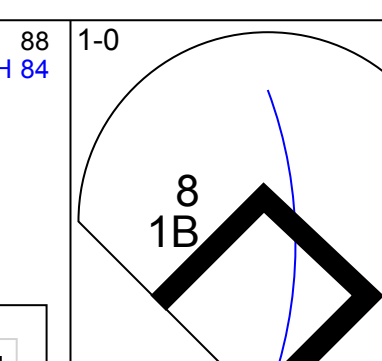
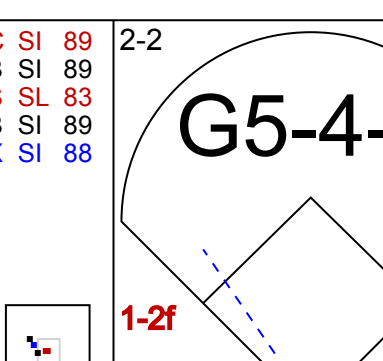
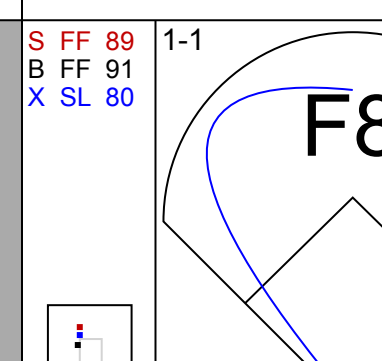
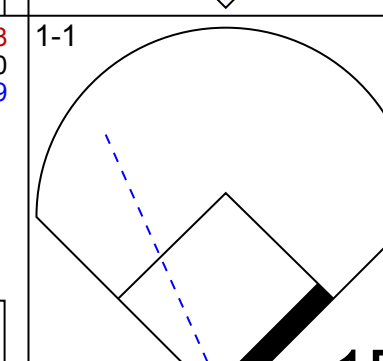
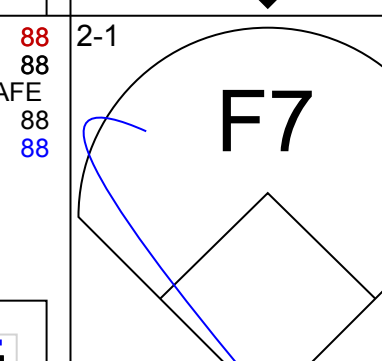
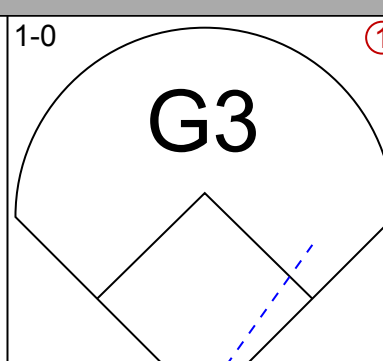
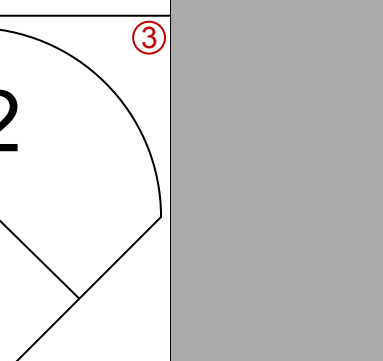
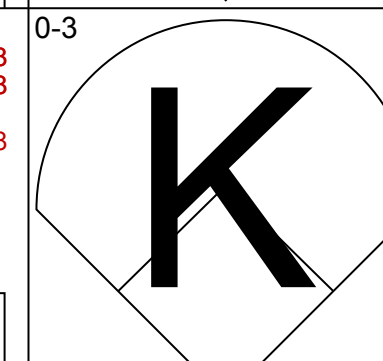
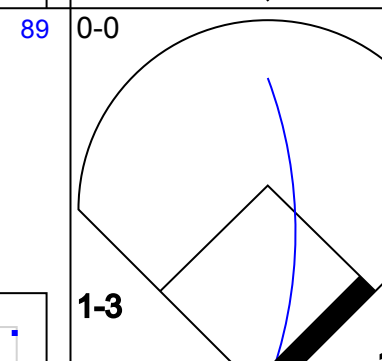
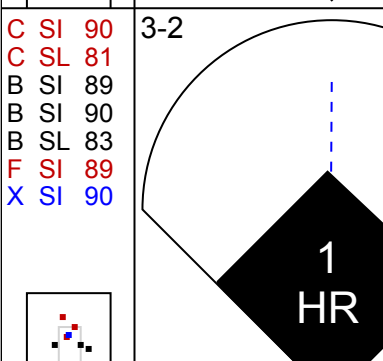
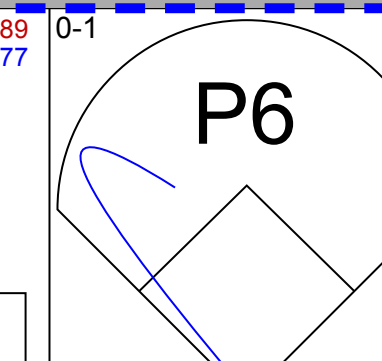
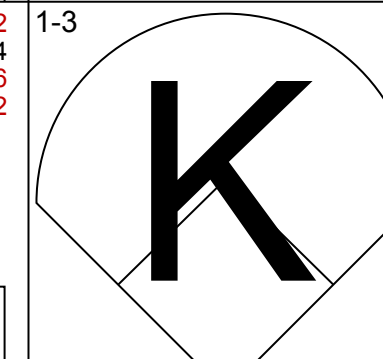
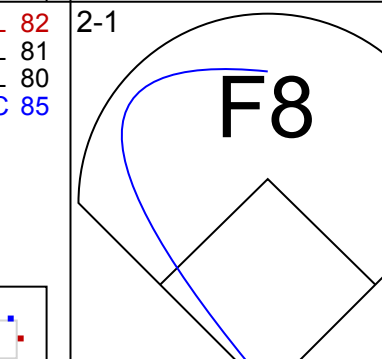
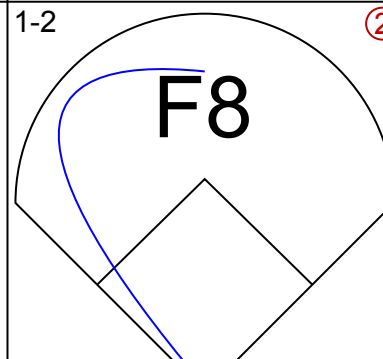
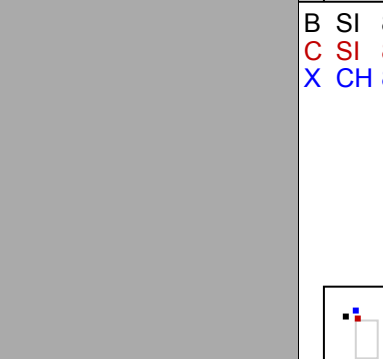
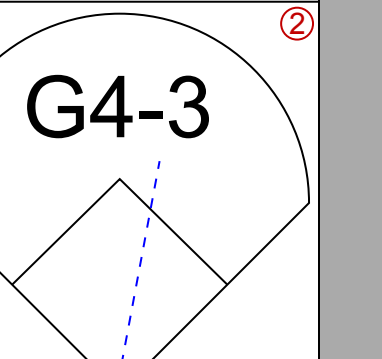
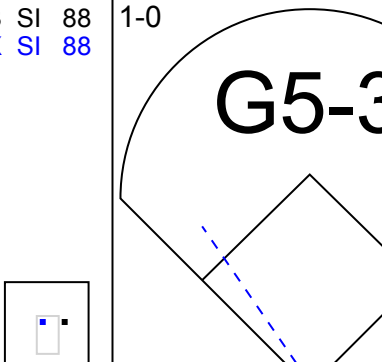
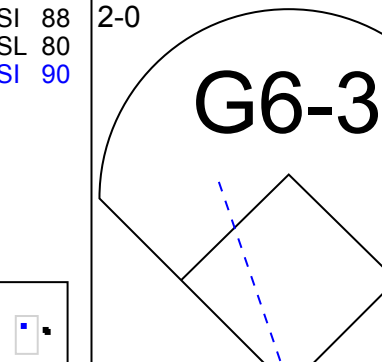
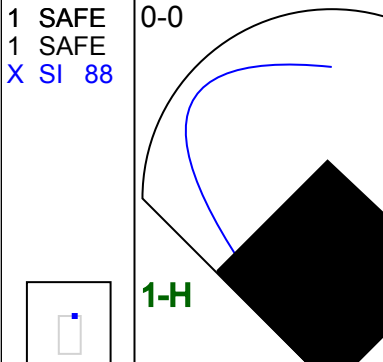
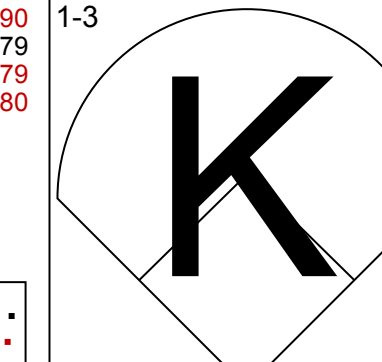
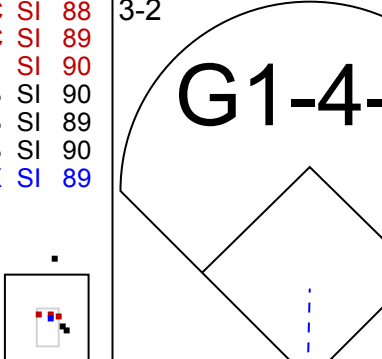
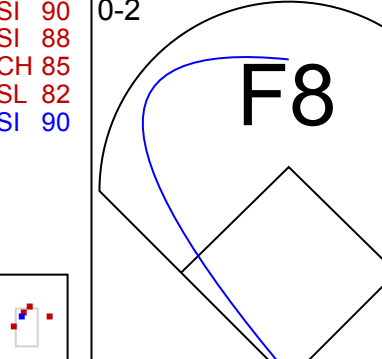
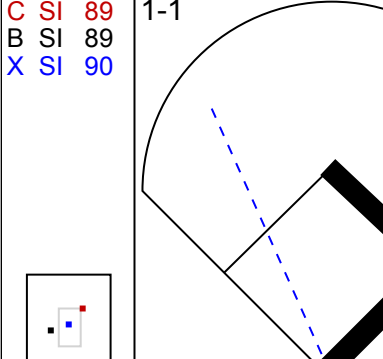



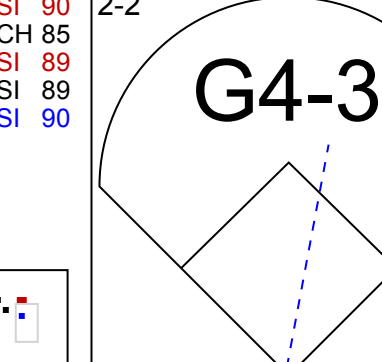
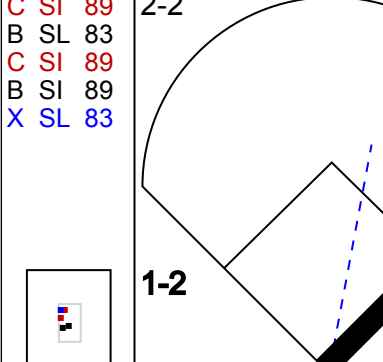
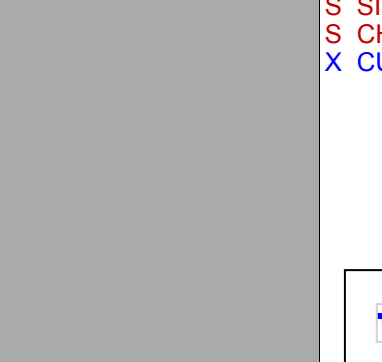
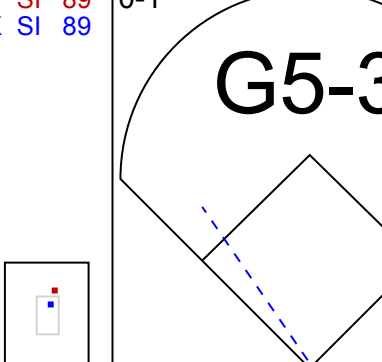
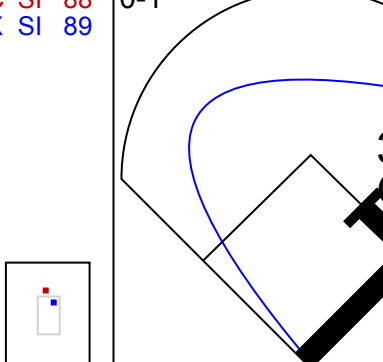
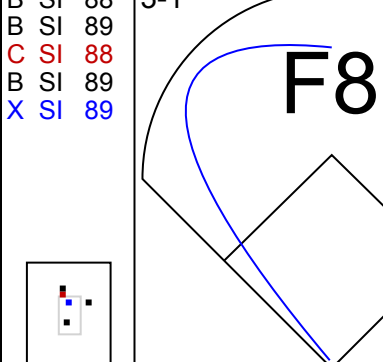

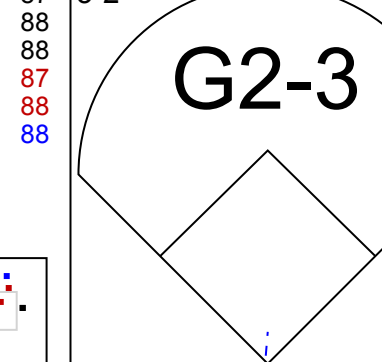
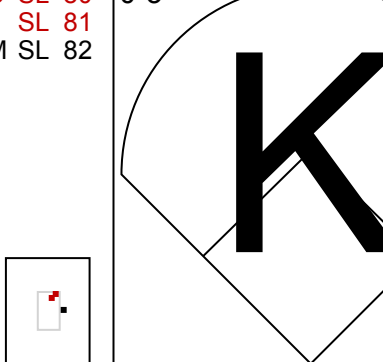
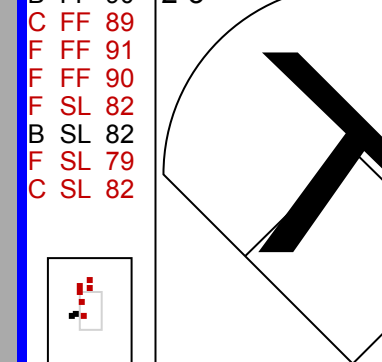

| | |
|-----|----|
| AB | 43 |
| R | 9 |
| H | 17 |
| RBI | 8 |
| BB | 6 |
| SO | 4 |
| LOB | 24 |



| Batter | 1 | 2 | 3 | 4 | 5 | 6 | 7 | 8 | 9 | AB | R | H | RBI | BB | SO | LOB | BOTTOM | | | |
|---|---|----------------------------------|------------------------------|----------------------------------|-------------------------------|----------------------------------|-------------------------------|----------------------------------|-------------------------------|----------------------------------|------------------------------|----------------------------------|------------------------------|----------------------------------|-------------------------------|----------------------------------|--|------------------------------------|----------------------------------|--------|
| 18 Jason Kendall, R OBP: 0.329, SLG: 0.285 | F9 | | | | | | | | | 4 | 1 | 1 | 0 | 1 | 0 | 0 | Atlanta Braves @ Milwaukee Brewers Miller Park, Milwaukee, WI Fri Jul 24, 2009, 7:05 PM CDT Att. 41,941 - Roof Closed - 78 F | | | |
| 30 Craig Counsell, L OBP: 0.366, SLG: 0.428 | G3-1 | | | | | | | | | 3 | 1 | 2 | 2 | 0 | 0 | 0 | | | | |
| 8 Ryan Braun, R OBP: 0.390, SLG: 0.548 | | | | | | | | | | 3 | 1 | 2 | 2 | 1 | 1 | 1 | | | | |
| 28 Prince Fielder, L OBP: 0.434, SLG: 0.602 | K | | | | | | | | | 4 | 0 | 0 | 0 | 0 | 4 | 4 | | | | |
| 14 Casey McGehee, R OBP: 0.368, SLG: 0.521 | | | | | | | | | | 4 | 0 | 0 | 0 | 0 | 3 | 2 | | | | |
| 25 Mike Cameron, R OBP: 0.382, SLG: 0.461 | | | | | | | | | | 4 | 0 | 0 | 0 | 0 | 0 | 0 | | | | |
| 1 Corey Hart, R OBP: 0.332, SLG: 0.416 | | | | | | | | | | 3 | 0 | 1 | 0 | 1 | 2 | 0 | | | | |
| 7 J.J. Hardy, R OBP: 0.293, SLG: 0.375 | | | | | | | | | | 4 | 1 | 1 | 0 | 0 | 0 | 2 | | | | |
| 26 Manny Parra, L ERA: 6.42 | | | | | | | | | | 1 | 0 | 0 | 0 | 0 | 1 | 1 | | | | |
| 12 Carlos Villanueva, R ERA: 6.18 | | | | | | | | | | 0 | 0 | 0 | 0 | 0 | 0 | 0 | | | | |
| 27 Frank Catalanotto, L OBP: 0.326, SLG: 0.370 | | | | | | | | | | 0 | 0 | 0 | 0 | 0 | 0 | 0 | | | | |
| 52 Chris Smith, R ERA: 3.67 | | | | | | | | | | 0 | 0 | 0 | 0 | 0 | 0 | 0 | | | | |
| 73 Seth McClung, L ERA: 5.03 | | | | | | | | | | 0 | 0 | 0 | 0 | 0 | 0 | 0 | | | | |
| 57 Mitch Stetter, L ERA: 2.91 | | | | | | | | | | 1 | 0 | 0 | 0 | 0 | 1 | 0 | | | | |
| Inning Stats | R: 0 E: 0 K: 1 S: 8 | H: 0 LOB: 0 BB: 0 P: 10 | R: 0 E: 0 K: 1 S: 9 | H: 0 LOB: 0 BB: 0 P: 12 | R: 2 E: 0 K: 2 S: 10 | H: 2 LOB: 2 BB: 2 P: 22 | R: 0 E: 0 K: 1 S: 11 | H: 1 LOB: 1 BB: 0 P: 16 | R: 2 E: 0 K: 2 S: 14 | H: 2 LOB: 0 BB: 0 P: 17 | R: 0 E: 0 K: 0 S: 9 | H: 0 LOB: 1 BB: 1 P: 16 | R: 0 E: 0 K: 2 S: 7 | H: 0 LOB: 0 BB: 0 P: 13 | R: 0 E: 0 K: 1 S: 11 | H: 0 LOB: 0 BB: 0 P: 16 | 1B: 3 2B: 2 3B: 1 HR: 1 | SF: 0 SAC: 2 DP: 0 HBP: 0 | WP: 1 PB: 0 SB: 0 CS: 0 | PA: 37 |
| PITCHER | IP WLS BF H R ER SO BB IBB HBP BLK WP HR S P ERA WHIP | | | | | | | | | | | | | | | | | | | |
| 33 Javier Vazquez, R ERA: 2.98 | 7.0 | | 31 | 7 | 4 | 4 | 0 | 3 | 0 | 0 | 0 | 0 | 0 | 0 | 11 | 74 | 110 | 5.14 | 1.429 | |
| 58 Peter Moylan, R ERA: 4.07 | 1.0 | | 3 | 0 | 0 | 0 | 2 | 0 | 0 | 0 | 0 | 0 | 0 | 7 | 13 | 0.00 | 0.000 | | | |
| Rafael Soriano, R ERA: 1.54 | 1.0 | | 3 | 0 | 0 | 0 | 1 | 0 | 0 | 0 | 0 | 0 | 0 | 11 | 16 | 0.00 | 0.000 | | | |



| Batter | 1 | 2 | 3 | 4 | 5 | 6 | 7 | 8 | 9 | AB | R | H | RBI | BB | SO | LOB | TOP | | | | | |
|---|--|------------------------|---|--|--|---|--|---|---|-----------------------|---------------------------------------|------------------------|---------------------------------------|------------------------|---------------------------------------|------------------------|---|--------------------------------------|------------------------|----------------------------------|------------------------------------|----------------------------------|
| 13 Nate McLouth, L OBP: 0.349, SLG: 0.462 |  | |  | |  |  | |  | | 3 | 1 | 0 | 0 | 2 | 1 | 3 | Atlanta Braves @ Milwaukee Brewers Miller Park, Milwaukee, WI Sun Jul 26 2009, 1:05 PM CDT Att: 43,471 - Partly Cloudy - 76 F | | | | | |
| 14 Martin Prado, R OBP: 0.379, SLG: 0.481 |  | |  | |  | |  |  | | 4 | 0 | 0 | 1 | 0 | 1 | 3 | | | | | | |
| 19 Yunel Escobar, R OBP: 0.370, SLG: 0.477 |  | |  | |  |  | |  | | 3 | 0 | 0 | 1 | 2 | 0 | 1 | | | | | | |
| 16 Brian McCann, L OBP: 0.377, SLG: 0.520 |  | |  |  | |  | |  | | 4 | 2 | 3 | 2 | 1 | 0 | 3 | | | | | | |
| 18 Garret Anderson, L OBP: 0.325, SLG: 0.431 |  | |  |  | |  | |  | | 4 | 1 | 2 | 0 | 1 | 0 | 2 | | | | | | |
| 23 Matt Diaz, R OBP: 0.369, SLG: 0.456 |  | |  | |  |  | |  | | 5 | 1 | 1 | 1 | 0 | 0 | 3 | | | | | | |
| 22 Casey Kotchman, L OBP: 0.397, SLG: 0.397 |  | |  | |  | |  |  | | 4 | 3 | 2 | 3 | 1 | 0 | 1 | | | | | | |
| 2 Kelly Johnson, L OBP: 0.298, SLG: 0.389 |  | |  |  | |  |  | | 4 | 2 | 3 | 2 | 1 | 1 | 0 | | | | | | | |
| 32 Derek Lowe, R ERA: 4.27 | | |  | |  |  | |  |  | 3 | 0 | 1 | 0 | 0 | 0 | 2 | | | | | | |
| Inning Stats | R: 1 H: 1 E: 0 K: 0 S: 12 | L: 1 BB: 2 P: 25 | R: 0 H: 0 E: 0 K: 1 S: 7 | L: 0 BB: 0 P: 13 | R: 0 H: 1 E: 0 K: 0 S: 11 | L: 1 BB: 0 P: 15 | R: 0 H: 1 E: 0 K: 0 S: 7 | L: 0 BB: 1 P: 14 | R: 0 H: 1 E: 0 K: 1 S: 6 | L: 1 BB: 0 P: 9 | R: 4 H: 3 E: 0 K: 0 S: 14 | L: 3 BB: 2 P: 28 | R: 1 H: 2 E: 0 K: 1 S: 13 | L: 2 BB: 0 P: 18 | R: 2 H: 2 E: 1 K: 1 S: 15 | L: 2 BB: 2 P: 29 | | R: 2 H: 1 E: 0 K: 1 S: 8 | L: 1 BB: 2 P: 19 | 1B: 5 2B: 4 3B: 0 HR: 3 | SF: 1 SAC: 0 DP: 2 HBP: 0 | WP: 2 PB: 0 SB: 2 CS: 1 |
| PITCHER | IP | WLS | BF | H | R | ER | SO | BB | IBB | HBP | BLK | WP | HR | S | P | ERA | WHIP | | | | | |
| 41 Braden Loooper, R ERA: 4.79 | 6.0 | L | 28 | 7 | 5 | 5 | 2 | 4 | 0 | 0 | 0 | 2 | 1 | 57 | 104 | 7.50 | 1.833 | | | | | |
| 45 Mark DiFelice, R ERA: 1.83 | 1.0 | | 5 | 2 | 1 | 1 | 1 | 0 | 0 | 0 | 0 | 0 | 1 | 13 | 18 | 9.00 | 2.000 | | | | | |
| 47 Mike Burns, R ERA: 6.3 | 1.0 | | 7 | 2 | 2 | 1 | 1 | 1 | 1 | 0 | 0 | 0 | 0 | 15 | 29 | 9.00 | 3.000 | | | | | |
| 52 Chris Smith, R ERA: 4.18 | 1.0 | | 5 | 1 | 2 | 2 | 1 | 2 | 0 | 0 | 0 | 0 | 1 | 8 | 19 | 18.00 | 3.000 | | | | | |

| Batter | 1 | 2 | 3 | 4 | 5 | 6 | 7 | 8 | 9 | AB | R | H | RBI | BB | SO | LOB | BOTTOM | | | | | |
|--|---|------------------------|--|------------------------|---|---|---|---|---|------------------------|---------------------------------------|------------------------|--------------------------------------|------------------------|--------------------------------------|-----------------------|---|---------------------------------------|------------------------|----------------------------------|------------------------------------|----------------------------------|
| 3 Felipe Lopez, S OBP: 0.366, SLG: 0.415 |  | |  | |  | |  | | | 4 | 0 | 1 | 0 | 0 | 0 | 1 | Atlanta Braves @ Milwaukee Brewers Miller Park, Milwaukee, WI Sun Jul 26 2009, 1:05 PM CDT Att: 43,471 - Partly Cloudy - 76 F | | | | | |
| 30 Craig Counsell, L OBP: 0.366, SLG: 0.430 |  | |  | |  |  | | | | 4 | 0 | 1 | 0 | 0 | 0 | 1 | | | | | | |
| 8 Ryan Braun, R OBP: 0.389, SLG: 0.547 |  | |  | |  | |  | | | 4 | 1 | 2 | 0 | 0 | 1 | 1 | | | | | | |
| 28 Prince Fielder, L OBP: 0.428, SLG: 0.591 |  | |  | |  |  | |  | | 4 | 0 | 0 | 0 | 0 | 1 | 4 | | | | | | |
| 1 Corey Hart, R OBP: 0.333, SLG: 0.423 |  | |  | |  | |  | | | 4 | 1 | 1 | 2 | 0 | 1 | 0 | | | | | | |
| 7 J.J. Hardy, R OBP: 0.288, SLG: 0.374 |  | |  | |  | |  | |  | 4 | 0 | 2 | 0 | 0 | 0 | 0 | | | | | | |
| 22 Jody Gerut, L OBP: 0.229, SLG: 0.316 |  | |  | |  | |  | | | 4 | 0 | 2 | 0 | 0 | 0 | 1 | | | | | | |
| 18 Jason Kendall, R OBP: 0.324, SLG: 0.281 |  | |  | |  | |  | | | 4 | 0 | 1 | 0 | 0 | 0 | 4 | | | | | | |
| 41 Braden Loooper, R ERA: 4.27 | | |  | |  | |  | |  | 2 | 0 | 0 | 0 | 0 | 1 | 1 | | | | | | |
| Inning Stats | R: 0 H: 1 E: 0 K: 2 S: 11 | L: 1 BB: 0 P: 14 | R: 0 H: 1 E: 0 K: 0 S: 8 | L: 1 BB: 0 P: 13 | R: 0 H: 2 E: 0 K: 0 S: 9 | L: 2 BB: 0 P: 17 | R: 0 H: 0 E: 0 K: 0 S: 9 | L: 0 BB: 0 P: 13 | R: 0 H: 1 E: 0 K: 1 S: 8 | L: 1 BB: 0 P: 10 | R: 2 H: 4 E: 0 K: 0 S: 16 | L: 2 BB: 0 P: 27 | R: 0 H: 0 E: 0 K: 1 S: 9 | L: 0 BB: 0 P: 13 | R: 0 H: 0 E: 0 K: 1 S: 7 | L: 0 BB: 0 P: 9 | | R: 0 H: 1 E: 0 K: 0 S: 10 | L: 1 BB: 0 P: 16 | 1B: 8 2B: 1 3B: 0 HR: 1 | SF: 0 SAC: 0 DP: 1 HBP: 0 | WP: 0 PB: 0 SB: 0 CS: 0 |
| PITCHER | IP | WLS | BF | H | R | ER | SO | BB | IBB | HBP | BLK | WP | HR | S | P | ERA | WHIP | | | | | |
| 32 Derek Lowe, R ERA: 4.2 | 6.0 | W | 26 | 9 | 2 | 2 | 3 | 0 | 0 | 0 | 0 | 0 | 1 | 61 | 94 | 3.00 | 1.500 | | | | | |
| 51 Michael Gonzalez, L ERA: 3.18 | 1.0 | | 3 | 0 | 0 | 0 | 1 | 0 | 0 | 0 | 0 | 0 | 0 | 9 | 13 | 0.00 | 0.000 | | | | | |
| 58 Peter Moylan, R ERA: 3.98 | 1.0 | | 3 | 0 | 0 | 0 | 1 | 0 | 0 | 0 | 0 | 0 | 0 | 7 | 9 | 0.00 | 0.000 | | | | | |
| 54 Kris Medlen, R ERA: 5.11 | 1.0 | | 4 | 1 | 0 | 0 | 0 | 0 | 0 | 0 | 0 | 0 | 0 | 10 | 16 | 0.00 | 1.000 | | | | | |

| Batter | 1 | 2 | 3 | 4 | 5 | 6 | 7 | 8 | 9 | AB | R | H | RBI | BB | SO | LOB | TOP | | | | |
|---|---|---|---|---|------------------------------|----------------------------------|------------------------------|----------------------------------|-------------------------------|----------------------------------|------------------------------|---------------------------------|------------------------------|---------------------------------|-------------------------------|----------------------------------|--|------------------------------------|----------------------------------|--------|--|
| 1 Nyer Morgan, L (1.8) OBP: 0.367, SLG: 0.389 | G4-3 | 11 BB 24 BB 15 1B | F7 | | | B3 | | 15 WP 1B | | 5 | 1 | 2 | 0 | 0 | 0 | 1 | Washington Nationals @ Milwaukee Brewers Miller Park, Milwaukee, WI Wed Jul 29 2009, 7:05 PM CDT Att: 32,992 - Partly Cloudy - 77 F | | | | |
| 15 Cristian Guzman, S (1.6) OBP: 0.319, SLG: 0.415 | K | 24 BB 11 BB 1B | G6-3 | | | 11 1B 2B | | G3 | | 5 | 1 | 2 | 1 | 0 | 1 | | | | | | |
| 16 Josh Willingham, R (1.7) OBP: 0.410, SLG: 0.586 | 11 BB 24 1B 1B | K | F7 | | | G6-3 | | G5-3 | | 5 | 1 | 1 | 0 | 0 | 1 | 5 | | | | | |
| 11 Ryan Zimmerman, R (1.5) OBP: 0.353, SLG: 0.481 | 24 1B BB | 24 BB BB | | | | | | | K | 3 | 0 | 2 | 2 | 2 | 1 | 0 | | | | | |
| 24 Nick Johnson, L (1.3) OBP: 0.410, SLG: 0.406 | 1-2 2-H 1B | 1-2 2-3 3-H BB | | | | | | | 44 DI 1B | 4 | 0 | 2 | 2 | 1 | 2 | 2 | | | | | |
| 10 Ronnie Belliard, R (1.4) OBP: 0.243, SLG: 0.266 | P6 | P6 | | | | | | | | 5 | 0 | 0 | 0 | 0 | 0 | 6 | | | | | |
| 25 Austin Kearns, R (1.9) OBP: 0.335, SLG: 0.308 | | K | | | | | | | | 3 | 0 | 0 | 0 | 1 | 1 | 0 | | | | | |
| 44 Adam Dunn, L (0. PH) OBP: 0.409, SLG: 0.560 | | | BB | | | | | | K | 1 | 0 | 0 | 0 | 0 | 1 | 1 | | | | | |
| 7 Josh Bard, S (1.2) OBP: 0.333, SLG: 0.359 | | 1 1B 15 1B 49 1B BB | F9 | | | | | | | 3 | 1 | 1 | 0 | 1 | 0 | 1 | | | | | |
| 49 Garrett Mock, S (1.1) OBP: 0.307, SLG: 0.387 | | | | | | | | | | 3 | 1 | 1 | 0 | 0 | 2 | 2 | | | | | |
| 36 Tyler Clippard, R (0.5 PH) OBP: 0.364, SLG: 0.411 | | | | | | | | | | 0 | 0 | 0 | 0 | 0 | 0 | 0 | | | | | |
| 17 Sean Burnett, L (0.7 PH) OBP: 0.364, SLG: 0.411 | | | | | | | | | | 0 | 0 | 0 | 0 | 0 | 0 | 0 | | | | | |
| 22 Willie Harris, L (0.8 PH) OBP: 0.364, SLG: 0.411 | | | | | | | | | | 0 | 0 | 0 | 0 | 0 | 0 | 0 | | | | | |
| 26 Logan Kensing, R (0.8 PH) OBP: 0.364, SLG: 0.411 | | | | | | | | | | 0 | 0 | 0 | 0 | 0 | 0 | 0 | | | | | |
| 97 Joe Beimel, L (0.8 PH) OBP: 0.364, SLG: 0.411 | | | | | | | | | | 0 | 0 | 0 | 0 | 0 | 0 | 0 | | | | | |
| Inning Stats | R: 1 E: 0 K: 1 S: 18 | H: 2 LOB: 2 BB: 1 P: 29 | R: 3 E: 0 K: 2 S: 19 | H: 3 LOB: 3 BB: 3 P: 35 | R: 0 E: 0 K: 1 S: 8 | H: 0 LOB: 1 BB: 1 P: 15 | R: 0 E: 0 K: 1 S: 9 | H: 1 LOB: 1 BB: 0 P: 11 | R: 0 E: 0 K: 1 S: 11 | H: 2 LOB: 1 BB: 0 P: 13 | R: 0 E: 0 K: 0 S: 6 | H: 0 LOB: 0 BB: 0 P: 9 | R: 0 E: 0 K: 0 S: 6 | H: 1 LOB: 1 BB: 0 P: 8 | R: 0 E: 0 K: 2 S: 12 | H: 1 LOB: 1 BB: 0 P: 19 | 1B: 9 2B: 2 3B: 0 HR: 0 | SF: 0 SAC: 0 DP: 0 HBP: 0 | WP: 2 PB: 0 SB: 0 CS: 0 | PA: 43 | |
| PITCHER | IP WLS BF H R ER SO BB IBB HBP BLK WP HR S P ERA WHIP | 6.0 W 32 9 5 5 7 5 0 0 0 0 0 0 73 113 7.50 2.333 | 2.0 H 7 1 0 0 0 0 0 0 0 0 1 0 12 17 0.00 0.500 | 1.0 S 4 1 0 0 2 0 0 0 0 0 0 0 12 19 0.00 1.000 | | | | | | | | | | | | | | | | | |

| Batter | 1 | 2 | 3 | 4 | 5 | 6 | 7 | 8 | 9 | AB | R | H | RBI | BB | SO | LOB | BOTTOM | | | | |
|--|---|---|---|--|-------------------------------|----------------------------------|-------------------------------|----------------------------------|------------------------------|----------------------------------|-------------------------------|----------------------------------|------------------------------|----------------------------------|-------------------------------|----------------------------------|--|------------------------------------|----------------------------------|--------|--|
| 3 Felipe Lopez, S (1.4) OBP: 0.364, SLG: 0.411 | F8 | | G4-3 | | | G6-3 | | G3 | | 4 | 0 | 0 | 0 | 0 | 0 | 1 | Washington Nationals @ Milwaukee Brewers Miller Park, Milwaukee, WI Wed Jul 29 2009, 7:05 PM CDT Att: 32,992 - Partly Cloudy - 77 F | | | | |
| 30 Craig Counsell, L (1.5) OBP: 0.397, SLG: 0.427 | 8 FC6-4 1B | | 8 3B 1B | | | F9 | | K | | 4 | 1 | 2 | 0 | 0 | 1 | 0 | | | | | |
| 8 Ryan Braun, R (1.7) OBP: 0.396, SLG: 0.576 | FC6-4 28 1B 1-2 1B | | 28 WP 3B | | | K | | 28 CS BB | | 3 | 1 | 1 | 1 | 1 | 1 | 1 | | | | | |
| 28 Prince Fielder, L (1.3) OBP: 0.422, SLG: 0.581 | 1-2 1B | | K | | | F9 | | K | | 4 | 0 | 1 | 0 | 0 | 2 | 1 | | | | | |
| 1 Corey Hart, R (1.9) OBP: 0.333, SLG: 0.434 | F9 | | G6-3 | | | | | | | 4 | 2 | 2 | 0 | 0 | 0 | 2 | | | | | |
| 25 Mike Cameron, R (1.8) OBP: 0.382, SLG: 0.461 | | BB | | | | 25 1B 7 G5-4-3 2B | | 25 1B 7 S G6-3 1B | | 3 | 1 | 3 | 1 | 1 | 0 | 0 | | | | | |
| 7 J.J. Hardy, R (1.6) OBP: 0.299, SLG: 0.380 | F8 | | HR | | | 7 G5-4-3 1B | | 2 WP 7 G5-3 1B | | 4 | 0 | 1 | 1 | 0 | 0 | 3 | | | | | |
| 11 Mike Rivera, R (1.2) OBP: 0.302, SLG: 0.291 | P2 | | K | | | G5-4-3 | | G5-3 | | 3 | 1 | 0 | 0 | 1 | 1 | 3 | | | | | |
| 26 Manny Parra, L (1.1) OBP: 0.138, SLG: 0.115 | | | | | | | | | | 2 | 0 | 0 | 0 | 0 | 1 | 2 | | | | | |
| 14 Casey McGehee, R (0.5 PH) OBP: 0.364, SLG: 0.411 | | | | | | | | | | 1 | 1 | 2 | 0 | 0 | 0 | 0 | | | | | |
| 60 Todd Coffey, R (0.7 PH) OBP: 0.364, SLG: 0.411 | | | | | | | | | | 0 | 0 | 0 | 0 | 0 | 0 | 0 | | | | | |
| 27 Frank Catalanotto, L (0.8 PH) OBP: 0.364, SLG: 0.411 | | | | | | | | | | 0 | 0 | 0 | 0 | 0 | 0 | 0 | | | | | |
| 2 Bill Hall, R (0.8 PH) OBP: 0.364, SLG: 0.411 | | | | | | | | | | 0 | 0 | 0 | 0 | 0 | 0 | 0 | | | | | |
| 51 Trevor Hoffman, R (0.9 PH) OBP: 0.364, SLG: 0.411 | | | | | | | | | | 0 | 0 | 0 | 0 | 0 | 0 | 0 | | | | | |
| Inning Stats | R: 0 E: 0 K: 0 S: 9 | H: 2 LOB: 2 BB: 0 P: 16 | R: 0 E: 0 K: 0 S: 6 | H: 0 LOB: 1 BB: 1 P: 14 | R: 2 E: 0 K: 1 S: 12 | H: 2 LOB: 0 BB: 0 P: 17 | R: 1 E: 0 K: 2 S: 16 | H: 2 LOB: 1 BB: 0 P: 22 | R: 0 E: 0 K: 1 S: 7 | H: 0 LOB: 0 BB: 0 P: 10 | R: 3 E: 0 K: 0 S: 20 | H: 3 LOB: 0 BB: 1 P: 34 | R: 0 E: 0 K: 2 S: 8 | H: 0 LOB: 0 BB: 1 P: 16 | R: 1 E: 0 K: 0 S: 11 | H: 2 LOB: 1 BB: 0 P: 20 | 1B: 6 2B: 2 3B: 1 HR: 2 | SF: 0 SAC: 0 DP: 1 HBP: 0 | WP: 2 PB: 0 SB: 1 CS: 1 | PA: 36 | |
| PITCHER | IP WLS BF H R ER SO BB IBB HBP BLK WP HR S P ERA WHIP | 5.0 L 6 1 0 0 1 2 0 0 0 0 0 1 15 33 6.75 2.250 | 0.2 1 0 0 0 1 0 0 0 0 0 0 0 0 4 5 0.00 0.000 | 0.2 4 2 1 1 0 0 0 0 0 0 0 0 0 10 16 13.50 3.000 | | | | | | | | | | | | | | | | | |



| Batter | 1 | 2 | 3 | 4 | 5 | 6 | 7 | 8 | 9 | AB | R | H | RBI | BB | SO | LOB | TOP | | | | | | | | | | |
|---|------------------------------|----------------------------------|-------------------------------|----------------------------------|------------------------------|---------------------------------|------------------------------|---------------------------------|-------------------------------|----------------------------------|------------------------------|----------------------------------|------------------------------|----------------------------------|------------------------------|----------------------------------|---|----------------------------------|----------------------------------|------------------------------------|----------------------------------|--------|--|--|--|--|--|
| 3 Felipe Lopez, S OBP: 0.366, SLG: 0.413 | G6-3 | 1B | F7 | | | G4-3 | | K | | 5 | 1 | 1 | 1 | 0 | 1 | 1 | Milwaukee Brewers @ San Diego Padres PETCO Park, San Diego, CA Fri Jul 31 2009, 10:05 PM EDT Att: 32,588 - Partly Cloudy - 71 F | | | | | | | | | | |
| 30 Craig Counsell, L OBP: 0.396, SLG: 0.431 | G3-1 | BB | | G3-1 | | | | K | | 3 | 1 | 0 | 0 | 2 | 1 | 1 | | | | | | | | | | | |
| 8 Ryan Braun, R OBP: 0.390, SLG: 0.566 | F9 | E5 | | G6-3 | | F8 | | | | 5 | 1 | 1 | 0 | 0 | 0 | 3 | | | | | | | | | | | |
| 28 Prince Fielder, L OBP: 0.427, SLG: 0.593 | | | | | | | | | | 4 | 1 | 3 | 2 | 1 | 0 | 1 | | | | | | | | | | | |
| 1 Corey Hart, R OBP: 0.336, SLG: 0.437 | | | | | | | | | | 5 | 1 | 2 | 1 | 0 | 1 | 3 | | | | | | | | | | | |
| 25 Mike Cameron, R OBP: 0.382, SLG: 0.460 | | | | | | | | | | 4 | 1 | 1 | 0 | 1 | 2 | 2 | | | | | | | | | | | |
| 7 J.J. Hardy, R OBP: 0.296, SLG: 0.374 | | | | | | | | | | 4 | 0 | 0 | 0 | 0 | 2 | 7 | | | | | | | | | | | |
| 18 Jason Kendall, R OBP: 0.320, SLG: 0.276 | | | | | | | | | | 3 | 0 | 0 | 0 | 1 | 1 | 3 | | | | | | | | | | | |
| 41 Braden Looper, R OBP: 0.226, SLG: 0.179 | | | | | | | | | | 2 | 1 | 1 | 2 | 0 | 0 | 0 | | | | | | | | | | | |
| 22 Jody Seitzer, L OBP: 0.237, SLG: 0.326 | | | | | | | | | | 1 | 0 | 0 | 0 | 0 | 0 | 0 | | | | | | | | | | | |
| 46 Tim Lillard, R OBP: 0.283, SLG: 0.355 | | | | | | | | | | 0 | 0 | 0 | 0 | 0 | 0 | 0 | | | | | | | | | | | |
| 57 Mitch Stetter, L ERA: 3.18 | | | | | | | | | | 0 | 0 | 0 | 0 | 0 | 0 | 0 | | | | | | | | | | | |
| 52 Chris Smith, R ERA: 3.5 | | | | | | | | | | 0 | 0 | 0 | 0 | 0 | 0 | 0 | | | | | | | | | | | |
| 27 Frank Catalanotto, L OBP: 0.305, SLG: 0.373 | | | | | | | | | | 1 | 0 | 0 | 0 | 0 | 0 | 1 | | | | | | | | | | | |
| 43 R.J. Swindle, L ERA: 11.12 | | | | | | | | | | 0 | 0 | 0 | 0 | 0 | 0 | 0 | | | | | | | | | | | |
| Inning Stats | R: 0 E: 0 K: 0 S: 7 | H: 0 LOB: 0 BB: 0 P: 13 | R: 7 E: 2 K: 2 S: 26 | H: 6 LOB: 3 BB: 3 P: 30 | R: 0 E: 0 K: 0 S: 6 | H: 0 LOB: 0 BB: 0 P: 7 | R: 0 E: 0 K: 0 S: 5 | H: 1 LOB: 1 BB: 0 P: 7 | R: 0 E: 0 K: 2 S: 10 | H: 0 LOB: 0 BB: 0 P: 13 | R: 0 E: 0 K: 0 S: 8 | H: 0 LOB: 1 BB: 1 P: 15 | R: 0 E: 0 K: 2 S: 9 | H: 1 LOB: 1 BB: 0 P: 10 | R: 0 E: 0 K: 2 S: 8 | H: 0 LOB: 1 BB: 1 P: 16 | R: 0 E: 0 K: 0 S: 9 | H: 1 LOB: 1 BB: 0 P: 13 | 1B: 7 2B: 2 3B: 0 HR: 0 | SF: 0 SAC: 0 DP: 0 HBP: 0 | WP: 1 PB: 0 SB: 1 CS: 0 | PA: 42 | | | | | |
| PITCHER | IP | WLS | BF | H | R | ER | SO | BB | IBB | HBP | BLK | WP | HR | S | P | ERA | WHIP | | | | | | | | | | |
| 49 Chad Gaudin, R ERA: 4.76 | 1.2 | | 14 | 6 | 7 | 3 | 2 | 2 | 0 | 0 | 0 | 0 | 0 | 29 | 53 | 16.20 | 4.800 | | | | | | | | | | |
| 45 Edward Mujica, R ERA: 3.04 | 4.1 | W | 16 | 1 | 0 | 0 | 2 | 2 | 0 | 0 | 0 | 0 | 0 | 33 | 52 | 0.00 | 0.692 | | | | | | | | | | |
| 57 Luke Gregerson, R ERA: 2.76 | 1.0 | H | 4 | 1 | 0 | 0 | 2 | 0 | 0 | 0 | 0 | 0 | 0 | 9 | 10 | 0.00 | 1.000 | | | | | | | | | | |
| 37 Mike Adams, R ERA: 0.95 | 1.0 | H | 4 | 0 | 0 | 0 | 2 | 1 | 0 | 0 | 0 | 0 | 0 | 8 | 16 | 0.00 | 1.000 | | | | | | | | | | |
| 21 Heath Bell, R ERA: 1.99 | 1.0 | | 4 | 1 | 0 | 0 | 0 | 0 | 0 | 0 | 0 | 1 | 0 | 9 | 13 | 0.00 | 1.000 | | | | | | | | | | |

| Batter | 1 | 2 | 3 | 4 | 5 | 6 | 7 | 8 | 9 | AB | R | H | RBI | BB | SO | LOB | BOTTOM | | | | | | | | | | |
|--|-------------------------------|----------------------------------|------------------------------|----------------------------------|------------------------------|----------------------------------|-------------------------------|----------------------------------|------------------------------|----------------------------------|-------------------------------|----------------------------------|-------------------------------|----------------------------------|-------------------------------|----------------------------------|---|------------------------------------|----------------------------------|--------|--|--|--|--|--|--|--|
| 18 Tony Gwynn Jr., L OBP: 0.362, SLG: 0.385 | E9 | F7 | | | | | | | | 5 | 3 | 3 | 0 | 0 | 0 | 2 | Milwaukee Brewers @ San Diego Padres PETCO Park, San Diego, CA Fri Jul 31 2009, 10:05 PM EDT Att: 32,588 - Partly Cloudy - 71 F | | | | | | | | | | |
| 22 David Eckstein, R OBP: 0.326, SLG: 0.340 | SH5-4 | | | | | | | | | 3 | 0 | 2 | 3 | 0 | 0 | 0 | | | | | | | | | | | |
| 23 Adrián González, L OBP: 0.391, SLG: 0.534 | G6-3 | | | | | | | | | 5 | 1 | 1 | 1 | 0 | 1 | 3 | | | | | | | | | | | |
| 8 Kyle Blanks, R OBP: 0.363, SLG: 0.471 | | | | | | | | | | 3 | 2 | 2 | 2 | 2 | 1 | 0 | | | | | | | | | | | |
| 7 Chase Headley, S OBP: 0.322, SLG: 0.380 | | | | | | | | | | 3 | 1 | 2 | 0 | 1 | 0 | 0 | | | | | | | | | | | |
| 57 Luke Gregerson, L ERA: 2.76 | | | | | | | | | | 0 | 0 | 0 | 0 | 0 | 0 | 0 | | | | | | | | | | | |
| 37 Mike Adams, R ERA: 0.95 | | | | | | | | | | 0 | 0 | 0 | 0 | 0 | 0 | 0 | | | | | | | | | | | |
| 15 Luis Antonio Rodríguez, R OBP: 0.332, SLG: 0.293 | | | | | | | | | | 1 | 0 | 1 | 1 | 0 | 0 | 0 | | | | | | | | | | | |
| 21 Heath Bell, R ERA: 1.99 | | | | | | | | | | 0 | 0 | 0 | 0 | 0 | 0 | 0 | | | | | | | | | | | |
| 25 Will Venable, L OBP: 0.301, SLG: 0.379 | | | | | | | | | | 5 | 1 | 1 | 3 | 0 | 1 | 5 | | | | | | | | | | | |
| 28 Henry Blanco, R OBP: 0.279, SLG: 0.341 | | | | | | | | | | 5 | 0 | 1 | 0 | 0 | 2 | 1 | | | | | | | | | | | |
| 1 Everth Cabrera, S OBP: 0.339, SLG: 0.387 | | | | | | | | | | 4 | 1 | 1 | 0 | 0 | 1 | 1 | | | | | | | | | | | |
| 49 Chad Gaudin, R OBP: 0.071, SLG: 0.037 | | | | | | | | | | 0 | 0 | 0 | 0 | 0 | 0 | 0 | | | | | | | | | | | |
| 45 Edward Mujica, R OBP: 1.000, SLG: 1.000 | | | | | | | | | | 1 | 1 | 1 | 0 | 0 | 0 | 0 | | | | | | | | | | | |
| 14 Oscar Salazar, R OBP: 0.378, SLG: 0.535 | | | | | | | | | | 1 | 1 | 1 | 1 | 0 | 0 | 0 | | | | | | | | | | | |
| 5 Kevin Kouzmanoff, R OBP: 0.283, SLG: 0.418 | | | | | | | | | | 1 | 0 | 1 | 0 | 0 | 0 | 0 | | | | | | | | | | | |
| Inning Stats | R: 1 E: 1 K: 1 S: 17 | H: 2 LOB: 2 BB: 1 P: 29 | R: 0 E: 0 K: 0 S: 6 | H: 1 LOB: 1 BB: 0 P: 12 | R: 0 E: 0 K: 1 S: 9 | H: 1 LOB: 0 BB: 0 P: 15 | R: 4 E: 0 K: 1 S: 16 | H: 5 LOB: 1 BB: 0 P: 26 | R: 1 E: 0 K: 0 S: 8 | H: 1 LOB: 0 BB: 0 P: 11 | R: 3 E: 1 K: 1 S: 27 | H: 4 LOB: 2 BB: 1 P: 44 | R: 0 E: 0 K: 2 S: 11 | H: 1 LOB: 1 BB: 0 P: 15 | R: 2 E: 0 K: 0 S: 10 | H: 2 LOB: 1 BB: 1 P: 19 | 1B: 11 2B: 4 3B: 0 HR: 2 | SF: 1 SAC: 2 DP: 1 HBP: 0 | WP: 0 PB: 0 SB: 0 CS: 0 | PA: 43 | | | | | | | |
| PITCHER | IP | WLS | BF | H | R | ER | SO | BB | IBB | HBP | BLK | WP | HR | S | P | ERA | WHIP | | | | | | | | | | |
| 41 Braden Looper, R ERA: 5.03 | 5.0 | | 25 | 10 | 6 | 6 | 3 | 1 | 0 | 0 | 0 | 0 | 0 | 17 | 23 | 81.00 | 9.000 | | | | | | | | | | |
| 48 Tim Lillard, R ERA: 12.46 | 0.1 | L | 4 | 3 | 3 | 3 | 0 | 0 | 0 | 0 | 0 | 0 | 0 | 10 | 21 | 0.00 | 3.000 | | | | | | | | | | |
| 57 Mitch Stetter, L ERA: 3.18 | 0.2 | | 4 | 1 | 0 | 0 | 1 | 1 | 0 | 0 | 0 | 0 | 0 | 11 | 15 | 0.00 | 1.000 | | | | | | | | | | |
| 52 Chris Smith, R ERA: 3.5 | 1.0 | | 4 | 1 | 0 | 0 | 2 | 0 | 0 | 0 | 0 | 0 | 0 | 11 | 15 | 0.00 | 1.000 | | | | | | | | | | |
| 43 R.J. Swindle, L ERA: 11.12 | 1.0 | | 6 | 2 | 2 | 2 | 0 | 0 | 1 | 0 | 0 | 0 | 0 | 10 | 19 | 18.00 | 2.000 | | | | | | | | | | |

| | |
|-----|----|
| AB | 37 |
| R | 7 |
| H | 9 |
| RBI | 6 |
| BB | 5 |
| SO | 8 |
| LOB | 22 |



| | |
|-----|----|
| AB | 37 |
| R | 11 |
| H | 17 |
| RBI | 11 |
| BB | 3 |
| SO | 6 |
| LOB | 12 |



| Batter | 1 | 2 | 3 | 4 | 5 | 6 | 7 | 8 | 9 | AB | R | H | RBI | BB | SO | LOB | TOP | | | | |
|--|------------------------------|---------------------------------|------------------------------|---------------------------------|-------------------------------|----------------------------------|-------------------------------|----------------------------------|-------------------------------|----------------------------------|------------------------------|----------------------------------|------------------------------|----------------------------------|------------------------------|----------------------------------|---|------------------------------------|----------------------------------|--------|--|
| 3 Felipe Lopez, S OBP: 0.362, SLG: 0.409 | G5-3 | | | G3-1 | FC4-6 | | G3-1 | | | 4 | 0 | 0 | 0 | 0 | 0 | 3 | <p>Milwaukee Brewers @ San Diego Padres PETCO Park, San Diego, CA</p> <p>Sat Aug 01 2009, 10:05 PM EDT Att: 26,424 - Partly Cloudy - 70 F</p> <p>livebaseballscorecards.com</p> | | | | |
| 1 Cory Hart, R OBP: 0.335, SLG: 0.433 | K | | | 28 S 28 BLK BB | | G1-3 | | K | | 3 | 0 | 0 | 0 | 1 | 2 | 0 | | | | | |
| 8 Ryan Braun, R OBP: 0.387, SLG: 0.560 | F9 | | | K | | F7 | | G6-3 | | 4 | 0 | 0 | 0 | 0 | 1 | 1 | | | | | |
| 28 Prince Fielder, L OBP: 0.425, SLG: 0.597 | K | | | K | | HR | | F9 | | 4 | 1 | 1 | 1 | 0 | 2 | 1 | | | | | |
| 14 Casey McGehee, R OBP: 0.369, SLG: 0.545 | G3-1 | | | F7 | | HR | | 1B | | 4 | 1 | 2 | 1 | 0 | 0 | 0 | | | | | |
| 25 Mike Cameron, R OBP: 0.383, SLG: 0.462 | F9 | | | 18 FC5-4 2B | | HR | | K | | 3 | 0 | 1 | 0 | 1 | 1 | 1 | | | | | |
| 7 J.J. Hardy, R 57 Mitch Stetter, L | | | | 18 FC5-4 BB | | L7 | | L7 | | 2 | 0 | 0 | 0 | 1 | 0 | 1 | | | | | |
| 45 Mark DiFelice, R 50 Claudio Vargas, R 27 Frank Catalanotto, L | | | | FC5-4 47 BB | | | | P3 | | 4 | 0 | 0 | 0 | 0 | 1 | 3 | | | | | |
| 18 Jason Kendall, R OBP: 0.316, SLG: 0.273 | G4-3 | | | FC5-4 3 FC4-6 BB | | G4-3 | | G4-3 | | 1 | 0 | 0 | 0 | 1 | 1 | 0 | | | | | |
| 47 Mike Burns, R 30 Craig Counsell, L | K | | | | | | | | | 1 | 0 | 0 | 0 | 0 | 0 | 0 | | | | | |
| Inning Stats | R: 0 E: 0 K: 1 S: 6 | H: 0 LOB: 0 BB: 0 P: 8 | R: 0 E: 0 K: 1 S: 5 | H: 0 LOB: 0 BB: 0 P: 9 | R: 0 E: 0 K: 1 S: 10 | H: 0 LOB: 0 BB: 0 P: 14 | R: 0 E: 0 K: 2 S: 11 | H: 1 LOB: 1 BB: 2 P: 21 | R: 2 E: 0 K: 0 S: 11 | H: 2 LOB: 1 BB: 1 P: 20 | R: 0 E: 0 K: 1 S: 8 | H: 0 LOB: 0 BB: 0 P: 12 | R: 0 E: 0 K: 1 S: 9 | H: 0 LOB: 0 BB: 0 P: 10 | R: 0 E: 0 K: 1 S: 9 | H: 1 LOB: 1 BB: 0 P: 14 | 1B: 1 2B: 1 3B: 0 HR: 2 | SF: 0 SAC: 0 DP: 0 HBP: 0 | WP: 0 PB: 0 SB: 1 CS: 0 | PA: 35 | |
| PITCHER | IP | WLS | BF | H | R | ER | SO | BB | IBB | HBP | BLK | WP | HR | S | P | ERA | WHIP | | | | |
| 33 Clayton Richard, L ERA: 4.47 | 5.2 | | 22 | 2 | 1 | 1 | 5 | 3 | 0 | 0 | 1 | 0 | 1 | 49 | 90 | 1.59 | 0.882 | | | | |
| 40 Greg Burke, R ERA: 4.15 | 0.1 | W | 3 | 1 | 1 | 1 | 0 | 1 | 0 | 0 | 0 | 0 | 1 | 6 | 11 | 27.00 | 6.000 | | | | |
| 57 Luke Gregerson, R ERA: 2.7 | 1.0 | H | 3 | 0 | 0 | 0 | 1 | 0 | 0 | 0 | 0 | 0 | 0 | 8 | 12 | 0.00 | 0.000 | | | | |
| 37 Mike Adams, R ERA: 0.5 | 1.0 | H | 3 | 0 | 0 | 0 | 1 | 0 | 0 | 0 | 0 | 0 | 0 | 9 | 10 | 0.00 | 0.000 | | | | |
| 21 Heath Bell, R ERA: 1.91 | 1.0 | S | 4 | 1 | 0 | 0 | 1 | 0 | 0 | 0 | 0 | 0 | 0 | 9 | 14 | 0.00 | 1.000 | | | | |

| Batter | 1 | 2 | 3 | 4 | 5 | 6 | 7 | 8 | 9 | AB | R | H | RBI | BB | SO | LOB | BOTTOM | | | | |
|--|-------------------------------|----------------------------------|------------------------------|----------------------------------|------------------------------|----------------------------------|-------------------------------|----------------------------------|-------------------------------|----------------------------------|-------------------------------|----------------------------------|-------------------------------|----------------------------------|----------------------------------|------------------------------------|---|----------------------------------|--------|--|--|
| 18 Tony Gwynn Jr., L OBP: 0.363, SLG: 0.385 | G3 | | G6-3 | | 22 2B 5 SF8 1B | F7 | | 22 S 1B | | 5 | 1 | 2 | 1 | 0 | 0 | 1 | <p>Milwaukee Brewers @ San Diego Padres PETCO Park, San Diego, CA</p> <p>Sat Aug 01 2009, 10:05 PM EDT Att: 26,424 - Partly Cloudy - 70 F</p> <p>livebaseballscorecards.com</p> | | | | |
| 22 David Eckstein, R OBP: 0.327, SLG: 0.344 | 1B | | F7 | | 2B | G6-3 | | G6-3 | | 5 | 0 | 2 | 0 | 0 | 0 | 1 | | | | | |
| 23 Adrián González, L OBP: 0.390, SLG: 0.529 | L9 | | P6 | | IBB | G4-3 | | G4-3 | | 3 | 0 | 0 | 0 | 1 | 0 | 1 | | | | | |
| 5 Kevin Kouzmanoff, R OBP: 0.285, SLG: 0.422 | F8 | | | | 8 FC6-4 1B | SF8 | | 2B | | 3 | 0 | 2 | 1 | 0 | 0 | 1 | | | | | |
| 8 Kyle Blanks, R OBP: 0.358, SLG: 0.455 | P4 | | | | 30 FC5-4 25 1B | K | | BB | | 3 | 0 | 0 | 0 | 1 | 1 | 3 | | | | | |
| 25 Will Venable, L OBP: 0.308, SLG: 0.411 | HR | | | | 30 FC5-4 1B | K | | K | | 4 | 1 | 2 | 1 | 0 | 2 | 2 | | | | | |
| 30 Eleazer Alfonzo, R OBP: 0.216, SLG: 0.283 | 2B | | | | FC5-4 | F9 | | G1-3 | | 4 | 0 | 1 | 0 | 0 | 0 | 2 | | | | | |
| 1 Everth Cabrera, S OBP: 0.337, SLG: 0.396 | F8 | | | | G4-3 | G4-3 | | F7 | | 4 | 1 | 1 | 0 | 0 | 0 | 3 | | | | | |
| 33 Clayton Richard, L 40 Greg Burke, R 14 Oscar Salazar, R 57 Luke Gregerson, L 37 Mike Adams, R 7 Chase Headley, S 21 Heath Bell, R | K | | | | G6-3 | 3B | | 18 1B 2B | | 2 | 0 | 0 | 0 | 0 | 1 | 1 | | | | | |
| Inning Stats | R: 0 E: 0 K: 0 S: 11 | H: 1 LOB: 1 BB: 0 P: 17 | R: 1 E: 0 K: 1 S: 9 | H: 2 LOB: 1 BB: 0 P: 11 | R: 0 E: 0 K: 0 S: 8 | H: 0 LOB: 0 BB: 0 P: 10 | R: 0 E: 0 K: 0 S: 11 | H: 2 LOB: 2 BB: 1 P: 20 | R: 1 E: 0 K: 1 S: 15 | H: 2 LOB: 1 BB: 1 P: 27 | R: 0 E: 0 K: 1 S: 12 | H: 1 LOB: 2 BB: 1 P: 21 | R: 1 E: 0 K: 0 S: 11 | H: 2 LOB: 1 BB: 0 P: 18 | 1B: 5 2B: 5 3B: 1 HR: 1 | SF: 1 SAC: 0 DP: 0 HBP: 0 | | WP: 0 PB: 0 SB: 1 CS: 0 | PA: 38 | | |
| PITCHER | IP | WLS | BF | H | R | ER | SO | BB | IBB | HBP | BLK | WP | HR | S | P | ERA | WHIP | | | | |
| 47 Mike Burns, R ERA: 6.06 | 5.2 | L | 27 | 9 | 3 | 3 | 3 | 0 | 0 | 0 | 0 | 0 | 0 | 6 | 12 | 0.00 | 0.000 | | | | |
| 57 Mitch Stetter, L ERA: 3.09 | 1.0 | | 3 | 0 | 0 | 0 | 0 | 0 | 0 | 0 | 0 | 0 | 0 | 6 | 12 | 0.00 | 0.000 | | | | |
| 45 Mark DiFelice, R ERA: 1.99 | 0.1 | | 3 | 1 | 0 | 0 | 1 | 1 | 0 | 0 | 0 | 0 | 0 | 8 | 13 | 0.00 | 6.000 | | | | |
| 50 Claudio Vargas, R ERA: 2.25 | 1.0 | | 5 | 2 | 1 | 1 | 0 | 0 | 0 | 0 | 0 | 0 | 0 | 11 | 18 | 9.00 | 2.000 | | | | |

| Batter | 1 | 2 | 3 | 4 | 5 | 6 | 7 | 8 | 9 | AB | R | H | RBI | BB | SO | LOB | TOP | | | | | |
|---|------------------------------|----------------------------------|-------------------------------|----------------------------------|------------------------------|----------------------------------|------------------------------|----------------------------------|------------------------------|----------------------------------|-------------------------------|----------------------------------|-------------------------------|----------------------------------|-------------------------------|----------------------------------|------------------------------|----------------------------------|----------------------------------|------------------------------------|-------------------------|--------|
| 3 Felipe Lopez, S OBP: 0.363, SLG: 0.410 | G3-1 | | F9 | | | FC5-4 | BB | | G4-3 | 4 | 1 | 1 | 3 | 1 | 0 | 1 | | | | | | |
| 30 Craig Counsell, L OBP: 0.366, SLG: 0.434 | G4-3 | | | G4-3 | | F8 | | | | 4 | 1 | 2 | 1 | 0 | 0 | 1 | | | | | | |
| 8 Ryan Braun, R OBP: 0.386, SLG: 0.557 | G6-3 | | | G4-3 | | FC5-4 | | | | 4 | 0 | 1 | 0 | 0 | 0 | 2 | | | | | | |
| 28 Prince Fielder, L OBP: 0.422, SLG: 0.591 | | G1 | | G5-3 | | | G6-3 | | | 4 | 0 | 0 | 1 | 0 | 0 | 2 | | | | | | |
| 14 Casey McGehee, R OBP: 0.367, SLG: 0.538 | | F8 | | K | | | | | | 4 | 1 | 1 | 0 | 0 | 2 | 0 | | | | | | |
| 25 Mike Cameron, R OBP: 0.382, SLG: 0.458 | | | | G6-3 | | | | | | 3 | 1 | 0 | 0 | 1 | 2 | 0 | | | | | | |
| 27 Frank Catalanotto, L 60 Todd Coffey, R 51 Trevor Hoffman, R | | | P4 | F8 | | | | | | 3 | 1 | 1 | 1 | 0 | 0 | 0 | | | | | | |
| 18 Jason Kendall, R OBP: 0.313, SLG: 0.269 | | | F8 | G5-3 | | | | | | 4 | 0 | 0 | 0 | 0 | 1 | 2 | | | | | | |
| 12 Carlos Villanueva, R 9 Hernan Iribarren, L 50 Claudio Vargas, R 57 Mitch Stetter, L 22 Jody Gerut, L | | | | | | | | | | 0 | 0 | 0 | 0 | 1 | 0 | 0 | | | | | | |
| Inning Stats | R: 0 E: 0 K: 0 S: 9 | H: 0 LOB: 0 BB: 0 P: 13 | R: 0 E: 0 K: 1 S: 10 | H: 0 LOB: 0 BB: 0 P: 15 | R: 0 E: 0 K: 0 S: 8 | H: 0 LOB: 1 BB: 1 P: 16 | R: 1 E: 0 K: 1 S: 9 | H: 1 LOB: 0 BB: 0 P: 10 | R: 0 E: 0 K: 0 S: 7 | H: 0 LOB: 0 BB: 0 P: 11 | R: 0 E: 0 K: 1 S: 10 | H: 0 LOB: 0 BB: 1 P: 21 | R: 5 E: 0 K: 1 S: 23 | H: 5 LOB: 2 BB: 1 P: 35 | R: 0 E: 0 K: 3 S: 10 | H: 0 LOB: 0 BB: 0 P: 16 | R: 0 E: 0 K: 0 S: 7 | H: 0 LOB: 0 BB: 0 P: 10 | 1B: 4 2B: 2 3B: 0 HR: 0 | SF: 0 SAC: 0 DP: 0 HBP: 1 | WP: 0 PB: 0 CS: 0 | PA: 37 |
| PITCHER | IP | WLS | BF | H | R | ER | SO | BB | IBB | HBP | BLK | WP | HR | S | P | ERA | WHIP | | | | | |
| 29 Kevin Correia, R ERA: 4.73 | 6.1 | L | 24 | 2 | 3 | 3 | 3 | 3 | 0 | 0 | 0 | 0 | 0 | 59 | 99 | 4.26 | 0.789 | | | | | |
| 54 Joe Thatcher, L ERA: 3.91 | 0.0 | | 1 | 1 | 0 | 0 | 0 | 0 | 0 | 0 | 0 | 0 | 0 | 4 | 5 | ∞ | ∞ | | | | | |
| 57 Luke Gregerson, R ERA: 3.06 | 0.1 | | 5 | 3 | 3 | 1 | 0 | 0 | 0 | 1 | 0 | 0 | 0 | 11 | 15 | 81.00 | 9.000 | | | | | |
| 59 Luis Perdomo, R ERA: 4.15 | 2.1 | | 7 | 0 | 0 | 0 | 3 | 0 | 0 | 0 | 0 | 0 | 0 | 19 | 28 | 0.00 | 0.000 | | | | | |

Milwaukee Brewers @ San Diego Padres
PETCO Park, San Diego, CA
Sun Aug 02 2009, 4:05 PM EDT
Att: 23,696 - Sunny - 73 F

AB 33
R 6
H 6
RBI 6
BB 3
SO 7
LOB 8



| Batter | 1 | 2 | 3 | 4 | 5 | 6 | 7 | 8 | 9 | AB | R | H | RBI | BB | SO | LOB | BOTTOM | | | | | |
|---|-------------------------------|----------------------------------|-------------------------------|----------------------------------|------------------------------|----------------------------------|-------------------------------|----------------------------------|------------------------------|----------------------------------|------------------------------|----------------------------------|------------------------------|----------------------------------|-------------------------------|----------------------------------|------------------------------|----------------------------------|----------------------------------|------------------------------------|-------------------------|--------|
| 18 Tony Gwynn Jr., L OBP: 0.365, SLG: 0.384 | F7 | | 1B | | | L3 | | | | 3 | 0 | 1 | 0 | 1 | 0 | 1 | | | | | | |
| 1 Everth Cabrera, S OBP: 0.346, SLG: 0.401 | K | | 2B | | | | | | | 3 | 1 | 2 | 0 | 1 | 1 | 0 | | | | | | |
| 23 Adrián González, L OBP: 0.391, SLG: 0.530 | G6-3 | | G4-6-3 | | | | | | | 3 | 0 | 1 | 1 | 1 | 0 | 3 | | | | | | |
| 5 Kevin Kouzmanoff, R OBP: 0.294, SLG: 0.419 | | FC6-4 | | K | | | | | | 3 | 0 | 0 | 0 | 1 | 1 | 3 | | | | | | |
| 7 Chase Headley, S OBP: 0.320, SLG: 0.380 | | F8 | | P6 | | | | | | 4 | 0 | 0 | 0 | 0 | 1 | 4 | | | | | | |
| 25 Will Venable, L OBP: 0.300, SLG: 0.400 59 Luis Perdomo, R | | K | | F9 | | | | | | 3 | 0 | 0 | 0 | 0 | 1 | 2 | | | | | | |
| 14 Oscar Salazar, R OBP: 0.353, SLG: 0.556 | | K | | | | | | | | 1 | 0 | 0 | 0 | 0 | 0 | 0 | | | | | | |
| 28 Henry Blanco, R OBP: 0.286, SLG: 0.336 | | FC6-4 | | | | | | | | 2 | 0 | 0 | 0 | 2 | 1 | 1 | | | | | | |
| 15 Luis Antonio Rodriguez, B OBP: 0.335, SLG: 0.293 | | | P2 | | | | | | | 3 | 0 | 1 | 0 | 1 | 0 | 1 | | | | | | |
| 29 Kevin Correia, R OBP: 0.212, SLG: 0.194 54 Joe Thatcher, L 57 Luke Gregerson, L 8 Kyle Blanks, R | | | | G1-6-3 | | | | | | 1 | 0 | 0 | 0 | 1 | 0 | 2 | | | | | | |
| Inning Stats | R: 0 E: 0 K: 1 S: 10 | H: 0 LOB: 0 BB: 0 P: 14 | R: 0 E: 0 K: 1 S: 11 | H: 0 LOB: 1 BB: 1 P: 17 | R: 0 E: 0 K: 0 S: 9 | H: 1 LOB: 2 BB: 2 P: 20 | R: 0 E: 0 K: 1 S: 10 | H: 0 LOB: 0 BB: 0 P: 14 | R: 0 E: 0 K: 0 S: 7 | H: 1 LOB: 0 BB: 1 P: 14 | R: 1 E: 0 K: 0 S: 8 | H: 1 LOB: 1 BB: 1 P: 20 | R: 0 E: 0 K: 1 S: 6 | H: 0 LOB: 0 BB: 1 P: 10 | R: 0 E: 0 K: 1 S: 12 | H: 2 LOB: 2 BB: 1 P: 22 | R: 0 E: 0 K: 2 S: 9 | H: 0 LOB: 1 BB: 1 P: 18 | 1B: 4 2B: 1 3B: 0 HR: 0 | SF: 0 SAC: 0 DP: 3 HBP: 0 | WP: 0 PB: 0 CS: 0 | PA: 36 |
| PITCHER | IP | WLS | BF | H | R | ER | SO | BB | IBB | HBP | BLK | WP | HR | S | P | ERA | WHIP | | | | | |
| 12 Carlos Villanueva, R ERA: 5.86 | 5.0 | | 19 | 2 | 0 | 0 | 3 | 4 | 0 | 0 | 0 | 0 | 0 | 47 | 79 | 0.00 | 1.200 | | | | | |
| 50 Claudio Vargas, R ERA: 2.92 | 0.1 | B | 3 | 1 | 1 | 1 | 0 | 1 | 0 | 0 | 0 | 0 | 0 | 6 | 16 | 27.00 | 6.000 | | | | | |
| 57 Mitch Stetter, L ERA: 3.03 | 0.2 | W | 2 | 0 | 0 | 0 | 0 | 0 | 0 | 0 | 0 | 0 | 0 | 2 | 4 | 0.00 | 0.000 | | | | | |
| 60 Todd Coffey, R ERA: 2.28 | 2.0 | | 8 | 2 | 0 | 0 | 2 | 2 | 0 | 0 | 0 | 0 | 0 | 18 | 32 | 0.00 | 2.000 | | | | | |
| 51 Trevor Hoffman, R ERA: 1.74 | 1.0 | | 4 | 0 | 0 | 0 | 2 | 1 | 0 | 0 | 0 | 0 | 0 | 9 | 18 | 0.00 | 1.000 | | | | | |

Milwaukee Brewers @ San Diego Padres
PETCO Park, San Diego, CA
Sun Aug 02 2009, 4:05 PM EDT
Att: 23,696 - Sunny - 73 F

AB 28
R 1
H 5
RBI 1
BB 8
SO 7
LOB 18



| Batter | 1 | 2 | 3 | 4 | 5 | 6 | 7 | 8 | 9 | AB | R | H | RBI | BB | SO | LOB | TOP | | |
|--|---|---|---|---|---|---|---|---|---|---|---|---|---|---|---|---|---|---|-----------------------------------|
| 3 Felipe Lopez, S OBP: 0.358, SLG: 0.405 | G4-3 | | K | K | | F7 | | G4-3 | | 5 | 0 | 0 | 0 | 0 | 2 | 4 | | | |
| 14 Casey McGehee, R OBP: 0.373, SLG: 0.538 | G4-3 | | G4-3 | | 28 1B 25 G6-4-3 8 1B | 8 HR 1B | | G1-3 | | 4 | 2 | 2 | 0 | 1 | 0 | 0 | | | |
| 8 Ryan Braun, R OBP: 0.390, SLG: 0.567 | FC6-4 | | | | 7 BB 2 BB | 25 BB 28 1B | | | | 5 | 2 | 4 | 3 | 0 | 0 | 1 | | | |
| 22 Jody Gerut, L OBP: 0.236, SLG: 0.323 | FC6-4 | | | | 25 G6-4-3 28 1B | | | | | 0 | 0 | 0 | 0 | 0 | 0 | 0 | | | |
| 28 Prince Fielder, L OBP: 0.419, SLG: 0.586 | K | | | | | | | | | 5 | 0 | 1 | 0 | 0 | 1 | 3 | | | |
| 25 Mike Cameron, R OBP: 0.360, SLG: 0.453 | F8 | | | | | | | | | 4 | 1 | 0 | 0 | 1 | 0 | 3 | | | |
| 7 J.J. Hardy, R OBP: 0.301, SLG: 0.371 | | | | | | | | | | 1 | 0 | 0 | 0 | 3 | 0 | 0 | | | |
| 2 Bill Hall, R OBP: 0.262, SLG: 0.332 | | | | | | | | | | 3 | 0 | 0 | 1 | 1 | 2 | 3 | | | |
| 11 Mike Rivera, R OBP: 0.299, SLG: 0.276 | F8 | | | | | | | | | 3 | 0 | 0 | 1 | 1 | 1 | 1 | | | |
| 26 Manny Parra, L OBP: 0.152, SLG: 0.133 | | | | | | | | | | 4 | 1 | 1 | 0 | 0 | 2 | 3 | | | |
| 51 Trevor Hoffman, R ERA: 4.62 | | | | | | | | | | 0 | 0 | 0 | 0 | 0 | 0 | 0 | | | |
| Inning Stats | R: 0 H: 0 E: 0 K: 1 S: 9 | H: 0 LOB: 1 BB: 1 P: 17 | R: 0 H: 0 E: 0 K: 1 S: 11 | H: 0 LOB: 1 BB: 1 P: 19 | R: 0 H: 0 E: 0 K: 2 S: 9 | H: 0 LOB: 0 BB: 0 P: 14 | R: 2 H: 1 E: 0 K: 2 S: 14 | H: 1 LOB: 3 BB: 4 P: 32 | R: 1 H: 3 E: 0 K: 0 S: 15 | H: 3 LOB: 2 BB: 1 P: 24 | R: 3 H: 3 E: 0 K: 1 S: 17 | H: 3 LOB: 0 BB: 0 P: 10 | R: 0 H: 0 E: 0 K: 0 S: 5 | H: 0 LOB: 0 BB: 0 P: 6 | R: 0 H: 1 E: 0 K: 0 S: 9 | H: 1 LOB: 0 BB: 0 P: 12 | 1B: 7 2B: 0 3B: 0 HR: 1 | SF: 0 SAC: 0 DP: 1 HBP: 0 | WP: 0 PA: 41 PB: 0 CS: 0 |
| PITCHER | IP WLS BF H R ER SO BB IBB HBP BLK WP HR S P ERA WHIP | IP WLS BF H R ER SO BB IBB HBP BLK WP HR S P ERA WHIP | IP WLS BF H R ER SO BB IBB HBP BLK WP HR S P ERA WHIP | IP WLS BF H R ER SO BB IBB HBP BLK WP HR S P ERA WHIP | IP WLS BF H R ER SO BB IBB HBP BLK WP HR S P ERA WHIP | IP WLS BF H R ER SO BB IBB HBP BLK WP HR S P ERA WHIP | IP WLS BF H R ER SO BB IBB HBP BLK WP HR S P ERA WHIP | IP WLS BF H R ER SO BB IBB HBP BLK WP HR S P ERA WHIP | IP WLS BF H R ER SO BB IBB HBP BLK WP HR S P ERA WHIP | IP WLS BF H R ER SO BB IBB HBP BLK WP HR S P ERA WHIP | IP WLS BF H R ER SO BB IBB HBP BLK WP HR S P ERA WHIP | IP WLS BF H R ER SO BB IBB HBP BLK WP HR S P ERA WHIP | IP WLS BF H R ER SO BB IBB HBP BLK WP HR S P ERA WHIP | IP WLS BF H R ER SO BB IBB HBP BLK WP HR S P ERA WHIP | IP WLS BF H R ER SO BB IBB HBP BLK WP HR S P ERA WHIP | IP WLS BF H R ER SO BB IBB HBP BLK WP HR S P ERA WHIP | IP WLS BF H R ER SO BB IBB HBP BLK WP HR S P ERA WHIP | IP WLS BF H R ER SO BB IBB HBP BLK WP HR S P ERA WHIP | |

Milwaukee Brewers @ Los Angeles Dodgers
Dodger Stadium, Los Angeles, CA
Mon Aug 03 2009, 7:10 PM PDT
Att: 46,544 - Partly Cloudy - 78 F

| | |
|-----|----|
| AB | 34 |
| R | 6 |
| H | 8 |
| RBI | 5 |
| BB | 7 |
| SO | 8 |
| LOB | 18 |



| Batter | 1 | 2 | 3 | 4 | 5 | 6 | 7 | 8 | 9 | AB | R | H | RBI | BB | SO | LOB | BOTTOM | | |
|---|---|---|---|---|---|---|---|---|---|---|---|---|---|---|---|---|---|---|-----------------------------------|
| 15 Rafael Furcal, S OBP: 0.334, SLG: 0.365 | G5-3 | | G6-4-3 | | G5-3 | | | F9 | | 5 | 0 | 2 | 1 | 0 | 0 | 0 | | | |
| 16 Andre Ethier, L OBP: 0.381, SLG: 0.508 | F7 | | G6-4-3 | | | | | K | | 3 | 0 | 0 | 0 | 1 | 1 | 2 | | | |
| 99 Manny Ramirez, R OBP: 0.431, SLG: 0.579 | | | G4-3 | | | | | K | | 5 | 0 | 1 | 0 | 0 | 2 | 5 | | | |
| 23 Casey Blake, R OBP: 0.361, SLG: 0.471 | G6-3 | | | | | | | | | 4 | 1 | 1 | 0 | 0 | 0 | 2 | | | |
| 27 Matt Kemp, R OBP: 0.381, SLG: 0.494 | L5 | | | | | | | | | 4 | 2 | 2 | 0 | 0 | 0 | 0 | | | |
| 7 James Loney, L OBP: 0.360, SLG: 0.409 | F7 | | | | | | | | | 4 | 1 | 2 | 2 | 0 | 0 | 1 | | | |
| 13 Orlando Hudson, S OBP: 0.359, SLG: 0.431 | G5-3 | | | | | | | | | 4 | 0 | 1 | 2 | 0 | 0 | 1 | | | |
| 12 Brad Ausmus, R OBP: 0.384, SLG: 0.433 | | | | | | | | | | 3 | 1 | 2 | 0 | 0 | 0 | 0 | | | |
| 9 Juan Pierre, L OBP: 0.369, SLG: 0.394 | | | | | | | | | | 0 | 0 | 0 | 0 | 0 | 0 | 0 | | | |
| 22 Clayton Kershaw, L OBP: 0.184, SLG: 0.114 | | | | | | | | | | 1 | 0 | 0 | 0 | 0 | 0 | 1 | | | |
| 36 Jeff Weaver, R OBP: 0.300, SLG: 0.300 | | | | | | | | | | 1 | 0 | 0 | 0 | 0 | 1 | 0 | | | |
| 5 Mark Loretta, R OBP: 0.326, SLG: 0.278 | | | | | | | | | | 1 | 0 | 0 | 0 | 0 | 0 | 1 | | | |
| 31 James McDonald, L OBP: 0.369, SLG: 0.324 | | | | | | | | | | 0 | 0 | 0 | 0 | 0 | 0 | 0 | | | |
| 55 Russell Martin, R OBP: 0.369, SLG: 0.324 | | | | | | | | | | 1 | 0 | 0 | 0 | 0 | 1 | 1 | | | |
| Inning Stats | R: 0 H: 1 E: 0 K: 0 S: 9 | H: 0 LOB: 0 BB: 0 P: 10 | R: 1 H: 2 E: 1 K: 0 S: 11 | H: 2 LOB: 1 BB: 0 P: 14 | R: 0 H: 1 E: 0 K: 0 S: 7 | H: 1 LOB: 1 BB: 0 P: 9 | R: 0 H: 0 E: 0 K: 1 S: 9 | H: 0 LOB: 0 BB: 1 P: 13 | R: 0 H: 0 E: 0 K: 2 S: 8 | H: 2 LOB: 1 BB: 0 P: 8 | R: 1 H: 2 E: 0 K: 0 S: 5 | H: 2 LOB: 0 BB: 0 P: 16 | R: 0 H: 0 E: 0 K: 2 S: 8 | H: 0 LOB: 0 BB: 0 P: 9 | R: 3 H: 5 E: 0 K: 0 S: 14 | H: 5 LOB: 3 BB: 0 P: 21 | 1B: 7 2B: 4 3B: 0 HR: 0 | SF: 0 SAC: 1 DP: 2 HBP: 1 | WP: 0 PA: 39 PB: 0 CS: 0 |
| PITCHER | IP WLS BF H R ER SO BB IBB HBP BLK WP HR S P ERA WHIP | IP WLS BF H R ER SO BB IBB HBP BLK WP HR S P ERA WHIP | IP WLS BF H R ER SO BB IBB HBP BLK WP HR S P ERA WHIP | IP WLS BF H R ER SO BB IBB HBP BLK WP HR S P ERA WHIP | IP WLS BF H R ER SO BB IBB HBP BLK WP HR S P ERA WHIP | IP WLS BF H R ER SO BB IBB HBP BLK WP HR S P ERA WHIP | IP WLS BF H R ER SO BB IBB HBP BLK WP HR S P ERA WHIP | IP WLS BF H R ER SO BB IBB HBP BLK WP HR S P ERA WHIP | IP WLS BF H R ER SO BB IBB HBP BLK WP HR S P ERA WHIP | IP WLS BF H R ER SO BB IBB HBP BLK WP HR S P ERA WHIP | IP WLS BF H R ER SO BB IBB HBP BLK WP HR S P ERA WHIP | IP WLS BF H R ER SO BB IBB HBP BLK WP HR S P ERA WHIP | IP WLS BF H R ER SO BB IBB HBP BLK WP HR S P ERA WHIP | IP WLS BF H R ER SO BB IBB HBP BLK WP HR S P ERA WHIP | IP WLS BF H R ER SO BB IBB HBP BLK WP HR S P ERA WHIP | IP WLS BF H R ER SO BB IBB HBP BLK WP HR S P ERA WHIP | IP WLS BF H R ER SO BB IBB HBP BLK WP HR S P ERA WHIP | IP WLS BF H R ER SO BB IBB HBP BLK WP HR S P ERA WHIP | |

Milwaukee Brewers @ Los Angeles Dodgers
Dodger Stadium, Los Angeles, CA
Mon Aug 03 2009, 7:10 PM PDT
Att: 46,544 - Partly Cloudy - 78 F

| | |
|-----|----|
| AB | 36 |
| R | 5 |
| H | 11 |
| RBI | 5 |
| BB | 1 |
| SO | 4 |
| LOB | 14 |



| Batter | 1 | 2 | 3 | 4 | 5 | 6 | 7 | 8 | 9 | AB | R | H | RBI | BB | SO | LOB | TOP | | | | | | | |
|---|--------------------------------|--|--|--|--|--|--|--|--|--|--|--|--|--|--|--|---|--|--|--|--|--|--|--|
| 3 Felipe Lopez, S OBP: 0.357, SLG: 0.402 | | | | | | | | | | 5 | 1 | 1 | 0 | 0 | 4 | 2 | Milwaukee Brewers @ Los Angeles Dodgers Dodger Stadium, Los Angeles, CA Tue Aug 04 2009, 7:10 PM PDT Att: 45,535 - Partly Cloudy - 81 F livebaseballscorecards.com | | | | | | | |
| 30 Craig Counsell, L OBP: 0.361, SLG: 0.426 | | | | | | | | | | 5 | 0 | 0 | 0 | 0 | 1 | 3 | | | | | | | | |
| 8 Ryan Braun, R OBP: 0.391, SLG: 0.567 | | | | | | | | | | 4 | 1 | 2 | 1 | 0 | 0 | 0 | | | | | | | | |
| 9 Hernan Iribarren, L OBP: 0.294, SLG: 0.271 | | | | | | | | | | 1 | 0 | 0 | 0 | 0 | 0 | 0 | | | | | | | | |
| 28 Prince Fielder, L OBP: 0.421, SLG: 0.585 | | | | | | | | | | 4 | 0 | 2 | 1 | 0 | 2 | 0 | | | | | | | | |
| 25 Mike Cameron, R OBP: 0.361, SLG: 0.453 | | | | | | | | | | 4 | 0 | 2 | 0 | 0 | 1 | 2 | | | | | | | | |
| 43 R.J. Swindle, L OBP: 0.294, SLG: 0.271 | | | | | | | | | | 0 | 0 | 0 | 0 | 0 | 0 | 0 | | | | | | | | |
| 11 Mike Rivera, R OBP: 0.294, SLG: 0.271 | | | | | | | | | | 1 | 0 | 0 | 0 | 0 | 0 | 1 | | | | | | | | |
| 27 Frank Catalanotto, L OBP: 0.339, SLG: 0.330 | | | | | | | | | | 1 | 0 | 0 | 1 | 1 | 0 | 2 | | | | | | | | |
| 2 Bill Hall, R OBP: 0.261, SLG: 0.330 | | | | | | | | | | 1 | 0 | 0 | 0 | 0 | 0 | 0 | | | | | | | | |
| 7 J.J. Hardy, R OBP: 0.298, SLG: 0.367 | | | | | | | | | | 4 | 0 | 0 | 0 | 0 | 1 | 7 | | | | | | | | |
| 18 Jason Kendall, R OBP: 0.315, SLG: 0.272 | | | | | | | | | | 4 | 1 | 2 | 0 | 0 | 0 | 5 | | | | | | | | |
| 49 Yovani Gallardo, R OBP: 0.274, SLG: 0.366 | | | | | | | | | | 2 | 1 | 0 | 0 | 1 | 1 | 0 | | | | | | | | |
| 57 Mitch Stetter, L OBP: 0.274, SLG: 0.366 | | | | | | | | | | 0 | 0 | 0 | 0 | 0 | 0 | 0 | | | | | | | | |
| 45 Mark DiFelice, R OBP: 0.274, SLG: 0.366 | | | | | | | | | | 0 | 0 | 0 | 0 | 0 | 0 | 0 | | | | | | | | |
| 52 Chris Smith, R OBP: 0.274, SLG: 0.366 | | | | | | | | | | 0 | 0 | 0 | 0 | 0 | 0 | 0 | | | | | | | | |
| 22 Jody Gerut, L OBP: 0.274, SLG: 0.366 | | | | | | | | | | 1 | 0 | 1 | 1 | 0 | 0 | 0 | | | | | | | | |
| | | | | | | | | | | 1 | 0 | 1 | 1 | 0 | 0 | 0 | | | | | | | | |
| Inning Stats | R: 0 E: 0 K: 2 S: 10 | H: 0 LOB: 0 BB: 0 P: 15 | R: 0 E: 0 K: 1 S: 11 | H: 1 LOB: 2 BB: 1 P: 18 | R: 0 E: 0 K: 2 S: 9 | H: 0 LOB: 0 BB: 0 P: 11 | R: 0 E: 0 K: 1 S: 13 | H: 2 LOB: 3 BB: 0 P: 19 | R: 3 E: 0 K: 0 S: 14 | H: 5 LOB: 2 BB: 0 P: 19 | R: 0 E: 0 K: 1 S: 10 | H: 1 LOB: 0 BB: 0 P: 17 | R: 0 E: 0 K: 2 S: 9 | H: 0 LOB: 0 BB: 0 P: 14 | R: 1 E: 0 K: 1 S: 15 | H: 2 LOB: 1 BB: 0 P: 28 | R: 0 E: 0 K: 0 S: 9 | H: 0 LOB: 1 BB: 0 P: 13 | 1B: 10 2B: 1 3B: 0 HR: 0 | SF: 0 SAC: 1 DP: 0 HBP: 2 | WP: 0 PB: 0 SB: 1 CS: 0 | PA: 41 | | |
| PITCHER | IP WLS BF ERA WHIP | H R ER SO BB IBB HBP BLK WP HR S P ERA WHIP | H R ER SO BB IBB HBP BLK WP HR S P ERA WHIP | H R ER SO BB IBB HBP BLK WP HR S P ERA WHIP | H R ER SO BB IBB HBP BLK WP HR S P ERA WHIP | H R ER SO BB IBB HBP BLK WP HR S P ERA WHIP | H R ER SO BB IBB HBP BLK WP HR S P ERA WHIP | H R ER SO BB IBB HBP BLK WP HR S P ERA WHIP | H R ER SO BB IBB HBP BLK WP HR S P ERA WHIP | H R ER SO BB IBB HBP BLK WP HR S P ERA WHIP | H R ER SO BB IBB HBP BLK WP HR S P ERA WHIP | H R ER SO BB IBB HBP BLK WP HR S P ERA WHIP | H R ER SO BB IBB HBP BLK WP HR S P ERA WHIP | H R ER SO BB IBB HBP BLK WP HR S P ERA WHIP | H R ER SO BB IBB HBP BLK WP HR S P ERA WHIP | H R ER SO BB IBB HBP BLK WP HR S P ERA WHIP | H R ER SO BB IBB HBP BLK WP HR S P ERA WHIP | H R ER SO BB IBB HBP BLK WP HR S P ERA WHIP | H R ER SO BB IBB HBP BLK WP HR S P ERA WHIP | H R ER SO BB IBB HBP BLK WP HR S P ERA WHIP | H R ER SO BB IBB HBP BLK WP HR S P ERA WHIP | H R ER SO BB IBB HBP BLK WP HR S P ERA WHIP | H R ER SO BB IBB HBP BLK WP HR S P ERA WHIP | H R ER SO BB IBB HBP BLK WP HR S P ERA WHIP |
| 18 Hiroki Kuroda, R ERA: 4.44 | 6.0 | W | 29 | 9 | 3 | 3 | 7 | 1 | 0 | 0 | 0 | 0 | 0 | 0 | 0 | 0 | 0 | 0 | 0 | 67 | 99 | 4.50 | 1.667 | |
| 56 Hung-Chih Kuo, L ERA: 3.6 | 1.0 | | 3 | 0 | 0 | 2 | 0 | 0 | 0 | 0 | 0 | 0 | 0 | 0 | 9 | 14 | 0.00 | 0.000 | | | | | | |
| 59 Guillermo Mota, R ERA: 3.06 | 1.2 | | 8 | 2 | 1 | 1 | 0 | 0 | 0 | 1 | 0 | 0 | 0 | 21 | 38 | 5.40 | 1.200 | | | | | | | |
| 38 Ramon Troncoso, R ERA: 1.98 | 0.1 | | 1 | 0 | 0 | 0 | 0 | 0 | 0 | 0 | 0 | 0 | 0 | 3 | 3 | 0.00 | 0.000 | | | | | | | |

| Batter | 1 | 2 | 3 | 4 | 5 | 6 | 7 | 8 | 9 | AB | R | H | RBI | BB | SO | LOB | BOTTOM | | | | | | | |
|--|--------------------------------|--|--|--|--|--|--|--|--|--|--|--|--|--|--|--|---|--|--|--|--|--|--|--|
| 15 Rafael Furcal, S OBP: 0.334, SLG: 0.364 | | | | | | | | | | 6 | 2 | 2 | 0 | 0 | 2 | 3 | Milwaukee Brewers @ Los Angeles Dodgers Dodger Stadium, Los Angeles, CA Tue Aug 04 2009, 7:10 PM PDT Att: 45,535 - Partly Cloudy - 81 F livebaseballscorecards.com | | | | | | | |
| 16 Andre Ethier, L OBP: 0.383, SLG: 0.510 | | | | | | | | | | 6 | 3 | 3 | 2 | 0 | 1 | 1 | | | | | | | | |
| 99 Manny Ramirez, R OBP: 0.500, SLG: 0.500 | | | | | | | | | | 4 | 2 | 2 | 3 | 0 | 0 | 2 | | | | | | | | |
| 59 Guillermo Mota, R OBP: 0.500, SLG: 0.500 | | | | | | | | | | 1 | 0 | 1 | 1 | 0 | 0 | 0 | | | | | | | | |
| 38 Ramon Troncoso, R ERA: 1.98 | | | | | | | | | | 0 | 0 | 0 | 0 | 0 | 0 | 0 | | | | | | | | |
| 23 Casey Blake, R OBP: 0.363, SLG: 0.476 | | | | | | | | | | 5 | 2 | 2 | 2 | 1 | 0 | 3 | | | | | | | | |
| 7 James Loney, L OBP: 0.358, SLG: 0.404 | | | | | | | | | | 4 | 1 | 0 | 0 | 1 | 3 | 5 | | | | | | | | |
| 27 Matt Kemp, R OBP: 0.385, SLG: 0.508 | | | | | | | | | | 5 | 3 | 4 | 5 | 0 | 1 | 0 | | | | | | | | |
| 55 Russell Martin, R OBP: 0.377, SLG: 0.333 | | | | | | | | | | 3 | 2 | 3 | 2 | 2 | 0 | 0 | | | | | | | | |
| 14 Juan Castro, R OBP: 0.360, SLG: 0.390 | | | | | | | | | | 4 | 0 | 0 | 0 | 0 | 2 | 5 | | | | | | | | |
| 18 Hiroki Kuroda, R OBP: 0.176, SLG: 0.125 | | | | | | | | | | 2 | 0 | 0 | 0 | 0 | 1 | 1 | | | | | | | | |
| 5 Mark Loretta, R OBP: 0.335, SLG: 0.283 | | | | | | | | | | 1 | 1 | 1 | 2 | 0 | 0 | 0 | | | | | | | | |
| 56 Hung-Chih Kuo, L ERA: 3.29 | | | | | | | | | | 0 | 0 | 0 | 0 | 0 | 0 | 0 | | | | | | | | |
| 9 Juan Pierre, L OBP: 0.373, SLG: 0.394 | | | | | | | | | | 0 | 1 | 0 | 0 | 1 | 0 | 0 | | | | | | | | |
| | | | | | | | | | | 0 | 1 | 0 | 0 | 1 | 0 | 0 | | | | | | | | |
| Inning Stats | R: 4 E: 0 K: 1 S: 16 | H: 5 LOB: 1 BB: 0 P: 23 | R: 0 E: 0 K: 2 S: 9 | H: 0 LOB: 0 BB: 0 P: 13 | R: 0 E: 0 K: 1 S: 6 | H: 0 LOB: 0 BB: 0 P: 9 | R: 0 E: 0 K: 3 S: 13 | H: 0 LOB: 1 BB: 1 P: 21 | R: 1 E: 0 K: 0 S: 12 | H: 2 LOB: 1 BB: 0 P: 15 | R: 7 E: 0 K: 1 S: 22 | H: 7 LOB: 2 BB: 2 P: 39 | R: 0 E: 0 K: 0 S: 8 | H: 0 LOB: 2 BB: 1 P: 17 | R: 5 E: 0 K: 2 S: 27 | H: 4 LOB: 1 BB: 1 P: 39 | 1B: 10 2B: 6 3B: 0 HR: 2 | SF: 0 SAC: 1 DP: 0 HBP: 2 | WP: 0 PB: 0 SB: 0 CS: 0 | PA: 49 | | | | |
| PITCHER | IP WLS BF ERA WHIP | H R ER SO BB IBB HBP BLK WP HR S P ERA WHIP | H R ER SO BB IBB HBP BLK WP HR S P ERA WHIP | H R ER SO BB IBB HBP BLK WP HR S P ERA WHIP | H R ER SO BB IBB HBP BLK WP HR S P ERA WHIP | H R ER SO BB IBB HBP BLK WP HR S P ERA WHIP | H R ER SO BB IBB HBP BLK WP HR S P ERA WHIP | H R ER SO BB IBB HBP BLK WP HR S P ERA WHIP | H R ER SO BB IBB HBP BLK WP HR S P ERA WHIP | H R ER SO BB IBB HBP BLK WP HR S P ERA WHIP | H R ER SO BB IBB HBP BLK WP HR S P ERA WHIP | H R ER SO BB IBB HBP BLK WP HR S P ERA WHIP | H R ER SO BB IBB HBP BLK WP HR S P ERA WHIP | H R ER SO BB IBB HBP BLK WP HR S P ERA WHIP | H R ER SO BB IBB HBP BLK WP HR S P ERA WHIP | H R ER SO BB IBB HBP BLK WP HR S P ERA WHIP | H R ER SO BB IBB HBP BLK WP HR S P ERA WHIP | H R ER SO BB IBB HBP BLK WP HR S P ERA WHIP | H R ER SO BB IBB HBP BLK WP HR S P ERA WHIP | H R ER SO BB IBB HBP BLK WP HR S P ERA WHIP | H R ER SO BB IBB HBP BLK WP HR S P ERA WHIP | H R ER SO BB IBB HBP BLK WP HR S P ERA WHIP | H R ER SO BB IBB HBP BLK WP HR S P ERA WHIP | H R ER SO BB IBB HBP BLK WP HR S P ERA WHIP |
| 49 Yovani Gallardo, R ERA: 3.59 | 5.1 | L | 28 | 10 | 9 | 9 | 7 | 2 | 0 | 0 | 0 | 0 | 0 | 0 | 0 | 0 | 0 | 0 | 0 | 63 | 97 | 15.19 | 2.250 | |
| 57 Mitch Stetter, L ERA: 3.29 | 0.0 | | 1 | 1 | 0 | 0 | 0 | 0 | 0 | 0 | 0 | 2 | 3 | | | | | | | | | | | |
| 45 Mark DiFelice, R ERA: 2.41 | 0.1 | | 5 | 3 | 3 | 3 | 1 | 1 | 0 | 0 | 0 | 0 | 0 | 0 | 12 | 19 | 81.00 | 12.000 | | | | | | |
| 52 Chris Smith, R ERA: 3.73 | 1.1 | | 6 | 0 | 0 | 0 | 0 | 1 | 0 | 1 | 0 | 0 | 0 | 9 | 18 | 0.00 | 0.750 | | | | | | | |
| 43 R.J. Swindle, L ERA: 16.2 | 1.0 | | 9 | 4 | 5 | 5 | 2 | 1 | 0 | 1 | 0 | 0 | 0 | 1 | 27 | 39 | 45.00 | 5.000 | | | | | | |

Milwaukee Brewers @ Los Angeles Dodgers
 Dodger Stadium, Los Angeles, CA
 Tue Aug 04 2009, 7:10 PM PDT
 Att: 45,535 - Partly Cloudy - 81 F

AB 37
 R 4
 H 11
 RBI 4
 BB 1
 SO 10
 LOB 22

Milwaukee Brewers @ Los Angeles Dodgers
 Dodger Stadium, Los Angeles, CA
 Tue Aug 04 2009, 7:10 PM PDT
 Att: 45,535 - Partly Cloudy - 81 F

AB 41
 R 17
 H 18
 RBI 17
 BB 5
 SO 10
 LOB 20

AB 41
 R 17
 H 18
 RBI 17
 BB 5
 SO 10
 LOB 20

| Batter | 1 | 2 | 3 | 4 | 5 | 6 | 7 | 8 | 9 | AB | R | H | RBI | BB | SO | LOB | TOP | | | |
|---|---|----------------------------------|-------------------------------|----------------------------------|------------------------------|----------------------------------|-------------------------------|----------------------------------|------------------------------|----------------------------------|------------------------------|----------------------------------|------------------------------|----------------------------------|------------------------------|----------------------------------|---|------------------------------------|----------------------------------|--------|
| 3 Felipe Lopez, S OBP: 0.362, SLG: 0.405 | G4-3 | | FC4-6 | BB | | 1B | | | BB | 4 | 2 | 3 | 0 | 1 | 0 | 0 | Milwaukee Brewers @ Los Angeles Dodgers Dodger Stadium, Los Angeles, CA Wed Aug 05 2009, 7:10 PM PDT Att: 50,276 - Partly Cloudy - 85 F | | | |
| 30 Craig Counsell, L OBP: 0.394, SLG: 0.425 | G4-3 | | FC4-6 | HBP | | K | | | BB | 3 | 0 | 1 | 1 | 1 | 1 | 2 | | | | |
| 8 Ryan Braun, R OBP: 0.391, SLG: 0.569 | 2B | | L9 | 2B | | | | G5-3 | F9 | 5 | 0 | 2 | 2 | 0 | 0 | 4 | | | | |
| 28 Prince Fielder, L OBP: 0.417, SLG: 0.577 | F8 | | FC4-6 | | | G4-3 | | K | G1-3 | 5 | 0 | 0 | 1 | 0 | 1 | 4 | | | | |
| 14 Casey McGehee, R OBP: 0.365, SLG: 0.526 | F8 | | F9 | | | G4-3 | | G5-3 | | 4 | 0 | 0 | 0 | 0 | 0 | 1 | | | | |
| 60 Todd Coffey, R OBP: 0.314, SLG: 0.270 | | | | | | G4-3 | | G5-3 | | 0 | 0 | 0 | 0 | 0 | 0 | 0 | | | | |
| 51 Trevor Hoffman, R OBP: 0.314, SLG: 0.270 | | | | | | G4-3 | | G5-3 | | 0 | 0 | 0 | 0 | 0 | 0 | 0 | | | | |
| 25 Mike Cameron, R OBP: 0.330, SLG: 0.449 | BB | | | | | G6-3 | | K | | 3 | 0 | 0 | 0 | 1 | 2 | 0 | | | | |
| 27 Frank Catalanotto, L OBP: 0.240, SLG: 0.327 | 1B | | | | | | | K | | 4 | 1 | 2 | 0 | 0 | 1 | 0 | | | | |
| 22 Jody Gerut, L OBP: 0.240, SLG: 0.327 | 1B | | | | | | | K | | 0 | 0 | 0 | 0 | 0 | 0 | 0 | | | | |
| 18 Jason Kendall, R OBP: 0.314, SLG: 0.270 | P4 | | | | | | | F7 | | 3 | 1 | 0 | 0 | 1 | 0 | 2 | | | | |
| 41 Braden Looper, R OBP: 0.227, SLG: 0.190 | L7 | | | | | | | | G6-3 | 3 | 0 | 1 | 0 | 0 | 1 | 4 | | | | |
| 7 J.J. Hardy, R OBP: 0.297, SLG: 0.366 | | | | | | | | | | 1 | 0 | 0 | 0 | 0 | 0 | 0 | | | | |
| Inning Stats | R: 0 E: 0 K: 0 S: 11 | H: 1 LOB: 1 BB: 0 P: 15 | R: 0 E: 0 K: 0 S: 13 | H: 1 LOB: 2 BB: 1 P: 24 | R: 1 E: 0 K: 0 S: 8 | H: 2 LOB: 1 BB: 0 P: 15 | R: 3 E: 0 K: 2 S: 15 | H: 2 LOB: 2 BB: 2 P: 28 | R: 0 E: 0 K: 0 S: 6 | H: 0 LOB: 0 BB: 0 P: 10 | R: 0 E: 0 K: 1 S: 9 | H: 2 LOB: 0 BB: 0 P: 14 | R: 0 E: 0 K: 1 S: 8 | H: 0 LOB: 0 BB: 0 P: 14 | R: 0 E: 0 K: 2 S: 8 | H: 1 LOB: 2 BB: 1 P: 26 | 1B: 7 2B: 2 3B: 0 HR: 0 | SF: 0 SAC: 0 DP: 0 HBP: 1 | WP: 0 PB: 0 CS: 3 SB: 0 | PA: 40 |
| PITCHER | IP WLS BF H R ER SO BB IBB HBP BLK WP HR S P ERA WHIP | | | | | | | | | | | | | | | | | | | |
| 29 Jason Schmidt, R ERA: 5.6 | 3.2 L 20 5 4 4 2 3 0 1 0 0 0 45 80 9.82 2.182 | | | | | | | | | | | | | | | | | | | |
| 31 James McDonald, R ERA: 4.35 | 2.1 9 3 0 0 1 0 0 0 0 0 0 17 26 0.00 1.286 | | | | | | | | | | | | | | | | | | | |
| 38 Ramon Troncoso, R ERA: 1.95 | 1.0 3 0 0 0 1 0 0 0 0 0 0 8 14 0.00 0.000 | | | | | | | | | | | | | | | | | | | |
| 52 George Sherrill, L ERA: 2.27 | 1.0 3 0 0 0 2 0 0 0 0 0 0 8 14 0.00 0.000 | | | | | | | | | | | | | | | | | | | |
| 51 Jonathan Broxton, R ERA: 2.77 | 1.0 5 1 0 0 0 1 0 0 0 0 0 14 26 0.00 2.000 | | | | | | | | | | | | | | | | | | | |

| Batter | 1 | 2 | 3 | 4 | 5 | 6 | 7 | 8 | 9 | AB | R | H | RBI | BB | SO | LOB | BOTTOM | | | | | |
|--|---|----------------------------------|------------------------------|----------------------------------|------------------------------|---------------------------------|-------------------------------|----------------------------------|------------------------------|---------------------------------|------------------------------|----------------------------------|------------------------------|----------------------------------|------------------------------|---------------------------------|---|----------------------------------|----------------------------------|------------------------------------|-------------------------|--------|
| 15 Rafael Furcal, S OBP: 0.333, SLG: 0.370 | HR | | B1-3 | | | F9 | | | F7 | 4 | 1 | 1 | 1 | 0 | 0 | 0 | Milwaukee Brewers @ Los Angeles Dodgers Dodger Stadium, Los Angeles, CA Wed Aug 05 2009, 7:10 PM PDT Att: 50,276 - Partly Cloudy - 85 F | | | | | |
| 9 Juan Pierre, L OBP: 0.373, SLG: 0.394 | | | G6-3 | | | P5 | | G6-3 | | 3 | 0 | 1 | 0 | 0 | 0 | 0 | | | | | | |
| 52 George Sherrill, L OBP: 0.329, SLG: 0.281 | | | G4-3 | | | | | G6-3 | | 0 | 0 | 0 | 0 | 0 | 0 | 0 | | | | | | |
| 5 Mark Loretta, R OBP: 0.329, SLG: 0.281 | | | G4-3 | | | | | G6-3 | | 1 | 0 | 0 | 0 | 0 | 0 | 0 | | | | | | |
| 51 Jonathan Broxton, R OBP: 0.329, SLG: 0.281 | | | G4-3 | | | | | G6-3 | | 0 | 0 | 0 | 0 | 0 | 0 | 0 | | | | | | |
| 16 Andre Ethier, L OBP: 0.360, SLG: 0.505 | G3 | | G4-3 | | | G4-3 | | G6-3 | | 4 | 0 | 0 | 0 | 0 | 0 | 1 | | | | | | |
| 23 Casey Blake, R OBP: 0.362, SLG: 0.474 | G4-3 | | | | | F9 | | F9 | | 4 | 0 | 1 | 0 | 0 | 0 | 1 | | | | | | |
| 7 James Loney, L OBP: 0.359, SLG: 0.404 | | | FC4 | | | FC4 | | G4-3 | | 3 | 0 | 1 | 0 | 1 | 0 | 1 | | | | | | |
| 27 Matt Kemp, R OBP: 0.382, SLG: 0.503 | | | BB | | | L8 | | G3 | | 4 | 0 | 0 | 0 | 0 | 2 | 4 | | | | | | |
| 55 Russell Martin, R OBP: 0.375, SLG: 0.330 | | | K | | | K | | G3 | | 3 | 0 | 0 | 0 | 1 | 2 | 2 | | | | | | |
| 13 Orlando Hudson, S OBP: 0.359, SLG: 0.431 | | | K | | | G4-3 | | G3 | | 3 | 0 | 1 | 0 | 0 | 1 | 0 | | | | | | |
| 29 Jason Schmidt, R OBP: 0.167, SLG: 0.167 | | | F9 | | | K | | G4-3 | | 1 | 0 | 0 | 0 | 0 | 0 | 0 | | | | | | |
| 31 James McDonald, L ERA: 2.22 | | | | | | | | | | 1 | 0 | 0 | 0 | 0 | 1 | 0 | | | | | | |
| 38 Ramon Troncoso, R OBP: 0.433, SLG: 0.596 | | | | | | | | | | 0 | 0 | 0 | 0 | 0 | 0 | 0 | | | | | | |
| 99 Manny Ramirez, R OBP: 0.433, SLG: 0.596 | | | | | | | | | | 1 | 0 | 0 | 0 | 0 | 0 | 2 | | | | | | |
| Inning Stats | R: 1 E: 0 K: 1 S: 14 | H: 2 LOB: 2 BB: 1 P: 22 | R: 0 E: 0 K: 1 S: 7 | H: 0 LOB: 0 BB: 0 P: 10 | R: 0 E: 0 K: 0 S: 6 | H: 0 LOB: 0 BB: 0 P: 7 | R: 0 E: 0 K: 1 S: 13 | H: 1 LOB: 1 BB: 0 P: 17 | R: 0 E: 0 K: 1 S: 7 | H: 0 LOB: 0 BB: 0 P: 9 | R: 0 E: 0 K: 0 S: 6 | H: 0 LOB: 0 BB: 0 P: 11 | R: 0 E: 0 K: 0 S: 8 | H: 1 LOB: 2 BB: 1 P: 16 | R: 0 E: 0 K: 2 S: 7 | H: 0 LOB: 0 BB: 0 P: 9 | R: 0 E: 0 K: 2 S: 8 | H: 1 LOB: 1 BB: 0 P: 11 | 1B: 4 2B: 0 3B: 0 HR: 1 | SF: 0 SAC: 0 DP: 0 HBP: 0 | WP: 0 PB: 0 CS: 0 | PA: 34 |
| PITCHER | IP WLS BF H R ER SO BB IBB HBP BLK WP HR S P ERA WHIP | | | | | | | | | | | | | | | | | | | | | |
| 41 Braden Looper, R ERA: 4.84 | 6.2 W 26 4 1 1 4 2 0 0 0 0 0 60 90 1.35 0.900 | | | | | | | | | | | | | | | | | | | | | |
| 60 Todd Coffey, R ERA: 2.22 | 1.1 H 4 0 0 0 0 0 0 0 0 0 0 8 11 0.00 0.000 | | | | | | | | | | | | | | | | | | | | | |
| 51 Trevor Hoffman, R ERA: 1.91 | 1.0 S 4 1 0 0 2 0 0 0 0 0 0 8 11 0.00 1.000 | | | | | | | | | | | | | | | | | | | | | |



| Batter | 1 | 2 | 3 | 4 | 5 | 6 | 7 | 8 | 9 | AB | R | H | RBI | BB | SO | LOB | TOP | | | | | |
|---|---|----------------------------------|---------------------------------------|----------------------------------|--------------------------------------|----------------------------------|---------------------------------------|----------------------------------|---------------------------------------|----------------------------------|---------------------------------------|----------------------------------|---------------------------------------|----------------------------------|---------------------------------------|----------------------------------|--|----------------------------------|----------------------------------|------------------------------------|----------------------------------|--------|
| 3 Felipe Lopez, S OBP: 0.362, SLG: 0.405 | G6-3 | | K | | G4-3 | | 1B | | G4-6-3 | 5 | 1 | 2 | 0 | 0 | 1 | 0 | Milwaukee Brewers @ Houston Astros Minute Maid Park, Houston, TX Fri Aug 07 2009, 7:05 PM CDT Att: 34,691 - Roof Closed - 73 F | | | | | |
| 30 Craig Counsell, L OBP: 0.398, SLG: 0.424 | BB | | | BB | P5 | | 1B | | G4-6-3 | 3 | 0 | 1 | 0 | 2 | 0 | 1 | | | | | | |
| 8 Ryan Braun, R OBP: 0.391, SLG: 0.570 | 2B | | | FC6-4 | F8 | | 1B | | K | 5 | 0 | 2 | 1 | 0 | 1 | 1 | | | | | | |
| 28 Prince Fielder, L OBP: 0.418, SLG: 0.574 | K | | | F7 | F7 | | BB | | BB | 2 | 0 | 0 | 0 | 2 | 1 | 2 | | | | | | |
| 25 Mike Cameron, R OBP: 0.362, SLG: 0.447 | F8 | | | BB | BB | | K | | K | 2 | 0 | 0 | 0 | 2 | 1 | 3 | | | | | | |
| 27 Frank Catalanotto, L OBP: 0.329, SLG: 0.347 | K | | | K | K | | K | | F7 | 4 | 0 | 0 | 0 | 0 | 3 | 4 | | | | | | |
| 7 J.J. Hardy, R OBP: 0.296, SLG: 0.365 | P2 | | | | FC6-4 | | 1B | | G4-3 | 4 | 1 | 1 | 0 | 0 | 0 | 2 | | | | | | |
| 18 Jason Kendall, R OBP: 0.316, SLG: 0.282 | | | P6 | | HR | | K | | 1B | 4 | 1 | 2 | 2 | 0 | 1 | 0 | | | | | | |
| 12 Carlos Villanueva, R OBP: 0.296, SLG: 0.325 | K | | | | K | | K | | K | 2 | 0 | 0 | 0 | 0 | 0 | 0 | | | | | | |
| 45 Mark DeFelice, R OBP: 0.224, SLG: 0.294 | | | | | | | | | | 0 | 0 | 0 | 0 | 0 | 0 | 0 | | | | | | |
| 22 Jody Gerst, L OBP: 0.224, SLG: 0.294 | | | | | | | | | | 0 | 0 | 0 | 0 | 0 | 0 | 0 | | | | | | |
| 50 Claudio Vargas, R OBP: 0.224, SLG: 0.294 | | | | | | | | | | 0 | 0 | 0 | 0 | 0 | 0 | 0 | | | | | | |
| 14 Casey McGehee, R OBP: 0.224, SLG: 0.294 | | | | | | | | | | 0 | 0 | 0 | 0 | 0 | 0 | 0 | | | | | | |
| 58 Jesus Colome, R OBP: 0.224, SLG: 0.294 | | | | | | | | | | 0 | 0 | 0 | 0 | 0 | 0 | 0 | | | | | | |
| Inning Stats | R: 0 H: 1 E: 0 K: 1 S: 7 | H: 1 LOB: 1 BB: 1 P: 14 | R: 0 H: 0 E: 0 K: 1 S: 10 | H: 0 LOB: 0 BB: 0 P: 15 | R: 0 H: 0 E: 0 K: 2 S: 9 | H: 0 LOB: 0 BB: 0 P: 13 | R: 0 H: 0 E: 0 K: 1 S: 11 | H: 0 LOB: 2 BB: 0 P: 22 | R: 2 H: 2 E: 0 K: 1 S: 11 | H: 2 LOB: 0 BB: 0 P: 16 | R: 0 H: 0 E: 0 K: 1 S: 14 | H: 0 LOB: 2 BB: 2 P: 25 | R: 1 H: 3 E: 0 K: 3 S: 19 | H: 3 LOB: 3 BB: 1 P: 28 | R: 0 H: 1 E: 0 K: 1 S: 10 | H: 1 LOB: 1 BB: 0 P: 13 | R: 0 H: 1 E: 0 K: 1 S: 8 | H: 1 LOB: 0 BB: 0 P: 14 | 1B: 6 2B: 1 3B: 0 HR: 1 | SF: 0 SAC: 0 DP: 1 HBP: 0 | WP: 0 PB: 0 SB: 0 CS: 0 | PA: 39 |
| PITCHER | IP WLS BF H R ER SO BB IBB HBP BLK WP HR S P ERA WHIP | | | | | | | | | | | | | | | | | | | | | |
| 20 Bud Norris, R ERA: 1.69 | 6.0 W 25 3 2 2 7 5 0 0 0 0 1 62 105 3.00 1.333 | | | | | | | | | | | | | | | | | | | | | |
| 43 Chris Sampson, R ERA: 3.75 | 0.2 5 3 1 1 2 0 0 0 0 0 0 12 16 13.50 4.500 | | | | | | | | | | | | | | | | | | | | | |
| 48 Tim Lincecum, L ERA: 3.32 | 0.0 1 0 0 0 0 1 0 0 0 0 0 4 8 ∞ | | | | | | | | | | | | | | | | | | | | | |
| 47 Jeff Fulchino, R ERA: 3.42 | 1.1 H 5 1 0 0 2 0 0 0 0 0 0 13 17 0.00 0.750 | | | | | | | | | | | | | | | | | | | | | |
| 47 Jose Valverde, R ERA: 2.81 | 1.0 S 3 1 0 0 1 0 0 0 0 0 0 8 14 0.00 1.000 | | | | | | | | | | | | | | | | | | | | | |

| Batter | 1 | 2 | 3 | 4 | 5 | 6 | 7 | 8 | 9 | AB | R | H | RBI | BB | SO | LOB | BOTTOM | | | | | |
|--|---|----------------------------------|--------------------------------------|----------------------------------|--------------------------------------|----------------------------------|--------------------------------------|----------------------------------|---------------------------------------|----------------------------------|--------------------------------------|----------------------------------|--------------------------------------|---------------------------------|--------------------------------------|----------------------------------|--|----------------------------------|----------------------------------|------------------------------------|----------------------------------|--------|
| 3 Kazuo Matsui, S OBP: 0.302, SLG: 0.340 | K | | L3 | | G4-3 | | G4-3 | | | 4 | 0 | 0 | 0 | 0 | 1 | 0 | Milwaukee Brewers @ Houston Astros Minute Maid Park, Houston, TX Fri Aug 07 2009, 7:05 PM CDT Att: 34,691 - Roof Closed - 73 F | | | | | |
| 10 Miguel Tejada, R OBP: 0.353, SLG: 0.467 | P4 | | 1B | | HR | | F9 | | F9 | 4 | 1 | 2 | 1 | 0 | 0 | 0 | | | | | | |
| 9 Hunter Pence, R OBP: 0.355, SLG: 0.463 | K | | G5-3 | | G1-3 | | F9 | | | 4 | 0 | 0 | 0 | 0 | 1 | 1 | | | | | | |
| 45 Carlos Lee, R OBP: 0.362, SLG: 0.511 | F9 | | | | G5-3 | | HR | | 1B | 4 | 1 | 2 | 0 | 0 | 0 | 0 | | | | | | |
| 27 Geoff Blum, S OBP: 0.340, SLG: 0.384 | BB | | | | 1B | | G6-3 | | 1B | 3 | 0 | 2 | 0 | 1 | 0 | 1 | | | | | | |
| 77 Ivan Rodriguez, R OBP: 0.274, SLG: 0.384 | FC4-6 | | | | F7 | | L4 | | G4-6-3 | 4 | 1 | 0 | 0 | 0 | 0 | 4 | | | | | | |
| 2 Darin Erstad, L OBP: 0.280, SLG: 0.309 | 2B | | | | G1-3 | | | | | 2 | 1 | 1 | 1 | 1 | 0 | 1 | | | | | | |
| 4 Jason Michaels, R OBP: 0.272, SLG: 0.421 | F9 | | | | HR | | HR | | | 3 | 2 | 2 | 4 | 0 | 0 | 1 | | | | | | |
| 20 Bud Norris, R ERA: 1.69 | G1-3 | | | | F8 | | P5 | | | 2 | 0 | 0 | 0 | 0 | 0 | 0 | | | | | | |
| 36 Matt Kuba, S ERA: 6.05 | | | | | | | | | | 1 | 0 | 0 | 0 | 0 | 0 | 0 | | | | | | |
| 43 Chris Sampson, R ERA: 2.81 | | | | | | | | | | 0 | 0 | 0 | 0 | 0 | 0 | 0 | | | | | | |
| 48 Tim Byrdak, L ERA: 3.75 | | | | | | | | | | 0 | 0 | 0 | 0 | 0 | 0 | 0 | | | | | | |
| 47 Jeff Fulchino, R ERA: 3.42 | | | | | | | | | | 0 | 0 | 0 | 0 | 0 | 0 | 0 | | | | | | |
| 47 Jose Valverde, R ERA: 2.81 | | | | | | | | | | 0 | 0 | 0 | 0 | 0 | 0 | 0 | | | | | | |
| Inning Stats | R: 0 H: 0 E: 0 K: 2 S: 8 | H: 1 LOB: 0 BB: 0 P: 14 | R: 1 H: 1 E: 0 K: 0 S: 8 | H: 1 LOB: 1 BB: 1 P: 18 | R: 0 H: 1 E: 0 K: 0 S: 8 | H: 1 LOB: 0 BB: 0 P: 12 | R: 0 H: 1 E: 0 K: 0 S: 9 | H: 1 LOB: 1 BB: 0 P: 13 | R: 2 H: 2 E: 0 K: 0 S: 10 | H: 2 LOB: 0 BB: 0 P: 13 | R: 3 H: 2 E: 0 K: 0 S: 8 | H: 2 LOB: 0 BB: 1 P: 17 | R: 0 H: 0 E: 0 K: 0 S: 4 | H: 0 LOB: 0 BB: 0 P: 7 | R: 0 H: 2 E: 0 K: 0 S: 6 | H: 2 LOB: 0 BB: 0 P: 10 | R: 0 H: 2 E: 0 K: 0 S: 6 | H: 2 LOB: 0 BB: 0 P: 10 | 1B: 4 2B: 2 3B: 0 HR: 3 | SF: 0 SAC: 0 DP: 1 HBP: 0 | WP: 0 PB: 0 SB: 0 CS: 0 | PA: 33 |
| PITCHER | IP WLS BF H R ER SO BB IBB HBP BLK WP HR S P ERA WHIP | | | | | | | | | | | | | | | | | | | | | |
| 12 Carlos Villanueva, R ERA: 6.05 | 5.1 L 23 6 4 4 2 1 0 0 0 0 0 2 45 72 6.75 1.312 | | | | | | | | | | | | | | | | | | | | | |
| 45 Mark DeFelice, R ERA: 2.81 | 0.2 4 1 2 2 0 0 1 0 0 0 0 1 6 15 27.00 1.500 | | | | | | | | | | | | | | | | | | | | | |
| 50 Claudio Vargas, R ERA: 2.7 | 1.0 3 0 0 0 0 0 0 0 0 0 0 4 7 0.00 0.000 | | | | | | | | | | | | | | | | | | | | | |
| 58 Jesus Colome, R ERA: 7.88 | 1.0 3 2 0 0 0 0 0 0 0 0 0 6 10 0.00 2.000 | | | | | | | | | | | | | | | | | | | | | |



| Batter | 1 | 2 | 3 | 4 | 5 | 6 | 7 | 8 | 9 | AB | R | H | RBI | BB | SO | LOB | TOP | | |
|--|---|---|---|---|---|---|---|---|---|---|---|---|---|---|---|---|---|---|--|
| 3 Felipe Lopez, S OBP: 0.366, SLG: 0.407 | | | | | | | | | | 3 | 2 | 1 | 1 | 3 | 0 | 2 | | | |
| 25 Mike Cameron, R OBP: 0.383, SLG: 0.446 | | | | | | | | | | 5 | 0 | 2 | 0 | 1 | 1 | 3 | | | |
| 47 Mike Burns, R OBP: 0.250, SLG: 0.100 | | | | | | | | | | 0 | 0 | 0 | 0 | 0 | 0 | 0 | | | |
| 8 Ryan Braun, R OBP: 0.391, SLG: 0.566 | | | | | | | | | | 6 | 0 | 2 | 2 | 0 | 2 | 5 | | | |
| 28 Prince Fielder, L OBP: 0.419, SLG: 0.583 | | | | | | | | | | 6 | 2 | 3 | 3 | 0 | 0 | 7 | | | |
| 14 Casey McGehee, R OBP: 0.363, SLG: 0.523 | | | | | | | | | | 6 | 1 | 2 | 1 | 0 | 1 | 5 | | | |
| 2 Bill Hall, R OBP: 0.264, SLG: 0.329 | | | | | | | | | | 4 | 1 | 1 | 1 | 1 | 0 | 2 | | | |
| 7 J.J. Hardy, R OBP: 0.300, SLG: 0.364 | | | | | | | | | | 3 | 2 | 1 | 0 | 2 | 1 | 1 | | | |
| 11 Mike Rivera, R OBP: 0.315, SLG: 0.302 | | | | | | | | | | 4 | 2 | 2 | 3 | 1 | 2 | 1 | | | |
| 26 Manny Parra, L OBP: 0.143, SLG: 0.125 | | | | | | | | | | 2 | 1 | 0 | 0 | 0 | 1 | 3 | | | |
| 50 Claudio Vargas, R ERA: 27.0 | | | | | | | | | | 0 | 0 | 0 | 0 | 0 | 0 | 0 | | | |
| 52 Chris Smith, R ERA: 3.62 | | | | | | | | | | 0 | 0 | 0 | 0 | 0 | 0 | 0 | | | |
| 22 Jody Gerut, L OBP: 0.237, SLG: 0.323 | | | | | | | | | | 1 | 1 | 0 | 0 | 0 | 0 | 0 | | | |
| Inning Stats | R: 1 E: 0 K: 0 S: 13 | H: 2 LOB: 2 BB: 1 P: 23 | R: 2 E: 0 K: 0 S: 13 | H: 3 LOB: 2 BB: 1 P: 25 | R: 5 E: 1 K: 2 S: 20 | H: 3 LOB: 2 BB: 3 P: 41 | R: 0 E: 0 K: 2 S: 11 | H: 0 LOB: 1 BB: 1 P: 22 | R: 0 E: 0 K: 1 S: 9 | H: 2 LOB: 0 BB: 1 P: 14 | R: 2 E: 0 K: 2 S: 13 | H: 1 LOB: 0 BB: 1 P: 24 | R: 0 E: 0 K: 1 S: 10 | H: 0 LOB: 2 BB: 0 P: 14 | R: 1 E: 1 K: 0 S: 10 | H: 3 LOB: 2 BB: 0 P: 16 | 1B: 9 2B: 4 3B: 0 HR: 1 | SF: 0 SAC: 2 DP: 1 HBP: 0 | WP: 1 PA: 50 PB: 0 SB: 0 CS: 0 |
| PITCHER | IP WLS BF H R ER SO BB IBB HBP BLK WP HR S P ERA WHIP | IP WLS BF H R ER SO BB IBB HBP BLK WP HR S P ERA WHIP | IP WLS BF H R ER SO BB IBB HBP BLK WP HR S P ERA WHIP | IP WLS BF H R ER SO BB IBB HBP BLK WP HR S P ERA WHIP | IP WLS BF H R ER SO BB IBB HBP BLK WP HR S P ERA WHIP | IP WLS BF H R ER SO BB IBB HBP BLK WP HR S P ERA WHIP | IP WLS BF H R ER SO BB IBB HBP BLK WP HR S P ERA WHIP | IP WLS BF H R ER SO BB IBB HBP BLK WP HR S P ERA WHIP | IP WLS BF H R ER SO BB IBB HBP BLK WP HR S P ERA WHIP | IP WLS BF H R ER SO BB IBB HBP BLK WP HR S P ERA WHIP | IP WLS BF H R ER SO BB IBB HBP BLK WP HR S P ERA WHIP | IP WLS BF H R ER SO BB IBB HBP BLK WP HR S P ERA WHIP | IP WLS BF H R ER SO BB IBB HBP BLK WP HR S P ERA WHIP | IP WLS BF H R ER SO BB IBB HBP BLK WP HR S P ERA WHIP | IP WLS BF H R ER SO BB IBB HBP BLK WP HR S P ERA WHIP | IP WLS BF H R ER SO BB IBB HBP BLK WP HR S P ERA WHIP | IP WLS BF H R ER SO BB IBB HBP BLK WP HR S P ERA WHIP | IP WLS BF H R ER SO BB IBB HBP BLK WP HR S P ERA WHIP | |

Milwaukee Brewers @ Houston Astros
Minute Maid Park, Houston, TX
Sat Aug 08 2009, 6:05 PM CDT
Att: 35,216 - Roof Closed - 73 F

AB 40
R 12
H 14
RBI 11
BB 8
SO 8
LOB 29



| Batter | 1 | 2 | 3 | 4 | 5 | 6 | 7 | 8 | 9 | AB | R | H | RBI | BB | SO | LOB | BOTTOM | | | | |
|--|---|---|---|---|---|---|---|---|---|---|---|---|---|---|---|---|---|---|----------------------------------|------------------------------------|--|
| 3 Kazuo Matsui, S OBP: 0.304, SLG: 0.342 | | | | | | | | | | 4 | 0 | 2 | 1 | 0 | 1 | 0 | | | | | |
| 8 Jeff Keppinger, R OBP: 0.346, SLG: 0.396 | | | | | | | | | | 3 | 0 | 1 | 0 | 1 | 2 | 2 | | | | | |
| 48 Tim Byrdak, L ERA: 5.81 | | | | | | | | | | 0 | 0 | 0 | 0 | 0 | 0 | 0 | | | | | |
| 2 Darin Erstad, L OBP: 0.257, SLG: 0.305 | | | | | | | | | | 1 | 0 | 0 | 0 | 0 | 0 | 2 | | | | | |
| 50 Alberto Arias, R ERA: 2.59 | | | | | | | | | | 0 | 0 | 0 | 0 | 0 | 0 | 0 | | | | | |
| 9 Hunter Pence, R OBP: 0.353, SLG: 0.458 | | | | | | | | | | 4 | 0 | 0 | 1 | 1 | 0 | 3 | | | | | |
| 45 Carlos Lee, R OBP: 0.362, SLG: 0.517 | | | | | | | | | | 5 | 1 | 2 | 1 | 0 | 1 | 3 | | | | | |
| 10 Miguel Tejada, R OBP: 0.349, SLG: 0.462 | | | | | | | | | | 5 | 0 | 0 | 0 | 0 | 0 | 2 | | | | | |
| 77 Ivan Rodriguez, R OBP: 0.277, SLG: 0.389 | | | | | | | | | | 4 | 2 | 2 | 0 | 0 | 1 | 0 | | | | | |
| 4 Jason Michaels, R OBP: 0.280, SLG: 0.424 | | | | | | | | | | 4 | 1 | 2 | 0 | 0 | 0 | 1 | | | | | |
| 41 Chris Coste, R OBP: 0.328, SLG: 0.357 | | | | | | | | | | 4 | 0 | 2 | 2 | 0 | 0 | 1 | | | | | |
| 11 Mike Hampton, R OBP: 0.316, SLG: 0.400 | | | | | | | | | | 0 | 0 | 0 | 0 | 0 | 0 | 0 | | | | | |
| 36 Matt Kuba, S OBP: 0.229, SLG: 0.229 | | | | | | | | | | 1 | 0 | 0 | 0 | 0 | 0 | 0 | | | | | |
| 58 Yorman Bazardo, R ERA: 3.0 | | | | | | | | | | 0 | 0 | 0 | 0 | 0 | 0 | 0 | | | | | |
| 53 Wesley Wright, R ERA: 3.62 | | | | | | | | | | 1 | 1 | 0 | 0 | 0 | 0 | 0 | | | | | |
| 27 Geoff Blum, S OBP: 0.341, SLG: 0.333 | | | | | | | | | | 1 | 0 | 0 | 0 | 0 | 0 | 0 | | | | | |
| Inning Stats | R: 0 E: 0 K: 1 S: 15 | H: 1 LOB: 2 BB: 1 P: 23 | R: 1 E: 0 K: 1 S: 8 | H: 1 LOB: 0 BB: 0 P: 11 | R: 0 E: 0 K: 1 S: 9 | H: 1 LOB: 1 BB: 0 P: 12 | R: 0 E: 0 K: 1 S: 14 | H: 1 LOB: 0 BB: 0 P: 20 | R: 1 E: 1 K: 0 S: 13 | H: 1 LOB: 1 BB: 1 P: 22 | R: 2 E: 0 K: 1 S: 14 | H: 3 LOB: 2 BB: 1 P: 25 | R: 1 E: 0 K: 0 S: 10 | H: 1 LOB: 0 BB: 0 P: 17 | R: 0 E: 0 K: 0 S: 11 | H: 2 LOB: 2 BB: 0 P: 17 | R: 0 E: 0 K: 1 S: 9 | H: 0 LOB: 0 BB: 0 P: 12 | 1B: 9 2B: 1 3B: 0 HR: 1 | SF: 1 SAC: 0 DP: 1 HBP: 0 | WP: 0 PA: 41 PB: 0 SB: 0 CS: 0 |
| PITCHER | IP WLS BF H R ER SO BB IBB HBP BLK WP HR S P ERA WHIP | IP WLS BF H R ER SO BB IBB HBP BLK WP HR S P ERA WHIP | IP WLS BF H R ER SO BB IBB HBP BLK WP HR S P ERA WHIP | IP WLS BF H R ER SO BB IBB HBP BLK WP HR S P ERA WHIP | IP WLS BF H R ER SO BB IBB HBP BLK WP HR S P ERA WHIP | IP WLS BF H R ER SO BB IBB HBP BLK WP HR S P ERA WHIP | IP WLS BF H R ER SO BB IBB HBP BLK WP HR S P ERA WHIP | IP WLS BF H R ER SO BB IBB HBP BLK WP HR S P ERA WHIP | IP WLS BF H R ER SO BB IBB HBP BLK WP HR S P ERA WHIP | IP WLS BF H R ER SO BB IBB HBP BLK WP HR S P ERA WHIP | IP WLS BF H R ER SO BB IBB HBP BLK WP HR S P ERA WHIP | IP WLS BF H R ER SO BB IBB HBP BLK WP HR S P ERA WHIP | IP WLS BF H R ER SO BB IBB HBP BLK WP HR S P ERA WHIP | IP WLS BF H R ER SO BB IBB HBP BLK WP HR S P ERA WHIP | IP WLS BF H R ER SO BB IBB HBP BLK WP HR S P ERA WHIP | IP WLS BF H R ER SO BB IBB HBP BLK WP HR S P ERA WHIP | IP WLS BF H R ER SO BB IBB HBP BLK WP HR S P ERA WHIP | IP WLS BF H R ER SO BB IBB HBP BLK WP HR S P ERA WHIP | | | |

Milwaukee Brewers @ Houston Astros
Minute Maid Park, Houston, TX
Sat Aug 08 2009, 6:05 PM CDT
Att: 35,216 - Roof Closed - 73 F


AB 37
R 5
H 11
RBI 5
BB 3
SO 6
LOB 15



| Batter | 1 | 2 | 3 | 4 | 5 | 6 | 7 | 8 | 9 | AB | R | H | RBI | BB | SO | LOB | TOP | | | |
|---|---|--|---|--|-------------------------------|----------------------------------|-------------------------------|----------------------------------|------------------------------|----------------------------------|-------------------------------|----------------------------------|-------------------------------|----------------------------------|-------------------------------|----------------------------------|--|------------------------------------|----------------------------------|--------|
| 3 Felipe Lopez, S OBP: 0.366, SLG: 0.406 | | | | | | | | | | 4 | 0 | 1 | 0 | 1 | 0 | 5 | Milwaukee Brewers @ Houston Astros Minute Maid Park, Houston, TX Sun Aug 09 2009, 1:05 PM CDT Att: 32,262 - Roof Closed - 73 F | | | |
| 25 Mike Cameron, R OBP: 0.392, SLG: 0.443 | | | | | | | | | | 5 | 0 | 1 | 0 | 0 | 2 | 3 | | | | |
| 8 Ryan Braun, R OBP: 0.389, SLG: 0.562 | | | | | | | | | | 5 | 0 | 1 | 0 | 0 | 1 | 4 | | | | |
| 28 Prince Fielder, L OBP: 0.417, SLG: 0.580 | | | | | | | | | | 4 | 0 | 1 | 0 | 0 | 0 | 2 | | | | |
| 14 Casey McGehee, R OBP: 0.356, SLG: 0.512 | | | | | | | | | | 4 | 0 | 0 | 0 | 0 | 0 | 2 | | | | |
| 2 Bill Hall, R OBP: 0.265, SLG: 0.329 | | | | | | | | | | 3 | 0 | 1 | 0 | 0 | 1 | 0 | | | | |
| 27 Frank Catalanotto, L OBP: 0.337, SLG: 0.347 | | | | | | | | | | 0 | 0 | 0 | 0 | 1 | 0 | 0 | | | | |
| 60 Todd Coffey, R OBP: 0.367, SLG: 0.423 | | | | | | | | | | 3 | 0 | 1 | 0 | 0 | 1 | 1 | | | | |
| 18 Jason Kendall, R OBP: 0.318, SLG: 0.280 | | | | | | | | | | 2 | 0 | 0 | 0 | 0 | 0 | 1 | | | | |
| 49 Yovani Gallardo, R OBP: 0.222, SLG: 0.349 | | | | | | | | | | 2 | 0 | 0 | 0 | 1 | 0 | 1 | | | | |
| 22 Jody Gerut, L OBP: 0.242, SLG: 0.327 | | | | | | | | | | 1 | 0 | 1 | 0 | 0 | 0 | 0 | | | | |
| Inning Stats | R: 0 E: 0 K: 0 S: 8 | H: 1 LOB: 1 BB: 1 P: 15 | R: 0 E: 0 K: 1 S: 13 | H: 0 LOB: 3 BB: 1 P: 26 | R: 0 E: 1 K: 1 S: 11 | H: 0 LOB: 0 BB: 0 P: 16 | R: 0 E: 0 K: 1 S: 13 | H: 1 LOB: 1 BB: 0 P: 18 | R: 0 E: 0 K: 0 S: 9 | H: 1 LOB: 0 BB: 0 P: 16 | R: 0 E: 0 K: 0 S: 10 | H: 1 LOB: 1 BB: 0 P: 14 | R: 0 E: 0 K: 0 S: 11 | H: 1 LOB: 2 BB: 0 P: 21 | R: 0 E: 0 K: 2 S: 19 | H: 1 LOB: 0 BB: 0 P: 28 | 1B: 6 2B: 1 3B: 0 HR: 0 | SF: 0 SAC: 0 DP: 2 HBP: 2 | WP: 1 PB: 0 SB: 0 CS: 0 | PA: 39 |
| PITCHER | IP WLS BF H R ER SO BB IBB HBP BLK WP HR S P ERA WHIP | 7.0 W 29 5 0 0 3 2 0 1 0 1 0 72 116 0.00 1.000 | 0.2 H 4 1 0 0 0 1 0 0 0 0 0 8 15 0.00 3.000 | 1.1 S 6 1 0 0 2 0 0 1 0 0 0 22 34 0.00 0.750 | PITCHER | | | | | | | | | | | | | | | |

| Batter | 1 | 2 | 3 | 4 | 5 | 6 | 7 | 8 | 9 | AB | R | H | RBI | BB | SO | LOB | BOTTOM | | | |
|---|---|--|--|----------------------------------|-------------------------------|----------------------------------|-------------------------------|----------------------------------|------------------------------|----------------------------------|------------------------------|----------------------------------|------------------------------|---------------------------------|-------------------------------|----------------------------------|--|------------------------------------|----------------------------------|--------|
| 21 Michael Bourn, L OBP: 0.361, SLG: 0.404 | | | | | | | | | | 3 | 0 | 1 | 0 | 1 | 1 | 0 | Milwaukee Brewers @ Houston Astros Minute Maid Park, Houston, TX Sun Aug 09 2009, 1:05 PM CDT Att: 32,262 - Roof Closed - 73 F | | | |
| 3 Kazuo Matsui, S OBP: 0.300, SLG: 0.338 | | | | | | | | | | 4 | 0 | 0 | 0 | 0 | 3 | | | | | |
| 10 Miguel Tejada, R OBP: 0.346, SLG: 0.458 | | | | | | | | | | 4 | 0 | 0 | 0 | 0 | 0 | | | | | |
| 45 Carlos Lee, R OBP: 0.361, SLG: 0.513 | | | | | | | | | | 3 | 1 | 0 | 0 | 1 | 0 | | | | | |
| 27 Geoff Blum, S OBP: 0.343, SLG: 0.396 | | | | | | | | | | 4 | 1 | 2 | 2 | 0 | 0 | | | | | |
| 4 Jason Michaels, R OBP: 0.291, SLG: 0.436 | | | | | | | | | | 2 | 0 | 1 | 0 | 1 | 0 | | | | | |
| 2 Darin Erstad, L OBP: 0.259, SLG: 0.316 | | | | | | | | | | 3 | 0 | 1 | 0 | 0 | 2 | 3 | | | | |
| 55 Humberto Quintero, R OBP: 0.288, SLG: 0.320 | | | | | | | | | | 2 | 0 | 0 | 0 | 1 | 0 | 3 | | | | |
| 51 Wandy Rodriguez, S OBP: 0.114, SLG: 0.116 | | | | | | | | | | 2 | 0 | 1 | 0 | 0 | 1 | 0 | | | | |
| 36 Matt Kata, S OBP: 0.216, SLG: 0.224 | | | | | | | | | | 1 | 0 | 0 | 0 | 0 | 0 | 1 | | | | |
| 47 Jeff Fulchino, R OBP: 0.333, SLG: 0.667 | | | | | | | | | | 0 | 0 | 0 | 0 | 0 | 0 | 0 | | | | |
| 47 Jose Valverde, R OBP: 0.333, SLG: 0.667 | | | | | | | | | | 0 | 0 | 0 | 0 | 0 | 0 | 0 | | | | |
| Inning Stats | R: 0 E: 0 K: 1 S: 8 | H: 0 LOB: 0 BB: 0 P: 12 | R: 0 E: 0 K: 1 S: 10 | H: 2 LOB: 0 BB: 0 P: 15 | R: 0 E: 0 K: 1 S: 12 | H: 1 LOB: 0 BB: 0 P: 18 | R: 2 E: 0 K: 1 S: 12 | H: 2 LOB: 2 BB: 3 P: 28 | R: 0 E: 0 K: 0 S: 6 | H: 0 LOB: 0 BB: 0 P: 13 | R: 0 E: 0 K: 0 S: 6 | H: 1 LOB: 1 BB: 0 P: 11 | R: 0 E: 0 K: 0 S: 7 | H: 0 LOB: 0 BB: 0 P: 9 | R: 0 E: 0 K: 2 S: 19 | H: 0 LOB: 0 BB: 0 P: 28 | 1B: 3 2B: 3 3B: 0 HR: 1 | SF: 0 SAC: 0 DP: 1 HBP: 0 | WP: 1 PB: 0 SB: 0 CS: 0 | PA: 32 |
| PITCHER | IP WLS BF H R ER SO BB IBB HBP BLK WP HR S P ERA WHIP | 7.0 L 29 6 2 2 4 3 1 0 0 0 1 60 110 2.57 1.286 | 1.0 3 0 0 0 0 0 0 0 0 0 0 0 7 9 0.00 0.000 | PITCHER | | | | | | | | | | | | | | | | |



| Batter | 1 | 2 | 3 | 4 | 5 | 6 | 7 | 8 | 9 | AB | R | H | RBI | BB | SO | LOB | TOP | | | | |
|---|---|------------------------|---------------------------------------|------------------------|---------------------------------------|------------------------|---------------------------------------|------------------------|---------------------------------------|------------------------|---------------------------------------|------------------------|---------------------------------------|------------------------|---------------------------------------|------------------------|---|------------------------|-----------------------------------|------------------------------------|--------------------------|
| 1 Everth Cabrera, S OBP: 0.346, SLG: 0.414 | F7 | K | | | F9 | IBB | | | | 5 | 2 | 2 | 2 | 1 | 1 | 0 | San Diego Padres @ Milwaukee Brewers Miller Park, Milwaukee, WI Tue Aug 11 2009, 7:05 PM CDT Att: 37,040 - Clear - 73 F | | | | |
| 22 David Eckstein, R OBP: 0.326, SLG: 0.342 | L8 | | G6-3 | | F7 | F9 | | L4 | | 6 | 1 | 1 | 0 | 0 | 0 | 4 | | | | | |
| 45 Edward Mujica, R OBP: 1.000, SLG: 1.000 | | | | | | | | | | 0 | 0 | 0 | 0 | 0 | 0 | 0 | | | | | |
| 58 Ryan Webb, R | | | | | | | | | | 0 | 0 | 0 | 0 | 0 | 0 | 0 | | | | | |
| 23 Adrián González, L OBP: 0.402, SLG: 0.538 | | | | | | | | | | 6 | 2 | 6 | 3 | 0 | 0 | 0 | | | | | |
| 7 Chase Headley, S OBP: 0.330, SLG: 0.394 | | | | | | | | | | 6 | 1 | 3 | 0 | 0 | 0 | 4 | | | | | |
| 5 Kevin Koussamanoff, R OBP: 0.291, SLG: 0.417 | FC5-4 | | | | | | | | | 4 | 0 | 3 | 1 | 1 | 0 | 2 | | | | | |
| 25 Will Venable, L OBP: 0.333, SLG: 0.471 | | | | | | | | | | 5 | 1 | 2 | 3 | 0 | 2 | 6 | | | | | |
| 40 Greg Burke, R | | | | | | | | | | 0 | 0 | 0 | 0 | 0 | 0 | 0 | | | | | |
| 15 Luis Antonio Rodríguez, S | | | | | | | | | | 1 | 0 | 0 | 0 | 0 | 0 | 1 | | | | | |
| 8 Kyle Blanks, R OBP: 0.350, SLG: 0.448 | | | | | | | | | | 5 | 2 | 2 | 0 | 0 | 2 | 2 | AB 48 R 13 H 22 RBI 10 BB 2 SO 6 LOB 24 | | | | |
| 28 Henry Blanco, R OBP: 0.306, SLG: 0.378 | | | | | | | | | | 5 | 2 | 2 | 1 | 0 | 0 | 3 |  | | | | |
| 33 Clayton Richard, L OBP: 0.182, SLG: 0.273 | | | | | | | | | | 3 | 1 | 0 | 0 | 0 | 1 | 1 | | | | | |
| 18 Tony Gwynn Jr., L OBP: 0.359, SLG: 0.373 | | | | | | | | | | 2 | 1 | 1 | 0 | 0 | 0 | 1 | | | | | |
| Inning Stats | R: 0 H: 2 E: 0 K: 0 S: 11 | H: 2 BB: 0 P: 19 | R: 2 H: 2 E: 0 K: 2 S: 10 | H: 2 BB: 0 P: 14 | R: 0 H: 2 E: 0 K: 0 S: 11 | H: 2 BB: 0 P: 19 | R: 0 H: 0 E: 0 K: 1 S: 11 | H: 0 BB: 0 P: 16 | R: 1 H: 3 E: 0 K: 1 S: 20 | H: 3 BB: 0 P: 31 | R: 6 H: 4 E: 2 K: 1 S: 20 | H: 4 BB: 2 P: 39 | R: 3 H: 5 E: 0 K: 1 S: 16 | H: 5 BB: 0 P: 28 | R: 1 H: 2 E: 0 K: 0 S: 8 | H: 2 BB: 0 P: 14 | R: 0 H: 2 E: 0 K: 0 S: 10 | H: 2 BB: 0 P: 16 | 1B: 16 2B: 4 3B: 0 HR: 2 | SF: 0 SAC: 0 DP: 3 HBP: 1 | WP: 1 PA: 51 CS: 0 |
| PITCHER | IP WLS BF H R ER SO BB IBB HBP BLK WP HR S P ERA WHIP | | | | | | | | | | | | | | | | | | | | |
| 41 Braden Loooper, R ERA: 4.99 | 5.0 L 28 11 7 6 4 0 0 1 1 0 0 0 2 70 115 10.80 2.200 | | | | | | | | | | | | | | | | | | | | |
| 50 Claudio Vargas, S ERA: 2.93 | 0.1 1 0 0 0 0 0 0 0 0 0 0 0 1 3 0.00 0.000 | | | | | | | | | | | | | | | | | | | | |
| 57 Mitch Stetter, L ERA: 3.53 | 0.0 4 2 2 0 0 0 0 1 0 0 0 0 8 14 ∞ ∞ | | | | | | | | | | | | | | | | | | | | |
| 45 Mark DiFelice, R ERA: 3.4 | 0.2 6 4 3 3 1 0 0 0 0 0 0 0 13 22 40.50 6.000 | | | | | | | | | | | | | | | | | | | | |
| 58 Jesus Colome, R ERA: 7.64 | 1.2 7 3 1 1 1 0 0 0 0 0 1 0 13 23 5.40 1.800 | | | | | | | | | | | | | | | | | | | | |
| 20 David Weathers, R ERA: 3.23 | 1.0 4 2 0 0 0 0 0 0 0 0 0 0 1 3 0.00 0.000 | | | | | | | | | | | | | | | | | | | | |
| 60 Todd Coffey, R ERA: 2.17 | 0.1 1 0 0 0 0 0 0 0 0 0 0 0 1 2 0.00 0.000 | | | | | | | | | | | | | | | | | | | | |
| 3 Felipe Lopez, S OBP: 0.368, SLG: 0.405 | G4-3 | | | | | | | | | 3 | 0 | 1 | 1 | 0 | 0 | 1 | San Diego Padres @ Milwaukee Brewers Miller Park, Milwaukee, WI Tue Aug 11 2009, 7:05 PM CDT Att: 37,040 - Clear - 73 F | | | | |
| 9 Hernan Iribarren, L OBP: 0.333, SLG: 0.500 | | | | | | | | | | 2 | 0 | 2 | 1 | 0 | 0 | 0 | | | | | |
| 25 Mike Cameron, R OBP: 0.381, SLG: 0.450 | | | | | | | | | | 3 | 1 | 1 | 1 | 0 | 0 | 1 | | | | | |
| 22 Jody Gerut, L OBP: 0.239, SLG: 0.323 | | | | | | | | | | 2 | 0 | 0 | 0 | 0 | 0 | 2 | | | | | |
| 8 Ryan Braun, R OBP: 0.385, SLG: 0.557 | | | | | | | | | | 4 | 0 | 0 | 0 | 0 | 2 | 0 | | | | | |
| 28 Prince Fielder, L OBP: 0.416, SLG: 0.577 | | | | | | | | | | 4 | 0 | 1 | 0 | 0 | 0 | 0 | | | | | |
| 14 Casey McGehee, R OBP: 0.359, SLG: 0.507 | | | | | | | | | | 2 | 1 | 0 | 0 | 2 | 0 | 0 | | | | | |
| 2 Bill Hall, R OBP: 0.265, SLG: 0.341 | | | | | | | | | | 4 | 1 | 1 | 2 | 0 | 1 | 2 | | | | | |
| 7 J.J. Hardy, R OBP: 0.360, SLG: 0.367 | | | | | | | | | | 3 | 1 | 1 | 0 | 0 | 1 | 0 | | | | | |
| 20 David Weathers, R | | | | | | | | | | 0 | 0 | 0 | 0 | 0 | 0 | 0 | | | | | |
| 60 Todd Coffey, R | | | | | | | | | | 0 | 0 | 0 | 0 | 0 | 0 | 0 | | | | | |
| 27 Frank Catalanotto, L OBP: 0.345, SLG: 0.370 | | | | | | | | | | 1 | 1 | 1 | 0 | 0 | 0 | 0 | | | | | |
| 18 Jason Kendall, R OBP: 0.315, SLG: 0.277 | | | | | | | | | | 4 | 0 | 0 | 0 | 0 | 1 | 2 | AB 35 R 6 H 10 RBI 6 BB 2 SO 5 LOB 8 | | | | |
| 41 Braden Loooper, R OBP: 0.324, SLG: 0.399 | | | | | | | | | | 1 | 0 | 1 | 0 | 0 | 0 | 0 | | | | | |
| 50 Claudio Vargas, R | | | | | | | | | | 0 | 0 | 0 | 0 | 0 | 0 | 0 | | | | | |
| 57 Mitch Stetter, L | | | | | | | | | | 0 | 0 | 0 | 0 | 0 | 0 | 0 | | | | | |
| 45 Mark DiFelice, R | | | | | | | | | | 0 | 0 | 0 | 0 | 0 | 0 | 0 | | | | | |
| 58 Jesus Colome, R | | | | | | | | | | 0 | 0 | 0 | 0 | 0 | 0 | 0 | | | | | |
| 30 Craig Counsell, L OBP: 0.306, SLG: 0.426 | | | | | | | | | | 2 | 1 | 1 | 1 | 0 | 0 | 0 | | | | | |
| Inning Stats | R: 1 H: 2 E: 0 K: 0 S: 13 | H: 2 BB: 1 P: 22 | R: 1 H: 2 E: 0 K: 0 S: 9 | H: 2 BB: 0 P: 16 | R: 0 H: 0 E: 0 K: 1 S: 10 | H: 0 BB: 0 P: 15 | R: 0 H: 0 E: 0 K: 1 S: 11 | H: 0 BB: 0 P: 19 | R: 0 H: 1 E: 0 K: 0 S: 11 | H: 1 BB: 0 P: 17 | R: 2 H: 1 E: 0 K: 1 S: 11 | H: 1 BB: 1 P: 17 | R: 0 H: 1 E: 0 K: 0 S: 10 | H: 1 BB: 0 P: 19 | R: 0 H: 0 E: 0 K: 1 S: 10 | H: 0 BB: 0 P: 16 | R: 2 H: 3 E: 0 K: 1 S: 17 | H: 3 BB: 0 P: 27 | 1B: 5 2B: 2 3B: 1 HR: 2 | SF: 0 SAC: 1 DP: 0 HBP: 0 | WP: 0 PA: 38 CS: 0 |
| PITCHER | IP WLS BF H R ER SO BB IBB HBP BLK WP HR S P ERA WHIP | | | | | | | | | | | | | | | | | | | | |
| 33 Clayton Richard, L ERA: 4.57 | 6.0 W 25 6 4 4 4 0 0 0 0 0 0 0 10 65 6.00 1.333 | | | | | | | | | | | | | | | | | | | | |
| 40 Greg Burke, R ERA: 3.93 | 1.0 4 1 0 0 0 0 0 0 0 0 0 0 10 19 0.00 1.000 | | | | | | | | | | | | | | | | | | | | |
| 45 Edward Mujica, R ERA: 3.62 | 1.0 3 0 0 0 0 1 0 0 0 0 0 0 10 16 0.00 0.000 | | | | | | | | | | | | | | | | | | | | |
| 58 Ryan Webb, R ERA: 10.13 | 1.0 6 3 2 2 1 0 0 0 0 0 0 0 17 27 18.00 3.000 | | | | | | | | | | | | | | | | | | | | |

| Batter | 1 | 2 | 3 | 4 | 5 | 6 | 7 | 8 | 9 | AB | R | H | RBI | BB | SO | LOB | TOP | | | | |
|--|--|---|---|---|---|---|---|---|---|---|---|---|---|---|---|---|---|---|----------------------------------|------------------------------------|--------------------------|
| 18 Tony Gwynn Jr., L (1.8) OBP: 0.360, SLG: 0.371 | | | | | | | | | | | | | | | | | | | | | |
| 22 David Eckstein, R (1.4) OBP: 0.324, SLG: 0.340 | | | | | | | | | | | | | | | | | | | | | |
| 23 Adrián González, L (1.3) OBP: 0.402, SLG: 0.541 | | | | | | | | | | | | | | | | | | | | | |
| 7 Chase Headley, S (1.7) OBP: 0.331, SLG: 0.391 | | | | | | | | | | | | | | | | | | | | | |
| 25 Will Venable, L (1.9) OBP: 0.335, SLG: 0.464 | | | | | | | | | | | | | | | | | | | | | |
| 5 Kevin Koussamoff, R (1.5) OBP: 0.296, SLG: 0.420 | | | | | | | | | | | | | | | | | | | | | |
| 28 Henry Blanco, R (1.2) OBP: 0.305, SLG: 0.374 | | | | | | | | | | | | | | | | | | | | | |
| 37 Mike Adams, R (7.1) | | | | | | | | | | | | | | | | | | | | | |
| 21 Heath Bell, R (9.1) | | | | | | | | | | | | | | | | | | | | | |
| 1 Everth Cabrera, S (1.6) OBP: 0.349, SLG: 0.418 | | | | | | | | | | | | | | | | | | | | | |
| 29 Kevin Correia, R (1.1) OBP: 0.194, SLG: 0.176 | | | | | | | | | | | | | | | | | | | | | |
| 15 Luis Antonio Rodríguez, S (7.1) OBP: 0.353, SLG: 0.294 | | | | | | | | | | | | | | | | | | | | | |
| 57 Luke Gregerson, L (7.1) | | | | | | | | | | | | | | | | | | | | | |
| 4 Nick Hundley, R (7.2) OBP: 0.337, SLG: 0.376 | | | | | | | | | | | | | | | | | | | | | |
| Inning Stats | R: 1 E: 0 K: 0 S: 16 | H: 1 LOB: 2 BB: 2 P: 32 | R: 0 E: 0 K: 1 S: 8 | H: 1 LOB: 1 BB: 0 P: 13 | R: 0 E: 0 K: 1 S: 12 | H: 1 LOB: 0 BB: 0 P: 18 | R: 0 E: 0 K: 1 S: 7 | H: 0 LOB: 0 BB: 0 P: 10 | R: 1 E: 0 K: 0 S: 9 | H: 2 LOB: 1 BB: 0 P: 12 | R: 4 E: 0 K: 0 S: 12 | H: 5 LOB: 3 BB: 3 P: 36 | R: 0 E: 0 K: 2 S: 7 | H: 0 LOB: 0 BB: 0 P: 8 | R: 0 E: 0 K: 2 S: 7 | H: 0 LOB: 0 BB: 0 P: 8 | 1B: 8 2B: 3 3B: 0 HR: 0 | SF: 0 SAC: 0 DP: 1 HBP: 0 | WP: 1 PA: 41 CS: 0 | | |
| PITCHER | IP: 5.2 WLS: L BF: 6 ERA: 2.61 | H: 3 R: 3 ER: 0 SO: 0 BB: 1 IBB: 1 HBP: 0 BLK: 0 | H: 2 R: 2 ER: 0 SO: 0 BB: 0 IBB: 0 HBP: 0 BLK: 0 | H: 3 R: 3 ER: 0 SO: 0 BB: 1 IBB: 1 HBP: 0 BLK: 0 | H: 2 R: 2 ER: 0 SO: 0 BB: 0 IBB: 0 HBP: 0 BLK: 0 | H: 2 R: 2 ER: 0 SO: 0 BB: 0 IBB: 0 HBP: 0 BLK: 0 | H: 3 R: 3 ER: 0 SO: 0 BB: 0 IBB: 0 HBP: 0 BLK: 0 | H: 3 R: 3 ER: 0 SO: 0 BB: 0 IBB: 0 HBP: 0 BLK: 0 | H: 3 R: 3 ER: 0 SO: 0 BB: 0 IBB: 0 HBP: 0 BLK: 0 | H: 3 R: 3 ER: 0 SO: 0 BB: 0 IBB: 0 HBP: 0 BLK: 0 | H: 3 R: 3 ER: 0 SO: 0 BB: 0 IBB: 0 HBP: 0 BLK: 0 | H: 3 R: 3 ER: 0 SO: 0 BB: 0 IBB: 0 HBP: 0 BLK: 0 | H: 3 R: 3 ER: 0 SO: 0 BB: 0 IBB: 0 HBP: 0 BLK: 0 | H: 3 R: 3 ER: 0 SO: 0 BB: 0 IBB: 0 HBP: 0 BLK: 0 | H: 3 R: 3 ER: 0 SO: 0 BB: 0 IBB: 0 HBP: 0 BLK: 0 | H: 3 R: 3 ER: 0 SO: 0 BB: 0 IBB: 0 HBP: 0 BLK: 0 | H: 3 R: 3 ER: 0 SO: 0 BB: 0 IBB: 0 HBP: 0 BLK: 0 | WP: 0 HR: 0 S: 8 | ERA: 4.50 | WHIP: 6.000 | |
| 12 Carlos Villanueva, R (1.1) ERA: 5.8 | | | | | | | | | | | | | | | | | | | | | |
| 60 Todd Coffey, R (6.1) ERA: 2.61 | | | | | | | | | | | | | | | | | | | | | |
| 57 Mitch Stetter, L (7.1) ERA: 3.79 | | | | | | | | | | | | | | | | | | | | | |
| 50 Claudio Vargas, R (7.1) ERA: 2.65 | | | | | | | | | | | | | | | | | | | | | |
| 51 Trevor Hoffman, R (9.1) ERA: 1.88 | | | | | | | | | | | | | | | | | | | | | |
| Batter | | | | | | | | | | | | | | | | | | | | | |
| 3 Felipe Lopez, S (1.4) OBP: 0.364, SLG: 0.405 | | | | | | | | | | | | | | | | | | | | | |
| 30 Craig Counsell, L (1.6) OBP: 0.398, SLG: 0.428 | | | | | | | | | | | | | | | | | | | | | |
| 8 Ryan Braun, R (1.7) OBP: 0.384, SLG: 0.553 | | | | | | | | | | | | | | | | | | | | | |
| 28 Prince Fielder, L (1.3) OBP: 0.418, SLG: 0.579 | | | | | | | | | | | | | | | | | | | | | |
| 21 Alcides Escobar, R (9. PR) | | | | | | | | | | | | | | | | | | | | | |
| 25 Mike Cameron, R (1.8) OBP: 0.362, SLG: 0.448 | | | | | | | | | | | | | | | | | | | | | |
| 14 Casey McGehee, R (1.5) OBP: 0.357, SLG: 0.507 | | | | | | | | | | | | | | | | | | | | | |
| 27 Frank Catalanotto, L (1.9) OBP: 0.299, SLG: 0.300 | | | | | | | | | | | | | | | | | | | | | |
| 51 Trevor Hoffman, R (9.1) | | | | | | | | | | | | | | | | | | | | | |
| 18 Jason Kendall, R (1.2) OBP: 0.318, SLG: 0.280 | | | | | | | | | | | | | | | | | | | | | |
| 12 Carlos Villanueva, R (1.1) OBP: 0.299, SLG: 0.300 | | | | | | | | | | | | | | | | | | | | | |
| 60 Todd Coffey, R (6.1) ERA: 2.61 | | | | | | | | | | | | | | | | | | | | | |
| 57 Mitch Stetter, L (7.1) ERA: 3.79 | | | | | | | | | | | | | | | | | | | | | |
| 50 Claudio Vargas, R (7.1) ERA: 2.65 | | | | | | | | | | | | | | | | | | | | | |
| 22 Jody Gerut, L (9.9) OBP: 0.299, SLG: 0.300 | | | | | | | | | | | | | | | | | | | | | |
| 9 Herman Ibarra, L (8. PH) OBP: 0.420, SLG: 0.530 | | | | | | | | | | | | | | | | | | | | | |
| Inning Stats | R: 0 E: 0 K: 1 S: 8 | H: 0 LOB: 0 BB: 0 P: 11 | R: 0 E: 0 K: 1 S: 8 | H: 0 LOB: 0 BB: 0 P: 13 | R: 1 E: 0 K: 1 S: 10 | H: 2 LOB: 1 BB: 0 P: 15 | R: 0 E: 0 K: 0 S: 4 | H: 0 LOB: 0 BB: 0 P: 7 | R: 1 E: 0 K: 1 S: 11 | H: 2 LOB: 1 BB: 0 P: 16 | R: 1 E: 0 K: 0 S: 12 | H: 2 LOB: 2 BB: 1 P: 23 | R: 2 E: 0 K: 1 S: 14 | H: 3 LOB: 2 BB: 1 P: 26 | R: 0 E: 0 K: 1 S: 9 | H: 0 LOB: 1 BB: 1 P: 17 | R: 0 E: 0 K: 0 S: 9 | H: 1 LOB: 2 BB: 0 P: 12 | 1B: 7 2B: 3 3B: 0 HR: 0 | SF: 0 SAC: 2 DP: 0 HBP: 0 | WP: 0 PA: 41 CS: 0 |
| PITCHER | IP: 6.0 WLS: H BF: 26 ERA: 4.51 | H: 3 R: 3 ER: 2 SO: 1 BB: 1 IBB: 0 HBP: 0 BLK: 0 | H: 3 R: 3 ER: 2 SO: 1 BB: 1 IBB: 0 HBP: 0 BLK: 0 | H: 3 R: 3 ER: 2 SO: 1 BB: 1 IBB: 0 HBP: 0 BLK: 0 | H: 3 R: 3 ER: 2 SO: 1 BB: 1 IBB: 0 HBP: 0 BLK: 0 | H: 3 R: 3 ER: 2 SO: 1 BB: 1 IBB: 0 HBP: 0 BLK: 0 | H: 3 R: 3 ER: 2 SO: 1 BB: 1 IBB: 0 HBP: 0 BLK: 0 | H: 3 R: 3 ER: 2 SO: 1 BB: 1 IBB: 0 HBP: 0 BLK: 0 | H: 3 R: 3 ER: 2 SO: 1 BB: 1 IBB: 0 HBP: 0 BLK: 0 | H: 3 R: 3 ER: 2 SO: 1 BB: 1 IBB: 0 HBP: 0 BLK: 0 | H: 3 R: 3 ER: 2 SO: 1 BB: 1 IBB: 0 HBP: 0 BLK: 0 | H: 3 R: 3 ER: 2 SO: 1 BB: 1 IBB: 0 HBP: 0 BLK: 0 | H: 3 R: 3 ER: 2 SO: 1 BB: 1 IBB: 0 HBP: 0 BLK: 0 | H: 3 R: 3 ER: 2 SO: 1 BB: 1 IBB: 0 HBP: 0 BLK: 0 | H: 3 R: 3 ER: 2 SO: 1 BB: 1 IBB: 0 HBP: 0 BLK: 0 | H: 3 R: 3 ER: 2 SO: 1 BB: 1 IBB: 0 HBP: 0 BLK: 0 | H: 3 R: 3 ER: 2 SO: 1 BB: 1 IBB: 0 HBP: 0 BLK: 0 | H: 3 R: 3 ER: 2 SO: 1 BB: 1 IBB: 0 HBP: 0 BLK: 0 | WP: 0 HR: 0 S: 8 | ERA: 27.00 | WHIP: 6.000 |
| 29 Kevin Correia, R (1.1) ERA: 4.51 | | | | | | | | | | | | | | | | | | | | | |
| 57 Luke Gregerson, R (7.1) ERA: 3.24 | | | | | | | | | | | | | | | | | | | | | |
| 37 Mike Adams, R (7.1) ERA: 0.71 | | | | | | | | | | | | | | | | | | | | | |
| 21 Heath Bell, R (9.1) ERA: 1.75 | | | | | | | | | | | | | | | | | | | | | |

San Diego Padres @ Milwaukee Brewers
Miller Park, Milwaukee, WI
Wed Aug 12 2009, 7:05 PM CDT
Att: 38,753 - Clear - 78 F

AB 36
R 6
H 11
RBI 6
BB 5
SO 6
LOB 18



San Diego Padres @ Milwaukee Brewers
Miller Park, Milwaukee, WI
Wed Aug 12 2009, 7:05 PM CDT
Att: 38,753 - Clear - 78 F

AB 35
R 5
H 10
RBI 5
BB 4
SO 6
LOB 15



| Batter | 1 | 2 | 3 | 4 | 5 | 6 | 7 | 8 | 9 | AB | R | H | RBI | BB | SO | LOB | TOP | | | | | | | | |
|--|------------------------------|----------------------------------|-------------------------------|----------------------------------|-------------------------------|----------------------------------|------------------------------|---------------------------------|------------------------------|----------------------------------|-------------------------------|----------------------------------|-------------------------------|----------------------------------|------------------------------|----------------------------------|------------------------------|----------------------------------|----------------------------------|------------------------------------|----------------------------------|--------|--|--|--|
| 3 Felipe Lopez, S OBP: 0.376, SLG: 0.429 | | | | | | | | | | 3 | 2 | 1 | 0 | 2 | 0 | 0 | | | | | | | | | |
| 30 Craig Counsell, L OBP: 0.392, SLG: 0.421 | | | | | | | | | | 5 | 0 | 1 | 1 | 0 | 0 | 3 | | | | | | | | | |
| 8 Ryan Braun, R OBP: 0.386, SLG: 0.568 | | | | | | | | | | 3 | 1 | 0 | 0 | 2 | 0 | 2 | | | | | | | | | |
| 28 Prince Fielder, L OBP: 0.420, SLG: 0.600 | | | | | | | | | | 4 | 1 | 2 | 2 | 0 | 0 | 2 | | | | | | | | | |
| 25 Mike Cameron, R OBP: 0.361, SLG: 0.448 | | | | | | | | | | 4 | 1 | 1 | 2 | 0 | 2 | 2 | | | | | | | | | |
| 27 Frank Catalanotto, L OBP: 0.330, SLG: 0.407 | | | | | | | | | | 4 | 0 | 2 | 0 | 0 | 0 | 0 | | | | | | | | | |
| 18 Jason Kendall, R OBP: 0.324, SLG: 0.282 | | | | | | | | | | 3 | 0 | 2 | 0 | 1 | 0 | 1 | | | | | | | | | |
| 12 Carlos Villanueva, R OBP: 0.222, SLG: 0.175 9 Herman Imbarren, L OBP: 0.233, SLG: 0.233 45 Mark DiFelice, R OBP: 0.233, SLG: 0.233 22 Jody Gerut, L OBP: 0.233, SLG: 0.233 58 Jesus Colome, R OBP: 0.233, SLG: 0.233 14 Casey McGehee, R OBP: 0.233, SLG: 0.233 60 Todd Coffey, R OBP: 0.233, SLG: 0.233 | | | | | | | | | | 1 | 0 | 0 | 0 | 0 | 1 | 1 | | | | | | | | | |
| 21 Alcides Escobar, R OBP: 0.300, SLG: 0.263 | | | | | | | | | | 4 | 0 | 1 | 0 | 0 | 1 | 1 | | | | | | | | | |
| Inning Stats | R: 1 E: 0 K: 0 S: 9 | H: 2 LOB: 0 BB: 0 P: 12 | R: 0 E: 0 K: 1 S: 12 | H: 1 LOB: 1 BB: 0 P: 18 | R: 0 E: 0 K: 0 S: 10 | H: 1 LOB: 1 BB: 1 P: 19 | R: 1 E: 0 K: 1 S: 6 | H: 2 LOB: 0 BB: 0 P: 9 | R: 0 E: 0 K: 2 S: 8 | H: 0 LOB: 0 BB: 0 P: 10 | R: 2 E: 0 K: 0 S: 16 | H: 3 LOB: 2 BB: 1 P: 29 | R: 1 E: 0 K: 1 S: 11 | H: 1 LOB: 2 BB: 2 P: 25 | R: 0 E: 0 K: 0 S: 7 | H: 0 LOB: 1 BB: 1 P: 14 | R: 0 E: 0 K: 0 S: 9 | H: 0 LOB: 0 BB: 0 P: 12 | 1B: 7 2B: 0 3B: 1 HR: 2 | SF: 0 SAC: 0 DP: 3 HBP: 0 | WP: 0 PB: 0 SB: 1 CS: 0 | PA: 39 | | | |
| PITCHER | IP | WLS | BF | H | R | ER | SO | BB | IBB | HBP | BLK | WP | HR | S | P | ERA | WHIP | | | | | | | | |
| 25 Kevin Hart, R ERA: 4.0 | 6.0 | W | 26 | 9 | 4 | 4 | 4 | 2 | 0 | 0 | 0 | 0 | 2 | 61 | 97 | 6.00 | 1.833 | | | | | | | | |
| 52 Joel Hanrahan, R ERA: 6.33 | 0.2 | H | 4 | 0 | 1 | 1 | 0 | 2 | 0 | 0 | 0 | 0 | 0 | 5 | 16 | 13.50 | 3.000 | | | | | | | | |
| 43 Jesse Chavez, R ERA: 3.81 | 0.1 | H | 2 | 1 | 0 | 0 | 1 | 0 | 0 | 0 | 0 | 0 | 0 | 6 | 9 | 0.00 | 3.000 | | | | | | | | |
| 27 Jeff Karstens, R ERA: 5.03 | 1.0 | | 4 | 0 | 0 | 0 | 0 | 1 | 0 | 0 | 0 | 0 | 0 | 7 | 14 | 0.00 | 1.000 | | | | | | | | |
| 55 Matt Capps, R ERA: 6.41 | 1.0 | | 3 | 0 | 0 | 0 | 0 | 0 | 0 | 0 | 0 | 0 | 0 | 9 | 12 | 0.00 | 0.000 | | | | | | | | |

Milwaukee Brewers @ Pittsburgh Pirates
PNC Park, Pittsburgh, PA
Mon Aug 17 2009, 7:05 PM EDT
Att: 12,478 - Cloudy - 85 F

AB 34
R 5
H 10
RBI 5
BB 5
SO 5
LOB 15



| Batter | 1 | 2 | 3 | 4 | 5 | 6 | 7 | 8 | 9 | AB | R | H | RBI | BB | SO | LOB | BOTTOM | | | | | | | | |
|--|------------------------------|----------------------------------|-------------------------------|----------------------------------|-------------------------------|----------------------------------|------------------------------|----------------------------------|------------------------------|----------------------------------|-------------------------------|----------------------------------|-------------------------------|----------------------------------|------------------------------|----------------------------------|-----------------------------------|------------------------------------|----------------------------------|--------|--|--|--|--|--|
| 22 Andrew McCutchen, R OBP: 0.349, SLG: 0.471 | | | | | | | | | | 5 | 0 | 1 | 1 | 0 | 1 | 3 | | | | | | | | | |
| 24 Delwyn Young, S OBP: 0.364, SLG: 0.422 | | | | | | | | | | 5 | 1 | 3 | 1 | 0 | 0 | 3 | | | | | | | | | |
| 46 Garrett Jones, L OBP: 0.358, SLG: 0.627 | | | | | | | | | | 4 | 1 | 2 | 2 | 1 | 0 | 1 | | | | | | | | | |
| 41 Ryan Doumit, S OBP: 0.241, SLG: 0.399 | | | | | | | | | | 5 | 0 | 0 | 0 | 0 | 1 | 4 | | | | | | | | | |
| 51 Steve Pearce, R OBP: 0.326, SLG: 0.397 | | | | | | | | | | 5 | 1 | 1 | 0 | 0 | 1 | 2 | | | | | | | | | |
| 15 Andy LaRoche, R OBP: 0.334, SLG: 0.381 | | | | | | | | | | 4 | 1 | 2 | 1 | 0 | 0 | 0 | | | | | | | | | |
| 85 Lastings Milledge, R OBP: 0.270, SLG: 0.262 | | | | | | | | | | 4 | 2 | 2 | 1 | 0 | 0 | 0 | | | | | | | | | |
| 5 Ronny Cedeno, R OBP: 0.239, SLG: 0.327 | | | | | | | | | | 4 | 2 | 2 | 2 | 0 | 0 | 2 | | | | | | | | | |
| 25 Kevin Hart, R ERA: 0.33, SLG: 0.289 5 Ramon Valbuena, L ERA: 6.25 52 Joel Hanrahan, R ERA: 3.22 43 Jesse Chavez, R ERA: 3.81 44 Brandon Moss, L ERA: 7.50 27 Jeff Karstens, R ERA: 5.03 55 Matt Capps, R ERA: 6.41 | | | | | | | | | | 2 | 0 | 2 | 1 | 0 | 0 | 0 | | | | | | | | | |
| Inning Stats | R: 0 E: 0 K: 0 S: 8 | H: 1 LOB: 1 BB: 0 P: 16 | R: 1 E: 0 K: 2 S: 16 | H: 3 LOB: 2 BB: 0 P: 19 | R: 5 E: 0 K: 0 S: 17 | H: 7 LOB: 2 BB: 0 P: 26 | R: 0 E: 0 K: 0 S: 6 | H: 0 LOB: 0 BB: 1 P: 12 | R: 0 E: 0 K: 0 S: 7 | H: 0 LOB: 0 BB: 0 P: 10 | R: 1 E: 0 K: 1 S: 14 | H: 3 LOB: 2 BB: 0 P: 18 | R: 2 E: 1 K: 0 S: 14 | H: 2 LOB: 1 BB: 0 P: 23 | R: 0 E: 0 K: 0 S: 8 | H: 0 LOB: 0 BB: 0 P: 13 | 1B: 11 2B: 2 3B: 0 HR: 3 | SF: 0 SAC: 0 DP: 1 HBP: 0 | WP: 0 PB: 0 SB: 1 CS: 0 | PA: 41 | | | | | |
| PITCHER | IP | WLS | BF | H | R | ER | SO | BB | IBB | HBP | BLK | WP | HR | S | P | ERA | WHIP | | | | | | | | |
| 12 Carlos Villanueva, R ERA: 6.25 | 4.0 | L | 23 | 11 | 6 | 6 | 2 | 1 | 0 | 0 | 0 | 0 | 2 | 47 | 73 | 13.50 | 3.000 | | | | | | | | |
| 45 Mark DiFelice, R ERA: 3.22 | 1.0 | | 3 | 0 | 0 | 0 | 0 | 0 | 0 | 0 | 0 | 0 | 0 | 7 | 10 | 0.00 | 0.000 | | | | | | | | |
| 58 Jesus Colome, R ERA: 7.50 | 2.0 | | 12 | 5 | 3 | 3 | 1 | 0 | 0 | 0 | 0 | 0 | 1 | 28 | 41 | 13.50 | 2.500 | | | | | | | | |
| 60 Todd Coffey, R ERA: 2.48 | 1.0 | | 3 | 0 | 0 | 0 | 0 | 0 | 0 | 0 | 0 | 0 | 0 | 8 | 13 | 0.00 | 0.000 | | | | | | | | |

Milwaukee Brewers @ Pittsburgh Pirates
PNC Park, Pittsburgh, PA
Mon Aug 17 2009, 7:05 PM EDT
Att: 12,478 - Cloudy - 85 F

AB 40
R 9
H 16
RBI 9
BB 1
SO 3
LOB 15



| Batter | 1 | 2 | 3 | 4 | 5 | 6 | 7 | 8 | 9 | AB | R | H | RBI | BB | SO | LOB | TOP | | | |
|---|--------------------------------------|----------------------------------|---------------------------------------|----------------------------------|--------------------------------------|----------------------------------|---------------------------------------|----------------------------------|--------------------------------------|---------------------------------|---------------------------------------|----------------------------------|--------------------------------------|----------------------------------|--------------------------------------|----------------------------------|--|------------------------------------|-------------------------|--------|
| 3 Felipe Lopez, S OBP: 0.375, SLG: 0.425 | F8 | | G6-3 | | G3-1 | | | K | | 4 | 0 | 0 | 0 | 0 | 1 | 3 | Milwaukee Brewers @ Pittsburgh Pirates PNC Park, Pittsburgh, PA Tue Aug 18 2009, 7:05 PM EDT Att: 12,188 - Cloudy - 78 F | | | |
| 30 Craig Counsell, L OBP: 0.393, SLG: 0.422 | 1B | | F8 | | | 1B | | F9 | | 4 | 0 | 2 | 0 | 0 | 0 | 1 | | | | |
| 8 Ryan Braun, R OBP: 0.385, SLG: 0.567 | FC1-4 | | | | G4-3 | | G6-4-3 | | 2B | 4 | 1 | 1 | 0 | 0 | 0 | 2 | | | | |
| 28 Prince Fielder, L OBP: 0.419, SLG: 0.604 | PO | | | | K | | K | | G3-1 | 4 | 1 | 1 | 1 | 0 | 2 | 1 | | | | |
| 14 Casey McGehee, R OBP: 0.361, SLG: 0.498 | | | | | P3 | | | | G4-3 | 3 | 0 | 0 | 1 | 1 | 1 | 0 | | | | |
| 25 Mike Cameron, R OBP: 0.358, SLG: 0.444 | F8 | | | | | | | | K | 4 | 0 | 0 | 0 | 0 | 2 | 1 | | | | |
| 27 Frank Catalanotto, L OBP: 0.379, SLG: 0.404 | P3 | | | | | | | | F8 | 3 | 0 | 1 | 0 | 0 | 0 | 1 | | | | |
| 11 Mike Rivera, R OBP: 0.372, SLG: 0.423 | P6 | | | | | | | | | 2 | 0 | 1 | 0 | 1 | 0 | 1 | | | | |
| 26 Manny Parra, L OBP: 0.154, SLG: 0.139 | | | | | | | | | | 1 | 0 | 0 | 0 | 0 | 1 | 0 | | | | |
| 50 Claudio Vargas, R ERA: 4.15 | | | | | | | | | | 0 | 0 | 0 | 0 | 0 | 0 | 0 | | | | |
| 22 Jody Gerut, L OBP: 0.241, SLG: 0.322 | | | | | | | | | | 1 | 0 | 0 | 0 | 0 | 0 | 1 | | | | |
| 45 Mark DiFelice, R ERA: 3.83 | | | | | | | | | | 0 | 0 | 0 | 0 | 0 | 0 | 0 | | | | |
| Inning Stats | R: 0 H: 1 E: 0 K: 0 S: 8 | L: 1 LOB: 0 BB: 0 P: 14 | R: 1 H: 1 E: 0 K: 0 S: 13 | L: 1 LOB: 1 BB: 1 P: 22 | R: 0 H: 0 E: 0 K: 1 S: 8 | L: 0 LOB: 0 BB: 0 P: 13 | R: 0 H: 0 E: 0 K: 1 S: 11 | L: 2 LOB: 2 BB: 0 P: 13 | R: 0 H: 1 E: 0 K: 1 S: 5 | L: 0 LOB: 0 BB: 0 P: 9 | R: 0 H: 0 E: 0 K: 2 S: 10 | L: 0 LOB: 0 BB: 0 P: 15 | R: 0 H: 0 E: 0 K: 1 S: 9 | L: 0 LOB: 1 BB: 0 P: 16 | R: 1 H: 1 E: 0 K: 1 S: 9 | L: 1 LOB: 0 BB: 0 P: 10 | 1B: 4 2B: 1 3B: 0 HR: 1 | SF: 0 SAC: 1 DP: 1 HBP: 0 | WP: 0 PB: 0 CS: 0 | PA: 34 |

| Batter | 1 | 2 | 3 | 4 | 5 | 6 | 7 | 8 | 9 | AB | R | H | RBI | BB | SO | LOB | BOTTOM | | | |
|---|---------------------------------------|----------------------------------|--------------------------------------|----------------------------------|---------------------------------------|----------------------------------|---------------------------------------|----------------------------------|--------------------------------------|----------------------------------|--------------------------------------|----------------------------------|---------------------------------------|----------------------------------|--------------------------------------|---------------------------------|--|------------------------------------|-------------------------|--------|
| 22 Andrew McCutchen, R OBP: 0.349, SLG: 0.488 | K | | G6-3 | | 1B | | | F9 | | 4 | 0 | 1 | 0 | 0 | 1 | 0 | Milwaukee Brewers @ Pittsburgh Pirates PNC Park, Pittsburgh, PA Tue Aug 18 2009, 7:05 PM EDT Att: 12,188 - Cloudy - 78 F | | | |
| 24 Delwyn Young, S OBP: 0.366, SLG: 0.433 | HR | | | | K | | | P6 | | 3 | 2 | 1 | 1 | 1 | 1 | 2 | | | | |
| 46 Garrett Jones, L OBP: 0.362, SLG: 0.630 | F8 | | | | K | | | | 2B | 4 | 2 | 2 | 0 | 0 | 1 | 1 | | | | |
| 15 Andy LaRoche, R OBP: 0.340, SLG: 0.387 | BB | | | | | | | | 1B | 2 | 0 | 2 | 1 | 2 | 0 | 0 | | | | |
| 41 Ryan Doumit, S OBP: 0.241, SLG: 0.395 | 1B | | | | E1 | | | | K | 4 | 0 | 1 | 0 | 0 | 1 | 4 | | | | |
| 85 Lastings Milledge, R OBP: 0.269, SLG: 0.265 | F8 | | | | F7 | | | | K | 4 | 1 | 1 | 2 | 0 | 1 | 5 | | | | |
| 51 Steve Pearce, R OBP: 0.312, SLG: 0.378 | | | | | G5-3 | | G5-3 | | G3-1 | 4 | 0 | 0 | 0 | 0 | 0 | 0 | | | | |
| 5 Ronny Cedeno, R OBP: 0.236, SLG: 0.321 | F8 | | | | F8 | | | | G6-3 | 4 | 0 | 0 | 0 | 0 | 0 | 0 | | | | |
| 49 Ross Ohlendorf, R OBP: 0.080, SLG: 0.061 | | | | | G3 | | | | | 3 | 0 | 0 | 0 | 0 | 0 | 0 | | | | |
| 43 Jesse Chavez, R ERA: 3.15 | | | | | E4 | | | | K | 1 | 0 | 0 | 0 | 0 | 1 | 0 | | | | |
| Inning Stats | R: 1 H: 2 E: 0 K: 1 S: 13 | L: 2 LOB: 2 BB: 1 P: 21 | R: 0 H: 0 E: 0 K: 0 S: 7 | L: 0 LOB: 0 BB: 0 P: 14 | R: 1 H: 1 E: 1 K: 1 S: 16 | L: 1 LOB: 2 BB: 1 P: 26 | R: 0 H: 1 E: 1 K: 1 S: 12 | L: 1 LOB: 2 BB: 0 P: 20 | R: 2 H: 2 E: 0 K: 0 S: 7 | L: 2 LOB: 0 BB: 1 P: 15 | R: 0 H: 0 E: 0 K: 0 S: 6 | L: 0 LOB: 0 BB: 0 P: 10 | R: 1 H: 2 E: 0 K: 2 S: 14 | L: 2 LOB: 1 BB: 0 P: 21 | R: 0 H: 0 E: 0 K: 1 S: 7 | L: 0 LOB: 0 BB: 0 P: 9 | 1B: 4 2B: 2 3B: 0 HR: 2 | SF: 0 SAC: 0 DP: 1 HBP: 0 | WP: 0 PB: 0 CS: 0 | PA: 36 |

| PITCHER | IP | WLS | BF | H | R | ER | SO | BB | IBB | HBP | BLK | WP | HR | S | P | ERA | WHIP |
|----------------------------------|-----|-----|----|---|---|----|----|----|-----|-----|-----|----|----|----|----|------|-------|
| 26 Manny Parra, L ERA: 6.33 | 6.0 | L | 28 | 6 | 4 | 3 | 3 | 3 | 0 | 0 | 0 | 0 | 0 | 14 | 10 | 4.50 | 1.500 |
| 50 Claudio Vargas, R ERA: 2.7 | 1.0 | | 5 | 2 | 1 | 1 | 2 | 0 | 0 | 0 | 0 | 0 | 0 | 14 | 21 | 9.00 | 2.000 |
| 45 Mark DiFelice, R ERA: 3.15 | 1.0 | | 3 | 0 | 0 | 0 | 1 | 0 | 0 | 0 | 0 | 0 | 0 | 7 | 9 | 0.00 | 0.000 |

| Batter | 1 | 2 | 3 | 4 | 5 | 6 | 7 | 8 | 9 | AB | R | H | RBI | BB | SO | LOB | TOP | | | |
|---|---|---------------------------------|------------------------------|----------------------------------|-------------------------------|----------------------------------|-------------------------------|----------------------------------|------------------------------|----------------------------------|-------------------------------|----------------------------------|------------------------------|----------------------------------|------------------------------|---------------------------------|--|------------------------------------|-------------------------|--------|
| 3 Felipe Lopez, S OBP: 0.372, SLG: 0.423 | | | | | | | | | | 4 | 0 | 1 | 0 | 0 | 2 | 2 | Milwaukee Brewers @ Pittsburgh Pirates PNC Park, Pittsburgh, PA Wed Aug 19 2009, 7:05 PM EDT Att. 12,630 - Rain - 75 F | | | |
| 25 Mike Cameron, R OBP: 0.369, SLG: 0.447 | | | | | | | | | | 4 | 1 | 2 | 0 | 0 | 1 | 1 | | | | |
| 8 Ryan Braun, R OBP: 0.388, SLG: 0.566 | | | | | | | | | | 3 | 0 | 1 | 1 | 1 | 0 | 1 | | | | |
| 28 Prince Fielder, L OBP: 0.416, SLG: 0.599 | | | | | | | | | | 4 | 0 | 0 | 0 | 0 | 2 | 2 | | | | |
| 14 Casey McGehee, R OBP: 0.362, SLG: 0.491 | | | | | | | | | | 3 | 0 | 0 | 0 | 1 | 0 | 1 | | | | |
| 11 Mike Rivera, R OBP: 0.397, SLG: 0.413 | | | | | | | | | | 4 | 0 | 1 | 0 | 0 | 0 | 1 | | | | |
| 16 Jason Bourgeois, R OBP: 0.250, SLG: 0.250 | | | | | | | | | | 3 | 0 | 1 | 0 | 0 | 0 | 1 | | | | |
| 49 Yovani Gallardo, R OBP: 0.220, SLG: 0.362 | | | | | | | | | | 2 | 0 | 0 | 0 | 0 | 1 | 0 | | | | |
| 30 Craig Counsell, L OBP: 0.362, SLG: 0.421 | | | | | | | | | | 1 | 0 | 0 | 0 | 0 | 0 | 1 | | | | |
| 20 David Weathers, R (7, 1) | | | | | | | | | | 0 | 0 | 0 | 0 | 0 | 0 | 0 | | | | |
| 21 Alcides Escobar, R OBP: 0.348, SLG: 0.318 | | | | | | | | | | 3 | 0 | 2 | 0 | 0 | 0 | 0 | | | | |
| Inning Stats | R: 0 E: 0 K: 1 S: 6 | H: 1 LOB: 0 BB: 0 P: 9 | R: 0 E: 0 K: 0 S: 8 | H: 0 LOB: 0 BB: 1 P: 14 | R: 0 E: 0 K: 1 S: 16 | H: 1 LOB: 1 BB: 0 P: 24 | R: 0 E: 0 K: 1 S: 11 | H: 0 LOB: 1 BB: 0 P: 20 | R: 0 E: 0 K: 1 S: 9 | H: 1 LOB: 0 BB: 0 P: 11 | R: 1 E: 0 K: 0 S: 11 | H: 3 LOB: 1 BB: 0 P: 15 | R: 0 E: 0 K: 0 S: 8 | H: 1 LOB: 1 BB: 0 P: 10 | R: 0 E: 0 K: 1 S: 5 | H: 0 LOB: 0 BB: 0 P: 8 | 1B: 7 2B: 2 3B: 0 HR: 0 | SF: 0 SAC: 0 DP: 4 HBP: 0 | WP: 1 PB: 0 CS: 0 | PA: 33 |
| PITCHER | IP WLS BF H R ER SO BB IBB HBP BLK WP HR S P ERA WHIP | | | | | | | | | | | | | | | | | | | |
| 28 Paul Maholm, L ERA: 4.74 | 7.2 W 29 8 1 1 5 2 0 0 0 0 0 75 110 1.17 1.304 | | | | | | | | | | | | | | | | | | | |
| 52 Joel Hanrahan, R ERA: 6.29 | 0.1 H 1 0 0 0 0 0 0 0 0 0 1 0 2 3 0.00 0.000 | | | | | | | | | | | | | | | | | | | |
| 55 Matt Capps, R ERA: 6.25 | 1.0 S 3 0 0 0 1 0 0 0 0 0 0 0 5 8 0.00 0.000 | | | | | | | | | | | | | | | | | | | |

| Batter | 1 | 2 | 3 | 4 | 5 | 6 | 7 | 8 | 9 | AB | R | H | RBI | BB | SO | LOB | BOTTOM | |
|---|---|----------------------------------|-------------------------------|----------------------------------|-------------------------------|----------------------------------|------------------------------|----------------------------------|------------------------------|----------------------------------|------------------------------|----------------------------------|------------------------------|---------------------------------|----------------------------------|------------------------------------|--|--------|
| 22 Andrew McCutchen, R OBP: 0.347, SLG: 0.485 | | | | | | | | | | 4 | 1 | 1 | 0 | 0 | 0 | 1 | Milwaukee Brewers @ Pittsburgh Pirates PNC Park, Pittsburgh, PA Wed Aug 19 2009, 7:05 PM EDT Att. 12,630 - Rain - 75 F | |
| 24 Delwyn Young, S OBP: 0.368, SLG: 0.443 | | | | | | | | | | 4 | 0 | 2 | 1 | 0 | 0 | 1 | | |
| 46 Garrett Jones, L OBP: 0.365, SLG: 0.622 | | | | | | | | | | 2 | 0 | 0 | 0 | 2 | 0 | 1 | | |
| 15 Andy LaRoche, R OBP: 0.337, SLG: 0.383 | | | | | | | | | | 4 | 0 | 0 | 0 | 0 | 1 | 5 | | |
| 41 Ryan Doumit, S OBP: 0.241, SLG: 0.388 | | | | | | | | | | 3 | 1 | 0 | 0 | 1 | 0 | 1 | | |
| 85 Lastings Milledge, R OBP: 0.260, SLG: 0.266 | | | | | | | | | | 3 | 0 | 0 | 0 | 0 | 1 | 1 | | |
| 44 Brandon Moss, L OBP: 0.304, SLG: 0.360 | | | | | | | | | | 3 | 0 | 0 | 0 | 0 | 3 | 1 | | |
| 5 Ronny Cedeno, R OBP: 0.237, SLG: 0.333 | | | | | | | | | | 3 | 1 | 1 | 2 | 0 | 0 | 0 | | |
| 28 Paul Maholm, L ERA: 3.56 | | | | | | | | | | 3 | 0 | 1 | 0 | 0 | 1 | 0 | | |
| 52 Joel Hanrahan, R ERA: 3.74 | | | | | | | | | | 0 | 0 | 0 | 0 | 0 | 0 | 0 | | |
| 55 Matt Capps, R ERA: 3.74 | | | | | | | | | | 0 | 0 | 0 | 0 | 0 | 0 | 0 | | |
| Inning Stats | R: 0 E: 0 K: 1 S: 11 | H: 0 LOB: 1 BB: 1 P: 22 | R: 2 E: 0 K: 1 S: 15 | H: 1 LOB: 0 BB: 1 P: 28 | R: 1 E: 0 K: 0 S: 14 | H: 2 LOB: 1 BB: 0 P: 23 | R: 0 E: 0 K: 1 S: 8 | H: 0 LOB: 0 BB: 0 P: 12 | R: 0 E: 0 K: 2 S: 7 | H: 0 LOB: 0 BB: 0 P: 12 | R: 0 E: 0 K: 0 S: 9 | H: 1 LOB: 1 BB: 0 P: 10 | R: 0 E: 1 K: 0 S: 5 | H: 0 LOB: 0 BB: 0 P: 8 | 1B: 1 2B: 3 3B: 0 HR: 1 | SF: 0 SAC: 0 DP: 1 HBP: 0 | WP: 1 PB: 0 CS: 0 | PA: 32 |
| PITCHER | IP WLS BF H R ER SO BB IBB HBP BLK WP HR S P ERA WHIP | | | | | | | | | | | | | | | | | |
| 49 Yovani Gallardo, R ERA: 3.56 | 6.0 L 25 4 3 3 0 0 2 1 0 0 0 0 64 116 4.50 1.000 | | | | | | | | | | | | | | | | | |
| 20 David Weathers, R ERA: 3.74 | 2.0 7 1 0 0 0 0 0 0 0 0 0 0 14 18 0.00 0.500 | | | | | | | | | | | | | | | | | |

| Batter | 1 | 2 | 3 | 4 | 5 | 6 | 7 | 8 | 9 | 10 | 11 | 12 | 13 | AB | R | H | RBI | BB | SO | LOB | TOP | | |
|--|---------------------------------------|--|--|--|--|--|--|--|-------------------------------|--|--|--|--|--|--|--|------------------------------|----------------------------------|-----------------------------------|------------------------------------|----------------------------------|--------|--|
| 6 Drew Stubbs, R OBP: 0.214, SLG: 0.346 | | | | | | | | | | | | | | 6 | 0 | 1 | 0 | 1 | 0 | 2 | | | |
| 7 Paul Janish, R OBP: 0.265, SLG: 0.264 | | | | | | | | | | | | | | 6 | 0 | 2 | 1 | 1 | 2 | 3 | | | |
| 19 Joey Votto, L OBP: 0.392, SLG: 0.538 | | | | | | | | | | | | | | 5 | 2 | 1 | 1 | 2 | 0 | 3 | | | |
| 4 Brandon Phillips, R OBP: 0.320, SLG: 0.442 | | | | | | | | | | | | | | 7 | 0 | 2 | 0 | 0 | 0 | 5 | | | |
| 27 Scott Rolen, R OBP: 0.369, SLG: 0.475 | | | | | | | | | | | | | | 7 | 2 | 4 | 1 | 0 | 0 | 2 | | | |
| 17 Laynce Nix, L OBP: 0.302, SLG: 0.480 | | | | | | | | | | | | | | 7 | 2 | 2 | 3 | 0 | 1 | 5 | | | |
| 31 Jonny Gomes, R OBP: 0.360, SLG: 0.569 | | | | | | | | | | | | | | 3 | 1 | 1 | 0 | 1 | 2 | 2 | | | |
| 16 Darnell McDonald, R OBP: 0.255, SLG: 0.233 | | | | | | | | | | | | | | 3 | 0 | 1 | 0 | 0 | 0 | 2 | | | |
| 37 Corky Miller, R OBP: 0.292, SLG: 0.295 | | | | | | | | | | | | | | 5 | 0 | 2 | 2 | 1 | 2 | 3 | | | |
| 41 Bronson Arroyo, R ERA: 4.43 | | | | | | | | | | | | | | 2 | 1 | 1 | 0 | 0 | 0 | 0 | | | |
| 40 Nick Masset, R ERA: 2.73 | | | | | | | | | | | | | | 1 | 0 | 0 | 0 | 0 | 0 | 0 | | | |
| 51 Jared Burton, R ERA: 5.48 | | | | | | | | | | | | | | 1 | 0 | 0 | 0 | 0 | 0 | 0 | | | |
| 40 Carlos Villanueva, L ERA: 6.1 | | | | | | | | | | | | | | 1 | 0 | 0 | 0 | 0 | 0 | 0 | | | |
| 47 Mike Burns, R ERA: 6.04 | | | | | | | | | | | | | | 1 | 0 | 0 | 0 | 0 | 0 | 0 | | | |
| 38 Chris Narveson, L ERA: 6.28 | | | | | | | | | | | | | | 1 | 0 | 0 | 0 | 0 | 0 | 0 | | | |
| Inning Stats | R: 0 E: 0 K: 0 S: 7 | H: 1 LOB: 1 BB: 1 P: 13 | R: 1 E: 0 K: 0 S: 15 | H: 2 LOB: 3 BB: 2 P: 27 | R: 1 E: 0 K: 1 S: 10 | H: 2 LOB: 2 BB: 1 P: 16 | R: 1 E: 0 K: 1 S: 10 | H: 2 LOB: 2 BB: 1 P: 20 | R: 2 E: 0 K: 3 S: 12 | H: 2 LOB: 0 BB: 0 P: 17 | R: 0 E: 0 K: 0 S: 8 | H: 0 LOB: 1 BB: 0 P: 11 | R: 0 E: 0 K: 1 S: 6 | H: 1 LOB: 1 BB: 0 P: 10 | R: 0 E: 0 K: 2 S: 14 | H: 0 LOB: 0 BB: 0 P: 11 | R: 2 E: 0 K: 0 S: 8 | H: 2 LOB: 0 BB: 0 P: 14 | 1B: 10 2B: 4 3B: 0 HR: 3 | SF: 0 SAC: 2 DP: 1 HBP: 0 | WP: 1 PB: 0 SB: 0 CS: 0 | PA: 61 | |
| PITCHER | IP WLS BF H R ER SO | 4.1 0.2 2.0 2.0 1.0 1.0 | 5.0 0.0 8.0 2.0 3.0 6.0 | 9.0 0.0 2.0 2.0 0.0 2.0 | 4.0 0.0 2.0 2.0 0.0 2.0 | 4.0 0.0 2.0 2.0 0.0 2.0 | 4.0 0.0 2.0 2.0 0.0 2.0 | 5.0 0.0 8.0 2.0 3.0 6.0 | 3.0 L 12 3 | 4.0 0.0 8.0 2.0 3.0 6.0 | 1.0 0.0 2.0 2.0 1.0 1.0 | 1.0 0.0 2.0 2.0 1.0 1.0 | 1.0 0.0 2.0 2.0 1.0 1.0 | 1.0 0.0 2.0 2.0 1.0 1.0 | 10.0 0.0 28.0 2.0 46.0 6.00 | 10.0 0.0 28.0 2.0 46.0 6.00 | 1.000 1.000 | 1.000 1.000 | | | | | |
| 37 Jeff Suppan, R ERA: 5.38 | | | | | | | | | | | | | | | | | | | | | | | |
| 45 Mark DeRubeis, R ERA: 3.4 | | | | | | | | | | | | | | | | | | | | | | | |
| 12 Carlos Villanueva, R ERA: 6.1 | | | | | | | | | | | | | | | | | | | | | | | |
| 47 Mike Burns, R ERA: 6.04 | | | | | | | | | | | | | | | | | | | | | | | |
| 38 Chris Narveson, L ERA: 6.28 | | | | | | | | | | | | | | | | | | | | | | | |

Cincinnati Reds @ Milwaukee Brewers
Miller Park, Milwaukee, WI
Tue Aug 25 2009, 7:05 PM CDT
Att: 29,481 - Roof Closed - 76 F

livebaseballscores.com

AB 53
R 8
H 17
RBI 8
BB 6
SO 9
LOB 30



| Batter | 1 | 2 | 3 | 4 | 5 | 6 | 7 | 8 | 9 | 10 | 11 | 12 | 13 | AB | R | H | RBI | BB | SO | LOB | BOTTOM | | | | | |
|---|---------------------------------------|----------------------------------|--|----------------------------------|---------------------------------|----------------------------------|---------------------------------|----------------------------------|-------------------------------|----------------------------------|---------------------------------|----------------------------------|---------------------------------|----------------------------------|-------------------------------------|-------------------------------------|------------------------------|---------------------------------|-------------------------------|----------------------------------|-------------------------------|----------------------------------|----------------------------------|------------------------------------|----------------------------------|--------|
| 3 Felipe Lopez, S OBP: 0.373, SLG: 0.440 | | | | | | | | | | | | | | 5 | 2 | 4 | 1 | 0 | 0 | 0 | | | | | | |
| 51 Trevor Hoffman, R (10.1) | | | | | | | | | | | | | | 0 | 0 | 0 | 0 | 0 | 0 | 0 | | | | | | |
| 60 Todd Coffey, R (11.1) | | | | | | | | | | | | | | 1 | 0 | 0 | 0 | 0 | 0 | 0 | | | | | | |
| 49 Yovani Gallardo, R (13. PH) OBP: 0.205, SLG: 0.340 | | | | | | | | | | | | | | 1 | 0 | 0 | 0 | 0 | 0 | 0 | | | | | | |
| 30 Craig Counsell, L OBP: 0.352, SLG: 0.406 | | | | | | | | | | | | | | 5 | 1 | 1 | 1 | 1 | 0 | 1 | | | | | | |
| 8 Ryan Braun, R OBP: 0.381, SLG: 0.559 | | | | | | | | | | | | | | 6 | 0 | 1 | 2 | 0 | 3 | 2 | | | | | | |
| 28 Prince Fielder, L OBP: 0.413, SLG: 0.588 | | | | | | | | | | | | | | 6 | 0 | 1 | 0 | 0 | 0 | 2 | | | | | | |
| 14 Casey McGehee, R OBP: 0.357, SLG: 0.492 | | | | | | | | | | | | | | 6 | 0 | 2 | 1 | 0 | 1 | 2 | | | | | | |
| 25 Mike Cameron, R OBP: 0.362, SLG: 0.456 | | | | | | | | | | | | | | 6 | 0 | 2 | 0 | 0 | 1 | 5 | | | | | | |
| 27 Frank Catalanotto, L OBP: 0.364, SLG: 0.381 | | | | | | | | | | | | | | 5 | 1 | 0 | 0 | 1 | 0 | 3 | | | | | | |
| 18 Jason Kendall, R OBP: 0.326, SLG: 0.292 | | | | | | | | | | | | | | 6 | 1 | 1 | 1 | 0 | 0 | 3 | | | | | | |
| 27 Jeff Suppan, R ERA: 5.38 | | | | | | | | | | | | | | 1 | 0 | 0 | 0 | 0 | 0 | 0 | | | | | | |
| 40 Nick Masset, R ERA: 2.73 | | | | | | | | | | | | | | 1 | 0 | 0 | 0 | 0 | 0 | 0 | | | | | | |
| 51 Jared Burton, R ERA: 5.48 | | | | | | | | | | | | | | 1 | 0 | 0 | 0 | 0 | 0 | 0 | | | | | | |
| 40 Carlos Villanueva, L ERA: 6.1 | | | | | | | | | | | | | | 1 | 0 | 0 | 0 | 0 | 0 | 0 | | | | | | |
| 47 Mike Burns, R ERA: 6.04 | | | | | | | | | | | | | | 1 | 0 | 0 | 0 | 0 | 0 | 0 | | | | | | |
| 38 Chris Narveson, L ERA: 6.28 | | | | | | | | | | | | | | 1 | 0 | 0 | 0 | 0 | 0 | 0 | | | | | | |
| Inning Stats | R: 0 E: 0 K: 0 S: 11 | H: 2 LOB: 1 BB: 0 P: 20 | R: 0 E: 0 K: 1 S: 6 | H: 0 LOB: 0 BB: 0 P: 11 | R: 1 E: 0 K: 1 S: 11 | H: 1 LOB: 0 BB: 1 P: 17 | R: 0 E: 0 K: 1 S: 9 | H: 0 LOB: 0 BB: 0 P: 13 | R: 0 E: 2 K: 0 S: 12 | H: 0 LOB: 2 BB: 2 P: 17 | R: 0 E: 0 K: 0 S: 12 | H: 1 LOB: 1 BB: 0 P: 16 | R: 0 E: 0 K: 1 S: 7 | H: 0 LOB: 0 BB: 0 P: 10 | R: 5 E: 1 K: 1 S: 21 | H: 5 LOB: 2 BB: 2 P: 40 | R: 0 E: 0 K: 0 S: 6 | H: 0 LOB: 0 BB: 0 P: 8 | R: 0 E: 0 K: 1 S: 10 | H: 1 LOB: 1 BB: 0 P: 17 | R: 0 E: 0 K: 0 S: 12 | H: 0 LOB: 0 BB: 0 P: 11 | 1B: 9 2B: 3 3B: 1 HR: 1 | SF: 0 SAC: 0 DP: 2 HBP: 0 | WP: 0 PB: 0 SB: 0 CS: 0 | PA: 55 |
| PITCHER | IP WLS BF H R ER SO | 7.0 1.0 0.1 0.0 0.0 | 2.0 0.0 4.0 1.0 3.0 2.0 | 6.0 0.0 1.0 0.0 0.0 | 1.0 0.0 3.0 2.0 0.0 | 1.0 0.0 3.0 2.0 0.0 | 1.0 0.0 3.0 2.0 0.0 | 1.0 0.0 3.0 2.0 0.0 | 2.0 W 7 1 | 0.0 0.0 0.0 0.0 0.0 | 0.0 0.0 0.0 0.0 0.0 | 0.0 0.0 0.0 0.0 0.0 | 0.0 0.0 0.0 0.0 0.0 | 0.0 0.0 0.0 0.0 0.0 | 16.0 0.0 21.0 28.0 0.00 | 16.0 0.0 21.0 28.0 0.00 | 0.000 0.000 | 0.000 0.000 | | | | | | | | |
| 61 Bronson Arroyo, R ERA: 4.43 | | | | | | | | | | | | | | | | | | | | | | | | | | |
| 40 Nick Masset, R ERA: 2.73 | | | | | | | | | | | | | | | | | | | | | | | | | | |
| 51 Jared Burton, R ERA: 5.48 | | | | | | | | | | | | | | | | | | | | | | | | | | |
| 40 Carlos Villanueva, L ERA: 6.1 | | | | | | | | | | | | | | | | | | | | | | | | | | |
| 47 Mike Burns, R ERA: 6.04 | | | | | | | | | | | | | | | | | | | | | | | | | | |
| 38 Chris Narveson, L ERA: 6.28 | | | | | | | | | | | | | | | | | | | | | | | | | | |

Cincinnati Reds @ Milwaukee Brewers
Miller Park, Milwaukee, WI
Tue Aug 25 2009, 7:05 PM CDT
Att: 29,481 - Roof Closed - 76 F

livebaseballscores.com

AB 52
R 6
H 12
RBI 6
BB 3
SO 7
LOB 18



| Batter | 1 | 2 | 3 | 4 | 5 | 6 | 7 | 8 | 9 | AB | R | H | RBI | BB | SO | LOB | TOP | | | | | | | |
|--|---|---|---|---|---|---|---|---|---|---|---|---|---|---|---|---|--|---|---|---|---|---|---|---|
| 6 Drew Stubbs, R OBP: 0.231, SLG: 0.324 | | | | | | | | | | 5 | 1 | 2 | 1 | 0 | 1 | 0 | Cincinnati Reds @ Milwaukee Brewers Miller Park, Milwaukee, WI Thu Aug 27 2009, 1:05 PM CDT Att: 31,091 - Roof Closed - 73 F | | | | | | | |
| 7 Paul Janish, R OBP: 0.302, SLG: 0.284 | | | | | | | | | | 4 | 2 | 2 | 2 | 1 | 1 | | | | | | | | | |
| 19 Joey Votto, L OBP: 0.400, SLG: 0.549 | | | | | | | | | | 4 | 2 | 3 | 2 | 1 | 1 | | | | | | | | | |
| 4 Brandon Phillips, R OBP: 0.316, SLG: 0.437 | | | | | | | | | | 5 | 1 | 1 | 1 | 0 | 0 | 3 | | | | | | | | |
| 27 Scott Rolen, R OBP: 0.368, SLG: 0.472 | | | | | | | | | | 4 | 0 | 1 | 2 | 0 | 1 | | | | | | | | | |
| 25 Vladimir Balentien, R OBP: 0.293, SLG: 0.354 | | | | | | | | | | 4 | 0 | 0 | 0 | 0 | 0 | 2 | | | | | | | | |
| 31 Jonny Gomes, R OBP: 0.214, SLG: 0.231 | | | | | | | | | | 4 | 1 | 1 | 0 | 0 | 2 | 0 | | | | | | | | |
| 16 Darrell McDonald, R OBP: 0.271, SLG: 0.273 | | | | | | | | | | 4 | 0 | 0 | 0 | 0 | 0 | 1 | | | | | | | | |
| 30 Craig Tatum, R OBP: 0.204, SLG: 0.116 | | | | | | | | | | 4 | 0 | 0 | 0 | 0 | 0 | 1 | | | | | | | | |
| 62 Justin Lehr, R OBP: 0.214, SLG: 0.231 | | | | | | | | | | 2 | 1 | 0 | 0 | 1 | 1 | 0 | | | | | | | | |
| 51 Jared Burton, R OBP: 0.271, SLG: 0.273 | | | | | | | | | | 0 | 0 | 0 | 0 | 0 | 0 | 0 | | | | | | | | |
| 48 Francisco Cordero, R OBP: 0.271, SLG: 0.273 | | | | | | | | | | 0 | 0 | 0 | 0 | 0 | 0 | 0 | | | | | | | | |
| Inning Stats | R: 0 H: 0 E: 0 K: 1 S: 8 | H: 0 LOB: 1 BB: 1 P: 17 | R: 0 H: 0 E: 0 K: 1 S: 11 | H: 0 LOB: 0 BB: 0 P: 15 | R: 0 H: 0 E: 0 K: 1 S: 11 | H: 0 LOB: 0 BB: 0 P: 16 | R: 1 H: 2 E: 0 K: 0 S: 12 | H: 2 LOB: 1 BB: 0 P: 19 | R: 5 H: 4 E: 0 K: 0 S: 21 | H: 4 LOB: 1 BB: 2 P: 35 | R: 1 H: 2 E: 0 K: 1 S: 12 | H: 2 LOB: 1 BB: 0 P: 18 | R: 1 H: 1 E: 0 K: 1 S: 11 | H: 1 LOB: 0 BB: 0 P: 17 | R: 0 H: 0 E: 0 K: 1 S: 8 | H: 0 LOB: 0 BB: 0 P: 10 | R: 0 H: 1 E: 0 K: 1 S: 8 | H: 1 LOB: 1 BB: 0 P: 13 | 1B: 5 2B: 4 3B: 0 HR: 1 | SF: 0 SAC: 1 DP: 0 HBP: 0 | WP: 0 PB: 0 SB: 0 CS: 0 | PA: 40 | | |
| PITCHER | IP WLS BF H R ER SO BB IBB HBP BLK WP HR S P ERA WHIP | IP WLS BF H R ER SO BB IBB HBP BLK WP HR S P ERA WHIP | IP WLS BF H R ER SO BB IBB HBP BLK WP HR S P ERA WHIP | IP WLS BF H R ER SO BB IBB HBP BLK WP HR S P ERA WHIP | IP WLS BF H R ER SO BB IBB HBP BLK WP HR S P ERA WHIP | IP WLS BF H R ER SO BB IBB HBP BLK WP HR S P ERA WHIP | IP WLS BF H R ER SO BB IBB HBP BLK WP HR S P ERA WHIP | IP WLS BF H R ER SO BB IBB HBP BLK WP HR S P ERA WHIP | IP WLS BF H R ER SO BB IBB HBP BLK WP HR S P ERA WHIP | IP WLS BF H R ER SO BB IBB HBP BLK WP HR S P ERA WHIP | IP WLS BF H R ER SO BB IBB HBP BLK WP HR S P ERA WHIP | IP WLS BF H R ER SO BB IBB HBP BLK WP HR S P ERA WHIP | IP WLS BF H R ER SO BB IBB HBP BLK WP HR S P ERA WHIP | IP WLS BF H R ER SO BB IBB HBP BLK WP HR S P ERA WHIP | IP WLS BF H R ER SO BB IBB HBP BLK WP HR S P ERA WHIP | IP WLS BF H R ER SO BB IBB HBP BLK WP HR S P ERA WHIP | IP WLS BF H R ER SO BB IBB HBP BLK WP HR S P ERA WHIP | IP WLS BF H R ER SO BB IBB HBP BLK WP HR S P ERA WHIP | IP WLS BF H R ER SO BB IBB HBP BLK WP HR S P ERA WHIP | IP WLS BF H R ER SO BB IBB HBP BLK WP HR S P ERA WHIP | IP WLS BF H R ER SO BB IBB HBP BLK WP HR S P ERA WHIP | IP WLS BF H R ER SO BB IBB HBP BLK WP HR S P ERA WHIP | IP WLS BF H R ER SO BB IBB HBP BLK WP HR S P ERA WHIP | IP WLS BF H R ER SO BB IBB HBP BLK WP HR S P ERA WHIP |

| | |
|-----|----|
| AB | 36 |
| R | 8 |
| H | 10 |
| RBI | 8 |
| BB | 3 |
| SO | 7 |
| LOB | 9 |



| Batter | 1 | 2 | 3 | 4 | 5 | 6 | 7 | 8 | 9 | AB | R | H | RBI | BB | SO | LOB | BOTTOM | | | | | | |
|---|---|---|---|---|---|---|---|---|---|---|---|---|---|---|---|---|--|---|---|---|---|---|---|
| 3 Felipe Lopez, S OBP: 0.375, SLG: 0.442 | | | | | | | | | | 5 | 0 | 2 | 0 | 0 | 1 | 1 | Cincinnati Reds @ Milwaukee Brewers Miller Park, Milwaukee, WI Thu Aug 27 2009, 1:05 PM CDT Att: 31,091 - Roof Closed - 73 F | | | | | | |
| 22 Jody Gerut, L OBP: 0.260, SLG: 0.356 | | | | | | | | | | 3 | 1 | 0 | 0 | 2 | 0 | 2 | | | | | | | |
| 8 Ryan Braun, R OBP: 0.383, SLG: 0.558 | | | | | | | | | | 5 | 1 | 1 | 0 | 0 | 1 | 4 | | | | | | | |
| 28 Prince Fielder, L OBP: 0.416, SLG: 0.598 | | | | | | | | | 3 | 1 | 1 | 3 | 1 | 1 | 0 | | | | | | | | |
| 14 Casey McGehee, R OBP: 0.353, SLG: 0.478 | | | | | | | | | 3 | 1 | 0 | 0 | 1 | 1 | 1 | | | | | | | | |
| 25 Mike Cameron, R OBP: 0.380, SLG: 0.461 | | | | | | | | | 4 | 1 | 2 | 2 | 0 | 2 | 1 | | | | | | | | |
| 11 Mike Rivera, R OBP: 0.354, SLG: 0.386 | | | | | | | | | 4 | 0 | 1 | 0 | 0 | 2 | 1 | | | | | | | | |
| 31 Dave Bush, R OBP: 0.231, SLG: 0.130 | | | | | | | | | 2 | 0 | 0 | 0 | 0 | 1 | 3 | | | | | | | | |
| 45 Mark DiFelice, R ERA: 3.97 | | | | | | | | | 0 | 0 | 0 | 0 | 0 | 0 | 0 | | | | | | | | |
| 27 Frank Catalanotto, L OBP: 0.358, SLG: 0.374 | | | | | | | | | 0 | 0 | 0 | 0 | 0 | 0 | 0 | | | | | | | | |
| 38 Chris Narveson, L ERA: 5.71 | | | | | | | | | 0 | 0 | 0 | 0 | 0 | 0 | 0 | | | | | | | | |
| 30 Craig Counsell, L OBP: 0.355, SLG: 0.409 | | | | | | | | | 0 | 0 | 0 | 0 | 1 | 0 | 0 | | | | | | | | |
| 21 Alcides Escobar, R OBP: 0.273, SLG: 0.333 | | | | | | | | | 4 | 0 | 0 | 0 | 0 | 0 | 1 | | | | | | | | |
| Inning Stats | R: 4 H: 3 E: 0 K: 0 S: 13 | H: 1 LOB: 1 BB: 2 P: 25 | R: 0 H: 1 E: 0 K: 2 S: 14 | H: 1 LOB: 2 BB: 1 P: 21 | R: 0 H: 0 E: 0 K: 1 S: 9 | H: 0 LOB: 0 BB: 0 P: 11 | R: 0 H: 0 E: 0 K: 0 S: 7 | H: 0 LOB: 0 BB: 0 P: 10 | R: 0 H: 0 E: 0 K: 2 S: 9 | H: 0 LOB: 0 BB: 0 P: 12 | R: 0 H: 1 E: 0 K: 0 S: 6 | H: 1 LOB: 1 BB: 0 P: 12 | R: 1 H: 1 E: 0 K: 3 S: 10 | H: 1 LOB: 0 BB: 0 P: 14 | R: 0 H: 0 E: 0 K: 1 S: 16 | H: 0 LOB: 2 BB: 2 P: 28 | 1B: 2 2B: 3 3B: 0 HR: 2 | SF: 0 SAC: 0 DP: 0 HBP: 0 | WP: 0 PB: 0 SB: 0 CS: 0 | PA: 39 | | | |
| PITCHER | IP WLS BF H R ER SO BB IBB HBP BLK WP HR S P ERA WHIP | IP WLS BF H R ER SO BB IBB HBP BLK WP HR S P ERA WHIP | IP WLS BF H R ER SO BB IBB HBP BLK WP HR S P ERA WHIP | IP WLS BF H R ER SO BB IBB HBP BLK WP HR S P ERA WHIP | IP WLS BF H R ER SO BB IBB HBP BLK WP HR S P ERA WHIP | IP WLS BF H R ER SO BB IBB HBP BLK WP HR S P ERA WHIP | IP WLS BF H R ER SO BB IBB HBP BLK WP HR S P ERA WHIP | IP WLS BF H R ER SO BB IBB HBP BLK WP HR S P ERA WHIP | IP WLS BF H R ER SO BB IBB HBP BLK WP HR S P ERA WHIP | IP WLS BF H R ER SO BB IBB HBP BLK WP HR S P ERA WHIP | IP WLS BF H R ER SO BB IBB HBP BLK WP HR S P ERA WHIP | IP WLS BF H R ER SO BB IBB HBP BLK WP HR S P ERA WHIP | IP WLS BF H R ER SO BB IBB HBP BLK WP HR S P ERA WHIP | IP WLS BF H R ER SO BB IBB HBP BLK WP HR S P ERA WHIP | IP WLS BF H R ER SO BB IBB HBP BLK WP HR S P ERA WHIP | IP WLS BF H R ER SO BB IBB HBP BLK WP HR S P ERA WHIP | IP WLS BF H R ER SO BB IBB HBP BLK WP HR S P ERA WHIP | IP WLS BF H R ER SO BB IBB HBP BLK WP HR S P ERA WHIP | IP WLS BF H R ER SO BB IBB HBP BLK WP HR S P ERA WHIP | IP WLS BF H R ER SO BB IBB HBP BLK WP HR S P ERA WHIP | IP WLS BF H R ER SO BB IBB HBP BLK WP HR S P ERA WHIP | IP WLS BF H R ER SO BB IBB HBP BLK WP HR S P ERA WHIP | IP WLS BF H R ER SO BB IBB HBP BLK WP HR S P ERA WHIP |



| Batter | 1 | 2 | 3 | 4 | 5 | 6 | 7 | 8 | 9 | AB | R | H | RBI | BB | SO | LOB | TOP | | | | | | |
|---|---|---|---|---|------------------------------|---|---|---|---|----------------------------------|---|---|---|---|-------------------------------|---|---|---|---|----------------------------------|------------------------------------|----------------------------------|--------|
| 22 Andrew McCutchen, R (1.8) OBP: 0.364, SLG: 0.502 | | | | | | | | | | 5 | 1 | 3 | 4 | 0 | 1 | 1 | | | | | | | |
| 24 Delwyn Young, S (1.4) OBP: 0.356, SLG: 0.430 | | | | | | | | | | 5 | 0 | 1 | 0 | 0 | 2 | 2 | | | | | | | |
| 46 Garrett Jones, L (1.9) OBP: 0.349, SLG: 0.598 | | | | | | | | | | 5 | 0 | 1 | 0 | 0 | 1 | 4 | | | | | | | |
| 15 Andy LaRoche, R (1.5) OBP: 0.330, SLG: 0.369 | | | | | | | | | | 4 | 0 | 1 | 0 | 1 | 1 | 2 | | | | | | | |
| 41 Ryan Doumit, S (1.2) OBP: 0.255, SLG: 0.406 | | | | | | | | | | | 3 | 1 | 0 | 0 | 0 | 0 | 4 | | | | | | |
| 35 Jason Jaramillo, S (5.2) OBP: 0.314, SLG: 0.379 | | | | | | | | | | 2 | 0 | 0 | 0 | 0 | 1 | 1 | | | | | | | |
| 85 Lastings Milledge, R (1.7) OBP: 0.391, SLG: 0.348 | | | | | | | | | | 3 | 2 | 2 | 0 | 1 | 0 | 0 | | | | | | | |
| 51 Steve Pearce, R (1.3) OBP: 0.319, SLG: 0.423 | | | | | | | | | | 3 | 1 | 1 | 2 | 1 | 0 | 1 | | | | | | | |
| 36 Luis Alfonso Cruz, R (1.6) OBP: 0.281, SLG: 0.185 | | | | | | | | | | 3 | 0 | 0 | 0 | 0 | 0 | 3 | | | | | | | |
| 57 Zach Duke, L (1.1) ERA: 6.66 | | | | | | | | | | 1 | 0 | 0 | 0 | 0 | 0 | 0 | 0 | | | | | | |
| 34 Chris Bootcheck, R (4.1) ERA: 3.4 | | | | | | | | | | 0 | 0 | 0 | 0 | 0 | 0 | 0 | | | | | | | |
| 10 Brian Bixler, R (6. PH) ERA: 5.74 | | | | | | | | | | 0 | 0 | 0 | 0 | 0 | 0 | 0 | | | | | | | |
| 58 Steven Jackson, R (6.1) ERA: 3.94 | | | | | | | | | | 0 | 0 | 0 | 0 | 0 | 0 | 0 | | | | | | | |
| 52 Joel Hanrahan, R (7.1) ERA: 5.74 | | | | | | | | | | 0 | 0 | 0 | 0 | 0 | 0 | 0 | | | | | | | |
| 5 Ronny Cedeno, R (8. PH) ERA: 1.8 | | | | | | | | | | 0 | 0 | 0 | 0 | 0 | 0 | 0 | | | | | | | |
| 54 Denny Bautista, R (8.1) ERA: 1.8 | | | | | | | | | | 0 | 0 | 0 | 0 | 0 | 0 | 0 | | | | | | | |
| Inning Stats | R: 0 E: 0 K: 0 S: 10 | H: 2 LOB: 2 BB: 1 P: 18 | R: 2 E: 0 K: 1 S: 15 | H: 2 LOB: 2 BB: 2 P: 24 | R: 2 E: 0 K: 0 S: 8 | H: 3 LOB: 1 BB: 0 P: 15 | R: 0 E: 0 K: 1 S: 7 | H: 1 LOB: 1 BB: 0 P: 14 | R: 0 E: 0 K: 0 S: 5 | H: 0 LOB: 0 BB: 1 P: 11 | R: 2 E: 0 K: 0 S: 9 | H: 2 LOB: 0 BB: 0 P: 15 | R: 0 E: 0 K: 0 S: 7 | H: 0 LOB: 1 BB: 0 P: 16 | R: 0 E: 1 K: 3 S: 14 | H: 0 LOB: 1 BB: 0 P: 21 | 1B: 5 2B: 4 3B: 0 HR: 1 | SF: 0 SAC: 0 DP: 2 HBP: 1 | WP: 0 PB: 0 SB: 0 CS: 0 | PA: 41 | | | |
| PITCHER | IP: 6.0 WLS: W BF: 30 H: 10 R: 6 ER: 6 SO: 2 BB: 3 IBB: 1 HBP: 0 BLK: 0 WP: 0 HR: 1 S: 54 P: 97 ERA: 9.00 WHIP: 2.167 | IP: 1.2 WLS: H BF: 6 H: 0 R: 0 ER: 0 SO: 0 BB: 0 IBB: 0 HBP: 1 BLK: 0 WP: 0 HR: 0 S: 11 P: 20 ERA: 0.00 WHIP: 0.000 | IP: 0.1 WLS: H BF: 1 H: 0 R: 0 ER: 0 SO: 1 BB: 0 IBB: 0 HBP: 0 BLK: 0 WP: 0 HR: 0 S: 6 P: 6 ERA: 0.00 WHIP: 0.000 | IP: 1.0 WLS: S BF: 4 H: 0 R: 0 ER: 0 SO: 3 BB: 0 IBB: 0 HBP: 0 BLK: 0 WP: 0 HR: 0 S: 14 P: 21 ERA: 0.00 WHIP: 0.000 | PITCHER | IP: 6.0 WLS: W BF: 30 H: 10 R: 6 ER: 6 SO: 2 BB: 3 IBB: 1 HBP: 0 BLK: 0 WP: 0 HR: 1 S: 54 P: 97 ERA: 9.00 WHIP: 2.167 | IP: 1.2 WLS: H BF: 6 H: 0 R: 0 ER: 0 SO: 0 BB: 0 IBB: 0 HBP: 1 BLK: 0 WP: 0 HR: 0 S: 11 P: 20 ERA: 0.00 WHIP: 0.000 | IP: 0.1 WLS: H BF: 1 H: 0 R: 0 ER: 0 SO: 1 BB: 0 IBB: 0 HBP: 0 BLK: 0 WP: 0 HR: 0 S: 6 P: 6 ERA: 0.00 WHIP: 0.000 | IP: 1.0 WLS: S BF: 4 H: 0 R: 0 ER: 0 SO: 3 BB: 0 IBB: 0 HBP: 0 BLK: 0 WP: 0 HR: 0 S: 14 P: 21 ERA: 0.00 WHIP: 0.000 | PITCHER | IP: 6.0 WLS: W BF: 30 H: 10 R: 6 ER: 6 SO: 2 BB: 3 IBB: 1 HBP: 0 BLK: 0 WP: 0 HR: 1 S: 54 P: 97 ERA: 9.00 WHIP: 2.167 | IP: 1.2 WLS: H BF: 6 H: 0 R: 0 ER: 0 SO: 0 BB: 0 IBB: 0 HBP: 1 BLK: 0 WP: 0 HR: 0 S: 11 P: 20 ERA: 0.00 WHIP: 0.000 | IP: 0.1 WLS: H BF: 1 H: 0 R: 0 ER: 0 SO: 1 BB: 0 IBB: 0 HBP: 0 BLK: 0 WP: 0 HR: 0 S: 6 P: 6 ERA: 0.00 WHIP: 0.000 | IP: 1.0 WLS: S BF: 4 H: 0 R: 0 ER: 0 SO: 3 BB: 0 IBB: 0 HBP: 0 BLK: 0 WP: 0 HR: 0 S: 14 P: 21 ERA: 0.00 WHIP: 0.000 | PITCHER | IP: 6.0 WLS: W BF: 30 H: 10 R: 6 ER: 6 SO: 2 BB: 3 IBB: 1 HBP: 0 BLK: 0 WP: 0 HR: 1 S: 54 P: 97 ERA: 9.00 WHIP: 2.167 | IP: 1.2 WLS: H BF: 6 H: 0 R: 0 ER: 0 SO: 0 BB: 0 IBB: 0 HBP: 1 BLK: 0 WP: 0 HR: 0 S: 11 P: 20 ERA: 0.00 WHIP: 0.000 | IP: 0.1 WLS: H BF: 1 H: 0 R: 0 ER: 0 SO: 1 BB: 0 IBB: 0 HBP: 0 BLK: 0 WP: 0 HR: 0 S: 6 P: 6 ERA: 0.00 WHIP: 0.000 | IP: 1.0 WLS: S BF: 4 H: 0 R: 0 ER: 0 SO: 3 BB: 0 IBB: 0 HBP: 0 BLK: 0 WP: 0 HR: 0 S: 14 P: 21 ERA: 0.00 WHIP: 0.000 | 1B: 5 2B: 4 3B: 0 HR: 1 | SF: 0 SAC: 0 DP: 2 HBP: 1 | WP: 0 PB: 0 SB: 0 CS: 0 | PA: 41 |

Pittsburgh Pirates @ Milwaukee Brewers
Miller Park, Milwaukee, WI
Fri Aug 28 2009, 7:05 PM CDT
Att: 34,438 - Clear - 68 F

livebaseballscorecards.com

AB 36
R 6
H 10
RBI 6
BB 4
SO 6
LOB 20

| Batter | 1 | 2 | 3 | 4 | 5 | 6 | 7 | 8 | 9 | AB | R | H | RBI | BB | SO | LOB | BOTTOM |
|---|---|---|---|---|---|---|---|---|---|----|---|---|-----|----|----|-----|--------|
| 3 Felipe Lopez, S (1.4) OBP: 0.376, SLG: 0.439 | | | | | | | | | | 4 | 0 | 0 | 0 | 0 | 0 | 5 | |
| 16 Jason Bourgeois, R (1.9) OBP: 0.353, SLG: 0.500 | | | | | | | | | | 4 | 2 | 2 | 1 | 0 | 0 | 1 | |
| 20 David Weathers, R (7.1) ERA: 3.4 | | | | | | | | | | 0 | 0 | 0 | 0 | 0 | 0 | 0 | |
| 60 Todd Coffey, R (8.1) ERA: 2.65 | | | | | | | | | | 4 | 2 | 2 | 1 | 0 | 0 | 1 | |
| 51 Trevor Hoffman, R (9.1) ERA: 1.8 | | | | | | | | | | 4 | 2 | 2 | 1 | 0 | 0 | 1 | |
| 8 Ryan Braun, R (1.7) OBP: 0.384, SLG: 0.564 | | | | | | | | | | 4 | 2 | 2 | 1 | 0 | 0 | 1 | |
| 28 Prince Fielder, L (1.3) OBP: 0.416, SLG: 0.603 | | | | | | | | | | 3 | 1 | 1 | 3 | 1 | 0 | 0 | |
| 14 Casey McGehee, R (1.5) OBP: 0.351, SLG: 0.474 | | | | | | | | | | 4 | 0 | 1 | 0 | 0 | 1 | 1 | |
| 30 Craig Counsell, L (9.5) OBP: 0.355, SLG: 0.409 | | | | | | | | | | 0 | 0 | 0 | 0 | 0 | 0 | 0 | |
| 25 Mike Cameron, R (1.8) OBP: 0.381, SLG: 0.463 | | | | | | | | | | 4 | 2 | 2 | 0 | 0 | 2 | 0 | |
| 18 Jason Kendall, R (1.2) OBP: 0.332, SLG: 0.292 | | | | | | | | | | 3 | 1 | 1 | 0 | 1 | 0 | 0 | |
| 21 Alcides Escobar, R (1.6) OBP: 0.292, SLG: 0.348 | | | | | | | | | | 4 | 0 | 2 | 2 | 0 | 1 | 0 | |
| 26 Manny Parra, L (1.1) OBP: 0.190, SLG: 0.205 | | | | | | | | | | | | | | | | | |

| Batter | 1 | 2 | 3 | 4 | 5 | 6 | 7 | 8 | 9 | AB | R | H | RBI | BB | SO | LOB | TOP | | | | | |
|---|-------------------------------|----------------------------------|-------------------------------|----------------------------------|------------------------------|----------------------------------|-------------------------------|----------------------------------|-------------------------------|----------------------------------|------------------------------|---------------------------------|------------------------------|----------------------------------|-------------------------------|----------------------------------|-------------------------------|----------------------------------|----------------------------------|------------------------------------|----------------------------------|--------|
| 22 Andrew McCutchen, R OBP: 0.362, SLG: 0.500 | | | | | | | | | | 5 | 0 | 1 | 0 | 0 | 1 | 2 | | | | | | |
| 24 Delwyn Young, S OBP: 0.355, SLG: 0.431 | | | | | | | | | | 4 | 1 | 1 | 1 | 0 | 2 | 1 | | | | | | |
| 46 Garrett Jones, L OBP: 0.352, SLG: 0.594 | | | | | | | | | | 3 | 0 | 1 | 0 | 1 | 0 | 1 | | | | | | |
| 15 Andy LaRoche, R OBP: 0.329, SLG: 0.375 | | | | | | | | | | 4 | 1 | 1 | 2 | 0 | 0 | 3 | | | | | | |
| 51 Steve Pearce, R OBP: 0.317, SLG: 0.417 | | | | | | | | | | 4 | 0 | 1 | 0 | 0 | 1 | 3 | | | | | | |
| 85 Lastings Milledge, R OBP: 0.307, SLG: 0.363 | | | | | | | | | | 4 | 0 | 2 | 0 | 0 | 1 | 1 | | | | | | |
| 35 Jason Jaramillo, S OBP: 0.312, SLG: 0.372 | | | | | | | | | | 3 | 0 | 0 | 0 | 1 | 0 | 1 | | | | | | |
| 10 Brian Bixler, R OBP: 0.257, SLG: 0.364 | | | | | | | | | | 3 | 0 | 0 | 0 | 0 | 3 | 4 | | | | | | |
| 5 Ronny Cedeno, R OBP: 0.242, SLG: 0.344 | | | | | | | | | | 1 | 0 | 1 | 0 | 0 | 0 | 0 | | | | | | |
| 25 Kevin Hart, R OBP: 0.368, SLG: 0.250 | | | | | | | | | | 1 | 1 | 0 | 0 | 1 | 1 | 0 | | | | | | |
| 5 Ramon Vazquez, L OBP: 0.353, SLG: 0.297 | | | | | | | | | | 1 | 0 | 0 | 0 | 0 | 1 | 0 | | | | | | |
| 32 Phil Dumatrai, R OBP: 0.303, SLG: 0.367 | | | | | | | | | | 0 | 0 | 0 | 0 | 0 | 0 | 0 | | | | | | |
| 58 Steven Jackson, R OBP: 0.303, SLG: 0.367 | | | | | | | | | | 0 | 0 | 0 | 0 | 0 | 0 | 0 | | | | | | |
| 44 Brandon Moss, L OBP: 0.303, SLG: 0.367 | | | | | | | | | | 1 | 0 | 0 | 0 | 0 | 0 | 1 | | | | | | |
| Inning Stats | R: 0 E: 0 K: 1 S: 12 | H: 1 LOB: 2 BB: 1 P: 23 | R: 0 E: 0 K: 2 S: 10 | H: 0 LOB: 0 BB: 0 P: 17 | R: 0 E: 0 K: 2 S: 8 | H: 0 LOB: 0 BB: 0 P: 12 | R: 0 E: 0 K: 1 S: 13 | H: 2 LOB: 3 BB: 1 P: 24 | R: 3 E: 0 K: 1 S: 17 | H: 2 LOB: 0 BB: 1 P: 28 | R: 0 E: 0 K: 1 S: 7 | H: 1 LOB: 0 BB: 0 P: 9 | R: 0 E: 0 K: 1 S: 9 | H: 0 LOB: 0 BB: 0 P: 14 | R: 0 E: 0 K: 0 S: 14 | H: 1 LOB: 1 BB: 0 P: 20 | R: 0 E: 0 K: 1 S: 14 | H: 1 LOB: 1 BB: 0 P: 19 | 1B: 4 2B: 3 3B: 0 HR: 1 | SF: 0 SAC: 0 DP: 0 HBP: 0 | WP: 0 PB: 0 SB: 0 CS: 1 | PA: 37 |
| PITCHER | IP | WLS | BF | H | R | ER | SO | BB | IBB | HBP | BLK | WP | HR | S | P | ERA | WHIP | | | | | |
| 49 Yovani Gallardo, R ERA: 3.56 | (1, 1) | 5.0 | 23 | 5 | 3 | 3 | 7 | 3 | 0 | 0 | 0 | 0 | 1 | 60 | 104 | 5.40 | 1.600 | | | | | |
| 50 Claudio Vargas, R ERA: 2.49 | (6, 1) | 1.0 | W | 3 | 1 | 0 | 1 | 0 | 0 | 0 | 0 | 0 | 0 | 7 | 9 | 0.00 | 1.000 | | | | | |
| 20 David Weathers, R ERA: 3.33 | (7, 1) | 1.0 | H | 3 | 0 | 0 | 1 | 0 | 0 | 0 | 0 | 0 | 0 | 9 | 14 | 0.00 | 0.000 | | | | | |
| 60 Todd Coffey, R ERA: 2.61 | (8, 1) | 1.0 | H | 4 | 1 | 0 | 0 | 0 | 0 | 0 | 0 | 0 | 0 | 14 | 24 | 0.00 | 1.000 | | | | | |
| 12 Carlos Villanueva, R ERA: 6.01 | (9, 1) | 1.0 | | 4 | 1 | 0 | 0 | 1 | 0 | 0 | 0 | 0 | 0 | 14 | 19 | 0.00 | 1.000 | | | | | |

Pittsburgh Pirates @ Milwaukee Brewers
Miller Park, Milwaukee, WI
Sat Aug 29 2009, 6:05 PM CDT
Att: 41,773 - Roof Closed - 69 F

AB 34
R 3
H 8
RBI 3
BB 3
SO 10
LOB 17



| Batter | 1 | 2 | 3 | 4 | 5 | 6 | 7 | 8 | 9 | AB | R | H | RBI | BB | SO | LOB | BOTTOM | | | | | |
|---|------------------------------|----------------------------------|------------------------------|----------------------------------|-------------------------------|----------------------------------|-------------------------------|----------------------------------|------------------------------|----------------------------------|-------------------------------|----------------------------------|-------------------------------|----------------------------------|-------------------------------|----------------------------------|----------------------------------|------------------------------------|----------------------------------|--------|--|--|
| 3 Felipe Lopez, S OBP: 0.372, SLG: 0.434 | | | | | | | | | | 5 | 2 | 0 | 1 | 0 | 0 | 3 | | | | | | |
| 30 Craig Counsell, L OBP: 0.359, SLG: 0.419 | | | | | | | | | | 4 | 1 | 3 | 0 | 0 | 0 | 0 | | | | | | |
| 8 Ryan Braun, R OBP: 0.383, SLG: 0.562 | | | | | | | | | | 2 | 0 | 0 | 1 | 0 | 0 | 1 | | | | | | |
| 28 Prince Fielder, L OBP: 0.415, SLG: 0.599 | | | | | | | | | | 3 | 0 | 0 | 1 | 1 | 1 | 0 | | | | | | |
| 25 Mike Cameron, R OBP: 0.358, SLG: 0.459 | | | | | | | | | | 4 | 0 | 0 | 0 | 0 | 3 | 3 | | | | | | |
| 27 Frank Catalanotto, L OBP: 0.354, SLG: 0.387 | | | | | | | | | | 4 | 1 | 1 | 0 | 0 | 0 | 0 | | | | | | |
| 18 Jason Kendall, R OBP: 0.336, SLG: 0.298 | | | | | | | | | | 3 | 2 | 2 | 0 | 1 | 0 | 1 | | | | | | |
| 21 Alcides Escobar, R OBP: 0.327, SLG: 0.367 | | | | | | | | | | 3 | 1 | 2 | 1 | 0 | 0 | 1 | | | | | | |
| 49 Yovani Gallardo, R OBP: 0.220, SLG: 0.337 | (1, 1) | 6.0 | L | 28 | 5 | 4 | 4 | 2 | 0 | 2 | 0 | 0 | 0 | 0 | 0 | 13 | | | | | | |
| 50 Claudio Vargas, R ERA: 2.49 | (6, 1) | 1.0 | | 4 | 1 | 1 | 1 | 0 | 0 | 0 | 0 | 0 | 0 | 0 | 0 | 0 | | | | | | |
| 22 Jody Gerut, L OBP: 0.266, SLG: 0.366 | (6, PH) | 1.0 | | 4 | 1 | 1 | 1 | 0 | 0 | 0 | 0 | 0 | 0 | 0 | 0 | 0 | | | | | | |
| 20 David Weathers, R ERA: 3.33 | (7, 1) | 1.0 | | 4 | 1 | 1 | 1 | 0 | 0 | 0 | 0 | 0 | 0 | 0 | 0 | 0 | | | | | | |
| 60 Todd Coffey, R ERA: 2.61 | (8, 1) | 1.0 | | 4 | 1 | 1 | 1 | 0 | 0 | 0 | 0 | 0 | 0 | 0 | 0 | 0 | | | | | | |
| 14 Casey McGehee, R OBP: 0.266, SLG: 0.366 | (8, PH) | 1.0 | | 4 | 1 | 1 | 1 | 0 | 0 | 0 | 0 | 0 | 0 | 0 | 0 | 0 | | | | | | |
| 12 Carlos Villanueva, R ERA: 6.01 | (9, 1) | 1.0 | | 4 | 1 | 1 | 1 | 0 | 0 | 0 | 0 | 0 | 0 | 0 | 0 | 0 | | | | | | |
| Inning Stats | R: 0 E: 0 K: 0 S: 9 | H: 0 LOB: 0 BB: 0 P: 15 | R: 0 E: 0 K: 0 S: 8 | H: 0 LOB: 0 BB: 0 P: 12 | R: 2 E: 0 K: 1 S: 17 | H: 2 LOB: 3 BB: 1 P: 32 | R: 0 E: 0 K: 1 S: 10 | H: 0 LOB: 1 BB: 1 P: 20 | R: 1 E: 0 K: 1 S: 9 | H: 1 LOB: 0 BB: 0 P: 14 | R: 2 E: 0 K: 1 S: 14 | H: 3 LOB: 1 BB: 0 P: 25 | R: 1 E: 0 K: 1 S: 11 | H: 1 LOB: 0 BB: 0 P: 18 | R: 1 E: 0 K: 0 S: 12 | H: 2 LOB: 1 BB: 0 P: 16 | 1B: 5 2B: 2 3B: 2 HR: 0 | SF: 1 SAC: 0 DP: 1 HBP: 2 | WP: 1 PB: 0 SB: 1 CS: 0 | PA: 37 | | |
| PITCHER | IP | WLS | BF | H | R | ER | SO | BB | IBB | HBP | BLK | WP | HR | S | P | ERA | WHIP | | | | | |
| 25 Kevin Hart, R ERA: 4.34 | (1, 1) | 6.0 | L | 28 | 5 | 4 | 4 | 2 | 0 | 2 | 0 | 0 | 0 | 0 | 0 | 13.333 | | | | | | |
| 32 Phil Dumatrai, L ERA: 4.91 | (7, 1) | 1.0 | | 4 | 1 | 1 | 1 | 0 | 0 | 0 | 0 | 0 | 0 | 11 | 18 | 9.00 | 1.000 | | | | | |
| 58 Steven Jackson, R ERA: 4.11 | (8, 1) | 1.0 | | 4 | 1 | 1 | 1 | 0 | 0 | 0 | 0 | 0 | 0 | 12 | 16 | 9.00 | 2.000 | | | | | |

Pittsburgh Pirates @ Milwaukee Brewers
Miller Park, Milwaukee, WI
Sat Aug 29 2009, 6:05 PM CDT
Att: 41,773 - Roof Closed - 69 F

AB 32
R 7
H 9
RBI 5
BB 2
SO 5
LOB 13



| Batter | 1 | 2 | 3 | 4 | 5 | 6 | 7 | 8 | 9 | AB | R | H | RBI | BB | SO | LOB | TOP | | | | | | | | | | | | | | | |
|---|---|----------------------------------|--------------------------------|----------------------------------|--------------------------------|----------------------------------|--------------------------------|--|--|----------------------------------|-------------------------------|----------------------------------|--------------------------------|----------------------------------|---|----------------------------------|---|------------------------------------|----------------------------------|------------------------------------|--|---------|---------|---------|----------|------------|--|---------|---------|---------|---------|------------|
| 22 Andrew McCutchen, R (1.8) OBP: 0.361, SLG: 0.497 | | | | | | | | | | 4 | 0 | 1 | 0 | 0 | 1 | 3 | Pittsburgh Pirates @ Milwaukee Brewers Miller Park, Milwaukee, WI Sun Aug 30 2009, 1:05 PM CDT Att: 41,157 - Partly Cloudy - 64 F | | | | | | | | | | | | | | | |
| 24 Delwyn Young, S (1.4) OBP: 0.350, SLG: 0.425 | | | | | | | | | | 4 | 0 | 0 | 0 | 0 | 0 | 1 | | | | | | | | | | | | | | | | |
| 46 Garrett Jones, L (1.3) OBP: 0.364, SLG: 0.613 | | | | | | | | | | 2 | 1 | 2 | 1 | 2 | 0 | 0 | | | | | | | | | | | | | | | | |
| 41 Ryan Doumit, S (1.2) OBP: 0.250, SLG: 0.398 | | | | | | | | | | 4 | 0 | 0 | 0 | 0 | 1 | 3 | | | | | | | | | | | | | | | | |
| 85 Lastings Milledge, R (1.7) OBP: 0.321, SLG: 0.566 | | | | | | | | | | 4 | 0 | 3 | 0 | 0 | 0 | 1 | | | | | | | | | | | | | | | | |
| 44 Brandon Moss, L (1.9) OBP: 0.326, SLG: 0.376 | | | | | | | | | | 4 | 0 | 2 | 0 | 0 | 0 | 2 | | | | | | | | | | | | | | | | |
| 15 Andy LaRoche, R (1.5) OBP: 0.326, SLG: 0.371 | | | | | | | | | | 4 | 0 | 0 | 0 | 0 | 0 | 4 | | | | | | | | | | | | | | | | |
| 5 Ronny Cedeno, R (1.6) OBP: 0.245, SLG: 0.341 | | | | | | | | | | 2 | 0 | 0 | 0 | 2 | 1 | 1 | | | | | | | | | | | | | | | | |
| 49 Ross Ohlendorf, R (1.1) OBP: 0.093, SLG: 0.075 | | | | | | | | | | 2 | 0 | 1 | 0 | 0 | 0 | 3 | | | | | | | | | | | | | | | | |
| 5 Ramon Vazquez, L (7, PH) OBP: 0.351, SLG: 0.295 | | | | | | | | | | 1 | 0 | 0 | 0 | 0 | 0 | 0 | | | | | | | | | | | | | | | | |
| 34 Chris Bootcheck, R (7, 1) OBP: 0.314, SLG: 0.413 | | | | | | | | | | 0 | 0 | 0 | 0 | 0 | 0 | 0 | | | | | | | | | | | | | | | | |
| 51 Steve Pearce, R (9, PH) OBP: 0.314, SLG: 0.413 | | | | | | | | | | 1 | 0 | 0 | 0 | 0 | 0 | 1 | | | | | | | | | | | | | | | | |
| Inning Stats | R: 0 E: 0 K: 10 S: 10 | H: 1 LOB: 1 BB: 1 P: 19 | R: 0 E: 0 K: 10 S: 13 | H: 2 LOB: 2 BB: 1 P: 21 | R: 1 E: 0 K: 11 S: 11 | H: 1 LOB: 0 BB: 0 P: 15 | R: 0 E: 0 K: 10 S: 10 | H: 2 LOB: 3 BB: 1 P: 18 | R: 0 E: 0 K: 10 S: 8 | H: 1 LOB: 0 BB: 0 P: 13 | R: 0 E: 0 K: 10 S: 6 | H: 0 LOB: 0 BB: 0 P: 8 | R: 0 E: 0 K: 12 S: 9 | H: 0 LOB: 0 BB: 0 P: 14 | R: 0 E: 0 K: 12 S: 12 | H: 0 LOB: 1 BB: 1 P: 20 | R: 0 E: 0 K: 10 S: 9 | H: 1 LOB: 1 BB: 0 P: 11 | 1B: 6 2B: 2 3B: 0 HR: 1 | SF: 0 SAC: 0 DP: 4 HBP: 0 | WP: 0 PB: 0 CS: 0 | PA: 36 | | | | | | | | | | |
| PITCHER | IP WLS BF H R ER SO BB IBB HBP BLK WP HR S P ERA WHIP | | | | | | | | | | | | | | | | | | | | | | | | | | | | | | | |
| 37 Jeff Suppan, R (1.1) ERA: 5.2 | 6.0 W 25 | 8 1 1 1 1 | 1 2 0 0 0 | 0 0 0 0 0 | 0 0 0 0 0 | 0 0 0 0 0 | 0 0 9 14 | 1.50 1.500 | 20 David Weathers, R (7, 1) ERA: 3.25 | 1.0 H 3 | 0 0 0 2 | 0 0 0 0 | 0 0 4 8 | 0.00 0.000 | 57 Mitch Stetter, L (8, 1) ERA: 3.79 | 0.1 H 2 | 0 0 0 0 | 0 0 0 0 | 0 0 8 12 | 0.00 0.000 | 50 Claudio Vargas, R (8, 1) ERA: 2.42 | 0.2 H 2 | 0 0 0 0 | 0 0 0 0 | 0 0 9 11 | 0.00 1.000 | 51 Trevor Hoffman, R (9, 1) ERA: 1.76 | 1.0 S 4 | 1 0 0 0 | 0 0 0 0 | 0 0 0 0 | 0.00 0.000 |
| Batter | 1 | 2 | 3 | 4 | 5 | 6 | 7 | 8 | 9 | AB | R | H | RBI | BB | SO | LOB | BOTTOM | | | | | | | | | | | | | | | |
| 3 Felipe Lopez, S (1.4) OBP: 0.370, SLG: 0.431 | | | | | | | | | | 4 | 0 | 0 | 0 | 0 | 2 | 4 | Pittsburgh Pirates @ Milwaukee Brewers Miller Park, Milwaukee, WI Sun Aug 30 2009, 1:05 PM CDT Att: 41,157 - Partly Cloudy - 64 F | | | | | | | | | | | | | | | |
| 30 Craig Counsell, L (1.6) OBP: 0.358, SLG: 0.417 | | | | | | | | | | 4 | 0 | 1 | 2 | 0 | 0 | 0 | | | | | | | | | | | | | | | | |
| 8 Ryan Braun, R (1.7) OBP: 0.381, SLG: 0.557 | | | | | | | | | | 4 | 0 | 0 | 0 | 0 | 1 | 2 | | | | | | | | | | | | | | | | |
| 28 Prince Fielder, L (1.3) OBP: 0.412, SLG: 0.594 | | | | | | | | | | 4 | 0 | 0 | 0 | 0 | 1 | 0 | | | | | | | | | | | | | | | | |
| 14 Casey McGehee, R (1.5) OBP: 0.354, SLG: 0.486 | | | | | | | | | | 3 | 2 | 2 | 1 | 0 | 1 | 0 | | | | | | | | | | | | | | | | |
| 21 Alcides Escobar, R (9, 6) OBP: 0.327, SLG: 0.367 | | | | | | | | | | 0 | 0 | 0 | 0 | 0 | 0 | 0 | | | | | | | | | | | | | | | | |
| 22 Jody Gerut, L (1.8) OBP: 0.282, SLG: 0.357 | | | | | | | | | | 3 | 0 | 0 | 0 | 0 | 1 | 1 | | | | | | | | | | | | | | | | |
| 18 Jason Kendall, R (1.2) OBP: 0.338, SLG: 0.302 | | | | | | | | | | 2 | 1 | 1 | 0 | 1 | 0 | 0 | | | | | | | | | | | | | | | | |
| 27 Frank Catalanotto, L (1.9) OBP: 0.362, SLG: 0.389 | | | | | | | | | | 2 | 1 | 1 | 0 | 1 | 1 | 1 | | | | | | | | | | | | | | | | |
| 37 Jeff Suppan, R (1.1) ERA: 5.2 | 6.0 L 24 | 4 4 4 4 | 1 0 0 0 | 0 0 0 0 | 0 0 0 0 | 0 0 20 | 6.00 0.500 | 20 David Weathers, R (7, 1) ERA: 3.25 | 1.0 L 7 | 0 0 0 0 | 0 0 0 0 | 0 0 0 0 | 0 0 0 0 | 0 0 0 0 | 0 0 0 0 | 0 0 0 0 | | | | | | | | | | | | | | | | |
| 16 Jason Bourgeois, R (7, PH) OBP: 0.345, SLG: 0.473 | | | | | | | | | | 1 | 0 | 0 | 1 | 1 | 0 | 1 | | | | | | | | | | | | | | | | |
| 57 Mitch Stetter, L (8, 1) ERA: 3.79 | | | | | | | | | | 0 | 0 | 0 | 0 | 0 | 0 | 0 | | | | | | | | | | | | | | | | |
| 50 Claudio Vargas, R (8, 1) ERA: 2.42 | | | | | | | | | | 0 | 0 | 0 | 0 | 0 | 0 | 0 | | | | | | | | | | | | | | | | |
| 51 Trevor Hoffman, R (9, 1) ERA: 1.76 | | | | | | | | | | 0 | 0 | 0 | 0 | 0 | 0 | 0 | | | | | | | | | | | | | | | | |
| Inning Stats | R: 0 E: 0 K: 1 S: 11 | H: 0 LOB: 0 BB: 0 P: 15 | R: 1 E: 0 K: 10 S: 8 | H: 1 LOB: 0 BB: 0 P: 10 | R: 0 E: 0 K: 11 S: 7 | H: 0 LOB: 0 BB: 0 P: 13 | R: 0 E: 0 K: 10 S: 6 | H: 0 LOB: 0 BB: 0 P: 8 | R: 3 E: 0 K: 11 S: 21 | H: 3 LOB: 2 BB: 2 P: 37 | R: 0 E: 0 K: 12 S: 7 | H: 0 LOB: 0 BB: 0 P: 12 | R: 0 E: 0 K: 12 S: 12 | H: 0 LOB: 1 BB: 1 P: 20 | R: 0 E: 0 K: 10 S: 8 | H: 0 LOB: 0 BB: 0 P: 15 | 1B: 3 2B: 1 3B: 0 HR: 1 | SF: 0 SAC: 0 DP: 1 HBP: 0 | WP: 0 PB: 0 CS: 0 | PA: 31 | | | | | | | | | | | | |
| PITCHER | IP WLS BF H R ER SO BB IBB HBP BLK WP HR S P ERA WHIP | | | | | | | | | | | | | | | | | | | | | | | | | | | | | | | |
| 49 Ross Ohlendorf, R (1.1) ERA: 4.17 | 6.0 L 24 | 4 4 4 4 | 1 0 0 0 | 0 0 0 0 | 0 0 0 0 | 0 0 20 | 6.00 0.500 | 20 David Weathers, R (7, 1) ERA: 3.25 | 1.0 L 7 | 0 0 0 0 | 0 0 0 0 | 0 0 0 0 | 0 0 0 0 | 0 0 0 0 | 0 0 0 0 | 0 0 0 0 | | | | | | | | | | | | | | | | |
| 34 Chris Bootcheck, R (7, 1) ERA: 12.0 | 2.0 | 7 | 0 0 0 2 | 1 0 0 0 | 0 0 0 0 | 0 0 20 | 0.00 0.500 | | | | | | | | | | | | | | | | | | | | | | | | | |

| Batter | 1 | 2 | 3 | 4 | 5 | 6 | 7 | 8 | 9 | AB | R | H | RBI | BB | SO | LOB | TOP | | | | | | | | | | |
|---|--------------------------------------|----------------------------------|--------------------------------------|----------------------------------|--------------------------------------|----------------------------------|---------------------------------------|----------------------------------|--------------------------------------|----------------------------------|--------------------------------------|----------------------------------|--------------------------------------|----------------------------------|---------------------------------------|----------------------------------|--|------------------------------------|----------------------------------|--------|--|--|--|--|--|--|--|
| 3 Felipe Lopez, S OBP: 0.370, SLG: 0.431 | | | | | | | | | | 5 | 1 | 2 | 1 | 0 | 0 | 2 | Milwaukee Brewers @ St. Louis Cardinals Busch Stadium, St. Louis, MO Tue Sep 01 2009, 7:15 PM CDT Att. 40,119 - Clear - 68 F | | | | | | | | | | |
| 22 Jody Gerut, L OBP: 0.260, SLG: 0.353 | | | | | | | | | | 5 | 1 | 1 | 0 | 0 | 1 | 3 | | | | | | | | | | | |
| 8 Ryan Braun, R OBP: 0.381, SLG: 0.556 | | | | | | | | | | 3 | 0 | 1 | 0 | 1 | 0 | 1 | | | | | | | | | | | |
| 28 Prince Fielder, L OBP: 0.411, SLG: 0.590 | | | | | | | | | | 3 | 1 | 0 | 0 | 1 | 1 | 3 | | | | | | | | | | | |
| 14 Casey McGehee, R OBP: 0.356, SLG: 0.498 | | | | | | | | | | 4 | 1 | 2 | 4 | 0 | 0 | 1 | | | | | | | | | | | |
| 25 Mike Cameron, R OBP: 0.357, SLG: 0.460 | | | | | | | | | | 4 | 1 | 1 | 0 | 0 | 0 | 2 | | | | | | | | | | | |
| 18 Jason Kendall, R OBP: 0.335, SLG: 0.298 | | | | | | | | | | 4 | 0 | 0 | 0 | 0 | 0 | 3 | | | | | | | | | | | |
| 7 J.J. Hardy, R OBP: 0.300, SLG: 0.365 | | | | | | | | | | 4 | 0 | 1 | 1 | 0 | 0 | 0 | | | | | | | | | | | |
| 41 Braden Looper, R ERA: 3.19 | | | | | | | | | | 1 | 0 | 0 | 0 | 0 | 0 | 0 | | | | | | | | | | | |
| 30 Craig Counsell, L OBP: 0.290, SLG: 0.370 | | | | | | | | | | 1 | 0 | 1 | 0 | 0 | 0 | 0 | | | | | | | | | | | |
| 20 David Weathers, R ERA: 2.86 | | | | | | | | | | 0 | 0 | 0 | 0 | 0 | 0 | 0 | | | | | | | | | | | |
| 60 Todd Coffey, R ERA: 1.75 | | | | | | | | | | 0 | 0 | 0 | 0 | 0 | 0 | 0 | | | | | | | | | | | |
| 38 Chris Narveson, L ERA: 3.07 | | | | | | | | | | 0 | 0 | 0 | 0 | 0 | 0 | 0 | | | | | | | | | | | |
| 27 Frank Catalanotto, L OBP: 0.366, SLG: 0.399 | | | | | | | | | | 0 | 1 | 0 | 0 | 0 | 1 | 0 | | | | | | | | | | | |
| Inning Stats | R: 3 H: 2 E: 0 K: 0 S: 9 | H: 2 LOB: 0 BB: 1 P: 17 | R: 0 H: 0 E: 0 K: 0 S: 7 | H: 0 LOB: 0 BB: 0 P: 11 | R: 0 H: 0 E: 0 K: 0 S: 8 | H: 0 LOB: 0 BB: 0 P: 12 | R: 0 H: 1 E: 0 K: 0 S: 10 | H: 1 LOB: 1 BB: 0 P: 17 | R: 1 H: 3 E: 0 K: 0 S: 7 | H: 3 LOB: 2 BB: 0 P: 10 | R: 0 H: 1 E: 0 K: 1 S: 9 | H: 1 LOB: 0 BB: 1 P: 15 | R: 0 H: 0 E: 0 K: 1 S: 6 | H: 0 LOB: 0 BB: 1 P: 30 | R: 2 H: 2 E: 0 K: 1 S: 17 | H: 2 LOB: 1 BB: 1 P: 30 | 1B: 6 2B: 2 3B: 0 HR: 1 | SF: 0 SAC: 1 DP: 1 HBP: 0 | WP: 0 PB: 0 SB: 0 CS: 0 | PA: 38 | | | | | | | |
| PITCHER | IP | WLS | BF | H | R | ER | SO | BB | IBB | HBP | BLK | WP | HR | S | P | ERA | WHIP | | | | | | | | | | |
| 35 Joel Pineiro, R ERA: 3.19 | 7.0 | W | 29 | 7 | 4 | 4 | 0 | 1 | 0 | 0 | 0 | 0 | 1 | 56 | 92 | 5.14 | 1.143 | | | | | | | | | | |
| 53 Blake Hawksworth, R ERA: 2.86 | 0.0 | | 1 | 0 | 0 | 0 | 0 | 1 | 0 | 0 | 0 | 0 | 0 | 1 | 5 | ∞ | ∞ | | | | | | | | | | |
| 43 Trevor Miller, L ERA: 1.75 | 0.1 | H | 1 | 0 | 0 | 0 | 1 | 0 | 0 | 0 | 0 | 0 | 0 | 3 | 5 | 0.00 | 0.000 | | | | | | | | | | |
| 46 Kyle McClellan, R ERA: 3.07 | 0.2 | H | 1 | 0 | 0 | 0 | 0 | 0 | 0 | 0 | 0 | 0 | 0 | 2 | 5 | 0.00 | 0.000 | | | | | | | | | | |
| 31 Ryan Franklin, R ERA: 1.37 | 1.0 | S | 6 | 2 | 2 | 2 | 1 | 1 | 0 | 0 | 0 | 0 | 0 | 17 | 30 | 18.00 | 3.000 | | | | | | | | | | |

| Batter | 1 | 2 | 3 | 4 | 5 | 6 | 7 | 8 | 9 | AB | R | H | RBI | BB | SO | LOB | BOTTOM | | | | | | | | | | |
|--|--------------------------------------|----------------------------------|--------------------------------------|----------------------------------|--------------------------------------|----------------------------------|---------------------------------------|----------------------------------|--------------------------------------|----------------------------------|---------------------------------------|----------------------------------|--------------------------------------|----------------------------------|--------------------------------------|----------------------------------|--|------------------------------------|----------------------------------|--------|--|--|--|--|--|--|--|
| 55 Skip Schumaker, L OBP: 0.353, SLG: 0.397 | | | | | | | | | | 4 | 1 | 1 | 0 | 0 | 1 | 0 | Milwaukee Brewers @ St. Louis Cardinals Busch Stadium, St. Louis, MO Tue Sep 01 2009, 7:15 PM CDT Att. 40,119 - Clear - 68 F | | | | | | | | | | |
| 13 Brendan Ryan, R OBP: 0.328, SLG: 0.389 | | | | | | | | | | 4 | 0 | 0 | 0 | 0 | 0 | 1 | | | | | | | | | | | |
| 5 Albert Pujols, R OBP: 0.444, SLG: 0.673 | | | | | | | | | | 3 | 2 | 1 | 1 | 1 | 0 | 0 | | | | | | | | | | | |
| 15 Matt Holliday, R OBP: 0.392, SLG: 0.519 | | | | | | | | | | 4 | 2 | 2 | 3 | 0 | 0 | 0 | | | | | | | | | | | |
| 47 Ryan Ludwick, R OBP: 0.328, SLG: 0.446 | | | | | | | | | | 4 | 2 | 2 | 0 | 0 | 0 | 0 | | | | | | | | | | | |
| 28 Colby Rasmus, L OBP: 0.315, SLG: 0.427 | | | | | | | | | | 3 | 0 | 2 | 1 | 1 | 0 | 0 | | | | | | | | | | | |
| 4 Yadier Molina, R OBP: 0.356, SLG: 0.370 | | | | | | | | | | 4 | 0 | 2 | 1 | 0 | 0 | 1 | | | | | | | | | | | |
| 22 Joe Thurston, L OBP: 0.320, SLG: 0.335 | | | | | | | | | | 3 | 0 | 0 | 0 | 0 | 0 | 4 | | | | | | | | | | | |
| 7 Mark DeRosa, R OBP: 0.334, SLG: 0.448 | | | | | | | | | | 1 | 0 | 0 | 0 | 0 | 0 | 0 | | | | | | | | | | | |
| 35 Joel Pineiro, R ERA: 3.19 | | | | | | | | | | 2 | 0 | 0 | 0 | 0 | 0 | 0 | | | | | | | | | | | |
| 3 Khris Drever, R ERA: 4.92 | | | | | | | | | | 1 | 0 | 0 | 0 | 0 | 0 | 0 | | | | | | | | | | | |
| 53 Blake Hawksworth, R ERA: 2.86 | | | | | | | | | | 0 | 0 | 0 | 0 | 0 | 0 | 0 | | | | | | | | | | | |
| 43 Trevor Miller, R ERA: 1.75 | | | | | | | | | | 0 | 0 | 0 | 0 | 0 | 0 | 0 | | | | | | | | | | | |
| 46 Kyle McClellan, R ERA: 3.07 | | | | | | | | | | 0 | 0 | 0 | 0 | 0 | 0 | 0 | | | | | | | | | | | |
| 31 Ryan Franklin, R ERA: 1.37 | | | | | | | | | | 0 | 0 | 0 | 0 | 0 | 0 | 0 | | | | | | | | | | | |
| Inning Stats | R: 0 H: 0 E: 0 K: 0 S: 9 | H: 2 LOB: 2 BB: 0 P: 16 | R: 0 H: 2 E: 0 K: 0 S: 9 | H: 2 LOB: 0 BB: 0 P: 15 | R: 0 H: 0 E: 0 K: 0 S: 9 | H: 0 LOB: 0 BB: 0 P: 11 | R: 3 H: 4 E: 0 K: 0 S: 18 | H: 4 LOB: 0 BB: 0 P: 25 | R: 0 H: 0 E: 0 K: 1 S: 8 | H: 0 LOB: 0 BB: 0 P: 12 | R: 1 H: 2 E: 0 K: 0 S: 15 | H: 2 LOB: 2 BB: 1 P: 25 | R: 3 H: 2 E: 0 K: 0 S: 8 | H: 2 LOB: 0 BB: 1 P: 17 | R: 0 H: 0 E: 0 K: 0 S: 5 | H: 0 LOB: 0 BB: 0 P: 10 | 1B: 6 2B: 2 3B: 0 HR: 2 | SF: 0 SAC: 0 DP: 1 HBP: 0 | WP: 0 PB: 0 SB: 0 CS: 0 | PA: 35 | | | | | | | |
| PITCHER | IP | WLS | BF | H | R | ER | SO | BB | IBB | HBP | BLK | WP | HR | S | P | ERA | WHIP | | | | | | | | | | |
| 41 Braden Looper, R ERA: 4.92 | 6.0 | | 26 | 8 | 4 | 4 | 0 | 0 | 1 | 0 | 0 | 0 | 1 | 68 | 104 | 6.00 | 1.333 | | | | | | | | | | |
| 20 David Weathers, R ERA: 3.58 | 0.2 | L | 4 | 1 | 2 | 2 | 0 | 0 | 1 | 0 | 0 | 0 | 0 | 6 | 13 | 27.00 | 1.500 | | | | | | | | | | |
| 60 Todd Coffey, R ERA: 2.73 | 0.1 | | 2 | 1 | 1 | 1 | 0 | 0 | 0 | 0 | 0 | 0 | 1 | 2 | 4 | 27.00 | 3.000 | | | | | | | | | | |
| 38 Chris Narveson, L ERA: 5.4 | 1.0 | | 3 | 0 | 0 | 0 | 0 | 0 | 0 | 0 | 0 | 0 | 0 | 5 | 10 | 0.00 | 0.000 | | | | | | | | | | |



| Batter | 1 | 2 | 3 | 4 | 5 | 6 | 7 | 8 | 9 | AB | R | H | RBI | BB | SO | LOB | TOP | | | | |
|---|------------------------------|----------------------------------|-------------------------------------|-----------------------------------|-------------------------------|----------------------------------|--------------------------------|-------------------------------------|----------------------------------|----------------------------------|------------------------------|---------------------------------|-------------------------------------|----------------------------------|-------------------------------|----------------------------------|------------------------------|----------------------------------|----------------------------------|------------------------------------|--|
| 3 Felipe Lopez, S OBP: 0.368, SLG: 0.427 | | | | | | | | | | 4 | 0 | 0 | 0 | 1 | 3 | 2 | | | | | |
| 27 Frank Catalanotto, L OBP: 0.079, SLG: 0.402 | | | | | | | | | | 4 | 1 | 3 | 0 | 0 | 0 | 0 | | | | | |
| 11 Mike Rivera, R OBP: 0.350, SLG: 0.381 | | | | | | | | | | 5 | 0 | 1 | 0 | 0 | 2 | 4 | | | | | |
| 8 Ryan Braun, R OBP: 0.380, SLG: 0.554 | | | | | | | | | | 4 | 2 | 2 | 0 | 1 | 0 | 2 | | | | | |
| 28 Prince Fielder, L OBP: 0.413, SLG: 0.592 | | | | | | | | | | 4 | 2 | 2 | 0 | 1 | 0 | 2 | | | | | |
| 14 Casey McGehee, R OBP: 0.360, SLG: 0.502 | | | | | | | | | | 4 | 0 | 2 | 2 | 1 | 0 | 2 | | | | | |
| 25 Mike Cameron, R OBP: 0.356, SLG: 0.458 | | | | | | | | | | 4 | 0 | 1 | 1 | 0 | 1 | 4 | | | | | |
| 18 Jason Kendall, R OBP: 0.332, SLG: 0.295 | | | | | | | | | | 4 | 0 | 0 | 0 | 0 | 2 | 3 | | | | | |
| 7 J.J. Hardy, R OBP: 0.300, SLG: 0.364 | | | | | | | | | | 4 | 0 | 1 | 0 | 0 | 1 | 1 | | | | | |
| 31 Dave Bush, R OBP: 0.222, SLG: 0.121 | | | | | | | | | | 1 | 0 | 0 | 0 | 0 | 0 | 0 | | | | | |
| 38 Chris Narveson, L OBP: 0.258, SLG: 0.426 | | | | | | | | | | 0 | 0 | 0 | 0 | 0 | 0 | 0 | | | | | |
| 30 Craig Counsell, L OBP: 0.358, SLG: 0.426 | | | | | | | | | | 0 | 0 | 0 | 0 | 0 | 0 | 0 | | | | | |
| 52 Chris Smith, R ERA: 3.78 | | | | | | | | | | 0 | 0 | 0 | 0 | 0 | 0 | 0 | | | | | |
| 57 Mitch Stetter, L ERA: 3.96 | | | | | | | | | | 0 | 0 | 0 | 0 | 0 | 0 | 0 | | | | | |
| 45 Mark DiFelice, R ERA: 3.96 | | | | | | | | | | 0 | 0 | 0 | 0 | 0 | 0 | 0 | | | | | |
| 22 Jody Gerut, L OBP: 0.222, SLG: 0.121 | | | | | | | | | | 0 | 0 | 0 | 0 | 0 | 0 | 0 | | | | | |
| 12 Carlos Villanueva, R ERA: 3.65 | | | | | | | | | | 0 | 0 | 0 | 0 | 0 | 0 | 0 | | | | | |
| Inning Stats | R: 1 E: 0 K: 1 S: 9 | H: 2 LOB: 2 BB: 1 P: 17 | R: 0 E: 0 K: 1 S: 9 | H: 1 LOB: 1 BB: 0 P: 13 | R: 1 E: 0 K: 1 S: 14 | H: 2 LOB: 2 BB: 1 P: 24 | R: 0 E: 0 K: 0 S: 14 | H: 1 LOB: 2 BB: 1 P: 25 | R: 1 E: 0 K: 0 S: 12 | H: 2 LOB: 1 BB: 0 P: 17 | R: 0 E: 0 K: 1 S: 5 | H: 0 LOB: 0 BB: 0 P: 6 | R: 0 E: 0 K: 2 S: 9 | H: 1 LOB: 0 BB: 0 P: 12 | R: 0 E: 0 K: 3 S: 11 | H: 0 LOB: 1 BB: 0 P: 21 | R: 0 E: 0 K: 1 S: 9 | H: 1 LOB: 1 BB: 0 P: 13 | 1B: 7 2B: 3 3B: 0 HR: 0 | SF: 0 SAC: 1 DP: 0 HBP: 0 | WP: 0 PA: 41 PB: 0 SB: 0 CS: 0 |
| PITCHER | IP: 6.0 WLS: W BF: 29 | H: 8 R: 3 ER: 3 SO: 4 | BB: 3 IBB: 0 HBP: 0 BLK: 0 | WP: 0 HR: 0 S: 63 P: 102 | ERA: 4.50 WHIP: 1.833 | IP: 2.0 WLS: 8 BF: 8 | H: 1 R: 0 ER: 0 SO: 5 | BB: 1 IBB: 0 HBP: 0 BLK: 0 | WP: 0 HR: 0 S: 20 P: 33 | ERA: 0.00 WHIP: 1.000 | IP: 1.0 WLS: 4 BF: 4 | H: 1 R: 0 ER: 0 SO: 1 | BB: 0 IBB: 0 HBP: 0 BLK: 0 | WP: 0 HR: 0 S: 9 P: 13 | ERA: 3.66 | | | | | | |

Milwaukee Brewers @ St. Louis Cardinals
 Busch Stadium, St. Louis, MO
 Wed Sep 02 2009, 7:15 PM CDT
 Att: 40,214 - Clear - 71 F

| | |
|-----|----|
| AB | 36 |
| R | 3 |
| H | 10 |
| RBI | 3 |
| BB | 4 |
| SO | 10 |
| LOB | 18 |



| Batter | 1 | 2 | 3 | 4 | 5 | 6 | 7 | 8 | 9 | AB | R | H | RBI | BB | SO | LOB | BOTTOM | | | | |
|---|-------------------------------|----------------------------------|-------------------------------------|----------------------------------|-------------------------------|----------------------------------|--------------------------------|-------------------------------------|---------------------------------|----------------------------------|-------------------------------|----------------------------------|-------------------------------|----------------------------------|------------------------------|----------------------------------|------------------------------|----------------------------------|-----------------------------------|------------------------------------|--|
| 55 Skip Schumaker, L OBP: 0.360, SLG: 0.403 | | | | | | | | | | 4 | 2 | 4 | 2 | 1 | 0 | 0 | | | | | |
| 28 Colby Rasmus, L OBP: 0.314, SLG: 0.426 | | | | | | | | | | 4 | 1 | 1 | 0 | 0 | 1 | 4 | | | | | |
| 47 Ryan Ludwick, R OBP: 0.329, SLG: 0.450 | | | | | | | | | | 1 | 0 | 1 | 1 | 0 | 0 | 0 | | | | | |
| 5 Albert Pujols, R OBP: 0.443, SLG: 0.672 | | | | | | | | | | 5 | 1 | 2 | 2 | 0 | 0 | 4 | | | | | |
| 36 Denny Reyes, R OBP: 0.394, SLG: 0.521 | | | | | | | | | | 4 | 1 | 2 | 1 | 1 | 1 | 3 | | | | | |
| 24 Rick Ankiel, L OBP: 0.289, SLG: 0.397 | | | | | | | | | | 3 | 2 | 2 | 0 | 2 | 0 | 2 | | | | | |
| 7 Mark DeRosa, R OBP: 0.331, SLG: 0.444 | | | | | | | | | | 4 | 0 | 0 | 1 | 0 | 0 | 8 | | | | | |
| 4 Yadier Molina, R OBP: 0.359, SLG: 0.377 | | | | | | | | | | 5 | 1 | 3 | 2 | 0 | 0 | 1 | | | | | |
| 13 Brendan Ryan, R OBP: 0.336, SLG: 0.389 | | | | | | | | | | 3 | 1 | 1 | 0 | 1 | 1 | 2 | | | | | |
| 29 Chris Carpenter, R OBP: 0.208, SLG: 0.180 | | | | | | | | | | 2 | 1 | 0 | 0 | 0 | 1 | 2 | | | | | |
| 8 Troy Glaus, R OBP: 0.282, SLG: 0.370 | | | | | | | | | | 1 | 0 | 0 | 0 | 0 | 1 | 1 | | | | | |
| 30 Jason Motte, R OBP: 0.282, SLG: 0.370 | | | | | | | | | | 0 | 0 | 0 | 0 | 0 | 0 | 0 | | | | | |
| 3 Khalil Greene, R OBP: 0.282, SLG: 0.370 | | | | | | | | | | 0 | 0 | 0 | 0 | 0 | 0 | 0 | | | | | |
| 21 Jason LaRue, R OBP: 0.294, SLG: 0.293 | | | | | | | | | | 0 | 0 | 0 | 0 | 0 | 0 | 0 | | | | | |
| Inning Stats | R: 0 E: 0 K: 2 S: 14 | H: 2 LOB: 3 BB: 1 P: 22 | R: 6 E: 0 K: 0 S: 17 | H: 6 LOB: 1 BB: 1 P: 29 | R: 0 E: 0 K: 0 S: 11 | H: 1 LOB: 2 BB: 0 P: 15 | R: 2 E: 0 K: 2 S: 14 | H: 3 LOB: 1 BB: 0 P: 25 | R: 0 E: 0 K: 0 S: 9 | H: 1 LOB: 1 BB: 0 P: 14 | R: 1 E: 0 K: 1 S: 12 | H: 2 LOB: 1 BB: 0 P: 25 | R: 1 E: 0 K: 0 S: 10 | H: 1 LOB: 2 BB: 2 P: 25 | R: 0 E: 0 K: 0 S: 5 | H: 0 LOB: 0 BB: 1 P: 12 | R: 0 E: 0 K: 0 S: 5 | H: 0 LOB: 0 BB: 0 P: 12 | 1B: 11 2B: 5 3B: 0 HR: 0 | SF: 1 SAC: 0 DP: 2 HBP: 2 | WP: 1 PA: 45 PB: 0 SB: 1 CS: 0 |
| PITCHER | IP: 3.1 WLS: L BF: 24 | H: 11 R: 8 ER: 8 SO: 2 | BB: 2 IBB: 0 HBP: 2 BLK: 0 | WP: 0 HR: 0 S: 17 P: 26 | ERA: 21.60 WHIP: 3.900 | IP: 1.0 WLS: 3 BF: 3 | H: 0 R: 0 ER: 0 SO: 0 | BB: 1 IBB: 0 HBP: 0 BLK: 0 | WP: 0 HR: 0 S: 5 P: 12 | ERA: 0.00 WHIP: 1.000 | | | | | | | | | | | |

| Batter | 1 | 2 | 3 | 4 | 5 | 6 | 7 | 8 | 9 | AB | R | H | RBI | BB | SO | LOB | TOP | | | | | |
|--|------------------------------|----------------------------------|-------------------------------|----------------------------------|------------------------------|---------------------------------|------------------------------|----------------------------------|------------------------------|----------------------------------|-------------------------------|----------------------------------|------------------------------|----------------------------------|------------------------------|---------------------------------|-------------------------------|----------------------------------|----------------------------------|------------------------------------|----------------------------------|--------|
| 8 Eugenio Velez, S OBP: 0.315, SLG: 0.428 38 Brian Wilson, R | F7 | | G6-3 | | G4-3 | | E6 | | 3B | 5 | 0 | 1 | 0 | 0 | 0 | 1 | | | | | | |
| 16 Edgar Renteria, R OBP: 0.314, SLG: 0.330 | G1-3 | | F8 | | | 12 E WP BB | F8 | | G5-3 | 4 | 1 | 0 | 0 | 1 | 0 | 2 | | | | | | |
| 48 Pablo Sandoval, S OBP: 0.379, SLG: 0.554 | | | G4-3 | | | | F7 | | F8 | 3 | 0 | 0 | 0 | 1 | 0 | 2 | | | | | | |
| 1 Bengie Molina, R OBP: 0.279, SLG: 0.438 | G5-3 | | | | G6-3 | | F8 | | HR | 4 | 1 | 1 | 1 | 0 | 0 | 2 | | | | | | |
| 5 Juan Uribe, R OBP: 0.318, SLG: 0.463 | G6-3 | | G5-3 | | G5-3 | | 12 E BB | | F7 | 3 | 1 | 0 | 0 | 1 | 0 | 0 | | | | | | |
| 12 Nate Schierholtz, L OBP: 0.309, SLG: 0.418 | | | 33 HBP BB | | G4-3 | | 33 1B BB | | G6-3 | 3 | 0 | 0 | 0 | 1 | 0 | 1 | | | | | | |
| 33 Aaron Rowand, R OBP: 0.333, SLG: 0.441 | | | | | | | | | G5-3 | 3 | 0 | 1 | 1 | 0 | 1 | 0 | | | | | | |
| 35 Travis Ishikawa, L OBP: 0.314, SLG: 0.396 | | | | | | | | | | 4 | 0 | 1 | 0 | 0 | 3 | 4 | | | | | | |
| 75 Barry Zito, L ERA: 4.97 45 Justin Miller, R ERA: 3.62 46 Bob Howry, L ERA: 3.52 45 Dan Runzler, L ERA: 2.75 49 Brandon Medders, R ERA: 3.18 41 Jeremy Affeldt, L ERA: 5.85 | | | | | | | | | | 1 | 0 | 0 | 0 | 0 | 1 | 2 | | | | | | |
| Inning Stats | R: 0 E: 0 K: 0 S: 5 | H: 0 LOB: 1 BB: 1 P: 12 | R: 0 E: 0 K: 2 S: 13 | H: 0 LOB: 2 BB: 1 P: 26 | R: 0 E: 0 K: 0 S: 5 | H: 0 LOB: 0 BB: 0 P: 7 | R: 0 E: 0 K: 0 S: 8 | H: 0 LOB: 0 BB: 0 P: 13 | R: 0 E: 1 K: 1 S: 8 | H: 1 LOB: 1 BB: 0 P: 15 | R: 2 E: 1 K: 1 S: 16 | H: 1 LOB: 2 BB: 2 P: 33 | R: 0 E: 1 K: 0 S: 9 | H: 0 LOB: 1 BB: 0 P: 14 | R: 1 E: 0 K: 0 S: 6 | H: 1 LOB: 0 BB: 0 P: 8 | R: 0 E: 0 K: 1 S: 11 | H: 1 LOB: 1 BB: 0 P: 15 | 1B: 2 2B: 0 3B: 1 HR: 1 | SF: 0 SAC: 0 DP: 0 HBP: 0 | WP: 1 PB: 0 SB: 0 CS: 0 | PA: 38 |
| PITCHER | IP | WLS | BF | H | R | ER | SO | BB | IBB | HBP | BLK | WP | HR | S | P | ERA | WHIP | | | | | |
| 37 Jeff Suppan, R ERA: 4.97 | 5.2 | | 25 | 2 | 2 | 0 | 3 | 4 | 0 | 1 | 0 | 1 | 0 | 52 | 102 | 0.00 | 1.059 | | | | | |
| 45 Mark DeFelice, R ERA: 3.62 | 0.1 | | 1 | 0 | 0 | 0 | 1 | 0 | 0 | 0 | 0 | 0 | 0 | 3 | 4 | 0.00 | 0.000 | | | | | |
| 60 Todd Coffey, R ERA: 2.75 | 2.0 | L | 8 | 1 | 1 | 1 | 0 | 0 | 0 | 0 | 0 | 0 | 1 | 15 | 22 | 4.50 | 0.500 | | | | | |
| 12 Carlos Villanueva, R ERA: 5.85 | 1.0 | | 4 | 1 | 0 | 0 | 1 | 0 | 0 | 0 | 0 | 0 | 0 | 11 | 15 | 0.00 | 1.000 | | | | | |

San Francisco Giants @ Milwaukee Brewers
Miller Park, Milwaukee, WI
Fri Sep 04 2009, 7:05 PM CDT
Att: 37,511 - Partly Cloudy - 69 F

AB 33
R 3
H 4
RBI 2
BB 4
SO 5
LOB 15



| Batter | 1 | 2 | 3 | 4 | 5 | 6 | 7 | 8 | 9 | AB | R | H | RBI | BB | SO | LOB | BOTTOM | | | | | |
|--|-------------------------------|----------------------------------|------------------------------|----------------------------------|-------------------------------|----------------------------------|-------------------------------|----------------------------------|-------------------------------|----------------------------------|-------------------------------|----------------------------------|------------------------------|----------------------------------|-------------------------------|----------------------------------|------------------------------|---------------------------------|----------------------------------|------------------------------------|----------------------------------|--------|
| 3 Felipe Lopez, S OBP: 0.371, SLG: 0.427 | 16 FC4-6 1B | | E4 16 G4-6-3 | | 28 BB 22 BB | | | | G5-3 | 3 | 0 | 1 | 0 | 2 | 0 | 1 | | | | | | |
| 16 Jason Bourgeois, R OBP: 0.300, SLG: 0.421 22 Jody Gerut, L OBP: 0.265, SLG: 0.350 | FC4-6 28 G6-3 | | G4-6-3 | | 28 BB | | | | G3 | 2 | 1 | 0 | 0 | 0 | 0 | 2 | | | | | | |
| 8 Ryan Braun, R OBP: 0.383, SLG: 0.553 | 25 1B BB | | | | | | | | | 3 | 1 | 1 | 0 | 2 | 1 | 2 | | | | | | |
| 28 Prince Fielder, L OBP: 0.411, SLG: 0.585 | G6-3 | | | | | | | | 28 FC5-4 1B | 3 | 0 | 0 | 1 | 2 | 1 | 3 | | | | | | |
| 14 Casey McGehee, R OBP: 0.356, SLG: 0.504 | 25 1B BB | | | | | | | | FC5-4 | 4 | 0 | 0 | 0 | 1 | 1 | 5 | | | | | | |
| 25 Mike Cameron, R OBP: 0.353, SLG: 0.452 | P4 | | | | | | | | P3 | 4 | 0 | 1 | 1 | 0 | 4 | | | | | | | |
| 18 Jason Kendall, R OBP: 0.336, SLG: 0.296 | | | 21 CS BB | | 21 1B BB | | | | K | 2 | 0 | 1 | 0 | 2 | 1 | 0 | | | | | | |
| 21 Alcides Escobar, R OBP: 0.310, SLG: 0.345 | | | | | | | | | G5-3 | 3 | 0 | 1 | 0 | 0 | 1 | | | | | | | |
| 37 Jeff Suppan, R ERA: 3.95 45 Justin Miller, R ERA: 2.69 27 Frank Catalanotto, L OBP: 0.345, SLG: 0.393 60 Todd Coffey, R ERA: 2.75 30 Craig Counsell, L OBP: 0.322, SLG: 0.423 12 Carlos Villanueva, R OBP: 0.353, SLG: 0.452 | | | | | | | | | | 2 | 0 | 0 | 0 | 0 | 2 | 2 | | | | | | |
| Inning Stats | R: 2 E: 0 K: 0 S: 18 | H: 2 LOB: 2 BB: 2 P: 29 | R: 0 E: 0 K: 2 S: 9 | H: 0 LOB: 1 BB: 1 P: 18 | R: 0 E: 1 K: 1 S: 14 | H: 0 LOB: 1 BB: 1 P: 19 | R: 0 E: 0 K: 2 S: 18 | H: 1 LOB: 2 BB: 1 P: 30 | R: 0 E: 0 K: 1 S: 15 | H: 0 LOB: 3 BB: 3 P: 32 | R: 0 E: 0 K: 2 S: 14 | H: 1 LOB: 2 BB: 1 P: 20 | R: 0 E: 0 K: 0 S: 5 | H: 0 LOB: 1 BB: 1 P: 12 | R: 0 E: 0 K: 1 S: 11 | H: 1 LOB: 1 BB: 0 P: 16 | R: 0 E: 0 K: 0 S: 5 | H: 1 LOB: 1 BB: 0 P: 9 | 1B: 6 2B: 0 3B: 0 HR: 0 | SF: 0 SAC: 1 DP: 1 HBP: 0 | WP: 0 PB: 0 SB: 3 CS: 1 | PA: 41 |
| PITCHER | IP | WLS | BF | H | R | ER | SO | BB | IBB | HBP | BLK | WP | HR | S | P | ERA | WHIP | | | | | |
| 75 Barry Zito, L ERA: 3.95 | 4.0 | | 18 | 3 | 2 | 2 | 5 | 5 | 0 | 0 | 0 | 0 | 0 | 59 | 96 | 4.50 | 2.000 | | | | | |
| 45 Justin Miller, R ERA: 2.69 | 0.1 | | 4 | 0 | 0 | 0 | 3 | 0 | 0 | 0 | 0 | 0 | 0 | 12 | 27 | 0.00 | 9.000 | | | | | |
| 46 Bob Howry, R ERA: 3.52 | 1.1 | | 6 | 1 | 0 | 0 | 1 | 1 | 0 | 0 | 0 | 0 | 0 | 14 | 22 | 0.00 | 1.500 | | | | | |
| 45 Dan Runzler, L ERA: 2.75 | 0.1 | | 1 | 0 | 0 | 0 | 1 | 0 | 0 | 0 | 0 | 0 | 0 | 3 | 3 | 0.00 | 0.000 | | | | | |
| 49 Brandon Medders, R ERA: 3.18 | 1.2 | W | 7 | 1 | 0 | 0 | 1 | 1 | 0 | 0 | 0 | 0 | 0 | 13 | 23 | 0.00 | 1.200 | | | | | |
| PITCHER | IP | WLS | BF | H | R | ER | SO | BB | IBB | HBP | BLK | WP | HR | S | P | ERA | WHIP | | | | | |
| 41 Jeremy Affeldt, L ERA: 1.76 | 0.1 | | 1 | 0 | 0 | 0 | 0 | 0 | 0 | 0 | 0 | 0 | 0 | 3 | 5 | 0.00 | 0.000 | | | | | |
| 38 Brian Wilson, R ERA: 2.64 | 1.0 | S | 4 | 1 | 0 | 0 | 0 | 0 | 0 | 0 | 0 | 0 | 0 | 5 | 9 | 0.00 | 1.000 | | | | | |

San Francisco Giants @ Milwaukee Brewers
Miller Park, Milwaukee, WI
Fri Sep 04 2009, 7:05 PM CDT
Att: 37,511 - Partly Cloudy - 69 F

AB 30
R 2
H 6
RBI 2
BB 10
SO 9
LOB 23



| Batter | 1 | 2 | 3 | 4 | 5 | 6 | 7 | 8 | 9 | 10 | 11 | 12 | AB | R | H | RBI | BB | SO | LOB | TOP | | |
|--|-------------------------------|----------------------------------|-------------------------------|----------------------------------|------------------------------|----------------------------------|------------------------------|----------------------------------|------------------------------|----------------------------------|------------------------------|----------------------------------|------------------------------|----------------------------------|------------------------------|---------------------------------|------------------------------|----------------------------------|----------------------------------|------------------------------------|----------------------------------|--------|
| 8 Eugenio Velez, S OBP: 0.319, SLG: 0.439 | | | | | | | | | | | | | | 6 | 1 | 1 | 0 | 0 | 1 | 3 | | |
| 16 Edgar Renteria, R OBP: 0.315, SLG: 0.333 | | | | | | | | | | | | | | 6 | 0 | 2 | 0 | 0 | 0 | 2 | | |
| 48 Pablo Sandoval, S OBP: 0.380, SLG: 0.548 | | | | | | | | | | | | | | 3 | 0 | 1 | 1 | 1 | 3 | 1 | 0 | |
| 5 Juan Uribe, R OBP: 0.315, SLG: 0.466 | | | | | | | | | | | | | | 5 | 0 | 0 | 0 | 0 | 1 | 6 | | |
| 2 Randy Winn, S OBP: 0.316, SLG: 0.364 | | | | | | | | | | | | | | 3 | 0 | 2 | 0 | 1 | 0 | 1 | | |
| 54 Sergio Romo, R OBP: 0.275, SLG: 0.433 | | | | | | | | | | | | | | 0 | 0 | 0 | 0 | 0 | 0 | 0 | | |
| 1 Bengie Molina, R OBP: 0.275, SLG: 0.433 | | | | | | | | | | | | | | 1 | 0 | 0 | 0 | 0 | 0 | 2 | | |
| 46 Bob Howry, L OBP: 0.315, SLG: 0.466 | | | | | | | | | | | | | | 0 | 0 | 0 | 0 | 0 | 0 | 0 | | |
| 47 Merkin Valdez, R OBP: 0.315, SLG: 0.466 | | | | | | | | | | | | | | 0 | 0 | 0 | 0 | 0 | 0 | 0 | | |
| 23 Ryan Carko, R OBP: 0.344, SLG: 0.434 | | | | | | | | | | | | | | 3 | 0 | 1 | 0 | 0 | 0 | 2 | | |
| 35 Travis Ishikawa, L OBP: 0.314, SLG: 0.390 | | | | | | | | | | | | | | 2 | 0 | 0 | 0 | 0 | 1 | 3 | | |
| 33 Aaron Rowand, R OBP: 0.328, SLG: 0.437 | | | | | | | | | | | | | | 5 | 0 | 0 | 0 | 0 | 0 | 2 | | |
| 22 Eli Whiteside, R OBP: 0.248, SLG: 0.298 | | | | | | | | | | | | | | 5 | 0 | 1 | 0 | 0 | 1 | 0 | | |
| 57 Jonathan Sánchez, L OBP: 0.135, SLG: 0.097 | | | | | | | | | | | | | | 1 | 0 | 0 | 0 | 0 | 0 | 0 | | |
| 20 John Bowker, L OBP: 0.237, SLG: 0.343 | | | | | | | | | | | | | | 1 | 0 | 1 | 0 | 0 | 0 | 0 | | |
| 49 Brandon Medders, R OBP: 0.275, SLG: 0.433 | | | | | | | | | | | | | | 0 | 0 | 0 | 0 | 0 | 0 | 0 | | |
| 45 Dan Runzler, L OBP: 0.305, SLG: 0.416 | | | | | | | | | | | | | | 0 | 0 | 0 | 0 | 0 | 0 | 0 | | |
| 12 Nate Schierholz, L OBP: 0.305, SLG: 0.416 | | | | | | | | | | | | | | 2 | 0 | 1 | 0 | 0 | 0 | 0 | | |
| Inning Stats | R: 1 E: 0 K: 2 S: 17 | H: 3 LOB: 2 BB: 0 P: 23 | R: 0 E: 0 K: 0 S: 15 | H: 1 LOB: 1 BB: 0 P: 22 | R: 0 E: 0 K: 0 S: 6 | H: 0 LOB: 0 BB: 0 P: 14 | R: 0 E: 0 K: 0 S: 6 | H: 1 LOB: 2 BB: 1 P: 19 | R: 0 E: 0 K: 0 S: 6 | H: 0 LOB: 1 BB: 1 P: 10 | R: 0 E: 0 K: 2 S: 9 | H: 1 LOB: 2 BB: 1 P: 20 | R: 0 E: 0 K: 1 S: 7 | H: 0 LOB: 0 BB: 0 P: 13 | R: 1 E: 0 K: 1 S: 6 | H: 1 LOB: 0 BB: 0 P: 8 | R: 0 E: 0 K: 1 S: 7 | H: 0 LOB: 0 BB: 0 P: 13 | 1B: 8 2B: 2 3B: 1 HR: 0 | SF: 0 SAC: 1 DP: 0 HBP: 0 | WP: 0 PB: 0 SB: 0 CS: 0 | PA: 48 |
| PITCHER | IP 7.0 | WLS 0 | BF 29 | H 8 | R 1 | ER 1 | SO 1 | BB 1 | IBB 0 | HBP 0 | BLK 0 | WP 0 | HR 0 | S 62 | P 103 | ERA 1.29 | WHIP 1.286 | | | | | |
| 41 Braden Looper, R ERA: 4.77 | 1.0 | 0 | 4 | 0 | 0 | 0 | 0 | 1 | 0 | 0 | 0 | 0 | 0 | 6 | 16 | 0.00 | 1.000 | | | | | |
| 20 David Weathers, R ERA: 3.51 | 1.0 | 0 | 4 | 1 | 0 | 0 | 2 | 0 | 0 | 0 | 0 | 0 | 0 | 9 | 15 | 0.00 | 1.000 | | | | | |
| 51 Trevor Hoffman, R ERA: 1.67 | 1.0 | 5 | 1 | 0 | 0 | 1 | 1 | 1 | 0 | 0 | 0 | 0 | 0 | 12 | 20 | 0.00 | 2.000 | | | | | |
| 60 Todd Coffey, R ERA: 2.74 | 1.0 | 3 | 0 | 0 | 0 | 0 | 0 | 0 | 0 | 0 | 0 | 0 | 0 | 4 | 8 | 0.00 | 0.000 | | | | | |
| 50 Claudio Vargas, R ERA: 2.45 | | | | | | | | | | | | | | | | | | | | | | |

| | | |
|---|-----------------------------------|--|
| San Francisco Giants @ Milwaukee Brewers | Miller Park, Milwaukee, WI | Sun Sep 06 2009, 1:05 PM CDT Att. 36,590 - Sunny - 74 F |
| AB | 43 | |
| R | 1 | |
| H | 10 | |
| RBI | 1 | |
| BB | 4 | |
| SO | 5 | |
| LOB | 21 | |
| | | |
| WP: 0 | PA: 48 | |
| PB: 0 | | |
| SB: 0 | | |
| CS: 0 | | |

| Batter | 1 | 2 | 3 | 4 | 5 | 6 | 7 | 8 | 9 | 10 | 11 | 12 | AB | R | H | RBI | BB | SO | LOB | BOTTOM | | | | | | | | |
|---|------------------------------|----------------------------------|-------------------------------|----------------------------------|-------------------------------|----------------------------------|-------------------------------|----------------------------------|------------------------------|---------------------------------|-------------------------------|----------------------------------|-------------------------------|----------------------------------|------------------------------|----------------------------------|-------------------------------|----------------------------------|-------------------------------|----------------------------------|-------------------------------|----------------------------------|------------------------------|---------------------------------|----------------------------------|------------------------------------|----------------------------------|--------|
| 3 Felipe Lopez, S OBP: 0.369, SLG: 0.423 | | | | | | | | | | | | | 5 | 1 | 1 | 0 | 1 | 3 | 1 | | | | | | | | | |
| 16 Jason Bourgeois, R OBP: 0.222, SLG: 0.308 | | | | | | | | | | | | | | 6 | 0 | 0 | 0 | 0 | 4 | | | | | | | | | |
| 8 Ryan Braun, R OBP: 0.383, SLG: 0.551 | | | | | | | | | | | | | | 5 | 0 | 2 | 0 | 1 | 2 | 0 | | | | | | | | |
| 28 Prince Fielder, L OBP: 0.411, SLG: 0.591 | | | | | | | | | | | | | | 6 | 1 | 2 | 1 | 0 | 2 | 4 | | | | | | | | |
| 14 Casey McGehee, R OBP: 0.362, SLG: 0.502 | | | | | | | | | | | | | | 4 | 0 | 2 | 1 | 1 | 1 | 2 | | | | | | | | |
| 7 J.J. Hardy, R OBP: 0.298, SLG: 0.358 | | | | | | | | | | | | | | 3 | 0 | 0 | 0 | 2 | 2 | 4 | | | | | | | | |
| 18 Jason Kendall, R OBP: 0.333, SLG: 0.295 | | | | | | | | | | | | | | 4 | 0 | 0 | 0 | 1 | 1 | 5 | | | | | | | | |
| 22 Jody Gerut, L OBP: 0.263, SLG: 0.344 | | | | | | | | | | | | | | 5 | 0 | 1 | 0 | 0 | 2 | 2 | | | | | | | | |
| 41 Braden Looper, R ERA: 4.77 | | | | | | | | | | | | | | 2 | 0 | 0 | 0 | 0 | 2 | 0 | | | | | | | | |
| 20 David Weathers, R ERA: 3.51 | | | | | | | | | | | | | | 0 | 0 | 0 | 0 | 0 | 0 | 0 | | | | | | | | |
| 51 Trevor Hoffman, R ERA: 1.67 | | | | | | | | | | | | | | 1 | 0 | 0 | 0 | 0 | 0 | 0 | | | | | | | | |
| 60 Todd Coffey, R ERA: 2.74 | | | | | | | | | | | | | | 0 | 0 | 0 | 0 | 0 | 0 | 0 | | | | | | | | |
| 50 Claudio Vargas, R ERA: 2.45 | | | | | | | | | | | | | | 0 | 0 | 0 | 0 | 0 | 0 | 0 | | | | | | | | |
| Inning Stats | R: 0 E: 0 K: 2 S: 9 | H: 0 LOB: 0 BB: 0 P: 14 | R: 0 E: 0 K: 3 S: 14 | H: 1 LOB: 2 BB: 1 P: 26 | R: 0 E: 0 K: 1 S: 11 | H: 0 LOB: 0 BB: 0 P: 11 | R: 0 E: 0 K: 2 S: 10 | H: 0 LOB: 1 BB: 1 P: 16 | R: 0 E: 0 K: 1 S: 7 | H: 0 LOB: 0 BB: 0 P: 9 | R: 1 E: 0 K: 1 S: 12 | H: 2 LOB: 2 BB: 1 P: 24 | R: 0 E: 0 K: 1 S: 12 | H: 1 LOB: 2 BB: 1 P: 20 | R: 0 E: 0 K: 2 S: 8 | H: 1 LOB: 1 BB: 1 P: 16 | R: 0 E: 0 K: 2 S: 10 | H: 0 LOB: 0 BB: 0 P: 15 | R: 0 E: 0 K: 1 S: 13 | H: 1 LOB: 3 BB: 2 P: 27 | R: 0 E: 0 K: 1 S: 12 | H: 1 LOB: 1 BB: 0 P: 16 | R: 1 E: 0 K: 1 S: 6 | H: 1 LOB: 0 BB: 0 P: 7 | 1B: 5 2B: 2 3B: 0 HR: 1 | SF: 0 SAC: 1 DP: 0 HBP: 0 | WP: 0 PB: 0 SB: 1 CS: 0 | PA: 49 |
| PITCHER | IP 6.0 | WLS 0 | BF 24 | H 3 | R 1 | ER 1 | SO 9 | BB 3 | IBB 0 | HBP 0 | BLK 0 | WP 0 | HR 0 | S 60 | P 100 | ERA 1.50 | WHIP 1.000 | | | | | | | | | | | |
| 57 Jonathan Sánchez, L ERA: 4.03 | 1.0 | 6 | 2 | 0 | 0 | 1 | 1 | 3 | 0 | 0 | 0 | 0 | 0 | 13 | 21 | 0.00 | 3.000 | | | | | | | | | | | |
| 49 Brandon Medders, R ERA: 3.12 | 0.2 | 3 | 0 | 0 | 0 | 0 | 0 | 1 | 0 | 0 | 0 | 0 | 0 | 4 | 11 | 0.00 | 1.500 | | | | | | | | | | | |
| 45 Dan Runzler, L ERA: 4.01 | 1.1 | 4 | 0 | 0 | 0 | 3 | 0 | 0 | 0 | 0 | 0 | 0 | 0 | 13 | 19 | 0.00 | 0.000 | | | | | | | | | | | |
| 54 Sergio Romo, R ERA: 4.01 | 1.0 | 6 | 1 | 0 | 0 | 1 | 2 | 0 | 0 | 0 | 0 | 0 | 0 | 13 | 27 | 0.00 | 3.000 | | | | | | | | | | | |
| 46 Bob Howry, R ERA: 3.46 | | | | | | | | | | | | | | | | | | | | | | | | | | | | |

| | | |
|---|-----------------------------------|--|
| San Francisco Giants @ Milwaukee Brewers | Miller Park, Milwaukee, WI | Sun Sep 06 2009, 1:05 PM CDT Att. 36,590 - Sunny - 74 F |
| AB | 41 | |
| R | 2 | |
| H | 8 | |
| RBI | 2 | |
| BB | 7 | |
| SO | 16 | |
| LOB | 22 | |
| | | |
| WP: 0 | PA: 49 | |
| PB: 0 | | |
| SB: 1 | | |
| CS: 0 | | |

| Batter | 1 | 2 | 3 | 4 | 5 | 6 | 7 | 8 | 9 | AB R H RBI BB SO LOB | TOP | | | | | | | | | | | |
|---|---|----------------------------------|--------------------------------------|----------------------------------|--------------------------------------|----------------------------------|--------------------------------------|----------------------------------|---------------------------------------|----------------------------------|--|---|--------------------------------------|----------------------------------|---------------------------------------|----------------------------------|---------------------------------------|----------------------------------|----------------------------------|------------------------------------|----------------------------------|--------|
| 55 Skip Schumaker, L (1,4) OBP: 0.397, SLG: 0.398 | F9 | | G3 | | 5 2B | | K | | G1 | 5 1 1 0 0 1 1 | St. Louis Cardinals @ Milwaukee Brewers Miller Park, Milwaukee, WI Mon Sep 07 2009, 1:05 PM CDT Att: 35,360 - Sunny - 73 F | | | | | | | | | | | |
| 24 Rick Ankiel, L (1,8) OBP: 0.288, SLG: 0.401 | F8 | | 1B | | P5 | | F9 | | 5 BB | 5 0 2 0 0 0 3 | | | | | | | | | | | | |
| 5 Albert Pujols, R (1,3) OBP: 0.448, SLG: 0.683 | 1B | | F9 | | 2B | | | 15 1B | BB | 4 1 3 2 1 0 1 | | | | | | | | | | | | |
| 15 Matt Holliday, R (1,7) OBP: 0.394, SLG: 0.528 | G5-3 | | F9 | | G6-3 | | | 4 F9 | 8 1B | 5 0 1 1 0 1 5 | | | | | | | | | | | | |
| 47 Ryan Ludwick, R (1,9) OBP: 0.333, SLG: 0.465 | P2 | | | | G6-3 | | | K | | 4 0 0 0 0 2 1 | | | | | | | | | | | | |
| 8 Troy Claus, R (1,5) OBP: 0.188, SLG: 0.250 | 13 FC4-6 | | G5-3 | | F8 | | | 13 FC4-6 | 1B | 4 0 2 0 0 0 0 | | | | | | | | | | | | |
| 4 Yadier Molina, R (1,2) OBP: 0.365, SLG: 0.373 | 13 FC4-6 | | L8 | | G6-3 | | | F9 | | 3 0 0 0 0 0 2 | | | | | | | | | | | | |
| 13 Brendan Ryan, R (1,6) OBP: 0.333, SLG: 0.389 | FC4-6 | | 55 1B | | 29 SH2-4 | | 55 S | FC1-4-6 | | 4 1 2 0 0 0 4 | | | | | | | | | | | | |
| 29 Chris Carpenter, R (1,1) OBP: 0.196, SLG: 0.170 | P6 | | 1-2 2-3 | | SH2-4 | | K | K | | 3 0 0 0 0 2 3 | | | | | | | | | | | | |
| Inning Stats | R: 0 H: 1 E: 0 K: 0 S: 16 | H: 1 LOB: 1 BB: 0 P: 21 | R: 0 H: 1 E: 0 K: 0 S: 8 | H: 1 LOB: 2 BB: 0 P: 14 | R: 0 H: 1 E: 0 K: 1 S: 9 | H: 1 LOB: 1 BB: 0 P: 13 | R: 0 H: 0 E: 0 K: 1 S: 8 | H: 0 LOB: 0 BB: 0 P: 10 | R: 2 H: 3 E: 0 K: 0 S: 15 | H: 3 LOB: 1 BB: 0 P: 19 | R: 0 H: 0 E: 0 K: 0 S: 7 | H: 0 LOB: 0 BB: 0 P: 9 | R: 0 H: 1 E: 0 K: 2 S: 8 | H: 1 LOB: 1 BB: 0 P: 11 | R: 1 H: 3 E: 0 K: 1 S: 15 | H: 3 LOB: 2 BB: 1 P: 21 | R: 0 H: 1 E: 0 K: 2 S: 13 | H: 2 LOB: 1 BB: 1 P: 22 | 1B: 8 2B: 3 3B: 0 HR: 0 | SF: 0 SAC: 1 DP: 0 HBP: 1 | WP: 0 PB: 0 SB: 1 CS: 0 | PA: 40 |
| PITCHER | IP WLS BF H R ER SO BB IBB HBP BLK WP HR S P ERA WHIP | | | | | | | | | | | IP WLS BF H R ER SO BB IBB HBP BLK WP HR S P ERA WHIP | | | | | | | | | | |
| 31 Dave Bush, R (1,1) ERA: 6.19 | 7.0 L 29 7 2 2 3 0 0 1 0 0 0 0 71 97 2.57 1.000 | | | | | | | | | | | | | | | | | | | | | |
| 45 Mark DiFelice, R (8,1) ERA: 3.73 | 1.0 6 3 1 1 1 0 0 0 0 0 0 15 21 9.00 3.000 | | | | | | | | | | | | | | | | | | | | | |
| 38 Chris Narveson, L (9,1) ERA: 4.71 | 1.0 5 1 0 0 2 1 0 0 0 0 0 0 13 22 0.00 2.000 | | | | | | | | | | | | | | | | | | | | | |

| Batter | 1 | 2 | 3 | 4 | 5 | 6 | 7 | 8 | 9 | AB R H RBI BB SO LOB | BOTTOM | | | | | | | | | |
|---|---|----------------------------------|--------------------------------------|----------------------------------|--------------------------------------|---------------------------------|---------------------------------------|----------------------------------|--------------------------------------|----------------------------------|--|---|--------------------------------------|----------------------------------|--------------------------------------|---------------------------------|----------------------------------|------------------------------------|----------------------------------|--------|
| 10 Corey Patterson, L (1,8) OBP: 0.105, SLG: 0.105 | K | | G1-3 | | | P6 | | | G6-3 | 4 0 0 0 0 1 1 | St. Louis Cardinals @ Milwaukee Brewers Miller Park, Milwaukee, WI Mon Sep 07 2009, 1:05 PM CDT Att: 35,360 - Sunny - 73 F | | | | | | | | | |
| 27 Frank Catalanotto, L (1,7) OBP: 0.391, SLG: 0.369 | G3 | | | | F8 | | G3-1 | | G4-3 | 4 0 0 0 0 0 0 | | | | | | | | | | |
| 3 Felipe Lopez, S (1,4) OBP: 0.369, SLG: 0.421 | BB | | | | K | | L1 | | | 2 0 0 0 1 1 0 | | | | | | | | | | |
| 28 Prince Fielder, L (1,3) OBP: 0.409, SLG: 0.587 | G3 | | | | K | | K | | | 3 0 0 0 0 2 1 | | | | | | | | | | |
| 14 Casey McGehee, R (1,5) OBP: 0.358, SLG: 0.496 | G6-3 | | | | K | | K | | | 3 0 0 0 0 2 0 | | | | | | | | | | |
| 22 Jody Gerut, L (1,9) OBP: 0.284, SLG: 0.349 | P6 | | | | 2B | | | | G3-1 | 3 0 1 0 0 0 0 | | | | | | | | | | |
| 18 Jason Kendall, R (1,2) OBP: 0.331, SLG: 0.293 | K | | | | G5-3 | | | | G6-3 | 3 0 0 0 0 1 1 | | | | | | | | | | |
| 21 Alcides Escobar, R (1,6) OBP: 0.295, SLG: 0.328 | G6-3 | | | | K | | | | P4 | 3 0 0 0 0 1 1 | | | | | | | | | | |
| 31 Dave Bush, R (1,1) OBP: 0.207, SLG: 0.115 | K | | | | | | K | | 10 G6-3 | 2 0 0 0 0 2 0 | | | | | | | | | | |
| 45 Mark DiFelice, R (8,1) | | | | | | | | | | 0 0 0 0 0 0 0 | | | | | | | | | | |
| 38 Chris Narveson, L (9,1) | | | | | | | | | | 0 0 0 0 0 0 0 | | | | | | | | | | |
| 30 Craig Counsell, L (9,PH) OBP: 0.362, SLG: 0.423 | | | | | | | | | | 0 0 0 0 1 0 0 | | | | | | | | | | |
| Inning Stats | R: 0 H: 0 E: 0 K: 1 S: 7 | H: 0 LOB: 0 BB: 0 P: 15 | R: 0 H: 0 E: 0 K: 1 S: 7 | H: 0 LOB: 0 BB: 0 P: 10 | R: 0 H: 0 E: 0 K: 2 S: 8 | H: 0 LOB: 0 BB: 0 P: 9 | R: 0 H: 1 E: 0 K: 2 S: 10 | H: 1 LOB: 0 BB: 0 P: 18 | R: 0 H: 0 E: 0 K: 1 S: 9 | H: 0 LOB: 0 BB: 0 P: 13 | R: 0 H: 0 E: 0 K: 2 S: 7 | H: 0 LOB: 0 BB: 0 P: 9 | R: 0 H: 0 E: 0 K: 0 S: 6 | H: 0 LOB: 0 BB: 0 P: 10 | R: 0 H: 0 E: 0 K: 0 S: 4 | H: 0 LOB: 1 BB: 1 P: 9 | 1B: 0 2B: 1 3B: 0 HR: 0 | SF: 0 SAC: 0 DP: 1 HBP: 0 | WP: 0 PB: 0 SB: 0 CS: 0 | PA: 29 |
| PITCHER | IP WLS BF H R ER SO BB IBB HBP BLK WP HR S P ERA WHIP | | | | | | | | | | | IP WLS BF H R ER SO BB IBB HBP BLK WP HR S P ERA WHIP | | | | | | | | |
| 29 Chris Carpenter, R (1,1) ERA: 2.16 | 9.0 W 29 1 0 0 10 2 0 0 0 0 0 64 99 0.00 0.333 | | | | | | | | | | | | | | | | | | | |

| Batter | 1 | 2 | 3 | 4 | 5 | 6 | 7 | 8 | 9 | AB | R | H | RBI | BB | SO | LOB | TOP | | | | | | | |
|--|---|---|---|---|---|---|---|---|---|---|---|---|---|---|---|---|--|---|---|---|---|---|---|---|
| 12 Julio Lugo, R OBP: 0.361, SLG: 0.434 | | | | | | | | | | 5 | 0 | 1 | 0 | 0 | 1 | 3 | St. Louis Cardinals @ Milwaukee Brewers Miller Park, Milwaukee, WI Tue Sep 08 2009, 7:05 PM CDT Att: 36,172 - Clear - 71 F | | | | | | | |
| 13 Brendan Ryan, R OBP: 0.334, SLG: 0.393 | | | | | | | | | | 4 | 0 | 1 | 0 | 1 | 0 | 1 | | | | | | | | |
| 5 Albert Pujols, R OBP: 0.449, SLG: 0.687 | | | | | | | | | | 3 | 2 | 1 | 1 | 2 | 0 | 2 | | | | | | | | |
| 15 Matt Holliday, R OBP: 0.396, SLG: 0.534 | | | | | | | | | | 4 | 2 | 2 | 2 | 1 | 0 | 2 | | | | | | | | |
| 47 Ryan Ludwick, R OBP: 0.334, SLG: 0.466 | | | | | | | | | | 5 | 0 | 2 | 0 | 0 | 1 | 4 | | | | | | | | |
| 7 Mark DeRosa, R OBP: 0.334, SLG: 0.447 | | | | | | | | | | 3 | 0 | 1 | 0 | 2 | 1 | 0 | | | | | | | | |
| 4 Yadier Molina, R OBP: 0.362, SLG: 0.370 | | | | | | | | | | 4 | 0 | 0 | 0 | 0 | 1 | 5 | | | | | | | | |
| 24 Rick Ankiel, L OBP: 0.287, SLG: 0.398 | | | | | | | | | | 2 | 0 | 0 | 0 | 0 | 2 | 1 | | | | | | | | |
| 8 Troy Glaus, R OBP: 0.235, SLG: 0.250 | | | | | | | | | | 0 | 0 | 0 | 0 | 1 | 0 | 0 | | | | | | | | |
| 55 Skip Schumaker, L OBP: 0.359, SLG: 0.398 | | | | | | | | | | 0 | 0 | 0 | 0 | 1 | 0 | 0 | | | | | | | | |
| 30 John Smoltz, R OBP: 0.291, SLG: 0.299 | | | | | | | | | | 2 | 0 | 0 | 0 | 0 | 1 | 1 | | | | | | | | |
| 3 Khris Davis, R OBP: 0.285, SLG: 0.300 | | | | | | | | | | 1 | 0 | 0 | 0 | 0 | 2 | 2 | | | | | | | | |
| 26 Kyle Lohse, R OBP: 0.275, SLG: 0.220 | | | | | | | | | | 0 | 0 | 0 | 0 | 0 | 0 | 0 | | | | | | | | |
| 48 Brad Thompson, R OBP: 0.275, SLG: 0.220 | | | | | | | | | | 0 | 0 | 0 | 0 | 0 | 0 | 0 | | | | | | | | |
| 36 Dennys Reyes, R OBP: 0.275, SLG: 0.220 | | | | | | | | | | 0 | 0 | 0 | 0 | 0 | 0 | 0 | | | | | | | | |
| 28 Colby Rasmus, L OBP: 0.275, SLG: 0.220 | | | | | | | | | | 1 | 0 | 0 | 0 | 0 | 1 | 3 | | | | | | | | |
| 53 Blake Hawksworth, R OBP: 0.275, SLG: 0.220 | | | | | | | | | | 0 | 0 | 0 | 0 | 0 | 0 | 0 | | | | | | | | |
| 46 Kyle McClellan, R OBP: 0.275, SLG: 0.220 | | | | | | | | | | 0 | 0 | 0 | 0 | 0 | 0 | 0 | | | | | | | | |
| Inning Stats | R: 0 E: 0 K: 0 S: 11 | H: 1 LOB: 2 BB: 1 P: 21 | R: 0 E: 0 K: 2 S: 10 | H: 1 LOB: 1 BB: 0 P: 14 | R: 0 E: 0 K: 1 S: 9 | H: 0 LOB: 2 BB: 2 P: 20 | R: 0 E: 0 K: 3 S: 9 | H: 0 LOB: 0 BB: 0 P: 13 | R: 0 E: 0 K: 0 S: 12 | H: 1 LOB: 1 BB: 0 P: 12 | R: 1 E: 0 K: 0 S: 9 | H: 2 LOB: 2 BB: 2 P: 23 | R: 1 E: 0 K: 0 S: 5 | H: 1 LOB: 0 BB: 0 P: 8 | R: 0 E: 0 K: 1 S: 19 | H: 1 LOB: 3 BB: 2 P: 37 | R: 2 E: 0 K: 1 S: 8 | H: 1 LOB: 0 BB: 1 P: 19 | 1B: 3 2B: 2 3B: 1 HR: 2 | SF: 0 SAC: 0 DP: 1 HBP: 0 | WP: 0 PB: 0 CS: 2 | PA: 42 | | |
| PITCHER | IP WLS BF H R ER SO BB IBB HBP BLK WP HR S P ERA WHIP | IP WLS BF H R ER SO BB IBB HBP BLK WP HR S P ERA WHIP | IP WLS BF H R ER SO BB IBB HBP BLK WP HR S P ERA WHIP | IP WLS BF H R ER SO BB IBB HBP BLK WP HR S P ERA WHIP | IP WLS BF H R ER SO BB IBB HBP BLK WP HR S P ERA WHIP | IP WLS BF H R ER SO BB IBB HBP BLK WP HR S P ERA WHIP | IP WLS BF H R ER SO BB IBB HBP BLK WP HR S P ERA WHIP | IP WLS BF H R ER SO BB IBB HBP BLK WP HR S P ERA WHIP | IP WLS BF H R ER SO BB IBB HBP BLK WP HR S P ERA WHIP | IP WLS BF H R ER SO BB IBB HBP BLK WP HR S P ERA WHIP | IP WLS BF H R ER SO BB IBB HBP BLK WP HR S P ERA WHIP | IP WLS BF H R ER SO BB IBB HBP BLK WP HR S P ERA WHIP | IP WLS BF H R ER SO BB IBB HBP BLK WP HR S P ERA WHIP | IP WLS BF H R ER SO BB IBB HBP BLK WP HR S P ERA WHIP | IP WLS BF H R ER SO BB IBB HBP BLK WP HR S P ERA WHIP | IP WLS BF H R ER SO BB IBB HBP BLK WP HR S P ERA WHIP | IP WLS BF H R ER SO BB IBB HBP BLK WP HR S P ERA WHIP | IP WLS BF H R ER SO BB IBB HBP BLK WP HR S P ERA WHIP | IP WLS BF H R ER SO BB IBB HBP BLK WP HR S P ERA WHIP | IP WLS BF H R ER SO BB IBB HBP BLK WP HR S P ERA WHIP | IP WLS BF H R ER SO BB IBB HBP BLK WP HR S P ERA WHIP | IP WLS BF H R ER SO BB IBB HBP BLK WP HR S P ERA WHIP | IP WLS BF H R ER SO BB IBB HBP BLK WP HR S P ERA WHIP | IP WLS BF H R ER SO BB IBB HBP BLK WP HR S P ERA WHIP |
| 26 Manny Parra, L ERA: 6.42 | 1.0 | 5 | 1 | 0 | 0 | 0 | 1 | 0 | 0 | 0 | 0 | 0 | 0 | 0 | 0 | 0 | 0.00 | 2.000 | | | | | | |
| 12 Carlos Villanueva, R ERA: 5.49 | 3.0 | 12 | 1 | 0 | 0 | 6 | 2 | 0 | 0 | 0 | 0 | 0 | 0 | 28 | 47 | 0.00 | 1.000 | | | | | | | |
| 45 Mark DiFelice, R ERA: 3.68 | 0.2 | 3 | 1 | 0 | 0 | 0 | 0 | 0 | 0 | 0 | 0 | 0 | 0 | 9 | 9 | 0.00 | 1.500 | | | | | | | |
| 60 Todd Coffey, R ERA: 2.82 | 1.0 | 5 | 2 | 1 | 1 | 0 | 1 | 0 | 0 | 0 | 0 | 0 | 9 | 18 | 9.00 | 3.000 | | | | | | | | |
| 57 Mitch Stetter, L ERA: 3.78 | 0.1 | 2 | 0 | 0 | 0 | 0 | 1 | 0 | 0 | 0 | 0 | 0 | 3 | 8 | 0.00 | 3.000 | | | | | | | | |
| 20 David Weathers, R ERA: 3.61 | 1.0 | 4 | 1 | 1 | 1 | 0 | 0 | 0 | 0 | 0 | 0 | 0 | 0 | 1 | 5 | 8 | 9.00 | 1.000 | | | | | | |
| 50 Claudio Vargas, R ERA: 2.37 | 1.0 | 6 | 1 | 0 | 0 | 1 | 1 | 1 | 0 | 0 | 0 | 0 | 0 | 19 | 37 | 0.00 | 2.000 | | | | | | | |
| 51 Trevor Hoffman, R ERA: 2.05 | 1.0 | 5 | 1 | 2 | 2 | 1 | 1 | 0 | 0 | 0 | 0 | 0 | 0 | 1 | 8 | 19 | 18.00 | 2.000 | | | | | | |



| Batter | 1 | 2 | 3 | 4 | 5 | 6 | 7 | 8 | 9 | AB | R | H | RBI | BB | SO | LOB | BOTTOM | | | | | | |
|--|---|---|---|---|---|---|---|---|---|---|---|---|---|---|---|---|--|---|---|---|---|---|---|
| 10 Corey Patterson, L OBP: 0.091, SLG: 0.091 | | | | | | | | | | 3 | 0 | 0 | 0 | 0 | 3 | 2 | St. Louis Cardinals @ Milwaukee Brewers Miller Park, Milwaukee, WI Tue Sep 08 2009, 7:05 PM CDT Att: 36,172 - Clear - 71 F | | | | | | |
| 16 Jason Bourgeois, R(7, PH) OBP: 0.214, SLG: 0.296 | | | | | | | | | | 1 | 0 | 0 | 0 | 0 | 1 | 0 | | | | | | | |
| 50 Claudio Vargas, R OBP: 0.214, SLG: 0.296 | | | | | | | | | | 0 | 0 | 0 | 0 | 0 | 0 | 0 | | | | | | | |
| 51 Trevor Hoffman, R OBP: 0.214, SLG: 0.296 | | | | | | | | | | 0 | 0 | 0 | 0 | 0 | 0 | 0 | | | | | | | |
| 30 Craig Counsell, L OBP: 0.358, SLG: 0.418 | | | | | | | | | | 4 | 0 | 0 | 0 | 0 | 2 | 2 | | | | | | | |
| 8 Ryan Braun, R OBP: 0.382, SLG: 0.551 | | | | | | | | | | 4 | 1 | 1 | 0 | 0 | 1 | 0 | | | | | | | |
| 28 Prince Fielder, L OBP: 0.411, SLG: 0.594 | | | | | | | | | | 3 | 1 | 2 | 2 | 1 | 0 | 0 | | | | | | | |
| 14 Casey McGehee, R OBP: 0.357, SLG: 0.491 | | | | | | | | | | 3 | 0 | 0 | 0 | 1 | 0 | 1 | | | | | | | |
| 22 Jody Gerut, L OBP: 0.264, SLG: 0.347 | | | | | | | | | | 4 | 1 | 1 | 0 | 0 | 1 | 3 | | | | | | | |
| 7 J.J. Hardy, R OBP: 0.297, SLG: 0.356 | | | | | | | | | | 4 | 0 | 1 | 0 | 0 | 2 | 0 | | | | | | | |
| 11 Mike Rivera, R OBP: 0.346, SLG: 0.367 | | | | | | | | | | 3 | 0 | 1 | 1 | 1 | 0 | 0 | | | | | | | |
| 26 Manny Parra, L ERA: 6.42 | 5.0 | 21 | 6 | 3 | 3 | 7 | 0 | 0 | 0 | 0 | 0 | 0 | 0 | 0 | 0 | 0 | 0.00 | 0.000 | | | | | |
| 26 Kyle Lohse, R ERA: 4.62 | 1.0 | 3 | 0 | 0 | 0 | 1 | 0 | 0 | 0 | 0 | 0 | 0 | 0 | 7 | 11 | 0.00 | 0.000 | | | | | | |
| 48 Brad Thompson, R ERA: 4.98 | 0.2 | 3 | 0 | 0 | 0 | 1 | 1 | 0 | 0 | 0 | 0 | 0 | 0 | 9 | 17 | 0.00 | 1.500 | | | | | | |
| 36 Dennys Reyes, L ERA: 3.41 | 0.1 | 1 | 0 | 0 | 0 | 0 | 0 | 0 | 0 | 0 | 0 | 0 | 0 | 3 | 5 | 0.00 | 0.000 | | | | | | |
| 53 Blake Hawksworth, R ERA: 2.51 | 1.0 | 5 | 0 | 0 | 0 | 0 | 2 | 0 | 0 | 0 | 0 | 0 | 0 | 9 | 21 | 0.00 | 2.000 | | | | | | |
| Inning Stats | R: 2 E: 0 K: 1 S: 14 | H: 2 LOB: 0 BB: 0 P: 23 | R: 1 E: 0 K: 2 S: 16 | H: 3 LOB: 0 BB: 0 P: 25 | R: 0 E: 0 K: 0 S: 7 | H: 1 LOB: 0 BB: 0 P: 11 | R: 0 E: 0 K: 2 S: 7 | H: 0 LOB: 0 BB: 0 P: 10 | R: 0 E: 0 K: 1 S: 7 | H: 0 LOB: 0 BB: 0 P: 11 | R: 0 E: 0 K: 1 S: 12 | H: 0 LOB: 1 BB: 1 P: 22 | R: 0 E: 0 K: 0 S: 9 | H: 0 LOB: 2 BB: 2 P: 21 | R: 0 E: 0 K: 0 S: 7 | H: 0 LOB: 0 BB: 0 P: 11 | 1B: 4 2B: 1 3B: 0 HR: 1 | SF: 0 SAC: 0 DP: 0 HBP: 0 | WP: 0 PB: 0 CS: 0 | PA: 36 | | | |
| PITCHER | IP WLS BF H R ER SO BB IBB HBP BLK WP HR S P ERA WHIP | IP WLS BF H R ER SO BB IBB HBP BLK WP HR S P ERA WHIP | IP WLS BF H R ER SO BB IBB HBP BLK WP HR S P ERA WHIP | IP WLS BF H R ER SO BB IBB HBP BLK WP HR S P ERA WHIP | IP WLS BF H R ER SO BB IBB HBP BLK WP HR S P ERA WHIP | IP WLS BF H R ER SO BB IBB HBP BLK WP HR S P ERA WHIP | IP WLS BF H R ER SO BB IBB HBP BLK WP HR S P ERA WHIP | IP WLS BF H R ER SO BB IBB HBP BLK WP HR S P ERA WHIP | IP WLS BF H R ER SO BB IBB HBP BLK WP HR S P ERA WHIP | IP WLS BF H R ER SO BB IBB HBP BLK WP HR S P ERA WHIP | IP WLS BF H R ER SO BB IBB HBP BLK WP HR S P ERA WHIP | IP WLS BF H R ER SO BB IBB HBP BLK WP HR S P ERA WHIP | IP WLS BF H R ER SO BB IBB HBP BLK WP HR S P ERA WHIP | IP WLS BF H R ER SO BB IBB HBP BLK WP HR S P ERA WHIP | IP WLS BF H R ER SO BB IBB HBP BLK WP HR S P ERA WHIP | IP WLS BF H R ER SO BB IBB HBP BLK WP HR S P ERA WHIP | IP WLS BF H R ER SO BB IBB HBP BLK WP HR S P ERA WHIP | IP WLS BF H R ER SO BB IBB HBP BLK WP HR S P ERA WHIP | IP WLS BF H R ER SO BB IBB HBP BLK WP HR S P ERA WHIP | IP WLS BF H R ER SO BB IBB HBP BLK WP HR S P ERA WHIP | IP WLS BF H R ER SO BB IBB HBP BLK WP HR S P ERA WHIP | IP WLS BF H R ER SO BB IBB HBP BLK WP HR S P ERA WHIP | IP WLS BF H R ER SO BB IBB HBP BLK WP HR S P ERA WHIP |
| 30 John Smoltz, R ERA: 6.53 | 5.0 | 21 | 6 | 3 | 3 | 7 | 0 | 0 | 0 | 0 | 0 | 0 | 0 | 0 | 0 | 0 | 0.00 | 0.000 | | | | | |
| 26 Kyle Lohse, R ERA: 4.62 | 1.0 | 3 | 0 | 0 | 0 | 1 | 0 | 0 | 0 | 0 | 0 | 0 | 0 | 7 | 11 | 0.00 | 0.000 | | | | | | |
| 48 Brad Thompson, R ERA: 4.98 | 0.2 | 3 | 0 | 0 | 0 | 1 | 1 | 0 | 0 | 0 | 0 | 0 | 0 | 9 | 17 | 0.00 | 1.500 | | | | | | |
| 36 Dennys Reyes, L ERA: 3.41 | 0.1 | 1 | 0 | 0 | 0 | 0 | 0 | 0 | 0 | 0 | 0 | 0 | 0 | 3 | 5 | 0.00 | 0.000 | | | | | | |
| 53 Blake Hawksworth, R ERA: 2.51 | 1.0 | 5 | 0 | 0 | 0 | 0 | 2 | 0 | 0 | 0 | 0 | 0 | 0 | 9 | 21 | 0.00 | 2.000 | | | | | | |




| Batter | 1 | 2 | 3 | 4 | 5 | 6 | 7 | 8 | 9 | AB | R | H | RBI | BB | SO | LOB | TOP | | | | | | |
|---|--|----------------------------------|-------------------------------|----------------------------------|-------------------------------|----------------------------------|-------------------------------|----------------------------------|-------------------------------|----------------------------------|-------------------------------|--------------------------------------|---|----------------------------------|-------------------------------|----------------------------------|------------------------------|----------------------------------|----------------------------------|------------------------------------|----------------------------------|--------|--|
| 3 Felipe Lopez, S OBP: 0.368, SLG: 0.427 | | | | | | | | | | 5 | 1 | 2 | 1 | 0 | 0 | 0 | | | | | | | |
| 25 Mike Cameron, R OBP: 0.383, SLG: 0.451 | | | | | | | | | | 4 | 1 | 1 | 0 | 1 | 0 | 4 | | | | | | | |
| 8 Ryan Braun, R OBP: 0.380, SLG: 0.552 | | | | | | | | | | 5 | 2 | 2 | 3 | 0 | 0 | 4 | | | | | | | |
| 28 Prince Fielder, L OBP: 0.409, SLG: 0.590 | | | | | | | | | | 4 | 0 | 1 | 0 | 0 | 1 | 4 | | | | | | | |
| 14 Casey McGehee, R OBP: 0.361, SLG: 0.497 | | | | | | | | | | 4 | 1 | 3 | 1 | 0 | 0 | 0 | | | | | | | |
| 1 Cory Hart, R OBP: 0.329, SLG: 0.427 | | | | | | | | | | 4 | 0 | 1 | 0 | 0 | 1 | 3 | | | | | | | |
| 21 Alcides Escobar, R OBP: 0.294, SLG: 0.328 | | | | | | | | | | 3 | 1 | 1 | 1 | 0 | 0 | 3 | | | | | | | |
| 18 Jason Kendall, R OBP: 0.330, SLG: 0.293 | | | | | | | | | | 4 | 0 | 1 | 0 | 0 | 2 | 0 | | | | | | | |
| 41 Braden Looper, R OBP: 0.236, SLG: 0.208 | | | | | | | | | | 3 | 0 | 1 | 0 | 0 | 1 | 0 | | | | | | | |
| 20 David Weathers, R OBP: 0.200, SLG: 0.276 | | | | | | | | | | 0 | 0 | 0 | 0 | 0 | 0 | 0 | | | | | | | |
| 50 Claudio Vargas, R OBP: 0.200, SLG: 0.276 | | | | | | | | | | 0 | 0 | 0 | 0 | 0 | 0 | 0 | | | | | | | |
| 16 Jason Bourgeois, R(PH) OBP: 0.200, SLG: 0.276 | | | | | | | | | | 1 | 0 | 0 | 0 | 0 | 0 | 0 | | | | | | | |
| 51 Trevor Hoffman, R | | | | | | | | | | 0 | 0 | 0 | 0 | 0 | 0 | 0 | | | | | | | |
| Inning Stats | R: 2 E: 0 K: 0 S: 14 | H: 4 LOB: 2 BB: 0 P: 20 | R: 0 E: 0 K: 0 S: 9 | H: 0 LOB: 0 BB: 0 P: 13 | R: 2 E: 0 K: 2 S: 13 | H: 3 LOB: 0 BB: 0 P: 20 | R: 1 E: 0 K: 0 S: 13 | H: 4 LOB: 3 BB: 0 P: 20 | R: 1 E: 0 K: 1 S: 13 | H: 1 LOB: 0 BB: 0 P: 18 | R: 0 E: 0 K: 1 S: 8 | H: 0 LOB: 0 BB: 0 P: 12 | R: 0 E: 0 K: 0 S: 10 | H: 0 LOB: 0 BB: 0 P: 13 | R: 0 E: 0 K: 1 S: 8 | H: 1 LOB: 0 BB: 0 P: 12 | R: 0 E: 0 K: 0 S: 7 | H: 0 LOB: 1 BB: 1 P: 13 | 1B: 7 2B: 6 3B: 0 HR: 1 | SF: 1 SAC: 0 DP: 1 HBP: 0 | WP: 0 PB: 0 SB: 0 CS: 0 | PA: 39 | |
| PITCHER | IP WLS BF H R ER SO BB IBB HBP BLK WP HR S P ERA WHIP | | | | | | | | | | | PITCHER | IP WLS BF H R ER SO BB IBB HBP BLK WP HR S P ERA WHIP | | | | | | | | | | |
| 49 Doug Davis, L ERA: 3.99 | (1, 1) 3.0 L 19 11 5 5 2 0 0 0 0 0 0 1 44 66 15.00 3.667 | | | | | | | | | | | 60 Scott Schoeneweis, L ERA: 7.84 | (9, 1) 1.0 4 0 0 0 0 1 0 0 0 0 0 0 0 7 13 0.00 1.000 | | | | | | | | | | |
| 47 Leo Rosales, R ERA: 5.11 | (4, 1) 2.0 7 1 1 1 1 0 0 0 0 0 0 0 18 25 4.50 0.500 | | | | | | | | | | | | | | | | | | | | | | |
| 48 Yusmeiro Petit, R ERA: 5.84 | (6, 1) 1.0 3 0 0 0 1 0 0 0 0 0 0 0 8 12 0.00 0.000 | | | | | | | | | | | | | | | | | | | | | | |
| 46 Daniel Schereth, L ERA: 6.17 | (7, 1) 1.0 3 0 0 0 0 0 0 0 0 0 0 0 10 13 0.00 0.000 | | | | | | | | | | | | | | | | | | | | | | |
| 32 Esmerling Vasquez, R ERA: 3.61 | (8, 1) 1.0 3 1 0 0 1 0 0 0 0 0 0 0 8 12 0.00 1.000 | | | | | | | | | | | | | | | | | | | | | | |
| Batter | 1 | 2 | 3 | 4 | 5 | 6 | 7 | 8 | 9 | AB | R | H | RBI | BB | SO | LOB | BOTTOM | | | | | | |
| 14 Ryan Roberts, R OBP: 0.373, SLG: 0.416 | | | | | | | | | | 5 | 0 | 0 | 0 | 0 | 1 | 3 | | | | | | | |
| 6 Stephen Drew, L OBP: 0.324, SLG: 0.437 | | | | | | | | | | 5 | 0 | 1 | 0 | 0 | 1 | 0 | | | | | | | |
| 10 Justin Upton, R OBP: 0.375, SLG: 0.551 | | | | | | | | | | 4 | 1 | 2 | 1 | 0 | 1 | 1 | | | | | | | |
| 27 Mark Reynolds, R OBP: 0.368, SLG: 0.578 | | | | | | | | | | 4 | 0 | 2 | 0 | 0 | 0 | 0 | | | | | | | |
| 26 Miguel Montero, L OBP: 0.366, SLG: 0.500 | | | | | | | | | | 4 | 1 | 1 | 0 | 0 | 0 | 3 | | | | | | | |
| 24 Chris Young, R OBP: 0.301, SLG: 0.387 | | | | | | | | | | 3 | 1 | 1 | 0 | 1 | 0 | 1 | | | | | | | |
| 18 Gerardo Parra, L OBP: 0.329, SLG: 0.413 | | | | | | | | | | 4 | 0 | 2 | 1 | 0 | 0 | 1 | | | | | | | |
| 29 Brandon Allen, L OBP: 0.286, SLG: 0.483 | | | | | | | | | | 4 | 0 | 2 | 1 | 0 | 0 | 1 | | | | | | | |
| 49 Doug Davis, R ERA: 3.99 | (1, 1) 3.0 L 19 11 5 5 2 0 0 0 0 0 0 1 44 66 15.00 3.667 | | | | | | | | | | | 60 Scott Schoeneweis, L ERA: 7.84 | (9, 1) 1.0 4 0 0 0 0 1 0 0 0 0 0 0 0 7 13 0.00 1.000 | | | | | | | | | | |
| 47 Leo Rosales, R ERA: 5.11 | (4, 1) 2.0 7 1 1 1 1 0 0 0 0 0 0 0 18 25 4.50 0.500 | | | | | | | | | | | | | | | | | | | | | | |
| 48 Yusmeiro Petit, R ERA: 5.84 | (6, 1) 1.0 3 0 0 0 1 0 0 0 0 0 0 0 8 12 0.00 0.000 | | | | | | | | | | | | | | | | | | | | | | |
| 46 Daniel Schereth, L ERA: 6.17 | (7, 1) 1.0 3 0 0 0 0 0 0 0 0 0 0 0 10 13 0.00 0.000 | | | | | | | | | | | | | | | | | | | | | | |
| 32 Esmerling Vasquez, R ERA: 3.61 | (8, 1) 1.0 3 1 0 0 1 0 0 0 0 0 0 0 8 12 0.00 1.000 | | | | | | | | | | | | | | | | | | | | | | |
| Inning Stats | R: 0 E: 0 K: 1 S: 15 | H: 2 LOB: 2 BB: 0 P: 23 | R: 0 E: 0 K: 0 S: 11 | H: 2 LOB: 1 BB: 0 P: 15 | R: 0 E: 0 K: 2 S: 8 | H: 0 LOB: 0 BB: 0 P: 14 | R: 1 E: 0 K: 0 S: 10 | H: 1 LOB: 1 BB: 1 P: 16 | R: 0 E: 0 K: 0 S: 6 | H: 0 LOB: 0 BB: 0 P: 9 | R: 2 E: 0 K: 0 S: 18 | H: 4 LOB: 3 BB: 1 P: 29 | R: 0 E: 0 K: 0 S: 6 | H: 2 LOB: 1 BB: 0 P: 8 | R: 0 E: 0 K: 0 S: 11 | H: 0 LOB: 0 BB: 0 P: 16 | R: 0 E: 0 K: 0 S: 8 | H: 0 LOB: 0 BB: 0 P: 14 | 1B: 6 2B: 4 3B: 0 HR: 1 | SF: 0 SAC: 0 DP: 1 HBP: 0 | WP: 0 PB: 0 SB: 0 CS: 0 | PA: 38 | |
| PITCHER | IP WLS BF H R ER SO BB IBB HBP BLK WP HR S P ERA WHIP | | | | | | | | | | | PITCHER | IP WLS BF H R ER SO BB IBB HBP BLK WP HR S P ERA WHIP | | | | | | | | | | |
| 41 Braden Looper, R ERA: 4.77 | (1, 1) 1.1 H 7 3 0 0 0 1 0 0 0 0 0 0 14 23 0.00 3.000 | | | | | | | | | | | | | | | | | | | | | | |
| 20 David Weathers, R ERA: 3.52 | (6, 1) 1.0 H 3 0 0 0 0 0 0 0 0 0 0 0 11 16 0.00 0.000 | | | | | | | | | | | | | | | | | | | | | | |
| 50 Claudio Vargas, R ERA: 2.3 | (8, 1) 1.0 S 3 0 0 0 0 0 0 0 0 0 0 0 8 14 0.00 0.000 | | | | | | | | | | | | | | | | | | | | | | |
| 51 Trevor Hoffman, R ERA: 2.0 | (9, 1) 1.0 S 3 0 0 0 0 0 0 0 0 0 0 0 8 14 0.00 0.000 | | | | | | | | | | | | | | | | | | | | | | |

Milwaukee Brewers @ Arizona Diamondbacks
Chase Field, Phoenix, AZ
Fri Sep 11 2009, 6:40 PM MST
Att. 19,943 - Roof Closed - 79 F

Milwaukee Brewers @ Arizona Diamondbacks
Chase Field, Phoenix, AZ
Fri Sep 11 2009, 6:40 PM MST
Att. 19,943 - Roof Closed - 79 F

| | |
|-----|----|
| AB | 37 |
| R | 6 |
| H | 13 |
| RBI | 6 |
| BB | 1 |
| SO | 5 |
| LOB | 18 |

| | |
|-----|----|
| AB | 36 |
| R | 3 |
| H | 11 |
| RBI | 3 |
| BB | 2 |
| SO | 3 |
| LOB | 11 |



| Batter | 1 | 2 | 3 | 4 | 5 | 6 | 7 | 8 | 9 | AB | R | H | RBI | BB | SO | LOB | TOP | | | | | | |
|---|---|---|---|---|---|---|---|---|---|---|---|---|---|---|---|---|---|---|---|---|---|---|---|
| 3 Felipe Lopez, S OBP: 0.367, SLG: 0.427 | | | | | | | | | | 5 | 1 | 1 | 1 | 0 | 0 | 2 | | | | | | | |
| 27 Frank Catalanotto, L OBP: 0.353, SLG: 0.376 | | | | | | | | | | 5 | 0 | 2 | 0 | 0 | 1 | 1 | | | | | | | |
| 8 Ryan Braun, R OBP: 0.411, SLG: 0.589 | | | | | | | | | | 4 | 2 | 2 | 1 | 0 | 0 | 1 | | | | | | | |
| 57 Mitch Stetter, L | | | | | | | | | | 0 | 0 | 0 | 0 | 0 | 0 | 0 | | | | | | | |
| 60 Todd Coffey, R | | | | | | | | | | 0 | 0 | 0 | 0 | 0 | 0 | 0 | | | | | | | |
| 28 Prince Fielder, L OBP: 0.357, SLG: 0.419 | | | | | | | | | 4 | 2 | 2 | 0 | 0 | 0 | 2 | | | | | | | | |
| 30 Craig Counsell, L | | | | | | | | | 0 | 0 | 0 | 0 | 0 | 0 | 0 | | | | | | | | |
| 14 Casey McGehee, R OBP: 0.367, SLG: 0.522 | | | | | | | | | 5 | 2 | 4 | 6 | 0 | 0 | 1 | | | | | | | | |
| 25 Mike Cameron, R OBP: 0.355, SLG: 0.455 | | | | | | | | | 5 | 1 | 3 | 0 | 0 | 0 | 2 | | | | | | | | |
| 7 J.J. Hardy, R OBP: 0.296, SLG: 0.354 | | | | | | | | | | 5 | 1 | 1 | 0 | 0 | 1 | 4 | | | | | | | |
| 18 Jason Kendall, R OBP: 0.329, SLG: 0.294 | | | | | | | | | | 5 | 0 | 1 | 1 | 0 | 0 | 4 | | | | | | | |
| 31 Dave Bush, R OBP: 0.182, SLG: 0.100 | | | | | | | | | | 4 | 0 | 0 | 0 | 0 | 1 | 6 | | | | | | | |
| 22 Jody Gerut, L OBP: 0.266, SLG: 0.345 | | | | | | | | | | 1 | 0 | 0 | 0 | 0 | 1 | 0 | | | | | | | |
| Inning Stats | R: 1 H: 2 E: 0 K: 0 S: 12 | H: 2 BB: 1 P: 19 | R: 2 H: 3 E: 0 K: 1 S: 13 | H: 3 LOB: 1 BB: 0 P: 18 | R: 2 H: 3 E: 0 K: 1 S: 14 | H: 3 LOB: 1 BB: 0 P: 21 | R: 0 H: 0 E: 0 K: 1 S: 7 | H: 0 LOB: 0 BB: 0 P: 7 | R: 1 H: 4 E: 0 K: 1 S: 15 | H: 4 LOB: 3 BB: 0 P: 22 | R: 3 H: 2 E: 0 K: 0 S: 14 | H: 2 LOB: 0 BB: 0 P: 19 | R: 0 H: 0 E: 1 K: 0 S: 8 | H: 0 LOB: 1 BB: 0 P: 14 | R: 0 H: 2 E: 0 K: 0 S: 10 | H: 2 LOB: 2 BB: 0 P: 15 | R: 0 H: 0 E: 0 K: 1 S: 7 | H: 0 LOB: 0 BB: 0 P: 11 | 1B: 10 2B: 4 HR: 2 | SF: 1 SAC: 0 DP: 0 HBP: 1 | WP: 1 PB: 0 CS: 1 | PA: 45 | |
| PITCHER | IP WLS BF H R ER SO BB IBB HBP BLK WP HR S P ERA WHIP | IP WLS BF H R ER SO BB IBB HBP BLK WP HR S P ERA WHIP | IP WLS BF H R ER SO BB IBB HBP BLK WP HR S P ERA WHIP | IP WLS BF H R ER SO BB IBB HBP BLK WP HR S P ERA WHIP | IP WLS BF H R ER SO BB IBB HBP BLK WP HR S P ERA WHIP | IP WLS BF H R ER SO BB IBB HBP BLK WP HR S P ERA WHIP | IP WLS BF H R ER SO BB IBB HBP BLK WP HR S P ERA WHIP | IP WLS BF H R ER SO BB IBB HBP BLK WP HR S P ERA WHIP | IP WLS BF H R ER SO BB IBB HBP BLK WP HR S P ERA WHIP | IP WLS BF H R ER SO BB IBB HBP BLK WP HR S P ERA WHIP | IP WLS BF H R ER SO BB IBB HBP BLK WP HR S P ERA WHIP | IP WLS BF H R ER SO BB IBB HBP BLK WP HR S P ERA WHIP | IP WLS BF H R ER SO BB IBB HBP BLK WP HR S P ERA WHIP | IP WLS BF H R ER SO BB IBB HBP BLK WP HR S P ERA WHIP | IP WLS BF H R ER SO BB IBB HBP BLK WP HR S P ERA WHIP | IP WLS BF H R ER SO BB IBB HBP BLK WP HR S P ERA WHIP | IP WLS BF H R ER SO BB IBB HBP BLK WP HR S P ERA WHIP | IP WLS BF H R ER SO BB IBB HBP BLK WP HR S P ERA WHIP | IP WLS BF H R ER SO BB IBB HBP BLK WP HR S P ERA WHIP | IP WLS BF H R ER SO BB IBB HBP BLK WP HR S P ERA WHIP | IP WLS BF H R ER SO BB IBB HBP BLK WP HR S P ERA WHIP | IP WLS BF H R ER SO BB IBB HBP BLK WP HR S P ERA WHIP | IP WLS BF H R ER SO BB IBB HBP BLK WP HR S P ERA WHIP |

Milwaukee Brewers @ Arizona Diamondbacks
Chase Field, Phoenix, AZ
Sat Sep 12 2009, 5:10 PM MST
Att: 31,385 - Roof Closed - 78 F

| | |
|-----|----|
| AB | 43 |
| R | 9 |
| H | 16 |
| RBI | 9 |
| BB | 0 |
| SO | 4 |
| LOB | 23 |



| Batter | 1 | 2 | 3 | 4 | 5 | 6 | 7 | 8 | 9 | AB | R | H | RBI | BB | SO | LOB | BOTTOM | | | | | | |
|--|---|---|---|---|---|---|---|---|---|---|---|---|---|---|---|---|---|---|---|---|---|---|---|
| 6 Stephen Drew, L OBP: 0.326, SLG: 0.443 | | | | | | | | | | 3 | 1 | 2 | 0 | 0 | 0 | 0 | | | | | | | |
| 4 Rusty Ryal, R OBP: 0.348, SLG: 0.500 | | | | | | | | | | 1 | 0 | 0 | 0 | 0 | 0 | 0 | | | | | | | |
| 18 Gerardo Parra, L OBP: 0.234, SLG: 0.410 | | | | | | | | | | 3 | 0 | 0 | 1 | 0 | 1 | 1 | | | | | | | |
| 10 Justin Upton, R OBP: 0.375, SLG: 0.549 | | | | | | | | | | 3 | 0 | 1 | 0 | 0 | 0 | 0 | | | | | | | |
| 56 Daniel Cabrera, R | | | | | | | | | | 0 | 0 | 0 | 0 | 0 | 0 | 0 | | | | | | | |
| 38 Luke Carlin, S OBP: 0.263, SLG: 0.176 | | | | | | | | | | 0 | 1 | 0 | 0 | 1 | 0 | 0 | | | | | | | |
| 27 Mark Reynolds, R OBP: 0.366, SLG: 0.574 | | | | | | | | | | 3 | 0 | 0 | 0 | 0 | 3 | 1 | | | | | | | |
| 18 Chad Tracy, L OBP: 0.234, SLG: 0.357 | | | | | | | | | | 1 | 0 | 0 | 0 | 0 | 0 | 1 | | | | | | | |
| 26 Miguel Montero, L OBP: 0.367, SLG: 0.500 | | | | | | | | | | 4 | 0 | 2 | 0 | 0 | 1 | 0 | | | | | | | |
| 24 Chris Young, R OBP: 0.303, SLG: 0.391 | | | | | | | | | | 4 | 0 | 2 | 1 | 0 | 1 | 1 | | | | | | | |
| 29 Brandon Allen, L OBP: 0.269, SLG: 0.452 | | | | | | | | | | 4 | 0 | 2 | 1 | 0 | 1 | 1 | | | | | | | |
| 11 Augie Ojeda, S OBP: 0.328, SLG: 0.326 | | | | | | | | | | 4 | 0 | 0 | 0 | 0 | 2 | 4 | | | | | | | |
| 57 Kevin Mulvey, R | | | | | | | | | | 3 | 0 | 0 | 0 | 0 | 1 | 1 | | | | | | | |
| 44 Bryan Augenstein, R | | | | | | | | | | 0 | 0 | 0 | 0 | 0 | 0 | 0 | | | | | | | |
| 22 Eric Byrnes, R OBP: 0.296, SLG: 0.343 | | | | | | | | | | 2 | 0 | 0 | 0 | 0 | 1 | 0 | | | | | | | |
| Inning Stats | R: 0 H: 1 E: 0 K: 2 S: 10 | H: 1 LOB: 1 BB: 0 P: 13 | R: 0 H: 1 E: 0 K: 1 S: 9 | H: 1 LOB: 0 BB: 0 P: 15 | R: 0 H: 1 E: 0 K: 1 S: 6 | H: 1 LOB: 0 BB: 0 P: 6 | R: 0 H: 0 E: 0 K: 1 S: 7 | H: 0 LOB: 0 BB: 0 P: 11 | R: 0 H: 0 E: 0 K: 2 S: 11 | H: 0 LOB: 0 BB: 0 P: 15 | R: 1 H: 1 E: 0 K: 1 S: 11 | H: 1 LOB: 0 BB: 0 P: 16 | R: 0 H: 1 E: 0 K: 3 S: 14 | H: 1 LOB: 1 BB: 0 P: 21 | R: 0 H: 0 E: 0 K: 0 S: 6 | H: 0 LOB: 0 BB: 0 P: 10 | R: 0 H: 2 E: 0 K: 0 S: 12 | H: 2 LOB: 2 BB: 1 P: 20 | 1B: 5 2B: 1 HR: 0 | SF: 1 SAC: 0 DP: 1 HBP: 0 | WP: 0 PB: 0 CS: 0 | PA: 34 | |
| PITCHER | IP WLS BF H R ER SO BB IBB HBP BLK WP HR S P ERA WHIP | IP WLS BF H R ER SO BB IBB HBP BLK WP HR S P ERA WHIP | IP WLS BF H R ER SO BB IBB HBP BLK WP HR S P ERA WHIP | IP WLS BF H R ER SO BB IBB HBP BLK WP HR S P ERA WHIP | IP WLS BF H R ER SO BB IBB HBP BLK WP HR S P ERA WHIP | IP WLS BF H R ER SO BB IBB HBP BLK WP HR S P ERA WHIP | IP WLS BF H R ER SO BB IBB HBP BLK WP HR S P ERA WHIP | IP WLS BF H R ER SO BB IBB HBP BLK WP HR S P ERA WHIP | IP WLS BF H R ER SO BB IBB HBP BLK WP HR S P ERA WHIP | IP WLS BF H R ER SO BB IBB HBP BLK WP HR S P ERA WHIP | IP WLS BF H R ER SO BB IBB HBP BLK WP HR S P ERA WHIP | IP WLS BF H R ER SO BB IBB HBP BLK WP HR S P ERA WHIP | IP WLS BF H R ER SO BB IBB HBP BLK WP HR S P ERA WHIP | IP WLS BF H R ER SO BB IBB HBP BLK WP HR S P ERA WHIP | IP WLS BF H R ER SO BB IBB HBP BLK WP HR S P ERA WHIP | IP WLS BF H R ER SO BB IBB HBP BLK WP HR S P ERA WHIP | IP WLS BF H R ER SO BB IBB HBP BLK WP HR S P ERA WHIP | IP WLS BF H R ER SO BB IBB HBP BLK WP HR S P ERA WHIP | IP WLS BF H R ER SO BB IBB HBP BLK WP HR S P ERA WHIP | IP WLS BF H R ER SO BB IBB HBP BLK WP HR S P ERA WHIP | IP WLS BF H R ER SO BB IBB HBP BLK WP HR S P ERA WHIP | IP WLS BF H R ER SO BB IBB HBP BLK WP HR S P ERA WHIP | IP WLS BF H R ER SO BB IBB HBP BLK WP HR S P ERA WHIP |

Milwaukee Brewers @ Arizona Diamondbacks
Chase Field, Phoenix, AZ
Sat Sep 12 2009, 5:10 PM MST
Att: 31,385 - Roof Closed - 78 F

| | |
|-----|----|
| AB | 32 |
| R | 2 |
| H | 7 |
| RBI | 2 |
| BB | 1 |
| SO | 11 |
| LOB | 9 |



| Batter | 1 | 2 | 3 | 4 | 5 | 6 | 7 | 8 | 9 | AB | R | H | RBI | BB | SO | LOB | TOP | | | | | | |
|---|---|--|--|---|---|---|-------------------------------|----------------------------------|------------------------------|----------------------------------|------------------------------|----------------------------------|-------------------------------|----------------------------------|-------------------------------|----------------------------------|------------------------------|----------------------------------|----------------------------------|------------------------------------|----------------------------------|--------|--|
| 3 Felipe Lopez, S OBP: 0.371, SLG: 0.429 | | | | | | | | | | 3 | 0 | 2 | 1 | 2 | 1 | 0 | | | | | | | |
| 25 Mike Cameron, R OBP: 0.355, SLG: 0.453 | | | | | | | | | | 4 | 0 | 1 | 1 | 1 | 0 | 2 | | | | | | | |
| 8 Ryan Braun, R OBP: 0.377, SLG: 0.547 | | | | | | | | | | 5 | 0 | 0 | 0 | 0 | 2 | 4 | | | | | | | |
| 28 Prince Fielder, L OBP: 0.411, SLG: 0.595 | | | | | | | | | | 4 | 2 | 2 | 1 | 0 | 1 | 0 | | | | | | | |
| 14 Casey McGehee, R OBP: 0.369, SLG: 0.519 | | | | | | | | | | 2 | 0 | 0 | 0 | 2 | 1 | 1 | | | | | | | |
| 30 Craig Counsell, L (8, PR) OBP: 0.357, SLG: 0.419 | | | | | | | | | | 0 | 0 | 0 | 0 | 0 | 0 | 0 | | | | | | | |
| 1 Cory Hart, R OBP: 0.325, SLG: 0.424 | | | | | | | | | | 3 | 1 | 0 | 0 | 1 | 0 | 2 | | | | | | | |
| 11 Mike Rivera, R OBP: 0.342, SLG: 0.362 | | | | | | | | | | 4 | 1 | 1 | 0 | 0 | 2 | 2 | | | | | | | |
| 21 Alcides Escobar, R OBP: 0.306, SLG: 0.338 | | | | | | | | | | 4 | 1 | 2 | 2 | 0 | 0 | 0 | | | | | | | |
| 38 Chris Hanson, L 45 Mark Difuria, R 52 Chris Smith, R 27 Frank Camargo, L 12 Carlos Villanueva, R 16 Jonny Santana, R 07 Mitch Stetter, L 80 Claudio Vargas, R 22 Andy Gerardo, L 61 Trevor Hoffman, R | | | | | | | | | | 1 | 0 | 0 | 0 | 0 | 0 | 0 | | | | | | | |
| Inning Stats | R: 0 E: 0 K: 1 S: 11 | H: 0 LOB: 0 BB: 0 P: 18 | R: 0 E: 0 K: 0 S: 8 | H: 0 LOB: 1 BB: 1 P: 14 | R: 0 E: 0 K: 1 S: 14 | H: 1 LOB: 0 BB: 0 P: 19 | R: 1 E: 0 K: 1 S: 20 | H: 1 LOB: 0 BB: 0 P: 29 | R: 0 E: 0 K: 1 S: 9 | H: 0 LOB: 0 BB: 0 P: 14 | R: 0 E: 0 K: 1 S: 8 | H: 0 LOB: 0 BB: 0 P: 14 | R: 4 E: 0 K: 2 S: 19 | H: 5 LOB: 2 BB: 1 P: 29 | R: 0 E: 0 K: 2 S: 12 | H: 0 LOB: 1 BB: 1 P: 20 | R: 0 E: 0 K: 0 S: 9 | H: 0 LOB: 2 BB: 2 P: 18 | 1B: 7 2B: 0 3B: 0 HR: 1 | SF: 0 SAC: 0 DP: 1 HBP: 0 | WP: 0 PB: 0 SB: 0 CS: 1 | PA: 40 | |
| PITCHER | IP WLS BF H R ER SO BB IBB HBP BLK WP HR S P ERA WHIP | 39 Max Scherzer, R (1, 1) 6.0 0 21 3 1 1 5 2 0 0 0 0 0 1 70 108 1.50 0.833 | 46 Daniel Schereth, L (7, 1) 0.2 L 8 5 4 4 2 1 0 0 0 0 0 0 0 18 28 54.00 9.000 | 32 Esmerling Vasquez, R (7, 1) 0.1 1 0 0 0 0 0 0 0 0 0 0 0 1 1 0.00 0.000 | 35 Clay Zavada, L (8, 1) 1.0 4 0 0 0 2 1 0 0 0 0 0 0 12 20 0.00 1.000 | 58 Juan Gutierrez, R (9, 1) 1.0 5 0 0 0 0 2 0 0 0 0 0 0 9 18 0.00 2.000 | | | | | | | | | | | | | | | | | |

Milwaukee Brewers @ Arizona Diamondbacks
 Chase Field, Phoenix, AZ
 Sun Sep 13 2009, 1:10 PM MST
 Att: 21,457 - Roof Closed - 77 F

livebaseballscorecards.com

AB 33
 R 5
 H 8
 RBI 5
 BB 6
 SO 9
 LOB 14

| Batter | 1 | 2 | 3 | 4 | 5 | 6 | 7 | 8 | 9 | AB | R | H | RBI | BB | SO | LOB | BOTTOM | | | | | |
|---|---|---|---|---|---|--|-------------------------------|----------------------------------|------------------------------|----------------------------------|------------------------------|----------------------------------|-------------------------------|----------------------------------|------------------------------|----------------------------------|------------------------------|----------------------------------|----------------------------------|------------------------------------|----------------------------------|--------|
| 14 Ryan Roberts, R OBP: 0.370, SLG: 0.412 | | | | | | | | | | 5 | 0 | 1 | 1 | 0 | 0 | 3 | | | | | | |
| 6 Stephen Drew, L OBP: 0.325, SLG: 0.440 | | | | | | | | | | 5 | 0 | 1 | 0 | 0 | 1 | 0 | | | | | | |
| 10 Justin Upton, R OBP: 0.374, SLG: 0.546 | | | | | | | | | | 3 | 0 | 0 | 0 | 1 | 1 | 0 | | | | | | |
| 27 Mark Reynolds, R OBP: 0.367, SLG: 0.575 | | | | | | | | | | 3 | 1 | 1 | 0 | 1 | 0 | 3 | | | | | | |
| 24 Chris Young, R OBP: 0.302, SLG: 0.397 | | | | | | | | | | 4 | 1 | 1 | 2 | 0 | 2 | 4 | | | | | | |
| 4 Rusty Ryan, R OBP: 0.367, SLG: 0.524 | | | | | | | | | | 2 | 0 | 1 | 0 | 1 | 0 | 0 | | | | | | |
| 18 Gerardo Parra, L OBP: 0.325, SLG: 0.409 | | | | | | | | | | 1 | 0 | 0 | 0 | 0 | 0 | 0 | | | | | | |
| 28 John Hester, R OBP: 0.375, SLG: 0.600 | | | | | | | | | | 3 | 0 | 1 | 0 | 1 | 0 | 2 | | | | | | |
| 29 Brandon Allen, L OBP: 0.268, SLG: 0.431 | | | | | | | | | | 3 | 0 | 0 | 0 | 1 | 0 | 3 | | | | | | |
| 39 Max Scherzer, R OBP: 0.345, SLG: 0.540 | | | | | | | | | | 1 | 0 | 0 | 0 | 1 | 0 | 3 | | | | | | |
| 46 Daniel Schereth, L (7, 1) | | | | | | | | | | 0 | 0 | 0 | 0 | 0 | 0 | 0 | | | | | | |
| 32 Esmerling Vasquez, R (7, 1) | | | | | | | | | | 0 | 0 | 0 | 0 | 0 | 0 | 0 | | | | | | |
| 22 Eric Byrnes, R (7, PH) | | | | | | | | | | 0 | 1 | 1 | 0 | 0 | 0 | 0 | | | | | | |
| 35 Clay Zavada, L (8, 1) | | | | | | | | | | 0 | 0 | 0 | 0 | 0 | 0 | 0 | | | | | | |
| 58 Juan Gutierrez, R (9, 1) | | | | | | | | | | 0 | 0 | 0 | 0 | 0 | 0 | 0 | | | | | | |
| 26 Miguel Montero, L (9, PH) | | | | | | | | | | 1 | 0 | 0 | 0 | 0 | 1 | 0 | | | | | | |
| Inning Stats | R: 0 E: 0 K: 0 S: 7 | H: 0 LOB: 0 BB: 0 P: 13 | R: 0 E: 0 K: 1 S: 14 | H: 0 LOB: 3 BB: 3 P: 27 | R: 0 E: 0 K: 1 S: 8 | H: 0 LOB: 0 BB: 0 P: 14 | R: 2 E: 0 K: 0 S: 17 | H: 4 LOB: 2 BB: 1 P: 26 | R: 0 E: 0 K: 1 S: 8 | H: 0 LOB: 0 BB: 0 P: 14 | R: 0 E: 0 K: 0 S: 8 | H: 0 LOB: 0 BB: 0 P: 14 | R: 1 E: 1 K: 1 S: 15 | H: 3 LOB: 3 BB: 1 P: 25 | R: 0 E: 0 K: 0 S: 5 | H: 0 LOB: 0 BB: 1 P: 12 | R: 0 E: 0 K: 1 S: 7 | H: 0 LOB: 0 BB: 0 P: 11 | 1B: 3 2B: 3 3B: 0 HR: 1 | SF: 0 SAC: 0 DP: 2 HBP: 0 | WP: 0 PB: 0 SB: 1 CS: 0 | PA: 38 |
| PITCHER | IP WLS BF H R ER SO BB IBB HBP BLK WP HR S P ERA WHIP | 38 Chris Narveson, L (1, 1) 3.0 0 15 3 2 2 2 3 0 0 0 0 0 1 39 68 6.00 2.000 | 45 Mark Difuria, R (4, 1) 0.1 3 1 0 0 0 0 1 0 0 0 0 0 0 5 10 0.00 6.000 | 52 Chris Smith, R (4, 1) 0.2 1 0 0 0 0 0 0 0 0 0 0 0 0 2 2 0.00 0.000 | 12 Carlos Villanueva, R (5, 1) 2.0 W 6 0 0 0 0 1 0 0 0 0 0 0 16 28 0.00 0.000 | 57 Mitch Stetter, L (7, 1) 0.1 H 4 3 1 1 0 0 0 0 0 0 0 0 0 11 15 27.00 9.000 | | | | | | | | | | | | | | | | |

Milwaukee Brewers @ Arizona Diamondbacks
 Chase Field, Phoenix, AZ
 Sun Sep 13 2009, 1:10 PM MST
 Att: 21,457 - Roof Closed - 77 F

livebaseballscorecards.com

AB 32
 R 3
 H 7
 RBI 3
 BB 6
 SO 5
 LOB 18

| Batter | 1 | 2 | 3 | 4 | 5 | 6 | 7 | 8 | 9 | AB | R | H | RBI | BB | SO | LOB | TOP | | | | | | | | | | |
|---|--------------------------------------|---------------------------------|---------------------------------------|----------------------------------|---------------------------------------|----------------------------------|--------------------------------------|---------------------------------|--------------------------------------|----------------------------------|---------------------------------------|----------------------------------|--------------------------------------|----------------------------------|--------------------------------------|----------------------------------|----------------------------------|------------------------------------|----------------------------------|--------|--|--|--|--|--|--|--|
| 3 Felipe Lopez, S OBP: 0.370, SLG: 0.427 | G4-3 | | L4 | | | | | L5-3 | | 4 | 0 | 1 | 0 | 0 | 0 | 2 | | | | | | | | | | | |
| 30 Craig Counsell, L OBP: 0.354, SLG: 0.414 | G5-3 | | | K | | | | | P4 | 4 | 0 | 0 | 0 | 0 | 2 | 1 | | | | | | | | | | | |
| 14 Casey McGehee, R OBP: 0.370, SLG: 0.517 | F9 | | | G1-3 | | | | | | 3 | 0 | 1 | 0 | 1 | 0 | 0 | | | | | | | | | | | |
| 28 Prince Fielder, L OBP: 0.410, SLG: 0.591 | | BB | | G3-1 | | | | | | 3 | 0 | 0 | 0 | 1 | 0 | 2 | | | | | | | | | | | |
| 25 Mike Cameron, R OBP: 0.353, SLG: 0.450 | F9 | | | | | | | | | 4 | 0 | 0 | 0 | 0 | 2 | 2 | | | | | | | | | | | |
| 22 Jody Gerut, L OBP: 0.282, SLG: 0.339 | G5-3 | | | | | | | | | 3 | 0 | 0 | 0 | 0 | 0 | 1 | | | | | | | | | | | |
| 18 Jason Kendall, R OBP: 0.329, SLG: 0.295 | G5-3 | | | | | | | | | 3 | 0 | 1 | 0 | 0 | 0 | 1 | | | | | | | | | | | |
| 27 Frank Catalanotto, L OBP: 0.350, SLG: 0.374 | | | | | | | | | | 3 | 0 | 1 | 0 | 0 | 1 | 1 | | | | | | | | | | | |
| 16 Jason Bourgeois, R OBP: 0.194, SLG: 0.267 | | | | | | | | | | 0 | 0 | 0 | 0 | 0 | 0 | 0 | | | | | | | | | | | |
| 20 David Weathers, R OBP: 0.194, SLG: 0.267 | | | | | | | | | | 0 | 0 | 0 | 0 | 0 | 0 | 0 | | | | | | | | | | | |
| 37 Jeff Suppan, R OBP: 0.244, SLG: 0.189 | | | | | | | | | | 2 | 0 | 0 | 0 | 0 | 0 | 0 | | | | | | | | | | | |
| 8 Ryan Braun, R OBP: 0.378, SLG: 0.547 | | | | | | | | | | 0 | 0 | 0 | 0 | 0 | 0 | 0 | | | | | | | | | | | |
| Inning Stats | R: 0 H: 0 E: 0 K: 0 S: 4 | H: 0 LOB: 0 BB: 0 P: 6 | R: 0 H: 0 E: 0 K: 0 S: 10 | H: 0 LOB: 1 BB: 1 P: 18 | R: 0 H: 0 E: 0 K: 1 S: 10 | H: 0 LOB: 0 BB: 0 P: 14 | R: 0 H: 0 E: 0 K: 1 S: 6 | H: 1 LOB: 0 BB: 0 P: 7 | R: 0 H: 1 E: 0 K: 1 S: 7 | H: 1 LOB: 1 BB: 0 P: 11 | R: 0 H: 1 E: 0 K: 0 S: 10 | H: 1 LOB: 0 BB: 0 P: 16 | R: 0 H: 1 E: 0 K: 0 S: 9 | H: 1 LOB: 2 BB: 0 P: 15 | R: 0 H: 0 E: 0 K: 1 S: 7 | H: 0 LOB: 1 BB: 1 P: 14 | 1B: 4 2B: 1 3B: 0 HR: 0 | SF: 0 SAC: 0 DP: 2 HBP: 1 | WP: 0 PB: 0 SB: 1 CS: 1 | PA: 32 | | | | | | | |
| PITCHER | IP | WLS | BF | H | R | ER | SO | BB | IBB | HBP | BLK | WP | HR | S | P | ERA | WHIP | | | | | | | | | | |
| 46 Ryan Dempster, R ERA: 3.84 | 8.0 | W | 28 | 4 | 0 | 0 | 4 | 1 | 0 | 1 | 0 | 0 | 0 | 70 | 108 | 0.00 | 0.625 | | | | | | | | | | |
| 49 Carlos Marmol, R ERA: 3.41 | 1.0 | S | 4 | 0 | 0 | 0 | 1 | 1 | 0 | 0 | 0 | 0 | 0 | 7 | 14 | 0.00 | 1.000 | | | | | | | | | | |

Milwaukee Brewers @ Chicago Cubs
Wrigley Field, Chicago, IL
Mon Sep 14 2009, 7:05 PM CDT
Att: 38,725 - Partly Cloudy - 76 F

AB 29
R 0
H 4
RBI 0
BB 2
SO 5
LOB 10

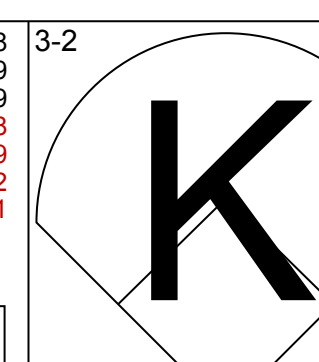
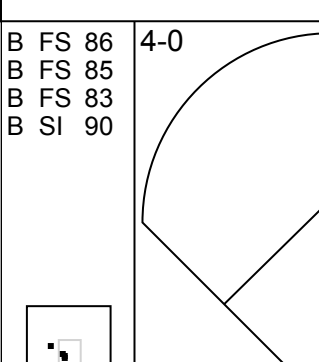
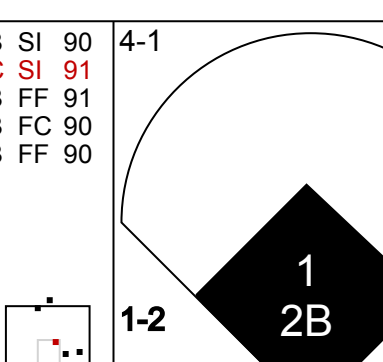
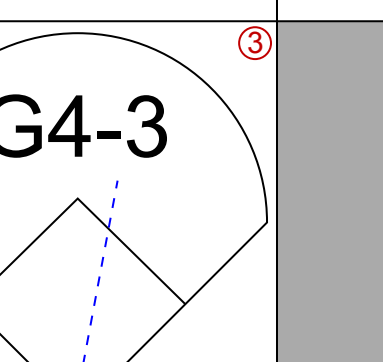
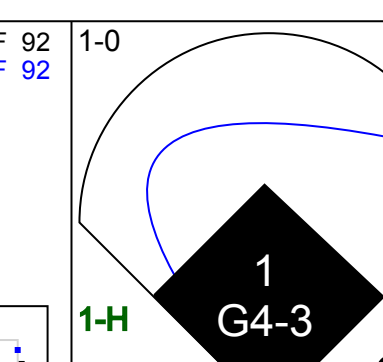
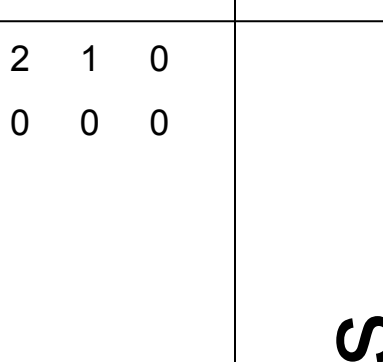
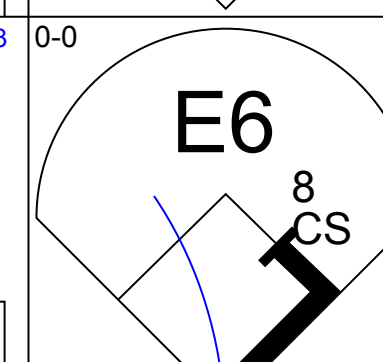
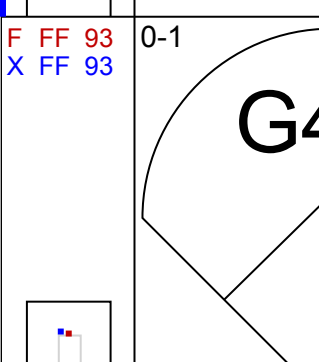
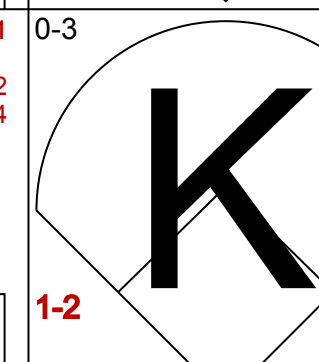
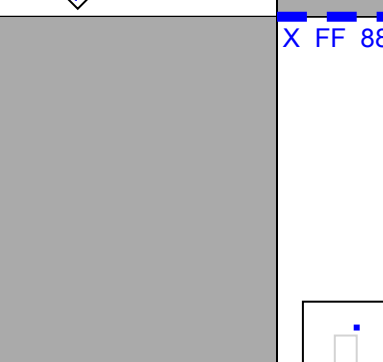
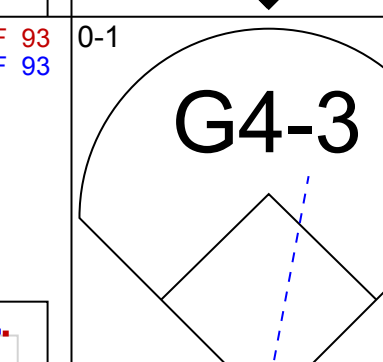
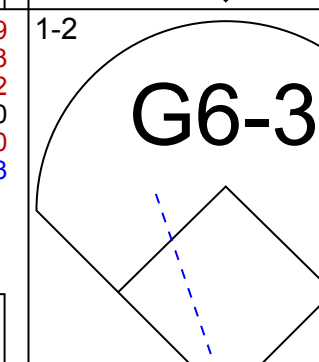
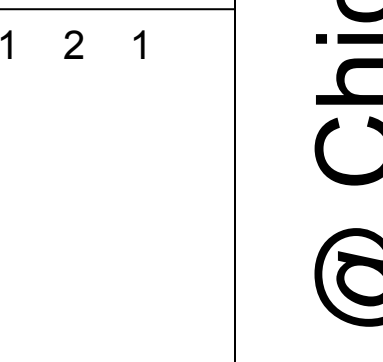
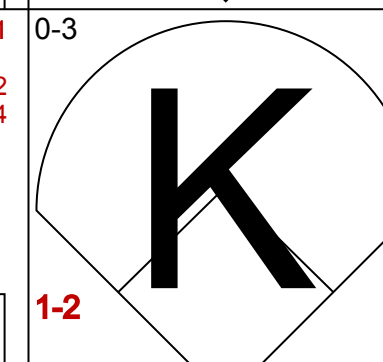
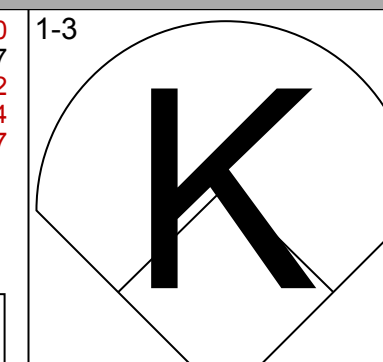
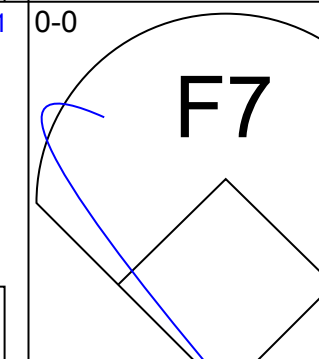

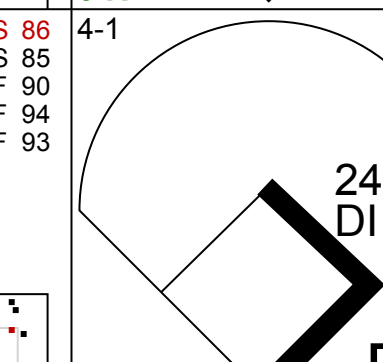
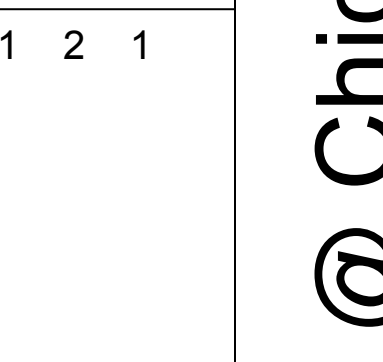
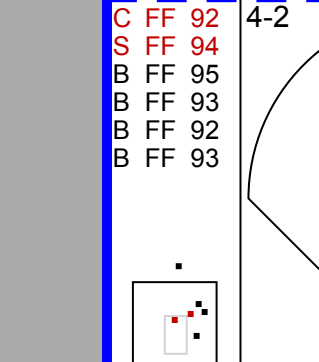
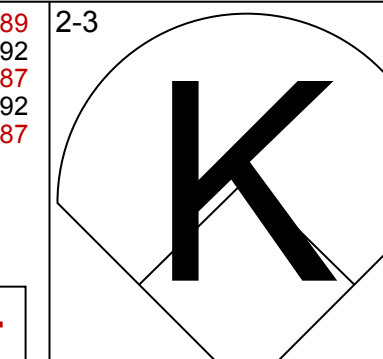
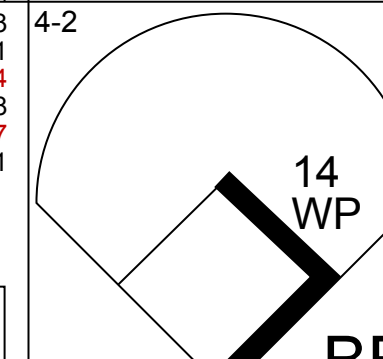
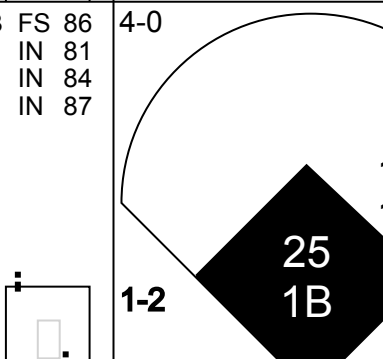
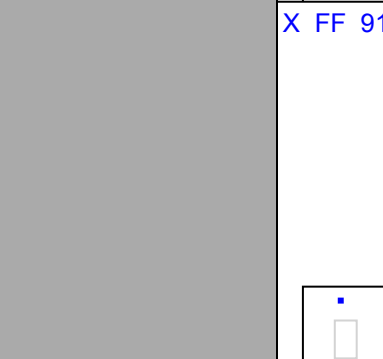
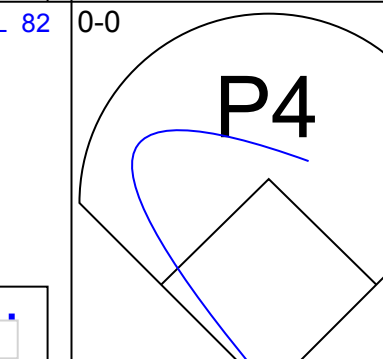
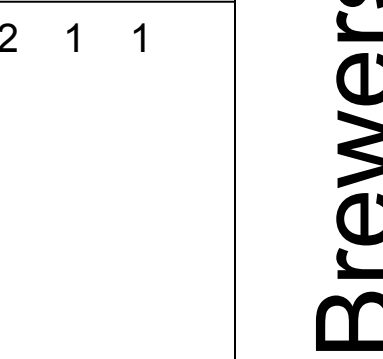
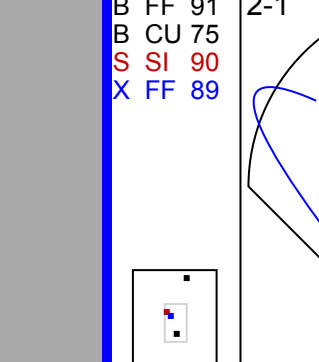


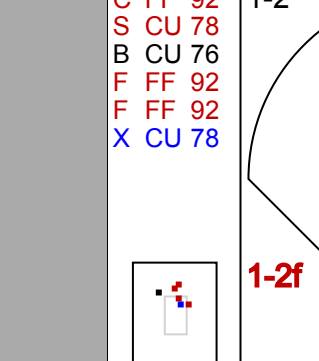

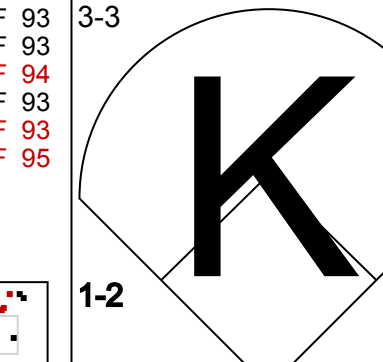
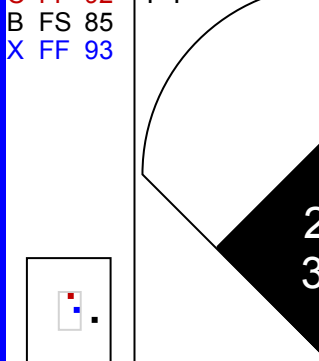
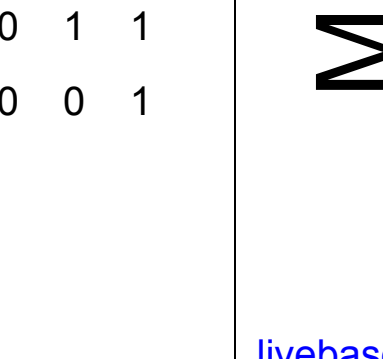


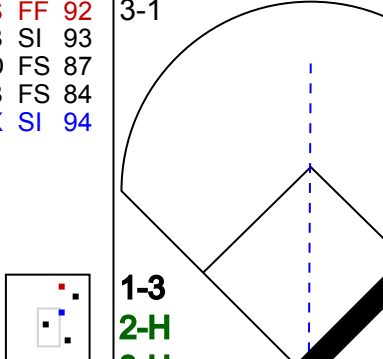


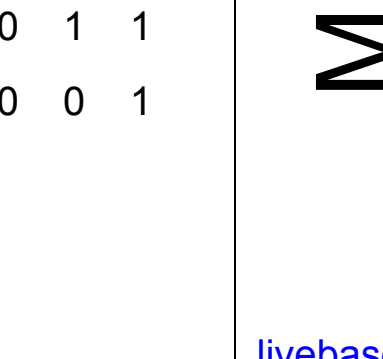
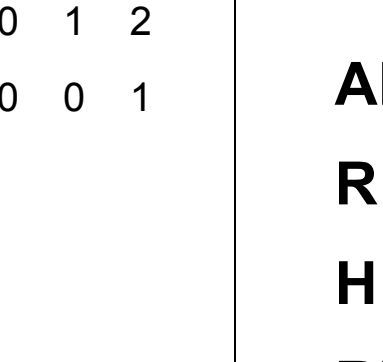

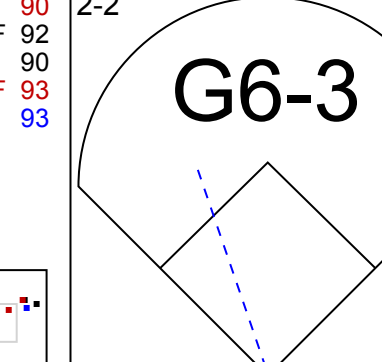
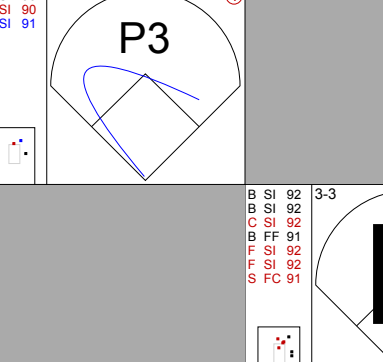


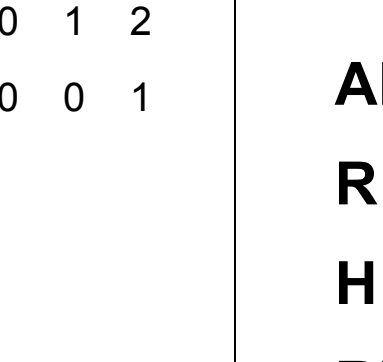


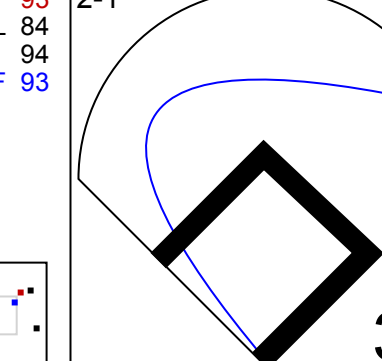
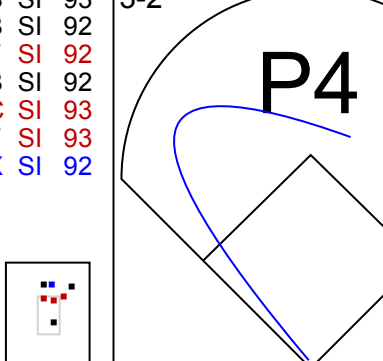
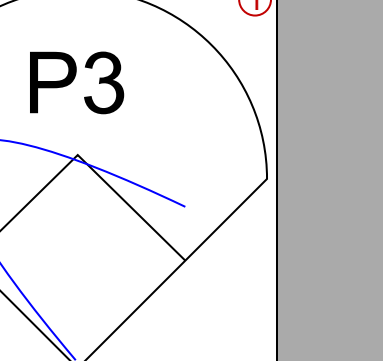




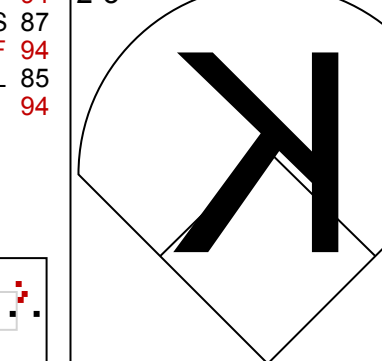
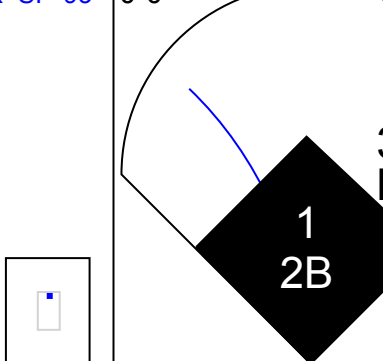
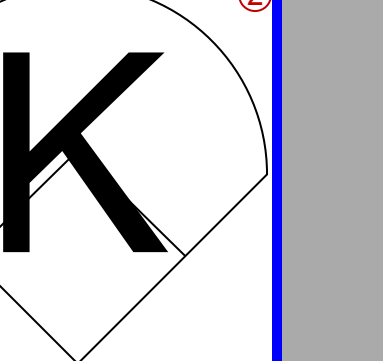
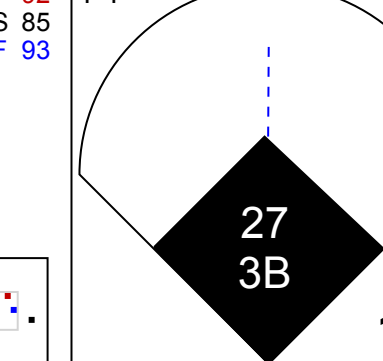

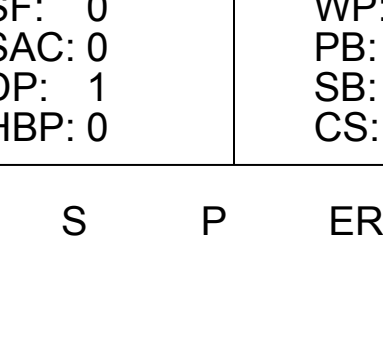


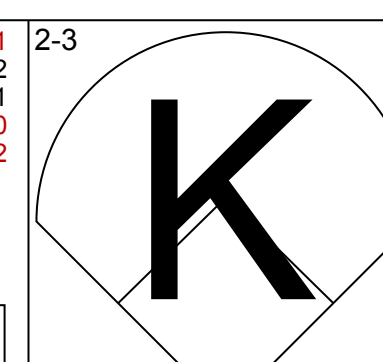
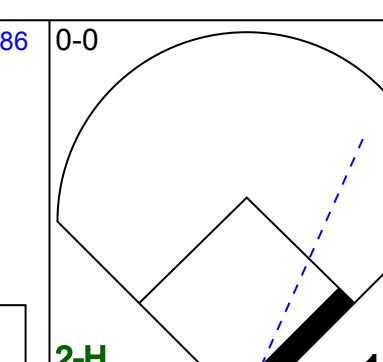
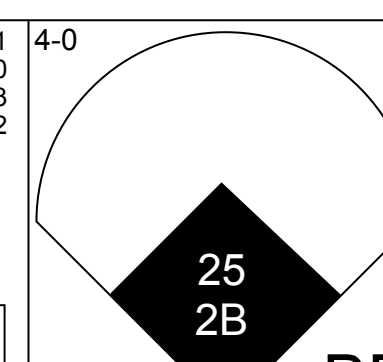

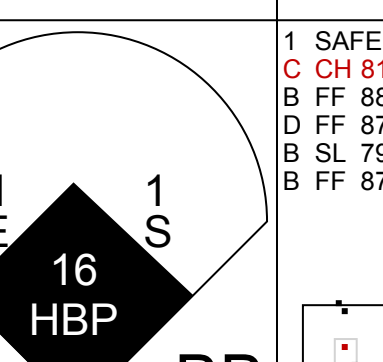

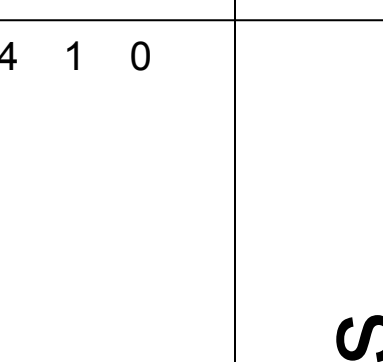
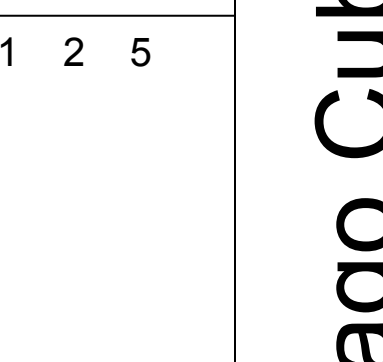
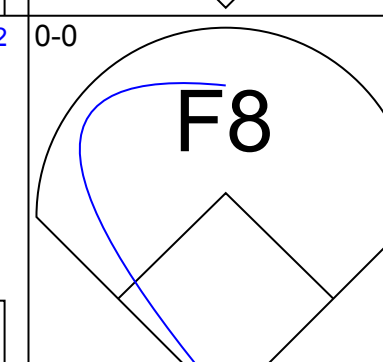
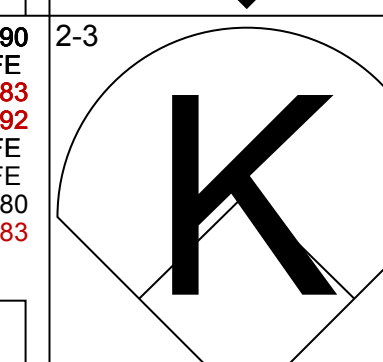
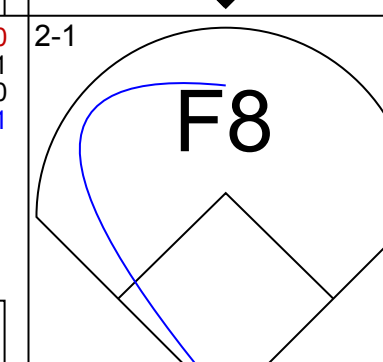

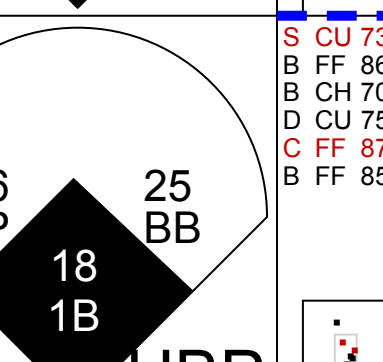

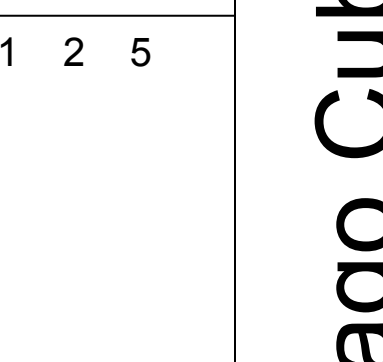
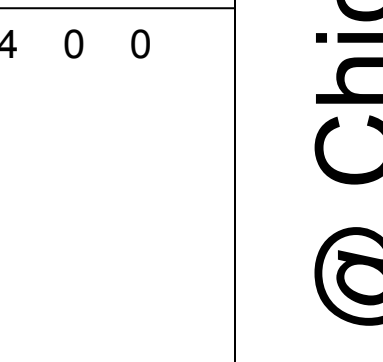
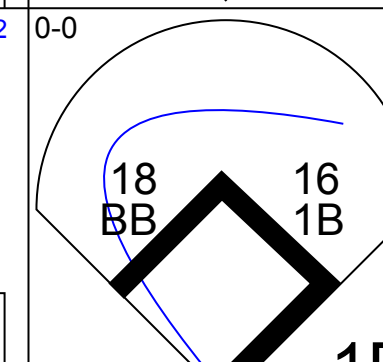
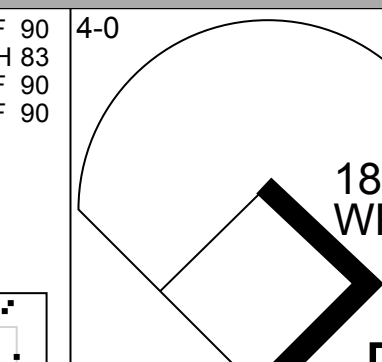
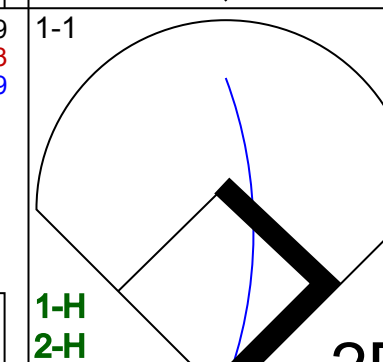

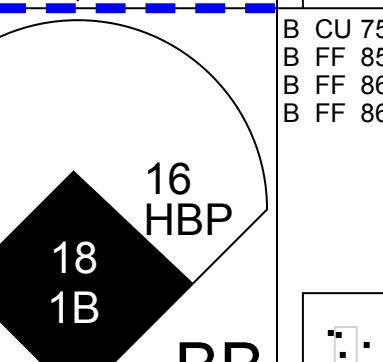

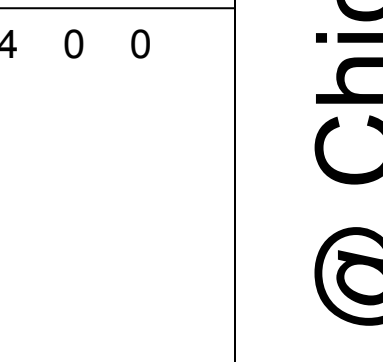
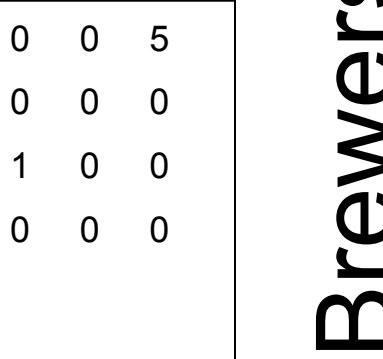
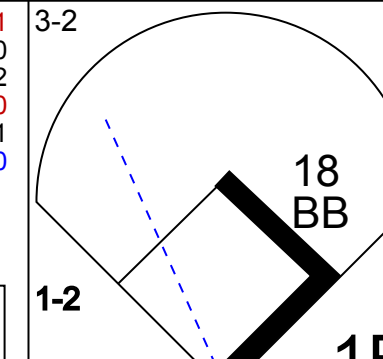
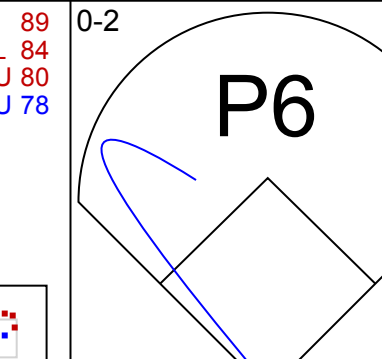
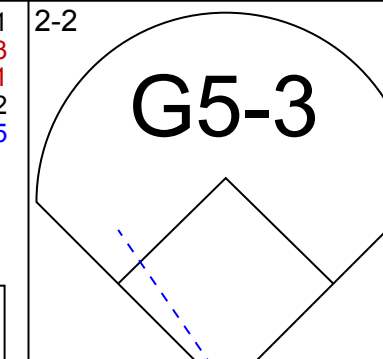

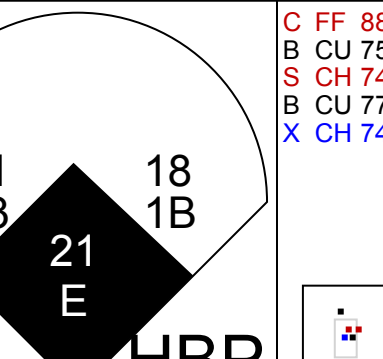

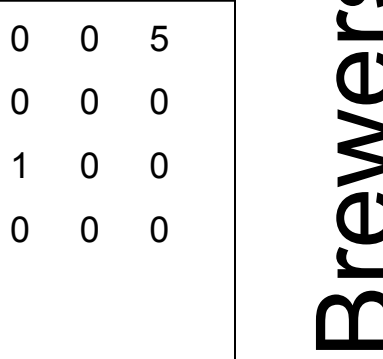
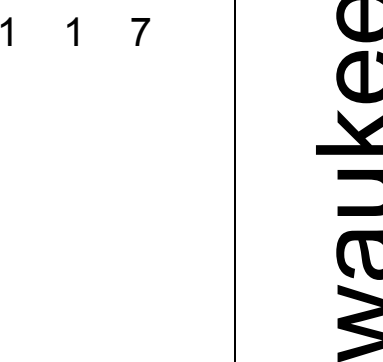
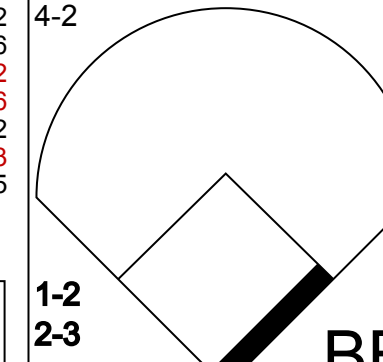
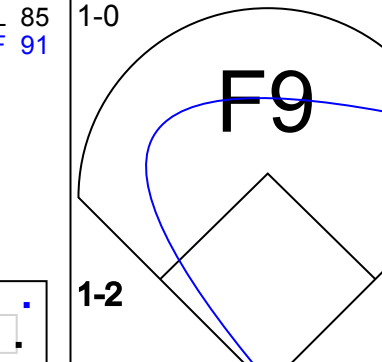

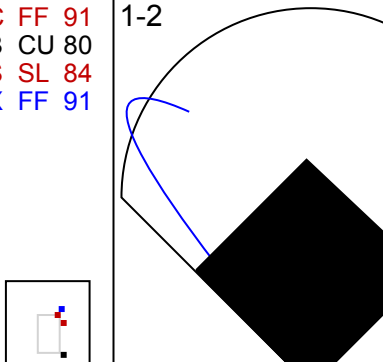
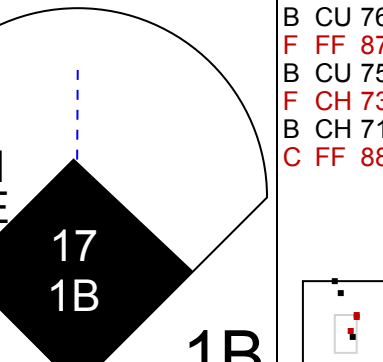

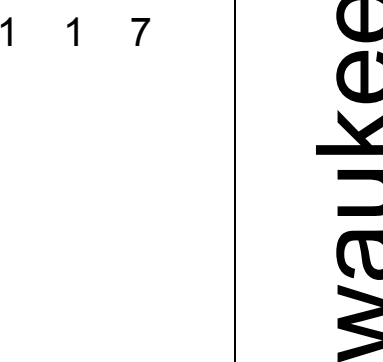
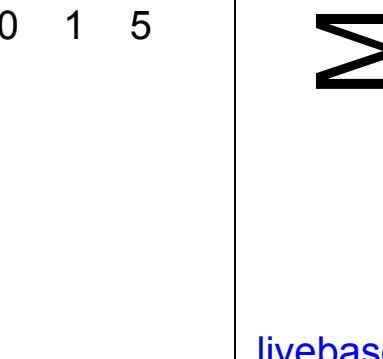
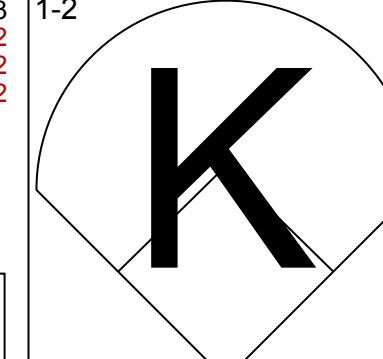
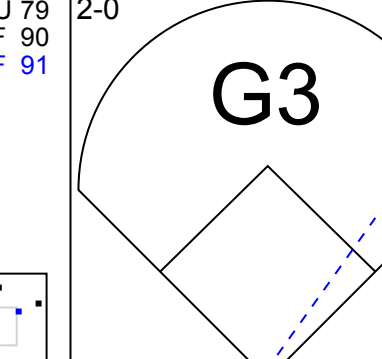

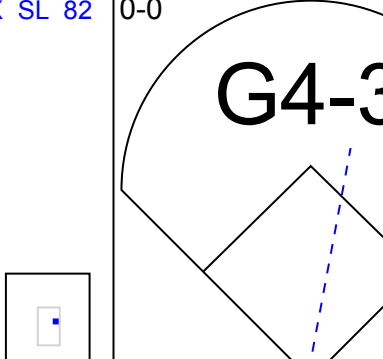
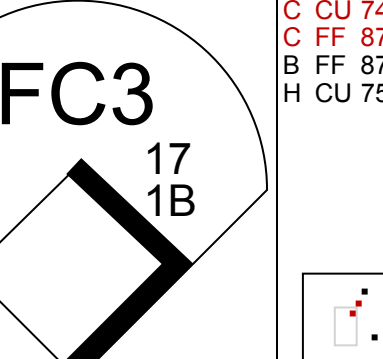

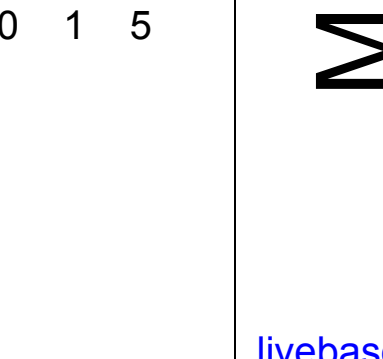
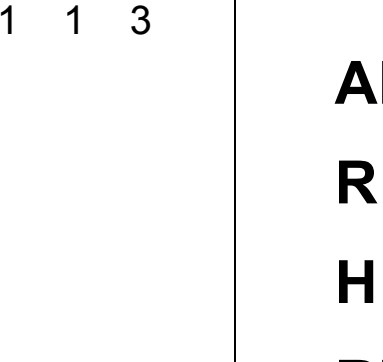


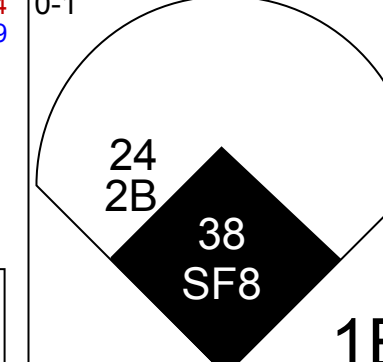
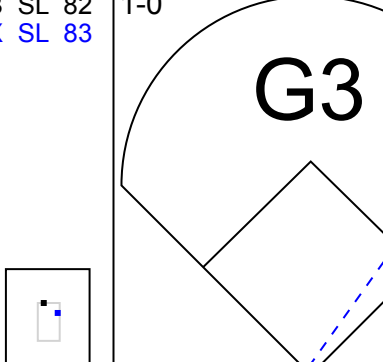
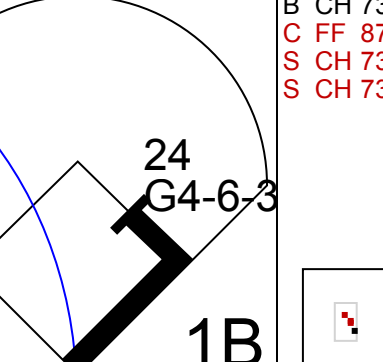

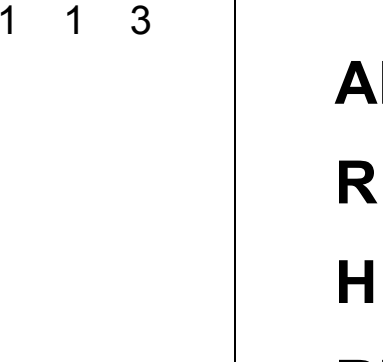
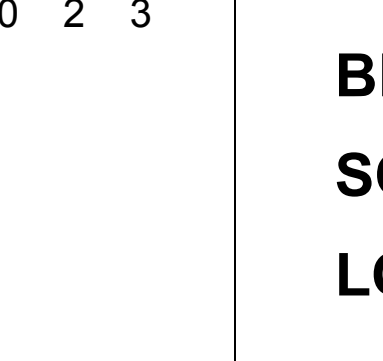


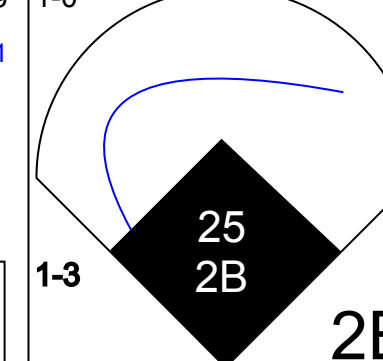
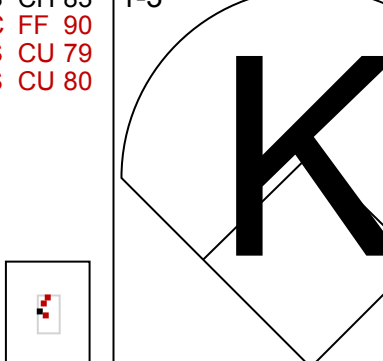
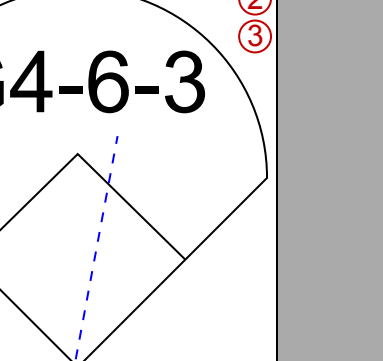

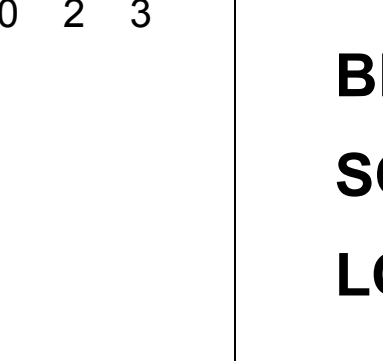
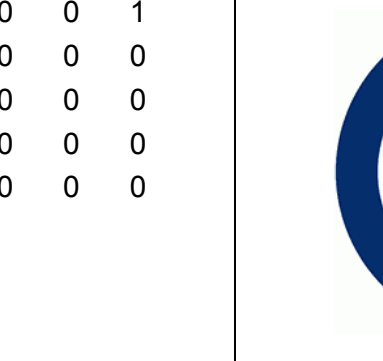


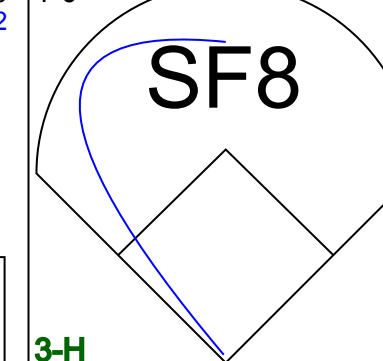

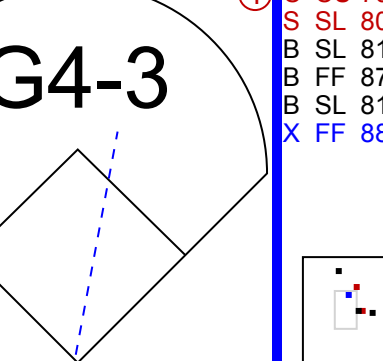

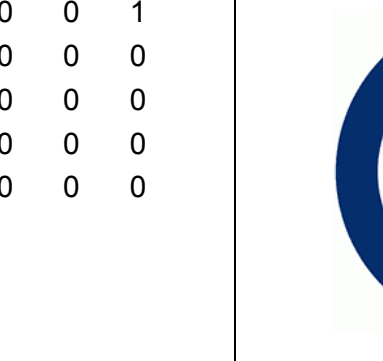
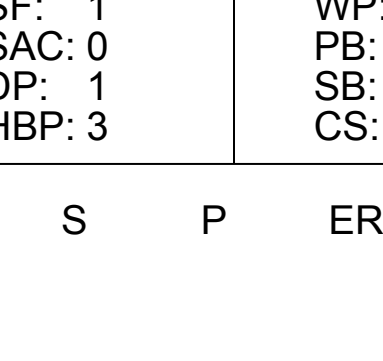
| Batter | 1 | 2 | 3 | 4 | 5 | 6 | 7 | 8 | 9 | AB | R | H | RBI | BB | SO | LOB | BOTTOM | | | | | | | | | | |
|--|--------------------------------------|----------------------------------|--------------------------------------|----------------------------------|--------------------------------------|----------------------------------|--------------------------------------|----------------------------------|--------------------------------------|----------------------------------|--------------------------------------|----------------------------------|--------------------------------------|----------------------------------|---------------------------------------|----------------------------------|----------------------------------|------------------------------------|----------------------------------|--------|--|--|--|--|--|--|--|
| 2 Ryan Theriot, R OBP: 0.336, SLG: 0.377 | G4-3 | | G4-3 | | | G6-3 | | SH5-3 | | 2 | 0 | 0 | 0 | 1 | 0 | 0 | | | | | | | | | | | |
| 1 Kosuke Fukudome, L OBP: 0.374, SLG: 0.429 | G4-6-3 | | G4-3 | | | G6-3 | | SF8 | | 2 | 0 | 0 | 1 | 1 | 0 | 1 | | | | | | | | | | | |
| 25 Derrek Lee, R OBP: 0.384, SLG: 0.582 | BB | | | | | G6-4-3 | | 1B | | 3 | 1 | 2 | 1 | 1 | 0 | 1 | | | | | | | | | | | |
| 16 Aramis Ramirez, R OBP: 0.383, SLG: 0.519 | | | | | | HR | | 1B | | 4 | 0 | 2 | 0 | 0 | 1 | 0 | | | | | | | | | | | |
| 18 Geovany Soto, R OBP: 0.327, SLG: 0.398 | | | | | | | | 1B | | 4 | 0 | 0 | 0 | 0 | 0 | 4 | | | | | | | | | | | |
| 55 Koyie Hill, S OBP: 0.321, SLG: 0.335 | F8 | | | | | G6-3 | | FC4-6 | | 0 | 0 | 0 | 0 | 0 | 0 | 0 | | | | | | | | | | | |
| 5 Jake Fox, R OBP: 0.330, SLG: 0.514 | | | | | | | | | | 3 | 0 | 1 | 0 | 0 | 0 | 0 | | | | | | | | | | | |
| 24 Bobby Scales, S OBP: 0.312, SLG: 0.434 | L4 | | | | | F7 | | 1B | | 0 | 0 | 0 | 0 | 0 | 0 | 0 | | | | | | | | | | | |
| 28 Jeff Baker, R OBP: 0.344, SLG: 0.423 | F8 | | | | | G6-3 | | | | 2 | 0 | 0 | 0 | 1 | 0 | 0 | | | | | | | | | | | |
| 27 Sam Fuld, L OBP: 0.379, SLG: 0.342 | | | | | | P6 | | BB | | 3 | 0 | 0 | 0 | 0 | 1 | 2 | | | | | | | | | | | |
| 46 Ryan Dempster, R OBP: 0.183, SLG: 0.143 | | | | | | G4-3 | | | | 2 | 0 | 0 | 0 | 0 | 0 | 0 | | | | | | | | | | | |
| 17 Mike Fontenot, L OBP: 0.299, SLG: 0.383 | | | | | | | | | | 1 | 1 | 1 | 0 | 0 | 0 | 0 | | | | | | | | | | | |
| 49 Carlos Marmol, R ERA: 3.62 | | | | | | G4-3 | | SH5-3 | | 0 | 0 | 0 | 0 | 0 | 0 | 0 | | | | | | | | | | | |
| Inning Stats | R: 0 H: 1 E: 0 K: 0 S: 9 | H: 0 LOB: 2 BB: 2 P: 20 | R: 0 H: 0 E: 0 K: 0 S: 7 | H: 0 LOB: 0 BB: 0 P: 13 | R: 0 H: 0 E: 0 K: 0 S: 8 | H: 0 LOB: 0 BB: 0 P: 14 | R: 1 H: 1 E: 0 K: 1 S: 9 | H: 1 LOB: 0 BB: 0 P: 17 | R: 0 H: 0 E: 0 K: 0 S: 7 | H: 0 LOB: 0 BB: 0 P: 12 | R: 0 H: 0 E: 0 K: 0 S: 5 | H: 0 LOB: 1 BB: 1 P: 11 | R: 0 H: 1 E: 0 K: 1 S: 9 | H: 1 LOB: 2 BB: 1 P: 15 | R: 1 H: 3 E: 0 K: 0 S: 12 | H: 3 LOB: 2 BB: 0 P: 15 | 1B: 4 2B: 1 3B: 0 HR: 1 | SF: 1 SAC: 1 DP: 2 HBP: 0 | WP: 0 PB: 0 SB: 0 CS: 0 | PA: 32 | | | | | | | |
| PITCHER | IP | WLS | BF | H | R | ER | SO | BB | IBB | HBP | BLK | WP | HR | S | P | ERA | WHIP | | | | | | | | | | |
| 37 Jeff Suppan, R ERA: 4.87 | 7.0 | L | 26 | 3 | 1 | 1 | 2 | 4 | 0 | 0 | 0 | 0 | 0 | 54 | 102 | 1.29 | 1.000 | | | | | | | | | | |
| 20 David Weathers, R ERA: 3.62 | 1.0 | | 6 | 3 | 1 | 1 | 0 | 0 | 0 | 0 | 0 | 0 | 0 | 12 | 15 | 9.00 | 3.000 | | | | | | | | | | |

Milwaukee Brewers @ Chicago Cubs
Wrigley Field, Chicago, IL
Mon Sep 14 2009, 7:05 PM CDT
Att: 38,725 - Partly Cloudy - 76 F

AB 26
R 2
H 6
RBI 2
BB 4
SO 2
LOB 8



| Batter | 1 | 2 | 3 | 4 | 5 | 6 | 7 | 8 | 9 | AB | R | H | RBI | BB | SO | LOB | TOP | | | | | |
|--|---|--|---|---|--|---|---|---|---|----------------------------------|-------------------------------|----------------------------------|------------------------------|---------------------------------|-------------------------------|----------------------------------|---|-------------------------------|----------------------------------|-------------------------|------------------------------------|----------------------------------|
| 3 Felipe Lopez, S OBP: 0.371, SLG: 0.426 27 Frank Catalanotto, L OBP: 0.354, SLG: 0.393 |  | |  | |  |  | |  |  | 2 | 1 | 0 | 0 | 2 | 1 | 0 | Milwaukee Brewers @ Chicago Cubs Wrigley Field, Chicago, IL Tue Sep 15 2009, 7:05 PM CDT Att: 38,986 - Clear - 67 F | | | | | |
| 1 Corey Hart, R OBP: 0.327, SLG: 0.423 |  | |  | |  |  |  |  |  | 5 | 1 | 1 | 3 | 0 | 1 | 2 | | | | | | |
| 8 Ryan Braun, R OBP: 0.378, SLG: 0.545 |  | | |  |  |  |  |  |  | 4 | 1 | 1 | 1 | 1 | 2 | 1 | | | | | | |
| 28 Prince Fielder, L OBP: 0.410, SLG: 0.588 | |  | |  |  |  |  |  |  | 3 | 1 | 0 | 0 | 2 | 1 | 1 | | | | | | |
| 14 Casey McGehee, R OBP: 0.370, SLG: 0.515 24 Mat Gamel, L OBP: 0.336, SLG: 0.400 |  | |  | |  |  |  |  |  | 3 | 0 | 1 | 0 | 0 | 1 | 1 | | | | | | |
| 25 Mike Cameron, R OBP: 0.353, SLG: 0.449 10 Corey Patterson, L OBP: 0.087, SLG: 0.087 |  | |  | |  |  |  |  |  | 3 | 0 | 1 | 2 | 0 | 1 | 1 | | | | | | |
| 18 Jason Kendall, R OBP: 0.327, SLG: 0.292 11 Mike Rivera, R OBP: 0.339, SLG: 0.358 | |  |  | |  |  |  |  |  | 3 | 0 | 0 | 0 | 0 | 1 | 2 | | | | | | |
| 21 Alcides Escobar, R OBP: 0.303, SLG: 0.361 | |  |  | |  |  |  |  |  | 4 | 0 | 1 | 0 | 0 | 0 | 1 | | | | | | |
| 49 Yovani Gallardo, R OBP: 0.299, SLG: 0.316 60 Todd Coffey, R ERA: 3.84 12 Carlos Villanueva, R ERA: 4.7 52 Chris Smith, R ERA: 3.5 59 John Axford, R ERA: 9.0 22 Jody Gerut, L OBP: 0.295, SLG: 0.342 |  | |  | |  |  |  |  |  | 3 | 1 | 1 | 0 | 0 | 2 | 1 | | | | | | |
| Inning Stats | R: 0 E: 1 K: 2 S: 8 | H: 0 LOB: 1 BB: 0 P: 11 | R: 0 E: 0 K: 2 S: 9 | H: 0 LOB: 0 BB: 0 P: 13 | R: 0 E: 0 K: 2 S: 11 | H: 1 LOB: 2 BB: 1 P: 24 | R: 0 E: 0 K: 2 S: 10 | H: 0 LOB: 0 BB: 0 P: 16 | R: 5 E: 0 K: 1 S: 20 | H: 5 LOB: 2 BB: 2 P: 39 | R: 0 E: 0 K: 1 S: 10 | H: 0 LOB: 0 BB: 0 P: 13 | R: 0 E: 0 K: 0 S: 7 | H: 0 LOB: 0 BB: 0 P: 8 | R: 0 E: 0 K: 0 S: 10 | H: 0 LOB: 1 BB: 1 P: 17 | | R: 2 E: 0 K: 1 S: 10 | H: 2 LOB: 1 BB: 1 P: 19 | 1B: 5 2B: 2 HR: 0 | SF: 0 SAC: 0 DP: 0 HBP: 0 | WP: 2 PB: 0 SB: 0 CS: 1 |
| PITCHER | IP | WLS | BF | H | R | ER | SO | BB | IBB | HBP | BLK | WP | HR | S | P | ERA | WHIP | | | | | |
| 38 Carlos Zambrano, R ERA: 3.84 47 Aaron Heilman, R ERA: 4.15 63 Kevin Gregg, R ERA: 4.7 33 Esmailin Candado, R ERA: 2.38 29 Jeff Samardzija, R ERA: 7.89 | 5.0 | | 25 | 6 | 5 | 5 | 9 | 3 | 1 | 0 | 0 | 2 | 0 | 58 | 103 | 9.00 | 1.800 | | | | | |

| Batter | 1 | 2 | 3 | 4 | 5 | 6 | 7 | 8 | 9 | AB | R | H | RBI | BB | SO | LOB | BOTTOM | | | | |
|---|---|---|---|---|--|---|---|---|---|----------------------------------|-------------------------------|----------------------------------|-------------------------------|----------------------------------|-------------------------------|----------------------------------|---|----------------------------------|------------------------------------|----------------------------------|--------|
| 2 Ryan Theriot, R OBP: 0.341, SLG: 0.378 |  |  | |  |  |  |  |  |  | 2 | 3 | 1 | 1 | 4 | 1 | 0 | Milwaukee Brewers @ Chicago Cubs Wrigley Field, Chicago, IL Tue Sep 15 2009, 7:05 PM CDT Att: 38,986 - Clear - 67 F | | | | |
| 1 Kosuke Fukudome, L OBP: 0.373, SLG: 0.425 |  |  | |  |  |  |  |  |  | 4 | 1 | 0 | 0 | 1 | 2 | 5 | | | | | |
| 25 Derrek Lee, R OBP: 0.391, SLG: 0.586 |  | |  |  |  |  |  |  |  | 2 | 1 | 2 | 3 | 4 | 0 | 0 | | | | | |
| 16 Aramis Ramirez, R OBP: 0.384, SLG: 0.515 33 Esmailin Candado, R ERA: 2.38 6 Micah Hoffpauir, L OBP: 0.296, SLG: 0.444 29 Jeff Samardzija, R ERA: 7.89 |  | |  |  |  |  |  |  |  | 4 | 1 | 1 | 1 | 0 | 0 | 5 | | | | | |
| 18 Geovany Soto, R OBP: 0.330, SLG: 0.408 |  | |  |  |  |  |  |  |  | 5 | 2 | 2 | 3 | 1 | 1 | 7 | | | | | |
| 21 Milton Bradley, S OBP: 0.378, SLG: 0.398 |  | |  |  |  |  |  |  |  | 4 | 0 | 0 | 1 | 0 | 1 | 5 | | | | | |
| 17 Mike Fontenot, L OBP: 0.303, SLG: 0.384 |  | |  |  |  |  |  |  |  | 4 | 2 | 2 | 1 | 1 | 1 | 3 | | | | | |
| 24 Bobby Scases, S OBP: 0.306, SLG: 0.432 |  | |  |  |  |  |  |  |  | 5 | 1 | 1 | 0 | 0 | 2 | 3 | | | | | |
| 38 Carlos Zambrano, S ERA: 3.84 47 Aaron Heilman, R ERA: 4.15 7 Aaron Miles, S OBP: 0.297, SLG: 0.298 63 Kevin Gregg, R ERA: 4.7 26 Jeff Baker, R OBP: 0.352, SLG: 0.430 |  | |  |  |  |  |  |  |  | 1 | 0 | 0 | 1 | 0 | 0 | 1 | | | | | |
| Inning Stats | R: 0 E: 0 K: 2 S: 14 | H: 2 LOB: 3 BB: 1 P: 24 | R: 1 E: 0 K: 2 S: 12 | H: 1 LOB: 1 BB: 1 P: 21 | R: 0 E: 0 K: 0 S: 6 | H: 0 LOB: 1 BB: 1 P: 13 | R: 3 E: 0 K: 0 S: 11 | H: 3 LOB: 1 BB: 1 P: 22 | R: 1 E: 0 K: 1 S: 8 | H: 1 LOB: 0 BB: 0 P: 11 | R: 5 E: 1 K: 0 S: 20 | H: 2 LOB: 1 BB: 2 P: 41 | R: 2 E: 0 K: 2 S: 17 | H: 1 LOB: 3 BB: 3 P: 40 | R: 1 E: 0 K: 1 S: 14 | H: 1 LOB: 3 BB: 3 P: 30 | | 1B: 8 2B: 2 3B: 0 HR: 1 | SF: 1 SAC: 0 DP: 1 HBP: 3 | WP: 2 PB: 1 SB: 2 CS: 0 | PA: 50 |
| PITCHER | IP | WLS | BF | H | R | ER | SO | BB | IBB | HBP | BLK | WP | HR | S | P | ERA | WHIP | | | | |
| 49 Yovani Gallardo, R ERA: 3.84 60 Todd Coffey, R ERA: 3.15 12 Carlos Villanueva, R ERA: 4.5 52 Chris Smith, R ERA: 3.5 59 John Axford, R ERA: 9.0 | 5.1 | L | 29 | 7 | 7 | 7 | 5 | 5 | 0 | 1 | 0 | 1 | 0 | 7 | 17 | 11.81 | 2.250 | | | | |

Milwaukee Brewers @ Chicago Cubs
 Wrigley Field, Chicago, IL
 Tue Sep 15 2009, 7:05 PM CDT
 Att: 38,986 - Clear - 67 F

Milwaukee Brewers @ Chicago Cubs
 Wrigley Field, Chicago, IL
 Tue Sep 15 2009, 7:05 PM CDT
 Att: 38,986 - Clear - 67 F

AB 35
R 7
H 8
RBI 7
BB 6
SO 11
LOB 13

AB 34
R 13
H 11
RBI 12
BB 12
SO 8
LOB 29



| Batter | 1 | 2 | 3 | 4 | 5 | 6 | 7 | 8 | 9 | AB | R | H | RBI | BB | SO | LOB | TOP | | | | |
|---|---|---|---|---|---|---|---|---|---|---|---|---|---|---|---|---|---|---|---|---|---|
| 3 Felipe Lopez, S OBP: 0.375, SLG: 0.428 | | | | | | | | | | 4 | 2 | 2 | 1 | 1 | 0 | 2 | Milwaukee Brewers @ Chicago Cubs Wrigley Field, Chicago, IL Wed Sep 16 2009, 7:05 PM CDT Att: 38,084 - Partly Cloudy - 63 F | | | | |
| 1 Corey Hart, R OBP: 0.328, SLG: 0.423 | | | | | | | | | | 5 | 1 | 2 | 2 | 0 | 1 | 3 | | | | | |
| 8 Ryan Braun, R OBP: 0.378, SLG: 0.544 | | | | | | | | | | 5 | 0 | 2 | 1 | 0 | 1 | 3 | | | | | |
| 28 Prince Fielder, L OBP: 0.412, SLG: 0.586 | | | | | | | | | | 3 | 1 | 1 | 0 | 2 | 0 | 2 | | | | | |
| 14 Casey McGehee, R OBP: 0.368, SLG: 0.512 | | | | | | | | | | 4 | 1 | 1 | 1 | 0 | 0 | 3 | | | | | |
| 25 Mike Cameron, R OBP: 0.351, SLG: 0.445 | | | | | | | | | | 4 | 1 | 0 | 0 | 1 | 0 | 3 | | | | | |
| 18 Jason Kendall, R OBP: 0.326, SLG: 0.290 | | | | | | | | | | 4 | 1 | 0 | 0 | 1 | 1 | 4 | | | | | |
| 21 Alcides Escobar, R OBP: 0.333, SLG: 0.403 | | | | | | | | | | 5 | 2 | 4 | 3 | 0 | 1 | 0 | | | | | |
| 41 Braden Looper, R OBP: 0.241, SLG: 0.214 | | | | | | | | | | 3 | 0 | 1 | 1 | 0 | 2 | 4 | | | | | |
| 20 David Weathers, R ERA: 6.41 | | | | | | | | | | 0 | 0 | 0 | 0 | 0 | 0 | 0 | | | | | |
| 57 Mitch Stetter, L ERA: 3.86 | | | | | | | | | | 0 | 0 | 0 | 0 | 0 | 0 | 0 | | | | | |
| 50 Claudio Vargas, R ERA: 2.12 | | | | | | | | | | 0 | 0 | 0 | 0 | 0 | 0 | 0 | | | | | |
| 60 Todd Coffey, R ERA: 3.11 | | | | | | | | | | 0 | 0 | 0 | 0 | 0 | 0 | 0 | | | | | |
| Inning Stats | R: 0 H: 0 E: 0 K: 2 S: 11 | H: 0 LOB: 1 BB: 1 P: 19 | R: 2 H: 3 E: 0 K: 0 S: 12 | H: 3 LOB: 1 BB: 0 P: 20 | R: 3 H: 2 E: 1 K: 1 S: 18 | H: 2 LOB: 2 BB: 2 P: 32 | R: 1 H: 2 E: 0 K: 0 S: 7 | H: 2 LOB: 1 BB: 1 P: 16 | R: 3 H: 3 E: 0 K: 1 S: 15 | H: 3 LOB: 1 BB: 1 P: 23 | R: 0 H: 0 E: 0 K: 1 S: 9 | H: 0 LOB: 0 BB: 0 P: 13 | R: 0 H: 1 E: 0 K: 0 S: 7 | H: 2 LOB: 1 BB: 0 P: 12 | R: 0 H: 0 E: 0 K: 1 S: 6 | H: 0 LOB: 0 BB: 0 P: 9 | 1B: 11 2B: 2 3B: 0 HR: 0 | SF: 1 SAC: 1 DP: 1 HBP: 0 | WP: 1 PB: 0 SB: 0 CS: 0 | PA: 44 | |
| PITCHER | IP WLS BF H R ER SO BB IBB HBP BLK WP HR S P ERA WHIP | IP WLS BF H R ER SO BB IBB HBP BLK WP HR S P ERA WHIP | IP WLS BF H R ER SO BB IBB HBP BLK WP HR S P ERA WHIP | IP WLS BF H R ER SO BB IBB HBP BLK WP HR S P ERA WHIP | IP WLS BF H R ER SO BB IBB HBP BLK WP HR S P ERA WHIP | IP WLS BF H R ER SO BB IBB HBP BLK WP HR S P ERA WHIP | IP WLS BF H R ER SO BB IBB HBP BLK WP HR S P ERA WHIP | IP WLS BF H R ER SO BB IBB HBP BLK WP HR S P ERA WHIP | IP WLS BF H R ER SO BB IBB HBP BLK WP HR S P ERA WHIP | IP WLS BF H R ER SO BB IBB HBP BLK WP HR S P ERA WHIP | IP WLS BF H R ER SO BB IBB HBP BLK WP HR S P ERA WHIP | IP WLS BF H R ER SO BB IBB HBP BLK WP HR S P ERA WHIP | IP WLS BF H R ER SO BB IBB HBP BLK WP HR S P ERA WHIP | IP WLS BF H R ER SO BB IBB HBP BLK WP HR S P ERA WHIP | IP WLS BF H R ER SO BB IBB HBP BLK WP HR S P ERA WHIP | IP WLS BF H R ER SO BB IBB HBP BLK WP HR S P ERA WHIP | IP WLS BF H R ER SO BB IBB HBP BLK WP HR S P ERA WHIP | IP WLS BF H R ER SO BB IBB HBP BLK WP HR S P ERA WHIP | IP WLS BF H R ER SO BB IBB HBP BLK WP HR S P ERA WHIP | IP WLS BF H R ER SO BB IBB HBP BLK WP HR S P ERA WHIP | IP WLS BF H R ER SO BB IBB HBP BLK WP HR S P ERA WHIP |

AB 37
R 9
H 13
RBI 9
BB 5
SO 6
LOB 24



| Batter | 1 | 2 | 3 | 4 | 5 | 6 | 7 | 8 | 9 | AB | R | H | RBI | BB | SO | LOB | BOTTOM |
|--|---|---|---|---|---|---|---|---|---|----|---|---|-----|----|----|-----|---|
| 2 Ryan Theriot, R OBP: 0.344, SLG: 0.382 | | | | | | | | | | 4 | 1 | 3 | 0 | 1 | 0 | 2 | Milwaukee Brewers @ Chicago Cubs Wrigley Field, Chicago, IL Wed Sep 16 2009, 7:05 PM CDT Att: 38,084 - Partly Cloudy - 63 F |
| 1 Kosuke Fukudome, L OBP: 0.370, SLG: 0.421 | | | | | | | | | | 4 | 0 | 0 | 1 | 0 | 0 | 5 | |
| 25 Derrek Lee, R OBP: 0.391, SLG: 0.583 | | | | | | | | | | 4 | 1 | 1 | 1 | 1 | 2 | 1 | |
| 16 Aramis Ramirez, R OBP: 0.384, SLG: 0.522 | | | | | | | | | | 4 | 1 | 1 | 2 | 1 | 0 | 1 | |
| 18 Geovany Soto, R OBP: 0.331, SLG: 0.408 | | | | | | | | | | 5 | 1 | 2 | 0 | 0 | 0 | 2 | |
| 21 Milton Bradley, S OBP: 0.376, SLG: 0.396 | | | | | | | | | | 2 | 0 | 0 | 0 | 0 | 1 | 2 | |
| 54 David Patton, R ERA: 6.41 | | | | | | | | | | | | | | | | | |

| Batter | 1 | 2 | 3 | 4 | 5 | 6 | 7 | 8 | 9 | AB | R | H | RBI | BB | SO | LOB | TOP | | | | | | | | |
|---|---|---|---|---|---|---|---|---|---|---|---|---|---|---|---|---|---|---|---|---|---|---|---|---|--|
| 3 Felipe Lopez, S OBP: 0.375, SLG: 0.428 | | | | | | | | | | 3 | 2 | 1 | 0 | 2 | 1 | 0 | | | | | | | | | |
| 22 Jody Gerut, L OBP: 0.270, SLG: 0.357 | | | | | | | | | | 2 | 1 | 1 | 4 | 1 | 0 | 1 | | | | | | | | | |
| 1 Corey Hart, R OBP: 0.326, SLG: 0.421 | | | | | | | | | | 2 | 0 | 0 | 0 | 0 | 1 | 0 | | | | | | | | | |
| 8 Ryan Braun, R OBP: 0.380, SLG: 0.545 | | | | | | | | | | 4 | 1 | 2 | 0 | 1 | 1 | 0 | | | | | | | | | |
| 28 Prince Fielder, L OBP: 0.412, SLG: 0.588 | | | | | | | | | | 4 | 0 | 1 | 0 | 1 | 2 | 4 | | | | | | | | | |
| 25 Mike Cameron, R OBP: 0.350, SLG: 0.444 | | | | | | | | | | 4 | 1 | 1 | 1 | 0 | 1 | 3 | | | | | | | | | |
| 24 Mat Gamel, L OBP: 0.328, SLG: 0.390 | | | | | | | | | | 3 | 0 | 0 | 0 | 0 | 1 | 3 | | | | | | | | | |
| 14 Casey McGehee, R (7, PH) OBP: 0.370, SLG: 0.512 | | | | | | | | | | 0 | 0 | 0 | 0 | 0 | 0 | 0 | | | | | | | | | |
| 30 Craig Counsell, L OBP: 0.354, SLG: 0.414 | | | | | | | | | | 0 | 0 | 0 | 0 | 0 | 0 | 0 | | | | | | | | | |
| 11 Mike Rivera, R OBP: 0.336, SLG: 0.364 | | | | | | | | | | 4 | 0 | 1 | 2 | 0 | 2 | 1 | | | | | | | | | |
| 21 Alcides Escobar, R OBP: 0.329, SLG: 0.388 | | | | | | | | | | 3 | 1 | 0 | 0 | 1 | 0 | 2 | | | | | | | | | |
| 31 Dave Bush, R OBP: 0.258, SLG: 0.121 | | | | | | | | | | 3 | 1 | 1 | 0 | 0 | 2 | 0 | | | | | | | | | |
| 60 Todd Coffey, R | | | | | | | | | | 0 | 0 | 0 | 0 | 0 | 0 | 0 | | | | | | | | | |
| 12 Carlos Villanueva, R | | | | | | | | | | 0 | 0 | 0 | 0 | 0 | 0 | 0 | | | | | | | | | |
| 16 Jason Bergman, R | | | | | | | | | | 0 | 0 | 0 | 0 | 0 | 0 | 0 | | | | | | | | | |
| 50 Claudio Vargas, R | | | | | | | | | | 0 | 0 | 0 | 0 | 0 | 0 | 0 | | | | | | | | | |
| 51 Trevor Hoffman, R | | | | | | | | | | 0 | 0 | 0 | 0 | 0 | 0 | 0 | | | | | | | | | |
| Inning Stats | R: 1 E: 0 K: 1 S: 11 | H: 1 LOB: 2 BB: 2 P: 22 | R: 0 E: 0 K: 2 S: 9 | H: 0 LOB: 0 BB: 0 P: 14 | R: 0 E: 0 K: 0 S: 9 | H: 2 LOB: 2 BB: 1 P: 18 | R: 4 E: 0 K: 1 S: 14 | H: 2 LOB: 0 BB: 2 P: 26 | R: 0 E: 0 K: 2 S: 9 | H: 1 LOB: 1 BB: 0 P: 11 | R: 0 E: 0 K: 2 S: 9 | H: 0 LOB: 0 BB: 0 P: 12 | R: 2 E: 0 K: 1 S: 15 | H: 2 LOB: 2 BB: 1 P: 29 | R: 0 E: 0 K: 1 S: 7 | H: 0 LOB: 0 BB: 0 P: 10 | R: 0 E: 0 K: 1 S: 5 | H: 0 LOB: 0 BB: 0 P: 6 | 1B: 4 2B: 2 3B: 1 HR: 1 | SF: 1 SAC: 0 DP: 0 HBP: 1 | WP: 0 PB: 0 SB: 0 CS: 0 | PA: 41 | | | |
| PITCHER | IP WLS BF H R ER SO BB IBB HBP BLK WP HR S P ERA WHIP | IP WLS BF H R ER SO BB IBB HBP BLK WP HR S P ERA WHIP | IP WLS BF H R ER SO BB IBB HBP BLK WP HR S P ERA WHIP | IP WLS BF H R ER SO BB IBB HBP BLK WP HR S P ERA WHIP | IP WLS BF H R ER SO BB IBB HBP BLK WP HR S P ERA WHIP | IP WLS BF H R ER SO BB IBB HBP BLK WP HR S P ERA WHIP | IP WLS BF H R ER SO BB IBB HBP BLK WP HR S P ERA WHIP | IP WLS BF H R ER SO BB IBB HBP BLK WP HR S P ERA WHIP | IP WLS BF H R ER SO BB IBB HBP BLK WP HR S P ERA WHIP | IP WLS BF H R ER SO BB IBB HBP BLK WP HR S P ERA WHIP | IP WLS BF H R ER SO BB IBB HBP BLK WP HR S P ERA WHIP | IP WLS BF H R ER SO BB IBB HBP BLK WP HR S P ERA WHIP | IP WLS BF H R ER SO BB IBB HBP BLK WP HR S P ERA WHIP | IP WLS BF H R ER SO BB IBB HBP BLK WP HR S P ERA WHIP | IP WLS BF H R ER SO BB IBB HBP BLK WP HR S P ERA WHIP | IP WLS BF H R ER SO BB IBB HBP BLK WP HR S P ERA WHIP | IP WLS BF H R ER SO BB IBB HBP BLK WP HR S P ERA WHIP | IP WLS BF H R ER SO BB IBB HBP BLK WP HR S P ERA WHIP | IP WLS BF H R ER SO BB IBB HBP BLK WP HR S P ERA WHIP | IP WLS BF H R ER SO BB IBB HBP BLK WP HR S P ERA WHIP | IP WLS BF H R ER SO BB IBB HBP BLK WP HR S P ERA WHIP | IP WLS BF H R ER SO BB IBB HBP BLK WP HR S P ERA WHIP | IP WLS BF H R ER SO BB IBB HBP BLK WP HR S P ERA WHIP | IP WLS BF H R ER SO BB IBB HBP BLK WP HR S P ERA WHIP | |
| 36 Randy Wells, R ERA: 3.08 | (1, 1) 4.0 L 21 5 5 5 4 4 1 0 0 0 0 1 43 80 11.25 2.250 | (5, 1) 1.0 4 1 0 0 2 0 0 0 0 0 0 0 9 11 0.00 1.000 | (6, 1) 1.0 3 0 0 0 2 0 0 0 0 0 0 0 9 12 0.00 0.000 | (7, 1) 0.2 4 1 2 2 1 1 0 0 0 0 0 0 7 14 27.00 3.000 | (7, 1) 0.1 3 1 0 0 0 0 0 0 1 0 0 0 8 15 0.00 3.000 | | | | | | | | | | | | | | | | | | | | |
| 45 Sean Marshall, L ERA: 4.46 | | | | | | | | | | | | | | | | | | | | | | | | | |
| 47 Aaron Heilman, R ERA: 4.09 | | | | | | | | | | | | | | | | | | | | | | | | | |
| 32 Tom Gorzelanny, L ERA: 5.29 | | | | | | | | | | | | | | | | | | | | | | | | | |
| 33 Esmelin Canard, R ERA: 2.31 | | | | | | | | | | | | | | | | | | | | | | | | | |
| Batter | 1 | 2 | 3 | 4 | 5 | 6 | 7 | 8 | 9 | AB | R | H | RBI | BB | SO | LOB | BOTTOM | | | | | | | | |
| 2 Ryan Theriot, R OBP: 0.344, SLG: 0.381 | | | | | | | | | | 4 | 1 | 1 | 0 | 0 | 0 | 1 | | | | | | | | | |
| 1 Kosuke Fukudome, L OBP: 0.369, SLG: 0.419 | | | | | | | | | | 4 | 0 | 1 | 0 | 0 | 2 | 0 | | | | | | | | | |
| 25 Derrek Lee, R OBP: 0.388, SLG: 0.578 | | | | | | | | | | 4 | 0 | 0 | 0 | 0 | 0 | 1 | | | | | | | | | |
| 5 Jake Fox, R OBP: 0.330, SLG: 0.508 | | | | | | | | | | 4 | 1 | 1 | 0 | 0 | 0 | 0 | | | | | | | | | |
| 21 Milton Bradley, S OBP: 0.378, SLG: 0.397 | | | | | | | | | | 2 | 0 | 1 | 0 | 0 | 0 | 0 | | | | | | | | | |
| 24 Bobby Scales, S OBP: 0.311, SLG: 0.430 | | | | | | | | | | 1 | 0 | 0 | 0 | 0 | 1 | 0 | | | | | | | | | |
| 28 Jeff Baker, R OBP: 0.355, SLG: 0.432 | | | | | | | | | | 4 | 1 | 2 | 1 | 0 | 0 | 1 | | | | | | | | | |
| 17 Mike Fontenot, L OBP: 0.306, SLG: 0.386 | | | | | | | | | | 3 | 1 | 1 | 0 | 1 | 2 | 2 | | | | | | | | | |
| 55 Koyie Hill, S OBP: 0.316, SLG: 0.329 | | | | | | | | | | 4 | 0 | 0 | 0 | 0 | 2 | 4 | | | | | | | | | |
| 36 Randy Wells, R ERA: 3.08 | | | | | | | | | | 1 | 0 | 0 | 0 | 0 | 0 | 0 | | | | | | | | | |
| 6 Michael Loretto, L ERA: 3.09 | | | | | | | | | | 1 | 0 | 0 | 0 | 0 | 0 | 0 | | | | | | | | | |
| 45 Sean Marshall, L ERA: 4.46 | | | | | | | | | | 0 | 0 | 0 | 0 | 0 | 0 | 0 | | | | | | | | | |
| 47 Aaron Heilman, R ERA: 4.09 | | | | | | | | | | 0 | 0 | 0 | 0 | 0 | 0 | 0 | | | | | | | | | |
| 16 Aramis Ramirez, R ERA: 5.46 | | | | | | | | | | 0 | 0 | 0 | 0 | 0 | 0 | 0 | | | | | | | | | |
| 32 Tom Gorzelanny, L ERA: 5.29 | | | | | | | | | | 0 | 0 | 0 | 0 | 0 | 0 | 0 | | | | | | | | | |
| 33 Esmelin Canard, R ERA: 2.31 | | | | | | | | | | 0 | 0 | 0 | 0 | 0 | 0 | 0 | | | | | | | | | |
| 43 John Grabow, L ERA: 3.09 | | | | | | | | | | 0 | 0 | 0 | 0 | 0 | 0 | 0 | | | | | | | | | |
| 64 Justin Berg, R ERA: | | | | | | | | | | 0 | 0 | 0 | 0 | 0 | 0 | 0 | | | | | | | | | |
| 7 Aaron Miles, S ERA: 1.91 | | | | | | | | | | 0 | 0 | 0 | 0 | 0 | 0 | 0 | | | | | | | | | |
| Inning Stats | R: 2 E: 0 K: 1 S: 16 | H: 4 LOB: 2 BB: 0 P: 25 | R: 0 E: 0 K: 0 S: 6 | H: 0 LOB: 0 BB: 0 P: 9 | R: 0 E: 0 K: 1 S: 6 | H: 0 LOB: 0 BB: 0 P: 10 | R: 2 E: 0 K: 1 S: 15 | H: 3 LOB: 1 BB: 0 P: 20 | R: 0 E: 0 K: 0 S: 6 | H: 0 LOB: 0 BB: 0 P: 11 | R: 0 E: 0 K: 1 S: 14 | H: 1 LOB: 2 BB: 1 P: 23 | R: 0 E: 0 K: 1 S: 7 | H: 0 LOB: 0 BB: 0 P: 10 | R: 0 E: 0 K: 1 S: 9 | H: 0 LOB: 0 BB: 0 P: 11 | R: 0 E: 0 K: 1 S: 7 | H: 0 LOB: 0 BB: 0 P: 10 | 1B: 7 2B: 1 3B: 0 HR: 0 | SF: 0 SAC: 0 DP: 1 HBP: 1 | WP: 0 PB: 0 SB: 1 CS: 0 | PA: 36 | | | |
| PITCHER | IP WLS BF H R ER SO BB IBB HBP BLK WP HR S P ERA WHIP | IP WLS BF H R ER SO BB IBB HBP BLK WP HR S P ERA WHIP | IP WLS BF H R ER SO BB IBB HBP BLK WP HR S P ERA WHIP | IP WLS BF H R ER SO BB IBB HBP BLK WP HR S P ERA WHIP | IP WLS BF H R ER SO BB IBB HBP BLK WP HR S P ERA WHIP | IP WLS BF H R ER SO BB IBB HBP BLK WP HR S P ERA WHIP | IP WLS BF H R ER SO BB IBB HBP BLK WP HR S P ERA WHIP | IP WLS BF H R ER SO BB IBB HBP BLK WP HR S P ERA WHIP | IP WLS BF H R ER SO BB IBB HBP BLK WP HR S P ERA WHIP | IP WLS BF H R ER SO BB IBB HBP BLK WP HR S P ERA WHIP | IP WLS BF H R ER SO BB IBB HBP BLK WP HR S P ERA WHIP | IP WLS BF H R ER SO BB IBB HBP BLK WP HR S P ERA WHIP | IP WLS BF H R ER SO BB IBB HBP BLK WP HR S P ERA WHIP | IP WLS BF H R ER SO BB IBB HBP BLK WP HR S P ERA WHIP | IP WLS BF H R ER SO BB IBB HBP BLK WP HR S P ERA WHIP | IP WLS BF H R ER SO BB IBB HBP BLK WP HR S P ERA WHIP | IP WLS BF H R ER SO BB IBB HBP BLK WP HR S P ERA WHIP | IP WLS BF H R ER SO BB IBB HBP BLK WP HR S P ERA WHIP | IP WLS BF H R ER SO BB IBB HBP BLK WP HR S P ERA WHIP | IP WLS BF H R ER SO BB IBB HBP BLK WP HR S P ERA WHIP | IP WLS BF H R ER SO BB IBB HBP BLK WP HR S P ERA WHIP | IP WLS BF H R ER SO BB IBB HBP BLK WP HR S P ERA WHIP | IP WLS BF H R ER SO BB IBB HBP BLK WP HR S P ERA WHIP | IP WLS BF H R ER SO BB IBB HBP BLK WP HR S P ERA WHIP | |
| 31 Dave Bush, R ERA: 5.88 | (1, 1) 5.2 W 26 8 4 4 4 1 0 1 0 0 0 0 58 90 6.35 1.588 | (6, 1) 0.1 H 1 0 0 0 0 0 0 0 0 0 0 0 5 8 0.00 0.000 | (7, 1) 1.0 H 3 0 0 0 1 0 0 0 0 0 0 0 7 10 0.00 0.000 | (8, 1) 1.0 H 3 0 0 0 1 0 0 0 0 0 0 0 9 11 0.00 0.000 | (9, 1) 1.0 S 3 0 0 0 1 0 0 0 0 0 0 0 7 10 0.00 0.000 | | | | | | | | | | | | | | | | | | | | |

Milwaukee Brewers @ Chicago Cubs
Wrigley Field, Chicago, IL
Thu Sep 17 2009, 1:20 PM CDT
Att: 39,158 - Partly Cloudy - 66 F

AB 33
R 7
H 8
RBI 7
BB 6
SO 11
LOB 14

WP: 0 PA: 41
PB: 0
SB: 0
CS: 0

Milwaukee Brewers @ Chicago Cubs
Wrigley Field, Chicago, IL
Thu Sep 17 2009, 1:20 PM CDT
Att: 39,158 - Partly Cloudy - 66 F

AB 34
R 4
H 8
RBI 3
BB 1
SO 7
LOB 11

WP: 0 PA: 36
PB: 0
SB: 1
CS: 0



| Batter | 1 | 2 | 3 | 4 | 5 | 6 | 7 | 8 | 9 | AB | R | H | RBI | BB | SO | LOB | TOP | | | | | | | | | | |
|--|------------------------------|----------------------------------|-------------------------------|----------------------------------|-------------------------------|----------------------------------|------------------------------|---------------------------------|------------------------------|----------------------------------|------------------------------|----------------------------------|-------------------------------|----------------------------------|------------------------------|----------------------------------|--|------------------------------|----------------------------------|----------------------------------|------------------------------------|----------------------------------|--------|--|--|--|--|
| 21 Michael Bourn, L (1,8) OBP: 0.365, SLG: 0.397 | G3 | | K | | | K | | G3 | | 4 | 0 | 0 | 0 | 0 | 2 | 0 | Houston Astros @ Milwaukee Brewers Miller Park, Milwaukee, WI Sat Sep 19 2009, 6:05 PM CDT Att: 36,399 - Partly Cloudy - 67 F | | | | | | | | | | |
| 3 Kazuo Matsui, S (1,4) OBP: 0.301, SLG: 0.353 47 Jose Valverde, R (8,1) | G4-3 | | 2B | | | L7 | | K | | 4 | 0 | 1 | 0 | 0 | 1 | 0 | | | | | | | | | | | |
| 17 Lance Berkman, S (1,3) OBP: 0.398, SLG: 0.507 | K | | F8 | | | G4-3 | | K | | 4 | 0 | 0 | 0 | 0 | 2 | 1 | | | | | | | | | | | |
| 45 Carlos Lee, R (1,7) OBP: 0.350, SLG: 0.502 | | 10 1B 23 G6-3 2B | | | | F8 | | G6-3 | | 4 | 1 | 1 | 0 | 0 | 0 | 0 | | | | | | | | | | | |
| 9 Hunter Pence, R (1,9) OBP: 0.350, SLG: 0.486 | G6-3 | | | | | P4 | | HR | | 4 | 1 | 1 | 1 | 0 | 0 | 1 | | | | | | | | | | | |
| 10 Miguel Tejada, R (1,6) OBP: 0.330, SLG: 0.430 | | 23 G6-3 1B | | | | P2 | | F8 | | 3 | 0 | 1 | 0 | 0 | 0 | 0 | | | | | | | | | | | |
| 23 Chris Johnson, R (1,5) OBP: 0.158, SLG: 0.111 | G6-3 | | | | | G5-3 | | 1B | | 3 | 0 | 1 | 1 | 0 | 0 | 1 | | | | | | | | | | | |
| 46 J.R. Towles, R (1,2) OBP: 0.207, SLG: 0.115 | K | | | | | L9 | | K | | 3 | 0 | 0 | 0 | 0 | 2 | 2 | | | | | | | | | | | |
| 38 Brian Moehler, R (7,1) OBP: 0.248, SLG: 0.024 48 Tim Byrdak, L (7,1) 63 Sammy Gervacio, R (7,1) 53 Wesley Wright, L (7,1) 47 Jeff Fulchino, R (7,1) 8 Jeff Keppinger, R (8,PH) 60 Todd Coffey, R (9,1) | | | K | | | K | | G6-3 | | 2 | 0 | 0 | 0 | 0 | 0 | 0 | | | | | | | | | | | |
| Inning Stats | R: 0 E: 0 K: 1 S: 8 | H: 0 LOB: 0 BB: 0 P: 11 | R: 1 E: 0 K: 1 S: 11 | H: 2 LOB: 1 BB: 0 P: 18 | R: 0 E: 0 K: 2 S: 12 | H: 1 LOB: 1 BB: 0 P: 20 | R: 0 E: 0 K: 0 S: 4 | H: 0 LOB: 0 BB: 0 P: 9 | R: 0 E: 0 K: 1 S: 7 | H: 0 LOB: 0 BB: 0 P: 11 | R: 0 E: 0 K: 1 S: 8 | H: 0 LOB: 0 BB: 0 P: 14 | R: 1 E: 0 K: 1 S: 11 | H: 2 LOB: 1 BB: 0 P: 18 | R: 0 E: 0 K: 1 S: 7 | H: 0 LOB: 0 BB: 0 P: 11 | | R: 0 E: 0 K: 1 S: 7 | H: 0 LOB: 0 BB: 0 P: 12 | 1B: 2 2B: 2 3B: 0 HR: 1 | SF: 0 SAC: 0 DP: 0 HBP: 0 | WP: 0 PB: 0 SB: 0 CS: 0 | PA: 32 | | | | |
| PITCHER | IP | WLS | BF | H | R | ER | SO | BB | IBB | HBP | BLK | WP | HR | S | P | ERA | WHIP | | | | | | | | | | |
| 37 Jeff Suppan, R (1,1) ERA: 4.76 | 7.0 | W | 26 | 5 | 2 | 2 | 7 | 0 | 0 | 0 | 0 | 0 | 1 | 61 | 101 | 2.57 | 0.714 | | | | | | | | | | |
| 20 David Weathers, R (8,1) ERA: 3.39 | 1.0 | | 3 | 0 | 0 | 0 | 1 | 0 | 0 | 0 | 0 | 0 | 0 | 7 | 11 | 0.00 | 0.000 | | | | | | | | | | |
| 60 Todd Coffey, R (9,1) ERA: 3.05 | 1.0 | | 3 | 0 | 0 | 0 | 1 | 0 | 0 | 0 | 0 | 0 | 0 | 7 | 12 | 0.00 | 0.000 | | | | | | | | | | |

| Batter | 1 | 2 | 3 | 4 | 5 | 6 | 7 | 8 | 9 | AB | R | H | RBI | BB | SO | LOB | BOTTOM | | | | | | | | | | |
|---|------------------------------|----------------------------------|-------------------------------|----------------------------------|------------------------------|----------------------------------|------------------------------|----------------------------------|------------------------------|----------------------------------|------------------------------|---------------------------------|-------------------------------|----------------------------------|-------------------------------|----------------------------------|--|-----------------------------------|------------------------------------|----------------------------------|--------|--|--|--|--|--|--|
| 3 Felipe Lopez, S (1,4) OBP: 0.382, SLG: 0.432 | F8 2B | | F9 | | | FC5-4 BB | | 22 1B 8 1B BB | | 3 | 2 | 2 | 0 | 2 | 0 | 0 | Houston Astros @ Milwaukee Brewers Miller Park, Milwaukee, WI Sat Sep 19 2009, 6:05 PM CDT Att: 36,399 - Partly Cloudy - 67 F | | | | | | | | | | |
| 1 Corey Hart, R (1,9) OBP: 0.326, SLG: 0.417 22 Jody Gerut, L (7,PH) OBP: 0.276, SLG: 0.362 | F8 | | G6-3 | | | F9 | | 28 1B 8 1B 14 1B 1B | | 3 | 0 | 0 | 0 | 0 | 3 | | | | | | | | | | | | |
| 8 Ryan Braun, R (1,7) OBP: 0.379, SLG: 0.542 | K | | | | | FC5-4 | | 28 1B 14 1B 1B | | 5 | 1 | 3 | 1 | 0 | 1 | 3 | | | | | | | | | | | |
| 28 Prince Fielder, L (1,3) OBP: 0.411, SLG: 0.588 | F7 | | F8 | | | K | | 14 1B 1B | | 4 | 0 | 1 | 1 | 0 | 1 | 2 | | | | | | | | | | | |
| 14 Casey McGehee, R (1,5) OBP: 0.369, SLG: 0.510 | E6 25 G6-3 7 2B | | G6-3 | | | F9 | | F8 | | 5 | 1 | 1 | 2 | 0 | 0 | 2 | | | | | | | | | | | |
| 25 Mike Cameron, R (1,8) OBP: 0.347, SLG: 0.440 | G6-3 | | G6-3 | | | F7 | | F8 | | 4 | 0 | 1 | 0 | 0 | 0 | 3 | | | | | | | | | | | |
| 7 J.J. Hardy, R (1,6) OBP: 0.298, SLG: 0.356 | | | F8 | | | F8 | | K | | 4 | 0 | 1 | 1 | 0 | 1 | 3 | | | | | | | | | | | |
| 18 Jason Kendall, R (1,2) OBP: 0.325, SLG: 0.288 | G1-3 | | | | | F9 37 SH2-4 BB | | 3 BB 22 1B 1B | | 3 | 1 | 1 | 0 | 1 | 0 | 3 | | | | | | | | | | | |
| 37 Jeff Suppan, R (1,1) ERA: 4.86 27 Frank Licanotto, L (7,PH) 16 Jason Douglas, R (7,PH) 20 David Weathers, R (8,1) 10 Corey Patterson, L (8,PH) 60 Todd Coffey, R (9,1) | | | K | | | SH2-4 | | K | | 1 | 0 | 0 | 0 | 0 | 1 | 1 | | | | | | | | | | | |
| Inning Stats | R: 0 E: 0 K: 1 S: 9 | H: 1 LOB: 1 BB: 0 P: 14 | R: 1 E: 1 K: 1 S: 12 | H: 1 LOB: 1 BB: 0 P: 19 | R: 0 E: 0 K: 0 S: 8 | H: 1 LOB: 1 BB: 0 P: 14 | R: 0 E: 0 K: 0 S: 7 | H: 0 LOB: 0 BB: 0 P: 10 | R: 0 E: 0 K: 0 S: 9 | H: 0 LOB: 2 BB: 2 P: 19 | R: 0 E: 0 K: 1 S: 8 | H: 1 LOB: 1 BB: 0 P: 9 | R: 5 E: 0 K: 1 S: 23 | H: 6 LOB: 2 BB: 1 P: 35 | R: 1 E: 0 K: 1 S: 18 | H: 3 LOB: 2 BB: 0 P: 22 | | 1B: 10 2B: 3 3B: 0 HR: 0 | SF: 1 SAC: 1 DP: 0 HBP: 0 | WP: 0 PB: 0 SB: 0 CS: 0 | PA: 41 | | | | | | |
| PITCHER | IP | WLS | BF | H | R | ER | SO | BB | IBB | HBP | BLK | WP | HR | S | P | ERA | WHIP | | | | | | | | | | |
| 47 Jose Valverde, R (8,1) ERA: 2.02 | 1.0 | | 6 | 3 | 1 | 1 | 1 | 0 | 0 | 0 | 0 | 0 | 0 | 18 | 22 | 9.00 | 3.000 | | | | | | | | | | |

| Batter | 1 | 2 | 3 | 4 | 5 | 6 | 7 | 8 | 9 | AB | R | H | RBI | BB | SO | LOB | TOP | | | |
|---|---|----------------------------------|-------------------------------|----------------------------------|------------------------------|----------------------------------|-------------------------------|----------------------------------|-------------------------------|----------------------------------|-------------------------------|----------------------------------|------------------------------|----------------------------------|-------------------------------|----------------------------------|---|------------------------------------|----------------------------------|--------|
| 21 Michael Bourn, L (1,8) OBP: 0.362, SLG: 0.394 | | | | | | | | | | 4 | 0 | 0 | 0 | 0 | 4 | 1 | Houston Astros @ Milwaukee Brewers Miller Park, Milwaukee, WI Sun Sep 20 2009, 1:05 PM CDT Att: 30,024 - Sunny - 70 F | | | |
| 3 Kazuo Matsui, S (1,4) OBP: 0.330, SLG: 0.352 | | | | | | | | | | 4 | 0 | 1 | 0 | 0 | 2 | 0 | | | | |
| 17 Lance Berkman, S (1,3) OBP: 0.397, SLG: 0.504 | | | | | | | | | | 3 | 0 | 0 | 0 | 1 | 1 | | | | | |
| 45 Carlos Lee, R (1,7) | | | | | | | | | | 3 | 0 | 1 | 0 | 1 | 0 | 1 | | | | |
| 9 Hunter Pence, R (1,9) OBP: 0.353, SLG: 0.486 | | | | | | | | | | 2 | 0 | 1 | 0 | 2 | 1 | 0 | | | | |
| 10 Miguel Tejada, R (1,6) OBP: 0.330, SLG: 0.431 | | | | | | | | | | 4 | 0 | 1 | 0 | 0 | 0 | 6 | | | | |
| 27 Geoff Blum, S (1,5) OBP: 0.318, SLG: 0.377 | | | | | | | | | | 4 | 0 | 0 | 0 | 0 | 1 | 2 | | | | |
| 55 Humberto Quintero, R (1,2) OBP: 0.278, SLG: 0.366 | | | | | | | | | | 3 | 0 | 1 | 0 | 0 | 1 | 0 | | | | |
| 52 Felipe Paulino, R (1,1) OBP: 0.245, SLG: 0.245 | | | | | | | | | | 2 | 0 | 0 | 0 | 0 | 2 | 1 | | | | |
| 2 Darrin Frazier, L (7,Ph) OBP: 0.275, SLG: 0.344 | | | | | | | | | | 1 | 0 | 0 | 0 | 0 | 0 | 0 | | | | |
| 26 Doug Brocail, L (7,1) OBP: 0.206, SLG: 0.211 | | | | | | | | | | 0 | 0 | 0 | 0 | 0 | 0 | 0 | | | | |
| 59 Wilton Lopez, R (8,1) | | | | | | | | | | 0 | 0 | 0 | 0 | 0 | 0 | 0 | | | | |
| 48 Tim Byrdak, L (8,1) | | | | | | | | | | 0 | 0 | 0 | 0 | 0 | 0 | 0 | | | | |
| 63 Sammy Gervacio, R (8,1) OBP: 0.226, SLG: 0.277 | | | | | | | | | | 0 | 0 | 0 | 0 | 0 | 0 | 0 | | | | |
| Inning Stats | R: 0 E: 0 K: 1 S: 8 | H: 1 LOB: 0 BB: 0 P: 11 | R: 0 E: 0 K: 1 S: 12 | H: 1 LOB: 1 BB: 0 P: 22 | R: 0 E: 0 K: 2 S: 8 | H: 0 LOB: 0 BB: 0 P: 12 | R: 0 E: 0 K: 1 S: 10 | H: 0 LOB: 2 BB: 2 P: 20 | R: 0 E: 0 K: 2 S: 15 | H: 1 LOB: 1 BB: 0 P: 12 | R: 0 E: 0 K: 1 S: 15 | H: 0 LOB: 2 BB: 1 P: 25 | R: 0 E: 0 K: 2 S: 7 | H: 0 LOB: 0 BB: 0 P: 10 | R: 0 E: 0 K: 1 S: 12 | H: 1 LOB: 1 BB: 0 P: 18 | 1B: 2 2B: 3 3B: 0 HR: 0 | SF: 0 SAC: 0 DP: 2 HBP: 0 | WP: 0 PB: 0 SB: 0 CS: 0 | PA: 34 |
| PITCHER | IP WLS BF H R ER SO BB IBB HBP BLK WP HR S P ERA WHIP | | | | | | | | | | | | | | | | | | | |
| 49 Yovani Gallardo, R (1,1) ERA: 3.73 | 5.0 W 19 3 0 0 7 3 0 0 0 0 0 0 46 77 0.00 1.200 | | | | | | | | | | | | | | | | | | | |
| 12 Carlos Villanueva, R (6,1) ERA: 5.44 | 1.0 5 1 0 0 1 1 0 0 0 0 0 0 15 25 0.00 2.000 | | | | | | | | | | | | | | | | | | | |
| 52 Chris Smith, R (7,1) ERA: 3.23 | 2.0 6 0 0 0 3 0 0 0 0 0 0 0 13 19 0.00 0.000 | | | | | | | | | | | | | | | | | | | |
| 47 Mike Burns, R (9,1) ERA: 5.98 | 1.0 4 1 0 0 1 0 0 0 0 0 0 0 12 18 0.00 1.000 | | | | | | | | | | | | | | | | | | | |

| Batter | 1 | 2 | 3 | 4 | 5 | 6 | 7 | 8 | 9 | AB | R | H | RBI | BB | SO | LOB | BOTTOM | | | |
|--|---|----------------------------------|------------------------------|----------------------------------|-------------------------------|----------------------------------|-------------------------------|----------------------------------|-------------------------------|----------------------------------|-------------------------------|----------------------------------|------------------------------|----------------------------------|-------------------------------|----------------------------------|---|------------------------------------|----------------------------------|--------|
| 30 Craig Counsell, L (1,4) OBP: 0.354, SLG: 0.412 | | | | | | | | | | 4 | 1 | 1 | 1 | 1 | 2 | 1 | Houston Astros @ Milwaukee Brewers Miller Park, Milwaukee, WI Sun Sep 20 2009, 1:05 PM CDT Att: 30,024 - Sunny - 70 F | | | |
| 1 Corey Hart, R (1,9) OBP: 0.327, SLG: 0.423 | | | | | | | | | | 4 | 1 | 1 | 2 | 1 | 1 | 3 | | | | |
| 8 Ryan Braun, R (1,7) OBP: 0.381, SLG: 0.542 | | | | | | | | | | 3 | 0 | 2 | 0 | 1 | 0 | 0 | | | | |
| 28 Prince Fielder, L (1,3) OBP: 0.413, SLG: 0.593 | | | | | | | | | | 2 | 2 | 1 | 1 | 2 | 0 | 1 | | | | |
| 14 Casey McGehee, R (1,5) OBP: 0.367, SLG: 0.506 | | | | | | | | | | 4 | 1 | 1 | 0 | 0 | 1 | 3 | | | | |
| 22 Jody Gerut, L (1,8) OBP: 0.283, SLG: 0.386 | | | | | | | | | | 4 | 1 | 3 | 2 | 0 | 0 | 0 | | | | |
| 11 Mike Rivera, R (1,2) OBP: 0.325, SLG: 0.350 | | | | | | | | | | 4 | 0 | 0 | 0 | 0 | 2 | 3 | | | | |
| 21 Alcides Escobar, R (1,6) OBP: 0.315, SLG: 0.369 | | | | | | | | | | 4 | 0 | 0 | 0 | 0 | 1 | 3 | | | | |
| 49 Yovani Gallardo, R (1,1) OBP: 0.297, SLG: 0.394 | | | | | | | | | | 1 | 0 | 0 | 0 | 0 | 0 | 0 | | | | |
| 10 Corey Frazier, L (5,Ph) OBP: 0.179, SLG: 0.128 | | | | | | | | | | 1 | 0 | 0 | 0 | 0 | 0 | 0 | | | | |
| 12 Carlos Villanueva, R (6,1) OBP: 0.206, SLG: 0.211 | | | | | | | | | | 0 | 0 | 0 | 0 | 0 | 0 | 0 | | | | |
| 24 Matt Garza, L (6,Ph) OBP: 0.285, SLG: 0.357 | | | | | | | | | | 0 | 0 | 0 | 0 | 0 | 1 | 1 | | | | |
| 52 Chris Smith, R (7,1) | | | | | | | | | | 0 | 0 | 0 | 0 | 0 | 0 | 0 | | | | |
| 27 Frank Catalanotto, L (8,Ph) OBP: 0.305, SLG: 0.396 | | | | | | | | | | 0 | 0 | 0 | 0 | 0 | 0 | 0 | | | | |
| 16 Jason Bourgeois, R (8,Ph) OBP: 0.226, SLG: 0.277 | | | | | | | | | | 0 | 0 | 0 | 0 | 1 | 0 | 0 | | | | |
| 47 Mike Burns, R (9,1) | | | | | | | | | | 0 | 0 | 0 | 0 | 0 | 0 | 0 | | | | |
| Inning Stats | R: 3 E: 0 K: 0 S: 18 | H: 3 LOB: 0 BB: 0 P: 26 | R: 0 E: 0 K: 1 S: 6 | H: 0 LOB: 0 BB: 0 P: 11 | R: 0 E: 0 K: 1 S: 11 | H: 1 LOB: 1 BB: 0 P: 19 | R: 1 E: 0 K: 1 S: 10 | H: 1 LOB: 0 BB: 0 P: 14 | R: 0 E: 0 K: 2 S: 12 | H: 2 LOB: 3 BB: 2 P: 22 | R: 0 E: 0 K: 2 S: 13 | H: 1 LOB: 1 BB: 0 P: 18 | R: 0 E: 0 K: 1 S: 9 | H: 0 LOB: 0 BB: 1 P: 20 | R: 2 E: 0 K: 0 S: 15 | H: 2 LOB: 3 BB: 3 P: 35 | 1B: 6 2B: 1 3B: 0 HR: 3 | SF: 0 SAC: 0 DP: 0 HBP: 0 | WP: 0 PB: 0 SB: 0 CS: 2 | PA: 39 |
| PITCHER | IP WLS BF H R ER SO BB IBB HBP BLK WP HR S P ERA WHIP | | | | | | | | | | | | | | | | | | | |
| 52 Felipe Paulino, R (1,1) ERA: 6.06 | 6.0 L 27 8 4 4 7 2 0 0 0 0 0 0 3 70 6.00 1.667 | | | | | | | | | | | | | | | | | | | |
| 26 Doug Brocail, R (7,1) ERA: 3.23 | 1.0 3 0 0 0 1 1 0 0 0 0 0 0 9 20 0.00 1.000 | | | | | | | | | | | | | | | | | | | |
| 59 Wilton Lopez, R (8,1) ERA: 11.74 | 0.2 5 2 2 2 0 1 0 0 0 0 0 0 7 17 27.00 4.500 | | | | | | | | | | | | | | | | | | | |
| 48 Tim Byrdak, L (8,1) ERA: 3.19 | 0.0 2 0 0 0 0 2 0 0 0 0 0 0 6 14 ∞ ∞ | | | | | | | | | | | | | | | | | | | |
| 63 Sammy Gervacio, R (8,1) ERA: 2.35 | 0.1 1 0 0 0 0 0 0 0 0 0 0 0 2 4 0.00 0.000 | | | | | | | | | | | | | | | | | | | |

| Batter | 1 | 2 | 3 | 4 | 5 | 6 | 7 | 8 | 9 | AB | R | H | RBI | BB | SO | LOB | TOP | | | | | |
|---|---|----------------------------------|---------------------------------------|----------------------------------|---------------------------------------|----------------------------------|---------------------------------------|----------------------------------|--------------------------------------|----------------------------------|---------------------------------------|----------------------------------|--------------------------------------|----------------------------------|---------------------------------------|----------------------------------|---|---------------------------------------|----------------------------------|------------------------------------|------------------------------------|----------------------------------|
| 2 Ryan Theriot, R OBP: 0.344, SLG: 0.378 | | | | | | | | | | 5 | 1 | 1 | 0 | 1 | 0 | 3 | Chicago Cubs @ Milwaukee Brewers Miller Park, Milwaukee, WI Mon Sep 21 2009, 7:05 PM CDT Att: 34,192 - Clear - 68 F | | | | | |
| 1 Kosuke Fukudome, L OBP: 0.372, SLG: 0.418 | | | | | | | | | | 5 | 3 | 2 | 0 | 1 | 1 | 1 | | | | | | |
| 25 Derrek Lee, R OBP: 0.391, SLG: 0.582 | | | | | | | | | | 4 | 3 | 3 | 4 | 1 | 0 | 0 | | | | | | |
| 16 Aramis Ramirez, R OBP: 0.391, SLG: 0.528 | | | | | | | | | | 4 | 2 | 3 | 2 | 0 | 0 | 0 | | | | | | |
| 6 Micah Hoffpauir, L OBP: 0.300, SLG: 0.439 | | | | | | | | | | 3 | 0 | 0 | 0 | 1 | 0 | 3 | | | | | | |
| 47 Aaron Heilman, R | | | | | | | | | | 0 | 0 | 0 | 0 | 0 | 0 | 0 | | | | | | |
| 17 Mike Fontenot, L OBP: 0.308, SLG: 0.388 | | | | | | | | | | 0 | 0 | 0 | 1 | 0 | 0 | 0 | | | | | | |
| 64 Justin Berg, R | | | | | | | | | | 0 | 0 | 0 | 0 | 0 | 0 | 0 | | | | | | |
| 28 Jeff Baker, R OBP: 0.357, SLG: 0.431 | | | | | | | | | | 5 | 1 | 2 | 1 | 0 | 0 | 3 | | | | | | |
| 21 Tyler Colvin, L OBP: 0.400, SLG: 0.333 | | | | | | | | | | 3 | 0 | 1 | 1 | 1 | 0 | 3 | | | | | | |
| 55 Koyie Hill, S OBP: 0.313, SLG: 0.325 | | | | | | | | | | 5 | 0 | 1 | 0 | 0 | 2 | 4 | | | | | | |
| 32 Tom Gorzelanny, R OBP: 0.231, SLG: 0.167 | | | | | | | | | | 3 | 0 | 0 | 0 | 0 | 2 | 4 | | | | | | |
| 24 Bobby Seales, S OBP: 0.316, SLG: 0.419 | | | | | | | | | | 2 | 0 | 1 | 1 | 0 | 1 | 0 | | | | | | |
| 27 Sam Fuld, L OBP: 0.379, SLG: 0.342 | | | | | | | | | | 0 | 0 | 0 | 0 | 0 | 0 | 0 | | | | | | |
| Inning Stats | R: 4 H: 5 E: 0 K: 1 S: 18 | L: 5 LOB: 1 BB: 0 P: 23 | R: 3 H: 3 E: 0 K: 0 S: 13 | L: 3 LOB: 0 BB: 0 P: 20 | R: 0 H: 2 E: 0 K: 1 S: 10 | L: 2 LOB: 2 BB: 0 P: 15 | R: 0 H: 0 E: 0 K: 0 S: 5 | L: 0 LOB: 0 BB: 0 P: 11 | R: 0 H: 0 E: 0 K: 1 S: 8 | L: 0 LOB: 0 BB: 0 P: 16 | R: 1 H: 2 E: 0 K: 0 S: 17 | L: 2 LOB: 1 BB: 0 P: 27 | R: 1 H: 2 E: 0 K: 1 S: 8 | L: 2 LOB: 0 BB: 0 P: 13 | R: 1 H: 0 E: 0 K: 0 S: 11 | L: 0 LOB: 2 BB: 2 P: 23 | | R: 0 H: 0 E: 0 K: 2 S: 11 | L: 0 LOB: 1 BB: 1 P: 20 | 1B: 9 2B: 3 3B: 0 HR: 2 | SF: 2 SAC: 0 DP: 0 HBP: 1 | WP: 1 PB: 0 SB: 0 CS: 0 |
| PITCHER | IP WLS BF H R ER SO BB IBB HBP BLK WP HR S P ERA WHIP | | | | | | | | | | | | | | | | | | | | | |
| 41 Braden Loper, R ERA: 5.12 | 4.0 L 22 10 7 7 2 0 0 0 0 0 0 2 46 69 15.75 2.500 | | | | | | | | | | | | | | | | | | | | | |
| 57 Mitch Stetter, L ERA: 3.77 | 1.0 5 0 0 0 1 2 0 0 0 0 0 0 8 16 0.00 2.000 | | | | | | | | | | | | | | | | | | | | | |
| 73 Seth McClung, R ERA: 5.1 | 1.0 5 2 1 1 0 0 0 0 0 0 0 0 17 27 9.00 2.000 | | | | | | | | | | | | | | | | | | | | | |
| 62 Josh Butler, R ERA: 9.0 | 2.0 11 2 2 2 1 2 0 1 0 1 0 19 36 9.00 2.000 | | | | | | | | | | | | | | | | | | | | | |
| 59 John Axford, R ERA: 4.5 | 1.0 4 0 0 0 2 1 0 0 0 0 0 0 11 20 0.00 1.000 | | | | | | | | | | | | | | | | | | | | | |
| Batter | 1 | 2 | 3 | 4 | 5 | 6 | 7 | 8 | 9 | AB | R | H | RBI | BB | SO | LOB | BOTTOM | | | | | |
| 3 Felipe Lopez, S OBP: 0.382, SLG: 0.433 | | | | | | | | | | 5 | 0 | 2 | 0 | 0 | 1 | 2 | Chicago Cubs @ Milwaukee Brewers Miller Park, Milwaukee, WI Mon Sep 21 2009, 7:05 PM CDT Att: 34,192 - Clear - 68 F | | | | | |
| 1 Cory Hart, R OBP: 0.325, SLG: 0.420 | | | | | | | | | | 5 | 0 | 1 | 0 | 0 | 0 | 2 | | | | | | |
| 8 Ryan Braun, R OBP: 0.383, SLG: 0.542 | | | | | | | | | | 4 | 0 | 2 | 0 | 1 | 1 | 1 | | | | | | |
| 28 Prince Fielder, L OBP: 0.410, SLG: 0.589 | | | | | | | | | | 4 | 0 | 0 | 0 | 0 | 1 | 5 | | | | | | |
| 14 Casey McGehee, R OBP: 0.366, SLG: 0.503 | | | | | | | | | | 4 | 0 | 1 | 0 | 0 | 2 | 0 | | | | | | |
| 25 Mike Cameron, R OBP: 0.348, SLG: 0.453 | | | | | | | | | | 4 | 2 | 2 | 2 | 0 | 0 | 1 | | | | | | |
| 7 J.J. Hardy, R OBP: 0.300, SLG: 0.356 | | | | | | | | | | 2 | 0 | 1 | 0 | 1 | 1 | 0 | | | | | | |
| 24 Mat Gamel, L OBP: 0.331, SLG: 0.392 | | | | | | | | | | 1 | 0 | 1 | 0 | 0 | 0 | 0 | | | | | | |
| 21 Alcides Escobar, R OBP: 0.315, SLG: 0.369 | | | | | | | | | | 4 | 0 | 2 | 0 | 0 | 1 | 1 | | | | | | |
| 18 Jason Kendall, R OBP: 0.326, SLG: 0.290 | | | | | | | | | | 4 | 0 | 2 | 0 | 0 | 1 | 1 | | | | | | |
| 41 Braden Loper, R OBP: 0.327, SLG: 0.341 | | | | | | | | | | 1 | 0 | 0 | 0 | 0 | 1 | 0 | | | | | | |
| 16 Jason Bourgeois, R OBP: 0.279, SLG: 0.273 | | | | | | | | | | 1 | 0 | 0 | 0 | 0 | 1 | 2 | | | | | | |
| 57 Mitch Stetter, L | | | | | | | | | | 0 | 0 | 0 | 0 | 0 | 0 | 0 | | | | | | |
| 73 Seth McClung, L | | | | | | | | | | 0 | 0 | 0 | 0 | 0 | 0 | 0 | | | | | | |
| 22 Jody Gerut, L OBP: 0.290, SLG: 0.384 | | | | | | | | | | 1 | 0 | 0 | 0 | 0 | 0 | 3 | | | | | | |
| 62 Josh Butler, R | | | | | | | | | | 0 | 0 | 0 | 0 | 0 | 0 | 0 | | | | | | |
| 59 John Axford, R | | | | | | | | | | 0 | 0 | 0 | 0 | 0 | 0 | 0 | | | | | | |
| 27 Frank Catalanotto, L OBP: 0.360, SLG: 0.387 | | | | | | | | | | 1 | 0 | 0 | 0 | 0 | 0 | 0 | | | | | | |
| Inning Stats | R: 0 H: 1 E: 0 K: 2 S: 11 | L: 1 LOB: 0 BB: 0 P: 17 | R: 1 H: 1 E: 0 K: 3 S: 15 | L: 1 LOB: 0 BB: 0 P: 21 | R: 0 H: 1 E: 0 K: 1 S: 10 | L: 1 LOB: 2 BB: 1 P: 16 | R: 1 H: 3 E: 0 K: 2 S: 13 | L: 0 LOB: 0 BB: 0 P: 20 | R: 0 H: 0 E: 0 K: 1 S: 9 | L: 0 LOB: 0 BB: 0 P: 14 | R: 0 H: 2 E: 0 K: 0 S: 9 | L: 2 LOB: 2 BB: 1 P: 18 | R: 0 H: 2 E: 0 K: 0 S: 7 | L: 2 LOB: 1 BB: 0 P: 10 | R: 0 H: 1 E: 0 K: 0 S: 8 | L: 0 LOB: 1 BB: 0 P: 10 | R: 0 H: 1 E: 0 K: 0 S: 9 | L: 1 LOB: 1 BB: 0 P: 15 | 1B: 9 2B: 1 3B: 0 HR: 2 | SF: 0 SAC: 0 DP: 2 HBP: 0 | WP: 0 PB: 0 SB: 0 CS: 0 | PA: 39 |
| PITCHER | IP WLS BF H R ER SO BB IBB HBP BLK WP HR S P ERA WHIP | | | | | | | | | | | | | | | | | | | | | |
| 32 Tom Gorzelanny, L ERA: 5.08 | 5.0 W 22 11 2 2 2 0 1 0 0 0 0 0 16 28 0.00 2.500 | | | | | | | | | | | | | | | | | | | | | |
| 47 Aaron Heilman, R ERA: 4.08 | 2.0 9 4 0 0 0 1 0 0 0 0 0 0 16 28 0.00 2.500 | | | | | | | | | | | | | | | | | | | | | |
| 64 Justin Berg, R ERA: | 2.0 8 2 0 0 0 0 0 0 0 0 0 0 17 25 0.00 1.000 | | | | | | | | | | | | | | | | | | | | | |

| Batter | 1 | 2 | 3 | 4 | 5 | 6 | 7 | 8 | 9 | AB | R | H | RBI | BB | SO | LOB | TOP | | | | | |
|---|---|----------------------------------|-------------------------------|----------------------------------|------------------------------|----------------------------------|-------------------------------|----------------------------------|-------------------------------|----------------------------------|-------------------------------|----------------------------------|-------------------------------|----------------------------------|------------------------------|----------------------------------|--|------------------------------------|----------------------------------|------------------------------------|----------------------------------|--------|
| 2 Ryan Theriot, R OBP: 0.344, SLG: 0.375 | G6-3 | | F9 | | | FC5 | L4 | | | 4 | 0 | 1 | 0 | 0 | 0 | 3 | Chicago Cubs @ Milwaukee Brewers Miller Park, Milwaukee, WI Wed Sep 23 2009, 7:05 PM CDT Att: 32,340 - Cloudy - 70 F | | | | | |
| 21 Tyler Colvin, L OBP: 0.308, SLG: 0.200 | F7 | | K | | | K | | G3 | | 4 | 0 | 0 | 0 | 0 | 2 | 3 | | | | | | |
| 25 Derrek Lee, R OBP: 0.392, SLG: 0.588 | K | | | | | K | | G6-3 | | 4 | 0 | 0 | 0 | 0 | 2 | 1 | | | | | | |
| 16 Aramis Ramirez, R OBP: 0.391, SLG: 0.521 | G1-4-3 | | | | | K | | F9 | | 3 | 0 | 0 | 0 | 1 | 1 | 0 | | | | | | |
| 5 Jake Fox, R OBP: 0.323, SLG: 0.503 | K | | | | | P4 | | G6-3 | | 4 | 0 | 0 | 0 | 0 | 1 | 2 | | | | | | |
| 28 Jeff Baker, R OBP: 0.353, SLG: 0.423 | K | | | | | FC5 | | | | 4 | 1 | 2 | 0 | 0 | 2 | 0 | | | | | | |
| 27 Sam Fuld, L OBP: 0.379, SLG: 0.342 | K | | | | | | | | | 0 | 0 | 0 | 0 | 0 | 0 | 0 | | | | | | |
| 9 Reed Johnson, R OBP: 0.329, SLG: 0.493 | | | | | | | | | | 2 | 0 | 1 | 0 | 0 | 1 | 0 | | | | | | |
| 24 Bobby Scases, S OBP: 0.319, SLG: 0.430 | | | | | | | | | | 2 | 0 | 1 | 1 | 0 | 1 | 1 | | | | | | |
| 18 Geovany Soto, R OBP: 0.318, SLG: 0.387 | | | | | | | | | | 4 | 0 | 1 | 0 | 0 | 1 | 2 | | | | | | |
| 29 Jeff Samardzija, R OBP: 0.306, SLG: 0.490 | | | | | | | | | | 1 | 1 | 1 | 1 | 0 | 0 | 0 | | | | | | |
| 45 Sean Marshall, L OBP: 0.286, SLG: 0.231 | | | | | | | | | | 0 | 0 | 0 | 0 | 0 | 0 | 0 | | | | | | |
| 64 Justin Berg, R ERA: 4.39 | | | | | | | | | | 0 | 0 | 0 | 0 | 0 | 0 | 0 | | | | | | |
| 17 Mike Fontenot, L ERA: 8.88 | | | | | | | | | | 1 | 0 | 0 | 0 | 0 | 0 | 1 | | | | | | |
| 44 Jeff Stevens, R ERA: 8.88 | | | | | | | | | | 0 | 0 | 0 | 0 | 0 | 0 | 0 | | | | | | |
| 43 John Grabow, L ERA: 3.1 | | | | | | | | | | 0 | 0 | 0 | 0 | 0 | 0 | 0 | | | | | | |
| Inning Stats | R: 0 E: 0 K: 1 S: 11 | H: 0 LOB: 0 BB: 0 P: 16 | R: 0 E: 0 K: 2 S: 9 | H: 0 LOB: 0 BB: 0 P: 12 | R: 0 E: 0 K: 1 S: 9 | H: 2 LOB: 2 BB: 0 P: 12 | R: 0 E: 0 K: 1 S: 6 | H: 0 LOB: 0 BB: 0 P: 7 | R: 0 E: 0 K: 3 S: 9 | H: 0 LOB: 0 BB: 0 P: 12 | R: 1 E: 0 K: 2 S: 16 | H: 2 LOB: 1 BB: 1 P: 22 | R: 1 E: 0 K: 0 S: 14 | H: 2 LOB: 1 BB: 0 P: 19 | R: 0 E: 0 K: 0 S: 4 | H: 0 LOB: 0 BB: 0 P: 5 | R: 0 E: 0 K: 1 S: 11 | H: 1 LOB: 1 BB: 0 P: 14 | 1B: 4 2B: 2 3B: 0 HR: 1 | SF: 0 SAC: 1 DP: 0 HBP: 0 | WP: 0 PB: 0 SB: 1 CS: 0 | PA: 35 |
| PITCHER | IP WLS BF H R ER SO BB IBB HBP BLK WP HR S P ERA WHIP | | | | | | | | | | | | | | | | | | | | | |
| 38 Chris Narveson, L ERA: 3.82 | 5.2 W 21 4 1 1 10 0 0 0 0 0 0 1 54 70 1.59 0.706 | | | | | | | | | | | | | | | | | | | | | |
| 60 Todd Coffey, R ERA: 3.0 | 0.1 H 2 0 0 0 0 1 0 0 0 0 0 0 6 11 0.00 3.000 | | | | | | | | | | | | | | | | | | | | | |
| 20 David Weathers, R ERA: 3.49 | 1.0 H 5 2 1 1 0 0 0 0 0 0 0 0 14 19 9.00 2.000 | | | | | | | | | | | | | | | | | | | | | |
| 50 Claudio Vargas, R ERA: 1.93 | 1.0 H 3 0 0 0 0 0 0 0 0 0 0 0 4 5 0.00 0.000 | | | | | | | | | | | | | | | | | | | | | |
| 51 Trevor Hoffman, R ERA: 1.84 | 1.0 S 4 1 0 0 1 0 0 0 0 0 0 0 11 14 0.00 1.000 | | | | | | | | | | | | | | | | | | | | | |
| Batter | 1 | 2 | 3 | 4 | 5 | 6 | 7 | 8 | 9 | AB | R | H | RBI | BB | SO | LOB | BOTTOM | | | | | |
| 3 Felipe Lopez, S OBP: 0.380, SLG: 0.429 | G6-3 | | | | | G3-1 | | G4-3 | | 3 | 0 | 0 | 0 | 1 | 0 | 0 | Chicago Cubs @ Milwaukee Brewers Miller Park, Milwaukee, WI Wed Sep 23 2009, 7:05 PM CDT Att: 32,340 - Cloudy - 70 F | | | | | |
| 22 Jody Gerut, L OBP: 0.285, SLG: 0.396 | G5-3 | | | | | G3 | | F8 | | 4 | 1 | 1 | 1 | 0 | 0 | 2 | | | | | | |
| 8 Ryan Braun, R OBP: 0.384, SLG: 0.541 | G5-3 | | | | | HR | | K | | 4 | 1 | 2 | 0 | 0 | 1 | 0 | | | | | | |
| 28 Prince Fielder, L OBP: 0.408, SLG: 0.595 | G3-1 | | | | | HR | | K | | 3 | 1 | 1 | 2 | 0 | 1 | 1 | | | | | | |
| 14 Casey McGehee, R OBP: 0.365, SLG: 0.503 | K | | | | | K | | K | | 3 | 0 | 0 | 0 | 0 | 3 | 1 | | | | | | |
| 25 Mike Cameron, R OBP: 0.344, SLG: 0.447 | F8 | | | | | L5 | | K | | 3 | 0 | 0 | 0 | 0 | 1 | 1 | | | | | | |
| 18 Jason Kendall, R OBP: 0.326, SLG: 0.288 | F9 | | | | | L8 | | B1-3 | | 3 | 0 | 0 | 0 | 0 | 0 | 0 | | | | | | |
| 21 Alcides Escobar, R OBP: 0.323, SLG: 0.374 | | | | | | G6-3 | | F8 | | 3 | 0 | 1 | 0 | 0 | 0 | 0 | | | | | | |
| 38 Chris Narveson, L ERA: 3.82 | | | | | | | | | | 1 | 0 | 0 | 0 | 0 | 1 | 0 | | | | | | |
| 60 Todd Coffey, R ERA: 3.0 | | | | | | | | | | 0 | 0 | 0 | 0 | 0 | 0 | 0 | | | | | | |
| 20 David Weathers, R ERA: 3.49 | | | | | | | | | | 0 | 0 | 0 | 0 | 0 | 0 | 0 | | | | | | |
| 27 Frank Catalanotto, L ERA: 8.88 | | | | | | | | | | 1 | 0 | 0 | 0 | 0 | 0 | 0 | | | | | | |
| 50 Claudio Vargas, R ERA: 1.93 | | | | | | | | | | 0 | 0 | 0 | 0 | 0 | 0 | 0 | | | | | | |
| 51 Trevor Hoffman, R ERA: 1.84 | | | | | | | | | | 0 | 0 | 0 | 0 | 0 | 0 | 0 | | | | | | |
| Inning Stats | R: 0 E: 0 K: 0 S: 8 | H: 0 LOB: 0 BB: 0 P: 11 | R: 0 E: 0 K: 1 S: 10 | H: 0 LOB: 0 BB: 0 P: 14 | R: 0 E: 0 K: 0 S: 9 | H: 1 LOB: 2 BB: 1 P: 15 | R: 2 E: 0 K: 1 S: 13 | H: 2 LOB: 0 BB: 0 P: 21 | R: 0 E: 0 K: 1 S: 11 | H: 0 LOB: 0 BB: 0 P: 16 | R: 1 E: 0 K: 3 S: 14 | H: 2 LOB: 1 BB: 0 P: 20 | R: 0 E: 0 K: 0 S: 10 | H: 0 LOB: 0 BB: 0 P: 15 | R: 0 E: 0 K: 1 S: 8 | H: 0 LOB: 0 BB: 0 P: 12 | 1B: 3 2B: 0 3B: 0 HR: 2 | SF: 0 SAC: 1 DP: 0 HBP: 0 | WP: 0 PB: 0 SB: 1 CS: 0 | PA: 30 | | |
| PITCHER | IP WLS BF H R ER SO BB IBB HBP BLK WP HR S P ERA WHIP | | | | | | | | | | | | | | | | | | | | | |
| 29 Jeff Samardzija, R ERA: 7.53 | 5.0 L 21 5 3 3 3 0 1 0 0 0 0 0 0 4 6 5.40 1.200 | | | | | | | | | | | | | | | | | | | | | |
| 45 Sean Marshall, L ERA: 4.39 | 0.1 1 0 0 0 0 1 0 0 0 0 0 0 4 6 0.00 0.000 | | | | | | | | | | | | | | | | | | | | | |
| 64 Justin Berg, R ERA: 4.39 | 0.2 2 0 0 0 0 2 0 0 0 0 1 0 0 7 9 0.00 0.000 | | | | | | | | | | | | | | | | | | | | | |
| 44 Jeff Stevens, R ERA: 8.88 | 1.0 3 0 0 0 0 0 0 0 0 0 0 0 0 10 15 0.00 0.000 | | | | | | | | | | | | | | | | | | | | | |
| 43 John Grabow, L ERA: 3.1 | 1.0 3 0 0 0 0 1 0 0 0 0 0 0 0 8 12 0.00 0.000 | | | | | | | | | | | | | | | | | | | | | |

| Batter | 1 | 2 | 3 | 4 | 5 | 6 | 7 | 8 | 9 | AB | R | H | RBI | BB | SO | LOB | TOP | | | | | |
|--|---|----------------------------------|-------------------------------|----------------------------------|-------------------------------|----------------------------------|------------------------------|---------------------------------|-------------------------------|----------------------------------|------------------------------|----------------------------------|-------------------------------|----------------------------------|------------------------------|---------------------------------|--|----------------------------------|----------------------------------|------------------------------------|----------------------------------|--------|
| 11 Jimmy Rollins, S OBP: 0.289, SLG: 0.411 | G3 | F8 | | F9 | | G3 | | | K | 5 | 0 | 0 | 0 | 0 | 1 | 1 | Philadelphia Phillies @ Milwaukee Brewers Miller Park, Milwaukee, WI Sat Sep 26 2009, 6:05 PM CDT Att: 40,141 - Partly Cloudy - 69 F | | | | | |
| 8 Shane Victorino, S OBP: 0.360, SLG: 0.443 | E6 FC4-6 | | E4 6 1B 28 SF9 | P5 | | | K | | K | 5 | 1 | 0 | 0 | 0 | 2 | 0 | | | | | | |
| 26 Chase Utley, L OBP: 0.405, SLG: 0.519 | FC4-6 | | F9 | F9 | | | G6-3 | | | 4 | 0 | 0 | 0 | 0 | 2 | | | | | | | |
| 6 Ryan Howard, L OBP: 0.355, SLG: 0.567 | G3 | | | | | | | | | 4 | 2 | 3 | 1 | 0 | 0 | 1 | | | | | | |
| 28 Jayson Werth, R OBP: 0.370, SLG: 0.506 | | F7 | SF9 | | | | | | | 3 | 0 | 0 | 1 | 0 | 0 | 1 | | | | | | |
| 29 Raul Ibanez, L OBP: 0.346, SLG: 0.560 | | F8 | | | | | | | | 3 | 0 | 0 | 0 | 1 | 0 | 0 | | | | | | |
| 7 Pedro Feliz, R OBP: 0.312, SLG: 0.385 | | | | | | | | | | 4 | 1 | 2 | 1 | 0 | 1 | 0 | | | | | | |
| 23 Paul Bako, L OBP: 0.304, SLG: 0.340 | | | | | | | | | | 4 | 1 | 2 | 2 | 0 | 0 | 0 | | | | | | |
| 38 Kyle Kendrick, R OBP: 0.333, SLG: 0.333 | | | | | | | | | | 2 | 0 | 1 | 0 | 0 | 1 | 3 | | | | | | |
| 50 Jamie Moyer, L OBP: 0.240, SLG: 0.119 | | | | | | | | | | 1 | 0 | 0 | 0 | 0 | 0 | 0 | | | | | | |
| 12 Matt Stairs, L OBP: 0.363, SLG: 0.394 | | | | | | | | | | 1 | 0 | 0 | 0 | 0 | 0 | 0 | | | | | | |
| 52 Tyler Walker, R | | | | | | | | | | 0 | 0 | 0 | 0 | 0 | 0 | 0 | | | | | | |
| Inning Stats | R: 0 E: 1 K: 0 S: 7 | H: 0 LOB: 0 BB: 0 P: 10 | R: 2 E: 0 K: 0 S: 17 | H: 3 LOB: 1 BB: 0 P: 26 | R: 2 E: 1 K: 1 S: 19 | H: 3 LOB: 3 BB: 1 P: 32 | R: 0 E: 0 K: 0 S: 5 | H: 0 LOB: 0 BB: 0 P: 7 | R: 1 E: 0 K: 1 S: 10 | H: 1 LOB: 0 BB: 0 P: 15 | R: 0 E: 0 K: 0 S: 8 | H: 0 LOB: 0 BB: 0 P: 12 | R: 0 E: 0 K: 1 S: 12 | H: 1 LOB: 1 BB: 0 P: 22 | R: 0 E: 0 K: 0 S: 5 | H: 0 LOB: 0 BB: 0 P: 9 | R: 0 E: 0 K: 2 S: 12 | H: 0 LOB: 0 BB: 0 P: 18 | 1B: 6 2B: 0 3B: 0 HR: 2 | SF: 1 SAC: 0 DP: 0 HBP: 0 | WP: 1 PB: 0 SB: 0 CS: 0 | PA: 38 |
| PITCHER | IP WLS BF H R ER SO BB IBB HBP BLK WP HR S P ERA WHIP | | | | | | | | | | | | | | | | | | | | | |
| 41 Braden Loooper, R ERA: 5.1 | (1, 1) | 6.0 | 28 | 7 | 5 | 3 | 2 | 1 | 0 | 0 | 0 | 0 | 0 | 0 | 2 | 66 | 102 | 4.50 | 1.333 | | | |
| 12 Carlos Villanueva, R ERA: 5.26 | (7, 1) | 1.0 | 4 | 1 | 0 | 0 | 1 | 0 | 0 | 0 | 0 | 1 | 0 | 12 | 22 | 0.00 | 1.000 | | | | | |
| 60 Todd Coffey, R ERA: 2.94 | (8, 1) | 1.0 | 3 | 0 | 0 | 0 | 0 | 0 | 0 | 0 | 0 | 0 | 0 | 5 | 9 | 0.00 | 0.000 | | | | | |
| 51 Trevor Hoffman, R ERA: 1.76 | (9, 1) | 1.0 | W | 3 | 0 | 0 | 0 | 2 | 0 | 0 | 0 | 0 | 0 | 12 | 18 | 0.00 | 0.000 | | | | | |

| Batter | 1 | 2 | 3 | 4 | 5 | 6 | 7 | 8 | 9 | AB | R | H | RBI | BB | SO | LOB | BOTTOM | | | | | |
|---|---|----------------------------------|-------------------------------|----------------------------------|-------------------------------|----------------------------------|-------------------------------|----------------------------------|------------------------------|---------------------------------|-------------------------------|----------------------------------|-------------------------------|----------------------------------|------------------------------|--|------------------------------|----------------------------------|----------------------------------|------------------------------------|----------------------------------|--------|
| 3 Felipe Lopez, S OBP: 0.382, SLG: 0.431 | G4-3 | | E7 30 1B 8 1B | G3 | | | | | F8 | 5 | 2 | 1 | 0 | 0 | 1 | Philadelphia Phillies @ Milwaukee Brewers Miller Park, Milwaukee, WI Sat Sep 26 2009, 6:05 PM CDT Att: 40,141 - Partly Cloudy - 69 F | | | | | | |
| 30 Craig Counsell, L OBP: 0.355, SLG: 0.410 | | | | | | | | | | 5 | 2 | 3 | 2 | 0 | 2 | | 1 | | | | | |
| 8 Ryan Braun, R OBP: 0.382, SLG: 0.540 | | | | | | | | | | 5 | 1 | 3 | 3 | 0 | 1 | | 1 | | | | | |
| 28 Prince Fielder, L OBP: 0.406, SLG: 0.596 | | G4-3 | SF9 | | | | | | | 3 | 0 | 0 | 1 | 0 | 2 | | 1 | | | | | |
| 22 Jody Gerut, L OBP: 0.283, SLG: 0.390 | | | | | | | | | | 3 | 0 | 0 | 0 | 1 | 0 | | 2 | | | | | |
| 1 Corey Hart, R OBP: 0.330, SLG: 0.417 | | | | | | | | | | 4 | 0 | 1 | 0 | 0 | 0 | | 4 | | | | | |
| 7 J.J. Hardy, R OBP: 0.302, SLG: 0.356 | | | | | | | | | | 3 | 1 | 1 | 0 | 1 | 1 | | 1 | | | | | |
| 18 Jason Kendall, R OBP: 0.331, SLG: 0.296 | | | | | | | | | | 3 | 0 | 1 | 0 | 0 | 0 | | 0 | | | | | |
| 41 Braden Loooper, R OBP: 0.283, SLG: 0.387 | (1, 1) | | | | | | | | | 1 | 0 | 0 | 0 | 0 | 1 | | 3 | | | | | |
| 16 Jason Bourgeois, R OBP: 0.201, SLG: 0.286 | (5, PH) | | | | | | | | | 0 | 0 | 0 | 0 | 0 | 0 | | 0 | | | | | |
| 12 Carlos Villanueva, R OBP: 0.355, SLG: 0.410 | (7, 1) | | | | | | | | | 0 | 0 | 0 | 0 | 0 | 0 | 0 | | | | | | |
| 60 Todd Coffey, R ERA: 2.94 | (8, 1) | | | | | | | | | 0 | 0 | 0 | 0 | 0 | 0 | 0 | | | | | | |
| 25 Mike Cameron, R OBP: 0.341, SLG: 0.443 | (8, PH) | | | | | | | | | 1 | 0 | 0 | 0 | 0 | 0 | 0 | | | | | | |
| 51 Trevor Hoffman, R ERA: 1.76 | (9, 1) | | | | | | | | | 0 | 0 | 0 | 0 | 0 | 0 | 0 | | | | | | |
| Inning Stats | R: 0 E: 0 K: 2 S: 10 | H: 0 LOB: 0 BB: 0 P: 14 | R: 0 E: 0 K: 1 S: 13 | H: 2 LOB: 3 BB: 1 P: 20 | R: 2 E: 2 K: 0 S: 16 | H: 3 LOB: 1 BB: 0 P: 22 | R: 1 E: 0 K: 1 S: 13 | H: 0 LOB: 1 BB: 1 P: 21 | R: 0 E: 0 K: 1 S: 7 | H: 1 LOB: 1 BB: 0 P: 8 | R: 2 E: 0 K: 1 S: 12 | H: 2 LOB: 1 BB: 1 P: 21 | R: 0 E: 0 K: 1 S: 10 | H: 1 LOB: 1 BB: 0 P: 16 | R: 0 E: 0 K: 0 S: 8 | H: 0 LOB: 0 BB: 0 P: 13 | R: 2 E: 0 K: 0 S: 7 | H: 2 LOB: 0 BB: 0 P: 10 | 1B: 9 2B: 1 3B: 0 HR: 1 | SF: 1 SAC: 1 DP: 1 HBP: 1 | WP: 0 PB: 1 SB: 0 CS: 0 | PA: 39 |
| PITCHER | IP WLS BF H R ER SO BB IBB HBP BLK WP HR S P ERA WHIP | | | | | | | | | | | | | | | | | | | | | |
| 38 Kyle Kendrick, R ERA: 3.05 | (1, 1) | 4.0 | 21 | 6 | 3 | 2 | 4 | 2 | 0 | 1 | 1 | 1 | 0 | 0 | 0 | 0 | 4.50 | 2.000 | | | | |
| 50 Jamie Moyer, L ERA: 4.99 | (5, 1) | 4.0 | 16 | 3 | 2 | 2 | 3 | 1 | 0 | 0 | 0 | 0 | 0 | 35 | 56 | 4.50 | 1.000 | | | | | |
| 52 Tyler Walker, R ERA: 2.78 | (9, 1) | 0.0 | L | 2 | 2 | 2 | 0 | 0 | 0 | 0 | 0 | 0 | 0 | 7 | 10 | ∞ | ∞ | | | | | |

| Batter | 1 | 2 | 3 | 4 | 5 | 6 | 7 | 8 | 9 | 10 | 11 | AB | R | H | RBI | BB | SO | LOB | TOP | | | | |
|---|----------------------------------|----------------------------------|--------------------------------------|----------------------------------|-----------------------------------|----------------------------------|---------------------------------|---------------------------------|------------------------------|---------------------------------|-------------------------------|----------------------------------|-------------------------------|----------------------------------|------------------------------|---------------------------------|------------------------------|----------------------------------|----------------------------------|------------------------------------|----------------------------------|--------|--|
| 3 Felipe Lopez, S OBP: 0.380, SLG: 0.429 | | | G4-3 | F9 | | | P5 | | P6 | | | 5 | 0 | 1 | 0 | 0 | 0 | 1 | | | | | |
| 1 Corey Hart, R OBP: 0.335, SLG: 0.418 | K | | | | | | | K | | | | 4 | 1 | 1 | 0 | 1 | 2 | 1 | | | | | |
| 8 Ryan Braun, R OBP: 0.384, SLG: 0.542 | | | | | | | | K | | | | 5 | 0 | 2 | 0 | 0 | 1 | 1 | | | | | |
| 28 Prince Fielder, L OBP: 0.406, SLG: 0.593 | | | | | | | | K | | | | 3 | 0 | 0 | 0 | 2 | 1 | 1 | | | | | |
| 14 Casey McGehee, R OBP: 0.364, SLG: 0.500 | G4-6-3 | | | | | | | | | | | 4 | 0 | 1 | 1 | 1 | 1 | 3 | | | | | |
| 25 Mike Cameron, R OBP: 0.342, SLG: 0.448 | | | | | | | | | | | | 3 | 2 | 0 | 0 | 2 | 0 | 4 | | | | | |
| 7 J.J. Hardy, R OBP: 0.301, SLG: 0.354 | G4-3 | | | L7 | | | G4-3 | | | | | 5 | 1 | 1 | 0 | 0 | 0 | 1 | | | | | |
| 18 Jason Kendall, R OBP: 0.330, SLG: 0.302 | | | | | | | | | | | | 4 | 1 | 1 | 4 | 0 | 0 | 0 | | | | | |
| 38 Chris Narveson, L 60 Todd Coffey, R 30 Craig Counsell, L 12 Carlos Villanueva, R 22 Jody Seefeldt, L 50 Claudio Vargas, R 20 David Weathers, R | G6-3 | | | | | | | | | | | 2 | 0 | 1 | 0 | 0 | 0 | 0 | | | | | |
| Inning Stats | R: 0 E: 0 K: 1 S: 7 | H: 2 LOB: 2 BB: 1 P: 13 | R: 1 E: 0 K: 0 S: 11 | H: 0 LOB: 0 BB: 1 P: 21 | R: 1 E: 0 K: 0 S: 9 | H: 2 LOB: 2 BB: 2 P: 21 | R: 0 E: 0 K: 0 S: 9 | H: 1 LOB: 0 BB: 0 P: 6 | R: 0 E: 0 K: 1 S: 8 | H: 0 LOB: 0 BB: 0 P: 9 | R: 0 E: 0 K: 3 S: 11 | H: 0 LOB: 0 BB: 0 P: 14 | R: 3 E: 0 K: 1 S: 11 | H: 2 LOB: 0 BB: 1 P: 17 | R: 0 E: 0 K: 0 S: 3 | H: 0 LOB: 0 BB: 1 P: 7 | R: 0 E: 0 K: 0 S: 7 | H: 0 LOB: 0 BB: 0 P: 10 | 1B: 5 2B: 2 3B: 0 HR: 1 | SF: 0 SAC: 0 DP: 4 HBP: 0 | WP: 0 PB: 0 SB: 1 CS: 0 | PA: 43 | |
| PITCHER | 21 Jason Marquis, R ERA: 3.95 | 31 Matt Daley, R ERA: 3.78 | 63 Rafael Betancourt, R ERA: 2.85 | 16 Huston Street, R ERA: 3.13 | 54 Jose Contreras, R ERA: 5.08 | 97 Joe Beimel, L ERA: 3.62 | 34 Matt Belisle, R ERA: 5.52 | | | | | | | | | | | | | | | | |

Milwaukee Brewers @ Colorado Rockies
Coors Field, Denver, CO
Tue Sep 29 2009, 6:40 PM MDT
Att. 39,087 - Party Cloudy - 83 F

AB 37
R 5
H 8
RBI 5
BB 6
SO 6
LOB 12



| Batter | 1 | 2 | 3 | 4 | 5 | 6 | 7 | 8 | 9 | 10 | 11 | AB | R | H | RBI | BB | SO | LOB | BOTTOM | | | | | |
|---|-----------------------------------|----------------------------------|--------------------------------------|-----------------------------------|-----------------------------------|----------------------------------|------------------------------|----------------------------------|-------------------------------|----------------------------------|-------------------------------|----------------------------------|-------------------------------|----------------------------------|------------------------------|----------------------------------|-------------------------------|----------------------------------|------------------------------|----------------------------------|----------------------------------|------------------------------------|----------------------------------|--------|
| 24 Dexter Fowler, S OBP: 0.366, SLG: 0.408 | | | | | | | | | | | | 4 | 2 | 1 | 0 | 1 | 1 | 1 | | | | | | |
| 19 Ryan Spilborghs, R OBP: 0.315, SLG: 0.407 | F9 | | | | | | | | | | | 4 | 1 | 2 | 0 | 1 | 0 | 1 | | | | | | |
| 3 Eric Young Jr., S OBP: 0.315, SLG: 0.340 | F9 | | | | | | | | | | | 0 | 0 | 0 | 0 | 0 | 0 | 0 | | | | | | |
| 14 Matt Murton, R OBP: 0.295, SLG: 0.400 | | | | | | | | | | | | 0 | 0 | 0 | 0 | 0 | 0 | 0 | | | | | | |
| 17 Todd Helton, L OBP: 0.413, SLG: 0.484 | | | | | | | | | | | | 5 | 1 | 2 | 2 | 0 | 1 | 3 | | | | | | |
| 2 Troy Tulowitzki, R OBP: 0.372, SLG: 0.544 | F9 | | | | | | | | | | | 5 | 1 | 3 | 0 | 0 | 0 | 1 | | | | | | |
| 27 Garrett Atkins, R OBP: 0.301, SLG: 0.334 | FC5-4 | | | | | | | | | | | 2 | 0 | 0 | 0 | 0 | 0 | 2 | | | | | | |
| 9 Ian Stewart, L OBP: 0.322, SLG: 0.467 | | | | | | | | | | | | 2 | 0 | 0 | 0 | 1 | 1 | 1 | | | | | | |
| 8 Yovani Torresba, R OBP: 0.246, SLG: 0.386 | L8 | | | | | | | | | | | 4 | 0 | 0 | 1 | 0 | 1 | 0 | | | | | | |
| 11 Brad Hawpe, L OBP: 0.387, SLG: 0.511 | | | | | | | | | | | | 3 | 1 | 1 | 1 | 2 | 1 | 1 | | | | | | |
| 12 Clint Barmes, R OBP: 0.292, SLG: 0.443 | | | | | | | | | | | | 4 | 0 | 0 | 0 | 0 | 2 | 4 | | | | | | |
| 23 Jason Giambi, L OBP: 0.347, SLG: 0.389 | | | | | | | | | | | | 1 | 0 | 0 | 0 | 0 | 0 | 1 | | | | | | |
| 21 Jason Marquis, L 31 Matt Daley, R 63 Rafael Betancourt, R 16 Huston Street, R 54 Jose Contreras, R 20 David Weathers, R | G4-3 | | | | | | | | | | | 2 | 0 | 0 | 0 | 0 | 1 | 1 | | | | | | |
| Inning Stats | R: 1 E: 0 K: 0 S: 12 | H: 2 LOB: 1 BB: 0 P: 17 | R: 0 E: 0 K: 2 S: 8 | H: 0 LOB: 0 BB: 0 P: 10 | R: 0 E: 1 K: 0 S: 8 | H: 0 LOB: 1 BB: 0 P: 10 | R: 0 E: 0 K: 0 S: 9 | H: 1 LOB: 0 BB: 0 P: 11 | R: 0 E: 0 K: 2 S: 12 | H: 0 LOB: 1 BB: 1 P: 21 | R: 3 E: 1 K: 1 S: 16 | H: 3 LOB: 2 BB: 1 P: 28 | R: 1 E: 0 K: 0 S: 10 | H: 2 LOB: 1 BB: 1 P: 18 | R: 0 E: 0 K: 2 S: 8 | H: 1 LOB: 0 BB: 0 P: 10 | R: 0 E: 0 K: 1 S: 11 | H: 0 LOB: 1 BB: 1 P: 20 | R: 2 E: 0 K: 0 S: 9 | H: 1 LOB: 0 BB: 1 P: 18 | 1B: 4 2B: 6 3B: 0 HR: 1 | SF: 1 SAC: 0 DP: 2 HBP: 0 | WP: 0 PB: 0 SB: 0 CS: 1 | PA: 45 |
| PITCHER | 38 Chris Narveson, L ERA: 4.01 | 60 Todd Coffey, R ERA: 3.01 | 12 Carlos Villanueva, R ERA: 5.24 | 50 Claudio Vargas, R ERA: 1.83 | 20 David Weathers, R ERA: 3.98 | | | | | | | | | | | | | | | | | | | |

Milwaukee Brewers @ Colorado Rockies
Coors Field, Denver, CO
Tue Sep 29 2009, 6:40 PM MDT
Att. 39,087 - Party Cloudy - 83 F

AB 39
R 7
H 10
RBI 6
BB 5
SO 9
LOB 19



| Batter | 1 | 2 | 3 | 4 | 5 | 6 | 7 | 8 | 9 | AB | R | H | RBI | BB | SO | LOB | TOP | | | | | | | | | |
|---|---|----------------------------------|-----------------------------------|----------------------------------|---|----------------------------------|-------------------------------------|-------------------------------------|---|---|-------------------------------------|-------------------------------------|---|---|-------------------------------------|-------------------------------------|--|------------------------------------|-----------------------------------|---------------|---------------|---------------|---------------|---------------|---------------|---------------|
| 3 Felipe Lopez, S OBP: 0.382, SLG: 0.427 | G4-3 | | FC4-6 BB | G4-3 | | | | BB | | 2 | 0 | 0 | 0 | 3 | 0 | 0 | Milwaukee Brewers @ Colorado Rockies Coors Field, Denver, CO Wed Sep 30 2009, 6:40 PM MDT Att: 41,465 - Partly Cloudy - 70 F | | | | | | | | | |
| 22 Jody Gerut, L OBP: 0.280, SLG: 0.383 | K | | FC4-6 28 S 8 1B | | | | | P5 | | 5 | 0 | 1 | 0 | 0 | 2 | 5 | | | | | | | | | | |
| 8 Ryan Braun, R OBP: 0.385, SLG: 0.542 | K | | | | | | | K | | 4 | 1 | 2 | 0 | 0 | 2 | 1 | | | | | | | | | | |
| 28 Prince Fielder, L OBP: 0.406, SLG: 0.596 | | HR | | K | | | | F7 | | 5 | 1 | 2 | 1 | 0 | 2 | 5 | | | | | | | | | | |
| 14 Casey McGehee, R OBP: 0.365, SLG: 0.507 | | 18 2B 1B | P4 | | F7-6-3 | | | K | | 5 | 2 | 2 | 1 | 0 | 1 | 6 | | | | | | | | | | |
| 25 Mike Cameron, R OBP: 0.343, SLG: 0.454 | K | | | | | | | L9 | | 5 | 1 | 2 | 1 | 0 | 1 | 1 | | | | | | | | | | |
| 21 Alcides Escobar, R OBP: 0.327, SLG: 0.380 | K | | | HR | | | | K | | 5 | 1 | 2 | 0 | 0 | 3 | 4 | | | | | | | | | | |
| 18 Jason Kendall, R OBP: 0.333, SLG: 0.308 | | | | K | | | | F8 | | 5 | 0 | 3 | 2 | 0 | 1 | 1 | | | | | | | | | | |
| 37 Jeff Suppan, R OBP: 0.222, SLG: 0.171 | | | | | | | | L9 | | 2 | 0 | 0 | 1 | 0 | 1 | 1 | | | | | | | | | | |
| 24 Mat Gamel, L OBP: 0.331, SLG: 0.415 | K2-3 | | | G6-3 | | | | | | 0 | 0 | 0 | 0 | 0 | 0 | 0 | | | | | | | | | | |
| 16 Jason Bourgeois, R OBP: 0.256, SLG: 0.278 | | | | | | | | | | 1 | 0 | 0 | 0 | 0 | 0 | 3 | | | | | | | | | | |
| 52 Chris Smith, R | | | | | | | | | | 0 | 0 | 0 | 0 | 0 | 0 | 0 | | | | | | | | | | |
| 59 John Axford, R | | | | | | | | | | 0 | 0 | 0 | 0 | 0 | 0 | 0 | | | | | | | | | | |
| Inning Stats | R: 0 E: 0 K: 2 S: 8 | H: 0 LOB: 0 BB: 0 P: 13 | R: 2 E: 0 K: 3 S: 14 | H: 3 LOB: 1 BB: 0 P: 22 | R: 0 E: 0 K: 1 S: 9 | H: 1 LOB: 2 BB: 1 P: 18 | R: 2 E: 0 K: 1 S: 12 | H: 2 LOB: 0 BB: 0 P: 21 | R: 0 E: 0 K: 1 S: 11 | H: 1 LOB: 1 BB: 0 P: 15 | R: 1 E: 0 K: 2 S: 19 | H: 4 LOB: 3 BB: 0 P: 29 | R: 0 E: 0 K: 1 S: 13 | H: 0 LOB: 1 BB: 0 P: 22 | R: 1 E: 0 K: 1 S: 8 | H: 1 LOB: 0 BB: 0 P: 11 | 1B: 10 2B: 2 3B: 0 HR: 3 | SF: 0 SAC: 1 DP: 1 HBP: 1 | WP: 1 PB: 0 CS: 4 PA: 44 | | | | | | | |
| PITCHER | IP WLS BF H R ER SO BB IBB HBP BLK WP HR S P ERA WHIP | 46 Jason Hammel, R ERA: 4.38 | 54 Jose Contreras, R ERA: 5.04 | 58 Juan Rincon, R ERA: 7.0 | 97 Joe Beimel, L ERA: 3.62 | 31 Matt Daley, R ERA: 3.73 | 56 Franklin Morales, L ERA: 3.28 | 63 Rafael Betancourt, R ERA: 2.8 | 34 Matt Belisle, R ERA: 5.64 | IP WLS BF H R ER SO BB IBB HBP BLK WP HR S P ERA WHIP | 56 Franklin Morales, L ERA: 3.28 | 63 Rafael Betancourt, R ERA: 2.8 | 34 Matt Belisle, R ERA: 5.64 | IP WLS BF H R ER SO BB IBB HBP BLK WP HR S P ERA WHIP | 56 Franklin Morales, L ERA: 3.28 | 63 Rafael Betancourt, R ERA: 2.8 | 34 Matt Belisle, R ERA: 5.64 | 0.00 1.600 | 0.00 3.000 | 0.00 3.000 | 0.00 1.000 | 0.00 1.000 | 9.00 1.000 | | | |
| Batter | 1 | 2 | 3 | 4 | 5 | 6 | 7 | 8 | 9 | AB | R | H | RBI | BB | SO | LOB | BOTTOM | | | | | | | | | |
| 5 Carlos González, L OBP: 0.353, SLG: 0.533 | 7 1B 3B | | G3 | G4-3 | | | | G4-3 | | 5 | 2 | 2 | 2 | 0 | 0 | 0 | Milwaukee Brewers @ Colorado Rockies Coors Field, Denver, CO Wed Sep 30 2009, 6:40 PM MDT Att: 41,465 - Partly Cloudy - 70 F | | | | | | | | | |
| 7 Seth Smith, L OBP: 0.380, SLG: 0.511 | WP 2 BB 1B | | 17 HR HBP | | | | | K | | 4 | 1 | 1 | 1 | 0 | 1 | 0 | | | | | | | | | | |
| 24 Dexter Fowler, S OBP: 0.366, SLG: 0.408 | 3H 1B | | | | | | | | | 0 | 0 | 0 | 0 | 0 | 0 | 0 | | | | | | | | | | |
| 17 Todd Helton, L OBP: 0.413, SLG: 0.488 | L9 | | | | | | | F7 | | 4 | 2 | 1 | 2 | 1 | 0 | 1 | | | | | | | | | | |
| 2 Troy Tulowitzki, R OBP: 0.375, SLG: 0.551 | G4-6-3 BB | | | G6-3 | | | | | | 3 | 1 | 2 | 2 | 1 | 0 | 0 | | | | | | | | | | |
| 11 Brad Hawpe, L OBP: 0.386, SLG: 0.511 | G4-6-3 | | | | | | | | | 4 | 1 | 1 | 0 | 0 | 1 | 3 | | | | | | | | | | |
| 8 Yovani Torresaltes, R OBP: 0.353, SLG: 0.378 | | | | | | | | | | 4 | 1 | 3 | 1 | 0 | 0 | 0 | | | | | | | | | | |
| 9 Ian Stewart, L OBP: 0.324, SLG: 0.468 | | | | | | | | | | 4 | 1 | 2 | 0 | 0 | 1 | 2 | | | | | | | | | | |
| 12 Clint Barmes, R OBP: 0.292, SLG: 0.442 | | | | | | | | | | 4 | 0 | 1 | 0 | 0 | 1 | 2 | | | | | | | | | | |
| 46 Jason Hammel, R ERA: 4.38 | | | | | | | | | | 2 | 0 | 0 | 0 | 0 | 1 | 0 | | | | | | | | | | |
| 54 Jose Contreras, R ERA: 5.04 | | | | | | | | | | 0 | 0 | 0 | 0 | 0 | 0 | 0 | | | | | | | | | | |
| 58 Juan Rincon, R ERA: 7.0 | | | | | | | | | | 0 | 0 | 0 | 0 | 0 | 0 | 0 | | | | | | | | | | |
| 97 Joe Beimel, L ERA: 3.62 | | | | | | | | | | 0 | 0 | 0 | 0 | 0 | 0 | 0 | | | | | | | | | | |
| 31 Matt Daley, R ERA: 3.73 | | | | | | | | | | 0 | 0 | 0 | 0 | 0 | 0 | 0 | | | | | | | | | | |
| Inning Stats | R: 1 E: 0 K: 0 S: 12 | H: 2 LOB: 1 BB: 1 P: 21 | R: 1 E: 0 K: 0 S: 10 | H: 1 LOB: 0 BB: 0 P: 14 | R: 3 E: 0 K: 1 S: 16 | H: 3 LOB: 1 BB: 0 P: 22 | R: 0 E: 0 K: 1 S: 11 | H: 0 LOB: 0 BB: 0 P: 15 | R: 0 E: 0 K: 0 S: 9 | H: 1 LOB: 1 BB: 0 P: 16 | R: 3 E: 0 K: 2 S: 10 | H: 3 LOB: 2 BB: 1 P: 22 | R: 2 E: 0 K: 1 S: 8 | H: 0 LOB: 0 BB: 0 P: 14 | R: 0 E: 0 K: 1 S: 8 | H: 0 LOB: 0 BB: 0 P: 11 | 1B: 7 2B: 2 3B: 1 HR: 3 | SF: 0 SAC: 0 DP: 1 HBP: 1 | WP: 3 PB: 0 CS: 0 PA: 39 | | | | | | | |
| PITCHER | IP WLS BF H R ER SO BB IBB HBP BLK WP HR S P ERA WHIP | 37 Jeff Suppan, R ERA: 5.3 | 52 Chris Smith, R ERA: 3.4 | 59 John Axford, R ERA: 1.93 | IP WLS BF H R ER SO BB IBB HBP BLK WP HR S P ERA WHIP | 37 Jeff Suppan, R ERA: 5.3 | 52 Chris Smith, R ERA: 3.4 | 59 John Axford, R ERA: 1.93 | IP WLS BF H R ER SO BB IBB HBP BLK WP HR S P ERA WHIP | 37 Jeff Suppan, R ERA: 5.3 | 52 Chris Smith, R ERA: 3.4 | 59 John Axford, R ERA: 1.93 | IP WLS BF H R ER SO BB IBB HBP BLK WP HR S P ERA WHIP | 37 Jeff Suppan, R ERA: 5.3 | 52 Chris Smith, R ERA: 3.4 | 59 John Axford, R ERA: 1.93 | 6.0 L | 1.0 7 | 1.0 3 | 0.0 0 | 0.0 0 | 0.0 1 | 0.0 0 | 0.00 0.000 | 0.00 4.000 | 0.00 0.000 |

| Batter | 1 | 2 | 3 | 4 | 5 | 6 | 7 | 8 | 9 | AB | R | H | RBI | BB | SO | LOB | TOP | | | | | | |
|---|---|---|--|--|---|-----------------------------------|------------------------------|---|---|--|-------------------------------|----------------------------------|-------------------------------|----------------------------------|-------------------------------|----------------------------------|------------------------------|----------------------------------|----------------------------------|------------------------------------|----------------------------------|--------|--|
| 3 Felipe Lopez, S OBP: 0.380, SLG: 0.424 | | | | | | | | | | 5 | 2 | 2 | 2 | 1 | 1 | 1 | | | | | | | |
| 30 Craig Counsell, L OBP: 0.352, SLG: 0.408 | | | | | | | | | | 6 | 3 | 3 | 2 | 0 | 1 | 3 | | | | | | | |
| 8 Ryan Braun, R OBP: 0.385, SLG: 0.547 | | | | | | | | | | 5 | 1 | 2 | 3 | 0 | 1 | 2 | | | | | | | |
| 28 Prince Fielder, L OBP: 0.408, SLG: 0.593 | | | | | | | | | | 2 | 0 | 0 | 0 | 3 | 0 | 1 | | | | | | | |
| 25 Mike Cameron, R OBP: 0.342, SLG: 0.454 | | | | | | | | | | 4 | 0 | 0 | 0 | 0 | 3 | 4 | | | | | | | |
| 22 Jody Gerut, L OBP: 0.281, SLG: 0.383 | | | | | | | | | | 4 | 2 | 2 | 0 | 1 | 1 | 0 | | | | | | | |
| 21 Alcides Escobar, R OBP: 0.328, SLG: 0.376 | | | | | | | | | | 5 | 2 | 2 | 0 | 0 | 0 | 3 | | | | | | | |
| 18 Jason Kendall, R OBP: 0.331, SLG: 0.304 | | | | | | | | | | 4 | 2 | 0 | 1 | 1 | 1 | 1 | | | | | | | |
| 41 Braden Looper, R OBP: 0.228, SLG: 0.300 | | | | | | | | | | 2 | 0 | 0 | 0 | 0 | 0 | 0 | | | | | | | |
| 24 Matt Carmel, L OBP: 0.333, SLG: 0.411 | | | | | | | | | | 1 | 0 | 0 | 0 | 0 | 1 | 3 | | | | | | | |
| 60 Todd Coffey, R OBP: 0.324, SLG: 0.411 | | | | | | | | | | 0 | 0 | 0 | 0 | 0 | 0 | 0 | | | | | | | |
| 10 Corey Patterson, L OBP: 0.324, SLG: 0.411 | | | | | | | | | | 1 | 0 | 0 | 0 | 0 | 1 | 2 | | | | | | | |
| 50 Claudio Vargas, R OBP: 0.275, SLG: 0.376 | | | | | | | | | | 0 | 0 | 0 | 0 | 0 | 0 | 0 | | | | | | | |
| 7 J.J. Hardy, R OBP: 0.355, SLG: 0.376 | | | | | | | | | | 1 | 0 | 1 | 0 | 0 | 0 | 0 | | | | | | | |
| 51 Trevor Hoffman, R OBP: 0.355, SLG: 0.376 | | | | | | | | | | 0 | 0 | 0 | 0 | 0 | 0 | 0 | | | | | | | |
| Inning Stats | R: 0 E: 0 K: 1 S: 11 | H: 1 LOB: 2 BB: 1 P: 22 | R: 0 E: 0 K: 1 S: 7 | H: 0 LOB: 0 BB: 0 P: 12 | R: 0 E: 0 K: 1 S: 6 | H: 0 LOB: 0 BB: 0 P: 7 | R: 0 E: 0 K: 2 S: 7 | H: 0 LOB: 0 BB: 0 P: 11 | R: 0 E: 0 K: 1 S: 8 | H: 0 LOB: 0 BB: 0 P: 9 | R: 1 E: 0 K: 2 S: 12 | H: 2 LOB: 2 BB: 1 P: 21 | R: 6 E: 0 K: 1 S: 26 | H: 5 LOB: 0 BB: 1 P: 43 | R: 5 E: 2 K: 1 S: 23 | H: 3 LOB: 3 BB: 2 P: 44 | R: 0 E: 0 K: 0 S: 9 | H: 1 LOB: 1 BB: 1 P: 17 | 1B: 7 2B: 5 3B: 0 HR: 0 | SF: 0 SAC: 0 DP: 1 HBP: 1 | WP: 5 PB: 1 CS: 1 SB: 0 | PA: 47 | |
| PITCHER | IP WLS BF H R ER SO BB IBB HBP BLK WP HR S P ERA WHIP | 6.0 25 5 3 3 8 2 0 0 0 0 0 54 90 4.50 1.167 | 0.1 5 3 3 3 1 1 0 0 0 0 0 16 27 81.00 12.000 | 0.1 1 0 0 0 0 0 0 0 0 0 0 3 4 0.00 0.000 | 0.2 5 2 4 2 1 0 0 0 0 2 0 17 24 27.00 3.000 | 0.0 2 1 0 0 0 0 0 0 0 0 0 3 5 ∞ ∞ | PITCHER | IP WLS BF H R ER SO BB IBB HBP BLK WP HR S P ERA WHIP | 0.1 4 0 2 0 0 2 0 0 1 0 0 5 17 4.26 6.000 | 1.1 5 1 0 0 0 1 0 0 0 0 0 10 19 0.00 1.500 | | | | | | | | | | | | | |
| 50 Adam Wainwright, R ERA: 2.63 | 6.0 | 25 | 5 | 3 | 3 | 8 | 2 | 0 | 0 | 0 | 0 | 0 | 54 | 90 | 4.50 | 1.167 | | | | | | | |
| 46 Kyle McClellan, R ERA: 3.24 | 0.1 | 5 | 3 | 3 | 3 | 1 | 1 | 0 | 0 | 0 | 0 | 1 | 16 | 27 | 81.00 | 12.000 | | | | | | | |
| 43 Trevor Miller, L ERA: 2.08 | 0.1 | 1 | 0 | 0 | 0 | 0 | 0 | 0 | 0 | 0 | 0 | 0 | 3 | 4 | 0.00 | 0.000 | | | | | | | |
| 30 Jason Motte, R ERA: 4.76 | 0.2 | 5 | 2 | 4 | 2 | 1 | 0 | 0 | 0 | 2 | 0 | 17 | 24 | 27.00 | 3.000 | | | | | | | | |
| 36 Denny Reyes, L ERA: 3.12 | 0.0 | 2 | 1 | 0 | 0 | 0 | 0 | 0 | 0 | 0 | 0 | 3 | 5 | ∞ | ∞ | | | | | | | | |
| PITCHER | IP WLS BF H R ER SO BB IBB HBP BLK WP HR S P ERA WHIP | 6.0 25 5 3 3 8 2 0 0 0 0 0 54 90 4.50 1.167 | 0.1 5 3 3 3 1 1 0 0 0 0 0 16 27 81.00 12.000 | 0.1 1 0 0 0 0 0 0 0 0 0 0 3 4 0.00 0.000 | 0.2 5 2 4 2 1 0 0 0 0 2 0 17 24 27.00 3.000 | 0.0 2 1 0 0 0 0 0 0 0 0 0 3 5 ∞ ∞ | PITCHER | IP WLS BF H R ER SO BB IBB HBP BLK WP HR S P ERA WHIP | 0.1 4 0 2 0 0 2 0 0 1 0 0 5 17 4.26 6.000 | 1.1 5 1 0 0 0 1 0 0 0 0 0 10 19 0.00 1.500 | | | | | | | | | | | | | |
| 55 Skip Schumaker, L OBP: 0.363, SLG: 0.391 | | | | | | | | | | 4 | 0 | 0 | 0 | 0 | 0 | 3 | | | | | | | |
| 12 Julio Lugo, R OBP: 0.348, SLG: 0.406 | | | | | | | | | | 1 | 0 | 0 | 0 | 0 | 1 | | | | | | | | |
| 28 Colby Rasmus, L OBP: 0.309, SLG: 0.412 | | | | | | | | | | 4 | 1 | 1 | 1 | 1 | 0 | 1 | | | | | | | |
| 5 Albert Pujols, R OBP: 0.436, SLG: 0.667 | | | | | | | | | | 4 | 2 | 3 | 1 | 0 | 0 | 1 | | | | | | | |
| 23 David Freese, R OBP: 0.300, SLG: 0.444 | | | | | | | | | | 1 | 0 | 1 | 0 | 0 | 0 | 0 | | | | | | | |
| 15 Matt Holliday, R OBP: 0.390, SLG: 0.514 | | | | | | | | | | 4 | 1 | 2 | 1 | 0 | 0 | 1 | | | | | | | |
| 19 Matt Paganzzi, R | | | | | | | | | | 1 | 0 | 0 | 0 | 0 | 0 | 1 | | | | | | | |
| 47 Ryan Ludwick, R OBP: 0.329, SLG: 0.451 | | | | | | | | | | 5 | 1 | 2 | 2 | 0 | 0 | 3 | | | | | | | |
| 8 Troy Claus, R OBP: 0.287, SLG: 0.259 | | | | | | | | | | 3 | 0 | 0 | 0 | 1 | 1 | 4 | | | | | | | |
| 48 Brad Thompson, R OBP: 0.083, SLG: 0.083 | | | | | | | | | | 0 | 0 | 0 | 0 | 0 | 0 | 0 | | | | | | | |
| 4 Yadier Molina, R OBP: 0.366, SLG: 0.383 | | | | | | | | | | 3 | 0 | 1 | 1 | 0 | 1 | 1 | | | | | | | |
| 27 Tyler Greene, R OBP: 0.270, SLG: 0.324 | | | | | | | | | | 0 | 0 | 0 | 0 | 0 | 0 | 0 | | | | | | | |
| 13 Brendan Ryan, R OBP: 0.340, SLG: 0.395 | | | | | | | | | | 3 | 0 | 1 | 0 | 0 | 1 | 1 | | | | | | | |
| 3 Khalil Greene, R OBP: 0.274, SLG: 0.349 | | | | | | | | | | 1 | 0 | 0 | 0 | 0 | 0 | 1 | | | | | | | |
| 50 Adam Wainwright, R ERA: 2.52 | 6.0 | 29 | 10 | 6 | 6 | 3 | 2 | 0 | 0 | 0 | 0 | 0 | 9 | 17 | 0.00 | 2.000 | | | | | | | |
| 60 Todd Coffey, R ERA: 2.94 | 1.0 | 4 | 2 | 0 | 0 | 0 | 0 | 0 | 0 | 0 | 0 | 0 | 9 | 17 | 0.00 | 2.000 | | | | | | | |
| 50 Claudio Vargas, R ERA: 1.79 | 1.0 | 4 | 0 | 0 | 0 | 1 | 0 | 0 | 1 | 0 | 0 | 10 | 18 | 0.00 | 0.000 | | | | | | | | |
| 51 Trevor Hoffman, R ERA: 1.73 | 1.0 | 4 | 1 | 0 | 0 | 0 | 0 | 0 | 0 | 0 | 0 | 6 | 10 | 0.00 | 1.000 | | | | | | | | |
| PITCHER | IP WLS BF H R ER SO BB IBB HBP BLK WP HR S P ERA WHIP | 6.0 29 10 6 6 3 2 0 0 0 0 0 9 17 0.00 2.000 | 1.0 4 2 0 0 0 0 0 0 0 0 0 9 17 0.00 2.000 | 1.0 4 0 0 0 1 0 0 0 1 0 0 10 18 0.00 0.000 | 1.0 4 1 0 0 0 0 0 0 0 0 6 10 0.00 1.000 | | PITCHER | IP WLS BF H R ER SO BB IBB HBP BLK WP HR S P ERA WHIP | 0.1 4 0 2 0 0 2 0 0 1 0 0 5 17 4.26 6.000 | 1.1 5 1 0 0 0 1 0 0 0 0 0 10 19 0.00 1.500 | | | | | | | | | | | | | |
| 41 Braden Looper, R ERA: 5.22 | 6.0 | 29 | 10 | 6 | 6 | 3 | 2 | 0 | 0 | 0 | 0 | 0 | 9 | 17 | 0.00 | 2.000 | | | | | | | |
| 60 Todd Coffey, R ERA: 2.94 | 1.0 | 4 | 2 | 0 | 0 | 0 | 0 | 0 | 0 | 0 | 0 | 0 | 9 | 17 | 0.00 | 2.000 | | | | | | | |
| 50 Claudio Vargas, R ERA: 1.79 | 1.0 | 4 | 0 | 0 | 0 | 1 | 0 | 0 | 1 | 0 | 0 | 10 | 18 | 0.00 | 0.000 | | | | | | | | |
| 51 Trevor Hoffman, R ERA: 1.73 | 1.0 | 4 | 1 | 0 | 0 | 0 | 0 | 0 | 0 | 0 | 0 | 6 | 10 | 0.00 | 1.000 | | | | | | | | |
| PITCHER | IP WLS BF H R ER SO BB IBB HBP BLK WP HR S P ERA WHIP | 6.0 29 10 6 6 3 2 0 0 0 0 0 9 17 0.00 2.000 | 1.0 4 2 0 0 0 0 0 0 0 0 0 9 17 0.00 2.000 | 1.0 4 0 0 0 1 0 0 0 1 0 0 10 18 0.00 0.000 | 1.0 4 1 0 0 0 0 0 0 0 0 6 10 0.00 1.000 | | PITCHER | IP WLS BF H R ER SO BB IBB HBP BLK WP HR S P ERA WHIP | 0.1 4 0 2 0 0 2 0 0 1 0 0 5 17 4.26 6.000 | 1.1 5 1 0 0 0 1 0 0 0 0 0 10 19 0.00 1.500 | | | | | | | | | | | | | |
| 55 Skip Schumaker, R ERA: 5.22 | 6.0 | 29 | 10 | 6 | 6 | 3 | 2 | 0 | 0 | 0 | 0 | 0 | 9 | 17 | 0.00 | 2.000 | | | | | | | |
| 60 Todd Coffey, R ERA: 2.94 | 1.0 | 4 | 2 | 0 | 0 | 0 | 0 | 0 | 0 | 0 | 0 | 0 | 9 | 17 | 0.00 | 2.000 | | | | | | | |
| 50 Claudio Vargas, R ERA: 1.79 | 1.0 | 4 | 0 | 0 | 0 | 1 | 0 | 0 | 1 | 0 | 0 | 10 | 18 | 0.00 | 0.000 | | | | | | | | |
| 51 Trevor Hoffman, R ERA: 1.73 | 1.0 | 4 | 1 | 0 | 0 | 0 | 0 | 0 | 0 | 0 | 0 | 6 | 10 | 0.00 | 1.000 | | | | | | | | |
| PITCHER | IP WLS BF H R ER SO BB IBB HBP BLK WP HR S P ERA WHIP | 6.0 29 10 6 6 3 2 0 0 0 0 0 9 17 0.00 2.000 | 1.0 4 2 0 0 0 0 0 0 0 0 0 9 17 0.00 2.000 | 1.0 4 0 0 0 1 0 0 0 1 0 0 10 18 0.00 0.000 | 1.0 4 1 0 0 0 0 0 0 0 0 6 10 0.00 1.000 | | PITCHER | IP WLS BF H R ER SO BB IBB HBP BLK WP HR S P ERA WHIP | 0.1 4 0 2 0 0 2 0 0 1 0 0 5 17 4.26 6.000 | 1.1 5 1 0 0 0 1 0 0 0 0 0 10 19 0.00 1.500 | | | | | | | | | | | | | |

Milwaukee Brewers @ St. Louis Cardinals
 Busch Stadium, St. Louis, MO

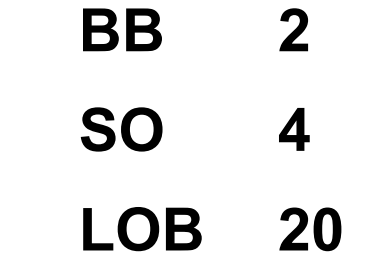
livebaseballscorecards.com



AB 40
 R 12
 H 12
 RBI 8
 BB 6
 SO 10
 LOB 20

Milwaukee Brewers @ St. Louis Cardinals
 Busch Stadium, St. Louis, MO

livebaseballscorecards.com



AB 38
 R 6
 H 13
 RBI 6
 BB 2
 SO 4
 LOB 20

Fri Oct 02 2009, 7:15 PM CDT
 Att: 44,331 - Cloudy - 62 F

