

# Milwaukee Brewers - 2010





Batter	1	2	3	4	5	6	7	8	9	AB	R	H	RBI	BB	SO	LOB	TOP						
23 Rickie Weeks Jr, R OBP: 0.667, SLG: 0.600 2 Joe Inglett, L										3	1	1	0	0	1	2							
27 Carlos Gómez, R OBP: 0.333, SLG: 0.333 65 Trent Oeltjen, L										3	1	1	0	0	0	1							
10 Hernan Iribarren, L OBP: 0.250, SLG: 0.250										0	0	0	0	0	0	0							
8 Ryan Braun, R OBP: 0.667, SLG: 0.500 36 Lorenzo Cain, R										2	1	1	0	1	0	0							
15 Jim Edmonds, L OBP: 0.333, SLG: 0.333 63 Adam Stern, L										3	0	1	1	0	2	2							
9 Gregg Zaun, S OBP: 0.500, SLG: 0.600 79 Martín Maldonado, R										2	1	1	2	1	0	1							
16 George Kottaras, L OBP: 0.333, SLG: 0.333 87 Jonathan Lucroy, R										3	0	1	0	0	1	3							
21 Alcides Escobar, R										4	1	0	2	0	0	4							
61 Adam Heether, R OBP: 0.250, SLG: 0.500										4	0	1	0	0	0	2							
66 Steffan Wilson, R OBP: 0.800, SLG: 1.000										4	0	3	1	0	0	1							
<b>Inning Stats</b>	R: 2 E: 1 K: 1 S: 9	H: 3 LOB: 1 BB: 0 P: 9	R: 0 E: 0 K: 1 S: 6	H: 1 LOB: 1 BB: 0 P: 6	R: 0 E: 0 K: 1 S: 5	H: 0 LOB: 0 BB: 0 P: 5	R: 2 E: 0 K: 0 S: 6	H: 2 LOB: 1 BB: 1 P: 10	R: 2 E: 1 K: 1 S: 7	H: 2 LOB: 2 BB: 0 P: 12	R: 0 E: 0 K: 1 S: 6	H: 1 LOB: 1 BB: 0 P: 7	R: 1 E: 1 K: 1 S: 6	H: 0 LOB: 1 BB: 1 P: 10	R: 0 E: 0 K: 2 S: 8	H: 1 LOB: 1 BB: 0 P: 8	R: 0 E: 0 K: 1 S: 5	H: 0 LOB: 1 BB: 1 P: 9	1B: 7 2B: 3 3B: 0 HR: 0	SF: 1 SAC: 0 DP: 0 HBP: 1	WP: 0 PB: 0 SB: 3 CS: 0	PA: 43	
<b>PITCHER</b>	IP WLS BF H R ER SO BB IBB HBP BLK WP HR S P ERA WHIP	15 Ben Sheets, R ERA: 5.4	1.2 9 4 2 1 1 0 0 0 0 0 0 0 12 12 5.40 2.400	36 Fernando Hernandez, R ERA: 9.0	0.1 1 0 0 0 1 0 0 0 0 0 0 0 3 3 0.00 0.000	54 Vin Mazzaro, R ERA: 9.0	2.0 9 2 2 2 1 1 0 0 0 0 0 0 11 15 9.00 1.500	52 Lenny DiNardo, L ERA: 18.0	1.0 6 2 2 2 1 1 0 0 0 0 0 0 7 12 18.00 3.000	40 Andrew Bailey, R ERA:	1.0 W 5 1 0 0 1 0 0 0 1 0 0 0 6 7 0.00 1.000	31 Brad Ziegler, R ERA:	7.1 1.0 H 5 0 1 0 1 1 0 0 0 0 0 0 6 10 0.00 1.000	29 Bobby Cassevah, R ERA:	8.1 1.0 H 4 1 0 0 2 0 0 0 0 0 0 0 0 8 8 0.00 1.000	56 Craig Breslow, L ERA:	9.1 1.0 S 4 0 0 0 1 1 0 0 0 0 0 0 0 5 9 0.00 1.000						

Milwaukee Brewers @ Oakland Athletics  
Phoenix Municipal Stadium, Phoenix, AZ  
Fri Mar 05 2010, 3:20 PM - 6:18 PM EST  
Att.: 4,617 - Sunny - 66 F

AB	37
R	7
H	10
RBI	6
BB	4
SO	9
LOB	24



Batter	1	2	3	4	5	6	7	8	9	AB	R	H	RBI	BB	SO	LOB	BOTTOM			
11 Rajai Davis, R OBP: 0.167, SLG: 0.333 23 Michael Taylor, R OBP: 0.333, SLG: 0.333										3	1	1	0	0	1	0				
14 Mark Ellis, R OBP: 0.667, SLG: 0.500 73 Jemile Weeks, S OBP: 0.500, SLG: 1.000										2	0	1	1	1	0	0				
8 Kurt Suzuki, R OBP: 0.333, SLG: 0.333 19 Anthony Recker, R OBP: 1.000, SLG: 2.500										3	0	1	0	0	0	1				
5 Kevin Kouzmanoff, R 61 Adrian Cardenas, L										3	0	0	0	0	1	3				
3 Eric Chavez, L OBP: 0.500, SLG: 1.500 22 Chris Carter, R OBP: 0.500, SLG: 1.500										2	0	1	0	0	1	0				
32 Jack Cust, L OBP: 0.333, SLG: 0.333 75 Matthew Whitney, R 6, PH										3	0	1	0	0	0	1				
6 Travis Buck, L OBP: 0.400, SLG: 1.000 25 Matt Carson, R										2	1	1	1	1	1	1				
7 Adam Rosales, R OBP: 0.400, SLG: 1.000 30 Steve Tolleson, R										3	0	1	0	0	0	3				
1 Eric Patterson, L OBP: 0.250, SLG: 0.250 18 Gabe Gross, L OBP: 0.250, SLG: 0.250										2	0	0	0	0	0	0				
<b>Inning Stats</b>	R: 0 E: 0 K: 1 S: 5	H: 0 LOB: 0 BB: 0 P: 5	R: 0 E: 0 K: 1 S: 6	H: 1 LOB: 2 BB: 1 P: 10	R: 0 E: 0 K: 2 S: 8	H: 1 LOB: 1 BB: 0 P: 9	R: 1 E: 0 K: 0 S: 5	H: 2 LOB: 1 BB: 0 P: 5	R: 7 E: 0 K: 1 S: 15	H: 7 LOB: 2 BB: 2 P: 25	R: 0 E: 0 K: 0 S: 3	H: 0 LOB: 0 BB: 0 P: 3	R: 0 E: 0 K: 0 S: 4	H: 1 LOB: 1 BB: 0 P: 5	R: 0 E: 0 K: 1 S: 4	H: 0 LOB: 0 BB: 0 P: 5	1B: 7 2B: 3 3B: 1 HR: 2	SF: 0 SAC: 0 DP: 0 HBP: 0	WP: 2 PB: 0 SB: 0 CS: 0	PA: 41
<b>PITCHER</b>	IP WLS BF H R ER SO BB IBB HBP BLK WP HR S P ERA WHIP	49 Yovani Gallardo, R ERA:	1.1 1.0 H 5 1 0 0 0 1 0 0 0 0 0 0 4 8 0.00 2.000	32 LaTroy Hawkins, R ERA:	2.0 9 3 1 1 2 0 0 0 0 0 1 0 13 14 4.50 1.500	12 Carlos Villanueva, R ERA: 4.5	0.2 6 4 4 4 1 0 0 0 0 0 0 1 9 10 54.00 6.000	57 Mitch Stetter, L ERA: 54.0	0.1 L 6 3 3 3 0 2 0 0 0 0 0 1 6 15 81.00 15.000	64 Mark Rogers, R ERA:	7.1 2.0 7 1 0 0 0 0 0 0 0 0 0 7 8 0.00 0.500									

Milwaukee Brewers @ Oakland Athletics  
Phoenix Municipal Stadium, Phoenix, AZ  
Fri Mar 05 2010, 3:20 PM - 6:18 PM EST  
Att.: 4,617 - Sunny - 66 F

AB	37
R	8
H	13
RBI	8
BB	4
SO	5
LOB	13









Batter	1	2	3	4	5	6	7	8	9	AB	R	H	RBI	BB	SO	LOB	TOP										
56 Andres Torres, S OBP: 0.429, SLG: 0.857 Matt Yourkin, R (7, 1)	P6						F9		K2-3	4	0	2	0	0	0	1	<b>San Francisco Giants @ Milwaukee Brewers</b> Maryvale Baseball Park, Phoenix, AZ Sat Mar 06 2010, 3:15 PM - 5:54 PM EST Att: 4,186 - Sunny - 73 F										
65 Steve Edlefsen, R (8, 1)			3B			2B				0	0	0	0	0	0	0											
77 Héctor Sánchez, S (9, PH)										0	0	0	0	0	0	0											
14 Fred Lewis, L OBP: 0.250, SLG: 0.500 72 Daniel Turpen, R (6, 1)	K		F8			F8	FC6-4			3	0	0	0	0	1	2											
47 Darren Ford, R OBP: 0.250, SLG: 0.250 (7, PH)							1-2			0	0	0	0	0	0	0											
12 Nate Schierholtz, L OBP: 0.333, SLG: 0.375 81 Wendell Fairley, L OBP: 0.500, SLG: 1.000 (1, 9)				G3		E3				3	0	1	0	0	0	0											
84 Juan Uribe, R OBP: 0.333, SLG: 0.833 66 Eric Hacker, S (4, 1)	L6					2B				1	0	1	0	0	0	0											
Byung-Hyun Kim, R (5, 1)				F8						2	0	0	0	0	0	0											
84 Jesus Guzman, R OBP: 0.600, SLG: 1.000 (6, PH)						2B				0	0	0	0	0	0	0											
22 Eli Whiteside, R OBP: 0.400, SLG: 0.800 73 Jackson Williams, R (7, 2)		K								2	0	0	0	0	0	1											
29 Ryan Rohlinger, R (1, 5)										0	0	0	0	0	0	0											
9 Kevin Frandsen, R OBP: 0.500, SLG: 0.625 (4, 6)										0	0	0	0	0	0	0											
78 Ehire Adrianza, S (8, PH)										2	0	1	0	0	0	1											
35 Brett Pill, R (1, 3)										3	1	1	0	0	1	2											
76 Johnny Monell, L (9, PH)										0	0	0	0	0	0	0											
68 Kevin Pucetas, R (1, 1)										2	0	0	0	0	0	1											
80 Nick Noonan, L OBP: 0.200, SLG: 0.200 (4, 4)										3	0	1	1	0	1	2											
<b>Inning Stats</b>	R: 0 E: 0 K: 1 S: 6	H: 1 LOB: 1 BB: 0 P: 6	R: 0 E: 0 K: 1 S: 5	H: 0 LOB: 0 BB: 0 P: 5	R: 0 E: 0 K: 1 S: 6	H: 1 LOB: 1 BB: 0 P: 6	R: 1 E: 0 K: 0 S: 4	H: 2 LOB: 2 BB: 1 P: 8	R: 0 E: 1 K: 1 S: 7	H: 1 LOB: 2 BB: 0 P: 7	R: 0 E: 0 K: 0 S: 4	H: 1 LOB: 1 BB: 0 P: 4	R: 0 E: 0 K: 0 S: 3	H: 1 LOB: 2 BB: 1 P: 8	R: 0 E: 0 K: 2 S: 7	H: 0 LOB: 0 BB: 0 P: 7	1B: 2 2B: 5 3B: 1 HR: 0	SF: 0 SAC: 0 DP: 1 HBP: 1	WP: 0 PB: 0 SB: 0 CS: 0	PA: 37							
<b>PITCHER</b>	IP	WLS	BF	H	R	ER	SO	BB	IBB	HBP	BLK	WP	HR	S	P	ERA	WHIP										
43 Randy Wolf, L ERA: 4.5	2.0		7	1	0	0	2	0	0	0	0	0	0	11	11	0.00	0.500										
73 Kameron Loe, R ERA: 4.5	2.0	9	3	1	1	1	1	1	0	0	0	0	0	10	14	4.50	2.000										
39 Chris Capuano, L ERA: 4.5	2.0	W	9	2	0	0	3	0	0	0	0	0	0	15	15	0.00	1.000										
50 John Halama, L ERA: 4.5	2.0		9	2	0	0	0	1	0	1	0	0	0	7	12	0.00	1.500										
46 Claudio Vargas, R ERA: 4.5	1.0		3	0	0	0	2	0	0	0	0	0	0	7	7	0.00	0.000										

Batter	1	2	3	4	5	6	7	8	9	AB	R	H	RBI	BB	SO	LOB	BOTTOM										
23 Ricke Weeks Jr., R OBP: 0.625, SLG: 0.500 90 Eric Farns, R OBP: 0.333, SLG: 0.333 (1, 4)										1	0	0	0	0	0	0	<b>San Francisco Giants @ Milwaukee Brewers</b> Maryvale Baseball Park, Phoenix, AZ Sat Mar 06 2010, 3:15 PM - 5:54 PM EST Att: 4,186 - Sunny - 73 F										
1 Corey Hart, R OBP: 0.333, SLG: 0.833 93 Erik Miller, R OBP: 1.000, SLG: 1.000 (1, 9)										3	1	1	1	0	1	2											
8 Ryan Braun, R OBP: 0.500, SLG: 1.000 89 Erik Komatsu, L OBP: 0.500, SLG: 2.000 (1, 7)										3	1	1	1	0	0	1											
28 Prince Fielder, L OBP: 0.667, SLG: 0.800 99 Chris Errecart, R OBP: 1.000, SLG: 4.000 (6, 3)										3	0	2	0	0	0	0											
14 Casey McGehee, R OBP: 0.286, SLG: 0.286 Brent Brewer, R (8, 6)										4	0	0	0	0	2	3											
15 Jim Edmonds, L OBP: 0.400, SLG: 0.250 36 Lorenzo Cain, R OBP: 0.167, SLG: 0.500 (5, FR)										1	0	0	0	1	0	1											
20 Matt Treanor, R OBP: 0.400, SLG: 0.250 13 Angel Salome, R (7, 2)										2	2	1	0	0	0	0											
21 Alcides Escobar, R OBP: 0.143, SLG: 0.667 Zelous Wheeler, R OBP: 1.000, SLG: 1.000 (8, 5)										1	2	1	3	0	0	0											
43 Randy Wolf, L ERA: 4.5 73 Kameron Loe, R ERA: 4.5 39 Chris Capuano, L ERA: 4.5 9 Grego Zaun, S OBP: 0.333, SLG: 0.333 50 John Halama, L Taylor Green, L 46 Claudio Vargas, R (9, 1)										0	0	0	0	0	0	0											
<b>Inning Stats</b>	R: 0 E: 0 K: 0 S: 2	H: 0 LOB: 0 BB: 0 P: 3	R: 0 E: 0 K: 1 S: 6	H: 1 LOB: 1 BB: 0 P: 6	R: 0 E: 0 K: 0 S: 3	H: 0 LOB: 0 BB: 0 P: 3	R: 1 E: 0 K: 0 S: 4	H: 1 LOB: 0 BB: 0 P: 4	R: 5 E: 0 K: 2 S: 13	H: 4 LOB: 2 BB: 1 P: 21	R: 2 E: 0 K: 1 S: 7	H: 2 LOB: 2 BB: 1 P: 12	R: 1 E: 0 K: 0 S: 4	H: 1 LOB: 0 BB: 0 P: 4	R: 3 E: 0 K: 0 S: 5	H: 3 LOB: 1 BB: 1 P: 10		1B: 4 2B: 2 3B: 1 HR: 5	SF: 0 SAC: 0 DP: 1 HBP: 4	WP: 1 PB: 0 SB: 0 CS: 0	PA: 41						
<b>PITCHER</b>	IP	WLS	BF	H	R	ER	SO	BB	IBB	HBP	BLK	WP	HR	S	P	ERA	WHIP										
68 Kevin Pucetas, R ERA: 4.5	3.0		10	1	0	0	1	1	0	1	0	0	2	10	16	0.00	0.333										
66 Eric Hacker, R ERA: 27.0	1.2	L	10	3	6	6	1	1	0	1	0	0	2	10	16	32.40	2.400										
Byung-Hyun Kim, R ERA: 27.0	0.1		3	2	0	0	1	0	0	0	0	1	1	7	9	0.00	6.000										
72 Daniel Turpen, R ERA: 13.5	1.0		7	2	2	2	1	1	0	1	0	0	0	7	12	18.00	3.000										
Matt Yourkin, L ERA: 9.0	1.0		4	1	1	1	0	0	0	0	0	0	1	4	4	9.00	1.000										


AB	34
R	1
H	8
RBI	1
BB	2
SO	8
LOB	15




AB	34
R	12
H	12
RBI	11
BB	3
SO	4
LOB	16





Batter	1	2	3	4	5	6	7	8	9	AB R H RBI BB SO LOB	TOP																								
											<p style="text-align: center;"><b>Cincinnati Reds @ Milwaukee Brewers</b>  Maryvale Baseball Park, Phoenix, AZ  Sun Mar 07 2010, 3:05 PM EST</p> <p style="text-align: right;"><a href="http://livebaseballscorecards.com">livebaseballscorecards.com</a></p> <p><b>AB 0</b> <b>R 0</b> <b>H 0</b> <b>RBI 0</b> <b>BB 0</b> <b>SO 0</b> <b>LOB 0</b></p> 																								
<b>Inning Stats</b>										1B: 0 SF: 0 WP: 0 PA: 0 2B: 0 SAC: 0 FB: 0 3B: 0 DP: 0 SB: 0 HR: 0 HBP: 0 CS: 0																									
PITCHER	IP	WLS	BF	H	R	ER	SO	BB	IBB	HBP	BLK	WP	HR	S	P	ERA	WHIP	PITCHER	IP	WLS	BF	H	R	ER	SO	BB	IBB	HBP	BLK	WP	HR	S	P	ERA	WHIP

Batter	1	2	3	4	5	6	7	8	9	AB R H RBI BB SO LOB	BOTTOM																								
											<p style="text-align: center;"><b>Cincinnati Reds @ Milwaukee Brewers</b>  Maryvale Baseball Park, Phoenix, AZ  Sun Mar 07 2010, 3:05 PM EST</p> <p style="text-align: right;"><a href="http://livebaseballscorecards.com">livebaseballscorecards.com</a></p> <p><b>AB 0</b> <b>R 0</b> <b>H 0</b> <b>RBI 0</b> <b>BB 0</b> <b>SO 0</b> <b>LOB 0</b></p> 																								
<b>Inning Stats</b>										1B: 0 SF: 0 WP: 0 PA: 0 2B: 0 SAC: 0 FB: 0 3B: 0 DP: 0 SB: 0 HR: 0 HBP: 0 CS: 0																									
PITCHER	IP	WLS	BF	H	R	ER	SO	BB	IBB	HBP	BLK	WP	HR	S	P	ERA	WHIP	PITCHER	IP	WLS	BF	H	R	ER	SO	BB	IBB	HBP	BLK	WP	HR	S	P	ERA	WHIP











Batter	1	2	3	4	5	6	7	8	9	AB	R	H	RBI	BB	SO	LOB	TOP							
21 Alcides Escobar, R OBP: 0.286, SLG: 0.615 75 Luis Alfonso Cruz, R (8, 6)										4	1	2	1	0	0	0								
36 Lorenzo Cain, R OBP: 0.333, SLG: 0.500 (7, 9)										4	1	2	1	0	2	1								
8 Ryan Braun, R OBP: 0.417, SLG: 0.636 63 Adam Stern, L OBP: 0.222, SLG: 0.222 (6, 7)										3	0	0	0	0	1	2								
14 Casey McGehee, R OBP: 0.231, SLG: 0.308 Zelus Wheeler, R OBP: 1.000, SLG: 1.000 (6, PR) (6, 5)										3	0	0	0	0	1	2								
9 Gregg Zaun, S OBP: 0.462, SLG: 0.667 59 John Axford, R (6, 1)										3	0	2	1	0	0	1								
70 Zach Braddock, L (7, 1)										0	0	0	0	0	0	0								
20 Matt Treanor, R OBP: 0.286, SLG: 0.167 72 Cody Scarpetta, R (8, 1)										1	0	0	0	0	1	1								
1 Cory Hart, R OBP: 0.333, SLG: 0.917 92 Norris Hopper, R OBP: 0.333, SLG: 1.000 (7, PR) (7, 8)										3	0	1	0	0	0	1								
66 Steffan Wilson, R OBP: 0.313, SLG: 0.286 (1, 3)										4	0	0	0	0	3	1								
10 Hernan Inbarren, L OBP: 0.162, SLG: 0.162 (1, 4)										4	0	1	1	0	0	1								
49 Yovani Gallardo, R (1, 1)										1	0	0	0	0	0	0								
60 Todd Coffey, R (4, 1)										0	0	0	0	0	0	0								
2 Joe Inglett, L OBP: 0.500, SLG: 0.500 77 Scott Schoeneweis, L (5, 1)										1	0	0	0	0	0	0								
13 Angel Salome, R (6, 2)										1	1	0	0	1	0	2								
<b>Inning Stats</b>	R: 1 E: 0 K: 1 S: 11	H: 2 LOB: 1 BB: 0 P: 17	R: 0 E: 0 K: 1 S: 8	H: 0 LOB: 0 BB: 0 P: 14	R: 0 E: 0 K: 1 S: 12	H: 0 LOB: 0 BB: 0 P: 17	R: 0 E: 0 K: 0 S: 9	H: 1 LOB: 1 BB: 0 P: 15	R: 0 E: 0 K: 1 S: 9	H: 0 LOB: 0 BB: 0 P: 13	R: 1 E: 1 K: 1 S: 9	H: 2 LOB: 1 BB: 0 P: 18	R: 2 E: 0 K: 1 S: 16	H: 2 LOB: 1 BB: 0 P: 21	R: 0 E: 0 K: 1 S: 9	H: 1 LOB: 1 BB: 0 P: 12	R: 0 E: 0 K: 1 S: 7	H: 1 LOB: 1 BB: 1 P: 12	1B: 6 2B: 3 3B: 0 HR: 0	SF: 0 SAC: 0 DP: 0 HBP: 0	WP: 0 PB: 0 SB: 1 CS: 1	PA: 38		
<b>PITCHER</b>	IP WLS BF H R ER SO BB IBB HBP BLK WP HR S P ERA WHIP	3.0 1 11 2 1 1 3 0 0 0 0 0 0 31 48 3.00 0.667	3.0 H 12 3 1 0 2 0 0 0 0 0 0 27 46 0.00 1.000	2.0 W 10 3 2 2 2 0 0 0 0 1 0 0 25 33 9.00 1.500	1.0 S 4 1 0 0 1 1 0 0 0 0 0 0 7 12 0.00 2.000																			

Milwaukee Brewers @ San Diego Padres  
Peoria Stadium, Peoria, AZ  
Wed Mar 10 2010, 3:06 PM - 5:48 PM EST  
Att: 3,973 - Sunny - 57 F

AB 36  
R 4  
H 9  
RBI 4  
BB 1  
SO 8  
LOB 14



Batter	1	2	3	4	5	6	7	8	9	AB	R	H	RBI	BB	SO	LOB	BOTTOM						
18 Tony Gwynn Jr., L OBP: 0.143, SLG: 0.143 82 Wande Olabisi, R (8, 7)										4	0	0	0	0	0	4							
22 David Eckstein, R OBP: 0.222, SLG: 0.222 24 Chad Huffman, R OBP: 0.100, SLG: 0.200 (7, 7) (8, 9)										3	1	1	0	0	0	0							
23 Adrián González, L OBP: 0.231, SLG: 0.091 75 Lance Zawadzki, L (6, 4)										1	1	0	0	2	1	0							
12 Scott Hairston, R (1, 7)										3	0	0	0	0	1	3							
3 Luis Durango, S OBP: 0.444, SLG: 0.333 (7, 9) (8, 8)										0	0	0	0	1	0	0							
25 Will Venable, L OBP: 0.375, SLG: 0.769 72 Chris Stewart, R OBP: 0.333, SLG: 1.000 (1, 9) (7, 2)										3	1	1	3	0	0	2							
15 Jery Hairston, R OBP: 0.455, SLG: 0.600 78 Beamer Weems, R (7, 6)										3	0	0	0	0	0	0							
4 Nick Hundley, R OBP: 0.375, SLG: 0.167 73 Cory Luebke, R (7, 1)										3	0	1	0	0	0	0							
83 Edinson Rincon, R (8, PH) 37 Mike Adams, R (9, 1)										0	1	0	0	1	0	0							
67 Logan Forsythe, R OBP: 0.600, SLG: 0.750 (1, 5)										3	0	1	2	0	1	1							
63 Sean Gallagher, R (1, 1)										1	0	0	0	0	1	0							
38 Mat Latos, R OBP: 1.000, SLG: 1.000 68 Mitch Canham, L OBP: 0.250, SLG: 0.143 (4, 1) (7, 3)										1	0	1	0	0	0	0							
<b>Inning Stats</b>	R: 3 E: 0 K: 0 S: 13	H: 2 LOB: 0 BB: 1 P: 19	R: 0 E: 0 K: 1 S: 7	H: 0 LOB: 0 BB: 0 P: 8	R: 0 E: 0 K: 1 S: 11	H: 2 LOB: 2 BB: 1 P: 20	R: 0 E: 0 K: 1 S: 9	H: 0 LOB: 0 BB: 0 P: 13	R: 0 E: 0 K: 2 S: 10	H: 0 LOB: 0 BB: 0 P: 16	R: 0 E: 0 K: 0 S: 6	H: 0 LOB: 0 BB: 0 P: 10	R: 0 E: 0 K: 1 S: 19	H: 1 LOB: 2 BB: 0 P: 25	R: 2 E: 0 K: 0 S: 9	H: 1 LOB: 1 BB: 3 P: 23	R: 2 E: 0 K: 0 S: 9	H: 1 LOB: 1 BB: 0 P: 23	1B: 4 2B: 1 3B: 0 HR: 1	SF: 0 SAC: 0 DP: 0 HBP: 1	WP: 0 PB: 0 SB: 1 CS: 1	PA: 36	
<b>PITCHER</b>	IP WLS BF H R ER SO BB IBB HBP BLK WP HR S P ERA WHIP	3.0 1 11 2 3 3 1 2 0 0 0 0 0 31 47 9.00 1.333	1.0 5 2 0 0 1 0 0 0 0 0 0 9 13 0.00 2.000	1.0 3 0 0 0 2 0 0 0 0 0 0 6 10 0.00 0.000	1.0 3 0 0 0 0 0 0 0 0 0 0 6 10 0.00 0.000	1.0 H 5 1 0 0 1 0 0 0 1 0 0 19 25 0.00 1.000																	

Milwaukee Brewers @ San Diego Padres  
Peoria Stadium, Peoria, AZ  
Wed Mar 10 2010, 3:06 PM - 5:48 PM EST  
Att: 3,973 - Sunny - 57 F

AB 30  
R 5  
H 6  
RBI 5  
BB 5  
SO 5  
LOB 16









Batter	1	2	3	4	5	6	7	8	9	AB	R	H	RBI	BB	SO	LOB	TOP			
1 Eric Patterson, L (1.8) OBP: 0.294, SLG: 0.333 74 Corey Brown, L (6.8) OBP: 0.500, SLG: 0.667										3	0	0	0	0	0	1	<b>Oakland Athletics @ Milwaukee Brewers</b> Maryvale Baseball Park, Phoenix, AZ Thu Mar 11 2010, 3:14 PM - 6:03 PM EST Att: 4,015 - Sunny - 58 F			
14 Mark Ellis, R (1.4) OBP: 0.455, SLG: 0.333 16 Eric Sogard, L (5.4) OBP: 0.333, SLG: 0.556 36 Fernando Hernandez, R (6.1)										3	0	2	0	0	1	0				
Ryan Sweeney, L (1.9) OBP: 0.214, SLG: 0.154 61 Adrian Cardenas, L (5.5) OBP: 0.417, SLG: 0.364										3	0	1	0	0	1	3				
5 Kevin Kouzmanoff, R (1.5) OBP: 0.167, SLG: 0.500 77 Jason Jennings, L (5.1)										3	0	0	0	0	0	4				
10 Daric Barton, L (1.3) OBP: 0.400, SLG: 0.333 22 Chris Carter, R (6.3) OBP: 0.267, SLG: 0.571										2	1	1	0	1	1	0				
7 Adam Rosales, R (1.6) OBP: 0.571, SLG: 0.818 30 Steve Tolleson, R (6.6) OBP: 0.300, SLG: 0.222										3	1	2	0	0	1	1				
6 Travis Buck, L (1.7) OBP: 0.200, SLG: 0.500 25 Matt Carson, R (6.9)										2	0	0	1	0	1	2				
35 Landon Powell, S (1.2) OBP: 0.167, SLG: 0.273 60 Fautino De Los Santos, R (1.1)										3	0	0	0	0	1	2				
19 Anthony Recker, R (6. PH) OBP: 0.600, SLG: 1.250 73 Jemile Weeks, S (8. PR) OBP: 0.333, SLG: 0.667										0	0	0	0	1	0	0				
51 Dallas Braden, L (1.1) 18 Dallas McPherson, L (4. PH) 31 Brad Ziegler, R (4.1) 23 Michael Taylor, R (5.9) OBP: 0.250, SLG: 0.400										1	0	0	0	0	0	0				
<b>Inning Stats</b>	R: 0 E: 0 K: 1 S: 6	H: 1 LOB: 1 BB: 0 P: 6	R: 0 E: 0 K: 3 S: 9	H: 0 LOB: 1 BB: 1 P: 13	R: 0 E: 0 K: 0 S: 4	H: 1 LOB: 2 BB: 1 P: 8	R: 2 E: 0 K: 0 S: 5	H: 2 LOB: 0 BB: 0 P: 7	R: 0 E: 0 K: 1 S: 6	H: 1 LOB: 1 BB: 0 P: 6	R: 2 E: 0 K: 2 S: 9	H: 2 LOB: 1 BB: 1 P: 13	R: 3 E: 0 K: 0 S: 5	H: 1 LOB: 1 BB: 3 P: 19	R: 0 E: 0 K: 2 S: 8	H: 1 LOB: 1 BB: 0 P: 8	1B: 7 2B: 1 3B: 1 HR: 1	SF: 1 SAC: 0 DP: 0 HBP: 0	WP: 2 PB: 0 CS: 2	PA: 43
<b>PITCHER</b>	IP WLS BF H R ER SO BB IBB HBP BLK WP HR S P ERA WHIP																			
43 Randy Wolf, L (1.1) ERA: 5.4	3.0	B	13	2	0	2	4	2	0	0	0	0	0	1	0	17	27	6.00	1.333	
73 Kameron Loe, R (4.1) ERA: 5.4	3.0	L	13	4	2	2	2	0	0	0	0	0	0	0	0	9	13	18.00	3.000	
58 Amaury Rivas, R (7.1) ERA: 9.0	1.0		6	2	2	2	2	1	0	0	0	0	0	0	1	5	19	27.00	4.000	
32 LaTroy Hawkins, R (8.1) ERA: 9.0	1.0		7	1	3	3	0	3	0	0	0	0	0	0	0	8	8	0.00	1.000	
57 Mitch Stetter, L (9.1) ERA: 21.0	1.0		4	1	0	0	2	0	0	0	0	0	0	0	0	8	8	0.00	1.000	
<b>Batter</b>	<b>1</b>	<b>2</b>	<b>3</b>	<b>4</b>	<b>5</b>	<b>6</b>	<b>7</b>	<b>8</b>	<b>9</b>	<b>AB</b>	<b>R</b>	<b>H</b>	<b>RBI</b>	<b>BB</b>	<b>SO</b>	<b>LOB</b>	<b>BOTTOM</b>			
23 Rickie Weeks Jr., R (1.4) OBP: 0.563, SLG: 0.417 10 Herman Iribarren, L (6.4) OBP: 0.167, SLG: 0.167										3	0	1	0	0	0	1	<b>Oakland Athletics @ Milwaukee Brewers</b> Maryvale Baseball Park, Phoenix, AZ Thu Mar 11 2010, 3:14 PM - 6:03 PM EST Att: 4,015 - Sunny - 58 F			
21 Alcides Escobar, R (1.6) OBP: 0.294, SLG: 0.563 Zelous Wheeler, R (7.6) OBP: 0.750, SLG: 0.667										3	1	1	0	0	0	2				
8 Ryan Braun, R (1.7) OBP: 0.400, SLG: 0.786 91 Lee Haydel, L (7.7)										3	1	1	2	0	0	1				
28 Prince Fielder, L (1.3) OBP: 0.533, SLG: 0.892 99 Chris Errecart, R (6. PR) OBP: 0.667, SLG: 2.000										3	0	1	0	0	1	0				
27 Carlos Gómez, R (1.8) OBP: 0.316, SLG: 0.389 92 Norris Hopper, R (8.8) OBP: 0.500, SLG: 1.000										3	0	0	0	0	1	0				
16 George Kottaras, L (1.2) OBP: 0.417, SLG: 0.600 58 Amaury Rivas, R (7.1)										3	0	1	0	0	1	1				
32 LaTroy Hawkins, R (8.1) 96 Brett Lawrie, R (8. PH) OBP: 0.250, SLG: 0.750 57 Mitch Stetter, L (9.1)										0	0	0	0	0	0	0				
61 Adam Heether, R (1.5) OBP: 0.417, SLG: 0.333										3	1	1	0	1	2	1				
63 Adam Stern, L (1.9) OBP: 0.308, SLG: 0.308										4	0	2	1	0	0	1				
43 Randy Wolf, L (1.1) 73 Kameron Loe, R (4.1) 13 Angel Salome, R (7.2)										1	0	0	0	0	1	0				
<b>Inning Stats</b>	R: 2 E: 0 K: 1 S: 8	H: 2 LOB: 0 BB: 0 P: 8	R: 0 E: 0 K: 1 S: 5	H: 0 LOB: 0 BB: 0 P: 5	R: 0 E: 0 K: 1 S: 6	H: 1 LOB: 1 BB: 0 P: 6	R: 0 E: 0 K: 2 S: 8	H: 1 LOB: 1 BB: 0 P: 8	R: 0 E: 0 K: 0 S: 4	H: 1 LOB: 1 BB: 0 P: 4	R: 0 E: 0 K: 1 S: 6	H: 1 LOB: 1 BB: 1 P: 12	R: 0 E: 0 K: 1 S: 5	H: 0 LOB: 1 BB: 1 P: 9	R: 0 E: 0 K: 0 S: 3	H: 1 LOB: 0 BB: 0 P: 3	1B: 5 2B: 2 3B: 0 HR: 1	SF: 0 SAC: 1 DP: 1 HBP: 0	WP: 0 PB: 0 CS: 0	PA: 36
<b>PITCHER</b>	IP WLS BF H R ER SO BB IBB HBP BLK WP HR S P ERA WHIP																			
51 Dallas Braden, L (1.1) 31 Brad Ziegler, R (4.1) 77 Jason Jennings, R (5.1) 60 Fautino De Los Santos, R (7.1) 36 Fernando Hernandez, R (8.1)	3.0		4	1	0	0	2	0	0	0	0	0	0	0	0	10	10	0.00	1.000	
73 Kameron Loe, R (4.1) 13 Angel Salome, R (7.2)	1.0	H	5	1	1	1	1	1	0	0	0	0	0	0	7	12	6.00	2.000		
57 Mitch Stetter, L (9.1) ERA: 27.0	2.0		7	1	0	0	1	1	0	0	0	0	0	0	8	12	0.00	1.000		



Batter	1	2	3	4	5	6	7	8	9	AB	R	H	RBI	BB	SO	LOB	TOP										
67 Starlin Castro, R OBP: 0.500, SLG: 0.824 65 Darwin Barney, R OBP: 0.600, SLG: 0.500	G6-3		K			F7		1B		3	0	0	0	0	1	0											
63 James Adduci, L OBP: 0.313, SLG: 0.400	G4-6-3 1B				F8		2B	G5-3		4	1	2	0	0	0	1											
4 Bryan LaHair, L OBP: 0.250, SLG: 0.273	G4-6-3 1-2			G4-3		F8		F8		4	0	0	0	0	0	2											
16 Aramis Ramirez, R OBP: 0.235, SLG: 0.375 61 Logan Watkins, L OBP: 1.000, SLG: 1.000		K		L6		2B		1B		3	1	1	1	0	1	0											
21 Tyler Colvin, L OBP: 0.556, SLG: 1.000 76 James Russell, L (7.1)					K			F7		3	1	2	1	0	1	0											
73 Blake Lalli, L (9, PH)	12 SF8 3B					1B		F7		0	0	0	0	0	0	0											
12 Alfonso Soriano, R OBP: 0.071, SLG: 0.154 68 Nelson Perez, L (7.7)	SF8			F7		1B		K		2	0	0	1	0	0	1											
15 Bobby Scales, S (1.4)	F9			F7						2	0	0	0	0	0	0											
86 Junior Lake, R (6.4)						1-2				1	0	0	0	0	0	1											
55 Koyie Hill, S (1.2)										2	0	1	0	0	0	0											
75 Chris Robinson, R OBP: 0.429, SLG: 0.533						F8		1B		1	0	1	0	0	0	0											
29 Jeff Samardzija, R (1.1)										1	0	0	0	0	0	1											
43 John Grabow, L (3.1)										0	0	0	0	0	0	0											
62 Marcos Mateo, R (4.1)										0	0	0	0	0	0	0											
Jeremy Papelbon, R (5.1)										0	0	0	0	0	0	0											
88 Brandon Guyer, R (6, PH)										0	0	0	0	0	1	0											
66 Rafael Dolis, R (6.1)										0	0	0	0	0	0	0											
81 Smaly Borges, R (7.8)										1	0	0	0	0	0	1											
<b>Inning Stats</b>	R: 0 E: 0 K: 0 S: 3	H: 1 LOB: 0 BB: 0 P: 3	R: 1 E: 0 K: 1 S: 6	H: 1 LOB: 0 BB: 0 P: 6	R: 0 E: 0 K: 1 S: 5	H: 1 LOB: 0 BB: 0 P: 5	R: 0 E: 0 K: 0 S: 3	H: 0 LOB: 0 BB: 0 P: 3	R: 0 E: 0 K: 1 S: 5	H: 0 LOB: 0 BB: 0 P: 5	R: 0 E: 0 K: 1 S: 5	H: 0 LOB: 0 BB: 0 P: 5	R: 2 E: 0 K: 0 S: 6	H: 3 LOB: 1 BB: 0 P: 6	R: 0 E: 0 K: 0 S: 4	H: 2 LOB: 1 BB: 0 P: 4	R: 0 E: 0 K: 1 S: 6	H: 1 LOB: 1 BB: 0 P: 6	1B: 6 2B: 2 3B: 1 HR: 0	SF: 1 SAC: 0 DP: 3 HBP: 0	WP: 0 PB: 0 SB: 0 CS: 0	PA: 33					
<b>PITCHER</b>	IP	WLS	BF	H	R	ER	SO	BB	IBB	HBP	BLK	WP	HR	S	P	ERA	WHIP										
25 Doug Davis, L ERA: 3.0	3.0	W	10	3	1	1	2	0	0	0	0	0	0	14	14	3.00	1.000										
46 Claudio Vargas, R ERA:	2.0		6	0	0	0	1	0	0	0	0	0	0	8	8	0.00	0.000										
41 Chuck Lofgren, L ERA:	1.0		3	0	0	0	1	0	0	0	0	0	0	5	5	0.00	0.000										
50 John Halama, L ERA: 3.6	2.0		10	5	2	2	0	0	0	0	0	0	0	10	10	9.00	2.500										
52 Chris Smith, R ERA: 4.5	1.0		4	1	0	0	1	0	0	0	0	0	0	6	6	0.00	1.000										
Batter	1	2	3	4	5	6	7	8	9	AB	R	H	RBI	BB	SO	LOB	BOTTOM										
23 Rickie Weeks Jr., R OBP: 0.600, SLG: 0.500 75 Luis Alfonso Cruz, R (5, PR)	21 E 2B	21 1B BB		G6-3	8 BB 21 WP 28 1B BB		L8	G1-3		2	1	1	0	2	0	0											
21 Alcides Escobar, R OBP: 0.429, SLG: 0.632 2 Joe Inglett, L OBP: 0.375, SLG: 0.417	E6 15 HR 2H				8 BB 28 1B BB					3	2	3	0	1	0	0											
8 Ryan Braun, R OBP: 0.369, SLG: 0.647 63 Adam Stern, L OBP: 0.357, SLG: 0.429	K	P3		F9	28 1B BB					3	0	0	1	1	1	4											
28 Prince Fielder, L OBP: 0.474, SLG: 0.588 66 Steffan Wilson, R OBP: 0.333, SLG: 0.235	F8			F8	1-2 2-3 3H		G5-3			4	0	1	2	0	0	2											
15 Jim Edmonds, L OBP: 0.500, SLG: 0.786 65 Trent Oeltjen, L (5, PH)	2H HR			F8	F8		P6			3	2	2	2	0	0	0											
9 Gregg Zaun, S OBP: 0.583, SLG: 0.929 36 Lorenzo Cain, R OBP: 0.267, SLG: 0.400	HR				22 HR BB		F8	F9		2	1	2	1	1	0	0											
22 Jody Gerut, L OBP: 0.737 79 Martin Maldonado, R OBP: 0.600, SLG: 0.333	F9			E4	1-2 3H			P3		3	1	1	2	0	0	1											
61 Adam Heather, R OBP: 0.353, SLG: 0.231				F8	K		G4-3			4	0	0	0	1	1	3											
25 Doug Davis, R (1.1)										1	0	0	0	0	1	0											
27 Carlos Gómez, R OBP: 0.270, SLG: 0.399 46 Claudio Vargas, R (4.1)										0	0	0	0	0	0	0											
16 George Kottaras, L (5, PH)										0	1	0	0	1	0	0											
41 Chuck Lofgren, L (6.1)										0	0	0	0	0	0	0											
50 John Halama, L OBP: 1.000, SLG: 1.000 13 Angel Salome, R (6, PH)										1	1	1	0	0	0	0											
52 Chris Smith, R (8.1)										1	0	1	0	0	0	0											
<b>Inning Stats</b>	R: 4 E: 1 K: 1 S: 9	H: 4 LOB: 0 BB: 0 P: 11	R: 0 E: 0 K: 1 S: 6	H: 1 LOB: 2 BB: 1 P: 10	R: 1 E: 1 K: 1 S: 8	H: 2 LOB: 2 BB: 0 P: 8	R: 0 E: 0 K: 0 S: 4	H: 1 LOB: 1 BB: 0 P: 4	R: 5 E: 0 K: 1 S: 8	H: 2 LOB: 2 BB: 5 P: 28	R: 0 E: 0 K: 0 S: 3	H: 0 LOB: 0 BB: 0 P: 3	R: 2 E: 0 K: 0 S: 5	H: 2 LOB: 1 BB: 1 P: 9	R: 0 E: 0 K: 0 S: 4	H: 1 LOB: 2 BB: 1 P: 8	1B: 7 2B: 3 3B: 0 HR: 3	SF: 0 SAC: 0 DP: 0 HBP: 0	WP: 1 PB: 0 SB: 0 CS: 0	PA: 46							
<b>PITCHER</b>	IP	WLS	BF	H	R	ER	SO	BB	IBB	HBP	BLK	WP	HR	S	P	ERA	WHIP										
29 Jeff Samardzija, R ERA: 9.0	2.0	L	12	5	4	4	2	1	0	0	0	0	0	8	8	18.00	3.000										
43 John Grabow, L ERA: 9.0	1.0		6	2	1	0	1	0	0	0	0	0	0	8	8	0.00	2.000										
62 Marcos Mateo, R ERA: 13.5	1.2		12	2	5	5	0	5	0	0	0	1	1	8	28	27.00	4.200										
Jeremy Papelbon, L ERA:	0.1		2	1	0	0	1	0	0	0	0	0	0	4	4	0.00	3.000										
66 Rafael Dolis, R ERA: 13.5	1.1		6	1	2	2	0	1	0	0	0	0	0	5	9	13.50	1.500										
<b>PITCHER</b>	IP	WLS	BF	H	R	ER	SO	BB	IBB	HBP	BLK	WP	HR	S	P	ERA	WHIP										
76 James Russell, L ERA:	1.2		8	2	0	0	0	1	0	0	0	0	0	7	11	0.00	1.800										

**Chicago Cubs @ Milwaukee Brewers**  
Maryvale Baseball Park, Phoenix, AZ  
Fri Mar 12 2010, 3:13 PM - 5:42 PM EST  
Att: 7,968 - Sunny - 64 F

AB 32  
R 3  
H 9  
RBI 3  
BB 0  
SO 5  
LOB 9



**Chicago Cubs @ Milwaukee Brewers**  
Maryvale Baseball Park, Phoenix, AZ  
Fri Mar 12 2010, 3:13 PM - 5:42 PM EST  
Att: 7,968 - Sunny - 64 F

AB 38  
R 12  
H 13  
RBI 10  
BB 8  
SO 4  
LOB 19









Batter	1	2	3	4	5	6	7	8	9	AB	R	H	RBI	BB	SO	LOB	TOP									
27 Carlos Gómez, R OBP: 0.304, SLG: 0.364 63 Adam Stern, L OBP: 0.375, SLG: 0.600	F8		G6-3			F8		92 1B 2H	SF7	3	0	1	0	0	0	0	<b>Milwaukee Brewers @ Chicago White Sox</b> Camelback Ranch, Glendale, AZ Sat Mar 13 2010, 3:09 PM - 5:41 PM EST Att: 4,395 - Sunny - 75 F									
2 Joe Inglett, L OBP: 0.381, SLG: 0.400	F8				14 F7 8 E 1B	F8		91 1B E	SF8	3	1	1	1	1	0	1										
8 Ryan Braun, R OBP: 0.438, SLG: 0.550 92 Norris Hopper, R OBP: 0.500, SLG: 0.800	K			FC6		FC6-4-5		91 1B E	G4-3	3	0	0	0	0	1	2										
15 Jim Edmonds, L OBP: 0.421, SLG: 0.647 91 Lee Haydel, L	K			K		G1-3		91 1B E		3	0	0	0	0	2	3										
14 Casey McGehee, R OBP: 0.211, SLG: 0.263 Zelous Wheeler, R OBP: 0.800, SLG: 0.750	K			F7			K	79 1B 1B		3	0	0	0	0	2	2										
9 Grego Zaun, S OBP: 0.474, SLG: 0.765 79 Martin Maldonado, R OBP: 0.687, SLG: 0.930	F7			G3			L5	1B		3	0	0	0	0	0	2										
16 George Kottaras, L OBP: 0.318, SLG: 0.789 13 Angel Salome, R OBP: 0.375, SLG: 0.286			HR			F9			75 HBP 66 1B 63 SF7	3	1	1	1	0	0	0										
66 Steffan Wilson, R OBP: 0.360, SLG: 0.250			K			P4		75 SH1-4 63 3B	63 SF7 2 SF8 75 HBP	3	2	1	0	1	1	0										
75 Luis Alfonso Cruz, R			G5-3			G5-3		SH1-4	63 SF7 HBP	2	0	0	0	0	0	0										
<b>Inning Stats</b>	R: 0 E: 0 K: 1 S: 5	H: 0 LOB: 0 BB: 0 P: 5	R: 0 E: 0 K: 2 S: 7	H: 0 LOB: 0 BB: 0 P: 7	R: 1 E: 0 K: 1 S: 8	H: 1 LOB: 0 BB: 0 P: 11	R: 0 E: 1 K: 1 S: 7	H: 1 LOB: 2 BB: 0 P: 7	R: 0 E: 0 K: 0 S: 3	H: 0 LOB: 0 BB: 0 P: 3	R: 0 E: 0 K: 0 S: 4	H: 1 LOB: 1 BB: 0 P: 5	R: 0 E: 0 K: 1 S: 5	H: 0 LOB: 0 BB: 0 P: 5	R: 4 E: 0 K: 1 S: 8	H: 4 LOB: 2 BB: 2 P: 16		R: 2 E: 0 K: 0 S: 5	H: 2 LOB: 1 BB: 0 P: 6	1B: 7 2B: 0 3B: 1 HR: 1	SF: 2 SAC: 1 DP: 0 HBP: 1	WP: 0 PB: 0 SB: 1 CS: 0	PA: 39			
<b>PITCHER</b>	IP	WLS	BF	H	R	ER	SO	BB	IBB	HBP	BLK	WP	HR	S	P	ERA	WHIP									
34 Gavin Floyd, R ERA: 1.5	4.0		15	2	1	1	5	0	0	0	0	0	0	1	27	30	2.25	0.500								
84 Héctor Santiago, L ERA: 6.1	1.0		3	0	0	0	0	0	0	0	0	0	0	3	3	0.00	0.000									
41 Daniel Hudson, R ERA: 7.5	1.0		4	1	0	0	0	0	0	0	0	0	0	4	5	0.00	1.000									
67 Randy Williams, L ERA: 21.0	1.0	L	8	4	4	4	1	2	0	0	0	0	0	8	16	36.00	6.000									
68 Erick Threets, L ERA: 6.23	1.0		6	2	2	2	0	0	0	1	0	0	0	5	6	18.00	2.000									

Batter	1	2	3	4	5	6	7	8	9	AB	R	H	RBI	BB	SO	LOB	BOTTOM								
76 Jordan Danks, L OBP: 0.333, SLG: 0.158	G4-3		K			K		G5-3		4	0	0	0	0	2	1	<b>Milwaukee Brewers @ Chicago White Sox</b> Camelback Ranch, Glendale, AZ Sat Mar 13 2010, 3:09 PM - 5:41 PM EST Att: 4,395 - Sunny - 75 F								
15 Gordon Beckham, R OBP: 0.438, SLG: 0.714 82 Javier Colina, R	K		G6-4-3			2B		G5-3		3	0	1	0	0	1	1									
20 Carlos Quentin, R OBP: 0.261, SLG: 0.591 63 Stefan Gartrell, R OBP: 0.357, SLG: 0.462	F9					F7			91 1B WP	3	0	0	0	0	1	1									
51 Alex Rios, R OBP: 0.333, SLG: 0.824 89 Trayce Thompson, R	10 G6-3 38 E 2B					L5		G5-3		3	1	1	0	0	0	1									
10 Alexei Ramirez, R OBP: 0.263, SLG: 0.222 Juan Silvero, R OBP: 0.167, SLG: 0.333	G6-3					38 S 1B		F9		2	0	1	0	0	0	1									
38 Cole Armstrong, L OBP: 0.250, SLG: 0.625 91 Jared Price, R OBP: 1.000, SLG: 1.000	E3					L3		F7		3	0	0	1	0	0	1									
70 Jason Botts, S OBP: 0.154, SLG: 0.083	K					F9		1B		4	0	1	0	0	2	2									
24 Dayan Viedro, R OBP: 0.250, SLG: 0.250	P3					G6-3		K		3	0	0	0	0	1	2									
77 Brent Morel, R OBP: 0.273, SLG: 0.455 74 Josh Kroeger, L OBP: 0.278, SLG: 0.389						K		P6		2	0	1	0	0	1	0									
<b>Inning Stats</b>	R: 0 E: 0 K: 1 S: 5	H: 0 LOB: 0 BB: 0 P: 5	R: 1 E: 1 K: 1 S: 7	H: 1 LOB: 1 BB: 0 P: 7	R: 0 E: 0 K: 1 S: 5	H: 1 LOB: 1 BB: 0 P: 5	R: 0 E: 0 K: 1 S: 6	H: 1 LOB: 1 BB: 0 P: 6	R: 0 E: 0 K: 0 S: 3	H: 0 LOB: 0 BB: 0 P: 3	R: 1 E: 0 K: 2 S: 9	H: 2 LOB: 1 BB: 0 P: 10	1B: 5 2B: 2 3B: 0 HR: 0	SF: 0 SAC: 0 DP: 1 HBP: 0	WP: 1 PB: 0 SB: 1 CS: 0	PA: 34									
<b>PITCHER</b>	IP	WLS	BF	H	R	ER	SO	BB	IBB	HBP	BLK	WP	HR	S	P	ERA	WHIP								
31 Dave Bush, R ERA: 2.7	4.0		15	3	1	1	4	0	0	0	0	0	0	11	11	0.00	0.500								
60 Todd Coffey, R ERA: 7.0	2.0		7	1	0	0	2	0	0	0	0	0	0	11	11	0.00	0.500								
70 Zach Braddock, L ERA: 12.0	2.0	W	7	1	0	0	1	0	0	0	0	0	0	9	9	0.00	0.500								
76 A.J. Murray, L ERA: 12.0	1.0		5	2	1	1	2	0	0	0	0	1	0	9	10	9.00	2.000								



Batter	1	2	3	4	5	6	7	8	9	AB	R	H	RBI	BB	SO	LOB	TOP				
27 Carlos Gómez, R OBP: 0.296, SLG: 0.346 65 Trent Oeltjen, L OBP: 0.364, SLG: 0.333	G4-3	F9	G5-3			90 S 1B	K			4	0	1	0	0	0	3	<b>Milwaukee Brewers @ San Francisco Giants</b> Scottsdale Stadium, Scottsdale, AZ Sun Mar 14 2010, 4:12 PM - 7:18 PM EDT Att: 12,000 - Sunny - 60 F				
30 Craig Counsell, L OBP: 0.467, SLG: 0.462 90 Eric Farris, R OBP: 0.500, SLG: 0.600	F7		14 BB 9 2B 36 BB	P5		1-3 BB		G6-3		2	1	0	0	1	0	0					
36 Lorenzo Cain, R OBP: 0.409, SLG: 0.579	G5-3		14 BB 9 2B	14 G6-4-3 BB		0-3 BB		1B		3	1	1	0	2	1	2					
14 Casey McGehee, R OBP: 0.304, SLG: 0.333 Zelus Wheeler, R OBP: 0.697, SLG: 0.690		63 1B 66 1B	9 2B 66 1B	G6-4-3		63 S 2B		G6-4-3		2	2	1	0	2	0	1					
9 Gregg Zaun, S OBP: 0.500, SLG: 0.789 99 Chris Errecart, R OBP: 0.333, SLG: 0.800		66 1B 2 BB 63 1B	66 1B 2 2B		L7		K		K	2	2	1	2	1	0	0					
63 Adam Stern, L OBP: 0.429, SLG: 0.632		2 BB 66 1B 37 G6-4-3	G4-3		K		20 2B		92 FC4-6 BB	4	2	2	1	1	1	2					
66 Steffen Wilson, R 12 Carlos Villanueva, R 61 Adam Heeter, R 57 Mitch Stetter, L 52 Chris Smith, R 92 Caleb Gindl, L 41 Chuck Lofgren, L		37 G6-4-3 2 BB	2 2B	2 2B	F9		20 2B		FC4-6 2 CS	3	0	2	2	0	0	0					
2 Joe Inglett, L OBP: 0.400, SLG: 0.444		37 G6-4-3 BB	37 G6-4-3 BB	1-3 3-H 2B		F7		F6		CS	3	0	1	2	1	0					
37 Jeff Suppan, R 20 Matt Treanor, R OBP: 0.357, SLG: 0.385		G6-4-3	G6-3			K		1-H 2-H 2B			2	0	0	0	0	4					
	R: 0 E: 0 K: 0 S: 3	H: 0 LOB: 0 BB: 0 P: 3	R: 3 E: 0 K: 0 S: 5	H: 3 LOB: 1 BB: 2 P: 13	R: 4 E: 0 K: 0 S: 6	H: 3 LOB: 3 BB: 3 P: 18	R: 0 E: 0 K: 0 S: 2	H: 0 LOB: 0 BB: 1 P: 6	R: 0 E: 0 K: 1 S: 5	H: 1 LOB: 2 BB: 1 P: 12	R: 3 E: 0 K: 2 S: 9	H: 2 LOB: 2 BB: 2 P: 18	R: 0 E: 0 K: 0 S: 3	H: 1 LOB: 0 BB: 0 P: 3	R: 0 E: 0 K: 1 S: 5	H: 0 LOB: 0 BB: 1 P: 9		1B: 5 2B: 5 3B: 0 HR: 0	SF: 0 SAC: 0 DP: 3 HBP: 0	WP: 0 PB: 0 CS: 3	PA: 44
<b>PITCHER</b>	IP	WLS	BF	H	R	ER	SO	BB	IBB	HBP	BLK	WP	HR	S	P	ERA	WHIP				
57 Jonathan Sánchez, L ERA: 7.71	2.0	L	13	3	6	6	0	5	0	0	0	0	0	8	28	27.00	4.000				
72 Daniel Turpen, R ERA: 11.57	1.0		6	3	1	1	0	0	0	0	0	0	0	6	6	9.00	3.000				
67 Henry Sosa, R ERA: 4.5	1.0		3	0	0	0	0	1	0	0	0	0	0	2	6	0.00	1.000				
41 Jeremy Affeldt, L ERA: 4.5	1.0		3	0	0	0	1	0	0	0	0	0	0	5	5	0.00	0.000				
43 Alex Hinshaw, L ERA:	1.0		5	1	0	0	2	1	0	0	0	0	0	8	12	0.00	2.000				
64 Rafael Cova, R ERA: 12.0	1.0		7	2	3	3	2	2	0	0	0	0	0	9	18	27.00	4.000				
60 Waldis Joaquin, R ERA: 5.4	1.0		3	1	0	0	0	0	0	0	0	0	0	3	3	0.00	1.000				
70 Felix Romero, R ERA: 2.25	1.0		3	0	0	0	1	1	0	0	0	0	0	5	9	0.00	1.000				

Batter	1	2	3	4	5	6	7	8	9	AB	R	H	RBI	BB	SO	LOB	BOTTOM				
33 Aaron Rowand, R OBP: 0.567, SLG: 0.708 47 Darren Ford, R OBP: 0.500, SLG: 0.625	HR		G5-4-3	16 FC6-4 HBP			16 1B	F9		3	1	2	1	0	0	1	<b>Milwaukee Brewers @ San Francisco Giants</b> Scottsdale Stadium, Scottsdale, AZ Sun Mar 14 2010, 4:12 PM - 7:18 PM EDT Att: 12,000 - Sunny - 60 F				
16 Edgar Renteria, R OBP: 0.304, SLG: 0.238 78 Ehire Adrianza, S	F9		48 1B	FC6-4		29 BB 84 1B	K			4	0	2	1	0	0	2					
48 Pablo Sandoval, S OBP: 0.280, SLG: 0.520 29 Ryan Rohlinger, R OBP: 0.269, SLG: 0.182	L8		1B		G4-3	80 BB 28 1B 84 1B	P4			3	0	1	0	0	0	0					
17 Aubrey Huff, L OBP: 0.409, SLG: 0.750 35 Brett Pill, R OBP: 0.143, SLG: 0.150	HR		F8		K		L7		F8	3	1	1	1	0	1	2					
1 Bengie Molina, R 43 Alex Hinshaw, L 64 Rafael Cova, R 84 Jesus Guzman, R 60 Waldis Joaquin, R 70 Felix Romero, R 9 Kevin Frandsen, R	F9		F9		F7		80 BB 28 1B		G4-3	3	0	0	0	0	0	0					
14 Fred Lewis, L OBP: 0.296, SLG: 0.538 82 Roger Kieschnick, L OBP: 0.500, SLG: 0.490	F9		F9	HR		F8	F7		1B	3	1	1	1	0	0	0					
5 Juan Uribe, R OBP: 0.174, SLG: 0.087 80 Nick Noonan, L OBP: 0.300, SLG: 0.222 34 Matt Downs, R OBP: 0.421, SLG: 0.529					HR		F8		F7	2	0	1	0	0	0	2					
12 Nate Schierholtz, L OBP: 0.364, SLG: 0.550 41 Jeremy Affeldt, L 28 Buster Posey, R OBP: 0.455, SLG: 0.687										2	1	1	1	0	0	0					
57 Jonathan Sánchez, L 72 Daniel Turpen, R 81 Wendell Fairley, L 67 Henry Sosa, R 20 John Bower, L 83 Thomas Neal, R										0	0	0	0	0	0	0					
	R: 2 E: 0 K: 0 S: 8	H: 2 LOB: 0 BB: 0 P: 14	R: 0 E: 0 K: 1 S: 5	H: 0 LOB: 0 BB: 0 P: 5	R: 0 E: 0 K: 0 S: 5	H: 3 LOB: 0 BB: 0 P: 5	R: 2 E: 0 K: 0 S: 6	H: 2 LOB: 2 BB: 1 P: 13	R: 0 E: 0 K: 1 S: 5	H: 1 LOB: 0 BB: 0 P: 6	R: 4 E: 0 K: 0 S: 7	H: 4 LOB: 3 BB: 2 P: 15	R: 0 E: 0 K: 1 S: 6	H: 1 LOB: 1 BB: 0 P: 6	R: 0 E: 0 K: 0 S: 4	H: 1 LOB: 0 BB: 0 P: 4		1B: 9 2B: 1 3B: 0 HR: 4	SF: 0 SAC: 0 DP: 1 HBP: 1	WP: 0 PB: 0 CS: 0	PA: 44
<b>PITCHER</b>	IP	WLS	BF	H	R	ER	SO	BB	IBB	HBP	BLK	WP	HR	S	P	ERA	WHIP				
37 Jeff Suppan, R ERA: 7.0	4.0	W	20	7	4	4	1	0	0	0	0	0	0	11	11	0.00	0.500				
12 Carlos Villanueva, R ERA: 3.18	2.0	H	7	1	0	0	2	0	0	0	0	0	0	6	14	54.00	9.000				
57 Mitch Stetter, L ERA: 30.86	0.2		8	4	4	4	0	2	0	0	0	0	0	6	7	0.00	0.750				
52 Chris Smith, R ERA: 2.7	1.1	H	4	1	0	0	1	0	0	0	0	0	0	7	7	0.00	1.000				
41 Chuck Lofgren, L ERA:	1.0	S	4	1	0	0	0	0	0	0	0	0	0	4	4	0.00	1.000				

AB	33
R	10
H	10
RBI	9
BB	10
SO	6
LOB	19









Batter	1	2	3	4	5	6	7	8	9	AB	R	H	RBI	BB	SO	LOB	TOP				
27 Carlos Gómez, R OBP: 0.313, SLG: 0.355 36 Lorenzo Cain, R OBP: 0.391, SLG: 0.550	G3		1B	P5			1B			4	0	2	0	0	0	1	<b>Milwaukee Brewers @ Kansas City Royals</b> Surprise Stadium, Surprise, AZ Tue Mar 16 20:10, 4:06 PM - 6:30 PM EDT Att.: 5,816 - Sunny - 51 F				
21 Alcides Escobar, R OBP: 0.452, SLG: 0.655 75 Luis Alfonso Cruz, R	F8		L7			1B	K			3	0	1	0	0	0	2					
22 Jody Gerut, L OBP: 0.296, SLG: 0.615 65 Trent Oeltgen, L										3	0	1	1	1	1	2					
28 Prince Fielder, L OBP: 0.357, SLG: 0.462 66 Stefan Wilson, R OBP: 0.333, SLG: 0.300	BB		2B				L8			0	0	0	0	0	0	0					
14 Casey McGehee, R OBP: 0.259, SLG: 0.280 Zelus Wheeler, R OBP: 0.571, SLG: 0.500	F7		K			G4-6-3				3	0	0	0	0	1	4					
	G5-3		F9			G6-3				1	0	0	0	0	0	0					
16 George Kottaras, L OBP: 0.409, SLG: 0.667	P5									4	0	1	0	0	0	0					
63 Adam Stern, L OBP: 0.440, SLG: 0.571										2	1	0	0	1	1	1					
20 Matt Treanor, R OBP: 0.278, SLG: 0.294	FC5-4									4	0	0	0	0	0	3					
2 Joe Inglett, L OBP: 0.379, SLG: 0.429										3	1	1	1	0	1	0					
<b>Inning Stats</b>	R: 0 H: 0 E: 0 K: 0 S: 7	H: 0 LOB: 1 BB: 1 P: 13	R: 0 H: 0 E: 0 K: 0 S: 6	H: 0 LOB: 1 BB: 0 P: 8	R: 1 H: 3 E: 0 K: 1 S: 13	H: 3 LOB: 2 BB: 0 P: 18	R: 1 H: 0 E: 2 K: 0 S: 8	H: 0 LOB: 1 BB: 1 P: 17	R: 0 H: 1 E: 0 K: 1 S: 8	H: 1 LOB: 0 BB: 0 P: 12	R: 0 H: 1 E: 0 K: 0 S: 6	H: 1 LOB: 1 BB: 0 P: 16	R: 0 H: 1 E: 0 K: 1 S: 7	H: 0 LOB: 0 BB: 0 P: 12	R: 0 H: 0 E: 0 K: 1 S: 6	H: 0 LOB: 0 BB: 0 P: 6	1B: 4 2B: 2 3B: 0 HR: 0	SF: 1 SAC: 0 DP: 1 HBP: 1	WP: 0 PB: 0 SB: 2 CS: 0	PA: 36	
<b>PITCHER</b>	IP WLS BF H R ER SO	IP WLS BF H R ER SO	IP WLS BF H R ER SO	IP WLS BF H R ER SO	IP WLS BF H R ER SO	IP WLS BF H R ER SO	IP WLS BF H R ER SO	IP WLS BF H R ER SO	IP WLS BF H R ER SO	IP WLS BF H R ER SO	IP WLS BF H R ER SO	IP WLS BF H R ER SO	IP WLS BF H R ER SO	IP WLS BF H R ER SO	IP WLS BF H R ER SO	IP WLS BF H R ER SO	ERA WHIP	ERA WHIP			
55 Gil Meche, R ERA: 5.63	4.0 L 19 3 2 1 1	2.2 0 10 3 0 0 3	0.1 0 1 0 0 0 0	1.0 0 3 0 0 0 1	1.0 0 3 0 0 0 1	0.0 0 0 0 0 0 0	0.0 0 0 0 0 0 0	0.0 0 0 0 0 0 0	0.0 0 0 0 0 0 0	0.0 0 0 0 0 0 0	0.0 0 0 0 0 0 0	0.0 0 0 0 0 0 0	0.0 0 0 0 0 0 0	0.0 0 0 0 0 0 0	0.0 0 0 0 0 0 0	0.0 0 0 0 0 0 0	2.25 1.250	0.00 1.125	0.00 0.000	0.00 0.000	0.00 0.000
43 Aaron Crow, R ERA: 11.57	0.1 0 1 0 0 0 0	1.0 0 3 0 0 0 1	1.0 0 3 0 0 0 1	0.0 0 0 0 0 0 0	0.0 0 0 0 0 0 0	0.0 0 0 0 0 0 0	0.0 0 0 0 0 0 0	0.0 0 0 0 0 0 0	0.0 0 0 0 0 0 0	0.0 0 0 0 0 0 0	0.0 0 0 0 0 0 0	0.0 0 0 0 0 0 0	0.0 0 0 0 0 0 0	0.0 0 0 0 0 0 0	0.0 0 0 0 0 0 0	0.0 0 0 0 0 0 0	0.00 0.000	0.00 0.000	0.00 0.000	0.00 0.000	
66 Francisco Del Rosario, R ERA: 11.57	0.1 0 1 0 0 0 0	1.0 0 3 0 0 0 1	1.0 0 3 0 0 0 1	0.0 0 0 0 0 0 0	0.0 0 0 0 0 0 0	0.0 0 0 0 0 0 0	0.0 0 0 0 0 0 0	0.0 0 0 0 0 0 0	0.0 0 0 0 0 0 0	0.0 0 0 0 0 0 0	0.0 0 0 0 0 0 0	0.0 0 0 0 0 0 0	0.0 0 0 0 0 0 0	0.0 0 0 0 0 0 0	0.0 0 0 0 0 0 0	0.0 0 0 0 0 0 0	0.00 0.000	0.00 0.000	0.00 0.000	0.00 0.000	
67 John Parrish, L ERA: 10.8	0.1 0 1 0 0 0 0	1.0 0 3 0 0 0 1	1.0 0 3 0 0 0 1	0.0 0 0 0 0 0 0	0.0 0 0 0 0 0 0	0.0 0 0 0 0 0 0	0.0 0 0 0 0 0 0	0.0 0 0 0 0 0 0	0.0 0 0 0 0 0 0	0.0 0 0 0 0 0 0	0.0 0 0 0 0 0 0	0.0 0 0 0 0 0 0	0.0 0 0 0 0 0 0	0.0 0 0 0 0 0 0	0.0 0 0 0 0 0 0	0.0 0 0 0 0 0 0	0.00 0.000	0.00 0.000	0.00 0.000	0.00 0.000	

Batter	1	2	3	4	5	6	7	8	9	AB	R	H	RBI	BB	SO	LOB	BOTTOM					
8 Willie Bloomquist, R OBP: 0.444, SLG: 0.500 17 Chris Getz, L OBP: 0.199, SLG: 0.333	G3		G5-3				L3			3	0	0	0	0	0	0	<b>Milwaukee Brewers @ Kansas City Royals</b> Surprise Stadium, Surprise, AZ Tue Mar 16 20:10, 4:06 PM - 6:30 PM EDT Att.: 5,816 - Sunny - 51 F					
18 Jason Kendall, R OBP: 0.283, SLG: 0.235 26 Vance Wilson, R OBP: 0.200, SLG: 0.500			F8							2	0	1	0	0	0	0						
13 Alberto Callaspo, S OBP: 0.414, SLG: 0.590	F7		1B							4	0	2	0	0	0	1						
64 Scott Thorman, L OBP: 0.250, SLG: 0.214 30 Mike Aviles, R OBP: 0.500, SLG: 0.455										2	0	1	0	1	0	1						
6 Jose Guillen, R OBP: 0.300, SLG: 0.368 1 Jarrod Dyson, L OBP: 0.313, SLG: 0.333	BB		1B							1	0	0	0	0	0	0						
	K									2	0	0	0	0	2	0						
25 Kila Ka'aihue, L OBP: 0.435, SLG: 0.800 11 Josh Fields, R OBP: 0.100, SLG: 0.300										3	0	1	0	0	1	0						
	SH2-3									1	0	0	0	0	0	0						
12 Mitch Maier, L OBP: 0.524, SLG: 0.990										3	0	2	0	0	0	0						
3 Yuniesky Betancourt, R OBP: 0.333, SLG: 0.526 46 Wilson Betemit, S OBP: 0.279, SLG: 0.214										2	0	0	0	0	1	1						
32 Brian Anderson, R OBP: 0.300, SLG: 0.368										4	0	1	0	0	1	4						
<b>Inning Stats</b>	R: 0 H: 1 E: 0 K: 1 S: 11	H: 1 LOB: 2 BB: 1 P: 18	R: 0 H: 1 E: 0 K: 0 S: 7	H: 1 LOB: 0 BB: 0 P: 10	R: 0 H: 2 E: 0 K: 0 S: 10	H: 2 LOB: 2 BB: 0 P: 14	R: 0 H: 1 E: 0 K: 3 S: 10	H: 1 LOB: 1 BB: 0 P: 17	R: 0 H: 1 E: 0 K: 1 S: 7	H: 1 LOB: 1 BB: 0 P: 9	R: 0 H: 0 E: 0 K: 1 S: 9	H: 0 LOB: 0 BB: 0 P: 13	R: 0 H: 1 E: 0 K: 1 S: 10	H: 1 LOB: 1 BB: 0 P: 14	R: 0 H: 0 E: 0 K: 1 S: 8	H: 0 LOB: 0 BB: 0 P: 10	R: 0 H: 1 E: 0 K: 0 S: 8	H: 1 LOB: 1 BB: 0 P: 11	1B: 5 2B: 4 3B: 0 HR: 0	SF: 0 SAC: 1 DP: 1 HBP: 1	WP: 0 PB: 0 SB: 0 CS: 0	PA: 36
<b>PITCHER</b>	IP WLS BF H R ER SO	IP WLS BF H R ER SO	IP WLS BF H R ER SO	IP WLS BF H R ER SO	IP WLS BF H R ER SO	IP WLS BF H R ER SO	IP WLS BF H R ER SO	IP WLS BF H R ER SO	IP WLS BF H R ER SO	IP WLS BF H R ER SO	IP WLS BF H R ER SO	IP WLS BF H R ER SO	IP WLS BF H R ER SO	IP WLS BF H R ER SO	IP WLS BF H R ER SO	IP WLS BF H R ER SO	ERA WHIP	ERA WHIP				
38 Chris Narveson, L ERA: 15.43	4.0 W 18 5 1 0 1	1.0 H 4 1 0 0 1	1.0 H 3 0 0 0 1	1.0 H 4 1 0 0 1	1.0 H 3 0 0 0 1	0.0 0 0 0 0 0 0	0.0 0 0 0 0 0 0	0.0 0 0 0 0 0 0	0.0 0 0 0 0 0 0	0.0 0 0 0 0 0 0	0.0 0 0 0 0 0 0	0.0 0 0 0 0 0 0	0.0 0 0 0 0 0 0	0.0 0 0 0 0 0 0	0.0 0 0 0 0 0 0	0.0 0 0 0 0 0 0	0.00 1.500	0.00 1.000	0.00 0.000	0.00 0.000	0.00 0.000	
60 Todd Coffey, R ERA: 7.2	1.0 H 4 1 0 0 1	1.0 H 3 0 0 0 1	1.0 H 4 1 0 0 1	1.0 H 3 0 0 0 1	1.0 H 3 0 0 0 1	0.0 0 0 0 0 0 0	0.0 0 0 0 0 0 0	0.0 0 0 0 0 0 0	0.0 0 0 0 0 0 0	0.0 0 0 0 0 0 0	0.0 0 0 0 0 0 0	0.0 0 0 0 0 0 0	0.0 0 0 0 0 0 0	0.0 0 0 0 0 0 0	0.0 0 0 0 0 0 0	0.0 0 0 0 0 0 0	0.00 1.000	0.00 0.000	0.00 0.000	0.00 0.000		
59 John Axford, R ERA: 7.2	1.0 H 4 1 0 0 1	1.0 H 3 0 0 0 1	1.0 H 4 1 0 0 1	1.0 H 3 0 0 0 1	1.0 H 3 0 0 0 1	0.0 0 0 0 0 0 0	0.0 0 0 0 0 0 0	0.0 0 0 0 0 0 0	0.0 0 0 0 0 0 0	0.0 0 0 0 0 0 0	0.0 0 0 0 0 0 0	0.0 0 0 0 0 0 0	0.0 0 0 0 0 0 0	0.0 0 0 0 0 0 0	0.0 0 0 0 0 0 0	0.0 0 0 0 0 0 0	0.00 1.000	0.00 0.000	0.00 0.000	0.00 0.000		
70 Zach Braddock, L ERA: 2.08	1.0 H 3 0 0 0 1	1.0 H 3 0 0 0 1	1.0 H 3 0 0 0 1	1.0 H 3 0 0 0 1	1.0 H 3 0 0 0 1	0.0 0 0 0 0 0 0	0.0 0 0 0 0 0 0	0.0 0 0 0 0 0 0	0.0 0 0 0 0 0 0	0.0 0 0 0 0 0 0	0.0 0 0 0 0 0 0	0.0 0 0 0 0 0 0	0.0 0 0 0 0 0 0	0.0 0 0 0 0 0 0	0.0 0 0 0 0 0 0	0.0 0 0 0 0 0 0	0.00 1.000	0.00 0.000	0.00 0.000	0.00 0.000		
52 Chris Smith, R ERA: 2.08	1.0 H 3 0 0 0 1	1.0 H 3 0 0 0 1	1.0 H 3 0 0 0 1	1.0 H 3 0 0 0 1	1.0 H 3 0 0 0 1	0.0 0 0 0 0 0 0	0.0 0 0 0 0 0 0	0.0 0 0 0 0 0 0	0.0 0 0 0 0 0 0	0.0 0 0 0 0 0 0	0.0 0 0 0 0 0 0	0.0 0 0 0 0 0 0	0.0 0 0 0 0 0 0	0.0 0 0 0 0 0 0	0.0 0 0 0 0 0 0	0.0 0 0 0 0 0 0	0.00 1.000	0.00 1.000	0.00 0.000	0.00 0.000		





Batter	1	2	3	4	5	6	7	8	9	AB	R	H	RBI	BB	SO	LOB	TOP																		
23 Rickie Weeks Jr. R (1.4) OBP: 0.533, SLG: 0.545 36 Lorenzo Cain, R (6. PR) OBP: 0.460, SLG: 0.324	3-1 HR		4-0 FC6-4 BB			4-0 BB	1-0 HBP		0-0 L6	1 1 1 1 2 0 0 1 1 0 0 0 0 0																									
27 Carlos Gómez, R (1.8) OBP: 0.296, SLG: 0.324 75 Luis Alfonso Cruz, R (6.6)	0-0 F8		0-0 FC6-4			0-3 K	4-0 BB		0-0 F8	3 0 0 0 0 1 2 1 0 0 0 0 1 0 0																									
8 Ryan Braun, R (1.7) OBP: 0.321, SLG: 0.577 65 Trent Oeltjen, L (6.9)	1-3 K			0-0 2B		0-3 K	0-0 F8			3 0 1 0 0 2 1 1 0 0 0 0 0 2																									
1 Corey Hart, R (1.9) OBP: 0.298, SLG: 0.542 92 Norris Hopper, R (6.7) OBP: 0.429, SLG: 0.667 77 Scott Schoeneweis, L (7.1) OBP: 0.308, SLG: 0.273 87 Jonathan Lucroy, R (8.2)	0-3 K			0-0 G6-3		0-0 K	0-0 G6-4-3			3 1 1 1 0 1 1 1 0 0 0 0 0 2 0 0 0 0 0 0 0 0 0 0 0 0 0 0																									
66 Stefan Wilson, R (1.3) OBP: 0.355, SLG: 0.269 15 Jim Edmonds, L (4. PH) OBP: 0.440, SLG: 0.550		0-3 K		0-3 K		4-0 BB		4-0 BB		1 0 0 0 0 1 0 1 0 0 0 2 1 1																									
30 Craig Counsell, L (1.5) OBP: 0.444, SLG: 0.500 61 Adam Heather, R (6. PR) OBP: 0.423, SLG: 0.429		0-0 G3-1		0-0 G4-3		0-0 BB		0-0 BB		3 0 1 1 0 0 1 1 0 1 0 0 0 0																									
21 Alcides Escobar, R (1.6) OBP: 0.412, SLG: 0.594 2 Joe Inglett, L (6.4) OBP: 0.367, SLG: 0.409		0-3 K				0-0 G6-3		0-0 F8		3 0 0 0 0 1 3 1 0 0 0 0 0 2																									
16 George Kottaras, L (1.2) OBP: 0.385, SLG: 0.636 12 Carlos Villanueva, R (8.1)			0-3 K			0-0 G6-3		0-0 G6-4-3		4 1 1 0 0 1 2 0 0 0 0 0 0 0																									
25 Doug Davis, R (1.1) 13 Angel Salome, R (5. PH) OBP: 0.333, SLG: 0.250 73 Kameron Loe, R (5.1) 63 Adam Stern, L (7. PH) OBP: 0.444, SLG: 0.696			0-0 G1-6-3			0-0 G6-3		2-0 HR		1 0 0 0 0 0 0 1 0 0 0 0 0 0 0 0 0 0 0 0 0 2 1 1 2 0 0 0																									
<b>Inning Stats</b>	R: 1 E: 0 K: 2 S: 9	H: 1 LOB: 0 BB: 0 P: 13	R: 0 E: 0 K: 2 S: 7	H: 0 LOB: 0 BB: 0 P: 7	R: 0 E: 0 K: 1 S: 5	H: 0 LOB: 1 BB: 1 P: 9	R: 0 E: 0 K: 1 S: 6	H: 1 LOB: 1 BB: 0 P: 6	R: 0 E: 0 K: 0 S: 3	H: 0 LOB: 0 BB: 0 P: 3	R: 2 E: 0 K: 2 S: 9	H: 2 LOB: 3 BB: 2 P: 17	R: 2 E: 0 K: 0 S: 4	H: 2 LOB: 1 BB: 1 P: 11	R: 0 E: 0 K: 0 S: 3	H: 1 LOB: 1 BB: 0 P: 7	R: 0 E: 0 K: 0 S: 3	H: 0 LOB: 0 BB: 0 P: 3	1B: 1 2B: 4 3B: 0 HR: 2	SF: 0 SAC: 0 DP: 2 HBP: 1	WP: 0 PA: 38 PB: 0 SB: 1 CS: 0														
<b>PITCHER</b>	IP WLS BF H R ER SO BB IBB HBP BLK WP HR S P ERA WHIP																																		
54 Aroldis Chapman, L (1.1) ERA: 1.29	3.0	11	1	1	1	5	1	0	0	0	0	0	0	0	1	21	29	3.00	0.667																
40 Nick Masset, R (4.1) ERA: 6.75	1.0	4	1	0	0	1	0	0	0	0	0	0	0	0	0	6	6	0.00	1.000																
53 Arthur Rhodes, L (5.1) ERA:	1.0	3	0	0	0	0	0	0	0	0	0	0	0	0	3	3	0.00	0.000																	
30 Kip Wells, R (6.1) ERA: 6.0	2.0	L 13	4	4	4	2	3	0	1	0	0	1	13	28	18.00	3.500																			
62 Justin Lehr, R (8.1) ERA: 4.28	2.0	7	1	0	0	0	1	0	0	0	0	0	6	10	0.00	1.000																			

Milwaukee Brewers @ Cincinnati Reds  
Goodyear Ballpark, Goodyear, AZ  
Wed Mar 17 2010, 4:09 PM - 6:43 PM EDT  
Att: 3,561 - Sunny - 83 F


AB 32  
R 5  
H 7  
RBI 5  
BB 5  
SO 8  
LOB 17



Batter	1	2	3	4	5	6	7	8	9	AB	R	H	RBI	BB	SO	LOB	BOTTOM															
21 Chris Dickerson, L (1.8) OBP: 0.480, SLG: 0.696 51 Dave Sappelt, R (7.8)	0-0 FC6-4 1B		0-0 FC6-4			4-0 BB		0-0 P5		2 0 1 0 1 0 2 1 0 0 0 0 0 1																						
73 Zack Cozart, R (1.6) 43 Miguel Rojas, R (6.6)	0-0 G6-4-3		0-0 P3			0-3 K		1-0 G6-3		3 0 0 0 0 1 4 1 0 0 0 0 0 1																						
19 Joey Volto, L (1.3) OBP: 0.289, SLG: 0.348 80 Danny Dorn, L (7.3) OBP: 0.400, SLG: 1.000	0-0 F8					0-0 G6-3		0-0 G6-3		3 0 0 0 0 1 0 1 0 0 0 0 0 1																						
27 Scott Rolen, R (1.5) OBP: 0.304, SLG: 0.300 60 Chris Valaika, R (7.5) OBP: 0.273, SLG: 0.545		0-0 G5-3		0-0 2B		0-3 K		0-1 HR		3 0 1 0 0 1 0 1 1 1 1 0 0 0																						
31 Jonny Gomes, R (1.7) OBP: 0.292, SLG: 0.625 Sean Henry, R (7.7)		0-3 K		0-0 F9		0-0 P6		0-3 K		3 0 0 0 0 1 1 1 0 0 0 0 1 0																						
25 Vladimir Balentien, R (1.9) OBP: 0.316, SLG: 0.611 Luis Tarrero, R (7.9)		0-3 K		0-0 E3		0-0 G5-3		0-0 F7		2 0 0 0 0 1 1 2 0 0 0 0 0 0																						
55 Ramón Hernández, R (1.2) OBP: 0.615, SLG: 0.625 78 Devin Mesoraco, R (7.2) OBP: 0.500, SLG: 0.286			0-0 G4-3		0-0 F9		0-0 G6-3		0-3 K	2 0 0 0 0 0 2 2 0 0 0 0 1 0																						
16 Chris Burke, R (1.10) OBP: 0.375, SLG: 0.600			4-0 FC6-4 BB			0-0 G6-3		0-0 L8		2 0 0 0 1 0 0																						
26 Wilkin Castillo, S (1.4) OBP: 0.417, SLG: 0.667 9 Kristopher Negrón, R (7.4) OBP: 0.500, SLG: 0.500			0-0 FC6-4 1B			0-0 3B		0-0 1B		2 1 2 0 0 0 0 1 0 1 0 0 0 0																						
<b>Inning Stats</b>	R: 0 E: 0 K: 0 S: 3	H: 1 LOB: 0 BB: 0 P: 3	R: 0 E: 0 K: 2 S: 7	H: 0 LOB: 0 BB: 0 P: 7	R: 0 E: 0 K: 0 S: 4	H: 1 LOB: 2 BB: 1 P: 8	R: 0 E: 1 K: 1 S: 7	H: 1 LOB: 2 BB: 0 P: 7	R: 1 E: 1 K: 1 S: 5	H: 1 LOB: 2 BB: 1 P: 9	R: 0 E: 0 K: 1 S: 5	H: 0 LOB: 0 BB: 0 P: 5	R: 0 E: 0 K: 0 S: 3	H: 0 LOB: 0 BB: 0 P: 3	R: 0 E: 0 K: 0 S: 4	H: 1 LOB: 1 BB: 0 P: 5	R: 1 E: 0 K: 2 S: 9	H: 1 LOB: 0 BB: 0 P: 9	1B: 4 2B: 0 3B: 1 HR: 1	SF: 0 SAC: 0 DP: 1 HBP: 0	WP: 0 PA: 34 PB: 0 SB: 1 CS: 0											
<b>PITCHER</b>	IP WLS BF H R ER SO BB IBB HBP BLK WP HR S P ERA WHIP																															
25 Doug Davis, L (1.1) ERA: 1.29	4.0	16	3	0	0	3	1	0	0	0	0	0	10	14	0.00	1.000																
73 Kameron Loe, R (5.1) ERA: 3.86	2.0	W 7	1	1	0	2	1	0	0	0	0	0	3	3	0.00	0.000																
77 Scott Schoeneweis, L (7.1) ERA: 7.2	1.0	3	0	0	0	0	0	0	0	0	0	0	3	3	0.00	0.000																
12 Carlos Villanueva, R (8.1) ERA: 3.52	2.0	8	2	1	1	2	0	0	0	0	1	13	14	4.50	1.000																	

Milwaukee Brewers @ Cincinnati Reds  
Goodyear Ballpark, Goodyear, AZ  
Wed Mar 17 2010, 4:09 PM - 6:43 PM EDT  
Att: 3,561 - Sunny - 83 F

AB 32  
R 2  
H 6  
RBI 1  
BB 2  
SO 7  
LOB 13





Batter	1	2	3	4	5	6	7	8	9	AB	R	H	RBI	BB	SO	LOB	TOP										
23 Rickie Weeks Jr. R OBP: 0.455, SLG: 0.480 2 Joe Inglett. L OBP: 0.375, SLG: 0.391										3	0	0	0	0	3	2											
27 Carlos Gómez, R OBP: 0.308, SLG: 0.368 36 Lorenzo Cain, R OBP: 0.400, SLG: 0.524										4	0	2	0	0	2	1											
14 Casey McGehee, R OBP: 0.287, SLG: 0.286 61 Adam Heather, R OBP: 0.407, SLG: 0.409										3	0	1	1	0	0	1											
9 Gregg Zaun, S OBP: 0.519, SLG: 0.750 16 George Kottaras, L OBP: 0.370, SLG: 0.699										3	0	2	0	0	1	0											
1 Corey Hart, R OBP: 0.214, SLG: 0.536 65 Trent Oeltjen, L OBP: 0.308, SLG: 0.273										4	0	1	1	0	3	3											
22 Jody Gerut, L OBP: 0.287, SLG: 0.552 63 Adam Stern, L OBP: 0.429, SLG: 0.667										3	0	0	0	0	1	1											
66 Steffan Wilson, R OBP: 0.343, SLG: 0.241										3	0	0	0	1	2	1											
87 Jonathan Lucroy, R OBP: 0.300, SLG: 0.600										4	1	1	1	0	1	1											
75 Luis Alfonso Cruz, R OBP: 0.174, SLG: 0.095 Zelous Wheeler, R OBP: 0.500, SLG: 0.429										3	1	2	0	0	0	0											
<b>Inning Stats</b>	R: 0 E: 0 K: 2 S: 8	H: 0 LOB: 0 BB: 0 P: 9	R: 0 E: 0 K: 1 S: 7	H: 1 LOB: 1 BB: 0 P: 10	R: 2 E: 0 K: 2 S: 16	H: 5 LOB: 2 BB: 0 P: 30	R: 0 E: 0 K: 1 S: 9	H: 0 LOB: 0 BB: 0 P: 16	R: 0 E: 0 K: 3 S: 13	H: 1 LOB: 1 BB: 0 P: 18	R: 0 E: 0 K: 3 S: 10	H: 0 LOB: 0 BB: 0 P: 15	R: 0 E: 0 K: 2 S: 8	H: 0 LOB: 0 BB: 0 P: 11	R: 2 E: 0 K: 1 S: 13	H: 2 LOB: 1 BB: 1 P: 21	R: 0 E: 0 K: 2 S: 9	H: 0 LOB: 1 BB: 1 P: 18	1B: 6 2B: 2 3B: 0 HR: 1	SF: 0 SAC: 0 DP: 0 HBP: 0	WP: 2 PB: 0 SB: 1 CS: 0	PA: 37					
<b>PITCHER</b>	IP	WLS	BF	H	R	ER	SO	BB	IBB	HBP	BLK	WP	HR	S	P	ERA	WHIP										
58 Guillermo Moscoso, R ERA: 5.06 55 Willie Eyre, R ERA: 2.0 54 Matt Harrison, L ERA: 2.0 49 Chris Ray, R ERA: 3.0	2.1	0	10	3	2	2	4	0	0	0	0	0	1	22	35	7.71	1.286										
20 Julio Borbon, L OBP: 0.348, SLG: 0.349 68 Craig Gentry, R OBP: 0.333, SLG: 0.238										2	1	1	0	0	1	1											
10 Michael Young, R OBP: 0.419, SLG: 0.444 6 Esteban German, R OBP: 0.462, SLG: 0.400										3	0	0	1	0	1	2											
32 Josh Hamilton, L OBP: 0.462, SLG: 0.958 41 Brandon Boggs, S OBP: 0.133, SLG: 0.071										3	1	1	2	0	1	1											
27 Vladimir Guerrero, R OBP: 0.242, SLG: 0.276 18 Mitch Moreland, L OBP: 0.440, SLG: 0.429										3	0	0	0	0	1	0											
7 David Murphy, L OBP: 0.235, SLG: 0.382 74 Chad Tracy, R OBP: 0.400, SLG: 0.538										3	0	0	0	0	0	0											
19 Chris Davis, L OBP: 0.486, SLG: 0.686 71 Matthew Brown, R OBP: 0.500, SLG: 0.778										3	0	0	0	0	1	0											
14 Joaquin Arias, R OBP: 0.384, SLG: 0.259										2	2	1	0	1	0	0											
2 Taylor Teagarden, R OBP: 0.316, SLG: 0.412 61 Kevin Richardson, R OBP: 0.154, SLG: 0.250										2	1	1	1	0	1	0											
1 Elvis Andrus, R OBP: 0.300, SLG: 0.342 15 Ray Olmedo, S OBP: 0.287, SLG: 0.287										2	1	2	1	0	0	0											
<b>Inning Stats</b>	R: 2 E: 0 K: 0 S: 8	H: 2 LOB: 0 BB: 0 P: 11	R: 0 E: 0 K: 2 S: 8	H: 0 LOB: 0 BB: 0 P: 11	R: 1 E: 0 K: 0 S: 9	H: 1 LOB: 0 BB: 0 P: 13	R: 0 E: 0 K: 0 S: 7	H: 0 LOB: 0 BB: 0 P: 8	R: 2 E: 0 K: 3 S: 16	H: 3 LOB: 1 BB: 0 P: 25	R: 0 E: 0 K: 1 S: 9	H: 0 LOB: 0 BB: 0 P: 15	R: 1 E: 1 K: 1 S: 12	H: 0 LOB: 1 BB: 1 P: 20	R: 0 E: 0 K: 0 S: 9	H: 1 LOB: 0 BB: 0 P: 17	1B: 3 2B: 2 3B: 1 HR: 1	SF: 1 SAC: 1 DP: 0 HBP: 0	WP: 0 PB: 0 SB: 1 CS: 0	PA: 32							
<b>PITCHER</b>	IP	WLS	BF	H	R	ER	SO	BB	IBB	HBP	BLK	WP	HR	S	P	ERA	WHIP										
26 Manny Parra, L ERA: 4.5 74 Marco Estrada, R ERA: 24.0 57 Mitch Stetter, L ERA: 24.0 59 John Axford, R ERA: 6.0	5.0	0	21	5	5	5	5	0	0	0	0	0	0	15	26	0.00	0.750										
26 Manny Parra, L ERA: 4.5 74 Marco Estrada, R ERA: 24.0 57 Mitch Stetter, L ERA: 24.0 59 John Axford, R ERA: 6.0	0.2	0	2	0	0	0	1	0	0	0	0	0	0	6	9	0.00	0.000										
26 Manny Parra, L ERA: 4.5 74 Marco Estrada, R ERA: 24.0 57 Mitch Stetter, L ERA: 24.0 59 John Axford, R ERA: 6.0	1.0	0	4	1	0	0	0	0	0	0	0	0	0	9	17	0.00	1.000										

Milwaukee Brewers @ Texas Rangers  
 Surprise Stadium, Surprise, AZ  
 Thu Mar 18 2010, 9:10 PM - 11:40 PM EDT  
 Att. 7,985 - Partly Cloudy - 78 F

AB	35
R	4
H	9
RBI	4
BB	2
SO	16
LOB	16



Milwaukee Brewers @ Texas Rangers  
 Surprise Stadium, Surprise, AZ  
 Thu Mar 18 2010, 9:10 PM - 11:40 PM EDT  
 Att. 7,985 - Partly Cloudy - 78 F

AB	29
R	6
H	7
RBI	6
BB	1
SO	7
LOB	7





Batter	1	2	3	4	5	6	7	8	9	AB	R	H	RBI	BB	SO	LOB	TOP					
13 Maicer Izturis, S OBP: 0.481, SLG: 0.455 6 Hainley Statia, S OBP: 0.182, SLG: 0.100	4-0 53 HR BB	0-0 P5		0-0 F7		4-0 42 CS BB	0-0 F7		0-0 G6-3	2	1	0	0	2	0	0						
53 Bobby Abreu, L OBP: 0.267, SLG: 0.417 42 Terry Evans, R OBP: 0.300, SLG: 0.421	2-2 HR	0-3 K		0-0 F9		1-0 25 HR 2B		0-0 F8	0-0 L7	3	1	1	2	0	1	0						
48 Torii Hunter, R OBP: 0.316, SLG: 0.503 25 Peter Bourjos, R OBP: 0.183 43 Brian Stokes, R OBP: 0.183 46 Bobby Wilson, R OBP: 0.183 35 Gabe DeHoyos, R OBP: 0.183 Bobby Cassevah, R OBP: 0.183	0-0 1B	0-0 1B		0-3 K		2-1 HR		0-0 G4-3		3	1	2	0	0	1	0						
8 Kendrys Morales, S OBP: 0.464, SLG: 0.769 39 Robb Quinlan, R OBP: 0.200, SLG: 0.250	0-0 20 2B 1B	4-0 1B			0-2 HR	0-0 L9		0-0 E5 12 2B		2	2	2	1	1	0	0						
20 Juan Rivera, R OBP: 0.296, SLG: 0.480 40 Brian Fuentes, L OBP: 0.304, SLG: 0.250	0-0 47 G6-3 44 1B 2B	0-0 P6			0-3 K		0-0 G3	0-0 1-3 2B		3	1	1	2	0	1	2						
12 Freddy Sandoval, S OBP: 0.304, SLG: 0.250 47 Howie Kendrick, R OBP: 0.375, SLG: 0.371 22 Cory Aldridge, L OBP: 0.417, SLG: 0.714	0-0 G6-3		0-0 G5-3		0-0 3 WP 44 G5-3 1B		0-0 94 1B 2B	0-3 K		3	0	1	0	0	0	1						
44 Mike Napoli, R OBP: 0.397, SLG: 0.552 28 Ryan Budde, R OBP: 0.300, SLG: 0.667	0-0 3H 1B		0-3 K		0-0 G5-3		0-0 F8	0-3 K		4	0	1	1	0	1	2						
3 Brandon Wood, R OBP: 0.375, SLG: 0.371 94 Gary Patchett, R OBP: 0.300, SLG: 0.667	0-0 F9		4-0 BB		1-0 G6-3		0-0 2H 1B	0-0 83 2B 6 G6-3 1B		2	0	0	0	1	0	2						
35 Joel Pineiro, R OBP: 0.480, SLG: 0.700	0-3 K		0-3 K		0-0 G4-3		4-0 BB	0-0 1-3 2B		2	0	1	0	1	0	0						
<b>Inning Stats</b>	R: 5 E: 0 K: 1 S: 12	H: 5 LOB: 1 BB: 1 P: 18	R: 0 E: 0 K: 1 S: 6	H: 1 LOB: 2 BB: 1 P: 10	R: 0 E: 0 K: 2 S: 7	H: 0 LOB: 1 BB: 1 P: 11	R: 0 E: 0 K: 1 S: 5	H: 0 LOB: 0 BB: 0 P: 5	R: 1 E: 0 K: 1 S: 9	H: 2 LOB: 1 BB: 0 P: 10	R: 2 E: 0 K: 0 S: 5	H: 2 LOB: 1 BB: 1 P: 12	R: 1 E: 0 K: 0 S: 5	H: 2 LOB: 2 BB: 1 P: 9	R: 0 E: 1 K: 1 S: 7	H: 1 LOB: 2 BB: 0 P: 7	R: 1 E: 0 K: 1 S: 7	H: 2 LOB: 1 BB: 0 P: 7	1B: 7 2B: 5 3B: 0 HR: 3	SF: 0 SAC: 0 DP: 0 HBP: 0	WP: 1 PB: 0 SB: 1 CS: 0	PA: 47
<b>PITCHER</b>	IP WLS BF H R ER SO BB IBB HBP BLK WP HR S P ERA WHIP	3.0 L 18 6 5 5 4 3 0 0 0 0 1 1 25 39 15.00 3.000	2.0 8 2 1 1 2 0 0 0 0 0 1 1 14 15 4.50 1.000	1.0 5 2 2 2 0 1 0 0 0 0 0 0 5 9 9.00 3.000	1.0 6 2 1 1 0 1 0 0 0 0 0 0 5 9 9.00 3.000	2.0 10 3 1 1 2 0 0 0 0 0 0 0 14 14 4.50 1.500	<b>PITCHER</b>														IP WLS BF H R ER SO BB IBB HBP BLK WP HR S P ERA WHIP	
37 Jeff Suppan, R ERA: 9.0 52 Chris Smith, R ERA: 2.54 46 Claudio Vargas, R ERA: 3.0 51 Trevor Hoffman, R ERA: 9.0 60 Todd Coffey, R ERA: 1.13	23 Rickie Weeks Jr., R OBP: 0.444, SLG: 0.429 30 Craig Counsell, L OBP: 0.400, SLG: 0.444	0-3 K2-3		0-0 F7		0-3 K		0-0 G4-3		3	0	0	0	0	2	1						
15 Jim Edmonds, L OBP: 0.400, SLG: 0.458	0-0 G1			0-3 K		4-0 BB		0-0 F8	0-0 G3	4	0	0	0	1	1	0						
8 Ryan Braun, R OBP: 0.523, SLG: 0.536 65 Trent Oeltjen, L OBP: 0.286, SLG: 0.250 60 Todd Coffey, R OBP: 0.394, SLG: 0.375	0-0 L8			4-0 14 1B 28 1B 16 1B BB		0-3 K		0-3 K		2	1	0	0	1	1	2						
28 Prince Fielder, L OBP: 0.355, SLG: 0.448 46 Claudio Vargas, R OBP: 0.273, SLG: 0.290 51 Trevor Hoffman, R OBP: 0.393, SLG: 0.391 2 Joe Inglett, L OBP: 0.364, SLG: 0.375	0-0 K	0-3 K		0-0 16 1B 14 1B 1B		0-3 K		0-0 P6		3	0	1	0	0	2	2						
14 Casey McGehee, R OBP: 0.273, SLG: 0.290 61 Adam Heather, R OBP: 0.393, SLG: 0.391	0-0 G6-3			0-0 16 1B 1B		0-0 L7		0-3 K		1	0	0	0	0	1	0						
1 Corey Hart, R OBP: 0.226, SLG: 0.500 63 Adam Stern, L OBP: 0.448, SLG: 0.680	0-0 G6-3			1-2 2-3 1B		0-0 F6		0-0 BB		2	0	0	0	1	0	3						
16 George Kottaras, L OBP: 0.387, SLG: 0.704			0-3 K		0-0 F9		0-0 BB	0-3 16 HR 1B		4	1	2	3	0	1	1						
75 Luis Alfonso Cruz, R OBP: 0.185, SLG: 0.160			0-0 K		1-2 2-3 3H 1B		0-0 F9	0-0 1H HR	0-0 G6-3	4	1	1	0	0	0	4						
37 Jeff Suppan, R ERA: 7.0 9 Gregg Zaun, S OBP: 0.536, SLG: 0.760 52 Chris Smith, R ERA: 1.93 27 Carlos Gómez, R OBP: 0.333, SLG: 0.439	0-0 K			0-0 9 1B 2B		0-0 G5-3		0-0 L7		0	0	0	0	0	0	0						
37 Jeff Suppan, R ERA: 7.0 9 Gregg Zaun, S OBP: 0.536, SLG: 0.760 52 Chris Smith, R ERA: 1.93 27 Carlos Gómez, R OBP: 0.333, SLG: 0.439	0-0 K			0-0 23 S 1B		0-0 G5-3		0-0 L7		0	0	0	0	0	0	0						
16 George Kottaras, L OBP: 0.387, SLG: 0.704			0-0 K		1-2 2-3 3H 1B		0-0 F9	0-0 1H HR	0-0 G6-3	4	1	1	0	0	0	4						
37 Jeff Suppan, R ERA: 7.0 9 Gregg Zaun, S OBP: 0.536, SLG: 0.760 52 Chris Smith, R ERA: 1.93 27 Carlos Gómez, R OBP: 0.333, SLG: 0.439	0-0 K			0-0 9 1B 2B		0-0 G5-3		0-0 L7		0	0	0	0	0	0	0						
37 Jeff Suppan, R ERA: 7.0 9 Gregg Zaun, S OBP: 0.536, SLG: 0.760 52 Chris Smith, R ERA: 1.93 27 Carlos Gómez, R OBP: 0.333, SLG: 0.439	0-0 K			0-0 23 S 1B		0-0 G5-3		0-0 L7		0	0	0	0	0	0	0						
16 George Kottaras, L OBP: 0.387, SLG: 0.704			0-0 K		1-2 2-3 3H 1B		0-0 F9	0-0 1H HR	0-0 G6-3	4	1	1	0	0	0	4						
37 Jeff Suppan, R ERA: 7.0 9 Gregg Zaun, S OBP: 0.536, SLG: 0.760 52 Chris Smith, R ERA: 1.93 27 Carlos Gómez, R OBP: 0.333, SLG: 0.439	0-0 K			0-0 9 1B 2B		0-0 G5-3		0-0 L7		0	0	0	0	0	0	0						
37 Jeff Suppan, R ERA: 7.0 9 Gregg Zaun, S OBP: 0.536, SLG: 0.760 52 Chris Smith, R ERA: 1.93 27 Carlos Gómez, R OBP: 0.333, SLG: 0.439	0-0 K			0-0 23 S 1B		0-0 G5-3		0-0 L7		0	0	0	0	0	0	0						
16 George Kottaras, L OBP: 0.387, SLG: 0.704			0-0 K		1-2 2-3 3H 1B		0-0 F9	0-0 1H HR	0-0 G6-3	4	1	1	0	0	0	4						
37 Jeff Suppan, R ERA: 7.0 9 Gregg Zaun, S OBP: 0.536, SLG: 0.760 52 Chris Smith, R ERA: 1.93 27 Carlos Gómez, R OBP: 0.333, SLG: 0.439	0-0 K			0-0 9 1B 2B		0-0 G5-3		0-0 L7		0	0	0	0	0	0	0						
37 Jeff Suppan, R ERA: 7.0 9 Gregg Zaun, S OBP: 0.536, SLG: 0.760 52 Chris Smith, R ERA: 1.93 27 Carlos Gómez, R OBP: 0.333, SLG: 0.439	0-0 K			0-0 23 S 1B		0-0 G5-3		0-0 L7		0	0	0	0	0	0	0						
16 George Kottaras, L OBP: 0.387, SLG: 0.704			0-0 K		1-2 2-3 3H 1B		0-0 F9	0-0 1H HR	0-0 G6-3	4	1	1	0	0	0	4						
37 Jeff Suppan, R ERA: 7.0 9 Gregg Zaun, S OBP: 0.536, SLG: 0.760 52 Chris Smith, R ERA: 1.93 27 Carlos Gómez, R OBP: 0.333, SLG: 0.439	0-0 K			0-0 9 1B 2B		0-0 G5-3		0-0 L7		0	0	0	0	0	0	0						
37 Jeff Suppan, R ERA: 7.0 9 Gregg Zaun, S OBP: 0.536, SLG: 0.760 52 Chris Smith, R ERA: 1.93 27 Carlos Gómez, R OBP: 0.333, SLG: 0.439	0-0 K			0-0 23 S 1B		0-0 G5-3		0-0 L7		0	0	0	0	0	0	0						
16 George Kottaras, L OBP: 0.387, SLG: 0.704			0-0 K		1-2 2-3 3H 1B		0-0 F9	0-0 1H HR	0-0 G6-3	4	1	1	0	0	0	4						
37 Jeff Suppan, R ERA: 7.0 9 Gregg Zaun, S OBP: 0.536, SLG: 0.760 52 Chris Smith, R ERA: 1.93 27 Carlos Gómez, R OBP: 0.333, SLG: 0.439	0-0 K			0-0 9 1B 2B		0-0 G5-3		0-0 L7		0	0	0	0	0	0	0						
37 Jeff Suppan, R ERA: 7.0 9 Gregg Zaun, S OBP: 0.536, SLG: 0.760 52 Chris Smith, R ERA: 1.93 27 Carlos Gómez, R OBP: 0.333, SLG: 0.439	0-0 K			0-0 23 S 1B		0-0 G5-3		0-0 L7		0	0	0	0	0	0	0						
16 George Kottaras, L OBP: 0.387, SLG: 0.704			0-0 K		1-2 2-3 3H 1B		0-0 F9	0-0 1H HR	0-0 G6-3	4	1	1	0	0	0	4						
37 Jeff Suppan, R ERA: 7.0 9 Gregg Zaun, S OBP: 0.536, SLG: 0.760 52 Chris Smith, R ERA: 1.93 27 Carlos Gómez, R OBP: 0.333, SLG: 0.439	0-0 K			0-0 9 1B 2B		0-0 G5-3		0-0 L7		0	0	0	0	0	0	0						
37 Jeff Suppan, R ERA: 7.0 9 Gregg Zaun, S OBP: 0.536, SLG: 0.760 52 Chris Smith, R ERA: 1.93 27 Carlos Gómez, R OBP: 0.333, SLG: 0.439	0-0 K			0-0 23 S 1B		0-0 G5-3		0-0 L7		0	0	0	0	0	0	0						
16 George Kottaras, L OBP: 0.387, SLG: 0.704			0-0 K		1-2 2-3 3H 1B		0-0 F9	0-0 1H HR	0-0 G6-3	4	1	1	0	0	0	4						
37 Jeff Suppan, R ERA: 7.0 9 Gregg Zaun, S OBP: 0.536, SLG: 0.760 52 Chris Smith, R ERA: 1.93 27 Carlos Gómez, R OBP: 0.333, SLG: 0.439	0-0 K			0-0 9 1B 2B		0-0 G5-3		0-0 L7		0	0	0	0	0	0	0						
37 Jeff Suppan, R ERA: 7.0 9 Gregg Zaun, S OBP: 0.536, SLG: 0.760 52 Chris Smith, R ERA: 1.93 27 Carlos Gómez, R OBP: 0.333, SLG: 0.439	0-0 K			0-0 23 S 1B		0-0 G5-3		0-0 L7		0	0	0	0	0	0	0						
16 George Kottaras, L OBP: 0.387, SLG: 0.704			0-0 K		1-2 2-3 3H 1B		0-0 F9	0-0 1H HR	0-0 G6-3	4	1	1	0	0	0	4						
37 Jeff Suppan, R ERA: 7.0 9 Gregg Zaun, S OBP: 0.536, SLG: 0.760 52 Chris Smith, R ERA: 1.93 27 Carlos Gómez, R OBP: 0.333, SLG: 0.439	0-0 K			0-0 9 1B 2B		0-0 G5-3		0-0 L7		0	0	0	0	0	0	0						
37 Jeff Suppan, R ERA: 7.0 9 Gregg Zaun, S OBP: 0.536, SLG: 0.760 52 Chris Smith, R ERA: 1.93 27 Carlos Gómez, R OBP: 0.333, SLG: 0.439	0-0 K			0-0 23 S 1B		0-0 G5-3		0-0 L7		0	0	0	0	0	0	0						
16 George Kottaras, L OBP: 0.387, SLG: 0.704			0-0 K		1-2 2-3 3H 1B		0-0 F9	0-0 1H HR	0-0 G6-3	4	1	1	0	0	0	4						
37 Jeff Suppan, R ERA: 7.0 9 Gregg Zaun, S OBP: 0.536, SLG: 0.760 52 Chris Smith, R ERA: 1.93 27 Carlos Gómez, R OBP: 0.333, SLG: 0.439	0-0 K			0-0 9 1B 2B		0-0 G5-3		0-0 L7		0	0	0	0	0	0	0						
37 Jeff Suppan, R ERA: 7.0 9 Gregg Zaun, S OBP: 0.536, SLG: 0.760 52 Chris Smith, R ERA: 1.93 27 Carlos Gómez, R OBP: 0.333, SLG: 0.439	0-0 K			0-0 23 S 1B		0-0 G5-3		0-0 L7		0	0	0	0	0	0	0						
16 George Kottaras, L OBP: 0.387, SLG: 0.704			0-0 K		1-2 2-3 3H 1B		0-0 F9	0-0 1H HR	0-0 G6-3	4	1	1	0	0	0	4						
37 Jeff Suppan, R ERA: 7.0 9 Gregg Zaun, S OBP: 0.536, SLG: 0.760 52 Chris Smith, R ERA: 1.93 27 Carlos Gómez, R OBP: 0.333, SLG: 0.439	0-0 K			0-0 9 1B 2B		0-0 G5-3		0-0 L7		0	0	0	0	0	0	0						
37 Jeff Suppan, R ERA: 7.0 9 Gregg Zaun, S OBP: 0.536, SLG: 0.760 52 Chris Smith, R ERA: 1.93 27 Carlos Gómez, R OBP: 0.333, SLG: 0.439	0-0 K			0-0 23 S 1B		0-0 G5-3		0-0 L7		0	0	0	0	0	0	0						
16 George Kottaras, L OBP: 0.387, SLG: 0.																						



Batter	1	2	3	4	5	6	7	8	9	AB	R	H	RBI	BB	SO	LOB	TOP							
22 Scott Podsednik, L (1,8) 78 Paulo Orlando, R (6,8) OBP: 0.423, SLG: 0.542 OBP: 1.000, SLG: 1.000	G3-1		L4-6 2B		P5			73 1B 73 WP 1B		3	0	1	0	0	0	2								
13 Alberto Callaspo, S (1,5) 73 Nick Van Stratten, R (5,7) OBP: 0.471, SLG: 0.913 OBP: 0.500, SLG: 0.900	2B		L4-6 2-2			F7		1B		2	0	1	0	0	0	1								
3 Brayan Peña, S (1,2) 26 Vance Wilson, R (6,2) OBP: 0.321, SLG: 0.280 OBP: 0.188, SLG: 0.333	BB			F7		G6-3		1B		2	0	0	0	1	0	0								
6 Jose Guillen, R (1,9) 93 Tim Smith, L (6,9) OBP: 0.273, SLG: 0.333	K			L8		K		K		2	0	0	0	0	1	2								
25 Kila Ka'aihue, L (1,3) OBP: 0.429, SLG: 0.677	G6-3			F9			K		G4-3	4	0	0	0	0	1	2								
30 Mike Aviles, R (1,4) OBP: 0.583, SLG: 0.682		F8							G4-3	3	0	1	0	1	0	0								
3 Yunesky Betancourt, R (1,6) 57 Brad Thompson, R (7,1) 78 Jeff Howell, R (9,PH)	P4					F9-3 1B		BB		3	0	0	0	0	0	2								
Ed Lucas, R (1,7) 54 Anthony Lerew, L (5,1) 56 Roman Colon, R (6,1) 76 Anthony Seratelli, S (7,PH)	K									2	0	1	0	0	1	0								
34 Kyle Davies, R (1,1) 11 Josh Fields, R (5,PH) OBP: 0.267, SLG: 0.429										1	0	0	0	0	1	0								
<b>Inning Stats</b>	R: 0 E: 0 K: 1 S: 6	H: 1 LOB: 2 BB: 1 P: 10	R: 0 E: 0 K: 1 S: 5	H: 0 LOB: 0 BB: 0 P: 5	R: 0 E: 0 K: 1 S: 5	H: 1 LOB: 0 BB: 0 P: 5	R: 0 E: 0 K: 0 S: 3	H: 0 LOB: 0 BB: 0 P: 3	R: 0 E: 0 K: 0 S: 4	H: 2 LOB: 2 BB: 1 P: 8	R: 0 E: 0 K: 1 S: 5	H: 0 LOB: 0 BB: 0 P: 5	R: 0 E: 0 K: 2 S: 7	H: 0 LOB: 1 BB: 1 P: 11	R: 0 E: 0 K: 3 S: 11	H: 2 LOB: 2 BB: 0 P: 12	R: 0 E: 0 K: 0 S: 3	H: 0 LOB: 1 BB: 1 P: 7	1B: 3 2B: 5 3B: 0 HR: 0	SF: 0 SAC: 0 DP: 2 HBP: 0	WP: 1 PB: 0 SB: 0 CS: 0	PA: 35		
<b>PITCHER</b>	IP	WLS	BF	H	R	ER	SO	BB	IBB	HBP	BLK	WP	HR	S	P	ERA	WHIP							
49 Yovani Gallardo, R (1,1) ERA: 2.97	5.0	W	19	4	0	0	3	2	0	0	0	0	0	23	31	0.00	1.200							
77 Scott Schoeneweis, L (7,1) ERA: 6.0	1.0	H	3	0	0	0	1	0	0	0	0	0	0	5	5	0.00	0.000							
57 Mitch Stetter, L (7,1) ERA: 18.0	1.0	H	4	0	0	0	2	1	0	0	0	0	0	7	11	0.00	1.000							
59 John Axford, R (8,1) ERA: 4.5	2.0	S	9	2	0	0	3	1	0	0	0	1	0	14	19	0.00	1.500							

**Kansas City Royals @ Milwaukee Brewers**  
Maryvale Baseball Park, Phoenix, AZ  
Sat Mar 20 2010, 4:23 PM - 6:32 PM EDT  
Att: 5,288 - Sunny - 70 F

AB	31
R	0
H	6
RBI	0
BB	4
SO	9
LOB	15



Batter	1	2	3	4	5	6	7	8	9	AB	R	H	RBI	BB	SO	LOB	BOTTOM							
21 Alcides Escobar, R (1,6) 75 Luis Alfonso Cruz, R (7,6) OBP: 0.405, SLG: 0.571 OBP: 0.179, SLG: 0.154	K							F7		3	0	1	0	0	2	2								
30 Craig Counsell, L (1,4) 2 Joe Inglett, L (7,4) OBP: 0.391, SLG: 0.429 OBP: 0.353, SLG: 0.360	G4-3							G3-1		3	0	1	0	0	0	2								
8 Ryan Braun, R (1,7) 65 Trent Oeltjen, L (7,7) OBP: 0.294, SLG: 0.484 OBP: 0.286, SLG: 0.250	K								P3	3	0	0	0	0	1	2								
28 Prince Fielder, L (1,3) 78 Joe Koshansky, L (7,3) OBP: 0.324, SLG: 0.406		G6-3						K		3	0	0	0	0	2	0								
14 Casey McGehee, R (1,5) Zelous Wheeler, R (7,5) OBP: 0.250, SLG: 0.265 OBP: 0.500, SLG: 0.429	K								L8	3	0	0	0	0	1	0								
15 Jim Edmonds, L (1,8) 22 Jody Gerut, L (8,8) OBP: 0.394, SLG: 0.444 OBP: 0.267, SLG: 0.552	G3									3	0	1	0	0	1	0								
1 Corey Hart, R (1,9) 63 Adam Stern, L (8,9) OBP: 0.205, SLG: 0.455 OBP: 0.448, SLG: 0.680										3	0	0	0	0	1	1								
20 Matt Treanor, R (1,2) 59 John Axford, R (8,1) OBP: 0.286, SLG: 0.263										0	0	0	0	0	0	0								
49 Yovani Gallardo, R (1,1) 9 Gregg Zaun, S (5,PH) 77 Scott Schoeneweis, L (6,1) 57 Mitch Stetter, L (7,1) 16 George Kottaras, L (8,2) OBP: 0.667, SLG: 1.667 OBP: 0.532, SLG: 0.769										1	1	1	1	0	0	0								
<b>Inning Stats</b>	R: 0 E: 0 K: 2 S: 7	H: 0 LOB: 0 BB: 0 P: 7	R: 0 E: 0 K: 1 S: 5	H: 0 LOB: 0 BB: 0 P: 5	R: 1 E: 0 K: 1 S: 10	H: 3 LOB: 2 BB: 0 P: 13	R: 0 E: 0 K: 2 S: 7	H: 0 LOB: 0 BB: 0 P: 7	R: 0 E: 0 K: 1 S: 6	H: 1 LOB: 2 BB: 1 P: 10	R: 0 E: 0 K: 1 S: 5	H: 0 LOB: 0 BB: 0 P: 5	R: 0 E: 0 K: 0 S: 3	H: 1 LOB: 0 BB: 0 P: 3	R: 0 E: 0 K: 0 S: 3	H: 0 LOB: 0 BB: 0 P: 3	1B: 4 2B: 0 3B: 0 HR: 1	SF: 0 SAC: 0 DP: 1 HBP: 0	WP: 0 PB: 0 SB: 0 CS: 0	PA: 29				
<b>PITCHER</b>	IP	WLS	BF	H	R	ER	SO	BB	IBB	HBP	BLK	WP	HR	S	P	ERA	WHIP							
34 Kyle Davies, R (1,1) ERA: 10.8	4.0	L	15	3	1	1	6	1	0	0	0	0	0	6	10	0.00	2.000							
54 Anthony Lerew, R (5,1) ERA: 9.0	1.0		5	1	0	0	1	1	0	0	0	0	0	6	10	0.00	2.000							
56 Roman Colon, R (6,1) ERA:	1.0		3	0	0	0	1	0	0	0	0	0	0	5	5	0.00	0.000							
57 Brad Thompson, R (7,1) ERA: 1.13	2.0		6	1	0	0	0	0	0	0	0	0	0	6	6	0.00	0.500							

**Kansas City Royals @ Milwaukee Brewers**  
Maryvale Baseball Park, Phoenix, AZ  
Sat Mar 20 2010, 4:23 PM - 6:32 PM EDT  
Att: 5,288 - Sunny - 70 F

AB	28
R	1
H	5
RBI	1
BB	1
SO	8
LOB	8









Batter	1	2	3	4	5	6	7	8	9	AB	R	H	RBI	BB	SO	LOB	TOP																																	
15 Rafael Furcal, S OBP: 0.357, SLG: 0.229 94 Cesar Suarez, R OBP: 1.000, SLG: 1.000	1-1 P4		2-3 K	4-2 BB			0-0 75 FC6-4 27 SF9 5 1B	0-0 29 2B 1B		3	1	1	0	1	1	0	TOP																																	
5 Reed Johnson, R OBP: 0.366, SLG: 0.412	0-1 75 1B 1B		1-1 F9	1-2 P4			0-0 75 FC6-4 1B	0-0 29 2B 1B		5	0	3	1	0	0	2																																		
75 Xavier Paul, L OBP: 0.369, SLG: 0.440	1-0 1B		1-1 G4-3		2-0 G3		0-0 FC6-4 27 WP 3 1B	K		5	1	1	0	0	1	4																																		
Preston Mattingly, R OBP: 0.333, SLG: 0.333	1-2 1B						1-2 2-3			0	0	0	0	0	0	0																																		
27 Matt Kemp, R OBP: 0.341, SLG: 0.556 29 Michael Restovich, R OBP: 0.667, SLG: 1.000	2-2 F9			1-1 14 2B 21 G6-3 1B	2-2 L8		1-0 SF9	0-0 2B		3	1	1	1	0	0	2																																		
3 Ronnie Belliard, R OBP: 0.200, SLG: 0.292 13 Doug Mientkewicz, L OBP: 0.320, SLG: 0.354	0-3 K			3-1 L7	0-3 K		0-0 14 1B	0-0 F8		4	0	1	1	0	2	3																																		
14 Jamey Carroll, R OBP: 0.474, SLG: 0.533		4-2 21 G6-3 BB		0-0 9 2B		1-0 21 1B 9 G6-4-3	0-0 21 FC6-4 1B		1-1 F9	4	2	3	0	1	0	0																																		
21 Nick Green, R OBP: 0.280, SLG: 0.227 69 Brian Ruggiano, R		1-1 G6-3		0-0 G6-3		0-0 9 G6-4-3 1B	0-0 FC6-4		2-1 G6-3	5	0	1	1	0	0	4	AB 39																																	
9 A.J. Ellis, R OBP: 0.471, SLG: 0.346		4-1 BB		3-1 22 1B		0-0 G6-4-3		0-0 94 1B 48 SH1-4 5 1B	1-3 K	4	2	2	1	1	1	1	R 8																																	
22 Clayton Kershaw, L OBP: 0.500, SLG: 0.500 91 Brandon Watson, L (6, PH) OBP: 0.143, SLG: 0.143 48 Russ Ortiz, R		0-3 K		0-2 15 BB 1B		0-0 K		0-0 SH1-4		2	0	1	1	0	1	1	H 16																																	
	R: 0 E: 0 K: 1 S: 11	H: 2 LOB: 2 BB: 0 P: 15	R: 0 E: 0 K: 1 S: 9	H: 0 LOB: 1 BB: 2 P: 18	R: 0 E: 0 K: 1 S: 7	H: 0 LOB: 0 BB: 0 P: 11	R: 3 E: 0 K: 0 S: 16	H: 4 LOB: 2 BB: 1 P: 28	R: 0 E: 0 K: 1 S: 7	H: 0 LOB: 0 BB: 0 P: 11	R: 1 E: 0 K: 1 S: 7	H: 2 LOB: 0 BB: 0 P: 11	R: 2 E: 0 K: 0 S: 7	H: 4 LOB: 2 BB: 0 P: 8	R: 2 E: 0 K: 1 S: 9	H: 4 LOB: 2 BB: 0 P: 9	R: 0 E: 0 K: 1 S: 7	H: 0 LOB: 0 BB: 0 P: 11	1B: 13 2B: 3 3B: 0 HR: 0	SF: 1 SAC: 1 DP: 2 HBP: 0	WP: 1 PB: 0 CS: 0	PA: 44																												
PITCHER	IP	WLS	BF	H	R	ER	SO	BB	IBB	HBP	BLK	WP	HR	S	P	ERA	WHIP	PITCHER										IP	WLS	BF	H	R	ER	SO	BB	IBB	HBP	BLK	WP	HR	S	P	ERA	WHIP						
25 Doug Davis, L ERA: 3.05	4.2		22	6	3	3	3	3	0	0	0	0	0	47	80	5.79	1.929																																	
98 David Johnson, R ERA: 6.75	1.1	L	5	2	1	1	2	0	0	0	0	0	0	10	14	6.75	1.500																																	
51 Trevor Hoffman, R ERA: 13.5	1.0		7	4	2	2	0	0	0	0	0	1	0	7	8	18.00	4.000																																	
77 Scott Schoeneweis, L ERA: 7.71	1.0		7	4	2	2	1	0	0	0	0	0	0	9	9	18.00	4.000																																	
60 Todd Coffey, R ERA: 1.0	1.0		3	0	0	0	1	0	0	0	0	0	0	7	11	0.00	0.000																																	
Batter	1	2	3	4	5	6	7	8	9	AB	R	H	RBI	BB	SO	LOB	BOTTOM																																	
23 Rickie Weeks Jr., R OBP: 0.452, SLG: 0.455 75 Luis Alfonso Cruz, R OBP: 0.156, SLG: 0.133	0-3 K	4-2 BB			2-3 K		1-3 K		0-0 L8	2	0	0	0	1	2	0	BOTTOM																																	
27 Carlos Gómez, R OBP: 0.313, SLG: 0.404 15 Jim Edmonds, L OBP: 0.378, SLG: 0.419	1-1 28 BB 14 FC5 8 1B 1B	1-3 K2-3			0-0 B5-3		1-2 F8			3	1	1	0	0	1	1																																		
8 Ryan Braun, R OBP: 0.325, SLG: 0.568 63 Adam Stern, L OBP: 0.452, SLG: 0.667	0-0 14 FC5 14 E 28 BB 1B		1-3 K		1-1 L8			0-0 21 G4-3 1B		3	1	1	0	0	1	0																																		
28 Prince Fielder, L OBP: 0.325, SLG: 0.378 78 Joe Koshansky, L OBP: 0.333, SLG: 0.333	4-2 14 E 1 G4-3 BB		1-1 G5-3		0-3 K		0-0 F9	0-0 F7		2	1	0	0	1	1	0																																		
14 Casey McGehee, R OBP: 0.225, SLG: 0.237 21 Alcides Escobar, R OBP: 0.390, SLG: 0.538	1-1 FC5 30 WP 1 G4-3		0-0 F8		0-0 F9		0-0 G4-3	1-2 F8		3	0	0	1	0	0	1																																		
1 Corey Hart, R OBP: 0.184, SLG: 0.405	0-0 G4-3				0-0 P5		0-0 G6-3	0-0 F8		4	0	0	1	0	0	2																																		
30 Craig Counsell, L OBP: 0.367, SLG: 0.444 90 Carlos George, R (9, PR)	1-0 P5			4-2 87 WP BB		0-0 P5		0-0 P5	2-0 3B	3	0	1	0	1	0	1																																		
87 Jonathan Lucroy, R OBP: 0.267, SLG: 0.385		0-2 G6-3		2-3 K		0-0 K		0-0 2 2B 1B		4	1	1	0	0	2	2																																		
25 Doug Davis, R 98 David Johnson, R 51 Trevor Hoffman, R 2 Joe Inglett, L 77 Scott Schoeneweis, L 60 Todd Coffey, R 22 Jody Gerut, L		1-3 K		0-0 F8		3-2 2B			0-0 G1-3	2	0	0	0	0	1	1																																		
	R: 3 E: 1 K: 1 S: 13	H: 2 LOB: 1 BB: 1 P: 20	R: 0 E: 0 K: 2 S: 11	H: 0 LOB: 1 BB: 1 P: 17	R: 0 E: 0 K: 1 S: 6	H: 0 LOB: 0 BB: 0 P: 8	R: 0 E: 0 K: 1 S: 8	H: 0 LOB: 1 BB: 1 P: 14	R: 0 E: 0 K: 1 S: 7	H: 0 LOB: 0 BB: 0 P: 10	R: 0 E: 0 K: 1 S: 5	H: 0 LOB: 0 BB: 0 P: 5	R: 1 E: 0 K: 0 S: 11	H: 2 LOB: 1 BB: 0 P: 16	R: 0 E: 0 K: 0 S: 4	H: 1 LOB: 1 BB: 0 P: 4	R: 0 E: 0 K: 1 S: 6	H: 1 LOB: 1 BB: 0 P: 8	1B: 4 2B: 1 3B: 1 HR: 0	SF: 0 SAC: 0 DP: 0 HBP: 0	WP: 2 PB: 0 CS: 0	PA: 37																												
PITCHER	IP	WLS	BF	H	R	ER	SO	BB	IBB	HBP	BLK	WP	HR	S	P	ERA	WHIP	PITCHER										IP	WLS	BF	H	R	ER	SO	BB	IBB	HBP	BLK	WP	HR	S	P	ERA	WHIP						
22 Clayton Kershaw, L ERA: 1.8	5.0		21	4	1	1	3	3	0	0	0	0	0	45	69	1.80	1.000																																	
48 Russ Ortiz, R ERA: 2.05	4.0	S	16	4	1	1	3	0	0	0	0	0	0	26	33	2.25	1.000																																	

Los Angeles Dodgers @ Milwaukee Brewers  
Maryvale Baseball Park, Phoenix, AZ  
Mon Mar 22 2010, 4:08 PM - 7:08 PM EDT  
Att: 3,514 - Sunny - 76 F

AB 39  
R 8  
H 16  
RBI 7  
BB 3  
SO 7  
LOB 19



Los Angeles Dodgers @ Milwaukee Brewers  
Maryvale Baseball Park, Phoenix, AZ  
Mon Mar 22 2010, 4:08 PM - 7:08 PM EDT  
Att: 3,514 - Sunny - 76 F

AB 34  
R 4  
H 6  
RBI 3  
BB 3  
SO 9  
LOB 14





Batter	1	2	3	4	5	6	7	8	9	AB	R	H	RBI	BB	SO	LOB	TOP				
21 Alcides Escobar, R (1, 6) OBP: 0.391, SLG: 0.512 90 Juan Sanchez, R (8, FR) (8, 4)	4-0 FC6-4 15 2B 9 1B BB	0-0 FC6-4 28 1B 9 1B 1B	0-0 G3-1		0-0 FC6-4 1-2			0-0 FC5-4 1-2 9 BB	0-0 L6	4	2	1	0	1	0	3	<b>Milwaukee Brewers @ Cleveland Indians</b> Goodyear Ballpark, Goodyear, AZ Tue Mar 23 2010, 4:26 PM - 6:54 PM EDT Alt. 3,552 - Overcast - 67 F				
9 Greg Zaun, S (1, 2) OBP: 0.514, SLG: 0.667 87 Jonathan Lucroy, R (8, 2) (8, 2)	0-0 FC6-4 1-2 1B	0-0 FC6-4 1-2 28 1B 14 2B 1B	0-0 P6					4-0 BB		4	1	2	0	1	1	1					
23 Rickie Weeks Jr., R (1, 4) OBP: 0.432, SLG: 0.499 2 Joe Inglett, L (6, FR) (6, 4) (7, 9)	0-0 FC6-4 1-2 15 2B 14 BB	0-3 K	0-0 F8					0-0 F7		4	1	1	0	0	1	5					
28 Prince Fielder, L (1, 3) OBP: 0.318, SLG: 0.366 78 Joe Koshansky, L (6, 3) OBP: 0.250, SLG: 0.250	0-3 K	0-0 14 2B 15 1B 1-3 2H 1B		0-0 F7				0-0 F7		4	1	1	1	0	1	3					
14 Casey McGehee, R (1, 5) OBP: 0.250, SLG: 0.268 66 Taylor Green, L (6, 5)	4-0 15 2B BB	0-0 15 1B 1-3 2B		0-3 K				0-3 K		3	2	1	1	1	2	1					
15 Jim Edmonds, L (1, 8) OBP: 0.350, SLG: 0.457 75 Luis Alfonso Cruz, R (7, 4) (8, 6)	0-0 1 E 2H 2H 3H 2B	0-0 2H 3H 1B		0-0 G4-3				0-0 G4-3		4	1	2	5	0	0	0					
1 Corey Hart, R (1, 9) OBP: 0.432, SLG: 0.385 63 Adam Stern, L (6, FR) (5, 9) (7, 8)	0-0 E5	0-3 K		4-0 22 2C3-6 BB				0-0 F7		2	0	0	0	1	1	1					
22 Jody Gerut, L (1, 7)	0-0 F8	0-0 F7		0-0 FC3-6 21 FC6-4 1-2				0-0 G4-3		5	0	1	1	0	0	3					
16 George Kottaras, L (1, 10) OBP: 0.417, SLG: 0.813 93 Erik Miller, R (9, PH) OBP: 0.667, SLG: 0.500 (9, 10)		0-1 HR		0-0 21 G3-1 2B				0-0 F8		4	1	3	1	0	0	1					
	R: 4 E: 1 K: 1 S: 8	H: 2 LOB: 1 BB: 2 P: 16	R: 5 E: 0 K: 2 S: 14	H: 6 LOB: 1 BB: 0 P: 14	R: 0 E: 0 K: 0 S: 4	H: 1 LOB: 0 BB: 0 P: 4	R: 0 E: 0 K: 1 S: 5	H: 0 LOB: 0 BB: 0 P: 5	R: 0 E: 0 K: 0 S: 3	H: 1 LOB: 1 BB: 0 P: 8	R: 0 E: 0 K: 0 S: 3	H: 0 LOB: 0 BB: 0 P: 3	R: 0 E: 0 K: 1 S: 6	H: 1 LOB: 2 BB: 2 P: 10	R: 1 E: 0 K: 1 S: 6	H: 1 LOB: 2 BB: 2 P: 14		1B: 6 2B: 5 3B: 0 HR: 1	SF: 0 SAC: 0 DP: 0 HBP: 0	WP: 0 PB: 0 CS: 0	PA: 46
PITCHER	IP	WLS	BF	H	R	ER	SO	BB	IBB	HBP	BLK	WP	HR	S	P	ERA	WHIP				
45 Jeremy Sowers, L (1, 1) ERA: 24.0	1.0	L	11	5	7	6	1	2	0	0	0	0	0	12	20	54.00	7.000				
50 Jensen Lewis, R (2, 1)	2.0		10	4	2	2	2	0	0	0	0	0	0	14	14	9.00	2.000				
59 Carlos Carrasco, R (4, 1) ERA: 4.5	5.0		19	2	0	0	4	2	0	0	0	0	0	25	33	0.00	0.800				
54 Chris Perez, R (9, 1) ERA: 1.29	1.0		6	1	1	1	1	2	0	0	0	0	0	6	14	9.00	3.000				

Batter	1	2	3	4	5	6	7	8	9	AB	R	H	RBI	BB	SO	LOB	BOTTOM					
13 Asdrubal Cabrera, S (1, 6) OBP: 0.476, SLG: 0.667 6 Luis Antonio Rodriguez, Sr, R (7, 6) OBP: 0.355, SLG: 0.292	0-0 F8		0-0 24 1B 1B	0-0 F9				0-0 F7		3	0	1	0	0	0	2	<b>Milwaukee Brewers @ Cleveland Indians</b> Goodyear Ballpark, Goodyear, AZ Tue Mar 23 2010, 4:26 PM - 6:54 PM EDT Alt. 3,552 - Overcast - 67 F					
24 Grady Sizemore, L (1, 8) OBP: 0.571, SLG: 0.667 84 Donnie Webb, S (6, 8) (6, 8)	0-0 G4-3		0-0 17 BB 1B		4-0 17 G4-6-3 BB			0-0 2H 1B		2	0	1	0	1	0	0						
17 Shin-Soo Choo, L (1, 9) OBP: 0.432, SLG: 0.677 86 John Drennen, L (6, 9)	0-0 G3		4-0 1-2 BB		0-0 G4-6-3 1-2			0-3 K		2	0	0	0	1	0	1						
48 Travis Hafner, L (1, 10) OBP: 0.421, SLG: 0.533		0-0 F9	0-0 G3-4-1		0-0 G1-3			0-0 G6-3		4	0	0	0	0	0	3						
7 Matt LaPorta, R (1, 3) OBP: 0.381, SLG: 0.500 8 Chris Gimenez, R (7, 3) OBP: 0.200, SLG: 0.160		0-0 P5		0-0 12 1B 16 SF9 1B				0-0 G4-3		3	1	1	0	0	0	0						
12 Mark Grudzielanek, R (1, 5) OBP: 0.276, SLG: 0.357 25 Andy Marte, R (7, 5) OBP: 0.361, SLG: 0.567		0-0 1B		0-0 1 BB 1-3 1B				0-0 L5		3	0	2	0	0	0	0						
1 Luis Valbuena, L (1, 4) OBP: 0.290, SLG: 0.250 74 Numan Romero, S (8, 4) OBP: 0.375, SLG: 0.231		0-0 G6-3		4-0 1-2 BB				0-3 K		2	0	0	0	1	1	1						
16 Wyatt Torgias, R (1, 2) OBP: 0.217, SLG: 0.200			0-0 G6-3		0-0 SF9 1B			0-0 F8		3	1	1	1	0	0	0						
4 Trevor Crowe, S (1, 7) OBP: 0.367, SLG: 0.407			0-0 G4-3		0-0 3H F4			0-0 84 1B 4 G4-3 1B		4	0	0	0	0	0	3						
	R: 0 E: 0 K: 0 S: 3	H: 0 LOB: 0 BB: 0 P: 3	R: 0 E: 0 K: 0 S: 4	H: 1 LOB: 1 BB: 0 P: 4	R: 0 E: 0 K: 0 S: 5	H: 2 LOB: 3 BB: 1 P: 9	R: 1 E: 0 K: 0 S: 5	H: 2 LOB: 2 BB: 1 P: 9	R: 0 E: 0 K: 0 S: 2	H: 0 LOB: 0 BB: 1 P: 6	R: 0 E: 0 K: 1 S: 5	H: 0 LOB: 0 BB: 0 P: 5	R: 1 E: 0 K: 1 S: 7	H: 2 LOB: 1 BB: 0 P: 7	R: 0 E: 0 K: 0 S: 3	H: 0 LOB: 0 BB: 0 P: 3		R: 0 E: 0 K: 1 S: 5	H: 0 LOB: 0 BB: 0 P: 5	1B: 7 2B: 0 3B: 0 HR: 0	SF: 1 SAC: 0 DP: 1 HBP: 0	WP: 0 PB: 0 CS: 0
PITCHER	IP	WLS	BF	H	R	ER	SO	BB	IBB	HBP	BLK	WP	HR	S	P	ERA	WHIP					
31 Dave Bush, R (1, 1) ERA: 2.13	6.0	W	25	5	1	1	1	3	0	0	0	0	0	24	36	1.50	1.333					
John Axford, R (7, 1) ERA: 5.0	1.0		5	2	1	1	1	0	0	0	0	0	0	7	7	9.00	2.000					
52 Chris Smith, R (8, 1) ERA: 2.15	1.0		3	0	0	0	0	0	0	0	0	0	0	3	3	0.00	0.000					
12 Carlos Villanueva, R (9, 1) ERA: 4.22	1.0		3	0	0	0	1	0	0	0	0	0	0	5	5	0.00	0.000					

AB	40
R	10
H	12
RBI	9
BB	6
SO	8
LOB	26

AB	32
R	2
H	7
RBI	2
BB	3
SO	3
LOB	12





Batter	1	2	3	4	5	6	7	8	9	AB	R	H	RBI	BB	SO	LOB	TOP																	
23 Rickie Weeks Jr. R OBP: 0.440, SLG: 0.488 2 Joe Inglett L OBP: 0.342, SLG: 0.379	0-0 FC5-4 1B		0-0 F9					0-3 K		4	0	2	2	0	1	0	<b>Milwaukee Brewers @ Los Angeles Dodgers</b> Camelback Ranch, Glendale, AZ Thu Mar 25 2010, 4:20 PM - 6:43 PM EDT Att: 8,053 - Sunny - 74 F																	
27 Carlos Gómez, R OBP: 0.308, SLG: 0.392 63 Adam Stern, L OBP: 0.455, SLG: 0.643	0-0 FC5-4 2B		0-0 F7					0-0 K		4	1	1	0	0	1	2																		
8 Ryan Braun, R OBP: 0.526, SLG: 0.575 22 Jody Gerut, L OBP: 0.256, SLG: 0.486	1-0 G5-3 2B			0-3 K				0-3 K		3	0	1	1	0	1	0																		
28 Prince Fielder, L OBP: 0.292, SLG: 0.333	0-0 G5-3			0-0 G4-3				0-0 F7		4	0	0	0	0	1	1																		
14 Casey McGehee, R OBP: 0.229, SLG: 0.244				0-0 G6-3				0-0 P4		4	0	0	0	0	1	1																		
9 Greg Zaun, S OBP: 0.512, SLG: 0.676		0-0 G3			0-0 30 1B 23 2B			0-0 30 G3-6 1B		4	1	2	0	0	0	0																		
1 Corey Hart, R OBP: 0.182, SLG: 0.357		0-3 K			0-0 P4			0-0 F8		3	0	0	0	0	1	2																		
30 Craig Counsell, L OBP: 0.354, SLG: 0.433 75 Luis Alfonso Cruz, R OBP: 0.182, SLG: 0.133		0-0 F7			0-0 37 SH1-4 23 2B			0-0 G3-6		3	1	1	0	0	0	1																		
37 Jeff Suppan, R 26 Manny Parra, L OBP: 0.500, SLG: 0.500			0-0 F7		0-0 SH1-4			0-0 G4-3		1	0	0	0	0	0	0																		
					1-2					1	0	0	0	0	0	0																		
<b>Inning Stats</b>	R: 1 E: 0 K: 1 S: 7	H: 2 LOB: 1 BB: 0 P: 8	R: 0 E: 0 K: 1 S: 5	H: 0 LOB: 0 BB: 0 P: 5	R: 0 E: 0 K: 0 S: 3	H: 0 LOB: 0 BB: 0 P: 3	R: 0 E: 0 K: 1 S: 5	H: 0 LOB: 0 BB: 0 P: 5	R: 2 E: 0 K: 0 S: 8	H: 3 LOB: 1 BB: 0 P: 8	R: 0 E: 0 K: 0 S: 3	H: 1 LOB: 0 BB: 0 P: 3	R: 0 E: 0 K: 2 S: 8	H: 1 LOB: 1 BB: 0 P: 8	R: 0 E: 0 K: 1 S: 5	H: 0 LOB: 0 BB: 0 P: 5	1B: 4 2B: 3 3B: 0 HR: 0	SF: 0 SAC: 1 DP: 1 HBP: 0	WP: 0 PB: 0 SB: 1 CS: 0	PA: 33														
<b>PITCHER</b>	IP WLS BF H R ER SO BB IBB HBP BLK WP HR S P ERA WHIP																																	
83 Josh Towers, R ERA: 4.08	5.0	20	5	3	3	4	0	0	0	0	0	0	0	0	28	29	5.40	1.000																
51 Jonathan Broxton, R ERA: 3.18	1.0	W	3	0	0	0	0	0	0	0	0	0	0	0	3	3	0.00	0.000																
52 George Sherrill, L ERA: 5.88	1.0	H	3	1	0	0	0	0	0	0	0	0	0	0	3	3	0.00	1.000																
35 Ramon Ortiz, R ERA: 1.29	1.0	H	4	1	0	0	2	0	0	0	0	0	0	8	8	0.00	1.000																	
45 Justin Miller, R ERA: 3.52	1.0		3	0	0	0	1	0	0	0	0	0	0	5	5	0.00	0.000																	

Batter	1	2	3	4	5	6	7	8	9	AB	R	H	RBI	BB	SO	LOB	BOTTOM																
15 Rafael Furcal, S OBP: 0.333, SLG: 0.244 21 Nick Green, R OBP: 0.286, SLG: 0.240	0-0 27 1B 16 E 2B	0-0 F8			0-0 G5-3			0-3 K		4	1	1	0	0	1	2	<b>Milwaukee Brewers @ Los Angeles Dodgers</b> Camelback Ranch, Glendale, AZ Thu Mar 25 2010, 4:20 PM - 6:43 PM EDT Att: 8,053 - Sunny - 74 F																
27 Matt Kemp, R OBP: 0.382, SLG: 0.537 75 Xavier Paul, L OBP: 0.276, SLG: 0.393	0-0 16 E 16 SF7 1B		4-0 99 G1-3 16 G1-3 BB		0-0 G4-3			0-0 L6		3	1	1	0	1	0	0																	
16 Andre Ethier, L OBP: 0.327, SLG: 0.511 17 Jason Repko, R OBP: 0.300, SLG: 0.261	0-0 SAFE SF7		0-0 G1-3		0-0 G1-3			0-0 P6		3	1	1	1	0	0	1																	
99 Manny Ramirez, R OBP: 0.433, SLG: 0.480 3 Ronnie Belliard, R OBP: 0.179, SLG: 0.259	4-0 23 1B BB		0-0 G1-3		0-0 G1-3			0-0 G5-3		2	1	1	0	1	0	1																	
7 James Loney, L OBP: 0.361, SLG: 0.469 33 Blake DeWitt, L OBP: 0.458, SLG: 0.600	0-0 F7		0-0 F9		0-0 23 1B 0 1B 2B			4-0 23 1B 14 1B BB		0	1	0	0	0	0	0																	
23 Casey Blake, R OBP: 0.432, SLG: 0.484 13 Doug Mientkiewicz, L OBP: 0.333, SLG: 0.375	0-0 1-2 1B			0-3 K				0-0 14 G6-3 77 1B		4	1	3	1	0	1	0																	
0 Garret Anderson, L OBP: 0.400, SLG: 0.542 5 Reed Johnson, R OBP: 0.366, SLG: 0.405	0-0 L3		0-0 F8		0-0 F8			0-3 14 G6-3 1B		3	0	1	1	0	0	2																	
14 Jamey Carroll, R OBP: 0.417, SLG: 0.450		0-0 L5		0-0 G1-3				0-0 G6-3		4	0	1	1	0	0	2																	
77 JD Closser, S OBP: 0.429, SLG: 0.500		0-0 G3-1			0-0 F8			0-0 1-2 2-3 2B		3	0	1	1	1	0	0																	
					3-H					3	0	1	1	1	0	0																	
<b>Inning Stats</b>	R: 2 E: 1 K: 0 S: 6	H: 3 LOB: 2 BB: 1 P: 10	R: 0 E: 0 K: 0 S: 3	H: 0 LOB: 0 BB: 0 P: 3	R: 0 E: 0 K: 1 S: 5	H: 0 LOB: 1 BB: 1 P: 7	R: 0 E: 0 K: 1 S: 5	H: 0 LOB: 0 BB: 0 P: 5	R: 0 E: 0 K: 1 S: 3	H: 0 LOB: 0 BB: 0 P: 3	R: 4 E: 0 K: 1 S: 10	H: 6 LOB: 2 BB: 0 P: 10	R: 0 E: 0 K: 0 S: 3	H: 0 LOB: 0 BB: 0 P: 3	R: 1 E: 0 K: 1 S: 7	H: 2 LOB: 3 BB: 2 P: 15	1B: 8 2B: 3 3B: 0 HR: 0	SF: 1 SAC: 0 DP: 1 HBP: 0	WP: 0 PB: 0 SB: 0 CS: 0	PA: 38													
<b>PITCHER</b>	IP WLS BF H R ER SO BB IBB HBP BLK WP HR S P ERA WHIP																																
37 Jeff Suppan, R ERA: 7.71	4.1	18	3	2	2	1	2	0	0	0	0	0	0	22	30	12.27	2.727																
26 Manny Parra, L ERA: 6.32	3.2	L	20	8	5	5	2	2	0	0	0	0	0	22	30	12.27	2.727																

AB	32
R	3
H	7
RBI	3
BB	0
SO	7
LOB	8



AB	33
R	7
H	11
RBI	6
BB	4
SO	3
LOB	18





Batter	1	2	3	4	5	6	7	8	9	AB	R	H	RBI	BB	SO	LOB	TOP							
18 Tony Gwynn Jr., L OBP: 0.339, SLG: 0.426 10 Matt Antonelli, R OBP: 0.417, SLG: 0.588	P3	P6	K			F8 15 F8 25 S 15 B BB	K		F7	3	1	0	0	1	1	2								
22 David Eckstein, R OBP: 0.316, SLG: 0.237 3 Luis Durango, S OBP: 0.439, SLG: 0.406	15 2B 16 2B 1B	L9				P6			67 S 67 SF9 94 S BB	4	1	2	0	0	0	1								
15 Jerry Hairston, R OBP: 0.475, SLG: 0.647 94 Eric Munson, L	16 2B 2B		25 1B 8 1B 1B			F8			P6	4	2	3	0	0	0	1								
25 Will Venable, L OBP: 0.391, SLG: 0.651 67 Logan Forsythe, R OBP: 0.432, SLG: 0.557	K		8 1B 16 S 1B			16 S 1B			SF9	4	1	2	1	0	1	4								
16 Matt Stairs, L OBP: 0.333, SLG: 0.423 45 Edward Mujica, R 98 Everett Williams, L 55 Adam Russell, R 39 Ernesto Frieri, R	8 2B 2B		8 1B 27 1B BB			K			P5	3	2	1	2	1	2	3								
8 Yovani Torresalva, R OBP: 0.500, SLG: 0.636 72 Chris Stewart, R OBP: 0.455, SLG: 0.500	2H 3H 2B		27 1B 1-3 2H 3H 1B			FC6-4			G6-3	4	0	3	3	0	0	2								
28 Aaron Cunningham, R OBP: 0.429, SLG: 0.462			K			G6-3			L6	4	0	0	0	1	2	3								
1 Everth Cabrera, S OBP: 0.321, SLG: 0.288 80 Sean Kazmar Jr., R OBP: 0.333, SLG: 1.000	G2-3		K			B5-3				4	0	1	0	0	1	4								
27 Jon Garland, R OBP: 0.250, SLG: 0.250 77 Chris Denorfia, R OBP: 0.354, SLG: 0.447			K			F9			P5	3	0	1	1	0	1	0								
<b>Inning Stats</b>	R: 3 E: 0 K: 1 S: 9	H: 4 LOB: 2 BB: 1 P: 13	R: 0 E: 0 K: 1 S: 5	H: 0 LOB: 0 BB: 0 P: 5	R: 3 E: 0 K: 3 S: 13	H: 4 LOB: 2 BB: 1 P: 17	R: 0 E: 0 K: 1 S: 7	H: 2 LOB: 2 BB: 0 P: 7	R: 0 E: 0 K: 0 S: 3	H: 0 LOB: 0 BB: 0 P: 3	R: 1 E: 0 K: 1 S: 6	H: 1 LOB: 1 BB: 1 P: 11	R: 0 E: 0 K: 1 S: 7	H: 2 LOB: 2 BB: 0 P: 7	R: 1 E: 0 K: 0 S: 3	H: 0 LOB: 0 BB: 1 P: 9	R: 1 E: 1 K: 1 S: 7	H: 1 LOB: 1 BB: 0 P: 7	1B: 9 2B: 4 3B: 1 HR: 0	SF: 1 SAC: 0 DP: 0 HBP: 0	WP: 0 PB: 0 SB: 5 CS: 0	PA: 46		
<b>PITCHER</b>	IP WLS BF H R ER SO BB IBB HBP BLK WP HR S P ERA WHIP	49 Yovani Gallardo, R ERA: 5.29 52 Chris Smith, R ERA: 2.39 51 Trevor Hoffman, R ERA: 9.0 57 Mitch Stetter, L ERA: 13.5 60 Todd Coffey, R ERA: 0.9	3.0 L 19 8 6 6 5 2 0 0 0 0 0 27 35 18.00 3.333	3.0 13 3 1 1 2 1 0 0 0 0 0 16 21 3.00 1.333	1.0 5 2 0 0 1 0 0 0 0 0 7 7 0.00 2.000	1.0 4 0 1 1 0 1 0 0 0 0 3 9 9.00 1.000	1.0 5 1 1 0 1 0 0 0 0 0 7 7 0.00 1.000																	

San Diego Padres @ Milwaukee Brewers  
Maryvale Baseball Park, Phoenix, AZ  
Fri Mar 26 2010, 4:26 PM - 7:08 PM EDT  
Att.: 4,407 - Sunny - 71 F

livebaseballscores.com

AB 41  
R 9  
H 14  
RBI 8  
BB 4  
SO 9  
LOB 26



Batter	1	2	3	4	5	6	7	8	9	AB	R	H	RBI	BB	SO	LOB	BOTTOM							
23 Rickie Weeks Jr., R OBP: 0.415, SLG: 0.455 2 Joe Inglett, L OBP: 0.333, SLG: 0.367	K		K			K			G4-3	3	0	0	0	0	3	0								
21 Alcides Escobar, R OBP: 0.339, SLG: 0.469 75 Luis Alfonso Cruz, R OBP: 0.176, SLG: 0.129	F8		G6-3			28 WP 27 WP BB			L8	2	0	0	0	1	0	0								
8 Ryan Braun, R OBP: 0.311, SLG: 0.548 27 Carlos Gómez, R OBP: 0.315, SLG: 0.396	F8					G6-3			78 1B 1B	2	0	0	0	0	0	0								
28 Prince Fielder, L OBP: 0.294, SLG: 0.354 78 Joe Koshansky, L OBP: 0.400, SLG: 0.400						F9				3	1	1	0	0	0	1								
14 Casey McGehee, R OBP: 0.235, SLG: 0.250 66 Taylor Green, L						G1-3				1	0	1	0	0	0	0								
15 Jim Edmonds, L OBP: 0.409, SLG: 0.579 63 Adam Stern, L OBP: 0.441, SLG: 0.621						G4-3				3	1	2	3	0	0	0								
22 Jody Gerut, L OBP: 0.233, SLG: 0.439						G4-3				1	1	0	0	0	1	0								
16 George Kottaras, L OBP: 0.410, SLG: 0.824 87 Jonathan Lucroy, R OBP: 0.250, SLG: 0.557						K				4	0	0	0	0	2	2								
49 Yovani Gallardo, R OBP: 0.287, SLG: 1.667 9 Gregor Salas, S OBP: 0.200, SLG: 0.000 52 Chris Smith, R 51 Trevor Hoffman, R 30 Craig Counsell, L 57 Mitch Stetter, L 60 Todd Coffey, R						G4-3				0	0	0	0	0	0	0								
<b>Inning Stats</b>	R: 0 E: 0 K: 1 S: 5	H: 0 LOB: 0 BB: 0 P: 5	R: 2 E: 0 K: 0 S: 5	H: 2 LOB: 0 BB: 0 P: 7	R: 0 E: 0 K: 1 S: 5	H: 0 LOB: 0 BB: 0 P: 5	R: 0 E: 0 K: 0 S: 3	H: 0 LOB: 0 BB: 0 P: 3	R: 0 E: 0 K: 2 S: 8	H: 1 LOB: 1 BB: 0 P: 8	R: 0 E: 0 K: 2 S: 7	H: 0 LOB: 1 BB: 1 P: 12	R: 2 E: 0 K: 0 S: 6	H: 2 LOB: 2 BB: 0 P: 7	R: 0 E: 0 K: 0 S: 5	H: 2 LOB: 2 BB: 0 P: 5	R: 0 E: 0 K: 2 S: 7	H: 0 LOB: 0 BB: 0 P: 7	1B: 3 2B: 3 3B: 0 HR: 1	SF: 1 SAC: 0 DP: 0 HBP: 0	WP: 3 PB: 0 SB: 0 CS: 0	PA: 35		
<b>PITCHER</b>	IP WLS BF H R ER SO BB IBB HBP BLK WP HR S P ERA WHIP	27 Jon Garland, R ERA: 6.39 45 Edward Mujica, R ERA: 9.64 55 Adam Russell, R ERA: 1.08 39 Ernesto Frieri, R ERA:	5.0 W 18 3 2 2 2 1 0 0 0 2 0 13 19 9.00 1.500	2.0 9 2 2 2 2 1 0 0 0 0 2 0 5 5 0.00 2.000	1.0 5 2 0 0 0 0 0 0 0 0 0 0 7 7 0.00 0.000	1.0 3 0 0 0 2 0 0 0 0 0 0 0 7 7 0.00 0.000																		

San Diego Padres @ Milwaukee Brewers  
Maryvale Baseball Park, Phoenix, AZ  
Fri Mar 26 2010, 4:26 PM - 7:08 PM EDT  
Att.: 4,407 - Sunny - 71 F

livebaseballscores.com

AB 33  
R 4  
H 7  
RBI 4  
BB 1  
SO 8  
LOB 10







Batter	1	2	3	4	5	6	7	8	9	AB	R	H	RBI	BB	SO	LOB	TOP			
20 Julio Borbon, L (1, 8) OBP: 0.329, SLG: 0.338										3	0	1	0	1	0	0	<b>Texas Rangers @ Milwaukee Brewers</b> Maryvale Baseball Park, Phoenix, AZ Sat Mar 27 2010, 4:11 PM - 6:51 PM EDT Att: 5,746 - Sunny - 72 F			
1 Elvis Andrus, R (1, 6) OBP: 0.290, SLG: 0.345										4	0	1	0	0	0	2				
7 David Murphy, L (1, 7) OBP: 0.312, SLG: 0.418 91 James Tomlin, R (8, 7)										4	0	0	0	0	1	2				
17 Nelson Cruz, R (1, 9) OBP: 0.414, SLG: 0.633										4	0	0	0	0	2	0				
71 Matthew Brown, R (1, 3) OBP: 0.447, SLG: 0.633										4	0	0	0	0	3	1				
14 Joaquin Arias, R (1, 4) OBP: 0.315, SLG: 0.292 28 Darren Oliver, R (7, 1)										3	1	1	0	0	0	1				
58 Guillermo Moscoso, R (8, 1) 18 Mitch Moreland, L (9, PH) OBP: 0.423, SLG: 0.409										0	0	0	0	0	0	0				
2 Taylor Teagarden, R (1, 2) 51 Max Ramirez, R (7, 2) OBP: 0.269, SLG: 0.320										2	0	0	0	1	1	1				
6 Esteban German, R (1, 5) 92 John Whittleman, L (8, 5)										3	0	1	1	0	2	0				
36 C.J. Wilson, L (1, 1) 74 Chad Tracy, R (7, PH) Guilider Rodriguez, S (7, 4)										0	0	0	0	0	0	0				
<b>Inning Stats</b>	R: 0 E: 0 K: 1 S: 5	H: 0 LOB: 0 BB: 0 P: 5	R: 0 E: 1 K: 1 S: 6	H: 0 LOB: 1 BB: 0 P: 6	R: 0 E: 0 K: 1 S: 6	H: 1 LOB: 1 BB: 0 P: 7	R: 0 E: 0 K: 2 S: 7	H: 0 LOB: 0 BB: 0 P: 7	R: 0 E: 0 K: 0 S: 3	H: 0 LOB: 1 BB: 1 P: 7	R: 1 E: 0 K: 1 S: 7	H: 2 LOB: 2 BB: 1 P: 11	R: 0 E: 0 K: 0 S: 3	H: 1 LOB: 0 BB: 0 P: 3	R: 0 E: 0 K: 2 S: 7	H: 0 LOB: 0 BB: 0 P: 7	1B: 4 2B: 0 3B: 0 HR: 0	SF: 0 SAC: 0 DP: 1 HBP: 0	WP: 0 PB: 0 SB: 2 CS: 0	PA: 33
<b>PITCHER</b>	IP WLS BF H R ER SO BB IBB HBP BLK WP HR S P ERA WHIP																			
43 Randy Wolf, L (1, 1) ERA: 1.13	6.0 W 21 1 0 0 7 1 0 0 0 0 0 0 34 39 0.00 0.333																			
32 LaTroy Hawkins, R (7, 1) ERA: 9.0	1.0 H 6 2 1 1 1 1 0 0 0 0 0 0 7 11 9.00 3.000																			
46 Claudio Vargas, R (8, 1) ERA: 2.57	1.0 H 3 1 0 0 0 0 0 0 0 0 0 0 3 3 0.00 1.000																			
70 Zach Braddock, L (9, 1) ERA:	1.0 S 3 0 0 0 2 0 0 0 0 0 0 0 7 7 0.00 0.000																			

Batter	1	2	3	4	5	6	7	8	9	AB	R	H	RBI	BB	SO	LOB	BOTTOM			
23 Rickie Weeks Jr., R (1, 4) OBP: 0.411, SLG: 0.435 2 Joe Inglett, R (7, 4) OBP: 0.325, SLG: 0.355										2	0	0	0	1	1	1	<b>Texas Rangers @ Milwaukee Brewers</b> Maryvale Baseball Park, Phoenix, AZ Sat Mar 27 2010, 4:11 PM - 6:51 PM EDT Att: 5,746 - Sunny - 72 F			
27 Carlos Gómez, R (1, 8) OBP: 0.316, SLG: 0.393 16 George Kottaras, L (7, 2) OBP: 0.400, SLG: 0.800										3	0	1	0	0	1	1				
14 Casey McGehee, R (1, 5) OBP: 0.241, SLG: 0.240 63 Adam Stern, L (6, PR) OBP: 0.457, SLG: 0.633										2	0	0	0	1	1	2				
28 Prince Fielder, L (1, 3) OBP: 0.315, SLG: 0.420 78 Joe Koshansky, L (7, 3) OBP: 0.500, SLG: 0.400										2	1	2	1	0	2	2				
9 Gregg Zaun, S (1, 2) OBP: 0.511, SLG: 0.650 66 Taylor Green, L (6, PR) OBP: 0.333, SLG: 0.200										2	0	1	0	1	0	1				
1 Corey Hart, R (1, 9) OBP: 0.187, SLG: 0.326										4	0	0	0	2	5					
15 Jim Edmonds, L (1, 7) OBP: 0.380, SLG: 0.537										3	0	0	0	0	3	0				
46 Claudio Vargas, R (8, 1) 70 Zach Braddock, L (9, 1)										0	0	0	0	0	0	0				
21 Alcides Escobar, R (1, 6) OBP: 0.385, SLG: 0.479										3	0	1	0	0	1	0				
43 Randy Wolf, L (1, 1) 32 LaTroy Hawkins, R (7, 1) 22 Jody Gerut, L (7, PH) OBP: 0.227, SLG: 0.429										2	0	0	0	0	1	1				
<b>Inning Stats</b>	R: 0 E: 0 K: 1 S: 5	H: 1 LOB: 1 BB: 1 P: 9	R: 0 E: 0 K: 1 S: 4	H: 0 LOB: 1 BB: 1 P: 8	R: 0 E: 0 K: 1 S: 6	H: 1 LOB: 0 BB: 0 P: 7	R: 0 E: 0 K: 1 S: 5	H: 0 LOB: 1 BB: 1 P: 9	R: 0 E: 0 K: 3 S: 9	H: 0 LOB: 0 BB: 0 P: 9	R: 2 E: 0 K: 1 S: 9	H: 2 LOB: 1 BB: 1 P: 14	R: 0 E: 0 K: 1 S: 5	H: 0 LOB: 0 BB: 0 P: 5	R: 1 E: 0 K: 3 S: 11	H: 2 LOB: 2 BB: 1 P: 15	1B: 5 2B: 0 3B: 0 HR: 1	SF: 0 SAC: 0 DP: 2 HBP: 0	WP: 2 PB: 0 SB: 1 CS: 0	PA: 33
<b>PITCHER</b>	IP WLS BF H R ER SO BB IBB HBP BLK WP HR S P ERA WHIP																			
36 C.J. Wilson, L (1, 1) ERA: 4.08	6.0 L 24 4 2 2 2 8 4 0 0 0 0 0 1 38 56 3.00 1.333																			
28 Darren Oliver, L (7, 1) ERA:	1.0 3 0 0 0 1 0 0 0 0 0 0 0 5 5 0.00 0.000																			
58 Guillermo Moscoso, R (8, 1) ERA: 6.63	1.0 6 2 1 1 3 1 0 0 0 0 1 0 11 15 9.00 3.000																			

**AB 31**  
**R 1**  
**H 4**  
**RBI 1**  
**BB 2**  
**SO 10**  
**LOB 9**



**AB 28**  
**R 3**  
**H 6**  
**RBI 3**  
**BB 5**  
**SO 12**  
**LOB 13**









Batter	1	2	3	4	5	6	7	8	9	AB	R	H	RBI	BB	SO	LOB	TOP					
33 Aaron Rowand, R OBP: 0.519, SLG: 0.644	E3 8 HR	F8		G5-3						4	1	1	1	0	0	2	<b>San Francisco Giants @ Milwaukee Brewers</b> Maryvale Baseball Park, Phoenix, AZ Mon Mar 29 2010, 4:15 PM - 7:08 PM EDT Att: 4,628 - Overcast - 81 F <a href="http://livebaseballscorecards.com">livebaseballscorecards.com</a>					
34 Matt Downs, R OBP: 0.442, SLG: 0.526										1	0	1	0	0	0	0						
8 Eugenio Velez, S OBP: 0.335, SLG: 0.382										5	2	2	2	0	1	2						
12 Nate Schierholtz, L OBP: 0.293, SLG: 0.590										4	3	2	1	1	0	0						
20 John Bowker, L OBP: 0.378, SLG: 0.631										3	1	2	2	1	0	1						
28 Buster Posey, R OBP: 0.330, SLG: 0.590										1	0	0	0	0	0	1						
35 Travis Ishikawa, L OBP: 0.241, SLG: 0.222										4	0	2	2	0	0	1						
22 Eli Whiteside, R OBP: 0.292, SLG: 0.259										4	0	0	0	0	1	3						
60 Waldir Joaquin, R										0	0	0	0	0	0	0						
54 Sergio Romo, R										1	0	0	0	0	0	1						
89 Shanton Schoop, R										0	0	0	0	0	0	0						
70 Felix Romero, R										0	0	0	0	0	0	0						
65 Steve Edlefsen, R										0	0	0	0	0	0	0						
79 Brandon Crawford, L OBP: 0.316, SLG: 0.313										4	0	1	0	1	0	3						
29 Ryan Rohlinger, R OBP: 0.236, SLG: 0.184										4	1	1	0	0	0	2						
57 Jonathan Sánchez, L OBP: 0.250, SLG: 0.500										1	0	0	0	0	0	1						
32 Steve Holm, R OBP: 0.615, SLG: 0.545										1	0	0	0	0	0	0						
<b>Inning Stats</b>	R: 2 E: 1 K: 1 S: 9	H: 2 LOB: 0 BB: 0 P: 10	R: 0 E: 0 K: 0 S: 6	H: 0 LOB: 1 BB: 1 P: 15	R: 2 E: 0 K: 0 S: 8	H: 2 LOB: 0 BB: 0 P: 11	R: 0 E: 0 K: 0 S: 8	H: 1 LOB: 1 BB: 0 P: 11	R: 2 E: 0 K: 1 S: 10	H: 1 LOB: 0 BB: 1 P: 17	R: 1 E: 0 K: 0 S: 11	H: 2 LOB: 1 BB: 0 P: 14	R: 0 E: 0 K: 0 S: 4	H: 1 LOB: 2 BB: 1 P: 8	R: 0 E: 0 K: 0 S: 4	H: 1 LOB: 1 BB: 0 P: 4	R: 1 E: 0 K: 0 S: 9	H: 2 LOB: 1 BB: 0 P: 13	1B: 6 2B: 3 3B: 1 HR: 2	SF: 1 SAC: 2 DP: 0 HBP: 0	WP: 1 PB: 0 CS: 0	PA: 43
<b>PITCHER</b>	IP WLS BF H R ER SO BB IBB HBP BLK WP HR S P ERA WHIP																					
31 Dave Bush, R ERA: 4.34	6.0 L 29 8 7 6 2 2 2 0 0 0 0 1 2 52 78 9.00 1.667																					
51 Trevor Hoffman, R ERA: 8.75	1.0 5 1 0 0 0 1 0 0 0 0 0 0 4 8 0.00 2.000																					
32 LaTroy Hawkins, R ERA: 7.2	1.0 4 1 0 0 0 0 0 0 0 0 0 0 4 4 0.00 1.000																					
60 Todd Coffey, R ERA: 1.64	1.0 5 2 1 1 0 0 0 0 0 0 0 0 9 13 9.00 2.000																					
<b>Batter</b>	<b>1</b>	<b>2</b>	<b>3</b>	<b>4</b>	<b>5</b>	<b>6</b>	<b>7</b>	<b>8</b>	<b>9</b>	<b>AB</b>	<b>R</b>	<b>H</b>	<b>RBI</b>	<b>BB</b>	<b>SO</b>	<b>LOB</b>	<b>BOTTOM</b>					
27 Carlos Gómez, R OBP: 0.317, SLG: 0.377	K		F9		G4-3					3	0	0	0	0	1	0	<b>San Francisco Giants @ Milwaukee Brewers</b> Maryvale Baseball Park, Phoenix, AZ Mon Mar 29 2010, 4:15 PM - 7:08 PM EDT Att: 4,628 - Overcast - 81 F <a href="http://livebaseballscorecards.com">livebaseballscorecards.com</a>					
63 Adam Stern, L OBP: 0.447, SLG: 0.606										2	1	1	2	0	0	1						
22 Jody Gerut, L OBP: 0.192, SLG: 0.360										4	0	0	0	0	2	1						
93 Erik Miller, R OBP: 0.750, SLG: 0.667										1	0	1	0	0	0	0						
23 Rickie Weeks Jr., R OBP: 0.424, SLG: 0.910										3	1	2	1	0	0	0						
78 Joe Koshansky, L OBP: 0.636, SLG: 0.889										2	1	2	1	0	0	0						
28 Prince Fielder, L OBP: 0.351, SLG: 0.431										1	0	1	0	1	0	0						
90 Eric Farris, R OBP: 0.500, SLG: 0.571										2	0	1	1	0	0	2						
15 Jim Edmonds, L OBP: 0.360, SLG: 0.500										3	0	0	0	0	2	4						
2 Joe Inglett, L OBP: 0.311, SLG: 0.324										1	0	0	0	1	0	1						
16 George Kottaras, L OBP: 0.381, SLG: 0.718										2	0	0	0	1	2	2						
79 Martín Maldonado, R OBP: 0.444, SLG: 0.286										2	0	0	0	0	0	4						
21 Alcides Escobar, R OBP: 0.370, SLG: 0.460										2	0	0	0	0	1	1						
93 Ray Olmedo, S OBP: 0.300, SLG: 0.300										1	1	1	0	0	0	0						
66 Taylor Green, L OBP: 0.273, SLG: 0.200										4	1	1	1	0	2	1						
31 Dave Bush, R ERA: 4.24										2	0	0	0	0	1	1						
51 Trevor Hoffman, R ERA: 8.75										1	1	1	0	0	0	0						
30 Craig Counsell, L OBP: 0.604, SLG: 0.724										0	0	0	0	0	0	0						
32 LaTroy Hawkins, R ERA: 7.2										0	0	0	0	0	0	0						
60 Todd Coffey, R ERA: 1.64										1	0	1	0	0	0	0						
97 Chadwin Slang, R OBP: 1.000, SLG: 2.000										1	0	1	0	0	0	0						
<b>Inning Stats</b>	R: 0 E: 0 K: 2 S: 13	H: 2 LOB: 2 BB: 0 P: 17	R: 0 E: 0 K: 2 S: 13	H: 0 LOB: 1 BB: 1 P: 18	R: 0 E: 0 K: 1 S: 5	H: 0 LOB: 0 BB: 0 P: 5	R: 0 E: 0 K: 3 S: 10	H: 0 LOB: 1 BB: 0 P: 18	R: 0 E: 0 K: 1 S: 5	H: 0 LOB: 0 BB: 0 P: 8	R: 1 E: 1 K: 0 S: 9	H: 1 LOB: 1 BB: 1 P: 17	R: 1 E: 1 K: 0 S: 6	H: 2 LOB: 1 BB: 0 P: 6	R: 0 E: 0 K: 0 S: 6	H: 2 LOB: 0 BB: 0 P: 8	R: 3 E: 1 K: 0 S: 11	H: 5 LOB: 3 BB: 1 P: 18	1B: 9 2B: 1 3B: 0 HR: 2	SF: 0 SAC: 1 DP: 1 HBP: 1	WP: 1 PB: 0 CS: 0	PA: 42
<b>PITCHER</b>	IP WLS BF H R ER SO BB IBB HBP BLK WP HR S P ERA WHIP																					
57 Jonathan Sánchez, L ERA: 4.24	6.0 W 24 3 1 1 0 2 2 0 1 0 0 1 1 55 83 1.50 0.833																					
60 Waldir Joaquin, R ERA: 2.31	1.0 5 2 1 0 0 0 0 0 0 0 0 0 5 6 0.00 2.000																					
54 Sergio Romo, R ERA: 8.64	1.0 4 2 1 1 0 0 0 0 0 0 0 0 1 6 8 9.00 2.000																					
70 Felix Romero, R ERA: 5.68	0.1 6 5 3 3 0 0 0 0 0 0 0 0 9 12 81.00 15.000																					
65 Steve Edlefsen, R ERA: 9.53	0.2 S 3 0 0 0 0 1 0 0 0 0 0 0 2 6 0.00 1.500																					



Batter	1	2	3	4	5	6	7	8	9	10	AB	R	H	RBI	BB	SO	LOB	TOP	
27 Carlos Gómez, R OBP: 0.333, SLG: 0.391 2 Joe Inglett, L OBP: 0.319, SLG: 0.333											3	1	2	0	0	0	1	<b>Milwaukee Brewers @ Los Angeles Angels</b> Tempe Diablo Stadium, Tempe, AZ Tue Mar 30 2010, 4:19 PM - 7:06 PM EDT Att: 6,561 - Sunny - 88 F	
21 Alcides Escobar, R OBP: 0.361, SLG: 0.434 30 Craig Counsell, L OBP: 0.359, SLG: 0.389											3	0	0	0	0	0	3		
23 Rickie Weeks Jr., R OBP: 0.435, SLG: 0.529 93 Erik Miller, R OBP: 0.667, SLG: 0.500											2	0	1	1	1	0	0		
28 Prince Fielder, L OBP: 0.367, SLG: 0.407 66 Taylor Green, L OBP: 0.333, SLG: 0.200											3	0	0	0	0	1	3		
14 Casey McGehee, R OBP: 0.250, SLG: 1.000 97 Chadwin Stang, R OBP: 0.500, SLG: 1.000											3	0	1	0	0	0	0		
1 Corey Hart, R OBP: 0.444, SLG: 0.375 Zelous Wheeler, R OBP: 0.444, SLG: 0.375											3	0	0	0	0	1	1		
63 Adam Stern, L OBP: 0.452, SLG: 0.583											3	0	1	0	1	1	1		
96 Brett Lawrie, R OBP: 0.250, SLG: 0.625 93 Ray Olmedo, S OBP: 0.333, SLG: 0.333											3	0	1	0	0	1	2		
16 George Kottaras, L OBP: 0.388, SLG: 0.690 79 Martin Maldonado, R OBP: 0.490, SLG: 0.520											3	0	1	0	0	0	3		
<b>Inning Stats</b>	R: 1 E: 0 K: 0 S: 4	H: 2 LOB: 0 BB: 0 P: 5	R: 0 E: 0 K: 2 S: 7	H: 0 LOB: 0 BB: 0 P: 7	R: 0 E: 0 K: 0 S: 5	H: 1 LOB: 1 BB: 0 P: 5	R: 0 E: 0 K: 0 S: 3	H: 0 LOB: 0 BB: 0 P: 3	R: 0 E: 1 K: 0 S: 4	H: 1 LOB: 1 BB: 0 P: 5	R: 0 E: 0 K: 1 S: 5	H: 1 LOB: 2 BB: 1 P: 10	R: 0 E: 0 K: 1 S: 7	H: 2 LOB: 1 BB: 0 P: 7	R: 0 E: 0 K: 0 S: 3	H: 1 LOB: 0 BB: 0 P: 3	1B: 7 2B: 3 3B: 0 HR: 0		SF: 0 SAC: 0 DP: 2 HBP: 0
<b>PITCHER</b>	IP 5.0	WLS 18	BF 4	H 1	R 0	ER 1	SO 2	BB 0	IBB 0	HBP 0	BLK 0	WP 0	HR 0	S 23	P 25	ERA 1.80	WHIP 0.800		
19 Scott Kazmir, L ERA: 4.76	5.0	18	4	1	0	1	2	0	0	0	0	0	0	23	25	1.80	0.800		
52 Jason Bulger, R ERA: 1.29	1.0	4	1	0	0	1	1	0	0	0	0	0	0	5	9	0.00	2.000		
69 Travis Chick, R ERA: 5.06	2.0	10	1	0	0	2	3	0	0	0	0	0	0	11	23	0.00	2.000		
Ryan Aldridge, R ERA: 2.7	1.0	4	2	0	0	1	0	0	0	0	0	0	0	7	7	0.00	2.000		
6 Jeremy Hill, R ERA: 2.7	1.0	3	1	0	0	0	0	0	0	0	0	0	0	3	3	0.00	1.000		

Batter	1	2	3	4	5	6	7	8	9	10	AB	R	H	RBI	BB	SO	LOB	BOTTOM			
2 Erick Aybar, S OBP: 0.431, SLG: 0.381 22 Cory Adridge, L OBP: 0.436, SLG: 0.686											2	0	1	0	1	0	1	<b>Milwaukee Brewers @ Los Angeles Angels</b> Tempe Diablo Stadium, Tempe, AZ Tue Mar 30 2010, 4:19 PM - 7:06 PM EDT Att: 6,561 - Sunny - 88 F			
53 Bobby Abreu, L OBP: 0.289, SLG: 0.424 83 Michael Ryan, L OBP: 0.375, SLG: 0.500											3	0	0	0	0	2	5				
48 Torii Hunter, R OBP: 0.457, SLG: 0.625 42 Terry Evans, R OBP: 0.256, SLG: 0.306											3	0	0	0	0	1	5				
55 Hideki Matsui, L OBP: 0.348, SLG: 0.359 39 Robb Quinlan, R OBP: 0.234, SLG: 0.273											3	0	1	0	0	1	4				
8 Kendrys Morales, S OBP: 0.400, SLG: 0.545 46 Bobby Wilson, R OBP: 0.414, SLG: 0.400											3	0	0	0	0	0	1				
20 Juan Rivera, R OBP: 0.288, SLG: 0.482 94 Gary Patchett, R OBP: 0.414, SLG: 0.458											3	0	1	0	0	1	0				
47 Howie Kendrick, R OBP: 0.322, SLG: 0.483 6 Hainley Statia, S OBP: 0.261, SLG: 0.150											3	0	1	0	0	1	1				
5 Jeff Mathis, R OBP: 0.318, SLG: 0.405 12 Freddy Sandoval, S OBP: 0.237, SLG: 0.200											2	0	1	0	0	0	1				
3 Brandon Wood, R OBP: 0.394, SLG: 0.475 66 Rian Kiniry, L ERA: 11.25											1	0	1	0	1	0	0				
<b>Inning Stats</b>	R: 0 E: 0 K: 1 S: 6	H: 0 LOB: 1 BB: 1 P: 10	R: 0 E: 0 K: 2 S: 7	H: 0 LOB: 0 BB: 0 P: 7	R: 0 E: 0 K: 2 S: 10	H: 3 LOB: 3 BB: 0 P: 10	R: 0 E: 0 K: 0 S: 4	H: 1 LOB: 1 BB: 0 P: 4	R: 0 E: 0 K: 1 S: 5	H: 0 LOB: 1 BB: 0 P: 9	R: 0 E: 0 K: 0 S: 3	H: 1 LOB: 2 BB: 1 P: 9	R: 0 E: 0 K: 0 S: 3	H: 1 LOB: 1 BB: 1 P: 7	R: 0 E: 0 K: 1 S: 5	H: 0 LOB: 0 BB: 0 P: 5	R: 0 E: 0 K: 0 S: 3		H: 0 LOB: 0 BB: 0 P: 3	1B: 6 2B: 1 3B: 0 HR: 0	SF: 1 SAC: 1 DP: 2 HBP: 1
<b>PITCHER</b>	IP 3.0	WLS 13	BF 8	H 1	R 0	ER 0	SO 5	BB 1	IBB 0	HBP 0	BLK 0	WP 0	HR 0	S 23	P 27	ERA 0.00	WHIP 1.333				
38 Chris Naverson, L ERA: 5.6	3.0	13	8	1	0	0	5	1	0	0	0	0	0	23	27	0.00	1.333				
26 Manny Parra, L ERA: 6.0	2.0	8	1	0	0	1	1	0	0	0	0	0	0	9	13	0.00	1.000				
32 LaTroy Hawkins, R ERA: 6.0	1.0	3	1	0	0	0	0	0	0	0	0	0	0	3	3	0.00	1.000				
46 Claudio Vargas, R ERA: 3.38	1.0	6	1	1	1	0	1	0	1	0	0	0	0	4	9	9.00	2.000				
57 Mitch Stetter, L ERA: 11.25	1.0	4	1	0	0	0	1	0	0	0	0	0	0	3	7	0.00	2.000				

AB 35  
R 1  
H 9  
RBI 1  
BB 4  
SO 6  
LOB 18

AB 33  
R 1  
H 7  
RBI 1  
BB 4  
SO 7  
LOB 24



















Batter	1	2	3	4	5	6	7	8	9	AB	R	H	RBI	BB	SO	LOB	TOP																			
5 Carlos González, L (1,8) OBP: 0.800, SLG: 0.800	1-1 7 CS 1B		3-1 G4-6-3 1-2		1-1 2 1B 1B		0-1 7 1B		2-1 19 2B 1B	5	2	4	0	0	0	1																				
7 Seth Smith, L (1,7) 34 Matt Betisle, R (7,5) 53 Randy Flores, L (7,5) 31 Matt Daley, R (7,5) 63 Rafael Betancourt, R (8,1) 19 Ryan Spilborghs, R (8,PH) 56 Franklin Morales, L (8,1)	3-3 1B		1-3 K		2-3 K		1-2 G4-6-3 1-2		1-0 SAFE 1B	4	0	0	0	0	0	3	3																			
17 Todd Helton, L (1,3) OBP: 0.400, SLG: 0.600	2-2 G1-3			2-2 E5 20 BB 9 SF8 11 BB		1-0 2 1B 1B		0-1 2B		1-2 P5	5	1	2	0	0	0	1																			
2 Troy Tulowitzki, R (1,6) OBP: 0.250, SLG: 0.250	0-2 G1-3			0-0 L8		1-0 11 FC4-6 1B		2-1 F9			4	0	1	1	0	0	2																			
11 Brad Hawpe, L (1,9) OBP: 0.500, SLG: 0.667	2-0 9 WP 2B			4-1 20 BB BB		2-0 FC4-6 1B		0-0 F7			3	1	1	0	1	0	3																			
20 Chris Iannetta, R (1,2)	2-2 P5			4-1 12 FC5-4 BB		1-0 P6		4-0 IBB			2	0	0	0	2	0	1																			
9 Ian Stewart, L (1,5) OBP: 0.250, SLG: 1.333	3-0 HR			0-1 SF8		3-1 G4-3		1-2 G5-3			3	1	1	2	0	0	2																			
12 Clint Barnes, R (1,4)	1-3 K			0-1 FC5-4		2-1 L5			1-2 F8	4	0	0	0	0	1	2																				
38 Ubaldo Jiménez, R (1,1) 24 Dexter Fowler, S (7,PH) (7,8)			2-2 E2 5 G4-6-3		0-1 G3		3-2 K		1-1 G6-3	2	0	0	0	0	0	0																				
<b>Inning Stats</b>	R: 0 E: 0 K: 1 S: 8	H: 1 LOB: 0 BB: 0 P: 14	R: 2 E: 0 K: 1 S: 11	H: 2 LOB: 0 BB: 0 P: 19	R: 0 E: 1 K: 1 S: 8	H: 0 LOB: 0 BB: 0 P: 14	R: 1 E: 1 K: 0 S: 10	H: 0 LOB: 2 BB: 2 P: 20	R: 1 E: 0 K: 1 S: 10	H: 3 LOB: 0 BB: 0 P: 17	R: 0 E: 0 K: 0 S: 5	H: 0 LOB: 0 BB: 0 P: 11	R: 0 E: 0 K: 1 S: 10	H: 1 LOB: 0 BB: 0 P: 14	R: 0 E: 0 K: 0 S: 8	H: 1 LOB: 2 BB: 1 P: 15	R: 1 E: 0 K: 0 S: 11	H: 2 LOB: 1 BB: 0 P: 17	1B: 6 2B: 3 3B: 0 HR: 1	SF: 1 SAC: 0 DP: 2 HBP: 0	WP: 2 PB: 2 SB: 0 CS: 1	PA: 39														
<b>PITCHER</b>	IP	WLS	BF	H	R	ER	SO	BB	IBB	HBP	BLK	WP	HR	S	P	ERA	WHIP	<b>PITCHER</b>	IP	WLS	BF	H	R	ER	SO	BB	IBB	HBP	BLK	WP	HR	S	P	ERA	WHIP	
49 Yovani Gallardo, R (1,1) ERA: 3.86	7.0	L	29	7	4	3	5	2	0	0	0	1	1	62	109	3.86	1.286																			
38 Chris Narveson, L (8,1) ERA: 4.5	2.0		10	3	1	1	0	0	1	0	0	0	0	19	32	4.50	1.500																			

**Colorado Rockies @ Milwaukee Brewers**  
Miller Park, Milwaukee, WI  
Mon Apr 05 2010, 1:11 PM - 4:20 PM CDT  
Att: 45,808 - Sunny - 68 F

livebaseballscores.com

AB 35  
R 5  
H 10  
RBI 4  
BB 3  
SO 5  
LOB 15



Batter	1	2	3	4	5	6	7	8	9	AB	R	H	RBI	BB	SO	LOB	BOTTOM																				
23 Rickie Weeks Jr, R (1,4) OBP: 0.600, SLG: 0.333	3-2 27 G6-3 1B		4-2 28 FC4-6 27 1B BB		0-3 K		0-0 G6-3		2-1 27 2B 8 SF9 27 WP HBP	3	1	1	0	1	1	0																					
27 Carlos Gómez, R (1,8) OBP: 0.800, SLG: 1.600	0-1 G6-3		0-0 28 FC4-6 1B		1-1 8 S 2B		0-2 HR		1-1 8 SF9 2B	5	2	4	1	0	0	1																					
8 Ryan Braun, R (1,7) OBP: 0.400, SLG: 0.750	0-0 E6 28 1B		2-3 K		2-2 1B		0-0 15 BB 28 1B 1B		1-2 SF9	4	0	2	2	0	1	2																					
28 Prince Fielder, L (1,3)	1-1 FC4-6 1B		0-1 FC4-6		0-3 K		1-0 15 BB 1B		1-1 L6	5	0	2	0	0	1	4																					
15 Jim Edmonds, L (1,9)	2-3 K		3-3 K		1-2 21 L7-4 14 1B 1B		1-2 BB		1-2 L4	4	0	1	0	1	2	5																					
14 Casey McGehee, R (1,5) 38 Chris Narveson, L (8,1)	1-1 G6-3 1B		3-1 G6-3		0-1 1B		1-2 P6			4	0	2	0	0	0	3																					
9 Gregg Zaun, S (1,2)	0-1 G3-6		0-0 G3-1		2-0 F8		1-2 G4-3			4	0	0	0	0	0	3																					
21 Alcides Escobar, R (1,6)	2-1 E5		3-2 L5		2-0 L7-4		1-3 K			4	0	0	0	0	1	2																					
49 Yovani Gallardo, R (1,1) 30 Craig Counsell, L (7,PH) (8,5)	0-0 G5-3		1-3 K		1-2 G6-3		1-2 F9			2	0	0	0	0	1	1																					
<b>Inning Stats</b>	R: 0 E: 1 K: 1 S: 12	H: 2 LOB: 2 BB: 0 P: 18	R: 0 E: 1 K: 0 S: 7	H: 1 LOB: 1 BB: 0 P: 10	R: 0 E: 0 K: 2 S: 14	H: 1 LOB: 2 BB: 1 P: 23	R: 0 E: 0 K: 0 S: 10	H: 0 LOB: 0 BB: 0 P: 16	R: 1 E: 0 K: 3 S: 15	H: 2 LOB: 1 BB: 0 P: 19	R: 0 E: 0 K: 0 S: 8	H: 2 LOB: 0 BB: 0 P: 13	R: 1 E: 0 K: 0 S: 15	H: 3 LOB: 3 BB: 1 P: 22	R: 0 E: 0 K: 1 S: 10	H: 0 LOB: 0 BB: 0 P: 13	R: 1 E: 0 K: 0 S: 11	H: 1 LOB: 1 BB: 0 P: 17	1B: 9 2B: 3 3B: 0 HR: 1	SF: 1 SAC: 0 DP: 3 HBP: 1	WP: 1 PB: 0 SB: 1 CS: 0	PA: 41															
<b>PITCHER</b>	IP	WLS	BF	H	R	ER	SO	BB	IBB	HBP	BLK	WP	HR	S	P	ERA	WHIP	<b>PITCHER</b>	IP	WLS	BF	H	R	ER	SO	BB	IBB	HBP	BLK	WP	HR	S	P	ERA	WHIP		
38 Ubaldo Jiménez, R (1,1) ERA: 1.5	6.0	W	26	8	1	1	6	1	0	0	0	0	1	9	10	1.50	1.500																				
34 Matt Betisle, R (7,1) ERA: 13.5	0.2	H	4	2	1	1	0	0	0	0	0	0	0	3	8	13.50	3.000																				
53 Randy Flores, L (7,1) ERA:	0.0		2	1	0	0	0	1	0	0	0	0	0	3	8	0.00	0.000																				
31 Matt Daley, R (7,1) ERA:	0.1	H	1	0	0	0	0	0	0	0	0	0	0	3	4	0.00	0.000																				
63 Rafael Betancourt, R (8,1) ERA:	1.0	H	3	0	0	0	1	0	0	0	0	0	0	10	13	0.00	0.000																				

**Colorado Rockies @ Milwaukee Brewers**  
Miller Park, Milwaukee, WI  
Mon Apr 05 2010, 1:11 PM - 4:20 PM CDT  
Att: 45,808 - Sunny - 68 F

livebaseballscores.com

AB 37  
R 3  
H 12  
RBI 3  
BB 2  
SO 7  
LOB 21





Batter	1	2	3	4	5	6	7	8	9	AB	R	H	RBI	BB	SO	LOB	TOP	
5 Carlos González, L (1.7)										5	1	2	2	0	1	1	<b>Colorado Rockies @ Milwaukee Brewers</b> Miller Park, Milwaukee, WI Tue Apr 06 2010, 7:13 PM - 10:19 PM CDT Att: 37,344 - Roof Closed - 68 F <a href="http://livebaseballscorecards.com">livebaseballscorecards.com</a>	
24 Dexter Fowler, S (1.8) 23 Jason Giambi, L (9, PH)										4	0	1	0	0	1	1		
17 Todd Helton, L (1.3)										4	0	3	1	0	0	2		
2 Troy Tulowitzki, R (1.6)										4	0	0	0	0	2	3		
11 Brad Hawpe, L (1.9)										4	0	0	0	0	2	2		
20 Chris Iannetta, R (1.2)										4	0	0	0	0	2	1		
9 Ian Stewart, L (1.5)										4	3	3	1	0	1	0		
12 Clint Barnes, R (1.4)										4	1	2	0	0	0	1		
27 Greg Smith, L (1.1) 60 Manny Corpas, R (6.1) 19 Ryan Spillberghs, R (7, PH) 31 Matt Daley, R (7.1) 34 Matt Belisle, R (8.1) 7 Seth Smith, L (8, PH)										1	0	0	0	0	0	0		
<b>Inning Stats</b>	R: 1 H: 2 E: 0 K: 2 S: 18	H: 2 R: 0 ER: 0 LOB: 1 BB: 0 P: 23	R: 0 H: 1 E: 0 K: 1 S: 8	H: 1 R: 0 ER: 0 LOB: 0 BB: 0 P: 15	R: 0 H: 1 E: 0 K: 1 S: 10	H: 0 R: 0 ER: 0 LOB: 0 BB: 0 P: 12	R: 0 H: 0 E: 0 K: 2 S: 9	H: 1 R: 0 ER: 0 LOB: 0 BB: 0 P: 14	R: 1 H: 3 E: 0 K: 1 S: 11	H: 0 R: 0 ER: 0 LOB: 0 BB: 0 P: 15	R: 0 H: 0 E: 0 K: 2 S: 9	H: 2 R: 1 ER: 0 LOB: 1 BB: 0 P: 15	1B: 6 2B: 3 3B: 1 HR: 1	SF: 0 SAC: 1 DP: 0 HBP: 0	WP: 0 PB: 0 SB: 0 CS: 0	PA: 38		
<b>PITCHER</b>	IP WLS BF H R ER SO BB IBB HBP BLK WP HR S P ERA WHIP	IP WLS BF H R ER SO BB IBB HBP BLK WP HR S P ERA WHIP	IP WLS BF H R ER SO BB IBB HBP BLK WP HR S P ERA WHIP	IP WLS BF H R ER SO BB IBB HBP BLK WP HR S P ERA WHIP	IP WLS BF H R ER SO BB IBB HBP BLK WP HR S P ERA WHIP	IP WLS BF H R ER SO BB IBB HBP BLK WP HR S P ERA WHIP	IP WLS BF H R ER SO BB IBB HBP BLK WP HR S P ERA WHIP	IP WLS BF H R ER SO BB IBB HBP BLK WP HR S P ERA WHIP	IP WLS BF H R ER SO BB IBB HBP BLK WP HR S P ERA WHIP	IP WLS BF H R ER SO BB IBB HBP BLK WP HR S P ERA WHIP	IP WLS BF H R ER SO BB IBB HBP BLK WP HR S P ERA WHIP	IP WLS BF H R ER SO BB IBB HBP BLK WP HR S P ERA WHIP	IP WLS BF H R ER SO BB IBB HBP BLK WP HR S P ERA WHIP	IP WLS BF H R ER SO BB IBB HBP BLK WP HR S P ERA WHIP	IP WLS BF H R ER SO BB IBB HBP BLK WP HR S P ERA WHIP	IP WLS BF H R ER SO BB IBB HBP BLK WP HR S P ERA WHIP	ERA WHIP	
43 Randy Wolf, L (1.1)	6.2	W	29	9	4	4	8	0	0	0	0	0	0	0	0	0	5.40	1.350
57 Mitch Stetter, L (7.1)	0.1	H	1	0	0	0	0	0	0	0	0	0	0	2	4	0.00	0.000	0.000
32 LaTroy Hawkins, R (8.1)	1.0	H	3	0	0	0	2	0	0	0	0	0	0	9	12	0.00	0.000	0.000
51 Trevor Hoffman, R (9.1)	1.0	S	5	2	1	1	1	0	0	0	0	0	0	11	15	9.00	2.000	0.000

Batter	1	2	3	4	5	6	7	8	9	AB	R	H	RBI	BB	SO	LOB	BOTTOM	
23 Rickie Weeks Jr., R (1.4)										2	2	1	1	2	0	0	<b>Colorado Rockies @ Milwaukee Brewers</b> Miller Park, Milwaukee, WI Tue Apr 06 2010, 7:13 PM - 10:19 PM CDT Att: 37,344 - Roof Closed - 68 F <a href="http://livebaseballscorecards.com">livebaseballscorecards.com</a>	
27 Carlos Gómez, R (1.8)										4	0	0	0	0	1	3		
8 Ryan Braun, R (1.7)										4	1	1	0	0	2	1		
28 Prince Fielder, L (1.3)										2	3	2	1	2	0	0		
14 Casey McGehee, R (1.5)										3	1	2	3	1	0	2		
9 Gregg Zaun, S (1.2)										4	0	0	0	0	0	5		
1 Corey Hart, R (1.9)										3	0	0	0	1	0	2		
21 Alcides Escobar, R (1.6)										4	0	1	1	0	0	1		
43 Randy Wolf, L (1.1) 57 Mitch Stetter, L (7.1) 30 Craig Counsell, L (7, PH) 32 LaTroy Hawkins, R (8.1) 15 Jim Edmonds, L (8, PH) 51 Trevor Hoffman, R (9.1)										2	0	0	0	0	2	0		
<b>Inning Stats</b>	R: 3 H: 1 E: 0 K: 1 S: 19	H: 0 R: 0 ER: 0 LOB: 0 BB: 0 P: 12	R: 0 H: 0 E: 0 K: 1 S: 6	H: 0 R: 0 ER: 0 LOB: 0 BB: 0 P: 12	R: 1 H: 2 E: 0 K: 0 S: 12	H: 1 R: 0 ER: 0 LOB: 0 BB: 0 P: 14	R: 0 H: 0 E: 1 K: 0 S: 6	H: 0 R: 0 ER: 0 LOB: 2 BB: 1 P: 14	R: 0 H: 3 E: 0 K: 1 S: 19	H: 0 R: 0 ER: 0 LOB: 2 BB: 1 P: 31	R: 2 H: 3 E: 0 K: 1 S: 19	H: 0 R: 0 ER: 0 LOB: 1 BB: 1 P: 31	1B: 4 2B: 1 3B: 0 HR: 2	SF: 0 SAC: 0 DP: 2 HBP: 0	WP: 0 PB: 1 SB: 2 CS: 0	PA: 36		
<b>PITCHER</b>	IP WLS BF H R ER SO BB IBB HBP BLK WP HR S P ERA WHIP	IP WLS BF H R ER SO BB IBB HBP BLK WP HR S P ERA WHIP	IP WLS BF H R ER SO BB IBB HBP BLK WP HR S P ERA WHIP	IP WLS BF H R ER SO BB IBB HBP BLK WP HR S P ERA WHIP	IP WLS BF H R ER SO BB IBB HBP BLK WP HR S P ERA WHIP	IP WLS BF H R ER SO BB IBB HBP BLK WP HR S P ERA WHIP	IP WLS BF H R ER SO BB IBB HBP BLK WP HR S P ERA WHIP	IP WLS BF H R ER SO BB IBB HBP BLK WP HR S P ERA WHIP	IP WLS BF H R ER SO BB IBB HBP BLK WP HR S P ERA WHIP	IP WLS BF H R ER SO BB IBB HBP BLK WP HR S P ERA WHIP	IP WLS BF H R ER SO BB IBB HBP BLK WP HR S P ERA WHIP	IP WLS BF H R ER SO BB IBB HBP BLK WP HR S P ERA WHIP	IP WLS BF H R ER SO BB IBB HBP BLK WP HR S P ERA WHIP	IP WLS BF H R ER SO BB IBB HBP BLK WP HR S P ERA WHIP	IP WLS BF H R ER SO BB IBB HBP BLK WP HR S P ERA WHIP	IP WLS BF H R ER SO BB IBB HBP BLK WP HR S P ERA WHIP	ERA WHIP	
27 Greg Smith, L (1.1)	5.0	L	20	4	5	5	5	2	0	0	0	0	0	0	0	0	9.00	1.200
60 Manny Corpas, R (6.1)	1.0	4	0	0	0	0	0	1	0	0	0	0	0	6	14	0.00	1.000	
31 Matt Daley, R (7.1)	1.0	5	0	0	0	0	0	2	0	0	0	0	0	8	17	0.00	2.000	
34 Matt Belisle, R (8.1)	1.0	7	3	2	2	2	1	1	0	0	0	0	0	19	31	18.00	4.000	







Batter	1	2	3	4	5	6	7	8	9	AB	R	H	RBI	BB	SO	LOB	TOP										
55 Skip Schumaker, L (1.4) OBP: 0.316, SLG: 0.333										4	1	2	0	1	0	1	<b>St. Louis Cardinals @ Milwaukee Brewers</b> Miller Park, Milwaukee, WI Fri Apr 09 2010, 7:12 PM - 10:24 PM CDT Att: 34,018 - Roof Closed - 64 F										
47 Ryan Ludwick, R (1.9) OBP: 0.143, SLG: 0.143										4	0	0	0	0	3	3											
5 Albert Pujols, R (1.3) OBP: 0.444, SLG: 0.733										3	0	0	0	1	1	2											
7 Matt Holliday, R (1.7) OBP: 0.500, SLG: 0.941										4	2	3	2	0	1	2											
28 Colby Rasmus, L (1.8) OBP: 0.647, SLG: 0.800										2	1	0	0	2	1	1											
4 Yadier Molina, R (1.2) OBP: 0.429, SLG: 0.545										4	0	0	0	0	0	4											
23 David Freese, R (1.5) OBP: 0.308, SLG: 0.273										3	0	0	1	0	1	1											
13 Brendan Ryan, R (1.6) OBP: 0.176, SLG: 0.067										3	0	0	0	0	2	1											
53 Blake Hawksworth, R (7.1)										0	0	0	0	0	0	0											
36 Dennys Reyes, R (8.1)										0	0	0	0	0	0	0											
34 Nick Stavinoha, R (9. PH) OBP: 1.000, SLG: 4.000										1	1	1	2	0	0	0											
31 Ryan Franklin, R (9.1)										2	0	0	0	0	0	0											
26 Kyle Lohse, R (1.1)										2	0	1	0	0	1	0											
3 Felipe Lopez, S (7.6) OBP: 0.286, SLG: 0.333										2	0	1	0	0	1	0											
<b>Inning Stats</b>	R: 0 E: 0 K: 0 S: 8	H: 1 LOB: 0 BB: 0 P: 11	R: 1 E: 0 K: 1 S: 11	H: 1 LOB: 1 BB: 1 P: 20	R: 0 E: 0 K: 1 S: 8	H: 0 LOB: 0 BB: 0 P: 10	R: 0 E: 0 K: 1 S: 13	H: 1 LOB: 1 BB: 0 P: 17	R: 0 E: 0 K: 2 S: 10	H: 0 LOB: 0 BB: 0 P: 17	R: 2 E: 0 K: 2 S: 16	H: 1 LOB: 0 BB: 0 P: 28	R: 0 E: 0 K: 0 S: 6	H: 0 LOB: 0 BB: 0 P: 8	R: 0 E: 0 K: 3 S: 12	H: 1 LOB: 2 BB: 1 P: 23	R: 2 E: 0 K: 0 S: 12	H: 2 LOB: 1 BB: 1 P: 20	1B: 2 2B: 4 3B: 0 HR: 2	SF: 1 SAC: 0 DP: 1 HBP: 0	WP: 0 PB: 0 SB: 0 CS: 0	PA: 37					
<b>PITCHER</b>	IP	WLS	BF	H	R	ER	SO	BB	IBB	HBP	BLK	WP	HR	S	P	ERA	WHIP										
31 Dave Bush, R (1.1) ERA: 4.76	5.2		22	4	3	3	6	2	0	0	0	0	1	62	96	4.76	1.059										
38 Chris Narveson, L (6.1) ERA: 3.35	0.1	H	1	0	0	0	1	0	0	0	0	0	0	4	7	0.00	0.000										
60 Todd Coffey, R (7.1) ERA:	1.0	H	3	0	0	0	0	0	0	0	0	0	0	6	8	0.00	0.000										
32 LaTroy Hawkins, R (8.1) ERA:	1.0	H	5	1	0	0	3	0	1	0	0	0	0	12	23	0.00	1.000										
51 Trevor Hoffman, R (9.1) ERA: 9.0	1.0	L	6	2	2	2	0	1	0	0	0	0	1	12	20	18.00	3.000										

AB 32  
R 5  
H 7  
RBI 5  
BB 4  
SO 10  
LOB 15



Batter	1	2	3	4	5	6	7	8	9	AB	R	H	RBI	BB	SO	LOB	BOTTOM										
23 Rickie Weeks Jr., R (1.4) OBP: 0.500, SLG: 0.538										4	0	1	1	0	0	0	<b>St. Louis Cardinals @ Milwaukee Brewers</b> Miller Park, Milwaukee, WI Fri Apr 09 2010, 7:12 PM - 10:24 PM CDT Att: 34,018 - Roof Closed - 64 F										
27 Carlos Gómez, R (1.8) OBP: 0.294, SLG: 0.529										5	1	1	0	0	1	2											
8 Ryan Braun, R (1.7) OBP: 0.471, SLG: 0.571										3	1	2	0	1	0	0											
28 Prince Fielder, L (1.3) OBP: 0.471, SLG: 0.429										3	0	1	1	0	1	2											
14 Casey McGehee, R (1.5) OBP: 0.438, SLG: 0.571										3	0	0	0	1	0	3											
15 Jim Edmonds, L (1.9) OBP: 0.357, SLG: 0.333										3	1	0	0	1	0	3											
9 Gregg Zaun, S (1.2) OBP: 0.357, SLG: 0.333										3	0	0	0	1	0	2											
21 Alcides Escobar, R (1.6) OBP: 0.286, SLG: 0.429										4	1	2	2	0	0	0											
31 Dave Bush, R (1.1) ERA: 6.0										1	0	0	0	0	1	2											
38 Chris Narveson, L (6.1) ERA:										0	0	0	0	0	0	0											
60 Todd Coffey, R (7.1) ERA:										0	0	0	0	0	0	0											
2 Joe Inglett, L (7. PH) ERA:										0	0	0	0	0	0	0											
32 LaTroy Hawkins, R (8.1) ERA:										0	0	0	0	0	0	0											
51 Trevor Hoffman, R (9.1) ERA: 9.0										0	0	0	0	0	0	0											
30 Craig Counsell, L (9. PH) OBP: 1.000, SLG: 0.333										1	0	0	0	0	0	0											
<b>Inning Stats</b>	R: 0 E: 0 K: 1 S: 7	H: 0 LOB: 0 BB: 0 P: 11	R: 0 E: 0 K: 0 S: 4	H: 1 LOB: 0 BB: 0 P: 9	R: 1 E: 0 K: 0 S: 11	H: 2 LOB: 1 BB: 0 P: 14	R: 2 E: 0 K: 2 S: 20	H: 2 LOB: 2 BB: 2 P: 34	R: 1 E: 0 K: 0 S: 8	H: 1 LOB: 1 BB: 1 P: 15	R: 0 E: 0 K: 0 S: 5	H: 0 LOB: 0 BB: 0 P: 8	R: 0 E: 0 K: 0 S: 5	H: 0 LOB: 0 BB: 0 P: 7	R: 0 E: 0 K: 0 S: 17	H: 1 LOB: 2 BB: 1 P: 31	R: 0 E: 0 K: 0 S: 7	H: 0 LOB: 1 BB: 0 P: 13	1B: 5 2B: 2 3B: 0 HR: 0	SF: 0 SAC: 1 DP: 1 HBP: 2	WP: 1 PB: 0 SB: 0 CS: 0	PA: 38					
<b>PITCHER</b>	IP	WLS	BF	H	R	ER	SO	BB	IBB	HBP	BLK	WP	HR	S	P	ERA	WHIP										
26 Kyle Lohse, R (1.1) ERA: 6.0	6.0		26	6	4	4	3	3	0	0	0	1	0	55	91	6.00	1.500										
53 Blake Hawksworth, R (7.1) ERA:	1.0		4	1	0	0	0	0	0	0	0	0	0	10	15	0.00	1.000										
36 Dennys Reyes, L (8.1) ERA:	1.0	W	4	0	0	0	0	1	0	1	0	0	0	12	23	0.00	1.000										
31 Ryan Franklin, R (9.1) ERA: 6.0	1.0	S	4	0	0	0	0	0	0	1	0	0	0	7	13	0.00	0.000										

AB 31  
R 4  
H 7  
RBI 4  
BB 4  
SO 3  
LOB 14





Batter	1	2	3	4	5	6	7	8	9	AB	R	H	RBI	BB	SO	LOB	TOP										
55 Skip Schumaker, L OBP: 0.304, SLG: 0.364 22 Joe Mather, R OBP: 0.333, SLG: 0.333 30 Jason Motte, R (9, 1)	G6-3	G1-3					K										4 1 1 0 0 1 0 1 0 1 0 0 0 0 0 0 0 0 0 0 0										
3 Felipe Lopez, S OBP: 0.197, SLG: 0.182 (1, 6) (9, 4)	G4-3		F8			K	G6-3		G6-3								5 0 0 0 0 1 3										
5 Albert Pujols, R OBP: 0.409, SLG: 0.632 (1, 3)	G6-3		F8				K										4 0 1 2 0 1 0										
7 Matt Holliday, R OBP: 0.500, SLG: 0.857 (1, 7)			K														4 1 2 0 0 1 1										
28 Colby Rasmus, L OBP: 0.619, SLG: 0.923 (1, 8)						K											3 2 1 1 1 2 1										
47 Ryan Ludwick, R OBP: 0.167, SLG: 0.167 (1, 9)																	4 1 1 1 0 1 1										
4 Yadier Molina, R OBP: 0.389, SLG: 0.667 (1, 2)																	4 1 1 3 0 1 1										
23 David Freese, R OBP: 0.294, SLG: 0.214 (1, 5)																	3 0 0 0 1 1 0										
54 Jaime Garcia, L (1, 1) 41 Mitchell Boggs, R (7, 1) 34 Nick Swaminathan, R OBP: 0.500, SLG: 2.000 13 Brendan Ryan, R OBP: 0.176, SLG: 0.067 (9, 6)																	2 1 0 0 1 0 1 0 0 0 0 0 0 0 1 0 0 0 0 0 0 0 0 0 0 0 0 0										
<b>Inning Stats</b>	R: 0 E: 0 K: 0 S: 5	H: 0 LOB: 0 BB: 0 P: 9	R: 4 E: 1 K: 0 S: 11	H: 3 LOB: 0 BB: 1 P: 27	R: 0 E: 0 K: 1 S: 7	H: 0 LOB: 0 BB: 0 P: 9	R: 0 E: 0 K: 2 S: 10	H: 0 LOB: 0 BB: 0 P: 13	R: 2 E: 0 K: 2 S: 15	H: 2 LOB: 1 BB: 1 P: 29	R: 1 E: 0 K: 1 S: 8	H: 1 LOB: 1 BB: 1 P: 14	R: 0 E: 0 K: 2 S: 10	H: 0 LOB: 0 BB: 0 P: 16	R: 0 E: 0 K: 1 S: 7	H: 1 LOB: 1 BB: 0 P: 13	R: 0 E: 0 K: 0 S: 12	H: 1 LOB: 1 BB: 0 P: 16	1B: 5 2B: 1 3B: 0 HR: 2	SF: 0 SAC: 0 DP: 0 HBP: 0	WP: 1 PB: 0 CS: 0	PA: 38					
<b>PITCHER</b>	IP	WLS	BF	H	R	ER	SO	BB	IBB	HBP	BLK	WP	HR	S	P	ERA	WHIP										
49 Yovani Gallardo, R ERA: 6.75 46 Claudio Vargas, R ERA: 9.0 12 Carlos Villanueva, R ERA: 26 Manny Parra, L ERA:	5.0	L	22	5	6	6	5	2	0	0	0	0	1	48	87	10.80	1.400										

**St. Louis Cardinals @ Milwaukee Brewers**  
Miller Park, Milwaukee, WI  
Sat Apr 10 2010, 2:12 PM - 4:52 PM CDT  
Att. 42,039 - Roof Closed - 68 F

AB	35
R	7
H	8
RBI	7
BB	3
SO	9
LOB	8



Batter	1	2	3	4	5	6	7	8	9	AB	R	H	RBI	BB	SO	LOB	BOTTOM										
23 Rickie Weeks Jr, R OBP: 0.500, SLG: 0.500 (1, 4)	G6-3						FC6-4										3 0 1 0 1 0 1										
27 Carlos Gómez, R OBP: 0.238, SLG: 0.429 (1, 8)	L3		K			FC5-4	L4										4 0 0 0 0 1 6										
8 Ryan Braun, R OBP: 0.381, SLG: 0.444 (1, 7)	G6-3																4 0 0 0 0 0 0										
28 Prince Fielder, L OBP: 0.381, SLG: 0.333 (1, 3)																	4 0 0 0 0 3 0										
14 Casey McGehee, R OBP: 0.400, SLG: 0.556 (1, 5)																	4 1 1 0 0 0 0										
1 Corey Hart, R OBP: 0.375, SLG: 0.286 (1, 9)																	4 0 2 1 0 2 0										
9 Gregg Zaun, S (1, 2)																	3 0 0 0 1 0 2										
21 Alcides Escobar, R OBP: 0.278, SLG: 0.353 (1, 6)																	3 0 0 0 1 0 1										
49 Yovani Gallardo, R ERA: 6.75 22 Jody Gerut, L OBP: 0.209, SLG: 1.000 46 Claudio Vargas, R ERA: 9.0 12 Carlos Villanueva, R ERA: 30 Craig Counsell, L OBP: 0.396, SLG: 0.333 26 Manny Parra, L ERA:																	1 0 0 0 0 1 1 1 0 0 0 0 0 2 0 0 0 0 0 0 0 0 0 0 0 0 0 0 0 0 0 0 1 0 0 0 0 0 0 0 0 0										
<b>Inning Stats</b>	R: 0 E: 0 K: 0 S: 6	H: 0 LOB: 0 BB: 0 P: 8	R: 0 E: 0 K: 2 S: 11	H: 0 LOB: 0 BB: 0 P: 17	R: 0 E: 0 K: 2 S: 15	H: 1 LOB: 2 BB: 1 P: 25	R: 0 E: 0 K: 1 S: 7	H: 0 LOB: 0 BB: 0 P: 11	R: 0 E: 0 K: 0 S: 10	H: 1 LOB: 3 BB: 2 P: 19	R: 1 E: 0 K: 0 S: 9	H: 2 LOB: 1 BB: 0 P: 15	R: 0 E: 0 K: 0 S: 8	H: 0 LOB: 1 BB: 1 P: 14	R: 0 E: 0 K: 1 S: 6	H: 0 LOB: 0 BB: 0 P: 7	R: 0 E: 0 K: 1 S: 10	H: 0 LOB: 0 BB: 0 P: 13	1B: 3 2B: 1 3B: 0 HR: 0	SF: 0 SAC: 0 DP: 0 HBP: 0	WP: 0 PB: 0 CS: 0	PA: 35					
<b>PITCHER</b>	IP	WLS	BF	H	R	ER	SO	BB	IBB	HBP	BLK	WP	HR	S	P	ERA	WHIP										
54 Jaime Garcia, L ERA: 1.5 41 Mitchell Boggs, R ERA: 30 Jason Motte, R ERA: 10.8	6.0	W	25	4	1	1	5	3	0	0	0	0	0	58	95	1.50	1.167										

**St. Louis Cardinals @ Milwaukee Brewers**  
Miller Park, Milwaukee, WI  
Sat Apr 10 2010, 2:12 PM - 4:52 PM CDT  
Att. 42,039 - Roof Closed - 68 F

AB	31
R	1
H	4
RBI	1
BB	4
SO	7
LOB	13





Batter	1	2	3	4	5	6	7	8	9	AB	R	H	RBI	BB	SO	LOB	TOP					
3 Felipe Lopez, S OBP: 0.235, SLG: 0.375										5	2	2	0	0	0	2						
47 Ryan Ludwick, R OBP: 0.182, SLG: 0.143										3	0	0	0	1	0	1						
5 Albert Pujols, R OBP: 0.444, SLG: 0.875										5	2	3	4	0	0	2						
7 Matt Holliday, R OBP: 0.444, SLG: 0.846										5	1	1	1	0	1	3						
4 Yadier Molina, R OBP: 0.301, SLG: 0.687										3	1	1	0	0	0	3						
43 Trevor Miller, R										0	0	0	0	0	0	0						
53 Blake Hawksworth, R										0	0	0	0	0	0	0						
8 Allen Craig, R										2	0	1	0	0	0	0						
34 Nick Swaminathan, R										1	0	0	0	0	0	1						
36 Denny Reyes, R										0	0	0	0	0	0	0						
46 Kyle McClellan, R										0	0	0	0	0	0	0						
23 David Freese, R OBP: 0.286, SLG: 0.222										4	1	1	0	0	2	1						
22 Joe Mather, R OBP: 0.286, SLG: 0.167										3	0	0	0	1	1	1						
13 Brendan Ryan, R OBP: 0.238, SLG: 0.111										3	0	1	1	1	0	1						
29 Chris Carpenter, R										2	0	0	1	0	0	3						
21 Jason LaRue, R										1	0	0	0	0	0	0						
28 Colby Rasmus, L										1	0	0	0	0	0	0						
<b>Inning Stats</b>	R: 0 E: 0 K: 0 S: 8	H: 1 LOB: 2 BB: 1 P: 14	R: 0 E: 0 K: 2 S: 13	H: 1 LOB: 1 BB: 0 P: 20	R: 0 E: 0 K: 0 S: 11	H: 0 LOB: 0 BB: 0 P: 19	R: 2 E: 0 K: 0 S: 13	H: 2 LOB: 2 BB: 2 P: 23	R: 0 E: 0 K: 1 S: 8	H: 1 LOB: 1 BB: 0 P: 12	R: 0 E: 0 K: 0 S: 5	H: 0 LOB: 0 BB: 0 P: 7	R: 2 E: 1 K: 0 S: 8	H: 1 LOB: 0 BB: 0 P: 15	R: 0 E: 0 K: 1 S: 9	H: 1 LOB: 1 BB: 0 P: 13	R: 3 E: 0 K: 0 S: 14	H: 3 LOB: 0 BB: 0 P: 25	1B: 4 2B: 3 3B: 0 HR: 3	SF: 0 SAC: 0 DP: 0 HBP: 0	WP: 0 PB: 0 SB: 0 CS: 0	PA: 41
<b>PITCHER</b>	IP	WLS	BF	H	R	ER	SO	BB	IBB	HBP	BLK	WP	HR	S	P	ERA	WHIP					
43 Randy Wolf, L ERA: 4.05	6.2		30	6	4	2	3	3	0	0	0	0	1	65	107	2.70	1.350					
60 Todd Coffey, R ERA:	0.1	H	1	0	0	0	0	0	0	0	0	0	0	1	3	0.00	0.000					
12 Carlos Villanueva, R ERA:	0.2	H	3	1	0	0	1	0	0	0	0	0	0	7	9	0.00	1.500					
32 LaTroy Hawkins, R ERA:	0.1	H	1	0	0	0	0	0	0	0	0	0	0	2	4	0.00	0.000					
51 Trevor Hoffman, R ERA: 13.5	1.0	W	6	3	3	3	0	0	0	0	0	0	2	14	25	27.00	3.000					

**St. Louis Cardinals @ Milwaukee Brewers**  
Miller Park, Milwaukee, WI  
Sun Apr 11 2010, 7:10 PM - 10:16 PM CDT  
Att: 33,294 - Roof Closed - 69 F

livebaseballscorecards.com



AB 38  
R 7  
H 10  
RBI 7  
BB 3  
SO 4  
LOB 18

Batter	1	2	3	4	5	6	7	8	9	AB	R	H	RBI	BB	SO	LOB	BOTTOM					
23 Rickie Weeks Jr., R OBP: 0.556, SLG: 0.684										3	3	2	1	2	0	0						
15 Jim Edmonds, L OBP: 0.316, SLG: 0.294										5	0	1	0	0	1	4						
8 Ryan Braun, R OBP: 0.346, SLG: 0.522										5	1	1	2	0	0	3						
28 Prince Fielder, L OBP: 0.385, SLG: 0.318										4	1	1	0	0	2	2						
14 Casey McGehee, R OBP: 0.400, SLG: 0.696										5	1	2	1	0	2	2						
1 Corey Hart, R OBP: 0.500, SLG: 0.700										3	1	2	1	1	0	2						
16 George Kottaras, L OBP: 0.250, SLG: 0.167										3	0	1	1	1	1	2						
21 Alcides Escobar, R OBP: 0.227, SLG: 0.286										4	0	0	0	0	0	6						
43 Randy Wolf, L ERA: 4.05										3	1	1	0	0	1	0						
60 Todd Coffey, R ERA:										0	0	0	0	0	0	0						
30 Craig Counsell, L OBP: 0.296, SLG: 0.326										1	0	0	0	0	0	3						
12 Carlos Villanueva, R ERA:										0	0	0	0	0	0	0						
32 LaTroy Hawkins, R ERA:										0	0	0	0	0	0	0						
51 Trevor Hoffman, R ERA: 13.5										0	0	0	0	0	0	0						
<b>Inning Stats</b>	R: 1 E: 0 K: 0 S: 6	H: 1 LOB: 0 BB: 0 P: 10	R: 1 E: 0 K: 2 S: 11	H: 1 LOB: 0 BB: 0 P: 14	R: 2 E: 2 K: 1 S: 15	H: 2 LOB: 2 BB: 0 P: 26	R: 0 E: 0 K: 1 S: 7	H: 1 LOB: 0 BB: 0 P: 10	R: 3 E: 0 K: 0 S: 14	H: 2 LOB: 2 BB: 2 P: 28	R: 0 E: 0 K: 1 S: 9	H: 0 LOB: 1 BB: 1 P: 18	R: 0 E: 0 K: 1 S: 14	H: 2 LOB: 3 BB: 1 P: 26	R: 0 E: 0 K: 0 S: 5	H: 1 LOB: 0 BB: 0 P: 6	R: 1 E: 0 K: 1 S: 5	H: 1 LOB: 0 BB: 0 P: 8	1B: 6 2B: 2 3B: 0 HR: 4	SF: 0 SAC: 0 DP: 2 HBP: 1	WP: 0 PB: 0 SB: 0 CS: 0	PA: 41
<b>PITCHER</b>	IP	WLS	BF	H	R	ER	SO	BB	IBB	HBP	BLK	WP	HR	S	P	ERA	WHIP					
29 Chris Carpenter, R ERA: 5.73	5.0		26	7	7	5	4	2	0	1	0	0	1	0	1	0	1.800					
43 Trevor Miller, L ERA:	1.0		5	1	0	0	1	1	0	0	0	0	0	11	22	0.00	2.000					
53 Blake Hawksworth, R ERA:	2.0		8	2	0	0	1	1	0	0	0	0	0	17	28	0.00	1.500					
36 Denny Reyes, L ERA:	0.1		1	0	0	0	1	0	0	0	0	0	0	3	4	0.00	0.000					
46 Kyle McClellan, R ERA: 10.6	0.0	L	1	1	1	1	0	0	0	0	0	0	1	2	4	"	"					

**St. Louis Cardinals @ Milwaukee Brewers**  
Miller Park, Milwaukee, WI  
Sun Apr 11 2010, 7:10 PM - 10:16 PM CDT  
Att: 33,294 - Roof Closed - 69 F

livebaseballscorecards.com




AB 36  
R 8  
H 11  
RBI 6  
BB 4  
SO 7  
LOB 24




Batter	1	2	3	4	5	6	7	8	9	AB	R	H	RBI	BB	SO	LOB	TOP										
23 Rickie Weeks Jr. R OBP: 0.531, SLG: 0.699	F7		CS 1B		F8		K		HBP	4	0	1	0	0	1	2	<b>Milwaukee Brewers @ Chicago Cubs</b> Wrigley Field, Chicago, IL Mon Apr 12 2010, 1:24 PM - 4:21 PM CDT Att: 41,306 - Sunny - 58 F										
15 Jim Edmonds, L OBP: 0.333, SLG: 0.250	BB		K		HR		K		L6-4	3	1	0	0	2	2	4											
8 Ryan Braun, R OBP: 0.367, SLG: 0.630	P5		CS		G5-3		HR			4	1	2	4	0	0	1											
28 Prince Fielder, L OBP: 0.400, SLG: 0.360	G6-3				14 2B 1B		14 FC6-4			3	1	1	0	1	1	2											
14 Casey McGehee, R OBP: 0.414, SLG: 0.692					1B		FC6-4		P3	3	0	1	0	1	0	1											
1 Cory Hart, R OBP: 0.438, SLG: 0.571	FC1-4				9 G4-3 1B		F8		G5-3	4	0	1	1	0	0	1											
9 Gregg Zaun, S	G4-3				G4-6-3		K		G3	4	0	0	0	0	1	3											
21 Alcides Escobar, R OBP: 0.269, SLG: 0.292	K				8 HR 1B		F9		15 L6-4 23 HBP BB	3	1	1	0	1	1	1											
25 Doug Davis, R 46 Claudio Vargas, R 22 Jody Gerut, L 38 Chris Narveson, L 2 Joe Inglett, L 12 Carlos Villanueva, R 60 Todd Coffey, R 30 Craig Counsell, L	G6-3				K		8 1B 3B		K	1	0	0	0	0	0	0											
<b>Inning Stats</b>	R: 0 E: 0 K: 0 S: 6	H: 0 LOB: 1 BB: 1 P: 15	R: 0 E: 0 K: 1 S: 8	H: 0 LOB: 1 BB: 1 P: 16	R: 0 E: 0 K: 1 S: 7	H: 1 LOB: 0 BB: 0 P: 11	R: 1 E: 0 K: 0 S: 10	H: 3 LOB: 1 BB: 0 P: 17	R: 3 E: 0 K: 1 S: 18	H: 2 LOB: 0 BB: 2 P: 34	R: 0 E: 0 K: 1 S: 6	H: 0 LOB: 0 BB: 0 P: 10	R: 1 E: 0 K: 3 S: 15	H: 2 LOB: 1 BB: 0 P: 27	R: 0 E: 0 K: 0 S: 6	H: 0 LOB: 0 BB: 0 P: 12		R: 0 E: 0 K: 1 S: 4	H: 0 LOB: 1 BB: 1 P: 10	1B: 4 2B: 3 3B: 1 HR: 1	SF: 0 SAC: 0 DP: 2 HBP: 1	WP: 0 PB: 0 SB: 0 CS: 1	PA: 39				
<b>PITCHER</b>	IP	WLS	BF	H	R	ER	SO	BB	IBB	HBP	BLK	WP	HR	S	P	ERA	WHIP										
46 Ryan Dempster, R ERA: 4.38	6.1	W	28	7	5	5	5	4	0	0	0	0	1	61	114	7.11	1.737										
40 James Russell, L ERA:	0.2		3	1	0	0	2	0	0	0	0	0	0	9	16	0.00	1.500										
29 Jeff Samardzija, R ERA: 27.0	1.0		3	0	0	0	0	0	0	0	0	0	6	12	0.00	0.000											
49 Carlos Marmol, R ERA:	1.0		4	0	0	0	1	1	0	1	0	0	0	4	10	0.00	1.000										

Batter	1	2	3	4	5	6	7	8	9	AB	R	H	RBI	BB	SO	LOB	BOTTOM										
2 Ryan Theriot, R OBP: 0.258, SLG: 0.185	G6-3		F8		G6-3				G5-3-5	4	1	1	0	1	0	1	<b>Milwaukee Brewers @ Chicago Cubs</b> Wrigley Field, Chicago, IL Mon Apr 12 2010, 1:24 PM - 4:21 PM CDT Att: 41,306 - Sunny - 58 F										
24 Marlon Byrd, R OBP: 0.240, SLG: 0.500	BB		22 HR 1B		G5-3		2B		G5-3-5	5	1	3	1	0	0	2											
25 Derrek Lee, R OBP: 0.517, SLG: 0.500	1B		16 S 22 HR 1B		G5-3		2B		1-3F	3	2	2	1	0	1	1											
21 Tyler Colvin, L OBP: 0.250, SLG: 0.400	K		22 HR 1B		16 HR 1B		K		16 FC6-4 BB	1	0	0	0	1	1	1											
16 Aramis Ramirez, R OBP: 0.226, SLG: 0.370	BB		K		HR		K		FC6-4	4	1	1	2	1	2	3											
22 Xavier Nady, R OBP: 0.600, SLG: 0.857	G4-3		HR		12 1B		K		1-2F	4	1	2	3	0	1	2											
12 Alfonso Soriano, R ERA: 2.27	G5-3		HR		28 HR 1B		K2-3			4	1	2	0	0	1	0											
1 Kosuke Fukudome, L OBP: 0.429, SLG: 0.650			28 HR 1B		1B					0	0	0	0	0	0	0											
28 Jeff Baker, R OBP: 0.222, SLG: 0.889	G6-3		HR		FC6-4				F8	4	1	1	2	0	0	2											
18 Geovany Soto, R OBP: 0.278, SLG: 0.133	G5-3		G5-3		E6 SH5-4 24 2B		K		K	4	1	1	0	0	1	0											
46 Ryan Dempster, R OBP: 0.250, SLG: 0.250	K		K		SH5-4		K		K	2	0	0	0	0	2	1											
40 James Russell, L ERA: 16.2										0	0	0	0	0	0	0											
9 Chad Tracy, L ERA: 1.93										1	0	0	0	0	1	0											
29 Jeff Samardzija, R ERA: 27.0										0	0	0	0	0	0	0											
49 Carlos Marmol, R ERA:										0	0	0	0	0	0	0											
<b>Inning Stats</b>	R: 0 E: 0 K: 1 S: 15	H: 1 LOB: 2 BB: 1 P: 26	R: 0 E: 0 K: 1 S: 9	H: 1 LOB: 1 BB: 0 P: 13	R: 5 E: 0 K: 1 S: 21	H: 5 LOB: 0 BB: 0 P: 37	R: 3 E: 0 K: 1 S: 21	H: 4 LOB: 2 BB: 1 P: 32	R: 1 E: 1 K: 1 S: 7	H: 1 LOB: 1 BB: 0 P: 8	R: 0 E: 0 K: 3 S: 10	H: 0 LOB: 0 BB: 0 P: 16	R: 0 E: 0 K: 2 S: 7	H: 0 LOB: 0 BB: 0 P: 12	R: 0 E: 0 K: 0 S: 7	H: 1 LOB: 1 BB: 1 P: 17	1B: 9 2B: 2 3B: 0 HR: 3	SF: 0 SAC: 1 DP: 1 HBP: 0	WP: 0 PB: 0 SB: 4 CS: 0	PA: 40							
<b>PITCHER</b>	IP	WLS	BF	H	R	ER	SO	BB	IBB	HBP	BLK	WP	HR	S	P	ERA	WHIP										
25 Doug Davis, L ERA: 2.27	3.1	L	19	7	6	6	4	2	0	0	0	0	1	14	19	27.00	6.000										
46 Claudio Vargas, R ERA: 16.2	0.2		6	4	2	2	0	0	0	0	0	0	0	7	12	0.00	0.500										
38 Chris Narveson, L ERA: 1.93	2.0		8	1	1	0	4	0	0	0	0	0	0	17	24	0.00	0.500										
12 Carlos Villanueva, R ERA:	1.0		3	0	0	0	2	0	0	0	0	0	0	7	12	0.00	0.000										
60 Todd Coffey, R ERA:	1.0		4	1	0	0	0	1	0	0	0	0	0	7	17	0.00	2.000										

**AB 32**  
**R 5**  
**H 8**  
**RBI 5**  
**BB 5**  
**SO 8**  
**LOB 17**



**AB 36**  
**R 9**  
**H 13**  
**RBI 9**  
**BB 3**  
**SO 10**  
**LOB 13**





Batter	1	2	3	4	5	6	7	8	9	AB	R	H	RBI	BB	SO	LOB	TOP										
23 Rickie Weeks Jr. R OBP: 0.311, SLG: 0.607										5	1	2	2	0	2	3											
1 Corey Hart R OBP: 0.381, SLG: 0.526										5	0	1	1	0	3	2											
8 Ryan Braun R OBP: 0.343, SLG: 0.563										5	1	1	0	0	3	1											
28 Prince Fielder L OBP: 0.400, SLG: 0.400										5	0	2	0	0	1	1											
14 Casey McGehee R OBP: 0.394, SLG: 0.633										4	0	1	1	0	0	1											
9 Greg Zaun S OBP: 0.125, SLG: 0.045										4	1	1	0	0	0	3											
27 Carlos Gómez R OBP: 0.280, SLG: 0.520										4	1	2	1	0	0	3											
21 Alcides Escobar R OBP: 0.333, SLG: 0.429										4	1	3	1	0	1	2											
31 Dave Bush R 22 Jody Gerut L 38 Chris Narveson L 60 Todd Coffey R 15 Jim Edmonds L 32 LaTroy Hawkins R										0	1	0	0	0	1	0											
<b>Inning Stats</b>	R: 0 E: 0 K: 3 S: 10	H: 0 LOB: 0 BB: 0 P: 14	R: 0 E: 0 K: 0 S: 8	H: 1 LOB: 1 BB: 0 P: 15	R: 0 E: 0 K: 2 S: 9	H: 1 LOB: 1 BB: 0 P: 10	R: 0 E: 0 K: 1 S: 9	H: 0 LOB: 0 BB: 0 P: 11	R: 2 E: 1 K: 0 S: 19	H: 3 LOB: 1 BB: 1 P: 29	R: 1 E: 0 K: 1 S: 11	H: 3 LOB: 2 BB: 0 P: 19	R: 1 E: 0 K: 0 S: 7	H: 2 LOB: 1 BB: 0 P: 9	R: 2 E: 0 K: 0 S: 7	H: 3 LOB: 1 BB: 1 P: 15	R: 0 E: 0 K: 3 S: 9	H: 0 LOB: 0 BB: 0 P: 15	1B: 8 2B: 3 3B: 2 HR: 0	SF: 0 SAC: 1 DP: 1 HBP: 0	WP: 0 PB: 0 SB: 0 CS: 0	PA: 40					
<b>PITCHER</b>	IP	WLS	BF	H	R	ER	SO	BB	IBB	HBP	BLK	WP	HR	S	P	ERA	WHIP										
36 Randy Wells R ERA: 2.92	6.1		29	10	4	4	7	1	0	0	0	0	0	70	104	5.68	1.737										
64 Justin Berg R ERA: 7.71	0.1		1	0	0	0	0	0	0	0	0	0	0	2	2	0.00	0.000										
40 James Russell L ERA:	0.1		1	0	0	0	0	0	0	0	0	0	0	1	1	0.00	0.000										
34 Jeff Gray R ERA: 18.0	1.0	W	6	3	2	2	0	1	0	0	0	0	0	7	15	18.00	4.000										
49 Carlos Marmol R ERA:	1.0	S	3	0	0	0	3	0	0	0	0	0	0	9	15	0.00	0.000										

Milwaukee Brewers @ Chicago Cubs  
Wrigley Field, Chicago, IL  
Wed Apr 14 2010, 1:22 PM - 4:25 PM CDT  
Att: 39,565 - Partly Cloudy - 73 F

AB 37  
R 6  
H 13  
RBI 6  
BB 2  
SO 10  
LOB 16



Batter	1	2	3	4	5	6	7	8	9	AB	R	H	RBI	BB	SO	LOB	BOTTOM										
2 Ryan Theriot R OBP: 0.333, SLG: 0.281										5	1	4	2	0	0	0											
1 Kosuke Fukudome L OBP: 0.423, SLG: 0.625										4	0	2	3	0	0	2											
16 Aramis Ramirez R OBP: 0.222, SLG: 0.323										4	0	0	0	1	1	2											
22 Xavier Nady R OBP: 0.571, SLG: 0.700										3	0	1	0	0	1	4											
24 Marlon Byrd R OBP: 0.207, SLG: 0.429										4	0	0	0	0	0	2											
12 Alfonso Soriano R OBP: 0.214, SLG: 0.393										3	1	1	0	0	1	1											
40 James Russell L										0	0	0	0	0	0	0											
34 Jeff Gray R										0	0	0	0	0	0	0											
9 Chad Tracy L										1	0	0	0	0	1	0											
49 Carlos Marmol R										0	0	0	0	0	0	0											
17 Mike Fontenot L 28 Jeff Baker R										2	0	1	1	0	0	0											
18 Geovany Soto R OBP: 0.364, SLG: 0.353										2	2	1	1	2	0	1											
36 Randy Wells R										2	0	0	0	0	0	1											
64 Justin Berg R										0	0	0	0	0	0	0											
21 Tyler Colvin L OBP: 0.308, SLG: 0.400										0	1	0	0	1	0	0											
<b>Inning Stats</b>	R: 0 E: 0 K: 1 S: 6	H: 1 LOB: 1 BB: 0 P: 7	R: 1 E: 0 K: 0 S: 14	H: 2 LOB: 0 BB: 0 P: 18	R: 0 E: 0 K: 0 S: 10	H: 1 LOB: 0 BB: 0 P: 14	R: 0 E: 0 K: 1 S: 6	H: 0 LOB: 0 BB: 0 P: 11	R: 1 E: 0 K: 0 S: 10	H: 2 LOB: 1 BB: 0 P: 14	R: 0 E: 0 K: 0 S: 10	H: 1 LOB: 1 BB: 0 P: 13	R: 1 E: 0 K: 0 S: 13	H: 2 LOB: 3 BB: 2 P: 25	R: 4 E: 0 K: 2 S: 25	H: 3 LOB: 1 BB: 2 P: 39	1B: 9 2B: 2 3B: 0 HR: 1	SF: 1 SAC: 1 DP: 2 HBP: 1	WP: 0 PB: 0 SB: 2 CS: 0	PA: 39							
<b>PITCHER</b>	IP	WLS	BF	H	R	ER	SO	BB	IBB	HBP	BLK	WP	HR	S	P	ERA	WHIP										
31 Dave Bush R ERA: 3.86	6.0		24	7	2	2	2	0	0	0	0	0	0	56	77	3.00	1.167										
38 Chris Narveson L ERA: 3.6	0.1	H	3	1	1	1	0	1	0	0	0	0	0	3	7	27.00	6.000										
60 Todd Coffey R ERA:	0.2	H	4	1	0	0	0	1	0	0	0	0	0	10	18	0.00	3.000										
32 LaTroy Hawkins R ERA: 8.31	1.0	L	8	3	4	4	2	2	0	0	0	0	0	25	39	36.00	5.000										

Milwaukee Brewers @ Chicago Cubs  
Wrigley Field, Chicago, IL  
Wed Apr 14 2010, 1:22 PM - 4:25 PM CDT  
Att: 39,565 - Partly Cloudy - 73 F

AB 32  
R 7  
H 12  
RBI 7  
BB 4  
SO 4  
LOB 13





Batter	1	2	3	4	5	6	7	8	9	AB	R	H	RBI	BB	SO	LOB	TOP																
23 Rickie Weeks Jr., R OBP: 0.459, SLG: 0.545										5	0	1	1	1	2	2																	
15 Jim Edmonds, L OBP: 0.397, SLG: 0.346										6	3	3	0	0	1	5																	
8 Ryan Braun, R OBP: 0.415, SLG: 0.676										5	2	4	3	1	1	1																	
28 Prince Fielder, L OBP: 0.415, SLG: 0.382										4	0	1	1	0	2	2																	
14 Casey McGehee, R OBP: 0.410, SLG: 0.697										3	1	1	3	2	0	4																	
22 Jody Gerut, L OBP: 0.143, SLG: 0.286 1 Corey Hart, R OBP: 0.348, SLG: 0.476										3	0	0	0	0	1	2																	
9 Gregg Zaun, S OBP: 0.207, SLG: 0.185										5	0	3	0	0	0	1																	
21 Alcides Escobar, R OBP: 0.314, SLG: 0.394										5	0	1	0	0	0	3																	
37 Jeff Suppan, R 38 Chris Navesson, L 2 Joe Inglett, L 12 Carlos Villanueva, R 27 Carlos Gómez, R 51 Trevor Hoffman, R										3	0	0	0	0	1	4																	
<b>Inning Stats</b>	R: 1 E: 0 K: 2 S: 15	H: 2 LOB: 2 BB: 1 P: 27	R: 0 E: 0 K: 1 S: 14	H: 1 LOB: 2 BB: 1 P: 23	R: 2 E: 1 K: 2 S: 15	H: 2 LOB: 2 BB: 1 P: 26	R: 1 E: 1 K: 2 S: 14	H: 2 LOB: 1 BB: 0 P: 20	R: 0 E: 0 K: 0 S: 17	H: 1 LOB: 1 BB: 0 P: 25	R: 1 E: 0 K: 0 S: 18	H: 2 LOB: 2 BB: 0 P: 29	R: 1 E: 0 K: 1 S: 10	H: 1 LOB: 1 BB: 1 P: 22	R: 1 E: 0 K: 0 S: 5	H: 1 LOB: 1 BB: 1 P: 13	R: 1 E: 1 K: 0 S: 14	H: 2 LOB: 3 BB: 0 P: 19	1B: 10 2B: 2 3B: 0 HR: 2	SF: 1 SAC: 1 DP: 0 HBP: 2	WP: 2 PB: 0 SB: 2 CS: 0	PA: 50											
<b>PITCHER</b>	IP WLS BF H R ER SO BB IBB HBP BLK WP HR S P ERA WHIP	5.0 1.0 2.0 1.0	27 6 10 7	8 2 2 2	4 1 2 1	3 1 0 0	7 0 0 0	3 0 0 0	0 0 0 0	0 0 0 0	2 1 2 1	1 0 0 0	75 18 15 14	121 29 35 19	5.40 9.00 9.00 0.00	2.200 2.000 2.000 2.000	<b>PITCHER</b>	IP WLS BF H R ER SO BB IBB HBP BLK WP HR S P ERA WHIP	5.0 1.0 2.0 1.0	27 6 10 7	8 2 2 2	4 1 2 1	3 1 0 0	7 0 0 0	3 0 0 0	0 0 0 0	0 0 0 0	2 1 2 1	1 0 0 0	75 18 15 14	121 29 35 19	5.40 9.00 9.00 0.00	2.200 2.000 2.000 2.000
2 Ryan Theriot, R OBP: 0.317, SLG: 0.297										5	1	1	0	0	0	3																	
1 Kosuke Fukudome, L OBP: 0.355, SLG: 0.517										5	0	0	0	0	3	1																	
25 Derrek Lee, R OBP: 0.485, SLG: 0.577 9 Chad Tracy, L OBP: 0.286, SLG: 0.333										4	1	1	1	0	1	0																	
16 Aramis Ramirez, R OBP: 0.244, SLG: 0.400										4	1	1	1	1	2	1																	
21 Tyler Colvin, L OBP: 0.353, SLG: 0.500										4	2	2	0	0	1	1																	
24 Marlon Byrd, R OBP: 0.242, SLG: 0.563										4	1	2	2	0	1	1																	
17 Mike Fontenot, L OBP: 0.381, SLG: 0.490 28 Jeff Baker, R OBP: 0.308, SLG: 0.769										2	0	1	0	0	0	1																	
18 Geovany Soto, R OBP: 0.423, SLG: 0.368										2	0	1	1	2	0	0																	
38 Carlos Zambrano, S 45 Sean Marshall, L 12 Alfonso Soriano, R 29 Jeff Samardzija, R 43 John Grabow, L 22 Xavier Nady, R										2	0	0	0	0	0	2																	
<b>Inning Stats</b>	R: 1 E: 0 K: 2 S: 11	H: 1 LOB: 0 BB: 0 P: 21	R: 1 E: 0 K: 0 S: 7	H: 2 LOB: 1 BB: 0 P: 11	R: 0 E: 0 K: 1 S: 8	H: 0 LOB: 0 BB: 0 P: 12	R: 2 E: 0 K: 1 S: 11	H: 3 LOB: 2 BB: 1 P: 26	R: 0 E: 0 K: 0 S: 7	H: 0 LOB: 0 BB: 0 P: 11	R: 1 E: 0 K: 0 S: 13	H: 2 LOB: 3 BB: 2 P: 25	R: 0 E: 0 K: 3 S: 11	H: 0 LOB: 1 BB: 1 P: 19	R: 0 E: 0 K: 1 S: 8	H: 0 LOB: 0 BB: 0 P: 11	R: 1 E: 0 K: 1 S: 19	H: 2 LOB: 1 BB: 0 P: 29	1B: 3 2B: 4 3B: 0 HR: 3	SF: 0 SAC: 0 DP: 0 HBP: 0	WP: 0 PB: 0 SB: 0 CS: 0	PA: 40											
<b>PITCHER</b>	IP WLS BF H R ER SO BB IBB HBP BLK WP HR S P ERA WHIP	5.0 1.0 2.0 1.0	21 7 0 0	4 1 0 0	4 0 0 0	4 0 0 0	2 1 2 1	4 0 0 0	2 0 0 0	2 0 0 0	2 0 0 0	2 0 0 0	2 0 0 0	2 0 0 0	2 0 0 0	2 0 0 0	<b>PITCHER</b>	IP WLS BF H R ER SO BB IBB HBP BLK WP HR S P ERA WHIP	5.0 1.0 2.0 1.0	21 7 0 0	4 1 0 0	4 0 0 0	4 0 0 0	4 0 0 0	2 1 2 1	4 0 0 0	2 0 0 0	2 0 0 0	2 0 0 0	2 0 0 0	2 0 0 0	2 0 0 0	

Milwaukee Brewers @ Chicago Cubs  
Wrigley Field, Chicago, IL  
Thu Apr 15 2010, 1:22 PM - 4:49 PM CDT  
Att: 38,026 - Partly Cloudy - 80 F

AB 41  
R 8  
H 14  
RBI 8  
BB 5  
SO 8  
LOB 27



Milwaukee Brewers @ Chicago Cubs  
Wrigley Field, Chicago, IL  
Thu Apr 15 2010, 1:22 PM - 4:49 PM CDT  
Att: 38,026 - Partly Cloudy - 80 F

AB 36  
R 6  
H 10  
RBI 6  
BB 4  
SO 9  
LOB 11









Batter	1	2	3	4	5	6	7	8	9	AB	R	H	RBI	BB	SO	LOB	TOP			
23 Rickie Weeks Jr. R (1.4) OBP: 0.442, SLG: 0.488										4	0	0	0	0	1	2				
30 Craig Counsell L (1.6) OBP: 0.143, SLG: 0.154										4	0	0	0	0	0	2				
8 Ryan Braun R (1.7) OBP: 0.429, SLG: 0.636										4	0	1	0	0	0	1				
28 Prince Fielder L (1.3) OBP: 0.367, SLG: 0.333										4	0	0	0	0	1	1				
14 Casey McGehee R (1.5) OBP: 0.426, SLG: 0.756										4	0	1	0	0	1	0				
15 Jim Edmonds L (1.8) OBP: 0.371, SLG: 0.367										4	0	1	0	0	0	1				
1 Corey Hart R (1.9) OBP: 0.323, SLG: 0.393										2	0	0	0	1	0	1				
16 George Kottaras L (1.2) OBP: 0.273, SLG: 0.125										2	0	0	0	1	0	0				
43 Randy Wolf L (1.1) OBP: 0.286, SLG: 0.286										2	0	1	0	0	0	3				
60 Todd Coffey R (6.1)										0	0	0	0	0	0	0				
38 Chris Narveson L (7.1)										0	0	0	0	0	0	0				
22 Jody Gerut L (8. PH)										1	0	0	0	0	0	0				
26 Manny Parra L (8.1)										0	0	0	0	0	0	0				
<b>Inning Stats</b>	R: 0 E: 0 K: 1 S: 9	H: 1 LOB: 1 BB: 0 P: 14	R: 0 E: 0 K: 1 S: 10	H: 1 LOB: 2 BB: 2 P: 23	R: 0 E: 0 K: 0 S: 4	H: 0 LOB: 0 BB: 0 P: 8	R: 0 E: 0 K: 0 S: 7	H: 1 LOB: 1 BB: 0 P: 8	R: 0 E: 0 K: 1 S: 10	H: 0 LOB: 0 BB: 0 P: 12	R: 0 E: 0 K: 0 S: 5	H: 0 LOB: 0 BB: 0 P: 9	R: 0 E: 1 K: 0 S: 10	H: 0 LOB: 1 BB: 0 P: 17	R: 0 E: 0 K: 0 S: 4	H: 0 LOB: 0 BB: 0 P: 5	1B: 2 2B: 2 3B: 0 HR: 0	SF: 0 SAC: 0 DP: 1 HBP: 0	WP: 0 PB: 0 CS: 0	PA: 33
<b>PITCHER</b> 61 Livan Hernandez R (1.1) ERA:	IP: 9.0 WLS: W BF: 33 H: 4 R: 0 ER: 0 SO: 3	BB: 2 IBB: 0 HBP: 0 BLK: 0	WP: 0 HR: 0 S: 66 P: 112 ERA: 0.00 WHIP: 0.667	<b>PITCHER</b>										IP: 9.0 WLS: W BF: 33 H: 4 R: 0 ER: 0 SO: 3	BB: 2 IBB: 0 HBP: 0 BLK: 0	WP: 0 HR: 0 S: 66 P: 112 ERA: 0.00 WHIP: 0.667				

Milwaukee Brewers @ Washington Nationals  
Nationals Park, Washington, DC  
Sat Apr 17 2010, 1:08 PM - 3:33 PM EDT  
Att: 18,673 - Sunny - 61 F

AB 31  
R 0  
H 4  
RBI 0  
BB 2  
SO 3  
LOB 11



Batter	1	2	3	4	5	6	7	8	9	AB	R	H	RBI	BB	SO	LOB	BOTTOM			
1 Nyjer Morgan L (1.8) OBP: 0.360, SLG: 0.390										4	0	0	0	1	1	0				
15 Cristian Guzman S (1.4) OBP: 0.316, SLG: 0.405										4	2	2	0	0	1	1				
11 Ryan Zimmerman R (1.5) OBP: 0.346, SLG: 0.625										3	0	2	2	1	1	0				
44 Adam Dunn L (1.3) OBP: 0.386, SLG: 0.281										4	0	0	0	0	0	3				
20 Adam Kennedy L (8.3)										0	0	0	0	0	0	0				
16 Josh Willingham R (1.7) OBP: 0.532, SLG: 0.765										2	2	1	0	2	0	0				
22 Willie Harris L (8.7)										0	0	0	0	0	0	0				
6 Ian Desmond R (1.6) OBP: 0.333, SLG: 0.438										3	1	2	0	0	0	0				
7 Ivan Rodriguez R (1.2) OBP: 0.471, SLG: 0.581										4	2	2	3	0	0	3				
30 Justin Maxwell R (1.9) OBP: 0.375, SLG: 0.800										3	1	1	3	0	1	0				
61 Livan Hernandez R (1.1) OBP: 0.167, SLG: 0.167										4	0	0	0	0	0	0				
<b>Inning Stats</b>	R: 0 E: 0 K: 0 S: 8	H: 0 LOB: 1 BB: 1 P: 17	R: 3 E: 0 K: 1 S: 17	H: 2 LOB: 1 BB: 2 P: 33	R: 0 E: 0 K: 1 S: 8	H: 0 LOB: 0 BB: 0 P: 14	R: 0 E: 0 K: 1 S: 10	H: 0 LOB: 0 BB: 0 P: 11	R: 1 E: 0 K: 1 S: 17	H: 2 LOB: 1 BB: 0 P: 25	R: 3 E: 1 K: 0 S: 11	H: 3 LOB: 2 BB: 1 P: 19	R: 1 E: 1 K: 0 S: 10	H: 3 LOB: 2 BB: 1 P: 19	R: 0 E: 0 K: 0 S: 6	H: 0 LOB: 0 BB: 0 P: 8	1B: 5 2B: 4 3B: 0 HR: 1	SF: 1 SAC: 1 DP: 1 HBP: 0	WP: 0 PB: 0 CS: 0	PA: 37
<b>PITCHER</b> 43 Randy Wolf L (1.1) ERA: 4.91	IP: 5.0 WLS: L BF: 22 H: 4 R: 4 ER: 4 SO: 4	BB: 3 IBB: 0 HBP: 0 BLK: 0	WP: 0 HR: 0 S: 60 P: 100 ERA: 18.00 WHIP: 3.000	<b>PITCHER</b>										IP: 5.0 WLS: L BF: 22 H: 4 R: 4 ER: 4 SO: 4	BB: 3 IBB: 0 HBP: 0 BLK: 0	WP: 0 HR: 0 S: 60 P: 100 ERA: 18.00 WHIP: 3.000				
60 Todd Coffey R (6.1) ERA: 3.0	IP: 1.0 WLS: 0 BF: 6 H: 3 R: 3 ER: 2 SO: 0	BB: 0 IBB: 0 HBP: 0 BLK: 0	WP: 0 HR: 0 S: 11 P: 19 ERA: 9.00 WHIP: 4.000	<b>PITCHER</b>										IP: 1.0 WLS: 0 BF: 6 H: 3 R: 3 ER: 2 SO: 0	BB: 0 IBB: 0 HBP: 0 BLK: 0	WP: 0 HR: 0 S: 11 P: 19 ERA: 9.00 WHIP: 4.000				
38 Chris Narveson L (7.1) ERA: 5.14	IP: 1.0 WLS: 0 BF: 6 H: 3 R: 1 ER: 1 SO: 0	BB: 1 IBB: 0 HBP: 0 BLK: 0	WP: 0 HR: 0 S: 10 P: 8 ERA: 0.00 WHIP: 0.000	<b>PITCHER</b>										IP: 1.0 WLS: 0 BF: 6 H: 3 R: 1 ER: 1 SO: 0	BB: 1 IBB: 0 HBP: 0 BLK: 0	WP: 0 HR: 0 S: 10 P: 8 ERA: 0.00 WHIP: 0.000				
26 Manny Parra L (8.1) ERA:	IP: 1.0 WLS: 0 BF: 3 H: 0 R: 0 ER: 0 SO: 0	BB: 0 IBB: 0 HBP: 0 BLK: 0	WP: 0 HR: 0 S: 6 P: 8 ERA: 0.00 WHIP: 0.000	<b>PITCHER</b>										IP: 1.0 WLS: 0 BF: 3 H: 0 R: 0 ER: 0 SO: 0	BB: 0 IBB: 0 HBP: 0 BLK: 0	WP: 0 HR: 0 S: 6 P: 8 ERA: 0.00 WHIP: 0.000				

Milwaukee Brewers @ Washington Nationals  
Nationals Park, Washington, DC  
Sat Apr 17 2010, 1:08 PM - 3:33 PM EDT  
Att: 18,673 - Sunny - 61 F

AB 31  
R 8  
H 10  
RBI 8  
BB 4  
SO 4  
LOB 7









Batter	1	2	3	4	5	6	7	8	9	AB	R	H	RBI	BB	SO	LOB	TOP							
23 Ricke Weeks Jr, R OBP: 0.454, SLG: 0.563 22 Jody Gerut, L OBP: 0.111, SLG: 0.222 38 Chris Narveson, L (8, 1) 26 Manny Parra, L (9, 1)										3	1	2	2	1	1	0	<b>Milwaukee Brewers @ Pittsburgh Pirates</b> PNC Park, Pittsburgh, PA Tue Apr 20 2010, 7:08 PM - 9:56 PM EDT Att: 9,386 - Partly Cloudy - 63 F							
15 Jim Edmonds, L OBP: 0.400, SLG: 0.421										5	1	2	0	0	1	3								
8 Ryan Braun, R OBP: 0.424, SLG: 0.596										3	1	1	2	2	0	0								
28 Prince Fielder, L OBP: 0.356, SLG: 0.286										4	1	0	0	1	0	4								
14 Casey McGehee, R OBP: 0.456, SLG: 0.750										3	0	1	2	1	0	0								
1 Cory Hart, R OBP: 0.306, SLG: 0.455										5	1	1	2	0	0	5								
9 Gregg Zaun, S OBP: 0.163, SLG: 0.150										5	0	0	0	0	0	3								
21 Alcides Escobar, R OBP: 0.349, SLG: 0.410										3	2	2	0	1	0	0								
31 Dave Bush, R (1, 1) 2 Joe Inglett, L (8, PH) (8, 4)										1	1	0	0	1	1	1								
										1	0	0	0	1	0									
<b>Inning Stats</b>	R: 3 H: 3 E: 1 K: 1 S: 17	H: 3 LOB: 1 BB: 1 P: 33	R: 3 H: 3 E: 0 K: 0 S: 20	H: 3 LOB: 2 BB: 2 P: 34	R: 1 H: 1 E: 0 K: 1 S: 13	H: 1 LOB: 1 BB: 1 P: 22	R: 0 H: 0 E: 0 K: 0 S: 5	H: 0 LOB: 0 BB: 0 P: 9	R: 1 H: 2 E: 0 K: 0 S: 14	H: 2 LOB: 2 BB: 1 P: 24	R: 0 H: 0 E: 0 K: 0 S: 4	H: 0 LOB: 0 BB: 0 P: 6	R: 0 H: 0 E: 0 K: 0 S: 6	H: 0 LOB: 0 BB: 0 P: 9	R: 0 H: 0 E: 0 K: 2 S: 9	H: 0 LOB: 0 BB: 2 P: 13	R: 0 H: 0 E: 0 K: 0 S: 9	H: 0 LOB: 2 BB: 2 P: 19	1B: 4 2B: 3 3B: 1 HR: 1	SF: 1 SAC: 1 DP: 0 HBP: 0	WP: 1 PB: 0 SB: 1 CS: 0	PA: 43		
<b>PITCHER</b>	IP WLS BF H R ER SO BB IBB HBP BLK WP HR S P ERA WHIP	IP WLS BF H R ER SO BB IBB HBP BLK WP HR S P ERA WHIP	IP WLS BF H R ER SO BB IBB HBP BLK WP HR S P ERA WHIP	IP WLS BF H R ER SO BB IBB HBP BLK WP HR S P ERA WHIP	IP WLS BF H R ER SO BB IBB HBP BLK WP HR S P ERA WHIP	IP WLS BF H R ER SO BB IBB HBP BLK WP HR S P ERA WHIP	IP WLS BF H R ER SO BB IBB HBP BLK WP HR S P ERA WHIP	IP WLS BF H R ER SO BB IBB HBP BLK WP HR S P ERA WHIP	IP WLS BF H R ER SO BB IBB HBP BLK WP HR S P ERA WHIP	IP WLS BF H R ER SO BB IBB HBP BLK WP HR S P ERA WHIP	IP WLS BF H R ER SO BB IBB HBP BLK WP HR S P ERA WHIP	IP WLS BF H R ER SO BB IBB HBP BLK WP HR S P ERA WHIP	IP WLS BF H R ER SO BB IBB HBP BLK WP HR S P ERA WHIP	IP WLS BF H R ER SO BB IBB HBP BLK WP HR S P ERA WHIP	IP WLS BF H R ER SO BB IBB HBP BLK WP HR S P ERA WHIP	IP WLS BF H R ER SO BB IBB HBP BLK WP HR S P ERA WHIP	IP WLS BF H R ER SO BB IBB HBP BLK WP HR S P ERA WHIP	IP WLS BF H R ER SO BB IBB HBP BLK WP HR S P ERA WHIP	IP WLS BF H R ER SO BB IBB HBP BLK WP HR S P ERA WHIP	IP WLS BF H R ER SO BB IBB HBP BLK WP HR S P ERA WHIP	IP WLS BF H R ER SO BB IBB HBP BLK WP HR S P ERA WHIP	IP WLS BF H R ER SO BB IBB HBP BLK WP HR S P ERA WHIP	IP WLS BF H R ER SO BB IBB HBP BLK WP HR S P ERA WHIP	IP WLS BF H R ER SO BB IBB HBP BLK WP HR S P ERA WHIP

Batter	1	2	3	4	5	6	7	8	9	AB	R	H	RBI	BB	SO	LOB	BOTTOM							
3 Akinori Iwamura, L OBP: 0.345, SLG: 0.404										3	0	0	0	1	0	0	<b>Milwaukee Brewers @ Pittsburgh Pirates</b> PNC Park, Pittsburgh, PA Tue Apr 20 2010, 7:08 PM - 9:56 PM EDT Att: 9,386 - Partly Cloudy - 63 F							
22 Andrew McCutchen, R OBP: 0.373, SLG: 0.464										4	1	3	0	0	0	1								
85 Lastings Milledge, R OBP: 0.296, SLG: 0.346										4	0	1	1	0	0	4								
46 Garrett Jones, L OBP: 0.333, SLG: 0.413										3	0	0	0	1	1	2								
41 Ryan Doumit, S OBP: 0.304, SLG: 0.300										3	0	0	0	1	0	1								
6 Jeff Clement, L OBP: 0.188, SLG: 0.212										4	0	1	0	0	0	3								
24 Delwyn Young, S OBP: 0.360, SLG: 0.500										3	0	0	0	1	0	1								
37 Charlie Morton, R 71 Brian Burres, L 77 D.J. Carrasco, R 58 John Raynor, R 43 Jack Taschner, L 48 Javier López, L 35 Jason Jaramillo, S										0	0	0	0	0	0	0								
5 Ronny Cedeno, R OBP: 0.311, SLG: 0.409										3	0	0	0	0	0	1								
<b>Inning Stats</b>	R: 0 H: 0 E: 1 K: 0 S: 9	H: 0 LOB: 3 BB: 2 P: 20	R: 0 H: 0 E: 0 K: 1 S: 8	H: 0 LOB: 0 BB: 0 P: 10	R: 0 H: 1 E: 0 K: 0 S: 8	H: 1 LOB: 1 BB: 0 P: 16	R: 0 H: 0 E: 0 K: 0 S: 8	H: 0 LOB: 1 BB: 1 P: 17	R: 0 H: 1 E: 0 K: 0 S: 11	H: 1 LOB: 1 BB: 1 P: 17	R: 0 H: 0 E: 0 K: 1 S: 7	H: 0 LOB: 0 BB: 0 P: 11	R: 0 H: 1 E: 0 K: 0 S: 5	H: 1 LOB: 0 BB: 0 P: 5	R: 1 H: 2 E: 0 K: 0 S: 11	H: 2 LOB: 1 BB: 0 P: 19		R: 0 H: 1 E: 0 K: 0 S: 6	H: 1 LOB: 0 BB: 0 P: 9	1B: 3 2B: 4 3B: 0 HR: 0	SF: 0 SAC: 0 DP: 3 HBP: 0	WP: 0 PB: 0 SB: 0 CS: 0	PA: 35	
<b>PITCHER</b>	IP WLS BF H R ER SO BB IBB HBP BLK WP HR S P ERA WHIP	IP WLS BF H R ER SO BB IBB HBP BLK WP HR S P ERA WHIP	IP WLS BF H R ER SO BB IBB HBP BLK WP HR S P ERA WHIP	IP WLS BF H R ER SO BB IBB HBP BLK WP HR S P ERA WHIP	IP WLS BF H R ER SO BB IBB HBP BLK WP HR S P ERA WHIP	IP WLS BF H R ER SO BB IBB HBP BLK WP HR S P ERA WHIP	IP WLS BF H R ER SO BB IBB HBP BLK WP HR S P ERA WHIP	IP WLS BF H R ER SO BB IBB HBP BLK WP HR S P ERA WHIP	IP WLS BF H R ER SO BB IBB HBP BLK WP HR S P ERA WHIP	IP WLS BF H R ER SO BB IBB HBP BLK WP HR S P ERA WHIP	IP WLS BF H R ER SO BB IBB HBP BLK WP HR S P ERA WHIP	IP WLS BF H R ER SO BB IBB HBP BLK WP HR S P ERA WHIP	IP WLS BF H R ER SO BB IBB HBP BLK WP HR S P ERA WHIP	IP WLS BF H R ER SO BB IBB HBP BLK WP HR S P ERA WHIP	IP WLS BF H R ER SO BB IBB HBP BLK WP HR S P ERA WHIP	IP WLS BF H R ER SO BB IBB HBP BLK WP HR S P ERA WHIP	IP WLS BF H R ER SO BB IBB HBP BLK WP HR S P ERA WHIP	IP WLS BF H R ER SO BB IBB HBP BLK WP HR S P ERA WHIP	IP WLS BF H R ER SO BB IBB HBP BLK WP HR S P ERA WHIP	IP WLS BF H R ER SO BB IBB HBP BLK WP HR S P ERA WHIP	IP WLS BF H R ER SO BB IBB HBP BLK WP HR S P ERA WHIP	IP WLS BF H R ER SO BB IBB HBP BLK WP HR S P ERA WHIP	IP WLS BF H R ER SO BB IBB HBP BLK WP HR S P ERA WHIP	IP WLS BF H R ER SO BB IBB HBP BLK WP HR S P ERA WHIP





Batter	1	2	3	4	5	6	7	8	9	AB	R	H	RBI	BB	SO	LOB	TOP					
23 Rickie Weeks Jr. R OBP: 0.479, SLG: 0.596	G6-3		G5-3			HR		G6-3		4	1	1	2	0	0	0	<b>Milwaukee Brewers @ Pittsburgh Pirates</b> PNC Park, Pittsburgh, PA Wed Apr 21 2010, 7:06 PM - 10:17 PM EDT Att: 12,192 - Partly Cloudy - 66 F					
27 Carlos Gómez, R OBP: 0.263, SLG: 0.432	G1-3			E4 8 1B 28 G4-3		G2-3		G6-3		4	2	1	0	1	0	1						
8 Ryan Braun, R OBP: 0.453, SLG: 0.661	HR							G6-3		4	1	3	1	1	0	1						
28 Prince Fielder, L OBP: 0.359, SLG: 0.283	K							G4-3		4	0	1	1	1	1	2						
14 Casey McGehee, R OBP: 0.435, SLG: 0.717	G6-3							G6-3		5	1	1	1	0	1	5						
1 Cory Hart, R OBP: 0.341, SLG: 0.472	G3									3	0	1	1	2	1	0						
9 Gregg Zaun, S OBP: 0.167, SLG: 0.156	K									5	0	1	0	0	2	6						
21 Alcides Escobar, R OBP: 0.354, SLG: 0.500			G4-3			HR		F9		5	2	2	0	0	0	2						
49 Yovani Gallardo, R 22 Jody Gerut, L 12 Carlos Villanueva, R 60 Todd Coffey, R 2 Joe Inglett, L 32 LaTroy Hawkins, R	K		K			P4		K		2	0	0	0	0	1	1						
<b>Inning Stats</b>	R: 1 H: 1 E: 0 K: 1 S: 12	H: 1 LOB: 0 BB: 0 P: 18	R: 0 H: 0 E: 0 K: 1 S: 9	H: 0 LOB: 0 BB: 0 P: 14	R: 0 H: 0 E: 0 K: 1 S: 6	H: 0 LOB: 0 BB: 0 P: 11	R: 1 H: 1 E: 1 K: 0 S: 9	H: 1 LOB: 2 BB: 1 P: 17	R: 3 H: 3 E: 0 K: 0 S: 10	H: 3 LOB: 3 BB: 3 P: 26	R: 2 H: 4 E: 0 K: 1 S: 23	H: 4 LOB: 2 BB: 0 P: 34	R: 0 H: 1 E: 0 K: 2 S: 9	H: 1 LOB: 1 BB: 0 P: 13	R: 0 H: 0 E: 0 K: 0 S: 9	H: 0 LOB: 1 BB: 1 P: 19		R: 1 H: 2 E: 0 K: 1 S: 7	H: 2 LOB: 1 BB: 0 P: 13	1B: 4 2B: 3 3B: 2 HR: 3	SF: 0 SAC: 0 DP: 1 HBP: 1	WP: 1 PB: 0 SB: 2 CS: 0
<b>PITCHER</b>	IP WLS BF H R ER SO BB IBB HBP BLK WP HR S P ERA WHIP																					
57 Zach Duke, L ERA: 4.13	5.0 L 28 7 7 6 3 4 0 1 0 0 3 51 95 10.80 2.200																					
47 Evan Meek, R ERA: 0.9	2.0 8 3 0 0 3 0 0 0 0 0 0 27 38 0.00 1.500																					
43 Jack Taschner, L ERA: 4.0	2.0 9 2 1 1 1 1 0 0 0 1 0 16 32 4.50 1.500																					

Batter	1	2	3	4	5	6	7	8	9	AB	R	H	RBI	BB	SO	LOB	BOTTOM					
3 Akinori Iwamura, L OBP: 0.322, SLG: 0.373	K		K			F7		F7		4	0	0	0	0	2	2	<b>Milwaukee Brewers @ Pittsburgh Pirates</b> PNC Park, Pittsburgh, PA Wed Apr 21 2010, 7:06 PM - 10:17 PM EDT Att: 12,192 - Partly Cloudy - 66 F					
22 Andrew McCutchen, R OBP: 0.365, SLG: 0.582	BB		G6-3			K		K		3	0	0	0	1	2	2						
85 Lastings Milledge, R OBP: 0.276, SLG: 0.321	K					K		K		4	0	0	0	0	3	1						
46 Garrett Jones, L OBP: 0.361, SLG: 0.417						BB		G3		2	0	1	0	2	0	0						
41 Ryan Doumit, S OBP: 0.340, SLG: 0.310	K					BB		HBP		2	0	1	0	1	1	2						
6 Jeff Clement, L OBP: 0.195, SLG: 0.216						K		FC5-4		4	0	1	0	0	2	5						
24 Delwyn Young, S OBP: 0.310, SLG: 0.423						K		G3		4	0	0	0	0	1	5						
57 Zach Duke, L OBP: 0.167, SLG: 0.333								G6-3		2	0	1	0	0	1	0						
47 Evan Meek, R								G3		0	0	0	0	0	0	0						
58 John Raynor, R OBP: 0.375, SLG: 0.286										1	0	0	0	0	0	0						
43 Jack Taschner, L										0	0	0	0	0	0	0						
73 Argenis Diaz, R										1	0	0	0	0	0	0						
5 Ronny Cedeno, R OBP: 0.306, SLG: 0.383								F8		3	0	0	0	1	1	1						
<b>Inning Stats</b>	R: 0 H: 0 E: 0 K: 3 S: 15	H: 1 LOB: 2 BB: 0 P: 26	R: 0 H: 1 E: 0 K: 1 S: 8	H: 0 LOB: 0 BB: 0 P: 16	R: 0 H: 0 E: 0 K: 2 S: 9	H: 0 LOB: 0 BB: 0 P: 13	R: 0 H: 1 E: 0 K: 3 S: 15	H: 1 LOB: 2 BB: 1 P: 27	R: 0 H: 1 E: 0 K: 1 S: 14	H: 1 LOB: 1 BB: 0 P: 21	R: 0 H: 1 E: 0 K: 2 S: 13	H: 1 LOB: 2 BB: 1 P: 23	R: 0 H: 0 E: 0 K: 1 S: 11	H: 0 LOB: 1 BB: 1 P: 19	R: 0 H: 0 E: 0 K: 0 S: 6	H: 0 LOB: 0 BB: 0 P: 10	R: 0 H: 0 E: 0 K: 0 S: 7	H: 0 LOB: 0 BB: 0 P: 11	1B: 3 2B: 1 3B: 0 HR: 0	SF: 0 SAC: 0 DP: 1 HBP: 1	WP: 0 PB: 0 SB: 3 CS: 0	PA: 36
<b>PITCHER</b>	IP WLS BF H R ER SO BB IBB HBP BLK WP HR S P ERA WHIP																					
49 Yovani Gallardo, R ERA: 4.3	5.0 W 20 3 0 0 10 3 0 0 0 0 0 61 103 0.00 1.200																					
12 Carlos Villanueva, R ERA: 2.57	2.0 9 1 0 0 3 2 0 0 0 0 0 24 42 0.00 1.500																					
60 Todd Coffey, R ERA: 2.57	1.0 4 0 0 0 0 0 0 0 1 0 0 6 10 0.00 0.000																					
32 LaTroy Hawkins, R ERA: 9.95	1.0 3 0 0 0 0 0 0 0 0 0 0 7 11 0.00 0.000																					

















Batter	1	2	3	4	5	6	7	8	9	AB	R	H	RBI	BB	SO	LOB	TOP					
2 Ryan Theriot, R OBP: 0.372, SLG: 0.392										6	2	5	3	0	0	0	<b>Chicago Cubs @ Milwaukee Brewers</b> Miller Park, Milwaukee, WI Sun Apr 25 2010, 1:13 PM - 4:08 PM CDT Att: 38,634 - Roof Closed - 68 F					
1 Kosuke Fukudome, L OBP: 0.400, SLG: 0.585										4	3	3	2	2	0	1						
25 Derrek Lee, R OBP: 0.370, SLG: 0.424										5	2	1	2	0	1	6						
9 Chad Tracy, L OBP: 0.214, SLG: 0.231										0	0	0	0	0	0	0						
16 Aramis Ramirez, R OBP: 0.203, SLG: 0.292									5	0	1	0	0	1	5							
28 Jeff Baker, R OBP: 0.275, SLG: 0.405									0	0	0	0	0	0	0							
21 Tyler Colvin, L OBP: 0.405, SLG: 0.697									4	1	3	3	1	0	0							
12 Alfonso Soriano, R OBP: 0.338, SLG: 0.533									4	0	1	1	0	1	3							
17 Mike Fontenot, L OBP: 0.333, SLG: 0.341									5	1	1	0	0	1	3							
18 Geovany Soto, R OBP: 0.527, SLG: 0.537										4	2	2	1	1	0	0						
36 Randy Wells, R OBP: 0.400, SLG: 0.444										4	1	1	0	0	0	3						
40 James Russell, L										0	0	0	0	0	0	0						
22 Xavier Nady, R OBP: 0.333, SLG: 0.321										1	0	0	0	0	0	0						
64 Justin Berg, R										0	0	0	0	0	0	0						
<b>Inning Stats</b>	R: 3 H: 2 E: 1 K: 1 S: 17	H: 2 LOB: 1 BB: 1 P: 28	R: 2 H: 2 E: 0 K: 1 S: 11	H: 2 LOB: 0 BB: 1 P: 17	R: 1 H: 1 E: 0 K: 0 S: 12	H: 1 LOB: 0 BB: 0 P: 19	R: 3 H: 5 E: 0 K: 0 S: 16	H: 5 LOB: 2 BB: 0 P: 25	R: 2 H: 4 E: 0 K: 2 S: 9	H: 4 LOB: 1 BB: 0 P: 13	R: 0 H: 0 E: 0 K: 2 S: 9	H: 0 LOB: 1 BB: 1 P: 14	R: 1 H: 2 E: 0 K: 0 S: 17	H: 2 LOB: 2 BB: 1 P: 23	R: 0 H: 1 E: 0 K: 0 S: 10	H: 1 LOB: 0 BB: 0 P: 14	R: 0 H: 1 E: 0 K: 0 S: 12	H: 1 LOB: 1 BB: 0 P: 18	1B: 10 2B: 4 3B: 0 HR: 4	SF: 1 DP: 3 HBP: 0	WP: 0 PB: 0 SB: 1 CS: 0	PA: 47
<b>PITCHER</b>	IP: 3.2 WLS: L BF: 23 H: 10 R: 9 ER: 7 SO: 2 BB: 2 IBB: 0 HBP: 0 BLK: 0 WP: 0 HR: 4 S: 55 P: 17.18 ERA: 3.273	IP: 1.1 WLS: 7 BF: 4 H: 2 R: 2 ER: 2 SO: 2 BB: 0 IBB: 0 HBP: 0 BLK: 0 WP: 0 HR: 10 S: 15 P: 13.50 ERA: 3.000	IP: 1.0 WLS: 4 BF: 0 H: 0 R: 0 ER: 0 SO: 2 BB: 1 IBB: 0 HBP: 0 BLK: 0 WP: 0 HR: 9 S: 14 P: 0.00 ERA: 1.000	IP: 1.0 WLS: 6 BF: 2 H: 2 R: 1 ER: 1 SO: 0 BB: 1 IBB: 0 HBP: 0 BLK: 0 WP: 0 HR: 17 S: 23 P: 9.00 ERA: 3.000	IP: 1.0 WLS: 3 BF: 1 H: 0 R: 0 ER: 0 SO: 0 BB: 0 IBB: 0 HBP: 0 BLK: 0 WP: 0 HR: 10 S: 14 P: 0.00 ERA: 1.000	IP: 9.1 WLS: 1.0 BF: 4 H: 1 R: 0 ER: 0 SO: 0 BB: 0 IBB: 0 HBP: 0 BLK: 0 WP: 0 HR: 0 S: 12 P: 18 ERA: 0.00 WHIP: 1.000																

AB	42
R	12
H	18
RBI	12
BB	4
SO	4
LOB	21



**BOTTOM**

AB	35
R	2
H	8
RBI	2
BB	1
SO	7
LOB	17



WP	0	PA	37
PB	0		
SB	0		
CS	0		



Batter	1	2	3	4	5	6	7	8	9	AB	R	H	RBI	BB	SO	LOB	TOP		
22 Andrew McCutchen, R OBP: 0.333, SLG: 0.377	G6-3		F8	1-H 2B		1B		F7		5	0	2	2	0	0	2			
15 Andy LaRoche, R OBP: 0.435, SLG: 0.450	E5 19 G4-3		L5			K			19 WP 46 G3-1 2B	5	1	2	0	0	1	2			
19 Ryan Church, L OBP: 0.333, SLG: 0.419	G4-3		G3		G3		41 G5-4-3 1B		K	5	0	1	0	0	1	3			
46 Garrett Jones, L OBP: 0.366, SLG: 0.415					F7		L8		G3-1	3	0	0	1	2	0	1			
41 Ryan Doumit, S OBP: 0.358, SLG: 0.328	G3		G3			6 WP 1B	G5-4-3		P5	5	0	1	0	0	0	5			
6 Jeff Clement, L OBP: 0.295, SLG: 0.339			K		F7					2	0	0	0	0	1	0			
47 Evan Meek, R OBP: 0.273, SLG: 0.300						CI				0	0	0	0	0	0	0			
52 Joel Hanrahan, R OBP: 0.423, SLG: 0.429										1	0	0	0	0	0	0			
29 Octavio Dotel, R OBP: 0.250, SLG: 0.276										0	0	0	0	0	0	0			
53 Brendan Donnelly, R OBP: 0.266, SLG: 0.339										0	0	0	0	0	0	0			
3 Akinori Iwamura, L OBP: 0.300, SLG: 0.314					E6 5 F9 22 2B					3	1	1	0	1	1	2			
57 Zach Duke, L OBP: 0.250, SLG: 0.288										1	1	0	0	1	0	1			
85 Lastings Milledge, R OBP: 0.250, SLG: 0.276										2	0	0	0	0	0	2			
5 Ronny Cedeno, R OBP: 0.266, SLG: 0.339										4	0	0	0	0	1	5			
<b>Inning Stats</b>	R: 0 H: 0 E: 1 K: 0 S: 8	H: 0 LOB: 2 BB: 1 P: 18	R: 0 H: 1 E: 0 K: 2 S: 10	H: 1 LOB: 1 BB: 0 P: 16	R: 0 H: 1 E: 0 K: 0 S: 9	H: 1 LOB: 2 BB: 1 P: 18	R: 2 H: 1 E: 1 K: 0 S: 12	H: 1 LOB: 1 BB: 0 P: 20	R: 0 H: 1 E: 0 K: 1 S: 11	H: 1 LOB: 2 BB: 0 P: 14	R: 0 H: 1 E: 0 K: 0 S: 5	H: 1 LOB: 0 BB: 0 P: 7	R: 0 H: 1 E: 0 K: 0 S: 10	H: 1 LOB: 2 BB: 1 P: 20	R: 1 H: 1 E: 0 K: 1 S: 7	H: 1 LOB: 0 BB: 0 P: 10	1B: 6 2B: 2 3B: 0 HR: 0	SF: 0 SAC: 0 DP: 1 HBP: 0	WP: 2 PA: 41 PB: 0 CS: 0
<b>PITCHER</b>	IP WLS BF H R ER SO BB IBB HBP BLK WP HR S P ERA WHIP																		
49 Yovani Gallardo, R ERA: 3.41	(1.1) 6.0 W 29 5 2 0 4 3 0 0 0 1 0 65 106 0.00 1.333																		
28 Manny Parra, L ERA: 8.71	(7.1) 1.0 3 1 0 0 0 0 0 0 0 0 5 7 0.00 1.000																		
12 Carlos Villanueva, R ERA: 8.71	(8.1) 1.0 5 1 0 0 0 1 0 0 0 0 10 20 0.00 2.000																		
37 Jeff Suppan, R ERA: 8.71	(9.1) 1.0 4 1 1 1 1 0 0 0 0 1 0 7 10 9.00 1.000																		

Pittsburgh Pirates @ Milwaukee Brewers  
Miller Park, Milwaukee, WI  
Mon Apr 26 2010, 7:11 PM - 10:47 PM CDT  
Att: 25,892 - Roof Closed - 60 F

AB 36  
R 3  
H 8  
RBI 3  
BB 4  
SO 5  
LOB 23



Batter	1	2	3	4	5	6	7	8	9	AB	R	H	RBI	BB	SO	LOB	BOTTOM
23 Rickie Weeks Jr., R OBP: 0.430, SLG: 0.513	G3									5	1	1	1	1	3	2	
27 Carlos Gómez, R OBP: 0.322, SLG: 0.418										6	1	2	0	0	3	3	
8 Ryan Braun, R OBP: 0.613, SLG: 0.813										4	3	1	0	2	1	2	
37 Jeff Suppan, R ERA: 8.71										0	0	0	0	0	0	0	
28 Prince Fielder, L OBP: 0.402, SLG: 0.366										5	3	3	1	0	1	3	
14 Casey McGehee, R OBP: 0.388, SLG: 0.643										5	2	1	4	1	2	5	
1 Corey Hart, R OBP: 0.384, SLG: 0.447										3	2	1	1	2	1	1	
9 Gregg Zaun, S OBP: 0.279, SLG: 0.291										4	3	4	5	1	0	0	
21 Alcides Escobar, R OBP: 0.324, SLG: 0.463										5	2	2	2	0	1	6	
49 Yovani Gallardo, R OBP: 0.273, SLG: 0.300										2	0	2	3	1	0	0	
2 Joe Lindert, L OBP: 0.273, SLG: 0.300										1	0	0	0	0	0	2	
26 Matty McIntyre, R OBP: 0.273, SLG: 0.300										0	0	0	0	0	0	0	
12 Carlos Villanueva, R OBP: 0.250, SLG: 0.276										0	0	0	0	0	0	0	
22 Jody Gerut, L OBP: 0.313, SLG: 0.350										1	0	0	0	0	0	0	
<b>Inning Stats</b>	R: 0 H: 1 E: 0 K: 1 S: 8	H: 1 LOB: 1 BB: 0 P: 13	R: 2 H: 1 E: 0 K: 2 S: 12	H: 1 LOB: 2 BB: 2 P: 27	R: 5 H: 6 E: 0 K: 1 S: 18	H: 2 LOB: 2 BB: 1 P: 32	R: 1 H: 1 E: 0 K: 0 S: 13	H: 1 LOB: 2 BB: 1 P: 25	R: 0 H: 2 E: 0 K: 2 S: 18	H: 0 LOB: 0 BB: 1 P: 28	R: 0 H: 0 E: 0 K: 3 S: 9	H: 0 LOB: 0 BB: 0 P: 13	R: 9 H: 6 E: 0 K: 2 S: 33	H: 6 LOB: 0 BB: 3 P: 57	1B: 12 2B: 3 3B: 0 HR: 2	SF: 1 SAC: 0 DP: 0 HBP: 1	WP: 0 PA: 51 PB: 0 CS: 0
<b>PITCHER</b>	IP WLS BF H R ER SO BB IBB HBP BLK WP HR S P ERA WHIP																
57 Zach Duke, L ERA: 0.69	(1.1) 4.0 L 26 9 8 8 4 3 1 0 0 0 0 0 26 44 0.00 1.500																
52 Joel Hanrahan, R ERA: 12.5	(7.1) 1.0 3 0 0 0 3 0 0 0 0 0 9 13 0.00 0.000																
29 Octavio Dotel, R ERA: 12.27	(8.1) 0.1 5 3 4 4 1 1 0 0 0 0 1 17 27 108.00 12.000																
53 Brendan Donnelly, R ERA: 7.27	(8.1) 0.2 7 3 5 5 1 2 0 0 0 0 1 16 30 67.50 7.500																

Pittsburgh Pirates @ Milwaukee Brewers  
Miller Park, Milwaukee, WI  
Mon Apr 26 2010, 7:11 PM - 10:47 PM CDT  
Att: 25,892 - Roof Closed - 60 F

AB 41  
R 17  
H 17  
RBI 17  
BB 8  
SO 12  
LOB 24





Batter	1	2	3	4	5	6	7	8	9	AB	R	H	RBI	BB	SO	LOB	TOP										
22 Andrew McCutchen, R (1.8) OBP: 0.344, SLG: 0.386										5	0	1	0	0	2	0	<b>Pittsburgh Pirates @ Milwaukee Brewers</b> Miller Park, Milwaukee, WI Tue Apr 27 2010, 7:11 PM - 9:59 PM CDT Att: 28,991 - Roof Closed - 67 F										
15 Andy LaRoche, R (1.5) OBP: 0.471, SLG: 0.489										5	1	4	0	0	0	0											
85 Lastings Milledge, R (1.7) OBP: 0.260, SLG: 0.297										5	1	2	0	0	0	3											
46 Garrett Jones, L (1.9) OBP: 0.356, SLG: 0.391										4	1	0	0	1	0	5											
41 Ryan Doumit, S (1.2) OBP: 0.375, SLG: 0.413										5	2	3	4	0	1	2											
6 Jeff Clement, L (1.3) OBP: 0.246, SLG: 0.415										5	1	3	1	0	0	1											
3 Akinori Iwamura, L (1.4) OBP: 0.294, SLG: 0.301										3	0	0	1	1	1	3											
27 Jeff Karstens, R (1.1) 52 Joel Hanrahan, R (7.1) 24 Delwyn Young, S (8. PH) 48 Javier López, L (8.1) 53 Brendan Donnelly, R (8.1) 77 D.J. Carrasco, R (8.1)										2	0	0	0	0	0	1											
5 Ronny Cedeno, R (1.6) OBP: 0.265, SLG: 0.379										4	1	1	1	0	0	2											
<b>Inning Stats</b>	R: 0 E: 0 K: 1 S: 9	H: 1 LOB: 1 BB: 0 P: 10	R: 1 E: 0 K: 1 S: 8	H: 1 LOB: 0 BB: 0 P: 13	R: 0 E: 0 K: 0 S: 8	H: 2 LOB: 2 BB: 0 P: 14	R: 1 E: 0 K: 0 S: 11	H: 1 LOB: 1 BB: 0 P: 20	R: 0 E: 0 K: 1 S: 14	H: 2 LOB: 2 BB: 0 P: 21	R: 0 E: 0 K: 0 S: 7	H: 0 LOB: 0 BB: 0 P: 10	R: 0 E: 0 K: 0 S: 9	H: 2 LOB: 2 BB: 1 P: 14	R: 5 E: 0 K: 1 S: 14	H: 4 LOB: 0 BB: 1 P: 24		1B: 8 2B: 3 3B: 0 HR: 3	SF: 1 SAC: 1 DP: 0 HBP: 0	WP: 0 PB: 0 SB: 0 CS: 0	PA: 43						
<b>PITCHER</b>	IP	WLS	BF	H	R	ER	SO	BB	IBB	HBP	BLK	WP	HR	S	P	ERA	WHIP										
43 Randy Wolf, L (1.1) ERA: 3.34	8.0		35	10	2	2	4	1	0	0	0	0	1	76	116	2.25	1.375										
51 Trevor Hoffman, R (9.1) ERA: 13.5	1.0	L	8	4	5	5	1	0	1	0	0	0	2	14	24	45.00	4.000										

Batter	1	2	3	4	5	6	7	8	9	AB	R	H	RBI	BB	SO	LOB	BOTTOM											
23 Rickie Weeks Jr., R (1.4) OBP: 0.408, SLG: 0.481										5	0	0	0	0	2	2	<b>Pittsburgh Pirates @ Milwaukee Brewers</b> Miller Park, Milwaukee, WI Tue Apr 27 2010, 7:11 PM - 9:59 PM CDT Att: 28,991 - Roof Closed - 67 F											
30 Craig Counsell, L (1.6) OBP: 0.394, SLG: 0.567										4	0	1	1	1	1	1												
8 Ryan Braun, R (1.7) OBP: 0.424, SLG: 0.588										5	0	1	0	0	0	2												
28 Prince Fielder, L (1.3) OBP: 0.407, SLG: 0.405										3	1	1	1	1	0	1												
14 Casey McGehee, R (1.5) OBP: 0.381, SLG: 0.616										3	0	0	0	1	2	1												
15 Jim Edmonds, L (1.8) OBP: 0.391, SLG: 0.482										3	0	1	0	1	0	1												
1 Corey Hart, R (1.9) OBP: 0.356, SLG: 0.451										4	0	1	0	0	1	4												
16 George Kottaras, L (1.2) OBP: 0.346, SLG: 0.579										3	1	1	1	1	0	0												
43 Randy Wolf, L (1.1) ERA: 3.34	6.2		29	6	2	2	4	4	0	0	0	0	0	3	5	0.00		0.000										
21 Alcides Escobar, R (8. PH) ERA: 0.324, SLG: 0.463	0.1		1	0	0	0	0	0	0	0	0	0	0	0	0	0												
22 Jody Gerut, L (6. PH) ERA: 0.294, SLG: 0.467	0.2		5	2	1	1	0	1	0	0	0	0	1	7	14	13.50	4.500											
53 Brendan Donnelly, R (8.1) ERA: 7.0	0.1	W	1	0	0	0	0	0	0	0	0	0	0	2	4	0.00	0.000											
77 D.J. Carrasco, R (9.1) ERA: 6.0	1.0		3	0	0	0	2	0	0	0	0	0	0	11	18	0.00	0.000											
<b>Inning Stats</b>	R: 0 E: 0 K: 1 S: 13	H: 1 LOB: 1 BB: 0 P: 22	R: 0 E: 0 K: 0 S: 4	H: 0 LOB: 0 BB: 1 P: 9	R: 1 E: 0 K: 0 S: 12	H: 2 LOB: 1 BB: 0 P: 19	R: 0 E: 0 K: 2 S: 10	H: 1 LOB: 1 BB: 0 P: 13	R: 0 E: 0 K: 0 S: 7	H: 1 LOB: 2 BB: 0 P: 10	R: 0 E: 0 K: 1 S: 8	H: 0 LOB: 2 BB: 2 P: 17	R: 1 E: 0 K: 0 S: 9	H: 1 LOB: 1 BB: 1 P: 16	R: 1 E: 0 K: 0 S: 9	H: 2 LOB: 2 BB: 1 P: 18	R: 0 E: 0 K: 2 S: 11	H: 0 LOB: 0 BB: 0 P: 18	1B: 3 2B: 3 3B: 0 HR: 2	SF: 0 SAC: 0 DP: 1 HBP: 0	WP: 0 PB: 0 SB: 1 CS: 0	PA: 39						
<b>PITCHER</b>	IP	WLS	BF	H	R	ER	SO	BB	IBB	HBP	BLK	WP	HR	S	P	ERA	WHIP											
27 Jeff Karstens, R (1.1) ERA: 2.7	6.2		29	6	2	2	4	4	0	0	0	0	0	3	5	0.00	0.000											
52 Joel Hanrahan, R (7.1) ERA: 11.81	0.1		1	0	0	0	0	0	0	0	0	0	0	0	0	0												
48 Javier López, L (8.1) ERA: 0.38	0.2		5	2	1	1	0	1	0	0	0	0	1	7	14	13.50	4.500											
53 Brendan Donnelly, R (8.1) ERA: 7.0	0.1	W	1	0	0	0	0	0	0	0	0	0	0	2	4	0.00	0.000											
77 D.J. Carrasco, R (9.1) ERA: 6.0	1.0		3	0	0	0	2	0	0	0	0	0	0	11	18	0.00	0.000											

AB	39
R	7
H	14
RBI	7
BB	2
SO	5
LOB	19



AB	34
R	3
H	8
RBI	3
BB	5
SO	6
LOB	14





Batter	1	2	3	4	5	6	7	8	9	10	11	12	13	14	AB	R	H	RBI	BB	SO	LOB	TOP					
3 Akinori Iwamura, L OBP: 0.315, SLG: 0.316															6	2	3	0	1	1	0						
15 Andy LaRoche, R OBP: 0.456, SLG: 0.520															5	1	1	2	1	1	2						
2 Bobby Crosby, R OBP: 0.414, SLG: 0.391															1	0	0	0	0	0	1						
22 Andrew McCutchen, R OBP: 0.361, SLG: 0.449															7	2	4	2	0	2	2						
46 Garrett Jones, L OBP: 0.351, SLG: 0.395															7	0	2	1	0	4	2						
85 Lastings Milledge, R OBP: 0.274, SLG: 0.291															5	0	1	0	2	0	2						
6 Jeff Clement, L OBP: 0.266, SLG: 0.397															5	0	1	0	1	2	3						
35 Jason Jaramillo, S OBP: 0.225, SLG: 0.471															3	0	0	0	0	0	3						
41 Ryan Doumit, S OBP: 0.373, SLG: 0.455															3	1	1	1	0	2	2						
28 Paul Maholm, L OBP: 0.124, SLG: 0.142															3	0	0	0	0	0	2	3					
47 Evan Meek, R OBP: 0.324, SLG: 0.492															0	0	0	0	0	0	0						
52 Joel Hanrahan, R OBP: 0.124, SLG: 0.142															1	0	0	0	0	1	0						
24 Delwyn Young, S OBP: 0.124, SLG: 0.142															1	0	0	0	0	0	1	2					
29 Octavio Dotel, R OBP: 0.124, SLG: 0.142															0	0	0	0	0	0	0						
77 D.J. Carrasco, R OBP: 0.124, SLG: 0.142															1	0	0	0	0	0	1	0					
5 Ronny Cedeno, R OBP: 0.243, SLG: 0.347															6	0	0	0	0	2	0						
<b>Inning Stats</b>	R: 3 E: 0 K: 2 S: 23	H: 4 LOB: 2 BB: 1 P: 37	R: 0 E: 0 K: 1 S: 13	H: 0 LOB: 0 BB: 0 P: 17	R: 0 E: 0 K: 2 S: 8	H: 0 LOB: 0 BB: 0 P: 13	R: 0 E: 0 K: 1 S: 12	H: 0 LOB: 0 BB: 0 P: 12	R: 0 E: 0 K: 1 S: 12	H: 1 LOB: 1 BB: 1 P: 18	R: 0 E: 0 K: 1 S: 9	H: 0 LOB: 0 BB: 0 P: 10	R: 1 E: 0 K: 1 S: 13	H: 1 LOB: 1 BB: 1 P: 23	R: 0 E: 0 K: 1 S: 5	H: 0 LOB: 0 BB: 0 P: 9	R: 0 E: 0 K: 3 S: 10	H: 0 LOB: 0 BB: 0 P: 12	R: 1 E: 0 K: 1 S: 14	H: 2 LOB: 2 BB: 1 P: 26	1B: 8 2B: 2 3B: 0 HR: 4	SF: 0 SAC: 0 DP: 1 HBP: 1	WP: 1 PB: 0 SB: 1 CS: 0	PA: 60			
<b>PITCHER</b>	IP 5.0	WLS 22	BF 5	H 3	R 3	ER 6	SO 6	BB 2	IBB 0	HBP 0	BLK 0	WP 0	HR 2	S 65	P 102	ERA 4.50	WHIP 1.500										
38 Chris Narveson, L ERA: 6.6											46 Claudio Vargas, R ERA: 7.71																
12 Carlos Vilanueva, R ERA: 3.36											26 Manny Parra, L ERA: 0.77																
60 Todd Coffey, R ERA: 3.36																											
32 LaTroy Hawkins, R ERA: 7.71																											
51 Trevor Hoffman, R ERA: 13.0																											

**Pittsburgh Pirates @ Milwaukee Brewers**  
Miller Park, Milwaukee, WI  
Wed Apr 28 2010, 12:11 PM - 4:50 PM CDT  
Att: 28,401 - Sunny - 63 F


AB	54
R	6
H	13
RBI	6
BB	5
SO	19
LOB	22



Batter	1	2	3	4	5	6	7	8	9	10	11	12	13	14	AB	R	H	RBI	BB	SO	LOB	BOTTOM						
23 Rickie Weeks Jr., R OBP: 0.400, SLG: 0.453															5	1	0	0	2	3	1							
27 Carlos Gómez, R OBP: 0.318, SLG: 0.468															7	1	2	2	0	2	1							
8 Ryan Braun, R OBP: 0.424, SLG: 0.581															6	2	2	0	1	0	2							
28 Prince Fielder, L OBP: 0.392, SLG: 0.380															5	0	0	0	1	1	4							
14 Casey McGehee, R OBP: 0.389, SLG: 0.603															5	0	2	1	1	1	2							
1 Corey Hart, R OBP: 0.349, SLG: 0.491															4	1	1	1	0	0	2							
15 Jim Edmonds, L OBP: 0.384, SLG: 0.474															1	0	0	0	1	0	2							
9 Gregg Zaun, S OBP: 0.299, SLG: 0.288															4	0	1	0	2	0	1							
21 Alcides Escobar, R OBP: 0.312, SLG: 0.438															6	0	1	0	0	2	6							
38 Chris Narveson, L ERA: 6.6											46 Claudio Vargas, R ERA: 7.71																	
12 Carlos Vilanueva, R ERA: 3.36											26 Manny Parra, L ERA: 0.77																	
60 Todd Coffey, R ERA: 3.36																												
32 LaTroy Hawkins, R ERA: 7.71																												
51 Trevor Hoffman, R ERA: 13.0																												
<b>Inning Stats</b>	R: 3 E: 0 K: 1 S: 9	H: 2 LOB: 0 BB: 2 P: 21	R: 0 E: 0 K: 1 S: 11	H: 1 LOB: 1 BB: 0 P: 18	R: 0 E: 0 K: 1 S: 9	H: 1 LOB: 1 BB: 0 P: 14	R: 1 E: 0 K: 1 S: 9	H: 1 LOB: 1 BB: 1 P: 16	R: 0 E: 0 K: 1 S: 7	H: 2 LOB: 2 BB: 1 P: 15	R: 0 E: 0 K: 1 S: 6	H: 0 LOB: 0 BB: 1 P: 13	R: 0 E: 0 K: 1 S: 10	H: 0 LOB: 0 BB: 0 P: 13	R: 0 E: 0 K: 1 S: 8	H: 0 LOB: 0 BB: 0 P: 10	R: 1 E: 0 K: 1 S: 12	H: 2 LOB: 3 BB: 2 P: 25	R: 0 E: 0 K: 1 S: 9	H: 0 LOB: 0 BB: 0 P: 12	R: 0 E: 0 K: 1 S: 14	H: 1 LOB: 1 BB: 1 P: 22	R: 0 E: 0 K: 1 S: 6	H: 0 LOB: 0 BB: 0 P: 7	1B: 6 2B: 2 3B: 0 HR: 2	SF: 0 SAC: 0 DP: 1 HBP: 0	WP: 1 PB: 0 SB: 1 CS: 0	PA: 57
<b>PITCHER</b>	IP 7.0	WLS 31	BF 7	H 4	R 4	ER 4	SO 6	BB 5	IBB 0	HBP 0	BLK 0	WP 1	HR 2	S 60	P 112	ERA 5.14	WHIP 1.714											
28 Paul Maholm, L ERA: 4.26											46 Claudio Vargas, R ERA: 7.71																	
47 Evan Meek, R ERA: 0.94											26 Manny Parra, L ERA: 0.77																	
52 Joel Hanrahan, R ERA: 9.95																												
29 Octavio Dotel, R ERA: 10.61																												
77 D.J. Carrasco, R ERA: 3.0																												

**Pittsburgh Pirates @ Milwaukee Brewers**  
Miller Park, Milwaukee, WI  
Wed Apr 28 2010, 12:11 PM - 4:50 PM CDT  
Att: 28,401 - Sunny - 63 F

AB	49
R	5
H	10
RBI	4
BB	8
SO	13
LOB	22









Batter	1	2	3	4	5	6	7	8	9	AB	R	H	RBI	BB	SO	LOB	TOP					
23 Rickie Weeks Jr. R OBP: 0.389, SLG: 0.430										4	0	1	0	0	1	1	<b>Milwaukee Brewers @ San Diego Padres</b> PETCO Park, San Diego, CA Fri Apr 30 2010, 10:07 PM - 12:52 AM EDT Att: 29,366 - Clear - 63 F					
27 Carlos Gómez, R OBP: 0.310, SLG: 0.463										1	0	0	0	0	0	0						
22 Jody Gerut, L OBP: 0.238, SLG: 0.368										3	0	0	0	0	1	2						
8 Ryan Braun, R OBP: 0.430, SLG: 0.581										3	0	1	0	1	0	0						
28 Prince Fielder, L OBP: 0.381, SLG: 0.360										3	0	0	0	1	2	3						
14 Casey McGehee, R OBP: 0.372, SLG: 0.573										4	0	0	0	0	2	2						
1 Cory Hart, R OBP: 0.338, SLG: 0.460										4	0	1	0	0	1	1						
9 Gregg Zaun, S OBP: 0.310, SLG: 0.290										3	0	1	0	1	1	2						
21 Alcides Escobar, R OBP: 0.286, SLG: 0.400										3	0	0	0	0	2	3						
30 Craig Counsell, L OBP: 0.365, SLG: 0.583										1	0	1	0	0	0	0						
31 Dave Bush, R OBP: 0.375, SLG: 0.167										3	0	1	0	0	2	0						
12 Carlos Villanueva, R OBP: 0.400, SLG: 0.714										0	0	0	0	0	0	0						
2 Joe Inglett, L OBP: 0.400, SLG: 0.714										1	0	0	0	0	1	1						
<b>Inning Stats</b>	R: 0 E: 0 K: 1 S: 10	H: 0 LOB: 0 BB: 0 P: 17	R: 0 E: 0 K: 1 S: 13	H: 1 LOB: 2 BB: 1 P: 20	R: 0 E: 1 K: 2 S: 12	H: 2 LOB: 2 BB: 0 P: 17	R: 0 E: 0 K: 1 S: 7	H: 0 LOB: 1 BB: 1 P: 16	R: 0 E: 0 K: 1 S: 8	H: 0 LOB: 0 BB: 0 P: 10	R: 0 E: 0 K: 2 S: 11	H: 1 LOB: 2 BB: 1 P: 18	R: 0 E: 0 K: 0 S: 7	H: 1 LOB: 1 BB: 0 P: 11	R: 0 E: 0 K: 2 S: 12	H: 0 LOB: 0 BB: 0 P: 17	R: 0 E: 0 K: 3 S: 15	H: 1 LOB: 1 BB: 0 P: 24	1B: 6 2B: 0 3B: 0 HR: 0	SF: 0 SAC: 0 DP: 0 HBP: 0	WP: 0 PB: 0 SB: 1 CS: 0	PA: 36
<b>PITCHER</b>	IP WLS BF H R ER SO BB IBB HBP BLK WP HR S P ERA WHIP																					
33 Clayton Richard, L ERA: 3.0	6.0 W 25 4 0 0 8 3 0 0 0 0 0 0 61 98 0.00 1.167																					
57 Luke Gregerson, R ERA: 2.03	1.0 H 4 1 0 0 0 0 0 0 0 0 0 0 7 11 0.00 1.000																					
37 Mike Adams, R ERA: 4.5	1.0 H 3 0 0 0 2 0 0 0 0 0 0 0 12 17 0.00 0.000																					
21 Heath Bell, R ERA: 1.8	1.0 S 4 1 0 0 3 0 0 0 0 0 0 0 15 24 0.00 1.000																					

Batter	1	2	3	4	5	6	7	8	9	AB	R	H	RBI	BB	SO	LOB	BOTTOM			
18 Tony Gwynn Jr. L OBP: 0.397, SLG: 0.362										3	1	2	0	1	0	0	<b>Milwaukee Brewers @ San Diego Padres</b> PETCO Park, San Diego, CA Fri Apr 30 2010, 10:07 PM - 12:52 AM EDT Att: 29,366 - Clear - 63 F			
22 David Eckstein, R OBP: 0.314, SLG: 0.358										4	0	1	0	0	0	3				
23 Adrián González, L OBP: 0.408, SLG: 0.583										3	0	0	0	1	0	3				
7 Chase Headley, S OBP: 0.361, SLG: 0.422										3	0	0	1	0	2	1				
25 Will Venable, L OBP: 0.293, SLG: 0.486										3	0	0	0	1	2	0				
16 Matt Stairs, L OBP: 0.376, SLG: 0.267										2	0	0	0	1	0	0				
57 Luke Gregerson, L OBP: 0.376, SLG: 0.267										0	0	0	0	0	0	0				
37 Mike Adams, R OBP: 0.167, SLG: 0.174										0	0	0	0	0	0	0				
14 Oscar Salazar, R OBP: 0.167, SLG: 0.174										1	0	0	0	0	1	2				
21 Heath Bell, R OBP: 0.257, SLG: 0.265										0	0	0	0	0	0	0				
15 Jerry Hairston, R OBP: 0.373, SLG: 0.412										2	0	1	0	0	0	1				
33 Clayton Richard, L OBP: 0.333, SLG: 0.286										2	0	0	0	0	0	1				
12 Scott Hairston, R OBP: 0.333, SLG: 0.488										1	1	1	2	0	0	0				
<b>Inning Stats</b>	R: 0 E: 0 K: 1 S: 5	H: 0 LOB: 1 BB: 1 P: 13	R: 0 E: 0 K: 1 S: 13	H: 0 LOB: 1 BB: 1 P: 19	R: 1 E: 0 K: 0 S: 7	H: 2 LOB: 1 BB: 1 P: 15	R: 0 E: 0 K: 0 S: 7	H: 0 LOB: 0 BB: 1 P: 14	R: 0 E: 0 K: 1 S: 8	H: 0 LOB: 0 BB: 0 P: 13	R: 0 E: 0 K: 0 S: 10	H: 2 LOB: 0 BB: 0 P: 14	R: 0 E: 0 K: 2 S: 14	H: 0 LOB: 2 BB: 1 P: 26	1B: 4 2B: 2 3B: 0 HR: 1	SF: 1 SAC: 1 DP: 1 HBP: 0	WP: 1 PB: 0 SB: 2 CS: 1	PA: 35		
<b>PITCHER</b>	IP WLS BF H R ER SO BB IBB HBP BLK WP HR S P ERA WHIP																			
31 Dave Bush, R ERA: 4.8	7.0 L 29 6 3 3 3 3 1 0 0 0 0 1 63 108 3.86 1.286																			
12 Carlos Villanueva, R ERA: 4.8	1.0 5 0 0 0 2 1 0 0 0 0 1 0 14 26 0.00 1.000																			

AB	33
R	0
H	6
RBI	0
BB	3
SO	13
LOB	15

AB	27
R	3
H	6
RBI	3
BB	5
SO	5
LOB	14









Batter	1	2	3	4	5	6	7	8	9	AB	R	H	RBI	BB	SO	LOB	TOP										
23 Rickie Weeks Jr. R OBP: 0.374, SLG: 0.437										5	0	0	0	0	2	4											
30 Craig Counsell L OBP: 0.354, SLG: 0.511										4	0	1	0	0	1	0											
8 Ryan Braun R OBP: 0.440, SLG: 0.576										2	0	0	0	2	0	1											
28 Prince Fielder L OBP: 0.368, SLG: 0.340										4	0	0	0	0	1	3											
14 Casey McGehee R OBP: 0.388, SLG: 0.552										2	0	0	0	2	0	0											
22 Jody Gerut L OBP: 0.207, SLG: 0.296										4	0	1	0	0	0	3											
2 Joe Inglett L OBP: 0.400, SLG: 0.611										3	0	1	0	1	0	1											
16 George Kottaras L OBP: 0.382, SLG: 0.560										2	0	0	0	2	0	1											
43 Randy Wolf L ERA: 4.60, SLG: 0.497 46 Claudio Vargas R ERA: 4.09, SLG: 0.500 21 Alcides Escobar R ERA: 3.95, SLG: 0.595 12 Carlos Villanueva R ERA: 4.09, SLG: 0.500 26 Manny Parra L ERA: 2.25 60 Todd Coffey R ERA: 3.15 1 Corey Hart R ERA: 3.90, SLG: 0.439										2	0	0	0	0	1	2											
<b>Inning Stats</b>	R: 0 E: 0 K: 1 S: 11	H: 1 LOB: 1 BB: 0 P: 16	R: 0 E: 0 K: 0 S: 9	H: 2 LOB: 2 BB: 1 P: 15	R: 0 E: 0 K: 1 S: 8	H: 0 LOB: 1 BB: 1 P: 13	R: 0 E: 0 K: 0 S: 11	H: 0 LOB: 0 BB: 0 P: 18	R: 0 E: 0 K: 1 S: 7	H: 0 LOB: 0 BB: 2 P: 12	R: 0 E: 0 K: 0 S: 10	H: 0 LOB: 1 BB: 1 P: 18	R: 0 E: 0 K: 2 S: 9	H: 0 LOB: 3 BB: 3 P: 33	R: 0 E: 0 K: 0 S: 15	H: 0 LOB: 3 BB: 3 P: 33	1B: 3 2B: 0 3B: 0 HR: 0	SF: 0 SAC: 0 DP: 0 HBP: 0	WP: 1 PB: 0 SB: 0 CS: 0	PA: 37							
<b>PITCHER</b>	IP	WLS	BF	H	R	ER	SO	BB	IBB	HBP	BLK	WP	HR	S	P	ERA	WHIP										
27 Jon Garland R ERA: 2.06	7.0	W	28	3	0	0	3	5	0	0	0	1	0	63	108	0.00	1.143										
37 Mike Adams R ERA: 4.09	1.0		3	0	0	0	2	0	0	0	0	0	0	9	12	0.00	0.000										
63 Sean Gallagher R ERA: 7.94	1.0		6	0	0	0	0	3	0	0	0	0	0	15	33	0.00	3.000										

Milwaukee Brewers @ San Diego Padres  
PETCO Park, San Diego, CA  
Sun May 02 2010, 4:08 PM - 7:18 PM EDT  
Att: 20,074 - Sunny - 69 F

AB 29  
R 0  
H 3  
RBI 0  
BB 8  
SO 5  
LOB 16



Batter	1	2	3	4	5	6	7	8	9	AB	R	H	RBI	BB	SO	LOB	BOTTOM										
18 Tony Gwynn Jr. L OBP: 0.388, SLG: 0.382										4	1	2	1	1	1	0											
15 Jerry Hairston R OBP: 0.241, SLG: 0.247										5	1	1	1	0	0	3											
7 Chase Headley S OBP: 0.368, SLG: 0.418										4	0	0	0	1	1	2											
12 Scott Hairston R OBP: 0.357, SLG: 0.542										4	3	2	2	1	1	2											
88 Kyle Blanks R OBP: 0.310, SLG: 0.417 37 Mike Adams R										3	1	1	1	1	2	1											
16 Matt Stairs L OBP: 0.211, SLG: 0.250 63 Sean Gallagher R										0	0	0	0	0	0	0											
8 Yovani Torres R OBP: 0.389, SLG: 0.419										3	0	1	1	2	1	4											
14 Oscar Salazar R ERA: 3.88 25 Will Venable L OBP: 0.307, SLG: 0.474										3	0	0	0	0	0	2											
2 Lance Zawadzki L OBP: 0.500, SLG: 0.333										3	1	1	0	1	0	1											
27 Jon Garland R OBP: 0.400, SLG: 0.143 23 Adrián González L OBP: 0.408, SLG: 0.553										1	0	0	0	1	0	2											
<b>Inning Stats</b>	R: 0 E: 0 K: 2 S: 10	H: 0 LOB: 0 BB: 0 P: 16	R: 0 E: 0 K: 2 S: 10	H: 0 LOB: 1 BB: 1 P: 20	R: 2 E: 0 K: 1 S: 17	H: 3 LOB: 3 BB: 2 P: 33	R: 0 E: 0 K: 0 S: 11	H: 1 LOB: 2 BB: 1 P: 19	R: 2 E: 0 K: 0 S: 13	H: 2 LOB: 2 BB: 2 P: 26	R: 0 E: 0 K: 0 S: 11	H: 0 LOB: 0 BB: 0 P: 18	R: 1 E: 0 K: 1 S: 11	H: 1 LOB: 1 BB: 1 P: 21	R: 3 E: 2 K: 1 S: 18	H: 3 LOB: 2 BB: 2 P: 32	1B: 7 2B: 0 3B: 1 HR: 2	SF: 0 SAC: 1 DP: 0 HBP: 0	WP: 0 PB: 0 SB: 4 CS: 0	PA: 43							
<b>PITCHER</b>	IP	WLS	BF	H	R	ER	SO	BB	IBB	HBP	BLK	WP	HR	S	P	ERA	WHIP										
43 Randy Wolf L ERA: 3.88	5.0	L	27	6	4	4	5	5	1	0	0	0	0	11	18	0.00	0.000										
46 Claudio Vargas R ERA: 6.97	1.0		3	0	0	0	0	0	0	0	0	0	0	11	21	9.00	2.000										
12 Carlos Villanueva R ERA: 0.64	1.0		5	1	1	1	1	1	0	0	0	0	0	11	19	54.00	9.000										
26 Manny Parra L ERA: 2.25	0.1		4	2	3	2	0	1	0	0	0	0	0	7	13	0.00	1.500										
60 Todd Coffey R ERA: 3.15	0.2		4	1	0	0	1	0	1	0	0	0	0	7	13	0.00	1.500										

Milwaukee Brewers @ San Diego Padres  
PETCO Park, San Diego, CA  
Sun May 02 2010, 4:08 PM - 7:18 PM EDT  
Att: 20,074 - Sunny - 69 F

AB 33  
R 8  
H 10  
RBI 7  
BB 9  
SO 7  
LOB 19





Batter	1	2	3	4	5	6	7	8	9	AB	R	H	RBI	BB	SO	LOB	TOP						
23 Ricke Weeks Jr. R OBP: 0.372, SLG: 0.426										5	1	1	0	1	1	5							
27 Carlos Gómez, R OBP: 0.329, SLG: 0.465										4	1	2	1	0	1	2							
8 Ryan Braun, R OBP: 0.438, SLG: 0.596										5	3	2	3	0	1	3							
28 Prince Fielder, L OBP: 0.361, SLG: 0.364										5	1	1	2	0	2	4							
14 Casey McGehee, R OBP: 0.389, SLG: 0.543										5	0	2	2	0	0	2							
1 Cory Hart, R OBP: 0.346, SLG: 0.429										4	2	1	0	1	0	2							
9 Gregg Zaun, S OBP: 0.338, SLG: 0.371										4	2	3	2	0	0	0							
21 Alcides Escobar, R OBP: 0.289, SLG: 0.388										4	1	1	1	1	0	1							
38 Chris Narveson, L OBP: 0.236, SLG: 0.300										3	0	1	0	0	1	2							
22 Jody Gerut, L OBP: 0.209, SLG: 0.296										1	0	0	0	0	1	2							
46 Claudio Vargas, R ERA: 5.71										0	0	0	0	0	0	0							
26 Manny Parra, L OBP: 0.303, SLG: 0.333										0	0	0	0	0	0	0							
2 Joe Inglett, L OBP: 0.293, SLG: 0.333										1	0	1	0	0	0	0							
60 Todd Coffey, R ERA: 2.16										0	0	0	0	0	0	0							
<b>Inning Stats</b>	R: 0 E: 0 K: 2 S: 13	H: 1 LOB: 2 BB: 1 P: 22	R: 9 E: 0 K: 1 S: 33	H: 6 LOB: 0 BB: 1 P: 53	R: 0 E: 0 K: 0 S: 6	H: 0 LOB: 0 BB: 0 P: 10	R: 1 E: 0 K: 0 S: 11	H: 2 LOB: 0 BB: 0 P: 15	R: 0 E: 0 K: 2 S: 15	H: 2 LOB: 2 BB: 0 P: 21	R: 0 E: 0 K: 0 S: 6	H: 0 LOB: 0 BB: 0 P: 9	R: 0 E: 0 K: 1 S: 12	H: 1 LOB: 2 BB: 1 P: 22	R: 1 E: 0 K: 1 S: 12	H: 2 LOB: 1 BB: 0 P: 17	R: 0 E: 0 K: 0 S: 10	H: 1 LOB: 1 BB: 0 P: 14	1B: 10 2B: 2 HR: 2	SF: 0 SAC: 0 HBP: 2	WP: 1 PB: 0 CS: 0 SB: 0	PA: 46	
<b>PITCHER</b>	IP WLS BF H R ER SO BB IBB HBP BLK WP HR S P ERA WHIP	IP WLS BF H R ER SO BB IBB HBP BLK WP HR S P ERA WHIP	IP WLS BF H R ER SO BB IBB HBP BLK WP HR S P ERA WHIP	IP WLS BF H R ER SO BB IBB HBP BLK WP HR S P ERA WHIP	IP WLS BF H R ER SO BB IBB HBP BLK WP HR S P ERA WHIP	IP WLS BF H R ER SO BB IBB HBP BLK WP HR S P ERA WHIP	IP WLS BF H R ER SO BB IBB HBP BLK WP HR S P ERA WHIP	IP WLS BF H R ER SO BB IBB HBP BLK WP HR S P ERA WHIP	IP WLS BF H R ER SO BB IBB HBP BLK WP HR S P ERA WHIP	IP WLS BF H R ER SO BB IBB HBP BLK WP HR S P ERA WHIP	IP WLS BF H R ER SO BB IBB HBP BLK WP HR S P ERA WHIP	IP WLS BF H R ER SO BB IBB HBP BLK WP HR S P ERA WHIP	IP WLS BF H R ER SO BB IBB HBP BLK WP HR S P ERA WHIP	IP WLS BF H R ER SO BB IBB HBP BLK WP HR S P ERA WHIP	IP WLS BF H R ER SO BB IBB HBP BLK WP HR S P ERA WHIP	IP WLS BF H R ER SO BB IBB HBP BLK WP HR S P ERA WHIP	IP WLS BF H R ER SO BB IBB HBP BLK WP HR S P ERA WHIP	IP WLS BF H R ER SO BB IBB HBP BLK WP HR S P ERA WHIP	IP WLS BF H R ER SO BB IBB HBP BLK WP HR S P ERA WHIP	IP WLS BF H R ER SO BB IBB HBP BLK WP HR S P ERA WHIP	IP WLS BF H R ER SO BB IBB HBP BLK WP HR S P ERA WHIP	IP WLS BF H R ER SO BB IBB HBP BLK WP HR S P ERA WHIP	IP WLS BF H R ER SO BB IBB HBP BLK WP HR S P ERA WHIP

Milwaukee Brewers @ Los Angeles Dodgers  
Dodger Stadium, Los Angeles, CA  
Tue May 04 2010, 7:12 PM - 10:11 PM PDT  
Att: 50,714 - Clear - 68 F

AB	41
R	11
H	15
RBI	11
BB	3
SO	7
LOB	23



Batter	1	2	3	4	5	6	7	8	9	AB	R	H	RBI	BB	SO	LOB	BOTTOM						
5 Reed Johnson, R OBP: 0.286, SLG: 0.417										4	0	0	0	0	1	1							
55 Russell Martin, R OBP: 0.340, SLG: 0.337										3	1	0	0	1	0	0							
16 Andre Ethier, L OBP: 0.424, SLG: 0.708										4	1	1	0	0	0	1							
27 Matt Kemp, R OBP: 0.364, SLG: 0.561										3	1	2	0	1	0	0							
7 James Loney, L OBP: 0.354, SLG: 0.468										4	1	1	4	0	1	2							
23 Casey Blake, R OBP: 0.315, SLG: 0.464										4	1	1	0	0	0	1							
33 Blake DeWitt, L OBP: 0.400, SLG: 0.368										4	1	1	0	0	1	0							
14 Jamey Carroll, R OBP: 0.393, SLG: 0.289										3	0	1	1	0	1	0							
22 Clayton Kershaw, L ERA: 6.0										0	0	0	0	0	0	0							
35 Ramon Ortiz, R ERA: 6.35										0	0	0	0	0	0	1							
21 Nick Green, R ERA: 4.15										0	0	1	0	0	0	0							
49 Charlie Haeger, R OBP: 0.298, SLG: 0.429										1	0	0	0	0	0	0							
30 Xavier Paul, L OBP: 0.303, SLG: 0.333										0	0	0	0	0	0	0							
37 Carlos Monasterios, R OBP: 0.293, SLG: 0.333										0	0	0	0	0	0	0							
9 Garret Anderson, L ERA: 2.92										0	0	0	0	0	0	0							
<b>Inning Stats</b>	R: 0 E: 0 K: 0 S: 8	H: 0 LOB: 0 BB: 0 P: 12	R: 0 E: 0 K: 1 S: 7	H: 0 LOB: 0 BB: 0 P: 12	R: 0 E: 0 K: 2 S: 12	H: 1 LOB: 1 BB: 0 P: 16	R: 0 E: 0 K: 0 S: 9	H: 0 LOB: 1 BB: 1 P: 18	R: 2 E: 0 K: 0 S: 9	H: 2 LOB: 0 BB: 0 P: 14	R: 1 E: 0 K: 0 S: 12	H: 1 LOB: 1 BB: 1 P: 23	R: 0 E: 0 K: 2 S: 8	H: 0 LOB: 0 BB: 0 P: 10	R: 3 E: 0 K: 1 S: 15	H: 3 LOB: 0 BB: 0 P: 21	R: 0 E: 0 K: 0 S: 10	H: 0 LOB: 0 BB: 0 P: 17	1B: 4 2B: 2 HR: 1	SF: 2 SAC: 0 HBP: 0	WP: 0 PB: 0 CS: 0 SB: 0	PA: 36	
<b>PITCHER</b>	IP WLS BF H R ER SO BB IBB HBP BLK WP HR S P ERA WHIP	IP WLS BF H R ER SO BB IBB HBP BLK WP HR S P ERA WHIP	IP WLS BF H R ER SO BB IBB HBP BLK WP HR S P ERA WHIP	IP WLS BF H R ER SO BB IBB HBP BLK WP HR S P ERA WHIP	IP WLS BF H R ER SO BB IBB HBP BLK WP HR S P ERA WHIP	IP WLS BF H R ER SO BB IBB HBP BLK WP HR S P ERA WHIP	IP WLS BF H R ER SO BB IBB HBP BLK WP HR S P ERA WHIP	IP WLS BF H R ER SO BB IBB HBP BLK WP HR S P ERA WHIP	IP WLS BF H R ER SO BB IBB HBP BLK WP HR S P ERA WHIP	IP WLS BF H R ER SO BB IBB HBP BLK WP HR S P ERA WHIP	IP WLS BF H R ER SO BB IBB HBP BLK WP HR S P ERA WHIP	IP WLS BF H R ER SO BB IBB HBP BLK WP HR S P ERA WHIP	IP WLS BF H R ER SO BB IBB HBP BLK WP HR S P ERA WHIP	IP WLS BF H R ER SO BB IBB HBP BLK WP HR S P ERA WHIP	IP WLS BF H R ER SO BB IBB HBP BLK WP HR S P ERA WHIP	IP WLS BF H R ER SO BB IBB HBP BLK WP HR S P ERA WHIP	IP WLS BF H R ER SO BB IBB HBP BLK WP HR S P ERA WHIP	IP WLS BF H R ER SO BB IBB HBP BLK WP HR S P ERA WHIP	IP WLS BF H R ER SO BB IBB HBP BLK WP HR S P ERA WHIP	IP WLS BF H R ER SO BB IBB HBP BLK WP HR S P ERA WHIP	IP WLS BF H R ER SO BB IBB HBP BLK WP HR S P ERA WHIP	IP WLS BF H R ER SO BB IBB HBP BLK WP HR S P ERA WHIP	IP WLS BF H R ER SO BB IBB HBP BLK WP HR S P ERA WHIP

Milwaukee Brewers @ Los Angeles Dodgers  
Dodger Stadium, Los Angeles, CA  
Tue May 04 2010, 7:12 PM - 10:11 PM PDT  
Att: 50,714 - Clear - 68 F

AB	32
R	6
H	7
RBI	6
BB	2
SO	6
LOB	6













Batter	1	2	3	4	5	6	7	8	9	AB	R	H	RBI	BB	SO	LOB	TOP										
23 Rickie Weeks Jr. R OBP: 0.385, SLG: 0.450										3	1	2	1	1	1	0	<b>Milwaukee Brewers @ Arizona Diamondbacks</b> Chase Field, Phoenix, AZ Fri May 07 2010, 6:43 PM - 9:26 PM MST Att: 27,065 - Clear - 93 F										
2 Joe Inglett L OBP: 0.355, SLG: 0.542										4	0	1	0	0	1	2											
8 Ryan Braun, R OBP: 0.437, SLG: 0.581										3	1	1	0	1	1	1											
28 Prince Fielder, L OBP: 0.379, SLG: 0.382										4	0	1	0	0	1	1											
14 Casey McGehee, R OBP: 0.364, SLG: 0.495										4	0	0	0	0	0	1											
15 Jim Edmonds, L OBP: 0.354, SLG: 0.449										4	1	1	1	0	2	1											
9 Gregg Zaun, S OBP: 0.341, SLG: 0.364										3	0	0	0	1	0	0											
21 Alcides Escobar, R OBP: 0.294, SLG: 0.383										3	0	0	0	1	1	2											
49 Yovani Gallardo R OBP: 0.250, SLG: 0.467										2	0	0	0	0	1	1											
12 Carlos Villanueva, R 60 Todd Coffey, R 51 Trevor Hoffman, R										1	0	0	0	0	0	0											
<b>Inning Stats</b>	R: 0 E: 0 K: 1 S: 6	H: 1 LOB: 0 BB: 0 P: 9	R: 0 E: 0 K: 2 S: 12	H: 1 LOB: 2 BB: 1 P: 20	R: 1 E: 0 K: 2 S: 12	H: 1 LOB: 1 BB: 1 P: 26	R: 1 E: 0 K: 0 S: 5	H: 1 LOB: 1 BB: 1 P: 12	R: 1 E: 0 K: 1 S: 8	H: 2 LOB: 0 BB: 0 P: 12	R: 0 E: 0 K: 1 S: 6	H: 0 LOB: 0 BB: 0 P: 7	R: 0 E: 0 K: 0 S: 10	H: 0 LOB: 0 BB: 1 P: 17	R: 0 E: 0 K: 1 S: 7	H: 0 LOB: 0 BB: 0 P: 12	R: 0 E: 0 K: 0 S: 8	H: 0 LOB: 0 BB: 0 P: 12	1B: 2 2B: 2 3B: 0 HR: 2	SF: 0 SAC: 0 DP: 1 HBP: 0	WP: 1 PB: 0 SB: 0 CS: 0	PA: 35					
<b>PITCHER</b>	IP	WLS	BF	H	R	ER	SO	BB	IBB	HBP	BLK	WP	HR	S	P	ERA	WHIP										
36 Edwin Jackson, R ERA: 7.32	7.0	L	29	6	3	3	7	4	0	0	0	1	2	59	103	3.86	1.429										
32 Esmerling Vasquez, R ERA: 2.79	1.0		3	0	0	0	1	0	0	0	0	0	0	7	12	0.00	0.000										
46 Bob Howry, R ERA: 6.94	1.0		3	0	0	0	0	0	0	0	0	0	0	8	12	0.00	0.000										

Batter	1	2	3	4	5	6	7	8	9	AB	R	H	RBI	BB	SO	LOB	BOTTOM										
2 Kelly Johnson, L OBP: 0.388, SLG: 0.660										1	0	0	0	2	1	0	<b>Milwaukee Brewers @ Arizona Diamondbacks</b> Chase Field, Phoenix, AZ Fri May 07 2010, 6:43 PM - 9:26 PM MST Att: 27,065 - Clear - 93 F										
6 Stephen Drew, L OBP: 0.358, SLG: 0.472										3	0	1	0	1	1	2											
27 Mark Reynolds, R OBP: 0.352, SLG: 0.514										3	0	0	0	1	1	2											
25 Adam LaRoche, L OBP: 0.380, SLG: 0.522										3	0	0	1	1	0	0											
24 Chris Young, R OBP: 0.349, SLG: 0.470										4	0	0	0	0	2	3											
18 Gerardo Parra, L OBP: 0.297, SLG: 0.356										4	0	0	0	0	2	0											
5 Cole Gillespie, R OBP: 0.344, SLG: 0.567										3	1	1	1	1	1	0											
28 John Hester, R OBP: 0.296, SLG: 0.292										3	0	0	0	0	2	0											
10 Justin Upton, R OBP: 0.315, SLG: 0.383										1	0	0	0	0	0	1											
36 Edwin Jackson, R ERA: 3.07	5.0	W	21	3	2	2	10	4	0	0	0	0	0	13	24	0.00		1.000									
12 Carlos Villanueva, R ERA: 0.54	2.0	H	8	1	0	0	1	1	0	0	0	0	0	7	13	0.00	0.000										
60 Todd Coffey, R ERA: 2.51	1.0	H	3	0	0	0	0	0	0	0	0	0	0	7	12	0.00	1.000										
46 Bob Howry, L ERA: 10.64	1.0	S	3	0	0	0	0	1	0	0	0	0	0	7	12	0.00	1.000										
<b>Inning Stats</b>	R: 0 E: 0 K: 2 S: 10	H: 0 LOB: 0 BB: 0 P: 18	R: 0 E: 0 K: 1 S: 6	H: 0 LOB: 0 BB: 0 P: 12	R: 2 E: 0 K: 2 S: 17	H: 2 LOB: 3 BB: 3 P: 32	R: 0 E: 0 K: 3 S: 11	H: 0 LOB: 0 BB: 0 P: 20	R: 0 E: 0 K: 2 S: 11	H: 1 LOB: 1 BB: 1 P: 21	R: 0 E: 0 K: 1 S: 6	H: 0 LOB: 0 BB: 0 P: 8	R: 0 E: 0 K: 0 S: 7	H: 1 LOB: 2 BB: 1 P: 16	R: 0 E: 0 K: 0 S: 7	H: 0 LOB: 0 BB: 0 P: 13	R: 0 E: 0 K: 0 S: 7	H: 0 LOB: 0 BB: 1 P: 12	1B: 3 2B: 0 3B: 0 HR: 1	SF: 0 SAC: 1 DP: 1 HBP: 0	WP: 0 PB: 0 SB: 0 CS: 2	PA: 35					
<b>PITCHER</b>	IP	WLS	BF	H	R	ER	SO	BB	IBB	HBP	BLK	WP	HR	S	P	ERA	WHIP										
49 Yovani Gallardo, R ERA: 3.07	5.0		21	3	2	2	10	4	0	0	0	0	0	13	24	0.00	1.000										
32 Esmerling Vasquez, R ERA: 2.51	1.0		3	0	0	0	0	0	0	0	0	0	0	7	12	0.00	0.000										
51 Trevor Hoffman, R ERA: 10.64	1.0		3	0	0	0	0	1	0	0	0	0	0	7	12	0.00	1.000										








Batter	1	2	3	4	5	6	7	8	9	AB	R	H	RBI	BB	SO	LOB	TOP										
23 Rickie Weeks Jr. R OBP: 0.350, SLG: 0.458	G5-3		2B		F8		K		1B	5	0	2	0	0	1	1											
30 Craig Counsell L OBP: 0.337, SLG: 0.491	F9		L7			1B		G3-1	P6	5	0	1	0	0	0	2											
8 Ryan Braun R OBP: 0.445, SLG: 0.603	G6-3			G6-3		1B		14 HR	F9	5	1	2	0	0	0	1											
28 Prince Fielder L OBP: 0.373, SLG: 0.395		HR		K		K		14 HR	P5	4	2	1	1	1	2	3											
14 Casey McGehee R OBP: 0.385, SLG: 0.536	F9			G5-3		IBB		HR		3	1	1	3	1	0	0											
9 Gregg Zaun S OBP: 0.337, SLG: 0.395	K				F9	P2		HR		4	1	1	1	0	1	3											
22 Jody Gerut L 60 Todd Coffey R 57 Mitch Stetter L 2 Jody Gerut L 12 Carlos Villanueva R 37 Jeff Suppan R	B1-3				G6-3	G3		K		3	0	0	0	0	0	3											
1 Corey Hart R OBP: 0.344, SLG: 0.456					F9					4	1	2	0	0	0	0											
38 Chris Narveson L 15 Jim Edmonds L	G3-1				G3-1	23 WP		K	K	2	0	1	1	0	0	0											
Inning Stats	R: 0 E: 0 K: 0 S: 8	H: 0 LOB: 0 BB: 0 P: 11	R: 1 E: 0 K: 1 S: 8	H: 1 LOB: 0 BB: 0 P: 11	R: 0 E: 0 K: 0 S: 8	H: 1 LOB: 1 BB: 0 P: 12	R: 0 E: 0 K: 1 S: 5	H: 0 LOB: 0 BB: 0 P: 6	R: 1 E: 0 K: 0 S: 12	H: 2 LOB: 1 BB: 0 P: 20	R: 0 E: 0 K: 1 S: 12	H: 2 LOB: 3 BB: 1 P: 25	R: 0 E: 0 K: 2 S: 9	H: 0 LOB: 0 BB: 0 P: 15	R: 4 E: 0 K: 2 S: 28	H: 4 LOB: 1 BB: 0 P: 43	R: 0 E: 0 K: 0 S: 11	H: 1 LOB: 1 BB: 0 P: 14	1B: 6 2B: 1 3B: 1 HR: 3	SF: 0 SAC: 0 DP: 0 HBP: 0	WP: 1 PB: 0 CS: 2 CS: 0	PA: 40					
PITCHER	IP	WLS	BF	H	R	ER	SO	BB	IBB	HBP	BLK	WP	HR	S	P	ERA	WHIP										
31 Ian Kennedy R ERA: 3.48	7.0	L	28	6	2	2	5	0	1	0	0	1	1	62	100	2.57	0.857										
32 Esmerling Vasquez R ERA: 6.3	0.1		5	3	4	4	0	1	0	0	0	0	2	19	30	108.00	12.000										
22 Aaron Heilman R ERA: 4.26	0.2		3	1	0	0	2	0	0	0	0	0	0	9	13	0.00	1.500										
58 Juan Gutierrez R ERA: 6.75	1.0		4	1	0	0	0	0	0	0	0	0	0	11	14	0.00	1.000										

Milwaukee Brewers @ Arizona Diamondbacks  
Chase Field, Phoenix, AZ  
Sun May 09 2010, 1:12 PM - 4:25 PM MST  
Att: 25,396 - Roof Closed - 74 F

livebaseballscorecards.com

AB 38  
R 6  
H 11  
RBI 6  
BB 2  
SO 7  
LOB 14



Batter	1	2	3	4	5	6	7	8	9	AB	R	H	RBI	BB	SO	LOB	BOTTOM										
2 Kelly Johnson L OBP: 0.375, SLG: 0.636	K		K			FC3-6 10 F9 34 BB 25 1B	F8			4	1	0	0	0	2	3											
34 Conor Jackson R OBP: 0.356, SLG: 0.288	G6-3					25 1B		10 G5-4-3		3	0	1	0	1	1	0											
10 Justin Upton R OBP: 0.309, SLG: 0.382	1B			P3		F9		G5-4-3		4	0	1	0	0	0	3											
25 Adam LaRoche L OBP: 0.362, SLG: 0.490	G4-3			F8		1B		K		4	0	1	1	0	1	1											
27 Mark Reynolds R OBP: 0.346, SLG: 0.522			K		K	F8		K		4	0	0	0	0	3	2											
24 Chris Young R OBP: 0.361, SLG: 0.462	K			F9		6 2B		19 1B 6 1B 3 G1-2-3		3	0	1	0	1	1	0											
6 Stephen Drew L OBP: 0.371, SLG: 0.491	K			19 FC6-4		1B		19 1B		4	0	3	0	0	1	0											
19 Chris Snyder R OBP: 0.383, SLG: 0.481			P3		FC6-4			1B		3	0	1	0	1	0	1											
31 Ian Kennedy R 4 Rusby Ryan R 32 Esmerling Vasquez R 22 Aaron Heilman R 58 Juan Gutierrez R 3 Tony Abreu S	K					2 FC3-6		G1-2-3		1	0	0	0	1	1	0											
Inning Stats	R: 0 E: 0 K: 1 S: 10	H: 1 LOB: 1 BB: 0 P: 17	R: 0 E: 0 K: 3 S: 10	H: 0 LOB: 0 BB: 0 P: 16	R: 0 E: 0 K: 2 S: 8	H: 0 LOB: 0 BB: 0 P: 9	R: 0 E: 0 K: 1 S: 10	H: 0 LOB: 0 BB: 0 P: 13	R: 1 E: 0 K: 0 S: 20	H: 1 LOB: 2 BB: 2 P: 33	R: 0 E: 0 K: 0 S: 17	H: 2 LOB: 2 BB: 1 P: 25	R: 0 E: 0 K: 1 S: 8	H: 1 LOB: 0 BB: 0 P: 11	R: 0 E: 0 K: 1 S: 8	H: 2 LOB: 2 BB: 1 P: 13	1B: 7 2B: 1 3B: 0 HR: 0	SF: 0 SAC: 0 DP: 2 HBP: 0	WP: 0 PB: 0 SB: 0 CS: 0	PA: 36							
PITCHER	IP	WLS	BF	H	R	ER	SO	BB	IBB	HBP	BLK	WP	HR	S	P	ERA	WHIP										
38 Chris Narveson L ERA: 5.68	5.2	W	22	3	1	1	8	2	0	0	0	0	0	65	98	1.59	0.882										
60 Todd Coffey R ERA: 2.35	1.0	H	5	2	0	0	0	1	0	0	0	0	0	17	25	0.00	3.000										
57 Mitch Stetter L ERA:	0.1	H	1	0	0	0	0	0	0	0	0	0	0	2	3	0.00	0.000										
12 Carlos Villanueva R ERA: 0.51	1.0		3	1	0	0	1	0	0	0	0	0	0	8	11	0.00	1.000										
37 Jeff Suppan R ERA: 6.36	1.0		5	2	0	0	1	1	0	0	0	0	0	8	13	0.00	3.000										

Milwaukee Brewers @ Arizona Diamondbacks  
Chase Field, Phoenix, AZ  
Sun May 09 2010, 1:12 PM - 4:25 PM MST  
Att: 25,396 - Roof Closed - 74 F

livebaseballscorecards.com

AB 32  
R 1  
H 8  
RBI 1  
BB 4  
SO 10  
LOB 15













Batter	1	2	3	4	5	6	7	8	9	AB	R	H	RBI	BB	SO	LOB	TOP							
24 Nate McLouth, L (1,8) OBP: 0.302, SLG: 0.271										3	0	0	0	1	2	1								
14 Martín Prado, R (1,4) OBP: 0.359, SLG: 0.426 13 Billy Wagner, L (9,1)										5	0	1	0	0	1	3								
22 Jason Heyward, L (1,9) OBP: 0.431, SLG: 0.613										3	3	1	1	2	1	1								
16 Brian McCann, L (1,2) OBP: 0.408, SLG: 0.363										4	1	1	1	1	1	2								
25 Troy Glaus, R (1,3) OBP: 0.358, SLG: 0.397										4	1	1	1	1	0	3								
20 Eric Hinske, L (1,7) OBP: 0.409, SLG: 0.538 40 Takashi Saito, L (8,1)										4	0	2	1	0	1	0								
10 Chipper Jones, S (9,PH) OBP: 0.407, SLG: 0.386 18 Brandon Hicks, R (9,PR)										1	0	1	1	0	0	0								
4 Omar Infante, R (1,6) OBP: 0.318, SLG: 0.380										5	1	2	0	0	1	3								
7 Brooks Conrad, S (1,5) OBP: 0.357, SLG: 0.625										5	1	2	4	0	1	3								
32 Derek Lowe, R (1,1) OBP: 0.077, SLG: 0.077 23 Matt Diaz, R (7,PH) OBP: 0.234, SLG: 0.250 58 Peter Moylan, R (7,1)										2	0	0	0	0	1	0								
53 Melky Cabrera, S (8,PH) OBP: 0.283, SLG: 0.234										2	0	0	0	0	1	1								
<b>Inning Stats</b>	R: 0 E: 0 K: 2 S: 13	H: 1 LOB: 1 BB: 0 P: 21	R: 0 E: 0 K: 0 S: 9	H: 0 LOB: 0 BB: 0 P: 15	R: 0 E: 0 K: 1 S: 7	H: 0 LOB: 1 BB: 1 P: 15	R: 1 E: 0 K: 1 S: 10	H: 1 LOB: 1 BB: 1 P: 19	R: 0 E: 0 K: 1 S: 6	H: 0 LOB: 0 BB: 0 P: 11	R: 1 E: 0 K: 1 S: 18	H: 3 LOB: 3 BB: 1 P: 27	R: 2 E: 0 K: 0 S: 14	H: 3 LOB: 1 BB: 0 P: 20	R: 2 E: 1 K: 3 S: 15	H: 2 LOB: 1 BB: 2 P: 22	R: 3 E: 0 K: 1 S: 16	H: 2 LOB: 1 BB: 2 P: 32	1B: 6 2B: 5 3B: 0 HR: 1	SF: 0 SAC: 1 DP: 0 HBP: 0	WP: 0 PB: 0 SB: 1 CS: 0	PA: 45		
<b>PITCHER</b>	IP WLS BF H R ER SO BB IBB HBP BLK WP HR S P ERA WHIP	IP WLS BF H R ER SO BB IBB HBP BLK WP HR S P ERA WHIP	IP WLS BF H R ER SO BB IBB HBP BLK WP HR S P ERA WHIP	IP WLS BF H R ER SO BB IBB HBP BLK WP HR S P ERA WHIP	IP WLS BF H R ER SO BB IBB HBP BLK WP HR S P ERA WHIP	IP WLS BF H R ER SO BB IBB HBP BLK WP HR S P ERA WHIP	IP WLS BF H R ER SO BB IBB HBP BLK WP HR S P ERA WHIP	IP WLS BF H R ER SO BB IBB HBP BLK WP HR S P ERA WHIP	IP WLS BF H R ER SO BB IBB HBP BLK WP HR S P ERA WHIP	IP WLS BF H R ER SO BB IBB HBP BLK WP HR S P ERA WHIP	IP WLS BF H R ER SO BB IBB HBP BLK WP HR S P ERA WHIP	IP WLS BF H R ER SO BB IBB HBP BLK WP HR S P ERA WHIP	IP WLS BF H R ER SO BB IBB HBP BLK WP HR S P ERA WHIP	IP WLS BF H R ER SO BB IBB HBP BLK WP HR S P ERA WHIP	IP WLS BF H R ER SO BB IBB HBP BLK WP HR S P ERA WHIP	IP WLS BF H R ER SO BB IBB HBP BLK WP HR S P ERA WHIP	IP WLS BF H R ER SO BB IBB HBP BLK WP HR S P ERA WHIP	IP WLS BF H R ER SO BB IBB HBP BLK WP HR S P ERA WHIP	IP WLS BF H R ER SO BB IBB HBP BLK WP HR S P ERA WHIP	IP WLS BF H R ER SO BB IBB HBP BLK WP HR S P ERA WHIP	IP WLS BF H R ER SO BB IBB HBP BLK WP HR S P ERA WHIP	IP WLS BF H R ER SO BB IBB HBP BLK WP HR S P ERA WHIP	IP WLS BF H R ER SO BB IBB HBP BLK WP HR S P ERA WHIP	IP WLS BF H R ER SO BB IBB HBP BLK WP HR S P ERA WHIP

Atlanta Braves @ Milwaukee Brewers  
Miller Park, Milwaukee, WI  
Wed May 12 2010, 12:11 PM - 3:19 PM CDT  
Att. 30,175 - Roof Closed - 67 F

AB 39  
R 9  
H 12  
RBI 9  
BB 5  
SO 10  
LOB 17

Batter	1	2	3	4	5	6	7	8	9	AB	R	H	RBI	BB	SO	LOB	BOTTOM							
23 Rickie Weeks Jr., R (1,4) OBP: 0.377, SLG: 0.430										3	1	1	0	1	0	0								
22 Jody Gerut, L (1,7) OBP: 0.235, SLG: 0.429										4	0	1	0	0	0	1								
15 Jim Edmonds, L (1,8) OBP: 0.350, SLG: 0.420										3	1	1	1	1	0	0								
28 Prince Fielder, L (1,3) OBP: 0.374, SLG: 0.385										4	0	1	0	0	0	3								
14 Casey McGehee, R (1,5) OBP: 0.399, SLG: 0.565										4	0	2	1	0	1	1								
9 Gregg Zaun, S (1,2) OBP: 0.330, SLG: 0.382										4	0	0	0	0	1	3								
1 Corey Hart, R (1,9) OBP: 0.357, SLG: 0.440										2	0	0	0	2	1	0								
21 Alcides Escobar, R (1,6) OBP: 0.283, SLG: 0.360										4	0	1	0	0	1	3								
49 Yovani Gallardo, R (1,1) OBP: 0.222, SLG: 0.412 26 Manny Parra, L (7,1) OBP: 0.500, SLG: 0.500 2 Joe Inglett, L (7,PH) OBP: 0.500, SLG: 0.500 12 Carlos Villanueva, R (8,1) OBP: 0.283, SLG: 0.360 51 Trevor Hoffman, R (9,1)										2	0	0	0	0	1	3								
<b>Inning Stats</b>	R: 0 E: 0 K: 0 S: 4	H: 0 LOB: 0 BB: 0 P: 6	R: 0 E: 0 K: 1 S: 8	H: 0 LOB: 0 BB: 0 P: 14	R: 0 E: 0 K: 1 S: 10	H: 0 LOB: 0 BB: 0 P: 13	R: 0 E: 0 K: 0 S: 7	H: 0 LOB: 1 BB: 1 P: 16	R: 0 E: 0 K: 0 S: 10	H: 2 LOB: 2 BB: 1 P: 17	R: 2 E: 0 K: 0 S: 12	H: 4 LOB: 1 BB: 0 P: 21	R: 0 E: 0 K: 1 S: 10	H: 0 LOB: 0 BB: 0 P: 17	R: 0 E: 0 K: 0 S: 4	H: 0 LOB: 1 BB: 1 P: 11	R: 0 E: 0 K: 2 S: 15	H: 1 LOB: 2 BB: 1 P: 30	1B: 6 2B: 1 3B: 0 HR: 0	SF: 0 SAC: 0 DP: 2 HBP: 0	WP: 1 PB: 0 SB: 0 CS: 2	PA: 35		
<b>PITCHER</b>	IP WLS BF H R ER SO BB IBB HBP BLK WP HR S P ERA WHIP	IP WLS BF H R ER SO BB IBB HBP BLK WP HR S P ERA WHIP	IP WLS BF H R ER SO BB IBB HBP BLK WP HR S P ERA WHIP	IP WLS BF H R ER SO BB IBB HBP BLK WP HR S P ERA WHIP	IP WLS BF H R ER SO BB IBB HBP BLK WP HR S P ERA WHIP	IP WLS BF H R ER SO BB IBB HBP BLK WP HR S P ERA WHIP	IP WLS BF H R ER SO BB IBB HBP BLK WP HR S P ERA WHIP	IP WLS BF H R ER SO BB IBB HBP BLK WP HR S P ERA WHIP	IP WLS BF H R ER SO BB IBB HBP BLK WP HR S P ERA WHIP	IP WLS BF H R ER SO BB IBB HBP BLK WP HR S P ERA WHIP	IP WLS BF H R ER SO BB IBB HBP BLK WP HR S P ERA WHIP	IP WLS BF H R ER SO BB IBB HBP BLK WP HR S P ERA WHIP	IP WLS BF H R ER SO BB IBB HBP BLK WP HR S P ERA WHIP	IP WLS BF H R ER SO BB IBB HBP BLK WP HR S P ERA WHIP	IP WLS BF H R ER SO BB IBB HBP BLK WP HR S P ERA WHIP	IP WLS BF H R ER SO BB IBB HBP BLK WP HR S P ERA WHIP	IP WLS BF H R ER SO BB IBB HBP BLK WP HR S P ERA WHIP	IP WLS BF H R ER SO BB IBB HBP BLK WP HR S P ERA WHIP	IP WLS BF H R ER SO BB IBB HBP BLK WP HR S P ERA WHIP	IP WLS BF H R ER SO BB IBB HBP BLK WP HR S P ERA WHIP	IP WLS BF H R ER SO BB IBB HBP BLK WP HR S P ERA WHIP	IP WLS BF H R ER SO BB IBB HBP BLK WP HR S P ERA WHIP	IP WLS BF H R ER SO BB IBB HBP BLK WP HR S P ERA WHIP	IP WLS BF H R ER SO BB IBB HBP BLK WP HR S P ERA WHIP

Atlanta Braves @ Milwaukee Brewers  
Miller Park, Milwaukee, WI  
Wed May 12 2010, 12:11 PM - 3:19 PM CDT  
Att. 30,175 - Roof Closed - 67 F

AB 31  
R 2  
H 7  
RBI 2  
BB 4  
SO 5  
LOB 14



Batter	1	2	3	4	5	6	7	8	9	AB	R	H	RBI	BB	SO	LOB	TOP					
8 Shane Victorino, S OBP: 0.295, SLG: 0.493										5	1	3	3	0	1	1	<b>Philadelphia Phillies @ Milwaukee Brewers</b> Miller Park, Milwaukee, WI Fri May 14 2010, 7:12 PM - 10:17 PM CDT Att: 41,706 - Partly Cloudy - 67 F					
27 Placido Polanco, R OBP: 0.341, SLG: 0.460										3	0	0	1	1	0	2						
26 Chase Utley, L OBP: 0.321, SLG: 0.587										5	1	1	1	0	2	5						
6 Ryan Howard, L OBP: 0.329, SLG: 0.476										5	1	1	2	0	1	3						
28 Jayson Werth, R OBP: 0.423, SLG: 0.667										4	0	1	0	0	0	1						
29 Raul Ibanez, L OBP: 0.423, SLG: 0.423										5	2	2	1	0	2	2						
21 Wilson Valdez, R OBP: 0.214, SLG: 0.357										5	2	2	1	0	0	2						
24 Paul Hoover, R OBP: 0.333, SLG: 0.200										3	2	1	0	1	0	2						
50 Jamie Moyer, L OBP: 0.286, SLG: 0.167										1	0	0	0	0	1	1						
3 Ross Gload, L OBP: 0.261, SLG: 0.391										0	0	0	0	0	0	0						
55 Danys Baez, R OBP: 0.261, SLG: 0.391										1	0	0	0	0	0	0						
52 Jose Contreras, R OBP: 0.261, SLG: 0.391										0	0	0	0	0	0	0						
<b>Inning Stats</b>	R: 2 E: 0 K: 0 S: 11	H: 2 LOB: 0 BB: 0 P: 18	R: 1 E: 0 K: 1 S: 13	H: 2 LOB: 1 BB: 0 P: 25	R: 0 E: 0 K: 1 S: 13	H: 0 LOB: 1 BB: 1 P: 25	R: 3 E: 0 K: 0 S: 11	H: 3 LOB: 1 BB: 0 P: 21	R: 0 E: 0 K: 0 S: 9	H: 0 LOB: 0 BB: 0 P: 15	R: 2 E: 2 K: 2 S: 16	H: 2 LOB: 2 BB: 0 P: 26	R: 0 E: 0 K: 1 S: 8	H: 1 LOB: 1 BB: 0 P: 13	R: 0 E: 0 K: 1 S: 7	H: 0 LOB: 0 BB: 0 P: 8	R: 1 E: 0 K: 1 S: 11	H: 1 LOB: 0 BB: 0 P: 20	1B: 4 2B: 2 3B: 2 HR: 3	SF: 1 SAC: 2 DP: 1 HBP: 0	WP: 0 PB: 0 CS: 0	PA: 43
<b>PITCHER</b>	IP WLS BF H R ER SO BB IBB HBP BLK WP HR S P ERA WHIP																					
43 Randy Wolf, L ERA: 4.66	5.0 L 24 7 6 6 2 2 0 0 0 0 0 2 57 104 10.80 1.800																					
26 Manny Parra, L ERA: 3.98	2.0 11 3 2 0 3 0 0 0 0 0 0 0 24 39 0.00 1.500																					
46 Claudio Vargas, R ERA: 5.28	1.0 3 0 0 0 1 0 0 0 0 0 0 0 7 8 0.00 0.000																					
57 Mitch Stetter, L ERA: 18.0	0.2 4 1 1 1 1 0 0 1 0 0 0 1 10 19 13.50 1.500																					
60 Todd Coffey, R ERA: 2.2	0.1 1 0 0 0 0 0 0 0 0 0 0 0 1 1 0.00 0.000																					

AB	37
R	9
H	11
RBI	9
BB	2
SO	7
LOB	19



Batter	1	2	3	4	5	6	7	8	9	AB	R	H	RBI	BB	SO	LOB	BOTTOM					
23 Rickie Weeks Jr., R OBP: 0.378, SLG: 0.425										4	0	1	1	1	1	2	<b>Philadelphia Phillies @ Milwaukee Brewers</b> Miller Park, Milwaukee, WI Fri May 14 2010, 7:12 PM - 10:17 PM CDT Att: 41,706 - Partly Cloudy - 67 F					
1 Corey Hart, R OBP: 0.340, SLG: 0.416										5	0	0	0	0	2	4						
8 Ryan Braun, R OBP: 0.431, SLG: 0.576										4	0	0	0	0	0	2						
28 Prince Fielder, L OBP: 0.377, SLG: 0.410										4	1	2	1	0	1	1						
14 Casey McGehee, R OBP: 0.388, SLG: 0.547										4	0	0	0	0	0	1						
15 Jim Edmonds, L OBP: 0.365, SLG: 0.467										4	2	3	1	0	0	0						
21 Alcides Escobar, R OBP: 0.274, SLG: 0.348										4	0	0	0	0	0	4						
16 George Kottaras, L OBP: 0.423, SLG: 0.595										3	2	1	1	1	0	1						
43 Randy Wolf, L ERA: 4.66										1	0	0	0	0	0	0						
11 Adam Stern, L ERA: 4.57										1	0	0	0	0	0	0						
26 Manny Parra, L ERA: 3.98										0	0	0	0	0	0	0						
30 Craig Counsell, L ERA: 4.5										0	0	0	0	0	0	0						
46 Claudio Vargas, R ERA: 5.28										0	0	0	0	0	0	0						
57 Mitch Stetter, L ERA: 18.0										0	0	0	0	0	0	0						
60 Todd Coffey, R ERA: 2.2										0	0	0	0	0	0	0						
2 Joe Inglett, L ERA: 0.71										1	0	1	0	0	0	0						
<b>Inning Stats</b>	R: 0 E: 0 K: 1 S: 7	H: 1 LOB: 0 BB: 0 P: 14	R: 3 E: 0 K: 0 S: 16	H: 3 LOB: 0 BB: 0 P: 24	R: 0 E: 0 K: 1 S: 8	H: 0 LOB: 1 BB: 1 P: 16	R: 0 E: 0 K: 0 S: 9	H: 0 LOB: 0 BB: 0 P: 17	R: 0 E: 0 K: 0 S: 9	H: 0 LOB: 0 BB: 0 P: 13	R: 0 E: 0 K: 0 S: 7	H: 0 LOB: 0 BB: 0 P: 11	R: 2 E: 1 K: 1 S: 11	H: 1 LOB: 1 BB: 2 P: 23	R: 0 E: 0 K: 0 S: 15	H: 2 LOB: 2 BB: 0 P: 21	R: 0 E: 0 K: 1 S: 7	H: 1 LOB: 1 BB: 0 P: 10	1B: 5 2B: 0 3B: 0 HR: 3	SF: 0 SAC: 0 DP: 1 HBP: 0	WP: 0 PB: 0 CS: 0	PA: 38
<b>PITCHER</b>	IP WLS BF H R ER SO BB IBB HBP BLK WP HR S P ERA WHIP																					
50 Jamie Moyer, L ERA: 4.57	6.1 W 27 5 4 4 1 3 0 0 0 0 0 0 5 7 0.00 0.000																					
57 David Herndon, R ERA: 4.5	0.2 H 2 0 0 0 1 0 0 0 0 0 0 0 5 7 0.00 0.000																					
55 Danys Baez, R ERA: 5.63	1.0 H 5 2 0 0 0 0 0 0 0 0 0 0 15 21 0.00 2.000																					
52 Jose Contreras, R ERA: 0.71	1.0 4 1 0 0 1 0 0 0 0 0 0 0 7 10 0.00 1.000																					













Batter	1	2	3	4	5	6	7	8	9	AB	R	H	RBI	BB	SO	LOB	TOP			
23 Rickie Weeks Jr. R (1.4) OBP: 0.355, SLG: 0.594			G5-3		K		F9		F9	5	0	0	0	0	2	2	<b>Milwaukee Brewers @ Cincinnati Reds</b> Great American Ball Park, Cincinnati, OH Mon May 17 2010, 7:13 PM - 10:14 PM EDT Att: 12,409 - Cloudy - 59 F			
21 Alcides Escobar R (1.6) OBP: 0.291, SLG: 0.395			K		P6		FC6-4		K	5	0	2	0	0	1	1				
8 Ryan Braun, R (1.7) OBP: 0.416, SLG: 0.545			K		G6-3		K		K	5	0	1	0	0	1	3				
28 Prince Fielder, L (1.3) OBP: 0.380, SLG: 0.438			F8		K		K		K	4	0	1	0	0	1	2				
14 Casey McGehee R (1.5) OBP: 0.384, SLG: 0.547				P3		P2		G6-4-3		4	0	1	0	0	0	1				
1 Cory Hart R (1.9) OBP: 0.385, SLG: 0.564				K		K		K		4	2	3	2	0	0	1				
9 Gregg Zaun, S (1.2) OBP: 0.348, SLG: 0.404				HR		K		K		3	1	2	0	1	1	1				
22 Jody Gerut, L (1.8) OBP: 0.242, SLG: 0.407				BB		K		K		4	0	0	0	0	2	4				
49 Yovani Gallardo, R (1.1) OBP: 0.200, SLG: 0.368				FC4		K		K		2	0	0	0	0	2	4				
2 Joe Inglett, L (7, PH) OBP: 0.378, SLG: 0.514				F8-2		K		K		2	0	0	0	0	0	4				
60 Todd Coffey, R (7.1) OBP: 0.200, SLG: 0.200				F8-2		K		K		1	0	1	0	0	0	0				
37 Jeff Suppan, R (8.1) OBP: 0.200, SLG: 0.200				F8-2		K		K		0	0	0	0	0	0	0				
30 Craig Counsell, L (9, PH) OBP: 0.333, SLG: 0.435				F8-2		K		K		1	0	1	1	0	0	0				
<b>Inning Stats</b>	R: 0 H: 1 E: 0 K: 1 S: 8	H: 1 LOB: 0 BB: 0 P: 13	R: 0 H: 2 E: 0 K: 1 S: 11	H: 2 LOB: 2 BB: 0 P: 18	R: 0 H: 1 E: 0 K: 1 S: 12	H: 1 LOB: 1 BB: 0 P: 19	R: 1 H: 1 E: 1 K: 0 S: 6	H: 1 LOB: 1 BB: 0 P: 16	R: 0 H: 0 E: 0 K: 2 S: 10	H: 0 LOB: 0 BB: 0 P: 17	R: 0 H: 1 E: 0 K: 1 S: 13	H: 1 LOB: 0 BB: 0 P: 21	R: 0 H: 1 E: 0 K: 1 S: 6	H: 1 LOB: 0 BB: 0 P: 10	R: 2 H: 4 E: 0 K: 0 S: 22	H: 4 LOB: 2 BB: 0 P: 35	1B: 7 2B: 3 3B: 1 HR: 2	SF: 0 SAC: 0 DP: 2 HBP: 0	WP: 0 PB: 0 SB: 1 CS: 0	PA: 39
<b>PITCHER</b>	IP WLS BF H R ER SO BB IBB HBP BLK WP HR S P ERA WHIP	IP WLS BF H R ER SO BB IBB HBP BLK WP HR S P ERA WHIP	IP WLS BF H R ER SO BB IBB HBP BLK WP HR S P ERA WHIP	IP WLS BF H R ER SO BB IBB HBP BLK WP HR S P ERA WHIP	IP WLS BF H R ER SO BB IBB HBP BLK WP HR S P ERA WHIP	IP WLS BF H R ER SO BB IBB HBP BLK WP HR S P ERA WHIP	IP WLS BF H R ER SO BB IBB HBP BLK WP HR S P ERA WHIP	IP WLS BF H R ER SO BB IBB HBP BLK WP HR S P ERA WHIP	IP WLS BF H R ER SO BB IBB HBP BLK WP HR S P ERA WHIP	IP WLS BF H R ER SO BB IBB HBP BLK WP HR S P ERA WHIP	IP WLS BF H R ER SO BB IBB HBP BLK WP HR S P ERA WHIP	IP WLS BF H R ER SO BB IBB HBP BLK WP HR S P ERA WHIP	IP WLS BF H R ER SO BB IBB HBP BLK WP HR S P ERA WHIP	IP WLS BF H R ER SO BB IBB HBP BLK WP HR S P ERA WHIP	IP WLS BF H R ER SO BB IBB HBP BLK WP HR S P ERA WHIP	IP WLS BF H R ER SO BB IBB HBP BLK WP HR S P ERA WHIP				

AB	38
R	3
H	12
RBI	3
BB	1
SO	8
LOB	19



Batter	1	2	3	4	5	6	7	8	9	AB	R	H	RBI	BB	SO	LOB	BOTTOM	
2 Orlando Cabrera, R (1.6) OBP: 0.303, SLG: 0.380			G6-3		F9		G4-3		G4-3	5	1	2	1	0	0	2	<b>Milwaukee Brewers @ Cincinnati Reds</b> Great American Ball Park, Cincinnati, OH Mon May 17 2010, 7:13 PM - 10:14 PM EDT Att: 12,409 - Cloudy - 59 F	
4 Brandon Phillips, R (1.4) OBP: 0.337, SLG: 0.429			P3		BB		P4		P4	3	1	1	0	1	0	0		
19 Joey Volto, L (1.3) OBP: 0.396, SLG: 0.536			G1-3		BB		BB		BB	3	1	2	1	1	0	0		
27 Scott Rolen, R (1.5) OBP: 0.336, SLG: 0.512			L5-3		K		SF8		SF8	3	0	1	1	0	1	2		
32 Jay Bruce, L (1.9) OBP: 0.373, SLG: 0.461				G3		BB			BB	2	1	1	0	2	0	0		
31 Jonny Gomes, R (1.7) OBP: 0.328, SLG: 0.514				P3		BB			BB	3	1	1	3	1	1	3		
40 Nick Masset, R (8.1) OBP: 0.250, SLG: 0.250				P3		BB			BB	0	0	0	0	0	0	0		
52 Daniel Herrera, L (9.1) OBP: 0.357, SLG: 0.692				P3		BB			BB	0	0	0	0	0	0	0		
48 Francisco Cordero, R (9.1) OBP: 0.409, SLG: 0.370				L4		BB			BB	0	0	0	0	0	0	0		
6 Drew Stubbs, R (1.8) OBP: 0.287, SLG: 0.357				K		BB			BB	2	0	0	0	1	1	2		
55 Ramon Hernandez, R (1.2) OBP: 0.409, SLG: 0.370				L4		BB			BB	3	0	0	0	1	1	5		
47 Johnny Cueto, R (1.1) OBP: 0.250, SLG: 0.250				G6-3		BB			BB	2	0	0	0	0	1	2		
28 Chris Heisey, R (7, PH) OBP: 0.357, SLG: 0.692				G6-3		BB			BB	2	1	1	0	0	0	0		
<b>Inning Stats</b>	R: 0 H: 1 E: 0 K: 0 S: 12	H: 0 LOB: 1 BB: 1 P: 22	R: 0 H: 0 E: 0 K: 1 S: 8	H: 0 LOB: 1 BB: 1 P: 14	R: 0 H: 0 E: 0 K: 1 S: 9	H: 0 LOB: 0 BB: 0 P: 15	R: 0 H: 0 E: 0 K: 1 S: 11	H: 0 LOB: 0 BB: 0 P: 18	R: 1 H: 3 E: 0 K: 2 S: 17	H: 3 LOB: 3 BB: 2 P: 33	R: 5 H: 5 E: 0 K: 0 S: 10	H: 5 LOB: 1 BB: 1 P: 21	R: 0 H: 0 E: 0 K: 0 S: 5	H: 0 LOB: 0 BB: 0 P: 7	1B: 5 2B: 3 3B: 1 HR: 1	SF: 1 SAC: 1 DP: 1 HBP: 1	WP: 0 PB: 0 SB: 0 CS: 0	PA: 38
<b>PITCHER</b>	IP WLS BF H R ER SO BB IBB HBP BLK WP HR S P ERA WHIP	IP WLS BF H R ER SO BB IBB HBP BLK WP HR S P ERA WHIP	IP WLS BF H R ER SO BB IBB HBP BLK WP HR S P ERA WHIP	IP WLS BF H R ER SO BB IBB HBP BLK WP HR S P ERA WHIP	IP WLS BF H R ER SO BB IBB HBP BLK WP HR S P ERA WHIP	IP WLS BF H R ER SO BB IBB HBP BLK WP HR S P ERA WHIP	IP WLS BF H R ER SO BB IBB HBP BLK WP HR S P ERA WHIP	IP WLS BF H R ER SO BB IBB HBP BLK WP HR S P ERA WHIP	IP WLS BF H R ER SO BB IBB HBP BLK WP HR S P ERA WHIP	IP WLS BF H R ER SO BB IBB HBP BLK WP HR S P ERA WHIP	IP WLS BF H R ER SO BB IBB HBP BLK WP HR S P ERA WHIP	IP WLS BF H R ER SO BB IBB HBP BLK WP HR S P ERA WHIP	IP WLS BF H R ER SO BB IBB HBP BLK WP HR S P ERA WHIP	IP WLS BF H R ER SO BB IBB HBP BLK WP HR S P ERA WHIP	IP WLS BF H R ER SO BB IBB HBP BLK WP HR S P ERA WHIP	IP WLS BF H R ER SO BB IBB HBP BLK WP HR S P ERA WHIP		





Batter	1	2	3	4	5	6	7	8	9	AB	R	H	RBI	BB	SO	LOB	TOP	
23 Rickie Weeks Jr. R OBP: 0.359, SLG: 0.590	G4-3		HBP		K			G6-3	1B	4	0	1	0	0	1	0	<b>Milwaukee Brewers @ Cincinnati Reds</b> Great American Ball Park, Cincinnati, OH Tue May 18 2010, 12:38 PM - 3:51 PM EDT Att: 17,697 - Overcast - 60 F	
21 Alcides Escobar R OBP: 0.288, SLG: 0.388	G4-3		K			P5		1B	L4	5	1	1	0	0	1	3		
8 Ryan Braun, R OBP: 0.418, SLG: 0.561	HR		G4-3			G5-3		1B	BB	3	2	1	1	1	0	0		
28 Prince Fielder, L OBP: 0.383, SLG: 0.443	2B				BB	G6-3		K		3	1	1	0	1	1	2		
14 Casey McGehee R OBP: 0.393, SLG: 0.559	1B				P4			1B		4	0	3	2	0	0	1		
1 Cory Hart R OBP: 0.353, SLG: 0.543	F9				K			K		4	0	0	0	0	2	4		
22 Jody Gerut, L OBP: 0.227, SLG: 0.381			K		FC4-6			G3		4	0	0	0	0	1	2		
16 George Kottaras, L OBP: 0.439, SLG: 0.564	G4-3		G4-3		G4-3			IBB	BB	2	0	0	0	2	0	0		
26 Manny Parra, L OBP: 0.333, SLG: 0.333	G6-3				P6			G6-3		1	0	0	0	0	0	0		
11 Adam Stern, L (5, PH)									F7	1	0	0	0	0	0	0		
45 Marco Estrada, R (5, PH)										1	0	0	0	0	0	2		
30 Craig Counsell, L OBP: 0.328, SLG: 0.429										1	0	0	0	0	0	1		
51 Trevor Hoffman, R (9, 1)										0	0	0	0	0	0	0		
<b>Inning Stats</b>	R: 2 H: 3 E: 0 K: 0 S: 19	H: 3 LOB: 1 BB: 0 P: 30	R: 0 H: 0 E: 0 K: 1 S: 9	H: 0 LOB: 0 BB: 0 P: 13	R: 0 H: 0 E: 0 K: 1 S: 7	H: 0 LOB: 1 BB: 0 P: 23	R: 0 H: 0 E: 0 K: 1 S: 10	H: 0 LOB: 0 BB: 0 P: 12	R: 0 H: 1 E: 0 K: 0 S: 8	H: 2 LOB: 2 BB: 1 P: 15	R: 2 H: 2 E: 0 K: 2 S: 18	H: 2 LOB: 1 BB: 1 P: 29	R: 0 H: 1 E: 0 K: 0 S: 11	H: 1 LOB: 2 BB: 1 P: 19	1B: 4 2B: 2 3B: 0 HR: 1	SF: 0 SAC: 0 DP: 0 HBP: 1	WP: 1 PB: 0 SB: 2 CS: 1	PA: 38
<b>PITCHER</b>	IP WLS BF H R ER SO BB IBB HBP BLK WP HR S P ERA WHIP	IP WLS BF H R ER SO BB IBB HBP BLK WP HR S P ERA WHIP	IP WLS BF H R ER SO BB IBB HBP BLK WP HR S P ERA WHIP	IP WLS BF H R ER SO BB IBB HBP BLK WP HR S P ERA WHIP	IP WLS BF H R ER SO BB IBB HBP BLK WP HR S P ERA WHIP	IP WLS BF H R ER SO BB IBB HBP BLK WP HR S P ERA WHIP	IP WLS BF H R ER SO BB IBB HBP BLK WP HR S P ERA WHIP	IP WLS BF H R ER SO BB IBB HBP BLK WP HR S P ERA WHIP	IP WLS BF H R ER SO BB IBB HBP BLK WP HR S P ERA WHIP	IP WLS BF H R ER SO BB IBB HBP BLK WP HR S P ERA WHIP	IP WLS BF H R ER SO BB IBB HBP BLK WP HR S P ERA WHIP	IP WLS BF H R ER SO BB IBB HBP BLK WP HR S P ERA WHIP	IP WLS BF H R ER SO BB IBB HBP BLK WP HR S P ERA WHIP	IP WLS BF H R ER SO BB IBB HBP BLK WP HR S P ERA WHIP	IP WLS BF H R ER SO BB IBB HBP BLK WP HR S P ERA WHIP	IP WLS BF H R ER SO BB IBB HBP BLK WP HR S P ERA WHIP	IP WLS BF H R ER SO BB IBB HBP BLK WP HR S P ERA WHIP	
34 Homer Bailey, R ERA: 5.21	7.0	27	4	2	2	4	1	1	1	0	0	0	0	0	0	0	2.57	0.714
57 Mike Lincolin, R ERA: 4.05	0.1	3	1	2	2	0	1	0	0	0	0	0	0	0	0	0	54.00	6.000
52 Daniel Herrera, L ERA: 3.27	0.1	2	1	0	0	1	0	0	0	0	0	0	0	0	0	0	7.00	3.000
46 Carlos Fisher, R ERA: 12.71	1.1	W 6	1	0	0	1	1	0	0	0	1	0	0	15	26	0.00	1.500	

Batter	1	2	3	4	5	6	7	8	9	AB	R	H	RBI	BB	SO	LOB	BOTTOM					
28 Chris Heisey R OBP: 0.421, SLG: 0.688	BB		F8		BB			K	1B	3	2	1	0	2	1	0	<b>Milwaukee Brewers @ Cincinnati Reds</b> Great American Ball Park, Cincinnati, OH Tue May 18 2010, 12:38 PM - 3:51 PM EDT Att: 17,697 - Overcast - 60 F					
4 Brandon Phillips, R OBP: 0.333, SLG: 0.417	K		G6-3		G5-3			L9	BB	4	0	0	0	1	1	4						
19 Joey Volto, L OBP: 0.402, SLG: 0.559	K		1B		G3			HR	1B	5	1	3	2	0	1	1						
31 Jonny Gomes, R OBP: 0.333, SLG: 0.523	E6		1B		K			K	1B	4	0	2	1	0	2	0						
2 Orlando Cabrera, R OBP: 0.296, SLG: 0.370	G6-3		1B		F8			F9		4	0	0	0	0	0	3						
32 Jay Bruce, L OBP: 0.377, SLG: 0.462	F7				G3-1			1B	1B	4	0	2	0	0	0	0						
29 Ryan Hanigan, R OBP: 0.466, SLG: 0.533	F8				BB			F9		3	0	0	0	1	0	1						
7 Paul Janish, R OBP: 0.355, SLG: 0.481					G1-3			F8		3	1	1	0	1	0	2						
34 Homer Bailey, R OBP: 0.288, SLG: 0.231	G4-3				K			K	HR	2	0	0	0	0	1	3						
17 Leonardo Nolasco, L OBP: 0.227, SLG: 0.317										1	0	0	0	0	0	0						
57 Mike Lincolin, R (8, 1)										0	0	0	0	0	0	0						
52 Daniel Herrera, L (8, 1)										0	0	0	0	0	0	0						
46 Carlos Fisher, R (8, 1)										0	0	0	0	0	0	0						
27 Scott Rolen, R OBP: 0.341, SLG: 0.541										1	1	2	0	0	0	0						
<b>Inning Stats</b>	R: 1 H: 1 E: 1 K: 2 S: 15	H: 1 LOB: 1 BB: 1 P: 25	R: 0 H: 0 E: 0 K: 0 S: 9	H: 0 LOB: 1 BB: 1 P: 17	R: 0 H: 2 E: 0 K: 0 S: 11	H: 2 LOB: 0 BB: 0 P: 19	R: 0 H: 1 E: 0 K: 1 S: 13	H: 1 LOB: 2 BB: 2 P: 23	R: 0 H: 0 E: 0 K: 1 S: 6	H: 0 LOB: 0 BB: 0 P: 11	R: 0 H: 0 E: 0 K: 2 S: 8	H: 0 LOB: 0 BB: 0 P: 11	R: 0 H: 0 E: 0 K: 0 S: 9	H: 0 LOB: 1 BB: 0 P: 14	R: 1 H: 2 E: 0 K: 0 S: 14	H: 2 LOB: 1 BB: 0 P: 19	R: 3 H: 4 E: 0 K: 0 S: 8	H: 4 LOB: 2 BB: 1 P: 14	1B: 6 2B: 2 3B: 0 HR: 2	SF: 0 SAC: 0 DP: 0 HBP: 0	WP: 1 PB: 0 SB: 1 CS: 0	PA: 39
<b>PITCHER</b>	IP WLS BF H R ER SO BB IBB HBP BLK WP HR S P ERA WHIP	IP WLS BF H R ER SO BB IBB HBP BLK WP HR S P ERA WHIP	IP WLS BF H R ER SO BB IBB HBP BLK WP HR S P ERA WHIP	IP WLS BF H R ER SO BB IBB HBP BLK WP HR S P ERA WHIP	IP WLS BF H R ER SO BB IBB HBP BLK WP HR S P ERA WHIP	IP WLS BF H R ER SO BB IBB HBP BLK WP HR S P ERA WHIP	IP WLS BF H R ER SO BB IBB HBP BLK WP HR S P ERA WHIP	IP WLS BF H R ER SO BB IBB HBP BLK WP HR S P ERA WHIP	IP WLS BF H R ER SO BB IBB HBP BLK WP HR S P ERA WHIP	IP WLS BF H R ER SO BB IBB HBP BLK WP HR S P ERA WHIP	IP WLS BF H R ER SO BB IBB HBP BLK WP HR S P ERA WHIP	IP WLS BF H R ER SO BB IBB HBP BLK WP HR S P ERA WHIP	IP WLS BF H R ER SO BB IBB HBP BLK WP HR S P ERA WHIP	IP WLS BF H R ER SO BB IBB HBP BLK WP HR S P ERA WHIP	IP WLS BF H R ER SO BB IBB HBP BLK WP HR S P ERA WHIP	IP WLS BF H R ER SO BB IBB HBP BLK WP HR S P ERA WHIP	IP WLS BF H R ER SO BB IBB HBP BLK WP HR S P ERA WHIP					
26 Manny Parra, L ERA: 3.7	4.0	20	4	1	1	3	4	0	0	0	0	0	0	0	0	0	2.25	2.000				
45 Marco Estrada, R ERA: 2.25	4.0	14	2	1	1	4	0	0	0	0	1	1	37	55	2.25	0.500						
51 Trevor Hoffman, R ERA: 13.15	0.0	L 5	4	3	3	0	1	0	0	0	0	1	8	14	∞	∞						







Batter	1	2	3	4	5	6	7	8	9	AB	R	H	RBI	BB	SO	LOB	TOP				
23 Rickie Weeks Jr. R (1.4) OBP: 0.354, SLG: 0.582	G3-1		K		G1-3			F9		4	0	0	0	0	1	1	<b>Milwaukee Brewers @ Pittsburgh Pirates</b> PNC Park, Pittsburgh, PA Thu May 20 2010, 7:06 PM - 10:08 PM EDT Att: 13,975 - Partly Cloudy - 78 F				
21 Alcides Escobar R (1.6) OBP: 0.293, SLG: 0.394	G4-3		G3-1		K			G6-3		4	0	0	0	0	1	1					
28 Prince Fielder L (1.3) OBP: 0.375, SLG: 0.430	K		L4		P5			1B		4	0	1	0	0	1	1					
8 Ryan Braun, R (1.7) OBP: 0.413, SLG: 0.551	G5-3		G5-3		G5-3		F7	G1-3		4	0	0	0	0	0	1					
14 Casey McGehee R (1.5) OBP: 0.395, SLG: 0.570	1 3B		16 2B		1B		K	G1-3		3	2	1	0	1	1	0					
1 Corey Hart, R (1.9) OBP: 0.354, SLG: 0.541	9 3B		16 2B		11 G4-3		G5-3			3	2	1	1	1	1	0					
12 Carlos Villanueva, R (9.1)	3B		11 G4-3		2B					0	0	0	0	0	0	0					
9 Gregg Zaun, S (1.2) OBP: 0.350, SLG: 0.392	G4-3		11 G4-3		2B		11 G1-6-3			1	0	0	1	0	0	0					
16 George Kottaras, L (2.2) OBP: 0.450, SLG: 0.585	G4-3		11 G4-3		2B		11 G1-6-3			2	0	1	1	1	1	0					
11 Adam Stern, L (1.8)	K		G4-3		G4-3		G1-6-3			3	0	0	1	0	1	2					
38 Chris Narveson, L (1.1) OBP: 0.300, SLG: 0.300			21 G3-1		K		K			2	0	1	0	0	1	1					
49 Yovani Gallardo, R (7, PH) OBP: 0.190, SLG: 0.350										1	0	0	0	0	1	0					
59 John Axford, R (7.1) OBP: 0.378, SLG: 0.514										0	0	0	0	0	0	0					
2 Joe Inglett, L (9.9)										0	0	0	0	0	0	0					
<b>Inning Stats</b>	R: 0 E: 0 K: 1 S: 7	H: 0 LOB: 0 BB: 0 P: 10	R: 2 E: 0 K: 1 S: 11	H: 1 LOB: 0 BB: 1 P: 19	R: 0 E: 0 K: 1 S: 9	H: 1 LOB: 1 BB: 0 P: 15	R: 2 E: 0 K: 1 S: 14	H: 2 LOB: 1 BB: 1 P: 23	R: 0 E: 0 K: 1 S: 13	H: 0 LOB: 0 BB: 0 P: 15	R: 0 E: 0 K: 1 S: 7	H: 0 LOB: 0 BB: 0 P: 14	R: 0 E: 0 K: 0 S: 9	H: 1 LOB: 1 BB: 1 P: 15	R: 0 E: 0 K: 1 S: 5	H: 0 LOB: 0 BB: 0 P: 8	1B: 3 2B: 1 3B: 1 HR: 0	SF: 0 SAC: 0 DP: 1 HBP: 0	WP: 0 PB: 0 CS: 0	PA: 34	
<b>PITCHER</b>	IP	WLS	BF	H	R	ER	SO	BB	IBB	HBP	BLK	WP	HR	S	P	ERA	WHIP				
28 Paul Maholm, L (1.1) ERA: 4.9	7.0	L	27	4	4	4	7	3	0	0	0	0	0	70	111	5.14	1.000				
27 Jeff Karstens, R (8.1) ERA: 5.24	0.2		2	0	0	0	0	0	0	0	0	0	0	4	4	0.00	0.000				
48 Javier López, L (8.1) ERA: 2.2	0.1		2	1	0	0	0	0	0	0	0	0	0	3	7	0.00	3.000				
53 Brendan Donnelly, R (9.1) ERA: 6.3	1.0		3	0	0	0	1	0	0	0	0	0	0	5	8	0.00	0.000				

Batter	1	2	3	4	5	6	7	8	9	AB	R	H	RBI	BB	SO	LOB	BOTTOM					
85 Lastings Milledge, R (1.7) OBP: 0.318, SLG: 0.513	G6-3				2 2B			G3-1		3	0	1	0	1	0	0	<b>Milwaukee Brewers @ Pittsburgh Pirates</b> PNC Park, Pittsburgh, PA Thu May 20 2010, 7:06 PM - 10:08 PM EDT Att: 13,975 - Partly Cloudy - 78 F					
2 Bobby Crosby, R (1.4) OBP: 0.338, SLG: 0.322	G6-3				FC1-6-5			K		4	1	1	0	0	2	2						
27 Jeff Karstens, R (8.1) ERA: 5.24	46 3B		22 1B		22 FC6-5					0	0	0	0	0	0	0						
48 Javier López, L (8.1) ERA: 2.2	51 3B				2-3					0	0	0	0	0	0	0						
53 Brendan Donnelly, R (9.1) ERA: 6.3	1B				2-3					0	0	0	0	0	0	0						
22 Andrew McCutchen, R (1.8) OBP: 0.382, SLG: 0.487	46 1B		G6-3		FC6-5			F8		4	0	1	0	0	0	1						
46 Garrett Jones, L (1.9) OBP: 0.357, SLG: 0.432	FC4-6		G3		G4-3			G4-3		4	1	0	0	0	0	3						
51 Steve Pearce, R (1.3) OBP: 0.367, SLG: 0.440	15 2B		P4		F7					3	1	1	2	1	0	0						
15 Andy LaRoche, R (1.5) OBP: 0.338, SLG: 0.376	2B		G1-3		G6-3			F9		4	0	1	1	0	0	1						
5 Ronny Cedeno, R (1.6) OBP: 0.275, SLG: 0.346	P3		F8		1B					4	0	1	0	0	0	1						
35 Jason Jaramillo, S (1.2) ERA: 5.17	G1-3		G1-3		F9					3	0	1	0	0	0	1						
41 Ryan Doumit, S (9, PH) OBP: 0.369, SLG: 0.435					1B			24 G4-6-3		0	0	0	0	0	0	0						
28 Paul Maholm, L (1.1) ERA: 4.9	K		G6-3							2	0	0	0	0	1	1						
24 Delwyn Young, S (7, PH) OBP: 0.258, SLG: 0.355										2	0	0	0	0	1	1						
<b>Inning Stats</b>	R: 3 E: 0 K: 0 S: 19	H: 4 LOB: 1 BB: 0 P: 34	R: 0 E: 0 K: 2 S: 11	H: 0 LOB: 1 BB: 1 P: 20	R: 0 E: 0 K: 0 S: 11	H: 0 LOB: 0 BB: 0 P: 18	R: 0 E: 0 K: 0 S: 11	H: 1 LOB: 1 BB: 0 P: 13	R: 0 E: 0 K: 0 S: 8	H: 1 LOB: 1 BB: 0 P: 11	R: 0 E: 0 K: 0 S: 11	H: 1 LOB: 0 BB: 0 P: 16	R: 0 E: 0 K: 2 S: 13	H: 0 LOB: 0 BB: 0 P: 18	R: 0 E: 0 K: 0 S: 13	H: 0 LOB: 1 BB: 1 P: 21	R: 0 E: 0 K: 0 S: 7	H: 0 LOB: 0 BB: 0 P: 12	1B: 4 2B: 2 3B: 1 HR: 0	SF: 0 SAC: 0 DP: 1 HBP: 1	WP: 0 PB: 0 CS: 0	PA: 36
<b>PITCHER</b>	IP	WLS	BF	H	R	ER	SO	BB	IBB	HBP	BLK	WP	HR	S	P	ERA	WHIP					
38 Chris Narveson, L (1.1) ERA: 5.17	6.0	W	26	7	3	3	2	1	0	0	0	0	0	71	112	4.50	1.333					
59 John Axford, R (7.1) ERA: 2.25	2.0	H	7	0	0	0	2	1	0	0	0	0	0	26	39	0.00	0.500					
12 Carlos Villanueva, R (9.1) ERA: 2.91	1.0	S	3	0	0	0	0	0	0	1	0	0	0	7	12	0.00	0.000					



Batter	1	2	3	4	5	6	7	8	9	AB	R	H	RBI	BB	SO	LOB	TOP								
2 Joe Inglett, L OBP: 0.390, SLG: 0.526	G6-3		BB			F8		27 HR		3	1	1	0	1	0	0	<b>Milwaukee Brewers @ Minnesota Twins</b> Target Field, Minneapolis, MN Fri May 21 2010, 7:11 PM - 10:03 PM CDT Att: 38,737 - Cloudy - 64 F								
27 Carlos Gómez, R OBP: 0.329, SLG: 0.488	G6-3		K			G5-3		HR		4	1	2	3	0	1	1									
8 Ryan Braun, R OBP: 0.415, SLG: 0.556	2B					G5-3		F9		4	0	2	0	0	0	1									
28 Prince Fielder, L OBP: 0.367, SLG: 0.420	F7					G4-3		F7		4	0	0	0	0	0	3									
14 Casey McGehee, R (1, 10) OBP: 0.386, SLG: 0.555	G4-3					F8		F8		4	0	0	0	0	0	0									
1 Cory Hart, R OBP: 0.344, SLG: 0.522	F8					K		G6-3		4	0	0	0	0	2	0									
30 Craig Counsell, L (1, 5) OBP: 0.333, SLG: 0.426	G1-3					1B		G6-3		4	0	2	0	0	0	0									
16 George Kottaras, L OBP: 0.435, SLG: 0.558						F8		F8		2	0	0	0	0	0	1									
20 Jonathan Lucroy, R (8, PH) OBP: 0.500, SLG: 0.500						F8		G5-3		2	0	1	0	0	0	1									
21 Alcides Escobar, R (1, 6) OBP: 0.287, SLG: 0.386	G3-1					G4-3		FC5-4 2B 27 HR		3	1	0	0	0	0	2									
<b>Inning Stats</b>	R: 0 E: 0 K: 0 S: 6	H: 1 LOB: 1 BB: 0 P: 10	R: 0 E: 0 K: 0 S: 6	H: 0 LOB: 0 BB: 0 P: 10	R: 0 E: 0 K: 1 S: 11	H: 0 LOB: 1 BB: 1 P: 18	R: 0 E: 0 K: 0 S: 5	H: 1 LOB: 0 BB: 0 P: 10	R: 0 E: 0 K: 1 S: 8	H: 1 LOB: 1 BB: 0 P: 11	R: 0 E: 0 K: 0 S: 9	H: 0 LOB: 1 BB: 0 P: 16	R: 0 E: 0 K: 0 S: 5	H: 0 LOB: 0 BB: 0 P: 7	R: 3 E: 0 K: 0 S: 12	H: 3 LOB: 0 BB: 0 P: 13	R: 0 E: 0 K: 1 S: 10	H: 1 LOB: 1 BB: 0 P: 15	1B: 5 2B: 2 3B: 0 HR: 1	SF: 0 SAC: 0 DP: 1 HBP: 0	WP: 0 PB: 0 SB: 0 CS: 0	PA: 35			
<b>PITCHER</b>	IP	WLS	BF	H	R	ER	SO	BB	IBB	HBP	BLK	WP	HR	S	P	ERA	WHIP	<b>PITCHER</b>							
53 Nick Blackburn, R ERA: 4.5	7.1	W	29	7	3	3	2	1	0	0	0	0	1	58	91	3.68	1.091								
50 Jose Mijares, L ERA: 3.35	1.2		6	1	0	0	1	0	0	0	0	0	0	14	19	0.00	0.600								

AB	34
R	3
H	8
RBI	3
BB	1
SO	3
LOB	9



Batter	1	2	3	4	5	6	7	8	9	AB	R	H	RBI	BB	SO	LOB	BOTTOM								
2 Denard Span, L OBP: 0.366, SLG: 0.378				1B		F7		G5-3		6	3	3	1	0	0	2	<b>Milwaukee Brewers @ Minnesota Twins</b> Target Field, Minneapolis, MN Fri May 21 2010, 7:11 PM - 10:03 PM CDT Att: 38,737 - Cloudy - 64 F								
1 Orlando Hudson, S OBP: 0.373, SLG: 0.378				2B		1B		G6-3		4	3	3	0	2	0	0									
7 Joe Mauer, L OBP: 0.410, SLG: 0.488				1B		BB		G6-3		3	2	0	0	2	0	6									
33 Justin Morneau, L OBP: 0.480, SLG: 0.685	F8	L8		2B		1B		F8		5	2	3	3	0	0	3									
5 Michael Cuddyer, R OBP: 0.335, SLG: 0.427	21 BLK	16 1B		G6-3		BB		G6-3		2	1	1	2	3	0	1									
16 Jason Kubel, L OBP: 0.336, SLG: 0.322	21 1B	21 BLK		SF7		F9		BB		3	1	1	4	1	0	3									
21 Delmon Young, R OBP: 0.315, SLG: 0.448	24 1B	8 2B		P3		E5		SF8		4	2	3	2	0	0	0									
24 Trevor Plouffe, R OBP: 0.400, SLG: 0.600	2B	FC3		G6-3		2B		F9		5	1	2	2	0	1	3									
8 Nick Punto, S OBP: 0.275, SLG: 0.305	FC3	2B		G3		K		F8		5	0	1	1	0	2	2									
<b>Inning Stats</b>	R: 7 E: 0 K: 0 S: 20	H: 6 LOB: 2 BB: 3 P: 44	R: 0 E: 0 K: 0 S: 6	H: 1 LOB: 0 BB: 0 P: 8	R: 0 E: 0 K: 0 S: 6	H: 0 LOB: 0 BB: 0 P: 10	R: 5 E: 1 K: 1 S: 17	H: 5 LOB: 1 BB: 1 P: 33	R: 1 E: 0 K: 0 S: 9	H: 2 LOB: 2 BB: 2 P: 21	R: 0 E: 0 K: 0 S: 11	H: 1 LOB: 1 BB: 0 P: 17	R: 2 E: 0 K: 1 S: 17	H: 2 LOB: 2 BB: 2 P: 30	R: 0 E: 0 K: 1 S: 5	H: 0 LOB: 0 BB: 0 P: 8	1B: 13 2B: 5 3B: 0 HR: 0	SF: 2 SAC: 0 DP: 3 HBP: 0	WP: 0 PB: 0 SB: 0 CS: 0	PA: 47					
<b>PITCHER</b>	IP	WLS	BF	H	R	ER	SO	BB	IBB	HBP	BLK	WP	HR	S	P	ERA	WHIP	<b>PITCHER</b>							
31 Dave Bush, R ERA: 5.99	0.1	L	10	6	7	7	0	2	0	0	0	0	0	17	36	189.00	24.000								
37 Jeff Suppan, R ERA: 6.54	3.2		17	6	5	5	1	2	0	0	0	0	0	32	59	12.27	2.182								
46 Claudio Vargas, R ERA: 7.64	2.0		10	3	1	1	0	2	0	0	0	0	0	20	38	4.50	2.500								
57 Mitch Stetter, L ERA: 14.73	0.1		5	2	2	2	0	2	0	0	0	0	0	13	26	54.00	12.000								
60 Todd Coffey, R ERA: 4.43	1.2		5	0	0	0	2	0	0	0	0	0	0	9	12	0.00	0.000								

AB	37
R	15
H	17
RBI	15
BB	8
SO	3
LOB	20





Batter	1	2	3	4	5	6	7	8	9	10	11	12	AB	R	H	RBI	BB	SO	LOB	TOP						
23 Rickie Weeks Jr., R OBP: 0.345, SLG: 0.362	G5-3		K		F8		P4		2B		G3-6-3		5	1	1	2	0	1	3							
27 Carlos Gómez, R OBP: 0.330, SLG: 0.477	L5		K				G5-3		1B		P3		6	0	2	2	0	1	3							
8 Ryan Braun, R OBP: 0.402, SLG: 0.536	K			L7				P3	L4-3		G3-6-3		6	0	0	0	0	2	4							
28 Prince Fielder, L OBP: 0.376, SLG: 0.415	K					G1-3							2	1	0	0	4	1	0							
14 Casey McGehee, R OBP: 0.385, SLG: 0.559		2B		F9		P6					F8		6	0	2	1	0	1	3							
1 Corey Hart, R OBP: 0.343, SLG: 0.537		1B		P3							F8		6	1	2	1	0	2	4							
2 Joe Inglett, L OBP: 0.395, SLG: 0.550			L9										2	1	1	0	0	0	2							
22 Jody Gerut, L OBP: 0.230, SLG: 0.366						B1-3				G4-3			4	1	1	0	0	1	1							
21 Alcides Escobar, R OBP: 0.297, SLG: 0.393			P4		P4								5	1	3	0	0	0	3							
16 George Kottaras, L OBP: 0.446, SLG: 0.543			F9										3	1	1	1	2	0	1							
<b>Inning Stats</b>	R: 0 E: 0 K: 13	H: 0 LOB: 0 BB: 18	R: 0 E: 0 K: 11	H: 2 LOB: 2 BB: 18	R: 0 E: 0 K: 2	H: 0 LOB: 0 BB: 14	R: 0 E: 0 K: 2	H: 0 LOB: 1 BB: 19	R: 1 E: 0 K: 18	H: 3 LOB: 2 BB: 27	R: 0 E: 0 K: 0	H: 1 LOB: 1 BB: 15	R: 0 E: 0 K: 2	H: 0 LOB: 1 BB: 18	R: 5 E: 0 K: 20	H: 5 LOB: 2 BB: 37	R: 0 E: 0 K: 12	H: 1 LOB: 0 BB: 17	R: 0 E: 0 K: 7	H: 0 LOB: 0 BB: 14	R: 0 E: 0 K: 10	H: 0 LOB: 1 BB: 18	1B: 8 2B: 5 3B: 0 HR: 1	SF: 0 SAC: 0 DP: 4 HBP: 1	WP: 0 PB: 0 SB: 0 CS: 0	PA: 52
<b>PITCHER</b>	IP WLS BF H R ER SO BB IBB HBP BLK WP HR S P 102 ERA WHIP	59 Kevin Slowey, R ERA: 4.53	52 Brian Duensing, L ERA: 1.65	54 Matt Guerrier, R ERA: 1.8	32 Ron Mahay, L ERA: 5.4	60 Jon Rauch, R ERA: 2.65	<b>PITCHER</b>	IP WLS BF H R ER SO BB IBB HBP BLK WP HR S P 102 ERA WHIP	31 Alex Burnett, R ERA: 2.86	28 Jesse Crain, R ERA: 6.5	<b>PITCHER</b>	IP WLS BF H R ER SO BB IBB HBP BLK WP HR S P 102 ERA WHIP	59 Kevin Slowey, R ERA: 4.53	52 Brian Duensing, L ERA: 1.65	54 Matt Guerrier, R ERA: 1.8	32 Ron Mahay, L ERA: 5.4	60 Jon Rauch, R ERA: 2.65	31 Alex Burnett, R ERA: 2.86	28 Jesse Crain, R ERA: 6.5							

Milwaukee Brewers @ Minnesota Twins  
Target Field, Minneapolis, MN  
Sat May 22 2010, 3:10 PM - 7:55 PM CDT  
Att. 39,152 - Partly Cloudy - 67 F

AB 45  
R 7  
H 13  
RBI 7  
BB 6  
SO 9  
LOB 24



Batter	1	2	3	4	5	6	7	8	9	10	11	12	AB	R	H	RBI	BB	SO	LOB	BOTTOM				
2 Denard Span, L OBP: 0.356, SLG: 0.363	F8	P4		P6		G6-4-3		G4-3		F9		G4-3	7	0	0	0	0	0	5					
1 Orlando Hudson, S OBP: 0.376, SLG: 0.381			L4										4	2	2	0	0	1	1					
12 Alex Castellanos, S OBP: 0.405, SLG: 0.364	7 1B												0	0	0	0	0	3	0	0				
7 Joe Mauer, L OBP: 0.417, SLG: 0.500	33 1B		G1-3										7	3	4	1	0	1	2					
33 Justin Morneau, L OBP: 0.489, SLG: 0.695	5 2B	21 BB											5	2	3	1	2	0	2					
5 Michael Cuddyer, R OBP: 0.344, SLG: 0.435	21 BB	24 SF8		F8									6	1	3	1	0	0	6					
16 Jason Kubel, L OBP: 0.340, SLG: 0.314	24 SF8	21 BB											3	0	0	1	2	2	5					
21 Delmon Young, R OBP: 0.316, SLG: 0.446													5	0	1	3	1	1	8					
24 Trevor Plouffe, R OBP: 0.222, SLG: 0.375	SF8												3	0	0	1	0	2	2					
25 Jim Thome, L OBP: 0.375, SLG: 0.494													0	0	0	1	0	0	0					
23 Brendan Harris, R OBP: 0.287, SLG: 0.276													1	0	0	0	0	0	0					
8 Nick Punto, S OBP: 0.266, SLG: 0.287	K			E8									5	0	0	0	1	3	5					
<b>Inning Stats</b>	R: 4 E: 0 K: 20	H: 4 LOB: 2 BB: 37	R: 0 E: 0 K: 5	H: 0 LOB: 0 BB: 6	R: 0 E: 0 K: 2	H: 1 LOB: 1 BB: 17	R: 0 E: 1 K: 2	H: 0 LOB: 1 BB: 14	R: 0 E: 0 K: 13	H: 1 LOB: 2 BB: 16	R: 0 E: 0 K: 10	H: 0 LOB: 0 BB: 20	R: 1 E: 0 K: 14	H: 3 LOB: 3 BB: 27	R: 0 E: 0 K: 10	H: 1 LOB: 0 BB: 17	R: 0 E: 0 K: 7	H: 0 LOB: 0 BB: 10	R: 1 E: 0 K: 8	H: 1 LOB: 2 BB: 19	1B: 8 2B: 5 3B: 0 HR: 0	SF: 2 SAC: 0 DP: 1 HBP: 2	WP: 0 PB: 0 SB: 1 CS: 0	PA: 60
<b>PITCHER</b>	IP WLS BF H R ER SO BB IBB HBP BLK WP HR S P 106 ERA WHIP	49 Yovani Gallardo, R ERA: 6.23	45 Marco Estrada, R ERA: 6.23	57 Mitch Stetter, L ERA: 14.73	60 Todd Coffey, R ERA: 4.29	59 John Axford, R ERA: 1.8	<b>PITCHER</b>	IP WLS BF H R ER SO BB IBB HBP BLK WP HR S P 106 ERA WHIP	12 Carlos Villanueva, R ERA: 3.04	26 Manny Parra, L ERA: 3.81	<b>PITCHER</b>	IP WLS BF H R ER SO BB IBB HBP BLK WP HR S P 106 ERA WHIP	49 Yovani Gallardo, R ERA: 6.23	45 Marco Estrada, R ERA: 6.23	57 Mitch Stetter, L ERA: 14.73	60 Todd Coffey, R ERA: 4.29	59 John Axford, R ERA: 1.8	12 Carlos Villanueva, R ERA: 3.04	26 Manny Parra, L ERA: 3.81					

Milwaukee Brewers @ Minnesota Twins  
Target Field, Minneapolis, MN  
Sat May 22 2010, 3:10 PM - 7:55 PM CDT  
Att. 39,152 - Partly Cloudy - 67 F

AB 46  
R 8  
H 13  
RBI 8  
BB 10  
SO 10  
LOB 36









Batter	1	2	3	4	5	6	7	8	9	AB	R	H	RBI	BB	SO	LOB	TOP			
21 Michael Bourn, L (1,8) OBP: 0.354, SLG: 0.338	F7		G3		G4-3			K		4	0	0	0	0	1	0	Houston Astros @ Milwaukee Brewers Miller Park, Milwaukee, WI Tue May 25 2010, 7:11 PM - 10:06 PM CDT Att: 27,363 - Partly Cloudy - 77 F			
8 Jeff Keppinger, R (1,4) OBP: 0.338, SLG: 0.383	L9		G5-3			L6		1B		4	0	1	0	0	0	0				
17 Lance Berkman, S (1,3) OBP: 0.336, SLG: 0.421	L8		K			F9		K		4	0	0	0	0	2	1				
45 Carlos Lee, R (1,7) OBP: 0.230, SLG: 0.317		G5-3		F7		F8		G4-3		4	0	0	0	0	0	1				
9 Hunter Pence, R (1,9) OBP: 0.274, SLG: 0.417		G5-3		G5-3		G6-3			55 2B	3	1	1	0	1	0	0				
77 Pedro Feliz, R (1,5) OBP: 0.242, SLG: 0.301		BB		BB		P6		P6		3	0	1	0	1	0	1				
55 Humberto Quintero, R (1,2) OBP: 0.261, SLG: 0.314		FC5		K		1B		1B		4	0	2	1	0	1	3				
12 Tommy Manzella, R (1,6) OBP: 0.275, SLG: 0.250		BB		1B		1B		K		3	0	2	0	1	1	1				
52 Felipe Paulino, R (1,1) OBP: 0.375, SLG: 0.400		BB		1B		1B		G3		2	0	0	0	0	1	4				
4 Jason Michaels, R (7,PH) OBP: 0.225, SLG: 0.385		K		B5-6-4		K				1	0	0	0	0	1	2				
43 Chris Sampson, R (7,1) OBP: 0.312, SLG: 0.329		K								0	0	0	0	0	0	0				
27 Geoff Blum, S (9,PH) OBP: 0.312, SLG: 0.329										1	0	0	0	0	0	1				
<b>Inning Stats</b>	R: 0 E: 0 K: 0 S: 7	H: 0 LOB: 0 BB: 0 P: 10	R: 0 E: 0 K: 1 S: 15	H: 1 LOB: 3 BB: 2 P: 27	R: 0 E: 0 K: 1 S: 8	H: 0 LOB: 0 BB: 0 P: 11	R: 0 E: 0 K: 1 S: 9	H: 0 LOB: 1 BB: 1 P: 17	R: 0 E: 0 K: 0 S: 10	H: 0 LOB: 0 BB: 0 P: 18	R: 0 E: 0 K: 1 S: 10	H: 2 LOB: 2 BB: 0 P: 12	R: 0 E: 0 K: 2 S: 12	H: 1 LOB: 1 BB: 0 P: 17	R: 1 E: 0 K: 1 S: 13	H: 2 LOB: 1 BB: 0 P: 22	1B: 5 2B: 2 3B: 0 HR: 0	SF: 0 SAC: 0 DP: 1 HBP: 0	WP: 0 PB: 0 SB: 0 CS: 0	PA: 36
<b>PITCHER</b>	IP WLS BF H R ER SO BB IBB HBP BLK WP HR S P ERA WHIP																			
43 Randy Wolf, L (1,1) ERA: 4.52	7.0 W 27 4 1 0 0 4 3 0 0 0 0 0 0 66 103 0.00 1.000																			
12 Carlos Villanueva, R (8,1) ERA: 2.92	1.0 4 1 0 0 2 0 0 0 0 0 0 0 12 17 0.00 1.000																			
60 Todd Coffey, R (9,1) ERA: 4.5	1.0 5 2 1 1 1 0 0 0 0 0 0 0 13 22 9.00 2.000																			

Batter	1	2	3	4	5	6	7	8	9	AB	R	H	RBI	BB	SO	LOB	BOTTOM	
23 Rickie Weeks Jr., R (1,4) OBP: 0.344, SLG: 0.396	8 HR		FC6-4		F7			G6-3		5	2	3	2	0	0	1	Houston Astros @ Milwaukee Brewers Miller Park, Milwaukee, WI Tue May 25 2010, 7:11 PM - 10:06 PM CDT Att: 27,363 - Partly Cloudy - 77 F	
27 Carlos Gómez, R (1,8) OBP: 0.310, SLG: 0.453	P3		FC6-4		CS		B2-3			5	0	0	0	0	1	4		
8 Ryan Braun, R (1,7) OBP: 0.401, SLG: 0.546	HR				G5-3		G3			4	2	2	2	0	0	0		
28 Prince Fielder, L (1,3) OBP: 0.401, SLG: 0.443			1B					1B		1	1	1	0	3	0	0		
14 Casey McGehee, R (1,5) OBP: 0.374, SLG: 0.538	K						G6-3			4	0	1	1	0	2	3		
1 Corey Hart, R (1,9) OBP: 0.338, SLG: 0.543	K							1B		4	0	1	0	0	1	3		
21 Alcides Escobar, R (1,6) OBP: 0.294, SLG: 0.392			L4							4	0	2	1	0	0	2		
20 Jonathan Lucroy, R (1,2) OBP: 0.333, SLG: 0.333		G4-6-3								4	0	1	0	0	1	4		
43 Randy Wolf, L (1,1) OBP: 0.320, SLG: 0.360										2	0	1	0	0	0	1		
2 Joe Inglett, L (7,PH) OBP: 0.409, SLG: 0.550										0	0	0	0	0	0	0		
31 David Bushy, L (7,PH) OBP: 0.333, SLG: 0.111										0	0	0	0	0	0	0		
12 Carlos Villanueva, R (8,1) OBP: 0.333, SLG: 0.111										0	0	0	0	0	0	0		
49 Yovani Gallardo, R (8,PH) OBP: 0.409, SLG: 0.333										1	0	0	0	0	0	0		
60 Todd Coffey, R (9,1) ERA: 4.5										0	0	0	0	0	0	0		
<b>Inning Stats</b>	R: 2 E: 0 K: 2 S: 19	H: 2 LOB: 1 BB: 1 P: 31	R: 0 E: 0 K: 0 S: 9	H: 3 LOB: 2 BB: 0 P: 13	R: 0 E: 0 K: 1 S: 12	H: 1 LOB: 2 BB: 1 P: 19	R: 0 E: 0 K: 0 S: 12	H: 1 LOB: 0 BB: 0 P: 19	R: 0 E: 0 K: 1 S: 8	H: 0 LOB: 0 BB: 0 P: 12	R: 4 E: 0 K: 0 S: 15	H: 5 LOB: 3 BB: 0 P: 23	R: 0 E: 0 K: 1 S: 8	H: 0 LOB: 0 BB: 0 P: 13	1B: 9 2B: 1 3B: 0 HR: 2	SF: 0 SAC: 0 DP: 1 HBP: 1	WP: 0 PB: 0 SB: 0 CS: 1	PA: 39
<b>PITCHER</b>	IP WLS BF H R ER SO BB IBB HBP BLK WP HR S P ERA WHIP																	
52 Felipe Paulino, R (1,1) ERA: 5.08	6.0 L 26 7 2 2 2 4 3 0 0 0 0 0 1 69 112 3.00 1.667																	
43 Chris Sampson, R (7,1) ERA: 4.69	0.1 6 4 4 4 0 0 0 0 1 0 0 1 7 10 108.00 12.000																	
47 Jeff Fulchino, R (7,1) ERA: 4.15	1.2 6 1 0 0 1 0 0 0 0 0 0 0 16 26 0.00 0.600																	



Batter	1	2	3	4	5	6	7	8	9	AB	R	H	RBI	BB	SO	LOB	TOP						
21 Michael Bourn, L (1.8) OBP: 0.356, SLG: 0.335										4	1	1	1	1	1	1							
8 Jeff Keppinger, R (1.4) OBP: 0.333, SLG: 0.384										5	1	1	0	0	0	2							
9 Hunter Pence, R (1.9) OBP: 0.283, SLG: 0.425										4	2	2	1	1	0	1							
45 Carlos Lee, R (1.7) OBP: 0.236, SLG: 0.322										4	0	2	2	0	1	2							
4 Jason Michaels, R (7.7) OBP: 0.244, SLG: 0.490										1	0	1	0	0	0	0							
17 Lance Berkman, S (1.3) OBP: 0.354, SLG: 0.432										4	0	3	1	1	0	1							
77 Pedro Feliz, R (1.5) OBP: 0.236, SLG: 0.293										4	0	0	0	0	0	5							
55 Humberto Quintero, R (1.2) OBP: 0.261, SLG: 0.303										3	0	0	0	1	1	3							
12 Tommy Manzella, R (1.6) OBP: 0.282, SLG: 0.268										4	1	2	0	0	0	1							
44 Roy Oswalt, R (1.1) OBP: 0.250, SLG: 0.200										2	0	0	0	0	2	1							
37 Brandon Lyon, R (9.1)										0	0	0	0	0	0	0							
<b>Inning Stats</b>	R: 1 E: 0 K: 0 S: 12	H: 2 LOB: 2 BB: 1 P: 22	R: 0 E: 0 K: 1 S: 10	H: 0 LOB: 1 BB: 1 P: 18	R: 2 E: 0 K: 1 S: 23	H: 4 LOB: 2 BB: 0 P: 38	R: 1 E: 0 K: 0 S: 5	H: 2 LOB: 0 BB: 0 P: 11	R: 1 E: 0 K: 1 S: 13	H: 1 LOB: 1 BB: 1 P: 24	R: 0 E: 0 K: 2 S: 10	H: 0 LOB: 0 BB: 0 P: 16	R: 0 E: 0 K: 0 S: 7	H: 1 LOB: 2 BB: 1 P: 16	R: 0 E: 0 K: 0 S: 8	H: 1 LOB: 1 BB: 0 P: 9	R: 0 E: 0 K: 0 S: 10	H: 1 LOB: 1 BB: 0 P: 16	1B: 9 2B: 3 3B: 0 HR: 0	SF: 0 SAC: 2 DP: 0 HBP: 0	WP: 1 PB: 0 SB: 1 CS: 1	PA: 41	
<b>PITCHER</b>	IP WLS BF H R ER SO BB IBB HBP BLK WP HR S P ERA WHIP	IP WLS BF H R ER SO BB IBB HBP BLK WP HR S P ERA WHIP	IP WLS BF H R ER SO BB IBB HBP BLK WP HR S P ERA WHIP	IP WLS BF H R ER SO BB IBB HBP BLK WP HR S P ERA WHIP	IP WLS BF H R ER SO BB IBB HBP BLK WP HR S P ERA WHIP	IP WLS BF H R ER SO BB IBB HBP BLK WP HR S P ERA WHIP	IP WLS BF H R ER SO BB IBB HBP BLK WP HR S P ERA WHIP	IP WLS BF H R ER SO BB IBB HBP BLK WP HR S P ERA WHIP	IP WLS BF H R ER SO BB IBB HBP BLK WP HR S P ERA WHIP	IP WLS BF H R ER SO BB IBB HBP BLK WP HR S P ERA WHIP	IP WLS BF H R ER SO BB IBB HBP BLK WP HR S P ERA WHIP	IP WLS BF H R ER SO BB IBB HBP BLK WP HR S P ERA WHIP	IP WLS BF H R ER SO BB IBB HBP BLK WP HR S P ERA WHIP	IP WLS BF H R ER SO BB IBB HBP BLK WP HR S P ERA WHIP	IP WLS BF H R ER SO BB IBB HBP BLK WP HR S P ERA WHIP	IP WLS BF H R ER SO BB IBB HBP BLK WP HR S P ERA WHIP	IP WLS BF H R ER SO BB IBB HBP BLK WP HR S P ERA WHIP	IP WLS BF H R ER SO BB IBB HBP BLK WP HR S P ERA WHIP	IP WLS BF H R ER SO BB IBB HBP BLK WP HR S P ERA WHIP	IP WLS BF H R ER SO BB IBB HBP BLK WP HR S P ERA WHIP	IP WLS BF H R ER SO BB IBB HBP BLK WP HR S P ERA WHIP	IP WLS BF H R ER SO BB IBB HBP BLK WP HR S P ERA WHIP	IP WLS BF H R ER SO BB IBB HBP BLK WP HR S P ERA WHIP

Houston Astros @ Milwaukee Brewers  
Miller Park, Milwaukee, WI  
Wed May 26 2010, 7:11 PM - 9:56 PM CDT  
Att: 30,151 - Roof Closed - 79 F

AB	35
R	5
H	12
RBI	5
BB	4
SO	5
LOB	17



Batter	1	2	3	4	5	6	7	8	9	AB	R	H	RBI	BB	SO	LOB	BOTTOM						
23 Rickie Weeks Jr, R (1.4) OBP: 0.338, SLG: 0.387										4	0	0	0	0	1	1							
27 Carlos Gómez, R (1.8) OBP: 0.298, SLG: 0.434										4	0	0	0	0	1	1							
8 Ryan Braun, R (1.7) OBP: 0.403, SLG: 0.556										4	0	2	0	0	1	0							
28 Prince Fielder, L (1.3) OBP: 0.398, SLG: 0.435										3	0	0	0	1	1	1							
14 Casey McGehee, R (1.5) OBP: 0.371, SLG: 0.532										4	0	1	0	0	1	2							
1 Corey Hart, R (1.9) OBP: 0.336, SLG: 0.541										4	0	1	0	0	1	3							
16 George Kottaras, L (1.2) OBP: 0.425, SLG: 0.519										3	0	0	0	0	1	3							
21 Alcides Escobar, R (1.6) OBP: 0.289, SLG: 0.385										3	0	0	0	0	1	1							
37 Jeff Suppan, R (8.1) OBP: 0.200, SLG: 0.200										0	0	0	0	0	0	0							
38 Chris Narveson, L (1.1) OBP: 0.364, SLG: 0.364										1	0	1	0	0	0	0							
46 Claudio Vargas, R (5.1)										1	0	0	0	0	1	0							
51 Trevor Hoffman, R (7.1)										0	0	0	0	0	0	0							
30 Craig Counsell, L (8.6) OBP: 0.312, SLG: 0.397										1	0	0	0	0	0	0							
<b>Inning Stats</b>	R: 0 E: 0 K: 0 S: 7	H: 1 LOB: 1 BB: 0 P: 8	R: 0 E: 0 K: 0 S: 8	H: 0 LOB: 0 BB: 0 P: 10	R: 0 E: 0 K: 0 S: 13	H: 1 LOB: 1 BB: 0 P: 20	R: 0 E: 0 K: 3 S: 12	H: 1 LOB: 2 BB: 1 P: 21	R: 0 E: 0 K: 1 S: 7	H: 0 LOB: 0 BB: 0 P: 9	R: 0 E: 0 K: 3 S: 10	H: 0 LOB: 0 BB: 0 P: 16	R: 0 E: 0 K: 1 S: 9	H: 1 LOB: 0 BB: 0 P: 14	R: 0 E: 0 K: 1 S: 8	H: 0 LOB: 0 BB: 0 P: 11	R: 0 E: 0 K: 0 S: 10	H: 1 LOB: 1 BB: 0 P: 13	1B: 2 2B: 3 3B: 0 HR: 0	SF: 0 SAC: 0 DP: 0 HBP: 0	WP: 0 PB: 0 SB: 0 CS: 0	PA: 33	
<b>PITCHER</b>	IP WLS BF H R ER SO BB IBB HBP BLK WP HR S P ERA WHIP	IP WLS BF H R ER SO BB IBB HBP BLK WP HR S P ERA WHIP	IP WLS BF H R ER SO BB IBB HBP BLK WP HR S P ERA WHIP	IP WLS BF H R ER SO BB IBB HBP BLK WP HR S P ERA WHIP	IP WLS BF H R ER SO BB IBB HBP BLK WP HR S P ERA WHIP	IP WLS BF H R ER SO BB IBB HBP BLK WP HR S P ERA WHIP	IP WLS BF H R ER SO BB IBB HBP BLK WP HR S P ERA WHIP	IP WLS BF H R ER SO BB IBB HBP BLK WP HR S P ERA WHIP	IP WLS BF H R ER SO BB IBB HBP BLK WP HR S P ERA WHIP	IP WLS BF H R ER SO BB IBB HBP BLK WP HR S P ERA WHIP	IP WLS BF H R ER SO BB IBB HBP BLK WP HR S P ERA WHIP	IP WLS BF H R ER SO BB IBB HBP BLK WP HR S P ERA WHIP	IP WLS BF H R ER SO BB IBB HBP BLK WP HR S P ERA WHIP	IP WLS BF H R ER SO BB IBB HBP BLK WP HR S P ERA WHIP	IP WLS BF H R ER SO BB IBB HBP BLK WP HR S P ERA WHIP	IP WLS BF H R ER SO BB IBB HBP BLK WP HR S P ERA WHIP	IP WLS BF H R ER SO BB IBB HBP BLK WP HR S P ERA WHIP	IP WLS BF H R ER SO BB IBB HBP BLK WP HR S P ERA WHIP	IP WLS BF H R ER SO BB IBB HBP BLK WP HR S P ERA WHIP	IP WLS BF H R ER SO BB IBB HBP BLK WP HR S P ERA WHIP	IP WLS BF H R ER SO BB IBB HBP BLK WP HR S P ERA WHIP	IP WLS BF H R ER SO BB IBB HBP BLK WP HR S P ERA WHIP	IP WLS BF H R ER SO BB IBB HBP BLK WP HR S P ERA WHIP

Houston Astros @ Milwaukee Brewers  
Miller Park, Milwaukee, WI  
Wed May 26 2010, 7:11 PM - 9:56 PM CDT  
Att: 30,151 - Roof Closed - 79 F

AB	32
R	0
H	5
RBI	0
BB	1
SO	9
LOB	12










Batter	1	2	3	4	5	6	7	8	9	AB	R	H	RBI	BB	SO	LOB	TOP					
7 José Reyes, S OBP: 0.288, SLG: 0.342	L9		FC3-2			2B		K		4	0	1	0	0	1	4	<b>New York Mets @ Milwaukee Brewers</b> Miller Park, Milwaukee, WI Fri May 28 2010, 7:12 PM - 9:37 PM CDT Att: 32,773 - Clear - 77 F					
13 Alex Cora, L OBP: 0.313, SLG: 0.301	1B		G4-6-3			F7		G4-3		4	0	1	0	0	0	4						
44 Jason Bay, R OBP: 0.382, SLG: 0.453	L1-3				F9			K		4	0	1	0	0	1	2						
29 Ike Davis, L OBP: 0.389, SLG: 0.450		K			G4-3			P6		4	0	0	0	0	2	1						
5 David Wright, R OBP: 0.354, SLG: 0.471		F9			K			G3-1		3	0	0	0	1	1	0						
16 Angel Pagan, S OBP: 0.353, SLG: 0.416		P6						L9		4	0	0	0	0	2	2						
21 Rod Barajas, R OBP: 0.301, SLG: 0.555										3	0	2	0	0	0	0						
12 Jeff Francoeur, R OBP: 0.278, SLG: 0.364										3	0	1	0	0	0	1						
57 Johan Santana, L OBP: 0.182, SLG: 0.273										3	0	2	0	0	0	0						
25 Pedro Feliciano, L 18 Ryota Igarashi, R										0	0	0	0	0	0	0						
										0	0	0	0	0	0	0						
										0	0	0	0	0	0	0						
<b>Inning Stats</b>	R: 0 E: 0 K: 0 S: 12	H: 1 LOB: 0 BB: 0 P: 16	R: 0 E: 0 K: 1 S: 7	H: 0 LOB: 0 BB: 0 P: 13	R: 0 E: 0 K: 0 S: 8	H: 3 LOB: 2 BB: 0 P: 11	R: 0 E: 0 K: 1 S: 5	H: 0 LOB: 0 BB: 0 P: 10	R: 0 E: 0 K: 1 S: 8	H: 0 LOB: 0 BB: 0 P: 11	R: 0 E: 0 K: 1 S: 10	H: 1 LOB: 1 BB: 0 P: 17	R: 0 E: 0 K: 0 S: 6	H: 0 LOB: 0 BB: 0 P: 9	R: 0 E: 0 K: 1 S: 8	H: 2 LOB: 1 BB: 0 P: 13	R: 0 E: 0 K: 2 S: 11	H: 1 LOB: 2 BB: 1 P: 21	1B: 6 2B: 3 3B: 0 HR: 0	SF: 0 SAC: 0 DP: 3 HBP: 0	WP: 0 PB: 0 SB: 0 CS: 0	PA: 33
<b>PITCHER</b>	IP: 9.0 WLS: W BF: 33 ERA: 2.78	H: 8 R: 0 ER: 0 SO: 7	BB: 1 IBB: 0 HBP: 0 BLK: 0	WP: 0 HR: 0 S: 75 P: 121	ERA: 0.00 WHIP: 1.000											IP: 9.0 WLS: W BF: 33 ERA: 2.78	H: 8 R: 0 ER: 0 SO: 7	BB: 1 IBB: 0 HBP: 0 BLK: 0	WP: 0 HR: 0 S: 75 P: 121	ERA: 0.00 WHIP: 1.000		

AB	32
R	0
H	8
RBI	0
BB	1
SO	7
LOB	14



Batter	1	2	3	4	5	6	7	8	9	AB	R	H	RBI	BB	SO	LOB	BOTTOM					
23 Rickie Weeks Jr, R OBP: 0.345, SLG: 0.384	K		P3			K		G5-3		4	0	0	0	0	2	1	<b>New York Mets @ Milwaukee Brewers</b> Miller Park, Milwaukee, WI Fri May 28 2010, 7:12 PM - 9:37 PM CDT Att: 32,773 - Clear - 77 F					
27 Carlos Gómez, R OBP: 0.322, SLG: 0.417	P5		P5			F8		K		4	0	0	0	0	1	1						
28 Prince Fielder, L OBP: 0.395, SLG: 0.424	BB									3	0	1	0	1	0	0						
8 Ryan Braun, R OBP: 0.390, SLG: 0.535	F9		P2							4	1	1	0	0	0	2						
14 Casey McGehee, R OBP: 0.374, SLG: 0.533										4	0	1	0	0	1	1						
1 Corey Hart, R OBP: 0.329, SLG: 0.542	K									4	1	1	2	0	1	1						
21 Alcides Escobar, R OBP: 0.299, SLG: 0.387										3	0	0	0	0	0	1						
16 George Kottaras, L OBP: 0.420, SLG: 0.500										2	0	0	0	1	0	0						
49 Yovani Gallardo, R OBP: 0.200, SLG: 0.333										3	0	1	0	0	0	2						
<b>Inning Stats</b>	R: 0 E: 0 K: 1 S: 7	H: 0 LOB: 1 BB: 1 P: 14	R: 0 E: 0 K: 1 S: 17	H: 1 LOB: 2 BB: 1 P: 25	R: 0 E: 0 K: 0 S: 10	H: 1 LOB: 1 BB: 0 P: 13	R: 0 E: 0 K: 1 S: 9	H: 0 LOB: 0 BB: 0 P: 13	R: 0 E: 0 K: 1 S: 7	H: 1 LOB: 1 BB: 0 P: 10	R: 0 E: 0 K: 0 S: 6	H: 0 LOB: 0 BB: 0 P: 8	R: 0 E: 0 K: 0 S: 8	H: 0 LOB: 0 BB: 0 P: 12	R: 0 E: 0 K: 1 S: 8	H: 0 LOB: 0 BB: 0 P: 10	R: 2 E: 0 K: 0 S: 5	H: 2 LOB: 0 BB: 0 P: 7	1B: 3 2B: 1 3B: 0 HR: 1	SF: 0 SAC: 0 DP: 0 HBP: 0	WP: 0 PB: 0 SB: 0 CS: 0	PA: 33
<b>PITCHER</b>	IP: 8.0 WLS: 3 BF: 29 ERA: 3.03	H: 3 R: 0 ER: 0 SO: 5	BB: 2 IBB: 0 HBP: 0 BLK: 0	WP: 0 HR: 0 S: 105 P: 105	ERA: 0.00 WHIP: 0.625											IP: 8.0 WLS: 1 BF: 3 ERA: 2.19	H: 5 R: 2 ER: 2 SO: 6	BB: 2 IBB: 0 HBP: 0 BLK: 0	WP: 0 HR: 1 S: 4 P: 6	ERA: 54.00 WHIP: 6.000		

AB	31
R	2
H	5
RBI	2
BB	2
SO	5
LOB	9









Batter	1	2	3	4	5	6	7	8	9	AB	R	H	RBI	BB	SO	LOB	TOP						
7 José Reyes, S OBP: 0.301, SLG: 0.351										5	1	2	1	1	1	4	<b>New York Mets @ Milwaukee Brewers</b> Miller Park, Milwaukee, WI Sun May 30 2010, 1:12 PM - 4:40 PM CDT Att: 36,559 - Sunny - 87 F						
1 Luis Castillo, S OBP: 0.342, SLG: 0.277										5	0	2	2	1	0	2							
44 Jason Bay, R OBP: 0.351, SLG: 0.447 75 Francisco Rodríguez, R (9, 1)										4	0	0	0	2	2	5							
17 Fernando Tatis, R OBP: 0.300, SLG: 0.422 29 Ike Davis, L OBP: 0.375, SLG: 0.453										2	0	0	0	1	2	4							
5 David Wright, R OBP: 0.356, SLG: 0.469										3	2	2	1	1	0	1							
16 Angel Pagán, S OBP: 0.356, SLG: 0.438										5	2	2	2	0	0	5							
12 Jeff Francoeur, R OBP: 0.301, SLG: 0.393										5	3	4	2	0	0	0							
4 Henry Blanco, R OBP: 0.370, SLG: 0.457										4	2	3	1	1	0	1							
43 R.A. Dickey, R OBP: 0.200, SLG: 0.200 25 Pedro Feliciano, L (8, 1) 64 Elmer Dessens, R (8, 1) 19 Gary Matthews, S (9, PH) OBP: 0.258, SLG: 0.214										2	0	1	1	0	1	1							
<b>Inning Stats</b>	R: 1 E: 0 K: 1 S: 21	H: 1 LOB: 2 BB: 2 P: 36	R: 0 E: 0 K: 1 S: 11	H: 1 LOB: 1 BB: 0 P: 15	R: 0 E: 0 K: 0 S: 15	H: 0 LOB: 0 BB: 3 P: 28	R: 1 E: 0 K: 0 S: 9	H: 2 LOB: 0 BB: 0 P: 16	R: 0 E: 0 K: 1 S: 12	H: 1 LOB: 0 BB: 0 P: 19	R: 2 E: 0 K: 1 S: 13	H: 3 LOB: 2 BB: 1 P: 22	R: 2 E: 0 K: 2 S: 13	H: 3 LOB: 2 BB: 1 P: 24	R: 0 E: 0 K: 0 S: 9	H: 0 LOB: 0 BB: 1 P: 15		R: 4 E: 0 K: 2 S: 22	H: 5 LOB: 2 BB: 1 P: 37	1B: 8 2B: 9 3B: 0 HR: 1	SF: 1 SAC: 2 DP: 2 HBP: 0	WP: 0 PB: 0 SB: 1 CS: 0	PA: 49
<b>PITCHER</b>	IP WLS BF H R ER SO BB IBB HBP BLK WP HR S P ERA WHIP	5.0 L 23 5 2 2 3 5 0 0 0 0 0 68 114 3.60 2.000	6.1 1.2 L 13 6 4 4 2 1 1 0 0 0 1 23 41 21.60 4.200	7.1 0.1 1 0 0 0 1 0 0 0 0 0 0 0 0.00 0.000	8.1 1.0 3 0 0 0 0 0 0 0 0 0 9 15 0.00 0.000	9.1 1.0 9 5 4 4 2 1 0 0 0 0 0 22 37 36.00 6.000	<b>PITCHER</b>										IP WLS BF H R ER SO BB IBB HBP BLK WP HR S P ERA WHIP						
43 Randy Wolf, L ERA: 4.46	37 Jeff Suppan, R ERA: 7.22	45 Marco Estrada, R ERA: 6.97	51 Trevor Hoffman, R ERA: 10.69	21 Zach Braddock, L ERA: 9.0																			
23 Rickie Weeks Jr., R OBP: 0.349, SLG: 0.425										4	2	3	3	0	0	1	<b>New York Mets @ Milwaukee Brewers</b> Miller Park, Milwaukee, WI Sun May 30 2010, 1:12 PM - 4:40 PM CDT Att: 36,559 - Sunny - 87 F						
8 Ryan Braun, R OBP: 0.385, SLG: 0.528										4	0	0	0	0	0	2							
28 Prince Fielder, L OBP: 0.404, SLG: 0.423										3	0	1	0	1	0	1							
14 Casey McGehee, R OBP: 0.365, SLG: 0.513										4	0	0	0	0	1	2							
1 Corey Hart, R OBP: 0.325, SLG: 0.567 21 Zach Braddock, L (9, 1)										4	0	0	0	0	1	1							
27 Carlos Gómez, R OBP: 0.298, SLG: 0.426										4	0	1	0	0	2	0							
20 Jonathan Lucroy, R OBP: 0.400, SLG: 0.400										1	0	0	0	0	0	1							
21 Alcides Escobar, R OBP: 0.304, SLG: 0.385										3	0	1	1	0	0	1							
<b>Inning Stats</b>	R: 1 E: 0 K: 1 S: 10	H: 2 LOB: 1 BB: 0 P: 13	R: 1 E: 0 K: 0 S: 12	H: 3 LOB: 0 BB: 0 P: 22	R: 0 E: 0 K: 0 S: 7	H: 0 LOB: 0 BB: 0 P: 12	R: 0 E: 0 K: 1 S: 11	H: 1 LOB: 1 BB: 0 P: 15	R: 0 E: 0 K: 0 S: 8	H: 1 LOB: 1 BB: 0 P: 16	R: 0 E: 0 K: 1 S: 7	H: 0 LOB: 0 BB: 0 P: 10	R: 2 E: 0 K: 0 S: 7	H: 2 LOB: 1 BB: 0 P: 11	R: 0 E: 0 K: 0 S: 6	H: 0 LOB: 0 BB: 1 P: 13		R: 0 E: 0 K: 2 S: 14	H: 0 LOB: 0 BB: 0 P: 19	1B: 7 2B: 0 3B: 0 HR: 2	SF: 0 SAC: 1 DP: 1 HBP: 0	WP: 0 PB: 0 SB: 0 CS: 1	PA: 35
<b>PITCHER</b>	IP WLS BF H R ER SO BB IBB HBP BLK WP HR S P ERA WHIP	7.0 W 29 9 4 4 3 0 0 0 0 0 2 62 99 5.14 1.286	0.0 1 0 0 0 0 1 0 0 0 0 0 2 6 = =	1.0 H 2 0 0 0 0 0 0 0 0 0 0 4 7 0.00 0.000	1.0 3 0 0 0 2 0 0 0 0 0 0 14 19 0.00 0.000	<b>PITCHER</b>																	
43 R.A. Dickey, R ERA: 2.84	25 Pedro Feliciano, L ERA: 2.18	64 Elmer Dessens, R ERA: 2.45	75 Francisco Rodríguez, R ERA: 1.8																				







Batter	1	2	3	4	5	6	7	8	9	AB	R	H	RBI	BB	SO	LOB	TOP					
23 Rickie Weeks Jr. R (1.4) OBP: 0.347, SLG: 0.419										5	0	1	0	0	4	0						
16 George Kottaras L (1.2) OBP: 0.411, SLG: 0.493										4	0	0	0	1	1	1						
8 Ryan Braun R (1.7) OBP: 0.388, SLG: 0.532										5	0	2	0	0	1	2						
28 Prince Fielder L (1.3) OBP: 0.395, SLG: 0.427										5	1	1	1	0	1	3						
14 Casey McGehee R (1.5) OBP: 0.361, SLG: 0.568										4	1	1	0	0	1	0						
1 Cory Hart R (1.9) OBP: 0.333, SLG: 0.599										3	2	2	2	1	0	0						
15 Jim Edmonds L (1.8) OBP: 0.367, SLG: 0.458										3	0	1	0	1	1	1						
21 Alcides Escobar R (1.6) OBP: 0.302, SLG: 0.375										4	0	1	1	0	0	2						
31 Dave Bush R (1.1) OBP: 0.250, SLG: 0.077										2	0	0	0	0	1	2						
2 Joe Inglett L (7, PH) OBP: 0.396, SLG: 0.523										1	0	0	0	0	0	0						
51 Trevor Hoffman R (7.1) ERA: 1.57										0	0	0	0	0	0	0						
30 Craig Counsell L (8, PH) OBP: 0.308, SLG: 0.392										1	0	0	0	0	1	2						
50 Kameron Loe R (8.1) ERA: 1.99										0	0	0	0	0	0	0						
<b>Inning Stats</b>	R: 0 E: 0 K: 1 S: 8	H: 1 LOB: 1 BB: 0 P: 10	R: 0 E: 1 K: 1 S: 12	H: 1 LOB: 2 BB: 0 P: 18	R: 0 E: 0 K: 2 S: 9	H: 1 LOB: 1 BB: 0 P: 10	R: 0 E: 0 K: 1 S: 11	H: 0 LOB: 0 BB: 0 P: 17	R: 0 E: 0 K: 1 S: 8	H: 0 LOB: 0 BB: 0 P: 13	R: 3 E: 0 K: 1 S: 10	H: 3 LOB: 0 BB: 0 P: 14	R: 0 E: 0 K: 1 S: 14	H: 0 LOB: 1 BB: 1 P: 21	R: 1 E: 0 K: 2 S: 14	H: 1 LOB: 2 BB: 2 P: 28	R: 0 E: 0 K: 1 S: 12	H: 1 LOB: 1 BB: 0 P: 17	1B: 6 2B: 1 3B: 0 HR: 2	SF: 0 SAC: 0 DP: 0 HBP: 0	WP: 0 PB: 0 SB: 0 CS: 0	PA: 40
<b>PITCHER</b>	IP WLS BF H R ER SO BB IBB HBP BLK WP HR S P ERA WHIP																					
47 Ricky Nolasco R (1.1) ERA: 4.57	7.0 W 30 7 3 3 8 1 0 0 0 0 2 72 103 3.86 1.143																					
32 Clay Hensley R (8.1) ERA: 1.57	1.0 H 6 1 1 1 2 2 0 0 0 0 0 14 28 9.00 3.000																					
46 Juan Carlos Oviedo R (9.1) ERA: 1.99	1.0 S 4 1 0 0 1 0 0 0 0 0 0 12 17 0.00 1.000																					

Milwaukee Brewers @ Florida Marlins  
Sun Life Stadium, Miami, FL  
Tue Jun 01 2010, 7:11 PM - 9:44 PM EDT  
Att: 11,202 - Clear - 85 F

AB 37  
R 4  
H 9  
RBI 4  
BB 3  
SO 11  
LOB 13



Batter	1	2	3	4	5	6	7	8	9	AB	R	H	RBI	BB	SO	LOB	BOTTOM			
8 Chris Coghlan L (1.7) OBP: 0.264, SLG: 0.326										5	2	3	1	0	1	1				
15 Gaby Sanchez R (1.3) OBP: 0.350, SLG: 0.423										2	1	1	0	1	0	1				
32 Clay Hensley R (8.1) ERA: 1.57										0	0	0	0	0	0	0				
46 Juan Carlos Oviedo R (9.1) ERA: 1.99										0	0	0	0	0	0	0				
2 Hanley Ramirez R (1.6) OBP: 0.377, SLG: 0.480										3	2	1	1	1	0	2				
3 Jorge Cantu R (1.5) OBP: 0.336, SLG: 0.485										3	1	2	1	1	0	1				
6 Dan Uggla R (1.4) OBP: 0.365, SLG: 0.516										4	0	1	1	0	1	4				
12 Cody Ross R (1.9) OBP: 0.346, SLG: 0.456										3	0	0	0	1	0	3				
29 Ronny Paulino R (1.2) OBP: 0.347, SLG: 0.457										4	0	1	2	0	0	2				
24 Cameron Maybin R (1.8) OBP: 0.299, SLG: 0.349										4	0	1	0	0	2	0				
47 Ricky Nolasco R (1.1) ERA: 4.99										3	0	0	0	0	2	1				
18 Wes Helms R (8.5) OBP: 0.338, SLG: 0.349										1	0	0	0	0	0	0				
<b>Inning Stats</b>	R: 3 E: 0 K: 0 S: 11	H: 4 LOB: 1 BB: 0 P: 18	R: 0 E: 0 K: 1 S: 13	H: 1 LOB: 2 BB: 1 P: 27	R: 0 E: 0 K: 0 S: 6	H: 0 LOB: 1 BB: 1 P: 11	R: 0 E: 0 K: 2 S: 10	H: 1 LOB: 1 BB: 0 P: 15	R: 0 E: 0 K: 0 S: 7	H: 1 LOB: 1 BB: 0 P: 7	R: 0 E: 0 K: 0 S: 5	H: 0 LOB: 0 BB: 0 P: 7	R: 3 E: 0 K: 1 S: 12	H: 3 LOB: 2 BB: 2 P: 26	R: 0 E: 0 K: 2 S: 8	H: 0 LOB: 0 BB: 0 P: 13	1B: 3 2B: 5 3B: 1 HR: 1	SF: 0 SAC: 1 DP: 0 HBP: 0	WP: 0 PB: 0 SB: 2 CS: 0	PA: 37
<b>PITCHER</b>	IP WLS BF H R ER SO BB IBB HBP BLK WP HR S P ERA WHIP																			
31 Dave Bush R (1.1) ERA: 4.99	6.0 L 27 3 3 3 3 2 0 0 0 0 0 52 85 4.50 1.500																			
51 Trevor Hoffman R (7.1) ERA: 11.95	1.0 L 7 3 3 3 1 2 0 0 0 0 0 12 26 27.00 5.000																			
50 Kameron Loe R (8.1) ERA: 1.99	1.0 3 0 0 0 2 0 0 0 0 0 0 8 13 0.00 0.000																			

Milwaukee Brewers @ Florida Marlins  
Sun Life Stadium, Miami, FL  
Tue Jun 01 2010, 7:11 PM - 9:44 PM EDT  
Att: 11,202 - Clear - 85 F

AB 32  
R 6  
H 10  
RBI 6  
BB 4  
SO 6  
LOB 15





Batter	1	2	3	4	5	6	7	8	9	AB	R	H	RBI	BB	SO	LOB	TOP															
23 Ricke Weeks Jr. R OBP: 0.344, SLG: 0.412 59 John Axford, R	G4-3			K	FC6-4		K			4	0	0	0	1	2	1																
8 Ryan Braun, R OBP: 0.394, SLG: 0.524	K			28 1B		G1-3	G4-3	K		5	0	1	0	0	2	3																
28 Prince Fielder, L OBP: 0.399, SLG: 0.444	F7			14 FC5-4 1B		F8		14 FC3-6 BB		4	1	2	1	1	0	0																
14 Casey McGehee, R OBP: 0.357, SLG: 0.500	K			FC5-4 1B		FC3-6 1B		FC3-6 1B		5	2	1	0	0	2	3																
1 Corey Hart, R OBP: 0.335, SLG: 0.588	F9							G5-3	F8	3	0	0	0	2	0	1																
27 Carlos Gómez, R OBP: 0.305, SLG: 0.419	P6			G5-3				16 S 1B	16 BB	4	2	2	2	1	0	3																
16 George Kottaras, L OBP: 0.420, SLG: 0.534	G4-3							16 HR 1B	30 BB	4	1	2	2	1	1	2																
49 Yovani Gallardo, R OBP: 0.250, SLG: 0.462 15 Jim Edmonds, L OBP: 0.373, SLG: 0.474 12 Carlos Villanueva, R OBP: 0.316, SLG: 0.400 30 Craig Counsell, L OBP: 0.316, SLG: 0.400				21 L1-3 HBP				21 1B	21 FC6-4 1B	2	1	1	1	0	1	1																
21 Alcides Escobar, R OBP: 0.299, SLG: 0.370	L1-3									5	0	1	0	0	0	4																
<b>Inning Stats</b>	R: 0 H: 0 E: 0 K: 1 S: 7	H: 0 LOB: 0 BB: 0 P: 12	R: 0 H: 0 E: 0 K: 1 S: 9	H: 0 LOB: 0 BB: 0 P: 15	R: 0 H: 0 E: 0 K: 0 S: 7	H: 2 LOB: 3 BB: 0 P: 11	R: 0 H: 2 E: 0 K: 1 S: 13	H: 0 LOB: 1 BB: 1 P: 16	R: 1 H: 2 E: 0 K: 1 S: 15	H: 2 LOB: 2 BB: 1 P: 23	R: 1 H: 1 E: 0 K: 1 S: 11	H: 1 LOB: 0 BB: 0 P: 18	R: 3 H: 4 E: 0 K: 1 S: 20	H: 4 LOB: 3 BB: 2 P: 38	R: 2 H: 3 E: 0 K: 1 S: 21	H: 3 LOB: 2 BB: 1 P: 34	1B: 8 2B: 2 3B: 0 HR: 3	SF: 0 SAC: 0 DP: 1 HBP: 1	WP: 1 PA: 45													
<b>PITCHER</b>	IP WLS BF H R ER SO BB IBB HBP BLK WP HR S P ERA WHIP																															
41 Chris Volstad, R ERA: 4.08	5.2	24	4	1	1	4	3	0	1	0	56	93	1.59	1.235																		
57 Taylor Tankersley, L ERA: 4.5	0.1	B	2	1	1	1	0	0	0	0	1	5	8	27.00	3.000																	
34 Jorge Sosa, R ERA: 0.23	1.2	L	9	3	3	3	1	0	0	0	1	26	45	16.20	2.400																	
64 Tim Wood, R ERA: 5.14	0.1		3	1	0	0	1	0	0	0	0	4	9	0.00	6.000																	
44 Brian Sanches, R ERA: 4.08	1.0		7	3	2	2	1	1	0	0	0	1	21	34	18.00	4.000																

Milwaukee Brewers @ Florida Marlins  
Sun Life Stadium, Miami, FL  
Wed Jun 02 2010, 8:03 PM - 11:28 PM EDT  
Att: 11,468 - Cloudy - 82 F

AB 38  
R 7  
H 12  
RBI 7  
BB 6  
SO 8  
LOB 18



Batter	1	2	3	4	5	6	7	8	9	AB	R	H	RBI	BB	SO	LOB	BOTTOM													
8 Chris Coghlan, L OBP: 0.292, SLG: 0.335	E5 15 1B 3 SF7									4	1	2	0	1	0	1														
15 Gaby Sanchez, R OBP: 0.347, SLG: 0.417										5	1	1	0	0	0	4														
2 Hanley Ramirez, R OBP: 0.377, SLG: 0.480	K									4	0	1	1	1	1	4														
3 Jorge Cantu, R OBP: 0.338, SLG: 0.483	SF7									3	0	1	2	1	0	1														
6 Dan Uggla, R OBP: 0.367, SLG: 0.510	K									2	1	0	0	2	1	3														
12 Cody Ross, R OBP: 0.344, SLG: 0.452	F8									4	0	1	0	0	1	3														
29 Ronny Paulino, R OBP: 0.336, SLG: 0.442	G5-3									4	0	0	1	0	0	1														
24 Cameron Maybin, R OBP: 0.295, SLG: 0.343 64 Tim Wood, R	F9									3	0	0	0	0	0	0														
13 Mike Lamb, L OBP: 0.250, SLG: 0.261 44 Brian Sanches, R										1	0	0	0	0	1	1														
41 Chris Volstad, R OBP: 0.167, SLG: 0.167 57 Taylor Tankersley, L ERA: 2.64 34 Jorge Sosa, R ERA: 3.62 25 Brett Carroll, R OBP: 0.318, SLG: 0.338										2	0	0	0	0	1	0														
<b>Inning Stats</b>	R: 1 H: 1 E: 1 K: 2 S: 13	H: 0 LOB: 1 BB: 0 P: 19	R: 0 H: 0 E: 0 K: 0 S: 6	H: 0 LOB: 0 BB: 0 P: 10	R: 1 H: 2 E: 0 K: 2 S: 16	H: 2 LOB: 3 BB: 2 P: 25	R: 0 H: 0 E: 0 K: 0 S: 7	H: 0 LOB: 0 BB: 0 P: 9	R: 0 H: 0 E: 0 K: 0 S: 11	H: 0 LOB: 2 BB: 2 P: 26	R: 0 H: 0 E: 0 K: 0 S: 6	H: 0 LOB: 0 BB: 0 P: 8	R: 0 H: 1 E: 0 K: 1 S: 9	H: 1 LOB: 1 BB: 0 P: 17	R: 1 H: 1 E: 0 K: 1 S: 12	H: 1 LOB: 1 BB: 1 P: 21	R: 1 H: 2 E: 0 K: 0 S: 12	H: 2 LOB: 1 BB: 0 P: 15	1B: 5 2B: 2 3B: 0 HR: 0	SF: 1 SAC: 0 DP: 0 HBP: 0	WP: 0 PA: 40									
<b>PITCHER</b>	IP WLS BF H R ER SO BB IBB HBP BLK WP HR S P ERA WHIP																													
49 Yovani Gallardo, R ERA: 2.64	7.0	30	4	2	1	4	4	0	0	0	68	114	1.29	1.143																
12 Carlos Villanueva, R ERA: 3.62	0.1	H	3	1	1	1	0	0	0	0	5	11	27.00	6.000																
59 John Axford, R ERA: 2.79	1.2	S	7	2	1	1	1	0	0	0	19	25	5.40	1.200																

Milwaukee Brewers @ Florida Marlins  
Sun Life Stadium, Miami, FL  
Wed Jun 02 2010, 8:03 PM - 11:28 PM EDT  
Att: 11,468 - Cloudy - 82 F

AB 34  
R 4  
H 7  
RBI 4  
BB 5  
SO 5  
LOB 18









Batter	1	2	3	4	5	6	7	8	9	AB	R	H	RBI	BB	SO	LOB	TOP					
23 Rickie Weeks Jr. R OBP: 0.340, SLG: 0.410	G3-1 2B		F8			G6-3			G4-3	4	0	1	0	0	0	0	<b>Milwaukee Brewers @ St. Louis Cardinals</b> Busch Stadium, St. Louis, MO Fri Jun 04 2010, 7:16 PM - 9:45 PM CDT Att: 43,261 - Partly Cloudy - 87 F					
8 Ryan Braun R OBP: 0.378, SLG: 0.512	G3-1		G5-3			F9			G5-3	4	0	0	0	0	0	1						
28 Prince Fielder L OBP: 0.405, SLG: 0.443	K					G4-3			K	3	0	0	0	1	2	1						
14 Casey McGehee R OBP: 0.352, SLG: 0.493	G4-3					K			K	3	0	0	0	0	1	2						
15 Jim Edmonds L OBP: 0.360, SLG: 0.455		K				F7			G4-3	3	0	0	0	0	1	1						
1 Cory Hart R OBP: 0.332, SLG: 0.575						K				3	0	1	0	0	2	1						
37 Jeff Suppan R OBP: 0.200, SLG: 0.200										0	0	0	0	0	0	0						
16 George Kottaras L OBP: 0.408, SLG: 0.513						L9			K	3	0	0	0	0	2	1						
43 Randy Wolf L OBP: 0.276, SLG: 0.310						G6-3			G6-3	2	0	0	0	0	0	1						
27 Carlos Gómez R OBP: 0.301, SLG: 0.411	G3-1									1	0	0	0	0	0	0						
21 Alcides Escobar R OBP: 0.299, SLG: 0.367						G3			G1-5-3	3	0	0	0	0	0	0						
<b>Inning Stats</b>	R: 0 E: 0 K: 1 S: 11	H: 1 LOB: 1 BB: 0 P: 13	R: 0 E: 0 K: 2 S: 9	H: 1 LOB: 1 BB: 0 P: 14	R: 0 E: 0 K: 0 S: 8	H: 0 LOB: 0 BB: 0 P: 11	R: 0 E: 0 K: 2 S: 11	H: 0 LOB: 1 BB: 1 P: 19	R: 0 E: 0 K: 0 S: 9	H: 0 LOB: 0 BB: 0 P: 10	R: 0 E: 0 K: 0 S: 5	H: 0 LOB: 0 BB: 0 P: 10	R: 0 E: 0 K: 1 S: 6	H: 0 LOB: 0 BB: 0 P: 8	R: 0 E: 0 K: 1 S: 7	H: 0 LOB: 0 BB: 0 P: 9	R: 0 E: 0 K: 1 S: 7	H: 0 LOB: 0 BB: 0 P: 9	1B: 0 2B: 2 3B: 0 HR: 0	SF: 0 SAC: 0 DP: 0 HBP: 0	WP: 0 PB: 0 SB: 0 CS: 0	PA: 30
<b>PITCHER</b> 50 Adam Wainwright R ERA: 2.05	IP: 9.0 WLS: W BF: 30	H: 2 R: 0 ER: 0 SO: 8	BB: 1 IBB: 0 HBP: 0 BLK: 0	WP: 0 HR: 0 S: 73 P: 103	ERA: 0.00 WHIP: 0.333	<b>PITCHER</b>																

Batter	1	2	3	4	5	6	7	8	9	AB	R	H	RBI	BB	SO	LOB	BOTTOM			
3 Felipe Lopez S OBP: 0.358, SLG: 0.438	P6		FC5 SF7 47 1B			G6-3			F8	4	1	0	1	1	0	1	<b>Milwaukee Brewers @ St. Louis Cardinals</b> Busch Stadium, St. Louis, MO Fri Jun 04 2010, 7:16 PM - 9:45 PM CDT Att: 43,261 - Partly Cloudy - 87 F			
47 Ryan Ludwick R OBP: 0.386, SLG: 0.490	P4		5 SF7 1B			P6			7 2B BB	4	2	2	2	1	0	0				
5 Albert Pujols R OBP: 0.430, SLG: 0.562	G5-3		SF7						F8	3	0	1	2	1	0	1				
7 Matt Holliday R OBP: 0.388, SLG: 0.478						BB			F8	4	0	1	1	1	1	2				
23 David Freese R OBP: 0.386, SLG: 0.449						G6-3			F8	3	1	1	0	0	2	3				
4 Yadier Molina R OBP: 0.333, SLG: 0.335	L5					G6-3			F8	4	0	0	0	0	0	3				
28 Colby Rasmus L OBP: 0.391, SLG: 0.540						G4-3			HR	3	2	2	2	1	0	0				
13 Brendan Ryan R OBP: 0.296, SLG: 0.328						G5-3			G5-3	4	1	2	0	0	1	1				
50 Adam Wainwright R OBP: 0.167, SLG: 0.152						G5-3			FC5-4 3 BB 47 2B	3	1	0	0	0	1	2				
<b>Inning Stats</b>	R: 0 E: 0 K: 0 S: 8	H: 0 LOB: 0 BB: 0 P: 12	R: 0 E: 0 K: 2 S: 8	H: 0 LOB: 0 BB: 0 P: 8	R: 2 E: 0 K: 1 S: 16	H: 2 LOB: 3 BB: 2 P: 30	R: 0 E: 0 K: 0 S: 16	H: 1 LOB: 1 BB: 0 P: 24	R: 0 E: 0 K: 0 S: 5	H: 0 LOB: 1 BB: 1 P: 12	R: 2 E: 0 K: 1 S: 10	H: 2 LOB: 0 BB: 0 P: 13	R: 1 E: 0 K: 0 S: 11	H: 1 LOB: 2 BB: 1 P: 23	R: 3 E: 0 K: 1 S: 20	H: 3 LOB: 1 BB: 1 P: 35		1B: 5 2B: 3 3B: 0 HR: 1	SF: 1 SAC: 1 DP: 0 HBP: 1	WP: 0 PB: 0 SB: 0 CS: 0
<b>PITCHER</b> 43 Randy Wolf L ERA: 4.66	IP: 6.2 WLS: L BF: 31	H: 6 R: 5 ER: 5 SO: 4	BB: 3 IBB: 1 HBP: 0 BLK: 0	WP: 0 HR: 1 S: 70 P: 114	ERA: 6.75 WHIP: 1.350	<b>PITCHER</b>														
37 Jeff Suppan R ERA: 7.54	IP: 1.1 WLS: L BF: 9	H: 3 R: 3 ER: 3 SO: 1	BB: 1 IBB: 0 HBP: 1 BLK: 0	WP: 0 HR: 0 S: 24 P: 43	ERA: 20.25 WHIP: 3.000	<b>PITCHER</b>														











Batter	1	2	3	4	5	6	7	8	9	AB	R	H	RBI	BB	SO	LOB	TOP
2 Ryan Theriot, R OBP: 0.315, SLG: 0.311	G6-3			F9	FC6-4			B1-3	K	5	0	0	0	0	1	4	
1 Kosuke Fukudome, L OBP: 0.386, SLG: 0.481	1B			K		P6		25 S 21 1B		4	1	2	0	0	1	0	
25 Derrek Lee, R OBP: 0.341, SLG: 0.362	F9-3				BB	F9		21 1B		2	0	0	0	2	0	1	
21 Tyler Colvin, L OBP: 0.356, SLG: 0.600		K		F9						4	0	2	1	0	1	1	
24 Marlon Byrd, R OBP: 0.358, SLG: 0.514	G4-3					13 2B		F8		4	0	1	0	0	0	3	
17 Mike Fontenot, L OBP: 0.346, SLG: 0.442	K			K						4	0	0	0	0	2	1	
55 Koyie Hill, S OBP: 0.286, SLG: 0.317				P6		K				4	1	1	0	0	1	1	
13 Starlin Castro, R OBP: 0.328, SLG: 0.374										4	0	2	0	0	1	0	
30 Ted Lilly, L										2	0	0	0	1	2	0	
12 Alfonso Soriano, R OBP: 0.360, SLG: 0.559										1	0	0	1	0	0	1	
49 Carlos Marmol, R										0	0	0	0	0	0	0	
<b>Inning Stats</b>	R: 0 H: 1 E: 0 K: 0 S: 8	H: 0 LOB: 0 BB: 0 P: 14	R: 0 H: 0 E: 0 K: 2 S: 10	H: 0 LOB: 0 BB: 0 P: 14	R: 0 H: 0 E: 0 K: 2 S: 10	H: 0 LOB: 1 BB: 1 P: 13	R: 0 H: 2 E: 0 K: 2 S: 16	H: 1 LOB: 0 BB: 0 P: 10	R: 0 H: 0 E: 0 K: 1 S: 11	H: 2 LOB: 2 BB: 1 P: 18	R: 1 H: 2 E: 0 K: 1 S: 13	H: 2 LOB: 1 BB: 0 P: 23	1B: 7 2B: 2 3B: 0 HR: 0	SF: 0 SAC: 0 DP: 1 HBP: 0	WP: 0 PB: 0 SB: 1 CS: 0	PA: 37	
<b>PITCHER</b>	IP WLS BF H R ER SO BB IBB HBP BLK WP HR S P ERA WHIP																
49 Yovani Gallardo, R ERA: 2.41	7.0 26 4 0 0 7 2 0 0 0 0 0 0 73 110 0.00 0.857																
12 Carlos Villanueva, R ERA: 3.48	1.0 6 2 1 1 1 1 0 0 0 0 0 0 11 18 9.00 3.000																
59 John Axford, R ERA: 3.48	1.0 W 5 2 1 1 1 0 0 0 0 0 0 0 13 23 9.00 2.000																

Chicago Cubs @ Milwaukee Brewers  
Miller Park, Milwaukee, WI  
Tue Jun 08 2010, 7:12 PM - 9:44 PM CDT  
Att: 30,082 - Roof Closed - 60 F

AB 34  
R 2  
H 8  
RBI 2  
BB 3  
SO 9  
LOB 12



Batter	1	2	3	4	5	6	7	8	9	AB	R	H	RBI	BB	SO	LOB	BOTTOM			
23 Rickie Weeks Jr., R OBP: 0.347, SLG: 0.434	K									3	1	2	0	0	1	0				
27 Carlos Gómez, R OBP: 0.293, SLG: 0.393	1B									4	0	1	0	0	0	3				
28 Prince Fielder, L OBP: 0.406, SLG: 0.437	F8									3	1	0	0	1	0	1				
8 Ryan Braun, R OBP: 0.373, SLG: 0.496	F9									4	0	0	0	0	0	3				
14 Casey McGehee, R OBP: 0.349, SLG: 0.484	F7									4	0	1	2	0	1	0				
1 Corey Hart, R OBP: 0.322, SLG: 0.567	L6									3	1	1	1	0	1	0				
21 Alcides Escobar, R OBP: 0.290, SLG: 0.355	K									3	0	0	0	0	3	0				
16 George Kottaras, L OBP: 0.383, SLG: 0.465	K									3	0	0	0	0	2	0				
49 Yovani Gallardo, R OBP: 0.233, SLG: 0.429										2	0	0	0	0	0	0				
12 Carlos Villanueva, R										0	0	0	0	0	0	0				
15 Jim Edmonds, L OBP: 0.393, SLG: 0.453										1	0	0	0	0	0	0				
59 John Axford, R										0	0	0	0	0	0	0				
<b>Inning Stats</b>	R: 0 H: 1 E: 0 K: 1 S: 10	H: 0 LOB: 0 BB: 0 P: 6	R: 0 H: 1 E: 0 K: 1 S: 8	H: 1 LOB: 0 BB: 0 P: 14	R: 0 H: 0 E: 0 K: 0 S: 9	H: 0 LOB: 0 BB: 0 P: 12	R: 0 H: 0 E: 0 K: 3 S: 10	H: 0 LOB: 0 BB: 0 P: 12	R: 0 H: 1 E: 0 K: 0 S: 4	H: 1 LOB: 0 BB: 0 P: 5	R: 0 H: 0 E: 0 K: 1 S: 13	H: 0 LOB: 0 BB: 0 P: 17	R: 1 H: 1 E: 0 K: 1 S: 9	H: 1 LOB: 1 BB: 0 P: 10	R: 2 H: 1 E: 0 K: 0 S: 7	H: 1 LOB: 1 BB: 1 P: 18	1B: 4 2B: 0 3B: 0 HR: 1	SF: 0 SAC: 0 DP: 1 HBP: 1	WP: 0 PB: 0 SB: 2 CS: 0	PA: 32
<b>PITCHER</b>	IP WLS BF H R ER SO BB IBB HBP BLK WP HR S P ERA WHIP																			
30 Ted Lilly, L ERA: 3.28	8.0 27 4 1 1 8 0 0 0 0 0 0 0 69 90 1.12 0.500																			
49 Carlos Marmol, R ERA: 2.0	0.2 L 5 1 2 2 0 0 1 1 0 0 0 0 7 18 27.00 1.500																			

Chicago Cubs @ Milwaukee Brewers  
Miller Park, Milwaukee, WI  
Tue Jun 08 2010, 7:12 PM - 9:44 PM CDT  
Att: 30,082 - Roof Closed - 60 F

AB 30  
R 3  
H 5  
RBI 3  
BB 1  
SO 8  
LOB 7





Batter	1	2	3	4	5	6	7	8	9	AB	R	H	RBI	BB	SO	LOB	TOP
2 Ryan Theriot, R OBP: 0.313, SLG: 0.309	G5-3	L3			G4-3	G6-4-3			28 E 28 S 2B	5	1	1	0	0	0	2	<b>Chicago Cubs @ Milwaukee Brewers</b> Miller Park, Milwaukee, WI Wed Jun 09 2010, 7:10 PM - 10:06 PM CDT Att: 30,326 - Clear - 80 F
28 Jeff Baker, R OBP: 0.287, SLG: 0.413	24 HR	FC6-4			25 HR	K			25 G6-3	5	2	3	1	0	1	1	
25 Derrek Lee, R OBP: 0.339, SLG: 0.372	P4				HR				G6-3	5	1	1	2	0	0	2	
24 Marlon Byrd, R OBP: 0.359, SLG: 0.538	HR				HR				G6-3	5	2	2	3	0	0	1	
22 Xavier Nady, R OBP: 0.333, SLG: 0.405	HR				HR												
45 Sean Marshall, L	12 FC6-4				P3												
12 Alfonso Soriano, R OBP: 0.358, SLG: 0.550	FC6-4				G1-3												
18 Geovany Soto, R OBP: 0.406, SLG: 0.463					K	18 HR			P2	3	1	0	0	1	1	1	
13 Starlin Castro, R OBP: 0.325, SLG: 0.369					G5-3				K	4	2	2	3	0	1	0	
38 Carlos Zambrano, S OBP: 0.154, SLG: 0.167									G4-3	4	0	1	0	0	1	0	
40 James Russell, L																	
48 Andrew Cashner, R																	
21 Tyler Colvin, L OBP: 0.353, SLG: 0.593					G5-3				K	3	0	2	0	0	0	1	
<b>Inning Stats</b>	R: 2 H: 2 E: 0 K: 0 S: 15	H: 2 R: 1 LOB: 1 BB: 1 P: 28	R: 0 H: 0 E: 0 K: 0 S: 8	H: 0 R: 0 LOB: 0 BB: 0 P: 17	R: 0 H: 1 E: 0 K: 1 S: 9	H: 4 R: 5 LOB: 0 BB: 1 P: 27	R: 0 H: 1 E: 0 K: 1 S: 12	H: 0 R: 0 LOB: 0 BB: 0 P: 11	R: 0 H: 0 E: 0 K: 1 S: 7	H: 2 R: 1 LOB: 1 BB: 0 P: 15	1B: 6 2B: 1 3B: 0 HR: 5	SF: 0 SAC: 0 DP: 1 HBP: 0	WP: 1 PB: 0 CS: 1	PA: 40			
<b>PITCHER</b>	IP WLS BF H R ER SO BB IBB HBP BLK WP HR S P ERA WHIP	IP WLS BF H R ER SO BB IBB HBP BLK WP HR S P ERA WHIP	IP WLS BF H R ER SO BB IBB HBP BLK WP HR S P ERA WHIP	IP WLS BF H R ER SO BB IBB HBP BLK WP HR S P ERA WHIP	IP WLS BF H R ER SO BB IBB HBP BLK WP HR S P ERA WHIP	IP WLS BF H R ER SO BB IBB HBP BLK WP HR S P ERA WHIP	IP WLS BF H R ER SO BB IBB HBP BLK WP HR S P ERA WHIP	IP WLS BF H R ER SO BB IBB HBP BLK WP HR S P ERA WHIP	IP WLS BF H R ER SO BB IBB HBP BLK WP HR S P ERA WHIP	IP WLS BF H R ER SO BB IBB HBP BLK WP HR S P ERA WHIP	IP WLS BF H R ER SO BB IBB HBP BLK WP HR S P ERA WHIP	IP WLS BF H R ER SO BB IBB HBP BLK WP HR S P ERA WHIP	IP WLS BF H R ER SO BB IBB HBP BLK WP HR S P ERA WHIP	IP WLS BF H R ER SO BB IBB HBP BLK WP HR S P ERA WHIP	IP WLS BF H R ER SO BB IBB HBP BLK WP HR S P ERA WHIP	IP WLS BF H R ER SO BB IBB HBP BLK WP HR S P ERA WHIP	

AB	38
R	9
H	12
RBI	9
BB	2
SO	6
LOB	8



Batter	1	2	3	4	5	6	7	8	9	AB	R	H	RBI	BB	SO	LOB	BOTTOM
30 Craig Counsell, L OBP: 0.326, SLG: 0.382	28 G3-1 8 G3 23 HBP				F8				P2	4	2	2	0	1	0	2	<b>Chicago Cubs @ Milwaukee Brewers</b> Miller Park, Milwaukee, WI Wed Jun 09 2010, 7:10 PM - 10:06 PM CDT Att: 30,326 - Clear - 80 F
23 Rickie Weeks Jr., R OBP: 0.348, SLG: 0.431	8 G3 28 G3-1 HBP				P4				G3-1	4	0	1	0	0	0	1	
28 Prince Fielder, L OBP: 0.406, SLG: 0.433	G3-1				G4-3				K	4	0	1	0	1	1	2	
8 Ryan Braun, R OBP: 0.369, SLG: 0.489	G3				K				SF8	3	0	0	2	1	1	3	
14 Casey McGehee, R OBP: 0.343, SLG: 0.475	L9				F7				K	4	0	0	0	0	1	4	
15 Jim Edmonds, L OBP: 0.383, SLG: 0.459	F7				43 2B				F8	3	1	1	0	1	0	2	
1 Corey Hart, R OBP: 0.325, SLG: 0.569	P3				43 2B				G6-3	3	1	1	0	1	0	1	
16 George Kottaras, L OBP: 0.370, SLG: 0.444	L8				F6				K	4	0	0	0	0	1	4	
43 Randy Wolf, L OBP: 0.248, SLG: 0.355																	
52 Chris Smith, R																	
27 Carlos Gómez, R																	
54 David Riske, R																	
51 Trevor Hoffman, R																	
2 Joe Inglett, L																	
21 Zach Braddock, L																	
<b>Inning Stats</b>	R: 1 H: 1 E: 0 K: 0 S: 9	H: 0 R: 0 LOB: 0 BB: 0 P: 13	R: 0 H: 0 E: 0 K: 2 S: 11	H: 0 R: 0 LOB: 2 BB: 2 P: 23	R: 2 H: 1 E: 0 K: 0 S: 12	H: 0 R: 0 LOB: 1 BB: 1 P: 15	R: 0 H: 1 E: 0 K: 0 S: 7	H: 3 R: 1 LOB: 0 BB: 0 P: 27	R: 0 H: 1 E: 0 K: 1 S: 9	H: 0 R: 0 LOB: 0 BB: 0 P: 11	1B: 4 2B: 3 3B: 0 HR: 0	SF: 1 SAC: 0 DP: 0 HBP: 1	WP: 0 PB: 0 CS: 0	PA: 40			
<b>PITCHER</b>	IP WLS BF H R ER SO BB IBB HBP BLK WP HR S P ERA WHIP	IP WLS BF H R ER SO BB IBB HBP BLK WP HR S P ERA WHIP	IP WLS BF H R ER SO BB IBB HBP BLK WP HR S P ERA WHIP	IP WLS BF H R ER SO BB IBB HBP BLK WP HR S P ERA WHIP	IP WLS BF H R ER SO BB IBB HBP BLK WP HR S P ERA WHIP	IP WLS BF H R ER SO BB IBB HBP BLK WP HR S P ERA WHIP	IP WLS BF H R ER SO BB IBB HBP BLK WP HR S P ERA WHIP	IP WLS BF H R ER SO BB IBB HBP BLK WP HR S P ERA WHIP	IP WLS BF H R ER SO BB IBB HBP BLK WP HR S P ERA WHIP	IP WLS BF H R ER SO BB IBB HBP BLK WP HR S P ERA WHIP	IP WLS BF H R ER SO BB IBB HBP BLK WP HR S P ERA WHIP	IP WLS BF H R ER SO BB IBB HBP BLK WP HR S P ERA WHIP	IP WLS BF H R ER SO BB IBB HBP BLK WP HR S P ERA WHIP	IP WLS BF H R ER SO BB IBB HBP BLK WP HR S P ERA WHIP	IP WLS BF H R ER SO BB IBB HBP BLK WP HR S P ERA WHIP	IP WLS BF H R ER SO BB IBB HBP BLK WP HR S P ERA WHIP	

AB	33
R	4
H	7
RBI	4
BB	5
SO	5
LOB	21







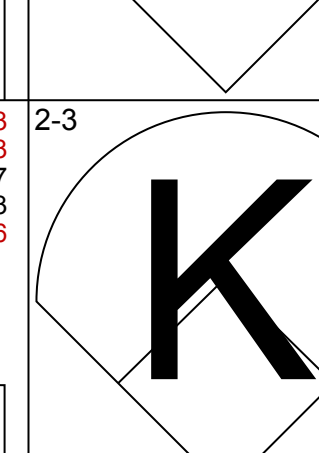
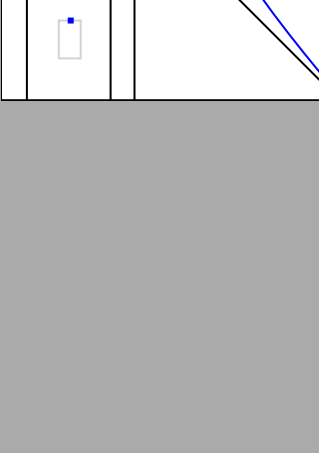
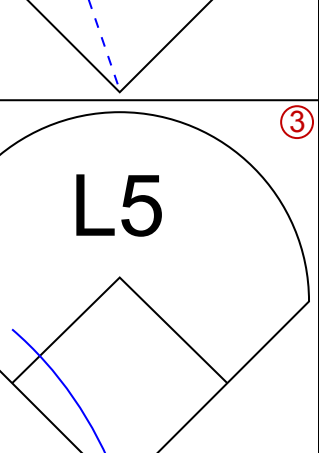
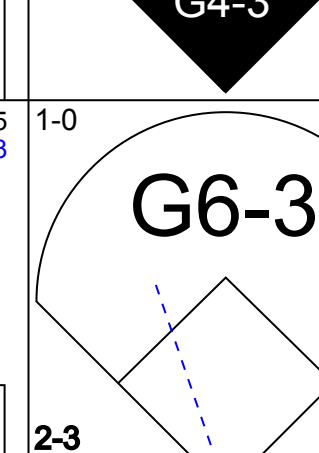



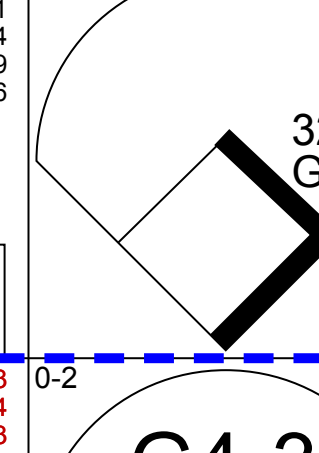


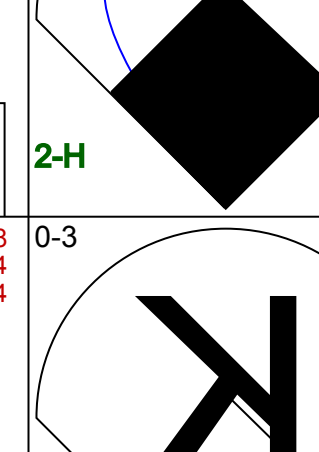

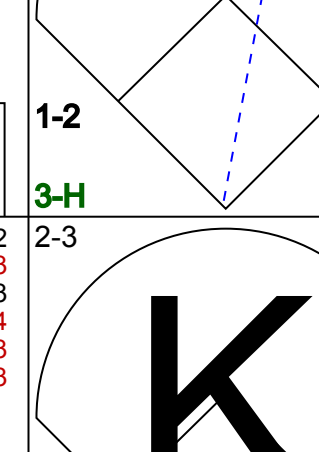

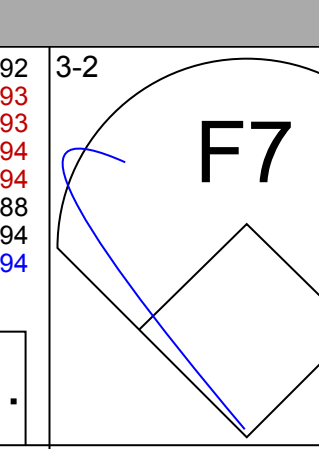
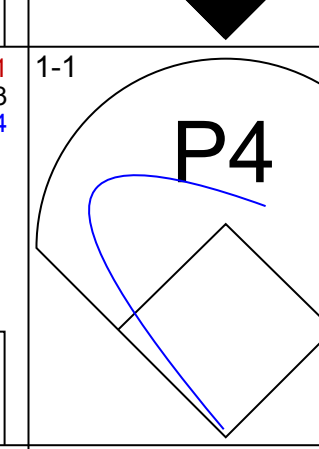
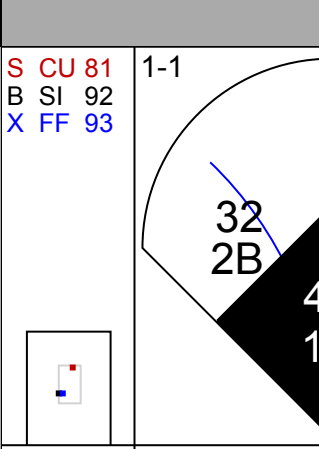
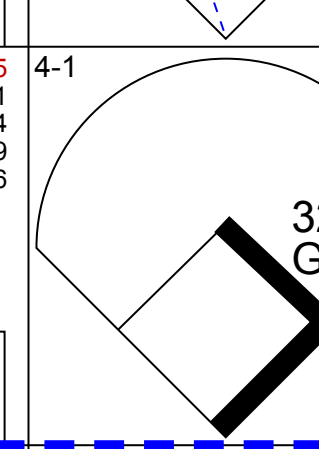
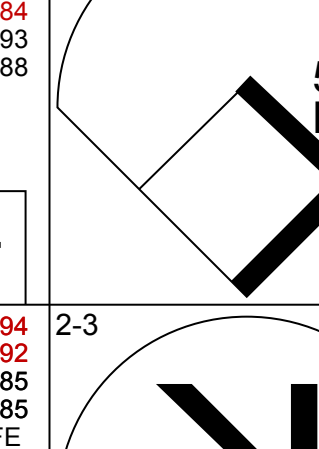
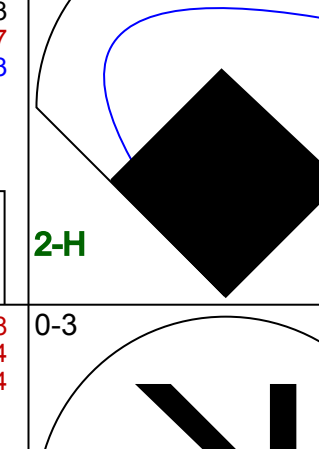
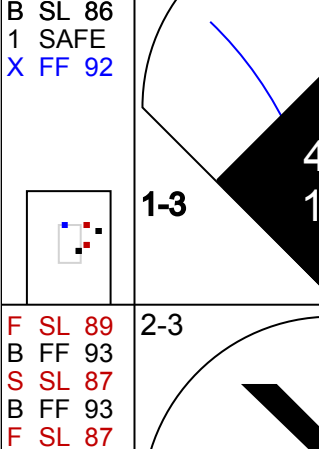
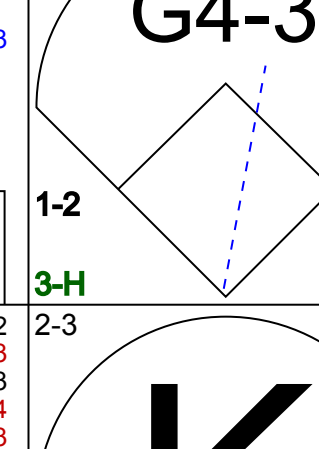
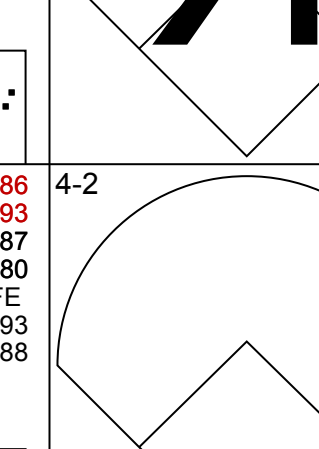
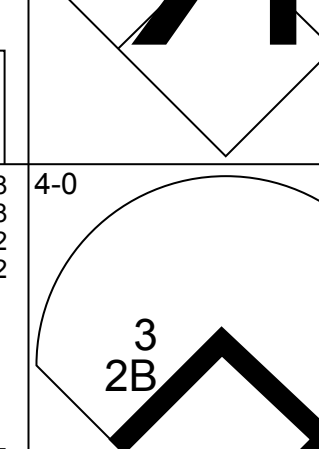
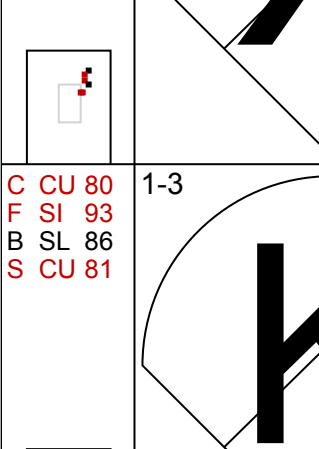
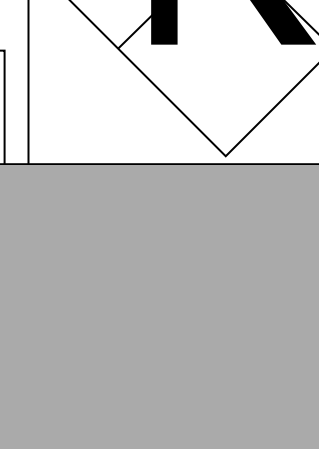
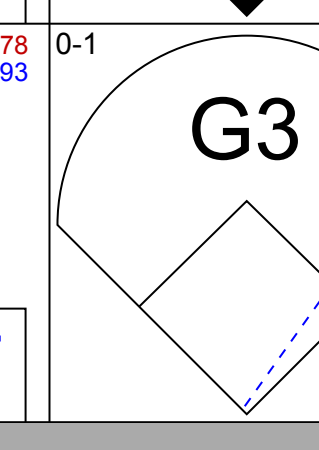
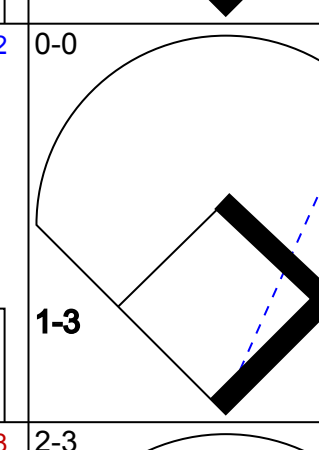
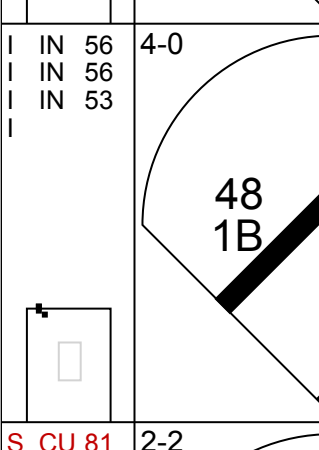


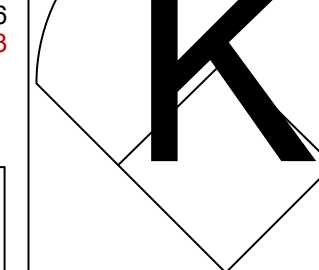
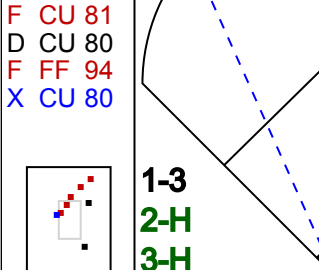







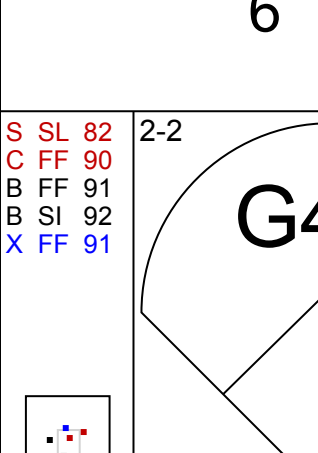



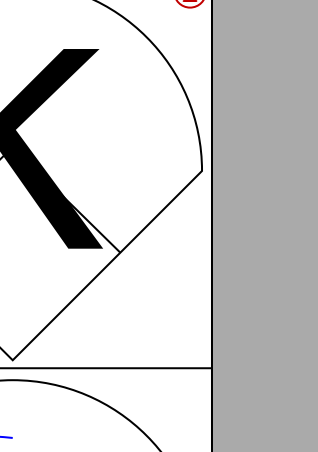
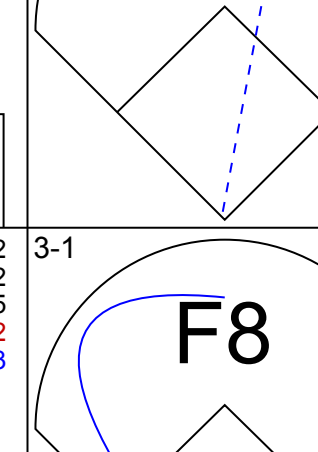











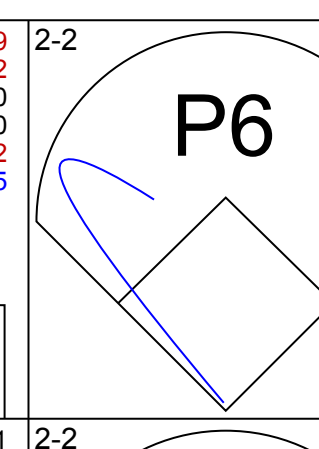
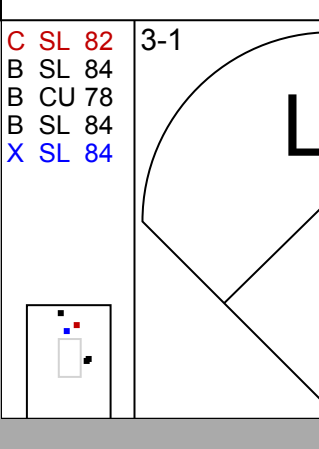


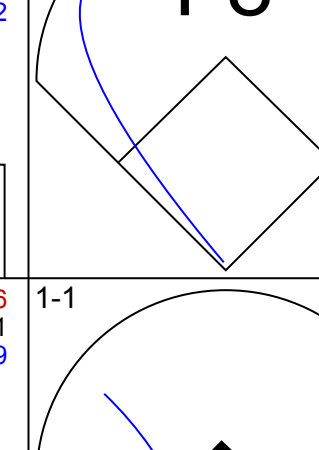
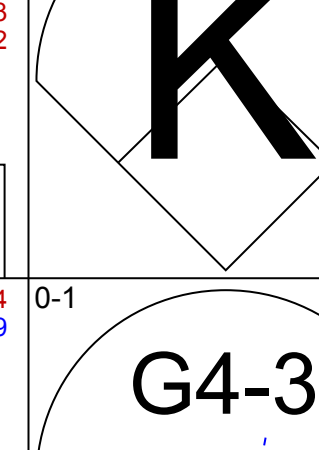



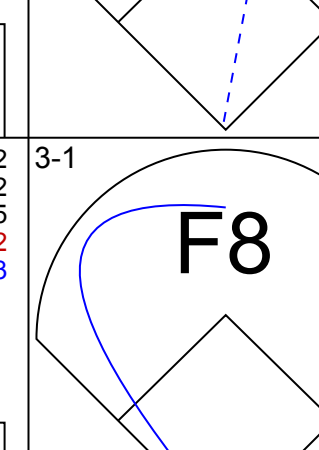
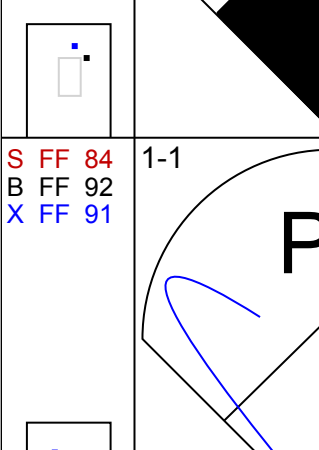



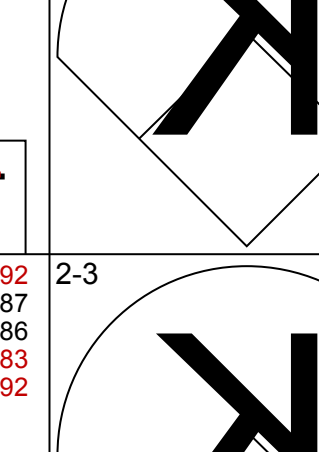


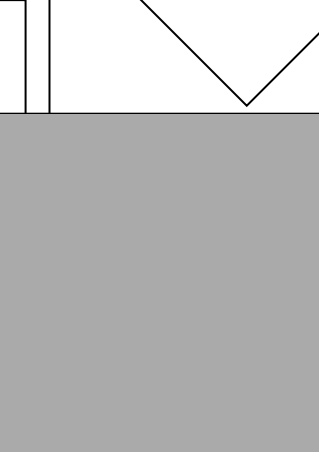





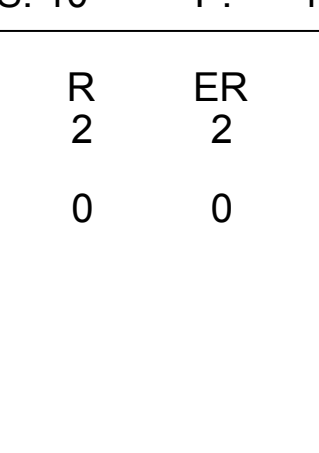
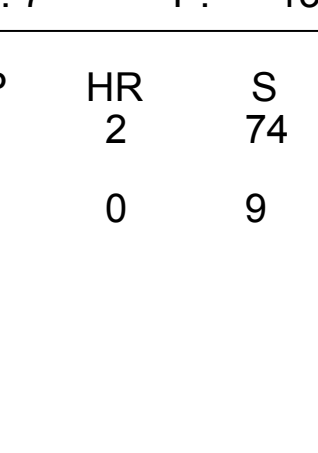


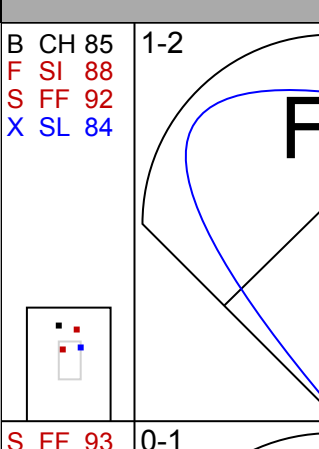
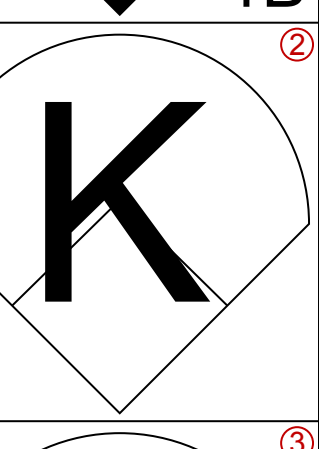





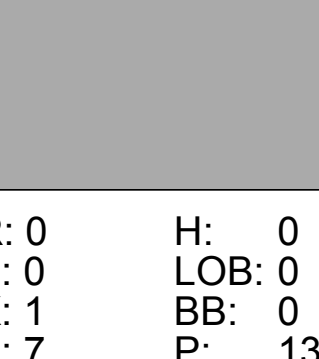


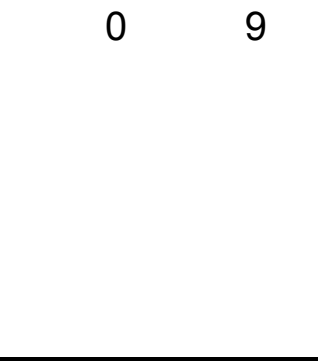



Batter	1	2	3	4	5	6	7	8	9	AB	R	H	RBI	BB	SO	LOB	TOP							
1 Elvis Andrus, R OBP: 0.377, SLG: 0.346											4	1	0	0	1	3	2							
20 Julio Borbon, L OBP: 0.299, SLG: 0.341											5	1	2	2	0	1	0							
10 Michael Young, R OBP: 0.371, SLG: 0.488											5	1	1	0	0	1	2							
27 Vladimir Guerrero, R OBP: 0.372, SLG: 0.568											3	1	1	0	2	0	1							
14 Joaquin Arias, R OBP: 0.294, SLG: 0.328											0	0	0	0	0	0	0							
50 Frank Francisco, R OBP: 0.328, SLG: 0.374											0	0	0	0	0	0	0							
32 Josh Hamilton, L OBP: 0.357, SLG: 0.576											4	2	2	3	1	0	2							
12 Justin Smoak, S OBP: 0.328, SLG: 0.374											5	0	0	0	0	5	5							
51 Max Ramirez, R OBP: 0.349, SLG: 0.365											3	0	0	0	2	1	3							
3 Andrés Blanco, S OBP: 0.286, SLG: 0.220											3	0	1	0	1	0	2							
48 Colby Lewis, R OBP: 0.500, SLG: 0.500											4	1	2	2	0	1	2							
7 David Murphy, L OBP: 0.294, SLG: 0.371											0	0	0	0	0	0	0							
<b>Inning Stats</b>	R: 0 E: 0 K: 3 S: 9	H: 0 LOB: 0 BB: 0 P: 14	R: 0 E: 0 K: 1 S: 14	H: 0 LOB: 2 BB: 2 P: 27	R: 0 E: 0 K: 1 S: 6	H: 0 LOB: 0 BB: 0 P: 7	R: 2 E: 0 K: 2 S: 15	H: 3 LOB: 2 BB: 1 P: 26	R: 0 E: 0 K: 0 S: 7	H: 0 LOB: 0 BB: 0 P: 10	R: 2 E: 0 K: 3 S: 22	H: 3 LOB: 2 BB: 1 P: 34	R: 1 E: 0 K: 1 S: 13	H: 1 LOB: 1 BB: 1 P: 21	R: 2 E: 0 K: 0 S: 15	H: 2 LOB: 1 BB: 1 P: 27	R: 0 E: 0 K: 1 S: 8	H: 0 LOB: 1 BB: 1 P: 15	1B: 3 2B: 5 3B: 0 HR: 1	SF: 0 SAC: 0 DP: 0 HBP: 0	WP: 0 PB: 0 SB: 0 CS: 0	PA: 43		
<b>PITCHER</b>	IP WLS BF H R ER SO BB IBB HBP BLK WP HR S P ERA WHIP	IP WLS BF H R ER SO BB IBB HBP BLK WP HR S P ERA WHIP	IP WLS BF H R ER SO BB IBB HBP BLK WP HR S P ERA WHIP	IP WLS BF H R ER SO BB IBB HBP BLK WP HR S P ERA WHIP	IP WLS BF H R ER SO BB IBB HBP BLK WP HR S P ERA WHIP	IP WLS BF H R ER SO BB IBB HBP BLK WP HR S P ERA WHIP	IP WLS BF H R ER SO BB IBB HBP BLK WP HR S P ERA WHIP	IP WLS BF H R ER SO BB IBB HBP BLK WP HR S P ERA WHIP	IP WLS BF H R ER SO BB IBB HBP BLK WP HR S P ERA WHIP	IP WLS BF H R ER SO BB IBB HBP BLK WP HR S P ERA WHIP	IP WLS BF H R ER SO BB IBB HBP BLK WP HR S P ERA WHIP	IP WLS BF H R ER SO BB IBB HBP BLK WP HR S P ERA WHIP	IP WLS BF H R ER SO BB IBB HBP BLK WP HR S P ERA WHIP	IP WLS BF H R ER SO BB IBB HBP BLK WP HR S P ERA WHIP	IP WLS BF H R ER SO BB IBB HBP BLK WP HR S P ERA WHIP	IP WLS BF H R ER SO BB IBB HBP BLK WP HR S P ERA WHIP	IP WLS BF H R ER SO BB IBB HBP BLK WP HR S P ERA WHIP	IP WLS BF H R ER SO BB IBB HBP BLK WP HR S P ERA WHIP	IP WLS BF H R ER SO BB IBB HBP BLK WP HR S P ERA WHIP	IP WLS BF H R ER SO BB IBB HBP BLK WP HR S P ERA WHIP	IP WLS BF H R ER SO BB IBB HBP BLK WP HR S P ERA WHIP	IP WLS BF H R ER SO BB IBB HBP BLK WP HR S P ERA WHIP	IP WLS BF H R ER SO BB IBB HBP BLK WP HR S P ERA WHIP	IP WLS BF H R ER SO BB IBB HBP BLK WP HR S P ERA WHIP

**Texas Rangers @ Milwaukee Brewers**  
Miller Park, Milwaukee, WI  
Sun Jun 13 2010, 1:12 PM - 4:10 PM CDT  
Att: 36,059 - Partly Cloudy - 74 F


AB 36  
R 7  
H 9  
RBI 7  
BB 7  
SO 12  
LOB 19



Batter	1	2	3	4	5	6	7	8	9	AB	R	H	RBI	BB	SO	LOB	BOTTOM							
23 Rickie Weeks Jr, R OBP: 0.357, SLG: 0.436											4	0	0	0	0	1	1							
1 Corey Hart, R OBP: 0.335, SLG: 0.585											4	0	0	0	0	2	1							
28 Prince Fielder, L OBP: 0.398, SLG: 0.455											4	2	2	2	0	0	0							
8 Ryan Braun, R OBP: 0.361, SLG: 0.490											4	0	0	0	0	1	0							
14 Casey McGehee, R OBP: 0.332, SLG: 0.468											3	0	0	0	1	3	0							
15 Jim Edmonds, L OBP: 0.346, SLG: 0.438											3	0	0	0	0	1	1							
30 Craig Counsell, L OBP: 0.323, SLG: 0.376											3	0	1	0	0	2	0							
52 Chris Smith, R OBP: 0.219, SLG: 0.400											0	0	0	0	0	0	0							
54 David Riske, R OBP: 0.297, SLG: 0.350											0	0	0	0	0	0	1							
16 George Kottaras, L OBP: 0.361, SLG: 0.430											3	0	0	0	0	1	2							
49 Yovani Gallardo, R OBP: 0.219, SLG: 0.400											2	0	0	0	0	1	2							
12 Carlos Villanueva, R OBP: 0.294, SLG: 0.328											0	0	0	0	0	0	0							
21 Zach Braddock, L OBP: 0.328, SLG: 0.374											0	0	0	0	0	0	0							
21 Alcides Escobar, R OBP: 0.294, SLG: 0.371											1	0	0	0	0	0	1							
<b>Inning Stats</b>	R: 1 E: 0 K: 0 S: 10	H: 1 LOB: 0 BB: 0 P: 15	R: 0 E: 0 K: 3 S: 10	H: 0 LOB: 0 BB: 0 P: 14	R: 0 E: 0 K: 0 S: 7	H: 0 LOB: 0 BB: 0 P: 11	R: 0 E: 0 K: 1 S: 7	H: 0 LOB: 0 BB: 0 P: 13	R: 0 E: 0 K: 2 S: 11	H: 1 LOB: 2 BB: 1 P: 21	R: 1 E: 0 K: 1 S: 9	H: 1 LOB: 0 BB: 0 P: 13	R: 0 E: 0 K: 2 S: 7	H: 0 LOB: 0 BB: 0 P: 10	R: 0 E: 0 K: 1 S: 13	H: 0 LOB: 1 BB: 0 P: 22	R: 0 E: 0 K: 2 S: 9	H: 0 LOB: 0 BB: 0 P: 13	1B: 1 2B: 0 3B: 0 HR: 2	SF: 0 SAC: 0 DP: 0 HBP: 0	WP: 0 PB: 0 SB: 1 CS: 0	PA: 32		
<b>PITCHER</b>	IP WLS BF H R ER SO BB IBB HBP BLK WP HR S P ERA WHIP	IP WLS BF H R ER SO BB IBB HBP BLK WP HR S P ERA WHIP	IP WLS BF H R ER SO BB IBB HBP BLK WP HR S P ERA WHIP	IP WLS BF H R ER SO BB IBB HBP BLK WP HR S P ERA WHIP	IP WLS BF H R ER SO BB IBB HBP BLK WP HR S P ERA WHIP	IP WLS BF H R ER SO BB IBB HBP BLK WP HR S P ERA WHIP	IP WLS BF H R ER SO BB IBB HBP BLK WP HR S P ERA WHIP	IP WLS BF H R ER SO BB IBB HBP BLK WP HR S P ERA WHIP	IP WLS BF H R ER SO BB IBB HBP BLK WP HR S P ERA WHIP	IP WLS BF H R ER SO BB IBB HBP BLK WP HR S P ERA WHIP	IP WLS BF H R ER SO BB IBB HBP BLK WP HR S P ERA WHIP	IP WLS BF H R ER SO BB IBB HBP BLK WP HR S P ERA WHIP	IP WLS BF H R ER SO BB IBB HBP BLK WP HR S P ERA WHIP	IP WLS BF H R ER SO BB IBB HBP BLK WP HR S P ERA WHIP	IP WLS BF H R ER SO BB IBB HBP BLK WP HR S P ERA WHIP	IP WLS BF H R ER SO BB IBB HBP BLK WP HR S P ERA WHIP	IP WLS BF H R ER SO BB IBB HBP BLK WP HR S P ERA WHIP	IP WLS BF H R ER SO BB IBB HBP BLK WP HR S P ERA WHIP	IP WLS BF H R ER SO BB IBB HBP BLK WP HR S P ERA WHIP	IP WLS BF H R ER SO BB IBB HBP BLK WP HR S P ERA WHIP	IP WLS BF H R ER SO BB IBB HBP BLK WP HR S P ERA WHIP	IP WLS BF H R ER SO BB IBB HBP BLK WP HR S P ERA WHIP	IP WLS BF H R ER SO BB IBB HBP BLK WP HR S P ERA WHIP	IP WLS BF H R ER SO BB IBB HBP BLK WP HR S P ERA WHIP

**Texas Rangers @ Milwaukee Brewers**  
Miller Park, Milwaukee, WI  
Sun Jun 13 2010, 1:12 PM - 4:10 PM CDT  
Att: 36,059 - Partly Cloudy - 74 F

AB 31  
R 2  
H 3  
RBI 2  
BB 1  
SO 12  
LOB 8





Batter	1	2	3	4	5	6	7	8	9	AB	R	H	RBI	BB	SO	LOB	TOP					
23 Rickie Weeks Jr. R OBP: 0.357, SLG: 0.433										4	1	1	0	1	1	2	<b>Milwaukee Brewers @ Los Angeles Angels</b> Angel Stadium of Anaheim, Anaheim, CA Mon Jun 14 2010, 7:10 PM - 10:12 PM PDT Att: 39,289 - Clear - 74 F					
1 Corey Hart R OBP: 0.341, SLG: 0.590										5	2	3	2	0	0	1						
28 Prince Fielder L OBP: 0.394, SLG: 0.447										4	1	0	0	1	1	4						
8 Ryan Braun R OBP: 0.363, SLG: 0.502										4	2	2	5	0	0	0						
2 Joe Inglett L OBP: 0.415, SLG: 0.542										1	1	1	0	0	0	0						
14 Casey McGehee R OBP: 0.337, SLG: 0.479										3	1	1	1	1	0	0						
27 Carlos Gómez R OBP: 0.283, SLG: 0.367										5	1	0	0	0	1	4						
30 Craig Counsell L OBP: 0.327, SLG: 0.365										3	0	0	0	1	0	0						
21 Alcides Escobar R OBP: 0.300, SLG: 0.351										5	1	2	1	0	0	3						
16 George Kottaras L OBP: 0.370, SLG: 0.443										4	2	2	1	1	1	2						
<b>Inning Stats</b>	R: 0 E: 0 K: 1 S: 7	H: 0 LOB: 0 BB: 0 P: 12	R: 0 E: 0 K: 0 S: 8	H: 0 LOB: 0 BB: 1 P: 11	R: 5 E: 1 K: 0 S: 17	H: 4 LOB: 0 BB: 1 P: 32	R: 0 E: 0 K: 0 S: 6	H: 0 LOB: 0 BB: 0 P: 9	R: 0 E: 0 K: 1 S: 10	H: 1 LOB: 1 BB: 1 P: 17	R: 1 E: 0 K: 1 S: 19	H: 2 LOB: 2 BB: 1 P: 33	R: 5 E: 1 K: 0 S: 21	H: 4 LOB: 1 BB: 0 P: 36	R: 0 E: 0 K: 1 S: 14	H: 0 LOB: 1 BB: 1 P: 23	R: 1 E: 0 K: 0 S: 15	H: 1 LOB: 2 BB: 1 P: 26	1B: 7 2B: 3 3B: 0 HR: 2	SF: 0 SAC: 0 DP: 1 HBP: 2	WP: 1 PB: 1 SB: 1 CS: 0	PA: 45
<b>PITCHER</b>	IP WLS BF H R ER SO BB IBB HBP BLK WP HR S P ERA WHIP																					
51 Joe Saunders L ERA: 4.7	(1, 1)	5.2 L 25 6 6 6 3 3 0 0 0 0 2 65 111 9.53 1.588																				
70 Trevor Bell R ERA: 6.06	(6, 1)	1.1 10 5 5 4 0 0 0 0 1 0 23 39 27.00 3.750																				
59 Rafael Rodríguez R ERA: 4.5	(8, 1)	2.0 10 1 1 1 0 2 0 0 1 0 0 0 29 49 4.50 1.500																				

AB 38  
R 12  
H 12  
RBI 10  
BB 5  
SO 4  
LOB 16



Batter	1	2	3	4	5	6	7	8	9	AB	R	H	RBI	BB	SO	LOB	BOTTOM			
2 Erick Aybar S OBP: 0.336, SLG: 0.352										3	0	0	0	0	0	2	<b>Milwaukee Brewers @ Los Angeles Angels</b> Angel Stadium of Anaheim, Anaheim, CA Mon Jun 14 2010, 7:10 PM - 10:12 PM PDT Att: 39,289 - Clear - 74 F			
39 Robb Quinlan R OBP: 0.182, SLG: 0.194										1	0	0	0	0	0	0				
13 Maicer Izturis S OBP: 0.325, SLG: 0.364										3	0	0	0	0	0	0				
53 Bobby Abreu L OBP: 0.354, SLG: 0.415										2	0	0	0	1	0	1				
77 Reggie Willits S OBP: 0.370, SLG: 0.304										1	0	0	0	0	1	0				
48 Torii Hunter R OBP: 0.354, SLG: 0.504										2	0	0	0	1	0	0				
27 Michael Ryan L OBP: 0.220, SLG: 0.398										1	0	0	0	0	1	0				
55 Hideki Matsui L OBP: 0.337, SLG: 0.436										4	0	0	0	0	2	3				
47 Howie Kendrick R OBP: 0.305, SLG: 0.406										3	1	2	0	0	1	0				
20 Juan Rivera R OBP: 0.306, SLG: 0.444										4	1	1	0	0	1	4				
44 Mike Napoli R OBP: 0.325, SLG: 0.486										3	0	0	0	1	1	1				
18 Kevin Frandsen R OBP: 0.396, SLG: 0.440										4	0	1	2	0	0	1				
<b>Inning Stats</b>	R: 0 E: 0 K: 0 S: 5	H: 0 LOB: 0 BB: 0 P: 7	R: 2 E: 0 K: 1 S: 18	H: 3 LOB: 2 BB: 1 P: 27	R: 0 E: 0 K: 0 S: 11	H: 0 LOB: 0 BB: 2 P: 24	R: 0 E: 0 K: 0 S: 4	H: 0 LOB: 0 BB: 0 P: 6	R: 0 E: 0 K: 1 S: 9	H: 0 LOB: 0 BB: 0 P: 14	R: 0 E: 0 K: 2 S: 10	H: 0 LOB: 1 BB: 0 P: 19	R: 0 E: 0 K: 2 S: 10	H: 0 LOB: 1 BB: 0 P: 14	R: 0 E: 0 K: 2 S: 10	H: 1 LOB: 1 BB: 0 P: 14	1B: 2 2B: 2 3B: 0 HR: 0	SF: 0 SAC: 0 DP: 1 HBP: 2	WP: 1 PB: 0 SB: 0 CS: 0	PA: 36
<b>PITCHER</b>	IP WLS BF H R ER SO BB IBB HBP BLK WP HR S P ERA WHIP																			
43 Randy Wolf L ERA: 3.08	(1, 1)	7.0 W 28 3 2 2 2 2 3 0 2 0 0 0 59 97 2.57 0.857																		
12 Carlos Villanueva R ERA: 3.48	(8, 1)	1.0 4 0 0 0 2 0 0 0 0 1 0 10 19 0.00 0.000																		
52 Chris Smith R ERA: 6.4	(9, 1)	1.0 4 1 0 0 2 0 0 0 0 0 0 10 14 0.00 1.000																		

AB 31  
R 2  
H 4  
RBI 2  
BB 3  
SO 6  
LOB 13





Batter	1	2	3	4	5	6	7	8	9	AB	R	H	RBI	BB	SO	LOB	TOP								
23 Rickie Weeks Jr. R (1, 10) OBP: 0.358, SLG: 0.429	G6-3	K			K			HBP		3	0	0	0	1	2	5	<b>Milwaukee Brewers @ Los Angeles Angels</b> Angel Stadium of Anaheim, Anaheim, CA Tue Jun 15 2010, 7:06 PM - 9:54 PM PDT Att: 37,484 - Clear - 69 F <a href="http://livebaseballscorecards.com">livebaseballscorecards.com</a>								
1 Cory Hart R (1, 9) OBP: 0.338, SLG: 0.585	F9	2B	K		K			FC6-4		5	0	1	3	0	2	4									
8 Ryan Braun, R (1, 7) OBP: 0.365, SLG: 0.502	2B	CI						K		4	1	2	0	0	1	2									
28 Prince Fielder, L (1, 3) OBP: 0.398, SLG: 0.458	HR							BB		3	1	1	2	2	0	1									
14 Casey McGehee, R (1, 5) OBP: 0.331, SLG: 0.469	K	K						FC6-4		5	0	0	0	0	2	6									
15 Jim Edmonds, L (1, 8) OBP: 0.348, SLG: 0.444										5	1	2	0	0	2	3									
30 Craig Counsell, L (1, 4) OBP: 0.330, SLG: 0.366										5	1	2	0	0	1	1									
20 Jonathan Lucroy, R (1, 2) OBP: 0.344, SLG: 0.344										5	1	2	0	0	1	1									
21 Alcides Escobar, R (1, 6) OBP: 0.303, SLG: 0.353										4	2	2	1	0	1	3									
<b>Inning Stats</b>	R: 2 H: 2 E: 0 K: 1 S: 12	H: 2 LOB: 0 BB: 0 P: 21	R: 4 H: 5 E: 1 K: 2 S: 24	H: 5 LOB: 3 BB: 1 P: 36	R: 0 H: 1 E: 0 K: 1 S: 10	H: 1 LOB: 2 BB: 1 P: 17	R: 0 H: 0 E: 0 K: 0 S: 7	H: 0 LOB: 0 BB: 0 P: 10	R: 0 H: 2 E: 0 K: 2 S: 15	H: 2 LOB: 2 BB: 0 P: 19	R: 0 H: 1 E: 0 K: 1 S: 10	H: 1 LOB: 1 BB: 0 P: 15	R: 0 H: 0 E: 0 K: 1 S: 7	H: 0 LOB: 0 BB: 0 P: 10	R: 1 H: 2 E: 0 K: 1 S: 11	H: 2 LOB: 2 BB: 1 P: 22		R: 0 H: 0 E: 0 K: 3 S: 9	H: 0 LOB: 0 BB: 0 P: 14	1B: 9 2B: 2 3B: 0 HR: 1	SF: 0 SAC: 0 DP: 0 HBP: 1	WP: 2 PB: 0 SB: 1 CS: 0	PA: 44		
<b>PITCHER</b>	IP	WLS	BF	H	R	ER	SO	BB	IBB	HBP	BLK	WP	HR	S	P	ERA	WHIP								
54 Ervin Santana, R (1, 1) ERA: 3.91	5.0	L	28	10	6	6	6	2	0	0	0	0	1	68	103	10.80	2.400								
62 Scot Shields, R (6, 1) ERA: 6.23	2.0		7	1	0	0	2	0	0	0	0	0	0	17	25	0.00	0.500								
45 Francisco Rodriguez, R (8, 1) ERA: 0.87	2.0		9	1	1	1	4	1	0	1	0	2	0	20	36	4.50	1.000								

Batter	1	2	3	4	5	6	7	8	9	AB	R	H	RBI	BB	SO	LOB	BOTTOM								
13 Maicer Izturis, S (1, 6) OBP: 0.322, SLG: 0.369	F8		G4-3							4	0	1	1	0	0	0	<b>Milwaukee Brewers @ Los Angeles Angels</b> Angel Stadium of Anaheim, Anaheim, CA Tue Jun 15 2010, 7:06 PM - 9:54 PM PDT Att: 37,484 - Clear - 69 F <a href="http://livebaseballscorecards.com">livebaseballscorecards.com</a>								
47 Howie Kendrick, R (1, 4) OBP: 0.304, SLG: 0.408	G4-3		G1-3					G5-3		4	0	1	0	0	0	1									
53 Bobby Abreu, L (1, 9) OBP: 0.349, SLG: 0.409	G4-3		F7					K		4	0	0	0	0	1	2									
48 Torii Hunter, R (1, 8) OBP: 0.356, SLG: 0.502	HBP							G6-3		3	0	1	0	0	0	0									
55 Hideki Matsui, L (1, 10) OBP: 0.340, SLG: 0.435	G6-3									3	0	1	0	1	0	2									
77 Reggie Willits, S (9, PR) OBP: 0.370, SLG: 0.304										0	0	0	0	0	0	0									
44 Mike Napoli, R (1, 2) OBP: 0.322, SLG: 0.476	K									4	0	0	0	0	2	2									
20 Juan Rivera, R (1, 7) OBP: 0.305, SLG: 0.441	F8									4	0	1	0	0	0	2									
18 Kevin Frandsen, R (1, 3) OBP: 0.411, SLG: 0.472										3	1	2	0	0	0	1									
3 Brandon Wood, R (1, 5) OBP: 0.164, SLG: 0.208	G1-3									3	0	0	0	0	0	2									
<b>Inning Stats</b>	R: 0 H: 1 E: 0 K: 0 S: 13	H: 1 LOB: 2 BB: 0 P: 22	R: 0 H: 1 E: 0 K: 1 S: 9	H: 1 LOB: 1 BB: 0 P: 12	R: 0 H: 0 E: 0 K: 0 S: 6	H: 0 LOB: 0 BB: 0 P: 11	R: 0 H: 0 E: 0 K: 0 S: 5	H: 0 LOB: 0 BB: 0 P: 8	R: 0 H: 1 E: 0 K: 0 S: 6	H: 1 LOB: 0 BB: 0 P: 8	R: 0 H: 0 E: 0 K: 0 S: 7	H: 0 LOB: 0 BB: 0 P: 10	R: 0 H: 2 E: 1 K: 0 S: 10	H: 2 LOB: 1 BB: 0 P: 17	R: 1 H: 2 E: 0 K: 1 S: 11	H: 2 LOB: 1 BB: 0 P: 17	R: 0 H: 0 E: 0 K: 1 S: 11	H: 0 LOB: 1 BB: 1 P: 20	1B: 4 2B: 3 3B: 0 HR: 0	SF: 0 SAC: 0 DP: 1 HBP: 1	WP: 0 PB: 0 SB: 0 CS: 1	PA: 34			
<b>PITCHER</b>	IP	WLS	BF	H	R	ER	SO	BB	IBB	HBP	BLK	WP	HR	S	P	ERA	WHIP								
31 Dave Bush, R (1, 1) ERA: 4.67	7.1	W	28	7	1	1	1	0	0	0	0	0	0	62	96	1.23	0.955								
50 Kameron Loe, R (8, 1) ERA: 0.0	0.2		2	0	0	0	1	0	0	0	0	0	0	5	9	0.00	0.000								
59 John Axford, R (9, 1) ERA: 3.0	1.0		4	0	0	0	1	1	0	0	0	0	0	11	20	0.00	1.000								



Batter	1	2	3	4	5	6	7	8	9	AB	R	H	RBI	BB	SO	LOB	TOP			
23 Rickie Weeks Jr. R OBP: 0.354, SLG: 0.422	G6-3		G4-3			G6-3		G4-3		4	0	0	0	0	0	0				
1 Corey Hart R OBP: 0.336, SLG: 0.584	L6		K			2B		F9		4	0	1	0	0	1	0				
8 Ryan Braun R OBP: 0.363, SLG: 0.496	G6-3			K		G5-3			BB	3	0	0	0	1	1	1				
28 Prince Fielder L OBP: 0.396, SLG: 0.453		K		P5			BB		K	3	0	0	0	1	2	1				
14 Casey McGehee R OBP: 0.330, SLG: 0.466				P4			F8		G6-3	4	0	1	0	0	0	2				
15 Jim Edmonds L OBP: 0.340, SLG: 0.434	F7					G4-3	L4			3	0	0	0	0	0	2				
20 Jonathan Lucroy R OBP: 0.314, SLG: 0.314	F7			L1			P4			3	0	0	0	0	0	2				
27 Carlos Gómez R OBP: 0.284, SLG: 0.386			HR			K		G6-3		3	1	1	1	0	1	0				
21 Alcides Escobar R OBP: 0.299, SLG: 0.349			G6-3					G5-3		3	0	0	0	0	1	0				
<b>Inning Stats</b>	R: 0 E: 0 K: 0 S: 7	H: 0 LOB: 0 BB: 0 P: 10	R: 0 E: 0 K: 1 S: 14	H: 1 LOB: 1 BB: 0 P: 20	R: 1 E: 0 K: 1 S: 13	H: 1 LOB: 0 BB: 0 P: 18	R: 0 E: 0 K: 1 S: 10	H: 0 LOB: 0 BB: 0 P: 14	R: 0 E: 0 K: 1 S: 9	H: 1 LOB: 1 BB: 0 P: 13	R: 0 E: 0 K: 0 S: 8	H: 0 LOB: 1 BB: 1 P: 13	R: 0 E: 0 K: 0 S: 9	H: 0 LOB: 0 BB: 0 P: 11	R: 0 E: 0 K: 1 S: 8	H: 0 LOB: 1 BB: 1 P: 15	1B: 1 2B: 1 3B: 0 HR: 1	SF: 0 SAC: 0 DP: 0 HBP: 0	WP: 0 PB: 0 CS: 0	PA: 32
<b>PITCHER</b>	IP	WLS	BF	H	R	ER	SO	BB	IBB	HBP	BLK	WP	HR	S	P	ERA	WHIP			
35 Joel Poinero R ERA: 4.45	8.0	W	28	3	1	1	5	1	0	0	0	0	1	77	109	1.12	0.500			
56 Fernando Rodney R ERA: 3.08	1.0		4	0	0	0	1	1	0	0	0	0	0	8	15	0.00	1.000			

Milwaukee Brewers @ Los Angeles Angels  
Angel Stadium of Anaheim, Anaheim, CA  
Wed Jun 16 20:10, 4:08 PM - 6:40 PM PDT  
Att: 37,416 - Sunny - 72 F

AB 30  
R 1  
H 3  
RBI 1  
BB 2  
SO 6  
LOB 8



Batter	1	2	3	4	5	6	7	8	9	AB	R	H	RBI	BB	SO	LOB	BOTTOM			
47 Howie Kendrick R OBP: 0.300, SLG: 0.402	K2-3	G4-1			G6-3		G5-4-3			4	0	0	0	0	1	1				
44 Mike Napoli R OBP: 0.335, SLG: 0.497	HR			53 G1-6-3 BB	48 SF9 1B		53 1B HBP			2	2	2	1	1	0	0				
53 Bobby Abreu L OBP: 0.351, SLG: 0.410	G4-3		G1-6-3		55 1B		1-2 1B			4	0	2	0	0	0	1				
48 Torii Hunter R OBP: 0.354, SLG: 0.500	F9				SF9		K			3	0	1	1	0	1	2				
55 Hideki Matsui L OBP: 0.335, SLG: 0.427	G4-3	G3-1			K			G3		4	0	0	0	0	1	2				
20 Juan Rivera R OBP: 0.308, SLG: 0.439				46 HR 1B	46 G5-3 BB			L7		3	1	1	0	1	1	0				
18 Kevin Frandsen R OBP: 0.400, SLG: 0.456		46 HR 1B		E4 46 G5-3		G6-3		G2-3		4	1	1	0	0	0	1				
46 Bobby Wilson R OBP: 0.250, SLG: 0.333					G5-3		K			3	1	1	3	0	1	2				
3 Brandon Wood R OBP: 0.168, SLG: 0.211					P3			47 G5-4-3 1B		3	0	1	0	0	1	1				
<b>Inning Stats</b>	R: 1 E: 0 K: 1 S: 9	H: 1 LOB: 0 BB: 0 P: 13	R: 3 E: 0 K: 1 S: 15	H: 3 LOB: 0 BB: 0 P: 26	R: 0 E: 0 K: 0 S: 7	H: 1 LOB: 1 BB: 1 P: 18	R: 0 E: 1 K: 0 S: 7	H: 0 LOB: 1 BB: 1 P: 14	R: 1 E: 0 K: 1 S: 15	H: 2 LOB: 1 BB: 0 P: 23	R: 0 E: 0 K: 2 S: 8	H: 0 LOB: 0 BB: 0 P: 11	R: 0 E: 0 K: 1 S: 12	H: 2 LOB: 2 BB: 0 P: 22	R: 0 E: 0 K: 0 S: 9	H: 0 LOB: 0 BB: 0 P: 14	1B: 7 2B: 0 3B: 0 HR: 2	SF: 1 SAC: 0 DP: 3 HBP: 1	WP: 0 PB: 0 CS: 0	PA: 34
<b>PITCHER</b>	IP	WLS	BF	H	R	ER	SO	BB	IBB	HBP	BLK	WP	HR	S	P	ERA	WHIP			
38 Chris Narveson L ERA: 5.79	4.1	L	21	7	5	5	2	2	0	0	0	0	0	12	17	0.00	0.000			
12 Carlos Villanueva R ERA: 3.31	1.2		5	0	0	0	3	0	0	0	0	0	0	7	15	0.00	1.500			
54 David Riske R ERA:	0.2		3	1	0	0	0	0	0	1	0	0	0	5	7	0.00	3.000			
21 Zach Braddock L ERA: 5.4	0.1		2	1	0	0	1	0	0	0	0	0	0	5	7	0.00	3.000			
51 Trevor Hoffman R ERA: 5.4	1.0		3	0	0	0	0	0	0	0	0	0	0	9	14	0.00	0.000			

Milwaukee Brewers @ Los Angeles Angels  
Angel Stadium of Anaheim, Anaheim, CA  
Wed Jun 16 20:10, 4:08 PM - 6:40 PM PDT  
Att: 37,416 - Sunny - 72 F

AB 30  
R 5  
H 9  
RBI 5  
BB 2  
SO 6  
LOB 10





Batter	1	2	3	4	5	6	7	8	9	AB	R	H	RBI	BB	SO	LOB	TOP					
23 Rickie Weeks Jr. R OBP: 0.351, SLG: 0.418										5	0	1	0	0	2	2						
1 Corey Hart R OBP: 0.335, SLG: 0.577										4	0	1	0	0	2	0						
8 Ryan Braun, R OBP: 0.369, SLG: 0.498										3	0	2	0	1	0	2						
28 Prince Fielder, L OBP: 0.397, SLG: 0.455										3	0	1	0	1	0	1						
14 Casey McGehee, R OBP: 0.329, SLG: 0.462										4	0	1	0	0	0	5						
20 Jonathan Lucroy, R OBP: 0.308, SLG: 0.308										4	0	1	0	0	1	6						
27 Carlos Gómez, R OBP: 0.279, SLG: 0.378										3	0	0	0	0	0	1						
21 Alcides Escobar, R OBP: 0.298, SLG: 0.347										4	0	1	0	0	0	0						
26 Manny Parra, L OBP: 0.250, SLG: 0.182										2	0	1	0	0	0	2						
2 Joe Inglett, L OBP: 0.407, SLG: 0.531										1	0	0	0	0	1	0						
54 David Riske, R OBP: 0.336, SLG: 0.373										0	0	0	0	0	0	0						
21 Zach Braddock, L OBP: 0.336, SLG: 0.373										1	0	1	0	0	0	0						
30 Craig Counsell, L OBP: 0.336, SLG: 0.373										1	0	1	0	0	0	0						
<b>Inning Stats</b>	R: 0 E: 0 K: 0 S: 16	H: 2 LOB: 3 BB: 1 P: 25	R: 0 E: 0 K: 1 S: 11	H: 1 LOB: 1 BB: 0 P: 13	R: 0 E: 0 K: 1 S: 7	H: 1 LOB: 0 BB: 0 P: 9	R: 0 E: 0 K: 0 S: 10	H: 2 LOB: 2 BB: 0 P: 15	R: 0 E: 0 K: 0 S: 8	H: 0 LOB: 0 BB: 1 P: 14	R: 0 E: 0 K: 0 S: 10	H: 1 LOB: 1 BB: 0 P: 17	R: 0 E: 0 K: 1 S: 9	H: 0 LOB: 0 BB: 0 P: 11	R: 0 E: 0 K: 2 S: 16	H: 2 LOB: 2 BB: 0 P: 21	R: 0 E: 0 K: 1 S: 11	H: 1 LOB: 1 BB: 0 P: 16	1B: 9 2B: 1 3B: 0 HR: 0	SF: 0 SAC: 1 DP: 1 HBP: 0	WP: 1 PB: 0 SB: 1 CS: 1	PA: 38
<b>PITCHER</b>	IP WLS BF H R ER SO BB IBB HBP BLK WP HR S P ERA WHIP																					
46 Jason Hammel, R ERA: 4.03	(1, 1) 7.1 W 30 8 0 0 4 2 0 0 0 0 1 0 77 112 0.00 1.364																					
97 Joe Beimel, L ERA: 0.81	(8, 1) 0.0 1 1 0 0 0 0 0 0 0 0 0 0 6 8 ∞ ∞																					
63 Rafael Betancourt, R ERA: 5.48	(8, 1) 0.2 H 2 0 0 0 1 0 0 0 0 0 0 4 5 0.00 0.000																					
60 Manny Corpas, R ERA: 2.37	(9, 1) 1.0 S 4 1 0 0 1 0 0 0 0 0 0 0 11 16 0.00 1.000																					

**Milwaukee Brewers @ Colorado Rockies**  
Coors Field, Denver, CO  
Fri Jun 18 2010, 7:12 PM - 9:54 PM MDT  
Att: 32,340 - Partly Cloudy - 81 F

AB 34  
R 0  
H 10  
RBI 0  
BB 2  
SO 6  
LOB 19

Batter	1	2	3	4	5	6	7	8	9	AB	R	H	RBI	BB	SO	LOB	BOTTOM			
7 Seth Smith L OBP: 0.322, SLG: 0.506										4	0	0	0	0	1	2				
17 Todd Helton, L OBP: 0.344, SLG: 0.321										4	0	0	0	0	2	1				
19 Ryan Spilborghs, R OBP: 0.374, SLG: 0.535										4	1	1	0	0	2	0				
11 Brad Hawpe, L OBP: 0.370, SLG: 0.466										3	0	2	1	0	0	0				
21 Miguel Olivo, R OBP: 0.370, SLG: 0.518										3	0	0	0	0	0	2				
9 Ian Stewart L OBP: 0.339, SLG: 0.417										3	1	1	0	0	1	1				
12 Clint Barmes, R OBP: 0.286, SLG: 0.365										3	0	0	0	0	0	1				
18 Jonathan Herrera, S OBP: 0.167, SLG: 0.130										3	0	1	0	0	0	0				
46 Jason Hammel, R OBP: 0.188, SLG: 0.200	(1, 1) 6.0 L 24 6 2 2 2 5 0 0 0 0 0 0 62 3.00 1.000																			
97 Joe Beimel, L ERA: 0.81	(8, 1) 1.0 3 0 0 0 1 0 0 0 0 0 0 8 11 0.00 0.000																			
63 Rafael Betancourt, R ERA: 5.48	(8, 1) 1.0 3 0 0 0 1 0 0 0 0 0 0 7 7 0.00 0.000																			
60 Manny Corpas, R ERA: 2.37	(9, 1) 1.0 3 0 0 0 1 0 0 0 0 0 0 7 7 0.00 0.000																			
<b>Inning Stats</b>	R: 1 E: 0 K: 0 S: 12	H: 2 LOB: 1 BB: 0 P: 18	R: 1 E: 0 K: 0 S: 12	H: 2 LOB: 1 BB: 0 P: 17	R: 0 E: 0 K: 1 S: 6	H: 0 LOB: 0 BB: 0 P: 9	R: 0 E: 0 K: 1 S: 6	H: 0 LOB: 0 BB: 0 P: 9	R: 0 E: 0 K: 2 S: 15	H: 1 LOB: 1 BB: 0 P: 22	R: 0 E: 0 K: 1 S: 11	H: 1 LOB: 1 BB: 0 P: 16	R: 0 E: 0 K: 1 S: 8	H: 0 LOB: 0 BB: 0 P: 11	R: 0 E: 0 K: 1 S: 7	H: 0 LOB: 0 BB: 0 P: 7	1B: 3 2B: 3 3B: 0 HR: 0	SF: 0 SAC: 1 DP: 0 HBP: 0	WP: 0 PB: 0 SB: 0 CS: 0	PA: 30
<b>PITCHER</b>	IP WLS BF H R ER SO BB IBB HBP BLK WP HR S P ERA WHIP																			
26 Manny Parra, L ERA: 3.91	(1, 1) 6.0 L 24 6 2 2 2 5 0 0 0 0 0 0 62 3.00 1.000																			
54 David Riske, R ERA: 4.82	(7, 1) 1.0 3 0 0 0 1 0 0 0 0 0 0 8 11 0.00 0.000																			
21 Zach Braddock, L ERA: 4.82	(8, 1) 1.0 3 0 0 0 1 0 0 0 0 0 0 7 7 0.00 0.000																			

**Milwaukee Brewers @ Colorado Rockies**  
Coors Field, Denver, CO  
Fri Jun 18 2010, 7:12 PM - 9:54 PM MDT  
Att: 32,340 - Partly Cloudy - 81 F

AB 29  
R 2  
H 6  
RBI 2  
BB 0  
SO 7  
LOB 7



Batter	1	2	3	4	5	6	7	8	9	AB	R	H	RBI	BB	SO	LOB	TOP					
23 Rickie Weeks Jr. R OBP: 0.336, SLG: 0.421	G5-3		K			E	K		K	5	1	2	1	0	2	2	<b>Milwaukee Brewers @ Colorado Rockies</b> Coors Field, Denver, CO Sat Jun 19 2010, 6:12 PM - 9:45 PM MDT Att: 39,192 - Cloudy - 78 F					
1 Cory Hart R OBP: 0.336, SLG: 0.587	G4-6-3 1B		G6-3			E3	K		K	5	1	2	3	0	1	1						
28 Prince Fielder L OBP: 0.397, SLG: 0.452	G4-6-3		G6-3			K			K	4	0	1	0	1	1	2						
8 Ryan Braun R OBP: 0.366, SLG: 0.496	G6-3		L5			K			G6-4-3	5	0	1	0	0	1	2						
14 Casey McGehee R OBP: 0.331, SLG: 0.463	G6-3		G6-3			G5-3			BB	4	0	2	0	1	0	1						
20 Jonathan Lucroy R OBP: 0.341, SLG: 0.364	1B		G6-3			G6-3			1B	5	2	3	0	0	0	4						
27 Carlos Gómez R OBP: 0.280, SLG: 0.377	K		G6-3			SH5-4			L9	3	0	1	0	0	1	3						
21 Alcides Escobar R OBP: 0.302, SLG: 0.354	G6-3		G6-3			F7			FC5-4	4	2	2	2	0	0	1						
49 Yovani Gallardo R OBP: 0.266, SLG: 0.375	K		G6-3			G6-3			1B	2	0	0	0	0	1	1						
2 Joe Lindert L ERA: 2.98										2	0	0	0	0	0	0						
12 Carlos Villanueva R ERA: 2.98										0	0	0	0	0	0	0						
21 Zach Braddock L ERA: 7.2										0	0	0	0	0	0	0						
50 Kameron Loe R ERA: 0.82										0	0	0	0	0	0	0						
30 Craig Counsell L OBP: 0.340, SLG: 0.375										1	1	1	0	0	0	0						
<b>Inning Stats</b>	R: 0 E: 0 K: 0 S: 7	H: 1 LOB: 0 BB: 0 P: 12	R: 0 E: 0 K: 1 S: 8	H: 1 LOB: 1 BB: 0 P: 9	R: 0 E: 0 K: 2 S: 9	H: 0 LOB: 0 BB: 0 P: 15	R: 0 E: 0 K: 0 S: 7	H: 0 LOB: 0 BB: 0 P: 13	R: 1 E: 0 K: 0 S: 9	H: 3 LOB: 1 BB: 0 P: 17	R: 1 E: 1 K: 2 S: 14	H: 1 LOB: 1 BB: 0 P: 20	R: 2 E: 0 K: 1 S: 16	H: 3 LOB: 1 BB: 0 P: 22	R: 0 E: 0 K: 0 S: 7	H: 2 LOB: 1 BB: 0 P: 13	R: 3 E: 0 K: 1 S: 20	H: 4 LOB: 3 BB: 2 P: 31	1B: 10 2B: 4 3B: 0 HR: 1	SF: 0 SAC: 1 DP: 3 HBP: 0	WP: 0 PB: 0 SB: 0 CS: 0	PA: 42
<b>PITCHER</b>	IP WLS BF H R ER SO BB IBB HBP BLK WP HR S P ERA WHIP	6.1 26 8 4 3 5 0 0 0 0 0 0 61 96 4.26 1.263	0.1 1 0 0 0 0 0 0 0 0 0 0 13 21 0.00 2.250	0.2 5 3 3 3 1 0 0 0 0 0 1 9 10 40.50 4.500	0.0 1 0 0 0 0 1 0 0 0 0 0 0 4 = =	<b>63 Rafael Betancourt R</b> ERA: 5.4	0.1 S 3 1 0 0 0 0 0 1 0 0 0 0 0 0 0.00 3.000															

Batter	1	2	3	4	5	6	7	8	9	AB	R	H	RBI	BB	SO	LOB	BOTTOM			
18 Jonathan Herrera S OBP: 0.276, SLG: 0.250	FC3-6 1B		K			K			K	5	1	4	1	0	1	1	<b>Milwaukee Brewers @ Colorado Rockies</b> Coors Field, Denver, CO Sat Jun 19 2010, 6:12 PM - 9:45 PM MDT Att: 39,192 - Cloudy - 78 F			
17 Todd Helton L OBP: 0.341, SLG: 0.318	FC3-6 1B		F8			K			F9	5	0	1	0	0	2	4				
19 Ryan Spilborghs R OBP: 0.370, SLG: 0.525	FC3-6 1B		L8			K			K	4	0	1	0	0	1	4				
11 Brad Hawpe L OBP: 0.367, SLG: 0.467	G3		K			K			K	4	1	1	1	0	2	2				
6 Melvin Mora R OBP: 0.333, SLG: 0.365	K		K			P3			SH	2	0	0	0	0	1	1				
34 Matt Belisle R OBP: 0.500, SLG: 0.667	K		HBP			K			SH	0	0	0	0	0	0	0				
10 Chris Nelson R	K		K			K			BB	0	1	0	0	0	0	0				
9 Ian Stewart L OBP: 0.338, SLG: 0.411	K		P4			K			BB	3	1	0	0	1	2	1				
21 Miguel Olivo R OBP: 0.368, SLG: 0.529	K		G6-3			K			L9	4	1	1	1	0	1	4				
12 Clint Barmes R OBP: 0.286, SLG: 0.364	P6		K			K			SF7	3	1	1	0	0	1	0				
23 Jason Giambi L OBP: 0.341, SLG: 0.328	P6		K			K			SF7	0	0	0	1	0	0	0				
60 Manny Corpas R										0	0	0	0	0	0	0				
56 Franklin Morales L										0	0	0	0	0	0	0				
63 Rafael Betancourt R										0	0	0	0	0	0	0				
26 Jeff Francis L										1	0	0	0	1	1	0				
53 Randy Flores L										0	0	0	0	0	0	0				
7 Seth Smith L OBP: 0.330, SLG: 0.531	K		K			K			E2	2	2	2	3	0	0	0				
<b>Inning Stats</b>	R: 1 E: 0 K: 1 S: 14	H: 2 LOB: 1 BB: 0 P: 23	R: 0 E: 0 K: 2 S: 8	H: 0 LOB: 0 BB: 0 P: 9	R: 0 E: 1 K: 1 S: 15	H: 1 LOB: 1 BB: 0 P: 21	R: 0 E: 0 K: 1 S: 10	H: 0 LOB: 1 BB: 0 P: 17	R: 0 E: 0 K: 3 S: 15	H: 0 LOB: 1 BB: 1 P: 25	R: 0 E: 0 K: 1 S: 7	H: 1 LOB: 0 BB: 0 P: 10	R: 3 E: 0 K: 3 S: 17	H: 4 LOB: 1 BB: 0 P: 25	R: 4 E: 1 K: 0 S: 18	H: 3 LOB: 1 BB: 1 P: 31	1B: 8 2B: 2 3B: 0 HR: 2	SF: 1 SAC: 1 DP: 1 HBP: 1	WP: 0 PB: 0 SB: 0 CS: 1	PA: 38
<b>PITCHER</b>	IP WLS BF H R ER SO BB IBB HBP BLK WP HR S P ERA WHIP	6.0 23 4 1 1 9 1 0 0 0 0 0 69 105 1.50 0.833	0.1 B 5 4 3 3 1 0 0 0 0 0 0 2 11 15 81.00 12.000	0.2 L 5 1 3 3 2 1 0 0 0 0 0 0 12 23 40.50 3.000	1.0 5 2 1 0 0 0 0 0 0 0 0 12 18 0.00 2.000	<b>PITCHER</b>	IP WLS BF H R ER SO BB IBB HBP BLK WP HR S P ERA WHIP	0.1 B 5 4 3 3 1 0 0 0 0 0 0 2 11 15 81.00 12.000												





Batter	1	2	3	4	5	6	7	8	9	AB	R	H	RBI	BB	SO	LOB	TOP										
23 Rickie Weeks Jr. R OBP: 0.397, SLG: 0.424										3	1	1	2	2	0	2	<b>Milwaukee Brewers @ Colorado Rockies</b> Coors Field, Denver, CO Sun Jun 20 2010, 1:12 PM - 3:55 PM MDT Att: 46,511 - Partly Cloudy - 78 F										
1 Cory Hart R OBP: 0.337, SLG: 0.587										5	1	2	3	0	1	3											
28 Prince Fielder L OBP: 0.397, SLG: 0.453										4	0	1	1	0	1	3											
8 Ryan Braun R OBP: 0.366, SLG: 0.495										5	0	2	0	0	2	4											
30 Craig Counsell L OBP: 0.336, SLG: 0.364										4	0	0	0	1	1	3											
27 Carlos Gómez R OBP: 0.272, SLG: 0.366										5	0	0	0	0	2	5											
16 George Kottaras L OBP: 0.371, SLG: 0.451										5	1	2	0	0	2	2											
21 Alcides Escobar R OBP: 0.302, SLG: 0.351										2	1	0	0	1	0	0											
43 Randy Wolf L OBP: 0.294, SLG: 0.333										2	1	0	0	1	1	2											
51 Trevor Hoffman R OBP: 0.411, SLG: 0.520										0	0	0	0	0	0	0											
59 John Axford R OBP: 0.367, SLG: 0.512										0	0	0	0	0	0	0											
<b>Inning Stats</b>	R: 0 E: 0 K: 1 S: 7	H: 0 LOB: 1 BB: 1 P: 14	R: 0 E: 0 K: 0 S: 6	H: 0 LOB: 0 BB: 0 P: 10	R: 1 E: 0 K: 0 S: 10	H: 1 LOB: 2 BB: 2 P: 19	R: 0 E: 0 K: 1 S: 8	H: 0 LOB: 0 BB: 0 P: 16	R: 0 E: 0 K: 1 S: 7	H: 0 LOB: 0 BB: 0 P: 11	R: 0 E: 0 K: 1 S: 9	H: 1 LOB: 2 BB: 1 P: 13	R: 0 E: 0 K: 1 S: 8	H: 1 LOB: 2 BB: 1 P: 14	R: 0 E: 0 K: 2 S: 9	H: 1 LOB: 1 BB: 0 P: 11	R: 5 E: 0 K: 3 S: 28	H: 4 LOB: 2 BB: 2 P: 44	1B: 4 2B: 4 3B: 0 HR: 0	SF: 0 SAC: 1 DP: 0 HBP: 1	WP: 1 PB: 0 CS: 0	PA: 43					
<b>PITCHER</b>	IP	WLS	BF	H	R	ER	SO	BB	IBB	HBP	BLK	WP	HR	S	P	ERA	WHIP										
28 Aaron Cook R ERA: 4.82	7.0		29	3	1	1	5	4	0	1	0	1	0	55	97	1.29	1.000										
97 Joe Beimel L ERA: 0.77	1.0		4	1	0	0	2	0	0	0	0	0	0	9	11	0.00	1.000										
60 Manny Corpas R ERA: 4.19	0.0	L	5	3	5	5	0	1	0	0	0	0	0	11	17	∞	∞										
58 Juan Rincon R ERA: 4.5	1.0		5	1	0	0	3	1	0	0	0	0	0	17	27	0.00	2.000										

Batter	1	2	3	4	5	6	7	8	9	AB	R	H	RBI	BB	SO	LOB	BOTTOM										
18 Jonathan Herrera S OBP: 0.273, SLG: 0.250										4	0	1	0	0	0	1	<b>Milwaukee Brewers @ Colorado Rockies</b> Coors Field, Denver, CO Sun Jun 20 2010, 1:12 PM - 3:55 PM MDT Att: 46,511 - Partly Cloudy - 78 F										
6 Melvin Mora R OBP: 0.321, SLG: 0.350										4	0	0	0	0	0	1											
19 Ryan Spilborghs R OBP: 0.367, SLG: 0.512										3	0	0	0	0	1	0											
23 Jason Giambi L OBP: 0.348, SLG: 0.343										3	0	1	0	1	0	0											
11 Brad Hawpe L OBP: 0.365, SLG: 0.480										4	1	1	1	0	1	3											
20 Chris Iannetta R OBP: 0.314, SLG: 0.293										2	0	0	0	2	1	1											
9 Ian Stewart L OBP: 0.336, SLG: 0.405										3	0	0	0	1	2	4											
12 Clint Barmes R OBP: 0.282, SLG: 0.359										3	0	0	0	0	0	2											
28 Aaron Cook R OBP: 0.240, SLG: 0.320										2	0	0	0	0	0	1											
10 Chris Nelson R OBP: 0.365, SLG: 0.480										1	0	0	0	0	0	0											
97 Joe Beimel L ERA: 4.79										0	0	0	0	0	0	0											
60 Manny Corpas R ERA: 9.0										0	0	0	0	0	0	0											
58 Juan Rincon R ERA: 2.81										0	0	0	0	0	0	0											
<b>Inning Stats</b>	R: 0 E: 0 K: 0 S: 6	H: 0 LOB: 0 BB: 0 P: 8	R: 1 E: 0 K: 1 S: 13	H: 1 LOB: 1 BB: 1 P: 23	R: 0 E: 0 K: 0 S: 8	H: 1 LOB: 0 BB: 0 P: 10	R: 0 E: 0 K: 1 S: 11	H: 1 LOB: 1 BB: 0 P: 20	R: 0 E: 0 K: 0 S: 6	H: 0 LOB: 3 BB: 1 P: 14	R: 0 E: 0 K: 0 S: 11	H: 0 LOB: 0 BB: 2 P: 23	R: 0 E: 0 K: 1 S: 8	H: 0 LOB: 0 BB: 0 P: 12	R: 0 E: 0 K: 2 S: 7	H: 0 LOB: 0 BB: 0 P: 10	1B: 1 2B: 1 3B: 0 HR: 1	SF: 0 SAC: 0 DP: 1 HBP: 1	WP: 0 PB: 0 CS: 0	PA: 34							
<b>PITCHER</b>	IP	WLS	BF	H	R	ER	SO	BB	IBB	HBP	BLK	WP	HR	S	P	ERA	WHIP										
43 Randy Wolf L ERA: 4.79	7.0		28	3	1	1	2	4	0	1	0	0	0	61	108	1.29	1.000										
51 Trevor Hoffman R ERA: 9.0	1.0	W	3	0	0	0	1	0	0	0	0	0	0	8	12	0.00	0.000										
59 John Axford R ERA: 2.81	1.0		3	0	0	0	2	0	0	0	0	0	0	7	10	0.00	0.000										

AB	35
R	6
H	8
RBI	6
BB	6
SO	10
LOB	24





Batter	1	2	3	4	5	6	7	8	9	AB	R	H	RBI	BB	SO	LOB	TOP				
<b>2 Denard Span, L</b> OBP: 0.351, SLG: 0.365										4	1	0	0	0	0	1	<b>Minnesota Twins @ Milwaukee Brewers</b> Miller Park, Milwaukee, WI Tue Jun 22 2010, 7:11 PM - 10:28 PM CDT Att: 36,995 - Clear - 88 F				
<b>1 Orlando Hudson, S</b> OBP: 0.367, SLG: 0.400										3	1	1	0	2	1	0					
<b>7 Joe Mauer, L</b> OBP: 0.383, SLG: 0.433										4	1	1	0	1	0	2					
<b>33 Justin Morneau, L</b> OBP: 0.447, SLG: 0.621										5	1	2	2	0	2	2					
<b>5 Michael Cuddyer, R</b> OBP: 0.336, SLG: 0.430										3	1	1	1	1	1	0					
<b>21 Delmon Young, R</b> OBP: 0.346, SLG: 0.507										4	0	2	2	0	2	0					
<b>22 Danny Valencia, R</b> <b>31 Alex Burnett, R</b> <b>32 Ron Mahay, L</b> <b>28 Jesse Crain, R</b> <b>25 Jim Thome, L</b> <b>54 Matt Guerrier, R</b>										2	0	0	0	1	0	3					
<b>8 Nick Punto, S</b> OBP: 0.337, SLG: 0.336										3	0	1	0	1	1	4					
<b>30 Scott Baker, R</b> <b>16 Jason Kubel, L</b> OBP: 0.347, SLG: 0.430										1	0	0	0	0	0	3					
<b>Inning Stats</b>	R: 3 E: 0 K: 1 S: 22	H: 3 LOB: 3 BB: 2 P: 38	R: 0 E: 0 K: 0 S: 8	H: 0 LOB: 0 BB: 0 P: 11	R: 0 E: 0 K: 1 S: 12	H: 0 LOB: 0 BB: 0 P: 19	R: 0 E: 0 K: 0 S: 8	H: 1 LOB: 1 BB: 0 P: 11	R: 0 E: 0 K: 2 S: 13	H: 0 LOB: 1 BB: 1 P: 20	R: 0 E: 0 K: 1 S: 9	H: 0 LOB: 1 BB: 1 P: 19	R: 2 E: 0 K: 0 S: 13	H: 2 LOB: 1 BB: 2 P: 24	R: 0 E: 0 K: 2 S: 12	H: 1 LOB: 1 BB: 0 P: 18		1B: 6 2B: 3 3B: 0 HR: 0	SF: 0 SAC: 1 DP: 1 HBP: 1	WP: 0 PB: 0 SB: 0 CS: 1	PA: 40
<b>PITCHER</b>	IP WLS BF H R ER SO BB IBB HBP BLK WP HR S P ERA WHIP	IP WLS BF H R ER SO BB IBB HBP BLK WP HR S P ERA WHIP	IP WLS BF H R ER SO BB IBB HBP BLK WP HR S P ERA WHIP	IP WLS BF H R ER SO BB IBB HBP BLK WP HR S P ERA WHIP	IP WLS BF H R ER SO BB IBB HBP BLK WP HR S P ERA WHIP	IP WLS BF H R ER SO BB IBB HBP BLK WP HR S P ERA WHIP	IP WLS BF H R ER SO BB IBB HBP BLK WP HR S P ERA WHIP	IP WLS BF H R ER SO BB IBB HBP BLK WP HR S P ERA WHIP	IP WLS BF H R ER SO BB IBB HBP BLK WP HR S P ERA WHIP	IP WLS BF H R ER SO BB IBB HBP BLK WP HR S P ERA WHIP	IP WLS BF H R ER SO BB IBB HBP BLK WP HR S P ERA WHIP	IP WLS BF H R ER SO BB IBB HBP BLK WP HR S P ERA WHIP	IP WLS BF H R ER SO BB IBB HBP BLK WP HR S P ERA WHIP	IP WLS BF H R ER SO BB IBB HBP BLK WP HR S P ERA WHIP	IP WLS BF H R ER SO BB IBB HBP BLK WP HR S P ERA WHIP	IP WLS BF H R ER SO BB IBB HBP BLK WP HR S P ERA WHIP	IP WLS BF H R ER SO BB IBB HBP BLK WP HR S P ERA WHIP	IP WLS BF H R ER SO BB IBB HBP BLK WP HR S P ERA WHIP	IP WLS BF H R ER SO BB IBB HBP BLK WP HR S P ERA WHIP	IP WLS BF H R ER SO BB IBB HBP BLK WP HR S P ERA WHIP	IP WLS BF H R ER SO BB IBB HBP BLK WP HR S P ERA WHIP

AB	32
R	5
H	8
RBI	5
BB	6
SO	8
LOB	18



Batter	1	2	3	4	5	6	7	8	9	AB	R	H	RBI	BB	SO	LOB	BOTTOM				
<b>23 Rickie Weeks Jr, R</b> OBP: 0.353, SLG: 0.431										5	1	1	1	0	2	1	<b>Minnesota Twins @ Milwaukee Brewers</b> Miller Park, Milwaukee, WI Tue Jun 22 2010, 7:11 PM - 10:28 PM CDT Att: 36,995 - Clear - 88 F				
<b>1 Corey Hart, R</b> OBP: 0.335, SLG: 0.583										5	1	1	0	0	1	0					
<b>28 Prince Fielder, L</b> OBP: 0.396, SLG: 0.453									4	1	1	0	0	1	1						
<b>8 Ryan Braun, R</b> OBP: 0.371, SLG: 0.502									4	1	3	1	0	0	0						
<b>14 Casey McGehee, R</b> OBP: 0.336, SLG: 0.473									3	1	1	3	1	0	1						
<b>15 Jim Edmonds, L</b> OBP: 0.351, SLG: 0.459									4	2	3	0	0	0	2						
<b>20 Jonathan Lucroy, R</b> OBP: 0.333, SLG: 0.340									3	0	0	0	1	2	4						
<b>21 Alcides Escobar, R</b> OBP: 0.301, SLG: 0.349									4	0	1	1	0	1	6						
<b>3B Chris Narveson, L</b> <b>50 Kameron Loe, R</b> <b>60 Todd Coffey, R</b> <b>59 John Axford, R</b> <b>30 Craig Counsell, L</b> OBP: 0.333, SLG: 0.361									2	0	1	1	0	0	0						
<b>Inning Stats</b>	R: 0 E: 0 K: 0 S: 4	H: 0 LOB: 0 BB: 0 P: 10	R: 0 E: 0 K: 2 S: 23	H: 2 LOB: 2 BB: 0 P: 29	R: 0 E: 0 K: 1 S: 9	H: 0 LOB: 0 BB: 0 P: 11	R: 4 E: 0 K: 0 S: 20	H: 5 LOB: 1 BB: 0 P: 24	R: 0 E: 0 K: 2 S: 7	H: 0 LOB: 0 BB: 0 P: 11	R: 1 E: 1 K: 2 S: 11	H: 2 LOB: 1 BB: 0 P: 13	R: 2 E: 0 K: 0 S: 14	H: 3 LOB: 3 BB: 2 P: 25	R: 0 E: 0 K: 1 S: 8	H: 0 LOB: 0 BB: 0 P: 13		1B: 5 2B: 5 3B: 0 HR: 2	SF: 0 SAC: 0 DP: 0 HBP: 0	WP: 0 PB: 0 SB: 0 CS: 0	PA: 38
<b>PITCHER</b>	IP WLS BF H R ER SO BB IBB HBP BLK WP HR S P ERA WHIP	IP WLS BF H R ER SO BB IBB HBP BLK WP HR S P ERA WHIP	IP WLS BF H R ER SO BB IBB HBP BLK WP HR S P ERA WHIP	IP WLS BF H R ER SO BB IBB HBP BLK WP HR S P ERA WHIP	IP WLS BF H R ER SO BB IBB HBP BLK WP HR S P ERA WHIP	IP WLS BF H R ER SO BB IBB HBP BLK WP HR S P ERA WHIP	IP WLS BF H R ER SO BB IBB HBP BLK WP HR S P ERA WHIP	IP WLS BF H R ER SO BB IBB HBP BLK WP HR S P ERA WHIP	IP WLS BF H R ER SO BB IBB HBP BLK WP HR S P ERA WHIP	IP WLS BF H R ER SO BB IBB HBP BLK WP HR S P ERA WHIP	IP WLS BF H R ER SO BB IBB HBP BLK WP HR S P ERA WHIP	IP WLS BF H R ER SO BB IBB HBP BLK WP HR S P ERA WHIP	IP WLS BF H R ER SO BB IBB HBP BLK WP HR S P ERA WHIP	IP WLS BF H R ER SO BB IBB HBP BLK WP HR S P ERA WHIP	IP WLS BF H R ER SO BB IBB HBP BLK WP HR S P ERA WHIP	IP WLS BF H R ER SO BB IBB HBP BLK WP HR S P ERA WHIP	IP WLS BF H R ER SO BB IBB HBP BLK WP HR S P ERA WHIP	IP WLS BF H R ER SO BB IBB HBP BLK WP HR S P ERA WHIP	IP WLS BF H R ER SO BB IBB HBP BLK WP HR S P ERA WHIP	IP WLS BF H R ER SO BB IBB HBP BLK WP HR S P ERA WHIP	IP WLS BF H R ER SO BB IBB HBP BLK WP HR S P ERA WHIP

AB	36
R	7
H	12
RBI	7
BB	2
SO	8
LOB	16









Batter	1	2	3	4	5	6	7	8	9	AB	R	H	RBI	BB	SO	LOB	TOP			
2 Denard Span, L OBP: 0.344, SLG: 0.357	G4-3			K		G4-3		FC6-4		4	0	0	0	0	1	2				
1 Orlando Hudson, S OBP: 0.353, SLG: 0.384	F7			P4				K		4	0	0	0	0	2	0				
33 Justin Morneau, L OBP: 0.450, SLG: 0.623	L7			L7				16 1B		4	0	2	0	0	0	0				
16 Jason Kubel, L OBP: 0.352, SLG: 0.434				K		K				4	0	1	0	0	2	1				
5 Michael Cuddyer, R OBP: 0.330, SLG: 0.420	G1-3					K		1B		4	0	0	0	0	3	3				
21 Delmon Young, R OBP: 0.340, SLG: 0.495	G4-3					F7		G4-3		3	0	0	0	0	0	2				
8 Nick Punto, S OBP: 0.335, SLG: 0.329				K						3	0	1	0	0	2	0				
41 Drew Butera, R OBP: 0.222, SLG: 0.279				L7				FC5-4 FC6-4		3	0	1	0	0	0	1				
53 Nick Blackburn, R OBP: 0.379, SLG: 0.495				G1-3				K		1	0	0	0	0	0	0				
52 Brian Duensing, L OBP: 0.346, SLG: 0.457										1	0	0	0	0	1	1				
25 Jim Thome, L OBP: 0.379, SLG: 0.495										1	0	0	0	0	1	1				
60 Jon Rauch, R OBP: 0.346, SLG: 0.457										0	0	0	0	0	0	0				
<b>Inning Stats</b>	R: 0 E: 0 K: 0 S: 6	H: 0 LOB: 0 BB: 0 P: 9	R: 0 E: 0 K: 1 S: 8	H: 0 LOB: 0 BB: 0 P: 12	R: 0 E: 0 K: 1 S: 8	H: 0 LOB: 0 BB: 0 P: 12	R: 0 E: 0 K: 1 S: 6	H: 0 LOB: 0 BB: 0 P: 11	R: 0 E: 0 K: 2 S: 9	H: 1 LOB: 1 BB: 0 P: 14	R: 0 E: 0 K: 2 S: 12	H: 2 LOB: 2 BB: 0 P: 20	R: 0 E: 0 K: 1 S: 11	H: 1 LOB: 1 BB: 0 P: 18	R: 0 E: 0 K: 2 S: 12	H: 1 LOB: 1 BB: 0 P: 14	1B: 4 2B: 1 3B: 0 HR: 0	SF: 0 SAC: 0 DP: 0 HBP: 0	WP: 0 PB: 0 SB: 0 CS: 0	PA: 32
<b>PITCHER</b>	IP: 9.0 WLS: W BF: 32 ERA: 2.36	H: 5 R: 0 ER: 0 SO: 12	BB: 0 IBB: 0 HBP: 0 BLK: 0	WP: 0 HR: 0 S: 80 P: 122	ERA: 0.00 WHIP: 0.556	<b>PITCHER</b>	IP: 9.0 WLS: W BF: 32 ERA: 2.36	H: 5 R: 0 ER: 0 SO: 12	BB: 0 IBB: 0 HBP: 0 BLK: 0	WP: 0 HR: 0 S: 80 P: 122	ERA: 0.00 WHIP: 0.556									

**Minnesota Twins @ Milwaukee Brewers**  
Miller Park, Milwaukee, WI  
Thu Jun 24 2010, 1:11 PM - 3:33 PM CDT  
Att: 35,898 - Sunny - 77 F


AB 32  
R 0  
H 5  
RBI 0  
BB 0  
SO 12  
LOB 11



Batter	1	2	3	4	5	6	7	8	9	AB	R	H	RBI	BB	SO	LOB	BOTTOM			
23 Rickie Weeks Jr, R OBP: 0.364, SLG: 0.447	K			1B						3	1	2	2	1	1	0				
1 Corey Hart, R OBP: 0.342, SLG: 0.583	G6-3			28 HR				F8		3	1	1	1	1	0	1				
28 Prince Fielder, L OBP: 0.392, SLG: 0.457	P2			G4-3						4	1	1	2	0	1	2				
8 Ryan Braun, R OBP: 0.365, SLG: 0.495				G6-3				F8		4	0	1	0	0	1	0				
14 Casey McGehee, R OBP: 0.334, SLG: 0.466				G5-3						3	0	1	0	1	0	1				
15 Jim Edmonds, L OBP: 0.346, SLG: 0.457	F7			L7				F7		4	0	1	0	0	0	3				
20 Jonathan Lucroy, R OBP: 0.321, SLG: 0.315	G1-3			G6-3				P2		4	0	0	0	0	0	2				
30 Craig Counsell, L OBP: 0.325, SLG: 0.345				K				P2		4	0	0	0	0	2	0				
49 Yovani Gallardo, R OBP: 0.237, SLG: 0.417				E8				L8		4	2	2	0	0	0	0				
<b>Inning Stats</b>	R: 0 E: 0 K: 1 S: 9	H: 0 LOB: 0 BB: 0 P: 14	R: 0 E: 0 K: 0 S: 5	H: 0 LOB: 1 BB: 1 P: 14	R: 4 E: 0 K: 1 S: 22	H: 4 LOB: 1 BB: 1 P: 33	R: 1 E: 1 K: 0 S: 10	H: 2 LOB: 2 BB: 1 P: 18	R: 0 E: 0 K: 1 S: 14	H: 1 LOB: 1 BB: 0 P: 19	R: 0 E: 0 K: 1 S: 9	H: 1 LOB: 1 BB: 0 P: 11	R: 0 E: 0 K: 1 S: 9	H: 1 LOB: 1 BB: 0 P: 15	R: 0 E: 0 K: 0 S: 10	H: 0 LOB: 0 BB: 0 P: 14	1B: 4 2B: 3 3B: 0 HR: 2	SF: 0 SAC: 0 DP: 0 HBP: 0	WP: 0 PB: 0 SB: 0 CS: 0	PA: 36
<b>PITCHER</b>	IP: 3.2 WLS: L BF: 20 ERA: 6.1	H: 20 R: 3 ER: 0 SO: 3	BB: 3 IBB: 0 HBP: 0 BLK: 0	WP: 0 HR: 2 S: 44 P: 77	ERA: 12.27 WHIP: 2.455	<b>PITCHER</b>	IP: 3.1 WLS: L BF: 13 ERA: 1.95	H: 3 R: 0 ER: 0 SO: 3	BB: 0 IBB: 0 HBP: 0 BLK: 0	WP: 0 HR: 0 S: 34 P: 47	ERA: 0.00 WHIP: 0.900									

**Minnesota Twins @ Milwaukee Brewers**  
Miller Park, Milwaukee, WI  
Thu Jun 24 2010, 1:11 PM - 3:33 PM CDT  
Att: 35,898 - Sunny - 77 F

AB 33  
R 5  
H 9  
RBI 5  
BB 3  
SO 5  
LOB 9





Batter	1	2	3	4	5	6	7	8	9	AB	R	H	RBI	BB	SO	LOB	TOP					
51 Ichiro Suzuki, L (1.9)	L8		9 1B 21 SF7		G5-3		9 S BB			3	1	1	0	1	0	0	<b>Seattle Mariners @ Milwaukee Brewers</b> Miller Park, Milwaukee, WI Fri Jun 25 2010, 7:12 PM - 10:04 PM CDT Att: 30,087 - Clear - 85 F					
9 Chone Figgins, S (1.4)	L9		4 F 5 1B 21 S		21 S FC5-2		K2-3			4	1	2	0	0	1	1						
21 Franklin Gutierrez, R (1.8)	F8		SF7		FC5-2			F7		3	0	0	1	0	0	1						
4 Jose Lopez, R (1.5)		5 1B 15 SF7	5 1B		K			L9		4	1	1	0	0	1	2						
5 Mike Sweeney, R (1.3)		32 FC6-4	1B					G5-3		4	0	2	1	0	0	0						
15 Milton Bradley, S (1.7)	SF7		F8							3	0	0	1	0	1	2						
2 Jack Wilson, R (1.6)	F7									3	0	1	0	0	0	1						
33 Chad Cordero, R (6.1)										0	0	0	0	0	0	0						
49 Garrett Olson, R (7.1)										0	0	0	0	0	0	0						
53 David Aardsma, R (6.1)										0	0	0	0	0	0	0						
55 Michael Saunders, L (9. PH)										1	0	0	0	0	1	0						
32 Rob Johnson, R (1.2)	FC6-4				G4-3			G5-3		4	0	0	0	0	0	1						
18 Ryan Rowland-Smith, L (1.1)										2	0	0	0	0	2	0						
16 Josh Wilson, R (6.6)			K		K			F7		1	0	0	0	0	0	0						
<b>Inning Stats</b>	R: 0 E: 0 K: 0 S: 7	H: 0 LOB: 0 BB: 0 P: 13	R: 1 E: 0 K: 0 S: 13	H: 2 LOB: 1 BB: 0 P: 21	R: 2 E: 1 K: 1 S: 16	H: 3 LOB: 2 BB: 0 P: 24	R: 0 E: 0 K: 1 S: 10	H: 1 LOB: 0 BB: 0 P: 13	R: 0 E: 0 K: 0 S: 10	H: 0 LOB: 0 BB: 0 P: 16	R: 0 E: 0 K: 0 S: 8	H: 0 LOB: 0 BB: 0 P: 11	R: 0 E: 0 K: 1 S: 8	H: 0 LOB: 1 BB: 1 P: 17	R: 0 E: 0 K: 0 S: 6	H: 0 LOB: 0 BB: 0 P: 9	R: 0 E: 0 K: 2 S: 10	H: 0 LOB: 0 BB: 0 P: 12	1B: 6 2B: 1 3B: 0 HR: 0	SF: 2 SAC: 0 DP: 0 HBP: 0	WP: 0 PB: 0 SB: 4 CS: 0	PA: 35
<b>PITCHER</b>	IP WLS BF H R ER SO BB IBB HBP BLK WP HR S P ERA WHIP	IP WLS BF H R ER SO BB IBB HBP BLK WP HR S P ERA WHIP	IP WLS BF H R ER SO BB IBB HBP BLK WP HR S P ERA WHIP	IP WLS BF H R ER SO BB IBB HBP BLK WP HR S P ERA WHIP	IP WLS BF H R ER SO BB IBB HBP BLK WP HR S P ERA WHIP	IP WLS BF H R ER SO BB IBB HBP BLK WP HR S P ERA WHIP	IP WLS BF H R ER SO BB IBB HBP BLK WP HR S P ERA WHIP	IP WLS BF H R ER SO BB IBB HBP BLK WP HR S P ERA WHIP	IP WLS BF H R ER SO BB IBB HBP BLK WP HR S P ERA WHIP	IP WLS BF H R ER SO BB IBB HBP BLK WP HR S P ERA WHIP	IP WLS BF H R ER SO BB IBB HBP BLK WP HR S P ERA WHIP	IP WLS BF H R ER SO BB IBB HBP BLK WP HR S P ERA WHIP	IP WLS BF H R ER SO BB IBB HBP BLK WP HR S P ERA WHIP	IP WLS BF H R ER SO BB IBB HBP BLK WP HR S P ERA WHIP	IP WLS BF H R ER SO BB IBB HBP BLK WP HR S P ERA WHIP	IP WLS BF H R ER SO BB IBB HBP BLK WP HR S P ERA WHIP	IP WLS BF H R ER SO BB IBB HBP BLK WP HR S P ERA WHIP					
31 Dave Bush, R (1.1)	6.0	W	25	7	3	2	3	0	0	0	0	0	0	0	0	0	0.00	1.167				
12 Carlos Villanueva, R (7.1)	1.0	H	4	0	0	0	1	1	0	0	0	0	0	0	0	0	0.00	1.000				
50 Kameron Loe, R (8.1)	1.0	H	3	0	0	0	0	0	0	0	0	0	0	0	0	0	0.00	0.000				
51 Trevor Hoffman, R (9.1)	1.0		3	0	0	0	2	0	0	0	0	0	0	0	0	0	0.00	0.000				

AB	32
R	3
H	7
RBI	3
BB	1
SO	6
LOB	8



Batter	1	2	3	4	5	6	7	8	9	AB	R	H	RBI	BB	SO	LOB	BOTTOM			
23 Rickie Weeks Jr., R (1.4)	FC6-4 HBP		F8		G5-3		1 F9 2B HBP	G6-3		3	1	0	0	0	0	2	<b>Seattle Mariners @ Milwaukee Brewers</b> Miller Park, Milwaukee, WI Fri Jun 25 2010, 7:12 PM - 10:04 PM CDT Att: 30,087 - Clear - 85 F			
1 Cory Hart, R (1.9)	FC6-4				F9		F9			4	1	1	0	0	0	3				
28 Prince Fielder, L (1.3)	F9		F9		L3					4	0	1	1	0	0	3				
8 Ryan Braun, R (1.7)	K2-3				20 HR 1B		27 BB 21 BB 20 BB	G5-3		3	2	1	0	1	1	2				
14 Casey McGehee, R (1.5)	G3				K		F7			3	1	0	0	1	1	3				
20 Jonathan Lucroy, R (1.2)	K				HR		21 SF9-3 27 BB	27 BB 21 SF7 2B		3	2	2	3	1	1	0				
27 Carlos Gómez, R (1.8)	G5-3				HR					3	1	2	2	1	0	0				
21 Alcides Escobar, R (1.6)			K		G1-3		SF9-3-5	SF7		2	0	0	2	0	1	0				
31 Dave Bush, R (1.1)					G6-3					2	0	1	0	0	0	0				
12 Carlos Villanueva, R (7.1)										0	0	0	0	0	0	0				
15 Jim Edmonds, L (7. PH)										1	0	0	0	0	0	0				
50 Kameron Loe, R (8.1)										0	0	0	0	0	0	0				
2 Joe Inglett, L (8. PH)										1	0	0	0	0	0	1				
51 Trevor Hoffman, R (9.1)										0	0	0	0	0	0	0				
<b>Inning Stats</b>	R: 0 E: 0 K: 1 S: 8	H: 0 LOB: 1 BB: 0 P: 12	R: 0 E: 0 K: 1 S: 8	H: 0 LOB: 0 BB: 0 P: 10	R: 0 E: 0 K: 1 S: 10	H: 0 LOB: 0 BB: 0 P: 12	R: 4 E: 0 K: 1 S: 23	H: 4 LOB: 0 BB: 0 P: 30	R: 0 E: 0 K: 0 S: 8	H: 1 LOB: 1 BB: 0 P: 11	R: 1 E: 0 K: 0 S: 8	H: 0 LOB: 1 BB: 3 P: 21	R: 1 E: 0 K: 0 S: 15	H: 1 LOB: 1 BB: 0 P: 21	R: 2 E: 0 K: 0 S: 12	H: 2 LOB: 1 BB: 1 P: 20	1B: 3 2B: 4 3B: 0 HR: 2	SF: 2 SAC: 0 DP: 1 HBP: 2	WP: 0 PB: 0 SB: 0 CS: 0	PA: 37
<b>PITCHER</b>	IP WLS BF H R ER SO BB IBB HBP BLK WP HR S P ERA WHIP	IP WLS BF H R ER SO BB IBB HBP BLK WP HR S P ERA WHIP	IP WLS BF H R ER SO BB IBB HBP BLK WP HR S P ERA WHIP	IP WLS BF H R ER SO BB IBB HBP BLK WP HR S P ERA WHIP	IP WLS BF H R ER SO BB IBB HBP BLK WP HR S P ERA WHIP	IP WLS BF H R ER SO BB IBB HBP BLK WP HR S P ERA WHIP	IP WLS BF H R ER SO BB IBB HBP BLK WP HR S P ERA WHIP	IP WLS BF H R ER SO BB IBB HBP BLK WP HR S P ERA WHIP	IP WLS BF H R ER SO BB IBB HBP BLK WP HR S P ERA WHIP	IP WLS BF H R ER SO BB IBB HBP BLK WP HR S P ERA WHIP	IP WLS BF H R ER SO BB IBB HBP BLK WP HR S P ERA WHIP	IP WLS BF H R ER SO BB IBB HBP BLK WP HR S P ERA WHIP	IP WLS BF H R ER SO BB IBB HBP BLK WP HR S P ERA WHIP	IP WLS BF H R ER SO BB IBB HBP BLK WP HR S P ERA WHIP	IP WLS BF H R ER SO BB IBB HBP BLK WP HR S P ERA WHIP	IP WLS BF H R ER SO BB IBB HBP BLK WP HR S P ERA WHIP				
18 Ryan Rowland-Smith, L (1.1)	5.1	L	24	5	5	5	4	2	0	0	0	0	0	0	0	0	8.44	1.312		
33 Chad Cordero, R (6.1)	1.1		5	0	1	1	0	1	0	1	0	0	0	0	0	0	6.75	0.750		
49 Garrett Olson, R (7.1)	1.0		7	3	2	2	0	1	0	0	0	0	0	0	0	0	18.00	4.000		
53 David Aardsma, L (8.1)	0.1		1	0	0	0	0	0	0	0	0	0	0	0	0	0	0.00	0.000		










Batter	1	2	3	4	5	6	7	8	9	AB	R	H	RBI	BB	SO	LOB	TOP										
51 Ichiro Suzuki, L (1,9) OBP: 0.391, SLG: 0.431	G4-3		F9			G4-3		L6-4		4	0	0	0	0	0	2	<b>Seattle Mariners @ Milwaukee Brewers</b> Miller Park, Milwaukee, WI Sun Jun 27 2010, 1:13 PM - 3:43 PM CDT Att: 41,995 - Cloudy - 75 F										
9 Chone Figgins, S (1,4) OBP: 0.337, SLG: 0.277	K			L6			15 S 1B		K	4	0	1	0	0	2	0											
15 Milton Bradley, S (1,7) OBP: 0.292, SLG: 0.358 39 David Pauley, R (6,1) 46 Sean White, R (8,1)				G6-3					K	3	0	1	0	0	1	1											
13 Casey Kotchman, L (9,PH) OBP: 0.288, SLG: 0.290	2B								K	0	0	0	0	0	0	0											
4 Jose Lopez, R (1,5) OBP: 0.269, SLG: 0.334	F7								K	0	0	0	0	0	1	0											
16 Josh Wilson, R (1,3) OBP: 0.333, SLG: 0.366		K							K	4	0	0	0	0	2	2											
41 Eliezer Alfonzo, R (1,2) OBP: 0.220, SLG: 0.317		G5-3							K	3	0	0	0	0	1	0											
2 Jack Wilson, R (1,6) OBP: 0.290, SLG: 0.368		P5								3	0	1	0	0	0	0											
55 Michael Saunders, L (1,8) OBP: 0.262, SLG: 0.394			F8							3	0	0	0	0	1	1											
38 Jason Vargas, L (1,1) 12 Ryan Langerhans, L (6,PH) OBP: 0.417, SLG: 0.382						G4-3				1	0	0	0	0	1	0											
<b>Inning Stats</b>	R: 0 H: 1 E: 0 K: 1 S: 11	H: 1 LOB: 1 BB: 0 P: 14	R: 0 H: 0 E: 0 K: 1 S: 8	H: 0 LOB: 0 BB: 0 P: 10	R: 0 H: 0 E: 0 K: 1 S: 7	H: 0 LOB: 0 BB: 0 P: 13	R: 0 H: 1 E: 0 K: 0 S: 9	H: 1 LOB: 1 BB: 0 P: 18	R: 0 H: 0 E: 0 K: 1 S: 10	H: 0 LOB: 0 BB: 0 P: 12	R: 0 H: 1 E: 0 K: 1 S: 10	H: 1 LOB: 1 BB: 0 P: 16	R: 0 H: 1 E: 1 K: 0 S: 9	H: 1 LOB: 1 BB: 1 P: 13	R: 0 H: 1 E: 0 K: 3 S: 13	H: 1 LOB: 1 BB: 0 P: 17	1B: 4 2B: 2 3B: 0 HR: 0	SF: 0 SAC: 0 DP: 1 HBP: 0	WP: 0 PB: 0 SB: 1 CS: 0	PA: 32							
<b>PITCHER</b>	IP	WLS	BF	H	R	ER	SO	BB	IBB	HBP	BLK	WP	HR	S	P	ERA	WHIP										
38 Chris Narveson, L (1,1) ERA: 5.17	8.0	W	28	4	0	0	7	1	0	0	0	0	0	70	109	0.00	0.625										
59 John Axford, R (9,1) ERA: 2.7	1.0	S	4	1	0	0	3	0	0	0	0	0	0	13	17	0.00	1.000										

AB	31
R	0
H	5
RBI	0
BB	1
SO	10
LOB	7



Batter	1	2	3	4	5	6	7	8	9	AB	R	H	RBI	BB	SO	LOB	BOTTOM										
23 Rickie Weeks Jr, R (1,4) OBP: 0.370, SLG: 0.458	HR							G4-3		5	1	4	1	0	0	1	<b>Seattle Mariners @ Milwaukee Brewers</b> Miller Park, Milwaukee, WI Sun Jun 27 2010, 1:13 PM - 3:43 PM CDT Att: 41,995 - Cloudy - 75 F										
1 Corey Hart, R (1,9) OBP: 0.342, SLG: 0.577	G6-3		P3							3	1	1	1	1	0	1											
28 Prince Fielder, L (1,3) OBP: 0.390, SLG: 0.469	K									4	0	1	1	0	2	3											
8 Ryan Braun, R (1,7) OBP: 0.361, SLG: 0.483	G6-3									4	0	0	0	0	0	3											
14 Casey McGehee, R (1,5) OBP: 0.334, SLG: 0.460										3	0	2	0	1	0	0											
20 Jonathan Lucroy, R (1,2) OBP: 0.344, SLG: 0.410		F8								4	0	1	0	0	0	5											
27 Carlos Gómez, R (1,8) OBP: 0.280, SLG: 0.381										4	0	1	0	0	2	3											
21 Alcides Escobar, R (1,6) OBP: 0.298, SLG: 0.340										2	1	0	0	2	0	2											
38 Chris Narveson, L (1,1) OBP: 0.348, SLG: 0.364 2 Joe Inglett, L (8,PH) OBP: 0.414, SLG: 0.558 59 John Axford, R (9,1)										3	0	0	0	0	0	3											
<b>Inning Stats</b>	R: 1 H: 1 E: 0 K: 1 S: 8	H: 1 LOB: 0 BB: 0 P: 16	R: 0 H: 1 E: 0 K: 1 S: 14	H: 1 LOB: 1 BB: 0 P: 19	R: 0 H: 1 E: 0 K: 0 S: 10	H: 1 LOB: 1 BB: 0 P: 16	R: 0 H: 1 E: 0 K: 0 S: 16	H: 1 LOB: 1 BB: 0 P: 20	R: 2 H: 3 E: 0 K: 0 S: 10	H: 3 LOB: 1 BB: 1 P: 17	R: 0 H: 1 E: 0 K: 1 S: 9	H: 1 LOB: 2 BB: 1 P: 18	R: 0 H: 1 E: 0 K: 1 S: 14	H: 1 LOB: 3 BB: 2 P: 22	R: 0 H: 2 E: 0 K: 0 S: 6	H: 2 LOB: 1 BB: 0 P: 9		1B: 5 2B: 4 3B: 1 HR: 1	SF: 0 SAC: 0 DP: 1 HBP: 0	WP: 0 PB: 0 SB: 0 CS: 0	PA: 37						
<b>PITCHER</b>	IP	WLS	BF	H	R	ER	SO	BB	IBB	HBP	BLK	WP	HR	S	P	ERA	WHIP										
38 Jason Vargas, L (1,1) ERA: 2.8	5.0	L	22	7	3	3	2	1	0	0	0	0	0	23	40	0.00	1.500										
39 David Pauley, R (6,1)	2.0		11	2	0	0	2	1	2	0	0	0	0	6	9	0.00	2.000										
46 Sean White, R (8,1) ERA: 6.87	1.0		4	2	0	0	0	0	0	0	0	0	0	6	9	0.00	2.000										

AB	33
R	3
H	11
RBI	3
BB	4
SO	4
LOB	21

















Batter	1	2	3	4	5	6	7	8	9	AB	R	H	RBI	BB	SO	LOB	TOP										
23 Rickie Weeks Jr. R OBP: 0.346, SLG: 0.457										4	0	1	0	0	1	0	<b>Milwaukee Brewers @ St. Louis Cardinals</b> Busch Stadium, St. Louis, MO Thu Jul 01 2010, 7:17 PM - 9:47 PM CDT Att: 40,302 - Clear - 78 F										
1 Cory Hart R OBP: 0.346, SLG: 0.570										4	0	1	0	0	1	1											
28 Prince Fielder L OBP: 0.384, SLG: 0.488										4	1	1	1	0	2	2											
8 Ryan Braun R OBP: 0.353, SLG: 0.481										4	0	0	0	0	1	1											
14 Casey McGehee R OBP: 0.342, SLG: 0.472										3	1	1	1	1	1	0											
15 Jim Edmonds L OBP: 0.320, SLG: 0.420										4	0	0	0	0	1	1											
21 Alcides Escobar R OBP: 0.301, SLG: 0.339										4	1	3	0	0	0	0											
16 George Kottaras L OBP: 0.357, SLG: 0.455										4	1	1	2	0	1	2											
43 Randy Wolf L OBP: 0.308, SLG: 0.368										3	0	0	0	0	2	0											
50 Kameron Loe R OBP: 0.317, SLG: 0.333										0	0	0	0	0	0	0											
59 John Axford R OBP: 0.286, SLG: 0.333										0	0	0	0	0	0	0											
<b>Inning Stats</b>	R: 0 E: 0 K: 2 S: 11	H: 1 LOB: 1 BB: 0 P: 17	R: 1 E: 0 K: 0 S: 11	H: 2 LOB: 0 BB: 0 P: 14	R: 0 E: 0 K: 2 S: 11	H: 0 LOB: 0 BB: 0 P: 16	R: 0 E: 0 K: 1 S: 10	H: 0 LOB: 0 BB: 1 P: 22	R: 2 E: 0 K: 1 S: 10	H: 3 LOB: 1 BB: 0 P: 12	R: 0 E: 0 K: 1 S: 5	H: 0 LOB: 0 BB: 0 P: 8	R: 0 E: 0 K: 1 S: 10	H: 0 LOB: 0 BB: 0 P: 16	R: 1 E: 0 K: 1 S: 10	H: 1 LOB: 1 BB: 0 P: 18	R: 0 E: 0 K: 1 S: 11	H: 1 LOB: 1 BB: 0 P: 16	1B: 4 2B: 1 3B: 0 HR: 3	SF: 0 SAC: 0 DP: 0 HBP: 0	WP: 0 PB: 0 SB: 1 CS: 0	PA: 35					
<b>PITCHER</b>	IP	WLS	BF	H	R	ER	SO	BB	IBB	HBP	BLK	WP	HR	S	P	ERA	WHIP										
53 Blake Hawksworth R ERA: 5.02	6.0	L	24	6	3	3	7	1	0	0	1	0	2	58	89	4.50	1.167										
36 Dennis Reyes L ERA: 2.86	1.0		3	0	0	0	1	0	0	0	0	0	0	10	16	0.00	0.000										
59 Fernando Salas R ERA: 1.23	1.0		4	1	1	1	1	0	0	0	0	0	1	10	18	9.00	1.000										
41 Mitchell Boggs R ERA: 2.65	1.0		4	1	0	0	1	0	0	0	0	0	0	11	16	0.00	1.000										

Batter	1	2	3	4	5	6	7	8	9	AB	R	H	RBI	BB	SO	LOB	BOTTOM										
13 Brendan Ryan R OBP: 0.276, SLG: 0.302										4	0	0	0	0	0	1	<b>Milwaukee Brewers @ St. Louis Cardinals</b> Busch Stadium, St. Louis, MO Thu Jul 01 2010, 7:17 PM - 9:47 PM CDT Att: 40,302 - Clear - 78 F										
3 Felipe Lopez S OBP: 0.338, SLG: 0.390										3	0	0	0	1	0	0											
5 Albert Pujols R OBP: 0.419, SLG: 0.569										4	1	1	1	0	0	2											
7 Matt Holliday R OBP: 0.378, SLG: 0.498										2	0	0	0	2	0	0											
34 Nick Stavinoha R OBP: 0.333, SLG: 0.397										4	0	2	0	0	2	1											
28 Colby Rasmus L OBP: 0.368, SLG: 0.553										4	0	1	0	0	1	4											
4 Yadier Molina R OBP: 0.308, SLG: 0.307										4	0	0	0	0	0	5											
53 Blake Hawksworth R ERA: 5.02										2	0	0	0	0	1	1											
36 Dennis Reyes R ERA: 2.86										0	0	0	0	0	0	0											
59 Fernando Salas R ERA: 1.23										0	0	0	0	0	0	0											
44 Randy Winn S OBP: 0.317, SLG: 0.333										0	0	0	0	1	0	0											
41 Mitchell Boggs R ERA: 2.65										0	0	0	0	0	0	0											
55 Skip Schumaker L OBP: 0.322, SLG: 0.333										3	0	0	0	0	1	1											
<b>Inning Stats</b>	R: 0 E: 0 K: 0 S: 11	H: 0 LOB: 0 BB: 0 P: 18	R: 0 E: 0 K: 1 S: 10	H: 1 LOB: 1 BB: 0 P: 11	R: 0 E: 0 K: 2 S: 7	H: 0 LOB: 0 BB: 0 P: 8	R: 0 E: 0 K: 0 S: 4	H: 0 LOB: 0 BB: 0 P: 7	R: 0 E: 0 K: 0 S: 10	H: 1 LOB: 1 BB: 0 P: 16	R: 0 E: 0 K: 0 S: 8	H: 0 LOB: 0 BB: 0 P: 13	R: 1 E: 0 K: 1 S: 13	H: 2 LOB: 1 BB: 1 P: 22	R: 0 E: 0 K: 0 S: 9	H: 0 LOB: 2 BB: 2 P: 20	R: 0 E: 0 K: 1 S: 9	H: 0 LOB: 1 BB: 1 P: 14	1B: 3 2B: 0 3B: 0 HR: 1	SF: 0 SAC: 0 DP: 1 HBP: 0	WP: 0 PB: 0 SB: 0 CS: 0	PA: 34					
<b>PITCHER</b>	IP	WLS	BF	H	R	ER	SO	BB	IBB	HBP	BLK	WP	HR	S	P	ERA	WHIP										
43 Randy Wolf L ERA: 4.7	6.1	W	24	4	1	1	4	1	0	0	0	0	1	62	94	1.42	0.789										
50 Kameron Loe R ERA: 0.49	1.2	H	6	0	0	0	0	2	0	0	0	0	0	10	21	0.00	1.200										
59 John Axford R ERA: 2.86	1.0	S	4	0	0	0	1	1	0	0	0	0	0	9	14	0.00	1.000										











Batter	1	2	3	4	5	6	7	8	9	AB	R	H	RBI	BB	SO	LOB	TOP
23 Rickie Weeks Jr. R (1.4) OBP: 0.370, SLG: 0.458 2 Joe Inglett L (3.4) OBP: 0.406, SLG: 0.544										2	0	0	0	0	2	1	<b>Milwaukee Brewers @ St. Louis Cardinals</b> Busch Stadium, St. Louis, MO Sun Jul 04 2010, 1:19 PM - 3:39 PM CDT Att: 38,581 - Partly Cloudy - 88 F
1 Corey Hart R (1.9) OBP: 0.350, SLG: 0.572										4	1	1	1	0	1	0	
28 Prince Fielder L (1.3) OBP: 0.385, SLG: 0.482										4	0	0	0	0	2	0	
8 Ryan Braun R (1.7) OBP: 0.351, SLG: 0.474										3	0	0	0	0	1	0	
15 Jim Edmonds L (1.8) OBP: 0.326, SLG: 0.440										3	0	0	0	0	2	0	
30 Craig Counsell L (1.5) OBP: 0.315, SLG: 0.333										3	0	1	0	0	0	0	
20 Jonathan Lucroy R (1.2) OBP: 0.305, SLG: 0.392										3	0	2	0	0	0	0	
21 Alcides Escobar R (1.6) OBP: 0.300, SLG: 0.331										3	0	0	0	0	0	3	
49 Yovani Gallardo R (1.1) OBP: 0.293, SLG: 0.526 12 Carlos Villanueva R (3.1) 21 Zach Braddock L (7.1) 27 Carlos Gómez R (8. PH) 50 Kameron Loe R (8.1)										1	0	1	0	0	0	0	
<b>Inning Stats</b>	R: 0 E: 0 K: 1 S: 8	H: 0 LOB: 0 BB: 0 P: 11	R: 0 E: 0 K: 2 S: 7	H: 0 LOB: 0 BB: 0 P: 11	R: 0 E: 0 K: 1 S: 9	H: 1 LOB: 0 BB: 0 P: 15	R: 1 E: 0 K: 0 S: 9	H: 1 LOB: 0 BB: 0 P: 14	R: 0 E: 0 K: 2 S: 7	H: 0 LOB: 0 BB: 0 P: 8	R: 0 E: 0 K: 1 S: 10	H: 2 LOB: 1 BB: 0 P: 9	R: 0 E: 0 K: 1 S: 6	H: 0 LOB: 0 BB: 0 P: 10	1B: 4 2B: 0 3B: 0 HR: 1	SF: 0 SAC: 0 DP: 2 HBP: 0	
<b>PITCHER</b> 50 Adam Wainwright R (1.1) ERA: 2.24	IP: 9.0 WLS: W BF: 30 H: 5 R: 1 ER: 1 SO: 9 BB: 0 IBB: 0 HBP: 0 BLK: 0 WP: 0 HR: 1 S: 69 P: 99 ERA: 1.00 WHIP: 0.556																

Batter	1	2	3	4	5	6	7	8	9	AB	R	H	RBI	BB	SO	LOB	BOTTOM
3 Felipe Lopez S (1.5) OBP: 0.348, SLG: 0.402										4	1	1	0	0	1	0	<b>Milwaukee Brewers @ St. Louis Cardinals</b> Busch Stadium, St. Louis, MO Sun Jul 04 2010, 1:19 PM - 3:39 PM CDT Att: 38,581 - Partly Cloudy - 88 F
28 Colby Rasmus L (1.8) OBP: 0.369, SLG: 0.547										4	1	2	0	0	1	0	
5 Albert Pujols R (1.3) OBP: 0.413, SLG: 0.567										4	1	1	0	0	0	2	
7 Matt Holliday R (1.7) OBP: 0.374, SLG: 0.493										3	0	0	0	1	2	2	
19 Jon Jay L (1.9) OBP: 0.333, SLG: 0.511										3	2	1	2	1	0	3	
55 Skip Schumaker L (1.4) OBP: 0.316, SLG: 0.327										4	1	0	0	0	0	5	
4 Yadier Molina R (1.2) OBP: 0.309, SLG: 0.302										3	1	0	1	1	0	1	
50 Adam Wainwright R (1.1) OBP: 0.269, SLG: 0.261										4	0	1	3	0	3	0	
27 Tyler Greene R (1.6) OBP: 0.316, SLG: 0.514										3	0	0	0	0	0	1	
<b>Inning Stats</b>	R: 1 E: 0 K: 0 S: 12	H: 2 LOB: 2 BB: 1 P: 19	R: 0 E: 0 K: 1 S: 6	H: 0 LOB: 0 BB: 0 P: 9	R: 5 E: 2 K: 1 S: 20	H: 3 LOB: 1 BB: 1 P: 34	R: 0 E: 0 K: 1 S: 6	H: 0 LOB: 0 BB: 0 P: 9	R: 0 E: 0 K: 2 S: 7	H: 0 LOB: 0 BB: 0 P: 9	R: 0 E: 0 K: 1 S: 10	H: 1 LOB: 0 BB: 0 P: 19	R: 1 E: 0 K: 1 S: 6	H: 0 LOB: 0 BB: 0 P: 10	1B: 4 2B: 1 3B: 0 HR: 1	SF: 0 SAC: 0 DP: 0 HBP: 0	
<b>PITCHER</b> 49 Yovani Gallardo R (1.1) ERA: 2.59 12 Carlos Villanueva R (3.1) ERA: 4.25 21 Zach Braddock L (7.1) ERA: 5.14 50 Kameron Loe R (8.1) ERA: 0.93	IP: 2.2 WLS: L BF: 17 H: 6 R: 6 ER: 2 SO: 1 BB: 1 IBB: 0 HBP: 0 BLK: 0 WP: 0 HR: 0 S: 35 P: 56 ERA: 3.38 WHIP: 2.250																

AB	30
R	1
H	5
RBI	1
BB	0
SO	9
LOB	5



AB	32
R	7
H	6
RBI	6
BB	3
SO	7
LOB	14

















Batter	1	2	3	4	5	6	7	8	9	AB	R	H	RBI	BB	SO	LOB	TOP										
56 Andres Torres, S OBP: 0.377, SLG: 0.471										6	3	2	1	0	1	6											
21 Freddy Sanchez, R OBP: 0.348, SLG: 0.373										5	2	3	2	0	1	2											
17 Aubrey Huff, L OBP: 0.354, SLG: 0.556										3	1	2	4	1	0	1											
9 Pat Burrell, R OBP: 0.338, SLG: 0.424										4	0	1	0	0	1	1											
12 Nate Schierholz, L OBP: 0.327, SLG: 0.377										1	0	0	0	0	0	1											
28 Buster Posey, R OBP: 0.375, SLG: 0.528										4	1	2	1	1	0	3											
38 Brian Wilson, R										0	0	0	0	0	0	0											
48 Pablo Sandoval, S OBP: 0.324, SLG: 0.393										5	0	2	0	0	1	0											
16 Edgar Renteria, R OBP: 0.361, SLG: 0.373										4	1	2	0	1	1	4											
22 Eli Whiteside, R OBP: 0.327, SLG: 0.463										3	0	1	0	2	1	3											
75 Barry Zito, L OBP: 0.307, SLG: 0.179										1	1	0	0	0	0	2											
53 Denny Bautista, R OBP: 1.000, SLG: 1.000										0	0	0	0	0	0	0											
46 Santiago Casilla, R ERA: 2.31										0	0	0	0	0	0	0											
45 Dan Runzler, L ERA: 3.3										0	0	0	0	0	0	0											
47 Chris Ray, R ERA: 2.92										1	0	1	1	0	0	0											
<b>Inning Stats</b>	R: 1 H: 2 E: 0 K: 0 S: 13	H: 2 LOB: 1 BB: 0 P: 20	R: 0 H: 2 E: 0 K: 1 S: 10	H: 2 LOB: 2 BB: 0 P: 12	R: 2 H: 3 E: 0 K: 2 S: 15	H: 3 LOB: 2 BB: 1 P: 25	R: 3 H: 1 E: 0 K: 0 S: 11	H: 1 LOB: 0 BB: 1 P: 19	R: 0 H: 2 E: 0 K: 2 S: 13	H: 2 LOB: 2 BB: 0 P: 18	R: 0 H: 0 E: 0 K: 1 S: 6	H: 0 LOB: 1 BB: 1 P: 13	R: 1 H: 1 E: 0 K: 1 S: 10	H: 1 LOB: 0 BB: 1 P: 16	R: 2 H: 3 E: 0 K: 1 S: 12	H: 3 LOB: 2 BB: 1 P: 24	1B: 12 2B: 2 3B: 0 HR: 3	SF: 1 SAC: 3 DP: 2 HBP: 0	WP: 1 PB: 0 CS: 1	PA: 47							
<b>PITCHER</b>	IP	WLS	BF	H	R	ER	SO	BB	IBB	HBP	BLK	WP	HR	S	P	ERA	WHIP										
26 Manny Parra, L ERA: 4.65	5.0	L	27	10	6	4	5	2	0	0	1	0	1	62	94	7.20	2.400										
21 Zach Braddock, L ERA: 4.6	1.0		5	2	0	0	0	0	0	0	0	0	0	14	18	0.00	2.000										
54 David Riske, R ERA: 2.31	1.0		4	0	0	0	1	0	0	0	0	0	0	6	13	0.00	1.000										
12 Carlos Villanueva, R ERA: 4.26	1.0		4	1	1	1	1	1	0	0	0	1	1	10	16	9.00	2.000										
51 Trevor Hoffman, R ERA: 8.33	1.0		7	3	2	2	1	1	0	0	0	1	1	12	24	18.00	4.000										

**San Francisco Giants @ Milwaukee Brewers**  
Miller Park, Milwaukee, WI  
Thu Jul 08 2010, 1:12 PM - 4:45 PM CDT  
Att: 34,590 - Partly Cloudy - 85 F

livebaseballscores.com

AB 38  
R 9  
H 16  
RBI 9  
BB 5  
SO 8  
LOB 24

Batter	1	2	3	4	5	6	7	8	9	AB	R	H	RBI	BB	SO	LOB	BOTTOM
23 Rickie Weeks Jr., R OBP: 0.369, SLG: 0.456										5	0	2	1	1	2	4	
21 Alcides Escobar, R OBP: 0.299, SLG: 0.324										5	0	0	0	1	1	10	
28 Prince Fielder, L OBP: 0.393, SLG: 0.479										5	1	2	1	0	2	2	
1 Corey Hart, R OBP: 0.350, SLG: 0.562										4	0	2	0	1	1	3	
14 Casey McGehee, R OBP: 0.345, SLG: 0.465										5	1	3	0	0	1	2	
16 George Kottaras, L OBP: 0.331, SLG: 0.415										5	0	1	0	0	3	6	
27 Carlos Gómez, R OBP: 0.274, SLG: 0.359										4	0	1	1	1	2	3	
2 Joe Inglett, L OBP: 0.432, SLG: 0.531										2	1	1	0	3	1	3	
26 Manny Parra, L ERA: 3.78										2	0	0	0	0	1	4	
31 Denny Bautista, R ERA: 3.0										0	0	0	0	0	0	0	
8 Ryan Braun, R ERA: 2.16										0	0	0	0	0	0	0	
12 Carlos Villanueva, R ERA: 3.3																	







Batter	1	2	3	4	5	6	7	8	9	AB	R	H	RBI	BB	SO	LOB	TOP								
22 Andrew McCutchen, R (1.8) OBP: 0.369, SLG: 0.439	G1-3		G6-3		F8		SF8			3	0	0	1	0	0	0	<b>Pittsburgh Pirates @ Milwaukee Brewers</b> Miller Park, Milwaukee, WI Sat Jul 10 2010, 6:11 PM - 8:59 PM CDT Att: 38,588 - Roof Closed - 83 F								
31 Jose Tabata, R (1.7) OBP: 0.312, SLG: 0.333	1B		L8		2B		G5-3			4	0	2	0	0	0	0									
18 Neil Walker, S (1.4) OBP: 0.327, SLG: 0.435	HBP		K2-3		F9		G1-3			3	0	0	0	0	1	1									
46 Garrett Jones, L (1.3) OBP: 0.341, SLG: 0.437	G3				L8		F7			4	1	1	1	0	0	2									
24 Pedro Alvarez, L (1.5) OBP: 0.273, SLG: 0.350	K				2B		P4			4	0	2	0	0	1	2									
41 Ryan Doumit, S (1.2) OBP: 0.336, SLG: 0.418	G4-3		K		K		G4-6-3			4	1	1	1	0	1	2									
19 Ryan Church, L (1.9) OBP: 0.240, SLG: 0.321	K				BB		F7			3	0	0	0	1	2	0									
2 Bobby Crosby, R (1.6) OBP: 0.311, SLG: 0.311	BB				P4		1B			3	1	1	0	1	0	2									
27 Jeff Karstens, R (1.1) 43 Sean Gallagher, R (6.1) 48 Javier López, L (6.1) 15 Andy LaRoche, R (7.1) 77 D.J. Carrasco, R (7.1) 24 Delwyn Young, S (6.1)	K				G3-1		G1-3			2	0	0	0	0	1	1									
<b>Inning Stats</b>	R: 0 E: 0 K: 1 S: 15	H: 1 LOB: 2 BB: 0 P: 19	R: 0 E: 0 K: 2 S: 8	H: 0 LOB: 1 BB: 1 P: 14	R: 0 E: 0 K: 1 S: 7	H: 0 LOB: 0 BB: 0 P: 9	R: 0 E: 0 K: 1 S: 10	H: 1 LOB: 2 BB: 1 P: 16	R: 0 E: 0 K: 0 S: 9	H: 1 LOB: 1 BB: 0 P: 15	R: 1 E: 0 K: 0 S: 6	H: 2 LOB: 0 BB: 0 P: 9	R: 1 E: 0 K: 0 S: 13	H: 1 LOB: 0 BB: 0 P: 21	R: 0 E: 0 K: 0 S: 5	H: 0 LOB: 0 BB: 0 P: 7	R: 1 E: 0 K: 2 S: 14	H: 1 LOB: 0 BB: 0 P: 23	1B: 3 2B: 2 3B: 0 HR: 2	SF: 1 SAC: 0 DP: 1 HBP: 1	WP: 1 PB: 0 SB: 1 CS: 0	PA: 36			
<b>PITCHER</b>	IP	WLS	BF	H	R	ER	SO	BB	IBB	HBP	BLK	WP	HR	S	P	ERA	WHIP								
31 Dave Bush, R (1.1) ERA: 4.14	6.1	W	27	6	2	2	5	2	0	1	0	0	1	60	90	2.84	1.263								
50 Kameron Loe, R (7.1) ERA: 1.59	0.2	H	2	0	0	0	0	0	0	0	0	1	0	8	13	0.00	0.000								
21 Zach Braddock, L (8.1) ERA: 4.32	1.0	H	3	0	0	0	0	0	0	0	0	0	0	5	7	0.00	0.000								
59 John Axford, R (9.1) ERA: 2.88	1.0	S	4	1	1	1	2	0	0	0	0	0	1	14	23	9.00	1.000								

Batter	1	2	3	4	5	6	7	8	9	AB	R	H	RBI	BB	SO	LOB	BOTTOM								
23 Rickie Weeks Jr., R (1.4) OBP: 0.369, SLG: 0.448	K		K		F9		1B			3	0	0	0	1	2	0	<b>Pittsburgh Pirates @ Milwaukee Brewers</b> Miller Park, Milwaukee, WI Sat Jul 10 2010, 6:11 PM - 8:59 PM CDT Att: 38,588 - Roof Closed - 83 F								
1 Corey Hart, R (1.9) OBP: 0.351, SLG: 0.565	K		L4		K		HBP			5	0	2	0	0	2	0									
8 Ryan Braun, R (1.7) OBP: 0.344, SLG: 0.468	BB		HR		2B		1B			4	3	2	1	1	1	5									
28 Prince Fielder, L (1.3) OBP: 0.399, SLG: 0.497	BB		HR		IBB		K			2	1	1	1	2	1	3									
14 Casey McGehee, R (1.5) OBP: 0.345, SLG: 0.461	1B		BB		1B		K			3	0	2	1	1	1	0									
30 Craig Counsell, L (1.6) OBP: 0.306, SLG: 0.308	L9		BB		SF9		F7			2	0	0	1	1	0	2									
27 Carlos Gómez, R (1.8) OBP: 0.276, SLG: 0.353	BB		F8		FC6-5		K			3	0	0	0	1	1	4									
16 George Kottaras, L (1.2) OBP: 0.333, SLG: 0.427	G3-1		F7		1B		1B			4	0	2	0	0	0	1									
31 Dave Bush, R (1.1) OBP: 0.222, SLG: 0.167	F8				K		L3			3	0	0	0	0	1	2									
50 Kameron Loe, R (7.1) ERA: 5.25							1B			0	0	0	0	0	0	0									
21 Zach Braddock, L (8.1) ERA: 2.81							1B			0	0	0	0	0	0	0									
2 Joe Inglett, L (6.1) OBP: 0.421, SLG: 0.515										1	0	0	0	0	0	1									
59 John Axford, R (9.1) ERA: 3.74										0	0	0	0	0	0	0									
<b>Inning Stats</b>	R: 1 E: 0 K: 2 S: 15	H: 1 LOB: 2 BB: 2 P: 27	R: 0 E: 0 K: 0 S: 4	H: 0 LOB: 0 BB: 1 P: 9	R: 2 E: 0 K: 1 S: 15	H: 2 LOB: 2 BB: 2 P: 27	R: 0 E: 0 K: 1 S: 8	H: 0 LOB: 0 BB: 0 P: 9	R: 1 E: 0 K: 1 S: 11	H: 2 LOB: 3 BB: 1 P: 21	R: 0 E: 0 K: 2 S: 12	H: 2 LOB: 0 BB: 0 P: 23	R: 0 E: 0 K: 2 S: 10	H: 0 LOB: 0 BB: 0 P: 13	R: 0 E: 0 K: 0 S: 7	H: 2 LOB: 2 BB: 1 P: 14	1B: 6 2B: 2 3B: 0 HR: 2	SF: 1 SAC: 0 DP: 1 HBP: 1	WP: 0 PB: 0 SB: 1 CS: 1	PA: 39					
<b>PITCHER</b>	IP	WLS	BF	H	R	ER	SO	BB	IBB	HBP	BLK	WP	HR	S	P	ERA	WHIP								
27 Jeff Karstens, R (1.1) ERA: 4.87	5.0	L	25	5	4	4	4	5	1	0	0	0	0	9	18	0.00	3.000								
43 Sean Gallagher, R (6.1) ERA: 5.25	0.2		5	2	0	0	1	0	0	1	0	0	0	9	18	0.00	3.000								
48 Javier López, L (6.1) ERA: 2.81	0.1		1	0	0	0	1	0	0	0	0	0	0	3	5	0.00	0.000								
77 D.J. Carrasco, R (7.1) ERA: 3.74	2.0		8	2	0	0	2	1	0	0	0	0	0	17	27	0.00	1.500								









Batter	1	2	3	4	5	6	7	8	9	AB	R	H	RBI	BB	SO	LOB	TOP				
23 Ricke Weeks Jr. R (1.4) OBP: 0.369, SLG: 0.449	G5-3		G3-1 2B		P6		FC6-4			4	0	1	0	0	0	3					
1 Corey Hart R (1.9) OBP: 0.381, SLG: 0.577	HR		G3-1			L8				4	1	2	1	0	0	1					
8 Ryan Braun, R (1.7) OBP: 0.347, SLG: 0.476	L8									4	0	1	0	0	1	2					
28 Prince Fielder, L (1.3) OBP: 0.397, SLG: 0.488	F7									4	0	0	0	0	0	2					
14 Casey McGehee, R (1.5) OBP: 0.341, SLG: 0.453										4	0	1	0	0	0	2					
15 Jim Edmonds, L (1.8) OBP: 0.335, SLG: 0.443										4	0	1	0	0	2	0					
20 Jonathan Lucroy, R (1.2) OBP: 0.309, SLG: 0.371										3	0	1	0	1	2	1					
21 Alcides Escobar, R (1.6) OBP: 0.297, SLG: 0.324										4	0	0	0	0	0	3					
31 Dave Bush, R (1.1) OBP: 0.214, SLG: 0.160										1	0	0	0	0	0	0					
30 Craig Counsell, L (7,PH) OBP: 0.310, SLG: 0.308										0	0	0	0	1	0	0					
60 Todd Coffey, R (7.1)										0	0	0	0	0	0	0					
21 Zach Braddock, L (7.1)										0	0	0	0	0	0	0					
54 David Riske, R (8.1)										0	0	0	0	0	0	0					
<b>Inning Stats</b>	R: 1 H: 1 E: 0 K: 0 S: 7	H: 1 LOB: 0 BB: 0 P: 13	R: 0 H: 2 E: 0 K: 1 S: 9	H: 1 LOB: 1 BB: 0 P: 13	R: 0 H: 1 E: 0 K: 1 S: 10	H: 1 LOB: 0 BB: 0 P: 12	R: 0 H: 0 E: 0 K: 0 S: 6	H: 0 LOB: 0 BB: 0 P: 7	R: 0 H: 1 E: 0 K: 0 S: 4	H: 1 LOB: 1 BB: 0 P: 7	R: 0 H: 0 E: 0 K: 1 S: 14	H: 0 LOB: 2 BB: 2 P: 20	R: 0 H: 1 E: 0 K: 0 S: 8	H: 1 LOB: 1 BB: 0 P: 12	R: 0 H: 0 E: 0 K: 2 S: 7	H: 0 LOB: 0 BB: 0 P: 10	1B: 5 2B: 1 3B: 0 HR: 1	SF: 0 SAC: 1 DP: 0 HBP: 0	WP: 0 PB: 0 SB: 0 CS: 0	PA: 35	
<b>PITCHER</b>	IP WLS BF H R ER SO BB IBB HBP BLK WP HR S P ERA WHIP	IP WLS BF H R ER SO BB IBB HBP BLK WP HR S P ERA WHIP	IP WLS BF H R ER SO BB IBB HBP BLK WP HR S P ERA WHIP	IP WLS BF H R ER SO BB IBB HBP BLK WP HR S P ERA WHIP	IP WLS BF H R ER SO BB IBB HBP BLK WP HR S P ERA WHIP	IP WLS BF H R ER SO BB IBB HBP BLK WP HR S P ERA WHIP	IP WLS BF H R ER SO BB IBB HBP BLK WP HR S P ERA WHIP	IP WLS BF H R ER SO BB IBB HBP BLK WP HR S P ERA WHIP	IP WLS BF H R ER SO BB IBB HBP BLK WP HR S P ERA WHIP	IP WLS BF H R ER SO BB IBB HBP BLK WP HR S P ERA WHIP	IP WLS BF H R ER SO BB IBB HBP BLK WP HR S P ERA WHIP	IP WLS BF H R ER SO BB IBB HBP BLK WP HR S P ERA WHIP	IP WLS BF H R ER SO BB IBB HBP BLK WP HR S P ERA WHIP	IP WLS BF H R ER SO BB IBB HBP BLK WP HR S P ERA WHIP	IP WLS BF H R ER SO BB IBB HBP BLK WP HR S P ERA WHIP	IP WLS BF H R ER SO BB IBB HBP BLK WP HR S P ERA WHIP	IP WLS BF H R ER SO BB IBB HBP BLK WP HR S P ERA WHIP	IP WLS BF H R ER SO BB IBB HBP BLK WP HR S P ERA WHIP	IP WLS BF H R ER SO BB IBB HBP BLK WP HR S P ERA WHIP	IP WLS BF H R ER SO BB IBB HBP BLK WP HR S P ERA WHIP	IP WLS BF H R ER SO BB IBB HBP BLK WP HR S P ERA WHIP

Milwaukee Brewers @ Atlanta Braves  
Turner Field, Atlanta, GA  
Thu Jul 15 2010, 7:11 PM - 9:56 PM EDT  
Att: 35,057 - Partly Cloudy - 90 F

AB 32  
R 1  
H 7  
RBI 1  
BB 2  
SO 5  
LOB 14



Batter	1	2	3	4	5	6	7	8	9	AB	R	H	RBI	BB	SO	LOB	BOTTOM				
14 Martin Prado, R (1.4) OBP: 0.366, SLG: 0.489	G5-3		HR		F9		G6-3			4	1	1	1	0	0	1					
22 Jason Heyward, L (1.9) OBP: 0.362, SLG: 0.448	F8		K				G4-3			4	0	0	0	0	1	0					
10 Chipper Jones, S (1.5) OBP: 0.379, SLG: 0.404	G3		HR				G4-3			3	1	1	1	1	0	0					
16 Brian McCann, L (1.2) OBP: 0.382, SLG: 0.448										4	0	2	0	0	1	0					
25 Troy Glaus, R (1.3) OBP: 0.363, SLG: 0.441										4	0	2	0	0	1	2					
20 Eric Hinske, L (1.7) OBP: 0.337, SLG: 0.483										3	0	1	0	0	1	4					
53 Melky Cabrera, S (8.7) OBP: 0.315, SLG: 0.347										1	0	0	0	0	0	1					
2 Alex Gonzalez, R (1.6) OBP: 0.298, SLG: 0.498										3	0	1	0	1	0	1					
1 Grégor Blanco, L (1.8) OBP: 0.394, SLG: 0.362										3	0	0	0	0	2	3					
49 Jair Jurrjens, R (1.1) OBP: 0.200, SLG: 0.077										3	0	0	0	0	0	1					
58 Peter Moylan, R (7.1)										0	0	0	0	0	0	0					
39 Jonny Venters, L (8.1)										0	0	0	0	0	0	0					
13 Billy Wagner, L (9.1)										0	0	0	0	0	0	0					
<b>Inning Stats</b>	R: 0 H: 0 E: 0 K: 0 S: 8	H: 1 LOB: 2 BB: 1 P: 21	R: 2 H: 4 E: 0 K: 2 S: 17	H: 4 LOB: 2 BB: 0 P: 24	R: 0 H: 1 E: 0 K: 0 S: 7	H: 1 LOB: 1 BB: 0 P: 7	R: 0 H: 1 E: 0 K: 1 S: 15	H: 0 LOB: 2 BB: 1 P: 22	R: 0 H: 0 E: 0 K: 1 S: 8	H: 0 LOB: 0 BB: 0 P: 13	R: 0 H: 0 E: 0 K: 0 S: 6	H: 0 LOB: 0 BB: 0 P: 7	R: 0 H: 1 E: 0 K: 1 S: 10	H: 1 LOB: 1 BB: 0 P: 16	R: 0 H: 0 E: 0 K: 2 S: 7	H: 0 LOB: 0 BB: 0 P: 10	1B: 4 2B: 2 3B: 0 HR: 2	SF: 0 SAC: 0 DP: 0 HBP: 0	WP: 0 PB: 0 SB: 0 CS: 0	PA: 34	
<b>PITCHER</b>	IP WLS BF H R ER SO BB IBB HBP BLK WP HR S P ERA WHIP	IP WLS BF H R ER SO BB IBB HBP BLK WP HR S P ERA WHIP	IP WLS BF H R ER SO BB IBB HBP BLK WP HR S P ERA WHIP	IP WLS BF H R ER SO BB IBB HBP BLK WP HR S P ERA WHIP	IP WLS BF H R ER SO BB IBB HBP BLK WP HR S P ERA WHIP	IP WLS BF H R ER SO BB IBB HBP BLK WP HR S P ERA WHIP	IP WLS BF H R ER SO BB IBB HBP BLK WP HR S P ERA WHIP	IP WLS BF H R ER SO BB IBB HBP BLK WP HR S P ERA WHIP	IP WLS BF H R ER SO BB IBB HBP BLK WP HR S P ERA WHIP	IP WLS BF H R ER SO BB IBB HBP BLK WP HR S P ERA WHIP	IP WLS BF H R ER SO BB IBB HBP BLK WP HR S P ERA WHIP	IP WLS BF H R ER SO BB IBB HBP BLK WP HR S P ERA WHIP	IP WLS BF H R ER SO BB IBB HBP BLK WP HR S P ERA WHIP	IP WLS BF H R ER SO BB IBB HBP BLK WP HR S P ERA WHIP	IP WLS BF H R ER SO BB IBB HBP BLK WP HR S P ERA WHIP	IP WLS BF H R ER SO BB IBB HBP BLK WP HR S P ERA WHIP	IP WLS BF H R ER SO BB IBB HBP BLK WP HR S P ERA WHIP	IP WLS BF H R ER SO BB IBB HBP BLK WP HR S P ERA WHIP	IP WLS BF H R ER SO BB IBB HBP BLK WP HR S P ERA WHIP	IP WLS BF H R ER SO BB IBB HBP BLK WP HR S P ERA WHIP	IP WLS BF H R ER SO BB IBB HBP BLK WP HR S P ERA WHIP

Milwaukee Brewers @ Atlanta Braves  
Turner Field, Atlanta, GA  
Thu Jul 15 2010, 7:11 PM - 9:56 PM EDT  
Att: 35,057 - Partly Cloudy - 90 F

AB 32  
R 2  
H 8  
RBI 2  
BB 2  
SO 6  
LOB 13





Batter	1	2	3	4	5	6	7	8	9	AB	R	H	RBI	BB	SO	LOB	TOP						
23 Rickie Weeks Jr. R OBP: 0.369, SLG: 0.447										6	0	2	1	0	1	3	<b>Milwaukee Brewers @ Atlanta Braves</b> Turner Field, Atlanta, GA Fri Jul 16 2010, 7:38 PM - 10:44 PM EDT Att: 37,014 - Partly Cloudy - 87 F						
1 Corey Hart R OBP: 0.354, SLG: 0.576										4	2	2	0	1	1	2							
8 Ryan Braun, R OBP: 0.345, SLG: 0.480										5	1	1	2	0	1	5							
28 Prince Fielder, L OBP: 0.397, SLG: 0.488										4	1	1	2	0	2	1							
14 Casey McGehee, R OBP: 0.344, SLG: 0.458										5	1	3	1	0	0	1							
16 George Kottaras, L OBP: 0.327, SLG: 0.436										5	1	1	0	0	2	4							
27 Carlos Gómez, R OBP: 0.293, SLG: 0.368										4	2	3	0	1	1	1							
21 Alcides Escobar, R OBP: 0.300, SLG: 0.326										4	0	2	1	0	0	4							
21 Zach Braddock, L										0	0	0	0	0	0	0							
50 Kameron Loe, R										0	0	0	0	0	0	0							
36 Lorenzo Cain, R										1	0	0	0	0	0	1							
51 Trevor Hoffman, R										0	0	0	0	0	0	0							
43 Randy Wolf, L										1	0	0	1	0	1	2							
60 Todd Coffey, R										0	0	0	0	0	0	0							
30 Craig Counsell, L										2	1	1	0	0	0	1							
<b>Inning Stats</b>	R: 0 E: 0 K: 2 S: 13	H: 0 LOB: 1 BB: 1 P: 22	R: 2 E: 1 K: 0 S: 14	H: 3 LOB: 1 BB: 0 P: 18	R: 2 E: 0 K: 2 S: 13	H: 2 LOB: 1 BB: 0 P: 18	R: 0 E: 0 K: 1 S: 13	H: 1 LOB: 0 BB: 0 P: 20	R: 0 E: 0 K: 0 S: 6	H: 0 LOB: 0 BB: 0 P: 6	R: 2 E: 1 K: 2 S: 17	H: 3 LOB: 2 BB: 0 P: 25	R: 0 E: 0 K: 2 S: 11	H: 1 LOB: 2 BB: 1 P: 18	R: 3 E: 0 K: 0 S: 14	H: 5 LOB: 1 BB: 0 P: 22	R: 0 E: 0 K: 0 S: 8	H: 1 LOB: 0 BB: 0 P: 14	1B: 12 2B: 3 HR: 1	SF: 1 SAC: 1 DP: 0 HBP: 1	WP: 0 PB: 0 SB: 1 CS: 0	PA: 46	
<b>PITCHER</b>	IP WLS BF H R ER SO BB IBB HBP BLK WP HR S P ERA WHIP	IP WLS BF H R ER SO BB IBB HBP BLK WP HR S P ERA WHIP	IP WLS BF H R ER SO BB IBB HBP BLK WP HR S P ERA WHIP	IP WLS BF H R ER SO BB IBB HBP BLK WP HR S P ERA WHIP	IP WLS BF H R ER SO BB IBB HBP BLK WP HR S P ERA WHIP	IP WLS BF H R ER SO BB IBB HBP BLK WP HR S P ERA WHIP	IP WLS BF H R ER SO BB IBB HBP BLK WP HR S P ERA WHIP	IP WLS BF H R ER SO BB IBB HBP BLK WP HR S P ERA WHIP	IP WLS BF H R ER SO BB IBB HBP BLK WP HR S P ERA WHIP	IP WLS BF H R ER SO BB IBB HBP BLK WP HR S P ERA WHIP	IP WLS BF H R ER SO BB IBB HBP BLK WP HR S P ERA WHIP	IP WLS BF H R ER SO BB IBB HBP BLK WP HR S P ERA WHIP	IP WLS BF H R ER SO BB IBB HBP BLK WP HR S P ERA WHIP	IP WLS BF H R ER SO BB IBB HBP BLK WP HR S P ERA WHIP	IP WLS BF H R ER SO BB IBB HBP BLK WP HR S P ERA WHIP	IP WLS BF H R ER SO BB IBB HBP BLK WP HR S P ERA WHIP	IP WLS BF H R ER SO BB IBB HBP BLK WP HR S P ERA WHIP	IP WLS BF H R ER SO BB IBB HBP BLK WP HR S P ERA WHIP	IP WLS BF H R ER SO BB IBB HBP BLK WP HR S P ERA WHIP	IP WLS BF H R ER SO BB IBB HBP BLK WP HR S P ERA WHIP	IP WLS BF H R ER SO BB IBB HBP BLK WP HR S P ERA WHIP	IP WLS BF H R ER SO BB IBB HBP BLK WP HR S P ERA WHIP	IP WLS BF H R ER SO BB IBB HBP BLK WP HR S P ERA WHIP

Batter	1	2	3	4	5	6	7	8	9	AB	R	H	RBI	BB	SO	LOB	BOTTOM
14 Martín Prado, R OBP: 0.364, SLG: 0.491										5	1	1	0	0	2	2	<b>Milwaukee Brewers @ Atlanta Braves</b> Turner Field, Atlanta, GA Fri Jul 16 2010, 7:38 PM - 10:44 PM EDT Att: 37,014 - Partly Cloudy - 87 F
22 Jason Heyward, L OBP: 0.362, SLG: 0.445										4	1	1	0	1	1	1	
10 Chipper Jones, S										3	0	0	0	0	1	4	
11 Kenshin Kawakami, R										0	0	0	0	0	0	0	
43 Jesse Chavez, R										0	0	0	0	0	0	0	
20 Eric Hinske, L OBP: 0.335, SLG: 0.480										1	0	0	0	0	0	0	
25 Troy Glaus, R OBP: 0.364, SLG: 0.444										3	0	1	1	1	0	5	
16 Brian McCann, L OBP: 0.380, SLG: 0.445										4	0	1	1	0	1	2	
8 David Ross, R OBP: 0.395, SLG: 0.353										0	0	0	0	0	0	0	
23 Matt Diaz, R OBP: 0.255, SLG: 0.337										4	0	0	0	0	1	2	
2 Alex Gonzalez, R OBP: 0.301, SLG: 0.497										3	1	1	0	0	1	0	
53 Melky Cabrera, S OBP: 0.321, SLG: 0.350										3	0	2	0	1	0	0	
48 Tommy Hanson, R										1	0	0	0	0	0	0	
4 Omar Infante, R										1	0	0	0	0	0	1	
54 Kris Medlen, R										0	0	0	0	0	0	0	
38 Mike Dunn, L										0	0	0	0	0	0	0	
11 Kenshin Kawakami, R										0	0	0	0	0	0	0	
43 Jesse Chavez, R										0	0	0	0	0	0	0	
7 Brooks Conrad, S																	















Batter	1	2	3	4	5	6	7	8	9	AB	R	H	RBI	BB	SO	LOB	TOP								
23 Ricke Weeks Jr, R OBP: 0.376, SLG: 0.474	G5-3	1-2	1-1	3-3		4-2		2-0		4	1	2	1	1	1	1	<b>Milwaukee Brewers @ Pittsburgh Pirates</b> PNC Park, Pittsburgh, PA Tue Jul 20 2010, 7:07 PM - 10:46 PM EDT Att: 13,202 - Cloudy - 82 F								
1 Corey Hart, R OBP: 0.348, SLG: 0.562	F8	3-2	1-3		0-1	F8		2-3		5	0	1	0	0	2	4									
8 Ryan Braun, R OBP: 0.342, SLG: 0.480	G6-3	1-0		1-2	0-3			2-3		5	1	1	2	0	2	2									
28 Prince Fielder, L OBP: 0.396, SLG: 0.506		1-1	3-2		1-0	G4-3		1-3		4	2	1	0	0	1	1									
14 Casey McGehee, R OBP: 0.335, SLG: 0.443		0-2	0-0		1-0			1-3		4	1	1	0	0	0	2									
60 Todd Coffey, R										0	0	0	0	0	0	0									
51 Trevor Hoffman, R										0	0	0	0	0	0	0									
27 Carlos Gómez, R OBP: 0.291, SLG: 0.364										1	0	0	0	0	1	0									
15 Jim Edmonds, L OBP: 0.345, SLG: 0.468		0-2	1-1		1-3			0-2		5	2	4	3	0	1	0									
21 Alcides Escobar, R OBP: 0.301, SLG: 0.331		0-1	2-1		4-1			1-3		4	2	2	1	1	1	2									
20 Jonathan Lucroy, R OBP: 0.314, SLG: 0.370		2-1	3-2		0-3			0-2		4	0	2	2	0	2	2									
31 Dave Bush, R OBP: 0.200, SLG: 0.148		0-1	0-3		1-2			0-1		2	0	0	0	0	1	3									
2 Joe Inglett, L OBP: 0.453, SLG: 0.500	B1									1	0	0	0	0	0	1									
12 Carlos Villanueva, R										0	0	0	0	0	0	0									
30 Craig Counsell, L OBP: 0.312, SLG: 0.304										1	0	0	0	0	0	0									
<b>Inning Stats</b>	R: 0 E: 0 K: 0 S: 7	H: 0 LOB: 0 BB: 0 P: 12	R: 3 E: 0 K: 1 S: 20	H: 4 LOB: 2 BB: 0 P: 25	R: 4 E: 0 K: 2 S: 20	H: 5 LOB: 1 BB: 0 P: 33	R: 0 E: 0 K: 1 S: 7	H: 1 LOB: 1 BB: 0 P: 9	R: 0 E: 0 K: 2 S: 10	H: 0 LOB: 1 BB: 1 P: 16	R: 2 E: 0 K: 0 S: 13	H: 1 LOB: 0 BB: 0 P: 25	R: 0 E: 0 K: 1 S: 8	H: 1 LOB: 0 BB: 0 P: 9	R: 0 E: 0 K: 2 S: 9	H: 1 LOB: 1 BB: 0 P: 15	R: 0 E: 0 K: 3 S: 13	H: 1 LOB: 1 BB: 0 P: 16	1B: 8 2B: 3 3B: 1 HR: 2	SF: 0 SAC: 0 DP: 0 HBP: 1	WP: 0 PB: 0 CS: 1	PA: 44			
<b>PITCHER</b>	IP WLS BF H R ER SO BB IBB HBP BLK WP HR S P ERA WHIP	IP WLS BF H R ER SO BB IBB HBP BLK WP HR S P ERA WHIP	IP WLS BF H R ER SO BB IBB HBP BLK WP HR S P ERA WHIP	IP WLS BF H R ER SO BB IBB HBP BLK WP HR S P ERA WHIP	IP WLS BF H R ER SO BB IBB HBP BLK WP HR S P ERA WHIP	IP WLS BF H R ER SO BB IBB HBP BLK WP HR S P ERA WHIP	IP WLS BF H R ER SO BB IBB HBP BLK WP HR S P ERA WHIP	IP WLS BF H R ER SO BB IBB HBP BLK WP HR S P ERA WHIP	IP WLS BF H R ER SO BB IBB HBP BLK WP HR S P ERA WHIP	IP WLS BF H R ER SO BB IBB HBP BLK WP HR S P ERA WHIP	IP WLS BF H R ER SO BB IBB HBP BLK WP HR S P ERA WHIP	IP WLS BF H R ER SO BB IBB HBP BLK WP HR S P ERA WHIP	IP WLS BF H R ER SO BB IBB HBP BLK WP HR S P ERA WHIP	IP WLS BF H R ER SO BB IBB HBP BLK WP HR S P ERA WHIP	IP WLS BF H R ER SO BB IBB HBP BLK WP HR S P ERA WHIP	IP WLS BF H R ER SO BB IBB HBP BLK WP HR S P ERA WHIP	IP WLS BF H R ER SO BB IBB HBP BLK WP HR S P ERA WHIP	IP WLS BF H R ER SO BB IBB HBP BLK WP HR S P ERA WHIP	IP WLS BF H R ER SO BB IBB HBP BLK WP HR S P ERA WHIP	IP WLS BF H R ER SO BB IBB HBP BLK WP HR S P ERA WHIP	IP WLS BF H R ER SO BB IBB HBP BLK WP HR S P ERA WHIP	IP WLS BF H R ER SO BB IBB HBP BLK WP HR S P ERA WHIP	IP WLS BF H R ER SO BB IBB HBP BLK WP HR S P ERA WHIP	IP WLS BF H R ER SO BB IBB HBP BLK WP HR S P ERA WHIP	IP WLS BF H R ER SO BB IBB HBP BLK WP HR S P ERA WHIP

AB	40
R	9
H	14
RBI	9
BB	2
SO	12
LOB	18



Batter	1	2	3	4	5	6	7	8	9	AB	R	H	RBI	BB	SO	LOB	BOTTOM								
31 Jose Tabata, R OBP: 0.327, SLG: 0.360	F7									5	1	1	2	0	1	1	<b>Milwaukee Brewers @ Pittsburgh Pirates</b> PNC Park, Pittsburgh, PA Tue Jul 20 2010, 7:07 PM - 10:46 PM EDT Att: 13,202 - Cloudy - 82 F								
24 Delwyn Young, S OBP: 0.281, SLG: 0.417										3	3	2	1	1	0	0									
2 Bobby Crosby, R OBP: 0.309, SLG: 0.309										1	0	0	0	0	1	0									
18 Neil Walker, S OBP: 0.345, SLG: 0.457										5	1	5	1	0	0	0									
46 Garrett Jones, L OBP: 0.332, SLG: 0.429										3	1	0	1	1	0	3									
24 Pedro Alvarez, L OBP: 0.313, SLG: 0.447										4	2	2	5	1	2	2									
29 Octavio Dotel, R										0	0	0	0	0	0	0									
85 Lastings Milledge, R OBP: 0.350, SLG: 0.388										3	1	1	0	1	0	1									
38 Erik Kratz, R OBP: 0.222, SLG: 0.222										4	1	0	0	0	1	2									
5 Ronny Cedeno, R OBP: 0.281, SLG: 0.359										4	1	0	0	0	2	1									
32 Brad Lincoln, L OBP: 0.308, SLG: 0.308										0	0	0	0	0	0	0									
77 D.J. Carrasco, R										1	0	0	0	0	0	0									
57 Zach Duke, L OBP: 0.194, SLG: 0.197										0	0	0	0	0	0	0									
53 Brendan Donnelly, R										0	0	0	0	0	0	0									
46 Javier López, L										0	0	0	0	0	0	0									
47 Evan Meek, R										0	0	0	0	0	0	0									
19 Ryan Church, L OBP: 0.246, SLG: 0.325										1	0	0	0	0	1	0									
<b>Inning Stats</b>	R: 9 E: 3 K: 0 S: 29	H: 7 LOB: 1 BB: 1 P: 41	R: 1 E: 0 K: 1 S: 14	H: 1 LOB: 0 BB: 0 P: 22	R: 0 E: 0 K: 1 S: 5	H: 0 LOB: 0 BB: 0 P: 7	R: 0 E: 0 K: 0 S: 6	H: 1 LOB: 1 BB: 1 P: 13	R: 0 E: 0 K: 2 S: 15	H: 0 LOB: 1 BB: 0 P: 20	R: 1 E: 0 K: 1 S: 19	H: 1 LOB: 2 BB: 2 P: 36	R: 0 E: 0 K: 2 S: 8	H: 0 LOB: 0 BB: 0 P: 10	R: 0 E: 0 K: 2 S: 13	H: 1 LOB: 1 BB: 0 P: 17	1B: 6 2B: 3 3B: 0 HR: 2	SF: 1 SAC: 1 DP: 1 HBP: 0	WP: 2 PB: 0 CS: 0	PA: 41					
<b>PITCHER</b>	IP WLS BF H R ER SO BB IBB HBP BLK WP HR S P ERA WHIP	IP WLS BF H R ER SO BB IBB HBP BLK WP HR S P ERA WHIP	IP WLS BF H R ER SO BB IBB HBP BLK WP HR S P ERA WHIP	IP WLS BF H R ER SO BB IBB HBP BLK WP HR S P ERA WHIP	IP WLS BF H R ER SO BB IBB HBP BLK WP HR S P ERA WHIP	IP WLS BF H R ER SO BB IBB HBP BLK WP HR S P ERA WHIP	IP WLS BF H R ER SO BB IBB HBP BLK WP HR S P ERA WHIP	IP WLS BF H R ER SO BB IBB HBP BLK WP HR S P ERA WHIP	IP WLS BF H R ER SO BB IBB HBP BLK WP HR S P ERA WHIP	IP WLS BF H R ER SO BB IBB HBP BLK WP HR S P ERA WHIP	IP WLS BF H R ER SO BB IBB HBP BLK WP HR S P ERA WHIP	IP WLS BF H R ER SO BB IBB HBP BLK WP HR S P ERA WHIP	IP WLS BF H R ER SO BB IBB HBP BLK WP HR S P ERA WHIP	IP WLS BF H R ER SO BB IBB HBP BLK WP HR S P ERA WHIP	IP WLS BF H R ER SO BB IBB HBP BLK WP HR S P ERA WHIP	IP WLS BF H R ER SO BB IBB HBP BLK WP HR S P ERA WHIP	IP WLS BF H R ER SO BB IBB HBP BLK WP HR S P ERA WHIP	IP WLS BF H R ER SO BB IBB HBP BLK WP HR S P ERA WHIP	IP WLS BF H R ER SO BB IBB HBP BLK WP HR S P ERA WHIP	IP WLS BF H R ER SO BB IBB HBP BLK WP HR S P ERA WHIP	IP WLS BF H R ER SO BB IBB HBP BLK WP HR S P ERA WHIP	IP WLS BF H R ER SO BB IBB HBP BLK WP HR S P ERA WHIP	IP WLS BF H R ER SO BB IBB HBP BLK WP HR S P ERA WHIP	IP WLS BF H R ER SO BB IBB HBP BLK WP HR S P ERA WHIP	IP WLS BF H R ER SO BB IBB HBP BLK WP HR S P ERA WHIP





Batter	1	2	3	4	5	6	7	8	9	AB	R	H	RBI	BB	SO	LOB	TOP								
23 Rickie Weeks Jr., R OBP: 0.374, SLG: 0.469										4	1	0	0	1	1	2									
1 Cory Hart, R OBP: 0.347, SLG: 0.561										4	0	1	0	0	1	2									
8 Ryan Braun, R OBP: 0.341, SLG: 0.478										4	1	1	0	0	0	4									
28 Prince Fielder, L OBP: 0.395, SLG: 0.501										3	0	0	0	0	0	1									
14 Casey McGehee, R OBP: 0.337, SLG: 0.443										2	0	1	1	1	0	1									
27 Carlos Gómez, R OBP: 0.292, SLG: 0.364										3	0	1	1	0	1	3									
54 David Riske, R										0	0	0	0	0	0	0									
2 Joe Inglett, L OBP: 0.420, SLG: 0.493										1	0	0	0	0	0	1									
50 Kameron Loe, R										0	0	0	0	0	0	0									
21 Alcides Escobar, R OBP: 0.297, SLG: 0.327										4	0	0	0	0	1	3									
16 George Kottaras, L OBP: 0.330, SLG: 0.449										4	1	2	1	0	0	0									
43 Randy Wolf, L OBP: 0.261, SLG: 0.318										2	0	0	0	0	1	0									
36 Lorenzo Cain, R OBP: 0.600, SLG: 0.800										2	0	1	0	0	1	0									
<b>Inning Stats</b>	R: 1 H: 1 E: 0 K: 1 S: 13	H: 1 LOB: 2 BB: 1 P: 23	R: 1 H: 1 E: 0 K: 1 S: 9	H: 1 LOB: 0 BB: 0 P: 12	R: 1 H: 2 E: 1 K: 0 S: 12	H: 2 LOB: 2 BB: 0 P: 19	R: 0 H: 0 E: 0 K: 0 S: 8	H: 0 LOB: 0 BB: 0 P: 12	R: 0 H: 0 E: 0 K: 0 S: 8	H: 0 LOB: 0 BB: 0 P: 14	R: 0 H: 0 E: 0 K: 1 S: 6	H: 0 LOB: 0 BB: 0 P: 10	R: 0 H: 2 E: 0 K: 2 S: 21	H: 2 LOB: 2 BB: 0 P: 30	R: 0 H: 1 E: 0 K: 0 S: 7	H: 1 LOB: 1 BB: 0 P: 11	R: 0 H: 0 E: 0 K: 1 S: 7	H: 0 LOB: 0 BB: 0 P: 10	1B: 5 2B: 1 3B: 0 HR: 1	SF: 1 SAC: 0 DP: 1 HBP: 1	WP: 0 PB: 0 CS: 0	PA: 37			
<b>PITCHER</b>	IP: 6.0 WLS: W BF: 27 ERA: 5.22	H: 6 R: 3 ER: 2 SO: 3	BB: 2 IBB: 0 HBP: 1 BLK: 0	WP: 0 HR: 1 S: 65 P: 102	ERA: 3.00 WHIP: 1.333	IP: 1.0 WLS: L BF: 3 ERA: 5.28	H: 3 R: 0 ER: 0 SO: 2	BB: 0 IBB: 0 HBP: 0 BLK: 0	WP: 0 HR: 0 S: 12 P: 18	ERA: 0.00 WHIP: 0.000	IP: 2.0 WLS: L BF: 7 ERA: 5.08	H: 1 R: 0 ER: 0 SO: 1	BB: 0 IBB: 0 HBP: 0 BLK: 0	WP: 0 HR: 0 S: 14 P: 21	ERA: 0.00 WHIP: 0.500	IP: 0-1 WLS: X BF: 69 ERA: 5.22	H: 0 R: 0 ER: 0 SO: 0	BB: 0 IBB: 0 HBP: 0 BLK: 0	WP: 0 HR: 0 S: 6 P: 10	ERA: 0.00 WHIP: 0.000	IP: 0-1 WLS: X BF: 69 ERA: 5.22	H: 0 R: 0 ER: 0 SO: 0	BB: 0 IBB: 0 HBP: 0 BLK: 0	WP: 0 HR: 0 S: 6 P: 10	ERA: 0.00 WHIP: 0.000

Milwaukee Brewers @ Pittsburgh Pirates  
PNC Park, Pittsburgh, PA  
Wed Jul 21 2010, 7:08 PM - 9:54 PM EDT  
Att: 13,532 - Partly Cloudy - 86 F

AB 33  
R 3  
H 7  
RBI 3  
BB 2  
SO 6  
LOB 17

Batter	1	2	3	4	5	6	7	8	9	AB	R	H	RBI	BB	SO	LOB	BOTTOM
31 Jose Tabata, R OBP: 0.335, SLG: 0.364										4	3	2	1	1	0	2	
24 Delwyn Young, S OBP: 0.301, SLG: 0.452										4	2	3	5	1	0	0	
18 Neil Walker, S OBP: 0.346, SLG: 0.462										5	0	2	2	0	0	1	
46 Garrett Jones, L OBP: 0.336, SLG: 0.430										4	2	2	0	1	1	4	
24 Pedro Alvarez, L OBP: 0.325, SLG: 0.509										5	3	3	3	0	1	2	
85 Lastings Milledge, R OBP: 0.351, SLG: 0.641										5	2	2	1	0	0	1	
41 Ryan Doumit, S OBP: 0.172, SLG: 0.185										1	0	0	0	0	1	0	
53 Erik Kratz, R OBP: 0.231, SLG: 0.167										3	0	0	0	1	2	3	
5 Ronny Cedeno, R OBP: 0.283, SLG: 0.360										5	2	2	1	0	0	1	
57 Zach Duke, L OBP: 0.172, SLG: 0.185										3	1	1	0	0	0	2	
53 Brendan Donnelly, R OBP: 0.231, SLG: 0.167										0	0	0	0	0	0	0	
15 Andy LaRoche, R OBP: 0.231, SLG: 0.167										1	0	1	1	0	0	0	
43 Sean Gallagher, R OBP: 0.231, SLG: 0.167										1	0	0	0	0	1	1	
<b>Inning Stats</b>	R: 2 H: 2 E: 0 K: 2 S: 22	H: 2 LOB: 1 BB: 1 P: 31	R: 0 H: 0 E: 0 K: 1 S: 9	H: 0 LOB: 0 BB: 0 P: 11	R: 0 H: 0 E: 0 K: 0 S: 11	H: 0 LOB: 0 BB: 0 P: 13	R: 6 H: 6 E: 0 K: 1 S: 16	H: 6 LOB: 0 BB: 0 P: 19	R: 2 H: 1 E: 0 K: 0 S: 12	H: 1 LOB: 1 BB: 1 P: 21	R: 2 H: 4 E: 0 K: 0 S: 9	H: 4 LOB: 3 BB: 1 P: 14	R: 2 H: 4 E: 0 K: 1 S: 19	H: 4 LOB: 3 BB: 1 P: 30	R: 1 H: 1 E: 0 K: 1 S: 11	H: 1 LOB: 1 BB: 1 P: 19	R: 1 H: 1 E: 0



Batter	1	2	3	4	5	6	7	8	9	AB	R	H	RBI	BB	SO	LOB	TOP				
23 Ricke Weeks Jr, R OBP: 0.376, SLG: 0.482										4	1	2	2	0	1	0	<b>Milwaukee Brewers @ Pittsburgh Pirates</b> PNC Park, Pittsburgh, PA Thu Jul 22 2010, 7:08 PM - 10:19 PM EDT Att: 18,715 - Partly Cloudy - 87 F				
2 Joe Inglett, L OBP: 0.400, SLG: 0.466 60 Todd Coffey, R 39 Chris Capuano, L 14 Casey McGehee, R OBP: 0.338, SLG: 0.445										4	0	0	0	0	0	3					
8 Ryan Braun, R OBP: 0.337, SLG: 0.471											5	0	0	0	0	3					
28 Prince Fielder, L OBP: 0.398, SLG: 0.510										2	1	1	1	2	1	0					
15 Jim Edmonds, L OBP: 0.338, SLG: 0.458										4	0	0	0	0	0	3					
20 Jonathan Lucroy, R OBP: 0.321, SLG: 0.385										4	0	2	0	0	0	0					
30 Craig Counsell, L 59 John Axford, R										4	0	1	0	0	2	3					
21 Alcides Escobar, R OBP: 0.300, SLG: 0.329										4	0	2	0	0	0	1					
49 Yovani Gallardo, R 27 Carlos Gómez, R OBP: 0.286, SLG: 0.513 OBP: 0.294, SLG: 0.365										1	0	0	0	0	1	1					
<b>Inning Stats</b>	R: 0 E: 0 K: 1 S: 9	H: 1 LOB: 2 BB: 1 P: 17	R: 0 E: 0 K: 1 S: 11	H: 1 LOB: 1 BB: 0 P: 16	R: 0 E: 0 K: 2 S: 9	H: 0 LOB: 0 BB: 0 P: 14	R: 1 E: 0 K: 0 S: 14	H: 1 LOB: 0 BB: 0 P: 22	R: 0 E: 0 K: 2 S: 14	H: 1 LOB: 1 BB: 0 P: 22	R: 2 E: 0 K: 0 S: 12	H: 2 LOB: 0 BB: 0 P: 17	R: 0 E: 0 K: 1 S: 13	H: 2 LOB: 2 BB: 1 P: 21	R: 0 E: 0 K: 2 S: 11	H: 1 LOB: 1 BB: 0 P: 15		1B: 5 2B: 2 3B: 1 HR: 2	SF: 0 SAC: 1 DP: 0 HBP: 1	WP: 2 PB: 0 CS: 0	PA: 39
<b>PITCHER</b>	IP WLS BF H R ER SO BB IBB HBP BLK WP HR S P ERA WHIP	6.0 L 25 5 1 1 6 1 0 1 0 2 1 64 103 1.50 1.000	1.0 5 2 2 2 0 0 0 0 0 0 0 1 12 17 18.00 2.000	1.0 5 2 0 0 1 1 0 0 0 0 0 0 13 21 0.00 3.000	1.0 4 1 0 0 2 0 0 0 0 0 0 0 11 15 0.00 1.000																

Batter	1	2	3	4	5	6	7	8	9	AB	R	H	RBI	BB	SO	LOB	BOTTOM			
31 Jose Tabata, R OBP: 0.337, SLG: 0.361										4	1	1	0	1	1	0	<b>Milwaukee Brewers @ Pittsburgh Pirates</b> PNC Park, Pittsburgh, PA Thu Jul 22 2010, 7:08 PM - 10:19 PM EDT Att: 18,715 - Partly Cloudy - 87 F			
24 Delwyn Young, S OBP: 0.307, SLG: 0.449										3	1	1	0	0	1	1				
18 Neil Walker, S OBP: 0.355, SLG: 0.471										3	0	2	2	1	0	1				
46 Garrett Jones, L OBP: 0.338, SLG: 0.431										4	0	2	0	0	0	3				
24 Pedro Alvarez, L OBP: 0.315, SLG: 0.491										4	0	0	0	0	1	5				
85 Lastings Milledge, R OBP: 0.346, SLG: 0.366										4	0	0	0	0	1	1				
38 Erik Kratz, R OBP: 0.176, SLG: 0.125										4	0	0	0	0	0	1				
5 Ronny Cedeno, R OBP: 0.283, SLG: 0.358										4	0	1	0	0	3	0				
49 Ross Ohlendorf, R 47 Evan Meek, R 2 Bobby Crosby, R 48 Javier López, L Joel Hanrahan, R 19 Ryan Church, L OBP: 0.143, SLG: 0.093 OBP: 0.299, SLG: 0.307 OBP: 0.344, SLG: 0.323										2	0	0	0	0	1	1				
<b>Inning Stats</b>	R: 0 E: 0 K: 2 S: 11	H: 2 LOB: 0 BB: 0 P: 15	R: 0 E: 0 K: 1 S: 14	H: 1 LOB: 1 BB: 0 P: 19	R: 0 E: 0 K: 0 S: 12	H: 1 LOB: 2 BB: 1 P: 23	R: 0 E: 0 K: 1 S: 8	H: 0 LOB: 0 BB: 0 P: 9	R: 0 E: 0 K: 0 S: 8	H: 0 LOB: 1 BB: 0 P: 16	R: 2 E: 0 K: 1 S: 17	H: 2 LOB: 1 BB: 1 P: 27	R: 0 E: 0 K: 0 S: 5	H: 0 LOB: 0 BB: 0 P: 7	R: 0 E: 0 K: 2 S: 9	H: 0 LOB: 0 BB: 0 P: 13		1B: 6 2B: 1 3B: 0 HR: 0	SF: 0 SAC: 0 DP: 0 HBP: 1	WP: 0 PB: 0 CS: 0
<b>PITCHER</b>	IP WLS BF H R ER SO BB IBB HBP BLK WP HR S P ERA WHIP	6.0 W 25 5 2 2 1 1 0 0 0 0 0 13 22 27.00 4.500	0.2 H 2 0 0 0 0 0 0 0 0 0 5 6 0.00 0.000	1.2 S 5 0 0 0 2 0 0 0 0 0 0 13 19 0.00 0.000																





Batter	1	2	3	4	5	6	7	8	9	AB	R	H	RBI	BB	SO	LOB	TOP					
1 Niyer Morgan, L OBP: 0.316, SLG: 0.317 62 Joel Peralta, R										4	0	0	0	0	1	1	<b>Washington Nationals @ Milwaukee Brewers</b> Miller Park, Milwaukee, WI Fri Jul 23 2010, 7:11 PM - 10:12 PM CDT Att: 34,822 - Partly Cloudy - 83 F					
15 Cristian Guzman, S OBP: 0.336, SLG: 0.372										4	1	1	0	0	0	0						
11 Ryan Zimmerman, R OBP: 0.383, SLG: 0.520										4	0	1	1	0	0	0						
44 Adam Dunn, L OBP: 0.369, SLG: 0.566										3	1	1	0	0	0	1						
16 Josh Willingham, R OBP: 0.399, SLG: 0.477										4	1	1	0	0	2	2						
38 Michael Morse, R OBP: 0.386, SLG: 0.636 17 Sean Burnett, L										3	2	2	4	0	0	0						
22 Willie Harris, L OBP: 0.301, SLG: 0.376										1	0	0	0	0	0	0						
7 Ivan Rodriguez, R OBP: 0.300, SLG: 0.358										4	0	1	0	0	1	0						
6 Ian Desmond, R OBP: 0.292, SLG: 0.383										4	0	0	0	0	3	1						
35 Craig Stammen, R OBP: 0.273, SLG: 0.355 36 Tyler Clippard, R OBP: 1.000, SLG: 1.000 2 Roger Bernadina, L OBP: 0.332, SLG: 0.427										2	0	0	0	0	1	1						
<b>Inning Stats</b>	R: 0 E: 0 K: 1 S: 5	H: 0 LOB: 0 BB: 0 P: 6	R: 3 E: 0 K: 2 S: 15	H: 2 LOB: 0 BB: 21 P: 21	R: 1 E: 0 K: 0 S: 13	H: 2 LOB: 1 BB: 0 P: 21	R: 1 E: 0 K: 1 S: 15	H: 2 LOB: 1 BB: 0 P: 24	R: 0 E: 0 K: 0 S: 11	H: 0 LOB: 0 BB: 0 P: 18	R: 0 E: 0 K: 1 S: 8	H: 0 LOB: 0 BB: 0 P: 13	R: 0 E: 0 K: 1 S: 8	H: 0 LOB: 0 BB: 0 P: 10	R: 0 E: 0 K: 1 S: 10	H: 1 LOB: 1 BB: 0 P: 17	R: 0 E: 0 K: 1 S: 7	H: 0 LOB: 0 BB: 0 P: 10	1B: 3 2B: 2 3B: 0 HR: 2	SF: 0 SAC: 0 DP: 0 HBP: 1	WP: 0 PB: 0 SB: 0 CS: 0	PA: 35
<b>PITCHER</b>	IP WLS BF H R ER SO BB IBB HBP BLK WP HR S P ERA WHIP																					
38 Chris Narveson, L ERA: 5.93 50 Kameron Loe, R ERA: 1.53 59 John Axford, R ERA: 2.61	6.0 0 25 6 5 5 5 0 0 1 0 0 2 67 103 7.50 1.000																					

AB	34
R	5
H	7
RBI	5
BB	0
SO	8
LOB	6



Batter	1	2	3	4	5	6	7	8	9	AB	R	H	RBI	BB	SO	LOB	BOTTOM			
23 Rickie Weeks Jr., R OBP: 0.377, SLG: 0.480										2	1	0	0	2	1	1	<b>Washington Nationals @ Milwaukee Brewers</b> Miller Park, Milwaukee, WI Fri Jul 23 2010, 7:11 PM - 10:12 PM CDT Att: 34,822 - Partly Cloudy - 83 F			
1 Cory Hart, R OBP: 0.345, SLG: 0.568 15 Jim Edmonds, L OBP: 0.343, SLG: 0.477										1	1	1	0	0	0	0				
8 Ryan Braun, R OBP: 0.334, SLG: 0.468										3	0	0	1	0	1	2				
28 Prince Fielder, L OBP: 0.397, SLG: 0.510										4	0	1	0	0	1	0				
14 Casey McGehee, R OBP: 0.338, SLG: 0.441										3	1	0	0	1	0	1				
20 Jonathan Lucroy, R OBP: 0.310, SLG: 0.370										4	0	0	0	0	1	2				
27 Carlos Gómez, R OBP: 0.293, SLG: 0.372										4	1	1	1	0	0	0				
21 Alcides Escobar, R OBP: 0.305, SLG: 0.338										4	1	3	1	0	0	0				
38 Chris Narveson, L OBP: 0.345, SLG: 0.333 2 Joe Inglett, L OBP: 0.395, SLG: 0.459 50 Kameron Loe, R										1	1	1	1	0	0	0				
30 Craig Counsell, L OBP: 0.308, SLG: 0.308 59 John Axford, R										1	0	0	0	0	0	0				
<b>Inning Stats</b>	R: 1 E: 0 K: 1 S: 14	H: 1 LOB: 0 BB: 0 P: 21	R: 0 E: 0 K: 0 S: 6	H: 0 LOB: 0 BB: 0 P: 9	R: 0 E: 0 K: 1 S: 9	H: 1 LOB: 1 BB: 0 P: 16	R: 0 E: 0 K: 0 S: 8	H: 0 LOB: 0 BB: 0 P: 14	R: 2 E: 0 K: 1 S: 17	H: 3 LOB: 2 BB: 1 P: 30	R: 2 E: 0 K: 2 S: 16	H: 2 LOB: 1 BB: 1 P: 23	R: 2 E: 0 K: 1 S: 15	H: 2 LOB: 1 BB: 1 P: 25	R: 0 E: 0 K: 0 S: 6	H: 0 LOB: 0 BB: 0 P: 10	1B: 4 2B: 2 3B: 2 HR: 1	SF: 1 SAC: 1 DP: 0 HBP: 0	WP: 0 PB: 0 SB: 1 CS: 0	PA: 36
<b>PITCHER</b>	IP WLS BF H R ER SO BB IBB HBP BLK WP HR S P ERA WHIP																			
35 Craig Stammen, R ERA: 5.5 36 Tyler Clippard, R ERA: 3.45 17 Sean Burnett, L ERA: 3.03 62 Joel Peralta, R ERA: 0.61	5.0 0 21 5 3 3 3 1 0 0 0 0 0 0 13 18 27.00 4.500																			













Batter	1	2	3	4	5	6	7	8	9	AB	R	H	RBI	BB	SO	LOB	TOP			
2 Orlando Cabrera, R OBP: 0.296, SLG: 0.335										4	0	0	0	0	0	2	<b>Cincinnati Reds @ Milwaukee Brewers</b> Miller Park, Milwaukee, WI Mon Jul 26 2010, 7:11 PM - 9:21 PM CDT Att: 31,945 - Clear - 81 F			
4 Brandon Phillips, R OBP: 0.339, SLG: 0.453										3	0	0	0	1	1	0				
19 Joey Votto, L OBP: 0.417, SLG: 0.590										3	0	0	0	1	2	1				
27 Scott Rolen, R OBP: 0.358, SLG: 0.536										3	1	0	0	0	2	2				
31 Jonny Gomes, R OBP: 0.328, SLG: 0.467										4	1	3	0	0	1	1				
32 Jay Bruce, L OBP: 0.328, SLG: 0.428										4	0	1	0	0	1	3				
6 Drew Stubbs, R OBP: 0.303, SLG: 0.404										3	0	0	0	0	2	4				
17 Laynce Nix, L OBP: 0.307, SLG: 0.458										1	0	1	0	0	0	0				
29 Ryan Hanigan, R OBP: 0.425, SLG: 0.425										4	0	1	2	0	0	1				
7 Paul Janish, R OBP: 0.375, SLG: 0.419										0	0	0	0	0	0	0				
61 Bronson Arroyo, R OBP: 0.196, SLG: 0.244										3	0	0	0	0	1	2				
28 Chris Heisey, R OBP: 0.367, SLG: 0.564										1	0	0	0	0	1	1				
<b>Inning Stats</b>	R: 0 E: 0 K: 0 S: 5	H: 0 LOB: 0 BB: 0 P: 8	R: 2 E: 0 K: 2 S: 21	H: 3 LOB: 2 BB: 0 P: 30	R: 0 E: 0 K: 0 S: 10	H: 1 LOB: 2 BB: 1 P: 21	R: 0 E: 0 K: 1 S: 9	H: 0 LOB: 0 BB: 0 P: 15	R: 0 E: 0 K: 2 S: 7	H: 1 LOB: 1 BB: 0 P: 11	R: 0 E: 0 K: 0 S: 6	H: 0 LOB: 0 BB: 0 P: 9	R: 0 E: 0 K: 2 S: 8	H: 0 LOB: 1 BB: 1 P: 14	R: 0 E: 0 K: 2 S: 15	H: 1 LOB: 1 BB: 0 P: 21	1B: 5 2B: 1 3B: 0 HR: 0	SF: 0 SAC: 0 DP: 0 HBP: 1	WP: 0 PB: 0 SB: 1 CS: 0	PA: 36
<b>PITCHER</b>	IP WLS BF H R ER SO	IP WLS BF H R ER SO	IP WLS BF H R ER SO	IP WLS BF H R ER SO	IP WLS BF H R ER SO	IP WLS BF H R ER SO	IP WLS BF H R ER SO	IP WLS BF H R ER SO	IP WLS BF H R ER SO	IP WLS BF H R ER SO	IP WLS BF H R ER SO	IP WLS BF H R ER SO	IP WLS BF H R ER SO	IP WLS BF H R ER SO	IP WLS BF H R ER SO	IP WLS BF H R ER SO	ERA WHIP	ERA WHIP		
43 Randy Wolf, L ERA: 3.07	(1, 1)	7.0	28	5	2	2	5	1	0	1	0	0	0	0	66	103	2.57	0.857		
12 Carlos Villanueva, R ERA: 4.13	(8, 1)	1.0	W	4	0	0	2	1	0	0	0	0	0	0	8	14	0.00	1.000		
59 John Axford, R ERA: 2.73	(9, 1)	1.0	S	4	1	0	2	0	0	0	0	0	0	0	15	21	0.00	1.000		

Batter	1	2	3	4	5	6	7	8	9	AB	R	H	RBI	BB	SO	LOB	BOTTOM			
23 Rickie Weeks Jr., R OBP: 0.374, SLG: 0.487										4	1	1	2	0	1	0	<b>Cincinnati Reds @ Milwaukee Brewers</b> Miller Park, Milwaukee, WI Mon Jul 26 2010, 7:11 PM - 9:21 PM CDT Att: 31,945 - Clear - 81 F			
21 Alcides Escobar, R OBP: 0.301, SLG: 0.338										3	0	0	0	0	0	0				
8 Ryan Braun, R OBP: 0.332, SLG: 0.467										2	0	0	0	1	0	0				
28 Prince Fielder, L OBP: 0.398, SLG: 0.503										2	0	0	0	0	0	0				
14 Casey McGehee, R OBP: 0.336, SLG: 0.445										3	0	0	0	0	0	2				
16 George Kottaras, L OBP: 0.324, SLG: 0.440										3	0	0	0	0	1	1				
27 Carlos Gómez, R OBP: 0.286, SLG: 0.359										3	0	0	0	0	2	0				
2 Joe Inglett, L OBP: 0.378, SLG: 0.447										3	0	0	0	0	0	0				
43 Randy Wolf, L OBP: 0.271, SLG: 0.326	(1, 1)	8.0	L	28	3	3	3	5	1	0	1	0	0	0	0	0				
12 Carlos Villanueva, R ERA: 4.13	(8, 1)	1.0	W	4	0	0	2	1	0	0	0	0	0	0	0	0				
15 Jim Edmonds, L OBP: 0.333, SLG: 0.513	(8, PH)									1	1	1	1	0	0	0				
59 John Axford, R ERA: 2.73	(9, 1)									0	0	0	0	0	0	0				
<b>Inning Stats</b>	R: 0 E: 0 K: 0 S: 8	H: 0 LOB: 0 BB: 0 P: 10	R: 0 E: 0 K: 1 S: 6	H: 0 LOB: 0 BB: 0 P: 6	R: 2 E: 0 K: 1 S: 13	H: 2 LOB: 0 BB: 0 P: 14	R: 0 E: 0 K: 0 S: 7	H: 0 LOB: 1 BB: 1 P: 16	R: 0 E: 0 K: 2 S: 10	H: 0 LOB: 0 BB: 0 P: 13	R: 0 E: 0 K: 0 S: 5	H: 0 LOB: 0 BB: 0 P: 6	R: 0 E: 0 K: 0 S: 6	H: 0 LOB: 0 BB: 0 P: 8	R: 1 E: 0 K: 1 S: 11	H: 1 LOB: 0 BB: 0 P: 15	1B: 1 2B: 0 3B: 0 HR: 2	SF: 0 SAC: 0 DP: 1 HBP: 1	WP: 0 PB: 0 SB: 0 CS: 0	PA: 28
<b>PITCHER</b>	IP WLS BF H R ER SO	IP WLS BF H R ER SO	IP WLS BF H R ER SO	IP WLS BF H R ER SO	IP WLS BF H R ER SO	IP WLS BF H R ER SO	IP WLS BF H R ER SO	IP WLS BF H R ER SO	IP WLS BF H R ER SO	IP WLS BF H R ER SO	IP WLS BF H R ER SO	IP WLS BF H R ER SO	IP WLS BF H R ER SO	IP WLS BF H R ER SO	IP WLS BF H R ER SO	IP WLS BF H R ER SO	ERA WHIP	ERA WHIP		
61 Bronson Arroyo, R ERA: 4.21	(1, 1)	8.0	L	28	3	3	3	5	1	0	1	0	0	0	0	0				

AB 33  
R 2  
H 6  
RBI 2  
BB 2  
SO 9  
LOB 17



AB 26  
R 3  
H 3  
RBI 3  
BB 1  
SO 5  
LOB 3













Batter	1	2	3	4	5	6	7	8	9	AB	R	H	RBI	BB	SO	LOB	TOP
23 Rickie Weeks Jr. R OBP: 0.377, SLG: 0.493										3	0	1	0	1	2	1	<b>Milwaukee Brewers @ Houston Astros</b> Minute Maid Park, Houston, TX Fri Jul 30 2010, 7:05 PM - 9:29 PM CDT Att: 27,456 - Roof Closed - 73 F
1 Corey Hart R OBP: 0.348, SLG: 0.563										3	0	0	0	1	0	2	
8 Ryan Braun R OBP: 0.325, SLG: 0.459										4	0	0	0	0	2	3	
28 Prince Fielder L OBP: 0.396, SLG: 0.495										4	0	0	0	0	1	3	
14 Casey McGehee R OBP: 0.342, SLG: 0.448										4	0	2	0	0	0	2	
20 Jonathan Lucroy R OBP: 0.308, SLG: 0.567										4	0	0	0	0	1	3	
27 Carlos Gómez R OBP: 0.285, SLG: 0.355										3	0	0	0	1	2	1	
21 Alcides Escobar R OBP: 0.301, SLG: 0.338										3	0	0	0	1	1	2	
26 Manny Parra L OBP: 0.329, SLG: 0.330										2	0	0	0	0	0	3	 livebaseballscorecards.com
60 Todd Coffey R										0	0	0	0	0	0	0	
2 Joe Inglett L										1	0	0	0	0	0	0	
32 LaTroy Hawkins R										0	0	0	0	0	0	0	
54 David Riske R										0	0	0	0	0	0	0	
15 Jim Edmonds L										1	0	0	0	0	0	0	
										0	0	0	0	0	0	0	
										0	0	0	0	0	0	0	
<b>Inning Stats</b>	R: 0 H: 1 E: 0 K: 1 S: 11	H: 1 LOB: 2 BB: 1 P: 23	R: 0 H: 0 E: 0 K: 2 S: 10	H: 0 LOB: 1 BB: 1 P: 19	R: 0 H: 0 E: 0 K: 1 S: 9	H: 0 LOB: 1 BB: 1 P: 18	R: 0 H: 0 E: 0 K: 0 S: 9	H: 0 LOB: 2 BB: 1 P: 15	R: 0 H: 1 E: 0 K: 0 S: 5	H: 1 LOB: 1 BB: 0 P: 8	R: 0 H: 1 E: 0 K: 2 S: 9	H: 1 LOB: 1 BB: 0 P: 14	R: 0 H: 0 E: 0 K: 1 S: 5	H: 0 LOB: 0 BB: 0 P: 7	1B: 3 2B: 1 3B: 0 HR: 0	SF: 0 SAC: 0 DP: 0 HBP: 0	WP: 0 PA: 36 PB: 0 SB: 0 CS: 0
<b>PITCHER</b>	IP WLS BF H R ER SO BB IBB HBP BLK WP HR S P ERA WHIP																
30 J.A. Happ L ERA: 1.27	6.0 W 25 2 0 0 6 4 0 0 0 0 0 0 54 98 0.00 1.000																
59 Wilton Lopez R ERA: 3.79	1.0 4 1 0 0 2 0 0 0 0 0 0 0 9 12 0.00 1.000																
37 Brandon Lyon R ERA: 3.55	1.0 4 1 0 0 0 0 0 0 0 0 0 0 9 14 0.00 1.000																
22 Matt Lindstrom R ERA: 2.48	1.0 3 0 0 0 1 0 0 0 0 0 0 0 5 7 0.00 0.000																

Batter	1	2	3	4	5	6	7	8	9	AB	R	H	RBI	BB	SO	LOB	BOTTOM		
21 Michael Bourn L OBP: 0.324, SLG: 0.322										4	0	0	0	0	2	1	<b>Milwaukee Brewers @ Houston Astros</b> Minute Maid Park, Houston, TX Fri Jul 30 2010, 7:05 PM - 9:29 PM CDT Att: 27,456 - Roof Closed - 73 F		
36 Angel Sanchez R OBP: 0.309, SLG: 0.342										4	0	0	0	0	2	0			
8 Jeff Keppinger R OBP: 0.352, SLG: 0.400										2	1	2	1	2	0	0			
45 Carlos Lee R OBP: 0.280, SLG: 0.395										4	0	0	0	0	1	3			
11 Jason Bourgeois R OBP: 0.348, SLG: 0.350										0	0	0	0	0	0	0			
4 Jason Michaels R OBP: 0.279, SLG: 0.491										3	2	1	1	1	0	1			
77 Pedro Feliz R OBP: 0.239, SLG: 0.304										3	1	1	0	0	0	1			
23 Chris Johnson R OBP: 0.356, SLG: 0.524										3	1	2	3	0	0	0			
55 Humberto Quintero R OBP: 0.266, SLG: 0.326										3	0	0	0	0	1	1			
30 J.A. Happ L										2	0	0	0	0	0	0	 livebaseballscorecards.com		
59 Wilton Lopez R										0	0	0	0	0	0	0			
18 Anderson Hernandez R										1	0	0	0	0	0	1			
37 Brandon Lyon R										0	0	0	0	0	0	0			
22 Matt Lindstrom R										0	0	0	0	0	0	0			
										0	0	0	0	0	0	0			
										0	0	0	0	0	0	0			
										0	0	0	0	0	0	0			
<b>Inning Stats</b>	R: 0 H: 0 E: 0 K: 2 S: 9	H: 1 LOB: 1 BB: 0 P: 16	R: 1 H: 1 E: 0 K: 0 S: 13	H: 1 LOB: 0 BB: 0 P: 18	R: 0 H: 0 E: 0 K: 1 S: 7	H: 0 LOB: 0 BB: 0 P: 11	R: 3 H: 2 E: 0 K: 0 S: 10	H: 2 LOB: 2 BB: 2 P: 21	R: 0 H: 0 E: 0 K: 2 S: 8	H: 0 LOB: 0 BB: 0 P: 12	R: 0 H: 1 E: 0 K: 0 S: 9	H: 1 LOB: 1 BB: 0 P: 18	R: 0 H: 1 E: 0 K: 0 S: 11	H: 1 LOB: 1 BB: 0 P: 15	R: 1 H: 1 E: 0 K: 0 S: 6	H: 1 LOB: 0 BB: 0 P: 11	1B: 2 2B: 1 3B: 0 HR: 3	SF: 0 SAC: 0 DP: 1 HBP: 0	WP: 0 PA: 32 PB: 0 SB: 0 CS: 0
<b>PITCHER</b>	IP WLS BF H R ER SO BB IBB HBP BLK WP HR S P ERA WHIP																		
26 Manny Parra L ERA: 5.42	5.1 L 22 4 4 4 4 3 0 0 0 0 0 0 2 52 6.75 1.312																		
60 Todd Coffey R ERA: 4.43	0.2 2 0 0 0 0 0 0 0 0 0 0 0 4 7 0.00 0.000																		
32 LaTroy Hawkins R ERA: 8.53	1.0 4 1 0 0 0 0 0 0 0 0 0 0 11 15 0.00 1.000																		
54 David Riske R ERA: 4.0	1.0 4 1 1 1 0 0 0 0 0 0 0 1 6 11 9.00 1.000																		







Batter	1	2	3	4	5	6	7	8	9	AB	R	H	RBI	BB	SO	LOB	TOP										
23 Rickie Weeks Jr. R (1.4) OBP: 0.375, SLG: 0.488	G5-3			K		F9		K		4	0	0	0	0	2	1	<b>Milwaukee Brewers @ Houston Astros</b> Minute Maid Park, Houston, TX Sun Aug 01 2010, 1:08 PM - 3:40 PM CDT Att: 27,964 - Roof Closed - 73 F										
1 Cory Hart R (1.9) OBP: 0.346, SLG: 0.565	F7			F8		HR		P4		4	1	1	2	0	0												
28 Prince Fielder L (1.3) OBP: 0.395, SLG: 0.492	G4-3			K		1B		G4-3		4	0	1	0	0	1												
8 Ryan Braun R (1.7) OBP: 0.328, SLG: 0.459	G3					1B		G3		3	0	1	0	1	0												
14 Casey McGehee R (1.5) OBP: 0.336, SLG: 0.439	F9			K		FC5-4		F9		4	0	0	0	0	1												
15 Jim Edmonds L (1.8) OBP: 0.347, SLG: 0.502	F8							G1-3		3	0	0	0	0	0												
60 Todd Coffey R (7.1)	F8									0	0	0	0	0	0												
21 Alcides Escobar R (1.6) OBP: 0.298, SLG: 0.332	G3-1			F9		K		K		3	0	0	0	0	1												
16 George Kottaras L (1.2) OBP: 0.317, SLG: 0.429	K			P6		K		K		3	0	0	0	0	2												
43 Randy Wolf L (1.1) OBP: 0.275, SLG: 0.347	G4-3			G4-3		HR		K		2	1	1	0	0	0												
50 Kameron Loe R (7.1)										0	0	0	0	0	0												
21 Zach Braddock L (7.1)										0	0	0	0	0	0												
27 Carlos Gómez R (7.8) OBP: 0.280, SLG: 0.350										1	0	0	0	0	1												
<b>Inning Stats</b>	R: 0 H: 0 E: 0 K: 0 S: 10	H: 0 LOB: 0 BB: 0 P: 15	R: 0 H: 0 E: 0 K: 0 S: 8	H: 0 LOB: 0 BB: 0 P: 12	R: 0 H: 0 E: 0 K: 1 S: 9	H: 0 LOB: 0 BB: 0 P: 11	R: 0 H: 0 E: 0 K: 2 S: 11	H: 0 LOB: 1 BB: 0 P: 15	R: 0 H: 1 E: 0 K: 1 S: 8	H: 1 LOB: 1 BB: 0 P: 9	R: 2 H: 3 E: 0 K: 0 S: 11	H: 3 LOB: 2 BB: 1 P: 24	R: 0 H: 0 E: 0 K: 2 S: 13	H: 0 LOB: 0 BB: 0 P: 16	R: 0 H: 0 E: 0 K: 2 S: 9	H: 0 LOB: 0 BB: 0 P: 11	R: 0 H: 0 E: 0 K: 0 S: 11	H: 0 LOB: 0 BB: 0 P: 17	1B: 2 2B: 1 3B: 0 HR: 1	SF: 0 SAC: 0 DP: 0 HBP: 0	WP: 0 PB: 0 SB: 0 CS: 0	PA: 32					
<b>PITCHER</b>	IP	WLS	BF	H	R	ER	SO	BB	IBB	HBP	BLK	WP	HR	S	P	ERA	WHIP										
53 Wesley Wright L (1.1) ERA: 4.44	7.0	W	26	4	2	2	6	1	0	0	0	0	1	70	102	2.57	0.714										
59 Wilton Lopez R (8.1) ERA: 3.67	1.0	H	3	0	0	0	2	0	0	0	0	0	0	9	11	0.00	0.000										
37 Brandon Lyon R (9.1) ERA: 3.47	1.0	S	3	0	0	0	0	0	0	0	0	0	0	11	17	0.00	0.000										

Batter	1	2	3	4	5	6	7	8	9	AB	R	H	RBI	BB	SO	LOB	BOTTOM										
21 Michael Bourn L (1.8) OBP: 0.325, SLG: 0.324	G6-3			K		G5-4-3		K		4	0	1	0	0	2	1	<b>Milwaukee Brewers @ Houston Astros</b> Minute Maid Park, Houston, TX Sun Aug 01 2010, 1:08 PM - 3:40 PM CDT Att: 27,964 - Roof Closed - 73 F										
36 Angel Sanchez R (1.6) OBP: 0.300, SLG: 0.329	P4			G6-4-3		K		K		4	0	1	0	0	1												
8 Jeff Keppinger R (1.4) OBP: 0.354, SLG: 0.407	G6-4-3			G6-4-3		F8		F8		4	0	1	0	0	0												
9 Hunter Pence R (1.9) OBP: 0.321, SLG: 0.447	K			F7		HR		E4		4	2	2	0	0	1												
45 Carlos Lee R (1.7) OBP: 0.282, SLG: 0.394	G6-3			G6-3		HR		G6-3		3	1	1	0	1	0												
37 Brandon Lyon R (9.1)						BB		G6-3		0	0	0	0	0	0												
23 Chris Johnson R (1.5) OBP: 0.371, SLG: 0.530	G6-3			L5		HR		G5-3		3	1	0	0	1	0												
29 Brett Wallace L (1.3) OBP: 0.167, SLG: 0.187	L5			L5		HR				2	0	1	0	0	0												
4 Jason Michaels R (7. PH) OBP: 0.293, SLG: 0.545										1	1	1	4	0	0												
59 Wilton Lopez R (8.1)										0	0	0	0	0	0												
11 Jason Bourgeois R (9.7) OBP: 0.348, SLG: 0.350										0	0	0	0	0	0												
55 Humberto Quintero R (1.2) OBP: 0.262, SLG: 0.320	F8			K		L7				3	0	0	0	0	1												
53 Wesley Wright R (1.1) ERA: 4.91	G3-1			K						2	0	0	0	0	1												
77 Pedro Feliz R (7. PH) ERA: 2.53										1	0	1	0	0	0												
<b>Inning Stats</b>	R: 0 H: 1 E: 0 K: 1 S: 11	H: 0 LOB: 1 BB: 0 P: 18	R: 0 H: 0 E: 0 K: 0 S: 7	H: 0 LOB: 0 BB: 0 P: 8	R: 0 H: 0 E: 0 K: 1 S: 9	H: 0 LOB: 0 BB: 0 P: 12	R: 0 H: 1 E: 0 K: 0 S: 6	H: 1 LOB: 0 BB: 0 P: 8	R: 0 H: 2 E: 0 K: 2 S: 15	H: 2 LOB: 2 BB: 0 P: 22	R: 0 H: 1 E: 0 K: 0 S: 5	H: 1 LOB: 0 BB: 0 P: 7	R: 4 H: 3 E: 0 K: 2 S: 14	H: 3 LOB: 1 BB: 2 P: 31	R: 1 H: 1 E: 1 K: 0 S: 9	H: 1 LOB: 0 BB: 0 P: 11	1B: 5 2B: 1 3B: 2 HR: 1	SF: 0 SAC: 0 DP: 2 HBP: 0	WP: 0 PB: 0 SB: 0 CS: 0	PA: 33							
<b>PITCHER</b>	IP	WLS	BF	H	R	ER	SO	BB	IBB	HBP	BLK	WP	HR	S	P	ERA	WHIP										
43 Randy Wolf L (1.1) ERA: 4.91	6.0	L	22	6	1	1	4	0	0	0	0	0	0	54	76	1.50	1.000										
50 Kameron Loe R (7.1) ERA: 2.53	0.0	L	2	0	0	0	0	2	0	0	0	0	0	8	8	0.00	0.000										
21 Zach Braddock L (7.1) ERA: 3.8	0.2	B	4	2	3	3	1	0	0	0	0	0	1	10	18	40.50	3.000										
60 Todd Coffey R (7.1) ERA: 4.29	1.1	S	5	1	1	0	1	0	0	0	0	0	0	12	15	0.00	0.750										

AB	31
R	2
H	4
RBI	2
BB	1
SO	8
LOB	6





















Batter	1	2	3	4	5	6	7	8	9	AB	R	H	RBI	BB	SO	LOB	TOP		
11 Jason Bourgeois, R (1, 8) OBP: 0.319, SLG: 0.327	G5-3		F8		G5-3		SH1-3 36 2B		L8	5	1	1	0	0	0	1	Houston Astros @ Milwaukee Brewers Miller Park, Milwaukee, WI Sat Aug 07 2010, 6:12 PM - 8:44 PM CDT Att: 39,410 - Partly Cloudy - 83 F		
36 Angel Sanchez, R (1, 6) OBP: 0.343, SLG: 0.394	1B		FC6-4 9 BB		1B		SH1-3		G4-3	3	0	2	0	1	0	0			
9 Hunter Pence, R (1, 9) OBP: 0.319, SLG: 0.443	K		FC6-4 1-2 2-3		1B		45 2B		G5-3	5	1	2	1	0	1	3			
45 Carlos Lee, R (1, 7) OBP: 0.292, SLG: 0.399	P4		K		F8		2H 2B			4	0	1	1	0	1	5			
8 Jeff Keppinger, R (1, 4) OBP: 0.355, SLG: 0.402	G6-3				F8		P4			4	0	1	0	0	0	3			
77 Pedro Feliz, R (1, 3) OBP: 0.247, SLG: 0.313	1B									3	0	1	0	0	0	1			
27 Geoff Blum, S (8, PH) OBP: 0.331, SLG: 0.329	1B									1	0	0	0	0	0	0			
23 Chris Johnson, R (1, 5) OBP: 0.383, SLG: 0.559	K									4	0	2	0	0	2	1			
55 Humberto Quintero, R (1, 2) OBP: 0.251, SLG: 0.306	G5-3				L6					3	0	0	0	0	0	3			
15 Jason Castro, L (8, PH) OBP: 0.292, SLG: 0.298										1	0	0	0	0	1	1			
39 Brett Myers, R (1, 1) OBP: 0.196, SLG: 0.159					G4-3					2	0	1	0	0	0	2			
29 Brett Wallace, L (7, PH) OBP: 0.409, SLG: 0.333										1	0	0	0	0	0	0			
28 Nelson Figueroa, R (7, PH) OBP: 0.500, SLG: 0.750										0	0	0	0	0	0	0			
4 Jason Michaels, R (8, PH) OBP: 0.289, SLG: 0.530										1	0	0	0	0	0	1			
48 Tim Byrdak, L (8, 1) OBP: 0.289, SLG: 0.530										0	0	0	0	0	0	0			
<b>Inning Stats</b>	R: 0 E: 0 K: 1 S: 10	H: 1 LOB: 1 BB: 0 P: 15	R: 0 E: 0 K: 1 S: 12	H: 1 LOB: 1 BB: 0 P: 17	R: 0 E: 0 K: 1 S: 14	H: 1 LOB: 2 BB: 1 P: 24	R: 0 E: 0 K: 0 S: 9	H: 2 LOB: 2 BB: 0 P: 12	R: 0 E: 0 K: 1 S: 12	H: 0 LOB: 0 BB: 0 P: 20	R: 2 E: 0 K: 0 S: 17	H: 3 LOB: 1 BB: 0 P: 24	R: 0 E: 0 K: 1 S: 10	H: 1 LOB: 1 BB: 0 P: 13	R: 0 E: 0 K: 0 S: 7	H: 0 LOB: 0 BB: 0 P: 8	1B: 8 2B: 3 3B: 0 HR: 0	SF: 0 SAC: 1 DP: 0 HBP: 0	WP: 0 PA: 39 PB: 0 SB: 0 CS: 0
<b>PITCHER</b>	IP WLS BF H R ER SO BB IBB HBP BLK WP HR S P ERA WHIP																		
43 Randy Wolf, L (1, 1) ERA: 4.81	6.2 W 30 9 2 2 4 1 0 0 0 0 0 0 75 111 2.70 1.500																		
50 Kameron Loe, R (7, 1) ERA: 2.57	0.2 H 4 2 0 0 0 0 0 0 0 0 0 0 8 11 0.00 3.000																		
21 Zach Braddock, L (8, 1) ERA: 3.68	0.1 H 1 0 0 0 1 0 0 0 0 0 0 0 3 5 0.00 0.000																		
60 Todd Coffey, R (8, 1) ERA: 4.67	0.1 H 1 0 0 0 0 0 0 0 0 0 0 0 3 3 0.00 0.000																		
51 Trevor Hoffman, R (9, 1) ERA: 6.25	1.0 S 3 0 0 0 0 0 0 0 0 0 0 0 7 8 0.00 0.000																		

Batter	1	2	3	4	5	6	7	8	9	AB	R	H	RBI	BB	SO	LOB	BOTTOM		
23 Rickie Weeks Jr., R (1, 4) OBP: 0.369, SLG: 0.485	IHR		G3-1			G5-3	K			4	1	1	1	0	1	0	Houston Astros @ Milwaukee Brewers Miller Park, Milwaukee, WI Sat Aug 07 2010, 6:12 PM - 8:44 PM CDT Att: 39,410 - Partly Cloudy - 83 F		
1 Cory Hart, R (1, 9) OBP: 0.350, SLG: 0.561	G3-3 8 2B		F9			28 1B	1B			4	2	3	0	0	0	0			
8 Ryan Braun, R (1, 7) OBP: 0.341, SLG: 0.463	G3				28 C4-6-3 1B	14 1B	L9			4	1	2	0	0	0	2			
28 Prince Fielder, L (1, 3) OBP: 0.398, SLG: 0.493	G6-3		G4-6-3			14 1B		L7		4	0	1	2	0	0	1			
14 Casey McGehee, R (1, 5) OBP: 0.336, SLG: 0.439	L6		G6-3			1-2 2H 1B		36 2B		3	0	1	1	1	0	0			
15 Jim Edmonds, L (1, 8) OBP: 0.347, SLG: 0.491	F7				G3	K	K			4	0	0	0	0	2	3			
21 Alcides Escobar, R (1, 6) OBP: 0.325, SLG: 0.336	P5									3	0	0	0	0	1	2			
50 Kameron Loe, R (7, 1) ERA: 3.19										0	0	0	0	0	0	0			
60 Todd Coffey, R (8, PH) OBP: 0.299, SLG: 0.779										0	0	0	0	0	0	0			
36 Lorenzo Cain, R (8, PH) OBP: 0.299, SLG: 0.779										0	0	0	0	0	0	0			
51 Trevor Hoffman, R (9, 1) ERA: 6.25										0	0	0	0	0	0	0			
16 George Kottaras, L (1, 2) OBP: 0.320, SLG: 0.438	F7				43 FC4-6 BB			F8		3	1	1	1	1	0	2			
43 Randy Wolf, L (1, 1) OBP: 0.264, SLG: 0.333			G3							2	0	0	0	0	0	1			
30 Craig Counsell, L (7, 6) OBP: 0.306, SLG: 0.301					FC4-6	G1-3				1	0	0	0	0	0	0			
<b>Inning Stats</b>	R: 2 E: 0 K: 0 S: 11	H: 2 LOB: 0 BB: 0 P: 16	R: 0 E: 0 K: 0 S: 9	H: 0 LOB: 0 BB: 0 P: 11	R: 0 E: 0 K: 0 S: 7	H: 0 LOB: 0 BB: 0 P: 8	R: 0 E: 0 K: 0 S: 6	H: 1 LOB: 0 BB: 0 P: 9	R: 0 E: 0 K: 0 S: 7	H: 0 LOB: 1 BB: 1 P: 13	R: 2 E: 0 K: 2 S: 15	H: 4 LOB: 2 BB: 0 P: 21	R: 1 E: 0 K: 1 S: 14	H: 2 LOB: 1 BB: 0 P: 23	R: 0 E: 0 K: 1 S: 10	H: 1 LOB: 2 BB: 1 P: 19	1B: 6 2B: 2 3B: 0 HR: 2	SF: 0 SAC: 0 DP: 1 HBP: 0	WP: 0 PA: 35 PB: 0 SB: 0 CS: 0
<b>PITCHER</b>	IP WLS BF H R ER SO BB IBB HBP BLK WP HR S P ERA WHIP																		
39 Brett Myers, R (1, 1) ERA: 3.21	6.0 L 25 7 4 4 4 2 0 0 0 0 0 0 55 78 6.00 1.333																		
28 Nelson Figueroa, R (7, 1) ERA: 3.19	1.0 5 2 1 1 1 0 0 0 0 0 0 1 14 23 9.00 2.000																		
48 Tim Byrdak, L (8, 1) ERA: 4.33	1.0 5 1 0 0 1 1 0 0 0 0 0 0 10 19 0.00 2.000																		







Batter	1	2	3	4	5	6	7	8	9	10	AB	R	H	RBI	BB	SO	LOB	TOP	
24 Chris Young, R OBP: 0.337, SLG: 0.471											5	1	1	1	0	1	2		
2 Kelly Johnson, L OBP: 0.374, SLG: 0.495											5	2	2	0	0	1	1		
10 Justin Upton, R OBP: 0.365, SLG: 0.463											4	1	1	0	1	1	2		
26 Miguel Montero, L OBP: 0.370, SLG: 0.450											4	1	2	1	1	0	1		
27 Mark Reynolds, R OBP: 0.335, SLG: 0.473											3	2	0	0	2	0	3		
6 Stephen Drew, L OBP: 0.346, SLG: 0.406											4	0	1	2	1	0	2		
4 Rusty Ryan, R OBP: 0.344, SLG: 0.397											3	0	0	0	0	2	0	AB 37	
11 Augie Ojeda, S OBP: 0.235, SLG: 0.180											0	0	0	0	0	0	0	R 7	
38 Sam Demel, R OBP: 0.247, SLG: 0.313											0	0	0	0	0	0	0	H 9	
19 Ryan Church, L OBP: 0.247, SLG: 0.313											1	0	1	1	0	0	0	RBI 6	
22 Aaron Heilman, R OBP: 0.276, SLG: 0.341											5	0	0	1	0	1	3	BB 6	
31 Ian Kennedy, R OBP: 0.308, SLG: 0.481											2	0	1	0	0	0	0	SO 7	
1 Bobby Crosby, S OBP: 0.306, SLG: 0.295											0	0	0	0	0	0	0	LOB 15	
32 Esmerling Vasquez, R OBP: 0.306, SLG: 0.295											0	0	0	0	0	0	0		
77 D.J. Carrasco, R OBP: 0.308, SLG: 0.481											0	0	0	0	0	0	0		
25 Adam LaRoche, L OBP: 0.308, SLG: 0.481											1	0	0	0	0	0	1		
<b>Inning Stats</b>	R: 1 E: 0 K: 1 S: 14	H: 3 LOB: 2 BB: 0 P: 22	R: 0 E: 0 K: 0 S: 6	H: 0 LOB: 0 BB: 0 P: 7	R: 1 E: 1 K: 0 S: 9	H: 1 LOB: 0 BB: 0 P: 15	R: 0 E: 0 K: 1 S: 8	H: 1 LOB: 1 BB: 1 P: 17	R: 0 E: 0 K: 1 S: 8	H: 0 LOB: 0 BB: 1 P: 15	R: 0 E: 0 K: 1 S: 10	H: 0 LOB: 2 BB: 2 P: 21	R: 3 E: 0 K: 1 S: 21	H: 3 LOB: 2 BB: 2 P: 37	1B: 7 2B: 2 3B: 0 HR: 1	SF: 0 SAC: 1 DP: 2 HBP: 0	WP: 0 PB: 0 SB: 0 CS: 0	PA: 44	
<b>PITCHER</b>	IP 6.0	WLS 24	BF 6	H 3	R 3	ER 3	SO 3	BB 1	IBB 0	HBP 0	BLK 0	WP 0	HR 1	S 55	P 94	ERA 4.50	WHIP 1.167		
38 Chris Narveson, L ERA: 5.62	0.2	H 3	0	0	0	1	1	0	0	0	0	0	0	7	13	0.00	1.500		
21 Zach Braddock, L ERA: 3.57	1.1	H 4	0	0	0	1	0	0	0	0	0	0	0	10	11	0.00	0.000		
50 Kameron Loe, R ERA: 2.48	1.0	B 5	0	1	1	1	2	0	0	0	0	0	0	10	21	9.00	2.000		
59 John Axford, R ERA: 3.16	1.0	L 8	3	3	3	1	1	1	0	0	0	0	0	21	37	27.00	4.000		
51 Trevor Hoffman, R ERA: 6.81																			

**Arizona Diamondbacks @ Milwaukee Brewers**  
Miller Park, Milwaukee, WI  
Mon Aug 09 2010, 7:11 PM - 10:37 PM CDT  
Att: 29,633 - Partly Cloudy - 83 F

livebaseballscorecards.com

AB 37  
R 7  
H 9  
RBI 6  
BB 6  
SO 7  
LOB 15

Batter	1	2	3	4	5	6	7	8	9	10	AB	R	H	RBI	BB	SO	LOB	BOTTOM		
21 Alcides Escobar, R OBP: 0.306, SLG: 0.337											4	0	0	0	0	0	2			
30 Craig Counsell, L OBP: 0.309, SLG: 0.300											4	1	1	0	1	1	0			
23 Rickie Weeks Jr., R OBP: 0.309, SLG: 0.480											4	0	1	0	1	0	3			
28 Prince Fielder, L OBP: 0.404, SLG: 0.483											4	1	2	1	0	2	1			
14 Casey McGehee, R OBP: 0.336, SLG: 0.447											5	0	1	0	0	2	4			
36 Lorenzo Cain, R OBP: 0.500, SLG: 0.888											4	2	2	0	1	1	0			
2 Joe Inglett, L OBP: 0.350, SLG: 0.431											4	0	0	1	0	1	4	AB 36		
20 Jonathan Lucroy, R OBP: 0.300, SLG: 0.349											3	0	0	0	1	1	3	R 4		
38 Chris Narveson, L ERA: 4.47	0.3	H 4	0	0	0	0	0	0	0	0	0	0	0	0	0	0	0	H 8		
32 Esmerling Vasquez, R ERA: 4.61	1.0	W 3	0	0	0	0	0	0	0	0	0	0	0	0	0	0	0	RBI 3		
77 D.J. Carrasco, R ERA: 4.22	1.0	S 6	3	0	0	0	0	0	0	0	0	0	0	0	0	0	0	BB 4		
38 Sam Demel, R ERA: 4.3	1.0	S 6	3	0	0	0	0	0	0	0	0	0	0	0	0	0	0	SO 9		
1 Cory Hart, R OBP: 0.309, SLG: 0.349	0.3	H 4	0	0	0	0	0	0	0	0	0	0	0	0	0	0	0	LOB 19		
51 Trevor Hoffman, R ERA: 6.81	1.0	S 6	3	0	0	0	0	0	0	0	0	0	0	0	0	0	0			
<b>Inning Stats</b>	R: 1 E: 0 K: 0 S: 8	H: 3 LOB: 1 BB: 0 P: 11	R: 1 E: 0 K: 1 S: 11	H: 1 LOB: 3 BB: 1 P: 19	R: 2 E: 0 K: 1 S: 15	H: 1 LOB: 2 BB: 2 P: 34	R: 0 E: 0 K: 1 S: 7	H: 0 LOB: 0 BB: 0 P: 11	R: 0 E: 0 K: 1 S: 7	H: 0 LOB: 0 BB: 0 P: 11	R: 0 E: 0 K: 3 S: 12	H: 0 LOB: 1 BB: 1 P: 20	R: 0 E: 0 K: 0 S: 6	H: 0 LOB: 0 BB: 0 P: 10	R: 0 E: 0 K: 0 S: 20	H: 3 LOB: 3 BB: 0 P: 28	1B: 8 2B: 0 3B: 0 HR: 0	SF: 1 SAC: 0 DP: 1 HBP: 3	WP: 2 PB: 0 SB: 0 CS: 0	PA: 44
<b>PITCHER</b>	IP 6.0	WLS 28	BF 5	H 4	R 4	ER 4	SO 4	BB 3	IBB 0	HBP 3	BLK 0	WP 2	HR 0	S 55	P 95	ERA 6.00	WHIP 1.333			
31 Ian Kennedy, R ERA: 4.47	1.0	4	0	0	0	3	1	0	0	0	0	0	0	12	20	0.00	1.000			
50 Kameron Loe, R ERA: 4.22	1.0	3	0	0	0	2	0	0	0	0	0	0	0	8	9	0.00	0.000			
59 John Axford, R ERA: 3.16	1.0	W 3	0	0	0	0	0	0	0	0	0	0	0	6	10	0.00	0.000			
22 Aaron Heilman, R ERA: 4.3	1.0	S 6	3	0	0	0	0	0	0	0	0	0	0	20	28	0.00	3.000			

**Arizona Diamondbacks @ Milwaukee Brewers**  
Miller Park, Milwaukee, WI  
Mon Aug 09 2010, 7:11 PM - 10:37 PM CDT  
Att: 29,633 - Partly Cloudy - 83 F

livebaseballscorecards.com

AB 36  
R 4  
H 8  
RBI 3  
BB 4  
SO 9  
LOB 19



Batter	1	2	3	4	5	6	7	8	9	AB	R	H	RBI	BB	SO	LOB	TOP							
24 Chris Young, R OBP: 0.340, SLG: 0.473										3	1	1	0	2	1	3	<b>Arizona Diamondbacks @ Milwaukee Brewers</b> Miller Park, Milwaukee, WI Tue Aug 10 2010, 7:11 PM - 10:13 PM CDT Att: 35,029 - Clear - 83 F							
2 Kelly Johnson, L OBP: 0.374, SLG: 0.495										4	0	1	0	1	1	2								
10 Justin Upton, R OBP: 0.363, SLG: 0.459										3	0	0	1	1	1	2								
25 Adam LaRoche, L OBP: 0.339, SLG: 0.483										4	0	2	0	0	2	1								
26 Miguel Montero, L OBP: 0.373, SLG: 0.466										3	1	1	1	1	0	0								
27 Mark Reynolds, R OBP: 0.334, SLG: 0.470										4	0	1	0	0	2	3								
6 Stephen Drew, L OBP: 0.345, SLG: 0.403										3	0	0	0	1	0	3								
4 Rusty Ryal, R OBP: 0.339, SLG: 0.392										2	0	0	0	0	0	3								
19 Ryan Church, L OBP: 0.245, SLG: 0.309										2	0	0	0	0	2	2								
38 Sam Demel, R (9, 1)										0	0	0	0	0	0	0								
54 Barry Enright, R OBP: 0.375, SLG: 0.438										3	0	1	0	0	2	0								
55 Blaine Boyer, R (7, 1)										0	0	0	0	0	0	0								
8 Gerardo Parra, L OBP: 0.275, SLG: 0.339										1	0	0	0	0	0	0								
<b>Inning Stats</b>	R: 0 H: 0 E: 0 K: 2 S: 10	H: 0 LOB: 1 BB: 1 P: 19	R: 0 H: 0 E: 0 K: 1 S: 8	H: 0 LOB: 0 BB: 0 P: 11	R: 0 H: 0 E: 0 K: 1 S: 12	H: 0 LOB: 1 BB: 1 P: 19	R: 0 H: 1 E: 0 K: 1 S: 17	H: 1 LOB: 3 BB: 2 P: 29	R: 1 H: 2 E: 0 K: 1 S: 9	H: 2 LOB: 2 BB: 1 P: 17	R: 0 H: 2 E: 0 K: 1 S: 14	H: 2 LOB: 3 BB: 1 P: 23	R: 0 H: 0 E: 0 K: 2 S: 8	H: 0 LOB: 0 BB: 0 P: 13	R: 1 H: 1 E: 0 K: 1 S: 8	H: 1 LOB: 0 BB: 0 P: 12	R: 0 H: 1 E: 0 K: 1 S: 15	H: 1 LOB: 1 BB: 0 P: 21	1B: 3 2B: 3 3B: 0 HR: 1	SF: 1 SAC: 0 DP: 0 HBP: 0	WP: 0 PB: 0 CS: 3	PA: 39		
<b>PITCHER</b>	IP WLS BF H R ER SO BB IBB HBP BLK WP HR S P ERA WHIP	IP WLS BF H R ER SO BB IBB HBP BLK WP HR S P ERA WHIP	IP WLS BF H R ER SO BB IBB HBP BLK WP HR S P ERA WHIP	IP WLS BF H R ER SO BB IBB HBP BLK WP HR S P ERA WHIP	IP WLS BF H R ER SO BB IBB HBP BLK WP HR S P ERA WHIP	IP WLS BF H R ER SO BB IBB HBP BLK WP HR S P ERA WHIP	IP WLS BF H R ER SO BB IBB HBP BLK WP HR S P ERA WHIP	IP WLS BF H R ER SO BB IBB HBP BLK WP HR S P ERA WHIP	IP WLS BF H R ER SO BB IBB HBP BLK WP HR S P ERA WHIP	IP WLS BF H R ER SO BB IBB HBP BLK WP HR S P ERA WHIP	IP WLS BF H R ER SO BB IBB HBP BLK WP HR S P ERA WHIP	IP WLS BF H R ER SO BB IBB HBP BLK WP HR S P ERA WHIP	IP WLS BF H R ER SO BB IBB HBP BLK WP HR S P ERA WHIP	IP WLS BF H R ER SO BB IBB HBP BLK WP HR S P ERA WHIP	IP WLS BF H R ER SO BB IBB HBP BLK WP HR S P ERA WHIP	IP WLS BF H R ER SO BB IBB HBP BLK WP HR S P ERA WHIP	IP WLS BF H R ER SO BB IBB HBP BLK WP HR S P ERA WHIP	IP WLS BF H R ER SO BB IBB HBP BLK WP HR S P ERA WHIP	IP WLS BF H R ER SO BB IBB HBP BLK WP HR S P ERA WHIP	IP WLS BF H R ER SO BB IBB HBP BLK WP HR S P ERA WHIP	IP WLS BF H R ER SO BB IBB HBP BLK WP HR S P ERA WHIP	IP WLS BF H R ER SO BB IBB HBP BLK WP HR S P ERA WHIP	IP WLS BF H R ER SO BB IBB HBP BLK WP HR S P ERA WHIP	IP WLS BF H R ER SO BB IBB HBP BLK WP HR S P ERA WHIP

AB	32
R	2
H	7
RBI	2
BB	6
SO	11
LOB	19



Batter	1	2	3	4	5	6	7	8	9	AB	R	H	RBI	BB	SO	LOB	BOTTOM							
36 Lorenzo Cain, R OBP: 0.500, SLG: 0.632										3	0	1	0	1	0	0	<b>Arizona Diamondbacks @ Milwaukee Brewers</b> Miller Park, Milwaukee, WI Tue Aug 10 2010, 7:11 PM - 10:13 PM CDT Att: 35,029 - Clear - 83 F							
7 Chris Dickerson, L OBP: 0.208, SLG: 0.255										3	0	0	0	0	1									
23 Rickie Weeks Jr., R OBP: 0.369, SLG: 0.476										4	0	1	0	0	1	2								
28 Prince Fielder, L OBP: 0.402, SLG: 0.489										3	0	0	0	1	0	2								
14 Casey McGehee, R OBP: 0.335, SLG: 0.447										4	0	1	0	0	1	2								
8 Ryan Braun, R OBP: 0.344, SLG: 0.464										0	0	0	0	0	0	0								
2 Joe Inglett, L OBP: 0.347, SLG: 0.425										4	0	1	0	0	0	1								
21 Alcides Escobar, R OBP: 0.306, SLG: 0.345										3	1	1	1	0	0	1								
20 Jonathan Lucroy, R OBP: 0.301, SLG: 0.348										3	0	1	0	0	0	1								
26 Manny Parra, L OBP: 0.313, SLG: 0.286										2	0	0	0	0	0	1								
60 Todd Coffey, R (6, 1)										0	0	0	0	0	0	0								
39 Chris Capuano, L (7, 1)										0	0	0	0	0	0	0								
1 Corey Hart, R OBP: 0.348, SLG: 0.553										1	0	0	0	0	0	0								
32 LaTroy Hawkins, R OBP: 0.344, SLG: 0.464										0	0	0	0	0	0	0								
<b>Inning Stats</b>	R: 0 H: 1 E: 0 K: 0 S: 6	H: 2 LOB: 1 BB: 0 P: 7	R: 1 H: 2 E: 0 K: 0 S: 10	H: 2 LOB: 1 BB: 0 P: 17	R: 0 H: 0 E: 0 K: 0 S: 5	H: 0 LOB: 0 BB: 0 P: 9	R: 0 H: 0 E: 0 K: 1 S: 9	H: 0 LOB: 0 BB: 0 P: 14	R: 0 H: 0 E: 0 K: 0 S: 13	H: 0 LOB: 0 BB: 0 P: 22	R: 0 H: 0 E: 0 K: 1 S: 13	H: 0 LOB: 2 BB: 2 P: 24	R: 0 H: 1 E: 0 K: 0 S: 5	H: 1 LOB: 0 BB: 0 P: 8	R: 0 H: 0 E: 0 K: 0 S: 6	H: 0 LOB: 0 BB: 0 P: 8	R: 0 H: 2 E: 0 K: 0 S: 9	H: 2 LOB: 1 BB: 0 P: 13	1B: 4 2B: 1 3B: 0 HR: 1	SF: 0 SAC: 1 DP: 2 HBP: 0	WP: 0 PB: 0 CS: 0	PA: 33		
<b>PITCHER</b>	IP WLS BF H R ER SO BB IBB HBP BLK WP HR S P ERA WHIP	IP WLS BF H R ER SO BB IBB HBP BLK WP HR S P ERA WHIP	IP WLS BF H R ER SO BB IBB HBP BLK WP HR S P ERA WHIP	IP WLS BF H R ER SO BB IBB HBP BLK WP HR S P ERA WHIP	IP WLS BF H R ER SO BB IBB HBP BLK WP HR S P ERA WHIP	IP WLS BF H R ER SO BB IBB HBP BLK WP HR S P ERA WHIP	IP WLS BF H R ER SO BB IBB HBP BLK WP HR S P ERA WHIP	IP WLS BF H R ER SO BB IBB HBP BLK WP HR S P ERA WHIP	IP WLS BF H R ER SO BB IBB HBP BLK WP HR S P ERA WHIP	IP WLS BF H R ER SO BB IBB HBP BLK WP HR S P ERA WHIP	IP WLS BF H R ER SO BB IBB HBP BLK WP HR S P ERA WHIP	IP WLS BF H R ER SO BB IBB HBP BLK WP HR S P ERA WHIP	IP WLS BF H R ER SO BB IBB HBP BLK WP HR S P ERA WHIP	IP WLS BF H R ER SO BB IBB HBP BLK WP HR S P ERA WHIP	IP WLS BF H R ER SO BB IBB HBP BLK WP HR S P ERA WHIP	IP WLS BF H R ER SO BB IBB HBP BLK WP HR S P ERA WHIP	IP WLS BF H R ER SO BB IBB HBP BLK WP HR S P ERA WHIP	IP WLS BF H R ER SO BB IBB HBP BLK WP HR S P ERA WHIP	IP WLS BF H R ER SO BB IBB HBP BLK WP HR S P ERA WHIP	IP WLS BF H R ER SO BB IBB HBP BLK WP HR S P ERA WHIP	IP WLS BF H R ER SO BB IBB HBP BLK WP HR S P ERA WHIP	IP WLS BF H R ER SO BB IBB HBP BLK WP HR S P ERA WHIP	IP WLS BF H R ER SO BB IBB HBP BLK WP HR S P ERA WHIP	IP WLS BF H R ER SO BB IBB HBP BLK WP HR S P ERA WHIP

AB	30
R	1
H	6
RBI	1
BB	2
SO	2
LOB	11









Batter	1	2	3	4	5	6	7	8	9	AB	R	H	RBI	BB	SO	LOB	TOP				
24 Chris Young, R OBP: 0.343, SLG: 0.473										5	0	2	0	0	2	3	<b>Arizona Diamondbacks @ Milwaukee Brewers</b> Miller Park, Milwaukee, WI Thu Aug 12 2010, 1:11 PM - 4:26 PM CDT Att: 34,808 - Partly Cloudy - 85 F				
11 Augie Ojeda, S OBP: 0.236, SLG: 0.185										4	0	1	0	0	0	3					
2 Kelly Johnson, L OBP: 0.371, SLG: 0.489										1	0	0	0	0	1	3					
10 Justin Upton, R OBP: 0.362, SLG: 0.453										3	0	0	0	2	2	1					
25 Adam LaRoche, L OBP: 0.341, SLG: 0.487										4	1	1	0	1	1	5					
27 Mark Reynolds, R OBP: 0.334, SLG: 0.476										4	1	1	0	1	1	2					
4 Rusty Ryan, R OBP: 0.347, SLG: 0.391										3	1	1	1	2	1	0					
6 Stephen Drew, L OBP: 0.347, SLG: 0.416										4	1	1	3	1	1	4					
28 John Hester, R OBP: 0.314, SLG: 0.328										2	0	0	0	2	0	1					
13 Rodrigo Lopez, R OBP: 0.077, SLG: 0.059										2	0	0	0	0	2	1					
1 Bobby Crosby, R OBP: 0.293, SLG: 0.291										1	0	0	0	0	1	0					
77 D.J. Carrasco, R OBP: 0.286, SLG: 0.343										0	0	0	0	0	0	0					
8 Gerardo Parra, L OBP: 0.286, SLG: 0.343										0	0	0	0	1	0	0					
55 Blaine Boyer, R OBP: 0.286, SLG: 0.343										0	0	0	0	0	0	0					
<b>Inning Stats</b>	R: 0 E: 0 K: 0 S: 9	H: 1 LOB: 2 BB: 1 P: 19	R: 0 E: 0 K: 2 S: 10	H: 0 LOB: 0 BB: 0 P: 12	R: 0 E: 0 K: 2 S: 11	H: 1 LOB: 1 BB: 0 P: 19	R: 4 E: 0 K: 1 S: 21	H: 5 LOB: 3 BB: 2 P: 36	R: 0 E: 0 K: 1 S: 11	H: 0 LOB: 1 BB: 1 P: 19	R: 0 E: 0 K: 2 S: 11	H: 0 LOB: 0 BB: 0 P: 13	R: 0 E: 0 K: 1 S: 12	H: 0 LOB: 3 BB: 3 P: 30	R: 0 E: 0 K: 1 S: 11	H: 0 LOB: 2 BB: 3 P: 26	1B: 4 2B: 2 3B: 0 HR: 1	SF: 0 SAC: 0 DP: 1 HBP: 0	WP: 0 PB: 0 CS: 0	PA: 43	
<b>PITCHER</b>	IP: 6.0 WLS: W BF: 29	H: 7 R: 4 ER: 4 SO: 8	BB: 4 IBB: 0 HBP: 0 BLK: 0	WP: 0 HR: 1 S: 73 P: 118	ERA: 6.00 WHIP: 1.833	IP: 1.0 WLS: H BF: 3	H: 0 R: 0 ER: 0 SO: 2	BB: 0 IBB: 0 HBP: 0 BLK: 0	WP: 0 HR: 0 S: 7 P: 21	ERA: 0.00 WHIP: 0.000	IP: 0.1 WLS: S BF: 7	H: 0 R: 0 ER: 0 SO: 2	BB: 3 IBB: 0 HBP: 0 BLK: 0	WP: 0 HR: 0 S: 16 P: 35	ERA: 0.00 WHIP: 1.800						

Batter	1	2	3	4	5	6	7	8	9	AB	R	H	RBI	BB	SO	LOB	BOTTOM				
23 Rickie Weeks Jr., R OBP: 0.364, SLG: 0.471										5	0	1	0	0	0	0	<b>Arizona Diamondbacks @ Milwaukee Brewers</b> Miller Park, Milwaukee, WI Thu Aug 12 2010, 1:11 PM - 4:26 PM CDT Att: 34,808 - Partly Cloudy - 85 F				
1 Corey Hart, R OBP: 0.348, SLG: 0.549										5	2	2	0	0	3	2					
8 Ryan Braun, R OBP: 0.339, SLG: 0.458										5	0	0	0	0	2	3					
28 Prince Fielder, L OBP: 0.406, SLG: 0.494										1	3	0	0	3	0	7					
14 Casey McGehee, R OBP: 0.347, SLG: 0.474										4	3	4	3	0	0	0					
30 Craig Counsell, L OBP: 0.311, SLG: 0.303										4	0	2	3	0	0	2					
36 Lorenzo Cain, R OBP: 0.433, SLG: 0.500										3	0	1	0	0	1	0					
59 John Axford, R ERA: 3.03										0	0	0	0	0	0	0					
16 George Kottaras, L OBP: 0.318, SLG: 0.429										3	0	0	0	1	0	2					
43 Randy Wolf, L OBP: 0.255, SLG: 0.321										2	0	0	0	0	1	3					
2 Joe Inglett, L OBP: 0.341, SLG: 0.417										1	0	0	0	0	0	0					
50 Kameron Loe, R ERA: 4.09										0	0	0	0	0	0	0					
21 Zach Braddock, L OBP: 0.231, SLG: 0.260										1	0	0	0	0	0	0					
<b>Inning Stats</b>	R: 3 E: 0 K: 2 S: 22	H: 3 LOB: 3 BB: 2 P: 42	R: 3 E: 0 K: 0 S: 13	H: 3 LOB: 1 BB: 1 P: 21	R: 0 E: 0 K: 0 S: 8	H: 0 LOB: 0 BB: 0 P: 12	R: 0 E: 0 K: 1 S: 8	H: 0 LOB: 0 BB: 0 P: 12	R: 1 E: 0 K: 1 S: 16	H: 1 LOB: 0 BB: 0 P: 20	R: 0 E: 1 K: 1 S: 10	H: 0 LOB: 1 BB: 0 P: 16	R: 1 E: 1 K: 1 S: 15	H: 2 LOB: 2 BB: 1 P: 26	R: 0 E: 1 K: 1 S: 10	H: 1 LOB: 1 BB: 0 P: 15	1B: 7 2B: 2 3B: 0 HR: 1	SF: 0 SAC: 0 DP: 0 HBP: 1	WP: 0 PB: 1 CS: 0	PA: 39	
<b>PITCHER</b>	IP: 5.0 WLS: L BF: 25	H: 7 R: 7 ER: 7 SO: 7	BB: 3 IBB: 0 HBP: 0 BLK: 0	WP: 0 HR: 1 S: 67 P: 107	ERA: 12.60 WHIP: 2.000	IP: 2.0 WLS: 10 BF: 10	H: 2 R: 1 ER: 0 SO: 2	BB: 1 IBB: 0 HBP: 0 BLK: 0	WP: 0 HR: 0 S: 25 P: 42	ERA: 0.00 WHIP: 1.500	IP: 1.0 WLS: 4 BF: 1	H: 0 R: 0 ER: 0 SO: 1	BB: 0 IBB: 0 HBP: 0 BLK: 0	WP: 0 HR: 0 S: 10 P: 15	ERA: 0.00 WHIP: 1.000						



Batter	1	2	3	4	5	6	7	8	9	AB	R	H	RBI	BB	SO	LOB	TOP										
23 Rickie Weeks Jr. R OBP: 0.369, SLG: 0.476										4	1	2	0	1	1	1	<b>Milwaukee Brewers @ Colorado Rockies</b> Coors Field, Denver, CO Fri Aug 13 2010, 7:13 PM - 10:13 PM MDT Att: 39,142 - Clear - 86 F										
1 Cory Hart R OBP: 0.344, SLG: 0.545										3	0	0	1	0	1	4											
28 Prince Fielder L OBP: 0.405, SLG: 0.491										3	0	0	0	1	3	1											
8 Ryan Braun R OBP: 0.341, SLG: 0.459										3	1	1	0	1	0	2											
14 Casey McGehee R OBP: 0.346, SLG: 0.474										4	1	1	1	0	0	2											
36 Lorenzo Cain R OBP: 0.412, SLG: 0.448										3	0	0	0	1	1	1											
21 Alcides Escobar R OBP: 0.305, SLG: 0.346										4	1	1	1	0	0	1											
20 Jonathan Lucroy R OBP: 0.300, SLG: 0.346										3	0	2	1	0	0	0											
30 Craig Counsell L OBP: 0.310, SLG: 0.391										1	0	0	0	0	0	0											
49 Yovani Gallardo R OBP: 0.302, SLG: 0.551										3	0	1	0	0	0	2											
50 Kameron Loe R ERA: 4.5										0	0	0	0	0	0	0											
39 Chris Capuano L OBP: 0.317, SLG: 0.427										1	0	0	0	0	1	0											
<b>Inning Stats</b>	R: 0 E: 0 K: 2 S: 13	H: 1 LOB: 2 BB: 1 P: 24	R: 0 E: 0 K: 0 S: 5	H: 0 LOB: 0 BB: 0 P: 8	R: 0 E: 0 K: 0 S: 8	H: 1 LOB: 2 BB: 2 P: 17	R: 0 E: 0 K: 0 S: 11	H: 0 LOB: 0 BB: 0 P: 18	R: 0 E: 0 K: 1 S: 11	H: 1 LOB: 1 BB: 0 P: 19	R: 3 E: 0 K: 2 S: 23	H: 4 LOB: 1 BB: 0 P: 36	R: 1 E: 0 K: 1 S: 10	H: 1 LOB: 0 BB: 0 P: 13	R: 0 E: 0 K: 0 S: 5	H: 0 LOB: 0 BB: 1 P: 14	R: 0 E: 0 K: 1 S: 7	H: 0 LOB: 0 BB: 0 P: 8	1B: 2 2B: 6 3B: 0 HR: 0	SF: 1 SAC: 0 DP: 1 HBP: 0	WP: 1 PB: 1 CS: 1	PA: 37					
<b>PITCHER</b>	IP	WLS	BF	H	R	ER	SO	BB	IBB	HBP	BLK	WP	HR	S	P	ERA	WHIP										
29 Jorge De La Rosa L ERA: 4.98	5.2		25	6	3	3	5	3	0	0	0	1	0	65	114	4.76	1.588										
34 Matt Belisle R ERA: 2.29	1.1		6	2	1	0	1	0	0	0	0	0	0	16	21	0.00	1.500										
35 Taylor Buchholz R ERA: 4.5	1.0	W	3	0	0	0	0	1	0	0	0	0	0	5	14	0.00	1.000										
16 Huston Street R ERA: 4.37	1.0	S	3	0	0	0	1	0	0	0	0	0	0	7	8	0.00	0.000										

Batter	1	2	3	4	5	6	7	8	9	AB	R	H	RBI	BB	SO	LOB	BOTTOM										
7 Seth Smith L OBP: 0.330, SLG: 0.506										3	0	0	0	1	1	1	<b>Milwaukee Brewers @ Colorado Rockies</b> Coors Field, Denver, CO Fri Aug 13 2010, 7:13 PM - 10:13 PM MDT Att: 39,142 - Clear - 86 F										
17 Todd Helton L OBP: 0.347, SLG: 0.330										2	2	1	0	2	0	0											
5 Carlos González L OBP: 0.352, SLG: 0.573										4	1	2	1	0	0	2											
2 Troy Tulowitzki R OBP: 0.382, SLG: 0.512										4	1	1	3	0	0	3											
11 Brad Hawpe L OBP: 0.342, SLG: 0.432										4	0	1	0	0	2	0											
24 Dexter Fowler S OBP: 0.348, SLG: 0.385										0	0	0	0	0	0	0											
9 Ian Stewart L OBP: 0.348, SLG: 0.458										4	1	2	0	0	2	1											
21 Miguel Olivo R OBP: 0.336, SLG: 0.488										4	0	0	0	0	1	3											
12 Clint Barmes R OBP: 0.311, SLG: 0.369										3	0	0	0	0	0	3											
29 Jorge De La Rosa L OBP: 0.290, SLG: 0.250										2	0	0	0	0	1	0											
34 Matt Belisle R OBP: 0.500, SLG: 0.667										0	0	0	0	0	0	0											
19 Ryan Spilborghs R OBP: 0.350, SLG: 0.451										1	0	1	1	0	0	0											
35 Taylor Buchholz R OBP: 1.000, SLG: 1.000										0	0	0	0	0	0	0											
16 Huston Street R ERA: 4.44										0	0	0	0	0	0	0											
<b>Inning Stats</b>	R: 0 E: 0 K: 0 S: 10	H: 0 LOB: 1 BB: 2 P: 20	R: 0 E: 0 K: 0 S: 11	H: 1 LOB: 0 BB: 0 P: 16	R: 1 E: 0 K: 1 S: 10	H: 2 LOB: 1 BB: 0 P: 19	R: 0 E: 0 K: 2 S: 10	H: 1 LOB: 0 BB: 0 P: 14	R: 0 E: 0 K: 1 S: 7	H: 0 LOB: 0 BB: 0 P: 7	R: 0 E: 0 K: 1 S: 6	H: 0 LOB: 0 BB: 0 P: 10	R: 1 E: 0 K: 0 S: 10	H: 2 LOB: 1 BB: 0 P: 13	R: 3 E: 0 K: 2 S: 14	H: 2 LOB: 0 BB: 1 P: 23	R: 0 E: 0 K: 0 S: 5	H: 0 LOB: 0 BB: 0 P: 8	1B: 1 2B: 6 3B: 0 HR: 1	SF: 0 SAC: 0 DP: 1 HBP: 0	WP: 1 PB: 0 CS: 0	PA: 34					
<b>PITCHER</b>	IP	WLS	BF	H	R	ER	SO	BB	IBB	HBP	BLK	WP	HR	S	P	ERA	WHIP										
49 Yovani Gallardo R ERA: 2.97	7.0		30	7	4	4	5	3	0	0	0	1	0	66	107	5.14	1.429										
50 Kameron Loe R ERA: 2.58	0.0	L	1	1	1	1	0	0	0	0	0	0	1	2	2	∞	∞										
39 Chris Capuano L ERA: 4.44	1.0		3	0	0	0	2	0	0	0	0	0	0	10	13	0.00	0.000										







Batter	1	2	3	4	5	6	7	8	9	AB	R	H	RBI	BB	SO	LOB	TOP										
23 Rickie Weeks Jr. R OBP: 0.372, SLG: 0.488										4	1	4	0	0	0	0											
1 Corey Hart R OBP: 0.343, SLG: 0.539										5	1	1	1	0	1	4											
8 Ryan Braun, R OBP: 0.346, SLG: 0.469										5	1	3	0	0	2	2											
28 Prince Fielder, L OBP: 0.405, SLG: 0.487										3	0	2	2	1	1	2											
14 Casey McGehee, R OBP: 0.344, SLG: 0.469										4	0	0	0	0	2	5											
7 Chris Dickerson, L OBP: 0.230, SLG: 0.288										4	0	0	0	0	3	3											
21 Alcides Escobar, R OBP: 0.303, SLG: 0.341										4	0	0	0	0	0	0											
16 George Kottaras, L OBP: 0.315, SLG: 0.423										4	1	1	0	0	1	0											
26 Manny Parra, L OBP: 0.258, SLG: 0.287										2	0	0	0	0	1	0											
60 Todd Coffey, R ERA: 4.63										2	0	0	0	0	0	0											
2 Joe Inglett, L ERA: 4.26										1	0	0	0	0	0	0											
54 David Riske, R ERA: 5.01										1	0	0	0	0	0	0											
21 Zach Braddock, L ERA: 3.38										1	0	0	0	0	0	0											
30 Craig Counsell, L ERA: 6.75										1	0	0	0	0	0	0											
51 Trevor Hoffman, R ERA: 6.75										1	0	0	0	0	0	0											
<b>Inning Stats</b>	R: 0 E: 0 K: 3 S: 14	H: 2 LOB: 3 BB: 1 P: 22	R: 0 E: 0 K: 1 S: 6	H: 0 LOB: 0 BB: 0 P: 10	R: 3 E: 0 K: 1 S: 16	H: 4 LOB: 0 BB: 0 P: 25	R: 0 E: 0 K: 1 S: 8	H: 0 LOB: 0 BB: 0 P: 13	R: 0 E: 0 K: 2 S: 9	H: 2 LOB: 2 BB: 0 P: 13	R: 0 E: 0 K: 1 S: 7	H: 0 LOB: 0 BB: 0 P: 8	R: 0 E: 0 K: 1 S: 6	H: 1 LOB: 1 BB: 0 P: 8	R: 0 E: 0 K: 1 S: 9	H: 1 LOB: 0 BB: 0 P: 15	R: 2 E: 0 K: 1 S: 17	H: 1 LOB: 2 BB: 1 P: 27	1B: 8 2B: 3 3B: 1 HR: 0	SF: 0 SAC: 0 DP: 3 HBP: 1	WP: 0 PB: 0 SB: 0 CS: 1	PA: 39					
<b>PITCHER</b>	IP	WLS	BF	H	R	ER	SO	BB	IBB	HBP	BLK	WP	HR	S	P	ERA	WHIP										
38 Ubaldo Jiménez, R ERA: 2.99	8.0		32	10	3	3	10	1	0	0	0	0	0	75	114	3.38	1.375										
16 Huston Street, R ERA: 4.26	0.2	B	6	1	2	0	0	1	0	1	0	0	0	14	24	0.00	3.000										
63 Rafael Betancourt, R ERA: 4.26	0.1	W	1	0	0	0	1	0	0	0	0	0	0	3	3	0.00	0.000										

Milwaukee Brewers @ Colorado Rockies  
Coors Field, Denver, CO  
Sun Aug 15 2010, 1:13 PM - 4:20 PM MDT  
Att: 48,133 - Sunny - 76 F

AB 36  
R 5  
H 11  
RBI 3  
BB 2  
SO 11  
LOB 16



Batter	1	2	3	4	5	6	7	8	9	AB	R	H	RBI	BB	SO	LOB	BOTTOM										
1 Eric Young Jr., S OBP: 0.326, SLG: 0.317										4	1	1	0	0	2	0											
24 Dexter Fowler, S OBP: 0.347, SLG: 0.387										1	1	1	0	0	0	0											
19 Ryan Spillborghs, R OBP: 0.355, SLG: 0.457										3	0	1	1	1	1	0											
7 Seth Smith, L OBP: 0.328, SLG: 0.502										1	0	0	0	0	0	1											
5 Carlos González, L OBP: 0.352, SLG: 0.569										4	0	1	1	1	0	2											
2 Troy Tulowitzki, R OBP: 0.387, SLG: 0.521										4	2	3	2	1	1	1											
6 Melvin Mora, R OBP: 0.355, SLG: 0.386										2	0	0	0	2	0	1											
9 Ian Stewart, L OBP: 0.352, SLG: 0.468										3	1	2	2	0	1	3											
21 Miguel Olivo, R OBP: 0.332, SLG: 0.481										4	0	0	0	0	2	5											
12 Clint Barmes, R OBP: 0.308, SLG: 0.364										4	0	0	0	0	3	5											
63 Rafael Betancourt, R ERA: 4.63										0	0	0	0	0	0	0											
38 Ubaldo Jiménez, R OBP: 0.136, SLG: 0.121										3	1	0	0	0	0	0											
16 Huston Street, R ERA: 4.26										0	0	0	0	0	0	0											
17 Todd Helton, L OBP: 0.344, SLG: 0.338										1	0	0	0	0	1	0											
<b>Inning Stats</b>	R: 0 E: 0 K: 1 S: 6	H: 0 LOB: 0 BB: 0 P: 7	R: 1 E: 0 K: 1 S: 9	H: 1 LOB: 0 BB: 0 P: 15	R: 2 E: 1 K: 2 S: 15	H: 2 LOB: 1 BB: 0 P: 24	R: 1 E: 0 K: 1 S: 12	H: 1 LOB: 0 BB: 0 P: 19	R: 0 E: 0 K: 1 S: 10	H: 0 LOB: 1 BB: 1 P: 20	R: 1 E: 0 K: 1 S: 14	H: 2 LOB: 2 BB: 1 P: 26	R: 0 E: 0 K: 1 S: 6	H: 0 LOB: 0 BB: 0 P: 9	R: 0 E: 0 K: 2 S: 16	H: 1 LOB: 3 BB: 2 P: 28	R: 1 E: 0 K: 1 S: 10	H: 2 LOB: 2 BB: 1 P: 17	1B: 4 2B: 4 3B: 0 HR: 2	SF: 1 SAC: 0 DP: 1 HBP: 0	WP: 0 PB: 1 SB: 2 CS: 1	PA: 40					
<b>PITCHER</b>	IP	WLS	BF	H	R	ER	SO	BB	IBB	HBP	BLK	WP	HR	S	P	ERA	WHIP										
26 Manny Parra, L ERA: 5.36	5.0		24	6	2	2	6	2	0	0	0	0	0	7	11	0.00	0.000										
60 Todd Coffey, R ERA: 4.63	1.0		2	0	0	0	1	0	0	0	0	0	0	7	11	0.00	0.000										
54 David Riske, R ERA: 5.01	1.0		6	1	0	0	1	2	0	0	0	0	0	11	23	0.00	3.000										
21 Zach Braddock, L ERA: 3.38	1.0		3	0	0	0	2	0	0	0	0	0	0	11	14	0.00	0.000										
51 Trevor Hoffman, R ERA: 6.75	0.2	L	5	2	1	1	1	1	0	0	0	0	0	10	17	13.50	4.500										

Milwaukee Brewers @ Colorado Rockies  
Coors Field, Denver, CO  
Sun Aug 15 2010, 1:13 PM - 4:20 PM MDT  
Att: 48,133 - Sunny - 76 F

AB 34  
R 6  
H 9  
RBI 6  
BB 5  
SO 11  
LOB 18





Batter	1	2	3	4	5	6	7	8	9	AB	R	H	RBI	BB	SO	LOB	TOP										
23 Rickie Weeks Jr. R OBP: 0.372, SLG: 0.485										3	1	0	0	2	1	1											
1 Corey Hart R OBP: 0.342, SLG: 0.536										4	1	1	0	0	1	2											
8 Ryan Braun, R OBP: 0.343, SLG: 0.465										4	0	0	0	0	0	2											
28 Prince Fielder, L OBP: 0.402, SLG: 0.483										4	0	0	0	0	1	2											
14 Casey McGehee, R OBP: 0.347, SLG: 0.478										4	1	3	2	0	0	0											
36 Lorenzo Cain, R OBP: 0.421, SLG: 0.455										4	0	2	0	0	0	1											
59 John Axford, R										0	0	0	0	0	0	0											
21 Alcides Escobar, R OBP: 0.303, SLG: 0.338										3	0	0	0	1	0	3											
20 Jonathan Lucroy, R OBP: 0.302, SLG: 0.341										4	0	1	0	0	2	3											
31 Dave Bush, R OBP: 0.214, SLG: 0.158										2	0	0	0	1	2	4											
50 Kameron Loe, R										0	0	0	0	0	0	0											
7 Chris Dickerson, L OBP: 0.226, SLG: 0.283										1	0	0	0	0	1	0											
<b>Inning Stats</b>	R: 0 E: 0 K: 2 S: 9	H: 0 LOB: 0 BB: 0 P: 13	R: 0 E: 1 K: 3 S: 13	H: 1 LOB: 3 BB: 1 P: 21	R: 3 E: 1 K: 0 S: 13	H: 3 LOB: 1 BB: 1 P: 24	R: 0 E: 0 K: 0 S: 11	H: 0 LOB: 1 BB: 1 P: 20	R: 0 E: 0 K: 0 S: 6	H: 0 LOB: 0 BB: 0 P: 7	R: 0 E: 0 K: 1 S: 13	H: 1 LOB: 1 BB: 0 P: 17	R: 0 E: 0 K: 0 S: 5	H: 0 LOB: 0 BB: 1 P: 10	R: 0 E: 0 K: 0 S: 8	H: 2 LOB: 1 BB: 0 P: 14	R: 0 E: 0 K: 2 S: 8	H: 0 LOB: 0 BB: 0 P: 10	1B: 6 2B: 0 3B: 0 HR: 1	SF: 0 SAC: 0 DP: 3 HBP: 0	WP: 0 PB: 0 SB: 0 CS: 0	PA: 37					
<b>PITCHER</b>	IP	WLS	BF	H	R	ER	SO	BB	IBB	HBP	BLK	WP	HR	S	P	ERA	WHIP										
54 Jaime Garcia, L ERA: 2.58	6.0	L	27	5	3	0	6	2	1	0	0	0	1	65	102	0.00	1.167										
41 Mitchell Boggs, R ERA: 3.91	2.0		7	2	0	0	0	1	0	0	0	0	0	13	24	0.00	1.500										
46 Kyle McClellan, R ERA: 1.89	1.0		3	0	0	0	2	0	0	0	0	0	0	8	10	0.00	0.000										

**Milwaukee Brewers @ St. Louis Cardinals**  
 Busch Stadium, St. Louis, MO  
 Tue Aug 17 2010, 7:16 PM - 10:00 PM CDT  
 Att: 45,380 - Cloudy - 78 F

AB	33
R	3
H	7
RBI	2
BB	4
SO	8
LOB	18



Batter	1	2	3	4	5	6	7	8	9	AB	R	H	RBI	BB	SO	LOB	BOTTOM										
55 Skip Schumaker, L OBP: 0.327, SLG: 0.340										3	0	1	0	1	0	2											
19 Jon Jay, L OBP: 0.406, SLG: 0.525										4	0	0	0	0	3	3											
46 Kyle McClellan, R OBP: 0.500, SLG: 0.500										0	0	0	0	0	0	0											
5 Albert Pujols, R OBP: 0.410, SLG: 0.591										3	1	1	1	1	0	1											
7 Matt Holliday, R OBP: 0.376, SLG: 0.526										4	0	0	0	0	0	3											
8 Allen Craig, R OBP: 0.213, SLG: 0.250										3	0	0	0	0	0	0											
28 Colby Rasmus, L OBP: 0.352, SLG: 0.504										1	0	0	0	0	0	0											
3 Felipe Lopez, S OBP: 0.328, SLG: 0.364										4	0	1	0	0	2	0											
4 Yadier Molina, R OBP: 0.323, SLG: 0.328										4	0	0	0	0	0	1											
54 Jaime Garcia, L OBP: 0.205, SLG: 0.167										2	0	0	0	0	0	0											
41 Mitchell Boggs, R ERA: 2.72	1.1	H	6	2	1	1	0	0	0	0	0	0	0	0	0	0											
12 Aaron Miles, S OBP: 0.344, SLG: 0.375	1.2	S	6	0	0	0	2	0	1	0	0	0	0	0	0	0											
13 Brendan Ryan, R OBP: 0.284, SLG: 0.303										3	1	2	0	0	0	1											
<b>Inning Stats</b>	R: 0 E: 0 K: 0 S: 7	H: 0 LOB: 1 BB: 1 P: 15	R: 0 E: 0 K: 0 S: 9	H: 1 LOB: 0 BB: 0 P: 14	R: 0 E: 1 K: 1 S: 11	H: 1 LOB: 1 BB: 0 P: 17	R: 0 E: 0 K: 0 S: 12	H: 0 LOB: 0 BB: 0 P: 16	R: 0 E: 0 K: 1 S: 9	H: 0 LOB: 0 BB: 0 P: 12	R: 0 E: 0 K: 0 S: 9	H: 0 LOB: 0 BB: 0 P: 15	R: 1 E: 0 K: 1 S: 11	H: 2 LOB: 2 BB: 1 P: 21	R: 0 E: 0 K: 1 S: 9	H: 0 LOB: 0 BB: 0 P: 14	1B: 5 2B: 0 3B: 0 HR: 1	SF: 0 SAC: 0 DP: 1 HBP: 0	WP: 1 PB: 0 SB: 0 CS: 0	PA: 34							
<b>PITCHER</b>	IP	WLS	BF	H	R	ER	SO	BB	IBB	HBP	BLK	WP	HR	S	P	ERA	WHIP										
31 Dave Bush, R ERA: 4.63	6.0	W	22	4	1	1	3	1	0	0	0	0	0	16	24	6.75	1.500										
50 Kameron Loe, R ERA: 2.72	1.1		6	2	1	1	0	0	0	0	0	0	0	13	26	0.00	0.000										
59 John Axford, R ERA: 2.76	1.2		6	0	0	0	2	0	1	0	0	1	0	13	26	0.00	0.000										

**Milwaukee Brewers @ St. Louis Cardinals**  
 Busch Stadium, St. Louis, MO  
 Tue Aug 17 2010, 7:16 PM - 10:00 PM CDT  
 Att: 45,380 - Cloudy - 78 F

AB	32
R	2
H	6
RBI	1
BB	2
SO	5
LOB	11









Batter	1	2	3	4	5	6	7	8	9	AB	R	H	RBI	BB	SO	LOB	TOP	
25 Will Venable, L OBP: 0.327, SLG: 0.407	F9	2B		BB		K			K2-3	4	0	1	2	1	2	0	<b>San Diego Padres @ Milwaukee Brewers</b> Miller Park, Milwaukee, WI Fri Aug 20 2010, 7:12 PM - 10:30 PM CDT Att: 27,976 - Roof Closed - 84 F	
10 Miguel Tejada, R OBP: 0.317, SLG: 0.370	G1-3	L8		BB		K			2B	4	0	1	0	1	1			
23 Adrián González, L OBP: 0.391, SLG: 0.512	HR	IBB		1B			G1-3		K	4	1	2	2	1	1			
47 Ryan Ludwick, R OBP: 0.341, SLG: 0.473	BB	F9		K			G4-3			3	1	0	0	1	1			
7 Chase Headley, S OBP: 0.377, SLG: 0.400	HR		G4-3	FC4-6			F9			4	1	1	2	0	0	3		
8 Yovani Gallardo, R OBP: 0.368, SLG: 0.380	G4-3		G5-3		L1			K		4	0	0	0	0	1	0		
13 Chris Denorfia, R OBP: 0.356, SLG: 0.475			K					K		3	1	1	0	1	2	0		
1 Everth Cabrera, S OBP: 0.279, SLG: 0.282								G6-3		3	2	1	0	1	0	1		
49 Wade LeBlanc, L OBP: 0.317, SLG: 0.300			SH1-4							0	0	0	0	0	0	0		
46 Tim Stauffer, R OBP: 0.143, SLG: 0.286										1	0	0	0	0	1	0		
58 Ryan Webb, R OBP: 0.222, SLG: 0.279										0	0	0	0	0	0	0		
45 Edward Mujica, R OBP: 0.303, SLG: 0.394										0	0	0	0	0	0	0		
16 Matt Stairs, L OBP: 0.250, SLG: 0.352										0	0	0	0	0	0	0		
12 Scott Hairston, R OBP: 0.203, SLG: 0.294										1	0	0	0	0	0	0		
<b>Inning Stats</b>	R: 3 H: 2 E: 0 K: 0 S: 13	H: 2 LOB: 0 BB: 1 P: 22	R: 2 H: 2 E: 0 K: 0 S: 11	H: 2 LOB: 2 BB: 2 P: 25	R: 0 H: 0 E: 0 K: 1 S: 8	H: 0 LOB: 0 BB: 0 P: 12	R: 1 H: 2 E: 0 K: 1 S: 11	H: 2 LOB: 3 BB: 2 P: 25	R: 0 H: 0 E: 0 K: 3 S: 11	H: 0 LOB: 0 BB: 0 P: 14	R: 0 H: 0 E: 0 K: 2 S: 11	H: 0 LOB: 0 BB: 0 P: 16	R: 0 H: 1 E: 0 K: 2 S: 14	H: 1 LOB: 1 BB: 0 P: 20	1B: 3 2B: 2 3B: 0 HR: 2	SF: 0 SAC: 2 DP: 1 HBP: 0	WP: 0 PB: 0 SB: 0 CS: 0	PA: 39
<b>PITCHER</b>	IP WLS BF H R ER SO BB IBB HBP BLK WP HR S P ERA WHIP																	
49 Yovani Gallardo, R ERA: 3.28	(1, 1) 3.1 21 6 6 6 1 4 1 0 0 0 0 2 38 76 16.20 3.000																	
39 Chris Capuano, L ERA: 3.85	(4, 1) 3.2 W 11 0 0 0 4 1 0 0 0 0 0 27 40 0.00 0.273																	
60 Todd Coffey, R ERA: 4.53	(8, 1) 1.0 3 0 0 0 2 0 0 0 0 0 0 11 16 0.00 0.000																	
21 Zach Braddock, L ERA: 3.24	(9, 1) 1.0 4 1 0 0 2 0 0 0 0 0 0 14 20 0.00 1.000																	

Batter	1	2	3	4	5	6	7	8	9	AB	R	H	RBI	BB	SO	LOB	BOTTOM			
23 Rickie Weeks Jr., R OBP: 0.370, SLG: 0.482	F9		K	G4-3	2B		K			5	0	1	1	0	2	1	<b>San Diego Padres @ Milwaukee Brewers</b> Miller Park, Milwaukee, WI Fri Aug 20 2010, 7:12 PM - 10:30 PM CDT Att: 27,976 - Roof Closed - 84 F			
1 Corey Hart, R OBP: 0.343, SLG: 0.538	BB		K	BB				K		4	2	3	0	0	1	0				
7 Chris Dickerson, L OBP: 0.222, SLG: 0.279	3B			1B						1	0	0	0	0	1	0				
8 Ryan Braun, R OBP: 0.347, SLG: 0.464	1B		BB	BB			G6-4-3			3	2	2	1	2	0	0				
28 Prince Fielder, L OBP: 0.403, SLG: 0.482	F8		1B	BB			1B			3	1	1	1	1	0	1				
14 Casey McGehee, R OBP: 0.345, SLG: 0.483	2B		1B	BB				G4-3		4	1	2	4	0	1	4				
36 Lorenzo Cain, R OBP: 0.422, SLG: 0.525	G5-3		K				G6-4-3			4	1	1	0	0	1	1				
21 Alcides Escobar, R OBP: 0.305, SLG: 0.339	F8			1B						4	2	2	0	0	0	1				
20 Jonathan Lucroy, R OBP: 0.301, SLG: 0.356	G6-3			1B						4	1	1	2	0	0	2				
49 Yovani Gallardo, R OBP: 0.296, SLG: 0.540	F7			HR						1	0	0	0	0	0	0				
39 Chris Capuano, L ERA: 1.17	(4, 1) 1.2 10 4 1 1 1 2 0 0 0 0 0 31 52 5.40 3.600																			
2 Joe Inglett, L OBP: 0.349, SLG: 0.432	(7, PH) 1.0 3 0 0 0 1 0 0 0 0 0 0 24 37 9.00 2.000																			
60 Todd Coffey, R ERA: 3.3	(8, 1) 1.0 3 0 0 0 1 0 0 0 0 0 0 7 9 0.00 0.000																			
21 Zach Braddock, L ERA: 3.31	(9, 1) 1.0 3 0 0 0 1 0 0 0 0 0 0 7 9 0.00 0.000																			
<b>Inning Stats</b>	R: 2 H: 3 E: 0 K: 0 S: 12	H: 3 LOB: 1 BB: 0 P: 17	R: 0 H: 0 E: 0 K: 0 S: 6	H: 0 LOB: 0 BB: 0 P: 11	R: 3 H: 2 E: 0 K: 3 S: 17	H: 2 LOB: 0 BB: 1 P: 30	R: 2 H: 3 E: 0 K: 1 S: 24	H: 3 LOB: 2 BB: 2 P: 40	R: 1 H: 3 E: 0 K: 0 S: 17	H: 3 LOB: 2 BB: 0 P: 23	R: 1 H: 2 E: 0 K: 0 S: 6	H: 2 LOB: 0 BB: 0 P: 11	R: 1 H: 2 E: 0 K: 1 S: 18	H: 2 LOB: 1 BB: 0 P: 26	R: 0 H: 0 E: 0 K: 1 S: 7	H: 0 LOB: 0 BB: 0 P: 9	1B: 10 2B: 2 3B: 1 HR: 2	SF: 1 SAC: 0 DP: 1 HBP: 0	WP: 0 PB: 0 SB: 1 CS: 0	PA: 40
<b>PITCHER</b>	IP WLS BF H R ER SO BB IBB HBP BLK WP HR S P ERA WHIP																			
49 Wade LeBlanc, L ERA: 3.85	(1, 1) 3.1 L 18 7 7 7 3 1 0 0 0 0 0 2 45 69 18.90 2.400																			
46 Tim Stauffer, R ERA: 1.17	(4, 1) 1.2 10 4 1 1 1 2 0 0 0 0 0 31 52 5.40 3.600																			
58 Ryan Webb, R ERA: 3.3	(6, 1) 2.0 9 4 2 2 1 0 0 0 0 0 0 24 37 9.00 2.000																			
45 Edward Mujica, R ERA: 3.31	(8, 1) 1.0 3 0 0 0 1 0 0 0 0 0 0 7 9 0.00 0.000																			





Batter	1	2	3	4	5	6	7	8	9	AB	R	H	RBI	BB	SO	LOB	TOP		
22 David Eckstein, R OBP: 0.324, SLG: 0.349										4	0	0	0	1	1	4	<b>San Diego Padres @ Milwaukee Brewers</b> Miller Park, Milwaukee, WI Sat Aug 21 2010, 6:11 PM - 9:46 PM CDT Att: 40,056 - Cloudy - 77 F		
10 Miguel Tejada, R OBP: 0.316, SLG: 0.356										4	0	0	0	1	2	5			
23 Adrián González, L OBP: 0.389, SLG: 0.511										5	0	1	0	0	3	4			
47 Ryan Ludwick, R OBP: 0.339, SLG: 0.469										5	1	1	0	0	1	1			
7 Chase Headley, S OBP: 0.340, SLG: 0.399										3	1	1	0	2	1	0			
8 Yovit Torresblat, R OBP: 0.367, SLG: 0.377										2	1	0	0	1	0	2			
4 Nick Hundley, R OBP: 0.304, SLG: 0.382										1	0	0	0	0	0	0			
13 Chris Denorfia, R OBP: 0.358, SLG: 0.480										4	1	2	2	0	1	2			
12 Scott Hairston, R OBP: 0.304, SLG: 0.361										2	0	0	0	1	0	1			
39 Ernesto Frieri, R										0	0	0	0	0	0	0			
16 Matt Stairs, L OBP: 0.275, SLG: 0.403										1	1	1	2	0	0	0			
37 Mike Adams, R										0	0	0	0	0	0	0			
29 Kevin Correia, R OBP: 0.186, SLG: 0.171										2	0	1	1	0	0	0			
54 Joe Thatcher, L										0	0	0	0	0	0	0			
25 Will Venable, L OBP: 0.328, SLG: 0.408										2	0	1	0	0	0	0			
<b>Inning Stats</b>	R: 0 E: 0 K: 0 S: 8	H: 1 LOB: 1 BB: 0 P: 17	R: 0 E: 0 K: 0 S: 8	H: 1 LOB: 1 BB: 0 P: 14	R: 0 E: 0 K: 0 S: 8	H: 0 LOB: 1 BB: 1 P: 14	R: 3 E: 0 K: 1 S: 19	H: 3 LOB: 3 BB: 3 P: 36	R: 0 E: 0 K: 1 S: 11	H: 0 LOB: 1 BB: 1 P: 18	R: 0 E: 0 K: 2 S: 10	H: 0 LOB: 0 BB: 0 P: 14	R: 2 E: 0 K: 2 S: 17	H: 3 LOB: 1 BB: 0 P: 28	R: 0 E: 0 K: 2 S: 8	H: 0 LOB: 0 BB: 0 P: 10	1B: 5 2B: 2 3B: 0 HR: 1	SF: 0 SAC: 0 DP: 0 HBP: 0	WP: 1 PB: 1 CS: 2 PA: 41
<b>PITCHER</b>	IP WLS BF H R ER SO BB IBB HBP BLK WP HR S P ERA WHIP																		
38 Chris Narveson, L ERA: 5.69	3.0 W 16 4 3 3 0 3 0 0 0 0 0 0 32 64 9.00 2.333																		
58 Mike McClendon, R ERA:	3.0 W 13 1 0 0 3 3 0 0 0 0 0 0 30 51 0.00 1.333																		
21 Zach Braddock, L ERA: 3.12	1.0 H 3 0 0 0 2 0 0 0 0 0 0 0 10 14 0.00 0.000																		
50 Kameron Loe, R ERA: 3.15	0.1 H 3 2 2 2 0 0 0 0 0 1 1 9 13 54.00 6.000																		
59 John Axford, R ERA: 2.64	1.2 S 6 1 0 0 4 0 0 0 0 0 0 0 16 25 0.00 0.600																		
Batter	1	2	3	4	5	6	7	8	9	AB	R	H	RBI	BB	SO	LOB	BOTTOM		
23 Rickie Weeks Jr., R OBP: 0.368, SLG: 0.478										4	0	0	0	1	1	1	<b>San Diego Padres @ Milwaukee Brewers</b> Miller Park, Milwaukee, WI Sat Aug 21 2010, 6:11 PM - 9:46 PM CDT Att: 40,056 - Cloudy - 77 F		
21 Alcides Escobar, R OBP: 0.306, SLG: 0.341										4	2	1	0	1	0	1			
8 Ryan Braun, R OBP: 0.349, SLG: 0.471										4	2	2	1	1	0	1			
28 Prince Fielder, L OBP: 0.405, SLG: 0.481										3	1	1	1	2	2	2			
14 Casey McGehee, R OBP: 0.347, SLG: 0.485										3	0	2	1	0	0	0			
36 Lorenzo Cain, R OBP: 0.408, SLG: 0.500										4	1	1	0	0	1	4			
7 Chris Dickerson, L OBP: 0.239, SLG: 0.313										3	0	2	2	0	0	2			
59 John Axford, R										0	0	0	0	0	0	0			
20 Jonathan Lucroy, R OBP: 0.305, SLG: 0.356										3	0	1	1	1	0	2			
38 Chris Narveson, L OBP: 0.350, SLG: 0.342										2	0	0	0	0	1	4			
58 Mike McClendon, R										1	0	0	0	0	0	1			
21 Zach Braddock, L										0	0	0	0	0	0	0			
50 Kameron Loe, R										0	0	0	0	0	0	0			
2 Joe Inglett, L OBP: 0.346, SLG: 0.429										1	0	0	0	0	0	0			
<b>Inning Stats</b>	R: 1 E: 0 K: 1 S: 15	H: 3 LOB: 2 BB: 0 P: 24	R: 0 E: 0 K: 0 S: 8	H: 1 LOB: 1 BB: 0 P: 14	R: 2 E: 0 K: 1 S: 18	H: 2 LOB: 3 BB: 3 P: 36	R: 0 E: 0 K: 1 S: 9	H: 0 LOB: 0 BB: 0 P: 12	R: 2 E: 0 K: 0 S: 11	H: 2 LOB: 1 BB: 1 P: 20	R: 1 E: 0 K: 1 S: 11	H: 1 LOB: 1 BB: 0 P: 19	R: 0 E: 0 K: 0 S: 13	H: 1 LOB: 1 BB: 0 P: 16	R: 0 E: 0 K: 1 S: 19	H: 0 LOB: 2 BB: 2 P: 29	1B: 7 2B: 2 3B: 0 HR: 1	SF: 2 SAC: 0 DP: 0 HBP: 0	WP: 0 PB: 0 CS: 0 PA: 40
<b>PITCHER</b>	IP WLS BF H R ER SO BB IBB HBP BLK WP HR S P ERA WHIP																		
29 Kevin Correia, R ERA: 4.82	4.1 L 24 7 5 5 3 3 1 0 0 0 0 0 5 98 10.38 2.308																		
54 Joe Thatcher, L ERA: 1.33	0.2 3 1 0 0 0 0 0 0 0 0 0 0 5 8 0.00 1.500																		
39 Ernesto Frieri, R ERA: 3.0	2.0 8 2 1 1 1 0 0 0 0 0 1 24 35 4.50 1.000																		
37 Mike Adams, R ERA: 1.81	1.0 5 0 0 0 1 2 0 0 0 0 0 0 19 29 0.00 2.000																		











Batter	1	2	3	4	5	6	7	8	9	AB	R	H	RBI	BB	SO	LOB	TOP					
13 Ryan Theriot, R OBP: 0.324, SLG: 0.335	G4-3		P4		G4-3	F8		L7		5	2	2	0	0	0	1	<b>Los Angeles Dodgers @ Milwaukee Brewers</b> Miller Park, Milwaukee, WI Wed Aug 25 2010, 7:10 PM - 10:09 PM CDT Att: 30,545 - Partly Cloudy - 72 F					
16 Andre Ethier, L OBP: 0.361, SLG: 0.511	K		HR		G4-3	F8		G1-3		5	1	1	1	0	1	3						
99 Manny Ramirez, R 51 Jonathan Broxton, R 31 Jay Gibbons, L 54 Ronald Belisario, R 52 George Sherrill, L 26 Octavio Dotel, R			2B		2B	BB		BB		2	1	2	1	2	0	0						
27 Matt Kemp, R OBP: 0.312, SLG: 0.450	K		2B		SF8	G5-3		F8		4	0	0	1	0	2	4						
23 Casey Blake, R OBP: 0.328, SLG: 0.402	F8		1B		2B		P4	L7		5	1	2	0	0	0	1						
7 James Loney, L OBP: 0.322, SLG: 0.405	2B		1B		G3-1	E5		L8		5	0	2	2	0	0	1						
14 Jamey Carroll, R OBP: 0.365, SLG: 0.333	K				G5-3	E5		K		4	0	0	0	0	2	2						
28 Rod Barajas, R OBP: 0.274, SLG: 0.435			IBB			F7		G5-3		2	0	0	0	1	0	2						
18 Hiroki Kuroda, R	G4-3				G1-3					3	0	0	0	0	0	3						
21 Scott Podsednik, L (& PH)								1B		1	0	1	0	0	0	0						
<b>Inning Stats</b>	R: 0 E: 0 K: 2 S: 11	H: 0 LOB: 1 BB: 1 P: 19	R: 0 E: 0 K: 1 S: 12	H: 1 LOB: 2 BB: 1 P: 22	R: 1 E: 0 K: 1 S: 11	H: 3 LOB: 2 BB: 0 P: 15	R: 0 E: 0 K: 0 S: 13	H: 0 LOB: 1 BB: 0 P: 20	R: 3 E: 1 K: 0 S: 18	H: 3 LOB: 2 BB: 1 P: 31	R: 0 E: 0 K: 1 S: 7	H: 0 LOB: 0 BB: 0 P: 11	R: 0 E: 0 K: 0 S: 9	H: 1 LOB: 1 BB: 0 P: 13	R: 0 E: 0 K: 0 S: 9	H: 0 LOB: 1 BB: 1 P: 17	1B: 3 2B: 6 3B: 0 HR: 1	SF: 1 SAC: 0 DP: 0 HBP: 1	WP: 0 PB: 0 SB: 0 CS: 0	PA: 42		
<b>PITCHER</b>	IP WLS BF H R ER SO BB IBB HBP BLK WP HR S P ERA WHIP																					
43 Randy Wolf, L ERA: 4.74	5.0 L 26 7 4 4 4 2 1 1 0 0 1 65 107 7.20 1.800																					
58 Mike McClendon, R ERA: 1.13	2.0 8 2 1 1 1 0 0 0 0 0 0 9 17 25 4.50 1.000																					
50 Kameron Loe, R ERA: 3.0	1.0 4 1 0 0 0 0 0 0 0 0 0 9 13 0.00 1.000																					
51 Trevor Hoffman, R ERA: 6.37	1.0 4 0 0 0 0 1 0 0 0 0 0 9 17 0.00 1.000																					
<b>Batter</b>	<b>1</b>	<b>2</b>	<b>3</b>	<b>4</b>	<b>5</b>	<b>6</b>	<b>7</b>	<b>8</b>	<b>9</b>	<b>AB</b>	<b>R</b>	<b>H</b>	<b>RBI</b>	<b>BB</b>	<b>SO</b>	<b>LOB</b>	<b>BOTTOM</b>					
23 Rickie Weeks Jr., R OBP: 0.368, SLG: 0.483	G4-3		2B		G3-1	F8		F8		4	2	2	0	0	0	0	<b>Los Angeles Dodgers @ Milwaukee Brewers</b> Miller Park, Milwaukee, WI Wed Aug 25 2010, 7:10 PM - 10:09 PM CDT Att: 30,545 - Partly Cloudy - 72 F					
1 Corey Hart, R OBP: 0.341, SLG: 0.536	K		2B		K	K		K		4	1	1	1	0	3	1						
8 Ryan Braun, R OBP: 0.352, SLG: 0.478	P3		2B		G3-1			G5-3		4	1	1	1	0	0	1						
28 Prince Fielder, L OBP: 0.404, SLG: 0.481	G3		G1-3		G1-3			G6-3		4	0	1	1	0	0	1						
14 Casey McGehee, R OBP: 0.344, SLG: 0.488	G6-3		SF9		SF9			L8		3	0	0	1	0	0	1						
36 Lorenzo Cain, R OBP: 0.367, SLG: 0.426	PO		G6-3		G6-3			K		3	0	1	0	0	1	0						
21 Alcides Escobar, R OBP: 0.305, SLG: 0.339	PO		1B		F9			K		3	0	1	0	0	1	0						
16 George Kottaras, L OBP: 0.311, SLG: 0.414			G5-4-3		K			K		3	0	0	0	0	2	1						
43 Randy Wolf, L 2 Joba Gray, L 58 Mike McClendon, R 50 Kameron Loe, R 7 Chris Dickerson, L 51 Trevor Hoffman, R	F7		1B		L8			G4-3		1	0	0	0	0	0	0						
<b>Inning Stats</b>	R: 0 E: 0 K: 1 S: 10	H: 0 LOB: 0 BB: 0 P: 16	R: 0 E: 0 K: 0 S: 8	H: 1 LOB: 0 BB: 0 P: 14	R: 0 E: 0 K: 0 S: 7	H: 1 LOB: 0 BB: 0 P: 11	R: 3 E: 0 K: 0 S: 10	H: 3 LOB: 0 BB: 0 P: 15	R: 0 E: 0 K: 1 S: 8	H: 0 LOB: 0 BB: 0 P: 13	R: 1 E: 0 K: 1 S: 13	H: 2 LOB: 1 BB: 0 P: 20	R: 0 E: 0 K: 3 S: 11	H: 0 LOB: 0 BB: 0 P: 14	R: 0 E: 0 K: 1 S: 9	H: 0 LOB: 0 BB: 0 P: 13		R: 0 E: 0 K: 0 S: 6	H: 0 LOB: 0 BB: 0 P: 10	1B: 5 2B: 2 3B: 0 HR: 0	SF: 1 SAC: 0 DP: 1 HBP: 0	WP: 0 PB: 1 SB: 1 CS: 0
<b>PITCHER</b>	IP WLS BF H R ER SO BB IBB HBP BLK WP HR S P ERA WHIP																					
18 Hiroki Kuroda, R ERA: 3.56	7.0 W 26 7 4 4 6 0 0 0 0 0 0 67 103 5.14 1.000																					
51 Jonathan Broxton, R ERA: 3.46	1.0 H 3 0 0 0 1 0 0 0 0 0 0 9 13 0.00 0.000																					
54 Ronald Belisario, R ERA: 5.23	0.1 H 1 0 0 0 0 0 0 0 0 0 0 2 2 0.00 0.000																					
52 George Sherrill, L ERA: 6.37	0.1 H 1 0 0 0 0 0 0 0 0 0 0 3 6 0.00 0.000																					
26 Octavio Dotel, R ERA: 4.94	0.1 S 1 0 0 0 0 0 0 0 0 0 0 1 2 0.00 0.000																					



Batter	1	2	3	4	5	6	7	8	9	AB	R	H	RBI	BB	SO	LOB	TOP										
21 Scott Podsednik, L (1.7) OBP: 0.353, SLG: 0.388										5	2	3	1	0	0	1	<b>Los Angeles Dodgers @ Milwaukee Brewers</b> Miller Park, Milwaukee, WI Thu Aug 26 2010, 1:10 PM - 4:19 PM CDT Att: 32,333 - Sunny - 74 F										
13 Ryan Theriot, R (1.4) OBP: 0.325, SLG: 0.337										5	1	2	1	0	1	1											
16 Andre Ethier, L (1.9) 5 Reed Johnson, R (6.9) OBP: 0.328, SLG: 0.420										3	0	0	0	0	2	2											
27 Matt Kemp, R (1.8) OBP: 0.312, SLG: 0.449										4	0	1	1	1	2	2											
7 James Loney, L (1.3) OBP: 0.333, SLG: 0.402										3	1	0	0	2	2	3											
23 Casey Blake, R (1.5) OBP: 0.327, SLG: 0.408										4	1	1	2	0	1	3											
14 Jamey Carroll, R (1.6) OBP: 0.380, SLG: 0.329										4	0	0	0	0	2	0											
12 Brad Ausmus, R (1.2) OBP: 0.309, SLG: 0.260										4	1	3	0	0	1	0											
37 Carlos Monasterios, R (1.1) 54 Ronald Belisario, R (5.1) 52 George Sherrill, L (5.1) 74 Kenley Jansen, S (6.1) 31 Jay Gibbons, L (8.1) 26 Octavio Dotel, R (8.1) 36 Jeff Weaver, R (9.1) OBP: 0.280, SLG: 0.220										1	0	0	0	0	1	1											
<b>Inning Stats</b>	R: 1 E: 0 K: 1 S: 8	H: 2 LOB: 1 BB: 0 P: 13	R: 0 E: 0 K: 3 S: 12	H: 1 LOB: 1 BB: 0 P: 17	R: 0 E: 0 K: 0 S: 10	H: 0 LOB: 0 BB: 0 P: 15	R: 0 E: 0 K: 1 S: 9	H: 1 LOB: 0 BB: 0 P: 16	R: 1 E: 0 K: 1 S: 11	H: 2 LOB: 1 BB: 0 P: 17	R: 2 E: 0 K: 3 S: 12	H: 1 LOB: 0 BB: 1 P: 23	R: 3 E: 1 K: 2 S: 17	H: 3 LOB: 2 BB: 2 P: 32	R: 0 E: 0 K: 0 S: 11	H: 1 LOB: 1 BB: 0 P: 18			R: 0 E: 0 K: 1 S: 10	H: 0 LOB: 1 BB: 1 P: 19	1B: 9 2B: 2 HR: 1	SF: 0 SAC: 1 HBP: 0	WP: 1 PB: 0 SB: 1 CS: 0	PA: 41			
<b>PITCHER</b>	IP WLS BF H R ER SO BB IBB HBP BLK WP HR S P ERA WHIP	6.1 L 28 8 6 6 10 2 0 0 0 0 1 70 115 8.53 1.579	1.2 9 3 1 0 1 0 1 0 0 1 0 20 36 0.00 1.800	1.0 4 0 0 0 1 1 0 0 0 0 0 10 19 0.00 1.000	<b>PITCHER</b>										IP WLS BF H R ER SO BB IBB HBP BLK WP HR S P ERA WHIP												
49 Yovani Gallardo, R (1.1) ERA: 3.5											6.1	L	28	8	6	6	10	2	0	0	0	0	1	70	115	8.53	1.579
60 Todd Coffey, R (7.1) ERA: 4.13											1.2		9	3	1	0	1	0	1	0	0	1	0	20	36	0.00	1.800
26 Manny Parra, L (9.1) ERA: 5.6											1.0		4	0	0	0	1	1	0	0	0	0	0	10	19	0.00	1.000
Batter	1	2	3	4	5	6	7	8	9	AB	R	H	RBI	BB	SO	LOB	BOTTOM										
23 Rickie Weeks Jr., R (1.4) OBP: 0.369, SLG: 0.481										2	0	0	0	0	1	2	<b>Los Angeles Dodgers @ Milwaukee Brewers</b> Miller Park, Milwaukee, WI Thu Aug 26 2010, 1:10 PM - 4:19 PM CDT Att: 32,333 - Sunny - 74 F										
1 Corey Hart, R (1.9) OBP: 0.341, SLG: 0.532										3	0	0	0	0	2	3											
8 Ryan Braun, R (1.7) OBP: 0.349, SLG: 0.475										4	0	0	0	0	2	4											
28 Prince Fielder, L (1.3) OBP: 0.403, SLG: 0.486										4	1	1	1	0	2	4											
14 Casey McGehee, R (1.5) OBP: 0.342, SLG: 0.484										4	0	0	0	0	2	0											
36 Lorenzo Cain, R (1.8) 60 Todd Coffey, R (7.1) 26 Manny Parra, L (9.1) 30 Craig Counsell, L (9.1) OBP: 0.278, SLG: 0.250										3	0	0	0	0	1	0											
21 Alcides Escobar, R (1.6) OBP: 0.302, SLG: 0.336										4	0	0	0	0	0	1											
20 Jonathan Lucroy, R (1.2) OBP: 0.307, SLG: 0.351										3	0	1	0	1	0	0											
49 Yovani Gallardo, R (1.1) 7 Chris Dickerson, L (7.8) OBP: 0.309, SLG: 0.540										0	0	0	0	1	0	0											
<b>Inning Stats</b>	R: 0 E: 0 K: 1 S: 11	H: 0 LOB: 0 BB: 0 P: 22	R: 0 E: 0 K: 1 S: 7	H: 0 LOB: 0 BB: 0 P: 11	R: 0 E: 0 K: 1 S: 10	H: 1 LOB: 1 BB: 0 P: 15	R: 1 E: 1 K: 0 S: 15	H: 1 LOB: 1 BB: 0 P: 21	R: 0 E: 0 K: 1 S: 11	H: 0 LOB: 3 BB: 1 P: 21	R: 0 E: 0 K: 1 S: 8	H: 0 LOB: 0 BB: 0 P: 12	R: 0 E: 0 K: 3 S: 10	H: 0 LOB: 1 BB: 1 P: 20	R: 0 E: 0 K: 3 S: 9	H: 0 LOB: 0 BB: 0 P: 12		R: 0 E: 0 K: 0 S: 5	H: 0 LOB: 0 BB: 0 P: 7	1B: 1 2B: 0 HR: 1	SF: 0 SAC: 1 HBP: 3	WP: 0 PB: 0 SB: 0 CS: 0	PA: 35				
<b>PITCHER</b>	IP WLS BF H R ER SO BB IBB HBP BLK WP HR S P ERA WHIP	4.1 W 1 0 0 0 1 0 0 0 0 0 0 3 4 0.00 0.000	0.1 W 1 0 0 0 1 0 0 0 0 0 0 3 4 0.00 0.000	2.0 H 7 0 0 0 4 1 0 0 0 0 0 0 18 32 0.00 0.500	1.0 3 0 0 0 3 0 0 0 0 0 0 9 12 0.00 0.000	<b>PITCHER</b>										IP WLS BF H R ER SO BB IBB HBP BLK WP HR S P ERA WHIP											
37 Carlos Monasterios, R (1.1) ERA: 3.84											4.1	W	1	0	0	0	1	0	0	0	0	0	0	3	4	0.00	0.000
54 Ronald Belisario, R (5.1) ERA: 5.18											0.1	W	1	0	0	0	1	0	0	0	0	0	0	3	4	0.00	0.000
52 George Sherrill, L (5.1) ERA: 5.3											0.1	H	1	0	0	0	0	0	0	0	0	0	0	3	4	0.00	0.500
74 Kenley Jansen, R (6.1) ERA: 6.77											2.0	H	7	0	0	0	4	1	0	0	0	0	0	18	32	0.00	0.500
26 Octavio Dotel, R (8.1) ERA: 3.96											1.0		3	0	0	0	3	0	0	0	0	0	0	9	12	0.00	0.000
36 Jeff Weaver, R (9.1) ERA: 5.21											1.0		3	0	0	0	0	0	0	0	0	0	0	5	7	0.00	0.000



Batter	1	2	3	4	5	6	7	8	9	AB	R	H	RBI	BB	SO	LOB	TOP										
22 Andrew McCutchen, R OBP: 0.349, SLG: 0.434										3	0	0	0	1	1	0	<b>Pittsburgh Pirates @ Milwaukee Brewers</b> Miller Park, Milwaukee, WI Fri Aug 27 2010, 7:11 PM - 10:01 PM CDT Att: 32,130 - Clear - 80 F										
31 Jose Tabata, R OBP: 0.366, SLG: 0.414										3	0	2	0	1	0	0											
18 Neil Walker, S OBP: 0.342, SLG: 0.436										4	0	1	0	0	1	3											
46 Garrett Jones, L OBP: 0.307, SLG: 0.419										4	0	1	0	0	1	3											
85 Lastings Milledge, R OBP: 0.327, SLG: 0.360										4	1	1	0	0	0	3											
15 Andy LaRoche, R OBP: 0.278, SLG: 0.289										3	0	0	0	0	1	1											
24 Delwyn Young, S OBP: 0.291, SLG: 0.413										1	0	0	0	0	1	0											
5 Ronny Cedeno, R OBP: 0.293, SLG: 0.370										3	0	1	1	1	2	0											
19 Chris Snyder, R OBP: 0.330, SLG: 0.396										4	1	1	1	0	3	2											
53 James McDonald, L OBP: 0.289, SLG: 0.370										3	0	0	0	0	3	2											
30 Chris Resop, R OBP: 0.289, SLG: 0.370										0	0	0	0	0	0	0											
36 Wilfredo Ledezma, L OBP: 0.289, SLG: 0.370										0	0	0	0	0	0	0											
61 Chan Ho Park, R OBP: 0.289, SLG: 0.370										0	0	0	0	0	0	0											
<b>Inning Stats</b>	R: 0 E: 0 K: 0 S: 11	H: 1 LOB: 0 BB: 0 P: 15	R: 1 E: 0 K: 3 S: 17	H: 2 LOB: 1 BB: 0 P: 22	R: 0 E: 0 K: 0 S: 7	H: 1 LOB: 0 BB: 0 P: 10	R: 0 E: 0 K: 0 S: 5	H: 0 LOB: 0 BB: 0 P: 7	R: 1 E: 0 K: 3 S: 14	H: 1 LOB: 0 BB: 0 P: 18	R: 0 E: 0 K: 0 S: 7	H: 2 LOB: 1 BB: 0 P: 12	R: 0 E: 0 K: 2 S: 13	H: 0 LOB: 1 BB: 1 P: 20	R: 0 E: 0 K: 2 S: 16	H: 0 LOB: 2 BB: 2 P: 26	R: 0 E: 0 K: 3 S: 10	H: 0 LOB: 0 BB: 0 P: 16	1B: 4 2B: 3 3B: 0 HR: 1	SF: 0 SAC: 0 DP: 1 HBP: 0	WP: 0 PB: 0 SB: 0 CS: 0	PA: 35					
<b>PITCHER</b>	IP	WLS	BF	H	R	ER	SO	BB	IBB	HBP	BLK	WP	HR	S	P	ERA	WHIP										
38 Chris Narveson, L ERA: 5.52	7.0	W	27	7	2	2	8	1	0	0	0	0	1	74	104	2.57	1.143										
50 Kameron Loe, R ERA: 3.0	0.0		2	0	0	0	0	2	0	0	0	0	0	8	16	∞	∞										
21 Zach Braddock, L ERA: 3.0	1.0		3	0	0	0	2	0	0	0	0	0	0	8	10	0.00	0.000										
59 John Axford, R ERA: 2.58	1.0		3	0	0	0	3	0	0	0	0	0	0	10	16	0.00	0.000										

AB 32  
R 2  
H 7  
RBI 2  
BB 3  
SO 13  
LOB 14



Batter	1	2	3	4	5	6	7	8	9	AB	R	H	RBI	BB	SO	LOB	BOTTOM										
23 Rickie Weeks Jr, R OBP: 0.368, SLG: 0.478										3	0	0	0	1	3	3	<b>Pittsburgh Pirates @ Milwaukee Brewers</b> Miller Park, Milwaukee, WI Fri Aug 27 2010, 7:11 PM - 10:01 PM CDT Att: 32,130 - Clear - 80 F										
1 Corey Hart, R OBP: 0.342, SLG: 0.534										4	1	2	2	0	0	0											
8 Ryan Braun, R OBP: 0.349, SLG: 0.475										4	0	1	2	0	0	2											
28 Prince Fielder, L OBP: 0.404, SLG: 0.484										2	1	0	0	2	1	0											
14 Casey McGehee, R OBP: 0.339, SLG: 0.480										4	0	0	0	0	2	3											
7 Chris Dickerson, L OBP: 0.273, SLG: 0.329										4	1	2	0	0	1	0											
21 Alcides Escobar, R OBP: 0.304, SLG: 0.342										4	1	2	2	0	1	1											
20 Jonathan Lucroy, R OBP: 0.310, SLG: 0.354										4	2	2	1	0	1	2											
38 Chris Narveson, L OBP: 0.341, SLG: 0.333										1	0	0	0	0	0	1											
2 Joe Inglett, L OBP: 0.334, SLG: 0.636										1	1	1	0	0	0	0											
50 Kameron Loe, R OBP: 0.334, SLG: 0.636										1	1	0	0	0	0	0											
21 Zach Braddock, L OBP: 0.334, SLG: 0.636										0	0	0	0	0	0	0											
27 Carlos Gomez, R OBP: 0.334, SLG: 0.636										0	0	0	0	0	0	1											
59 John Axford, R ERA: 2.58										0	0	0	0	0	0	0											
<b>Inning Stats</b>	R: 0 E: 0 K: 1 S: 6	H: 0 LOB: 0 BB: 0 P: 11	R: 0 E: 0 K: 2 S: 9	H: 0 LOB: 0 BB: 0 P: 12	R: 0 E: 0 K: 2 S: 14	H: 1 LOB: 1 BB: 0 P: 16	R: 0 E: 0 K: 1 S: 8	H: 0 LOB: 0 BB: 0 P: 13	R: 0 E: 0 K: 0 S: 8	H: 0 LOB: 0 BB: 0 P: 11	R: 1 E: 0 K: 0 S: 9	H: 2 LOB: 1 BB: 1 P: 16	R: 6 E: 0 K: 2 S: 21	H: 6 LOB: 2 BB: 2 P: 39	R: 0 E: 1 K: 2 S: 11	H: 1 LOB: 1 BB: 0 P: 15	1B: 7 2B: 2 3B: 1 HR: 0	SF: 0 SAC: 1 DP: 1 HBP: 0	WP: 0 PB: 0 SB: 0 CS: 0	PA: 36							
<b>PITCHER</b>	IP	WLS	BF	H	R	ER	SO	BB	IBB	HBP	BLK	WP	HR	S	P	ERA	WHIP										
53 James McDonald, R ERA: 6.65	0.1	L	3	2	1	1	1	0	0	0	0	0	0	10	14	27.00	6.000										
30 Chris Resop, R ERA: 6.55	0.1		2	0	0	0	0	1	0	0	0	0	0	2	6	0.00	3.000										
36 Wilfredo Ledezma, L ERA: 7.5	1.0		4	1	0	0	2	0	0	0	0	0	0	11	15	0.00	1.000										

AB 32  
R 7  
H 10  
RBI 7  
BB 3  
SO 10  
LOB 13





Batter	1	2	3	4	5	6	7	8	9	10	11	AB	R	H	RBI	BB	SO	LOB	TOP							
22 Andrew McCutchen, R (1.8) OBP: 0.348, SLG: 0.430												5	0	0	1	1	2	2								
31 Jose Tabata, R (1.7) OBP: 0.369, SLG: 0.431												6	1	3	2	0	1	0								
18 Neil Walker, S (1.4) OBP: 0.345, SLG: 0.448												6	1	3	1	0	1	4								
46 Garrett Jones, L (1.3) OBP: 0.304, SLG: 0.414												6	0	0	0	0	2	3								
24 Pedro Alvarez, L (1.5) OBP: 0.321, SLG: 0.413												4	2	2	0	1	2	0								
41 Ryan Doumit, S (1.9) OBP: 0.321, SLG: 0.410												5	1	2	0	0	1	3								
5 Ronny Cedeno, R (1.6) OBP: 0.293, SLG: 0.366												3	1	0	0	1	1	2								
19 Chris Snyder, R (1.2) OBP: 0.334, SLG: 0.407												3	1	1	3	2	0	0								
87 Zach Duke, L (1.1) OBP: 0.340, SLG: 0.478												3	0	0	0	0	2	3								
<b>Inning Stats</b>	R: 1 E: 0 K: 2 S: 12	H: 1 LOB: 0 BB: 0 P: 19	R: 2 E: 0 K: 2 S: 16	H: 3 LOB: 3 BB: 2 P: 29	R: 3 E: 0 K: 1 S: 16	H: 2 LOB: 0 BB: 1 P: 27	R: 0 E: 0 K: 1 S: 10	H: 1 LOB: 1 BB: 0 P: 13	R: 0 E: 0 K: 1 S: 8	H: 0 LOB: 0 BB: 0 P: 11	R: 1 E: 0 K: 1 S: 9	H: 1 LOB: 0 BB: 0 P: 14	R: 0 E: 0 K: 1 S: 13	H: 1 LOB: 2 BB: 1 P: 24	R: 0 E: 0 K: 1 S: 11	H: 0 LOB: 0 BB: 0 P: 18	R: 0 E: 0 K: 0 S: 8	H: 0 LOB: 0 BB: 0 P: 13	R: 0 E: 0 K: 2 S: 10	H: 1 LOB: 1 BB: 0 P: 12	1B: 6 2B: 2 3B: 0 HR: 3	SF: 0 SAC: 1 DP: 0 HBP: 0	WP: 0 PB: 0 SB: 0 CS: 0	PA: 49		
39 Chris Capuano, L (1.1) ERA: 5.06	IP: 3.0	WLS: 0	BF: 18	H: 6	R: 6	ER: 6	SO: 5	BB: 3	IBB: 0	HBP: 0	BLK: 0	WP: 0	HR: 2	S: 44	P: 75	ERA: 18.00	WHIP: 3.000									
26 Manny Parra, L (4.1) ERA: 5.45	IP: 3.0	WLS: 10	BF: 1	H: 0	R: 0	ER: 0	SO: 3	BB: 0	IBB: 0	HBP: 0	BLK: 0	WP: 0	HR: 0	S: 26	P: 36	ERA: 0.00	WHIP: 0.333									
58 Mike McClendon, R (7.1) ERA: 2.0	IP: 1.0	WLS: 4	BF: 1	H: 1	R: 1	ER: 1	SO: 1	BB: 0	IBB: 0	HBP: 0	BLK: 0	WP: 0	HR: 1	S: 9	P: 14	ERA: 9.00	WHIP: 1.000									
60 Todd Coffey, R (8.1) ERA: 4.05	IP: 1.0	WLS: 5	BF: 1	H: 0	R: 0	ER: 0	SO: 1	BB: 0	IBB: 0	HBP: 0	BLK: 0	WP: 0	HR: 0	S: 13	P: 24	ERA: 0.00	WHIP: 2.000									
59 John Axford, R (9.1) ERA: 2.93	IP: 1.0	WLS: 5	BF: 1	H: 0	R: 0	ER: 0	SO: 1	BB: 1	IBB: 0	HBP: 0	BLK: 0	WP: 0	HR: 0	S: 11	P: 18	ERA: 0.00	WHIP: 2.000									

**Pittsburgh Pirates @ Milwaukee Brewers**  
Miller Park, Milwaukee, WI  
Sat Aug 28 2010, 6:11 PM - 10:27 PM CDT  
Att: 37,782 - Clear - 81 F

livebaseballscores.com

AB 43  
R 7  
H 11  
RBI 7  
BB 5  
SO 13  
LOB 19

Batter	1	2	3	4	5	6	7	8	9	10	11	AB	R	H	RBI	BB	SO	LOB	BOTTOM							
23 Rickie Weeks Jr., R (1.4) OBP: 0.368, SLG: 0.478												6	1	2	0	0	2	4								
1 Corey Hart, R (1.9) OBP: 0.340, SLG: 0.528												5	1	0	0	0	3	5								
8 Ryan Braun, R (1.7) OBP: 0.352, SLG: 0.475												4	2	2	0	2	0	0								
28 Prince Fielder, L (1.3) OBP: 0.405, SLG: 0.497												6	2	3	3	0	1	5								
14 Casey McGehee, R (1.5) OBP: 0.337, SLG: 0.476												6	0	1	1	0	1	5								
36 Loranzo Cain, R (1.8) OBP: 0.348, SLG: 0.397												6	1	2	2	0	0	2								
21 Alcides Escobar, R (1.6) OBP: 0.303, SLG: 0.340												5	0	1	0	0	1	3								
20 Jonathan Lucroy, R (1.2) OBP: 0.313, SLG: 0.371												5	1	2	1	0	0	0								
39 Chris Capuano, L (1.1) ERA: 5.17	IP: 5.1	WLS: 2	BF: 27	H: 9	R: 4	ER: 4	SO: 1	BB: 1	IBB: 0	HBP: 0	BLK: 0	WP: 0	HR: 2	S: 60	P: 100	ERA: 6.75	WHIP: 1.875									
43 Sean Gallagher, R (6.1) ERA: 5.6	IP: 0.2	H: 3	BF: 3	H: 1	R: 1	ER: 1	SO: 2	BB: 0	IBB: 0	HBP: 0	BLK: 0	WP: 0	HR: 0	S: 10	P: 12	ERA: 13.50	WHIP: 1.500									
71 Brian Burres, L (7.1) ERA: 5.83	IP: 0.0	H: 1	BF: 1	H: 1	R: 1	ER: 1	SO: 0	BB: 0	IBB: 0	HBP: 0	BLK: 0	WP: 0	HR: 1	S: 4	P: 5	ERA: -	WHIP: -									
61 Chan Ho Park, R (7.1) ERA: 5.6	IP: 1.0	B: 5	BF: 1	H: 1	R: 0	ER: 0	SO: 1	BB: 0	IBB: 0	HBP: 0	BLK: 0	WP: 0	HR: 0	S: 9	P: 14	ERA: 0.00	WHIP: 1.000									
Joel Hanrahan, R (8.1) ERA: 3.81	IP: 1.0	H: 4	BF: 0	H: 0	R: 0	ER: 0	SO: 3	BB: 1	IBB: 0	HBP: 0	BLK: 0	WP: 0	HR: 0	S: 12	P: 19	ERA: 0.00	WHIP: 1.000									
30 Chris Resop, R (9.1) ERA: 6.0	IP: 1.0	WLS: 3	BF: 3	H: 0	R: 0	ER: 0	SO: 1	BB: 0	IBB: 0	HBP: 0	BLK: 0	WP: 0	HR: 0	S: 8	P: 12	ERA: 0.00	WHIP: 0.000									
36 Wilfredo Ledezma, L (10.1) ERA: 7.43	IP: 1.1	L: 8	BF: 3	H: 3	R: 1	ER: 1	SO: 1	BB: 0	IBB: 0	HBP: 0	BLK: 0	WP: 0	HR: 0	S: 23	P: 33	ERA: 6.75	WHIP: 2.250									
<b>Inning Stats</b>	R: 2 E: 0 K: 0 S: 12	H: 2 LOB: 2 BB: 1 P: 23	R: 0 E: 0 K: 0 S: 12	H: 1 LOB: 1 BB: 0 P: 18	R: 1 E: 0 K: 0 S: 9	H: 1 LOB: 0 BB: 0 P: 15	R: 0 E: 0 K: 1 S: 11	H: 2 LOB: 2 BB: 0 P: 20	R: 0 E: 0 K: 0 S: 9	H: 1 LOB: 1 BB: 0 P: 13	R: 1 E: 0 K: 2 S: 15	H: 2 LOB: 1 BB: 0 P: 21	R: 3 E: 1 K: 1 S: 15	H: 3 LOB: 1 BB: 0 P: 21	R: 0 E: 0 K: 3 S: 12	H: 0 LOB: 0 BB: 1 P: 19	R: 0 E: 0 K: 1 S: 8	H: 0 LOB: 0 BB: 0 P: 12	R: 0 E: 0 K: 1 S: 12	H: 1 LOB: 1 BB: 0 P: 18	R: 1 E: 1 K: 0 S: 11	H: 2 LOB: 2 BB: 0 P: 15	1B: 11 2B: 1 3B: 0 HR: 3	SF: 0 SAC: 0 DP: 0 HBP: 1	WP: 1 PB: 0 SB: 2 CS: 0	PA: 51
57 Zach Duke, L (1.1) ERA: 5.17	IP: 5.1	WLS: 2	BF: 27	H: 9	R: 4	ER: 4	SO: 1	BB: 1	IBB: 0	HBP: 0	BLK: 0	WP: 0	HR: 2	S: 60	P: 100	ERA: 6.75	WHIP: 1.875									
43 Sean Gallagher, R (6.1) ERA: 5.6	IP: 0.2	H: 3	BF: 3	H: 1	R: 1	ER: 1	SO: 2	BB: 0	IBB: 0	HBP: 0	BLK: 0	WP: 0	HR: 0	S: 10	P: 12	ERA: 13.50	WHIP: 1.500									
71 Brian Burres, L (7.1) ERA: 5.83	IP: 0.0	H: 1	BF: 1	H: 1	R: 1	ER: 1	SO: 0	BB: 0	IBB: 0	HBP: 0	BLK: 0	WP: 0	HR: 1	S: 4	P: 5	ERA: -	WHIP: -									
61 Chan Ho Park, R (7.1) ERA: 5.6	IP: 1.0	B: 5	BF: 1	H: 1	R: 0	ER: 0	SO: 1	BB: 0	IBB: 0	HBP: 0	BLK: 0	WP: 0	HR: 0	S: 9	P: 14	ERA: 0.00	WHIP: 1.000									



Batter	1	2	3	4	5	6	7	8	9	AB	R	H	RBI	BB	SO	LOB	TOP			
31 Jose Tabata, R OBP: 0.362, SLG: 0.423	L8	P6			G5-3		G6-3		L8	5	0	0	0	0	0	3	<b>Pittsburgh Pirates @ Milwaukee Brewers</b> Miller Park, Milwaukee, WI Sun Aug 29 2010, 1:10 PM - 4:22 PM CDT Att: 35,733 - Sunny - 88 F			
24 Delwyn Young, S OBP: 0.292, SLG: 0.428	E5		F8		P5		HR		18 G3	5	2	2	1	0	0	0				
18 Neil Walker, S OBP: 0.343, SLG: 0.454	HR		G4-3		G3		G4-3		G3	5	1	1	2	0	0	2				
46 Garrett Jones, L OBP: 0.305, SLG: 0.413	K								G4-3	4	0	1	0	1	2	2				
24 Pedro Alvarez, L OBP: 0.316, SLG: 0.405	F7									4	0	0	0	0	2	2				
41 Ryan Doumit, S OBP: 0.328, SLG: 0.422										2	1	2	1	2	0	0				
85 Lastings Milledge, R OBP: 0.332, SLG: 0.362										3	0	2	0	0	0	0				
5 Ronny Cedeno, R OBP: 0.290, SLG: 0.363										3	0	0	0	0	0	4				
50 Charlie Morton, R 34 Daniel McCutchen, R 15 Andy LaRoche, R 71 Brian Burres, L 47 Evan Meek, R 61 Chan Ho Park, R 22 Andrew McCutchen, R										2	0	0	0	0	0	2	<b>P</b>			
										0	0	0	0	0	0	0				
<b>Inning Stats</b>	R: 2 H: 1 E: 1 K: 1 S: 12	H: 1 LOB: 0 BB: 0 P: 18	R: 0 H: 1 E: 0 K: 1 S: 9	H: 1 LOB: 2 BB: 1 P: 15	R: 0 H: 0 E: 0 K: 1 S: 11	H: 0 LOB: 1 BB: 1 P: 18	R: 1 H: 1 E: 0 K: 1 S: 10	H: 1 LOB: 0 BB: 0 P: 13	R: 0 H: 3 E: 0 K: 0 S: 15	H: 3 LOB: 2 BB: 0 P: 25	R: 1 H: 1 E: 0 K: 0 S: 9	H: 1 LOB: 0 BB: 0 P: 13	R: 0 H: 0 E: 0 K: 2 S: 11	H: 0 LOB: 2 BB: 1 P: 19	R: 0 H: 1 E: 0 K: 0 S: 11	H: 1 LOB: 2 BB: 1 P: 21	1B: 5 2B: 0 3B: 0 HR: 3	SF: 0 SAC: 1 DP: 1 HBP: 1	WP: 0 PB: 0 SB: 0 CS: 0	PA: 40
<b>PITCHER</b>	IP WLS BF H R ER SO BB IBB HBP BLK WP HR S P ERA WHIP																			
31 Dave Bush, R ERA: 4.71	7.0 W 30 7 4 3 4 2 0 0 0 0 0 3 71 111 3.86 1.286																			
21 Zach Braddock, L ERA: 2.93	0.2 4 0 0 0 2 1 0 1 0 0 0 0 9 16 0.00 1.500																			
58 Mike McClendon, R ERA: 1.86	0.2 H 4 1 0 0 0 1 0 0 0 0 0 0 7 14 0.00 3.000																			
51 Trevor Hoffman, R ERA: 6.12	0.2 S 2 0 0 0 0 0 0 0 0 0 0 0 6 10 0.00 0.000																			

Batter	1	2	3	4	5	6	7	8	9	AB	R	H	RBI	BB	SO	LOB	BOTTOM	
23 Rickie Weeks Jr., R OBP: 0.366, SLG: 0.475	L4	F9		8 HR					K	4	1	0	0	0	2	1	<b>Pittsburgh Pirates @ Milwaukee Brewers</b> Miller Park, Milwaukee, WI Sun Aug 29 2010, 1:10 PM - 4:22 PM CDT Att: 35,733 - Sunny - 88 F	
2 Joe Inglett, L OBP: 0.348, SLG: 0.425	14 BB			F7					G3-1	5	1	1	0	0	1	2		
8 Ryan Braun, R OBP: 0.358, SLG: 0.485	14 BB			14 BB						4	3	4	2	1	0	0		
28 Prince Fielder, L OBP: 0.403, SLG: 0.493	F7			F8						4	0	0	0	0	0	4		
14 Casey McGehee, R OBP: 0.340, SLG: 0.476	7 BB			21 BB						2	2	1	0	2	0	1		
7 Chris Dickerson, L OBP: 0.280, SLG: 0.325				G3					G4-3	3	0	1	3	1	0	1		
21 Alcides Escobar, R OBP: 0.302, SLG: 0.340	G6-3									4	1	1	1	0	0	3		
16 George Kottaras, L OBP: 0.319, SLG: 0.427										4	0	3	1	0	0	0		
31 Dave Bush, R OBP: 0.191, SLG: 0.140										3	0	0	0	0	1	2	<b>Brewers</b>	
27 Carlos Gómez, R OBP: 0.286, SLG: 0.348										1	0	0	0	0	0	1		
21 Zach Braddock, L 58 Mike McClendon, R 51 Trevor Hoffman, R										0	0	0	0	0	0	0	0	
<b>Inning Stats</b>	R: 3 H: 3 E: 1 K: 0 S: 14	H: 3 LOB: 1 BB: 1 P: 25	R: 0 H: 1 E: 0 K: 1 S: 8	H: 1 LOB: 0 BB: 0 P: 16	R: 3 H: 4 E: 0 K: 1 S: 21	H: 4 LOB: 1 BB: 0 P: 27	R: 2 H: 1 E: 0 K: 0 S: 20	H: 1 LOB: 2 BB: 2 P: 34	R: 0 H: 0 E: 0 K: 1 S: 7	H: 0 LOB: 1 BB: 1 P: 15	R: 0 H: 1 E: 0 K: 0 S: 7	H: 1 LOB: 1 BB: 0 P: 8	R: 0 H: 1 E: 0 K: 1 S: 8	H: 1 LOB: 1 BB: 0 P: 13	1B: 9 2B: 1 3B: 0 HR: 1	SF: 0 SAC: 0 DP: 0 HBP: 2	WP: 0 PB: 1 SB: 1 CS: 0	PA: 40
<b>PITCHER</b>	IP WLS BF H R ER SO BB IBB HBP BLK WP HR S P ERA WHIP																	
50 Charlie Morton, R ERA: 10.03	3.1 L 21 9 8 7 2 1 0 1 0 0 0 0 25 44 0.00 1.125																	
34 Daniel McCutchen, R ERA: 5.54	2.2 11 0 0 0 1 3 0 1 0 0 0 0 7 8 0.00 1.000																	
71 Brian Burres, L ERA: 5.7	1.0 4 1 0 0 0 0 0 0 0 0 0 0 7 8 0.00 1.000																	
47 Evan Meek, R ERA: 2.11	0.2 3 1 0 0 1 0 0 0 0 0 0 0 7 12 0.00 1.500																	
61 Chan Ho Park, R ERA: 5.56	0.1 1 0 0 0 0 0 0 0 0 0 0 0 1 1 0.00 0.000																	







Batter	1	2	3	4	5	6	7	8	9	AB	R	H	RBI	BB	SO	LOB	TOP			
23 Rickie Weeks Jr, R OBP: 0.367, SLG: 0.478	G6-3	1-2 1B		G5-4-3 BB		K			HR	4	1	2	1	1	1	1	<b>Milwaukee Brewers @ Cincinnati Reds</b> Great American Ball Park, Cincinnati, OH Tue Aug 31 2010, 7:11 PM - 10:29 PM EDT Att: 19,218 - Partly Cloudy - 88 F			
1 Corey Hart, R OBP: 0.335, SLG: 0.518	8 G4-6-3 1B	K		G5-4-3		F8			F7	5	1	1	0	0	1	6				
8 Ryan Braun, R OBP: 0.351, SLG: 0.484	G4-6-3		14 F9 28 G1-3 BB		7 1B 7 E BB	F8			28 FC3-6 1B	4	1	2	0	1	0	2				
28 Prince Fielder, L OBP: 0.403, SLG: 0.491	14 1B		G1-3		7 E BB				FC3-6 14 FC5-4	4	1	1	1	1	0	2				
14 Casey McGehee, R OBP: 0.340, SLG: 0.475	1-2 1B		F9		F7				FC5-4	5	0	1	0	0	0	4				
7 Chris Dickerson, L OBP: 0.276, SLG: 0.317	K		L6		E7				F8	4	0	1	0	0	1	3				
20 Jonathan Lucroy, R OBP: 0.307, SLG: 0.363	F9		F9		G4-3				K	4	0	0	0	0	1	1				
30 Craig Counsell, L OBP: 0.313, SLG: 0.302	L4		L4		G3-1				G6-3	4	0	1	0	0	0	1				
49 Yovani Gallardo, R OBP: 0.345, SLG: 0.558									G4-3	2	0	2	0	1	0	0				
26 Manny Parra, L OBP: 0.270, SLG: 0.242										0	0	0	0	0	0	0				
27 Carlos Gómez, R OBP: 0.285, SLG: 0.346										1	0	0	0	0	0	0				
60 Todd Coffey, R										0	0	0	0	0	0	0				
<b>Inning Stats</b>	R: 1 E: 0 K: 1 S: 14	H: 3 LOB: 2 BB: 0 P: 20	R: 0 E: 0 K: 1 S: 13	H: 2 LOB: 2 BB: 0 P: 21	R: 0 E: 0 K: 0 S: 11	H: 0 LOB: 1 BB: 1 P: 19	R: 0 E: 0 K: 0 S: 9	H: 2 LOB: 2 BB: 1 P: 17	R: 2 E: 1 K: 0 S: 16	H: 2 LOB: 1 BB: 1 P: 25	R: 0 E: 0 K: 1 S: 12	H: 0 LOB: 0 BB: 0 P: 11	R: 0 E: 0 K: 1 S: 7	H: 0 LOB: 0 BB: 0 P: 8	R: 1 E: 0 K: 0 S: 7	H: 2 LOB: 1 BB: 0 P: 9	1B: 10 2B: 7 3B: 0 HR: 1	SF: 0 SAC: 0 DP: 1 HBP: 0	WP: 0 PB: 0 SB: 0 CS: 0	PA: 41
<b>PITCHER</b>	IP WLS BF H R ER SO BB IBB HBP BLK WP HR S P ERA WHIP	IP WLS BF H R ER SO BB IBB HBP BLK WP HR S P ERA WHIP	IP WLS BF H R ER SO BB IBB HBP BLK WP HR S P ERA WHIP	IP WLS BF H R ER SO BB IBB HBP BLK WP HR S P ERA WHIP	IP WLS BF H R ER SO BB IBB HBP BLK WP HR S P ERA WHIP	IP WLS BF H R ER SO BB IBB HBP BLK WP HR S P ERA WHIP	IP WLS BF H R ER SO BB IBB HBP BLK WP HR S P ERA WHIP	IP WLS BF H R ER SO BB IBB HBP BLK WP HR S P ERA WHIP	IP WLS BF H R ER SO BB IBB HBP BLK WP HR S P ERA WHIP	IP WLS BF H R ER SO BB IBB HBP BLK WP HR S P ERA WHIP	IP WLS BF H R ER SO BB IBB HBP BLK WP HR S P ERA WHIP	IP WLS BF H R ER SO BB IBB HBP BLK WP HR S P ERA WHIP	IP WLS BF H R ER SO BB IBB HBP BLK WP HR S P ERA WHIP	IP WLS BF H R ER SO BB IBB HBP BLK WP HR S P ERA WHIP	IP WLS BF H R ER SO BB IBB HBP BLK WP HR S P ERA WHIP	IP WLS BF H R ER SO BB IBB HBP BLK WP HR S P ERA WHIP				

AB	37
R	4
H	11
RBI	2
BB	4
SO	4
LOB	20



Batter	1	2	3	4	5	6	7	8	9	AB	R	H	RBI	BB	SO	LOB	BOTTOM			
6 Drew Stubbs, R OBP: 0.308, SLG: 0.411	3 1B 19 2B BB		K		19 2B	G2-3			K	4	2	1	0	1	2	2	<b>Milwaukee Brewers @ Cincinnati Reds</b> Great American Ball Park, Cincinnati, OH Tue Aug 31 2010, 7:11 PM - 10:29 PM EDT Att: 19,218 - Partly Cloudy - 88 F			
3 Chris Valaika, R OBP: 0.360, SLG: 0.520	19 2B 1B		K		K	K			K	5	1	1	0	0	4	3				
19 Joey Votto, L OBP: 0.424, SLG: 0.605	1-2 2B		G4-3		27 2B	2B			2B	3	0	2	3	1	0	0				
27 Scott Rolen, R OBP: 0.364, SLG: 0.528	L3				31 HR	K			2B	4	1	2	2	0	1	2				
31 Jonny Gomes, R OBP: 0.328, SLG: 0.433	L9				HR	IBB			K	3	1	1	2	1	1	3				
28 Chris Heisey, R OBP: 0.352, SLG: 0.467	K				29 G4-3 7 CS 2B	K			G6-3	4	0	1	0	0	2	3				
29 Ryan Hanigan, R OBP: 0.333, SLG: 0.409	G2-3		G4-3		7 2B	BB			7 G6-4-3 BB	2	1	0	0	2	0	1				
7 Paul Janish, R OBP: 0.353, SLG: 0.391	G5-3		G4-3		63 SH 27 2B	2B			G6-4-3	4	1	2	1	0	0	1				
39 Aaron Harang, R ERA: 3.86	G1-3		G4-3		27 2B	SH			G6-3	2	0	0	0	0	0	1				
63 Sam LeCure, R ERA: 5.35										0	1	0	0	0	0	0				
45 Bill Bray, L ERA: 4.29										0	0	0	0	0	0	0				
54 Aroldis Chapman, L ERA: 4.29										0	0	0	0	0	0	0				
25 Juan Francisco, L ERA: 5.35										0	0	0	0	0	0	0				
66 Logan Ondrusek, R ERA: 3.98										0	0	0	0	0	0	0				
<b>Inning Stats</b>	R: 2 E: 0 K: 1 S: 11	H: 2 LOB: 1 BB: 1 P: 19	R: 0 E: 0 K: 0 S: 9	H: 0 LOB: 0 BB: 0 P: 12	R: 0 E: 0 K: 2 S: 9	H: 0 LOB: 0 BB: 0 P: 16	R: 2 E: 0 K: 0 S: 15	H: 4 LOB: 1 BB: 0 P: 23	R: 1 E: 0 K: 3 S: 15	H: 2 LOB: 2 BB: 1 P: 28	R: 3 E: 0 K: 2 S: 16	H: 2 LOB: 0 BB: 2 P: 31	R: 0 E: 0 K: 0 S: 7	H: 0 LOB: 0 BB: 1 P: 11	R: 0 E: 0 K: 2 S: 8	H: 0 LOB: 0 BB: 0 P: 11	1B: 2 2B: 7 3B: 0 HR: 1	SF: 0 SAC: 1 DP: 1 HBP: 0	WP: 0 PB: 0 SB: 0 CS: 1	PA: 38
<b>PITCHER</b>	IP WLS BF H R ER SO BB IBB HBP BLK WP HR S P ERA WHIP	IP WLS BF H R ER SO BB IBB HBP BLK WP HR S P ERA WHIP	IP WLS BF H R ER SO BB IBB HBP BLK WP HR S P ERA WHIP	IP WLS BF H R ER SO BB IBB HBP BLK WP HR S P ERA WHIP	IP WLS BF H R ER SO BB IBB HBP BLK WP HR S P ERA WHIP	IP WLS BF H R ER SO BB IBB HBP BLK WP HR S P ERA WHIP	IP WLS BF H R ER SO BB IBB HBP BLK WP HR S P ERA WHIP	IP WLS BF H R ER SO BB IBB HBP BLK WP HR S P ERA WHIP	IP WLS BF H R ER SO BB IBB HBP BLK WP HR S P ERA WHIP	IP WLS BF H R ER SO BB IBB HBP BLK WP HR S P ERA WHIP	IP WLS BF H R ER SO BB IBB HBP BLK WP HR S P ERA WHIP	IP WLS BF H R ER SO BB IBB HBP BLK WP HR S P ERA WHIP	IP WLS BF H R ER SO BB IBB HBP BLK WP HR S P ERA WHIP	IP WLS BF H R ER SO BB IBB HBP BLK WP HR S P ERA WHIP	IP WLS BF H R ER SO BB IBB HBP BLK WP HR S P ERA WHIP	IP WLS BF H R ER SO BB IBB HBP BLK WP HR S P ERA WHIP				









Batter	1	2	3	4	5	6	7	8	9	AB	R	H	RBI	BB	SO	LOB	TOP					
23 Rickie Weeks Jr. R (1.4) OBP: 0.366, SLG: 0.473										3	0	0	0	1	2	0	<b>Milwaukee Brewers @ Philadelphia Phillies</b> Citizens Bank Park, Philadelphia, PA Fri Sep 03 2010, 7:10 PM - 9:30 PM EDT Att: 44,570 - Partly Cloudy - 85 F					
1 Corey Hart R (1.9) OBP: 0.325, SLG: 0.509										4	0	0	0	0	1	2						
8 Ryan Braun, R (1.7) OBP: 0.357, SLG: 0.478										3	0	0	0	1	1	0						
28 Prince Fielder, L (1.3) OBP: 0.403, SLG: 0.488										3	0	1	0	1	0	0						
14 Casey McGehee, R (1.5) OBP: 0.339, SLG: 0.473										3	0	1	0	0	0	3						
36 Lorenzo Cain, R (1.8) OBP: 0.338, SLG: 0.370										3	0	0	0	0	1	3						
21 Alcides Escobar, R (1.6) OBP: 0.300, SLG: 0.341										3	0	0	0	0	1	2						
20 Jonathan Lucroy, R (1.2) OBP: 0.303, SLG: 0.357										3	0	1	0	0	1	0						
39 Chris Capuano, L (1.1) OBP: 0.167, SLG: 0.167										1	0	0	0	0	1	0						
27 Carlos Gómez, R (6, PH) OBP: 0.284, SLG: 0.345										1	0	0	0	0	1	1						
50 Kameron Loe, R (6.1)										0	0	0	0	0	0	0						
2 Joe Inglett, L (8, PH)										1	0	0	0	0	1	0						
59 John Axford, R (8.1)										0	0	0	0	0	0	0						
<b>Inning Stats</b>	R: 0 E: 0 K: 2 S: 11	H: 0 LOB: 0 BB: 0 P: 17	R: 0 E: 0 K: 1 S: 6	H: 0 LOB: 0 BB: 1 P: 12	R: 0 E: 0 K: 2 S: 9	H: 0 LOB: 0 BB: 0 P: 12	R: 0 E: 0 K: 0 S: 5	H: 0 LOB: 0 BB: 0 P: 6	R: 0 E: 0 K: 0 S: 5	H: 1 LOB: 2 BB: 1 P: 10	R: 0 E: 0 K: 1 S: 15	H: 1 LOB: 2 BB: 1 P: 20	R: 0 E: 0 K: 1 S: 15	H: 1 LOB: 2 BB: 1 P: 26	R: 0 E: 0 K: 2 S: 9	H: 0 LOB: 0 BB: 0 P: 15	R: 0 E: 0 K: 1 S: 7	H: 0 LOB: 0 BB: 0 P: 11	1B: 3 2B: 0 3B: 0 HR: 0	SF: 0 SAC: 0 DP: 2 HBP: 0	WP: 0 PB: 0 CS: 0	PA: 31
<b>PITCHER</b>	IP	WLS	BF	H	R	ER	SO	BB	IBB	HBP	BLK	WP	HR	S	P	ERA	WHIP					
35 Cole Hamels, L (1.1) ERA: 3.18	7.0	W	25	3	0	0	7	3	0	0	0	0	0	70	103	0.00	0.857					
52 Jose Contreras, R (8.1) ERA: 3.02	1.0	H	3	0	0	0	2	0	0	0	0	0	0	9	15	0.00	0.000					
46 Ryan Madson, R (9.1) ERA: 2.95	1.0	S	3	0	0	0	1	0	0	0	0	0	0	7	11	0.00	0.000					

Batter	1	2	3	4	5	6	7	8	9	AB	R	H	RBI	BB	SO	LOB	BOTTOM				
11 Jimmy Rollins, S (1.6) OBP: 0.323, SLG: 0.372										4	0	0	0	0	0	0	<b>Milwaukee Brewers @ Philadelphia Phillies</b> Citizens Bank Park, Philadelphia, PA Fri Sep 03 2010, 7:10 PM - 9:30 PM EDT Att: 44,570 - Partly Cloudy - 85 F				
26 Chase Utley, L (1.4) OBP: 0.376, SLG: 0.447										3	0	0	0	1	1	0					
27 Placido Polanco, R (1.5) OBP: 0.343, SLG: 0.404										3	0	1	0	0	0	0					
6 Ryan Howard, L (1.3) OBP: 0.340, SLG: 0.502										3	0	1	0	0	1	2					
28 Jayson Werth, R (1.9) OBP: 0.392, SLG: 0.520										3	0	1	0	0	0	2					
8 Shane Victorino, S (1.8) OBP: 0.318, SLG: 0.435										2	1	1	0	1	0	0					
29 Raul Ibanez, L (1.7) OBP: 0.338, SLG: 0.413										3	0	0	0	0	2	4					
51 Carlos Ruiz, R (1.2) OBP: 0.383, SLG: 0.419										3	0	0	1	0	0	3					
35 Cole Hamels, L (1.1) OBP: 0.138, SLG: 0.172										2	0	0	0	0	1	0					
52 Jose Contreras, R (8.1)										0	0	0	0	0	0	0					
9 Dominic Brown, L (8, PH) OBP: 0.228, SLG: 0.396										1	0	0	0	0	1	0					
46 Ryan Madson, L (9.1)										0	0	0	0	0	0	0					
<b>Inning Stats</b>	R: 0 E: 0 K: 1 S: 8	H: 1 LOB: 2 BB: 1 P: 17	R: 1 E: 0 K: 1 S: 9	H: 1 LOB: 0 BB: 0 P: 16	R: 0 E: 0 K: 1 S: 8	H: 0 LOB: 0 BB: 0 P: 12	R: 0 E: 0 K: 1 S: 13	H: 2 LOB: 2 BB: 1 P: 25	R: 0 E: 0 K: 0 S: 9	H: 0 LOB: 0 BB: 0 P: 10	R: 0 E: 0 K: 0 S: 5	H: 0 LOB: 0 BB: 0 P: 5	R: 0 E: 0 K: 1 S: 7	H: 0 LOB: 0 BB: 0 P: 8	R: 0 E: 0 K: 1 S: 9	H: 0 LOB: 0 BB: 0 P: 13	1B: 3 2B: 2 3B: 0 HR: 0	SF: 0 SAC: 0 DP: 1 HBP: 0	WP: 0 PB: 0 CS: 0	PA: 29	
<b>PITCHER</b>	IP	WLS	BF	H	R	ER	SO	BB	IBB	HBP	BLK	WP	HR	S	P	ERA	WHIP				
39 Chris Capuano, L (1.1) ERA: 4.62	5.0	L	20	4	1	1	4	2	0	0	0	0	0	47	80	0.00	1.200				
50 Kameron Loe, R (6.1) ERA: 2.68	2.0		6	0	0	0	1	0	0	0	0	0	0	12	13	0.00	0.000				
59 John Axford, R (8.1) ERA: 2.47	1.0		3	0	0	0	1	0	0	0	0	0	0	9	13	0.00	0.000				











Batter	1	2	3	4	5	6	7	8	9	AB	R	H	RBI	BB	SO	LOB	TOP										
55 Skip Schumaker, L OBP: 0.332, SLG: 0.346 3 Felipe Lopez, S OBP: 0.318, SLG: 0.351	0-1 SH5-3 5 SF8 2B		3-2 G6-3		3-2 G6-3			1-2 G6-3	2-3 K	3	1	1	0	0	0	1											
19 Jon Jay L OBP: 0.427, SLG: 0.473	0-0 SH5-3 2-3		2-0 L5				1-1 P6	2-2 7 1B HBP	3-1 F7	3	1	0	0	0	0	1											
5 Albert Pujols, R OBP: 0.402, SLG: 0.584	0-0 SF8		4-1 7 FC6-4 BB				1-2 7 77 WP 2B	3-1 7 1B E5	2-3 K	3	2	1	1	1	1	1											
7 Matt Holliday, R OBP: 0.373, SLG: 0.531	3-3 K		2-0 FC6-4				2-2 G4-3	2-2 77 1B 4 HR		4	1	1	1	0	1	3											
28 Colby Rasmus, L OBP: 0.352, SLG: 0.496	0-0 G4-3						1-3 K2-3	4-0 77 1B 4 HR		2	1	0	0	2	1	0											
77 Pedro Feliz, R OBP: 0.247, SLG: 0.312	1-2 F8						0-1 L4	3-2 G5-3		4	1	1	1	0	0	1											
4 Yadier Molina, R OBP: 0.321, SLG: 0.335	0-0 13 FC6-4 1B						1-0 G5-3			4	1	2	4	0	0	0											
13 Brendan Ryan, R OBP: 0.276, SLG: 0.292	2-1 FC6-4						2-2 G3-1			4	0	0	0	0	0	1											
35 Jake Westbrook, R OBP: 0.186, SLG: 0.200 44 Randy Winn, S OBP: 0.275, SLG: 0.322 41 Mitchell Boggs, R OBP: 0.275, SLG: 0.322 43 Trevor Miller, R OBP: 0.275, SLG: 0.322 46 Kyle McClellan, R OBP: 0.275, SLG: 0.322 31 Ryan Franklin, R OBP: 0.275, SLG: 0.322	0-1 55 G6-3 1B						2-3 K			2	0	1	0	0	1	0											
<b>Inning Stats</b>	R: 1 E: 0 K: 1 S: 8	H: 1 LOB: 0 BB: 0 P: 11	R: 0 E: 0 K: 0 S: 7	H: 1 LOB: 1 BB: 0 P: 10	R: 0 E: 0 K: 0 S: 8	H: 1 LOB: 2 BB: 1 P: 19	R: 0 E: 0 K: 1 S: 6	H: 0 LOB: 0 BB: 0 P: 8	R: 0 E: 0 K: 1 S: 9	H: 0 LOB: 0 BB: 0 P: 16	R: 1 E: 0 K: 0 S: 12	H: 1 LOB: 1 BB: 0 P: 23	R: 0 E: 0 K: 1 S: 7	H: 0 LOB: 0 BB: 0 P: 10	R: 6 E: 1 K: 0 S: 18	H: 3 LOB: 0 BB: 1 P: 31	R: 0 E: 0 K: 2 S: 8	H: 0 LOB: 0 BB: 0 P: 15	1B: 4 2B: 2 3B: 0 HR: 1	SF: 1 SAC: 1 DP: 0 HBP: 1	WP: 1 PB: 0 SB: 0 CS: 0	PA: 39					
<b>PITCHER</b>	IP	WLS	BF	H	R	ER	SO	BB	IBB	HBP	BLK	WP	HR	S	P	ERA	WHIP										
49 Yovani Gallardo, R ERA: 3.8	7.0		27	4	2	2	4	2	0	0	0	1	0	57	97	2.57	0.857										
21 Zach Braddock, L ERA: 2.5	0.1	L	2	0	1	1	0	0	0	1	0	0	0	5	8	27.00	0.000										
41 Jeremy Jeffress, R ERA: 18.0	0.0		3	1	0	0	0	0	1	0	0	0	0	5	14	∞	∞										
60 Todd Coffey, R ERA: 4.75	0.2		4	2	5	4	0	0	0	0	0	0	1	8	9	54.00	3.000										
58 Mike McClendon, R ERA: 3.89	1.0		3	0	0	0	2	0	0	0	0	0	0	8	15	0.00	0.000										

St. Louis Cardinals @ Milwaukee Brewers  
Miller Park, Milwaukee, WI  
Mon Sep 06 2010, 1:11 PM - 4:12 PM CDT  
Att: 35,190 - Partly Cloudy - 72 F

AB 33  
R 8  
H 7  
RBI 7  
BB 3  
SO 6  
LOB 8



Batter	1	2	3	4	5	6	7	8	9	AB	R	H	RBI	BB	SO	LOB	BOTTOM										
23 Rickie Weeks Jr, R OBP: 0.364, SLG: 0.473	1-1 G4-3		1-0 HR		1-0 G1-3		2-1 F8		1-2 G6-3	5	1	1	1	0	0	1											
1 Cory Hart, R OBP: 0.338, SLG: 0.542	1-1 F9		4-2 28 BB 8 1B BB		0-0 HR		1-1 28 1B 2B		3-2 HR	4	3	3	3	1	0	0											
8 Ryan Braun, R OBP: 0.361, SLG: 0.479	0-1 G6-3		2-0 28 BB 1B		3-2 1B		1-3 K		4-2 BB	4	0	2	0	1	1	1											
28 Prince Fielder, L OBP: 0.407, SLG: 0.501	1-2 14 G5-3 1B		4-0 1B		2-0 G4-3		3-2 14 1B 21 2B 1B		3-2 G3-1	4	1	2	0	1	0	2											
14 Casey McGehee, R OBP: 0.337, SLG: 0.465	0-0 G5-3		1-0 G4-3				1-0 G5-3			4	0	1	1	0	0	4											
36 Lorenzo Cain, R OBP: 0.326, SLG: 0.346	2-2 F8		2-2 F9		3-2 G6-3		3-2 G6-3		1-3 K	4	0	0	0	0	1	3											
21 Alcides Escobar, R OBP: 0.300, SLG: 0.348	3-2 F9		2-3 K		0-3 K		0-1 2B			4	0	1	1	0	2	1											
20 Jonathan Lucroy, R OBP: 0.302, SLG: 0.357			3-2 G4-3		1-1 G5-3		1-3 K		0-2 23 G6-3 1 HR 2B	4	1	1	0	0	1	0											
49 Yovani Gallardo, R ERA: 3.8 2 Joe Lindert, L ERA: 3.66 21 Zach Braddock, L ERA: 2.5 41 Jeremy Jeffress, R ERA: 18.0 60 Todd Coffey, R ERA: 4.75 58 Mike McClendon, R ERA: 3.89 24 Mat Gamel, L			2-2 G6-3		1-0 F9		2-2 G4-3			2	0	0	0	0	0	0											
<b>Inning Stats</b>	R: 0 E: 0 K: 0 S: 6	H: 0 LOB: 0 BB: 0 P: 8	R: 0 E: 0 K: 0 S: 13	H: 1 LOB: 1 BB: 0 P: 19	R: 1 E: 0 K: 0 S: 11	H: 2 LOB: 3 BB: 2 P: 28	R: 0 E: 0 K: 1 S: 11	H: 0 LOB: 0 BB: 0 P: 16	R: 1 E: 0 K: 0 S: 7	H: 2 LOB: 1 BB: 0 P: 14	R: 0 E: 0 K: 1 S: 9	H: 0 LOB: 0 BB: 0 P: 13	R: 0 E: 0 K: 1 S: 10	H: 0 LOB: 0 BB: 0 P: 15	R: 2 E: 0 K: 2 S: 14	H: 4 LOB: 2 BB: 0 P: 20	R: 2 E: 0 K: 1 S: 17	H: 2 LOB: 1 BB: 1 P: 30	1B: 5 2B: 3 3B: 0 HR: 3	SF: 0 SAC: 0 DP: 0 HBP: 0	WP: 0 PB: 0 SB: 0 CS: 0	PA: 40					
<b>PITCHER</b>	IP	WLS	BF	H	R	ER	SO	BB	IBB	HBP	BLK	WP	HR	S	P	ERA	WHIP										
35 Jake Westbrook, R ERA: 4.46	6.0		25	5	2	2	2	2	0	0	0	0	0	15	22	3.00	1.167										
41 Mitchell Boggs, R ERA: 3.66	1.1	W	5	1	1	1	2	0	0	0	0	0	0	3	6	6.75	0.750										
43 Trevor Miller, L ERA: 4.02	0.0		1	1	0	0	0	0	0	0	0	0	0	3	6	∞	∞										
46 Kyle McClellan, R ERA: 2.13	0.2		3	2	1	1	1	0	0	0	0	0	0	6	7	13.50	3.000										
31 Ryan Franklin, R ERA: 3.67	1.0		6	2	2	2	1	1	0	0	0	0	1	17	30	18.00	3.000										

St. Louis Cardinals @ Milwaukee Brewers  
Miller Park, Milwaukee, WI  
Mon Sep 06 2010, 1:11 PM - 4:12 PM CDT  
Att: 35,190 - Partly Cloudy - 72 F

AB 37  
R 6  
H 11  
RBI 6  
BB 3  
SO 6  
LOB 13





Batter	1	2	3	4	5	6	7	8	9	AB	R	H	RBI	BB	SO	LOB	TOP															
3 Felipe Lopez, S OBP: 0.315, SLG: 0.347	G6-3		G1-4-3		G3-1			K		4	0	0	0	0	1	0	<b>St. Louis Cardinals @ Milwaukee Brewers</b> Miller Park, Milwaukee, WI Tue Sep 07 2010, 7:10 PM - 9:58 PM CDT Att: 33,149 - Cloudy - 65 F															
19 Jon Jay, L OBP: 0.376, SLG: 0.472	5 WP BB			K	K			7 BB 1B		3	0	1	0	1	2	0																
5 Albert Pujols, R OBP: 0.401, SLG: 0.582	K			2B 4 1B	F8			K		4	1	1	0	0	2	2																
7 Matt Holliday, R OBP: 0.376, SLG: 0.533	K			4 1B 28 1B				4 CS BB		2	1	1	0	2	1	1																
4 Yadier Molina, R OBP: 0.321, SLG: 0.334	G1-3			77 WP 28 1B				1 SAFE K		4	0	1	1	0	2	3																
28 Colby Rasmus, L OBP: 0.354, SLG: 0.496	K			77 WP 1B				44 G4-6-3 1B		4	0	2	1	0	2	0																
77 Pedro Feliz, R OBP: 0.245, SLG: 0.309				1B						3	0	0	0	0	0	2																
44 Randy Winn, S OBP: 0.325, SLG: 0.373	F8			P3						1	0	0	0	0	0	1																
27 Tyler Greene, R OBP: 0.358, SLG: 0.400				F7						2	0	0	0	1	1	0																
12 Aaron Miles, S OBP: 0.336, SLG: 0.342				K	G3					1	0	0	0	0	0	0																
26 Kyle Lohse, R OBP: 0.192, SLG: 0.269										2	0	0	0	0	1	3																
41 Mitchell Boggs, R OBP: 0.286, SLG: 0.330										0	0	0	0	0	0	0																
34 Nick Stavinoha, R OBP: 0.239, SLG: 0.330										1	0	0	0	0	0	0																
53 Blake Hawksworth, R OBP: 0.356, SLG: 0.342										0	0	0	0	0	0	0																
<b>Inning Stats</b>	R: 0 E: 0 K: 2 S: 9	H: 0 LOB: 1 BB: 1 P: 19	R: 0 E: 0 K: 1 S: 7	H: 0 LOB: 0 BB: 0 P: 8	R: 0 E: 0 K: 1 S: 13	H: 0 LOB: 0 BB: 0 P: 15	R: 2 E: 0 K: 1 S: 16	H: 4 LOB: 3 BB: 1 P: 28	R: 0 E: 0 K: 1 S: 6	H: 0 LOB: 0 BB: 0 P: 12	R: 0 E: 0 K: 2 S: 9	H: 0 LOB: 0 BB: 1 P: 17	R: 0 E: 0 K: 3 S: 15	H: 1 LOB: 2 BB: 1 P: 23	R: 0 E: 0 K: 0 S: 9	H: 1 LOB: 0 BB: 0 P: 14	1B: 5 2B: 2 3B: 0 HR: 0	SF: 0 SAC: 0 DP: 2 HBP: 0	WP: 2 PB: 0 SB: 0 CS: 1	PA: 35												
<b>PITCHER</b>	IP WLS BF H R ER SO BB IBB HBP BLK WP HR S P ERA WHIP																															
38 Chris Narveson, L ERA: 5.2	7.0	W 27	4	2	2	9	2	1	0	0	2	0	65	107	2.57	0.857																
12 Carlos Villanueva, R ERA: 4.83	0.1	H 2	1	0	0	1	0	0	0	0	0	0	6	9	0.00	3.000																
59 John Axford, R ERA: 2.34	0.2	H 3	0	0	0	2	1	0	0	0	0	0	9	14	0.00	1.500																
51 Trevor Hoffman, R ERA: 6.09	1.0	S 3	1	0	0	0	0	0	0	0	0	0	9	14	0.00	1.000																

Batter	1	2	3	4	5	6	7	8	9	AB	R	H	RBI	BB	SO	LOB	BOTTOM															
23 Rickie Weeks Jr., R OBP: 0.363, SLG: 0.471	G1-3		P4					K		3	1	0	0	1	1	2	<b>St. Louis Cardinals @ Milwaukee Brewers</b> Miller Park, Milwaukee, WI Tue Sep 07 2010, 7:10 PM - 9:58 PM CDT Att: 33,149 - Cloudy - 65 F															
1 Corey Hart, R OBP: 0.335, SLG: 0.537	K		G5-3		F8			G5-3		4	0	0	0	0	1	2																
8 Ryan Braun, R OBP: 0.360, SLG: 0.478	28 2B 1B		G6-3		F8			G6-3		4	1	1	0	0	0	2																
28 Prince Fielder, L OBP: 0.409, SLG: 0.504	14 2B 2B		G6-3		14 1B BB			14 1B 1B		3	1	2	1	1	0	0																
14 Casey McGehee, R OBP: 0.340, SLG: 0.470										4	0	3	3	0	1	0																
7 Chris Dickerson, L OBP: 0.285, SLG: 0.292										3	0	0	0	0	3	3																
36 Lorenzo Cain, R OBP: 0.322, SLG: 0.341										1	0	0	0	0	0	2																
59 John Axford, R OBP: 0.322, SLG: 0.341										0	0	0	0	0	0	0																
51 Trevor Hoffman, R OBP: 0.322, SLG: 0.341										0	0	0	0	0	0	0																
20 Jonathan Lucroy, R OBP: 0.310, SLG: 0.366										3	0	2	0	1	0	0																
30 Craig Counsell, L OBP: 0.312, SLG: 0.301										4	0	1	0	0	0	2																
38 Chris Narveson, L ERA: 7.13										1	1	0	0	0	0	2																
12 Carlos Villanueva, R ERA: 3.6										0	0	0	0	0	0	0																
27 Carlos Gómez, R OBP: 0.283, SLG: 0.344										1	0	0	0	0	0	0																
<b>Inning Stats</b>	R: 2 E: 0 K: 2 S: 17	H: 3 LOB: 1 BB: 0 P: 31	R: 0 E: 0 K: 0 S: 11	H: 2 LOB: 1 BB: 0 P: 15	R: 0 E: 0 K: 0 S: 7	H: 0 LOB: 0 BB: 0 P: 12	R: 0 E: 0 K: 2 S: 10	H: 1 LOB: 1 BB: 0 P: 17	R: 2 E: 0 K: 1 S: 18	H: 1 LOB: 2 BB: 2 P: 32	R: 0 E: 0 K: 1 S: 8	H: 0 LOB: 1 BB: 1 P: 14	R: 0 E: 0 K: 0 S: 10	H: 2 LOB: 2 BB: 0 P: 12	R: 0 E: 0 K: 0 S: 7	H: 0 LOB: 0 BB: 0 P: 7	1B: 6 2B: 4 3B: 0 HR: 0	SF: 0 SAC: 1 DP: 1 HBP: 1	WP: 0 PB: 0 SB: 0 CS: 0	PA: 36												
<b>PITCHER</b>	IP WLS BF H R ER SO BB IBB HBP BLK WP HR S P ERA WHIP																															
26 Kyle Lohse, R ERA: 7.13	5.0	L 24	7	4	4	5	2	0	1	0	0	0	63	107	7.20	1.800																
41 Mitchell Boggs, R ERA: 3.6	1.0		4	0	0	1	1	0	0	0	0	0	8	14	0.00	1.000																
53 Blake Hawksworth, R ERA: 4.96	2.0		8	2	0	0	0	0	0	0	0	0	17	19	0.00	1.000																

AB	31
R	2
H	6
RBI	2
BB	4
SO	12
LOB	12

AB	31
R	4
H	9
RBI	4
BB	3
SO	6
LOB	15





Batter	1	2	3	4	5	6	7	8	9	AB	R	H	RBI	BB	SO	LOB	TOP			
27 Tyler Greene, R OBP: 0.341, SLG: 0.378										4	0	0	0	0	1	0	<b>St. Louis Cardinals @ Milwaukee Brewers</b> Miller Park, Milwaukee, WI Wed Sep 08 2010, 7:11 PM - 9:40 PM CDT Att: 34,298 - Roof Closed - 71 F			
28 Colby Rasmus, L OBP: 0.353, SLG: 0.493										4	0	1	0	0	0	0				
5 Albert Pujols, R OBP: 0.374, SLG: 0.590										3	1	2	1	0	0	1				
16 Bryan Anderson, L (9, PH)										1	0	1	0	0	0	0				
7 Matt Holliday, R OBP: 0.373, SLG: 0.529										3	0	0	0	0	1	2				
19 Jon Jay, L (9, PH)										1	0	0	0	0	1	1				
34 Nick Stavinoha, R OBP: 0.278, SLG: 0.320										3	0	0	0	0	1	1				
12 Aaron Miles, S OBP: 0.333, SLG: 0.400										1	0	0	0	0	0	1				
77 Pedro Feliz, R OBP: 0.243, SLG: 0.307										3	0	0	0	0	0	0				
13 Brendan Ryan, R OBP: 0.314, SLG: 0.346										3	0	0	0	0	0	0				
36 Denny Reyes, R OBP: 0.278, SLG: 0.294										0	0	0	0	0	0	0				
37 Jeff Suppan, R OBP: 0.278, SLG: 0.294										0	0	0	0	0	0	0				
19 Matt Paganzzi, R OBP: 0.333, SLG: 0.333										3	0	1	0	0	1	0				
54 Jaime Garcia, L OBP: 0.222, SLG: 0.212										1	0	0	0	0	0	0				
3 Felipe Lopez, S (6, PH)										1	0	0	0	0	0	1				
48 Mike MacDougal, S (6, PH)										0	0	0	0	0	0	0				
30 Jason Motte, R (6, PH)										0	0	0	0	0	0	0				
44 Randy Winn, S (7, PH)										1	0	0	0	0	0	0				
<b>Inning Stats</b>	R: 1 H: 1 E: 0 K: 0 S: 8	H: 1 LOB: 0 BB: 0 P: 10	R: 0 H: 0 E: 0 K: 1 S: 7	H: 0 LOB: 0 BB: 0 P: 11	R: 0 H: 0 E: 0 K: 0 S: 6	H: 0 LOB: 0 BB: 0 P: 6	R: 0 H: 1 E: 0 K: 0 S: 8	H: 1 LOB: 1 BB: 0 P: 13	R: 0 H: 1 E: 1 K: 1 S: 11	H: 1 LOB: 1 BB: 0 P: 15	R: 0 H: 0 E: 0 K: 1 S: 9	H: 0 LOB: 0 BB: 0 P: 10	R: 0 H: 0 E: 0 K: 2 S: 9	H: 0 LOB: 0 BB: 0 P: 11	R: 0 H: 1 E: 0 K: 1 S: 13	H: 1 LOB: 1 BB: 0 P: 16	1B: 2 2B: 2 3B: 0 HR: 1	SF: 0 SAC: 0 DP: 0 HBP: 0	WP: 0 PB: 0 SB: 0 CS: 0	PA: 32
<b>PITCHER</b>	IP WLS BF H R ER SO BB IBB HBP BLK WP HR S P ERA WHIP	7.0 W 25 4 1 1 2 0 0 0 0 0 1 55 83 1.29 0.571	1.0 3 0 0 0 2 0 0 0 0 0 0 9 11 0.00 0.000	1.0 4 1 0 0 1 0 0 0 0 0 0 13 16 0.00 1.000	<b>PITCHER</b>															

Batter	1	2	3	4	5	6	7	8	9	AB	R	H	RBI	BB	SO	LOB	BOTTOM				
23 Rickie Weeks Jr, R OBP: 0.365, SLG: 0.472										3	2	1	1	2	1	0	<b>St. Louis Cardinals @ Milwaukee Brewers</b> Miller Park, Milwaukee, WI Wed Sep 08 2010, 7:11 PM - 9:40 PM CDT Att: 34,298 - Roof Closed - 71 F				
1 Cory Hart, R OBP: 0.336, SLG: 0.535										5	1	2	1	0	1	3					
8 Ryan Braun, R OBP: 0.361, SLG: 0.483										4	2	2	4	0	0	1					
28 Prince Fielder, L OBP: 0.408, SLG: 0.504										4	1	1	0	0	0	2					
14 Casey McGehee, R (1, S)										4	0	1	2	0	0	2					
36 Lorenzo Cain, R OBP: 0.319, SLG: 0.337										4	0	1	0	0	0	1					
21 Alcides Escobar, R OBP: 0.300, SLG: 0.347										4	1	1	0	0	0	1					
20 Jonathan Lucroy, R OBP: 0.309, SLG: 0.364										4	1	1	0	0	1	2					
39 Chris Capuano, L OBP: 0.111, SLG: 0.111										3	0	0	0	0	2	1					
26 Manny Parra, L OBP: 0.270, SLG: 0.242										0	0	0	0	0	0	0					
24 Mat Gamel, L (6, PH)										0	0	0	0	1	0	0					
41 Jeremy Jeffress, R (9, PH)										0	0	0	0	0	0	0					
<b>Inning Stats</b>	R: 0 H: 1 E: 1 K: 1 S: 8	H: 0 LOB: 2 BB: 0 P: 13	R: 0 H: 0 E: 0 K: 0 S: 12	H: 0 LOB: 0 BB: 0 P: 18	R: 3 H: 3 E: 0 K: 1 S: 14	H: 3 LOB: 1 BB: 1 P: 23	R: 4 H: 3 E: 0 K: 2 S: 14	H: 3 LOB: 0 BB: 1 P: 23	R: 0 H: 0 E: 0 K: 1 S: 8	H: 0 LOB: 0 BB: 0 P: 11	R: 0 H: 0 E: 0 K: 0 S: 7	H: 0 LOB: 0 BB: 0 P: 8	R: 1 H: 2 E: 0 K: 0 S: 9	H: 2 LOB: 2 BB: 1 P: 17	1B: 7 2B: 2 3B: 0 HR: 1	SF: 0 SAC: 0 DP: 0 HBP: 0	WP: 0 PB: 0 SB: 2 CS: 0	PA: 38			
<b>PITCHER</b>	IP WLS BF H R ER SO BB IBB HBP BLK WP HR S P ERA WHIP	4.0 L 22 7 7 7 4 2 0 0 0 0 0 0 9 19 0.00 1.000	1.0 4 1 0 0 0 0 0 0 0 0 0 0 11 14 0.00 0.000	0.1 1 0 0 0 0 0 0 0 0 0 0 2 2 0.00 0.000	1.1 7 2 1 1 0 1 0 0 0 0 0 11 20 6.75 2.250	<b>PITCHER</b>															



Batter	1	2	3	4	5	6	7	8	9	AB	R	H	RBI	BB	SO	LOB	TOP				
1 Kosuke Fukudome, L (1, 9) OBP: 0.380, SLG: 0.456										4	0	0	0	1	0	4					
13 Starlin Castro, R (1, 6) OBP: 0.357, SLG: 0.435										4	0	1	1	0	0	1					
24 Marlon Byrd, R (1, 8) OBP: 0.357, SLG: 0.445										5	0	1	0	0	1	2					
6 Micah Hoffpauir, L (1, 3) OBP: 0.200, SLG: 0.241										5	0	0	0	0	4	3					
49 Carlos Marmol, R (9, 1)										0	0	0	0	0	0	0					
18 Geovany Soto, R (1, 2) OBP: 0.396, SLG: 0.512										4	0	0	0	0	3	1					
12 Alfonso Soriano, R (1, 7) OBP: 0.318, SLG: 0.506										3	0	0	0	1	1	0					
9 Blake DeWitt, L (1, 4) OBP: 0.343, SLG: 0.375										2	1	0	0	2	1	0					
15 Darwin Barney, R (1, 5) OBP: 0.293, SLG: 0.341										4	2	2	0	0	0	2					
38 Carlos Zambrano, S (1, 1) OBP: 0.267, SLG: 0.341										4	1	3	1	0	0	0					
22 Xavier Nady, R (9, 3) OBP: 0.314, SLG: 0.366										0	0	0	0	0	0	0					
<b>Inning Stats</b>	R: 0 E: 0 K: 1 S: 10	H: 0 LOB: 0 BB: 0 P: 17	R: 0 E: 0 K: 1 S: 6	H: 0 LOB: 0 BB: 0 P: 11	R: 2 E: 1 K: 1 S: 14	H: 2 LOB: 1 BB: 0 P: 23	R: 0 E: 0 K: 2 S: 12	H: 0 LOB: 2 BB: 2 P: 24	R: 0 E: 0 K: 1 S: 13	H: 1 LOB: 2 BB: 1 P: 22	R: 1 E: 0 K: 0 S: 10	H: 1 LOB: 1 BB: 0 P: 14	R: 1 E: 2 K: 1 S: 11	H: 1 LOB: 1 BB: 0 P: 13	R: 0 E: 0 K: 1 S: 5	H: 0 LOB: 0 BB: 0 P: 9	1B: 7 2B: 0 3B: 0 HR: 0	SF: 1 SAC: 0 DP: 0 HBP: 0	WP: 1 PB: 0 SB: 0 CS: 0	PA: 40	
<b>PITCHER</b>	IP WLS BF H R ER SO BB IBB HBP BLK WP HR S P ERA WHIP	IP WLS BF H R ER SO BB IBB HBP BLK WP HR S P ERA WHIP	IP WLS BF H R ER SO BB IBB HBP BLK WP HR S P ERA WHIP	IP WLS BF H R ER SO BB IBB HBP BLK WP HR S P ERA WHIP	IP WLS BF H R ER SO BB IBB HBP BLK WP HR S P ERA WHIP	IP WLS BF H R ER SO BB IBB HBP BLK WP HR S P ERA WHIP	IP WLS BF H R ER SO BB IBB HBP BLK WP HR S P ERA WHIP	IP WLS BF H R ER SO BB IBB HBP BLK WP HR S P ERA WHIP	IP WLS BF H R ER SO BB IBB HBP BLK WP HR S P ERA WHIP	IP WLS BF H R ER SO BB IBB HBP BLK WP HR S P ERA WHIP	IP WLS BF H R ER SO BB IBB HBP BLK WP HR S P ERA WHIP	IP WLS BF H R ER SO BB IBB HBP BLK WP HR S P ERA WHIP	IP WLS BF H R ER SO BB IBB HBP BLK WP HR S P ERA WHIP	IP WLS BF H R ER SO BB IBB HBP BLK WP HR S P ERA WHIP	IP WLS BF H R ER SO BB IBB HBP BLK WP HR S P ERA WHIP	IP WLS BF H R ER SO BB IBB HBP BLK WP HR S P ERA WHIP	IP WLS BF H R ER SO BB IBB HBP BLK WP HR S P ERA WHIP	IP WLS BF H R ER SO BB IBB HBP BLK WP HR S P ERA WHIP	IP WLS BF H R ER SO BB IBB HBP BLK WP HR S P ERA WHIP	IP WLS BF H R ER SO BB IBB HBP BLK WP HR S P ERA WHIP	IP WLS BF H R ER SO BB IBB HBP BLK WP HR S P ERA WHIP

Chicago Cubs @ Milwaukee Brewers  
Miller Park, Milwaukee, WI  
Fri Sep 10 2010, 7:11 PM - 9:47 PM CDT  
Att: 30,975 - Clear - 64 F

livebaseballscorecards.com

AB 35  
R 4  
H 7  
RBI 2  
BB 4  
SO 10  
LOB 13

Batter	1	2	3	4	5	6	7	8	9	AB	R	H	RBI	BB	SO	LOB	BOTTOM					
23 Rickie Weeks Jr., R (1, 4) OBP: 0.363, SLG: 0.468										4	0	0	0	0	3	0						
1 Corey Hart, R (1, 9) OBP: 0.333, SLG: 0.531										4	0	0	0	0	2	0						
8 Ryan Braun, R (1, 7) OBP: 0.360, SLG: 0.482										4	0	1	0	0	1	0						
28 Prince Fielder, L (1, 3) OBP: 0.408, SLG: 0.503										3	0	1	0	1	0	1						
14 Casey McGehee, R (1, 5) OBP: 0.339, SLG: 0.465										3	0	0	0	1	1	3						
7 Chris Dickerson, L (1, 8) OBP: 0.258, SLG: 0.286										2	0	0	0	1	0	2						
21 Alcides Escobar, R (1, 6) OBP: 0.298, SLG: 0.344										3	0	0	0	0	3							
20 Jonathan Lucroy, R (1, 2) OBP: 0.309, SLG: 0.363										3	0	1	0	0	0	1						
31 Dave Bush, R (1, 1) OBP: 0.196, SLG: 0.149										2	0	0	0	0	1	2						
61 Brandon Kintzler, R (6, 1)										0	0	0	0	0	0	0						
50 Kameron Loe, R (8, 1)										0	0	0	0	0	0	0						
2 Joe Inglett, L (8, PH) OBP: 0.331, SLG: 0.402										1	0	0	0	0	1	0						
37 Mark Rogers, R (9, 1) ERA: 2.97										0	0	0	0	0	0	0						
<b>Inning Stats</b>	R: 0 E: 0 K: 3 S: 9	H: 0 LOB: 0 BB: 0 P: 15	R: 0 E: 0 K: 0 S: 3	H: 0 LOB: 2 BB: 2 P: 14	R: 0 E: 0 K: 1 S: 10	H: 1 LOB: 0 BB: 0 P: 12	R: 0 E: 0 K: 0 S: 11	H: 1 LOB: 1 BB: 0 P: 17	R: 0 E: 0 K: 1 S: 9	H: 0 LOB: 0 BB: 0 P: 15	R: 0 E: 0 K: 1 S: 9	H: 0 LOB: 0 BB: 0 P: 13	R: 0 E: 0 K: 1 S: 6	H: 0 LOB: 0 BB: 0 P: 9	R: 0 E: 0 K: 1 S: 9	H: 0 LOB: 0 BB: 0 P: 13	R: 0 E: 1 K: 1 S: 8	H: 1 LOB: 2 BB: 0 P: 12	1B: 3 2B: 1 3B: 0 HR: 0	SF: 0 SAC: 0 DP: 2 HBP: 0	WP: 0 PB: 0 SB: 0 CS: 0	PA: 32
<b>PITCHER</b>	IP WLS BF H R ER SO BB IBB HBP BLK WP HR S P ERA WHIP	IP WLS BF H R ER SO BB IBB HBP BLK WP HR S P ERA WHIP	IP WLS BF H R ER SO BB IBB HBP BLK WP HR S P ERA WHIP	IP WLS BF H R ER SO BB IBB HBP BLK WP HR S P ERA WHIP	IP WLS BF H R ER SO BB IBB HBP BLK WP HR S P ERA WHIP	IP WLS BF H R ER SO BB IBB HBP BLK WP HR S P ERA WHIP	IP WLS BF H R ER SO BB IBB HBP BLK WP HR S P ERA WHIP	IP WLS BF H R ER SO BB IBB HBP BLK WP HR S P ERA WHIP	IP WLS BF H R ER SO BB IBB HBP BLK WP HR S P ERA WHIP	IP WLS BF H R ER SO BB IBB HBP BLK WP HR S P ERA WHIP	IP WLS BF H R ER SO BB IBB HBP BLK WP HR S P ERA WHIP	IP WLS BF H R ER SO BB IBB HBP BLK WP HR S P ERA WHIP	IP WLS BF H R ER SO BB IBB HBP BLK WP HR S P ERA WHIP	IP WLS BF H R ER SO BB IBB HBP BLK WP HR S P ERA WHIP	IP WLS BF H R ER SO BB IBB HBP BLK WP HR S P ERA WHIP	IP WLS BF H R ER SO BB IBB HBP BLK WP HR S P ERA WHIP	IP WLS BF H R ER SO BB IBB HBP BLK WP HR S P ERA WHIP	IP WLS BF H R ER SO BB IBB HBP BLK WP HR S P ERA WHIP	IP WLS BF H R ER SO BB IBB HBP BLK WP HR S P ERA WHIP	IP WLS BF H R ER SO BB IBB HBP BLK WP HR S P ERA WHIP	IP WLS BF H R ER SO BB IBB HBP BLK WP HR S P ERA WHIP	IP WLS BF H R ER SO BB IBB HBP BLK WP HR S P ERA WHIP

Chicago Cubs @ Milwaukee Brewers  
Miller Park, Milwaukee, WI  
Fri Sep 10 2010, 7:11 PM - 9:47 PM CDT  
Att: 30,975 - Clear - 64 F

livebaseballscorecards.com

AB 29  
R 0  
H 3  
RBI 0  
BB 3  
SO 9  
LOB 12



Batter	1	2	3	4	5	6	7	8	9	AB	R	H	RBI	BB	SO	LOB	TOP							
28 Jeff Baker, R OBP: 0.314, SLG: 0.406										4	0	2	0	0	0	0								
13 Starlin Castro, R OBP: 0.354, SLG: 0.430										4	0	0	0	0	0	2								
24 Marion Byrd, R OBP: 0.356, SLG: 0.443										4	0	1	0	0	1	1								
18 Geovany Soto, R OBP: 0.392, SLG: 0.505										4	0	0	0	0	1	1								
22 Xavier Nady, R OBP: 0.314, SLG: 0.378										3	1	1	1	0	0	0								
1 Kosuke Fukudome, L OBP: 0.377, SLG: 0.451										3	0	0	0	0	0	0								
12 Alfonso Soriano, R 5 Sam Fuld, L										2	0	0	0	0	1	2	0							
9 Blake DeWitt, L										3	0	0	0	0	1	1								
46 Ryan Dempster, R 21 Tyler Colvin, L 48 Andrew Cashner, R 45 Sean Marshall, L 49 Carlos Marmol, R										2	0	0	0	0	1	0								
										1	0	0	0	0	0	0								
										0	0	0	0	0	0	0								
										0	0	0	0	0	0	0								
										0	0	0	0	0	0	0								
<b>Inning Stats</b>	R: 0 E: 0 K: 1 S: 11	H: 2 LOB: 1 BB: 0 P: 15	R: 0 E: 0 K: 1 S: 10	H: 0 LOB: 0 BB: 0 P: 15	R: 0 E: 0 K: 1 S: 6	H: 0 LOB: 0 BB: 0 P: 9	R: 0 E: 0 K: 1 S: 8	H: 0 LOB: 0 BB: 0 P: 12	R: 0 E: 0 K: 1 S: 14	H: 0 LOB: 1 BB: 0 P: 22	R: 0 E: 0 K: 0 S: 10	H: 1 LOB: 1 BB: 0 P: 13	R: 1 E: 0 K: 1 S: 12	H: 1 LOB: 0 BB: 0 P: 18	R: 0 E: 0 K: 0 S: 9	H: 0 LOB: 0 BB: 0 P: 9	R: 0 E: 0 K: 0 S: 7	H: 0 LOB: 0 BB: 0 P: 11	1B: 2 2B: 1 3B: 0 HR: 1	SF: 0 SAC: 0 DP: 1 HBP: 0	WP: 0 PB: 0 SB: 0 CS: 0	PA: 31		
<b>PITCHER</b>	IP	WLS	BF	H	R	ER	SO	BB	IBB	HBP	BLK	WP	HR	S	P	ERA	WHIP							
43 Randy Wolf, L ERA: 4.53	8.0	L	28	4	1	1	6	1	0	0	0	0	1	80	113	1.12	0.625							
41 Jeremy Jeffress, R ERA: 6.0	1.0		3	0	0	0	0	0	0	0	0	0	0	7	11	0.00	0.000							

Chicago Cubs @ Milwaukee Brewers  
Miller Park, Milwaukee, WI  
Sat Sep 11 2010, 6:11 PM - 8:36 PM CDT  
Att: 41,463 - Partly Cloudy - 71 F

AB 30  
R 1  
H 4  
RBI 1  
BB 1  
SO 6  
LOB 5



Batter	1	2	3	4	5	6	7	8	9	AB	R	H	RBI	BB	SO	LOB	BOTTOM							
23 Rickie Weeks Jr., R OBP: 0.360, SLG: 0.465										4	0	0	0	0	2	2								
1 Corey Hart, R OBP: 0.333, SLG: 0.528										3	0	0	0	1	2	0								
8 Ryan Braun, R OBP: 0.358, SLG: 0.478										4	0	0	0	0	2	2								
28 Prince Fielder, L OBP: 0.406, SLG: 0.499										4	0	0	0	0	3	2								
14 Casey McGehee, R OBP: 0.340, SLG: 0.464										3	0	1	0	1	1	0								
36 Lorenzo Cain, R OBP: 0.316, SLG: 0.326										3	0	0	0	1	1	1								
21 Alcides Escobar, R										4	0	1	0	0	1	2								
16 George Kottaras, L										3	0	0	0	0	3									
43 Randy Wolf, L 2 Joe Inglett, L 27 Carlos Gómez, R 41 Jeremy Jeffress, R										2	0	1	0	0	0	0								
										0	0	0	0	0	0	0								
										0	0	0	0	0	0	0								
										0	0	0	0	0	0	0								
<b>Inning Stats</b>	R: 0 E: 0 K: 2 S: 12	H: 0 LOB: 0 BB: 0 P: 19	R: 0 E: 0 K: 0 S: 8	H: 0 LOB: 2 BB: 2 P: 17	R: 0 E: 0 K: 1 S: 8	H: 0 LOB: 0 BB: 0 P: 11	R: 0 E: 0 K: 2 S: 10	H: 1 LOB: 1 BB: 0 P: 16	R: 0 E: 0 K: 1 S: 9	H: 1 LOB: 1 BB: 0 P: 12	R: 0 E: 0 K: 1 S: 11	H: 0 LOB: 0 BB: 0 P: 16	R: 0 E: 0 K: 1 S: 11	H: 1 LOB: 1 BB: 0 P: 14	R: 0 E: 0 K: 3 S: 14	H: 0 LOB: 2 BB: 1 P: 20	R: 0 E: 0 K: 1 S: 7	H: 0 LOB: 0 BB: 0 P: 9	1B: 3 2B: 0 3B: 0 HR: 0	SF: 0 SAC: 0 DP: 0 HBP: 1	WP: 0 PB: 0 SB: 1 CS: 0	PA: 34		
<b>PITCHER</b>	IP	WLS	BF	H	R	ER	SO	BB	IBB	HBP	BLK	WP	HR	S	P	ERA	WHIP							
46 Ryan Dempster, R ERA: 3.62	7.0	W	26	3	0	0	8	2	0	0	0	0	0	69	105	0.00	0.714							
48 Andrew Cashner, R ERA: 5.73	0.2	H	4	0	0	0	2	1	0	1	0	0	0	10	16	0.00	1.500							
45 Sean Marshall, L ERA: 2.86	0.1	H	1	0	0	0	1	0	0	0	0	0	0	4	4	0.00	0.000							
49 Carlos Marmol, R ERA: 2.93	1.0	S	3	0	0	0	1	0	0	0	0	0	0	7	9	0.00	0.000							

Chicago Cubs @ Milwaukee Brewers  
Miller Park, Milwaukee, WI  
Sat Sep 11 2010, 6:11 PM - 8:36 PM CDT  
Att: 41,463 - Partly Cloudy - 71 F

AB 30  
R 0  
H 3  
RBI 0  
BB 3  
SO 12  
LOB 12





Batter	1	2	3	4	5	6	7	8	9	AB	R	H	RBI	BB	SO	LOB	TOP										
9 Blake DeWitt, L (1,4) OBP: 0.337, SLG: 0.368	G3		G3-1				K			4	0	0	0	0	2	0	<b>Chicago Cubs @ Milwaukee Brewers</b> Miller Park, Milwaukee, WI Sun Sep 12 2010, 1:11 PM - 3:43 PM CDT Att: 37,317 - Sunny - 75 F										
13 Starlin Castro, R (1,6) OBP: 0.353, SLG: 0.429	K		G5-3					K		4	0	1	0	0	2	0											
1 Kosuke Fukudome, L (1,9) OBP: 0.378, SLG: 0.453			K					G4-3		3	0	1	0	1	1	0											
22 Xavier Nady, R (1,3)	P4									4	0	1	0	0	1	3											
21 Tyler Colvin, L (1,8) OBP: 0.306, SLG: 0.497		P6								4	0	0	0	0	0	1											
18 Geovany Soto, R (1,2) OBP: 0.326, SLG: 0.503										3	0	1	0	1	1	0											
12 Alfonso Soriano, R (1,7) OBP: 0.320, SLG: 0.502										3	0	1	0	1	0	1											
15 Darwin Barney, R (1,5) OBP: 0.295, SLG: 0.326										2	0	0	0	1	0	2											
16 Aramis Ramirez, R (9, PH) OBP: 0.296, SLG: 0.453										1	0	0	0	0	0	1											
27 Casey Coleman, L (1,1) OBP: 0.271, SLG: 0.271										2	0	0	0	0	1	2											
24 Marlon Byrd, R (7, PH) OBP: 0.289, SLG: 0.442										1	0	0	0	0	0	0											
62 Marcos Mateo, R (7,1)										0	0	0	0	0	0	0											
40 James Russell, L (8,1)										0	0	0	0	0	0	0											
20 Thomas Diamond, R (8,1)										0	0	0	0	0	0	0											
6 Mitch Hoffbauer, L (8, PH) OBP: 0.194, SLG: 0.223										1	0	0	0	0	1	1											
<b>Inning Stats</b>	R: 0 E: 0 K: 1 S: 7	H: 1 LOB: 1 BB: 0 P: 12	R: 0 E: 0 K: 1 S: 13	H: 0 LOB: 2 BB: 2 P: 26	R: 0 E: 0 K: 1 S: 7	H: 0 LOB: 0 BB: 0 P: 10	R: 0 E: 0 K: 1 S: 13	H: 2 LOB: 2 BB: 0 P: 19	R: 0 E: 0 K: 0 S: 4	H: 0 LOB: 0 BB: 0 P: 6	R: 0 E: 0 K: 1 S: 9	H: 0 LOB: 0 BB: 0 P: 14	R: 0 E: 0 K: 1 S: 13	H: 1 LOB: 1 BB: 0 P: 18	R: 0 E: 0 K: 2 S: 12	H: 0 LOB: 1 BB: 1 P: 18	1B: 4 2B: 1 3B: 0 HR: 0	SF: 0 SAC: 0 DP: 0 HBP: 0	WP: 1 PB: 0 SB: 0 CS: 0	PA: 36							
<b>PITCHER</b>	IP	WLS	BF	H	R	ER	SO	BB	IBB	HBP	BLK	WP	HR	S	P	ERA	WHIP										
49 Yovani Gallardo, R (1,1) ERA: 3.64	7.0	W	28	4	0	0	6	3	0	0	0	0	0	66	108	0.00	1.000										
50 Kameron Loe, R (8,1) ERA: 2.77	0.2	H	3	1	0	0	1	0	0	0	0	0	0	12	17	0.00	1.500										
59 John Axford, R (8,1) ERA: 2.28	1.1	S	5	0	0	0	2	1	0	0	0	1	0	13	19	0.00	0.750										

livebaseballscores.com

AB 32  
R 0  
H 5  
RBI 0  
BB 4  
SO 9  
LOB 11



Batter	1	2	3	4	5	6	7	8	9	AB	R	H	RBI	BB	SO	LOB	BOTTOM										
23 Rickie Weeks Jr., R (1,4) OBP: 0.359, SLG: 0.462	K		G6-3							4	0	0	0	0	2	1	<b>Chicago Cubs @ Milwaukee Brewers</b> Miller Park, Milwaukee, WI Sun Sep 12 2010, 1:11 PM - 3:43 PM CDT Att: 37,317 - Sunny - 75 F										
1 Corey Hart, R (1,9) OBP: 0.334, SLG: 0.526										3	0	1	0	1	1	1											
8 Ryan Braun, R (1,7) OBP: 0.359, SLG: 0.480										4	0	2	1	0	0	1											
28 Prince Fielder, L (1,3) OBP: 0.406, SLG: 0.497										2	0	0	0	2	1	2											
14 Casey McGehee, R (1,5) OBP: 0.339, SLG: 0.469										4	1	1	1	0	0	5											
36 Lorenzo Cain, R (1,8) OBP: 0.314, SLG: 0.323										4	0	1	0	0	1	0											
21 Alcides Escobar, R (1,6) OBP: 0.296, SLG: 0.341										3	0	0	0	0	1	1											
20 Jonathan Lucroy, R (1,2) OBP: 0.305, SLG: 0.358										3	0	0	0	0	0	1											
49 Yovani Gallardo, R (1,1) OBP: 0.339, SLG: 0.554										2	1	1	0	0	0	0											
24 Mat Gamel, L (7, PH) ERA: 7.63										1	0	0	0	0	0	0											
50 Kameron Loe, R (8,1)										0	0	0	0	0	0	0											
59 John Axford, R (8,1)										0	0	0	0	0	0	0											
<b>Inning Stats</b>	R: 0 E: 0 K: 1 S: 9	H: 2 LOB: 1 BB: 0 P: 16	R: 0 E: 0 K: 1 S: 7	H: 1 LOB: 1 BB: 0 P: 11	R: 0 E: 1 K: 0 S: 7	H: 0 LOB: 3 BB: 2 P: 22	R: 0 E: 0 K: 0 S: 5	H: 0 LOB: 0 BB: 0 P: 9	R: 1 E: 0 K: 1 S: 12	H: 2 LOB: 2 BB: 1 P: 22	R: 0 E: 0 K: 0 S: 8	H: 0 LOB: 0 BB: 0 P: 11	R: 0 E: 0 K: 1 S: 7	H: 0 LOB: 0 BB: 0 P: 12	R: 1 E: 0 K: 2 S: 9	H: 1 LOB: 0 BB: 0 P: 11	1B: 3 2B: 2 3B: 0 HR: 1	SF: 0 SAC: 0 DP: 1 HBP: 0	WP: 0 PB: 0 SB: 0 CS: 0	PA: 33							
<b>PITCHER</b>	IP	WLS	BF	H	R	ER	SO	BB	IBB	HBP	BLK	WP	HR	S	P	ERA	WHIP										
27 Casey Coleman, R (1,1) ERA: 5.11	6.0	L	26	5	1	1	3	1	2	0	0	0	0	48	91	1.50	1.000										
62 Marcos Mateo, R (7,1) ERA: 7.63	1.1		4	0	0	0	1	0	0	0	0	0	0	9	15	0.00	0.000										
40 James Russell, L (8,1) ERA: 5.32	0.1		1	0	0	0	1	0	0	0	0	0	0	3	4	0.00	0.000										
20 Thomas Diamond, R (8,1) ERA: 7.5	0.1		2	1	1	1	1	0	0	0	0	0	1	4	4	27.00	3.000										

livebaseballscores.com

AB 30  
R 2  
H 6  
RBI 2  
BB 3  
SO 6  
LOB 12









Batter	1	2	3	4	5	6	7	8	9	AB	R	H	RBI	BB	SO	LOB	TOP										
2 Joe Inglett, L (1.4)	G1-3		G1-6-3					G4-3		3	0	0	0	1	0	2	<b>Milwaukee Brewers @ Houston Astros</b> Minute Maid Park, Houston, TX Tue Sep 14 2010, 7:08 PM - 9:43 PM CDT Att: 33,878 - Roof Closed - 73 F										
21 Alcides Escobar, R (1.6)	G3-1			F8		F9				4	0	1	0	0	0	1											
8 Ryan Braun, R (1.7)	HR									4	1	2	1	0	2	3											
28 Prince Fielder, L (1.3)	K									4	0	0	0	0	2	4											
14 Casey McGehee, R (1.5)										4	1	1	1	0	3	1											
1 Cory Hart, R (1.9)										2	0	0	0	2	1	0											
27 Carlos Gómez, R (1.8)										2	0	0	0	0	0	1											
7 Chris Dickerson, L (0. PH)										1	0	0	0	0	0	0											
20 Jonathan Lucroy, R (1.2)										3	0	0	0	1	1	2											
39 Chris Capuano, L (1.1)										2	0	0	0	0	0	2											
50 Kameron Loe, R (7.1)										0	0	0	0	0	0	0											
30 Craig Counsell, L (0. PH)										0	0	0	0	1	0	0											
41 Jeremy Jeffress, R (0.1)										0	0	0	0	0	0	0											
<b>Inning Stats</b>	R: 1 H: 1 E: 0 K: 1 S: 8	H: 1 LOB: 0 BB: 0 P: 14	R: 0 H: 0 E: 0 K: 2 S: 8	H: 0 LOB: 0 BB: 0 P: 10	R: 0 H: 0 E: 0 K: 0 S: 6	H: 0 LOB: 0 BB: 1 P: 12	R: 0 H: 1 E: 0 K: 1 S: 11	H: 1 LOB: 1 BB: 0 P: 17	R: 0 H: 0 E: 0 K: 0 S: 6	H: 0 LOB: 1 BB: 1 P: 10	R: 0 H: 0 E: 0 K: 1 S: 9	H: 0 LOB: 1 BB: 1 P: 16	R: 0 H: 0 E: 0 K: 2 S: 10	H: 0 LOB: 1 BB: 1 P: 14	R: 0 H: 1 E: 0 K: 2 S: 12	H: 2 LOB: 2 BB: 1 P: 19	R: 1 H: 1 E: 0 K: 0 S: 11	H: 1 LOB: 0 BB: 0 P: 17	1B: 2 2B: 0 3B: 0 HR: 2	SF: 0 SAC: 1 DP: 1 HBP: 0	WP: 0 PB: 0 SB: 0 CS: 0	PA: 35					
<b>PITCHER</b>	IP	WLS	BF	H	R	ER	SO	BB	IBB	HBP	BLK	WP	HR	S	P	ERA	WHIP										
20 Bud Norris, R (1.1)	7.1	W	29	3	1	1	7	5	0	0	1	0	1	64	105	1.23	1.091										
47 Jeff Fulchino, R (0.1)	0.1	H	1	0	0	0	1	0	0	0	0	0	0	3	4	0.00	0.000										
48 Tim Lincecum, L (0.1)	0.1	H	1	0	0	0	1	0	0	0	0	0	0	3	3	0.00	0.000										
37 Brandon Lyon, R (0.1)	1.0	S	4	1	1	1	0	0	0	0	0	0	1	11	17	9.00	1.000										

Batter	1	2	3	4	5	6	7	8	9	AB	R	H	RBI	BB	SO	LOB	BOTTOM										
21 Michael Bourn, L (1.8)	HR									3	1	0	0	1	1	4	<b>Milwaukee Brewers @ Houston Astros</b> Minute Maid Park, Houston, TX Tue Sep 14 2010, 7:08 PM - 9:43 PM CDT Att: 33,878 - Roof Closed - 73 F										
8 Jeff Keppinger, R (1.4)	HR			F9						4	1	2	0	0	1	1											
9 Hunter Pence, R (1.9)	F7									4	0	1	0	0	0	3											
45 Carlos Lee, R (1.3)	P6									4	0	1	0	0	0	5											
29 Brett Wallace, L (0.3)	P6									0	0	0	0	0	0	0											
23 Chris Johnson, R (1.5)	HR									4	1	2	3	0	0	2											
4 Jason Michaels, R (1.7)	G6-3									3	0	0	0	1	0	1											
36 Angel Sanchez, R (1.6)										3	0	1	0	1	0	1											
55 Humberto Quintero, R (1.2)										4	0	0	0	0	1	4											
20 Bud Norris, R (1.1)										2	0	1	0	0	1	2											
47 Jeff Fulchino, R (0.1)										0	0	0	0	0	0	0											
48 Tim Byrdak, L (0.1)										0	0	0	0	0	0	0											
37 Brandon Lyon, R (0.1)										0	0	0	0	0	0	0											
<b>Inning Stats</b>	R: 3 H: 2 E: 0 K: 0 S: 14	H: 2 LOB: 0 BB: 1 P: 26	R: 0 H: 0 E: 0 K: 1 S: 8	H: 0 LOB: 1 BB: 1 P: 16	R: 0 H: 1 E: 0 K: 0 S: 9	H: 1 LOB: 1 BB: 0 P: 13	R: 0 H: 0 E: 0 K: 1 S: 11	H: 0 LOB: 2 BB: 1 P: 18	R: 0 H: 0 E: 0 K: 0 S: 5	H: 0 LOB: 0 BB: 0 P: 5	R: 0 H: 2 E: 0 K: 0 S: 6	H: 2 LOB: 1 BB: 0 P: 10	R: 0 H: 0 E: 0 K: 0 S: 6	H: 2 LOB: 1 BB: 0 P: 10	R: 0 H: 2 E: 0 K: 0 S: 6	R: 0 H: 1 E: 0 K: 0 S: 6	1B: 5 2B: 2 3B: 0 HR: 1	SF: 0 SAC: 1 DP: 1 HBP: 0	WP: 0 PB: 0 SB: 0 CS: 0	PA: 35							
<b>PITCHER</b>	IP	WLS	BF	H	R	ER	SO	BB	IBB	HBP	BLK	WP	HR	S	P	ERA	WHIP										
39 Chris Capuano, L (1.1)	6.1	L	28	5	3	3	3	3	0	0	0	0	0	55	90	4.26	1.263										
50 Kameron Loe, R (7.1)	0.2		3	1	0	0	1	0	0	0	0	0	0	7	10	0.00	1.500										
41 Jeremy Jeffress, R (0.1)	1.0		4	2	0	0	0	0	0	0	0	0	0	6	10	0.00	2.000										







Batter	1	2	3	4	5	6	7	8	9	AB	R	H	RBI	BB	SO	LOB	TOP					
23 Rickie Weeks Jr. R OBP: 0.357, SLG: 0.464	G5-3	1B		1B			G5-3			5	0	2	0	0	1	2	<b>Milwaukee Brewers @ San Francisco Giants</b> AT&T Park, San Francisco, CA Fri Sep 17 2010, 7:17 PM - 9:44 PM PDT Att: 41,835 - Partly Cloudy - 65 F					
1 Cory Hart R OBP: 0.335, SLG: 0.530	G6-3	F7		K					F9	5	0	1	0	0	1	5						
8 Ryan Braun, R OBP: 0.364, SLG: 0.498	2B		F9						K	5	2	3	0	0	1	0						
28 Prince Fielder, L OBP: 0.404, SLG: 0.490	1B		F7				G1-4-3		G3	4	0	1	1	1	0	2						
14 Casey McGehee, R OBP: 0.378, SLG: 0.466	K		F7			FC6-4			F9	5	0	1	0	0	1	3						
27 Carlos Gómez, R OBP: 0.291, SLG: 0.357		G5-3	FC1-5-4			FC6			G4-3	5	1	2	1	0	0	2						
21 Alcides Escobar, R OBP: 0.294, SLG: 0.335		F7				K			G4-3	4	0	1	0	1	1	3						
16 George Kottaras, L OBP: 0.301, SLG: 0.402	FC5-4		G6-3			G3-1			G3	5	0	0	0	0	0	5						
43 Randy Wolf, L OBP: 0.243, SLG: 0.294	FC5		FC5				K		G6-3	4	0	1	0	0	1	3						
<b>Inning Stats</b>	R: 1 E: 0 K: 1 S: 11	H: 2 LOB: 1 BB: 0 P: 15	R: 0 E: 1 K: 0 S: 13	H: 2 LOB: 3 BB: 0 P: 20	R: 0 E: 0 K: 0 S: 10	H: 1 LOB: 1 BB: 0 P: 13	R: 0 E: 0 K: 1 S: 14	H: 2 LOB: 2 BB: 0 P: 18	R: 1 E: 0 K: 1 S: 10	H: 1 LOB: 2 BB: 1 P: 17	R: 0 E: 0 K: 2 S: 15	H: 2 LOB: 2 BB: 0 P: 18	R: 1 E: 0 K: 0 S: 12	H: 1 LOB: 2 BB: 1 P: 19	R: 0 E: 0 K: 1 S: 6	H: 0 LOB: 0 BB: 0 P: 14		R: 0 E: 0 K: 0 S: 9	H: 1 LOB: 1 BB: 0 P: 10	1B: 8 2B: 4 3B: 0 HR: 0	SF: 0 SAC: 0 DP: 0 HBP: 0	WP: 0 PB: 0 CS: 1
<b>PITCHER</b>	IP	WLS	BF	H	R	ER	SO	BB	IBB	HBP	BLK	WP	HR	S	P	ERA	WHIP					
40 Madison Bumgarner, L ERA: 3.27	5.2	L	29	9	2	2	5	1	0	0	0	0	0	0	71	97	3.18	1.765				
47 Chris Ray, R ERA: 3.78	0.1		3	1	0	0	0	0	0	0	0	0	0	2	4	0.00	3.000					
59 Guillermo Mota, R ERA: 4.74	0.1		3	1	1	0	0	1	0	0	0	0	0	7	12	0.00	6.000					
41 Jeremy Affeldt, L ERA: 4.13	1.2		6	0	0	0	1	0	0	0	0	0	0	11	21	0.00	0.000					
46 Santiago Casilla, R ERA: 2.12	0.2		3	1	0	0	0	0	0	0	0	0	0	7	8	0.00	1.500					
49 Javier López, L ERA: 2.26	0.1		1	0	0	0	0	0	0	0	0	0	0	2	2	0.00	0.000					

Batter	1	2	3	4	5	6	7	8	9	AB	R	H	RBI	BB	SO	LOB	BOTTOM					
16 Edgar Renteria, R OBP: 0.336, SLG: 0.379	G5-3		P6						F8	4	0	0	0	0	0	1	<b>Milwaukee Brewers @ San Francisco Giants</b> AT&T Park, San Francisco, CA Fri Sep 17 2010, 7:17 PM - 9:44 PM PDT Att: 41,835 - Partly Cloudy - 65 F					
21 Freddy Sanchez, R OBP: 0.337, SLG: 0.377	K								F9	4	0	0	0	0	1	0						
17 Aubrey Huff, L OBP: 0.385, SLG: 0.519	F9								K	3	0	0	0	1	2	0						
28 Buster Posey, R OBP: 0.367, SLG: 0.511		G1-3							K	3	0	0	0	0	0	1						
9 Pat Burrell, R OBP: 0.352, SLG: 0.466		G5-3							G6-3	3	0	1	0	0	0	1						
5 Juan Uribe, R OBP: 0.314, SLG: 0.433		K							BB	2	0	0	0	1	1	1						
6 Jose Guillen, R OBP: 0.320, SLG: 0.428									K	3	0	1	0	0	1	2						
13 Cody Ross, R OBP: 0.313, SLG: 0.390									F9	3	0	1	0	0	0	1						
40 Madison Bumgarner, R ERA: 3.27									K	1	0	0	0	0	0	2						
33 Aaron Rowand, R ERA: 3.78									G4-3	0	0	0	0	0	0	0						
59 Guillermo Mota, R ERA: 4.74									K	0	0	0	0	0	0	0						
41 Jeremy Affeldt, L ERA: 4.13									K	0	0	0	0	0	0	0						
29 Ryan Rohlinger, R ERA: 4.13									K	1	0	0	0	0	1	1						
46 Santiago Casilla, R ERA: 2.12									K	0	0	0	0	0	0	0						
49 Javier López, L ERA: 2.26									K	0	0	0	0	0	0	0						
<b>Inning Stats</b>	R: 0 E: 0 K: 1 S: 7	H: 0 LOB: 0 BB: 0 P: 11	R: 0 E: 0 K: 1 S: 9	H: 0 LOB: 0 BB: 0 P: 14	R: 0 E: 0 K: 0 S: 8	H: 2 LOB: 1 BB: 0 P: 10	R: 0 E: 0 K: 1 S: 6	H: 0 LOB: 0 BB: 0 P: 6	R: 0 E: 0 K: 0 S: 6	H: 1 LOB: 0 BB: 0 P: 8	R: 0 E: 0 K: 0 S: 5	H: 0 LOB: 0 BB: 0 P: 8	R: 0 E: 0 K: 0 S: 12	H: 0 LOB: 1 BB: 1 P: 21	R: 0 E: 0 K: 2 S: 12	H: 0 LOB: 1 BB: 1 P: 22	R: 0 E: 0 K: 1 S: 7	H: 0 LOB: 0 BB: 0 P: 11	1B: 3 2B: 0 3B: 0 HR: 0	SF: 0 SAC: 0 DP: 2 HBP: 0	WP: 0 PB: 0 CS: 0	PA: 30
<b>PITCHER</b>	IP	WLS	BF	H	R	ER	SO	BB	IBB	HBP	BLK	WP	HR	S	P	ERA	WHIP					
43 Randy Wolf, L ERA: 4.32	9.0	W	30	3	0	0	6	2	0	0	0	0	0	72	111	0.00	0.556					

AB	42
R	3
H	12
RBI	2
BB	2
SO	6
LOB	25





Batter	1	2	3	4	5	6	7	8	9	AB	R	H	RBI	BB	SO	LOB	TOP										
23 Rickie Weeks Jr. R OBP: 0.357, SLG: 0.462										4	0	1	0	0	1	1	<b>Milwaukee Brewers @ San Francisco Giants</b> AT&T Park, San Francisco, CA Sat Sep 18 2010, 6:06 PM - 8:41 PM PDT Att: 41,767 - Cloudy - 66 F										
1 Cory Hart R OBP: 0.335, SLG: 0.528										4	0	1	0	0	0	2											
8 Ryan Braun, R OBP: 0.361, SLG: 0.495										4	0	0	0	0	0	2											
28 Prince Fielder, L OBP: 0.406, SLG: 0.490										2	0	1	0	2	0	0											
14 Casey McGehee R OBP: 0.335, SLG: 0.464										4	1	1	0	0	2	3											
27 Carlos Gómez R OBP: 0.291, SLG: 0.355										4	1	1	0	0	0	1											
21 Alcides Escobar, R OBP: 0.292, SLG: 0.332										4	0	0	0	0	0	4											
20 Jonathan Lucroy, R OBP: 0.309, SLG: 0.353										4	0	1	2	0	0	0											
49 Yovani Gallardo, R OBP: 0.338, SLG: 0.534										2	0	0	0	1	1	2											
50 Kameron Loe, R OBP: 0.331, SLG: 0.389										0	0	0	0	0	0	0											
2 Joe Inglett, L OBP: 0.331, SLG: 0.389										1	0	0	0	0	0	0											
59 John Axford, R										0	0	0	0	0	0	0											
<b>Inning Stats</b>	R: 0 E: 0 K: 1 S: 9	H: 0 LOB: 0 BB: 0 P: 11	R: 0 E: 0 K: 1 S: 10	H: 0 LOB: 1 BB: 1 P: 17	R: 0 E: 0 K: 0 S: 8	H: 1 LOB: 1 BB: 0 P: 9	R: 2 E: 0 K: 1 S: 14	H: 4 LOB: 2 BB: 0 P: 22	R: 0 E: 0 K: 0 S: 7	H: 0 LOB: 0 BB: 0 P: 13	R: 0 E: 0 K: 0 S: 10	H: 0 LOB: 1 BB: 1 P: 17	R: 0 E: 0 K: 1 S: 7	H: 0 LOB: 0 BB: 0 P: 9	R: 0 E: 0 K: 0 S: 8	H: 0 LOB: 0 BB: 0 P: 16	1B: 6 2B: 0 3B: 0 HR: 0	SF: 0 SAC: 0 DP: 0 HBP: 0	WP: 0 PB: 0 SB: 1 CS: 0	PA: 36							
<b>PITCHER</b>	IP	WLS	BF	H	R	ER	SO	BB	IBB	HBP	BLK	WP	HR	S	P	ERA	WHIP										
55 Tim Lincecum, R ERA: 3.6	5.0	L	23	6	2	2	3	1	1	0	0	0	0	48	72	3.60	1.400										
52 Ramon E Ramirez, R ERA: 3.14	2.0		7	0	0	0	0	1	0	0	0	0	0	21	28	0.00	0.500										
45 Dan Runzler, L ERA: 3.26	0.1		1	0	0	0	0	0	0	0	0	0	0	2	2	0.00	0.000										
54 Sergio Romo, R ERA: 2.34	0.2		2	0	0	0	1	0	0	0	0	0	0	5	7	0.00	0.000										
38 Brian Wilson, R ERA: 1.87	1.0		3	0	0	0	0	0	0	0	0	0	0	8	16	0.00	0.000										

Batter	1	2	3	4	5	6	7	8	9	AB	R	H	RBI	BB	SO	LOB	BOTTOM											
14 Mike Fontenot, L OBP: 0.333, SLG: 0.385										4	0	1	0	0	3	<b>Milwaukee Brewers @ San Francisco Giants</b> AT&T Park, San Francisco, CA Sat Sep 18 2010, 6:06 PM - 8:41 PM PDT Att: 41,767 - Cloudy - 66 F												
5 Juan Uribe, R OBP: 0.312, SLG: 0.429										4	0	0	0	0	2		4											
17 Aubrey Huff, L OBP: 0.383, SLG: 0.515										4	0	0	0	0	3		1											
28 Buster Posey, R OBP: 0.366, SLG: 0.508										4	0	1	0	0	1		0											
9 Pat Burrell, R OBP: 0.348, SLG: 0.461										4	0	0	0	0	2		1											
48 Pablo Sandoval, S OBP: 0.318, SLG: 0.403										3	1	1	0	0	0		1											
6 Jose Guillen, R OBP: 0.320, SLG: 0.427										3	0	1	0	0	0		1											
13 Cody Ross, R OBP: 0.313, SLG: 0.389										3	0	1	0	0	1		2											
55 Tim Lincecum, L ERA: 3.55	7.0	W	26	5	1	1	6	1	0	0	0	0	0	60	101		1.29	0.857										
50 Kameron Loe, R ERA: 2.6	1.0	H	3	0	0	0	0	0	0	0	0	0	0	11	15		0.00	0.000										
59 John Axford, R ERA: 2.15	1.0	S	3	0	0	0	3	0	0	0	0	0	0	14	21	0.00	0.000											
<b>Inning Stats</b>	R: 0 E: 0 K: 2 S: 11	H: 1 LOB: 1 BB: 0 P: 18	R: 0 E: 0 K: 1 S: 10	H: 1 LOB: 1 BB: 0 P: 18	R: 0 E: 0 K: 1 S: 9	H: 1 LOB: 1 BB: 0 P: 14	R: 0 E: 0 K: 0 S: 7	H: 0 LOB: 0 BB: 0 P: 12	R: 1 E: 0 K: 0 S: 12	H: 2 LOB: 2 BB: 1 P: 22	R: 0 E: 0 K: 1 S: 5	H: 0 LOB: 0 BB: 0 P: 9	R: 0 E: 0 K: 1 S: 6	H: 0 LOB: 0 BB: 0 P: 8	R: 0 E: 0 K: 0 S: 11	H: 0 LOB: 0 BB: 0 P: 15	R: 0 E: 0 K: 3 S: 14	H: 0 LOB: 0 BB: 0 P: 21	1B: 5 2B: 1 3B: 0 HR: 0	SF: 0 SAC: 1 DP: 1 HBP: 0	WP: 0 PB: 0 SB: 0 CS: 1	PA: 32						
<b>PITCHER</b>	IP	WLS	BF	H	R	ER	SO	BB	IBB	HBP	BLK	WP	HR	S	P	ERA	WHIP											







Batter	1	2	3	4	5	6	7	8	9	AB	R	H	RBI	BB	SO	LOB	TOP			
4 Brandon Phillips, R OBP: 0.423, SLG: 0.419	G6-3		G4-3		F9			G1-3	BB	4	0	0	0	1	0	1	<b>Cincinnati Reds @ Milwaukee Brewers</b> Miller Park, Milwaukee, WI Mon Sep 20 2010, 7:12 PM - 10:10 PM CDT Att: 30,024 - Cloudy - 67 F			
2 Orlando Cabrera, R OBP: 0.310, SLG: 0.364	F8		G6-3 1B					19 HR	F7	5	1	3	0	0	0	2				
19 Joey Votto, L OBP: 0.423, SLG: 0.597	K		G6-3					HR		4	1	1	2	0	2	2				
27 Scott Rolen, R OBP: 0.367, SLG: 0.516	F7		G4-3					HR		3	1	1	1	1	0	0				
31 Jonny Gomes, R OBP: 0.329, SLG: 0.433								HR		4	1	1	0	0	2	2				
54 Aroldis Chapman, L										0	0	0	0	0	0	0				
48 Francisco Cordero, R										0	0	0	0	0	0	0				
6 Drew Stubbs, R OBP: 0.320, SLG: 0.432	HR									4	1	1	2	0	3	2				
29 Ryan Hanigan, R OBP: 0.389, SLG: 0.407										2	0	0	0	2	0	0				
28 Chris Heisey, R OBP: 0.322, SLG: 0.423										4	0	1	0	0	2	2				
34 Homer Bailey, R OBP: 0.258, SLG: 0.207										1	0	0	0	0	1	1				
25 Juan Francisco, L OBP: 0.319, SLG: 0.386										1	0	0	0	0	0	1				
40 Nick Masset, R										0	0	0	0	0	0	0				
32 Jay Bruce, L OBP: 0.348, SLG: 0.478										0	0	0	0	1	0	0				
<b>Inning Stats</b>	R: 0 E: 0 K: 1 S: 8	H: 0 LOB: 0 BB: 0 P: 11	R: 2 E: 0 K: 2 S: 14	H: 2 LOB: 1 BB: 1 P: 24	R: 0 E: 0 K: 0 S: 11	H: 1 LOB: 0 BB: 0 P: 18	R: 0 E: 0 K: 2 S: 9	H: 0 LOB: 0 BB: 0 P: 14	R: 0 E: 0 K: 0 S: 7	H: 1 LOB: 2 BB: 1 P: 14	R: 0 E: 0 K: 2 S: 14	H: 1 LOB: 0 BB: 0 P: 5	R: 3 E: 0 K: 2 S: 13	H: 3 LOB: 0 BB: 0 P: 20	R: 0 E: 0 K: 1 S: 10	H: 0 LOB: 2 BB: 2 P: 21	1B: 4 2B: 1 3B: 0 HR: 3	SF: 0 SAC: 1 DP: 2 HBP: 0	WP: 1 PB: 0 SB: 0 CS: 0	PA: 38
<b>PITCHER</b>	IP WLS BF H R ER SO BB IBB HBP BLK WP HR S P ERA WHIP	IP WLS BF H R ER SO BB IBB HBP BLK WP HR S P ERA WHIP	IP WLS BF H R ER SO BB IBB HBP BLK WP HR S P ERA WHIP	IP WLS BF H R ER SO BB IBB HBP BLK WP HR S P ERA WHIP	IP WLS BF H R ER SO BB IBB HBP BLK WP HR S P ERA WHIP	IP WLS BF H R ER SO BB IBB HBP BLK WP HR S P ERA WHIP	IP WLS BF H R ER SO BB IBB HBP BLK WP HR S P ERA WHIP	IP WLS BF H R ER SO BB IBB HBP BLK WP HR S P ERA WHIP	IP WLS BF H R ER SO BB IBB HBP BLK WP HR S P ERA WHIP	IP WLS BF H R ER SO BB IBB HBP BLK WP HR S P ERA WHIP	IP WLS BF H R ER SO BB IBB HBP BLK WP HR S P ERA WHIP	IP WLS BF H R ER SO BB IBB HBP BLK WP HR S P ERA WHIP	IP WLS BF H R ER SO BB IBB HBP BLK WP HR S P ERA WHIP	IP WLS BF H R ER SO BB IBB HBP BLK WP HR S P ERA WHIP	IP WLS BF H R ER SO BB IBB HBP BLK WP HR S P ERA WHIP	IP WLS BF H R ER SO BB IBB HBP BLK WP HR S P ERA WHIP	IP WLS BF H R ER SO BB IBB HBP BLK WP HR S P ERA WHIP			

AB	32
R	5
H	8
RBI	5
BB	5
SO	10
LOB	13



Batter	1	2	3	4	5	6	7	8	9	AB	R	H	RBI	BB	SO	LOB	BOTTOM					
23 Rickie Weeks Jr., R OBP: 0.360, SLG: 0.464	G4-3 1B		G6-3 1B		2B					3	2	2	0	1	1	0	<b>Cincinnati Reds @ Milwaukee Brewers</b> Miller Park, Milwaukee, WI Mon Sep 20 2010, 7:12 PM - 10:10 PM CDT Att: 30,024 - Cloudy - 67 F					
1 Cory Hart, R OBP: 0.333, SLG: 0.524	G4-3		E9 1B		K			G6-3		4	0	1	0	0	1	2						
8 Ryan Braun, R OBP: 0.360, SLG: 0.498	K		G6-3		2B			F9		4	0	1	2	0	1	2						
28 Prince Fielder, L OBP: 0.404, SLG: 0.485					L6			G3-1		3	0	1	0	1	0	1						
14 Casey McGehee, R OBP: 0.334, SLG: 0.460	K		F8		G5-3			F8		4	0	0	0	0	1	4						
27 Carlos Gómez, R OBP: 0.290, SLG: 0.354					G5-3				P3	4	0	1	0	0	1	0						
21 Alcides Escobar, R OBP: 0.288, SLG: 0.327					F8				G4-3	3	0	0	0	0	1	1						
50 Kameron Loe, R										0	0	0	0	0	0	0						
41 Jeremy Jeffress, R										1	0	0	0	0	0	0						
24 Mat Gamel, L OBP: 0.273, SLG: 0.300										3	0	0	0	1	2	1						
20 Jonathan Lucroy, R OBP: 0.304, SLG: 0.344									K	3	0	0	0	1	2	1						
39 Chris Capuano, L ERA: 4.73										2	0	0	0	0	1	2						
30 Craig Counsell, L OBP: 0.316, SLG: 0.297									F8	1	0	0	0	0	0	0						
<b>Inning Stats</b>	R: 0 E: 0 K: 2 S: 15	H: 1 LOB: 2 BB: 1 P: 25	R: 0 E: 1 K: 3 S: 13	H: 1 LOB: 1 BB: 0 P: 18	R: 1 E: 1 K: 0 S: 9	H: 2 LOB: 1 BB: 1 P: 19	R: 0 E: 0 K: 0 S: 6	H: 0 LOB: 1 BB: 1 P: 11	R: 1 E: 0 K: 1 S: 14	H: 2 LOB: 1 BB: 0 P: 21	R: 0 E: 0 K: 1 S: 13	H: 0 LOB: 0 BB: 0 P: 20	R: 0 E: 0 K: 1 S: 5	H: 0 LOB: 0 BB: 0 P: 9	R: 0 E: 0 K: 0 S: 6	H: 0 LOB: 0 BB: 0 P: 9	R: 0 E: 0 K: 1 S: 8	H: 0 LOB: 0 BB: 0 P: 13	1B: 4 2B: 2 3B: 0 HR: 0	SF: 0 SAC: 0 DP: 0 HBP: 0	WP: 0 PB: 0 SB: 0 CS: 1	PA: 35
<b>PITCHER</b>	IP WLS BF H R ER SO BB IBB HBP BLK WP HR S P ERA WHIP	IP WLS BF H R ER SO BB IBB HBP BLK WP HR S P ERA WHIP	IP WLS BF H R ER SO BB IBB HBP BLK WP HR S P ERA WHIP	IP WLS BF H R ER SO BB IBB HBP BLK WP HR S P ERA WHIP	IP WLS BF H R ER SO BB IBB HBP BLK WP HR S P ERA WHIP	IP WLS BF H R ER SO BB IBB HBP BLK WP HR S P ERA WHIP	IP WLS BF H R ER SO BB IBB HBP BLK WP HR S P ERA WHIP	IP WLS BF H R ER SO BB IBB HBP BLK WP HR S P ERA WHIP	IP WLS BF H R ER SO BB IBB HBP BLK WP HR S P ERA WHIP	IP WLS BF H R ER SO BB IBB HBP BLK WP HR S P ERA WHIP	IP WLS BF H R ER SO BB IBB HBP BLK WP HR S P ERA WHIP	IP WLS BF H R ER SO BB IBB HBP BLK WP HR S P ERA WHIP	IP WLS BF H R ER SO BB IBB HBP BLK WP HR S P ERA WHIP	IP WLS BF H R ER SO BB IBB HBP BLK WP HR S P ERA WHIP	IP WLS BF H R ER SO BB IBB HBP BLK WP HR S P ERA WHIP	IP WLS BF H R ER SO BB IBB HBP BLK WP HR S P ERA WHIP	IP WLS BF H R ER SO BB IBB HBP BLK WP HR S P ERA WHIP					





Batter	1	2	3	4	5	6	7	8	9	AB	R	H	RBI	BB	SO	LOB	TOP			
4 Brandon Phillips, R OBP: 0.327, SLG: 0.422										5	0	2	0	0	1	3	<b>Cincinnati Reds @ Milwaukee Brewers</b> Miller Park, Milwaukee, WI Tue Sep 21 2010, 7:11 PM - 9:58 PM CDT Att: 22,761 - Roof Closed - 70 F			
2 Orlando Cabrera, R OBP: 0.307, SLG: 0.360										5	1	0	0	0	2	2				
32 Jay Bruce, L OBP: 0.347, SLG: 0.475										3	0	0	0	1	0	2				
27 Scott Rolen, R OBP: 0.366, SLG: 0.516										4	1	1	1	0	1	1				
15 Jim Edmonds, L OBP: 0.342, SLG: 0.504										1	1	1	1	0	0	0				
43 Miguel Cairo, R OBP: 0.348, SLG: 0.410										3	0	2	1	0	1	0				
31 Jonny Gomes, R OBP: 0.328, SLG: 0.432										4	1	1	0	0	1	2				
9 Willie Bloomquist, R OBP: 0.292, SLG: 0.381										0	0	0	0	0	0	0				
55 Ramon Hernandez, R OBP: 0.366, SLG: 0.441										4	0	1	0	0	1	1				
28 Chris Heisey, R OBP: 0.325, SLG: 0.422										3	0	1	1	1	1	0				
36 Edinson Volquez, R OBP: 0.188, SLG: 0.133										3	0	0	0	0	2	4				
23 Yonder Alonso, L OBP: 0.297, SLG: 0.333										1	0	0	0	0	1	0				
48 Francisco Cordero, R										0	0	0	0	0	0	0				
<b>Inning Stats</b>	R: 0 E: 0 K: 1 S: 7	H: 1 LOB: 0 BB: 0 P: 10	R: 2 E: 0 K: 0 S: 14	H: 3 LOB: 1 BB: 0 P: 21	R: 2 E: 1 K: 0 S: 17	H: 2 LOB: 1 BB: 0 P: 22	R: 0 E: 0 K: 1 S: 5	H: 0 LOB: 0 BB: 0 P: 6	R: 0 E: 0 K: 2 S: 10	H: 2 LOB: 3 BB: 1 P: 15	R: 0 E: 0 K: 1 S: 6	H: 0 LOB: 0 BB: 0 P: 9	R: 0 E: 0 K: 3 S: 10	H: 0 LOB: 0 BB: 0 P: 13	R: 0 E: 0 K: 3 S: 12	H: 1 LOB: 1 BB: 0 P: 15	1B: 5 2B: 2 3B: 1 HR: 1	SF: 0 SAC: 0 DP: 1 HBP: 0	WP: 0 PB: 0 SB: 0 CS: 0	PA: 38
<b>PITCHER</b>	IP WLS BF H R ER SO BB IBB HBP BLK WP HR S P ERA WHIP																			
31 Dave Bush, R ERA: 4.7	5.1 L 26 8 4 2 2 1 1 0 0 0 1 60 88 3.38 1.688																			
60 Todd Coffey, R ERA: 4.55	0.2 2 0 0 0 2 0 0 0 0 0 0 7 11 0.00 0.000																			
58 Mike McClendon, R ERA: 2.87	2.0 6 0 0 0 4 0 0 0 0 0 0 16 22 0.00 0.000																			
26 Manny Parra, L ERA: 5.22	1.0 4 1 0 0 3 0 0 0 0 0 0 12 15 0.00 1.000																			

AB	36
R	4
H	9
RBI	4
BB	2
SO	11
LOB	15



Batter	1	2	3	4	5	6	7	8	9	AB	R	H	RBI	BB	SO	LOB	BOTTOM					
23 Rickie Weeks Jr., R OBP: 0.361, SLG: 0.465										4	1	2	0	0	0	0	<b>Cincinnati Reds @ Milwaukee Brewers</b> Miller Park, Milwaukee, WI Tue Sep 21 2010, 7:11 PM - 9:58 PM CDT Att: 22,761 - Roof Closed - 70 F					
1 Cory Hart, R OBP: 0.333, SLG: 0.522										4	0	1	0	0	1	2						
8 Ryan Braun, R OBP: 0.361, SLG: 0.497										2	1	0	0	1	1	1						
28 Prince Fielder, L OBP: 0.403, SLG: 0.482										3	0	0	0	1	2	2						
14 Casey McGehee, R OBP: 0.333, SLG: 0.459										4	0	1	1	0	0	2						
7 Chris Dickerson, L OBP: 0.250, SLG: 0.277										2	0	0	0	0	1	0						
27 Carlos Gómez, R OBP: 0.288, SLG: 0.351										2	0	0	0	0	2	1						
20 Jonathan Lucroy, R OBP: 0.305, SLG: 0.341										2	1	0	0	1	0	0						
30 Craig Counsell, L OBP: 0.321, SLG: 0.299										2	0	1	0	1	0	0						
31 Dave Bush, R ERA: 4.45										1	0	0	0	0	0	0						
60 Todd Coffey, R ERA: 4.55										0	0	0	0	0	0	0						
24 Mat Gamel, L OBP: 0.296, SLG: 0.279										1	0	0	0	0	0	1						
58 Mike McClendon, R ERA: 2.87										0	0	0	0	0	0	0						
2 Joe Inglett, L OBP: 0.320, SLG: 0.386										1	0	0	0	0	1	1						
26 Manny Parra, L ERA: 5.22										0	0	0	0	0	0	0						
<b>Inning Stats</b>	R: 0 E: 0 K: 1 S: 6	H: 1 LOB: 0 BB: 0 P: 7	R: 0 E: 0 K: 0 S: 8	H: 0 LOB: 0 BB: 0 P: 12	R: 0 E: 0 K: 0 S: 7	H: 0 LOB: 0 BB: 0 P: 8	R: 0 E: 0 K: 0 S: 6	H: 1 LOB: 0 BB: 0 P: 8	R: 0 E: 0 K: 2 S: 10	H: 0 LOB: 0 BB: 0 P: 14	R: 1 E: 0 K: 0 S: 9	H: 1 LOB: 0 BB: 1 P: 18	R: 0 E: 0 K: 1 S: 10	H: 0 LOB: 1 BB: 2 P: 23	R: 0 E: 0 K: 2 S: 11	H: 0 LOB: 1 BB: 1 P: 18	R: 2 E: 1 K: 2 S: 14	H: 2 LOB: 1 BB: 0 P: 22	1B: 5 2B: 0 3B: 0 HR: 0	SF: 0 SAC: 0 DP: 4 HBP: 1	WP: 0 PB: 0 SB: 0 CS: 0	PA: 33
<b>PITCHER</b>	IP WLS BF H R ER SO BB IBB HBP BLK WP HR S P ERA WHIP																					
36 Edinson Volquez, R ERA: 4.12	8.0 W 27 3 1 1 6 4 0 0 0 0 0 67 108 1.12 0.875																					
48 Francisco Cordero, R ERA: 4.12	1.0 S 6 2 2 1 2 0 0 0 1 0 0 0 14 22 9.00 2.000																					













Batter	1	2	3	4	5	6	7	8	9	AB	R	H	RBI	BB	SO	LOB	TOP								
24 Cameron Maybin, R (1, 8) OBP: 0.304, SLG: 0.366										3	0	1	0	1	1	0	<b>Florida Marlins @ Milwaukee Brewers</b> Miller Park, Milwaukee, WI Fri Sep 24 2010, 7:11 PM - 10:04 PM CDT Att: 32,235 - Roof Closed - 74 F								
56 Osvaldo Martinez, R (1, 6) 31 Burke Badenhop, R (7, 1) 18 Wes Helms, R (9, PH) OBP: 0.310, SLG: 0.356										2	0	1	1	2	0	0									
20 Logan Morrison, L (1, 7) OBP: 0.413, SLG: 0.466										4	0	0	0	0	2	6									
6 Dan Ugla, R (1, 4) OBP: 0.370, SLG: 0.507										3	0	1	0	1	0	0									
15 Gaby Sanchez, R (1, 3) OBP: 0.346, SLG: 0.461										4	0	0	0	0	2	4									
3 Chad Tracy, L (1, 5) OBP: 0.305, SLG: 0.318										4	0	1	0	0	2	4									
27 Giancarlo Stanton, R (1, 9) OBP: 0.319, SLG: 0.500										4	1	1	0	0	2	2									
6 Brad Davis, R (1, 2) 33 Scott Cousins, L (9, PH) OBP: 0.281, SLG: 0.419 OBP: 0.280, SLG: 0.440										3	0	0	0	0	2	1									
23 Andrew Miller, L (1, 1) 34 Jorge Sosa, R (5, 1) 1 Emilio Bonifacio, S (7, PH) OBP: 0.323, SLG: 0.359										2	0	0	0	0	0	0									
<b>Inning Stats</b>	R: 0 E: 0 K: 3 S: 16	H: 0 LOB: 3 BB: 2 P: 30	R: 0 E: 0 K: 0 S: 7	H: 0 LOB: 0 BB: 0 P: 12	R: 0 E: 0 K: 1 S: 8	H: 0 LOB: 1 BB: 0 P: 14	R: 0 E: 0 K: 1 S: 13	H: 1 LOB: 1 BB: 2 P: 19	R: 0 E: 0 K: 2 S: 12	H: 0 LOB: 2 BB: 2 P: 26	R: 0 E: 0 K: 2 S: 8	H: 0 LOB: 0 BB: 1 P: 11	R: 1 E: 0 K: 3 S: 14	H: 3 LOB: 2 BB: 0 P: 23	R: 0 E: 0 K: 1 S: 12	H: 1 LOB: 1 BB: 0 P: 17		R: 1 E: 0 K: 0 S: 10	H: 1 LOB: 0 BB: 0 P: 14	1B: 4 2B: 1 3B: 1 HR: 0	SF: 1 SAC: 0 DP: 0 HBP: 1	WP: 0 PB: 0 SB: 1 CS: 0	PA: 38		
<b>PITCHER</b>	IP WLS BF H R ER SO BB IBB HBP BLK WP HR S P ERA WHIP	IP WLS BF H R ER SO BB IBB HBP BLK WP HR S P ERA WHIP	IP WLS BF H R ER SO BB IBB HBP BLK WP HR S P ERA WHIP	IP WLS BF H R ER SO BB IBB HBP BLK WP HR S P ERA WHIP	IP WLS BF H R ER SO BB IBB HBP BLK WP HR S P ERA WHIP	IP WLS BF H R ER SO BB IBB HBP BLK WP HR S P ERA WHIP	IP WLS BF H R ER SO BB IBB HBP BLK WP HR S P ERA WHIP	IP WLS BF H R ER SO BB IBB HBP BLK WP HR S P ERA WHIP	IP WLS BF H R ER SO BB IBB HBP BLK WP HR S P ERA WHIP	IP WLS BF H R ER SO BB IBB HBP BLK WP HR S P ERA WHIP	IP WLS BF H R ER SO BB IBB HBP BLK WP HR S P ERA WHIP	IP WLS BF H R ER SO BB IBB HBP BLK WP HR S P ERA WHIP	IP WLS BF H R ER SO BB IBB HBP BLK WP HR S P ERA WHIP	IP WLS BF H R ER SO BB IBB HBP BLK WP HR S P ERA WHIP	IP WLS BF H R ER SO BB IBB HBP BLK WP HR S P ERA WHIP	IP WLS BF H R ER SO BB IBB HBP BLK WP HR S P ERA WHIP	IP WLS BF H R ER SO BB IBB HBP BLK WP HR S P ERA WHIP	IP WLS BF H R ER SO BB IBB HBP BLK WP HR S P ERA WHIP	IP WLS BF H R ER SO BB IBB HBP BLK WP HR S P ERA WHIP	IP WLS BF H R ER SO BB IBB HBP BLK WP HR S P ERA WHIP	IP WLS BF H R ER SO BB IBB HBP BLK WP HR S P ERA WHIP	IP WLS BF H R ER SO BB IBB HBP BLK WP HR S P ERA WHIP	IP WLS BF H R ER SO BB IBB HBP BLK WP HR S P ERA WHIP	IP WLS BF H R ER SO BB IBB HBP BLK WP HR S P ERA WHIP	
37 Mark Rogers, R (1, 1) ERA: 2.25	3.0	12	0	0	0	4	2	0	1	0	0	0	0	0	0	0	0.00	0.667							
41 Jeremy Jeffress, R (4, 1) ERA: 3.12	2.0	9	1	0	2	2	0	0	0	0	0	0	0	0	0	0	0.00	1.500							
58 Mike McClendon, R (6, 1) ERA: 3.06	1.2	8	3	1	1	4	0	0	0	0	0	0	0	0	0	0	5.40	1.800							
21 Zach Braddock, L (7, 1) ERA: 2.93	0.1	1	0	0	0	1	0	0	0	0	0	0	0	0	0	0	0.00	0.000							
50 Kameron Loe, R (8, 1) ERA: 2.93	1.0	4	1	0	0	1	0	0	0	0	0	0	0	0	0	0	0.00	1.000							
<b>PITCHER</b>	IP WLS BF H R ER SO BB IBB HBP BLK WP HR S P ERA WHIP	IP WLS BF H R ER SO BB IBB HBP BLK WP HR S P ERA WHIP	IP WLS BF H R ER SO BB IBB HBP BLK WP HR S P ERA WHIP	IP WLS BF H R ER SO BB IBB HBP BLK WP HR S P ERA WHIP	IP WLS BF H R ER SO BB IBB HBP BLK WP HR S P ERA WHIP	IP WLS BF H R ER SO BB IBB HBP BLK WP HR S P ERA WHIP	IP WLS BF H R ER SO BB IBB HBP BLK WP HR S P ERA WHIP	IP WLS BF H R ER SO BB IBB HBP BLK WP HR S P ERA WHIP	IP WLS BF H R ER SO BB IBB HBP BLK WP HR S P ERA WHIP	IP WLS BF H R ER SO BB IBB HBP BLK WP HR S P ERA WHIP	IP WLS BF H R ER SO BB IBB HBP BLK WP HR S P ERA WHIP	IP WLS BF H R ER SO BB IBB HBP BLK WP HR S P ERA WHIP	IP WLS BF H R ER SO BB IBB HBP BLK WP HR S P ERA WHIP	IP WLS BF H R ER SO BB IBB HBP BLK WP HR S P ERA WHIP	IP WLS BF H R ER SO BB IBB HBP BLK WP HR S P ERA WHIP	IP WLS BF H R ER SO BB IBB HBP BLK WP HR S P ERA WHIP	IP WLS BF H R ER SO BB IBB HBP BLK WP HR S P ERA WHIP	IP WLS BF H R ER SO BB IBB HBP BLK WP HR S P ERA WHIP	IP WLS BF H R ER SO BB IBB HBP BLK WP HR S P ERA WHIP	IP WLS BF H R ER SO BB IBB HBP BLK WP HR S P ERA WHIP	IP WLS BF H R ER SO BB IBB HBP BLK WP HR S P ERA WHIP	IP WLS BF H R ER SO BB IBB HBP BLK WP HR S P ERA WHIP	IP WLS BF H R ER SO BB IBB HBP BLK WP HR S P ERA WHIP	IP WLS BF H R ER SO BB IBB HBP BLK WP HR S P ERA WHIP	
23 Rickie Weeks Jr., R (1, 4) OBP: 0.367, SLG: 0.472										3	2	2	1	2	0	0									
1 Corey Hart, R (1, 9) OBP: 0.335, SLG: 0.532										3	1	1	0	1	0	3									
8 Ryan Braun, R (1, 7) OBP: 0.365, SLG: 0.501										4	0	2	3	0	0	1									
28 Prince Fielder, L (1, 3) OBP: 0.403, SLG: 0.483										4	0	1	1	0	1	2									
14 Casey McGehee, R (1, 5) OBP: 0.340, SLG: 0.469										4	0	3	0	0	0	2									
36 Lorenzo Cain, R (1, 8) OBP: 0.314, SLG: 0.342										4	0	0	0	0	1	5									
20 Jonathan Lucroy, R (1, 2) OBP: 0.303, SLG: 0.339										4	0	0	0	0	0	2									
9 Luis Alfonso Cruz, R (1, 6) OBP: 0.273, SLG: 0.455										4	1	1	0	0	1	1									
37 Mark Rogers, R (1, 1) 41 Jeremy Jeffress, R (4, 1) 24 Mat Gamel, L (5, PH) 58 Mike McClendon, R (6, 1) 21 Zach Braddock, L (7, 1) 50 Kameron Loe, R (8, 1) 2 Joe Inglett, L (9, PH) 51 Trevor Hoffman, R (9, 1)											1	1	1	0	0	0									
<b>Inning Stats</b>	R: 0 E: 0 K: 0 S: 9	H: 1 LOB: 1 BB: 0 P: 15	R: 0 E: 0 K: 1 S: 8	H: 1 LOB: 0 BB: 0 P: 10	R: 2 E: 0 K: 1 S: 12	H: 3 LOB: 1 BB: 0 P: 20	R: 0 E: 0 K: 1 S: 13	H: 1 LOB: 1 BB: 0 P: 20	R: 2 E: 0 K: 0 S: 11	H: 2 LOB: 2 BB: 1 P: 28	R: 0 E: 0 K: 0 S: 9	H: 1 LOB: 1 BB: 0 P: 13	R: 2 E: 0 K: 0 S: 9	H: 3 LOB: 0 BB: 0 P: 12	R: 1 E: 0 K: 0 S: 11	H: 1 LOB: 0 BB: 0 P: 12	1B: 11 2B: 2 3B: 1 HR: 0	SF: 0 SAC: 0 DP: 2 HBP: 1	WP: 1 PB: 0 SB: 0 CS: 0	PA: 38					
<b>PITCHER</b>	IP WLS BF H R ER SO BB IBB HBP BLK WP HR S P ERA WHIP	IP WLS BF H R ER SO BB IBB HBP BLK WP HR S P ERA WHIP	IP WLS BF H R ER SO BB IBB HBP BLK WP HR S P ERA WHIP	IP WLS BF H R ER SO BB IBB HBP BLK WP HR S P ERA WHIP	IP WLS BF H R ER SO BB IBB HBP BLK WP HR S P ERA WHIP	IP WLS BF H R ER SO BB IBB HBP BLK WP HR S P ERA WHIP	IP WLS BF H R ER SO BB IBB HBP BLK WP HR S P ERA WHIP	IP WLS BF H R ER SO BB IBB HBP BLK WP HR S P ERA WHIP	IP WLS BF H R ER SO BB IBB HBP BLK WP HR S P ERA WHIP	IP WLS BF H R ER SO BB IBB HBP BLK WP HR S P ERA WHIP	IP WLS BF H R ER SO BB IBB HBP BLK WP HR S P ERA WHIP	IP WLS BF H R ER SO BB IBB HBP BLK WP HR S P ERA WHIP	IP WLS BF H R ER SO BB IBB HBP BLK WP HR S P ERA WHIP	IP WLS BF H R ER SO BB IBB HBP BLK WP HR S P ERA WHIP	IP WLS BF H R ER SO BB IBB HBP BLK WP HR S P ERA WHIP	IP WLS BF H R ER SO BB IBB HBP BLK WP HR S P ERA WHIP	IP WLS BF H R ER SO BB IBB HBP BLK WP HR S P ERA WHIP	IP WLS BF H R ER SO BB IBB HBP BLK WP HR S P ERA WHIP	IP WLS BF H R ER SO BB IBB HBP BLK WP HR S P ERA WHIP	IP WLS BF H R ER SO BB IBB HBP BLK WP HR S P ERA WHIP	IP WLS BF H R ER SO BB IBB HBP BLK WP HR S P ERA WHIP	IP WLS BF H R ER SO BB IBB HBP BLK WP HR S P ERA WHIP	IP WLS BF H R ER SO BB IBB HBP BLK WP HR S P ERA WHIP	IP WLS BF H R ER SO BB IBB HBP BLK WP HR S P ERA WHIP	IP WLS BF H R ER SO BB IBB HBP BLK WP HR S P ERA WHIP
23 Andrew Miller, L (1, 1) ERA: 8.19	4.1	22	4	4	4	0	2	0	0	0	0	0	0	0	0	0	8.19	2.308							
34 Jorge Sosa, R (5, 1) ERA: 5.65	1.2	7	1	0	0	0	1	0	0	0	0	0	0	0	0	0	0.00	1.200							
31 Burke Badenhop, R (7, 1) ERA: 4.29	2.0	9	4	2	2	0	0	0	0	0	0	0	0	0	0	0	9.00	2.000							



Batter	1	2	3	4	5	6	7	8	9	AB	R	H	RBI	BB	SO	LOB	TOP					
24 Cameron Maybin, R (1,8) OBP: 0.305, SLG: 0.367										5	1	2	0	0	3	3						
56 Osvaldo Martinez, R (1,6) OBP: 0.391, SLG: 0.369										5	1	2	1	0	0	3						
20 Logan Morrison, L (1,7) OBP: 0.409, SLG: 0.460										5	0	1	1	1	0	1	3					
6 Dan Uggla, R (1,4) OBP: 0.370, SLG: 0.505										4	0	1	0	0	0	2						
15 Gaby Sanchez, R (1,3) OBP: 0.345, SLG: 0.460										4	0	1	1	0	0	2						
27 Giancarlo Stanton, R (1,9) OBP: 0.318, SLG: 0.599										4	1	1	1	0	2	3						
18 Wes Helms, R (1,5) OBP: 0.305, SLG: 0.350										4	0	0	0	0	1	3						
6 Brad Davis, R (1,2) OBP: 0.280, SLG: 0.404										3	0	0	0	1	0	0						
41 Chris Volstad, R (1,1) OBP: 0.098, SLG: 0.118										3	0	1	0	0	1	1						
43 Jose Veras, R (7,1) ERA: 4.37										0	0	0	0	0	0	0						
46 Juan Carlos Oviedo, R (8,1) ERA: 0.67										1	1	1	0	0	0	0						
33 Scott Cousins, L (9,PH) OBP: 0.308, SLG: 0.538										0	0	0	0	0	0	0						
32 Clay Hensley, R (9,1) ERA: 2.28										0	0	0	0	0	0	0						
<b>Inning Stats</b>	R: 1 E: 0 K: 0 S: 10	H: 2 LOB: 1 BB: 0 P: 15	R: 0 E: 0 K: 2 S: 9	H: 0 LOB: 0 BB: 0 P: 13	R: 0 E: 0 K: 1 S: 11	H: 1 LOB: 1 BB: 0 P: 18	R: 0 E: 0 K: 0 S: 8	H: 1 LOB: 0 BB: 0 P: 13	R: 0 E: 0 K: 2 S: 15	H: 0 LOB: 1 BB: 1 P: 22	R: 0 E: 0 K: 0 S: 6	H: 0 LOB: 0 BB: 0 P: 11	R: 1 E: 0 K: 1 S: 11	H: 2 LOB: 1 BB: 0 P: 18	R: 1 E: 1 K: 1 S: 12	H: 2 LOB: 2 BB: 0 P: 19	R: 1 E: 0 K: 1 S: 11	H: 2 LOB: 1 BB: 0 P: 15	1B: 6 2B: 2 3B: 1 HR: 1	SF: 0 SAC: 0 DP: 0 HBP: 0	WP: 0 PB: 0 CS: 0	PA: 39
<b>PITCHER</b>	IP	WLS	BF	H	R	ER	SO	BB	IBB	HBP	BLK	WP	HR	S	P	ERA	WHIP					
38 Chris Narveson, L (1,1) ERA: 5.14	6.2	L	27	6	2	2	5	1	0	0	0	0	1	67	104	2.70	1.050					
60 Todd Coffey, R (7,1) ERA: 4.37	1.1		7	2	1	0	2	0	0	0	0	0	0	15	25	0.00	1.500					
59 John Axford, R (9,1) ERA: 2.28	1.0		5	2	1	1	1	0	0	0	0	0	0	11	15	9.00	2.000					

Florida Marlins @ Milwaukee Brewers  
Miller Park, Milwaukee, WI  
Sat Sep 25 2010, 6:10 PM - 8:44 PM CDT  
Att: 34,325 - Roof Closed - 68 F

AB 38  
R 4  
H 10  
RBI 4  
BB 1  
SO 8  
LOB 20



Batter	1	2	3	4	5	6	7	8	9	AB	R	H	RBI	BB	SO	LOB	BOTTOM					
23 Rickie Weeks Jr., R (1,4) OBP: 0.365, SLG: 0.469										4	0	0	0	0	1	2						
1 Corey Hart, R (1,9) OBP: 0.335, SLG: 0.530										4	0	1	0	0	2	1						
8 Ryan Braun, R (1,7) OBP: 0.363, SLG: 0.497										4	0	0	0	0	0	1						
28 Prince Fielder, L (1,3) OBP: 0.402, SLG: 0.481										4	0	1	0	0	0	0						
14 Casey McGehee, R (1,5) OBP: 0.340, SLG: 0.467										4	0	1	0	0	0	1						
36 Lorenzo Cain, R (1,8) OBP: 0.320, SLG: 0.348										4	0	2	0	0	1	0						
21 Alcides Escobar, R (1,6) OBP: 0.287, SLG: 0.326										2	0	0	0	0	0	0						
30 Craig Counsell, L (7,PH) OBP: 0.318, SLG: 0.313										2	0	1	0	0	0	2						
16 George Kottaras, L (1,2) OBP: 0.304, SLG: 0.406										3	0	1	0	0	0	3						
38 Chris Narveson, L (1,1) OBP: 0.360, SLG: 0.340										2	0	1	0	0	0	1						
60 Todd Coffey, R (7,1) ERA: 4.63										0	0	0	0	0	0	0						
2 Joe Inglett, L (6,PH) OBP: 0.329, SLG: 0.400										1	0	0	0	0	1	0						
59 John Axford, R (9,1) ERA: 2.25										0	0	0	0	0	0	0						
<b>Inning Stats</b>	R: 0 E: 0 K: 0 S: 6	H: 1 LOB: 0 BB: 0 P: 9	R: 0 E: 0 K: 1 S: 6	H: 0 LOB: 0 BB: 0 P: 11	R: 0 E: 0 K: 0 S: 11	H: 1 LOB: 1 BB: 0 P: 17	R: 0 E: 0 K: 1 S: 8	H: 0 LOB: 0 BB: 0 P: 13	R: 0 E: 0 K: 0 S: 10	H: 1 LOB: 1 BB: 0 P: 15	R: 0 E: 0 K: 0 S: 8	H: 0 LOB: 0 BB: 0 P: 10	R: 0 E: 0 K: 0 S: 10	H: 3 LOB: 3 BB: 0 P: 17	R: 0 E: 0 K: 3 S: 11	H: 0 LOB: 0 BB: 0 P: 18	R: 0 E: 0 K: 0 S: 12	H: 2 LOB: 2 BB: 0 P: 20	1B: 8 2B: 0 3B: 0 HR: 0	SF: 0 SAC: 0 DP: 0 HBP: 0	WP: 0 PB: 0 CS: 1	PA: 34
<b>PITCHER</b>	IP	WLS	BF	H	R	ER	SO	BB	IBB	HBP	BLK	WP	HR	S	P	ERA	WHIP					
41 Chris Volstad, R (1,1) ERA: 4.63	6.2	W	25	6	0	0	2	0	0	0	0	0	0	1	2	0.00	0.000					
43 Jose Veras, R (7,1) ERA: 3.2	0.1	H	1	0	0	0	0	0	0	0	0	0	0	1	2	0.00	0.000					
46 Juan Carlos Oviedo, R (8,1) ERA: 0.67	1.0	H	3	0	0	0	3	0	0	0	0	0	0	11	18	0.00	0.000					
32 Clay Hensley, R (9,1) ERA: 2.25	1.0		5	2	0	0	0	0	0	0	0	0	0	12	20	0.00	2.000					

Florida Marlins @ Milwaukee Brewers  
Miller Park, Milwaukee, WI  
Sat Sep 25 2010, 6:10 PM - 8:44 PM CDT  
Att: 34,325 - Roof Closed - 68 F

AB 34  
R 0  
H 8  
RBI 0  
BB 0  
SO 5  
LOB 11













Batter	1	2	3	4	5	6	7	8	9	AB	R	H	RBI	BB	SO	LOB	TOP															
23 Ricke Weeks Jr. R OBP: 0.369, SLG: 0.467										5	1	3	0	0	0	1																
1 Cory Hart R OBP: 0.341, SLG: 0.533										5	2	2	2	0	0	3	2															
8 Ryan Braun R OBP: 0.363, SLG: 0.505										5	0	1	0	0	0	2																
28 Prince Fielder L OBP: 0.402, SLG: 0.483										5	1	3	2	0	1	0																
14 Casey McGehee R OBP: 0.340, SLG: 0.463										4	1	1	0	1	0	3																
36 Lorenzo Cain R OBP: 0.323, SLG: 0.391										5	1	3	2	0	0	1																
20 Jonathan Lucroy R OBP: 0.304, SLG: 0.336										5	1	2	1	0	1	4																
9 Luis Alfonso Cruz R OBP: 0.250, SLG: 0.375										5	0	1	1	0	0	3																
49 Yovani Gallardo R OBP: 0.299, SLG: 0.506 28 Manny Parra L OBP: 0.293, SLG: 0.293 12 Carlos Villanueva R OBP: 0.365, SLG: 0.529 27 Carlos Gómez R OBP: 0.316, SLG: 0.329 50 Kameron Loe R OBP: 0.316, SLG: 0.329 59 John Axford R OBP: 0.316, SLG: 0.329										2	0	0	0	0	1	1																
<b>Inning Stats</b>	R: 0 E: 0 K: 1 S: 10	H: 1 LOB: 0 BB: 0 P: 12	R: 0 E: 0 K: 1 S: 14	H: 2 LOB: 2 BB: 0 P: 17	R: 6 E: 0 K: 1 S: 27	H: 7 LOB: 1 BB: 0 P: 39	R: 0 E: 0 K: 1 S: 9	H: 0 LOB: 0 BB: 0 P: 15	R: 0 E: 0 K: 1 S: 12	H: 1 LOB: 1 BB: 0 P: 16	R: 0 E: 0 K: 0 S: 13	H: 2 LOB: 2 BB: 0 P: 22	R: 2 E: 0 K: 0 S: 14	H: 3 LOB: 2 BB: 1 P: 24	R: 0 E: 1 K: 1 S: 10	H: 0 LOB: 0 BB: 0 P: 13	1B: 13 2B: 3 3B: 0 HR: 0	SF: 0 SAC: 0 DP: 2 HBP: 0	WP: 0 PB: 0 SB: 2 CS: 0	PA: 44												
<b>PITCHER</b>	IP WLS BF H R ER SO BB IBB HBP BLK WP HR S P ERA WHIP	49 Jonathon Niese, L ERA: 4.2	18 Ryota Igarashi, R ERA: 7.71	22 Raul Valdes, L ERA: 5.33	50 Sean Green, R ERA: 1.99	64 Elmer Dessens, R ERA: 2.5	25 Pedro Feliciano, L ERA: 2.92	36 Manny Acosta, R ERA: 3.34	47 Hisanori Takahashi, L ERA: 3.71	IP WLS BF H R ER SO BB IBB HBP BLK WP HR S P ERA WHIP	25 Pedro Feliciano, L ERA: 2.92	36 Manny Acosta, R ERA: 3.34	47 Hisanori Takahashi, L ERA: 3.71	IP WLS BF H R ER SO BB IBB HBP BLK WP HR S P ERA WHIP	49 Jonathon Niese, L ERA: 4.2	18 Ryota Igarashi, R ERA: 7.71	22 Raul Valdes, L ERA: 5.33	50 Sean Green, R ERA: 1.99	64 Elmer Dessens, R ERA: 2.5	25 Pedro Feliciano, L ERA: 2.92	36 Manny Acosta, R ERA: 3.34	47 Hisanori Takahashi, L ERA: 3.71	IP WLS BF H R ER SO BB IBB HBP BLK WP HR S P ERA WHIP	49 Jonathon Niese, L ERA: 4.2	18 Ryota Igarashi, R ERA: 7.71	22 Raul Valdes, L ERA: 5.33	50 Sean Green, R ERA: 1.99	64 Elmer Dessens, R ERA: 2.5	25 Pedro Feliciano, L ERA: 2.92	36 Manny Acosta, R ERA: 3.34	47 Hisanori Takahashi, L ERA: 3.71	IP WLS BF H R ER SO BB IBB HBP BLK WP HR S P ERA WHIP
<b>Batter</b>	1	2	3	4	5	6	7	8	9	AB	R	H	RBI	BB	SO	LOB	BOTTOM															
7 José Reyes S OBP: 0.324, SLG: 0.435										5	1	3	1	0	0	1																
21 Lucas Duda L OBP: 0.286, SLG: 0.435										5	2	2	1	0	0	2																
16 Ángel Pagán S OBP: 0.341, SLG: 0.430										5	1	2	0	0	1	2																
5 David Wright R OBP: 0.358, SLG: 0.508										5	2	2	2	0	1	2																
29 Ike Davis L OBP: 0.355, SLG: 0.443										2	0	0	0	3	1	0																
23 Chris Carter L OBP: 0.315, SLG: 0.369 22 Raul Valdes L OBP: 0.444, SLG: 0.556 50 Sean Green R OBP: 0.316, SLG: 0.329 6 Nick Evans R OBP: 0.340, SLG: 0.592 64 Elmer Dessens R OBP: 0.293, SLG: 0.293 25 Pedro Feliciano L OBP: 0.316, SLG: 0.329 36 Manny Acosta R OBP: 0.316, SLG: 0.329 30 Josh Thole L OBP: 0.316, SLG: 0.329										3	0	1	2	0	1	1																
11 Rubén Tejada R OBP: 0.291, SLG: 0.273										5	0	0	0	0	2	4																
13 Mike Nickeas R OBP: 0.286, SLG: 0.286										4	0	2	0	0	1	0																
47 Hisanori Takahashi L OBP: 0.063, SLG: 0.063										0	0	0	0	0	0	0																
49 Jonathon Niese L OBP: 0.295, SLG: 0.226										1	0	0	0	0	1	2																
18 Ryota Igarashi R OBP: 0.293, SLG: 0.226										0	0	0	0	0	0	0																
27 Jesús Feliciano L OBP: 0.292, SLG: 0.319										3	1	1	0	0	2	1																
<b>Inning Stats</b>	R: 0 E: 0 K: 2 S: 11	H: 1 LOB: 1 BB: 0 P: 18	R: 0 E: 0 K: 1 S: 9	H: 1 LOB: 1 BB: 1 P: 19	R: 2 E: 0 K: 0 S: 14	H: 3 LOB: 2 BB: 1 P: 27	R: 5 E: 1 K: 3 S: 21	H: 5 LOB: 1 BB: 0 P: 33	R: 0 E: 0 K: 1 S: 7	H: 0 LOB: 1 BB: 1 P: 12	R: 0 E: 0 K: 1 S: 9	H: 1 LOB: 1 BB: 0 P: 13	R: 0 E: 0 K: 0 S: 7	H: 1 LOB: 0 BB: 0 P: 11	R: 0 E: 0 K: 2 S: 9	H: 0 LOB: 0 BB: 0 P: 14	1B: 8 2B: 2 3B: 1 HR: 2	SF: 0 SAC: 0 DP: 1 HBP: 0	WP: 1 PB: 0 SB: 1 CS: 0	PA: 43												
<b>PITCHER</b>	IP WLS BF H R ER SO BB IBB HBP BLK WP HR S P ERA WHIP	49 Yovani Gallardo R ERA: 3.64	28 Manny Parra L ERA: 5.06	12 Carlos Villanueva R ERA: 4.73	50 Kameron Loe R ERA: 2.88	59 John Axford R ERA: 2.53	25 Pedro Feliciano L ERA: 2.92	36 Manny Acosta R ERA: 3.34	47 Hisanori Takahashi L ERA: 3.71	IP WLS BF H R ER SO BB IBB HBP BLK WP HR S P ERA WHIP	49 Yovani Gallardo R ERA: 3.64	28 Manny Parra L ERA: 5.06	12 Carlos Villanueva R ERA: 4.73	50 Kameron Loe R ERA: 2.88	59 John Axford R ERA: 2.53	25 Pedro Feliciano L ERA: 2.92	36 Manny Acosta R ERA: 3.34	47 Hisanori Takahashi L ERA: 3.71	IP WLS BF H R ER SO BB IBB HBP BLK WP HR S P ERA WHIP	49 Yovani Gallardo R ERA: 3.64	28 Manny Parra L ERA: 5.06	12 Carlos Villanueva R ERA: 4.73	50 Kameron Loe R ERA: 2.88	59 John Axford R ERA: 2.53	25 Pedro Feliciano L ERA: 2.92	36 Manny Acosta R ERA: 3.34	47 Hisanori Takahashi L ERA: 3.71	IP WLS BF H R ER SO BB IBB HBP BLK WP HR S P ERA WHIP				

Milwaukee Brewers @ New York Mets  
Citi Field, Flushing, NY  
Wed Sep 29 2010, 4:12 PM - 7:37 PM EDT  
Cloudy - 77 F

AB 42  
R 8  
H 16  
RBI 8  
BB 2  
SO 6  
LOB 17



Milwaukee Brewers @ New York Mets  
Citi Field, Flushing, NY  
Wed Sep 29 2010, 4:12 PM - 7:37 PM EDT  
Cloudy - 77 F

AB 40  
R 7  
H 13  
RBI 6  
BB 3  
SO 10  
LOB 16

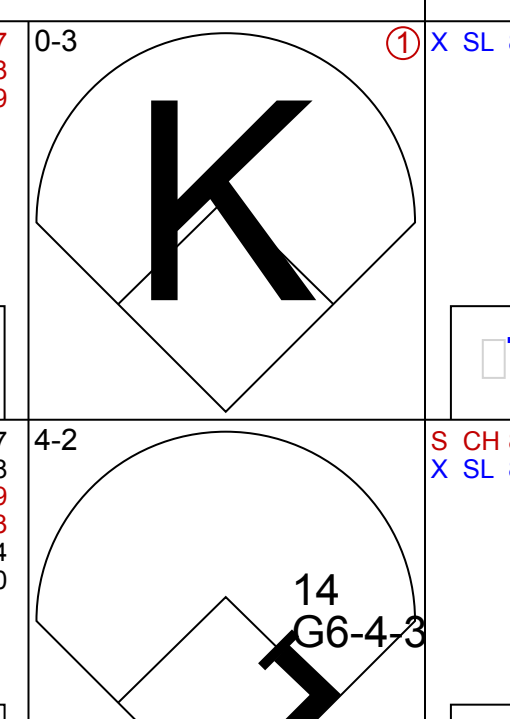
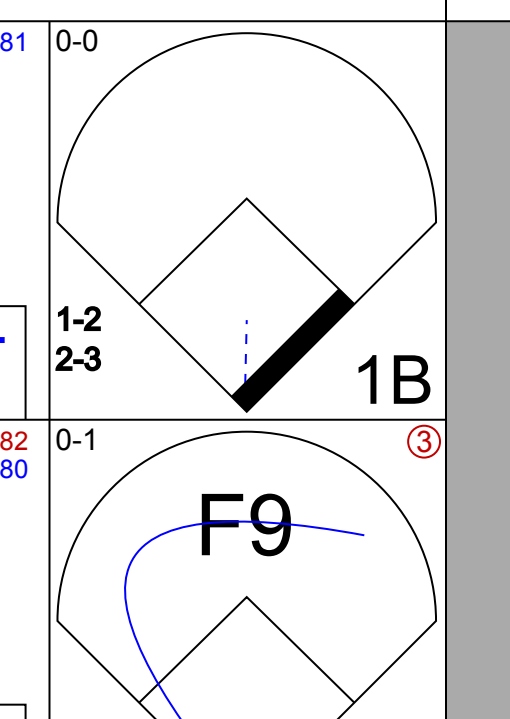
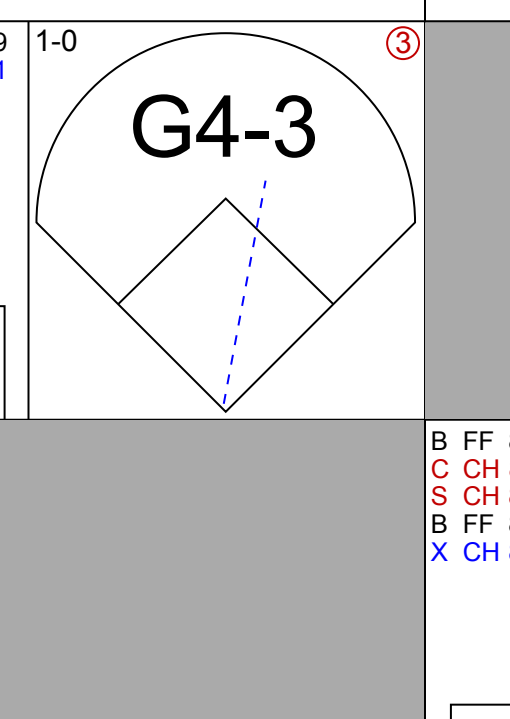
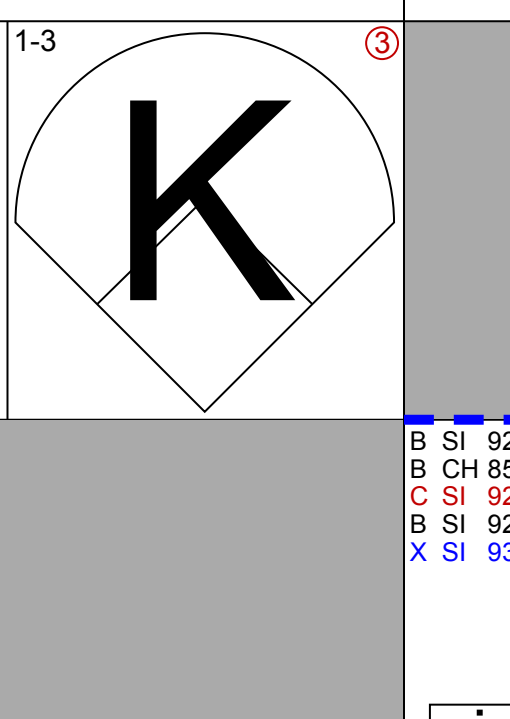
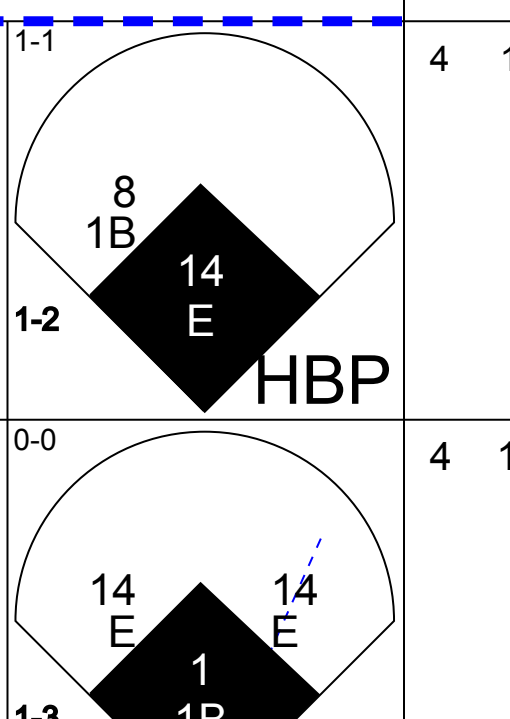
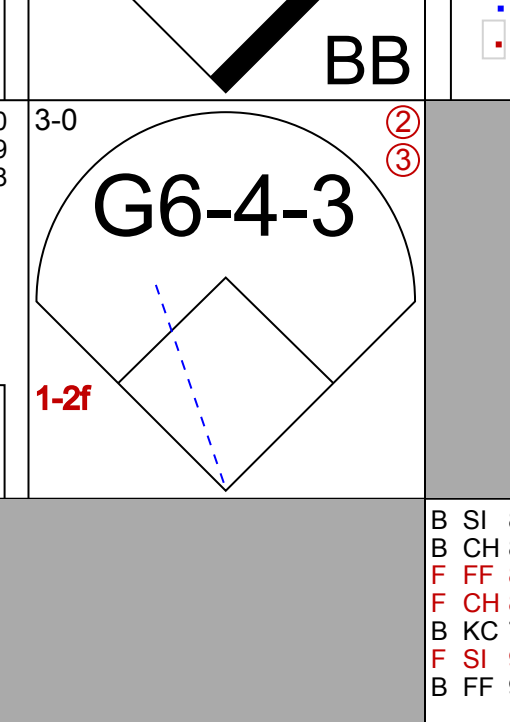
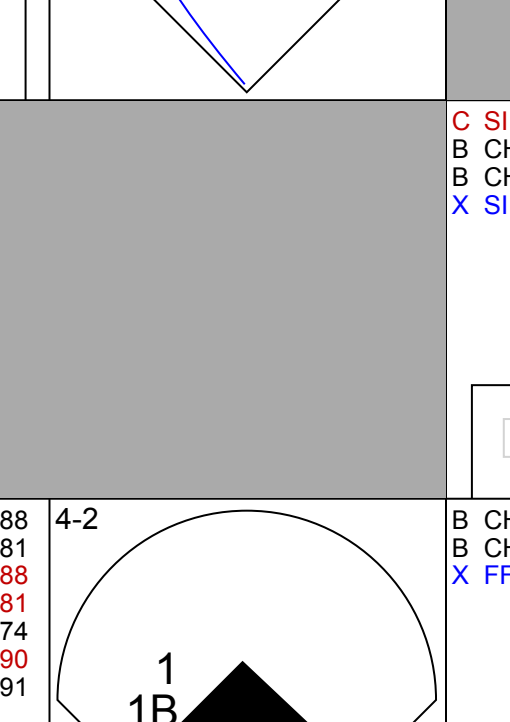
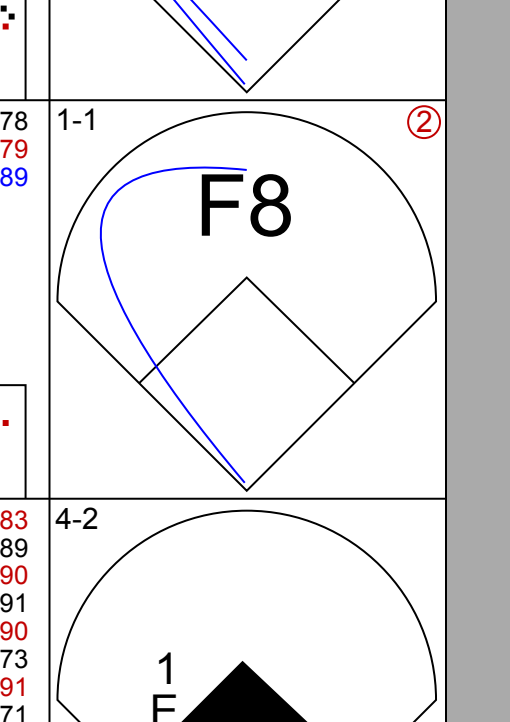
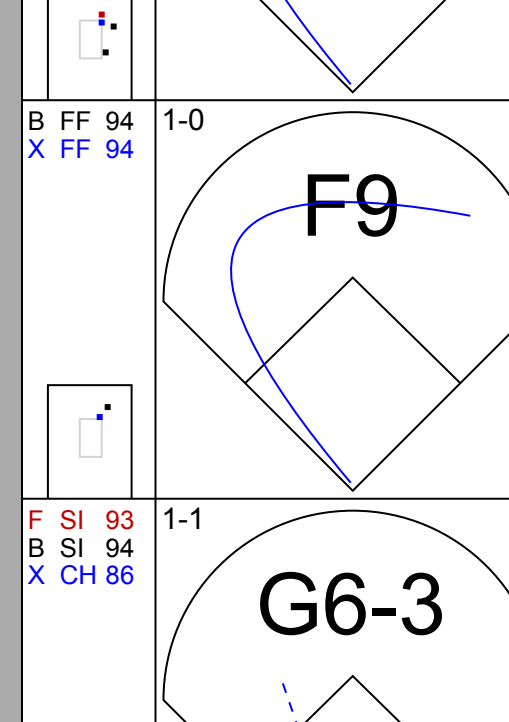
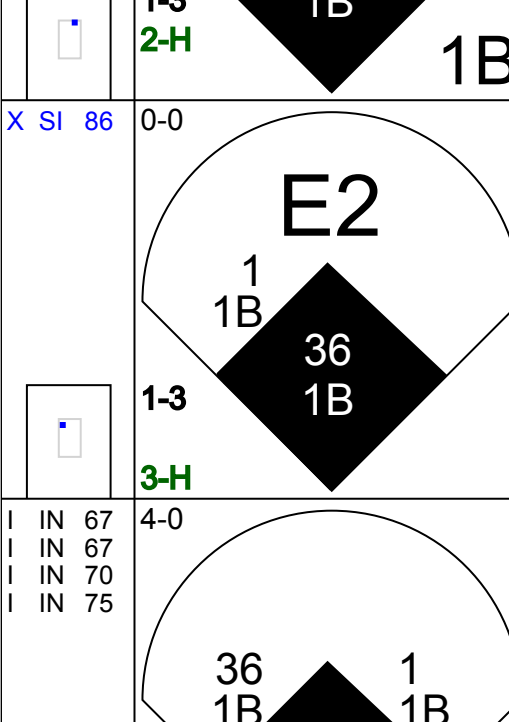
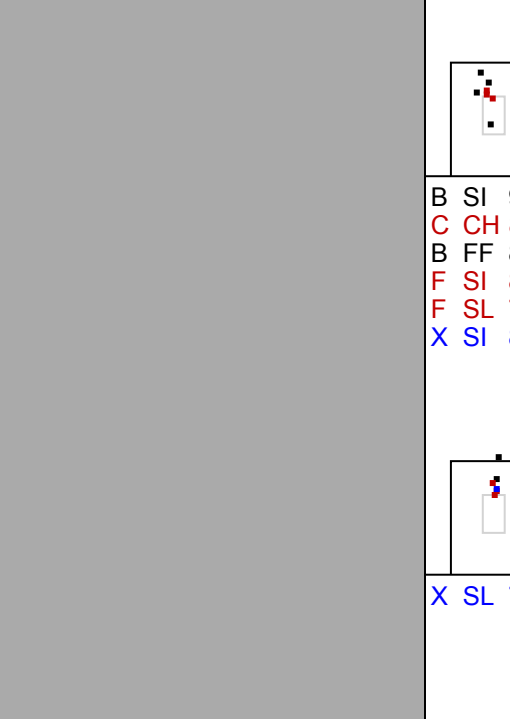
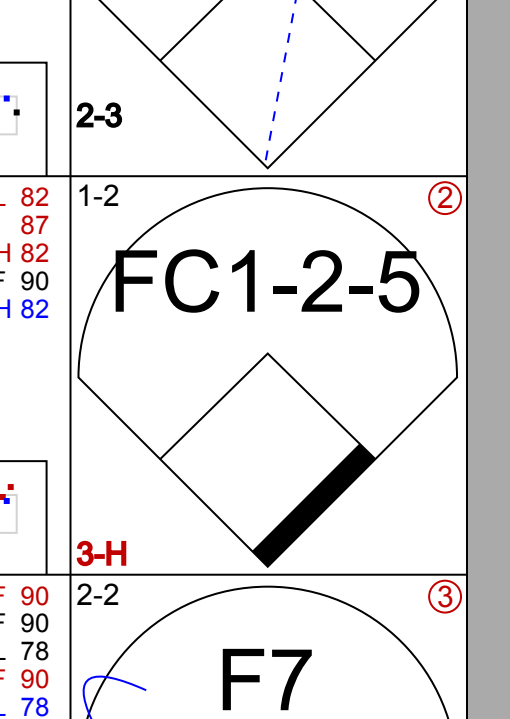
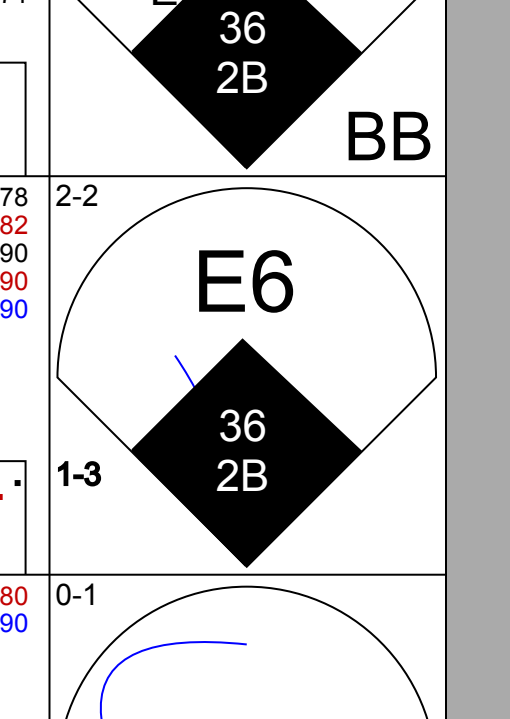
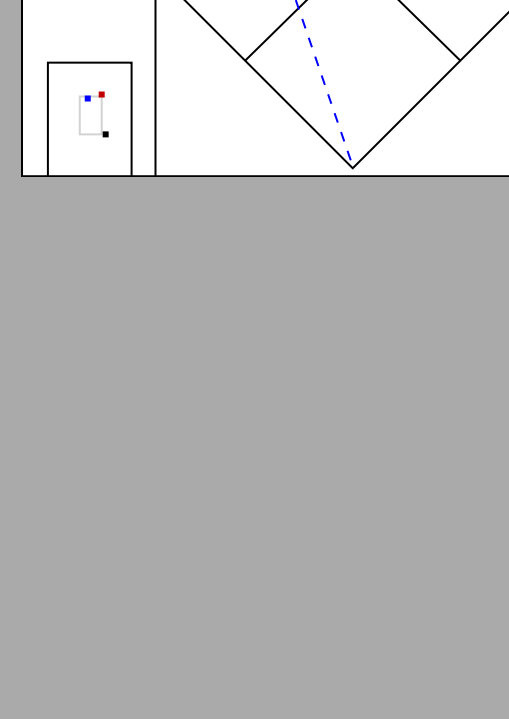
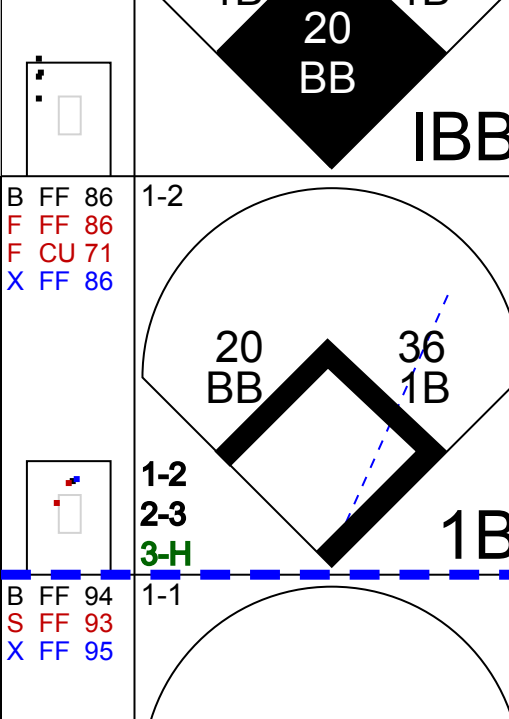
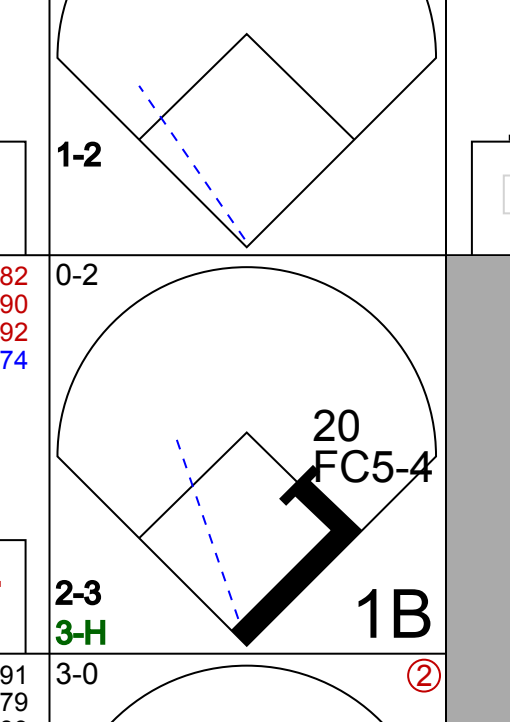
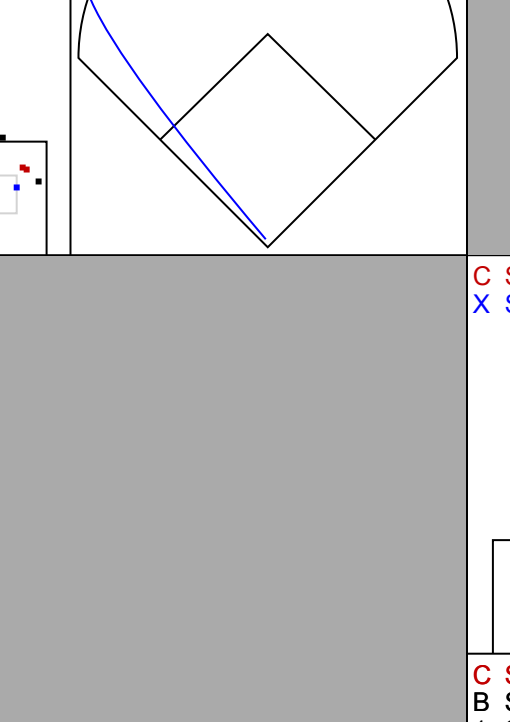
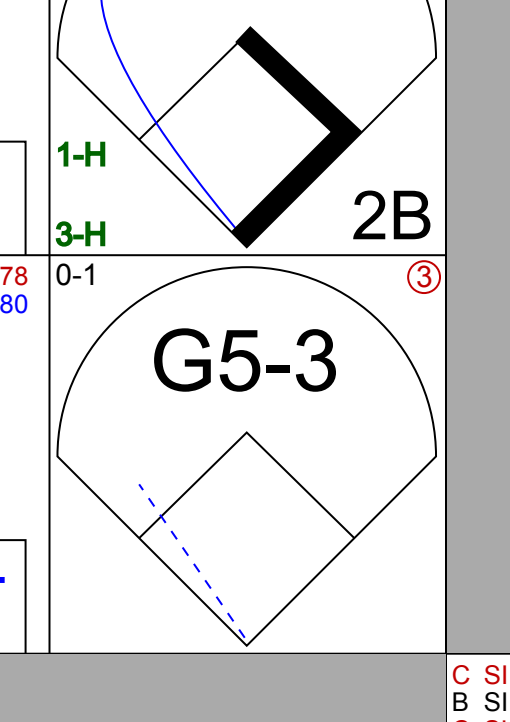

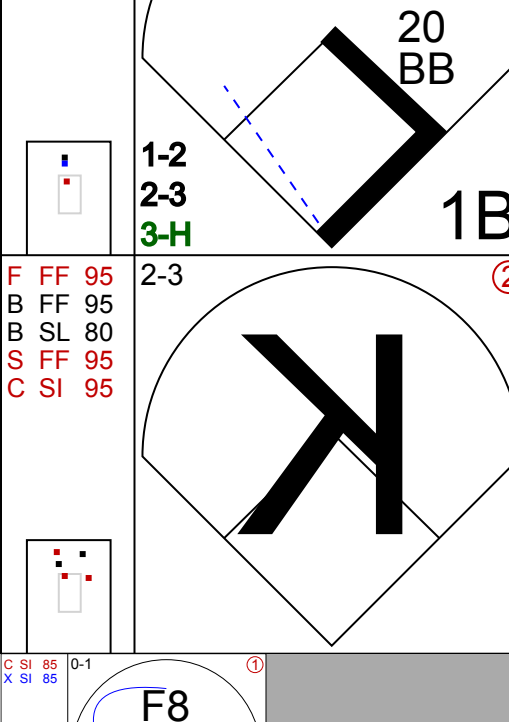
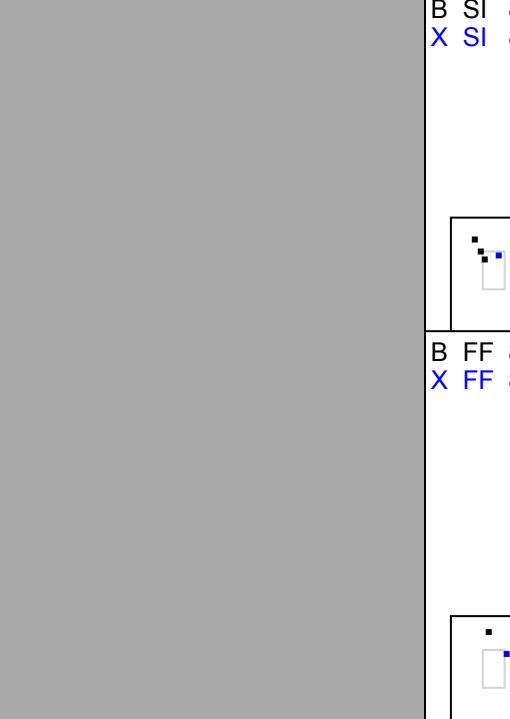
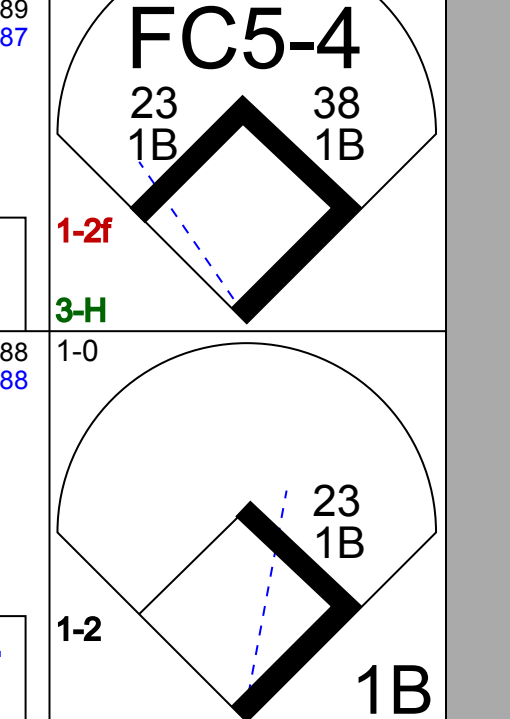
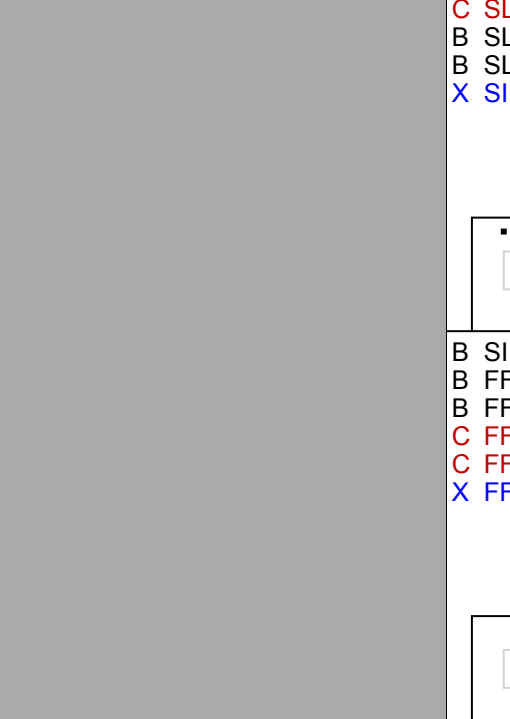

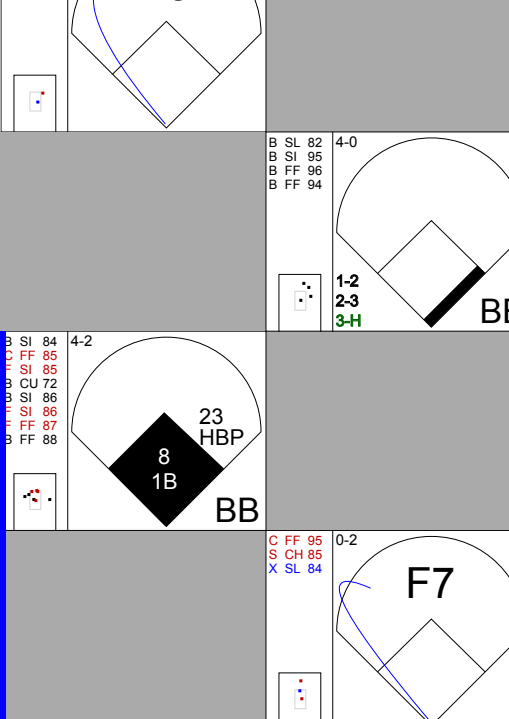
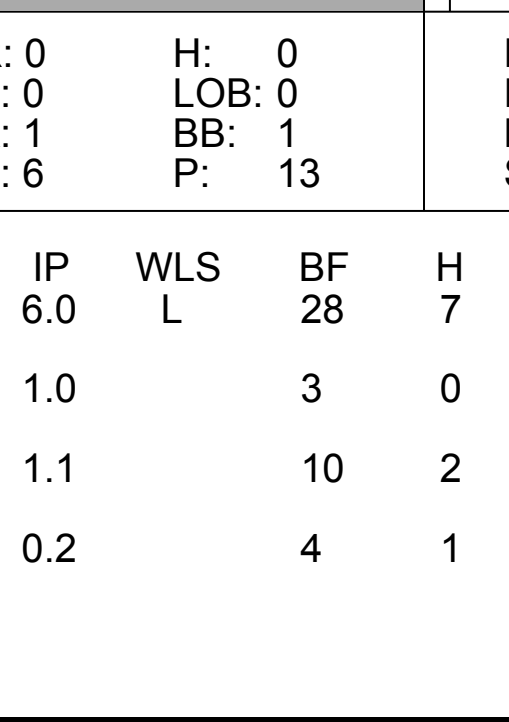
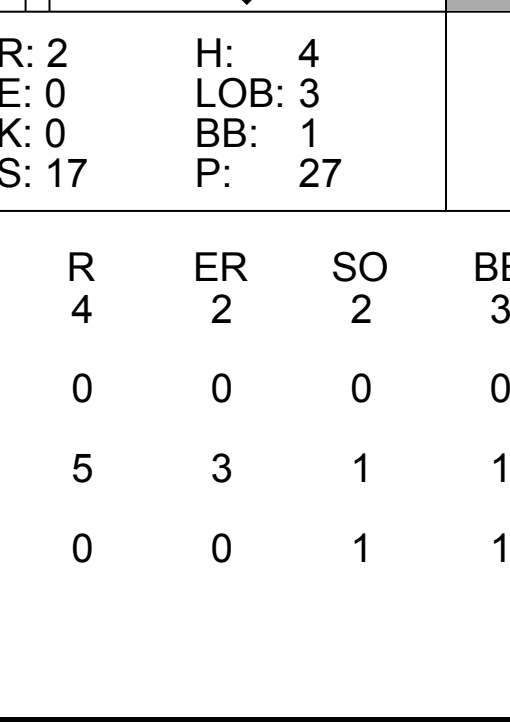
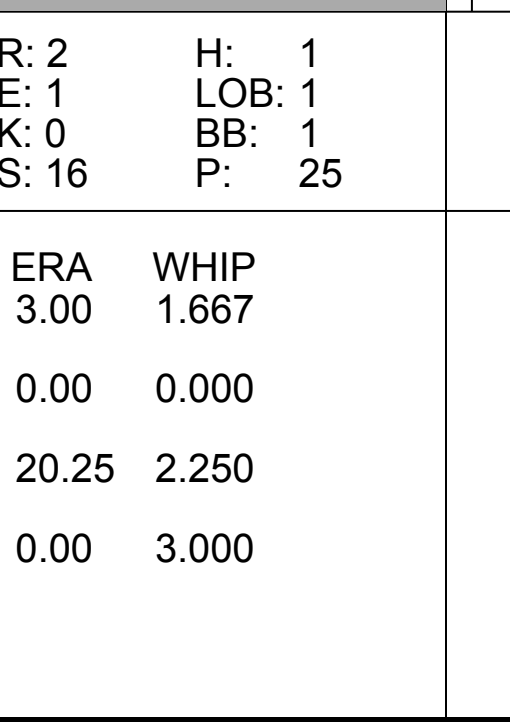
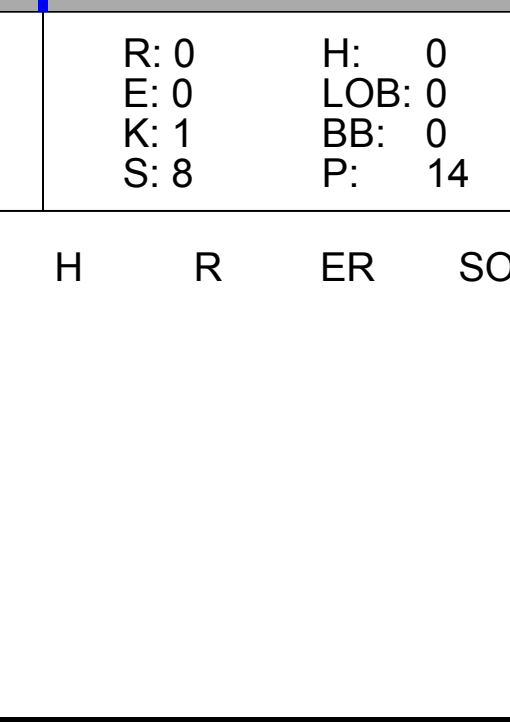
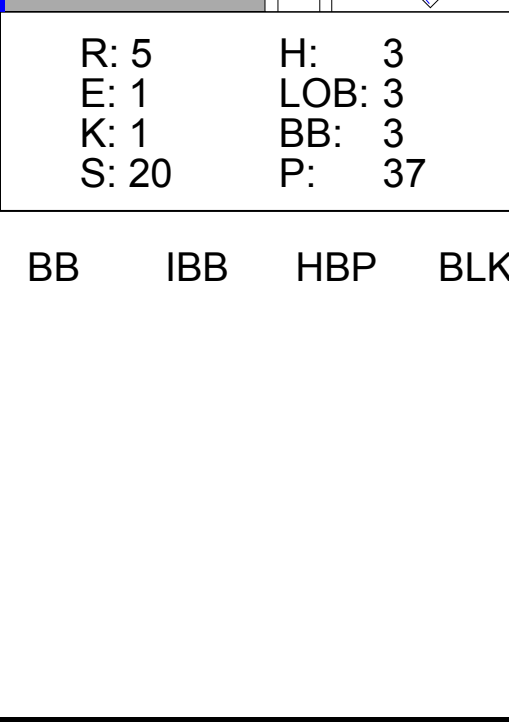
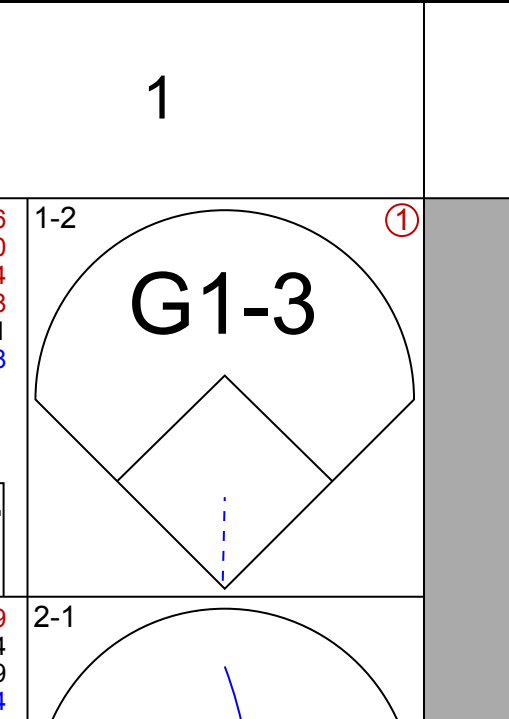
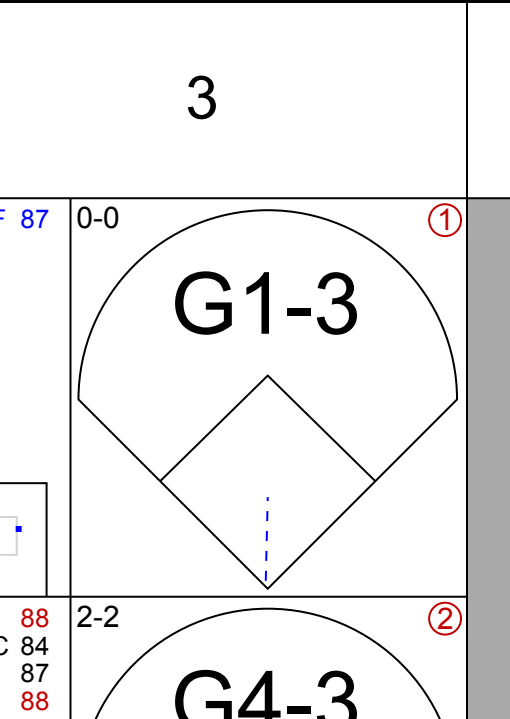
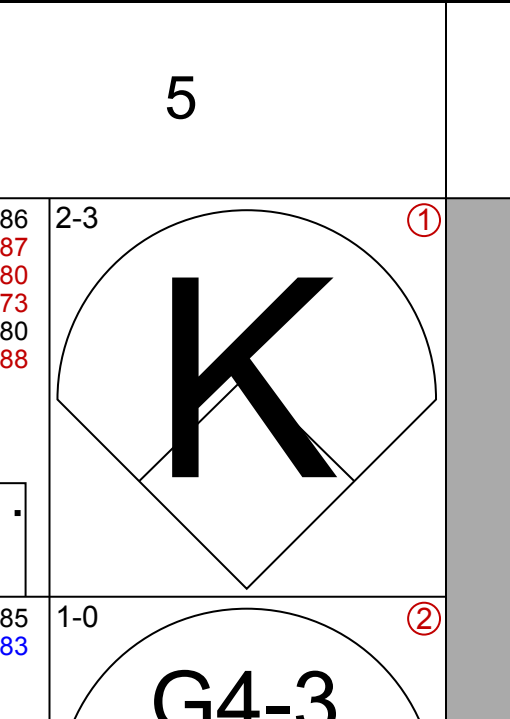
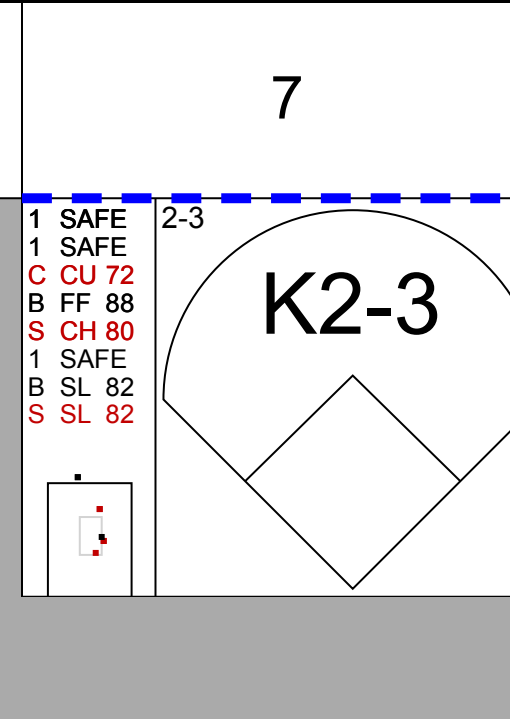

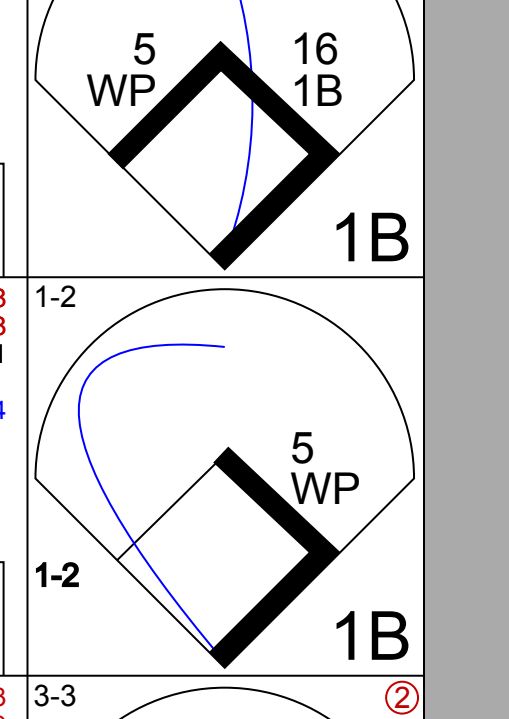
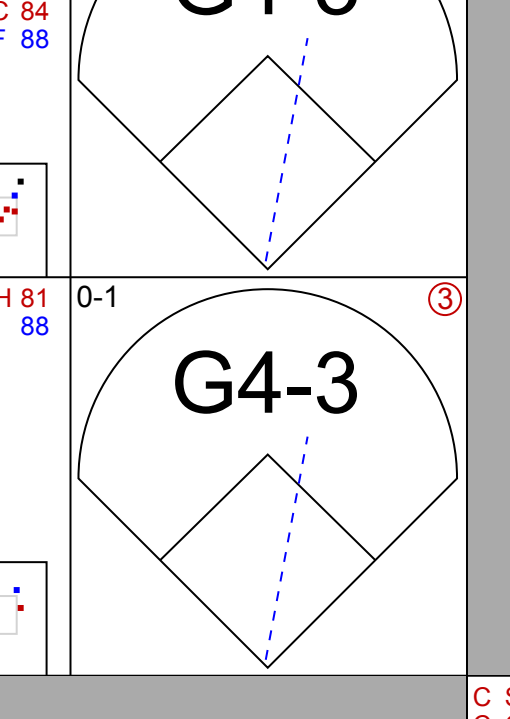
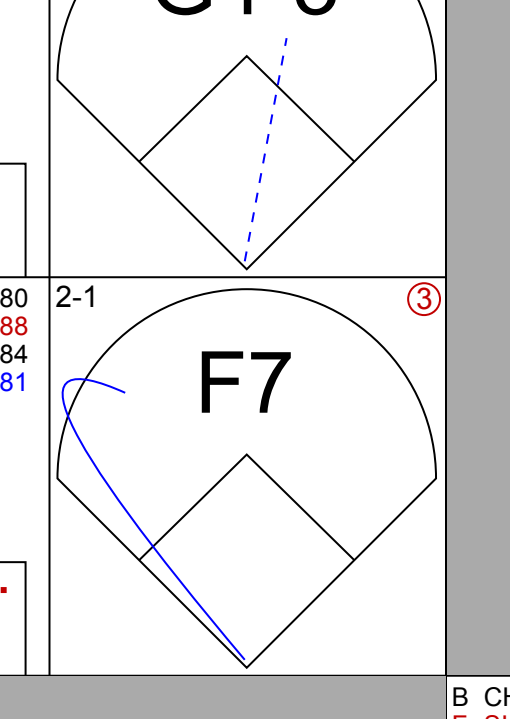

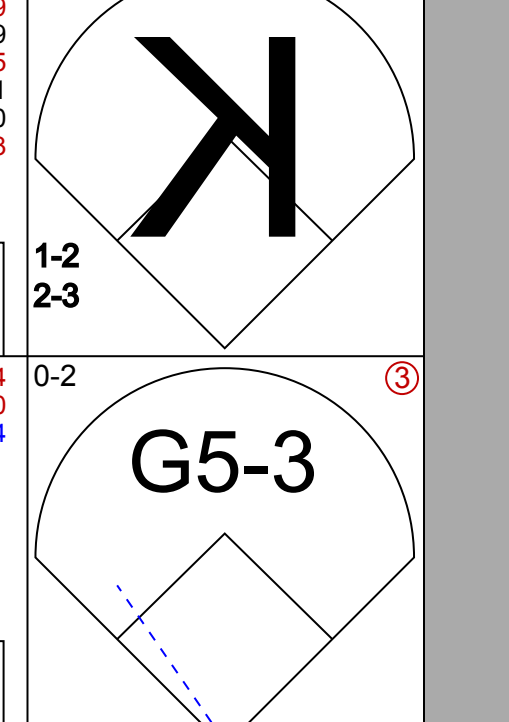







Batter	1	2	3	4	5	6	7	8	9	AB	R	H	RBI	BB	SO	LOB	TOP										
23 Rickie Weeks Jr. R OBP: 0.364, SLG: 0.464										4	0	0	0	0	1	3	<b>Milwaukee Brewers @ New York Mets</b> Citi Field, Flushing, NY Wed Sep 29 2010, 8:17 PM - 10:52 PM EDT Att: 28,280 - Cloudy - 72 F										
27 Carlos Gómez, R OBP: 0.298, SLG: 0.358										4	0	3	0	0	1	2											
8 Ryan Braun, R OBP: 0.364, SLG: 0.506										3	0	1	2	0	0	3											
28 Prince Fielder, L OBP: 0.401, SLG: 0.481										3	0	0	0	1	1	1											
14 Casey McGehee, R OBP: 0.338, SLG: 0.460										4	0	0	0	0	2	2											
1 Cory Hart, R OBP: 0.342, SLG: 0.532										3	0	1	0	0	1	0											
21 Alcides Escobar, R OBP: 0.285, SLG: 0.327										3	1	1	0	0	0	1											
21 Zach Braddock, L OBP: 0.331, SLG: 0.388										0	0	0	0	0	0	1											
36 Lorenzo Cain, R OBP: 0.331, SLG: 0.388										1	0	0	0	0	1	1											
51 Trevor Hoffman, R OBP: 0.324, SLG: 0.322										0	0	0	0	0	0	0											
16 George Kottaras, L OBP: 0.306, SLG: 0.402										4	1	1	0	0	0	2											
31 Dave Bush, R OBP: 0.193, SLG: 0.151										2	0	1	1	0	0	0											
58 Mike McClendon, R OBP: 0.500, SLG: 0.500										0	0	0	0	0	0	0											
30 Craig Counsell, L OBP: 0.324, SLG: 0.322										0	1	0	0	1	0	0											
<b>Inning Stats</b>	R: 0 E: 0 K: 1 S: 7	H: 1 LOB: 0 BB: 0 P: 8	R: 0 E: 0 K: 2 S: 7	H: 0 LOB: 0 BB: 0 P: 10	R: 0 E: 0 K: 0 S: 11	H: 3 LOB: 2 BB: 0 P: 16	R: 0 E: 0 K: 1 S: 10	H: 1 LOB: 1 BB: 0 P: 15	R: 0 E: 0 K: 0 S: 7	H: 0 LOB: 0 BB: 0 P: 10	R: 0 E: 0 K: 0 S: 7	H: 1 LOB: 0 BB: 0 P: 13	R: 0 E: 0 K: 0 S: 6	H: 0 LOB: 0 BB: 0 P: 8	R: 2 E: 0 K: 2 S: 13	H: 2 LOB: 2 BB: 2 P: 23	R: 0 E: 0 K: 1 S: 7	H: 0 LOB: 0 BB: 0 P: 10	1B: 6 2B: 2 3B: 1 HR: 0	SF: 0 SAC: 0 DP: 3 HBP: 2	WP: 0 PB: 0 SB: 0 CS: 1	PA: 35					
<b>PITCHER</b>	IP	WLS	BF	H	R	ER	SO	BB	IBB	HBP	BLK	WP	HR	S	P	ERA	WHIP										
43 R.A. Dickey, R ERA: 2.86	7.0	L	25	6	1	1	4	0	0	1	0	0	0	55	80	1.29	0.857										
25 Pedro Feliciano, L ERA: 3.21	0.0		2	1	2	2	0	1	0	0	0	0	0	2	6	∞	∞										
50 Sean Green, R ERA: 1.35	1.0		6	1	0	0	2	0	1	1	0	0	0	13	21	0.00	1.000										
22 Raul Valdes, L ERA: 5.23	1.0		2	0	0	0	1	0	0	0	0	0	0	5	6	0.00	0.000										

Batter	1	2	3	4	5	6	7	8	9	AB	R	H	RBI	BB	SO	LOB	BOTTOM										
7 José Reyes, S OBP: 0.325, SLG: 0.436										4	1	2	0	0	0	1	<b>Milwaukee Brewers @ New York Mets</b> Citi Field, Flushing, NY Wed Sep 29 2010, 8:17 PM - 10:52 PM EDT Att: 28,280 - Cloudy - 72 F										
16 Angel Pagán, S OBP: 0.342, SLG: 0.430										4	0	2	0	0	0	3											
5 David Wright, R OBP: 0.356, SLG: 0.504										4	0	0	0	0	1	3											
29 Ike Davis, L OBP: 0.354, SLG: 0.441										2	0	0	1	1	0	1											
21 Lucas Duda, L OBP: 0.270, SLG: 0.409										4	0	0	0	0	1	2											
6 Nick Evans, R OBP: 0.324, SLG: 0.472										2	0	0	0	0	0	1											
27 Jesús Feliciano, L OBP: 0.296, SLG: 0.315										1	0	0	0	1	0	0											
30 Josh Thole, L OBP: 0.344, SLG: 0.337										4	0	0	0	0	0	1											
12 Joaquin Arias, R OBP: 0.288, SLG: 0.331										4	0	0	0	0	0	1											
43 R.A. Dickey, R OBP: 0.296, SLG: 0.294										1	0	1	0	1	0	0											
23 Chris Carter, L OBP: 0.311, SLG: 0.366										1	0	0	0	0	0	1											
25 Pedro Feliciano, L OBP: 0.324, SLG: 0.366										0	0	0	0	0	0	0											
50 Sean Green, R OBP: 0.324, SLG: 0.322										0	0	0	0	0	0	0											
22 Raul Valdes, L OBP: 0.444, SLG: 0.556										0	0	0	0	0	0	0											
<b>Inning Stats</b>	R: 0 E: 0 K: 0 S: 7	H: 1 LOB: 1 BB: 0 P: 13	R: 0 E: 0 K: 0 S: 8	H: 0 LOB: 0 BB: 0 P: 10	R: 0 E: 0 K: 0 S: 11	H: 0 LOB: 1 BB: 1 P: 19	R: 0 E: 0 K: 0 S: 9	H: 0 LOB: 1 BB: 1 P: 15	R: 0 E: 0 K: 1 S: 7	H: 0 LOB: 0 BB: 0 P: 9	R: 0 E: 0 K: 0 S: 12	H: 0 LOB: 1 BB: 1 P: 21	R: 1 E: 0 K: 1 S: 15	H: 2 LOB: 1 BB: 0 P: 23	R: 0 E: 0 K: 0 S: 9	H: 0 LOB: 0 BB: 0 P: 13	1B: 5 2B: 0 3B: 0 HR: 0	SF: 1 SAC: 0 DP: 0 HBP: 0	WP: 1 PB: 0 SB: 1 CS: 0	PA: 35							
<b>PITCHER</b>	IP	WLS	BF	H	R	ER	SO	BB	IBB	HBP	BLK	WP	HR	S	P	ERA	WHIP										
31 Dave Bush, R ERA: 4.54	6.0	W	24	3	0	0	1	3	0	0	0	0	0	55	85	0.00	1.000										
58 Mike McClendon, R ERA: 3.32	1.1	H	6	2	1	1	1	0	0	0	0	1	0	16	26	6.75	1.500										
21 Zach Braddock, L ERA: 2.97	0.2	H	2	0	0	0	0	0	0	0	0	0	0	7	10	0.00	0.000										
51 Trevor Hoffman, R ERA: 5.89	1.0	S	3	0	0	0	0	0	0	0	0	0	0	9	13	0.00	0.000										

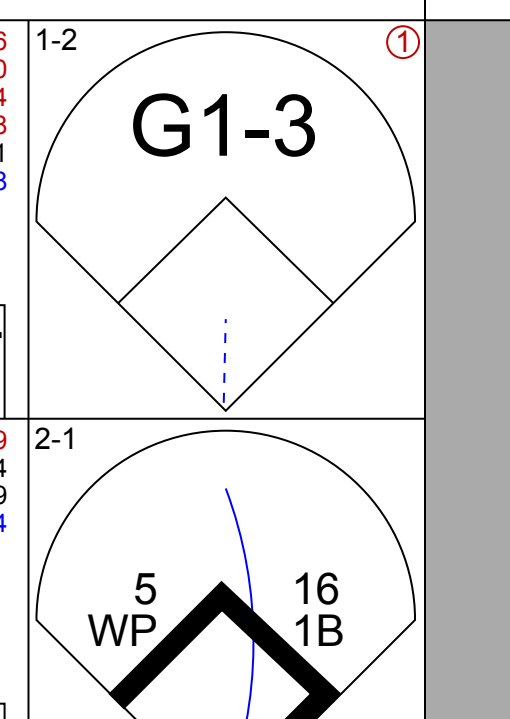
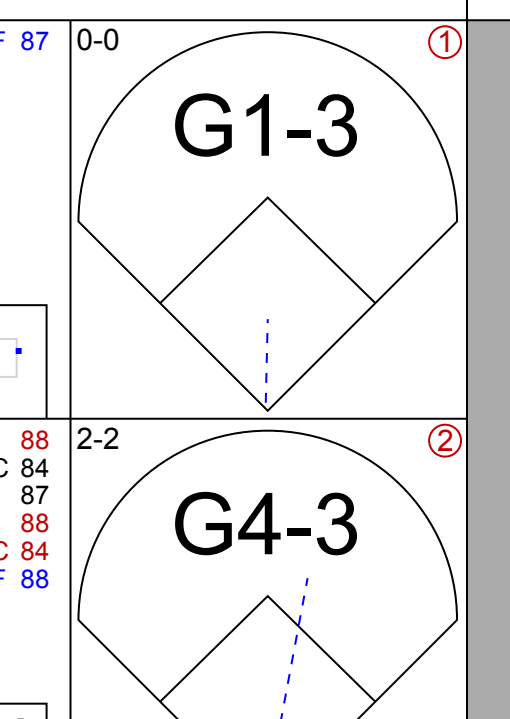
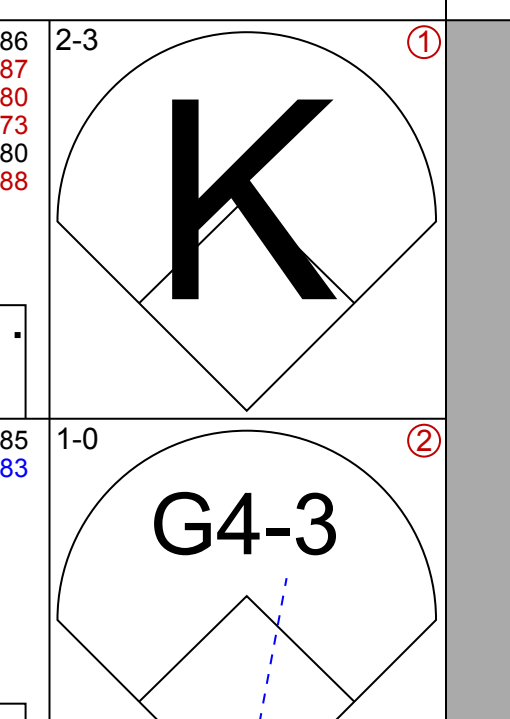
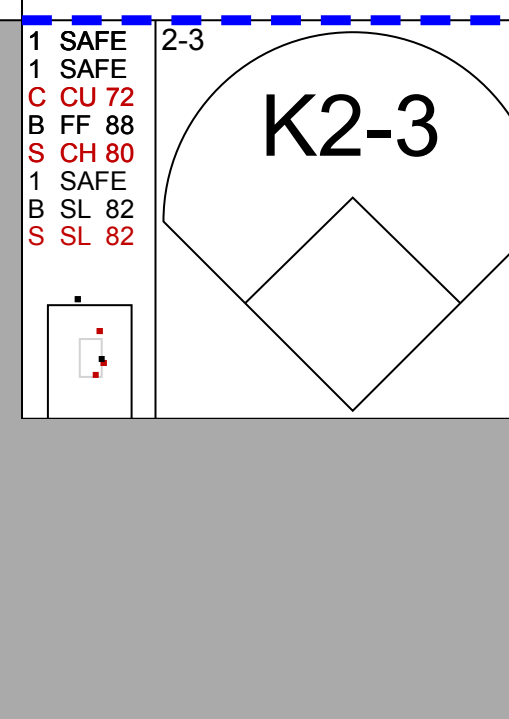
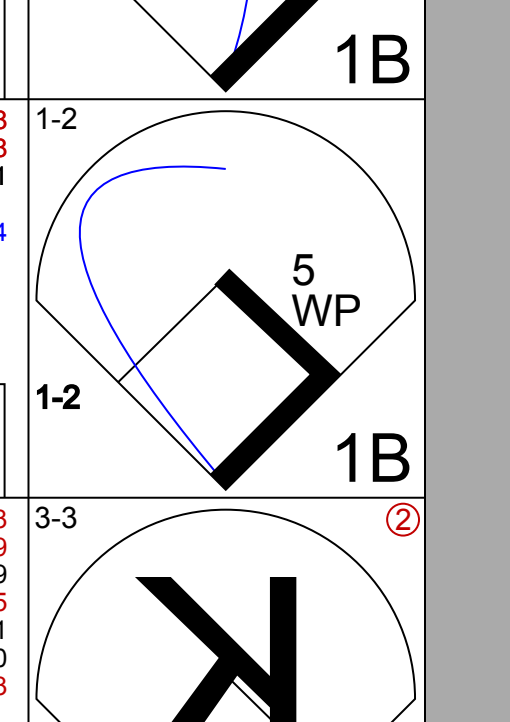
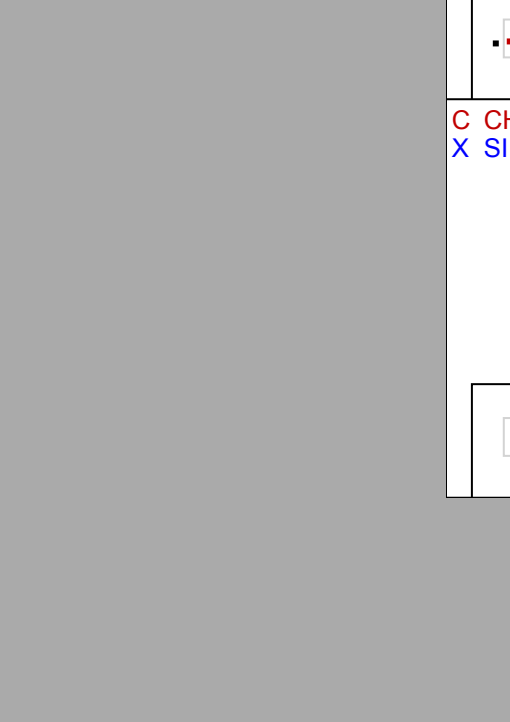
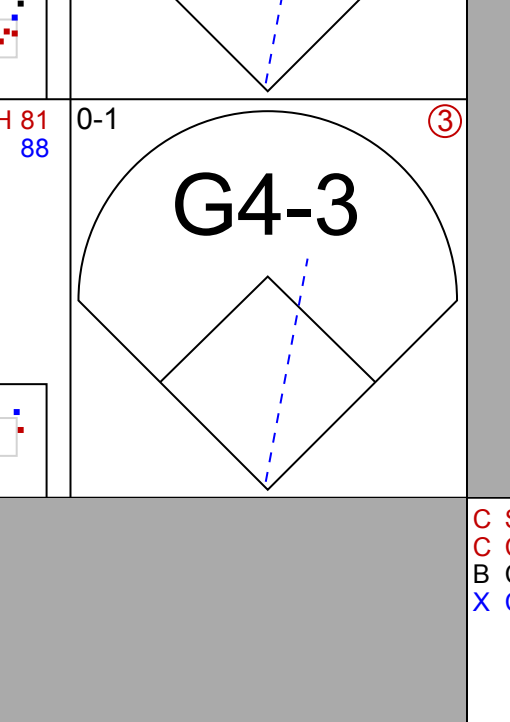
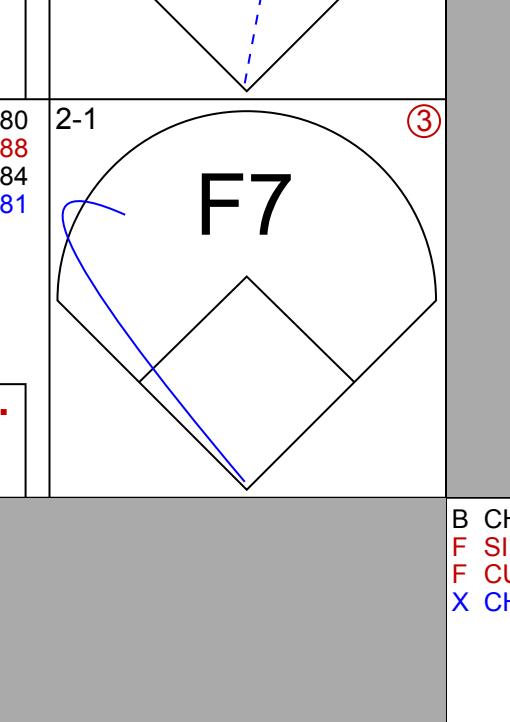
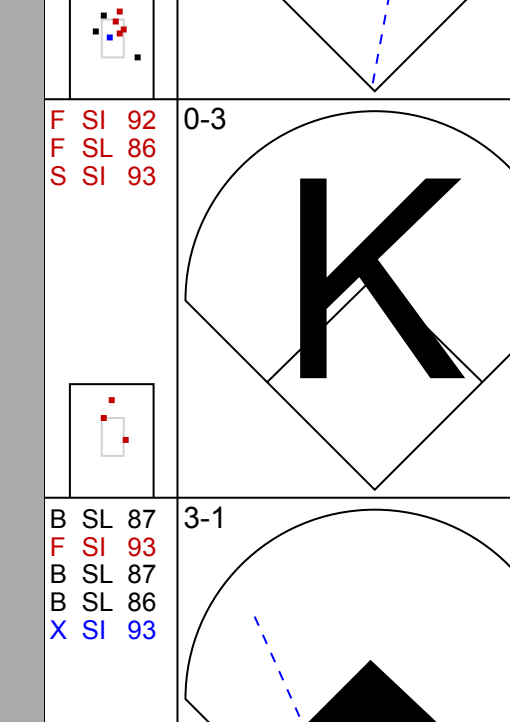
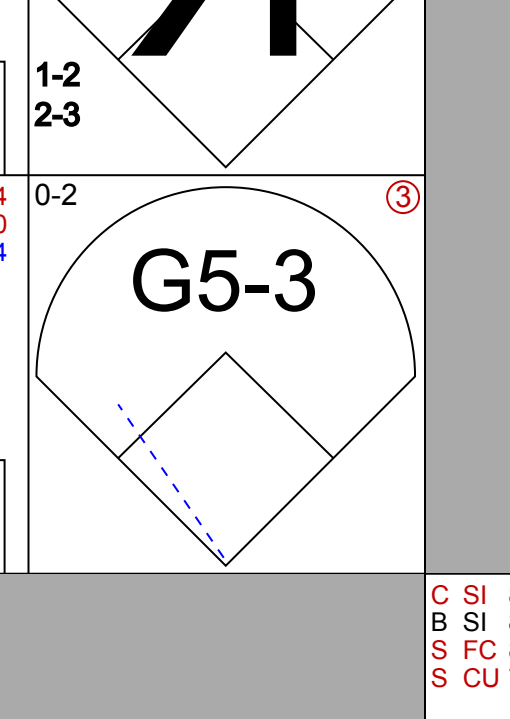



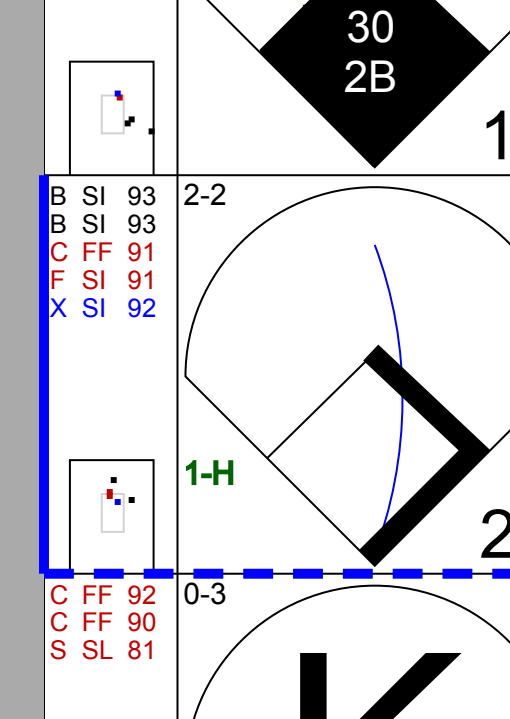
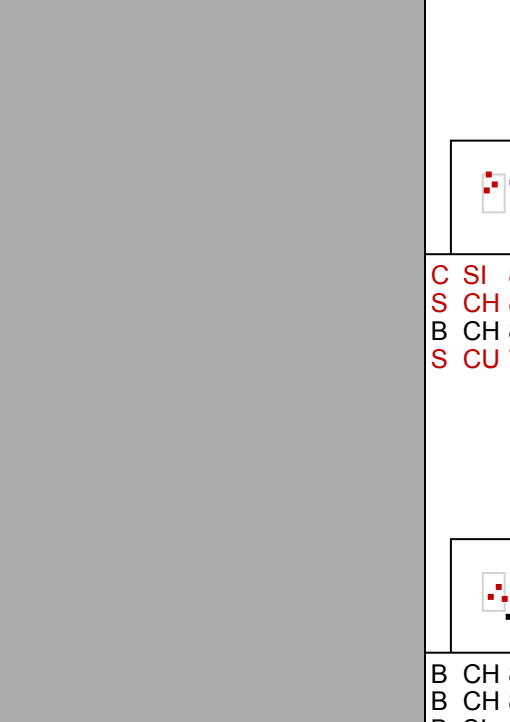


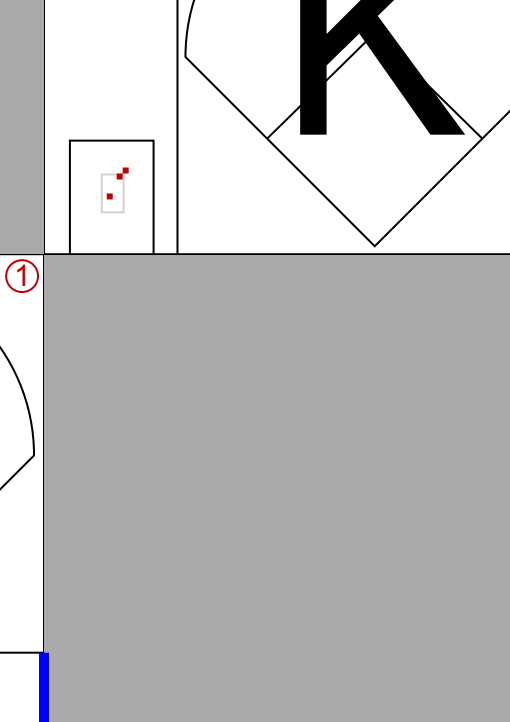
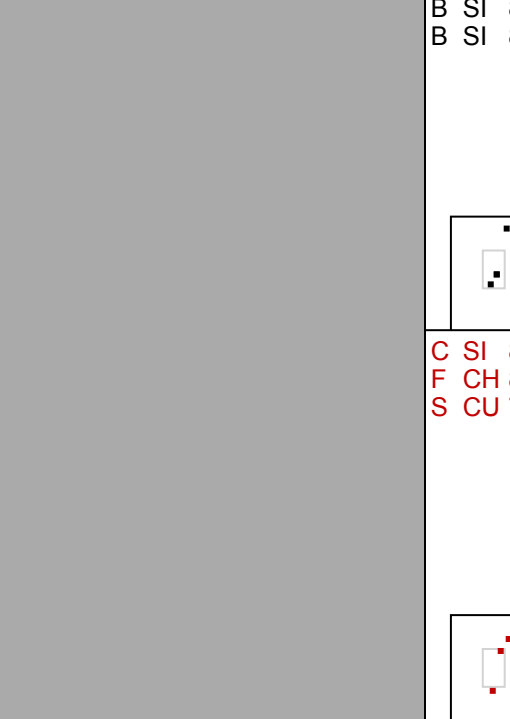


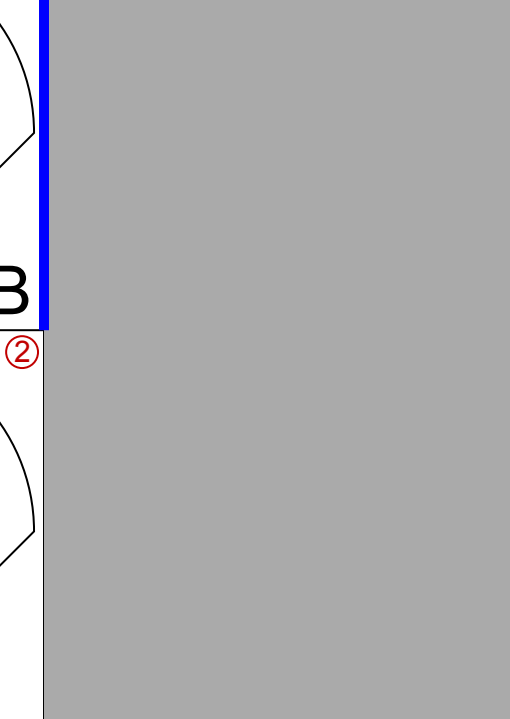
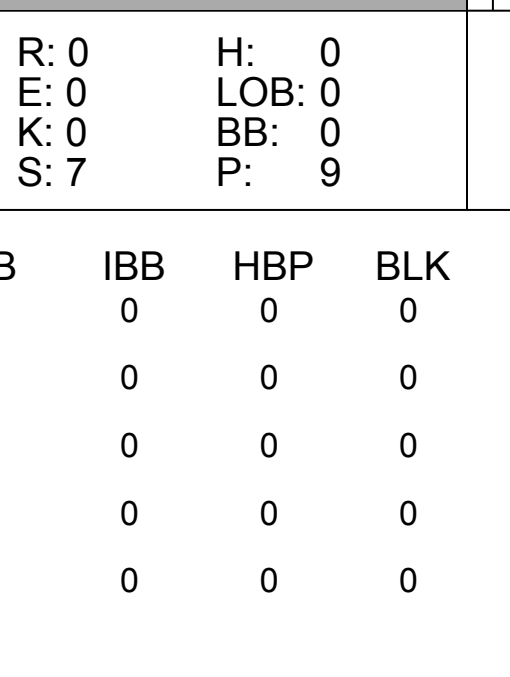
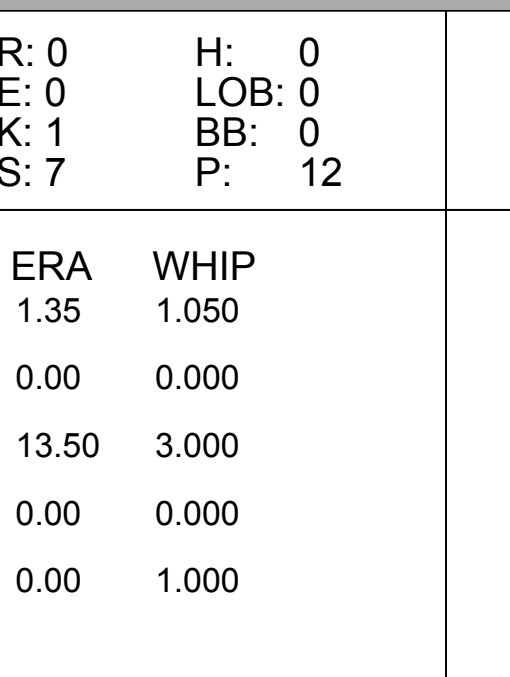
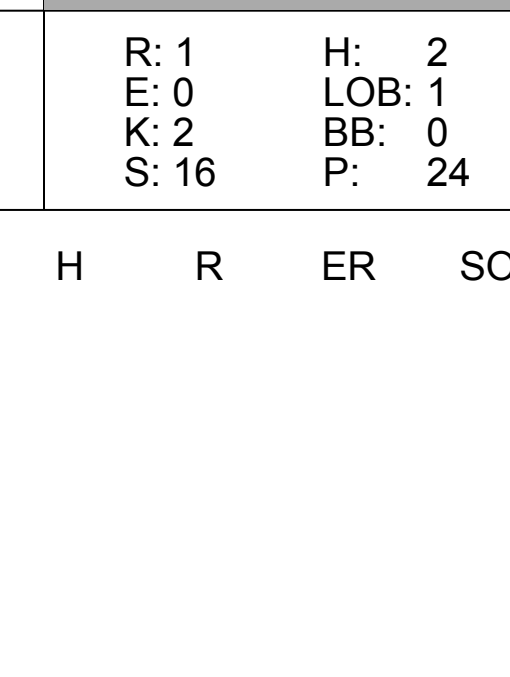
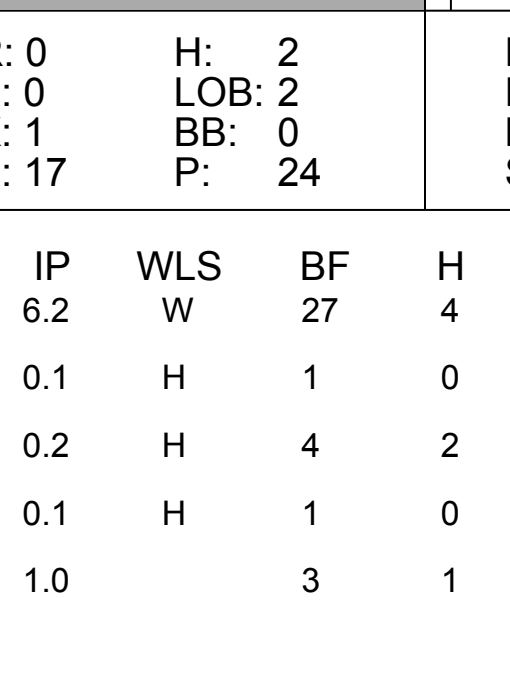
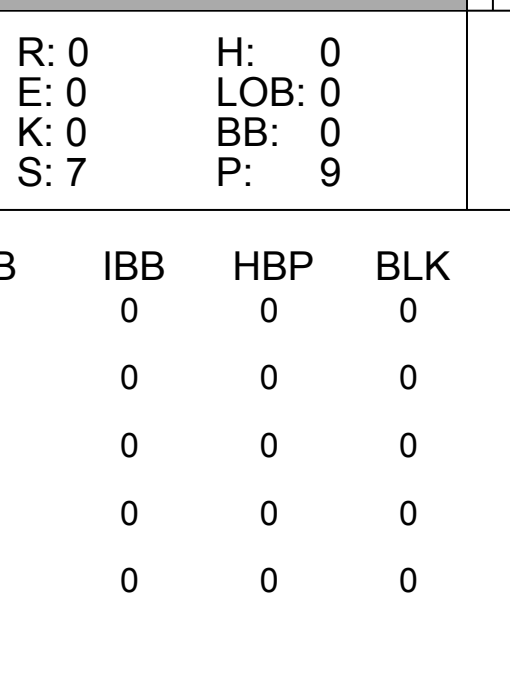
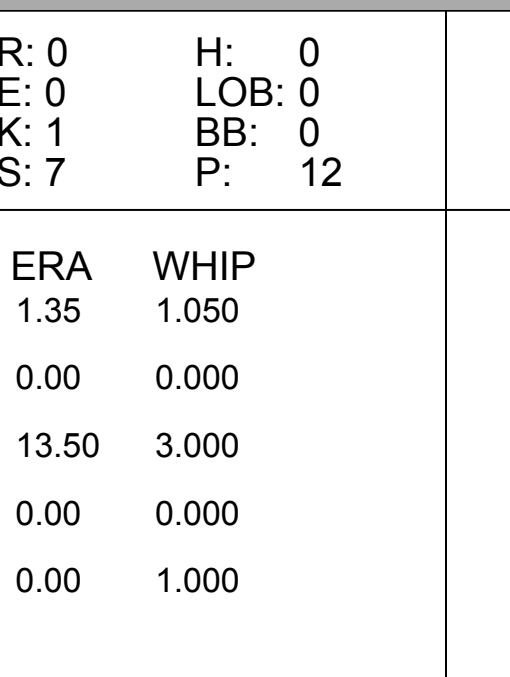
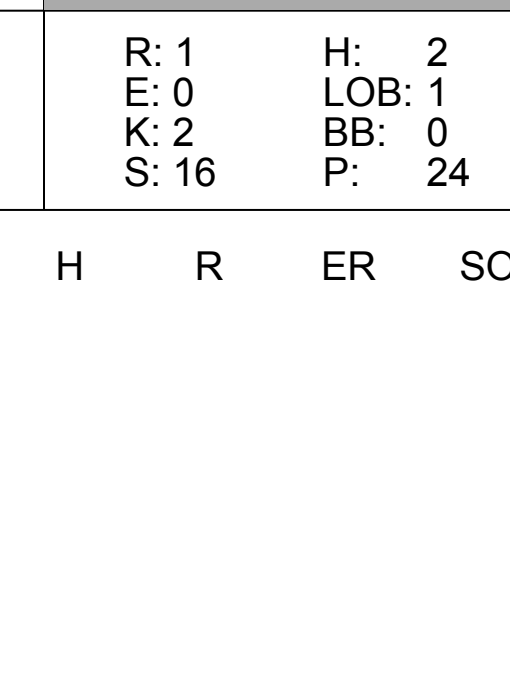


Batter	1	2	3	4	5	6	7	8	9	AB	R	H	RBI	BB	SO	LOB	TOP			
23 Rickie Weeks Jr., R OBP: 0.364, SLG: 0.463										4	1	1	0	0	2	1				
8 Ryan Braun, R OBP: 0.365, SLG: 0.504										4	1	1	1	1	0	3				
14 Casey McGehee, R OBP: 0.337, SLG: 0.460										5	1	1	1	0	0	2				
28 Prince Fielder, L OBP: 0.403, SLG: 0.479										2	3	0	0	3	0	1				
1 Corey Hart, R OBP: 0.342, SLG: 0.530										5	2	2	1	0	0	2				
36 Lorenzo Cain, R OBP: 0.333, SLG: 0.396										5	0	2	3	0	1	3				
21 Alcides Escobar, R OBP: 0.286, SLG: 0.328										5	0	2	1	0	1	4				
20 Jonathan Lucroy, R OBP: 0.302, SLG: 0.333										4	0	0	2	1	0	2				
38 Chris Narveson, L OBP: 0.269, SLG: 0.341										2	0	1	0	0	0	0				
12 Carlos Villanueva, R OBP: 0.222, SLG: 0.222										0	0	0	0	0	0	0				
60 Todd Coffey, R OBP: 0.288, SLG: 0.286										0	0	0	0	0	0	0				
21 Zach Braddock, L OBP: 0.283, SLG: 0.325										0	0	0	0	0	0	0				
7 Chris Dickerson, L OBP: 0.315, SLG: 0.370										1	1	0	0	0	0	3				
61 Brandon Kintzler, R OBP: 0.299, SLG: 0.414										0	0	0	0	0	0	0				
<b>Inning Stats</b>	R: 0 E: 0 K: 1 S: 6	H: 0 LOB: 0 BB: 1 P: 13	R: 2 E: 0 K: 0 S: 17	H: 4 LOB: 3 BB: 1 P: 27	R: 0 E: 0 K: 0 S: 10	H: 1 LOB: 1 BB: 0 P: 17	R: 0 E: 0 K: 0 S: 7	H: 1 LOB: 1 BB: 0 P: 10	R: 2 E: 0 K: 0 S: 16	H: 1 LOB: 0 BB: 1 P: 25	R: 0 E: 0 K: 1 S: 9	H: 0 LOB: 0 BB: 0 P: 16	R: 0 E: 0 K: 1 S: 8	H: 0 LOB: 0 BB: 0 P: 14	R: 5 E: 1 K: 1 S: 20	H: 3 LOB: 3 BB: 3 P: 37	1B: 8 2B: 2 3B: 0 HR: 0	SF: 0 SAC: 1 DP: 1 HBP: 1	WP: 0 PB: 0 CS: 0	PA: 45
<b>PITCHER</b>	IP WLS BF H R ER SO BB IBB HBP BLK WP HR S P ERA WHIP	IP WLS BF H R ER SO BB IBB HBP BLK WP HR S P ERA WHIP	IP WLS BF H R ER SO BB IBB HBP BLK WP HR S P ERA WHIP	IP WLS BF H R ER SO BB IBB HBP BLK WP HR S P ERA WHIP	IP WLS BF H R ER SO BB IBB HBP BLK WP HR S P ERA WHIP	IP WLS BF H R ER SO BB IBB HBP BLK WP HR S P ERA WHIP	IP WLS BF H R ER SO BB IBB HBP BLK WP HR S P ERA WHIP	IP WLS BF H R ER SO BB IBB HBP BLK WP HR S P ERA WHIP	IP WLS BF H R ER SO BB IBB HBP BLK WP HR S P ERA WHIP	IP WLS BF H R ER SO BB IBB HBP BLK WP HR S P ERA WHIP	IP WLS BF H R ER SO BB IBB HBP BLK WP HR S P ERA WHIP	IP WLS BF H R ER SO BB IBB HBP BLK WP HR S P ERA WHIP	IP WLS BF H R ER SO BB IBB HBP BLK WP HR S P ERA WHIP	IP WLS BF H R ER SO BB IBB HBP BLK WP HR S P ERA WHIP	IP WLS BF H R ER SO BB IBB HBP BLK WP HR S P ERA WHIP	IP WLS BF H R ER SO BB IBB HBP BLK WP HR S P ERA WHIP	IP WLS BF H R ER SO BB IBB HBP BLK WP HR S P ERA WHIP	IP WLS BF H R ER SO BB IBB HBP BLK WP HR S P ERA WHIP	IP WLS BF H R ER SO BB IBB HBP BLK WP HR S P ERA WHIP	IP WLS BF H R ER SO BB IBB HBP BLK WP HR S P ERA WHIP

Milwaukee Brewers @ New York Mets  
Citi Field, Flushing, NY  
Thu Sep 30 2010, 7:12 PM - 10:21 PM EDT  
Att: 24,661 - Cloudy - 76 F

AB 37  
R 9  
H 10  
RBI 9  
BB 6  
SO 4  
LOB 21



Batter	1	2	3	4	5	6	7	8	9	AB	R	H	RBI	BB	SO	LOB	BOTTOM					
7 José Reyes, S OBP: 0.323, SLG: 0.432										4	0	0	0	0	2	1						
27 Jesús Feliciano, L OBP: 0.294, SLG: 0.313										4	0	1	0	0	0	0						
16 Ángel Pagán, S OBP: 0.342, SLG: 0.429										4	0	1	0	0	1	0						
5 David Wright, R OBP: 0.356, SLG: 0.503										4	1	1	0	0	1	2						
19 Mike Hessman, R OBP: 0.288, SLG: 0.286										2	1	0	0	1	1	2						
30 Josh Thole, L OBP: 0.347, SLG: 0.346										1	0	1	1	0	0	0						
21 Lucas Duda, L OBP: 0.269, SLG: 0.414										4	0	1	1	0	3	1						
13 Mike Nickeas, R OBP: 0.222, SLG: 0.222										2	0	0	0	0	2	1						
12 Joaquin Arias, R OBP: 0.283, SLG: 0.325										2	0	0	0	0	1	0						
11 Rubén Tejada, R OBP: 0.300, SLG: 0.277										1	0	1	0	2	0	0						
50 Sean Green, R OBP: 0.315, SLG: 0.370										0	0	0	0	0	0	0						
36 Manny Acosta, R OBP: 0.315, SLG: 0.370										0	0	0	0	0	0	0						
23 Chris Carter, L OBP: 0.315, SLG: 0.370										1	0	1	0	0	0	0						
35 Dillon Gee, R OBP: 0.167, SLG: 0.250										2	0	0	0	0	2	3						
18 Ryota Igarashi, R OBP: 0.288, SLG: 0.286										0	0	0	0	0	0	0						
29 Ike Davis, L OBP: 0.353, SLG: 0.439										2	0	0	0	0	0	2						
<b>Inning Stats</b>	R: 0 E: 0 K: 1 S: 17	H: 2 LOB: 2 BB: 0 P: 24	R: 0 E: 0 K: 3 S: 9	H: 0 LOB: 1 BB: 1 P: 15	R: 0 E: 0 K: 0 S: 7	H: 0 LOB: 0 BB: 0 P: 9	R: 1 E: 0 K: 2 S: 16	H: 1 LOB: 2 BB: 2 P: 29	R: 0 E: 0 K: 1 S: 7	H: 0 LOB: 0 BB: 0 P: 12	R: 0 E: 0 K: 2 S: 9	H: 0 LOB: 0 BB: 0 P: 13	R: 0 E: 0 K: 1 S: 9	H: 1 LOB: 1 BB: 0 P: 14	R: 1 E: 0 K: 2 S: 16	H: 2 LOB: 1 BB: 0 P: 24	R: 0 E: 0 K: 1 S: 8	H: 1 LOB: 0 BB: 0 P: 11	1B: 5 2B: 2 3B: 0 HR: 0	SF: 0 SAC: 0 DP: 1 HBP: 0	WP: 1 PB: 0 CS: 0	PA: 36
<b>PITCHER</b>	IP WLS BF H R ER SO BB IBB HBP BLK WP HR S P ERA WHIP	IP WLS BF H R ER SO BB IBB HBP BLK WP HR S P ERA WHIP	IP WLS BF H R ER SO BB IBB HBP BLK WP HR S P ERA WHIP	IP WLS BF H R ER SO BB IBB HBP BLK WP HR S P ERA WHIP	IP WLS BF H R ER SO BB IBB HBP BLK WP HR S P ERA WHIP	IP WLS BF H R ER SO BB IBB HBP BLK WP HR S P ERA WHIP	IP WLS BF H R ER SO BB IBB HBP BLK WP HR S P ERA WHIP	IP WLS BF H R ER SO BB IBB HBP BLK WP HR S P ERA WHIP	IP WLS BF H R ER SO BB IBB HBP BLK WP HR S P ERA WHIP	IP WLS BF H R ER SO BB IBB HBP BLK WP HR S P ERA WHIP	IP WLS BF H R ER SO BB IBB HBP BLK WP HR S P ERA WHIP	IP WLS BF H R ER SO BB IBB HBP BLK WP HR S P ERA WHIP	IP WLS BF H R ER SO BB IBB HBP BLK WP HR S P ERA WHIP	IP WLS BF H R ER SO BB IBB HBP BLK WP HR S P ERA WHIP	IP WLS BF H R ER SO BB IBB HBP BLK WP HR S P ERA WHIP	IP WLS BF H R ER SO BB IBB HBP BLK WP HR S P ERA WHIP	IP WLS BF H R ER SO BB IBB HBP BLK WP HR S P ERA WHIP	IP WLS BF H R ER SO BB IBB HBP BLK WP HR S P ERA WHIP	IP WLS BF H R ER SO BB IBB HBP BLK WP HR S P ERA WHIP	IP WLS BF H R ER SO BB IBB HBP BLK WP HR S P ERA WHIP		

Milwaukee Brewers @ New York Mets  
Citi Field, Flushing, NY  
Thu Sep 30 2010, 7:12 PM - 10:21 PM EDT  
Att: 24,661 - Cloudy - 76 F

AB 33  
R 2  
H 7  
RBI 2  
BB 3  
SO 13  
LOB 12





Batter	1	2	3	4	5	6	7	8	9	10	11	AB	R	H	RBI	BB	SO	LOB	TOP							
23 Rickie Weeks Jr., R OBP: 0.365, SLG: 0.466	G4-3			G5-3 HBP				G1-3		F7		4	1	1	1	0	0	0								
1 Corey Hart, R OBP: 0.341, SLG: 0.527	G5-3			F9				F8		K2-3		5	1	1	0	0	1	1								
8 Ryan Braun, R OBP: 0.385, SLG: 0.502	K			G5-3				G6-3				3	0	0	0	2	1	1								
28 Prince Fielder, L OBP: 0.401, SLG: 0.476	F8			F8				F7		K		4	0	0	0	1	1	3								
14 Casey McGehee, R OBP: 0.337, SLG: 0.461	L3			FC5-4				G5-3				5	1	2	1	0	0	2								
36 Lorenzo Cain, R OBP: 0.329, SLG: 0.388	K			F8				K		K		5	1	1	0	0	3	2								
21 Alcides Escobar, R OBP: 0.285, SLG: 0.327	K			K				K		K		1	0	0	0	0	1	0								
9 Luis Alfonso Cruz, R OBP: 0.235, SLG: 0.353	K			P5				K		K		1	0	0	0	0	0	0								
30 Craig Counsell, L OBP: 0.324, SLG: 0.322	K			K				K		K		3	0	1	1	0	1	2								
20 Jonathan Lucroy, R OBP: 0.298, SLG: 0.330	F7			K				SF7		G6-3		3	0	0	1	0	1	0								
37 Mark Rogers, R ERA: 3.15	K			K				F7		F8		1	0	0	0	0	1	0								
<b>Inning Stats</b>	R: 0 E: 0 K: 1 S: 11	H: 0 LOB: 0 BB: 0 P: 15	R: 0 E: 0 K: 1 S: 9	H: 0 LOB: 0 BB: 0 P: 13	R: 0 E: 0 K: 2 S: 10	H: 0 LOB: 0 BB: 0 P: 16	R: 0 E: 0 K: 0 S: 9	H: 0 LOB: 2 BB: 1 P: 17	R: 0 E: 0 K: 1 S: 7	H: 0 LOB: 0 BB: 0 P: 12	R: 1 E: 0 K: 1 S: 11	H: 1 LOB: 0 BB: 0 P: 16	R: 2 E: 0 K: 0 S: 16	H: 3 LOB: 1 BB: 1 P: 23	R: 0 E: 0 K: 2 S: 13	H: 0 LOB: 1 BB: 1 P: 24	R: 0 E: 0 K: 2 S: 10	H: 0 LOB: 0 BB: 0 P: 16	R: 0 E: 0 K: 0 S: 6	H: 0 LOB: 0 BB: 0 P: 6	R: 1 E: 0 K: 1 S: 13	H: 2 LOB: 2 BB: 1 P: 22	1B: 4 2B: 1 3B: 0 HR: 1	SF: 1 SAC: 0 DP: 0 HBP: 1	WP: 0 PB: 0 SB: 0 CS: 0	PA: 43
<b>PITCHER</b>	30 Travis Wood, L ERA: 3.51	66 Logan Ondrusek, R ERA: 3.79	40 Nick Masset, L ERA: 3.45	53 Arthur Rhodes, L ERA: 2.32	54 Aroldis Chapman, L ERA: 2.19	48 Francisco Cordero, R ERA: 3.95	63 Sam LeCure, R ERA: 4.15	45 Bill Bray, L ERA: 4.13	62 Jordan Smith, R ERA: 3.32	IP: 5.0 WLS: 1.0 BF: 24 H: 3 R: 3 ER: 3 SO: 6 BB: 1 IBB: 0 HBP: 0 BLK: 0 WP: 0 HR: 1 S: 67 P: 103 ERA: 4.26 WHIP: 0.632	IP: 11.1 WLS: 0.0 BF: 45 H: 2 R: 1 ER: 1 SO: 0 BB: 1 IBB: 0 HBP: 0 BLK: 0 WP: 0 HR: 0 S: 6 P: 6 ERA: 0.00 WHIP: 0.000	IP: 11.1 WLS: 0.1 BF: 45 H: 0 R: 0 ER: 0 SO: 0 BB: 0 IBB: 0 HBP: 0 BLK: 0 WP: 0 HR: 2 S: 3 P: 3 ERA: 0.00 WHIP: 0.000	IP: 11.1 WLS: 0.2 BF: 31 H: 1 R: 0 ER: 0 SO: 1 BB: 0 IBB: 0 HBP: 0 BLK: 0 WP: 0 HR: 7 S: 11 P: 11 ERA: 0.00 WHIP: 1.500													

Milwaukee Brewers @ Cincinnati Reds  
Great American Ball Park, Cincinnati, OH  
Fri Oct 01 2010, 7:13 PM - 10:46 PM EDT  
Att: 28,844 - Clear - 68 F

livebaseballscorecards.com  
AB 38  
R 4  
H 6  
RBI 4  
BB 3  
SO 11  
LOB 12



Batter	1	2	3	4	5	6	7	8	9	10	11	AB	R	H	RBI	BB	SO	LOB	BOTTOM					
6 Drew Stubbs, R OBP: 0.327, SLG: 0.443	G6-3 19 SF9 BB			K				G6-3		K		4	2	1	0	1	2	0						
4 Brandon Phillips, R OBP: 0.330, SLG: 0.429	G6-3			F7				SF9				4	0	1	1	0	0	1						
19 Joey Votto, L OBP: 0.423, SLG: 0.598	SF9			F8				K		K		4	0	1	1	0	2	0						
27 Scott Rolen, R OBP: 0.360, SLG: 0.500	G5-3			F7				K		K		2	0	0	0	0	0	0						
25 Juan Francisco, L OBP: 0.333, SLG: 0.386	G5-3			F7				K		K		3	0	0	0	0	1	2						
9 Willie Bloomquist, R OBP: 0.306, SLG: 0.388	G5-3			F7				K		K		0	0	0	0	0	0	0						
32 Jay Bruce, L OBP: 0.349, SLG: 0.472	K			K				K		K		4	0	0	0	1	4	1						
31 Jonny Gomes, R OBP: 0.327, SLG: 0.432	K			K				K		K		5	1	1	0	0	4	2						
55 Ramon Hernandez, R OBP: 0.364, SLG: 0.429	P6			K				K		G6-3		3	0	1	0	1	0	0						
7 Paul Janish, R OBP: 0.338, SLG: 0.386	G5-3			K				L1-3		K		3	0	0	1	0	1	1						
30 Thane Rodriguez, R ERA: 3.15	K			K				K		P6		2	0	0	0	0	2	1						
<b>Inning Stats</b>	R: 1 E: 0 K: 0 S: 10	H: 0 LOB: 0 BB: 1 P: 21	R: 0 E: 0 K: 2 S: 7	H: 0 LOB: 0 BB: 0 P: 12	R: 0 E: 0 K: 2 S: 8	H: 0 LOB: 0 BB: 0 P: 10	R: 0 E: 0 K: 0 S: 6	H: 0 LOB: 0 BB: 0 P: 8	R: 1 E: 0 K: 2 S: 17	H: 2 LOB: 1 BB: 0 P: 29	R: 0 E: 0 K: 1 S: 5	H: 0 LOB: 0 BB: 1 P: 9	R: 0 E: 0 K: 2 S: 10	H: 2 LOB: 2 BB: 0 P: 13	R: 0 E: 0 K: 2 S: 8	H: 0 LOB: 0 BB: 0 P: 10	R: 0 E: 0 K: 2 S: 8	H: 0 LOB: 0 BB: 0 P: 12	R: 0 E: 0 K: 2 S: 9	H: 1 LOB: 2 BB: 1 P: 17	1B: 5 2B: 2 3B: 1 HR: 0	SF: 2 SAC: 1 DP: 1 HBP: 0	WP: 0 PB: 0 SB: 2 CS: 0	PA: 42
<b>PITCHER</b>	37 Mark Rogers, R ERA: 1.8	41 Jeremy Jeffress, R ERA: 2.7	60 Todd Coffey, R ERA: 4.4	50 Kameron Loe, R ERA: 2.78	58 Mike McClendon, R ERA: 3.15	59 John Axford, R ERA: 2.48	IP: 1.0 WLS: 0.0 BF: 5 H: 1 R: 0 ER: 0 SO: 2 BB: 0 IBB: 1 HBP: 0 BLK: 0 WP: 0 HR: 0 S: 9 P: 17 ERA: 0.00 WHIP: 1.000																	

Milwaukee Brewers @ Cincinnati Reds  
Great American Ball Park, Cincinnati, OH  
Fri Oct 01 2010, 7:13 PM - 10:46 PM EDT  
Att: 28,844 - Clear - 68 F

livebaseballscorecards.com  
AB 36  
R 3  
H 7  
RBI 3  
BB 3  
SO 17  
LOB 8





Batter	1	2	3	4	5	6	7	8	9	AB	R	H	RBI	BB	SO	LOB	TOP				
23 Ricke Weeks Jr. R OBP: 0.365, SLG: 0.465										4	0	1	0	1	2	2					
1 Cory Hart R OBP: 0.338, SLG: 0.523										5	0	0	0	0	4	3					
8 Ryan Braun R OBP: 0.367, SLG: 0.502										3	1	1	0	1	2	2					
28 Prince Fielder L OBP: 0.403, SLG: 0.474										2	1	0	0	3	1	0					
14 Casey McGehee R OBP: 0.338, SLG: 0.465										5	2	2	3	0	2	5					
36 Lorenzo Cain R OBP: 0.344, SLG: 0.417										5	0	4	0	0	1	3					
20 Jonathan Lucroy R OBP: 0.300, SLG: 0.329										4	0	1	1	1	1	3					
21 Alcides Escobar R OBP: 0.288, SLG: 0.327										3	0	1	0	2	1	2					
39 Chris Capuano L OBP: 0.267, SLG: 0.342									2	0	0	0	0	1	3						
61 Brandon Kintzler R ERA: 4.48									1	0	0	0	0	0	2						
7 Chris Dickerson L OBP: 0.325, SLG: 0.356									0	0	0	0	0	0	2						
12 Carlos Villanueva R ERA: 4.61									0	0	0	0	0	0	2						
30 Craig Counsell L OBP: 0.320, SLG: 0.328									0	0	0	0	0	0	2						
60 Todd Coffey R ERA: 4.76									0	0	0	0	0	0	2						
58 Mike McClendon R ERA: 3.90									0	0	0	0	0	0	2						
<b>Inning Stats</b>	R: 0 E: 0 K: 3 S: 13	H: 0 LOB: 0 BB: 0 P: 19	R: 0 E: 0 K: 1 S: 12	H: 1 LOB: 1 BB: 0 P: 18	R: 0 E: 0 K: 2 S: 16	H: 1 LOB: 2 BB: 1 P: 24	R: 1 E: 0 K: 1 S: 19	H: 2 LOB: 2 BB: 1 P: 31	R: 0 E: 0 K: 3 S: 15	H: 2 LOB: 3 BB: 1 P: 28	R: 3 E: 0 K: 1 S: 12	H: 2 LOB: 2 BB: 2 P: 26	R: 0 E: 0 K: 3 S: 12	H: 0 LOB: 0 BB: 2 P: 23	R: 0 E: 0 K: 1 S: 9	H: 1 LOB: 0 BB: 0 P: 14	1B: 6 2B: 3 3B: 0 HR: 1	SF: 0 SAC: 0 DP: 2 HBP: 1	WP: 2 PB: 0 SB: 0 CS: 0	PA: 44	
<b>PITCHER</b>	IP WLS BF H R ER SO BB IBB HBP BLK WP HR S P ERA WHIP	IP WLS BF H R ER SO BB IBB HBP BLK WP HR S P ERA WHIP	IP WLS BF H R ER SO BB IBB HBP BLK WP HR S P ERA WHIP	IP WLS BF H R ER SO BB IBB HBP BLK WP HR S P ERA WHIP	IP WLS BF H R ER SO BB IBB HBP BLK WP HR S P ERA WHIP	IP WLS BF H R ER SO BB IBB HBP BLK WP HR S P ERA WHIP	IP WLS BF H R ER SO BB IBB HBP BLK WP HR S P ERA WHIP	IP WLS BF H R ER SO BB IBB HBP BLK WP HR S P ERA WHIP	IP WLS BF H R ER SO BB IBB HBP BLK WP HR S P ERA WHIP	IP WLS BF H R ER SO BB IBB HBP BLK WP HR S P ERA WHIP	IP WLS BF H R ER SO BB IBB HBP BLK WP HR S P ERA WHIP	IP WLS BF H R ER SO BB IBB HBP BLK WP HR S P ERA WHIP	IP WLS BF H R ER SO BB IBB HBP BLK WP HR S P ERA WHIP	IP WLS BF H R ER SO BB IBB HBP BLK WP HR S P ERA WHIP	IP WLS BF H R ER SO BB IBB HBP BLK WP HR S P ERA WHIP	IP WLS BF H R ER SO BB IBB HBP BLK WP HR S P ERA WHIP	IP WLS BF H R ER SO BB IBB HBP BLK WP HR S P ERA WHIP	IP WLS BF H R ER SO BB IBB HBP BLK WP HR S P ERA WHIP	IP WLS BF H R ER SO BB IBB HBP BLK WP HR S P ERA WHIP	IP WLS BF H R ER SO BB IBB HBP BLK WP HR S P ERA WHIP	IP WLS BF H R ER SO BB IBB HBP BLK WP HR S P ERA WHIP

Milwaukee Brewers @ Cincinnati Reds  
Great American Ball Park, Cincinnati, OH  
Sat Oct 02 2010, 1:13 PM - 4:50 PM EDT  
Att: 28,173 - Partly Cloudy - 62 F

AB 35  
R 4  
H 10  
RBI 4  
BB 8  
SO 15  
LOB 27



Batter	1	2	3	4	5	6	7	8	9	AB	R	H	RBI	BB	SO	LOB	BOTTOM	
6 Drew Stubbs R OBP: 0.329, SLG: 0.443										2	0	1	0	1	0	0		
28 Chris Heisey R OBP: 0.323, SLG: 0.432										2	0	1	1	0	1	3		
2 Orlando Cabrera R OBP: 0.302, SLG: 0.354										2	0	1	1	0	1	3		
7 Paul Janish R OBP: 0.339, SLG: 0.387										2	0	1	0	0	0	0		
4 Brandon Phillips R OBP: 0.297, SLG: 0.389										3	1	3	0	0	0	0		
31 Jonny Gomes R OBP: 0.326, SLG: 0.429										3	0	0	0	0	2	5		
17 Laynce Nix L OBP: 0.346, SLG: 0.455										2	0	0	0	0	0	1		
32 Jay Bruce L OBP: 0.350, SLG: 0.485										3	2	2	3	0	1	2		
62 Jordan Smith R ERA: 3.95										0	0	0	0	0	0	0		
66 Logan Ondrusek R ERA: 4.61																		



