

Milwaukee Brewers - 2011

Batter	1	2	3	4	5	6	7	8	9	AB	R	H	RBI	BB	SO	LOB	TOP			
34 Darren Ford, R (1.8) 62 Francisco Peguero, R (7. PH) (7.9)	G6-3		K		F7	FC5-4	FC4-6			4	0	0	0	0	1	3	San Francisco Giants @ Milwaukee Brewers Maryvale Baseball Park, Phoenix, AZ Mon Feb 28 2011, 3:05 PM - 5:55 PM EST Att: 2,274 - Sunny - 58 F			
14 Mike Fontenot, L (1.6) 53 Brandon Crawford, L (7.6)	K		G3							4	2	1	0	1	1	1				
7 Mark DeRosa, R (1.4) 84 Charlie Culberson, R (5.4)	F9									3	1	2	2	0	0	0				
48 Pablo Sandoval, S (1.5) 29 Ryan Rohlinger, R (5.5)		K								3	0	1	0	0	1	0				
35 Travis Ishikawa, L (1.7) 63 Thomas Neal, R (6.7)										3	1	2	0	0	0	2				
9 Brandon Belt, L (1.3) OBP: 0.500, SLG: 0.714										5	2	3	4	0	0	1				
6 Brad Eldred, R (3.1, 10) 81 Tommy Joseph, R (7. PH) (7.10)										3	0	1	1	0	0	1				
12 Nate Schierholtz, L (1.9) 8 Terry Evans, R (7.8)										3	0	2	0	0	1	0				
83 Chris Stewart, R (1.2) 51 Jackson Williams, R (6.2)										3	0	1	0	0	1	2				
Inning Stats	R: 0 E: 0 K: 1 S: 6	H: 0 LOB: 0 BB: 0 P: 6	R: 2 E: 0 K: 2 S: 10	H: 4 LOB: 1 BB: 11	R: 0 E: 0 K: 1 S: 7	H: 2 LOB: 2 BB: 0 P: 7	R: 0 E: 0 K: 1 S: 5	H: 0 LOB: 0 BB: 0 P: 5	R: 2 E: 0 K: 0 S: 5	H: 2 LOB: 0 BB: 0 P: 8	R: 0 E: 0 K: 0 S: 6	H: 3 LOB: 3 BB: 0 P: 6	R: 6 E: 2 K: 0 S: 8	H: 4 LOB: 1 BB: 1 P: 14	R: 0 E: 0 K: 0 S: 3	H: 1 LOB: 1 BB: 0 P: 6		1B: 10 2B: 5 3B: 0 HR: 1	SF: 0 SAC: 0 DP: 0 HBP: 1	WP: 0 PB: 0 SB: 0 CS: 2
PITCHER	IP WLS BF H R ER SO BB IBB HBP BLK WP HR S P ERA WHIP	IP WLS BF H R ER SO BB IBB HBP BLK WP HR S P ERA WHIP																		
18 Shaun Marcum, R (1.1) ERA: 9.0	2.0	9	4	2	2	3	0	0	0	0	0	0	0	0	16	17	9.00	2.000		
54 Sean Green, R (3.1) ERA: 9.0	1.0	5	2	0	0	1	0	0	0	0	0	0	0	1	10	13	9.00	1.000		
73 Willy Peralta, R (4.1) ERA: 9.0	2.0	8	2	2	2	1	0	0	0	0	0	0	0	9	15	27.00	4.500			
58 Mike McClendon, R (6.1) ERA: 27.0	1.1	L 11	5	4	4	0	1	0	1	0	0	0	0	8	8	0.00	1.200			
61 Brandon Kintzler, R (7.1) ERA:	1.2	8	2	2	0	0	0	0	0	0	0	0	0	0	0	0	0.00	1.200		

Batter	1	2	3	4	5	6	7	8	9	AB	R	H	RBI	BB	SO	LOB	BOTTOM					
23 Rickie Weeks Jr., R (1.4) 63 Eric Farris, R (5.4) OBP: 0.500, SLG: 0.500										1	1	0	0	2	0	0	San Francisco Giants @ Milwaukee Brewers Maryvale Baseball Park, Phoenix, AZ Mon Feb 28 2011, 3:05 PM - 5:55 PM EST Att: 2,274 - Sunny - 58 F					
62 Jeremy Reed, L (1.9) 90 Erik Komatsu, L (6.9) OBP: 1.000, SLG: 1.500										3	0	1	1	0	2	1						
3 Yunesky Betancourt, R (1.6) 91 Carlos George, R (5. PR) (6.6)										2	0	1	0	1	0	0						
28 Prince Fielder, L (1.3) 97 Sean Halton, R (6.3) OBP: 0.500, SLG: 0.500										1	0	0	1	2	0	1						
14 Casey McGehee, R (1.5) 97 Sergio Miranda, S (6.5)										3	0	0	0	0	1	7						
12 Brandon Boggs, S (1.7) 5 Lee Haydel, L (7.7) OBP: 0.500, SLG: 0.500										3	0	0	0	0	0	3						
16 George Kottaras, L (1.2) 60 Martin Maldonado, R (6.2) OBP: 0.333, SLG: 0.333										2	1	1	0	0	0	0						
7 Chris Dickerson, L (1.8) 70 Logan Schafer, L (6.8) OBP: 0.667, SLG: 0.500										1	0	0	0	0	0	0						
97 Brendan Katin, R (1.10) 96 Cody Hawk, L (8. PH) (9.10)										2	2	1	0	0	0	2						
94 T.J. Mittelstaedt, L (9. PR)										0	0	0	0	0	0	0						
Inning Stats	R: 0 E: 0 K: 1 S: 6	H: 1 LOB: 3 BB: 2 P: 14	R: 2 E: 0 K: 2 S: 9	H: 2 LOB: 3 BB: 3 P: 21	R: 0 E: 0 K: 0 S: 3	H: 0 LOB: 0 BB: 0 P: 3	R: 0 E: 0 K: 2 S: 7	H: 0 LOB: 0 BB: 0 P: 7	R: 0 E: 1 K: 0 S: 3	H: 0 LOB: 1 BB: 0 P: 3	R: 3 E: 0 K: 1 S: 8	H: 3 LOB: 1 BB: 0 P: 10	R: 0 E: 0 K: 1 S: 6	H: 1 LOB: 1 BB: 0 P: 6	R: 2 E: 0 K: 1 S: 8	H: 3 LOB: 1 BB: 0 P: 8	R: 2 E: 0 K: 1 S: 7	H: 3 LOB: 1 BB: 0 P: 8	1B: 10 2B: 1 3B: 1 HR: 1	SF: 0 SAC: 1 DP: 1 HBP: 1	WP: 0 PB: 0 SB: 1 CS: 1	PA: 46
PITCHER	IP WLS BF H R ER SO BB IBB HBP BLK WP HR S P ERA WHIP	IP WLS BF H R ER SO BB IBB HBP BLK WP HR S P ERA WHIP																				
75 Barry Zito, L (1.1) ERA: 10.8	1.2	13	3	2	2	2	0	0	0	0	0	0	0	0	3	3	0.00	0.000				
72 Jason Stoffel, R (2.1)	0.1	1	0	0	0	1	0	0	0	0	0	0	0	3	3	0.00	0.000					
37 Jeff Suppan, R (3.1) ERA:	3.0	9	0	0	0	2	0	0	0	0	0	0	0	13	13	0.00	0.000					
49 Javier López, L (6.1) ERA: 13.5	1.0	W 7	3	3	3	1	0	0	1	0	1	8	10	27.00	3.000							
54 Sergio Romo, R (7.1) ERA:	1.0	4	1	0	0	1	0	0	0	0	0	6	6	0.00	1.000							



Batter	1	2	3	4	5	6	7	8	9	AB	R	H	RBI	BB	SO	LOB	TOP								
23 Ricke Weeks Jr, R OBP: 0.583, SLG: 0.375 99 Hunter Morris, L OBP: 0.667, SLG: 1.333	G1-3		L5			F9		G3-1		3	0	1	0	0	0	0	Milwaukee Brewers @ San Francisco Giants Scottsdale Stadium, Scottsdale, AZ Fri Mar 04 2011, 3:07 PM - 5:40 PM EST Att: 8,857 - Sunny - 76 F								
27 Carlos Gómez, R OBP: 0.273, SLG: 0.364 12 Brandon Boggs, S OBP: 0.214, SLG: 0.154	P6			K		F9		G4-3		3	0	0	0	0	1	1									
74 Erick Almonte, R OBP: 0.188, SLG: 0.333 62 Jeremy Reed, L OBP: 0.273, SLG: 0.364	1B			K		G6-3		F8		3	0	1	0	0	1	1									
28 Prince Fielder, L 63 Eric Farris, R OBP: 0.500, SLG: 0.556	G3			G4-3				G6-3		2	0	0	0	0	0	1									
3 Yuniesky Betancourt, R OBP: 0.455, SLG: 0.500 68 Edwin Maysonet, R OBP: 0.625, SLG: 0.950		G6-3			K			G4-3		2	0	0	0	0	1	0									
30 Craig Counsell, L OBP: 0.200, SLG: 0.111 77 Caleb Gindl, L OBP: 0.625, SLG: 0.833		G6-3			F9			P6		2	0	0	0	0	0	0									
16 George Kottaras, L OBP: 0.533, SLG: 0.719 60 Martin Maldonado, R OBP: 0.400, SLG: 0.400		E3			HR			BB		2	1	1	1	0	0	0									
7 Chris Dickerson, L OBP: 0.250, SLG: 0.375 70 Logan Schafer, L OBP: 0.333, SLG: 0.250		CS		G3-1		G3		K		3	0	0	0	0	1	2									
9 Luis Alfonso Cruz, R OBP: 0.308, SLG: 0.500 75 Zelous Wheeler, R OBP: 0.500, SLG: 0.625				P5		G6-3		G3		3	0	0	0	0	0	2									
										0	0	0	0	0	0	0									
Inning Stats	R: 0 E: 0 K: 0 S: 4	H: 1 LOB: 1 BB: 0 P: 4	R: 0 E: 1 K: 0 S: 3	H: 0 LOB: 0 BB: 0 P: 4	R: 0 E: 0 K: 0 S: 3	H: 0 LOB: 0 BB: 0 P: 3	R: 0 E: 0 K: 2 S: 7	H: 0 LOB: 0 BB: 0 P: 7	R: 1 E: 0 K: 1 S: 6	H: 1 LOB: 0 BB: 0 P: 6	R: 0 E: 0 K: 0 S: 4	H: 1 LOB: 1 BB: 0 P: 5	R: 1 E: 0 K: 1 S: 7	H: 2 LOB: 2 BB: 1 P: 11	R: 0 E: 0 K: 0 S: 3	H: 0 LOB: 0 BB: 0 P: 3	R: 0 E: 0 K: 1 S: 5	H: 0 LOB: 0 BB: 0 P: 5	1B: 3 2B: 1 3B: 0 HR: 1	SF: 0 SAC: 0 DP: 0 HBP: 0	WP: 0 PB: 0 SB: 1 CS: 1	PA: 34			
PITCHER	IP	WLS	BF	H	R	ER	SO	BB	IBB	HBP	BLK	WP	HR	S	P	ERA	WHIP								
37 Jeff Suppan, R ERA: 3.0	3.0	W	10	1	0	0	0	0	0	0	0	0	0	10	11	0.00	0.333								
45 Dan Runzler, L ERA: 3.0	2.0		7	1	1	1	3	0	0	0	0	0	1	13	13	4.50	0.500								
59 Guillermo Mota, R ERA: 6.0	1.0		4	1	0	0	0	0	0	0	0	0	0	4	5	0.00	1.000								
41 Jeremy Afeldt, L ERA: 4.5	1.0		6	2	1	1	1	1	0	0	0	0	0	7	11	9.00	3.000								
46 Santiago Casilla, R ERA:	1.0		3	0	0	0	0	0	0	0	0	0	0	3	3	0.00	0.000								
68 Wilmin Rodriguez, L ERA:	1.0																								

Batter	1	2	3	4	5	6	7	8	9	AB	R	H	RBI	BB	SO	LOB	BOTTOM								
33 Aaron Rowand, R OBP: 0.118, SLG: 0.250 8 Terry Evans, R OBP: 0.143, SLG: 0.143	K			F7		2B		K		4	1	1	1	0	1	2	Milwaukee Brewers @ San Francisco Giants Scottsdale Stadium, Scottsdale, AZ Fri Mar 04 2011, 3:07 PM - 5:40 PM EST Att: 8,857 - Sunny - 76 F								
21 Freddy Sanchez, R OBP: 0.500, SLG: 0.300 84 Charlie Culberson, R OBP: 0.250, SLG: 0.286	G5-3			G4-3		1B		BB		4	0	1	1	0	0	0									
17 Aubrey Huff, L OBP: 0.250, SLG: 0.313 46 Santiago Casilla, R ERA: 6.0 22 Eli Whiteside, R OBP: 0.250, SLG: 0.286		P5		1B		G5-3		BB		4	1	2	0	0	0	1									
10 Miguel Tejada, R OBP: 0.375, SLG: 0.286 53 Brandon Crawford, L OBP: 0.333, SLG: 0.200	2B			1B		P6		K		0	0	0	0	0	0	0									
5 Pat Burrell, R OBP: 0.250, SLG: 0.214 86 Gary Brown, R OBP: 0.500, SLG: 0.500	BB			1B		F8				3	1	1	0	1	0	1									
7 Mark DeRosa, R OBP: 0.600, SLG: 0.846 50 Conor Gillaspie, L OBP: 0.500, SLG: 0.333	1B			G3-1		P5		F8		0	0	0	0	0	0	0									
9 Brandon Belt, L OBP: 0.444, SLG: 0.688	2B			P5		F8		K		4	1	1	2	0	1	0									
12 Nate Schierholtz, L OBP: 0.368, SLG: 0.500	HR			BB		G5-3		F8		1	0	0	0	0	0	0									
83 Chris Stewart, R OBP: 0.500, SLG: 0.700 51 Jackson Williams, R OBP: 0.333, SLG: 0.250	2B			BB		F8		K		4	1	2	2	0	1	0									
				1B		G1		K		4	0	1	0	0	1	2									
				BB		F8		G4-3		1	1	0	0	2	0	2									
				BB		BB				1	0	0	0	0	0	0									
Inning Stats	R: 5 E: 0 K: 1 S: 11	H: 5 LOB: 2 BB: 2 P: 20	R: 0 E: 0 K: 0 S: 3	H: 0 LOB: 0 BB: 0 P: 3	R: 0 E: 0 K: 0 S: 4	H: 1 LOB: 1 BB: 1 P: 8	R: 0 E: 0 K: 0 S: 5	H: 2 LOB: 2 BB: 0 P: 5	R: 0 E: 0 K: 0 S: 3	H: 0 LOB: 0 BB: 0 P: 3	R: 2 E: 0 K: 0 S: 5	H: 2 LOB: 1 BB: 1 P: 9	R: 0 E: 0 K: 2 S: 7	H: 0 LOB: 0 BB: 0 P: 7	R: 0 E: 0 K: 2 S: 7	H: 0 LOB: 1 BB: 1 P: 11	R: 0 E: 0 K: 2 S: 5	H: 0 LOB: 0 BB: 0 P: 7	1B: 6 2B: 3 3B: 0 HR: 1	SF: 0 SAC: 0 DP: 0 HBP: 0	WP: 1 PB: 0 SB: 0 CS: 0	PA: 39			
PITCHER	IP	WLS	BF	H	R	ER	SO	BB	IBB	HBP	BLK	WP	HR	S	P	ERA	WHIP								
48 Tim Lillard, R ERA: 18.0	1.0	L	10	5	5	5	1	2	0	0	0	0	1	11	20	45.00	7.000								
92 Marco Estrada, R ERA: 3.0	2.0		8	1	0	0	0	1	0	0	0	0	0	7	11	0.00	1.000								
59 John Axford, R ERA:	1.0		5	2	0	0	0	0	0	0	0	0	0	5	5	0.00	2.000								
50 Kameron Loe, R ERA:	1.0		3	0	0	0	0	0	0	0	0	0	0	3	3	0.00	0.000								
21 Zach Braddock, L ERA: 9.0	1.0		6	2	2	2	0	1	0	0	0	0	0	5	9	18.00	3.000								
46 Justin James, R ERA:	7.1																								
45 Mark DeFelice, R ERA:	8.1																								

AB	32
R	2
H	5
RBI	2
BB	1
SO	5
LOB	8



Batter	1	2	3	4	5	6	7	8	9	AB	R	H	RBI	BB	SO	LOB	TOP											
13 Maicer Izturis, S OBP: 0.267, SLG: 0.500 70 Kevin Meillo, L OBP: 0.167, SLG: 0.333	(1,4) 0-3 K		(2) 0-0 L8		(4-0) 1-2 25 BB		(3) 0-3 K		(3) 0-3 K	2	0	0	0	1	1	1	Los Angeles Angels @ Milwaukee Brewers Maryvale Baseball Park, Phoenix, AZ Sat Mar 05 2011, 3:06 PM - 5:46 PM EST Att: 5,883 - Sunny - 73 F											
25 Peter Bourjos, R OBP: 0.438, SLG: 0.364 81 Tyson Auer, R	(1,8) 0-0		(3) 0-0 L7		(4-0) 1-2 2-3 BB			(0-0) E6 77 FC1-6		2	0	1	0	1	0	1												
77 Reggie Willis, S OBP: 0.333, SLG: 0.143 83 Angel Castillo, R OBP: 0.600, SLG: 0.333	(1,7) 0-0 G5-3			(4-0) BB	(0-0) G4-3			(0-0) FC1-6		3	0	0	0	1	0	5												
6 Alberto Callaspo, S OBP: 0.143, SLG: 0.143	(1,10) 0-0 G4-3			(0-0) F9		(0-0) G4-3		(0-0) F9		4	0	0	0	0	0	3												
16 Hank Conger, L OBP: 0.071, SLG: 0.071 98 Kevin Richardson, R OBP: 0.250, SLG: 0.250		(0-3) K		(0-0) F9		(0-0) F8		(0-3) K		4	0	0	0	0	2	2												
3 Brandon Wood, R OBP: 0.111, SLG: 0.222		(0-0) F7		(0-0) P3		(0-0) E5			(1-3) K	4	0	0	0	0	1	1												
18 Andrew Romine, S OBP: 0.300, SLG: 0.222 90 Mike Trout, R OBP: 0.300, SLG: 0.222		(0-3) K2-3			(4-0) 49 FC4-6 BB	(0-0) G4-3			(4-0) 86 2B BB	2	0	0	0	1	1	1												
49 Jeremy Moore, L OBP: 0.231, SLG: 0.091			(0-0) F9		(0-0) FC4-6 86 FC1-6 1-2		(0-3) K		(0-3) K	4	0	0	0	0	2	2												
86 Efen Navarro, L OBP: 0.571, SLG: 0.714 92 Travis Winterspoon, R OBP: 0.250, SLG: 0.250	(1,3) 0-0				(0-0) FC1-6 25 BB 13 BB 1-2		(0-0) G4-3		(0-0) 1-H 2B	4	0	2	1	0	0	1												
Inning Stats	R: 0 E: 0 K: 1 S: 6	H: 1 LOB: 1 BB: 0 P: 6	R: 0 E: 0 K: 2 S: 7	H: 0 LOB: 0 BB: 0 P: 7	R: 0 E: 0 K: 0 S: 4	H: 1 LOB: 1 BB: 0 P: 4	R: 0 E: 0 K: 0 S: 3	H: 0 LOB: 1 BB: 1 P: 7	R: 0 E: 0 K: 0 S: 3	H: 0 LOB: 3 BB: 3 P: 15	R: 0 E: 0 K: 0 S: 4	H: 0 LOB: 0 BB: 0 P: 4	R: 0 E: 0 K: 1 S: 6	H: 0 LOB: 1 BB: 0 P: 6	R: 1 E: 0 K: 3 S: 10	H: 1 LOB: 1 BB: 1 P: 15		1B: 2 2B: 1 3B: 0 HR: 0	SF: 0 SAC: 0 DP: 0 HBP: 0	WP: 0 PB: 0 SB: 0 CS: 0	PA: 37							
PITCHER	IP	WLS	BF	H	R	ER	SO	BB	IBB	HBP	BLK	WP	HR	S	P	ERA	WHIP											
18 Shaun Marcum, R ERA: 3.8	(1,1) 3.0		11	2	0	0	3	0	0	0	0	0	0	0	17	17	0.00	0.667										
40 Takashi Saito, R ERA:	(4,1) 0.1	W	1	0	0	0	0	0	0	0	0	0	0	1	1	0.00	0.000											
63 Mike Fiers, R ERA: 4.5	(5,1) 2.0	H	10	0	0	0	0	3	0	0	0	0	0	7	19	0.00	1.500											
73 Willy Peralta, R ERA: 4.5	(7,1) 1.0	H	3	0	0	0	2	0	0	0	0	0	0	7	7	0.00	0.000											
96 Frankie De La Cruz, R ERA: 2.25																												

AB	32
R	1
H	3
RBI	1
BB	5
SO	9
LOB	18



Batter	1	2	3	4	5	6	7	8	9	AB	R	H	RBI	BB	SO	LOB	BOTTOM										
30 Craig Counsell, L OBP: 0.167, SLG: 0.091 63 Eric Farris, R OBP: 0.455, SLG: 0.500 90 Yadiel Rivera, R	(1,6) 0-0 L5		(2) 0-0 G5-4-3			(0-0) G3		(0-0) FC5-4 70 1B		2	0	0	0	0	0	1	Los Angeles Angels @ Milwaukee Brewers Maryvale Baseball Park, Phoenix, AZ Sat Mar 05 2011, 3:06 PM - 5:46 PM EST Att: 5,883 - Sunny - 73 F										
62 Jeremy Reed, L OBP: 0.357, SLG: 0.429 77 Caleb Gindl, L OBP: 0.556, SLG: 0.714	(1,8) 0-0			(0-0) F8		(0-0) G4-3 70 S 1B		(0-3) K		3	0	2	0	0	0	0											
8 Ryan Braun, R OBP: 0.444, SLG: 0.875 70 Logan Schafer, L OBP: 0.364, SLG: 0.300	(1,7) 0-0 F8			(4-0) 28 HR BB		(0-1) G4-3		(0-0) 1B		1	1	0	0	1	0	1											
28 Prince Fielder, L OBP: 0.300, SLG: 0.500 16 George Kottaras, L OBP: 0.273, SLG: 0.636	(1,10) 0-0 G4-3			(0-0) 1-H HR		(0-3) K		(0-0) F9		2	1	1	2	0	0	1											
14 Casey McGehee, R OBP: 0.455, SLG: 1.273 75 Zealous Wheeler, R OBP: 0.444, SLG: 0.556		(0-0) G6-3			(0-0) G1					2	0	0	0	0	0	0											
25 Mark Kotsay, L OBP: 0.444, SLG: 0.375 74 Erick Almonte, R OBP: 0.176, SLG: 0.313	(1,3) 0-0 F7				(0-0) G6-3					2	0	0	0	0	0	0											
12 Brandon Boggs, S OBP: 0.250, SLG: 0.143 97 Brendan Katin, R OBP: 0.500, SLG: 1.250	(1,9) 0-0 G4-3					(4-0) 33 24-6-3 BB				1	0	0	0	1	0	0											
33 Wil Nieves, R OBP: 0.333, SLG: 0.333 11 Mike Rivera, R OBP: 0.200, SLG: 0.800	(1,2) 0-0		(0-0) 30 G5-4-3 1B			(0-0) G4-6-3				2	0	1	0	0	0	1											
68 Edwin Maysonet, R OBP: 0.500, SLG: 0.375 3 Scooter Gennett, L OBP: 0.600, SLG: 0.333	(1,4) 0-0 F8					(0-0) G6-3				2	0	0	0	0	0	1											
Inning Stats	R: 0 E: 0 K: 0 S: 4	H: 1 LOB: 1 BB: 0 P: 4	R: 0 E: 0 K: 0 S: 3	H: 0 LOB: 0 BB: 0 P: 3	R: 0 E: 0 K: 0 S: 3	H: 1 LOB: 0 BB: 0 P: 3	R: 2 E: 0 K: 0 S: 4	H: 1 LOB: 0 BB: 1 P: 8	R: 0 E: 0 K: 0 S: 2	H: 0 LOB: 0 BB: 1 P: 6	R: 0 E: 0 K: 1 S: 7	H: 1 LOB: 1 BB: 0 P: 7	R: 0 E: 0 K: 1 S: 6	H: 1 LOB: 1 BB: 0 P: 6	R: 0 E: 0 K: 1 S: 6	H: 1 LOB: 2 BB: 1 P: 10		1B: 5 2B: 0 3B: 0 HR: 1	SF: 0 SAC: 0 DP: 2 HBP: 0	WP: 0 PB: 0 SB: 1 CS: 0	PA: 31						
PITCHER	IP	WLS	BF	H	R	ER	SO	BB	IBB	HBP	BLK	WP	HR	S	P	ERA	WHIP										
35 Joel Pineiro, R ERA:	(1,1) 3.0		10	2	0	0	0	0	0	0	0	0	0	10	10	0.00	0.667										
40 Kevin Jepsen, R ERA: 9.0	(4,1) 1.0	L	5	1	2	2	0	1	0	0	0	0	1	4	8	18.00	2.000										
51 Jordan Walden, R ERA:	(5,1) 1.0		3	0	0	0	0	1	0	0	0	0	0	2	6	0.00	1.000										
32 Matt Palmer, R ERA: 4.91	(6,1) 2.0		8	2	0	0	2	0	0	0	0	0	0	13	13	0.00	1.000										
31 Andrew Taylor, L ERA:	(8,1) 1.0		5	1	0	0	1	1	0	0	0	0	0	6	10	0.00	2.000										

AB	28
R	2
H	6
RBI	2
BB	3
SO	3
LOB	12



Batter	1	2	3	4	5	6	7	8	9	AB	R	H	RBI	BB	SO	LOB	TOP										
23 Rickie Weeks Jr., R OBP: 0.533, SLG: 0.364 3 Scotter Gennett, L OBP: 0.571, SLG: 0.600	G5-3		K						K	3	0	1	0	0	1	1	Milwaukee Brewers @ Oakland Athletics Phoenix Municipal Stadium, Phoenix, AZ Sun Mar 06 2011, 3:08 PM - 5:58 PM EST Att: 2,963 - Sunny - 76 F										
30 Craig Counsell, L OBP: 0.133, SLG: 0.071 92 Cutter Dykstra, R	G5-3		F7						K	3	0	0	0	0	3	2											
8 Ryan Braun, R OBP: 0.333, SLG: 0.636 90 Erik Komatsu, L OBP: 0.667, SLG: 0.800	K			K						3	0	0	0	0	3	0											
25 Mark Kotsay, L OBP: 0.417, SLG: 0.300 9 Luis Alfonso Cruz, R OBP: 0.286, SLG: 0.462		BB		L6						2	0	0	0	1	0	0											
3 Yuniesky Betancourt, R OBP: 0.429, SLG: 0.538 91 Carlos George, R OBP: 0.697, SLG: 1.333		K			2B					3	0	1	0	0	2	1											
16 George Kottaras, L OBP: 0.214, SLG: 0.500 60 Martin Maldonado, R OBP: 0.333, SLG: 0.333		K			G6-3					3	0	0	0	0	1	2											
74 Erick Almonte, R OBP: 0.286, SLG: 0.450										4	1	3	1	0	1	1											
7 Chris Dickerson, L OBP: 0.250, SLG: 0.333										4	1	1	1	0	1	2											
77 Caleb Gindl, L OBP: 0.615, SLG: 0.700										3	0	2	0	1	0	1											
Inning Stats	R: 0 E: 0 K: 1 S: 5	H: 0 LOB: 0 BB: 0 P: 5	R: 0 E: 0 K: 3 S: 9	H: 0 LOB: 1 BB: 1 P: 13	R: 0 E: 0 K: 1 S: 5	H: 0 LOB: 1 BB: 1 P: 10	R: 0 E: 0 K: 1 S: 6	H: 1 LOB: 1 BB: 0 P: 6	R: 0 E: 0 K: 2 S: 7	H: 0 LOB: 0 BB: 0 P: 7	R: 2 E: 0 K: 0 S: 6	H: 3 LOB: 1 BB: 0 P: 6	R: 2 E: 0 K: 0 S: 5	H: 2 LOB: 1 BB: 1 P: 9	R: 0 E: 0 K: 3 S: 11	H: 2 LOB: 2 BB: 0 P: 11		1B: 8 2B: 4 3B: 0 HR: 0	SF: 0 SAC: 1 DP: 1 HBP: 0	WP: 1 PB: 0 SB: 0 CS: 1	PA: 40						
PITCHER	IP	WLS	BF	H	R	ER	SO	BB	IBB	HBP	BLK	WP	HR	S	P	ERA	WHIP										
47 Gio González, L ERA: 0.00	3.0		11	0	0	0	5	2	0	0	0	1	0	19	28	0.00	0.667										
66 Tyson Ross, R ERA: 12.0	3.0		12	4	0	0	4	0	0	0	0	0	0	20	20	0.00	1.333										
13 Jerry Blevins, L ERA: 15.0	1.0	B	6	3	2	2	0	0	0	0	0	0	0	6	6	18.00	3.000										
50 Grant Balfour, R ERA: 15.0	1.0	W	6	2	2	2	0	1	0	0	0	0	0	5	9	18.00	3.000										
57 Brian Fuentes, L ERA: 0.00	1.0	S	5	2	0	0	3	0	0	0	0	0	0	11	11	0.00	2.000										

Batter	1	2	3	4	5	6	7	8	9	AB	R	H	RBI	BB	SO	LOB	BOTTOM										
4 Coco Crisp, S OBP: 0.467, SLG: 0.867 71 Michael Choice, R OBP: 0.357, SLG: 0.357	F9									3	0	2	0	0	0	0	Milwaukee Brewers @ Oakland Athletics Phoenix Municipal Stadium, Phoenix, AZ Sun Mar 06 2011, 3:08 PM - 5:58 PM EST Att: 2,963 - Sunny - 76 F										
14 Mark Ellis, R OBP: 0.417, SLG: 0.417 59 Jemile Weeks, S OBP: 0.500, SLG: 0.556	L6									3	0	1	0	0	0	1											
55 Hideki Matsui, L OBP: 0.500, SLG: 0.500 41 Rashun Dixon, R OBP: 0.500, SLG: 0.500										3	0	0	0	0	2	2											
28 Conor Jackson, R OBP: 0.500, SLG: 0.500										3	0	0	0	0	0	1											
22 Chris Carter, R OBP: 0.375, SLG: 0.333										2	0	1	1	2	0	2											
29 Josh Donaldson, R OBP: 0.385, SLG: 0.333 61 Max Stassi, R										2	0	1	0	1	0	1											
67 Wes Timmons, R OBP: 0.450, SLG: 0.313										3	1	2	0	1	0	1											
23 Michael Taylor, R OBP: 0.182, SLG: 0.286										3	0	0	0	1	1	6											
36 Eric Sogard, L OBP: 0.267, SLG: 0.286 73 Josh Horton, L OBP: 0.333, SLG: 0.200										3	0	0	0	0	0	3											
Inning Stats	R: 0 E: 0 K: 0 S: 3	H: 0 LOB: 0 BB: 0 P: 3	R: 0 E: 0 K: 0 S: 3	H: 1 LOB: 2 BB: 2 P: 11	R: 0 E: 0 K: 0 S: 4	H: 2 LOB: 1 BB: 0 P: 4	R: 0 E: 0 K: 0 S: 4	H: 1 LOB: 1 BB: 0 P: 4	R: 0 E: 0 K: 0 S: 4	H: 1 LOB: 1 BB: 0 P: 4	R: 1 E: 2 K: 1 S: 8	H: 1 LOB: 3 BB: 1 P: 12	R: 1 E: 0 K: 0 S: 7	H: 2 LOB: 2 BB: 1 P: 12	R: 3 E: 0 K: 0 S: 6	H: 3 LOB: 1 BB: 1 P: 10		1B: 9 2B: 1 3B: 1 HR: 0	SF: 0 SAC: 0 DP: 2 HBP: 0	WP: 1 PB: 0 SB: 0 CS: 0	PA: 40						
PITCHER	IP	WLS	BF	H	R	ER	SO	BB	IBB	HBP	BLK	WP	HR	S	P	ERA	WHIP										
38 Chris Narveson, L ERA: 0.00	2.0		8	1	0	0	0	2	0	0	0	0	0	4	14	0.00	1.500										
54 Sean Green, R ERA: 9.0	1.0		4	2	0	0	0	0	0	0	0	0	0	4	4	0.00	2.000										
58 Mike McClendon, R ERA: 9.0	2.0		8	2	0	0	0	0	0	0	0	0	0	8	8	0.00	1.000										
66 Roque Mercedes, R ERA: 9.0	0.1		5	1	1	0	0	1	0	0	0	0	0	4	8	0.00	6.000										
98 Donovan Hand, R ERA: 0.00	0.2		2	0	0	0	1	0	0	0	0	0	0	4	4	0.00	0.000										
65 Dan Meriklinger, L ERA: 9.0 95 Josh Butler, R ERA: 9.0	1.0		5	2	1	1	0	0	0	0	0	0	0	5	17	9.00	2.000										



Batter	1	2	3	4	5	6	7	8	9	AB	R	H	RBI	BB	SO	LOB	TOP					
23 Rickie Weeks Jr. R (1.4) OBP: 0.556, SLG: 0.429 63 Eric Farris R (5. PH) OBP: 0.500, SLG: 0.533 (5.4)	0-0 74 1B 1B		0-0 F8	0-0 27 2B 3 2B 1B	0-0 3 G5-4-3 1B		0-0 27 HR 2B	0-0 F8		3	1	2	0	0	0	0						
27 Carlos Gómez R (1.8) OBP: 0.316, SLG: 0.579 7 Chris Dickerson L (7.8)	0-3 K		0-0 F8	0-0 3 2B 2B	0-0 F8		0-0 2H HR	0-3 K		5	2	2	2	0	1	3						
3 Yunesky Betancourt R (1.6) OBP: 0.444, SLG: 0.939 68 Edwin Maysonet R (5.6)	0-3 K		0-0 74 1B 62 1B 1B	0-0 74 1B 62 G4-6-3 2B	0-0 G5-4-3		0-0 74 HR 1B	0-0 G6-3		4	2	2	2	0	1	3						
74 Erick Almonte R (1.3) OBP: 0.385, SLG: 0.640 99 Hunter Morris L (7.3)	0-0 62 FC6 1B		0-0 16 1B 1B	0-0 62 1B G4-6-3 1B		0-0 G6-3	0-2 HR		0-0 P5	5	2	4	2	0	0	0						
62 Jeremy Reed L (1.10) OBP: 0.364, SLG: 0.381 11 Mike Rivera R (7. PH) OBP: 0.333, SLG: 0.625 (7.10)	0-0 FC6		0-0 16 1B 12 1B 1B	0-0 16 1B 12 1B G4-6-3 1B		0-0 1B	1-0 HR		0-0 76 WP 1B	4	1	2	1	0	0	3						
16 George Koltaras L (1.2) OBP: 0.279, SLG: 0.556 60 Martin Maldonado R (7. PH) OBP: 0.286, SLG: 0.286 (7.2)		0-3 K	0-0 75 BB 12 1B 1B	0-0 12 1B 2B		0-3 K	0-0 G1-3		4-0 97 G5-4-3 BB	4	1	2	1	0	2	1						
76 Anderson De La Rosa R (6.2) OBP: 0.400, SLG: 1.000			1-3 2H 1B	0-0 12 1B 2B			1-2 3B		0-0 G5-4-3	5	2	4	4	0	0	1						
12 Brandon Boggs S (1.9) OBP: 0.375, SLG: 0.545 97 Brendan Katin R (7.9)		2-0 HR	0-0 75 BB 1B	0-0 1B			0-0 93 1B 3B		0-0 G5-4-3	1	0	0	0	0	0	2						
75 Zelous Wheeler R (1.5) OBP: 0.529, SLG: 0.533 93 Taylor Green L (7. PH) OBP: 0.500, SLG: 0.500 (7.5)		0-0 F8	4-0 1B	0-0 L6			0-0 63 1B 1B			3	1	1	0	1	0	1						
70 Logan Schafer L (1.7) OBP: 0.294, SLG: 0.250 97 Brandon Jones L (7. PH) (7.7)		0-0 G4-3	0-3 K		0-0 63 1B 1B		0-0 K			4	0	1	0	0	1	4						
Inning Stats	R: 0 E: 0 K: 2 S: 9	H: 2 LOB: 2 BB: 0 P: 9	R: 1 E: 0 K: 1 S: 6	H: 1 LOB: 0 BB: 0 P: 8	R: 3 E: 0 K: 1 S: 10	H: 5 LOB: 3 BB: 1 P: 14	R: 4 E: 0 K: 0 S: 8	H: 6 LOB: 1 BB: 0 P: 8	R: 0 E: 0 K: 0 S: 4	H: 2 LOB: 1 BB: 0 P: 4	R: 7 E: 0 K: 1 S: 14	H: 7 LOB: 1 BB: 0 P: 15	R: 0 E: 0 K: 1 S: 5	H: 0 LOB: 0 BB: 0 P: 5	R: 0 E: 0 K: 0 S: 3	H: 1 LOB: 1 BB: 1 P: 7	1B: 17 2B: 4 3B: 1 HR: 3	SF: 0 SAC: 0 DP: 3 HBP: 1	WP: 2 PB: 0 CS: 0	PA: 52		
PITCHER	IP WLS BF H R ER SO BB IBB HBP BLK WP HR S P ERA WHIP	IP WLS BF H R ER SO BB IBB HBP BLK WP HR S P ERA WHIP	IP WLS BF H R ER SO BB IBB HBP BLK WP HR S P ERA WHIP	IP WLS BF H R ER SO BB IBB HBP BLK WP HR S P ERA WHIP	IP WLS BF H R ER SO BB IBB HBP BLK WP HR S P ERA WHIP	IP WLS BF H R ER SO BB IBB HBP BLK WP HR S P ERA WHIP	IP WLS BF H R ER SO BB IBB HBP BLK WP HR S P ERA WHIP	IP WLS BF H R ER SO BB IBB HBP BLK WP HR S P ERA WHIP	IP WLS BF H R ER SO BB IBB HBP BLK WP HR S P ERA WHIP	IP WLS BF H R ER SO BB IBB HBP BLK WP HR S P ERA WHIP	IP WLS BF H R ER SO BB IBB HBP BLK WP HR S P ERA WHIP	IP WLS BF H R ER SO BB IBB HBP BLK WP HR S P ERA WHIP	IP WLS BF H R ER SO BB IBB HBP BLK WP HR S P ERA WHIP	IP WLS BF H R ER SO BB IBB HBP BLK WP HR S P ERA WHIP	IP WLS BF H R ER SO BB IBB HBP BLK WP HR S P ERA WHIP	IP WLS BF H R ER SO BB IBB HBP BLK WP HR S P ERA WHIP	IP WLS BF H R ER SO BB IBB HBP BLK WP HR S P ERA WHIP	IP WLS BF H R ER SO BB IBB HBP BLK WP HR S P ERA WHIP	IP WLS BF H R ER SO BB IBB HBP BLK WP HR S P ERA WHIP	IP WLS BF H R ER SO BB IBB HBP BLK WP HR S P ERA WHIP	IP WLS BF H R ER SO BB IBB HBP BLK WP HR S P ERA WHIP	IP WLS BF H R ER SO BB IBB HBP BLK WP HR S P ERA WHIP

Milwaukee Brewers @ Cincinnati Reds
Goodyear Ballpark, Goodyear, AZ
Mon Mar 07 2011, 3:05 PM - 5:55 PM EST
Att: 2,568 - Sunny - 77 F

AB 49
R 15
H 25
RBI 14
BB 2
SO 7
LOB 20



Batter	1	2	3	4	5	6	7	8	9	AB	R	H	RBI	BB	SO	LOB	BOTTOM					
32 Jay Bruce L (1.9) OBP: 0.308, SLG: 0.250 28 Chris Heisey R (6.9)	0-3 K		0-0 F7		0-0 G5-3			0-0 1B		3	0	0	0	0	1	1						
7 Paul Janish R (1.6) OBP: 0.357, SLG: 0.357 60 Zack Cozart R (7.6)	0-0 1B		0-0 1B			0-3 K		0-0 F9		3	0	2	0	0	1	0						
19 Joey Volto L (1.3) OBP: 0.182, SLG: 0.182 76 Danny Dorn L (7.3)	0-3 K		0-3 K			0-0 G4-3		0-0 F8		3	0	0	0	0	2	2						
27 Scott Rolen R (1.5) OBP: 0.273, SLG: 0.273 25 Juan Francisco L (6.5)	0-3 K		0-0 G5-3			0-3 K		0-0 K		2	0	0	0	0	1	1						
31 Jonny Gomes R (1.7) OBP: 0.083, SLG: 0.333 26 Jeremy Hermida L (7.7)		0-0 E6		0-3 K		0-0 F7		0-3 K		2	0	0	0	0	1	0						
6 Drew Stubbs R (1.8) OBP: 0.333, SLG: 0.308 77 Dave Sappelt R (7.8)		0-3 K		0-3 K		1-0 HR		0-0 73 2B 1B		2	0	0	0	0	2	1						
43 Miguel Cairo R (1.10) OBP: 0.286, SLG: 0.187 73 Yasmani Grandal S (7. PH) OBP: 0.333, SLG: 0.400 (8.10)		0-0 F8		0-0 G5-3		1-0 37 G1-4-3 HBP		0-0 1H 2B		2	0	0	0	0	1	0						
29 Ryan Hanigan R (1.2) OBP: 0.250, SLG: 0.250 37 Corky Miller R (7.2)		0-0 G5-3		0-0 F8		0-0 G1-4-3		0-0 G6-3		2	0	0	0	0	0	1						
3 Chris Valaika R (1.4) OBP: 0.400, SLG: 0.667 71 Kristopher Negron R (6.4) OBP: 0.444, SLG: 0.500		0-0 G4-3		0-0 1B				0-0 G6-3		2	0	1	0	0	0	0						
Inning Stats	R: 0 E: 0 K: 3 S: 10	H: 1 LOB: 1 BB: 0 P: 10	R: 0 E: 1 K: 1 S: 6	H: 0 LOB: 1 BB: 0 P: 6	R: 0 E: 0 K: 1 S: 6	H: 1 LOB: 1 BB: 0 P: 6	R: 0 E: 0 K: 2 S: 7	H: 0 LOB: 0 BB: 0 P: 7	R: 0 E: 0 K: 0 S: 4	H: 1 LOB: 0 BB: 0 P: 4	R: 1 E: 0 K: 0 S: 3	H: 1 LOB: 0 BB: 0 P: 5	R: 0 E: 0 K: 0 S: 4	H: 1 LOB: 1 BB: 0 P: 4	R: 1 E: 0 K: 2 S: 9	H: 2 LOB: 1 BB: 0 P: 9	1B: 5 2B: 1 3B: 0 HR: 1	SF: 0 SAC: 0 DP: 1 HBP: 1	WP: 0 PB: 0 CS: 0	PA: 35		
PITCHER	IP WLS BF H R ER SO BB IBB HBP BLK WP HR S P ERA WHIP	IP WLS BF H R ER SO BB IBB HBP BLK WP HR S P ERA WHIP	IP WLS BF H R ER SO BB IBB HBP BLK WP HR S P ERA WHIP	IP WLS BF H R ER SO BB IBB HBP BLK WP HR S P ERA WHIP	IP WLS BF H R ER SO BB IBB HBP BLK WP HR S P ERA WHIP	IP WLS BF H R ER SO BB IBB HBP BLK WP HR S P ERA WHIP	IP WLS BF H R ER SO BB IBB HBP BLK WP HR S P ERA WHIP	IP WLS BF H R ER SO BB IBB HBP BLK WP HR S P ERA WHIP	IP WLS BF H R ER SO BB IBB HBP BLK WP HR S P ERA WHIP	IP WLS BF H R ER SO BB IBB HBP BLK WP HR S P ERA WHIP	IP WLS BF H R ER SO BB IBB HBP BLK WP HR S P ERA WHIP	IP WLS BF H R ER SO BB IBB HBP BLK WP HR S P ERA WHIP	IP WLS BF H R ER SO BB IBB HBP BLK WP HR S P ERA WHIP	IP WLS BF H R ER SO BB IBB HBP BLK WP HR S P ERA WHIP	IP WLS BF H R ER SO BB IBB HBP BLK WP HR S P ERA WHIP	IP WLS BF H R ER SO BB IBB HBP BLK WP HR S P ERA WHIP	IP WLS BF H R ER SO BB IBB HBP BLK WP HR S P ERA WHIP	IP WLS BF H R ER SO BB IBB HBP BLK WP HR S P ERA WHIP	IP WLS BF H R ER SO BB IBB HBP BLK WP HR S P ERA WHIP	IP WLS BF H R ER SO BB IBB HBP BLK WP HR S P ERA WHIP	IP WLS BF H R ER SO BB IBB HBP BLK WP HR S P ERA WHIP	IP WLS BF H R ER SO BB IBB HBP BLK WP HR S P ERA WHIP

Milwaukee Brewers @ Cincinnati Reds
Goodyear Ballpark, Goodyear, AZ
Mon Mar 07 2011, 3:05 PM - 5:55 PM EST
Att: 2,568 - Sunny - 77 F

AB 34
R 2
H 7
RBI 2
BB 0
SO 11
LOB 11



Batter	1	2	3	4	5	6	7	8	9	10	AB	R	H	RBI	BB	SO	LOB	TOP
3 Willy Taveras, R OBP: 0.375, SLG: 0.391 41 Cole Garner, R OBP: 0.458, SLG: 0.545											5	3	3	0	0	1	1	
76 Hernan Ibarra, L OBP: 0.333, SLG: 0.400											5	0	1	2	0	1	3	
5 Carlos González, L OBP: 0.333, SLG: 0.376 70 Charlie Blackmon, L OBP: 0.440, SLG: 0.619											3	1	1	1	1	1	3	
21 Ty Wigginton, R OBP: 0.316, SLG: 0.667 75 Tommy Field, R OBP: 0.278, SLG: 0.133											3	0	1	1	1	0	2	
17 Todd Helton, L OBP: 0.375, SLG: 0.533 72 Ben Paulsen, L OBP: 0.524, SLG: 0.824											3	0	2	2	0	0	1	
22 Jose Lopez, R OBP: 0.227, SLG: 0.190 10 Chris Nelson, R OBP: 0.294, SLG: 0.429											4	0	0	0	0	0	4	
19 Ryan Spillorths, R OBP: 0.433, SLG: 0.390 51 Matt Reynolds, L ERA: 5.4 32 Greg Smith, L ERA: 10.0, SLG: 2.000 35 Mike Fiers, R ERA: 11.25 40 Sean White, R ERA: 10.0 8 Michael McKenry, R ERA: 10.0 50 Casey Weathers, R ERA: 10.0											2	0	0	0	2	1	2	
20 Chris Iannetta, R OBP: 0.375, SLG: 0.417 34 Matt Belisle, R ERA: 7.71											2	0	0	0	1	0	0	
71 Tim Wheeler, L OBP: 0.250, SLG: 0.231											2	0	0	0	0	0	3	
48 Esmil Rogers, R 63 Rafael Betancourt, R 15 Matt Paganuzzi, R OBP: 0.399, SLG: 0.222											3	1	0	0	0	0	3	
Inning Stats	R: 1 E: 0 K: 1 S: 7	H: 2 LOB: 1 BB: 0 P: 7	R: 0 E: 0 K: 0 S: 3	H: 0 LOB: 0 BB: 0 P: 3	R: 0 E: 1 K: 1 S: 6	H: 1 LOB: 1 BB: 0 P: 6	R: 0 E: 0 K: 2 S: 4	H: 1 LOB: 3 BB: 2 P: 12	R: 2 E: 0 K: 1 S: 6	H: 2 LOB: 2 BB: 2 P: 7	R: 0 E: 0 K: 0 S: 3	H: 0 LOB: 1 BB: 0 P: 4	R: 1 E: 0 K: 1 S: 9	H: 2 LOB: 1 BB: 1 P: 13	1B: 9 2B: 6 3B: 1 HR: 0	SF: 2 SAC: 0 DP: 2 HBP: 0	WP: 0 PB: 0 SB: 6 CS: 0	PA: 52
PITCHER	IP 3.2	WLS 7	BF 16	H 4	R 1	ER 1	SO 2	BB 1	IBB 0	HBP 0	BLK 0	WP 0	HR 0	S 19	P 23	ERA 2.46	WHIP 1.364	
38 Chris Narveson, L ERA: 1.17 66 Roque Mercedes, R ERA: 5.4 59 John Axford, R ERA: 7.71 46 Justin James, R ERA: 5.79 50 Kameron Loe, R ERA:	IP 3.2	WLS 7	BF 16	H 4	R 1	ER 1	SO 2	BB 1	IBB 0	HBP 0	BLK 0	WP 0	HR 0	S 19	P 23	ERA 2.46	WHIP 1.364	
PITCHER	IP 1.0	WLS 5	BF 5	H 0	R 0	ER 0	SO 0	BB 2	IBB 0	HBP 0	BLK 0	WP 0	HR 0	S 3	P 11	ERA 0.00	WHIP 2.000	
65 Dan Merikinger, L ERA: 6.75 52 Pat Egan, R ERA: 4.5 72 Cody Scarpetta, R ERA: 4.5 96 David Johnson, R ERA: 33.75 63 Mike Fiers, R ERA:	IP 1.0	WLS 5	BF 5	H 0	R 0	ER 0	SO 0	BB 2	IBB 0	HBP 0	BLK 0	WP 0	HR 0	S 3	P 11	ERA 0.00	WHIP 2.000	

Colorado Rockies @ Milwaukee Brewers
Maryvale Baseball Park, Phoenix, AZ
Thu Mar 10 2011, 3:11 PM - 7:06 PM EST
Att: 3,806 - Sunny - 81 F

AB	43
R	9
H	14
RBI	9
BB	7
SO	6
LOB	27



Batter	1	2	3	4	5	6	7	8	9	10	AB	R	H	RBI	BB	SO	LOB	BOTTOM				
23 Rickie Weeks Jr., R OBP: 0.600, SLG: 0.467 9 Luis Alfonso Cruz, R OBP: 0.261, SLG: 0.364											1	0	1	0	1	0	0					
27 Carlos Gómez, R OBP: 0.348, SLG: 0.615 74 Erick Almonte, R OBP: 0.469, SLG: 0.806											3	1	1	0	0	1	1					
8 Ryan Braun, R OBP: 0.369, SLG: 0.613 12 Brandon Boogs, S OBP: 0.355, SLG: 0.464											2	1	1	3	1	0	0					
28 Prince Fielder, L OBP: 0.421, SLG: 0.567 63 Eric Farris, R OBP: 0.478, SLG: 0.500											2	0	1	0	1	1	0					
3 Yuniesky Betancourt, R OBP: 0.460, SLG: 0.522 75 Zolous Wheeler, R OBP: 0.500, SLG: 0.500											3	0	0	0	0	1	3					
30 Craig Counsell, L OBP: 0.346, SLG: 0.505 65 Dan Merikinger, L ERA: 6.75 52 Pat Egan, R ERA: 4.5 11 Mike Rivera, R OBP: 0.233, SLG: 0.269 72 Cody Scarpetta, R ERA: 4.5 96 David Johnson, R ERA: 33.75 63 Mike Fiers, R ERA: 10.0 77 Caleb Gindl, L OBP: 0.315, SLG: 0.563											3	0	1	0	0	1	2					
7 Chris Dickerson, L OBP: 0.286, SLG: 0.333											5	1	3	2	0	0	0					
33 Wil Nieves, R OBP: 0.267, SLG: 0.214 16 George Kottaras, L OBP: 0.320, SLG: 0.542 70 Logan Schafer, L OBP: 0.316, SLG: 0.278											2	0	0	0	0	1	0					
38 Chris Narveson, L 66 Roque Mercedes, S 59 John Axford, R 46 Justin James, R 76 Anderson De La Rosa, R OBP: 0.000, SLG: 0.000 50 Kameron Loe, R OBP: 0.600, SLG: 0.429											1	0	0	0	0	1	0					
Inning Stats	R: 0 E: 0 K: 0 S: 2	H: 0 LOB: 0 BB: 1 P: 6	R: 0 E: 0 K: 2 S: 9	H: 2 LOB: 2 BB: 0 P: 9	R: 3 E: 0 K: 1 S: 9	H: 4 LOB: 1 BB: 0 P: 9	R: 0 E: 0 K: 1 S: 5	H: 0 LOB: 0 BB: 0 P: 5	R: 0 E: 0 K: 1 S: 5	H: 1 LOB: 0 BB: 2 P: 5	R: 1 E: 0 K: 2 S: 8	H: 3 LOB: 2 BB: 0 P: 8	R: 0 E: 0 K: 1 S: 5	H: 0 LOB: 0 BB: 0 P: 5	R: 1 E: 0 K: 0 S: 6	H: 4 LOB: 2 BB: 0 P: 6	R: 2 E: 0 K: 0 S: 8	H: 3 LOB: 1 BB: 0 P: 8	1B: 16 2B: 1 3B: 0 HR: 1	SF: 0 SAC: 0 DP: 2 HBP: 0	WP: 0 PB: 0 SB: 1 CS: 0	PA: 47
PITCHER	IP 4.0	WLS 18	BF 6	H 3	R 3	ER 3	SO 4	BB 1	IBB 0	HBP 0	BLK 0	WP 0	HR 0	S 6	P 29	ERA 6.75	WHIP 1.750					
48 Esmil Rogers, R ERA: 6.0 63 Rafael Betancourt, R ERA: 4.5 34 Matt Belisle, R ERA: 4.5 51 Matt Reynolds, L ERA: 11.25 32 Greg Smith, L ERA: 10.0	IP 1.0	WLS 3	BF 1	H 0	R 0	ER 0	SO 1	BB 0	IBB 0	HBP 0	BLK 0	WP 0	HR 0	S 5	P 5	ERA 0.00	WHIP 1.000					
PITCHER	IP 1.0	WLS 6	BF 4	H 1	R 1	ER 1	SO 0	BB 2	IBB 0	HBP 0	BLK 0	WP 0	HR 0	S 7	P 8	ERA 9.00	WHIP 4.000					
40 Sean White, R ERA: 2.25 50 Casey Weathers, R ERA: 10.8	IP 1.0	WLS 6	BF 3	H 2	R 1	ER 2	SO 0	BB 0	IBB 0	HBP 0	BLK 0	WP 0	HR 0	S 8	P 8	ERA 18.00	WHIP 3.000					

Colorado Rockies @ Milwaukee Brewers
Maryvale Baseball Park, Phoenix, AZ
Thu Mar 10 2011, 3:11 PM - 7:06 PM EST
Att: 3,806 - Sunny - 81 F

AB	44
R	8
H	18
RBI	8
BB	3
SO	9
LOB	22



Batter	1	2	3	4	5	6	7	8	9	AB	R	H	RBI	BB	SO	LOB	TOP				
6 Stephen Drew, L (1.6) OBP: 0.324, SLG: 0.500 23 Ed Rogers, R (5.6)	4-0 22 1B 75 1B BB	0-0 F8	0-3 K	0-0 G4-3			0-0 F7			2	1	0	0	1	0	1					
22 Xavier Nady, R (1.7) OBP: 0.250, SLG: 0.387 57 Kevin Mulvey, R (7.1)	0-0 75 1B 1-3 1B		0-3 K		0-0 L9		0-0 F8			4	0	1	0	0	1	0					
2 Kelly Johnson, L (1.4) OBP: 0.144, SLG: 0.500 16 David Nick, R (5.4)	0-3 K		0-3 K		0-0 F8			0-0 G5-3		3	0	0	0	0	2	2					
75 Russell Branyan, L (1.3) OBP: 0.500, SLG: 0.857	0-0 16 G4-6-3 1-2 3-H 1B		1-1 HR		0-0 1B		0-0 1B	0-0 F7		4	1	3	2	0	0	0					
16 Wily Mo Peña, R (1.9) OBP: 0.429, SLG: 0.741 15 Micah Owings, R (5.1) 32 Esmerling Vasquez, R (6.1) 5 Cole Gillespie, R (7.7) OBP: 0.238, SLG: 0.167	0-0 G4-6-3 1-2 1B		0-0 1B		0-0 K			0-0 P2		3	0	1	0	0	1	3					
26 Miguel Montero, L (1.2) OBP: 0.280, SLG: 0.252 Ender Inciarte, L (9, PR)		0-0 9 SH1-3 13 HR 1B		0-0 1B		0-0 G4-3		0-0 G6-3		4	1	3	0	0	0	0					
9 Collin Cowgill, R (1.8) OBP: 0.161, SLG: 0.387		0-0 SH1-3		0-0 L9		0-0 G6-3		0-0 G6-3		3	0	0	0	0	0	1					
13 Tony Abreu, S (1.5) OBP: 0.324, SLG: 0.469		1-0 HR		0-0 44 SH1-3 1B		0-3 K		0-0 1B		4	1	3	2	0	1	0					
44 Aaron Heilman, R (1.1) 12 Evan Frey, L (5.8) 34 Bobby Borcherding, S (9, PH) OBP: 0.286, SLG: 0.167		0-0 F9		0-0 SH1-3			0-0 F8		0-0 G1-3	1	0	0	0	0	0	0					
Inning Stats	R: 1 E: 0 K: 1 S: 6	H: 2 LOB: 1 BB: 1 P: 10	R: 2 E: 0 K: 0 S: 5	H: 2 LOB: 0 BB: 0 P: 6	R: 1 E: 0 K: 2 S: 10	H: 3 LOB: 2 BB: 0 P: 11	R: 0 E: 0 K: 0 S: 4	H: 1 LOB: 1 BB: 0 P: 4	R: 0 E: 0 K: 1 S: 6	H: 0 LOB: 0 BB: 0 P: 6	R: 0 E: 0 K: 0 S: 3	H: 0 LOB: 0 BB: 0 P: 3	R: 0 E: 0 K: 0 S: 3	H: 0 LOB: 0 BB: 0 P: 3	R: 0 E: 0 K: 0 S: 4	H: 2 LOB: 1 BB: 0 P: 4	1B: 9 2B: 0 3B: 0 HR: 2	SF: 0 SAC: 0 DP: 2 HBP: 0	WP: 0 PB: 0 SB: 0 CS: 0	PA: 36	
PITCHER	IP WLS BF H R ER SO BB IBB HBP BLK WP HR S P ERA WHIP	18 Shaun Marcum, R (1.1) ERA: 6.23	64 Robert Hinton, R (4.1) ERA: 3.18	59 John Axford, R (5.1) ERA: 5.4	50 Kameron Loe, R (6.1) ERA: 4.79	46 Justin James, R (7.1) ERA: 4.79	48 Tim Dillard, R (8.1) ERA: 12.0	58 Mike McClendon, R (9.1) ERA: 5.14	IP WLS BF H R ER SO BB IBB HBP BLK WP HR S P ERA WHIP	48 Tim Dillard, R (8.1) ERA: 12.0	58 Mike McClendon, R (9.1) ERA: 5.14	IP WLS BF H R ER SO BB IBB HBP BLK WP HR S P ERA WHIP	48 Tim Dillard, R (8.1) ERA: 12.0	58 Mike McClendon, R (9.1) ERA: 5.14	IP WLS BF H R ER SO BB IBB HBP BLK WP HR S P ERA WHIP	48 Tim Dillard, R (8.1) ERA: 12.0	58 Mike McClendon, R (9.1) ERA: 5.14	1B: 0 2B: 0 3B: 0 HR: 0	SF: 0 SAC: 0 DP: 0 HBP: 0	WP: 0 PB: 0 SB: 0 CS: 0	PA: 36
Batter	1	2	3	4	5	6	7	8	9	AB	R	H	RBI	BB	SO	LOB	BOTTOM				
23 Ricke Weeks Jr., R (1.4) OBP: 0.560, SLG: 0.500 59 John Axford, R (5.1) 50 Kameron Loe, R (6.1) 62 Jeremy Reed, L (6, PH) OBP: 0.343, SLG: 0.364	0-0 27 2B	0-0 P3		0-0 F8		0-0 P6		0-0 FC4-6		3	1	1	0	0	0	2					
27 Carlos Gómez, R (1.8) OBP: 0.333, SLG: 0.600 46 Justin James, R (7.1) 48 Tim Dillard, R (8.1) 58 Mike McClendon, R (9.1)	0-0 28 2B		0-0 P4		0-3 K	0-0 G5-3				4	1	1	1	0	1	3					
8 Ryan Braun, R (1.7) OBP: 0.389, SLG: 0.813 7 Chris Dickerson, L (1, PH) OBP: 0.346, SLG: 0.417	4-0 28 1B BB		0-0 F8		4-0 28 1B BB		0-0 G4-3			0	0	0	0	0	0	0					
28 Prince Fielder, L (1.3) OBP: 0.500, SLG: 0.706 9 Luis Alfonso Cruz, R (7.6) OBP: 0.231, SLG: 0.320	0-0 1-3 2-H 1B		1-0 HR		0-0 14 HR HBP		0-0 K		0-0 K	2	1	2	1	0	0	0					
14 Casey McGehee, R (1.5) OBP: 0.296, SLG: 0.731 74 Erick Almonte, R (7.5) OBP: 0.459, SLG: 0.806	0-0 F8		0-2 HR		0-0 G6-4-3		0-0 P3			3	1	1	2	0	0	3					
25 Mark Kotsay, L (1.9) OBP: 0.400, SLG: 0.409 70 Logan Schafer, L (6, PR) OBP: 0.333, SLG: 0.400	0-0 G3-1		0-0 F8			0-0 3 1B 16 2B 1B		0-0 60 SF9 3B		3	0	1	0	0	0	1					
3 Yuniesky Betancourt, R (1.6) OBP: 0.429, SLG: 0.577 77 Caleb Gindl, L (7.8) OBP: 0.500, SLG: 0.529		0-0 L8		0-0 16 G3 33 2B		0-0 16 2B 1B		0-0 G6-3		3	0	2	0	0	0	0					
16 George Kottaras, L (1.2) OBP: 0.379, SLG: 0.593 60 Martin Maldonado, R (7.2) OBP: 0.200, SLG: 0.222		0-0 18 SH3-4 1B		0-0 G3		0-0 1-3 2B		0-0 SF9		3	0	2	1	0	0	1					
18 Shaun Marcum, R (1.1) 64 Robert Hinton, R (4.1) 33 Wil Nieves, R (4, PH) 68 Edwin Maysonet, R (5.4) OBP: 0.440, SLG: 0.333		0-0 SH3-4		0-0 FC6-2-5		0-0 K		0-0 62 FC4-6 1B		0	0	0	0	0	0	0					
Inning Stats	R: 2 E: 0 K: 0 S: 5	H: 3 LOB: 1 BB: 1 P: 9	R: 0 E: 0 K: 0 S: 4	H: 1 LOB: 0 BB: 0 P: 4	R: 2 E: 0 K: 0 S: 6	H: 1 LOB: 0 BB: 0 P: 7	R: 0 E: 0 K: 0 S: 4	H: 1 LOB: 1 BB: 0 P: 4	R: 0 E: 0 K: 1 S: 5	H: 3 LOB: 3 BB: 0 P: 8	R: 0 E: 0 K: 1 S: 5	H: 0 LOB: 0 BB: 0 P: 5	R: 0 E: 0 K: 0 S: 5	H: 2 LOB: 1 BB: 0 P: 5	1B: 6 2B: 4 3B: 1 HR: 1	SF: 1 SAC: 1 DP: 1 HBP: 1	WP: 0 PB: 0 SB: 0 CS: 0	PA: 37			
PITCHER	IP WLS BF H R ER SO BB IBB HBP BLK WP HR S P ERA WHIP	44 Aaron Heilman, R (1.1) ERA: 8.31	15 Micah Owings, R (5.1) ERA: 8.31	32 Esmerling Vasquez, R (6.1) ERA: 6.0	57 Kevin Mulvey, R (7.1) ERA: 3.0	IP WLS BF H R ER SO BB IBB HBP BLK WP HR S P ERA WHIP	44 Aaron Heilman, R (1.1) ERA: 8.31	15 Micah Owings, R (5.1) ERA: 8.31	32 Esmerling Vasquez, R (6.1) ERA: 6.0	57 Kevin Mulvey, R (7.1) ERA: 3.0	IP WLS BF H R ER SO BB IBB HBP BLK WP HR S P ERA WHIP	44 Aaron Heilman, R (1.1) ERA: 8.31	15 Micah Owings, R (5.1) ERA: 8.31	32 Esmerling Vasquez, R (6.1) ERA: 6.0	57 Kevin Mulvey, R (7.1) ERA: 3.0	IP WLS BF H R ER SO BB IBB HBP BLK WP HR S P ERA WHIP	44 Aaron Heilman, R (1.1) ERA: 8.31	15 Micah Owings, R (5.1) ERA: 8.31	32 Esmerling Vasquez, R (6.1) ERA: 6.0	57 Kevin Mulvey, R (7.1) ERA: 3.0	IP WLS BF H R ER SO BB IBB HBP BLK WP HR S P ERA WHIP

Arizona Diamondbacks @ Milwaukee Brewers
Maryvale Baseball Park, Phoenix, AZ
Sat Mar 12 2011, 3:09 PM - 5:40 PM EST
Att: 6,838 - Sunny - 75 F

AB	33
R	4
H	11
RBI	4
BB	1
SO	5
LOB	8



Arizona Diamondbacks @ Milwaukee Brewers
Maryvale Baseball Park, Phoenix, AZ
Sat Mar 12 2011, 3:09 PM - 5:40 PM EST
Att: 6,838 - Sunny - 75 F

AB	32
R	6
H	12
RBI	6
BB	2
SO	3
LOB	19



Batter	1	2	3	4	5	6	7	8	9	AB	R	H	RBI	BB	SO	LOB	TOP										
23 Rickie Weeks Jr, R OBP: 0.484, SLG: 0.500 63 Eric Farris, R OBP: 0.463, SLG: 0.654										3	1	1	0	0	1	2	Milwaukee Brewers @ Cleveland Indians Goodyear Ballpark, Goodyear, AZ Tue Mar 15 2011, 4:09 PM - 7:04 PM EDT Att: 3,801 - Partly Cloudy - 86 F										
30 Craig Counsell, L OBP: 0.200, SLG: 0.242 68 Edwin Maysonet, R (7, PH) OBP: 0.419, SLG: 0.280										2	0	2	1	0	0	0											
25 Mark Kotsay, L OBP: 0.406, SLG: 0.414 74 Erick Almonte, R (7, PH) OBP: 0.465, SLG: 0.756										3	0	1	0	0	0	2											
28 Prince Fielder, L OBP: 0.464, SLG: 0.609 11 Mike Rivera, R (7, PH) OBP: 0.353, SLG: 0.667										3	0	1	0	0	1	2											
14 Casey McGehee, R OBP: 0.273, SLG: 0.656 75 Zelous Wheeler, R OBP: 0.552, SLG: 0.500										3	0	0	0	0	1	2											
62 Jeremy Reed, L OBP: 0.370, SLG: 0.500										4	0	1	0	0	0	0											
24 Mat Gamel, L OBP: 0.455, SLG: 0.500 97 Sean Halton, R (7, PR) OBP: 0.667, SLG: 0.600										2	0	1	0	1	1	0											
9 Luis Alfonso Cruz, R OBP: 0.324, SLG: 0.485 90 Erik Komatsu, L OBP: 0.571, SLG: 0.667										3	1	2	0	0	0	0											
33 Wil Nieves, R OBP: 0.360, SLG: 0.348 60 Martin Maldonado, R OBP: 0.152, SLG: 0.250										1	0	0	0	0	0	0											
Inning Stats	R: 1 E: 0 K: 0 S: 5	H: 2 LOB: 1 BB: 0 P: 6	R: 0 E: 0 K: 1 S: 7	H: 2 LOB: 2 BB: 0 P: 7	R: 0 E: 0 K: 0 S: 3	H: 2 LOB: 1 BB: 0 P: 4	R: 0 E: 0 K: 1 S: 5	H: 0 LOB: 0 BB: 0 P: 5	R: 0 E: 0 K: 1 S: 5	H: 1 LOB: 1 BB: 0 P: 8	R: 6 E: 0 K: 0 S: 9	H: 4 LOB: 1 BB: 2 P: 21	R: 0 E: 0 K: 0 S: 3	H: 1 LOB: 0 BB: 0 P: 3	R: 0 E: 0 K: 2 S: 7	H: 0 LOB: 0 BB: 0 P: 7		1B: 7 2B: 2 3B: 1 HR: 2	SF: 1 SAC: 0 DP: 1 HBP: 0	WP: 0 PB: 0 CS: 2	PA: 38						
PITCHER	IP	WLS	BF	H	R	ER	SO	BB	IBB	HBP	BLK	WP	HR	S	P	ERA	WHIP										
51 Mitch Talbot, R ERA: 10.8	5.0		19	6	1	1	3	0	0	0	0	0	0	25	27	1.80	1.200										
54 Chrs Perez, R ERA: 1.5	1.0	H	4	1	0	0	2	0	0	0	0	0	0	8	8	0.00	1.000										
27 Anthony Reyes, R ERA: 27.0	0.2		4	1	3	3	0	1	0	0	0	0	0	3	7	40.50	3.000										
50 Jensen Lewis, R ERA: 10.8	0.1	W	5	3	3	3	0	1	0	0	0	0	2	6	14	81.00	12.000										
39 Justin Germano, R ERA:	1.0	H	3	1	0	0	0	0	0	0	0	0	0	3	3	0.00	1.000										

Batter	1	2	3	4	5	6	7	8	9	AB	R	H	RBI	BB	SO	LOB	BOTTOM										
23 Michael Brantley, L OBP: 0.300, SLG: 0.310										5	1	3	0	0	0	0	Milwaukee Brewers @ Cleveland Indians Goodyear Ballpark, Goodyear, AZ Tue Mar 15 2011, 4:09 PM - 7:04 PM EDT Att: 3,801 - Partly Cloudy - 86 F										
13 Asdrubal Cabrera, S OBP: 0.455, SLG: 0.502 8 Adam Everett, R (7, PH) OBP: 0.483, SLG: 0.375										3	1	1	0	0	1	1											
17 Shin-Soo Choo, L (1, 10) OBP: 0.281, SLG: 0.276										4	1	1	1	0	1	2											
41 Carlos Santana, S OBP: 0.318, SLG: 0.524 2 Paul Phillips, R OBP: 0.405, SLG: 0.636										3	3	3	2	0	0	0											
30 Chad Huffman, R OBP: 0.536, SLG: 0.864										4	1	1	2	1	2	3											
20 Orlando Cabrera, R OBP: 0.375, SLG: 0.522 73 Cord Phelps, S (7, PH) OBP: 0.353, SLG: 0.231										3	0	0	0	0	1	1											
7 Matt LaPorta, R OBP: 0.200, SLG: 0.395										4	1	1	2	0	1	3											
1 Luis Valbuena, L OBP: 0.364, SLG: 0.571 9 Jack Hannahan, L OBP: 0.455, SLG: 0.500										3	0	2	0	0	0	0											
65 Ezequiel Carrera, L OBP: 0.419, SLG: 0.353										4	0	0	0	0	5												
Inning Stats	R: 2 E: 0 K: 0 S: 7	H: 2 LOB: 0 BB: 0 P: 8	R: 0 E: 0 K: 0 S: 3	H: 0 LOB: 0 BB: 0 P: 3	R: 0 E: 0 K: 1 S: 6	H: 1 LOB: 1 BB: 0 P: 6	R: 2 E: 0 K: 0 S: 8	H: 3 LOB: 1 BB: 0 P: 11	R: 0 E: 0 K: 1 S: 5	H: 0 LOB: 0 BB: 0 P: 5	R: 2 E: 0 K: 2 S: 10	H: 3 LOB: 1 BB: 0 P: 12	R: 3 E: 0 K: 2 S: 12	H: 4 LOB: 3 BB: 2 P: 20	R: 0 E: 0 K: 1 S: 6	H: 1 LOB: 2 BB: 0 P: 7		1B: 9 2B: 2 3B: 0 HR: 3	SF: 0 SAC: 1 DP: 0 HBP: 1	WP: 1 PB: 0 CS: 0	PA: 41						
PITCHER	IP	WLS	BF	H	R	ER	SO	BB	IBB	HBP	BLK	WP	HR	S	P	ERA	WHIP										
38 Chris Narveson, L ERA: 3.68	4.2		20	6	4	4	2	0	0	0	0	0	0	28	32	7.71	1.286										
50 Kameron Loe, R ERA: 2.45	1.1		7	3	2	2	2	0	0	0	0	1	1	11	13	13.50	2.250										
59 John Axford, R ERA: 13.5	0.0	L	5	3	3	3	0	2	0	0	0	0	0	4	12	*	*										
61 Brandon Kintzler, R ERA: 1.04	1.0		4	1	0	0	2	0	0	0	0	0	0	8	8	0.00	1.000										
48 Tim Dillard, R ERA: 10.29	1.0		5	1	0	0	1	0	0	1	0	0	0	6	7	0.00	1.000										

Batter	1	2	3	4	5	6	7	8	9	AB	R	H	RBI	BB	SO	LOB	TOP					
1 Juan Pierre, L (1,7) 90 John Shelby, R (8,FR) (8,7)	F8		G3		L7			FC3-6 44 1B		4	0	1	0	0	0	2						
15 Gordon Beckham, R (1,4) OBP: 0.381, SLG: 0.474	P5			G1-3		P5		K		4	0	0	0	0	1	1						
44 Adam Dunn, L (1,3) 37 Matt Thornton, L (8,1)	K			51 1B BB		1B		FC3-6 1-2		3	0	1	0	1	1	1						
51 Alex Rios, R (1,8) 26 Jesse Crain, R (6,1) 85 Robbie Hudson, R (7,6)		G1-3		1-2 1B		K		G5-3		3	0	1	0	0	1	1						
20 Carlos Quentin, R (1,9) OBP: 0.211, SLG: 0.250		G6-3		F9		F9		G3-1		4	0	0	0	0	0	3						
12 J. Pierzynski, L (1,2) 55 Donny Lucy, R (7,2) OBP: 0.167, SLG: 0.091		F7		F7			HBP	G5-3		2	0	0	0	0	0	2						
10 Alexei Ramirez, R (1,6) 49 Chris Sale, L (7,1) 87 Jim Gallagher, L (8,3) OBP: 0.600, SLG: 0.778			22 G1-3 1B	G6-3		K		G3-1		3	0	1	0	0	1	1						
22 Brent Morel, R (1,5) OBP: 0.282, SLG: 0.306		G1-3		G3		K		K		3	0	0	0	0	1	2						
33 Edwin Jackson, R (1,1) 83 Jared Mitchell, L (6,8) OBP: 0.500, SLG: 0.333			K			K		K		2	0	1	0	0	1	1						
Inning Stats	R: 0 E: 0 K: 1 S: 5	H: 0 LOB: 0 BB: 0 P: 5	R: 0 E: 0 K: 0 S: 3	H: 0 LOB: 0 BB: 0 P: 3	R: 0 E: 0 K: 1 S: 6	H: 1 LOB: 1 BB: 0 P: 6	R: 0 E: 0 K: 0 S: 4	H: 1 LOB: 2 BB: 1 P: 8	R: 0 E: 0 K: 1 S: 4	H: 1 LOB: 1 BB: 0 P: 4	R: 0 E: 0 K: 3 S: 9	H: 0 LOB: 1 BB: 0 P: 10	R: 0 E: 0 K: 1 S: 6	H: 1 LOB: 1 BB: 0 P: 6	R: 0 E: 0 K: 0 S: 3	H: 0 LOB: 0 BB: 0 P: 3	1B: 5 2B: 0 3B: 0 HR: 0	SF: 0 SAC: 0 DP: 0 HBP: 1	WP: 0 PB: 0 SB: 0 CS: 0	PA: 34		
PITCHER	IP WLS BF H R ER SO BB IBB HBP BLK WP HR S P ERA WHIP	IP WLS BF H R ER SO BB IBB HBP BLK WP HR S P ERA WHIP	IP WLS BF H R ER SO BB IBB HBP BLK WP HR S P ERA WHIP	IP WLS BF H R ER SO BB IBB HBP BLK WP HR S P ERA WHIP	IP WLS BF H R ER SO BB IBB HBP BLK WP HR S P ERA WHIP	IP WLS BF H R ER SO BB IBB HBP BLK WP HR S P ERA WHIP	IP WLS BF H R ER SO BB IBB HBP BLK WP HR S P ERA WHIP	IP WLS BF H R ER SO BB IBB HBP BLK WP HR S P ERA WHIP	IP WLS BF H R ER SO BB IBB HBP BLK WP HR S P ERA WHIP	IP WLS BF H R ER SO BB IBB HBP BLK WP HR S P ERA WHIP	IP WLS BF H R ER SO BB IBB HBP BLK WP HR S P ERA WHIP	IP WLS BF H R ER SO BB IBB HBP BLK WP HR S P ERA WHIP	IP WLS BF H R ER SO BB IBB HBP BLK WP HR S P ERA WHIP	IP WLS BF H R ER SO BB IBB HBP BLK WP HR S P ERA WHIP	IP WLS BF H R ER SO BB IBB HBP BLK WP HR S P ERA WHIP	IP WLS BF H R ER SO BB IBB HBP BLK WP HR S P ERA WHIP	IP WLS BF H R ER SO BB IBB HBP BLK WP HR S P ERA WHIP	IP WLS BF H R ER SO BB IBB HBP BLK WP HR S P ERA WHIP	IP WLS BF H R ER SO BB IBB HBP BLK WP HR S P ERA WHIP	IP WLS BF H R ER SO BB IBB HBP BLK WP HR S P ERA WHIP	IP WLS BF H R ER SO BB IBB HBP BLK WP HR S P ERA WHIP	IP WLS BF H R ER SO BB IBB HBP BLK WP HR S P ERA WHIP

Chicago White Sox @ Milwaukee Brewers
Maryvale Baseball Park, Phoenix, AZ
Thu Mar 17 2011, 4:06 PM - 6:32 PM EDT
Att: 6,241 - Sunny - 86 F

AB	32
R	0
H	5
RBI	0
BB	1
SO	7
LOB	16



Batter	1	2	3	4	5	6	7	8	9	AB	R	H	RBI	BB	SO	LOB	BOTTOM					
27 Carlos Gómez, R (1,8) 90 Erik Komatsu, L (4,8) OBP: 0.500, SLG: 0.556	30 1B 25 SF7	E8		P5		1-2 2-3 1B		P6		2	1	2	0	0	0	0						
30 Craig Counsell, L (1,4) 74 Erick Almonte, R (6,PH) OBP: 0.429, SLG: 0.681	62 2B 1B	L6			F9	K		K		3	1	1	0	0	0	1						
25 Mark Kotsay, L (1,7) 63 Eric Farris, R (6,PH) OBP: 0.452, SLG: 0.607	SF7	K			K	F9				2	0	0	1	0	2	1						
28 Prince Fielder, L (1,3) 97 Brendan Katin, R (7,7) OBP: 0.375, SLG: 0.750	62 2B 1B		F8		16 2B 1B		P5			3	1	2	0	0	0	0						
14 Casey McGehee, R (1,5) 59 John Anderson, R (5,1) 16 George Kottaras, L (5,PH) 50 Kameron Loe, R (8,1) 57 Mitch Stetter, L (7,1) 11 Mike Rivera, R (7,PH) 58 Mike McClendon, R (8,1) 46 Justin James, R (8,1)	F7		K		1-3 2B		68 1B 62 BB 1B			2	0	0	0	0	0	1						
62 Jeremy Reed, L (1,9) OBP: 0.396, SLG: 0.520	68 1B 1-2 2B				K		68 1B 1-2 BB			3	1	2	2	1	1	2						
68 Edwin Maysonet, R (1,6) OBP: 0.432, SLG: 0.523	2H 1B		L8			90 1B 33 1B 1B		33 1B 1-2 2-3 1B		4	0	3	1	0	0	1						
33 Wil Nieves, R (1,2) OBP: 0.323, SLG: 0.310	K				K	1-2 1B		L3		4	0	1	0	0	2	4						
18 Shaun Marcum, R (1,1) 71 Zack Segovia, R (4,1) 9 Luis Alfonso Cruz, R (4,PH) 37 Matt Thornton, L (5,5)		K		P2		K		G1-3		1	0	0	0	0	1	0						
Inning Stats	R: 4 E: 0 K: 1 S: 10	H: 5 LOB: 1 BB: 0 P: 10	R: 0 E: 1 K: 2 S: 8	H: 1 LOB: 1 BB: 0 P: 8	R: 0 E: 0 K: 1 S: 6	H: 1 LOB: 1 BB: 0 P: 6	R: 0 E: 0 K: 1 S: 5	H: 0 LOB: 0 BB: 0 P: 5	R: 0 E: 0 K: 2 S: 9	H: 2 LOB: 2 BB: 0 P: 9	R: 0 E: 0 K: 2 S: 10	H: 3 LOB: 3 BB: 0 P: 10	R: 0 E: 0 K: 0 S: 4	H: 2 LOB: 2 BB: 1 P: 8	R: 0 E: 0 K: 1 S: 5	H: 0 LOB: 0 BB: 0 P: 5	1B: 11 2B: 4 3B: 0 HR: 0	SF: 1 SAC: 0 DP: 1 HBP: 0	WP: 0 PB: 0 SB: 0 CS: 0	PA: 38		
PITCHER	IP WLS BF H R ER SO BB IBB HBP BLK WP HR S P ERA WHIP	IP WLS BF H R ER SO BB IBB HBP BLK WP HR S P ERA WHIP	IP WLS BF H R ER SO BB IBB HBP BLK WP HR S P ERA WHIP	IP WLS BF H R ER SO BB IBB HBP BLK WP HR S P ERA WHIP	IP WLS BF H R ER SO BB IBB HBP BLK WP HR S P ERA WHIP	IP WLS BF H R ER SO BB IBB HBP BLK WP HR S P ERA WHIP	IP WLS BF H R ER SO BB IBB HBP BLK WP HR S P ERA WHIP	IP WLS BF H R ER SO BB IBB HBP BLK WP HR S P ERA WHIP	IP WLS BF H R ER SO BB IBB HBP BLK WP HR S P ERA WHIP	IP WLS BF H R ER SO BB IBB HBP BLK WP HR S P ERA WHIP	IP WLS BF H R ER SO BB IBB HBP BLK WP HR S P ERA WHIP	IP WLS BF H R ER SO BB IBB HBP BLK WP HR S P ERA WHIP	IP WLS BF H R ER SO BB IBB HBP BLK WP HR S P ERA WHIP	IP WLS BF H R ER SO BB IBB HBP BLK WP HR S P ERA WHIP	IP WLS BF H R ER SO BB IBB HBP BLK WP HR S P ERA WHIP	IP WLS BF H R ER SO BB IBB HBP BLK WP HR S P ERA WHIP	IP WLS BF H R ER SO BB IBB HBP BLK WP HR S P ERA WHIP	IP WLS BF H R ER SO BB IBB HBP BLK WP HR S P ERA WHIP	IP WLS BF H R ER SO BB IBB HBP BLK WP HR S P ERA WHIP	IP WLS BF H R ER SO BB IBB HBP BLK WP HR S P ERA WHIP	IP WLS BF H R ER SO BB IBB HBP BLK WP HR S P ERA WHIP	IP WLS BF H R ER SO BB IBB HBP BLK WP HR S P ERA WHIP

Chicago White Sox @ Milwaukee Brewers
Maryvale Baseball Park, Phoenix, AZ
Thu Mar 17 2011, 4:06 PM - 6:32 PM EDT
Att: 6,241 - Sunny - 86 F

AB	36
R	4
H	14
RBI	4
BB	1
SO	10
LOB	19



Batter	1	2	3	4	5	6	7	8	9	AB	R	H	RBI	BB	SO	LOB	TOP										
23 Rickie Weeks Jr. R (1.4) OBP: 0.514, SLG: 0.625 63 Eric Farris R (6.4) OBP: 0.424, SLG: 0.567 (7.6)	F8		F9				G6-3		G5-3	3	1	1	0	0	0	1											
27 Carlos Gómez R (1.8) OBP: 0.395, SLG: 0.763 74 Erick Almonte R (6.3) OBP: 0.430, SLG: 0.667 61 Brandon Kintzler R (7.1) OBP: 0.421, SLG: 0.313 68 Edwin Maysonet R (8.4)	F8				P4		G5-3		K	3	1	1	0	0	0	1											
8 Ryan Braun R (1.7) OBP: 0.400, SLG: 0.696 9 Luis Alfonso Cruz R (5.5) OBP: 0.333, SLG: 0.450 (6.6) (7.3)	P6									3	2	2	1	0	0	0											
28 Prince Fielder L (1.3) OBP: 0.471, SLG: 0.690 62 Jeremy Reed L (6.9) OBP: 0.389, SLG: 0.510		G3								3	1	1	3	0	0	1											
14 Casey McGehee R (1.5) OBP: 0.293, SLG: 0.675 54 Sean Green R (5.1) 24 Mat Gamel L (7.5) OBP: 0.667, SLG: 0.600		F8								3	1	1	0	0	1	0											
25 Mark Kotsay L (1.9) OBP: 0.388, SLG: 0.382 12 Brandon Boggs S (6.8) OBP: 0.360, SLG: 0.500		G6-3								3	0	1	1	0	0	0											
3 Yunesky Betancourt R (1.6) OBP: 0.400, SLG: 0.545 75 Zelous Wheeler R (6.5) OBP: 0.500, SLG: 0.444 (7.4) 52 Pat Egan R (8.1)			G6-3							3	0	1	1	0	0	0											
16 George Kottaras L (1.2) OBP: 0.415, SLG: 0.667				G4-3						4	0	2	0	0	1	1											
73 Wily Peralta R (1.1) 48 Tim Lillard R (1.1) 40 Takashi Saito L (4.1) 30 Craig Counsell L (5.7) OBP: 0.205, SLG: 0.243 7 Chris Dickerson L (5.7) OBP: 0.333, SLG: 0.370										0	0	0	0	0	0	0											
Inning Stats	R: 0 E: 0 K: 0 S: 3	H: 0 LOB: 0 BB: 0 P: 3	R: 0 E: 0 K: 0 S: 3	H: 0 LOB: 0 BB: 0 P: 3	R: 0 E: 0 K: 0 S: 4	H: 1 LOB: 1 BB: 0 P: 4	R: 3 E: 0 K: 0 S: 7	H: 5 LOB: 1 BB: 0 P: 7	R: 3 E: 0 K: 1 S: 8	H: 3 LOB: 0 BB: 0 P: 9	R: 0 E: 0 K: 1 S: 5	H: 0 LOB: 0 BB: 0 P: 5	R: 0 E: 0 K: 0 S: 3	H: 0 LOB: 0 BB: 0 P: 3	R: 1 E: 0 K: 2 S: 8	H: 1 LOB: 1 BB: 1 P: 14	R: 0 E: 0 K: 1 S: 6	H: 1 LOB: 1 BB: 0 P: 6	1B: 8 2B: 2 3B: 0 HR: 1	SF: 0 SAC: 1 DP: 0 HBP: 0	WP: 2 PB: 0 SB: 0 CS: 0	PA: 38					
PITCHER	IP	WLS	BF	H	R	ER	SO	BB	IBB	HBP	BLK	WP	HR	S	P	ERA	WHIP										
37 Greg Reynolds R (1.1) ERA: 6.05	6.0		26	9	6	6	2	0	0	0	0	0	1	30	31	9.00	1.500										
51 Matt Reynolds L (7.1) ERA: 9.0	1.0		3	0	0	0	0	0	0	0	0	0	0	3	3	0.00	0.000										
27 Matt Lindstrom R (8.1) ERA: 3.86	1.0	W	5	1	1	1	2	1	0	0	0	2	0	8	14	9.00	2.000										
55 Felipe Paulino R (9.1) ERA: 5.63	1.0	S	4	1	0	0	1	0	0	0	0	0	0	6	6	0.00	1.000										

Milwaukee Brewers @ Colorado Rockies
Salt River Fields at Talking Stick, Scottsdale, AZ
Fri Mar 18 2011, 4:10 PM - 7:08 PM EDT
Att. 12,497 - Sunny - 80 F

AB	36
R	7
H	11
RBI	7
BB	1
SO	5
LOB	10



Batter	1	2	3	4	5	6	7	8	9	AB	R	H	RBI	BB	SO	LOB	BOTTOM										
7 Seth Smith L (1.9) OBP: 0.366, SLG: 0.444 Cole Garner R (8.9) OBP: 0.400, SLG: 0.606				G1-3			G3		K	4	1	1	0	0	1	2											
22 Jose Lopez R (1.4) OBP: 0.325, SLG: 0.278 27 Matt Lindstrom R (8.1) Wily Rosario R (8.7) OBP: 0.167, SLG: 0.167 55 Felipe Paulino R (9.1)		G6-3					E5		FC3-6	4	1	1	0	0	0	1											
5 Carlos González L (1.7) ERA: 7.0 18 Jonathan Herrera S (6.6) OBP: 0.419, SLG: 0.553			F7							3	1	1	1	0	1	0											
2 Troy Tulowitzki R (1.6) OBP: 0.355, SLG: 0.393 70 Charlie Blackmon L (6.7) OBP: 0.400, SLG: 0.486		E8								3	1	1	1	0	1	0											
17 Todd Helton L (1.3) OBP: 0.412, SLG: 0.429 72 Ben Paulsen L (6.3) OBP: 0.536, SLG: 0.917										1	1	0	0	2	0	0											
21 Ty Wigington R (1.5) OBP: 0.343, SLG: 0.656 1 Eric Young Jr. S (7.4) OBP: 0.455, SLG: 0.455										2	1	1	2	0	0	0											
19 Ryan Spilborghs R (1.8) OBP: 0.463, SLG: 0.441 3 Willy Taveras R (7.8) OBP: 0.333, SLG: 0.386										3	0	1	1	0	0	2											
20 Chris Iannetta R (1.2) OBP: 0.452, SLG: 0.333 51 Matt Reynolds L (7.1) Chris Nelson R (8.5) OBP: 0.241, SLG: 0.250										2	0	0	0	1	0	2											
37 Greg Reynolds R (1.1) 26 Jose Morales S (6.7) OBP: 0.474, SLG: 0.500										2	0	1	1	0	0	0											
Inning Stats	R: 5 E: 1 K: 1 S: 10	H: 5 LOB: 2 BB: 2 P: 19	R: 0 E: 0 K: 1 S: 5	H: 0 LOB: 0 BB: 0 P: 5	R: 0 E: 0 K: 0 S: 3	H: 0 LOB: 1 BB: 1 P: 8	R: 0 E: 0 K: 1 S: 5	H: 1 LOB: 0 BB: 0 P: 5	R: 0 E: 0 K: 0 S: 3	H: 0 LOB: 0 BB: 0 P: 3	R: 2 E: 1 K: 0 S: 5	H: 1 LOB: 1 BB: 1 P: 9	R: 2 E: 1 K: 1 S: 8	H: 2 LOB: 1 BB: 0 P: 8	1B: 5 2B: 4 3B: 0 HR: 0	SF: 0 SAC: 1 DP: 0 HBP: 1	WP: 0 PB: 1 SB: 0 CS: 0	PA: 39									
PITCHER	IP	WLS	BF	H	R	ER	SO	BB	IBB	HBP	BLK	WP	HR	S	P	ERA	WHIP										
73 Wily Peralta R (1.1) ERA: 7.45 48 Tim Lillard R (1.1) 40 Takashi Saito R (4.1) 54 Sean Green R (5.1) 61 Brandon Kintzler R (7.1) ERA: 1.8	0.1		8	5	5	5	0	2	0	0	0	0	0	12	17	0.00	0.375										
52 Pat Egan R (8.1) ERA: 6.75	0.2		2	0	0	0	0	0	0	0	0	0	0	5	5	0.00	1.000										

Milwaukee Brewers @ Colorado Rockies
Salt River Fields at Talking Stick, Scottsdale, AZ
Fri Mar 18 2011, 4:10 PM - 7:08 PM EDT
Att. 12,497 - Sunny - 80 F

AB	33
R	9
H	9
RBI	8
BB	4
SO	4
LOB	17



Batter	1	2	3	4	5	6	7	8	9	AB	R	H	RBI	BB	SO	LOB	TOP										
77 Dave Sappelt, R (1.7) 26 Jeremy Hermida, L (6.7) OBP: 0.543, SLG: 0.875 OBP: 0.514, SLG: 0.760	F9	28 3B 2B		70 HR 1B	G6-3		P6		15 WP BB	4	2	2	2	0	0	2	Cincinnati Reds @ Milwaukee Brewers Maryvale Baseball Park, Phoenix, AZ Sun Mar 20 2011, 4:09 PM - 7:33 PM EDT Att: 6,089 - Cloudy - 73 F										
28 Chris Heisey, R (1.8) OBP: 0.386, SLG: 0.700	K			70 HR 1B	G6-3			HR	K	6	2	3	2	0	2	2											
15 Fred Lewis, L (1.9) OBP: 0.225, SLG: 0.222	70 1B BB	G4-3			F8		G6-3	G6-3	F7	5	0	0	0	1	0	5											
70 Todd Frazier, R (1.3) Yonder Alonso, L (6.3) OBP: 0.313, SLG: 0.483 OBP: 0.344, SLG: 0.467			25 1B 60 SF8 BB	1-H 2-H HR			G6-3		F8	2	2	2	3	1	0	0											
25 Juan Francisco, L (1.5) OBP: 0.262, SLG: 0.385	L7		3 FC5 60 SF8 1B		F7				54 1B	5	0	2	0	0	0	2											
55 Ramon Hernandez, R (1.2) 71 Kristopher Negron, R (7.3) 54 Aroldis Chapman, L (7.1) 89 Nick Christiani, R (9.1) OBP: 0.238, SLG: 0.400 OBP: 0.478, SLG: 0.611 OBP: 1.000, SLG: 1.000 OBP: 0.344, SLG: 0.557		36 SH3-4 77 2B 1B			F8		K		3 PB 60 S 65 E 1B	4	1	2	0	0	1	2											
60 Zack Cozart, R (1.6) OBP: 0.417, SLG: 0.576		F8			SF8		50 SH3-4 3 1B		1B	4	0	1	1	0	1	4											
3 Chris Valaika, R (1.4) OBP: 0.436, SLG: 0.486					FC5				F8	4	1	2	0	1	0	1											
36 Edinson Volquez, R (1.1) 82 Justin Freeman, R (3.1) 90 Brian Barton, R (4.3) 50 Dontrelle Willis, L (4.1) 65 Devin Mesoraco, R (7.3) OBP: 0.441, SLG: 0.557		SH3-4			G5-3		SH3-4		15 WP 26 BB 1B	0	0	0	0	0	0	0											
Inning Stats	R: 0 E: 0 K: 1 S: 6	H: 1 LOB: 2 BB: 1 P: 10	R: 3 E: 0 K: 0 S: 7	H: 4 LOB: 1 BB: 0 P: 7	R: 1 E: 0 K: 0 S: 4	H: 1 LOB: 1 BB: 1 P: 8	R: 3 E: 0 K: 0 S: 6	H: 3 LOB: 0 BB: 0 P: 6	R: 0 E: 0 K: 1 S: 3	H: 2 LOB: 2 BB: 0 P: 7	R: 0 E: 0 K: 0 S: 3	H: 0 LOB: 0 BB: 0 P: 3	R: 1 E: 1 K: 1 S: 7	H: 2 LOB: 3 BB: 1 P: 11	R: 1 E: 0 K: 0 S: 7	H: 3 LOB: 2 BB: 0 P: 7		R: 0 E: 0 K: 1 S: 6	H: 1 LOB: 2 BB: 1 P: 11	1B: 13 2B: 1 3B: 1 HR: 2	SF: 1 SAC: 2 DP: 0 HBP: 0	WP: 1 PB: 1 SB: 1 CS: 0	PA: 48				
PITCHER	IP	WLS	BF	H	R	ER	SO	BB	IBB	HBP	BLK	WP	HR	S	P	ERA	WHIP										
38 Chris Narveson, L (1.1) ERA: 6.48	4.1		24	9	7	7	2	2	0	0	0	0	1	26	34	14.54	2.538										
52 Pat Egan, R (5.1) ERA:	1.2	B	7	2	0	0	0	0	0	0	0	0	0	7	7	0.00	1.200										
57 Mitch Stetter, L (7.1) ERA: 3.0	1.0		6	2	1	1	1	1	0	0	0	0	0	7	11	9.00	3.000										
98 Darren Byrd, R (8.1) ERA: 9.0	1.0	L	6	3	1	1	0	0	0	0	0	0	1	7	7	9.00	3.000										
64 Robert Hinton, R (9.1) ERA: 2.7	1.0		5	1	0	0	1	1	0	0	0	1	0	6	11	0.00	2.000										


AB 41
R 9
H 17
RBI 9
BB 4
SO 4
LOB 21




Batter	1	2	3	4	5	6	7	8	9	AB	R	H	RBI	BB	SO	LOB	BOTTOM										
27 Carlos Gómez, R (1.8) 7 Chris Dickerson, L (7.9) OBP: 0.405, SLG: 0.732 OBP: 0.361, SLG: 0.424	G4-3		8 BB 28 BB 1B		G6-3					3	1	1	0	1	0	0	Cincinnati Reds @ Milwaukee Brewers Maryvale Baseball Park, Phoenix, AZ Sun Mar 20 2011, 4:09 PM - 7:33 PM EDT Att: 6,089 - Cloudy - 73 F										
30 Craig Counsell, L (1.6) 62 Jeremy Reed, L (7.8) OBP: 0.239, SLG: 0.238 OBP: 0.407, SLG: 0.518	L4		28 BB 14 1B BB		F9		G3		12 S 33 S 1B	3	1	0	0	1	0	1											
8 Ryan Braun, R (1.7) 57 Mitch Stetter, L (7.1) 98 Darren Byrd, R (8.1)	K		14 BB 1B		F9		G5-3			3	1	0	1	1	1	0											
33 Wil Nieves, R (8.3) 64 Robert Hinton, R (9.1) OBP: 0.333, SLG: 0.303			14 BB 1B						BB	0	0	0	0	0	0	0											
28 Prince Fielder, L (1.3) 12 Brandon Boggs, S (7.7) OBP: 0.459, SLG: 0.645 OBP: 0.333, SLG: 0.451	F9		14 E 14 1B 16 G4-3 BB		G6-3		K		F8	2	1	0	1	1	0	0											
14 Casey McGehee, R (1.5) 74 Erick Almonte, R (7.5) OBP: 0.318, SLG: 0.667 OBP: 0.404, SLG: 0.618	G5-3		16 G4-3 E8 1B				G3-1		G3-1	2	1	1	2	1	0	0											
25 Mark Kotsay, L (1.9) 9 Luis Alfonso Cruz, R (7.6) OBP: 0.415, SLG: 0.400 OBP: 0.349, SLG: 0.455			16 G4-3 BB							1	1	1	0	2	0	0											
16 George Kottaras, L (1.2) 60 Martin Maldonado, R (8.2) OBP: 0.400, SLG: 0.686 OBP: 0.286, SLG: 0.250			16 HR 1B							2	0	0	0	0	0	0											
75 Zelous Wheeler, R (1.4) OBP: 0.500, SLG: 0.414			30 BB 27 BB BB		G4-3					3	1	0	0	1	0	3											
38 Chris Narveson, L (1.1) 52 Pat Egan, R (5.1) 24 Mat Gamel, L (7.3) OBP: 0.444, SLG: 0.375									K	2	0	0	0	1	0	0											
Inning Stats	R: 0 E: 0 K: 1 S: 5	H: 0 LOB: 0 BB: 0 P: 5	R: 0 E: 0 K: 1 S: 5	H: 0 LOB: 1 BB: 1 P: 9	R: 5 E: 1 K: 1 S: 7	H: 2 LOB: 6 BB: 31	R: 0 E: 0 K: 0 S: 3	H: 0 LOB: 0 BB: 0 P: 3	R: 3 E: 0 K: 1 S: 7	H: 2 LOB: 0 BB: 1 P: 11	R: 0 E: 0 K: 0 S: 3	H: 0 LOB: 0 BB: 1 P: 7	R: 0 E: 0 K: 1 S: 6	H: 1 LOB: 2 BB: 1 P: 10	R: 0 E: 0 K: 1 S: 6	H: 1 LOB: 2 BB: 1 P: 11	R: 0 E: 0 K: 0 S: 3	H: 0 LOB: 0 BB: 0 P: 3	1B: 5 2B: 0 3B: 0 HR: 1	SF: 0 SAC: 0 DP: 0 HBP: 0	WP: 0 PB: 0 SB: 2 CS: 1	PA: 43					
PITCHER	IP	WLS	BF	H	R	ER	SO	BB	IBB	HBP	BLK	WP	HR	S	P	ERA	WHIP										
36 Edinson Volquez, R (1.1) ERA:	2.1		13	1	5	5	3	5	0	0	0	0	0	14	34	19.29	2.571										
50 Dontrelle Willis, L (4.1) ERA: 4.52	3.0	B	12	2	3	3	1	2	0	0	0	0	1	13	21	9.00	1.333										
54 Aroldis Chapman, L (7.1) ERA: 1.8	2.0	W	10	2	0	0	2	2	0	0	0	0	0	12	21	0.00	2.000										
89 Nick Christiani, R (9.1) ERA:	1.0	S	3	0	0	0	0	0	0	0	0	0	0	3	3	0.00	0.000										

AB 32
R 8
H 6
RBI 8
BB 11
SO 6
LOB 12



Batter	1	2	3	4	5	6	7	8	9	AB R H RBI BB SO LOB	TOP																																						
											<p style="text-align: center;">Texas Rangers @ Milwaukee Brewers Maryvale Baseball Park, Phoenix, AZ Mon Mar 21 2011, 4:05 PM EDT</p> <p style="text-align: center;">livebaseballscorecards.com</p> <p>AB 0 R 0 H 0 RBI 0 BB 0 SO 0 LOB 0</p> 																																						
Inning Stats																																																	
PITCHER										IP		WLS	BF	H	R	ER	SO	BB	IBB	HBP	BLK	WP	HR	S	P	ERA	WHIP	PITCHER	IP	WLS	BF	H	R	ER	SO	BB	IBB	HBP	BLK	WP	HR	S	P	ERA	WHIP	1B: 0	SF: 0	WP: 0	PA: 0
																																												2B: 0	SAC: 0	FB: 0			
																																												3B: 0	DP: 0	SB: 0			
																																												HR: 0	HBP: 0	CS: 0			

Batter	1	2	3	4	5	6	7	8	9	AB R H RBI BB SO LOB	BOTTOM																																						
											<p style="text-align: center;">Texas Rangers @ Milwaukee Brewers Maryvale Baseball Park, Phoenix, AZ Mon Mar 21 2011, 4:05 PM EDT</p> <p style="text-align: center;">livebaseballscorecards.com</p> <p>AB 0 R 0 H 0 RBI 0 BB 0 SO 0 LOB 0</p> 																																						
Inning Stats																																																	
PITCHER										IP		WLS	BF	H	R	ER	SO	BB	IBB	HBP	BLK	WP	HR	S	P	ERA	WHIP	PITCHER	IP	WLS	BF	H	R	ER	SO	BB	IBB	HBP	BLK	WP	HR	S	P	ERA	WHIP	1B: 0	SF: 0	WP: 0	PA: 0
																																														2B: 0	SAC: 0	FB: 0	
																																														3B: 0	DP: 0	SB: 0	
																																														HR: 0	HBP: 0	CS: 0	

Batter	1	2	3	4	5	6	7	8	9	AB	R	H	RBI	BB	SO	LOB	TOP			
25 Will Venable, L OBP: 0.381, SLG: 0.486 99 Daniel Robertson, R (8, 8)										4	0	0	0	0	1	0	San Diego Padres @ Milwaukee Brewers Maryvale Baseball Park, Phoenix, AZ Tue Mar 22 2011, 4:07 PM - 6:34 PM EDT Att: 5,003 - Sunny - 63 F			
15 Kevin Frandsen, R OBP: 0.250, SLG: 0.343 12 Logan Forsythe, R OBP: 0.375, SLG: 0.538 (6, 4)										2	0	0	0	1	0	0				
3 Jorge Cantu, R OBP: 0.238, SLG: 0.378 Jedd Gyorko, R (6, 5)										3	0	1	0	0	0	1				
11 Brad Hawpe, L OBP: 0.378, SLG: 0.485 (1, 3)										3	0	1	0	1	1	3				
67 Jesus Guzman, R OBP: 0.362, SLG: 0.488 82 Guillermo Quiroz, R OBP: 0.417, SLG: 0.450 (7, 2)										3	0	1	0	0	1	1				
32 Rob Johnson, R OBP: 0.238, SLG: 0.238 93 Sawyer Carroll, L (7, 7)										3	0	1	0	0	1	2				
97 Blake Tekotte, L OBP: 0.209, SLG: 0.400 91 Rymer Liriano, R (8, 9)										3	0	0	0	0	1	2				
2 Everth Cabrera, S OBP: 0.229, SLG: 0.222 (1, 6)										3	0	0	0	0	1	1				
33 Clayton Richard, L (1, 1)										2	0	0	0	0	1	1				
59 Luis Perdomo, R (5, 1)										0	0	0	0	0	0	0				
34 Pat Neshek, S (7, 1)										0	0	0	0	0	0	0				
68 Kyle Phillips, L OBP: 0.250, SLG: 0.364 65 Scott Munter, R (8, 1)										1	0	0	0	0	0	0				
										0	0	0	0	0	0	0				
Inning Stats	R: 0 E: 0 K: 1 S: 5	H: 1 LOB: 1 BB: 1 P: 9	R: 0 E: 0 K: 2 S: 7	H: 0 LOB: 0 BB: 0 P: 7	R: 0 E: 0 K: 1 S: 5	H: 0 LOB: 0 BB: 0 P: 5	R: 0 E: 0 K: 0 S: 4	H: 1 LOB: 1 BB: 0 P: 4	R: 0 E: 0 K: 1 S: 6	H: 1 LOB: 1 BB: 0 P: 6	R: 0 E: 1 K: 0 S: 3	H: 0 LOB: 1 BB: 0 P: 3	R: 0 E: 0 K: 1 S: 5	H: 0 LOB: 0 BB: 0 P: 3	R: 0 E: 0 K: 2 S: 7	H: 0 LOB: 2 BB: 2 P: 15	1B: 4 2B: 0 3B: 0 HR: 0	SF: 0 SAC: 0 DP: 3 HBP: 0	WP: 0 PB: 0 SB: 0 CS: 0	PA: 33
PITCHER	IP WLS BF H R ER SO	IP WLS BF H R ER SO	IP WLS BF H R ER SO	IP WLS BF H R ER SO	IP WLS BF H R ER SO	IP WLS BF H R ER SO	IP WLS BF H R ER SO	IP WLS BF H R ER SO	IP WLS BF H R ER SO	IP WLS BF H R ER SO	IP WLS BF H R ER SO	IP WLS BF H R ER SO	IP WLS BF H R ER SO	IP WLS BF H R ER SO	IP WLS BF H R ER SO	IP WLS BF H R ER SO	ERA WHIP	ERA WHIP	ERA WHIP	
92 Marco Estrada, R ERA: 1.08	4.1 W 16 3 0 0 4																0.00 0.923			
57 Mitch Stetter, L ERA: 2.45	0.2 2 0 0 0 1																0.00 0.000			
54 Sean Green, R ERA: 0.9	1.0 3 0 0 0 0																0.00 0.000			
45 Mark DiFelice, R ERA: 2.7	1.0 4 1 0 0 1																0.00 2.000			
50 Kameron Loe, R ERA: 1.93	1.0 3 0 0 0 0																0.00 0.000			

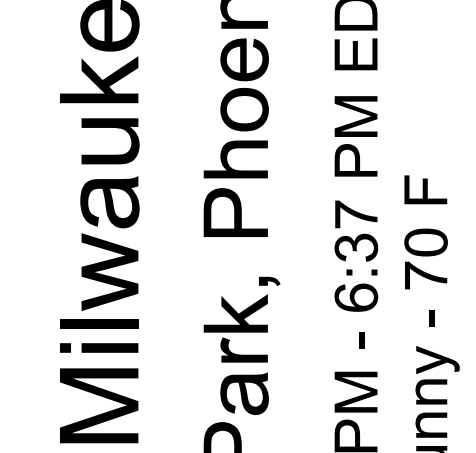
Batter	1	2	3	4	5	6	7	8	9	AB	R	H	RBI	BB	SO	LOB	BOTTOM			
23 Rickie Weeks Jr., R OBP: 0.523, SLG: 0.615 12 Brandon Boggs, S OBP: 0.333, SLG: 0.451 (8, 9)										4	0	2	1	0	0	3	San Diego Padres @ Milwaukee Brewers Maryvale Baseball Park, Phoenix, AZ Tue Mar 22 2011, 4:07 PM - 6:34 PM EDT Att: 5,003 - Sunny - 63 F			
27 Carlos Gómez, R OBP: 0.370, SLG: 0.667 9 Luis Alfonso Cruz, R OBP: 0.349, SLG: 0.455 (8, 6)										4	0	0	0	0	1	3				
8 Ryan Braun, R OBP: 0.406, SLG: 0.655 54 Sean Green, R (6, 1)										3	2	2	0	0	1	0				
68 Edwin Maysonet, R OBP: 0.415, SLG: 0.314 63 Eric Farris, R OBP: 0.424, SLG: 0.567 (8, 4)										0	0	0	0	0	0	0				
14 Casey McGehee, R OBP: 0.313, SLG: 0.630 50 Kameron Loe, R (8, 1)										4	0	1	0	0	0	1				
59 John Axford, R (9, 1)										0	0	0	0	0	0	0				
25 Mark Kotsay, L OBP: 0.386, SLG: 0.378 30 Craig Counsell, L OBP: 0.234, SLG: 0.233 (8, 5)										2	1	0	1	0	0	2				
3 Junesky Betancourt, R OBP: 0.390, SLG: 0.513 62 Jeremy Reed, L OBP: 0.400, SLG: 0.509 (8, 8)										3	1	2	1	0	0	0				
16 George Kottaras, L OBP: 0.429, SLG: 0.745 (1, 2)										4	2	3	1	0	1	1				
74 Erick Almonte, R OBP: 0.433, SLG: 0.672 97 Sean Hallon, R OBP: 0.571, SLG: 0.500 (9, 3)										3	1	3	2	0	0	0				
92 Marco Estrada, R (1, 1)										1	0	0	0	1	1	1				
57 Mitch Stetter, L (5, 1)										0	0	0	0	0	0	0				
7 Chris Dickerson, L OBP: 0.351, SLG: 0.412 (6, 7)										1	0	0	0	0	0	1				
Inning Stats	R: 0 E: 0 K: 1 S: 5	H: 1 LOB: 0 BB: 0 P: 5	R: 0 E: 0 K: 0 S: 3	H: 0 LOB: 0 BB: 0 P: 3	R: 1 E: 0 K: 0 S: 4	H: 2 LOB: 1 BB: 1 P: 8	R: 5 E: 0 K: 1 S: 11	H: 6 LOB: 1 BB: 0 P: 11	R: 1 E: 0 K: 1 S: 7	H: 2 LOB: 1 BB: 0 P: 7	R: 0 E: 0 K: 0 S: 3	H: 1 LOB: 0 BB: 0 P: 3	R: 0 E: 0 K: 2 S: 7	H: 0 LOB: 0 BB: 0 P: 7	R: 0 E: 0 K: 3 S: 10	H: 1 LOB: 1 BB: 0 P: 10	1B: 9 2B: 4 3B: 1 HR: 0	SF: 1 SAC: 0 DP: 3 HBP: 0	WP: 0 PB: 0 SB: 0 CS: 0	PA: 35
PITCHER	IP WLS BF H R ER SO	IP WLS BF H R ER SO	IP WLS BF H R ER SO	IP WLS BF H R ER SO	IP WLS BF H R ER SO	IP WLS BF H R ER SO	IP WLS BF H R ER SO	IP WLS BF H R ER SO	IP WLS BF H R ER SO	IP WLS BF H R ER SO	IP WLS BF H R ER SO	IP WLS BF H R ER SO	IP WLS BF H R ER SO	IP WLS BF H R ER SO	IP WLS BF H R ER SO	IP WLS BF H R ER SO	ERA WHIP	ERA WHIP	ERA WHIP	
33 Clayton Richard, L ERA: 8.18	4.2 L 23 10 7 7 2																13.50 2.357			
59 Luis Perdomo, R ERA: 8.18	1.1 5 2 0 0 1																0.00 1.500			
34 Pat Neshek, R ERA: 3.68	1.0 3 0 0 0 2																0.00 0.000			
65 Scott Munter, R ERA: 4.5	1.0 4 1 0 0 3																0.00 1.000			

Batter	1	2	3	4	5	6	7	8	9	AB	R	H	RBI	BB	SO	LOB	TOP					
23 Michael Brantley, L OBP: 0.333, SLG: 0.375	0-3 K		0-0 1B		0-0 1B		0-0 G4-3		0-0 E3	5	0	2	0	0	1	0	Cleveland Indians @ Milwaukee Brewers Maryvale Baseball Park, Phoenix, AZ Fri Mar 25 2011, 4:06 PM - 6:37 PM EDT Att: 4,775 - Sunny - 70 F					
13 Asdrúbal Cabrera, S OBP: 0.440, SLG: 0.795 73 Cord Phelps, S OBP: 0.333, SLG: 0.348	0-0 1B		0-0 G6-4-3		0-0 G6-3		0-0 2B		0-0 P5	4	0	2	0	0	0	2						
17 Shin-Soo Choo, L OBP: 0.386, SLG: 0.408 35 Jordan Brown, L OBP: 0.286, SLG: 0.346	0-3 K			0-3 K	0-3 K2-3		0-3 K			4	0	0	0	0	4	3						
47 Shelley Duncan, R OBP: 0.310, SLG: 0.425	4-0 BB			0-0 1B					0-0 L5	3	1	1	0	1	0	1						
48 Travis Hafner, L OBP: 0.404, SLG: 0.457	0-0 F7			4-0 1B		0-0 G6-3			1-1 HR	3	2	1	1	1	0	2						
20 Orlando Cabrera, R OBP: 0.333, SLG: 0.421 83 Matt Lawson, R		0-3 K		0-0 BB		0-0 1B			0-0 G4-3	4	1	2	1	0	1	0						
30 Chad Huffman, R OBP: 0.471, SLG: 0.718		0-0 G5-3		0-0 2B		0-0 1B			0-0 G5-3	3	0	1	1	0	0	0						
1 Luis Valbuena, L OBP: 0.327, SLG: 0.522		0-3 K		0-0 1B		0-0 G4-6-3			0-3 K	4	0	1	1	0	2	2						
6 Lou Marson, R OBP: 0.200, SLG: 0.179 2 Paul Phillips, R OBP: 0.407, SLG: 0.593			0-0 P3		0-3 K		0-0 P3		0-3 K	3	0	0	0	0	1	1						
										1	0	0	0	0	1	0						
Inning Stats	R: 0 E: 0 K: 2 S: 8	H: 1 LOB: 2 BB: 1 P: 12	R: 0 E: 0 K: 2 S: 7	H: 0 LOB: 0 BB: 0 P: 7	R: 0 E: 0 K: 0 S: 3	H: 1 LOB: 0 BB: 0 P: 3	R: 3 E: 0 K: 2 S: 10	H: 3 LOB: 1 BB: 1 P: 14	R: 0 E: 0 K: 1 S: 6	H: 2 LOB: 1 BB: 0 P: 4	R: 0 E: 0 K: 0 S: 4	H: 1 LOB: 1 BB: 0 P: 6	R: 1 E: 0 K: 0 S: 5	H: 1 LOB: 0 BB: 0 P: 6	R: 0 E: 1 K: 2 S: 8	H: 0 LOB: 1 BB: 0 P: 8	1B: 7 2B: 2 3B: 0 HR: 1	SF: 1 SAC: 0 DP: 2 HBP: 0	WP: 1 PB: 0 SB: 2 CS: 0	PA: 38		
PITCHER	IP WLS BF H R ER SO BB IBB HBP BLK WP HR S P ERA WHIP	5.0 22 6 3 3 7 2 0 0 0 0 0 1 0 34 43 5.40 1.600	1.0 S 4 0 0 0 2 0 0 0 0 0 1 0 8 8 0.00 0.000	0.1 1 0 0 0 0 0 0 0 0 0 0 0 0 1 1 0.00 0.000	0.2 W 3 2 0 0 0 0 0 0 0 0 0 0 3 3 0.00 3.000	1.0 4 1 0 0 1 0 0 0 0 0 0 0 6 6 0.00 1.000	1.0 4 1 1 1 0 0 0 0 0 0 0 1 5 6 9.00 1.000		1.0 S 4 0 0 0 2 0 0 0 0 0 1 0 8 8 0.00 0.000													
38 Chris Narveson, L ERA: 6.23																						
57 Mitch Stetter, L ERA: 2.25																						
54 Sean Green, R ERA: 0.84																						
21 Zach Braddock, L ERA: 8.31																						
50 Kameron Loe, R ERA: 2.61																						
23 Rickie Weeks Jr., R OBP: 0.563, SLG: 0.643 63 Eric Farns, R OBP: 0.400, SLG: 0.531	0-0 1B		1-0 HBP		0-0 1B		0-0 1B		0-0 F8	3	1	3	1	0	0	0	Cleveland Indians @ Milwaukee Brewers Maryvale Baseball Park, Phoenix, AZ Fri Mar 25 2011, 4:06 PM - 6:37 PM EDT Att: 4,775 - Sunny - 70 F					
27 Carlos Gómez, R OBP: 0.370, SLG: 0.736 9 Luis Alfonso Cruz, R OBP: 0.360, SLG: 0.447	0-0 F8		0-0 L4-3		0-0 F9		0-0 HR		0-3 K	4	1	1	4	0	0	5						
8 Ryan Braun, R OBP: 0.342, SLG: 0.543 12 Brandon Boggs, S OBP: 0.333, SLG: 0.444	0-0 F8			0-0 F9		0-3 K		0-0 1B		3	0	0	0	0	1	1						
28 Prince Fielder, L OBP: 0.450, SLG: 0.606 33 Wil Nieves, R OBP: 0.357, SLG: 0.333	4-0 BB		0-0 G3-1		0-0 G6-3		0-0 1B		0-0 K	2	0	0	0	1	0	0						
25 Mark Kotsay, L OBP: 0.375, SLG: 0.415 5 Lee Haydel, L OBP: 0.667, SLG: 0.667	0-0 G1-3		0-0 3B		0-0 F9		0-0 G4-6-3		0-0 F9	4	0	1	0	0	0	4						
74 Erick Almonte, R OBP: 0.464, SLG: 0.667		0-0 1B		0-0 G5-3		0-0 1B		0-0 1B		4	2	3	0	0	0	1						
16 George Kottaras, L OBP: 0.434, SLG: 0.784		0-0 1B		2-2 HR		0-0 F8		0-0 G4-3		4	1	2	1	0	0	1						
30 Craig Counsell, L OBP: 0.291, SLG: 0.300 95 Robbie Garvey, L		0-0 1B		0-0 G6-3		0-0 1B		0-0 G4-3		4	1	2	1	0	0	0						
62 Jeremy Reed, L OBP: 0.382, SLG: 0.508 99 Hunter Morris, L OBP: 0.400, SLG: 0.800		0-0 F7		0-0 G4-3		0-0 1B		0-0 F7		4	1	1	0	0	0	2						
										0	0	0	0	0	0	0						
Inning Stats	R: 0 E: 0 K: 0 S: 4	H: 1 LOB: 2 BB: 1 P: 8	R: 1 E: 0 K: 0 S: 5	H: 3 LOB: 2 BB: 0 P: 6	R: 0 E: 0 K: 0 S: 4	H: 1 LOB: 1 BB: 0 P: 4	R: 1 E: 0 K: 0 S: 7	H: 2 LOB: 1 BB: 0 P: 9	R: 0 E: 0 K: 1 S: 5	H: 0 LOB: 0 BB: 0 P: 5	R: 5 E: 0 K: 0 S: 9	H: 7 LOB: 1 BB: 0 P: 11	R: 0 E: 0 K: 0 S: 3	H: 1 LOB: 0 BB: 0 P: 3	R: 0 E: 0 K: 1 S: 5	H: 0 LOB: 0 BB: 0 P: 5	1B: 12 2B: 1 3B: 1 HR: 2	SF: 0 SAC: 0 DP: 2 HBP: 1	WP: 0 PB: 0 SB: 0 CS: 0	PA: 38		
PITCHER	IP WLS BF H R ER SO BB IBB HBP BLK WP HR S P ERA WHIP	6.0 L 32 14 7 7 1 1 0 0 0 0 0 2 34 43 10.50 2.500	1.0 3 1 0 0 0 0 0 0 0 0 0 0 3 3 0.00 1.000	1.0 3 0 0 0 1 0 0 0 0 0 0 0 5 5 0.00 0.000																		
51 Mitch Talbot, R ERA: 8.61																						
53 Rafael Perez, L ERA: 1.59																						
54 Chris Perez, R ERA: 1.08																						

AB	35
R	4
H	10
RBI	4
BB	2
SO	10
LOB	12



AB	36
R	7
H	15
RBI	7
BB	1
SO	2
LOB	14



Batter	1	2	3	4	5	6	7	8	9	10	AB	R	H	RBI	BB	SO	LOB	TOP			
2 Jack Wilson, R OBP: 0.447, SLG: 0.548 (1.4)											4	0	2	0	0	0	1				
26 Brendan Ryan, R OBP: 0.259, SLG: 0.354 (1.6)											5	0	0	1	0	2	3				
12 Ryan Langerhans, L OBP: 0.353, SLG: 0.583 (1.9)											5	0	1	0	0	3	4				
17 Justin Smoak, S OBP: 0.345, SLG: 0.370 (1.3)											4	0	2	0	1	0	0				
55 Michael Saunders, L OBP: 0.399, SLG: 0.413 (1.8)											4	0	0	0	1	3	4				
1 Luis Antonio Rodriguez, Sr. OBP: 0.263, SLG: 0.275 (1.5)											4	0	1	0	1	1	4				
Matt Tuiasosopo, R OBP: 0.349, SLG: 0.475 (1.7)											4	0	1	0	0	2	6				
5 Chris Gimenez, R OBP: 0.344, SLG: 0.296 (1.2)											4	0	0	0	0	1	3				
36 Michael Pineda, R 3 Josh Bard, S 37 Cesar Jimenez, L 46 Chris Ray, R 44 Mike Wilson, R 43 Brandon League, R 90 Brian Moran, L (1.1)											2	0	0	0	0	2	1				
Inning Stats	R: 0 E: 0 K: 3 S: 10	H: 1 LOB: 2 BB: 1 P: 14	R: 0 E: 0 K: 2 S: 3	H: 1 LOB: 0 BB: 0 P: 3	R: 0 E: 0 K: 2 S: 7	H: 0 LOB: 0 BB: 0 P: 7	R: 0 E: 0 K: 3 S: 10	H: 1 LOB: 1 BB: 0 P: 10	R: 0 E: 0 K: 1 S: 6	H: 1 LOB: 1 BB: 0 P: 6	R: 0 E: 0 K: 1 S: 7	H: 2 LOB: 3 BB: 1 P: 11	R: 1 E: 1 K: 1 S: 7	H: 2 LOB: 1 BB: 0 P: 7	R: 0 E: 1 K: 1 S: 6	H: 0 LOB: 2 BB: 1 P: 10	R: 0 E: 0 K: 1 S: 5	H: 0 LOB: 0 BB: 0 P: 5	1B: 6 2B: 3 3B: 0 HR: 0	SF: 0 SAC: 1 DP: 2 HBP: 0	WP: 0 PA: 42
PITCHER	IP 5.0	WLS 19	BF 4	H 0	R 0	ER 0	SO 9	BB 1	IBB 0	HBP 0	BLK 0	WP 0	HR 0	S 36	P 40	ERA 0.00	WHIP 1.000				
49 Yovani Gallardo, R ERA: 1.98 (1.1)	1.0	6	2	0	0	1	1	0	0	0	0	0	0	7	11	0.00	3.000				
46 Justin James, R ERA: 3.72 (6.1)	1.0	5	2	1	1	1	0	0	0	0	0	0	0	7	7	9.00	2.000				
50 Kameron Loe, R ERA: 3.18 (7.1)	1.0	5	0	0	0	1	1	0	0	0	0	0	0	6	10	0.00	1.000				
40 Takashi Saito, R ERA: 4.05 (8.1)	1.0	4	1	0	0	1	0	0	0	0	0	0	0	6	6	0.00	1.000				
59 John Axford, R ERA: 6.14 (9.1)																					
PITCHER	IP 1.0	WLS 3	BF 0	H 0	R 0	ER 0	SO 1	BB 0	IBB 0	HBP 0	BLK 0	WP 0	HR 0	S 5	P 5	ERA 0.00	WHIP 0.000				
61 Brandon Kintzler, R ERA: 2.31 (10.1)																					

Seattle Mariners @ Milwaukee Brewers
Maryvale Baseball Park, Phoenix, AZ
Sat Mar 26 2011, 4:08 PM - 7:05 PM EDT
Att: 6,706 - Sunny - 72 F


AB 38
R 1
H 9
RBI 1
BB 3
SO 14
LOB 26



Batter	1	2	3	4	5	6	7	8	9	10	AB	R	H	RBI	BB	SO	LOB	BOTTOM			
23 Rickie Weeks Jr., R OBP: 0.529, SLG: 0.660 (8.3)											3	0	0	0	0	1	0				
27 Carlos Gómez, R OBP: 0.351, SLG: 0.696 (8.7)											3	0	0	0	0	3	0				
25 Mark Kotsay, L 40 Takashi Saito, L 59 John Axford, R 16 George Kottaras, L 61 Brandon Kintzler, R (1.9)											3	0	1	0	0	0	0				
28 Prince Fielder, L 74 Erick Almonte, R (1.3)											0	0	0	0	2	0	0				
3 Yuniesky Betancourt, R 50 Kameron Loe, R Eric Farris, R (1.6)											2	0	1	0	0	0	1				
12 Brandon Boggs, S OBP: 0.328, SLG: 0.421 (8.8)											3	1	0	0	1	2	1				
68 Edwin Maysonet, R OBP: 0.354, SLG: 0.288 (7.6)											3	1	0	0	0	1	0				
33 Wil Nieves, R OBP: 0.348, SLG: 0.310 (1.2)											3	0	0	0	0	0	1				
49 Yovani Gallardo, R (1.1)											1	0	0	0	0	1	0				
46 Justin James, R (6.1)											0	0	0	0	0	0	0				
30 Craig Counsell, L OBP: 0.276, SLG: 0.288 (7.5)											2	0	0	1	0	1	1				
Inning Stats	R: 0 E: 0 K: 1 S: 5	H: 0 LOB: 0 BB: 0 P: 5	R: 0 E: 0 K: 0 S: 2	H: 0 LOB: 0 BB: 1 P: 6	R: 0 E: 0 K: 2 S: 7	H: 0 LOB: 0 BB: 0 P: 7	R: 0 E: 0 K: 1 S: 5	H: 0 LOB: 0 BB: 0 P: 5	R: 0 E: 0 K: 2 S: 7	H: 0 LOB: 0 BB: 0 P: 7	R: 0 E: 0 K: 1 S: 6	H: 1 LOB: 1 BB: 0 P: 6	R: 1 E: 1 K: 2 S: 9	H: 1 LOB: 1 BB: 0 P: 9	R: 0 E: 0 K: 0 S: 3	H: 0 LOB: 0 BB: 0 P: 3	R: 1 E: 1 K: 0 S: 2	H: 0 LOB: 2 BB: 1 P: 7	1B: 3 2B: 1 3B: 0 HR: 0	SF: 1 SAC: 1 DP: 1 HBP: 1	WP: 0 PA: 36
PITCHER	IP 6.0	WLS 20	BF 4	H 1	R 0	ER 0	SO 7	BB 2	IBB 0	HBP 0	BLK 0	WP 0	HR 0	S 32	P 40	ERA 0.00	WHIP 0.667				
36 Michael Pineda, R ERA: 2.12 (1.1)	1.0	H	4	1	0	0	1	0	0	0	0	0	0	6	6	0.00	1.000				
37 Cesar Jimenez, L ERA: 9.82 (7.1)	1.0	B	5	1	1	0	2	0	0	0	0	0	0	9	9	0.00	1.000				
46 Chris Ray, R ERA: 3.86 (8.1)	1.0	3	0	0	0	0	0	0	0	0	0	0	0	3	3	0.00	0.000				
43 Brandon League, R ERA: 6.55 (9.1)	0.1	L	4	0	1	0	0	1	0	1	0	0	0	2	7	0.00	3.000				
90 Brian Moran, L ERA: (10.1)																					

Seattle Mariners @ Milwaukee Brewers
Maryvale Baseball Park, Phoenix, AZ
Sat Mar 26 2011, 4:08 PM - 7:05 PM EDT
Att: 6,706 - Sunny - 72 F


AB 30
R 2
H 4
RBI 2
BB 3
SO 10
LOB 6



Batter	1	2	3	4	5	6	7	8	9	AB	R	H	RBI	BB	SO	LOB	TOP					
1 Juan Pierre, L (1, 7) OBP: 0.371, SLG: 0.367										3	0	1	0	1	0	2						
15 Gordon Beckham, R (1, 4) OBP: 0.360, SLG: 0.535										4	0	0	0	0	4	4						
14 Paul Konerko, R (1, 10) OBP: 0.319, SLG: 0.477										4	0	0	0	0	0	2						
10 Alexei Ramirez, R (1, 6) OBP: 0.309, SLG: 0.563										4	0	0	0	0	1	1						
12 A.J. Pierzynski, L (1, 2) OBP: 0.294, SLG: 0.333										3	1	2	0	0	0	0						
55 Donny Lucy, R (7, 2) OBP: 0.294, SLG: 0.467										1	0	0	0	0	0	0						
23 Mark Teahen, L (1, 3) OBP: 0.472, SLG: 0.535										4	1	3	0	0	0	0						
5 Lastings Milledge, R (1, 8) OBP: 0.414, SLG: 0.585										3	0	0	0	0	0	5						
76 Brandon Short, R (9, 8) OBP: 0.444, SLG: 0.286										1	0	0	0	0	1	0						
18 Brent Lillibridge, R (1, 9) OBP: 0.290, SLG: 0.396										2	0	0	0	1	0	3						
91 Christian Marrero, L (9, PH) OBP: 0.333, SLG: 1.000										1	0	0	0	0	0	0						
22 Brent Morel, R (1, 5) OBP: 0.338, SLG: 0.375										4	0	1	2	0	0	1						
Inning Stats	R: 0 E: 0 K: 2 S: 8	H: 1 LOB: 1 P: 8	R: 2 E: 1 K: 1 S: 9	H: 3 LOB: 2 BB: 0 P: 9	R: 0 E: 0 K: 0 S: 5	H: 2 LOB: 2 BB: 0 P: 5	R: 0 E: 0 K: 0 S: 2	H: 0 LOB: 0 BB: 1 P: 6	R: 0 E: 0 K: 1 S: 5	H: 0 LOB: 0 BB: 0 P: 5	R: 0 E: 0 K: 0 S: 4	H: 1 LOB: 1 BB: 0 P: 4	R: 0 E: 0 K: 1 S: 5	H: 0 LOB: 1 BB: 1 P: 10	R: 0 E: 0 K: 0 S: 3	H: 0 LOB: 0 BB: 0 P: 3	R: 0 E: 0 K: 1 S: 5	H: 0 LOB: 0 BB: 0 P: 5	1B: 4 2B: 4 3B: 0 HR: 0	SF: 0 SAC: 0 DP: 1 HBP: 0	WP: 0 PB: 0 SB: 1 CS: 0	PA: 36
PITCHER	IP WLS BF H R ER SO BB IBB HBP BLK WP HR S P ERA WHIP																					
92 Marco Estrada, R (1, 1) ERA: 1.88	6.0 L 26 7 2 2 4 1 0 0 0 0 0 0 33 37 3.00 1.333																					
45 Mark DiFelice, R (7, 1) ERA: 3.86	1.2 6 0 0 0 1 1 0 0 0 0 0 0 7 12 0.00 0.600																					
57 Mitch Stetter, L (8, 1) ERA: 1.69	1.1 4 0 0 0 1 0 0 0 0 0 0 0 6 6 0.00 0.000																					

Chicago White Sox @ Milwaukee Brewers
Maryvale Baseball Park, Phoenix, AZ
Sun Mar 27 2011, 4:07 PM - 6:31 PM EDT
Att: 6,025 - Sunny - 70 F

AB 34
R 2
H 7
RBI 2
BB 2
SO 6
LOB 18



Batter	1	2	3	4	5	6	7	8	9	AB	R	H	RBI	BB	SO	LOB	BOTTOM					
68 Edwin Maysonet, R (1, 7) OBP: 0.346, SLG: 0.250										3	0	0	0	1	0	0						
62 Jeremy Reed, L (1, 8) OBP: 0.411, SLG: 0.529										4	0	3	0	0	1	0						
3 Yunesky Betancourt, R (1, 6) OBP: 0.356, SLG: 0.555										3	0	0	0	0	2	3						
91 Shea Vucinich, R (7, 5) OBP: 0.340, SLG: 0.727										1	0	0	0	0	1	1						
28 Prince Fielder, L (1, 3) OBP: 0.444, SLG: 0.556										3	0	0	0	0	2	2						
45 Mark DiFelice, R (7, 1) ERA: 3.86										0	0	0	0	0	0	0						
97 Sergio Miranda, S (9, 5) ERA: 1.69										1	0	0	0	0	0	1						
14 Casey McGehee, R (1, 5) OBP: 0.314, SLG: 0.604										2	0	0	0	0	2	0						
96 Kentraill Davis, L (7, 7) ERA: 3.86										2	0	0	0	0	1	0						
74 Erick Almonte, R (1, 9) OBP: 0.473, SLG: 0.690										3	1	2	0	0	0	0						
25 Khris Davis, R (9, 7) ERA: 3.86										1	0	0	0	0	0	0						
16 George Kottaras, L (1, 2) OBP: 0.340, SLG: 0.727										3	0	0	0	0	1	3						
11 Mike Rivera, R (9, 2) OBP: 0.364, SLG: 0.579										1	0	0	0	0	1	1						
3 Scooter Gennett, L (1, 4) OBP: 0.500, SLG: 0.500										3	0	1	1	0	0	1						
57 Mitch Stetter, L (8, 1) ERA: 1.69										0	0	0	0	0	0	0						
93 Taylor Green, L (9, PH) OBP: 0.333, SLG: 0.333										1	0	0	0	0	1	1						
92 Marco Estrada, R (1, 1) ERA: 1.88										1	0	0	0	0	1	0						
33 Wil Nieves, R (6, PH) OBP: 0.340, SLG: 0.302										1	0	0	0	0	1	0						
97 Sean Halton, R (7, 3) OBP: 0.500, SLG: 0.429										1	0	0	0	0	1	1						
Inning Stats	R: 0 E: 0 K: 2 S: 7	H: 0 LOB: 0 BB: 0 P: 7	R: 0 E: 0 K: 2 S: 8	H: 1 LOB: 1 BB: 0 P: 8	R: 0 E: 0 K: 1 S: 5	H: 0 LOB: 0 BB: 0 P: 5	R: 0 E: 0 K: 1 S: 5	H: 1 LOB: 0 BB: 0 P: 5	R: 0 E: 0 K: 1 S: 6	H: 0 LOB: 0 BB: 0 P: 6	R: 0 E: 0 K: 3 S: 10	H: 1 LOB: 2 BB: 1 P: 14	R: 1 E: 0 K: 1 S: 7	H: 2 LOB: 1 BB: 0 P: 7	R: 0 E: 0 K: 1 S: 6	H: 1 LOB: 1 BB: 0 P: 6	R: 0 E: 1 K: 3 S: 10	H: 0 LOB: 1 BB: 0 P: 10	1B: 5 2B: 1 3B: 0 HR: 0	SF: 0 SAC: 0 DP: 1 HBP: 0	WP: 0 PB: 0 SB: 1 CS: 0	PA: 35
PITCHER	IP WLS BF H R ER SO BB IBB HBP BLK WP HR S P ERA WHIP																					
56 Mark Buehrle, L (1, 1) ERA: 4.0	5.0 W 17 2 0 0 2 1 0 0 0 0 0 0 7 11 0.00 3.000																					
46 Sergio Santos, R (6, 1) ERA: 5.06	0.2 H 4 1 0 0 2 1 0 0 0 0 0 0 3 3 0.00 0.000																					
49 Chris Sale, L (6, 1) ERA: 5.06	0.1 H 1 0 0 0 1 0 0 0 0 0 0 0 3 3 0.00 0.000																					
60 Jeff Gray, R (7, 1) ERA: 6.75	1.0 H 5 2 1 1 1 0 0 0 0 0 0 0 7 7 9.00 2.000																					
Addison Reed, R (8, 1) ERA: 1.69	1.0 H 4 1 0 0 1 0 0 0 0 0 0 0 6 6 0.00 1.000																					

Chicago White Sox @ Milwaukee Brewers
Maryvale Baseball Park, Phoenix, AZ
Sun Mar 27 2011, 4:07 PM - 6:31 PM EDT
Att: 6,025 - Sunny - 70 F

AB 34
R 1
H 6
RBI 1
BB 1
SO 15
LOB 14



Batter	1	2	3	4	5	6	7	8	9	AB	R	H	RBI	BB	SO	LOB	TOP										
23 Rickie Weeks Jr, R OBP: 0.308, SLG: 0.523										4	1	2	2	0	1	1											
27 Carlos Gómez, R OBP: 0.231, SLG: 0.417										4	0	0	0	0	2	1											
8 Ryan Braun, R OBP: 0.462, SLG: 0.909										4	1	1	1	1	0	2											
28 Prince Fielder, L OBP: 0.462, SLG: 0.300										3	0	0	0	0	1	1											
59 John Axford, R										0	0	0	0	0	0	0											
50 Kameron Loe, R										0	0	0	0	0	0	0											
14 Casey McGehee, R OBP: 0.308, SLG: 0.417										4	0	2	0	0	0	1											
25 Mark Kotsay, L										4	0	0	0	0	0	4											
3 Yuniesky Betancourt, R										4	0	0	0	0	0	1											
16 George Kottaras, L OBP: 0.250, SLG: 0.500										4	0	1	0	0	2	0											
43 Randy Wolf, L OBP: 0.000, SLG: 0.000										1	1	1	0	0	0	0											
7 Jeremy Reed, L										1	0	0	0	0	0	0											
61 Brandon Kintzler, R										0	0	0	0	0	0	0											
57 Mitch Stetter, L										0	0	0	0	0	0	0											
2 Nyjer Morgan, L OBP: 0.000, SLG: 0.000										1	0	0	0	0	1	1											
54 Sean Green, R										0	0	0	0	0	0	0											
22 Erick Almonte, R OBP: 0.167, SLG: 0.333										1	0	0	0	0	0	0											
Inning Stats	R: 1 E: 0 K: 1 S: 10	H: 1 LOB: 0 BB: 0 P: 14	R: 0 E: 0 K: 0 S: 6	H: 0 LOB: 0 BB: 0 P: 8	R: 1 E: 0 K: 2 S: 11	H: 2 LOB: 1 BB: 0 P: 14	R: 0 E: 0 K: 0 S: 8	H: 1 LOB: 0 BB: 0 P: 10	R: 0 E: 0 K: 0 S: 7	H: 0 LOB: 0 BB: 0 P: 9	R: 1 E: 0 K: 0 S: 12	H: 1 LOB: 1 BB: 0 P: 20	R: 0 E: 0 K: 2 S: 11	H: 1 LOB: 1 BB: 0 P: 12	R: 0 E: 0 K: 3 S: 14	H: 1 LOB: 2 BB: 0 P: 21	R: 0 E: 0 K: 1 S: 8	H: 0 LOB: 0 BB: 0 P: 12	R: 0 E: 0 K: 1 S: 8	H: 0 LOB: 0 BB: 0 P: 12	1B: 1 2B: 4 3B: 0 HR: 2	SF: 0 SAC: 0 DP: 0 HBP: 1	WP: 1 PB: 0 SB: 0 CS: 0	PA: 36			
PITCHER	IP	WLS	BF	H	R	ER	SO	BB	IBB	HBP	BLK	WP	HR	S	P	ERA	WHIP										
61 Bronson Arroyo, R ERA: 3.86	7.0	W	28	6	3	3	5	0	0	1	0	0	2	65	87	3.86	0.857										
66 Logan Ondrusek, R ERA:	1.0		5	1	0	0	3	0	0	0	0	1	0	14	21	0.00	1.000										
54 Aroldis Chapman, L ERA:	1.0		3	0	0	0	1	0	0	0	0	0	0	8	12	0.00	0.000										

Milwaukee Brewers @ Cincinnati Reds
Great American Ball Park, Cincinnati, OH
Sun Apr 03 2011, 1:11 PM - 4:16 PM EDT
Att: 24,805 - Partly Cloudy - 58 F

AB 35
R 3
H 7
RBI 3
BB 0
SO 9
LOB 12



Batter	1	2	3	4	5	6	7	8	9	AB	R	H	RBI	BB	SO	LOB	BOTTOM											
6 Drew Stubbs, R OBP: 0.538, SLG: 1.000										3	1	1	1	1	1	1												
28 Chris Heisey, R OBP: 0.500, SLG: 0.500										2	1	1	0	0	0	2												
4 Brandon Phillips, R OBP: 0.296, SLG: 0.500										6	2	3	3	0	1	6												
19 Joey Votto, L OBP: 0.429, SLG: 0.690										4	1	1	0	1	0	2												
66 Logan Ondrusek, R										0	0	0	0	0	0	0												
54 Aroldis Chapman, L										0	0	0	0	0	0	0												
27 Scott Rolen, R OBP: 0.231, SLG: 0.545										3	0	1	1	0	0	0												
43 Miguel Cairo, R OBP: 0.500, SLG: 0.500										1	0	1	1	0	0	0												
31 Jonny Gomes, R OBP: 0.500, SLG: 0.625										4	2	2	1	1	1	2												
32 Jay Bruce, L OBP: 0.286, SLG: 0.231										5	1	1	0	0	2	5												
29 Ryan Hanigan, R OBP: 0.750, SLG: 1.571										4	3	4	4	1	0	0												
7 Paul Janish, R OBP: 0.444, SLG: 0.556										5	1	2	1	0	0	1												
61 Bronson Arroyo, R OBP: 0.500, SLG: 1.000										2	0	1	0	0	1	2												
25 Juan Francisco, L OBP: 0.333, SLG: 0.333										2	0	1	0	0	0	0												
Inning Stats	R: 0 E: 0 K: 1 S: 10	H: 1 LOB: 0 BB: 0 P: 15	R: 2 E: 0 K: 1 S: 14	H: 4 LOB: 3 BB: 1 P: 25	R: 0 E: 0 K: 0 S: 7	H: 0 LOB: 0 BB: 0 P: 12	R: 4 E: 0 K: 3 S: 23	H: 5 LOB: 2 BB: 1 P: 40	R: 1 E: 0 K: 1 S: 12	H: 2 LOB: 1 BB: 0 P: 20	R: 4 E: 1 K: 0 S: 20	H: 3 LOB: 0 BB: 0 P: 29	R: 1 E: 0 K: 0 S: 16	H: 2 LOB: 3 BB: 2 P: 29	R: 0 E: 0 K: 0 S: 14	H: 2 LOB: 2 BB: 0 P: 25	1B: 12 2B: 3 3B: 0 HR: 4	SF: 1 SAC: 1 DP: 1 HBP: 0	WP: 0 PB: 0 SB: 2 CS: 0	PA: 47								
PITCHER	IP	WLS	BF	H	R	ER	SO	BB	IBB	HBP	BLK	WP	HR	S	P	ERA	WHIP											
43 Randy Wolf, L ERA: 13.5	4.0	L	23	10	6	6	5	2	0	0	0	0	2	54	92	13.50	3.000											
61 Brandon Kintzler, R ERA: 6.75	1.1		9	4	4	2	1	0	0	0	0	1	0	1	25	37	13.50	3.000										
57 Mitch Stetter, L ERA: 13.5	0.2		3	1	1	0	0	0	0	0	0	0	1	7	12	0.00	1.500											
54 Sean Green, R ERA: 4.5	1.0		7	2	1	1	0	2	0	0	0	0	0	16	29	9.00	4.000											
59 John Axford, R ERA: 27.0	0.2		4	2	0	0	0	0	0	0	0	0	0	11	19	0.00	3.000											
PITCHER	IP	WLS	BF	H	R	ER	SO	BB	IBB	HBP	BLK	WP	HR	S	P	ERA	WHIP											
50 Kameron Loe, R ERA: 6.75	0.1		1	0	0	0	0	0	0	0	0	0	0	3	6	0.00	0.000											

Milwaukee Brewers @ Cincinnati Reds
Great American Ball Park, Cincinnati, OH
Sun Apr 03 2011, 1:11 PM - 4:16 PM EDT
Att: 24,805 - Partly Cloudy - 58 F

AB 41
R 12
H 19
RBI 12
BB 4
SO 6
LOB 21



Batter	1	2	3	4	5	6	7	8	9	AB	R	H	RBI	BB	SO	LOB	TOP										
14 Martin Prado, R OBP: 0.263, SLG: 0.556	L5		1B		F9			HR		4	1	2	1	0	0	1	Atlanta Braves @ Milwaukee Brewers Miller Park, Milwaukee, WI Mon Apr 04 2011, 1:12 PM - 4:01 PM CDT Att. 46,017 - Roof Closed - 66 F										
13 Nate McLouth, L OBP: 0.278, SLG: 0.250	26 CS				G4-3			K		4	0	1	0	0	2	1											
10 Chipper Jones, S OBP: 0.389, SLG: 0.471	P6				G6-3			G4-3		4	0	1	0	0	0	1											
26 Dan Uggla, R OBP: 0.176, SLG: 0.529	1-2	CS	G3		F7			HR		4	1	1	1	0	0	1											
22 Jason Heyward, L OBP: 0.500, SLG: 0.583			K					HR		3	0	1	0	1	1	1											
2 Alex Gonzalez, R OBP: 0.375, SLG: 0.643					BB			1B		3	0	0	0	1	2	2											
5 Freddie Freeman, L OBP: 0.250, SLG: 0.214			K					P2		4	0	0	0	0	2	1											
8 David Ross, R OBP: 0.369, SLG: 0.300 52 George Sherrill, L 58 Peter Moylan, R 39 Jonny Venters, L 7 Brooks Conrad, S 46 Craig Kimbrel, R					F8			F8		2	0	1	0	0	0	0											
37 Brandon Beachy, R OBP: 0.176, SLG: 0.313					BB			1B		2	0	0	0	0	0	0											
16 Brian McCann, L OBP: 0.400, SLG: 0.400			G6-3		K			G3		2	0	0	0	0	0	1											
Inning Stats	R: 0 E: 0 K: 0 S: 6	H: 1 LOB: 0 BB: 0 P: 12	R: 0 E: 0 K: 2 S: 11	H: 0 LOB: 1 BB: 1 P: 20	R: 0 E: 0 K: 1 S: 11	H: 1 LOB: 0 BB: 0 P: 16	R: 0 E: 0 K: 1 S: 7	H: 0 LOB: 1 BB: 1 P: 14	R: 0 E: 0 K: 1 S: 9	H: 0 LOB: 1 BB: 1 P: 18	R: 0 E: 0 K: 1 S: 10	H: 1 LOB: 1 BB: 0 P: 18	R: 0 E: 0 K: 1 S: 7	H: 1 LOB: 0 BB: 0 P: 10	R: 2 E: 0 K: 1 S: 19	H: 3 LOB: 1 BB: 0 P: 32	R: 0 E: 0 K: 1 S: 7	H: 0 LOB: 0 BB: 0 P: 13	1B: 5 2B: 0 3B: 0 HR: 2	SF: 0 SAC: 0 DP: 0 HBP: 0	WP: 0 PB: 0 SB: 0 CS: 1	PA: 37					
PITCHER	IP	WLS	BF	H	R	ER	SO	BB	IBB	HBP	BLK	WP	HR	S	P	ERA	WHIP										
38 Chris Narveson, L ERA: 1.5	6.0		23	3	0	0	5	3	0	0	0	0	0	54	98	0.00	1.000										
50 Kameron Loe, R ERA: 3.86	1.0	H	4	1	0	0	1	0	0	0	0	0	0	7	10	0.00	1.000										
40 Takashi Saito, R ERA: 9.0	1.0	L	6	3	2	2	1	0	0	0	0	0	2	19	32	18.00	3.000										
21 Zach Braddock, L ERA:	1.0		3	0	0	0	1	0	0	0	0	0	0	7	13	0.00	0.000										

Batter	1	2	3	4	5	6	7	8	9	AB	R	H	RBI	BB	SO	LOB	BOTTOM										
23 Rickie Weeks Jr, R OBP: 0.353, SLG: 1.000	28 HBP		HR		P4			K		4	1	2	1	0	1	1	Atlanta Braves @ Milwaukee Brewers Miller Park, Milwaukee, WI Mon Apr 04 2011, 1:12 PM - 4:01 PM CDT Att. 46,017 - Roof Closed - 66 F										
27 Carlos Gómez, R OBP: 0.176, SLG: 0.313			G4-3		K			G5-3		4	0	0	0	0	2	1											
8 Ryan Braun, R OBP: 0.412, SLG: 0.733	P6		G5-3		K			28 CS-6-3		4	0	1	0	0	1	1											
28 Prince Fielder, L OBP: 0.412, SLG: 0.231			G6-3		P2			G5-6-3		3	0	0	0	0	0	1											
14 Casey McGehee, R OBP: 0.294, SLG: 0.333	F9		G3-1		G3-1			K		3	0	0	0	1	2	2											
3 Yuniesky Betancourt, R OBP: 0.133, SLG: 0.200	2B		SH2-3		G3-1			K		4	0	2	0	0	1	0											
2 Nyjer Morgan, L OBP: 0.400, SLG: 0.250	SH2-3		G3-1		G3-1			30 G4-3		2	0	0	0	1	1	2											
33 Wil Nieves, R OBP: 0.250, SLG: 0.375			K		K			SH1-3		2	0	0	0	0	2	3											
38 Chris Narveson, L 50 Kameron Loe, R 22 Erick Almonte, R 30 Craig Counsell, L 40 Takashi Saito, L 21 Zach Braddock, L			F7		K			G4-3		2	0	0	0	0	1	3											
Inning Stats	R: 0 E: 0 K: 1 S: 12	H: 1 LOB: 2 BB: 0 P: 20	R: 0 E: 0 K: 1 S: 8	H: 1 LOB: 1 BB: 0 P: 8	R: 1 E: 0 K: 0 S: 9	H: 1 LOB: 0 BB: 0 P: 17	R: 0 E: 0 K: 2 S: 13	H: 1 LOB: 2 BB: 1 P: 21	R: 0 E: 0 K: 2 S: 12	H: 0 LOB: 0 BB: 0 P: 14	R: 0 E: 0 K: 1 S: 7	H: 0 LOB: 0 BB: 0 P: 8	R: 0 E: 0 K: 1 S: 8	H: 0 LOB: 1 BB: 1 P: 12	R: 0 E: 0 K: 0 S: 10	H: 1 LOB: 0 BB: 0 P: 12		R: 0 E: 0 K: 3 S: 10	H: 0 LOB: 0 BB: 0 P: 15	1B: 3 2B: 1 3B: 0 HR: 1	SF: 0 SAC: 2 DP: 1 HBP: 1	WP: 0 PB: 0 SB: 0 CS: 0	PA: 34				
PITCHER	IP	WLS	BF	H	R	ER	SO	BB	IBB	HBP	BLK	WP	HR	S	P	ERA	WHIP										
37 Brandon Beachy, R ERA: 1.5	6.0		24	4	1	1	7	1	0	1	0	0	0	2	6	0.00	3.000										
52 George Sherrill, L ERA: 4.5	0.1		2	0	0	0	0	1	0	0	0	0	0	2	6	0.00	3.000										
58 Peter Moylan, R ERA: 4.5	1.0	W	4	1	0	0	1	0	0	0	0	0	0	14	16	0.00	1.000										
39 Jonny Venters, L ERA: 3.38	0.2	H	1	0	0	0	0	0	0	0	0	0	0	2	2	0.00	0.000										
46 Craig Kimbrel, R ERA:	1.0	S	3	0	0	0	3	0	0	0	0	0	0	10	15	0.00	0.000										

Batter	1	2	3	4	5	6	7	8	9	AB	R	H	RBI	BB	SO	LOB	TOP																					
14 Martín Prado, R OBP: 0.261, SLG: 0.476	G4-3			BB		L8			G6-3	3	0	0	0	1	0	0																						
13 Nate McLouth, L OBP: 0.286, SLG: 0.263	G6-3			G3-6-3			G3-1			3	0	1	0	0	0	1																						
10 Chipper Jones, S OBP: 0.333, SLG: 0.490	G6-3			G6-3			F7			3	0	0	0	0	0	1																						
16 Brian McCann, L OBP: 0.333, SLG: 0.333		F9				L4			G4-3	3	0	0	0	0	0	0																						
26 Dan Uggla, R OBP: 0.200, SLG: 0.500		G6-3				G6-3				3	0	1	0	0	0	0																						
22 Jason Heyward, L OBP: 0.474, SLG: 0.500										2	0	0	0	1	0	1																						
2 Alex Gonzalez, R OBP: 0.316, SLG: 0.529										3	0	0	0	0	0	2																						
20 Eric Hinske, L (1, 3)										3	0	0	0	0	2	0																						
32 Derek Lowe, R 34 Eric O'Flaherty, L 19 Scott Linebrink, R 5 Freddie Freeman, L (6, PH)										2	0	0	0	0	0	0																						
										0	0	0	0	0	0	0																						
										1	0	0	0	0	0	0																						
Inning Stats	R: 0 H: 1 E: 0 K: 0 S: 7	H: 1 LOB: 0 BB: 0 P: 11	R: 0 H: 0 E: 0 K: 0 S: 4	H: 0 LOB: 0 BB: 0 P: 9	R: 0 H: 0 E: 0 K: 0 S: 8	H: 0 LOB: 0 BB: 0 P: 11	R: 0 H: 0 E: 0 K: 0 S: 7	H: 0 LOB: 0 BB: 1 P: 13	R: 0 H: 0 E: 0 K: 1 S: 11	H: 0 LOB: 1 BB: 1 P: 20	R: 0 H: 0 E: 0 K: 1 S: 9	H: 0 LOB: 0 BB: 0 P: 14	R: 0 H: 0 E: 0 K: 0 S: 5	H: 0 LOB: 0 BB: 0 P: 11	R: 0 H: 1 E: 0 K: 0 S: 6	H: 0 LOB: 0 BB: 0 P: 9	R: 0 H: 0 E: 0 K: 1 S: 8	H: 0 LOB: 0 BB: 0 P: 13	1B: 2 2B: 0 3B: 0 HR: 0	SF: 0 SAC: 0 DP: 2 HBP: 0	WP: 0 PB: 0 SB: 0 CS: 1	PA: 28																
PITCHER	IP	WLS	BF	H	R	ER	SO	BB	IBB	HBP	BLK	WP	HR	S	P	ERA	WHIP	PITCHER				IP	WLS	BF	H	R	ER	SO	BB	IBB	HBP	BLK	WP	HR	S	P	ERA	WHIP
49 Yovani Gallardo, R ERA: 1.2	9.0	W	28	2	0	0	2	2	0	0	0	0	0	65	111	0.00	0.444					9.0	W	28	2	0	0	2	2	0	0	0	0	0	65	111	0.00	0.444

Atlanta Braves @ Milwaukee Brewers
Miller Park, Milwaukee, WI
Tue Apr 05 2011, 7:10 PM - 9:31 PM CDT
Att: 24,117 - Roof Closed - 65 F

AB 26
R 0
H 2
RBI 0
BB 2
SO 2
LOB 5

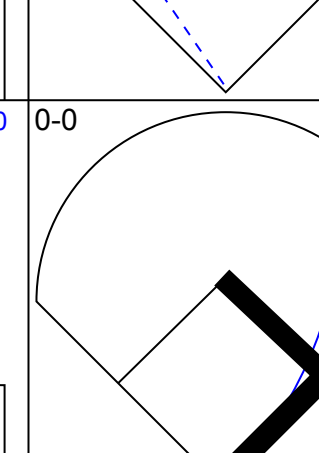
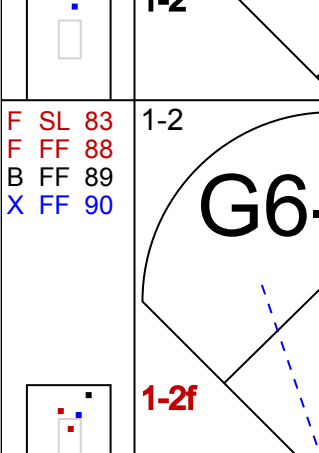
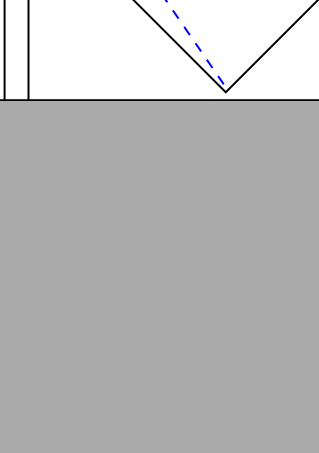
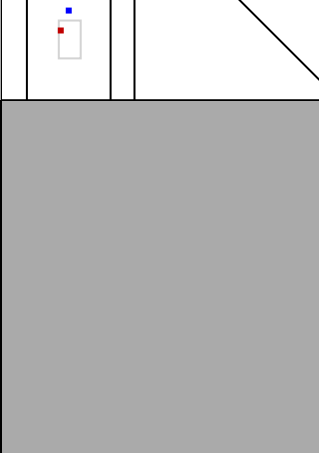
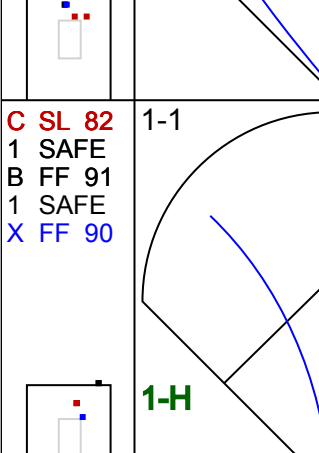
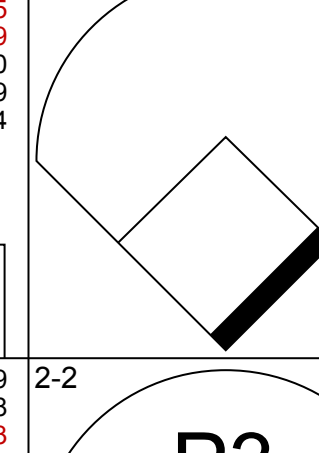

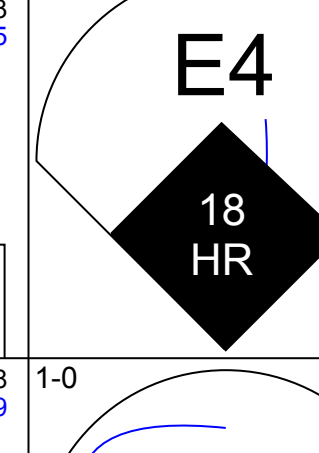

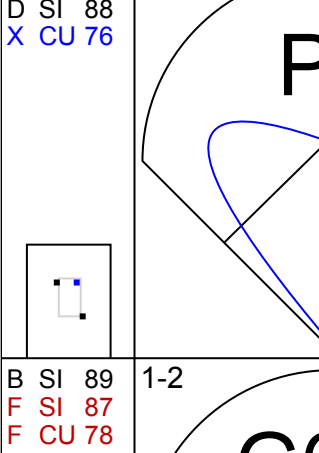
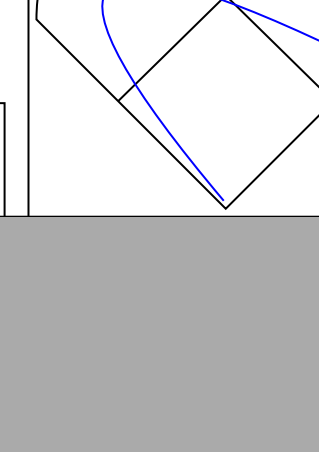

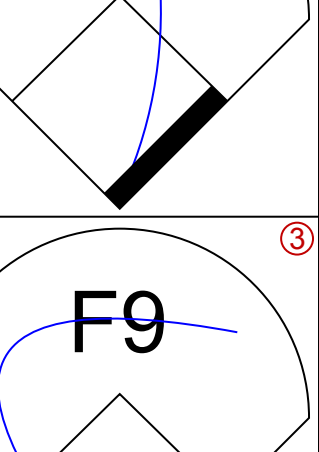
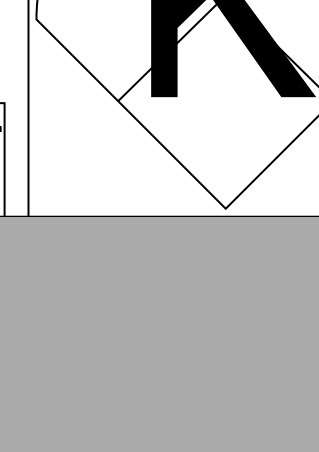
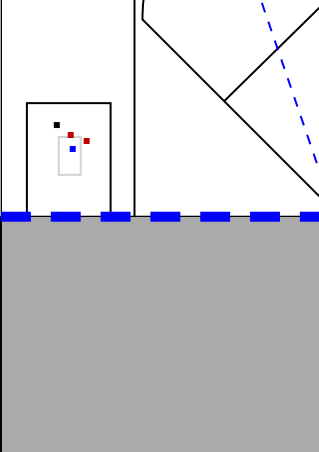

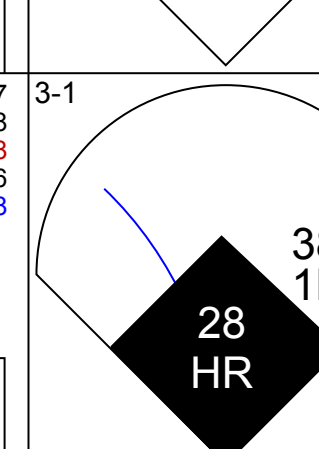




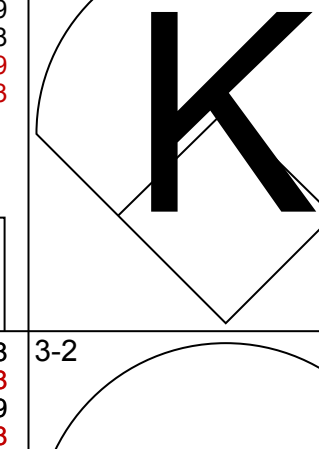



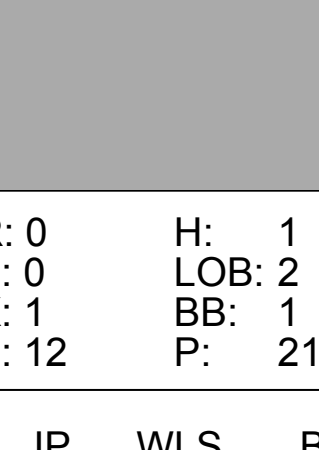
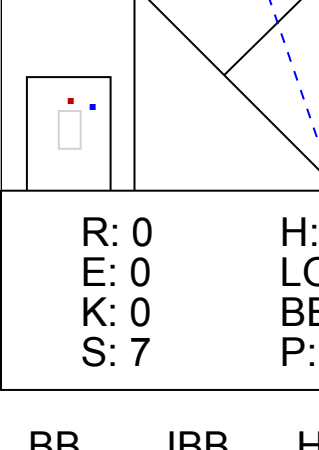
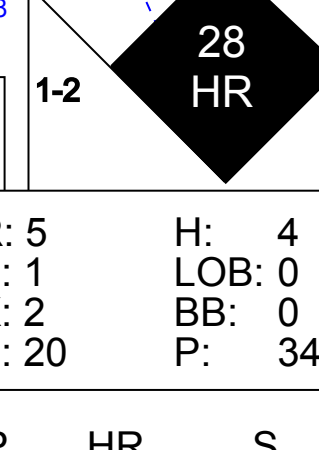
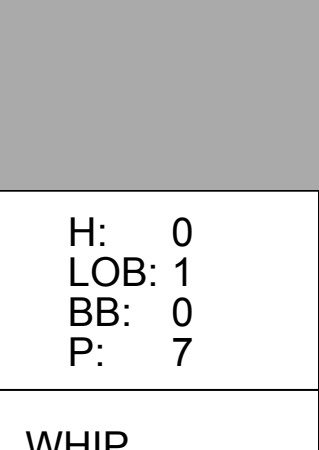
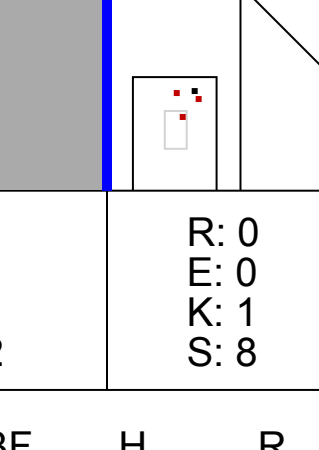

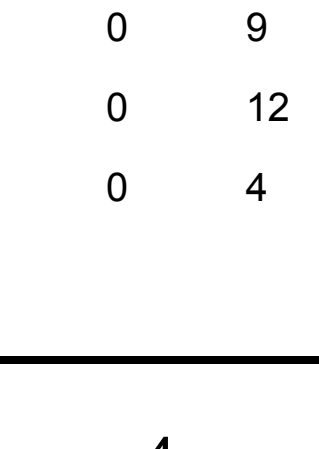


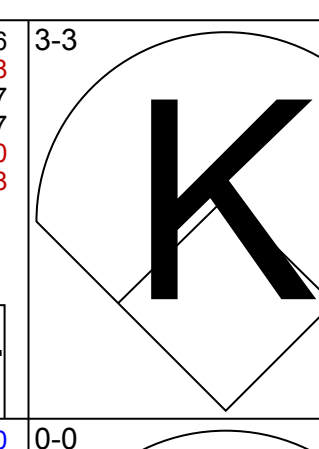


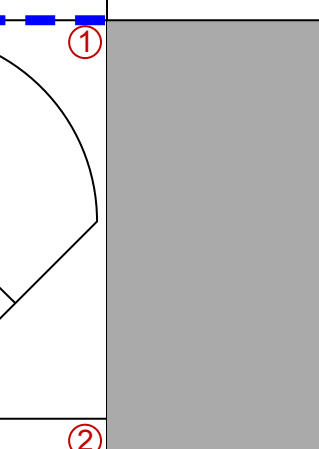
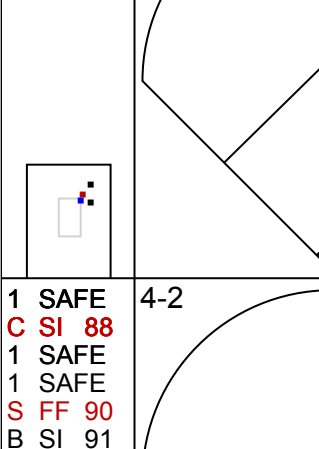


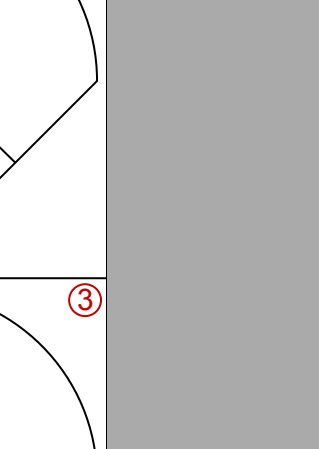
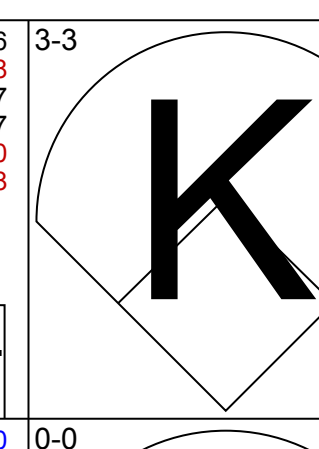
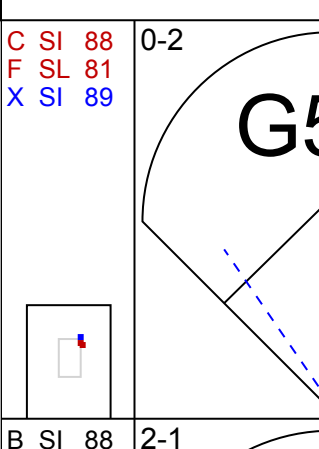
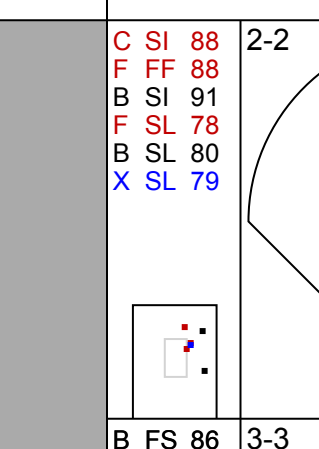


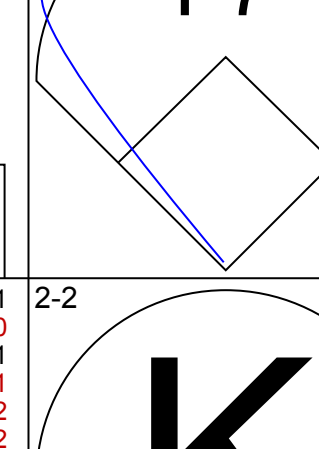
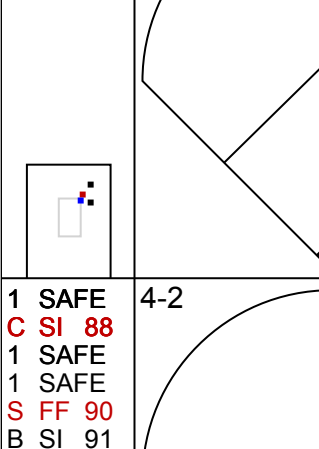
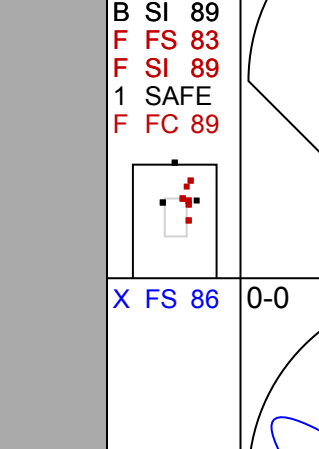
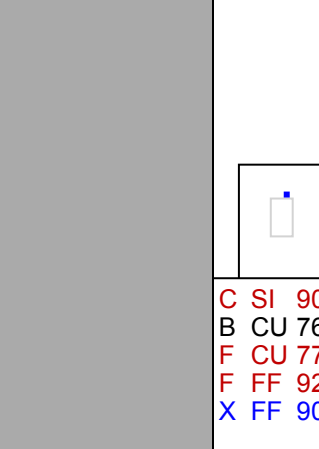

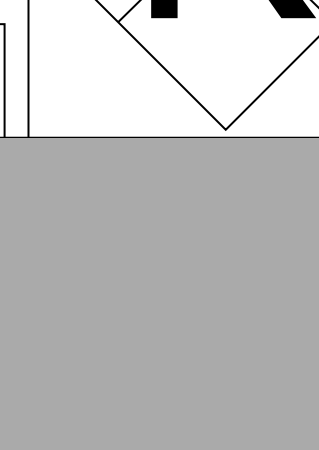
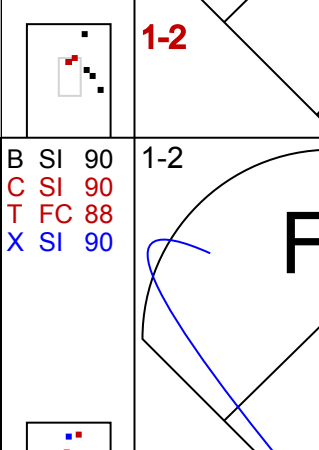
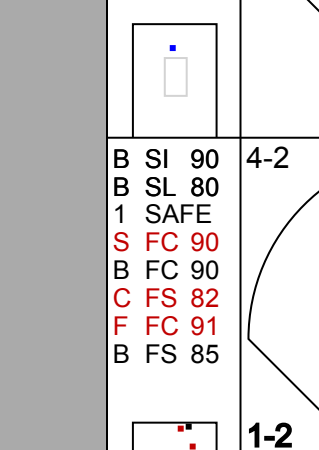

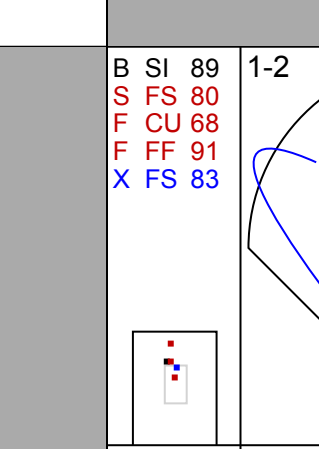
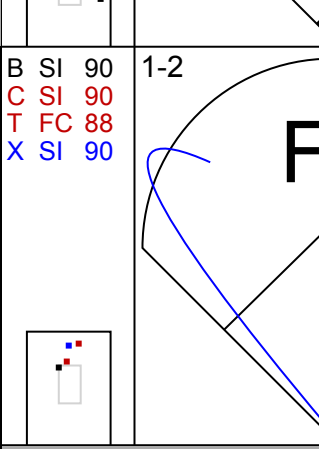
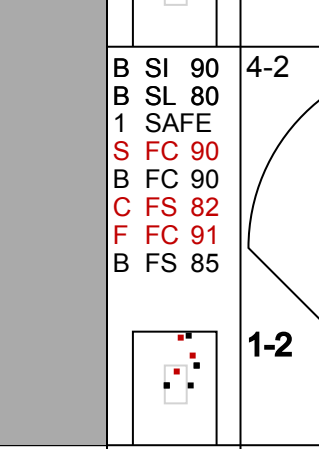
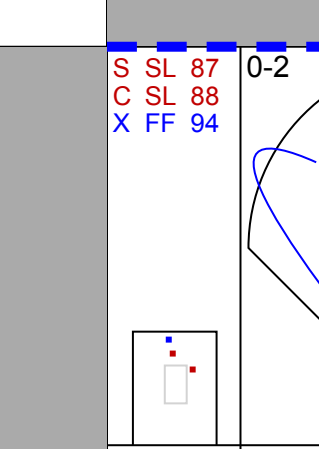
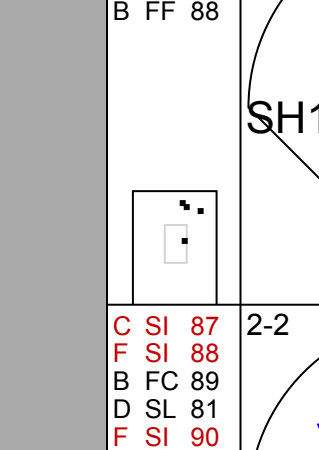
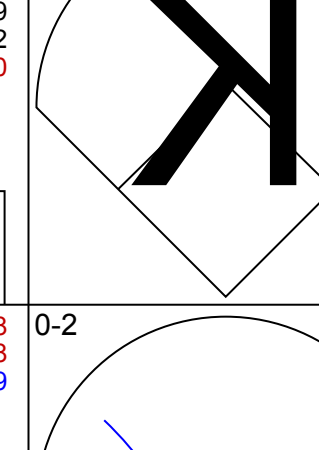
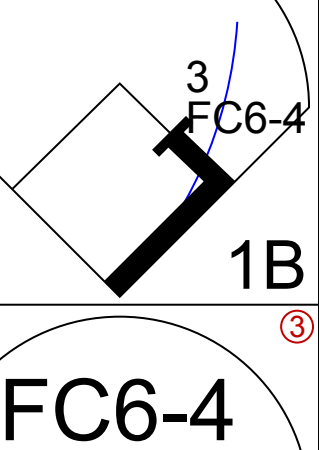

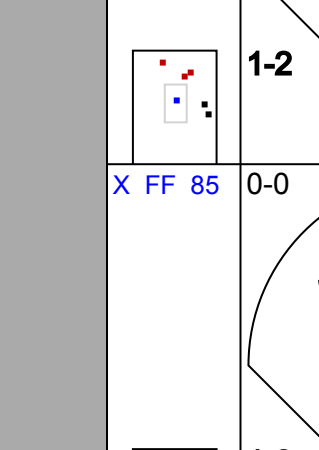
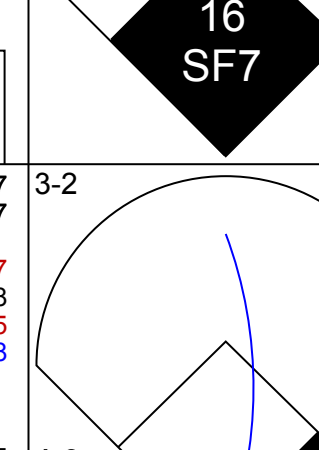
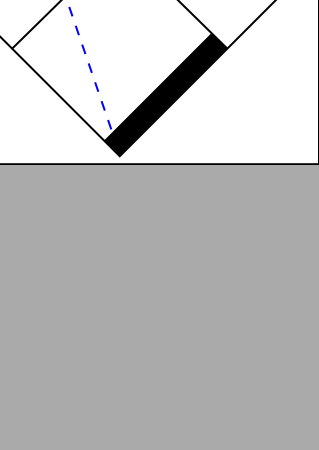



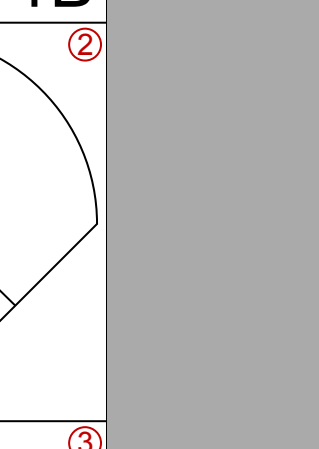
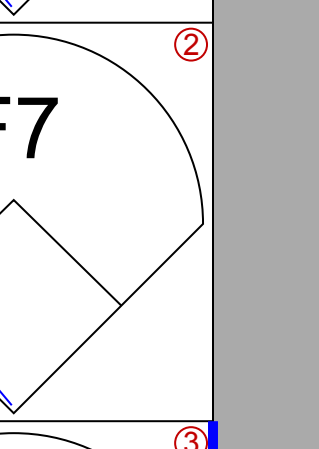

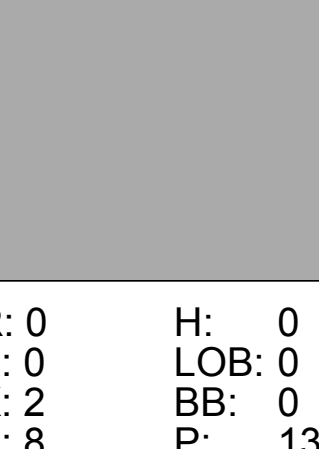
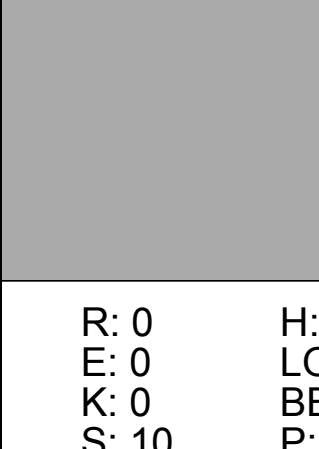
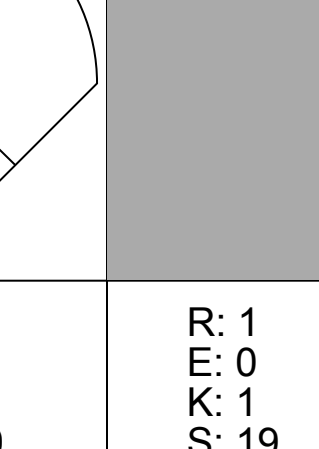
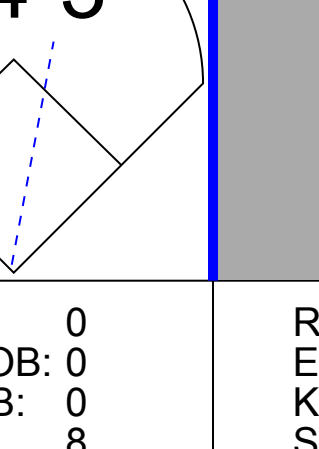
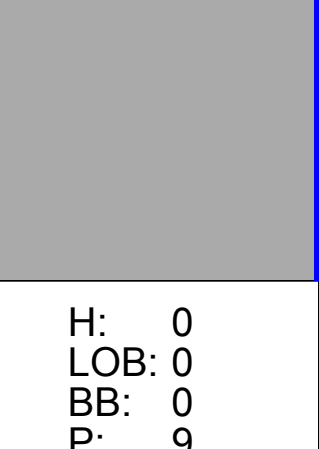

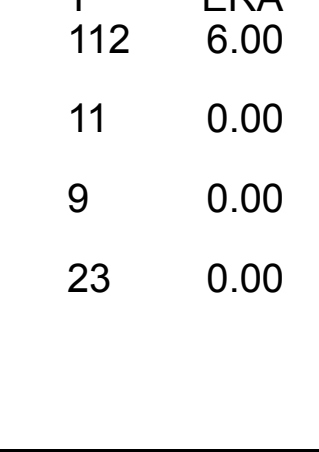




Batter	1	2	3	4	5	6	7	8	9	AB	R	H	RBI	BB	SO	LOB	BOTTOM																					
23 Rickie Weeks Jr, R OBP: 0.286, SLG: 0.810	K									4	0	0	0	0	2	1																						
2 Nyjer Morgan, L OBP: 0.595, SLG: 0.750	G4-3									4	0	3	0	0	0	0																						
8 Ryan Braun, R OBP: 0.524, SLG: 0.765										2	0	2	1	2	0	0																						
28 Prince Fielder, L OBP: 0.333, SLG: 0.176	G3									4	0	0	0	0	0	7																						
14 Casey McGehee, R OBP: 0.286, SLG: 0.316										4	0	1	0	0	2	0																						
25 Mark Kotsay, L 27 Carlos Gómez, R (6, FR)										2	0	0	0	1	0	0																						
30 Craig Counsell, L (1, 6)										1	0	0	0	0	0	2																						
16 George Kottaras, L OBP: 0.143, SLG: 0.286										3	0	0	0	0	1	1																						
49 Yovani Gallardo, R OBP: 0.167, SLG: 0.167										3	1	1	0	0	1	0																						
Inning Stats	R: 0 H: 0 E: 0 K: 1 S: 12	H: 0 LOB: 1 BB: 1 P: 19	R: 0 H: 0 E: 0 K: 2 S: 8	H: 0 LOB: 0 BB: 0 P: 16	R: 1 H: 3 E: 0 K: 2 S: 14	H: 3 LOB: 2 BB: 0 P: 20	R: 0 H: 0 E: 0 K: 1 S: 15	H: 0 LOB: 1 BB: 1 P: 25	R: 0 H: 2 E: 0 K: 0 S: 12	H: 2 LOB: 2 BB: 0 P: 19	R: 0 H: 0 E: 0 K: 0 S: 5	H: 0 LOB: 1 BB: 1 P: 9	R: 0 H: 0 E: 0 K: 0 S: 8	H: 0 LOB: 0 BB: 0 P: 14	R: 0 H: 2 E: 0 K: 0 S: 8	H: 2 LOB: 2 BB: 1 P: 14	R: 0 H: 0 E: 0 K: 1 S: 8	H: 0 LOB: 2 BB: 1 P: 14	1B: 6 2B: 0 3B: 1 HR: 0	SF: 0 SAC: 0 DP: 1 HBP: 0	WP: 0 PB: 0 SB: 1 CS: 0	PA: 33																
PITCHER	IP	WLS	BF	H	R	ER	SO	BB	IBB	HBP	BLK	WP	HR	S	P	ERA	WHIP	PITCHER				IP	WLS	BF	H	R	ER	SO	BB	IBB	HBP	BLK	WP	HR	S	P	ERA	WHIP
32 Derek Lowe, R ERA: 0.77 34 Eric O'Flaherty, L 19 Scott Linebrink, R ERA: 3.38	6.0	L	25	5	1	1	7	3	0	0	0	0	0	66	108	1.50	1.333					1.1		6	1	0	0	0	0	1	0	0	0	0	13	25	0.00	0.750
	0.2		2	1	0	0	0	0	0	0	0	0	0	3	3	0.00	1.500					0.2		2	1	0	0	0	0	0	0	0	3	3	0.00	1.500		

Atlanta Braves @ Milwaukee Brewers
Miller Park, Milwaukee, WI
Tue Apr 05 2011, 7:10 PM - 9:31 PM CDT
Att: 24,117 - Roof Closed - 65 F

AB 29
R 1
H 7
RBI 1
BB 4
SO 7
LOB 12



Batter	1	2	3	4	5	6	7	8	9	AB	R	H	RBI	BB	SO	LOB	TOP								
28 Jeff Baker, R (1,4) OBP: 0.497, SLG: 0.733										5	2	4	4	0	1	0									
13 Starlin Castro, R (1,6) OBP: 0.496, SLG: 0.567										5	0	1	0	0	0	2									
24 Marlon Byrd, R (1,8) OBP: 0.323, SLG: 0.419										5	0	2	1	0	1	2									
16 Aramis Ramirez, R (1,5) OBP: 0.400, SLG: 0.440										4	1	0	0	1	0	1									
18 Geovany Soto, R (1,2) OBP: 0.240, SLG: 0.417										5	1	1	2	0	1	3									
22 Carlos Pena, L (1,3) OBP: 0.333, SLG: 0.286										4	0	1	0	0	2	1									
12 Alfonso Soriano, R (1,7) OBP: 0.357, SLG: 0.654										4	2	2	0	0	1	1									
21 Tyler Colvin, L (1,9) OBP: 0.227, SLG: 0.263										4	0	0	0	0	1	3									
38 Carlos Zambrano, S (1,1) OBP: 0.400, SLG: 0.600										3	1	1	0	0	0	1									
45 Sean Marshall, L (7,1)										0	0	0	0	0	0	0									
5 Reed Johnson, R (8,PH)										1	0	0	0	0	1	1									
34 Kerry Wood, R (8,1)										0	0	0	0	0	0	0									
49 Carlos Marmol, R (9,1)										0	0	0	0	0	0	0									
Inning Stats	R: 0 E: 0 K: 1 S: 12	H: 1 LOB: 2 BB: 1 P: 21	R: 0 E: 0 K: 2 S: 8	H: 0 LOB: 0 BB: 0 P: 11	R: 0 E: 0 K: 0 S: 7	H: 2 LOB: 1 BB: 0 P: 10	R: 5 E: 1 K: 2 S: 20	H: 4 LOB: 0 BB: 0 P: 34	R: 0 E: 0 K: 0 S: 7	H: 0 LOB: 1 BB: 0 P: 7	R: 1 E: 0 K: 0 S: 12	H: 2 LOB: 1 BB: 0 P: 17	R: 0 E: 0 K: 2 S: 7	H: 0 LOB: 0 BB: 0 P: 12	R: 0 E: 0 K: 1 S: 8	H: 1 LOB: 1 BB: 0 P: 10	R: 1 E: 0 K: 0 S: 10	H: 2 LOB: 1 BB: 0 P: 16	1B: 8 2B: 2 3B: 0 HR: 2	SF: 0 SAC: 0 DP: 1 HBP: 0	WP: 1 PB: 0 SB: 0 CS: 0	PA: 41			
PITCHER	IP ERA WLS BF H R ER SO BB IBB HBP BLK WP HR S P ERA WHIP	IP ERA WLS BF H R ER SO BB IBB HBP BLK WP HR S P ERA WHIP	IP ERA WLS BF H R ER SO BB IBB HBP BLK WP HR S P ERA WHIP	IP ERA WLS BF H R ER SO BB IBB HBP BLK WP HR S P ERA WHIP	IP ERA WLS BF H R ER SO BB IBB HBP BLK WP HR S P ERA WHIP	IP ERA WLS BF H R ER SO BB IBB HBP BLK WP HR S P ERA WHIP	IP ERA WLS BF H R ER SO BB IBB HBP BLK WP HR S P ERA WHIP	IP ERA WLS BF H R ER SO BB IBB HBP BLK WP HR S P ERA WHIP	IP ERA WLS BF H R ER SO BB IBB HBP BLK WP HR S P ERA WHIP	IP ERA WLS BF H R ER SO BB IBB HBP BLK WP HR S P ERA WHIP	IP ERA WLS BF H R ER SO BB IBB HBP BLK WP HR S P ERA WHIP	IP ERA WLS BF H R ER SO BB IBB HBP BLK WP HR S P ERA WHIP	IP ERA WLS BF H R ER SO BB IBB HBP BLK WP HR S P ERA WHIP	IP ERA WLS BF H R ER SO BB IBB HBP BLK WP HR S P ERA WHIP	IP ERA WLS BF H R ER SO BB IBB HBP BLK WP HR S P ERA WHIP	IP ERA WLS BF H R ER SO BB IBB HBP BLK WP HR S P ERA WHIP	IP ERA WLS BF H R ER SO BB IBB HBP BLK WP HR S P ERA WHIP	IP ERA WLS BF H R ER SO BB IBB HBP BLK WP HR S P ERA WHIP	IP ERA WLS BF H R ER SO BB IBB HBP BLK WP HR S P ERA WHIP	IP ERA WLS BF H R ER SO BB IBB HBP BLK WP HR S P ERA WHIP	IP ERA WLS BF H R ER SO BB IBB HBP BLK WP HR S P ERA WHIP	IP ERA WLS BF H R ER SO BB IBB HBP BLK WP HR S P ERA WHIP	IP ERA WLS BF H R ER SO BB IBB HBP BLK WP HR S P ERA WHIP	IP ERA WLS BF H R ER SO BB IBB HBP BLK WP HR S P ERA WHIP	
23 Rickie Weeks Jr, R (1,4) OBP: 0.306, SLG: 0.588										5	1	1	0	0	2	2									
27 Carlos Gómez, R (1,8) OBP: 0.258, SLG: 0.310										5	0	1	0	0	2	3									
8 Ryan Braun, R (1,7) OBP: 0.485, SLG: 0.692										3	0	0	0	1	1	1									
28 Prince Fielder, L (1,3) OBP: 0.424, SLG: 0.444										3	1	1	1	1	0	1									
14 Casey McGehee, R (1,5) OBP: 0.273, SLG: 0.267										3	1	1	1	1	1	0									
3 Yuniesky Betancourt, R (1,6) OBP: 0.259, SLG: 0.339										4	1	2	0	0	0	2									
2 Nyjer Morgan, L (1,9) OBP: 0.529, SLG: 0.688										3	0	2	0	0	0	0									
16 George Kottaras, L (1,2) OBP: 0.267, SLG: 0.308										2	0	0	2	1	0	1									
43 Randy Wolf, L (1,1) OBP: 0.333, SLG: 0.667										2	0	0	0	0	1	2									
7 Jeremy Rodd, L (5,PH)										1	0	0	0	0	0	0									
54 Sean Green, R (7,1)										0	0	0	0	0	0	0									
21 Zach Braddock, L (8,1)										0	0	0	0	0	0	0									
52 Sergio Mitre, R (9,1)										0	0	0	0	0	0	0									
25 Mark Kotsay, L (9,PH) OBP: 0.231, SLG: 0.167										1	0	0	0	0	1	2									
Inning Stats	R: 0 E: 0 K: 2 S: 8	H: 0 LOB: 0 BB: 0 P: 13	R: 2 E: 0 K: 1 S: 14	H: 2 LOB: 1 BB: 1 P: 25	R: 0 E: 0 K: 0 S: 10	H: 1 LOB: 1 BB: 1 P: 17	R: 1 E: 0 K: 1 S: 12	H: 2 LOB: 1 BB: 0 P: 20	R: 1 E: 0 K: 1 S: 19	H: 2 LOB: 2 BB: 1 P: 29	R: 0 E: 0 K: 0 S: 4	H: 0 LOB: 0 BB: 0 P: 8	R: 0 E: 0 K: 1 S: 9	H: 0 LOB: 0 BB: 0 P: 11	R: 0 E: 0 K: 0 S: 8	H: 0 LOB: 0 BB: 0 P: 9	R: 0 E: 0 K: 2 S: 13	H: 1 LOB: 2 BB: 1 P: 23	1B: 7 2B: 0 3B: 0 HR: 1	SF: 1 SAC: 1 DP: 0 HBP: 0	WP: 0 PB: 0 SB: 0 CS: 0	PA: 38			
PITCHER	IP ERA WLS BF H R ER SO BB IBB HBP BLK WP HR S P ERA WHIP	IP ERA WLS BF H R ER SO BB IBB HBP BLK WP HR S P ERA WHIP	IP ERA WLS BF H R ER SO BB IBB HBP BLK WP HR S P ERA WHIP	IP ERA WLS BF H R ER SO BB IBB HBP BLK WP HR S P ERA WHIP	IP ERA WLS BF H R ER SO BB IBB HBP BLK WP HR S P ERA WHIP	IP ERA WLS BF H R ER SO BB IBB HBP BLK WP HR S P ERA WHIP	IP ERA WLS BF H R ER SO BB IBB HBP BLK WP HR S P ERA WHIP	IP ERA WLS BF H R ER SO BB IBB HBP BLK WP HR S P ERA WHIP	IP ERA WLS BF H R ER SO BB IBB HBP BLK WP HR S P ERA WHIP	IP ERA WLS BF H R ER SO BB IBB HBP BLK WP HR S P ERA WHIP	IP ERA WLS BF H R ER SO BB IBB HBP BLK WP HR S P ERA WHIP	IP ERA WLS BF H R ER SO BB IBB HBP BLK WP HR S P ERA WHIP	IP ERA WLS BF H R ER SO BB IBB HBP BLK WP HR S P ERA WHIP	IP ERA WLS BF H R ER SO BB IBB HBP BLK WP HR S P ERA WHIP	IP ERA WLS BF H R ER SO BB IBB HBP BLK WP HR S P ERA WHIP	IP ERA WLS BF H R ER SO BB IBB HBP BLK WP HR S P ERA WHIP	IP ERA WLS BF H R ER SO BB IBB HBP BLK WP HR S P ERA WHIP	IP ERA WLS BF H R ER SO BB IBB HBP BLK WP HR S P ERA WHIP	IP ERA WLS BF H R ER SO BB IBB HBP BLK WP HR S P ERA WHIP	IP ERA WLS BF H R ER SO BB IBB HBP BLK WP HR S P ERA WHIP	IP ERA WLS BF H R ER SO BB IBB HBP BLK WP HR S P ERA WHIP	IP ERA WLS BF H R ER SO BB IBB HBP BLK WP HR S P ERA WHIP	IP ERA WLS BF H R ER SO BB IBB HBP BLK WP HR S P ERA WHIP	IP ERA WLS BF H R ER SO BB IBB HBP BLK WP HR S P ERA WHIP	IP ERA WLS BF H R ER SO BB IBB HBP BLK WP HR S P ERA WHIP

Chicago Cubs @ Milwaukee Brewers
Miller Park, Milwaukee, WI
Fri Apr 08 2011, 7:11 PM - 10:07 PM CDT
Att: 34,310 - Roof Closed - 65 F

AB 40
R 7
H 12
RBI 7
BB 1
SO 8
LOB 15



WP: 1 PA: 41
PB: 0
SB: 0
CS: 0

Chicago Cubs @ Milwaukee Brewers
Miller Park, Milwaukee, WI
Fri Apr 08 2011, 7:11 PM - 10:07 PM CDT
Att: 34,310 - Roof Closed - 65 F

AB 32
R 4
H 8
RBI 4
BB 4
SO 8
LOB 14



WP: 0 PA: 38
PB: 0
SB: 0
CS: 0

Batter	1	2	3	4	5	6	7	8	9	AB	R	H	RBI	BB	SO	LOB	TOP										
28 Jeff Baker, R OBP: 0.421, SLG: 0.632			G5-3				L9			4	0	1	0	0	1	0	Chicago Cubs @ Milwaukee Brewers Miller Park, Milwaukee, WI Sat Apr 09 2011, 6:10 PM - 8:55 PM CDT Att: 42,478 - Roof Closed - 65 F										
62 Marcos Mateo, R (7, 1)								G5-3		4	0	1	0	0	0	0											
29 Jeff Samardzija, R (8, 1)										4	0	1	0	0	0	2											
13 Starlin Castro, R OBP: 0.389, SLG: 0.529	L8		G1					G5-3		4	0	1	0	0	0	0											
24 Marlon Byrd, R OBP: 0.314, SLG: 0.429			G6-3					G6-3		4	0	1	0	0	0	1											
16 Aramis Ramirez, R OBP: 0.382, SLG: 0.414							F9	F8		2	0	1	0	2	1	0											
18 Geovany Soto, R OBP: 0.310, SLG: 0.423										4	0	1	0	0	3	6											
22 Carlos Pena, L OBP: 0.318, SLG: 0.278										4	0	0	0	0	1	4											
12 Alfonso Soriano, R OBP: 0.313, SLG: 0.587		F8	G6-4-3							3	0	0	0	0	1	0											
5 Reed Johnson, R (1, 9)										2	0	0	0	0	2	0											
17 Matt Garza, R (1, 1)										0	0	0	0	0	0	0											
43 John Grabow, L (6, 1)										1	0	0	0	0	0	0											
15 Darwin Barney, R OBP: 0.267, SLG: 0.286										0	0	0	0	0	0	0											
Inning Stats	R: 0 H: 1 E: 0 K: 3 S: 16	H: 1 LOB: 3 BB: 1 P: 27	R: 0 H: 0 E: 0 K: 2 S: 8	H: 0 LOB: 0 BB: 0 P: 11	R: 0 H: 0 E: 0 K: 0 S: 6	H: 0 LOB: 0 BB: 0 P: 9	R: 0 H: 2 E: 0 K: 1 S: 9	H: 2 LOB: 1 BB: 0 P: 13	R: 0 H: 2 E: 0 K: 1 S: 10	H: 2 LOB: 2 BB: 0 P: 15	R: 0 H: 1 E: 0 K: 2 S: 9	H: 1 LOB: 1 BB: 0 P: 14	R: 0 H: 0 E: 0 K: 0 S: 5	H: 0 LOB: 0 BB: 0 P: 7	R: 0 H: 0 E: 0 K: 1 S: 7	H: 0 LOB: 0 BB: 1 P: 16	1B: 5 2B: 1 3B: 0 HR: 0	SF: 0 SAC: 0 DP: 2 HBP: 0	WP: 1 PB: 0 SB: 0 CS: 0	PA: 34							
PITCHER	IP	WLS	BF	H	R	ER	SO	BB	IBB	HBP	BLK	WP	HR	S	P	ERA	WHIP										
38 Chris Narveson, L ERA: 2.08	7.0	W	28	6	0	0	9	1	0	0	0	1	0	63	96	0.00	1.000										
54 Sean Green, R ERA: 5.14	1.0		3	0	0	0	0	0	0	0	0	0	0	6	8	0.00	0.000										
41 Marco Estrada, R ERA: 5.14	1.0		3	0	0	0	1	1	0	0	0	0	0	7	16	0.00	1.000										

AB	32
R	0
H	6
RBI	0
BB	2
SO	10
LOB	13



Batter	1	2	3	4	5	6	7	8	9	AB	R	H	RBI	BB	SO	LOB	BOTTOM										
23 Rickie Weeks Jr., R OBP: 0.341, SLG: 0.568										3	1	1	0	2	2	0	Chicago Cubs @ Milwaukee Brewers Miller Park, Milwaukee, WI Sat Apr 09 2011, 6:10 PM - 8:55 PM CDT Att: 42,478 - Roof Closed - 65 F										
2 Nyjer Morgan, L OBP: 0.294, SLG: 0.737	SH1-4									3	1	1	1	1	2	3											
8 Ryan Braun, R OBP: 0.500, SLG: 0.700										4	3	2	1	1	1	3											
28 Prince Fielder, L OBP: 0.459, SLG: 0.581										4	0	3	4	0	0	0											
14 Casey McGehee, R OBP: 0.243, SLG: 0.235	P4									4	0	0	0	0	1	3											
3 Yuniesky Betancourt, R OBP: 0.228, SLG: 0.297	G6-3									4	0	0	0	0	1	2											
25 Mark Kotsay, L OBP: 0.294, SLG: 0.200		G3-1								3	0	1	0	1	0	0											
27 Carlos Gómez, R OBP: 0.258, SLG: 0.310										0	1	0	0	0	0	0											
33 Wil Nieves, R OBP: 0.375, SLG: 0.308										2	0	0	0	2	2	0											
38 Chris Narveson, L (1, 1)										2	0	0	0	0	2	0											
54 Sean Green, R (8, 1)										0	0	0	0	0	0	0											
7 Jeremy Reed, L (8, PH)										1	0	0	0	0	1	2											
41 Marco Estrada, R (9, 1)										0	0	0	0	0	0	0											
Inning Stats	R: 2 H: 3 E: 0 K: 0 S: 16	H: 3 LOB: 1 BB: 0 P: 21	R: 0 H: 0 E: 0 K: 2 S: 9	H: 0 LOB: 0 BB: 0 P: 11	R: 2 H: 2 E: 0 K: 1 S: 13	H: 2 LOB: 1 BB: 1 P: 21	R: 0 H: 0 E: 0 K: 2 S: 7	H: 0 LOB: 0 BB: 0 P: 9	R: 1 H: 2 E: 0 K: 2 S: 17	H: 2 LOB: 1 BB: 0 P: 25	R: 0 H: 1 E: 0 K: 2 S: 10	H: 1 LOB: 3 BB: 2 P: 25	R: 0 H: 0 E: 0 K: 2 S: 11	H: 0 LOB: 0 BB: 0 P: 14	R: 1 H: 0 E: 0 K: 1 S: 13	H: 0 LOB: 3 BB: 4 P: 31	1B: 3 2B: 4 3B: 1 HR: 0	SF: 0 SAC: 2 DP: 0 HBP: 0	WP: 0 PB: 0 SB: 0 CS: 0	PA: 39							
PITCHER	IP	WLS	BF	H	R	ER	SO	BB	IBB	HBP	BLK	WP	HR	S	P	ERA	WHIP										
17 Matt Garza, R ERA: 5.68	5.2	L	28	8	5	5	8	2	1	0	0	0	0	69	107	7.94	1.765										
43 John Grabow, L ERA: 3.99	0.1		1	0	0	0	1	0	0	0	0	0	0	3	5	0.00	0.000										
62 Marcos Mateo, R ERA: 3.86	1.0		3	0	0	0	2	0	0	0	0	0	0	11	14	0.00	0.000										
29 Jeff Samardzija, R ERA: 9.0	1.0		7	0	1	1	1	4	0	0	0	0	0	13	31	9.00	4.000										

AB	30
R	6
H	8
RBI	6
BB	7
SO	12
LOB	13



Batter	1	2	3	4	5	6	7	8	9	AB	R	H	RBI	BB	SO	LOB	TOP								
23 Rickie Weeks Jr, R OBP: 0.360, SLG: 0.523										3	0	1	0	1	0	2									
27 Carlos Gómez, R OBP: 0.231, SLG: 0.306										3	0	0	1	0	0	2									
8 Ryan Braun, R OBP: 0.457, SLG: 0.684										4	1	1	0	0	1	1									
28 Prince Fielder, L OBP: 0.467, SLG: 0.718										4	1	1	3	0	0	1									
14 Casey McGehee, R OBP: 0.262, SLG: 0.316										3	0	0	0	1	1	0									
50 Kameron Loe, R										0	0	0	0	0	0	0									
57 Mitch Stetter, L										0	0	0	0	0	0	0									
25 Mark Kotsay, L OBP: 0.304, SLG: 0.250										3	0	0	0	0	0	1									
2 Nyjer Morgan, L OBP: 0.500, SLG: 0.700										1	1	0	0	0	0	0									
3 Yuniesky Betancourt, R OBP: 0.256, SLG: 0.297										4	1	1	1	0	0	1									
20 Jonathan Lucroy, R OBP: 0.250, SLG: 0.500										4	1	1	0	0	1	2									
18 Shaun Marcum, R OBP: 0.143, SLG: 0.143										3	1	1	1	0	0	1									
21 Zach Braddock, L										0	0	0	0	0	0	0									
30 Craig Counsell, L										0	0	0	0	0	0	0									
Inning Stats	R: 0 E: 0 K: 0 S: 9	H: 0 LOB: 1 BB: 1 P: 15	R: 0 E: 0 K: 0 S: 7	H: 0 LOB: 0 BB: 0 P: 10	R: 0 E: 0 K: 0 S: 4	H: 0 LOB: 0 BB: 0 P: 9	R: 0 E: 0 K: 0 S: 5	H: 0 LOB: 0 BB: 0 P: 6	R: 0 E: 0 K: 0 S: 7	H: 0 LOB: 0 BB: 1 P: 14	R: 4 E: 0 K: 0 S: 12	H: 4 LOB: 0 BB: 0 P: 18	R: 2 E: 1 K: 0 S: 12	H: 2 LOB: 1 BB: 0 P: 17	R: 0 E: 0 K: 1 S: 8	H: 0 LOB: 0 BB: 0 P: 12	R: 0 E: 0 K: 1 S: 9	H: 0 LOB: 0 BB: 0 P: 13	1B: 3 2B: 2 3B: 0 HR: 1	SF: 1 SAC: 0 DP: 0 HBP: 0	WP: 0 PB: 0 CS: 1	PA: 35			
PITCHER	IP	WLS	BF	H	R	ER	SO	BB	IBB	HBP	BLK	WP	HR	S	P	ERA	WHIP								
29 Kevin Correia, R ERA: 2.7	6.0	L	25	5	6	4	1	2	0	0	0	0	1	48	78	6.00	1.167								
60 Michael Crotta, R ERA: 1.93	1.0		4	1	0	0	0	0	0	0	0	0	0	8	11	0.00	1.000								
30 Chris Resop, R ERA: 2.7	1.0		3	0	0	0	1	0	0	0	0	0	0	8	12	0.00	0.000								
47 Evan Meek, R ERA: 9.82	1.0		3	0	0	0	1	0	0	0	0	0	0	9	13	0.00	0.000								

Milwaukee Brewers @ Pittsburgh Pirates
PNC Park, Pittsburgh, PA
Wed Apr 13 2011, 7:08 PM - 9:44 PM EDT
Att: 8,755 - Partly Cloudy - 54 F

AB 32
R 6
H 6
RBI 6
BB 2
SO 3
LOB 11



Batter	1	2	3	4	5	6	7	8	9	AB	R	H	RBI	BB	SO	LOB	BOTTOM								
31 Jose Tabata, R OBP: 0.460, SLG: 0.525										2	0	0	0	2	1	0									
18 Neil Walker, S OBP: 0.333, SLG: 0.477										4	0	0	0	0	1	3									
22 Andrew McCutchen, R OBP: 0.316, SLG: 0.436										4	0	0	0	0	0	3									
37 Lyle Overbay, L OBP: 0.333, SLG: 0.405										4	0	1	0	0	0	0									
23 Matt Diaz, R OBP: 0.263, SLG: 0.263										4	0	2	0	0	0	0									
24 Pedro Alvarez, L OBP: 0.250, SLG: 0.222										4	0	1	0	0	1	2									
41 Ryan Doumit, S OBP: 0.267, SLG: 0.414										3	0	0	0	0	0	4									
5 Ronny Cedeno, R OBP: 0.235, SLG: 0.167										2	0	0	0	1	1	2									
29 Kevin Correia, R										2	0	0	0	0	1	0									
60 Michael Crotta, R										0	0	0	0	0	0	0									
30 Chris Resop, R										0	0	0	0	0	0	0									
51 Steve Pearce, R OBP: 0.286, SLG: 0.286										1	0	0	0	0	1										
47 Evan Meek, R										0	0	0	0	0	0										
Inning Stats	R: 0 E: 0 K: 1 S: 9	H: 0 LOB: 0 BB: 0 P: 15	R: 0 E: 0 K: 0 S: 5	H: 0 LOB: 0 BB: 0 P: 9	R: 0 E: 0 K: 2 S: 9	H: 0 LOB: 0 BB: 0 P: 13	R: 0 E: 0 K: 0 S: 8	H: 0 LOB: 0 BB: 0 P: 16	R: 0 E: 0 K: 1 S: 8	H: 2 LOB: 2 BB: 0 P: 12	R: 0 E: 0 K: 0 S: 8	H: 0 LOB: 1 BB: 1 P: 13	R: 0 E: 0 K: 0 S: 10	H: 2 LOB: 1 BB: 0 P: 16	R: 0 E: 0 K: 1 S: 17	H: 0 LOB: 2 BB: 2 P: 33	R: 0 E: 0 K: 0 S: 11	H: 0 LOB: 0 BB: 0 P: 16	1B: 4 2B: 0 3B: 0 HR: 0	SF: 0 SAC: 0 DP: 1 HBP: 0	WP: 1 PB: 0 CS: 0	PA: 33			
PITCHER	IP	WLS	BF	H	R	ER	SO	BB	IBB	HBP	BLK	WP	HR	S	P	ERA	WHIP								
18 Shaun Marcum, R ERA: 2.55	7.0	W	25	4	0	0	0	1	0	0	0	0	0	57	94	0.00	0.714								
21 Zach Braddock, L ERA: 2.45	0.1		3	0	0	0	0	2	0	0	0	1	0	7	18	0.00	6.000								
50 Kameron Loe, R ERA: 1.35	0.2		2	0	0	0	1	0	0	0	0	0	0	10	15	0.00	0.000								
57 Mitch Stetter, L ERA: 3.86	1.0		3	0	0	0	0	0	0	0	0	0	0	11	16	0.00	0.000								

Milwaukee Brewers @ Pittsburgh Pirates
PNC Park, Pittsburgh, PA
Wed Apr 13 2011, 7:08 PM - 9:44 PM EDT
Att: 8,755 - Partly Cloudy - 54 F

AB 30
R 0
H 4
RBI 0
BB 3
SO 5
LOB 15



Batter	1	2	3	4	5	6	7	8	9	AB	R	H	RBI	BB	SO	LOB	TOP										
23 Rickie Weeks Jr, R OBP: 0.352, SLG: 0.500										4	1	1	0	0	0	1	Milwaukee Brewers @ Pittsburgh Pirates PNC Park, Pittsburgh, PA Thu Apr 14 2011, 7:07 PM - 9:55 PM EDT Att: 10,517 - Partly Cloudy - 67 F										
27 Carlos Gómez, R OBP: 0.233, SLG: 0.300										4	0	1	0	0	2	1											
8 Ryan Braun, R OBP: 0.460, SLG: 0.650										2	1	0	0	2	0	1											
28 Prince Fielder, L OBP: 0.449, SLG: 0.674										4	0	1	1	0	2	2											
14 Casey McGehee, R OBP: 0.283, SLG: 0.341										3	1	1	0	1	0	2											
3 Yuniesky Betancourt, R OBP: 0.256, SLG: 0.300										3	1	1	1	0	0	1											
22 Erick Almonte, R OBP: 0.077, SLG: 0.308										3	0	0	0	0	1	2											
2 Nyjer Morgan, L OBP: 0.522, SLG: 0.762										1	0	1	1	0	0	0											
20 Jonathan Lucroy, R OBP: 0.250, SLG: 0.375										4	0	1	0	0	0	0											
43 Randy Wolf, L OBP: 0.167, SLG: 0.333										3	0	0	0	0	2	1											
50 Kameron Loe, R										0	0	0	0	0	0	0											
30 Craig Counsell, L										1	0	0	0	0	0	0											
59 John Axford, R										0	0	0	0	0	0	0											
Inning Stats	R: 2 H: 2 E: 0 K: 2 S: 15	H: 2 LOB: 2 BB: 2 P: 28	R: 0 H: 0 E: 0 K: 0 S: 6	H: 0 LOB: 0 BB: 0 P: 8	R: 0 H: 1 E: 0 K: 1 S: 8	H: 1 LOB: 1 BB: 0 P: 11	R: 0 H: 0 E: 0 K: 0 S: 5	H: 0 LOB: 0 BB: 0 P: 6	R: 0 H: 0 E: 0 K: 1 S: 10	H: 0 LOB: 0 BB: 0 P: 16	R: 0 H: 1 E: 0 K: 1 S: 13	H: 1 LOB: 1 BB: 0 P: 17	R: 0 H: 0 E: 0 K: 1 S: 8	H: 0 LOB: 0 BB: 0 P: 12	R: 2 H: 3 E: 1 K: 0 S: 11	H: 3 LOB: 0 BB: 0 P: 15	1B: 5 2B: 2 3B: 0 HR: 0	SF: 1 SAC: 0 DP: 0 HBP: 0	WP: 0 PB: 0 SB: 1 CS: 0	PA: 36							
PITCHER	IP	WLS	BF	H	R	ER	SO	BB	IBB	HBP	BLK	WP	HR	S	P	ERA	WHIP										
28 Paul Maholm, L ERA: 2.33	7.0	L	28	4	2	2	6	3	0	0	0	0	0	64	98	2.57	1.000										
43 Jose Veras, R ERA: 5.79	1.0		3	0	0	0	1	0	0	0	0	0	0	8	12	0.00	0.000										
Joel Hanrahan, R ERA: 3.68	1.0		5	3	2	2	0	0	0	0	0	0	0	11	15	18.00	3.000										

Batter	1	2	3	4	5	6	7	8	9	AB	R	H	RBI	BB	SO	LOB	BOTTOM										
31 Jose Tabata, R OBP: 0.444, SLG: 0.488										3	0	0	0	1	3	1	Milwaukee Brewers @ Pittsburgh Pirates PNC Park, Pittsburgh, PA Thu Apr 14 2011, 7:07 PM - 9:55 PM EDT Att: 10,517 - Partly Cloudy - 67 F										
18 Neil Walker, S OBP: 0.327, SLG: 0.479										4	0	1	0	0	0	2											
22 Andrew McCutchen, R OBP: 0.333, SLG: 0.415										2	1	0	0	2	1	2											
23 Matt Diaz, R OBP: 0.217, SLG: 0.217										4	0	0	0	0	2	4											
51 Steve Pearce, R OBP: 0.273, SLG: 0.273										4	0	1	0	0	1	0											
37 Lyle Overbay, L OBP: 0.327, SLG: 0.391										4	0	1	0	0	2	2											
19 Chris Snyder, R										2	0	0	0	1	1	1											
41 Ryan Doumit, S OBP: 0.290, SLG: 0.414										0	0	0	0	1	0	0											
5 Ronny Cedeno, R OBP: 0.250, SLG: 0.188										2	0	1	0	0	1	1											
14 John Bowker, L OBP: 0.250, SLG: 0.143										1	0	0	0	0	0	1											
10 Joshua Rodriguez, R										1	0	0	0	0	1	2											
28 Paul Maholm, L OBP: 0.167, SLG: 0.167										1	0	0	0	0	1	1											
43 Jose Veras, R										0	0	0	0	0	0	0											
24 Pedro Alvarez, L OBP: 0.245, SLG: 0.217										1	0	0	0	0	1	0											
Joel Hanrahan, R										0	0	0	0	0	0	0											
Inning Stats	R: 0 H: 0 E: 0 K: 1 S: 10	H: 0 LOB: 1 BB: 1 P: 17	R: 0 H: 0 E: 0 K: 1 S: 7	H: 0 LOB: 0 BB: 0 P: 11	R: 0 H: 1 E: 0 K: 1 S: 11	H: 1 LOB: 1 BB: 0 P: 16	R: 0 H: 0 E: 0 K: 1 S: 8	H: 0 LOB: 0 BB: 1 P: 16	R: 0 H: 1 E: 0 K: 2 S: 12	H: 1 LOB: 1 BB: 0 P: 17	R: 0 H: 0 E: 0 K: 1 S: 10	H: 0 LOB: 0 BB: 1 P: 19	R: 0 H: 0 E: 0 K: 2 S: 7	H: 0 LOB: 0 BB: 0 P: 12	R: 1 H: 1 E: 0 K: 0 S: 19	H: 1 LOB: 2 BB: 2 P: 30	1B: 3 2B: 1 3B: 0 HR: 0	SF: 0 SAC: 1 DP: 0 HBP: 0	WP: 1 PB: 0 SB: 1 CS: 1	PA: 35							
PITCHER	IP	WLS	BF	H	R	ER	SO	BB	IBB	HBP	BLK	WP	HR	S	P	ERA	WHIP										
43 Randy Wolf, L ERA: 4.32	6.2	W	24	3	0	0	0	2	0	0	0	0	0	70	107	0.00	0.750										
50 Kameron Loe, R ERA: 1.13	1.1	H	5	0	0	0	2	1	0	0	0	0	0	10	21	0.00	0.750										
59 John Axford, R ERA: 8.44	1.0		6	1	1	1	2	2	0	0	0	1	0	19	30	9.00	3.000										



Batter	1	2	3	4	5	6	7	8	9	AB	R	H	RBI	BB	SO	LOB	TOP						
23 Rickie Weeks Jr. R (1.4) OBP: 0.359, SLG: 0.552										5	1	1	0	0	2	5	Milwaukee Brewers @ Washington Nationals Nationals Park, Washington, DC Sun Apr 17 2011, 1:38 PM - 4:37 PM EDT Sunny - 57 F						
30 Craig Counsell, L (1.6) OBP: 0.200, SLG: 0.077										4	0	1	0	1	0	4							
8 Ryan Braun, R (1.7) OBP: 0.450, SLG: 0.583										4	0	1	1	1	0	3							
28 Prince Fielder, L (1.3) OBP: 0.407, SLG: 0.577										5	0	1	1	0	1	4							
14 Casey McGehee, R (1.5) OBP: 0.321, SLG: 0.373										5	1	3	1	0	1	2							
25 Mark Kotsay, L (1.9) OBP: 0.333, SLG: 0.292										4	0	2	0	0	0	2							
20 Jonathan Lucroy, R (1.2) OBP: 0.286, SLG: 0.357										4	0	1	0	0	1	4							
27 Carlos Gómez, R (1.8) OBP: 0.269, SLG: 0.298										3	1	1	0	1	1	1							
49 Yovani Gallardo, R (1.1) OBP: 0.250, SLG: 0.250										2	0	1	1	0	1	0							
57 Mitch Stetter, L (6.1) ERA: 4.65										0	0	0	0	0	0	0							
2 Nyjer Morgan, L (7.7) OBP: 0.503, SLG: 0.727										0	0	0	0	0	0	0							
61 Brandon Kintzler, R (7.1) ERA: 2.7										0	0	0	0	0	0	0							
16 George Kottaras, L (9.7) OBP: 0.330, SLG: 0.389										1	1	1	0	0	0	0							
Inning Stats	R: 1 E: 0 K: 1 S: 12	H: 3 LOB: 2 BB: 0 P: 16	R: 0 E: 0 K: 2 S: 7	H: 0 LOB: 0 BB: 0 P: 8	R: 0 E: 0 K: 1 S: 12	H: 1 LOB: 1 BB: 0 P: 18	R: 1 E: 0 K: 0 S: 13	H: 4 LOB: 3 BB: 0 P: 18	R: 0 E: 0 K: 0 S: 6	H: 1 LOB: 0 BB: 0 P: 9	R: 0 E: 0 K: 0 S: 6	H: 0 LOB: 0 BB: 0 P: 10	R: 0 E: 0 K: 0 S: 6	H: 0 LOB: 0 BB: 0 P: 13	R: 0 E: 0 K: 1 S: 14	H: 2 LOB: 2 BB: 1 P: 20	R: 2 E: 0 K: 2 S: 17	H: 2 LOB: 2 BB: 2 P: 31	1B: 13 2B: 0 3B: 0 HR: 0	SF: 0 SAC: 0 DP: 2 HBP: 0	WP: 0 PB: 0 CS: 0	PA: 41	
PITCHER	IP: 7.0 WLS: W BF: 30	H: 9 R: 2 ER: 2 SO: 4	BB: 1 IBB: 0 HBP: 0 BLK: 0	WP: 0 HR: 0 S: 68 P: 100	ERA: 2.57 WHIP: 1.429	IP: 8.1 WLS: 0.2 BF: 3	H: 2 R: 0 ER: 0 SO: 0	BB: 0 IBB: 0 HBP: 0 BLK: 0	WP: 0 HR: 0 S: 7 P: 9	ERA: 0.00 WHIP: 3.000	IP: 8.1 WLS: 0.2 BF: 5	H: 1 R: 2 ER: 2 SO: 2	BB: 2 IBB: 0 HBP: 0 BLK: 0	WP: 0 HR: 0 S: 11 P: 21	ERA: 27.00 WHIP: 4.500	IP: 9.1 WLS: 0.2 BF: 3	H: 1 R: 0 ER: 0 SO: 1	BB: 0 IBB: 0 HBP: 0 BLK: 0	WP: 0 HR: 0 S: 9 P: 13	ERA: 0.00 WHIP: 1.500			

AB	38
R	4
H	13
RBI	4
BB	3
SO	7
LOB	25



Batter	1	2	3	4	5	6	7	8	9	AB	R	H	RBI	BB	SO	LOB	BOTTOM			
8 Danny Espinosa, S (1.4) OBP: 0.353, SLG: 0.475										4	1	1	3	0	0	0	Milwaukee Brewers @ Washington Nationals Nationals Park, Washington, DC Sun Apr 17 2011, 1:38 PM - 4:37 PM EDT Sunny - 57 F			
43 Rick Ankiel, L (1.8) OBP: 0.271, SLG: 0.278										4	0	2	0	0	1	0				
28 Jayson Werth, R (1.9) OBP: 0.302, SLG: 0.382										4	1	1	0	0	1	2				
25 Adam LaRoche, L (1.3) OBP: 0.308, SLG: 0.283										4	0	1	0	0	1	1				
38 Michael Morse, R (1.7) OBP: 0.286, SLG: 0.229										2	1	1	1	0	0	0				
19 Laynce Nix, L (7.7) OBP: 0.286, SLG: 0.400										1	0	0	0	0	1	0				
6 Ian Desmond, R (1.6) OBP: 0.250, SLG: 0.375										4	2	2	1	0	1	1				
7 Ivan Rodriguez, R (1.2) OBP: 0.185, SLG: 0.308										4	1	1	3	0	1	0				
13 Alex Cora, L (1.5) OBP: 0.353, SLG: 0.214										3	1	1	0	0	1	0				
21 Jason Marguis, L (1.1) OBP: 0.286, SLG: 0.286										3	1	1	0	0	0	0				
45 Doug Slaten, L (8.1) ERA: 2.7										0	0	0	0	0	0	0				
57 Chad Gaudin, R (8.1) ERA: 2.7										0	0	0	0	0	0	0				
36 Tyler Clippard, R (9.1) ERA: 1.64										0	0	0	0	0	0	0				
Inning Stats	R: 0 E: 0 K: 2 S: 15	H: 1 LOB: 1 BB: 0 P: 23	R: 0 E: 0 K: 2 S: 8	H: 0 LOB: 0 BB: 0 P: 10	R: 0 E: 0 K: 1 S: 9	H: 0 LOB: 0 BB: 0 P: 14	R: 1 E: 0 K: 0 S: 13	H: 2 LOB: 1 BB: 0 P: 22	R: 3 E: 0 K: 0 S: 14	H: 4 LOB: 0 BB: 0 P: 20	R: 3 E: 0 K: 0 S: 18	H: 3 LOB: 0 BB: 0 P: 27	R: 0 E: 0 K: 1 S: 10	H: 0 LOB: 0 BB: 0 P: 16	R: 1 E: 0 K: 1 S: 10	H: 1 LOB: 0 BB: 0 P: 13	1B: 7 2B: 1 3B: 0 HR: 3	SF: 1 SAC: 0 DP: 1 HBP: 0	WP: 1 PB: 0 CS: 0	PA: 34
PITCHER	IP: 5.1 WLS: L BF: 25	H: 10 R: 7 ER: 7 SO: 5	BB: 0 IBB: 0 HBP: 0 BLK: 0	WP: 0 HR: 2 S: 17 P: 107	ERA: 11.81 WHIP: 1.875	IP: 6.1 WLS: 0.2 BF: 2	H: 0 R: 0 ER: 0 SO: 0	BB: 0 IBB: 0 HBP: 0 BLK: 0	WP: 0 HR: 0 S: 7 P: 9	ERA: 0.00 WHIP: 0.000	IP: 7.1 WLS: 2.0 BF: 7	H: 1 R: 1 ER: 1 SO: 2	BB: 0 IBB: 0 HBP: 0 BLK: 0	WP: 0 HR: 1 S: 20 P: 29	ERA: 4.50 WHIP: 0.500					

AB	33
R	8
H	11
RBI	8
BB	0
SO	7
LOB	4



Batter	1	2	3	4	5	6	7	8	9	AB	R	H	RBI	BB	SO	LOB	TOP			
23 Rickie Weeks Jr. R OBP: 0.533, SLG: 0.532	F9		F8					G5-3		4	0	1	0	0	0	1	Milwaukee Brewers @ Washington Nationals Nationals Park, Washington, DC Sun Apr 17 2011, 5:17 PM - 7:53 PM EDT Att: 23,047 - Sunny - 64 F			
27 Carlos Gómez, R OBP: 0.250, SLG: 0.275	F8			G5-3	K			G6-3		4	0	0	0	0	1					
8 Ryan Braun, R OBP: 0.453, SLG: 0.615	G5-3			L7						4	0	2	0	0	0					
28 Prince Fielder, L OBP: 0.397, SLG: 0.571		L8		14 1B 3 1B				F7		4	1	1	0	0	2					
14 Casey McGehee, R OBP: 0.317, SLG: 0.364		K			3 1B			F8		4	0	1	0	0	2					
3 Yuniesky Betancourt, R OBP: 0.250, SLG: 0.271										4	0	1	1	0	1					
16 George Kottaras, L OBP: 0.292, SLG: 0.318			G3	G1-3						4	0	0	0	0	2					
22 Erick Almonte, R OBP: 0.100, SLG: 0.250			L4		G5-3			F9		3	0	0	0	0	0					
41 Marco Estrada, R OBP: 0.250, SLG: 0.250					G6-3					2	0	1	0	0	0					
30 Craig Counsell, L (7, PH) OBP: 0.168, SLG: 0.071										1	0	0	0	0	0					
50 Kameron Loe, R (7, 1)										0	0	0	0	0	0					
21 Zach Braddock, L (7, 1)										0	0	0	0	0	0					
54 Sean Green, R (8, 1)										0	0	0	0	0	0					
Inning Stats	R: 0 E: 0 K: 0 S: 5	H: 0 LOB: 0 BB: 0 P: 7	R: 0 E: 0 K: 1 S: 6	H: 0 LOB: 0 BB: 0 P: 9	R: 0 E: 0 K: 0 S: 9	H: 1 LOB: 1 BB: 0 P: 14	R: 1 E: 0 K: 0 S: 14	H: 3 LOB: 2 BB: 0 P: 21	R: 0 E: 0 K: 1 S: 9	H: 1 LOB: 1 BB: 0 P: 16	R: 0 E: 0 K: 0 S: 12	H: 0 LOB: 0 BB: 0 P: 7	R: 0 E: 0 K: 0 S: 9	H: 1 LOB: 1 BB: 0 P: 10	R: 0 E: 0 K: 1 S: 8	H: 0 LOB: 0 BB: 0 P: 11	1B: 5 2B: 1 3B: 1 HR: 0	SF: 0 SAC: 0 DP: 0 HBP: 0	WP: 0 PB: 0 CS: 0	PA: 34
PITCHER	IP WLS BF H R ER SO BB IBB HBP BLK WP HR S P ERA WHIP	7.0 W 27 6 1 1 3 0 0 0 0 0 0 58 88 1.29 0.857	2.0 S 7 1 0 0 1 0 0 0 0 0 0 17 23 0.00 0.500																	

AB	34
R	1
H	7
RBI	1
BB	0
SO	4
LOB	8



Batter	1	2	3	4	5	6	7	8	9	AB	R	H	RBI	BB	SO	LOB	BOTTOM				
8 Danny Espinosa, S OBP: 0.364, SLG: 0.512	P5		L6							3	0	1	3	0	0	Milwaukee Brewers @ Washington Nationals Nationals Park, Washington, DC Sun Apr 17 2011, 5:17 PM - 7:53 PM EDT Att: 23,047 - Sunny - 64 F					
43 Rick Ankiel, L OBP: 0.286, SLG: 0.298	25 PB 2B		G3-1		HBP					3	0	1	0	1	2						
38 Michael Morse, R OBP: 0.283, SLG: 0.231										4	0	1	0	0	2						
22 Drew Storen, S (8, 1)	K		K							0	0	0	0	0	0						
25 Adam LaRoche, L OBP: 0.339, SLG: 0.367										3	1	2	1	1	0						
3 Wilson Ramos, R OBP: 0.500, SLG: 0.483										4	0	0	0	0	1						
19 Lance Nix, L OBP: 0.280, SLG: 0.375										4	0	1	0	0	1						
6 Ian Desmond, R OBP: 0.266, SLG: 0.383										4	1	2	0	0	2						
15 Jerry Hairston, R OBP: 0.267, SLG: 0.308										3	2	3	1	1	0						
61 Livan Hernandez, R (1, 1)										2	0	0	0	0	1						
12 Matt Stairs, L (7, PH)										1	1	0	0	0	3						
13 Alex Cora, L OBP: 0.333, SLG: 0.200										1	0	0	0	0	2						
Inning Stats	R: 0 E: 0 K: 2 S: 16	H: 1 LOB: 2 BB: 1 P: 28	R: 1 E: 0 K: 3 S: 11	H: 1 LOB: 0 BB: 0 P: 17	R: 0 E: 0 K: 1 S: 9	H: 0 LOB: 0 BB: 0 P: 16	R: 0 E: 0 K: 0 S: 6	H: 0 LOB: 0 BB: 0 P: 6	R: 0 E: 0 K: 0 S: 10	H: 1 LOB: 2 BB: 0 P: 18	R: 0 E: 0 K: 0 S: 7	H: 2 LOB: 0 BB: 0 P: 11	R: 3 E: 0 K: 0 S: 20	H: 4 LOB: 1 BB: 1 P: 30	R: 1 E: 0 K: 0 S: 13	H: 2 LOB: 2 BB: 1 P: 25	1B: 6 2B: 2 3B: 1 HR: 2	SF: 0 SAC: 0 DP: 2 HBP: 1	WP: 0 PB: 1 CS: 0	PA: 36	
PITCHER	IP WLS BF H R ER SO BB IBB HBP BLK WP HR S P ERA WHIP	6.0 L 5 4 3 3 0 0 0 0 0 0 0 11 15 81.00 12.000	1.1 6 2 1 1 0 1 0 0 0 0 1 20 34 6.75 2.250	0.1 2 0 0 0 0 1 0 0 0 0 0 2 6 0.00 3.000																	

AB	32
R	5
H	11
RBI	5
BB	3
SO	7
LOB	14



Batter	1	2	3	4	5	6	7	8	9	10	11	12	AB	R	H	RBI	BB	SO	LOB	TOP									
23 Rickie Weeks Jr., R OBP: 0.338, SLG: 0.493	G6-3		G1-3		G5-3		P3		P3			27 SH 8 SF8 BB	5	1	0	0	1	0	3										
27 Carlos Gómez, R OBP: 0.262, SLG: 0.286	G6-3		8 1B		G5-3		K					14 WP 3 SF7 28 HBP	5	2	2	1	0	1	2										
8 Ryan Braun, R OBP: 0.471, SLG: 0.625	1B		2H 1B									SF8	4	1	3	2	1	0	1										
28 Prince Fielder, L OBP: 0.391, SLG: 0.557	K		F7		K							3H 3 SF7 14 WP 20 1B HBP	5	1	1	0	0	3	4										
14 Casey McGehee, R OBP: 0.318, SLG: 0.367	E6		3-1-6-3		2B		P6		G6-3			20 1B 3 SF7 IBB	5	0	1	0	1	0	2										
3 Yunesky Betancourt, R OBP: 0.224, SLG: 0.245	G1-6-3		1-2		G6-3		G5-3		G5-3			SF7	5	0	0	2	0	0	3										
25 Mark Kotsay, L OBP: 0.333, SLG: 0.250	K		F7		F7		F7					20 1B IBB	4	0	0	0	2	1	1										
20 Jonathan Lucroy, R OBP: 0.400, SLG: 0.421	18 SH3 27 1B		G5-3				18 SH1-4		K			33 3B-6 BB	5	1	3	1	1	1	3										
18 Shaun Marcum, R ERA: 3.26	23 G5-3 1B		SH3		SH1-4		F8		F8			G3-6	1	0	0	0	0	0	0										
Inning Stats	R: 0 E: 0 K: 1 S: 11	H: 1 LOB: 1 BB: 0 P: 14	R: 0 E: 1 K: 1 S: 8	H: 0 LOB: 0 BB: 0 P: 13	R: 2 E: 0 K: 0 S: 11	H: 3 LOB: 1 BB: 0 P: 16	R: 0 E: 0 K: 0 S: 9	H: 1 LOB: 1 BB: 0 P: 10	R: 0 E: 0 K: 1 S: 14	H: 1 LOB: 2 BB: 1 P: 23	R: 0 E: 0 K: 1 S: 11	H: 1 LOB: 1 BB: 0 P: 15	R: 1 E: 0 K: 1 S: 10	H: 2 LOB: 2 BB: 1 P: 19	R: 0 E: 0 K: 1 S: 6	H: 0 LOB: 0 BB: 0 P: 9	R: 0 E: 0 K: 0 S: 7	H: 0 LOB: 0 BB: 1 P: 13	R: 3 E: 1 K: 0 S: 9	H: 1 LOB: 2 BB: 3 P: 27	1B: 9 2B: 2 3B: 0 HR: 0	SF: 2 SAC: 3 DP: 2 HBP: 1	WP: 1 PB: 0 SB: 1 CS: 0	PA: 53					
PITCHER	IP 7.0	WLS 29	BF 29	H 7	R 2	ER 2	SO 4	BB 0	IBB 0	HBP 0	BLK 0	WP 0	HR 0	S 69	P 98	ERA 9.00	WHIP 2.00												
56 Joe Blanton, R ERA: 7.27	46 Ryan Madson, R ERA: 1.5	16 J.C. Romero, L ERA: 3.86	57 David Herndon, R ERA: 5.14	52 Jose Contreras, R ERA:	PITCHER	IP 11.1	WLS 3	BF 10	H 0	R 0	ER 0	SO 7	BB 1	IBB 0	HBP 0	BLK 0	WP 0	HR 0	S 70	P 13	ERA 0.00	WHIP 1.00							
37 Antonio Bastardo, L ERA:	38 Kyle Kendrick, R ERA: 3.0	38 Kyle Kendrick, R ERA: 3.0			PITCHER	IP 12.1	WLS 1	BF 8	H 1	R 3	ER 1	SO 0	BB 1	IBB 2	HBP 1	BLK 0	WP 0	HR 0	S 9	P 27	ERA 9.00	WHIP 2.00							

Milwaukee Brewers @ Philadelphia Phillies
Citizens Bank Park, Philadelphia, PA
Mon Apr 18 2011, 7:10 PM - 11:14 PM EDT
Att. 45,637 - Partly Cloudy - 63 F

AB 41
R 6
H 11
RBI 6
BB 6
SO 6
LOB 20



Batter	1	2	3	4	5	6	7	8	9	10	11	12	AB	R	H	RBI	BB	SO	LOB	BOTTOM								
8 Shane Victorino, S OBP: 0.354, SLG: 0.459	K		G1-3		P5		FC3		K			6 DI 11 BB 1B	6	0	1	1	0	2	2									
27 Placido Polanco, R OBP: 0.420, SLG: 0.484	11 E 6 1B		1B		G2-3		L1-6-4					L9	5	1	2	0	1	0	3									
11 Jimmy Rollins, S OBP: 0.338, SLG: 0.339	FC4 6 1B		F8		G3		L6		P6			BB	5	0	0	0	1	0	4									
6 Ryan Howard, L OBP: 0.343, SLG: 0.517	1-2 2H 1B		F7									BB	6	0	2	1	0	1	3									
10 Ben Francisco, R OBP: 0.317, SLG: 0.386	K		G5-3						L8			F9	6	0	0	0	0	2	5									
29 Raul Ibanez, L OBP: 0.282, SLG: 0.317	G3		21 1B						FC4-6			K	5	0	1	0	0	2	3									
51 Carlos Ruiz, R OBP: 0.352, SLG: 0.479	G1-3		L7						G6-3			F9	4	1	0	0	1	0	1									
21 Wilson Valdez, R OBP: 0.362, SLG: 0.386	G6-3		G6-3		E5 7 1B 8 FC3		SH1-3		SH1-3			G4-3	4	1	1	0	0	0	0									
66 Joe Blanton, R ERA: 7.27	54 Sean Green, R ERA: 3.0	52 Sergio Mitre, R ERA: 3.86	50 Kameron Loe, R ERA: 3.86	59 John Axford, R ERA: 8.53	PITCHER	IP 10.1	WLS 2	BF 8	H 1	R 0	ER 0	SO 1	BB 0	IBB 0	HBP 0	BLK 0	WP 0	HR 0	S 67	P 102	ERA 0.00	WHIP 0.833						
57 Mitch Stetter, L ERA: 3.08	61 Brandon Kintzler, R ERA: 3.38	61 Brandon Kintzler, R ERA: 3.38			PITCHER	IP 11.1	WLS 2	BF 8	H 1	R 0	ER 0	SO 0	BB 0	IBB 0	HBP 0	BLK 0	WP 0	HR 0	S 69	P 10	ERA 0.00	WHIP 0.000						

Milwaukee Brewers @ Philadelphia Phillies
Citizens Bank Park, Philadelphia, PA
Mon Apr 18 2011, 7:10 PM - 11:14 PM EDT
Att. 45,637 - Partly Cloudy - 63 F

AB 46
R 3
H 9
RBI 3
BB 3
SO 7
LOB 23



Batter	1	2	3	4	5	6	7	8	9	AB	R	H	RBI	BB	SO	LOB	TOP								
23 Rickie Weeks Jr, R OBP: 0.342, SLG: 0.486											5	1	2	0	0	2	2	Milwaukee Brewers @ Philadelphia Phillies Citizens Bank Park, Philadelphia, PA Tue Apr 19 2011, 7:08 PM - 9:48 PM EDT Att: 45,408 - Cloudy - 56 F							
27 Carlos Gómez, R OBP: 0.242, SLG: 0.262										5	0	0	0	0	1	2									
8 Ryan Braun, R 21 Zach Braddock, L 58 Mike McLendon, R										3	3	2	1	2	0	0	0								
28 Prince Fielder, L OBP: 0.419, SLG: 0.569										4	1	3	1	1	0	2									
14 Casey McGehee, R OBP: 0.310, SLG: 0.400										5	1	1	3	0	0	4									
25 Mark Kotsay, L OBP: 0.342, SLG: 0.250										4	1	1	1	1	0	0									
3 Yuniesky Betancourt, R OBP: 0.239, SLG: 0.276										5	2	2	0	0	0	2									
16 George Kottaras, L OBP: 0.310, SLG: 0.308										4	0	1	1	1	0	2									
43 Randy Wolf, L 22 Erick Almonte, R 54 Sean Green, R 30 Craig Counsell, L										2	0	0	0	0	0	1									
Inning Stats	R: 0 E: 0 K: 0 S: 11	H: 2 LOB: 1 BB: 0 P: 15	R: 1 E: 0 K: 0 S: 14	H: 2 LOB: 1 BB: 2 P: 22	R: 1 E: 0 K: 1 S: 10	H: 2 LOB: 0 BB: 0 P: 13	R: 0 E: 0 K: 0 S: 10	H: 0 LOB: 0 BB: 0 P: 15	R: 0 E: 0 K: 1 S: 8	H: 0 LOB: 2 BB: 1 P: 11	R: 1 E: 0 K: 0 S: 10	H: 2 LOB: 2 BB: 1 P: 18	R: 6 E: 1 K: 2 S: 20	H: 5 LOB: 2 BB: 3 P: 41	R: 0 E: 0 K: 0 S: 4	H: 0 LOB: 0 BB: 0 P: 9	R: 0 E: 0 K: 0 S: 7		H: 0 LOB: 0 BB: 0 P: 10	1B: 10 2B: 1 3B: 0 HR: 2	SF: 0 2B: 1 3B: 0 DP: 0 HBP: 0	WP: 0 PB: 0 CS: 2	PA: 44		
PITCHER	IP WLS BF H R ER SO BB IBB HBP BLK WP HR S P ERA WHIP	IP WLS BF H R ER SO BB IBB HBP BLK WP HR S P ERA WHIP	IP WLS BF H R ER SO BB IBB HBP BLK WP HR S P ERA WHIP	IP WLS BF H R ER SO BB IBB HBP BLK WP HR S P ERA WHIP	IP WLS BF H R ER SO BB IBB HBP BLK WP HR S P ERA WHIP	IP WLS BF H R ER SO BB IBB HBP BLK WP HR S P ERA WHIP	IP WLS BF H R ER SO BB IBB HBP BLK WP HR S P ERA WHIP	IP WLS BF H R ER SO BB IBB HBP BLK WP HR S P ERA WHIP	IP WLS BF H R ER SO BB IBB HBP BLK WP HR S P ERA WHIP	IP WLS BF H R ER SO BB IBB HBP BLK WP HR S P ERA WHIP	IP WLS BF H R ER SO BB IBB HBP BLK WP HR S P ERA WHIP	IP WLS BF H R ER SO BB IBB HBP BLK WP HR S P ERA WHIP	IP WLS BF H R ER SO BB IBB HBP BLK WP HR S P ERA WHIP	IP WLS BF H R ER SO BB IBB HBP BLK WP HR S P ERA WHIP	IP WLS BF H R ER SO BB IBB HBP BLK WP HR S P ERA WHIP	IP WLS BF H R ER SO BB IBB HBP BLK WP HR S P ERA WHIP	IP WLS BF H R ER SO BB IBB HBP BLK WP HR S P ERA WHIP	IP WLS BF H R ER SO BB IBB HBP BLK WP HR S P ERA WHIP	IP WLS BF H R ER SO BB IBB HBP BLK WP HR S P ERA WHIP	IP WLS BF H R ER SO BB IBB HBP BLK WP HR S P ERA WHIP	IP WLS BF H R ER SO BB IBB HBP BLK WP HR S P ERA WHIP	IP WLS BF H R ER SO BB IBB HBP BLK WP HR S P ERA WHIP	IP WLS BF H R ER SO BB IBB HBP BLK WP HR S P ERA WHIP	IP WLS BF H R ER SO BB IBB HBP BLK WP HR S P ERA WHIP	IP WLS BF H R ER SO BB IBB HBP BLK WP HR S P ERA WHIP

AB	39
R	9
H	13
RBI	9
BB	5
SO	4
LOB	15



Batter	1	2	3	4	5	6	7	8	9	AB	R	H	RBI	BB	SO	LOB	BOTTOM								
8 Shane Victorino, S OBP: 0.348, SLG: 0.462										4	0	1	0	0	0	0	Milwaukee Brewers @ Philadelphia Phillies Citizens Bank Park, Philadelphia, PA Tue Apr 19 2011, 7:08 PM - 9:48 PM EDT Att: 45,408 - Cloudy - 56 F								
27 Placido Polanco, R OBP: 0.411, SLG: 0.463										3	0	0	0	1	0	0									
11 Jimmy Rollins, S 7 Michael Martinez, S										3	0	1	0	0	1	2									
6 Ryan Howard, L 10 Ben Francisco, R										2	0	0	0	1	1	2									
29 Raul Ibanez, L OBP: 0.290, SLG: 0.302										3	0	0	0	1	1	2									
15 John Mayberry Jr, R OBP: 0.429, SLG: 0.333										3	0	0	0	1	0	1									
51 Carlos Ruiz, R 23 Brian Schneider, L										1	0	0	0	0	0	0									
21 Wilson Valdez, R 55 Danys Baez, R										3	0	0	0	0	0	2									
34 Roy Halladay, R 57 David Herndon, R 59 Mike Zagurski, L 5 Pete Orr, L										2	0	0	0	0	2	2									
Inning Stats	R: 0 E: 0 K: 0 S: 12	H: 1 LOB: 2 BB: 1 P: 21	R: 0 E: 0 K: 0 S: 7	H: 0 LOB: 0 BB: 0 P: 12	R: 0 E: 0 K: 1 S: 12	H: 1 LOB: 2 BB: 1 P: 20	R: 0 E: 0 K: 2 S: 13	H: 0 LOB: 0 BB: 0 P: 22	R: 0 E: 0 K: 1 S: 9	H: 0 LOB: 0 BB: 0 P: 15	R: 0 E: 0 K: 1 S: 7	H: 0 LOB: 0 BB: 0 P: 10	R: 0 E: 0 K: 0 S: 7	H: 0 LOB: 0 BB: 0 P: 8	R: 0 E: 0 K: 0 S: 7	H: 0 LOB: 0 BB: 0 P: 10		R: 0 E: 0 K: 0 S: 7	H: 0 LOB: 1 BB: 1 P: 11	1B: 1 2B: 1 3B: 0 HR: 0	SF: 0 2B: 1 3B: 0 DP: 0 HBP: 1	WP: 0 PB: 0 CS: 0	PA: 34		
PITCHER	IP WLS BF H R ER SO BB IBB HBP BLK WP HR S P ERA WHIP	IP WLS BF H R ER SO BB IBB HBP BLK WP HR S P ERA WHIP	IP WLS BF H R ER SO BB IBB HBP BLK WP HR S P ERA WHIP	IP WLS BF H R ER SO BB IBB HBP BLK WP HR S P ERA WHIP	IP WLS BF H R ER SO BB IBB HBP BLK WP HR S P ERA WHIP	IP WLS BF H R ER SO BB IBB HBP BLK WP HR S P ERA WHIP	IP WLS BF H R ER SO BB IBB HBP BLK WP HR S P ERA WHIP	IP WLS BF H R ER SO BB IBB HBP BLK WP HR S P ERA WHIP	IP WLS BF H R ER SO BB IBB HBP BLK WP HR S P ERA WHIP	IP WLS BF H R ER SO BB IBB HBP BLK WP HR S P ERA WHIP	IP WLS BF H R ER SO BB IBB HBP BLK WP HR S P ERA WHIP	IP WLS BF H R ER SO BB IBB HBP BLK WP HR S P ERA WHIP	IP WLS BF H R ER SO BB IBB HBP BLK WP HR S P ERA WHIP	IP WLS BF H R ER SO BB IBB HBP BLK WP HR S P ERA WHIP	IP WLS BF H R ER SO BB IBB HBP BLK WP HR S P ERA WHIP	IP WLS BF H R ER SO BB IBB HBP BLK WP HR S P ERA WHIP	IP WLS BF H R ER SO BB IBB HBP BLK WP HR S P ERA WHIP	IP WLS BF H R ER SO BB IBB HBP BLK WP HR S P ERA WHIP	IP WLS BF H R ER SO BB IBB HBP BLK WP HR S P ERA WHIP	IP WLS BF H R ER SO BB IBB HBP BLK WP HR S P ERA WHIP	IP WLS BF H R ER SO BB IBB HBP BLK WP HR S P ERA WHIP	IP WLS BF H R ER SO BB IBB HBP BLK WP HR S P ERA WHIP	IP WLS BF H R ER SO BB IBB HBP BLK WP HR S P ERA WHIP	IP WLS BF H R ER SO BB IBB HBP BLK WP HR S P ERA WHIP	IP WLS BF H R ER SO BB IBB HBP BLK WP HR S P ERA WHIP

AB	29
R	0
H	2
RBI	0
BB	4
SO	5
LOB	12



Batter	1	2	3	4	5	6	7	8	9	AB	R	H	RBI	BB	SO	LOB	TOP			
23 Rickie Weeks Jr. R OBP: 0.333, SLG: 0.468	F8		G3	K			F9			5	0	1	0	0	1	1	Milwaukee Brewers @ Philadelphia Phillies Citizens Bank Park, Philadelphia, PA Wed Apr 20 2011, 1:07 PM - 3:43 PM EDT Att: 45,743 - Partly Cloudy - 62 F			
27 Carlos Gómez, R OBP: 0.239, SLG: 0.258	1B		P3			F8	F8		P4	5	1	1	0	0	0	1				
8 Ryan Braun, R OBP: 0.475, SLG: 0.641	1B		E4			F7	F7		K	5	1	1	0	0	1	1				
28 Prince Fielder, L OBP: 0.449, SLG: 0.603	1B		14 1B					3 1B		3	0	3	2	1	0	0				
14 Casey McGehee, R OBP: 0.307, SLG: 0.391	L3					F7		P3		4	0	1	0	0	0	4				
3 Yuniesky Betancourt, R OBP: 0.239, SLG: 0.274	P3						F8		1B	4	0	1	0	0	0	2				
22 Erick Almonte, R OBP: 0.111, SLG: 0.222		G4-3		F9			F9		K	4	0	0	0	0	1	2				
20 Jonathan Lucroy, R OBP: 0.417, SLG: 0.545		P3							K	3	1	1	1	1	1	2				
38 Chris Narveson, L OBP: 0.111, SLG: 0.111										3	0	1	0	0	0	1				
61 Brandon Kintzler, R ERA: 2.57										0	0	0	0	0	0	0				
57 Mitch Stetter, L ERA: 2.08										0	0	0	0	0	0	0				
50 Kameron Loe, R ERA: 3.72										0	0	0	0	0	0	0				
25 Mark Kotsay, L OBP: 0.333, SLG: 0.242										1	0	0	0	0	1	0				
Inning Stats	R: 1 E: 0 K: 0 S: 14	H: 3 LOB: 2 BB: 0 P: 18	R: 0 E: 0 K: 0 S: 11	H: 0 LOB: 0 BB: 0 P: 15	R: 1 E: 1 K: 0 S: 15	H: 2 LOB: 2 BB: 0 P: 20	R: 1 E: 0 K: 1 S: 11	H: 2 LOB: 1 BB: 0 P: 14	R: 0 E: 0 K: 0 S: 12	H: 0 LOB: 1 BB: 0 P: 12	R: 0 E: 0 K: 0 S: 7	H: 0 LOB: 0 BB: 0 P: 9	R: 0 E: 0 K: 2 S: 13	H: 1 LOB: 2 BB: 1 P: 21	R: 0 E: 0 K: 2 S: 9	H: 1 LOB: 1 BB: 0 P: 15	1B: 8 2B: 1 3B: 0 HR: 1	SF: 0 SAC: 0 DP: 0 HBP: 0	WP: 0 PB: 0 CS: 0	PA: 39
PITCHER	IP WLS BF H R ER SO BB IBB HBP BLK WP HR S P ERA WHIP																			
33 Cliff Lee, L ERA: 3.91	6.0	27	8	3	2	1	1	0	0	0	0	0	0	0	1	68	93	3.00	1.500	
38 Kyle Kendrick, R ERA: 2.57	1.0	3	0	0	0	0	0	0	0	0	0	0	0	0	7	9	0.00	0.000		
46 Ryan Madson, R ERA: 1.29	1.0	W	5	1	0	2	1	0	0	0	0	0	0	13	21	0.00	2.000			
52 Jose Contreras, R ERA:	1.0	S	4	1	0	2	0	0	0	0	0	0	0	9	15	0.00	1.000			
Batter	1	2	3	4	5	6	7	8	9	AB	R	H	RBI	BB	SO	LOB	BOTTOM			
8 Shane Victorino, S OBP: 0.370, SLG: 0.515	K			27 G5-4-3						3	2	2	1	1	1	0	Milwaukee Brewers @ Philadelphia Phillies Citizens Bank Park, Philadelphia, PA Wed Apr 20 2011, 1:07 PM - 3:43 PM EDT Att: 45,743 - Partly Cloudy - 62 F			
27 Placido Polanco, R OBP: 0.403, SLG: 0.493	F8			G5-4-3						4	1	1	3	0	0	1				
11 Jimmy Rollins, S OBP: 0.320, SLG: 0.319	G5-3			L8						4	0	0	0	0	0	0				
6 Ryan Howard, L OBP: 0.351, SLG: 0.508		G4-3				L8				3	0	1	0	1	0	0				
10 Ben Francisco, R OBP: 0.309, SLG: 0.371		G5-3				G6-3				4	0	1	0	0	0	1				
15 John Mayberry Jr., R OBP: 0.412, SLG: 0.400		G5-3								3	0	1	0	0	1	2				
51 Carlos Ruiz, R OBP: 0.339, SLG: 0.442						L4				3	0	0	0	0	2	1				
21 Wilson Valdez, R OBP: 0.340, SLG: 0.347						G4-3				2	1	0	0	1	1	0				
33 Cliff Lee, L ERA: 3.91										1	0	0	0	0	1	0				
7 Michael Martinez, S OBP: 0.290, SLG: 0.382										1	0	0	0	0	0	0				
38 Kyle Kendrick, R ERA: 2.57										0	0	0	0	0	0	0				
29 Raul Ibanez, R OBP: 0.300, SLG: 0.500										1	0	0	0	0	1	0				
46 Ryan Madson, L ERA: 1.29										0	0	0	0	0	0	0				
52 Jose Contreras, R ERA:										0	0	0	0	0	0	0				
Inning Stats	R: 0 E: 0 K: 1 S: 6	H: 0 LOB: 0 BB: 0 P: 8	R: 0 E: 0 K: 0 S: 8	H: 0 LOB: 0 BB: 0 P: 12	R: 0 E: 0 K: 2 S: 7	H: 0 LOB: 0 BB: 0 P: 9	R: 0 E: 0 K: 0 S: 4	H: 0 LOB: 0 BB: 1 P: 11	R: 0 E: 0 K: 0 S: 9	H: 1 LOB: 1 BB: 0 P: 13	R: 3 E: 0 K: 1 S: 16	H: 3 LOB: 2 BB: 2 P: 31	R: 0 E: 0 K: 3 S: 10	H: 0 LOB: 0 BB: 0 P: 12	R: 1 E: 0 K: 0 S: 15	H: 2 LOB: 1 BB: 0 P: 25	1B: 2 2B: 2 3B: 0 HR: 2	SF: 0 SAC: 0 DP: 1 HBP: 0	WP: 0 PB: 0 CS: 0	PA: 32
PITCHER	IP WLS BF H R ER SO BB IBB HBP BLK WP HR S P ERA WHIP																			
38 Chris Narveson, L ERA: 2.19	6.0	24	4	3	3	4	3	0	0	0	0	0	0	0	1	50	84	4.50	1.167	
61 Brandon Kintzler, R ERA: 3.86	1.2	L	6	1	1	1	3	0	0	0	0	0	0	1	17	24	5.40	0.600		
57 Mitch Stetter, L ERA: 2.08	0.0		1	1	0	0	0	0	0	0	0	0	0	6	9					
50 Kameron Loe, R ERA: 3.72	0.1		1	0	0	0	0	0	0	0	0	0	0	2	4	0.00	0.000			

Batter	1	2	3	4	5	6	7	8	9	10	AB	R	H	RBI	BB	SO	LOB	TOP				
21 Michael Bourn, L OBP: 0.379, SLG: 0.423	F9	G4-6-3			K				G4-3	K	6	1	1	0	0	2	2					
36 Angel Sanchez, R OBP: 0.333, SLG: 0.378	45 HR 2B		P4		G6-3				K	K	5	2	2	1	0	1	0					
9 Hunter Pence, R OBP: 0.348, SLG: 0.488	P2				HR				K	K	4	1	2	2	1	1	1					
45 Carlos Lee, R OBP: 0.251, SLG: 0.381					K						4	1	1	2	0	2	2					
11 Jason Bourgeois, R OBP: 0.238, SLG: 0.238					K						1	0	0	0	0	0	0					
29 Brett Wallace, L OBP: 0.400, SLG: 0.451	22 1B				K						4	2	2	0	0	2	1					
22 Bill Hall, R OBP: 0.278, SLG: 0.368					P3						4	1	3	1	1	0	0					
23 Chris Johnson, R OBP: 0.243, SLG: 0.290	F7				K						5	0	0	0	0	2	7					
55 Humberto Quintero, R OBP: 0.365, SLG: 0.438					F9						5	1	2	2	0	0	2					
39 Brett Myers, R OBP: 0.285, SLG: 0.299					K						3	0	0	0	0	3	1					
58 Fernando Abad, L ERA: 3.63					K						0	0	0	0	0	0	0					
47 Jeff Futchino, R ERA: 1.74					K						0	0	0	0	0	0	0					
3 Joe Inglett, L ERA: 5.11					K						1	0	0	0	0	0	2					
54 Mark Melancon, R ERA: 1.54					K						1	0	0	0	0	0	0					
37 Brandon Lyon, R ERA: 4.32					K						1	0	1	1	0	0	0					
Inning Stats	R: 3 E: 0 K: 1 S: 20	H: 4 LOB: 1 BB: 0 P: 29	R: 0 E: 0 K: 1 S: 7	H: 1 LOB: 0 BB: 0 P: 10	R: 1 E: 0 K: 2 S: 12	H: 1 LOB: 0 BB: 0 P: 18	R: 0 E: 0 K: 2 S: 10	H: 0 LOB: 0 BB: 0 P: 13	R: 0 E: 0 K: 2 S: 11	H: 1 LOB: 2 BB: 1 P: 18	R: 2 E: 0 K: 2 S: 15	H: 3 LOB: 1 BB: 0 P: 22	R: 0 E: 0 K: 1 S: 9	H: 1 LOB: 2 BB: 0 P: 15	R: 0 E: 0 K: 2 S: 9	H: 0 LOB: 0 BB: 0 P: 12	R: 3 E: 0 K: 1 S: 16	H: 3 LOB: 1 BB: 1 P: 33	1B: 6 2B: 6 3B: 0 HR: 2	SF: 0 SAC: 0 DP: 1 HBP: 1	WP: 1 PB: 0 SB: 1 CS: 0	PA: 46
PITCHER	IP WLS BF H R ER SO BB IBB HBP BLK WP HR S P ERA WHIP	18 Shaun Marcum, R ERA: 2.73	6.0 1.0 25 7 4 4 8 1 0 0 0 0 2 68 96 6.00 1.333	61 Brandon Kintzler, R ERA: 3.63	1.0 0.0 6 3 2 2 2 0 0 0 0 0 0 15 22 18.00 3.000	21 Zach Braddock, L ERA: 2.84	0.0 1.0 3 0 0 0 0 0 0 0 0 0 0 1 3 ∞	50 Kameron Loe, R ERA: 3.38	1.0 1.0 4 1 0 0 1 0 0 0 0 0 0 1 9 12 0.00 1.000	59 John Axford, R ERA: 7.26	1.0 1.0 3 0 0 0 2 0 0 0 0 0 0 9 12 0.00 0.000	PITCHER	IP WLS BF H R ER SO BB IBB HBP BLK WP HR S P ERA WHIP	54 Sean Green, R ERA: 7.27	10.1 0.2 6 3 3 3 0 0 0 0 0 0 0 0 0 3 5 40.50 4.500	57 Mitch Stetter, L ERA: 1.93	10.1 0.1 1 0 0 0 1 0 0 0 0 0 0 0 0 3 5 0.00 0.000					

Houston Astros @ Milwaukee Brewers
Miller Park, Milwaukee, WI
Sat Apr 23 2011, 6:10 PM - 10:04 PM CDT
Att: 37,065 - Roof Closed - 66 F

AB	43
R	9
H	14
RBI	9
BB	2
SO	14
LOB	18

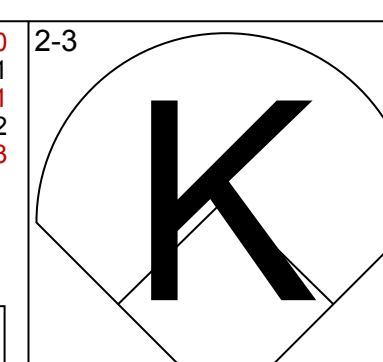
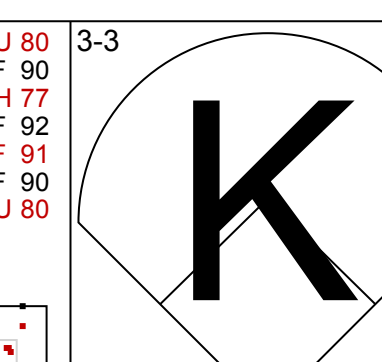
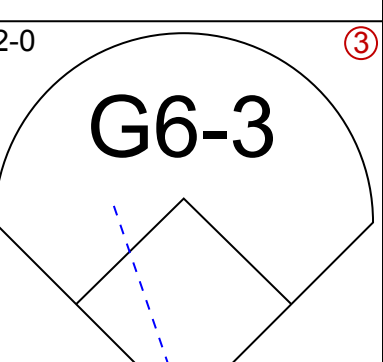
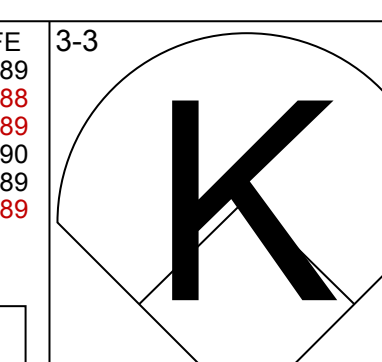
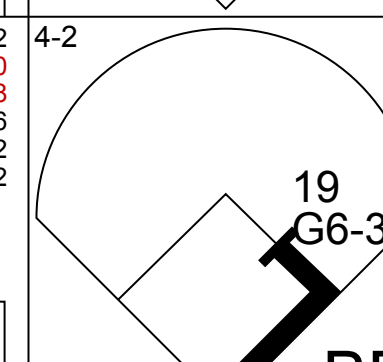
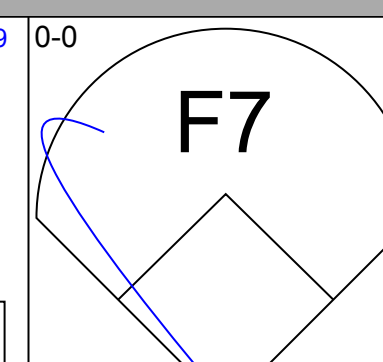
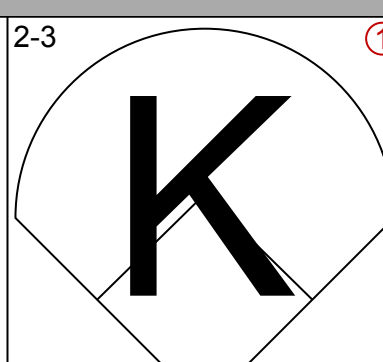
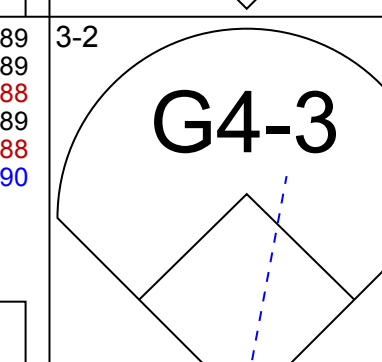
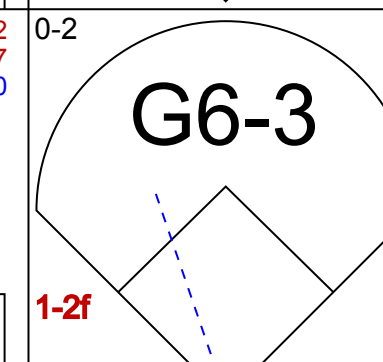
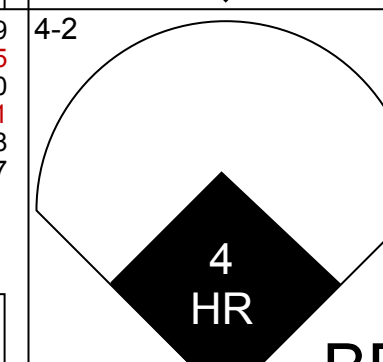
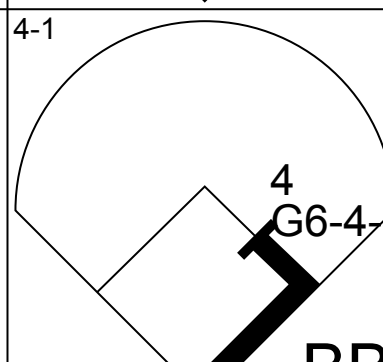
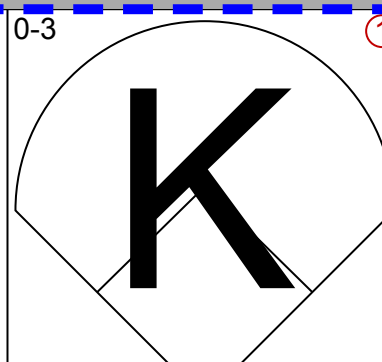
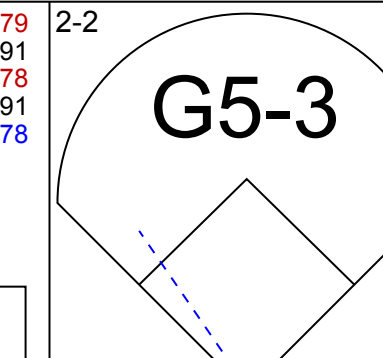
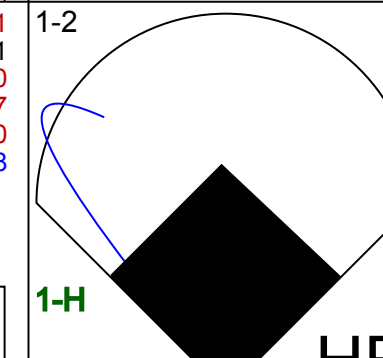
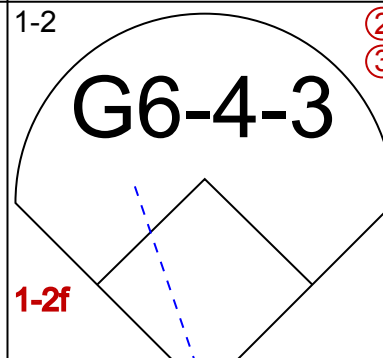
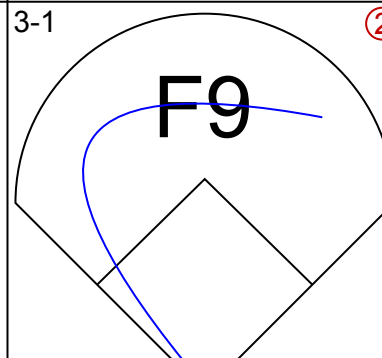
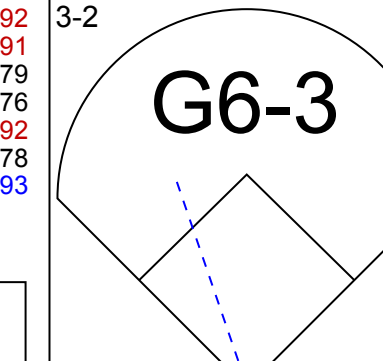
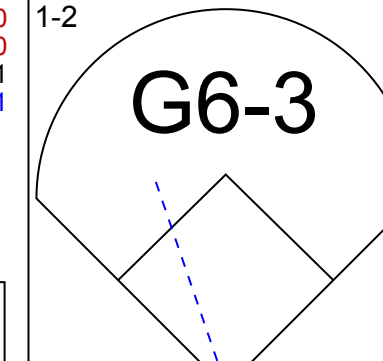
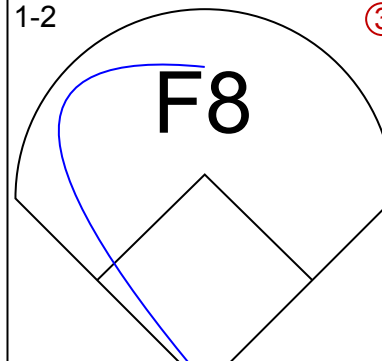
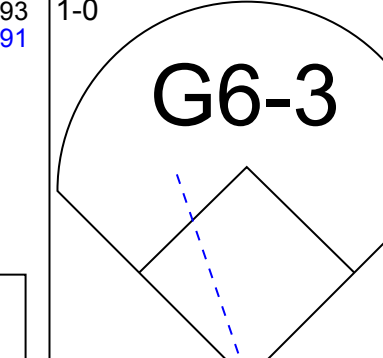
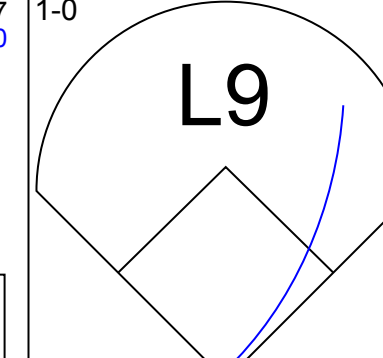
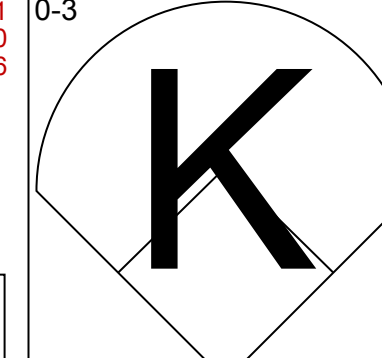
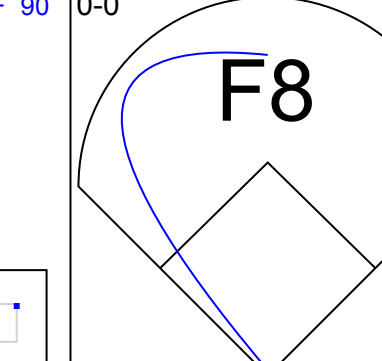
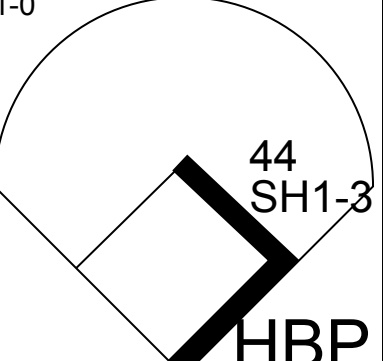
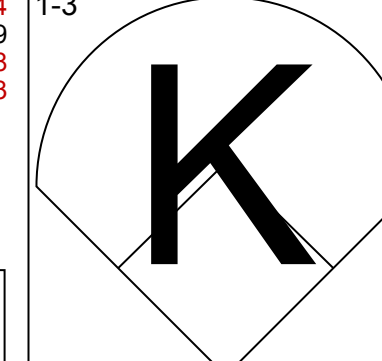
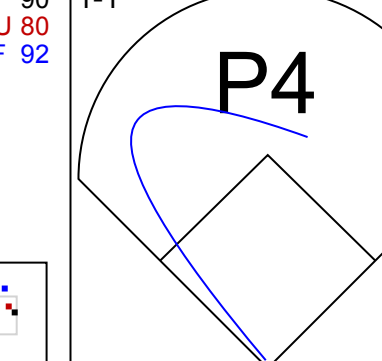
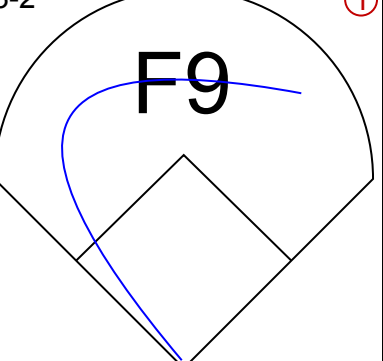
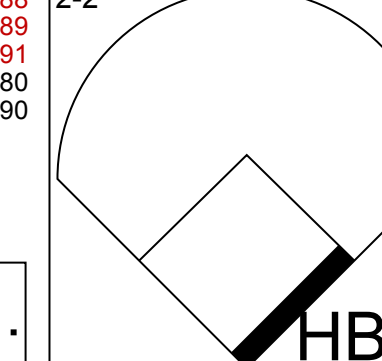
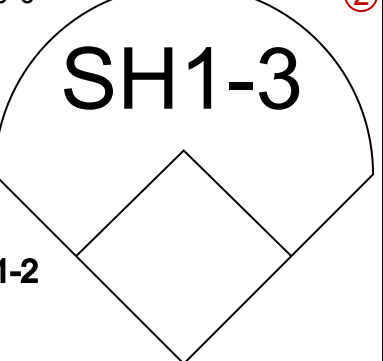
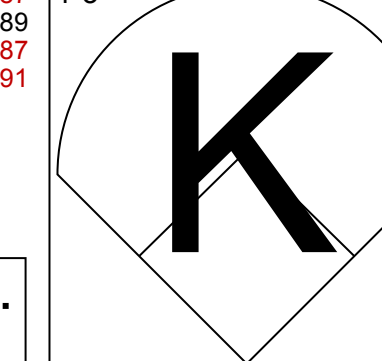
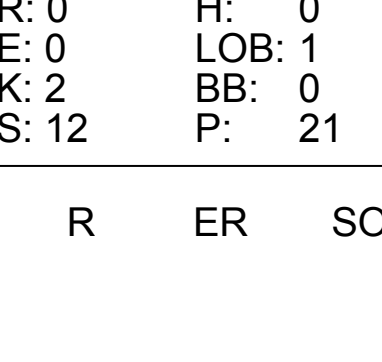



Batter	1	2	3	4	5	6	7	8	9	10	AB	R	H	RBI	BB	SO	LOB	BOTTOM						
30 Craig Counsell, L OBP: 0.292, SLG: 0.190	G6-3				G3-1				G4-3		6	2	2	0	0	0	1							
27 Carlos Gómez, R OBP: 0.268, SLG: 0.316	F9				G5-3				F7	F8	5	1	1	0	0	0	0							
8 Ryan Braun, R OBP: 0.469, SLG: 0.712	K				K						5	2	2	3	0	2	1							
28 Prince Fielder, L OBP: 0.455, SLG: 0.592					G4-3						5	1	3	2	0	1	0							
14 Casey McGehee, R OBP: 0.329, SLG: 0.423					G1-3						5	0	1	0	0	1	3							
25 Mark Kotsav, L OBP: 0.368, SLG: 0.310					F7						4	0	2	0	1	0	1							
3 Yuniesky Betancourt, R OBP: 0.273, SLG: 0.314					F8						3	0	2	1	1	0	2							
20 Jonathan Lucroy, R OBP: 0.412, SLG: 0.484					G6-3						4	0	2	0	1	0	3							
18 Shaun Marcum, R ERA: 3.31					G3-1						2	0	0	0	0	1	2							
12 Brandon Rodgers, S ERA: 3.12					G3-1						0	0	0	0	0	0	0							
21 Zach Braddock, L ERA: 2.84					G3-1						0	0	0	0	0	0	0							
40 Kameron Loe, R ERA: 3.38					G3-1						0	0	0	0	0	0	0							
22 Sean Green, R ERA: 7.26					G3-1						0	0	0	0	0	0	0							
57 Mitch Stetter, L ERA: 1.93					G3-1						0	0	0	0	0	0	0							
33 Will Myers, R ERA: 4.32					G3-1						1	0	0	0	0	0	0							
Inning Stats	R: 0 E: 0 K: 1 S: 11	H: 0 LOB: 0 BB: 0 P: 17	R: 1 E: 1 K: 1 S: 12	H: 2 LOB: 2 BB: 1 P: 19	R: 2 E: 0 K: 0 S: 14	H: 4 LOB: 2 BB: 0 P: 21	R: 0 E: 0 K: 0 S: 7	H: 0 LOB: 0 BB: 0 P: 9	R: 0 E: 0 K: 1 S: 11	H: 0 LOB: 0 BB: 0 P: 17	R: 0 E: 0 K: 1 S: 12	H: 2 LOB: 1 BB: 0 P: 18	R: 2 E: 0 K: 1 S: 17	H: 3 LOB: 1 BB: 0 P: 28	R: 0 E: 1 K: 0 S: 8	H: 2 LOB: 1 BB: 0 P: 12	R: 1 E: 0 K: 0 S: 17	H: 2 LOB: 3 BB: 2 P: 32	R: 0 E: 0 K: 1 S: 11	H: 0 LOB: 0 BB: 0 P: 16	1B: 12 2B: 3 3B: 0 HR: 1	SF: 1 SAC: 1 DP: 0 HBP: 0	WP: 1 PB: 0 SB: 1 CS: 0	PA: 47
PITCHER	IP WLS BF H R ER SO BB IBB HBP BLK WP HR S P ERA WHIP	39 Brett Myers, R ERA: 4.32	6.1 0.1 H 30 10 5 4 1 0 0 0 0 1 74 112 7.11 1.737	58 Fernando Abad, L ERA: 3.12	0.1 H 2 1 0 0 0 0 0 0 0 0 0 6 10 0.00 3.000	47 Jeff Futchino, R ERA: 1.74	0.1 H 4 2 0 0 0 0 0 0 0 0 0 8 12 0.00 2.000	54 Mark Melancon, R ERA: 1.54	2.0 W 10 2 1 1 1 1 1 0 0 0 0 28 48 4.50 1.500	PITCHER	IP WLS BF H R ER SO BB IBB HBP BLK WP HR S P ERA WHIP	39 Brett Myers, R ERA: 4.32	6.1 0.1 H 30 10 5 4 1 0 0 0 0 1 74 112 7.11 1.737	58 Fernando Abad, L ERA: 3.12	0.1 H 2 1 0 0 0 0 0 0 0 0 0 6 10 0.00 3.000	47 Jeff Futchino, R ERA: 1.74	0.1 H 4 2 0 0 0 0 0 0 0 0 0 0 8 12 0.00 2.000	54 Mark Melancon, R ERA: 1.54	2.0 W 10 2 1 1 1 1 1 0 0 0 0 28 48 4.50 1.500					

Houston Astros @ Milwaukee Brewers
Miller Park, Milwaukee, WI
Sat Apr 23 2011, 6:10 PM - 10:04 PM CDT
Att: 37,065 - Roof Closed - 66 F

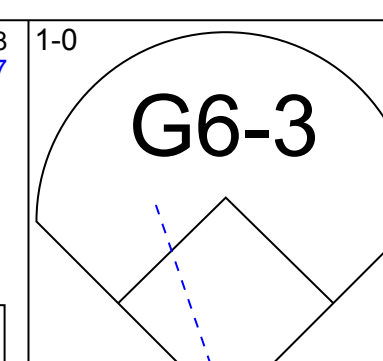
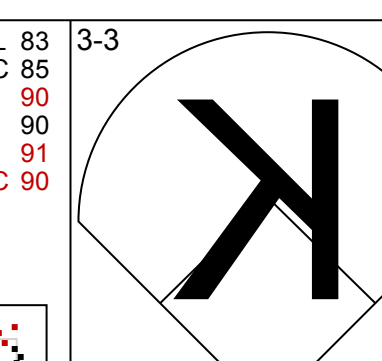
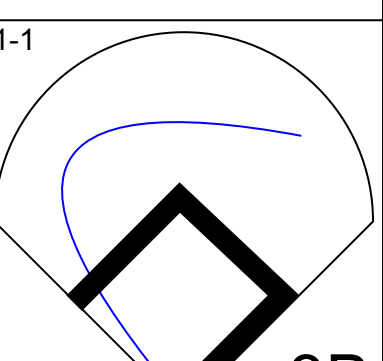
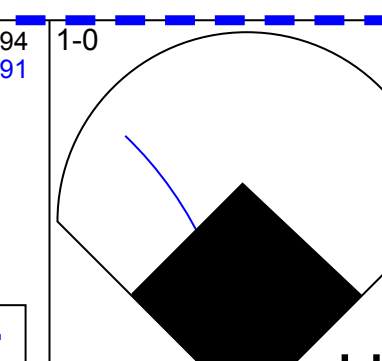
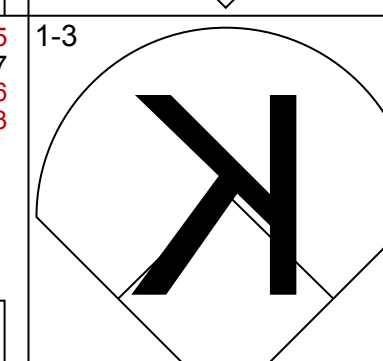
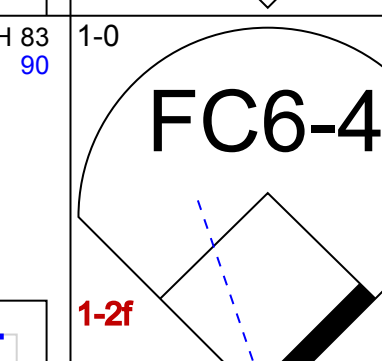
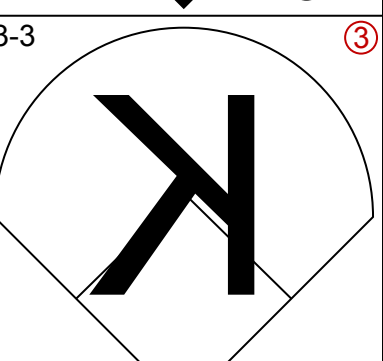
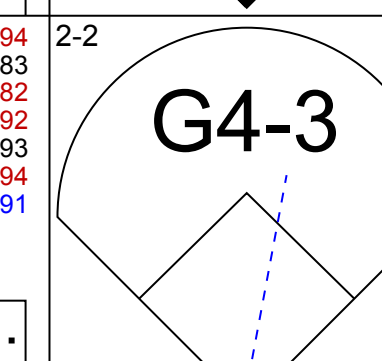
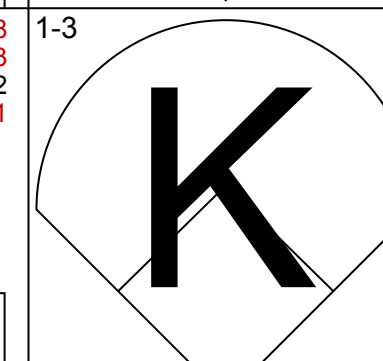
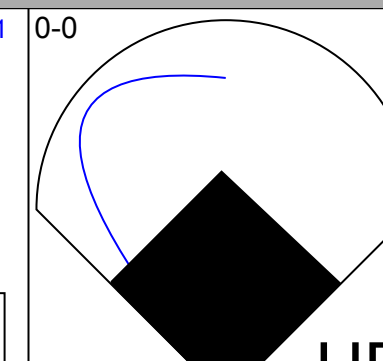
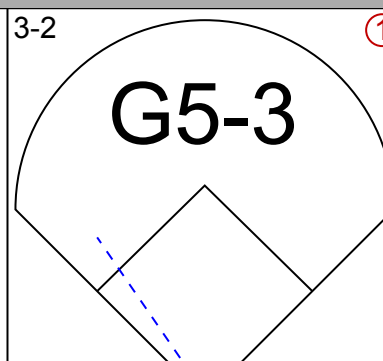
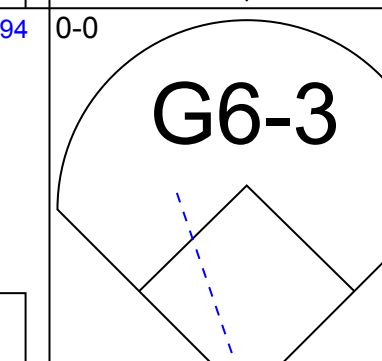
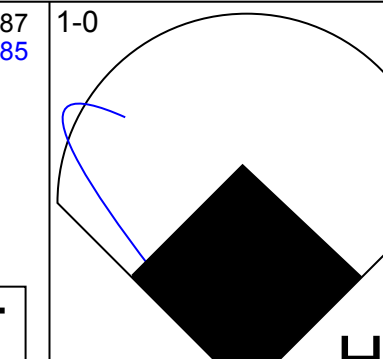
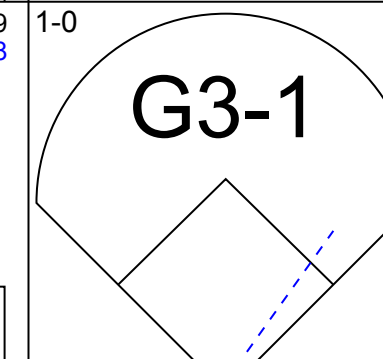
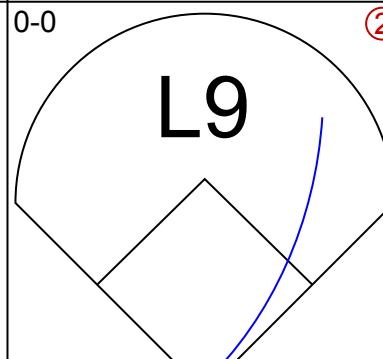
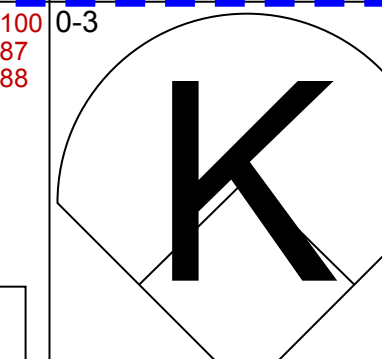
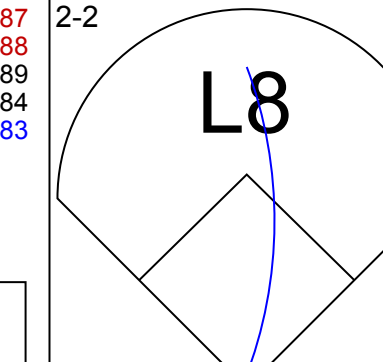
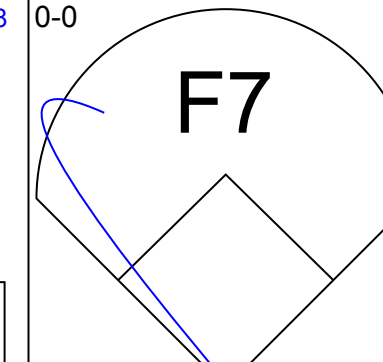
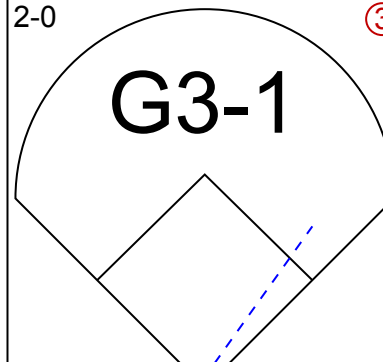

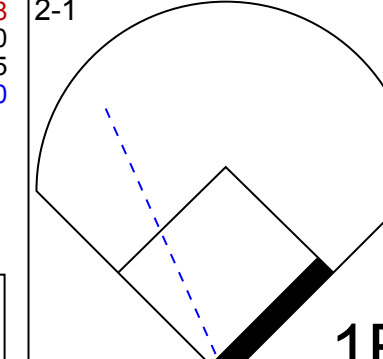
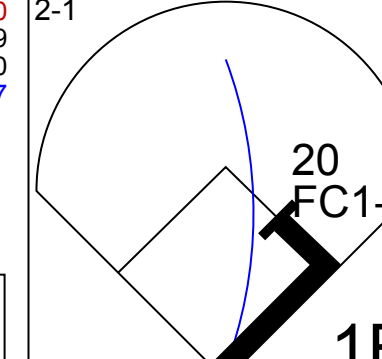
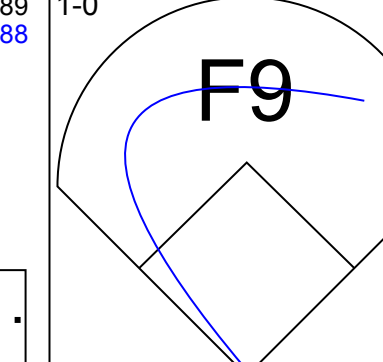
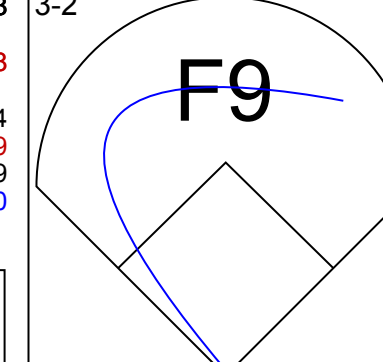
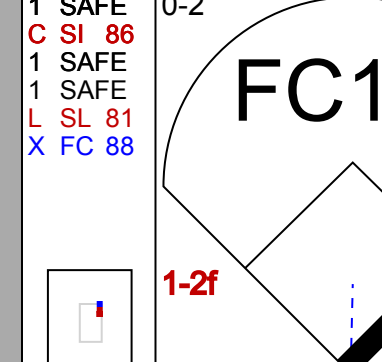
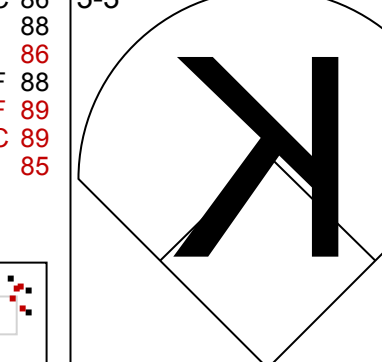
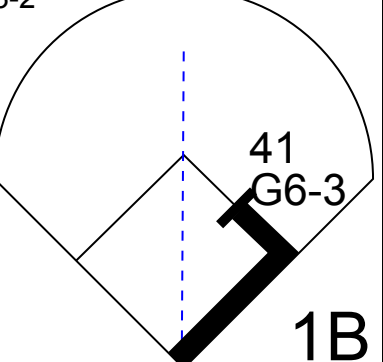
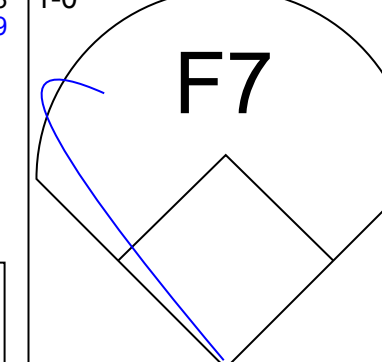
AB	42
R	6
H	15
RBI	6
BB	3
SO	6
LOB	17



Batter	1	2	3	4	5	6	7	8	9	AB	R	H	RBI	BB	SO	LOB	TOP												
6 Drew Stubbs, R (1,8) OBP: 0.343, SLG: 0.440										4	0	0	0	0	3	3	Cincinnati Reds @ Milwaukee Brewers Miller Park, Milwaukee, WI Tue Apr 26 2011, 7:12 PM - 9:36 PM CDT Att: 37,062 - Roof Closed - 70 F												
32 Jay Bruce, L (1,9) OBP: 0.290, SLG: 0.357										3	0	0	0	1	1														
19 Joey Votto, L (1,3) OBP: 0.500, SLG: 0.627										2	1	0	0	2	1														
4 Brandon Phillips, R (1,4) OBP: 0.404, SLG: 0.543										4	1	1	2	0	0	1													
16 Edgar Renteria, R (1,6) OBP: 0.344, SLG: 0.345										4	0	0	0	0	0	0													
26 Jeremy Hermida, L (1,7)										3	0	0	0	0	1	0													
55 Ramon Hernandez, R (1,2) OBP: 0.360, SLG: 0.489										2	0	0	0	0	1	0													
7 Paul Janish, R (1,5) OBP: 0.293, SLG: 0.271										2	0	0	0	0	0	1													
44 Mike Leake, R (1,1) OBP: 0.250, SLG: 0.250										2	0	1	0	0	1	1													
66 Logan Ondrusek, R (8,1)										0	0	0	0	0	0	0													
54 Aroldis Chapman, L (8,1)										0	0	0	0	0	0	0													
Inning Stats	R: 0 E: 0 K: 1 S: 8	H: 0 LOB: 0 BB: 1 P: 14	R: 0 E: 0 K: 0 S: 8	H: 0 LOB: 0 BB: 0 P: 14	R: 0 E: 0 K: 1 S: 11	H: 1 LOB: 1 BB: 0 P: 16	R: 2 E: 0 K: 0 S: 12	H: 1 LOB: 0 BB: 1 P: 19	R: 0 E: 0 K: 0 S: 8	H: 0 LOB: 0 BB: 0 P: 14	R: 0 E: 0 K: 1 S: 9	H: 0 LOB: 0 BB: 0 P: 11	R: 0 E: 0 K: 2 S: 12	H: 0 LOB: 1 BB: 0 P: 21	R: 0 E: 0 K: 1 S: 9	H: 0 LOB: 0 BB: 0 P: 13	1B: 1 2B: 0 3B: 0 HR: 1	SF: 0 SAC: 1 DP: 2 HBP: 2	WP: 0 PB: 0 SB: 0 CS: 0	PA: 32									
PITCHER	IP WLS BF H R ER SO BB IBB HBP BLK WP HR S P ERA WHIP																												
41 Marco Estrada, R (1,1) ERA: 3.0	7.0		25	2	2	2	5	3	0	1	0	0	0	0	1	64	103	2.57	0.714										
50 Kameron Loe, R (8,1) ERA: 3.09	1.0	W	4	0	0	0	2	0	0	1	0	0	0	0	12	21	0.00	0.000											
59 John Axford, R (9,1) ERA: 5.79	1.0	S	3	0	0	0	1	0	0	0	0	0	0	0	9	13	0.00	0.000											

AB	26
R	2
H	2
RBI	2
BB	3
SO	8
LOB	8



Batter	1	2	3	4	5	6	7	8	9	AB	R	H	RBI	BB	SO	LOB	BOTTOM											
23 Rickie Weeks Jr., R (1,4) OBP: 0.373, SLG: 0.560										4	1	2	1	0	1	1	Cincinnati Reds @ Milwaukee Brewers Miller Park, Milwaukee, WI Tue Apr 26 2011, 7:12 PM - 9:36 PM CDT Att: 37,062 - Roof Closed - 70 F											
30 Craig Counsell, L (1,5) OBP: 0.297, SLG: 0.154										4	0	0	0	0	2	2												
8 Ryan Braun, R (1,7) OBP: 0.466, SLG: 0.721										4	1	1	1	0	1	0												
28 Prince Fielder, L (1,3) OBP: 0.426, SLG: 0.591										4	1	1	1	0	1	0												
25 Mark Kotsay, L (1,9) OBP: 0.357, SLG: 0.271										3	0	0	0	0	0	0												
3 Yuniesky Betancourt, R (1,6) OBP: 0.264, SLG: 0.321										3	0	2	0	0	1	0												
20 Jonathan Lucroy, R (1,2) OBP: 0.390, SLG: 0.474										3	0	0	0	0	0	2												
27 Carlos Gómez, R (1,8) OBP: 0.284, SLG: 0.330										3	0	1	0	0	1	1												
41 Marco Estrada, R (1,1) ERA: 4.4	7.0		27	7	2	2	6	0	0	0	0	0	0	0	0	0												
1 Corey Hart, R (7,PH)																												
50 Kameron Loe, R (8,1)																												
59 John Axford, R (9,1)																												
Inning Stats	R: 0 E: 0 K: 2 S: 7	H: 0 LOB: 0 BB: 0 P: 10	R: 1 E: 0 K: 1 S: 9	H: 1 LOB: 0 BB: 0 P: 13	R: 0 E: 0 K: 2 S: 10	H: 1 LOB: 1 BB: 0 P: 17	R: 1 E: 0 K: 0 S: 8	H: 2 LOB: 1 BB: 0 P: 14	R: 0 E: 0 K: 0 S: 5	H: 0 LOB: 0 BB: 0 P: 10	R: 0 E: 0 K: 0 S: 10	H: 1 LOB: 1 BB: 0 P: 13	R: 1 E: 0 K: 1 S: 10	H: 1 LOB: 0 BB: 0 P: 13	1B: 4 2B: 0 3B: 1 HR: 3	SF: 0 SAC: 0 DP: 0 HBP: 0	WP: 0 PB: 0 SB: 0 CS: 0	PA: 31										
PITCHER	IP WLS BF H R ER SO BB IBB HBP BLK WP HR S P ERA WHIP																											
44 Mike Leake, R (1,1) ERA: 4.4	7.0	L	3	1	1	1	0	0	0	0	0	0	0	0	0	0	13.50	1.500										
66 Logan Ondrusek, R (8,1) ERA: 1.29	0.2		3	1	1	1	0	0	0	0	0	0	0	0	0	0	0.00	0.000										
54 Aroldis Chapman, L (8,1)	0.1		1	0	0	0	1	0	0	0	0	0	0	0	0	0	0.00	0.000										

AB	31
R	3
H	8
RBI	3
BB	0
SO	7
LOB	8



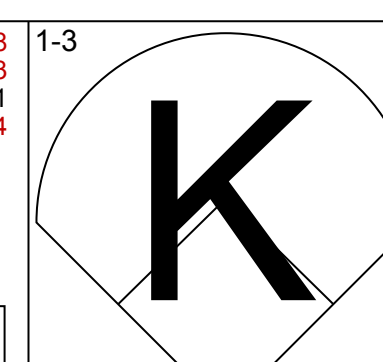
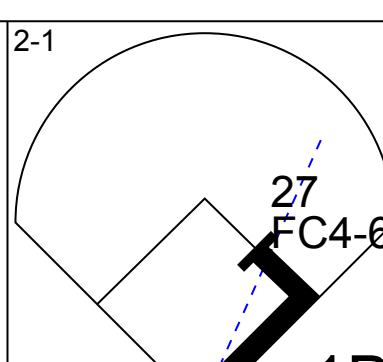
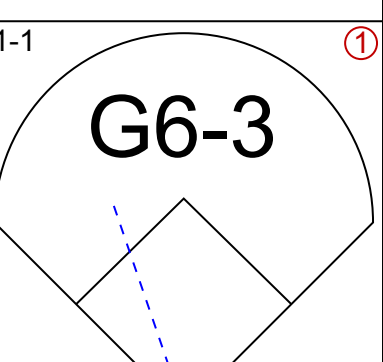
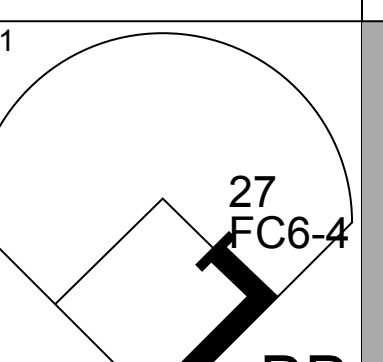
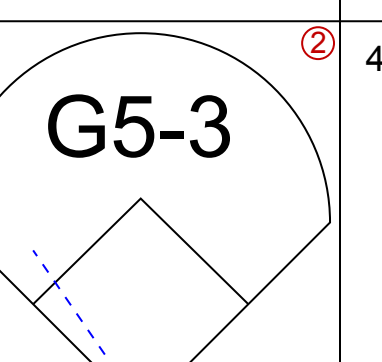
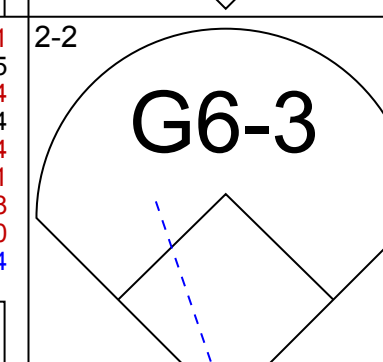
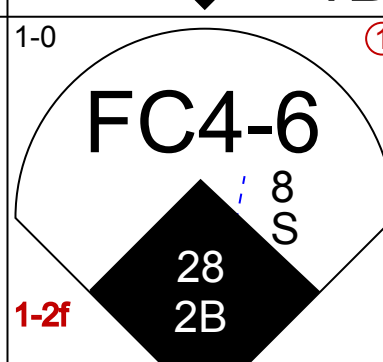
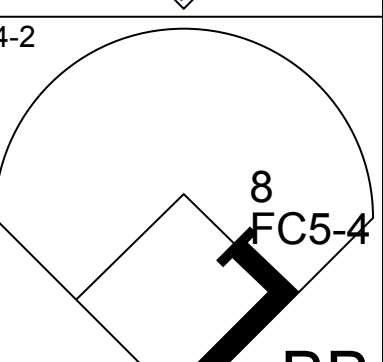
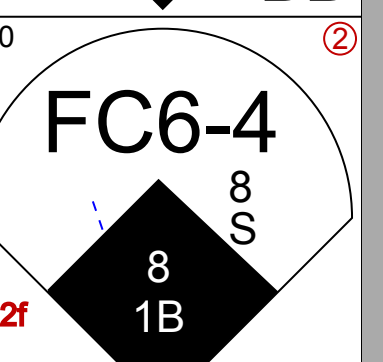
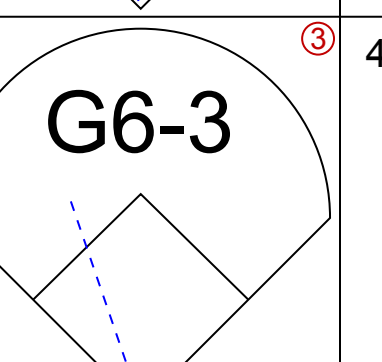
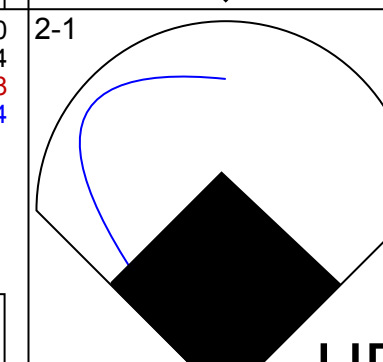
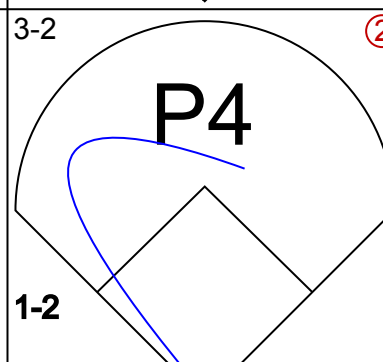
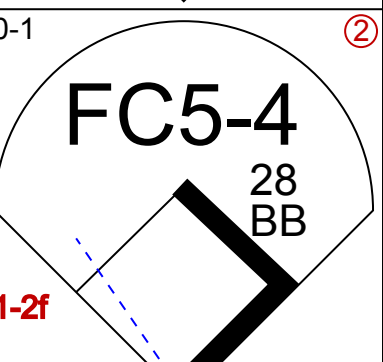
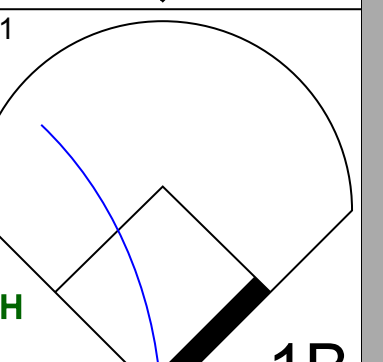
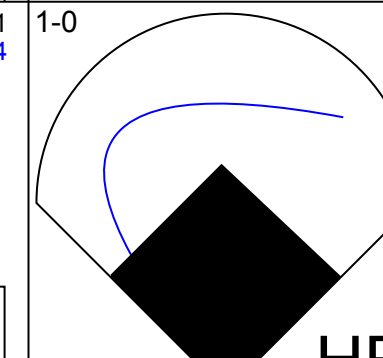
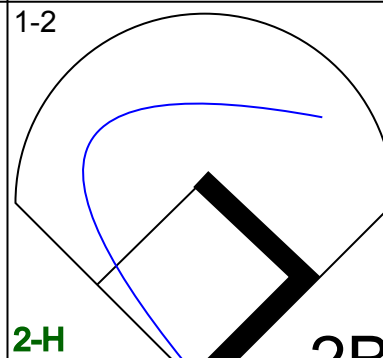
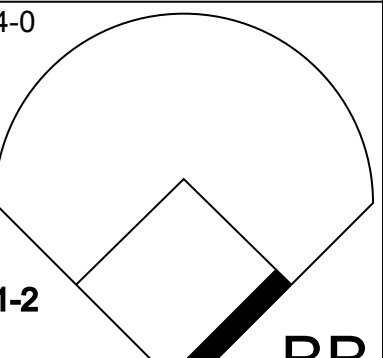
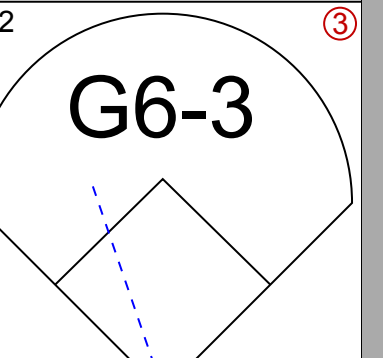
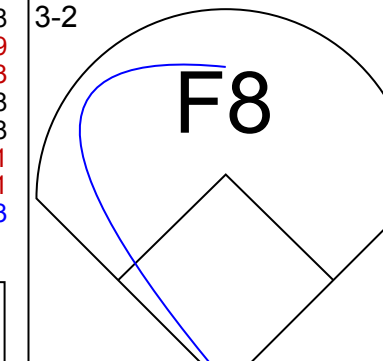
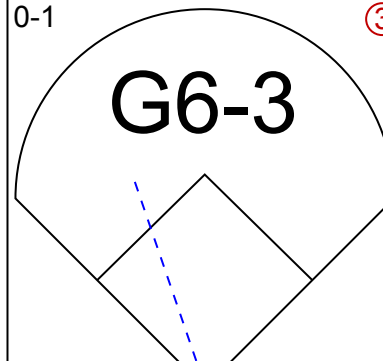
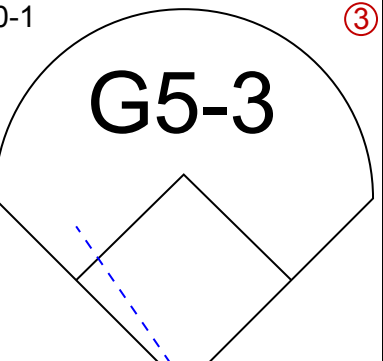
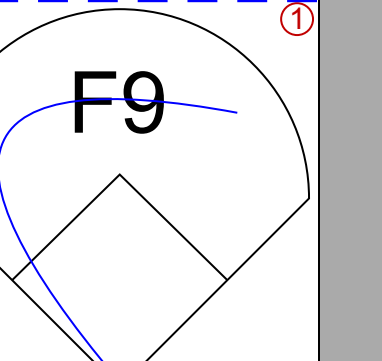

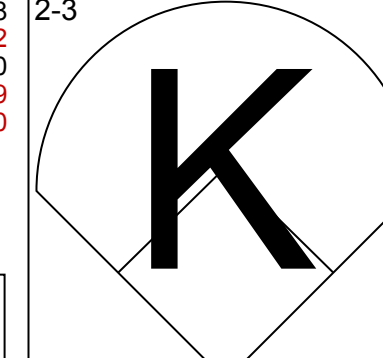
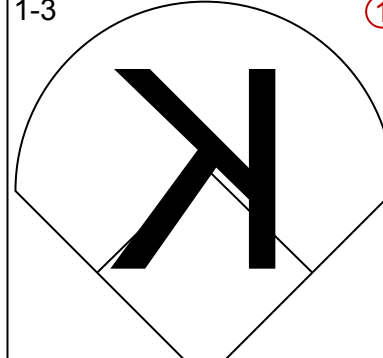
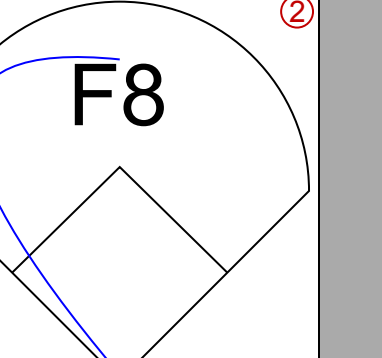
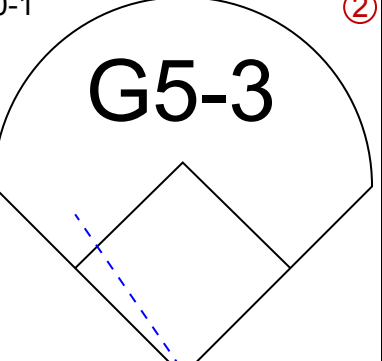
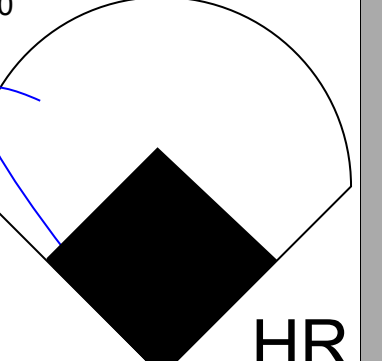
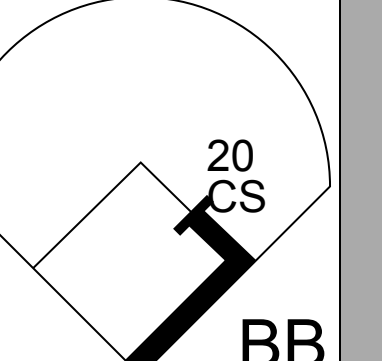
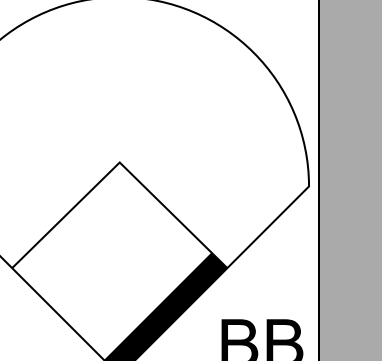
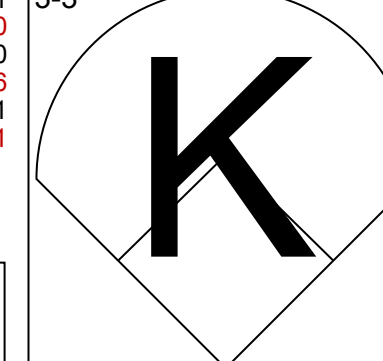
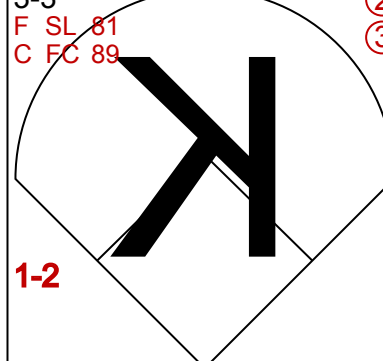
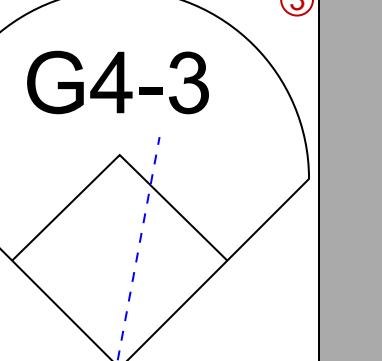
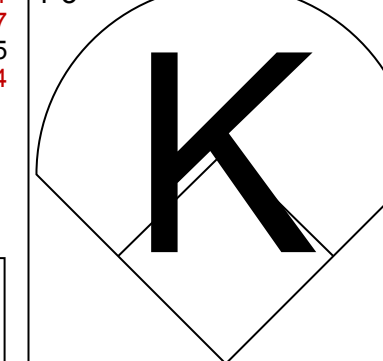
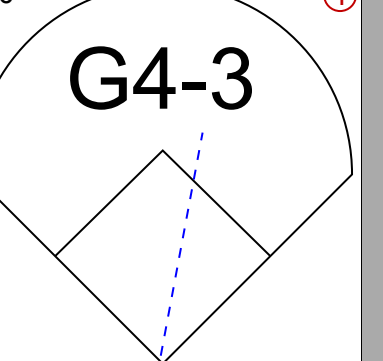
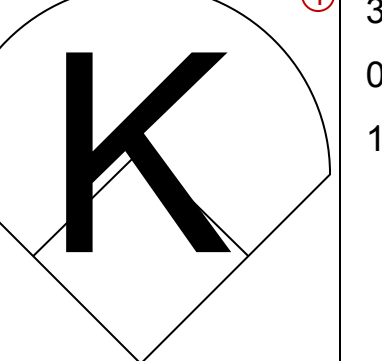
Batter	1	2	3	4	5	6	7	8	9	10	AB	R	H	RBI	BB	SO	LOB	TOP																		
6 Drew Stubbs, R OBP: 0.352, SLG: 0.469	(1,8) X SI 90 0-0 32 1B 19 HR	B SL 85 2-0 X FF 90 F8		C CU 81 1-3 B SI 89 1-3 X FF 90 F8		F FF 90 4-2 C SI 84 4-2 S SL 84 4-2 B SI 83 4-2 X FF 90 19 1B 32 SH5-3 4 1B BB	B CU 75 1-0 X FF 92 FC6-4		C SI 88 1-2 B SI 88 1-2 X FF 90 HR		5	3	2	1	1	1	2																			
32 Jay Bruce, L OBP: 0.306, SLG: 0.371	(1,9) B FF 90 2-1 1 SAFE C SI 89 2-1 X FF 90 19 HR	B SL 85 0-0 X SI 91 19 HR 1B		D CH 86 2-0 B SI 87 2-0 X FF 91 F8		X SL 75 0-0 SH5-3		B SI 89 1-3 S SL 78 1-3 X SI 91 1-3 X FF 90 K		B CH 83 3-1 B SI 88 3-1 X FF 90 19 BB 1B		5	1	3	0	0	1	1																		
19 Joey Votto, L OBP: 0.509, SLG: 0.655	(1,3) D CU 79 3-1 B SL 86 3-1 X FF 91 HR	B FF 91 3-2 D CH 84 3-2 B SL 86 3-2 X FF 90 G4-3		B CH 86 4-1 B SI 86 4-1 X FF 90 BB		C FF 92 1-2 B SI 77 1-2 X SL 78 1-2 31 WP 4 1B 1B		B SI 89 1-0 S SL 89 1-0 X SI 91 1-0 G6-3		B CU 77 4-2 B SI 88 4-2 X FF 90 4 1B 4 1B BB		4	1	2	4	2	0	1																		
4 Brandon Phillips, R OBP: 0.400, SLG: 0.523	(1,4) B SL 85 2-0 X SI 92 G5-3	D SL 86 1-1 C SI 89 1-1 X FF 90 F9		C SI 82 1-3 F FF 92 1-3 X CU 83 1-3 K		C SI 84 0-2 F FF 92 0-2 X FF 94 0-2 31 WP 1B		B SI 90 4-0 B SI 79 4-0 X FF 90 BB		B FF 88 1-0 X SI 89 1-0 G5-4-3		5	0	1	1	1	1	5																		
31 Jonny Gomes, R OBP: 0.397, SLG: 0.489	(1,7) B FF 91 4-2 C SI 85 4-2 S SL 84 4-2 X FF 90 43 1B 43 S 7 SF9 BB		B SL 86 2-0 B FF 90 G6-3		B FF 90 1-3 S CU 82 1-3 C SI 78 1-3 X FF 92 K		C SI 85 3-3 C SI 72 3-3 C SI 73 3-3 X FF 90 K		X SL 76 0-0 P6			4	1	0	0	1	2	3																		
54 Aroldis Chapman, L OBP: 0.303, SLG: 0.449	(8,1) B CU 79 1-1 B SI 84 1-1 X FF 90 43 1B 43 S 7 SF9 BB		B FF 91 1-2 F FF 90 1-2 X CU 80 1-2 F7		B FF 91 2-1 C SI 85 2-1 X SL 85 2-1 P6		C SI 85 2-3 C SI 71 2-3 X FF 90 K					4	0	0	0	0	0	0																		
48 Francisco Cordero, R OBP: 0.303, SLG: 0.449	(10,1) B SL 86 2-1 X SI 90 29 1B		B FF 91 1-2 F FF 90 1-2 X CU 80 1-2 F7		B FF 91 2-1 C SI 85 2-1 X SL 85 2-1 P6		C SI 85 2-3 C SI 71 2-3 X FF 90 K					3	0	1	0	0	0	0																		
43 Miguel Cairo, R OBP: 0.367, SLG: 0.548	(1,5) B FF 92 2-1 B SL 84 2-1 X SI 88 29 1B		B FF 91 1-2 F FF 90 1-2 X CU 80 1-2 F7		B FF 91 2-1 C SI 85 2-1 X SL 85 2-1 P6		C SI 85 2-3 C SI 71 2-3 X FF 90 K					3	0	1	0	0	0	0																		
45 Bill Bray, L OBP: 0.367, SLG: 0.548	(5,7) B SL 84 2-1 X SI 88 29 1B		B FF 91 1-2 F FF 90 1-2 X CU 80 1-2 F7		B FF 91 2-1 C SI 85 2-1 X SL 85 2-1 P6		C SI 85 2-3 C SI 71 2-3 X FF 90 K					1	0	0	0	0	0	0																		
3 Chris Valaika, R OBP: 0.367, SLG: 0.548	(5,7) B SL 84 2-1 X SI 88 29 1B		B FF 91 1-2 F FF 90 1-2 X CU 80 1-2 F7		B FF 91 2-1 C SI 85 2-1 X SL 85 2-1 P6		C SI 85 2-3 C SI 71 2-3 X FF 90 K					0	0	0	0	0	0	0																		
62 Jordan Smith, R OBP: 0.367, SLG: 0.548	(5,7) B SL 84 2-1 X SI 88 29 1B		B FF 91 1-2 F FF 90 1-2 X CU 80 1-2 F7		B FF 91 2-1 C SI 85 2-1 X SL 85 2-1 P6		C SI 85 2-3 C SI 71 2-3 X FF 90 K					0	0	0	0	0	0	0																		
40 Nick Masset, R OBP: 0.367, SLG: 0.548	(5,7) B SL 84 2-1 X SI 88 29 1B		B FF 91 1-2 F FF 90 1-2 X CU 80 1-2 F7		B FF 91 2-1 C SI 85 2-1 X SL 85 2-1 P6		C SI 85 2-3 C SI 71 2-3 X FF 90 K					0	0	0	0	0	0	0																		
66 Logan Ondrusek, R OBP: 0.367, SLG: 0.548	(5,7) B SL 84 2-1 X SI 88 29 1B		B FF 91 1-2 F FF 90 1-2 X CU 80 1-2 F7		B FF 91 2-1 C SI 85 2-1 X SL 85 2-1 P6		C SI 85 2-3 C SI 71 2-3 X FF 90 K					0	0	0	0	0	0	0																		
28 Chris Hestey, R OBP: 0.367, SLG: 0.548	(5,7) B SL 84 2-1 X SI 88 29 1B		B FF 91 1-2 F FF 90 1-2 X CU 80 1-2 F7		B FF 91 2-1 C SI 85 2-1 X SL 85 2-1 P6		C SI 85 2-3 C SI 71 2-3 X FF 90 K					1	0	0	0	0	0	0																		
7 Paul Janish, R OBP: 0.313, SLG: 0.311	(1,6) X SL 86 0-0 SF9		B FF 92 1-0 X FF 90 29 FC5-4 1B		B CU 80 2-0 B FF 92 2-0 X FF 90 2B		B FF 90 1-0 X FF 90 6 FC6-4 1B		C FF 94 3-2 B FF 94 3-2 X FF 90 F8			4	0	3	1	0	0	0																		
29 Ryan Hanigan, R OBP: 0.304, SLG: 0.400	(1,2) B CU 78 1-1 X FF 90 FC5-4		B FF 91 2-2 C SI 81 2-2 X SL 86 2-2 FC5-4		D CU 80 1-1 C SL 86 1-1 X SL 86 1-1 G6-3		1 SAFE C FF 90 0-1 X CU 75 0-1 P4		C FF 92 2-2 C CU 80 2-2 B SL 84 2-2 B CU 81 2-2 X SL 83 2-2 P5			5	0	1	0	0	0	3																		
63 Sam LeCure, R OBP: 0.333, SLG: 0.400	(1,1) S SL 88 0-1 X FF 91 F9		B FF 88 1-1 X FF 90 2B		B FF 88 1-1 X FF 90 2B		B FF 88 2-0 X FF 91 2-0 L9		F FF 89 1-1 X SI 88 1-1 G6-3			2	0	1	0	0	0	2																		
16 Edgar Renteria, R OBP: 0.343, SLG: 0.344	(5,6) S SL 88 0-1 X FF 91 F9		B FF 88 1-1 X FF 90 2B		B FF 88 1-1 X FF 90 2B		B FF 88 2-0 X FF 91 2-0 L9		F FF 89 1-1 X SI 88 1-1 G6-3			3	1	1	0	0	0	1																		
Inning Stats	R: 4 E: 0 K: 0 S: 15	H: 5 LOB: 2 BB: 29 P: 29	R: 0 E: 0 K: 0 S: 7	H: 1 LOB: 1 BB: 13 P: 13	R: 0 E: 0 K: 0 S: 8	H: 1 LOB: 1 BB: 0 P: 14	R: 0 E: 0 K: 2 S: 10	H: 1 LOB: 2 BB: 1 P: 19	R: 0 E: 0 K: 1 S: 8	H: 1 LOB: 1 BB: 0 P: 14	R: 2 E: 0 K: 2 S: 21	H: 3 LOB: 2 BB: 1 P: 33	R: 0 E: 0 K: 0 S: 5	H: 1 LOB: 1 BB: 0 P: 9	R: 0 E: 0 K: 1 S: 6	H: 0 LOB: 1 BB: 1 P: 12	R: 0 E: 0 K: 0 S: 8	H: 0 LOB: 0 BB: 0 P: 14	R: 1 E: 0 K: 0 S: 11	H: 2 LOB: 1 BB: 21 P: 21	1B: 11 2B: 2 3B: 0 HR: 2	SF: 1 SAC: 1 DP: 1 HBP: 0	WP: 1 PB: 0 SB: 1 CS: 0	PA: 49												
PITCHER	IP 5.0	WLS 0.1	BF 28	H 10	R 6	ER 6	SO 3	BB 3	IBB 0	HBP 0	BLK 0	WP 0	HR 1	S 54	P 101	ERA 10.80	WHIP 2.600	PITCHER	IP 1.0	WLS L	BF 5	H 2	R 1	ER 1	SO 0	BB 1	IBB 0	HBP 0	BLK 0	WP 0	HR 0	S 8	P 14	ERA 9.00	WHIP 3.000	
49 Yovani Gallardo, R ERA: 5.7	(1,1)																	59 John Axford, R ERA: 5.23	(9,1)																	
57 Mitch Stetter, L ERA: 1.8	(6,1)																	52 Sergio Mitre, R ERA: 3.0	(10,1)																	
54 Sean Green, R ERA: 6.75	(6,1)																																			
32 LaTroy Hawkins, R ERA: 3.0	(7,1)																																			
50 Kameron Loe, R ERA: 2.84	(8,1)																																			

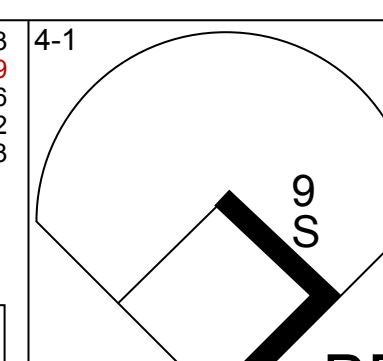
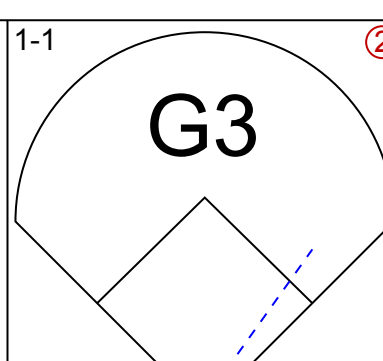
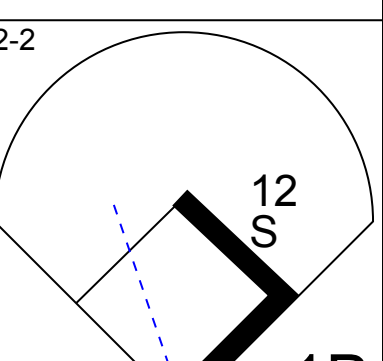

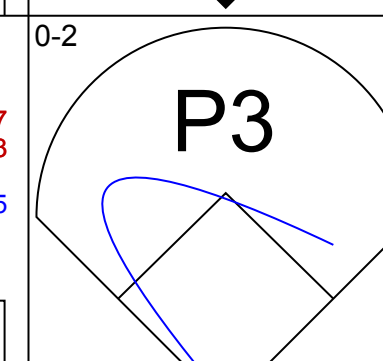
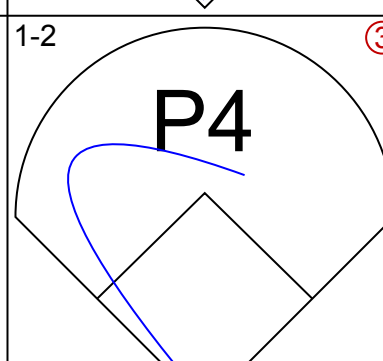
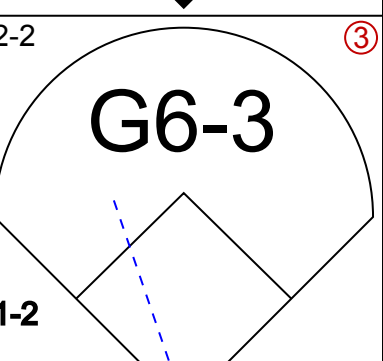

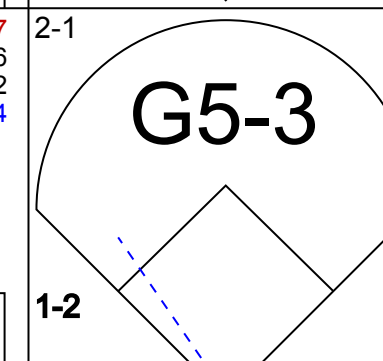
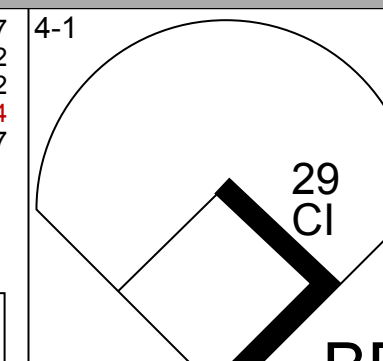
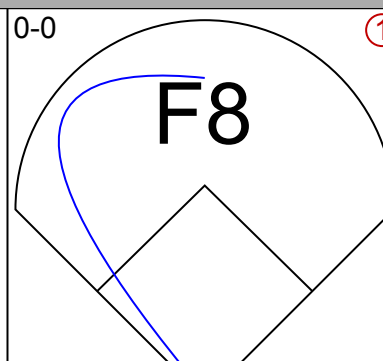
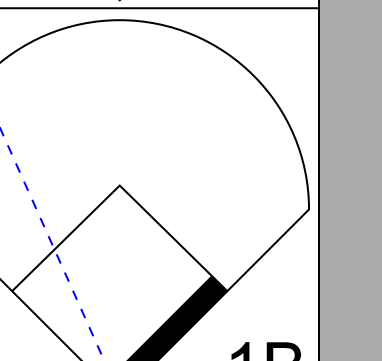
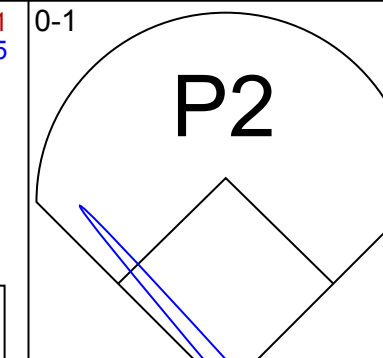
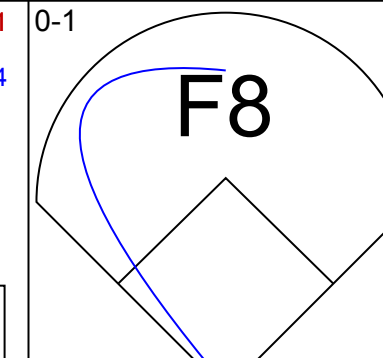
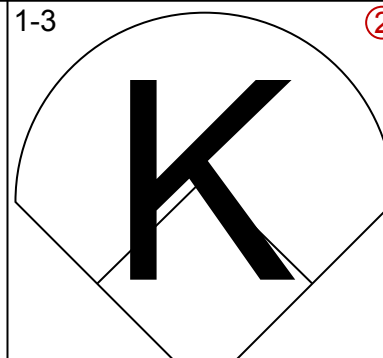
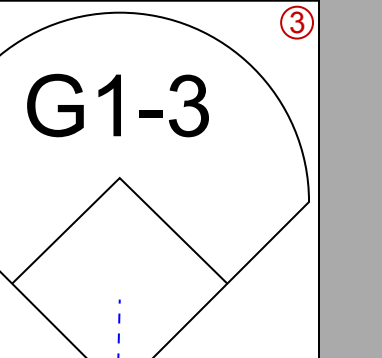
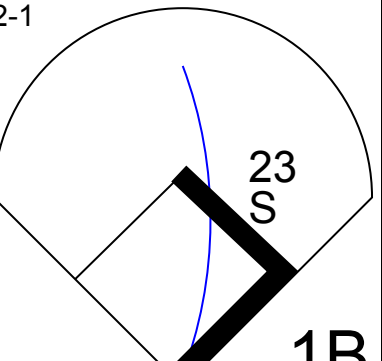
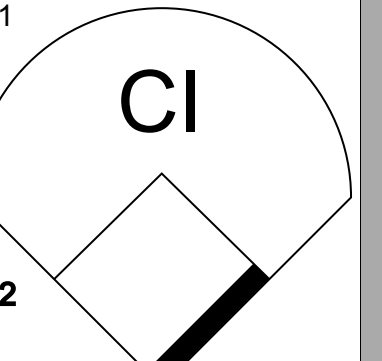
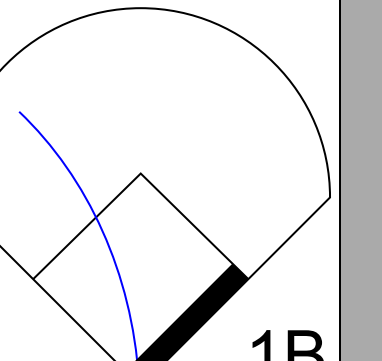
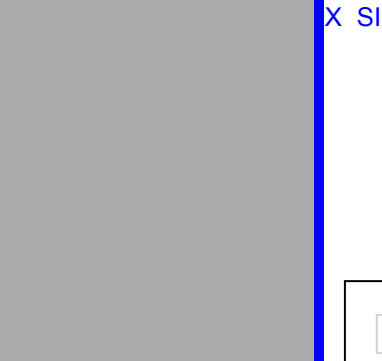

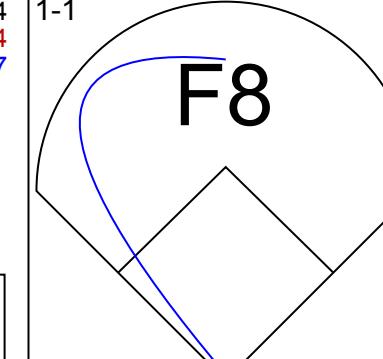
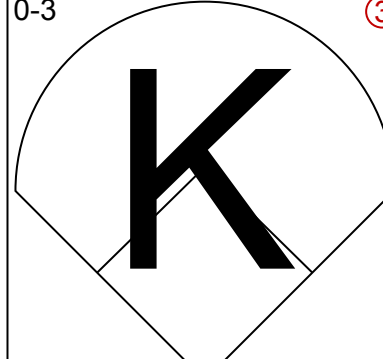


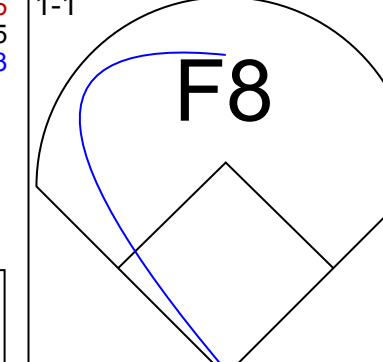

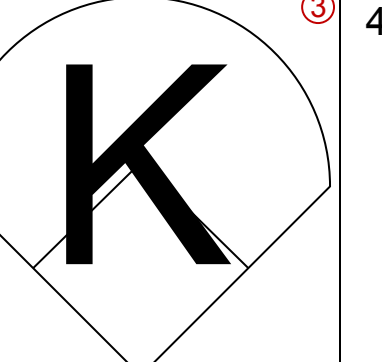

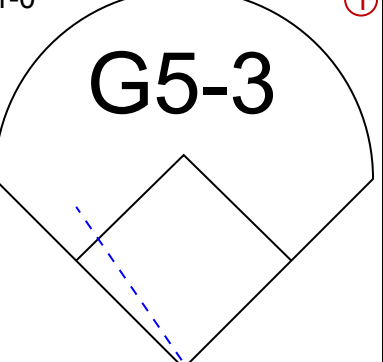
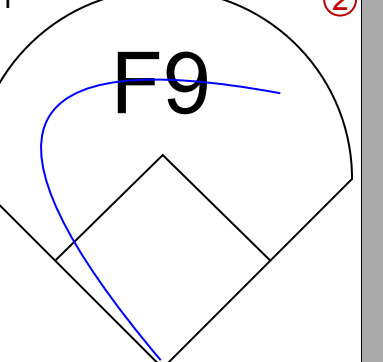


Cincinnati Reds @ Milwaukee Brewers
Miller Park, Milwaukee, WI
Wed Apr 27 2011, 12:10 PM - 4:03 PM CDT
Att: 33,848 - Roof Closed - 66 F

AB	42
R	7
H	15
RBI	7
BB	5
SO	6
LOB	20



Batter	1	2	3	4	5	6	7	8	9	10	AB	R	H	RBI	BB	SO	LOB	BOTTOM				
23 Rickie Weeks Jr., R OBP: 0.383, SLG: 0.574	(1,4) C SI 89 2-3 B SI 89 2-3 X FF 90 K		C SI 89 2-1 B SI 89 2-1 X CH 81 2-1 27 1B 2B		B SI 89 2-2 C SI 89 2-2 X FF 90 28 SH5-3 1B		S SL 83 1-2 B SI 84 1-2 X CH 84 1-2 SF7		F FF 98 1-1 H FF 98 1-1 HBP		3	2	2	1	0	1	0					
27 Carlos Gómez, R OBP: 0.283, SLG: 0.326	(1,8) C SI 89 3-1 B SI 89 3-1 X SI 89 3-1 P5		B SI 91 1-1 C SI 90 1-1 X SI 90 1-1 2H 3H 1B		1 SAFE X FF 98 0-0 SH5-3		1 SAFE C SI 91 0-0 X SI 91 0-0 FC5-4		F FF 98 0-3 F FF 100 0-3 F FF 100 0-3 S SL 88 0-3 K		4	0	1	2	0	1	4					
8 Ryan Braun, R OBP: 0.454, SLG: 0.669	(1,7) C SI 89 1-2 B SI 89 1-2 X SI 90 1-2 L9		1 SAFE C SI 89 0-1 X SI 89 0-1 F8		C SI 89 4-2 B SI 89 4-2 X SI 89 4-2 28 FC3-6 HBP		C SI 84 2-3 B SI 84 2-3 X SI 84 2-3 K		F FF 98 1-2 F FF 100 1-2 X FF 100 1-2 G5-3		4	0	0	0	0	1	4					
28 Prince Fielder, L OBP: 0.415, SLG: 0.565	(1,3) K KC 73 1-2 B SI 89 1-2 X SL 80 1-2 F8		B SI 89 1-2 C SI 89 1-2 X SI 89 1-2 20 FC6-4 BB		B SI 85 1-0 X SI 90 1-0 FC3-6		F SI 94 1-1 B SI 94 1-1 X SI 87 1-1 F8		F FF 98 0-3 C SL 84 0-3 C FF 100 0-3 K		4	1	0	0	1	1	1					
14 Casey McGehee, R OBP: 0.343, SLG: 0.416	(1,5) B SI 89 1-0 X SI 89 1-0 F8		1 SAFE X SL 79 0-0 F8		1 SAFE X SL 79 0-0 F7		B SI 89 1-1 F FF 89 1-1 X CH 85 1-1 F9		X FF 90 0-0 F9		4	0	0	0	1	0	2					
1 Corey Hart, R OBP: 0.333, SLG: 0.333	(1,9) X SI 89 0-1 X SI 89 0-1 G6-3		C SI 89 0-1 X SI 89 0-1 G6-3		C SI 89 0-1 X SI 89 0-1 G6-3		F SI 89 2-2 B SI 82 2-2 X SL 82 2-2 G6-3		C SI 87 0-2 C SI 82 0-2 X FF 100 0-2 K		5	0	2	0	0	1	1					
52 Sergio Mitre, R ERA: 3.0	(10,1)																					
3 Yuniesky Betancourt, R OBP: 0.290, SLG: 0.337	(1,8) C FF 89 0-2 B SI 89 0-2 X SL 80 0-2 G6-3		C SI 89 2-2 B SI 89 2-2 X SI 89 2-2 20 FC6-4 1B		B SI 85 1-0 X SI 90 1-0 FC3-6		X SI 89 0-0 G6-3		F FF 93 0-3 F FF 90 0-3 S FF 92 0-3 1 SAFE 0-0 CS		5	1	2	0	0	1	0					
20 Jonathan Lucroy, R OBP: 0.413, SLG: 0.476	(1,2) C SI 89 0-2 B SI 89 0-2 X SL 80 0-2 FC6-4		X SI 89 0-0 FC6-4		B SI 91 2-1 B SI 91 2-1 X SL 81 2-1 23 WP 25 1B 1B		B SI 91 2-1 B SI 91 2-1 X SL 81 2-1 23 WP 25 1B 1B		B SI 91 4-0 B SI 91 4-0 X FF 94 4-0 BB		4	1	2	1	1	0	2					
49 Edwin Encarnación, R OBP: 0.367, SLG: 0.548	(1,1)		C FF 89 0-2 B SI 89 0-2 X SL 80 0-2 G6-3		B SI 89 2-2 C SI 89 2-2 X SI 89 2-2 20 FC6-4 1B		X SI 89 0-0 G6-3		F FF 93 0-3 F FF 90 0-3 S FF 92 0-3 1 SAFE 0-0 K		5	1	2	0	0	1	0					
51 Matt Stairs, L OBP: 0.367, SLG: 0.548	(1,1)		C FF 89 0-2 B SI 89 0-2 X SL 80 0-2 G6-3		B SI 89 2-2 C SI 89 2-2 X SI 89 2-2 20 FC6-4 1B		X SI 89 0-0 G6-3		F FF 93 0-3 F FF 90 0-3 S FF 92 0-3 1 SAFE 0-0 K		5	1	2	0	0	1	0					
50 Kameron Loe, R ERA: 2.84	(8,1)																					
40 Nick Masset, R ERA: 4.73	(7,1)																					
66 Logan Ondrusek, R ERA: 1.20	(8,1)																					
Inning Stats	R: 0 E: 0 K: 1 S: 9	H: 0 LOB: 0 BB: 0 P: 15	R: 0 E: 0 K: 0 S: 6	H: 0 LOB: 0 BB: 8 P: 8	R: 2 E: 0 K: 0 S: 14	H: 3 LOB: 1 BB: 0 P: 17	R: 1 E: 0 K: 1 S: 12	H: 2 LOB: 2 BB: 1 P: 19	R: 1 E: 1 K: 0 S: 11	H: 1 LOB: 1 BB: 0 P: 19	R: 2 E: 0 K: 0 S: 12	H: 3 LOB: 3 BB: 0 P: 18	R: 0 E: 0 K: 2 S: 10	H: 0 LOB: 1 BB: 1 P: 17	R: 0 E: 0 K: 1 S: 14	H: 1 LOB: 3 BB: 1 P: 20	R: 0 E: 0 K: 1 S: 7	H: 1 LOB: 0 BB: 0 P: 7	R: 0 E: 0 K: 0 S: 9	H: 0 LOB: 0 BB: 0 P: 12	1B: 9 2B: 2 3B: 0 HR: 0	S

Batter	1	2	3	4	5	6	7	8	9	AB	R	H	RBI	BB	SO	LOB	TOP			
23 Rickie Weeks Jr, R (1.4) OBP: 0.384, SLG: 0.561			 1B				 BB			4	0	1	0	1	1	0	Milwaukee Brewers @ Houston Astros Minute Maid Park, Houston, TX Fri Apr 29 2011, 7:07 PM - 9:44 PM CDT Att: 25,734 - Clear - 75 F			
27 Carlos Gómez, R (1.8) OBP: 0.279, SLG: 0.313			 2B		 BB		 1B			4	2	0	0	1	0	2				
8 Ryan Braun, R (1.7) OBP: 0.455, SLG: 0.713					 2B					4	1	2	2	0	0	2				
28 Prince Fielder, L (1.3) OBP: 0.427, SLG: 0.611										3	1	2	2	1	0	1				
14 Casey McGehee, R (1.5) OBP: 0.330, SLG: 0.398										4	0	0	0	0	0	3				
1 Cory Hart, R (1.9) OBP: 0.200, SLG: 0.200										4	0	0	0	0	3	0				
3 Yuniesky Betancourt, R (1.6) OBP: 0.309, SLG: 0.375										2	1	1	1	2	0	0				
20 Jonathan Lucroy, R (1.2) OBP: 0.400, SLG: 0.444										3	0	0	0	0	2	2				
18 Shaun Marcum, R (1.1) OBP: 0.154, SLG: 0.154										3	0	0	0	0	2	1				
57 Mitch Stetter, L (8.1)										0	0	0	0	0	0	0				
61 Brandon Kintzler, R (8.1)										1	0	0	0	0	1	0				
Inning Stats	R: 2 H: 2 E: 0 K: 1 S: 18	H: 2 LOB: 0 BB: 0 P: 27	R: 0 H: 0 E: 0 K: 2 S: 12	H: 0 LOB: 1 BB: 0 P: 14	R: 1 H: 2 E: 0 K: 0 S: 12	H: 2 LOB: 1 BB: 0 P: 19	R: 1 H: 1 E: 0 K: 3 S: 10	H: 1 LOB: 0 BB: 0 P: 16	R: 0 H: 0 E: 0 K: 2 S: 12	H: 0 LOB: 1 BB: 2 P: 20	R: 1 H: 1 E: 0 K: 0 S: 10	H: 1 LOB: 1 BB: 1 P: 17	R: 0 H: 0 E: 0 K: 0 S: 8	H: 0 LOB: 1 BB: 1 P: 17	R: 0 H: 0 E: 0 K: 1 S: 8	H: 0 LOB: 0 BB: 0 P: 13	1B: 2 2B: 2 HR: 3	SF: 0 SAC: 0 DP: 1 HBP: 1	WP: 0 PB: 0 SB: 2 CS: 1	PA: 38
PITCHER	IP	WLS	BF	H	R	ER	SO	BB	IBB	HBP	BLK	WP	HR	S	P	ERA	WHIP			
39 Brett Myers, R (1.1) ERA: 3.72	6.0	L	26	5	4	4	8	3	0	1	0	0	3	72	113	6.00	1.333			
54 Mark Melancon, R (7.1) ERA: 1.99	1.0		5	1	1	1	0	1	0	0	0	0	0	10	17	9.00	2.000			
47 Jeff Fulchino, R (8.1) ERA: 3.55	1.0		4	0	0	0	0	1	0	0	0	0	0	8	17	0.00	1.000			
37 Brandon Lyon, R (9.1) ERA: 4.35	1.0		3	0	0	0	1	0	0	0	0	0	0	8	13	0.00	0.000			

Batter	1	2	3	4	5	6	7	8	9	AB	R	H	RBI	BB	SO	LOB	BOTTOM					
21 Michael Bourn, L (1.8) OBP: 0.364, SLG: 0.394										3	0	1	0	1	1	0	Milwaukee Brewers @ Houston Astros Minute Maid Park, Houston, TX Fri Apr 29 2011, 7:07 PM - 9:44 PM CDT Att: 25,734 - Clear - 75 F					
12 Clint Barmes, R (1.6) OBP: 0.279, SLG: 0.313										4	0	0	0	0	2							
9 Hunter Pence, R (1.9) OBP: 0.357, SLG: 0.486										3	0	1	0	1	0	1						
45 Carlos Lee, R (1.7) OBP: 0.236, SLG: 0.333										4	0	0	0	0	1	3						
29 Brett Wallace, L (1.3) OBP: 0.453, SLG: 0.529										2	0	2	0	0	0	0						
47 Jeff Fulchino, R (8.1) ERA: 1.99										0	0	0	0	0	0	0						
37 Brandon Lyon, R (9.1) OBP: 1.000, SLG: 2.000										0	0	0	0	0	0	0						
11 Jason Bourgeois, R (8, PH) OBP: 0.296, SLG: 0.370										1	0	0	0	0	0	0						
22 Bill Hall, R (1.4) OBP: 0.270, SLG: 0.325										4	0	0	0	0	1	4						
23 Chris Johnson, R (1.5) OBP: 0.237, SLG: 0.318										4	0	0	0	0	3	3						
55 Humberto Quintero, R (1.2) OBP: 0.328, SLG: 0.383										3	0	0	0	0	0	1						
39 Brett Myers, R (1.1) OBP: 0.214, SLG: 0.214										2	0	0	0	0	1	0						
54 Mark Melancon, R (7.1) ERA: 1.99										0	0	0	0	0	0	0						
19 Brian Bogusevic, L (7, PH) OBP: 0.250, SLG: 0.250										1	0	0	0	0	1	0						
Inning Stats	R: 0 H: 0 E: 0 K: 0 S: 8	H: 1 LOB: 1 BB: 1 P: 14	R: 0 H: 1 E: 0 K: 1 S: 13	H: 1 LOB: 0 BB: 0 P: 20	R: 0 H: 0 E: 0 K: 0 S: 6	H: 0 LOB: 0 BB: 0 P: 8	R: 0 H: 0 E: 0 K: 0 S: 8	H: 0 LOB: 2 BB: 1 P: 14	R: 0 H: 1 E: 0 K: 1 S: 10	H: 1 LOB: 1 BB: 0 P: 16	R: 0 H: 1 E: 0 K: 2 S: 10	H: 1 LOB: 1 BB: 0 P: 14	R: 0 H: 0 E: 0 K: 2 S: 8	H: 0 LOB: 0 BB: 0 P: 11	R: 0 H: 1 E: 0 K: 1 S: 7	H: 1 LOB: 0 BB: 0 P: 9	R: 0 H: 0 E: 0 K: 1 S: 5	H: 0 LOB: 0 BB: 0 P: 7	1B: 4 2B: 0 3B: 0 HR: 0	SF: 0 SAC: 0 DP: 0 HBP: 0	WP: 0 PB: 0 SB: 3 CS: 0	PA: 34
PITCHER	IP	WLS	BF	H	R	ER	SO	BB	IBB	HBP	BLK	WP	HR	S	P	ERA	WHIP					
18 Shaun Marcum, R (1.1) ERA: 2.24	7.0	W	27	3	0	0	6	2	0	0	0	0	0	0	63	9.00	0.714					
57 Mitch Stetter, L (8.1) ERA: 1.69	0.1		1	0	0	0	1	0	0	0	0	0	0	4	5	0.00	0.000					
61 Brandon Kintzler, R (8.1) ERA: 3.65	1.2		6	1	0	0	1	0	0	0	0	0	0	8	11	0.00	0.600					

Batter	1	2	3	4	5	6	7	8	9	AB	R	H	RBI	BB	SO	LOB	TOP								
23 Rickie Weeks Jr. R (1.4) OBP: 0.379, SLG: 0.549										4	0	1	0	0	0	1	0								
27 Carlos Gómez, R (1.8) OBP: 0.276, SLG: 0.320										4	0	1	0	0	0	1	2								
8 Ryan Braun, R (1.7) OBP: 0.457, SLG: 0.724										4	0	2	0	0	0	2									
28 Prince Fielder, L (1.3) OBP: 0.421, SLG: 0.626										4	1	1	1	0	0	2									
14 Casey McGehee, R (1.5) OBP: 0.336, SLG: 0.402										4	0	2	0	0	1	1									
1 Cory Hart, R (1.9) OBP: 0.214, SLG: 0.214										4	0	1	0	0	1	2									
3 Yuniesky Betancourt, R (1.6) OBP: 0.297, SLG: 0.359										4	0	0	0	0	0	3									
50 Kameron Loe, R (9.1)										0	0	0	0	0	0	0									
33 Wil Nieves, R (1.2) OBP: 0.286, SLG: 0.280										3	0	0	0	0	0	0									
43 Randy Wolf, L (1.1) OBP: 0.154, SLG: 0.231										2	0	1	0	0	1	0									
12 Brandon Boggs, S (8, PH) OBP: 0.100, SLG: 0.400										1	0	0	0	0	1	0									
32 LaTroy Hawkins, R (8.1) OBP: 0.290, SLG: 0.185										0	0	0	0	0	0	0									
30 Craig Counsell, L (9.6)										0	0	0	0	0	0	0									
Inning Stats	R: 0 H: 1 E: 0 K: 2 S: 13	H: 1 LOB: 1 BB: 0 P: 18	R: 0 H: 0 E: 0 K: 0 S: 8	H: 1 LOB: 0 BB: 11	R: 0 H: 2 E: 0 K: 0 S: 9	H: 2 LOB: 2 BB: 0 P: 14	R: 0 H: 1 E: 0 K: 0 S: 8	H: 1 LOB: 1 BB: 0 P: 13	R: 0 H: 0 E: 0 K: 1 S: 10	H: 0 LOB: 0 BB: 0 P: 16	R: 0 H: 1 E: 0 K: 1 S: 10	H: 1 LOB: 1 BB: 0 P: 12	R: 0 H: 0 E: 0 K: 1 S: 6	H: 0 LOB: 0 BB: 12	R: 0 H: 1 E: 0 K: 1 S: 11	H: 1 LOB: 1 BB: 0 P: 18	R: 1 H: 2 E: 0 K: 0 S: 8	H: 2 LOB: 1 BB: 0 P: 12	1B: 5 2B: 3 HR: 1	SF: 0 SAC: 0 DP: 1 HBP: 0	WP: 0 PB: 0 SB: 0 CS: 0	PA: 34			
PITCHER	IP	WLS	BF	H	R	ER	SO	BB	IBB	HBP	BLK	WP	HR	S	P	ERA	WHIP								
51 Wandy Rodriguez, L (1.1) ERA: 4.26	8.0		29	7	0	0	6	0	0	0	0	0	0	75	114	0.00	0.875								
37 Brandon Lyon, R (9.1) ERA: 4.76	1.0	W	5	2	1	1	0	0	0	0	0	0	1	8	12	9.00	2.000								

Milwaukee Brewers @ Houston Astros
Minute Maid Park, Houston, TX
Sat Apr 30 2011, 6:09 PM - 8:45 PM CDT
Att: 26,514 - Cloudy - 84 F

AB 34
R 1
H 9
RBI 1
BB 0
SO 6
LOB 12

Batter	1	2	3	4	5	6	7	8	9	AB	R	H	RBI	BB	SO	LOB	BOTTOM								
21 Michael Bourn, L (1.8) OBP: 0.357, SLG: 0.378										4	0	0	0	1	2	1									
11 Jason Bourgeois, R (1.7) OBP: 0.344, SLG: 0.435										5	1	3	1	0	0	0									
36 Angel Sanchez, R (1.4) OBP: 0.339, SLG: 0.379										3	0	1	0	1	1	1									
9 Hunter Pence, R (1.9) OBP: 0.353, SLG: 0.477										4	0	1	1	0	1	3									
45 Carlos Lee, R (1.3) OBP: 0.237, SLG: 0.324										3	0	0	0	1	0	3									
23 Chris Johnson, R (1.5) OBP: 0.227, SLG: 0.304										4	0	0	0	0	0	4									
46 J.R. Towles, R (1.2) OBP: 0.462, SLG: 0.606										3	0	1	0	1	0	0									
12 Clint Barmes, R (1.6) OBP: 0.205, SLG: 0.200										3	0	0	0	0	0	2									
51 Wandy Rodriguez, S (1.1) ERA: 2.39	7.0		28	4	1	1	4	0	0	0	0	0	0	0	0	0									
32 LaTroy Hawkins, R (8.1) ERA: 2.25	1.0	L	5	1	0	0	0	0	0	0	0	7	15	0.00	1.000										
50 Kameron Loe, R (9.1) ERA: 3.38	0.2	L	5	1	1	1	0	2	0	0	0	0	0	7	16	13.50	4.500								
Inning Stats	R: 1 H: 1 E: 1 K: 1 S: 16	H: 0 LOB: 2 BB: 1 P: 29	R: 0 H: 0 E: 0 K: 0 S: 10	H: 0 LOB: 1 BB: 1 P: 15	R: 0 H: 1 E: 0 K: 0 S: 10	H: 1 LOB: 1 BB: 0 P: 12	R: 0 H: 1 E: 0 K: 0 S: 6	H: 1 LOB: 1 BB: 0 P: 9	R: 0 H: 0 E: 0 K: 2 S: 12	H: 0 LOB: 0 BB: 0 P: 17	R: 0 H: 0 E: 0 K: 0 S: 5	H: 0 LOB: 0 BB: 0 P: 7	R: 0 H: 0 E: 0 K: 1 S: 6	H: 0 LOB: 0 BB: 0 P: 7	R: 0 H: 1 E: 1 K: 0 S: 7	H: 1 LOB: 2 BB: 1 P: 15	R: 1 H: 1 E: 0 K: 0 S: 7	H: 1 LOB: 2 BB: 2 P: 16	1B: 4 2B: 2 HR: 0	SF: 0 SAC: 1 DP: 0 HBP: 0	WP: 0 PB: 0 SB: 2 CS: 0	PA: 38			
PITCHER	IP	WLS	BF	H	R	ER	SO	BB	IBB	HBP	BLK	WP	HR	S	P	ERA	WHIP								
43 Randy Wolf, L (1.1) ERA: 2.39	7.0		28	4	1	1	4	0	0	0	0	0	0	0	0	0									
32 LaTroy Hawkins, R (8.1) ERA: 2.25	1.0	L	5	1	0	0	0	0	0	0	0	0	7	15	0.00	1.000									
50 Kameron Loe, R (9.1) ERA: 3.38	0.2	L	5	1	1	1	0	2	0	0	0	0	0	7	16	13.50	4.500								

Milwaukee Brewers @ Houston Astros
Minute Maid Park, Houston, TX
Sat Apr 30 2011, 6:09 PM - 8:45 PM CDT
Att: 26,514 - Cloudy - 84 F

AB 32
R 2
H 6
RBI 2
BB 5
SO 4
LOB 15

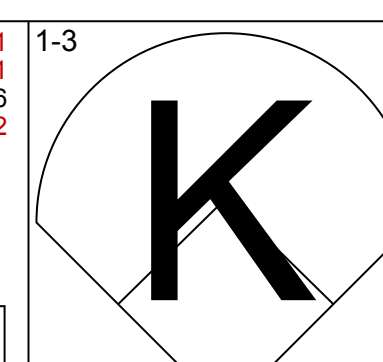
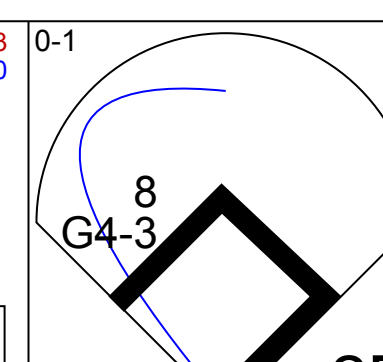
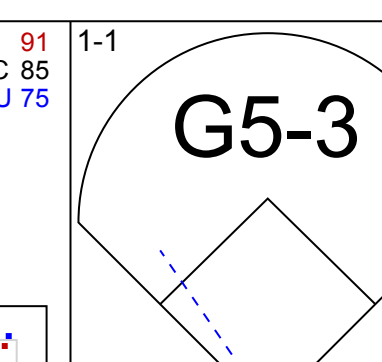
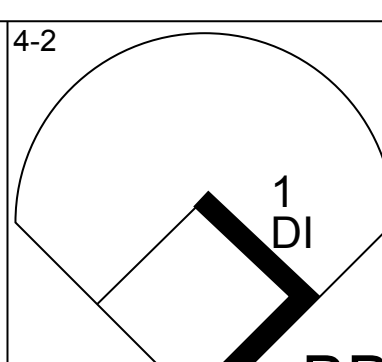
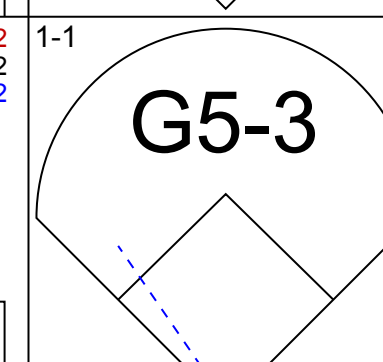
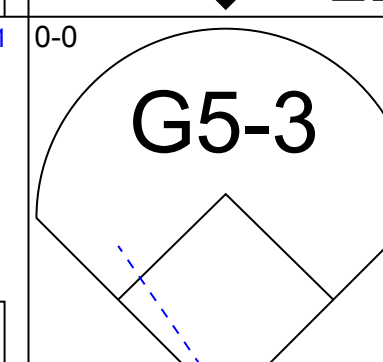
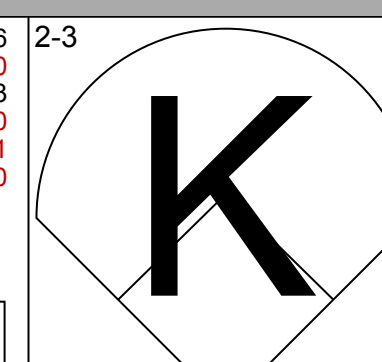
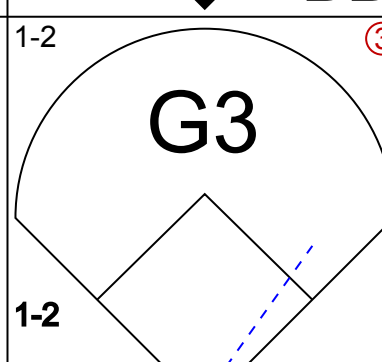
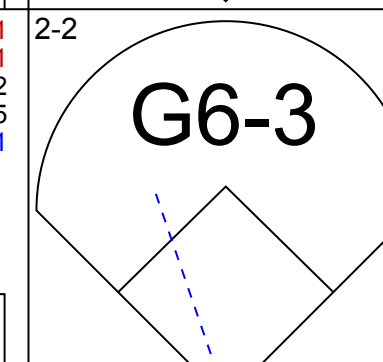
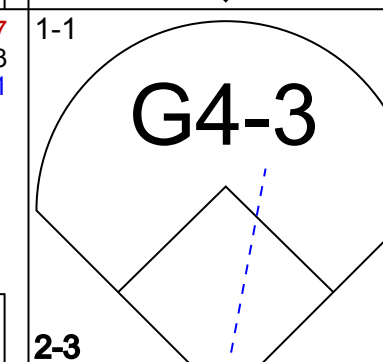
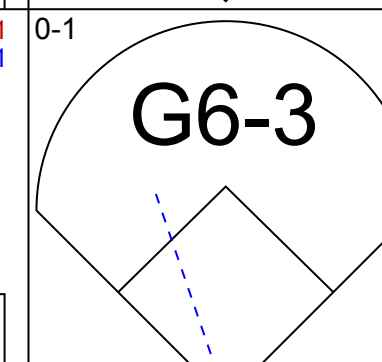
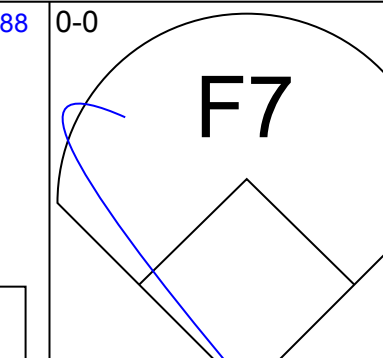
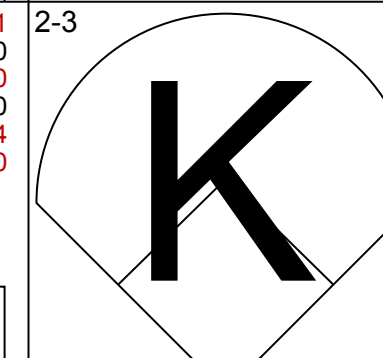
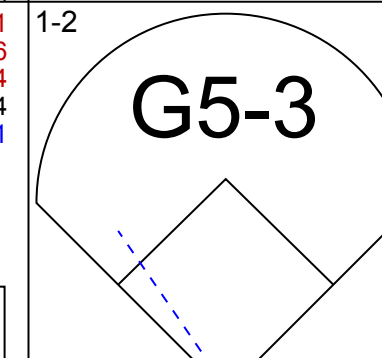
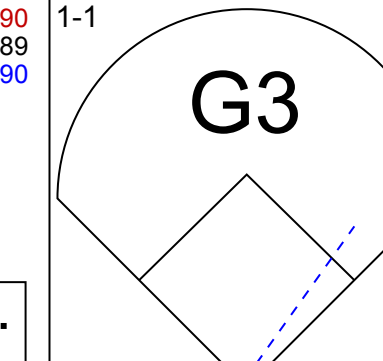
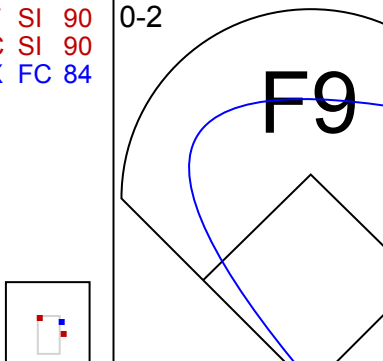
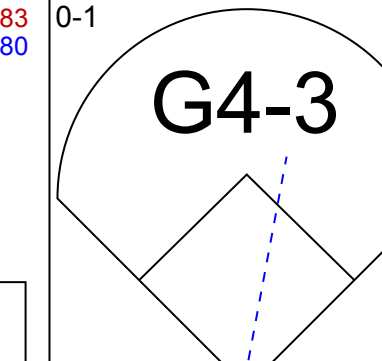
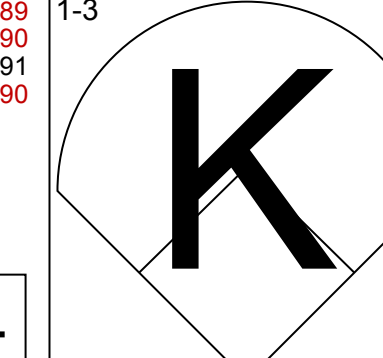
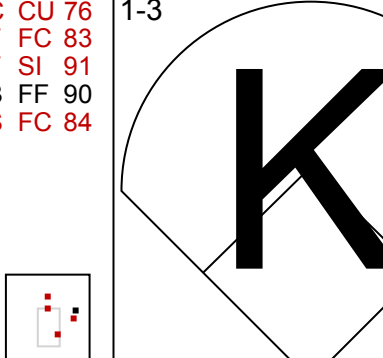
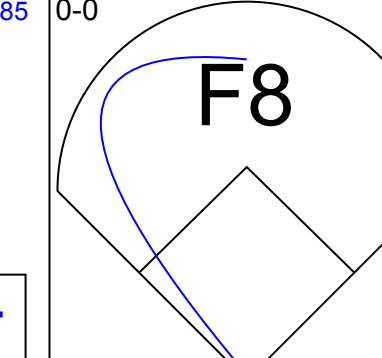
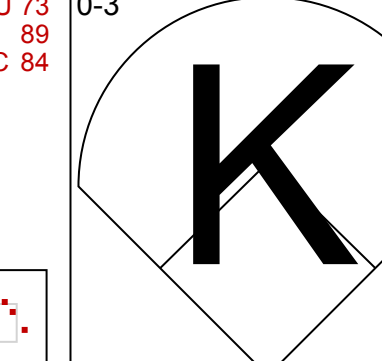
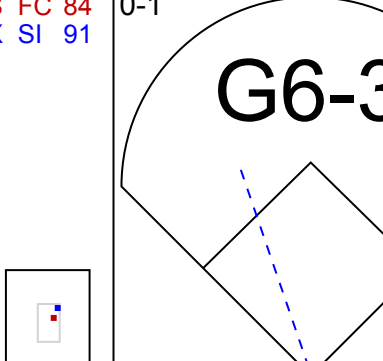
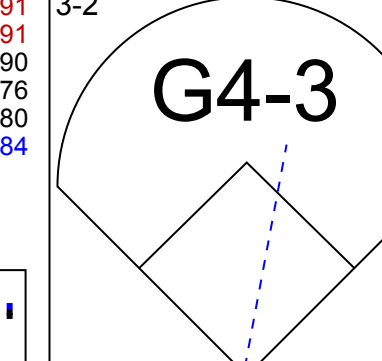
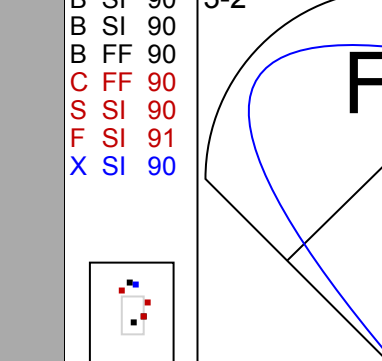
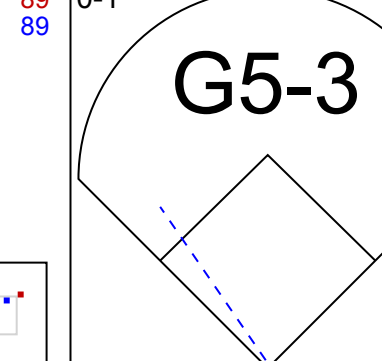
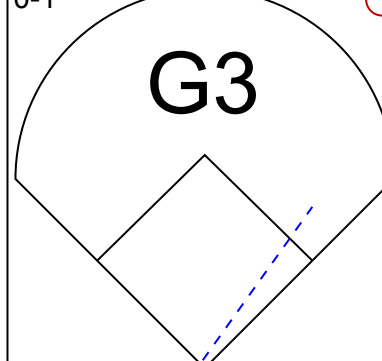

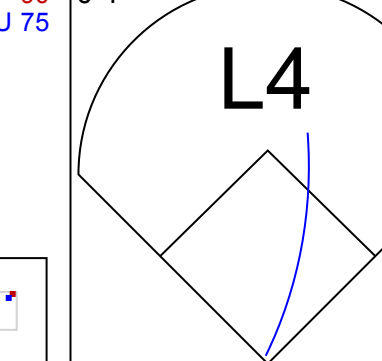
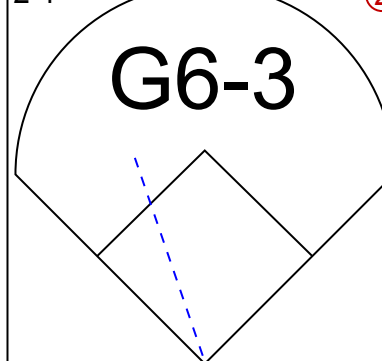
Batter	1	2	3	4	5	6	7	8	9	AB	R	H	RBI	BB	SO	LOB	TOP		
23 Rickie Weeks Jr. R OBP: 0.367, SLG: 0.528										4	0	0	0	0	2	2	Milwaukee Brewers @ Houston Astros Minute Maid Park, Houston, TX Sun May 01 2011, 1:09 PM - 3:54 PM CDT Att: 23,908 - Roof Closed - 73 F		
27 Carlos Gómez, R OBP: 0.277, SLG: 0.311										3	0	0	0	1	2	1			
8 Ryan Braun, R OBP: 0.450, SLG: 0.703										3	0	0	0	1	2				
28 Prince Fielder, L OBP: 0.415, SLG: 0.612										4	0	1	0	0	1	1			
14 Casey McGehee, R OBP: 0.324, SLG: 0.386										4	0	0	0	0	2	1			
25 Mark Kotsay, L OBP: 0.361, SLG: 0.302										4	0	1	0	0	2	0			
3 Yuniesky Betancourt, R OBP: 0.269, SLG: 0.347										3	0	0	0	0	1	2			
20 Jonathan Lucroy, R OBP: 0.415, SLG: 0.447										2	0	1	0	1	1	0			
38 Chris Narveson, L OBP: 0.091, SLG: 0.091										1	0	0	0	0	0	0			
52 Sergio Mitre, R (7, 1)										0	0	0	0	0	0	0			
30 Craig Counsell, L OBP: 0.281, SLG: 0.179										1	0	0	0	0	0	1			
21 Zach Braddock, L (8, 1)										0	0	0	0	0	0	0			
Inning Stats	R: 0 E: 0 K: 3 S: 12	H: 0 LOB: 1 BB: 1 P: 18	R: 0 E: 0 K: 2 S: 10	H: 0 LOB: 0 BB: 0 P: 16	R: 0 E: 0 K: 2 S: 9	H: 1 LOB: 1 BB: 0 P: 13	R: 0 E: 0 K: 0 S: 6	H: 0 LOB: 0 BB: 0 P: 7	R: 0 E: 0 K: 2 S: 13	H: 2 LOB: 0 BB: 0 P: 19	R: 0 E: 0 K: 0 S: 15	H: 0 LOB: 2 BB: 2 P: 26	R: 0 E: 0 K: 1 S: 11	H: 0 LOB: 0 BB: 0 P: 18	1B: 2 2B: 1 3B: 0 HR: 0	SF: 0 SAC: 1 DP: 0 HBP: 0	WP: 0 PB: 0 SB: 0 CS: 0	PA: 33	
PITCHER	IP: 7.2 ERA: 3.03	WLS: W BF: 29	H: 3 R: 0 ER: 0 SO: 11	H: 0 R: 0 ER: 0 SO: 0	H: 0 R: 0 ER: 0 SO: 0	H: 0 R: 0 ER: 0 SO: 6	H: 0 R: 0 ER: 0 SO: 9	H: 0 R: 0 ER: 0 SO: 6	H: 0 R: 0 ER: 0 SO: 9	H: 2 R: 0 ER: 0 SO: 19	H: 0 R: 0 ER: 0 SO: 15	H: 0 R: 0 ER: 0 SO: 26	H: 0 R: 0 ER: 0 SO: 11	H: 0 R: 0 ER: 0 SO: 18	WP: 0 PB: 0 SB: 0 CS: 0	ERA: 0.00 WHIP: 0.783	ERA: 0.00 WHIP: 0.000	ERA: 0.00 WHIP: 0.000	ERA: 0.00 WHIP: 0.000

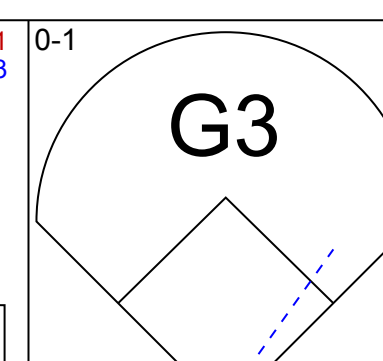
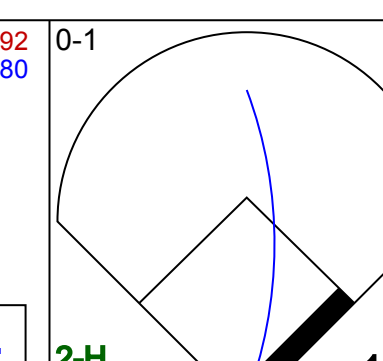
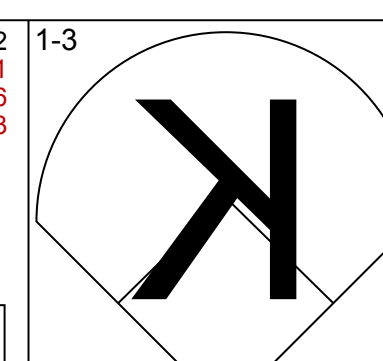
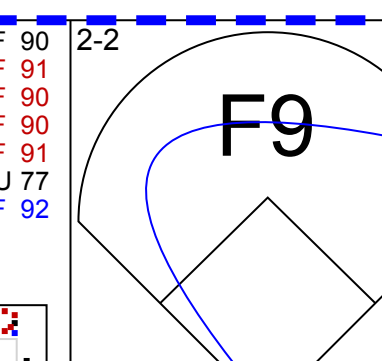
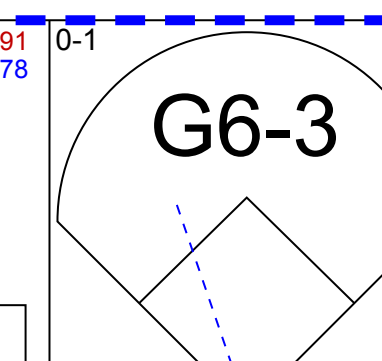
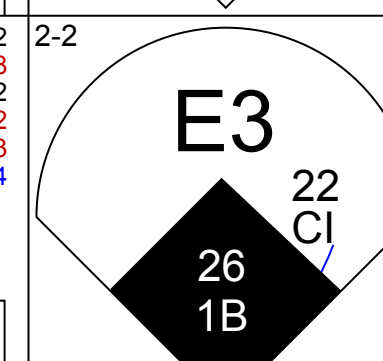
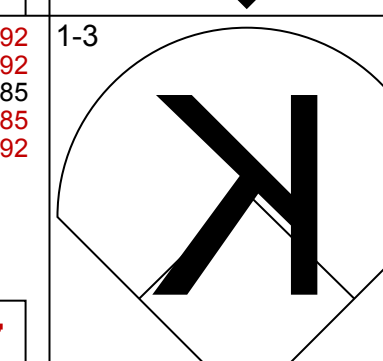
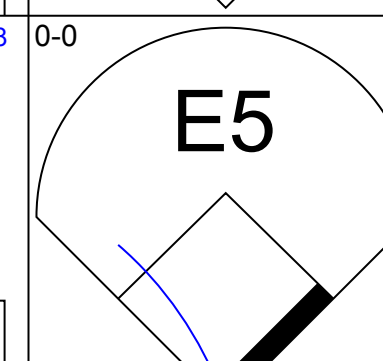
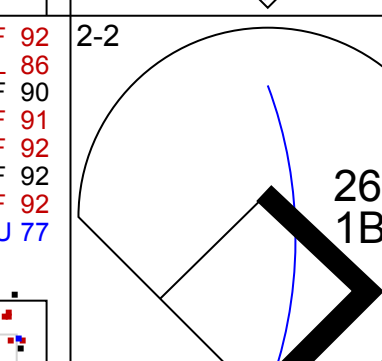
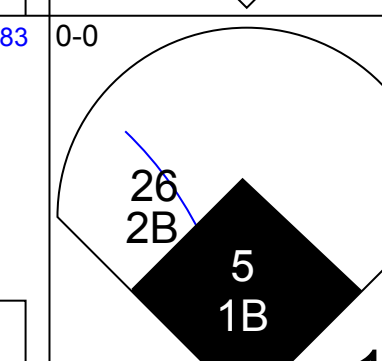
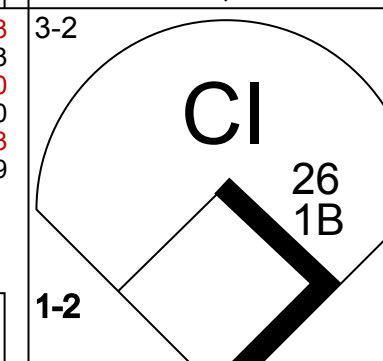
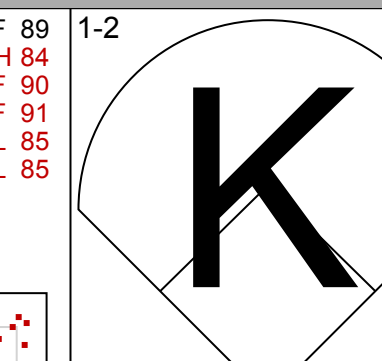
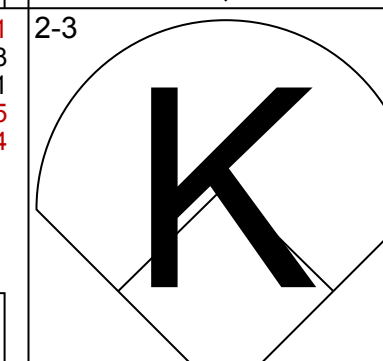
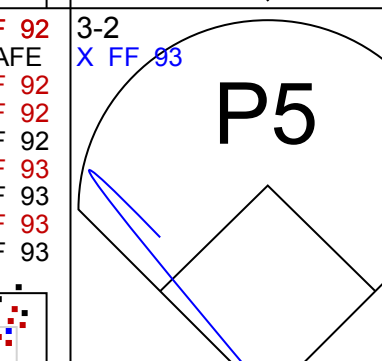
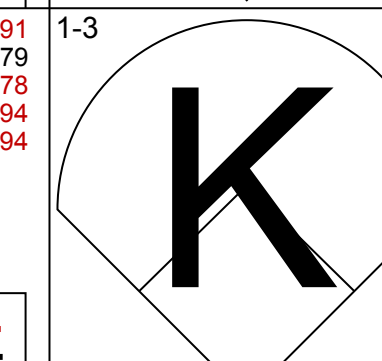
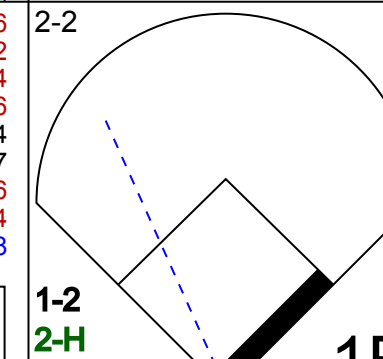
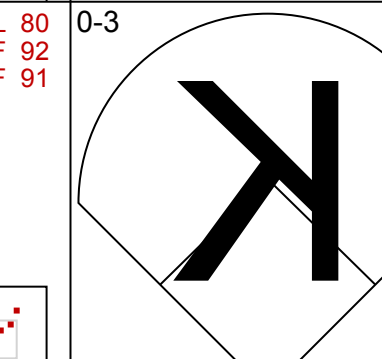

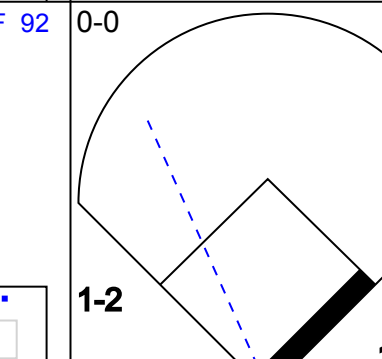
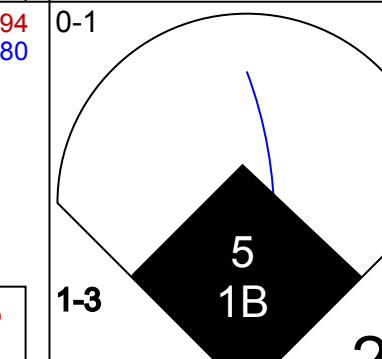
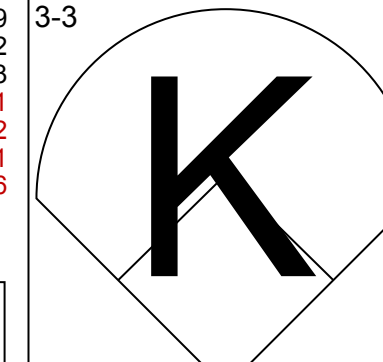
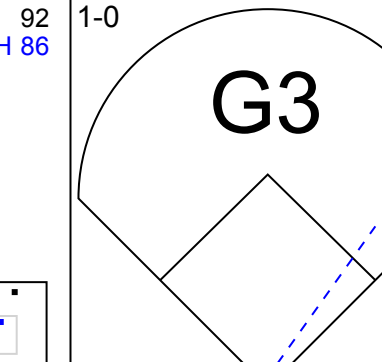

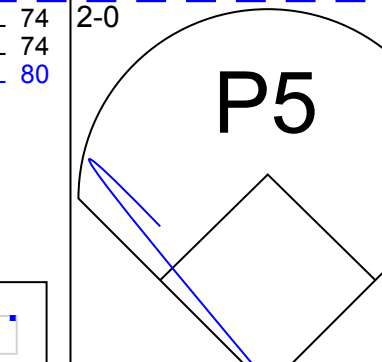
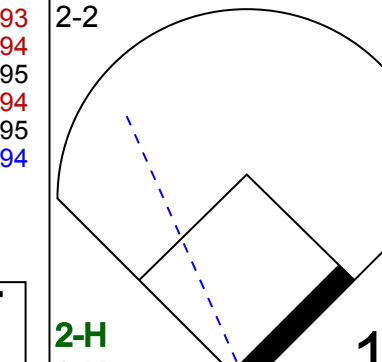
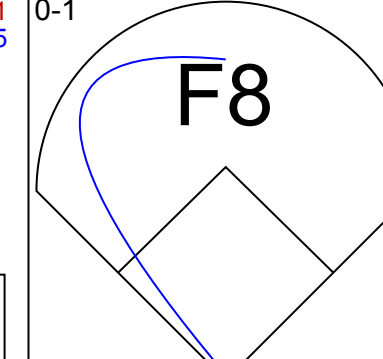
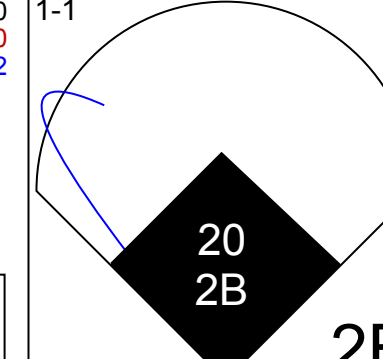
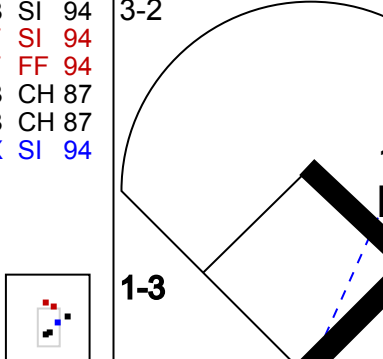

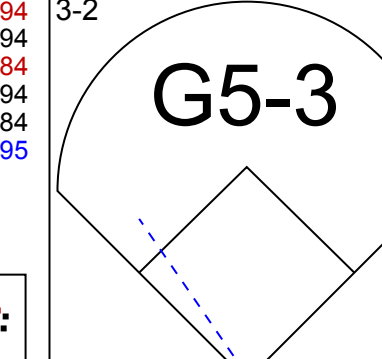
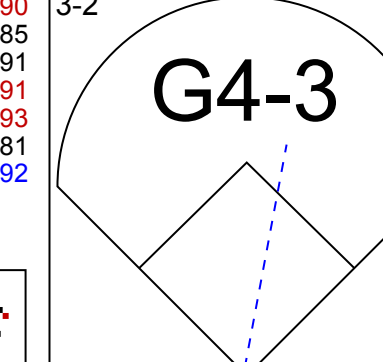
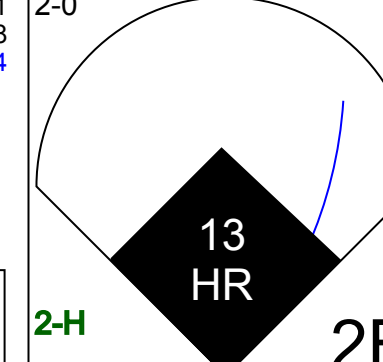
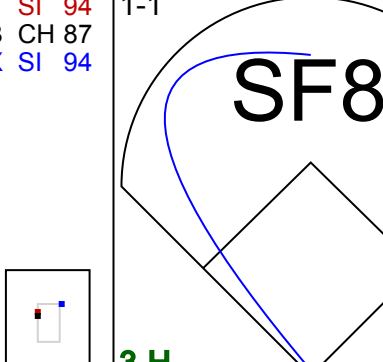
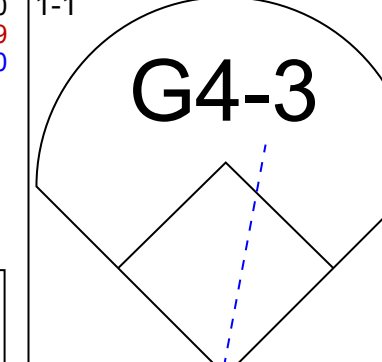
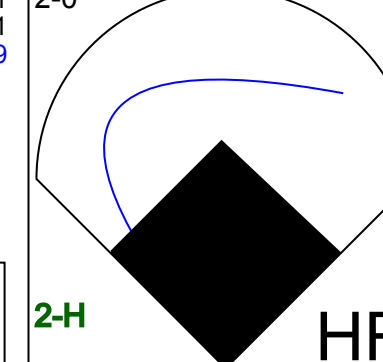
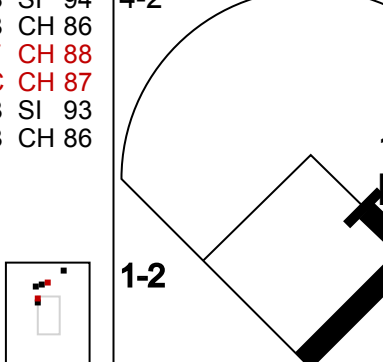
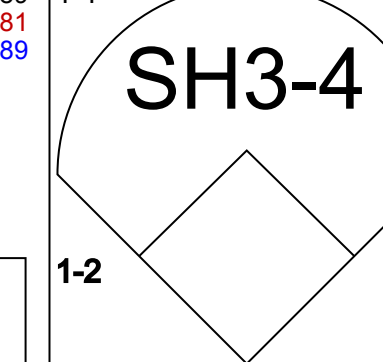
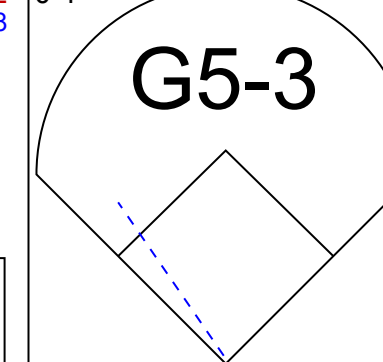
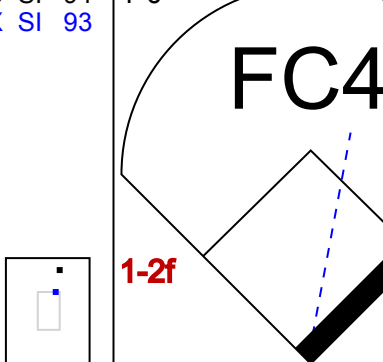
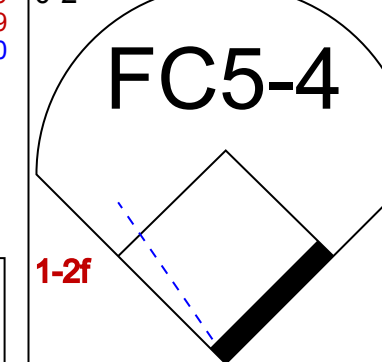
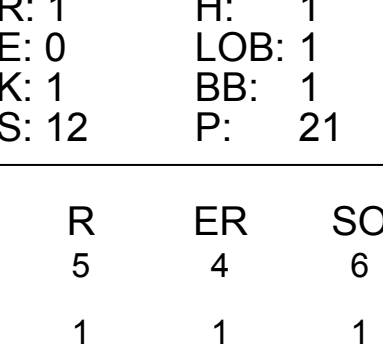
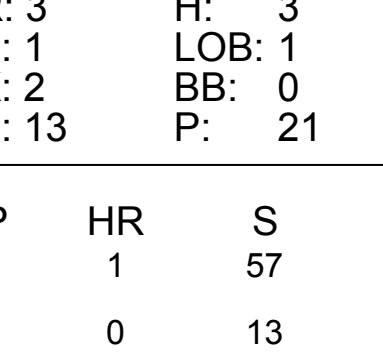
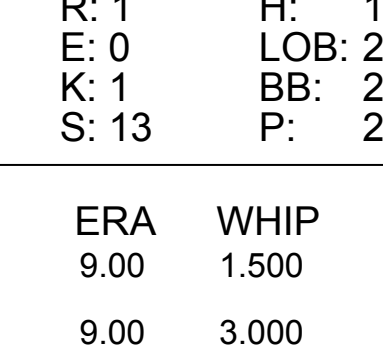
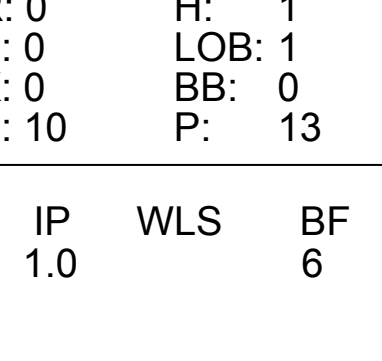
Batter	1	2	3	4	5	6	7	8	9	AB	R	H	RBI	BB	SO	LOB	BOTTOM			
11 Jason Bourgeois, R OBP: 0.361, SLG: 0.444										4	1	2	0	0	0	0	Milwaukee Brewers @ Houston Astros Minute Maid Park, Houston, TX Sun May 01 2011, 1:09 PM - 3:54 PM CDT Att: 23,908 - Roof Closed - 73 F			
36 Angel Sanchez, R OBP: 0.328, SLG: 0.364										4	0	0	0	0	1	2				
9 Hunter Pence, R OBP: 0.350, SLG: 0.469										4	1	1	0	0	1	0				
45 Carlos Lee, R OBP: 0.248, SLG: 0.360										3	2	2	3	0	0	0				
21 Michael Bourn, L OBP: 0.363, SLG: 0.384										1	0	1	0	0	0	0				
29 Brett Wallace, L OBP: 0.450, SLG: 0.517										4	0	1	0	0	2	1				
22 Bill Hall, R OBP: 0.269, SLG: 0.322										4	0	1	1	0	3	1				
16 Matt Downs, R OBP: 0.314, SLG: 0.438										3	1	0	0	0	1	2				
55 Humberto Quintero, R OBP: 0.328, SLG: 0.381										3	0	1	0	0	1	1				
20 Bud Norris, R OBP: 0.200, SLG: 0.300										3	0	0	0	0	3	3				
47 Jeff Fulchino, R ERA: 2.7										0	0	0	0	0	0	0				
58 Fernando Abad, L (8, 1)										0	0	0	0	0	0	0				
54 Mark Melancon, R (8, 1)										0	0	0	0	0	0	0				
Inning Stats	R: 0 E: 0 K: 0 S: 7	H: 4 LOB: 2 BB: 0 P: 13	R: 1 E: 0 K: 1 S: 14	H: 4 LOB: 0 BB: 0 P: 17	R: 0 E: 0 K: 0 S: 7	H: 0 LOB: 0 BB: 0 P: 11	R: 0 E: 0 K: 2 S: 9	H: 0 LOB: 0 BB: 0 P: 14	R: 0 E: 0 K: 2 S: 9	H: 0 LOB: 0 BB: 0 P: 11	R: 3 E: 0 K: 2 S: 17	H: 3 LOB: 0 BB: 0 P: 28	R: 1 E: 2 K: 2 S: 12	H: 1 LOB: 1 BB: 0 P: 15	R: 0 E: 0 K: 3 S: 12	H: 1 LOB: 1 BB: 0 P: 16	1B: 8 2B: 1 3B: 0 HR: 1	SF: 0 SAC: 0 DP: 1 HBP: 0	WP: 0 PB: 0 SB: 1 CS: 0	PA: 33
PITCHER	IP: 6.0 ERA: 4.64	WLS: L BF: 24	H: 7 R: 4 ER: 4 SO: 7	H: 4 R: 4 ER: 4 SO: 2	H: 0 R: 0 ER: 0 SO: 0	H: 0 R: 0 ER: 0 SO: 0	H: 0 R: 0 ER: 0 SO: 12	H: 0 R: 0 ER: 0 SO: 15	H: 0 R: 0 ER: 0 SO: 16	H: 0 R: 0 ER: 0 SO: 12	H: 0 R: 0 ER: 0 SO: 15	H: 0 R: 0 ER: 0 SO: 28	H: 0 R: 0 ER: 0 SO: 15	H: 0 R: 0 ER: 0 SO: 16	WP: 0 PB: 0 SB: 0 CS: 0	ERA: 6.00 WHIP: 1.167	ERA: 0.00 WHIP: 1.000	ERA: 0.00 WHIP: 1.000	ERA: 0.00 WHIP: 1.000	



Batter	1	2	3	4	5	6	7	8	9	AB	R	H	RBI	BB	SO	LOB	TOP			
23 Rickie Weeks Jr. R OBP: 0.375, SLG: 0.540										3	1	1	0	1	1	0	Milwaukee Brewers @ Atlanta Braves Turner Field, Atlanta, GA Wed May 04 2011, 4:12 PM - 7:25 PM EDT Clear - 65 F			
2 Nyjer Morgan L OBP: 0.425, SLG: 0.615										4	0	0	1	0	1	1				
8 Ryan Braun R OBP: 0.430, SLG: 0.661										4	0	0	0	0	0	0				
28 Prince Fielder L OBP: 0.397, SLG: 0.604										4	1	1	1	0	1	0				
14 Casey McGehee R OBP: 0.319, SLG: 0.370										3	1	1	0	1	1	0				
25 Mark Kotsay L OBP: 0.375, SLG: 0.309										2	0	1	0	0	0	0				
27 Carlos Gómez R OBP: 0.282, SLG: 0.324										2	0	1	0	0	1	1				
20 Jonathan Lucroy R OBP: 0.386, SLG: 0.412										4	0	0	0	0	1	4				
30 Craig Counsell L OBP: 0.286, SLG: 0.194										2	0	1	1	0	0	0				
3 Yuniesky Betancourt R OBP: 0.294, SLG: 0.370										2	0	0	0	0	0	2				
41 Marco Estrada R OBP: 0.250, SLG: 0.250										2	0	0	0	0	2	2				
57 Mitch Stetter L (6, 1)										0	0	0	0	0	0	0				
1 Corey Hart R OBP: 0.211, SLG: 0.211										1	0	0	0	0	1	1				
54 Sean Green R (7, 1)										0	0	0	0	0	0	0				
52 Sergio Mitre R (8, 1)										0	0	0	0	0	0	0				
Inning Stats	R: 0 E: 0 K: 2 S: 7	H: 0 LOB: 0 BB: 0 P: 11	R: 1 E: 0 K: 2 S: 11	H: 2 LOB: 2 BB: 1 P: 22	R: 0 E: 0 K: 0 S: 10	H: 0 LOB: 0 BB: 0 P: 13	R: 1 E: 0 K: 1 S: 17	H: 1 LOB: 1 BB: 0 P: 25	R: 0 E: 0 K: 1 S: 9	H: 0 LOB: 0 BB: 0 P: 15	R: 0 E: 0 K: 1 S: 9	H: 1 LOB: 1 BB: 0 P: 12	R: 1 E: 0 K: 0 S: 13	H: 1 LOB: 1 BB: 0 P: 23	R: 0 E: 0 K: 1 S: 8	H: 1 LOB: 1 BB: 0 P: 10	1B: 3 2B: 1 3B: 1 HR: 1	SF: 0 SAC: 0 DP: 0 HBP: 0	WP: 0 PB: 0 SB: 1 CS: 0	PA: 35
PITCHER	IP WLS BF H R ER SO BB IBB HBP BLK WP HR S P ERA WHIP																			
48 Tommy Hanson R ERA: 2.63	6.0 W 23 3 2 2 7 2 0 0 0 0 0 1 62 101 3.00 0.833																			
34 Eric O'Flaherty L ERA: 1.2	1.0 4 1 0 0 1 0 0 0 0 0 0 0 9 12 0.00 1.000																			
19 Scott Linebrink R ERA: 5.23	1.0 4 1 1 1 0 0 0 0 0 0 0 0 13 23 9.00 1.000																			
53 Cory Garrin R ERA: 4.05	1.0 4 1 0 0 1 0 0 0 0 0 0 0 8 10 0.00 1.000																			

Batter	1	2	3	4	5	6	7	8	9	AB	R	H	RBI	BB	SO	LOB	BOTTOM			
14 Martín Prado R OBP: 0.303, SLG: 0.379										5	2	3	3	0	2	2	Milwaukee Brewers @ Atlanta Braves Turner Field, Atlanta, GA Wed May 04 2011, 4:12 PM - 7:25 PM EDT Clear - 65 F			
22 Jason Heyward L OBP: 0.357, SLG: 0.500										3	1	1	0	1	0	4				
10 Chipper Jones S OBP: 0.358, SLG: 0.463										5	0	1	2	0	1	6				
16 Brian McCann L OBP: 0.360, SLG: 0.370										3	0	1	2	1	0	1				
26 Dan Uggla R OBP: 0.256, SLG: 0.375										5	0	0	0	0	2	5				
5 Freddie Freeman L OBP: 0.333, SLG: 0.381										4	1	2	0	1	1	0				
2 Alex Gonzalez R OBP: 0.276, SLG: 0.410										5	1	1	0	0	1	4				
13 Nate McLouth L OBP: 0.364, SLG: 0.377										3	2	3	0	1	0	0				
48 Tommy Hanson R ERA: 2.63	5.1 L 28 9 7 7 5 3 0 0 0 0 0 1 71 114 3.00 1.500																			
57 Mitch Stetter L ERA: 3.0	0.2 4 1 1 1 1 0 0 0 0 0 0 0 8 12 13.50 1.500																			
54 Sean Green R ERA: 5.4	1.0 5 2 0 0 2 0 0 0 0 0 0 0 14 25 0.00 2.000																			
52 Sergio Mitre R ERA: 2.45	1.0 6 1 0 0 1 2 0 0 0 0 0 0 18 32 0.00 3.000																			
Inning Stats	R: 0 E: 0 K: 1 S: 10	H: 0 LOB: 1 BB: 1 P: 17	R: 0 E: 0 K: 0 S: 9	H: 0 LOB: 0 BB: 0 P: 14	R: 2 E: 0 K: 1 S: 15	H: 4 LOB: 2 BB: 0 P: 23	R: 2 E: 0 K: 1 S: 18	H: 3 LOB: 2 BB: 1 P: 31	R: 0 E: 0 K: 1 S: 11	H: 0 LOB: 0 BB: 0 P: 15	R: 4 E: 0 K: 2 S: 16	H: 3 LOB: 1 BB: 1 P: 26	R: 0 E: 0 K: 2 S: 14	H: 2 LOB: 2 BB: 0 P: 25	R: 0 E: 0 K: 1 S: 18	H: 1 LOB: 3 BB: 2 P: 32		1B: 11 2B: 2 3B: 0 HR: 0	SF: 1 SAC: 0 DP: 0 HBP: 1	WP: 1 PB: 0 SB: 0 CS: 0
PITCHER	IP WLS BF H R ER SO BB IBB HBP BLK WP HR S P ERA WHIP																			
41 Marco Estrada R ERA: 4.78	5.1 L 28 9 7 7 5 3 0 0 0 0 0 1 71 114 3.00 1.500																			
57 Mitch Stetter L ERA: 3.0	0.2 4 1 1 1 1 0 0 0 0 0 0 0 8 12 13.50 1.500																			
54 Sean Green R ERA: 5.4	1.0 5 2 0 0 2 0 0 0 0 0 0 0 14 25 0.00 2.000																			
52 Sergio Mitre R ERA: 2.45	1.0 6 1 0 0 1 2 0 0 0 0 0 0 18 32 0.00 3.000																			

Batter	1	2	3	4	5	6	7	8	9	AB	R	H	RBI	BB	SO	LOB	TOP					
23 Rickie Weeks Jr., R OBP: 0.379, SLG: 0.543										3	0	1	0	1	1	0	Milwaukee Brewers @ Atlanta Braves Turner Field, Atlanta, GA Wed May 04 2011, 8:03 PM - 10:44 PM EDT Att. 15,543 - Clear - 60 F					
1 Cory Hart, R OBP: 0.174, SLG: 0.174										4	0	0	0	0	1	2						
8 Ryan Braun, R OBP: 0.420, SLG: 0.643										3	0	0	0	0	0	1						
28 Prince Fielder, L OBP: 0.388, SLG: 0.588										3	0	0	0	0	1	1						
14 Casey McGehee, R OBP: 0.311, SLG: 0.360										3	0	0	0	0	0	0						
3 Yuniesky Betancourt, R OBP: 0.266, SLG: 0.359										3	0	0	0	0	2	0						
27 Carlos Gómez, R OBP: 0.275, SLG: 0.315										3	0	0	0	0	1	0						
33 Wil Nieves, R OBP: 0.229, SLG: 0.219										3	0	0	0	0	0	0						
13 Zack Greinke, R 61 Brandon Kintzler, R 25 Mark Kotsay, L 32 LaTroy Hawkins, R 57 Mitch Stetter, L 50 Kameron Loe, R 59 John Axford, R 30 Craig Counsell, L										1	0	0	0	0	0	0						
Inning Stats	R: 0 E: 0 K: 1 S: 8	H: 0 LOB: 0 BB: 0 P: 12	R: 0 E: 0 K: 1 S: 6	H: 0 LOB: 0 BB: 0 P: 8	R: 0 E: 0 K: 1 S: 11	H: 0 LOB: 0 BB: 0 P: 15	R: 0 E: 0 K: 1 S: 9	H: 1 LOB: 1 BB: 0 P: 12	R: 0 E: 0 K: 1 S: 9	H: 0 LOB: 0 BB: 0 P: 10	R: 0 E: 0 K: 0 S: 6	H: 0 LOB: 0 BB: 0 P: 7	R: 0 E: 0 K: 1 S: 10	H: 0 LOB: 0 BB: 0 P: 13	R: 0 E: 0 K: 0 S: 6	H: 0 LOB: 1 BB: 1 P: 9		R: 0 E: 0 K: 0 S: 9	H: 0 LOB: 1 BB: 1 P: 16	1B: 0 2B: 1 3B: 0 HR: 0	SF: 0 SAC: 0 DP: 0 HBP: 0	WP: 0 PB: 0 SB: 0 CS: 0
PITCHER 15 Tim Hudson, R ERA: 2.86	IP: 9.0 WLS: W BF: 29 H: 1 R: 0 ER: 0 SO: 6 BB: 1 IBB: 0 HBP: 0 BLK: 0 WP: 0 HR: 0 S: 74 P: 102 ERA: 0.00 WHIP: 0.222															PITCHER						

Batter	1	2	3	4	5	6	7	8	9	AB	R	H	RBI	BB	SO	LOB	BOTTOM			
14 Martín Prado, R OBP: 0.299, SLG: 0.372										5	0	1	1	0	1	0	Milwaukee Brewers @ Atlanta Braves Turner Field, Atlanta, GA Wed May 04 2011, 8:03 PM - 10:44 PM EDT Att. 15,543 - Clear - 60 F			
2 Alex Gonzalez, R OBP: 0.281, SLG: 0.410										5	2	2	0	0	1	1				
22 Jason Heyward, L OBP: 0.346, SLG: 0.482										4	0	0	0	0	3	3				
26 Dan Uggla, R OBP: 0.276, SLG: 0.395										4	2	3	1	1	1	0				
5 Freddie Freeman, L OBP: 0.328, SLG: 0.373										5	0	1	2	0	2	5				
8 David Ross, R OBP: 0.357, SLG: 0.704										5	1	2	0	0	0	3				
20 Eric Hinske, L ERA: 9.0										3	1	1	2	0	0	0				
23 Brandon Hicks, R OBP: 0.222, SLG: 0.125										0	0	0	0	0	0	0				
13 Nate McLouth, L OBP: 0.384, SLG: 0.417										2	2	2	2	2	0	0				
15 Tim Hudson, R										3	0	0	0	0	0	3				
Inning Stats	R: 1 E: 2 K: 1 S: 23	H: 1 LOB: 2 BB: 0 P: 33	R: 1 E: 0 K: 1 S: 12	H: 1 LOB: 1 BB: 1 P: 21	R: 0 E: 0 K: 2 S: 9	H: 0 LOB: 0 BB: 0 P: 11	R: 3 E: 1 K: 2 S: 13	H: 3 LOB: 1 BB: 0 P: 21	R: 1 E: 0 K: 1 S: 13	H: 1 LOB: 2 BB: 2 P: 27	R: 0 E: 0 K: 0 S: 19	H: 2 LOB: 0 BB: 0 P: 28	R: 0 E: 0 K: 0 S: 10	H: 1 LOB: 1 BB: 0 P: 13	R: 2 E: 0 K: 1 S: 16	H: 3 LOB: 1 BB: 0 P: 22	1B: 8 2B: 3 3B: 0 HR: 1	SF: 1 SAC: 1 DP: 0 HBP: 0	WP: 0 PB: 0 SB: 0 CS: 0	PA: 42
PITCHER 13 Zack Greinke, R 61 Brandon Kintzler, R 32 LaTroy Hawkins, R 57 Mitch Stetter, L 50 Kameron Loe, R	IP: 4.0 WLS: L BF: 21 H: 5 R: 5 ER: 4 SO: 6 BB: 1 IBB: 0 HBP: 0 BLK: 0 WP: 0 HR: 0 S: 86 P: 100 ERA: 9.00 WHIP: 3.000															PITCHER 59 John Axford, R ERA: 6.35				

Batter	1	2	3	4	5	6	7	8	9	AB	R	H	RBI	BB	SO	LOB	TOP								
23 Rickie Weeks Jr. R (1.4) OBP: 0.379, SLG: 0.537	F9			K			G5-3		2B	4	0	1	0	0	1	0	Milwaukee Brewers @ St. Louis Cardinals Busch Stadium, St. Louis, MO Fri May 06 2011, 7:17 PM - 9:17 PM CDT Att: 35,552 - Partly Cloudy - 68 F								
27 Carlos Gómez, R (1.8) OBP: 0.266, SLG: 0.304	F8			F8			G6-3		P4	4	0	0	0	0	1										
8 Ryan Braun, R (1.7) OBP: 0.406, SLG: 0.613	K			K			K			3	0	0	0	0	3	0									
28 Prince Fielder, L (1.3) OBP: 0.368, SLG: 0.554		P5				G5-3			G3	3	0	0	0	0	0	0									
14 Casey McGehee, R (1.5) OBP: 0.310, SLG: 0.359		G5-3				F9			3B	2	0	0	0	1	0	0									
3 Yuniesky Betancourt, R (1.6) OBP: 0.277, SLG: 0.345		G5-3				F8			1B	3	0	1	0	0	0	0									
1 Corey Hart, R (1.9) OBP: 0.167, SLG: 0.167				K					G6-4-3	3	0	0	0	0	2	2									
20 Jonathan Lucroy, R (1.2) OBP: 0.365, SLG: 0.393				F9			F9		G5-3	3	0	0	0	0	0	0									
43 Randy Wolf, L (1.1) OBP: 0.143, SLG: 0.214				K					L9	1	0	0	0	0	1	0									
12 Brandon Boggs, S (6, PH) OBP: 0.091, SLG: 0.384										1	0	0	0	0	1	0									
58 Mike McClendon, R (6.1)										0	0	0	0	0	0	0									
33 Wil Nieves, R (9, PH) OBP: 0.222, SLG: 0.212										1	0	0	0	0	0	0									
Inning Stats	R: 0 E: 0 K: 1 S: 7	H: 0 LOB: 0 BB: 0 P: 9	R: 0 E: 0 K: 0 S: 4	H: 0 LOB: 0 BB: 0 P: 10	R: 0 E: 0 K: 2 S: 8	H: 0 LOB: 0 BB: 0 P: 11	R: 0 E: 0 K: 2 S: 7	H: 0 LOB: 0 BB: 0 P: 9	R: 0 E: 0 K: 0 S: 9	H: 0 LOB: 0 BB: 0 P: 15	R: 0 E: 0 K: 2 S: 8	H: 0 LOB: 0 BB: 0 P: 10	R: 0 E: 0 K: 1 S: 8	H: 0 LOB: 0 BB: 0 P: 11	R: 0 E: 0 K: 0 S: 6	H: 1 LOB: 1 BB: 1 P: 13	R: 0 E: 0 K: 0 S: 9	H: 1 LOB: 1 BB: 0 P: 14	1B: 1 2B: 1 3B: 0 HR: 0	SF: 0 SAC: 0 DP: 1 HBP: 0	WP: 0 PB: 0 SB: 0 CS: 0	PA: 29			
PITCHER	IP	WLS	BF	H	R	ER	SO	BB	IBB	HBP	BLK	WP	HR	S	P	ERA	WHIP								
54 Jaime Garcia, L (1.1) ERA: 1.99	9.0	W	29	2	0	0	8	1	0	0	0	0	0	66	102	0.00	0.333								

AB	28
R	0
H	2
RBI	0
BB	1
SO	8
LOB	3



Batter	1	2	3	4	5	6	7	8	9	AB	R	H	RBI	BB	SO	LOB	BOTTOM								
Ryan Theriot, R (1.6) OBP: 0.352, SLG: 0.331	5 G4-3 2B		28 3B	5 1B		K				1	2	1	0	0	0	0	Milwaukee Brewers @ St. Louis Cardinals Busch Stadium, St. Louis, MO Fri May 06 2011, 7:17 PM - 9:17 PM CDT Att: 35,552 - Partly Cloudy - 68 F								
33 Daniel Descalso, L (4, PH) OBP: 0.276, SLG: 0.368	HBP		1B	HBP						3	1	2	1	1	1	0									
28 Colby Rasmus, L (1.8) OBP: 0.404, SLG: 0.472	5 G4-3 1B		5 SF8 3B	5 1B BB		K				3	0	1	3	0	1	2									
5 Albert Pujols, R (1.3) OBP: 0.326, SLG: 0.429	G4-3		SF8	1B		K				4	0	1	1	0	2	2									
7 Matt Holliday, R (1.7) OBP: 0.500, SLG: 0.630	2B		K	L8		K				4	0	1	1	0	2	2									
21 Allen Craig, R (1.9) OBP: 0.383, SLG: 0.439	G6-3		F8			F8				4	0	0	0	0	1	1									
19 Jon Jay, L (9.9) OBP: 0.361, SLG: 0.412	G6-3								K	0	0	0	0	0	0	0									
4 Yadier Molina, R (1.2) OBP: 0.340, SLG: 0.426	1B		HR			K			G6-3	4	1	2	1	0	1	0									
8 Nick Punto, S (1.5) OBP: 0.349, SLG: 0.306	L8		F7	G6-3		L7				4	0	0	0	0	0	1									
27 Tyler Greene, R (1.4) OBP: 0.289, SLG: 0.324	L9		54 SH1-4 5 1B			G6-3				2	1	0	0	0	0	1									
54 Jaime Garcia, L (1.1) ERA: 1.99	G6-3		SH1-4			G1-3				2	0	0	0	0	0	1									
Inning Stats	R: 1 E: 0 K: 0 S: 14	H: 2 LOB: 1 BB: 0 P: 18	R: 0 E: 0 K: 0 S: 6	H: 1 LOB: 0 BB: 0 P: 10	R: 2 E: 0 K: 1 S: 14	H: 2 LOB: 0 BB: 0 P: 22	R: 3 E: 0 K: 0 S: 15	H: 2 LOB: 2 BB: 1 P: 25	R: 0 E: 0 K: 1 S: 6	H: 0 LOB: 0 BB: 0 P: 7	R: 0 E: 0 K: 1 S: 10	H: 0 LOB: 0 BB: 0 P: 12	R: 0 E: 0 K: 3 S: 9	H: 0 LOB: 0 BB: 0 P: 12	R: 0 E: 0 K: 1 S: 10	H: 0 LOB: 0 BB: 0 P: 12	1B: 4 2B: 1 3B: 1 HR: 1	SF: 1 SAC: 1 DP: 1 HBP: 3	WP: 0 PB: 0 SB: 1 CS: 0	PA: 34					
PITCHER	IP	WLS	BF	H	R	ER	SO	BB	IBB	HBP	BLK	WP	HR	S	P	ERA	WHIP								
43 Randy Wolf, L (1.1) ERA: 3.38	5.0	L	25	7	6	6	2	1	0	0	0	0	0	55	82	10.80	1.600								
58 Mike McClendon, R (6.1) ERA:	3.0		9	0	0	0	5	0	0	0	0	0	0	29	36	0.00	0.000								

AB	28
R	6
H	7
RBI	6
BB	1
SO	7
LOB	8



Batter	1	2	3	4	5	6	7	8	9	AB	R	H	RBI	BB	SO	LOB	TOP										
23 Rickie Weeks Jr. R OBP: 0.372, SLG: 0.523	G6-3	K			F9			F9	K	5	0	1	0	0	2	3	Milwaukee Brewers @ St. Louis Cardinals Busch Stadium, St. Louis, MO Sat May 07 2011, 3:13 PM - 5:41 PM CDT Att: 40,229 - Partly Cloudy - 75 F										
30 Craig Counsell, L OBP: 0.300, SLG: 0.222	FC5-4 1B		G3-1		G3			SAFE PO FC5-4 1B		4	0	2	0	0	0	0											
8 Ryan Braun, R OBP: 0.394, SLG: 0.593	FC5-4 1-2		F8		P3			F7		4	0	0	0	0	0	2											
28 Prince Fielder, L OBP: 0.364, SLG: 0.540	F7							F8	G4-3	3	1	0	0	1	0	2											
14 Casey McGehee, R OBP: 0.223, SLG: 0.388		FC6 2B			F7				WP 25 1B	4	1	3	1	0	0	0											
25 Mark Kotsay, L OBP: 0.362, SLG: 0.300	F8				L8			L8	WP 27 1B	4	1	1	0	0	0	1											
20 Jonathan Lucroy, R OBP: 0.343, SLG: 0.567	F8		G6-3					K	K	4	0	0	0	0	2	3											
27 Carlos Gómez, R OBP: 0.281, SLG: 0.339	FC6 BB							L6	3 SF7 3B	3	1	2	2	1	0	0											
49 Yovani Gallardo, R OBP: 0.167, SLG: 0.333 3 Yuniesky Betancourt, R (8, PH) OBP: 0.275, SLG: 0.345 59 John Axford, R	FC6 1-2 2-3				P4			K	SF7	3	0	0	0	0	1	3											
Inning Stats	R: 0 E: 0 K: 0 S: 10	H: 1 LOB: 1 BB: 0 P: 15	R: 0 E: 0 K: 1 S: 17	H: 1 LOB: 3 BB: 1 P: 28	R: 1 E: 0 K: 0 S: 8	H: 1 LOB: 1 BB: 1 P: 13	R: 0 E: 0 K: 0 S: 9	H: 1 LOB: 0 BB: 0 P: 10	R: 0 E: 0 K: 0 S: 3	H: 0 LOB: 0 BB: 0 P: 7	R: 0 E: 0 K: 0 S: 7	H: 0 LOB: 0 BB: 0 P: 10	R: 0 E: 0 K: 2 S: 10	H: 0 LOB: 0 BB: 0 P: 13	R: 0 E: 0 K: 0 S: 9	H: 2 LOB: 1 BB: 0 P: 11	R: 3 E: 0 K: 2 S: 16	H: 3 LOB: 0 BB: 0 P: 22	1B: 5 2B: 3 3B: 1 HR: 0	SF: 1 SAC: 0 DP: 0 HBP: 0	WP: 1 PB: 0 CS: 1	PA: 37					
PITCHER	IP	WLS	BF	H	R	ER	SO	BB	IBB	HBP	BLK	WP	HR	S	P	ERA	WHIP										
26 Kyle Lohse, R ERA: 2.24	8.0	L	31	6	1	1	3	2	0	0	0	0	0	73	107	1.12	1.000										
41 Mitchell Boggs, R ERA: 3.24	0.1		3	2	2	2	1	0	0	0	0	0	0	9	12	54.00	6.000										
30 Jason Motte, R ERA: 1.76	0.2		3	1	1	1	1	0	0	0	0	1	0	7	10	13.50	1.500										

Batter	1	2	3	4	5	6	7	8	9	AB	R	H	RBI	BB	SO	LOB	BOTTOM										
8 Nick Punto, S OBP: 0.319, SLG: 0.275	F7			K		F7		F7		4	0	0	0	0	1	1	Milwaukee Brewers @ St. Louis Cardinals Busch Stadium, St. Louis, MO Sat May 07 2011, 3:13 PM - 5:41 PM CDT Att: 40,229 - Partly Cloudy - 75 F										
28 Colby Rasmus, L OBP: 0.400, SLG: 0.461	F8			K					K	3	0	0	0	1	2	0											
5 Albert Pujols, R OBP: 0.318, SLG: 0.415	G6-3			G6-3		G3			K	4	0	0	0	0	1	1											
7 Matt Holliday, R OBP: 0.484, SLG: 0.606	G6-3			K		G4-3			G1-3	4	0	0	0	0	1	0											
12 Lance Berkman, S OBP: 0.467, SLG: 0.767	K			G1-4-3 BB		G1-6-3 BB				1	0	0	0	2	1	0											
4 Yadier Molina, R OBP: 0.330, SLG: 0.412	G1-3			G1-4-3		G1-6-3				3	0	0	0	0	0	2											
33 Daniel Descalso, L OBP: 0.291, SLG: 0.371	G6-3									2	0	1	0	1	0	0											
27 Tyler Greene, R OBP: 0.268, SLG: 0.297	K								K	3	0	0	0	0	2	3											
26 Kyle Lohse, R OBP: 0.158, SLG: 0.158 19 Jon Jay, L (8, PH) OBP: 0.372, SLG: 0.400 41 Mitchell Boggs, R 30 Jason Motte, R	G3-1					L9		FC4-6 1-2		2	0	0	0	0	0	0											
Inning Stats	R: 0 E: 0 K: 0 S: 10	H: 0 LOB: 0 BB: 0 P: 14	R: 0 E: 0 K: 1 S: 9	H: 0 LOB: 0 BB: 0 P: 15	R: 0 E: 0 K: 1 S: 8	H: 0 LOB: 0 BB: 0 P: 13	R: 0 E: 0 K: 2 S: 8	H: 0 LOB: 0 BB: 0 P: 14	R: 0 E: 0 K: 1 S: 12	H: 0 LOB: 2 BB: 2 P: 23	R: 0 E: 0 K: 0 S: 8	H: 0 LOB: 1 BB: 1 P: 13	R: 0 E: 0 K: 0 S: 6	H: 0 LOB: 0 BB: 0 P: 12	R: 0 E: 0 K: 1 S: 8	H: 1 LOB: 0 BB: 0 P: 14	R: 0 E: 0 K: 2 S: 9	H: 0 LOB: 0 BB: 0 P: 14	1B: 1 2B: 0 3B: 0 HR: 0	SF: 0 SAC: 0 DP: 1 HBP: 0	WP: 0 PB: 0 CS: 0	PA: 31					
PITCHER	IP	WLS	BF	H	R	ER	SO	BB	IBB	HBP	BLK	WP	HR	S	P	ERA	WHIP										
49 Yovani Gallardo, R ERA: 5.11	8.0	W	28	1	0	0	6	4	0	0	0	0	0	69	118	0.00	0.625										
59 John Axford, R ERA: 5.84	1.0		3	0	0	0	2	0	0	0	0	0	0	9	14	0.00	0.000										



Batter	1	2	3	4	5	6	7	8	9	AB	R	H	RBI	BB	SO	LOB	TOP	
25 Will Venable, L (1,9) OBP: 0.303, SLG: 0.290										4	1	2	0	0	1	0	San Diego Padres @ Milwaukee Brewers Miller Park, Milwaukee, WI Mon May 09 2011, 7:11 PM - 9:40 PM CDT Att: 27,058 - Roof Closed - 70 F	
8 Jason Bartlett, R (1,6) OBP: 0.297, SLG: 0.254										4	1	2	1	0	0	1		
47 Ryan Ludwick, R (1,7) OBP: 0.283, SLG: 0.344										4	0	0	0	0	3	2		
7 Chase Headley, S (1,5) OBP: 0.375, SLG: 0.358										4	0	1	1	0	0	1		
11 Brad Hawpe, L (1,3) OBP: 0.248, SLG: 0.290										4	0	2	0	0	1	2		
24 Cameron Maybin, R (1,8) OBP: 0.319, SLG: 0.376										4	0	0	0	0	2	3		
9 Eric Patterson, L (1,4) OBP: 0.235, SLG: 0.295										3	0	0	0	0	3	1		
3 Jorge Cantu, R (0, PH) OBP: 0.258, SLG: 0.321										1	0	0	0	0	0	1		
32 Rob Johnson, R (1,2) OBP: 0.317, SLG: 0.351										3	0	0	0	0	0	0		
38 Mat Latos, R (1,1) OBP: 0.091, SLG: 0.364										2	0	0	0	0	2	0		
50 Chad Qualls, R (6, 1)										0	0	0	0	0	0	0		
13 Chris Denorfia, R (0, PH) OBP: 0.396, SLG: 0.510										1	1	1	0	0	0	0		
39 Ernesto Frieri, R (0, 1)										0	0	0	0	0	0	0		
Inning Stats	R: 0 E: 0 K: 2 S: 8	H: 0 LOB: 0 BB: 0 P: 10	R: 0 E: 0 K: 2 S: 13	H: 1 LOB: 1 BB: 0 P: 19	R: 0 E: 0 K: 1 S: 7	H: 0 LOB: 0 BB: 0 P: 8	R: 1 E: 0 K: 1 S: 12	H: 2 LOB: 1 BB: 0 P: 19	R: 0 E: 0 K: 2 S: 10	H: 0 LOB: 0 BB: 0 P: 12	R: 1 E: 0 K: 1 S: 7	H: 2 LOB: 0 BB: 0 P: 8	R: 0 E: 0 K: 0 S: 7	H: 1 LOB: 1 BB: 0 P: 14	1B: 5 2B: 2 3B: 1 HR: 0	SF: 0 SAC: 0 DP: 1 HBP: 0	WP: 0 PB: 0 SB: 0 CS: 0	PA: 34
PITCHER	IP WLS BF H R ER SO BB IBB HBP BLK WP HR S P ERA WHIP																	
13 Zack Greinke, R (1, 1) ERA: 5.4	6.0 W 23 5 2 2 9 0 0 0 0 0 0 0 59 89 3.00 0.833																	
32 LaTroy Hawkins, R (7, 1) ERA: 1.35	1.0 H 3 0 0 0 2 0 0 0 0 0 0 0 10 12 0.00 0.000																	
50 Kameron Loe, R (0, 1) ERA: 3.86	1.0 H 4 2 1 1 1 0 0 0 0 0 0 0 7 8 9.00 2.000																	
59 John Axford, R (9, 1) ERA: 5.4	1.0 S 4 1 0 0 0 0 0 0 0 0 0 0 7 14 0.00 1.000																	

Batter	1	2	3	4	5	6	7	8	9	AB	R	H	RBI	BB	SO	LOB	BOTTOM	
23 Rickie Weeks Jr., R (1,4) OBP: 0.364, SLG: 0.526										4	1	2	2	0	0	0	San Diego Padres @ Milwaukee Brewers Miller Park, Milwaukee, WI Mon May 09 2011, 7:11 PM - 9:40 PM CDT Att: 27,058 - Roof Closed - 70 F	
27 Carlos Gómez, R (1,8) OBP: 0.294, SLG: 0.363										4	1	1	0	0	2	2		
8 Ryan Braun, R (1,7) OBP: 0.387, SLG: 0.569										3	0	0	0	1	0	2		
28 Prince Fielder, L (1,3) OBP: 0.365, SLG: 0.534										4	0	1	0	0	1	2		
14 Casey McGehee, R (1,5) OBP: 0.326, SLG: 0.373										3	0	0	0	1	1	1		
3 Yuniesky Betancourt, R (1,6) OBP: 0.258, SLG: 0.332										4	0	0	0	0	1	3		
1 Corey Hart, R (1,9) OBP: 0.176, SLG: 0.206										4	1	1	0	0	0	1		
20 Jonathan Lucroy, R (1,2) OBP: 0.351, SLG: 0.388										3	1	2	1	0	0	0		
13 Zack Greinke, R (1, 1) ERA: 4.86										2	0	1	0	0	1	0		
25 Mark Kotsay, L (6, PH) OBP: 0.338, SLG: 0.277										1	0	0	0	0	0	1		
32 LaTroy Hawkins, R (7, 1)										0	0	0	0	0	0	0		
50 Kameron Loe, R (0, 1)										0	0	0	0	0	0	0		
59 John Axford, R (9, 1)										0	0	0	0	0	0	0		
Inning Stats	R: 1 E: 0 K: 1 S: 16	H: 1 LOB: 2 BB: 2 P: 29	R: 1 E: 0 K: 1 S: 14	H: 3 LOB: 0 BB: 0 P: 22	R: 0 E: 0 K: 1 S: 8	H: 0 LOB: 0 BB: 0 P: 13	R: 0 E: 0 K: 1 S: 5	H: 0 LOB: 0 BB: 0 P: 8	R: 1 E: 0 K: 0 S: 9	H: 1 LOB: 1 BB: 0 P: 10	R: 0 E: 0 K: 0 S: 6	H: 0 LOB: 0 BB: 0 P: 7	R: 0 E: 0 K: 1 S: 10	H: 1 LOB: 1 BB: 0 P: 15	1B: 3 2B: 3 3B: 1 HR: 1	SF: 0 SAC: 0 DP: 0 HBP: 0	WP: 3 PB: 0 SB: 1 CS: 0	PA: 34
PITCHER	IP WLS BF H R ER SO BB IBB HBP BLK WP HR S P ERA WHIP																	
38 Mat Latos, R (1, 1) ERA: 4.86	5.2 L 26 7 4 4 4 2 0 0 0 0 1 0 59 94 6.35 1.588																	
50 Chad Qualls, R (6, 1) ERA: 2.33	1.1 4 0 0 0 1 0 0 0 0 0 1 0 8 11 0.00 0.000																	
39 Ernesto Frieri, R (0, 1) ERA: 1.42	1.0 4 1 0 0 1 0 0 0 0 0 0 0 10 15 0.00 1.000																	

AB	34
R	3
H	8
RBI	2
BB	0
SO	12
LOB	11



AB	32
R	4
H	8
RBI	3
BB	2
SO	6
LOB	12



Batter	1	2	3	4	5	6	7	8	9	AB	R	H	RBI	BB	SO	LOB	TOP										
22 Andrew McCutchen, R (1.8) OBP: 0.325, SLG: 0.421	G5-3		G6-3		K		G6-3			4	0	0	0	0	1	0	Pittsburgh Pirates @ Milwaukee Brewers Miller Park, Milwaukee, WI Fri May 13 2011, 7:10 PM - 10:11 PM CDT Att: 32,837 - Roof Closed - 70 F										
31 Jose Tabata, R (1.7) OBP: 0.333, SLG: 0.364	L3		BB		2B		L8			3	0	1	0	1	0	0											
46 Garrett Jones, L (1.9) OBP: 0.366, SLG: 0.474	G4-3		F7		K		K			4	0	0	0	0	2	2											
18 Neil Walker, S (1.4) OBP: 0.353, SLG: 0.429			G4-3		G4-3		K			4	0	1	0	0	1	2											
24 Pedro Alvarez, L (1.5) OBP: 0.270, SLG: 0.270			BB		K		F7			3	0	0	0	1	2	0											
37 Lyle Overbay, L (1.3) OBP: 0.309, SLG: 0.336			F7		HR		G5-4-3			4	1	2	0	0	0	2											
19 Chris Snyder, R (1.2) OBP: 0.364, SLG: 0.357			F9		K		G5-4-3			3	0	0	0	0	1	4											
38 Xavier Paul, L (0. PH) OBP: 0.308, SLG: 0.324			BB		K		1B			1	0	0	0	0	1	0											
5 Ronny Cedeno, R (1.6) OBP: 0.271, SLG: 0.292			BB		HR		K			2	1	1	2	1	1	0											
53 James McDonald, L (1.1) OBP: 0.133, SLG: 0.071			K		G4-3		P6			2	0	0	0	0	1	3											
45 Jose Ascanio, R (5.1)			K							0	0	0	0	0	0	0											
57 Daniel Moskos, R (6.1)										0	0	0	0	0	0	0											
51 Steve Pearce, R (7. PH)										1	0	0	0	0	0	0											
30 Chris Resop, R (7.1)										0	0	0	0	0	0	0											
Inning Stats	R: 0 E: 0 K: 0 S: 5	H: 0 LOB: 0 BB: 0 P: 7	R: 0 E: 0 K: 1 S: 14	H: 1 LOB: 3 BB: 2 P: 30	R: 0 E: 0 K: 1 S: 11	H: 0 LOB: 1 BB: 1 P: 21	R: 2 E: 0 K: 2 S: 15	H: 2 LOB: 0 BB: 0 P: 24	R: 0 E: 0 K: 0 S: 10	H: 1 LOB: 0 BB: 0 P: 15	R: 0 E: 0 K: 1 S: 11	H: 0 LOB: 0 BB: 0 P: 18	R: 0 E: 0 K: 2 S: 9	H: 0 LOB: 0 BB: 0 P: 13	R: 0 E: 0 K: 2 S: 8	H: 0 LOB: 0 BB: 0 P: 10	1B: 3 2B: 1 3B: 0 HR: 1	SF: 0 SAC: 0 DP: 1 HBP: 0	WP: 0 PB: 0 SB: 1 CS: 0	PA: 34							
PITCHER	IP	WLS	BF	H	R	ER	SO	BB	IBB	HBP	BLK	WP	HR	S	P	ERA	WHIP										
49 Yovani Gallardo, R (1.1) ERA: 4.88	6.0	W	25	5	2	2	5	3	0	0	0	0	1	60	104	3.00	1.333										
41 Marco Estrada, R (7.1) ERA: 4.2	2.0	H	6	0	0	0	3	0	0	0	0	0	0	20	31	0.00	0.000										
59 John Axford, R (9.1) ERA: 4.7	1.0	S	3	0	0	0	2	0	0	0	0	0	0	8	10	0.00	0.000										

Batter	1	2	3	4	5	6	7	8	9	AB	R	H	RBI	BB	SO	LOB	BOTTOM										
23 Rickie Weeks Jr, R (1.4) OBP: 0.369, SLG: 0.523	K		BB			BB		1B		3	0	2	0	2	1	0	Pittsburgh Pirates @ Milwaukee Brewers Miller Park, Milwaukee, WI Fri May 13 2011, 7:10 PM - 10:11 PM CDT Att: 32,837 - Roof Closed - 70 F										
27 Carlos Gómez, R (1.8) OBP: 0.295, SLG: 0.361	P5		K		K		BB			5	0	1	0	0	3	7											
8 Ryan Braun, R (1.7) OBP: 0.387, SLG: 0.549	E3		FC5-4-6		1B		BB			5	0	1	3	0	1	5											
28 Prince Fielder, L (1.3) OBP: 0.366, SLG: 0.535	P6		BB		K		G3			3	0	0	0	1	1	3											
14 Casey McGehee, R (1.5) OBP: 0.331, SLG: 0.374	K		K2-3		K		BB			4	0	1	0	0	3	2											
1 Corey Hart, R (1.9) OBP: 0.239, SLG: 0.289	K		BB		BB		FC5-4			4	1	1	0	0	2	1											
3 Yuniesky Betancourt, R (1.6) OBP: 0.250, SLG: 0.333	F8		G5-3		G6-3		G5-3			4	0	0	0	0	0	2											
20 Jonathan Lucroy, R (1.2) OBP: 0.378, SLG: 0.459			HR		BB		F8			3	2	1	1	1	0	0											
49 Yovani Gallardo, R (1.1) OBP: 0.238, SLG: 0.381			HR		BB		P6			3	2	2	1	0	0	0											
41 Marco Estrada, R (7.1) OBP: 0.250, SLG: 0.250			BB		BB		BB			0	0	0	0	0	0	0											
30 Craig Counsell, L (6. PH) OBP: 0.326, SLG: 0.237			BB		BB		BB			0	0	0	0	1	0	0											
59 John Axford, R (9.1)			BB		BB		BB			0	0	0	0	0	0	0											
Inning Stats	R: 0 E: 1 K: 1 S: 11	H: 0 LOB: 1 BB: 0 P: 16	R: 0 E: 0 K: 2 S: 8	H: 0 LOB: 0 BB: 0 P: 13	R: 2 E: 0 K: 2 S: 14	H: 3 LOB: 2 BB: 1 P: 31	R: 3 E: 0 K: 2 S: 16	H: 3 LOB: 2 BB: 2 P: 28	R: 0 E: 0 K: 0 S: 10	H: 1 LOB: 1 BB: 0 P: 12	R: 0 E: 0 K: 0 S: 12	H: 1 LOB: 2 BB: 1 P: 21	R: 0 E: 0 K: 0 S: 11	H: 1 LOB: 1 BB: 0 P: 14	R: 0 E: 0 K: 2 S: 10	H: 1 LOB: 2 BB: 1 P: 15	1B: 6 2B: 2 3B: 0 HR: 1	SF: 0 SAC: 0 DP: 0 HBP: 0	WP: 0 PB: 0 SB: 2 CS: 0	PA: 39							
PITCHER	IP	WLS	BF	H	R	ER	SO	BB	IBB	HBP	BLK	WP	HR	S	P	ERA	WHIP										
53 James McDonald, R (1.1) ERA: 6.2	4.0	L	22	6	5	5	7	3	0	0	0	0	1	49	88	11.25	2.250										
45 Jose Ascanio, R (5.1)	1.0		3	0	0	0	2	0	0	0	0	0	0	10	12	0.00	0.000										
57 Daniel Moskos, L (6.1) ERA:	1.0		5	1	0	0	0	1	0	0	0	0	0	12	21	0.00	2.000										
30 Chris Resop, R (7.1) ERA: 3.98	2.0		9	2	0	0	2	1	0	0	0	0	0	21	29	0.00	1.500										

AB	31
R	2
H	5
RBI	2
BB	3
SO	10
LOB	13



AB	34
R	5
H	9
RBI	5
BB	5
SO	11
LOB	20



Batter	1	2	3	4	5	6	7	8	9	AB	R	H	RBI	BB	SO	LOB	TOP										
22 Andrew McCutchen, R OBP: 0.327, SLG: 0.428	G4-3		L7				G4-6-3	G5-3		5	0	2	0	0	0	2	Pittsburgh Pirates @ Milwaukee Brewers Miller Park, Milwaukee, WI Sat May 14 2011, 3:11 PM - 6:31 PM CDT Att. 42,422 - Roof Closed - 70 F										
31 Jose Tabata, R OBP: 0.336, SLG: 0.358	F8					SF9		G3		2	0	0	1	2	0	0											
18 Neil Walker, S OBP: 0.354, SLG: 0.424	F7						G4-6-3			4	0	1	0	1	1	4											
41 Ryan Doumit, S OBP: 0.359, SLG: 0.464	G4-3					L5	FC6-4			4	0	0	0	1	0	3											
23 Matt Diaz, R OBP: 0.260, SLG: 0.310										4	0	1	0	0	1	2											
45 Jose Ascanio, R OBP: 0.372, SLG: 0.474										0	0	0	0	0	0	0											
46 Garrett Jones, L OBP: 0.372, SLG: 0.474										0	0	0	0	1	0	0											
37 Lyle Overbay, L OBP: 0.313, SLG: 0.362	FC3-6									5	1	2	1	0	0	3											
24 Pedro Alvarez, L OBP: 0.270, SLG: 0.278										4	0	1	0	0	2	2											
5 Ronny Cedeno, R OBP: 0.287, SLG: 0.296										2	1	1	0	2	1	0											
27 Jeff Karstens, R OBP: 0.154, SLG: 0.254										1	0	0	0	0	0	0											
51 Steve Pearce, R OBP: 0.297, SLG: 0.388										0	0	0	0	0	0	0											
25 Daniel McCutchen, R OBP: 0.327, SLG: 0.428										0	0	0	0	0	0	0											
97 Joe Beimel, L OBP: 0.285, SLG: 0.318										0	0	0	0	0	0	0											
43 Jose Veras, R OBP: 0.285, SLG: 0.318										0	0	0	0	0	0	0											
35 Xavier Paul, L OBP: 0.285, SLG: 0.318										1	0	0	0	0	0	1											
Inning Stats	R: 0 E: 0 K: 0 S: 9	H: 0 LOB: 0 BB: 0 P: 13	R: 0 E: 0 K: 1 S: 10	H: 1 LOB: 1 BB: 0 P: 13	R: 0 E: 0 K: 2 S: 19	H: 1 LOB: 2 BB: 1 P: 29	R: 0 E: 0 K: 1 S: 9	H: 1 LOB: 1 BB: 0 P: 17	R: 1 E: 0 K: 0 S: 9	H: 1 LOB: 2 BB: 2 P: 21	R: 0 E: 0 K: 1 S: 8	H: 1 LOB: 2 BB: 1 P: 18	R: 0 E: 0 K: 0 S: 11	H: 1 LOB: 2 BB: 2 P: 22	R: 1 E: 0 K: 1 S: 18	H: 2 LOB: 1 BB: 0 P: 28	R: 0 E: 0 K: 0 S: 12	H: 1 LOB: 2 BB: 1 P: 26	1B: 6 2B: 2 3B: 0 HR: 1	SF: 1 SAC: 1 DP: 1 HBP: 0	WP: 3 PB: 0 CS: 0 SB: 0	PA: 42					
PITCHER	IP	WLS	BF	H	R	ER	SO	BB	IBB	HBP	BLK	WP	HR	S	P	ERA	WHIP										
38 Chris Narveson, L ERA: 4.0	6.0	W	27	5	1	1	5	3	1	0	0	1	0	64	111	1.50	1.333										
32 LaTroy Hawkins, R ERA: 1.04	1.0	H	5	1	0	0	0	2	0	0	0	0	0	11	22	0.00	3.000										
57 Mitch Stetter, L ERA: 5.14	0.2		4	2	1	1	1	0	0	0	0	0	1	15	23	13.50	3.000										
50 Kameron Loe, R ERA: 5.71	0.1		1	0	0	0	0	0	0	0	0	1	0	3	5	0.00	0.000										
58 Mike McClendon, R ERA: 4.05	1.0		5	1	0	0	0	1	0	0	0	1	0	12	26	0.00	2.000										

Batter	1	2	3	4	5	6	7	8	9	AB	R	H	RBI	BB	SO	LOB	BOTTOM										
23 Rickie Weeks Jr., R OBP: 0.364, SLG: 0.513			K							5	1	1	0	0	2	4	Pittsburgh Pirates @ Milwaukee Brewers Miller Park, Milwaukee, WI Sat May 14 2011, 3:11 PM - 6:31 PM CDT Att. 42,422 - Roof Closed - 70 F										
30 Craig Counsell, L OBP: 0.319, SLG: 0.262	L8		G3-1							4	1	1	1	0	0	1											
8 Ryan Braun, R OBP: 0.387, SLG: 0.562	L4		G6-3							4	2	1	1	1	0	2											
28 Prince Fielder, L OBP: 0.373, SLG: 0.555										4	2	2	2	1	0	0											
14 Casey McGehee, R OBP: 0.333, SLG: 0.382										5	0	2	2	0	1	2											
25 Mark Kotsay, L OBP: 0.357, SLG: 0.292										4	0	2	0	0	0	2											
12 Brandon Boggs, S OBP: 0.294, SLG: 0.600										2	1	1	1	2	0	1											
20 Jonathan Lucroy, R OBP: 0.372, SLG: 0.449										4	0	1	1	0	2	4											
38 Chris Narveson, L ERA: 3.62										2	0	0	0	0	1	1											
32 LaTroy Hawkins, R ERA: 1.04										0	0	0	0	0	0	0											
1 Corey Hart, R OBP: 0.285, SLG: 0.318										2	1	1	0	0	1	3											
57 Mitch Stetter, L ERA: 5.14										0	0	0	0	0	0	0											
50 Kameron Loe, R ERA: 5.71										0	0	0	0	0	0	0											
58 Mike McClendon, R ERA: 4.05										0	0	0	0	0	0	0											
Inning Stats	R: 0 E: 0 K: 1 S: 12	H: 1 LOB: 2 BB: 1 P: 19	R: 0 E: 0 K: 1 S: 8	H: 1 LOB: 1 BB: 0 P: 11	R: 0 E: 0 K: 1 S: 7	H: 0 LOB: 0 BB: 0 P: 8	R: 2 E: 0 K: 1 S: 14	H: 2 LOB: 0 BB: 0 P: 16	R: 0 E: 0 K: 0 S: 10	H: 1 LOB: 1 BB: 0 P: 15	R: 0 E: 0 K: 0 S: 6	H: 2 LOB: 2 BB: 1 P: 13	R: 5 E: 1 K: 2 S: 27	H: 4 LOB: 3 BB: 2 P: 49	R: 1 E: 0 K: 0 S: 5	H: 1 LOB: 0 BB: 0 P: 11	1B: 5 2B: 4 3B: 0 HR: 3	SF: 0 SAC: 1 DP: 1 HBP: 0	WP: 0 PB: 0 CS: 0 SB: 1	PA: 41							
PITCHER	IP	WLS	BF	H	R	ER	SO	BB	IBB	HBP	BLK	WP	HR	S	P	ERA	WHIP										
27 Jeff Karstens, R ERA: 3.62	5.0	L	21	5	2	2	5	1	0	0	0	0	2	51	69	3.60	1.200										
25 Daniel McCutchen, R ERA: 0.56	1.0		7	3	2	2	0	0	1	0	0	0	0	11	21	18.00	3.000										
97 Joe Beimel, L ERA: 5.23	0.0		3	1	0	0	0	1	0	0	0	0	0	5	11	∞	∞										
43 Jose Veras, R ERA: 3.06	1.0		6	2	3	2	2	0	1	0	0	0	0	17	30	18.00	2.000										
45 Jose Ascanio, R ERA: 4.5	1.0		4	1	1	1	0	0	0	0	0	0	1	5	11	9.00	1.000										

AB	33
R	2
H	9
RBI	2
BB	7
SO	6
LOB	19



AB	36
R	8
H	12
RBI	8
BB	4
SO	7
LOB	20



Batter	1	2	3	4	5	6	7	8	9	AB	R	H	RBI	BB	SO	LOB	TOP										
22 Andrew McCutchen, R OBP: 0.329, SLG: 0.436	F9			F8	31 1B		F9		G6-4-3	4	1	1	1	1	0	0											
31 Jose Tabata, R OBP: 0.338, SLG: 0.355	K			46 G4-6-3	46 S		K		G6-4-3	4	0	1	1	1	1	2	3										
46 Garrett Jones, L OBP: 0.359, SLG: 0.455	L9			G4-6-3			K		G4-3	4	0	0	0	0	0	1	2										
18 Neil Walker, S OBP: 0.358, SLG: 0.442		G4-3							G3	3	1	1	1	1	0	0											
37 Lyle Overbay, L OBP: 0.304, SLG: 0.351	K						F7			4	0	0	0	0	0	2	1										
Joel Hanrahan, R (8, 1)									G3	0	0	0	0	0	0	0	0										
24 Pedro Alvarez, L OBP: 0.277, SLG: 0.286	K									4	1	2	0	0	1	0											
19 Chris Snyder, R OBP: 0.362, SLG: 0.373																											
57 Daniel Moskos, R (6, 1)																											
25 Daniel McCutchen, R (7, 1)																											
2 Brandon Wood, R OBP: 0.259, SLG: 0.294																											
5 Ronny Cedeno, R OBP: 0.294, SLG: 0.313																											
29 Kevin Correia, R (1, 1)																											
51 Steve Pearce, R OBP: 0.341, SLG: 0.333																											
30 Chris Resop, R (5, 1)																											
41 Ryan Doumit, S OBP: 0.350, SLG: 0.451																											
Inning Stats	R: 0 E: 0 K: 1 S: 6	H: 0 LOB: 0 BB: 0 P: 7	R: 0 E: 0 K: 2 S: 9	H: 0 LOB: 0 BB: 0 P: 12	R: 0 E: 0 K: 0 S: 7	H: 0 LOB: 0 BB: 0 P: 9	R: 0 E: 0 K: 0 S: 12	H: 0 LOB: 0 BB: 0 P: 21	R: 5 E: 0 K: 2 S: 30	H: 6 LOB: 1 BB: 0 P: 47	R: 0 E: 0 K: 1 S: 9	H: 1 LOB: 1 BB: 0 P: 15	R: 0 E: 0 K: 1 S: 5	H: 0 LOB: 0 BB: 0 P: 11	R: 0 E: 0 K: 1 S: 9	H: 0 LOB: 1 BB: 1 P: 18	R: 1 E: 0 K: 0 S: 9	H: 3 LOB: 2 BB: 1 P: 20	1B: 5 2B: 3 3B: 1 HR: 1	SF: 0 SAC: 0 DP: 2 HBP: 0	WP: 0 PB: 0 SB: 1 CS: 0	PA: 38					
PITCHER	IP	WLS	BF	H	R	ER	SO	BB	IBB	HBP	BLK	WP	HR	S	P	ERA	WHIP										
13 Zack Greinke, R ERA: 6.6	5.0	W	21	6	5	5	5	1	0	0	0	0	1	64	96	9.00	1.400										
41 Marco Estrada, R ERA: 3.94	2.0	H	7	1	0	0	2	0	0	0	0	0	0	14	26	0.00	0.500										
50 Kameron Loe, R ERA: 5.4	1.0		4	0	0	0	1	1	0	0	0	0	0	9	18	0.00	1.000										
59 John Axford, R ERA: 4.96	1.0		6	3	1	1	0	1	0	0	0	0	0	9	20	9.00	4.000										
Batter	1	2	3	4	5	6	7	8	9	AB	R	H	RBI	BB	SO	LOB	BOTTOM										
23 Rickie Weeks Jr., R OBP: 0.365, SLG: 0.509	27 1B	K		G5-3						5	1	2	0	0	1	1											
27 Carlos Gómez, R OBP: 0.298, SLG: 0.358	8 HR	8 3B		F9						4	2	1	0	1	2	2											
8 Ryan Braun, R OBP: 0.399, SLG: 0.597	HR	3B								3	1	2	4	2	0	1											
28 Prince Fielder, L OBP: 0.365, SLG: 0.540	G1-3	G4-3		F7						4	0	0	0	0	0	4											
14 Casey McGehee, R OBP: 0.337, SLG: 0.412	HR			20 2B						4	3	2	1	0	1	0											
1 Corey Hart, R OBP: 0.250, SLG: 0.314	G6-3			F9						4	1	1	0	0	0	2											
3 Yuniesky Betancourt, R OBP: 0.250, SLG: 0.331	20 1B			F8						4	0	1	0	0	0	2											
20 Jonathan Lucroy, R OBP: 0.378, SLG: 0.500	FC4-6									4	1	2	3	0	0	1											
13 Zack Greinke, R ERA: 3.97																											
12 Brandon Soppe, S OBP: 0.228, SLG: 0.392																											
41 Marco Estrada, R ERA: 3.94																											
50 Kameron Loe, R ERA: 5.4																											
30 Craig Counsell, L OBP: 0.330, SLG: 0.362																											
59 John Axford, R (9, 1)																											
Inning Stats	R: 4 E: 0 K: 0 S: 14	H: 5 LOB: 1 BB: 0 P: 19	R: 1 E: 0 K: 1 S: 13	H: 1 LOB: 1 BB: 1 P: 22	R: 1 E: 0 K: 0 S: 11	H: 2 LOB: 1 BB: 0 P: 20	R: 0 E: 0 K: 0 S: 10	H: 0 LOB: 1 BB: 1 P: 17	R: 2 E: 0 K: 2 S: 16	H: 2 LOB: 0 BB: 0 P: 25	R: 0 E: 0 K: 1 S: 6	H: 1 LOB: 1 BB: 1 P: 11	R: 1 E: 1 K: 0 S: 9	H: 0 LOB: 0 BB: 0 P: 16	R: 0 E: 0 K: 1 S: 11	H: 0 LOB: 1 BB: 1 P: 18	1B: 5 2B: 2 3B: 1 HR: 3	SF: 0 SAC: 0 DP: 1 HBP: 0	WP: 1 PB: 0 SB: 2 CS: 0	PA: 39							
PITCHER	IP	WLS	BF	H	R	ER	SO	BB	IBB	HBP	BLK	WP	HR	S	P	ERA	WHIP										
29 Kevin Correia, R ERA: 3.97	4.0	L	22	8	6	6	1	2	0	0	0	0	2	48	78	13.50	2.500										
30 Chris Resop, R ERA: 4.64	1.0		5	2	2	2	2	0	0	0	0	0	1	16	25	18.00	2.000										
57 Daniel Moskos, L ERA: 4.64	1.1		6	1	1	0	1	0	1	0	0	0	0	10	19	0.00	0.750										
25 Daniel McCutchen, R ERA: 0.53	1.0		4	0	0	0	0	1	0	0	0	1	0	8	15	0.00	1.000										
Joel Hanrahan, R ERA: 1.37	0.2		2	0	0	0	1	0	0	0	0	0	0	8	11	0.00	0.000										

Pittsburgh Pirates @ Milwaukee Brewers
Miller Park, Milwaukee, WI
Sun May 15 2011, 1:10 PM - 4:21 PM CDT
Att: 37,059 - Roof Closed - 67 F

AB	35
R	6
H	10
RBI	6
BB	3
SO	8
LOB	9



Pittsburgh Pirates @ Milwaukee Brewers
Miller Park, Milwaukee, WI
Sun May 15 2011, 1:10 PM - 4:21 PM CDT
Att: 37,059 - Roof Closed - 67 F

AB	35
R	9
H	11
RBI	8
BB	4
SO	5
LOB	14



Batter	1	2	3	4	5	6	7	8	9	AB	R	H	RBI	BB	SO	LOB	TOP							
23 Rickie Weeks Jr. R OBP: 0.372, SLG: 0.599										4	0	2	1	1	0	2	Milwaukee Brewers @ Los Angeles Dodgers Dodger Stadium, Los Angeles, CA Mon May 16 2011, 7:11 PM - 10:16 PM PDT Att: 35,346 - Cloudy - 58 F							
27 Carlos Gómez, R OBP: 0.295, SLG: 0.348										4	1	0	0	0	2	8								
8 Ryan Braun, R OBP: 0.399, SLG: 0.595										4	0	1	0	1	1	1								
28 Prince Fielder, L OBP: 0.371, SLG: 0.539									4	0	2	1	1	0	2									
14 Casey McGehee, R OBP: 0.333, SLG: 0.465									5	0	1	0	0	0	6									
1 Cory Hart, R OBP: 0.371, SLG: 0.327									4	1	1	0	1	0	3									
3 Yuniesky Betancourt, R OBP: 0.249, SLG: 0.326									5	0	1	0	0	0	4									
20 Jonathan Lucroy, R OBP: 0.383, SLG: 0.494									3	0	1	0	1	0	2									
18 Shaun Marcum, R OBP: 0.200, SLG: 0.211									1	0	0	0	1	0	1									
25 Mark Kotsay, L OBP: 0.365, SLG: 0.292									0	0	0	0	1	0	0									
50 Kameron Loe, R OBP: 0.285, SLG: 0.328									0	0	0	0	0	0	0									
59 John Axford, R OBP: 0.285, SLG: 0.328									0	0	0	0	0	0	0									
Inning Stats	R: 0 E: 0 K: 0 S: 9	H: 1 LOB: 2 BB: 1 P: 16	R: 0 E: 0 K: 0 S: 11	H: 1 LOB: 1 BB: 0 P: 16	R: 1 E: 0 K: 0 S: 9	H: 1 LOB: 1 BB: 0 P: 15	R: 0 E: 0 K: 0 S: 13	H: 1 LOB: 3 BB: 2 P: 23	R: 0 E: 0 K: 0 S: 8	H: 1 LOB: 0 BB: 0 P: 9	R: 1 E: 0 K: 0 S: 9	H: 2 LOB: 2 BB: 1 P: 15	R: 0 E: 0 K: 1 S: 11	H: 1 LOB: 1 BB: 0 P: 14	R: 0 E: 0 K: 1 S: 11	H: 0 LOB: 2 BB: 2 P: 20	R: 0 E: 0 K: 0 S: 8	H: 1 LOB: 2 BB: 1 P: 15	1B: 7 2B: 2 3B: 0 HR: 0	SF: 0 SAC: 1 DP: 1 HBP: 1	WP: 0 PB: 0 CS: 1	PA: 43		
PITCHER	IP WLS BF H R ER SO BB IBB HBP BLK WP HR S P ERA WHIP	IP WLS BF H R ER SO BB IBB HBP BLK WP HR S P ERA WHIP	IP WLS BF H R ER SO BB IBB HBP BLK WP HR S P ERA WHIP	IP WLS BF H R ER SO BB IBB HBP BLK WP HR S P ERA WHIP	IP WLS BF H R ER SO BB IBB HBP BLK WP HR S P ERA WHIP	IP WLS BF H R ER SO BB IBB HBP BLK WP HR S P ERA WHIP	IP WLS BF H R ER SO BB IBB HBP BLK WP HR S P ERA WHIP	IP WLS BF H R ER SO BB IBB HBP BLK WP HR S P ERA WHIP	IP WLS BF H R ER SO BB IBB HBP BLK WP HR S P ERA WHIP	IP WLS BF H R ER SO BB IBB HBP BLK WP HR S P ERA WHIP	IP WLS BF H R ER SO BB IBB HBP BLK WP HR S P ERA WHIP	IP WLS BF H R ER SO BB IBB HBP BLK WP HR S P ERA WHIP	IP WLS BF H R ER SO BB IBB HBP BLK WP HR S P ERA WHIP	IP WLS BF H R ER SO BB IBB HBP BLK WP HR S P ERA WHIP	IP WLS BF H R ER SO BB IBB HBP BLK WP HR S P ERA WHIP	IP WLS BF H R ER SO BB IBB HBP BLK WP HR S P ERA WHIP	IP WLS BF H R ER SO BB IBB HBP BLK WP HR S P ERA WHIP	IP WLS BF H R ER SO BB IBB HBP BLK WP HR S P ERA WHIP	IP WLS BF H R ER SO BB IBB HBP BLK WP HR S P ERA WHIP	IP WLS BF H R ER SO BB IBB HBP BLK WP HR S P ERA WHIP	IP WLS BF H R ER SO BB IBB HBP BLK WP HR S P ERA WHIP	IP WLS BF H R ER SO BB IBB HBP BLK WP HR S P ERA WHIP	IP WLS BF H R ER SO BB IBB HBP BLK WP HR S P ERA WHIP	IP WLS BF H R ER SO BB IBB HBP BLK WP HR S P ERA WHIP

Batter	1	2	3	4	5	6	7	8	9	AB	R	H	RBI	BB	SO	LOB	BOTTOM							
14 Jamey Carroll, R OBP: 0.377, SLG: 0.378										4	1	1	0	0	1									
6 Aaron Miles, S OBP: 0.306, SLG: 0.333										4	0	1	0	0	0									
16 Andre Ethier, L OBP: 0.398, SLG: 0.475										4	0	0	0	0	1	2								
27 Matt Kemp, R OBP: 0.408, SLG: 0.516										3	0	0	1	0	2	0								
5 Juan Uribe, R OBP: 0.275, SLG: 0.320										3	0	1	0	1	1	0								
7 James Loney, L OBP: 0.265, SLG: 0.270										4	0	1	0	0	2									
31 Jay Gibbons, L OBP: 0.176, SLG: 0.200										3	0	1	0	0	1	2								
10 Tony Gwynn Jr., L OBP: 0.286, SLG: 0.328										0	0	0	0	0	0	0								
28 Rod Barajas, R OBP: 0.271, SLG: 0.429										3	0	0	0	0	1	3								
21 Jon Garland, R ERA: 3.55										2	0	0	0	0	0	1								
74 Kentley Jansen, S ERA: 5.12										0	0	0	0	0	0	2								
30 Dioner Navarro, S ERA: 5.12										0	0	0	0	0	0	0								
55 Matt Guerrier, R ERA: 3.38										0	0	0	0	0	0	0								
57 Scott Elbert, L ERA: 1.29										0	0	0	0	0	0	0								
66 Mike MacDougal, S ERA: 1.29										0	0	0	0	0	0	0								
Inning Stats	R: 0 E: 0 K: 1 S: 7	H: 0 LOB: 0 BB: 0 P: 13	R: 0 E: 0 K: 1 S: 7	H: 0 LOB: 0 BB: 0 P: 12	R: 0 E: 0 K: 1 S: 7	H: 0 LOB: 0 BB: 0 P: 9	R: 1 E: 0 K: 0 S: 12	H: 2 LOB: 2 BB: 1 P: 23	R: 0 E: 0 K: 0 S: 9	H: 1 LOB: 1 BB: 0 P: 12	R: 0 E: 0 K: 0 S: 7	H: 0 LOB: 0 BB: 0 P: 8	R: 0 E: 0 K: 1 S: 13	H: 2 LOB: 2 BB: 0 P: 21	R: 0 E: 0 K: 0 S: 7	H: 0 LOB: 0 BB: 0 P: 9	R: 0 E: 0 K: 2 S: 10	H: 0 LOB: 0 BB: 0 P: 14	1B: 4 2B: 1 3B: 0 HR: 0	SF: 1 SAC: 0 DP: 0 HBP: 0	WP: 0 PB: 0 CS: 0	PA: 33		
PITCHER	IP WLS BF H R ER SO BB IBB HBP BLK WP HR S P ERA WHIP	IP WLS BF H R ER SO BB IBB HBP BLK WP HR S P ERA WHIP	IP WLS BF H R ER SO BB IBB HBP BLK WP HR S P ERA WHIP	IP WLS BF H R ER SO BB IBB HBP BLK WP HR S P ERA WHIP	IP WLS BF H R ER SO BB IBB HBP BLK WP HR S P ERA WHIP	IP WLS BF H R ER SO BB IBB HBP BLK WP HR S P ERA WHIP	IP WLS BF H R ER SO BB IBB HBP BLK WP HR S P ERA WHIP	IP WLS BF H R ER SO BB IBB HBP BLK WP HR S P ERA WHIP	IP WLS BF H R ER SO BB IBB HBP BLK WP HR S P ERA WHIP	IP WLS BF H R ER SO BB IBB HBP BLK WP HR S P ERA WHIP	IP WLS BF H R ER SO BB IBB HBP BLK WP HR S P ERA WHIP	IP WLS BF H R ER SO BB IBB HBP BLK WP HR S P ERA WHIP	IP WLS BF H R ER SO BB IBB HBP BLK WP HR S P ERA WHIP	IP WLS BF H R ER SO BB IBB HBP BLK WP HR S P ERA WHIP	IP WLS BF H R ER SO BB IBB HBP BLK WP HR S P ERA WHIP	IP WLS BF H R ER SO BB IBB HBP BLK WP HR S P ERA WHIP	IP WLS BF H R ER SO BB IBB HBP BLK WP HR S P ERA WHIP	IP WLS BF H R ER SO BB IBB HBP BLK WP HR S P ERA WHIP	IP WLS BF H R ER SO BB IBB HBP BLK WP HR S P ERA WHIP	IP WLS BF H R ER SO BB IBB HBP BLK WP HR S P ERA WHIP	IP WLS BF H R ER SO BB IBB HBP BLK WP HR S P ERA WHIP	IP WLS BF H R ER SO BB IBB HBP BLK WP HR S P ERA WHIP	IP WLS BF H R ER SO BB IBB HBP BLK WP HR S P ERA WHIP	IP WLS BF H R ER SO BB IBB HBP BLK WP HR S P ERA WHIP

Milwaukee Brewers @ Los Angeles Dodgers
 Dodger Stadium, Los Angeles, CA
 Mon May 16 2011, 7:11 PM - 10:16 PM PDT
 Att: 35,346 - Cloudy - 58 F

Milwaukee Brewers @ Los Angeles Dodgers
 Dodger Stadium, Los Angeles, CA
 Mon May 16 2011, 7:11 PM - 10:16 PM PDT
 Att: 35,346 - Cloudy - 58 F

AB 34
 R 2
 H 9
 RBI 2
 BB 7
 SO 3
 LOB 29



AB 31
 R 1
 H 5
 RBI 1
 SO 6
 LOB 13



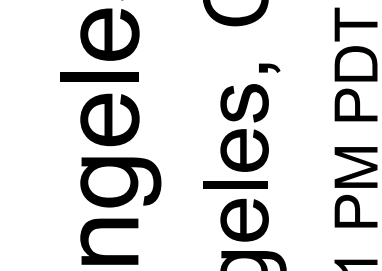
Batter	1	2	3	4	5	6	7	8	9	AB	R	H	RBI	BB	SO	LOB	TOP			
23 Rickie Weeks Jr. R OBP: 0.371, SLG: 0.506	G6-3		SH1-3		G6-3			8 F9 1 BLK 1B		3	0	1	0	0	0	0	Milwaukee Brewers @ Los Angeles Dodgers Dodger Stadium, Los Angeles, CA Tue May 17 2011, 7:12 PM - 10:21 PM PDT Att: 42,138 - Cloudy - 60 F			
1 Cory Hart R OBP: 0.279, SLG: 0.328	28 FC4 8 BB 1B				K			L8		3	0	1	0	1	1					
8 Ryan Braun R OBP: 0.401, SLG: 0.590	28 FC4 BB		K		9 3 14 G4-3 1B			F9		3	0	1	0	1	3					
28 Prince Fielder L OBP: 0.369, SLG: 0.529	FC4		F7		F8			BB		3	0	0	0	1	0	5				
14 Casey McGehee R OBP: 0.326, SLG: 0.395	F8		G6-3		G4-3			P3		4	0	0	0	0	5					
3 Yuniesky Betancourt R OBP: 0.250, SLG: 0.339	G4-3				K			F7		3	0	1	0	0	1	1				
52 Sergio Mitre R					20 1B					0	0	0	0	0	0	0				
58 Mike McClendon R										0	0	0	0	0	0	0				
25 Mark Kotsay L OBP: 0.360, SLG: 0.288										1	0	0	0	0	0	0				
20 Jonathan Lucroy R OBP: 0.378, SLG: 0.483	K				27 G6-4-3 1B			K		4	0	1	0	0	3	0				
27 Carlos Gómez R OBP: 0.289, SLG: 0.340	K				G6-4-3			K		3	0	0	0	0	2	2				
12 Brandon Boggs S OBP: 0.263, SLG: 0.529	K							K		1	0	0	0	0	1	0				
43 Randy Wolf L OBP: 0.176, SLG: 0.294					G4-3					2	0	1	0	0	0	0				
30 Craig Counsell L OBP: 0.327, SLG: 0.256					23 SH1-3 2B			G4-3		1	0	0	0	0	0	0				
Inning Stats	R: 0 H: 1 E: 0 K: 0 S: 10	H: 1 LOB: 2 BB: 1 P: 19	R: 0 H: 0 E: 0 K: 2 S: 9	H: 0 LOB: 0 BB: 0 P: 12	R: 0 H: 1 E: 0 K: 1 S: 9	H: 2 LOB: 1 BB: 1 P: 18	R: 0 H: 0 E: 0 K: 1 S: 6	H: 0 LOB: 0 BB: 0 P: 8	R: 0 H: 1 E: 0 K: 1 S: 13	H: 1 LOB: 1 BB: 0 P: 17	R: 0 H: 0 E: 0 K: 2 S: 8	H: 0 LOB: 0 BB: 0 P: 8	R: 0 H: 1 E: 0 K: 0 S: 10	H: 2 LOB: 2 BB: 1 P: 22	R: 0 H: 0 E: 0 K: 2 S: 9	H: 0 LOB: 0 BB: 0 P: 12	1B: 5 2B: 1 3B: 0 HR: 0	SF: 0 SAC: 1 DP: 1 HBP: 0	WP: 0 PB: 0 SB: 1 CS: 0	PA: 35
PITCHER	IP WLS BF H R ER SO BB IBB HBP BLK WP HR S P ERA WHIP																			
18 Hiroki Kuroda R ERA: 2.8	7.2 W 30 6 0 0 7 2 0 0 0 1 0 0 0 71 106 0.00 1.043																			
74 Kenley Jansen R ERA: 5.71	0.1 H 2 0 0 0 0 1 0 0 0 0 0 0 3 10 0.00 3.000																			
55 Matt Guerrier R ERA: 3.22	1.0 S 3 0 0 0 2 0 0 0 0 0 0 0 9 12 0.00 0.000																			

Batter	1	2	3	4	5	6	7	8	9	AB	R	H	RBI	BB	SO	LOB	BOTTOM	
14 Jamey Carroll R OBP: 0.373, SLG: 0.371	F8		16 G4-3 BB		FC5-4			F8		3	0	0	0	1	0	3	Milwaukee Brewers @ Los Angeles Dodgers Dodger Stadium, Los Angeles, CA Tue May 17 2011, 7:12 PM - 10:21 PM PDT Att: 42,138 - Cloudy - 60 F	
6 Aaron Miles S OBP: 0.315, SLG: 0.339	G6-3		F8					1B		4	0	2	0	0	0	1		
16 Andre Ethier L OBP: 0.400, SLG: 0.469	27 HR BB		G4-3		F9			1B		2	1	0	0	2	0	2		
27 Matt Kemp R OBP: 0.404, SLG: 0.528	HR				F9			27 FC5-4 BB		4	1	1	2	0	1	3		
5 Juan Uribe R OBP: 0.288, SLG: 0.328	1B				F9			FC5-4		4	1	1	2	0	1	3		
28 Rod Barajas R OBP: 0.263, SLG: 0.415	L7				F7			K		3	1	2	0	1	0	1		
7 James Loney L OBP: 0.265, SLG: 0.269	G4-3				P6			1B		4	0	1	0	0	0	2		
47 Jerry Sands R OBP: 0.291, SLG: 0.307	F7				18 1B			P4		3	0	1	1	1	0	1		
10 Tony Gwynn Jr. L OBP: 0.265, SLG: 0.328								1B		0	0	0	0	0	0	0		
18 Hiroki Kuroda R OBP: 0.160, SLG: 0.087	G6-3							F8		3	0	1	0	0	0	1		
74 Kenley Jansen S										0	0	0	0	0	0	0		
31 Jay Gibbons L OBP: 0.167, SLG: 0.188										1	0	0	0	0	0	1		
55 Matt Guerrier R										0	0	0	0	0	0	0		
Inning Stats	R: 2 H: 2 E: 0 K: 0 S: 15	H: 2 LOB: 1 BB: 1 P: 28	R: 0 H: 0 E: 0 K: 0 S: 7	H: 0 LOB: 0 BB: 0 P: 11	R: 0 H: 0 E: 0 K: 1 S: 15	H: 0 LOB: 1 BB: 1 P: 22	R: 0 H: 1 E: 0 K: 0 S: 16	H: 1 LOB: 3 BB: 2 P: 30	R: 0 H: 1 E: 0 K: 1 S: 15	H: 1 LOB: 1 BB: 0 P: 23	R: 0 H: 1 E: 0 K: 0 S: 9	H: 1 LOB: 1 BB: 1 P: 15	R: 1 H: 2 E: 0 K: 0 S: 9	H: 2 LOB: 1 BB: 0 P: 13	1B: 6 2B: 1 3B: 0 HR: 1	SF: 0 SAC: 0 DP: 0 HBP: 0	WP: 0 PB: 0 SB: 0 CS: 0	PA: 36
PITCHER	IP WLS BF H R ER SO BB IBB HBP BLK WP HR S P ERA WHIP																	
43 Randy Wolf L ERA: 4.03	5.1 L 25 5 2 2 2 4 0 0 0 0 0 0 72 119 3.38 1.688																	
52 Sergio Mitre R ERA: 1.65	1.2 6 1 0 0 0 1 0 0 0 0 0 0 14 22 0.00 1.200																	
58 Mike McClendon R ERA: 4.7	1.0 5 2 1 1 0 0 0 0 0 0 0 0 9 13 9.00 2.000																	

AB	31
R	0
H	6
RBI	0
BB	3
SO	9
LOB	17

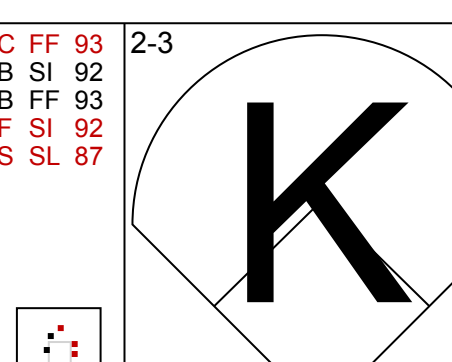
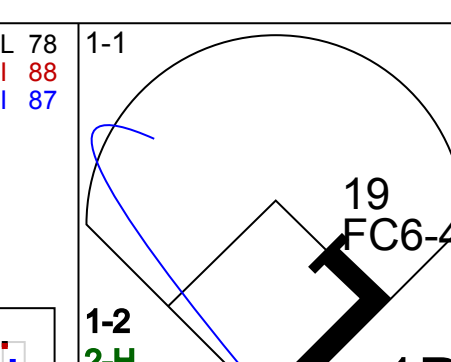
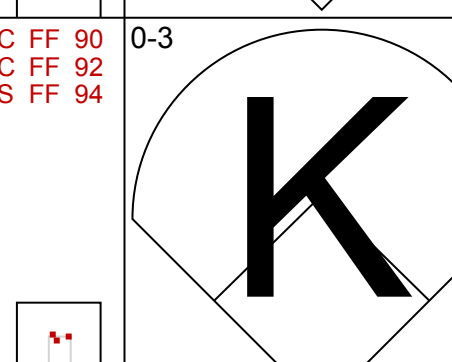
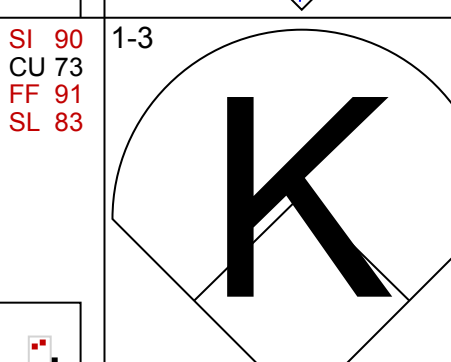
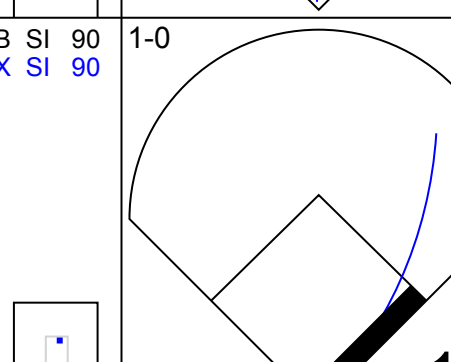
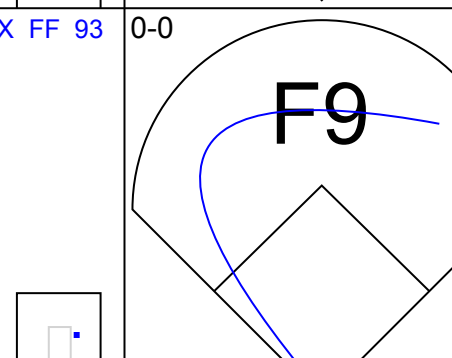
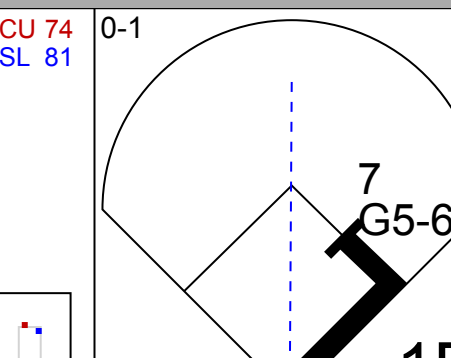
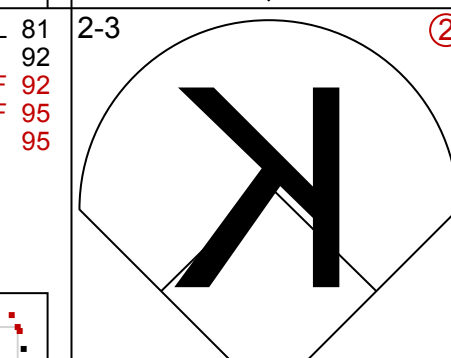
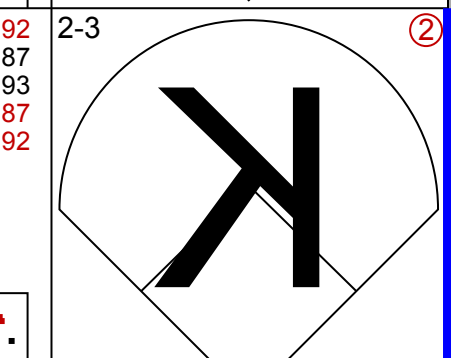
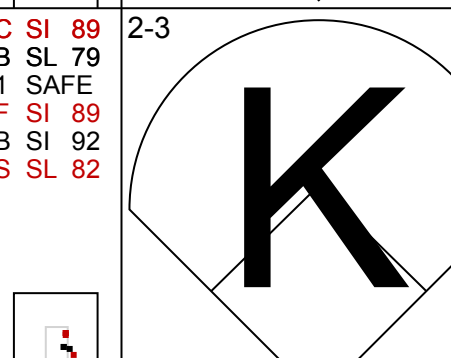
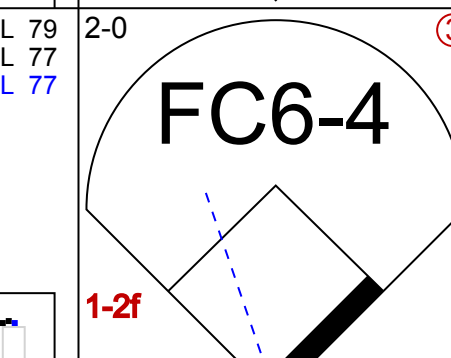
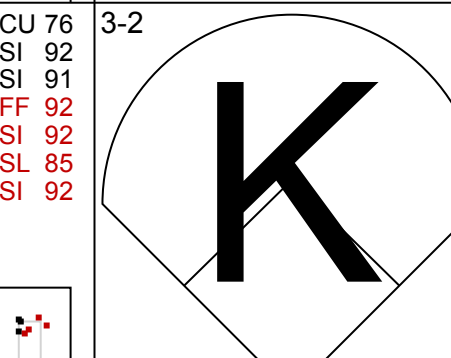
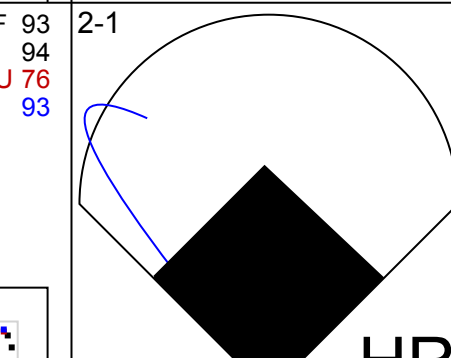
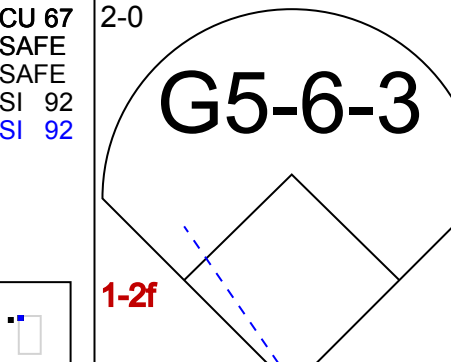
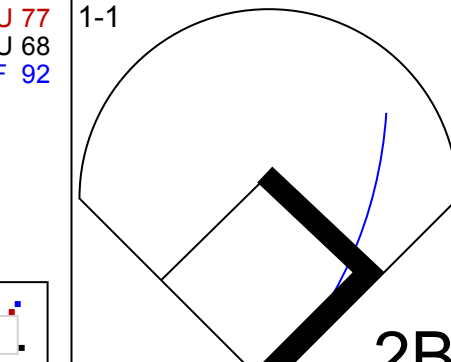
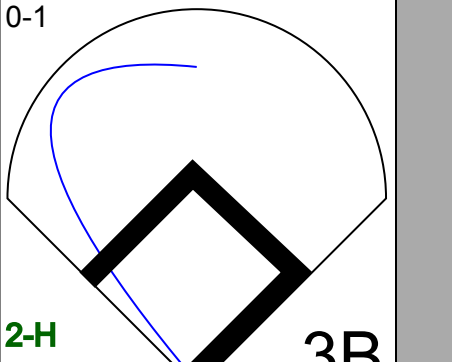

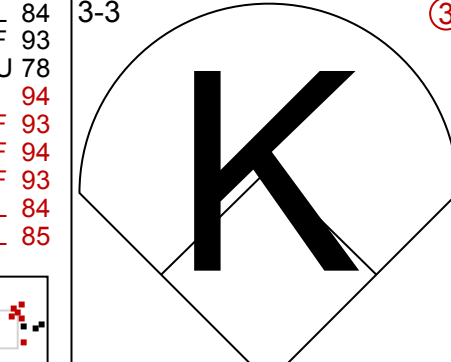
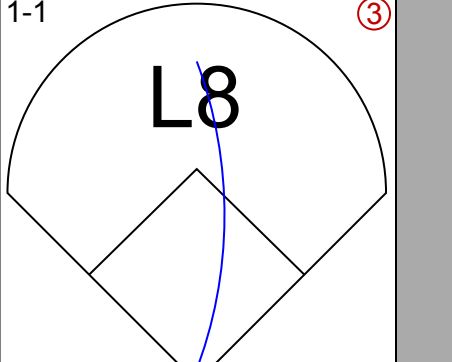
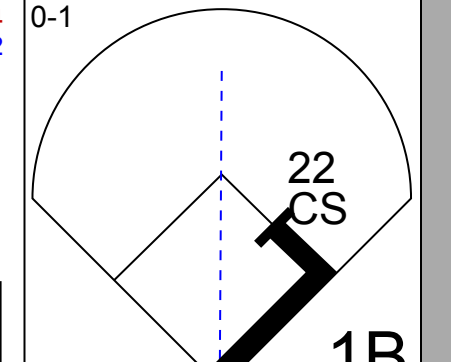




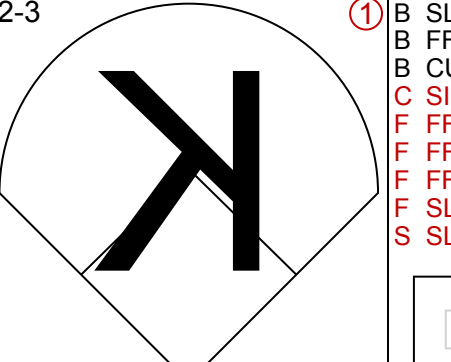
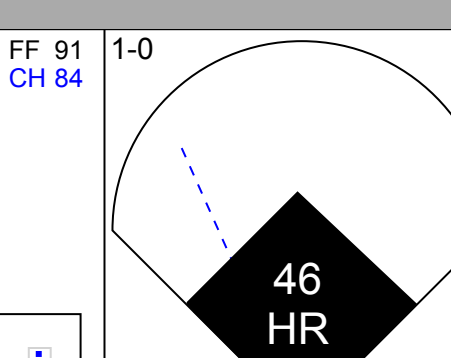
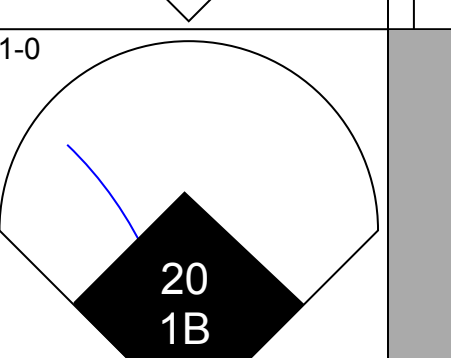
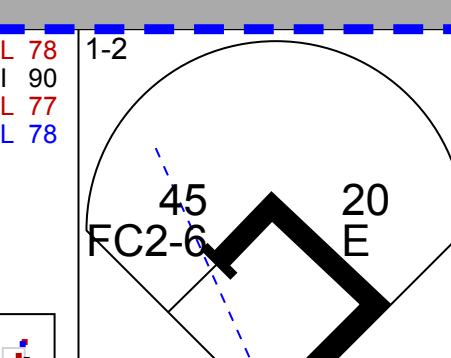
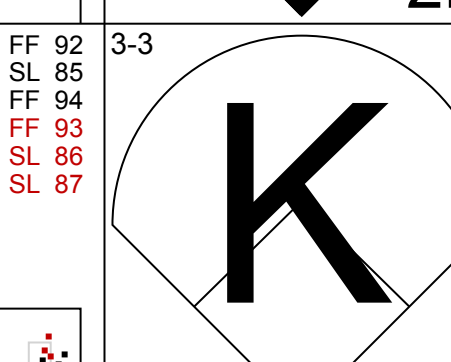
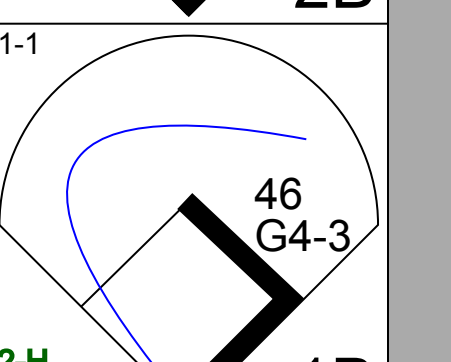
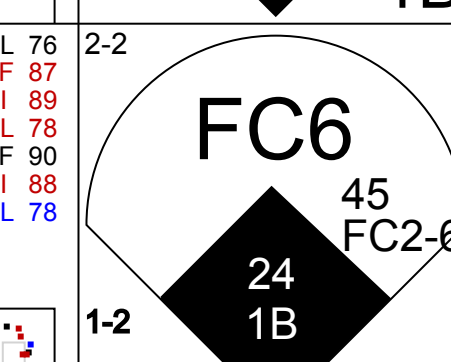
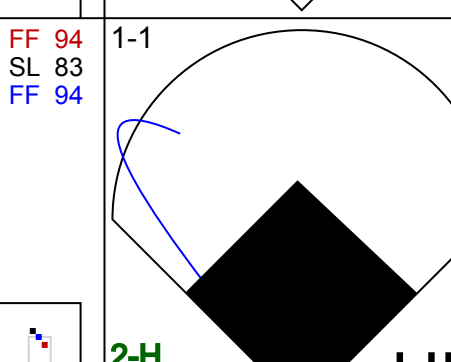
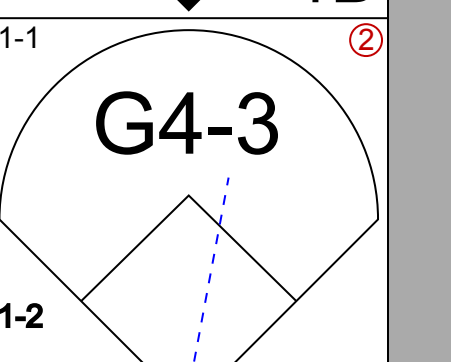
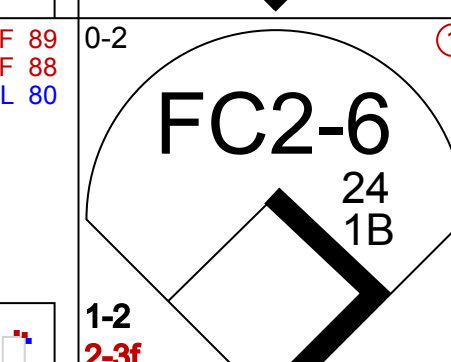


AB	31
R	3
H	8
RBI	3
BB	5
SO	2
LOB	18



Batter	1	2	3	4	5	6	7	8	9	AB	R	H	RBI	BB	SO	LOB	TOP																				
23 Rickie Weeks Jr. R (1.4) OBP: 0.359, SLG: 0.486										4	0	1	0	0	2	1	Milwaukee Brewers @ San Diego Padres PETCO Park, San Diego, CA Thu May 19 2011, 10:06 PM - 12:35 AM EDT Att: 16,286 - Partly Cloudy - 67 F																				
1 Corey Hart R (1.9) OBP: 0.314, SLG: 0.379										3	0	1	0	1	1																						
8 Ryan Braun R (1.7) OBP: 0.395, SLG: 0.579										3	0	1	0	0	0	2																					
27 Carlos Gómez R (5.8) OBP: 0.286, SLG: 0.336										1	0	0	0	0	0	0																					
28 Prince Fielder L (1.3) OBP: 0.372, SLG: 0.533										4	0	1	0	0	0	2																					
14 Casey McGehee R (1.5) OBP: 0.326, SLG: 0.388										4	0	1	0	0	0	3																					
25 Mark Kotsay L (1.8) OBP: 0.362, SLG: 0.309										4	0	0	0	0	0	2																					
20 Jonathan Lucroy R (1.2) OBP: 0.368, SLG: 0.458										4	0	1	0	0	0	2																					
30 Craig Counsell L (1.6) OBP: 0.303, SLG: 0.255										4	0	1	0	0	1	1																					
38 Chris Narveson L (1.1) OBP: 0.111, SLG: 0.059										2	0	0	0	1	0	1																					
50 Kameron Loe R (8.1) OBP: 0.248, SLG: 0.317										0	0	0	0	0	0	0																					
3 Yuniesty Betancourt R (9. PH) OBP: 0.248, SLG: 0.317										1	0	0	0	0	0	1																					
41 Marco Estrada R (9.1) OBP: 0.250, SLG: 0.250										0	0	0	0	0	0	0																					
Inning Stats	R: 0 E: 0 K: 1 S: 16	H: 1 LOB: 2 BB: 1 P: 23	R: 0 E: 0 K: 0 S: 8	H: 1 LOB: 1 BB: 0 P: 9	R: 0 E: 0 K: 1 S: 6	H: 0 LOB: 0 BB: 0 P: 6	R: 0 E: 0 K: 0 S: 4	H: 1 LOB: 1 BB: 0 P: 5	R: 0 E: 0 K: 0 S: 11	H: 1 LOB: 2 BB: 0 P: 22	R: 0 E: 0 K: 0 S: 6	H: 1 LOB: 1 BB: 0 P: 9	R: 0 E: 0 K: 1 S: 11	H: 1 LOB: 1 BB: 0 P: 16	R: 0 E: 0 K: 0 S: 7	H: 0 LOB: 0 BB: 0 P: 8	R: 0 E: 1 K: 0 S: 9	H: 1 LOB: 1 BB: 0 P: 15	1B: 6 2B: 1 3B: 0 HR: 0	SF: 0 SAC: 0 DP: 0 HBP: 0	WP: 0 PB: 0 SB: 2 CS: 0	PA: 36															
PITCHER	IP WLS BF H R ER SO BB IBB HBP BLK WP HR S P ERA WHIP																																				
41 Aaron Harang R (1.1) ERA: 4.31	8.0	32	6	0	0	4	2	0	0	0	0	0	0	0	69	98	0.00	1.000																			
21 Heath Bell R (9.1) ERA: 1.13	1.0	W 4	1	0	0	0	0	0	0	0	0	0	0	9	15	0.00	1.000																				

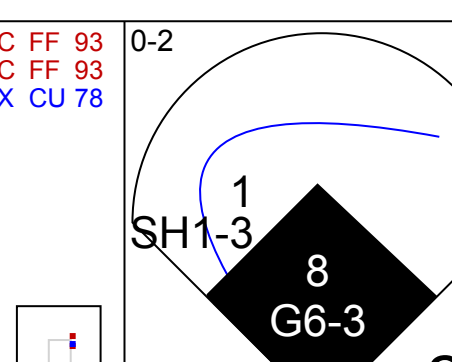
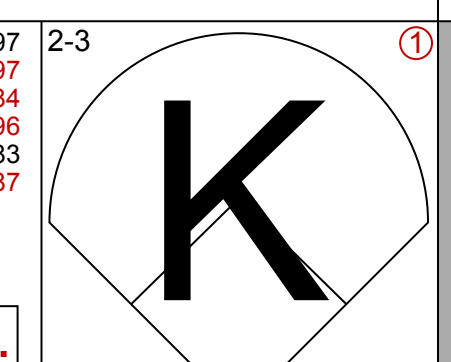
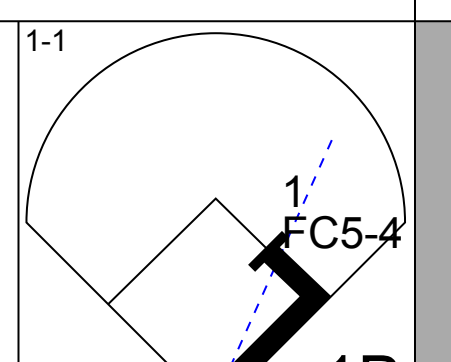
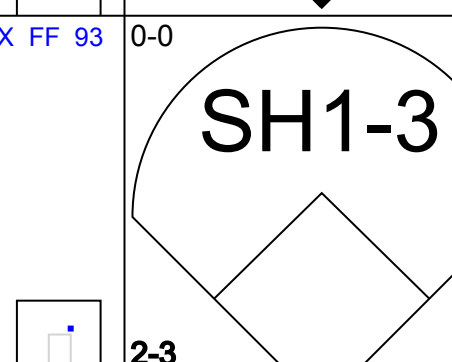
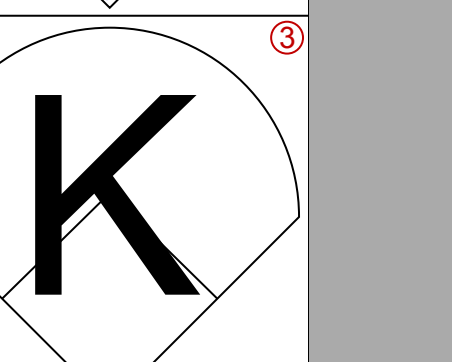
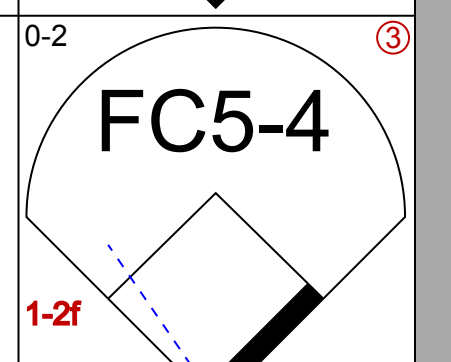
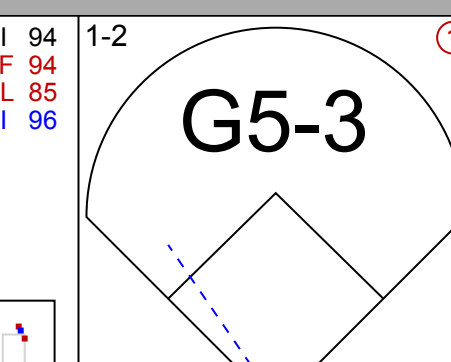
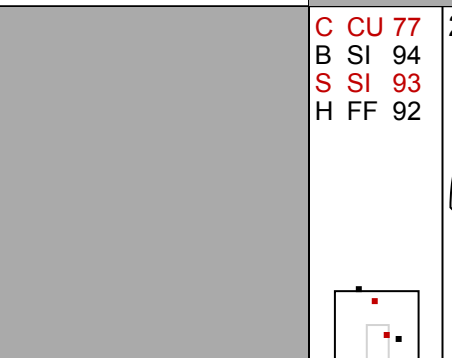

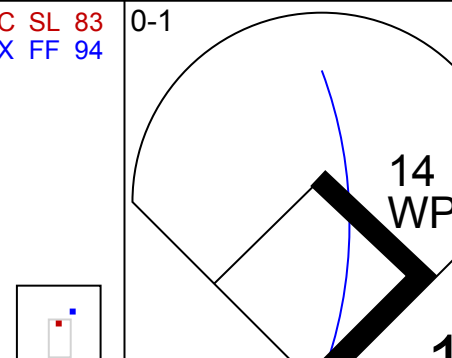
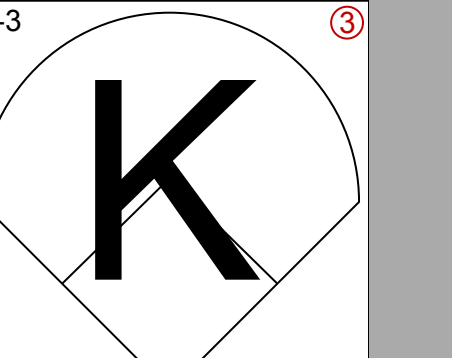
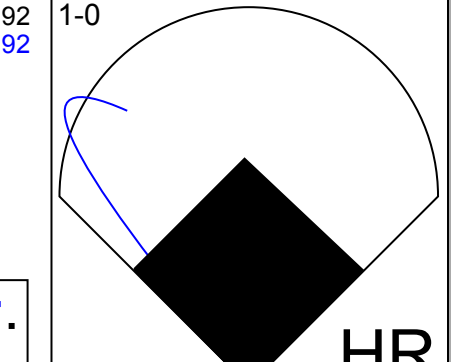


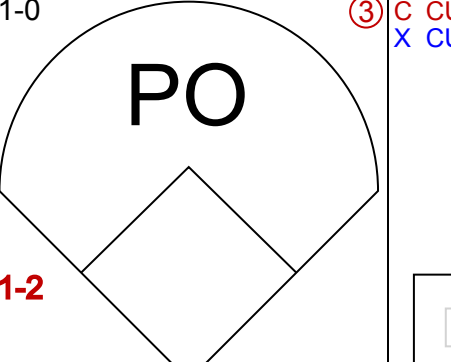
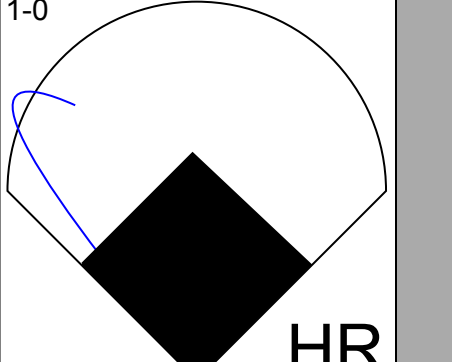
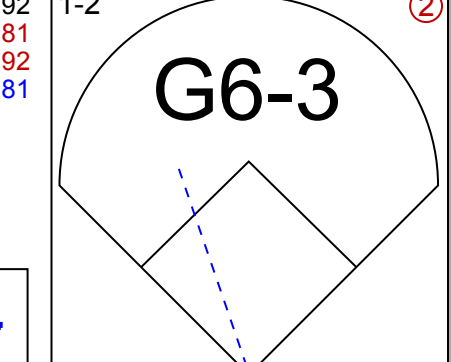
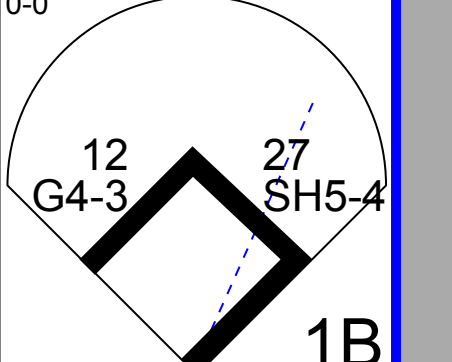
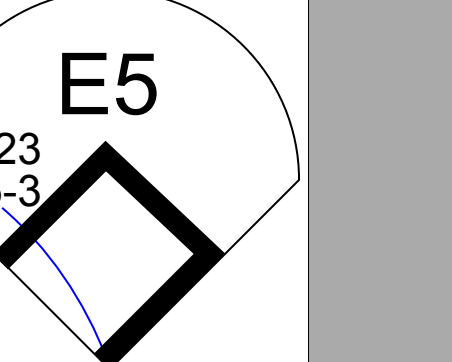
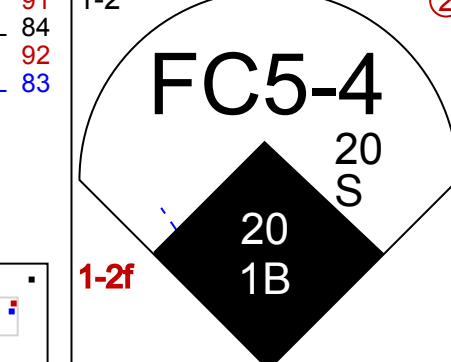
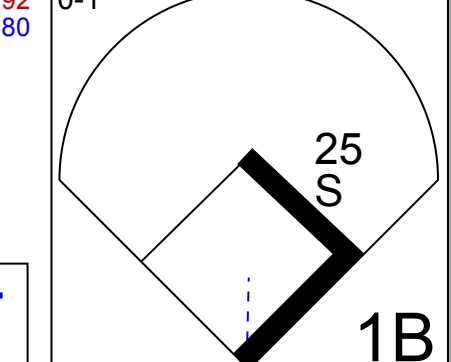
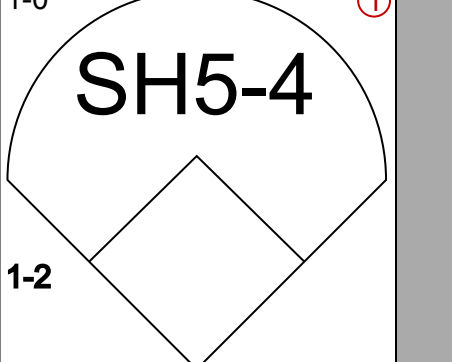

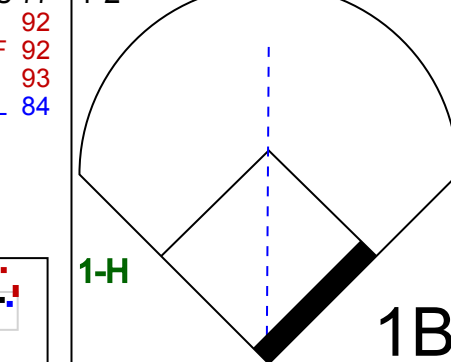
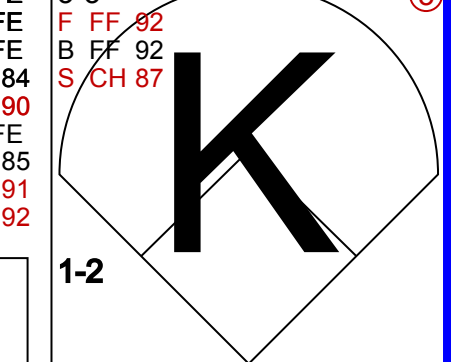
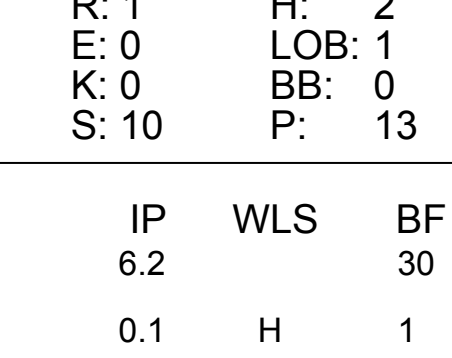
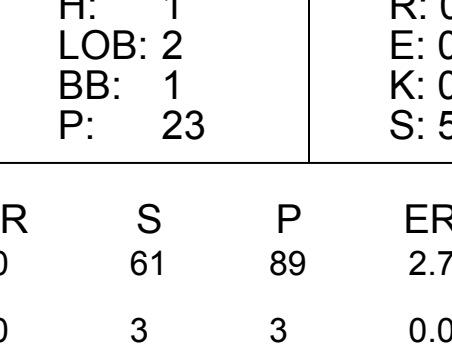
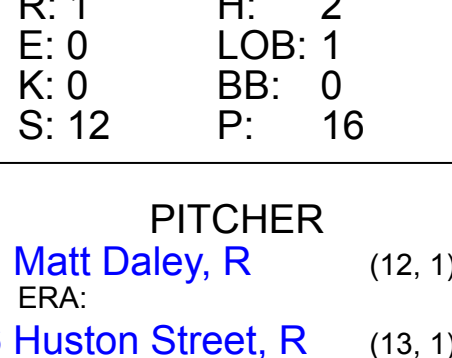
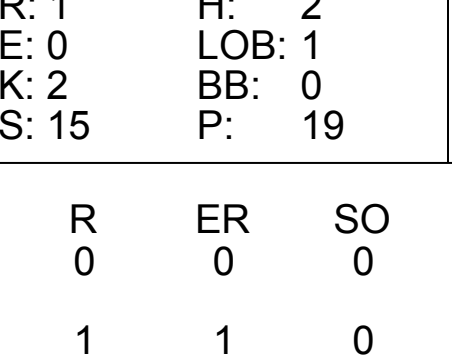
Batter	1	2	3	4	5	6	7	8	9	AB	R	H	RBI	BB	SO	LOB	BOTTOM																						
13 Chris Denorria R (1.9) OBP: 0.393, SLG: 0.526										4	0	1	0	0	1	0	Milwaukee Brewers @ San Diego Padres PETCO Park, San Diego, CA Thu May 19 2011, 10:06 PM - 12:35 AM EDT Att: 16,286 - Partly Cloudy - 67 F																						
8 Jason Bartlett R (1.6) OBP: 0.316, SLG: 0.307										3	0	0	0	1	2	0																							
47 Ryan Ludwick R (1.7) OBP: 0.305, SLG: 0.430										4	0	2	0	0	0	2																							
9 Eric Patterson L (9. PR) OBP: 0.284, SLG: 0.345										0	1	0	0	0	0	0																							
3 Jorge Cantu R (1.3) OBP: 0.259, SLG: 0.317										3	0	1	0	0	1	1																							
11 Brad Hawpe L (9. PH) OBP: 0.305, SLG: 0.353										0	0	0	0	1	0	0																							
24 Cameron Maybin R (1.8) OBP: 0.337, SLG: 0.429										3	0	0	0	0	0	2																							
7 Chase Headley S (1.5) OBP: 0.378, SLG: 0.350										3	0	0	0	1	0	1																							
1 Orlando Hudson S (1.4) OBP: 0.347, SLG: 0.299										3	0	0	1	0	0	1																							
32 Rob Johnson R (1.2) OBP: 0.283, SLG: 0.309										3	0	1	0	0	0	1																							
41 Aaron Harang R (1.1) ERA: 4.31	7.1	27	4	0	0	4	1	0	0	0	0	0	0	0	0	0																							
50 Kameron Loe R (8.1) ERA: 4.95	0.2	2	0	0	0	1	0	0	0	0	0	0	0	0	0	0																							
41 Marco Estrada R (9.1) ERA: 4.01	0.2	L 5	1	1	1	0	0	2	0	0	0	0	0	0	0	0																							
Inning Stats	R: 0 E: 0 K: 2 S: 12	H: 2 LOB: 2 BB: 0 P: 15	R: 0 E: 0 K: 0 S: 10	H: 1 LOB: 1 BB: 0 P: 17	R: 0 E: 0 K: 1 S: 8	H: 1 LOB: 1 BB: 1 P: 17	R: 0 E: 0 K: 0 S: 6	H: 0 LOB: 0 BB: 0 P: 9	R: 0 E: 0 K: 1 S: 8	H: 0 LOB: 0 BB: 0 P: 12	R: 0 E: 0 K: 0 S: 8	H: 0 LOB: 0 BB: 0 P: 9	R: 0 E: 0 K: 0 S: 13	H: 0 LOB: 1 BB: 0 P: 20	R: 0 E: 0 K: 1 S: 12	H: 0 LOB: 0 BB: 0 P: 16	R: 1 E: 0 K: 0 S: 7	H: 1 LOB: 2 BB: 2 P: 16	1B: 5 2B: 0 3B: 0 HR: 0	SF: 1 SAC: 1 DP: 1 HBP: 0	WP: 0 PB: 1 SB: 2 CS: 0	PA: 34																	
PITCHER	IP WLS BF H R ER SO BB IBB HBP BLK WP HR S P ERA WHIP																																						
38 Chris Narveson L (1.1) ERA: 3.44	7.1	27	4	0	0	4	1	0	0	0	0	0	0	0	0	0	103	0.00	0.682																				
50 Kameron Loe R (8.1) ERA: 4.95	0.2	2	0	0	0	1	0	0	0	0	0	0	0	0	0	0	9	12	0.00	0.000																			
41 Marco Estrada R (9.1) ERA: 4.01	0.2	L 5	1	1	1	0	0	2	0	0	0	0	0	0	0	0	7	16	13.50	1.500																			

Batter	1	2	3	4	5	6	7	8	9	10	11	12	13	14	AB	R	H	RBI	BB	SO	LOB	TOP					
24 Dexter Fowler, S OBP: 0.351, SLG: 0.340			G4-3		F7		G3			G4-3		G6-3			7	0	1	1	0	1	3						
18 Jonathan Herrera, S OBP: 0.388, SLG: 0.368						F7		B4-3				G3		L8	7	0	1	0	0	2	2						
2 Troy Tulowitzki, R OBP: 0.323, SLG: 0.506													G2-3		4	0	1	0	0	2	0						
19 Ryan Spilborghs, R OBP: 0.264, SLG: 0.315								G1-3					G3		4	0	1	0	0	2	0						
23 Jason Giambi, L OBP: 0.300, SLG: 0.629		G4-3													4	1	1	1	0	1	1						
99 Alfredo Amezaga, S OBP: 0.264, SLG: 0.350															2	1	1	0	0	0	0						
7 Seth Smith, L OBP: 0.368, SLG: 0.535															6	0	3	1	0	1	1						
22 Jose Lopez, R OBP: 0.232, SLG: 0.303													L8		6	0	1	0	0	3	3						
21 Ty Wigginton, R OBP: 0.300, SLG: 0.390															6	2	3	0	0	1	1						
20 Chris Iannetta, R OBP: 0.376, SLG: 0.434															6	1	2	1	0	1	3						
46 Jason Heyward, R OBP: 0.340, SLG: 0.500															2	1	1	2	0	0	1						
Inning Stats	R: 0 E: 0 K: 2 S: 7	H: 0 LOB: 0 BB: 0 P: 9	R: 0 E: 0 K: 1 S: 7	H: 1 LOB: 1 BB: 0 P: 12	R: 2 E: 0 K: 2 S: 10	H: 2 LOB: 0 BB: 0 P: 17	R: 1 E: 0 K: 1 S: 11	H: 2 LOB: 1 BB: 0 P: 17	R: 0 E: 0 K: 0 S: 15	H: 0 LOB: 0 BB: 0 P: 7	R: 0 E: 0 K: 1 S: 9	H: 1 LOB: 1 BB: 0 P: 13	R: 0 E: 0 K: 0 S: 8	H: 0 LOB: 0 BB: 0 P: 11	R: 0 E: 0 K: 0 S: 15	H: 2 LOB: 1 BB: 0 P: 22	R: 1 E: 0 K: 0 S: 19	H: 2 LOB: 2 BB: 0 P: 28	R: 1 E: 0 K: 0 S: 19	H: 2 LOB: 2 BB: 0 P: 28	1B: 9 2B: 5 3B: 1 HR: 2	SF: 0 SAC: 1 DP: 2 HBP: 0	WP: 0 PB: 0 SB: 0 CS: 1	PA: 57			
PITCHER	IP 6.0	WLS 24	BF 8	H 4	ER 4	SO 9	BB 0	IBB 0	HBP 0	BLK 0	WP 0	HR 2	S 57	P 91	ERA 6.00	WHIP 1.333											
13 Zack Greinke, R ERA: 6.43															58 Mike McLendon, R (14, 1) ERA: 4.15												
32 LaTroy Hawkins, R ERA: 7.77	2.0	7	1	0	0	1	0	0	0	0	0	0	0	12	15	0.00	0.500										
59 John Axford, R ERA: 4.19	1.0	4	1	0	0	1	0	0	0	0	0	0	0	9	13	0.00	1.000										
50 Kameron Loe, R ERA: 4.5	2.0	7	1	0	0	2	0	0	0	0	0	0	0	15	22	0.00	0.500										
52 Sergio Mitre, R ERA: 1.96	2.0	9	3	1	1	0	0	0	0	0	0	0	0	24	34	4.50	1.500										

Colorado Rockies @ Milwaukee Brewers
Miller Park, Milwaukee, WI
Fri May 20 2011, 7:11 PM - 11:45 PM CDT
Att. 33,361 - Roof Closed - 69 F

AB: 56
R: 6
H: 16
RBI: 6
BB: 0
SO: 13
LOB: 20



Batter	1	2	3	4	5	6	7	8	9	10	11	12	13	14	AB	R	H	RBI	BB	SO	LOB	BOTTOM					
23 Rickie Weeks Jr., R OBP: 0.381, SLG: 0.486				G5-3		G6-3								F8	6	1	2	0	1	1	5						
1 Corey Hart, R OBP: 0.289, SLG: 0.347			G1-3				L9		G6-3						6	0	0	0	0	1	6						
8 Ryan Braun, R OBP: 0.396, SLG: 0.568	G6-3						G1-3		F9				L9		5	1	1	1	1	0	0						
28 Prince Fielder, L OBP: 0.369, SLG: 0.541			F7		F7								G3-1		7	1	2	2	0	2	2						
14 Casey McGehee, R OBP: 0.326, SLG: 0.400	G6-3		G6-4-3		F9								P4		5	1	1	1	1	0	3						
3 Yuniesky Betancourt, R OBP: 0.258, SLG: 0.344							PO		G5-3						6	2	3	1	0	1	1						
11 Mike Rivera, R OBP: 0.333, SLG: 0.333			P3		G3-1				G6-3					6	0	2	0	0	1	3							
33 Wli Nieves, R OBP: 0.225, SLG: 0.216														0	0	0	0	0	0	0	0						
27 Carlos Gómez, R OBP: 0.289, SLG: 0.338					E5								L8		5	1	2	0	0	0	1						
13 Jason Heyward, R OBP: 0.340, SLG: 0.500													G1-3		0	0	0	0	0	0	0						
Inning Stats	R: 1 E: 0 K: 0 S: 10	H: 2 LOB: 1 BB: 0 P: 13	R: 0 E: 0 K: 0 S: 9	H: 2 LOB: 3 BB: 1 P: 14	R: 0 E: 0 K: 0 S: 6	H: 1 LOB: 0 BB: 0 P: 9	R: 1 E: 0 K: 1 S: 15	H: 1 LOB: 2 BB: 1 P: 23	R: 0 E: 0 K: 0 S: 5	H: 0 LOB: 0 BB: 0 P: 8	R: 0 E: 0 K: 0 S: 12	H: 2 LOB: 1 BB: 0 P: 16	R: 0 E: 0 K: 0 S: 15	H: 0 LOB: 0 BB: 0 P: 19	R: 0 E: 0 K: 0 S: 8	H: 1 LOB: 1 BB: 0 P: 11	R: 0 E: 0 K: 0 S: 10	H: 0 LOB: 0 BB: 0 P: 10	R: 1 E: 0 K: 0 S: 8	H: 2 LOB: 2 BB: 0 P: 13	R: 2 E: 0 K: 0 S: 5	H: 1 LOB: 0 BB: 1 P: 10	1B: 10 2B: 4 3B: 0 HR: 3	SF: 0 SAC: 3 DP: 1 HBP: 1	WP: 1 PB: 0 SB: 2 CS: 0	PA: 59	
PITCHER	IP 6.2	WLS 30	BF 8	H 3	ER 3	SO 1	BB 0	IBB 0	HBP 0	BLK 0	WP 1	HR 0	S 61	P 89	ERA 2.70	WHIP 1.350											
46 Jason Hammel, R ERA: 3.59															31 Matt Daley, R (12, 1) ERA:												
51 Matt Reynolds, L ERA: 3.38	0.1	H	1	0	0	0	1	0	0	0	0	0	0	3	3	0.00	0.000										
63 Rafael Betancourt, R ERA: 3.38	1.0	B	5	2	1	2	0	0	0	1	15	19	9.00	2.000													
27 Matt Lindstrom, R ERA: 1.79	1.0	3	0	0	0	1	0	0	0	0	8	13	0.00	0.000													
34 Matt Belisle, R ERA: 3.54	2.0	8	1	0	0	2	1	0	0	0	20	29	0.00	1.000													
PITCHER	IP 1.0	WLS 0	BF 3	H 0	ER 0	SO 0	BB 0	IBB 0	HBP 0	BLK 0	WP 0	HR 0	S 7	P 10	ERA 0.00	WHIP 0.000											
16 Huston Street, R ERA: 3.62	1.0	B	5	2	1	1	0	0	0	0	1	8	13	9.00	2.000												
55 Felipe Paulino, R ERA: 7.36	0.1	L	3	1	2	2	0	0	0	0	1	5	10	54.00	6.000												

Colorado Rockies @ Milwaukee Brewers
Miller Park, Milwaukee, WI
Fri May 20 2011, 7:11 PM - 11:45 PM CDT
Att. 33,361 - Roof Closed - 69 F

AB: 50
R: 7
H: 14
RBI: 6
BB: 4
SO: 7
LOB: 24



Batter	1	2	3	4	5	6	7	8	9	AB	R	H	RBI	BB	SO	LOB	TOP								
24 Dexter Fowler, S (1,8) OBP: 0.349, SLG: 0.337										4	0	1	0	0	1	0	Colorado Rockies @ Milwaukee Brewers Miller Park, Milwaukee, WI Sat May 21 2011, 6:11 PM - 8:49 PM CDT Att: 42,240 - Cloudy - 64 F								
18 Jonathan Herrera, S (1,4) OBP: 0.365, SLG: 0.364										4	0	1	0	0	2	1									
5 Carlos González, L (1,7) OBP: 0.320, SLG: 0.417										4	1	1	1	0	2	1									
2 Troy Tulowitzki, R (1,6) OBP: 0.332, SLG: 0.527										3	1	2	0	1	0	0									
7 Seth Smith, L (1,9) OBP: 0.358, SLG: 0.519										4	0	0	1	0	0	3									
22 Jose Lopez, R (1,5) OBP: 0.226, SLG: 0.295										3	0	0	0	0	0	0									
31 Matt Daley, R (7,1)										0	0	0	0	0	0	0									
51 Matt Reynolds, L (8,1)										0	0	0	0	0	0	0									
23 Jason Giambi, L (9, PH) OBP: 0.317, SLG: 0.639										1	0	1	0	0	0	0									
19 Ryan Spilborghs, R (9, FR) OBP: 0.284, SLG: 0.315										0	0	0	0	0	0	0									
21 Ty Wigginton, R (1,3) OBP: 0.287, SLG: 0.372										4	0	0	0	0	2	1									
26 Jose Morales, S (1,2) OBP: 0.326, SLG: 0.278										2	0	0	0	1	1	0									
59 Clayton Mortensen, R (1,1)										2	0	0	0	0	2	1									
99 Alfredo Amezaga, S (7,5) OBP: 0.346, SLG: 0.333										1	0	0	0	0	0	0									
Inning Stats	R: 1 H: 1 E: 0 K: 1 S: 10	H: 1 LOB: 1 BB: 1 P: 21	R: 0 H: 0 E: 0 K: 2 S: 12	H: 0 LOB: 1 BB: 1 P: 23	R: 0 H: 2 E: 0 K: 2 S: 11	H: 2 LOB: 2 BB: 0 P: 12	R: 0 H: 0 E: 0 K: 0 S: 8	H: 0 LOB: 0 BB: 0 P: 12	R: 0 H: 1 E: 0 K: 2 S: 9	H: 1 LOB: 0 BB: 0 P: 13	R: 0 H: 0 E: 0 K: 0 S: 8	H: 0 LOB: 0 BB: 0 P: 12	R: 0 H: 0 E: 0 K: 1 S: 6	H: 0 LOB: 0 BB: 0 P: 7	R: 0 H: 0 E: 0 K: 0 S: 6	H: 0 LOB: 0 BB: 0 P: 8	R: 1 H: 2 E: 0 K: 2 S: 13	H: 2 LOB: 1 BB: 0 P: 15	1B: 3 2B: 1 3B: 1 HR: 1	SF: 0 SAC: 0 DP: 0 HBP: 0	WP: 0 PB: 0 SB: 0 CS: 1	PA: 34			
PITCHER	IP	WLS	BF	H	R	ER	SO	BB	IBB	HBP	BLK	WP	HR	S	P	ERA	WHIP								
18 Shaun Marcum, R (1,1) ERA: 2.37	8.0	W	29	4	1	1	8	2	0	0	0	0	1	70	108	1.12	0.750								
59 John Axford, R (9,1) ERA: 4.43	1.0	S	5	2	1	1	2	0	0	0	0	0	0	13	15	9.00	2.000								

Batter	1	2	3	4	5	6	7	8	9	AB	R	H	RBI	BB	SO	LOB	BOTTOM								
23 Rickie Weeks Jr., R (1,4) OBP: 0.359, SLG: 0.486										4	1	1	0	0	1	1	Colorado Rockies @ Milwaukee Brewers Miller Park, Milwaukee, WI Sat May 21 2011, 6:11 PM - 8:49 PM CDT Att: 42,240 - Cloudy - 64 F								
1 Corey Hart, R (1,9) OBP: 0.275, SLG: 0.329										4	0	0	0	0	1	2									
8 Ryan Braun, R (1,7) OBP: 0.393, SLG: 0.561										4	0	1	0	0	3	1									
28 Prince Fielder, L (1,3) OBP: 0.377, SLG: 0.546										2	1	1	1	2	0	0									
14 Casey McGehee, R (1,5) OBP: 0.321, SLG: 0.393										3	0	0	0	0	0	3									
3 Yuniesky Betancourt, R (1,6) OBP: 0.253, SLG: 0.335										3	0	0	0	0	1	4									
20 Jonathan Lucroy, R (1,2) OBP: 0.373, SLG: 0.490										3	1	1	1	0	0	0									
27 Carlos Gómez, R (1,8) OBP: 0.290, SLG: 0.344										3	0	1	0	0	1	0									
18 Shaun Marcum, R (1,1) OBP: 0.217, SLG: 0.190										2	0	0	0	1	1	0									
59 John Axford, R (9,1) ERA: 4.43										0	0	0	0	0	0	0									
Inning Stats	R: 2 H: 2 E: 1 K: 1 S: 13	H: 2 LOB: 1 BB: 0 P: 21	R: 0 H: 0 E: 0 K: 0 S: 6	H: 0 LOB: 0 BB: 0 P: 12	R: 0 H: 0 E: 0 K: 1 S: 8	H: 0 LOB: 0 BB: 0 P: 14	R: 0 H: 0 E: 0 K: 0 S: 7	H: 0 LOB: 1 BB: 1 P: 15	R: 1 H: 1 E: 1 K: 2 S: 13	H: 1 LOB: 1 BB: 0 P: 16	R: 0 H: 1 E: 0 K: 1 S: 8	H: 1 LOB: 1 BB: 1 P: 16	R: 0 H: 1 E: 0 K: 2 S: 10	H: 1 LOB: 1 BB: 1 P: 16	R: 0 H: 0 E: 0 K: 2 S: 10	H: 0 LOB: 0 BB: 0 P: 16	R: 0 H: 0 E: 0 K: 2 S: 10	H: 0 LOB: 0 BB: 0 P: 16	1B: 1 2B: 4 3B: 0 HR: 1	SF: 0 SAC: 0 DP: 1 HBP: 0	WP: 1 PB: 0 SB: 0 CS: 1	PA: 31			
PITCHER	IP	WLS	BF	H	R	ER	SO	BB	IBB	HBP	BLK	WP	HR	S	P	ERA	WHIP								
59 Clayton Mortensen, R (1,1) ERA: 2.17	6.2	L	27	5	3	2	5	3	0	0	0	0	0	13	17	0.00	0.000								
31 Matt Daley, R (7,1)	1.0		3	0	0	0	3	0	0	0	0	0	0	2	4	0.00	0.000								
51 Matt Reynolds, L (8,1) ERA: 3.27	0.1		1	0	0	0	0	0	0	0	0	0	0	2	4	0.00	0.000								

AB 32
R 2
H 6
RBI 2
BB 2
SO 10
LOB 7

AB 28
R 3
H 5
RBI 2
BB 3
SO 8
LOB 11

Batter	1	2	3	4	5	6	7	8	9	AB	R	H	RBI	BB	SO	LOB	TOP			
99 Alfredo Amezaga, S OBP: 0.333, SLG: 0.292 (1,4)										3	0	0	0	1	1	0	Colorado Rockies @ Milwaukee Brewers Miller Park, Milwaukee, WI Sun May 22 2011, 1:11 PM - 3:29 PM CDT Att: 42,605 - Sunny - 77 F			
24 Dexter Fowler, S OBP: 0.347, SLG: 0.347 (1,8)										4	1	1	0	0	1	1				
5 Carlos González, L OBP: 0.324, SLG: 0.415 (1,7)										3	0	1	1	0	0	1				
2 Troy Tulowitzki, R OBP: 0.331, SLG: 0.517 (1,6)										3	0	0	0	1	0	1				
17 Todd Helton, L OBP: 0.364, SLG: 0.531 (1,3)										4	0	0	0	0	2	2				
22 Jose Lopez, R OBP: 0.226, SLG: 0.329 (1,5)										3	0	1	0	0	0	0				
7 Seth Smith, L OBP: 0.362, SLG: 0.519 (9, PH)										0	0	0	0	1	0	0				
19 Ryan Spilborghs, R OBP: 0.228, SLG: 0.329 (1,9)										3	0	1	0	0	2	0				
23 Jason Giambi, L OBP: 0.310, SLG: 0.622 (9, PH)										1	0	0	0	0	1	1				
20 Chris Iannetta, R OBP: 0.375, SLG: 0.426 (1,2)										2	0	0	0	1	0	0				
38 Ubaldo Jiménez, R (1,1)										3	0	0	0	0	0	3				
Inning Stats	R: 0 H: 0 E: 0 K: 1 S: 12	H: 0 LOB: 2 BB: 1 P: 24	R: 0 H: 0 E: 0 K: 1 S: 6	H: 0 LOB: 0 BB: 8 P: 8	R: 1 H: 2 E: 0 K: 0 S: 13	H: 2 LOB: 1 BB: 0 P: 15	R: 0 H: 2 E: 0 K: 1 S: 12	H: 2 LOB: 2 BB: 1 P: 21	R: 0 H: 0 E: 0 K: 1 S: 9	H: 0 LOB: 0 BB: 0 P: 10	R: 0 H: 0 E: 0 K: 1 S: 7	H: 0 LOB: 0 BB: 0 P: 11	R: 0 H: 0 E: 0 K: 1 S: 10	H: 0 LOB: 1 BB: 1 P: 13	R: 0 H: 0 E: 0 K: 1 S: 12	H: 0 LOB: 1 BB: 1 P: 21	1B: 2 2B: 1 3B: 1 HR: 0	SF: 0 SAC: 0 DP: 2 HBP: 1	WP: 0 PB: 0 SB: 0 CS: 0	PA: 34
PITCHER	IP WLS BF H R ER SO BB IBB HBP BLK WP HR S P ERA WHIP																			
43 Randy Wolf, L (1,1)	7.0 W 27 4 1 1 5 3 0 1 0 0 0 65 100 1.29 1.000																			
50 Kameron Loe, R (8,1)	1.0 H 3 0 0 0 1 0 0 0 0 0 0 10 13 0.00 0.000																			
59 John Axford, R (9,1)	1.0 S 4 0 0 0 1 1 0 0 0 0 0 12 21 0.00 1.000																			

Batter	1	2	3	4	5	6	7	8	9	AB	R	H	RBI	BB	SO	LOB	BOTTOM			
23 Rickie Weeks Jr, R OBP: 0.357, SLG: 0.479 (1,4)										3	1	0	0	0	0	0	Colorado Rockies @ Milwaukee Brewers Miller Park, Milwaukee, WI Sun May 22 2011, 1:11 PM - 3:29 PM CDT Att: 42,605 - Sunny - 77 F			
25 Mark Kotsay, L OBP: 0.354, SLG: 0.314 (1,9)										4	0	1	0	0	1	2				
8 Ryan Braun, R OBP: 0.390, SLG: 0.565 (1,7)										4	1	1	2	0	0	1				
28 Prince Fielder, L OBP: 0.374, SLG: 0.537 (1,3)										3	0	0	0	1	1	0				
14 Casey McGehee, R (1,5)										2	0	0	0	2	0	2				
3 Yuniesky Betancourt, R OBP: 0.254, SLG: 0.333 (1,6)										2	0	0	0	1	1	2				
33 Wil Nieves, R OBP: 0.209, SLG: 0.200 (1,2)										3	0	0	0	0	0	2				
27 Carlos Gómez, R OBP: 0.291, SLG: 0.340 (1,8)										2	1	0	0	1	1	1				
43 Randy Wolf, L (1,1)										1	0	0	0	0	0	0				
12 Brandon Boggs, S (7, PH)										1	0	0	0	0	0	0				
50 Kameron Loe, R (8,1)										0	0	0	0	0	0	0				
59 John Axford, R (9,1)										0	0	0	0	0	0	0				
Inning Stats	R: 0 H: 0 E: 0 K: 1 S: 7	H: 0 LOB: 0 BB: 0 P: 10	R: 0 H: 0 E: 0 K: 2 S: 12	H: 0 LOB: 1 BB: 1 P: 19	R: 3 H: 1 E: 1 K: 0 S: 9	H: 1 LOB: 0 BB: 1 P: 17	R: 0 H: 0 E: 0 K: 0 S: 4	H: 0 LOB: 1 BB: 1 P: 9	R: 0 H: 0 E: 0 K: 0 S: 10	H: 0 LOB: 0 BB: 0 P: 16	R: 0 H: 0 E: 0 K: 0 S: 5	H: 0 LOB: 1 BB: 1 P: 12	R: 0 H: 0 E: 0 K: 1 S: 6	H: 0 LOB: 0 BB: 0 P: 8	R: 0 H: 1 E: 0 K: 0 S: 9	H: 1 LOB: 2 BB: 1 P: 15	1B: 0 2B: 1 3B: 1 HR: 0	SF: 0 SAC: 1 DP: 0 HBP: 1	WP: 0 PB: 0 SB: 2 CS: 0	PA: 32
PITCHER	IP WLS BF H R ER SO BB IBB HBP BLK WP HR S P ERA WHIP																			
38 Ubaldo Jiménez, R (1,1)	8.0 L 32 2 3 2 4 4 1 1 0 0 0 62 106 2.25 0.750																			

AB	29
R	1
H	4
RBI	1
BB	4
SO	7
LOB	9



Batter	1	2	3	4	5	6	7	8	9	AB	R	H	RBI	BB	SO	LOB	TOP																																																												
2 Roger Bernadina, L (1,8) OBP: 0.328, SLG: 0.359										5	0	2	1	0	1	3	Washington Nationals @ Milwaukee Brewers Miller Park, Milwaukee, WI Mon May 23 2011, 7:12 PM - 10:06 PM CDT Att: 22,906 - Cloudy - 74 F																																																												
20 Ian Desmond, R (1,6) OBP: 0.291, SLG: 0.370										5	0	1	0	0	3	2																																																													
28 Jayson Werth, R (1,9) OBP: 0.330, SLG: 0.439										5	0	0	0	0	2	4																																																													
19 Laynce Nix, L (1,7) OBP: 0.339, SLG: 0.548										4	0	2	0	0	1	2																																																													
3 Wilson Ramos, R (1,2) OBP: 0.336, SLG: 0.430										4	0	0	0	0	0	5																																																													
38 Michael Morse, R (1,3) OBP: 0.292, SLG: 0.381										4	1	1	1	0	2	2																																																													
22 Drew Storen, S (8,1)										0	0	0	0	0	0	0																																																													
45 Doug Slaten, L (8,1)										0	0	0	0	0	0	0																																																													
8 Danny Espinosa, S (1,4) OBP: 0.283, SLG: 0.408										2	0	0	0	1	0	0																																																													
43 Brian Bixler, R (9, PR) OBP: 0.188, SLG: 0.133										0	1	0	0	0	0	0																																																													
15 Jerry Hairston, R (1,5) OBP: 0.316, SLG: 0.364										4	1	2	1	0	0	0																																																													
32 Tom Gorzelanny, R (1,1)										2	0	0	0	0	2	0																																																													
63 Henry Alberto Rodriguez, R (7, PH) OBP: 0.129, SLG: 0.129										0	0	0	0	0	0	0																																																													
12 Matt Stairs, L (7, PH) OBP: 0.250, SLG: 0.250										1	0	0	0	0	0	2																																																													
17 Sean Burnett, L (7,1)										0	0	0	0	0	0	0																																																													
13 Alex Cora, L (8,3) OBP: 0.267, SLG: 0.267										1	0	0	0	0	0	2																																																													
Inning Stats	R: 0 E: 0 K: 1 S: 14	H: 2 LOB: 0 BB: 0 P: 20	R: 1 E: 0 K: 1 S: 9	H: 1 LOB: 0 BB: 0 P: 12	R: 0 E: 0 K: 2 S: 9	H: 0 LOB: 0 BB: 0 P: 14	R: 0 E: 0 K: 2 S: 7	H: 0 LOB: 0 BB: 0 P: 9	R: 0 E: 0 K: 1 S: 7	H: 0 LOB: 0 BB: 0 P: 8	R: 0 E: 1 K: 1 S: 12	H: 1 LOB: 2 BB: 0 P: 16	R: 0 E: 0 K: 1 S: 13	H: 1 LOB: 2 BB: 1 P: 23	R: 0 E: 1 K: 1 S: 16	H: 1 LOB: 2 BB: 0 P: 25	R: 2 E: 0 K: 1 S: 15	H: 2 LOB: 0 BB: 0 P: 22	1B: 4 2B: 2 3B: 1 HR: 1	SF: 0 SAC: 0 DP: 0 HBP: 1	WP: 0 PB: 0 SB: 0 CS: 0	PA: 39																																																							
PITCHER	IP WLS BF H R ER SO BB IBB HBP BLK WP HR S P ERA WHIP	<table border="1"> <tr> <td>49 Yovani Gallardo, R (1,1) ERA: 4.35</td> <td>7.0</td> <td>W</td> <td>28</td> <td>5</td> <td>1</td> <td>1</td> <td>9</td> <td>1</td> <td>0</td> <td>0</td> <td>0</td> <td>0</td> <td>0</td> <td>0</td> <td>1</td> <td>71</td> <td>102</td> <td>1.29</td> <td>0.857</td> </tr> <tr> <td>41 Marco Estrada, R (8,1) ERA: 3.89</td> <td>1.0</td> <td></td> <td>5</td> <td>1</td> <td>0</td> <td>0</td> <td>1</td> <td>0</td> <td>0</td> <td>0</td> <td>0</td> <td>0</td> <td>0</td> <td>0</td> <td>0</td> <td>16</td> <td>25</td> <td>0.00</td> <td>1.000</td> </tr> <tr> <td>48 Tim Lillard, R (9,1) ERA: 18.0</td> <td>1.0</td> <td></td> <td>6</td> <td>2</td> <td>2</td> <td>2</td> <td>1</td> <td>0</td> <td>0</td> <td>1</td> <td>0</td> <td>0</td> <td>0</td> <td>0</td> <td>0</td> <td>15</td> <td>22</td> <td>18.00</td> <td>2.000</td> </tr> </table>																49 Yovani Gallardo, R (1,1) ERA: 4.35	7.0	W	28	5	1	1	9	1	0	0	0	0	0	0	1	71	102	1.29	0.857	41 Marco Estrada, R (8,1) ERA: 3.89	1.0		5	1	0	0	1	0	0	0	0	0	0	0	0	16	25	0.00	1.000	48 Tim Lillard, R (9,1) ERA: 18.0	1.0		6	2	2	2	1	0	0	1	0	0	0	0	0	15	22	18.00	2.000
49 Yovani Gallardo, R (1,1) ERA: 4.35	7.0	W	28	5	1	1	9	1	0	0	0	0	0	0	1	71	102	1.29	0.857																																																										
41 Marco Estrada, R (8,1) ERA: 3.89	1.0		5	1	0	0	1	0	0	0	0	0	0	0	0	16	25	0.00	1.000																																																										
48 Tim Lillard, R (9,1) ERA: 18.0	1.0		6	2	2	2	1	0	0	1	0	0	0	0	0	15	22	18.00	2.000																																																										

AB	37
R	3
H	8
RBI	3
BB	1
SO	11
LOB	22



Batter	1	2	3	4	5	6	7	8	9	AB	R	H	RBI	BB	SO	LOB	BOTTOM																																																																																																				
23 Rickie Weeks Jr, R (1,4) OBP: 0.363, SLG: 0.476										3	3	1	0	1	2	0	Washington Nationals @ Milwaukee Brewers Miller Park, Milwaukee, WI Mon May 23 2011, 7:12 PM - 10:06 PM CDT Att: 22,906 - Cloudy - 74 F																																																																																																				
25 Mark Kotsay, S (9,3) OBP: 0.354, SLG: 0.314										0	0	0	0	0	0	0																																																																																																					
1 Cory Hart, R (1,9) OBP: 0.305, SLG: 0.463										4	3	3	7	1	0	0																																																																																																					
8 Ryan Braun, R (1,7) OBP: 0.390, SLG: 0.571										5	1	2	0	0	1	1																																																																																																					
12 Brandon Boggs, S (6, PR) OBP: 0.238, SLG: 0.474										0	1	0	0	0	0	0																																																																																																					
28 Prince Fielder, L (1,3) OBP: 0.375, SLG: 0.547										4	1	1	1	1	1	2																																																																																																					
48 Tim Lillard, R (9,1)										0	0	0	0	0	0	0																																																																																																					
14 Casey McGehee, R (1,5) OBP: 0.322, SLG: 0.383										5	0	1	0	0	1	4																																																																																																					
20 Jonathan Lucroy, R (1,2) OBP: 0.377, SLG: 0.500										4	1	2	1	0	1	1																																																																																																					
3 Yuniesky Betancourt, R (1,6) OBP: 0.260, SLG: 0.344										4	1	2	1	0	0	1																																																																																																					
27 Carlos Gómez, R (1,8) OBP: 0.284, SLG: 0.331										4	0	0	0	0	2	3																																																																																																					
49 Yovani Gallardo, R (1,1) OBP: 0.185, SLG: 0.296										3	0	0	0	0	1	2																																																																																																					
41 Marco Estrada, R (8,1) OBP: 0.250, SLG: 0.250										0	0	0	0	0	0	0																																																																																																					
30 Craig Counsell, L (6, PH) OBP: 0.309, SLG: 0.245										1	0	0	0	0	1	1																																																																																																					
Inning Stats	R: 3 E: 0 K: 0 S: 13	H: 2 LOB: 0 BB: 0 P: 22	R: 0 E: 0 K: 1 S: 8	H: 0 LOB: 0 BB: 0 P: 12	R: 0 E: 0 K: 3 S: 11	H: 0 LOB: 1 BB: 1 P: 18	R: 0 E: 0 K: 2 S: 18	H: 2 LOB: 2 BB: 0 P: 24	R: 3 E: 0 K: 0 S: 14	H: 4 LOB: 1 BB: 0 P: 19	R: 0 E: 0 K: 2 S: 7	H: 0 LOB: 0 BB: 0 P: 11	R: 0 E: 0 K: 0 S: 6	H: 0 LOB: 1 BB: 1 P: 15	R: 5 E: 1 K: 2 S: 28	H: 4 LOB: 2 BB: 1 P: 42	1B: 4 2B: 4 3B: 0 HR: 4	SF: 0 SAC: 0 DP: 0 HBP: 1	WP: 0 PB: 0 SB: 1 CS: 0	PA: 41																																																																																																	
PITCHER	IP WLS BF H R ER SO BB IBB HBP BLK WP HR S P ERA WHIP	<table border="1"> <tr> <td>32 Tom Gorzelanny, L (1,1) ERA: 4.25</td> <td>5.0</td> <td>L</td> <td>25</td> <td>8</td> <td>6</td> <td>6</td> <td>6</td> <td>1</td> <td>0</td> <td>1</td> <td>0</td> <td>0</td> <td>0</td> <td>0</td> <td>0</td> <td>64</td> <td>95</td> <td>10.80</td> <td>1.800</td> </tr> <tr> <td>63 Henry Alberto Rodriguez, R (1,1) ERA: 0.9</td> <td>1.0</td> <td></td> <td>3</td> <td>0</td> <td>0</td> <td>0</td> <td>2</td> <td>0</td> <td>0</td> <td>0</td> <td>0</td> <td>0</td> <td>0</td> <td>0</td> <td>0</td> <td>7</td> <td>11</td> <td>0.00</td> <td>0.000</td> </tr> <tr> <td>17 Sean Burnett, L (7,1) ERA: 5.71</td> <td>1.0</td> <td></td> <td>4</td> <td>0</td> <td>0</td> <td>0</td> <td>0</td> <td>1</td> <td>0</td> <td>0</td> <td>0</td> <td>0</td> <td>0</td> <td>0</td> <td>0</td> <td>6</td> <td>15</td> <td>0.00</td> <td>1.000</td> </tr> <tr> <td>22 Drew Storen, R (8,1) ERA: 1.48</td> <td>0.2</td> <td></td> <td>5</td> <td>2</td> <td>3</td> <td>3</td> <td>1</td> <td>1</td> <td>0</td> <td>0</td> <td>0</td> <td>0</td> <td>0</td> <td>0</td> <td>0</td> <td>16</td> <td>25</td> <td>40.50</td> <td>4.500</td> </tr> <tr> <td>45 Doug Slaten, L (8,1) ERA: 2.31</td> <td>0.1</td> <td></td> <td>4</td> <td>2</td> <td>2</td> <td>1</td> <td>1</td> <td>0</td> <td>0</td> <td>0</td> <td>0</td> <td>0</td> <td>0</td> <td>0</td> <td>0</td> <td>1</td> <td>12</td> <td>27.00</td> <td>6.000</td> </tr> </table>																32 Tom Gorzelanny, L (1,1) ERA: 4.25	5.0	L	25	8	6	6	6	1	0	1	0	0	0	0	0	64	95	10.80	1.800	63 Henry Alberto Rodriguez, R (1,1) ERA: 0.9	1.0		3	0	0	0	2	0	0	0	0	0	0	0	0	7	11	0.00	0.000	17 Sean Burnett, L (7,1) ERA: 5.71	1.0		4	0	0	0	0	1	0	0	0	0	0	0	0	6	15	0.00	1.000	22 Drew Storen, R (8,1) ERA: 1.48	0.2		5	2	3	3	1	1	0	0	0	0	0	0	0	16	25	40.50	4.500	45 Doug Slaten, L (8,1) ERA: 2.31	0.1		4	2	2	1	1	0	0	0	0	0	0	0	0	1	12	27.00	6.000
32 Tom Gorzelanny, L (1,1) ERA: 4.25	5.0	L	25	8	6	6	6	1	0	1	0	0	0	0	0	64	95	10.80	1.800																																																																																																		
63 Henry Alberto Rodriguez, R (1,1) ERA: 0.9	1.0		3	0	0	0	2	0	0	0	0	0	0	0	0	7	11	0.00	0.000																																																																																																		
17 Sean Burnett, L (7,1) ERA: 5.71	1.0		4	0	0	0	0	1	0	0	0	0	0	0	0	6	15	0.00	1.000																																																																																																		
22 Drew Storen, R (8,1) ERA: 1.48	0.2		5	2	3	3	1	1	0	0	0	0	0	0	0	16	25	40.50	4.500																																																																																																		
45 Doug Slaten, L (8,1) ERA: 2.31	0.1		4	2	2	1	1	0	0	0	0	0	0	0	0	1	12	27.00	6.000																																																																																																		

AB	37
R	11
H	12
RBI	10
BB	3
SO	10
LOB	15



Batter	1	2	3	4	5	6	7	8	9	AB	R	H	RBI	BB	SO	LOB	TOP			
2 Roger Bernadina, L (1,8) OBP: 0.307, SLG: 0.333	G4-3	FC4-6		FC8-4		G5-3			K	5	1	0	0	0	1	3				
20 Ian Desmond, R (1,6) OBP: 0.265, SLG: 0.376	F9		3 BB 28 S	1B			K		K	5	1	2	1	0	2	0				
28 Jayson Werth, R (1,9) OBP: 0.342, SLG: 0.448			3 BB HR				K			3	1	2	0	1	1					
3 Wilson Ramos, R (1,2) OBP: 0.339, SLG: 0.418	F8		38 HR				G4-3			3	1	0	0	2	1	3				
38 Michael Morse, R (1,3) OBP: 0.305, SLG: 0.427		8 BB 61 1B					G4-3		F9	5	2	3	4	0	0	3				
8 Danny Espinosa, S (1,4) OBP: 0.307, SLG: 0.404		61 1B		HR			F8			4	0	1	0	0	1	1				
15 Jerry Hairston, R (1,5) 63 Henry Alberto Rodriguez, R	P4						G6-4-3			4	0	1	0	0	0	3				
43 Brian Bixler, R (1,7) 24 Rick Ankiel, L (5,8)							F9			2	0	0	0	0	2	2				
61 Livan Hernandez, R (1,1) 36 Tyler Clippard, R (7,1) 17 Sean Burnett, L (8,1) 13 Alex Cora, L (8,5) 19 Laynce Nix, L (9,PH)							G4-3			3	0	2	1	0	0	0				
Inning Stats	R: 0 E: 0 K: 0 S: 13	H: 1 LOB: 0 BB: 0 P: 19	R: 1 E: 0 K: 1 S: 12	H: 3 LOB: 2 BB: 0 P: 19	R: 4 E: 0 K: 2 S: 19	H: 2 LOB: 1 BB: 0 P: 35	R: 1 E: 0 K: 2 S: 13	H: 2 LOB: 1 BB: 0 P: 20	R: 0 E: 0 K: 0 S: 16	H: 0 LOB: 0 BB: 0 P: 19	R: 0 E: 0 K: 1 S: 6	H: 0 LOB: 0 BB: 0 P: 12	R: 0 E: 0 K: 0 S: 8	H: 1 LOB: 1 BB: 0 P: 11	R: 0 E: 0 K: 3 S: 13	H: 1 LOB: 3 BB: 1 P: 22	1B: 7 2B: 3 3B: 0 HR: 1	SF: 0 SAC: 0 DP: 2 HBP: 1	WP: 1 PB: 0 CS: 2	PA: 41
PITCHER	IP WLS BF H R ER SO BB IBB HBP BLK WP HR S P ERA WHIP																			
38 Chris Narveson, L (1,1) ERA: 4.2	3.1	20	8	6	6	3	2	0	0	0	0	0	0	0	1	50	82	16.20	3.000	
52 Sergio Mitre, R (4,1) ERA: 1.71	2.2	8	1	0	0	2	0	0	0	0	0	0	0	0	29	40	0.00	0.375		
58 Mike McClendon, R (7,1) ERA: 3.38	2.0	W	7	1	0	0	1	0	0	1	0	0	0	0	14	23	0.00	0.500		
59 John Axford, R (9,1) ERA: 4.03	1.0	S	6	1	0	0	3	1	0	0	0	1	0	0	13	22	0.00	2.000		

Washington Nationals @ Milwaukee Brewers
Miller Park, Milwaukee, WI
Tue May 24 2011, 7:11 PM - 10:24 PM CDT
Att: 24,722 - Roof Closed - 70 F

livebaseballscorecards.com

AB 37
R 6
H 11
RBI 6
BB 3
SO 9
LOB 17



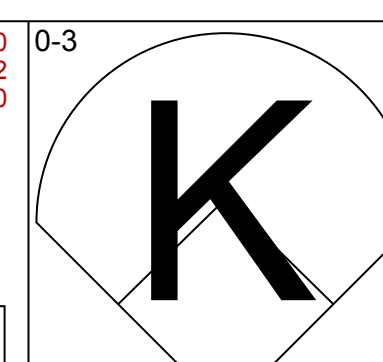
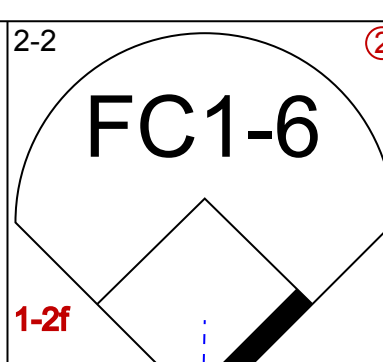
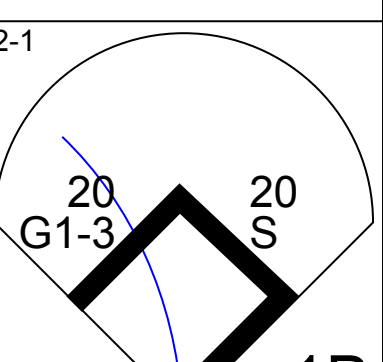
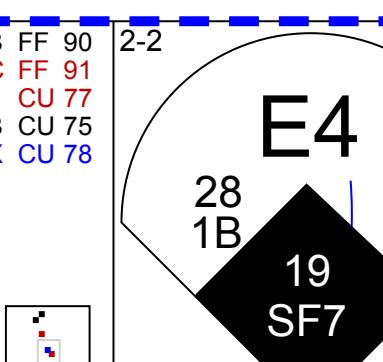
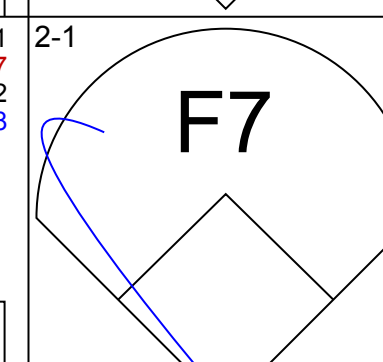
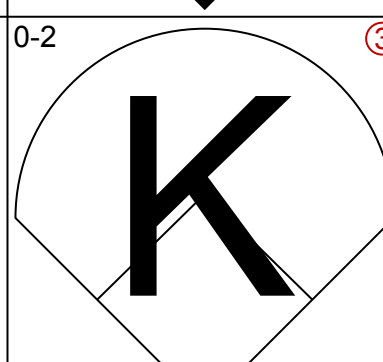
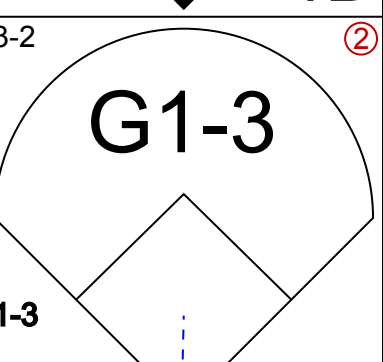
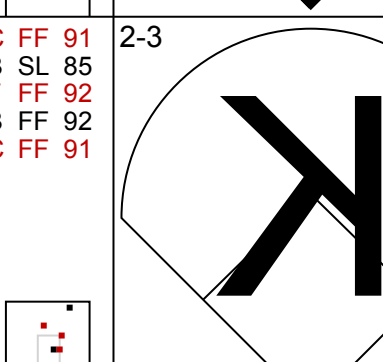
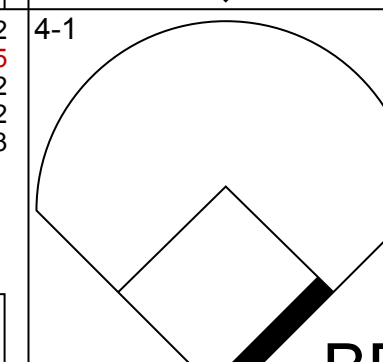
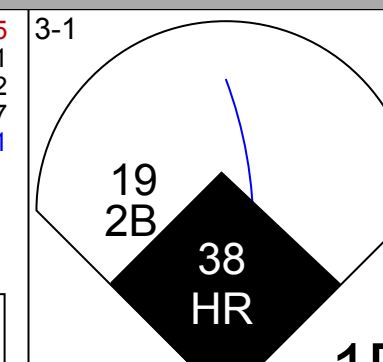
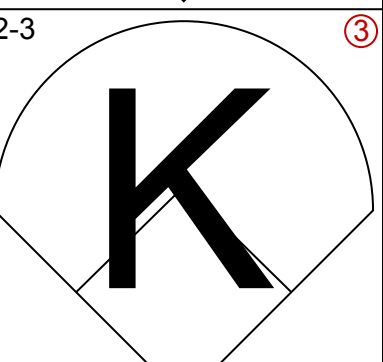
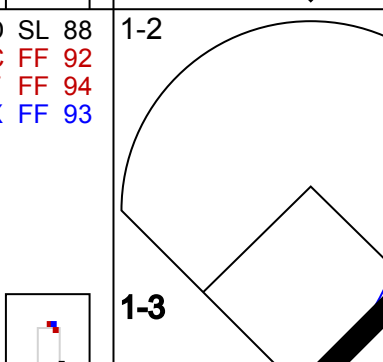
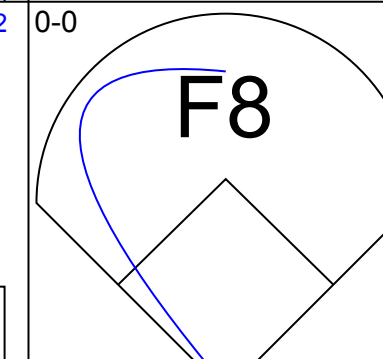
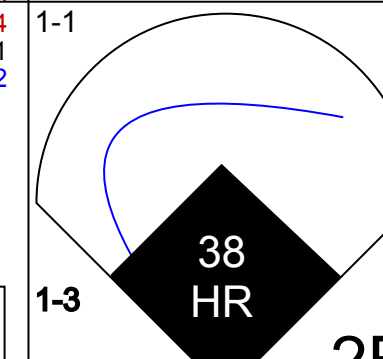
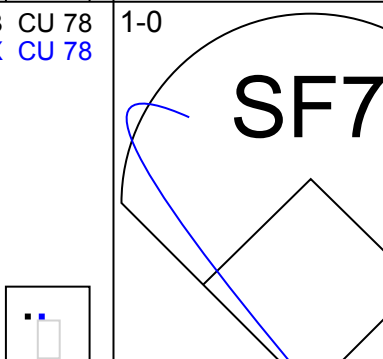

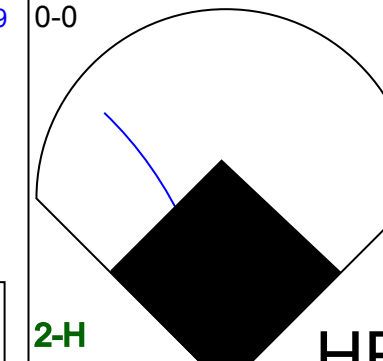
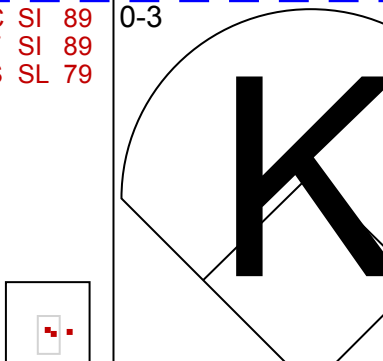

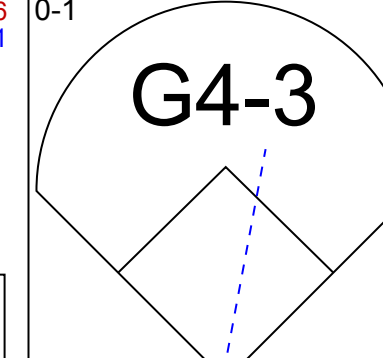

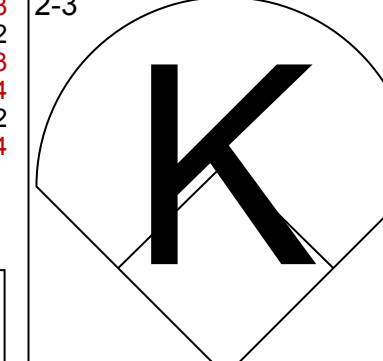
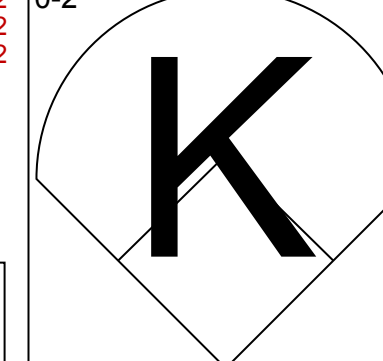
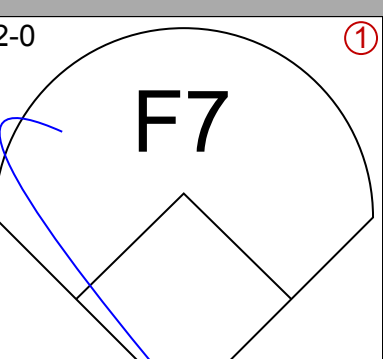
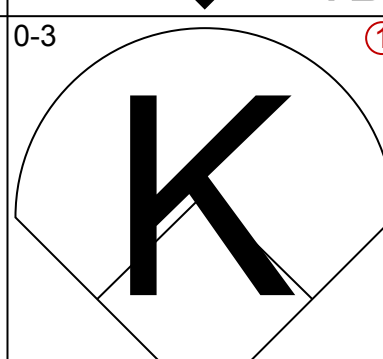
Batter	1	2	3	4	5	6	7	8	9	AB	R	H	RBI	BB	SO	LOB	BOTTOM			
23 Rickie Weeks Jr., R (1,4) OBP: 0.365, SLG: 0.490	1 HR									3	2	1	2	1	1	1				
1 Corey Hart, R (1,9) OBP: 0.315, SLG: 0.500										4	1	2	2	0	0	1				
8 Ryan Braun, R (1,7) 27 Carlos Gómez, R (4,8)										2	0	0	0	0	1	1				
28 Prince Fielder, L (1,3) OBP: 0.373, SLG: 0.538										2	0	0	0	0	2	1				
14 Casey McGehee, R (1,5) OBP: 0.325, SLG: 0.386										3	0	0	0	0	1	2				
25 Mark Kotsay, L (1,8) OBP: 0.340, SLG: 0.300										4	0	0	0	0	1	3				
3 Yunesky Betancourt, R (1,6) 58 Mike McClendon, R (7,1) 12 Brandon Boggs, S (8,PH) 59 John Axford, R (9,1)										3	0	0	0	0	0	1				
20 Jonathan Lucroy, R (1,2) OBP: 0.381, SLG: 0.528										4	1	2	3	0	0	0				
38 Chris Narveson, L (1,1) 52 Sergio Mitre, R (4,1) 30 Craig Counsell, L (7,6) OBP: 0.316, SLG: 0.240										1	0	1	0	0	0	0				
Inning Stats	R: 2 E: 0 K: 1 S: 17	H: 1 LOB: 1 BB: 1 P: 32	R: 0 E: 0 K: 1 S: 9	H: 1 LOB: 1 BB: 0 P: 11	R: 0 E: 0 K: 1 S: 10	H: 1 LOB: 1 BB: 0 P: 16	R: 1 E: 0 K: 0 S: 6	H: 1 LOB: 0 BB: 0 P: 10	R: 0 E: 0 K: 0 S: 10	H: 0 LOB: 1 BB: 0 P: 20	R: 0 E: 0 K: 0 S: 9	H: 1 LOB: 0 BB: 0 P: 13	R: 2 E: 0 K: 1 S: 12	H: 1 LOB: 1 BB: 1 P: 22	R: 2 E: 0 K: 2 S: 18	H: 2 LOB: 1 BB: 1 P: 29	1B: 5 2B: 0 3B: 0 HR: 3	SF: 0 SAC: 0 DP: 1 HBP: 1	WP: 1 PB: 0 CS: 0	PA: 36
PITCHER	IP WLS BF H R ER SO BB IBB HBP BLK WP HR S P ERA WHIP																			
61 Livan Hernandez, R (1,1) ERA: 3.71	6.0	25	5	3	3	4	1	0	0	0	0	0	0	0	1	12	22	18.00	2.000	
36 Tyler Clippard, R (7,1) ERA: 2.28	1.0	H	5	1	2	2	1	0	0	0	0	0	0	0	2	2	0.00	0.000		
17 Sean Burnett, L (8,1) ERA: 5.6	0.1	H	1	0	0	0	0	0	0	0	0	0	0	0	2	2	0.00	0.000		
63 Henry Alberto Rodriguez, R (1,1) ERA: 2.53	0.2	L	5	2	2	2	2	1	0	0	0	0	0	0	16	27	27.00	4.500		

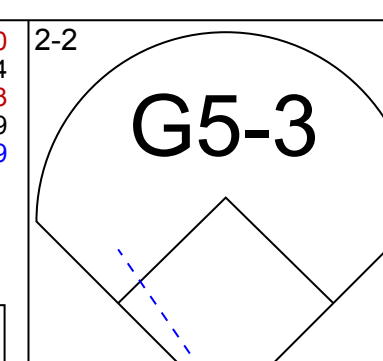
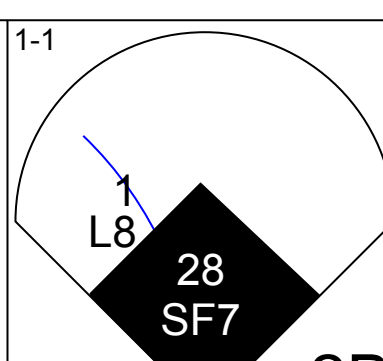
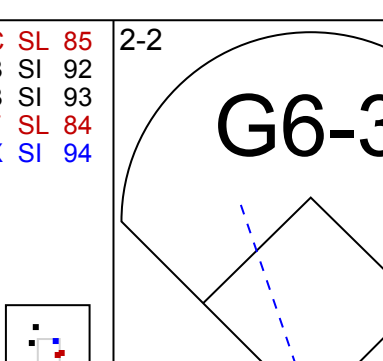
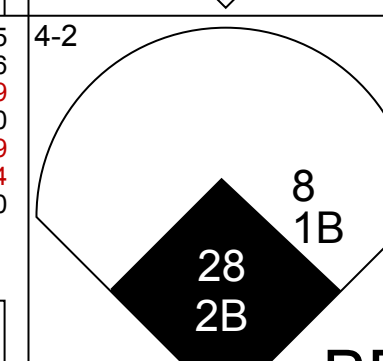
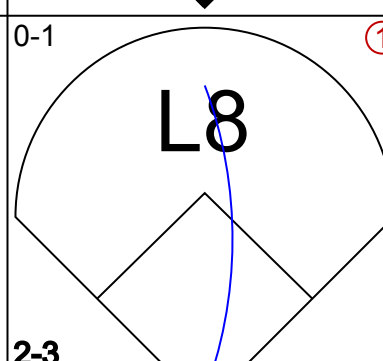

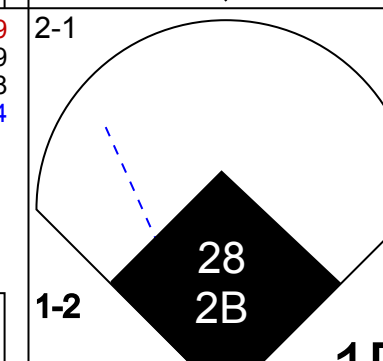
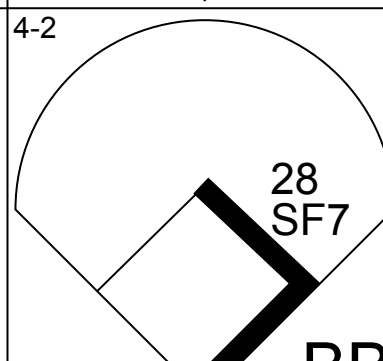
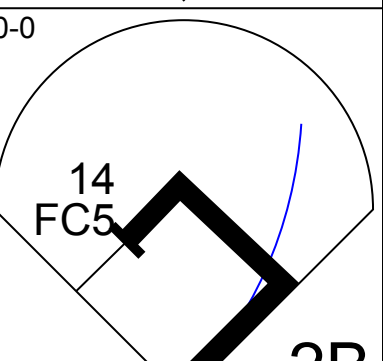

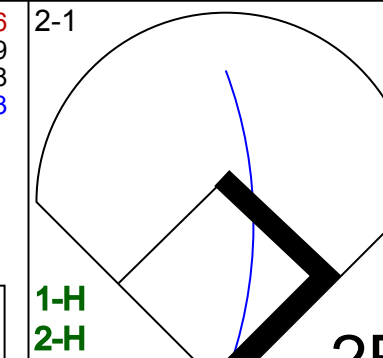
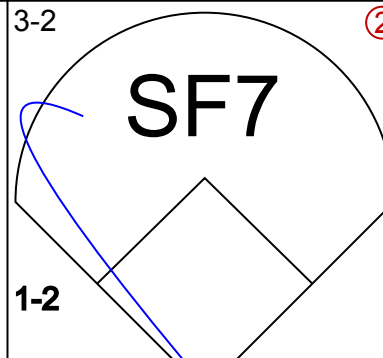
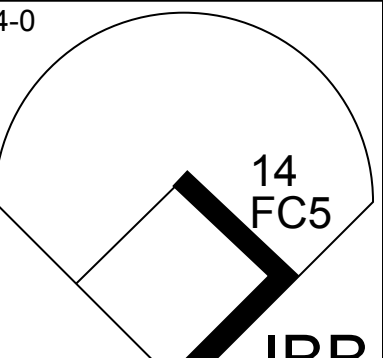

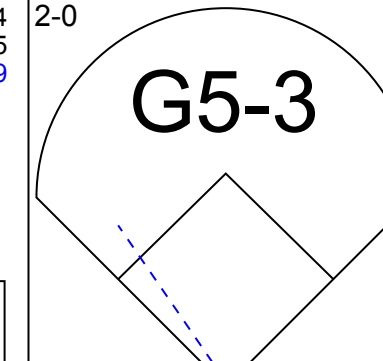
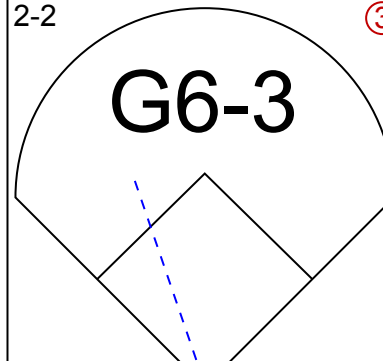
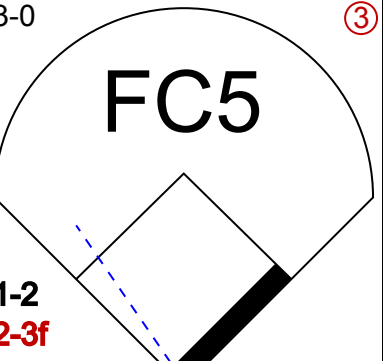

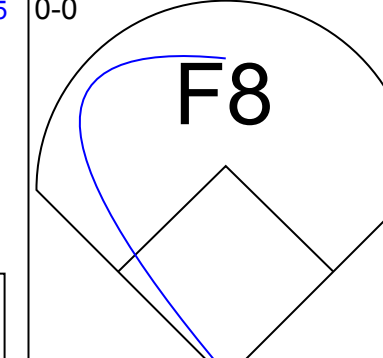


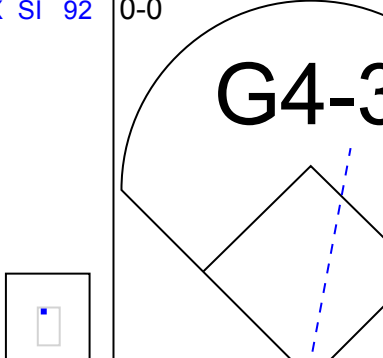

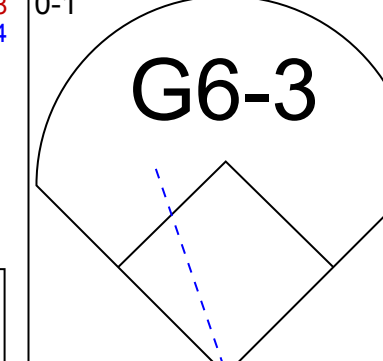

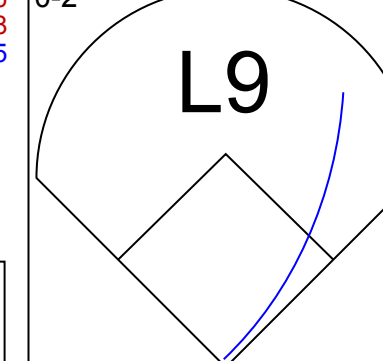


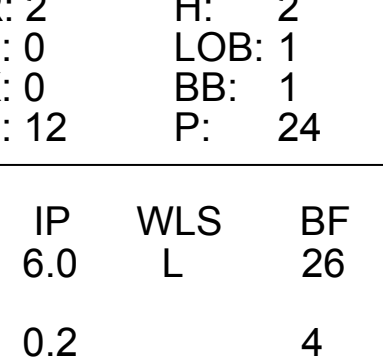
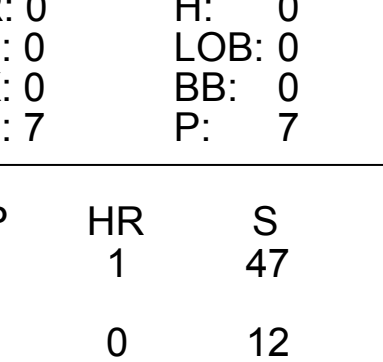
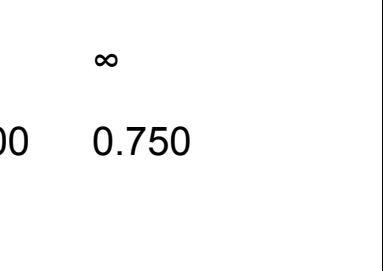
Washington Nationals @ Milwaukee Brewers
Miller Park, Milwaukee, WI
Tue May 24 2011, 7:11 PM - 10:24 PM CDT
Att: 24,722 - Roof Closed - 70 F

livebaseballscorecards.com

AB 32
R 7
H 8
RBI 7
BB 3
SO 7
LOB 13



Batter	1	2	3	4	5	6	7	8	9	AB	R	H	RBI	BB	SO	LOB	TOP			
2 Roger Bernadina, L (1,8) OBP: 0.304, SLG: 0.329										4	1	1	0	0	1	1	Washington Nationals @ Milwaukee Brewers Miller Park, Milwaukee, WI Wed May 25 2011, 12:10 PM - 3:02 PM CDT Att: 34,419 - Roof Closed - 70 F			
20 Ian Desmond, R (1,6) OBP: 0.269, SLG: 0.368										4	0	0	0	0	2	3				
28 Jayson Werth, R (1,9) OBP: 0.350, SLG: 0.452										3	1	2	0	1	1	1				
19 Laynce Nix, L (1,7) OBP: 0.333, SLG: 0.546										3	1	1	1	0	0	1				
38 Michael Morse, R (1,3) OBP: 0.303, SLG: 0.447										4	1	1	3	0	3	1				
8 Danny Espinosa, S (1,4) OBP: 0.301, SLG: 0.394										4	0	0	0	0	0	0				
7 Ivan Rodriguez, R (1,2) OBP: 0.296, SLG: 0.342										4	0	0	0	0	2	0				
15 Jerry Hairston, R (1,5) OBP: 0.312, SLG: 0.357										4	0	1	0	0	1	0				
21 Jason Marquis, L (1,1) OBP: 0.304, SLG: 0.348										2	0	0	0	0	1	1				
24 Rick Ankiel, L (7,PH) OBP: 0.294, SLG: 0.280										1	0	0	0	0	1	0				
65 Cole Kimball, R (7,1) OBP: 0.294, SLG: 0.280										0	0	0	0	0	0	0				
17 Sean Burnett, L (7,1) OBP: 0.294, SLG: 0.280										0	0	0	0	0	0	0				
60 Todd Coffey, R (7,1) OBP: 0.294, SLG: 0.280										0	0	0	0	0	0	0				
Inning Stats	R: 0 E: 0 K: 1 S: 7	H: 0 LOB: 1 BB: 1 P: 13	R: 0 E: 0 K: 2 S: 8	H: 0 LOB: 0 BB: 0 P: 14	R: 0 E: 0 K: 2 S: 11	H: 1 LOB: 1 BB: 0 P: 14	R: 3 E: 0 K: 2 S: 14	H: 3 LOB: 0 BB: 0 P: 20	R: 0 E: 0 K: 1 S: 12	H: 0 LOB: 0 BB: 0 P: 9	R: 0 E: 0 K: 1 S: 6	H: 0 LOB: 0 BB: 0 P: 9	R: 1 E: 1 K: 2 S: 13	H: 1 LOB: 1 BB: 0 P: 19	R: 0 E: 0 K: 0 S: 7	H: 0 LOB: 0 BB: 0 P: 9	1B: 4 2B: 1 3B: 0 HR: 1	SF: 1 SAC: 0 DP: 0 HBP: 0	WP: 0 PB: 0 SB: 1 CS: 1	PA: 35
PITCHER	IP WLS BF H R ER SO BB IBB HBP BLK WP HR S P ERA WHIP																			
13 Zack Greinke, R (1,1) ERA: 5.79	7.0 W 27 5 3 3 10 1 0 0 0 0 1 65 100 3.86 0.857																			
32 LaTroy Hawkins, R (8,1) ERA: 0.73	0.2 H 4 1 1 0 1 0 0 0 0 0 0 10 16 0.00 1.500																			
50 Kameron Loe, R (8,1) ERA: 4.07	1.1 S 4 0 0 0 1 0 0 0 0 0 0 10 12 0.00 0.000																			

Batter	1	2	3	4	5	6	7	8	9	AB	R	H	RBI	BB	SO	LOB	BOTTOM			
23 Rickie Weeks Jr, R (1,4) OBP: 0.366, SLG: 0.490										4	2	1	0	1	0	1	Washington Nationals @ Milwaukee Brewers Miller Park, Milwaukee, WI Wed May 25 2011, 12:10 PM - 3:02 PM CDT Att: 34,419 - Roof Closed - 70 F			
1 Cory Hart, R (1,9) OBP: 0.312, SLG: 0.483										3	1	0	0	1	1	2				
8 Ryan Braun, R (1,7) OBP: 0.398, SLG: 0.575										2	1	2	0	2	0	0				
28 Prince Fielder, L (1,3) OBP: 0.380, SLG: 0.548										2	0	2	4	1	0	0				
14 Casey McGehee, R (1,5) OBP: 0.319, SLG: 0.378										4	0	0	0	0	0	6				
50 Kameron Loe, R (8,1) OBP: 0.312, SLG: 0.483										0	0	0	0	0	0	0				
25 Mark Kotsay, L (1,8) OBP: 0.336, SLG: 0.290										3	0	0	0	1	0	1				
20 Jonathan Lucroy, R (1,2) OBP: 0.369, SLG: 0.509										4	1	0	0	0	1	1				
30 Craig Counsell, L (1,6) OBP: 0.295, SLG: 0.222										4	0	0	0	0	1	1				
13 Zack Greinke, R (1,1) OBP: 0.333, SLG: 0.625										3	1	1	1	0	1	0				
32 LaTroy Hawkins, R (8,1) ERA: 5.06										0	0	0	0	0	0	0				
3 Yuniesky Betancourt, R (8,6) OBP: 0.260, SLG: 0.348										1	0	1	1	0	0	0				
Inning Stats	R: 2 E: 0 K: 0 S: 12	H: 2 LOB: 1 BB: 1 P: 24	R: 0 E: 0 K: 1 S: 5	H: 0 LOB: 0 BB: 0 P: 9	R: 1 E: 0 K: 0 S: 13	H: 1 LOB: 1 BB: 1 P: 23	R: 0 E: 0 K: 0 S: 7	H: 0 LOB: 0 BB: 0 P: 7	R: 1 E: 0 K: 0 S: 6	H: 2 LOB: 2 BB: 1 P: 16	R: 0 E: 0 K: 0 S: 4	H: 0 LOB: 0 BB: 1 P: 8	R: 1 E: 0 K: 2 S: 17	H: 1 LOB: 2 BB: 2 P: 30	R: 1 E: 1 K: 1 S: 12	H: 1 LOB: 1 BB: 0 P: 18	1B: 2 2B: 4 3B: 0 HR: 1	SF: 1 SAC: 0 DP: 1 HBP: 0	WP: 1 PB: 0 SB: 0 CS: 0	PA: 37
PITCHER	IP WLS BF H R ER SO BB IBB HBP BLK WP HR S P ERA WHIP																			
21 Jason Marquis, R (1,1) ERA: 4.26	6.0 L 26 4 4 4 4 3 1 0 0 0 1 47 87 6.00 1.333																			
65 Cole Kimball, R (7,1) ERA: 5.06	0.2 4 0 1 1 2 2 0 0 0 0 1 12 22 13.50 3.000																			
17 Sean Burnett, L (7,1) ERA: 5.6	0.0 1 1 0 0 0 0 0 0 0 0 0 2 2 ∞ ∞																			
60 Todd Coffey, R (7,1) ERA: 1.89	1.1 6 1 1 0 1 0 0 0 0 0 0 15 24 0.00 0.750																			

AB	33
R	4
H	6
RBI	4
BB	1
SO	12
LOB	8



AB	30
R	6
H	7
RBI	6
BB	6
SO	4
LOB	12



Batter	1	2	3	4	5	6	7	8	9	AB	R	H	RBI	BB	SO	LOB	TOP	
33 Aaron Rowand, R OBP: 0.293, SLG: 0.363	F7		P3			G4-3		5 1B		4	1	1	0	0	0	0		
21 Freddy Sanchez, R OBP: 0.345, SLG: 0.410	K			F9		5 WP		5 1B		4	0	1	0	0	0	1		
5 Pat Burrell, R OBP: 0.340, SLG: 0.397	K			K						4	0	1	1	0	2	1		
54 Sergio Romo, R										0	0	0	0	0	0	0		
35 Brandon Crawford, L OBP: 0.500, SLG: 1.333	K							13 G6-4-3		0	0	0	0	0	0	0		
13 Cody Ross, R OBP: 0.319, SLG: 0.359		F8			G6-3			G6-4-3		4	0	0	0	0	1	3		
17 Aubrey Huff, L OBP: 0.280, SLG: 0.346		HBP				22 BB				3	0	1	0	0	0	0		
10 Miguel Tejada, R OBP: 0.237, SLG: 0.274	F9				L9					4	0	0	0	0	0	2		
2 Emmanuel Burriss, S OBP: 0.310, SLG: 0.310					L7					4	0	1	0	0	0	2		
59 Guillermo Mota, R										0	0	0	0	0	0	0		
22 Eli Whiteside, R OBP: 0.263, SLG: 0.324			G6-3					F8	G5-3	3	0	0	0	1	0	1		
57 Jonathan Sánchez, L OBP: 0.273, SLG: 0.381										2	0	0	0	0	1	2		
56 Andres Torres, S OBP: 0.351, SLG: 0.417			K			G1-3		21 FC5	33 BB	0	1	0	0	1	0	0		
Inning Stats	R: 0 H: 0 E: 0 K: 2 S: 9	H: 0 LOB: 0 BB: 0 P: 12	R: 0 H: 0 E: 0 K: 0 S: 7	H: 0 LOB: 1 BB: 0 P: 9	R: 0 H: 0 E: 0 K: 1 S: 6	H: 0 LOB: 0 BB: 0 P: 10	R: 0 H: 1 E: 0 K: 0 S: 11	H: 1 LOB: 2 BB: 1 P: 17	R: 0 H: 1 E: 0 K: 1 S: 13	H: 0 LOB: 0 BB: 0 P: 8	R: 2 H: 2 E: 1 K: 0 S: 16	H: 2 LOB: 1 BB: 1 P: 26	R: 0 H: 1 E: 0 K: 0 S: 9	H: 3 LOB: 3 BB: 1 P: 16	1B: 4 2B: 1 3B: 0 HR: 0	SF: 0 SAC: 0 DP: 1 HBP: 1	WP: 1 PA: 35 PB: 0 SB: 1 CS: 0	
PITCHER	IP WLS BF H R ER SO BB IBB HBP BLK WP HR S P ERA WHIP																	
43 Randy Wolf, L ERA: 3.43	7.1	28	3	2	1	5	2	0	1	0	0	0	0	0	0	0	1.23	0.682
50 Kameron Loe, R ERA: 3.95	0.2	3	1	0	0	0	0	0	0	0	0	0	0	0	0	0	0.00	1.500
59 John Axford, R ERA: 3.86	1.0	4	1	0	0	0	0	0	0	0	0	0	0	0	0	0	0.00	1.000

San Francisco Giants @ Milwaukee Brewers
Miller Park, Milwaukee, WI
Sat May 28 2011, 3:10 PM - 6:05 PM CDT
Att: 42,512 - Overcast - 68 F

AB 32
R 2
H 5
RBI 1
BB 2
SO 5
LOB 12

Batter	1	2	3	4	5	6	7	8	9	AB	R	H	RBI	BB	SO	LOB	BOTTOM	
23 Rickie Weeks Jr., R OBP: 0.356, SLG: 0.488	K		F9			G5-3		K		4	0	0	0	0	2	0		
27 Carlos Gómez, R OBP: 0.280, SLG: 0.343	IHR		F9			K		K		4	1	1	1	0	2	0		
8 Ryan Braun, R OBP: 0.411, SLG: 0.579					28 S	14 SF8				1	2	1	0	3	0	0		
28 Prince Fielder, L OBP: 0.379, SLG: 0.536	F7				33 BB	G1-6-3				3	0	1	0	1	0	2		
14 Casey McGehee, R OBP: 0.312, SLG: 0.369	K				SF8					3	0	0	1	0	2	3		
3 Yuniesky Betancourt, R OBP: 0.254, SLG: 0.333	P4				F7					3	0	0	0	1	0	1		
33 Wil Nieves, R ERA: 3.38	K2-3									3	0	1	0	0	1	0		
20 Jonathan Lucroy, R (9, PH) OBP: 0.378, SLG: 0.513										1	0	1	1	0	0	0		
2 Nyjer Morgan, L OBP: 0.395, SLG: 0.556	G1-3				FC6-4					3	0	0	0	0	1	2		
43 Randy Wolf, L OBP: 0.150, SLG: 0.250										2	0	0	0	0	2	0		
50 Kameron Loe, R										0	0	0	0	0	0	0		
30 Craig Counsell, L OBP: 0.286, SLG: 0.214										1	0	0	0	0	0	0		
59 John Axford, R								F9		0	0	0	0	0	0	0		
Inning Stats	R: 1 H: 1 E: 0 K: 2 S: 13	H: 3 LOB: 3 BB: 1 P: 20	R: 0 H: 0 E: 0 K: 1 S: 8	H: 0 LOB: 0 BB: 0 P: 9	R: 0 H: 0 E: 0 K: 1 S: 8	H: 0 LOB: 0 BB: 0 P: 15	R: 1 H: 1 E: 0 K: 0 S: 16	H: 1 LOB: 2 BB: 2 P: 28	R: 0 H: 0 E: 0 K: 2 S: 7	H: 0 LOB: 0 BB: 1 P: 13	R: 0 H: 0 E: 0 K: 1 S: 7	H: 0 LOB: 0 BB: 0 P: 10	R: 0 H: 0 E: 0 K: 2 S: 7	H: 3 LOB: 3 BB: 1 P: 20	1B: 4 2B: 0 3B: 0 HR: 1	SF: 1 SAC: 0 DP: 1 HBP: 0	WP: 0 PA: 34 PB: 0 SB: 1 CS: 0	
PITCHER	IP WLS BF H R ER SO BB IBB HBP BLK WP HR S P ERA WHIP																	
57 Jonathan Sánchez, L ERA: 3.38	7.0	26	2	2	2	8	4	0	0	0	0	0	0	0	0	0	2.57	0.857
54 Sergio Romo, R ERA: 1.76	1.0	3	0	0	0	2	0	0	0	0	0	0	0	0	0	0	0.00	0.000
59 Guillermo Mota, R ERA: 3.16	0.1	5	3	1	1	0	0	1	0	0	0	0	0	0	0	0	27.00	9.000

San Francisco Giants @ Milwaukee Brewers
Miller Park, Milwaukee, WI
Sat May 28 2011, 3:10 PM - 6:05 PM CDT
Att: 42,512 - Overcast - 68 F

AB 28
R 3
H 5
RBI 3
BB 5
SO 10
LOB 8

Batter	1	2	3	4	5	6	7	8	9	AB	R	H	RBI	BB	SO	LOB	TOP										
56 Andres Torres, S OBP: 0.347, SLG: 0.398										4	0	0	0	0	1	2	San Francisco Giants @ Milwaukee Brewers Miller Park, Milwaukee, WI Sun May 29 2011, 1:11 PM - 3:35 PM CDT Att. 43,035 - Roof Closed - 68 F										
2 Emmanuel Burriss, S OBP: 0.303, SLG: 0.303										4	0	1	0	0	0	0											
21 Freddy Sanchez, R OBP: 0.348, SLG: 0.411										4	0	2	0	0	1	0											
17 Aubrey Huff, L OBP: 0.280, SLG: 0.344										4	0	1	0	0	0	3											
12 Nate Schierholz, L OBP: 0.305, SLG: 0.439										4	0	0	0	0	1	2											
9 Brandon Belt, L OBP: 0.302, SLG: 0.273										3	0	1	0	0	1	0											
35 Brandon Crawford, L OBP: 0.429, SLG: 0.800										2	0	0	0	1	0	1											
37 Chris Stewart, R										3	0	0	0	0	1	2											
18 Matt Cain, R OBP: 0.083, SLG: 0.043										2	0	0	0	0	0	0											
41 Jeremy Affeldt, L OBP: 0.345, SLG: 0.402										0	0	0	0	0	0	0											
5 Pat Burrell, R OBP: 0.345, SLG: 0.402										1	0	1	0	0	0	0											
46 Santiago Casilla, R										0	0	0	0	0	0	0											
Inning Stats	R: 0 H: 1 E: 0 K: 0 S: 7	H: 1 LOB: 1 BB: 0 P: 13	R: 0 H: 0 E: 0 K: 2 S: 9	H: 0 LOB: 1 BB: 1 P: 19	R: 0 H: 0 E: 0 K: 1 S: 10	H: 0 LOB: 0 BB: 0 P: 17	R: 0 H: 0 E: 0 K: 0 S: 6	H: 0 LOB: 0 BB: 0 P: 11	R: 0 H: 0 E: 0 K: 0 S: 6	H: 0 LOB: 0 BB: 0 P: 12	R: 0 H: 0 E: 0 K: 1 S: 6	H: 1 LOB: 0 BB: 0 P: 8	R: 0 H: 2 E: 0 K: 1 S: 15	H: 2 LOB: 2 BB: 0 P: 21	R: 0 H: 2 E: 0 K: 0 S: 10	H: 2 LOB: 1 BB: 0 P: 16	1B: 6 2B: 0 3B: 0 HR: 0	SF: 0 SAC: 0 DP: 2 HBP: 0	WP: 0 PB: 0 SB: 0 CS: 0	PA: 32							
PITCHER	IP	WLS	BF	H	R	ER	SO	BB	IBB	HBP	BLK	WP	HR	S	P	ERA	WHIP										
49 Yovani Gallardo, R ERA: 3.89	8.0	W	28	4	0	0	5	1	0	0	0	0	0	66	109	0.00	0.625										
32 LaTroy Hawkins, R ERA: 0.68	1.0		4	2	0	0	0	0	0	0	0	0	0	10	16	0.00	2.000										

Batter	1	2	3	4	5	6	7	8	9	AB	R	H	RBI	BB	SO	LOB	BOTTOM										
23 Rickie Weeks Jr., R OBP: 0.361, SLG: 0.495										5	1	3	2	0	1	1	San Francisco Giants @ Milwaukee Brewers Miller Park, Milwaukee, WI Sun May 29 2011, 1:11 PM - 3:35 PM CDT Att. 43,035 - Roof Closed - 68 F										
2 Nyjer Morgan, L OBP: 0.381, SLG: 0.525										4	1	1	0	0	1	2											
8 Ryan Braun, R OBP: 0.417, SLG: 0.588										4	2	3	1	0	0	1											
28 Prince Fielder, L OBP: 0.382, SLG: 0.533										3	0	1	1	1	0	2											
14 Casey McGehee, R OBP: 0.315, SLG: 0.372										4	0	2	1	0	1	3											
25 Mark Kotsay, L OBP: 0.339, SLG: 0.296										4	0	1	0	0	0	4											
20 Jonathan Lucroy, R OBP: 0.366, SLG: 0.496										4	0	0	0	0	4	1											
3 Yunesky Betancourt, R OBP: 0.255, SLG: 0.333										3	1	1	0	0	0	0											
9 Josh Wilson, R OBP: 0.182, SLG: 0.273										1	0	0	0	0	0	0											
49 Yovani Gallardo, R OBP: 0.200, SLG: 0.300										3	1	1	0	0	0	0											
30 Craig Counsell, L OBP: 0.297, SLG: 0.214										0	0	0	0	1	0	0											
32 LaTroy Hawkins, R										0	0	0	0	0	0	0											
Inning Stats	R: 2 H: 4 E: 0 K: 0 S: 16	H: 4 LOB: 1 BB: 0 P: 25	R: 0 H: 0 E: 0 K: 1 S: 6	H: 0 LOB: 0 BB: 0 P: 8	R: 1 H: 3 E: 0 K: 1 S: 19	H: 3 LOB: 2 BB: 0 P: 26	R: 0 H: 0 E: 0 K: 1 S: 7	H: 0 LOB: 0 BB: 0 P: 8	R: 0 H: 1 E: 0 K: 2 S: 10	H: 1 LOB: 2 BB: 1 P: 18	R: 2 H: 3 E: 0 K: 1 S: 15	H: 3 LOB: 1 BB: 0 P: 21	R: 1 H: 2 E: 1 K: 1 S: 9	H: 2 LOB: 1 BB: 0 P: 13	R: 0 H: 0 E: 0 K: 0 S: 7	H: 0 LOB: 0 BB: 1 P: 16	1B: 11 2B: 2 3B: 0 HR: 0	SF: 0 SAC: 0 DP: 3 HBP: 0	WP: 0 PB: 0 SB: 1 CS: 0	PA: 37							
PITCHER	IP	WLS	BF	H	R	ER	SO	BB	IBB	HBP	BLK	WP	HR	S	P	ERA	WHIP										
18 Matt Cain, R ERA: 3.89	6.0	L	29	11	5	5	6	0	1	0	0	0	0	73	106	7.50	1.833										
41 Jeremy Affeldt, L ERA: 6.0	1.0		5	2	1	1	1	0	0	0	0	0	0	9	13	9.00	2.000										
46 Santiago Casilla, R ERA: 4.5	1.0		3	0	0	0	0	1	0	0	0	0	0	7	16	0.00	1.000										

AB 31
 R 0
 H 6
 RBI 0
 BB 1
 SO 5
 LOB 10

AB 35
 R 6
 H 13
 RBI 5
 BB 2
 SO 7
 LOB 14

Batter	1	2	3	4	5	6	7	8	9	AB	R	H	RBI	BB	SO	LOB	TOP										
23 Ricke Weeks Jr. R OBP: 0.359, SLG: 0.486	P3		F9		F8		G4-6-3		K	4	0	0	0	1	1	2											
1 Corey Hart R OBP: 0.310, SLG: 0.468 2 Nyjer Morgan L OBP: 0.372, SLG: 0.512	G6-3		K				G4-6-3			3	0	1	0	0	1	1											
8 Ryan Braun R OBP: 0.414, SLG: 0.586	G4-3				G4-3				K	4	0	1	1	0	1	0											
28 Prince Fielder L OBP: 0.388, SLG: 0.543										4	0	3	0	0	0	2											
14 Casey McGehee R OBP: 0.309, SLG: 0.365	FC5-4				F8		P6		G6-3	4	0	0	0	0	0	3											
20 Jonathan Lucroy R OBP: 0.356, SLG: 0.480	P3				FC5-4		G5-3		K	4	0	0	0	0	1	3											
3 Yuniesky Betancourt R OBP: 0.255, SLG: 0.331	L7				F7		G6-3			4	0	1	0	0	0	1											
27 Carlos Gómez R OBP: 0.280, SLG: 0.359							P4		F8	4	1	1	1	0	1	1											
38 Chris Narveson L OBP: 0.285, SLG: 0.156 9 Josh Willingham R OBP: 0.299, SLG: 0.580 52 Sergio Mitre R OBP: 0.299, SLG: 0.228 30 Craig Counsell L OBP: 0.305, SLG: 0.228 48 Tim Lillard R OBP: 0.206, SLG: 0.228									P6	1	0	1	0	0	0	0											
Inning Stats	R: 0 E: 0 K: 0 S: 10	H: 0 LOB: 0 BB: 0 P: 15	R: 0 E: 0 K: 0 S: 10	H: 1 LOB: 1 BB: 0 P: 12	R: 0 E: 0 K: 2 S: 8	H: 1 LOB: 1 BB: 0 P: 13	R: 0 E: 0 K: 0 S: 14	H: 1 LOB: 1 BB: 0 P: 22	R: 3 E: 0 K: 0 S: 18	H: 4 LOB: 2 BB: 0 P: 24	R: 0 E: 0 K: 0 S: 5	H: 0 LOB: 0 BB: 0 P: 9	R: 0 E: 0 K: 0 S: 9	H: 1 LOB: 1 BB: 1 P: 17	R: 0 E: 0 K: 2 S: 11	H: 1 LOB: 1 BB: 0 P: 16	R: 0 E: 0 K: 1 S: 8	H: 1 LOB: 1 BB: 0 P: 12	1B: 6 2B: 2 3B: 0 HR: 2	SF: 0 SAC: 0 DP: 1 HBP: 0	WP: 0 PB: 0 SB: 0 CS: 0	PA: 37					
PITCHER	IP	WLS	BF	H	R	ER	SO	BB	IBB	HBP	BLK	WP	HR	S	P	ERA	WHIP										
30 Travis Wood L ERA: 5.05	6.0	W	25	7	3	3	2	0	0	0	0	0	2	65	95	4.50	1.167										
33 Jose Arredondo R ERA: 2.25	1.0		4	1	0	0	0	1	0	0	1	0	0	9	17	0.00	2.000										
40 Nick Masset R ERA: 3.64	1.0		4	1	0	0	2	0	0	0	0	0	0	11	16	0.00	1.000										
48 Francisco Cordero R ERA: 1.78	1.0		4	1	0	0	1	0	0	0	0	0	0	8	12	0.00	1.000										

Milwaukee Brewers @ Cincinnati Reds
Great American Ball Park, Cincinnati, OH
Mon May 30 2011, 7:11 PM - 10:00 PM EDT
Att: 21,564 - Clear - 87 F

AB 36
R 3
H 10
RBI 3
BB 1
SO 5
LOB 16



Batter	1	2	3	4	5	6	7	8	9	AB	R	H	RBI	BB	SO	LOB	BOTTOM										
28 Chris Heisey R OBP: 0.343, SLG: 0.438	K		K							3	0	0	0	0	3	1											
4 Brandon Phillips R OBP: 0.361, SLG: 0.424	F9		K				G4-3			4	0	0	0	0	1	2											
19 Joey Volto L OBP: 0.463, SLG: 0.515					L7					2	1	0	0	2	1	0											
27 Scott Rolen R OBP: 0.309, SLG: 0.397	F9				F7				K	4	1	1	0	0	1	1											
32 Jay Bruce L OBP: 0.358, SLG: 0.578										4	2	3	3	0	0	0											
31 Jonny Gomes R OBP: 0.315, SLG: 0.396 40 Nick Masset R ERA: 3.64 48 Francisco Cordero R ERA: 1.78	SF7									3	1	1	1	0	1	1											
29 Ryan Hanigan R OBP: 0.346, SLG: 0.337	G5-3				G5-3				F8	4	1	1	0	0	0	1											
7 Paul Janish R OBP: 0.253, SLG: 0.263	K									4	1	2	1	0	2	0											
30 Travis Wood R OBP: 0.050, SLG: 0.200 15 Fred Lewis L OBP: 0.296, SLG: 0.365 33 Jose Arredondo R ERA: 1.96 6 Drew Stubbs R OBP: 0.327, SLG: 0.397										2	0	0	0	0	2	1											
Inning Stats	R: 0 E: 0 K: 1 S: 9	H: 0 LOB: 1 BB: 1 P: 17	R: 1 E: 0 K: 1 S: 11	H: 1 LOB: 0 BB: 0 P: 16	R: 0 E: 0 K: 3 S: 10	H: 0 LOB: 0 BB: 0 P: 12	R: 4 E: 0 K: 2 S: 20	H: 4 LOB: 1 BB: 1 P: 31	R: 0 E: 0 K: 0 S: 7	H: 0 LOB: 0 BB: 0 P: 9	R: 2 E: 1 K: 1 S: 16	H: 3 LOB: 2 BB: 0 P: 23	R: 0 E: 0 K: 2 S: 10	H: 1 LOB: 1 BB: 0 P: 12	R: 0 E: 0 K: 2 S: 9	H: 0 LOB: 0 BB: 0 P: 12	1B: 6 2B: 1 3B: 1 HR: 1	SF: 1 SAC: 0 DP: 0 HBP: 1	WP: 0 PB: 0 SB: 1 CS: 0	PA: 36							
PITCHER	IP	WLS	BF	H	R	ER	SO	BB	IBB	HBP	BLK	WP	HR	S	P	ERA	WHIP										
38 Chris Narveson L ERA: 4.68	4.0	L	19	5	5	5	7	2	0	0	0	0	1	50	76	11.25	1.750										
52 Sergio Mitre R ERA: 1.96	2.0		10	3	2	1	1	0	0	1	0	0	0	23	32	4.50	1.500										
48 Tim Lillard R ERA: 6.0	2.0		7	1	0	0	4	0	0	0	0	0	0	19	24	0.00	0.500										

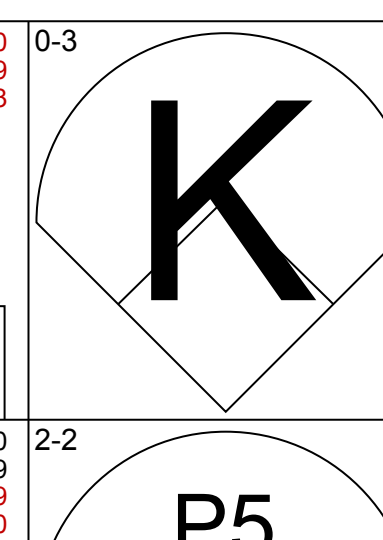
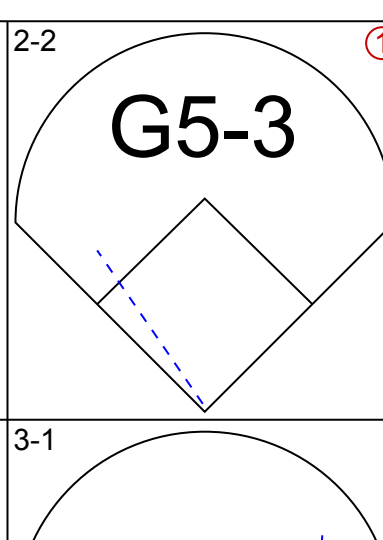
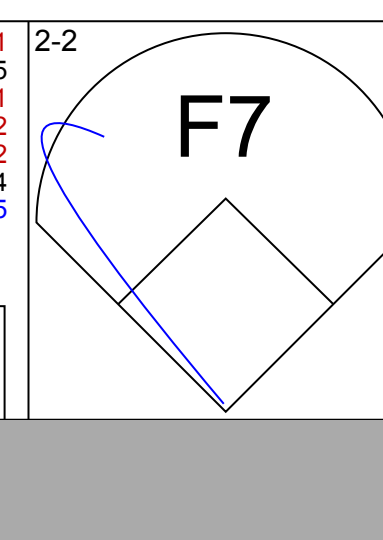
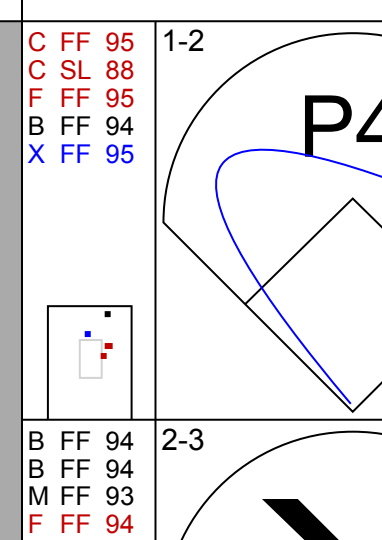
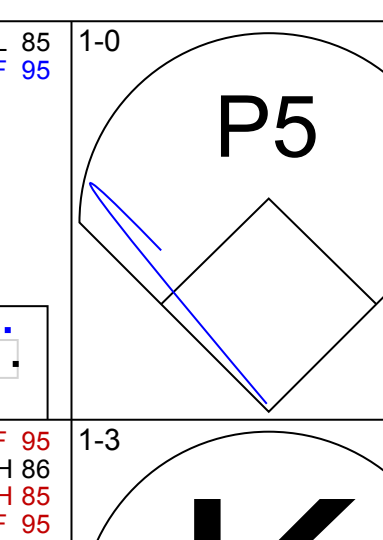
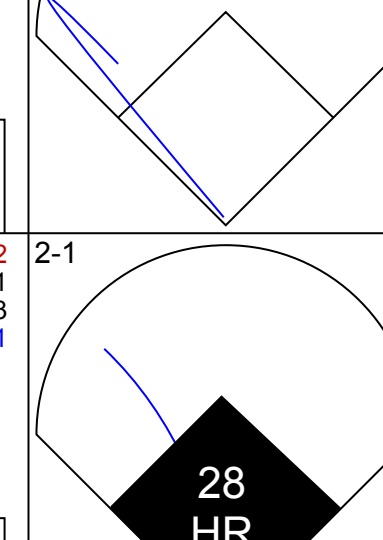
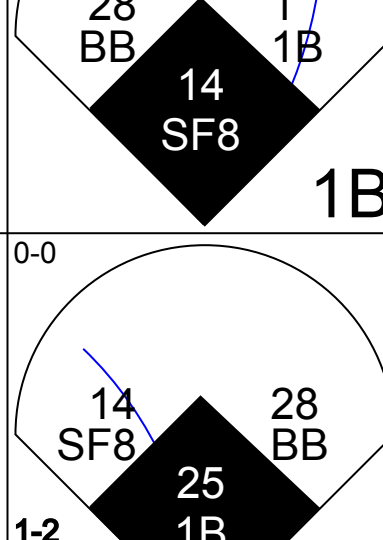
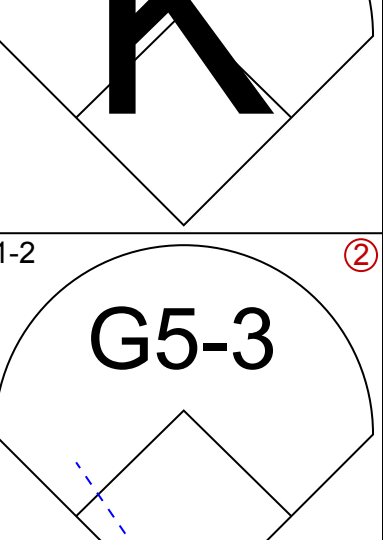
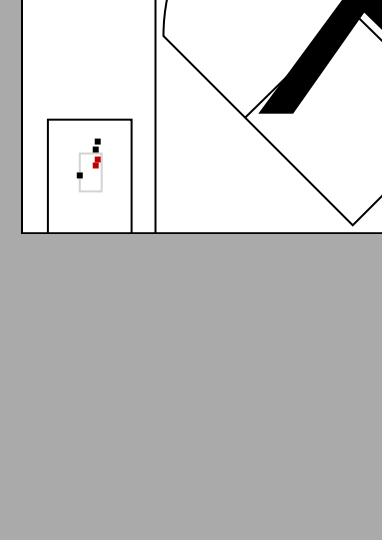
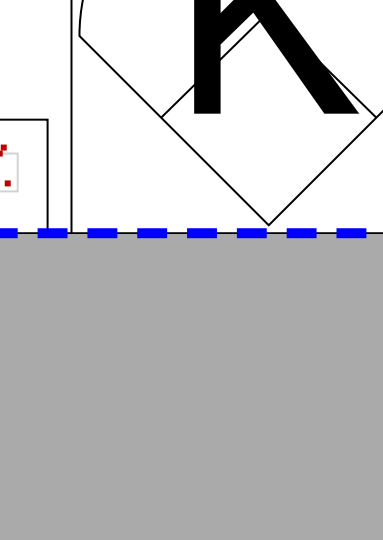
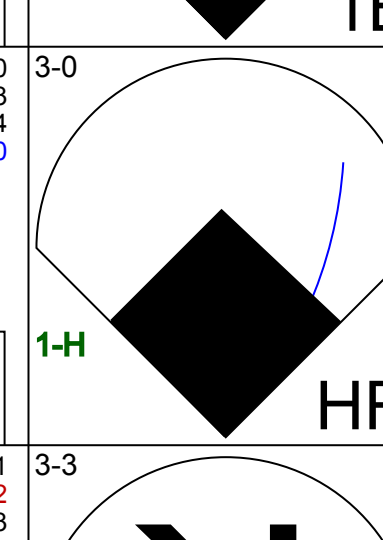
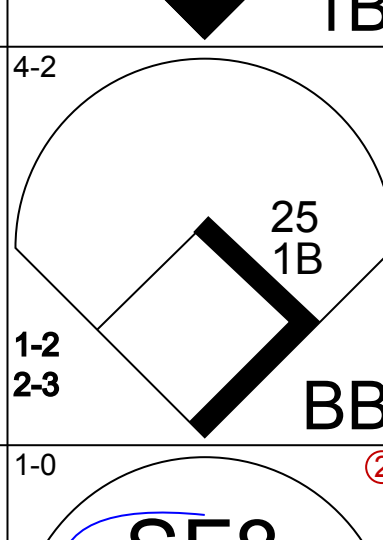
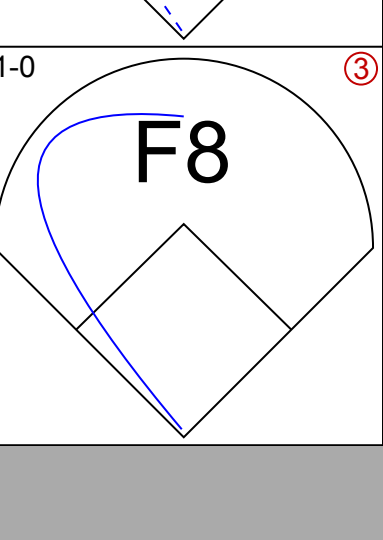
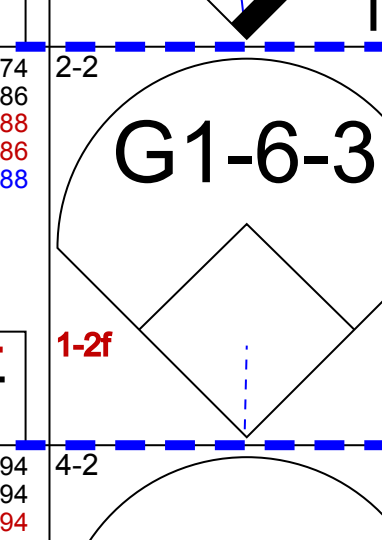
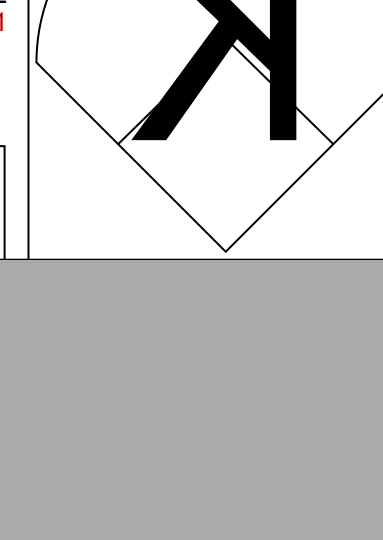
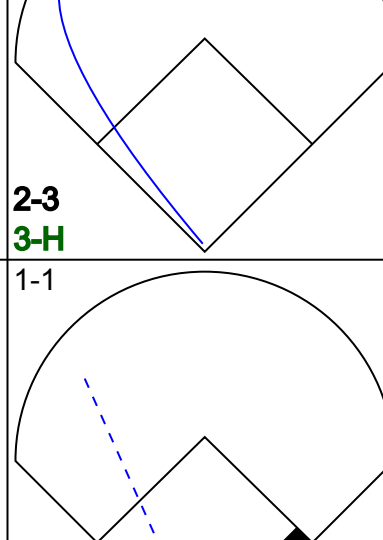

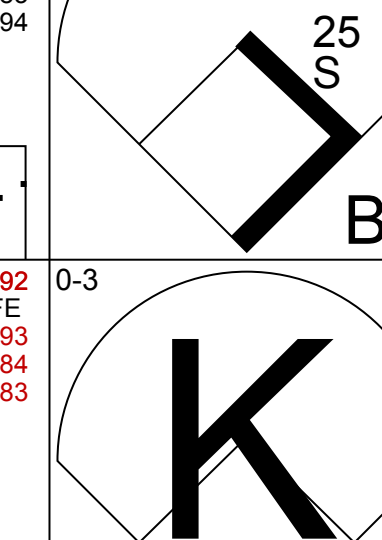

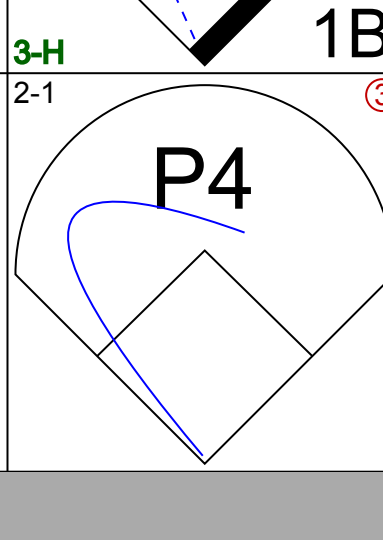
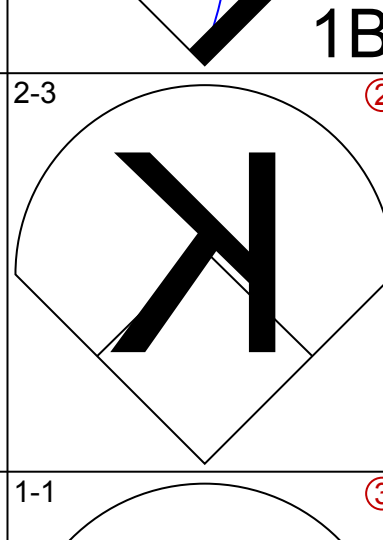


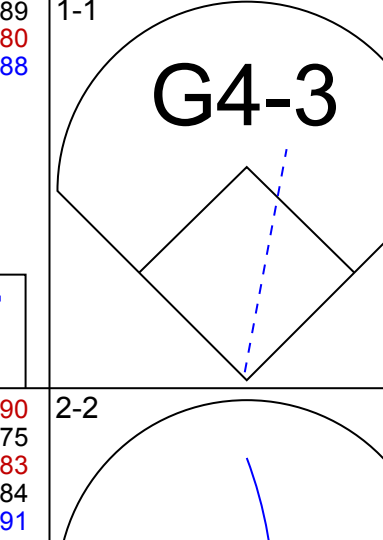
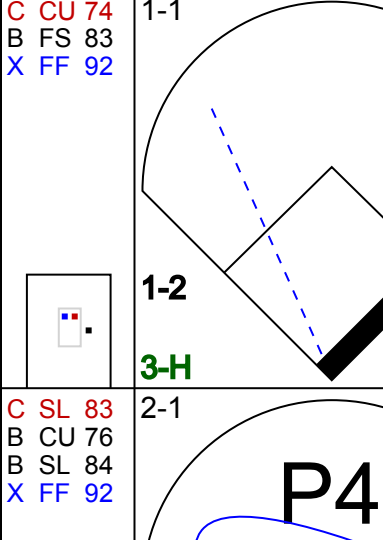
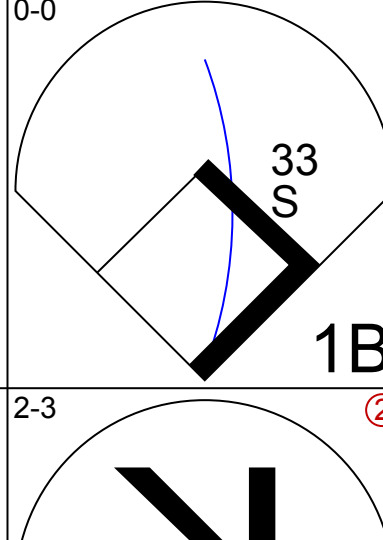
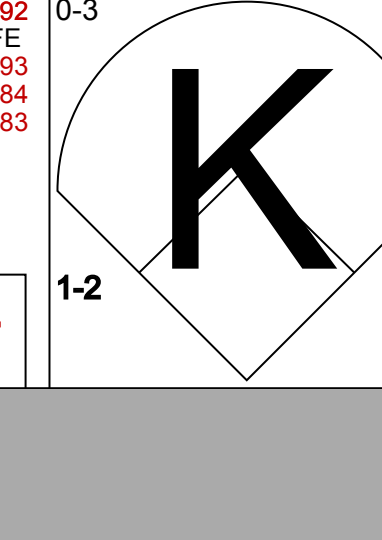
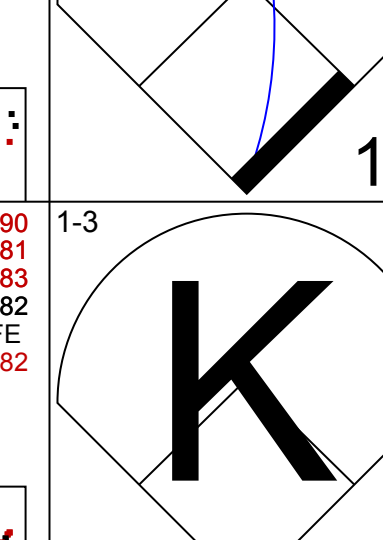
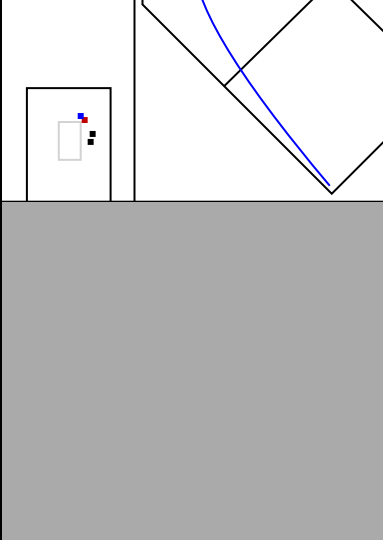
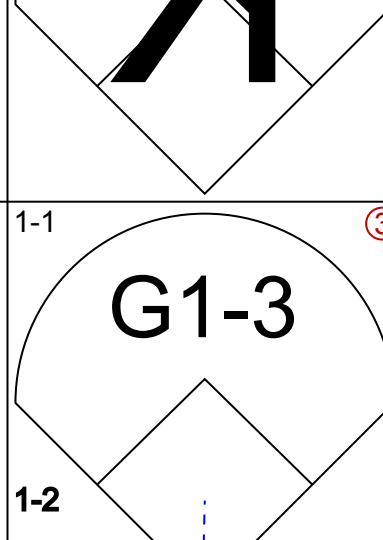
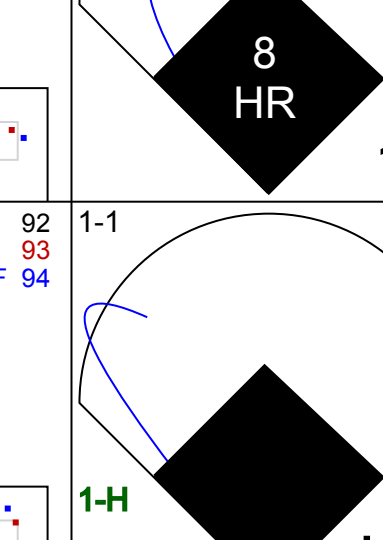

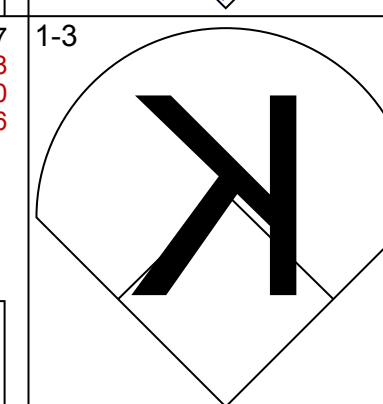
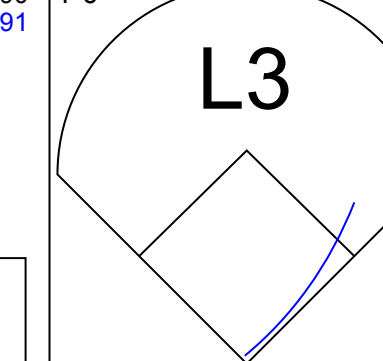
Milwaukee Brewers @ Cincinnati Reds
Great American Ball Park, Cincinnati, OH
Mon May 30 2011, 7:11 PM - 10:00 PM EDT
Att: 21,564 - Clear - 87 F

AB 32
R 7
H 9
RBI 6
BB 2
SO 12
LOB 7



Batter	1	2	3	4	5	6	7	8	9	AB	R	H	RBI	BB	SO	LOB	TOP					
23 Rickie Weeks Jr. R OBP: 0.365, SLG: 0.502										4	1	2	1	0	0	1	<p>Milwaukee Brewers @ Cincinnati Reds Great American Ball Park, Cincinnati, OH Wed Jun 01 2011, 7:10 PM - 9:53 PM EDT Att: 22,213 - Clear - 87 F</p>					
2 Nyjer Morgan, L OBP: 0.431, SLG: 0.596										3	1	2	0	0	0	1						
8 Ryan Braun, R OBP: 0.402, SLG: 0.563										4	0	0	1	0	0	2						
28 Prince Fielder, L OBP: 0.390, SLG: 0.534										4	0	2	0	0	0	0						
1 Corey Hart, R OBP: 0.321, SLG: 0.500										4	1	1	0	0	2	3						
20 Jonathan Lucroy, R OBP: 0.343, SLG: 0.481										4	0	0	0	0	1	2						
3 Yuniesky Betancourt, R OBP: 0.255, SLG: 0.328										4	0	2	1	0	0	0	<p>AB 33 R 3 H 9 RBI 3 BB 1 SO 6 LOB 13</p>					
30 Craig Counsell, L OBP: 0.314, SLG: 0.217										3	0	0	0	1	1	2						
18 Shaun Marcum, R OBP: 0.192, SLG: 0.167										3	0	0	0	0	2	2						
50 Kameron Loe, R OBP: 0.192, SLG: 0.167										0	0	0	0	0	0	0						
Inning Stats	R: 2 H: 3 E: 0 K: 0 S: 14	H: 3 LOB: 1 BB: 0 P: 21	R: 0 H: 1 E: 0 K: 1 S: 12	H: 1 LOB: 1 BB: 0 P: 16	R: 0 H: 0 E: 0 K: 0 S: 6	H: 0 LOB: 0 BB: 0 P: 11	R: 1 H: 2 E: 0 K: 0 S: 9	H: 2 LOB: 0 BB: 0 P: 13	R: 0 H: 1 E: 0 K: 1 S: 7	H: 1 LOB: 0 BB: 0 P: 11	R: 0 H: 0 E: 0 K: 1 S: 8	H: 0 LOB: 0 BB: 0 P: 13	R: 0 H: 0 E: 0 K: 0 S: 13	H: 0 LOB: 1 BB: 1 P: 24	R: 0 H: 2 E: 0 K: 1 S: 14	H: 2 LOB: 2 BB: 0 P: 20	R: 0 H: 0 E: 0 K: 2 S: 11	H: 0 LOB: 0 BB: 0 P: 16	1B: 6 2B: 2 3B: 1 HR: 1	SF: 0 SAC: 0 DP: 2 HBP: 1	WP: 0 PB: 0 SB: 0 CS: 0	PA: 36
PITCHER	IP WLS BF H R ER SO BB IBB HBP BLK WP HR S P ERA WHIP																					
44 Mike Leake, R ERA: 5.03	(1, 1) 6.0 23 7 3 3 3 0 0 0 1 0 0 1 56 85 4.50 1.167																					
33 Jose Arredondo, R ERA: 1.93	(7, 1) 1.1 5 0 0 0 0 0 1 0 0 0 0 0 17 30 0.00 0.750																					
45 Bill Bray, L ERA: 1.53	(8, 1) 0.1 3 2 0 0 0 0 0 0 0 0 0 0 7 11 0.00 6.000																					
40 Nick Masset, R ERA: 3.6	(8, 1) 0.1 W 1 0 0 0 1 0 0 0 0 0 0 0 3 5 0.00 0.000																					
48 Francisco Cordero, R ERA: 1.71	(9, 1) 1.0 S 3 0 0 0 2 0 0 0 0 0 0 0 0 11 16 0.00 0.000																					

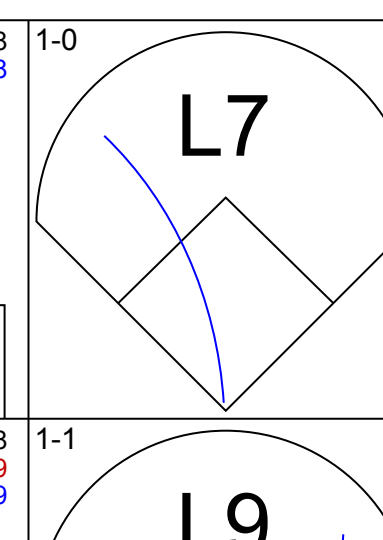
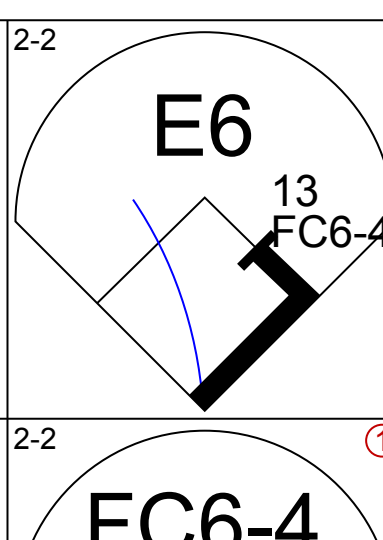
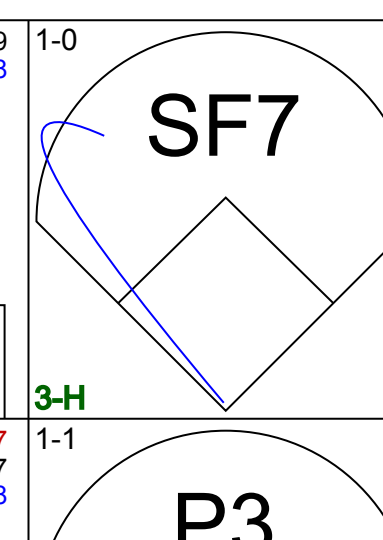
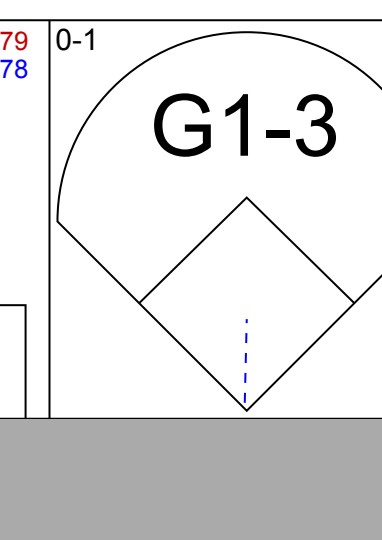
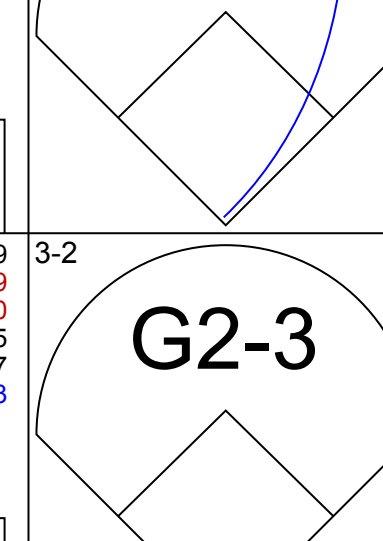
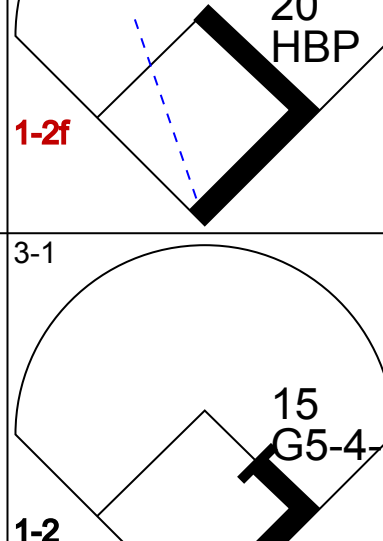
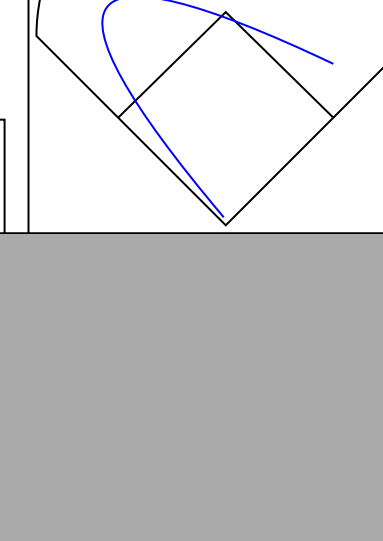
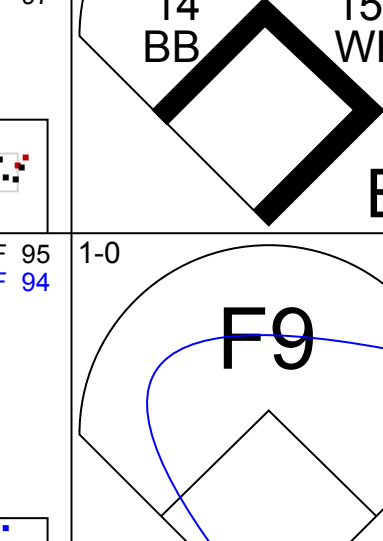

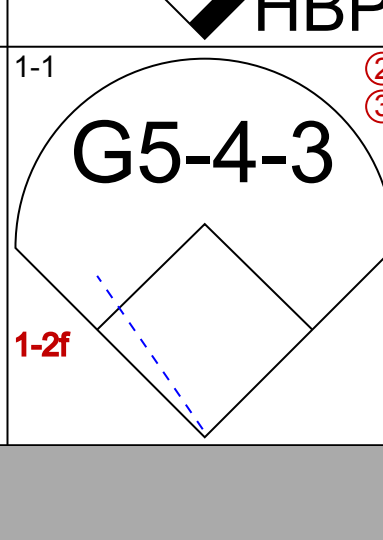
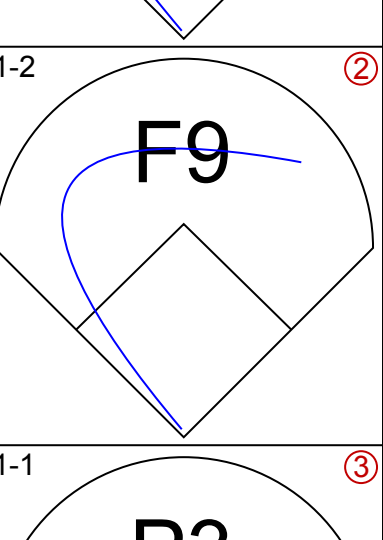
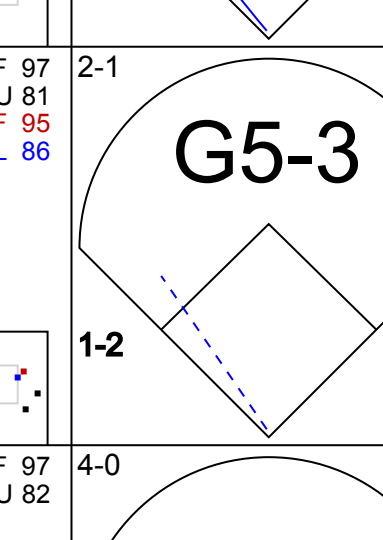
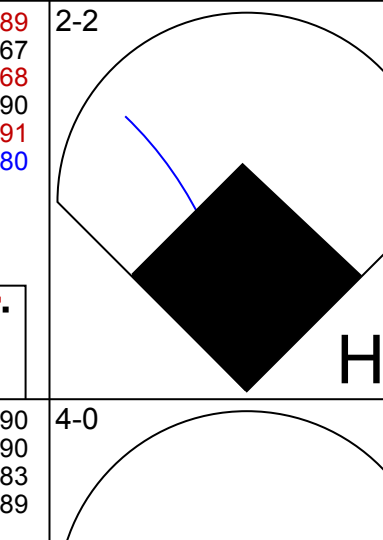
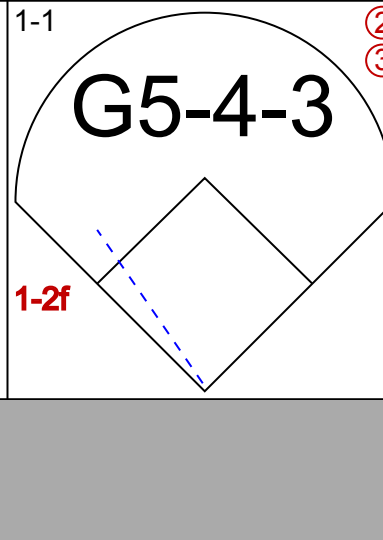
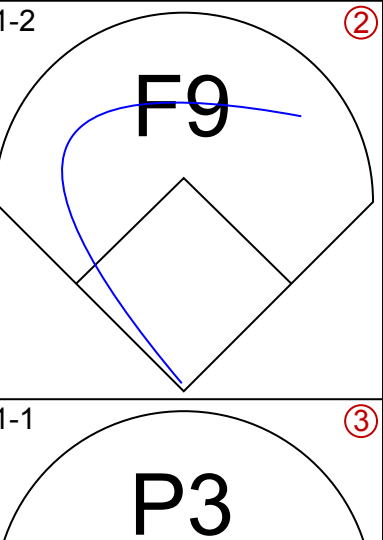
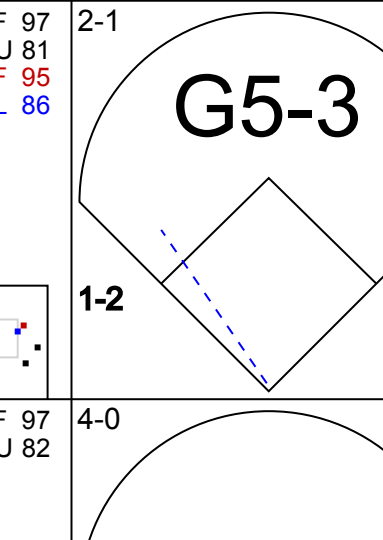
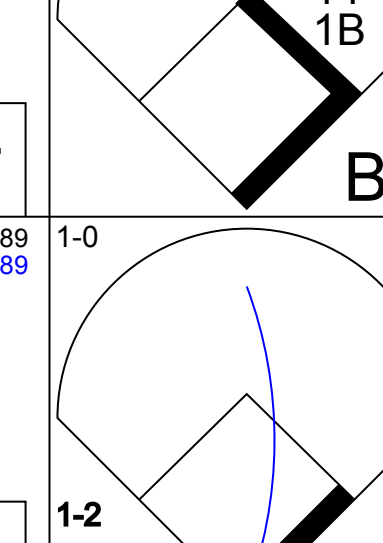
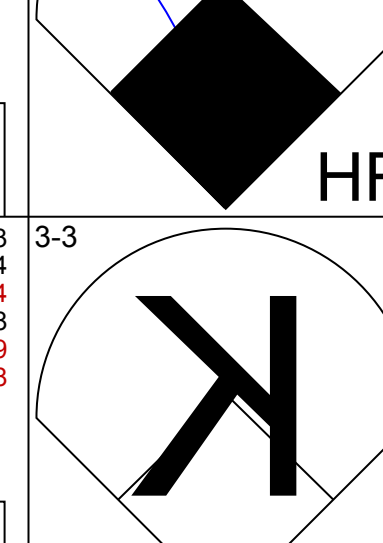
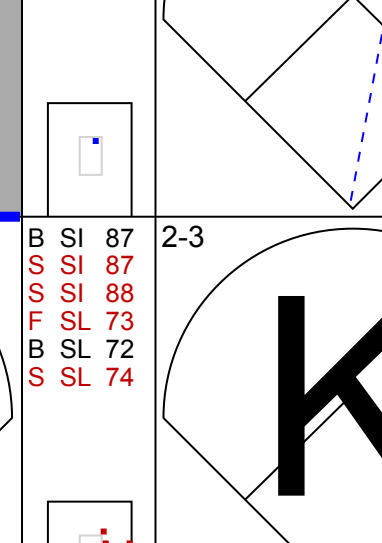
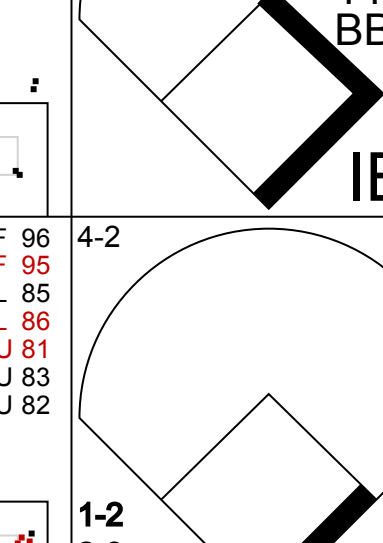
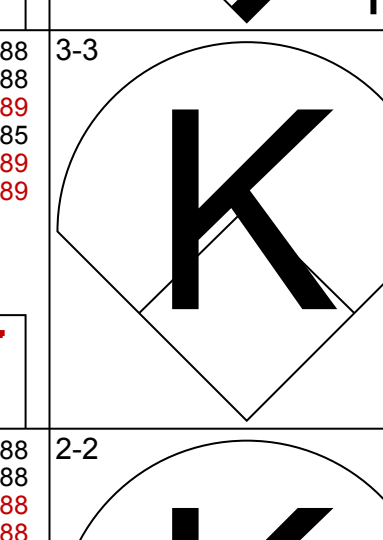
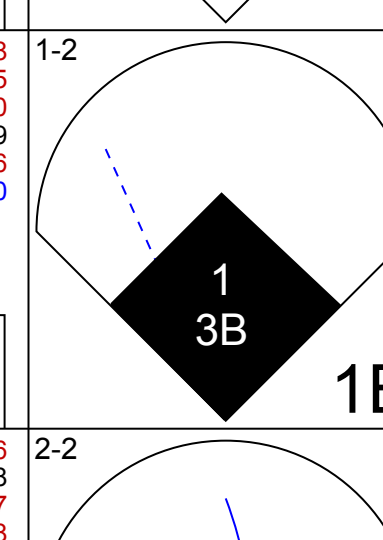
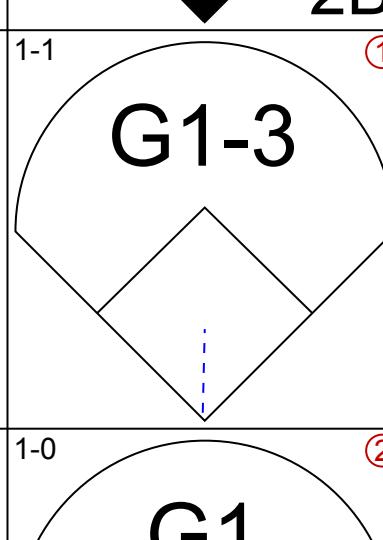
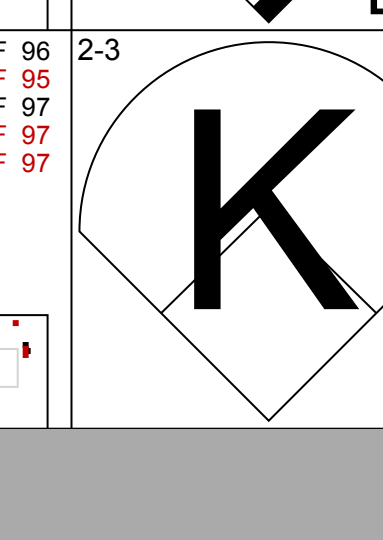

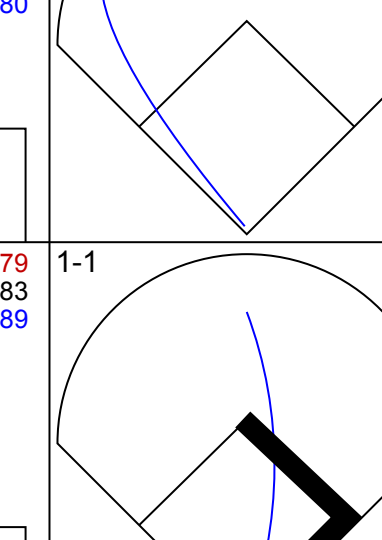

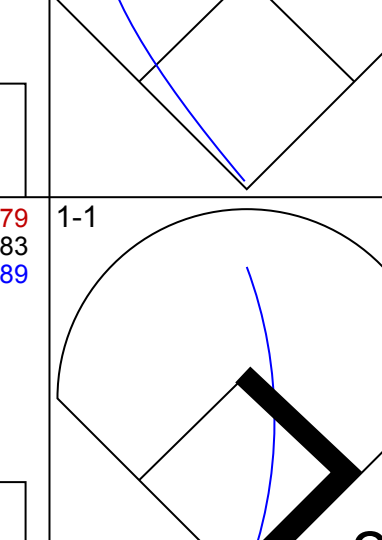
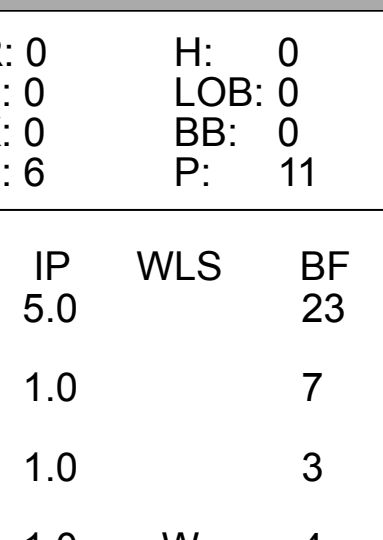
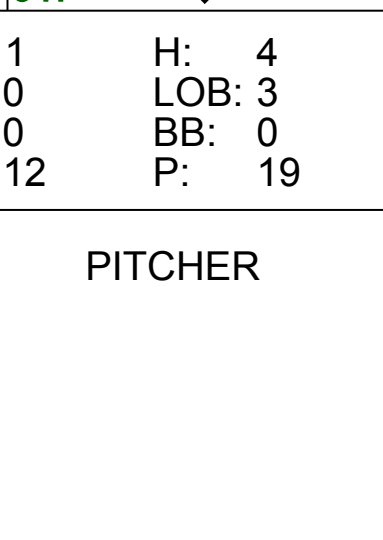
Batter	1	2	3	4	5	6	7	8	9	AB	R	H	RBI	BB	SO	LOB	BOTTOM			
6 Drew Stubbs, R OBP: 0.323, SLG: 0.395										4	0	0	0	0	3	0	<p>Milwaukee Brewers @ Cincinnati Reds Great American Ball Park, Cincinnati, OH Wed Jun 01 2011, 7:10 PM - 9:53 PM EDT Att: 22,213 - Clear - 87 F</p>			
4 Brandon Phillips, R OBP: 0.353, SLG: 0.410										3	1	0	0	0	0	0				
19 Joey Volto, L OBP: 0.468, SLG: 0.532										4	2	3	2	0	1	0				
32 Jay Bruce, L OBP: 0.355, SLG: 0.580										4	1	1	2	0	2	1				
16 Edgar Renteria, R OBP: 0.324, SLG: 0.268										3	0	1	0	0	0	0				
15 Fred Lewis, L OBP: 0.281, SLG: 0.345										3	0	0	0	0	0	2				
43 Miguel Cairo, R OBP: 0.368, SLG: 0.405										3	0	1	0	0	0	2	<p>AB 30 R 4 H 6 RBI 4 BB 0 SO 8 LOB 7</p>			
45 Bill Bray, L OBP: 0.368, SLG: 0.405										0	0	0	0	0	0	0				
40 Nick Masset, R OBP: 0.368, SLG: 0.405										0	0	0	0	0	0	0				
48 Francisco Cordero, R OBP: 0.368, SLG: 0.405										0	0	0	0	0	0	0				
29 Ryan Hanigan, R OBP: 0.336, SLG: 0.327										3	0	0	0	0	0	2				
44 Mike Leake, R ERA: 2.78	(1, 1) 7.0 26 5 2 2 7 0 0 0 0 0 0 1 67 100 2.57 0.714																			
28 Chris Heisey, R OBP: 0.348, SLG: 0.440	(6, PH) 0.1 1 0 0 0 0 0 0 0 0 0 0 0 1 10 18.00 1.000																			
33 Jose Arredondo, R ERA: 4.33	(7, 1) 1.0 L 5 1 2 2 1 0 0 0 1 0 0 0 1 10 17 18.00 1.000																			
27 Scott Rolen, R OBP: 0.299, SLG: 0.382	(8, 5) 0.1 1 0 0 0 0 0 0 0 0 0 0 0 1 10 17 18.00 1.000																			
Inning Stats	R: 0 H: 1 E: 0 K: 1 S: 10	H: 1 LOB: 1 BB: 0 P: 18	R: 0 H: 0 E: 1 K: 0 S: 10	H: 0 LOB: 0 BB: 0 P: 14	R: 0 H: 0 E: 0 K: 2 S: 7	H: 0 LOB: 0 BB: 0 P: 12	R: 0 H: 0 E: 0 K: 2 S: 8	H: 0 LOB: 0 BB: 0 P: 11	R: 0 H: 1 E: 0 K: 0 S: 8	H: 1 LOB: 1 BB: 0 P: 9	R: 0 H: 0 E: 0 K: 2 S: 8	H: 0 LOB: 0 BB: 0 P: 13	R: 2 H: 3 E: 0 K: 0 S: 16	H: 3 LOB: 1 BB: 0 P: 23	R: 2 H: 1 E: 0 K: 1 S: 10	H: 1 LOB: 0 BB: 0 P: 17	1B: 3 2B: 1 3B: 0 HR: 2	SF: 0 SAC: 0 DP: 0 HBP: 1	WP: 0 PB: 0 SB: 0 CS: 1	PA: 32
PITCHER	IP WLS BF H R ER SO BB IBB HBP BLK WP HR S P ERA WHIP																			
18 Shaun Marcum, R ERA: 2.78	(1, 1) 7.0 26 5 2 2 7 0 0 0 0 0 0 1 67 100 2.57 0.714																			
50 Kameron Loe, R ERA: 4.33	(8, 1) 1.0 L 5 1 2 2 1 0 0 0 1 0 0 0 1 10 17 18.00 1.000																			

Batter	1	2	3	4	5	6	7	8	9	AB	R	H	RBI	BB	SO	LOB	TOP						
23 Rickie Weeks Jr. R OBP: 0.359, SLG: 0.491										5	0	0	0	0	1	0							
2 Nyjer Morgan L OBP: 0.411, SLG: 0.558										5	1	1	0	0	3	0							
1 Corey Hart R OBP: 0.336, SLG: 0.509										4	2	3	0	0	0	0							
28 Prince Fielder L OBP: 0.392, SLG: 0.545										3	1	1	2	1	0	1							
14 Casey McGehee R OBP: 0.303, SLG: 0.354										2	0	0	1	1	1	0							
27 Carlos Gómez R OBP: 0.280, SLG: 0.359										0	0	0	0	0	0	0							
9 Josh Wilson R OBP: 0.231, SLG: 0.538										0	0	0	0	0	0	0							
25 Mark Kotsay L OBP: 0.342, SLG: 0.301										4	0	2	1	0	1	1							
3 Yuniesky Betancourt R OBP: 0.260, SLG: 0.332										4	1	2	0	0	1	3							
33 Wil Nieves R OBP: 0.295, SLG: 0.196										3	0	0	0	0	1	2							
52 Sergio Mitre R										0	0	0	0	0	0	0							
48 Tim Lillard R										0	0	0	0	0	0	0							
58 Mike McClendon R										0	0	0	0	0	0	0							
8 Ryan Braun R										1	1	2	0	0	0	0							
59 John Axford R										0	0	0	0	0	0	0							
43 Randy Wolf L OBP: 0.136, SLG: 0.227										2	0	0	0	0	1	1							
20 Jonathan Lucroy R OBP: 0.338, SLG: 0.474										2	0	0	0	0	2	0							
Inning Stats	R: 2 H: 2 E: 0 K: 2 S: 12	H: 2 LOB: 0 BB: 0 P: 22	R: 0 H: 1 E: 0 K: 1 S: 10	H: 1 LOB: 1 BB: 0 P: 15	R: 2 H: 3 E: 0 K: 0 S: 15	H: 3 LOB: 2 BB: 1 P: 28	R: 0 H: 0 E: 0 K: 1 S: 9	H: 0 LOB: 0 BB: 0 P: 12	R: 0 H: 0 E: 0 K: 1 S: 8	H: 0 LOB: 0 BB: 0 P: 11	R: 0 H: 1 E: 0 K: 1 S: 9	H: 1 LOB: 1 BB: 0 P: 13	R: 0 H: 0 E: 0 K: 2 S: 10	H: 0 LOB: 0 BB: 0 P: 14	R: 0 H: 1 E: 0 K: 1 S: 12	H: 1 LOB: 2 BB: 1 P: 19	R: 2 H: 2 E: 0 K: 2 S: 12	H: 2 LOB: 0 BB: 0 P: 16	1B: 8 2B: 0 3B: 0 HR: 2	SF: 1 SAC: 0 3B: 0 HBP: 0	WP: 0 PB: 0 SB: 2 CS: 0	PA: 38	
PITCHER	IP WLS BF H R ER SO BB IBB HBP BLK WP HR S P ERA WHIP	IP WLS BF H R ER SO BB IBB HBP BLK WP HR S P ERA WHIP	IP WLS BF H R ER SO BB IBB HBP BLK WP HR S P ERA WHIP	IP WLS BF H R ER SO BB IBB HBP BLK WP HR S P ERA WHIP	IP WLS BF H R ER SO BB IBB HBP BLK WP HR S P ERA WHIP	IP WLS BF H R ER SO BB IBB HBP BLK WP HR S P ERA WHIP	IP WLS BF H R ER SO BB IBB HBP BLK WP HR S P ERA WHIP	IP WLS BF H R ER SO BB IBB HBP BLK WP HR S P ERA WHIP	IP WLS BF H R ER SO BB IBB HBP BLK WP HR S P ERA WHIP	IP WLS BF H R ER SO BB IBB HBP BLK WP HR S P ERA WHIP	IP WLS BF H R ER SO BB IBB HBP BLK WP HR S P ERA WHIP	IP WLS BF H R ER SO BB IBB HBP BLK WP HR S P ERA WHIP	IP WLS BF H R ER SO BB IBB HBP BLK WP HR S P ERA WHIP	IP WLS BF H R ER SO BB IBB HBP BLK WP HR S P ERA WHIP	IP WLS BF H R ER SO BB IBB HBP BLK WP HR S P ERA WHIP	IP WLS BF H R ER SO BB IBB HBP BLK WP HR S P ERA WHIP	IP WLS BF H R ER SO BB IBB HBP BLK WP HR S P ERA WHIP	IP WLS BF H R ER SO BB IBB HBP BLK WP HR S P ERA WHIP	IP WLS BF H R ER SO BB IBB HBP BLK WP HR S P ERA WHIP	IP WLS BF H R ER SO BB IBB HBP BLK WP HR S P ERA WHIP	IP WLS BF H R ER SO BB IBB HBP BLK WP HR S P ERA WHIP	IP WLS BF H R ER SO BB IBB HBP BLK WP HR S P ERA WHIP	IP WLS BF H R ER SO BB IBB HBP BLK WP HR S P ERA WHIP

Milwaukee Brewers @ Florida Marlins
Sun Life Stadium, Miami, FL
Fri Jun 03 2011, 7:12 PM - 10:26 PM EDT
Att: 15,315 - Partly Cloudy - 80 F

AB 35
R 6
H 10
RBI 6
BB 2
SO 11
LOB 8



Batter	1	2	3	4	5	6	7	8	9	AB	R	H	RBI	BB	SO	LOB	BOTTOM						
8 Chris Coghlan L OBP: 0.299, SLG: 0.374										4	0	1	1	0	0	1							
13 Omar Infante R OBP: 0.285, SLG: 0.297										4	0	1	0	1	0	2							
20 Logan Morrison L OBP: 0.396, SLG: 0.554										4	0	0	0	0	0	4							
15 Gaby Sanchez R OBP: 0.390, SLG: 0.517										5	1	1	1	0	1	3							
27 Giancarlo Stanton R OBP: 0.353, SLG: 0.581										3	1	1	1	2	0	0							
14 John Buck R OBP: 0.297, SLG: 0.377										4	1	2	0	1	2	0							
18 Wes Helms R OBP: 0.265, SLG: 0.236										3	1	1	0	0	1	3							
40 Mike Dunn L										0	0	0	0	0	0	0							
31 Burke Badenhop R ERA: 3.5										0	0	0	0	0	0	0							
38 Randy Choate L ERA: 2.84										0	0	0	0	0	0	0							
58 Ryan Webb R										0	0	0	0	0	0	0							
33 Scott Cousins L OBP: 0.240, SLG: 0.244										0	0	0	0	0	0	0							
46 John Carlos Oviedo R OBP: 0.294, SLG: 0.533										1	0	0	0	0	0	0							
9 Brett Hayes R OBP: 0.394, SLG: 0.533										1	0	0	0	0	1	3							
1 Emilio Bonifacio S OBP: 0.345, SLG: 0.377										4	1	1	1	0	1	3							
47 Ricky Nolasco R OBP: 0.217, SLG: 0.053										1	0	0	0	1	1	2							
29 Greg Dobbs L OBP: 0.390, SLG: 0.485										2	0	2	1	0	0	0							
Inning Stats	R: 0 H: 0 E: 0 K: 0 S: 6	H: 2 LOB: 2 BB: 1 P: 30	R: 1 H: 2 E: 0 K: 3 S: 16	H: 2 LOB: 1 BB: 1 P: 30	R: 0 H: 0 E: 1 K: 0 S: 10	H: 0 LOB: 1 BB: 0 P: 18	R: 3 H: 3 E: 0 K: 1 S: 22	H: 3 LOB: 1 BB: 1 P: 36	R: 0 H: 0 E: 0 K: 0 S: 7	H: 0 LOB: 0 BB: 0 P: 10	R: 0 H: 4 E: 0 K: 0 S: 12	H: 4 LOB: 3 BB: 0 P: 19	R: 0 H: 0 E: 0 K: 2 S: 8	H: 0 LOB: 0 BB: 0 P: 10	R: 0 H: 1 E: 0 K: 0 S: 12	H: 1 LOB: 1 BB: 0 P: 16	R: 0 H: 0 E: 0 K: 1 S: 11	H: 0 LOB: 3 BB: 3 P: 28	1B: 5 2B: 2 3B: 1 HR: 2	SF: 1 SAC: 0 3B: 0 HBP: 1	WP: 1 PB: 0 SB: 0 CS: 0	PA: 43	
PITCHER	IP WLS BF H R ER SO BB IBB HBP BLK WP HR S P ERA WHIP	IP WLS BF H R ER SO BB IBB HBP BLK WP HR S P ERA WHIP	IP WLS BF H R ER SO BB IBB HBP BLK WP HR S P ERA WHIP	IP WLS BF H R ER SO BB IBB HBP BLK WP HR S P ERA WHIP	IP WLS BF H R ER SO BB IBB HBP BLK WP HR S P ERA WHIP	IP WLS BF H R ER SO BB IBB HBP BLK WP HR S P ERA WHIP	IP WLS BF H R ER SO BB IBB HBP BLK WP HR S P ERA WHIP	IP WLS BF H R ER SO BB IBB HBP BLK WP HR S P ERA WHIP	IP WLS BF H R ER SO BB IBB HBP BLK WP HR S P ERA WHIP	IP WLS BF H R ER SO BB IBB HBP BLK WP HR S P ERA WHIP	IP WLS BF H R ER SO BB IBB HBP BLK WP HR S P ERA WHIP	IP WLS BF H R ER SO BB IBB HBP BLK WP HR S P ERA WHIP	IP WLS BF H R ER SO BB IBB HBP BLK WP HR S P ERA WHIP	IP WLS BF H R ER SO BB IBB HBP BLK WP HR S P ERA WHIP	IP WLS BF H R ER SO BB IBB HBP BLK WP HR S P ERA WHIP	IP WLS BF H R ER SO BB IBB HBP BLK WP HR S P ERA WHIP	IP WLS BF H R ER SO BB IBB HBP BLK WP HR S P ERA WHIP	IP WLS BF H R ER SO BB IBB HBP BLK WP HR S P ERA WHIP	IP WLS BF H R ER SO BB IBB HBP BLK WP HR S P ERA WHIP	IP WLS BF H R ER SO BB IBB HBP BLK WP HR S P ERA WHIP	IP WLS BF H R ER SO BB IBB HBP BLK WP HR S P ERA WHIP	IP WLS BF H R ER SO BB IBB HBP BLK WP HR S P ERA WHIP	IP WLS BF H R ER SO BB IBB HBP BLK WP HR S P ERA WHIP

Milwaukee Brewers @ Florida Marlins
Sun Life Stadium, Miami, FL
Fri Jun 03 2011, 7:12 PM - 10:26 PM EDT
Att: 15,315 - Partly Cloudy - 80 F

AB 36
R 5
H 10
RBI 5
BB 5
SO 7
LOB 21



Batter	1	2	3	4	5	6	7	8	9	10	11	AB	R	H	RBI	BB	SO	LOB	TOP						
23 Rickie Weeks Jr., R OBP: 0.357, SLG: 0.498												5	2	2	3	0	1	0							
2 Nyjer Morgan, L OBP: 0.405, SLG: 0.593												4	1	1	0	0	1	0							
8 Ryan Braun, R OBP: 0.398, SLG: 0.565												5	0	1	0	0	1	3							
28 Prince Fielder, L OBP: 0.390, SLG: 0.546												4	0	0	0	1	2	3							
1 Corey Hart, R OBP: 0.328, SLG: 0.491												4	0	1	0	1	1	1							
20 Jonathan Lucroy, R OBP: 0.331, SLG: 0.458												5	0	1	1	0	2	1							
30 Craig Counsell, L OBP: 0.303, SLG: 0.212												5	0	0	0	0	0	3							
9 Josh Wilson, R OBP: 0.278, SLG: 0.667												5	2	2	1	0	2	1							
38 Chris Narveson, L ERA: 4.85												2	1	1	0	0	0	0							
Inning Stats	R: 0 E: 0 K: 2 S: 9	H: 1 LOB: 1 BB: 0 P: 13	R: 0 E: 0 K: 1 S: 9	H: 1 LOB: 1 BB: 0 P: 11	R: 3 E: 0 K: 1 S: 19	H: 4 LOB: 2 BB: 1 P: 32	R: 2 E: 0 K: 0 S: 11	H: 2 LOB: 1 BB: 0 P: 16	R: 0 E: 0 K: 1 S: 7	H: 0 LOB: 0 BB: 0 P: 10	R: 0 E: 0 K: 2 S: 13	H: 0 LOB: 1 BB: 1 P: 20	R: 0 E: 0 K: 1 S: 10	H: 0 LOB: 0 BB: 0 P: 13	R: 0 E: 0 K: 0 S: 8	H: 0 LOB: 0 BB: 0 P: 12	R: 1 E: 0 K: 1 S: 12	H: 1 LOB: 0 BB: 0 P: 15	1B: 5 2B: 2 3B: 0 HR: 2	SF: 0 SAC: 1 DP: 0 HBP: 1	WP: 1 PB: 0 SB: 0 CS: 0	PA: 45			
PITCHER	IP: 5.0 WLS: 25 BF: 25 H: 8 R: 5 ER: 5 SO: 5	IP: 1.0 WLS: 3 BF: 3 H: 0 R: 0 ER: 0 SO: 0	IP: 2.0 WLS: 7 BF: 7 H: 0 R: 0 ER: 0 SO: 3	IP: 1.0 WLS: 3 BF: 3 H: 0 R: 0 ER: 0 SO: 1	IP: 2.0 WLS: 7 BF: 7 H: 1 R: 1 ER: 1 SO: 1	IP: 1.0 WLS: 7 BF: 7 H: 0 R: 0 ER: 0 SO: 0	IP: 1.0 WLS: 7 BF: 7 H: 0 R: 0 ER: 0 SO: 0	IP: 1.0 WLS: 7 BF: 7 H: 0 R: 0 ER: 0 SO: 0	IP: 1.0 WLS: 7 BF: 7 H: 0 R: 0 ER: 0 SO: 0	IP: 1.0 WLS: 7 BF: 7 H: 0 R: 0 ER: 0 SO: 0	IP: 1.0 WLS: 7 BF: 7 H: 0 R: 0 ER: 0 SO: 0	IP: 1.0 WLS: 7 BF: 7 H: 0 R: 0 ER: 0 SO: 0	IP: 1.0 WLS: 7 BF: 7 H: 0 R: 0 ER: 0 SO: 0	IP: 1.0 WLS: 7 BF: 7 H: 0 R: 0 ER: 0 SO: 0	IP: 1.0 WLS: 7 BF: 7 H: 0 R: 0 ER: 0 SO: 0	IP: 1.0 WLS: 7 BF: 7 H: 0 R: 0 ER: 0 SO: 0	IP: 1.0 WLS: 7 BF: 7 H: 0 R: 0 ER: 0 SO: 0	IP: 1.0 WLS: 7 BF: 7 H: 0 R: 0 ER: 0 SO: 0	IP: 1.0 WLS: 7 BF: 7 H: 0 R: 0 ER: 0 SO: 0	IP: 1.0 WLS: 7 BF: 7 H: 0 R: 0 ER: 0 SO: 0	IP: 1.0 WLS: 7 BF: 7 H: 0 R: 0 ER: 0 SO: 0	IP: 1.0 WLS: 7 BF: 7 H: 0 R: 0 ER: 0 SO: 0	IP: 1.0 WLS: 7 BF: 7 H: 0 R: 0 ER: 0 SO: 0	IP: 1.0 WLS: 7 BF: 7 H: 0 R: 0 ER: 0 SO: 0	IP: 1.0 WLS: 7 BF: 7 H: 0 R: 0 ER: 0 SO: 0

Milwaukee Brewers @ Florida Marlins
Sun Life Stadium, Miami, FL
Sun Jun 05 2011, 1:11 PM - 4:42 PM EDT
Att: 13,208 - Party Cloudy - 87 F

livebaseballscores.com

AB 41
R 6
H 9
RBI 5
BB 2
SO 10
LOB 12



Batter	1	2	3	4	5	6	7	8	9	10	11	AB	R	H	RBI	BB	SO	LOB	BOTTOM						
8 Chris Coghlan, L OBP: 0.302, SLG: 0.371												5	0	0	0	1	0	3							
13 Omar Infante, R OBP: 0.294, SLG: 0.303												6	0	3	0	0	0	1							
20 Logan Morrison, L OBP: 0.383, SLG: 0.522												4	1	0	0	1	0	4							
15 Gaby Sanchez, R OBP: 0.394, SLG: 0.520												6	1	2	1	0	0	6							
27 Giancarlo Stanton, R OBP: 0.347, SLG: 0.561												4	1	1	0	1	2	3							
29 Greg Dobbs, L OBP: 0.380, SLG: 0.464												4	1	1	0	1	0	3							
1 Emilio Bonifacio, S OBP: 0.333, SLG: 0.357												4	0	0	0	1	1	4							
9 Brett Hayes, R OBP: 0.395, SLG: 0.588												4	1	1	4	1	1	2							
38 Chris Narveson, L ERA: 4.85												1	0	0	0	0	0	1							
PITCHER	IP: 5.1 WLS: 12 BF: 24 H: 4 R: 4 ER: 4 SO: 3	IP: 1.2 WLS: 7 BF: 7 H: 1 R: 1 ER: 1 SO: 1	IP: 1.0 WLS: 7 BF: 7 H: 0 R: 0 ER: 0 SO: 0	IP: 1.0 WLS: 7 BF: 7 H: 0 R: 0 ER: 0 SO: 0	IP: 1.0 WLS: 7 BF: 7 H: 0 R: 0 ER: 0 SO: 0	IP: 1.0 WLS: 7 BF: 7 H: 0 R: 0 ER: 0 SO: 0	IP: 1.0 WLS: 7 BF: 7 H: 0 R: 0 ER: 0 SO: 0	IP: 1.0 WLS: 7 BF: 7 H: 0 R: 0 ER: 0 SO: 0	IP: 1.0 WLS: 7 BF: 7 H: 0 R: 0 ER: 0 SO: 0	IP: 1.0 WLS: 7 BF: 7 H: 0 R: 0 ER: 0 SO: 0	IP: 1.0 WLS: 7 BF: 7 H: 0 R: 0 ER: 0 SO: 0	IP: 1.0 WLS: 7 BF: 7 H: 0 R: 0 ER: 0 SO: 0	IP: 1.0 WLS: 7 BF: 7 H: 0 R: 0 ER: 0 SO: 0	IP: 1.0 WLS: 7 BF: 7 H: 0 R: 0 ER: 0 SO: 0	IP: 1.0 WLS: 7 BF: 7 H: 0 R: 0 ER: 0 SO: 0	IP: 1.0 WLS: 7 BF: 7 H: 0 R: 0 ER: 0 SO: 0	IP: 1.0 WLS: 7 BF: 7 H: 0 R: 0 ER: 0 SO: 0	IP: 1.0 WLS: 7 BF: 7 H: 0 R: 0 ER: 0 SO: 0	IP: 1.0 WLS: 7 BF: 7 H: 0 R: 0 ER: 0 SO: 0	IP: 1.0 WLS: 7 BF: 7 H: 0 R: 0 ER: 0 SO: 0	IP: 1.0 WLS: 7 BF: 7 H: 0 R: 0 ER: 0 SO: 0	IP: 1.0 WLS: 7 BF: 7 H: 0 R: 0 ER: 0 SO: 0	IP: 1.0 WLS: 7 BF: 7 H: 0 R: 0 ER: 0 SO: 0	IP: 1.0 WLS: 7 BF: 7 H: 0 R: 0 ER: 0 SO: 0	IP: 1.0 WLS: 7 BF: 7 H: 0 R: 0 ER: 0 SO: 0

Milwaukee Brewers @ Florida Marlins
Sun Life Stadium, Miami, FL
Sun Jun 05 2011, 1:11 PM - 4:42 PM EDT
Att: 13,208 - Party Cloudy - 87 F

livebaseballscores.com

AB 41
R 5
H 9
RBI 5
BB 7
SO 5
LOB 28



Batter	1	2	3	4	5	6	7	8	9	AB	R	H	RBI	BB	SO	LOB	TOP					
7 José Reyes, S OBP: 0.387, SLG: 0.512										5	0	2	2	0	0	0	New York Mets @ Milwaukee Brewers Miller Park, Milwaukee, WI Tue Jun 07 2011, 7:10 PM - 10:10 PM CDT Att: 27,064 - Clear - 94 F					
2 Justin Turner, R OBP: 0.341, SLG: 0.425										3	0	0	0	1	0	2						
15 Carlos Beltrán, S OBP: 0.361, SLG: 0.512										4	0	0	0	0	0	2						
28 Daniel Murphy, L OBP: 0.364, SLG: 0.425										3	0	0	0	1	1	0						
16 Ángel Pagán, S OBP: 0.299, SLG: 0.304										3	0	1	0	1	0	2						
44 Jason Bay, R OBP: 0.308, SLG: 0.285										3	0	0	0	1	1	2						
30 Josh Thole, L OBP: 0.281										2	1	0	0	1	0	1						
9 Ronny Paulino, R OBP: 0.364, SLG: 0.317										1	0	0	0	0	1	1						
11 Rubén Tejada, R OBP: 0.364, SLG: 0.350										4	0	2	0	0	0	0						
38 Chris Capuano, L OBP: 0.111, SLG: 0.222										2	0	0	0	0	1	1						
20 Jason Frisley, L OBP: 0.318, SLG: 0.404										1	1	0	0	0	0	2						
27 Pedro Beato, R OBP: 0.298, SLG: 0.298										0	0	0	0	0	0	0						
45 Jason Istringhausen, R OBP: 0.275, SLG: 0.353										0	0	0	0	0	0	0						
22 Willie Harris, L OBP: 0.275, SLG: 0.353										1	0	0	0	0	0	0						
75 Francisco Rodríguez, R OBP: 0.295, SLG: 0.206										0	0	0	0	0	0	0						
Inning Stats	R: 0 E: 0 K: 0 S: 16	H: 0 LOB: 2 BB: 2 P: 27	R: 0 E: 0 K: 1 S: 11	H: 1 LOB: 1 BB: 0 P: 14	R: 0 E: 0 K: 0 S: 6	H: 0 LOB: 0 BB: 0 P: 14	R: 0 E: 0 K: 0 S: 12	H: 0 LOB: 1 BB: 0 P: 19	R: 0 E: 0 K: 0 S: 10	H: 1 LOB: 1 BB: 0 P: 18	R: 0 E: 0 K: 0 S: 7	H: 0 LOB: 1 BB: 1 P: 16	R: 2 E: 0 K: 0 S: 14	H: 2 LOB: 1 BB: 1 P: 22	R: 0 E: 0 K: 3 S: 12	H: 1 LOB: 1 BB: 0 P: 14	R: 0 E: 0 K: 0 S: 5	H: 0 LOB: 0 BB: 0 P: 8	1B: 3 2B: 1 3B: 1 HR: 0	SF: 0 SAC: 0 DP: 0 HBP: 0	WP: 0 PB: 0 SB: 1 CS: 0	PA: 37
PITCHER	IP WLS BF H R ER SO BB IBB HBP BLK WP HR S P ERA WHIP																					
18 Shaun Marcum, R ERA: 2.88	6.0	24	2	0	0	1	4	0	0	0	0	0	0	0	62	108	0.00	1.000				
41 Marco Estrada, R ERA: 4.12	1.0	6	2	2	2	0	1	0	0	0	0	0	0	14	22	18.00	3.000					
21 Zach Braddock, L ERA: 2.45	1.0	4	1	0	0	3	0	0	0	0	0	0	0	12	14	0.00	1.000					
32 LaTroy Hawkins, R ERA: 0.99	1.0	3	0	0	0	0	0	0	0	0	0	0	0	5	8	0.00	0.000					
Batter	1	2	3	4	5	6	7	8	9	AB	R	H	RBI	BB	SO	LOB	BOTTOM					
23 Rickie Weeks Jr., R OBP: 0.360, SLG: 0.494										3	0	0	0	1	2	0	New York Mets @ Milwaukee Brewers Miller Park, Milwaukee, WI Tue Jun 07 2011, 7:10 PM - 10:10 PM CDT Att: 27,064 - Clear - 94 F					
1 Cory Hart, R OBP: 0.333, SLG: 0.487										3	0	1	0	1	0	1						
8 Ryan Braun, R OBP: 0.396, SLG: 0.554										4	0	0	0	0	2	3						
28 Prince Fielder, L OBP: 0.393, SLG: 0.570										4	1	1	1	0	0	1						
14 Casey McGehee, R OBP: 0.287, SLG: 0.333										4	0	0	0	0	0	0						
3 Yunesky Betancourt, R OBP: 0.265, SLG: 0.333										3	0	2	0	0	0	0						
41 Marco Estrada, R OBP: 0.250, SLG: 0.250										0	0	0	0	0	0	0						
21 Zach Braddock, L OBP: 0.250, SLG: 0.250										0	0	0	0	0	0	0						
32 LaTroy Hawkins, R OBP: 0.265, SLG: 0.333										1	0	0	0	0	1	0						
2 Nyer Morgan, L OBP: 0.386, SLG: 0.554										0	0	0	0	0	0	0						
20 Jonathan Lucroy, R OBP: 0.333, SLG: 0.461										4	0	2	0	0	0	1						
27 Carlos Gómez, R OBP: 0.275, SLG: 0.353										3	0	0	0	0	1	4						
25 Mark Kotsay, L OBP: 0.341, SLG: 0.303										1	0	0	0	0	1	0						
18 Shaun Marcum, R OBP: 0.179, SLG: 0.154										2	0	0	0	0	0	0						
30 Craig Counsell, L OBP: 0.295, SLG: 0.206										1	0	0	0	0	0	0						
Inning Stats	R: 0 E: 0 K: 1 S: 11	H: 1 LOB: 1 BB: 0 P: 18	R: 0 E: 0 K: 0 S: 9	H: 1 LOB: 0 BB: 0 P: 15	R: 0 E: 0 K: 2 S: 11	H: 0 LOB: 1 BB: 1 P: 21	R: 0 E: 0 K: 0 S: 12	H: 2 LOB: 2 BB: 0 P: 18	R: 0 E: 0 K: 1 S: 12	H: 0 LOB: 1 BB: 1 P: 17	R: 1 E: 0 K: 1 S: 11	H: 2 LOB: 1 BB: 0 P: 17	R: 0 E: 0 K: 0 S: 6	H: 0 LOB: 0 BB: 0 P: 8	R: 0 E: 0 K: 0 S: 6	H: 0 LOB: 0 BB: 0 P: 9	R: 0 E: 0 K: 2 S: 8	H: 0 LOB: 0 BB: 0 P: 13	1B: 3 2B: 2 3B: 0 HR: 1	SF: 0 SAC: 0 DP: 0 HBP: 0	WP: 0 PB: 0 SB: 0 CS: 0	PA: 35
PITCHER	IP WLS BF H R ER SO BB IBB HBP BLK WP HR S P ERA WHIP																					
38 Chris Capuano, L ERA: 4.88	6.0	26	6	1	1	5	2	0	0	0	0	0	0	6	8	0.00	0.000					
27 Pedro Beato, R ERA: 3.12	1.0	3	0	0	0	0	0	0	0	0	0	0	0	6	9	0.00	0.000					
45 Jason Istringhausen, R ERA: 2.7	1.0	3	0	0	0	0	0	0	0	0	0	0	0	6	9	0.00	0.000					
75 Francisco Rodríguez, R ERA: 3.03	1.0	3	0	0	0	2	0	0	0	0	0	0	0	8	13	0.00	0.000					

Batter	1	2	3	4	5	6	7	8	9	AB	R	H	RBI	BB	SO	LOB	TOP						
7 José Reyes, S OBP: 0.391, SLG: 0.516										4	1	2	0	1	1	0	New York Mets @ Milwaukee Brewers Miller Park, Milwaukee, WI Wed Jun 08 2011, 7:11 PM - 10:20 PM CDT Att: 26,114 - Roof Closed - 86 F						
2 Justin Turner, R OBP: 0.336, SLG: 0.411										4	1	0	0	1	1	3							
15 Carlos Beltrán, S OBP: 0.361, SLG: 0.512										4	1	1	1	1	0	3							
16 Ángel Pagán, S OBP: 0.295, SLG: 0.299										5	1	1	1	1	0	2							
36 Dale Thayer, R										0	0	0	0	0	0	0							
44 Jason Bay, R OBP: 0.307, SLG: 0.279										3	1	0	0	0	2	2							
9 Ronny Paulino, R OBP: 0.400, SLG: 0.406										4	1	4	3	0	0	0							
6 Nick Evans, R										3	0	0	0	0	2	3							
40 Tim Byrdak, L										0	0	0	0	0	0	0							
39 Bobby Parnell, R										0	0	0	0	0	0	0							
22 Willie Harris, L										1	0	0	0	0	0	0							
27 Pedro Beato, R										0	0	0	0	0	0	0							
45 Jason Istringhausen, R										0	0	0	0	0	0	0							
20 Jason Pridie, L										0	0	0	0	0	0	0							
11 Rubén Tejada, R OBP: 0.371, SLG: 0.365										3	0	1	0	1	0	2							
34 Mike Pelfrey, R OBP: 0.091, SLG: 0.095										1	0	0	0	0	0	0							
12 Scott Hairston, R OBP: 0.322, SLG: 0.358										0	0	0	0	0	0	0							
28 Daniel Murphy, L OBP: 0.360, SLG: 0.421										2	0	0	0	0	0	2							
Inning Stats	R: 0 E: 0 K: 2 S: 10	H: 1 LOB: 1 BB: 0 P: 15	R: 0 E: 0 K: 0 S: 8	H: 1 LOB: 0 BB: 0 P: 13	R: 0 E: 0 K: 0 S: 12	H: 0 LOB: 2 BB: 2 P: 22	R: 1 E: 0 K: 1 S: 12	H: 1 LOB: 1 BB: 0 P: 21	R: 0 E: 0 K: 1 S: 8	H: 0 LOB: 0 BB: 0 P: 13	R: 0 E: 0 K: 1 S: 10	H: 1 LOB: 1 BB: 0 P: 11	R: 5 E: 0 K: 1 S: 18	H: 5 LOB: 1 BB: 1 P: 32	R: 0 E: 0 K: 1 S: 10	H: 0 LOB: 1 BB: 1 P: 18	1B: 5 2B: 3 3B: 0 HR: 1	SF: 0 SAC: 1 DP: 1 HBP: 1	WP: 1 PB: 0 SB: 2 CS: 0	PA: 40			
PITCHER	IP: 6.2 WLS: 2 BF: 26	H: 4 R: 1 ER: 1 SO: 6	BB: 2 IBB: 0 HBP: 1 BLK: 1	WP: 0 HR: 0 S: 69 P: 109	ERA: 1.35 WHIP: 0.900	PITCHER	IP: 0.2 WLS: 0 BF: 7	H: 4 R: 5 ER: 5 SO: 1	BB: 1 IBB: 0 HBP: 0 BLK: 0	WP: 0 HR: 1 S: 11 P: 67.50	ERA: 67.50 WHIP: 7.500	PITCHER	IP: 0.2 WLS: 0 BF: 3	H: 1 R: 0 ER: 0 SO: 0	BB: 0 IBB: 0 HBP: 0 BLK: 0	WP: 0 HR: 8 S: 15 P: 0.00	ERA: 0.00 WHIP: 1.500	PITCHER	IP: 1.0 WLS: 0 BF: 4	H: 0 R: 0 ER: 0 SO: 1	BB: 1 IBB: 0 HBP: 0 BLK: 0	WP: 1 HR: 0 S: 10 P: 1.00	ERA: 0.00 WHIP: 1.000

AB	34
R	6
H	9
RBI	5
BB	4
SO	8
LOB	17



Batter	1	2	3	4	5	6	7	8	9	AB	R	H	RBI	BB	SO	LOB	BOTTOM					
23 Rickie Weeks Jr., R OBP: 0.354, SLG: 0.484										5	1	0	0	0	1	2	New York Mets @ Milwaukee Brewers Miller Park, Milwaukee, WI Wed Jun 08 2011, 7:11 PM - 10:20 PM CDT Att: 26,114 - Roof Closed - 86 F					
2 Nyjer Morgan, L OBP: 0.387, SLG: 0.557										5	1	2	1	0	0	0						
8 Ryan Braun, R OBP: 0.402, SLG: 0.566										4	2	3	2	0	0	0						
28 Prince Fielder, L OBP: 0.398, SLG: 0.597										3	2	2	4	1	0	1						
1 Corey Hart, R OBP: 0.331, SLG: 0.479										4	0	1	0	0	3	1						
14 Casey McGehee, R OBP: 0.290, SLG: 0.333										3	0	1	0	1	0	1						
27 Carlos Gómez, R OBP: 0.275, SLG: 0.353										0	0	0	0	0	0	0						
59 John Axford, R										0	0	0	0	0	0	0						
3 Yuniesky Betancourt, R OBP: 0.260, SLG: 0.346										4	0	0	0	0	0	3						
33 Wil Nieves, R OBP: 0.196, SLG: 0.188										2	0	0	0	0	0	0						
25 Mark Kotsay, L OBP: 0.339, SLG: 0.300										1	0	0	0	0	0	2						
20 Jonathan Lucroy, R OBP: 0.331, SLG: 0.458										1	0	0	0	0	0	0						
43 Randy Wolf, L OBP: 0.125, SLG: 0.208										2	0	0	0	0	1	0						
50 Kameron Loe, R										0	0	0	0	0	0	0						
21 Zach Braddock, L										0	0	0	0	0	0	0						
30 Craig Counsell, L OBP: 0.313, SLG: 0.217										1	1	1	0	1	0	0						
Inning Stats	R: 0 E: 0 K: 0 S: 10	H: 1 LOB: 1 BB: 0 P: 16	R: 0 E: 0 K: 0 S: 6	H: 1 LOB: 0 BB: 0 P: 10	R: 0 E: 0 K: 1 S: 8	H: 0 LOB: 0 BB: 0 P: 10	R: 2 E: 0 K: 1 S: 13	H: 2 LOB: 0 BB: 0 P: 20	R: 0 E: 0 K: 0 S: 3	H: 0 LOB: 0 BB: 0 P: 4	R: 0 E: 0 K: 0 S: 7	H: 0 LOB: 0 BB: 0 P: 12	R: 0 E: 0 K: 1 S: 12	H: 1 LOB: 2 BB: 1 P: 18	R: 4 E: 0 K: 1 S: 18	H: 3 LOB: 2 BB: 2 P: 34	R: 1 E: 0 K: 1 S: 12	H: 2 LOB: 1 BB: 0 P: 19	1B: 5 2B: 3 3B: 0 HR: 2	SF: 0 SAC: 0 DP: 1 HBP: 0	WP: 0 PB: 0 SB: 1 CS: 0	PA: 38
PITCHER	IP: 6.0 WLS: 5 BF: 21	H: 4 R: 2 ER: 2 SO: 2	BB: 0 IBB: 0 HBP: 0 BLK: 0	WP: 0 HR: 1 S: 47 P: 72	ERA: 3.00 WHIP: 0.667	PITCHER	IP: 0.2 WLS: 0 BF: 4	H: 2 R: 1 ER: 1 SO: 1	BB: 0 IBB: 0 HBP: 0 BLK: 0	WP: 0 HR: 0 S: 0 P: 0	ERA: 13.50 WHIP: 3.000											



Batter	1	2	3	4	5	6	7	8	9	AB	R	H	RBI	BB	SO	LOB	TOP										
Ryan Theriot, R (1,6) OBP: 0.349, SLG: 0.367	G5-3		1B			F9		1B		4	0	2	0	0	0	1	St. Louis Cardinals @ Milwaukee Brewers Miller Park, Milwaukee, WI Fri Jun 10 2011, 7:11 PM - 9:45 PM CDT Att: 33,240 - Roof Closed - 70 F										
19 Jon Jay, L (1,9) OBP: 0.369, SLG: 0.438	G4-3		CS			FC1-6		K		4	0	0	0	0	2	3											
5 Albert Pujols, R (1,3) 38 Mark Hamilton, L (9,PH) OBP: 0.182, SLG: 0.190	G6-3		1B			FC6-4		F7		3	0	1	0	0	0	1											
12 Lance Berkman, S (1,7) OBP: 0.438, SLG: 0.621	K		L8			G4-3		G4-3		4	0	0	0	0	1	1											
28 Colby Rasmus, L (1,8) OBP: 0.359, SLG: 0.425	F7		FC6			G5-4-3		F8		4	0	1	0	0	0	1											
4 Yadier Molina, R (1,2) 56 Brian Tallet, L (8,1)	2B		K			G5-4-3				3	0	1	0	0	0	1											
27 Tyler Greene, R (1,4) OBP: 0.327, SLG: 0.286	K		G1-3			L9				3	0	0	0	0	1	1											
33 Daniel Descalso, L (1,5) OBP: 0.303, SLG: 0.364	G3		G6-3			L9		1B		3	0	1	0	0	0	0											
26 Kyle Lohse, R (1,1) OBP: 0.094, SLG: 0.094	K		K			F9				1	0	0	0	0	1	0											
19 Matt Carpenter, L (6,PH) 31 Ryan Franklin, R (6,1) 48 Tony Cruz, R (8,PH) OBP: 0.318, SLG: 0.381	K		K			BB				0	0	0	0	0	1	0											
Inning Stats	R: 0 E: 0 K: 0 S: 9	H: 0 LOB: 0 BB: 0 P: 17	R: 0 E: 0 K: 2 S: 11	H: 1 LOB: 1 BB: 0 P: 16	R: 0 E: 0 K: 1 S: 12	H: 1 LOB: 0 BB: 0 P: 13	R: 0 E: 0 K: 1 S: 10	H: 1 LOB: 1 BB: 0 P: 15	R: 0 E: 0 K: 1 S: 5	H: 0 LOB: 0 BB: 0 P: 9	R: 0 E: 0 K: 0 S: 5	H: 0 LOB: 0 BB: 0 P: 10	R: 0 E: 0 K: 0 S: 8	H: 1 LOB: 0 BB: 0 P: 11	R: 0 E: 0 K: 1 S: 13	H: 2 LOB: 2 BB: 0 P: 24	R: 0 E: 0 K: 0 S: 7	H: 0 LOB: 0 BB: 0 P: 9	1B: 5 2B: 1 3B: 0 HR: 0	SF: 0 SAC: 0 DP: 1 HBP: 0	WP: 0 PB: 0 SB: 0 CS: 1	PA: 33					
PITCHER	IP	WLS	BF	H	R	ER	SO	BB	IBB	HBP	BLK	WP	HR	S	P	ERA	WHIP										
38 Chris Narveson, L (1,1) ERA: 4.32	8.0	W	29	6	0	0	6	1	0	0	0	0	0	73	115	0.00	0.875										
48 Tim Lillard, R (9,1) ERA: 1.86	1.0		3	0	0	0	0	0	0	0	0	0	0	7	9	0.00	0.000										

Batter	1	2	3	4	5	6	7	8	9	AB	R	H	RBI	BB	SO	LOB	BOTTOM										
23 Rickie Weeks Jr, R (1,4) 27 Carlos Gómez, R (9,8) OBP: 0.353, SLG: 0.480 OBP: 0.271, SLG: 0.347	F7		FC4-6			SH1-3		G6-3		5	1	2	1	0	0	3	St. Louis Cardinals @ Milwaukee Brewers Miller Park, Milwaukee, WI Fri Jun 10 2011, 7:11 PM - 9:45 PM CDT Att: 33,240 - Roof Closed - 70 F										
2 Nyjer Morgan, L (1,8) OBP: 0.385, SLG: 0.554	1B		SF7			SH1-3		F7		3	0	2	2	0	0	1											
8 Ryan Braun, R (1,7) 48 Tim Lillard, R (9,1) OBP: 0.399, SLG: 0.568 OBP: 1.86	P4		F8			HR		F9		5	1	1	2	0	1	3											
28 Prince Fielder, L (1,3) OBP: 0.409, SLG: 0.604	CS		G3-1			1B				1	0	0	0	2	0	0											
14 Casey McGehee, R (1,5) OBP: 0.285, SLG: 0.326	L7		G6-4-3			BB		K		4	0	1	0	0	1	2											
1 Corey Hart, R (1,9) OBP: 0.326, SLG: 0.488	G6-3		FC3-2			HR		K		4	1	1	1	0	1	3											
30 Craig Counsell, L (1,6) OBP: 0.345, SLG: 0.292	SH		BB			SH1-3		G6-3		3	3	3	0	1	0	0											
20 Jonathan Lucroy, R (1,2) OBP: 0.324, SLG: 0.440	K		SH			SH1-3		G6-3		2	1	0	0	1	1	4											
38 Chris Narveson, L (1,1) 9 Josh Wilson, R (8,PH) OBP: 0.208, SLG: 0.174 OBP: 0.350, SLG: 0.737	SH		G4-3			K		2B		2	0	0	1	0	1	4											
Inning Stats	R: 0 E: 0 K: 0 S: 8	H: 1 LOB: 0 BB: 0 P: 11	R: 0 E: 0 K: 0 S: 5	H: 0 LOB: 0 BB: 0 P: 8	R: 2 E: 0 K: 0 S: 10	H: 1 LOB: 1 BB: 1 P: 16	R: 0 E: 0 K: 1 S: 13	H: 1 LOB: 3 BB: 2 P: 29	R: 2 E: 0 K: 1 S: 10	H: 3 LOB: 1 BB: 0 P: 16	R: 0 E: 0 K: 3 S: 11	H: 0 LOB: 1 BB: 1 P: 19	R: 2 E: 0 K: 0 S: 15	H: 3 LOB: 1 BB: 0 P: 21	R: 0 E: 0 K: 0 S: 15	H: 0 LOB: 0 BB: 0 P: 21		1B: 5 2B: 3 3B: 1 HR: 2	SF: 1 SAC: 3 DP: 1 HBP: 1	WP: 0 PB: 0 SB: 0 CS: 1	PA: 40						
PITCHER	IP	WLS	BF	H	R	ER	SO	BB	IBB	HBP	BLK	WP	HR	S	P	ERA	WHIP										
26 Kyle Lohse, R (1,1) ERA: 2.67	5.0	L	23	5	4	4	4	3	0	1	0	0	0	46	81	7.20	1.600										
31 Ryan Franklin, R (6,1) ERA: 7.23	2.0		10	3	2	2	4	1	0	0	0	0	1	21	35	9.00	2.000										
56 Brian Tallet, L (8,1) ERA: 7.2	1.0		6	3	2	2	0	0	0	0	0	0	0	15	21	18.00	3.000										

Batter	1	2	3	4	5	6	7	8	9	AB	R	H	RBI	BB	SO	LOB	TOP					
Ryan Theriot, R (1, 6) OBP: 0.344, SLG: 0.361	L9		K		K		G6-3			4	0	0	0	0	2	1						
19 Jon Jay, L (1, 9) OBP: 0.360, SLG: 0.426	G4-3		G5-3			F7		K		4	0	0	0	0	1	0						
5 Albert Pujols, R (1, 3) OBP: 0.349, SLG: 0.480		2B		F9		F8		L8		4	0	1	0	0	0	0						
12 Lance Berkman, S (1, 7) OBP: 0.434, SLG: 0.629	K		K		HR			G2		4	1	1	1	0	2	1						
28 Colby Rasmus, L (1, 8) OBP: 0.357, SLG: 0.422	G1-3		4 2B	1B	K			K		4	1	1	0	0	2	0						
4 Yadier Molina, R (1, 2) OBP: 0.365, SLG: 0.449	P4			2B		G5-3		K		4	0	1	1	0	1	0						
55 Skip Schumaker, L (1, 4) OBP: 0.275, SLG: 0.320		1B		F7		33 2B		G6-3		4	1	2	0	0	0	1						
33 Daniel Descalso, L (1, 5) OBP: 0.304, SLG: 0.370				L7						3	0	1	1	0	1	1						
29 Chris Carpenter, R (1, 1) OBP: 0.148, SLG: 0.154 (7, PH)										2	0	0	0	0	2	0						
38 Mark Hamilton, L (7, PH)										1	0	0	0	0	1	1						
41 Mitchell Boggs, R (7, 1)										0	0	0	0	0	0	0						
Inning Stats	R: 0 E: 0 K: 1 S: 11	H: 1 LOB: 1 BB: 0 P: 16	R: 0 E: 0 K: 1 S: 13	H: 1 LOB: 1 BB: 0 P: 19	R: 0 E: 0 K: 2 S: 8	H: 0 LOB: 0 BB: 0 P: 9	R: 1 E: 0 K: 1 S: 17	H: 2 LOB: 1 BB: 0 P: 24	R: 0 E: 0 K: 2 S: 7	H: 0 LOB: 0 BB: 0 P: 10	R: 1 E: 0 K: 1 S: 8	H: 1 LOB: 0 BB: 0 P: 13	R: 1 E: 0 K: 1 S: 12	H: 2 LOB: 1 BB: 0 P: 16	R: 0 E: 0 K: 1 S: 10	H: 0 LOB: 0 BB: 0 P: 13	R: 0 E: 0 K: 2 S: 8	H: 0 LOB: 0 BB: 0 P: 11	1B: 2 2B: 4 3B: 0 HR: 1	SF: 0 SAC: 0 DP: 0 HBP: 0	WP: 0 PB: 0 SB: 0 CS: 0	PA: 34
PITCHER	IP WLS BF H R ER SO BB IBB HBP BLK WP HR S P ERA WHIP																					
13 Zack Greinke, R (1, 1) ERA: 4.69	7.0 W 28 7 3 3 9 0 0 0 0 0 1 76 107 3.86 1.000																					
50 Kameron Loe, R (8, 1) ERA: 5.28	1.0 H 3 0 0 0 1 0 0 0 0 0 0 10 13 0.00 0.000																					
59 John Axford, R (9, 1) ERA: 3.07	1.0 S 3 0 0 0 2 0 0 0 0 0 0 8 11 0.00 0.000																					

St. Louis Cardinals @ Milwaukee Brewers
Miller Park, Milwaukee, WI
Sat Jun 11 2011, 6:11 PM - 8:37 PM CDT
Att. 41,930 - Roof Closed - 67 F

AB	34
R	3
H	7
RBI	3
BB	0
SO	12
LOB	5



Batter	1	2	3	4	5	6	7	8	9	AB	R	H	RBI	BB	SO	LOB	BOTTOM			
23 Rickie Weeks Jr., R (1, 4) OBP: 0.358, SLG: 0.494	K		1B			HR				3	1	2	2	1	1	0				
2 Nyjer Morgan, L (1, 8) OBP: 0.365, SLG: 0.526	G4-3		P4			P4		K		4	0	0	0	0	1	2				
8 Ryan Braun, R (1, 7) OBP: 0.397, SLG: 0.563	F9			K		L3				4	0	1	0	0	1	0				
28 Prince Fielder, L (1, 3) OBP: 0.410, SLG: 0.614		HR		F7		14 BB		L3		3	2	1	1	1	0	1				
14 Casey McGehee, R (1, 5) OBP: 0.288, SLG: 0.326		G5-3		F9		1 BB				3	1	1	0	1	0	0				
1 Corey Hart, R (1, 9) OBP: 0.324, SLG: 0.489		F9			K					4	0	1	2	0	2	1				
30 Craig Counsell, L (1, 6) OBP: 0.333, SLG: 0.280		F9			F8					3	0	0	0	0	0	1				
20 Jonathan Lucroy, R (1, 2) OBP: 0.318, SLG: 0.432			G6-3		G3-1			G6-3		3	0	0	0	0	0	0				
13 Zack Greinke, R (1, 1) OBP: 0.267, SLG: 0.429										2	1	1	0	0	1	0				
9 Josh Wilson, R (7, PH) OBP: 0.333, SLG: 0.700										1	0	0	0	0	1	0				
50 Kameron Loe, R (8, 1) ERA: 3.32										0	0	0	0	0	0	0				
59 John Axford, R (9, 1)										0	0	0	0	0	0	0				
Inning Stats	R: 0 E: 0 K: 1 S: 7	H: 0 LOB: 0 BB: 0 P: 9	R: 1 E: 0 K: 0 S: 10	H: 1 LOB: 0 BB: 0 P: 17	R: 0 E: 0 K: 1 S: 7	H: 1 LOB: 1 BB: 0 P: 10	R: 0 E: 0 K: 1 S: 6	H: 0 LOB: 0 BB: 0 P: 10	R: 0 E: 0 K: 1 S: 8	H: 0 LOB: 0 BB: 0 P: 15	R: 4 E: 0 K: 0 S: 14	H: 3 LOB: 1 BB: 2 P: 31	R: 0 E: 0 K: 2 S: 9	H: 0 LOB: 1 BB: 1 P: 14	R: 0 E: 0 K: 1 S: 11	H: 2 LOB: 1 BB: 0 P: 18	1B: 4 2B: 2 3B: 0 HR: 2	SF: 0 SAC: 0 DP: 1 HBP: 0	WP: 0 PB: 0 SB: 0 CS: 0	PA: 33
PITCHER	IP WLS BF H R ER SO BB IBB HBP BLK WP HR S P ERA WHIP																			
29 Chris Carpenter, R (1, 1) ERA: 4.47	6.0 L 25 5 5 5 4 2 0 0 0 0 0 2 52 92 7.50 1.167																			
41 Mitchell Boggs, R (7, 1)	2.0 8 2 0 0 3 1 0 0 0 0 0 0 20 32 0.00 1.500																			

St. Louis Cardinals @ Milwaukee Brewers
Miller Park, Milwaukee, WI
Sat Jun 11 2011, 6:11 PM - 8:37 PM CDT
Att. 41,930 - Roof Closed - 67 F

AB	30
R	5
H	7
RBI	5
BB	3
SO	7
LOB	5



Batter	1	2	3	4	5	6	7	8	9	AB	R	H	RBI	BB	SO	LOB	TOP					
Ryan Theriot, R (1,6) OBP: 0.339, SLG: 0.354	B1-3		K		F8			G6-3		4	0	0	0	0	1	0	St. Louis Cardinals @ Milwaukee Brewers Miller Park, Milwaukee, WI Sun Jun 12 2011, 1:10 PM - 3:42 PM CDT Att: 42,692 - Sunny - 61 F					
19 Jon Jay, L (1,9) OBP: 0.364, SLG: 0.434 59 Fernando Salas, R (8,1)	1B			2B	K			G1		4	0	2	0	0	1	0						
5 Albert Pujols, R (1,3) OBP: 0.348, SLG: 0.475	F9			L9				F7		3	1	0	0	1	0	2						
12 Lance Berkman, S (1,7) OBP: 0.431, SLG: 0.619	K			BB				G6-3		3	1	0	0	1	1	2						
28 Colby Rasmus, L (1,8) OBP: 0.359, SLG: 0.427	K			BB				F8		4	1	2	1	0	1	0						
4 Yadier Molina, R (1,2) OBP: 0.359, SLG: 0.441	G5-3			1B				K		4	0	0	0	0	2	3						
55 Skip Schumaker, L (1,4) OBP: 0.277, SLG: 0.321 (8,9)	L9			1B				G6-3		3	0	1	2	0	0	0						
19 Matt Carpenter, L (1,5) OBP: 0.263, SLG: 0.133	K			P6				F7		3	0	0	0	0	1	2						
35 Jake Westbrook, R (1,1) OBP: 0.167, SLG: 0.217 30 Jason Motte, R (6,1) 64 Andrew Brown, R (7,PH) 52 Eduardo Sanchez, R (7,1) 33 Daniel Descalso, L (8,4) OBP: 0.304, SLG: 0.370	G6-3			K				K		2	0	0	0	0	1	0						
Inning Stats	R: 0 E: 0 K: 1 S: 10	H: 1 LOB: 1 BB: 0 P: 14	R: 0 E: 0 K: 1 S: 9	H: 0 LOB: 0 BB: 0 P: 11	R: 0 E: 0 K: 2 S: 9	H: 0 LOB: 0 BB: 0 P: 14	R: 2 E: 0 K: 0 S: 13	H: 3 LOB: 2 BB: 1 P: 23	R: 0 E: 0 K: 2 S: 8	H: 0 LOB: 0 BB: 0 P: 11	R: 1 E: 0 K: 1 S: 10	H: 1 LOB: 0 BB: 0 P: 19	R: 0 E: 0 K: 1 S: 10	H: 0 LOB: 0 BB: 0 P: 16	R: 0 E: 0 K: 0 S: 5	H: 0 LOB: 0 BB: 0 P: 8		R: 0 E: 0 K: 1 S: 13	H: 0 LOB: 0 BB: 0 P: 19	1B: 3 2B: 2 3B: 0 HR: 0	SF: 0 SAC: 0 DP: 0 HBP: 0	WP: 0 PB: 0 SB: 0 CS: 0
PITCHER	IP WLS BF H R ER SO BB IBB HBP BLK WP HR S P ERA WHIP	7.0 W 27 5 3 3 8 2 0 0 0 0 0 69 108 3.86 1.000	1.0 H 3 0 0 0 0 0 0 0 0 0 0 5 8 0.00 0.000	1.0 S 3 0 0 0 1 0 0 0 0 0 0 0 13 19 0.00 0.000											IP WLS BF H R ER SO BB IBB HBP BLK WP HR S P ERA WHIP							

Batter	1	2	3	4	5	6	7	8	9	AB	R	H	RBI	BB	SO	LOB	BOTTOM	
23 Rickie Weeks Jr, R (1,4) OBP: 0.357, SLG: 0.490	G6-3		F8			1B		P4		4	1	1	0	0	0	0	St. Louis Cardinals @ Milwaukee Brewers Miller Park, Milwaukee, WI Sun Jun 12 2011, 1:10 PM - 3:42 PM CDT Att: 42,692 - Sunny - 61 F	
25 Mark Kotsay, L (1,8) OBP: 0.344, SLG: 0.316 27 Carlos Gómez, R (9,8)	1B		G3			2B		F8		4	1	2	1	0	0	0		
8 Ryan Braun, R (1,7) OBP: 0.399, SLG: 0.560	G6-4-3			BB		1B		K		3	1	1	1	1	1	1		
28 Prince Fielder, L (1,3) OBP: 0.415, SLG: 0.627	1B			G3-6-3		HR		BB		3	1	2	2	1	0	1		
14 Casey McGehee, R (1,5) OBP: 0.284, SLG: 0.321	P4			G4-3		G1-3		F9		4	0	0	0	0	2			
1 Corey Hart, R (1,9) OBP: 0.331, SLG: 0.500	1B					K				3	0	2	0	0	1	0		
3 Yuniesky Betancourt, R (1,6) OBP: 0.252, SLG: 0.335	P1					G3				3	0	0	0	0	3			
20 Jonathan Lucroy, R (1,2) OBP: 0.313, SLG: 0.424	P4					G6-3				3	0	0	0	0	3			
18 Shaun Marcum, R (1,1) OBP: 0.167, SLG: 0.143 30 Craig Counsell, L (7,PH) 50 Kameron Loe, R (8,1) 59 John Axford, R (9,1) OBP: 0.330, SLG: 0.276	G5-3					G5-3		P2		2	0	0	0	0	0	1		
Inning Stats	R: 0 E: 0 K: 0 S: 5	H: 2 LOB: 2 BB: 0 P: 20	R: 0 E: 0 K: 0 S: 6	H: 0 LOB: 0 BB: 0 P: 9	R: 0 E: 0 K: 0 S: 9	H: 0 LOB: 0 BB: 1 P: 17	R: 0 E: 0 K: 0 S: 8	H: 1 LOB: 0 BB: 0 P: 14	R: 4 E: 0 K: 1 S: 15	H: 4 LOB: 0 BB: 0 P: 19	R: 0 E: 0 K: 0 S: 6	H: 0 LOB: 0 BB: 0 P: 8	R: 0 E: 0 K: 1 S: 8	H: 0 LOB: 1 BB: 1 P: 16	1B: 5 2B: 2 3B: 0 HR: 1	SF: 0 SAC: 0 DP: 2 HBP: 0		WP: 0 PB: 0 SB: 0 CS: 0
PITCHER	IP WLS BF H R ER SO BB IBB HBP BLK WP HR S P ERA WHIP	5.0 L 22 8 4 4 4 0 0 0 0 0 0 8 10 7.20 1.800	1.0 3 0 0 0 1 0 0 0 0 0 0 6 8 0.00 0.000	1.0 3 0 0 0 0 0 0 0 0 0 0 6 8 0.00 0.000	1.0 4 0 0 0 1 1 0 0 0 0 8 16 0.00 1.000											IP WLS BF H R ER SO BB IBB HBP BLK WP HR S P ERA WHIP		

Batter	1	2	3	4	5	6	7	8	9	AB	R	H	RBI	BB	SO	LOB	TOP								
23 Rickie Weeks Jr., R OBP: 0.352, SLG: 0.483 (1, 4)										4	0	0	0	0	1	1	Milwaukee Brewers @ Chicago Cubs Wrigley Field, Chicago, IL Mon Jun 13 2011, 7:09 PM - 9:36 PM CDT Att: 39,070 - Partly Cloudy - 63 F								
25 Mark Kotsay, L OBP: 0.333, SLG: 0.305 (1, 8)										4	0	0	0	0	3	0									
8 Ryan Braun, R OBP: 0.396, SLG: 0.555 (1, 7)										4	0	1	0	0	0	0									
28 Prince Fielder, L OBP: 0.416, SLG: 0.622 (1, 3)										2	0	0	0	2	2	0									
14 Casey McGehee, R OBP: 0.284, SLG: 0.320 (1, 5)										4	0	1	0	0	1	3									
1 Cory Hart, R OBP: 0.324, SLG: 0.489 (1, 9)										3	0	0	0	0	1	1									
3 Yuniesky Betancourt, R OBP: 0.253, SLG: 0.340 (1, 6)										3	0	1	0	0	0	1									
33 Wil Nieves, R OBP: 0.189, SLG: 0.180 (8, PH)										2	0	0	0	0	0	2									
30 Craig Counsell, L OBP: 0.325, SLG: 0.273 (8, PH)										1	0	0	0	0	0	0									
50 Kameron Loe, R (8, 1)										0	0	0	0	0	0	0									
43 Randy Wolf, L OBP: 0.154, SLG: 0.269 (8, PH)										2	0	1	0	0	1	0									
20 Jonathan Lucroy, R OBP: 0.311, SLG: 0.422 (8, 2)										1	0	0	0	0	1	0									
Inning Stats	R: 0 E: 0 K: 0 S: 10	H: 1 LOB: 2 BB: 1 P: 23	R: 0 E: 1 K: 0 S: 7	H: 0 LOB: 0 BB: 0 P: 10	R: 0 E: 0 K: 3 S: 14	H: 0 LOB: 0 BB: 0 P: 18	R: 0 E: 0 K: 1 S: 7	H: 1 LOB: 1 BB: 0 P: 12	R: 0 E: 0 K: 0 S: 14	H: 2 LOB: 1 BB: 0 P: 23	R: 0 E: 0 K: 2 S: 9	H: 0 LOB: 0 BB: 0 P: 11	R: 0 E: 0 K: 1 S: 7	H: 0 LOB: 0 BB: 0 P: 12	R: 0 E: 0 K: 1 S: 9	H: 0 LOB: 0 BB: 0 P: 14	R: 0 E: 0 K: 2 S: 13	H: 0 LOB: 1 BB: 1 P: 24	1B: 2 2B: 2 3B: 0 HR: 0	SF: 0 SAC: 0 DP: 1 HBP: 0	WP: 0 PB: 0 SB: 1 CS: 1	PA: 32			
PITCHER	IP	WLS	BF	H	R	ER	SO	BB	IBB	HBP	BLK	WP	HR	S	P	ERA	WHIP								
46 Ryan Dempster, R ERA: 5.48 (1, 1)	7.0		25	4	0	0	7	0	1	0	0	0	0	68	109	0.00	0.571								
29 Jeff Samardzija, R ERA: 4.17 (8, 1)	1.0	W	3	0	0	0	1	0	0	0	0	0	0	9	14	0.00	0.000								
49 Carlos Marmol, R ERA: 3.0 (9, 1)	1.0	S	4	0	0	0	2	1	0	0	0	0	0	13	24	0.00	1.000								

Batter	1	2	3	4	5	6	7	8	9	AB	R	H	RBI	BB	SO	LOB	BOTTOM								
13 Starlin Castro, R OBP: 0.329, SLG: 0.415 (1, 6)										4	0	2	0	0	0	0	Milwaukee Brewers @ Chicago Cubs Wrigley Field, Chicago, IL Mon Jun 13 2011, 7:09 PM - 9:36 PM CDT Att: 39,070 - Partly Cloudy - 63 F								
15 Darwin Barney, R OBP: 0.321, SLG: 0.359 (1, 4)										4	1	1	0	0	2	2									
3 Jeff Baker, R OBP: 0.360, SLG: 0.478 (9, PH)										3	0	1	0	0	1	1									
22 Carlos Pena, L OBP: 0.356, SLG: 0.387 (9, 3)										1	0	1	0	0	0	0									
16 Aramis Ramirez, R OBP: 0.329, SLG: 0.401 (1, 5)										4	0	0	1	0	0	3									
18 Geovany Soto, R OBP: 0.307, SLG: 0.374 (1, 2)										4	0	1	0	0	1	2									
39 Luis Montanez, R OBP: 0.321, SLG: 0.370 (1, 7)										4	0	1	0	0	0	3									
33 DJ LeMahieu, R OBP: 0.167, SLG: 0.167 (1, 3)										3	0	1	0	0	1	0									
1 Kosuke Fukudome, L OBP: 0.411, SLG: 0.389 (9, 9)										0	0	0	0	0	0	0									
1 Tony Campana, L OBP: 0.250, SLG: 0.256 (1, 8)										3	0	0	0	0	2	2									
46 Ryan Dempster, R OBP: 0.111, SLG: 0.077 (7, PH)										2	0	0	0	0	1	0									
9 Blake DeWitt, L OBP: 0.300, SLG: 0.418 (8, 1)										1	0	0	0	0	0	2									
29 Jeff Samardzija, R (8, 1)										0	0	0	0	0	0	0									
49 Carlos Marmol, R (9, 1)										0	0	0	0	0	0	0									
Inning Stats	R: 0 E: 0 K: 1 S: 11	H: 1 LOB: 1 BB: 0 P: 21	R: 0 E: 0 K: 1 S: 8	H: 0 LOB: 0 BB: 0 P: 11	R: 0 E: 0 K: 2 S: 13	H: 1 LOB: 1 BB: 0 P: 16	R: 0 E: 0 K: 0 S: 9	H: 1 LOB: 1 BB: 0 P: 13	R: 0 E: 0 K: 2 S: 8	H: 0 LOB: 0 BB: 0 P: 9	R: 0 E: 0 K: 1 S: 12	H: 1 LOB: 1 BB: 0 P: 20	R: 0 E: 0 K: 0 S: 7	H: 2 LOB: 2 BB: 0 P: 8	R: 1 E: 0 K: 1 S: 14	H: 2 LOB: 2 BB: 0 P: 18	1B: 6 2B: 2 3B: 0 HR: 0	SF: 0 SAC: 0 DP: 0 HBP: 0	WP: 0 PB: 0 SB: 1 CS: 0	PA: 33					
PITCHER	IP	WLS	BF	H	R	ER	SO	BB	IBB	HBP	BLK	WP	HR	S	P	ERA	WHIP								
43 Randy Wolf, L ERA: 3.2 (1, 1)	7.0		27	6	0	0	7	0	0	0	0	0	0	68	98	0.00	0.857								
50 Kameron Loe, R ERA: 5.23 (8, 1)	1.0	L	6	2	1	1	1	0	0	0	0	0	0	14	18	9.00	2.000								

AB	30
R	0
H	4
RBI	0
BB	2
SO	10
LOB	8



AB	33
R	1
H	8
RBI	1
BB	0
SO	8
LOB	15



Batter	1	2	3	4	5	6	7	8	9	10	AB	R	H	RBI	BB	SO	LOB	TOP	
23 Rickie Weeks Jr., R OBP: 0.355, SLG: 0.487											6	1	3	1	0	0	2	Milwaukee Brewers @ Chicago Cubs Wrigley Field, Chicago, IL Tue Jun 14 2011, 7:07 PM - 10:27 PM CDT Att: 39,151 - Cloudy - 65 F	
2 Nyjer Morgan, L OBP: 0.367, SLG: 0.512											6	1	2	0	0	1	3		
8 Ryan Braun, R OBP: 0.393, SLG: 0.548											5	0	1	1	0	0	4		
28 Prince Fielder, L OBP: 0.416, SLG: 0.617											2	0	0	1	2	0	1		
14 Casey McGehee, R OBP: 0.296, SLG: 0.321											5	0	2	1	0	0	4		
27 Carlos Gómez, R OBP: 0.271, SLG: 0.347											0	0	0	0	0	0	0		
32 LaTroy Hawkins, R OBP: 0.320, SLG: 0.347											0	0	0	0	0	0	0		
48 Tim Lillard, R OBP: 0.320, SLG: 0.347											0	0	0	0	0	0	0		
1 Corey Hart, R OBP: 0.320, SLG: 0.476											4	0	0	0	1	3	3		
3 Yuniesky Betancourt, R OBP: 0.256, SLG: 0.341											5	0	2	0	0	0	7		
20 Jonathan Lucroy, R OBP: 0.319, SLG: 0.420											3	1	1	0	2	0	4		
49 Yovani Gallardo, R OBP: 0.194, SLG: 0.257											2	1	0	0	1	1	3		
30 Craig Counsell, L OBP: 0.271, SLG: 0.347											0	0	0	0	0	0	0		
41 Marco Estrada, R OBP: 0.250, SLG: 0.250											0	0	0	0	0	0	0		
21 Zach Braddock, L OBP: 0.318, SLG: 0.667											1	0	0	0	0	0	1		
9 Josh Wilson, R OBP: 0.318, SLG: 0.667											1	0	0	0	0	0	1		
Inning Stats	R: 0 E: 0 K: 0 S: 6	H: 1 LOB: 1 BB: 0 P: 11	R: 0 E: 1 K: 12 S: 12	H: 2 LOB: 2 BB: 0 P: 19	R: 2 E: 1 K: 0 S: 12	H: 3 LOB: 3 BB: 2 P: 21	R: 1 E: 1 K: 0 S: 13	H: 1 LOB: 2 BB: 1 P: 25	R: 0 E: 0 K: 1 S: 5	H: 0 LOB: 0 BB: 0 P: 7	R: 0 E: 0 K: 1 S: 13	H: 1 LOB: 1 BB: 1 P: 23	R: 0 E: 0 K: 1 S: 14	H: 1 LOB: 2 BB: 0 P: 22	R: 0 E: 0 K: 0 S: 7	H: 0 LOB: 1 BB: 1 P: 14	1B: 10 2B: 1 3B: 0 HR: 0	SF: 1 SAC: 1 DP: 1 HBP: 0	WP: 0 PA: 47
PITCHER	IP 6.0	WLS 30	BF 8	H 3	R 2	ER 2	SO 2	BB 3	IBB 0	HBP 0	BLK 0	WP 0	HR 0	S 55	P 95	ERA 3.00	WHIP 1.833		
36 Randy Wells, R ERA: 5.63																			
50 Rodrigo Lopez, R ERA: 6.35																			
40 James Russell, L ERA: 5.35																			
37 Chris Carpenter, R ERA: 2.9																			
49 Carlos Marmol, R ERA: 2.9																			

Batter	1	2	3	4	5	6	7	8	9	10	AB	R	H	RBI	BB	SO	LOB	BOTTOM					
1 Kosuke Fukudome, L OBP: 0.408, SLG: 0.391											4	1	1	0	0	2	1	Milwaukee Brewers @ Chicago Cubs Wrigley Field, Chicago, IL Tue Jun 14 2011, 7:07 PM - 10:27 PM CDT Att: 39,151 - Cloudy - 65 F					
13 Starlin Castro, R OBP: 0.333, SLG: 0.422											5	1	3	2	0	1	1						
16 Aramis Ramirez, R OBP: 0.332, SLG: 0.413											3	1	1	2	1	0	1						
22 Carlos Pena, L OBP: 0.354, SLG: 0.381											3	0	0	0	1	2	2						
9 Blake DeWitt, L OBP: 0.289, SLG: 0.402											4	0	0	0	0	2	1						
49 Carlos Marmol, R ERA: 2.9											0	0	0	0	0	0	0						
29 Jeff Samardzija, R ERA: 4.06											0	0	0	0	0	0	0						
18 Geovany Soto, R OBP: 0.306, SLG: 0.391											4	1	1	1	0	2	1						
3 Jeff Baker, R OBP: 0.365, SLG: 0.457											4	0	0	0	0	1	0						
5 Reed Johnson, R OBP: 0.431, SLG: 0.635											3	0	1	0	0	0	0						
37 Chris Carpenter, R ERA: 2.9											0	0	0	0	0	0	0						
39 Luis Montanez, R OBP: 0.310, SLG: 0.357											1	0	0	0	0	1	0						
36 Randy Wells, R OBP: 0.222, SLG: 0.222											2	0	0	0	0	1	1						
50 Rodrigo Lopez, R ERA: 6.35											0	0	0	0	0	0	0						
40 James Russell, L OBP: 0.125, SLG: 0.125											0	0	0	0	0	0	0						
1 Tony Campana, L OBP: 0.261, SLG: 0.289											2	1	1	0	0	0	0						
Inning Stats	R: 0 E: 0 K: 2 S: 10	H: 1 LOB: 1 BB: 0 P: 12	R: 0 E: 0 K: 1 S: 9	H: 0 LOB: 0 BB: 0 P: 16	R: 0 E: 0 K: 1 S: 12	H: 1 LOB: 1 BB: 0 P: 18	R: 0 E: 0 K: 1 S: 11	H: 0 LOB: 1 BB: 1 P: 21	R: 0 E: 0 K: 1 S: 7	H: 1 LOB: 0 BB: 0 P: 10	R: 0 E: 0 K: 3 S: 12	H: 0 LOB: 1 BB: 1 P: 21	R: 1 E: 0 K: 1 S: 7	H: 1 LOB: 0 BB: 0 P: 11	R: 3 E: 0 K: 1 S: 16	H: 3 LOB: 0 BB: 0 P: 18	R: 0 E: 0 K: 1 S: 9	H: 0 LOB: 0 BB: 0 P: 13	R: 1 E: 0 K: 0 S: 3	H: 2 LOB: 1 BB: 0 P: 5	1B: 2 2B: 4 3B: 0 HR: 2	SF: 0 SAC: 1 DP: 0 HBP: 0	WP: 0 PA: 38
PITCHER	IP 7.0	WLS 26	BF 4	H 3	R 1	ER 3	SO 10	BB 2	IBB 0	HBP 0	BLK 0	WP 0	HR 1	S 68	P 109	ERA 1.29	WHIP 0.714						
49 Yovani Gallardo, R ERA: 3.76																							
41 Marco Estrada, R ERA: 4.65																							
21 Zach Braddock, L ERA: 2.19																							
32 LaTroy Hawkins, R ERA: 0.55																							
48 Tim Lillard, R ERA: 2.7																							



Batter	1	2	3	4	5	6	7	8	9	AB	R	H	RBI	BB	SO	LOB	TOP						
23 Rickie Weeks Jr., R OBP: 0.359, SLG: 0.507										5	1	3	1	0	0	0							
2 Nyjer Morgan, L OBP: 0.366, SLG: 0.494										5	0	1	0	0	2	0							
8 Ryan Braun, R OBP: 0.397, SLG: 0.556										5	3	3	0	0	1	2							
28 Prince Fielder, L OBP: 0.422, SLG: 0.616										2	3	1	0	3	1	2							
14 Casey McGehee, R OBP: 0.288, SLG: 0.324										4	2	1	2	0	1	6							
1 Cory Hart, R OBP: 0.335, SLG: 0.490										4	0	3	2	1	0	0							
3 Yuniesky Betancourt, R OBP: 0.255, SLG: 0.338										5	0	1	2	0	1	6							
20 Jonathan Lucroy, R OBP: 0.316, SLG: 0.416										4	0	1	2	0	1	2							
38 Chris Narveson, L OBP: 0.188, SLG: 0.154										3	0	0	0	0	2	2							
48 Tim Dillard, R ERA: 5.3																							
32 LaTroy Hawkins, R ERA: 0.52																							
9 Josh Wilson, R ERA: 5.35																							
50 Kameron Loe, R ERA: 5.35																							
25 Mark Kotsay, L ERA: 2.87																							
59 John Axford, R ERA: 2.87																							
Inning Stats	R: 0 E: 0 K: 3 S: 14	H: 2 LOB: 2 BB: 0 P: 21	R: 0 E: 0 K: 0 S: 9	H: 0 LOB: 0 BB: 0 P: 15	R: 0 E: 0 K: 2 S: 8	H: 1 LOB: 0 BB: 0 P: 9	R: 2 E: 0 K: 1 S: 19	H: 3 LOB: 2 BB: 1 P: 32	R: 3 E: 0 K: 0 S: 11	H: 3 LOB: 1 BB: 1 P: 20	R: 0 E: 0 K: 0 S: 9	H: 0 LOB: 0 BB: 0 P: 13	R: 2 E: 0 K: 2 S: 19	H: 2 LOB: 2 BB: 2 P: 30	R: 1 E: 0 K: 0 S: 8	H: 1 LOB: 0 BB: 0 P: 14	R: 1 E: 0 K: 2 S: 14	H: 2 LOB: 2 BB: 0 P: 22	1B: 7 2B: 6 3B: 0 HR: 1	SF: 1 SAC: 0 DP: 0 HBP: 1	WP: 0 PB: 0 SB: 0 CS: 1	PA: 45	
PITCHER	IP WLS BF H R ER SO BB IBB HBP BLK WP HR S P ERA WHIP	IP WLS BF H R ER SO BB IBB HBP BLK WP HR S P ERA WHIP	IP WLS BF H R ER SO BB IBB HBP BLK WP HR S P ERA WHIP	IP WLS BF H R ER SO BB IBB HBP BLK WP HR S P ERA WHIP	IP WLS BF H R ER SO BB IBB HBP BLK WP HR S P ERA WHIP	IP WLS BF H R ER SO BB IBB HBP BLK WP HR S P ERA WHIP	IP WLS BF H R ER SO BB IBB HBP BLK WP HR S P ERA WHIP	IP WLS BF H R ER SO BB IBB HBP BLK WP HR S P ERA WHIP	IP WLS BF H R ER SO BB IBB HBP BLK WP HR S P ERA WHIP	IP WLS BF H R ER SO BB IBB HBP BLK WP HR S P ERA WHIP	IP WLS BF H R ER SO BB IBB HBP BLK WP HR S P ERA WHIP	IP WLS BF H R ER SO BB IBB HBP BLK WP HR S P ERA WHIP	IP WLS BF H R ER SO BB IBB HBP BLK WP HR S P ERA WHIP	IP WLS BF H R ER SO BB IBB HBP BLK WP HR S P ERA WHIP	IP WLS BF H R ER SO BB IBB HBP BLK WP HR S P ERA WHIP	IP WLS BF H R ER SO BB IBB HBP BLK WP HR S P ERA WHIP	IP WLS BF H R ER SO BB IBB HBP BLK WP HR S P ERA WHIP	IP WLS BF H R ER SO BB IBB HBP BLK WP HR S P ERA WHIP	IP WLS BF H R ER SO BB IBB HBP BLK WP HR S P ERA WHIP	IP WLS BF H R ER SO BB IBB HBP BLK WP HR S P ERA WHIP	IP WLS BF H R ER SO BB IBB HBP BLK WP HR S P ERA WHIP	IP WLS BF H R ER SO BB IBB HBP BLK WP HR S P ERA WHIP	IP WLS BF H R ER SO BB IBB HBP BLK WP HR S P ERA WHIP

Milwaukee Brewers @ Chicago Cubs
Wrigley Field, Chicago, IL
Wed Jun 15 2011, 8:48 PM - 11:48 PM CDT
Att: 39,821 - Cloudy - 63 F

AB 39
R 9
H 14
RBI 9
BB 4
SO 10
LOB 22



Batter	1	2	3	4	5	6	7	8	9	AB	R	H	RBI	BB	SO	LOB	BOTTOM						
13 Starlin Castro, R OBP: 0.331, SLG: 0.416										4	1	0	0	1	1	4							
5 Reed Johnson, R OBP: 0.425, SLG: 0.662										5	1	2	3	0	0	0							
3 Jeff Baker, R OBP: 0.366, SLG: 0.480										4	1	1	1	1	2	1							
16 Aramis Ramirez, R OBP: 0.329, SLG: 0.409										5	0	1	0	0	2	2							
18 Geovany Soto, R OBP: 0.303, SLG: 0.381										4	0	0	0	1	2	3							
39 Luis Montanez, R OBP: 0.313, SLG: 0.355										3	0	1	0	0	0	1							
1 Kosuke Fukudome, L8, FH OBP: 0.405, SLG: 0.387										4	1	2	0	0	0	1							
9 Blake DeWitt, L OBP: 0.296, SLG: 0.415										4	0	3	1	0	0	1							
33 DJ LeMahieu, R OBP: 0.313, SLG: 0.313										1	1	0	0	1	1	2							
38 Carlos Zambrano, S OBP: 0.293, SLG: 0.469																							
12 Aramis Ramirez, R OBP: 0.329, SLG: 0.409																							
40 James Russell, R ERA: 5.3																							
37 Chris Carpenter, R ERA: 4.71																							
43 John Grabow, L ERA: 4.71																							
50 Rodrigo Lopez, R ERA: 6.57																							
Inning Stats	R: 1 E: 1 K: 1 S: 11	H: 1 LOB: 1 BB: 0 P: 15	R: 0 E: 0 K: 1 S: 13	H: 2 LOB: 2 BB: 0 P: 19	R: 0 E: 0 K: 1 S: 5	H: 0 LOB: 0 BB: 0 P: 6	R: 0 E: 0 K: 1 S: 10	H: 1 LOB: 1 BB: 0 P: 14	R: 3 E: 0 K: 2 S: 12	H: 1 LOB: 1 BB: 3 P: 30	R: 0 E: 0 K: 1 S: 10	H: 1 LOB: 1 BB: 0 P: 14	R: 0 E: 0 K: 1 S: 10	H: 1 LOB: 1 BB: 0 P: 12	R: 1 E: 0 K: 0 S: 8	H: 2 LOB: 1 BB: 0 P: 13	R: 0 E: 0 K: 3 S: 13	H: 1 LOB: 2 BB: 1 P: 20	1B: 7 2B: 1 3B: 0 HR: 2	SF: 0 SAC: 0 DP: 0 HBP: 0	WP: 0 PB: 0 SB: 0 CS: 0	PA: 42	
PITCHER	IP WLS BF H R ER SO BB IBB HBP BLK WP HR S P ERA WHIP	IP WLS BF H R ER SO BB IBB HBP BLK WP HR S P ERA WHIP	IP WLS BF H R ER SO BB IBB HBP BLK WP HR S P ERA WHIP	IP WLS BF H R ER SO BB IBB HBP BLK WP HR S P ERA WHIP	IP WLS BF H R ER SO BB IBB HBP BLK WP HR S P ERA WHIP	IP WLS BF H R ER SO BB IBB HBP BLK WP HR S P ERA WHIP	IP WLS BF H R ER SO BB IBB HBP BLK WP HR S P ERA WHIP	IP WLS BF H R ER SO BB IBB HBP BLK WP HR S P ERA WHIP	IP WLS BF H R ER SO BB IBB HBP BLK WP HR S P ERA WHIP	IP WLS BF H R ER SO BB IBB HBP BLK WP HR S P ERA WHIP	IP WLS BF H R ER SO BB IBB HBP BLK WP HR S P ERA WHIP	IP WLS BF H R ER SO BB IBB HBP BLK WP HR S P ERA WHIP	IP WLS BF H R ER SO BB IBB HBP BLK WP HR S P ERA WHIP	IP WLS BF H R ER SO BB IBB HBP BLK WP HR S P ERA WHIP	IP WLS BF H R ER SO BB IBB HBP BLK WP HR S P ERA WHIP	IP WLS BF H R ER SO BB IBB HBP BLK WP HR S P ERA WHIP	IP WLS BF H R ER SO BB IBB HBP BLK WP HR S P ERA WHIP	IP WLS BF H R ER SO BB IBB HBP BLK WP HR S P ERA WHIP	IP WLS BF H R ER SO BB IBB HBP BLK WP HR S P ERA WHIP	IP WLS BF H R ER SO BB IBB HBP BLK WP HR S P ERA WHIP	IP WLS BF H R ER SO BB IBB HBP BLK WP HR S P ERA WHIP	IP WLS BF H R ER SO BB IBB HBP BLK WP HR S P ERA WHIP	IP WLS BF H R ER SO BB IBB HBP BLK WP HR S P ERA WHIP

Milwaukee Brewers @ Chicago Cubs
Wrigley Field, Chicago, IL
Wed Jun 15 2011, 8:48 PM - 11:48 PM CDT
Att: 39,821 - Cloudy - 63 F

AB 38
R 5
H 10
RBI 5
BB 4
SO 10
LOB 19



Batter	1	2	3	4	5	6	7	8	9	AB	R	H	RBI	BB	SO	LOB	TOP										
23 Rickie Weeks Jr, R OBP: 0.359, SLG: 0.502	G4-3		1B					F9		4	1	1	0	0	1	0											
2 Nyjer Morgan, L OBP: 0.375, SLG: 0.505	1B		1B					1B		4	2	3	0	0	0	0											
8 Ryan Braun, R 27 Carlos Gómez, R OBP: 0.275, SLG: 0.356	K		1B					F8-3		4	0	1	0	0	1	2											
28 Prince Fielder, L OBP: 0.418, SLG: 0.608	2B		1B					K		4	1	2	1	0	1	0											
14 Casey McGehee, R OBP: 0.287, SLG: 0.326	1B		1B					K		4	0	1	2	0	1	2											
1 Cory Hart, R OBP: 0.337, SLG: 0.474	FC5-4		K					L5		4	0	0	0	0	2	2											
25 Mark Kotsay, L OBP: 0.324, SLG: 0.295		P6						G4-3		3	0	0	0	0	0	0											
20 Jonathan Lucroy, R OBP: 0.313, SLG: 0.410		K						G6-3		3	0	0	0	0	1	0											
30 Craig Counsell, L OBP: 0.315, SLG: 0.263		G6-3						G4-3		3	0	0	0	0	0	0											
Inning Stats	R: 2 H: 3 E: 0 K: 1 S: 16	H: 3 LOB: 1 BB: 0 P: 25	R: 0 H: 0 E: 0 K: 1 S: 7	H: 0 LOB: 0 BB: 0 P: 9	R: 2 H: 4 E: 0 K: 1 S: 17	H: 4 LOB: 1 BB: 0 P: 24	R: 0 H: 0 E: 0 K: 0 S: 4	H: 0 LOB: 0 BB: 0 P: 5	R: 0 H: 0 E: 0 K: 1 S: 9	H: 0 LOB: 0 BB: 0 P: 12	R: 0 H: 0 E: 0 K: 0 S: 8	H: 0 LOB: 0 BB: 0 P: 12	R: 0 H: 1 E: 0 K: 2 S: 12	H: 0 LOB: 0 BB: 0 P: 13	R: 0 H: 0 E: 0 K: 2 S: 8	H: 0 LOB: 0 BB: 0 P: 12	1B: 7 2B: 2 3B: 0 HR: 0	SF: 0 SAC: 0 DP: 2 HBP: 0	WP: 0 PB: 0 SB: 0 CS: 0	PA: 33							
PITCHER	IP	WLS	BF	H	R	ER	SO	BB	IBB	HBP	BLK	WP	HR	S	P	ERA	WHIP										
41 John Lackey, R ERA: 7.02	8.0	W	30	8	4	4	5	0	0	0	0	0	0	81	111	4.50	1.000										
32 Matt Albers, R ERA: 3.24	1.0		3	0	0	0	2	0	0	0	0	0	0	8	12	0.00	0.000										

Milwaukee Brewers @ Boston Red Sox
Fenway Park, Boston, MA
Fri Jun 17 2011, 7:13 PM - 10:18 PM EDT
Att: 37,833 - Partly Cloudy - 72 F

AB 33
R 4
H 8
RBI 3
BB 0
SO 7
LOB 6



Batter	1	2	3	4	5	6	7	8	9	AB	R	H	RBI	BB	SO	LOB	BOTTOM										
2 Jacoby Ellsbury, L OBP: 0.372, SLG: 0.475	HR	L7		F9		G3	FC4-6			5	1	1	1	0	0	2											
15 Dustin Pedroia, R OBP: 0.375, SLG: 0.373	F8		BB					K		4	1	1	1	1	1	0											
28 Adrián González, L OBP: 0.408, SLG: 0.612	1B	2B								4	3	3	1	1	0	1											
20 Kevin Youkilis, R 44 Drew Sutton, S OBP: 0.380, SLG: 0.478	K	1B								2	0	1	2	0	1	1											
34 David Ortiz, L OBP: 0.394, SLG: 0.608	2B	K								3	1	2	0	0	0	0											
13 Carl Crawford, L 54 Darnell McDonald, R OBP: 0.219, SLG: 0.241	1B		L7							5	1	3	1	0	2	3											
10 Marco Scutaro, R OBP: 0.345, SLG: 0.354	BB		L5							1	0	1	0	0	0	0											
7 J.D. Drew, L OBP: 0.328, SLG: 0.331	G4-3									3	1	1	2	1	0	3											
33 Jason Varitek, S OBP: 0.325, SLG: 0.370	G4-3									4	1	1	1	0	1	1											
Inning Stats	R: 2 H: 4 E: 0 K: 1 S: 26	H: 2 LOB: 1 BB: 1 P: 44	R: 0 H: 0 E: 0 K: 1 S: 14	H: 2 LOB: 1 BB: 1 P: 27	R: 0 H: 0 E: 0 K: 0 S: 6	H: 0 LOB: 0 BB: 0 P: 10	R: 0 H: 0 E: 0 K: 0 S: 5	H: 0 LOB: 0 BB: 0 P: 8	R: 1 H: 2 E: 0 K: 0 S: 9	H: 2 LOB: 1 BB: 1 P: 21	R: 2 H: 2 E: 0 K: 0 S: 14	H: 2 LOB: 0 BB: 1 P: 21	R: 3 H: 3 E: 1 K: 1 S: 18	H: 3 LOB: 1 BB: 0 P: 28	R: 0 H: 1 E: 0 K: 2 S: 13	H: 1 LOB: 2 BB: 1 P: 25	1B: 8 2B: 4 3B: 0 HR: 2	SF: 0 SAC: 1 DP: 2 HBP: 0	WP: 2 PB: 0 SB: 0 CS: 0	PA: 42							
PITCHER	IP	WLS	BF	H	R	ER	SO	BB	IBB	HBP	BLK	WP	HR	S	P	ERA	WHIP										
18 Shaun Marcum, R ERA: 2.85	1.0	L	17	4	3	3	1	2	0	0	0	0	1	34	66	6.75	1.500										
41 Marco Estrada, R ERA: 4.54	1.0		7	4	4	4	0	1	0	0	0	0	0	19	27	36.00	5.000										
46 Daniel Herrera, L ERA: 21.6	2.0		10	2	1	0	3	1	0	0	0	1	0	26	47	0.00	1.500										

Milwaukee Brewers @ Boston Red Sox
Fenway Park, Boston, MA
Fri Jun 17 2011, 7:13 PM - 10:18 PM EDT
Att: 37,833 - Partly Cloudy - 72 F

AB 36
R 10
H 14
RBI 10
BB 5
SO 5
LOB 16



Batter	1	2	3	4	5	6	7	8	9	AB	R	H	RBI	BB	SO	LOB	TOP			
23 Rickie Weeks Jr. R (1, 10) OBP: 0.361, SLG: 0.515			G5-3		G3		2B			4	1	2	1	0	0	0	Milwaukee Brewers @ Boston Red Sox Fenway Park, Boston, MA Sat Jun 18 2011, 7:13 PM - 10:00 PM EDT Att: 38,175 - Partly Cloudy - 77 F			
1 Cory Hart R (1, 9) OBP: 0.341, SLG: 0.490			K		BB		F9			3	1	1	1	1	1					
8 Ryan Braun R (1, 7) OBP: 0.397, SLG: 0.562			BB		BB					3	1	1	0	1	1					
28 Prince Fielder L (1, 3) OBP: 0.419, SLG: 0.605			BB		BB					3	0	1	0	1	1					
14 Casey McGehee R (1, 5) OBP: 0.285, SLG: 0.325			BB		BB					4	0	1	1	0	1	2				
3 Yuniesky Betancourt R (1, 6) OBP: 0.251, SLG: 0.330		F8	F8			P4				4	0	0	0	0	0	3				
9 Josh Wilson R (1, 4) OBP: 0.286, SLG: 0.593		K		K		FC5-4				4	0	1	0	0	2	1				
27 Carlos Gómez R (1, 8) OBP: 0.270, SLG: 0.350				K						3	0	0	0	0	2	0				
2 Nyjer Morgan L (9, PH) OBP: 0.375, SLG: 0.500				K						1	0	0	0	0	0	1				
9 George Kottaras L (1, 2) OBP: 0.324, SLG: 0.516										3	1	1	1	0	0	0				
20 Jonathan Lucroy R (9, PH) OBP: 0.311, SLG: 0.405				HR		L7				1	0	0	0	0	0	1				
Inning Stats	R: 2 H: 3 E: 0 K: 0 S: 8	H: 3 LOB: 0 BB: 0 P: 12	R: 0 H: 0 E: 0 K: 2 S: 9	H: 0 LOB: 0 BB: 0 P: 12	R: 2 H: 2 E: 0 K: 1 S: 17	H: 2 LOB: 2 BB: 2 P: 33	R: 0 H: 0 E: 0 K: 2 S: 9	H: 0 LOB: 0 BB: 0 P: 13	R: 0 H: 1 E: 0 K: 1 S: 9	H: 1 LOB: 1 BB: 0 P: 13	R: 0 H: 1 E: 0 K: 0 S: 5	H: 1 LOB: 1 BB: 0 P: 6	R: 0 H: 0 E: 0 K: 2 S: 13	H: 0 LOB: 0 BB: 0 P: 18	R: 0 H: 1 E: 0 K: 0 S: 13	H: 1 LOB: 1 BB: 0 P: 17	1B: 2 2B: 4 3B: 0 HR: 3	SF: 0 SAC: 0 DP: 1 HBP: 0	WP: 0 PB: 0 SB: 0 CS: 1	PA: 36
PITCHER	IP WLS BF H R ER SO BB IBB HBP BLK WP HR S P ERA WHIP	IP WLS BF H R ER SO BB IBB HBP BLK WP HR S P ERA WHIP	IP WLS BF H R ER SO BB IBB HBP BLK WP HR S P ERA WHIP	IP WLS BF H R ER SO BB IBB HBP BLK WP HR S P ERA WHIP	IP WLS BF H R ER SO BB IBB HBP BLK WP HR S P ERA WHIP	IP WLS BF H R ER SO BB IBB HBP BLK WP HR S P ERA WHIP	IP WLS BF H R ER SO BB IBB HBP BLK WP HR S P ERA WHIP	IP WLS BF H R ER SO BB IBB HBP BLK WP HR S P ERA WHIP	IP WLS BF H R ER SO BB IBB HBP BLK WP HR S P ERA WHIP	IP WLS BF H R ER SO BB IBB HBP BLK WP HR S P ERA WHIP	IP WLS BF H R ER SO BB IBB HBP BLK WP HR S P ERA WHIP	IP WLS BF H R ER SO BB IBB HBP BLK WP HR S P ERA WHIP	IP WLS BF H R ER SO BB IBB HBP BLK WP HR S P ERA WHIP	IP WLS BF H R ER SO BB IBB HBP BLK WP HR S P ERA WHIP	IP WLS BF H R ER SO BB IBB HBP BLK WP HR S P ERA WHIP	IP WLS BF H R ER SO BB IBB HBP BLK WP HR S P ERA WHIP	IP WLS BF H R ER SO BB IBB HBP BLK WP HR S P ERA WHIP			
31 Jon Lester L (1, 1) ERA: 3.7	8.0	L	32	7	4	3	8	3	0	0	0	0	0	0	0	0	3.38	1.250		
35 Dan Wheeler R (9, 1) ERA: 6.87	0.1		2	1	0	0	0	0	0	0	0	0	0	0	0	0	0.00	3.000		
68 Tommy Hotovy L (9, 1) ERA: 6.75	0.1		1	0	0	0	0	0	0	0	0	0	0	0	0	0	0.00	0.000		
64 Michael Bowden R (9, 1) ERA:	0.1		1	0	0	0	0	0	0	0	0	0	0	0	0	0	0.00	0.000		

Batter	1	2	3	4	5	6	7	8	9	AB	R	H	RBI	BB	SO	LOB	BOTTOM					
2 Jacoby Ellsbury L (1, 8) OBP: 0.370, SLG: 0.471		G4-3		F7			G4-3			4	0	1	0	0	0	3	Milwaukee Brewers @ Boston Red Sox Fenway Park, Boston, MA Sat Jun 18 2011, 7:13 PM - 10:00 PM EDT Att: 38,175 - Partly Cloudy - 77 F					
15 Dustin Pedroia R (1, 4) OBP: 0.374, SLG: 0.371			G6-3		G3					4	0	1	0	0	1	1						
28 Adrián González L (1, 3) OBP: 0.403, SLG: 0.604			G5-3		P6		G4-3			4	0	0	0	0	0	2						
20 Kevin Youkilis R (1, 5) OBP: 0.382, SLG: 0.483			BB		L8					4	1	2	0	0	0	0						
34 David Ortiz L (1, 10) OBP: 0.395, SLG: 0.605			BB							3	1	1	0	1	0	1						
54 Darrell McDonald R (1, 7) OBP: 0.200, SLG: 0.219										3	0	0	0	0	1	4						
7 J.D. Drew L (9, PH) OBP: 0.327, SLG: 0.329										1	0	0	0	0	0	0						
10 Marco Scutaro R (1, 6) OBP: 0.351, SLG: 0.369										4	0	2	0	0	1	2						
39 Jarrod Saltalamacchia (1, 2) OBP: 0.310, SLG: 0.428										4	0	1	1	0	1	2						
23 Mike Cameron R (1, 9) OBP: 0.217, SLG: 0.289										3	0	1	1	0	0	1						
44 Drew Sutton S (9, PH) OBP: 0.314, SLG: 0.514										1	0	0	0	0	0	0						
Inning Stats	R: 0 H: 1 E: 0 K: 1 S: 8	H: 3 LOB: 2 BB: 1 P: 24	R: 2 H: 3 E: 0 K: 1 S: 14	H: 3 LOB: 2 BB: 1 P: 24	R: 0 H: 2 E: 0 K: 1 S: 14	H: 2 LOB: 2 BB: 0 P: 20	R: 0 H: 1 E: 0 K: 0 S: 12	H: 1 LOB: 1 BB: 0 P: 17	R: 0 H: 1 E: 0 K: 0 S: 5	H: 1 LOB: 1 BB: 0 P: 7	R: 0 H: 1 E: 0 K: 0 S: 10	H: 1 LOB: 1 BB: 0 P: 12	R: 0 H: 1 E: 0 K: 0 S: 9	H: 1 LOB: 1 BB: 0 P: 18	R: 0 H: 0 E: 1 K: 0 S: 9	H: 0 LOB: 0 BB: 0 P: 15	R: 0 H: 0 E: 0 K: 1 S: 8	H: 0 LOB: 0 BB: 0 P: 11	1B: 7 2B: 2 3B: 0 HR: 0	SF: 0 SAC: 0 DP: 2 HBP: 0	WP: 0 PB: 0 SB: 0 CS: 0	PA: 36
PITCHER	IP WLS BF H R ER SO BB IBB HBP BLK WP HR S P ERA WHIP	IP WLS BF H R ER SO BB IBB HBP BLK WP HR S P ERA WHIP	IP WLS BF H R ER SO BB IBB HBP BLK WP HR S P ERA WHIP	IP WLS BF H R ER SO BB IBB HBP BLK WP HR S P ERA WHIP	IP WLS BF H R ER SO BB IBB HBP BLK WP HR S P ERA WHIP	IP WLS BF H R ER SO BB IBB HBP BLK WP HR S P ERA WHIP	IP WLS BF H R ER SO BB IBB HBP BLK WP HR S P ERA WHIP	IP WLS BF H R ER SO BB IBB HBP BLK WP HR S P ERA WHIP	IP WLS BF H R ER SO BB IBB HBP BLK WP HR S P ERA WHIP	IP WLS BF H R ER SO BB IBB HBP BLK WP HR S P ERA WHIP	IP WLS BF H R ER SO BB IBB HBP BLK WP HR S P ERA WHIP	IP WLS BF H R ER SO BB IBB HBP BLK WP HR S P ERA WHIP	IP WLS BF H R ER SO BB IBB HBP BLK WP HR S P ERA WHIP	IP WLS BF H R ER SO BB IBB HBP BLK WP HR S P ERA WHIP	IP WLS BF H R ER SO BB IBB HBP BLK WP HR S P ERA WHIP	IP WLS BF H R ER SO BB IBB HBP BLK WP HR S P ERA WHIP	IP WLS BF H R ER SO BB IBB HBP BLK WP HR S P ERA WHIP					
43 Randy Wolf L (1, 1) ERA: 3.15	7.0	W	30	9	2	2	3	1	0	0	0	0	0	0	0	0	2.57	1.429				
50 Kameron Loe R (8, 1) ERA: 5.19	1.0	H	3	0	0	0	0	0	0	0	0	9	15	0.00	0.000							
59 John Axford R (9, 1) ERA: 2.78	1.0	S	3	0	0	0	1	0	0	0	0	8	11	0.00	0.000							



Batter	1	2	3	4	5	6	7	8	9	AB	R	H	RBI	BB	SO	LOB	TOP					
23 Rickie Weeks Jr. R OBP: 0.356, SLG: 0.508			G1-3			F8		F8		4	0	0	0	0	1	0						
1 Corey Hart R OBP: 0.333, SLG: 0.478			P3			F8				4	0	0	0	0	2	0						
8 Ryan Braun R OBP: 0.395, SLG: 0.557						P2				4	0	1	0	0	1	0						
28 Prince Fielder L OBP: 0.418, SLG: 0.613				G6-3						3	1	1	1	0	1	0						
25 Mark Kotsay L OBP: 0.321, SLG: 0.293				G5-3			G5-3			1	0	0	0	0	0	1						
14 Casey McGehee R OBP: 0.287, SLG: 0.328							G5-3			4	0	0	0	0	1	3						
9 Josh Wilson R OBP: 0.276, SLG: 0.571							P2			2	1	1	2	1	0	0						
3 Yuniesky Betancourt R OBP: 0.247, SLG: 0.355										3	0	0	0	0	1	1						
2 Nyjer Morgan L OBP: 0.385, SLG: 0.530										3	0	0	0	0	0	1						
27 Carlos Gómez R OBP: 0.266, SLG: 0.344				G1-3																		
20 Jonathan Lucroy R OBP: 0.306, SLG: 0.401																						
Inning Stats	R: 0 E: 0 K: 2 S: 11	H: 0 LOB: 0 BB: 0 P: 12	R: 2 E: 0 K: 2 S: 19	H: 2 LOB: 0 BB: 0 P: 26	R: 0 E: 0 K: 0 S: 6	H: 0 LOB: 0 BB: 0 P: 8	R: 0 E: 0 K: 1 S: 6	H: 0 LOB: 0 BB: 0 P: 7	R: 0 E: 0 K: 1 S: 11	H: 0 LOB: 1 BB: 1 P: 16	R: 0 E: 0 K: 0 S: 5	H: 0 LOB: 0 BB: 0 P: 7	R: 1 E: 0 K: 0 S: 9	H: 1 LOB: 0 BB: 0 P: 12	R: 0 E: 0 K: 0 S: 8	H: 0 LOB: 0 BB: 0 P: 11	R: 0 E: 1 K: 1 S: 12	H: 1 LOB: 2 BB: 0 P: 16	1B: 1 2B: 1 3B: 0 HR: 2	SF: 0 SAC: 0 DP: 0 HBP: 0	WP: 0 PB: 0 SB: 0 CS: 0	PA: 33
PITCHER	IP WLS BF H R ER SO BB IBB HBP BLK WP HR S P ERA WHIP																					
49 Tim Wakefield R ERA: 4.26	8.0 W 28 3 3 3 6 1 0 0 0 0 0 2 75 99 3.38 0.500																					
35 Dan Wheeler R ERA: 6.52	1.0 5 1 0 0 1 0 0 0 0 0 0 0 12 16 0.00 1.000																					

Milwaukee Brewers @ Boston Red Sox
Fenway Park, Boston, MA
Sun Jun 19 2011, 1:47 PM - 4:23 PM EDT
Att: 37,903 - Partly Cloudy - 74 F

AB 32
R 3
H 4
RBI 3
BB 1
SO 7
LOB 7



Batter	1	2	3	4	5	6	7	8	9	AB	R	H	RBI	BB	SO	LOB	BOTTOM			
2 Jacoby Ellsbury L OBP: 0.371, SLG: 0.474			G4-3			F8				5	1	2	2	0	0	2				
54 Darrell McDonald R OBP: 0.250, SLG: 0.219										0	0	0	0	0	0	0				
15 Dustin Pedroia R OBP: 0.377, SLG: 0.392										4	2	3	2	0	0	2				
44 Drew Sutton S OBP: 0.314, SLG: 0.514										0	1	0	0	0	0	0				
28 Adrián González L OBP: 0.403, SLG: 0.607										5	2	2	2	0	1	1				
20 Kevin Youkilis R OBP: 0.382, SLG: 0.491										4	1	1	3	1	1	2				
34 David Ortiz L OBP: 0.399, SLG: 0.602										3	2	1	1	2	0	1				
7 J.D. Drew L OBP: 0.325, SLG: 0.331										5	1	2	0	0	1	2				
10 Marco Scutaro R OBP: 0.345, SLG: 0.389										5	1	1	2	0	2	4				
39 Jarrod Saltalamacchia R OBP: 0.309, SLG: 0.430										4	0	1	0	0	2	4				
16 Josh Reddick L OBP: 0.421, SLG: 0.500										3	1	1	0	1	1	1				
Inning Stats	R: 6 E: 1 K: 1 S: 29	H: 6 LOB: 2 BB: 1 P: 47	R: 0 E: 0 K: 2 S: 9	H: 0 LOB: 1 BB: 1 P: 20	R: 0 E: 0 K: 1 S: 13	H: 1 LOB: 1 BB: 0 P: 19	R: 2 E: 0 K: 1 S: 16	H: 3 LOB: 2 BB: 1 P: 29	R: 1 E: 0 K: 0 S: 9	H: 1 LOB: 0 BB: 0 P: 12	R: 2 E: 0 K: 2 S: 10	H: 1 LOB: 0 BB: 1 P: 15	R: 1 E: 0 K: 1 S: 12	H: 2 LOB: 2 BB: 0 P: 15	R: 0 E: 0 K: 0 S: 5	H: 0 LOB: 0 BB: 0 P: 7	1B: 6 2B: 4 3B: 1 HR: 3	SF: 1 SAC: 0 DP: 0 HBP: 0	WP: 1 PB: 0 SB: 0 CS: 0	PA: 43
PITCHER	IP WLS BF H R ER SO BB IBB HBP BLK WP HR S P ERA WHIP																			
49 Yovani Gallardo R ERA: 4.11	3.0 L 14 3 3 3 3 2 0 0 0 0 0 1 31 48 9.00 1.667																			
52 Sergio Mitre R ERA: 3.39	4.1 14 3 3 3 3 2 0 0 0 0 0 1 31 48 9.00 1.667																			
45 Mark DeFence R ERA: 9.0	7.1 5 2 1 1 1 0 0 0 0 0 0 0 12 15 9.00 2.000																			
32 LaTroy Hawkins R ERA: 0.49	8.1 3 0 0 0 0 0 0 0 0 0 0 0 5 7 0.00 0.000																			

Milwaukee Brewers @ Boston Red Sox
Fenway Park, Boston, MA
Sun Jun 19 2011, 1:47 PM - 4:23 PM EDT
Att: 37,903 - Partly Cloudy - 74 F

AB 38
R 12
H 14
RBI 12
BB 4
SO 8
LOB 19



Batter	1	2	3	4	5	6	7	8	9	AB	R	H	RBI	BB	SO	LOB	TOP					
22 Johnny Damon, L (1,7) OBP: 0.318, SLG: 0.413										4	0	0	0	0	2	1						
18 Ben Zobrist, S (1,4) OBP: 0.342, SLG: 0.478										4	0	0	0	0	3	0						
20 Matt Joyce, L (1,9) OBP: 0.372, SLG: 0.534										2	0	0	0	1	1	0						
3 Evan Longoria, R (1,5) OBP: 0.332, SLG: 0.406										4	0	0	0	0	0	3						
11 Casey Kotchman, L (1,3) OBP: 0.399, SLG: 0.459										4	0	1	0	0	0	1						
2 B.J. Upton, R (1,8) OBP: 0.304, SLG: 0.361										4	1	1	0	0	2	2						
28 John Jaso, L (1,2) OBP: 0.298, SLG: 0.336									4	0	2	1	0	0	1							
15 Reid Brignac, L (1,6) OBP: 0.228, SLG: 0.211										3	0	0	0	0	1	3						
56 Jeremy Hellickson, R (7,PH) 5 Sam Fuld, L (7,PH) 36 Adam Russell, R (7,PH) 39 J.P. Howell, L (7,PH) 27 Cesar Ramos, L (7,PH) 21 Andy Sonnanstine, L (8,PH)										2	0	0	0	0	2	1						
Inning Stats	R: 0 H: 0 K: 2 S: 14	H: 0 LOB: 1 BB: 0 P: 21	R: 0 H: 1 K: 1 S: 9	H: 1 LOB: 1 BB: 0 P: 15	R: 0 H: 0 K: 3 S: 11	H: 0 LOB: 0 BB: 0 P: 14	R: 0 H: 0 K: 1 S: 8	H: 0 LOB: 1 BB: 0 P: 13	R: 0 H: 1 K: 1 S: 12	H: 1 LOB: 1 BB: 0 P: 18	R: 0 H: 0 K: 1 S: 10	H: 0 LOB: 0 BB: 0 P: 15	R: 1 H: 2 K: 1 S: 13	H: 2 LOB: 1 BB: 0 P: 20	R: 0 H: 0 K: 1 S: 8	H: 0 LOB: 1 BB: 0 P: 14	R: 0 H: 0 K: 0 S: 8	H: 0 LOB: 0 BB: 0 P: 11	1B: 2 2B: 2 3B: 0 HR: 0	SF: 0 SAC: 0 DP: 0 HBP: 1	WP: 0 PB: 0 SB: 0 CS: 0	PA: 34
PITCHER	IP: 7.0 WLS: W BF: 27 ERA: 4.77	WLS: W BF: 4 ERA: 5.05	H: 4 R: 1 ER: 1 SO: 10	H: 1 R: 0 ER: 0 SO: 1	H: 0 R: 0 ER: 0 SO: 0	H: 0 R: 0 ER: 0 SO: 0	H: 0 R: 0 ER: 0 SO: 8	H: 1 R: 14 ER: 0.00 WHIP: 1.000	H: 1 R: 8 ER: 0.00 WHIP: 0.000	H: 2 R: 14 ER: 1.29 WHIP: 0.571	H: 1 R: 8 ER: 0.00 WHIP: 1.000	H: 0 R: 8 ER: 0.00 WHIP: 0.000	H: 2 R: 11 ER: 0.00 WHIP: 0.000	H: 0 R: 8 ER: 0.00 WHIP: 0.000	H: 0 R: 11 ER: 0.00 WHIP: 0.000	H: 0 R: 8 ER: 0.00 WHIP: 0.000	H: 0 R: 11 ER: 0.00 WHIP: 0.000	H: 0 R: 11 ER: 0.00 WHIP: 0.000	1B: 0 2B: 0 3B: 0 HR: 0	SF: 0 SAC: 0 DP: 0 HBP: 1	WP: 0 PB: 0 SB: 0 CS: 0	PA: 34

Tampa Bay Rays @ Milwaukee Brewers
Miller Park, Milwaukee, WI
Tue Jun 21 2011, 7:12 PM - 10:11 PM CDT
Att: 40,079 - Cloudy - 74 F

AB	32
R	1
H	4
RBI	1
BB	1
SO	11
LOB	13



Batter	1	2	3	4	5	6	7	8	9	AB	R	H	RBI	BB	SO	LOB	BOTTOM					
23 Rickie Weeks Jr., R (1,4) OBP: 0.357, SLG: 0.502										4	1	0	0	1	1	5						
2 Nyjer Morgan, L (1,8) OBP: 0.385, SLG: 0.514									2	0	0	0	0	0	0	0						
9 Josh Wilson, R (7,PH) OBP: 0.290, SLG: 0.552									0	1	0	0	1	0	0	0						
27 Carlos Gómez, R (8,8) OBP: 0.266, SLG: 0.344									0	0	0	0	0	0	0	0						
8 Ryan Braun, R (1,7) OBP: 0.397, SLG: 0.555									3	0	1	2	1	0	0	0						
28 Prince Fielder, L (1,3) OBP: 0.425, SLG: 0.609									2	0	1	1	2	0	0	0						
14 Casey McGehee, R (1,5) OBP: 0.285, SLG: 0.324									3	0	0	1	0	0	3							
1 Corey Hart, R (1,9) OBP: 0.333, SLG: 0.464									3	0	0	0	1	2	2							
3 Yuniesky Betancourt, R (1,6) ERA: 3.08										4	1	1	1	0	0	3						
50 Kameron Loe, R (8,1) ERA: 2.73										0	0	0	0	0	0	0						
59 John Axford, R (9,1) ERA: 3.91										0	0	0	0	0	0	0						
20 Jonathan Lucroy, R (1,2) OBP: 0.319, SLG: 0.423										4	1	3	0	0	0	0						
13 Zack Greinke, R (1,1) OBP: 0.263, SLG: 0.389										2	0	1	0	0	0	0						
30 Craig Counsell, L (7,PH) OBP: 0.316, SLG: 0.256										1	1	0	0	1	0	1						
Inning Stats	R: 1 H: 0 K: 1 S: 11	H: 1 LOB: 2 BB: 3 P: 26	R: 1 H: 1 K: 1 S: 11	H: 1 LOB: 0 BB: 0 P: 16	R: 0 H: 0 K: 0 S: 10	H: 0 LOB: 1 BB: 1 P: 20	R: 0 H: 2 K: 0 S: 10	H: 2 LOB: 2 BB: 0 P: 15	R: 0 H: 0 K: 0 S: 7	H: 0 LOB: 0 BB: 0 P: 12	R: 0 H: 0 K: 1 S: 11	H: 0 LOB: 0 BB: 0 P: 16	R: 3 H: 3 K: 0 S: 12	H: 3 LOB: 3 BB: 3 P: 30	R: 0 H: 1 K: 0 S: 10	H: 1 LOB: 0 BB: 0 P: 14	R: 0 H: 0 K: 0 S: 10	H: 0 LOB: 0 BB: 0 P: 11	1B: 6 2B: 0 3B: 0 HR: 1	SF: 1 SAC: 1 DP: 1 HBP: 0	WP: 0 PB: 0 SB: 0 CS: 0	PA: 37
PITCHER	IP: 6.0 WLS: L BF: 25 ERA: 3.08	WLS: L BF: 3 ERA: 2.73	H: 3 R: 2 ER: 2 SO: 3	H: 2 R: 2 ER: 2 SO: 0	H: 0 R: 1 ER: 0 SO: 0	H: 0 R: 0 ER: 0 SO: 0	H: 2 R: 6 ER: 0.00 WHIP: 1.167	H: 0 R: 3 ER: 0.00 WHIP: 0.000	H: 0 R: 8 ER: 0.00 WHIP: 1.500	H: 0 R: 10 ER: 0.00 WHIP: 1.000	H: 0 R: 6 ER: 54.00 WHIP: 6.000	H: 0 R: 8 ER: 0.00 WHIP: 0.000	H: 3 R: 8 ER: 0.00 WHIP: 0.000	H: 3 R: 8 ER: 0.00 WHIP: 0.000	H: 0 R: 11 ER: 0.00 WHIP: 0.000	H: 0 R: 11 ER: 0.00 WHIP: 0.000	H: 0 R: 11 ER: 0.00 WHIP: 0.000	H: 0 R: 11 ER: 0.00 WHIP: 0.000	1B: 0 2B: 0 3B: 0 HR: 1	SF: 1 SAC: 1 DP: 1 HBP: 0	WP: 0 PB: 0 SB: 0 CS: 0	PA: 37

Tampa Bay Rays @ Milwaukee Brewers
Miller Park, Milwaukee, WI
Tue Jun 21 2011, 7:12 PM - 10:11 PM CDT
Att: 40,079 - Cloudy - 74 F

AB	28
R	5
H	7
RBI	5
BB	7
SO	3
LOB	14



Batter	1	2	3	4	5	6	7	8	9	AB	R	H	RBI	BB	SO	LOB	TOP							
1 Sean Rodriguez, R (1,4) OBP: 0.299, SLG: 0.404										3	1	0	0	1	0	1								
18 Ben Zobrist, S (1,9) OBP: 0.341, SLG: 0.475										4	0	1	0	0	1	1								
3 Evan Longoria, R (1,5) OBP: 0.325, SLG: 0.396										4	0	0	0	0	2	2								
2 B.J. Upton, R (1,8) OBP: 0.303, SLG: 0.359										4	0	1	1	0	1	0								
11 Casey Kotchman, L (1,3) OBP: 0.396, SLG: 0.455										4	1	1	0	0	2	2								
16 Justin Ruggiano, R (1,7) OBP: 0.388, SLG: 0.566										2	0	1	0	0	0	1								
5 Sam Fuld, L (7,PH) OBP: 0.295, SLG: 0.358										1	1	1	0	1	0	0								
10 Kelly Shoppach, R (1,2) OBP: 0.294, SLG: 0.330										3	2	1	2	1	2	2								
9 Elliot Johnson, S (1,6) OBP: 0.277, SLG: 0.365										4	1	1	3	0	1	2								
14 David Price, L (1,1)										2	0	0	0	1	1	0								
22 Johnny Damon, L (9,PH) OBP: 0.317, SLG: 0.411										1	0	0	0	0	0	1								
43 Kyle Farnsworth, R (9,1)										0	0	0	0	0	0	0								
Inning Stats	R: 0 E: 0 K: 1 S: 9	H: 0 LOB: 0 BB: 0 P: 13	R: 2 E: 0 K: 1 S: 16	H: 2 LOB: 0 BB: 0 P: 26	R: 0 E: 0 K: 0 S: 10	H: 0 LOB: 0 BB: 1 P: 15	R: 0 E: 0 K: 1 S: 10	H: 1 LOB: 0 BB: 0 P: 17	R: 1 E: 0 K: 2 S: 12	H: 2 LOB: 2 BB: 1 P: 19	R: 3 E: 0 K: 2 S: 17	H: 2 LOB: 0 BB: 1 P: 27	R: 0 E: 0 K: 1 S: 9	H: 0 LOB: 1 BB: 1 P: 19	R: 0 E: 0 K: 1 S: 9	H: 0 LOB: 1 BB: 1 P: 19	1B: 4 2B: 1 3B: 0 HR: 2	SF: 0 SAC: 0 DP: 0 HBP: 0	WP: 0 PB: 0 SB: 1 CS: 0	PA: 36				
PITCHER	IP WLS BF H R ER SO BB IBB HBP BLK WP HR S P ERA WHIP																							
18 Shaun Marcum, R (1,1) ERA: 2.95	3.0		11	2	2	2	2	1	0	0	0	0	0	0	0	0	0	0	0	1	35	54	6.00	1.000
41 Marco Estrada, R (4,1) ERA: 4.72	3.0	L	12	3	1	1	4	1	0	0	0	0	0	0	0	0	0	0	0	1	32	50	3.00	1.333
48 Tim Lillard, R (7,1) ERA: 4.8	2.0		9	2	3	3	3	1	0	0	0	0	0	0	0	0	0	0	0	1	26	42	13.50	1.500
52 Sergio Mitre, R (9,1) ERA: 3.27	1.0		4	0	0	0	1	1	0	0	0	0	0	0	0	0	0	0	0	0	9	19	0.00	1.000

Tampa Bay Rays @ Milwaukee Brewers
Miller Park, Milwaukee, WI
Wed Jun 22 2011, 1:11 PM - 4:10 PM CDT
Att: 39,632 - Roof Closed - 75 F

AB 32
R 6
H 7
RBI 6
BB 4
SO 10
LOB 12

Batter	1	2	3	4	5	6	7	8	9	AB	R	H	RBI	BB	SO	LOB	BOTTOM							
23 Rickie Weeks Jr, R (1,4) OBP: 0.356, SLG: 0.498										4	1	1	0	0	3	0								
1 Corey Hart, R (1,9) OBP: 0.342, SLG: 0.464										2	1	1	0	1	0	0								
8 Ryan Braun, R (1,7) OBP: 0.395, SLG: 0.550										4	0	1	1	0	0	2								
28 Prince Fielder, L (1,3) OBP: 0.426, SLG: 0.608										4	1	2	0	0	1	1								
14 Casey McGehee, R (1,5) OBP: 0.284, SLG: 0.323										4	0	1	0	0	0	1								
3 Yuniesky Betancourt, R (1,6) OBP: 0.255, SLG: 0.341										4	0	2	0	0	0	0								
27 Carlos Gómez, R (1,8) OBP: 0.262, SLG: 0.339										3	0	0	0	0	1	1								
2 Nyjer Morgan, L (9,PH) OBP: 0.365, SLG: 0.514										0	0	0	1	0	0	0								
20 Jonathan Lucroy, R (1,2) OBP: 0.314, SLG: 0.417										3	0	0	0	0	2	0								
25 Mark Kotsay, L (9,PH) OBP: 0.310, SLG: 0.281										1	0	0	0	0	0	2								
18 Shaun Marcum, R (1,1) OBP: 0.161, SLG: 0.138										1	0	0	0	0	1	0								
41 Marco Estrada, R (4,1) OBP: 0.222, SLG: 0.222										1	0	0	0	0	1	0								
48 Tim Lillard, R (7,1) ERA: 4.8										0	0	0	0	0	0	0								
9 Josh Wilson, R (8,PH) OBP: 0.281, SLG: 0.533										1	0	0	0	0	1	0								
52 Sergio Mitre, R (9,1) ERA: 3.27										0	0	0	0	0	0	0								
Inning Stats	R: 2 E: 0 K: 0 S: 17	H: 2 LOB: 0 BB: 0 P: 27	R: 0 E: 0 K: 1 S: 8	H: 0 LOB: 0 BB: 0 P: 11	R: 0 E: 0 K: 2 S: 8	H: 0 LOB: 1 BB: 1 P: 14	R: 0 E: 0 K: 1 S: 12	H: 1 LOB: 1 BB: 0 P: 18	R: 0 E: 0 K: 2 S: 7	H: 0 LOB: 0 BB: 0 P: 11	R: 0 E: 0 K: 0 S: 9	H: 2 LOB: 1 BB: 0 P: 14	R: 0 E: 0 K: 2 S: 8	H: 0 LOB: 0 BB: 0 P: 10	R: 0 E: 0 K: 2 S: 9	H: 0 LOB: 0 BB: 0 P: 15	R: 1 E: 0 K: 0 S: 8	H: 3 LOB: 2 BB: 0 P: 10	1B: 8 2B: 0 3B: 0 HR: 0	SF: 1 SAC: 0 DP: 1 HBP: 1	WP: 0 PB: 0 SB: 0 CS: 1	PA: 35		
PITCHER	IP WLS BF H R ER SO BB IBB HBP BLK WP HR S P ERA WHIP																							
14 David Price, L (1,1) ERA: 3.51	8.0	W	29	5	2	2	10	1	0	1	0	0	0	0	0	0	0	0	0	0	78	120	2.25	0.750
43 Kyle Farnsworth, R (9,1) ERA: 2.17	1.0		6	3	1	1	0	0	0	0	0	0	0	0	0	0	0	0	0	0	8	10	9.00	3.000

Tampa Bay Rays @ Milwaukee Brewers
Miller Park, Milwaukee, WI
Wed Jun 22 2011, 1:11 PM - 4:10 PM CDT
Att: 39,632 - Roof Closed - 75 F

AB 32
R 3
H 8
RBI 2
BB 1
SO 10
LOB 7

Batter	1	2	3	4	5	6	7	8	9	AB	R	H	RBI	BB	SO	LOB	TOP										
11 Ben Revere, L OBP: 0.302, SLG: 0.306	G4-3	1-2 2-H 1B			G6-3				P5	5	0	2	1	0	0	0	Minnesota Twins @ Milwaukee Brewers Miller Park, Milwaukee, WI Sat Jun 25 2011, 6:10 PM - 9:00 PM CDT Att: 43,980 - Overcast - 76 F										
12 Alexi Casilla, S OBP: 0.323, SLG: 0.360	21 WP 7 S BB	G1-3			G6-3					3	0	0	0	1	1	3											
7 Joe Mauer, L OBP: 0.235, SLG: 0.222	K				21 G4-6-3 1B				G4-3	4	0	1	0	0	1	1											
5 Michael Cuddyer, R OBP: 0.360, SLG: 0.464	21 FC6-4 BB				K					3	0	2	0	1	1	1											
21 Delmon Young, R OBP: 0.281, SLG: 0.324	FC6-4									2	0	0	0	0	0	3											
38 Luke Hughes, R OBP: 0.310, SLG: 0.321	1-2 2-3				G4-6-3					2	0	1	0	0	0	1											
22 Danny Valencia, R OBP: 0.272, SLG: 0.353										4	0	1	0	0	2	2											
1 Tsuyoshi Nishoka, S 51 Anthony Swarzak, R 25 Jim Thome, L 54 Phil Dumatrait, L 32 Rene Rivera, R 36 Joe Nathan, R	G6-3				G6-3					2	0	0	0	0	0	0											
18 Jason Repko, R OBP: 0.230, SLG: 0.207					G5-3					4	1	1	0	0	1	0											
47 Francisco Liriano, L 20 Matt Tolbert, S	11 1B				L6					0	0	0	0	1	0	0											
Inning Stats	R: 0 E: 0 K: 1 S: 14	H: 0 LOB: 2 BB: 2 P: 26	R: 1 E: 0 K: 1 S: 12	H: 2 LOB: 2 BB: 1 P: 20	R: 0 E: 0 K: 1 S: 8	H: 1 LOB: 0 BB: 0 P: 10	R: 0 E: 0 K: 0 S: 7	H: 0 LOB: 0 BB: 0 P: 10	R: 0 E: 0 K: 2 S: 12	H: 2 LOB: 2 BB: 0 P: 13	R: 0 E: 0 K: 1 S: 10	H: 1 LOB: 1 BB: 0 P: 17	R: 0 E: 0 K: 0 S: 12	H: 2 LOB: 2 BB: 0 P: 20	R: 0 E: 0 K: 1 S: 9	H: 0 LOB: 0 BB: 0 P: 12	1B: 8 2B: 0 3B: 0 HR: 0	SF: 0 SAC: 0 DP: 1 HBP: 0	WP: 1 PB: 0 SB: 1 CS: 0	PA: 37							
PITCHER	IP	WLS	BF	H	R	ER	SO	BB	IBB	HBP	BLK	WP	HR	S	P	ERA	WHIP										
49 Yovani Gallardo, R ERA: 3.92	7.0	W	29	6	1	1	6	3	0	0	0	1	0	70	108	1.29	1.286										
48 Tim Lillard, R ERA: 4.5	1.0		5	2	0	0	0	0	0	0	0	0	0	12	20	0.00	2.000										
45 Mark DiFelice, R ERA: 12.0	1.0		3	0	0	0	1	0	0	0	0	0	0	9	12	0.00	0.000										

Batter	1	2	3	4	5	6	7	8	9	AB	R	H	RBI	BB	SO	LOB	BOTTOM												
23 Rickie Weeks Jr, R OBP: 0.362, SLG: 0.505	G4-3									3	2	2	1	0	0	0	Minnesota Twins @ Milwaukee Brewers Miller Park, Milwaukee, WI Sat Jun 25 2011, 6:10 PM - 9:00 PM CDT Att: 43,980 - Overcast - 76 F												
30 Craig Counsell, L OBP: 0.309, SLG: 0.250										1	0	0	0	0	0	0													
1 Corey Hart, R OBP: 0.357, SLG: 0.486	K									2	3	1	1	3	1	0													
8 Ryan Braun, R OBP: 0.391, SLG: 0.547	K									3	1	1	2	0	1	2													
25 Mark Kotsay, L OBP: 0.308, SLG: 0.279										1	0	0	0	0	0	0													
28 Prince Fielder, L OBP: 0.428, SLG: 0.616										4	1	1	2	0	1	1													
2 Nyjer Morgan, L OBP: 0.305, SLG: 0.500										1	0	0	0	0	0	0													
14 Casey McGehee, R OBP: 0.283, SLG: 0.321										4	0	1	1	0	1	0													
48 Tim Lillard, R										0	0	0	0	0	0	0													
45 Mark DiFelice, R										0	0	0	0	0	0	0													
3 Yuniesky Betancourt, R OBP: 0.255, SLG: 0.330										4	1	2	1	0	0	1													
20 Jonathan Lucroy, R OBP: 0.318, SLG: 0.416										4	1	2	0	0	0	0													
27 Carlos Gómez, R OBP: 0.272, SLG: 0.363										4	2	3	2	0	0	0													
49 Yovani Gallardo, R OBP: 0.205, SLG: 0.263										3	0	1	0	0	1	2													
9 Josh Wilson, R OBP: 0.273, SLG: 0.516										1	0	0	0	0	1	0													
Inning Stats	R: 0 E: 0 K: 2 S: 10	H: 0 LOB: 0 BB: 0 P: 14	R: 0 E: 0 K: 0 S: 5	H: 1 LOB: 1 BB: 0 P: 9	R: 5 E: 2 K: 1 S: 27	H: 5 LOB: 1 BB: 1 P: 43	R: 1 E: 0 K: 0 S: 14	H: 2 LOB: 2 BB: 1 P: 24	R: 1 E: 0 K: 1 S: 16	H: 3 LOB: 2 BB: 0 P: 21	R: 3 E: 0 K: 1 S: 14	H: 2 LOB: 0 BB: 1 P: 22	R: 0 E: 0 K: 1 S: 7	H: 0 LOB: 0 BB: 0 P: 8	R: 1 E: 0 K: 0 S: 14	H: 1 LOB: 0 BB: 0 P: 21	1B: 9 2B: 1 3B: 0 HR: 4	SF: 2 SAC: 0 DP: 0 HBP: 0	WP: 1 PB: 0 SB: 0 CS: 0	PA: 40									
PITCHER	IP	WLS	BF	H	R	ER	SO	BB	IBB	HBP	BLK	WP	HR	S	P	ERA	WHIP												
47 Francisco Liriano, L ERA: 4.98	3.2	L	20	8	6	5	3	2	0	0	0	0	0	19	25	6.75	2.250												
51 Anthony Swarzak, R ERA: 3.49	1.1		7	3	1	1	1	0	0	0	0	0	0	1	1	21	30	13.50	1.500										
54 Phil Dumatrait, L ERA: 4.76	2.0		9	2	3	3	2	1	0	0	0	1	1	14	21	9.00	1.000												
36 Joe Nathan, R ERA: 7.71	1.0		4	1	1	1	0	0	0	0	0	0	0	1	14	21	9.00	1.000											



Batter	1	2	3	4	5	6	7	8	9	AB	R	H	RBI	BB	SO	LOB	TOP
11 Ben Revere, L OBP: 0.300, SLG: 0.304			G4-3			G6-3				4	0	1	0	0	1	0	Minnesota Twins @ Milwaukee Brewers Miller Park, Milwaukee, WI Sun Jun 26 2011, 1:11 PM - 3:55 PM CDT Att: 41,624 - Sunny - 75 F
12 Alexi Casilla, S OBP: 0.318, SLG: 0.353	K2-3		G4-3			B1-3	K			4	0	0	0	0	2	3	
5 Michael Cuddyer, R OBP: 0.358, SLG: 0.464	G1-3									4	0	1	0	0	2	0	
22 Danny Valencia, R OBP: 0.272, SLG: 0.359										4	1	1	0	0	1	1	
38 Luke Hughes, R OBP: 0.308, SLG: 0.313										3	1	0	0	1	1		
15 Glen Perkins, L										0	0	0	0	0	0	0	
18 Jason Repko, R OBP: 0.231, SLG: 0.210										4	0	1	1	0	2	1	
1 Tsuyoshi Nishioka, S OBP: 0.267, SLG: 0.255										4	0	2	0	0	0	1	
41 Drew Butera, R OBP: 0.213, SLG: 0.258										1	0	0	0	1	0	1	
7 Joe Mauer, L OBP: 0.243, SLG: 0.231										2	0	1	0	0	0	2	
48 Carl Pavano, R										2	0	0	0	0	1	1	
25 Jim Thome, L										1	0	1	1	0	0	0	
52 Brian Kauter, L										0	0	0	0	0	0	0	
50 Jose Mijares, L										0	0	0	0	0	0	0	
31 Alex Burnett, R										0	0	0	0	0	0	0	
23 Rene Tosoni, L										1	0	0	0	0	0	2	
Inning Stats	R: 0 E: 0 K: 2 S: 9	H: 0 LOB: 0 BB: 0 P: 14	R: 1 E: 0 K: 1 S: 12	H: 2 LOB: 1 BB: 0 P: 17	R: 0 E: 0 K: 0 S: 5	H: 0 LOB: 0 BB: 0 P: 7	R: 0 E: 0 K: 1 S: 6	H: 1 LOB: 1 BB: 0 P: 7	R: 0 E: 0 K: 1 S: 9	H: 3 LOB: 3 BB: 1 P: 30	R: 0 E: 0 K: 1 S: 9	H: 2 LOB: 1 BB: 0 P: 13	1B: 6 2B: 1 3B: 1 HR: 0	SF: 0 SAC: 0 DP: 1 HBP: 0	WP: 0 PB: 0 CS: 1	PA: 36	
PITCHER	IP	WLS	BF	H	R	ER	SO	BB	IBB	HBP	BLK	WP	HR	S	P	ERA	WHIP
38 Chris Narveson, L	6.2	W	27	5	2	2	7	2	0	0	0	0	0	68	108	2.70	1.050
32 LaTroy Hawkins, R	0.1	H	2	1	0	0	1	0	0	0	0	0	0	4	5	0.00	3.000
50 Kameron Loe, R	1.0		3	0	0	0	1	0	0	0	0	0	0	9	14	0.00	0.000
59 John Axford, R	1.0		4	2	0	0	1	0	0	0	0	0	0	9	13	0.00	2.000

livebaseballscorecards.com



AB 34
R 2
H 8
RBI 2
BB 2
SO 10
LOB 13

Batter	1	2	3	4	5	6	7	8	9	AB	R	H	RBI	BB	SO	LOB	BOTTOM			
23 Rickie Weeks Jr., R OBP: 0.360, SLG: 0.498	K		L4			L9				4	0	0	0	1	2	4	Minnesota Twins @ Milwaukee Brewers Miller Park, Milwaukee, WI Sun Jun 26 2011, 1:11 PM - 3:55 PM CDT Att: 41,624 - Sunny - 75 F			
2 Nyjer Morgan, L OBP: 0.365, SLG: 0.496	P6									3	1	1	1	0	1	0				
27 Carlos Gómez, R										1	0	0	0	0	0	2				
8 Ryan Braun, R OBP: 0.390, SLG: 0.554	G6-3									4	2	1	2	0	0	3				
28 Prince Fielder, L OBP: 0.426, SLG: 0.611										4	0	1	1	0	2	0				
14 Casey McGehee, R OBP: 0.280, SLG: 0.316										4	0	0	0	0	1	1				
1 Corey Hart, R OBP: 0.355, SLG: 0.480										4	0	1	0	0	2	1				
3 Yuniesky Betancourt, R OBP: 0.262, SLG: 0.356										4	1	3	0	0	0	1				
20 Jonathan Lucroy, R OBP: 0.326, SLG: 0.437										3	2	2	1	1	0	1				
38 Chris Narveson, L										2	0	1	1	0	0	1				
32 LaTroy Hawkins, R										0	0	0	0	0	0	0				
50 Kameron Loe, R										0	0	0	0	0	0	0				
9 Josh Wilson, R										1	0	0	0	0	1	1				
59 John Axford, R										0	0	0	0	0	0	0				
Inning Stats	R: 0 E: 0 K: 1 S: 9	H: 0 LOB: 0 BB: 0 P: 13	R: 0 E: 0 K: 0 S: 6	H: 0 LOB: 0 BB: 0 P: 8	R: 0 E: 0 K: 0 S: 15	H: 1 LOB: 3 BB: 1 P: 24	R: 0 E: 0 K: 1 S: 11	H: 1 LOB: 1 BB: 0 P: 20	R: 3 E: 1 K: 2 S: 15	H: 3 LOB: 0 BB: 0 P: 17	R: 2 E: 0 K: 1 S: 13	H: 3 LOB: 1 BB: 0 P: 20	R: 1 E: 1 K: 3 S: 16	H: 1 LOB: 1 BB: 0 P: 19	R: 0 E: 0 K: 1 S: 8	H: 1 LOB: 2 BB: 1 P: 16	1B: 6 2B: 2 3B: 1 HR: 1	SF: 0 SAC: 1 DP: 0 HBP: 1	WP: 1 PB: 0 CS: 0	PA: 38
PITCHER	IP	WLS	BF	H	R	ER	SO	BB	IBB	HBP	BLK	WP	HR	S	P	ERA	WHIP			
48 Carl Pavano, R	6.0	L	28	8	5	5	5	1	0	0	0	0	0	69	102	7.50	1.500			
50 Jose Mijares, L	0.1		3	1	1	0	1	0	0	0	0	0	0	9	10	0.00	3.000			
31 Alex Burnett, R	0.2		2	0	0	0	2	0	0	0	0	0	0	7	9	0.00	0.000			
15 Glen Perkins, L	1.0		5	1	0	0	1	0	1	0	0	0	0	8	16	0.00	1.000			

livebaseballscorecards.com



AB 34
R 6
H 10
RBI 6
BB 2
SO 9
LOB 15

Batter	1	2	3	4	5	6	7	8	9	AB	R	H	RBI	BB	SO	LOB	TOP							
23 Rickie Weeks Jr. R OBP: 0.358, SLG: 0.495 30 Craig Counsell, L OBP: 0.366, SLG: 0.247	P3																4 0 1 0 0 1 2 1 0 0 0 0 0 1							
2 Nyjer Morgan, L OBP: 0.359, SLG: 0.487	14 S 8 HBP 1B																4 0 1 0 0 1 3							
8 Ryan Braun, R OBP: 0.391, SLG: 0.555 27 Carlos Gómez, R OBP: 0.271, SLG: 0.361																	3 0 1 0 0 0 2 0 0 0 0 0 0 0							
28 Prince Fielder, L OBP: 0.425, SLG: 0.608 25 Mark Kotsay, L OBP: 0.336, SLG: 0.277	F7																3 1 1 0 0 0 2 1 0 0 0 0 0 1							
14 Casey McGehee, R OBP: 0.280, SLG: 0.315	K																4 0 1 0 0 2 3							
1 Cory Hart, R OBP: 0.353, SLG: 0.481	F7																4 1 1 0 0 0 3							
24 Mat Gamel, L OBP: 0.500, SLG: 0.500	F8																4 0 2 1 0 0 0							
3 Yuniesky Betancourt, R OBP: 0.259, SLG: 0.354 9 Josh Wilson, R OBP: 0.286, SLG: 0.515	G4-3																2 0 0 1 0 0 0 1 0 1 0 0 0 0							
20 Jonathan Lucroy, R OBP: 0.330, SLG: 0.446 9 George Kottaras, L OBP: 0.282, SLG: 0.444	G5-3																3 0 2 0 0 0 0 1 0 0 0 0 0 1							
Inning Stats	R: 0 E: 0 K: 1 S: 9	H: 1 LOB: 2 BB: 0 P: 18	R: 0 E: 0 K: 0 S: 7	H: 0 LOB: 0 BB: 0 P: 9	R: 0 E: 0 K: 0 S: 8	H: 1 LOB: 1 BB: 0 P: 13	R: 2 E: 0 K: 0 S: 7	H: 3 LOB: 0 BB: 0 P: 10	R: 0 E: 0 K: 0 S: 10	H: 1 LOB: 0 BB: 0 P: 16	R: 0 E: 0 K: 0 S: 8	H: 2 LOB: 2 BB: 0 P: 10	R: 0 E: 0 K: 2 S: 26	H: 1 LOB: 1 BB: 0 P: 34	R: 0 E: 0 K: 1 S: 10	H: 1 LOB: 1 BB: 0 P: 14	R: 0 E: 0 K: 0 S: 8	H: 1 LOB: 1 BB: 0 P: 14	1B: 8 2B: 4 3B: 0 HR: 0	SF: 1 SAC: 0 DP: 1 HBP: 1	WP: 0 PB: 0 SB: 2 CS: 0	PA: 37		
PITCHER	IP WLS BF ERA WHIP	IP WLS BF ERA WHIP	IP WLS BF ERA WHIP	IP WLS BF ERA WHIP	IP WLS BF ERA WHIP	IP WLS BF ERA WHIP	IP WLS BF ERA WHIP	IP WLS BF ERA WHIP	IP WLS BF ERA WHIP	IP WLS BF ERA WHIP	IP WLS BF ERA WHIP	IP WLS BF ERA WHIP	IP WLS BF ERA WHIP	IP WLS BF ERA WHIP	IP WLS BF ERA WHIP	IP WLS BF ERA WHIP	IP WLS BF ERA WHIP	IP WLS BF ERA WHIP	IP WLS BF ERA WHIP	IP WLS BF ERA WHIP	IP WLS BF ERA WHIP	IP WLS BF ERA WHIP	IP WLS BF ERA WHIP	
36 Freddy Garcia, R ERA: 3.28 64 Hector Noesi, R ERA: 3.74 53 Cory Wade, R ERA:	6.0 W 25 3.00 1.333	2.0 8 0.00 1.000	1.0 4 0.00 1.000																					

Milwaukee Brewers @ New York Yankees
Yankee Stadium, Bronx, NY
Tue Jun 28 2011, 7:09 PM - 10:30 PM EDT
Att: 45,575 - Cloudy - 79 F

AB 35
R 2
H 11
RBI 2
BB 0
SO 4
LOB 18



Batter	1	2	3	4	5	6	7	8	9	AB	R	H	RBI	BB	SO	LOB	BOTTOM							
11 Brett Gardner, L OBP: 0.360, SLG: 0.414	14 3B HBP																3 2 0 0 1 1 2							
14 Curtis Granderson, L OBP: 0.363, SLG: 0.579 27 Chris Dickerson, L OBP: 0.350, SLG: 0.389	25 G4-3 3B																2 2 1 1 2 0 2 1 0 0 0 0 0 0							
25 Mark Teixeira, S OBP: 0.356, SLG: 0.542	G4-3																5 1 1 4 0 0 3							
13 Alex Rodriguez, R OBP: 0.382, SLG: 0.515 19 Ramiro Pena, S OBP: 0.235, SLG: 0.333	20 FC5 24 G3 1B																3 2 2 0 1 0 0 0 1 0 0 1 0 0							
24 Robinson Canó, L OBP: 0.335, SLG: 0.498 17 Francisco Cervelli, R OBP: 0.254, SLG: 0.279	G3																4 2 1 1 1 0 2 0 0 0 0 0 0 0							
33 Nick Swisher, S OBP: 0.370, SLG: 0.430	20 FC5 BB																4 1 2 4 1 0 2							
20 Jorge Posada, S OBP: 0.324, SLG: 0.496	FC5																5 0 1 1 0 1 3							
55 Russell Martin, R OBP: 0.333, SLG: 0.393	F9																5 0 1 1 0 0 5							
26 Eduardo Núñez, R OBP: 0.299, SLG: 0.370	25 S 25 G4-3 1B																3 1 1 0 1 1 2							
Inning Stats	R: 2 E: 0 K: 0 S: 15	H: 2 LOB: 3 BB: 1 P: 27	R: 5 E: 0 K: 0 S: 17	H: 3 LOB: 2 BB: 2 P: 29	R: 0 E: 0 K: 1 S: 13	H: 0 LOB: 0 BB: 2 P: 25	R: 0 E: 0 K: 0 S: 8	H: 0 LOB: 0 BB: 0 P: 12	R: 0 E: 0 K: 1 S: 8	H: 1 LOB: 1 BB: 0 P: 13	R: 4 E: 0 K: 1 S: 18	H: 3 LOB: 2 BB: 2 P: 33	R: 0 E: 0 K: 0 S: 8	H: 0 LOB: 0 BB: 0 P: 14	R: 1 E: 0 K: 0 S: 11	H: 1 LOB: 1 BB: 1 P: 19	R: 0 E: 0 K: 0 S: 8	H: 1 LOB: 1 BB: 1 P: 19	1B: 6 2B: 1 3B: 1 HR: 2	SF: 0 SAC: 0 DP: 0 HBP: 1	WP: 2 PB: 0 SB: 4 CS: 0	PA: 44		
PITCHER	IP WLS BF ERA WHIP	IP WLS BF ERA WHIP	IP WLS BF ERA WHIP	IP WLS BF ERA WHIP	IP WLS BF ERA WHIP	IP WLS BF ERA WHIP	IP WLS BF ERA WHIP	IP WLS BF ERA WHIP	IP WLS BF ERA WHIP	IP WLS BF ERA WHIP	IP WLS BF ERA WHIP	IP WLS BF ERA WHIP	IP WLS BF ERA WHIP	IP WLS BF ERA WHIP	IP WLS BF ERA WHIP	IP WLS BF ERA WHIP	IP WLS BF ERA WHIP	IP WLS BF ERA WHIP	IP WLS BF ERA WHIP	IP WLS BF ERA WHIP	IP WLS BF ERA WHIP	IP WLS BF ERA WHIP	IP WLS BF ERA WHIP	
13 Zack Greinke, R ERA: 5.63 41 Marco Estrada, R ERA: 4.97 21 Zach Braddock, L ERA: 2.7 32 LaTroy Hawkins, R ERA: 0.44 48 Tim Lillard, R ERA: 4.76	2.0 L 15 1.0 3 1.0 1.0	3.0 3 1.0 3 1.0 1.0	3.0 3 1.0 3 1.0 1.0	1.0 1 1.0 1 1.0 1.0	1.0 1 1.0 1 1.0 1.0	1.0 1 1.0 1 1.0 1.0	1.0 1 1.0 1 1.0 1.0	1.0 1 1.0 1 1.0 1.0	1.0 1 1.0 1 1.0 1.0	1.0 1 1.0 1 1.0 1.0	1.0 1 1.0 1 1.0 1.0	1.0 1 1.0 1 1.0 1.0	1.0 1 1.0 1 1.0 1.0	1.0 1 1.0 1 1.0 1.0	1.0 1 1.0 1 1.0 1.0	1.0 1 1.0 1 1.0 1.0	1.0 1 1.0 1 1.0 1.0	1.0 1 1.0 1 1.0 1.0	1.0 1 1.0 1 1.0 1.0	1.0 1 1.0 1 1.0 1.0	1.0 1 1.0 1 1.0 1.0	1.0 1 1.0 1 1.0 1.0	1.0 1 1.0 1 1.0 1.0	1.0 1 1.0 1 1.0 1.0

Milwaukee Brewers @ New York Yankees
Yankee Stadium, Bronx, NY
Tue Jun 28 2011, 7:09 PM - 10:30 PM EDT
Att: 45,575 - Cloudy - 79 F

AB 35
R 12
H 10
RBI 12
BB 8
SO 3
LOB 21

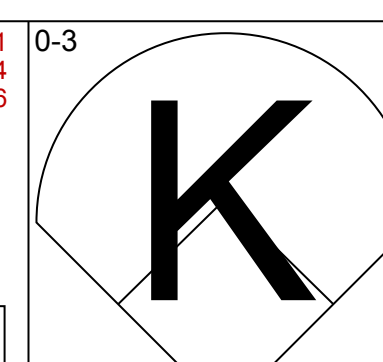
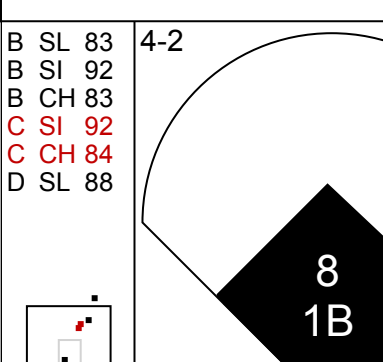
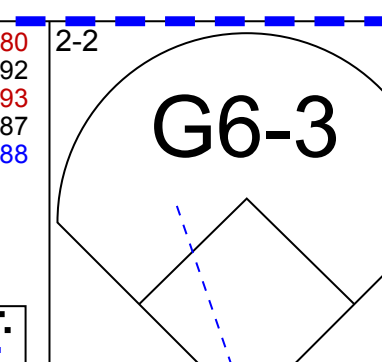
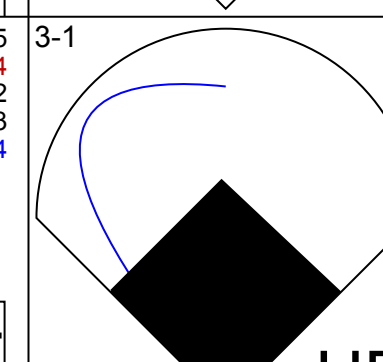
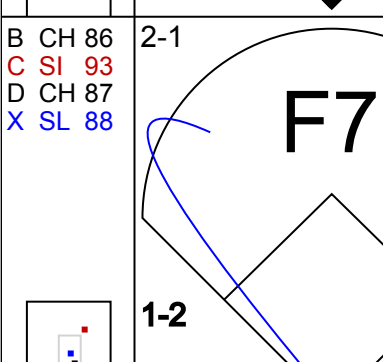
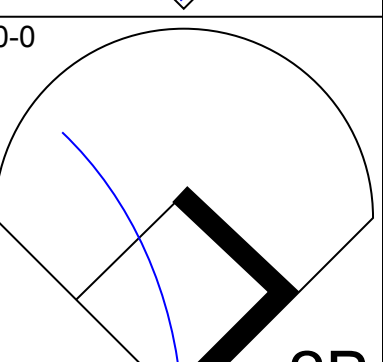
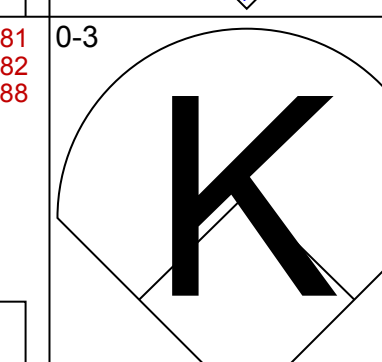
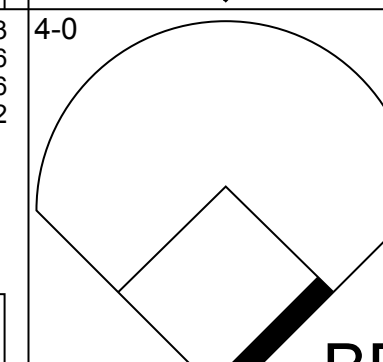
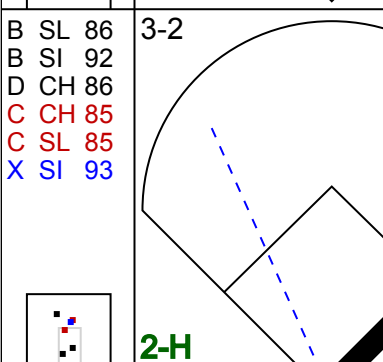
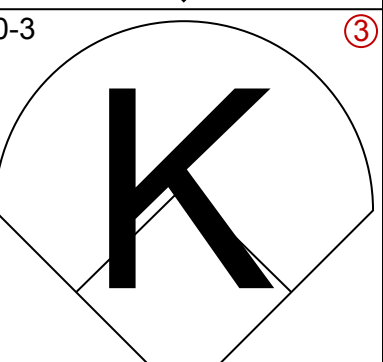
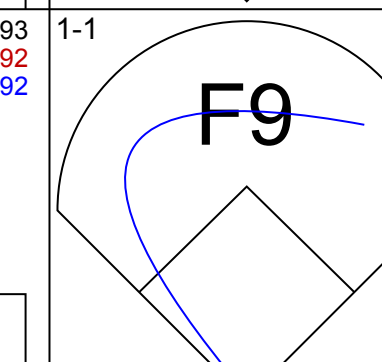
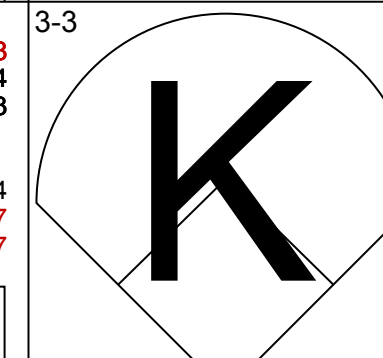
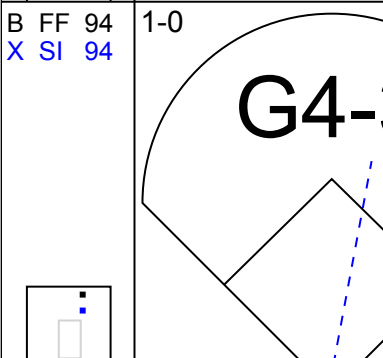
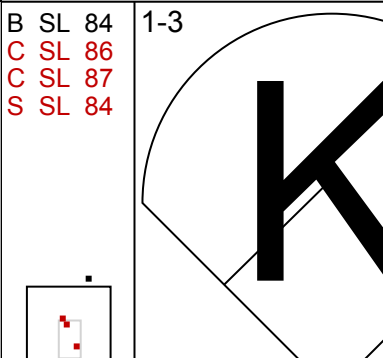
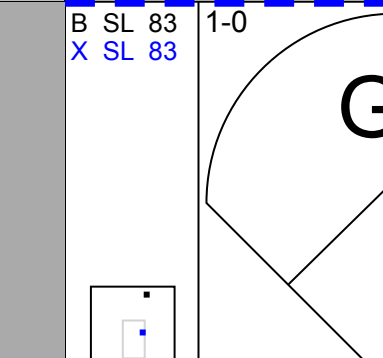
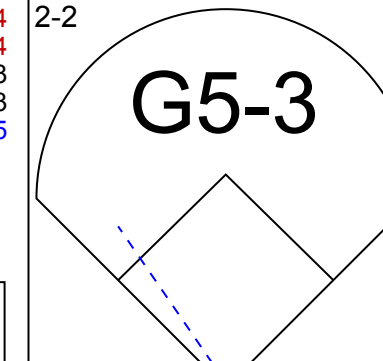
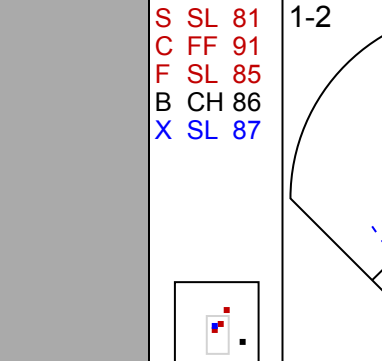
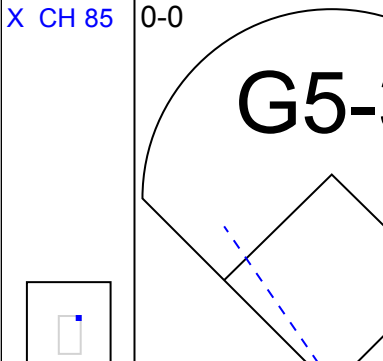
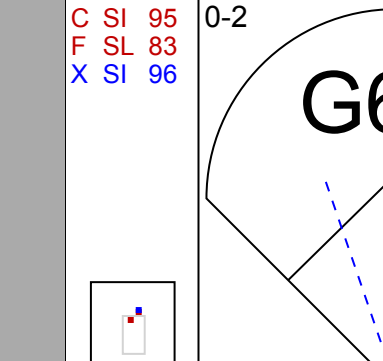

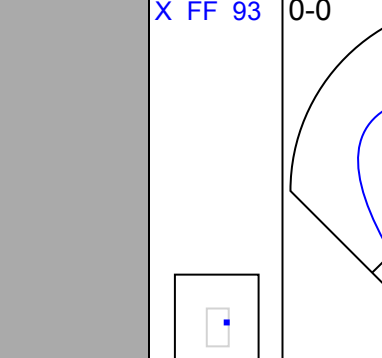
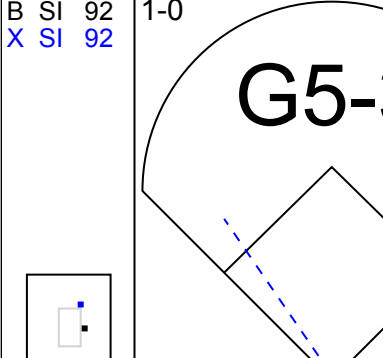
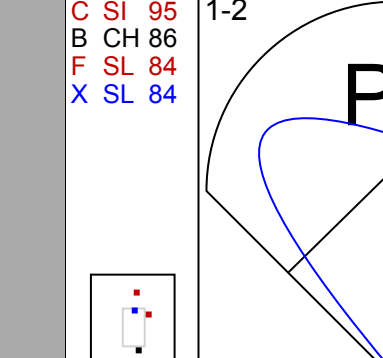

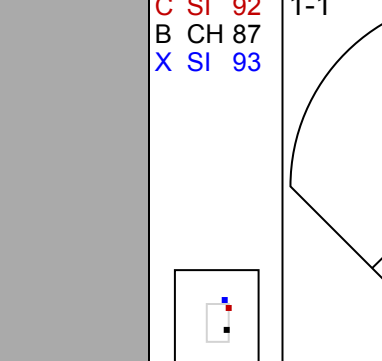
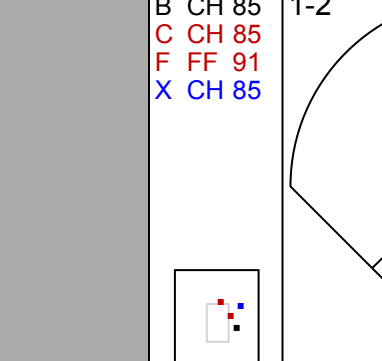

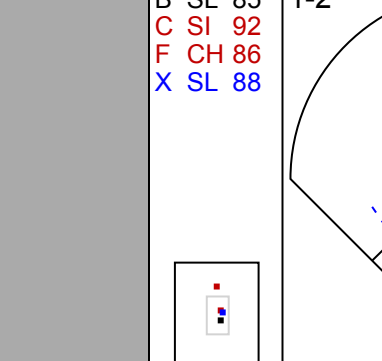
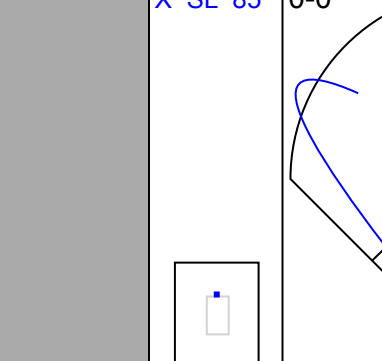

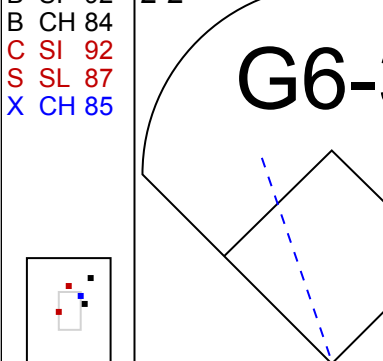
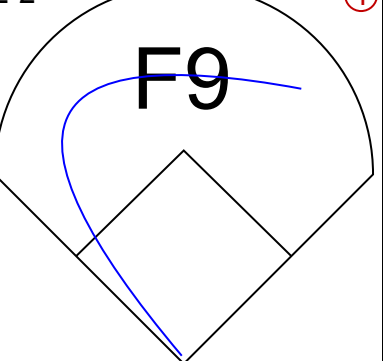
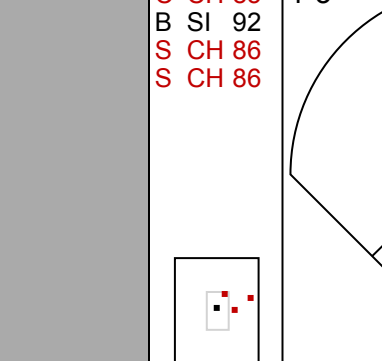


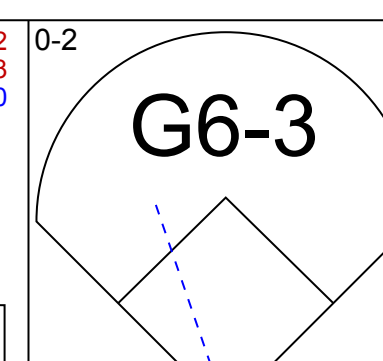
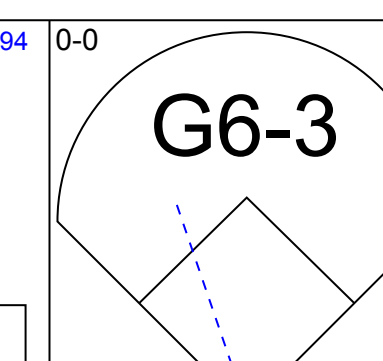
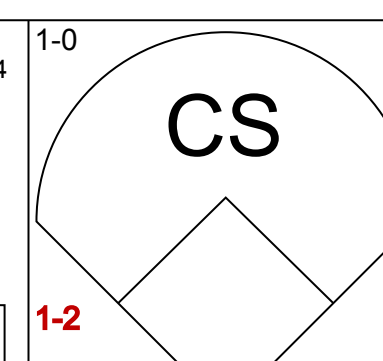
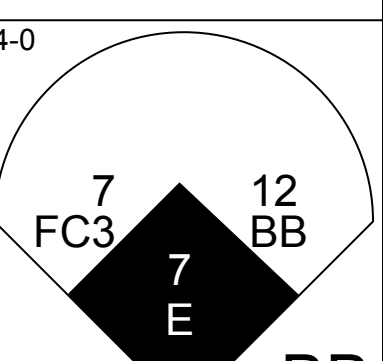
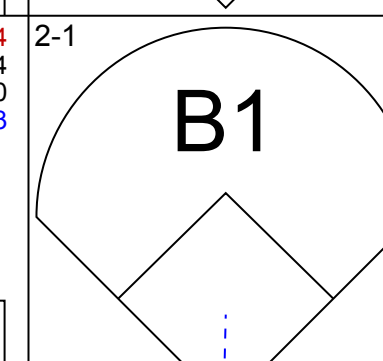
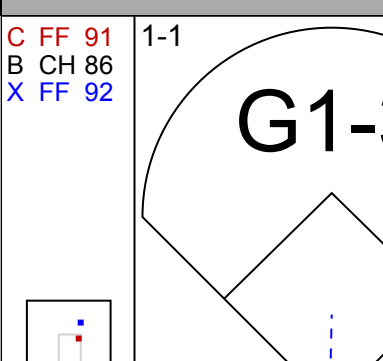
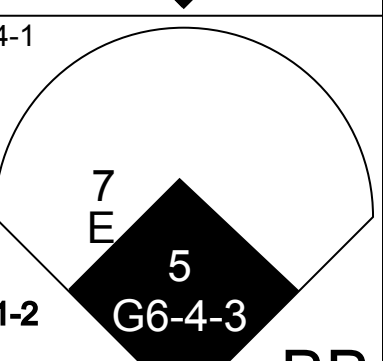
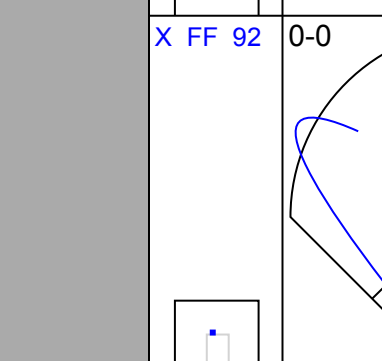
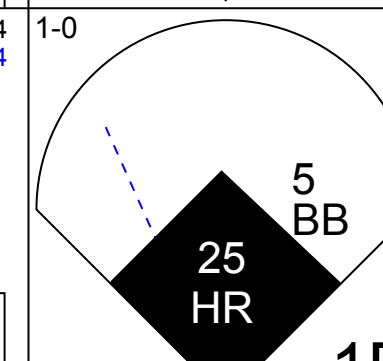
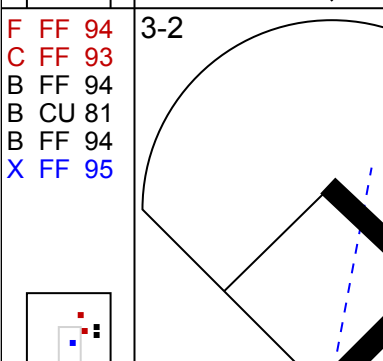
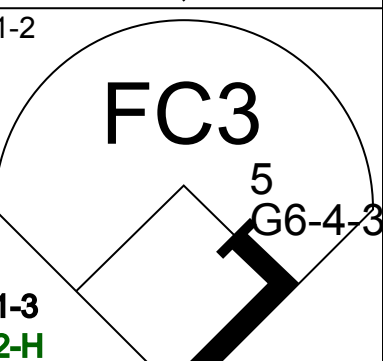

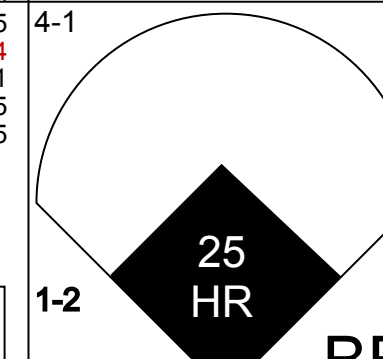
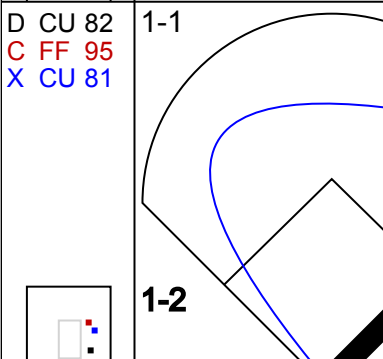
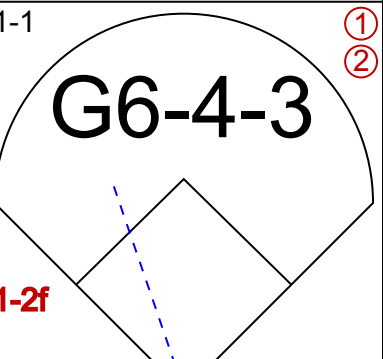

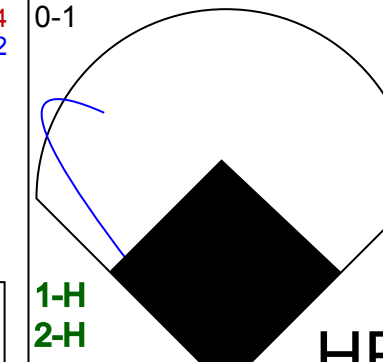
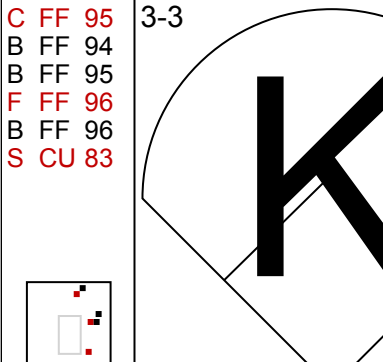
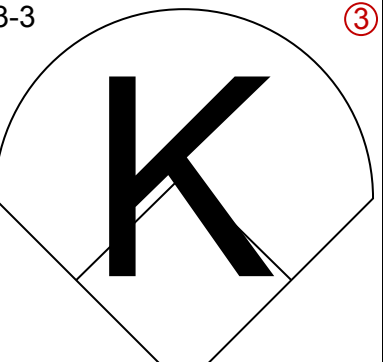

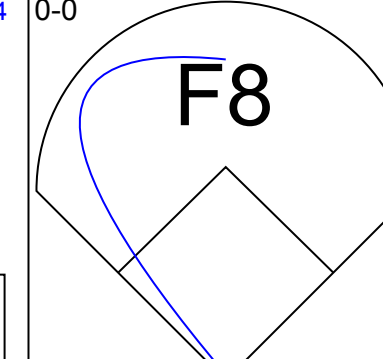
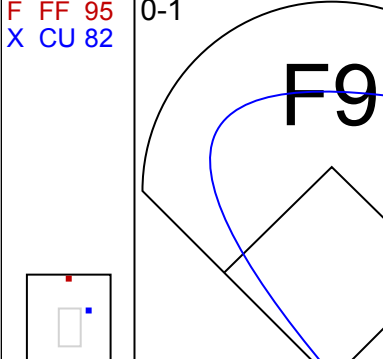

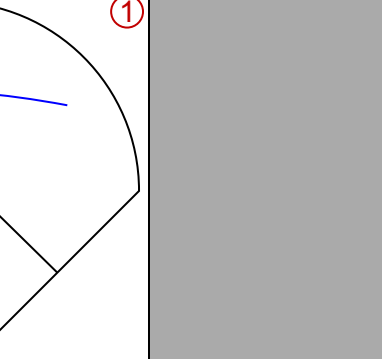



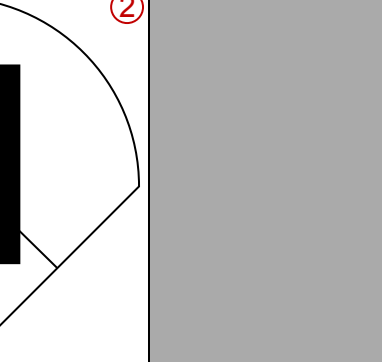






Batter	1	2	3	4	5	6	7	8	9	AB	R	H	RBI	BB	SO	LOB	TOP										
23 Rickie Weeks Jr. R OBP: 0.354, SLG: 0.489	G1-3		F9			FC6-4 8 1B 28 FC3-6		E6 28 1B		4	1	0	0	0	0	1	Milwaukee Brewers @ New York Yankees Yankee Stadium, Bronx, NY Wed Jun 29 2011, 7:12 PM - 10:09 PM EDT Att: 46,450 - Partly Cloudy - 77 F										
2 Nyjer Morgan L OBP: 0.364, SLG: 0.484	BB			K		FC3-6 28 1B		F8		3	1	1	0	1	1												
8 Ryan Braun R OBP: 0.395, SLG: 0.557	1B					FC3-6 28 1B		K		4	0	3	1	0	1												
28 Prince Fielder L OBP: 0.426, SLG: 0.605	G4-6-3					FC3-6 1 FC5-4		1B		3	0	1	1	1	0	3											
1 Corey Hart R OBP: 0.351, SLG: 0.476			G6-4-3			FC5-4		K		4	0	1	0	0	1	6											
24 Mat Gamel L OBP: 0.250, SLG: 0.250	F8-4-3				G3					4	0	0	0	0	0	1											
14 Casey McGehee R OBP: 0.279, SLG: 0.314					F9					4	0	1	0	0	2	0											
3 Yuniesky Betancourt R OBP: 0.255, SLG: 0.348					G5-3					4	0	0	0	0	1	1											
20 Jonathan Lucroy R OBP: 0.330, SLG: 0.444										3	0	1	0	0	1	1											
Inning Stats	R: 1 H: 1 E: 0 K: 0 S: 10	H: 1 LOB: 0 BB: 1 P: 17	R: 0 H: 0 E: 0 K: 1 S: 7	H: 1 LOB: 0 BB: 0 P: 12	R: 0 H: 0 E: 0 K: 2 S: 7	H: 0 LOB: 0 BB: 0 P: 12	R: 0 H: 1 E: 0 K: 1 S: 12	H: 1 LOB: 1 BB: 1 P: 18	R: 0 H: 0 E: 0 K: 0 S: 4	H: 0 LOB: 0 BB: 0 P: 7	R: 1 H: 3 E: 0 K: 0 S: 12	H: 3 LOB: 2 BB: 0 P: 18	R: 0 H: 1 E: 0 K: 0 S: 8	H: 1 LOB: 0 BB: 0 P: 13	R: 0 H: 1 E: 1 K: 2 S: 16	H: 1 LOB: 2 BB: 0 P: 24	R: 0 H: 0 E: 0 K: 1 S: 9	H: 0 LOB: 0 BB: 0 P: 12	1B: 8 2B: 1 3B: 0 HR: 0	SF: 0 SAC: 0 DP: 3 HBP: 0	WP: 0 PB: 0 CS: 0	PA: 35					
PITCHER	IP	WLS	BF	H	R	ER	SO	BB	IBB	HBP	BLK	WP	HR	S	P	ERA	WHIP	PITCHER									
34 A.J. Burnett R ERA: 4.05	7.0	W	28	7	2	2	4	2	0	0	0	0	0	64	102	2.57	1.286										
30 David Robertson R ERA: 1.11	1.0	H	4	1	0	0	2	0	0	0	0	0	0	12	19	0.00	1.000										
42 Mariano Rivera R ERA: 1.72	1.0	S	3	0	0	0	1	0	0	0	0	0	0	9	12	0.00	0.000										

Batter	1	2	3	4	5	6	7	8	9	AB	R	H	RBI	BB	SO	LOB	BOTTOM										
11 Brett Gardner L OBP: 0.359, SLG: 0.416	B3		25 G3	K				L4		4	0	1	0	0	1	0	Milwaukee Brewers @ New York Yankees Yankee Stadium, Bronx, NY Wed Jun 29 2011, 7:12 PM - 10:09 PM EDT Att: 46,450 - Partly Cloudy - 77 F										
14 Curtis Granderson L OBP: 0.367, SLG: 0.515	BB		25 G3	F9				P6		2	0	0	0	2	0	0											
25 Mark Teixeira S OBP: 0.352, SLG: 0.535	K		G3					K		4	0	0	0	0	2	3											
13 Alex Rodriguez R OBP: 0.377, SLG: 0.507	F9		K					K		4	0	0	0	0	3	3											
24 Robinson Canó L OBP: 0.334, SLG: 0.502	G4-3							G4-3		4	1	1	0	0	0	0											
33 Nick Swisher S OBP: 0.372, SLG: 0.429								G5-3		3	1	1	1	1	0	0											
27 Chris Dickerson L OBP: 0.350, SLG: 0.389										0	0	0	0	0	0	0											
20 Jorge Posada S OBP: 0.329, SLG: 0.425	F8									3	2	2	1	0	0	1											
55 Russell Martin R OBP: 0.333, SLG: 0.407	K									3	1	1	3	0	1	1											
26 Eduardo Núñez R OBP: 0.291, SLG: 0.359			K					G4-3		3	0	0	0	0	1	0											
Inning Stats	R: 0 H: 0 E: 0 K: 1 S: 11	H: 0 LOB: 1 BB: 1 P: 20	R: 0 H: 0 E: 0 K: 1 S: 11	H: 0 LOB: 1 BB: 1 P: 19	R: 0 H: 1 E: 0 K: 2 S: 13	H: 1 LOB: 2 BB: 1 P: 21	R: 4 H: 4 E: 0 K: 1 S: 19	H: 4 LOB: 0 BB: 0 P: 29	R: 0 H: 0 E: 0 K: 1 S: 9	H: 0 LOB: 0 BB: 0 P: 11	R: 1 H: 1 E: 0 K: 0 S: 8	H: 1 LOB: 0 BB: 0 P: 14	R: 0 H: 0 E: 0 K: 1 S: 7	H: 0 LOB: 0 BB: 0 P: 13	R: 0 H: 0 E: 0 K: 1 S: 9	H: 0 LOB: 0 BB: 0 P: 16	1B: 2 2B: 1 3B: 1 HR: 2	SF: 0 SAC: 0 DP: 0 HBP: 0	WP: 0 PB: 0 CS: 0	PA: 33							
PITCHER	IP	WLS	BF	H	R	ER	SO	BB	IBB	HBP	BLK	WP	HR	S	P	ERA	WHIP	PITCHER									
18 Shaun Marcum R ERA: 3.16	5.0	L	23	5	4	4	6	3	0	0	0	0	0	63	100	7.20	1.600										
48 Tim Lillard R ERA: 5.0	1.0		4	1	1	1	0	0	0	0	0	0	1	8	14	9.00	1.000										
21 Zach Braddock L ERA: 2.51	1.0		3	0	0	0	1	0	0	0	0	0	0	7	13	0.00	0.000										
50 Kameron Loe R ERA: 4.66	1.0		3	0	0	0	1	0	0	0	0	0	0	9	16	0.00	0.000										

Batter	1	2	3	4	5	6	7	8	9	AB	R	H	RBI	BB	SO	LOB	TOP				
23 Rickie Weeks Jr. R OBP: 0.351, SLG: 0.483										4	0	0	0	0	3	1	Milwaukee Brewers @ New York Yankees Yankee Stadium, Bronx, NY Thu Jun 30 2011, 1:10 PM - 3:45 PM EDT Att: 46,903 - Partly Cloudy - 78 F				
27 Carlos Gómez, R OBP: 0.270, SLG: 0.359										4	0	1	0	0	2	0					
8 Ryan Braun, R OBP: 0.402, SLG: 0.562										3	0	3	0	1	0	0					
28 Prince Fielder, L OBP: 0.421, SLG: 0.596										4	0	0	0	0	3	6					
1 Corey Hart, R OBP: 0.349, SLG: 0.468										3	0	0	0	1	2	1					
14 Casey McGehee, R OBP: 0.276, SLG: 0.310										4	0	0	0	0	0	1					
24 Mat Gamel, L OBP: 0.167, SLG: 0.167											4	0	0	0	0	2		0			
3 Yuniesky Betancourt, R OBP: 0.260, SLG: 0.352										3	0	2	0	0	0	0					
9 George Kottaras, L OBP: 0.262, SLG: 0.410										3	0	0	0	0	2	2					
Inning Stats	R: 0 H: 1 E: 0 K: 3 S: 13	H: 1 LOB: 1 BB: 0 P: 20	R: 0 H: 0 E: 0 K: 1 S: 8	H: 0 LOB: 1 BB: 1 P: 13	R: 0 H: 2 E: 0 K: 2 S: 11	H: 2 LOB: 3 BB: 1 P: 21	R: 0 H: 0 E: 0 K: 1 S: 8	H: 0 LOB: 0 BB: 0 P: 10	R: 0 H: 0 E: 0 K: 2 S: 9	H: 0 LOB: 0 BB: 0 P: 15	R: 0 H: 1 E: 0 K: 2 S: 12	H: 1 LOB: 1 BB: 0 P: 17	R: 0 H: 1 E: 0 K: 1 S: 10	H: 1 LOB: 1 BB: 0 P: 16	R: 0 H: 0 E: 0 K: 0 S: 7	H: 0 LOB: 0 BB: 0 P: 8	1B: 6 2B: 0 3B: 0 HR: 0	SF: 0 SAC: 0 HBP: 0	WP: 0 PB: 0 CS: 0	PA: 34	
PITCHER	IP WLS BF ERA WHIP	IP WLS BF ERA WHIP	IP WLS BF ERA WHIP	IP WLS BF ERA WHIP	IP WLS BF ERA WHIP	IP WLS BF ERA WHIP	IP WLS BF ERA WHIP	IP WLS BF ERA WHIP	IP WLS BF ERA WHIP	IP WLS BF ERA WHIP	IP WLS BF ERA WHIP	IP WLS BF ERA WHIP	IP WLS BF ERA WHIP	IP WLS BF ERA WHIP	IP WLS BF ERA WHIP	IP WLS BF ERA WHIP	IP WLS BF ERA WHIP	IP WLS BF ERA WHIP	IP WLS BF ERA WHIP	IP WLS BF ERA WHIP	
52 CC Sabathia, L ERA: 3.05	(1, 1)	7.2	W	30	6	0	0	13	2	0	0	0	0	0	0	0	0.00	1.043			
48 Boone Logan, L ERA: 3.29	(8, 1)	0.1		1	0	0	0	1	0	0	0	0	0	0	0	0	0.00	0.000			
38 Luis Ayala, R ERA: 1.42	(9, 1)	1.0		3	0	0	0	0	0	0	0	0	0	0	0	0	0.00	0.000			

Batter	1	2	3	4	5	6	7	8	9	AB	R	H	RBI	BB	SO	LOB	BOTTOM				
11 Brett Gardner, L OBP: 0.397, SLG: 0.410										3	1	0	0	1	0	1	Milwaukee Brewers @ New York Yankees Yankee Stadium, Bronx, NY Thu Jun 30 2011, 1:10 PM - 3:45 PM EDT Att: 46,903 - Partly Cloudy - 78 F				
33 Nick Swisher, S OBP: 0.373, SLG: 0.427										3	1	1	0	1	1	1					
25 Mark Teixeira, S OBP: 0.351, SLG: 0.541										4	1	1	1	0	1	3					
24 Robinson Canó, L OBP: 0.336, SLG: 0.503										3	1	1	2	0	0	0					
20 Jorge Posada, S OBP: 0.328, SLG: 0.422										4	0	1	0	0	2	2					
18 Andruw Jones, R OBP: 0.302, SLG: 0.403										2	0	1	0	1	0	1					
27 Chris Dickerson, L OBP: 0.333, SLG: 0.368										1	1	0	0	0	0	0					
26 Eduardo Núñez, R OBP: 0.281, SLG: 0.346										4	0	0	0	0	0	6					
17 Francisco Cervelli, R OBP: 0.282, SLG: 0.308										4	0	3	2	0	0	0					
19 Ramiro Peña, S OBP: 0.200, SLG: 0.278										3	0	0	0	0	0	3					
Inning Stats	R: 2 H: 1 E: 0 K: 2 S: 17	H: 1 LOB: 2 BB: 3 P: 36	R: 0 H: 1 E: 0 K: 0 S: 5	H: 1 LOB: 1 BB: 0 P: 9	R: 2 H: 3 E: 0 K: 0 S: 16	H: 3 LOB: 2 BB: 0 P: 24	R: 0 H: 1 E: 0 K: 0 S: 4	H: 1 LOB: 0 BB: 0 P: 6	R: 0 H: 1 E: 0 K: 0 S: 8	H: 1 LOB: 1 BB: 0 P: 12	R: 0 H: 0 E: 0 K: 0 S: 7	H: 0 LOB: 0 BB: 0 P: 11	R: 0 H: 0 E: 0 K: 1 S: 7	H: 0 LOB: 0 BB: 0 P: 11	R: 1 H: 1 E: 1 K: 1 S: 11	H: 1 LOB: 1 BB: 0 P: 22	1B: 6 2B: 1 3B: 0 HR: 1	SF: 0 SAC: 1 DP: 1 HBP: 1	WP: 0 PB: 0 CS: 0	PA: 36	
PITCHER	IP WLS BF ERA WHIP	IP WLS BF ERA WHIP	IP WLS BF ERA WHIP	IP WLS BF ERA WHIP	IP WLS BF ERA WHIP	IP WLS BF ERA WHIP	IP WLS BF ERA WHIP	IP WLS BF ERA WHIP	IP WLS BF ERA WHIP	IP WLS BF ERA WHIP	IP WLS BF ERA WHIP	IP WLS BF ERA WHIP	IP WLS BF ERA WHIP	IP WLS BF ERA WHIP	IP WLS BF ERA WHIP	IP WLS BF ERA WHIP	IP WLS BF ERA WHIP	IP WLS BF ERA WHIP	IP WLS BF ERA WHIP	IP WLS BF ERA WHIP	
43 Randy Wolf, L ERA: 3.33	(1, 1)	7.0	L	31	7	4	4	30	3	0	0	1	0	0	0	0	0.00	1.429			
59 John Axford, R ERA: 2.45	(8, 1)	1.0		5	1	1	0	1	0	0	0	0	0	0	0	0	0.00	1.000			

Batter	1	2	3	4	5	6	7	8	9	AB	R	H	RBI	BB	SO	LOB	TOP								
23 Rickie Weeks Jr. R OBP: 0.349, SLG: 0.479										3	1	0	0	1	1	0	Milwaukee Brewers @ Minnesota Twins Target Field, Minneapolis, MN Fri Jul 01 2011, 9:12 PM - 11:41 PM CDT Att. 40,812 - Rain - 71 F								
27 Carlos Gómez R OBP: 0.276, SLG: 0.384 2 Nyjer Morgan L OBP: 0.361, SLG: 0.480										3	1	2	1	0	0	1									
8 Ryan Braun R OBP: 0.403, SLG: 0.560										3	0	1	1	1	1	1									
28 Prince Fielder L OBP: 0.416, SLG: 0.588										4	0	0	0	0	2	2									
1 Corey Hart R OBP: 0.343, SLG: 0.458										4	0	0	0	0	0	1									
14 Casey McGehee R OBP: 0.272, SLG: 0.306										4	0	0	0	0	1	0									
3 Yuniesky Betancourt R OBP: 0.260, SLG: 0.352										3	0	1	0	0	0	0									
9 Josh Wilson R OBP: 0.263, SLG: 0.472										3	0	0	0	0	1	1									
20 Jonathan Lucroy R OBP: 0.326, SLG: 0.438										3	0	0	0	0	1	0									
Inning Stats	R: 1 H: 1 E: 0 K: 2 S: 11	H: 1 LOB: 1 BB: 1 P: 23	R: 0 H: 0 E: 0 K: 2 S: 9	H: 0 LOB: 0 BB: 0 P: 15	R: 1 H: 1 E: 0 K: 0 S: 11	H: 1 LOB: 1 BB: 1 P: 23	R: 0 H: 0 E: 0 K: 0 S: 10	H: 0 LOB: 0 BB: 0 P: 13	R: 0 H: 1 E: 0 K: 1 S: 10	H: 1 LOB: 1 BB: 0 P: 14	R: 0 H: 0 E: 0 K: 1 S: 5	H: 0 LOB: 0 BB: 0 P: 7	R: 0 H: 0 E: 0 K: 1 S: 7	H: 0 LOB: 0 BB: 0 P: 9	R: 0 H: 0 E: 0 K: 1 S: 8	H: 0 LOB: 0 BB: 0 P: 11		R: 0 H: 0 E: 0 K: 0 S: 7	H: 0 LOB: 0 BB: 0 P: 9	1B: 2 2B: 1 3B: 0 HR: 1	SF: 0 SAC: 0 DP: 0 HBP: 0	WP: 1 PB: 0 SB: 0 CS: 0	PA: 33		
PITCHER	IP WLS BF H R ER SO BB IBB HBP BLK WP HR S P ERA WHIP																								
47 Francisco Liriano L ERA: 4.76	(1, 1)	7.0	W	27	4	2	2	7	2	0	0	0	0	1	1	63	104	2.57	0.857						
36 Joe Nathan R ERA: 6.87	(8, 1)	1.0	H	3	0	0	0	1	0	0	0	0	0	0	0	8	11	0.00	0.000						
15 Glen Perkins L ERA: 1.86	(9, 1)	1.0		3	0	0	0	0	0	0	0	0	0	0	0	7	9	0.00	0.000						

Batter	1	2	3	4	5	6	7	8	9	AB	R	H	RBI	BB	SO	LOB	BOTTOM								
11 Ben Revere L OBP: 0.315, SLG: 0.319										3	1	0	0	1	0	1	Milwaukee Brewers @ Minnesota Twins Target Field, Minneapolis, MN Fri Jul 01 2011, 9:12 PM - 11:41 PM CDT Att. 40,812 - Rain - 71 F								
12 Alexi Casilla S OBP: 0.316, SLG: 0.348										3	1	0	0	1	0	0									
7 Joe Mauer L OBP: 0.282, SLG: 0.291										4	2	3	0	0	0	1									
5 Michael Cuddyer R OBP: 0.352, SLG: 0.448										3	1	1	0	1	1	2									
25 Jim Thome L OBP: 0.361, SLG: 0.449										4	1	1	3	0	3	3									
22 Danny Valencia R OBP: 0.272, SLG: 0.358										4	0	1	1	0	0	2									
23 Rene Tosoni L OBP: 0.222, SLG: 0.240 18 Jason Repko R OBP: 0.253, SLG: 0.225										3	0	0	0	0	2	0									
38 Luke Hughes R OBP: 0.294, SLG: 0.318										3	0	0	0	0	0	0									
1 Tsuyoshi Nishioka S OBP: 0.270, SLG: 0.250										2	0	1	0	1	0	0									
Inning Stats	R: 3 H: 2 E: 0 K: 0 S: 10	H: 2 LOB: 0 BB: 1 P: 17	R: 0 H: 1 E: 0 K: 1 S: 9	H: 1 LOB: 0 BB: 0 P: 13	R: 0 H: 2 E: 0 K: 1 S: 12	H: 2 LOB: 2 BB: 0 P: 20	R: 0 H: 0 E: 0 K: 0 S: 9	H: 0 LOB: 0 BB: 1 P: 16	R: 2 H: 0 E: 1 K: 1 S: 9	H: 0 LOB: 0 BB: 2 P: 22	R: 0 H: 0 E: 0 K: 1 S: 10	H: 0 LOB: 0 BB: 0 P: 14	R: 0 H: 0 E: 0 K: 0 S: 5	H: 0 LOB: 0 BB: 0 P: 9	R: 1 H: 2 E: 0 K: 2 S: 15	H: 2 LOB: 1 BB: 0 P: 23		R: 0 H: 0 E: 0 K: 0 S: 7	H: 0 LOB: 0 BB: 0 P: 9	1B: 6 2B: 0 3B: 0 HR: 1	SF: 0 SAC: 0 DP: 1 HBP: 0	WP: 2 PB: 0 SB: 0 CS: 1	PA: 35		
PITCHER	IP WLS BF H R ER SO BB IBB HBP BLK WP HR S P ERA WHIP																								
49 Yovani Gallardo R ERA: 3.92	(1, 1)	7.0	L	29	5	5	3	4	4	0	0	0	0	1	0	64	111	3.86	1.286						
21 Zach Braddock L ERA: 3.0	(8, 1)	0.2		3	1	1	1	2	0	0	0	0	0	1	0	11	17	13.50	1.500						
32 LaTroy Hawkins R ERA: 0.43	(8, 1)	0.1		2	1	0	0	0	0	0	0	0	0	1	0	4	6	0.00	3.000						

Batter	1	2	3	4	5	6	7	8	9	AB	R	H	RBI	BB	SO	LOB	TOP										
23 Rickie Weeks Jr., R OBP: 0.345, SLG: 0.472	F9			G6-3		E5 2 HR		L6	F9	5	1	0	0	0	0	2	Milwaukee Brewers @ Minnesota Twins Target Field, Minneapolis, MN Sat Jul 02 2011, 6:13 PM - 9:15 PM CDT Att: 41,378 - Clear - 85 F										
2 Nyjer Morgan, L OBP: 0.370, SLG: 0.531	G3			K					F9	5	3	3	4	0	1	0											
8 Ryan Braun, R OBP: 0.402, SLG: 0.559 27 Carlos Gómez, R OBP: 0.276, SLG: 0.384 9 George Kottaras, L OBP: 0.279, SLG: 0.425	G6-3							G6-3		4	0	1	1	0	0	0											
28 Prince Fielder, L OBP: 0.416, SLG: 0.588										0	0	0	0	0	0	0											
24 Mat Gamel, L OBP: 0.133, SLG: 0.133 1 Corey Hart, R OBP: 0.341, SLG: 0.456										1	0	1	1	0	0	0											
3 Yuniesky Betancourt, R OBP: 0.263, SLG: 0.354										4	2	2	0	0	0	0											
25 Mark Kotsay, L OBP: 0.311, SLG: 0.284										4	1	2	0	0	1	1											
20 Jonathan Lucroy, R OBP: 0.329, SLG: 0.439 9 Josh Wilson, R OBP: 0.263, SLG: 0.472										4	0	2	2	0	0	1											
30 Craig Counsell, L OBP: 0.294, SLG: 0.236										4	0	0	0	0	1	4											
Inning Stats	R: 0 H: 0 E: 0 K: 0 S: 10	H: 0 LOB: 0 BB: 0 P: 13	R: 0 H: 1 E: 0 K: 0 S: 6	H: 1 LOB: 0 BB: 0 P: 7	R: 0 H: 0 E: 0 K: 2 S: 8	H: 0 LOB: 0 BB: 0 P: 11	R: 0 H: 1 E: 0 K: 1 S: 10	H: 1 LOB: 1 BB: 0 P: 13	R: 1 H: 2 E: 0 K: 0 S: 11	H: 2 LOB: 1 BB: 0 P: 16	R: 2 H: 1 E: 1 K: 1 S: 10	H: 1 LOB: 0 BB: 0 P: 15	R: 0 H: 1 E: 0 K: 0 S: 10	H: 1 LOB: 1 BB: 0 P: 15	R: 1 H: 2 E: 0 K: 1 S: 12	H: 2 LOB: 1 BB: 0 P: 20		R: 4 H: 5 E: 0 K: 0 S: 13	H: 5 LOB: 1 BB: 0 P: 18	1B: 8 2B: 3 HR: 1	SF: 0 SAC: 0 DP: 1 HBP: 0	WP: 0 PB: 0 SB: 0 CS: 0	PA: 40				
PITCHER	IP	WLS	BF	H	R	ER	SO	BB	IBB	HBP	BLK	WP	HR	S	P	ERA	WHIP										
48 Carl Pavano, R ERA: 4.19	7.2		31	8	4	3	4	0	0	0	0	0	1	74	105	3.52	1.043										
15 Glen Perkins, L ERA: 1.94	0.1	H	1	0	0	0	1	0	0	0	0	0	0	3	5	0.00	0.000										
55 Matt Capps, R ERA: 4.67	0.2	L	7	5	4	4	0	0	0	0	0	0	0	12	17	54.00	7.500										
54 Phil Dumatrai, L ERA: 5.88	0.1		1	0	0	0	0	0	0	0	0	0	0	1	1	0.00	0.000										

Batter	1	2	3	4	5	6	7	8	9	AB	R	H	RBI	BB	SO	LOB	BOTTOM										
11 Ben Revere, L OBP: 0.311, SLG: 0.315	P6			G4-3	E4 7 1B					5	0	1	0	0	1	1	Milwaukee Brewers @ Minnesota Twins Target Field, Minneapolis, MN Sat Jul 02 2011, 6:13 PM - 9:15 PM CDT Att: 41,378 - Clear - 85 F										
12 Alexi Casilla, S OBP: 0.318, SLG: 0.354										5	2	2	0	0	0	3											
7 Joe Mauer, L OBP: 0.289, SLG: 0.289										4	1	1	0	1	2	1											
5 Michael Cuddyer, R OBP: 0.356, SLG: 0.459										4	2	2	2	1	0	2											
22 Danny Valencia, R OBP: 0.277, SLG: 0.372										5	2	3	3	0	0	0											
38 Luke Hughes, R OBP: 0.297, SLG: 0.320										5	0	2	1	0	1	2											
18 Jason Repko, R OBP: 0.278, SLG: 0.243 25 Jim Thome, L OBP: 0.358, SLG: 0.444										3	0	2	1	1	0	0											
41 Drew Butera, R OBP: 0.214, SLG: 0.266										1	0	0	0	0	1	0											
1 Tsuyoshi Nishioka, S OBP: 0.269, SLG: 0.239										3	0	0	0	1	0	1											
Inning Stats	R: 1 H: 2 E: 0 K: 1 S: 14	H: 2 LOB: 2 BB: 1 P: 27	R: 0 H: 2 E: 0 K: 0 S: 8	H: 2 LOB: 0 BB: 0 P: 14	R: 2 H: 4 E: 0 K: 0 S: 13	H: 4 LOB: 1 BB: 0 P: 19	R: 4 H: 5 E: 0 K: 0 S: 13	H: 5 LOB: 2 BB: 1 P: 25	R: 0 H: 1 E: 1 K: 0 S: 9	H: 1 LOB: 2 BB: 0 P: 14	R: 0 H: 0 E: 0 K: 0 S: 9	H: 0 LOB: 1 BB: 1 P: 14	R: 0 H: 0 E: 0 K: 1 S: 11	H: 0 LOB: 1 BB: 1 P: 19	R: 0 H: 0 E: 0 K: 1 S: 9	H: 0 LOB: 0 BB: 0 P: 10		R: 0 H: 0 E: 0 K: 2 S: 12	H: 0 LOB: 0 BB: 0 P: 21	1B: 10 2B: 3 3B: 0 HR: 2	SF: 0 SAC: 0 DP: 1 HBP: 0	WP: 0 PB: 0 SB: 1 CS: 4	PA: 44				
PITCHER	IP	WLS	BF	H	R	ER	SO	BB	IBB	HBP	BLK	WP	HR	S	P	ERA	WHIP										
38 Chris Narveson, L ERA: 4.86	4.2		30	14	7	7	1	2	0	0	0	0	0	22	36	0.00	0.857										
41 Marco Estrada, R ERA: 4.75	2.1		7	0	0	0	1	2	0	0	0	0	0	9	10	0.00	0.000										
40 Takashi Saito, R ERA: 6.0	1.0	W	3	0	0	0	1	0	0	0	0	0	0	12	21	0.00	0.000										
59 John Axford, R ERA: 2.41	1.0	S	3	0	0	0	2	0	0	0	0	0	0	12	21	0.00	0.000										

AB	40
R	8
H	13
RBI	8
BB	0
SO	5
LOB	12



Batter	1	2	3	4	5	6	7	8	9	AB	R	H	RBI	BB	SO	LOB	TOP					
2 Kelly Johnson, L OBP: 0.294, SLG: 0.425	F8		BB		2B		G4-3		1B	4	1	2	0	1	0	1	Arizona Diamondbacks @ Milwaukee Brewers Miller Park, Milwaukee, WI Mon Jul 04 2011, 3:10 PM - 6:27 PM CDT Att: 41,622 - Sunny - 80 F					
6 Stephen Drew, L OBP: 0.336, SLG: 0.416	K		P5		G3		1B		B2	5	0	1	1	0	1	4						
10 Justin Upton, R OBP: 0.378, SLG: 0.503	F9						K		G6-3	5	1	1	0	0	2	2						
24 Chris Young, R OBP: 0.329, SLG: 0.489		P6					1B		FC6-4	4	1	1	1	1	1	1						
26 Miguel Montero, L OBP: 0.347, SLG: 0.469		F7					G3-6-1		1B	5	1	3	2	0	0	2						
11 Sean Burroughs, L OBP: 0.303, SLG: 0.333		F7					E4		1B	5	2	3	1	0	0	0						
46 Juan Miranda, L OBP: 0.324, SLG: 0.423							1B		1B	4	0	2	2	1	1	0						
8 Gerardo Parra, L OBP: 0.346, SLG: 0.412							G1-3		G1-3	5	0	2	0	0	1	4						
41 Daniel Hudson, R 16 Wily Tavares, S 33 Alberto Castillo, L 15 Micah Owings, R 14 Ryan Roberts, R 47 Joe Paterson, L 22 Xavier Nady, R 38 Sam Demel, R 20 David Hernandez, R							HR		1B	1	0	0	0	0	0	1		AB 41 R 8 H 17 RBI 8 BB 3 SO 8 LOB 16				
							HR		1B	1	0	0	0	0	0	1						
Inning Stats	R: 0 E: 0 K: 1 S: 8	H: 0 LOB: 0 BB: 0 P: 10	R: 0 E: 0 K: 0 S: 7	H: 0 LOB: 0 BB: 0 P: 11	R: 0 E: 1 K: 1 S: 10	H: 1 LOB: 2 BB: 1 P: 18	R: 1 E: 0 K: 2 S: 10	H: 1 LOB: 1 BB: 0 P: 13	R: 1 E: 0 K: 1 S: 10	H: 2 LOB: 1 BB: 0 P: 15	R: 2 E: 0 K: 0 S: 11	H: 3 LOB: 1 BB: 1 P: 19	R: 1 E: 0 K: 1 S: 15	H: 2 LOB: 1 BB: 0 P: 18	R: 1 E: 0 K: 1 S: 10	H: 4 LOB: 1 BB: 0 P: 14	R: 2 E: 0 K: 1 S: 18	H: 4 LOB: 3 BB: 1 P: 28	1B: 12 2B: 3 3B: 0 HR: 2	SF: 0 SAC: 0 DP: 1 HBP: 0	WP: 2 PB: 0 SB: 1 CS: 0	PA: 44
PITCHER	IP WLS BF H R ER SO BB IBB HBP BLK WP HR S P ERA WHIP	PITCHER																				
18 Shaun Marcum, R ERA: 3.32	6.0	26	7	4	4	5	2	0	0	0	0	0	0	0	0	15	18	9.00	2.000			
32 LaTroy Hawkins, R ERA: 0.92	1.0	5	2	1	1	1	0	0	0	0	0	0	0	0	7	9	13.50	6.000				
50 Kameron Loe, R ERA: 4.87	0.2	4	4	1	1	0	0	0	0	0	0	0	0	0	1	16	23	18.00	4.000			
59 John Axford, R ERA: 2.82	1.0	7	4	2	2	1	0	0	0	0	0	0	0	0	5	10	0.00	3.000				
41 Marco Estrada, R ERA: 4.73	0.1	2	0	0	0	1	1	0	0	0	0	0	0	0	5	10	0.00	3.000				
Batter	1	2	3	4	5	6	7	8	9	AB	R	H	RBI	BB	SO	LOB	BOTTOM					
23 Rickie Weeks Jr, R OBP: 0.344, SLG: 0.476	E4						L6			5	0	1	0	0	2	3	Arizona Diamondbacks @ Milwaukee Brewers Miller Park, Milwaukee, WI Mon Jul 04 2011, 3:10 PM - 6:27 PM CDT Att: 41,622 - Sunny - 80 F					
2 Nyjer Morgan, L OBP: 0.365, SLG: 0.514	F8		L1-6				1B		K	5	0	2	0	0	1	3						
1 Corey Hart, R OBP: 0.344, SLG: 0.465	G5-4-3						K		K	5	1	1	1	0	3	5						
28 Prince Fielder, L OBP: 0.416, SLG: 0.581		K					1B		1B	4	1	2	0	0	2	0						
3 Yuniesky Betancourt, R OBP: 0.263, SLG: 0.349		G5-3					F9		P5	4	0	0	0	0	0	2						
25 Mark Kotsay, L OBP: 0.314, SLG: 0.324		G1-3					L8			4	0	1	0	0	0	1						
24 Mat Gamel, L OBP: 0.156, SLG: 0.211									P4	0	0	0	0	0	0	0						
14 Casey McGehee, R OBP: 0.274, SLG: 0.311							L7		G4-3	4	2	2	0	0	0	1						
20 Jonathan Lucroy, R OBP: 0.331, SLG: 0.434									P4	3	1	1	0	1	0	0						
18 Shaun Marcum, R 30 Craig Counsell, L 32 LaTroy Hawkins, R 50 Kameron Loe, R 27 Carlos Gomez, R 41 Marco Estrada, R							HR		G6-3	2	1	1	4	0	0	1		AB 37 R 6 H 11 RBI 5 BB 1 SO 8 LOB 16				
							HR		G6-3	0	0	0	0	0	0	0						
Inning Stats	R: 0 E: 1 K: 0 S: 8	H: 0 LOB: 0 BB: 0 P: 11	R: 0 E: 0 K: 1 S: 10	H: 0 LOB: 0 BB: 0 P: 16	R: 1 E: 1 K: 1 S: 10	H: 2 LOB: 1 BB: 0 P: 15	R: 5 E: 0 K: 1 S: 26	H: 6 LOB: 2 BB: 1 P: 37	R: 0 E: 0 K: 1 S: 13	H: 1 LOB: 1 BB: 0 P: 21	R: 0 E: 0 K: 1 S: 17	H: 1 LOB: 2 BB: 0 P: 26	R: 0 E: 0 K: 0 S: 6	H: 1 LOB: 0 BB: 0 P: 8	R: 0 E: 0 K: 0 S: 7	H: 0 LOB: 0 BB: 0 P: 10	R: 0 E: 0 K: 3 S: 10	H: 0 LOB: 0 BB: 0 P: 16	1B: 8 2B: 2 3B: 0 HR: 2	SF: 0 SAC: 0 DP: 3 HBP: 1	WP: 0 PB: 0 SB: 0 CS: 0	PA: 39
PITCHER	IP WLS BF H R ER SO BB IBB HBP BLK WP HR S P ERA WHIP	PITCHER																				
41 Daniel Hudson, R ERA: 3.75	4.0	21	8	6	5	3	1	0	0	0	0	0	0	0	13	21	0.00	1.000				
33 Alberto Castillo, L ERA:	1.0	4	1	0	0	1	0	0	0	0	0	0	0	0	17	26	0.00	1.000				
15 Micah Owings, R ERA: 2.84	1.0	5	1	0	0	1	0	0	1	0	0	0	0	0	6	8	0.00	1.000				
47 Joe Paterson, L ERA: 2.75	1.0	3	1	0	0	0	0	0	0	0	0	0	0	0	7	10	0.00	0.000				
38 Sam Demel, R ERA: 1.5	1.0	W 3	0	0	0	0	0	0	0	0	0	0	0	0	7	10	0.00	0.000				

Batter	1	2	3	4	5	6	7	8	9	AB	R	H	RBI	BB	SO	LOB	TOP					
2 Kelly Johnson, L (1,4) OBP: 0.298, SLG: 0.431										3	1	1	1	1	1	1	Arizona Diamondbacks @ Milwaukee Brewers Miller Park, Milwaukee, WI Wed Jul 06 2011, 1:11 PM - 3:49 PM CDT Att: 36,470 - Partly Cloudy - 78 F					
6 Stephen Drew, L (1,6) OBP: 0.332, SLG: 0.410										4	0	0	0	0	4	2						
10 Justin Upton, R (1,9) OBP: 0.377, SLG: 0.506										4	0	0	0	0	2	1						
24 Chris Young, R (1,8) OBP: 0.324, SLG: 0.478										4	0	0	0	0	2	0						
26 Miguel Montero, L (1,2) OBP: 0.346, SLG: 0.468										3	0	1	0	0	0	0						
11 Sean Burroughs, L (1,5) OBP: 0.306, SLG: 0.333										3	0	1	0	0	0	0						
46 Juan Miranda, L (1,3) OBP: 0.319, SLG: 0.416										3	0	0	0	0	1	1						
8 Gerardo Parra, L (1,7) OBP: 0.348, SLG: 0.425										3	0	1	0	0	1	0						
55 Josh Collmenter, R (1,1) OBP: 0.222, SLG: 0.125										1	0	0	0	0	0	0						
47 Joe Paterson, R (7,1)										0	0	0	0	0	0	0						
38 Sam Demel, R (7,1)										0	0	0	0	0	0	0						
14 Ryan Roberts, R (8,PH) OBP: 0.334, SLG: 0.427										1	0	0	0	0	0	0						
56 Yhency Brazoban, R (8,1)										0	0	0	0	0	0	0						
Inning Stats	R: 1 E: 0 K: 3 S: 11	H: 1 LOB: 0 BB: 0 P: 16	R: 0 E: 0 K: 0 S: 7	H: 0 LOB: 0 BB: 0 P: 14	R: 0 E: 0 K: 1 S: 10	H: 1 LOB: 1 BB: 0 P: 16	R: 0 E: 0 K: 0 S: 11	H: 0 LOB: 0 BB: 0 P: 17	R: 0 E: 0 K: 0 S: 6	H: 0 LOB: 0 BB: 0 P: 8	R: 0 E: 0 K: 1 S: 19	H: 0 LOB: 1 BB: 1 P: 29	R: 0 E: 0 K: 1 S: 15	H: 2 LOB: 1 BB: 0 P: 23	R: 0 E: 0 K: 2 S: 7	H: 0 LOB: 0 BB: 0 P: 9	R: 0 E: 0 K: 3 S: 10	H: 0 LOB: 0 BB: 0 P: 14	1B: 2 2B: 1 3B: 0 HR: 1	SF: 0 SAC: 1 DP: 0 HBP: 0	WP: 1 PB: 0 SB: 0 CS: 0	PA: 31
PITCHER	IP WLS BF H R ER SO BB IBB HBP BLK WP HR S P ERA WHIP																					
49 Yovani Gallardo, R (1,1) ERA: 3.76	7.0 W 25 4 1 1 6 1 0 0 0 0 1 1 79 123 1.29 0.714																					
32 LaTroy Hawkins, R (8,1) ERA: 0.78	1.0 H 3 0 0 0 2 0 0 0 0 0 0 0 7 9 0.00 0.000																					
59 John Axford, R (9,1) ERA: 2.75	1.0 S 3 0 0 0 3 0 0 0 0 0 0 0 10 14 0.00 0.000																					

Batter	1	2	3	4	5	6	7	8	9	AB	R	H	RBI	BB	SO	LOB	BOTTOM			
23 Rickie Weeks Jr., R (1,4) OBP: 0.341, SLG: 0.466										4	0	0	0	0	2	1	Arizona Diamondbacks @ Milwaukee Brewers Miller Park, Milwaukee, WI Wed Jul 06 2011, 1:11 PM - 3:49 PM CDT Att: 36,470 - Partly Cloudy - 78 F			
2 Nyjer Morgan, L (1,8) OBP: 0.394, SLG: 0.507										4	0	1	0	0	1	1				
1 Corey Hart, R (1,9) OBP: 0.339, SLG: 0.467										4	0	0	0	0	1	1				
59 John Axford, R (9,1) ERA: 2.75										0	0	0	0	0	0	0				
28 Prince Fielder, L (1,3) OBP: 0.417, SLG: 0.588										3	0	1	0	0	2	0				
25 Mark Kotsay, L (1,7) OBP: 0.319, SLG: 0.329										3	1	1	0	0	0	1				
20 Jonathan Lucroy, R (1,2) OBP: 0.329, SLG: 0.430										3	1	1	0	0	0	1				
24 Mat Gamel, L (1,5) OBP: 0.274, SLG: 0.182										1	0	0	0	1	0	0				
14 Casey McGehee, R (7,PH) OBP: 0.276, SLG: 0.320										1	1	1	3	0	0	0				
30 Craig Counsell, L (1,6) OBP: 0.279, SLG: 0.216										3	0	0	0	0	0	2				
49 Yovani Gallardo, R (1,1) OBP: 0.220, SLG: 0.275										2	0	1	0	0	0	0				
3 Yuniesky Betancourt, R (7,PH) OBP: 0.250, SLG: 0.344										1	0	0	0	0	0	0				
32 LaTroy Hawkins, R (8,1) ERA: 0.78										0	0	0	0	0	0	0				
27 Carlos Gómez, R (9,8) OBP: 0.272, SLG: 0.378										0	0	0	0	0	0	0				
Inning Stats	R: 0 E: 0 K: 1 S: 8	H: 0 LOB: 0 BB: 0 P: 13	R: 0 E: 0 K: 0 S: 14	H: 1 LOB: 2 BB: 1 P: 24	R: 0 E: 0 K: 0 S: 9	H: 1 LOB: 0 BB: 0 P: 13	R: 0 E: 0 K: 2 S: 10	H: 0 LOB: 0 BB: 0 P: 14	R: 0 E: 0 K: 0 S: 11	H: 0 LOB: 0 BB: 0 P: 15	R: 0 E: 0 K: 0 S: 9	H: 1 LOB: 1 BB: 0 P: 15	R: 3 E: 0 K: 1 S: 15	H: 3 LOB: 0 BB: 0 P: 24	R: 0 E: 0 K: 2 S: 8	H: 0 LOB: 0 BB: 0 P: 13	1B: 5 2B: 0 3B: 0 HR: 1	SF: 0 SAC: 0 DP: 0 HBP: 0	WP: 0 PB: 0 SB: 0 CS: 1	PA: 31
PITCHER	IP WLS BF H R ER SO BB IBB HBP BLK WP HR S P ERA WHIP																			
55 Josh Collmenter, R (1,1) ERA: 2.92	6.0 L 21 2 2 2 1 0 0 0 0 0 0 0 8 14 54.00 6.000																			
47 Joe Paterson, L (7,1) ERA: 3.6	0.1 B 3 1 1 1 0 0 0 0 0 0 1 7 10 13.50 1.500																			
38 Sam Demel, R (7,1) ERA: 1.93	0.2 B 3 1 1 1 0 0 0 0 0 0 0 8 13 0.00 0.000																			
56 Yhency Brazoban, R (8,1) ERA: 3.0	1.0 3 0 0 0 2 0 0 0 0 0 0 0 8 13 0.00 0.000																			

Batter	1	2	3	4	5	6	7	8	9	AB	R	H	RBI	BB	SO	LOB	TOP			
6 Drew Stubbs, R OBP: 0.325, SLG: 0.394	F9		43 1B		G1-3		L5		43 CS BB	4	0	1	0	1	0	0	Cincinnati Reds @ Milwaukee Brewers Miller Park, Milwaukee, WI Thu Jul 07 2011, 7:11 PM - 10:02 PM CDT Att: 34,102 - Partly Cloudy - 80 F			
43 Miguel Cairo, R OBP: 0.353, SLG: 0.400	F9		1B		L7		G1-3		19 1B	5	0	2	1	0	0	0				
19 Joey Votto, L OBP: 0.434, SLG: 0.497	K		F7		FC6-4				4 1B 32 G3-4-3	4	1	2	0	1	1	2				
4 Brandon Phillips, R OBP: 0.342, SLG: 0.426		2 WP 31 CS 1B	K		FC6-4				32 G3-4-3	5	0	2	0	0	1	5				
32 Jay Bruce, L OBP: 0.329, SLG: 0.485	F8				F8				G3-4-3	3	0	0	1	1	0	2				
31 Jonny Gomes, R OBP: 0.347, SLG: 0.421	K				K				L9	4	0	1	0	0	2	2				
40 Nick Masset, R (8.1)	K				K				L9	0	0	0	0	0	0	0				
2 Zack Cozart, R OBP: 0.333, SLG: 0.333	P6				P6				G4-3	3	1	1	0	0	0	4				
28 Chris Heisey, R OBP: 0.324, SLG: 0.481			55 1B		55 1B				G4-3	1	0	0	0	0	0	1				
55 Ramon Hernandez, R OBP: 0.374, SLG: 0.526			K		K				HR	4	1	2	2	0	1	1				
34 Homer Bailey, R OBP: 0.250, SLG: 0.333					L9				G1-3	2	1	1	0	0	0	1				
15 Fred Lewis, L OBP: 0.352, SLG: 0.372			6 1B 43 1B		L9				G1-3	1	0	0	0	0	0	0				
66 Logan Ondrusek, R OBP: 0.302, SLG: 0.270			2B		L9				G1-3	0	0	0	0	0	0	0				
16 Edgar Renteria, R OBP: 0.302, SLG: 0.270					L9				G1-3	1	0	0	0	0	0	0				
Inning Stats	R: 0 E: 0 K: 1 S: 8	H: 0 LOB: 0 BB: 0 P: 11	R: 0 E: 0 K: 1 S: 13	H: 1 LOB: 1 BB: 0 P: 20	R: 1 E: 0 K: 2 S: 14	H: 3 LOB: 2 BB: 0 P: 19	R: 1 E: 0 K: 1 S: 10	H: 2 LOB: 1 BB: 0 P: 18	R: 0 E: 0 K: 0 S: 11	H: 1 LOB: 1 BB: 1 P: 19	R: 0 E: 0 K: 0 S: 5	H: 0 LOB: 0 BB: 0 P: 9	R: 1 E: 0 K: 0 S: 14	H: 2 LOB: 1 BB: 0 P: 21	R: 1 E: 0 K: 0 S: 13	H: 3 LOB: 2 BB: 1 P: 21	1B: 10 2B: 1 HR: 1	SF: 0 SAC: 0 DP: 1 HBP: 0	WP: 1 PB: 0 SB: 0 CS: 3	PA: 40
PITCHER	IP WLS BF H R ER SO BB IBB HBP BLK WP HR S P ERA WHIP																			
38 Chris Narveson, L ERA: 4.75	6.0 W 26 7 2 2 5 2 0 0 0 0 1 0 61 96 3.00 1.500																			
40 Takeshi Saito, R ERA: 4.5	1.0 H 3 0 0 0 0 0 0 0 0 0 0 0 5 9 0.00 0.000																			
32 LaTroy Hawkins, R ERA: 1.13	1.0 H 5 2 1 1 0 0 0 0 0 0 0 0 14 21 9.00 2.000																			
59 John Axford, R ERA: 2.9	1.0 S 6 3 1 1 0 1 0 0 0 0 0 1 13 21 9.00 4.000																			

AB	37
R	4
H	12
RBI	4
BB	3
SO	5
LOB	18



Batter	1	2	3	4	5	6	7	8	9	AB	R	H	RBI	BB	SO	LOB	BOTTOM			
23 Rickie Weeks Jr., R OBP: 0.345, SLG: 0.476	G3-6		FC6-4		HR		G5-3			3	1	2	3	1	0	0	Cincinnati Reds @ Milwaukee Brewers Miller Park, Milwaukee, WI Thu Jul 07 2011, 7:11 PM - 10:02 PM CDT Att: 34,102 - Partly Cloudy - 80 F			
2 Nyjer Morgan, L OBP: 0.354, SLG: 0.493	G3-6		FC6-4		F9		G4-3			4	0	0	0	0	0	3				
1 Corey Hart, R OBP: 0.342, SLG: 0.467	F7		G6-3		28 S 25 1B		28 BB		25 FC3-6	4	1	2	0	0	0	2				
28 Prince Fielder, L OBP: 0.418, SLG: 0.588		25 G4-3 3 SF9 2B	F8		K				25 FC3-6	3	1	1	0	1	1	1				
25 Mark Kotsay, L OBP: 0.317, SLG: 0.327	G4-3				F7				FC3-6	4	0	1	1	0	0	3				
27 Carlos Gómez, R OBP: 0.272, SLG: 0.378	G4-3				F7				FC3-6	0	0	0	0	0	0	0				
3 Yunesky Betancourt, R OBP: 0.260, SLG: 0.347	SF9				F8				G6-3	3	0	1	1	0	0	1				
14 Casey McGehee, R OBP: 0.273, SLG: 0.316	F9				P4				K	4	0	0	0	0	1	1				
20 Jonathan Lucroy, R OBP: 0.328, SLG: 0.427			G6-3				G6-3		L8	4	1	1	0	0	0	0				
38 Chris Narveson, L OBP: 0.242, SLG: 0.258					FC6-4				F7	1	1	1	0	1	0	0				
30 Craig Counsell, L OBP: 0.277, SLG: 0.214					FC6-4				F7	1	0	0	0	0	0	0				
40 Takeshi Saito, L (7.1)					FC6-4				F7	0	0	0	0	0	0	0				
32 LaTroy Hawkins, R (8.1)					FC6-4				F7	0	0	0	0	0	0	0				
59 John Axford, R (9.1)					FC6-4				F7	0	0	0	0	0	0	0				
Inning Stats	R: 0 E: 0 K: 0 S: 7	H: 1 LOB: 0 BB: 0 P: 11	R: 1 E: 0 K: 0 S: 8	H: 1 LOB: 0 BB: 0 P: 10	R: 0 E: 0 K: 0 S: 10	H: 1 LOB: 2 BB: 1 P: 19	R: 0 E: 0 K: 0 S: 10	H: 1 LOB: 1 BB: 0 P: 17	R: 4 E: 0 K: 1 S: 16	H: 4 LOB: 1 BB: 1 P: 23	R: 0 E: 0 K: 0 S: 5	H: 0 LOB: 0 BB: 0 P: 7	R: 0 E: 0 K: 0 S: 14	H: 1 LOB: 2 BB: 1 P: 25	R: 0 E: 0 K: 1 S: 6	H: 0 LOB: 0 BB: 0 P: 9	1B: 5 2B: 3 HR: 1	SF: 1 SAC: 0 DP: 1 HBP: 0	WP: 0 PB: 0 SB: 1 CS: 0	PA: 35
PITCHER	IP WLS BF H R ER SO BB IBB HBP BLK WP HR S P ERA WHIP																			
34 Homer Bailey, R ERA: 4.13	6.0 L 27 8 0 5 1 5 2 0 0 0 0 0 0 56 87 7.50 1.667																			
66 Logan Ondrusek, R ERA: 1.73	1.0 5 1 0 0 0 1 0 0 0 0 0 0 14 25 0.00 2.000																			
40 Nick Masset, R ERA: 3.2	1.0 3 0 0 0 0 1 0 0 0 0 0 0 6 9 0.00 0.000																			

AB	31
R	5
H	9
RBI	5
BB	3
SO	2
LOB	11




Batter	1	2	3	4	5	6	7	8	9	10	AB	R	H	RBI	BB	SO	LOB	TOP									
6 Drew Stubbs, R OBP: 0.323, SLG: 0.391	(1,8) C FF 87 84 B SI 84 F SL 77 F FF 88 S CH 82	2-3 ① X CU 73 0-0	③	C CU 72 78 F FC 86 88 S CH 88	1-3 ③	B SL 78 78 C FF 88 X FF 89	1-1 ③	F CU 76 76 1 SAFE D CU 78 78 D FF 94 94 F FF 93 93	2-1 ③	B CU 80 80 F FF 92 92 F FF 91 91 S CH 76 76	2-3 ②	6	0	0	0	0	3	3									
2 Zack Cozart, R OBP: 0.364, SLG: 0.364	(1,6) C SL 82 82 B FF 89 F CH 81 B CH 83 X FF 90	2-2 ②	C CU 72 72 X CU 71 71	0-1 ①	C FF 84 84 B CU 73 73 X SL 79	1-2 ①	C FF 90 90 F SI 92 92	0-3 ①	B FF 95 95 X FF 96	1-0 ①	B CU 79 79 F FF 92 92 F FF 91 91 X CH 76 76	1-2 ②	5	0	2	0	0	1	0								
48 Francisco Cordero, R OBP: 0.336, SLG: 0.423	(10,1) C SL 82 82 B FF 89 F CH 81 B CH 83 X FF 90	2-2 ②	C CU 72 72 X CU 71 71	0-1 ①	C FF 84 84 B CU 73 73 X SL 79	1-2 ①	C FF 90 90 F SI 92 92	0-3 ①	B FF 95 95 X FF 96	1-0 ①	B CU 79 79 F FF 92 92 F FF 91 91 X CH 76 76	1-2 ②	5	0	2	0	0	1	0								
19 Joey Votto, L OBP: 0.440, SLG: 0.510	(1,3) X CU 68 0-0	0-0	F CH 81 81 1 SAFE B CH 79 79 B FF 88 B CH 81 1 SAFE B CH 77 77	4-1 ①	D SI 87 87 D CU 70 70 X CH 81	2-0 ②	D SI 87 87 D CU 70 70 X CH 81	1-1 ①	D SI 87 87 D CU 70 70 X CH 81	2-2 ②	F FF 90 90 B CH 79 79 B FF 88 X FF 89	2-2 ②	5	0	3	1	1	0	1								
4 Brandon Phillips, R OBP: 0.336, SLG: 0.423	(1,4) B FC 87 87 C CU 68 68 1 SAFE X CH 80	1-1 ③	X CU 72 0-0	0-0	B FF 88 88 B SI 87 87 X SL 88	2-0 ②	B FF 88 88 B SI 87 87 X SL 88	1-2 ①	S CU 77 77 F CU 77 77 F SI 92 92	0-2 ②	S CU 82 82 CU 80 80	1-0 ①	6	0	1	1	0	0	6								
32 Jay Bruce, L OBP: 0.339, SLG: 0.506	(1,9) B CU 68 68 C CU 74 74 B FF 88 B CH 79 79 B FF 88	4-1 ①	B SI 87 87 D CH 80 80 B CH 79 79 I IN 60	4-0 ①	S CH 80 80 X CH 80	0-1 ①	S CH 80 80 X CH 80	1-2 ①	B CU 77 77 C CU 77 77 B SI 92 92 1 SAFE B CU 77 77 X SI 91 91	3-1 ①	B CU 77 77 C CU 77 77 B SI 92 92 1 SAFE B CU 77 77 X SI 91 91	1-2 ①	4	2	3	1	2	0	2								
27 Scott Rolen, R OBP: 0.277, SLG: 0.403	(1,5) 1 SAFE B FF 88 1 SAFE X SL 79	1-0 ①	B FF 88 88 C FF 87 87 C FF 86 86 F SI 88 88 F SI 87 87 F SI 86 86	1-2 ②	S CH 81 81 1 FF 88 1 FC 86 X FF 86	1-2 ②	S CH 81 81 1 FF 88 1 FC 86 X FF 86	1-2 ②	D CU 77 77 B FF 92 92 F SI 90 90 S CU 78 78	2-3 ③	B FF 92 92 F FF 92 92 F FF 91 91 X CU 90 90	1-1 ①	5	1	1	0	0	2	9								
15 Fred Lewis, L OBP: 0.346, SLG: 0.373	(1,7) C FF 86 86 B CH 79 79 1 SAFE B FF 88 F FC 86 F FC 85 B FF 89 1 SAFE	3-2 ③	C CU 70 70 B CU 62 62 B FF 89 B FF 88 S SI 89 89	3-3 ③	C FF 86 86 X SL 88	1-1 ①	C FF 86 86 X SL 88	1-2 ①	B FF 91 91 C CU 77 77 C FF 92 92 S CU 79 79	1-3 ①	B FF 91 91 C CU 77 77 C FF 92 92 S CU 79 79	1-1 ①	4	1	1	1	0	2	6								
66 Logan Ondrusek, R OBP: 0.304, SLG: 0.288	(8,1) C FF 86 86 B CH 79 79 1 SAFE B FF 88 F FC 86 F FC 85 B FF 89 1 SAFE	3-2 ③	C CU 70 70 B CU 62 62 B FF 89 B FF 88 S SI 89 89	3-3 ③	C FF 86 86 X SL 88	1-1 ①	C FF 86 86 X SL 88	1-2 ①	B FF 91 91 C CU 77 77 C FF 92 92 S CU 79 79	1-3 ①	B FF 91 91 C CU 77 77 C FF 92 92 S CU 79 79	1-1 ①	4	0	0	0	0	0	0								
45 Bill Bray, L OBP: 0.357, SLG: 0.405	(9,1) 1H 55 HR	2B	C CU 72 72 SL 76 76	1-1 ①	C CU 72 72 SL 76 76	3-2 ③	C CU 72 72 SL 76 76	1-2 ①	B FF 91 91 C CU 77 77 C FF 92 92 S CU 79 79	1-2 ①	B FF 91 91 C CU 77 77 C FF 92 92 S CU 79 79	1-1 ①	4	1	1	1	0	2	6								
16 Edgar Renteria, R OBP: 0.304, SLG: 0.288	(9,6) 1H 55 HR	2B	C CU 72 72 SL 76 76	1-1 ①	C CU 72 72 SL 76 76	3-2 ③	C CU 72 72 SL 76 76	1-2 ①	B FF 91 91 C CU 77 77 C FF 92 92 S CU 79 79	1-2 ①	B FF 91 91 C CU 77 77 C FF 92 92 S CU 79 79	1-1 ①	4	0	0	0	0	0	0								
55 Ramon Hernandez, R OBP: 0.374, SLG: 0.540	(R,1,2) C CU 72 72 SL 76 76	1-1 ①	C CU 72 72 SL 76 76	1-1 ①	C CU 72 72 SL 76 76	3-2 ③	C CU 72 72 SL 76 76	1-2 ①	B FF 91 91 C CU 77 77 C FF 92 92 S CU 79 79	1-2 ①	B FF 91 91 C CU 77 77 C FF 92 92 S CU 79 79	1-1 ①	5	2	2	3	0	0	0								
47 Johnny Cueto, R OBP: 0.087, SLG: 0.045	(1,1) B FF 88 88 B SL 80 80 X SI 88	2-1 ②	B FF 88 88 B SL 80 80 X SI 88	2-1 ②	C CH 81 81 X FF 88	0-1 ①	C CH 81 81 X FF 88	1-2 ②	B FF 91 91 C CU 77 77 C FF 92 92 S CU 79 79	1-0 ①	B FF 91 91 C CU 77 77 C FF 92 92 S CU 79 79	1-1 ①	3	0	0	0	0	0	0								
54 Aroldis Chapman, L OBP: 0.314, SLG: 0.484	(8,7) G3	1B	C CU 72 72 SL 76 76	1-1 ①	C CU 72 72 SL 76 76	3-2 ③	C CU 72 72 SL 76 76	1-2 ①	B FF 91 91 C CU 77 77 C FF 92 92 S CU 79 79	1-0 ①	B FF 91 91 C CU 77 77 C FF 92 92 S CU 79 79	1-1 ①	0	0	0	0	0	0	0								
28 Chris Heisey, R OBP: 0.314, SLG: 0.484	(8,7) G3	1B	C CU 72 72 SL 76 76	1-1 ①	C CU 72 72 SL 76 76	3-2 ③	C CU 72 72 SL 76 76	1-2 ①	B FF 91 91 C CU 77 77 C FF 92 92 S CU 79 79	1-0 ①	B FF 91 91 C CU 77 77 C FF 92 92 S CU 79 79	1-1 ①	2	1	0	0	0	0	1								
Inning Stats	R: 0 E: 0 K: 1 S: 10	H: 1 LOB: 1 BB: 0 P: 15	R: 3 E: 0 K: 0 S: 11	H: 2 LOB: 0 BB: 1 P: 22	R: 0 E: 0 K: 2 S: 12	H: 1 LOB: 3 BB: 2 P: 24	R: 0 E: 0 K: 1 S: 8	H: 0 LOB: 0 BB: 0 P: 12	R: 0 E: 1 K: 0 S: 12	H: 2 LOB: 3 BB: 0 P: 19	R: 0 E: 0 K: 0 S: 10	H: 0 LOB: 0 BB: 0 P: 13	R: 0 E: 0 K: 2 S: 13	H: 2 LOB: 2 BB: 0 P: 19	R: 0 E: 1 K: 1 S: 9	H: 0 LOB: 1 BB: 0 P: 14	R: 0 E: 0 K: 0 S: 6	H: 0 LOB: 0 BB: 0 P: 11	R: 5 E: 1 K: 1 S: 22	H: 6 LOB: 2 BB: 0 P: 32	1B: 10 2B: 2 3B: 0 HR: 2	SF: 0 SAC: 1 DP: 0 HBP: 0	WP: 0 PA: 50 PB: 0 SB: 0 CS: 0				
PITCHER	IP 6.0	WLS 28	BF 6	H 3	R 3	ER 3	SO 4	BB 2	IBB 0	HBP 0	BLK 0	WP 0	HR 1	S 63	P 105	ERA 4.50	WHIP 1.333										
18 Shaun Marcum, R ERA: 3.39	(1,1) 1.0	5	2	0	0	2	0	0	0	0	0	0	0	13	19	0.00	2.000										
40 Takashi Saito, R ERA: 3.6	(7,1) 1.0	4	0	0	0	1	0	0	0	0	0	0	0	9	14	0.00	0.000										
32 LaTroy Hawkins, R ERA: 1.08	(8,1) 1.0	3	0	0	0	0	0	0	0	0	0	0	0	6	11	0.00	0.000										
59 John Axford, R ERA: 2.83	(9,1) 1.0	L	10	6	5	2	1	0	0	0	0	0	1	22	32	18.00	6.000										
41 Marco Estrada, R ERA: 4.71	(10,1) 1.0	L	10	6	5	2	1	0	0	0	0	0	1	22	32	18.00	6.000										

Cincinnati Reds @ Milwaukee Brewers
Miller Park, Milwaukee, WI
Sat Jul 09 2011, 6:11 PM - 9:57 PM CDT
Att: 43,119 - Clear - 86 F

livebaseballscorecards.com

AB 46
R 8
H 14
RBI 8
BB 3
SO 8
LOB 28



Batter	1	2	3	4	5	6	7	8	9	10	AB	R	H	RBI	BB	SO	LOB	BOTTOM		
23 Rickie Weeks Jr., R OBP: 0.348, SLG: 0.485	(1,4) X SI 94 0-0	0-0	C SL 81 81 B SI 82 82 B SI 80 80 X SL 95 95	2-1 ③	B SL 85 85 B SI 82 82 B SI 80 80 B FC 88 88 B SL 80 80	4-2 ③	C SL 83 83 X SI 94	0-1 ③	X CU 79 0-0	0-0	C CU 78 78 X SL 86	0-1 ③	5	1	2	0	1	0	1	
2 Nyjer Morgan, L OBP: 0.351, SLG: 0.494	(1,8) B SI 92 92 1 SAFE C SI 91 91 1 SAFE B SI 92 92 X SL 79 79	2-1 ①	B FF 90 90 C SI 90 90 X SI 92	1-1 ①	B SI 81 81 B FF 94 94 B SI 82 82 1 SAFE C SI 87 87 F SI 95 95 F CH 86 86 X SL 94 94	2-2 ②	B SI 81 81 B FF 94 94 B SI 82 82 1 SAFE C SI 87 87 F SI 95 95 F CH 86 86 X SL 94 94	1-2 ①	C FF 90 90 B SI 81 81 B SI 80 80 B SI 82 82 F SI 95 95 F CH 86 86 F SI 84 84	2-2 ②	1 SAFE C SI 91 91 2 SAFE C SI 92 92 L SL 85 85	0-3 ①	5	0	1	0	0	2	2	
1 Corey Hart, R OBP: 0.348, SLG: 0.466	(1,9) B SI 94 94 B SI 82 82 X SL 82	2-0 ②	X FF 91 0-0	0-0	C SI 83 83 B SI 84 84 B SI 83 83 X SL 87 87	3-2 ③	C SI 83 83 B SI 84 84 B SI 83 83 X SL 87 87	1-1 ①	B SI 92 92 B SI 85 85 X SL 85	0-1 ②	F FF 92 92 X SL 85	1-2 ②	4	1	1	1	1	0	3	
28 Prince Fielder, L OBP: 0.417, SLG: 0.580	(1,3) C FF 93 93 C FF 92 92 B SI 85 85 B SL 83 83 X FF 94 94	3-2 ②	B CH 86 86 C SI 80 80 X FF 94	1-1 ①	C CH 83 83 C SI 80 80 X FF 93	0-2 ①	C CH 83 83 C SI 80 80 X FF 93	0-2 ①	S FF 99 99 1 SAFE B SI 81 81 B SI 80 80 B SI 82 82 D FF 100 100	4-1 ②	B SL 86 86 B SI 86 86 I IN 81	4-0 ①	3	0	0	0	2	0	1	
25 Mark Kotsay, L OBP: 0.322, SLG: 0.346	(1,7) B FF 93 93 B FF 94 94 C FF 94 94 X FF 93 93	3-1 ①	C SI 94 94 B SI 94 94 B SI 83 83 X SL 82	4-2 ②	C SI 94 94 B SI 94 94 B SI 83 83 X SL 82	4-2 ②	C SI 94 94 B SI 94 94 B SI 83 83 X SL 82	0-0 ②	D FF 98 98 B SI 99 99 B SI 99 99 B SI 99 99 B SI 99 99 F FF 97 97 F FF 99 99	3-3 ③	X CH 86 86 0-0 ③	2-3 ②	4	0	1	1	1	1	3	
41 Marco Estrada, R OBP: 0.222, SLG: 0.222	(10,1) 14 FC6-4	1B	C SI 94 94 B SI 94 94 B SI 83 83 X SL 82	4-1 ①	C FF 92 92 C SI 81 81 B SI 87 87 X FF 95 95	2-2 ②	C FF 92 92 C SI 81 81 B SI 87 87 X FF 95 95	1-2 ①	B FF 91 91 C CU 78 78 C FF 92 92 B SI 94 94	4-1 ①	B FF 91 91 C CU 78 78 C FF 92 92 B SI 94 94	1-2 ②	2	0	1	0	2	0	1	
9 Josh Wilson, R OBP: 0.286, SLG: 0.500	(8,PR) 3 FC6-4	1B	C SI 94 94 B SI 94 94 B SI 83 83 X SL 82	4-1 ①	C FF 92 92 C SI 81 81 B SI 87 87 X FF 95 95	2-2 ②	C FF 92 92 C SI 81 81 B SI 87 87 X FF 95 95	1-2 ①	B FF 91 91 C CU 78 78 C FF 92 92 B SI 94 94	4-1 ①	B FF 91 91 C CU 78 78 C FF 92 92 B SI 94 94	1-2 ②	2	0	1	0	2	0	1	
3 Yunesky Betancourt, R OBP: 0.259, SLG: 0.347	(1,6) B FF 90 90 F SI 92 92 X FF 89	2-0 ②	C SI 95 95 B SI 96 96 X SI 96	1-2 ③	C SI 95 95 B SI 96 96 X SI 96	0-0 ③	C SI 95 95 B SI 96 96 X SI 96	1-2 ③	1 SAFE C SI 92 92 X FF 92	0-0 ②	1 SAFE C SI 92 92 X FF 92	0-0 ②	5	1	2	1	0	0	5	
20 Jonathan Lucroy, R OBP: 0.324, SLG: 0.417	(1,2) B SL 80 80 X SI 93	1-0 ①	C SL 82 82 X CH 87	0-1 ①	B SL 81 81 X SL 80	1-0 ①	B SL 81 81 X SL 80	1-0 ①	B FF 92 92 C SI 92 92 X CU 78 78 X FF 91 91	1-2 ②	B FF 92 92 C SI 92 92 X CU 78 78 X FF 91 91	1-2 ②	5	0	1	0	0	1	2	
18 Shaun Marcum, R OBP: 0.316, SLG: 0.280	(1,1) B SI 94 94 B SI 82 82 X SL 82	1-1 ②	B SI 94 94 B SI 82 82 X SL 82	1-1 ②	B SI 94 94 B SI 82 82 X SL 82	1-1 ②	B SI 94 94 B SI 82 82 X SL 82	1-1 ②	D FF 98 98 B SI 99 99 B SI 99 99 B SI 99 99 B SI 99 99 F FF 97 97 F FF 99 99	3-3 ③	X CH 86 86 0-0 ③	2-3 ②	1	0	0	1	0	1	0	
24 Mark Gamble, L ERA: 3.03	(7,1) 20 SH1-3	2B	B SI 94 94 B SI 82 82 X SL 82	1-1 ②	B SI 94 94 B SI 82 82 X SL 82	1-1 ②	B SI 94 94 B SI 82 82 X SL 82	1-1 ②	D FF 98 98 B SI 99 99 B SI 99 99 B SI 99 99 B SI 99 99 F FF 97 97 F FF 99 99	3-3 ③	X CH 86 86 0-0 ③	2-3 ②	1	0	0	0	0	0	0	
40 Takashi Saito, L ERA: 1.07	(7,1) 20 SH1-3	2B	B SI 94 94 B SI 82 82 X SL 82	1-1 ②	B SI 94 94 B SI 82 82 X SL 82	1-1 ②	B SI 94 94 B SI 82 82 X SL 82	1-1 ②	D FF 98 98 B SI 99 99 B SI 99 99 B SI 99 99 B SI 99 99 F FF 97 97 F FF 99 99	3-3 ③	X CH 86 86 0-0 ③	2-3 ②	1	0	0	0	0	0	0	
32 LaTroy Hawkins, R ERA: 1.08	(8,1) 20 SH1-3	2B	B SI 94 9																	

Batter	1	2	3	4	5	6	7	8	9	AB	R	H	RBI	BB	SO	LOB	TOP										
23 Ricke Weeks Jr, R OBP: 0.350, SLG: 0.483 9 Josh Wilson, R OBP: 0.269, SLG: 0.488	G1-3	K			BB		K			3	0	0	0	1	2	2	Milwaukee Brewers @ Colorado Rockies Coors Field, Denver, CO Thu Jul 14 2011, 6:42 PM - 10:03 PM MDT Att: 40,863 - Partly Cloudy - 71 F										
2 Nyjer Morgan, L OBP: 0.355, SLG: 0.491	F8		E9		L3			K		4	0	1	0	0	1												
8 Ryan Braun, R OBP: 0.417, SLG: 0.578 32 LaTroy Hawkins, R	2B		L8			1B		F8		4	1	2	0	0	0	1											
28 Prince Fielder, L OBP: 0.417, SLG: 0.578 27 Carlos Gómez, R OBP: 0.271, SLG: 0.385	2B				IBB			P3		2	0	1	1	1	0	1											
1 Corey Hart, R OBP: 0.276, SLG: 0.474	K		G6-4-3			FC5-4				4	1	1	1	0	1	4											
14 Casey McGehee, R OBP: 0.276, SLG: 0.311	G5-3				FC6-4			HR		4	0	0	0	0	1	1											
3 Yuniesky Betancourt, R OBP: 0.259, SLG: 0.347	1B		F9					P4		4	1	2	0	0	0	0											
20 Jonathan Lucroy, R OBP: 0.318, SLG: 0.408	K		G4-3					F8		4	0	0	0	0	2	2											
49 Yovani Gallardo, R OBP: 0.285, SLG: 0.312 41 Marco Estrada, R ERA: 4.7 25 Mark Kotsay, L ERA: 7.27 21 Zach Braddock, L ERA: 7.27 50 Kameron Loe, R ERA: 4.4 30 Craig Counsell, L ERA: 1.04	2B		G6-3							2	0	1	1	0	0	0											
Inning Stats	R: 1 E: 0 K: 1 S: 16	H: 2 LOB: 1 BB: 0 P: 21	R: 1 E: 0 K: 2 S: 16	H: 2 LOB: 1 BB: 0 P: 23	R: 0 E: 1 K: 0 S: 7	H: 1 LOB: 1 BB: 1 P: 14	R: 0 E: 0 K: 1 S: 6	H: 0 LOB: 0 BB: 0 P: 14	R: 0 E: 0 K: 0 S: 5	H: 1 LOB: 1 BB: 0 P: 10	R: 0 E: 0 K: 2 S: 10	H: 1 LOB: 1 BB: 0 P: 12	R: 0 E: 0 K: 1 S: 11	H: 0 LOB: 0 BB: 0 P: 15	R: 1 E: 0 K: 0 S: 11	H: 1 LOB: 0 BB: 0 P: 16		1B: 3 2B: 5 3B: 0 HR: 1	SF: 0 SAC: 0 DP: 2 HBP: 0	WP: 0 PB: 0 SB: 1 CS: 0	PA: 35						
PITCHER	IP	WLS	BF	H	R	ER	SO	BB	IBB	HBP	BLK	WP	HR	S	P	ERA	WHIP										
38 Ubaldo Jiménez, R ERA: 4.08	6.0	W	24	6	2	2	4	1	1	0	0	0	0	58	92	3.00	1.167										
34 Matt Belisle, L ERA: 3.35	1.0		4	1	0	0	2	0	0	0	0	0	0	10	12	0.00	1.000										
49 Rex Brothers, R ERA: 2.77	1.0		3	0	0	0	1	0	0	0	0	0	0	11	15	0.00	0.000										
54 Eric Stults, L ERA: 3.52	1.0		4	1	1	1	0	0	0	0	0	0	1	16	9.00	1.000											

Batter	1	2	3	4	5	6	7	8	9	AB	R	H	RBI	BB	SO	LOB	BOTTOM										
19 Ryan Spilborghs, R OBP: 0.311, SLG: 0.348	HR	FC4-6		14 S 1B		14 2B	14 G4-3 2B	G4-6-3		6	3	4	4	0	0	4	Milwaukee Brewers @ Colorado Rockies Coors Field, Denver, CO Thu Jul 14 2011, 6:42 PM - 10:03 PM MDT Att: 40,863 - Partly Cloudy - 71 F										
14 Mark Ellis, R OBP: 0.271, SLG: 0.340	G6-3		G5-3	2 2B		G4-3	G4-3		5	1	2	3	0	0	1												
17 Todd Helton, L OBP: 0.397, SLG: 0.489 18 Jonathan Herrera, S OBP: 0.335, SLG: 0.318	F8			7 1B		F7	FC5-2-5-1 FC5-4		5	0	1	0	0	1	3												
2 Troy Tulowitzki, R OBP: 0.338, SLG: 0.493 49 Rex Brothers, L OBP: 0.500, SLG: 1.000	2B		P4	7 2B		K	FC5-4		5	0	2	1	0	1	3												
7 Seth Smith, L OBP: 0.344, SLG: 0.493	G4-3			E3		K		F8		5	0	1	0	0	1	3											
21 Ty Wiginton, R OBP: 0.317, SLG: 0.472			F9		K					5	3	3	0	0	1	4											
9 Ian Stewart, L OBP: 0.228, SLG: 0.197	G5-3			20 1B		K				5	2	3	0	0	1	1											
20 Chris Iannetta, R OBP: 0.373, SLG: 0.411	G3-1			38 SH1-4 19 1B		F9				4	2	2	1	1	0	1											
38 Ubaldo Jiménez, R OBP: 0.125, SLG: 0.097 34 Matt Belisle, R				SH1-4						2	0	1	1	0	1	0											
41 Cole Garner, R OBP: 0.300, SLG: 0.222										1	1	1	2	1	0	0											
Inning Stats	R: 1 E: 0 K: 0 S: 17	H: 2 LOB: 1 BB: 0 P: 27	R: 1 E: 0 K: 0 S: 11	H: 2 LOB: 1 BB: 0 P: 16	R: 0 E: 0 K: 0 S: 7	H: 2 LOB: 2 BB: 0 P: 13	R: 4 E: 1 K: 2 S: 25	H: 5 LOB: 2 BB: 0 P: 36	R: 0 E: 0 K: 2 S: 9	H: 0 LOB: 0 BB: 0 P: 9	R: 1 E: 0 K: 2 S: 19	H: 2 LOB: 1 BB: 0 P: 28	R: 4 E: 0 K: 0 S: 21	H: 3 LOB: 1 BB: 2 P: 38	R: 1 E: 0 K: 0 S: 13	H: 4 LOB: 2 BB: 0 P: 18	1B: 13 2B: 6 3B: 0 HR: 1	SF: 0 SAC: 1 DP: 1 HBP: 0	WP: 0 PB: 0 SB: 1 CS: 0	PA: 46							
PITCHER	IP	WLS	BF	H	R	ER	SO	BB	IBB	HBP	BLK	WP	HR	S	P	ERA	WHIP										
49 Yovani Gallardo, R ERA: 4.08	4.0	L	24	11	6	6	2	0	0	0	0	0	0	28	37	4.50	1.000										
41 Marco Estrada, R ERA: 4.7	2.0		8	2	1	1	4	0	0	0	1	0	0	28	37	4.50	1.000										
21 Zach Braddock, L ERA: 7.27	0.0		4	2	4	4	0	2	0	0	0	0	0	12	25	∞	∞										
50 Kameron Loe, R ERA: 4.4	1.0		4	1	0	0	0	0	0	0	0	0	0	9	13	0.00	1.000										
32 LaTroy Hawkins, R ERA: 1.04	1.0		6	4	1	0	0	0	0	0	0	0	0	13	18	0.00	4.000										



Batter	1	2	3	4	5	6	7	8	9	AB	R	H	RBI	BB	SO	LOB	TOP										
23 Rickie Weeks Jr, R (1.4) OBP: 0.347, SLG: 0.477	G6-3			F9		F9			G6-3	4	0	0	0	0	0	0	Milwaukee Brewers @ Colorado Rockies Coors Field, Denver, CO Fri Jul 15 2011, 6:42 PM - 9:09 PM MDT Att: 35,118 - Partly Cloudy - 88 F										
2 Nyjer Morgan, L (1.8) OBP: 0.356, SLG: 0.497	L6			FC6-5 2B					K	4	0	2	0	0	1	0											
8 Ryan Braun, R (1.7) OBP: 0.399, SLG: 0.556	K			FC6-5						3	0	0	0	0	1	2											
28 Prince Fielder, L (1.3) OBP: 0.419, SLG: 0.582				G4-3						3	0	2	0	0	0	1											
1 Corey Hart, R (1.9) OBP: 0.345, SLG: 0.468	F9									3	0	0	0	0	0	2											
3 Yuniesky Betancourt, R (1.6) OBP: 0.267, SLG: 0.345										2	0	0	0	0	1	1											
9 George Kottaras, L (8, PH) OBP: 0.283, SLG: 0.375										1	0	0	0	0	0	0											
14 Casey McGehee, R (8, S) OBP: 0.276, SLG: 0.311										0	0	0	0	0	0	0											
30 Craig Counsell, L (1.5) OBP: 0.263, SLG: 0.204				G6-3						3	0	0	0	0	0	0											
20 Jonathan Lucroy, R (1.2) OBP: 0.314, SLG: 0.403				G6-3						3	0	0	0	0	2	0											
38 Chris Narveson, L (1.1) OBP: 0.229, SLG: 0.242				G4-3						2	0	0	0	0	1	0											
40 Takashi Saito, L (7, 1)										0	0	0	0	0	0	0											
59 John Axford, R (8, 1)										0	0	0	0	0	0	0											
25 Mark Kotsay, L (8, PH) OBP: 0.322, SLG: 0.346										1	0	0	0	0	1	0											
Inning Stats	R: 0 E: 0 K: 1 S: 9	H: 0 LOB: 0 BB: 0 P: 15	R: 0 E: 0 K: 0 S: 7	H: 1 LOB: 0 BB: 0 P: 12	R: 0 E: 0 K: 0 S: 10	H: 0 LOB: 1 BB: 0 P: 13	R: 0 E: 0 K: 0 S: 10	H: 1 LOB: 1 BB: 0 P: 14	R: 0 E: 0 K: 1 S: 9	H: 0 LOB: 0 BB: 0 P: 14	R: 0 E: 0 K: 0 S: 10	H: 2 LOB: 1 BB: 0 P: 15	R: 0 E: 0 K: 1 S: 7	H: 0 LOB: 0 BB: 0 P: 10	R: 0 E: 0 K: 2 S: 10	H: 0 LOB: 0 BB: 0 P: 12	1B: 2 2B: 2 3B: 0 HR: 0	SF: 0 SAC: 0 DP: 2 HBP: 0	WP: 0 PB: 0 CS: 0	PA: 29							
PITCHER	IP	WLS	BF	H	R	ER	SO	BB	IBB	HBP	BLK	WP	HR	S	P	ERA	WHIP										
44 Juan Nicasio, R (1, 1) ERA: 4.24	7.0	W	23	4	0	0	4	0	0	0	0	0	0	64	97	0.00	0.571										
27 Matt Lindstrom, R (8, 1) ERA: 2.75	1.0		3	0	0	0	1	0	0	0	0	0	0	7	10	0.00	0.000										
16 Huston Street, R (9, 1) ERA: 3.21	1.0		3	0	0	0	2	0	0	0	0	0	0	10	12	0.00	0.000										

Batter	1	2	3	4	5	6	7	8	9	AB	R	H	RBI	BB	SO	LOB	BOTTOM										
Dexter Fowler, S (1.8) OBP: 0.343, SLG: 0.352	G6-3 14 WP 2B			P5					G4-6-3 2B	3	2	1	0	1	0	1	Milwaukee Brewers @ Colorado Rockies Coors Field, Denver, CO Fri Jul 15 2011, 6:42 PM - 9:09 PM MDT Att: 35,118 - Partly Cloudy - 88 F										
14 Mark Ellis, R (1.4) OBP: 0.274, SLG: 0.350	G6-3			17 1B 2B					F7	4	2	2	0	0	0	2											
17 Todd Helton, L (1.3) OBP: 0.401, SLG: 0.491	K			21 FC6-4 1B					17 1B 2B	3	0	2	2	1	1	1											
2 Troy Tulowitzki, R (1.6) OBP: 0.342, SLG: 0.500	F8			2B					2B	3	0	2	1	1	0	1											
21 Ty Wigginton, R (1.7) OBP: 0.312, SLG: 0.465	G6-3			FC6-4					2B	4	0	0	0	0	0	6											
27 Matt Lindstrom, R (8, 1) ERA: 2.75	G6-3			G6-3					F7	0	0	0	0	0	0	0											
16 Huston Street, R (9, 1) ERA: 3.21										0	0	0	0	0	0	0											
19 Ryan Spillborghs, R (8, 7) OBP: 0.309, SLG: 0.346	F8			K					F8	4	0	1	0	0	1	0											
9 Ian Stewart, L (1.5) OBP: 0.229, SLG: 0.189				F7					G4-3	3	0	0	0	1	0	1											
20 Chris Iannetta, R (1.2) OBP: 0.368, SLG: 0.404	K			F8					P4	4	0	0	0	0	1	1											
44 Juan Nicasio, R (1, 1) ERA: 4.74									G4-6-3 1B	2	0	0	0	0	2	1											
7 Seth Smith, L (7, PH) OBP: 0.346, SLG: 0.495	K									1	0	1	0	0	0	0											
Inning Stats	R: 1 E: 0 K: 1 S: 13	H: 2 LOB: 1 BB: 0 P: 25	R: 0 E: 0 K: 2 S: 9	H: 0 LOB: 1 BB: 1 P: 16	R: 1 E: 0 K: 0 S: 9	H: 2 LOB: 1 BB: 0 P: 12	R: 0 E: 0 K: 1 S: 7	H: 0 LOB: 0 BB: 0 P: 11	R: 1 E: 0 K: 1 S: 11	H: 1 LOB: 2 BB: 2 P: 22	R: 0 E: 0 K: 0 S: 8	H: 0 LOB: 0 BB: 0 P: 12	R: 1 E: 0 K: 0 S: 12	H: 3 LOB: 2 BB: 1 P: 21	R: 0 E: 0 K: 0 S: 5	H: 1 LOB: 0 BB: 0 P: 7	1B: 4 2B: 6 3B: 0 HR: 0	SF: 0 SAC: 0 DP: 2 HBP: 0	WP: 1 PB: 0 CS: 0	PA: 35							
PITCHER	IP	WLS	BF	H	R	ER	SO	BB	IBB	HBP	BLK	WP	HR	S	P	ERA	WHIP										
38 Chris Narveson, L (1, 1) ERA: 4.74	6.0	L	26	5	3	3	3	3	0	0	0	0	0	57	98	4.50	1.333										
40 Takashi Saito, R (7, 1) ERA: 4.5	1.0		6	3	1	1	0	1	0	0	0	0	0	12	21	9.00	4.000										
59 John Axford, R (8, 1) ERA: 2.76	1.0		3	1	0	0	0	0	0	0	0	0	0	5	7	0.00	1.000										

Batter	1	2	3	4	5	6	7	8	9	AB	R	H	RBI	BB	SO	LOB	TOP								
1 Corey Hart, R OBP: 0.346, SLG: 0.477										4	2	1	2	0	2	2	Milwaukee Brewers @ Colorado Rockies Coors Field, Denver, CO Sat Jul 16 2011, 7:00 PM - 10:21 PM MDT Att: 46,878 - Partly Cloudy - 81 F								
2 Nyjer Morgan, L OBP: 0.357, SLG: 0.494										5	0	2	1	0	1	0									
8 Ryan Braun, R OBP: 0.399, SLG: 0.551										3	0	0	0	0	1	1									
25 Mark Kotsay, L OBP: 0.318, SLG: 0.344										1	0	0	1	0	0	0									
28 Prince Fielder, L OBP: 0.421, SLG: 0.579										3	1	1	0	2	0	0									
23 Rickie Weeks Jr., R OBP: 0.347, SLG: 0.487										5	1	2	2	0	0	4									
14 Casey McGehee, R OBP: 0.276, SLG: 0.310										4	0	1	0	0	0	3									
3 Yuniesky Betancourt, R OBP: 0.259, SLG: 0.344										1	1	0	0	0	0	0									
9 Josh Wilson, R OBP: 0.306, SLG: 0.489										4	1	2	0	0	1	0									
20 Jonathan Lucroy, R OBP: 0.318, SLG: 0.407										3	1	2	0	0	0	0									
13 Zack Greinke, R OBP: 0.318, SLG: 0.470										0	1	0	0	0	1	0									
30 Craig Counsell, L OBP: 0.283, SLG: 0.290										0	0	0	0	0	0	0									
32 LaTroy Hawkins, R ERA: 4.79										0	0	0	0	0	0	0									
50 Kameron Loe, R ERA: 4.53										0	0	0	0	0	0	0									
9 George Kottaras, L ERA: 4.53										1	0	0	1	0	0	1									
57 Francisco Rodriguez, R ERA: 3.09										0	0	0	0	0	0	0									
59 John Axford, R ERA: 2.91										0	0	0	0	0	0	0									
Inning Stats	R: 0 E: 0 K: 2 S: 9	H: 0 LOB: 0 BB: 0 P: 16	R: 0 E: 0 K: 0 S: 7	H: 0 LOB: 0 BB: 0 P: 10	R: 0 E: 0 K: 2 S: 13	H: 1 LOB: 0 BB: 0 P: 17	R: 0 E: 0 K: 1 S: 8	H: 2 LOB: 2 BB: 0 P: 14	R: 2 E: 0 K: 0 S: 10	H: 1 LOB: 0 BB: 0 P: 19	R: 0 E: 0 K: 0 S: 6	H: 1 LOB: 1 BB: 0 P: 9	R: 3 E: 1 K: 0 S: 13	H: 3 LOB: 2 BB: 1 P: 21	R: 1 E: 0 K: 0 S: 12	H: 2 LOB: 2 BB: 0 P: 18	R: 2 E: 0 K: 0 S: 12	H: 1 LOB: 0 BB: 1 P: 18	1B: 8 2B: 1 3B: 0 HR: 2	SF: 1 SAC: 3 DP: 0 HBP: 1	WP: 1 PB: 1 CS: 0	PA: 42			
PITCHER	IP WLS BF H R ER SO BB IBB HBP BLK WP HR S P ERA WHIP	IP WLS BF H R ER SO BB IBB HBP BLK WP HR S P ERA WHIP	IP WLS BF H R ER SO BB IBB HBP BLK WP HR S P ERA WHIP	IP WLS BF H R ER SO BB IBB HBP BLK WP HR S P ERA WHIP	IP WLS BF H R ER SO BB IBB HBP BLK WP HR S P ERA WHIP	IP WLS BF H R ER SO BB IBB HBP BLK WP HR S P ERA WHIP	IP WLS BF H R ER SO BB IBB HBP BLK WP HR S P ERA WHIP	IP WLS BF H R ER SO BB IBB HBP BLK WP HR S P ERA WHIP	IP WLS BF H R ER SO BB IBB HBP BLK WP HR S P ERA WHIP	IP WLS BF H R ER SO BB IBB HBP BLK WP HR S P ERA WHIP	IP WLS BF H R ER SO BB IBB HBP BLK WP HR S P ERA WHIP	IP WLS BF H R ER SO BB IBB HBP BLK WP HR S P ERA WHIP	IP WLS BF H R ER SO BB IBB HBP BLK WP HR S P ERA WHIP	IP WLS BF H R ER SO BB IBB HBP BLK WP HR S P ERA WHIP	IP WLS BF H R ER SO BB IBB HBP BLK WP HR S P ERA WHIP	IP WLS BF H R ER SO BB IBB HBP BLK WP HR S P ERA WHIP	IP WLS BF H R ER SO BB IBB HBP BLK WP HR S P ERA WHIP	IP WLS BF H R ER SO BB IBB HBP BLK WP HR S P ERA WHIP	IP WLS BF H R ER SO BB IBB HBP BLK WP HR S P ERA WHIP	IP WLS BF H R ER SO BB IBB HBP BLK WP HR S P ERA WHIP	IP WLS BF H R ER SO BB IBB HBP BLK WP HR S P ERA WHIP	IP WLS BF H R ER SO BB IBB HBP BLK WP HR S P ERA WHIP	IP WLS BF H R ER SO BB IBB HBP BLK WP HR S P ERA WHIP	IP WLS BF H R ER SO BB IBB HBP BLK WP HR S P ERA WHIP	IP WLS BF H R ER SO BB IBB HBP BLK WP HR S P ERA WHIP

Batter	1	2	3	4	5	6	7	8	9	AB	R	H	RBI	BB	SO	LOB	BOTTOM								
5 Carlos González, L OBP: 0.357, SLG: 0.486										5	2	1	0	0	1	6	Milwaukee Brewers @ Colorado Rockies Coors Field, Denver, CO Sat Jul 16 2011, 7:00 PM - 10:21 PM MDT Att: 46,878 - Partly Cloudy - 81 F								
14 Mark Ellis, R OBP: 0.274, SLG: 0.346										3	0	0	0	1	2	2									
23 Jason Giambi, L OBP: 0.356, SLG: 0.621										1	0	0	0	0	1	1									
17 Todd Helton, L OBP: 0.401, SLG: 0.493										5	1	2	3	0	0	1									
2 Troy Tulowitzki, R OBP: 0.340, SLG: 0.496										5	0	1	1	0	2	1									
7 Seth Smith, L OBP: 0.345, SLG: 0.491										4	0	1	0	0	0	0									
9 Ian Stewart, L OBP: 0.241, SLG: 0.231										4	1	2	0	0	2	0									
Dexter Fowler, S OBP: 0.339, SLG: 0.347										3	1	0	0	0	2	0									
20 Chris Iannetta, R OBP: 0.372, SLG: 0.411										1	1	1	1	1	0	0									
55 Eliezer Alfonzo, R OBP: 0.500, SLG: 0.500										2	1	1	0	0	0	1									
45 Jhoulys Chacin, R OBP: 0.135, SLG: 0.175										2	0	1	1	0	1	3									
51 Matt Reynolds, L ERA: 1.71										0	0	0	0	0	0	0									
63 Rafael Betancourt, R ERA: 4.53										0	0	0	0	0	0	0									
19 Ryan Spillorths, R ERA: 4.53										1	0	1	0	0	0	0									
27 Matt Lindstrom, R ERA: 3.09										0	0	0	0	0	0	0									
16 Huston Street, R ERA: 3.09										0	0	0	0	0	0	0									
18 Jonathan Herrera, S ERA: 2.91										1	0	0	0	0	0	0									
Inning Stats	R: 0 E: 0 K: 1 S: 8	H: 0 LOB: 0 BB: 0 P: 12	R: 3 E: 1 K: 3 S: 16	H: 3 LOB: 1 BB: 0 P: 25	R: 0 E: 0 K: 0 S: 8	H: 0 LOB: 0 BB: 1 P: 14	R: 0 E: 0 K: 1 S: 16	H: 2 LOB: 3 BB: 1 P: 27	R: 0 E: 0 K: 1 S: 10	H: 0 LOB: 0 BB: 0 P: 15	R: 0 E: 0 K: 2 S: 9	H: 0 LOB: 0 BB: 0 P: 14	R: 3 E: 0 K: 1 S: 9	H: 4 LOB: 1 BB: 0 P: 14	R: 0 E: 1 K: 1 S: 10	H: 0 LOB: 1 BB: 0 P: 15	R: 1 E: 0 K: 1 S: 12	H: 2 LOB: 1 BB: 0 P: 17	1B: 8 2B: 3 3B: 1 HR: 0	SF: 0 SAC: 1 DP: 1 HBP: 0	WP: 0 PB: 0 CS: 0	PA: 40			
PITCHER	IP WLS BF H R ER SO BB IBB HBP BLK WP HR S P ERA WHIP	IP WLS BF H R ER SO BB IBB HBP BLK WP HR S P ERA WHIP	IP WLS BF H R ER SO BB IBB HBP BLK WP HR S P ERA WHIP	IP WLS BF H R ER SO BB IBB HBP BLK WP HR S P ERA WHIP	IP WLS BF H R ER SO BB IBB HBP BLK WP HR S P ERA WHIP	IP WLS BF H R ER SO BB IBB HBP BLK WP HR S P ERA WHIP	IP WLS BF H R ER SO BB IBB HBP BLK WP HR S P ERA WHIP	IP WLS BF H R ER SO BB IBB HBP BLK WP HR S P ERA WHIP	IP WLS BF H R ER SO BB IBB HBP BLK WP HR S P ERA WHIP	IP WLS BF H R ER SO BB IBB HBP BLK WP HR S P ERA WHIP	IP WLS BF H R ER SO BB IBB HBP BLK WP HR S P ERA WHIP	IP WLS BF H R ER SO BB IBB HBP BLK WP HR S P ERA WHIP	IP WLS BF H R ER SO BB IBB HBP BLK WP HR S P ERA WHIP	IP WLS BF H R ER SO BB IBB HBP BLK WP HR S P ERA WHIP	IP WLS BF H R ER SO BB IBB HBP BLK WP HR S P ERA WHIP	IP WLS BF H R ER SO BB IBB HBP BLK WP HR S P ERA WHIP	IP WLS BF H R ER SO BB IBB HBP BLK WP HR S P ERA WHIP	IP WLS BF H R ER SO BB IBB HBP BLK WP HR S P ERA WHIP	IP WLS BF H R ER SO BB IBB HBP BLK WP HR S P ERA WHIP	IP WLS BF H R ER SO BB IBB HBP BLK WP HR S P ERA WHIP	IP WLS BF H R ER SO BB IBB HBP BLK WP HR S P ERA WHIP	IP WLS BF H R ER SO BB IBB HBP BLK WP HR S P ERA WHIP	IP WLS BF H R ER SO BB IBB HBP BLK WP HR S P ERA WHIP	IP WLS BF H R ER SO BB IBB HBP BLK WP HR S P ERA WHIP	IP WLS BF H R ER SO BB IBB HBP BLK WP HR S P ERA WHIP



Batter	1	2	3	4	5	6	7	8	9	AB	R	H	RBI	BB	SO	LOB	TOP			
1 Corey Hart, R OBP: 0.342, SLG: 0.465										4	0	0	0	0	1	1				
2 Nyjer Morgan, L OBP: 0.356, SLG: 0.489										4	0	1	0	0	1	1				
25 Mark Kotsay, L OBP: 0.312, SLG: 0.335										3	0	0	0	0	0	1				
28 Prince Fielder, L OBP: 0.421, SLG: 0.572										3	0	1	0	0	0	0				
23 Rickie Weeks Jr., R OBP: 0.349, SLG: 0.486										3	0	0	0	0	1	0				
9 George Kottaras, L OBP: 0.282, SLG: 0.357										3	0	0	0	0	2	0				
14 Casey McGehee, R OBP: 0.276, SLG: 0.311										3	0	0	0	0	1	0				
3 Yuniesky Betancourt, R OBP: 0.257, SLG: 0.344										3	0	1	0	0	0	0				
43 Randy Wolf, L OBP: 0.206, SLG: 0.294										2	0	0	0	0	1	1				
48 Tim Lillard, R OBP: 0.261, SLG: 0.202										0	0	0	0	0	0	0				
Inning Stats	R: 0 H: 2 E: 0 K: 0 S: 10	H: 2 LOB: 2 BB: 0 P: 16	R: 0 H: 0 E: 0 K: 2 S: 8	H: 0 LOB: 0 BB: 0 P: 11	R: 0 H: 0 E: 0 K: 2 S: 11	H: 0 LOB: 0 BB: 0 P: 18	R: 0 H: 0 E: 0 K: 0 S: 5	H: 0 LOB: 0 BB: 0 P: 6	R: 0 H: 0 E: 0 K: 1 S: 11	H: 0 LOB: 0 BB: 0 P: 17	R: 0 H: 1 E: 0 K: 1 S: 12	H: 1 LOB: 1 BB: 0 P: 16	R: 0 H: 0 E: 0 K: 1 S: 9	H: 0 LOB: 0 BB: 0 P: 11	R: 0 H: 0 E: 0 K: 0 S: 8	H: 0 LOB: 0 BB: 0 P: 10	1B: 3 2B: 0 3B: 0 HR: 0	SF: 0 SAC: 0 DP: 0 HBP: 0	WP: 0 PB: 0 CS: 0	PA: 29
PITCHER	IP WLS BF H R ER SO BB IBB HBP BLK WP HR S P ERA WHIP	8.0 W 26 3 0 0 7 0 0 0 0 0 0 74 105 0.00 0.375	1.0 S 3 0 0 0 0 0 0 0 0 0 0 8 10 0.00 0.000																	

Milwaukee Brewers @ Arizona Diamondbacks
Chase Field, Phoenix, AZ
Mon Jul 18 2011, 6:41 PM - 8:54 PM MST
Att: 17,471 - Roof Closed - 79 F

AB 29
R 0
H 3
RBI 0
BB 0
SO 7
LOB 4

Batter	1	2	3	4	5	6	7	8	9	AB	R	H	RBI	BB	SO	LOB	BOTTOM			
18 Willie Bloomquist, R OBP: 0.324, SLG: 0.344										4	0	2	0	0	0	0				
8 Gerardo Parra, L OBP: 0.346, SLG: 0.417										3	0	1	0	1	1	2				
10 Justin Upton, R OBP: 0.362, SLG: 0.485										4	0	0	0	0	0	4				
24 Chris Young, R OBP: 0.330, SLG: 0.477										3	1	2	0	1	0	1				
14 Ryan Roberts, R OBP: 0.349, SLG: 0.460										4	1	2	2	0	1	2				
27 Geoff Blum, S OBP: 0.143, SLG: 0.286										3	0	0	0	0	2					
22 Xavier Nady, R OBP: 0.292, SLG: 0.360										3	0	0	0	0	2					
12 Henry Blanco, R OBP: 0.288, SLG: 0.459										3	1	1	0	0	0	0				
55 Josh Collmenter, R OBP: 0.190, SLG: 0.105										3	0	0	0	0	2	1				
30 David Hernandez, R OBP: 0.261, SLG: 0.202										0	0	0	0	0	0	0				
Inning Stats	R: 0 H: 1 E: 0 K: 0 S: 6	H: 1 LOB: 1 BB: 1 P: 15	R: 0 H: 0 E: 0 K: 0 S: 10	H: 0 LOB: 0 BB: 0 P: 16	R: 1 H: 2 E: 1 K: 0 S: 8	H: 2 LOB: 1 BB: 0 P: 12	R: 0 H: 2 E: 0 K: 0 S: 9	H: 2 LOB: 2 BB: 0 P: 17	R: 0 H: 0 E: 0 K: 1 S: 7	H: 0 LOB: 0 BB: 0 P: 11	R: 2 H: 2 E: 0 K: 1 S: 12	H: 2 LOB: 0 BB: 0 P: 17	R: 0 H: 0 E: 0 K: 1 S: 5	H: 0 LOB: 0 BB: 0 P: 8	R: 0 H: 1 E: 1 K: 1 S: 11	H: 1 LOB: 2 BB: 1 P: 23	1B: 6 2B: 1 3B: 0 HR: 1	SF: 0 SAC: 0 DP: 2 HBP: 0	WP: 0 PB: 0 CS: 0	PA: 32
PITCHER	IP WLS BF H R ER SO BB IBB HBP BLK WP HR S P ERA WHIP	7.1 L 30 8 3 2 3 1 0 0 0 0 1 61 103 2.46 1.227	0.2 3 0 0 0 1 1 0 0 0 0 0 7 16 0.00 1.500																	

Milwaukee Brewers @ Arizona Diamondbacks
Chase Field, Phoenix, AZ
Mon Jul 18 2011, 6:41 PM - 8:54 PM MST
Att: 17,471 - Roof Closed - 79 F

AB 30
R 3
H 8
RBI 2
BB 2
SO 4
LOB 14

Batter	1	2	3	4	5	6	7	8	9	AB	R	H	RBI	BB	SO	LOB	TOP										
1 Corey Hart, R OBP: 0.341, SLG: 0.463										3	0	1	0	1	1	0											
2 Nyjer Morgan, L OBP: 0.365, SLG: 0.481										3	0	1	0	0	0	3											
8 Ryan Braun, R OBP: 0.396, SLG: 0.568										4	0	1	0	0	0	3											
28 Prince Fielder, L OBP: 0.409, SLG: 0.550										4	0	0	0	0	3	3											
23 Rickie Weeks Jr., R OBP: 0.349, SLG: 0.486										4	0	0	0	0	2	1											
14 Casey McGehee, R OBP: 0.279, SLG: 0.311										3	0	0	0	1	1	1											
3 Yunesky Betancourt, R OBP: 0.267, SLG: 0.368										4	0	2	0	0	0	1											
20 Jonathan Lucroy, R OBP: 0.320, SLG: 0.404										4	0	1	0	0	1	2											
13 Zack Greinke, R OBP: 0.292, SLG: 0.364										2	0	0	0	0	0	0											
32 LaTroy Hawkins, R OBP: 0.279, SLG: 0.311										0	0	0	0	0	0	0											
Inning Stats	R: 0 E: 0 K: 2 S: 9	H: 1 LOB: 1 BB: 0 P: 13	R: 0 E: 0 K: 1 S: 11	H: 0 LOB: 1 BB: 1 P: 20	R: 0 E: 0 K: 0 S: 6	H: 0 LOB: 0 BB: 0 P: 8	R: 0 E: 0 K: 0 S: 9	H: 0 LOB: 0 BB: 0 P: 14	R: 0 E: 0 K: 2 S: 14	H: 2 LOB: 3 BB: 1 P: 24	R: 0 E: 0 K: 2 S: 11	H: 1 LOB: 1 BB: 0 P: 20	R: 0 E: 0 K: 1 S: 7	H: 0 LOB: 0 BB: 0 P: 15	R: 0 E: 0 K: 2 S: 11	H: 1 LOB: 1 BB: 0 P: 15	1B: 5 2B: 1 3B: 0 HR: 0	SF: 0 SAC: 1 DP: 1 HBP: 1	WP: 2 PB: 2 SB: 0 CS: 0	PA: 35							
PITCHER	IP	WLS	BF	H	R	ER	SO	BB	IBB	HBP	BLK	WP	HR	S	P	ERA	WHIP										
31 Ian Kennedy, R ERA: 3.22	7.0	W	27	4	0	0	5	2	0	0	0	1	0	69	114	0.00	0.857										
39 Bryan Shaw, R ERA: 3.0	0.2	H	3	1	0	0	0	0	0	1	0	0	0	4	7	0.00	1.500										
47 Joe Paterson, L ERA: 3.63	0.1	H	1	0	0	0	1	0	0	0	0	0	0	3	3	0.00	0.000										
30 David Hernandez, R ERA: 2.98	1.0		4	1	0	0	2	0	0	0	0	1	0	11	15	0.00	1.000										

Milwaukee Brewers @ Arizona Diamondbacks
Chase Field, Phoenix, AZ
Thu Jul 21 2011, 6:41 PM - 9:09 PM MST
Att: 22,273 - Roof Closed - 79 F

livebaseballscorecards.com

AB 31
R 0
H 6
RBI 0
BB 2
SO 8
LOB 14

Batter	1	2	3	4	5	6	7	8	9	AB	R	H	RBI	BB	SO	LOB	BOTTOM										
18 Willie Bloomquist, R OBP: 0.317, SLG: 0.341										4	0	1	0	0	0	1											
2 Kelly Johnson, L OBP: 0.302, SLG: 0.439										4	1	1	2	0	0	1											
10 Justin Upton, R OBP: 0.364, SLG: 0.495										4	1	1	1	0	1	1											
24 Chris Young, R OBP: 0.327, SLG: 0.472										3	0	0	0	0	1	1											
26 Miguel Montero, L OBP: 0.341, SLG: 0.458										3	1	2	1	0	1	0											
27 Geoff Blum, S OBP: 0.273, SLG: 0.300										3	0	1	0	0	0	1											
29 Brandon Allen, L OBP: 0.167, SLG: 0.667										3	0	0	0	0	2	1											
8 Gerardo Parra, L OBP: 0.341, SLG: 0.410										3	1	1	0	0	1	0											
31 Ian Kennedy, R OBP: 0.125, SLG: 0.079										2	0	0	0	0	1	0											
39 Bryan Shaw, S OBP: 0.273, SLG: 0.300										0	0	0	0	0	0	0											
47 Joe Paterson, R OBP: 0.339, SLG: 0.446										0	0	0	0	0	0	1											
14 Ryan Roberts, R OBP: 0.339, SLG: 0.446										0	0	0	0	0	1	1											
30 David Hernandez, R OBP: 0.279, SLG: 0.311										0	0	0	0	0	0	0											
Inning Stats	R: 0 E: 0 K: 2 S: 9	H: 1 LOB: 1 BB: 0 P: 16	R: 0 E: 0 K: 1 S: 10	H: 1 LOB: 0 BB: 0 P: 17	R: 0 E: 0 K: 1 S: 10	H: 0 LOB: 0 BB: 0 P: 16	R: 2 E: 0 K: 0 S: 9	H: 2 LOB: 0 BB: 0 P: 15	R: 0 E: 0 K: 2 S: 8	H: 0 LOB: 0 BB: 0 P: 12	R: 0 E: 0 K: 1 S: 7	H: 1 LOB: 1 BB: 0 P: 13	R: 2 E: 0 K: 1 S: 9	H: 2 LOB: 0 BB: 0 P: 14	1B: 4 2B: 0 3B: 0 HR: 3	SF: 0 SAC: 0 DP: 1 HBP: 0	WP: 0 PB: 0 SB: 1 CS: 0	PA: 30									
PITCHER	IP	WLS	BF	H	R	ER	SO	BB	IBB	HBP	BLK	WP	HR	S	P	ERA	WHIP										
13 Zack Greinke, R ERA: 4.84	7.0	L	25	5	2	2	7	0	0	0	0	0	1	9	14	18.00	2.000										
32 LaTroy Hawkins, R ERA: 2.22	1.0		5	2	2	2	1	0	0	0	0	0	1	9	14	18.00	2.000										

Milwaukee Brewers @ Arizona Diamondbacks
Chase Field, Phoenix, AZ
Thu Jul 21 2011, 6:41 PM - 9:09 PM MST
Att: 22,273 - Roof Closed - 79 F

livebaseballscorecards.com

AB 30
R 4
H 7
RBI 4
BB 0
SO 8
LOB 7

Batter	1	2	3	4	5	6	7	8	9	AB	R	H	RBI	BB	SO	LOB	TOP								
3 Jeff Baker, R OBP: 0.316, SLG: 0.405 29 Jeff Samardzija, R (7, 1) 45 Sean Marshall, L (8, 1) 9 Blake DeWitt, L (9, PH) OBP: 0.280, SLG: 0.372	X SI 87 0-0 16 HR 1B		X CH 80 0-0 F7		C CH 81 B FC 84 R CU 74 X FC 84 2-2 13 1B		X CU 77 0-0 F8		P PO 86 T CU 82 B FF 96 F FF 96 S FF 96 3-3 1-2 K	4	1	2	0	0	0	0									
13 Starlin Castro, R OBP: 0.333, SLG: 0.424	C SI 87 B CU 73 F SI 88 C CH 80 C SI 89 2-3 K		C CH 80 S CH 81 F SI 88 B CU 75 F FF 88 B CH 81 F CH 81 B FF 88 3-2 1B		1 SAFE F SI 87 S CH 81 X CU 74 0-2 1-2 1B		B SL 88 C FF 84 C FF 84 B FF 84 X SL 86 3-2 1B			4	0	3	0	0	1	1									
16 Aramis Ramirez, R OBP: 0.341, SLG: 0.520	X CH 82 0-0 1-H HR		1 SAFE F SI 87 X FF 89 0-1 F9		B CH 82 B CH 81 B CH 82 X CH 82 3-1 F8		F FF 88 B FF 88 F FF 88 1 SAFE F SI 87 X FF 89 1-2 P3			4	1	1	2	0	0	4									
18 Geovany Soto, R OBP: 0.328, SLG: 0.414	F FF 88 B CH 80 X SI 88 2-1 G6-3		1 SAFE S CH 82 1 SAFE T CH 81 B CH 82 S CH 81 1-3 K		C SI 87 X CH 80 0-1 24 2B 12 FC5-2 1B		C CU 76 B FF 82 C FF 81 S CU 78 1-3 K			4	0	1	0	0	2	1									
24 Marlon Byrd, R OBP: 0.355, SLG: 0.443	X FF 88 0-0 G4-3		C CH 80 C CU 72 X CU 73 0-2 G4-3		B CU 72 B CH 80 B CH 80 C SI 87 X CH 80 3-1 12 FC5-2 2B		C CU 76 B FF 82 B CH 80 X CH 80 2-1 F8			4	0	1	0	0	0	0									
22 Carlos Pena, L OBP: 0.333, SLG: 0.441	C FF 88 B CH 80 X CH 79 1-1 G4-3		C SI 89 B CU 73 X CH 81 1-1 G3		B CH 81 B FC 84 B CH 80 B SI 88 4-1 12 FC5-2 BB		C SI 91 S CH 84 C FF 82 0-3 K			3	0	0	0	1	1	0									
12 Alfonso Soriano, R OBP: 0.287, SLG: 0.446	C CU 73 S CH 81 B CU 74 X CH 81 1-2 F7		B CU 73 B SI 88 X FF 88 1-1 L7		S SI 88 X SL 77 1-1 FC5-2 15 G5-4-3		C SL 86 B SL 86 X SL 86 1-1 G5-3			4	0	0	0	0	0	3									
15 Darwin Barney, R OBP: 0.326, SLG: 0.372	B SI 87 X FF 88 1-0 3B		C FF 87 B SI 88 F CH 81 B CH 80 F FF 88 X CH 80 3-2 P5		C SI 88 B SI 88 X SL 79 1-1 G5-4-3		C FF 96 C CU 83 C FF 96 F FF 96 2-3 K			4	0	1	0	0	1	3									
46 Ryan Dempster, R OBP: 0.108, SLG: 0.083 1 Kosuke Fukudome, L (7, PH) OBP: 0.375, SLG: 0.370 (7, 9) 1 Tony Campana, L (9, PR) OBP: 0.302, SLG: 0.284	S CH 80 X CH 81 0-1 P4		C FF 88 S CU 73 0-3 K		C FF 91 X SL 86 0-2 G3		C CU 83 C FF 87 X SL 86 0-2 K			2	0	0	0	0	1	1									
Inning Stats	R: 2 E: 0 K: 1 S: 8	H: 2 LOB: 0 BB: 0 P: 12	R: 0 E: 0 K: 0 S: 8	H: 1 LOB: 1 BB: 0 P: 11	R: 0 E: 0 K: 1 S: 13	H: 1 LOB: 0 BB: 0 P: 17	R: 0 E: 0 K: 0 S: 7	H: 0 LOB: 0 BB: 0 P: 9	R: 0 E: 0 K: 1 S: 16	H: 2 LOB: 2 BB: 0 P: 24	R: 0 E: 0 K: 0 S: 9	H: 2 LOB: 2 BB: 1 P: 18	R: 0 E: 0 K: 0 S: 12	H: 1 LOB: 1 BB: 0 P: 16	R: 0 E: 0 K: 2 S: 8	H: 0 LOB: 0 BB: 0 P: 11	R: 0 E: 0 K: 2 S: 14	H: 1 LOB: 2 BB: 0 P: 19	1B: 7 2B: 1 3B: 1 HR: 1	SF: 0 SAC: 0 DP: 1 HBP: 0	WP: 0 PB: 0 SB: 1 CS: 0	PA: 37			
PITCHER	IP WLS BF H R ER SO BB IBB HBP BLK WP HR S P ERA WHIP	IP WLS BF H R ER SO BB IBB HBP BLK WP HR S P ERA WHIP	IP WLS BF H R ER SO BB IBB HBP BLK WP HR S P ERA WHIP	IP WLS BF H R ER SO BB IBB HBP BLK WP HR S P ERA WHIP	IP WLS BF H R ER SO BB IBB HBP BLK WP HR S P ERA WHIP	IP WLS BF H R ER SO BB IBB HBP BLK WP HR S P ERA WHIP	IP WLS BF H R ER SO BB IBB HBP BLK WP HR S P ERA WHIP	IP WLS BF H R ER SO BB IBB HBP BLK WP HR S P ERA WHIP	IP WLS BF H R ER SO BB IBB HBP BLK WP HR S P ERA WHIP	IP WLS BF H R ER SO BB IBB HBP BLK WP HR S P ERA WHIP	IP WLS BF H R ER SO BB IBB HBP BLK WP HR S P ERA WHIP	IP WLS BF H R ER SO BB IBB HBP BLK WP HR S P ERA WHIP	IP WLS BF H R ER SO BB IBB HBP BLK WP HR S P ERA WHIP	IP WLS BF H R ER SO BB IBB HBP BLK WP HR S P ERA WHIP	IP WLS BF H R ER SO BB IBB HBP BLK WP HR S P ERA WHIP	IP WLS BF H R ER SO BB IBB HBP BLK WP HR S P ERA WHIP	IP WLS BF H R ER SO BB IBB HBP BLK WP HR S P ERA WHIP	IP WLS BF H R ER SO BB IBB HBP BLK WP HR S P ERA WHIP	IP WLS BF H R ER SO BB IBB HBP BLK WP HR S P ERA WHIP	IP WLS BF H R ER SO BB IBB HBP BLK WP HR S P ERA WHIP	IP WLS BF H R ER SO BB IBB HBP BLK WP HR S P ERA WHIP	IP WLS BF H R ER SO BB IBB HBP BLK WP HR S P ERA WHIP	IP WLS BF H R ER SO BB IBB HBP BLK WP HR S P ERA WHIP	IP WLS BF H R ER SO BB IBB HBP BLK WP HR S P ERA WHIP	IP WLS BF H R ER SO BB IBB HBP BLK WP HR S P ERA WHIP

Chicago Cubs @ Milwaukee Brewers
Miller Park, Milwaukee, WI
Tue Jul 26 2011, 7:10 PM - 9:56 PM CDT
Att: 39,183 - Clear - 73 F

AB 36
R 2
H 10
RBI 2
BB 1
SO 7
LOB 14



Batter	1	2	3	4	5	6	7	8	9	AB	R	H	RBI	BB	SO	LOB	BOTTOM								
1 Corey Hart, R OBP: 0.344, SLG: 0.469	C SI 89 X SL 86 0-2 8 2B 2B		T SL 86 X SL 85 0-1 G1-3		C SI 90 B SI 87 B SI 86 X SL 87 2-2 G5-3		S SL 87 B SI 89 S SI 87 1-3 K			4	1	1	0	0	1	0									
2 Nyjer Morgan, L OBP: 0.352, SLG: 0.465	L SL 84 L FF 91 S SI 91 0-3 K		C SI 86 B SI 84 X SL 84 0-3 K		X SL 83 0-0 F9		X SL 87 0-0 G3			4	0	0	0	0	2	1									
8 Ryan Braun, R OBP: 0.402, SLG: 0.588	C FF 90 B SI 91 D FS 82 X SI 91 2-2 28 1B 14 3B 2-H 2B		C SI 86 B SI 86 B SI 86 X SL 86 1-2 28 1B 14 3B C1-6-3 1B		B SI 92 B SI 87 X SL 86 2-1 L1		C SL 86 B SI 92 X FF 93 1-1 28 BB 1B			4	1	3	1	0	0	0									
28 Prince Fielder, L OBP: 0.405, SLG: 0.539	B SI 89 B SI 89 C SL 85 X SL 86 2-1 14 3B 1B		C SI 86 1 SAFE D FS 82 1 SAFE T FS 83 3-1 G1-6-3 1-2 1B		S FS 81 B SI 91 S SL 86 B FS 84 2-2 K		B SL 88 B CU 78 1 SAFE B CU 78 B SI 85 B SI 85 4-2 K			3	1	1	0	1	1	1									
23 Rickie Weeks Jr., R OBP: 0.345, SLG: 0.477	C SI 90 C SI 92 0-3 K		X SI 90 0-0 G4-3		C FF 87 B SI 83 B FS 82 S SL 85 3-3 K		B CU 77 S CU 77 S CU 77 1-3 K			4	0	0	0	0	3	4									
14 Casey McGehee, R OBP: 0.280, SLG: 0.314	B FC 86 S FC 86 D SL 84 X SI 84 2-2 1-H 3-H 3B		C SI 90 B SI 85 X SL 86 1-3 K		C SI 90 B SI 85 S FS 83 1-3 K		C SL 86 B SI 90 B SI 86 X FF 92 4-2 BB			3	0	1	2	1	1	2									
3 Yuniesky Betancourt, R OBP: 0.273, SLG: 0.371	B SI 90 B SI 91 X SL 86 1-1 G6-3		F SI 86 B SI 85 X SL 86 1-1 20 E 20 1B 1B		B SI 86 X SL 86 1-0 F7					3	0	1	0	0	0	2									
20 Jonathan Lucroy, R OBP: 0.318, SLG: 0.399	C FF 90 B SI 90 B SI 89 X SL 86 2-2 G6-3		1 SAFE B SI 90 X SL 86 2-2 E8 1B		1 SAFE E: 1 LOB: 2 1-3 1B		C FF 96 B SI 86 B FS 86 T FF 96 1-2 K			3	0	1	0	0	1	0									
38 Chris Narveson, L ERA: 4.41 50 Kameron Loe, R ERA: 4.5 32 LaTroy Hawkins, R ERA: 2.68 57 Francisco Rodriguez, R ERA: 3.21 59 John Axford, R ERA: 2.88	B SI 89 B SI 89 C SL 85 X SL 86 1-3 K		C SI 90 B SI 85 S FS 83 1-2 G3		B SI 88 B SI 88 T FF 96 3-2 K		B SI 88 B SI 88 T FF 96 3-2 K			2	0	0	0	0	1	2									
Inning Stats	R: 3 E: 0 K: 2 S: 19	H: 4 LOB: 1 BB: 0 P: 26	R: 0 E: 0 K: 1 S: 16	H: 0 LOB: 0 BB: 0 P: 19	R: 0 E: 0 K: 1 S: 8	H: 1 LOB: 0 BB: 0 P: 12	R: 0 E: 1 K: 1 S: 11	H: 2 LOB: 2 BB: 0 P: 16	R: 0 E: 0 K: 0 S: 6	H: 0 LOB: 0 BB: 0 P: 10	R: 0 E: 0 K: 2 S: 9	H: 0 LOB: 1 BB: 1 P: 19	R: 0 E: 0 K: 3 S: 11	H: 0 LOB: 0 BB: 0 P: 16	R: 0 E: 0 K: 1 S: 10	H: 1 LOB: 2 BB: 1 P: 18	R: 0 E: 0 K: 1 S: 10	H: 0 LOB: 0 BB: 0 P: 18	1B: 5 2B: 2 3B: 1 HR: 0	SF: 0 SAC: 0 DP: 1 HBP: 0	WP: 0 PB: 0 SB: 0 CS: 0	PA: 33			
PITCHER	IP WLS BF H R ER SO BB IBB HBP BLK WP HR S P ERA WHIP	IP WLS BF H R ER SO BB IBB HBP BLK WP HR S P ERA WHIP	IP WLS BF H R ER SO BB IBB HBP BLK WP HR S P ERA WHIP	IP WLS BF H R ER SO BB IBB HBP BLK WP HR S P ERA WHIP	IP WLS BF H R ER SO BB IBB HBP BLK WP HR S P ERA WHIP	IP WLS BF H R ER SO BB IBB HBP BLK WP HR S P ERA WHIP	IP WLS BF H R ER SO BB IBB HBP BLK WP HR S P ERA WHIP	IP WLS BF H R ER SO BB IBB HBP BLK WP HR S P ERA WHIP	IP WLS BF H R ER SO BB IBB HBP BLK WP HR S P ERA WHIP	IP WLS BF H R ER SO BB IBB HBP BLK WP HR S P ERA WHIP	IP WLS BF H R ER SO BB IBB HBP BLK WP HR S P ERA WHIP	IP WLS BF H R ER SO BB IBB HBP BLK WP HR S P ERA WHIP	IP WLS BF H R ER SO BB IBB HBP BLK WP HR S P ERA WHIP	IP WLS BF H R ER SO BB IBB HBP BLK WP HR S P ERA WHIP	IP WLS BF H R ER SO BB IBB HBP BLK WP HR S P ERA WHIP	IP WLS BF H R ER SO BB IBB HBP BLK WP HR S P ERA WHIP	IP WLS BF H R ER SO BB IBB HBP BLK WP HR S P ERA WHIP	IP WLS BF H R ER SO BB IBB HBP BLK WP HR S P ERA WHIP	IP WLS BF H R ER SO BB IBB HBP BLK WP HR S P ERA WHIP	IP WLS BF H R ER SO BB IBB HBP BLK WP HR S P ERA WHIP	IP WLS BF H R ER SO BB IBB HBP BLK WP HR S P ERA WHIP	IP WLS BF H R ER SO BB IBB HBP BLK WP HR S P ERA WHIP	IP WLS BF H R ER SO BB IBB HBP BLK WP HR S P ERA WHIP	IP WLS BF H R ER SO BB IBB HBP BLK WP HR S P ERA WHIP	IP WLS BF H R ER SO BB IBB HBP BLK WP HR S P ERA WHIP

Chicago Cubs @ Milwaukee Brewers
Miller Park, Milwaukee, WI
Tue Jul 26 2011, 7:10 PM - 9:56 PM CDT
Att: 39,183 - Clear - 73 F

AB 31
R 3
H 8
RBI 3
BB 2
SO 11
LOB 12




Batter	1	2	3	4	5	6	7	8	9	AB	R	H	RBI	BB	SO	LOB	TOP			
1 Tony Campana, L (1,9) OBP: 0.297, SLG: 0.279	2-2 SF9 1B	G4-3			G1-3		G4-3		K	4	1	1	0	0	0	2	Chicago Cubs @ Milwaukee Brewers Miller Park, Milwaukee, WI Thu Jul 28 2011, 1:12 PM - 4:02 PM CDT Att: 40,008 - Partly Cloudy - 85 F			
21 Tyler Colvin, L (9,PH) OBP: 0.173, SLG: 0.208										1	0	0	0	0	1	0				
13 Starlin Castro, R (1,6) OBP: 0.330, SLG: 0.418	K		E5 G4-6-3		P4		E6			4	0	0	0	0	1	1				
16 Aramis Ramirez, R (1,5) OBP: 0.330, SLG: 0.510	SF9		G4-6-3		G6-3		G5-3			3	0	0	1	0	0	2				
22 Carlos Pena, L (1,3) OBP: 0.337, SLG: 0.446									G3	3	1	2	0	1	0	0				
24 Marlon Byrd, R (1,8) OBP: 0.352, SLG: 0.435	F9									4	0	1	0	0	0	2				
18 Geovany Soto, R (1,2) OBP: 0.279, SLG: 0.408										3	0	1	0	1	0	3				
12 Alfonso Soriano, R (1,7) OBP: 0.286, SLG: 0.447										4	0	1	1	0	1	2				
15 Darwin Barney, R (1,4) OBP: 0.352, SLG: 0.370										4	0	1	0	0	1	1				
36 Randy Wells, R (1,1) OBP: 0.105, SLG: 0.105										2	0	0	0	0	1	2				
3 Jeff Baker, R (7,PH) OBP: 0.314, SLG: 0.403										1	0	0	0	0	0	0				
29 Jeff Samardzija, R (7,1) OBP: 0.279, SLG: 0.365										0	0	0	0	0	0	0				
9 Blake DeWitt, L (9,PH) OBP: 0.279, SLG: 0.365										1	0	0	0	0	1	0				
Inning Stats	R: 1 H: 2 E: 1 K: 1 S: 13	H: 2 LOB: 1 BB: 0 P: 22	R: 0 H: 2 E: 0 K: 1 S: 13	H: 2 LOB: 2 BB: 0 P: 18	R: 0 H: 1 E: 0 K: 0 S: 10	H: 1 LOB: 0 BB: 1 P: 19	R: 0 H: 0 E: 0 K: 1 S: 12	H: 0 LOB: 0 BB: 0 P: 15	R: 0 H: 0 E: 0 K: 0 S: 8	R: 1 H: 2 E: 0 K: 1 S: 16	H: 2 LOB: 1 BB: 0 P: 22	R: 0 H: 0 E: 0 K: 0 S: 10	H: 0 LOB: 1 BB: 0 P: 15	R: 0 H: 0 E: 0 K: 2 S: 13	H: 0 LOB: 0 BB: 1 P: 20	H: 0 LOB: 0 BB: 0 P: 16	1B: 4 2B: 3 3B: 0 HR: 0	SF: 1 SAC: 0 DP: 1 HBP: 0	WP: 0 PB: 0 SB: 1 CS: 0	PA: 37
PITCHER	IP WLS BF H R ER SO BB IBB HBP BLK WP HR S P ERA WHIP	IP WLS BF H R ER SO BB IBB HBP BLK WP HR S P ERA WHIP	IP WLS BF H R ER SO BB IBB HBP BLK WP HR S P ERA WHIP	IP WLS BF H R ER SO BB IBB HBP BLK WP HR S P ERA WHIP	IP WLS BF H R ER SO BB IBB HBP BLK WP HR S P ERA WHIP	IP WLS BF H R ER SO BB IBB HBP BLK WP HR S P ERA WHIP	IP WLS BF H R ER SO BB IBB HBP BLK WP HR S P ERA WHIP	IP WLS BF H R ER SO BB IBB HBP BLK WP HR S P ERA WHIP	IP WLS BF H R ER SO BB IBB HBP BLK WP HR S P ERA WHIP	IP WLS BF H R ER SO BB IBB HBP BLK WP HR S P ERA WHIP	IP WLS BF H R ER SO BB IBB HBP BLK WP HR S P ERA WHIP	IP WLS BF H R ER SO BB IBB HBP BLK WP HR S P ERA WHIP	IP WLS BF H R ER SO BB IBB HBP BLK WP HR S P ERA WHIP	IP WLS BF H R ER SO BB IBB HBP BLK WP HR S P ERA WHIP	IP WLS BF H R ER SO BB IBB HBP BLK WP HR S P ERA WHIP	IP WLS BF H R ER SO BB IBB HBP BLK WP HR S P ERA WHIP	IP WLS BF H R ER SO BB IBB HBP BLK WP HR S P ERA WHIP			

AB	34
R	2
H	7
RBI	2
BB	2
SO	6
LOB	15



Batter	1	2	3	4	5	6	7	8	9	AB	R	H	RBI	BB	SO	LOB	BOTTOM			
1 Corey Hart, R (1,9) OBP: 0.339, SLG: 0.457	F9									4	0	0	0	0	1	1	Chicago Cubs @ Milwaukee Brewers Miller Park, Milwaukee, WI Thu Jul 28 2011, 1:12 PM - 4:02 PM CDT Att: 40,008 - Partly Cloudy - 85 F			
2 Nyjer Morgan, L (1,8) OBP: 0.355, SLG: 0.466										4	2	2	0	0	0	0				
8 Ryan Braun, R (1,7) OBP: 0.401, SLG: 0.595										4	2	3	2	0	0	0				
28 Prince Fielder, L (1,3) OBP: 0.407, SLG: 0.542										2	0	0	0	2	0	0				
14 Casey McGehee, R (1,5) OBP: 0.280, SLG: 0.317										3	0	0	1	0	1	2				
3 Yuniesky Betancourt, R (1,6) OBP: 0.274, SLG: 0.374										3	0	2	1	0	0	0				
20 Jonathan Lucroy, R (1,2) OBP: 0.315, SLG: 0.394										3	0	0	0	0	0	1				
30 Craig Counsell, L (1,4) OBP: 0.242, SLG: 0.186										3	0	0	0	0	0	1				
18 Shaun Marcum, R (1,1) OBP: 0.190, SLG: 0.250										2	0	1	0	0	0	1				
32 LaTroy Hawkins, R (7,1) ERA: 6.16										0	0	0	0	0	0	0				
33 Eric Farris, R (7,PH) ERA: 6.16										1	0	0	0	0	0	0				
57 Francisco Rodríguez, R (8,1) ERA: 3.35										0	0	0	0	0	0	0				
59 John Axford, R (9,1) ERA: 2.55										0	0	0	0	0	0	0				
Inning Stats	R: 2 H: 3 E: 0 K: 0 S: 11	H: 3 LOB: 2 BB: 1 P: 21	R: 0 H: 1 E: 0 K: 0 S: 11	H: 1 LOB: 0 BB: 0 P: 14	R: 1 H: 1 E: 0 K: 1 S: 11	H: 1 LOB: 0 BB: 0 P: 18	R: 0 H: 1 E: 0 K: 0 S: 7	H: 1 LOB: 1 BB: 0 P: 10	R: 1 H: 2 E: 0 K: 1 S: 10	H: 2 LOB: 1 BB: 1 P: 17	R: 0 H: 0 E: 0 K: 0 S: 9	H: 0 LOB: 0 BB: 0 P: 15	R: 0 H: 0 E: 0 K: 0 S: 5	H: 0 LOB: 0 BB: 0 P: 6	R: 0 H: 0 E: 0 K: 0 S: 7	H: 0 LOB: 0 BB: 0 P: 13	1B: 5 2B: 2 3B: 0 HR: 1	SF: 1 SAC: 0 DP: 1 HBP: 0	WP: 0 PB: 0 SB: 0 CS: 0	PA: 32
PITCHER	IP WLS BF H R ER SO BB IBB HBP BLK WP HR S P ERA WHIP	IP WLS BF H R ER SO BB IBB HBP BLK WP HR S P ERA WHIP	IP WLS BF H R ER SO BB IBB HBP BLK WP HR S P ERA WHIP	IP WLS BF H R ER SO BB IBB HBP BLK WP HR S P ERA WHIP	IP WLS BF H R ER SO BB IBB HBP BLK WP HR S P ERA WHIP	IP WLS BF H R ER SO BB IBB HBP BLK WP HR S P ERA WHIP	IP WLS BF H R ER SO BB IBB HBP BLK WP HR S P ERA WHIP	IP WLS BF H R ER SO BB IBB HBP BLK WP HR S P ERA WHIP	IP WLS BF H R ER SO BB IBB HBP BLK WP HR S P ERA WHIP	IP WLS BF H R ER SO BB IBB HBP BLK WP HR S P ERA WHIP	IP WLS BF H R ER SO BB IBB HBP BLK WP HR S P ERA WHIP	IP WLS BF H R ER SO BB IBB HBP BLK WP HR S P ERA WHIP	IP WLS BF H R ER SO BB IBB HBP BLK WP HR S P ERA WHIP	IP WLS BF H R ER SO BB IBB HBP BLK WP HR S P ERA WHIP	IP WLS BF H R ER SO BB IBB HBP BLK WP HR S P ERA WHIP	IP WLS BF H R ER SO BB IBB HBP BLK WP HR S P ERA WHIP	IP WLS BF H R ER SO BB IBB HBP BLK WP HR S P ERA WHIP			

AB	29
R	4
H	8
RBI	4
BB	2
SO	2
LOB	6



Batter	1	2	3	4	5	6	7	8	9	AB	R	H	RBI	BB	SO	LOB	TOP								
Michael Bourn, L (1, 8) OBP: 0.363, SLG: 0.403										4	0	1	0	0	2	2									
36 Angel Sanchez, R (1, 6) OBP: 0.305, SLG: 0.306										4	0	2	1	0	1	2									
11 Jason Bourgeois, R (1, 9) OBP: 0.378, SLG: 0.431										4	0	0	0	0	0	4									
45 Carlos Lee, R (1, 7) OBP: 0.323, SLG: 0.438										4	0	0	0	0	1	3									
23 Chris Johnson, R (1, 5) OBP: 0.287, SLG: 0.375										4	0	0	0	0	1	1									
16 Matt Downs, R (1, 4) OBP: 0.324, SLG: 0.458										3	0	0	0	1	0	0									
29 Brett Wallace, L (1, 3) OBP: 0.345, SLG: 0.375										4	0	0	0	0	2	1									
55 Humberto Quintero, R (1, 2) OBP: 0.283, SLG: 0.336										3	1	1	0	0	0	0									
30 J.A. Happ, L (1, 1) OBP: 0.285, SLG: 0.344										1	0	0	0	0	0	0									
27 Jose Altuve, R (6, PH) OBP: 0.378, SLG: 0.429										1	1	1	0	0	0	0									
62 Aneury Rodriguez, R (6, 1)										0	0	0	0	0	0	0									
14 J.D. Martinez, R (8, PH) OBP: 1.000, SLG: 2.000										1	0	1	1	0	0	0									
59 Wilton Lopez, R (8, 1)										0	0	0	0	0	0	0									
Inning Stats	R: 0 H: 1 E: 0 K: 1 S: 10	H: 1 BB: 0 P: 13	R: 0 H: 0 E: 0 K: 1 S: 15	LOB: 0 BB: 0 P: 23	R: 0 H: 0 E: 0 K: 1 S: 6	LOB: 0 BB: 0 P: 11	R: 0 H: 1 E: 0 K: 1 S: 15	LOB: 1 BB: 0 P: 21	R: 0 H: 0 E: 0 K: 1 S: 11	LOB: 0 BB: 0 P: 17	R: 1 H: 2 E: 1 K: 1 S: 11	LOB: 1 BB: 0 P: 13	R: 0 H: 0 E: 0 K: 1 S: 10	LOB: 0 BB: 0 P: 13	R: 1 H: 2 E: 0 K: 0 S: 16	LOB: 1 BB: 0 P: 27	R: 0 H: 0 E: 0 K: 0 S: 13	LOB: 1 BB: 1 P: 22	1B: 5 2B: 1 3B: 0 HR: 0	SF: 0 SAC: 0 DP: 0 HBP: 0	WP: 0 PB: 0 SB: 0 CS: 0	PA: 34			
PITCHER	IP	WLS	BF	H	R	ER	SO	BB	IBB	HBP	BLK	WP	HR	S	P	ERA	WHIP								
49 Yovani Gallardo, R (1, 1) ERA: 3.69	7.0	W	25	4	1	0	7	0	0	0	0	0	0	78	111	0.00	0.571								
41 Marco Estrada, R (8, 1)	1.0		5	2	1	1	0	0	0	0	0	0	0	16	27	9.00	2.000								
50 Kameron Loe, R (9, 1) ERA: 4.57	1.0		4	0	0	0	0	1	0	0	0	0	0	13	22	0.00	1.000								

Houston Astros @ Milwaukee Brewers
Miller Park, Milwaukee, WI
Sat Jul 30 2011, 6:10 PM - 9:01 PM CDT
Att: 44,306 - Clear - 90 F

livebaseballscorecards.com

AB 33
R 2
H 6
RBI 2
BB 1
SO 7
LOB 13

Batter	1	2	3	4	5	6	7	8	9	AB	R	H	RBI	BB	SO	LOB	BOTTOM								
1 Corey Hart, R (1, 9) OBP: 0.345, SLG: 0.470										5	1	4	1	0	0	0									
2 Nyjer Morgan, L (1, 8) OBP: 0.352, SLG: 0.461										5	0	1	1	0	1	4									
8 Ryan Braun, R (1, 7) OBP: 0.393, SLG: 0.581										4	1	0	0	0	2	2									
28 Prince Fielder, L (1, 3) OBP: 0.409, SLG: 0.552										4	2	3	1	0	0	2									
7 Felipe Lopez, S (1, 4) OBP: 0.248, SLG: 0.314										4	0	0	0	0	3	6									
14 Casey McGehee, R (1, 5) OBP: 0.282, SLG: 0.320										3	0	0	1	0	1	3									
3 Yunesky Betancourt, R (1, 6) OBP: 0.273, SLG: 0.371										4	1	1	0	0	1	0									
20 Jonathan Lucroy, R (1, 2) OBP: 0.321, SLG: 0.402										4	0	3	2	0	1	0									
49 Yovani Gallardo, R (1, 1) ERA: 3.69										3	1	1	0	0	0	1									
41 Marco Estrada, R (8, 1)										0	0	0	0	0	0	0									
25 Mark Kotsay, L (6, PH) OBP: 0.304, SLG: 0.326										1	0	0	0	0	0	1									
50 Kameron Loe, R (9, 1)										0	0	0	0	0	0	0									
Inning Stats	R: 1 H: 2 E: 0 K: 0 S: 13	H: 2 LOB: 1 BB: 0 P: 19	R: 0 H: 0 E: 0 K: 3 S: 13	LOB: 0 BB: 0 P: 19	R: 1 H: 3 E: 1 K: 2 S: 18	LOB: 3 BB: 0 P: 28	R: 0 H: 2 E: 0 K: 0 S: 13	LOB: 2 BB: 0 P: 20	R: 3 H: 3 E: 1 K: 1 S: 12	LOB: 3 BB: 0 P: 17	R: 0 H: 0 E: 0 K: 1 S: 11	LOB: 0 BB: 0 P: 18	R: 1 H: 1 E: 0 K: 2 S: 9	LOB: 1 BB: 0 P: 12	R: 0 H: 2 E: 0 K: 0 S: 10	LOB: 2 BB: 0 P: 15	1B: 9 2B: 2 3B: 0 HR: 2	SF: 1 SAC: 0 DP: 0 HBP: 0	WP: 0 PB: 0 SB: 0 CS: 0	PA: 38					
PITCHER	IP	WLS	BF	H	R	ER	SO	BB	IBB	HBP	BLK	WP	HR	S	P	ERA	WHIP								
30 J.A. Happ, L (1, 1) ERA: 6.01	5.0	L	26	10	5	2	6	0	0	0	0	0	1	69	103	3.60	2.000								
62 Aneury Rodriguez, R (6, 1) ERA: 4.93	2.0		7	1	1	1	3	0	0	0	0	0	1	20	30	4.50	0.500								
59 Wilton Lopez, R (8, 1) ERA: 2.79	1.0		5	2	0	0	0	0	0	0	0	0	0	10	15	0.00	2.000								

Houston Astros @ Milwaukee Brewers
Miller Park, Milwaukee, WI
Sat Jul 30 2011, 6:10 PM - 9:01 PM CDT
Att: 44,306 - Clear - 90 F

livebaseballscorecards.com

AB 37
R 6
H 13
RBI 6
BB 0
SO 9
LOB 19

Batter	1	2	3	4	5	6	7	8	9	AB	R	H	RBI	BB	SO	LOB	TOP					
27 Jose Altuve, R (1.4) OBP: 0.366, SLG: 0.436	G1-3			11 HR	K		P4			4	1	1	0	0	1	4	Houston Astros @ Milwaukee Brewers Miller Park, Milwaukee, WI Sun Jul 31 2011, 1:12 PM - 3:46 PM CDT Att: 41,738 - Partly Cloudy - 87 F					
12 Clint Barmes, R (1.6) OBP: 0.317, SLG: 0.393	K			11 HR	BB	G1-3		11 FC6-4		3	1	1	0	1	1	0						
11 Jason Bourgeois, R (1.8) OBP: 0.374, SLG: 0.449	G1-3			1-H 2-H	HR	G1-3		FC6-4		4	2	1	3	0	0	1						
45 Carlos Lee, R (1.3) OBP: 0.320, SLG: 0.434		P6		G5-3		F9		L7		4	0	0	0	0	0	1						
4 Jason Michaels, R (1.9) OBP: 0.254, SLG: 0.298	F8			G6-3				F7	14 WP 14 S	3	0	0	0	1	0	0						
14 J.D. Martinez, R (1.7) OBP: 0.400, SLG: 0.500	K			G4-3				K	14 S 14 S	3	0	0	0	1	2	1						
23 Chris Johnson, R (1.5) OBP: 0.286, SLG: 0.373				G2-3				F9		4	0	1	0	0	1	1						
22 Carlos Corporán, S (1.2) OBP: 0.232, SLG: 0.250								F7		3	0	1	0	1	1	0						
39 Brett Myers, R (1.1) OBP: 0.159, SLG: 0.143								F8		2	0	0	0	0	0	2						
36 Angel Sanchez, R (7. PH) OBP: 0.308, SLG: 0.306										0	0	0	0	1	0	0						
43 Fernando Rodriguez Jr., R (1.1) OBP: 0.308, SLG: 0.306										0	0	0	0	0	0	0						
59 Wilton Lopez, R (8.1) OBP: 0.321, SLG: 0.454										1	0	0	0	0	0	0						
16 Matt Downs, R (9. PH) OBP: 0.321, SLG: 0.454										0	0	0	0	0	0	0						
Inning Stats	R: 0 E: 0 K: 1 S: 8	H: 0 LOB: 0 BB: 0 P: 9	R: 0 E: 0 K: 1 S: 13	H: 0 LOB: 0 BB: 0 P: 14	R: 0 E: 0 K: 1 S: 7	H: 0 LOB: 0 BB: 0 P: 10	R: 3 E: 0 K: 0 S: 8	H: 2 LOB: 0 BB: 1 P: 12	R: 0 E: 0 K: 1 S: 9	H: 1 LOB: 1 BB: 1 P: 16	R: 0 E: 0 K: 0 S: 6	H: 0 LOB: 0 BB: 0 P: 8	R: 0 E: 0 K: 0 S: 14	H: 1 LOB: 3 BB: 2 P: 29	R: 1 E: 0 K: 1 S: 10	H: 1 LOB: 1 BB: 1 P: 20	R: 0 E: 0 K: 1 S: 7	H: 0 LOB: 0 BB: 0 P: 9	1B: 3 2B: 1 3B: 0 HR: 1	SF: 0 SAC: 0 DP: 1 HBP: 0	WP: 1 PB: 0 SB: 3 CS: 0	PA: 36
PITCHER	IP WLS BF H R ER SO BB IBB HBP BLK WP HR S P ERA WHIP																					
38 Chris Narveson, L (1.1) ERA: 4.39	6.2 26 4 3 3 4 3 0 0 0 0 1 59 86 4.05 1.050																					
40 Takashi Saito, R (7.1) ERA: 2.53	0.1 H 2 0 0 0 0 1 0 0 0 0 0 6 12 0.00 3.000																					
57 Francisco Rodriguez, R (8.1) ERA: 3.2	1.0 W 5 1 1 1 1 0 0 0 0 1 0 10 20 9.00 2.000																					
59 John Axford, R (9.1) ERA: 2.5	1.0 S 3 0 0 0 1 0 0 0 0 0 0 7 9 0.00 0.000																					

Batter	1	2	3	4	5	6	7	8	9	AB	R	H	RBI	BB	SO	LOB	BOTTOM			
1 Corey Hart, R (1.9) OBP: 0.350, SLG: 0.474	25 CS			25 FC3-6	K					4	0	3	0	0	1	0	Houston Astros @ Milwaukee Brewers Miller Park, Milwaukee, WI Sun Jul 31 2011, 1:12 PM - 3:46 PM CDT Att: 41,738 - Partly Cloudy - 87 F			
25 Mark Kotsay, L (1.8) OBP: 0.298, SLG: 0.319	K2-3			FC3-6	G1					4	0	0	0	0	2	3				
57 Francisco Rodriguez, R (8.1) ERA: 3.2										0	0	0	0	0	0	0				
59 John Axford, R (9.1) ERA: 2.5										0	0	0	0	0	0	0				
8 Ryan Braun, R (1.7) OBP: 0.394, SLG: 0.583	G6-3			K		28 1B 3 FC5-4		28 1B		4	2	2	0	0	1	1				
28 Prince Fielder, L (1.3) OBP: 0.412, SLG: 0.554				G6-4-3	7 E 20 2B	3 FC5-4		G6-3 7 SH2-3		4	1	3	1	0	1	0				
7 Felipe Lopez, S (1.4) OBP: 0.250, SLG: 0.315		3 E		E1	3 G6-4-3	P6		SH2-3		3	1	1	0	0	0	3				
3 Yuniesky Betancourt, R (1.6) OBP: 0.273, SLG: 0.373				E6	20 SH1-3	G6-4-3		G6-3		4	1	1	2	0	0	4				
20 Jonathan Lucroy, R (1.2) OBP: 0.321, SLG: 0.405				SH1-3		L8		L9		3	0	1	2	0	0	2				
30 Craig Counsell, L (1.5) OBP: 0.237, SLG: 0.181				P5	G4-3			K		3	0	0	0	0	1	1				
38 Chris Narveson, L (1.1) OBP: 0.195, SLG: 0.205								P3		2	0	0	0	0	2	0				
40 Takashi Saito, L (7.1) ERA: 4.65										0	0	0	0	0	0	0				
15 Jerry Hairston, R (7. PH) OBP: 0.340, SLG: 0.383										1	0	0	0	0	0	0				
2 Nyjer Morgan, L (8.8) OBP: 0.352, SLG: 0.461										0	0	0	0	0	0	0				
Inning Stats	R: 0 E: 0 K: 1 S: 8	H: 1 LOB: 0 BB: 0 P: 12	R: 2 E: 1 K: 1 S: 8	H: 2 LOB: 0 BB: 0 P: 11	R: 0 E: 0 K: 2 S: 9	H: 1 LOB: 1 BB: 0 P: 12	R: 1 E: 0 K: 0 S: 16	H: 2 LOB: 1 BB: 0 P: 20	R: 0 E: 0 K: 2 S: 8	H: 0 LOB: 0 BB: 0 P: 8	R: 1 E: 0 K: 0 S: 9	H: 2 LOB: 1 BB: 0 P: 12	R: 0 E: 0 K: 2 S: 11	H: 1 LOB: 1 BB: 0 P: 18	R: 1 E: 0 K: 0 S: 9	H: 2 LOB: 1 BB: 0 P: 15	1B: 8 2B: 3 3B: 0 HR: 0	SF: 0 SAC: 2 DP: 1 HBP: 0	WP: 0 PB: 0 SB: 0 CS: 1	PA: 34
PITCHER	IP WLS BF H R ER SO BB IBB HBP BLK WP HR S P ERA WHIP																			
39 Brett Myers, R (1.1) ERA: 4.65	6.0 25 4 3 3 6 0 0 0 0 0 0 58 75 4.50 1.333																			
43 Fernando Rodriguez Jr., R (1.1) ERA: 2.7	1.0 L 6 3 1 1 2 0 0 0 0 0 0 14 25 9.00 3.000																			
59 Wilton Lopez, R (8.1) ERA: 2.74	1.0 3 0 0 0 0 0 0 0 0 0 0 6 8 0.00 0.000																			

Batter	1	2	3	4	5	6	7	8	9	AB	R	H	RBI	BB	SO	LOB	TOP					
15 Rafael Furcal, S OBP: 0.274, SLG: 0.246										4	1	1	0	1	0	2	St. Louis Cardinals @ Milwaukee Brewers Miller Park, Milwaukee, WI Mon Aug 01 2011, 7:11 PM - 10:08 PM CDT Att: 41,619 - Cloudy - 81 F					
19 Jon Jay, L OBP: 0.352, SLG: 0.430 41 Mitchell Boggs, R (7, 1)										4	0	0	0	0	0	3						
5 Albert Pujols, R OBP: 0.346, SLG: 0.524										4	0	0	0	0	1	3						
7 Matt Holliday, R OBP: 0.414, SLG: 0.553										3	1	2	2	1	0	0						
12 Lance Berkman, S OBP: 0.397, SLG: 0.598										3	0	1	0	1	2	1						
23 David Freese, R OBP: 0.366, SLG: 0.473										4	0	1	0	0	1	1						
55 Skip Schumaker, L OBP: 0.329, SLG: 0.366										4	0	0	0	0	1	4						
4 Yadier Molina, R OBP: 0.333, SLG: 0.440 33 Daniel Descalso, L (9, PH) OBP: 0.336, SLG: 0.351										3	0	2	0	0	0	0						
29 Chris Carpenter, R OBP: 0.200, SLG: 0.250 28 Octavio Dotel, R (6, 1) 44 Corey Patterson, L (7, PH) OBP: 0.283, SLG: 0.372 (7, 8)										2	0	1	0	0	1	0						
Inning Stats	R: 2 H: 2 E: 0 K: 1 S: 13	H: 2 BB: 0 P: 17	R: 0 H: 2 E: 0 K: 1 S: 11	H: 2 BB: 0 P: 16	R: 0 H: 1 E: 0 K: 2 S: 10	H: 1 BB: 0 P: 17	R: 0 H: 0 E: 0 K: 0 S: 8	H: 0 BB: 0 P: 13	R: 0 H: 2 E: 0 K: 0 S: 13	H: 2 BB: 1 P: 27	R: 0 H: 1 E: 0 K: 0 S: 6	H: 1 BB: 1 P: 14	R: 0 H: 0 E: 0 K: 1 S: 8	H: 0 BB: 1 P: 13	R: 0 H: 0 E: 0 K: 0 S: 8	H: 0 BB: 0 P: 13		1B: 7 2B: 0 3B: 0 HR: 1	SF: 0 SAC: 0 DP: 1 HBP: 0	WP: 1 PB: 0 CS: 0	PA: 37	
PITCHER	IP WLS BF H R ER SO BB IBB HBP BLK WP HR S P ERA WHIP	IP WLS BF H R ER SO BB IBB HBP BLK WP HR S P ERA WHIP	IP WLS BF H R ER SO BB IBB HBP BLK WP HR S P ERA WHIP	IP WLS BF H R ER SO BB IBB HBP BLK WP HR S P ERA WHIP	IP WLS BF H R ER SO BB IBB HBP BLK WP HR S P ERA WHIP	IP WLS BF H R ER SO BB IBB HBP BLK WP HR S P ERA WHIP	IP WLS BF H R ER SO BB IBB HBP BLK WP HR S P ERA WHIP	IP WLS BF H R ER SO BB IBB HBP BLK WP HR S P ERA WHIP	IP WLS BF H R ER SO BB IBB HBP BLK WP HR S P ERA WHIP	IP WLS BF H R ER SO BB IBB HBP BLK WP HR S P ERA WHIP	IP WLS BF H R ER SO BB IBB HBP BLK WP HR S P ERA WHIP	IP WLS BF H R ER SO BB IBB HBP BLK WP HR S P ERA WHIP	IP WLS BF H R ER SO BB IBB HBP BLK WP HR S P ERA WHIP	IP WLS BF H R ER SO BB IBB HBP BLK WP HR S P ERA WHIP	IP WLS BF H R ER SO BB IBB HBP BLK WP HR S P ERA WHIP	IP WLS BF H R ER SO BB IBB HBP BLK WP HR S P ERA WHIP	IP WLS BF H R ER SO BB IBB HBP BLK WP HR S P ERA WHIP	IP WLS BF H R ER SO BB IBB HBP BLK WP HR S P ERA WHIP	IP WLS BF H R ER SO BB IBB HBP BLK WP HR S P ERA WHIP	IP WLS BF H R ER SO BB IBB HBP BLK WP HR S P ERA WHIP	IP WLS BF H R ER SO BB IBB HBP BLK WP HR S P ERA WHIP	IP WLS BF H R ER SO BB IBB HBP BLK WP HR S P ERA WHIP

AB	34
R	2
H	8
RBI	2
BB	3
SO	6
LOB	15



Batter	1	2	3	4	5	6	7	8	9	AB	R	H	RBI	BB	SO	LOB	BOTTOM					
1 Corey Hart, R OBP: 0.350, SLG: 0.473										5	1	2	1	0	2	0	St. Louis Cardinals @ Milwaukee Brewers Miller Park, Milwaukee, WI Mon Aug 01 2011, 7:11 PM - 10:08 PM CDT Att: 41,619 - Cloudy - 81 F					
2 Nyjer Morgan, L OBP: 0.355, SLG: 0.464										5	1	2	3	0	0	2						
8 Ryan Braun, R OBP: 0.395, SLG: 0.585										4	0	2	1	0	2	1						
28 Prince Fielder, L OBP: 0.413, SLG: 0.551										2	0	0	0	2	1	1						
7 Felipe Lopez, S OBP: 0.241, SLG: 0.304 15 Jerry Hairston, R OBP: 0.340, SLG: 0.383										4	0	0	0	0	0	4						
3 Yuniesky Betancourt, R OBP: 0.276, SLG: 0.372										3	1	1	0	1	1	4						
14 Casey McGehee, R OBP: 0.282, SLG: 0.319										4	1	1	0	0	1	1						
20 Jonathan Lucroy, R OBP: 0.320, SLG: 0.403										4	1	1	1	1	0	2		1				
13 Zack Greinke, R OBP: 0.286, SLG: 0.346 30 Craig Counsell, L OBP: 0.235, SLG: 0.179 32 LaTroy Hawkins, R (7, 1) 25 Mark Kotsay, L OBP: 0.302, SLG: 0.322 50 Kameron Loe, R (9, 1)										2	1	1	0	0	0	0						
Inning Stats	R: 0 H: 1 E: 0 K: 2 S: 14	H: 0 BB: 0 P: 20	R: 0 H: 0 E: 0 K: 0 S: 10	H: 0 BB: 1 P: 17	R: 0 H: 0 E: 0 K: 1 S: 7	H: 0 BB: 0 P: 13	R: 0 H: 0 E: 0 K: 1 S: 7	H: 0 BB: 0 P: 10	R: 5 H: 6 E: 0 K: 2 S: 22	H: 6 LOB: 2 BB: 1 P: 38	R: 0 H: 0 E: 0 K: 1 S: 10	H: 0 LOB: 0 BB: 0 P: 14	R: 1 H: 2 E: 0 K: 0 S: 9	H: 2 BB: 1 P: 17	R: 0 H: 2 E: 0 K: 2 S: 10	H: 2 LOB: 2 BB: 0 P: 17		1B: 9 2B: 2 3B: 0 HR: 0	SF: 0 SAC: 0 DP: 0 HBP: 0	WP: 0 PB: 0 CS: 0	PA: 38	
PITCHER	IP WLS BF H R ER SO BB IBB HBP BLK WP HR S P ERA WHIP	IP WLS BF H R ER SO BB IBB HBP BLK WP HR S P ERA WHIP	IP WLS BF H R ER SO BB IBB HBP BLK WP HR S P ERA WHIP	IP WLS BF H R ER SO BB IBB HBP BLK WP HR S P ERA WHIP	IP WLS BF H R ER SO BB IBB HBP BLK WP HR S P ERA WHIP	IP WLS BF H R ER SO BB IBB HBP BLK WP HR S P ERA WHIP	IP WLS BF H R ER SO BB IBB HBP BLK WP HR S P ERA WHIP	IP WLS BF H R ER SO BB IBB HBP BLK WP HR S P ERA WHIP	IP WLS BF H R ER SO BB IBB HBP BLK WP HR S P ERA WHIP	IP WLS BF H R ER SO BB IBB HBP BLK WP HR S P ERA WHIP	IP WLS BF H R ER SO BB IBB HBP BLK WP HR S P ERA WHIP	IP WLS BF H R ER SO BB IBB HBP BLK WP HR S P ERA WHIP	IP WLS BF H R ER SO BB IBB HBP BLK WP HR S P ERA WHIP	IP WLS BF H R ER SO BB IBB HBP BLK WP HR S P ERA WHIP	IP WLS BF H R ER SO BB IBB HBP BLK WP HR S P ERA WHIP	IP WLS BF H R ER SO BB IBB HBP BLK WP HR S P ERA WHIP	IP WLS BF H R ER SO BB IBB HBP BLK WP HR S P ERA WHIP	IP WLS BF H R ER SO BB IBB HBP BLK WP HR S P ERA WHIP	IP WLS BF H R ER SO BB IBB HBP BLK WP HR S P ERA WHIP	IP WLS BF H R ER SO BB IBB HBP BLK WP HR S P ERA WHIP	IP WLS BF H R ER SO BB IBB HBP BLK WP HR S P ERA WHIP	IP WLS BF H R ER SO BB IBB HBP BLK WP HR S P ERA WHIP

AB	35
R	6
H	11
RBI	6
BB	3
SO	9
LOB	14



Batter	1	2	3	4	5	6	7	8	9	AB	R	H	RBI	BB	SO	LOB	TOP					
1 Corey Hart, R OBP: 0.353, SLG: 0.487										4	2	1	1	1	1	3						
15 Jerry Hairston, R OBP: 0.336, SLG: 0.381										5	1	1	0	0	0	1						
8 Ryan Braun, R OBP: 0.400, SLG: 0.586										4	2	3	1	1	0	0						
2 Nyjer Morgan, L OBP: 0.358, SLG: 0.463										5	1	1	0	0	1	4						
28 Prince Fielder, L OBP: 0.410, SLG: 0.548										4	2	1	2	1	1	2						
9 Josh Wilson, R OBP: 0.290, SLG: 0.450										4	0	1	1	0	0	1						
14 Casey McGehee, R OBP: 0.290, SLG: 0.348										4	0	1	1	0	0	1						
3 Yunesky Betancourt, R OBP: 0.276, SLG: 0.377										1	0	1	0	0	0	0						
30 Craig Counsell, L OBP: 0.241, SLG: 0.186										4	0	1	0	0	0	0						
7 Felipe Lopez, S OBP: 0.262, SLG: 0.311										3	0	1	1	1	0	1						
20 Jonathan Lucroy, R OBP: 0.325, SLG: 0.399										3	0	1	2	2	0	3						
49 Yovani Gallardo, R OBP: 0.264, SLG: 0.353										2	0	0	0	0	1	1						
25 Mark Kotsay, L OBP: 0.297, SLG: 0.317										1	0	0	0	0	0	3						
48 Tim Lillard, R OBP: 0.297, SLG: 0.317										0	0	0	0	0	0	0						
Inning Stats	R: 3 H: 3 E: 0 K: 0 S: 22	H: 3 LOB: 2 BB: 1 P: 34	R: 0 H: 0 E: 0 K: 1 S: 9	H: 0 LOB: 0 BB: 0 P: 12	R: 3 H: 4 E: 0 K: 0 S: 16	H: 0 LOB: 1 BB: 1 P: 28	R: 0 H: 0 E: 0 K: 1 S: 16	H: 0 LOB: 0 BB: 0 P: 26	R: 0 H: 1 E: 0 K: 0 S: 16	H: 1 LOB: 0 BB: 0 P: 23	R: 1 H: 1 E: 0 K: 0 S: 9	H: 1 LOB: 0 BB: 0 P: 12	R: 0 H: 0 E: 0 K: 1 S: 7	H: 0 LOB: 0 BB: 0 P: 8	R: 0 H: 0 E: 0 K: 1 S: 8	H: 0 LOB: 1 BB: 2 P: 16	R: 1 H: 2 E: 0 K: 0 S: 15	H: 2 LOB: 3 BB: 2 P: 28	1B: 8 2B: 2 3B: 0 HR: 1	SF: 1 SAC: 2 DP: 0 HBP: 0	WP: 0 PB: 0 SB: 2 CS: 0	PA: 45
PITCHER	IP WLS BF H R ER SO BB IBB HBP BLK WP HR S P ERA WHIP																					
30 J.A. Happ, L ERA: 6.26	4.0 L 23 7 6 6 2 3 0 0 0 0 0 0 63 100 13.50 2.500																					
62 Aneury Rodriguez, R ERA: 4.76	2.0 8 2 1 1 0 0 0 0 0 0 0 1 25 35 4.50 1.000																					
28 David Carpenter, R ERA: 3.86	1.0 3 0 0 0 1 0 0 0 0 0 0 0 7 8 0.00 0.000																					
59 Wilton Lopez, R ERA: 2.68	1.0 4 0 0 0 1 1 0 0 0 0 0 0 8 16 0.00 1.000																					
66 Eneiro Del Rosario, R ERA: 4.5	1.0 7 2 1 1 0 2 0 0 0 0 0 0 15 28 9.00 4.000																					

Milwaukee Brewers @ Houston Astros
Minute Maid Park, Houston, TX
Fri Aug 05 2011, 7:08 PM - 9:58 PM CDT
Att: 25,811 - Roof Closed - 73 F

AB 36
R 8
H 11
RBI 8
BB 6
SO 4
LOB 19

Batter	1	2	3	4	5	6	7	8	9	AB	R	H	RBI	BB	SO	LOB	BOTTOM			
11 Jason Bourgeois, R OBP: 0.354, SLG: 0.421										4	0	0	0	0	0	4				
27 Jose Altuve, R OBP: 0.333, SLG: 0.370										4	0	0	0	0	2	1				
36 Angel Sanchez, R OBP: 0.306, SLG: 0.303										4	0	0	0	0	2	0				
45 Carlos Lee, R OBP: 0.316, SLG: 0.422										4	1	1	0	0	0	0				
14 J.D. Martinez, R OBP: 0.333, SLG: 0.550										4	0	1	0	0	0	0				
19 Brian Boguevics, L OBP: 0.320, SLG: 0.256										1	0	0	0	0	0	0				
62 Aneury Rodriguez, R ERA: 4.76										0	0	0	0	0	0	0				
28 David Carpenter, R ERA: 3.86										0	0	0	0	0	0	0				
16 Matt Downs, R OBP: 0.317, SLG: 0.446										1	0	0	0	0	1	0				
12 Clint Barmes, R OBP: 0.331, SLG: 0.387										0	0	0	0	0	0	0				
59 Wilton Lopez, R ERA: 2.68										0	0	0	0	0	0	0				
66 Eneiro Del Rosario, R ERA: 4.5										0	0	0	0	0	0	0				
55 Humberto Quintero, R OBP: 0.288, SLG: 0.362										3	0	1	1	0	1	0				
30 J.A. Happ, L OBP: 0.257, SLG: 0.333										1	0	0	0	0	1	3				
8 JB Shuck, L OBP: 0.500, SLG: 0.500										2	0	1	0	0	0	0				
Inning Stats	R: 0 H: 0 E: 0 K: 1 S: 9	H: 3 LOB: 3 BB: 1 P: 23	R: 1 H: 0 E: 0 K: 1 S: 15	H: 0 LOB: 0 BB: 0 P: 12	R: 0 H: 0 E: 0 K: 0 S: 7	H: 0 LOB: 0 BB: 0 P: 12	R: 0 H: 0 E: 0 K: 1 S: 12	H: 1 LOB: 1 BB: 0 P: 17	R: 0 H: 0 E: 0 K: 0 S: 5	H: 0 LOB: 0 BB: 0 P: 7	R: 0 H: 0 E: 0 K: 1 S: 9	H: 0 LOB: 0 BB: 0 P: 13	R: 0 H: 0 E: 0 K: 0 S: 8	H: 0 LOB: 0 BB: 0 P: 11	R: 0 H: 0 E: 0 K: 1 S: 6	H: 0 LOB: 0 BB: 0 P: 9	1B: 4 2B: 0 3B: 0 HR: 0	SF: 0 SAC: 1 DP: 0 HBP: 0	WP: 0 PB: 0 SB: 1 CS: 0	PA: 32
PITCHER	IP WLS BF H R ER SO BB IBB HBP BLK WP HR S P ERA WHIP																			
49 Yovani Gallardo, R ERA: 3.56	8.0 W 29 4 1 1 6 1 0 0 0 0 0 0 74 105 1.12 0.625																			
48 Tim Lillard, R ERA: 4.59	1.0 3 0 0 0 1 0 0 0 0 0 0 0 6 9 0.00 0.000																			

Milwaukee Brewers @ Houston Astros
Minute Maid Park, Houston, TX
Fri Aug 05 2011, 7:08 PM - 9:58 PM CDT
Att: 25,811 - Roof Closed - 73 F

AB 30
R 1
H 4
RBI 1
BB 1
SO 7
LOB 8

Batter	1	2	3	4	5	6	7	8	9	AB	R	H	RBI	BB	SO	LOB	TOP										
1 Corey Hart, R OBP: 0.353, SLG: 0.484	8 F9 28 HR 1B	K		F7		L7	HBP		BB	4	1	1	0	0	1	1	Milwaukee Brewers @ Houston Astros Minute Maid Park, Houston, TX Sat Aug 06 2011, 6:05 PM - 9:17 PM CDT Att: 30,561 - Roof Closed - 73 F										
9 Josh Wilson, R OBP: 0.302, SLG: 0.450	28 HR 1B	F7		G1-3		G3-1	F8		K	6	1	1	0	0	1	5											
57 Francisco Rodríguez, R (8, 1)																											
59 John Axford, R (9, 1)																											
2 Nyjer Morgan, L OBP: 0.355, SLG: 0.455	28 HR 1B	F7		G1-3		G3-1	F8		K	6	1	1	0	0	1	5											
8 Ryan Braun, R OBP: 0.400, SLG: 0.584	F9					E6			G1-3	5	2	2	0	0	0	2											
28 Prince Fielder, L OBP: 0.416, SLG: 0.562	HR									3	2	3	4	2	0	0											
14 Casey McGehee, R OBP: 0.287, SLG: 0.344	F9									5	0	0	0	0	1	6											
3 Yunesky Betancourt, R OBP: 0.263, SLG: 0.385	1B									5	0	4	1	0	0	1											
7 Felipe Lopez, S OBP: 0.254, SLG: 0.301	G3									4	0	0	1	0	1	4											
32 LaTroy Hawkins, R (7, 1)										0	0	0	0	0	0	0											
15 Jerry Hairston, R OBP: 0.335, SLG: 0.379										1	0	0	0	0	0	0											
20 Jonathan Lucroy, R OBP: 0.329, SLG: 0.410										4	1	2	1	1	0	3											
38 Chris Narveson, L OBP: 0.182, SLG: 0.190										3	0	0	0	0	2	4											
40 Takashi Saito, L (6, 1)										0	0	0	0	0	0	0											
30 Craig Counsell, L OBP: 0.244, SLG: 0.185										1	0	0	0	1	1	0											
Inning Stats	R: 3 E: 0 K: 0 S: 14	H: 4 LOB: 1 BB: 0 P: 19	R: 0 E: 0 K: 2 S: 9	H: 1 LOB: 1 BB: 0 P: 15	R: 2 E: 0 K: 2 S: 21	H: 3 LOB: 2 BB: 0 P: 29	R: 0 E: 0 K: 0 S: 11	H: 1 LOB: 2 BB: 1 P: 17	R: 0 E: 0 K: 1 S: 9	H: 1 LOB: 1 BB: 0 P: 16	R: 1 E: 1 K: 0 S: 11	H: 1 LOB: 1 BB: 0 P: 14	R: 0 E: 0 K: 0 S: 7	H: 1 LOB: 1 BB: 2 P: 17	R: 0 E: 0 K: 0 S: 4	H: 0 LOB: 1 BB: 1 P: 10	R: 1 E: 0 K: 2 S: 13	H: 1 LOB: 1 BB: 1 P: 24	1B: 9 2B: 2 3B: 0 HR: 2	SF: 0 SAC: 0 DP: 1 HBP: 1	WP: 2 PB: 0 SB: 0 CS: 0	PA: 47					
PITCHER	IP	WLS	BF	H	R	ER	SO	BB	IBB	HBP	BLK	WP	HR	S	P	ERA	WHIP	PITCHER									
39 Brett Myers, R ERA: 4.76	6.0	L	32	11	6	5	5	1	0	0	0	2	1	75	110	7.50	2.000										
28 David Carpenter, R ERA: 3.5	0.2		5	1	0	0	0	2	0	1	0	0	0	5	14	0.00	4.500										
52 Sergio Escalona, L ERA: 2.49	0.1		1	0	0	0	0	0	0	0	0	0	0	2	3	0.00	0.000										
47 Jeff Fulchino, R ERA: 4.71	1.0		4	0	0	0	0	1	0	0	0	0	0	4	10	0.00	1.000										
53 Wesley Wright, L ERA: 9.0	1.0		5	1	1	1	2	1	0	0	0	0	1	13	24	9.00	2.000										

Batter	1	2	3	4	5	6	7	8	9	AB	R	H	RBI	BB	SO	LOB	BOTTOM										
11 Jason Bourgeois, R OBP: 0.345, SLG: 0.410	K									4	0	0	0	0	1	3	Milwaukee Brewers @ Houston Astros Minute Maid Park, Houston, TX Sat Aug 06 2011, 6:05 PM - 9:17 PM CDT Att: 30,561 - Roof Closed - 73 F										
27 Jose Altuve, R OBP: 0.344, SLG: 0.368	F9									3	1	1	0	1	0	1											
14 J.D. Martinez, R OBP: 0.320, SLG: 0.625	G1-3									4	1	1	3	0	1	2											
45 Carlos Lee, R OBP: 0.315, SLG: 0.427										4	1	1	1	0	1	0											
4 Jason Michaels, R OBP: 0.280, SLG: 0.300	F8									2	0	0	0	0	0	0											
28 David Carpenter, R ERA: 3.5										0	0	0	0	0	0	0											
52 Sergio Escalona, L ERA: 2.49										0	0	0	0	0	0	0											
47 Jeff Fulchino, R ERA: 4.71										0	0	0	0	0	0	0											
19 Brian Bopuvecic, L ERA: 3.08										1	0	0	0	0	1	0											
53 Wesley Wright, R ERA: 9.0										0	0	0	0	0	0	0											
38 Jimmy Paredes, S OBP: 0.375, SLG: 0.500	G6-3									3	0	0	0	1	0	1											
12 Clint Barmes, R OBP: 0.320, SLG: 0.395	P3									4	1	1	1	0	1	2											
55 Humberto Quintero, R OBP: 0.287, SLG: 0.359										4	1	1	0	0	1	0											
39 Brett Myers, R OBP: 0.178, SLG: 0.163										1	0	1	0	0	0	0											
8 JB Shuck, L OBP: 0.750, SLG: 0.667	SH1-3									1	0	1	0	1	0	0											
Inning Stats	R: 0 E: 0 K: 1 S: 6	H: 0 LOB: 0 BB: 0 P: 10	R: 1 E: 0 K: 0 S: 8	H: 1 LOB: 0 BB: 0 P: 14	R: 3 E: 0 K: 0 S: 11	H: 2 LOB: 1 BB: 1 P: 20	R: 0 E: 0 K: 1 S: 10	H: 0 LOB: 1 BB: 1 P: 19	R: 0 E: 0 K: 2 S: 12	H: 2 LOB: 2 BB: 0 P: 15	R: 0 E: 0 K: 0 S: 10	H: 0 LOB: 1 BB: 0 P: 16	R: 0 E: 0 K: 0 S: 6	H: 0 LOB: 1 BB: 1 P: 13	R: 0 E: 0 K: 2 S: 13	H: 0 LOB: 0 BB: 0 P: 15	R: 1 E: 1 K: 0 S: 13	H: 2 LOB: 1 BB: 0 P: 18	1B: 4 2B: 0 3B: 0 HR: 3	SF: 0 SAC: 1 DP: 0 HBP: 1	WP: 1 PB: 0 SB: 0 CS: 1	PA: 36					
PITCHER	IP	WLS	BF	H	R	ER	SO	BB	IBB	HBP	BLK	WP	HR	S	P	ERA	WHIP	PITCHER									
38 Chris Narveson, L ERA: 4.48	5.1	W	23	5	4	4	4	2	0	1	0	2	50	84	6.75	1.312											
40 Takashi Saito, R ERA: 2.92	0.2	H	2	0	0	0	0	0	0	0	0	1	0	7	10	0.00	0.000										
32 LaTroy Hawkins, R ERA: 1.78	1.0	H	4	0	0	0	0	1	0	0	0	0	0	6	13	0.00	1.000										
57 Francisco Rodríguez, R ERA: 3.08	1.0	H	3	0	0	0	2	0	0	0	0	0	0	13	15	0.00	0.000										
59 John Axford, R ERA: 2.53	1.0	S	4	2	1	1	0	0	0	0	0	0	1	13	18	9.00	2.000										



Batter	1	2	3	4	5	6	7	8	9	10	AB	R	H	RBI	BB	SO	LOB	TOP								
1 Corey Hart, R OBP: 0.354, SLG: 0.491											4	1	1	2	1	1	1									
2 Nyjer Morgan, L OBP: 0.360, SLG: 0.467											4	1	2	0	0	1	0									
8 Ryan Braun, R OBP: 0.391, SLG: 0.569											5	0	0	0	0	1	5									
28 Prince Fielder, L OBP: 0.418, SLG: 0.567											5	1	1	0	0	0	3									
14 Casey McGehee, R OBP: 0.296, SLG: 0.345											5	0	1	1	0	0	0									
3 Yuniesky Betancourt, R OBP: 0.263, SLG: 0.387											4	0	0	1	0	1	0									
7 Felipe Lopez, S OBP: 0.259, SLG: 0.298											4	1	1	0	1	1	1									
30 Craig Counsell, L OBP: 0.245, SLG: 0.180											0	0	0	0	0	0	0									
20 Jonathan Lucroy, R OBP: 0.327, SLG: 0.406											4	1	2	1	0	2	2									
18 Shaun Marcum, R OBP: 0.299, SLG: 0.266											2	0	1	0	0	0	1									
40 Takashi Saito, L OBP: 0.269, SLG: 0.267											0	0	0	0	0	0	0									
57 Francisco Rodriguez, R OBP: 0.283, SLG: 0.371											0	0	0	0	0	0	0									
9 George Kotaras, L OBP: 0.292, SLG: 0.397											0	0	0	0	1	0	0									
9 Josh Wilson, R OBP: 0.297, SLG: 0.443											0	0	0	0	0	0	0									
32 LaTroy Hawkins, R OBP: 0.273, SLG: 0.344											0	0	0	0	0	0	0									
59 John Axford, R OBP: 0.248, SLG: 0.180											0	0	0	0	0	0	0									
Inning Stats	R: 0 E: 0 K: 1 S: 9	H: 0 LOB: 0 BB: 1 P: 14	R: 0 E: 0 K: 0 S: 6	H: 0 LOB: 0 BB: 0 P: 9	R: 2 E: 0 K: 1 S: 15	H: 3 LOB: 1 BB: 0 P: 23	R: 0 E: 1 K: 1 S: 10	H: 1 LOB: 2 BB: 0 P: 14	R: 0 E: 1 K: 0 S: 9	H: 1 LOB: 3 BB: 1 P: 17	R: 1 E: 0 K: 0 S: 11	H: 1 LOB: 1 BB: 1 P: 22	R: 0 E: 0 K: 1 S: 12	H: 0 LOB: 0 BB: 0 P: 15	R: 0 E: 0 K: 1 S: 8	H: 0 LOB: 0 BB: 0 P: 13	R: 0 E: 0 K: 2 S: 11	H: 0 LOB: 1 BB: 1 P: 21	R: 2 E: 0 K: 1 S: 15	H: 3 LOB: 1 BB: 0 P: 22	1B: 6 2B: 1 3B: 1 HR: 1	SF: 1 SAC: 2 DP: 0 HBP: 0	WP: 0 PB: 1 SB: 0 CS: 0	PA: 43		
PITCHER	IP 6.0	WLS 28	BF 6	H 3	R 2	ER 2	SO 2	BB 2	IBB 0	HBP 0	BLK 0	WP 0	HR 1	S 60	P 99	ERA 3.00	WHIP 1.333									
22 Edwin Jackson, R ERA: 4.07																										
30 Jason Motte, R ERA: 1.96																										
62 Lance Lynn, R ERA: 3.12																										
28 Octavio Dotel, R ERA: 3.79																										

Milwaukee Brewers @ St. Louis Cardinals
 Busch Stadium, St. Louis, MO
 Tue Aug 09 2011, 7:20 PM - 11:11 PM CDT
 Att. 40,626 - Partly Cloudy - 91 F

AB 37
 R 5
 H 9
 RBI 5
 BB 3
 SO 7
 LOB 13

WP: 0 PA: 43
 PB: 1
 SB: 0
 CS: 0

Batter	1	2	3	4	5	6	7	8	9	10	AB	R	H	RBI	BB	SO	LOB	BOTTOM							
15 Rafael Furcal, S OBP: 0.269, SLG: 0.267											5	0	1	0	0	1	3								
44 Corey Patterson, L OBP: 0.263, SLG: 0.371											3	0	1	1	1	1	1								
62 Lance Lynn, S											0	0	0	0	0	0	0								
33 Daniel Descalso, L OBP: 0.338, SLG: 0.357											1	0	0	0	0	0	1								
5 Albert Pujols, R OBP: 0.345, SLG: 0.531											5	0	0	0	0	1	6								
7 Matt Holliday, R OBP: 0.422, SLG: 0.569											5	1	2	0	0	0	0								
12 Lance Berkman, S OBP: 0.309, SLG: 0.509											5	0	1	0	0	1	3								
23 David Freese, R OBP: 0.369, SLG: 0.467											5	1	2	1	0	1	1								
55 Skip Schumaker, L OBP: 0.333, SLG: 0.365											4	0	1	0	0	0	2								
28 Octavio Dotel, R ERA: 3.79											0	0	0	0	0	0	0								
Ryan Theriot, R OBP: 0.317, SLG: 0.337											1	0	0	0	0	0	1								
13 Gerald Laird, R OBP: 0.312, SLG: 0.362											4	1	2	1	0	0	0								
22 Edwin Jackson, R OBP: 0.250, SLG: 0.250											3	0	1	0	0	1	3								
30 Jason Motte, R ERA: 1.96											0	0	0	0	0	0	0								
19 Jon Jay, L OBP: 0.347, SLG: 0.416											1	0	0	0	0	0	0								
Inning Stats	R: 0 E: 0 K: 0 S: 12	H: 1 LOB: 2 BB: 1 P: 20	R: 0 E: 0 K: 0 S: 7	H: 0 LOB: 0 BB: 0 P: 12	R: 0 E: 0 K: 1 S: 11	H: 1 LOB: 1 BB: 0 P: 18	R: 0 E: 0 K: 1 S: 6	H: 0 LOB: 0 BB: 0 P: 9	R: 1 E: 0 K: 1 S: 15	H: 3 LOB: 2 BB: 0 P: 21	R: 2 E: 1 K: 0 S: 12	H: 3 LOB: 1 BB: 0 P: 20	R: 0 E: 0 K: 2 S: 9	H: 0 LOB: 0 BB: 0 P: 14	R: 0 E: 0 K: 1 S: 14	H: 1 LOB: 1 BB: 0 P: 22	R: 0 E: 1 K: 0 S: 10	H: 1 LOB: 2 BB: 0 P: 13	R: 0 E: 0 K: 0 S: 12	H: 1 LOB: 1 BB: 0 P: 15	1B: 10 2B: 1 3B: 0 HR: 0	SF: 0 SAC: 0 DP: 0 HBP: 0	WP: 0 PB: 0 SB: 0 CS: 0	PA: 43	
PITCHER	IP 6.0	WLS 27	BF 6	H 3	R 3	ER 3	SO 3	BB 1	IBB 0	HBP 0	BLK 0	WP 0	HR 0	S 63	P 100	ERA 4.50	WHIP 1.500								
18 Shaun Marcum, R ERA: 3.62																									
40 Takashi Saito, L ERA: 2.7																									
57 Francisco Rodriguez, R ERA: 3.02																									
32 LaTroy Hawkins, R ERA: 1.73																									
59 John Axford, R ERA: 2.48																									

Milwaukee Brewers @ St. Louis Cardinals
 Busch Stadium, St. Louis, MO
 Tue Aug 09 2011, 7:20 PM - 11:11 PM CDT
 Att. 40,626 - Partly Cloudy - 91 F

AB 42
 R 3
 H 11
 RBI 3
 BB 1
 SO 6
 LOB 21

WP: 0 PA: 43
 PB: 0
 SB: 0
 CS: 0

Batter	1	2	3	4	5	6	7	8	9	AB	R	H	RBI	BB	SO	LOB	TOP				
1 Corey Hart, R OBP: 0.357, SLG: 0.489	4-1 8 1B 28 SF8 2 1B BB	1-0 P5		4-0 2 1B G4-6-3 BB			1-0 G6-3		0-0 2H 1B	3	1	1	2	2	0	1					
2 Nyjer Morgan, L OBP: 0.357, SLG: 0.462	0-0 28 SF8 8 1B 1-2 1B		0-3 K	0-0 G4-6-3 1-2			0-1 G4-3		0-0 P5	5	0	1	0	0	1	3					
8 Ryan Braun, R OBP: 0.391, SLG: 0.566	3-2 14 BB 1-2 2-3 1B		4-2 28 2B BB		1-1 G5-3			1-1 G5-3	0-1 SAFE SAFE SAFE SAFE G5-3	4	1	1	0	1	0	1					
28 Prince Fielder, L OBP: 0.419, SLG: 0.569	2-1 SF8 2-3 3-H 2B		3-2 14 WP 3 1B 2B		1-0 G4-3			4-2 BB		2	1	1	2	1	0	0					
14 Casey McGehee, R OBP: 0.286, SLG: 0.342	4-1 3 G5-4-3 1-2 BB		3-2 G5-3		0-2 G4-3			0-3 K		3	0	0	0	1	1	2					
3 Yuniesky Betancourt, R OBP: 0.263, SLG: 0.365	1-1 G5-4-3 1-2		1-0 1B		0-0 F9			2-3 K		4	0	1	1	0	1	4					
15 Jerry Hairston, R OBP: 0.333, SLG: 0.377		1-2 G6-3	0-1 F7		0-0 G5-3			1-1 SH5-3 20 SH5-3 9 SH 1 1B		4	1	1	0	0	0	1					
9 George Kottaras, L OBP: 0.294, SLG: 0.373		1-2 G4-3 43 G4-3 2B		1-3 K		2-2 G4-3		1-1 SH 20 SH5-3 1 1B		3	0	1	0	0	1	0					
9 Josh Wilson, R OBP: 0.297, SLG: 0.443								1-2 SH5-3 1 1B		0	1	0	0	0	0	0					
57 Francisco Rodriguez, R OBP: 0.327, SLG: 0.406		0-0 G4-3		2-2 1 BB 1B			0-1 L7	1-0 SH5-3 1-2 2-3		3	0	1	0	0	0	1					
43 Randy Wolf, L OBP: 0.190, SLG: 0.262										0	0	0	0	0	0	0					
20 Jonathan Lucroy, R OBP: 0.327, SLG: 0.406										0	0	0	0	0	0	0					
Inning Stats	R: 1 E: 0 K: 0 S: 10	H: 2 LOB: 2 BB: 2 P: 24	R: 0 E: 0 K: 0 S: 8	H: 1 LOB: 1 BB: 0 P: 11	R: 2 E: 0 K: 1 S: 15	H: 2 LOB: 1 BB: 1 P: 26	R: 0 E: 0 K: 1 S: 10	H: 1 LOB: 1 BB: 1 P: 17	R: 0 E: 0 K: 0 S: 6	H: 0 LOB: 0 BB: 0 P: 8	R: 0 E: 0 K: 0 S: 5	H: 0 LOB: 0 BB: 0 P: 8	R: 0 E: 0 K: 2 S: 11	H: 0 LOB: 1 BB: 1 P: 18	R: 2 E: 1 K: 0 S: 9	H: 2 LOB: 1 BB: 0 P: 12	1B: 6 2B: 2 3B: 0 HR: 0	SF: 1 SAC: 2 DP: 2 HBP: 0	WP: 1 PB: 0 CS: 1 SB: 0	PA: 39	
PITCHER	IP WLS BF H R ER SO BB IBB HBP BLK WP HR S P ERA WHIP	8.0 L 33 6 3 3 4 5 0 0 0 1 0 70 118 3.38 1.375	0.0 2 2 1 2 1 0 0 0 0 0 0 0 0 4 6 ∞ ∞	1.0 4 1 0 0 0 0 0 0 0 0 0 0 0 5 6 0.00 1.000																	

Milwaukee Brewers @ St. Louis Cardinals
 Busch Stadium, St. Louis, MO
 Wed Aug 10 2011, 7:16 PM - 9:37 PM CDT
 Att: 38,397 - Partly Cloudy - 77 F

AB 31
 R 5
 H 8
 RBI 5
 BB 5
 SO 4
 LOB 13



Batter	1	2	3	4	5	6	7	8	9	AB	R	H	RBI	BB	SO	LOB	BOTTOM					
15 Rafael Furcal, S OBP: 0.269, SLG: 0.272	2-1 44 SH1-3 5 SF8 2B		2-1 G4-3		2-1 P3			1-1 G5-4-3		4	1	1	0	0	0	1						
44 Corey Patterson, L OBP: 0.281, SLG: 0.366	2-1 SH1-3		0-0 F7		0-1 L6			1-3 K		3	0	0	0	0	1	0						
5 Albert Pujols, R OBP: 0.342, SLG: 0.527	1-0 SF8		0-3 K		2-0 G6-3			1-0 F8		3	0	0	1	0	1	0						
23 David Freese, R OBP: 0.367, SLG: 0.463	0-1 G5-3				0-1 G6-3		2-2 G5-3		0-0 55 1B	4	0	1	0	0	0	0						
21 Allen Craig, R OBP: 0.395, SLG: 0.509		1-2 G4-3		0-1 G5-3			1-2 F9		2-2 1B	3	0	0	0	0	0	0						
55 Skip Schumaker, L OBP: 0.336, SLG: 0.368								1-2 1B		1	0	1	0	0	0	0						
4 Yadier Molina, R OBP: 0.333, SLG: 0.439		0-0 P3		3-1 1B			2-2 F9		0-1 G6-3	4	0	1	0	0	0	2						
Ryan Theriot, R OBP: 0.317, SLG: 0.337		2-1 18 2B 1B		0-1 G4-3			1-1 G5-3			3	0	1	0	0	0	1						
19 Jon Jay, L OBP: 0.346, SLG: 0.418		2-2 2B		0-0 G5-3				1-1 G3		3	0	1	0	0	0	0						
35 Jake Westbrook, R OBP: 0.158, SLG: 0.143		1-0 F8		2-2 F9				0-1 15 G5-4-3 1B		2	0	0	0	0	0	2						
48 Tony Cruz, R OBP: 0.333, SLG: 0.339										1	0	1	0	0	0	0						
34 Marc Rzepczynski, L OBP: 0.336, SLG: 0.368										0	0	0	0	0	0	0						
41 Mitchell Boggs, R OBP: 0.317, SLG: 0.337										0	0	0	0	0	0	0						
Inning Stats	R: 1 E: 0 K: 0 S: 7	H: 1 LOB: 0 BB: 0 P: 12	R: 0 E: 0 K: 0 S: 13	H: 2 LOB: 2 BB: 0 P: 19	R: 0 E: 0 K: 1 S: 7	H: 0 LOB: 0 BB: 0 P: 10	R: 0 E: 0 K: 0 S: 8	H: 1 LOB: 1 BB: 0 P: 11	R: 0 E: 0 K: 0 S: 6	H: 0 LOB: 0 BB: 0 P: 10	R: 0 E: 0 K: 0 S: 6	H: 0 LOB: 0 BB: 0 P: 10	R: 0 E: 0 K: 0 S: 8	H: 0 LOB: 0 BB: 0 P: 12	R: 0 E: 0 K: 0 S: 6	H: 1 LOB: 0 BB: 0 P: 8	R: 0 E: 0 K: 1 S: 10	H: 2 LOB: 2 BB: 0 P: 14	1B: 5 2B: 2 3B: 0 HR: 0	SF: 1 SAC: 1 DP: 1 HBP: 0	WP: 0 PB: 0 CS: 0 SB: 0	PA: 33
PITCHER	IP WLS BF H R ER SO BB IBB HBP BLK WP HR S P ERA WHIP	8.0 W 28 5 2 0 0 1 0 0 0 0 0 0 10 14 0.00 2.000																				

Milwaukee Brewers @ St. Louis Cardinals
 Busch Stadium, St. Louis, MO
 Wed Aug 10 2011, 7:16 PM - 9:37 PM CDT
 Att: 38,397 - Partly Cloudy - 77 F

AB 31
 R 1
 H 7
 RBI 1
 BB 0
 SO 2
 LOB 6



Batter	1	2	3	4	5	6	7	8	9	AB	R	H	RBI	BB	SO	LOB	TOP				
1 Corey Hart, R OBP: 0.356, SLG: 0.486										4	1	1	0	0	1	3	Milwaukee Brewers @ St. Louis Cardinals Busch Stadium, St. Louis, MO Thu Aug 11 2011, 7:16 PM - 9:50 PM CDT Att: 38,302 - Partly Cloudy - 81 F				
2 Nyjer Morgan, L OBP: 0.356, SLG: 0.458										4	0	1	0	0	0	2					
25 Mark Kotsay, L OBP: 0.313, SLG: 0.340										3	1	2	1	1	0	0					
28 Prince Fielder, L OBP: 0.417, SLG: 0.566										4	0	1	1	0	1	3					
14 Casey McGehee, R OBP: 0.285, SLG: 0.341										4	0	1	0	0	0	3					
3 Yuniesky Betancourt, R OBP: 0.267, SLG: 0.389										4	0	3	0	0	1	1					
7 Felipe Lopez, S OBP: 0.299, SLG: 0.291										3	0	0	0	1	1	2					
20 Jonathan Lucroy, R OBP: 0.323, SLG: 0.401										4	0	0	0	0	1	3					
49 Yovani Gallardo, R OBP: 0.279, SLG: 0.346										1	0	0	0	1	1	2					
50 Kameron Loe, R OBP: 0.269, SLG: 0.288										0	0	0	0	0	0	0					
30 Craig Counsell, L OBP: 0.295, SLG: 0.339										1	0	0	0	0	0	0					
63 Frankie De La Cruz, R OBP: 0.336, SLG: 0.357										0	0	0	0	0	0	0					
48 Tim Lillard, R OBP: 0.226, SLG: 0.335										1	0	0	0	0	0	0					
9 George Kottaras, L OBP: 0.226, SLG: 0.335										0	0	0	0	0	0	0					
Inning Stats	R: 2 H: 3 E: 0 K: 0 S: 11	H: 3 LOB: 0 BB: 0 P: 15	R: 0 H: 1 E: 0 K: 0 S: 9	H: 1 LOB: 2 BB: 1 P: 17	R: 0 H: 0 E: 0 K: 0 S: 5	H: 0 LOB: 0 BB: 1 P: 10	R: 0 H: 1 E: 0 K: 1 S: 11	H: 1 LOB: 2 BB: 1 P: 19	R: 0 H: 2 E: 0 K: 2 S: 14	H: 2 LOB: 0 BB: 0 P: 21	R: 0 H: 1 E: 0 K: 0 S: 8	H: 1 LOB: 0 BB: 0 P: 10	R: 0 H: 1 E: 0 K: 1 S: 9	H: 1 LOB: 1 BB: 0 P: 15	R: 0 H: 0 E: 0 K: 2 S: 11	H: 0 LOB: 0 BB: 0 P: 17	1B: 9 2B: 1 3B: 0 HR: 0	SF: 0 SAC: 0 DP: 4 HBP: 0	WP: 1 PB: 0 SB: 0 CS: 0	PA: 36	
PITCHER	IP WLS BF H R ER SO BB IBB HBP BLK WP HR S P ERA WHIP	IP WLS BF H R ER SO BB IBB HBP BLK WP HR S P ERA WHIP	IP WLS BF H R ER SO BB IBB HBP BLK WP HR S P ERA WHIP	IP WLS BF H R ER SO BB IBB HBP BLK WP HR S P ERA WHIP	IP WLS BF H R ER SO BB IBB HBP BLK WP HR S P ERA WHIP	IP WLS BF H R ER SO BB IBB HBP BLK WP HR S P ERA WHIP	IP WLS BF H R ER SO BB IBB HBP BLK WP HR S P ERA WHIP	IP WLS BF H R ER SO BB IBB HBP BLK WP HR S P ERA WHIP	IP WLS BF H R ER SO BB IBB HBP BLK WP HR S P ERA WHIP	IP WLS BF H R ER SO BB IBB HBP BLK WP HR S P ERA WHIP	IP WLS BF H R ER SO BB IBB HBP BLK WP HR S P ERA WHIP	IP WLS BF H R ER SO BB IBB HBP BLK WP HR S P ERA WHIP	IP WLS BF H R ER SO BB IBB HBP BLK WP HR S P ERA WHIP	IP WLS BF H R ER SO BB IBB HBP BLK WP HR S P ERA WHIP	IP WLS BF H R ER SO BB IBB HBP BLK WP HR S P ERA WHIP	IP WLS BF H R ER SO BB IBB HBP BLK WP HR S P ERA WHIP	IP WLS BF H R ER SO BB IBB HBP BLK WP HR S P ERA WHIP	IP WLS BF H R ER SO BB IBB HBP BLK WP HR S P ERA WHIP	IP WLS BF H R ER SO BB IBB HBP BLK WP HR S P ERA WHIP	IP WLS BF H R ER SO BB IBB HBP BLK WP HR S P ERA WHIP	IP WLS BF H R ER SO BB IBB HBP BLK WP HR S P ERA WHIP
29 Chris Carpenter, R ERA: 3.88	8.0	W	33	10	2	2	4	3	0	0	0	0	1	0	74	119	2.25	1.625			
59 Fernando Salas, R ERA: 2.24	1.0	S	3	0	0	0	2	0	0	0	0	0	0	0	11	17	0.00	0.000			

Batter	1	2	3	4	5	6	7	8	9	AB	R	H	RBI	BB	SO	LOB	BOTTOM				
15 Rafael Furcal, S OBP: 0.269, SLG: 0.288										4	1	1	1	0	0	0	Milwaukee Brewers @ St. Louis Cardinals Busch Stadium, St. Louis, MO Thu Aug 11 2011, 7:16 PM - 9:50 PM CDT Att: 38,302 - Partly Cloudy - 81 F				
19 Jon Jay, L OBP: 0.345, SLG: 0.416										4	2	1	0	0	2	1					
5 Albert Pujols, R OBP: 0.348, SLG: 0.539										4	2	4	2	0	0	0					
12 Lance Berkman, S OBP: 0.400, SLG: 0.588										4	0	2	1	0	1	1					
33 Daniel Descalso, L OBP: 0.336, SLG: 0.357										0	0	0	0	0	0	0					
23 David Freese, R OBP: 0.364, SLG: 0.456										3	0	0	0	1	0	3					
55 Skip Schumaker, L OBP: 0.336, SLG: 0.368										0	0	0	0	0	0	0					
21 Allen Craig, R OBP: 0.383, SLG: 0.491										4	0	0	0	0	1	1					
59 Fernando Salas, R ERA: 2.24										0	0	0	0	0	0	0					
4 Yadier Molina, R OBP: 0.332, SLG: 0.437										4	0	1	0	0	0	0					
Ryan Theriot, R OBP: 0.316, SLG: 0.334										3	0	0	0	1	0	1					
29 Chris Carpenter, R OBP: 0.196, SLG: 0.240										3	0	0	0	0	2	1					
44 Corey Patterson, L OBP: 0.281, SLG: 0.368										0	0	0	0	0	0	0					
Inning Stats	R: 2 H: 2 E: 0 K: 2 S: 13	H: 2 LOB: 1 BB: 1 P: 20	R: 0 H: 0 E: 0 K: 0 S: 8	H: 0 LOB: 0 BB: 0 P: 11	R: 1 H: 2 E: 1 K: 0 S: 9	H: 2 LOB: 1 BB: 0 P: 15	R: 0 H: 0 E: 0 K: 0 S: 10	H: 0 LOB: 0 BB: 0 P: 17	R: 2 H: 3 E: 0 K: 1 S: 16	H: 3 LOB: 1 BB: 0 P: 29	R: 0 H: 0 E: 0 K: 2 S: 7	H: 0 LOB: 1 BB: 1 P: 12	R: 0 H: 1 E: 0 K: 1 S: 8	H: 1 LOB: 1 BB: 0 P: 12	R: 0 H: 1 E: 0 K: 0 S: 10	H: 1 LOB: 1 BB: 0 P: 15	1B: 7 2B: 0 3B: 0 HR: 2	SF: 0 SAC: 0 DP: 1 HBP: 0	WP: 1 PB: 0 SB: 1 CS: 0	PA: 35	
PITCHER	IP WLS BF H R ER SO BB IBB HBP BLK WP HR S P ERA WHIP	IP WLS BF H R ER SO BB IBB HBP BLK WP HR S P ERA WHIP	IP WLS BF H R ER SO BB IBB HBP BLK WP HR S P ERA WHIP	IP WLS BF H R ER SO BB IBB HBP BLK WP HR S P ERA WHIP	IP WLS BF H R ER SO BB IBB HBP BLK WP HR S P ERA WHIP	IP WLS BF H R ER SO BB IBB HBP BLK WP HR S P ERA WHIP	IP WLS BF H R ER SO BB IBB HBP BLK WP HR S P ERA WHIP	IP WLS BF H R ER SO BB IBB HBP BLK WP HR S P ERA WHIP	IP WLS BF H R ER SO BB IBB HBP BLK WP HR S P ERA WHIP	IP WLS BF H R ER SO BB IBB HBP BLK WP HR S P ERA WHIP	IP WLS BF H R ER SO BB IBB HBP BLK WP HR S P ERA WHIP	IP WLS BF H R ER SO BB IBB HBP BLK WP HR S P ERA WHIP	IP WLS BF H R ER SO BB IBB HBP BLK WP HR S P ERA WHIP	IP WLS BF H R ER SO BB IBB HBP BLK WP HR S P ERA WHIP	IP WLS BF H R ER SO BB IBB HBP BLK WP HR S P ERA WHIP	IP WLS BF H R ER SO BB IBB HBP BLK WP HR S P ERA WHIP	IP WLS BF H R ER SO BB IBB HBP BLK WP HR S P ERA WHIP	IP WLS BF H R ER SO BB IBB HBP BLK WP HR S P ERA WHIP	IP WLS BF H R ER SO BB IBB HBP BLK WP HR S P ERA WHIP	IP WLS BF H R ER SO BB IBB HBP BLK WP HR S P ERA WHIP	IP WLS BF H R ER SO BB IBB HBP BLK WP HR S P ERA WHIP
49 Yovani Gallardo, R ERA: 3.67	5.0	L	23	7	5	4	3	1	0	0	0	0	0	0	7	12	0.00	1.000			
50 Kameron Loe, R ERA: 3.98	1.0		4	0	0	0	2	0	0	0	0	0	0	0	8	12	0.00	1.000			
63 Frankie De La Cruz, R ERA:	1.0		4	1	0	0	1	0	0	0	0	0	0	0	10	15	0.00	1.000			
48 Tim Lillard, R ERA: 4.35	1.0		4	1	0	0	0	0	0	0	0	0	0	10	15	0.00	1.000				



Batter	1	2	3	4	5	6	7	8	9	AB	R	H	RBI	BB	SO	LOB	TOP			
22 Andrew McCutchen, R (1.8) OBP: 0.379, SLG: 0.473	L8			K		G6-4-3		G6-3		4	0	1	1	0	1	2	Pittsburgh Pirates @ Milwaukee Brewers Miller Park, Milwaukee, WI Fri Aug 12 2011, 7:10 PM - 10:12 PM CDT Att: 41,820 - Overcast - 76 F			
38 Xavier Paul, L (1.9) OBP: 0.304, SLG: 0.333	1B			K		G1-3		G6-3		4	0	1	0	0	1	2				
46 Garrett Jones, L (1.3) OBP: 0.326, SLG: 0.442	L6			K						4	0	0	0	0	2	1				
18 Neil Walker, S (1.4) OBP: 0.332, SLG: 0.393		P4				G3-1		G3-1		4	0	0	0	0	0	0				
36 Ryan Ludwick, R (1.7) OBP: 0.310, SLG: 0.367		G4-3				24 G3 24 WP BB		K		3	0	0	0	1	2	0				
24 Pedro Alvarez, L (1.5) OBP: 0.273, SLG: 0.294						G3		G4-3		3	0	0	0	0	1	1				
5 Ronny Cedeno, R (1.6) OBP: 0.299, SLG: 0.333						G1-3		P4		3	1	1	0	0	0	1				
55 Michael McKenry, R (1.2) OBP: 0.282, SLG: 0.359						K		G6-4-3 22 23 1B		3	1	2	1	0	1	0				
28 Paul Maholm, L (1.1) OBP: 0.187, SLG: 0.111						K		22 2B		1	0	0	0	0	1	0				
23 Matt Diaz, R (6. PH) OBP: 0.297, SLG: 0.340						K		22 2B		0	0	0	0	0	0	0				
39 Jason Gnilly, R (6.1) OBP: 0.355, SLG: 0.459										0	0	0	0	0	0	0				
41 Ryan Doumit, S (6. PH) OBP: 0.354, SLG: 0.456										0	0	0	0	0	0	1				
97 Joe Beimel, L (8.1) OBP: 0.354, SLG: 0.456										0	0	0	0	0	0	0				
43 Jose Veras, R (8.1) OBP: 0.354, SLG: 0.456										0	0	0	0	0	0	0				
Inning Stats	R: 0 E: 0 K: 0 S: 5	H: 1 LOB: 0 BB: 0 P: 8	R: 0 E: 0 K: 1 S: 6	H: 0 LOB: 0 BB: 0 P: 7	R: 0 E: 0 K: 2 S: 9	H: 0 LOB: 0 BB: 0 P: 14	R: 0 E: 0 K: 3 S: 9	H: 0 LOB: 0 BB: 0 P: 12	R: 0 E: 0 K: 0 S: 14	H: 2 LOB: 1 BB: 1 P: 24	R: 0 E: 0 K: 2 S: 11	H: 0 LOB: 0 BB: 0 P: 15	R: 2 E: 0 K: 1 S: 14	H: 3 LOB: 1 BB: 0 P: 25	R: 0 E: 0 K: 1 S: 8	H: 0 LOB: 0 BB: 0 P: 14	1B: 4 2B: 3 3B: 0 HR: 0	SF: 0 SAC: 0 DP: 2 HBP: 0	WP: 1 PB: 0 CS: 0	PA: 32
PITCHER	IP WLS BF H R ER SO BB IBB HBP BLK WP HR S P ERA WHIP	IP WLS BF H R ER SO BB IBB HBP BLK WP HR S P ERA WHIP	IP WLS BF H R ER SO BB IBB HBP BLK WP HR S P ERA WHIP	IP WLS BF H R ER SO BB IBB HBP BLK WP HR S P ERA WHIP	IP WLS BF H R ER SO BB IBB HBP BLK WP HR S P ERA WHIP	IP WLS BF H R ER SO BB IBB HBP BLK WP HR S P ERA WHIP	IP WLS BF H R ER SO BB IBB HBP BLK WP HR S P ERA WHIP	IP WLS BF H R ER SO BB IBB HBP BLK WP HR S P ERA WHIP	IP WLS BF H R ER SO BB IBB HBP BLK WP HR S P ERA WHIP	IP WLS BF H R ER SO BB IBB HBP BLK WP HR S P ERA WHIP	IP WLS BF H R ER SO BB IBB HBP BLK WP HR S P ERA WHIP	IP WLS BF H R ER SO BB IBB HBP BLK WP HR S P ERA WHIP	IP WLS BF H R ER SO BB IBB HBP BLK WP HR S P ERA WHIP	IP WLS BF H R ER SO BB IBB HBP BLK WP HR S P ERA WHIP	IP WLS BF H R ER SO BB IBB HBP BLK WP HR S P ERA WHIP	IP WLS BF H R ER SO BB IBB HBP BLK WP HR S P ERA WHIP	IP WLS BF H R ER SO BB IBB HBP BLK WP HR S P ERA WHIP			

AB	31
R	2
H	6
RBI	2
BB	1
SO	10
LOB	8



Batter	1	2	3	4	5	6	7	8	9	AB	R	H	RBI	BB	SO	LOB	BOTTOM			
1 Corey Hart, R (1.9) OBP: 0.351, SLG: 0.479	G5-3		L9		E5 15 G3 8 SF9		K	G4-3		5	1	0	0	0	1	2	Pittsburgh Pirates @ Milwaukee Brewers Miller Park, Milwaukee, WI Fri Aug 12 2011, 7:10 PM - 10:12 PM CDT Att: 41,820 - Overcast - 76 F			
15 Jerry Hairston, R (1.8) OBP: 0.328, SLG: 0.370	L8		G3-1		G3		P4		4	0	0	0	0	0	1					
8 Ryan Braun, R (1.7) OBP: 0.392, SLG: 0.574	F9		2B 14 3B 1B		SF9			HR	3	2	2	2	0	0	0					
28 Prince Fielder, L (1.3) OBP: 0.420, SLG: 0.575		G6-3	1B 14 3B 1B					HR	4	2	3	1	0	0	0					
14 Casey McGehee, R (1.5) OBP: 0.287, SLG: 0.348			3 G1-3 1B 1B		P4			F7	4	1	2	2	0	0	1					
3 Yuniesky Betancourt, R (1.6) OBP: 0.287, SLG: 0.330			G1-3		G4-3				4	1	1	0	0	0	2					
9 Josh Wilson, R (1.4) OBP: 0.299, SLG: 0.438					G6-3				3	0	1	1	0	0	0					
2 Nyjer Morgan, L (6. PH) OBP: 0.354, SLG: 0.456			20 1B 1B					G3-1	1	0	0	0	0	0	1					
20 Jonathan Lucroy, R (1.2) OBP: 0.325, SLG: 0.402					F9				4	0	2	1	0	1	0					
13 Zack Greinke, R (1.1) OBP: 0.242, SLG: 0.290									3	0	0	0	0	1	2					
57 Francisco Rodriguez, R (8.1) OBP: 0.500, SLG: 0.500					G6-3				1	0	1	0	0	0	0					
50 Kameron Loe, R (9.1) OBP: 0.500, SLG: 0.500									0	0	0	0	0	0	0					
Inning Stats	R: 0 E: 0 K: 0 S: 9	H: 0 LOB: 0 BB: 0 P: 13	R: 1 E: 0 K: 0 S: 22	H: 3 LOB: 2 BB: 0 P: 31	R: 2 E: 0 K: 0 S: 14	H: 3 LOB: 1 BB: 0 P: 24	R: 0 E: 0 K: 0 S: 7	H: 0 LOB: 0 BB: 0 P: 10	R: 1 E: 1 K: 0 S: 13	H: 1 LOB: 1 BB: 0 P: 17	R: 0 E: 0 K: 1 S: 8	H: 0 LOB: 0 BB: 0 P: 11	R: 0 E: 0 K: 2 S: 8	H: 0 LOB: 0 BB: 0 P: 11	R: 3 E: 0 K: 0 S: 19	H: 5 LOB: 2 BB: 0 P: 31	1B: 8 2B: 1 3B: 1 HR: 2	SF: 1 SAC: 0 DP: 0 HBP: 0	WP: 0 PB: 0 CS: 0	PA: 37
PITCHER	IP WLS BF H R ER SO BB IBB HBP BLK WP HR S P ERA WHIP	IP WLS BF H R ER SO BB IBB HBP BLK WP HR S P ERA WHIP	IP WLS BF H R ER SO BB IBB HBP BLK WP HR S P ERA WHIP	IP WLS BF H R ER SO BB IBB HBP BLK WP HR S P ERA WHIP	IP WLS BF H R ER SO BB IBB HBP BLK WP HR S P ERA WHIP	IP WLS BF H R ER SO BB IBB HBP BLK WP HR S P ERA WHIP	IP WLS BF H R ER SO BB IBB HBP BLK WP HR S P ERA WHIP	IP WLS BF H R ER SO BB IBB HBP BLK WP HR S P ERA WHIP	IP WLS BF H R ER SO BB IBB HBP BLK WP HR S P ERA WHIP	IP WLS BF H R ER SO BB IBB HBP BLK WP HR S P ERA WHIP	IP WLS BF H R ER SO BB IBB HBP BLK WP HR S P ERA WHIP	IP WLS BF H R ER SO BB IBB HBP BLK WP HR S P ERA WHIP	IP WLS BF H R ER SO BB IBB HBP BLK WP HR S P ERA WHIP	IP WLS BF H R ER SO BB IBB HBP BLK WP HR S P ERA WHIP	IP WLS BF H R ER SO BB IBB HBP BLK WP HR S P ERA WHIP	IP WLS BF H R ER SO BB IBB HBP BLK WP HR S P ERA WHIP				

AB	36
R	7
H	12
RBI	7
BB	0
SO	3
LOB	9



Batter	1	2	3	4	5	6	7	8	9	AB	R	H	RBI	BB	SO	LOB	TOP										
22 Andrew McCutchen, R OBP: 0.375, SLG: 0.489										4	0	0	0	0	1	2	Pittsburgh Pirates @ Milwaukee Brewers Miller Park, Milwaukee, WI Sat Aug 13 2011, 3:14 PM - 6:08 PM CDT Att. 43,214 - Roof Closed - 70 F										
23 Matt Diaz, R OBP: 0.301, SLG: 0.333										4	0	0	0	0	1	1											
46 Garrett Jones, L OBP: 0.325, SLG: 0.438										3	0	0	0	1	0	0											
18 Neil Walker, S OBP: 0.329, SLG: 0.389										4	0	0	0	0	3	2											
36 Ryan Ludwick, R OBP: 0.310, SLG: 0.367										3	0	1	0	0	1	0											
5 Josh Harrison, R OBP: 0.271, SLG: 0.305										0	0	0	0	0	0	0											
25 Daniel McCutchen, R OBP: 0.347, SLG: 0.446										3	0	0	0	0	1	1											
24 Pedro Alvarez, L OBP: 0.269, SLG: 0.289										3	0	0	0	0	1	1											
5 Ronny Cedeno, R OBP: 0.299, SLG: 0.333										3	0	1	0	0	1	1											
29 Kevin Correia, R OBP: 0.111, SLG: 0.136										1	0	0	0	0	1	0											
30 Chris Resop, R OBP: 0.307, SLG: 0.348										0	0	0	0	0	0	0											
38 Xavier Paul, L										1	0	1	0	0	0	0											
Inning Stats	R: 0 E: 0 K: 0 S: 6	H: 0 LOB: 0 BB: 0 P: 13	R: 0 E: 0 K: 0 S: 9	H: 0 LOB: 0 BB: 0 P: 12	R: 0 E: 0 K: 2 S: 11	H: 1 LOB: 1 BB: 0 P: 12	R: 0 E: 0 K: 2 S: 10	H: 0 LOB: 0 BB: 0 P: 16	R: 0 E: 0 K: 1 S: 8	H: 0 LOB: 0 BB: 0 P: 11	R: 0 E: 0 K: 1 S: 8	H: 0 LOB: 0 BB: 0 P: 10	R: 0 E: 0 K: 1 S: 7	H: 0 LOB: 0 BB: 0 P: 11	R: 0 E: 0 K: 2 S: 12	H: 1 LOB: 1 BB: 0 P: 14	R: 0 E: 0 K: 1 S: 13	H: 1 LOB: 2 BB: 1 P: 21	1B: 2 2B: 0 3B: 1 HR: 0	SF: 0 SAC: 1 HBP: 0	WP: 0 PB: 0 SB: 0 CS: 0	PA: 31					
PITCHER	IP	WLS	BF	H	R	ER	SO	BB	IBB	HBP	BLK	WP	HR	S	P	ERA	WHIP										
41 Marco Estrada, R ERA: 4.48	5.0	W	16	1	0	0	5	0	0	0	0	0	0	44	64	0.00	0.200										
40 Takashi Saito, R ERA: 2.51	1.0	H	3	0	0	0	1	0	0	0	0	0	0	8	10	0.00	0.000										
32 LaTroy Hawkins, R ERA: 1.69	1.0	H	3	0	0	0	1	0	0	0	0	0	0	7	11	0.00	0.000										
57 Francisco Rodriguez, R ERA: 2.89	1.0	H	4	1	0	0	2	0	0	0	0	0	0	12	14	0.00	1.000										
59 John Axford, R ERA: 2.44	1.0	S	5	1	0	0	1	1	0	0	0	0	0	13	21	0.00	2.000										

Batter	1	2	3	4	5	6	7	8	9	AB	R	H	RBI	BB	SO	LOB	BOTTOM										
1 Corey Hart, R OBP: 0.353, SLG: 0.477										3	0	1	0	1	0	2	Pittsburgh Pirates @ Milwaukee Brewers Miller Park, Milwaukee, WI Sat Aug 13 2011, 3:14 PM - 6:08 PM CDT Att. 43,214 - Roof Closed - 70 F										
2 Nyjer Morgan, L OBP: 0.355, SLG: 0.453										4	0	1	0	0	1	3											
8 Ryan Braun, R OBP: 0.393, SLG: 0.572										3	0	1	0	1	1	3											
28 Prince Fielder, L OBP: 0.420, SLG: 0.573										3	0	1	0	1	0	2											
14 Casey McGehee, R OBP: 0.287, SLG: 0.347										4	0	1	0	0	2	4											
3 Yuniesky Betancourt, R OBP: 0.269, SLG: 0.397										3	1	1	1	1	0	1											
15 Jerry Hairston, R OBP: 0.323, SLG: 0.364										4	0	0	0	0	0	3											
20 Jonathan Lucroy, R OBP: 0.325, SLG: 0.400										4	0	1	0	0	1	2											
41 Marco Estrada, R ERA: 4.48										1	0	1	0	0	0	0											
13 Zack Greinke, R ERA: 4.65										0	0	0	0	0	0	0											
40 Takashi Saito, L ERA: 2.51										0	0	0	0	0	0	0											
32 LaTroy Hawkins, R ERA: 1.69										0	0	0	0	0	0	0											
7 Felipe Lopez, S OBP: 0.250, SLG: 0.293										1	0	0	0	0	0	0											
57 Francisco Rodriguez, R ERA: 2.89										0	0	0	0	0	0	0											
59 John Axford, R ERA: 2.44										0	0	0	0	0	0	0											
Inning Stats	R: 0 E: 0 K: 0 S: 4	H: 1 LOB: 1 BB: 1 P: 8	R: 1 E: 0 K: 0 S: 8	H: 1 LOB: 0 BB: 0 P: 11	R: 0 E: 0 K: 1 S: 9	H: 1 LOB: 1 BB: 0 P: 14	R: 0 E: 0 K: 1 S: 9	H: 1 LOB: 1 BB: 0 P: 14	R: 0 E: 0 K: 1 S: 7	H: 2 LOB: 2 BB: 0 P: 15	R: 0 E: 0 K: 0 S: 7	H: 1 LOB: 2 BB: 1 P: 13	R: 0 E: 0 K: 1 S: 16	H: 1 LOB: 3 BB: 2 P: 27	R: 0 E: 0 K: 1 S: 10	H: 0 LOB: 0 BB: 0 P: 14	1B: 6 2B: 1 3B: 0 HR: 1	SF: 0 SAC: 1 HBP: 0	WP: 0 PB: 0 SB: 1 CS: 0	PA: 35							
PITCHER	IP	WLS	BF	H	R	ER	SO	BB	IBB	HBP	BLK	WP	HR	S	P	ERA	WHIP										
29 Kevin Correia, R ERA: 4.65	6.2	L	29	7	1	1	3	3	0	0	0	0	0	57	91	1.35	1.500										
30 Chris Resop, R ERA: 3.98	0.1		3	1	0	0	1	0	1	0	0	0	0	7	11	0.00	3.000										
25 Daniel McCutchen, R ERA: 2.85	1.0		3	0	0	0	1	0	0	0	0	0	0	10	14	0.00	0.000										

Batter	1	2	3	4	5	6	7	8	9	10	AB	R	H	RBI	BB	SO	LOB	TOP							
38 Xavier Paul, L OBP: 0.305, SLG: 0.344	F8		L8		F7			46 S 1B		E5 36 BB 2 FC2 5 SH1-4	5	0	1	0	0	0	1								
46 Garrett Jones, L OBP: 0.330, SLG: 0.441										SH1-4	2	1	1	0	2	1	0								
Joel Hanrahan, R (8, 1)											0	0	0	0	0	0	0								
5 Josh Harrison, R OBP: 0.271, SLG: 0.305											0	0	0	0	0	0	0								
30 Chris Resop, R (10, 1)											0	0	0	0	0	0	0								
22 Andrew McCutchen, R OBP: 0.373, SLG: 0.488											5	0	1	1	1	0	2	5							
18 Neil Walker, S OBP: 0.328, SLG: 0.386											4	0	0	0	1	0	5								
36 Ryan Ludwick, R OBP: 0.308, SLG: 0.363											4	0	0	0	1	1	1								
24 Pedro Alvarez, L OBP: 0.285, SLG: 0.285											3	0	0	0	0	0	0								
2 Brandon Wood, R OBP: 0.280, SLG: 0.353											2	0	0	0	0	1	4								
5 Ronny Cedeno, R OBP: 0.302, SLG: 0.335											4	0	2	0	0	1	0								
55 Michael McKenry, R OBP: 0.275, SLG: 0.349											4	0	0	0	0	2	3								
50 Charlie Morton, R OBP: 0.070, SLG: 0.100											3	0	1	0	0	0	0								
43 Jose Veras, R (8, 1)											0	0	0	0	0	0	0								
51 Steve Pearce, R OBP: 0.273, SLG: 0.270											1	0	0	0	0	1	2								
Inning Stats	R: 1 E: 0 K: 1 S: 14	H: 2 LOB: 1 BB: 0 P: 21	R: 0 E: 0 K: 2 S: 9	H: 0 LOB: 0 BB: 0 P: 14	R: 0 E: 0 K: 1 S: 12	H: 1 LOB: 2 BB: 1 P: 19	R: 0 E: 0 K: 0 S: 8	H: 1 LOB: 1 BB: 0 P: 10	R: 0 E: 0 K: 1 S: 7	H: 0 LOB: 0 BB: 0 P: 11	R: 0 E: 0 K: 0 S: 6	H: 0 LOB: 0 BB: 0 P: 8	R: 0 E: 0 K: 0 S: 11	H: 0 LOB: 0 BB: 0 P: 16	R: 0 E: 0 K: 0 S: 10	H: 1 LOB: 2 BB: 1 P: 18	R: 0 E: 1 K: 3 S: 14	H: 1 LOB: 2 BB: 0 P: 22	R: 0 E: 1 K: 1 S: 11	H: 0 LOB: 3 BB: 2 P: 23	1B: 3 2B: 3 3B: 0 HR: 0	SF: 0 DP: 0 HBP: 0	WP: 0 PB: 0 SB: 1 CS: 0	PA: 42	
PITCHER	IP 7.2	WLS 0.1	BF 30	H 5	R 1	ER 1	SO 5	BB 2	IBB 0	HBP 0	BLK 0	WP 0	HR 0	S 76	P 116	ERA 1.17	WHIP 0.913								
18 Shaun Marcum, R ERA: 3.5																									
32 LaTroy Hawkins, R ERA: 1.67																									
59 John Axford, R ERA: 2.4																									
40 Takashi Saito, R ERA: 2.35																									

Pittsburgh Pirates @ Milwaukee Brewers
Miller Park, Milwaukee, WI
Sun Aug 14 2011, 1:12 PM - 4:34 PM CDT
Att. 45,103 - Partly Cloudy - 73 F

AB 37
R 1
H 6
RBI 1
BB 4
SO 9
LOB 21



Batter	1	2	3	4	5	6	7	8	9	10	AB	R	H	RBI	BB	SO	LOB	BOTTOM							
7 Felipe Lopez, S OBP: 0.252, SLG: 0.283	G4-3		G4-3					F8			3	0	0	0	0	0	0								
14 Casey McGehee, R (8, PH) OBP: 0.258, SLG: 0.350											2	0	1	0	0	0	1								
2 Nyjer Morgan, L OBP: 0.350, SLG: 0.448	L6		K					K 8 B 8 B		SF9	3	0	0	1	1	2	1								
8 Ryan Braun, R OBP: 0.396, SLG: 0.573								E8			3	0	2	1	1	1	0								
								1B																	
28 Prince Fielder, L OBP: 0.417, SLG: 0.567	G6-3		G1-3					F7			4	0	0	0	0	0	6								
25 Mark Kotsay, L OBP: 0.312, SLG: 0.336											4	0	1	0	0	0	0								
3 Yuniesky Betancourt, R OBP: 0.268, SLG: 0.396			F8								4	0	1	0	0	1	1								
30 Craig Counsell, L OBP: 0.250, SLG: 0.183											3	0	0	0	0	3	1								
20 Jonathan Lucroy, R OBP: 0.325, SLG: 0.399											3	0	1	0	0	0	2								
15 Jerry Hairston, R OBP: 0.323, SLG: 0.364											0	1	0	0	0	0	0								
59 John Axford, R (9, 1)											0	0	0	0	0	0	0								
40 Takashi Saito, L (10, 1)											0	0	0	0	0	0	0								
1 Corey Hart, R OBP: 0.352, SLG: 0.476											1	0	0	0	0	0	0								
18 Shaun Marcum, R OBP: 0.191, SLG: 0.244											2	0	0	0	0	1	0								
32 LaTroy Hawkins, R (8, 1)											0	0	0	0	0	0	0								
9 Josh Wilson, R OBP: 0.299, SLG: 0.438											0	0	0	0	0	0	0								
9 George Kottaras, L OBP: 0.289, SLG: 0.377											1	1	1	0	0	0	0								
Inning Stats	R: 0 E: 0 K: 0 S: 6	H: 0 LOB: 1 BB: 1 P: 15	R: 0 E: 0 K: 0 S: 6	H: 1 LOB: 1 BB: 0 P: 11	R: 0 E: 0 K: 1 S: 8	H: 0 LOB: 0 BB: 0 P: 11	R: 0 E: 0 K: 1 S: 8	H: 0 LOB: 0 BB: 0 P: 13	R: 0 E: 0 K: 1 S: 5	H: 1 LOB: 0 BB: 0 P: 8	R: 0 E: 0 K: 1 S: 14	H: 1 LOB: 2 BB: 1 P: 23	R: 0 E: 0 K: 1 S: 8	H: 0 LOB: 0 BB: 0 P: 11	R: 1 E: 1 K: 2 S: 13	H: 2 LOB: 3 BB: 0 P: 18	R: 0 E: 0 K: 2 S: 10	H: 0 LOB: 0 BB: 0 P: 15	R: 1 E: 0 K: 0 S: 9	H: 2 LOB: 1 BB: 0 P: 14	1B: 6 2B: 1 3B: 0 HR: 0	SF: 1 DP: 1 HBP: 1	WP: 1 PB: 0 SB: 0 CS: 1	PA: 38	
PITCHER	IP 7.1	WLS 0.1	BF 27	H 4	R 1	ER 1	SO 5	BB 2	IBB 0	HBP 1	BLK 0	WP 0	HR 0	S 60	P 99	ERA 1.23	WHIP 0.818								
50 Charlie Morton, R ERA: 3.43																									
43 Jose Veras, R ERA: 3.27																									
Joel Hanrahan, R ERA: 1.03																									
30 Chris Resop, R ERA: 4.1																									

Pittsburgh Pirates @ Milwaukee Brewers
Miller Park, Milwaukee, WI
Sun Aug 14 2011, 1:12 PM - 4:34 PM CDT
Att. 45,103 - Partly Cloudy - 73 F

AB 33
R 2
H 7
RBI 2
BB 2
SO 8
LOB 12



Batter	1	2	3	4	5	6	7	8	9	AB	R	H	RBI	BB	SO	LOB	TOP										
6 Aaron Miles, S (1,4) OBP: 0.305, SLG: 0.353 57 Scott Elbert, L (8,1) 66 Mike MacDougal, S (8,1)										4	0	0	0	0	1	2	Los Angeles Dodgers @ Milwaukee Brewers Miller Park, Milwaukee, WI Mon Aug 15 2011, 7:11 PM - 9:43 PM CDT Att: 38,551 - Partly Cloudy - 78 F										
23 Casey Blake, R (1,5) OBP: 0.354, SLG: 0.376									3	0	1	0	1	0	1												
16 Andre Ethier, L (1,9) OBP: 0.370, SLG: 0.432										3	0	0	0	1	1	2											
27 Matt Kemp, R (1,8) OBP: 0.395, SLG: 0.580										3	0	1	0	1	1	2											
33 Juan Rivera, R (1,7) OBP: 0.325, SLG: 0.398											3	0	2	0	1	0		1									
7 James Loney, L (1,3) OBP: 0.307, SLG: 0.332										2	0	0	0	1	0	3											
30 Dioner Navarro, S (1,2) OBP: 0.288, SLG: 0.346										3	0	1	0	0	0	3											
12 Justin Sellers, R (1,6) OBP: 0.286, SLG: 0.462										3	0	1	0	0	1	0											
29 Ted Lilly, L (1,1) OBP: 0.073, SLG: 0.122 14 Jamey Carroll, R (8,PH) OBP: 0.367, SLG: 0.363										2	0	0	0	0	1	1											
Inning Stats	R: 0 E: 0 K: 1 S: 6	H: 1 LOB: 0 BB: 0 P: 7	R: 0 E: 0 K: 0 S: 6	H: 1 LOB: 0 BB: 1 P: 11	R: 0 E: 0 K: 0 S: 7	H: 2 LOB: 1 BB: 0 P: 7	R: 0 E: 0 K: 0 S: 4	H: 0 LOB: 0 BB: 1 P: 9	R: 0 E: 0 K: 1 S: 5	H: 0 LOB: 0 BB: 1 P: 10	R: 0 E: 0 K: 1 S: 8	H: 0 LOB: 0 BB: 0 P: 11	R: 0 E: 0 K: 2 S: 16	H: 1 LOB: 3 BB: 2 P: 32	R: 0 E: 0 K: 1 S: 9	H: 1 LOB: 1 BB: 0 P: 14			R: 0 E: 0 K: 0 S: 6	H: 1 LOB: 0 BB: 0 P: 9	1B: 6 2B: 3 3B: 1 HR: 0	SF: 0 SAC: 0 DP: 4 HBP: 0	WP: 0 PB: 0 SB: 0 CS: 0	PA: 32			
PITCHER	IP	WLS	BF	H	R	ER	SO	BB	IBB	HBP	BLK	WP	HR	S	P	ERA	WHIP										
43 Randy Wolf, L (1,1) ERA: 3.3 59 John Axford, R (9,1) ERA: 2.35	8.0	W	29	6	0	0	5	5	0	0	0	0	0	61	101	0.00	1.375										

Batter	1	2	3	4	5	6	7	8	9	AB	R	H	RBI	BB	SO	LOB	BOTTOM										
1 Corey Hart, R (1,9) OBP: 0.354, SLG: 0.484										3	1	1	1	1	0	0	Los Angeles Dodgers @ Milwaukee Brewers Miller Park, Milwaukee, WI Mon Aug 15 2011, 7:11 PM - 9:43 PM CDT Att: 38,551 - Partly Cloudy - 78 F										
15 Jerry Hairston, R (1,8) OBP: 0.322, SLG: 0.362										4	0	1	0	0	0	1											
8 Ryan Braun, R (1,7) OBP: 0.397, SLG: 0.579									4	1	2	1	0	2	1												
28 Prince Fielder, L (1,3) OBP: 0.416, SLG: 0.564									4	0	1	0	0	0	1												
14 Casey McGehee, R (1,5) OBP: 0.288, SLG: 0.347									3	0	0	0	1	2	2												
3 Yuniesky Betancourt, R (1,6) OBP: 0.266, SLG: 0.393									3	0	0	0	0	1	2												
9 Josh Wilson, R (1,4) OBP: 0.286, SLG: 0.418									3	0	0	0	0	1	2												
9 George Kottaras, L (1,2) OBP: 0.282, SLG: 0.366 20 Jonathan Lucroy, R (8,PH) OBP: 0.250, SLG: 0.410									2	0	0	0	0	1	0												
43 Randy Wolf, L (1,1) ERA: 4.54 7 Felipe Lopez, S (8,PH) ERA: 3.39 59 John Axford, R (9,1) ERA: 2.25									2	0	0	0	0	1	0												
Inning Stats	R: 0 E: 0 K: 1 S: 7	H: 0 LOB: 0 BB: 0 P: 9	R: 0 E: 0 K: 1 S: 10	H: 0 LOB: 0 BB: 0 P: 14	R: 0 E: 0 K: 2 S: 8	H: 0 LOB: 0 BB: 0 P: 14	R: 1 E: 0 K: 0 S: 8	H: 1 LOB: 0 BB: 0 P: 10	R: 0 E: 0 K: 1 S: 9	H: 0 LOB: 0 BB: 1 P: 13	R: 0 E: 0 K: 1 S: 10	H: 0 LOB: 1 BB: 1 P: 15	R: 0 E: 0 K: 0 S: 11	H: 1 LOB: 2 BB: 1 P: 18	R: 2 E: 0 K: 2 S: 14	H: 4 LOB: 2 BB: 0 P: 24		R: 0 E: 0 K: 2 S: 6	H: 3 LOB: 0 BB: 0 P: 9	1B: 3 2B: 0 3B: 0 HR: 3	SF: 0 SAC: 0 DP: 0 HBP: 0	WP: 0 PB: 0 SB: 1 CS: 0	PA: 32				
PITCHER	IP	WLS	BF	H	R	ER	SO	BB	IBB	HBP	BLK	WP	HR	S	P	ERA	WHIP										
29 Ted Lilly, L (1,1) ERA: 4.54 57 Scott Elbert, L (8,1) ERA: 3.39 66 Mike MacDougal, R (8,1) ERA: 2.25	7.0	L	25	2	1	1	6	1	0	0	0	0	1	63	93	1.29	0.429										
	0.1		2	1	1	1	0	0	0	0	0	0	1	3	6	27.00	3.000										
	0.2		5	3	1	1	2	0	0	0	0	0	1	11	18	13.50	4.500										

Batter	1	2	3	4	5	6	7	8	9	AB	R	H	RBI	BB	SO	LOB	TOP					
10 Tony Gwynn Jr., L (1, 7) OBP: 0.315, SLG: 0.352										5	1	3	1	0	1	1	Los Angeles Dodgers @ Milwaukee Brewers Miller Park, Milwaukee, WI Wed Aug 17 2011, 7:11 PM - 10:05 PM CDT Att: 42,804 - Partly Cloudy - 81 F					
23 Casey Blake, R (1, 5) OBP: 0.342, SLG: 0.362										3	0	0	0	0	0	2						
14 Jamey Carroll, R (6, 4) OBP: 0.363, SLG: 0.359										1	0	0	0	0	0	0						
16 Andre Ethier, L (1, 9) OBP: 0.368, SLG: 0.427										3	0	1	0	1	0	1						
27 Matt Kemp, R (1, 8) OBP: 0.393, SLG: 0.574										4	0	1	0	0	2	3						
6 Aaron Miles, S (1, 4) OBP: 0.308, SLG: 0.353										3	0	1	0	1	1	2						
7 James Loney, L (1, 3) OBP: 0.307, SLG: 0.330										3	0	0	0	1	1	5						
30 Dioner Navarro, S (1, 2) OBP: 0.282, SLG: 0.337										4	0	0	0	0	1	5						
12 Justin Sellers, R (1, 6) OBP: 0.278, SLG: 0.375										3	0	0	0	1	2	0						
50 Nathan Eovaldi, R (1, 1) OBP: 0.167, SLG: 0.167										2	0	0	0	0	2	0						
49 Trent Oeljen, L (7, PH) OBP: 0.364, SLG: 0.357										1	0	0	0	0	0	0						
52 Josh Lindblom, R (7, 1) OBP: 0.307, SLG: 0.330										0	0	0	0	0	0	0						
57 Scott Elbert, L (8, 1) OBP: 0.323, SLG: 0.395										1	0	0	0	0	1	1						
33 Juan Rivera, R (9, PH) OBP: 0.323, SLG: 0.395										1	0	0	0	0	1	1						
Inning Stats	R: 0 E: 0 K: 1 S: 10	H: 1 LOB: 1 BB: 0 P: 16	R: 0 E: 0 K: 0 S: 7	H: 0 LOB: 0 BB: 1 P: 14	R: 0 E: 0 K: 2 S: 7	H: 0 LOB: 0 BB: 0 P: 9	R: 0 E: 1 K: 1 S: 11	H: 1 LOB: 3 BB: 1 P: 19	R: 0 E: 0 K: 2 S: 9	H: 1 LOB: 1 BB: 0 P: 12	R: 0 E: 0 K: 2 S: 11	H: 1 LOB: 2 BB: 0 P: 21	R: 1 E: 0 K: 0 S: 11	H: 1 LOB: 0 BB: 0 P: 16	R: 0 E: 0 K: 0 S: 12	H: 1 LOB: 1 BB: 0 P: 18	R: 0 E: 0 K: 3 S: 11	H: 0 LOB: 1 BB: 1 P: 20	1B: 5 2B: 0 3B: 0 HR: 1	SF: 0 SAC: 0 DP: 0 HBP: 0	WP: 0 PB: 0 SB: 1 CS: 1	PA: 37
PITCHER	IP WLS BF H R ER SO BB IBB HBP BLK WP HR S P ERA WHIP	7.0 W 29 5 1 1 8 3 0 0 0 0 1 66 107 1.29 1.143	1.0 H 4 1 0 0 0 0 0 0 0 0 0 0 12 18 0.00 1.000	1.0 S 4 0 0 0 3 1 0 0 0 0 0 0 11 20 0.00 1.000	PITCHER																	

Batter	1	2	3	4	5	6	7	8	9	AB	R	H	RBI	BB	SO	LOB	BOTTOM				
1 Corey Hart, R (1, 9) OBP: 0.349, SLG: 0.474										3	0	0	0	1	0	1	Los Angeles Dodgers @ Milwaukee Brewers Miller Park, Milwaukee, WI Wed Aug 17 2011, 7:11 PM - 10:05 PM CDT Att: 42,804 - Partly Cloudy - 81 F				
2 Nyjer Morgan, L (1, 8) OBP: 0.347, SLG: 0.440										3	0	1	0	0	1	0					
8 Ryan Braun, R (1, 7) OBP: 0.399, SLG: 0.577										3	1	1	0	1	1	3					
28 Prince Fielder, L (1, 3) OBP: 0.415, SLG: 0.562										4	1	1	0	0	0	2					
14 Casey McGehee, R (1, 5) OBP: 0.289, SLG: 0.345										3	0	0	0	1	1	0					
3 Yuniesky Betancourt, R (1, 6) OBP: 0.264, SLG: 0.397										3	0	0	0	0	0	4					
15 Jerry Hairston, R (1, 4) OBP: 0.322, SLG: 0.361										3	0	1	2	0	0	1					
20 Jonathan Lucroy, R (1, 2) OBP: 0.330, SLG: 0.413										3	1	2	0	0	1	0					
13 Zack Greinke, R (1, 1) OBP: 0.235, SLG: 0.281										1	0	0	0	0	0	0					
30 Craig Counsell, L (7, PH) OBP: 0.255, SLG: 0.183										0	0	0	0	1	0	0					
32 LaTroy Hawkins, R (8, 1) OBP: 0.255, SLG: 0.183										0	0	0	0	0	0	0					
59 John Axford, R (9, 1) OBP: 0.255, SLG: 0.183										0	0	0	0	0	0	0					
Inning Stats	R: 0 E: 0 K: 0 S: 10	H: 2 LOB: 1 BB: 0 P: 15	R: 0 E: 0 K: 1 S: 8	H: 0 LOB: 0 BB: 0 P: 13	R: 0 E: 0 K: 0 S: 6	H: 1 LOB: 2 BB: 1 P: 12	R: 0 E: 0 K: 0 S: 13	H: 0 LOB: 1 BB: 0 P: 16	R: 0 E: 0 K: 1 S: 7	H: 0 LOB: 0 BB: 0 P: 12	R: 2 E: 0 K: 0 S: 17	H: 2 LOB: 2 BB: 2 P: 29	R: 1 E: 0 K: 1 S: 10	H: 1 LOB: 0 BB: 1 P: 20	R: 0 E: 0 K: 1 S: 12	H: 0 LOB: 0 BB: 0 P: 15	1B: 5 2B: 2 3B: 0 HR: 0	SF: 0 SAC: 1 DP: 2 HBP: 1	WP: 3 PB: 0 SB: 0 CS: 1	PA: 32	
PITCHER	IP WLS BF H R ER SO BB IBB HBP BLK WP HR S P ERA WHIP	6.0 L 25 2 2 2 2 3 0 0 0 0 1 61 97 3.00 1.333	1.1 5 1 1 1 2 1 0 0 0 0 0 13 26 6.75 1.500	0.2 2 0 0 0 0 0 0 0 0 0 0 9 9 0.00 0.000	PITCHER																

Batter	1	2	3	4	5	6	7	8	9	AB	R	H	RBI	BB	SO	LOB	TOP							
1 Corey Hart, R OBP: 0.346, SLG: 0.470	F9	K			SH1-4 2B	L7	G6-3			5	1	1	0	0	1	2								
2 Nyjer Morgan, L OBP: 0.349, SLG: 0.444	G4-3		G5-3 1B		SH1-4 2B			K		4	1	2	0	0	1	0								
8 Ryan Braun, R OBP: 0.396, SLG: 0.576	E5		K			F9		G3-1		2	1	0	0	0	1	1								
25 Mark Kotsay, L OBP: 0.314, SLG: 0.337								G4-3		2	1	0	0	1	0	1								
28 Prince Fielder, L OBP: 0.416, SLG: 0.559	1B							G4-3		3	2	2	2	2	0	0								
14 Casey McGehee, R OBP: 0.292, SLG: 0.350	1B		G5-3							4	0	3	2	1	0	2								
3 Yuniesky Betancourt, R OBP: 0.261, SLG: 0.384	G6-3									5	0	1	1	0	0	4								
20 Jonathan Lucroy, R OBP: 0.322, SLG: 0.404		F7			G4-3	P2				5	0	0	0	0	0	3								
30 Craig Counsell, L OBP: 0.268, SLG: 0.194		G3								3	0	2	0	1	0	0								
18 Shaun Marcum, R OBP: 0.196, SLG: 0.229										3	0	0	0	1	3	5								
50 Kameron Loe, R OBP: 0.268, SLG: 0.194										0	0	0	0	0	0	0								
63 Frankie De La Cruz, R OBP: 0.268, SLG: 0.194										0	0	0	0	0	0	0								
Inning Stats	R: 1 H: 2 E: 1 K: 0 S: 13	H: 2 LOB: 2 BB: 0 P: 21	R: 0 H: 0 E: 0 K: 1 S: 10	H: 0 LOB: 1 BB: 1 P: 20	R: 0 H: 1 E: 0 K: 1 S: 7	H: 1 LOB: 1 BB: 1 P: 14	R: 0 H: 1 E: 0 K: 1 S: 9	H: 1 LOB: 1 BB: 0 P: 11	R: 3 H: 4 E: 0 K: 1 S: 10	H: 4 LOB: 3 BB: 2 P: 20	R: 2 H: 2 E: 0 K: 0 S: 15	H: 2 LOB: 1 BB: 0 P: 26	R: 0 H: 1 E: 0 K: 1 S: 11	H: 1 LOB: 0 BB: 0 P: 13	R: 0 H: 0 E: 0 K: 1 S: 8	H: 0 LOB: 0 BB: 0 P: 9	R: 0 H: 0 E: 0 K: 0 S: 7	H: 0 LOB: 0 BB: 1 P: 14	1B: 8 2B: 3 3B: 0 HR: 0	SF: 0 SAC: 1 DP: 2 HBP: 0	WP: 1 PB: 0 SB: 2 CS: 0	PA: 43		
PITCHER	IP WLS BF H R ER SO BB IBB HBP BLK WP HR S P ERA WHIP	IP WLS BF H R ER SO BB IBB HBP BLK WP HR S P ERA WHIP	IP WLS BF H R ER SO BB IBB HBP BLK WP HR S P ERA WHIP	IP WLS BF H R ER SO BB IBB HBP BLK WP HR S P ERA WHIP	IP WLS BF H R ER SO BB IBB HBP BLK WP HR S P ERA WHIP	IP WLS BF H R ER SO BB IBB HBP BLK WP HR S P ERA WHIP	IP WLS BF H R ER SO BB IBB HBP BLK WP HR S P ERA WHIP	IP WLS BF H R ER SO BB IBB HBP BLK WP HR S P ERA WHIP	IP WLS BF H R ER SO BB IBB HBP BLK WP HR S P ERA WHIP	IP WLS BF H R ER SO BB IBB HBP BLK WP HR S P ERA WHIP	IP WLS BF H R ER SO BB IBB HBP BLK WP HR S P ERA WHIP	IP WLS BF H R ER SO BB IBB HBP BLK WP HR S P ERA WHIP	IP WLS BF H R ER SO BB IBB HBP BLK WP HR S P ERA WHIP	IP WLS BF H R ER SO BB IBB HBP BLK WP HR S P ERA WHIP	IP WLS BF H R ER SO BB IBB HBP BLK WP HR S P ERA WHIP	IP WLS BF H R ER SO BB IBB HBP BLK WP HR S P ERA WHIP	IP WLS BF H R ER SO BB IBB HBP BLK WP HR S P ERA WHIP	IP WLS BF H R ER SO BB IBB HBP BLK WP HR S P ERA WHIP	IP WLS BF H R ER SO BB IBB HBP BLK WP HR S P ERA WHIP	IP WLS BF H R ER SO BB IBB HBP BLK WP HR S P ERA WHIP	IP WLS BF H R ER SO BB IBB HBP BLK WP HR S P ERA WHIP	IP WLS BF H R ER SO BB IBB HBP BLK WP HR S P ERA WHIP	IP WLS BF H R ER SO BB IBB HBP BLK WP HR S P ERA WHIP	IP WLS BF H R ER SO BB IBB HBP BLK WP HR S P ERA WHIP

Milwaukee Brewers @ New York Mets
Citi Field, Flushing, NY
Fri Aug 19 2011, 9:57 PM - 12:51 AM EDT
Att: 24,470 - Cloudy - 68 F

AB 36
R 6
H 11
RBI 5
BB 6
SO 6
LOB 18



Batter	1	2	3	4	5	6	7	8	9	AB	R	H	RBI	BB	SO	LOB	BOTTOM								
16 Angel Pagan, S OBP: 0.322, SLG: 0.378	G3					G4-3 2B				4	0	3	0	0	0	1									
22 Willie Harris, L OBP: 0.338, SLG: 0.307	P4				G1	G4-3		G6-3		4	0	0	0	0	0	3									
5 David Wright, R OBP: 0.349, SLG: 0.442	F8									3	0	0	0	1	1	2									
21 Lucas Duda, L OBP: 0.346, SLG: 0.447		F9			F8					4	0	0	0	0	0	2									
23 Mike Baxter, L OBP: 0.389, SLG: 0.467		K			P5					3	0	0	0	0	1	1									
20 Jason Pridie, L OBP: 0.311, SLG: 0.350										4	1	1	0	0	0	1									
30 Josh Thole, L OBP: 0.355, SLG: 0.352			G6-3			K				4	0	1	1	0	2	1									
11 Rubén Tejada, R OBP: 0.357, SLG: 0.307										3	0	2	0	0	0	1									
34 Mike Pelfrey, R OBP: 0.130, SLG: 0.090										1	0	0	0	0	1	1									
6 Nick Evans, R OBP: 0.340, SLG: 0.307										1	0	0	0	0	0	1									
77 D.J. Carrasco, R OBP: 0.340, SLG: 0.307										0	0	0	0	0	0	0									
40 Tim Byrdak, L OBP: 0.326, SLG: 0.395										0	0	0	0	0	0	0									
2 Justin Turner, R OBP: 0.326, SLG: 0.395										1	0	0	0	0	0	0									
18 Ryota Igarashi, R OBP: 0.326, SLG: 0.395										0	0	0	0	0	0	0									
Inning Stats	R: 0 H: 1 E: 0 K: 0 S: 12	H: 1 LOB: 0 BB: 0 P: 18	R: 0 H: 0 E: 0 K: 1 S: 7	H: 0 LOB: 0 BB: 0 P: 12	R: 0 H: 1 E: 0 K: 1 S: 13	H: 1 LOB: 1 BB: 0 P: 18	R: 0 H: 0 E: 0 K: 0 S: 11	H: 0 LOB: 1 BB: 1 P: 17	R: 0 H: 1 E: 0 K: 0 S: 10	H: 1 LOB: 1 BB: 0 P: 13	R: 0 H: 1 E: 0 K: 0 S: 7	H: 1 LOB: 0 BB: 0 P: 12	R: 1 H: 2 E: 0 K: 0 S: 10	H: 2 LOB: 0 BB: 0 P: 17	R: 0 H: 1 E: 0 K: 1 S: 13	H: 1 LOB: 0 BB: 0 P: 21	R: 0 H: 0 E: 0 K: 1 S: 12	H: 0 LOB: 1 BB: 0 P: 17	1B: 4 2B: 3 3B: 0 HR: 0	SF: 0 SAC: 0 DP: 1 HBP: 1	WP: 0 PB: 0 SB: 0 CS: 1	PA: 34			
PITCHER	IP WLS BF H R ER SO BB IBB HBP BLK WP HR S P ERA WHIP	IP WLS BF H R ER SO BB IBB HBP BLK WP HR S P ERA WHIP	IP WLS BF H R ER SO BB IBB HBP BLK WP HR S P ERA WHIP	IP WLS BF H R ER SO BB IBB HBP BLK WP HR S P ERA WHIP	IP WLS BF H R ER SO BB IBB HBP BLK WP HR S P ERA WHIP	IP WLS BF H R ER SO BB IBB HBP BLK WP HR S P ERA WHIP	IP WLS BF H R ER SO BB IBB HBP BLK WP HR S P ERA WHIP	IP WLS BF H R ER SO BB IBB HBP BLK WP HR S P ERA WHIP	IP WLS BF H R ER SO BB IBB HBP BLK WP HR S P ERA WHIP	IP WLS BF H R ER SO BB IBB HBP BLK WP HR S P ERA WHIP	IP WLS BF H R ER SO BB IBB HBP BLK WP HR S P ERA WHIP	IP WLS BF H R ER SO BB IBB HBP BLK WP HR S P ERA WHIP	IP WLS BF H R ER SO BB IBB HBP BLK WP HR S P ERA WHIP	IP WLS BF H R ER SO BB IBB HBP BLK WP HR S P ERA WHIP	IP WLS BF H R ER SO BB IBB HBP BLK WP HR S P ERA WHIP	IP WLS BF H R ER SO BB IBB HBP BLK WP HR S P ERA WHIP	IP WLS BF H R ER SO BB IBB HBP BLK WP HR S P ERA WHIP	IP WLS BF H R ER SO BB IBB HBP BLK WP HR S P ERA WHIP	IP WLS BF H R ER SO BB IBB HBP BLK WP HR S P ERA WHIP	IP WLS BF H R ER SO BB IBB HBP BLK WP HR S P ERA WHIP	IP WLS BF H R ER SO BB IBB HBP BLK WP HR S P ERA WHIP	IP WLS BF H R ER SO BB IBB HBP BLK WP HR S P ERA WHIP	IP WLS BF H R ER SO BB IBB HBP BLK WP HR S P ERA WHIP	IP WLS BF H R ER SO BB IBB HBP BLK WP HR S P ERA WHIP	IP WLS BF H R ER SO BB IBB HBP BLK WP HR S P ERA WHIP

Milwaukee Brewers @ New York Mets
Citi Field, Flushing, NY
Fri Aug 19 2011, 9:57 PM - 12:51 AM EDT
Att: 24,470 - Cloudy - 68 F

AB 32
R 1
H 7
RBI 1
BB 1
SO 5
LOB 14



Batter	1	2	3	4	5	6	7	8	9	AB	R	H	RBI	BB	SO	LOB	TOP				
1 Corey Hart, R OBP: 0.344, SLG: 0.466 (1, 9)										5	1	1	0	0	2	0	Milwaukee Brewers @ New York Mets Citi Field, Flushing, NY Sat Aug 20 2011, 4:13 PM - 7:30 PM EDT Att: 28,234 - Sunny - 82 F				
15 Jerry Hairston, R OBP: 0.327, SLG: 0.369 25 Mark Kotsay, L OBP: 0.317, SLG: 0.337 30 Craig Counsell, L OBP: 0.268, SLG: 0.194 (1, 8)										2	2	0	0	2	0	0					
8 Ryan Braun, R OBP: 0.398, SLG: 0.581 (1, 7)										3	3	1	2	2	0	3					
28 Prince Fielder, L OBP: 0.416, SLG: 0.564 (1, 3)										5	1	2	4	0	2	2					
14 Casey McGehee, R OBP: 0.295, SLG: 0.348 (1, 5)										5	0	1	2	0	1	1					
3 Yuniesky Betancourt, R OBP: 0.260, SLG: 0.389 (1, 6)										5	1	1	2	0	1	2					
9 Josh Wilson, R OBP: 0.266, SLG: 0.405 7 Felipe Lopez, S OBP: 0.247, SLG: 0.277 59 John Axford, R (9, 1)										4	0	1	0	0	1	0					
9 George Kottaras, L OBP: 0.284, SLG: 0.365 20 Jonathan Lucroy, R OBP: 0.324, SLG: 0.404 (8, 2)										3	0	1	0	0	1	0					
43 Randy Wolf, L OBP: 0.170, SLG: 0.234 40 Takashi Saito, L (7, 1)										3	0	0	0	0	0	2					
57 Francisco Rodriguez, R OBP: 0.500, SLG: 0.500 2 Nyjer Morgan, L OBP: 0.352, SLG: 0.444 (9, 8)										0	0	0	0	0	0	0					
Inning Stats	R: 2 H: 1 E: 0 K: 3 S: 14	H: 1 BB: 1 P: 24	R: 0 H: 0 E: 0 K: 1 S: 8	H: 0 LOB: 0 BB: 0 P: 13	R: 3 H: 1 E: 0 K: 1 S: 14	H: 1 LOB: 2 BB: 2 P: 27	R: 0 H: 0 E: 0 K: 2 S: 9	H: 0 LOB: 0 BB: 0 P: 11	R: 0 H: 0 E: 0 K: 0 S: 6	H: 3 LOB: 2 BB: 0 P: 11	R: 2 H: 3 E: 1 K: 0 S: 12	H: 0 LOB: 1 BB: 1 P: 14	R: 0 H: 0 E: 0 K: 0 S: 5	H: 0 LOB: 0 BB: 0 P: 9	R: 4 H: 3 E: 0 K: 1 S: 18	H: 3 LOB: 2 BB: 3 P: 33	1B: 5 2B: 0 3B: 0 HR: 3	SF: 0 SAC: 0 DP: 0 HBP: 0	WP: 0 PB: 0 SB: 0 CS: 0	PA: 43	
PITCHER	IP WLS BF H R ER SO BB IBB HBP BLK WP HR S P ERA WHIP	IP WLS BF H R ER SO BB IBB HBP BLK WP HR S P ERA WHIP	IP WLS BF H R ER SO BB IBB HBP BLK WP HR S P ERA WHIP	IP WLS BF H R ER SO BB IBB HBP BLK WP HR S P ERA WHIP	IP WLS BF H R ER SO BB IBB HBP BLK WP HR S P ERA WHIP	IP WLS BF H R ER SO BB IBB HBP BLK WP HR S P ERA WHIP	IP WLS BF H R ER SO BB IBB HBP BLK WP HR S P ERA WHIP	IP WLS BF H R ER SO BB IBB HBP BLK WP HR S P ERA WHIP	IP WLS BF H R ER SO BB IBB HBP BLK WP HR S P ERA WHIP	IP WLS BF H R ER SO BB IBB HBP BLK WP HR S P ERA WHIP	IP WLS BF H R ER SO BB IBB HBP BLK WP HR S P ERA WHIP	IP WLS BF H R ER SO BB IBB HBP BLK WP HR S P ERA WHIP	IP WLS BF H R ER SO BB IBB HBP BLK WP HR S P ERA WHIP	IP WLS BF H R ER SO BB IBB HBP BLK WP HR S P ERA WHIP	IP WLS BF H R ER SO BB IBB HBP BLK WP HR S P ERA WHIP	IP WLS BF H R ER SO BB IBB HBP BLK WP HR S P ERA WHIP	IP WLS BF H R ER SO BB IBB HBP BLK WP HR S P ERA WHIP	IP WLS BF H R ER SO BB IBB HBP BLK WP HR S P ERA WHIP	IP WLS BF H R ER SO BB IBB HBP BLK WP HR S P ERA WHIP	IP WLS BF H R ER SO BB IBB HBP BLK WP HR S P ERA WHIP	IP WLS BF H R ER SO BB IBB HBP BLK WP HR S P ERA WHIP

Batter	1	2	3	4	5	6	7	8	9	AB	R	H	RBI	BB	SO	LOB	BOTTOM					
16 Angel Pagán, S OBP: 0.326, SLG: 0.390 (1, 8)										5	2	3	2	0	0	0	Milwaukee Brewers @ New York Mets Citi Field, Flushing, NY Sat Aug 20 2011, 4:13 PM - 7:30 PM EDT Att: 28,234 - Sunny - 82 F					
2 Justin Turner, R OBP: 0.327, SLG: 0.358 (1, 4)										4	1	1	0	1	0	3						
5 David Wright, R OBP: 0.347, SLG: 0.435 (1, 5)										4	1	0	1	1	0	2						
12 Scott Hairston, R OBP: 0.310, SLG: 0.481 21 Lucas Duda, L OBP: 0.347, SLG: 0.453 (7, 9)										3	0	0	0	0	2	2						
44 Jason Bay, R OBP: 0.320, SLG: 0.348 (1, 7)										5	0	1	1	0	0	1						
9 Ronny Paulino, R OBP: 0.327, SLG: 0.372 (1, 2)										4	1	1	0	0	1	2						
6 Nick Evans, R OBP: 0.340, SLG: 0.350 20 Jason Pridie, L OBP: 0.310, SLG: 0.348 (6, 9)										3	1	1	0	0	1	0						
11 Rubén Tejada, R OBP: 0.364, SLG: 0.322 (1, 6)										3	2	2	1	1	0	0						
38 Chris Capuano, L OBP: 0.265, SLG: 0.140 22 Willie Harris, L OBP: 0.357, SLG: 0.397 39 Bobby Parnell, R (8, 1)										2	0	0	0	0	0	1						
30 Josh Thole, L OBP: 0.357, SLG: 0.358 23 Mike Baxter, L OBP: 0.329, SLG: 0.487 45 Jason Istringhausen, R OBP: 0.324, SLG: 0.404 46 Manny Acosta, R OBP: 0.324, SLG: 0.404 (9, 1)										0	0	0	0	0	0	0						
Inning Stats	R: 1 H: 2 E: 0 K: 1 S: 17	H: 2 LOB: 2 BB: 1 P: 27	R: 0 H: 0 E: 0 K: 0 S: 11	H: 0 LOB: 0 BB: 0 P: 14	R: 0 H: 0 E: 0 K: 0 S: 12	H: 0 LOB: 0 BB: 0 P: 17	R: 0 H: 0 E: 0 K: 0 S: 5	H: 0 LOB: 0 BB: 0 P: 6	R: 0 H: 2 E: 0 K: 1 S: 16	H: 2 LOB: 2 BB: 0 P: 23	R: 0 H: 0 E: 0 K: 1 S: 6	H: 0 LOB: 0 BB: 0 P: 10	R: 5 H: 5 E: 0 K: 0 S: 20	H: 5 LOB: 1 BB: 1 P: 32	R: 3 H: 2 E: 0 K: 1 S: 14	H: 2 LOB: 1 BB: 1 P: 24	R: 0 H: 0 E: 0 K: 1 S: 8	H: 0 LOB: 0 BB: 0 P: 16	1B: 5 2B: 5 3B: 0 HR: 1	SF: 1 SAC: 0 DP: 0 HBP: 0	WP: 0 PB: 0 SB: 1 CS: 0	PA: 41
PITCHER	IP WLS BF H R ER SO BB IBB HBP BLK WP HR S P ERA WHIP	IP WLS BF H R ER SO BB IBB HBP BLK WP HR S P ERA WHIP	IP WLS BF H R ER SO BB IBB HBP BLK WP HR S P ERA WHIP	IP WLS BF H R ER SO BB IBB HBP BLK WP HR S P ERA WHIP	IP WLS BF H R ER SO BB IBB HBP BLK WP HR S P ERA WHIP	IP WLS BF H R ER SO BB IBB HBP BLK WP HR S P ERA WHIP	IP WLS BF H R ER SO BB IBB HBP BLK WP HR S P ERA WHIP	IP WLS BF H R ER SO BB IBB HBP BLK WP HR S P ERA WHIP	IP WLS BF H R ER SO BB IBB HBP BLK WP HR S P ERA WHIP	IP WLS BF H R ER SO BB IBB HBP BLK WP HR S P ERA WHIP	IP WLS BF H R ER SO BB IBB HBP BLK WP HR S P ERA WHIP	IP WLS BF H R ER SO BB IBB HBP BLK WP HR S P ERA WHIP	IP WLS BF H R ER SO BB IBB HBP BLK WP HR S P ERA WHIP	IP WLS BF H R ER SO BB IBB HBP BLK WP HR S P ERA WHIP	IP WLS BF H R ER SO BB IBB HBP BLK WP HR S P ERA WHIP	IP WLS BF H R ER SO BB IBB HBP BLK WP HR S P ERA WHIP	IP WLS BF H R ER SO BB IBB HBP BLK WP HR S P ERA WHIP	IP WLS BF H R ER SO BB IBB HBP BLK WP HR S P ERA WHIP	IP WLS BF H R ER SO BB IBB HBP BLK WP HR S P ERA WHIP	IP WLS BF H R ER SO BB IBB HBP BLK WP HR S P ERA WHIP	IP WLS BF H R ER SO BB IBB HBP BLK WP HR S P ERA WHIP	IP WLS BF H R ER SO BB IBB HBP BLK WP HR S P ERA WHIP



Batter	1	2	3	4	5	6	7	8	9	AB	R	H	RBI	BB	SO	LOB	TOP											
1 Corey Hart, R OBP: 0.345, SLG: 0.466	F9		1B		P3		F8		2B	5	1	2	0	0	0	2	Milwaukee Brewers @ New York Mets Citi Field, Flushing, NY Sun Aug 21 2011, 1:12 PM - 4:05 PM EDT Att: 25,949 - Cloudy - 83 F											
2 Nyjer Morgan, L OBP: 0.360, SLG: 0.440	K		G1-3		K			BB	SH3-4	3	1	0	1	1	2	4												
8 Ryan Braun, R OBP: 0.400, SLG: 0.584	G6-3			K		1B		BB	2B	5	2	3	1	0	1	0												
28 Prince Fielder, L OBP: 0.415, SLG: 0.561	K			L7		1B		E4	2B	4	0	1	2	1	1	1												
14 Casey McGehee, R OBP: 0.294, SLG: 0.353	G6-3			HR		1B		K	IBB	5	1	1	1	0	1	5												
3 Yuniesky Betancourt, R OBP: 0.277, SLG: 0.385	G6-3			F9				P6	F8	5	0	0	0	0	0	5												
15 Jerry Hairston, R OBP: 0.333, SLG: 0.372			HBP		F8			1B		3	0	2	1	0	0	1												
20 Jonathan Lucroy, R OBP: 0.323, SLG: 0.405			L8		2B			K		4	0	1	0	0	1	3												
49 Yovani Gallardo, R OBP: 0.254, SLG: 0.321			SH1-4		G2-3			F8	1B	2	0	0	0	0	0	2	Brewers											
57 Francisco Rodriguez, R OBP: 0.500, SLG: 0.950										0	0	0	0	0	0	0												
30 Craig Counsell, L OBP: 0.273, SLG: 0.250										0	1	1	0	0	0	0												
32 LaTroy Hawkins, R										0	0	0	0	0	0	0												
Inning Stats	R: 0 E: 0 K: 1 S: 7	H: 0 LOB: 0 BB: 0 P: 8	R: 0 E: 0 K: 1 S: 16	H: 0 LOB: 0 BB: 0 P: 19	R: 0 E: 0 K: 0 S: 7	H: 1 LOB: 2 BB: 0 P: 10	R: 1 E: 0 K: 1 S: 9	H: 1 LOB: 0 BB: 0 P: 10	R: 0 E: 0 K: 1 S: 9	H: 2 LOB: 2 BB: 0 P: 14	R: 1 E: 0 K: 0 S: 12	H: 2 LOB: 1 BB: 0 P: 14	R: 0 E: 0 K: 0 S: 6	H: 0 LOB: 0 BB: 0 P: 7	R: 2 E: 1 K: 2 S: 19	H: 2 LOB: 2 BB: 1 P: 28		R: 2 E: 0 K: 0 S: 18	H: 3 LOB: 2 BB: 1 P: 32	1B: 8 2B: 2 3B: 0 HR: 1	SF: 0 SAC: 2 DP: 0 HBP: 1	WP: 0 PB: 0 SB: 2 CS: 0	PA: 42					
PITCHER	IP	WLS	BF	H	R	ER	SO	BB	IBB	HBP	BLK	WP	HR	S	P	ERA		WHIP										
43 R.A. Dickey, R ERA: 3.72	7.0		28	6	2	2	4	0	0	1	0	0	1	66	82	2.57		0.857										
46 Manny Acosta, R ERA: 4.18	0.0	L	2	1	2	1	0	1	0	0	0	0	0	6	10	∞	∞											
40 Tim Byrdak, L ERA: 5.28	0.0		1	0	0	0	0	0	0	0	0	0	0	2	3	∞	∞											
45 Jason Istringhausen, R ERA: 4.43	1.0		5	2	1	1	2	0	0	0	0	0	0	18	25	9.00	2.000											
27 Pedro Beato, R ERA: 4.09	1.0		6	2	1	1	0	0	1	0	0	0	0	11	22	9.00	2.000											

Batter	1	2	3	4	5	6	7	8	9	AB	R	H	RBI	BB	SO	LOB	BOTTOM										
16 Angel Pagán, S OBP: 0.328, SLG: 0.393	2B		1B		K			L1-3		4	0	2	0	0	1	0	Milwaukee Brewers @ New York Mets Citi Field, Flushing, NY Sun Aug 21 2011, 1:12 PM - 4:05 PM EDT Att: 25,949 - Cloudy - 83 F										
2 Justin Turner, R OBP: 0.324, SLG: 0.354	K		G6-3		G6-3			G5-3		4	0	0	0	0	1	2											
5 David Wright, R OBP: 0.346, SLG: 0.432	K			L3		1B		F8		4	1	1	0	0	1	1											
21 Lucas Duda, L OBP: 0.345, SLG: 0.464	K			K		HR		K		4	1	1	2	0	3	1											
44 Jason Bay, R OBP: 0.320, SLG: 0.350	F9			G5-3		2B		F9		4	0	1	0	0	0	0											
30 Josh Thole, L OBP: 0.355, SLG: 0.356	F8			G4-6-3		B5-3		G5-3		4	0	1	0	0	0	1											
20 Jason Pridie, L OBP: 0.305, SLG: 0.341	P6			K		P4		K		3	0	0	0	0	1	2											
11 Rubén Tejada, R OBP: 0.363, SLG: 0.319	G4-3			G4-6-3		IBB				2	0	0	0	1	0	1											
43 R.A. Dickey, R ERA: 3.72	7.0	W	27	6	2	2	6	0	0	1	0	0	0	0	0	0	Mets										
22 Willie Harris, R ERA: 3.51	1.0	H	3	0	0	0	0	0	0	0	0	0	0	0	0	0											
46 Manny Acosta, R	1.0		3	0	0	0	1	0	0	0	0	0	0	0	0	0											
40 Tim Byrdak, L	1.0		3	0	0	0	1	0	0	0	0	0	0	0	0	0											
45 Jason Istringhausen, R	1.0		3	0	0	0	1	0	0	0	0	0	0	0	0	0											
27 Pedro Beato, R	1.0		3	0	0	0	1	0	0	0	0	0	0	0	0	0											
Inning Stats	R: 0 E: 0 K: 3 S: 13	H: 1 LOB: 1 BB: 0 P: 22	R: 0 E: 0 K: 0 S: 4	H: 0 LOB: 0 BB: 0 P: 5	R: 0 E: 0 K: 0 S: 9	H: 1 LOB: 1 BB: 0 P: 11	R: 0 E: 0 K: 1 S: 7	H: 0 LOB: 0 BB: 0 P: 13	R: 0 E: 0 K: 1 S: 12	H: 1 LOB: 0 BB: 0 P: 16	R: 0 E: 0 K: 1 S: 7	H: 0 LOB: 0 BB: 0 P: 9	R: 2 E: 0 K: 0 S: 10	H: 3 LOB: 2 BB: 1 P: 21	R: 0 E: 0 K: 0 S: 5	H: 0 LOB: 0 BB: 0 P: 8		R: 0 E: 0 K: 1 S: 13	H: 0 LOB: 0 BB: 0 P: 18	1B: 3 2B: 2 3B: 0 HR: 1	SF: 0 SAC: 0 DP: 1 HBP: 0	WP: 0 PB: 0 SB: 0 CS: 0	PA: 33				
PITCHER	IP	WLS	BF	H	R	ER	SO	BB	IBB	HBP	BLK	WP	HR	S	P	ERA	WHIP										
49 Yovani Gallardo, R ERA: 3.51	7.0		27	6	2	2	6	0	0	1	0	0	0	5	8	0.00	0.000										
57 Francisco Rodriguez, R ERA: 3.26	1.0		3	0	0	0	0	0	0	0	0	0	0	5	8	0.00	0.000										
32 LaTroy Hawkins, R ERA: 1.59	1.0		3	0	0	0	1	0	0	0	0	0	0	13	18	0.00	0.000										

Batter	1	2	3	4	5	6	7	8	9	AB	R	H	RBI	BB	SO	LOB	TOP						
2 Nyer Morgan, L OBP: 0.344, SLG: 0.432										5	0	0	0	0	2	4							
15 Jerry Hairston, R OBP: 0.338, SLG: 0.378										4	1	2	0	1	1	1							
8 Ryan Braun, R OBP: 0.398, SLG: 0.586										5	1	1	2	0	0	2							
28 Prince Fielder, L OBP: 0.412, SLG: 0.555										5	0	0	0	0	2	1							
25 Mark Kotsay, L OBP: 0.317, SLG: 0.337										3	0	1	0	0	0	0							
1 Corey Hart, R OBP: 0.346, SLG: 0.466										2	1	1	0	0	0	0							
3 Yuniesky Betancourt, R OBP: 0.279, SLG: 0.387										5	2	2	1	0	0	1							
9 George Kottaras, L OBP: 0.286, SLG: 0.377										3	1	1	0	0	0	1							
40 Takashi Saito, L OBP: 0.296, SLG: 0.353										0	0	0	0	0	0	0							
14 Casey McGehee, R OBP: 0.296, SLG: 0.353										2	1	1	1	1	0	1							
48 Tim Dillard, R OBP: 0.286, SLG: 0.205										2	0	1	2	0	1	0							
38 Chris Narveson, L OBP: 0.196, SLG: 0.205										2	0	1	2	0	1	0							
50 Kameron Loe, R OBP: 0.324, SLG: 0.408										0	0	0	0	0	0	0							
20 Jonathan Lucroy, R OBP: 0.324, SLG: 0.408										2	0	1	2	0	0	1							
Inning Stats	R: 0 E: 0 K: 2 S: 12	H: 1 LOB: 1 BB: 0 P: 16	R: 0 E: 0 K: 0 S: 8	H: 1 LOB: 1 BB: 0 P: 12	R: 0 E: 0 K: 1 S: 8	H: 1 LOB: 1 BB: 0 P: 14	R: 2 E: 0 K: 0 S: 12	H: 3 LOB: 2 BB: 1 P: 18	R: 0 E: 0 K: 1 S: 6	H: 0 LOB: 0 BB: 0 P: 12	R: 0 E: 0 K: 0 S: 7	H: 0 LOB: 0 BB: 0 P: 11	R: 0 E: 0 K: 1 S: 12	H: 0 LOB: 0 BB: 0 P: 20	R: 4 E: 0 K: 1 S: 17	H: 4 LOB: 1 BB: 1 P: 25	R: 2 E: 0 K: 0 S: 9	H: 1 LOB: 0 BB: 1 P: 16	1B: 6 2B: 4 3B: 0 HR: 1	SF: 0 SAC: 0 DP: 0 HBP: 1	WP: 0 PB: 0 CS: 0	PA: 42	
PITCHER	IP WLS BF H R ER SO BB IBB HBP BLK WP HR S P ERA WHIP	7.0 L 29 6 2 2 5 0 1 1 0 0 0 65 103 2.57 0.857	1.0 8 4 4 4 1 0 1 0 0 0 0 17 25 36.00 4.000	1.0 5 1 2 2 0 1 0 0 0 0 1 9 16 18.00 2.000																			

Milwaukee Brewers @ Pittsburgh Pirates
PNC Park, Pittsburgh, PA
Mon Aug 22, 2011, 5:07 PM - 8:02 PM EDT
Partly Cloudy - 74 F

AB	38
R	8
H	11
RBI	8
BB	3
SO	6
LOB	12



Batter	1	2	3	4	5	6	7	8	9	AB	R	H	RBI	BB	SO	LOB	BOTTOM				
31 Jose Tabata, R OBP: 0.362, SLG: 0.381										4	0	3	0	0	0	0					
5 Josh Harrison, R OBP: 0.274, SLG: 0.324										3	0	2	0	0	0	1					
18 Neil Walker, S OBP: 0.340, SLG: 0.400										1	0	0	0	0	0	1					
22 Andrew McCutchen, R OBP: 0.372, SLG: 0.470										4	0	0	0	0	1	4					
36 Ryan Ludwick, R OBP: 0.311, SLG: 0.370										4	1	1	1	0	1	2					
51 Steve Pearce, R OBP: 0.260, SLG: 0.255										4	0	0	0	0	1	0					
97 Joe Beimel, L OBP: 0.297, SLG: 0.353										0	0	0	0	0	0	0					
5 Ronny Cedeno, R OBP: 0.299, SLG: 0.342										4	0	1	0	0	1	0					
2 Brandon Wood, R OBP: 0.273, SLG: 0.345										2	0	1	0	0	0	0					
46 Garrett Jones, L OBP: 0.326, SLG: 0.449										2	0	0	0	0	0	1					
55 Michael McKenry, R OBP: 0.280, SLG: 0.338										3	0	0	0	1	2	0					
27 Jeff Karstens, R OBP: 0.156, SLG: 0.119										2	0	0	0	0	1	2					
38 Xavier Paul, L OBP: 0.297, SLG: 0.353										1	0	0	0	0	0	0					
44 Tony Watson, L OBP: 0.347, SLG: 0.448										0	0	0	0	0	0	0					
41 Ryan Doumit, S OBP: 0.347, SLG: 0.448										1	0	0	0	0	0	0					
Inning Stats	R: 0 E: 0 K: 0 S: 9	H: 1 LOB: 1 BB: 0 P: 11	R: 0 E: 0 K: 1 S: 12	H: 1 LOB: 1 BB: 1 P: 23	R: 0 E: 0 K: 0 S: 9	H: 1 LOB: 1 BB: 0 P: 14	R: 0 E: 0 K: 1 S: 13	H: 2 LOB: 0 BB: 0 P: 22	R: 0 E: 0 K: 1 S: 11	H: 1 LOB: 1 BB: 0 P: 17	R: 0 E: 0 K: 1 S: 9	H: 1 LOB: 1 BB: 0 P: 14	R: 1 E: 0 K: 3 S: 14	H: 1 LOB: 0 BB: 0 P: 23	R: 0 E: 0 K: 0 S: 11	H: 0 LOB: 0 BB: 0 P: 15	1B: 4 2B: 2 3B: 1 HR: 1	SF: 0 SAC: 0 DP: 0 HBP: 0	WP: 0 PB: 0 CS: 0	PA: 36	
PITCHER	IP WLS BF H R ER SO BB IBB HBP BLK WP HR S P ERA WHIP	5.1 W 22 5 1 0 0 0 0 0 0 0 0 8 14 0.00 1.125	0.2 H 3 1 0 0 0 0 0 0 0 0 0 8 14 0.00 1.000	1.0 H 4 1 0 0 1 0 0 0 0 0 1 25 38 4.50 0.500																	

Milwaukee Brewers @ Pittsburgh Pirates
PNC Park, Pittsburgh, PA
Mon Aug 22, 2011, 5:07 PM - 8:02 PM EDT
Partly Cloudy - 74 F

AB	35
R	1
H	8
RBI	1
BB	1
SO	7
LOB	11



Batter	1	2	3	4	5	6	7	8	9	AB	R	H	RBI	BB	SO	LOB	TOP			
1 Corey Hart, R OBP: 0.347, SLG: 0.474	1-0 HR		G6-3		3-2 1B		1-1 FC5			4	1	2	1	0	0	2	Milwaukee Brewers @ Pittsburgh Pirates PNC Park, Pittsburgh, PA Mon Aug 22 2011, 8:39 PM - 11:19 PM EDT Att: 19,380 - Partly Cloudy - 70 F			
2 Nyjer Morgan, L OBP: 0.347, SLG: 0.431	1-1 1B		B2-3		G3			2-2 HBP		3	1	1	0	0	0	1				
8 Ryan Braun, R OBP: 0.395, SLG: 0.551	1-2 F9		G4-3			0-0 P4		0-1 G5-3		4	0	0	0	0	0	2				
15 Jerry Hairston, R OBP: 0.338, SLG: 0.378	1-3							1-2		0	0	0	0	0	0	0				
28 Prince Fielder, L OBP: 0.410, SLG: 0.551	0-0 FC4			4-2 BB		1-0 G3-1		1-3 K		3	0	0	1	1	1	1				
25 Mark Kotsay, L OBP: 0.317, SLG: 0.337	2-1 P6			0-0 E6		0-2 F8		2-1 F9		4	0	0	0	0	0	3				
14 Casey McGehee, R OBP: 0.293, SLG: 0.350	2-1 FC4-6			0-0 FC5-4-2-5-1						4	0	0	0	0	0	3				
3 Yuniesky Betancourt, R OBP: 0.277, SLG: 0.385	0-1 FC4-6			0-0 G4-3						3	0	0	0	0	0	3				
20 Jonathan Lucroy, R OBP: 0.323, SLG: 0.406	1-1 G5-3			1-0 G4-3						4	0	1	0	0	1	1				
9 Josh Wilson, R OBP: 0.272, SLG: 0.385	1-2 P4			1-0 F9						4	0	0	0	0	1	1				
13 Zack Greinke, R OBP: 0.243, SLG: 0.265	1-3 K			1-2 G5-3						2	0	0	0	1	1	0				
63 Frankie De La Cruz, R (7, 1)										0	0	0	0	0	0	0				
Inning Stats	R: 2 H: 2 E: 0 K: 0 S: 13	H: 2 LOB: 1 BB: 0 P: 18	R: 0 H: 0 E: 0 K: 1 S: 10	H: 0 LOB: 0 BB: 0 P: 13	R: 0 H: 0 E: 0 K: 1 S: 7	H: 0 LOB: 0 BB: 0 P: 12	R: 0 H: 1 E: 0 K: 0 S: 9	H: 1 LOB: 1 BB: 0 P: 15	R: 0 H: 0 E: 0 K: 0 S: 5	H: 0 LOB: 0 BB: 0 P: 6	R: 0 H: 1 E: 0 K: 1 S: 10	H: 2 LOB: 2 BB: 1 P: 19	R: 0 H: 0 E: 0 K: 1 S: 11	H: 0 LOB: 1 BB: 0 P: 16	R: 0 H: 0 E: 0 K: 2 S: 9	H: 0 LOB: 0 BB: 0 P: 12	1B: 3 2B: 1 3B: 0 HR: 1	SF: 0 SAC: 0 DP: 1 HBP: 1	WP: 0 PB: 0 SB: 1 CS: 0	PA: 35
PITCHER	IP WLS BF H R ER SO BB IBB HBP BLK WP HR S P ERA WHIP	IP WLS BF H R ER SO BB IBB HBP BLK WP HR S P ERA WHIP	IP WLS BF H R ER SO BB IBB HBP BLK WP HR S P ERA WHIP	IP WLS BF H R ER SO BB IBB HBP BLK WP HR S P ERA WHIP	IP WLS BF H R ER SO BB IBB HBP BLK WP HR S P ERA WHIP	IP WLS BF H R ER SO BB IBB HBP BLK WP HR S P ERA WHIP	IP WLS BF H R ER SO BB IBB HBP BLK WP HR S P ERA WHIP	IP WLS BF H R ER SO BB IBB HBP BLK WP HR S P ERA WHIP	IP WLS BF H R ER SO BB IBB HBP BLK WP HR S P ERA WHIP	IP WLS BF H R ER SO BB IBB HBP BLK WP HR S P ERA WHIP	IP WLS BF H R ER SO BB IBB HBP BLK WP HR S P ERA WHIP	IP WLS BF H R ER SO BB IBB HBP BLK WP HR S P ERA WHIP	IP WLS BF H R ER SO BB IBB HBP BLK WP HR S P ERA WHIP	IP WLS BF H R ER SO BB IBB HBP BLK WP HR S P ERA WHIP	IP WLS BF H R ER SO BB IBB HBP BLK WP HR S P ERA WHIP	IP WLS BF H R ER SO BB IBB HBP BLK WP HR S P ERA WHIP	IP WLS BF H R ER SO BB IBB HBP BLK WP HR S P ERA WHIP			
32 Brad Lincoln, R ERA: 4.58	(1, 1) 6.0 23 3 2 2 1 1 0 0 0 0 0 1 49 76 3.00 0.667	(7, 1) 1.0 W 5 1 0 0 0 1 0 0 0 0 0 0 10 19 0.00 2.000	(8, 1) 2.0 7 0 0 0 3 0 0 1 0 0 0 0 0 20 28 0.00 0.000																	

AB	32
R	2
H	4
RBI	2
BB	2
SO	4
LOB	14



Batter	1	2	3	4	5	6	7	8	9	AB	R	H	RBI	BB	SO	LOB	BOTTOM			
31 Jose Tabata, R OBP: 0.363, SLG: 0.385	2-2 1B		G6-3		0-2 FC4		0-0 2B	2-2 G4-3		5	2	2	1	0	0	1	Milwaukee Brewers @ Pittsburgh Pirates PNC Park, Pittsburgh, PA Mon Aug 22 2011, 8:39 PM - 11:19 PM EDT Att: 19,380 - Partly Cloudy - 70 F			
38 Xavier Paul, L OBP: 0.286, SLG: 0.351	0-0 1B		G4-3		G4-3		F7	F7		4	1	1	1	0	0	1				
18 Neil Walker, S OBP: 0.341, SLG: 0.400	1-0 1B				F7		F7	F7		3	1	1	1	1	0	0				
41 Ryan Doumit, S OBP: 0.351, SLG: 0.471	1-2 1B				HR		G3	G3		4	1	2	2	0	0	1				
46 Garrett Jones, L OBP: 0.325, SLG: 0.448	2-2 F7				K		K	K		3	1	1	1	0	1	1				
23 Matt Diaz, R OBP: 0.302, SLG: 0.330					K2-3					3	1	1	0	0	1	0				
63 Chris Leroux, L (8, 1)										0	0	0	0	0	0	0				
5 Josh Harrison, R OBP: 0.273, SLG: 0.330										4	1	1	1	0	0	2				
5 Ronny Cedeno, R OBP: 0.299, SLG: 0.341										4	0	1	0	0	1	2				
32 Brad Lincoln, L (1, 1)										2	0	0	0	0	1	1				
25 Daniel McCutchen, R (7, 1)										0	0	0	0	0	0	0				
22 Andrew McCutchen, R OBP: 0.372, SLG: 0.489										1	1	0	0	1	0	0				
36 Ryan Ludwick, R OBP: 0.311, SLG: 0.370										0	0	0	0	0	0	0				
Inning Stats	R: 1 H: 2 E: 0 K: 0 S: 11	H: 2 LOB: 1 BB: 0 P: 17	R: 0 H: 0 E: 0 K: 0 S: 7	H: 0 LOB: 0 BB: 0 P: 11	R: 0 H: 0 E: 0 K: 1 S: 9	H: 0 LOB: 0 BB: 0 P: 13	R: 1 H: 1 E: 0 K: 2 S: 11	H: 1 LOB: 0 BB: 0 P: 21	R: 0 H: 1 E: 0 K: 0 S: 8	H: 1 LOB: 1 BB: 0 P: 10	R: 0 H: 0 E: 0 K: 0 S: 5	H: 0 LOB: 0 BB: 0 P: 6	R: 7 H: 6 E: 0 K: 1 S: 30	H: 6 LOB: 2 BB: 2 P: 51	R: 0 H: 0 E: 0 K: 0 S: 7	H: 0 LOB: 0 BB: 0 P: 11	1B: 7 2B: 2 3B: 0 HR: 1	SF: 1 SAC: 0 DP: 0 HBP: 1	WP: 3 PB: 0 SB: 0 CS: 0	PA: 37
PITCHER	IP WLS BF H R ER SO BB IBB HBP BLK WP HR S P ERA WHIP	IP WLS BF H R ER SO BB IBB HBP BLK WP HR S P ERA WHIP	IP WLS BF H R ER SO BB IBB HBP BLK WP HR S P ERA WHIP	IP WLS BF H R ER SO BB IBB HBP BLK WP HR S P ERA WHIP	IP WLS BF H R ER SO BB IBB HBP BLK WP HR S P ERA WHIP	IP WLS BF H R ER SO BB IBB HBP BLK WP HR S P ERA WHIP	IP WLS BF H R ER SO BB IBB HBP BLK WP HR S P ERA WHIP	IP WLS BF H R ER SO BB IBB HBP BLK WP HR S P ERA WHIP	IP WLS BF H R ER SO BB IBB HBP BLK WP HR S P ERA WHIP	IP WLS BF H R ER SO BB IBB HBP BLK WP HR S P ERA WHIP	IP WLS BF H R ER SO BB IBB HBP BLK WP HR S P ERA WHIP	IP WLS BF H R ER SO BB IBB HBP BLK WP HR S P ERA WHIP	IP WLS BF H R ER SO BB IBB HBP BLK WP HR S P ERA WHIP	IP WLS BF H R ER SO BB IBB HBP BLK WP HR S P ERA WHIP	IP WLS BF H R ER SO BB IBB HBP BLK WP HR S P ERA WHIP	IP WLS BF H R ER SO BB IBB HBP BLK WP HR S P ERA WHIP	IP WLS BF H R ER SO BB IBB HBP BLK WP HR S P ERA WHIP			
13 Zack Greinke, R ERA: 4.22	(1, 1) 6.1 L 28 7 7 7 4 1 0 1 0 1 0 63 97 9.95 1.263	(7, 1) 1.2 9 3 2 2 0 1 0 0 0 0 1 0 25 43 10.80 2.400																		



Batter	1	2	3	4	5	6	7	8	9	AB	R	H	RBI	BB	SO	LOB	TOP					
13 Starlin Castro, R OBP: 0.332, SLG: 0.430										4	1	1	1	0	1	1	Chicago Cubs @ Milwaukee Brewers Miller Park, Milwaukee, WI Fri Aug 26 2011, 7:11 PM - 10:11 PM CDT Att: 41,661 - Clear - 80 F					
15 Darwin Barney, R OBP: 0.325, SLG: 0.364										4	1	0	0	0	0	0						
16 Aramis Ramirez, R OBP: 0.357, SLG: 0.529										4	0	1	0	0	1	1						
3 Jeff Baker, R OBP: 0.309, SLG: 0.393										2	0	1	1	1	0	1						
22 Carlos Pena, L OBP: 0.342, SLG: 0.448										1	0	0	0	0	0	0						
18 Geovany Soto, R OBP: 0.318, SLG: 0.410										3	0	0	0	1	1	2						
24 Marlon Byrd, R OBP: 0.334, SLG: 0.420										4	0	1	0	0	0	3						
12 Alfonso Soriano, R OBP: 0.284, SLG: 0.470										4	0	0	0	0	2	1						
5 Reed Johnson, R OBP: 0.387, SLG: 0.536										3	0	1	0	1	0	0						
50 Rodrigo Lopez, R OBP: 0.095, SLG: 0.095										2	0	0	0	0	1	0						
21 Tyler Colvin, L OBP: 0.198, SLG: 0.293										1	0	0	0	0	0	1						
29 Jeff Samardzija, R ERA: 3.2										0	0	0	0	0	0	0						
32 Ramon Ortiz, R OBP: 0.294, SLG: 0.397										1	0	0	0	0	2	0						
9 Blake DeWitt, L ERA: 2.23										1	0	0	0	0	2	0						
Inning Stats	R: 1 E: 0 K: 0 S: 9	H: 2 LOB: 2 BB: 1 P: 17	R: 0 E: 0 K: 0 S: 11	H: 0 LOB: 0 BB: 0 P: 17	R: 1 E: 1 K: 1 S: 10	H: 1 LOB: 1 BB: 0 P: 14	R: 0 E: 0 K: 0 S: 5	H: 0 LOB: 0 BB: 0 P: 6	R: 0 E: 0 K: 1 S: 8	H: 0 LOB: 0 BB: 0 P: 14	R: 0 E: 0 K: 0 S: 14	H: 0 LOB: 1 BB: 1 P: 23	R: 0 E: 0 K: 2 S: 11	H: 1 LOB: 0 BB: 0 P: 14	R: 0 E: 0 K: 1 S: 8	H: 0 LOB: 0 BB: 0 P: 11	R: 0 E: 0 K: 1 S: 16	H: 1 LOB: 2 BB: 1 P: 25	1B: 2 2B: 2 3B: 0 HR: 1	SF: 0 SAC: 0 DP: 0 HBP: 0	WP: 1 PB: 0 SB: 1 CS: 0	PA: 36
PITCHER	IP WLS BF H R ER SO BB IBB HBP BLK WP HR S P ERA WHIP																					
43 Randy Wolf, L ERA: 3.37	(1, 1) 6.2 W 27 4 2 1 3 2 0 0 0 0 0 1 65 101 1.35 0.900																					
40 Takashi Saito, R ERA: 2.33	(7, 1) 0.1 H 1 0 0 0 1 0 0 0 0 0 0 0 3 4 0.00 0.000																					
57 Francisco Rodriguez, R ERA: 3.2	(8, 1) 1.0 H 3 0 0 0 1 0 0 0 0 0 0 0 8 11 0.00 0.000																					
59 John Axford, R ERA: 2.23	(9, 1) 1.0 S 5 1 0 0 1 1 0 0 0 0 1 0 16 25 0.00 2.000																					

Batter	1	2	3	4	5	6	7	8	9	AB	R	H	RBI	BB	SO	LOB	BOTTOM			
1 Corey Hart, R OBP: 0.349, SLG: 0.470										4	2	2	0	1	1	1	Chicago Cubs @ Milwaukee Brewers Miller Park, Milwaukee, WI Fri Aug 26 2011, 7:11 PM - 10:11 PM CDT Att: 41,661 - Clear - 80 F			
2 Nyjer Morgan, L OBP: 0.347, SLG: 0.432										4	1	0	0	0	0	3				
8 Ryan Braun, R OBP: 0.404, SLG: 0.592										2	1	2	1	2	0	0				
28 Prince Fielder, L OBP: 0.413, SLG: 0.547										3	0	1	1	1	0	1				
14 Casey McGehee, R OBP: 0.294, SLG: 0.353										3	0	0	0	1	2	3				
3 Yuniesky Betancourt, R OBP: 0.273, SLG: 0.360										4	0	0	0	0	1	5				
15 Jerry Hairston, R OBP: 0.333, SLG: 0.371										4	0	2	0	0	1	0				
9 George Kottaras, L OBP: 0.299, SLG: 0.418										2	1	1	1	1	1	1				
20 Jonathan Lucroy, R OBP: 0.325, SLG: 0.405										1	0	0	0	0	0	1				
43 Randy Wolf, L OBP: 0.183, SLG: 0.224										2	0	0	0	0	1	1				
40 Takashi Saito, L ERA: 4.8										0	0	0	0	0	0	0				
57 Francisco Rodriguez, R OBP: 0.500, SLG: 0.950										0	0	0	0	0	0	0				
25 Mark Kotsay, L OBP: 0.319, SLG: 0.338										1	0	0	0	0	0	1				
59 John Axford, R ERA: 5.92										0	0	0	0	0	0	0				
Inning Stats	R: 0 E: 0 K: 1 S: 11	H: 1 LOB: 3 BB: 2 P: 23	R: 0 E: 0 K: 1 S: 13	H: 1 LOB: 0 BB: 0 P: 18	R: 0 E: 0 K: 1 S: 10	H: 0 LOB: 1 BB: 1 P: 19	R: 1 E: 0 K: 1 S: 10	H: 1 LOB: 0 BB: 0 P: 12	R: 3 E: 2 K: 0 S: 8	H: 2 LOB: 0 BB: 0 P: 11	R: 0 E: 0 K: 1 S: 11	H: 0 LOB: 0 BB: 1 P: 18	R: 1 E: 0 K: 2 S: 14	H: 1 LOB: 2 BB: 2 P: 27	R: 0 E: 0 K: 0 S: 10	H: 2 LOB: 2 BB: 0 P: 17	1B: 5 2B: 2 3B: 0 HR: 1	SF: 0 SAC: 2 DP: 0 HBP: 0	WP: 1 PB: 0 SB: 3 CS: 1	PA: 38
PITCHER	IP WLS BF H R ER SO BB IBB HBP BLK WP HR S P ERA WHIP																			
50 Rodrigo Lopez, R ERA: 4.8	(1, 1) 6.0 L 27 4 2 2 5 3 1 0 0 0 0 1 63 101 3.00 1.333																			
29 Jeff Samardzija, R ERA: 3.23	(7, 1) 1.0 6 1 1 1 2 2 0 0 0 0 1 0 14 27 9.00 3.000																			
32 Ramon Ortiz, R ERA: 5.92	(8, 1) 1.0 5 2 0 0 0 0 0 0 0 0 0 0 10 17 0.00 2.000																			

AB	33
R	2
H	5
RBI	2
BB	3
SO	6
LOB	12



AB	30
R	5
H	8
RBI	3
BB	6
SO	7
LOB	17




Batter	1	2	3	4	5	6	7	8	9	AB	R	H	RBI	BB	SO	LOB	TOP				
13 Starlin Castro, R OBP: 0.333, SLG: 0.429	G1-3		G4-3						G6-3	4	0	1	0	1	0	0	Chicago Cubs @ Milwaukee Brewers Miller Park, Milwaukee, WI Sat Aug 27 2011, 6:11 PM - 9:01 PM CDT Att: 44,091 - Clear - 76 F				
15 Darwin Barney, R OBP: 0.321, SLG: 0.360	K		K		G1-4-6-3		K		G4-3	5	0	0	0	0	3	4					
16 Aramis Ramirez, R OBP: 0.357, SLG: 0.528	G6-3								F8	5	1	2	0	0	0	0					
22 Carlos Pena, L OBP: 0.339, SLG: 0.444		E1	F9						F7	4	1	0	0	0	0	2					
21 Tyler Colvin, L OBP: 0.204, SLG: 0.304					K					4	1	2	0	0	2	0					
24 Marlon Byrd, R OBP: 0.339, SLG: 0.424	K									4	1	3	0	0	1	2					
12 Alfonso Soriano, R OBP: 0.286, SLG: 0.473			F9							4	0	2	4	0	1	2					
18 Geovany Soto, R OBP: 0.315, SLG: 0.405	K		G4-3							4	0	0	0	0	3	5					
46 Ryan Dempster, R 1 Tony Campana, L 32 Ramon Ortiz, R 9 Blake DeWitt, L 40 James Russell, L 5 Reed Johnson, R 45 Sean Marshall, L	K									1	0	0	0	0	1	2					
Inning Stats	R: 0 E: 0 K: 1 S: 9	H: 0 LOB: 0 BB: 0 P: 12	R: 1 E: 1 K: 3 S: 16	H: 2 LOB: 1 BB: 0 P: 21	R: 0 E: 0 K: 1 S: 8	H: 1 LOB: 1 BB: 0 P: 12	R: 0 E: 0 K: 1 S: 10	H: 1 LOB: 1 BB: 0 P: 10	R: 0 E: 0 K: 1 S: 6	H: 0 LOB: 0 BB: 0 P: 12	R: 0 E: 0 K: 3 S: 14	H: 1 LOB: 2 BB: 2 P: 26	R: 3 E: 0 K: 1 S: 18	H: 4 LOB: 1 BB: 0 P: 27	R: 0 E: 0 K: 0 S: 7	H: 0 LOB: 0 BB: 0 P: 11		1B: 8 2B: 2 3B: 0 HR: 0	SF: 0 SAC: 0 DP: 1 HBP: 0	WP: 0 PB: 0 SB: 1 CS: 0	PA: 39
PITCHER	IP	WLS	BF	H	R	ER	SO	BB	IBB	HBP	BLK	WP	HR	S	P	ERA	WHIP				
49 Yovani Gallardo, R ERA: 3.37	7.0	W	29	6	1	0	10	2	0	0	0	0	0	71	104	0.00	1.143				
32 LaTroy Hawkins, R ERA: 2.63	0.1		5	4	3	3	0	0	0	0	0	0	0	13	19	81.00	12.000				
57 Francisco Rodriguez, R ERA: 3.17	0.2	H	2	0	0	0	1	0	0	0	0	0	0	5	8	0.00	0.000				
59 John Axford, R ERA: 2.19	1.0	S	3	0	0	0	0	0	0	0	0	0	0	7	11	0.00	0.000				

AB	37
R	4
H	10
RBI	4
BB	2
SO	11
LOB	18



Batter	1	2	3	4	5	6	7	8	9	AB	R	H	RBI	BB	SO	LOB	BOTTOM				
1 Corey Hart, R OBP: 0.355, SLG: 0.490										3	2	3	2	1	0	0	Chicago Cubs @ Milwaukee Brewers Miller Park, Milwaukee, WI Sat Aug 27 2011, 6:11 PM - 9:01 PM CDT Att: 44,091 - Clear - 76 F				
2 Nyjer Morgan, L OBP: 0.346, SLG: 0.429	K				G4-3					4	0	1	0	0	1	4					
8 Ryan Braun, R OBP: 0.403, SLG: 0.591			F8							4	1	1	1	0	0	1					
28 Prince Fielder, L OBP: 0.412, SLG: 0.551	K									4	1	1	1	0	1	2					
14 Casey McGehee, R OBP: 0.295, SLG: 0.361										4	1	2	2	0	2	0					
3 Yuniesky Betancourt, R OBP: 0.271, SLG: 0.377	L7									4	0	0	0	0	0	1					
15 Jerry Hairston, R OBP: 0.336, SLG: 0.374										3	0	1	0	1	1	0					
20 Jonathan Lucroy, R OBP: 0.323, SLG: 0.403		FC6-4								3	1	0	0	0	1	2					
49 Yovani Gallardo, R ERA: 4.76	4.0	L	20	7	5	5	3	2	0	0	0	0	0	0	0	1					
9 Josh Wilson, R ERA: 5.47	2.0		6	0	0	0	1	0	0	0	0	0	0	0	0	0					
32 LaTroy Hawkins, R ERA: 2.63	1.0		5	2	1	1	1	0	0	0	0	0	0	0	0	0					
57 Francisco Rodriguez, R ERA: 3.17	1.0		3	0	0	0	2	0	0	0	0	0	0	0	0	0					
59 John Axford, R ERA: 2.19	1.0		3	0	0	0	2	0	0	0	0	0	0	0	0	0					
Inning Stats	R: 3 E: 0 K: 2 S: 24	H: 3 LOB: 0 BB: 0 P: 29	R: 1 E: 0 K: 0 S: 14	H: 1 LOB: 1 BB: 1 P: 23	R: 1 E: 0 K: 0 S: 9	H: 2 LOB: 0 BB: 0 P: 14	R: 0 E: 0 K: 1 S: 15	H: 1 LOB: 2 BB: 1 P: 23	R: 0 E: 0 K: 1 S: 9	H: 0 LOB: 0 BB: 0 P: 15	R: 0 E: 0 K: 0 S: 8	H: 0 LOB: 0 BB: 0 P: 13	R: 1 E: 0 K: 1 S: 14	H: 2 LOB: 1 BB: 0 P: 19	R: 0 E: 0 K: 2 S: 7	H: 0 LOB: 0 BB: 0 P: 12	1B: 2 2B: 3 3B: 1 HR: 3	SF: 0 SAC: 1 DP: 0 HBP: 0	WP: 0 PB: 0 SB: 0 CS: 1	PA: 34	
PITCHER	IP	WLS	BF	H	R	ER	SO	BB	IBB	HBP	BLK	WP	HR	S	P	ERA	WHIP				
46 Ryan Dempster, R ERA: 4.76	4.0	L	20	7	5	5	3	2	0	0	0	0	0	17	28	0.00	0.000				
32 Ramon Ortiz, R ERA: 5.47	2.0		6	0	0	0	1	0	0	0	0	0	0	1	14	9.00	2.000				
40 James Russell, L ERA: 4.26	1.0		5	2	1	1	1	0	0	0	0	0	0	7	12	0.00	0.000				
45 Sean Marshall, L ERA: 2.57	1.0		3	0	0	0	2	0	0	0	0	0	0	7	12	0.00	0.000				


AB	31
R	6
H	9
RBI	6
BB	2
SO	7
LOB	11



Batter	1	2	3	4	5	6	7	8	9	AB	R	H	RBI	BB	SO	LOB	TOP										
19 Jon Jay, L OBP: 0.345, SLG: 0.419	L1		G3		SF7		BB		FC4-6	2	0	0	1	2	0	0	St. Louis Cardinals @ Milwaukee Brewers Miller Park, Milwaukee, WI Tue Aug 30 2011, 7:12 PM - 10:23 PM CDT Att.: 42,384 - Roof Closed - 76 F										
12 Lance Berkman, S OBP: 0.402, SLG: 0.565 Ryan Theriot, R OBP: 0.320, SLG: 0.338	K		F8		P5		F9		FC4-6	4	0	0	0	0	1	3											
5 Albert Pujols, R OBP: 0.361, SLG: 0.533	BB				FC6-5				K	2	0	0	0	2	1	2											
7 Matt Holliday, R OBP: 0.400, SLG: 0.539	K				G6-4-3		F9		F8	4	0	0	0	0	1	2											
23 David Freese, R OBP: 0.347, SLG: 0.430 53 Arthur Rhodes, L (8, 1) 30 Jason Motte, R (8, 1) 34 Marc Rzepczynski, L (9, 1) 59 Fernando Salas, R (9, 1)	F8				G6-3		K		K	4	0	0	0	0	0	2		0									
55 Skip Schumaker, L OBP: 0.346, SLG: 0.372	F9				E3				G4-3	4	1	1	0	0	0	0											
15 Rafael Furcal, S OBP: 0.277, SLG: 0.287	1B				E4		G3-1		K	4	1	1	0	0	1	2											
4 Yadier Molina, R OBP: 0.334, SLG: 0.455	F8				FC6-5		G5-3		1B	4	0	2	0	0	0	1											
22 Edwin Jackson, R OBP: 0.300, SLG: 0.263 33 Daniel Descalso, L OBP: 0.331, SLG: 0.352	F8				1B		K		1B	3	0	1	1	0	1	0											
					1B				1B	1	0	1	0	0	0	0											
Inning Stats	R: 0 H: 0 E: 0 K: 2 S: 11	H: 0 LOB: 1 BB: 1 P: 20	R: 0 H: 1 E: 0 K: 0 S: 6	H: 1 LOB: 1 BB: 0 P: 12	R: 0 H: 0 E: 0 K: 0 S: 7	H: 0 LOB: 0 BB: 0 P: 12	R: 0 H: 0 E: 0 K: 0 S: 4	H: 0 LOB: 0 BB: 0 P: 8	R: 2 H: 2 E: 2 K: 0 S: 12	H: 2 LOB: 2 BB: 0 P: 17	R: 0 H: 1 E: 0 K: 1 S: 10	H: 1 LOB: 1 BB: 0 P: 18	R: 0 H: 0 E: 0 K: 1 S: 8	H: 0 LOB: 1 BB: 1 P: 18	R: 0 H: 0 E: 0 K: 2 S: 9	H: 0 LOB: 0 BB: 0 P: 14	R: 0 H: 2 E: 0 K: 1 S: 16	H: 2 LOB: 3 BB: 1 P: 24	1B: 6 2B: 0 3B: 0 HR: 0	SF: 1 SAC: 0 DP: 1 HBP: 0	WP: 1 PB: 0 CS: 0	PA: 38					
PITCHER	IP	WLS	BF	H	R	ER	SO	BB	IBB	HBP	BLK	WP	HR	S	P	ERA	WHIP										
18 Shaun Marcum, R ERA: 3.24	7.0	L	29	4	2	0	4	3	0	0	0	1	0	58	105	0.00	1.000										
50 Kameron Loe, R ERA: 3.69	1.0		3	0	0	0	2	0	0	0	0	0	0	9	14	0.00	0.000										
41 Marco Estrada, R ERA: 4.09	1.0		6	2	0	0	1	1	0	0	0	0	0	16	24	0.00	3.000										

Batter	1	2	3	4	5	6	7	8	9	AB	R	H	RBI	BB	SO	LOB	BOTTOM										
1 Corey Hart, R OBP: 0.360, SLG: 0.501	1B		K							4	1	2	0	0	2	0	St. Louis Cardinals @ Milwaukee Brewers Miller Park, Milwaukee, WI Tue Aug 30 2011, 7:12 PM - 10:23 PM CDT Att.: 42,384 - Roof Closed - 76 F										
2 Nyjer Morgan, L OBP: 0.351, SLG: 0.434	B3									4	0	3	1	0	0	1											
8 Ryan Braun, R OBP: 0.403, SLG: 0.588	K									4	0	0	0	0	1	4											
28 Prince Fielder, L OBP: 0.408, SLG: 0.543	G4-3									3	0	0	0	1	1	3											
14 Casey McGehee, R OBP: 0.293, SLG: 0.357 30 Craig Counsell, L OBP: 0.280, SLG: 0.201	G3-1									3	0	0	0	1	0	2											
3 Yuniesky Betancourt, R OBP: 0.267, SLG: 0.371	P3									4	0	0	0	0	0	2											
15 Jerry Hairston, R ERA: 3.83 25 Mark Kotsay, L OBP: 0.317, SLG: 0.337	G6-3									3	0	2	0	0	0	0											
20 Jonathan Lucroy, R OBP: 0.318, SLG: 0.396	F8									3	0	0	0	0	0	2											
18 Shaun Marcum, R OBP: 0.185, SLG: 0.216 50 Kameron Loe, R (8, 1) 9 George Kottaras, L OBP: 0.299, SLG: 0.418 9 Josh Wilson, R OBP: 0.271, SLG: 0.370 41 Marco Estrada, R OBP: 0.250, SLG: 0.333	F9									2	0	0	0	0	0	1											
										0	0	0	0	0	0	0											
										0	0	0	0	0	0	0											
										0	0	0	0	0	0	0											
										0	0	0	0	0	0	0											
Inning Stats	R: 0 H: 1 E: 0 K: 1 S: 8	H: 0 LOB: 0 BB: 0 P: 11	R: 0 H: 0 E: 0 K: 0 S: 10	H: 0 LOB: 0 BB: 0 P: 14	R: 0 H: 0 E: 0 K: 0 S: 8	H: 0 LOB: 0 BB: 0 P: 11	R: 0 H: 1 E: 0 K: 0 S: 11	H: 1 LOB: 1 BB: 0 P: 14	R: 0 H: 1 E: 0 K: 0 S: 9	H: 1 LOB: 1 BB: 0 P: 12	R: 1 H: 2 E: 0 K: 1 S: 12	H: 2 LOB: 1 BB: 0 P: 17	R: 0 H: 1 E: 0 K: 0 S: 8	H: 1 LOB: 0 BB: 0 P: 12	R: 0 H: 1 E: 0 K: 1 S: 15	H: 1 LOB: 1 BB: 0 P: 20	R: 0 H: 0 E: 0 K: 0 S: 7	H: 0 LOB: 2 BB: 2 P: 16	1B: 5 2B: 2 3B: 0 HR: 0	SF: 0 SAC: 0 DP: 2 HBP: 0	WP: 0 PB: 0 CS: 0	PA: 34					
PITCHER	IP	WLS	BF	H	R	ER	SO	BB	IBB	HBP	BLK	WP	HR	S	P	ERA	WHIP										
22 Edwin Jackson, R ERA: 3.83	7.0	W	26	6	1	1	3	0	0	0	0	0	0	66	91	1.29	0.857										
53 Arthur Rhodes, L ERA: 4.71	0.1	H	1	0	0	0	0	0	0	0	0	0	0	1	2	0.00	0.000										
30 Jason Motte, R ERA: 1.66	0.2	H	3	1	0	0	1	0	0	0	0	0	0	14	18	0.00	1.500										
34 Marc Rzepczynski, L ERA: 2.5	0.0		1	0	0	0	0	1	0	0	0	0	0	2	6	=	=										
59 Fernando Salas, R ERA: 2.3	1.0	S	3	0	0	0	0	1	0	0	0	0	0	5	10	0.00	1.000										

AB 33
R 2
H 6
RBI 2
BB 4
SO 7
LOB 13



AB 32
R 1
H 7
RBI 1
BB 2
SO 4
LOB 17



Batter	1	2	3	4	5	6	7	8	9	AB	R	H	RBI	BB	SO	LOB	TOP					
15 Rafael Furcal, S OBP: 0.279, SLG: 0.302		G4-3		G6-3				G6-3		5	1	2	2	0	0	1						
21 Alvin Crain, R OBP: 0.244, SLG: 0.418	G4-3		F9	K				F7		3	0	0	0	0	1	0						
5 Albert Pujols, R OBP: 0.360, SLG: 0.536			P4		P3			F8		5	1	1	1	0	0	1						
7 Matt Holliday, R OBP: 0.398, SLG: 0.537	F9		G5-3					F8		5	0	1	0	0	0	0						
23 David Freese, R OBP: 0.349, SLG: 0.429						K		G4-3		3	0	1	0	0	1	1						
33 Daniel Descalso, L OBP: 0.331, SLG: 0.352	1B					K		G4-3		0	0	0	0	0	0	0						
12 Lance Berkman, S OBP: 0.402, SLG: 0.562	K					G4-3				2	1	0	0	1	1	2						
30 Jason Motte, R										0	0	0	0	0	0	0						
4 Yadier Molina, R OBP: 0.336, SLG: 0.455		L9						F7		4	2	2	0	0	0	1						
Ryan Theriot, R OBP: 0.320, SLG: 0.338						SH1-3				3	1	1	0	0	0	3						
35 Jake Westbrook, R OBP: 0.178, SLG: 0.238										1	1	1	4	0	0	0						
44 Corey Patterson, L OBP: 0.278, SLG: 0.368								G3		2	1	1	1	0	0	0						
Inning Stats	R: 2 H: 3 E: 0 K: 1 S: 10	H: 3 LOB: 1 BB: 0 P: 17	R: 0 H: 1 E: 0 K: 0 S: 8	H: 1 LOB: 1 BB: 0 P: 11	R: 0 H: 0 E: 0 K: 0 S: 6	H: 0 LOB: 0 BB: 0 P: 11	R: 4 H: 2 E: 0 K: 1 S: 13	H: 2 LOB: 0 BB: 0 P: 26	R: 0 H: 1 E: 0 K: 1 S: 7	H: 1 LOB: 1 BB: 0 P: 11	R: 2 H: 3 E: 0 K: 1 S: 15	H: 3 LOB: 1 BB: 0 P: 24	R: 0 H: 0 E: 0 K: 0 S: 8	H: 0 LOB: 0 BB: 1 P: 14	R: 0 H: 0 E: 0 K: 0 S: 5	H: 0 LOB: 0 BB: 0 P: 9	1B: 5 RBI: 2 HR: 3	SF: 0 SAC: 2 DP: 0 HBP: 2	WP: 0 PB: 0 SB: 0 CS: 0	PA: 40		
PITCHER	IP WLS BF H R ER SO BB IBB HBP BLK WP HR S P ERA WHIP	IP WLS BF H R ER SO BB IBB HBP BLK WP HR S P ERA WHIP	IP WLS BF H R ER SO BB IBB HBP BLK WP HR S P ERA WHIP	IP WLS BF H R ER SO BB IBB HBP BLK WP HR S P ERA WHIP	IP WLS BF H R ER SO BB IBB HBP BLK WP HR S P ERA WHIP	IP WLS BF H R ER SO BB IBB HBP BLK WP HR S P ERA WHIP	IP WLS BF H R ER SO BB IBB HBP BLK WP HR S P ERA WHIP	IP WLS BF H R ER SO BB IBB HBP BLK WP HR S P ERA WHIP	IP WLS BF H R ER SO BB IBB HBP BLK WP HR S P ERA WHIP	IP WLS BF H R ER SO BB IBB HBP BLK WP HR S P ERA WHIP	IP WLS BF H R ER SO BB IBB HBP BLK WP HR S P ERA WHIP	IP WLS BF H R ER SO BB IBB HBP BLK WP HR S P ERA WHIP	IP WLS BF H R ER SO BB IBB HBP BLK WP HR S P ERA WHIP	IP WLS BF H R ER SO BB IBB HBP BLK WP HR S P ERA WHIP	IP WLS BF H R ER SO BB IBB HBP BLK WP HR S P ERA WHIP	IP WLS BF H R ER SO BB IBB HBP BLK WP HR S P ERA WHIP	IP WLS BF H R ER SO BB IBB HBP BLK WP HR S P ERA WHIP	IP WLS BF H R ER SO BB IBB HBP BLK WP HR S P ERA WHIP	IP WLS BF H R ER SO BB IBB HBP BLK WP HR S P ERA WHIP	IP WLS BF H R ER SO BB IBB HBP BLK WP HR S P ERA WHIP	IP WLS BF H R ER SO BB IBB HBP BLK WP HR S P ERA WHIP	IP WLS BF H R ER SO BB IBB HBP BLK WP HR S P ERA WHIP

St. Louis Cardinals @ Milwaukee Brewers
Miller Park, Milwaukee, WI
Wed Aug 31 2011, 7:11 PM - 9:45 PM CDT
Att: 38,073 - Partly Cloudy - 81 F

AB	35
R	8
H	10
RBI	8
BB	1
SO	4
LOB	10



Batter	1	2	3	4	5	6	7	8	9	AB	R	H	RBI	BB	SO	LOB	BOTTOM					
1 Corey Hart, R OBP: 0.359, SLG: 0.506			G6-3		G5-4-3			F8		4	1	1	1	0	0	1						
2 Nyjer Morgan, L OBP: 0.347, SLG: 0.428	F7		E3		G6-3			P6		4	1	0	0	0	0	0						
8 Ryan Braun, R OBP: 0.403, SLG: 0.592								G6-3		4	0	2	1	0	1	0						
28 Prince Fielder, L OBP: 0.407, SLG: 0.541	P6		G4-3					K		4	0	1	0	0	1	1						
14 Casey McGehee, R OBP: 0.291, SLG: 0.354	CS		G5-3		G6-3		L8			4	0	0	0	0	0	1						
3 Yuniesky Betancourt, R OBP: 0.269, SLG: 0.377			G6-3					G6-3		4	1	2	0	0	0	0						
15 Jerry Hairston, R OBP: 0.344, SLG: 0.385										4	0	3	1	0	1	2						
9 George Kottaras, L OBP: 0.297, SLG: 0.410					G1-6-3			F7		4	0	1	0	0	0	2						
43 Randy Wolf, L ERA: 3.88										1	0	0	0	0	1	2						
5 Taylor Green, L ERA: 4.72										1	0	0	0	0	0	0						
41 Marco Estrada, R ERA: 4.25										0	0	0	0	0	0	0						
38 Chris Narveson, L ERA: 4.28										0	0	0	0	0	0	0						
30 Craig Counsell, L ERA: 2.45										1	0	0	0	0	0	0						
63 Frankie De La Cruz, R ERA: 2.7										0	0	0	0	0	0	0						
Inning Stats	R: 1 H: 2 E: 0 K: 0 S: 9	H: 2 LOB: 0 BB: 0 P: 13	R: 0 H: 2 E: 0 K: 1 S: 13	H: 2 LOB: 2 BB: 0 P: 19	R: 1 H: 1 E: 1 K: 0 S: 10	H: 1 LOB: 0 BB: 0 P: 13	R: 1 H: 2 E: 0 K: 0 S: 7	H: 2 LOB: 0 BB: 0 P: 11	R: 0 H: 1 E: 0 K: 0 S: 7	H: 1 LOB: 0 BB: 0 P: 10	R: 0 H: 2 E: 0 K: 2 S: 11	H: 2 LOB: 2 BB: 0 P: 19	R: 0 H: 0 E: 0 K: 0 S: 7	H: 0 LOB: 0 BB: 0 P: 12	R: 0 H: 0 E: 0 K: 1 S: 9	H: 0 LOB: 0 BB: 0 P: 12	R: 0 H: 1 E: 0 K: 0 S: 10	H: 1 LOB: 1 BB: 0 P: 11	1B: 7 RBI: 2 HR: 1	SF: 0 SAC: 0 DP: 2 HBP: 0	WP: 0 PB: 0 SB: 1 CS: 1	PA: 36
PITCHER	IP WLS BF H R ER SO BB IBB HBP BLK WP HR S P ERA WHIP	IP WLS BF H R ER SO BB IBB HBP BLK WP HR S P ERA WHIP	IP WLS BF H R ER SO BB IBB HBP BLK WP HR S P ERA WHIP	IP WLS BF H R ER SO BB IBB HBP BLK WP HR S P ERA WHIP	IP WLS BF H R ER SO BB IBB HBP BLK WP HR S P ERA WHIP	IP WLS BF H R ER SO BB IBB HBP BLK WP HR S P ERA WHIP	IP WLS BF H R ER SO BB IBB HBP BLK WP HR S P ERA WHIP	IP WLS BF H R ER SO BB IBB HBP BLK WP HR S P ERA WHIP	IP WLS BF H R ER SO BB IBB HBP BLK WP HR S P ERA WHIP	IP WLS BF H R ER SO BB IBB HBP BLK WP HR S P ERA WHIP	IP WLS BF H R ER SO BB IBB HBP BLK WP HR S P ERA WHIP	IP WLS BF H R ER SO BB IBB HBP BLK WP HR S P ERA WHIP	IP WLS BF H R ER SO BB IBB HBP BLK WP HR S P ERA WHIP	IP WLS BF H R ER SO BB IBB HBP BLK WP HR S P ERA WHIP	IP WLS BF H R ER SO BB IBB HBP BLK WP HR S P ERA WHIP	IP WLS BF H R ER SO BB IBB HBP BLK WP HR S P ERA WHIP	IP WLS BF H R ER SO BB IBB HBP BLK WP HR S P ERA WHIP	IP WLS BF H R ER SO BB IBB HBP BLK WP HR S P ERA WHIP	IP WLS BF H R ER SO BB IBB HBP BLK WP HR S P ERA WHIP	IP WLS BF H R ER SO BB IBB HBP BLK WP HR S P ERA WHIP	IP WLS BF H R ER SO BB IBB HBP BLK WP HR S P ERA WHIP	IP WLS BF H R ER SO BB IBB HBP BLK WP HR S P ERA WHIP

St. Louis Cardinals @ Milwaukee Brewers
Miller Park, Milwaukee, WI
Wed Aug 31 2011, 7:11 PM - 9:45 PM CDT
Att: 38,073 - Partly Cloudy - 81 F

AB	35
R	3
H	11
RBI	3
BB	0
SO	4
LOB	9



Batter	1	2	3	4	5	6	7	8	9	AB	R	H	RBI	BB	SO	LOB	TOP							
15 Rafael Furcal, S OBP: 0.281, SLG: 0.313										4	2	1	1	1	2	1	St. Louis Cardinals @ Milwaukee Brewers Miller Park, Milwaukee, WI Thu Sep 01 2011, 3:12 PM - 6:07 PM CDT Att: 34,080 - Sunny - 85 F							
19 Jon Jay, L OBP: 0.342, SLG: 0.415										5	1	1	0	0	2	0								
5 Albert Pujols, R OBP: 0.364, SLG: 0.553										4	3	4	5	0	0	0								
7 Matt Holliday, R OBP: 0.397, SLG: 0.542										4	1	1	2	0	2	1								
12 Lance Berkman, S OBP: 0.399, SLG: 0.556 59 Fernando Salas, R 30 Jason Motte, R										4	0	0	0	0	0	4								
55 Skip Schumaker, L OBP: 0.343, SLG: 0.369										4	0	1	0	0	1	0								
4 Yadier Molina, R OBP: 0.335, SLG: 0.456										4	0	1	0	0	1	1								
33 Daniel Descalso, L OBP: 0.327, SLG: 0.347										4	0	0	0	0	0	1								
65 Brandon Dickson, R 28 Octavio Dotel, R Ryan Theriot, R										2	1	1	0	0	1	1								
Inning Stats	R: 2 E: 0 K: 2 S: 10	H: 2 LOB: 0 BB: 0 P: 18	R: 0 E: 0 K: 0 S: 6	H: 0 LOB: 0 BB: 0 P: 10	R: 4 E: 1 K: 2 S: 15	H: 3 LOB: 0 BB: 1 P: 24	R: 0 E: 0 K: 2 S: 14	H: 1 LOB: 1 BB: 0 P: 20	R: 2 E: 0 K: 3 S: 15	H: 3 LOB: 1 BB: 0 P: 21	R: 0 E: 0 K: 2 S: 7	H: 0 LOB: 0 BB: 0 P: 9	R: 0 E: 0 K: 1 S: 12	H: 1 LOB: 0 BB: 0 P: 13	R: 0 E: 0 K: 1 S: 8	H: 0 LOB: 0 BB: 0 P: 9		R: 0 E: 0 K: 0 S: 5	H: 0 LOB: 0 BB: 0 P: 8	1B: 5 2B: 1 3B: 0 HR: 4	SF: 0 SAC: 0 DP: 0 HBP: 0	WP: 1 PB: 0 SB: 0 CS: 0	PA: 38	
PITCHER	IP WLS BF H R ER SO BB IBB HBP BLK WP HR S P ERA WHIP	4.2 L 24 9 8 8 8 1 0 0 0 0 4 56 87 15.43 2.143	3.68 2.1 1.0 1.0	3.68 2.1 1.0 1.0	3.68 2.1 1.0 1.0	3.68 2.1 1.0 1.0	3.68 2.1 1.0 1.0	3.68 2.1 1.0 1.0	3.68 2.1 1.0 1.0	3.68 2.1 1.0 1.0	3.68 2.1 1.0 1.0	3.68 2.1 1.0 1.0	3.68 2.1 1.0 1.0	3.68 2.1 1.0 1.0	3.68 2.1 1.0 1.0	3.68 2.1 1.0 1.0	3.68 2.1 1.0 1.0	3.68 2.1 1.0 1.0	3.68 2.1 1.0 1.0	3.68 2.1 1.0 1.0	3.68 2.1 1.0 1.0	3.68 2.1 1.0 1.0	3.68 2.1 1.0 1.0	3.68 2.1 1.0 1.0

Batter	1	2	3	4	5	6	7	8	9	AB	R	H	RBI	BB	SO	LOB	BOTTOM								
1 Corey Hart, R OBP: 0.359, SLG: 0.512										5	1	2	2	0	0	0	St. Louis Cardinals @ Milwaukee Brewers Miller Park, Milwaukee, WI Thu Sep 01 2011, 3:12 PM - 6:07 PM CDT Att: 34,080 - Sunny - 85 F								
2 Nyjer Morgan, L OBP: 0.347, SLG: 0.426										4	0	1	0	1	1	1									
8 Ryan Braun, R OBP: 0.402, SLG: 0.588										5	0	1	0	0	2	2									
28 Prince Fielder, L OBP: 0.405, SLG: 0.543										5	1	1	1	0	2	2									
14 Casey McGehee, R OBP: 0.294, SLG: 0.360										3	0	2	0	1	1	0									
3 Yuniesky Betancourt, R OBP: 0.269, SLG: 0.376										4	0	1	0	0	0	3									
15 Jerry Hairston, R OBP: 0.346, SLG: 0.385										3	0	1	0	1	1	2									
20 Jonathan Lucroy, R OBP: 0.317, SLG: 0.403										4	1	1	1	0	1	5									
49 Yovani Gallardo, R 50 Kameron Loe, R 30 Craig Counsell, L 40 Takashi Saito, R 63 Frankie De La Cruz, R 25 Mark Kotsay, L										2	1	1	0	0	1	2									
Inning Stats	R: 0 E: 0 K: 0 S: 7	H: 1 LOB: 0 BB: 0 P: 9	R: 0 E: 0 K: 0 S: 5	H: 1 LOB: 1 BB: 0 P: 8	R: 3 E: 0 K: 3 S: 15	H: 3 LOB: 0 BB: 0 P: 20	R: 0 E: 0 K: 2 S: 15	H: 1 LOB: 2 BB: 1 P: 24	R: 0 E: 0 K: 1 S: 7	H: 0 LOB: 0 BB: 0 P: 9	R: 0 E: 0 K: 2 S: 16	H: 1 LOB: 2 BB: 1 P: 23	R: 0 E: 0 K: 0 S: 9	H: 0 LOB: 1 BB: 1 P: 16	R: 1 E: 0 K: 1 S: 10	H: 2 LOB: 1 BB: 0 P: 17		R: 0 E: 0 K: 0 S: 10	H: 2 LOB: 2 BB: 0 P: 14	1B: 6 2B: 2 3B: 0 HR: 3	SF: 0 SAC: 0 DP: 1 HBP: 0	WP: 0 PB: 0 SB: 0 CS: 0	PA: 40		
PITCHER	IP WLS BF H R ER SO BB IBB HBP BLK WP HR S P ERA WHIP	3.1 W 16 1 0 0 5 1 0 0 0 0 29 40 8.10 2.100	2.2 W 9 2 1 1 1 1 0 0 0 0 19 33 4.50 1.500	1.0 W 5 2 0 0 0 0 0 0 0 0 10 14 0.00 2.000	3.1 W 16 1 0 0 5 1 0 0 0 0 29 40 8.10 2.100	2.2 W 9 2 1 1 1 1 0 0 0 0 19 33 4.50 1.500	1.0 W 5 2 0 0 0 0 0 0 0 0 10 14 0.00 2.000	3.1 W 16 1 0 0 5 1 0 0 0 0 29 40 8.10 2.100	2.2 W 9 2 1 1 1 1 0 0 0 0 19 33 4.50 1.500	1.0 W 5 2 0 0 0 0 0 0 0 0 10 14 0.00 2.000	3.1 W 16 1 0 0 5 1 0 0 0 0 29 40 8.10 2.100	2.2 W 9 2 1 1 1 1 0 0 0 0 19 33 4.50 1.500	1.0 W 5 2 0 0 0 0 0 0 0 0 10 14 0.00 2.000	3.1 W 16 1 0 0 5 1 0 0 0 0 29 40 8.10 2.100	2.2 W 9 2 1 1 1 1 0 0 0 0 19 33 4.50 1.500	1.0 W 5 2 0 0 0 0 0 0 0 0 10 14 0.00 2.000	3.1 W 16 1 0 0 5 1 0 0 0 0 29 40 8.10 2.100	2.2 W 9 2 1 1 1 1 0 0 0 0 19 33 4.50 1.500	1.0 W 5 2 0 0 0 0 0 0 0 0 10 14 0.00 2.000	3.1 W 16 1 0 0 5 1 0 0 0 0 29 40 8.10 2.100	2.2 W 9 2 1 1 1 1 0 0 0 0 19 33 4.50 1.500	1.0 W 5 2 0 0 0 0 0 0 0 0 10 14 0.00 2.000	3.1 W 16 1 0 0 5 1 0 0 0 0 29 40 8.10 2.100	2.2 W 9 2 1 1 1 1 0 0 0 0 19 33 4.50 1.500	1.0 W 5 2 0 0 0 0 0 0 0 0 10 14 0.00 2.000

Batter	1	2	3	4	5	6	7	8	9	AB	R	H	RBI	BB	SO	LOB	TOP					
2 Niyer Morgan, L OBP: 0.395, SLG: 0.424										3	2	1	0	1	0	0	Milwaukee Brewers @ Houston Astros Minute Maid Park, Houston, TX Sat Sep 03 2011, 6:09 PM - 9:22 PM CDT Att: 24,982 - Roof Closed - 73 F					
15 Jerry Hairston, R OBP: 0.342, SLG: 0.378										4	0	1	0	0	1	3						
8 Ryan Braun, R OBP: 0.400, SLG: 0.582										5	1	1	0	0	3	5						
28 Prince Fielder, L OBP: 0.408, SLG: 0.552										5	0	1	2	0	1	4						
14 Casey McGehee, R OBP: 0.295, SLG: 0.365										0	0	0	0	0	0	0						
25 Mark Kotsay, L OBP: 0.323, SLG: 0.500										4	0	2	1	0	0	1						
27 Carlos Gómez, R OBP: 0.269, SLG: 0.376										1	1	0	0	0	0	2						
5 Taylor Green, L OBP: 0.571, SLG: 0.714										5	1	2	1	0	0	2						
9 George Kottaras, L OBP: 0.318, SLG: 0.346										5	2	4	2	0	0	1						
12 Martin Maldonado, R OBP: 0.273, SLG: 0.218										0	0	0	0	0	0	0						
30 Craig Counsell, L OBP: 0.273, SLG: 0.218										5	1	1	2	0	0	4						
38 Chris Narveson, L OBP: 0.185, SLG: 0.196										2	0	0	0	0	2	1						
9 Josh Wilson, R OBP: 0.287, SLG: 0.336										1	0	0	0	0	0	0						
50 Kameron Loe, R OBP: 0.259, SLG: 0.333										1	0	0	0	0	0	0						
41 Marco Estrada, R OBP: 0.259, SLG: 0.333										0	0	0	0	0	0	0						
22 Logan Schafer, L OBP: 0.259, SLG: 0.333										1	0	0	0	0	0	1						
63 Frankie De La Cruz, R OBP: 0.259, SLG: 0.333										0	0	0	0	0	0	0						
Inning Stats	R: 1 E: 1 K: 1 S: 16	H: 0 LOB: 1 BB: 0 P: 27	R: 0 E: 0 K: 1 S: 13	H: 1 LOB: 1 BB: 0 P: 23	R: 0 E: 0 K: 1 S: 12	H: 1 LOB: 1 BB: 0 P: 18	R: 1 E: 0 K: 0 S: 8	H: 1 LOB: 0 BB: 0 P: 13	R: 2 E: 0 K: 2 S: 16	H: 3 LOB: 2 BB: 1 P: 24	R: 2 E: 0 K: 1 S: 21	H: 3 LOB: 1 BB: 0 P: 27	R: 2 E: 0 K: 1 S: 19	H: 3 LOB: 2 BB: 0 P: 29	R: 0 E: 0 K: 1 S: 10	H: 0 LOB: 2 BB: 0 P: 13	R: 0 E: 0 K: 1 S: 7	H: 1 LOB: 1 BB: 0 P: 8	1B: 6 2B: 4 3B: 1 HR: 2	SF: 0 SAC: 0 DP: 0 HBP: 2	WP: 1 PB: 0 SB: 2 CS: 0	PA: 45
PITCHER	IP WLS BF H R ER SO BB IBB HBP BLK WP HR S P ERA WHIP																					
20 Bud Norris, R ERA: 3.83	5.1 L 28 9 6 5 5 1 0 0 0 0 1 2 78 121 8.44 1.875																					
66 Eneiro Del Rosario, R ERA: 4.44	0.2 0 0 0 1 0 0 0 0 0 0 0 8 11 0.00 0.000																					
62 Aneury Rodriguez, R ERA: 5.24	1.0 6 3 2 2 1 0 0 0 0 0 0 19 29 18.00 3.000																					
68 Juan Abreu, R ERA: 5.4	1.0 5 0 0 0 1 0 0 0 2 0 0 10 13 0.00 0.000																					
28 David Carpenter, R ERA: 3.28	1.0 4 1 0 0 1 0 0 0 0 0 0 7 8 0.00 1.000																					

Batter	1	2	3	4	5	6	7	8	9	AB	R	H	RBI	BB	SO	LOB	BOTTOM					
11 Jason Bourgeois, R OBP: 0.314, SLG: 0.353										4	0	1	0	0	0	0	Milwaukee Brewers @ Houston Astros Minute Maid Park, Houston, TX Sat Sep 03 2011, 6:09 PM - 9:22 PM CDT Att: 24,982 - Roof Closed - 73 F					
27 Jose Altuve, R OBP: 0.311, SLG: 0.389										4	0	0	0	0	1	1						
14 J.D. Martinez, R OBP: 0.331, SLG: 0.496										3	1	1	0	1	1	1						
45 Carlos Lee, R OBP: 0.338, SLG: 0.444										4	1	2	2	0	0	2						
38 Jimmy Paredes, S OBP: 0.336, SLG: 0.435										4	0	0	0	0	1	3						
4 Jason Michaels, R OBP: 0.281, SLG: 0.302										3	0	1	0	0	1	0						
62 Aneury Rodriguez, R OBP: 0.281, SLG: 0.302										0	0	0	0	0	0	0						
68 Juan Abreu, R OBP: 0.343, SLG: 0.373										0	0	0	0	0	0	0						
29 Brett Wallace, L OBP: 0.343, SLG: 0.373										1	0	0	0	0	0	1						
28 David Carpenter, R OBP: 0.343, SLG: 0.373										0	0	0	0	0	0	0						
12 Clint Barmes, R OBP: 0.320, SLG: 0.380										2	0	0	0	2	0	0						
22 Carlos Corporán, S OBP: 0.263, SLG: 0.263										3	0	0	0	1	1	1						
20 Bud Norris, R OBP: 0.143, SLG: 0.167										2	0	0	0	0	1	4						
66 Eneiro Del Rosario, R OBP: 0.143, SLG: 0.167										0	0	0	0	0	0	0						
8 JB Shuck, L OBP: 0.340, SLG: 0.283										2	0	0	0	0	0	0						
Inning Stats	R: 0 E: 0 K: 2 S: 12	H: 1 LOB: 1 BB: 0 P: 18	R: 0 E: 0 K: 0 S: 9	H: 1 LOB: 2 BB: 2 P: 20	R: 0 E: 1 K: 0 S: 9	H: 1 LOB: 2 BB: 0 P: 15	R: 0 E: 0 K: 2 S: 10	H: 0 LOB: 1 BB: 1 P: 21	R: 2 E: 0 K: 0 S: 11	H: 1 LOB: 0 BB: 0 P: 19	R: 0 E: 0 K: 1 S: 11	H: 0 LOB: 0 BB: 0 P: 16	R: 0 E: 0 K: 0 S: 5	H: 0 LOB: 0 BB: 0 P: 6	R: 0 E: 0 K: 1 S: 12	H: 1 LOB: 1 BB: 0 P: 15	R: 0 E: 0 K: 0 S: 6	H: 0 LOB: 0 BB: 0 P: 10	1B: 4 2B: 0 3B: 0 HR: 1	SF: 0 SAC: 0 DP: 1 HBP: 0	WP: 0 PB: 0 SB: 1 CS: 0	PA: 36
PITCHER	IP WLS BF H R ER SO BB IBB HBP BLK WP HR S P ERA WHIP																					
38 Chris Narveson, L ERA: 4.28	5.0 W 23 4 2 2 4 4 0 0 0 0 0 1 51 93 3.60 1.600																					
50 Kameron Loe, R ERA: 3.44	2.0 6 0 0 0 1 0 0 0 0 0 0 16 22 0.00 0.000																					
41 Marco Estrada, R ERA: 4.2	1.0 4 1 0 0 1 0 0 0 0 0 0 12 15 0.00 1.000																					
63 Frankie De La Cruz, R ERA: 2.08	1.0 3 0 0 0 0 0 0 0 0 0 0 6 10 0.00 0.000																					



Batter	1	2	3	4	5	6	7	8	9	AB	R	H	RBI	BB	SO	LOB	TOP						
1 Corey Hart, R OBP: 0.355, SLG: 0.502										5	1	2	0	0	0	2							
2 Nyjer Morgan, L OBP: 0.369, SLG: 0.439										5	0	3	0	0	1	1							
8 Ryan Braun, R OBP: 0.402, SLG: 0.590										4	0	0	0	1	0	4							
28 Prince Fielder, L OBP: 0.405, SLG: 0.542										4	0	1	1	0	2	4							
14 Casey McGehee, R OBP: 0.294, SLG: 0.361										4	0	0	0	1	0	5							
3 Yuniesky Betancourt, R OBP: 0.272, SLG: 0.375										4	0	0	0	0	1	3							
30 Craig Counsell, L OBP: 0.271, SLG: 0.218										3	0	0	0	0	1	0							
5 Taylor Green, L OBP: 0.538, SLG: 0.769										3	0	2	1	1	0	0							
20 Jonathan Lucroy, R OBP: 0.318, SLG: 0.409										3	0	1	0	0	0	2							
49 Yovani Gallardo, R OBP: 0.262, SLG: 0.323										0	0	0	0	0	0	0							
50 Kameron Loe, R OBP: 0.316, SLG: 0.344										0	0	0	0	0	0	0							
25 Mark Kotsay, L OBP: 0.157, SLG: 0.171										0	0	0	0	0	0	0							
63 Frankie De La Cruz, R OBP: 0.157, SLG: 0.171										0	0	0	0	0	0	0							
Inning Stats	R: 0 E: 0 K: 1 S: 14	H: 1 LOB: 3 BB: 2 P: 23	R: 0 E: 0 K: 2 S: 8	H: 0 LOB: 0 BB: 0 P: 9	R: 0 E: 1 K: 0 S: 7	H: 0 LOB: 2 BB: 0 P: 13	R: 0 E: 0 K: 0 S: 11	H: 1 LOB: 2 BB: 1 P: 18	R: 0 E: 0 K: 1 S: 12	H: 1 LOB: 1 BB: 0 P: 14	R: 0 E: 0 K: 2 S: 13	H: 1 LOB: 1 BB: 0 P: 10	R: 0 E: 0 K: 1 S: 15	H: 1 LOB: 1 BB: 0 P: 19	R: 1 E: 0 K: 0 S: 15	H: 2 LOB: 1 BB: 0 P: 25	R: 1 E: 0 K: 0 S: 11	H: 3 LOB: 1 BB: 0 P: 14	1B: 8 2B: 2 3B: 0 HR: 0	SF: 0 SAC: 0 DP: 1 HBP: 1	WP: 0 PB: 0 SB: 0 CS: 0	PA: 41	
PITCHER	IP WLS BF H R ER SO BB IBB HBP BLK WP HR S P ERA WHIP	IP WLS BF H R ER SO BB IBB HBP BLK WP HR S P ERA WHIP	IP WLS BF H R ER SO BB IBB HBP BLK WP HR S P ERA WHIP	IP WLS BF H R ER SO BB IBB HBP BLK WP HR S P ERA WHIP	IP WLS BF H R ER SO BB IBB HBP BLK WP HR S P ERA WHIP	IP WLS BF H R ER SO BB IBB HBP BLK WP HR S P ERA WHIP	IP WLS BF H R ER SO BB IBB HBP BLK WP HR S P ERA WHIP	IP WLS BF H R ER SO BB IBB HBP BLK WP HR S P ERA WHIP	IP WLS BF H R ER SO BB IBB HBP BLK WP HR S P ERA WHIP	IP WLS BF H R ER SO BB IBB HBP BLK WP HR S P ERA WHIP	IP WLS BF H R ER SO BB IBB HBP BLK WP HR S P ERA WHIP	IP WLS BF H R ER SO BB IBB HBP BLK WP HR S P ERA WHIP	IP WLS BF H R ER SO BB IBB HBP BLK WP HR S P ERA WHIP	IP WLS BF H R ER SO BB IBB HBP BLK WP HR S P ERA WHIP	IP WLS BF H R ER SO BB IBB HBP BLK WP HR S P ERA WHIP	IP WLS BF H R ER SO BB IBB HBP BLK WP HR S P ERA WHIP	IP WLS BF H R ER SO BB IBB HBP BLK WP HR S P ERA WHIP	IP WLS BF H R ER SO BB IBB HBP BLK WP HR S P ERA WHIP	IP WLS BF H R ER SO BB IBB HBP BLK WP HR S P ERA WHIP	IP WLS BF H R ER SO BB IBB HBP BLK WP HR S P ERA WHIP	IP WLS BF H R ER SO BB IBB HBP BLK WP HR S P ERA WHIP	IP WLS BF H R ER SO BB IBB HBP BLK WP HR S P ERA WHIP	IP WLS BF H R ER SO BB IBB HBP BLK WP HR S P ERA WHIP

Milwaukee Brewers @ St. Louis Cardinals
 Busch Stadium, St. Louis, MO
 Tue Sep 06 2011, 7:17 PM - 10:01 PM CDT
 Att: 35,397 - Clear - 72 F

AB	37
R	2
H	10
RBI	2
BB	3
SO	7
LOB	21



Batter	1	2	3	4	5	6	7	8	9	AB	R	H	RBI	BB	SO	LOB	BOTTOM						
15 Rafael Furcal, S OBP: 0.281, SLG: 0.316										3	0	2	0	1	0	0							
19 Jon Jay, L OBP: 0.352, SLG: 0.444										3	2	2	2	0	0	1							
5 Albert Pujols, R OBP: 0.366, SLG: 0.549										3	0	0	0	1	0	3							
7 Matt Holliday, R OBP: 0.395, SLG: 0.545										4	1	2	1	0	1	3							
12 Lance Berkman, S OBP: 0.398, SLG: 0.547										4	0	2	1	0	1	0							
56 Adron Chambers, L (8, PR)										0	0	0	0	0	0	0							
30 Jason Motte, R										0	0	0	0	0	0	0							
23 David Freese, R OBP: 0.344, SLG: 0.433										3	0	0	0	0	2	2							
33 Daniel Descalso, L OBP: 0.328, SLG: 0.354										1	0	0	0	0	0	2							
55 Skip Schumaker, L OBP: 0.342, SLG: 0.367										4	0	0	0	0	2	3							
4 Yadier Molina, R OBP: 0.333, SLG: 0.447										3	0	0	0	1	0	3							
26 Kyle Lohse, R OBP: 0.185, SLG: 0.156										2	0	0	0	0	0	1							
59 Fernando Salas, R ERA: 3.71										0	0	0	0	0	0	0							
34 Marc Rzepczynski, L ERA: 2.72										0	0	0	0	0	0	0							
21 Allen Craig, R OBP: 0.156, SLG: 0.156										0	0	0	0	0	0	0							
27 Tyler Greene, R OBP: 0.156, SLG: 0.156										0	0	0	0	0	0	0							
46 Kyle McClellan, R OBP: 0.157, SLG: 0.171										0	0	0	0	0	0	0							
Ryan Theriot, R OBP: 0.156, SLG: 0.156										0	0	0	0	0	0	0							
Inning Stats	R: 1 E: 0 K: 2 S: 14	H: 1 LOB: 2 BB: 2 P: 26	R: 0 E: 0 K: 0 S: 7	H: 0 LOB: 0 BB: 0 P: 10	R: 2 E: 0 K: 1 S: 13	H: 2 LOB: 0 BB: 0 P: 21	R: 0 E: 0 K: 1 S: 11	H: 0 LOB: 1 BB: 1 P: 20	R: 0 E: 0 K: 0 S: 8	H: 1 LOB: 0 BB: 0 P: 12	R: 0 E: 0 K: 1 S: 8	H: 0 LOB: 0 BB: 0 P: 14	R: 0 E: 0 K: 0 S: 9	H: 3 LOB: 2 BB: 0 P: 12	R: 0 E: 0 K: 1 S: 11	H: 2 LOB: 3 BB: 0 P: 16	1B: 7 2B: 0 3B: 0 HR: 2	SF: 0 SAC: 1 DP: 1 HBP: 0	WP: 2 PB: 0 SB: 0 CS: 0	PA: 35			
PITCHER	IP WLS BF H R ER SO BB IBB HBP BLK WP HR S P ERA WHIP	IP WLS BF H R ER SO BB IBB HBP BLK WP HR S P ERA WHIP	IP WLS BF H R ER SO BB IBB HBP BLK WP HR S P ERA WHIP	IP WLS BF H R ER SO BB IBB HBP BLK WP HR S P ERA WHIP	IP WLS BF H R ER SO BB IBB HBP BLK WP HR S P ERA WHIP	IP WLS BF H R ER SO BB IBB HBP BLK WP HR S P ERA WHIP	IP WLS BF H R ER SO BB IBB HBP BLK WP HR S P ERA WHIP	IP WLS BF H R ER SO BB IBB HBP BLK WP HR S P ERA WHIP	IP WLS BF H R ER SO BB IBB HBP BLK WP HR S P ERA WHIP	IP WLS BF H R ER SO BB IBB HBP BLK WP HR S P ERA WHIP	IP WLS BF H R ER SO BB IBB HBP BLK WP HR S P ERA WHIP	IP WLS BF H R ER SO BB IBB HBP BLK WP HR S P ERA WHIP	IP WLS BF H R ER SO BB IBB HBP BLK WP HR S P ERA WHIP	IP WLS BF H R ER SO BB IBB HBP BLK WP HR S P ERA WHIP	IP WLS BF H R ER SO BB IBB HBP BLK WP HR S P ERA WHIP	IP WLS BF H R ER SO BB IBB HBP BLK WP HR S P ERA WHIP	IP WLS BF H R ER SO BB IBB HBP BLK WP HR S P ERA WHIP	IP WLS BF H R ER SO BB IBB HBP BLK WP HR S P ERA WHIP	IP WLS BF H R ER SO BB IBB HBP BLK WP HR S P ERA WHIP	IP WLS BF H R ER SO BB IBB HBP BLK WP HR S P ERA WHIP	IP WLS BF H R ER SO BB IBB HBP BLK WP HR S P ERA WHIP	IP WLS BF H R ER SO BB IBB HBP BLK WP HR S P ERA WHIP	IP WLS BF H R ER SO BB IBB HBP BLK WP HR S P ERA WHIP

Milwaukee Brewers @ St. Louis Cardinals
 Busch Stadium, St. Louis, MO
 Tue Sep 06 2011, 7:17 PM - 10:01 PM CDT
 Att: 35,397 - Clear - 72 F

AB	31
R	4
H	9
RBI	4
BB	3
SO	6
LOB	18



Batter	1	2	3	4	5	6	7	8	9	AB	R	H	RBI	BB	SO	LOB	TOP					
1 Corey Hart, R OBP: 0.352, SLG: 0.498	G6-3			K		F7		G6-4-3		4	0	0	0	0	1	1	Milwaukee Brewers @ St. Louis Cardinals Busch Stadium, St. Louis, MO Wed Sep 07 2011, 7:15 PM - 9:21 PM CDT Att: 38,891 - Clear - 75 F					
2 Nyjer Morgan, L OBP: 0.360, SLG: 0.441	P5			2B		8 1B BB		K		3	0	1	0	1	1	0						
8 Ryan Braun, R OBP: 0.401, SLG: 0.587	G6-3			F8		1B		G1-3		4	0	1	0	0	0	1						
28 Prince Fielder, L OBP: 0.406, SLG: 0.540	5 6-3 1B			IBB		F8		F7		3	0	1	0	1	0	2						
14 Casey McGehee, R OBP: 0.293, SLG: 0.360	K			K		F8				2	0	0	0	0	2	3						
30 Craig Counsell, L OBP: 0.269, SLG: 0.216										1	0	0	0	0	0	0						
5 Taylor Green, L OBP: 0.438, SLG: 0.625	G6-3					P5		L9		3	0	0	0	0	0	1						
3 Yuniesky Betancourt, R OBP: 0.271, SLG: 0.373				P5		K		L6		3	0	0	0	0	1	0						
20 Jonathan Lucroy, R OBP: 0.315, SLG: 0.406				P3		G6-3		F9		3	0	0	0	0	0	0						
13 Zack Greinke, R OBP: 0.227, SLG: 0.244				L8		G6-3		G6-4-3 1B		2	0	0	0	0	0	0						
25 Mark Kotsay, L OBP: 0.319, SLG: 0.347										1	0	1	0	0	0	0						
32 LaTroy Hawkins, R OBP: 0.269, SLG: 0.216										0	0	0	0	0	0	0						
Inning Stats	R: 0 E: 0 K: 0 S: 7	H: 0 LOB: 0 BB: 0 P: 10	R: 0 E: 0 K: 1 S: 8	H: 1 LOB: 0 BB: 0 P: 13	R: 0 E: 0 K: 0 S: 5	H: 0 LOB: 2 BB: 1 P: 6	R: 0 E: 0 K: 2 S: 11	H: 1 LOB: 0 BB: 1 P: 20	R: 0 E: 0 K: 1 S: 6	H: 0 LOB: 0 BB: 0 P: 6	R: 0 E: 0 K: 0 S: 7	H: 1 LOB: 2 BB: 1 P: 14	R: 0 E: 0 K: 0 S: 5	H: 0 LOB: 0 BB: 0 P: 7	R: 0 E: 0 K: 0 S: 4	H: 1 LOB: 0 BB: 0 P: 7	R: 0 E: 0 K: 1 S: 11	H: 0 LOB: 0 BB: 0 P: 14	1B: 3 2B: 1 3B: 0 HR: 0	SF: 0 SAC: 0 DP: 2 HBP: 0	WP: 0 PB: 0 CS: 0	PA: 31
PITCHER 29 Chris Carpenter, R ERA: 3.75	IP: 9.0 WLS: W BF: 31 H: 4 R: 0 ER: 0 SO: 5 BB: 1 IBB: 1 HBP: 0 BLK: 0 WP: 0 HR: 0 S: 64 P: 97 ERA: 0.00 WHIP: 0.556															PITCHER						

Batter	1	2	3	4	5	6	7	8	9	AB	R	H	RBI	BB	SO	LOB	BOTTOM			
15 Rafael Furcal, S OBP: 0.280, SLG: 0.326	G6-3		G1-3		HR			K		4	1	1	1	0	1	0	Milwaukee Brewers @ St. Louis Cardinals Busch Stadium, St. Louis, MO Wed Sep 07 2011, 7:15 PM - 9:21 PM CDT Att: 38,891 - Clear - 75 F			
19 Jon Jay, L OBP: 0.355, SLG: 0.447	7 1B		5 1B		5 6-3 1B			F8		4	0	3	0	0	0	0				
5 Albert Pujols, R OBP: 0.367, SLG: 0.549	F7		7 1B		7 6-4 1B			12 2B 1B		4	0	2	0	0	0	2				
7 Matt Holliday, R OBP: 0.394, SLG: 0.542	1B		FC6-4		F9			K		4	0	1	0	0	1	3				
12 Lance Berkman, S OBP: 0.398, SLG: 0.551	G1-3				55 SH1-3 4 SF9 2B			G4-3		4	1	2	0	0	0	2				
Ryan Theriot, R OBP: 0.318, SLG: 0.333								1-H 2B		0	0	0	0	0	0	0				
55 Skip Schumaker, L OBP: 0.340, SLG: 0.364	G6-3		SH1-3		2-3			G4-3		2	0	0	0	0	0	0				
4 Yadier Molina, R OBP: 0.330, SLG: 0.445	K		SF9		3-H			F8		2	0	0	1	0	1	0				
33 Daniel Descalso, L OBP: 0.328, SLG: 0.354	G4-3				1B			F8		3	0	1	0	0	0	0				
29 Chris Carpenter, R OBP: 0.177, SLG: 0.200			F9		K			K		3	0	0	0	0	2	1				
Inning Stats	R: 0 E: 0 K: 0 S: 9	H: 2 LOB: 2 BB: 0 P: 14	R: 0 E: 0 K: 1 S: 9	H: 0 LOB: 0 BB: 0 P: 15	R: 0 E: 0 K: 0 S: 10	H: 2 LOB: 1 BB: 0 P: 14	R: 1 E: 0 K: 1 S: 9	H: 2 LOB: 1 BB: 0 P: 11	R: 0 E: 0 K: 0 S: 5	H: 0 LOB: 0 BB: 0 P: 8	R: 0 E: 0 K: 2 S: 9	H: 0 LOB: 0 BB: 0 P: 15	R: 0 E: 0 K: 1 S: 14	H: 2 LOB: 2 BB: 0 P: 18	R: 0 E: 0 K: 1 S: 14	H: 2 LOB: 2 BB: 0 P: 18	1B: 7 2B: 2 3B: 0 HR: 1	SF: 1 SAC: 1 DP: 1 HBP: 0	WP: 0 PB: 0 CS: 0	PA: 32
PITCHER 13 Zack Greinke, R ERA: 3.93	IP: 7.0 WLS: L BF: 28 H: 8 R: 2 ER: 2 SO: 4 BB: 0 IBB: 0 HBP: 0 BLK: 0 WP: 0 HR: 1 S: 57 P: 87 ERA: 2.57 WHIP: 1.143															PITCHER				
32 LaTroy Hawkins, R ERA: 2.51	IP: 1.0 WLS: L BF: 4 H: 2 R: 0 ER: 0 SO: 1 BB: 0 IBB: 0 HBP: 0 BLK: 0 WP: 0 HR: 0 S: 14 P: 18 ERA: 0.00 WHIP: 2.000															PITCHER				

AB	29
R	0
H	4
RBI	0
BB	2
SO	5
LOB	8

AB	30
R	2
H	10
RBI	2
BB	0
SO	5
LOB	8



Batter	1	2	3	4	5	6	7	8	9	10	11	AB	R	H	RBI	BB	SO	LOB	TOP						
Dexter Fowler, S OBP: 0.367, SLG: 0.445												5	0	1	0	0	2	2							
14 Mark Ellis, R OBP: 0.265, SLG: 0.345												4	0	2	0	1	2	1							
5 Carlos González, L OBP: 0.367, SLG: 0.525												5	0	1	0	0	0	3							
2 Troy Tulowitzki, R OBP: 0.375, SLG: 0.549 14 Tommy Field, R												3	0	0	0	0	2	4							
17 Todd Helton, L OBP: 0.272, SLG: 0.366 10 Chris Nelson, R												2	0	0	0	2	0	3							
7 Seth Smith, L OBP: 0.265, SLG: 0.500												4	1	1	0	1	0	1							
58 Jordan Pacheco, R OBP: 0.304, SLG: 0.435												5	0	1	0	0	1	4							
20 Wilin Rosario, R OBP: 0.238, SLG: 0.400												5	0	1	1	0	2	3							
48 Esmil Rogers, R ERA: 3.87 32 LaTroy Hawkins, R ERA: 2.0 40 Takashi Saito, R ERA: 1.99 57 Francisco Rodriguez, R ERA: 2.86 59 John Axford, R ERA: 2.1												2	0	0	0	0	2	2							
Inning Stats	R: 0 E: 0 K: 1 S: 19	H: 1 LOB: 2 BB: 1 P: 33	R: 0 E: 0 K: 2 S: 9	H: 1 LOB: 1 BB: 0 P: 15	R: 0 E: 2 K: 2 S: 16	H: 1 LOB: 3 BB: 1 P: 31	R: 1 E: 0 K: 2 S: 14	H: 2 LOB: 1 BB: 0 P: 21	R: 0 E: 0 K: 0 S: 8	H: 0 LOB: 0 BB: 1 P: 14	R: 0 E: 0 K: 0 S: 8	H: 1 LOB: 1 BB: 0 P: 17	R: 0 E: 0 K: 1 S: 6	H: 0 LOB: 0 BB: 0 P: 8	R: 0 E: 0 K: 1 S: 12	H: 1 LOB: 1 BB: 0 P: 17	R: 0 E: 0 K: 1 S: 15	H: 1 LOB: 2 BB: 1 P: 26	1B: 7 2B: 2 3B: 0 HR: 0	SF: 0 SAC: 0 DP: 1 HBP: 0	WP: 0 PB: 0 SB: 2 CS: 1	PA: 44			
PITCHER	IP 5.0	WLS 23	BF 23	H 5	R 1	ER 1	SO 9	BB 0	IBB 0	HBP 0	BLK 0	WP 0	HR 0	S 67	P 116	ERA 1.80	WHIP 1.400								
PITCHER	IP 1.0	WLS 0	BF 5	H 1	R 0	ER 0	SO 1	BB 0	IBB 0	HBP 0	BLK 0	WP 0	HR 0	S 15	P 26	ERA 0.00	WHIP 2.000								

Colorado Rockies @ Milwaukee Brewers
Miller Park, Milwaukee, WI
Tue Sep 13 2011, 7:11 PM - 10:59 PM CDT
Att: 37,120 - Roof Closed - 77 F

livebaseballscorecards.com

AB 40
R 1
H 9
RBI 1
BB 4
SO 13
LOB 24

Batter	1	2	3	4	5	6	7	8	9	10	11	AB	R	H	RBI	BB	SO	LOB	BOTTOM					
1 Corey Hart, R OBP: 0.356, SLG: 0.501												2	0	0	0	3	1	1						
2 Nyjer Morgan, L OBP: 0.354, SLG: 0.434												4	0	0	0	1	1	4						
8 Ryan Braun, R OBP: 0.396, SLG: 0.581												5	1	1	1	0	1	3						
28 Prince Fielder, L OBP: 0.407, SLG: 0.543												4	1	2	1	0	1	1						
23 Rickie Weeks Jr., R OBP: 0.352, SLG: 0.476 15 Jerry Hairston, R OBP: 0.334, SLG: 0.381												2	0	1	0	1	0	0						
14 Casey McGehee, R OBP: 0.292, SLG: 0.357												4	0	1	0	0	0	2						
3 Yuniesky Betancourt, R OBP: 0.269, SLG: 0.373												4	0	0	0	0	0	2						
20 Jonathan Lucroy, R OBP: 0.312, SLG: 0.395												3	0	1	0	1	0	0						
13 Zack Greinke, R ERA: 3.87 32 LaTroy Hawkins, R ERA: 2.0 40 Takashi Saito, R ERA: 1.99 57 Francisco Rodriguez, R ERA: 2.86 59 John Axford, R ERA: 2.1												1	0	0	0	0	1	1						
Inning Stats	R: 0 E: 0 K: 1 S: 13	H: 0 LOB: 0 BB: 0 P: 18	R: 0 E: 0 K: 0 S: 8	H: 2 LOB: 1 BB: 0 P: 14	R: 0 E: 0 K: 1 S: 11	H: 1 LOB: 2 BB: 1 P: 19	R: 0 E: 0 K: 0 S: 10	H: 1 LOB: 1 BB: 1 P: 14	R: 0 E: 0 K: 0 S: 8	H: 0 LOB: 0 BB: 1 P: 12	R: 0 E: 0 K: 0 S: 8	H: 0 LOB: 0 BB: 0 P: 13	R: 0 E: 0 K: 0 S: 4	H: 0 LOB: 1 BB: 1 P: 9	R: 1 E: 0 K: 0 S: 7	H: 1 LOB: 0 BB: 0 P: 10	1B: 2 2B: 2 3B: 0 HR: 2	SF: 0 SAC: 0 DP: 1 HBP: 0	WP: 1 PB: 0 SB: 0 CS: 1	PA: 40				
PITCHER	IP 6.0	WLS 4	BF 24	H 5	R 0	ER 0	SO 2	BB 1	IBB 0	HBP 0	BLK 0	WP 0	HR 0	S 63	P 96	ERA 1.50	WHIP 1.333							
PITCHER	IP 1.0	WLS 0	BF 5	H 1	R 0	ER 0	SO 1	BB 0	IBB 0	HBP 0	BLK 0	WP 0	HR 0	S 12	P 26	ERA 0.00	WHIP 2.000							

Colorado Rockies @ Milwaukee Brewers
Miller Park, Milwaukee, WI
Tue Sep 13 2011, 7:11 PM - 10:59 PM CDT
Att: 37,120 - Roof Closed - 77 F

livebaseballscorecards.com

AB 33
R 2
H 6
RBI 2
BB 6
SO 7
LOB 15

Batter	1	2	3	4	5	6	7	8	9	AB	R	H	RBI	BB	SO	LOB	TOP																									
Dexter Fowler, S OBP: 0.367, SLG: 0.443										4	2	1	0	1	1	1	Colorado Rockies @ Milwaukee Brewers Miller Park, Milwaukee, WI Wed Sep 14 2011, 7:12 PM - 10:29 PM CDT Att: 38,302 - Roof Closed - 70 F																									
14 Mark Ellis, R OBP: 0.291, SLG: 0.350										5	2	4	1	0	1	0																										
5 Carlos González, L OBP: 0.365, SLG: 0.529										4	1	1	3	0	2	3																										
23 Jason Giambi, L OBP: 0.368, SLG: 0.634										3	0	1	0	1	1	1																										
10 Chris Nelson, R OBP: 0.271, SLG: 0.364										1	0	0	0	0	1	2																										
7 Seth Smith, L OBP: 0.345, SLG: 0.497										3	0	0	0	1	0	2																										
58 Jordan Pacheco, R OBP: 0.296, SLG: 0.407										4	0	1	0	0	0	1																										
20 Wilin Rosario, R OBP: 0.240, SLG: 0.500										4	1	1	1	0	2	2																										
14 Tommy Field, R OBP: 0.200, SLG: 0.111										4	0	1	0	0	0	2																										
40 Kevin Millwood, R OBP: 0.206, SLG: 0.357										2	0	0	0	0	0	0																										
34 Matt Belisle, R OBP: 0.290, SLG: 1.000										0	0	0	0	0	0	0																										
16 Huston Street, R OBP: 0.286, SLG: 0.400										0	0	0	0	0	0	0																										
49 Rex Brothers, L OBP: 0.286, SLG: 0.400										0	0	0	0	0	0	0																										
1 Eric Young Jr., S OBP: 0.297, SLG: 0.388										1	0	1	0	0	0	0																										
63 Rafael Betancourt, R OBP: 0.297, SLG: 0.388										0	0	0	0	0	0	0																										
Inning Stats	R: 0 E: 0 K: 2 S: 14	H: 1 LOB: 1 BB: 0 P: 22	R: 0 E: 0 K: 1 S: 9	H: 0 LOB: 0 BB: 0 P: 12	R: 3 E: 0 K: 0 S: 15	H: 3 LOB: 1 BB: 1 P: 23	R: 1 E: 0 K: 1 S: 11	H: 1 LOB: 0 BB: 0 P: 14	R: 2 E: 1 K: 0 S: 16	H: 3 LOB: 1 BB: 0 P: 26	R: 0 E: 0 K: 1 S: 7	H: 0 LOB: 0 BB: 0 P: 8	R: 0 E: 0 K: 1 S: 11	H: 0 LOB: 0 BB: 0 P: 15	R: 0 E: 0 K: 2 S: 13	H: 1 LOB: 2 BB: 1 P: 22	R: 0 E: 0 K: 2 S: 13	H: 2 LOB: 2 BB: 1 P: 21	1B: 8 2B: 1 3B: 0 HR: 2	SF: 1 SAC: 1 DP: 0 HBP: 0	WP: 0 PB: 0 SB: 1 CS: 1	PA: 40																				
PITCHER	IP	WLS	BF	H	R	ER	SO	BB	IBB	HBP	BLK	WP	HR	S	P	ERA	WHIP	PITCHER								IP	WLS	BF	H	R	ER	SO	BB	IBB	HBP	BLK	WP	HR	S	P	ERA	WHIP
18 Shaun Marcum, R ERA: 3.4	5.0	L	24	8	6	5	4	1	0	0	0	0	2	65	97	9.00	1.800																									
38 Chris Narveson, L ERA: 4.4	2.0		6	0	0	0	2	0	0	0	0	0	0	18	23	0.00	0.000																									
41 Marco Estrada, R ERA: 4.11	1.0		5	1	0	0	2	1	0	0	0	0	0	13	22	0.00	2.000																									
64 Mike Fiers, R ERA:	1.0		5	2	0	0	2	1	0	0	0	0	0	13	21	0.00	3.000																									

AB	35
R	6
H	11
RBI	5
BB	3
SO	10
LOB	14



Batter	1	2	3	4	5	6	7	8	9	AB	R	H	RBI	BB	SO	LOB	BOTTOM																										
1 Corey Hart, R OBP: 0.355, SLG: 0.503										4	1	1	0	0	2	2	Colorado Rockies @ Milwaukee Brewers Miller Park, Milwaukee, WI Wed Sep 14 2011, 7:12 PM - 10:29 PM CDT Att: 38,302 - Roof Closed - 70 F																										
2 Nyjer Morgan, L OBP: 0.355, SLG: 0.435										4	1	2	1	0	0	1																											
8 Ryan Braun, R OBP: 0.395, SLG: 0.579										4	0	1	0	0	0	1																											
28 Prince Fielder, L OBP: 0.407, SLG: 0.542										3	0	1	0	1	1	2																											
23 Rickie Weeks Jr., R OBP: 0.350, SLG: 0.475										3	0	0	0	0	0	3																											
15 Jerry Hairston, R OBP: 0.333, SLG: 0.360										1	0	0	0	0	0	2																											
14 Casey McGehee, R OBP: 0.290, SLG: 0.355										4	0	0	0	0	0	2																											
3 Yuniesky Betancourt, R OBP: 0.270, SLG: 0.374										4	0	2	0	0	0	0																											
20 Jonathan Lucroy, R OBP: 0.309, SLG: 0.392										4	0	0	0	0	1	2																											
18 Shaun Marcum, R ERA: 3.68	6.0	W	24	4	2	2	2	2	0	0	0	0	0	0	0	0																											
5 Taylor Green, L OBP: 0.203, SLG: 0.218	1.0		3	1	0	0	0	0	0	0	0	0	0	0	0	0																											
38 Chris Narveson, L OBP: 0.320, SLG: 0.440	0.1		3	2	0	0	0	0	0	0	0	0	0	0	0	0																											
25 Mark Kotsay, R OBP: 0.286, SLG: 0.400	0.2	H	2	0	0	0	1	0	0	0	0	0	0	0	0	0																											
41 Marco Estrada, R OBP: 0.297, SLG: 0.388	1.0		3	0	0	0	1	0	0	0	0	0	0	0	0	0																											
64 Mike Fiers, R ERA: 3.03	1.0		3	0	0	0	1	0	0	0	0	0	0	0	0	0																											
Inning Stats	R: 1 E: 0 K: 0 S: 8	H: 1 LOB: 0 BB: 0 P: 12	R: 0 E: 0 K: 0 S: 12	H: 0 LOB: 0 BB: 0 P: 20	R: 0 E: 0 K: 1 S: 9	H: 0 LOB: 1 BB: 1 P: 18	R: 0 E: 0 K: 0 S: 5	H: 0 LOB: 1 BB: 1 P: 12	R: 0 E: 0 K: 1 S: 9	H: 1 LOB: 0 BB: 0 P: 13	R: 1 E: 0 K: 0 S: 11	H: 2 LOB: 2 BB: 0 P: 17	R: 0 E: 0 K: 0 S: 6	H: 1 LOB: 0 BB: 0 P: 11	R: 0 E: 0 K: 1 S: 15	H: 2 LOB: 2 BB: 0 P: 20	R: 0 E: 0 K: 1 S: 11	H: 0 LOB: 0 BB: 0 P: 15	1B: 6 2B: 0 3B: 1 HR: 0	SF: 0 SAC: 0 DP: 1 HBP: 0	WP: 1 PB: 0 SB: 0 CS: 0	PA: 35																					
PITCHER	IP	WLS	BF	H	R	ER	SO	BB	IBB	HBP	BLK	WP	HR	S	P	ERA	WHIP	PITCHER								IP	WLS	BF	H	R	ER	SO	BB	IBB	HBP	BLK	WP	HR	S	P	ERA	WHIP	
40 Kevin Millwood, R ERA: 3.46	6.0		24	4	2	2	2	2	0	0	0	0	0	6	11	0.00	1.000																										
16 Huston Street, R ERA: 0.57	0.1		3	2	0	0	0	0	0	0	0	0	0	8	13	0.00	6.000																										
49 Rex Brothers, L ERA: 3.19	0.2		2	0	0	0	1	0	0	0	0	0	0	7	7	0.00	0.000																										
63 Rafael Betancourt, R ERA: 3.03	1.0		3	0	0	0	1	0	0	0	0	0	0	11	15	0.00	0.000																										

AB	33
R	2
H	7
RBI	1
BB	2
SO	4
LOB	17



Batter	1	2	3	4	5	6	7	8	9	AB	R	H	RBI	BB	SO	LOB	TOP							
2 Niyer Morgan, L OBP: 0.396, SLG: 0.431 (1, 8)										3	1	0	0	2	0	0	Milwaukee Brewers @ Cincinnati Reds Great American Ball Park, Cincinnati, OH Fri Sep 16 2011, 7:11 PM - 9:49 PM EDT Att: 32,506 - Partly Cloudy - 60 F							
25 Mark Kotsay, L OBP: 0.318, SLG: 0.363 27 Carlos Gómez, R OBP: 0.262, SLG: 0.364 (1, 9)										4	1	2	2	0	0	0								
8 Ryan Braun, R OBP: 0.396, SLG: 0.590 (1, 7)										4	2	2	2	0	0	1								
28 Prince Fielder, L OBP: 0.409, SLG: 0.548 (1, 3)										3	1	2	1	1	1	0								
23 Rickie Weeks Jr., R OBP: 0.350, SLG: 0.473 22 Logan Schaller, L (6, PH)										2	0	0	0	1	0	1								
14 Casey McGehee, R OBP: 0.289, SLG: 0.354 (6, 5)										0	0	0	0	0	0	0								
5 Taylor Green, L OBP: 0.286, SLG: 0.393 15 Jerry Hairston, R OBP: 0.332, SLG: 0.359 (1, 5)										3	0	0	0	0	0	1								
3 Yuniesky Betancourt, R OBP: 0.269, SLG: 0.371 (1, 6)										4	0	0	0	0	1	1								
9 George Kottaras, L OBP: 0.303, SLG: 0.480 59 John Axford, R (9, 1)										3	1	1	1	1	0	0								
43 Randy Wolf, L OBP: 0.169, SLG: 0.220 57 Francisco Rodríguez, R OBP: 0.500, SLG: 0.950 20 Jonathan Lucroy, R OBP: 0.309, SLG: 0.391 (8, 1)										3	0	0	0	0	0	0								
Inning Stats	R: 0 E: 0 K: 0 S: 8	H: 0 LOB: 0 BB: 0 P: 13	R: 1 E: 0 K: 0 S: 10	H: 1 LOB: 0 BB: 0 P: 16	R: 3 E: 0 K: 0 S: 16	H: 2 LOB: 1 BB: 2 P: 28	R: 0 E: 0 K: 0 S: 9	H: 0 LOB: 0 BB: 0 P: 12	R: 0 E: 0 K: 2 S: 11	H: 1 LOB: 1 BB: 0 P: 14	R: 0 E: 0 K: 2 S: 11	H: 0 LOB: 0 BB: 0 P: 19	R: 1 E: 0 K: 0 S: 13	H: 1 LOB: 0 BB: 0 P: 21	R: 1 E: 0 K: 1 S: 9	H: 2 LOB: 0 BB: 0 P: 16	R: 0 E: 0 K: 0 S: 8	H: 0 LOB: 2 BB: 2 P: 18	1B: 1 2B: 1 3B: 0 HR: 5	SF: 0 SAC: 0 DP: 1 HBP: 0	WP: 0 PB: 0 SB: 0 CS: 0	PA: 38		
PITCHER	IP WLS BF H R ER SO BB IBB HBP BLK WP HR S P ERA WHIP	6.1 L 27 5 5 5 2 3 0 0 0 0 4 71 114 7.11 1.263	7.1 L 6 2 1 1 1 0 0 0 0 1 14 25 5.40 1.200	9.1 L 5 0 0 0 0 2 0 0 0 0 0 8 18 0.00 2.000																				

AB	33
R	6
H	7
RBI	6
BB	5
SO	3
LOB	9



Batter	1	2	3	4	5	6	7	8	9	AB	R	H	RBI	BB	SO	LOB	BOTTOM						
4 Brandon Phillips, R OBP: 0.349, SLG: 0.450 (1, 4)										4	0	2	0	0	0	0	Milwaukee Brewers @ Cincinnati Reds Great American Ball Park, Cincinnati, OH Fri Sep 16 2011, 7:11 PM - 9:49 PM EDT Att: 32,506 - Partly Cloudy - 60 F						
17 Dave Sappelt, R OBP: 0.275, SLG: 0.330 23 Yonder Alonso, L OBP: 0.446, SLG: 0.589 51 Jared Burton, R (8, PH)										3	1	1	0	0	1	1							
19 Joey Volto, L OBP: 0.430, SLG: 0.552 (1, 3)										4	0	3	3	0	1	0							
32 Jay Bruce, L OBP: 0.344, SLG: 0.486 (1, 9)										3	0	0	0	0	0	4							
28 Chris Heisey, R OBP: 0.304, SLG: 0.498 (1, 8)										4	0	0	0	0	1	2							
43 Miguel Cairo, R OBP: 0.328, SLG: 0.400 (1, 5)										4	0	0	0	0	1	3							
55 Ramón Hernández, R OBP: 0.335, SLG: 0.449 (1, 2)										4	0	1	0	0	0	0							
7 Paul Janish, R OBP: 0.251, SLG: 0.252 25 Juan Francisco, L OBP: 0.296, SLG: 0.450 (9, PH)										3	1	1	0	0	1	0							
61 Bronson Arroyo, R OBP: 0.115, SLG: 0.154 57 Jeremy Horst, L OBP: 1.000, SLG: 1.000 21 Todd Frazier, R OBP: 0.274, SLG: 0.444 (9, 7)										2	0	0	0	0	2	0							
Inning Stats	R: 1 E: 0 K: 0 S: 9	H: 2 LOB: 2 BB: 0 P: 14	R: 0 E: 0 K: 1 S: 9	H: 0 LOB: 0 BB: 0 P: 12	R: 0 E: 0 K: 1 S: 7	H: 2 LOB: 1 BB: 0 P: 10	R: 0 E: 0 K: 1 S: 12	H: 0 LOB: 0 BB: 0 P: 20	R: 0 E: 0 K: 2 S: 12	H: 0 LOB: 0 BB: 0 P: 17	R: 0 E: 0 K: 1 S: 6	H: 0 LOB: 0 BB: 0 P: 10	R: 0 E: 0 K: 1 S: 9	H: 0 LOB: 0 BB: 0 P: 10	R: 2 E: 0 K: 0 S: 11	H: 4 LOB: 1 BB: 0 P: 16		R: 0 E: 1 K: 0 S: 9	H: 1 LOB: 1 BB: 0 P: 13	1B: 8 2B: 1 3B: 0 HR: 0	SF: 0 SAC: 0 DP: 3 HBP: 1	WP: 0 PB: 0 SB: 0 CS: 0	PA: 35
PITCHER	IP WLS BF H R ER SO BB IBB HBP BLK WP HR S P ERA WHIP	7.0 L 28 7 3 3 7 0 0 0 0 0 4 8 101 3.86 1.000	1.0 H 3 1 0 0 0 0 0 0 0 0 4 8 0.00 1.000	1.0 S 4 1 0 0 0 0 0 0 0 0 9 13 0.00 1.000																			



Batter	1	2	3	4	5	6	7	8	9	AB	R	H	RBI	BB	SO	LOB	TOP										
1 Corey Hart, R OBP: 0.356, SLG: 0.510	F9		2 1B 2B	L8		G6-3			HBP	4	1	1	1	0	0	2											
2 Nyjer Morgan, L OBP: 0.360, SLG: 0.428	BB		8 S 8 S 1B		8 WP 23 FC5-4	1B	F8		F9	4	2	2	1	1	0	1											
8 Ryan Braun, R OBP: 0.396, SLG: 0.589	K		28 C4-3 23 1B		L5		F8		FC6-4	5	1	1	1	1	0	1											
28 Prince Fielder, L OBP: 0.409, SLG: 0.547	G4-3		G4-3		23 FC5-4 IBB				G2-3	3	0	0	0	2	0	3											
23 Rickie Weeks Jr., R OBP: 0.352, SLG: 0.471	F9		14 FC6-4 1B		FC5-4				K	4	0	1	2	0	1	2											
14 Casey McGehee, R OBP: 0.284, SLG: 0.351	L9		FC6-4		F9				G5-3	4	0	0	0	0	0	2											
3 Yuniesky Betancourt, R OBP: 0.266, SLG: 0.372	P3				K				G5-3	4	0	0	0	0	1	0											
20 Jonathan Lucroy, R OBP: 0.311, SLG: 0.384	G6-3				K					3	0	1	0	1	1	0											
18 Shaun Marcum, R OBP: 0.226, SLG: 0.246										2	1	1	0	0	0	1											
57 Francisco Rodriguez, R (9, 1) OBP: 0.500, SLG: 0.950			1 2B 2B						F8	0	0	0	0	0	0	0											
Inning Stats	R: 0 E: 0 K: 1 S: 8	H: 0 LOB: 1 BB: 1 P: 15	R: 0 E: 0 K: 0 S: 5	H: 0 LOB: 0 BB: 0 P: 7	R: 4 E: 0 K: 0 S: 19	H: 5 LOB: 1 BB: 0 P: 27	R: 0 E: 0 K: 2 S: 12	H: 0 LOB: 1 BB: 0 P: 18	R: 1 E: 0 K: 0 S: 10	H: 1 LOB: 1 BB: 1 P: 20	R: 0 E: 0 K: 0 S: 9	H: 1 LOB: 0 BB: 0 P: 12	R: 0 E: 0 K: 1 S: 10	H: 0 LOB: 1 BB: 1 P: 16	R: 0 E: 0 K: 0 S: 6	H: 0 LOB: 1 BB: 0 P: 12	R: 0 E: 0 K: 0 S: 6	H: 0 LOB: 1 BB: 0 P: 8	1B: 5 2B: 2 HR: 0	SF: 0 SAC: 1 DP: 0 HBP: 2	WP: 2 PB: 0 SB: 1 CS: 0	PA: 40					
PITCHER	IP	WLS	BF	H	R	ER	SO	BB	IBB	HBP	BLK	WP	HR	S	P	ERA	WHIP										
36 Randy Wells, R ERA: 5.09	5.0	L	24	6	5	5	3	1	1	1	0	1	0	54	87	9.00	1.400										
32 Ramon Ortiz, R ERA: 4.96	2.0		8	1	0	0	1	1	0	0	0	0	0	19	28	0.00	1.000										
48 Andrew Cashner, R ERA: 2.08	1.0		4	0	0	0	0	1	0	0	0	0	0	6	12	0.00	1.000										
43 John Grabow, L ERA: 4.76	1.0		4	0	0	0	0	0	0	1	0	0	0	6	8	0.00	0.000										

Milwaukee Brewers @ Chicago Cubs
Wrigley Field, Chicago, IL
Tue Sep 20 2011, 7:07 PM - 9:45 PM CDT
Att: 36,571 - Partly Cloudy - 69 F

AB 33
R 5
H 7
RBI 5
BB 4
SO 4
LOB 14



Batter	1	2	3	4	5	6	7	8	9	AB	R	H	RBI	BB	SO	LOB	BOTTOM										
13 Starlin Castro, R OBP: 0.339, SLG: 0.432	F8		G5-4-3			HR			K	4	1	1	1	0	1	1											
15 Darwin Barney, R OBP: 0.313, SLG: 0.354	2B				16 F9 2B	K			P3	4	0	2	0	0	1	1											
16 Aramis Ramirez, R OBP: 0.360, SLG: 0.506	F8									3	0	0	0	0	0	2											
9 Blake DeWitt, L OBP: 0.304, SLG: 0.416	F8					G6-3				1	0	1	0	0	0	0											
22 Carlos Pena, L OBP: 0.356, SLG: 0.471	G4-3				L3				1B	4	0	0	0	0	1	3											
6 Bryan LaHair, L OBP: 0.467, SLG: 0.703	K								K	4	0	0	0	0	3	2											
12 Alfonso Soriano, R OBP: 0.287, SLG: 0.461	F7					G6-3			G4-3	4	0	0	0	0	1	1											
24 Marlon Byrd, R OBP: 0.330, SLG: 0.396	K					K			F8	3	0	0	0	0	2	0											
18 Geovany Soto, R OBP: 0.307, SLG: 0.408	F7					E5			F7	3	0	0	0	0	0	0											
36 Randy Wells, R OBP: 0.371, SLG: 0.150										1	0	1	0	0	0	0											
21 Tyler Colvin, L OBP: 0.226, SLG: 0.370										1	0	0	0	0	0	1											
32 Ramon Ortiz, R ERA: 4.96										0	0	0	0	0	0	0											
48 Andrew Cashner, R ERA: 2.08										0	0	0	0	0	0	0											
5 Reed Johnson, R OBP: 0.356, SLG: 0.776										1	0	1	0	0	0	0											
43 John Grabow, L ERA: 4.76										0	0	0	0	0	0	0											
Inning Stats	R: 0 E: 0 K: 0 S: 8	H: 1 LOB: 1 BB: 0 P: 10	R: 0 E: 0 K: 2 S: 9	H: 0 LOB: 0 BB: 0 P: 14	R: 0 E: 0 K: 1 S: 5	H: 1 LOB: 0 BB: 0 P: 7	R: 0 E: 0 K: 1 S: 8	H: 1 LOB: 1 BB: 0 P: 13	R: 0 E: 0 K: 2 S: 12	H: 0 LOB: 1 BB: 0 P: 17	R: 1 E: 0 K: 1 S: 7	H: 1 LOB: 0 BB: 0 P: 10	R: 0 E: 0 K: 0 S: 8	H: 0 LOB: 0 BB: 0 P: 10	R: 0 E: 0 K: 1 S: 11	H: 1 LOB: 1 BB: 0 P: 16	R: 0 E: 0 K: 3 S: 14	H: 1 LOB: 1 BB: 0 P: 19	1B: 3 2B: 2 HR: 1	SF: 0 SAC: 0 DP: 1 HBP: 0	WP: 1 PB: 0 SB: 0 CS: 0	PA: 33					
PITCHER	IP	WLS	BF	H	R	ER	SO	BB	IBB	HBP	BLK	WP	HR	S	P	ERA	WHIP										
18 Shaun Marcum, R ERA: 3.31	8.0	W	29	5	1	1	7	0	0	0	0	0	0	14	19	1.12	0.625										
57 Francisco Rodriguez, R ERA: 2.78	1.0		4	1	0	0	3	0	0	0	0	0	0	14	19	0.00	1.000										

Milwaukee Brewers @ Chicago Cubs
Wrigley Field, Chicago, IL
Tue Sep 20 2011, 7:07 PM - 9:45 PM CDT
Att: 36,571 - Partly Cloudy - 69 F

AB 33
R 1
H 6
RBI 1
BB 0
SO 10
LOB 11



Batter	1	2	3	4	5	6	7	8	9	AB	R	H	RBI	BB	SO	LOB	TOP			
1 Corey Hart, R OBP: 0.355, SLG: 0.507										4	0	1	0	0	0	2	Milwaukee Brewers @ Chicago Cubs Wrigley Field, Chicago, IL Wed Sep 21 2011, 1:26 PM - 4:02 PM CDT Att: 30,965 - Sunny - 70 F			
2 Nyjer Morgan, L OBP: 0.369, SLG: 0.426										4	0	1	0	0	1	3				
8 Ryan Braun, R OBP: 0.393, SLG: 0.584										4	0	0	0	0	0	4				
28 Prince Fielder, L OBP: 0.408, SLG: 0.544										3	0	0	0	1	1	0				
23 Rickie Weeks Jr., R OBP: 0.349, SLG: 0.468										3	0	0	0	0	0	3				
64 Mike Fiers, R										0	0	0	0	0	0	0				
30 Craig Counsell, L OBP: 0.277, SLG: 0.217										1	0	0	0	0	0	0				
15 Jerry Hairston, R OBP: 0.334, SLG: 0.373										4	0	2	0	0	0	1				
3 Yuniesky Betancourt, R OBP: 0.266, SLG: 0.371										4	1	1	0	0	0	3				
9 George Kottaras, L OBP: 0.298, SLG: 0.467										4	0	1	0	0	3	4				
43 Randy Wolf, L OBP: 0.180, SLG: 0.217										1	0	0	0	0	1	1				
50 Kameron Loe, R										0	0	0	0	0	0	0				
5 Taylor Green, L OBP: 0.258, SLG: 0.355										1	0	0	0	0	1	0				
Inning Stats	R: 0 E: 0 K: 0 S: 7	H: 0 LOB: 0 BB: 0 P: 8	R: 0 E: 0 K: 2 S: 12	H: 0 LOB: 0 BB: 0 P: 17	R: 1 E: 1 K: 2 S: 13	H: 1 LOB: 2 BB: 0 P: 17	R: 0 E: 0 K: 1 S: 5	H: 0 LOB: 1 BB: 0 P: 12	R: 0 E: 0 K: 0 S: 5	H: 1 LOB: 0 BB: 0 P: 12	R: 0 E: 0 K: 2 S: 9	H: 1 LOB: 0 BB: 0 P: 11	R: 0 E: 0 K: 1 S: 13	H: 1 LOB: 2 BB: 0 P: 18	R: 0 E: 1 K: 1 S: 15	H: 1 LOB: 0 BB: 0 P: 20	1B: 5 2B: 1 3B: 0 HR: 0	SF: 0 SAC: 0 DP: 2 HBP: 1	WP: 0 PB: 0 SB: 0 CS: 0	PA: 35
PITCHER 22 Matt Garza, R ERA: 3.35	IP: 9.0 WLS: W BF: 35 H: 6 R: 1 ER: 0 SO: 10 BB: 1 IBB: 0 HBP: 1 BLK: 0 WP: 0 HR: 0 S: 88 P: 123 ERA: 0.00 WHIP: 0.778															PITCHER				

Batter	1	2	3	4	5	6	7	8	9	AB	R	H	RBI	BB	SO	LOB	BOTTOM			
13 Starlin Castro, R OBP: 0.343, SLG: 0.435										3	1	2	1	2	0	1	Milwaukee Brewers @ Chicago Cubs Wrigley Field, Chicago, IL Wed Sep 21 2011, 1:26 PM - 4:02 PM CDT Att: 30,965 - Sunny - 70 F			
33 DJ LeMahieu, R OBP: 0.288, SLG: 0.314										5	1	2	2	0	1	3				
5 Reed Johnson, R OBP: 0.354, SLG: 0.475										4	0	1	0	0	1	2				
3 Jeff Baker, R OBP: 0.303, SLG: 0.389										3	1	1	0	0	0	0				
9 Blake DeWitt, L OBP: 0.303, SLG: 0.414										1	0	0	0	0	0	2				
15 Darwin Barney, R OBP: 0.313, SLG: 0.354										0	0	0	0	0	0	0				
18 Geovany Soto, R OBP: 0.310, SLG: 0.414										4	1	3	1	0	0	0				
24 Marlon Byrd, R OBP: 0.329, SLG: 0.401										4	1	1	3	0	1	2				
12 Alfonso Soriano, R OBP: 0.329, SLG: 0.463										4	1	2	0	0	1	1				
1 Tony Campana, L OBP: 0.310, SLG: 0.308										0	0	0	0	0	0	0				
6 Bryan LaHair, L OBP: 0.469, SLG: 0.700										3	1	1	0	1	1	2				
22 Matt Garza, R OBP: 0.125, SLG: 0.097										3	0	0	0	0	1	3				
Inning Stats	R: 0 E: 0 K: 0 S: 7	H: 1 LOB: 0 BB: 0 P: 12	R: 0 E: 0 K: 1 S: 12	H: 1 LOB: 0 BB: 0 P: 16	R: 1 E: 0 K: 1 S: 11	H: 2 LOB: 1 BB: 0 P: 16	R: 0 E: 0 K: 0 S: 7	H: 0 LOB: 0 BB: 0 P: 9	R: 2 E: 0 K: 2 S: 12	H: 2 LOB: 1 BB: 1 P: 21	R: 3 E: 0 K: 1 S: 18	H: 4 LOB: 1 BB: 0 P: 22	R: 1 E: 0 K: 1 S: 14	H: 3 LOB: 1 BB: 0 P: 21	R: 0 E: 0 K: 0 S: 10	H: 0 LOB: 2 BB: 2 P: 21	1B: 7 2B: 5 3B: 0 HR: 1	SF: 0 SAC: 1 DP: 1 HBP: 0	WP: 0 PB: 0 SB: 0 CS: 0	PA: 38
PITCHER 43 Randy Wolf, L ERA: 3.61	IP: 6.0 WLS: L BF: 28 H: 10 R: 6 ER: 0 SO: 5 BB: 0 IBB: 0 HBP: 0 BLK: 0 WP: 0 HR: 1 S: 67 P: 96 ERA: 9.00 WHIP: 1.667															PITCHER				
50 Kameron Loe, R ERA: 3.45	IP: 1.0 WLS: W BF: 5 H: 3 R: 1 ER: 1 SO: 1 BB: 0 IBB: 0 HBP: 0 BLK: 0 WP: 0 HR: 0 S: 14 P: 21 ERA: 9.00 WHIP: 3.000															PITCHER				
64 Mike Fiers, R ERA:	IP: 1.0 WLS: W BF: 5 H: 0 R: 0 ER: 0 SO: 0 BB: 2 IBB: 0 HBP: 0 BLK: 0 WP: 0 HR: 0 S: 10 P: 21 ERA: 0.00 WHIP: 2.000															PITCHER				



Batter	1	2	3	4	5	6	7	8	9	AB	R	H	RBI	BB	SO	LOB	TOP			
1 Emilio Bonifacio, S OBP: 0.359, SLG: 0.386	G4-3	G5-3		2H HR	F8			12 FC6-4 1B		5	1	2	2	0	0	4	Florida Marlins @ Milwaukee Brewers Miller Park, Milwaukee, WI Sat Sep 24 2011, 6:12 PM - 9:13 PM CDT Att. 44,520 - Roof Closed - 70 F			
12 Omar Infante, R OBP: 0.315, SLG: 0.379	HR		K	1B	P4		27 WP FC6-4 29 BB		5	1	2	1	0	1	1					
29 Greg Dobbs, L OBP: 0.311, SLG: 0.392	5 BB 1B		5 BB 15 G1-2-3 1B	K	F8		27 WP BB		4	0	2	0	1	1	1					
27 Giancarlo Stanton, R OBP: 0.356, SLG: 0.545	F9		5 BB 1B		F9	K	27 WP BB		4	0	0	0	1	2	3					
5 Logan Morrison, L OBP: 0.328, SLG: 0.465	1-2 BB		11 1B 21 BB		G5-3			F7	3	1	1	0	2	0	0					
15 Gaby Sanchez, R OBP: 0.351, SLG: 0.427	K		G1-2-3	F8				11 DI 1B	4	0	1	0	1	1	6					
11 Bryan Petersen, L OBP: 0.357, SLG: 0.379				K	21 BB 9 BB 1B				5	0	1	0	0	3	2					
9 Brett Hayes, R OBP: 0.297, SLG: 0.425									3	1	2	0	1	1	1					
11 Jose Lopez, R OBP: 0.252, SLG: 0.384				1 HR 2B	21 BB BB				1	0	0	0	0	1	1					
59 Alex Sanabia, R 21 John Baker, L 31 Burke Badenhop, R 40 Mike Dunn, L 58 Ryan Webb, R 22 Donnie Murphy, R 50 Jose Ceda, R		SH1-4							1	0	0	0	0	1	1					
Inning Stats	R: 1 E: 0 K: 1 S: 15	H: 2 LOB: 2 BB: 1 P: 22	R: 0 E: 0 K: 1 S: 8	H: 1 LOB: 1 BB: 0 P: 13	R: 0 E: 0 K: 1 S: 11	H: 1 LOB: 2 BB: 2 P: 24	R: 2 E: 0 K: 3 S: 15	H: 3 LOB: 1 BB: 0 P: 21	R: 1 E: 0 K: 0 S: 16	H: 2 LOB: 0 BB: 0 P: 28	R: 0 E: 0 K: 1 S: 7	H: 0 LOB: 0 BB: 1 P: 19	R: 0 E: 0 K: 2 S: 12	H: 1 LOB: 2 BB: 1 P: 19	R: 0 E: 0 K: 2 S: 14	H: 1 LOB: 1 BB: 0 P: 16	1B: 8 2B: 1 3B: 0 HR: 2	SF: 0 SAC: 1 DP: 1 HBP: 0	WP: 1 PB: 0 SB: 0 CS: 0	PA: 44
PITCHER	IP WLS BF H R ER SO BB IBB HBP BLK WP HR S P ERA WHIP	IP WLS BF H R ER SO BB IBB HBP BLK WP HR S P ERA WHIP	IP WLS BF H R ER SO BB IBB HBP BLK WP HR S P ERA WHIP	IP WLS BF H R ER SO BB IBB HBP BLK WP HR S P ERA WHIP	IP WLS BF H R ER SO BB IBB HBP BLK WP HR S P ERA WHIP	IP WLS BF H R ER SO BB IBB HBP BLK WP HR S P ERA WHIP	IP WLS BF H R ER SO BB IBB HBP BLK WP HR S P ERA WHIP	IP WLS BF H R ER SO BB IBB HBP BLK WP HR S P ERA WHIP	IP WLS BF H R ER SO BB IBB HBP BLK WP HR S P ERA WHIP	IP WLS BF H R ER SO BB IBB HBP BLK WP HR S P ERA WHIP	IP WLS BF H R ER SO BB IBB HBP BLK WP HR S P ERA WHIP	IP WLS BF H R ER SO BB IBB HBP BLK WP HR S P ERA WHIP	IP WLS BF H R ER SO BB IBB HBP BLK WP HR S P ERA WHIP	IP WLS BF H R ER SO BB IBB HBP BLK WP HR S P ERA WHIP	IP WLS BF H R ER SO BB IBB HBP BLK WP HR S P ERA WHIP	IP WLS BF H R ER SO BB IBB HBP BLK WP HR S P ERA WHIP				
13 Zack Greinke, R ERA: 3.86	5.0	28	9	4	4	6	5	0	0	0	0	0	0	2	65	108	7.20	2.800		
40 Takashi Saito, R ERA: 1.82	1.0	3	0	0	0	1	0	0	0	0	0	0	0	0	7	14	0.00	0.000		
32 LaTroy Hawkins, R ERA: 2.49	1.0	W	4	0	0	0	1	0	0	0	0	0	0	0	12	19	0.00	1.000		
57 Francisco Rodriguez, R ERA: 2.71	1.0	H	5	1	0	0	2	1	0	0	0	1	0	12	19	0.00	2.000			
59 John Axford, R ERA: 2.01	1.0	S	4	1	0	0	2	0	0	0	0	0	0	14	16	0.00	1.000			
Batter	1	2	3	4	5	6	7	8	9	AB	R	H	RBI	BB	SO	LOB	BOTTOM			
2 Nyjer Morgan, L OBP: 0.356, SLG: 0.420			G4-3		G4-3			27 SH5-3 8 2B		3	0	0	0	0	1	0	Florida Marlins @ Milwaukee Brewers Miller Park, Milwaukee, WI Sat Sep 24 2011, 6:12 PM - 9:13 PM CDT Att. 44,520 - Roof Closed - 70 F			
1 Corey Hart, R OBP: 0.359, SLG: 0.513									1	1	1	2	1	0	0					
27 Carlos Gómez, R OBP: 0.288, SLG: 0.389	8 3B 2B		28 2B 2B		F9		SH5-3 G1		4	2	2	0	0	0	3					
8 Ryan Braun, R OBP: 0.394, SLG: 0.593	28 FC4-2 3B		28 2B BB		G6-3		14 LB-4 2B		3	0	2	2	1	0	0					
28 Prince Fielder, L OBP: 0.407, SLG: 0.548	FC4-2 14 S				L5		IBB		3	0	1	1	1	0	1					
14 Casey McGehee, R OBP: 0.281, SLG: 0.346	G5-3				G6-3		G3	L6-4	4	0	0	0	0	0	3					
5 Taylor Green, L OBP: 0.257, SLG: 0.343		P6			F8			K	4	0	1	0	0	1	0					
30 Craig Counsell, L OBP: 0.277, SLG: 0.217							1B		0	0	0	0	0	0	0					
3 Yuniesky Betancourt, R OBP: 0.270, SLG: 0.361		P4			HR		P6	1 BB 25 WP 1B	4	1	2	1	0	0	1					
20 Jonathan Lucroy, R OBP: 0.313, SLG: 0.387		L4						P4	4	1	2	0	0	0	1					
13 Zack Greinke, R 40 Takashi Saito, L 32 LaTroy Hawkins, R 15 Jerry Hairston, R 57 Francisco Rodriguez, R 25 Mark Kotsay, L 59 John Axford, R			G6-3		P4			1 BB 1B	2	0	0	0	0	0	1					
Inning Stats	R: 1 E: 0 K: 1 S: 14	H: 2 LOB: 0 BB: 0 P: 21	R: 0 E: 0 K: 0 S: 6	H: 0 LOB: 0 BB: 0 P: 8	R: 1 E: 0 K: 0 S: 9	H: 2 LOB: 1 BB: 1 P: 21	R: 1 E: 0 K: 0 S: 9	H: 2 LOB: 1 BB: 0 P: 13	R: 0 E: 0 K: 0 S: 8	H: 0 LOB: 0 BB: 0 P: 13	R: 0 E: 0 K: 0 S: 11	H: 1 LOB: 1 BB: 0 P: 11	R: 3 E: 0 K: 0 S: 12	H: 4 LOB: 1 BB: 1 P: 22	R: 0 E: 0 K: 1 S: 15	H: 1 LOB: 3 BB: 2 P: 27	1B: 4 2B: 7 3B: 1 HR: 1	SF: 0 SAC: 1 DP: 1 HBP: 0	WP: 1 PB: 0 SB: 1 CS: 0	PA: 38
PITCHER	IP WLS BF H R ER SO BB IBB HBP BLK WP HR S P ERA WHIP	IP WLS BF H R ER SO BB IBB HBP BLK WP HR S P ERA WHIP	IP WLS BF H R ER SO BB IBB HBP BLK WP HR S P ERA WHIP	IP WLS BF H R ER SO BB IBB HBP BLK WP HR S P ERA WHIP	IP WLS BF H R ER SO BB IBB HBP BLK WP HR S P ERA WHIP	IP WLS BF H R ER SO BB IBB HBP BLK WP HR S P ERA WHIP	IP WLS BF H R ER SO BB IBB HBP BLK WP HR S P ERA WHIP	IP WLS BF H R ER SO BB IBB HBP BLK WP HR S P ERA WHIP	IP WLS BF H R ER SO BB IBB HBP BLK WP HR S P ERA WHIP	IP WLS BF H R ER SO BB IBB HBP BLK WP HR S P ERA WHIP	IP WLS BF H R ER SO BB IBB HBP BLK WP HR S P ERA WHIP	IP WLS BF H R ER SO BB IBB HBP BLK WP HR S P ERA WHIP	IP WLS BF H R ER SO BB IBB HBP BLK WP HR S P ERA WHIP	IP WLS BF H R ER SO BB IBB HBP BLK WP HR S P ERA WHIP	IP WLS BF H R ER SO BB IBB HBP BLK WP HR S P ERA WHIP	IP WLS BF H R ER SO BB IBB HBP BLK WP HR S P ERA WHIP				
59 Alex Sanabia, R ERA: 3.27	4.0	18	6	3	3	1	1	0	0	0	0	0	0	0	23	28	9.00	1.500		
31 Burke Badenhop, R ERA: 4.1	2.0	L	9	3	2	2	0	0	0	0	0	0	0	0	4	7	∞	∞		
40 Mike Dunn, L ERA: 3.43	0.0	B	1	1	0	0	0	0	0	0	0	0	0	0	4	11	9.00	1.000		
58 Ryan Webb, R ERA: 3.28	1.0	4	1	1	1	0	0	1	0	0	0	0	0	4	11	9.00	1.000			
50 Jose Ceda, R ERA: 4.43	1.0	6	1	0	0	1	2	0	0	0	0	1	0	15	27	0.00	3.000			

Batter	1	2	3	4	5	6	7	8	9	AB	R	H	RBI	BB	SO	LOB	TOP					
7 Alex Presley, L (1.8) OBP: 0.333, SLG: 0.464										5	1	3	3	0	1	2						
38 Xavier Paul, L (1.7) OBP: 0.294, SLG: 0.349										5	1	2	0	0	0	2						
18 Neil Walker, S (1.4) OBP: 0.332, SLG: 0.400										5	0	1	1	0	1	3						
25 Derrek Lee, R (1.3) OBP: 0.324, SLG: 0.446										3	1	1	0	2	2	0						
46 Garrett Jones, L (1.9) OBP: 0.322, SLG: 0.435										2	2	1	0	2	1	0						
35 Jason Jaramillo, S (1.2) OBP: 0.329, SLG: 0.421										4	1	1	0	0	1	8						
63 Chris Leroux, L (6.1) OBP: 0.333, SLG: 0.438										0	0	0	0	0	0	0						
25 Daniel McCutchen, R (6.1) OBP: 0.333, SLG: 0.438										0	0	0	0	0	0	0						
39 Jason Grilli, R (6.1) OBP: 0.333, SLG: 0.438										0	0	0	0	0	0	0						
5 Josh Harrison, R (6.1) OBP: 0.333, SLG: 0.438										1	0	0	0	0	0	0						
Joel Hanrahan, R (6.1) OBP: 0.333, SLG: 0.438										0	0	0	0	0	0	0						
24 Pedro Alvarez, L (1.5) OBP: 0.277, SLG: 0.296										5	0	2	3	0	1	2						
3 Chase d'Arnaud, R (1.6) OBP: 0.242, SLG: 0.287										5	1	2	1	0	2	2						
50 Charlie Morton, R (1.1) OBP: 0.094, SLG: 0.140										0	0	0	0	0	0	0						
3 Pedro Ciriaco, R (6.1) OBP: 0.333, SLG: 0.438										0	1	0	0	0	0	0						
48 Jared Hughes, R (6.1) OBP: 0.333, SLG: 0.438										0	0	0	0	0	0	0						
55 Michael McKenry, R (6.2) OBP: 0.276, SLG: 0.322										1	1	0	0	1	1	1						
Inning Stats	R: 1 E: 0 K: 1 S: 10	H: 1 LOB: 0 BB: 0 P: 14	R: 3 E: 0 K: 1 S: 19	H: 4 LOB: 2 BB: 1 P: 29	R: 0 E: 1 K: 0 S: 6	H: 2 LOB: 1 BB: 0 P: 10	R: 0 E: 0 K: 0 S: 6	H: 1 LOB: 0 BB: 0 P: 7	R: 3 E: 0 K: 1 S: 20	H: 2 LOB: 1 BB: 2 P: 40	R: 1 E: 0 K: 2 S: 14	H: 1 LOB: 3 BB: 2 P: 29	R: 1 E: 0 K: 2 S: 19	H: 1 LOB: 1 BB: 1 P: 33	R: 0 E: 0 K: 2 S: 9	H: 0 LOB: 0 BB: 0 P: 13	R: 0 E: 0 K: 1 S: 11	H: 1 LOB: 1 BB: 0 P: 17	1B: 9 2B: 2 3B: 1 HR: 1	SF: 0 SAC: 2 DP: 1 HBP: 1	WP: 1 PB: 0 CS: 2 PA: 45	
PITCHER	IP WLS BF H R ER SO BB IBB HBP BLK WP HR S P ERA WHIP	4.2 25 10 7 7 2 3 0 0 0 0 1 58 94 13.50 2.786	1.1 8 1 1 1 3 2 0 1 0 0 0 17 35 6.75 2.250	1.0 L 5 1 1 1 2 1 0 0 0 0 0 19 33 9.00 2.000	2.0 7 1 0 0 3 0 0 0 0 0 0 20 30 0.00 0.500																	
18 Shaun Marcum, R (1.1) ERA: 3.63																						
63 Frankie De La Cruz, R (5.1) ERA: 2.77																						
40 Takashi Saito, R (7.1) ERA: 2.1																						
41 Marco Estrada, R (8.1) ERA: 4.08																						
1 Corey Hart, R (1.9) OBP: 0.359, SLG: 0.510										6	1	2	1	0	2	1						
2 Nyjer Morgan, L (1.8) OBP: 0.357, SLG: 0.421										5	1	2	0	0	1	1						
41 Marco Estrada, R (8.1) OBP: 0.250, SLG: 0.333										0	0	0	0	0	0	0						
14 Casey McGehee, R (6.1) OBP: 0.291, SLG: 0.346										1	0	0	0	0	0	2						
9 Josh Wilson, R (6.1) OBP: 0.258, SLG: 0.353										0	0	0	0	0	0	0						
25 Mark Kotsay, L (1.7) OBP: 0.329, SLG: 0.373										2	1	1	1	2	0	0						
40 Takashi Saito, L (7.1) OBP: 0.500, SLG: 0.333										0	0	0	0	0	0	0						
22 Logan Schafer, L (8.8) OBP: 0.303, SLG: 0.464										1	0	0	0	0	0	1						
9 George Kottaras, L (6.1) OBP: 0.303, SLG: 0.464										3	1	2	1	1	1	1						
28 Prince Fielder, L (1.3) OBP: 0.411, SLG: 0.547										3	1	2	1	1	1	1						
23 Rickie Weeks Jr, R (1.4) OBP: 0.350, SLG: 0.465										3	1	0	0	0	1	6						
5 Taylor Green, L (6.4) OBP: 0.250, SLG: 0.333										0	0	0	0	0	0	0						
8 Ryan Braun, R (7.7) OBP: 0.398, SLG: 0.601										1	0	1	1	0	0	0						
15 Jerry Hairston, R (1.5) OBP: 0.343, SLG: 0.385										2	2	1	0	2	0	3						
3 Yuniesky Betancourt, R (1.6) OBP: 0.273, SLG: 0.385										4	1	2	4	1	1	3						
20 Jonathan Lucroy, R (1.2) OBP: 0.309, SLG: 0.383										5	0	0	0	0	0	8						
18 Shaun Marcum, R (1.1) ERA: 3.63																						
63 Frankie De La Cruz, R (5.1) ERA: 2.77																						
30 Craig Counsell, L (6.1) OBP: 0.276, SLG: 0.218																						
27 Carlos Gómez, R (9.1) OBP: 0.258, SLG: 0.389																						
Inning Stats	R: 1 E: 0 K: 1 S: 10	H: 3 LOB: 2 BB: 1 P: 18	R: 0 E: 0 K: 1 S: 8	H: 0 LOB: 0 BB: 0 P: 10	R: 0 E: 0 K: 0 S: 14	H: 1 LOB: 2 BB: 1 P: 24	R: 2 E: 0 K: 1 S: 14	H: 3 LOB: 1 BB: 0 P: 22	R: 2 E: 0 K: 0 S: 11	H: 1 LOB: 1 BB: 1 P: 20	R: 3 E: 0 K: 1 S: 20	H: 3 LOB: 3 BB: 3 P: 40	R: 0 E: 0 K: 1 S: 7	H: 0 LOB: 0 BB: 0 P: 10	R: 0 E: 0 K: 1 S: 13	H: 0 LOB: 1 BB: 1 P: 23	R: 0 E: 0 K: 1 S: 9	H: 1 LOB: 1 BB: 0 P: 14	1B: 6 2B: 6 3B: 0 HR: 0	SF: 0 SAC: 0 DP: 1 HBP: 3	WP: 2 PB: 0 CS: 0 PA: 48	
PITCHER	IP WLS BF H R ER SO BB IBB HBP BLK WP HR S P ERA WHIP	5.0 26 11 5 5 3 3 0 0 0 0 0 9 16 27.00 3.000	0.2 H 4 1 2 2 1 1 0 0 0 0 0 0 1 2 27.00 3.000	0.0 B 3 1 1 1 0 2 0 0 0 0 0 6 15 27.00 3.000	1.1 W 4 0 0 0 1 0 0 0 0 0 0 11 17 0.00 0.000																	
50 Charlie Morton, R (1.1) ERA: 3.63																						
48 Jared Hughes, R (6.1) ERA: 2.53																						
44 Tony Watson, L (6.1) ERA: 4.02																						
63 Chris Leroux, R (6.1) ERA: 2.92																						
25 Daniel McCutchen, R (6.1) ERA: 3.78																						
39 Jason Grilli, R (8.1) ERA: 2.48																						
Joel Hanrahan, R (9.1) ERA: 1.83																						


Pittsburgh Pirates @ Milwaukee Brewers
Miller Park, Milwaukee, WI
Mon Sep 26 2011, 7:11 PM - 11:24 PM CDT
Att: 41,222 - Roof Closed - 68 F

AB 36
R 9
H 13
RBI 8
BB 6
SO 10
LOB 20



Pittsburgh Pirates @ Milwaukee Brewers
Miller Park, Milwaukee, WI
Mon Sep 26 2011, 7:11 PM - 11:24 PM CDT
Att: 41,222 - Roof Closed - 68 F

AB 38
R 8
H 12
RBI 8
BB 7
SO 7
LOB 27



Batter	1	2	3	4	5	6	7	8	9	AB	R	H	RBI	BB	SO	LOB	TOP
7 Alex Presley, L (1, 7) OBP: 0.339, SLG: 0.465	1-0 FC6-4 1B		3-2 5 1B		2-2 G1-3	4-1 5 BB		2-3 K	4 0 2 1 1 1 1								
5 Josh Harrison, R (1, 5) OBP: 0.281, SLG: 0.374	1-0 F9		3-2 F7		1-0 22 E 1B	1-0 FC5		0-0 F8	4 0 1 1 0 0 5								
46 Garrett Jones, L (9, PH) OBP: 0.321, SLG: 0.434								0-0 F8	1 0 0 0 0 0 0								
22 Andrew McCutchen, R (1, 8) OBP: 0.366, SLG: 0.459	3-1 FC6-4 1-2 1B		2-0 F8		1-0 G5-3			0-3 K	5 0 0 0 0 1 3								
25 Derrek Lee, R (1, 3) OBP: 0.323, SLG: 0.444	3-2 G5-3		2-2 L8		2-2 F9			0-1 1B	4 0 1 0 0 0 3								
18 Neil Walker, S (1, 4) OBP: 0.333, SLG: 0.404		0-1 48 1B 2B		1-3 K		1-1 48 SH1-3 7 BB 2B		1-2 F8	4 2 2 0 0 1 1								
36 Ryan Ludwick, R (1, 9) OBP: 0.310, SLG: 0.363	2-1 F7		2-2 48 G4-6-3 1B		4-2 7 BB 48 SH1-3 BB			0-0 G4-3	3 0 1 0 1 0 2								
48 Matt Pagnozzi, R (1, 2) OBP: 0.333, SLG: 0.286			1-1 G4-6-3		0-1 G4-6-3			0-3 K	2 0 1 1 0 0 1								AB 35
38 Xavier Paul, L (8, PH) OBP: 0.292, SLG: 0.347			2-H 1B		1-2 2-3			1-2 F8	1 0 0 0 0 1 0								R 4
47 Evan Meek, R (8, 1) OBP: 0.366, SLG: 0.410			2-3 K		1-0 49 1B 2B			1-2 F8	0 0 0 0 0 0 0								H 10
5 Ronny Cedeno, R (1, 6) OBP: 0.299, SLG: 0.341			1-3 K		0-0 7 G1-3 1B			0-1 L5	3 1 1 0 0 1 3								RBI 4
35 Jason Jaramillo, S (8, PH) OBP: 0.336, SLG: 0.410			1-3 K		0-0 5 1B			3-2 G3	1 0 0 0 0 0 0								BB 3
49 Ross Ohlendorf, R (1, 1) OBP: 0.244, SLG: 0.259			1-3 K		2-H 1B			3-2 G3	2 1 1 1 0 1 1								SO 6
41 Ryan Bourne, S (6, PH) OBP: 0.326, SLG: 0.399									0 0 0 0 0 1 0								LOB 20
30 Chris Resop, R (8, 1) OBP: 0.326, SLG: 0.399									0 0 0 0 0 0 0								
44 Tony Watson, L (7, 1) OBP: 0.275, SLG: 0.324									0 0 0 0 0 0 0								
24 Pedro Alvarez, R (8, PH) OBP: 0.326, SLG: 0.399									0 0 0 0 0 0 0								
3 Chase d'Arnaud, R (8, 8) OBP: 0.326, SLG: 0.399									0 0 0 0 0 0 0								
Inning Stats	R: 0 E: 0 K: 0 S: 9	H: 1 LOB: 1 BB: 0 P: 17	R: 1 E: 0 K: 2 S: 12	H: 2 LOB: 1 BB: 0 P: 18	R: 0 E: 0 K: 1 S: 14	H: 1 LOB: 0 BB: 0 P: 11	R: 2 E: 1 K: 0 S: 13	H: 3 LOB: 1 BB: 0 P: 20	R: 1 E: 0 K: 0 S: 9	H: 1 LOB: 1 BB: 0 P: 23	R: 0 E: 0 K: 1 S: 12	H: 0 LOB: 0 BB: 0 P: 16	R: 0 E: 0 K: 1 S: 5	H: 0 LOB: 0 BB: 0 P: 7	1B: 7 2B: 3 3B: 0 HR: 0	SF: 0 SAC: 1 DP: 1 HBP: 0	WP: 0 PA: 39 PB: 0 SB: 1 CS: 0
PITCHER	IP WLS BF H R ER SO BB IBB HBP BLK WP HR S P ERA WHIP																
43 Randy Wolf, L (1, 1) ERA: 3.69	5.2 28 9 4 4 3 3 0 0 0 0 0 64 111 6.35 2.118																
50 Kameron Loe, R (6, 1) ERA: 3.5	0.1 1 0 0 0 0 0 0 0 0 0 0 0 1 2 0.00 0.000																
32 LaTroy Hawkins, R (7, 1) ERA: 2.42	1.0 W 4 1 0 0 1 0 0 0 0 0 0 9 10 0.00 1.000																
57 Francisco Rodriguez, R (8, 1) ERA: 2.67	1.0 H 3 0 0 0 1 0 0 0 0 0 0 12 16 0.00 0.000																
59 John Axford, R (9, 1) ERA: 1.98	1.0 S 3 0 0 0 1 0 0 0 0 0 0 5 7 0.00 0.000																

Pittsburgh Pirates @ Milwaukee Brewers
Miller Park, Milwaukee, WI
Tue Sep 27 2011, 7:10 PM - 10:22 PM CDT
Att.: 41,864 - Roof Closed - 70 F

AB	35
R	4
H	10
RBI	4
BB	3
SO	6
LOB	20



Batter	1	2	3	4	5	6	7	8	9	AB	R	H	RBI	BB	SO	LOB	BOTTOM		
1 Corey Hart, R (1, 9) OBP: 0.357, SLG: 0.506	0-1 G5-3	1-0 G3-1			0-1 G5-3	3-3 K		4-0 8 PO BB	4 0 0 0 1 1 4										
15 Jerry Hairston, R (1, 8) OBP: 0.339, SLG: 0.379	1-3 K		2-2 F7		2-2 F7	1-2 FC4		3-2 F8	5 0 0 0 0 1 4										
8 Ryan Braun, R (1, 7) OBP: 0.400, SLG: 0.601	3-2 28 S 1B		3-2 G5-3		4-2 28 HR BB			1-0 PO	2 2 1 0 2 0 0										
28 Prince Fielder, L (1, 3) OBP: 0.414, SLG: 0.565	4-1 BB		1-0 HR		1-0 HR			0-2 HR	3 3 3 5 1 0 0										
23 Rickie Weeks Jr., R (1, 4) OBP: 0.351, SLG: 0.471	1-3 K		3-2 HR		1-1 14 FC6-4 HBP			3-3 K	3 1 1 1 0 2 2										
14 Casey McGehee, R (1, 5) OBP: 0.280, SLG: 0.347		0-0 P2			0-1 FC6-4			2-2 3 BB 2B	4 0 1 0 0 0 1										
27 Carlos Gómez, R (7, PR) OBP: 0.268, SLG: 0.389									0 0 0 0 0 0 0										
3 Yuniesky Betancourt, R (1, 6) OBP: 0.272, SLG: 0.364	1-1 43 SH2-4 9 BB 1B				0-0 G1-3			0-3 K	4 0 1 0 0 1 1								AB 29		
9 George Kottaras, L (1, 2) OBP: 0.311, SLG: 0.459	4-1 43 SH2-4 BB				1-3 K			4-1 5 1B BB	1 0 0 0 2 1 0								RBI 6		
22 Logan Schafer, L (6, PR) OBP: 0.500, SLG: 0.333	1-2 43 SH2-4 BB							0-0 2 SH1-4 1B	0 0 0 0 0 0 0								BB 6		
20 Jonathan Lucroy, R (7, 2) OBP: 0.311, SLG: 0.384									1 0 1 0 0 0 0								SO 6		
43 Randy Wolf, L (1, 1) ERA: 3.69									0 0 0 0 0 0 0								LOB 12		
50 Kameron Loe, R (6, 1) ERA: 3.5									0 0 0 0 0 0 0										
5 Taylor Green, L (6, PH) OBP: 0.275, SLG: 0.324									0 0 0 0 0 0 0										
32 LaTroy Hawkins, R (7, 1) OBP: 0.326, SLG: 0.399									0 0 0 0 0 0 0										
57 Francisco Rodriguez, R (8, 1) ERA: 2.67									0 0 0 0 0 0 0										
2 Nyjer Morgan, S (8, PH) OBP: 0.326, SLG: 0.399									0 0 0 0 0 0 0										
59 John Axford, R (9, 1) ERA: 1.98									0 0 0 0 0 0 0										
Inning Stats	R: 0 E: 0 K: 2 S: 13	H: 1 LOB: 2 BB: 1 P: 22	R: 0 E: 0 K: 0 S: 6	H: 1 LOB: 1 BB: 1 P: 12	R: 2 E: 0 K: 0 S: 13	H: 2 LOB: 0 BB: 0 P: 24	R: 0 E: 0 K: 1 S: 6	H: 0 LOB: 0 BB: 0 P: 8	R: 2 E: 0 K: 0 S: 12	H: 1 LOB: 1 BB: 1 P: 20	R: 0 E: 0 K: 1 S: 13	H: 1 LOB: 2 BB: 1 P: 21	R: 2 E: 0 K: 2 S: 18	H: 2 LOB: 1 BB: 1 P: 30	R: 0 E: 0 K: 0 S: 6	H: 1 LOB: 1 BB: 1 P: 14	1B: 4 2B: 1 3B: 0 HR: 4	SF: 0 SAC: 2 DP: 0 HBP: 1	WP: 0 PA: 39 PB: 0 SB: 1 CS: 1
PITCHER	IP WLS BF H R ER SO BB IBB HBP BLK WP HR S P ERA WHIP																		
49 Ross Ohlendorf, R (1, 1) ERA: 8.15	5.0 24 5 4 4 3 3 0 1 0 0 0 0 13 21 7.20 1.600																		
30 Chris Resop, R (6, 1) ERA: 4.39	1.0 5 1 0 0 1 1 0 0 0 0 0 0 13 21 0.00 2.000																		
48 Jared Hughes, R (7, 1) ERA: 4.09	0.1 L 4 2 2 2 1 1 0 0 0 0 0 0 15 24 54.00 9.000																		
44 Tony Watson, L (7, 1) ERA: 3.95	0.2 1 0 0 0 1 0 0 0 0 0 0 0 3 6 0.00 0.000																		
47 Evan Meek, R (8, 1) ERA: 3.48	1.0 4 1 0 0 0 1 0 0 0 0 0 0 6 14 0.00 2.000																		

Pittsburgh Pirates @ Milwaukee Brewers
Miller Park, Milwaukee, WI
Tue Sep 27 2011, 7:10 PM - 10:22 PM CDT
Att.: 41,864 - Roof Closed - 70 F

AB	29
R	6
H	9
RBI	6
BB	6
SO	6
LOB	12



Batter	1	2	3	4	5	6	7	8	9	AB	R	H	RBI	BB	SO	LOB	TOP			
18 Willie Bloomquist, R OBP: 0.500, SLG: 0.500										4	0	2	0	0	1	0	Arizona Diamondbacks @ Milwaukee Brewers Miller Park, Milwaukee, WI Sat Oct 01 2011, 1:08 PM - 3:52 PM CDT Att.: 44,122 - Roof Closed - 67 F livebaseballscorecards.com			
2 Aaron Hill, R										3	0	0	0	1	0	2				
10 Justin Upton, R OBP: 0.250, SLG: 0.250										4	0	1	0	0	2	2				
26 Miguel Montero, L											4	0	0	0	0	2				
24 Chris Young, R										3	0	0	0	0	1	1				
37 Lyle Overbay, L										3	0	0	0	0	1	0				
14 Ryan Roberts, R OBP: 0.333, SLG: 1.333										3	1	1	1	0	0	0				
8 Gerardo Parra, L										3	0	0	0	0	2	0				
31 Ian Kennedy, R										2	0	0	0	0	2	0				
29 Brad Ziegler, R 11 Sean Burroughs, L (8, PH) 39 Bryan Shaw, S (8, 1)										0	0	0	0	0	0	0				
Inning Stats	R: 0 H: 2 E: 0 K: 0 S: 6	H: 0 LOB: 1 BB: 0 P: 11	R: 0 H: 0 E: 0 K: 1 S: 8	H: 0 LOB: 0 BB: 0 P: 12	R: 0 H: 0 E: 0 K: 2 S: 12	H: 0 LOB: 1 BB: 0 P: 19	R: 0 H: 0 E: 0 K: 2 S: 9	H: 0 LOB: 1 BB: 0 P: 16	R: 0 H: 1 E: 0 K: 1 S: 6	H: 0 LOB: 0 BB: 0 P: 7	R: 0 H: 0 E: 0 K: 0 S: 7	H: 0 LOB: 0 BB: 0 P: 12	R: 1 H: 1 E: 0 K: 3 S: 13	H: 1 LOB: 0 BB: 0 P: 19	R: 0 H: 0 E: 0 K: 1 S: 10	H: 0 LOB: 0 BB: 0 P: 14	1B: 3 2B: 0 3B: 0 HR: 1	SF: 0 SAC: 0 DP: 0 HBP: 0	WP: 0 PB: 0 SB: 1 CS: 0	PA: 31
PITCHER	IP WLS BF H R ER SO BB IBB HBP BLK WP HR S P ERA WHIP																			
49 Yovani Gallardo, R ERA: 1.13	8.0 W 28 4 1 1 9 1 0 0 0 0 1 66 106 1.12 0.625																			
59 John Axford, R ERA:	1.0 S 3 0 0 0 1 0 0 0 0 0 0 10 14 0.00 0.000																			


Batter	1	2	3	4	5	6	7	8	9	AB	R	H	RBI	BB	SO	LOB	BOTTOM			
1 Corey Hart, R										4	0	0	0	0	0	0	Arizona Diamondbacks @ Milwaukee Brewers Miller Park, Milwaukee, WI Sat Oct 01 2011, 1:08 PM - 3:52 PM CDT Att.: 44,122 - Roof Closed - 67 F livebaseballscorecards.com			
2 Nyjer Morgan, L										3	0	0	0	0	2	0				
8 Ryan Braun, R OBP: 0.750, SLG: 1.000										4	2	3	0	0	0	0				
28 Prince Fielder, L OBP: 0.500, SLG: 1.500										4	1	2	2	0	1	2				
23 Rickie Weeks, Jr., R										2	0	0	0	1	0	0				
15 Jermey Hairston, R OBP: 0.500, SLG: 0.500										2	0	1	1	1	0	0				
3 Yuniesky Betancourt, R OBP: 0.250, SLG: 0.750										4	1	1	0	0	0	5				
20 Jonathan Lucroy, R OBP: 0.250, SLG: 0.250										4	0	1	1	0	0	5				
49 Yovani Gallardo, R										3	0	0	0	0	0	1				
25 Mark Kotsay, L (8, PH) 59 John Axford, R (9, 1)										1	0	0	0	0	0	1				
Inning Stats	R: 0 H: 0 E: 0 K: 0 S: 9	H: 1 LOB: 2 BB: 1 P: 12	R: 0 H: 0 E: 0 K: 1 S: 16	H: 0 LOB: 0 BB: 0 P: 27	R: 0 H: 0 E: 0 K: 1 S: 6	H: 0 LOB: 0 BB: 0 P: 8	R: 1 H: 2 E: 0 K: 0 S: 10	H: 2 LOB: 2 BB: 0 P: 16	R: 0 H: 1 E: 0 K: 0 S: 10	H: 1 LOB: 2 BB: 0 P: 15	R: 1 H: 2 E: 0 K: 0 S: 13	H: 2 LOB: 0 BB: 0 P: 16	R: 2 H: 2 E: 0 K: 1 S: 15	H: 2 LOB: 0 BB: 0 P: 19	R: 0 H: 0 E: 0 K: 0 S: 9	H: 0 LOB: 1 BB: 1 P: 13	1B: 4 2B: 2 3B: 1 HR: 1	SF: 1 SAC: 0 DP: 0 HBP: 2	WP: 0 PB: 0 SB: 0 CS: 0	PA: 36
PITCHER	IP WLS BF H R ER SO BB IBB HBP BLK WP HR S P ERA WHIP																			
31 Ian Kennedy, R ERA: 5.4	6.2 L 31 8 4 4 3 1 0 2 0 0 0 77 111 5.40 1.350																			
29 Brad Ziegler, R	0.1 1 0 0 0 0 0 0 0 0 0 2 2 0.00 0.000																			
39 Bryan Shaw, R	1.0 4 0 0 0 0 1 0 0 0 0 0 9 13 0.00 1.000																			

Batter	1	2	3	4	5	6	7	8	9	AB	R	H	RBI	BB	SO	LOB	TOP								
1 Corey Hart, R OBP: 0.231, SLG: 0.462										4	1	1	1	0	0	0	Milwaukee Brewers @ Arizona Diamondbacks Chase Field, Phoenix, AZ Tue Oct 04 2011, 6:38 PM - 9:38 PM MST Att. 48,312 - Roof Closed - 75 F livebaseballscorecards.com								
2 Nyjer Morgan, L OBP: 0.231, SLG: 0.091										3	0	0	0	1	2	0									
8 Ryan Braun, R OBP: 0.583, SLG: 1.000										3	0	0	0	1	1	1									
28 Prince Fielder, L OBP: 0.417, SLG: 0.727										3	0	1	0	0	1	1									
23 Rickie Weeks Jr., R OBP: 0.250, SLG: 0.300										4	0	0	0	0	1	4									
15 Jerry Hairston, R OBP: 0.455, SLG: 0.556										3	0	1	0	0	0	0									
25 Mark Kotsay, L (9, PH)										1	0	0	0	0	0	1									
3 Yuniesky Betancourt, R ERA: 1.29										3	0	0	0	0	1	1									
38 Chris Narveson, L ERA:										0	0	0	0	0	0	0									
41 Marco Estrada, R (8, 1)										0	0	0	0	0	0	0									
20 Jonathan Lucroy, R OBP: 0.273, SLG: 0.273										3	0	0	0	0	0	1									
18 Shaun Marcum, R (1, 1)										2	0	0	0	0	1	1									
50 Kameron Loe, R (5, 1)										0	0	0	0	0	0	0									
30 Craig Counsell, L (7, 6)										1	0	0	0	0	0	0									
Inning Stats	R: 0 E: 0 K: 2 S: 10	H: 0 LOB: 2 BB: 1 P: 20	R: 0 E: 0 K: 1 S: 8	H: 1 LOB: 1 BB: 0 P: 12	R: 1 E: 0 K: 1 S: 10	H: 1 LOB: 0 BB: 0 P: 15	R: 0 E: 0 K: 1 S: 8	H: 0 LOB: 0 BB: 0 P: 12	R: 0 E: 0 K: 1 S: 10	H: 0 LOB: 1 BB: 1 P: 16	R: 0 E: 0 K: 1 S: 6	H: 0 LOB: 0 BB: 0 P: 9	R: 0 E: 0 K: 1 S: 6	H: 0 LOB: 0 BB: 0 P: 9	R: 0 E: 0 K: 1 S: 8	H: 0 LOB: 0 BB: 0 P: 14	R: 0 E: 0 K: 1 S: 10	H: 1 LOB: 1 BB: 0 P: 17	1B: 2 2B: 0 3B: 0 HR: 1	SF: 0 SAC: 0 DP: 0 HBP: 1	WP: 0 PB: 0 CS: 0	PA: 33			
PITCHER	IP	WLS	BF	H	R	ER	SO	BB	IBB	HBP	BLK	WP	HR	S	P	ERA	WHIP								
55 Josh Collmenter, R ERA: 1.29	7.0	W	26	2	1	1	6	2	0	1	0	0	1	60	93	1.29	0.571								
30 David Hernandez, R ERA:	1.0		3	0	0	0	1	0	0	0	0	0	0	8	14	0.00	0.000								
40 J.J. Putz, R ERA:	1.0		4	1	0	0	0	0	0	0	0	0	0	10	17	0.00	1.000								

Batter	1	2	3	4	5	6	7	8	9	AB	R	H	RBI	BB	SO	LOB	BOTTOM								
18 Willie Bloomquist, R OBP: 0.462, SLG: 0.417										4	2	3	0	0	0	0	Milwaukee Brewers @ Arizona Diamondbacks Chase Field, Phoenix, AZ Tue Oct 04 2011, 6:38 PM - 9:38 PM MST Att. 48,312 - Roof Closed - 75 F livebaseballscorecards.com								
30 David Hernandez, R (8, 1)										3	1	0	0	1	4	4									
2 Aaron Hill, R OBP: 0.536, SLG: 0.333										3	1	0	0	1	4	4									
40 J.J. Putz, R (9, 1)										3	0	0	0	1	3	3									
10 Justin Upton, R OBP: 0.231, SLG: 0.417										3	0	0	0	1	3	3									
26 Miguel Montero, L OBP: 0.308, SLG: 0.273										3	2	2	2	1	1	0									
44 Paul Goldschmidt, R OBP: 0.444, SLG: 1.125										4	1	2	5	0	1	2									
24 Chris Young, R OBP: 0.384, SLG: 0.727										4	1	1	0	0	2	1									
14 Ryan Roberts, R OBP: 0.455, SLG: 0.818										4	0	2	1	0	1	0									
8 Gerardo Parra, L (1, 7)										4	0	0	0	0	1	2									
55 Josh Collmenter, R OBP: 0.333, SLG: 0.333										3	1	1	0	0	1	0									
16 John McDonald, R (8, 6)										1	0	0	0	0	0	1									
Inning Stats	R: 2 E: 0 K: 1 S: 13	H: 3 LOB: 1 BB: 0 P: 17	R: 0 E: 0 K: 0 S: 6	H: 0 LOB: 0 BB: 0 P: 9	R: 1 E: 0 K: 0 S: 12	H: 1 LOB: 2 BB: 2 P: 25	R: 0 E: 0 K: 1 S: 8	H: 0 LOB: 0 BB: 0 P: 12	R: 5 E: 1 K: 1 S: 18	H: 5 LOB: 1 BB: 1 P: 27	R: 0 E: 0 K: 1 S: 6	H: 1 LOB: 0 BB: 0 P: 8	R: 0 E: 0 K: 3 S: 11	H: 0 LOB: 0 BB: 0 P: 13	R: 0 E: 0 K: 2 S: 9	H: 1 LOB: 1 BB: 0 P: 16	1B: 9 2B: 1 3B: 0 HR: 1	SF: 0 SAC: 0 DP: 1 HBP: 0	WP: 0 PB: 0 CS: 0	PA: 36					
PITCHER	IP	WLS	BF	H	R	ER	SO	BB	IBB	HBP	BLK	WP	HR	S	P	ERA	WHIP								
18 Shaun Marcum, R ERA: 13.5	4.2	L	23	7	7	7	3	2	1	0	0	0	0	11	52	13.50	1.929								
50 Kameron Loe, R ERA:	1.1		6	3	1	0	1	0	0	0	0	0	0	11	16	0.00	2.250								
38 Chris Narveson, L ERA:	1.0		3	0	0	0	3	0	0	0	0	0	0	11	13	0.00	0.000								
41 Marco Estrada, R (8, 1)	1.0		4	1	0	0	2	0	0	0	0	0	0	9	16	0.00	1.000								

AB	30
R	1
H	3
RBI	1
BB	2
SO	7
LOB	10

AB	33
R	8
H	11
RBI	8
BB	3
SO	9
LOB	13



Batter	1	2	3	4	5	6	7	8	9	AB	R	H	RBI	BB	SO	LOB	TOP											
1 Corey Hart, R OBP: 0.222, SLG: 0.412										4	1	1	1	0	2	1												
15 Jerry Hairston, R OBP: 0.530, SLG: 0.615										4	1	2	1	1	0	2												
8 Ryan Braun, R OBP: 0.529, SLG: 0.867										4	0	1	1	1	0	1												
28 Prince Fielder, L OBP: 0.412, SLG: 0.667										4	0	1	0	1	0	3												
23 Rickie Weeks Jr., R OBP: 0.176, SLG: 0.200										5	0	0	0	0	0	6												
3 Yuniesky Betancourt, R OBP: 0.333, SLG: 0.500										4	3	3	0	0	0	2												
27 Carlos Gómez, R OBP: 0.667, SLG: 1.667										3	1	2	2	0	0	1												
9 George Kottaras, L OBP: 0.176, SLG: 0.200										3	0	0	1	1	1	1												
43 Randy Wolf, L 5 Taylor Green, L 41 Marco Estrada, R 14 Casey McGehee, R 38 Chris Narveson, L 50 Kameron Loe, R 25 Mark Kotsay, L 40 Takashi Saito, L										1	0	0	0	0	0	0												
Inning Stats	R: 1 E: 0 K: 1 S: 9	H: 2 LOB: 1 BB: 1 P: 19	R: 1 E: 0 K: 0 S: 9	H: 1 LOB: 2 BB: 1 P: 12	R: 1 E: 0 K: 0 S: 14	H: 2 LOB: 2 BB: 1 P: 23	R: 0 E: 0 K: 0 S: 8	H: 1 LOB: 1 BB: 0 P: 11	R: 0 E: 0 K: 0 S: 10	H: 1 LOB: 1 BB: 0 P: 15	R: 1 E: 0 K: 0 S: 7	H: 2 LOB: 2 BB: 1 P: 17	R: 0 E: 0 K: 0 S: 8	H: 0 LOB: 0 BB: 0 P: 12	R: 2 E: 0 K: 2 S: 18	H: 2 LOB: 1 BB: 1 P: 26	R: 0 E: 0 K: 0 S: 8	H: 0 LOB: 1 BB: 1 P: 14	1B: 6 2B: 4 3B: 0 HR: 1	SF: 1 SAC: 1 DP: 1 HBP: 0	WP: 0 PB: 0 SB: 2 CS: 0	PA: 41						
PITCHER	IP WLS BF H R ER SO BB IBB HBP BLK WP HR S P ERA WHIP	34 Joe Saunders, L ERA: 9.0	15 Micah Owings, R ERA: 27.0	56 Jarrod Parker, R ERA: 27.0	39 Bryan Shaw, R ERA: 27.0	30 David Hernandez, R ERA: 6.0	40 J.J. Putz, R ERA: 18.0	PITCHER	IP WLS BF H R ER SO BB IBB HBP BLK WP HR S P ERA WHIP	40 J.J. Putz, R ERA: 18.0	34 Joe Saunders, L ERA: 9.0	15 Micah Owings, R ERA: 27.0	56 Jarrod Parker, R ERA: 27.0	39 Bryan Shaw, R ERA: 27.0	30 David Hernandez, R ERA: 6.0	40 J.J. Putz, R ERA: 18.0	34 Joe Saunders, L ERA: 9.0	15 Micah Owings, R ERA: 27.0	56 Jarrod Parker, R ERA: 27.0	39 Bryan Shaw, R ERA: 27.0	30 David Hernandez, R ERA: 6.0	40 J.J. Putz, R ERA: 18.0	34 Joe Saunders, L ERA: 9.0	15 Micah Owings, R ERA: 27.0	56 Jarrod Parker, R ERA: 27.0	39 Bryan Shaw, R ERA: 27.0	30 David Hernandez, R ERA: 6.0	40 J.J. Putz, R ERA: 18.0

Milwaukee Brewers @ Arizona Diamondbacks
Chase Field, Phoenix, AZ
Wed Oct 05 2011, 6:38 PM - 10:02 PM MST
Att: 38,830 - Roof Closed - 75 F

livebaseballscorecards.com

AB 35
R 6
H 11
RBI 6
BB 4
SO 3
LOB 18

Batter	1	2	3	4	5	6	7	8	9	AB	R	H	RBI	BB	SO	LOB	BOTTOM	
18 Willie Bloomquist, R OBP: 0.389, SLG: 0.353 30 David Hernandez, R 40 J.J. Putz, R										5	1	1	0	0	0	3		
2 Aaron Hill, R OBP: 0.500, SLG: 0.571										5	1	2	1	0	0	1		
10 Justin Upton, R OBP: 0.278, SLG: 0.375										4	1	1	0	1	1	0		
26 Miguel Montero, L OBP: 0.389, SLG: 0.438										5	1	3	0	0	1	2		
44 Paul Goldschmidt, R OBP: 0.571, SLG: 1.000										3	2	2	0	1	1	3		
14 Ryan Roberts, R OBP: 0.375, SLG: 0.813										5	1	1	4	0	2	6		
24 Chris Young, R OBP: 0.467, SLG: 1.143										3	3	2	3	1	1	0		
8 Gerardo Parra, L										4	0	0	0	0	1	2		
34 Joe Saunders, L 4 Collin Cowgill, R 15 Micah Owings, R 56 Jarrod Parker, R 39 Bryan Shaw, S 16 John McDonald, R											0	0	0	0	1	0	0	
Inning Stats	R: 5 E: 0 K: 1 S: 16	H: 4 LOB: 0 BB: 1 P: 31	R: 0 E: 0 K: 0 S: 12	H: 2 LOB: 2 BB: 1 P: 23	R: 2 E: 0 K: 1 S: 13	H: 2 LOB: 1 BB: 1 P: 27	R: 0 E: 0 K: 2 S: 10	H: 0 LOB: 0 BB: 0 P: 13	R: 0 E: 0 K: 1 S: 9	H: 1 LOB: 0 BB: 0 P: 15	R: 2 E: 0 K: 1 S: 13	H: 1 LOB: 1 BB: 1 P: 21	R: 0 E: 0 K: 0 S: 14	H: 1 LOB: 2 BB: 0 P: 21	1B: 8 2B: 1 3B: 0 HR: 4	SF: 0 SAC: 0 DP: 1 HBP: 1	WP: 0 PB: 0 SB: 1 CS: 0	PA: 42
PITCHER	IP WLS BF H R ER SO BB IBB HBP BLK WP HR S P ERA WHIP	43 Randy Wolf, L ERA: 21.0	41 Marco Estrada, R ERA: 11.57	38 Chris Narveson, L ERA: 11.57	50 Kameron Loe, R ERA: 11.57	40 Takashi Saito, R ERA: 11.57	PITCHER	IP WLS BF H R ER SO BB IBB HBP BLK WP HR S P ERA WHIP	43 Randy Wolf, L ERA: 21.0	41 Marco Estrada, R ERA: 11.57	38 Chris Narveson, L ERA: 11.57	50 Kameron Loe, R ERA: 11.57	40 Takashi Saito, R ERA: 11.57	43 Randy Wolf, L ERA: 21.0				

Batter	1	2	3	4	5	6	7	8	9	10	AB	R	H	RBI	BB	SO	LOB	TOP											
18 Willie Bloomquist, R OBP: 0.348, SLG: 0.318	G6-3		G1-3		G6-4-3		G6-3				5	0	1	1	0	0	1	Arizona Diamondbacks @ Milwaukee Brewers Miller Park, Milwaukee, WI Fri Oct 07 2011, 4:09 PM - 7:50 PM CDT Att: 44,028 - Roof Closed - 78 F											
2 Aaron Hill, R OBP: 0.435, SLG: 0.444	K		F9		F7						4	0	0	0	1	2	2												
10 Justin Upton, R OBP: 0.304, SLG: 0.500	26 WP		HR		F8						4	1	1	1	1	1	3												
26 Miguel Montero, L OBP: 0.354, SLG: 0.400	K		K		F7						4	0	1	0	0	2	1												
4 Collin Cowgill, R OBP: 1.000, SLG: 1.000	K		K		F7						0	0	0	0	0	0	0												
12 Henry Blanco, R	K		K		F7						1	0	0	0	0	0	2												
44 Paul Goldschmidt, R OBP: 0.526, SLG: 0.813	G6-3				24 FC6-4						5	0	2	0	0	1	2												
24 Chris Young, R OBP: 0.450, SLG: 0.944	K				FC6-4						4	0	1	0	1	1	1												
14 Ryan Roberts, R OBP: 0.350, SLG: 0.700					F9						4	0	1	0	0	0	6												
30 David Hernandez, R					F9						0	0	0	0	0	0	0												
37 Lyle Overbay, L					F9						1	0	0	0	0	1	0												
40 J.J. Putz, R					G5-3						0	0	0	0	0	0	0												
8 Gerardo Parra, L OBP: 0.105, SLG: 0.111					K						3	1	1	0	1	1	1												
31 Ian Kennedy, R OBP: 0.250, SLG: 0.250											2	0	1	0	0	0	2												
27 Geoff Blum, S											1	0	0	0	0	1	0												
39 Bryan Shaw, S											0	0	0	0	0	0	0												
11 Sean Burroughs, L OBP: 0.333, SLG: 0.333											1	0	1	0	0	0	0												
Inning Stats	R: 0 E: 0 K: 2 S: 12	H: 0 LOB: 1 BB: 1 P: 22	R: 0 E: 0 K: 13 S: 13	H: 1 LOB: 2 BB: 1 P: 22	R: 1 E: 0 K: 1 S: 13	H: 1 LOB: 0 BB: 0 P: 13	R: 0 E: 0 K: 1 S: 8	H: 1 LOB: 2 BB: 0 P: 12	R: 0 E: 0 K: 1 S: 10	H: 0 LOB: 0 BB: 0 P: 14	R: 0 E: 0 K: 2 S: 14	H: 1 LOB: 3 BB: 2 P: 26	R: 1 E: 0 K: 1 S: 13	H: 3 LOB: 2 BB: 0 P: 19	R: 0 E: 0 K: 1 S: 7	H: 0 LOB: 0 BB: 0 P: 9	1B: 8 2B: 1 3B: 0 HR: 1	SF: 0 SAC: 0 DP: 1 HBP: 0	WP: 1 PB: 0 SB: 1 CS: 0	PA: 43									
PITCHER	IP WLS BF H R ER SO BB IBB HBP BLK WP HR S P ERA WHIP	49 Yovani Gallardo, R ERA: 1.29	6.0 1.0 1.0 2.0	25 3 6 9	6 0 1 3	1 0 1 1	5 0 0 2	2 0 0 0	0 0 0 0	0 0 0 0	1 10 14 20	112 14 26 28	1.50 0.00 0.00 4.50	1.333 0.000 3.000 1.500	PITCHER	IP WLS BF H R ER SO BB IBB HBP BLK WP HR S P ERA WHIP	49 Yovani Gallardo, R ERA: 1.29	6.0 1.0 1.0 2.0	25 3 6 9	6 0 1 3	1 0 1 1	5 0 0 2	2 0 0 0	0 0 0 0	0 0 0 0	1 10 14 20	112 14 26 28	1.50 0.00 0.00 4.50	1.333 0.000 3.000 1.500

Batter	1	2	3	4	5	6	7	8	9	10	AB	R	H	RBI	BB	SO	LOB	BOTTOM			
1 Corey Hart, R OBP: 0.227, SLG: 0.381	G6-3		F7								4	0	1	0	0	1	0	Arizona Diamondbacks @ Milwaukee Brewers Miller Park, Milwaukee, WI Fri Oct 07 2011, 4:09 PM - 7:50 PM CDT Att: 44,028 - Roof Closed - 78 F			
27 Carlos Gómez, R OBP: 0.750, SLG: 1.500											1	1	1	0	0	0	0				
2 Nyjer Morgan, L OBP: 0.278, SLG: 0.250	P6										5	1	2	1	0	1	1				
8 Ryan Braun, R OBP: 0.571, SLG: 0.889											3	1	2	0	1	1	0				
28 Prince Fielder, L OBP: 0.381, SLG: 0.556	K										3	0	0	0	1	1	3				
23 Rickie Weeks Jr., R OBP: 0.333, SLG: 0.333											3	0	0	0	0	0	2				
59 John Axford, R											0	0	0	0	0	0	0				
15 Jerry Hairston, R OBP: 0.400, SLG: 0.500	K										3	0	0	1	0	1	2				
3 Yuniesky Betancourt, R OBP: 0.318, SLG: 0.444	L5										4	0	1	1	0	0	2				
20 Jonathan Lucroy, R OBP: 0.200, SLG: 0.200											4	0	0	0	0	3	2				
49 Yovani Gallardo, R											2	0	0	0	0	1	0				
40 Takashi Saito, L											0	0	0	0	0	0	0				
14 Casey McGehee, R OBP: 0.333, SLG: 0.333											1	0	0	0	0	1	0				
57 Francisco Rodríguez, R											0	0	0	0	0	0	0				
30 Craig Counsell, L											1	0	0	0	0	0	0				
Inning Stats	R: 0 E: 0 K: 1 S: 12	H: 1 LOB: 1 BB: 0 P: 14	R: 0 E: 0 K: 1 S: 8	H: 0 LOB: 0 BB: 0 P: 10	R: 0 E: 0 K: 2 S: 8	H: 0 LOB: 0 BB: 0 P: 12	R: 1 E: 0 K: 0 S: 7	H: 1 LOB: 2 BB: 1 P: 15	R: 0 E: 0 K: 0 S: 10	H: 0 LOB: 0 BB: 0 P: 16	R: 1 E: 0 K: 3 S: 9	H: 2 LOB: 2 BB: 0 P: 18	R: 0 E: 0 K: 1 S: 7	H: 0 LOB: 0 BB: 0 P: 10	R: 0 E: 0 K: 1 S: 5	H: 0 LOB: 0 BB: 0 P: 10	1B: 5 2B: 2 3B: 0 HR: 0	SF: 1 SAC: 0 DP: 0 HBP: 1	WP: 1 PB: 0 SB: 1 CS: 0	PA: 38	
PITCHER	IP WLS BF H R ER SO BB IBB HBP BLK WP HR S P ERA WHIP	31 Ian Kennedy, R ERA: 4.26	6.0 1.0 2.0 0.1	5 0 6 3	2 0 0 2	2 0 0 0	5 3 12 6	85 13 20 10	3.00 0.00 0.00 27.00	1.167 0.000 0.000 6.000	PITCHER	IP WLS BF H R ER SO BB IBB HBP BLK WP HR S P ERA WHIP	31 Ian Kennedy, R ERA: 4.26	6.0 1.0 2.0 0.1	5 0 6 3	2 0 0 2	2 0 0 0	5 3 12 6	85 13 20 10	3.00 0.00 0.00 27.00	1.167 0.000 0.000 6.000

Batter	1	2	3	4	5	6	7	8	9	AB	R	H	RBI	BB	SO	LOB	TOP					
15 Rafael Furcal, S OBP: 0.259, SLG: 0.444	G6-3		P4		G3-1		G5-4-3		K	5	2	2	0	0	1	0	St. Louis Cardinals @ Milwaukee Brewers Miller Park, Milwaukee, WI Sun Oct 09 2011, 3:07 PM - 6:41 PM CDT Att: 43,613 - Sunny - 76 F					
19 Jon Jay, L OBP: 0.350, SLG: 0.188	5 1B		G1		G3-1		G5-4-3		L1-3	4	1	1	0	1	0	1						
5 Albert Pujols, R OBP: 0.395, SLG: 0.458	7 1B		F7		K2-3		G5-4-3			4	0	1	0	0	1	2						
12 Lance Berkman, S OBP: 0.320, SLG: 0.409	K				4 BB		P5			4	1	2	1	0	1	2						
7 Matt Holliday, R OBP: 0.357, SLG: 0.308	1-2 2H		K		3-H				K	4	0	2	1	0	2	1						
4 Yadier Molina, R OBP: 0.250, SLG: 0.182	P4		23 HR		7 1B				K	3	1	0	0	1	1	4						
23 David Freese, R OBP: 0.318, SLG: 0.667	F9						G6-3		K	3	1	1	3	1	0	0						
Ryan Theriot, R OBP: 0.429, SLG: 0.571	F8		G5-3		F9		F9		FC6-4	4	0	0	0	0	0	1						
54 Jaime Garcia, L 28 Octavio Dotel, R 56 Adron Chambers, L 31 Lance Lynn, S 46 Kyle McClellan, R 34 Marc Rzepczynski, L 41 Mitchell Boggs, R 8 Nick Punto, S	K		K		K		K		K	2	0	0	0	0	0	0						
Inning Stats	R: 1 E: 0 K: 1 S: 14	H: 2 LOB: 2 BB: 1 P: 24	R: 0 E: 0 K: 1 S: 8	H: 0 LOB: 0 BB: 0 P: 12	R: 0 E: 0 K: 0 S: 8	H: 0 LOB: 0 BB: 0 P: 11	R: 3 E: 0 K: 2 S: 13	H: 2 LOB: 0 BB: 1 P: 23	R: 1 E: 0 K: 1 S: 13	H: 3 LOB: 2 BB: 0 P: 20	R: 0 E: 0 K: 1 S: 8	H: 0 LOB: 0 BB: 0 P: 12	R: 1 E: 0 K: 0 S: 10	H: 2 LOB: 0 BB: 0 P: 18	R: 0 E: 0 K: 2 S: 11	H: 0 LOB: 1 BB: 1 P: 19		R: 0 E: 0 K: 2 S: 9	H: 0 LOB: 0 BB: 0 P: 13	1B: 7 2B: 1 3B: 0 HR: 1	SF: 0 SAC: 0 DP: 1 HBP: 0	WP: 0 PB: 0 SB: 0 CS: 0
PITCHER	IP WLS BF H R ER SO BB IBB HBP BLK WP HR S P ERA WHIP	IP WLS BF H R ER SO BB IBB HBP BLK WP HR S P ERA WHIP	IP WLS BF H R ER SO BB IBB HBP BLK WP HR S P ERA WHIP	IP WLS BF H R ER SO BB IBB HBP BLK WP HR S P ERA WHIP	IP WLS BF H R ER SO BB IBB HBP BLK WP HR S P ERA WHIP	IP WLS BF H R ER SO BB IBB HBP BLK WP HR S P ERA WHIP	IP WLS BF H R ER SO BB IBB HBP BLK WP HR S P ERA WHIP	IP WLS BF H R ER SO BB IBB HBP BLK WP HR S P ERA WHIP	IP WLS BF H R ER SO BB IBB HBP BLK WP HR S P ERA WHIP	IP WLS BF H R ER SO BB IBB HBP BLK WP HR S P ERA WHIP	IP WLS BF H R ER SO BB IBB HBP BLK WP HR S P ERA WHIP	IP WLS BF H R ER SO BB IBB HBP BLK WP HR S P ERA WHIP	IP WLS BF H R ER SO BB IBB HBP BLK WP HR S P ERA WHIP	IP WLS BF H R ER SO BB IBB HBP BLK WP HR S P ERA WHIP	IP WLS BF H R ER SO BB IBB HBP BLK WP HR S P ERA WHIP	IP WLS BF H R ER SO BB IBB HBP BLK WP HR S P ERA WHIP	IP WLS BF H R ER SO BB IBB HBP BLK WP HR S P ERA WHIP					



Batter	1	2	3	4	5	6	7	8	9	AB	R	H	RBI	BB	SO	LOB	BOTTOM			
1 Corey Hart, R OBP: 0.259, SLG: 0.360	G6-3						G6-3			4	1	1	0	1	0	2	St. Louis Cardinals @ Milwaukee Brewers Miller Park, Milwaukee, WI Sun Oct 09 2011, 3:07 PM - 6:41 PM CDT Att: 43,613 - Sunny - 76 F			
30 Craig Counsell, L										0	0	0	0	0	0	0				
15 Jerry Hairston, R OBP: 0.440, SLG: 0.550	8 HR		K				G1-3			4	2	2	0	1	1	1				
8 Ryan Braun, R OBP: 0.577, SLG: 1.000	1-H		G5-3				G5-3			4	2	2	4	1	0	1				
28 Prince Fielder, L OBP: 0.423, SLG: 0.667	23 BB		G4-3				G4-3			3	1	1	2	1	0	1				
23 Rickie Weeks Jr., R OBP: 0.240, SLG: 0.238										3	1	1	0	1	0	2				
57 Francisco Rodriguez, R 25 Mark Kotsay, L 59 John Axford, R										0	0	0	0	0	0	0				
3 Yuniesky Betancourt, R OBP: 0.348, SLG: 0.639	K		G5-3							4	2	2	2	0	1	3				
27 Carlos Gómez, R OBP: 0.429, SLG: 0.857	K									3	0	0	0	0	1	2				
20 Jonathan Lucroy, R OBP: 0.263, SLG: 0.316	G5-3									4	0	2	1	0	0	0				
13 Zack Greinke, R OBP: 0.200, SLG: 0.200	G5-3									3	0	0	0	0	0	0				
40 Takashi Saito, L										0	0	0	0	0	0	0				
2 Nyjer Morgan, L OBP: 0.263, SLG: 0.235										1	0	0	0	0	1	1				
Inning Stats	R: 2 E: 0 K: 2 S: 14	H: 1 LOB: 2 BB: 2 P: 27	R: 0 E: 0 K: 1 S: 12	H: 0 LOB: 1 BB: 1 P: 19	R: 0 E: 0 K: 0 S: 11	H: 1 LOB: 0 BB: 0 P: 17	R: 0 E: 0 K: 0 S: 6	H: 0 LOB: 0 BB: 0 P: 7	R: 6 E: 1 K: 0 S: 25	H: 6 LOB: 1 BB: 0 P: 32	R: 0 E: 0 K: 0 S: 9	H: 1 LOB: 1 BB: 1 P: 17	R: 1 E: 0 K: 1 S: 16	H: 2 LOB: 1 BB: 0 P: 26	R: 0 E: 0 K: 0 S: 9	H: 0 LOB: 1 BB: 1 P: 18	1B: 3 2B: 5 3B: 0 HR: 3	SF: 0 SAC: 1 DP: 1 HBP: 1	WP: 0 PB: 0 SB: 0 CS: 0	PA: 41
PITCHER	IP WLS BF H R ER SO BB IBB HBP BLK WP HR S P ERA WHIP	IP WLS BF H R ER SO BB IBB HBP BLK WP HR S P ERA WHIP	IP WLS BF H R ER SO BB IBB HBP BLK WP HR S P ERA WHIP	IP WLS BF H R ER SO BB IBB HBP BLK WP HR S P ERA WHIP	IP WLS BF H R ER SO BB IBB HBP BLK WP HR S P ERA WHIP	IP WLS BF H R ER SO BB IBB HBP BLK WP HR S P ERA WHIP	IP WLS BF H R ER SO BB IBB HBP BLK WP HR S P ERA WHIP	IP WLS BF H R ER SO BB IBB HBP BLK WP HR S P ERA WHIP	IP WLS BF H R ER SO BB IBB HBP BLK WP HR S P ERA WHIP	IP WLS BF H R ER SO BB IBB HBP BLK WP HR S P ERA WHIP	IP WLS BF H R ER SO BB IBB HBP BLK WP HR S P ERA WHIP	IP WLS BF H R ER SO BB IBB HBP BLK WP HR S P ERA WHIP	IP WLS BF H R ER SO BB IBB HBP BLK WP HR S P ERA WHIP	IP WLS BF H R ER SO BB IBB HBP BLK WP HR S P ERA WHIP	IP WLS BF H R ER SO BB IBB HBP BLK WP HR S P ERA WHIP	IP WLS BF H R ER SO BB IBB HBP BLK WP HR S P ERA WHIP				



Batter	1	2	3	4	5	6	7	8	9	AB	R	H	RBI	BB	SO	LOB	TOP																				
15 Rafael Furcal, S OBP: 0.219, SLG: 0.375	G6-3		F7	G5-3		K	F8			5	0	0	0	0	1	5																					
19 Jon Jay, L OBP: 0.400, SLG: 0.333	5 HR		5 2B	1B		5 2B	G4-3	F8		5	3	3	0	0	0	0																					
5 Albert Pujols, R OBP: 0.389, SLG: 0.724 33 Daniel Descalso, L	1-H		7 G4-3	2B		12 G3	4 WP	2B		5	3	4	5	0	0	0																					
7 Matt Holliday, R OBP: 0.313 21 Allen Craig, R OBP: 0.333, SLG: 0.273	12 CS		G4-3	2B		K	12 1B	E4		3	1	1	1	1	1	2																					
12 Lance Berkman, S OBP: 0.310, SLG: 0.385 34 Marc Rzepczynski, L 26 Kyle Lohse, R 41 Mitchell Boggs, R 30 Jason Motte, R	K		G4-3	G3		G3	4 1B	23 1B	K	4	1	1	0	0	1	3																					
4 Yadier Molina, R OBP: 0.276, SLG: 0.259	G6-3		23 G4-1	8 1B		G4-3	23 1B	8 1B		5	2	2	1	0	0	0																					
23 David Freese, R OBP: 0.333, SLG: 0.731	F9		G4-1	2B		G4-1	8 1B	HR		5	1	2	2	0	1	1																					
8 Nick Punto, S OBP: 0.273, SLG: 0.273 13 Gerald Laird, R	P4		22 SH2-4	1B		F7	1B	K		4	0	2	2	0	0	0																					
22 Edwin Jackson, R 53 Arthur Rhodes, L 31 Lance Lynn, S Ryan Theriot, R 59 Fernando Salas, R 56 Adron Chambers, L	5 2B		19 1B	1B		SH2-4	1B	K		1	1	1	0	0	0	0																					
Inning Stats	R: 2 E: 0 K: 1 S: 11	H: 2 LOB: 1 BB: 1 P: 22	R: 0 E: 0 K: 0 S: 7	H: 0 LOB: 0 BB: 0 P: 10	R: 2 E: 0 K: 0 S: 14	H: 3 LOB: 1 BB: 0 P: 23	R: 1 E: 0 K: 0 S: 10	H: 2 LOB: 1 BB: 0 P: 17	R: 2 E: 0 K: 1 S: 11	H: 2 LOB: 0 BB: 0 P: 19	R: 0 E: 0 K: 2 S: 14	H: 1 LOB: 1 BB: 0 P: 18	R: 4 E: 0 K: 1 S: 16	H: 6 LOB: 2 BB: 0 P: 20	R: 0 E: 1 K: 1 S: 8	H: 0 LOB: 1 BB: 0 P: 11	R: 1 E: 0 K: 2 S: 11	H: 1 LOB: 0 BB: 0 P: 16	1B: 10 2B: 6 3B: 0 HR: 2	SF: 0 SAC: 1 DP: 1 HBP: 0	WP: 1 PB: 0 CS: 1	PA: 45															
PITCHER	IP	WLS	BF	H	R	ER	SO	BB	IBB	HBP	BLK	WP	HR	S	P	ERA	WHIP	PITCHER	IP	WLS	BF	H	R	ER	SO	BB	IBB	HBP	BLK	WP	HR	S	P	ERA	WHIP		
18 Shaun Marcum, R ERA: 12.46	4.0	L	19	7	5	5	1	1	0	0	0	0	1	42	72	11.25	2.000																				
41 Marco Estrada, R ERA: 3.5	2.0		9	3	2	2	3	0	0	0	0	0	0	25	37	9.00	1.500																				
50 Kameron Loe, R ERA: 15.43	0.1		7	6	4	4	0	0	0	0	0	0	0	10	13	108.00	18.000																				
32 LaTroy Hawkins, R ERA: 15.43	0.2		2	0	0	0	1	0	0	0	0	0	0	6	7	0.00	0.000																				
38 Chris Narveson, L ERA: 8.31	2.0		8	1	1	1	3	0	0	0	0	0	1	19	27	4.50	0.500																				

St. Louis Cardinals @ Milwaukee Brewers
Miller Park, Milwaukee, WI
Mon Oct 10 2011, 7:06 PM - 10:42 PM CDT
Att: 43,937 - Partly Cloudy - 69 F

AB 43
R 12
H 17
RBI 11
BB 1
SO 8
LOB 14



Batter	1	2	3	4	5	6	7	8	9	AB	R	H	RBI	BB	SO	LOB	BOTTOM																			
1 Corey Hart, R OBP: 0.250, SLG: 0.310	F8		K				F9		F9	4	0	0	0	1	1	0																				
2 Nyjer Morgan, L OBP: 0.281, SLG: 0.200 38 Chris Narveson, L	G4-3		K				F8			3	0	0	0	1	1	1																				
8 Ryan Braun, R OBP: 0.567, SLG: 0.962	1B		K2-3				FC5-4			4	0	2	0	0	1	1																				
28 Prince Fielder, L OBP: 0.467, SLG: 0.833	L4						23 HR			3	2	2	1	1	0	1																				
23 Rickie Weeks Jr., R OBP: 0.241, SLG: 0.360 5 Taylor Green, L	F8		23 HR				G6-4-3			4	1	1	2	0	0	3																				
15 Jermey Hairston, R OBP: 0.414, SLG: 0.500	3 1B		G4-3				F8			4	0	1	0	0	0	0																				
3 Yuniesky Betancourt, R OBP: 0.370, SLG: 0.615	1B		20 FC5-4				F8			4	0	2	0	0	0	0																				
20 Jonathan Lucroy, R OBP: 0.227, SLG: 0.273 25 Mark Kotsay, L	F9		FC5-4				K			3	0	0	0	0	1	3																				
18 Shaun Marcum, R 14 Casey McGehee, R 41 Marco Estrada, R 50 Kameron Loe, R 32 LaTroy Hawkins, R 27 Carlos Gomez, R	F8		G1-3				G3-1			1	0	0	0	0	0	2																				
Inning Stats	R: 0 E: 0 K: 0 S: 7	H: 1 LOB: 1 BB: 0 P: 11	R: 0 E: 0 K: 0 S: 11	H: 2 LOB: 2 BB: 0 P: 19	R: 0 E: 0 K: 3 S: 10	H: 0 LOB: 0 BB: 0 P: 14	R: 2 E: 0 K: 0 S: 15	H: 3 LOB: 1 BB: 0 P: 28	R: 0 E: 0 K: 0 S: 6	H: 1 LOB: 2 BB: 2 P: 17	R: 0 E: 0 K: 1 S: 9	H: 0 LOB: 0 BB: 0 P: 13	R: 0 E: 0 K: 0 S: 7	H: 0 LOB: 1 BB: 1 P: 15	R: 1 E: 0 K: 0 S: 7	H: 1 LOB: 0 BB: 0 P: 14	R: 0 E: 0 K: 0 S: 11	H: 0 LOB: 0 BB: 0 P: 15	1B: 4 2B: 2 3B: 0 HR: 2	SF: 0 SAC: 0 DP: 1 HBP: 0	WP: 0 PB: 0 CS: 0	PA: 37														
PITCHER	IP	WLS	BF	H	R	ER	SO	BB	IBB	HBP	BLK	WP	HR	S	P	ERA	WHIP	PITCHER	IP	WLS	BF	H	R	ER	SO	BB	IBB	HBP	BLK	WP	HR	S	P	ERA	WHIP	
22 Edwin Jackson, R ERA: 3.48	4.1		21	7	2	2	3	1	0	0	0	0	0	46	82	4.15	1.846																			
53 Arthur Rhodes, L ERA: 1.93	0.0		1	0	0	0	0	1	0	0	0	0	0	2	6	"	"																			
31 Lance Lynn, R ERA: 1.93	0.2	W	1	0	0	0	0	0	0	0	0	0	0	1	1	0.00	0.000																			
59 Fernando Salas, R ERA: 1.93	1.0		3	0	0	0	1	0	0	0	0	0	0	9	13	0.00	0.000																			
34 Marc Rzepczynski, L ERA: 10.13	1.0		4	0	0	0	0	1	0	0	0	0	0	7	15	0.00	1.000																			
41 Mitchell Boggs, R ERA: 6.75 30 Jason Motte, R ERA: 6.75	1.0		3	0	0	0	0	0	0	0	0	0	0	11	15	0.00	0.000																			

St. Louis Cardinals @ Milwaukee Brewers
Miller Park, Milwaukee, WI
Mon Oct 10 2011, 7:06 PM - 10:42 PM CDT
Att: 43,937 - Partly Cloudy - 69 F

AB 34
R 3
H 8
RBI 3
BB 3
SO 4
LOB 12



Batter	1	2	3	4	5	6	7	8	9	AB	R	H	RBI	BB	SO	LOB	TOP										
2 Nyjer Morgan, L OBP: 0.310, SLG: 0.280	G6-3		HBP			25 G4-3 1B			1B	4	1	2	0	0	1	2	Milwaukee Brewers @ St. Louis Cardinals Busch Stadium, St. Louis, MO Thu Oct 13 2011, 7:07 PM - 10:30 PM CDT Att: 45,606 - Partly Cloudy - 67 F										
25 Mark Kotsay, L OBP: 0.286, SLG: 0.364			F7				G3-1		F8	4	0	0	0	0	1	3											
27 Carlos Gómez, R OBP: 0.300, SLG: 0.600										1	0	0	0	0	0	1											
8 Ryan Braun, R OBP: 0.538, SLG: 0.824	1B		P3			28 C4-6-3 1B			K	5	0	2	1	0	2	3											
28 Prince Fielder, L OBP: 0.447, SLG: 0.733										3	1	1	0	1	1	2											
23 Rickie Weeks Jr., R OBP: 0.243, SLG: 0.333	G6-3									4	1	1	0	0	1	2											
30 Craig Counsell, L			F8							0	0	0	0	0	0	0											
15 Jerry Hairston, R OBP: 0.405, SLG: 0.531	G5-3					3 1B			F7	4	1	2	1	0	0	0											
3 Yuniesky Betancourt, R OBP: 0.371, SLG: 0.559			F8			9 G4-3 1B			G1-3	4	0	1	1	0	0	2											
9 George Kottaras, L										4	0	0	1	0	1	2											
57 Francisco Rodríguez, R										0	0	0	0	0	0	0											
59 John Axford, R										0	0	0	0	0	0	0											
43 Randy Wolf, L OBP: 0.333, SLG: 0.667										2	0	1	0	0	0	1											
20 Jonathan Lucroy, R OBP: 0.192, SLG: 0.231										1	0	0	0	0	1	0											
Inning Stats	R: 0 H: 1 E: 0 K: 2 S: 13	H: 1 LOB: 1 BB: 0 P: 21	R: 0 H: 0 E: 0 K: 0 S: 7	H: 0 LOB: 0 BB: 0 P: 8	R: 0 H: 1 E: 0 K: 1 S: 13	H: 2 LOB: 2 BB: 0 P: 20	R: 2 H: 3 E: 0 K: 0 S: 16	H: 3 LOB: 1 BB: 0 P: 23	R: 1 H: 2 E: 0 K: 0 S: 10	H: 2 LOB: 0 BB: 0 P: 16	R: 1 H: 2 E: 1 K: 1 S: 12	H: 2 LOB: 2 BB: 0 P: 19	R: 0 H: 0 E: 0 K: 2 S: 11	H: 0 LOB: 0 BB: 1 P: 16	R: 0 H: 0 E: 0 K: 0 S: 9	H: 0 LOB: 0 BB: 0 P: 13	R: 0 H: 1 E: 0 K: 2 S: 16	H: 1 LOB: 1 BB: 0 P: 21	1B: 5 2B: 5 3B: 0 HR: 0	SF: 0 SAC: 1 DP: 1 HBP: 1	WP: 0 PB: 0 SB: 0 CS: 0	PA: 39					
PITCHER	IP	WLS	BF	H	R	ER	SO	BB	IBB	HBP	BLK	WP	HR	S	P	ERA	WHIP										
26 Kyle Lohse, R ERA: 7.45	4.1	L	20	6	3	3	3	0	0	1	0	0	0	54	81	6.23	1.385										
41 Mitchell Boggs, R ERA: 7.2	1.0		5	3	1	1	0	0	0	0	0	0	0	10	16	9.00	3.000										
53 Arthur Rhodes, L ERA:	0.2		3	0	0	0	1	0	0	0	0	0	0	7	10	0.00	0.000										
28 Octavio Dotel, R ERA: 1.93	1.0		4	0	0	0	2	1	0	0	0	0	0	11	16	0.00	1.000										
59 Fernando Salas, R ERA: 1.17	2.0		7	1	0	0	2	0	0	0	0	0	0	25	34	0.00	0.500										

Batter	1	2	3	4	5	6	7	8	9	AB	R	H	RBI	BB	SO	LOB	BOTTOM										
15 Rafael Furcal, S OBP: 0.220, SLG: 0.325	F8		F8						FC6-4	5	0	0	0	0	0	1	Milwaukee Brewers @ St. Louis Cardinals Busch Stadium, St. Louis, MO Thu Oct 13 2011, 7:07 PM - 10:30 PM CDT Att: 45,606 - Partly Cloudy - 67 F										
21 Allen Craig, R OBP: 0.350, SLG: 0.500	G5-3									4	1	1	1	0	1	0											
5 Albert Pujols, R OBP: 0.487, SLG: 0.714										4	0	1	0	0	1	0											
23 David Freese, R OBP: 0.400, SLG: 0.765										4	0	2	0	0	1	1											
7 Matt Holliday, R OBP: 0.423, SLG: 0.500										3	1	2	1	1	0	1											
4 Yadier Molina, R OBP: 0.243, SLG: 0.257										4	0	1	0	0	1	4											
Ryan Theriot, R OBP: 0.368, SLG: 0.474										4	0	0	0	0	1	2											
19 Jon Jay, L OBP: 0.333, SLG: 0.310										4	0	0	0	0	0	3											
26 Kyle Lohse, R ERA: 8.1										2	0	0	0	0	1	2											
41 Mitchell Boggs, R ERA: 7.2										0	0	0	0	0	0	0											
53 Arthur Rhodes, L ERA:										0	0	0	0	0	0	0											
28 Octavio Dotel, R ERA: 1.93										0	0	0	0	0	0	0											
8 Nick Punto, S OBP: 0.290, SLG: 0.200										1	0	0	0	0	0	1											
59 Fernando Salas, R ERA: 1.17										0	0	0	0	0	0	0											
12 Lance Berkman, S OBP: 0.365, SLG: 0.539										1	0	1	0	0	0	0											
Inning Stats	R: 0 H: 0 E: 0 K: 1 S: 7	H: 2 LOB: 2 BB: 0 P: 12	R: 1 H: 2 E: 1 K: 2 S: 19	H: 2 LOB: 0 BB: 0 P: 24	R: 1 H: 2 E: 0 K: 0 S: 11	H: 2 LOB: 2 BB: 1 P: 18	R: 0 H: 0 E: 0 K: 0 S: 5	H: 0 LOB: 0 BB: 0 P: 10	R: 0 H: 1 E: 0 K: 1 S: 13	H: 1 LOB: 1 BB: 0 P: 18	R: 0 H: 1 E: 0 K: 1 S: 10	H: 1 LOB: 0 BB: 0 P: 11	R: 0 H: 0 E: 0 K: 1 S: 9	H: 0 LOB: 0 BB: 0 P: 14	R: 0 H: 1 E: 0 K: 1 S: 12	H: 1 LOB: 1 BB: 0 P: 18	R: 0 H: 1 E: 0 K: 0 S: 11	H: 1 LOB: 0 BB: 0 P: 16	1B: 4 2B: 2 3B: 0 HR: 2	SF: 0 SAC: 0 DP: 0 HBP: 0	WP: 0 PB: 0 SB: 0 CS: 0	PA: 37					
PITCHER	IP	WLS	BF	H	R	ER	SO	BB	IBB	HBP	BLK	WP	HR	S	P	ERA	WHIP										
43 Randy Wolf, L ERA: 8.1	7.0	W	29	6	2	2	6	1	0	0	0	0	0	74	107	2.57	1.000										
57 Francisco Rodríguez, R ERA:	1.0	H	4	1	0	0	1	0	0	0	0	0	0	12	18	0.00	1.000										
59 John Axford, R ERA: 1.5	1.0	S	4	1	0	0	0	0	0	0	0	0	0	11	16	0.00	1.000										



