

Milwaukee Brewers - 2012

Batter	1	2	3	4	5	6	7	8	9	AB	R	H	RBI	BB	SO	LOB	TOP					
10 Gary Brown, R (1,8)										4	0	0	0	0	1	2	San Francisco Giants @ Milwaukee Brewers Maryvale Baseball Park, Phoenix, AZ Sun Mar 04 2012, 3:09 PM - 5:45 PM EST Att: 6,619 - Sunny - 75 F					
2 Emmanuel Burriss, S (1,4) 66 Joe Panik, L (6,4)										3	0	1	0	0	2	0						
9 Brandon Belt, L (1,3)										4	0	1	0	0	0	1						
12 Nate Schierholtz, L (1,9) 8 Roger Kieschnick, L (6,9)										3	0	0	0	0	0	2						
68 Tommy Joseph, R (1,10)										3	0	0	0	1	0	0						
50 Conor Gillaspie, L (1,5)										4	1	1	0	0	0	1						
22 Eji Whiteside, R (1,2) 67 Andrew Susac, R (7,2)										3	0	1	0	0	1	1						
35 Brandon Crawford, L (1,6) 52 Ehire Adrianza, S (7,6)										3	0	2	1	0	0	1						
51 Justin Christian, R (1,7)										3	0	0	0	0	1	3						
Inning Stats	R: 0 E: 0 K: 1 S: 5	H: 0 LOB: 0 BB: 0 P: 5	R: 0 E: 0 K: 0 S: 3	H: 0 LOB: 0 BB: 0 P: 3	R: 0 E: 0 K: 2 S: 7	H: 1 LOB: 0 BB: 0 P: 7	R: 0 E: 0 K: 0 S: 4	H: 2 LOB: 1 BB: 0 P: 4	R: 1 E: 0 K: 1 S: 8	H: 3 LOB: 2 BB: 0 P: 8	R: 0 E: 0 K: 0 S: 5	H: 0 LOB: 1 BB: 1 P: 5	R: 0 E: 0 K: 0 S: 3	H: 0 LOB: 1 BB: 1 P: 7	R: 0 E: 0 K: 0 S: 4	H: 1 LOB: 1 BB: 0 P: 4		R: 0 E: 0 K: 0 S: 3	H: 0 LOB: 0 BB: 0 P: 3	1B: 7 2B: 0 3B: 0 HR: 0	SF: 0 SAC: 0 DP: 1 HBP: 0	WP: 0 PB: 0 CS: 1
PITCHER	IP WLS BF H R ER SO BB IBB HBP BLK WP HR S P ERA WHIP																					
43 Randy Wolf, L (1,1)	2.0	6	0	0	0	1	0	0	0	0	0	0	0	0	8	8	0.00	0.000				
13 Zack Greinke, R (3,1)	2.0	7	3	0	0	2	0	0	0	0	0	0	0	11	11	0.00	1.500					
59 John Axford, R (5,1)	1.0	B	6	3	1	1	1	0	0	0	0	0	0	8	8	9.00	3.000					
50 Kameron Loe, R (6,1)	1.0		3	0	0	0	1	0	0	0	0	0	0	5	5	0.00	0.000					
41 Marco Estrada, R (7,1)	1.0		4	0	0	0	0	1	0	0	0	0	0	3	7	0.00	1.000					
PITCHER	IP WLS BF H R ER SO BB IBB HBP BLK WP HR S P ERA WHIP																					
46 Juan Pablo Perez, L (8,1)	1.0		4	1	0	0	0	0	0	0	0	0	0	4	4	0.00	1.000					
64 Mike Fiers, R (9,1)	1.0		3	0	0	0	0	0	0	0	0	0	0	3	3	0.00	0.000					

Batter	1	2	3	4	5	6	7	8	9	AB	R	H	RBI	BB	SO	LOB	BOTTOM				
27 Carlos Gómez, R (1,8) 3 Cesar Izturis, S (6,6)										2	0	1	1	0	0	0	San Francisco Giants @ Milwaukee Brewers Maryvale Baseball Park, Phoenix, AZ Sun Mar 04 2012, 3:09 PM - 5:45 PM EST Att: 6,619 - Sunny - 75 F				
2 Nyjer Morgan, L (1,9) 33 Eric Farris, R (6,4)										2	0	0	0	0	2	1					
8 Ryan Braun, R (1,7) 7 Norichika Aoki, L (5,7)										2	0	0	0	0	2	0					
16 Aramis Ramirez, R (1,5) 5 Taylor Green, L (5,5)										2	0	0	0	0	0	0					
14 Brooks Conrad, S (1,4) 45 Travis Ishikawa, L (6,3)										2	0	0	0	0	0	0					
24 Mat Gamel, L (1,3) 54 Caleb Gindl, L (6,9)										2	0	0	0	0	0	0					
11 Alex Gonzalez, R (1,6) 22 Logan Schafer, L (6,8)										1	0	0	0	0	1	0					
20 Jonathan Lucroy, R (1,2) 12 Martin Maldonado, R (6,2)										2	1	2	0	0	0	0					
9 George Kottaras, L (1,10) 66 Brock Kjetland, R (8, Ph) (9,10)										2	0	0	0	0	1	2					
Inning Stats	R: 0 E: 0 K: 2 S: 7	H: 0 LOB: 0 BB: 0 P: 7	R: 0 E: 0 K: 0 S: 3	H: 0 LOB: 0 BB: 0 P: 3	R: 1 E: 0 K: 3 S: 11	H: 2 LOB: 1 BB: 0 P: 12	R: 0 E: 0 K: 1 S: 5	H: 0 LOB: 0 BB: 0 P: 5	R: 0 E: 1 K: 0 S: 4	H: 1 LOB: 1 BB: 0 P: 4	R: 0 E: 0 K: 0 S: 3	H: 0 LOB: 0 BB: 1 P: 3	R: 0 E: 0 K: 2 S: 7	H: 0 LOB: 0 BB: 0 P: 7	R: 0 E: 0 K: 1 S: 5	H: 1 LOB: 0 BB: 0 P: 5		1B: 3 2B: 1 3B: 0 HR: 0	SF: 0 SAC: 0 DP: 2 HBP: 0	WP: 1 PB: 0 SB: 0 CS: 1	PA: 31
PITCHER	IP WLS BF H R ER SO BB IBB HBP BLK WP HR S P ERA WHIP																				
40 Madison Bumgarner, L (1,1)	2.2	9	1	1	1	4	0	0	0	0	0	0	0	17	17	3.38	0.375				
78 Shane Loux, R (3,1)	2.1	9	2	0	0	2	0	0	0	0	0	0	0	3	3	0.00	0.857				
49 Javier López, L (6,1)	1.0		3	0	0	0	0	0	0	0	0	0	0	3	3	0.00	0.000				
46 Santiago Casilla, R (7,1)	1.0		3	0	0	0	0	1	0	0	0	0	0	2	6	0.00	1.000				
60 Heath Hembree, R (8,1)	1.0		3	0	0	0	0	0	0	0	0	0	0	7	7	0.00	0.000				

AB	32
R	1
H	7
RBI	1
BB	1
SO	5
LOB	11



AB	29
R	1
H	4
RBI	1
BB	1
SO	9
LOB	6



Batter	1	2	3	4	5	6	7	8	9	AB	R	H	RBI	BB	SO	LOB	TOP																		
19 Jemile Weeks, S (1.4) OBP: 0.385, SLG: 0.750 18 Cedric Hunter, L (6.7)	G4-3		12 CS 2H 1B		12 E 1B	P6		G4-3		4	0	2	1	0	0	2																			
12 Collin Cowgill, R (1.8) OBP: 0.176, SLG: 0.125 17 Wes Timmons, R (6.4)	K		F8		G1-3		35 68 E 1B	68 2B 35 1B		3	0	0	0	0	1	2																			
15 Seth Smith, L (1.9) OBP: 0.545, SLG: 0.690 68 Jeff Fiorentino, L (6.9)	K				37 G3-1 2B	37 2B 20 E 1B	E4 35 FC5-4	35 1B 36 G6-3 2B		3	1	2	0	0	1	0																			
31 Jonny Gomes, R (1.7) OBP: 0.286, SLG: 0.417 35 Michael Choice, R (6.8)		G3			L4	F9	FC6-4-3	22 F9 36 G6-3 1B		3	0	0	0	0	0	2																			
37 Brandon Moss, L (1.10) OBP: 0.444, SLG: 0.625 36 Grant Green, R (9. PH) (9.10)	K2-3				G3-1		G4-3	G6-3		4	1	1	0	0	1	2																			
22 Chris Carter, R (1.3) OBP: 0.500, SLG: 0.600						20 E 2B		F9		4	0	2	0	1	1	3																			
20 Josh Donaldson, R (1.5) OBP: 0.235, SLG: 0.133	K					E6 28 1B 26 1B		K		5	1	1	0	0	3	4																			
28 Eric Sogard, L (1.6) OBP: 0.353, SLG: 0.824 76 Josh Horton, L (6.6) OBP: 0.167, SLG: 0.167			E6 19 PB 19 1B 26 S		F7		F7			3	1	1	0	0	0	0																			
26 Anthony Recker, R (1.2) OBP: 0.167, SLG: 0.167 72 Derek Norris, R (7.2) OBP: 0.200, SLG: 0.200			K		G6-3		FC5-4			3	0	1	1	0	1	1																			
Inning Stats	R: 0 E: 0 K: 2 S: 7	H: 0 LOB: 0 BB: 0 P: 7	R: 0 E: 0 K: 2 S: 8	H: 1 LOB: 1 BB: 0 P: 8	R: 1 E: 1 K: 1 S: 7	H: 1 LOB: 0 BB: 0 P: 9	R: 0 E: 0 K: 1 S: 6	H: 1 LOB: 2 BB: 1 P: 10	R: 0 E: 0 K: 0 S: 4	H: 1 LOB: 1 BB: 0 P: 5	R: 3 E: 1 K: 0 S: 10	H: 4 LOB: 2 BB: 0 P: 10	R: 0 E: 1 K: 0 S: 4	H: 1 LOB: 1 BB: 0 P: 4	R: 0 E: 0 K: 0 S: 5	H: 2 LOB: 2 BB: 0 P: 5	R: 2 E: 0 K: 1 S: 8	H: 3 LOB: 1 BB: 0 P: 8	1B: 10 2B: 4 3B: 0 HR: 0	SF: 0 SAC: 0 DP: 1 HBP: 0	WP: 0 PB: 1 SB: 1 CS: 1	PA: 43													
PITCHER	IP	WLS	BF	H	R	ER	SO	BB	IBB	HBP	BLK	WP	HR	S	P	ERA	WHIP	PITCHER	IP	WLS	BF	H	R	ER	SO	BB	IBB	HBP	BLK	WP	HR	S	P	ERA	WHIP
49 Yovani Gallardo, R (1.1) ERA: 3.0	2.0		7	1	0	0	4	0	0	0	0	0	0	15	15	0.00	0.500	58 Mike McClendon, R (6.1) ERA: 1.1	1.1		7	3	0	0	0	0	0	0	0	0	7	7	0.00	2.250	
57 Francisco Rodriguez, R (4.1) ERA: 4.1	1.0	L	4	1	1	0	1	0	0	0	0	0	0	7	9	0.00	1.000	79 Daniel Meadows, L (8.1) ERA: 13.5	1.1		9	5	2	2	0	0	0	0	0	9	9	13.50	3.750		
26 Manny Parra, L (4.1) ERA: 4.1	1.0		5	1	0	0	1	1	0	0	0	0	0	6	10	0.00	2.000	76 Vinnie Chulk, R (9.1) ERA: 0.2	0.2		2	0	0	0	1	0	0	0	4	4	0.00	0.000			
47 Amaury Rivas, R (5.1) ERA: 5.1	1.0		4	1	0	0	0	0	0	0	0	0	0	4	5	0.00	1.000																		
70 Tyler Thornburg, R (6.1) ERA: 6.1	0.2		5	2	3	0	1	0	0	0	0	0	0	7	7	0.00	3.000																		

Oakland Athletics @ Milwaukee Brewers
Maryvale Baseball Park, Phoenix, AZ
Tue Mar 06 2012, 3:07 PM - 5:42 PM EST
Att: 2,835 - Sunny - 77 F

AB	42
R	6
H	14
RBI	4
BB	1
SO	8
LOB	26



Batter	1	2	3	4	5	6	7	8	9	AB	R	H	RBI	BB	SO	LOB	BOTTOM																		
23 Rickie Weeks Jr., R (1.10) OBP: 0.333, SLG: 0.400 65 Jeff Bianchi, R (9. PH) OBP: 0.333, SLG: 0.333	27 CS BB		K			FC8			K	2	0	0	0	1	1	1																			
27 Carlos Gómez, R (1.8) OBP: 0.250, SLG: 0.250 22 Logan Schafer, L (7.8) OBP: 0.500, SLG: 1.000	F8					G5-3				3	0	0	0	0	1	2																			
8 Ryan Braun, R (1.7) OBP: 0.500, SLG: 0.500 54 Caleb Gindl, L (5.7)	K				P3					2	0	0	0	0	1	0																			
16 Aramis Ramirez, R (1.5) OBP: 0.250, SLG: 1.000 51 Zelous Wheeler, R (6.5) OBP: 0.250, SLG: 1.000	F8				G6-3					2	0	0	0	0	0	0																			
24 Mat Gamel, L (1.3) OBP: 0.250, SLG: 1.000 45 Travis Ishikawa, L (7.3) OBP: 0.250, SLG: 1.000	K									2	0	0	0	0	2	0																			
20 Jonathan Lucroy, R (1.2) OBP: 0.750, SLG: 1.250 12 Martin Maldonado, R (6.2) OBP: 0.500, SLG: 1.000 25 Mike Rivera, R (9.2)										2	0	1	0	0	0	0																			
14 Brooks Conrad, S (1.4) OBP: 0.333, SLG: 0.333 33 Eric Farris, R (7.4) OBP: 0.333, SLG: 0.333										2	0	0	0	0	0	1																			
7 Norichika Aoki, L (1.9) OBP: 0.143, SLG: 0.143 66 Brock Kjelgaard, R (7.9)										2	0	0	0	0	0	0																			
3 Cesar Izturis, S (1.6) OBP: 0.286, SLG: 0.167 29 Edwin Maysonet, R (7.6) OBP: 0.333, SLG: 0.667										1	0	0	0	1	0	0																			
Inning Stats	R: 0 E: 0 K: 1 S: 4	H: 0 LOB: 1 BB: 1 P: 8	R: 0 E: 0 K: 1 S: 6	H: 1 LOB: 0 BB: 0 P: 6	R: 0 E: 0 K: 1 S: 5	H: 0 LOB: 0 BB: 0 P: 5	R: 0 E: 0 K: 1 S: 5	H: 0 LOB: 0 BB: 0 P: 5	R: 0 E: 0 K: 0 S: 3	H: 0 LOB: 1 BB: 1 P: 7	R: 0 E: 0 K: 0 S: 3	H: 0 LOB: 0 BB: 0 P: 3	R: 0 E: 0 K: 1 S: 5	H: 0 LOB: 0 BB: 0 P: 5	R: 0 E: 0 K: 2 S: 8	H: 1 LOB: 1 BB: 0 P: 8	1B: 0 2B: 1 3B: 1 HR: 0	SF: 0 SAC: 0 DP: 0 HBP: 0	WP: 0 PB: 0 SB: 0 CS: 1	PA: 30															
PITCHER	IP	WLS	BF	H	R	ER	SO	BB	IBB	HBP	BLK	WP	HR	S	P	ERA	WHIP	PITCHER	IP	WLS	BF	H	R	ER	SO	BB	IBB	HBP	BLK	WP	HR	S	P	ERA	WHIP
57 Tommy Milone, L (1.1) ERA: 1.8	3.0		10	1	0	0	3	1	0	0	0	0	0	15	19	0.00	0.667																		
48 Ryan Cook, R (4.1) ERA: 4.1	2.0	H	6	0	0	0	2	0	0	0	0	0	0	12	12	0.00	0.000																		
45 Graham Godfrey, R (6.1) ERA: 4.5	2.0		7	0	0	0	0	1	0	0	0	0	0	6	10	0.00	0.500																		
38 Andrew Carignan, R (8.1) ERA: 8.1	1.0		3	0	0	0	1	0	0	0	0	0	0	5	5	0.00	0.000																		
13 Jerry Blevins, L (9.1) ERA: 4.5	1.0		4	1	0	0	2	0	0	0	0	0	0	8	8	0.00	1.000																		

Oakland Athletics @ Milwaukee Brewers
Maryvale Baseball Park, Phoenix, AZ
Tue Mar 06 2012, 3:07 PM - 5:42 PM EST
Att: 2,835 - Sunny - 77 F

AB	28
R	0
H	2
RBI	0
BB	2
SO	8
LOB	5



Batter	1	2	3	4	5	6	7	8	9	AB	R	H	RBI	BB	SO	LOB	TOP											
3 Chris Vataika, R OBP: 0.400, SLG: 0.400 74 Henry Alejandro Rodriguez, R OBP: 0.556, SLG: 0.429										3	0	1	0	0	1	1	Cincinnati Reds @ Milwaukee Brewers Maryvale Baseball Park, Phoenix, AZ Thu Mar 08 2012, 3:07 PM - 6:00 PM EST Att: 4,190 - Sunny - 65 F											
7 Paul Janish, R OBP: 0.357, SLG: 0.273 68 Didi Gregorius, L OBP: 0.429, SLG: 0.857										3	1	1	1	0	1	1												
28 Chris Heisey, R OBP: 0.368, SLG: 0.455 70 Daryl Jones, L OBP: 0.429, SLG: 0.429										3	1	1	1	0	1	1												
25 Juan Francisco, L OBP: 0.200, SLG: 0.500										5	1	1	2	0	2	4												
43 Miguel Cairo, R OBP: 0.333, SLG: 0.444 69 Neftali Soto, R OBP: 0.222, SLG: 0.556										2	0	1	0	0	0	0												
23 Denis Phipps, R OBP: 0.417, SLG: 0.727 16 Ryan LaMarre, R										2	1	2	0	0	0	0												
21 Todd Frazier, R OBP: 0.375, SLG: 0.875 73 Donald Lutz, L										3	1	1	1	0	0	3												
29 Ryan Hanigan, R OBP: 0.250, SLG: 0.250 30 Dioner Navarro, S OBP: 0.200, SLG: 0.444 77 Brian Esposito, R										1	0	0	0	0	0	1												
67 Kristopher Negrón, R OBP: 0.300, SLG: 0.125 27 Mike Costanzo, L OBP: 0.500, SLG: 2.000										2	1	1	1	0	0	0												
Inning Stats	R: 0 E: 0 K: 3 S: 9	H: 0 LOB: 0 BB: 0 P: 9	R: 2 E: 1 K: 1 S: 8	H: 3 LOB: 1 BB: 0 P: 8	R: 0 E: 0 K: 1 S: 6	H: 1 LOB: 1 BB: 0 P: 6	R: 0 E: 0 K: 0 S: 3	H: 1 LOB: 1 BB: 0 P: 5	R: 4 E: 0 K: 0 S: 8	H: 4 LOB: 1 BB: 0 P: 13	R: 1 E: 0 K: 2 S: 6	H: 3 LOB: 2 BB: 0 P: 6	R: 0 E: 0 K: 2 S: 7	H: 0 LOB: 0 BB: 0 P: 7	R: 0 E: 0 K: 0 S: 3	H: 0 LOB: 0 BB: 0 P: 3		R: 1 E: 0 K: 1 S: 7	H: 2 LOB: 1 BB: 0 P: 7	1B: 8 2B: 3 3B: 2 HR: 2	SF: 0 SAC: 0 DP: 1 HBP: 2	WP: 2 PB: 0 SB: 1 CS: 0	PA: 42					
PITCHER	IP	WLS	BF	H	R	ER	SO	BB	IBB	HBP	BLK	WP	HR	S	P	ERA	WHIP											
13 Zack Greinke, R ERA: 2.25 40 Jose Veras, R ERA: 10.8 63 Frankie De La Cruz, R ERA: 10.8 48 Tim Lillard, R ERA: 3.38 58 Mike McClendon, R ERA:	2.0		9	3	2	1	4	0	0	0	0	0	0	0	17	17	4.50	1.500										
97 Victor Garate, L ERA: 9.0	1.0		5	2	1	1	1	0	0	0	0	0	0	6	6	0.00	1.000											

Batter	1	2	3	4	5	6	7	8	9	AB	R	H	RBI	BB	SO	LOB	BOTTOM											
23 Rickie Weeks Jr., R OBP: 0.600, SLG: 0.667 5 Taylor Green, L OBP: 0.500, SLG: 0.500										1	1	1	0	1	0	0	Cincinnati Reds @ Milwaukee Brewers Maryvale Baseball Park, Phoenix, AZ Thu Mar 08 2012, 3:07 PM - 6:00 PM EST Att: 4,190 - Sunny - 65 F											
2 Nyjer Morgan, L OBP: 0.091, SLG: 0.091 65 Jeff Bianchi, R OBP: 0.200, SLG: 0.200										3	0	0	0	0	2	2												
8 Ryan Braun, R OBP: 0.167, SLG: 0.667 7 Norichika Aoki, L OBP: 0.286, SLG: 0.385										2	1	1	2	0	0	1												
16 Aramis Ramirez, R 3 Cesar Izturis, S OBP: 0.333, SLG: 0.250										2	0	0	0	0	0	1												
24 Mat Gamel, L OBP: 0.200, SLG: 0.500 12 Martin Maldonado, R										3	2	2	1	0	0	0												
11 Alex Gonzalez, R OBP: 0.300, SLG: 0.600 54 Caleb Gindl, L OBP: 0.500, SLG: 0.833										2	0	1	0	0	0	0												
20 Jonathan Lucroy, R OBP: 0.571, SLG: 0.657 66 Brock Keldgaard, R										3	0	1	0	0	0	1												
14 Brooks Conrad, S OBP: 0.273, SLG: 0.111										3	0	1	0	1	0	0												
27 Carlos Gómez, R OBP: 0.200, SLG: 0.200 22 Logan Schafer, L OBP: 0.286, SLG: 0.500										2	0	0	0	0	0	1												
Inning Stats	R: 0 E: 0 K: 0 S: 4	H: 1 LOB: 1 BB: 0 P: 4	R: 1 E: 0 K: 0 S: 7	H: 2 LOB: 1 BB: 0 P: 7	R: 2 E: 0 K: 0 S: 4	H: 1 LOB: 0 BB: 1 P: 9	R: 0 E: 0 K: 0 S: 3	H: 1 LOB: 0 BB: 0 P: 4	R: 0 E: 0 K: 0 S: 3	H: 0 LOB: 0 BB: 0 P: 3	R: 3 E: 0 K: 0 S: 8	H: 4 LOB: 3 BB: 1 P: 13	R: 0 E: 0 K: 1 S: 5	H: 1 LOB: 0 BB: 0 P: 6	R: 0 E: 0 K: 0 S: 4	H: 1 LOB: 1 BB: 0 P: 4		1B: 6 2B: 2 3B: 0 HR: 3	SF: 0 SAC: 0 DP: 0 HBP: 0	WP: 0 PB: 0 SB: 1 CS: 2	PA: 38							
PITCHER	IP	WLS	BF	H	R	ER	SO	BB	IBB	HBP	BLK	WP	HR	S	P	ERA	WHIP											
44 Mike Leake, R ERA: 4.5 51 Sean Marshall, L ERA: 18.0 53 Carlos Fisher, R ERA: 62 Jordan Smith, R ERA: 13.5 64 Sean Gallagher, R ERA:	2.0		5	3	1	1	0	1	0	0	0	0	0	1	4	9	18.00	2.000										
	2.0	W	6	1	0	0	0	0	0	0	0	0	0	6	7	0.00	0.500											
	1.0		8	4	3	3	0	1	0	0	0	0	1	8	13	27.00	5.000											
	3.0	S	10	2	0	0	1	0	0	0	0	0	0	12	13	0.00	0.667											

Batter	1	2	3	4	5	6	7	8	9	AB	R	H	RBI	BB	SO	LOB	TOP																			
23 Michael Brantley, L (1.8) 29 Felix Pie, L (7.8) OBP: 0.538, SLG: 0.833 OBP: 0.300, SLG: 0.556	G4-3		BB					2B		2	0	0	0	1	1	1	Cleveland Indians @ Milwaukee Brewers Maryvale Baseball Park, Phoenix, AZ Fri Mar 09 2012, 3:08 PM - 5:52 PM EST Att.: 4,508 - Sunny - 70 F																			
22 Jason Kipnis, L (1.4) 46 Cord Phelps, S (7.4)	F7		BB					K		3	0	0	0	0	2	2																				
41 Carlos Santana, S (1.2) 62 Michel Hernandez, R (6.2)	K							F7		3	0	0	0	0	1	0																				
48 Travis Hafner, L (1.10) 71 Nick Weglarz, L (9. PH) OBP: 0.444, SLG: 0.286 OBP: 0.750, SLG: 1.000	K							BB		3	0	0	0	0	2	0																				
2 Aaron Cunningham, R (1.7) 65 Thomas Neal, R (7.7)	P4							L3		3	0	0	0	0	0	0																				
35 Casey Kotchman, L (1.3) 7 Matt LaPorta, R (7.3)	G6-3							BB		3	0	0	0	0	1	1																				
0 Cristian Guzman, S (1.6) 66 Juan Diaz, L (7.6) OBP: 0.398, SLG: 0.500 OBP: 0.364, SLG: 0.636	G4-3							F9		3	0	1	0	0	1	0																				
9 Jack Hannahan, L (1.5) 28 Andy LaRoche, R (7.5) OBP: 0.250, SLG: 0.625 OBP: 0.697, SLG: 1.000	G3-1							2B		3	0	0	0	0	0	1																				
1 Ryan Spilborghs, R (1.9) 72 Chad Huffman, R (7.9)	BB							F9		0	0	0	0	2	0	0																				
Inning Stats	R: 0 E: 0 K: 1 S: 5	H: 0 LOB: 0 BB: 0 P: 5	R: 0 E: 0 K: 1 S: 5	H: 0 LOB: 0 BB: 0 P: 5	R: 0 E: 0 K: 1 S: 5	H: 0 LOB: 2 BB: 2 P: 13	R: 0 E: 1 K: 0 S: 4	H: 0 LOB: 1 BB: 0 P: 4	R: 0 E: 0 K: 2 S: 7	H: 0 LOB: 1 BB: 1 P: 11	R: 0 E: 0 K: 1 S: 6	H: 1 LOB: 1 BB: 0 P: 6	R: 0 E: 0 K: 1 S: 6	H: 1 LOB: 1 BB: 2 P: 6	R: 2 E: 0 K: 0 S: 4	H: 1 LOB: 1 BB: 2 P: 12		1B: 1 2B: 2 3B: 0 HR: 0	SF: 0 SAC: 0 DP: 0 HBP: 0	WP: 0 PB: 0 CS: 0	PA: 36															
PITCHER	IP	WLS	BF	H	R	ER	SO	BB	IBB	HBP	BLK	WP	HR	S	P	ERA	WHIP	PITCHER		IP	WLS	BF	H	R	ER	SO	BB	IBB	HBP	BLK	WP	HR	S	P	ERA	WHIP
43 Randy Wolf, L (1.1) 46 Juan Pablo Perez, L (3.1) 57 Francisco Rodriguez, R (5.1) 26 Manny Parra, L (6.1) 47 Amaury Rivas, R (8.1)	2.2	W	10	0	0	0	2	2	0	0	0	0	0	12	20	0.00	0.750	21 Zach Braddock, L (9.1) ERA: 18.0		1.0		6	1	2	2	0	2	0	0	0	0	4	12	18.00	3.000	

Batter	1	2	3	4	5	6	7	8	9	AB	R	H	RBI	BB	SO	LOB	BOTTOM																			
27 Carlos Gómez, R (1.8) 7 Norichika Aoki, L (6.8) OBP: 0.308, SLG: 0.250 OBP: 0.313, SLG: 0.400	BB		BB					BB		2	1	1	0	1	1	0	Cleveland Indians @ Milwaukee Brewers Maryvale Baseball Park, Phoenix, AZ Fri Mar 09 2012, 3:08 PM - 5:52 PM EST Att.: 4,508 - Sunny - 70 F																			
2 Nyjer Morgan, L (1.9) 54 Caleb Gindl, L (6.9) OBP: 0.145, SLG: 0.357 OBP: 0.500, SLG: 0.750	F9		BB					1B		3	1	1	1	0	0	2																				
8 Ryan Braun, R (1.7) 22 Logan Schafer, L (6.7) OBP: 0.222, SLG: 0.500 OBP: 0.444, SLG: 0.875	G5-3		BB					1B		2	0	0	0	1	1	1																				
45 Travis Ishikawa, L (1.10) 25 Mike Rivera, R (8.2) OBP: 0.636, SLG: 1.182 OBP: 0.500, SLG: 0.333	BB		BB					2B		3	2	2	1	1	1	2																				
24 Mat Gamel, L (1.3) 5 Taylor Green, L (6.3) OBP: 0.231, SLG: 0.692 OBP: 0.417, SLG: 0.400	G6-3		BB					1B		3	1	1	2	0	0	3																				
14 Brooks Conrad, S (1.4) 33 Eric Farris, R (6.4) OBP: 0.397, SLG: 0.500 OBP: 0.375, SLG: 0.375	BB		BB					2B		3	2	2	2	0	0	0																				
20 Jonathan Lucroy, R (1.2) 47 Amaury Rivas, R (8.1) 21 Zach Braddock, L (9.1)	BB		BB					1B		4	2	3	2	0	0	0																				
51 Zelous Wheeler, R (1.5) OBP: 0.222, SLG: 0.556	G6-3		BB					1B		0	0	0	0	0	0	0																				
3 Cesar Izturis, S (1.6) 65 Jeff Bianchi, R (6. PR) OBP: 0.333, SLG: 0.500 OBP: 0.167, SLG: 0.167	G1-3		BB					3B		2	0	1	2	0	0	0																				
Inning Stats	R: 0 E: 0 K: 0 S: 3	H: 1 LOB: 0 BB: 0 P: 4	R: 2 E: 0 K: 0 S: 4	H: 2 LOB: 0 BB: 1 P: 10	R: 1 E: 0 K: 0 S: 4	H: 1 LOB: 2 BB: 2 P: 13	R: 2 E: 0 K: 1 S: 7	H: 2 LOB: 0 BB: 0 P: 8	R: 3 E: 0 K: 1 S: 8	H: 3 LOB: 0 BB: 0 P: 8	R: 2 E: 0 K: 2 S: 10	H: 3 LOB: 2 BB: 0 P: 10	R: 1 E: 0 K: 0 S: 6	H: 1 LOB: 0 BB: 0 P: 7	R: 1 E: 0 K: 1 S: 8	H: 3 LOB: 2 BB: 0 P: 8		1B: 7 2B: 4 3B: 1 HR: 4	SF: 1 SAC: 0 DP: 1 HBP: 0	WP: 2 PB: 0 SB: 2 CS: 1	PA: 41															
PITCHER	IP	WLS	BF	H	R	ER	SO	BB	IBB	HBP	BLK	WP	HR	S	P	ERA	WHIP	PITCHER		IP	WLS	BF	H	R	ER	SO	BB	IBB	HBP	BLK	WP	HR	S	P	ERA	WHIP
26 Derek Lowe, R (1.1) 44 Dan Wheeler, R (4.1) 37 Chris Ray, R (5.1) 34 Zach McAllister, R (6.1) 50 Nick Hagadone, L (8.1)	3.0	L	14	4	3	3	0	3	0	0	0	1	1	7	8	18.00	2.333	PITCHER		IP	WLS	BF	H	R	ER	SO	BB	IBB	HBP	BLK	WP	HR	S	P	ERA	WHIP

Batter	1	2	3	4	5	6	7	8	9	AB	R	H	RBI	BB	SO	LOB	TOP										
Dexter Fowler, S (1,8) OBP: 0.071, SLG: 0.286 21 Tyler Colvin, L (6,8) OBP: 0.357, SLG: 0.417	G6-3		K		F8			F8		3	0	0	0	0	1	0											
18 Jonathan Herrera, S (1,6) OBP: 0.355, SLG: 0.535 28 Nolan Arenado, R (6,5) OBP: 0.200, SLG: 0.286	G4-6-3 1B		F9		G4-3			F8	BB	3	0	1	0	0	0	0											
5 Carlos González, L (1,7) OBP: 0.154, SLG: 0.154 27 Tim Wheeler, L (6,7) OBP: 0.455, SLG: 0.250	G4-6-3 1-2		K		K			F8	HBP	3	0	0	0	0	2	1											
3 Michael Cuddyer, R (1,9) OBP: 0.385, SLG: 0.545 39 Jamie Hoffmann, R (6,9) OBP: 0.167, SLG: 0.333		BB 10 1B		F9				K	HBP	3	0	1	0	0	1	0											
58 Jordan Pacheco, R (1,2) OBP: 0.539, SLG: 0.500 76 Warren Schaeffer, R (7,4)	P6			F9				P4	BB	2	0	0	0	1	0	1											
10 Chris Nelson, R (1,5) OBP: 0.286, SLG: 0.357 47 Mike Ekstrom, R (7,1) 61 Edgmer Escalona, R (6,1) 38 Wilkin Castillo, S (6,PH) OBP: 0.286, SLG: 0.286	BB 66 BB							K	BB	3	0	2	0	0	1	1											
26 Brendan Harris, R (1,4) OBP: 0.333, SLG: 0.417	1-2							K	BB	0	0	0	0	0	0	0											
66 Ben Paulsen, L (1,3) OBP: 0.429, SLG: 0.667	BB BB							K	BB	1	1	1	1	1	0	1											
6 Alex White, R (1,1) 35 Chad Bettis, R (4,1) 78 Josh Sullivan, R (5,1) 20 Wilin Rosario, R (7,2) OBP: 0.250, SLG: 0.250	F8							F8	BB	1	0	0	0	0	0	3											
Inning Stats	R: 0 E: 0 K: 0 S: 3	H: 1 LOB: 0 BB: 0 P: 3	R: 0 E: 0 K: 0 S: 5	H: 2 LOB: 3 BB: 1 P: 9	R: 0 E: 0 K: 2 S: 7	H: 0 LOB: 0 BB: 0 P: 7	R: 0 E: 0 K: 0 S: 4	H: 1 LOB: 1 BB: 0 P: 4	R: 0 E: 0 K: 1 S: 5	H: 0 LOB: 0 BB: 0 P: 5	R: 0 E: 0 K: 2 S: 7	H: 0 LOB: 0 BB: 0 P: 7	R: 0 E: 0 K: 1 S: 5	H: 1 LOB: 1 BB: 1 P: 9	R: 0 E: 0 K: 0 S: 3	H: 0 LOB: 0 BB: 0 P: 3	R: 4 E: 0 K: 2 S: 11	H: 4 LOB: 2 BB: 1 P: 17	1B: 6 2B: 4 3B: 0 HR: 0	SF: 0 SAC: 0 DP: 2 HBP: 1	WP: 1 PB: 0 SB: 0 CS: 0	PA: 38					
PITCHER	IP	WLS	BF	H	R	ER	SO	BB	IBB	HBP	BLK	WP	HR	S	P	ERA	WHIP										
49 Yovani Gallardo, R (1,1) ERA: 3.6	3.1	W	13	3	0	0	2	1	0	0	0	0	0	16	20	0.00	1.200										
67 Santo Manzanillo, R (4,1) ERA: 4.5	0.2	H	3	1	0	0	0	0	0	0	0	0	0	3	3	0.00	1.500										
40 Jose Veras, R (5,1) ERA: 6.0	1.0	H	3	0	0	0	1	0	0	0	0	0	0	5	5	0.00	0.000										
41 Marco Estrada, R (6,1) ERA: 9.0	3.0	H	10	1	0	0	3	1	0	0	0	0	0	15	19	0.00	0.667										
78 Taylor Jungmann, R (9,1) ERA: 13.5	0.2		8	4	4	4	1	1	0	1	0	1	0	8	14	54.00	7.500										
PITCHER	IP	WLS	BF	H	R	ER	SO	BB	IBB	HBP	BLK	WP	HR	S	P	ERA	WHIP										
58 Mike McClendon, R (9,1) ERA: 0.0	0.1	S	1	0	0	0	1	0	0	0	0	0	0	3	3	0.00	0.000										

Colorado Rockies @ Milwaukee Brewers
Maryvale Baseball Park, Phoenix, AZ
Sun Mar 11 2012, 4:06 PM - 6:47 PM EDT
Att: 5,870 - Sunny - 73 F

AB 34
R 4
H 9
RBI 4
BB 3
SO 8
LOB 14



Batter	1	2	3	4	5	6	7	8	9	AB	R	H	RBI	BB	SO	LOB	BOTTOM										
23 Rickie Weeks Jr., R (1,4) OBP: 0.667, SLG: 0.889 14 Brooks Conrad, S (5,5) OBP: 0.421, SLG: 0.563	G5-4-3 BB		E4 27 1B							1	1	1	0	1	0	0											
27 Carlos Gómez, R (1,8) OBP: 0.283, SLG: 0.222 41 Marco Estrada, R (6,1) 78 Taylor Jungmann, R (9,1) 58 Mike McClendon, R (9,1)	G5-4-3		BB 2B		G5-3			SH1-3 BB		3	0	1	1	0	0	2											
8 Ryan Braun, R (1,7) OBP: 0.273, SLG: 0.444 45 Travis Ishikawa, L (4,7) OBP: 0.353, SLG: 0.533	BB 16 WP		BB 1B		K			G3		1	0	0	0	1	1	1											
16 Aramis Ramirez, R (1,5) 3 Cesar Izturis, S (5,4) OBP: 0.294, SLG: 0.400	G5-3				G6-3			G6-3		2	0	0	0	0	0	1											
24 Mat Gamel, L (1,3) 22 Logan Schafer, L (6,8) OBP: 0.571, SLG: 1.077		P6			G4-3			G3		2	0	0	0	0	0	0											
11 Alex Gonzalez, R (1,6) 5 Taylor Green, L (6,5) OBP: 0.389, SLG: 0.375			K					K2-3		2	0	1	0	0	1	0											
20 Jonathan Lucroy, R (1,2) 12 Martin Maldonado, R (6,PH) OBP: 0.182, SLG: 0.100										3	1	1	0	0	0	0											
7 Norichika Aoki, L (1,9) 54 Caleb Gindl, L (8,9) OBP: 0.467, SLG: 0.615			G5-3		G3-1					3	1	1	0	0	2	2											
49 Yovani Gallardo, R (1,1) 67 Santo Manzanillo, R (4,1) 40 Jose Veras, R (5,1) 9 George Kottaras, L (5,PH) 33 Eric Farris, R (6,4) OBP: 0.250, SLG: 0.100										1	0	0	0	0	1	0											
Inning Stats	R: 0 E: 0 K: 0 S: 2	H: 0 LOB: 1 BB: 2 P: 11	R: 0 E: 0 K: 1 S: 5	H: 0 LOB: 0 BB: 0 P: 5	R: 1 E: 1 K: 2 S: 9	H: 2 LOB: 1 BB: 0 P: 9	R: 0 E: 0 K: 0 S: 5	H: 2 LOB: 2 BB: 0 P: 5	R: 0 E: 0 K: 1 S: 7	H: 1 LOB: 1 BB: 0 P: 6	R: 0 E: 0 K: 1 S: 7	H: 0 LOB: 0 BB: 0 P: 7	R: 3 E: 2 K: 0 S: 5	H: 2 LOB: 2 BB: 1 P: 11	R: 1 E: 0 K: 1 S: 8	H: 3 LOB: 2 BB: 0 P: 8	1B: 8 2B: 2 3B: 0 HR: 0	SF: 0 SAC: 1 DP: 1 HBP: 0	WP: 3 PB: 0 SB: 2 CS: 0	PA: 36							
PITCHER	IP	WLS	BF	H	R	ER	SO	BB	IBB	HBP	BLK	WP	HR	S	P	ERA	WHIP										
6 Alex White, R (1,1) ERA: 3.6	3.0	L	12	2	1	1	3	2	0	0	0	0	0	5	5	0.00	2.000										
35 Chad Bettis, R (4,1) ERA: 6.0	1.0		5	2	0	0	0	0	0	0	0	0	0	5	5	0.00	2.000										
78 Josh Sullivan, R (5,1) ERA: 9.0	2.0		7	1	0	0	2	0	0	0	0	0	0	13	13	0.00	0.500										
47 Mike Ekstrom, R (7,1) ERA: 9.0	1.0		6	2	3	1	0	1	0	0	0	2	0	5	11	9.00	3.000										
61 Edgmer Escalona, R (8,1) ERA: 4.5	1.0		6	3	1	1	1	0	0	0	0	0	0	8	8	9.00	3.000										
PITCHER	IP	WLS	BF	H	R	ER	SO	BB	IBB	HBP	BLK	WP	HR	S	P	ERA	WHIP										
White, R (9,1) ERA: 0.0	0.0		1	0	0	0	1	0	0	0	0	0	0	3	3	0.00	0.000										

Colorado Rockies @ Milwaukee Brewers
Maryvale Baseball Park, Phoenix, AZ
Sun Mar 11 2012, 4:06 PM - 6:47 PM EDT
Att: 5,870 - Sunny - 73 F

AB 32
R 5
H 10
RBI 4
BB 3
SO 6
LOB 12



Batter	1	2	3	4	5	6	7	8	9	AB	R	H	RBI	BB	SO	LOB	TOP					
27 Carlos Gómez, R OBP: 0.217, SLG: 0.182 Corey Patterson, L (7, 8)	G5-3		K		K	F8		G1-3		4	0	0	0	0	2	0						
2 Nyjer Morgan, L OBP: 0.316, SLG: 0.471 65 Jeff Bianchi, R OBP: 0.125, SLG: 0.125	2B		5 S 14 CS BB		K		14 S 1B	G5-3		3	0	2	0	1	1	0						
14 Brooks Conrad, S OBP: 0.391, SLG: 0.474 66 Brock Kjelgaard, R (7, 9)	2B		K		K		1B	K		3	0	0	0	1	3	2						
24 Mat Gamel, L OBP: 0.364, SLG: 0.750 99 Sean Halton, R (7, 3)	1B		5 S BB		K		22 1B 5 1B BB	G3-1		2	1	1	0	2	1	1						
5 Taylor Green, L OBP: 0.364, SLG: 0.350	K		P6		K		12 HR 22 1B 1B			4	1	1	0	0	2	6						
25 Mike Rivera, R OBP: 0.152, SLG: 0.100 75 Anderson De La Rosa, R OBP: 1.000, SLG: 1.000	L4		K		K		B2	E5 68 WP 22 1B 68 1B		4	0	0	0	0	1	5						
22 Logan Schafer, L OBP: 0.611, SLG: 1.000	G4-3		E2 12 G6-3 1B		K		12 HR 1B	68 1B 33 G4-3 68 WP		4	2	3	1	0	0	0						
12 Martin Maldonado, R OBP: 0.214, SLG: 0.385 68 Paul Phillips, R OBP: 1.000, SLG: 1.000	F8		G6-3		K		HR	33 G4-3 1B		3	1	1	3	0	0	1						
3 Cesar Izturis, S OBP: 0.250, SLG: 0.333 33 Eric Farris, R OBP: 0.333, SLG: 0.333	F9		F8		K		F8	G4-3		3	0	0	0	0	0	1						
Inning Stats	R: 0 E: 0 K: 1 S: 7	H: 2 LOB: 3 BB: 1 P: 11	R: 0 E: 0 K: 0 S: 3	H: 0 LOB: 0 BB: 3	R: 0 E: 0 K: 2 S: 8	H: 0 LOB: 2 BB: 2 P: 17	R: 0 E: 1 K: 1 S: 6	H: 1 LOB: 1 BB: 0 P: 6	R: 0 E: 0 K: 3 S: 9	H: 0 LOB: 0 BB: 0 P: 9	R: 4 E: 0 K: 0 S: 6	H: 3 LOB: 0 BB: 1 P: 12	R: 0 E: 0 K: 3 S: 10	H: 1 LOB: 1 BB: 0 P: 11	R: 2 E: 1 K: 0 S: 5	H: 2 LOB: 1 BB: 0 P: 6	R: 0 E: 0 K: 1 S: 5	H: 0 LOB: 0 BB: 0 P: 5	1B: 7 2B: 1 3B: 0 HR: 1	SF: 0 SAC: 0 DP: 1 HBP: 0	WP: 1 PB: 0 SB: 3 CS: 1	PA: 40
PITCHER	IP	WLS	BF	H	R	ER	SO	BB	IBB	HBP	BLK	WP	HR	S	P	ERA	WHIP					
74 Jarrod Parker, R ERA: 2.45	3.1	15	2	0	0	4	3	0	0	0	0	0	0	21	34	0.00	1.500					
38 Andrew Carignan, R ERA: 4.15	1.2	6	1	0	0	3	0	0	0	0	0	0	0	12	12	0.00	0.600					
40 Brian Fuentes, L ERA: 11.25	1.0	7	3	4	4	0	1	0	0	0	0	0	1	6	12	36.00	4.000					
77 Jordan Norberto, L ERA: 4.15	1.0	4	1	0	0	3	0	0	0	0	0	0	0	10	11	0.00	1.000					
60 Fautino De Los Santos, R ERA: 2.08	1.0	5	2	2	0	0	0	0	0	0	0	1	0	5	6	0.00	2.000					
PITCHER	IP	WLS	BF	H	R	ER	SO	BB	IBB	HBP	BLK	WP	HR	S	P	ERA	WHIP					
58 Evan Scribner, R ERA: 3.6	1.0	3	0	0	0	1	0	0	0	0	0	0	0	5	5	0.00	0.000					

Milwaukee Brewers @ Oakland Athletics
Phoenix Municipal Stadium, Phoenix, AZ
Tue Mar 13 2012, 4:07 PM - 7:10 PM EDT
Att: 4,714 - Sunny - 80 F

livebaseballscorecards.com

AB 36
R 6
H 9
RBI 5
BB 4
SO 11
LOB 18



Batter	1	2	3	4	5	6	7	8	9	AB	R	H	RBI	BB	SO	LOB	BOTTOM				
2 Cliff Pennington, S OBP: 0.444, SLG: 0.458 28 Eric Sogard, L OBP: 0.487, SLG: 0.677	F9		16 BLK 1 WP 1B		F7		12 1B 68 E 1B	F8		3	0	1	0	0	0	0					
15 Seth Smith, L OBP: 0.292, SLG: 0.391 12 Collin Cowgill, R OBP: 0.448, SLG: 0.500	K		F8		G4-3		68 E 37 1B 1B	23 1B BB		3	0	0	0	0	1	1					
52 Yoenis Cespedes, R OBP: 0.400, SLG: 0.625 68 Jeff Fiorentino, L OBP: 0.500, SLG: 0.571 23 Michael Taylor, R OBP: 0.286, SLG: 0.222	K		K		G6-3		37 1B 1B	31 CS 4 1B		3	0	0	0	0	2	1					
1 Manny Ramirez, R OBP: 0.182, SLG: 0.400 31 Jonny Gomes, R OBP: 0.308, SLG: 0.409	HR		16 BLK BB		F9		37 1B 26 2B BB	FC5-4		2	1	1	1	1	0	0					
16 Josh Reddick, L OBP: 0.423, SLG: 0.640 37 Brandon Moss, L OBP: 0.467, SLG: 0.571	K		K		F9		26 2B 22 SF8 1B			3	1	1	1	0	2	2					
8 Kurt Suzuki, R OBP: 0.417, SLG: 0.429 26 Anthony Recker, R OBP: 0.429, SLG: 0.417	14 E 20 SF7 BB		F8		HR		1-2 2-H 2-H 1B	2B		1	1	0	0	1	0	0					
14 Brandon Allen, L OBP: 0.308, SLG: 0.455 22 Chris Carter, R OBP: 0.348, SLG: 0.368	FC3 20 E		20 G4-3 HBP		K		SF8			1	0	0	0	0	1	1					
20 Josh Donaldson, R OBP: 0.333, SLG: 0.294	SF7		G4-3		F9		K			3	0	0	1	0	1	3					
17 Wes Timmons, R OBP: 0.444, SLG: 0.409	K		G6-3		G6-3		28 1B 12 1B BB	12 BB 23 1B 1B		3	1	1	0	1	1	2					
Inning Stats	R: 0 E: 2 K: 2 S: 7	H: 1 LOB: 1 BB: 1 P: 7	R: 2 E: 2 K: 2 S: 10	H: 1 LOB: 1 BB: 1 P: 16	R: 0 E: 0 K: 2 S: 8	H: 1 LOB: 2 BB: 1 P: 12	R: 0 E: 0 K: 0 S: 3	H: 0 LOB: 1 BB: 0 P: 4	R: 0 E: 0 K: 0 S: 3	H: 0 LOB: 0 BB: 0 P: 3	R: 1 E: 0 K: 1 S: 6	H: 1 LOB: 1 BB: 1 P: 12	R: 5 E: 1 K: 1 S: 9	H: 4 LOB: 1 BB: 2 P: 17	R: 0 E: 0 K: 0 S: 4	H: 2 LOB: 2 BB: 1 P: 8	1B: 6 2B: 1 3B: 0 HR: 2	SF: 2 SAC: 0 DP: 0 HBP: 1	WP: 1 PB: 0 SB: 0 CS: 0	PA: 40	
PITCHER	IP	WLS	BF	H	R	ER	SO	BB	IBB	HBP	BLK	WP	HR	S	P	ERA	WHIP				
64 Mike Fiers, R ERA: 12.5	2.0	9	1	2	1	4	1	0	0	0	0	1	0	8	12	0.00	2.000				
21 Zach Braddock, L ERA: 9.0	1.0	5	1	0	0	2	0	0	0	0	0	0	0	3	4	0.00	0.000				
52 Cody Scarpetta, R ERA: 4.5	1.0	4	0	0	0	0	0	0	0	0	0	0	0	3	4	0.00	0.000				
48 Tim Lillard, R ERA: 6.35	2.0	8	1	1	1	1	1	0	0	0	0	0	1	9	15	4.50	1.000				
63 Frankie De La Cruz, R ERA: 18.8	0.0	L	5	2	5	4	0	2	0	0	0	0	0	3	11	-	-				
PITCHER	IP	WLS	BF	H	R	ER	SO	BB	IBB	HBP	BLK	WP	HR	S	P	ERA	WHIP				
47 Amaryu Rivas, R ERA: 2.25	2.0	9	4	0	0	1	17	23	4.50	1.000											

Milwaukee Brewers @ Oakland Athletics
Phoenix Municipal Stadium, Phoenix, AZ
Tue Mar 13 2012, 4:07 PM - 7:10 PM EDT
Att: 4,714 - Sunny - 80 F

livebaseballscorecards.com

AB 31
R 8
H 9
RBI 7
BB 6
SO 8
LOB 15



Batter	1	2	3	4	5	6	7	8	9	AB	R	H	RBI	BB	SO	LOB	TOP					
13 Dustin Ackley, L (1,4) OBP: 0.375, SLG: 0.810	F9		K			SF8		G4-3	2B	4	0	1	2	0	1	0	Seattle Mariners @ Milwaukee Brewers Maryvale Baseball Park, Phoenix, AZ Tue Mar 13 2012, 4:07 PM - 6:54 PM EDT Att: 4,514 - Sunny - 80 F					
33 Casper Wells, R (1,9) OBP: 0.321, SLG: 0.217	K			BB		F7		K	P3	4	0	0	0	1	2	1						
20 Mike Carp, L (1,7) OBP: 0.304, SLG: 0.364	G3-1			G4-6-3						3	0	0	0	0	0	1						
94 Mike Wilson, R (7,7) OBP: 0.500, SLG: 0.455				G4-6-3						1	1	1	0	0	0	0						
17 Justin Smoak, S (1,3) OBP: 0.429, SLG: 0.529				G3-1						3	2	2	0	1	0	0						
63 Jesus Montero, R (1,2) OBP: 0.348, SLG: 0.619										3	0	0	0	0	3	2						
40 Jesus Sucre, R (8,2) OBP: 0.250, SLG: 0.500										0	1	0	0	0	0	0						
4 Carlos Peguero, L (1,10) OBP: 0.333, SLG: 0.654										3	0	0	0	1	2	4						
15 Kyle Seager, L (1,5) OBP: 0.400, SLG: 0.565										3	0	1	1	0	0	1						
16 Alex Liddi, R (7,5) OBP: 0.524, SLG: 0.563										1	1	1	1	0	0	0						
55 Michael Saunders, L (1,8) OBP: 0.458, SLG: 0.682										4	2	2	2	0	0	2						
61 Munenori Kawasaki, L (1,6) OBP: 0.400, SLG: 0.348										1	0	0	0	0	1	0						
1 Luis Antonio Rodriguez, Sr (7,6) OBP: 0.150, SLG: 0.319										1	0	0	1	0	0	0						
Inning Stats	R: 0 E: 0 K: 1 S: 5	H: 0 LOB: 0 BB: 0 P: 5	R: 0 E: 0 K: 2 S: 8	H: 1 LOB: 1 BB: 0 P: 8	R: 0 E: 0 K: 2 S: 7	H: 0 LOB: 0 BB: 0 P: 7	R: 0 E: 0 K: 0 S: 2	H: 0 LOB: 0 BB: 1 P: 6	R: 0 E: 0 K: 1 S: 5	H: 0 LOB: 0 BB: 0 P: 5	R: 1 E: 0 K: 0 S: 4	H: 1 LOB: 0 BB: 0 P: 4	R: 1 E: 0 K: 1 S: 7	H: 2 LOB: 2 BB: 1 P: 11	R: 0 E: 0 K: 1 S: 5	H: 0 LOB: 0 BB: 0 P: 5	R: 5 E: 0 K: 1 S: 10	H: 4 LOB: 1 BB: 1 P: 14	1B: 4 2B: 4 3B: 0 HR: 0	SF: 2 SAC: 2 DP: 1 HBP: 0	WP: 0 PB: 0 SB: 0 CS: 0	PA: 38
PITCHER	IP WLS BF H R ER SO BB IBB HBP BLK WP HR S P ERA WHIP	13 Zack Greinke, R (1,1) 3.0 0 11 1 0 0 5 1 0 0 0 0 0 0 0.00 0.667 50 Kameron Loe, R (4,1) 1.0 H 2 0 0 0 0 0 0 0 0 0 0 0 0.00 0.000 59 John Axford, R (5,1) 1.0 H 3 0 0 0 1 0 0 0 0 0 0 0 0 0.00 0.000 57 Francisco Rodriguez, R (6,1) 1.0 B 4 1 1 1 0 0 0 0 0 0 0 0 0 9.00 1.000 26 Manny Parra, L (7,1) 1.0 B 6 2 1 1 1 1 1 0 0 0 0 0 0 9.00 3.000																				

AB 31
R 7
H 8
RBI 7
BB 3
SO 9
LOB 11



Batter	1	2	3	4	5	6	7	8	9	AB	R	H	RBI	BB	SO	LOB	BOTTOM					
23 Rickie Weeks Jr., R (1,4) OBP: 0.611, SLG: 0.727	F9		FC3-6							2	0	0	0	1	0	0	Seattle Mariners @ Milwaukee Brewers Maryvale Baseball Park, Phoenix, AZ Tue Mar 13 2012, 4:07 PM - 6:54 PM EDT Att: 4,514 - Sunny - 80 F					
15 Scooter Gennett, L (6,4)			BB							2	0	0	0	0	0	0						
7 Norichika Aoki, L (1,8) OBP: 0.240, SLG: 0.292	G4-3		FC3-6							3	0	0	0	0	0	1						
28 Kentrail Davis, L (7,9)			PO							2	0	0	0	0	1	0						
8 Ryan Braun, R (1,7) OBP: 0.214, SLG: 0.333	P4		F8							3	0	0	0	0	0	1						
Khris Davis, R (7,7)										1	0	0	0	0	0	0						
16 Aramis Ramirez, R (1,5) OBP: 0.143, SLG: 0.286										3	1	2	0	0	0	0						
51 Zolous Wheeler, R (7,5) OBP: 0.364, SLG: 0.700										0	0	0	0	1	0	0						
11 Alex Gonzalez, R (1,6) OBP: 0.389, SLG: 0.722										3	0	2	1	0	0	0						
29 Edwin Maysonet, R (7,6) OBP: 0.429, SLG: 0.667										0	0	0	0	1	0	0						
45 Travis Ishikawa, L (1,3) OBP: 0.381, SLG: 0.684										4	1	2	1	0	0	4						
54 Caleb Gindl, L (1,9) OBP: 0.421, SLG: 0.529										4	0	1	0	0	1	3						
20 Jonathan Lucroy, R (1,2) OBP: 0.363, SLG: 0.716										2	0	1	0	0	0	0						
57 Francisco Rodriguez, R (6,1)										0	0	0	0	0	0	0						
26 Manny Parra, L (7,1)										0	0	0	0	0	0	0						
28 Jay Gibbons, L (7,PH) OBP: 0.226, SLG: 0.260										1	0	0	0	0	1	0						
Mark Rogers, R (8,1)										0	0	0	0	0	0	0						
58 Mike McClendon, R (9,1) ERA: 2.08										1	1	1	0	0	0	0						
73 Eric Almonte, R (6,PH) OBP: 1.000, SLG: 1.000										1	1	1	0	0	0	0						
13 Zack Greinke, R (1,1)										1	0	0	0	0	0	2						
50 Kameron Loe, R (4,1)										0	0	0	0	0	0	0						
59 John Axford, R (5,1)										0	0	0	0	0	0	0						
9 George Kottaras, L (5,PH) OBP: 0.267, SLG: 0.385										3	1	1	2	0	1	0						
Inning Stats	R: 0 E: 0 K: 0 S: 3	H: 0 LOB: 0 BB: 0 P: 3	R: 1 E: 0 K: 0 S: 8	H: 3 LOB: 2 BB: 0 P: 11	R: 0 E: 0 K: 0 S: 2	H: 0 LOB: 0 BB: 1 P: 7	R: 0 E: 0 K: 1 S: 6	H: 2 LOB: 1 BB: 0 P: 6	R: 0 E: 0 K: 1 S: 5	H: 0 LOB: 0 BB: 0 P: 5	R: 1 E: 0 K: 0 S: 6	H: 3 LOB: 2 BB: 0 P: 6	R: 0 E: 0 K: 1 S: 5	H: 0 LOB: 0 BB: 0 P: 5	R: 0 E: 0 K: 1 S: 5	H: 0 LOB: 2 BB: 2 P: 13	R: 2 E: 0 K: 0 S: 5	H: 2 LOB: 0 BB: 0 P: 6	1B: 6 2B: 3 3B: 0 HR: 2	SF: 0 SAC: 0 DP: 1 HBP: 0	WP: 0 PB: 0 SB: 0 CS: 0	PA: 39
PITCHER	IP WLS BF H R ER SO BB IBB HBP BLK WP HR S P ERA WHIP	45 Hector Noesi, R (1,1) 3.0 0 12 3 1 1 0 1 0 0 0 0 0 0 0.00 2.000 43 Brandon League, R (4,1) 1.0 4 2 0 0 1 0 0 0 0 0 0 0 6 0.00 2.000 41 Charlie Furbush, L (5,1) 1.0 3 0 0 0 1 0 0 0 0 0 0 0 5 0.00 0.000 23 Shawn Kelley, R (6,1) 2.0 9 3 1 1 1 0 0 0 0 0 0 0 11 4.50 1.500 39 Sean Henn, L (8,1) 1.0 W 5 0 0 0 1 2 0 0 0 0 0 0 5 0.00 2.000																				

AB 35
R 4
H 10
RBI 4
BB 3
SO 4
LOB 11



Batter	1	2	3	4	5	6	7	8	9	AB	R	H	RBI	BB	SO	LOB	TOP			
7 Norichika Aoki, L (1, 7) 22 Logan Schafer, L (7, 8) OBP: 0.207, SLG: 0.250 OBP: 0.579, SLG: 0.944	G6-3		G3-6-3	K	G4-3			F8		4	0	0	0	0	1	4				
2 Nyjer Morgan, L (1, 8) 54 Caleb Gindl, L (7, 7) OBP: 0.285, SLG: 0.381 OBP: 0.400, SLG: 0.500	G3-1			K			P3	L7		4	0	0	0	0	1	1				
23 Rickie Weeks Jr., R (1, 4) 33 Eric Farris, R (5, 4) OBP: 0.619, SLG: 0.789 OBP: 0.286, SLG: 0.286	P3						G6-3	K		2	2	1	0	1	0	0				
11 Alex Gonzalez, R (1, 6) 29 Edwin Maysonet, R (6, PR) (6, 6) OBP: 0.500, SLG: 0.752 OBP: 0.375, SLG: 0.571								F8		3	2	3	0	1	0	0				
24 Mat Gamel, L (1, 3) 45 Travis Ishikawa, L (7, 3) OBP: 0.423, SLG: 0.773 OBP: 0.409, SLG: 0.684										2	2	1	1	1	0	1				
9 George Kottaras, L (1, 2) 66 Brock Kjelgaard, R (7, 9) OBP: 0.316, SLG: 0.529										4	1	2	5	0	0	3				
27 Carlos Gómez, R (1, 9) 5 Taylor Green, L (7, 5) OBP: 0.160, SLG: 0.160 OBP: 0.391, SLG: 0.350										3	1	0	0	0	0	4				
3 Cesar Izturis, S (1, 5) 77 Jed Bradley, L (7, 1) 67 Santo Manzanillo, R (8, 1) 75 Anderson De La Rosa, R (PH) (8, 2) OBP: 0.292, SLG: 0.381 OBP: 0.500, SLG: 0.500										3	1	1	2	1	0	1				
43 Randy Wolf, L (1, 1) 14 Brooks Conrad, S (5, PH) 62 Josh Butler, R (5, 1) 40 Jose Veras, R (8, 1) 12 Martin Maldonado, R (7, PH) 79 Daniel Meadows, L (8, 1) OBP: 1.000, SLG: 1.000 OBP: 0.375, SLG: 0.474 OBP: 0.226, SLG: 0.337										2	0	2	1	0	0	0				
Inning Stats	R: 0 E: 0 K: 0 S: 3	H: 0 LOB: 0 BB: 0 P: 3	R: 0 E: 0 K: 0 S: 4	H: 1 LOB: 1 BB: 0 P: 5	R: 0 E: 0 K: 0 S: 3	H: 1 LOB: 0 BB: 0 P: 3	R: 6 E: 1 K: 2 S: 11	H: 3 LOB: 1 BB: 2 P: 20	R: 3 E: 0 K: 0 S: 6	H: 3 LOB: 2 BB: 0 P: 14	R: 1 E: 0 K: 0 S: 5	H: 2 LOB: 2 BB: 0 P: 5	R: 0 E: 0 K: 1 S: 5	H: 0 LOB: 0 BB: 0 P: 3	R: 0 E: 0 K: 0 S: 3	H: 0 LOB: 2 BB: 2 P: 11	1B: 5 2B: 5 3B: 0 HR: 0	SF: 1 SAC: 0 DP: 2 HBP: 2	WP: 0 PB: 0 SB: 2 CS: 0	PA: 44
PITCHER	IP WLS BF H R ER SO BB IBB HBP BLK WP HR S P ERA WHIP	36 Randy Wells, R (1, 1) ERA: 0.00	30 Travis Wood, L (4, 1) ERA: 20.25	60 Manny Corpas, R (4, 1) ERA: 6.0	27 Casey Coleman, R (5, 1) ERA: 7.71	43 Trevor Miller, L (6, 1) ERA: 0.00	52 Lendy Castillo, R (8, 1) ERA: 1.8	IP WLS BF H R ER SO BB IBB HBP BLK WP HR S P ERA WHIP	2.0 8 0 0 0 1 2 0 0 0 0 0 0 0 0 0.00 1.000											

Milwaukee Brewers @ Chicago Cubs
Hohokam Park, Mesa, AZ
Wed Mar 14, 2012, 4:17 PM - 7:03 PM EDT
Att: 11,682 - Sunny - 71 F

AB 35
R 10
H 10
RBI 10
BB 6
SO 3
LOB 17



Batter	1	2	3	4	5	6	7	8	9	AB	R	H	RBI	BB	SO	LOB	BOTTOM			
9 David DeJesus, L (1, 9) 63 James Adduci, L (6, 9) OBP: 0.350, SLG: 0.200 OBP: 0.444, SLG: 0.375	F8		K				G6-3			2	0	0	0	1	1	1				
24 Marlon Byrd, R (1, 8) 17 Dave Sappelt, R (6, 8) OBP: 0.300, SLG: 0.444 OBP: 0.353, SLG: 0.357	K		F9					K		3	0	1	0	0	1	1				
13 Starlin Castro, R (1, 6) 99 Alfredo Amezaga, S (6, 6) OBP: 0.280, SLG: 0.440 OBP: 0.364, SLG: 0.455	F9							G3		3	1	1	0	0	0	2				
2 Ian Stewart, L (1, 5) 16 Joe Mather, R (5, 5) OBP: 0.412, SLG: 0.467 OBP: 0.529, SLG: 0.933										1	1	1	1	1	0	0				
3 Jeff Baker, R (1, 4) 45 Adrian Cardenas, L (7, 4) OBP: 0.412, SLG: 0.467 OBP: 0.231, SLG: 0.417										3	0	1	1	0	0	1				
18 Geovany Soto, R (1, 2) 53 Wellington Castillo, R (6, 2) OBP: 0.333, SLG: 0.588										2	0	0	0	0	1	2				
5 Reed Johnson, R (1, 7) 1 Tony Campana, L (7, 7) OBP: 0.333, SLG: 0.250										3	0	1	0	0	0	1				
44 Anthony Rizzo, L (1, 3) 72 Matt Szczur, R (7, PH) 52 Lendy Castillo, S (8, 1) 78 Michael Brenly, S (9, PH) OBP: 0.412, SLG: 0.563 OBP: 0.333, SLG: 0.250 OBP: 0.364, SLG: 0.455										2	0	1	0	0	1	2				
36 Randy Wells, R (1, 1) 30 Travis Wood, R (4, 1) 60 Manny Corpas, R (4, 1) 41 Bobby Seales, S (4, PH) 27 Casey Coleman, L (5, 1) 43 Trevor Miller, R (6, PH) 61 Josh Vitters, R (8, 3) OBP: 0.333, SLG: 0.500										1	0	0	0	0	0	1				
Inning Stats	R: 0 E: 0 K: 1 S: 5	H: 0 LOB: 0 BB: 0 P: 5	R: 0 E: 0 K: 1 S: 5	H: 0 LOB: 1 BB: 1 P: 9	R: 0 E: 0 K: 1 S: 6	H: 1 LOB: 0 BB: 0 P: 6	R: 2 E: 0 K: 1 S: 9	H: 4 LOB: 1 BB: 0 P: 9	R: 0 E: 0 K: 0 S: 3	H: 0 LOB: 0 BB: 0 P: 7	R: 0 E: 0 K: 1 S: 5	H: 0 LOB: 2 BB: 0 P: 5	R: 0 E: 0 K: 1 S: 5	H: 0 LOB: 2 BB: 2 P: 13	R: 0 E: 0 K: 0 S: 3	H: 0 LOB: 0 BB: 0 P: 3	1B: 4 2B: 2 3B: 0 HR: 0	SF: 0 SAC: 0 DP: 1 HBP: 0	WP: 0 PB: 0 SB: 0 CS: 0	PA: 36
PITCHER	IP WLS BF H R ER SO BB IBB HBP BLK WP HR S P ERA WHIP	43 Randy Wolf, L (1, 1) ERA: 4.5	62 Josh Butler, R (5, 1) ERA: 4.5	40 Jose Veras, R (6, 1) ERA: 9.0	77 Jed Bradley, L (7, 1) ERA: 9.0	67 Santo Manzanillo, R (8, 1) ERA: 0.00	79 Daniel Meadows, L (9, 1) ERA: 5.4	IP WLS BF H R ER SO BB IBB HBP BLK WP HR S P ERA WHIP	1.0 3 0 0 0 0 0 0 0 0 0 0 0 0 0.00 0.000											

Milwaukee Brewers @ Chicago Cubs
Hohokam Park, Mesa, AZ
Wed Mar 14, 2012, 4:17 PM - 7:03 PM EDT
Att: 11,682 - Sunny - 71 F

AB 32
R 2
H 6
RBI 2
BB 4
SO 6
LOB 17




Batter	1	2	3	4	5	6	7	8	9	AB	R	H	RBI	BB	SO	LOB	TOP											
72 Jaff Decker, L (1, 8) OBP: 0.433, SLG: 0.769										4	0	1	0	0	1	1	San Diego Padres @ Milwaukee Brewers Maryvale Baseball Park, Phoenix, AZ Thu Mar 15 2012, 4:08 PM - 7:16 PM EDT Att: 5,636 - Sunny - 80 F											
8 Jason Bartlett, R (1, 6) OBP: 0.182, SLG: 0.100										2	0	0	0	1	1	2												
3 Andy Parrino, S (5, 6) OBP: 0.179, SLG: 0.393										2	0	0	0	0	0	0												
7 Chase Headley, S (1, 5) OBP: 0.308, SLG: 0.455										3	0	0	0	1	1	3												
73 Jonathan Galvez, R (6, 4) OBP: 0.429, SLG: 0.429										1	0	1	0	0	0	0												
15 Jesus Guzman, R (1, 9) OBP: 0.000, SLG: 0.000										3	0	0	0	0	0	3												
27 Micah Owings, L (5, 1) OBP: 0.179, SLG: 0.393										0	0	0	0	0	0	0												
85 Alex Hinshaw, L (5, 1) OBP: 0.179, SLG: 0.393										0	0	0	0	0	0	0												
44 Josh Spence, L (7, 1) OBP: 0.179, SLG: 0.393										0	0	0	0	0	0	0												
89 Matt Clark, L (8, PH) OBP: 0.000, SLG: 0.000										2	1	1	0	0	1	1												
23 Yonder Alonso, L (1, 3) OBP: 0.250, SLG: 0.323										4	0	1	0	0	0	1												
86 Dale Thayer, R (8, 1)										0	0	0	0	0	0	0												
22 James Darnell, R (1, 7) OBP: 0.310, SLG: 0.481										2	0	1	0	1	1	1												
60 Jedd Gyorko, R (6, PH) OBP: 0.286, SLG: 0.211										1	2	0	0	0	0	1												
21 John Baker, L (1, 2) OBP: 0.360, SLG: 0.429										1	0	0	0	1	0	1												
47 Jeremy Hermida, L (5, 9) OBP: 0.360, SLG: 0.429										2	0	0	1	0	1	2												
2 Everth Cabrera, S (1, 4) OBP: 0.227, SLG: 0.227										3	1	0	0	0	1	3												
70 Jedd Gyorko, R (8, PH) OBP: 0.286, SLG: 0.211										1	0	1	1	0	0	0												
26 Dustin Moseley, R (1, 1)										0	0	0	0	1	0	0												
12 Yasmani Grandal, S (5, PH) OBP: 0.235, SLG: 0.294										3	0	1	1	0	0	1												
Inning Stats	R: 0 E: 0 K: 0 S: 3	H: 1 LOB: 1 BB: 1 P: 8	R: 0 E: 0 K: 2 S: 8	H: 1 LOB: 1 BB: 0 P: 10	R: 0 E: 0 K: 0 S: 3	H: 0 LOB: 1 BB: 1 P: 7	R: 0 E: 0 K: 0 S: 3	H: 0 LOB: 2 BB: 2 P: 11	R: 0 E: 0 K: 1 S: 5	H: 0 LOB: 2 BB: 1 P: 10	R: 2 E: 1 K: 1 S: 7	H: 2 LOB: 2 BB: 1 P: 8	R: 0 E: 0 K: 1 S: 5	H: 0 LOB: 0 BB: 0 P: 5	R: 2 E: 1 K: 0 S: 6	H: 2 LOB: 1 BB: 0 P: 6	R: 0 E: 0 K: 2 S: 8	H: 1 LOB: 1 BB: 0 P: 9	1B: 4 2B: 3 3B: 0 HR: 0	SF: 0 SAC: 0 DP: 1 HBP: 1	WP: 2 PB: 0 SB: 1 CS: 0	PA: 40						
PITCHER	IP	WLS	BF	H	R	ER	SO	BB	IBB	HBP	BLK	WP	HR	S	P	ERA	WHIP											
38 Chris Narveson, L (1, 1) ERA: 0.00	3.2		15	2	0	0	2	3	0	0	0	1	0	16	31	0.00	1.364											
48 Tim Lillard, R (4, 1) ERA: 6.0	0.1		2	0	0	0	0	1	0	0	0	0	0	1	5	0.00	3.000											
57 Francisco Rodriguez, R (5, 1) ERA: 2.25	1.0	H	5	0	0	0	1	1	0	1	0	1	0	5	10	0.00	1.000											
60 Wily Peralta, R (6, 1) ERA: 8.53	2.0	W	8	2	2	0	2	0	0	0	0	0	0	12	13	0.00	1.000											
70 Tyler Thornburg, R (8, 1) ERA:	2.0		10	3	2	0	2	0	0	0	0	0	0	14	15	0.00	1.500											
Batter	1	2	3	4	5	6	7	8	9	AB	R	H	RBI	BB	SO	LOB	BOTTOM											
2 Nyjer Morgan, L (1, 8) OBP: 0.269, SLG: 0.375										3	0	1	0	0	0	0	San Diego Padres @ Milwaukee Brewers Maryvale Baseball Park, Phoenix, AZ Thu Mar 15 2012, 4:08 PM - 7:16 PM EDT Att: 5,636 - Sunny - 80 F											
60 Wily Peralta, R (6, 1) OBP: 1.000, SLG: 2.000										1	0	1	3	0	0	0												
12 Martin Maldonado, R (8, 2) OBP: 0.200, SLG: 0.357										0	0	0	0	0	0	0												
54 Caleb Gindl, L (1, 9) OBP: 0.375, SLG: 0.429										3	0	0	0	1	1	1												
8 Ryan Braun, R (1, 7) OBP: 0.250, SLG: 0.308										1	0	0	0	0	0	1												
22 Logan Schafer, L (4, 7) OBP: 0.571, SLG: 0.900										2	1	1	0	0	0	2												
16 Aramis Ramirez, R (1, 5) OBP: 0.250, SLG: 0.375										2	1	2	0	0	0	0												
5 Taylor Green, L (6, PH) OBP: 0.400, SLG: 0.500										2	1	1	2	0	1	0												
14 Brooks Conrad, S (1, 3) OBP: 0.370, SLG: 0.429										2	1	0	0	1	1	3												
45 Travis Ishikawa, L (7, 3) OBP: 0.435, SLG: 0.700										1	0	1	0	0	0	0												
20 Jonathan Lucroy, R (1, 2) OBP: 0.579, SLG: 0.895										3	1	2	1	0	0	0												
68 Paul Phillips, R (7, PH) OBP: 0.500, SLG: 0.500										1	0	0	0	0	0	1												
70 Tyler Thornburg, R (8, 1) ERA:										0	0	0	0	0	0	0												
3 Cesar Izturis, S (1, 4) OBP: 0.333, SLG: 0.333										3	0	0	0	0	1	3												
51 Zelous Wheeler, R (7, 4) OBP: 0.333, SLG: 0.636										1	0	0	0	0	1	0												
33 Eric Farris, R (1, 6) OBP: 0.294, SLG: 0.250										2	1	0	0	0	0	1												
65 Jeff Bianchi, R (8, PH) OBP: 0.111, SLG: 0.111										1	0	0	0	0	0	0												
38 Chris Narveson, L (1, 1) ERA:										1	0	0	0	0	1	0												
48 Tim Lillard, R (4, 1) ERA:										0	0	0	0	0	0	0												
57 Francisco Rodriguez, R (5, 1) ERA:										0	0	0	0	0	0	0												
9 George Kottaras, L (5, PH) OBP: 0.300, SLG: 0.500										1	0	0	0	0	0	0												
7 Norichika Aoki, L (6, 7) OBP: 0.194, SLG: 0.233										2	0	0	0	0	1	3												
Inning Stats	R: 0 E: 0 K: 1 S: 6	H: 1 LOB: 2 BB: 0 P: 7	R: 0 E: 0 K: 0 S: 3	H: 0 LOB: 0 BB: 0 P: 3	R: 0 E: 0 K: 1 S: 6	H: 1 LOB: 1 BB: 0 P: 6	R: 1 E: 1 K: 0 S: 5	H: 2 LOB: 1 BB: 0 P: 6	R: 0 E: 0 K: 1 S: 5	H: 0 LOB: 0 BB: 0 P: 5	R: 5 E: 0 K: 2 S: 12	H: 4 LOB: 2 BB: 2 P: 21	R: 0 E: 0 K: 1 S: 5	H: 1 LOB: 0 BB: 0 P: 5	R: 0 E: 0 K: 1 S: 5	H: 0 LOB: 0 BB: 0 P: 5	1B: 7 2B: 1 3B: 0 HR: 1	SF: 0 SAC: 0 DP: 1 HBP: 2	WP: 0 PB: 0 SB: 0 CS: 0	PA: 36								
PITCHER	IP	WLS	BF	H	R	ER	SO	BB	IBB	HBP	BLK	WP	HR	S	P	ERA	WHIP											
26 Dustin Moseley, R (1, 1) ERA: 3.0	4.0		17	4	1	1	2	0	0	1	1	0	0	16	21	27.00	3.000											
27 Micah Owings, R (5, 1) ERA: 11.12	1.2	L	11	4	5	5	3	1	0	1	0	0	0	1	16	21	27.00	3.000										
85 Alex Hinshaw, L (6, 1) ERA: 4.15	0.1		2	0	0	0	0	1	0	0	0	0	0	1	5	0.00	3.000											
44 Josh Spence, L (7, 1) ERA:	1.0		3	1	0	0	1	0	0	0	0	0	0	5	5	0.00	1.000											
86 Dale Thayer, R (8, 1) ERA:	1.0		3	0	0	0	1	0	0	0	0	0	0	5	5	0.00	0.000											

Batter	1	2	3	4	5	6	7	8	9	AB	R	H	RBI	BB	SO	LOB	TOP										
7 Norichika Aoki, L OBP: 0.206, SLG: 0.242 73 Michael Reed, R	E3			K				K		3	0	1	0	0	1	0	Milwaukee Brewers @ Kansas City Royals Surprise Stadium, Surprise, AZ Fri Mar 16 2012, 4:05 PM - 7:00 PM EDT Att: 6,322 - Sunny - 69 F										
2 Nyjer Morgan, L OBP: 0.241, SLG: 0.333 Mike Walker, L	FC3-6			K		G4-6-3		K		3	0	0	0	0	1	2											
23 Rickie Weeks Jr., R OBP: 0.571, SLG: 0.667 3 Cesar Izturis, S	K			G5-3				K		2	0	0	0	0	1	1											
16 Aramis Ramirez, R OBP: 0.278, SLG: 0.389 65 Jeff Bianchi, R	K				E7				G6-3	2	1	1	0	0	1	0											
24 Mat Gamel, L OBP: 0.393, SLG: 0.708 5 Taylor Green, L	L7				G4-3				G3	2	0	0	0	0	0	1											
11 Alex Gonzalez, R OBP: 0.498, SLG: 0.696 Corey Patterson, L	K									2	0	0	0	0	1	1											
20 Jonathan Lucroy, R OBP: 0.371, SLG: 0.557 9 George Kottaras, L	L8									2	0	1	1	0	0	0											
45 Travis Ishikawa, L OBP: 0.444, SLG: 0.652	K									2	1	2	0	0	0	0											
2B Jay Gibbons, L OBP: 0.250, SLG: 0.375	K2-3									4	0	1	1	0	1	1											
Inning Stats	R: 0 E: 1 K: 1 S: 6	H: 0 LOB: 0 BB: 0 P: 11	R: 0 E: 0 K: 2 S: 7	H: 0 LOB: 0 BB: 0 P: 11	R: 0 E: 0 K: 2 S: 9	H: 0 LOB: 0 BB: 0 P: 14	R: 0 E: 0 K: 2 S: 11	H: 0 LOB: 0 BB: 0 P: 15	R: 1 E: 0 K: 1 S: 12	H: 2 LOB: 1 BB: 0 P: 16	R: 0 E: 0 K: 0 S: 8	H: 1 LOB: 0 BB: 0 P: 12	R: 0 E: 0 K: 0 S: 10	H: 0 LOB: 0 BB: 1 P: 16	R: 1 E: 0 K: 3 S: 16	H: 3 LOB: 3 BB: 1 P: 24		R: 2 E: 0 K: 0 S: 12	H: 3 LOB: 1 BB: 0 P: 19	1B: 7 2B: 1 3B: 0 HR: 1	SF: 0 SAC: 0 DP: 2 HBP: 0	WP: 0 PB: 0 CS: 0	PA: 36				
PITCHER	IP	WLS	BF	H	R	ER	SO	BB	IBB	HBP	BLK	WP	HR	S	P	ERA	WHIP										
39 Luis Mendoza, R ERA: 0.84	4.2	W	16	2	1	1	7	0	0	0	0	0	0	42	63	1.93	0.429										
55 Tim Collins, L ERA: 1.59	1.1		4	1	0	0	1	0	0	0	0	0	0	11	16	0.00	0.750										
31 Louis Coleman, R ERA: 1.93	1.1		4	3	1	1	1	2	0	0	0	0	0	19	32	6.75	3.750										
46 Tommy Hotovy, L ERA: 3.6	0.2		2	0	0	0	2	0	0	0	0	0	0	7	8	0.00	0.000										
41 Jeremy Jeffress, R ERA: 3.6	1.0		6	3	2	2	0	0	0	0	0	0	1	12	19	18.00	3.000										

Batter	1	2	3	4	5	6	7	8	9	AB	R	H	RBI	BB	SO	LOB	BOTTOM										
4 Alex Gordon, L OBP: 0.394, SLG: 0.621 63 Greg Golson, R	F8				G4-3			FC4-6		4	2	2	2	0	0	1	Milwaukee Brewers @ Kansas City Royals Surprise Stadium, Surprise, AZ Fri Mar 16 2012, 4:05 PM - 7:00 PM EDT Att: 6,322 - Sunny - 69 F										
17 Chris Getz, L OBP: 0.381, SLG: 0.333 9 Johnny Giavotella, R										3	1	2	3	0	0	1											
35 Eric Hosmer, R OBP: 0.536, SLG: 0.500 25 Clint Robinson, L										1	0	0	0	2	0	1											
16 Billy Butler, R OBP: 0.500, SLG: 0.769 65 Max Ramirez, R										1	0	1	1	2	0	0											
21 Jeff Francoeur, R OBP: 0.185, SLG: 0.240 18 David Lough, L										3	0	0	0	0	0	6											
11 Yuniesky Betancourt, R OBP: 0.300, SLG: 0.453 8 Mike Moustakas, L										3	0	0	0	0	0	0											
6 Lorenzo Cain, R OBP: 0.318, SLG: 0.920 12 Mitch Maier, L										3	2	2	0	0	0	0											
27 Brayan Peña, S OBP: 0.318, SLG: 0.429 66 Cody Clark, R										3	1	1	0	0	1	1											
2 Alcides Escobar, R OBP: 0.304, SLG: 0.364 78 Anthony Seratelli, S										2	1	1	1	0	0	0											
Inning Stats	R: 1 E: 0 K: 0 S: 11	H: 2 LOB: 1 BB: 0 P: 19	R: 3 E: 0 K: 1 S: 20	H: 3 LOB: 3 BB: 2 P: 34	R: 0 E: 0 K: 0 S: 6	H: 0 LOB: 0 BB: 0 P: 11	R: 1 E: 0 K: 0 S: 7	H: 1 LOB: 2 BB: 2 P: 22	R: 2 E: 0 K: 0 S: 18	H: 3 LOB: 1 BB: 0 P: 26	R: 0 E: 0 K: 1 S: 7	H: 0 LOB: 0 BB: 0 P: 11	R: 1 E: 0 K: 1 S: 10	H: 2 LOB: 2 BB: 1 P: 22	R: 1 E: 0 K: 2 S: 13	H: 2 LOB: 2 BB: 1 P: 21		1B: 8 2B: 4 3B: 1 HR: 0	SF: 1 SAC: 0 DP: 0 HBP: 1	WP: 1 PB: 0 SB: 0 CS: 0	PA: 44						
PITCHER	IP	WLS	BF	H	R	ER	SO	BB	IBB	HBP	BLK	WP	HR	S	P	ERA	WHIP										
49 Yovani Gallardo, R ERA: 4.32	3.0	L	17	5	4	4	4	2	0	0	0	1	0	7	22	12.00	2.333										
76 Yovani Gallardo, R ERA: 4.32	1.0		6	1	1	1	0	2	0	0	0	1	0	7	22	9.00	3.000										
40 Jose Veras, R ERA: 3.6	1.0		6	3	2	2	0	0	0	0	0	0	0	18	26	18.00	3.000										
50 Kameron Loe, R ERA: 1.89	1.0		3	0	0	0	1	0	0	0	0	0	0	7	11	0.00	0.000										
21 Zach Braddock, L ERA: 9.0	1.0		6	2	1	1	1	1	0	0	0	0	0	10	22	9.00	3.000										
PITCHER	IP	WLS	BF	H	R	ER	SO	BB	IBB	HBP	BLK	WP	HR	S	P	ERA	WHIP										
26 Manny Parra, L ERA: 3.6	1.0		6	2	1	1	2	1	0	0	0	0	0	13	21	9.00	3.000										


livebaseballscorecards.com

AB 34
R 4
H 9
RBI 4
BB 2
SO 11
LOB 18



livebaseballscorecards.com

AB 36
R 9
H 13
RBI 9
BB 6
SO 5
LOB 19



Batter	1	2	3	4	5	6	7	8	9	AB	R	H	RBI	BB	SO	LOB	TOP				
13 Dustin Ackley, L (1,4) OBP: 0.400, SLG: 0.852 26 Stefan Romero, R (6,4) OBP: 0.571, SLG: 0.667										3	0	3	1	0	0	0					
61 Munenori Kawasaki, L (1,6) OBP: 0.370, SLG: 0.320 21 Brad Miller, L (8,6) OBP: 0.167, SLG: 0.167										2	0	0	0	0	0	2					
63 Jesus Montero, R (1,2) OBP: 0.565, SLG: 1.000 18 John Hicks, R (8,2) OBP: 1.000, SLG: 1.000										2	1	0	0	2	0	3					
17 Justin Smoak, S (1,3) OBP: 0.423, SLG: 0.450 92 Leury Bonilla, R (6,5) OBP: 0.500, SLG: 0.500										2	0	0	0	1	0	3					
16 Alex Liddi, R (1,5) OBP: 0.536, SLG: 0.739									5	2	3	2	0	1	1						
55 Michael Saunders, L (1,8) OBP: 0.467, SLG: 0.667 96 Anthony Phillips, R (7,5)									3	1	1	0	0	1	0						
12 Trayvon Robinson, S (1,7) OBP: 0.529, SLG: 0.765										4	0	2	0	0	1	2					
6 Daniel Carroll, R (1,9) OBP: 0.500, SLG: 0.333										3	1	1	0	1	1	1					
27 Ramon Moria, R (1,10) OBP: 0.286, SLG: 0.167										4	0	1	2	0	1	2					
Inning Stats	R: 0 E: 0 K: 0 S: 4	H: 1 LOB: 1 BB: 0 P: 4	R: 3 E: 0 K: 1 S: 9	H: 4 LOB: 2 BB: 1 P: 13	R: 0 E: 0 K: 1 S: 4	H: 0 LOB: 0 BB: 1 P: 8	R: 0 E: 0 K: 1 S: 5	H: 0 LOB: 0 BB: 0 P: 5	R: 0 E: 0 K: 1 S: 6	H: 1 LOB: 1 BB: 0 P: 6	R: 0 E: 0 K: 1 S: 5	H: 0 LOB: 0 BB: 0 P: 5	R: 2 E: 0 K: 0 S: 6	H: 3 LOB: 2 BB: 1 P: 10	R: 1 E: 0 K: 0 S: 5	H: 3 LOB: 2 BB: 0 P: 6	1B: 9 2B: 4 3B: 0 HR: 1	SF: 0 SAC: 2 DP: 3 HBP: 1	WP: 0 PB: 0 SB: 0 CS: 0	PA: 42	
PITCHER	IP WLS BF H R ER SO BB IBB HBP BLK WP HR S P ERA WHIP	IP WLS BF H R ER SO BB IBB HBP BLK WP HR S P ERA WHIP	IP WLS BF H R ER SO BB IBB HBP BLK WP HR S P ERA WHIP	IP WLS BF H R ER SO BB IBB HBP BLK WP HR S P ERA WHIP	IP WLS BF H R ER SO BB IBB HBP BLK WP HR S P ERA WHIP	IP WLS BF H R ER SO BB IBB HBP BLK WP HR S P ERA WHIP	IP WLS BF H R ER SO BB IBB HBP BLK WP HR S P ERA WHIP	IP WLS BF H R ER SO BB IBB HBP BLK WP HR S P ERA WHIP	IP WLS BF H R ER SO BB IBB HBP BLK WP HR S P ERA WHIP	IP WLS BF H R ER SO BB IBB HBP BLK WP HR S P ERA WHIP	IP WLS BF H R ER SO BB IBB HBP BLK WP HR S P ERA WHIP	IP WLS BF H R ER SO BB IBB HBP BLK WP HR S P ERA WHIP	IP WLS BF H R ER SO BB IBB HBP BLK WP HR S P ERA WHIP	IP WLS BF H R ER SO BB IBB HBP BLK WP HR S P ERA WHIP	IP WLS BF H R ER SO BB IBB HBP BLK WP HR S P ERA WHIP	IP WLS BF H R ER SO BB IBB HBP BLK WP HR S P ERA WHIP	IP WLS BF H R ER SO BB IBB HBP BLK WP HR S P ERA WHIP	IP WLS BF H R ER SO BB IBB HBP BLK WP HR S P ERA WHIP	IP WLS BF H R ER SO BB IBB HBP BLK WP HR S P ERA WHIP	IP WLS BF H R ER SO BB IBB HBP BLK WP HR S P ERA WHIP	IP WLS BF H R ER SO BB IBB HBP BLK WP HR S P ERA WHIP

Seattle Mariners @ Milwaukee Brewers
Kino Veterans Memorial Stadium, Tucson, AZ
Fri Mar 16 2012, 4:07 PM - 6:34 PM EDT
Att: 7,036 - Sunny - 81 F

AB	35
R	6
H	13
RBI	6
BB	4
SO	5
LOB	19





Batter	1	2	3	4	5	6	7	8	9	AB	R	H	RBI	BB	SO	LOB	BOTTOM				
22 Logan Schafer, L (1,8) OBP: 0.480, SLG: 0.750										4	0	0	0	0	1	0					
33 Eric Farris, R (1,4) OBP: 0.238, SLG: 0.200										4	0	0	0	0	0	0					
54 Caleb Gindl, L (1,9) OBP: 0.357, SLG: 0.400										4	0	1	0	0	1	0					
14 Brooks Conrad, S (1,3) OBP: 0.355, SLG: 0.440										4	1	1	0	0	1	2					
51 Zelous Wheeler, R (1,5) OBP: 0.429, SLG: 0.636 73 Erick Almonte, R (7,3) OBP: 0.333, SLG: 0.333										0	0	0	0	1	0	0					
12 Martin Maldonado, R (1,2) OBP: 0.167, SLG: 0.294										2	0	0	0	0	0	2					
68 Paul Phillips, R (1,10) OBP: 0.200, SLG: 0.200										3	0	0	0	0	0	1					
28 Kentrail Davis, L (1,7)										3	0	0	0	0	1	0					
29 Edwin Maysonet, R (1,6) OBP: 0.273, SLG: 0.400										3	0	0	0	0	1	0					
Inning Stats	R: 0 E: 0 K: 0 S: 3	H: 0 LOB: 0 BB: 0 P: 3	R: 0 E: 0 K: 2 S: 7	H: 0 LOB: 1 BB: 0 P: 8	R: 0 E: 0 K: 3 S: 9	H: 0 LOB: 0 BB: 0 P: 9	R: 0 E: 0 K: 0 S: 4	H: 1 LOB: 2 BB: 1 P: 7	R: 0 E: 0 K: 1 S: 5	H: 0 LOB: 0 BB: 0 P: 5	R: 1 E: 0 K: 0 S: 4	H: 1 LOB: 0 BB: 0 P: 4	R: 0 E: 0 K: 0 S: 3	H: 0 LOB: 0 BB: 0 P: 3	R: 0 E: 1 K: 0 S: 4	H: 0 LOB: 1 BB: 0 P: 4	1B: 1 2B: 1 3B: 0 HR: 0	SF: 0 SAC: 0 DP: 0 HBP: 1	WP: 0 PB: 0 SB: 2 CS: 0	PA: 32	
PITCHER	IP WLS BF H R ER SO BB IBB HBP BLK WP HR S P ERA WHIP	IP WLS BF H R ER SO BB IBB HBP BLK WP HR S P ERA WHIP	IP WLS BF H R ER SO BB IBB HBP BLK WP HR S P ERA WHIP	IP WLS BF H R ER SO BB IBB HBP BLK WP HR S P ERA WHIP	IP WLS BF H R ER SO BB IBB HBP BLK WP HR S P ERA WHIP	IP WLS BF H R ER SO BB IBB HBP BLK WP HR S P ERA WHIP	IP WLS BF H R ER SO BB IBB HBP BLK WP HR S P ERA WHIP	IP WLS BF H R ER SO BB IBB HBP BLK WP HR S P ERA WHIP	IP WLS BF H R ER SO BB IBB HBP BLK WP HR S P ERA WHIP	IP WLS BF H R ER SO BB IBB HBP BLK WP HR S P ERA WHIP	IP WLS BF H R ER SO BB IBB HBP BLK WP HR S P ERA WHIP	IP WLS BF H R ER SO BB IBB HBP BLK WP HR S P ERA WHIP	IP WLS BF H R ER SO BB IBB HBP BLK WP HR S P ERA WHIP	IP WLS BF H R ER SO BB IBB HBP BLK WP HR S P ERA WHIP	IP WLS BF H R ER SO BB IBB HBP BLK WP HR S P ERA WHIP	IP WLS BF H R ER SO BB IBB HBP BLK WP HR S P ERA WHIP	IP WLS BF H R ER SO BB IBB HBP BLK WP HR S P ERA WHIP	IP WLS BF H R ER SO BB IBB HBP BLK WP HR S P ERA WHIP	IP WLS BF H R ER SO BB IBB HBP BLK WP HR S P ERA WHIP	IP WLS BF H R ER SO BB IBB HBP BLK WP HR S P ERA WHIP	IP WLS BF H R ER SO BB IBB HBP BLK WP HR S P ERA WHIP

Seattle Mariners @ Milwaukee Brewers
Kino Veterans Memorial Stadium, Tucson, AZ
Fri Mar 16 2012, 4:07 PM - 6:34 PM EDT
Att: 7,036 - Sunny - 81 F

AB	30
R	1
H	2
RBI	1
BB	1
SO	6
LOB	8



Batter	1	2	3	4	5	6	7	8	9	AB R H RBI BB SO LOB	TOP																								
											<p style="text-align: center;">Texas Rangers @ Milwaukee Brewers Maryvale Baseball Park, Phoenix, AZ Sun Mar 18 2012, 4:05 PM EDT</p> <p style="text-align: right;">livebaseballscorecards.com</p> <p>AB 0 R 0 H 0 RBI 0 BB 0 SO 0 LOB 0</p> 																								
Inning Stats										1B: 0 SF: 0 WP: 0 PA: 0 2B: 0 SAC: 0 FB: 0 3B: 0 DP: 0 SB: 0 HR: 0 HBP: 0 CS: 0																									
PITCHER	IP	WLS	BF	H	R	ER	SO	BB	IBB	HBP	BLK	WP	HR	S	P	ERA	WHIP	PITCHER	IP	WLS	BF	H	R	ER	SO	BB	IBB	HBP	BLK	WP	HR	S	P	ERA	WHIP

Batter	1	2	3	4	5	6	7	8	9	AB R H RBI BB SO LOB	BOTTOM																								
											<p style="text-align: center;">Texas Rangers @ Milwaukee Brewers Maryvale Baseball Park, Phoenix, AZ Sun Mar 18 2012, 4:05 PM EDT</p> <p style="text-align: right;">livebaseballscorecards.com</p> <p>AB 0 R 0 H 0 RBI 0 BB 0 SO 0 LOB 0</p> 																								
Inning Stats										1B: 0 SF: 0 WP: 0 PA: 0 2B: 0 SAC: 0 FB: 0 3B: 0 DP: 0 SB: 0 HR: 0 HBP: 0 CS: 0																									
PITCHER	IP	WLS	BF	H	R	ER	SO	BB	IBB	HBP	BLK	WP	HR	S	P	ERA	WHIP	PITCHER	IP	WLS	BF	H	R	ER	SO	BB	IBB	HBP	BLK	WP	HR	S	P	ERA	WHIP

Batter	1	2	3	4	5	6	7	8	9	AB	R	H	RBI	BB	SO	LOB	TOP
23 Rickie Weeks Jr. R (1.4) OBP: 0.533, SLG: 0.550 54 Caleb Gindl, L (6.9) OBP: 0.379, SLG: 0.423 (7.7)										2	0	0	0	2	2	0	Milwaukee Brewers @ Texas Rangers Surprise Stadium, Surprise, AZ Mon Mar 19 2012, 4:07 PM - 6:56 PM EDT Att: 5,963 - Partly Cloudy - 54 F
2 Nyjer Morgan, L (1.9) OBP: 0.212, SLG: 0.290 5 Taylor Green, L (6.4) OBP: 0.345, SLG: 0.423 (7.5)										4	0	0	0	0	0	3	
8 Ryan Braun, R (1.7) OBP: 0.273, SLG: 0.235 22 Logan Schafer, L (6.7) OBP: 0.429, SLG: 0.667 (7.8)										2	0	0	0	1	0	0	
45 Travis Ishikawa, L (1.3) OBP: 0.429, SLG: 0.586 99 Sean Halton, R (8.3)										2	1	0	0	2	0	3	
11 Alex Gonzalez, R (1.6) OBP: 0.400, SLG: 0.586 29 Edwin Maysonet, R (6.6) OBP: 0.231, SLG: 0.333										3	1	1	0	0	0	2	
9 George Kottaras, L (1.10) OBP: 0.407, SLG: 0.583 68 Paul Phillips, R (8.10) OBP: 0.167, SLG: 0.167 (8.10)										2	1	1	0	1	1	1	
20 Jonathan Lucroy, R (1.2) OBP: 0.273, SLG: 0.760 12 Martin Maldonado, R (8.10) OBP: 0.198, SLG: 0.278 (8.2)										2	0	0	0	0	1	4	
7 Norichika Aoki, L (1.8) OBP: 0.275, SLG: 0.359 28 Kentrail Davis, L (7.9) OBP: 0.143, SLG: 0.571										3	1	3	3	0	0	0	
3 Cesar Izturis, S (1.5) OBP: 0.250, SLG: 0.286 14 Brooks Conrad, S (7.4) OBP: 0.333, SLG: 0.379										2	0	0	1	0	2	3	
Inning Stats R: 0 H: 0 E: 0 LOB: 0 K: 1 BB: 0 S: 7 P: 9	Inning Stats R: 1 H: 1 E: 0 LOB: 2 K: 2 BB: 1 S: 15 P: 26	Inning Stats R: 0 H: 0 E: 0 LOB: 0 K: 1 BB: 0 S: 8 P: 15	Inning Stats R: 0 H: 0 E: 0 LOB: 1 K: 0 BB: 2 S: 9 P: 20	Inning Stats R: 0 H: 1 E: 0 LOB: 3 K: 1 BB: 2 S: 15 P: 33	Inning Stats R: 3 H: 3 E: 0 LOB: 1 K: 1 BB: 1 S: 16 P: 23	Inning Stats R: 0 H: 0 E: 0 LOB: 0 K: 1 BB: 0 S: 9 P: 12	Inning Stats R: 1 H: 1 E: 0 LOB: 0 K: 0 BB: 0 S: 9 P: 14	Inning Stats R: 0 H: 1 E: 0 LOB: 0 K: 0 BB: 0 S: 7 P: 9	1B: 5 SF: 0 2B: 0 SAC: 1 3B: 1 DP: 1 HR: 1 HBP: 1	WP: 1 PA: 39 PB: 0 SB: 1 CS: 1							
PITCHER 11 Yu Darvish, R (1.1) ERA: 4.0 52 Tanner Scheppers, R (5.1) ERA: 4.76 67 Ben Snyder, L (5.1) ERA: 18.0 36 Joe Nathan, R (6.1) ERA: 18.0 97 Joe Beimel, L (7.1) ERA: 4.5	PITCHER 22 Yoshinori Tateyama, R (8.1) ERA: 1.8 57 Mark Lowe, R (8.1) ERA: 2.25	PITCHER IP: 4.0 WLS: 16 BF: 16 H: 1 R: 1 ER: 1 SO: 4 BB: 3 IBB: 0 HBP: 1 BLK: 0 WP: 1 HR: 0 S: 39 P: 70 ERA: 2.25 WHIP: 1.000	PITCHER IP: 1.0 WLS: 4 BF: 4 H: 1 R: 1 ER: 1 SO: 0 BB: 0 IBB: 0 HBP: 0 BLK: 0 WP: 0 HR: 0 S: 11 P: 26 ERA: 0.00 WHIP: 4.500	PITCHER IP: 1.0 WLS: 3 BF: 3 H: 1 R: 0 ER: 0 SO: 0 BB: 0 IBB: 0 HBP: 0 BLK: 0 WP: 0 HR: 0 S: 16 P: 23 ERA: 0.00 WHIP: 0.000	PITCHER IP: 1.0 WLS: 4 BF: 4 H: 1 R: 1 ER: 1 SO: 0 BB: 0 IBB: 0 HBP: 0 BLK: 0 WP: 0 HR: 0 S: 11 P: 26 ERA: 0.00 WHIP: 4.500	PITCHER IP: 1.0 WLS: 3 BF: 3 H: 1 R: 0 ER: 0 SO: 0 BB: 0 IBB: 0 HBP: 0 BLK: 0 WP: 0 HR: 0 S: 11 P: 26 ERA: 0.00 WHIP: 4.500	PITCHER IP: 1.0 WLS: 3 BF: 3 H: 1 R: 0 ER: 0 SO: 0 BB: 0 IBB: 0 HBP: 0 BLK: 0 WP: 0 HR: 0 S: 11 P: 26 ERA: 0.00 WHIP: 4.500	PITCHER IP: 1.0 WLS: 3 BF: 3 H: 1 R: 0 ER: 0 SO: 0 BB: 0 IBB: 0 HBP: 0 BLK: 0 WP: 0 HR: 0 S: 11 P: 26 ERA: 0.00 WHIP: 4.500	1B: 5 SF: 0 2B: 0 SAC: 1 3B: 1 DP: 1 HR: 1 HBP: 1	WP: 1 PA: 39 PB: 0 SB: 1 CS: 1							
Batter 5 Ian Kinsler, R (1.4) OBP: 0.429, SLG: 0.750 65 Greg Michal, S (7.4) OBP: 0.273, SLG: 0.286										4	1	2	0	0	1	3	Milwaukee Brewers @ Texas Rangers Surprise Stadium, Surprise, AZ Mon Mar 19 2012, 4:07 PM - 6:56 PM EDT Att: 5,963 - Partly Cloudy - 54 F
1 Elvis Andrus, R (1.6) OBP: 0.472, SLG: 0.576 14 Alberto Gonzalez, R (7.6) OBP: 0.333, SLG: 0.591										4	1	3	0	0	0	1	
32 Josh Hamilton, L (1.8) OBP: 0.188, SLG: 0.200 23 Craig Gentry, R (7.8) OBP: 0.133, SLG: 0.071										3	0	0	1	0	1	6	
29 Adrian Beltré, R (1.5) OBP: 0.333, SLG: 0.276 70 Mike Olt, R (7.5) OBP: 0.266, SLG: 0.400										3	0	1	1	0	0	0	
10 Michael Young, R (1.10) OBP: 0.429, SLG: 0.538 20 Julio Borbon, L (7.10) OBP: 0.483, SLG: 0.391 (8.10)										3	0	2	0	0	0	0	
17 Nelson Cruz, R (1.9) OBP: 0.364, SLG: 0.393 51 Kyle Hudson, L (7.9) OBP: 0.222, SLG: 0.125										2	1	0	0	1	1	3	
25 Mike Napoli, R (1.2) OBP: 0.324, SLG: 0.357 15 Luis Martinez, R (5.2) OBP: 0.476, SLG: 0.600										1	0	0	0	1	1	2	
7 David Murphy, L (1.7) OBP: 0.412, SLG: 0.548 43 Engel Beltré, L (6.10) OBP: 0.266, SLG: 0.455 (7.7)										3	0	1	1	0	0	1	
18 Mitch Moreland, L (1.3) OBP: 0.250, SLG: 0.324 21 Brandon Snyder, R (7.3) OBP: 0.421, SLG: 0.462										3	0	1	0	0	1	4	
Inning Stats R: 2 H: 4 E: 0 LOB: 2 K: 2 BB: 0 S: 14 P: 20	Inning Stats R: 0 H: 2 E: 0 LOB: 2 K: 1 BB: 0 S: 12 P: 15	Inning Stats R: 1 H: 1 E: 0 LOB: 2 K: 0 BB: 2 S: 9 P: 19	Inning Stats R: 0 H: 1 E: 0 LOB: 0 K: 1 BB: 0 S: 6 P: 6	Inning Stats R: 0 H: 1 E: 0 LOB: 0 K: 0 BB: 0 S: 6 P: 10	Inning Stats R: 0 H: 2 E: 1 LOB: 3 K: 1 BB: 0 S: 12 P: 17	Inning Stats R: 0 H: 0 E: 0 LOB: 0 K: 2 BB: 0 S: 11 P: 18	Inning Stats R: 0 H: 0 E: 0 LOB: 0 K: 0 BB: 0 S: 4 P: 8	Inning Stats R: 0 H: 1 E: 0 LOB: 1 K: 1 BB: 0 S: 10 P: 16	1B: 10 SF: 1 2B: 2 SAC: 0 3B: 0 DP: 1 HR: 0 HBP: 0	WP: 0 PA: 41 PB: 0 SB: 0 CS: 1							
PITCHER 43 Randy Wolf, L (1.1) ERA: 3.29 40 Jose Veras, R (6.1) ERA: 3.0 59 John Axford, R (7.1) ERA: 1.5 48 Tim Lillard, R (8.1) ERA: 5.14 58 Mike McClellon, R (9.1) ERA: 1.13	PITCHER IP: 5.0 WLS: 16 BF: 26 H: 10 R: 3 ER: 3 SO: 4 BB: 2 IBB: 0 HBP: 0 BLK: 0 WP: 0 HR: 0 S: 52 P: 78 ERA: 5.40 WHIP: 2.400	PITCHER IP: 1.0 WLS: 4 BF: 4 H: 1 R: 0 ER: 0 SO: 0 BB: 0 IBB: 0 HBP: 0 BLK: 0 WP: 0 HR: 0 S: 11 P: 26 ERA: 0.00 WHIP: 4.500	PITCHER IP: 1.0 WLS: 3 BF: 3 H: 1 R: 0 ER: 0 SO: 0 BB: 0 IBB: 0 HBP: 0 BLK: 0 WP: 0 HR: 0 S: 11 P: 26 ERA: 0.00 WHIP: 4.500	PITCHER IP: 1.0 WLS: 3 BF: 3 H: 1 R: 0 ER: 0 SO: 0 BB: 0 IBB: 0 HBP: 0 BLK: 0 WP: 0 HR: 0 S: 11 P: 26 ERA: 0.00 WHIP: 4.500	PITCHER IP: 1.0 WLS: 3 BF: 3 H: 1 R: 0 ER: 0 SO: 0 BB: 0 IBB: 0 HBP: 0 BLK: 0 WP: 0 HR: 0 S: 11 P: 26 ERA: 0.00 WHIP: 4.500	PITCHER IP: 1.0 WLS: 3 BF: 3 H: 1 R: 0 ER: 0 SO: 0 BB: 0 IBB: 0 HBP: 0 BLK: 0 WP: 0 HR: 0 S: 11 P: 26 ERA: 0.00 WHIP: 4.500	PITCHER IP: 1.0 WLS: 3 BF: 3 H: 1 R: 0 ER: 0 SO: 0 BB: 0 IBB: 0 HBP: 0 BLK: 0 WP: 0 HR: 0 S: 11 P: 26 ERA: 0.00 WHIP: 4.500	PITCHER IP: 1.0 WLS: 3 BF: 3 H: 1 R: 0 ER: 0 SO: 0 BB: 0 IBB: 0 HBP: 0 BLK: 0 WP: 0 HR: 0 S: 11 P: 26 ERA: 0.00 WHIP: 4.500	1B: 10 SF: 1 2B: 2 SAC: 0 3B: 0 DP: 1 HR: 0 HBP: 0	WP: 0 PA: 41 PB: 0 SB: 0 CS: 1							

Batter	1	2	3	4	5	6	7	8	9	AB	R	H	RBI	BB	SO	LOB	TOP								
22 Logan Schafer, L OBP: 0.364, SLG: 0.563 (1, 7)	F9		K		G4-3	CS	P6	G4-3		5	0	0	0	0	1	1	Milwaukee Brewers @ Los Angeles Dodgers Camelback Ranch, Glendale, AZ Tue Mar 20 2012, 4:05 PM - 7:06 PM EDT Att: 6,348 - Sunny - 66 F								
2 Nyjer Morgan, L OBP: 0.270, SLG: 0.382 91 Nick Shaw, L (1, 9)	F9		2B		16 WP 27 WP BB		7 G6-3 2B	F7		3	1	2	0	1	0	0									
27 Carlos Gómez, R OBP: 0.359, SLG: 0.509 41 Marco Estrada, R (5, 1)	G6-3		E7		P4		G6-3	K		3	0	1	1	0	0	1									
7 Norchika Aoki, L OBP: 0.395, SLG: 0.395 79 Daniel Meadows, L (7, PH)			1B		1-2		2-3			0	0	0	0	0	0	1									
62 Josh Butler, R (7, 1)					4-0		F9			2	0	0	0	1	0	1									
45 Travis Ishikawa, L OBP: 0.417, SLG: 0.567 (6, PH)					2-3			G6-3		2	0	0	0	0	0	1									
16 Aramis Ramirez, R OBP: 0.286, SLG: 0.350 29 Edwin Maysonet, R (6, 5)		G6-3	G6-3		2-3					2	0	0	0	1	0	1									
24 Mat Gamel, L OBP: 0.400, SLG: 0.667 15 Scooter Gennett, L OBP: 0.250, SLG: 0.250 (1, 3)					F9					3	1	1	0	0	0	2									
9 George Kottaras, L OBP: 0.433, SLG: 0.577 5 Taylor Green, L OBP: 0.367, SLG: 0.444 (1, 2)										1	1	1	0	0	0	0									
14 Brooks Conrad, S OBP: 0.359, SLG: 0.484 28 Kentrail Davis, L OBP: 0.250, SLG: 0.625 (7, 9)										2	1	1	0	1	0	1									
3 Cesar Izturis, S OBP: 0.229, SLG: 0.258 12 Martin Maldonado, R OBP: 0.150, SLG: 0.263 (1, 6)										2	1	1	0	0	0	0									
38 Chris Narveson, L (1, 1)										3	0	0	0	0	2	3									
54 Caleb Gindl, L OBP: 0.419, SLG: 0.481 (5, 7)			K2-3							1	0	1	1	1	0	0									
Inning Stats	R: 0 E: 0 K: 0 S: 3	H: 0 LOB: 0 BB: 0 P: 3	R: 2 E: 0 K: 0 S: 7	H: 2 LOB: 0 BB: 0 P: 8	R: 1 E: 1 K: 2 S: 9	H: 2 LOB: 1 BB: 0 P: 9	R: 0 E: 0 K: 2 S: 8	H: 1 LOB: 2 BB: 1 P: 12	R: 0 E: 0 K: 0 S: 3	H: 0 LOB: 0 BB: 2 P: 13	R: 1 E: 1 K: 2 S: 7	H: 0 LOB: 1 BB: 2 P: 15	R: 0 E: 0 K: 0 S: 4	H: 1 LOB: 1 BB: 0 P: 4	R: 2 E: 0 K: 0 S: 6	H: 4 LOB: 1 BB: 0 P: 6	R: 0 E: 0 K: 1 S: 5	H: 0 LOB: 0 BB: 0 P: 5	1B: 6 2B: 3 3B: 0 HR: 1	SF: 0 SAC: 0 DP: 1 HBP: 0	WP: 2 PB: 0 SB: 2 CS: 1	PA: 41			
PITCHER	IP	WLS	BF	H	R	ER	SO	BB	IBB	HBP	BLK	WP	HR	S	P	ERA	WHIP								
58 Chad Billingsley, R ERA: 4.97	4.2		21	5	3	3	4	2	0	0	0	1	1	29	39	5.79	1.500								
47 Wilfredo Ledezma, L ERA: 1.59	1.1	W	6	0	1	0	2	3	0	0	0	1	0	8	21	0.00	2.250								
52 Josh Lindblom, R ERA: 3.15	1.0	H	4	1	0	0	0	0	0	0	0	0	0	4	4	0.00	1.000								
38 Ramon Troncoso, R ERA: 5.4	1.0	H	6	4	2	2	0	0	0	0	0	0	0	6	6	18.00	4.000								
59 Angel Guzman, R ERA:	1.0	S	3	0	0	0	1	0	0	0	0	0	0	5	5	0.00	0.000								

Batter	1	2	3	4	5	6	7	8	9	AB	R	H	RBI	BB	SO	LOB	BOTTOM								
9 Dee Strange-Gordon, L OBP: 0.405, SLG: 0.406 63 Matt Angle, L OBP: 0.345, SLG: 0.211 (1, 6)	14 1B			FC4-6				G4-3		4	2	3	0	0	0	1	Milwaukee Brewers @ Los Angeles Dodgers Camelback Ranch, Glendale, AZ Tue Mar 20 2012, 4:05 PM - 7:06 PM EDT Att: 6,348 - Sunny - 66 F								
14 Mark Ellis, R OBP: 0.333, SLG: 0.464 88 Joe Becker, R (1, 4)										3	2	2	3	1	0	1									
27 Matt Kemp, R OBP: 0.314, SLG: 0.394 52 Josh Lindblom, R (7, 1)										4	0	2	0	0	2	2									
48 Cory Sullivan, L OBP: 0.355, SLG: 0.444 (8, 9)										0	0	0	0	0	0	0									
21 Juan Rivera, R OBP: 0.303, SLG: 0.581 10 Tony Gwynn Jr., L OBP: 0.345, SLG: 0.375 (1, 7)										3	0	1	0	0	0	3									
16 Andre Ethier, L OBP: 0.483, SLG: 1.080 23 Jerry Sands, R OBP: 0.310, SLG: 0.208 (1, 9)										3	2	1	3	0	0	2									
7 James Loney, L OBP: 0.407, SLG: 0.522 38 Ramon Troncoso, R (8, 1)										4	0	1	1	0	0	1									
59 Angel Guzman, R (9, 1)										0	0	0	0	0	0	0									
5 Juan Uribe, R OBP: 0.308, SLG: 0.217 37 Josh Fields, R OBP: 0.400, SLG: 0.560 (1, 5)										3	0	0	0	0	0	1									
17 A.J. Ellis, R OBP: 0.357, SLG: 0.475 65 Luis Alfonso Cruz, R OBP: 0.294, SLG: 0.471 (1, 2)										3	0	0	0	0	0	0									
58 Chad Billingsley, R ERA: 2.7 41 Marco Estrada, R ERA: 5.73 79 Daniel Meadows, L ERA: 4.15 62 Josh Butler, R ERA: 4.5 (5, 1)										1	0	0	0	1	0	0									
31 Tim Federowicz, R OBP: 0.389, SLG: 0.400 (6, PH)										1	1	1	0	1	0	0									
Inning Stats	R: 3 E: 0 K: 0 S: 7	H: 4 LOB: 1 BB: 0 P: 7	R: 0 E: 0 K: 0 S: 4	H: 1 LOB: 1 BB: 0 P: 4	R: 0 E: 0 K: 0 S: 3	H: 0 LOB: 1 BB: 1 P: 7	R: 2 E: 0 K: 1 S: 7	H: 2 LOB: 0 BB: 1 P: 12	R: 2 E: 0 K: 1 S: 7	H: 1 LOB: 1 BB: 1 P: 11	R: 0 E: 0 K: 1 S: 5	H: 0 LOB: 0 BB: 0 P: 5	R: 0 E: 1 K: 0 S: 4	H: 1 LOB: 1 BB: 0 P: 4	R: 0 E: 0 K: 0 S: 4	H: 1 LOB: 0 BB: 0 P: 4	1B: 6 2B: 3 3B: 1 HR: 1	SF: 0 SAC: 0 DP: 0 HBP: 0	WP: 0 PB: 0 SB: 0 CS: 0	PA: 37					
PITCHER	IP	WLS	BF	H	R	ER	SO	BB	IBB	HBP	BLK	WP	HR	S	P	ERA	WHIP								
38 Chris Narveson, L ERA: 2.7	4.0		19	7	3	3	0	1	0	0	0	0	1	14	23	18.00	2.500								
41 Marco Estrada, R ERA: 5.73	2.0	L	11	3	4	4	2	2	0	0	0	0	0	5	5	0.00	0.000								
79 Daniel Meadows, L ERA: 4.15	1.0		3	0	0	0	1	0	0	0	0	0	0	4	4	0.00	1.000								
62 Josh Butler, R ERA: 4.5	1.0		4	1	0	0	0	0	0	0	0	0	0	4	4	0.00	1.000								



Batter	1	2	3	4	5	6	7	8	9	AB	R	H	RBI	BB	SO	LOB	TOP									
82 Jared Mitchell, L (1, 9) OBP: 0.360, SLG: 0.500 89 Nick Ciulli, L (5, 9) OBP: 0.500, SLG: 0.750										3	1	1	0	0	2	0	Chicago White Sox @ Milwaukee Brewers Maryvale Baseball Park, Phoenix, AZ Sat Mar 24 2012, 4:08 PM - 6:49 PM EDT Att: 6,548 - Partly Cloudy - 81 F AB 36 R 6 H 10 RBI 5 BB 1 SO 6 LOB 7 									
22 Brent Morel, R (1, 5) OBP: 0.308, SLG: 0.359 86 Tyler Saladino, R (5, PR) OBP: 0.350, SLG: 0.353										3	0	1	1	0	0	0										
1 Kosuke Fukudome, L (1, 7) OBP: 0.390, SLG: 0.324 75 Jim Gallagher, L (5, PR) OBP: 0.296, SLG: 0.100										2	0	0	0	0	1	0										
10 Alexei Ramirez, R (1, 6) OBP: 0.293, SLG: 0.275 66 Ray Ornedo, S (5, 6) OBP: 0.436, SLG: 0.563										2	0	0	0	1	0	2										
24 Dayan Viedro, R (1, 10) OBP: 0.179, SLG: 0.139 29 Dan Johnson, L (8, PH) OBP: 0.500, SLG: 0.625										3	0	0	0	0	0	1										
17 Tyler Flowers, R (1, 2) OBP: 0.353, SLG: 0.645 78 Josh Phegley, R (6, 2) OBP: 0.444, SLG: 0.571										3	1	2	1	0	0	0										
45 Dallas McPherson, L (1, 3) OBP: 0.423, SLG: 0.595 92 Seth Loman, L (6, 3) OBP: 0.333, SLG: 0.500										3	0	1	0	0	1	1										
67 Jordan Danks, L (1, 8) OBP: 0.394, SLG: 0.500 90 Kyle Colligan, R (6, 8) OBP: 0.333, SLG: 0.500										3	0	0	0	0	0	1										
87 Yolmer Sánchez, S (1, 4) OBP: 0.250, SLG: 0.250 85 Drew Garcia, S (5, 4) OBP: 0.333, SLG: 0.500										2	1	1	0	0	0	0										
Inning Stats	R: 0 E: 0 K: 1 S: 5	H: 0 LOB: 0 BB: 0 P: 5	R: 0 E: 0 K: 1 S: 6	H: 1 LOB: 1 BB: 0 P: 6	R: 0 E: 0 K: 1 S: 5	H: 0 LOB: 0 BB: 0 P: 5	R: 0 E: 0 K: 1 S: 5	H: 0 LOB: 1 BB: 1 P: 9	R: 3 E: 1 K: 0 S: 9	H: 4 LOB: 2 BB: 0 P: 12	R: 0 E: 0 K: 0 S: 4	H: 1 LOB: 1 BB: 0 P: 4	R: 2 E: 0 K: 2 S: 9	H: 2 LOB: 0 BB: 0 P: 9	R: 0 E: 0 K: 0 S: 3	H: 0 LOB: 0 BB: 0 P: 3		R: 1 E: 0 K: 0 S: 5	H: 2 LOB: 1 BB: 0 P: 5	1B: 5 2B: 3 3B: 1 HR: 1	SF: 1 SAC: 0 DP: 0 HBP: 1	WP: 0 PB: 0 CS: 0	PA: 39			
PITCHER	IP WLS BF H R ER SO BB IBB HBP BLK WP HR S P ERA WHIP																									
43 Randy Wolf, L (1, 1) ERA: 3.26	5.2	L	25	6	3	2	4	1	0	1	0	0	0	0	1	33		40	3.18	1.235						
40 Jose Veras, R (6, 1) ERA: 4.32	1.1	L	6	2	2	2	2	0	0	0	0	0	0	0	10	10		13.50	1.500							
58 Mike McClendon, R (8, 1) ERA: 1.64	2.0	S	8	2	1	1	0	0	0	0	0	0	0	0	8	8		4.50	1.000							


Batter	1	2	3	4	5	6	7	8	9	AB	R	H	RBI	BB	SO	LOB	BOTTOM							
27 Carlos Gómez, R (1, 8) OBP: 0.250, SLG: 0.262 15 Scooter Gennett, L (8, 4) OBP: 0.200, SLG: 0.200										4	0	1	0	0	0	1	Chicago White Sox @ Milwaukee Brewers Maryvale Baseball Park, Phoenix, AZ Sat Mar 24 2012, 4:08 PM - 6:49 PM EDT Att: 6,548 - Partly Cloudy - 81 F AB 35 R 4 H 10 RBI 4 BB 2 SO 9 LOB 16 							
3 Cesar Izturis, S (1, 4) OBP: 0.214, SLG: 0.237 58 Mike McClendon, R (8, 1) OBP: 0.136, SLG: 0.238										4	0	1	1	0	1	3								
8 Ryan Braun, R (1, 7) OBP: 0.321, SLG: 0.238 22 Logan Schafer, L (5, PR) OBP: 0.333, SLG: 0.514										2	0	0	0	1	0	1								
16 Aramis Ramirez, R (1, 5) OBP: 0.300, SLG: 0.448 14 Brooks Conrad, S (6, 5) OBP: 0.333, SLG: 0.441										3	1	1	1	0	0	1								
24 Mat Gamel, L (1, 3) OBP: 0.341, SLG: 0.538 40 Jose Veras, R (6, 1) OBP: 0.333, SLG: 0.433										3	0	0	0	0	2	2								
11 Alex Gonzalez, R (1, 6) OBP: 0.447, SLG: 0.657 29 Edwin Maysonet, R (6, 6) OBP: 0.250, SLG: 0.333										2	2	2	1	1	0	0								
9 George Kottaras, L (1, 2) OBP: 0.424, SLG: 0.552 68 Paul Phillips, R (8, 2) OBP: 0.125, SLG: 0.125										3	0	1	0	0	1	3								
7 Norichika Aoki, L (1, 9) OBP: 0.313, SLG: 0.370 96 Chadwin Stang, R (9, 9) OBP: 0.400, SLG: 0.529										3	1	2	1	0	0	0								
43 Randy Wolf, L (1, 1) ERA: 5.5 45 Travis Ishikawa, L (6, 3) OBP: 0.400, SLG: 0.529										1	0	0	0	0	1	2								
Inning Stats	R: 0 E: 0 K: 0 S: 3	H: 2 LOB: 0 BB: 0 P: 3	R: 1 E: 0 K: 1 S: 7	H: 2 LOB: 0 BB: 0 P: 9	R: 1 E: 0 K: 0 S: 5	H: 2 LOB: 1 BB: 0 P: 5	R: 2 E: 1 K: 1 S: 12	H: 4 LOB: 3 BB: 0 P: 14	R: 0 E: 0 K: 2 S: 7	H: 0 LOB: 3 BB: 2 P: 16	R: 0 E: 0 K: 1 S: 5	H: 0 LOB: 0 BB: 0 P: 5	R: 0 E: 0 K: 2 S: 7	H: 0 LOB: 0 BB: 0 P: 7	R: 0 E: 0 K: 1 S: 5	H: 1 LOB: 0 BB: 0 P: 5		R: 0 E: 0 K: 1 S: 6	H: 1 LOB: 1 BB: 0 P: 6	1B: 8 2B: 0 3B: 0 HR: 2	SF: 0 SAC: 1 DP: 1 HBP: 0	WP: 1 PB: 0 CS: 1	PA: 39	
PITCHER	IP WLS BF H R ER SO BB IBB HBP BLK WP HR S P ERA WHIP																							
49 Chris Sale, L (1, 1) ERA: 5.5	2.1	W	8	0	0	0	4	1	0	0	0	1	0	15	20	0.00		0.429						
40 Brian Bruney, R (5, 1) ERA: 0.87	2.0	S	7	2	0	0	2	0	0	0	0	0	0	11	11	0.00		1.000						

Batter	1	2	3	4	5	6	7	8	9	AB	R	H	RBI	BB	SO	LOB	TOP				
6 Jerry Hairston, R OBP: 0.438, SLG: 0.500 48 Cory Sullivan, L OBP: 0.361, SLG: 0.438	(1,6) X F7		X 1B		X 1B			X 1B		3	0	2	0	0	0	0	Los Angeles Dodgers @ Milwaukee Brewers Maryvale Baseball Park, Phoenix, AZ Sun Mar 25 2012, 4:08 PM - 7:03 PM EDT Att: 6,300 - Cloudy - 82 F				
10 Tony Gwynn Jr., L OBP: 0.324, SLG: 0.344 63 Matt Angle, L OBP: 0.345, SLG: 0.240	(1,8) S K		X G3		X SF7-2-6			X F8		3	0	0	1	0	1	2					
7 James Loney, L OBP: 0.308, SLG: 0.400 89 Luis Nunez, R	(1,3) S K			X P4	X F9			X E3		3	0	0	0	0	1	1					
23 Jerry Sands, R OBP: 0.256, SLG: 0.176		X K		X F9		X L5-3		X K		4	0	0	0	0	2	2					
3 Adam Kennedy, L OBP: 0.303, SLG: 0.438 37 Josh Fields, R OBP: 0.394, SLG: 0.484		X F9		X 49 S BB		X G4-3		X K		1	0	0	0	1	0	0					
49 Trent Oeljen, L OBP: 0.405, SLG: 0.419		X 65 FC5-4 BB		X 1-2 BB		X F7		X HBP		1	0	0	0	2	0	0					
65 Luis Alfonso Cruz, R OBP: 0.292, SLG: 0.550		X FC5-4		X F8		X L5-3		X F7		4	0	0	0	0	0	4					
17 A.J. Ellis, R OBP: 0.375, SLG: 0.455 73 Scott Rice, L 52 Josh Lindblom, R Chris Pettit, R (9, PH)	(1,2) X F8		X F8		X 6 1B 10 SF7-2-6 22 BB BB		X F8		X K	2	1	0	0	1	0	0					
22 Clayton Kershaw, L (1, 1) 31 Tim Federowicz, R (7, PH) OBP: 0.333, SLG: 0.300	(7, 1) X G1-3		X G1-3		X 10 SF7-2-6 6 1B 1-2 BB		X L5-3		X L5-3	1	0	0	0	1	0	0					
Inning Stats	R: 0 E: 0 K: 2 S: 7	H: 0 LOB: 0 BB: 0 P: 8	R: 0 E: 0 K: 1 S: 5	H: 0 LOB: 1 BB: 1 P: 9	R: 0 E: 0 K: 0 S: 4	H: 1 LOB: 1 BB: 0 P: 4	R: 0 E: 0 K: 0 S: 4	H: 0 LOB: 2 BB: 2 P: 12	R: 1 E: 0 K: 0 S: 3	H: 1 LOB: 1 BB: 2 P: 11	R: 0 E: 0 K: 0 S: 3	H: 0 LOB: 0 BB: 0 P: 3	R: 0 E: 1 K: 2 S: 9	H: 1 LOB: 0 BB: 0 P: 9	R: 0 E: 0 K: 1 S: 5	H: 0 LOB: 1 BB: 0 P: 7		1B: 3 2B: 1 3B: 0 HR: 0	SF: 1 SAC: 0 DP: 1 HBP: 1	WP: 0 PB: 0 SB: 1 CS: 1	PA: 36
PITCHER	IP WLS BF H R ER SO	IP WLS BF H R ER SO	IP WLS BF H R ER SO	IP WLS BF H R ER SO	IP WLS BF H R ER SO	IP WLS BF H R ER SO	IP WLS BF H R ER SO	IP WLS BF H R ER SO	IP WLS BF H R ER SO	IP WLS BF H R ER SO	IP WLS BF H R ER SO	IP WLS BF H R ER SO	IP WLS BF H R ER SO	IP WLS BF H R ER SO	IP WLS BF H R ER SO	IP WLS BF H R ER SO	ERA WHIP	ERA WHIP	ERA WHIP	ERA WHIP	
18 Shaun Marcum, R ERA: 4.5 21 Zach Braddock, L ERA: 2.25 59 John Axford, R ERA: 3.86 57 Francisco Rodriguez, R ERA: 2.45 76 Vinnie Chulk, R ERA: 2.45	(1, 1) (4, 1) (5, 1) (6, 1) (7, 1)	3.0 1.0 1.0 1.0 2.0	5 H W H H	11 5 5 3 8	1 0 1 0 1	0 0 1 0 0	3 0 0 0 2	1 0 2 0 0	0 0 0 0 0	0 0 0 0 0	0 0 0 0 0	0 0 0 0 0	0 0 0 0 0	0 0 0 0 0	0 0 0 0 0	0 0 0 0 0	0 0 0 0 0	0.00 0.00 9.00 0.00 0.00	0.667 2.000 3.000 0.000 0.500	0.00 0.00 9.00 0.00 0.00	0.000 2.000 3.000 0.000 0.500
98 Jim Henderson, R ERA:	(9, 1)	1.0	4	0	0	1	0	0	0	0	0	0	0	0	0	0	0	0.00	0.000	0.000	0.000

Batter	1	2	3	4	5	6	7	8	9	AB	R	H	RBI	BB	SO	LOB	BOTTOM			
7 Norichika Aoki, L OBP: 0.340, SLG: 0.458 12 Martin Maldonado, R OBP: 0.197, SLG: 0.251	(1,9) X 23 CS 1B		X HR		X SH3-4		X K	X 1B		2	1	2	1	0	0	0	Los Angeles Dodgers @ Milwaukee Brewers Maryvale Baseball Park, Phoenix, AZ Sun Mar 25 2012, 4:08 PM - 7:03 PM EDT Att: 6,300 - Cloudy - 82 F			
14 Brooks Conrad, S OBP: 0.319, SLG: 0.395 90 Shea Vucinich, R	(1,3) X F8		X 23 BB BB		X K		X F8	X 2H 3H 1B		4	0	0	0	1	2	5				
23 Rickie Weeks Jr., R OBP: 0.330, SLG: 0.556 70 Matt Cline, R OBP: 1.000, SLG: 1.000	(1,4) B SAFE X 16 FC5-4 1B		X BB BB BB BB BB		X 2B		X 2B	X 28 E 28 2B 1B		2	0	2	1	1	0	0				
16 Aramis Ramirez, R OBP: 0.273, SLG: 0.406 57 Francisco Rodriguez, R (6, 1) 28 Jay Gibbons, R OBP: 0.333, SLG: 0.556	(1,5) X FC5-4		X P3		X G3-1		X SAFE 2B	X SAFE 2B		3	0	0	0	0	0	4				
20 Jonathan Lucroy, R OBP: 0.471, SLG: 0.888 91 Nick Shaw, L	(1,2) X G6-3		X SH5-3 2B		X G4-3		X P2			3	0	1	0	0	0	0				
3 Cesar Izturis, S OBP: 0.205, SLG: 0.225 76 Vinnie Chulk, R 93 Yadiel Rivera, R (8, PH) 98 Jim Henderson, L	(1,6) X G6-3		X SH5-3		X G6-3		X K			2	0	0	0	0	0	0				
Corey Patterson, L OBP: 0.300, SLG: 0.600	(1,8) X F9		X K		X G3		X 22 2B 12 1B 1B			4	1	1	0	0	1	1				
22 Logan Schafer, L OBP: 0.350, SLG: 0.538	(1,7) X G3		X F8		X 14 F8 70 1B 73 BB 1B		X 12 1B 2B			4	2	2	0	0	0	1				
18 Shaun Marcum, R (1, 1) 21 Zach Braddock, L (4, 1) 59 John Axford, R (5, 1) 96 Rafael Neda, R (5, PH) 73 Erick Almonte, R OBP: 0.400, SLG: 0.250	(1, 1) (4, 1) (5, 1) (5, PH) (6, 3)	6.0 0.2 1.1	L	25 6 7	6 3 3	2 3 2	2 2 2	2 3 3	2 2 3	0 1 0	0 0 0	0 0 0	0 0 0	0 0 0	0 0 0	0 0 0				
Inning Stats	R: 0 E: 0 K: 0 S: 4	H: 2 LOB: 1 BB: 0 P: 5	R: 0 E: 0 K: 0 S: 3	H: 0 LOB: 0 BB: 0 P: 3	R: 1 E: 0 K: 0 S: 6	H: 1 LOB: 2 BB: 2 P: 17	R: 0 E: 0 K: 1 S: 6	H: 1 LOB: 1 BB: 0 P: 6	R: 1 E: 0 K: 1 S: 7	H: 2 LOB: 1 BB: 0 P: 7	R: 0 E: 0 K: 0 S: 3	H: 0 LOB: 0 BB: 0 P: 3	R: 3 E: 1 K: 1 S: 8	H: 3 LOB: 1 BB: 1 P: 13	R: 2 E: 0 K: 3 S: 12	H: 3 LOB: 1 BB: 0 P: 12		1B: 7 2B: 4 3B: 0 HR: 1	SF: 0 SAC: 2 DP: 0 HBP: 0	WP: 0 PB: 0 SB: 0 CS: 1
PITCHER	IP WLS BF H R ER SO	IP WLS BF H R ER SO	IP WLS BF H R ER SO	IP WLS BF H R ER SO	IP WLS BF H R ER SO	IP WLS BF H R ER SO	IP WLS BF H R ER SO	IP WLS BF H R ER SO	IP WLS BF H R ER SO	IP WLS BF H R ER SO	IP WLS BF H R ER SO	IP WLS BF H R ER SO	IP WLS BF H R ER SO	IP WLS BF H R ER SO	IP WLS BF H R ER SO	IP WLS BF H R ER SO	ERA WHIP	ERA WHIP	ERA WHIP	ERA WHIP
22 Clayton Kershaw, L ERA: 1.47 73 Scott Rice, L ERA: 4.79 52 Josh Lindblom, R ERA: 4.5	(1, 1) (7, 1) (7, 1)	6.0 0.2 1.1	L	25 6 7	6 3 3	2 3 2	2 3 2	2 3 3	2 2 3	0 1 0	0 0 0	0 0 0	0 0 0	0 0 0	0 0 0	0 0 0	3.00 40.50 13.50	1.333 6.000 2.250	0.000 6.000 2.250	0.000 6.000 2.250

Los Angeles Dodgers @ Milwaukee Brewers
Maryvale Baseball Park, Phoenix, AZ
Sun Mar 25 2012, 4:08 PM - 7:03 PM EDT
Att: 6,300 - Cloudy - 82 F

AB 29
R 1
H 3
RBI 1
BB 5
SO 6
LOB 14



Los Angeles Dodgers @ Milwaukee Brewers
Maryvale Baseball Park, Phoenix, AZ
Sun Mar 25 2012, 4:08 PM - 7:03 PM EDT
Att: 6,300 - Cloudy - 82 F

AB 33
R 7
H 12
RBI 7
BB 3
SO 6
LOB 16



Batter	1	2	3	4	5	6	7	8	9	AB	R	H	RBI	BB	SO	LOB	TOP										
23 Rickie Weeks Jr., R OBP: 0.512, SLG: 0.500 7 Norichika Aoki, L OBP: 0.353, SLG: 0.510										3	0	0	0	0	2	2	Milwaukee Brewers @ Cleveland Indians Goodyear Ballpark, Goodyear, AZ Mon Mar 26 2012, 4:07 PM - 6:26 PM EDT Att: 3,181 - Sunny - 70 F										
2 Nyjer Morgan, L OBP: 0.295, SLG: 0.426 3 Cesar Izturis, S OBP: 0.200, SLG: 0.220										4	2	1	0	0	0	2											
8 Ryan Braun, R OBP: 0.313, SLG: 0.240 54 Caleb Gindl, L OBP: 0.359, SLG: 0.382										4	1	1	2	0	1	0											
45 Travis Ishikawa, L OBP: 0.388, SLG: 0.500										4	0	2	2	0	0	0											
24 Mat Gamel, L OBP: 0.308, SLG: 0.457 14 Brooks Conrad, S OBP: 0.319, SLG: 0.395										5	0	0	0	0	0	2											
9 George Kottaras, L OBP: 0.350, SLG: 0.486 12 Martin Maldonado, R OBP: 0.167, SLG: 0.261										4	1	2	0	0	0	0											
5 Taylor Green, L OBP: 0.415, SLG: 0.556										3	0	1	1	0	1	0											
29 Edwin Maysonet, R OBP: 0.375, SLG: 0.381										2	2	1	0	1	0	1											
22 Logan Schafer, L OBP: 0.318, SLG: 0.488										4	0	0	0	0	1	5											
Inning Stats	R: 1 E: 0 K: 1 S: 7	H: 2 LOB: 1 BB: 0 P: 7	R: 0 E: 0 K: 1 S: 6	H: 1 LOB: 2 BB: 0 P: 7	R: 0 E: 0 K: 1 S: 5	H: 0 LOB: 0 BB: 0 P: 5	R: 0 E: 0 K: 0 S: 3	H: 0 LOB: 0 BB: 0 P: 3	R: 3 E: 2 K: 1 S: 6	H: 2 LOB: 1 BB: 1 P: 11	R: 1 E: 0 K: 0 S: 5	H: 2 LOB: 1 BB: 0 P: 5	R: 0 E: 0 K: 0 S: 3	H: 0 LOB: 0 BB: 0 P: 3	R: 0 E: 0 K: 0 S: 3	H: 0 LOB: 0 BB: 0 P: 3		R: 1 E: 0 K: 2 S: 9	H: 2 LOB: 1 BB: 0 P: 9	1B: 5 2B: 2 3B: 2 HR: 0	SF: 0 SAC: 1 DP: 0 HBP: 2	WP: 0 PB: 0 CS: 1	PA: 39				
PITCHER	IP	WLS	BF	H	R	ER	SO	BB	IBB	HBP	BLK	WP	HR	S	P	ERA	WHIP										
63 Justin Masterson, R ERA: 7.50	6.0		28	7	5	5	4	1	0	2	0	0	0	32	38	7.50	1.333										
56 Frank Herrmann, R ERA: 6.48	1.0		3	0	0	0	0	0	0	0	0	0	0	3	3	0.00	0.000										
37 Chris Ray, R ERA: 11.25	1.0		3	0	0	0	0	0	0	0	0	0	0	3	3	0.00	0.000										
52 Vinnie Pestano, R ERA: 1.93	1.0	L	5	2	1	1	2	0	0	0	0	0	0	9	9	9.00	2.000										

Batter	1	2	3	4	5	6	7	8	9	AB	R	H	RBI	BB	SO	LOB	BOTTOM										
22 Jason Kipnis, L OBP: 0.315, SLG: 0.362										5	0	0	1	0	2	5	Milwaukee Brewers @ Cleveland Indians Goodyear Ballpark, Goodyear, AZ Mon Mar 26 2012, 4:07 PM - 6:26 PM EDT Att: 3,181 - Sunny - 70 F										
13 Asdrúbal Cabrera, S OBP: 0.292, SLG: 0.262 45 Luke Carlin, S OBP: 0.333, SLG: 0.273										4	0	1	1	0	0	2											
17 Shin-Soo Choo, L OBP: 0.385, SLG: 0.524 1 Ryan Spillborghs, R OBP: 0.250, SLG: 0.200										2	1	0	0	1	0	2											
41 Carlos Santana, S OBP: 0.283, SLG: 0.422										4	1	1	2	0	0	1											
47 Shelley Duncan, R OBP: 0.326, SLG: 0.622										3	0	0	0	1	1	1											
4 Jose Lopez, R OBP: 0.400, SLG: 0.595										4	0	0	0	0	0	2											
2 Aaron Cunningham, R OBP: 0.232, SLG: 0.276 29 Felix Pie, L OBP: 0.276, SLG: 0.346										3	1	1	0	0	0	1											
9 Jack Hannahan, L OBP: 0.300, SLG: 0.600 16 Jason Donald, R OBP: 0.316, SLG: 0.294										2	0	0	0	0	0	2											
6 Lou Marson, R OBP: 0.536, SLG: 0.316 28 Andy LaRoche, R OBP: 0.500, SLG: 0.500										1	0	0	0	2	0	2											
Inning Stats	R: 0 E: 0 K: 0 S: 3	H: 0 LOB: 0 BB: 0 P: 3	R: 0 E: 0 K: 1 S: 5	H: 0 LOB: 0 BB: 0 P: 5	R: 1 E: 0 K: 1 S: 7	H: 2 LOB: 1 BB: 1 P: 11	R: 0 E: 0 K: 0 S: 3	H: 0 LOB: 0 BB: 0 P: 3	R: 2 E: 0 K: 0 S: 3	H: 1 LOB: 2 BB: 2 P: 11	R: 0 E: 0 K: 0 S: 3	H: 0 LOB: 1 BB: 1 P: 8	R: 1 E: 2 K: 0 S: 6	H: 1 LOB: 2 BB: 0 P: 7	R: 0 E: 1 K: 1 S: 6	H: 1 LOB: 1 BB: 0 P: 6		1B: 4 2B: 2 3B: 0 HR: 1	SF: 0 SAC: 0 DP: 2 HBP: 0	WP: 1 PB: 0 CS: 0	PA: 39						
PITCHER	IP	WLS	BF	H	R	ER	SO	BB	IBB	HBP	BLK	WP	HR	S	P	ERA	WHIP										
38 Chris Narveson, L ERA: 3.66	6.1		27	5	4	4	2	4	0	0	0	0	0	27	43	5.68	1.421										
26 Manny Parra, L ERA: 3.18	0.2	H	2	0	0	0	0	0	0	0	0	0	0	2	3	0.00	0.000										
50 Kameron Loe, R ERA: 1.42	1.0	W	6	1	1	0	0	0	0	0	0	1	0	6	7	0.00	1.000										
48 Tim Dillard, R ERA: 3.6	1.0	S	4	1	0	0	1	0	0	0	0	0	0	6	6	0.00	1.000										

AB	35
R	6
H	9
RBI	6
BB	1
SO	6
LOB	13

AB	35
R	5
H	7
RBI	5
BB	4
SO	3
LOB	21




Batter	1	2	3	4	5	6	7	8	9	AB	R	H	RBI	BB	SO	LOB	TOP								
4 Alex Gordon, L (1, 7) 29 Carlo Testa, L (8, 7) OBP: 0.476, SLG: 0.685	0-0 16 WP 1B		0-3 K	0-3 K			0-0 35 S 35 HR 1B	G6-3		4	1	2	0	0	2	0									
6 Lorenzo Cain, R (1, 8) 30 Jason Bourgeois, R (8, 8) OBP: 0.473, SLG: 0.843	0-0 F7		0-0 35 HR 2B		0-3 K		0-3 K		0-0 F9	4	1	1	0	0	2	2									
35 Eric Hosmer, L (1, 3) 23 Jamie Romak, R (8, 3) OBP: 0.667, SLG: 1.000	0-3 K		0-0 2H HR		0-0 G4-3		2-0 1H HR	G6-3		4	2	2	4	0	1	1									
16 Billy Butler, R (1, 10) 27 Brayan Peña, S (9, 10) OBP: 0.439, SLG: 0.647	4-0 1-2 BB		0-0 2H 2B		0-3 K		0-3 K		0-0 1B	3	1	1	0	1	2	0									
21 Jeff Francoeur, R (1, 9) 12 Mitch Maier, L (8, 9) OBP: 0.246, SLG: 0.345	0-0 G1-3		0-0 2H G5-3			0-3 K	0-0 F9		0-3 K	4	0	0	0	0	1	2									
8 Mike Moustakas, L (1, 5) 13 Mario Lisson, R (8, 5) OBP: 0.296, SLG: 0.360		0-3 K	0-0 2B			2-1 HR		4-0 65 HR BB		3	2	2	1	1	1	0									
11 Yuniesky Betancourt, R (1, 4) 17 Chris Getz, L (8, 4) OBP: 0.306, SLG: 0.281		0-0 HR	0-0 F7			0-0 33 FC4-6 1B		0-0 P6		3	1	2	1	0	0	1									
33 Humberto Quintero, R (1, 2) 65 Max Ramirez, R (8, 2) OBP: 0.457, SLG: 0.800		0-0 G3		0-0 G6-3		0-0 1-2 FC4-6		1-1 1H HR		3	0	0	0	0	0	1									
2 Alcides Escobar, R (1, 6) 41 Sharton Schoop, R (8, 6) OBP: 0.333, SLG: 0.435		0-0 F8		0-0 G3-1		0-0 F8		0-0 G4-3		4	0	0	0	0	0	1									
Inning Stats	R: 0 E: 0 K: 1 S: 6	H: 1 LOB: 2 BB: 1 P: 10	R: 1 E: 0 K: 1 S: 6	H: 1 LOB: 0 BB: 0 P: 6	R: 3 E: 1 K: 1 S: 9	H: 4 LOB: 1 BB: 0 P: 9	R: 0 E: 0 K: 1 S: 5	H: 0 LOB: 0 BB: 0 P: 5	R: 0 E: 0 K: 1 S: 7	H: 0 LOB: 0 BB: 0 P: 7	R: 1 E: 0 K: 1 S: 8	H: 2 LOB: 1 BB: 0 P: 10	R: 2 E: 0 K: 2 S: 9	H: 2 LOB: 0 BB: 0 P: 11	R: 2 E: 0 K: 0 S: 5	H: 1 LOB: 0 BB: 1 P: 10	R: 0 E: 0 K: 1 S: 6	H: 1 LOB: 1 BB: 0 P: 6	1B: 4 2B: 3 3B: 0 HR: 5	SF: 0 SAC: 0 DP: 0 HBP: 0	WP: 1 PB: 0 SB: 1 CS: 1	PA: 41			
PITCHER	IP WLS BF H R ER SO ERA WHIP	IP WLS BF H R ER SO ERA WHIP	IP WLS BF H R ER SO ERA WHIP	IP WLS BF H R ER SO ERA WHIP	IP WLS BF H R ER SO ERA WHIP	IP WLS BF H R ER SO ERA WHIP	IP WLS BF H R ER SO ERA WHIP	IP WLS BF H R ER SO ERA WHIP	IP WLS BF H R ER SO ERA WHIP	IP WLS BF H R ER SO ERA WHIP	IP WLS BF H R ER SO ERA WHIP	IP WLS BF H R ER SO ERA WHIP	IP WLS BF H R ER SO ERA WHIP	IP WLS BF H R ER SO ERA WHIP	IP WLS BF H R ER SO ERA WHIP	IP WLS BF H R ER SO ERA WHIP	IP WLS BF H R ER SO ERA WHIP	IP WLS BF H R ER SO ERA WHIP	IP WLS BF H R ER SO ERA WHIP	IP WLS BF H R ER SO ERA WHIP	IP WLS BF H R ER SO ERA WHIP	IP WLS BF H R ER SO ERA WHIP	IP WLS BF H R ER SO ERA WHIP	IP WLS BF H R ER SO ERA WHIP	IP WLS BF H R ER SO ERA WHIP

Kansas City Royals @ Milwaukee Brewers
Maryvale Baseball Park, Phoenix, AZ
Tue Mar 27 2012, 4:09 PM - 6:53 PM EDT
Att: 2,652 - Sunny - 78 F

livebaseballscorecards.com

AB 39
R 9
H 12
RBI 8
BB 2
SO 10
LOB 10




Batter	1	2	3	4	5	6	7	8	9	AB	R	H	RBI	BB	SO	LOB	BOTTOM								
23 Rickie Weeks Jr., R (1, 4) 3 Cesar Izturis, S (7, 5) OBP: 0.500, SLG: 0.256	0-3 K		4-0 BB		0-3 K			0-0 22 1B 1B	0-0 22 FC6-4 1B	2	0	0	0	1	2	0									
2 Nyjer Morgan, L (1, 8) 22 Logan Schafer, L (7, 8) OBP: 0.276, SLG: 0.400	0-0 G4-3		0-3 K		0-0 G5-3			0-0 1B 5 FC3-6 1B	0-0 1-2 3H K	3	0	0	0	0	1	2									
8 Ryan Braun, R (1, 7) Corey Patterson, L (7, 7) OBP: 0.314, SLG: 0.250	0-0 1B		0-3 K		0-0 P4			0-0 5 FC3-6 1B	0-0 K	3	0	1	0	0	1	2									
16 Aramis Ramirez, R (1, 5) 58 Mike McClendon, R (7, 1) OBP: 0.250, SLG: 0.371	0-3 K		0-0 G5-3		0-3 K			0-0 12 1B 29 1B 1-2 3H		3	0	0	0	0	2	1									
5 Taylor Green, L (8, 7) 94 Casey Medlen, R (9, 1) OBP: 0.405, SLG: 0.541	0-0 1B		0-0 F7		0-0 F7			0-0 11 HR 1B	0-0 1-3 45 WP 1B	3	1	2	0	0	0	0									
20 Jonathan Lucroy, R (1, 2) 12 Martin Maldonado, R (8, 2) OBP: 0.486, SLG: 0.686		0-0 24 CS 1B		0-0 F7		0-0 P4		0-0 45 WP 1B		3	1	1	2	0	0	1									
11 Alex Gonzalez, R (1, 6) 29 Edwin Maysonet, R (8, 6) OBP: 0.439, SLG: 0.711	0-0 F7		0-0 K		0-0 P4			0-0 1-2 45 WP 1B		1	0	1	1	0	0	0									
24 Mat Gamel, L (1, 3) 45 Travis Ishikawa, L (7, 7) OBP: 0.314, SLG: 0.521	1-0 G4-3		0-0 HR		1-1 HR			0-0 1-3 2H G3-1		2	1	1	1	0	0	1									
54 Caleb Gindl, L (1, 9) 9 George Kottaras, L (8, 3) OBP: 0.381, SLG: 0.405			0-0 49 SH2-4 1B		0-0 49 S4-6-3 1B			0-0 K		3	0	2	0	0	1	0									
49 Yovani Gallardo, R (1, 1) 40 Jose Veras, R (6, 1) OBP: 0.327, SLG: 0.385			0-0 SH2-4 1B		0-0 G4-6-3			0-0 G3-1		1	0	0	0	0	0	1									
Inning Stats	R: 0 E: 0 K: 2 S: 8	H: 1 LOB: 1 BB: 0 P: 8	R: 0 E: 0 K: 0 S: 3	H: 1 LOB: 0 BB: 0 P: 4	R: 0 E: 0 K: 2 S: 8	H: 1 LOB: 2 BB: 1 P: 12	R: 0 E: 0 K: 0 S: 3	H: 0 LOB: 0 BB: 0 P: 3	R: 1 E: 0 K: 1 S: 7	H: 2 LOB: 0 BB: 0 P: 8	R: 0 E: 0 K: 1 S: 5	H: 0 LOB: 0 BB: 0 P: 5	R: 2 E: 0 K: 1 S: 9	H: 2 LOB: 0 BB: 0 P: 11	R: 3 E: 0 K: 0 S: 7	H: 5 LOB: 1 BB: 0 P: 9	R: 1 E: 0 K: 1 S: 6	H: 1 LOB: 1 BB: 1 P: 10	1B: 11 2B: 0 3B: 0 HR: 2	SF: 0 SAC: 1 DP: 1 HBP: 0	WP: 2 PB: 0 SB: 0 CS: 1	PA: 39			
PITCHER	IP WLS BF H R ER SO ERA WHIP	IP WLS BF H R ER SO ERA WHIP	IP WLS BF H R ER SO ERA WHIP	IP WLS BF H R ER SO ERA WHIP	IP WLS BF H R ER SO ERA WHIP	IP WLS BF H R ER SO ERA WHIP	IP WLS BF H R ER SO ERA WHIP	IP WLS BF H R ER SO ERA WHIP	IP WLS BF H R ER SO ERA WHIP	IP WLS BF H R ER SO ERA WHIP	IP WLS BF H R ER SO ERA WHIP	IP WLS BF H R ER SO ERA WHIP	IP WLS BF H R ER SO ERA WHIP	IP WLS BF H R ER SO ERA WHIP	IP WLS BF H R ER SO ERA WHIP	IP WLS BF H R ER SO ERA WHIP	IP WLS BF H R ER SO ERA WHIP	IP WLS BF H R ER SO ERA WHIP	IP WLS BF H R ER SO ERA WHIP	IP WLS BF H R ER SO ERA WHIP	IP WLS BF H R ER SO ERA WHIP	IP WLS BF H R ER SO ERA WHIP	IP WLS BF H R ER SO ERA WHIP	IP WLS BF H R ER SO ERA WHIP	IP WLS BF H R ER SO ERA WHIP

Kansas City Royals @ Milwaukee Brewers
Maryvale Baseball Park, Phoenix, AZ
Tue Mar 27 2012, 4:09 PM - 6:53 PM EDT
Att: 2,652 - Sunny - 78 F

livebaseballscorecards.com

AB 36
R 7
H 13
RBI 6
BB 2
SO 8
LOB 12



Batter	1	2	3	4	5	6	7	8	9	AB	R	H	RBI	BB	SO	LOB	TOP										
8 Gerardo Parra, L (1.8) OBP: 0.354, SLG: 0.484 60 AJ Pollock, R (4.8) OBP: 0.386, SLG: 0.487										2	0	0	0	0	1	0	Arizona Diamondbacks @ Milwaukee Brewers Maryvale Baseball Park, Phoenix, AZ Wed Mar 28 2012, 4:07 PM - 6:26 PM EDT Att: 4,543 - Sunny - 81 F										
14 Ryan Roberts, R (1.4) OBP: 0.399, SLG: 0.500 70 Matt Davidson, R (4.5) OBP: 0.357, SLG: 0.417										2	1	1	0	0	0	0											
13 Jason Kubel, L (1.7) OBP: 0.318, SLG: 0.550 47 Joe Paterson, R (6.1) 49 Mike Zagurski, L (7.1) 30 Chris Ellison, L (8. PH) OBP: 0.500, SLG: 0.500 59 Jensen Lewis, R (8.1) 44 Paul Goldschmidt, R (1.3) OBP: 0.397, SLG: 0.553 11 Jake Elmore, R (8.4) OBP: 0.500, SLG: 0.400										3	0	2	1	0	0	0											
27 Geoff Blum, S (1.5) OBP: 0.395, SLG: 0.364 1 Cody Ransom, R (4.4) OBP: 0.243, SLG: 0.353										2	0	0	0	0	1	1											
73 Adam Eaton, L (1.9) OBP: 0.404, SLG: 0.395 31 Ryan LaPensee, R (8. PH)										3	0	2	0	0	0	0											
65 Ryan Budde, R (1.2) 3 Mark Reed, L (8.2) OBP: 1.000, SLG: 1.000										2	0	0	0	1	1	1											
64 Chris Owings, R (1.6) OBP: 0.381, SLG: 0.600										3	0	0	0	0	2	2											
36 Wade Miley, L (1.1) 39 Bryan Shaw, S (5.1) 12 Evan Frey, L (6.7)										2	0	0	0	0	1	0											
Inning Stats	R: 1 E: 0 K: 1 S: 6	H: 1 LOB: 0 BB: 0 P: 6	R: 0 E: 0 K: 2 S: 8	H: 1 LOB: 1 BB: 0 P: 8	R: 0 E: 0 K: 1 S: 5	H: 0 LOB: 0 BB: 0 P: 5	R: 0 E: 0 K: 0 S: 4	H: 2 LOB: 2 BB: 0 P: 4	R: 0 E: 0 K: 1 S: 5	H: 0 LOB: 0 BB: 0 P: 5	R: 0 E: 0 K: 2 S: 8	H: 1 LOB: 1 BB: 0 P: 8	R: 0 E: 0 K: 1 S: 5	H: 0 LOB: 1 BB: 1 P: 9	R: 0 E: 0 K: 0 S: 3	H: 0 LOB: 0 BB: 0 P: 3	R: 0 E: 0 K: 0 S: 3	H: 0 LOB: 0 BB: 0 P: 3	1B: 3 2B: 1 3B: 1 HR: 0	SF: 0 SAC: 0 DP: 0 HBP: 0	WP: 0 PB: 0 SB: 0 CS: 0	PA: 33					
PITCHER	IP	WLS	BF	H	R	ER	SO	BB	IBB	HBP	BLK	WP	HR	S	P	ERA	WHIP										
13 Zack Greinke, R (1.1) ERA: 0.93	7.0	W	26	5	1	1	8	1	0	0	0	0	0	41	45	1.29	0.857										
40 Jose Veras, R (8.1) ERA: 4.35	1.0		4	0	0	0	0	1	0	0	0	0	0	3	7	0.00	1.000										
26 Manny Parra, L (9.1) ERA: 2.7	1.0		3	0	0	0	0	0	0	0	0	0	0	3	3	0.00	0.000										

Batter	1	2	3	4	5	6	7	8	9	AB	R	H	RBI	BB	SO	LOB	BOTTOM										
7 Norichika Aoki, L (1.9) OBP: 0.370, SLG: 0.510 Caleb Gindl, L (6.9) OBP: 0.364, SLG: 0.385										2	1	1	0	1	0	0	Arizona Diamondbacks @ Milwaukee Brewers Maryvale Baseball Park, Phoenix, AZ Wed Mar 28 2012, 4:07 PM - 6:26 PM EDT Att: 4,543 - Sunny - 81 F										
27 Carlos Gómez, R (1.8) OBP: 0.271, SLG: 0.326 70 Franklin Romero, R (7.7)										4	1	2	1	0	0	1											
11 Alex Gonzalez, R (1.6) OBP: 0.444, SLG: 0.714 5 Taylor Green, L (7.5) OBP: 0.405, SLG: 0.541										4	1	2	2	0	0	1											
16 Aramis Ramirez, R (1.5) OBP: 0.250, SLG: 0.359 Logan Schafer, L (7.8) OBP: 0.326, SLG: 0.489										4	1	1	0	0	0	3											
20 Jonathan Lucroy, R (1.2) OBP: 0.512, SLG: 0.795 12 Martín Maldonado, R (8.2) OBP: 0.200, SLG: 0.292										4	1	3	3	0	0	0											
14 Brooks Conrad, S (1.3) OBP: 0.321, SLG: 0.372										4	0	1	0	0	0	2											
90 Shea Vucinich, R (9.4)										0	0	0	0	0	0	0											
3 Cesar Izturis, S (1.4) OBP: 0.235, SLG: 0.255 40 Jose Veras, R (8.1) 26 Manny Parra, L (9.1)										4	0	1	0	0	1	1											
29 Edwin Maysonet, R (1.7) OBP: 0.429, SLG: 0.458 92 Domnit Bolivar, R (8. PH)										2	1	1	0	1	0	0											
13 Zack Greinke, R (1.1) OBP: 0.333, SLG: 0.500 45 Travis Ishikawa, L (8.3) OBP: 0.385, SLG: 0.489										3	1	1	1	0	0	3											
Inning Stats	R: 0 E: 0 K: 0 S: 3	H: 0 LOB: 0 BB: 0 P: 3	R: 0 E: 0 K: 0 S: 4	H: 1 LOB: 1 BB: 0 P: 4	R: 0 E: 0 K: 0 S: 3	H: 0 LOB: 1 BB: 1 P: 7	R: 1 E: 0 K: 0 S: 4	H: 2 LOB: 0 BB: 0 P: 5	R: 6 E: 0 K: 1 S: 13	H: 9 LOB: 3 BB: 1 P: 17	R: 0 E: 1 K: 1 S: 6	H: 1 LOB: 1 BB: 0 P: 6	R: 0 E: 0 K: 0 S: 3	H: 0 LOB: 0 BB: 0 P: 3	R: 0 E: 0 K: 3 S: 10	H: 1 LOB: 1 BB: 0 P: 10	R: 0 E: 0 K: 0 S: 10	H: 1 LOB: 0 BB: 0 P: 10	1B: 7 2B: 6 3B: 0 HR: 1	SF: 0 SAC: 0 DP: 1 HBP: 0	WP: 0 PB: 0 SB: 0 CS: 1	PA: 38					
PITCHER	IP	WLS	BF	H	R	ER	SO	BB	IBB	HBP	BLK	WP	HR	S	P	ERA	WHIP										
36 Wade Miley, L (1.1) ERA: 6.32	4.2	L	23	10	7	7	1	1	0	0	0	0	0	24	29	13.50	2.357										
39 Bryan Shaw, R (5.1) ERA: 7.71	0.1		4	2	0	0	0	1	0	0	0	0	0	3	7	0.00	9.000										
47 Joe Paterson, L (6.1) ERA: 4.5	1.0		4	1	0	0	1	0	0	0	0	0	0	6	6	0.00	1.000										
49 Mike Zagurski, L (7.1) ERA: 1.23	1.0		3	0	0	0	0	0	0	0	0	0	0	3	3	0.00	0.000										
59 Jensen Lewis, R (8.1) ERA:	1.0		4	1	0	0	3	0	0	0	0	0	0	10	10	0.00	1.000										

AB	31
R	1
H	5
RBI	1
BB	2
SO	8
LOB	7

AB	36
R	7
H	14
RBI	7
BB	2
SO	5
LOB	13



Batter	1	2	3	4	5	6	7	8	9	AB	R	H	RBI	BB	SO	LOB	TOP					
2 Zack Cozart, R OBP: 0.423, SLG: 0.612	F8		F8	G5-3		SF8			43 BB 2B	3	0	0	0	0	0	1	Cincinnati Reds @ Milwaukee Brewers Maryvale Baseball Park, Phoenix, AZ Thu Mar 29 2012, 4:07 PM - 6:36 PM EDT Att: 3,115 - Sunny - 81 F					
7 Paul Janish, R OBP: 0.409, SLG: 0.500	L6		43 BB 2B	1B		G3-1			F7	5	1	2	1	0	0	1						
15 Wilson Valdez, R OBP: 0.346, SLG: 0.326	L6		43 BB 2B	1B		G3-1			F7	5	1	2	1	0	0	1						
43 Miguel Cairo, R OBP: 0.361, SLG: 0.385	F9		21 BB 1B	2B		G5-3			21 BB 25 SF9	4	2	1	1	1	1	1						
21 Todd Frazier, R OBP: 0.321, SLG: 0.612		K		2H 1B		G6-3			25 SF9 2B	5	0	3	2	0	1	0						
25 Juan Francisco, L OBP: 0.167, SLG: 0.383	HR		F7			K			SF9	4	1	1	2	0	2	2						
48 Ryan Ludwick, R OBP: 0.326, SLG: 0.405																						
9 Felix Perez, L OBP: 0.167, SLG: 0.167																						
9 Willie Harris, L OBP: 0.289, SLG: 0.302																						
Henry Alejandro Rodriguez, R OBP: 0.391, SLG: 0.350																						
29 Ryan Hanigan, R OBP: 0.293, SLG: 0.282																						
55 Chris Berset, S (8, 2)																						
54 Aroldis Chapman, L OBP: 0.250, SLG: 0.500																						
31 David Vidal, R OBP: 0.250, SLG: 0.500																						
45 Bill Bray, L (6, 1)																						
44 Mike Leake, R (7, 1)																						
Inning Stats	R: 0 E: 0 K: 0 S: 3	H: 0 LOB: 0 BB: 0 P: 4	R: 1 E: 0 K: 1 S: 8	H: 2 LOB: 1 BB: 0 P: 8	R: 2 E: 0 K: 1 S: 8	H: 3 LOB: 1 BB: 0 P: 8	R: 1 E: 0 K: 1 S: 7	H: 2 LOB: 1 BB: 0 P: 7	R: 0 E: 0 K: 2 S: 8	H: 1 LOB: 0 BB: 0 P: 8	R: 3 E: 0 K: 0 S: 7	H: 4 LOB: 1 BB: 0 P: 8	R: 0 E: 0 K: 1 S: 5	H: 0 LOB: 0 BB: 0 P: 5	R: 0 E: 0 K: 1 S: 5	H: 0 LOB: 0 BB: 0 P: 5	R: 2 E: 0 K: 1 S: 6	H: 1 LOB: 1 BB: 2 P: 14	1B: 8 2B: 4 3B: 0 HR: 1	SF: 2 SAC: 0 DP: 0 HBP: 0	WP: 0 PB: 0 SB: 1 CS: 0	PA: 42
PITCHER	IP WLS BF H R ER SO BB IBB HBP BLK WP HR S P ERA WHIP																					
43 Randy Wolf, L ERA: 4.78	7.0 L 33 12 7 7 6 0 0 0 0 0 0 1 46 48 9.00 1.714																					
50 Kameron Loe, R ERA: 1.23	1.0 3 0 0 0 1 0 0 0 0 0 0 0 5 5 0.00 0.000																					
Zach Braddock, L ERA: 6.43	1.0 6 1 2 2 1 2 0 0 0 0 0 0 6 14 18.00 3.000																					

AB	38
R	9
H	13
RBI	9
BB	2
SO	8
LOB	12



Batter	1	2	3	4	5	6	7	8	9	AB	R	H	RBI	BB	SO	LOB	BOTTOM					
23 Rickie Weeks Jr., R OBP: 0.510, SLG: 0.514	2 BB 8 FC5-2								G4-3	3	0	2	0	0	0	0	Cincinnati Reds @ Milwaukee Brewers Maryvale Baseball Park, Phoenix, AZ Thu Mar 29 2012, 4:07 PM - 6:36 PM EDT Att: 3,115 - Sunny - 81 F					
3 Cesar Izturis, S OBP: 0.226, SLG: 0.245									G4-3	2	0	0	0	0	0	0						
2 Nyjer Morgan, L OBP: 0.295, SLG: 0.404									G4-3	2	0	1	0	0	0	1						
28 Kentrail Davis, L OBP: 0.300, SLG: 0.600									G4-3	2	0	1	0	0	0	0						
8 Ryan Braun, R OBP: 0.316, SLG: 0.290									G4-3	3	0	1	0	0	1	1						
45 Travis Ishikawa, L OBP: 0.370, SLG: 0.468									G4-3	2	0	0	0	0	2	1						
16 Aramis Ramirez, R OBP: 0.233, SLG: 0.333									G4-3	3	0	0	0	0	1	3						
29 Edwin Maysonet, R OBP: 0.414, SLG: 0.440									G4-3	1	0	0	0	0	0	0						
11 Alex Gonzalez, R OBP: 0.438, SLG: 0.689									G4-3	3	1	1	0	0	0	2						
92 Josh Prince, R (7, 7)									G4-3	1	0	0	0	0	0	0						
24 Mat Gamel, L OBP: 0.321, SLG: 0.520									G4-3	2	1	1	0	0	0	0						
14 Brooks Conrad, S OBP: 0.345, SLG: 0.386									G4-3	1	0	1	0	1	0	0						
27 Carlos Gómez, R OBP: 0.255, SLG: 0.306									G4-3	3	0	0	0	0	0	3						
99 Reggie Keen, R (7, 8)									G4-3	1	0	0	0	0	0	1						
9 George Kottaras, L OBP: 0.378, SLG: 0.463									G4-3	3	0	1	2	0	1	1						
Martin Maldonado, R OBP: 0.231, SLG: 0.440									G4-3	1	1	1	1	0	0	0						
43 Randy Wolf, L OBP: 0.333, SLG: 0.333									G4-3	3	0	0	0	0	2	3						
50 Kameron Loe, R (8, 1)									G4-3	0	0	0	0	0	0	0						
Zach Braddock, L (9, 1)									G4-3	0	0	0	0	0	0	0						
Taylor Green, L OBP: 0.395, SLG: 0.526									G4-3	1	0	0	0	0	0	0						
Inning Stats	R: 0 E: 0 K: 1 S: 6	H: 2 LOB: 1 BB: 0 P: 6	R: 0 E: 0 K: 0 S: 3	H: 0 LOB: 0 BB: 0 P: 3	R: 0 E: 0 K: 2 S: 8	H: 1 LOB: 1 BB: 0 P: 8	R: 2 E: 0 K: 2 S: 11	H: 3 LOB: 2 BB: 0 P: 11	R: 0 E: 0 K: 1 S: 6	H: 1 LOB: 0 BB: 0 P: 7	R: 0 E: 0 K: 1 S: 5	H: 0 LOB: 1 BB: 1 P: 10	R: 0 E: 0 K: 1 S: 5	H: 0 LOB: 0 BB: 0 P: 5	R: 0 E: 0 K: 0 S: 4	H: 1 LOB: 1 BB: 0 P: 4	R: 1 E: 0 K: 1 S: 7	H: 2 LOB: 1 BB: 0 P: 7	1B: 7 2B: 2 3B: 0 HR: 1	SF: 0 SAC: 0 DP: 0 HBP: 1	WP: 0 PB: 0 SB: 1 CS: 0	PA: 39
PITCHER	IP WLS BF H R ER SO BB IBB HBP BLK WP HR S P ERA WHIP																					
54 Aroldis Chapman, L ERA: 2.12	5.0 W 23 7 2 2 6 0 0 1 0 0 0 0 5 10 3.60 1.400																					
45 Bill Bray, L ERA: 5.14	1.0 4 0 0 0 1 1 0 0 0 0 0 0 5 10 0.00 1.000																					
44 Mike Leake, R ERA: 5.14	3.0 S 12 3 1 1 2 0 0 0 0 0 0 1 16 16 3.00 1.000																					

AB	37
R	3
H	10
RBI	3
BB	1
SO	9
LOB	16



Batter	1	2	3	4	5	6	7	8	9	AB	R	H	RBI	BB	SO	LOB	TOP
23 Ricke Weeks Jr, R OBP: 0.481, SLG: 0.474 96 Rafael Neda, R OBP: 0.500, SLG: 0.500	0-3 K		0-3 K			0-0 G6-3		0-0 27 HR 1B	0-3 K	3	0	0	0	0	2	0	
27 Carlos Gómez, R OBP: 0.285, SLG: 0.358 90 Shea Vucinich, R OBP: 1.000, SLG: 2.000 97 Victor Garate, L (9, 1)	0-0 G5-3		0-0 F7			0-0 G5-3		0-0 HR	0-0 2B	4	1	1	3	0	0	0	
8 Ryan Braun, R OBP: 0.317, SLG: 0.382 96 Rob Woolen, R (6, 1) 91 Hainley Statia, S OBP: 0.333, SLG: 0.333	1-2 HR		0-0 L7			0-0 F7		0-0 G4-3	0-3 K	3	1	1	1	0	0	0	
14 Brooks Conrad, S OBP: 0.339, SLG: 0.438	0-3 K			0-0 F8			1-2 HR	0-0 P5		4	1	1	1	0	1	0	
20 Jonathan Lucroy, R OBP: 0.512, SLG: 0.780 29 Edwin Maysonet, R OBP: 0.387, SLG: 0.407		0-0 3 G6-4-3 45 BB 1B		0-3 K		0-0 G1-3		0-0 E6 70 1B 99 2B		2	0	1	0	0	1	0	
45 Travis Ishikawa, L OBP: 0.386, SLG: 0.458 70 Matt Cline, R OBP: 1.000, SLG: 1.000		4-0 3 G6-4-3 BB		0-0 P3		4-0 3 G4-6-3 BB		0-0 99 2B 90 2B 1B		1	0	0	0	2	0	0	
3 Cesar Izturis, S OBP: 0.214, SLG: 0.231 99 Sean Halton, R OBP: 0.250, SLG: 0.500		0-0 G6-4-3		0-3 K		0-0 G4-6-3		0-0 90 2B 2B		3	0	0	0	0	1	3	
7 Norichika Aoki, L OBP: 0.368, SLG: 0.491 97 Victor Garate, L (8, 1) 73 Michael Reed, R (9, PH)		1-0 HBP		0-0 G6-3		0-0 G6-3		0-0 G6-3	0-3 K	2	0	0	0	0	0	0	
47 Francisco Rodriguez, R 42 Parker Barberis, R 50 Kameron Loe, R 46 Juan Pablo Perez, R 48 Tim Dillard, R 2 Wade Jones, L 41 Marco Estrada, R 28 Kentel Davis, L		0-3 K		0-3 K				0-0 96 1B 27 HR 1B	4-0 90 2B BB	0	0	0	0	0	0	0	

Milwaukee Brewers @ Los Angeles Dodgers
Camelback Ranch, Glendale, AZ
Fri Mar 30 2012, 4:08 PM - 7:06 PM EDT
Att: 5,714 - Sunny - 86 F

AB 35
R 9
H 9
RBI 9
BB 3
SO 10
LOB 11



Inning Stats	R	H	E	LOB	BB	SO	WP	HR	S	P	ERA	WHIP	PITCHER	IP	WLS	BF	H	R	ER	SO	BB	IBB	HBP	BLK	WP	HR	S	P	ERA	WHIP	
	1	1	0	0	1	11	0	0	0	0	1.50	0.500	35 Chris Capuano, L ERA: 2.75	6.0	0	21	2	1	1	7	1	0	1	0	0	1	5	10	9.00	2.000	
	0	0	0	0	0	0	0	0	0	0	0.00	0.000	28 Jamey Wright, R ERA: 5.23	1.0	0	6	3	3	0	0	0	0	0	0	0	0	1	6	6	27.00	3.000
	0	0	0	0	0	0	0	0	0	0	0.00	0.000	60 Todd Coffey, R ERA: 7.71	0.2	0	7	3	4	0	2	1	0	0	0	0	0	0	10	14	0.00	6.000
	0	0	0	0	0	0	0	0	0	0	0.00	0.000	93 Shawn Tolleson, R ERA: 3.86	0.1	0	1	0	0	0	1	0	0	0	0	0	0	0	3	3	0.00	0.000

Batter	1	2	3	4	5	6	7	8	9	AB	R	H	RBI	BB	SO	LOB	BOTTOM
6 Jerry Hairston, R OBP: 0.432, SLG: 0.459 55 Matt Guerrier, R (7, 1) 67 Jeff Baisley, R OBP: 0.278, SLG: 0.250	1-0 12 SH5-3 16 2B HBP		0-0 P3	0-0 12 S 1B		0-0 P4			0-3 K	3	1	1	0	0	0	2	
12 Justin Sellers, R OBP: 0.381, SLG: 0.459	0-0 SH5-3		0-0 L7	0-3 K		0-0 G6-3			0-3 K	4	0	0	0	0	2	3	
27 Matt Kemp, R OBP: 0.305, SLG: 0.436 98 Blake Smith, L (8, 9)	0-0 E6 16 2B		0-0 16 HR 1B	4-0 BB		0-0 G5-3				3	2	1	0	1	0	1	
16 Andre Ethier, L OBP: 0.440, SLG: 0.933 96 Kyle Russell, L OBP: 0.500, SLG: 1.000	0-0 2B		1-1 HR	0-0 G3		0-0 F8				4	1	2	4	0	0	2	
21 Juan Rivera, R OBP: 0.333, SLG: 0.566 28 Jamey Wright, R (8, 1) 60 Todd Coffey, R OBP: 1.000, SLG: 1.000 93 Shawn Tolleson, R (9, 1)	0-3 K		0-0 G6-3		1-0 37 SH1-3 HBP		0-3 K			3	0	0	0	0	2	1	
37 Josh Fields, R OBP: 0.333, SLG: 0.381 13 Jake Lemmerman, R OBP: 0.250, SLG: 0.250	0-0 F9		0-3 K	0-0 SH1-3		0-0 G4-3			0-0 G4-3	2	0	0	0	0	1	1	
17 A.J. Ellis, R OBP: 0.417, SLG: 0.487 81 Matt Wallach, L (8, 2)		0-0 88 1B	4-0 88 CS-4 BB	0-0 G5-3		0-0 F7			0-0 F7	2	0	1	0	1	0	1	
88 Joe Becker, R OBP: 0.250, SLG: 0.250 94 Travis Denker, R (7, 4)		0-0 1B	0-0 FC5-4	0-3 K		0-0 P3			0-0 P3	3	0	1	0	0	1	2	
35 Chris Capuano, L (1, 1) 49 Trent Oeljen, L OBP: 0.381, SLG: 0.389	0-3 K		0-0 F8	0-0 F8		0-3 K			0-0 G4-3	2	0	0	0	1	2	0	

Milwaukee Brewers @ Los Angeles Dodgers
Camelback Ranch, Glendale, AZ
Fri Mar 30 2012, 4:08 PM - 7:06 PM EDT
Att: 5,714 - Sunny - 86 F

AB 32
R 4
H 6
RBI 4
BB 2
SO 9
LOB 15



Inning Stats	R	H	E	LOB	BB	SO	WP	HR	S	P	ERA	WHIP	PITCHER	IP	WLS	BF	H	R	ER	SO	BB	IBB	HBP	BLK	WP	HR	S	P	ERA	WHIP	
	2	1	0	1	0	8	0	0	0	0	0.00	1.000	57 Francisco Rodriguez, R ERA: 4.5	1.0	0	6	1	2	1	1	0	0	0	0	0	0	7	8	9.00	1.000	
	0	0	0	0	0	0	0	0	0	0	0.00	2.000	50 Kameron Loe, R ERA: 1.08	1.0	0	5	2	0	0	1	0	0	0	0	0	0	7	7	0.00	2.000	
	0	0	0	0	0	0	0	0	0	0	0.00	4.500	46 Juan Pablo Perez, L (3, 1)	0.2	0	5	2	2	2	1	1	0	0	0	0	1	7	12	27.00	4.500	
	0	0	0	0	0	0	0	0	0	0	0.00	1.500	48 Tim Dillard, R ERA: 3.18	1.1	0	6	1	0	0	1	1	0	0	0	0	0	7	11	0.00	1.500	
	0	0	0	0	0	0	0	0	0	0	0.00	0.000	41 Marco Estrada, R ERA: 3.94	1.0	0	4	0	0	0	1	0	0	1	0	0	0	5	6	0.00	0.000	
	0	0	0	0	0	0	0	0	0	0	0.00	0.000	96 Rob Woolen, R ERA: 2.25	2.0	0	6	0	0	0	2	0	0	0	0	0	0	0	10	10	0.00	0.000
	0	0	0	0	0	0	0	0	0	0	0.00	0.000	97 Victor Garate, L ERA: 2.25	2.0	0	6	0	0	0	2	0	0	0	0	0	0	0	10	10	0.00	0.000

Batter	1	2	3	4	5	6	7	8	9	AB	R	H	RBI	BB	SO	LOB	TOP			
7 Grégor Blanco, L OBP: 0.392, SLG: 0.431	F7	K		G4-6-3			F8		K	5	0	0	0	0	2	4	San Francisco Giants @ Milwaukee Brewers Maryvale Baseball Park, Phoenix, AZ Sun Apr 01 2012, 4:08 PM - 6:38 PM EDT Att: 6,069 - Sunny - 71 F			
2 Emmanuel Burriss, S OBP: 0.385, SLG: 0.451	P5	F8			K		G4-3		K	5	0	0	0	0	2	2				
17 Aubrey Huff, L OBP: 0.360, SLG: 0.464 51 Justin Christian, R OBP: 0.238, SLG: 0.341	1B		B2-3		L3				1B	4	0	2	0	0	0	0				
9 Brandon Belt, L OBP: 0.425, SLG: 0.621	G4-3				K				1B	3	0	0	0	1	2	1				
29 Héctor Sánchez, S OBP: 0.386, SLG: 0.756 22 Eil Whiteside, R OBP: 0.306, SLG: 0.303		12 1B 35 HR BB			K				K	2	1	0	0	1	1	0				
12 Nate Schierholtz, L OBP: 0.258, SLG: 0.305					13 1B 55 HR				K	4	2	2	0	0	2	2				
13 Joaquin Arias, R OBP: 0.353, SLG: 0.457		L4			55 1B				F7	4	0	2	0	0	0	4				
35 Brandon Crawford, L OBP: 0.417, SLG: 0.566		1-H 3-H HR			K				K	4	1	2	3	0	2	3				
55 Tim Lincecum, L OBP: 0.487, SLG: 0.697 65 Steve Edelsten, R Sergio Romo, R Roger Kieschnick, L Brett Bochy, R 37 Dan Otero, R Charlie Culberson, R					7 1B G4-6-3				K	2	0	2	1	0	0	0				
					1-3 2-H 1B				K	1	0	0	0	0	1	1				
Inning Stats	R: 0 E: 0 K: 0 S: 4	H: 1 LOB: 1 BB: 0 P: 4	R: 3 E: 0 K: 1 S: 8	H: 3 LOB: 1 BB: 1 P: 12	R: 0 E: 0 K: 2 S: 7	H: 0 LOB: 0 BB: 0 P: 7	R: 1 E: 0 K: 1 S: 7	H: 3 LOB: 1 BB: 0 P: 7	R: 0 E: 0 K: 2 S: 7	H: 1 LOB: 0 BB: 0 P: 8	R: 0 E: 0 K: 1 S: 5	H: 0 LOB: 0 BB: 0 P: 5	R: 0 E: 0 K: 2 S: 8	H: 1 LOB: 2 BB: 1 P: 12	R: 0 E: 0 K: 3 S: 10	H: 1 LOB: 1 BB: 0 P: 10	1B: 9 2B: 0 3B: 0 HR: 1	SF: 0 SAC: 0 DP: 1 HBP: 0	WP: 0 PB: 0 SB: 1 CS: 0	PA: 38
PITCHER	IP WLS BF H R ER SO BB IBB HBP BLK WP HR S P ERA WHIP																			
49 Yovani Gallardo, R ERA: 4.58	(1, 1) 5.2 W 25 8 4 4 7 1 0 0 0 0 0 1 38 42 6.35 1.588																			
46 Juan Pablo Perez, L ERA: 4.15	(6, 1) 0.1 H 1 0 0 0 1 0 0 0 0 0 0 0 3 3 0.00 0.000																			
41 Marco Estrada, R ERA: 3.71	(7, 1) 1.0 H 3 0 0 0 1 0 0 0 0 0 0 0 5 5 0.00 0.000																			
48 Tim Lillard, R ERA: 2.92	(8, 1) 1.0 H 5 1 0 0 2 1 0 0 0 0 0 0 8 12 0.00 2.000																			
59 John Axford, R ERA: 1.98	(9, 1) 1.0 S 4 1 0 0 3 0 0 0 0 0 0 0 10 10 0.00 1.000																			
Batter	1	2	3	4	5	6	7	8	9	AB	R	H	RBI	BB	SO	LOB	BOTTOM			
23 Rickie Weeks Jr., R OBP: 0.483, SLG: 0.500 15 Scooter Gennett, L OBP: 0.417, SLG: 0.917	16 1B	2B			8 PB 2 1B 8 2B		F7			3	2	2	1	0	0	0	San Francisco Giants @ Milwaukee Brewers Maryvale Baseball Park, Phoenix, AZ Sun Apr 01 2012, 4:08 PM - 6:38 PM EDT Att: 6,069 - Sunny - 71 F			
2 Nyjer Morgan, L OBP: 0.325, SLG: 0.458 41 Marco Estrada, R	P6	G4-3			8 PB 8 2B		HR			4	2	2	1	0	0	2				
91 Nick Shaw, L					20 WP 11 1B 2B		F9			4	1	1	2	0	0	1				
8 Ryan Braun, R OBP: 0.333, SLG: 0.415 28 Kentrail Davis, L OBP: 0.385, SLG: 0.583	L7				1-H 2-H 1B					4	1	1	2	0	0	1				
16 Aramis Ramirez, R OBP: 0.245, SLG: 0.333 14 Brooks Conrad, S OBP: 0.339, SLG: 0.420	2H 1B				24 S 24 E 1B					3	0	2	1	0	1	1				
24 Mat Gamel, L OBP: 0.317, SLG: 0.596 59 John Axford, R	G6-3				K					4	0	0	0	0	2	3				
20 Jonathan Lucroy, R OBP: 0.490, SLG: 0.729					11 1B 2B					3	1	1	0	1	0	1				
11 Alex Gonzalez, R OBP: 0.472, SLG: 0.780 48 Tim Lillard, R					7 1B 23 2B					3	1	2	2	0	0	0				
9 George Kottaras, L OBP: 0.370, SLG: 0.452	G3				G5-3					0	0	0	0	0	0	0				
7 Norichika Aoki, L OBP: 0.349, SLG: 0.458	G3				G6-3					1	0	0	0	0	0	0				
49 Yovani Gallardo, R 46 Juan Pablo Perez, R 27 Carlos Gómez, R OBP: 0.287, SLG: 0.431	K				G4-3					4	0	1	0	0	0	3				
Inning Stats	R: 1 E: 0 K: 0 S: 5	H: 2 LOB: 1 BB: 0 P: 5	R: 2 E: 0 K: 1 S: 8	H: 3 LOB: 1 BB: 0 P: 8	R: 0 E: 1 K: 1 S: 6	H: 1 LOB: 1 BB: 0 P: 6	R: 0 E: 0 K: 1 S: 5	H: 0 LOB: 0 BB: 0 P: 5	R: 3 E: 0 K: 1 S: 8	H: 3 LOB: 2 BB: 1 P: 14	R: 1 E: 0 K: 1 S: 8	H: 1 LOB: 0 BB: 0 P: 9	R: 0 E: 0 K: 2 S: 7	H: 0 LOB: 0 BB: 0 P: 7	R: 0 E: 0 K: 0 S: 3	H: 1 LOB: 0 BB: 0 P: 3	1B: 6 2B: 4 3B: 0 HR: 1	SF: 0 SAC: 0 DP: 1 HBP: 1	WP: 1 PB: 1 SB: 1 CS: 0	PA: 36
PITCHER	IP WLS BF H R ER SO BB IBB HBP BLK WP HR S P ERA WHIP																			
55 Tim Lincecum, R ERA: 5.7	(1, 1) 4.2 L 24 8 6 6 4 1 0 1 0 0 0 0 2 2 0.00 3.000																			
65 Steve Edelsten, R ERA: 1.89	(5, 1) 0.1 2 1 0 0 0 0 0 0 0 0 0 0 2 2 0.00 3.000																			
54 Sergio Romo, R ERA: 7.15	(6, 1) 1.0 4 1 1 1 1 0 0 0 0 0 0 1 8 9 9.00 1.000																			
Brett Bochy, R ERA	(7, 1) 1.0 3 0 0 0 2 0 0 0 0 0 0 0 7 7 0.00 0.000																			
37 Dan Otero, R ERA: 0.82	(8, 1) 1.0 3 1 0 0 0 0 0 0 0 0 0 0 3 3 0.00 1.000																			

Batter	1	2	3	4	5	6	7	8	9	AB	R	H	RBI	BB	SO	LOB	TOP								
7 Norichika Aoki, L OBP: 0.358, SLG: 0.492 Khris Davis, R (7, PH) (7, 7)	0-0 F7	0-3 K			0-0 27 2B 3B	0-0 1-2 2H 1B	0-3 K	0-0 P6		4	1	2	1	0	1	1									
2 Nyjer Morgan, L OBP: 0.304, SLG: 0.429 9 George Kottaras, L OBP: 0.375, SLG: 0.442 (1, 9) (6, 2) (8, 3)	0-3 K		0-0 G4-3		0-0 G3	0-3 K		0-0 92 1B 95 HR BB	0-0 G6-3	4	0	0	0	0	2	3									
27 Carlos Gómez, R OBP: 0.266, SLG: 0.472 28 Kentrail Davis, L OBP: 0.400, SLG: 0.571 (1, 8) (6, 9)	0-0 G5-3		0-0 F8		0-0 3H 2B	0-0 FC5		0-0 92 1B 95 HR 1B	0-0 P5	4	0	1	1	0	0	2									
24 Mat Gamel, L OBP: 0.343, SLG: 0.593 92 Josh Prince, R OBP: 0.500, SLG: 0.500 (1, 10) (8, PH) (8, 10)		0-0 45 3B 1B			0-0 K		4-0 SH5-3 3 1B 45 BB BB	0-0 95 HR 1B	0-0 95 FC4-6 1B	2	2	1	0	2	1	1									
45 Travis Ishikawa, L OBP: 0.381, SLG: 0.472 95 Jason Jaramillo, S OBP: 0.333, SLG: 1.333 (1, 3) (8, PH) (8, 2)		0-0 1H 20 1B 3B		0-0 G4-3		0-0 P6	4-0 SH5-3 3 1B BB	1-0 1H 2H 3H HR	0-0 FC4-6 1B	3	2	1	1	1	0	2									
20 Jonathan Lucroy, R OBP: 0.500, SLG: 0.745 Lee Haydel, L (1, 2) (6, PR) (6, 7) (7, 8)		0-0 14 CS 1B		0-0 G5-3		0-0 14 F9 3 1B 2B	0-0 SH5-3	0-3 K		3	0	2	1	0	0	0									
14 Brooks Conrad, S OBP: 0.491, SLG: 0.780 11 Alex Gonzalez, R OBP: 0.491, SLG: 0.780 (1, 5) (7, 5)		3-1 1-2 HR		0-0 P4		0-0 F9	0-0 P6	4-0 92 WP 92 2B BB		4	1	1	1	0	0	3									
3 Cesar Izturis, S OBP: 0.274, SLG: 0.298 92 Domnit Bolivar, R OBP: 0.500, SLG: 1.000 (1, 6) (7, 6)		0-3 K		0-0 15 S 1B		0-0 15 1B 7 1B	0-0 15 WP 1B	1-0 1H 2H 3H 2B		4	1	3	3	0	1	0									
15 Scooter Gennett, L OBP: 0.471, SLG: 0.800 (1, 4)		4-0 BB		1-0 G1-3		0-0 27 FC5 7 1B 1B	0-0 2H 3H BB	0-3 K		3	0	1	0	2	1	2									
Inning Stats	R: 0 E: 0 K: 1 S: 5	H: 0 LOB: 0 BB: 0 P: 5	R: 3 E: 0 K: 2 S: 11	H: 4 LOB: 1 BB: 1 P: 18	R: 0 E: 0 K: 0 S: 3	H: 0 LOB: 1 BB: 1 P: 7	R: 0 E: 0 K: 0 S: 4	H: 1 LOB: 1 BB: 0 P: 5	R: 1 E: 0 K: 1 S: 7	H: 2 LOB: 1 BB: 0 P: 7	R: 2 E: 0 K: 1 S: 9	H: 4 LOB: 2 BB: 0 P: 9	R: 2 E: 0 K: 1 S: 6	H: 1 LOB: 2 BB: 3 P: 18	R: 5 E: 0 K: 2 S: 11	H: 4 LOB: 1 BB: 2 P: 21	R: 0 E: 0 K: 0 S: 4	H: 1 LOB: 0 BB: 0 P: 4	1B: 10 2B: 3 3B: 2 HR: 2	SF: 0 SAC: 1 DP: 0 HBP: 0	WP: 2 PB: 0 SB: 1 CS: 1	PA: 50			
PITCHER	IP WLS BF H R ER SO BB IBB HBP BLK WP HR S P ERA WHIP	IP WLS BF H R ER SO BB IBB HBP BLK WP HR S P ERA WHIP	IP WLS BF H R ER SO BB IBB HBP BLK WP HR S P ERA WHIP	IP WLS BF H R ER SO BB IBB HBP BLK WP HR S P ERA WHIP	IP WLS BF H R ER SO BB IBB HBP BLK WP HR S P ERA WHIP	IP WLS BF H R ER SO BB IBB HBP BLK WP HR S P ERA WHIP	IP WLS BF H R ER SO BB IBB HBP BLK WP HR S P ERA WHIP	IP WLS BF H R ER SO BB IBB HBP BLK WP HR S P ERA WHIP	IP WLS BF H R ER SO BB IBB HBP BLK WP HR S P ERA WHIP	IP WLS BF H R ER SO BB IBB HBP BLK WP HR S P ERA WHIP	IP WLS BF H R ER SO BB IBB HBP BLK WP HR S P ERA WHIP	IP WLS BF H R ER SO BB IBB HBP BLK WP HR S P ERA WHIP	IP WLS BF H R ER SO BB IBB HBP BLK WP HR S P ERA WHIP	IP WLS BF H R ER SO BB IBB HBP BLK WP HR S P ERA WHIP	IP WLS BF H R ER SO BB IBB HBP BLK WP HR S P ERA WHIP	IP WLS BF H R ER SO BB IBB HBP BLK WP HR S P ERA WHIP	IP WLS BF H R ER SO BB IBB HBP BLK WP HR S P ERA WHIP	IP WLS BF H R ER SO BB IBB HBP BLK WP HR S P ERA WHIP	IP WLS BF H R ER SO BB IBB HBP BLK WP HR S P ERA WHIP	IP WLS BF H R ER SO BB IBB HBP BLK WP HR S P ERA WHIP	IP WLS BF H R ER SO BB IBB HBP BLK WP HR S P ERA WHIP	IP WLS BF H R ER SO BB IBB HBP BLK WP HR S P ERA WHIP	IP WLS BF H R ER SO BB IBB HBP BLK WP HR S P ERA WHIP	IP WLS BF H R ER SO BB IBB HBP BLK WP HR S P ERA WHIP	
30 Alejandro De Aza, L OBP: 0.315, SLG: 0.343 83 Trayce Thompson, R OBP: 0.291, SLG: 0.381 (1, 8) (5, 8)	0-0 G4-3	0-0 51 WP 3B		0-0 F8		0-3 K		0-0 P4		3	1	1	1	0	0	0									
18 Brent Lillibridge, R OBP: 0.397, SLG: 0.443 87 Andy Wilkins, L OBP: 0.286, SLG: 0.429 (1, 10) (4, PR) (5, 10)	1-0 51 FC6-4 HBP	4-0 51 WP 1B BB		0-0 E9		0-0 F8		0-0 F8		1	1	0	0	1	0	0									
51 Alex Rios, R OBP: 0.266, SLG: 0.293 1 Kosuke Fukudome, L OBP: 0.311, SLG: 0.245 85 Andrew Douglas, R (1, 9) (3, 9) (7, 9)	0-0 FC6-4 10 PB 1-2	1-0 10 G5-3 1B		0-0 G3		0-0 G3-1		0-0 F9		2	0	1	1	0	0	1									
10 Alexei Ramirez, R OBP: 0.267, SLG: 0.228 38 Eduardo Escobar, S OBP: 0.370, SLG: 0.463 D.J. Jarrad, R (1, 6) (5, 6) (9, PH)	4-1 BB	0-0 G5-3		0-0 G5-3		0-0 G4-3		0-3 K		2	0	0	0	1	0	2									
17 Tyler Flowers, R OBP: 0.309, SLG: 0.500 70 Hector Gimenez, S OBP: 0.538, SLG: 0.500 (1, 2) (6, 2)	0-3 K	0-3 K			0-3 K		0-0 1B			3	0	0	0	0	3	3									
24 Dayan Viciedo, R OBP: 0.282, SLG: 0.339 82 Jared Mitchell, L OBP: 0.393, SLG: 0.519 (1, 7) (6, 7)		0-0 E5 15 2B HR		2-0 K		0-3 K		0-3 K		3	2	1	1	0	1	0									
22 Brent Morel, R OBP: 0.328, SLG: 0.433 Erik Morrison, R OBP: 0.167, SLG: 0.500 (1, 5) (5, PR) (6, 5)		4-0 15 2B G6-3 BB		0-0 15 E 3B		0-0 G4-3		0-0 G4-3		2	1	2	0	1	0	0									
15 Gordon Beckham, R OBP: 0.324, SLG: 0.406 66 Ray Olmedo, S OBP: 0.393, SLG: 0.500 (1, 4) (6, 4)		0-0 G6-3 30 3B 2B		0-0 E6 89 FC6-4 3B		0-0 F7		0-0 K		3	1	1	1	0	0	1									
Conor Jackson, R OBP: 0.179, SLG: 0.194 89 Grant Buckner, R (1, 3) (5, 3)		0-0 G6-3		0-0 G5-3		0-0 FC6-4		0-3 K		2	0	0	1	0	0	1									
Inning Stats	R: 0 E: 0 K: 1 S: 6	H: 0 LOB: 2 BB: 1 P: 11	R: 5 E: 1 K: 1 S: 9	H: 3 LOB: 1 BB: 2 P: 18	R: 1 E: 0 K: 0 S: 4	H: 2 LOB: 0 BB: 0 P: 6	R: 0 E: 1 K: 0 S: 4	H: 0 LOB: 1 BB: 0 P: 4	R: 1 E: 1 K: 2 S: 9	H: 1 LOB: 2 BB: 0 P: 9	R: 0 E: 0 K: 1 S: 5	H: 0 LOB: 0 BB: 0 P: 5	R: 0 E: 0 K: 1 S: 6	H: 1 LOB: 1 BB: 0 P: 6	R: 0 E: 0 K: 1 S: 5	H: 0 LOB: 0 BB: 0 P: 5	R: 0 E: 0 K: 1 S: 5	H: 0 LOB: 0 BB: 0 P: 5	1B: 3 2B: 1 3B: 2 HR: 1	SF: 0 SAC: 0 DP: 1 HBP: 1	WP: 1 PB: 1 SB: 0 CS: 0	PA: 40			
PITCHER	IP WLS BF H R ER SO BB IBB HBP BLK WP HR S P ERA WHIP	IP WLS BF H R ER SO BB IBB HBP BLK WP HR S P ERA WHIP	IP WLS BF H R ER SO BB IBB HBP BLK WP HR S P ERA WHIP	IP WLS BF H R ER SO BB IBB HBP BLK WP HR S P ERA WHIP	IP WLS BF H R ER SO BB IBB HBP BLK WP HR S P ERA WHIP	IP WLS BF H R ER SO BB IBB HBP BLK WP HR S P ERA WHIP	IP WLS BF H R ER SO BB IBB HBP BLK WP HR S P ERA WHIP	IP WLS BF H R ER SO BB IBB HBP BLK WP HR S P ERA WHIP	IP WLS BF H R ER SO BB IBB HBP BLK WP HR S P ERA WHIP	IP WLS BF H R ER SO BB IBB HBP BLK WP HR S P ERA WHIP	IP WLS BF H R ER SO BB IBB HBP BLK WP HR S P ERA WHIP	IP WLS BF H R ER SO BB IBB HBP BLK WP HR S P ERA WHIP	IP WLS BF H R ER SO BB IBB HBP BLK WP HR S P ERA WHIP	IP WLS BF H R ER SO BB IBB HBP BLK WP HR S P ERA WHIP	IP WLS BF H R ER SO BB IBB HBP BLK WP HR S P ERA WHIP	IP WLS BF H R ER SO BB IBB HBP BLK WP HR S P ERA WHIP	IP WLS BF H R ER SO BB IBB HBP BLK WP HR S P ERA WHIP	IP WLS BF H R ER SO BB IBB HBP BLK WP HR S P ERA WHIP	IP WLS BF H R ER SO BB IBB HBP BLK WP HR S P ERA WHIP	IP WLS BF H R ER SO BB IBB HBP BLK WP HR S P ERA WHIP	IP WLS BF H R ER SO BB IBB HBP BLK WP HR S P ERA WHIP	IP WLS BF H R ER SO BB IBB HBP BLK WP HR S P ERA WHIP	IP WLS BF H R ER SO BB IBB HBP BLK WP HR S P ERA WHIP	IP WLS BF H R ER SO BB IBB HBP BLK WP HR S P ERA WHIP	
13 Zack Greinke, R ERA: 2.82 96 Rob Wooten, R ERA: 0.96 50 Kameron Loe, R ERA: 0.96 26 Manny Parra, L ERA: 1.86 48 Tim Lillard, R ERA: 2.7 (1, 1) (4, 1) (6, 1) (7, 1) (8, 1)	IP WLS BF H R ER SO BB IBB HBP BLK WP HR S P ERA WHIP	IP WLS BF H R ER SO BB IBB HBP BLK WP HR S P ERA WHIP	IP WLS BF H R ER SO BB IBB HBP BLK WP HR S P ERA WHIP	IP WLS BF H R ER SO BB IBB HBP BLK WP HR S P ERA WHIP	IP WLS BF H R ER SO BB IBB HBP BLK WP HR S P ERA WHIP	IP WLS BF H R ER SO BB IBB HBP BLK WP HR S P ERA WHIP	IP WLS BF H R ER SO BB IBB HBP BLK WP HR S P ERA WHIP	IP WLS BF H R ER SO BB IBB HBP BLK WP HR S P ERA WHIP	IP WLS BF H R ER SO BB IBB HBP BLK WP HR S P ERA WHIP	IP WLS BF H R ER SO BB IBB HBP BLK WP HR S P ERA WHIP	IP WLS BF H R ER SO BB IBB HBP BLK WP HR S P ERA WHIP	IP WLS BF H R ER SO BB IBB HBP BLK WP HR S P ERA WHIP	IP WLS BF H R ER SO BB IBB HBP BLK WP HR S P ERA WHIP	IP WLS BF H R ER SO BB IBB HBP BLK WP HR S P ERA WHIP	IP WLS BF H R ER SO BB IBB HBP BLK WP HR S P ERA WHIP	IP WLS BF H R ER SO BB IBB HBP BLK WP HR S P ERA WHIP	IP WLS BF H R ER SO BB IBB HBP BLK WP HR S P ERA WHIP	IP WLS BF H R ER SO BB IBB HBP BLK WP HR S P ERA WHIP	IP WLS BF H R ER SO BB IBB HBP BLK WP HR S P ERA WHIP	IP WLS BF H R ER SO BB IBB HBP BLK WP HR S P ERA WHIP	IP WLS BF H R ER SO BB IBB HBP BLK WP HR S P ERA WHIP	IP WLS BF H R ER SO BB IBB HBP BLK WP HR S P ERA WHIP	IP WLS BF H R ER SO BB IBB HBP BLK WP HR S P ERA WHIP	IP WLS BF H R ER SO BB IBB HBP BLK WP HR S P ERA WHIP	IP WLS BF H R ER SO BB IBB HBP BLK WP HR S P ERA WHIP

Milwaukee Brewers @ Chicago White Sox
 Camelback Ranch, Glendale, AZ
 Mon Apr 02 2012, 3:08 PM - 6:14 PM EDT
 Att: 3,737 - Sunny - 71 F

AB 42
 R 13
 H 17
 RBI 13
 BB 7
 SO 8
 LOB 18



Milwaukee Brewers @ Chicago White Sox
 Camelback Ranch, Glendale, AZ
 Mon Apr 02 2012, 3:08 PM - 6:14 PM EDT
 Att: 3,737 - Sunny - 71 F


AB 36
 R 7
 H 7
 RBI 5
 BB 3
 SO 8
 LOB 13



Batter	1	2	3	4	5	6	7	8	9	AB	R	H	RBI	BB	SO	LOB	TOP		
23 Rickie Weeks Jr. R OBP: 0.469, SLG: 0.468 28 Kentrail Davis, L OBP: 0.376, SLG: 0.533	G3-1		FC5-4 BB		K		G4-3		F6	3	0	0	0	1	1	0			
27 Carlos Gómez, R OBP: 0.285, SLG: 0.424 95 Jason Jaramillo, S OBP: 0.250, SLG: 1.000	K		FC5-4		1B		G5-3		G4-3	4	0	1	1	0	1	2			
8 Ryan Braun, R OBP: 0.390, SLG: 0.378 46 Juan Pablo Perez, R 93 Amaury Rivas, R 76 Vinnie Chulk, R	F8		G1-3		K		K			4	0	0	0	0	2	3			
16 Aramis Ramirez, R OBP: 0.226, SLG: 0.308 92 Josh Prince, R OBP: 0.500, SLG: 0.500	F8				K		F9		G4-3	4	0	0	0	0	1	1			
1 Corey Hart, R OBP: 0.667, SLG: 1.000 40 Jose Veras, R	F7						L9			3	1	2	0	0	0	0			
3 Cesar Izturis, S OBP: 0.270, SLG: 0.293					11 HR					0	0	0	0	0	0	0			
11 Alex Gonzalez, R OBP: 0.500, SLG: 0.833	F9				HR		9 BB			4	1	3	2	0	0	0			
9 George Kottaras, L OBP: 0.373, SLG: 0.422 14 Brooks Conrad, S OBP: 0.343, SLG: 0.463	F8		K				7 BB		2-6	2	0	0	0	1	1	0			
45 Travis Ishikawa, L OBP: 0.403, SLG: 0.463							F7			1	1	0	0	1	0	3			
43 Randy Wolf, L OBP: 0.250, SLG: 0.250 57 Francisco Rodríguez, R 7 Norichika Aoki, L OBP: 0.348, SLG: 0.477	E3 FC5-4 WP		G4-3				G6-4-3		K	2	0	0	0	0	0	2			
Inning Stats	R: 0 E: 0 K: 1 S: 13	H: 0 LOB: 0 BB: 0 P: 15	R: 0 E: 0 K: 0 S: 11	H: 0 LOB: 0 BB: 0 P: 15	R: 1 E: 0 K: 0 S: 10	H: 0 LOB: 2 BB: 1 P: 18	R: 2 E: 0 K: 2 S: 16	H: 2 LOB: 1 BB: 1 P: 28	R: 0 E: 0 K: 0 S: 12	H: 2 LOB: 0 BB: 0 P: 19	R: 0 E: 0 K: 1 S: 8	H: 0 LOB: 0 BB: 0 P: 12	R: 0 E: 0 K: 0 S: 10	H: 1 LOB: 1 BB: 0 P: 16	R: 0 E: 0 K: 1 S: 14	H: 0 LOB: 2 BB: 1 P: 24	1B: 4 2B: 1 3B: 0 HR: 1	SF: 0 SAC: 0 DP: 1 HBP: 2	WP: 1 PB: 0 CS: 1 PA: 38
PITCHER	IP WLS BF H R ER SO BB IBB HBP BLK WP HR S P ERA WHIP	IP WLS BF H R ER SO BB IBB HBP BLK WP HR S P ERA WHIP	IP WLS BF H R ER SO BB IBB HBP BLK WP HR S P ERA WHIP	IP WLS BF H R ER SO BB IBB HBP BLK WP HR S P ERA WHIP	IP WLS BF H R ER SO BB IBB HBP BLK WP HR S P ERA WHIP	IP WLS BF H R ER SO BB IBB HBP BLK WP HR S P ERA WHIP	IP WLS BF H R ER SO BB IBB HBP BLK WP HR S P ERA WHIP	IP WLS BF H R ER SO BB IBB HBP BLK WP HR S P ERA WHIP	IP WLS BF H R ER SO BB IBB HBP BLK WP HR S P ERA WHIP	IP WLS BF H R ER SO BB IBB HBP BLK WP HR S P ERA WHIP	IP WLS BF H R ER SO BB IBB HBP BLK WP HR S P ERA WHIP	IP WLS BF H R ER SO BB IBB HBP BLK WP HR S P ERA WHIP	IP WLS BF H R ER SO BB IBB HBP BLK WP HR S P ERA WHIP	IP WLS BF H R ER SO BB IBB HBP BLK WP HR S P ERA WHIP	IP WLS BF H R ER SO BB IBB HBP BLK WP HR S P ERA WHIP	IP WLS BF H R ER SO BB IBB HBP BLK WP HR S P ERA WHIP	IP WLS BF H R ER SO BB IBB HBP BLK WP HR S P ERA WHIP	IP WLS BF H R ER SO BB IBB HBP BLK WP HR S P ERA WHIP	IP WLS BF H R ER SO BB IBB HBP BLK WP HR S P ERA WHIP

Milwaukee Brewers @ Arizona Diamondbacks
Chase Field, Phoenix, AZ
Tue Apr 03 2012, 6:41 PM - 9:58 PM MST
Att: 14,270 - Clear - 79 F

AB 32
R 3
H 6
RBI 3
BB 4
SO 7
LOB 20



Batter	1	2	3	4	5	6	7	8	9	AB	R	H	RBI	BB	SO	LOB	BOTTOM		
14 Ryan Roberts, R OBP: 0.319, SLG: 0.524 8 Gerardo Parra, L OBP: 0.321, SLG: 0.432	2 BB		F8		G6-4-3 1B			60 BB		2	0	1	0	1	0	0			
2 Aaron Hill, R OBP: 0.290, SLG: 0.387 60 AJ Pollock, R OBP: 0.362, SLG: 0.481	1B		K		G6-4-3			21 BB		3	0	1	0	0	1	2			
10 Justin Upton, R OBP: 0.302, SLG: 0.373 1 Cody Ransom, R OBP: 0.283, SLG: 0.405	K				24 BB			12 BB		2	1	0	0	1	2	2			
13 Jason Kubel, L OBP: 0.279, SLG: 0.500 21 Jake Williams, S	F9		F7					12 BB		3	0	0	0	0	1	3			
24 Chris Young, R OBP: 0.500, SLG: 0.758 12 Evan Frey, L OBP: 0.143, SLG: 0.429	F8				26 BB		L3			3	0	1	0	0	0	2			
26 Miguel Montero, L OBP: 0.434, SLG: 0.386 2 Jimmy Comerota, R OBP: 0.667, SLG: 0.667	F7		G3				F7			3	0	0	1	0	0	1			
44 Paul Goldschmidt, R OBP: 0.340, SLG: 0.516 7 Michael Pérez, L	F9							12 BB		3	0	1	0	0	1	1			
18 Willie Bloomquist, R OBP: 0.179, SLG: 0.185 32 Craig Breslow, L 37 Lyle Overbay, L 47 Joe Paterson, R 40 J.J. Putz, R	K						G4-3			3	0	0	0	0	1	1			
55 Josh Collmenter, R OBP: 0.500, SLG: 0.500 27 Cliff Lumsden, S 62 Tyler Skaggs, L 29 Brad Ziegler, R 16 John McDonald, R OBP: 0.250, SLG: 0.624	K									0	0	0	0	0	0	0			
Inning Stats	R: 0 E: 0 K: 1 S: 12	H: 1 LOB: 2 BB: 1 P: 22	R: 0 E: 0 K: 1 S: 8	H: 0 LOB: 0 BB: 0 P: 12	R: 0 E: 0 K: 2 S: 8	H: 0 LOB: 0 BB: 0 P: 11	R: 1 E: 0 K: 1 S: 13	H: 1 LOB: 1 BB: 1 P: 21	R: 0 E: 0 K: 0 S: 5	H: 2 LOB: 0 BB: 0 P: 8	R: 0 E: 0 K: 2 S: 10	H: 0 LOB: 0 BB: 0 P: 15	R: 0 E: 0 K: 0 S: 6	H: 1 LOB: 1 BB: 0 P: 13	R: 4 E: 1 K: 0 S: 18	H: 5 LOB: 1 BB: 1 P: 33	1B: 9 2B: 0 3B: 1 HR: 0	SF: 0 SAC: 0 DP: 1 HBP: 0	WP: 0 PB: 0 SB: 0 CS: 1 PA: 35
PITCHER	IP WLS BF H R ER SO BB IBB HBP BLK WP HR S P ERA WHIP	IP WLS BF H R ER SO BB IBB HBP BLK WP HR S P ERA WHIP	IP WLS BF H R ER SO BB IBB HBP BLK WP HR S P ERA WHIP	IP WLS BF H R ER SO BB IBB HBP BLK WP HR S P ERA WHIP	IP WLS BF H R ER SO BB IBB HBP BLK WP HR S P ERA WHIP	IP WLS BF H R ER SO BB IBB HBP BLK WP HR S P ERA WHIP	IP WLS BF H R ER SO BB IBB HBP BLK WP HR S P ERA WHIP	IP WLS BF H R ER SO BB IBB HBP BLK WP HR S P ERA WHIP	IP WLS BF H R ER SO BB IBB HBP BLK WP HR S P ERA WHIP	IP WLS BF H R ER SO BB IBB HBP BLK WP HR S P ERA WHIP	IP WLS BF H R ER SO BB IBB HBP BLK WP HR S P ERA WHIP	IP WLS BF H R ER SO BB IBB HBP BLK WP HR S P ERA WHIP	IP WLS BF H R ER SO BB IBB HBP BLK WP HR S P ERA WHIP	IP WLS BF H R ER SO BB IBB HBP BLK WP HR S P ERA WHIP	IP WLS BF H R ER SO BB IBB HBP BLK WP HR S P ERA WHIP	IP WLS BF H R ER SO BB IBB HBP BLK WP HR S P ERA WHIP	IP WLS BF H R ER SO BB IBB HBP BLK WP HR S P ERA WHIP	IP WLS BF H R ER SO BB IBB HBP BLK WP HR S P ERA WHIP	IP WLS BF H R ER SO BB IBB HBP BLK WP HR S P ERA WHIP

Milwaukee Brewers @ Arizona Diamondbacks
Chase Field, Phoenix, AZ
Tue Apr 03 2012, 6:41 PM - 9:58 PM MST
Att: 14,270 - Clear - 79 F

AB 32
R 5
H 10
RBI 5
BB 3
SO 7
LOB 16



Batter	1	2	3	4	5	6	7	8	9	AB	R	H	RBI	BB	SO	LOB	TOP			
2 Nyer Morgan, L (1,8) OBP: 0.310, SLG: 0.431 73 Michael Reed, R (3,8) OBP: 0.400, SLG: 0.250										2	0	1	0	0	0	0	Milwaukee Brewers @ Chicago Cubs Hohokam Park, Mesa, AZ Tue Apr 03 2012, 3:18 PM - 5:20 PM EDT Att: 5,801 - Sunny - 75 F			
15 Scooter Gennett, L (1,4) OBP: 0.500, SLG: 0.800										5	0	3	1	0	0	1				
20 Jonathan Lucroy, R (1,2) OBP: 0.500, SLG: 0.736 75 Anderson De La Rosa, R (3,2) OBP: 0.400, SLG: 0.400										2	0	1	0	0	0	2				
24 Mat Gamel, L (1,3) OBP: 0.333, SLG: 0.574 Hunter Morris, L (3,3)									2	0	0	0	0	0	3					
Brock Kieldgaard, R (1,9) Jalen Harris, R (4,9) OBP: 1.000, SLG: 1.000									2	0	0	0	0	0	0					
Khris Davis, R (1, 10)									4	0	0	0	0	2	3					
94 Andy González, R (1,5) OBP: 0.750, SLG: 1.667									3	2	2	1	1	0	0					
92 Domnit Bolivar, R (1,6) OBP: 0.200, SLG: 0.400 Orlando Arcia, R (8, PH) OBP: 1.000, SLG: 1.000									3	0	0	0	0	2	1					
Lee Haydel, L (1, 7)									4	0	0	0	0	2	3					
Inning Stats	R: 0 E: 0 K: 0 S: 4	H: 2 LOB: 1 BB: 0 P: 4	R: 1 E: 0 K: 2 S: 9	H: 1 LOB: 0 BB: 0 P: 10	R: 0 E: 0 K: 0 S: 5	H: 2 LOB: 2 BB: 0 P: 6	R: 0 E: 0 K: 0 S: 3	H: 0 LOB: 0 BB: 0 P: 3	R: 0 E: 0 K: 0 S: 7	H: 1 LOB: 2 BB: 1 P: 8	R: 1 E: 1 K: 1 S: 6	H: 1 LOB: 2 BB: 2 P: 14	R: 1 E: 0 K: 2 S: 10	H: 3 LOB: 2 BB: 0 P: 10	R: 0 E: 0 K: 1 S: 5	H: 1 LOB: 0 BB: 0 P: 5		1B: 9 2B: 1 3B: 0 HR: 1	SF: 0 SAC: 0 DP: 2 HBP: 0	WP: 1 PB: 0 SB: 0 CS: 0
PITCHER	IP WLS BF H R ER SO BB IBB HBP BLK WP HR S P ERA WHIP	6.0 W 24 6 1 1 4 1 0 0 0 0 1 1 32 38 1.50 1.167	1.0 6 1 1 1 1 2 0 0 0 0 0 0 6 14 9.00 3.000	1.0 H 6 3 1 1 2 0 0 0 0 0 0 0 10 10 9.00 3.000	1.0 S 3 1 0 0 1 0 0 0 0 0 0 0 5 5 0.00 1.000															

Batter	1	2	3	4	5	6	7	8	9	AB	R	H	RBI	BB	SO	LOB	BOTTOM			
9 David DeJesus, L (1,9) OBP: 0.324, SLG: 0.322 16 Joe Mather, R (2, PH) OBP: 0.425, SLG: 0.691										1	1	1	0	0	0	0	Milwaukee Brewers @ Chicago Cubs Hohokam Park, Mesa, AZ Tue Apr 03 2012, 3:18 PM - 5:20 PM EDT Att: 5,801 - Sunny - 75 F			
90 Oliver Zapata, S (5,9)										1	0	0	0	0	1	0				
15 Darwin Barney, R (1,4) OBP: 0.426, SLG: 0.649 Javier Báez, R (4,4)										2	0	1	1	0	0	1				
13 Starlin Castro, R (1,6) OBP: 0.312, SLG: 0.527 99 Alfredo Amezaga, S (4,6)										2	1	1	2	0	0	1				
12 Alfonso Soriano, R (1,7) OBP: 0.267, SLG: 0.696 79 Trey Martin, R (4,7)										2	0	0	0	0	1	1				
2 Ian Stewart, L (1,5) OBP: 0.367, SLG: 0.523 3 Jeff Baker, R (3, PH) OBP: 0.370, SLG: 0.531 Jeimer Candelario, S (5,5)										0	0	0	0	1	0	0				
18 Geovany Soto, R (1,2) OBP: 0.388, SLG: 0.705 51 Steve Clevenger, L (3, PH) OBP: 0.302, SLG: 0.490 74 Wilson Contreras, R (8,2)										1	0	1	0	0	0	0				
24 Marlon Byrd, R (1,8) OBP: 0.296, SLG: 0.424 1 Tony Campana, L (3,8) OBP: 0.239, SLG: 0.244										1	0	0	0	0	1	2				
11 Blake DeWitt, L (1,3) OBP: 0.366, SLG: 0.361									3	0	0	0	0	2	1					
5 Reed Johnson, R (1,10) OBP: 0.354, SLG: 0.375 Xavier Batista, R (6, PH) OBP: 0.354, SLG: 0.375									2	1	1	0	0	0	0	0				
Inning Stats	R: 2 E: 0 K: 2 S: 10	H: 3 LOB: 1 BB: 1 P: 15	R: 2 E: 0 K: 1 S: 9	H: 3 LOB: 1 BB: 0 P: 9	R: 0 E: 0 K: 2 S: 7	H: 0 LOB: 1 BB: 1 P: 11	R: 0 E: 0 K: 0 S: 3	H: 0 LOB: 0 BB: 0 P: 3	R: 1 E: 0 K: 1 S: 7	H: 2 LOB: 1 BB: 0 P: 7	R: 0 E: 0 K: 1 S: 5	H: 0 LOB: 0 BB: 0 P: 5	R: 0 E: 0 K: 0 S: 3	H: 0 LOB: 0 BB: 0 P: 3	R: 0 E: 0 K: 1 S: 5	H: 0 LOB: 0 BB: 0 P: 3	1B: 3 2B: 3 3B: 0 HR: 2	SF: 0 SAC: 0 DP: 0 HBP: 0	WP: 0 PB: 0 SB: 0 CS: 0	PA: 34
PITCHER	IP WLS BF H R ER SO BB IBB HBP BLK WP HR S P ERA WHIP	5.0 L 25 8 8 5 6 2 0 0 0 0 0 0 13 45 9.00 2.000	3.0 9 0 0 0 2 0 0 0 0 0 0 0 13 13 0.00 0.000																	

Batter	1	2	3	4	5	6	7	8	9	AB	R	H	RBI	BB	SO	LOB	TOP									
15 Rafael Furcal, S OBP: 0.636, SLG: 0.800	G6-3	G4-3															5	1	3	1	1	0	1			
3 Carlos Beltrán, S OBP: 0.500, SLG: 0.778																										
44 Erik Komatsu, L OBP: 1.000, SLG: 1.000																										
7 Matt Holliday, R 46 Kyle McClellan, R																										
12 Lance Berkman, S OBP: 0.600, SLG: 0.667																										
23 David Freese, R OBP: 0.500, SLG: 0.800																										
4 Yadier Molina, R OBP: 0.556, SLG: 1.125																										
19 Jon Jay, L OBP: 0.222, SLG: 0.222																										
33 Daniel Descalso, L OBP: 0.444, SLG: 0.286																										
54 Jaime Garcia, L 43 Shane Robinson, R 16 J.C. Romero, S 41 Mitchell Boggs, R 13 Matt Carpenter, L OBP: 1.000, SLG: 2.000																										
Inning Stats	R: 0 E: 0 K: 0 S: 9	H: 0 LOB: 2 BB: 2 P: 21	R: 1 E: 0 K: 0 S: 9	H: 2 LOB: 1 BB: 0 P: 12	R: 4 E: 0 K: 2 S: 15	H: 3 LOB: 1 BB: 2 P: 34	R: 1 E: 0 K: 1 S: 14	H: 2 LOB: 2 BB: 1 P: 26	R: 0 E: 0 K: 1 S: 7	H: 0 LOB: 0 BB: 0 P: 9	R: 1 E: 0 K: 2 S: 15	H: 3 LOB: 1 BB: 0 P: 20	R: 1 E: 1 K: 0 S: 15	H: 2 LOB: 2 BB: 1 P: 27	R: 0 E: 0 K: 0 S: 9	H: 0 LOB: 0 BB: 0 P: 11	R: 3 E: 0 K: 0 S: 13	H: 4 LOB: 1 BB: 1 P: 22	1B: 8 2B: 5 3B: 0 HR: 4	SF: 0 SAC: 1 DP: 1 HBP: 0	WP: 0 PB: 0 SB: 2 CS: 0	PA: 48				
PITCHER	IP WLS BF H R ER SO BB IBB HBP BLK WP HR S P ERA WHIP																									
49 Yovani Gallardo, R ERA: 14.73	3.2 L 23 7 6 6 3 5 0 0 0 0 0 4 45 89 14.73 3.273																									
41 Marco Estrada, R ERA:	1.1 4 0 0 0 1 0 0 0 0 0 0 9 13 0.00 0.000																									
26 Manny Parra, L ERA: 4.5	2.0 11 5 2 1 2 1 0 0 0 0 0 30 47 4.50 3.000																									
48 Tim Lillard, R ERA: 13.5	2.0 10 4 3 3 0 1 0 0 0 0 0 22 33 13.50 2.500																									

St. Louis Cardinals @ Milwaukee Brewers
Miller Park, Milwaukee, WI
Fri Apr 06 2012, 3:12 PM - 6:18 PM CDT
Att. 46,086 - Roof Closed - 65 F

AB	40
R	11
H	16
RBI	11
BB	7
SO	6
LOB	20



Batter	1	2	3	4	5	6	7	8	9	AB	R	H	RBI	BB	SO	LOB	BOTTOM								
23 Rickie Weeks Jr., R OBP: 0.400, SLG: 0.400																	5	1	2	0	0	1	4		
27 Carlos Gómez, R OBP: 0.400, SLG: 0.800																									
8 Ryan Braun, R																									
16 Aramis Ramirez, R																									
1 Corey Hart, R 45 Travis Ishikawa, L																									
11 Alex Gonzalez, R																									
24 Mat Gamel, L OBP: 0.500, SLG: 0.500																									
20 Jonathan Lucroy, R OBP: 0.750, SLG: 0.667																									
49 Yovani Gallardo, R 41 Marco Estrada, R 7 Norichika Aoki, L 26 Manny Parra, L 3 Cesar Izturis, S 2 Nyjer Morgan, L 48 Tim Lillard, R 9 George Kottaras, L OBP: 1.000, SLG: 2.000																									
Inning Stats	R: 2 E: 0 K: 1 S: 9	H: 2 LOB: 1 BB: 1 P: 17	R: 0 E: 0 K: 0 S: 9	H: 0 LOB: 0 BB: 0 P: 15	R: 0 E: 0 K: 1 S: 10	H: 0 LOB: 0 BB: 0 P: 15	R: 0 E: 0 K: 0 S: 6	H: 0 LOB: 0 BB: 1 P: 10	R: 0 E: 0 K: 1 S: 9	H: 2 LOB: 2 BB: 0 P: 14	R: 0 E: 0 K: 0 S: 11	H: 1 LOB: 1 BB: 0 P: 16	R: 0 E: 0 K: 0 S: 8	H: 2 LOB: 1 BB: 0 P: 12	R: 0 E: 0 K: 2 S: 11	H: 1 LOB: 0 BB: 0 P: 17	R: 3 E: 0 K: 1 S: 16	H: 2 LOB: 1 BB: 0 P: 23	1B: 7 2B: 1 3B: 1 HR: 1	SF: 0 SAC: 0 DP: 2 HBP: 1	WP: 1 PB: 0 SB: 0 CS: 0	PA: 39			
PITCHER	IP WLS BF H R ER SO BB IBB HBP BLK WP HR S P ERA WHIP																								
54 Jaime Garcia, L ERA: 3.0	6.0 W 24 5 2 2 3 2 0 0 0 0 0 4 7 3.00 1.167																								
16 J.C. Romero, L ERA:	0.0 2 2 0 0 0 0 0 0 0 0 0 4 7 0.00 0.000																								
41 Mitchell Boggs, R ERA:	2.0 6 1 0 0 2 0 0 0 0 0 0 15 22 0.00 0.500																								
46 Kyle McClellan, R ERA: 27.0	1.0 7 2 3 3 1 0 0 1 0 1 1 16 23 27.00 2.000																								

St. Louis Cardinals @ Milwaukee Brewers
Miller Park, Milwaukee, WI
Fri Apr 06 2012, 3:12 PM - 6:18 PM CDT
Att. 46,086 - Roof Closed - 65 F

AB	36
R	5
H	10
RBI	5
BB	2
SO	6
LOB	19




Batter	1	2	3	4	5	6	7	8	9	AB R H RBI BB SO LOB	TOP											
7 Norichika Aoki, L (1, 7) OBP: 0.571, SLG: 0.400	4-1 23 E 2 SH1-3 BB		2-2 F7 K FF 85			3-2 1B	3-3 K2-3			3 0 1 0 1 1 1	Milwaukee Brewers @ Chicago Cubs Wrigley Field, Chicago, IL Wed Apr 11 2012, 1:24 PM - 4:22 PM CDT Att: 34,044 - Sunny - 44 F											
2 Nyjer Morgan, L (1, 9) OBP: 0.116, SLG: 0.118	1-0 SH1-3		0-1 G4-3			2-0 L3		0-3 K		3 0 0 0 0 1 1												
23 Rickie Weeks Jr., R (1, 4) OBP: 0.296, SLG: 0.456	2-1 E6 16 G5-4-3		1-1 G1-3			4-0 BB		1-3 K		3 0 0 0 1 1 1												
16 Aramis Ramirez, R (1, 5) OBP: 0.192, SLG: 0.182	0-1 G5-4-3			0-0 G4-3		1-3 K		3-3 K		4 0 0 0 0 2 3												
24 Mat Gamel, L (1, 3) OBP: 0.304, SLG: 0.409	2-2 27 BLK 9 1B		1-0 G4-3			2-1 2B 9 HR		3-3 K		4 1 2 0 0 1 0												
11 Alex Gonzalez, R (1, 6) OBP: 0.281, SLG: 0.429	1-2 P3		2-3 K			1-3 K		0-0 P5		4 0 0 0 0 2 2												
9 George Kottaras, L (1, 2) OBP: 0.500, SLG: 1.286	2-2 27 BLK 1B		2-3 K			2-1 2H HR		4-2 BB		3 1 2 2 1 1 0												
27 Carlos Gómez, R (1, 8) OBP: 0.400, SLG: 0.643	0-2 L4		0-0 L7			4-1 7 E 7 S BB		2-3 K		3 0 0 0 1 1 3												
49 Yovani Gallardo, R (1, 1) 57 Francisco Rodríguez, R (8, 1) 59 John Axford, R (9, 1)	2-3 K		0-2 F9			0-1 F9				3 0 0 0 0 1 3 0 0 0 0 0 0 0 0 0 0 0 0 0 0												
Inning Stats	R: 0 E: 1 K: 0 S: 6	H: 0 LOB: 1 BB: 1 P: 13	R: 0 E: 0 K: 1 S: 15	H: 2 LOB: 2 BB: 0 P: 22	R: 0 E: 0 K: 1 S: 12	H: 0 LOB: 0 BB: 0 P: 15	R: 0 E: 0 K: 1 S: 5	H: 0 LOB: 0 BB: 0 P: 8	R: 0 E: 0 K: 1 S: 8	H: 0 LOB: 0 BB: 0 P: 10		R: 0 E: 0 K: 1 S: 9	H: 1 LOB: 1 BB: 1 P: 19	R: 2 E: 0 K: 2 S: 13	H: 2 LOB: 1 BB: 1 P: 25	R: 0 E: 0 K: 3 S: 9	H: 0 LOB: 0 BB: 0 P: 13	R: 0 E: 0 K: 2 S: 11	H: 0 LOB: 1 BB: 1 P: 20	1B: 3 2B: 2 3B: 0 HR: 1	SF: 0 SAC: 1 DP: 2 HBP: 0	WP: 0 PB: 0 SB: 1 CS: 0
PITCHER	IP WLS BF H R ER SO BB IBB HBP BLK WP HR S P ERA WHIP											IP WLS BF H R ER SO BB IBB HBP BLK WP HR S P ERA WHIP										
46 Ryan Dempster, R (1, 1) ERA: 1.88	6.2 L 27 5 2 2 5 3 0 0 1 0 1 65 106 2.70 1.200																					
40 James Russell, L (7, 1) ERA:	0.1 1 0 0 0 1 0 0 0 0 0 0 3 6 0.00 0.000																					
34 Kerry Wood, R (8, 1) ERA: 13.5	1.0 3 0 0 0 3 0 0 0 0 0 0 9 13 0.00 0.000																					
49 Carlos Marmol, R (9, 1) ERA: 11.57	1.0 4 0 0 0 2 1 0 0 0 0 0 11 20 0.00 1.000																					

Batter	1	2	3	4	5	6	7	8	9	AB R H RBI BB SO LOB	BOTTOM											
9 David DeJesus, L (1, 9) OBP: 0.391, SLG: 0.316	1-0 15 G1-3 13 SF9 2B		4-2 BB			2-2 G1-3		1-3 K		3 1 1 0 1 1 0	Milwaukee Brewers @ Chicago Cubs Wrigley Field, Chicago, IL Wed Apr 11 2012, 1:24 PM - 4:22 PM CDT Att: 34,044 - Sunny - 44 F											
15 Darwin Barney, R (1, 4) OBP: 0.308, SLG: 0.417	2-1 G1-3		1-0 F8			0-1 13 F9 1B		3-3 K		4 0 1 0 0 1 2												
13 Starlin Castro, R (1, 6) OBP: 0.308, SLG: 0.348	1-0 SF9		2-1 G6-3			2-1 F9		4-1 12 S BB		2 0 0 1 1 0 1												
12 Alfonso Soriano, R (1, 7) 49 Carlos Marmol, R (9, 1) OBP: 0.348, SLG: 0.300	1-1 G5-3		0-0 G4-3			3-3 K		4-2 BB		3 0 0 0 1 1 1 0 0 0 0 0 0 0												
2 Ian Stewart, L (1, 5) OBP: 0.286, SLG: 0.400	2-3 K		2-2 1B			1-2 6 1B		2-3 K		4 0 2 0 0 2 2												
6 Bryan LeHair, L (1, 3) OBP: 0.500, SLG: 0.833	4-1 18 G4-3 BB		1-3 K			1-2 1B		1-3 K		3 0 1 0 1 2 1												
18 Geovany Soto, R (1, 2) OBP: 0.263, SLG: 0.471	0-0 G4-3		3-2 G6-3			2-3 K		1-3 K		4 0 0 0 0 2 3												
24 Marlon Byrd, R (1, 8) OBP: 0.130, SLG: 0.048			0-0 G6-3			1-1 G6-3		3-2 2B		3 0 0 0 0 1 2												
51 Steve Clevenger, L (9, PH) OBP: 0.600, SLG: 0.800						1-3 K				1 0 1 0 0 0 0												
21 Joe Mather, R (9, PR) OBP: 0.400, SLG: 0.250										0 0 0 0 0 0 0												
46 Ryan Dempster, R (1, 1) 40 James Russell, L (7, 1) 11 Blake DeWitt, L (7, PH) 34 Kerry Wood, R (8, 1) 5 Reed Johnson, R (9, 7) OBP: 0.250, SLG: 0.429			1-3 K			1-2 G5-3		2-3 K		2 0 0 0 0 1 0 0 0 0 0 0 0 0 1 0 0 0 0 0 2 0 0 0 0 0 0 0 1 0 0 0 0 1 1												
Inning Stats	R: 1 E: 0 K: 0 S: 6	H: 1 LOB: 0 BB: 0 P: 11	R: 0 E: 0 K: 1 S: 7	H: 0 LOB: 0 BB: 1 P: 13	R: 0 E: 0 K: 1 S: 10	H: 0 LOB: 1 BB: 1 P: 16	R: 0 E: 0 K: 1 S: 9	H: 1 LOB: 0 BB: 0 P: 14	R: 0 E: 0 K: 0 S: 9	H: 0 LOB: 0 BB: 0 P: 14	R: 0 E: 0 K: 1 S: 11	H: 1 LOB: 1 BB: 0 P: 18	R: 0 E: 0 K: 2 S: 16	H: 2 LOB: 2 BB: 0 P: 21	R: 0 E: 0 K: 3 S: 15	H: 0 LOB: 2 BB: 2 P: 29	R: 0 E: 0 K: 3 S: 13	H: 1 LOB: 1 BB: 0 P: 20	1B: 4 2B: 2 3B: 0 HR: 0	SF: 1 SAC: 0 DP: 1 HBP: 0	WP: 0 PB: 0 SB: 1 CS: 0	PA: 36
PITCHER	IP WLS BF H R ER SO BB IBB HBP BLK WP HR S P ERA WHIP											IP WLS BF H R ER SO BB IBB HBP BLK WP HR S P ERA WHIP										
49 Yovani Gallardo, R (1, 1) ERA: 5.91	7.0 W 27 5 1 1 6 2 0 0 0 0 0 68 107 1.29 1.000																					
57 Francisco Rodríguez, R (8, 1) ERA:	1.0 H 5 0 0 0 3 2 0 0 0 0 0 15 29 0.00 2.000																					
59 John Axford, R (9, 1) ERA: 7.71	1.0 S 4 1 0 0 3 0 0 0 0 0 0 13 20 0.00 1.000																					


livebaseballscores.com

AB 30
R 2
H 5
RBI 2
BB 4
SO 11
LOB 14



livebaseballscores.com

AB 31
R 1
H 6
RBI 1
BB 4
SO 12
LOB 15



Batter	1	2	3	4	5	6	7	8	9	AB	R	H	RBI	BB	SO	LOB	TOP								
23 Rickie Weeks Jr, R OBP: 0.259, SLG: 0.393	G6-3		K			P1		K		4	0	0	0	0	2	1									
2 Nyjer Morgan, L OBP: 0.190, SLG: 0.190	1B		K			1B			G6-3	4	0	2	0	0	1	0									
8 Ryan Braun, R OBP: 0.370, SLG: 0.565	BB				F9	L9		K		3	0	0	0	1	1	1									
1 Corey Hart, R OBP: 0.500, SLG: 0.941	F8				G6-3				E1	3	0	0	0	0	0	2									
7 Norichika Aoki, L OBP: 0.500, SLG: 0.333					G6-3				G6-3	1	0	0	0	0	0	0									
24 Mat Gamel, L OBP: 0.269, SLG: 0.360	G1-3				G4-3				G6-3	3	0	0	0	0	1	2									
48 Tim Dillard, R (7, 1)										0	0	0	0	0	0	0									
9 George Kottaras, L OBP: 0.444, SLG: 1.125										1	0	0	0	0	0	1									
11 Alex Gonzalez, R OBP: 0.231, SLG: 0.375		K				L4				3	0	0	0	0	1	0									
20 Jonathan Lucroy, R OBP: 0.474, SLG: 0.571		G6-3				G5-3				2	0	1	0	1	0	0									
3 Cesar Izturis, S (1, 5)		G6-3				G4-3			1B	3	0	0	0	0	0	2									
13 Zack Greinke, R (1, 1)									P2	1	0	0	0	0	0	2									
26 Manny Parra, L (4, 1)									K	1	0	0	0	0	1	0									
45 Travis Ishikawa, L (7, 3)									K	1	0	0	0	0	1	1									
Inning Stats	R: 0 H: 1 E: 0 K: 0 S: 12	H: 1 LOB: 2 BB: 1 P: 18	R: 0 H: 0 E: 0 K: 1 S: 7	H: 0 LOB: 0 BB: 1 P: 15	R: 0 H: 0 E: 0 K: 3 S: 9	H: 0 LOB: 0 BB: 0 P: 12	R: 0 H: 0 E: 0 K: 0 S: 5	H: 0 LOB: 0 BB: 0 P: 7	R: 0 H: 0 E: 0 K: 0 S: 7	H: 0 LOB: 0 BB: 0 P: 9	R: 0 H: 1 E: 0 K: 1 S: 14	H: 1 LOB: 1 BB: 0 P: 18	R: 0 H: 0 E: 0 K: 1 S: 6	H: 0 LOB: 0 BB: 0 P: 6	R: 0 H: 1 E: 0 K: 2 S: 14	H: 1 LOB: 1 BB: 0 P: 18	R: 0 H: 0 E: 1 K: 1 S: 11	H: 0 LOB: 1 BB: 0 P: 20	1B: 3 2B: 0 3B: 0 HR: 0	SF: 0 SAC: 0 DP: 1 HBP: 0	WP: 0 PB: 0 CS: 0	PA: 32			
PITCHER	IP WLS BF H R ER SO BB IBB HBP BLK WP HR S P ERA WHIP	IP WLS BF H R ER SO BB IBB HBP BLK WP HR S P ERA WHIP	IP WLS BF H R ER SO BB IBB HBP BLK WP HR S P ERA WHIP	IP WLS BF H R ER SO BB IBB HBP BLK WP HR S P ERA WHIP	IP WLS BF H R ER SO BB IBB HBP BLK WP HR S P ERA WHIP	IP WLS BF H R ER SO BB IBB HBP BLK WP HR S P ERA WHIP	IP WLS BF H R ER SO BB IBB HBP BLK WP HR S P ERA WHIP	IP WLS BF H R ER SO BB IBB HBP BLK WP HR S P ERA WHIP	IP WLS BF H R ER SO BB IBB HBP BLK WP HR S P ERA WHIP	IP WLS BF H R ER SO BB IBB HBP BLK WP HR S P ERA WHIP	IP WLS BF H R ER SO BB IBB HBP BLK WP HR S P ERA WHIP	IP WLS BF H R ER SO BB IBB HBP BLK WP HR S P ERA WHIP	IP WLS BF H R ER SO BB IBB HBP BLK WP HR S P ERA WHIP	IP WLS BF H R ER SO BB IBB HBP BLK WP HR S P ERA WHIP	IP WLS BF H R ER SO BB IBB HBP BLK WP HR S P ERA WHIP	IP WLS BF H R ER SO BB IBB HBP BLK WP HR S P ERA WHIP	IP WLS BF H R ER SO BB IBB HBP BLK WP HR S P ERA WHIP	IP WLS BF H R ER SO BB IBB HBP BLK WP HR S P ERA WHIP	IP WLS BF H R ER SO BB IBB HBP BLK WP HR S P ERA WHIP	IP WLS BF H R ER SO BB IBB HBP BLK WP HR S P ERA WHIP	IP WLS BF H R ER SO BB IBB HBP BLK WP HR S P ERA WHIP	IP WLS BF H R ER SO BB IBB HBP BLK WP HR S P ERA WHIP	IP WLS BF H R ER SO BB IBB HBP BLK WP HR S P ERA WHIP	IP WLS BF H R ER SO BB IBB HBP BLK WP HR S P ERA WHIP	IP WLS BF H R ER SO BB IBB HBP BLK WP HR S P ERA WHIP

Milwaukee Brewers @ Chicago Cubs
Wrigley Field, Chicago, IL
Thu Apr 12 2012, 1:24 PM - 4:11 PM CDT
Att: 36,311 - Sunny - 57 F

AB 30
R 0
H 3
RBI 0
BB 2
SO 9
LOB 10



Batter	1	2	3	4	5	6	7	8	9	AB	R	H	RBI	BB	SO	LOB	BOTTOM									
9 David DeJesus, L OBP: 0.444, SLG: 0.364	F7		15B	E6						3	2	2	0	0	0	0										
15 Darwin Barney, R OBP: 0.333, SLG: 0.407	G6-3		12 WP 13 1B	13 1B		G6-4-3				3	1	1	1	1	0	1										
13 Starlin Castro, R OBP: 0.333, SLG: 0.370	F9		12 WP 12 1B							4	1	2	2	0	0	0										
12 Alfonso Soriano, R OBP: 0.346, SLG: 0.304	F8		2 1B							3	1	1	2	0	1	2										
21 Joe Mather, R OBP: 0.333, SLG: 0.200				K						1	0	0	0	0	0	0										
2 Ian Stewart, L OBP: 0.320, SLG: 0.417	K		6 G3-6-3 1B							4	0	2	1	0	1	0										
6 Bryan LaHair, L OBP: 0.444, SLG: 0.688	K		G3-6-3							4	0	1	0	0	2	2										
51 Steve Clevenger, L OBP: 0.667, SLG: 1.000			5 1B	9		F8				4	2	3	0	0	0	1										
5 Reed Johnson, R OBP: 0.250, SLG: 0.364			9 1B 15 1B							4	1	1	1	0	2	4										
22 Matt Garza, R (1, 1)										4	0	0	0	0	4	3										
54 Shawn Camp, R (9, 1)				K2-3						0	0	0	0	0	0	0										
Inning Stats	R: 0 H: 0 E: 0 K: 0 S: 10	H: 0 LOB: 0 BB: 0 P: 13	R: 0 H: 0 E: 0 K: 2 S: 10	H: 0 LOB: 0 BB: 0 P: 14	R: 6 H: 7 E: 0 K: 1 S: 21	H: 7 LOB: 0 BB: 0 P: 30	R: 2 H: 3 E: 0 K: 3 S: 20	H: 3 LOB: 2 BB: 1 P: 37	R: 0 H: 1 E: 0 K: 2 S: 11	H: 1 LOB: 1 BB: 0 P: 14	R: 0 H: 0 E: 0 K: 1 S: 7	H: 0 LOB: 0 BB: 0 P: 11	R: 0 H: 0 E: 0 K: 0 S: 4	H: 0 LOB: 0 BB: 0 P: 8	R: 0 H: 2 E: 0 K: 1 S: 10	H: 2 LOB: 1 BB: 0 P: 13	R: 0 H: 0 E: 1 K: 1 S: 10	H: 0 LOB: 1 BB: 0 P: 13	1B: 11 2B: 2 3B: 0 HR: 0	SF: 0 SAC: 0 DP: 3 HBP: 1	WP: 1 PB: 0 CS: 0	PA: 36				
PITCHER	IP WLS BF H R ER SO BB IBB HBP BLK WP HR S P ERA WHIP	IP WLS BF H R ER SO BB IBB HBP BLK WP HR S P ERA WHIP	IP WLS BF H R ER SO BB IBB HBP BLK WP HR S P ERA WHIP	IP WLS BF H R ER SO BB IBB HBP BLK WP HR S P ERA WHIP	IP WLS BF H R ER SO BB IBB HBP BLK WP HR S P ERA WHIP	IP WLS BF H R ER SO BB IBB HBP BLK WP HR S P ERA WHIP	IP WLS BF H R ER SO BB IBB HBP BLK WP HR S P ERA WHIP	IP WLS BF H R ER SO BB IBB HBP BLK WP HR S P ERA WHIP	IP WLS BF H R ER SO BB IBB HBP BLK WP HR S P ERA WHIP	IP WLS BF H R ER SO BB IBB HBP BLK WP HR S P ERA WHIP	IP WLS BF H R ER SO BB IBB HBP BLK WP HR S P ERA WHIP	IP WLS BF H R ER SO BB IBB HBP BLK WP HR S P ERA WHIP	IP WLS BF H R ER SO BB IBB HBP BLK WP HR S P ERA WHIP	IP WLS BF H R ER SO BB IBB HBP BLK WP HR S P ERA WHIP	IP WLS BF H R ER SO BB IBB HBP BLK WP HR S P ERA WHIP	IP WLS BF H R ER SO BB IBB HBP BLK WP HR S P ERA WHIP	IP WLS BF H R ER SO BB IBB HBP BLK WP HR S P ERA WHIP	IP WLS BF H R ER SO BB IBB HBP BLK WP HR S P ERA WHIP	IP WLS BF H R ER SO BB IBB HBP BLK WP HR S P ERA WHIP	IP WLS BF H R ER SO BB IBB HBP BLK WP HR S P ERA WHIP	IP WLS BF H R ER SO BB IBB HBP BLK WP HR S P ERA WHIP	IP WLS BF H R ER SO BB IBB HBP BLK WP HR S P ERA WHIP	IP WLS BF H R ER SO BB IBB HBP BLK WP HR S P ERA WHIP	IP WLS BF H R ER SO BB IBB HBP BLK WP HR S P ERA WHIP	IP WLS BF H R ER SO BB IBB HBP BLK WP HR S P ERA WHIP	IP WLS BF H R ER SO BB IBB HBP BLK WP HR S P ERA WHIP

Milwaukee Brewers @ Chicago Cubs
Wrigley Field, Chicago, IL
Thu Apr 12 2012, 1:24 PM - 4:11 PM CDT
Att: 36,311 - Sunny - 57 F

AB 34
R 8
H 13
RBI 7
BB 1
SO 10
LOB 13



Batter	1	2	3	4	5	6	7	8	9	AB	R	H	RBI	BB	SO	LOB	TOP					
23 Rickie Weeks Jr. R OBP: 0.279, SLG: 0.375										4	1	1	0	1	0	1						
2 Neyer Morgan, L OBP: 0.167, SLG: 0.167										3	0	0	0	0	0	1						
27 Carlos Gómez, R OBP: 0.412, SLG: 0.688										2	1	1	0	0	0	0						
8 Ryan Braun, R OBP: 0.406, SLG: 0.571										5	1	3	2	0	1	0						
16 Aramis Ramirez, R OBP: 0.194, SLG: 0.185										5	1	1	0	0	0	2						
1 Corey Hart, R OBP: 0.481, SLG: 1.000										5	1	2	3	0	2	1						
24 Mat Gamel, L OBP: 0.300, SLG: 0.379										4	1	2	0	0	1	1						
11 Alex Gonzalez, R OBP: 0.267, SLG: 0.500										4	1	2	2	0	1	2						
9 George Kottaras, L OBP: 0.583, SLG: 1.444										1	1	1	1	2	0	0						
43 Randy Wolf, L										2	0	0	0	0	0	0						
41 Marco Estrada, R										0	0	0	0	0	0	0						
45 Travis Ishikawa, L										0	0	0	0	0	0	0						
50 Kameron Loe, R										0	0	0	0	0	0	0						
20 Jonathan Lucroy, R										0	0	0	0	0	0	0						
57 Francisco Rodríguez, R										0	0	0	0	0	0	0						
48 Tim Lillard, R										0	0	0	0	0	0	0						
Inning Stats	R: 0 H: 0 E: 0 K: 1 S: 9	H: 0 LOB: 0 BB: 0 P: 13	R: 3 H: 3 E: 0 K: 1 S: 12	H: 3 LOB: 0 BB: 0 P: 17	R: 0 H: 0 E: 0 K: 0 S: 8	H: 0 LOB: 1 BB: 0 P: 10	R: 0 H: 1 E: 0 K: 1 S: 7	H: 1 LOB: 1 BB: 0 P: 9	R: 0 H: 0 E: 0 K: 0 S: 6	H: 0 LOB: 2 BB: 1 P: 17	R: 2 H: 3 E: 0 K: 0 S: 18	H: 3 LOB: 2 BB: 1 P: 31	R: 3 H: 4 E: 0 K: 1 S: 15	H: 4 LOB: 0 BB: 0 P: 19	R: 0 H: 1 E: 0 K: 1 S: 7	H: 1 LOB: 1 BB: 0 P: 10	R: 0 H: 1 E: 0 K: 1 S: 14	H: 1 LOB: 1 BB: 0 P: 19	1B: 8 2B: 2 3B: 0 HR: 3	SF: 0 SAC: 1 DP: 1 HBP: 0	WP: 0 PB: 0 SB: 3 CS: 1	PA: 41
PITCHER	IP WLS BF H R ER SO BB IBB HBP BLK WP HR S P ERA WHIP																					
49 Jair Jurrjens, R ERA: 7.71	5.0	23	7	5	5	3	2	0	0	0	0	0	0	0	2	52	81	9.00	1.800			
54 Kris Medlen, R ERA: 3.39	1.0	4	0	0	0	0	1	0	0	0	0	0	0	0	8	16	0.00	1.000				
34 Eric O'Flaherty, L ERA: 9.82	1.0	6	4	0	3	1	0	0	0	0	0	1	15	19	27.00	4.000						
39 Jonny Venters, L ERA:	1.0	4	1	0	0	1	0	0	0	0	0	7	10	0.00	1.000							
46 Craig Kimbrel, R ERA:	1.0	4	1	0	0	1	0	0	0	0	0	14	19	0.00	1.000							

Milwaukee Brewers @ Atlanta Braves
Turner Field, Atlanta, GA
Fri Apr 13, 2012, 7:40 PM - 11:00 PM EDT
Att: 50,635 - Partly Cloudy - 69 F

AB	37
R	8
H	13
RBI	8
BB	3
SO	6
LOB	12



Batter	1	2	3	4	5	6	7	8	9	AB	R	H	RBI	BB	SO	LOB	BOTTOM					
24 Michael Bourn, L OBP: 0.258, SLG: 0.286										4	2	2	1	1	0	1						
14 Martín Prado, R OBP: 0.355, SLG: 0.429										5	1	2	0	0	0	4						
5 Freddie Freeman, L OBP: 0.258, SLG: 0.241										3	3	0	0	2	1	2						
16 Brian McCann, L OBP: 0.346, SLG: 0.583										5	1	4	4	0	0	2						
26 Dan Uggla, R OBP: 0.323, SLG: 0.321										5	1	3	3	0	1	2						
23 Matt Diaz, R OBP: 0.313, SLG: 0.462										4	1	1	2	1	0	3						
22 Jason Heyward, L OBP: 0.423, SLG: 0.609										4	1	2	0	1	0	2						
1 Tyler Pastornicky, R OBP: 0.294, SLG: 0.533										3	0	0	0	0	0	2						
2 Jack Wilson, R										1	0	0	0	0	1	2						
49 Jair Jurrjens, R										2	0	0	0	1	1	1						
54 Kris Medlen, S										0	0	0	0	0	0	0						
34 Eric O'Flaherty, L										0	0	0	0	0	0	0						
20 Eric Hinske, L										0	0	0	0	0	0	0						
39 Jonny Venters, L										0	0	0	0	0	0	0						
46 Craig Kimbrel, R										0	0	0	0	0	0	0						
Inning Stats	R: 1 H: 1 E: 0 K: 0 S: 8	H: 1 LOB: 1 BB: 1 P: 18	R: 0 H: 0 E: 1 K: 1 S: 10	H: 0 LOB: 0 BB: 0 P: 17	R: 1 H: 3 E: 0 K: 0 S: 13	H: 3 LOB: 0 BB: 0 P: 20	R: 0 H: 0 E: 0 K: 0 S: 6	H: 0 LOB: 0 BB: 1 P: 10	R: 6 H: 6 E: 0 K: 0 S: 27	H: 6 LOB: 2 BB: 2 P: 51	R: 0 H: 1 E: 0 K: 2 S: 14	H: 1 LOB: 1 BB: 0 P: 18	R: 0 H: 1 E: 0 K: 1 S: 9	H: 1 LOB: 0 BB: 0 P: 14	R: 2 H: 2 E: 0 K: 1 S: 14	H: 2 LOB: 2 BB: 2 P: 26	R: 2 H: 2 E: 0 K: 1 S: 14	H: 2 LOB: 2 BB: 2 P: 26	1B: 9 2B: 2 3B: 1 HR: 2	SF: 0 SAC: 1 DP: 1 HBP: 0	WP: 1 PB: 0 SB: 1 CS: 0	PA: 44
PITCHER	IP WLS BF H R ER SO BB IBB HBP BLK WP HR S P ERA WHIP																					
43 Randy Wolf, L ERA: 10.61	4.1	25	9	8	8	1	3	0	0	0	0	0	0	2	56	98	16.61	2.769				
41 Marco Estrada, R ERA: 3.6	0.2	4	1	0	0	0	1	0	0	0	0	0	8	18	0.00	3.000						
50 Kameron Loe, R ERA: 2.08	2.0	8	2	0	0	2	0	0	0	0	0	23	32	0.00	1.000							
57 Francisco Rodríguez, R ERA: 4.5	0.1	L	5	2	2	2	0	2	0	0	1	0	10	21	54.00	12.000						
48 Tim Lillard, R ERA: 7.94	0.2	2	0	0	0	1	0	0	0	0	0	4	5	0.00	0.000							

Milwaukee Brewers @ Atlanta Braves
Turner Field, Atlanta, GA
Fri Apr 13, 2012, 7:40 PM - 11:00 PM EDT
Att: 50,635 - Partly Cloudy - 69 F

AB	37
R	10
H	14
RBI	10
BB	6
SO	4
LOB	22



Batter	1	2	3	4	5	6	7	8	9	AB	R	H	RBI	BB	SO	LOB	TOP					
23 Rickie Weeks Jr., R (1.4) OBP: 0.275, SLG: 0.343										3	0	0	0	1	3	2						
27 Carlos Gómez, R (1.8) OBP: 0.381, SLG: 0.600										4	0	1	0	0	0	0						
8 Ryan Braun, R (1.7) OBP: 0.389, SLG: 0.516										3	0	0	0	1	1	2						
16 Aramis Ramirez, R (1.5) OBP: 0.200, SLG: 0.194										4	0	1	0	0	0	2						
1 Corey Hart, R (1.9) OBP: 0.484, SLG: 0.917										2	0	0	0	1	1	0						
20 Jonathan Lucroy, R (1.2) OBP: 0.435, SLG: 0.556										3	0	1	0	0	0	1						
9 George Kottaras, L (8, PH) OBP: 0.538, SLG: 1.300										1	0	0	0	0	1	3						
24 Mat Gamel, L (1.3) OBP: 0.294, SLG: 0.364										4	1	1	0	0	1	3						
3 Cesar Izturis, S (1.6)										3	0	0	0	0	0	2						
18 Shaun Marcum, R (1.1)										2	0	0	0	0	0	0						
7 Norichika Aoki, L (8, PH) OBP: 0.556, SLG: 0.429										1	0	1	0	0	0	0						
40 Jose Veras, R (8, 1)										0	0	0	0	0	0	0						
Inning Stats	R: 0 H: 1 E: 0 K: 1 S: 10	H: 1 LOB: 1 BB: 1 P: 17	R: 0 H: 0 E: 0 K: 0 S: 5	H: 0 LOB: 0 BB: 0 P: 9	R: 0 H: 0 E: 0 K: 1 S: 10	H: 0 LOB: 0 BB: 0 P: 15	R: 0 H: 0 E: 0 K: 1 S: 10	H: 0 LOB: 0 BB: 0 P: 7	R: 0 H: 0 E: 0 K: 1 S: 10	H: 0 LOB: 0 BB: 0 P: 14	R: 0 H: 0 E: 0 K: 1 S: 13	H: 0 LOB: 0 BB: 0 P: 17	R: 0 H: 0 E: 0 K: 1 S: 10	H: 0 LOB: 0 BB: 0 P: 15	R: 1 H: 3 E: 0 K: 1 S: 13	H: 3 LOB: 2 BB: 2 P: 19	R: 0 H: 1 E: 0 K: 2 S: 15	H: 1 LOB: 3 BB: 2 P: 26	1B: 4 2B: 1 3B: 0 HR: 0	SF: 0 DP: 2 HBP: 1	WP: 0 PB: 0 SB: 0 CS: 0	PA: 34
PITCHER	IP	WLS	BF	H	R	ER	SO	BB	IBB	HBP	BLK	WP	HR	S	P	ERA	WHIP					
36 Mike Minor, L (1.1) ERA: 4.38	7.1	W	24	2	1	0	4	1	0	1	0	0	0	67	99	0.00	0.409					
39 Jonny Venters, L (8, 1) ERA:	0.2	H	4	2	0	0	1	0	0	0	0	0	0	9	14	0.00	3.000					
46 Craig Kimbrel, R (9, 1) ERA:	1.0	S	6	1	0	0	2	2	0	0	0	0	0	15	26	0.00	3.000					

Milwaukee Brewers @ Atlanta Braves
Turner Field, Atlanta, GA
Sat Apr 14 2012, 7:12 PM - 9:54 PM EDT
Att: 37,408 - Clear - 75 F

AB 30
R 1
H 5
RBI 0
BB 3
SO 7
LOB 15



Batter	1	2	3	4	5	6	7	8	9	AB	R	H	RBI	BB	SO	LOB	BOTTOM				
24 Michael Bourn, L (1.8) OBP: 0.257, SLG: 0.281										4	0	1	0	0	0	1					
14 Martín Prado, R (1.7) OBP: 0.314, SLG: 0.375										4	0	0	0	0	1	2					
5 Freddie Freeman, L (1.3) OBP: 0.229, SLG: 0.212										4	0	0	0	0	3	2					
16 Brian McCann, L (1.2) OBP: 0.345, SLG: 0.538										2	1	0	0	1	0	1					
26 Dan Uggla, R (1.4) OBP: 0.294, SLG: 0.290										3	0	0	0	0	0	1					
22 Jason Heyward, L (1.9) OBP: 0.414, SLG: 0.577										3	1	1	0	0	1	0					
25 Juan Francisco, L (1.5) OBP: 0.231, SLG: 0.250										2	0	1	1	1	0	0					
1 Tyler Pastornicky, R (1.6) OBP: 0.250, SLG: 0.444										3	0	0	0	0	2	2					
2 Jack Wilson, R (8, 6)										0	0	0	0	0	0	0					
36 Mike Minor, R (1.1)										2	0	0	0	0	0	1					
39 Jonny Venters, L (8, 1)										0	0	0	0	0	0	0					
20 Eric Hinske, L (8, PH) OBP: 0.428, SLG: 0.333										0	0	0	0	1	0	0					
46 Craig Kimbrel, R (9, 1)										0	0	0	0	0	0	0					
Inning Stats	R: 0 H: 0 E: 0 K: 0 S: 8	H: 2 LOB: 1 BB: 1 P: 14	R: 2 H: 2 E: 1 K: 0 S: 10	H: 2 LOB: 1 BB: 1 P: 17	R: 0 H: 0 E: 0 K: 2 S: 8	H: 0 LOB: 0 BB: 0 P: 12	R: 0 H: 0 E: 0 K: 1 S: 8	H: 0 LOB: 0 BB: 0 P: 11	R: 0 H: 1 E: 0 K: 1 S: 10	H: 1 LOB: 1 BB: 0 P: 19	R: 0 H: 0 E: 0 K: 1 S: 12	H: 0 LOB: 1 BB: 1 P: 19	R: 0 H: 0 E: 0 K: 1 S: 12	H: 0 LOB: 1 BB: 1 P: 22	R: 0 H: 0 E: 0 K: 1 S: 12	H: 0 LOB: 1 BB: 1 P: 22	1B: 2 2B: 1 3B: 0 HR: 0	SF: 0 DP: 0 HBP: 0	WP: 1 PB: 0 SB: 0 CS: 0	PA: 30	
PITCHER	IP	WLS	BF	H	R	ER	SO	BB	IBB	HBP	BLK	WP	HR	S	P	ERA	WHIP				
18 Shaun Marcum, R (1.1) ERA: 3.46	7.0	L	26	3	2	2	6	2	0	0	1	0	0	65	105	2.57	0.714				
40 Jose Veras, R (8, 1) ERA: 2.7	1.0		4	0	0	0	1	1	0	0	0	1	0	12	22	0.00	1.000				

Milwaukee Brewers @ Atlanta Braves
Turner Field, Atlanta, GA
Sat Apr 14 2012, 7:12 PM - 9:54 PM EDT
Att: 37,408 - Clear - 75 F

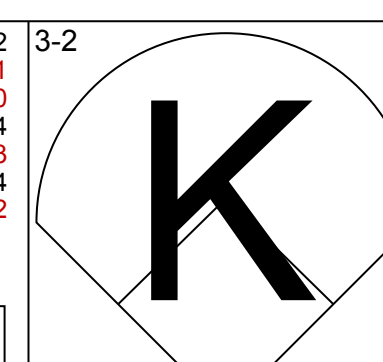
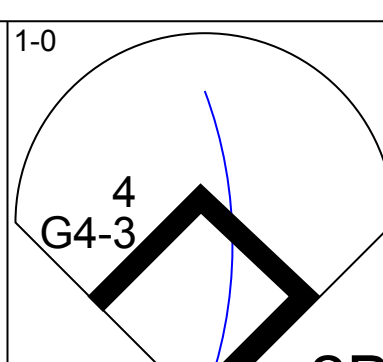
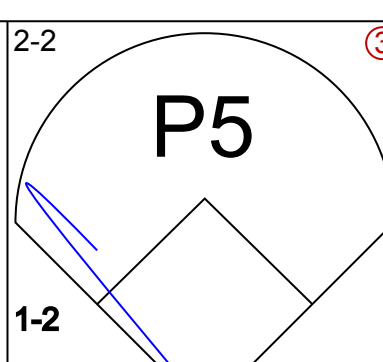
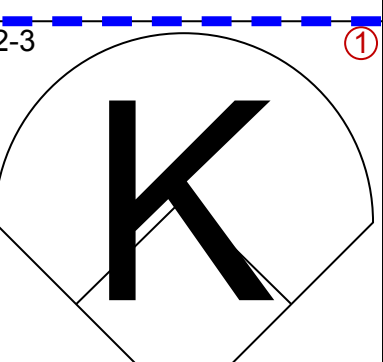
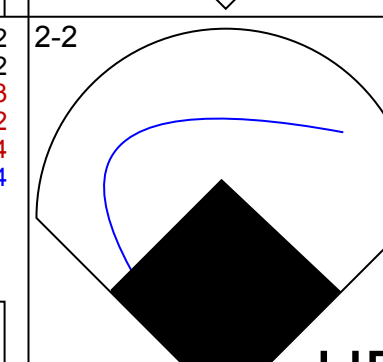
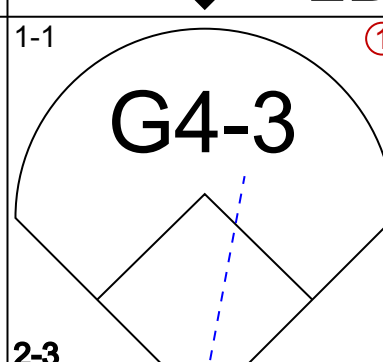

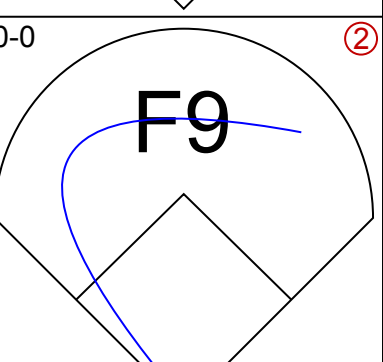
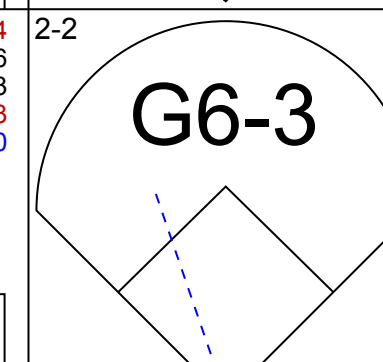
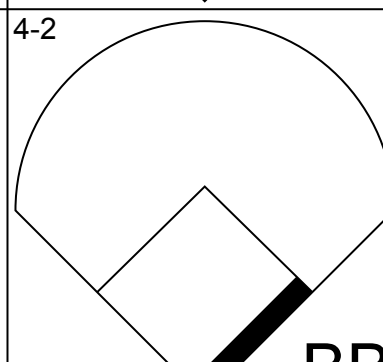

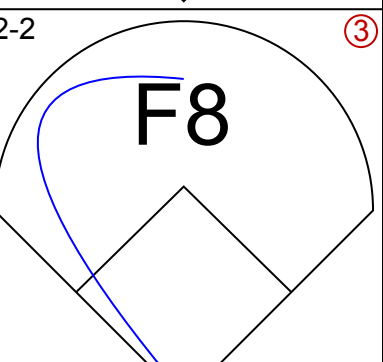
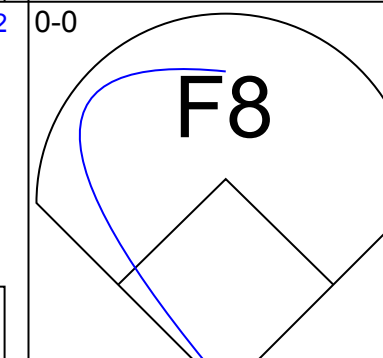
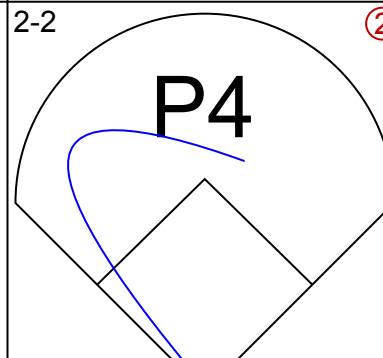



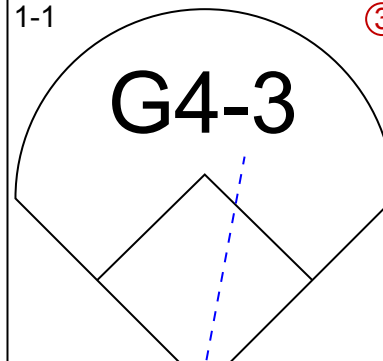





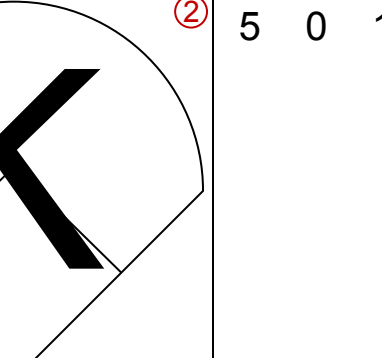

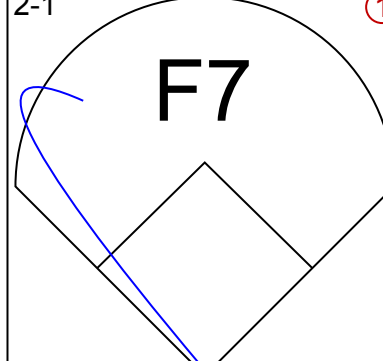

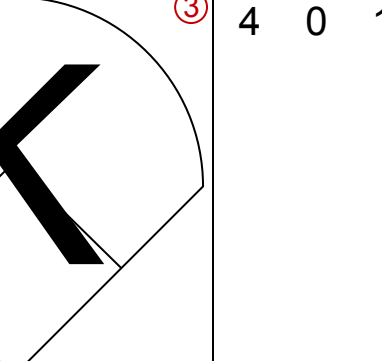

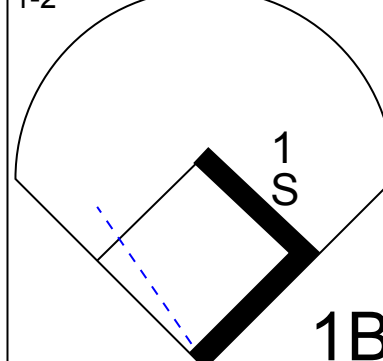






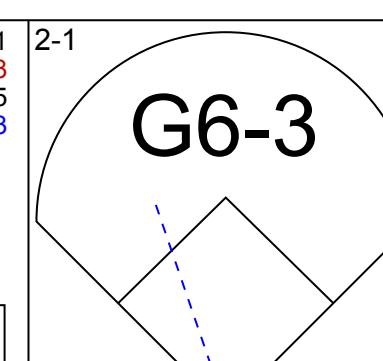
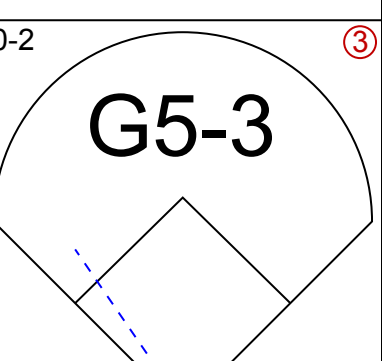
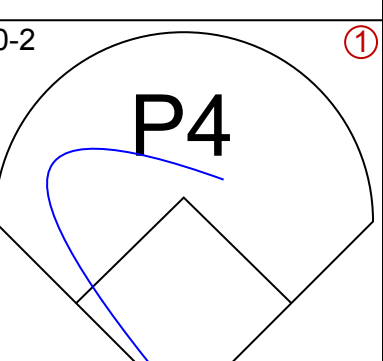
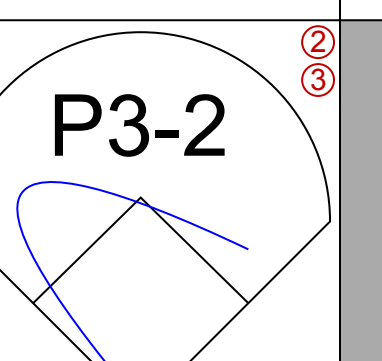
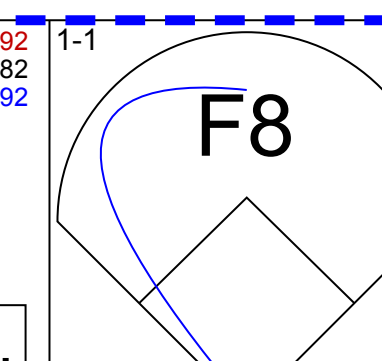
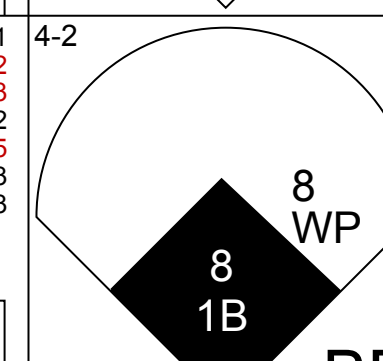
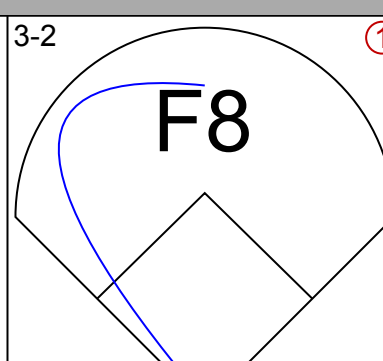
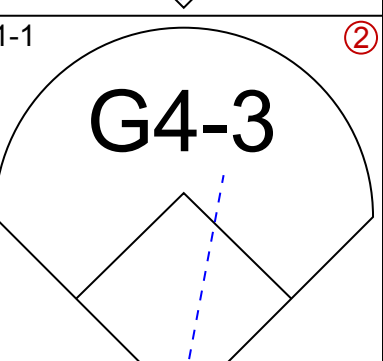


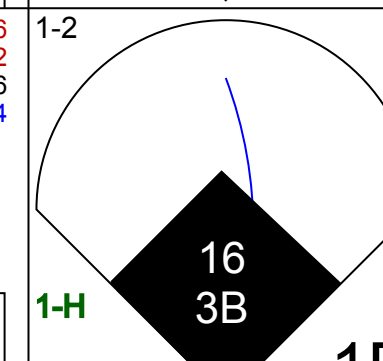
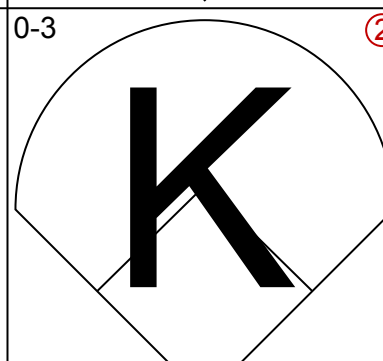
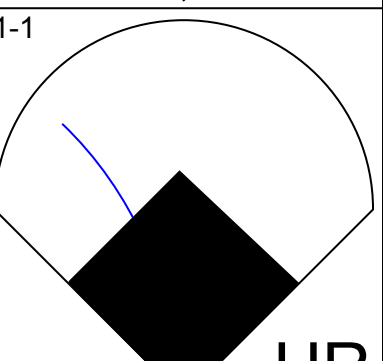

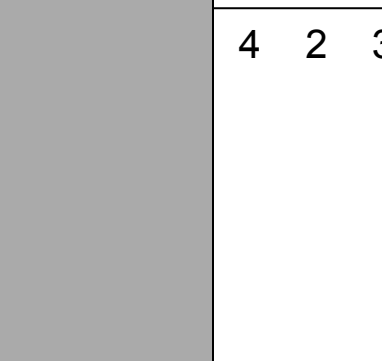
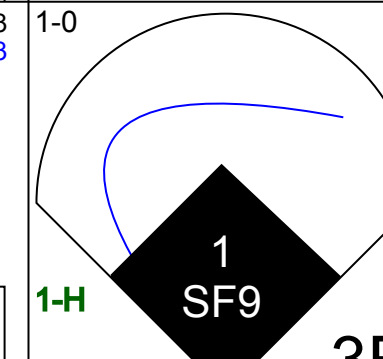
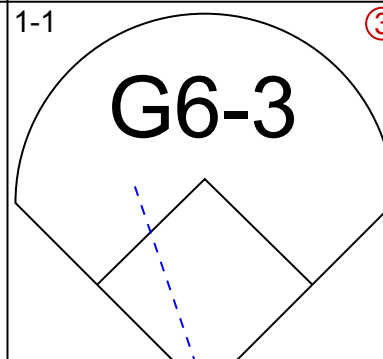
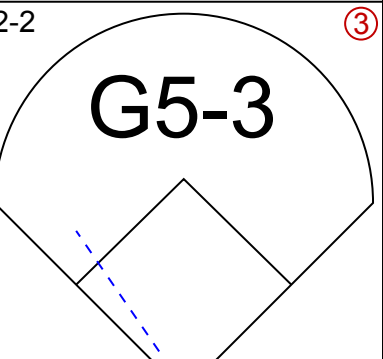


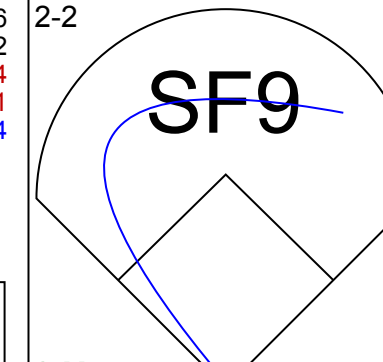
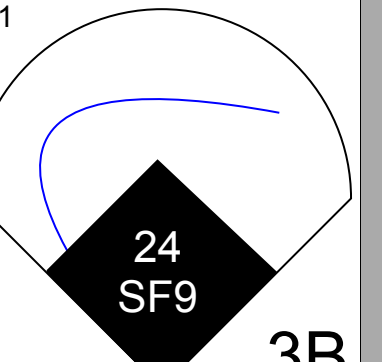
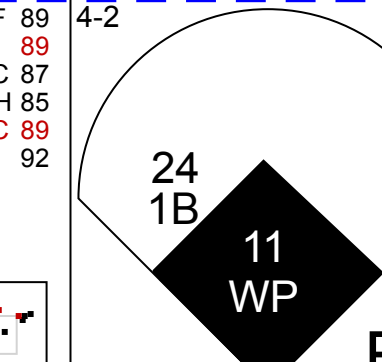


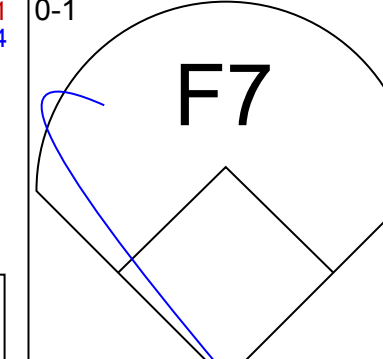
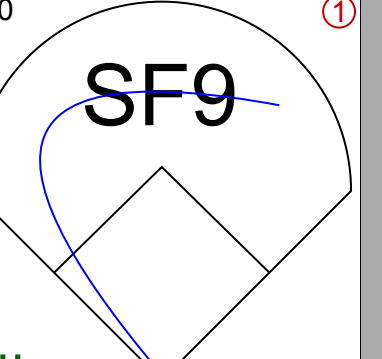
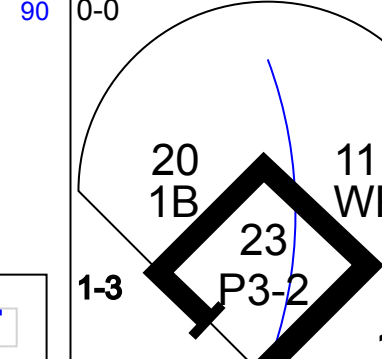
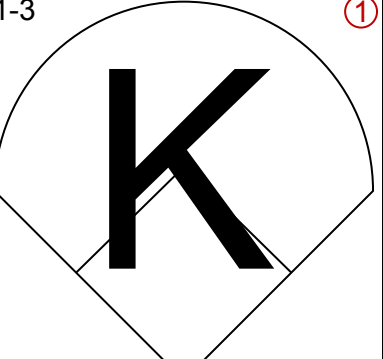

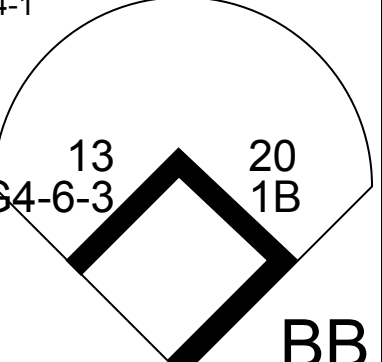
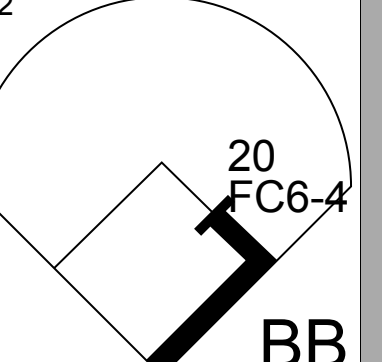
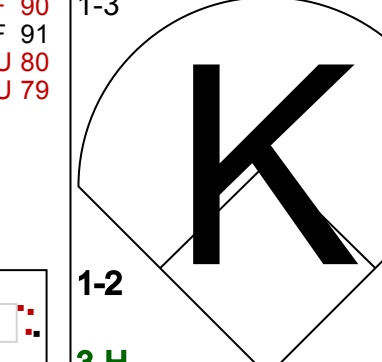
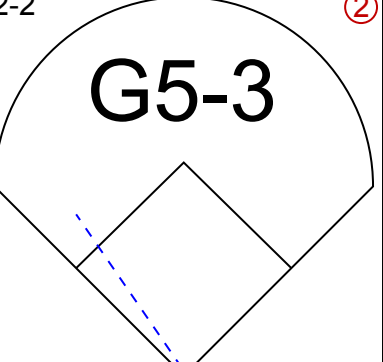

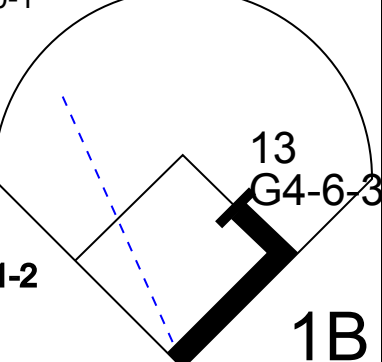
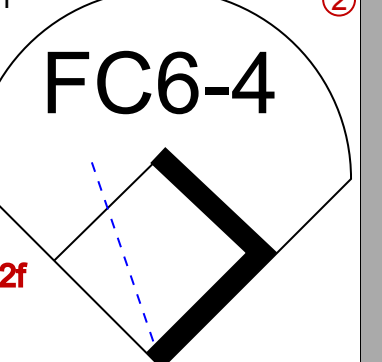
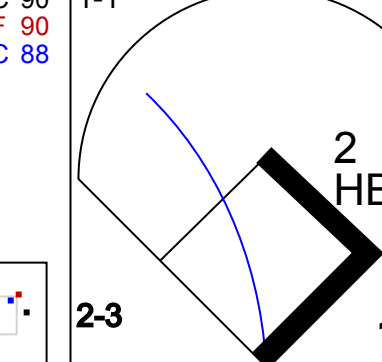
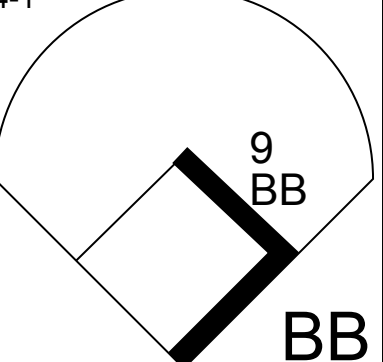

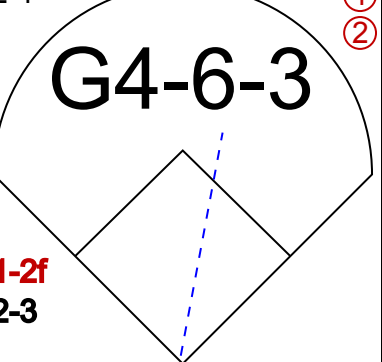
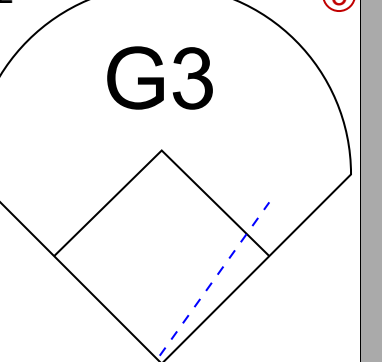
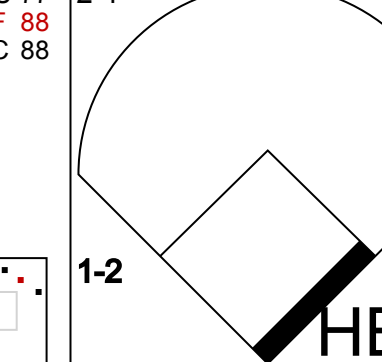
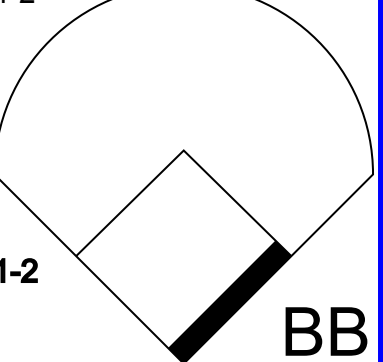

AB 27
R 2
H 3
RBI 1
BB 3
SO 7
LOB 10



Batter	1	2	3	4	5	6	7	8	9	AB	R	H	RBI	BB	SO	LOB	TOP									
9 Dee Strange-Gordon, L (1, 6) OBP: 0.271, SLG: 0.250										4	0	1	0	0	1	0	Los Angeles Dodgers @ Milwaukee Brewers Miller Park, Milwaukee, WI Tue Apr 17 2012, 7:11 PM - 9:57 PM CDT Att: 27,159 - Roof Closed - 63 F									
14 Mark Ellis, R (1, 4) OBP: 0.356, SLG: 0.289										4	1	1	0	0	1	1										
27 Matt Kemp, R (1, 8) OBP: 0.500, SLG: 0.977										4	0	1	0	0	2	1										
16 Andre Ethier, L (1, 9) OBP: 0.383, SLG: 0.738										4	2	2	2	0	1	1										
21 Juan Rivera, R (1, 7) OBP: 0.325, SLG: 0.343										4	1	1	0	0	0	1										
74 Kenley Jansen, S (8, 1)										0	0	0	0	0	0	0										
54 Javy Guerra, R (9, 1)										0	0	0	0	0	0	0										
7 James Loney, L (1, 3) OBP: 0.306, SLG: 0.258											4	0	2	1	0	1		0								
5 Juan Uribe, R (1, 5) OBP: 0.257, SLG: 0.265											4	0	0	0	0	2										
17 A.J. Ellis, R (1, 2) OBP: 0.429, SLG: 0.423											3	0	1	0	1	1		0								
58 Chad Billingsley, R (1, 1)										2	0	0	0	0	2	1	Los Angeles Dodgers @ Milwaukee Brewers Miller Park, Milwaukee, WI Tue Apr 17 2012, 7:11 PM - 9:57 PM CDT Att: 27,159 - Roof Closed - 63 F									
3 Adam Kennedy, L (7, PH) OBP: 0.250, SLG: 0.111										1	0	0	0	0	2	0										
55 Matt Guerrier, R (7, 1)										0	0	0	0	0	0	0										
10 Tony Gwynn Jr., L (8, 7) OBP: 0.214, SLG: 0.214										0	0	0	0	0	0	0										
Inning Stats	R: 0 E: 0 K: 1 S: 9	H: 2 LOB: 1 BB: 0 P: 17	R: 0 E: 0 K: 1 S: 9	H: 0 LOB: 0 BB: 0 P: 16	R: 0 E: 0 K: 1 S: 9	H: 0 LOB: 0 BB: 0 P: 12	R: 0 E: 0 K: 1 S: 5	H: 0 LOB: 0 BB: 0 P: 10	R: 1 E: 1 K: 1 S: 11	H: 3 LOB: 1 BB: 0 P: 19	R: 0 E: 0 K: 2 S: 7	H: 0 LOB: 0 BB: 0 P: 10	R: 1 E: 0 K: 0 S: 9	H: 2 LOB: 2 BB: 1 P: 13	R: 2 E: 0 K: 1 S: 13	H: 2 LOB: 0 BB: 0 P: 19		R: 0 E: 0 K: 1 S: 7	H: 0 LOB: 0 BB: 0 P: 13	1B: 3 2B: 5 3B: 0 HR: 1	SF: 0 SAC: 0 DP: 0 HBP: 0	WP: 2 PB: 0 SB: 0 CS: 1	PA: 35			
PITCHER	IP	WLS	BF	H	R	ER	SO	BB	IBB	HBP	BLK	WP	HR	S	P	ERA		WHIP								
49 Yovani Gallardo, R (1, 1) ERA: 4.58	7.0		27	7	2	2	7	0	1	0	0	2	0	59	97	2.57		1.000								
57 Francisco Rodriguez, R (8, 1) ERA: 7.2	1.0	B	5	2	2	2	1	0	0	0	0	0	1	13	19	18.00		2.000								
40 Jose Veras, R (9, 1) ERA: 2.08	1.0	W	3	0	0	0	1	0	0	0	0	0	0	7	13	0.00		0.000								

Batter	1	2	3	4	5	6	7	8	9	AB	R	H	RBI	BB	SO	LOB	BOTTOM								
23 Rickie Weeks Jr., R (1, 4) OBP: 0.313, SLG: 0.405										4	0	2	0	0	0	1	Los Angeles Dodgers @ Milwaukee Brewers Miller Park, Milwaukee, WI Tue Apr 17 2012, 7:11 PM - 9:57 PM CDT Att: 27,159 - Roof Closed - 63 F								
2 Nyjer Morgan, L (1, 8) OBP: 0.125, SLG: 0.125										4	0	0	0	0	1	3									
8 Ryan Braun, R (1, 7) OBP: 0.386, SLG: 0.500										3	0	0	0	0	2	1									
16 Aramis Ramirez, R (1, 5) OBP: 0.163, SLG: 0.154										4	0	0	0	0	2	2									
1 Corey Hart, R (1, 9) OBP: 0.436, SLG: 0.781											4	0	1	0	0	0		0							
27 Carlos Gómez, R (9, PR) OBP: 0.381, SLG: 0.600										0	1	0	0	0	0	0									
24 Mat Gamel, L (1, 3) OBP: 0.333, SLG: 0.436										3	3	2	1	1	0	0									
20 Jonathan Lucroy, R (1, 2) OBP: 0.419, SLG: 0.592										4	1	1	0	0	2	3									
3 Cesar Izturis, S (1, 6) OBP: 0.231, SLG: 0.231										3	0	2	1	0	0	0									
9 George Kottaras, L (9, PH) OBP: 0.533, SLG: 1.250										1	0	1	2	0	0	0									
49 Yovani Gallardo, R (1, 1)										2	0	0	0	0	1	1									
7 Norichika Aoki, L (7, PH) OBP: 0.500, SLG: 0.375										0	0	0	1	0	0	0									
57 Francisco Rodriguez, R (8, 1)										0	0	0	0	0	0	0									
40 Jose Veras, R (9, 1) ERA: 2.84										0	0	0	0	0	0	0									
Inning Stats	R: 0 E: 0 K: 1 S: 9	H: 1 LOB: 1 BB: 0 P: 11	R: 2 E: 0 K: 1 S: 19	H: 4 LOB: 2 BB: 0 P: 28	R: 0 E: 0 K: 0 S: 7	H: 0 LOB: 0 BB: 0 P: 12	R: 0 E: 0 K: 0 S: 9	H: 0 LOB: 0 BB: 0 P: 13	R: 0 E: 0 K: 0 S: 6	H: 0 LOB: 0 BB: 0 P: 10	R: 0 E: 0 K: 0 S: 5	H: 0 LOB: 0 BB: 0 P: 9	R: 1 E: 0 K: 1 S: 12	H: 2 LOB: 1 BB: 0 P: 21	R: 0 E: 0 K: 2 S: 10	H: 0 LOB: 0 BB: 0 P: 11	R: 2 E: 0 K: 1 S: 12	H: 2 LOB: 2 BB: 1 P: 20	1B: 4 2B: 3 3B: 1 HR: 1	SF: 0 SAC: 1 DP: 0 HBP: 1	WP: 0 PB: 0 SB: 2 CS: 1	PA: 35			
PITCHER	IP	WLS	BF	H	R	ER	SO	BB	IBB	HBP	BLK	WP	HR	S	P	ERA	WHIP								
58 Chad Billingsley, R (1, 1) ERA: 1.33	6.0		23	5	2	2	2	0	0	1	0	0	0	55	83	3.00	0.833								
55 Matt Guerrier, R (7, 1) ERA: 1.5	1.0	H	3	0	0	0	2	0	0	0	0	0	0	10	11	0.00	0.000								
74 Kenley Jansen, R (8, 1) ERA: 4.5	1.0	L	4	2	2	2	1	1	0	0	0	0	0	12	20	54.00	9.000								

Batter	1	2	3	4	5	6	7	8	9	AB	R	H	RBI	BB	SO	LOB	TOP					
19 Marco Scutaro, R OBP: 0.291, SLG: 0.245										4	0	1	0	0	1	1	Colorado Rockies @ Milwaukee Brewers Miller Park, Milwaukee, WI Sat Apr 21 2012, 6:13 PM - 9:23 PM CDT Att. 43,565 - Roof Closed - 64 F					
Dexter Fowler, S OBP: 0.314, SLG: 0.409										4	0	1	1	0	2	1						
5 Carlos González, L OBP: 0.306, SLG: 0.378										4	1	0	0	0	1	2						
2 Troy Tulowitzki, R OBP: 0.379, SLG: 0.510										4	1	2	2	0	1	1						
17 Todd Helton, L OBP: 0.327, SLG: 0.522										3	1	1	1	1	1	0						
3 Michael Cuddyer, R OBP: 0.377, SLG: 0.647										4	0	0	0	0	1	2						
20 Wilin Rosario, R OBP: 0.280, SLG: 0.522										4	0	1	0	0	2	0						
10 Chris Nelson, R OBP: 0.333, SLG: 0.326										4	0	0	0	0	2	1						
13 Drew Pomeranz, R (1, 1)										1	0	0	0	0	1	1						
1 Eric Young Jr., S (6, PH) 48 Esmil Rogers, R (6, 1) 61 Edgmer Escalona, R (7, 1) 30 Josh Roenicke, R (8, 1)										0	1	0	0	0	1	0						
Inning Stats	R: 0 E: 0 K: 3 S: 12	H: 0 LOB: 0 BB: 0 P: 18	R: 0 E: 0 K: 1 S: 10	H: 0 LOB: 0 BB: 0 P: 15	R: 0 E: 0 K: 2 S: 10	H: 1 LOB: 1 BB: 0 P: 15	R: 1 E: 0 K: 2 S: 13	H: 1 LOB: 0 BB: 0 P: 22	R: 0 E: 0 K: 1 S: 6	H: 0 LOB: 0 BB: 0 P: 8	R: 2 E: 0 K: 0 S: 16	H: 2 LOB: 2 BB: 2 P: 33	R: 0 E: 0 K: 2 S: 7	H: 0 LOB: 1 BB: 0 P: 9	R: 0 E: 0 K: 1 S: 9	H: 1 LOB: 0 BB: 0 P: 15	R: 1 E: 0 K: 1 S: 13	H: 1 LOB: 0 BB: 0 P: 18	1B: 3 2B: 1 3B: 0 HR: 2	SF: 0 SAC: 0 DP: 0 HBP: 0	WP: 0 PB: 0 SB: 4 CS: 0	PA: 35
PITCHER	IP WLS BF H R ER SO BB IBB HBP BLK WP HR S P ERA WHIP																					
41 Marco Estrada, R (1, 1) ERA: 2.45	5.0		17	2	1	1	9	0	0	0	0	0	0	0	0	1	51	78	1.80	0.400		
26 Manny Parra, L (6, 1) ERA: 4.15	0.2	B	4	1	2	2	0	1	0	0	0	0	0	0	0	0	10	17	27.00	3.000		
58 Mike McClendon, R (6, 1) ERA: 4.15	0.1		3	1	0	0	0	1	0	0	0	0	0	0	0	0	6	16	0.00	6.000		
40 Jose Veras, R (7, 1) ERA: 1.42	1.0	W	3	0	0	0	2	0	0	0	0	0	0	0	0	0	7	9	0.00	0.000		
48 Tim Lillard, R (8, 1) ERA: 6.0	2.0		8	2	1	1	2	0	0	0	0	0	0	0	0	1	22	33	4.50	1.000		
Batter	1	2	3	4	5	6	7	8	9	AB	R	H	RBI	BB	SO	LOB	BOTTOM					
23 Rickie Weeks Jr., R OBP: 0.299, SLG: 0.379										4	1	1	1	1	2	0	Colorado Rockies @ Milwaukee Brewers Miller Park, Milwaukee, WI Sat Apr 21 2012, 6:13 PM - 9:23 PM CDT Att. 43,565 - Roof Closed - 64 F					
27 Carlos Gómez, R OBP: 0.345, SLG: 0.500										4	1	1	1	0	0	3						
8 Ryan Braun, R OBP: 0.328, SLG: 0.491										4	2	2	2	0	1	0						
16 Aramis Ramirez, R OBP: 0.220, SLG: 0.245										3	1	0	0	1	1	1						
1 Corey Hart, R (1, 9) 45 Travis Ishikawa, L (8, 3) OBP: 0.382, SLG: 0.638 OBP: 0.182, SLG: 0.273										3	2	1	0	1	1	0						
11 Alex González, R OBP: 0.304, SLG: 0.535										4	1	3	4	0	1	0						
24 Mat Gamel, L (1, 3) 48 Tim Lillard, R (8, 1) OBP: 0.345, SLG: 0.420										3	0	0	0	1	1	1						
20 Jonathan Lucroy, R OBP: 0.381, SLG: 0.543										3	1	1	0	0	1	0						
41 Marco Estrada, R (1, 1) 7 Norichika Aoki, L (5, PH) 26 Manny Parra, L (6, 1) 58 Mike McClendon, R (6, 1) 40 Jose Veras, R (7, 1) 2 Nyjer Morgan, L (7, PH) OBP: 0.288, SLG: 0.128										1	0	0	0	0	0	0						
Inning Stats	R: 0 E: 0 K: 1 S: 6	H: 0 LOB: 0 BB: 0 P: 9	R: 0 E: 0 K: 2 S: 8	H: 0 LOB: 0 BB: 0 P: 15	R: 0 E: 0 K: 2 S: 8	H: 0 LOB: 0 BB: 0 P: 9	R: 0 E: 0 K: 1 S: 7	H: 0 LOB: 0 BB: 0 P: 12	R: 2 E: 0 K: 0 S: 13	H: 2 LOB: 3 BB: 3 P: 30	R: 1 E: 0 K: 0 S: 11	H: 2 LOB: 1 BB: 0 P: 18	R: 6 E: 0 K: 1 S: 26	H: 5 LOB: 0 BB: 1 P: 43	R: 0 E: 0 K: 1 S: 6	H: 0 LOB: 0 BB: 0 P: 9		R: 0 E: 0 K: 1 S: 6	H: 0 LOB: 0 BB: 0 P: 9	1B: 3 2B: 2 3B: 2 HR: 2	SF: 0 SAC: 1 DP: 0 HBP: 0	WP: 1 PB: 2 SB: 1 CS: 0
PITCHER	IP WLS BF H R ER SO BB IBB HBP BLK WP HR S P ERA WHIP																					
13 Drew Pomeranz, L (1, 1) ERA: 6.75	5.0		20	2	2	2	6	3	0	0	0	0	0	0	0	1	42	75	3.60	1.000		
48 Esmil Rogers, R (6, 1) ERA: 4.15	1.1	L	9	5	4	4	0	0	0	0	0	0	1	1	20	31	27.00	3.750				
61 Edgmer Escalona, R (7, 1) ERA: 40.5	0.2		5	2	3	3	1	0	1	0	0	0	0	1	17	30	40.50	3.000				
30 Josh Roenicke, R (8, 1) ERA: 3.52	1.0		3	0	0	0	1	0	0	0	0	0	0	0	6	9	0.00	0.000				

Batter	1	2	3	4	5	6	7	8	9	AB	R	H	RBI	BB	SO	LOB	TOP						
1 Jordan Schafer, L (1.8) OBP: 0.375, SLG: 0.387										5	0	2	0	0	2	1							
4 Jed Lowrie, S (1.6) OBP: 0.362, SLG: 0.350										5	2	2	1	0	1	3							
14 J.D. Martinez, R (1.7) OBP: 0.408, SLG: 0.492										4	0	0	0	1	2	3							
45 Carlos Lee, R (1.3) OBP: 0.329, SLG: 0.377 9 Marwin Gonzalez, S (9, PR) OBP: 0.270, SLG: 0.333										5	1	3	0	0	0	2							
19 Brian Bogusevic, L (1.9) OBP: 0.350, SLG: 0.367										4	1	1	3	1	2	3							
23 Chris Johnson, R (1.5) OBP: 0.328, SLG: 0.348										5	0	1	1	0	4	4							
15 Jason Castro, L (1.2) OBP: 0.326, SLG: 0.341										4	0	1	0	1	1	1							
27 Jose Altuve, R (1.4) OBP: 0.388, SLG: 0.467										4	0	2	0	0	2	2							
64 Lucas Harrell, S (1.1) OBP: 0.286, SLG: 0.298 44 Justin Krawiec, R (6, PH) OBP: 0.316, SLG: 0.444 37 Brandon Lyon, R (6, 1) OBP: 0.279, SLG: 0.471 16 Matt Downs, R (7, PH) OBP: 0.279, SLG: 0.471 55 Rhiner Cruz, R (7, 1) OBP: 0.279, SLG: 0.471 53 Wesley Wright, R (8, 1) OBP: 0.279, SLG: 0.471 59 Wilton Lopez, R (8, 1) OBP: 0.279, SLG: 0.471										2	1	1	0	0	0	2							
Inning Stats	R: 1 E: 0 K: 1 S: 12	H: 1 LOB: 0 BB: 0 P: 19	R: 0 E: 0 K: 2 S: 11	H: 2 LOB: 2 BB: 0 P: 15	R: 0 E: 0 K: 0 S: 11	H: 1 LOB: 2 BB: 1 P: 20	R: 0 E: 0 K: 2 S: 8	H: 0 LOB: 0 BB: 0 P: 13	R: 1 E: 0 K: 3 S: 18	H: 3 LOB: 3 BB: 1 P: 30	R: 0 E: 0 K: 1 S: 11	H: 1 LOB: 1 BB: 0 P: 18	R: 3 E: 0 K: 2 S: 16	H: 4 LOB: 2 BB: 1 P: 31	R: 0 E: 0 K: 1 S: 7	H: 0 LOB: 0 BB: 0 P: 11	R: 0 E: 0 K: 3 S: 11	H: 1 LOB: 1 BB: 0 P: 19	1B: 10 2B: 1 3B: 1 HR: 1	SF: 0 DP: 0 HBP: 0	WP: 0 PB: 0 SB: 1 CS: 0	PA: 43	
PITCHER	IP WLS BF H R ER SO BB IBB HBP BLK WP HR S P ERA WHIP	IP WLS BF H R ER SO BB IBB HBP BLK WP HR S P ERA WHIP	IP WLS BF H R ER SO BB IBB HBP BLK WP HR S P ERA WHIP	IP WLS BF H R ER SO BB IBB HBP BLK WP HR S P ERA WHIP	IP WLS BF H R ER SO BB IBB HBP BLK WP HR S P ERA WHIP	IP WLS BF H R ER SO BB IBB HBP BLK WP HR S P ERA WHIP	IP WLS BF H R ER SO BB IBB HBP BLK WP HR S P ERA WHIP	IP WLS BF H R ER SO BB IBB HBP BLK WP HR S P ERA WHIP	IP WLS BF H R ER SO BB IBB HBP BLK WP HR S P ERA WHIP	IP WLS BF H R ER SO BB IBB HBP BLK WP HR S P ERA WHIP	IP WLS BF H R ER SO BB IBB HBP BLK WP HR S P ERA WHIP	IP WLS BF H R ER SO BB IBB HBP BLK WP HR S P ERA WHIP	IP WLS BF H R ER SO BB IBB HBP BLK WP HR S P ERA WHIP	IP WLS BF H R ER SO BB IBB HBP BLK WP HR S P ERA WHIP	IP WLS BF H R ER SO BB IBB HBP BLK WP HR S P ERA WHIP	IP WLS BF H R ER SO BB IBB HBP BLK WP HR S P ERA WHIP	IP WLS BF H R ER SO BB IBB HBP BLK WP HR S P ERA WHIP	IP WLS BF H R ER SO BB IBB HBP BLK WP HR S P ERA WHIP	IP WLS BF H R ER SO BB IBB HBP BLK WP HR S P ERA WHIP	IP WLS BF H R ER SO BB IBB HBP BLK WP HR S P ERA WHIP	IP WLS BF H R ER SO BB IBB HBP BLK WP HR S P ERA WHIP	IP WLS BF H R ER SO BB IBB HBP BLK WP HR S P ERA WHIP	IP WLS BF H R ER SO BB IBB HBP BLK WP HR S P ERA WHIP
13 Zack Greinke, R (1.1) ERA: 4.58	6.0	W	28	8	2	2	9	2	0	0	0	0	0	0	1	71	115	3.00	1.667				
40 Jose Veras, R (7.1) ERA: 4.91	1.0		8	4	3	3	2	1	0	0	0	0	0	0	0	16	31	27.00	5.000				
57 Francisco Rodriguez, R (8.1) ERA: 6.0	1.0	H	3	0	0	0	1	0	0	0	0	0	0	0	7	11	0.00	0.000					
59 John Axford, R (9.1) ERA: 6.35	1.0	S	4	1	0	0	3	0	0	0	0	0	0	0	11	19	0.00	1.000					
Batter	1	2	3	4	5	6	7	8	9	AB	R	H	RBI	BB	SO	LOB	BOTTOM						
23 Rickie Weeks Jr., R (1.4) OBP: 0.289, SLG: 0.364										5	0	0	0	0	0	6							
7 Norichika Aoki, L (1.8) OBP: 0.381, SLG: 0.500										3	1	0	0	1	1	0							
8 Ryan Braun, R (1.7) OBP: 0.362, SLG: 0.559										4	2	3	2	0	1	0							
16 Aramis Ramirez, R (1.5) OBP: 0.224, SLG: 0.295										4	1	1	1	0	0	1							
1 Corey Hart, R (1.9) OBP: 0.381, SLG: 0.635										2	2	1	1	1	0	1							
24 Mat Gamel, L (1.3) OBP: 0.333, SLG: 0.404										3	0	1	1	0	1	0							
11 Alex Gonzalez, R (1.6) OBP: 0.296, SLG: 0.469										2	0	0	0	2	1	1							
20 Jonathan Lucroy, R (1.2) OBP: 0.380, SLG: 0.500										3	0	2	0	1	0	1							
13 Zack Greinke, R (1.1) OBP: 0.286, SLG: 0.298 2 Nyjer Morgan, L (6, PH) OBP: 0.147, SLG: 0.119 40 Jose Veras, R (7.1) ERA: 2.08 57 Francisco Rodriguez, R (8.1) ERA: 7.36 59 George Kottaras, L (8, PH) ERA: 7.36 59 John Axford, R (9.1) ERA: 1.69										2	0	0	0	0	0	3							
Inning Stats	R: 3 E: 0 K: 0 S: 14	H: 2 LOB: 1 BB: 1 P: 24	R: 0 E: 0 K: 0 S: 8	H: 1 LOB: 1 BB: 1 P: 14	R: 0 E: 0 K: 1 S: 9	H: 0 LOB: 0 BB: 0 P: 13	R: 1 E: 1 K: 0 S: 11	H: 1 LOB: 1 BB: 1 P: 20	R: 1 E: 0 K: 1 S: 13	H: 2 LOB: 2 BB: 1 P: 22	R: 0 E: 0 K: 1 S: 8	H: 1 LOB: 1 BB: 0 P: 10	R: 0 E: 0 K: 1 S: 12	H: 0 LOB: 2 BB: 2 P: 24	R: 0 E: 0 K: 1 S: 12	H: 0 LOB: 2 BB: 2 P: 24	1B: 4 2B: 2 3B: 2 HR: 1	SF: 2 DP: 2 HBP: 1	WP: 2 PB: 0 SB: 0 CS: 0	PA: 37			
PITCHER	IP WLS BF H R ER SO BB IBB HBP BLK WP HR S P ERA WHIP	IP WLS BF H R ER SO BB IBB HBP BLK WP HR S P ERA WHIP	IP WLS BF H R ER SO BB IBB HBP BLK WP HR S P ERA WHIP	IP WLS BF H R ER SO BB IBB HBP BLK WP HR S P ERA WHIP	IP WLS BF H R ER SO BB IBB HBP BLK WP HR S P ERA WHIP	IP WLS BF H R ER SO BB IBB HBP BLK WP HR S P ERA WHIP	IP WLS BF H R ER SO BB IBB HBP BLK WP HR S P ERA WHIP	IP WLS BF H R ER SO BB IBB HBP BLK WP HR S P ERA WHIP	IP WLS BF H R ER SO BB IBB HBP BLK WP HR S P ERA WHIP	IP WLS BF H R ER SO BB IBB HBP BLK WP HR S P ERA WHIP	IP WLS BF H R ER SO BB IBB HBP BLK WP HR S P ERA WHIP	IP WLS BF H R ER SO BB IBB HBP BLK WP HR S P ERA WHIP	IP WLS BF H R ER SO BB IBB HBP BLK WP HR S P ERA WHIP	IP WLS BF H R ER SO BB IBB HBP BLK WP HR S P ERA WHIP	IP WLS BF H R ER SO BB IBB HBP BLK WP HR S P ERA WHIP	IP WLS BF H R ER SO BB IBB HBP BLK WP HR S P ERA WHIP	IP WLS BF H R ER SO BB IBB HBP BLK WP HR S P ERA WHIP	IP WLS BF H R ER SO BB IBB HBP BLK WP HR S P ERA WHIP	IP WLS BF H R ER SO BB IBB HBP BLK WP HR S P ERA WHIP	IP WLS BF H R ER SO BB IBB HBP BLK WP HR S P ERA WHIP	IP WLS BF H R ER SO BB IBB HBP BLK WP HR S P ERA WHIP	IP WLS BF H R ER SO BB IBB HBP BLK WP HR S P ERA WHIP	IP WLS BF H R ER SO BB IBB HBP BLK WP HR S P ERA WHIP
64 Lucas Harrell, R (1.1) ERA: 3.97	5.0	L	22	5	5	5	1	3	0	0	0	0	1	0	13	22	9.00	3.000					
37 Brandon Lyon, R (6.1) ERA: 3.95	1.0		6	2	1	1	1	1	0	1	0	0	0	0	15	24	0.00	1.200					
55 Rhiner Cruz, R (7.1) ERA: 2.08	1.2		7	1	0	0	2	1	0	0	0	0	0	0	3	7	∞	∞					
53 Wesley Wright, L (8.1) ERA: 7.36	0.0		1	0	0	0	0	1	0	0	0	0	0	0	3	7	∞	∞					
59 Wilton Lopez, R (8.1) ERA: 1.69	0.1		1	0	0	0	0	0	0	0	0	0	0	2	3	0.00	0.000						

Houston Astros @ Milwaukee Brewers
Miller Park, Milwaukee, WI
Mon Apr 23 2012, 7:14 PM - 10:25 PM CDT
Att: 36,291 - Roof Closed - 66 F

AB	40
R	5
H	13
RBI	5
BB	3
SO	15
LOB	24



Houston Astros @ Milwaukee Brewers
Miller Park, Milwaukee, WI
Mon Apr 23 2012, 7:14 PM - 10:25 PM CDT
Att: 36,291 - Roof Closed - 66 F

AB	28
R	6
H	8
RBI	5
BB	6
SO	4
LOB	13



Batter	1	2	3	4	5	6	7	8	9	AB	R	H	RBI	BB	SO	LOB	TOP				
1 Jordan Schafer, L (1, 8) OBP: 0.354, SLG: 0.361										6	1	1	0	0	3	4					
27 Jose Altuve, R (1, 4) OBP: 0.429, SLG: 0.551										5	3	4	1	0	0	0					
14 J.D. Martinez, R (1, 7) OBP: 0.432, SLG: 0.507										4	1	3	3	1	0	0					
45 Carlos Lee, R (1, 3) OBP: 0.349, SLG: 0.390										3	0	1	1	2	0	1					
4 Jed Lowrie, S (1, 6) OBP: 0.351, SLG: 0.327										5	0	0	0	0	3	7					
19 Brian Bogusevic, L (1, 9) OBP: 0.343, SLG: 0.362										4	1	2	0	1	1	1					
23 Chris Johnson, R (1, 5) OBP: 0.293, SLG: 0.342										5	0	0	0	0	0	5					
18 Chris Snyder, R (1, 2) OBP: 0.242, SLG: 0.138										4	1	2	1	0	2	0					
30 J.A. Happ, L (1, 1) OBP: 0.335, SLG: 0.440										2	0	0	0	0	1	2					
59 Wilton Lopez, R (6, 1) ERA: 5.4										0	0	0	0	0	0	0					
44 Justin Maxwell, R (7, PH) ERA: 3.12										1	0	0	0	0	0	0					
28 David Carpenter, R (7, 1) ERA: 3.12										0	0	0	0	0	0	0					
53 Wesley Wright, L (8, 1) ERA: 6.75										0	0	0	0	0	0	0					
6 Travis Buck, L (8, PH) OBP: 0.200, SLG: 0.200										0	0	0	0	0	0	0					
64 Lucas Harrell, S (8, PH) OBP: 0.348, SLG: 0.450										0	0	0	0	0	0	0					
39 Brett Myers, R (8, 1) ERA: 1.5										0	0	0	0	0	0	0					
Inning Stats	R: 1 E: 0 K: 2 S: 15	H: 2 LOB: 3 BB: 2 P: 26	R: 3 E: 1 K: 1 S: 10	H: 2 LOB: 1 BB: 0 P: 21	R: 0 E: 0 K: 1 S: 8	H: 0 LOB: 0 BB: 0 P: 9	R: 0 E: 0 K: 1 S: 15	H: 2 LOB: 3 BB: 0 P: 26	R: 0 E: 0 K: 0 S: 6	H: 0 LOB: 0 BB: 0 P: 8	R: 1 E: 0 K: 1 S: 15	H: 2 LOB: 1 BB: 0 P: 27	R: 2 E: 0 K: 1 S: 15	H: 3 LOB: 1 BB: 0 P: 25	R: 0 E: 0 K: 1 S: 12	H: 1 LOB: 0 BB: 0 P: 20	1B: 11 2B: 3 HR: 0	SF: 0 SAC: 1 DP: 0 HBP: 1	WP: 1 PB: 0 SB: 1 CS: 0	PA: 46	
PITCHER	IP WLS BF H R ER SO BB IBB HBP BLK WP HR S P ERA WHIP	5.0 3 28 8 4 3 7 4 0 1 0 1 0 60 99 5.40 2.400	1.0 0 3 0 0 0 0 0 0 0 0 0 0 6 8 0.00 0.000	1.0 L 5 2 1 1 1 0 0 0 0 0 0 15 27 9.00 2.000	2.0 4 2 2 2 0 0 0 0 0 0 0 0 27 45 9.00 2.000																

Houston Astros @ Milwaukee Brewers
Miller Park, Milwaukee, WI
Wed Apr 25 2012, 12:14 PM - 3:38 PM CDT
Att: 26,778 - Roof Closed - 70 F


AB	40
R	7
H	14
RBI	6
BB	4
SO	10
LOB	21



Batter	1	2	3	4	5	6	7	8	9	AB	R	H	RBI	BB	SO	LOB	BOTTOM					
23 Rickie Weeks Jr., R (1, 4) OBP: 0.302, SLG: 0.392										5	0	1	0	0	2	0						
27 Carlos Gómez, R (1, 8) OBP: 0.389, SLG: 0.657										5	1	2	0	0	2	1						
8 Ryan Braun, R (1, 7) OBP: 0.342, SLG: 0.551										5	2	2	2	0	1	1						
16 Aramis Ramirez, R (1, 5) OBP: 0.253, SLG: 0.338										3	0	1	0	1	0	0						
1 Corey Hart, R (1, 9) OBP: 0.408, SLG: 0.746										3	1	2	1	1	1	2						
11 Alex Gonzalez, R (1, 6) OBP: 0.323, SLG: 0.474										4	0	1	0	0	1	4						
20 Jonathan Lucroy, R (1, 2) OBP: 0.352, SLG: 0.457										4	0	0	0	0	1	4						
45 Travis Ishikawa, L (1, 3) OBP: 0.211, SLG: 0.579										3	1	1	1	0	1	0						
3 Cesar Izturis, S (8, PH) ERA: 1.5										1	0	0	0	0	0	1						
18 Shaun Marcum, R (1, 1) ERA: 4.7										2	0	0	0	0	1	0						
48 Tim Lillard, R (6, 1) ERA: 1.54										0	0	0	0	0	0	0						
2 Nyjer Morgan, L (6, PH) ERA: 3.12										1	0	0	0	0	0	0						
40 Jose Veras, R (7, 1) ERA: 3.12										0	0	0	0	0	0	0						
58 Mike McClendon, R (8, 1) ERA: 1.5										0	0	0	0	0	0	0						
7 Norichika Aoki, L (8, PH) OBP: 0.348, SLG: 0.450										1	0	0	0	0	0	0						
Inning Stats	R: 2 E: 0 K: 2 S: 16	H: 2 LOB: 2 BB: 2 P: 31	R: 1 E: 0 K: 2 S: 12	H: 1 LOB: 0 BB: 0 P: 19	R: 1 E: 0 K: 2 S: 13	H: 2 LOB: 1 BB: 0 P: 20	R: 0 E: 0 K: 2 S: 16	H: 1 LOB: 1 BB: 0 P: 23	R: 0 E: 0 K: 0 S: 7	H: 0 LOB: 0 BB: 0 P: 10	R: 0 E: 0 K: 1 S: 7	H: 0 LOB: 0 BB: 0 P: 11	R: 0 E: 0 K: 0 S: 8	H: 0 LOB: 0 BB: 0 P: 12	R: 1 E: 0 K: 0 S: 15	H: 2 LOB: 1 BB: 0 P: 20	R: 0 E: 0 K: 0 S: 10	H: 1 LOB: 1 BB: 0 P: 15	1B: 4 2B: 2 3B: 1 HR: 3	SF: 0 SAC: 0 DP: 0 HBP: 0	WP: 1 PB: 0 SB: 0 CS: 0	PA: 39
PITCHER	IP WLS BF H R ER SO BB IBB HBP BLK WP HR S P ERA WHIP	5.0 W 3 0 0 0 1 0 0 0 0 0 7 11 0.00 0.000	1.2 H 7 2 1 1 2 0 0 0 0 0 1 21 29 5.40 1.200	0.1 H 1 0 0 0 0 0 0 0 0 0 2 3 0.00 0.000	1.0 S 4 1 0 0 0 0 0 0 0 0 10 15 0.00 1.000																	

Houston Astros @ Milwaukee Brewers
Miller Park, Milwaukee, WI
Wed Apr 25 2012, 12:14 PM - 3:38 PM CDT
Att: 26,778 - Roof Closed - 70 F

AB	37
R	5
H	10
RBI	4
BB	2
SO	11
LOB	13



Batter	1	2	3	4	5	6	7	8	9	AB	R	H	RBI	BB	SO	LOB	TOP										
23 Rickie Weeks Jr., R OBP: 0.303, SLG: 0.390 3 Cesar Izturis, S OBP: 0.188, SLG: 0.188										3	0	1	0	0	1	2	Milwaukee Brewers @ St. Louis Cardinals Busch Stadium, St. Louis, MO Fri Apr 27 2012, 7:16 PM - 9:49 PM CDT Att: 43,063 - Partly Cloudy - 58 F										
2 Nyjer Morgan, L OBP: 0.205, SLG: 0.176										3	1	1	0	0	0	1											
8 Ryan Braun, R OBP: 0.341, SLG: 0.542 27 Carlos Gómez, R OBP: 0.378, SLG: 0.639										3	0	1	0	0	1	0											
16 Aramis Ramirez, R OBP: 0.269, SLG: 0.366 9 George Kottaras, L OBP: 0.200, SLG: 0.242										3	0	2	1	0	0	0											
1 Corey Hart, R OBP: 0.392, SLG: 0.710 26 Manny Parra, L										3	0	0	0	0	0	3											
45 Travis Ishikawa, L (9, PH)										0	0	0	0	0	0	0											
24 Mat Gamel, L OBP: 0.313, SLG: 0.377										4	0	0	0	0	1	0											
11 Alex Gonzalez, R OBP: 0.333, SLG: 0.467										3	0	1	0	0	0	0											
20 Jonathan Lucroy, R OBP: 0.351, SLG: 0.449										3	0	1	0	0	0	1											
49 Yovani Gallardo, R (1, 1)										1	0	0	0	0	1	0											
58 Mike McClendon, R (3, 1)										1	0	0	0	0	1	2											
7 Norichika Aoki, L OBP: 0.333, SLG: 0.429										1	0	0	0	0	0	1											
Inning Stats	R: 1 H: 3 E: 0 K: 0 S: 14	H: 3 LOB: 1 BB: 0 P: 19	R: 0 H: 0 E: 0 K: 0 S: 6	H: 0 LOB: 0 BB: 0 P: 9	R: 0 H: 1 E: 0 K: 1 S: 9	H: 1 LOB: 0 BB: 0 P: 13	R: 0 H: 0 E: 0 K: 1 S: 7	H: 0 LOB: 0 BB: 0 P: 11	R: 0 H: 1 E: 0 K: 0 S: 12	H: 1 LOB: 1 BB: 0 P: 17	R: 0 H: 1 E: 0 K: 0 S: 9	H: 1 LOB: 1 BB: 0 P: 14	R: 0 H: 0 E: 0 K: 0 S: 7	H: 0 LOB: 1 BB: 0 P: 7	R: 0 H: 0 E: 0 K: 0 S: 5	H: 0 LOB: 0 BB: 0 P: 7	1B: 6 2B: 1 3B: 0 HR: 0	SF: 0 SAC: 0 DP: 2 HBP: 2	WP: 0 PB: 0 SB: 0 CS: 0	PA: 34							
PITCHER	IP	WLS	BF	H	R	ER	SO	BB	IBB	HBP	BLK	WP	HR	S	P	ERA	WHIP										
35 Jake Westbrook, R ERA: 1.3	7.0	W	27	7	1	1	5	0	0	1	0	0	0	69	101	1.29	1.000										
16 J.C. Romero, L ERA:	1.0		4	0	0	0	0	0	0	1	0	0	0	7	11	0.00	0.000										
59 Fernando Salas, R ERA: 4.5	1.0		3	0	0	0	0	0	0	0	0	0	0	5	7	0.00	0.000										

Batter	1	2	3	4	5	6	7	8	9	AB	R	H	RBI	BB	SO	LOB	BOTTOM										
15 Rafael Furcal, S OBP: 0.404, SLG: 0.456 27 Tyler Greene, R OBP: 0.300, SLG: 0.314										2	2	0	0	2	2	1	Milwaukee Brewers @ St. Louis Cardinals Busch Stadium, St. Louis, MO Fri Apr 27 2012, 7:16 PM - 9:49 PM CDT Att: 43,063 - Partly Cloudy - 58 F										
19 Jon Jay, L OBP: 0.412, SLG: 0.542										5	1	3	3	0	0	0											
7 Matt Holliday, R OBP: 0.283, SLG: 0.407 44 Erik Komatsu, L OBP: 0.300, SLG: 0.222										3	1	3	2	1	0	0											
3 Carlos Beltrán, S OBP: 0.369, SLG: 0.486 43 Shane Robinson, R OBP: 0.471, SLG: 0.581										4	1	1	1	0	1	5											
23 David Freese, R OBP: 0.394, SLG: 0.561 48 Tony Cruz, R OBP: 0.100, SLG: 0.200										4	1	2	1	0	1	2											
4 Yadier Molina, R OBP: 0.347, SLG: 0.552										4	2	2	1	1	0	0											
13 Matt Carpenter, L OBP: 0.311, SLG: 0.434										5	2	1	2	0	1	3											
55 Skip Schumaker, L OBP: 0.462, SLG: 0.583										3	2	2	3	1	1	0											
35 Jake Westbrook, R OBP: 0.111, SLG: 0.111 16 J.C. Romero, S OBP: 0.347, SLG: 0.552 59 Fernando Salas, R ERA: 5.73										2	0	0	0	0	1	1											
Inning Stats	R: 0 H: 1 E: 0 K: 2 S: 12	H: 3 LOB: 1 BB: 0 P: 21	R: 2 H: 3 E: 0 K: 1 S: 12	H: 3 LOB: 0 BB: 0 P: 15	R: 8 H: 7 E: 0 K: 0 S: 22	H: 7 LOB: 1 BB: 3 P: 48	R: 0 H: 0 E: 0 K: 1 S: 7	H: 0 LOB: 0 BB: 0 P: 12	R: 2 H: 2 E: 0 K: 0 S: 12	H: 2 LOB: 2 BB: 2 P: 23	R: 0 H: 0 E: 0 K: 2 S: 10	H: 0 LOB: 0 BB: 0 P: 17	R: 0 H: 0 E: 0 K: 2 S: 8	H: 0 LOB: 0 BB: 0 P: 13	R: 1 H: 2 E: 0 K: 1 S: 11	H: 2 LOB: 1 BB: 0 P: 15		1B: 12 2B: 3 3B: 1 HR: 0	SF: 0 SAC: 2 DP: 1 HBP: 0	WP: 0 PB: 0 SB: 0 CS: 0	PA: 43						
PITCHER	IP	WLS	BF	H	R	ER	SO	BB	IBB	HBP	BLK	WP	HR	S	P	ERA	WHIP										
49 Yovani Gallardo, R ERA: 6.08	2.0		16	8	8	8	3	2	0	0	0	0	0	39	68	12.00	2.667										
58 Mike McClendon, R ERA: 10.13	3.0		16	5	4	4	1	3	0	0	0	0	0	26	51	12.00	2.667										
26 Manny Parra, L ERA: 3.27	2.0		6	0	0	0	4	0	0	0	0	0	0	18	30	0.00	0.000										
48 Tim Lillard, R ERA: 5.73	1.0		5	2	1	1	1	0	0	0	0	0	0	11	15	9.00	2.000										

Batter	1	2	3	4	5	6	7	8	9	AB	R	H	RBI	BB	SO	LOB	TOP			
23 Rickie Weeks Jr. R OBP: 0.319, SLG: 0.388	(1,4) C SI 88 B SI 89 B SL 83 B SL 89 FC5-4 16 BB		(0,2) S SL 84 X SL 83 K SL 82 G6-4-3 27 1B		(4,1) S SL 82 B SI 88 B SL 82 BB		(1,3) C SI 94 B SI 93 F SI 84 K		(0,3) C FF 96 F FF 97 F FF 99 K	3	0	1	0	2	2	1	Milwaukee Brewers @ St. Louis Cardinals Busch Stadium, St. Louis, MO Sat Apr 28 2012, 12:08 PM - 2:36 PM CDT Att: 42,586 - Sunny - 76 F			
27 Carlos Gómez, R OBP: 0.341, SLG: 0.575	(1,8) B SI 88 X SL 83 B3		(2,1) D SL 84 F SI 90 X SL 84 G6-4-3 1-2		(1,0) B SI 88 X SL 88 F8		(0,1) C SI 94 X SL 83 F8			4	0	0	0	0	0	4				
8 Ryan Braun, R OBP: 0.326, SLG: 0.513	(1,7) 1 SAFE B SI 88 F SI 89 F SI 89 F SI 89 S CH 80 K				(1,3) F SI 82 B SI 83 C SI 89 K		(0,0) X SI 88 P3		(1,2) C SI 94 B SI 94 F SI 85 K	4	0	0	0	0	3	1				
16 Aramis Ramirez, R OBP: 0.280, SLG: 0.413	(1,5) B SI 89 X SL 89 FC5-4 1-2				(0,1) C SI 89 X SL 89 HR		(1,2) C SI 95 B CH 80 X SL 82 1 2B 9 BB 1B		(0,1) C SI 94 X SL 84 G5-3	4	2	2	1	0	0	1				
1 Corey Hart, R OBP: 0.385, SLG: 0.697	(1,9) T SI 89 B SI 88 F FF 89 X SI 89 G6-3				(3,2) C SI 83 B CH 73 S CH 81 B CH 80 F CH 80 B SI 90 X SL 82 F9		(0,1) F CH 79 X SI 88 9 BB 1-3 2B		(2,2) C SI 95 C SI 95 B SI 94 B SI 95 X SL 85 P4	4	0	1	0	0	0	0				
24 Mat Gamel, L OBP: 0.296, SLG: 0.354	(1,3) C FF 90 X SL 84 G3				(1,2) C CU 74 F CU 74 X CH 81 G4-3		(0,0) X CH 82 F9		(0,3) F SI 96 F CH 88 S SL 87 K	4	0	0	0	0	1	2				
11 Alex Gonzalez, R OBP: 0.343, SLG: 0.508	(1,6) C SI 89 X SL 82 G5-3				(0,0) X SI 88 B SI 84 B SI 84 B SI 89 HR		(4,0) B SI 84 B SI 84 B SI 89 9 BB BB			3	1	1	1	1	0	0				
9 George Kottaras, L OBP: 0.500, SLG: 0.773			(1,1) C SI 88 B SI 88 X SL 82 41 SH3-4 1B		(2,3) F CH 82 B SI 82 B CH 81 B SI 89 S CH 82 K		(4,1) S CH 82 B CH 81 B CH 80 B CH 79 1-2 2-3 3-H BB		(1,2) C FF 96 F FC 91 X FC 82 G4-3	3	0	1	1	1	1	0				
41 Marco Estrada, R 50 Kameron Loe, R 40 Jose Veras, R 7 Norichika Aoki, L (9, PH)	(1,1) 1 SAFE X SI 86 SH3-4		(0,0) 1 SAFE X SI 86 SH3-4		(2,3) C SI 89 B SI 88 S SL 82 K		(0,3) C SI 90 S SL 82 K		(0,1) C FF 96 X SI 83 1B	2	0	0	0	0	2	3				
Inning Stats	R: 0 E: 0 K: 1 S: 8	H: 0 LOB: 1 BB: 1 P: 15	R: 0 E: 0 K: 0 S: 7	H: 0 LOB: 0 BB: 8 P: 8	R: 0 E: 0 K: 0 S: 8	H: 2 LOB: 1 BB: 1 P: 11	R: 1 E: 0 K: 1 S: 12	H: 1 LOB: 0 BB: 0 P: 17	R: 1 E: 0 K: 2 S: 9	H: 1 LOB: 1 BB: 1 P: 18	R: 0 E: 0 K: 2 S: 9	H: 0 LOB: 0 BB: 0 P: 11	R: 0 E: 0 K: 1 S: 10	H: 1 LOB: 1 BB: 0 P: 11	1B: 4 2B: 1 3B: 0 HR: 2	SF: 0 SAC: 1 DP: 1 HBP: 0		WP: 0 PB: 0 SB: 1 CS: 0	PA: 37	
PITCHER	IP WLS BF H R ER SO BB IBB HBP BLK WP HR S P ERA WHIP	6.0 W 27 6 3 3 5 4 0 0 0 0 0 2 55 89 4.50 1.667	1.0 H 3 0 0 0 2 0 0 0 0 0 0 0 9 11 0.00 0.000	1.0 H 3 0 0 0 1 0 0 0 0 0 0 0 10 11 0.00 1.000	1.0 4 1 0 0 1 0 0 0 0 0 0 0 10 11 0.00 1.000															

Batter	1	2	3	4	5	6	7	8	9	AB	R	H	RBI	BB	SO	LOB	BOTTOM			
15 Rafael Furcal, S OBP: 0.383, SLG: 0.429	(1,6) F FF 88 C CU 78 X SI 90 F7		(0,0) X CU 79 E3 19 1B 7 FC5-4 1-3			(1,1) C CU 76 X SI 90 X CH 76 F8		(2,0) B SI 89 B SI 88 F7		(0,1) C CU 78 X SI 94 F7	5	1	0	0	0	2	Milwaukee Brewers @ St. Louis Cardinals Busch Stadium, St. Louis, MO Sat Apr 28 2012, 12:08 PM - 2:36 PM CDT Att: 42,586 - Sunny - 76 F			
19 Jon Jay, L OBP: 0.436, SLG: 0.558	(1,8) X FF 90 F7		(0,0) 1 SAFE X CU 79 F7		(1,1) B SI 90 F CH 76 X FF 91 F7		(1,2) C SI 90 F CH 83 B SI 90 X SL 79 3 BB 1B			4	0	3	1	0	0	0				
7 Matt Holliday, R OBP: 0.271, SLG: 0.389	(1,7) B SI 91 B FF 90 S FF 92 X FF 92 F8		(1,2) C SI 91 1 SAFE C CU 79 X CU 80 FC5-4 1-2		(1,1) 1 SAFE C CU 80 1 SAFE B SI 90 1 SAFE X CU 80 F9		(0,3) 1 SAFE C SI 88 C SI 90 K			4	0	0	1	0	1	3				
3 Carlos Beltrán, S OBP: 0.364, SLG: 0.467		(1,3) B FF 89 C FF 80 F FF 91 S CH 76 K		(0,0) X CH 77 G3		(4,2) B CH 76 F CH 77 F FF 91 B CH 82 B FF 91 B SI 89 B SI 90 4 HR BB		(2,2) 1 SAFE F FF 91 F FF 91 B SI 90 1-2 F7		3	1	0	0	1	1	2				
23 David Freese, R OBP: 0.387, SLG: 0.586	(1,5) C FF 91 C FF 80 X CU 80 G6-3				(2,2) S CU 79 F SI 90 B FF 91 B CU 82 X CH 78 HR		(1,0) 1 SAFE B FF 80 1 SAFE X FF 90 F9		(0,0) X CU 77 L6	4	1	1	1	0	0	1				
4 Yadier Molina, R OBP: 0.380, SLG: 0.620		(0,0) X FF 91 1B		(0,0) X FF 91 13 G4-6-3 1B		(0,0) 1 SAFE X CU 80 HR		(0,1) 1 SAFE X SI 94 13 BB 2B 1B		4	2	4	2	0	0	0				
13 Matt Carpenter, L OBP: 0.323, SLG: 0.446	(1,3) F FF 91 B CU 79 X CU 80 X FF 91 F7		(1,2) F FF 91 B CU 79 X CU 80 X FF 91 F7		(0,0) X FF 90 G4-6-3 1-2		(0,2) C CH 76 F CH 76 X FF 88 55 FB 2B		(4,2) L SI 94 B FS 83 F SI 84 B CU 79 F FS 83 B SI 89 1 SAFE B SI 94 55 2B BB	3	1	1	0	1	0	2				
55 Skip Schumaker, L OBP: 0.412, SLG: 0.563			(0,0) X FF 89 G5-3		(0,1) C CU 79 X FF 91 F7		(1,1) B CH 75 X FF 90 F8		(1,0) B FS 84 X FS 83 2B	4	0	1	2	0	0	1				
26 Kyle Lohse, R 33 Daniel Descalso, L 66 Victor Marte, R 41 Mitchell Boggs, R 44 Erik Komatsu, L 30 Jason Motte, R	(1,1) IP WLS BF H R ER SO BB IBB HBP BLK WP HR S P ERA WHIP	6.0 L 27 7 5 4 2 2 0 0 0 0 0 0 10 15 6.00 1.500	1.0 4 1 0 0 1 0 0 0 0 0 0 0 10 15 0.00 1.000	1.0 6 2 2 2 0 1 0 0 0 0 0 0 13 20 18.00 3.000																
Inning Stats	R: 0 E: 0 K: 0 S: 6	H: 1 LOB: 1 BB: 0 P: 10	R: 0 E: 0 K: 1 S: 10	H: 1 LOB: 0 BB: 0 P: 13	R: 2 E: 1 K: 0 S: 12	H: 1 LOB: 1 BB: 1 P: 17	R: 1 E: 0 K: 0 S: 7	H: 2 LOB: 0 BB: 0 P: 9	R: 0 E: 0 K: 1 S: 7	H: 1 LOB: 1 BB: 0 P: 10	R: 2 E: 0 K: 1 S: 13	H: 2 LOB: 1 BB: 1 P: 19	R: 0 E: 0 K: 1 S: 10	H: 1 LOB: 1 BB: 0 P: 15	R: 2 E: 0 K: 0 S: 13	H: 2 LOB: 1 BB: 1 P: 20		1B: 6 2B: 2 3B: 0 HR: 2	SF: 0 SAC: 0 DP: 1 HBP: 0	WP: 0 PB: 0 SB: 1 CS: 0
PITCHER	IP WLS BF H R ER SO BB IBB HBP BLK WP HR S P ERA WHIP	6.0 L 27 7 5 4 2 2 0 0 0 0 0 0 10 15 6.00 1.500	1.0 4 1 0 0 1 0 0 0 0 0 0 0 10 15 0.00 1.000	1.0 6 2 2 2 0 1 0 0 0 0 0 0 13 20 18.00 3.000																



Batter	1	2	3	4	5	6	7	8	9	AB	R	H	RBI	BB	SO	LOB	TOP		
23 Rickie Weeks Jr. R OBP: 0.316, SLG: 0.373										3	0	0	0	1	1	4			
27 Carlos Gómez, R OBP: 0.333, SLG: 0.545										4	1	1	0	0	0	3			
8 Ryan Braun, R OBP: 0.322, SLG: 0.500										4	0	1	0	0	0	3			
16 Aramis Ramirez, R OBP: 0.279, SLG: 0.405										4	1	1	1	0	1	2			
1 Corey Hart, R OBP: 0.378, SLG: 0.671										4	1	1	0	0	2	0			
11 Alex González, R OBP: 0.324, SLG: 0.478										4	0	0	0	0	0	2			
20 Jonathan Lucroy, R OBP: 0.361, SLG: 0.472										4	0	2	2	0	2	0			
45 Travis Ishikawa, L OBP: 0.208, SLG: 0.500										4	0	1	0	0	1	1			
13 Zack Greinke, R OBP: 0.227, SLG: 0.333										2	0	1	0	0	0	2			
7 Norichika Aoki, L OBP: 0.285, SLG: 0.478										1	0	1	0	0	0	0			
40 Jose Veras, R ERA: 6.3										0	0	0	0	0	0	0			
50 Kameron Loe, R ERA: 3.0										0	0	0	0	0	0	0			
57 Francisco Rodríguez, R ERA: 6.1										1	0	0	0	0	0	0			
3 Cesar Izturis, S OBP: 0.179, SLG: 0.178										0	0	0	0	0	0	0			
59 John Axford, R ERA: 4.7										0	0	0	0	0	0	0			
Inning Stats	R: 0 H: 0 E: 0 K: 1 S: 10	H: 0 LOB: 1 BB: 1 P: 19	R: 0 H: 0 E: 0 K: 2 S: 7	H: 0 LOB: 0 BB: 0 P: 8	R: 0 H: 1 E: 0 K: 1 S: 10	H: 1 LOB: 1 BB: 0 P: 15	R: 0 H: 1 E: 0 K: 1 S: 7	H: 1 LOB: 0 BB: 0 P: 10	R: 0 H: 2 E: 0 K: 1 S: 12	H: 2 LOB: 2 BB: 0 P: 17	R: 3 H: 4 E: 0 K: 0 S: 13	H: 4 LOB: 1 BB: 0 P: 20	R: 0 H: 0 E: 0 K: 0 S: 4	H: 0 LOB: 0 BB: 0 P: 7	R: 0 H: 0 E: 0 K: 1 S: 6	H: 0 LOB: 0 BB: 0 P: 6	1B: 8 2B: 1 3B: 0 HR: 0	SF: 0 SAC: 0 DP: 1 HBP: 0	WP: 0 PA: 36 PB: 0 CS: 1 SB: 0
PITCHER	IP WLS BF H R ER SO BB IBB HBP BLK WP HR S P ERA WHIP																		
54 Jaime García, L ERA: 2.78	(1, 1) 7.0 L 30 9 3 3 6 1 0 0 0 0 0 0 63 98 3.86 1.429																		
46 Kyle McClellan, R ERA: 3.27	(8, 1) 1.0 3 0 0 0 0 0 0 0 0 0 0 7 7 0.00 0.000																		
34 Marc Rzepczynski, L ERA: 3.0	(9, 1) 1.0 3 0 0 0 1 0 0 0 0 0 0 6 6 0.00 0.000																		

Milwaukee Brewers @ St. Louis Cardinals
 Busch Stadium, St. Louis, MO
 Sun Apr 29 2012, 1:15 PM - 4:08 PM CDT
 Att: 45,824 - Cloudy - 57 F

AB 35
 R 3
 H 9
 RBI 3
 BB 1
 SO 7
 LOB 17



Batter	1	2	3	4	5	6	7	8	9	AB	R	H	RBI	BB	SO	LOB	BOTTOM				
15 Rafael Furcal, S OBP: 0.384, SLG: 0.427										5	0	2	1	0	0	4					
19 Jon Jay, L OBP: 0.441, SLG: 0.545										3	0	1	0	1	0	3					
7 Matt Holliday, R OBP: 0.277, SLG: 0.376										3	0	0	0	2	0	4					
27 Tyler Greene, R OBP: 0.300, SLG: 0.314										0	0	0	0	0	0	0					
3 Carlos Beltrán, S OBP: 0.376, SLG: 0.462										3	0	1	0	2	1	2					
23 David Freese, R OBP: 0.375, SLG: 0.560										5	0	1	0	0	3	8					
4 Yadier Molina, R OBP: 0.369, SLG: 0.592										5	0	1	0	0	1	4					
13 Matt Carpenter, L OBP: 0.333, SLG: 0.467										4	1	2	0	0	1						
55 Skip Schumaker, L OBP: 0.429, SLG: 0.526										3	1	1	0	1	0	1					
54 Jaime García, L OBP: 0.385, SLG: 0.500										3	0	2	0	0	0	2					
46 Kyle McClellan, R ERA: 3.27										0	0	0	0	0	0	0					
33 Daniel Descalso, L OBP: 0.258, SLG: 0.330										1	0	0	1	0	0	1					
34 Marc Rzepczynski, L ERA: 3.0										0	0	0	0	0	0	0					
Inning Stats	R: 0 H: 1 E: 0 K: 1 S: 13	H: 2 LOB: 2 BB: 1 P: 18	R: 1 H: 2 E: 0 K: 0 S: 12	H: 2 LOB: 1 BB: 1 P: 22	R: 0 H: 0 E: 0 K: 1 S: 5	H: 0 LOB: 0 BB: 1 P: 13	R: 0 H: 0 E: 0 K: 0 S: 4	H: 0 LOB: 0 BB: 0 P: 9	R: 0 H: 2 E: 0 K: 0 S: 13	H: 2 LOB: 3 BB: 1 P: 23	R: 0 H: 2 E: 0 K: 0 S: 9	H: 2 LOB: 2 BB: 0 P: 14	R: 0 H: 1 E: 0 K: 1 S: 12	H: 1 LOB: 2 BB: 1 P: 21	R: 0 H: 2 E: 0 K: 0 S: 11	H: 2 LOB: 1 BB: 0 P: 17	R: 0 H: 1 E: 0 K: 2 S: 10	H: 1 LOB: 2 BB: 1 P: 17	1B: 10 2B: 3 3B: 0 HR: 0	SF: 0 SAC: 1 DP: 2 HBP: 0	WP: 0 PA: 42 PB: 0 CS: 2 SB: 0
PITCHER	IP WLS BF H R ER SO BB IBB HBP BLK WP HR S P ERA WHIP																				
13 Zack Greinke, R ERA: 3.98	(1, 1) 6.0 W 28 7 1 1 2 4 0 0 0 0 0 0 9 15 1.50 1.833																				
40 Jose Veras, R ERA: 6.3	(7, 1) 0.2 H 4 1 0 0 1 1 0 0 0 0 0 0 9 15 0.00 3.000																				
50 Kameron Loe, R ERA: 3.0	(7, 1) 0.1 H 1 0 0 0 0 0 0 0 0 0 0 0 3 6 0.00 2.000																				
57 Francisco Rodríguez, R ERA: 6.1	(8, 1) 1.0 H 5 2 1 1 0 0 0 0 0 0 0 0 11 17 9.00 2.000																				
59 John Axford, R ERA: 4.7	(9, 1) 1.0 S 4 1 0 0 2 1 0 0 0 0 0 0 10 17 0.00 2.000																				

Milwaukee Brewers @ St. Louis Cardinals
 Busch Stadium, St. Louis, MO
 Sun Apr 29 2012, 1:15 PM - 4:08 PM CDT
 Att: 45,824 - Cloudy - 57 F

AB 35
 R 2
 H 11
 RBI 2
 BB 6
 SO 5
 LOB 30




Batter	1	2	3	4	5	6	7	8	9	AB	R	H	RBI	BB	SO	LOB	TOP					
23 Rickie Weeks Jr., R OBP: 0.320, SLG: 0.360	F8		G4-3		8 HR BB		P4		2 BB 3B	3	2	0	0	2	0	0	Milwaukee Brewers @ San Diego Padres Petco Park, San Diego, CA Mon Apr 30 2012, 7:06 PM - 9:57 PM PDT Att: 16,218 - Overcast - 64 F					
2 Nyjer Morgan, L OBP: 0.224, SLG: 0.182	1B			K	K		K		3B	4	1	1	0	1	3	1						
8 Ryan Braun, R OBP: 0.347, SLG: 0.647	F8			HR	HR		HR		3B	5	3	4	6	0	0	1						
16 Aramis Ramirez, R OBP: 0.264, SLG: 0.381	F9			E4 11 2B	K		G4-3		F9	5	1	0	0	0	1	2						
1 Corey Hart, R OBP: 0.360, SLG: 0.635 57 Francisco Rodriguez, R (8, 1) 48 Tim Lillard, R (9, 1)	G5-3			K	K		K			4	0	0	0	0	3	1						
24 Mat Gamel, L OBP: 0.293, SLG: 0.348	F9			11 2B 1B			G1-3		K	4	1	1	0	0	1	0						
11 Alex Gonzalez, R OBP: 0.321, SLG: 0.479	P2			1H 2H			K		F8	4	0	1	2	0	1	0						
9 George Kottaras, L OBP: 0.515, SLG: 0.739 20 Jonathan Lucroy, R (9, PH)			K						K	1	0	0	0	2	1	0						
43 Randy Wolf, L (1, 1) 50 Kameron Loe, R (6, 1) 27 Carlos Gómez, R OBP: 0.348, SLG: 0.545			K				G1-3		23 CS HBP	3	0	0	0	0	2	3						
										0	0	0	0	0	0	0						
Inning Stats	R: 0 E: 0 K: 0 S: 11	H: 1 LOB: 1 BB: 0 P: 16	R: 0 E: 0 K: 0 S: 8	H: 0 LOB: 0 BB: 0 P: 14	R: 0 E: 0 K: 2 S: 9	H: 0 LOB: 0 BB: 0 P: 11	R: 3 E: 1 K: 3 S: 16	H: 3 LOB: 2 BB: 1 P: 31	R: 2 E: 0 K: 3 S: 18	H: 1 LOB: 1 BB: 0 P: 28	R: 0 E: 0 K: 1 S: 10	H: 0 LOB: 1 BB: 1 P: 18	R: 1 E: 0 K: 1 S: 9	H: 1 LOB: 0 BB: 0 P: 14	R: 0 E: 0 K: 2 S: 11	H: 0 LOB: 0 BB: 0 P: 16	R: 2 E: 0 K: 1 S: 13	H: 1 LOB: 1 BB: 2 P: 26	1B: 2 2B: 1 3B: 1 HR: 3	SF: 0 SAC: 0 DP: 0 HBP: 1	WP: 0 PB: 0 SB: 0 CS: 1	PA: 40
PITCHER	IP WLS BF H R ER SO BB IBB HBP BLK WP HR S P ERA WHIP																					
43 Joe Wieland, R ERA: 4.91	5.0 L 23 5 5 3 8 1 1 0 0 0 2 62 100 5.40 1.200																					
44 Josh Spence, L ERA: 4.75	1.0 4 0 0 0 1 1 0 0 0 0 0 10 18 0.00 1.000																					
39 Ernesto Frieri, R ERA: 2.53	2.0 7 1 1 1 3 0 0 0 0 0 1 20 30 4.50 0.500																					
54 Joe Thatcher, L ERA: 4.5	1.0 6 1 2 2 1 2 0 1 0 0 0 13 26 18.00 3.000																					

Batter	1	2	3	4	5	6	7	8	9	AB	R	H	RBI	BB	SO	LOB	BOTTOM					
13 Chris Denorfia, R OBP: 0.426, SLG: 0.500	G6-4-3 1B		G6-4-3 2B		7 1B BB		K		15 DI BB	3	0	2	0	2	1	0	Milwaukee Brewers @ San Diego Padres Petco Park, San Diego, CA Mon Apr 30 2012, 7:06 PM - 9:57 PM PDT Att: 16,218 - Overcast - 64 F					
15 Jesus Guzman, R OBP: 0.254, SLG: 0.269	L4		K		K		K		G5-3	5	0	0	0	0	3	5						
7 Chase Headley, S OBP: 0.388, SLG: 0.470	G6-4-3 1-2		G5-3		1B		G4-3			4	0	1	0	0	0	3						
4 Nick Hundley, R OBP: 0.300, SLG: 0.362	F9		F9		K				G3	4	0	0	0	0	1	4						
1 Orlando Hudson, S OBP: 0.241, SLG: 0.355	F8			24 SH1-3 8 2B 1B	G5-3				F8	4	1	1	0	0	0	2						
24 Cameron Maybin, R OBP: 0.313, SLG: 0.325	23 S 1B BB		SH1-3				23 1B 8 G6-4-3 2B		23 S BB	1	2	1	0	2	0	0						
23 Yonder Alonso, L OBP: 0.329, SLG: 0.347	1H 1B			8 2B BB			8 G6-4-3 1B		F9	3	0	2	1	1	0	1						
8 Jason Bartlett, R OBP: 0.279, SLG: 0.241 25 Will Venable, L OBP: 0.300, SLG: 0.338	F9			1H 2H	2B		G6-4-3		K	3	0	1	1	0	0	2						
43 Joe Wieland, R ERA: 4.84 9 Blake Tekotte, L (9, PH) 39 Ernesto Frieri, R (7, 1) 54 Joe Thatcher, L (9, 1) 14 Mark Kotsay, L OBP: 0.316, SLG: 0.298			13 2B 1B		G6-3		K		P6	2	0	1	0	0	0	1						
										0	0	0	0	0	0	0						
Inning Stats	R: 0 E: 0 K: 0 S: 7	H: 1 LOB: 0 BB: 1 P: 11	R: 1 E: 0 K: 0 S: 9	H: 1 LOB: 1 BB: 1 P: 20	R: 0 E: 0 K: 1 S: 11	H: 2 LOB: 2 BB: 0 P: 15	R: 1 E: 0 K: 0 S: 10	H: 2 LOB: 1 BB: 1 P: 18	R: 0 E: 0 K: 2 S: 13	H: 1 LOB: 2 BB: 1 P: 19	R: 1 E: 0 K: 1 S: 9	H: 2 LOB: 0 BB: 0 P: 14	R: 0 E: 0 K: 2 S: 11	H: 0 LOB: 0 BB: 0 P: 13	R: 0 E: 0 K: 0 S: 8	H: 0 LOB: 1 BB: 1 P: 17	R: 0 E: 0 K: 1 S: 7	H: 0 LOB: 1 BB: 1 P: 14	1B: 6 2B: 3 3B: 0 HR: 0	SF: 0 SAC: 1 DP: 2 HBP: 0	WP: 0 PB: 0 SB: 2 CS: 0	PA: 38
PITCHER	IP WLS BF H R ER SO BB IBB HBP BLK WP HR S P ERA WHIP																					
43 Randy Wolf, L ERA: 2.45	5.0 W 25 9 3 3 3 3 0 0 0 0 0 54 89 5.40 2.400																					
50 Kameron Loe, R ERA: 2.45	2.0 H 5 0 0 0 3 0 0 0 0 0 0 16 21 0.00 0.000																					
57 Francisco Rodriguez, R ERA: 5.56	1.0 H 4 0 0 0 0 1 0 0 0 0 0 8 17 0.00 1.000																					
48 Tim Lillard, R ERA: 5.25	1.0 4 0 0 0 1 1 0 0 0 0 0 7 14 0.00 1.000																					


Batter	1	2	3	4	5	6	7	8	9	AB	R	H	RBI	BB	SO	LOB	TOP			
23 Rickie Weeks Jr, R OBP: 0.319, SLG: 0.348	F9		G1-3 BB			G5-3		G4-3		3	0	0	0	1	0	0	Milwaukee Brewers @ San Diego Padres Petco Park, San Diego, CA Tue May 01 2012, 7:10 PM - 9:45 PM PDT Att: 19,260 - Cloudy - 65 F			
7 Norichika Aoki, L OBP: 0.397, SLG: 0.423	E6		G1-3			G1-3		G1-3 BB		3	0	0	0	1	0	1				
8 Ryan Braun, R OBP: 0.343, SLG: 0.629	K		F9			G5-3 16 1B		G1-3		4	0	1	0	0	1	3				
16 Aramis Ramirez, R OBP: 0.253, SLG: 0.364	P3		F7			G5-3		G1-3		4	0	0	0	0	0	2				
1 Corey Hart, R OBP: 0.356, SLG: 0.615	K		G5-3			G5-3		K		4	0	1	0	0	2	0				
24 Mat Gamel, L OBP: 0.293, SLG: 0.348			G4-3			G4-3		K		0	0	0	0	0	0	0				
45 Travis Ishikawa, L OBP: 0.214, SLG: 0.444			11 1B BB			G4-3		K		3	0	0	0	1	1	1				
11 Alex Gonzalez, R OBP: 0.321, SLG: 0.473			20 G6-4-3 1B			K		F7		3	0	1	0	0	1	1				
20 Jonathan Lucroy, R OBP: 0.338, SLG: 0.439			G6-4-3			G6-3		G4-3		3	0	0	0	0	0	3				
18 Shaun Marcum, R OBP: 0.250, SLG: 0.265			F7			K		G4-3		2	0	0	0	0	1	0				
2 Nyjer Morgan, L OBP: 0.205, SLG: 0.179										1	0	0	0	0	0	0				
57 Francisco Rodriguez, R OBP: 0.338, SLG: 0.460										0	0	0	0	0	0	0				
Inning Stats	R: 0 H: 0 K: 1 S: 14	H: 0 LOB: 1 BB: 0 P: 23	R: 0 H: 1 K: 1 S: 7	LOB: 1 BB: 1 P: 14	R: 0 H: 0 K: 0 S: 7	LOB: 1 BB: 1 P: 14	R: 0 H: 0 K: 0 S: 6	LOB: 0 BB: 0 P: 9	R: 0 H: 1 K: 0 S: 9	LOB: 1 BB: 0 P: 13	R: 0 H: 1 K: 0 S: 7	LOB: 1 BB: 0 P: 10	R: 0 H: 0 K: 0 S: 8	LOB: 1 BB: 1 P: 15	R: 0 H: 0 K: 2 S: 11	LOB: 0 BB: 0 P: 16	1B: 3 2B: 0 3B: 0 HR: 0	SF: 0 SAC: 0 DP: 1 HBP: 0	WP: 0 PA: 33 PB: 0 SB: 1 CS: 0	
PITCHER	IP	WLS	BF	H	R	ER	SO	BB	IBB	HBP	BLK	WP	HR	S	P	ERA	WHIP			
37 Edinson Volquez, R ERA: 2.92	7.0		26	3	0	0	4	2	0	0	0	0	0	63	99	0.00	0.714			
34 Andrew Cashner, R ERA: 2.13	1.0	W	4	0	0	0	0	1	0	0	0	0	0	8	15	0.00	1.000			
16 Huston Street, R ERA: 1.0	1.0	S	3	0	0	0	2	0	0	0	0	0	0	11	16	0.00	0.000			

Batter	1	2	3	4	5	6	7	8	9	AB	R	H	RBI	BB	SO	LOB	BOTTOM			
25 Will Venable, L OBP: 0.310, SLG: 0.338	G3		G3 BB			K		G3 14 HR 1B		3	1	1	0	1	1	0	Milwaukee Brewers @ San Diego Padres Petco Park, San Diego, CA Tue May 01 2012, 7:10 PM - 9:45 PM PDT Att: 19,260 - Cloudy - 65 F			
13 Chris Denorfia, R OBP: 0.421, SLG: 0.490			F9			G6-3		G3 HR		3	0	1	0	0	0	1				
14 Mark Kotsay, L OBP: 0.350, SLG: 0.500			7 CS 1B			G6-3		G3		1	1	1	2	0	0	0				
16 Huston Street, R			1B			K		G3		0	0	0	0	0	0	0				
7 Chase Headley, S OBP: 0.383, SLG: 0.460			K			K		G3		4	0	1	0	0	2	1				
4 Nick Hundley, R OBP: 0.286, SLG: 0.342			F7			G6-3		K		4	0	0	0	0	1	1				
23 Yonder Alonso, L OBP: 0.330, SLG: 0.338			G4-3			G4-3		K		2	0	0	0	1	0	0				
1 Orlando Hudson, S OBP: 0.256, SLG: 0.359			24 BB BB			24 S 1B		P6		2	0	1	0	1	0	1				
24 Cameron Maybin, R OBP: 0.313, SLG: 0.317			8 G6-3 BB			G5-3		FC6-4 S 1B		2	0	0	0	1	0	2				
8 Jason Bartlett, R OBP: 0.268, SLG: 0.230			G6-3			F8		K		3	0	0	0	0	1	3				
37 Edinson Volquez, R OBP: 0.182, SLG: 0.100			K			K		G4-3		2	0	0	0	0	2	0				
34 Andrew Cashner, R										0	0	0	0	0	0	0				
15 Jesus Guzman, R OBP: 0.250, SLG: 0.265										1	0	0	0	0	0	0				
9 Blake Tekotte, L										0	0	0	0	0	0	0				
Inning Stats	R: 0 H: 2 K: 0 S: 11	H: 0 LOB: 1 BB: 2 P: 17	R: 0 H: 0 K: 0 S: 7	LOB: 1 BB: 2 P: 18	R: 0 H: 0 K: 2 S: 11	LOB: 1 BB: 1 P: 18	R: 0 H: 1 K: 0 S: 8	LOB: 1 BB: 0 P: 14	R: 0 H: 0 K: 2 S: 7	LOB: 0 BB: 0 P: 8	R: 0 H: 0 K: 1 S: 8	LOB: 0 BB: 0 P: 9	R: 0 H: 0 K: 1 S: 12	LOB: 1 BB: 1 P: 18	R: 2 H: 2 K: 1 S: 13	LOB: 0 BB: 0 P: 18	1B: 4 2B: 0 3B: 0 HR: 1	SF: 0 SAC: 0 DP: 1 HBP: 0	WP: 0 PA: 31 PB: 0 SB: 3 CS: 1	
PITCHER	IP	WLS	BF	H	R	ER	SO	BB	IBB	HBP	BLK	WP	HR	S	P	ERA	WHIP			
18 Shaun Marcum, R ERA: 3.15	7.0		26	3	0	0	6	4	0	0	0	0	1	64	102	0.00	1.000			
57 Francisco Rodriguez, R ERA: 6.57	1.0	L	5	2	2	2	1	0	0	0	0	0	1	13	18	18.00	2.000			

AB 30
R 0
H 3
RBI 0
BB 3
SO 6
LOB 11



AB 27
R 2
H 5
RBI 2
BB 4
SO 7
LOB 9



Batter	1	2	3	4	5	6	7	8	9	AB	R	H	RBI	BB	SO	LOB	TOP
23 Rickie Weeks Jr, R (1.4) OBP: 0.306, SLG: 0.533										4	0	0	0	0	2	0	
27 Carlos Gómez, R (1.8) OBP: 0.320, SLG: 0.500										4	0	0	0	0	1	0	
8 Ryan Braun, R (1.7) OBP: 0.333, SLG: 0.609										3	0	0	0	0	0	0	
2 Nyjer Morgan, L (6.7) OBP: 0.217, SLG: 0.175										1	0	0	0	0	1	0	
16 Aramis Ramirez, R (1.5) OBP: 0.253, SLG: 0.370										4	0	1	0	0	0	0	
1 Corey Hart, R (1.9) OBP: 0.362, SLG: 0.610										4	0	2	0	0	1	1	
20 Jonathan Lucroy, R (1.2) OBP: 0.348, SLG: 0.443										4	0	2	0	0	0	1	
11 Alex Gonzalez, R (1.6) OBP: 0.333, SLG: 0.474										2	0	1	0	1	0	2	
45 Travis Ishikawa, L (1.3) OBP: 0.226, SLG: 0.414										2	0	0	0	1	0	4	
49 Yovani Gallardo, R (1.1) OBP: 0.167, SLG: 0.167										2	0	0	0	0	1	3	
3 Cesar Izturis, S (7. PH) OBP: 0.167, SLG: 0.167										1	0	0	0	0	0	0	
26 Manny Parra, L (7.1) OBP: 0.167, SLG: 0.167										0	0	0	0	0	0	0	
54 Vinnie Chulk, R (8.1) OBP: 0.167, SLG: 0.167										0	0	0	0	0	0	0	
Inning Stats	R: 0 E: 0 K: 1 S: 6	H: 0 LOB: 0 BB: 0 P: 8	R: 0 E: 0 K: 1 S: 13	H: 2 LOB: 3 BB: 1 P: 23	R: 0 E: 0 K: 0 S: 7	H: 0 LOB: 0 BB: 0 P: 12	R: 0 E: 0 K: 0 S: 13	H: 2 LOB: 2 BB: 1 P: 23	R: 0 E: 0 K: 0 S: 5	H: 1 LOB: 1 BB: 0 P: 19	R: 0 E: 0 K: 0 S: 10	H: 1 LOB: 0 BB: 0 P: 11	R: 0 E: 0 K: 3 S: 10	H: 0 LOB: 0 BB: 0 P: 7	1B: 5 2B: 1 3B: 0 HR: 0	SF: 0 SAC: 0 DP: 2 HBP: 0	WP: 0 PA: 33 PB: 0 SB: 0 CS: 0
PITCHER	IP WLS BF H R ER SO BB IBB HBP BLK WP HR S P ERA WHIP	5.0 W 20 4 0 0 2 1 1 0 0 0 0 0 44 74 0.00 1.000	1.0 H 4 1 0 0 0 0 0 0 0 0 0 0 15 19 0.00 1.000	2.0 H 6 1 0 0 3 0 0 0 0 0 0 0 15 17 0.00 0.500	1.0 3 0 0 0 1 0 0 0 0 0 0 0 0 6 7 0.00 0.000												

Milwaukee Brewers @ San Diego Padres
Petco Park, San Diego, CA
Wed May 02 2012, 3:37 PM - 6:09 PM PDT
Att: 15,786 - Partly Cloudy - 70 F

AB 31
R 0
H 6
RBI 0
BB 2
SO 6
LOB 11



Batter	1	2	3	4	5	6	7	8	9	AB	R	H	RBI	BB	SO	LOB	BOTTOM
25 Will Venable, L (1.9) OBP: 0.303, SLG: 0.329										5	1	1	0	0	3	2	
14 Mark Kotsay, L (1.7) OBP: 0.348, SLG: 0.524										3	1	1	1	0	1	1	
13 Chris Denorfia, R (7. PH) (8.7) OBP: 0.414, SLG: 0.480										1	0	0	0	0	0	0	
7 Chase Headley, S (1.5) OBP: 0.396, SLG: 0.461										2	1	1	0	2	0	1	
23 Yonder Alonso, L (1.3) OBP: 0.326, SLG: 0.333										4	0	1	0	0	0	3	
1 Orlando Hudson, S (1.4) OBP: 0.256, SLG: 0.346										3	0	0	0	1	0	2	
24 Cameron Maybin, R (1.8) OBP: 0.330, SLG: 0.329										3	1	2	2	1	1	0	
21 John Baker, L (1.2) OBP: 0.250, SLG: 0.176										3	0	0	0	1	0	2	
3 Andy Parrino, S (1.6) OBP: 0.292, SLG: 0.326										4	1	1	0	0	1	3	
38 Jeff Suppan, R (1.1) OBP: 0.550, SLG: 0.550										2	0	1	0	0	0	0	
9 Blake Tekotte, L (6. PH) (7.1) OBP: 0.167, SLG: 0.167										0	0	0	0	0	0	0	
57 Luke Gregerson, L (8. PH) (9.1) OBP: 0.167, SLG: 0.167										0	0	0	0	0	0	0	
15 Jesus Guzman, R (8. PH) (9.1) OBP: 0.167, SLG: 0.167										0	0	0	0	0	0	0	
55 Dale Thayer, R (9.1) OBP: 0.167, SLG: 0.167										0	0	0	0	0	0	0	
Inning Stats	R: 0 E: 0 K: 1 S: 11	H: 2 LOB: 2 BB: 0 P: 19	R: 0 E: 0 K: 1 S: 8	H: 1 LOB: 0 BB: 0 P: 14	R: 3 E: 0 K: 0 S: 16	H: 3 LOB: 3 BB: 3 P: 37	R: 0 E: 0 K: 1 S: 10	H: 1 LOB: 1 BB: 0 P: 16	R: 0 E: 0 K: 0 S: 8	H: 0 LOB: 0 BB: 0 P: 11	R: 0 E: 0 K: 1 S: 7	H: 0 LOB: 1 BB: 1 P: 11	R: 2 E: 0 K: 3 S: 14	H: 2 LOB: 1 BB: 1 P: 27	1B: 7 2B: 3 3B: 0 HR: 0	SF: 0 SAC: 0 DP: 1 HBP: 0	WP: 0 PA: 37 PB: 0 SB: 1 CS: 0
PITCHER	IP WLS BF H R ER SO BB IBB HBP BLK WP HR S P ERA WHIP	6.0 L 27 7 3 3 4 3 0 0 0 0 0 0 59 103 4.50 1.667	1.0 4 0 0 0 1 1 0 0 0 0 0 0 7 11 0.00 1.000	1.0 6 2 2 2 1 1 0 0 0 0 0 0 14 27 18.00 3.000													

Milwaukee Brewers @ San Diego Padres
Petco Park, San Diego, CA
Wed May 02 2012, 3:37 PM - 6:09 PM PDT
Att: 15,786 - Partly Cloudy - 70 F

AB 32
R 5
H 9
RBI 5
BB 5
SO 6
LOB 14



Batter	1	2	3	4	5	6	7	8	9	AB	R	H	RBI	BB	SO	LOB	TOP										
7 Norichika Aoki, L (1,8) OBP: 0.324, SLG: 0.364	F8		F8			F7	F9		FC6-4	5	0	0	0	0	0	4	Milwaukee Brewers @ San Francisco Giants AT&T Park, San Francisco, CA Sat May 05 2012, 1:07 PM - 3:58 PM PDT Att: 41,135 - Sunny - 66 F										
23 Rickie Weeks Jr., R (1,4) OBP: 0.322, SLG: 0.330	K						K		G1-3	4	0	1	0	1	2	2											
8 Ryan Braun, R (1,7) OBP: 0.330, SLG: 0.625	F8		K			G6-3			HR	4	1	1	1	0	1	4											
16 Aramis Ramirez, R (1,5) OBP: 0.262, SLG: 0.374		11 1B	F8						K	4	1	1	0	0	1	2											
1 Corey Hart, R (1,9) OBP: 0.347, SLG: 0.568					P4				P4	3	0	0	0	0	1	1											
11 Alex Gonzalez, R (1,6) OBP: 0.326, SLG: 0.457					G6-3					1	0	1	1	0	0	0											
3 Cesar Izturis, S (2,PR) OBP: 0.227, SLG: 0.190						L9				2	0	0	0	1	0	1											
14 Brooks Conrad, S (1,3)										3	0	0	0	0	1	2											
26 Manny Parra, L (7,1)	F7									0	0	0	0	0	0	0											
45 Travis Ishikawa, L (8,PH)										1	0	0	0	0	0	1											
48 Tim Lillard, R (8,1)										0	0	0	0	0	0	0											
50 Kameron Loe, R (8,1)										0	0	0	0	0	0	0											
9 George Kottaras, L (1,2) OBP: 0.486, SLG: 0.667			G5-3				G4-1		G3	4	0	1	0	0	0	1											
43 Randy Wolf, L (1,1) OBP: 0.091, SLG: 0.100										1	0	1	0	0	0	0											
20 Jonathan Lucroy, R (7,PH) OBP: 0.373, SLG: 0.493										2	0	2	0	0	0	0											
Inning Stats	R: 0 E: 0 K: 1 S: 8	H: 0 LOB: 0 BB: 0 P: 12	R: 1 E: 0 K: 1 S: 16	H: 2 LOB: 1 BB: 0 P: 23	R: 0 E: 0 K: 1 S: 12	H: 2 LOB: 2 BB: 0 P: 22	R: 0 E: 0 K: 1 S: 7	H: 0 LOB: 0 BB: 0 P: 9	R: 0 E: 0 K: 0 S: 14	H: 1 LOB: 2 BB: 1 P: 22	R: 0 E: 1 K: 0 S: 9	H: 0 LOB: 1 BB: 0 P: 12	R: 0 E: 0 K: 1 S: 9	H: 1 LOB: 1 BB: 0 P: 10	R: 1 E: 0 K: 1 S: 12	H: 1 LOB: 1 BB: 1 P: 22	R: 0 E: 0 K: 0 S: 7	H: 1 LOB: 1 BB: 0 P: 10	1B: 6 2B: 1 3B: 0 HR: 1	SF: 0 SAC: 2 DP: 0 HBP: 0	WP: 1 PB: 0 CS: 1	PA: 38					
PITCHER	IP	WLS	BF	H	R	ER	SO	BB	IBB	HBP	BLK	WP	HR	S	P	ERA	WHIP										
40 Madison Bumgarner, L (1,1) ERA: 2.31	7.0	W	29	6	1	1	5	1	0	0	0	1	0	75	110	1.29	1.000										
59 Guillermo Mota, R (8,1) ERA: 5.06	0.2	H	4	1	1	1	1	1	0	0	0	0	1	10	20	13.50	3.000										
49 Javier López, L (8,1) ERA: 1.93	0.1	H	1	0	0	0	0	0	0	0	0	0	0	2	2	0.00	0.000										
46 Santiago Casilla, R (9,1) ERA: 1.69	1.0	S	4	1	0	0	0	0	0	0	0	0	0	7	10	0.00	1.000										

Batter	1	2	3	4	5	6	7	8	9	AB	R	H	RBI	BB	SO	LOB	BOTTOM										
16 Angel Pagán, S (1,8) OBP: 0.284, SLG: 0.446	G6-3						F7			4	0	1	0	0	0	1	Milwaukee Brewers @ San Francisco Giants AT&T Park, San Francisco, CA Sat May 05 2012, 1:07 PM - 3:58 PM PDT Att: 41,135 - Sunny - 66 F										
5 Ryan Theriot, R (1,4) OBP: 0.217, SLG: 0.227	G6-3					L3			G5-3	4	0	0	0	0	2												
53 Melky Cabrera, S (1,9) OBP: 0.377, SLG: 0.455									F9	4	1	2	0	0	0	0											
28 Buster Posey, R (1,3) OBP: 0.380, SLG: 0.529										4	1	2	1	0	1	1											
9 Brandon Belt, L (9,3) OBP: 0.379, SLG: 0.392	F9									0	0	0	0	0	0	0											
6 Brett Pill, R (1,7) OBP: 0.382, SLG: 0.500										3	1	1	1	0	0	1											
12 Nate Schierholz, L (7,9) OBP: 0.279, SLG: 0.465	G6-3									1	0	0	0	0	0	0											
13 Joaquin Arias, R (1,6) OBP: 0.321, SLG: 0.407										4	1	1	0	0	1	1											
29 Héctor Sánchez, S (1,2) OBP: 0.265, SLG: 0.362										4	1	2	1	0	1	2											
50 Conor Gillaspie, L (1,5) OBP: 0.182, SLG: 0.182										4	0	0	1	0	0	3											
40 Madison Bumgarner, R (1,1) OBP: 0.125, SLG: 0.188										3	0	1	1	0	1	1											
59 Guillermo Mota, R (8,1) ERA: 2.77										0	0	0	0	0	0	0											
49 Javier López, L (8,1) ERA: 4.97										0	0	0	0	0	0	0											
46 Santiago Casilla, R (9,1) ERA: 2.25										0	0	0	0	0	0	0											
Inning Stats	R: 0 E: 0 K: 0 S: 15	H: 1 LOB: 1 BB: 0 P: 22	R: 0 E: 0 K: 2 S: 9	H: 0 LOB: 0 BB: 0 P: 13	R: 0 E: 0 K: 0 S: 9	H: 1 LOB: 1 BB: 0 P: 14	R: 0 E: 0 K: 0 S: 15	H: 1 LOB: 1 BB: 0 P: 23	R: 1 E: 0 K: 0 S: 7	H: 2 LOB: 1 BB: 0 P: 11	R: 3 E: 0 K: 1 S: 13	H: 4 LOB: 1 BB: 0 P: 19	R: 0 E: 0 K: 0 S: 3	H: 0 LOB: 0 BB: 0 P: 4	R: 1 E: 1 K: 1 S: 10	H: 1 LOB: 1 BB: 0 P: 13	1B: 5 2B: 4 3B: 1 HR: 0	SF: 0 SAC: 0 DP: 0 HBP: 0	WP: 1 PB: 0 CS: 0	PA: 35							
PITCHER	IP	WLS	BF	H	R	ER	SO	BB	IBB	HBP	BLK	WP	HR	S	P	ERA	WHIP										
43 Randy Wolf, L (1,1) ERA: 6.68	6.0	L	27	9	4	4	3	0	0	0	0	1	0	68	102	6.00	1.500										
26 Manny Parra, L (7,1) ERA: 2.77	1.0		3	0	0	0	0	0	0	0	0	0	0	3	4	0.00	0.000										
48 Tim Lillard, R (8,1) ERA: 4.97	0.2		4	1	1	0	1	0	0	0	0	0	0	9	12	0.00	1.500										
50 Kameron Loe, R (8,1) ERA: 2.25	0.1		1	0	0	0	0	0	0	0	0	0	0	1	1	0.00	0.000										

Batter	1	2	3	4	5	6	7	8	9	AB R H RBI BB SO LOB	TOP									
2 Zack Cozart, R (1,6) OBP: 0.333, SLG: 0.467	F7			HR	G1-3		P5		L6	5 1 1 1 0 0 2	Cincinnati Reds @ Milwaukee Brewers Miller Park, Milwaukee, WI Mon May 07 2012, 7:14 PM - 9:59 PM CDT Att: 27,157 - Roof Closed - 67 F									
6 Drew Stubbs, R (1,8) OBP: 0.307, SLG: 0.393	L8			2B	G6-3		K			4 1 1 0 0 1 1										
19 Joey Votto, L (1,3) OBP: 0.444, SLG: 0.490	F9			2B	K					4 1 1 1 0 1 0										
4 Brandon Phillips, R (1,4) OBP: 0.270, SLG: 0.349	F9			2B						4 1 2 0 0 0 0										
32 Jay Bruce, L (1,9) OBP: 0.336, SLG: 0.644	P5			1B	L7					4 1 1 3 0 1 1										
27 Scott Rolen, R (1,5) OBP: 0.247, SLG: 0.310	G5-3			HR	F8		F9			4 0 0 0 0 0 1										
28 Chris Heisey, R (1,7) OBP: 0.269, SLG: 0.317				P3	K					4 1 1 0 0 2 1										
29 Ryan Hanigan, R (1,2) OBP: 0.364, SLG: 0.333	G5-3			1B						4 0 2 0 0 0 1										
61 Bronson Arroyo, R (1,1) OBP: 0.154, SLG: 0.167				L7	K		SH2-4			2 0 0 0 0 1 1										
66 Logan Ondrusek, R (7,1)										0 0 0 0 0 0 0										
43 Miguel Cairo, R (9,PH) OBP: 0.273, SLG: 0.400										1 0 1 1 0 0 0										
51 Sean Marshall, L (9,1)										0 0 0 0 0 0 0										
Inning Stats	R: 0 E: 0 K: 0 S: 10	H: 0 LOB: 0 BB: 0 P: 17	R: 0 E: 0 K: 0 S: 9	H: 0 LOB: 0 BB: 0 P: 15	R: 0 E: 0 K: 1 S: 8	H: 0 LOB: 0 BB: 0 P: 9	R: 5 E: 0 K: 1 S: 16	H: 6 LOB: 1 BB: 0 P: 22	R: 0 E: 0 K: 1 S: 7	H: 1 LOB: 1 BB: 0 P: 12	R: 0 E: 0 K: 1 S: 18	H: 1 LOB: 1 BB: 0 P: 25	R: 0 E: 0 K: 1 S: 8	H: 0 LOB: 0 BB: 0 P: 15	R: 1 E: 0 K: 0 S: 14	H: 2 LOB: 1 BB: 0 P: 22	1B: 4 2B: 4 3B: 0 HR: 2	SF: 0 SAC: 1 DP: 0 HBP: 0	WP: 0 PB: 0 SB: 1 CS: 0	PA: 37
PITCHER	IP WLS BF H R ER SO BB IBB HBP BLK WP HR S P ERA WHIP											IP WLS BF H R ER SO BB IBB HBP BLK WP HR S P ERA WHIP								
41 Marco Estrada, R (1,1) ERA: 4.5	7.0 L 29 8 5 5 5 0 0 0 0 0 0 2 77 110 6.43 1.143																			
26 Manny Parra, L (8,1) ERA: 2.51	1.0 3 0 0 0 1 0 0 0 0 0 0 0 8 15 0.00 0.000																			
54 Vinnie Chulk, R (9,1) ERA: 13.5	1.0 5 2 1 1 0 0 0 0 0 0 0 0 14 22 9.00 2.000																			

Batter	1	2	3	4	5	6	7	8	9	AB R H RBI BB SO LOB	BOTTOM											
7 Norichika Aoki, L (1,8) OBP: 0.286, SLG: 0.316	F7		G3-1		K		F9			4 0 0 0 0 1 2	Cincinnati Reds @ Milwaukee Brewers Miller Park, Milwaukee, WI Mon May 07 2012, 7:14 PM - 9:59 PM CDT Att: 27,157 - Roof Closed - 67 F											
23 Rickie Weeks Jr., R (1,4) OBP: 0.306, SLG: 0.531	F9		G5-3		K					4 0 0 0 0 1 0												
8 Ryan Braun, R (1,7) OBP: 0.339, SLG: 0.635	HR			1B			F9			4 1 2 1 0 1 0												
16 Aramis Ramirez, R (1,5) OBP: 0.259, SLG: 0.364	G5-3			E7			F9			4 0 1 0 0 0 0												
1 Corey Hart, R (1,9) OBP: 0.327, SLG: 0.526				1B	K		G5-3			4 0 0 0 0 3 2												
20 Jonathan Lucroy, R (1,2) OBP: 0.357, SLG: 0.461	G4-3			P4			K			4 0 1 0 0 1 2												
45 Travis Ishikawa, L (1,3) OBP: 0.282, SLG: 0.472										2 0 2 0 1 0 0												
14 Brooks Conrad, S (9,PH)					BB					1 0 0 0 0 1 1												
3 Cesar Izturis, S (1,6) OBP: 0.207, SLG: 0.179					L9					4 0 0 0 0 2 6												
41 Marco Estrada, R (1,1) ERA: 2.75					K					2 0 0 0 0 2 0												
9 George Kottaras, L (7,PH) OBP: 0.487, SLG: 0.655										1 0 1 0 0 0 0												
26 Manny Parra, L (8,1) ERA: 13.5										0 0 0 0 0 0 0												
54 Vinnie Chulk, R (9,1)										0 0 0 0 0 0 0												
Inning Stats	R: 1 E: 0 K: 0 S: 12	H: 1 LOB: 1 BB: 0 P: 20	R: 0 E: 0 K: 2 S: 9	H: 1 LOB: 0 BB: 0 P: 14	R: 0 E: 0 K: 1 S: 8	H: 0 LOB: 0 BB: 0 P: 11	R: 0 E: 0 K: 1 S: 13	H: 2 LOB: 3 BB: 1 P: 22	R: 0 E: 0 K: 3 S: 10	H: 0 LOB: 0 BB: 0 P: 14	R: 0 E: 0 K: 0 S: 8	H: 0 LOB: 0 BB: 0 P: 11	R: 0 E: 0 K: 2 S: 14	H: 2 LOB: 2 BB: 0 P: 20	R: 0 E: 0 K: 1 S: 8	H: 0 LOB: 0 BB: 0 P: 9	R: 0 E: 0 K: 2 S: 11	H: 1 LOB: 1 BB: 0 P: 16	1B: 5 2B: 1 3B: 0 HR: 1	SF: 0 SAC: 0 DP: 0 HBP: 0	WP: 0 PB: 0 SB: 0 CS: 0	PA: 35
PITCHER	IP WLS BF H R ER SO BB IBB HBP BLK WP HR S P ERA WHIP											IP WLS BF H R ER SO BB IBB HBP BLK WP HR S P ERA WHIP										
61 Bronson Arroyo, R (1,1) ERA: 2.75	6.2 W 27 6 1 1 1 0 0 0 0 0 0 0 73 110 1.35 1.050																					
66 Logan Ondrusek, R (7,1) ERA: 13.5	1.1 H 4 0 0 0 1 0 0 0 0 0 0 0 9 11 0.00 0.000																					
51 Sean Marshall, L (9,1) ERA: 4.35	1.0 4 1 0 0 2 0 0 0 0 0 0 0 11 16 0.00 1.000																					

Batter	1	2	3	4	5	6	7	8	9	AB	R	H	RBI	BB	SO	LOB	TOP																					
2 Zack Cozart, R OBP: 0.336, SLG: 0.473										5	0	2	0	0	0	1	Cincinnati Reds @ Milwaukee Brewers Miller Park, Milwaukee, WI Tue May 08 2012, 7:11 PM - 10:15 PM CDT Att: 28,108 - Cloudy - 67 F																					
6 Drew Stubbs, R OBP: 0.294, SLG: 0.375										5	0	0	0	0	3	2																						
19 Joey Votto, L OBP: 0.445, SLG: 0.495										3	0	1	0	1	0	0																						
4 Brandon Phillips, R OBP: 0.280, SLG: 0.368										4	2	2	0	0	1	2																						
32 Jay Bruce, L OBP: 0.342, SLG: 0.667										4	1	2	2	0	1	2																						
27 Scott Rolen, R OBP: 0.247, SLG: 0.318										4	0	1	1	0	1	2																						
48 Ryan Ludwick, R OBP: 0.263, SLG: 0.353										3	0	0	0	1	1	2																						
31 Alfredo Simon, R										0	0	0	0	0	0	0																						
39 Devin Mesoraco, R OBP: 0.319, SLG: 0.341										4	0	0	0	0	1	3																						
34 Homer Bailey, R OBP: 0.283, SLG: 0.283										1	0	0	0	0	0	0																						
60 J.J. Hoover, R										0	0	0	0	0	0	0																						
43 Miguel Cairo, R										0	0	0	0	0	1	0																						
63 Sam LeCure, R										0	0	0	0	0	0	0																						
21 Todd Frazier, R										0	0	0	0	0	0	0																						
33 Jose Arredondo, R										0	0	0	0	0	0	0																						
28 Chris Heisey, R										1	0	0	0	0	1	0																						
Inning Stats	R: 0 E: 0 K: 2 S: 10	H: 0 LOB: 1 BB: 1 P: 17	R: 0 E: 0 K: 1 S: 8	H: 0 LOB: 0 BB: 0 P: 12	R: 0 E: 0 K: 1 S: 11	H: 1 LOB: 1 BB: 0 P: 21	R: 0 E: 0 K: 0 S: 12	H: 1 LOB: 3 BB: 1 P: 26	R: 0 E: 0 K: 2 S: 8	H: 0 LOB: 0 BB: 0 P: 10	R: 2 E: 0 K: 2 S: 11	H: 2 LOB: 0 BB: 0 P: 17	R: 0 E: 0 K: 1 S: 7	H: 1 LOB: 0 BB: 0 P: 7	R: 1 E: 0 K: 0 S: 14	H: 3 LOB: 2 BB: 0 P: 19	R: 0 E: 0 K: 1 S: 9	H: 1 LOB: 1 BB: 0 P: 15	1B: 4 2B: 4 3B: 0 HR: 1	SF: 0 SAC: 0 DP: 1 HBP: 0	WP: 0 PB: 0 SB: 0 CS: 0	PA: 38																
PITCHER	IP	WLS	BF	H	R	ER	SO	BB	IBB	HBP	BLK	WP	HR	S	P	ERA	WHIP	PITCHER				IP	WLS	BF	H	R	ER	SO	BB	IBB	HBP	BLK	WP	HR	S	P	ERA	WHIP
49 Yovani Gallardo, R ERA: 5.35	6.0	W	25	4	2	2	8	2	0	0	0	0	1	60	103	3.00	1.000					6.0	W	25	4	2	2	8	2	0	0	0	0	1	60	103	3.00	1.000
50 Kameron Loe, R ERA: 1.93	1.0		3	1	0	0	1	0	0	0	0	0	0	7	7	0.00	1.000					1.0		3	1	0	0	1	0	0	0	0	0	7	7	0.00	1.000	
40 Jose Veras, R ERA: 5.27	1.0		6	3	1	1	0	0	0	0	0	0	0	14	19	9.00	3.000					1.0		6	3	1	1	0	0	0	0	0	14	19	9.00	3.000		
48 Tim Lillard, R ERA: 5.14	1.0		4	1	0	0	1	0	0	0	0	0	0	9	15	0.00	1.000					1.0		4	1	0	0	1	0	0	0	9	15	0.00	1.000			

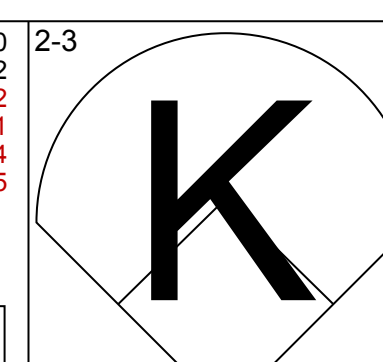
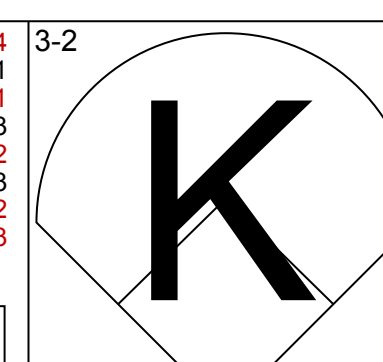
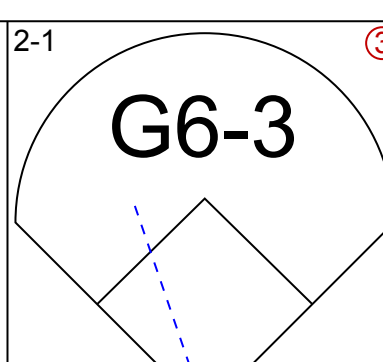
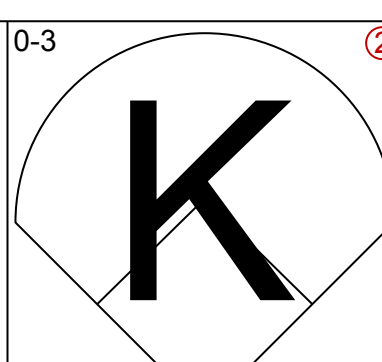
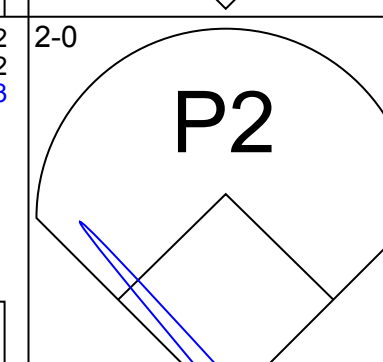
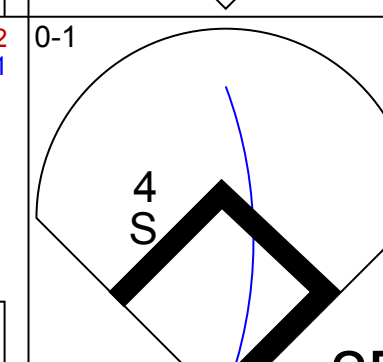
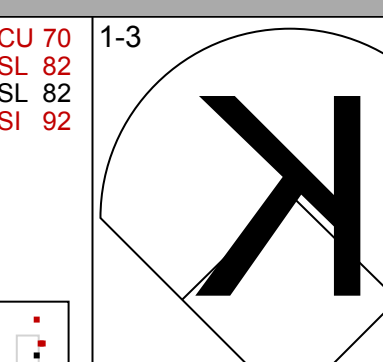
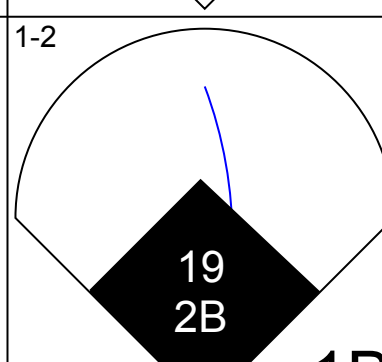
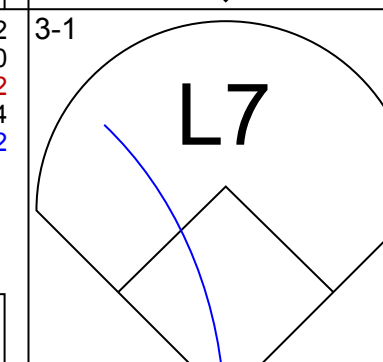
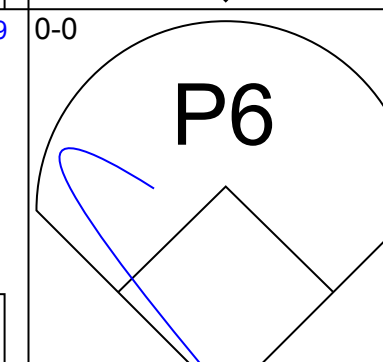
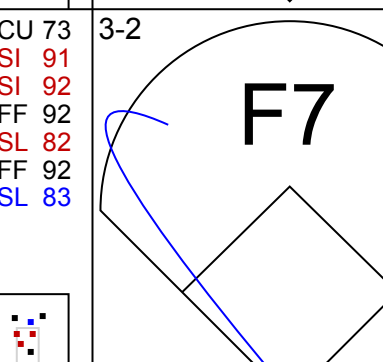
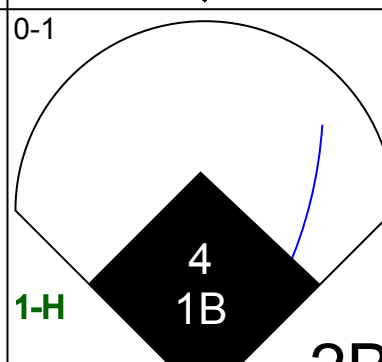
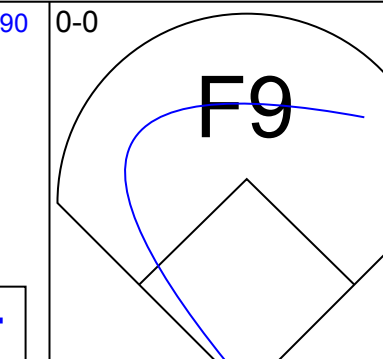
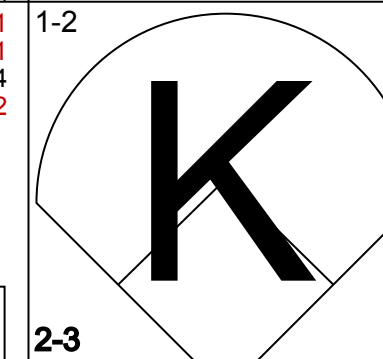
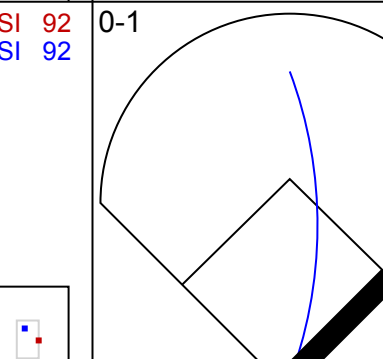
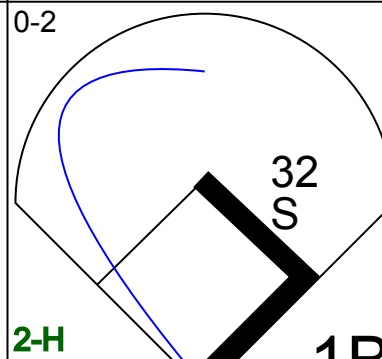
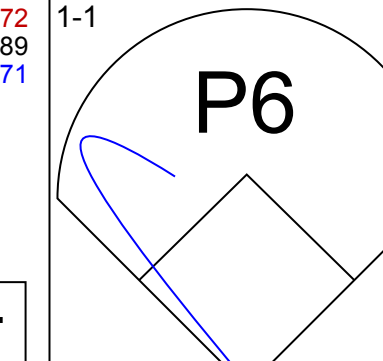
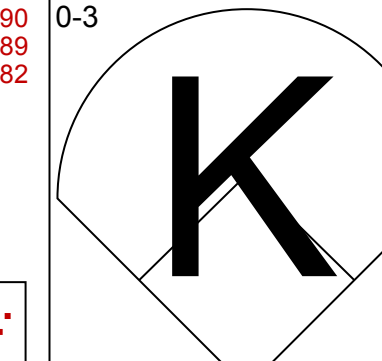
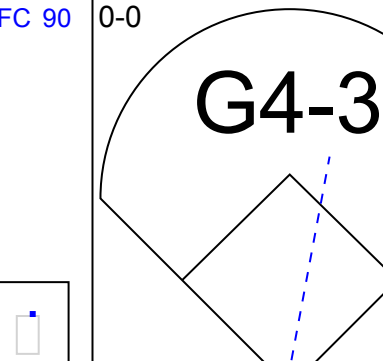
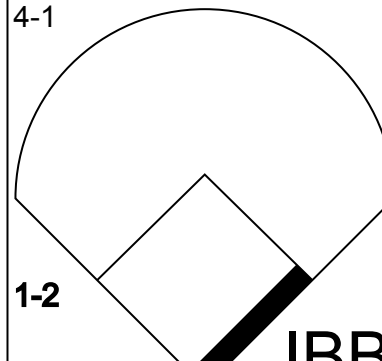
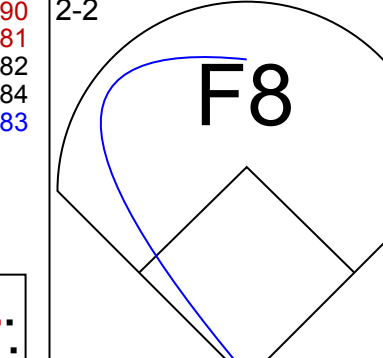
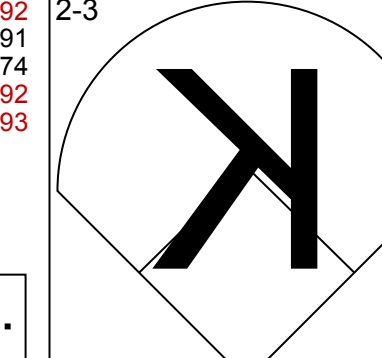
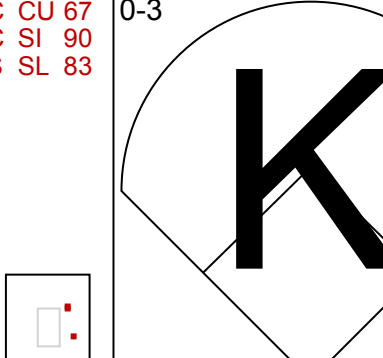
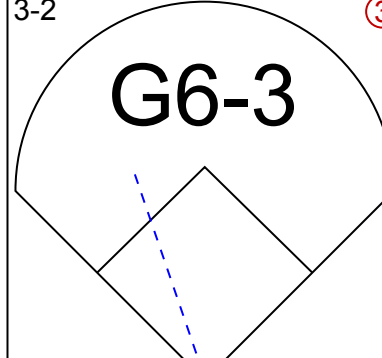
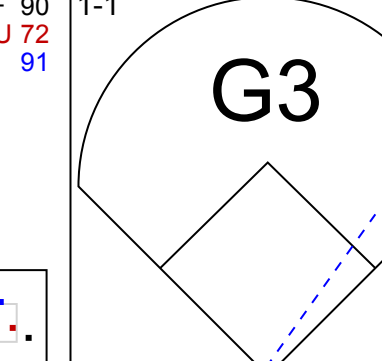
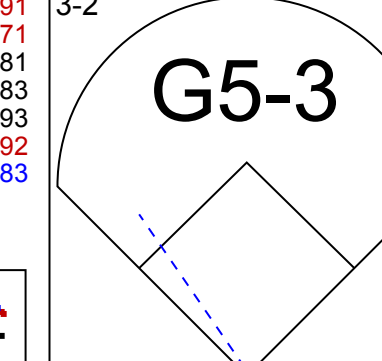
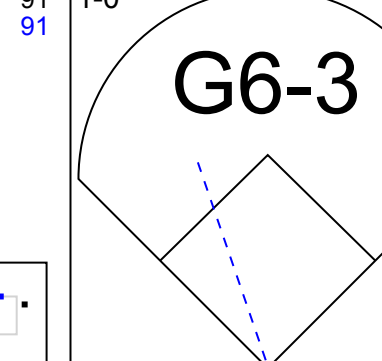
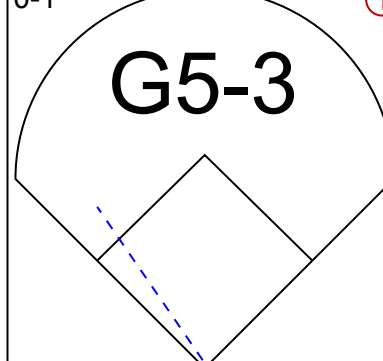
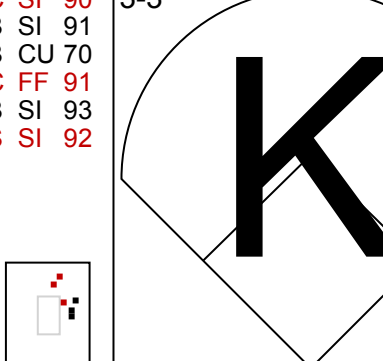


Cincinnati Reds @ Milwaukee Brewers
 Miller Park, Milwaukee, WI
 Tue May 08 2012, 7:11 PM - 10:15 PM CDT
 Att: 28,108 - Cloudy - 67 F

AB	36
R	3
H	9
RBI	3
BB	2
SO	10
LOB	14



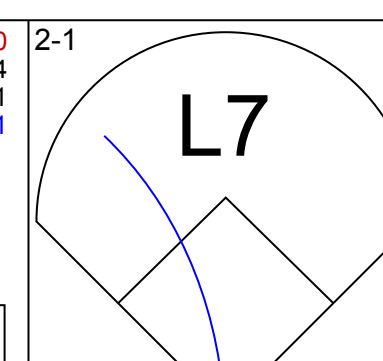
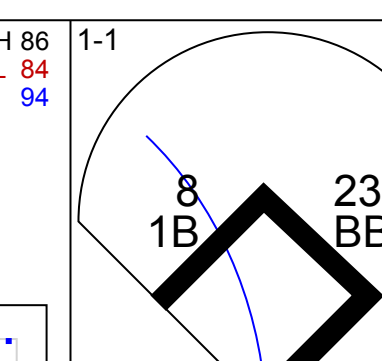
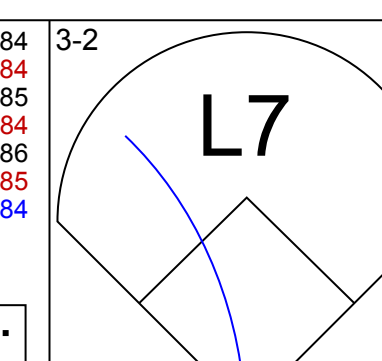
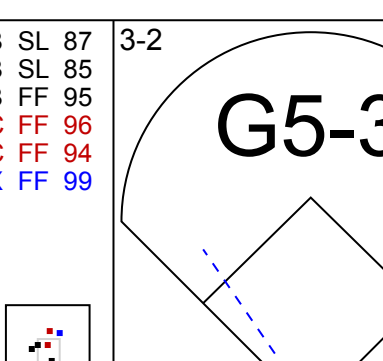
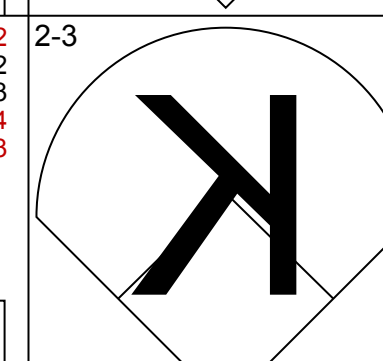
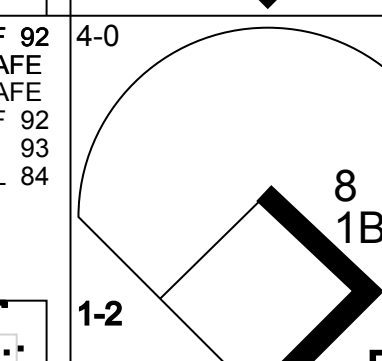
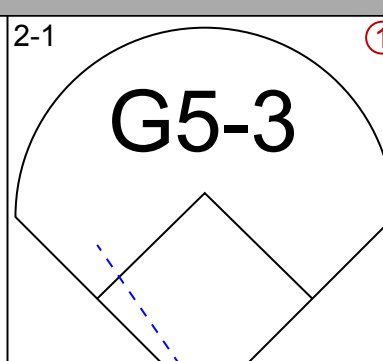
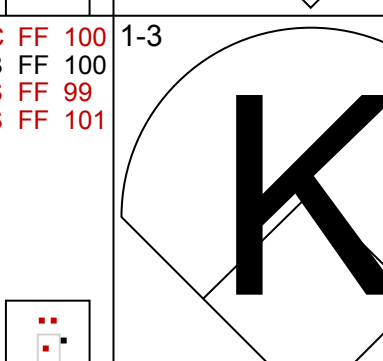
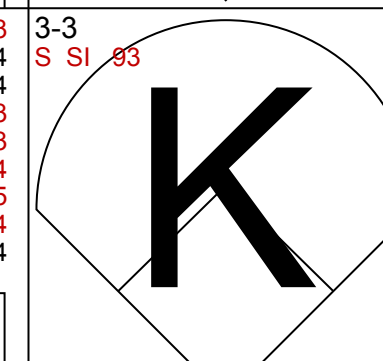
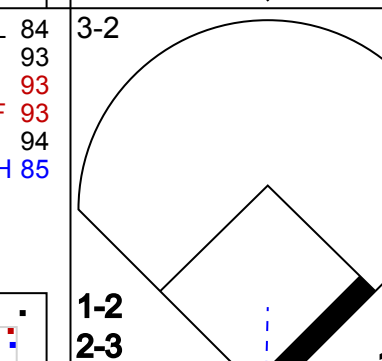
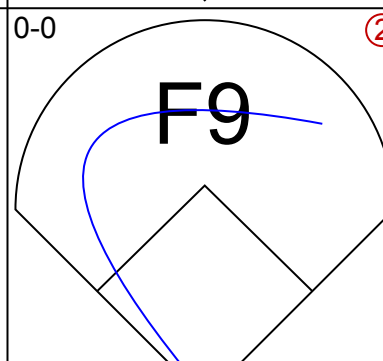
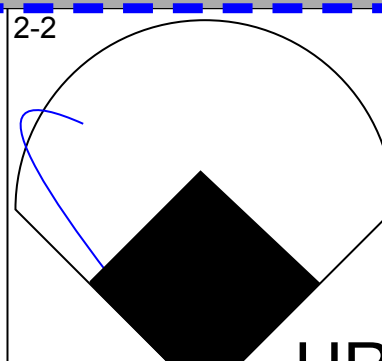
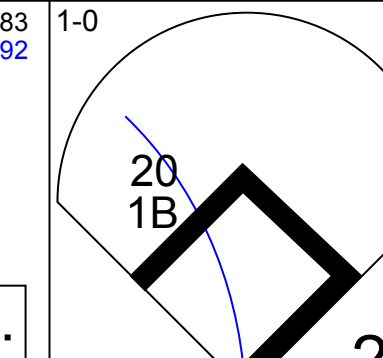
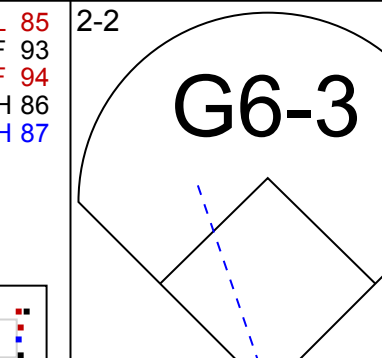
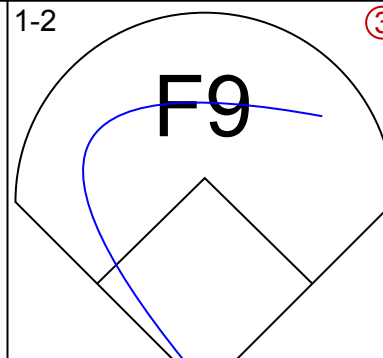
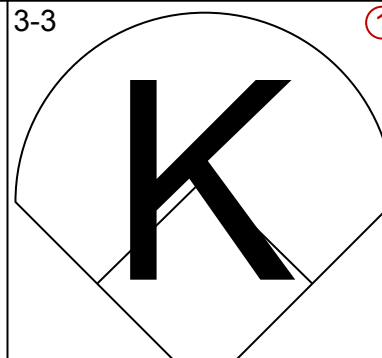
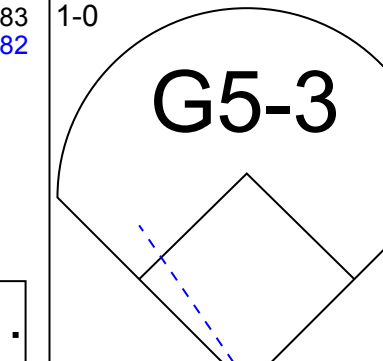
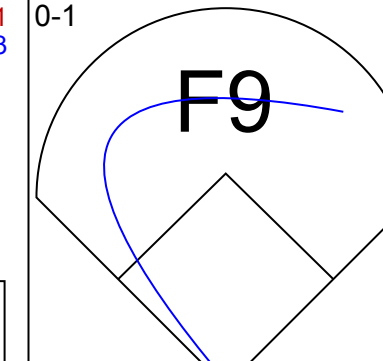
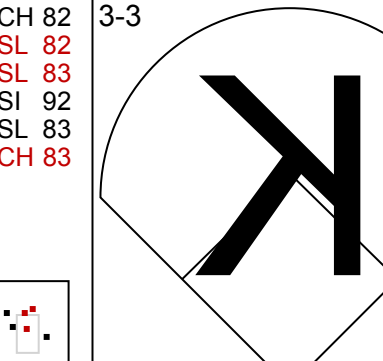
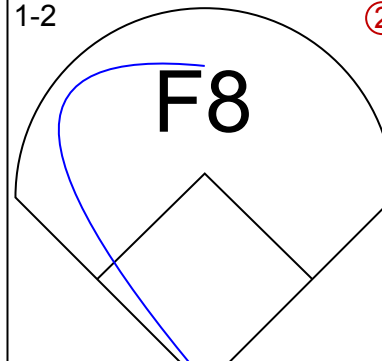
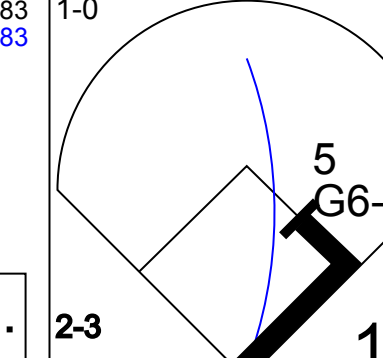
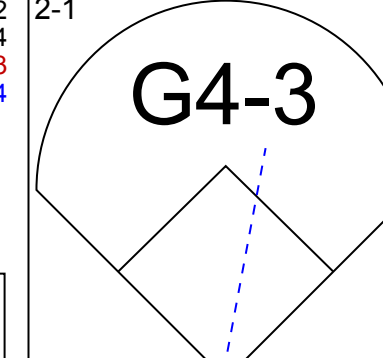
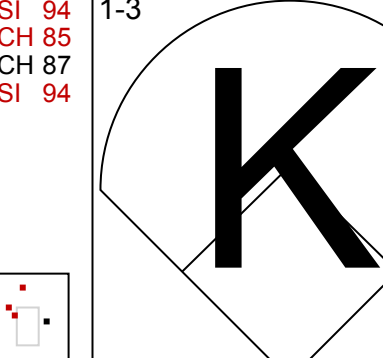
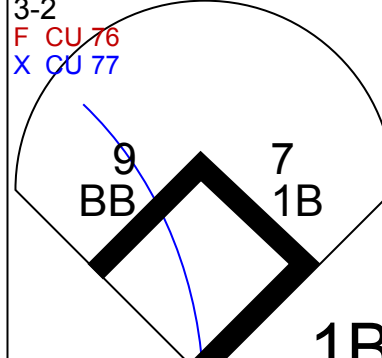
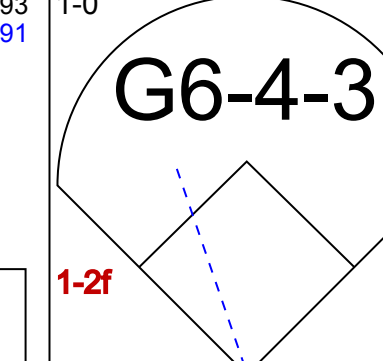
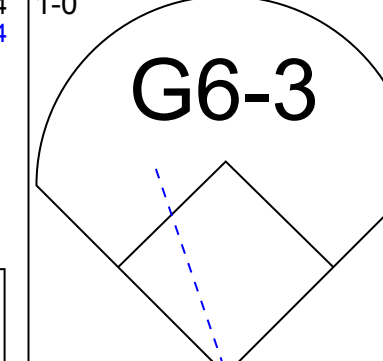
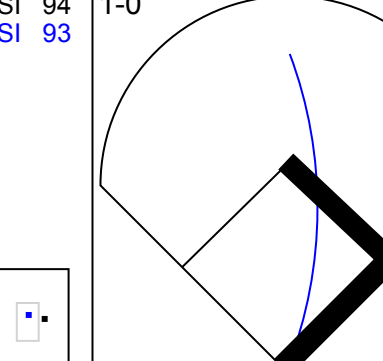
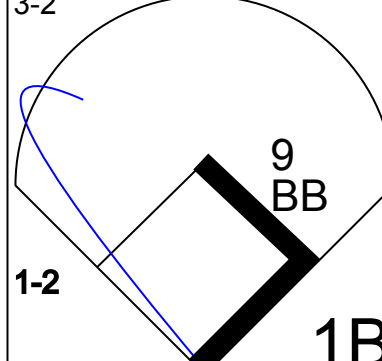


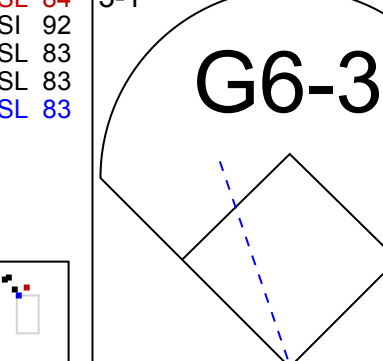
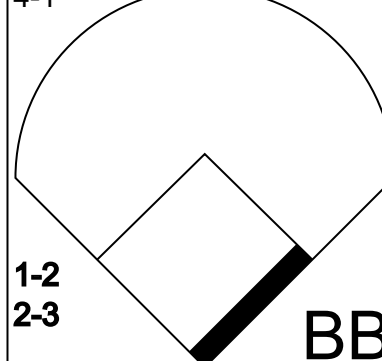
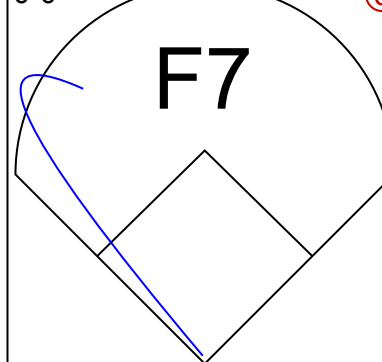
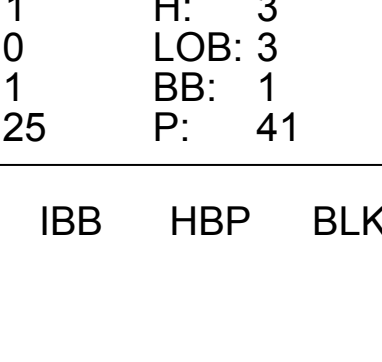
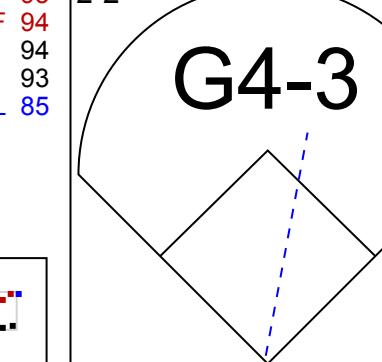
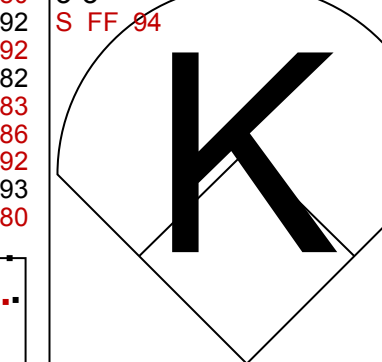





Batter	1	2	3	4	5	6	7	8	9	AB	R	H	RBI	BB	SO	LOB	BOTTOM																					
2 Nyjer Morgan, L OBP: 0.243, SLG: 0.188										4	2	2	0	0	2	1	Cincinnati Reds @ Milwaukee Brewers Miller Park, Milwaukee, WI Tue May 08 2012, 7:11 PM - 10:15 PM CDT Att: 28,108 - Cloudy - 67 F																					
23 Rickie Weeks Jr., R OBP: 0.304, SLG: 0.510										4	0	0	0	1	2	3																						
8 Ryan Braun, R OBP: 0.358, SLG: 0.648										4	2	3	1	1	0	1																						
48 Tim Lillard, R										0	0	0	0	0	0	0																						
16 Aramis Ramirez, R OBP: 0.267, SLG: 0.382										3	1	1	3	0	1	3																						
7 Norichika Aoki, L OBP: 0.286, SLG: 0.316										0	0	0	0	0	0	0																						
1 Corey Hart, R OBP: 0.325, SLG: 0.510										3	0	0	0	1	1	2																						
20 Jonathan Lucroy, R OBP: 0.384, SLG: 0.475										4	1	2	2	0	0	0																						
45 Travis Ishikawa, L OBP: 0.256, SLG: 0.425										4	0	0	0	0	3	3																						
3 Cesar Izturis, S OBP: 0.242, SLG: 0.313										4	2	2	1	0	0	1																						
49 Yovani Gallardo, R OBP: 0.071, SLG: 0.071										3	0	1	1	0	0	1																						
50 Kameron Loe, R										0	0	0	0	0	0	0																						
5 Taylor Green, L										1	0	0	0	0	1	0																						
40 Jose Veras, R										0	0	0	0	0	0	0																						
29 Edwin Maysonet, R										0	0	0	0	0	0	0																						
Inning Stats	R: 2 E: 0 K: 2 S: 27	H: 2 LOB: 2 BB: 1 P: 42	R: 1 E: 0 K: 0 S: 16	H: 2 LOB: 1 BB: 1 P: 25	R: 0 E: 0 K: 1 S: 7	H: 0 LOB: 0 BB: 0 P: 10	R: 3 E: 0 K: 1 S: 11	H: 3 LOB: 1 BB: 1 P: 20	R: 1 E: 0 K: 2 S: 15	H: 2 LOB: 1 BB: 0 P: 22	R: 0 E: 0 K: 2 S: 14	H: 1 LOB: 0 BB: 0 P: 18	R: 1 E: 0 K: 1 S: 7	H: 1 LOB: 0 BB: 0 P: 16	R: 0 E: 0 K: 1 S: 5	H: 0 LOB: 0 BB: 0 P: 8	1B: 7 2B: 2 3B: 1 HR: 1	SF: 0 SAC: 0 DP: 1 HBP: 2	WP: 1 PB: 0 SB: 0 CS: 0	PA: 39																		
PITCHER	IP	WLS	BF	H	R	ER	SO	BB	IBB	HBP	BLK	WP	HR	S	P	ERA	WHIP	PITCHER				IP	WLS	BF	H	R	ER	SO	BB	IBB	HBP	BLK	WP	HR	S	P	ERA	WHIP
34 Homer Bailey, R ERA: 4.93	3.2	L	21	6	6	6	4	3	0	0	0	0	0	57	89	14.73	2.455					3.2	L	21	6	6	6	4	3	0	0	0	0	57	89	14.73	2.455	
60 J.J. Hoover, R	0.1		2	1	0	0	0	0	0	0	0	0	0	4	8	0.00	3.000					0.1		2	1	0	0	0	0	0	0	4	8	0.00	3.000			
63 Sam LeCure, R ERA: 4.61	2.0		9	3	1	1	4	0	0	0	0	1	0	29	40	4.50	1.500					2.0		9	3	1	1	4	0	0	0	1	0	29	40	4.50	1.500	
33 Jose Arredondo, R ERA: 2.83	1.0		4	1	1	1	1	0	0	0	0	0	1	7	16	9.00	1.000					1.0		4	1	1	1	1	0	0	1	7	16	9.00	1.000			
31 Alfredo Simon, R ERA: 2.31	1.0		3	0	0	0	1	0	0	1	0	0	0	5	8	0.00	0.000					1.0		3	0	0	0	1	0	0	0	5	8	0.00	0.000			



Batter	1	2	3	4	5	6	7	8	9	AB	R	H	RBI	BB	SO	LOB	TOP								
2 Zack Cozart, R OBP: 0.325, SLG: 0.457										4	0	0	0	0	3	0	Cincinnati Reds @ Milwaukee Brewers Miller Park, Milwaukee, WI Wed May 09 2012, 12:11 PM - 3:00 PM CDT Att: 27,090 - Roof Closed - 67 F								
6 Drew Stubbs, R OBP: 0.301, SLG: 0.388										4	1	2	0	0	1	0									
19 Joey Votto, L OBP: 0.439, SLG: 0.495										4	1	1	1	1	0	1									
4 Brandon Phillips, R OBP: 0.289, SLG: 0.374										4	0	2	1	0	1	1									
32 Jay Bruce, L OBP: 0.339, SLG: 0.649										3	0	0	0	1	1	1									
21 Todd Frazier, R OBP: 0.440, SLG: 0.773										3	0	0	0	0	2	0									
54 Aroldis Chapman, L OBP: 0.231, SLG: 0.333										0	0	0	0	0	0	0									
43 Miguel Cairo, R OBP: 0.251, SLG: 0.333										1	0	0	0	0	2	0									
51 Sean Marshall, L OBP: 0.261, SLG: 0.308										0	0	0	0	0	0	0									
66 Logan Ondrusek, R OBP: 0.261, SLG: 0.308										0	0	0	0	0	0	0									
15 Wilson Valdez, R OBP: 0.176, SLG: 0.212										3	0	0	0	0	1	0									
29 Ryan Hanigan, R OBP: 0.348, SLG: 0.317										3	0	0	0	0	1	0									
47 Johnny Cueto, R OBP: 0.071, SLG: 0.071																									
28 Chris Heisey, R OBP: 0.261, SLG: 0.308										2	0	0	0	0	2	0									
Inning Stats	R: 0 E: 0 K: 1 S: 7	H: 0 LOB: 0 BB: 0 P: 14	R: 0 E: 0 K: 0 S: 6	H: 0 LOB: 0 BB: 0 P: 9	R: 0 E: 0 K: 1 S: 8	H: 0 LOB: 0 BB: 0 P: 12	R: 0 E: 0 K: 2 S: 11	H: 1 LOB: 1 BB: 0 P: 15	R: 0 E: 0 K: 1 S: 10	H: 0 LOB: 0 BB: 0 P: 15	R: 0 E: 0 K: 1 S: 7	H: 0 LOB: 0 BB: 0 P: 12	R: 0 E: 0 K: 3 S: 10	H: 1 LOB: 1 BB: 0 P: 14	R: 0 E: 0 K: 3 S: 10	H: 0 LOB: 0 BB: 0 P: 13	R: 2 E: 0 K: 2 S: 21	H: 3 LOB: 2 BB: 1 P: 32	1B: 3 2B: 2 3B: 0 HR: 0	SF: 0 SAC: 0 DP: 0 HBP: 0	WP: 0 PB: 0 SB: 2 CS: 0	PA: 33			
PITCHER	IP	WLS	BF	H	R	ER	SO	BB	IBB	HBP	BLK	WP	HR	S	P	ERA	WHIP								
13 Zack Greinke, R ERA: 3.35	8.0		26	2	0	0	11	0	0	0	0	0	0	69	104	0.00	0.250								
59 John Axford, R ERA: 5.99	1.0	L	7	3	2	2	2	0	1	0	0	0	0	21	32	18.00	3.000								

AB	32
R	2
H	5
RBI	2
BB	1
SO	13
LOB	5



Batter	1	2	3	4	5	6	7	8	9	AB	R	H	RBI	BB	SO	LOB	BOTTOM								
2 Nyjer Morgan, L OBP: 0.244, SLG: 0.192										4	0	1	0	0	0	0	Cincinnati Reds @ Milwaukee Brewers Miller Park, Milwaukee, WI Wed May 09 2012, 12:11 PM - 3:00 PM CDT Att: 27,090 - Roof Closed - 67 F								
23 Rickie Weeks Jr., R OBP: 0.302, SLG: 0.502										3	0	0	0	1	2	0									
8 Ryan Braun, R OBP: 0.363, SLG: 0.670										4	1	2	1	0	1	0									
16 Aramis Ramirez, R OBP: 0.266, SLG: 0.386										4	0	1	0	0	1	3									
1 Corey Hart, R OBP: 0.314, SLG: 0.490										4	0	0	0	0	1	1									
20 Jonathan Lucroy, R OBP: 0.370, SLG: 0.476										4	0	2	0	0	1	0									
29 Edwin Maysonet, R OBP: 0.302, SLG: 0.333										0	0	0	0	0	0	0									
5 Taylor Green, L OBP: 0.222, SLG: 0.444										3	0	1	0	0	0	2									
7 Norichika Aoki, L OBP: 0.302, SLG: 0.333										1	0	1	0	0	0	0									
3 Cesar Izturis, S OBP: 0.222, SLG: 0.286										3	0	0	0	0	0	1									
9 George Kottaras, L OBP: 0.250, SLG: 0.655										0	0	0	0	1	0	0									
13 Zack Greinke, R OBP: 0.167, SLG: 0.250										2	0	0	0	0	1	0									
14 Brooks Conrad, S OBP: 0.167, SLG: 0.250										1	0	0	0	0	0	0									
59 John Axford, R ERA: 4.91										0	0	0	0	0	0	0									
45 Travis Ishikawa, L OBP: 0.250, SLG: 0.415										1	0	0	0	0	3	0									
Inning Stats	R: 0 E: 0 K: 2 S: 12	H: 2 LOB: 1 BB: 0 P: 19	R: 0 E: 0 K: 0 S: 4	H: 2 LOB: 1 BB: 0 P: 8	R: 0 E: 0 K: 0 S: 13	H: 2 LOB: 3 BB: 1 P: 25	R: 0 E: 0 K: 0 S: 5	H: 0 LOB: 0 BB: 0 P: 8	R: 0 E: 0 K: 1 S: 12	H: 0 LOB: 0 BB: 0 P: 18	R: 0 E: 0 K: 0 S: 6	H: 0 LOB: 0 BB: 0 P: 9	R: 0 E: 0 K: 2 S: 9	H: 1 LOB: 1 BB: 0 P: 17	R: 0 E: 0 K: 2 S: 10	H: 0 LOB: 0 BB: 0 P: 16	R: 1 E: 0 K: 1 S: 25	H: 3 LOB: 3 BB: 1 P: 41	1B: 5 2B: 2 3B: 0 HR: 1	SF: 0 SAC: 0 DP: 1 HBP: 0	WP: 0 PB: 0 SB: 0 CS: 0	PA: 36			
PITCHER	IP	WLS	BF	H	R	ER	SO	BB	IBB	HBP	BLK	WP	HR	S	P	ERA	WHIP								
47 Johnny Cueto, R ERA: 1.12	7.0		26	5	0	0	2	0	0	0	0	0	0	10	16	0.00	0.857								
54 Aroldis Chapman, L ERA: 4.91	1.0	W	3	0	0	0	2	0	0	0	0	0	0	10	16	0.00	0.000								
51 Sean Marshall, L ERA: 4.91	0.2	H	5	3	1	1	1	0	0	0	0	0	1	23	35	13.50	4.500								
66 Logan Ondrusek, R ERA: 4.91	0.1	S	2	0	0	0	0	1	0	0	0	0	0	2	6	0.00	3.000								

AB	34
R	1
H	8
RBI	1
BB	2
SO	8
LOB	10



Batter	1	2	3	4	5	6	7	8	9	AB	R	H	RBI	BB	SO	LOB	TOP					
9 David DeJesus, L (1,9) OBP: 0.371, SLG: 0.389										4	1	1	0	0	1	1	Chicago Cubs @ Milwaukee Brewers Miller Park, Milwaukee, WI Sat May 12 2012, 12:07 PM - 3:05 PM CDT Att: 42,339 - Cloudy - 59 F					
1 Tony Campana, L (1,8) OBP: 0.373, SLG: 0.400										4	0	2	1	0	0	0						
13 Starlin Castro, R (1,6) OBP: 0.345, SLG: 0.440										4	0	0	0	0	0	2						
6 Bryan LaHair, L (1,3) OBP: 0.447, SLG: 0.698										4	0	1	0	0	2	1						
12 Alfonso Soriano, R (1,7) OBP: 0.284, SLG: 0.296										3	0	0	0	0	2	1						
2 Ian Stewart, L (1,5) OBP: 0.264, SLG: 0.312										3	0	0	0	1	0	1						
18 Geovany Soto, R (1,2) OBP: 0.228, SLG: 0.289										4	0	0	0	0	1	2						
15 Darwin Barney, R (1,4) 27 Casey Coleman, L (7,1)										2	0	0	0	1	0	0						
32 Chris Volstad, R (1,1) 45 Adrian Cardenas, L (7,4) OBP: 0.111, SLG: 0.222										2	0	0	0	0	2	2						
										1	1	1	0	0	0	0						
Inning Stats	R: 1 E: 0 K: 1 S: 8	H: 2 LOB: 0 BB: 0 P: 11	R: 0 E: 0 K: 1 S: 9	H: 0 LOB: 2 BB: 1 P: 19	R: 0 E: 0 K: 0 S: 9	H: 0 LOB: 0 BB: 0 P: 13	R: 0 E: 0 K: 2 S: 12	H: 0 LOB: 1 BB: 1 P: 22	R: 0 E: 0 K: 1 S: 10	H: 1 LOB: 0 BB: 0 P: 11	R: 0 E: 0 K: 0 S: 14	H: 0 LOB: 0 BB: 0 P: 8	R: 1 E: 0 K: 1 S: 13	H: 2 LOB: 1 BB: 0 P: 18	R: 0 E: 0 K: 1 S: 7	H: 0 LOB: 0 BB: 0 P: 10	1B: 2 2B: 3 3B: 0 HR: 0	SF: 0 SAC: 0 DP: 1 HBP: 1	WP: 0 PB: 0 SB: 0 CS: 0	PA: 34		
PITCHER	IP WLS BF H R ER SO BB IBB HBP BLK WP HR S P ERA WHIP	7.0 W 26 3 1 1 6 2 0 0 0 0 0 0 13 18 1.29 0.714	1.0 5 2 1 1 1 0 0 0 0 0 0 0 7 10 0.00 0.000	1.0 3 0 0 0 1 0 0 0 0 0 0 0 0 0 0.00 0.000																		

Chicago Cubs @ Milwaukee Brewers
Miller Park, Milwaukee, WI
Sat May 12 2012, 12:07 PM - 3:05 PM CDT
Att: 42,339 - Cloudy - 59 F

AB 31
R 2
H 5
RBI 1
BB 2
SO 8
LOB 10



Batter	1	2	3	4	5	6	7	8	9	AB	R	H	RBI	BB	SO	LOB	BOTTOM				
2 Nyjer Morgan, L (1,8) OBP: 0.264, SLG: 0.213										4	1	1	0	1	0	2	Chicago Cubs @ Milwaukee Brewers Miller Park, Milwaukee, WI Sat May 12 2012, 12:07 PM - 3:05 PM CDT Att: 42,339 - Cloudy - 59 F				
20 Jonathan Lucroy, R (1,2) OBP: 0.390, SLG: 0.505									5	1	3	1	0	0	1						
8 Ryan Braun, R (1,7) OBP: 0.382, SLG: 0.644									4	0	1	0	0	0	3						
16 Aramis Ramirez, R (1,5) OBP: 0.281, SLG: 0.390									4	1	1	1	0	0	3						
1 Corey Hart, R (1,9) OBP: 0.326, SLG: 0.530									4	1	1	0	0	0	1						
40 Jose Veras, R (8,1) 48 Tim Lillard, R (9,1)									0	0	0	0	0	0	0						
45 Travis Ishikawa, L (1,3) OBP: 0.280, SLG: 0.457									3	2	2	0	1	0	0						
29 Edwin Maysonet, R (1,4) OBP: 0.800, SLG: 1.500									3	1	2	4	1	0	1						
3 Cesar Izturis, S (1,6) OBP: 0.261, SLG: 0.279									4	1	1	0	0	0	3						
18 Shaun Marcum, R (1,1) OBP: 0.067, SLG: 0.067									3	0	1	0	0	1	1						
7 Norichika Aoki, L (8,8) OBP: 0.289, SLG: 0.317									0	0	0	1	0	0	0						
Inning Stats	R: 1 E: 0 K: 0 S: 7	H: 1 LOB: 0 BB: 0 P: 10	R: 0 E: 0 K: 0 S: 8	H: 1 LOB: 1 BB: 1 P: 15	R: 0 E: 0 K: 1 S: 11	H: 1 LOB: 0 BB: 0 P: 17	R: 0 E: 0 K: 0 S: 7	H: 0 LOB: 0 BB: 0 P: 11	R: 0 E: 0 K: 0 S: 7	H: 1 LOB: 1 BB: 0 P: 9	R: 5 E: 0 K: 0 S: 23	H: 5 LOB: 1 BB: 1 P: 37	R: 0 E: 0 K: 0 S: 14	H: 1 LOB: 1 BB: 0 P: 20	R: 2 E: 0 K: 0 S: 14	H: 3 LOB: 2 BB: 1 P: 26	1B: 7 2B: 5 3B: 0 HR: 1	SF: 0 SAC: 1 DP: 1 HBP: 1	WP: 0 PB: 0 SB: 0 CS: 2	PA: 40	
PITCHER	IP WLS BF H R ER SO BB IBB HBP BLK WP HR S P ERA WHIP	6.0 L 28 9 6 6 1 1 0 0 0 0 0 0 28 46 9.00 2.500																			

Chicago Cubs @ Milwaukee Brewers
Miller Park, Milwaukee, WI
Sat May 12 2012, 12:07 PM - 3:05 PM CDT
Att: 42,339 - Cloudy - 59 F

AB 34
R 8
H 13
RBI 7
BB 3
SO 1
LOB 15



Batter	1	2	3	4	5	6	7	8	9	AB	R	H	RBI	BB	SO	LOB	TOP			
2 Nyer Morgan, L (1.8) OBP: 0.250, SLG: 0.202	G4-3		F8		K2-3			G4-3		4	0	0	0	0	1	1	Milwaukee Brewers @ Houston Astros Minute Maid Park, Houston, TX Wed May 16 2012, 7:09 PM - 9:51 PM CDT Att: 15,453 - Roof Closed - 73 F			
23 Rickie Weeks Jr, R (1.4) OBP: 0.255, SLG: 0.300	K2-3		K		K			K		4	0	0	0	0	4	1				
8 Ryan Braun, R (1.7) OBP: 0.388, SLG: 0.611								F9		3	0	1	0	1	0	0				
16 Aramis Ramirez, R (1.5) OBP: 0.298, SLG: 0.385	G4-3		G6-3							3	1	0	0	1	1	3				
1 Corey Hart, R (1.9) OBP: 0.317, SLG: 0.523										3	2	1	1	1	1	0				
9 George Kottaras, L (1.2) OBP: 0.316, SLG: 0.577										3	0	0	0	0	0	0				
29 Edwin Maysonet, R (0. PH) OBP: 0.400, SLG: 0.667										1	0	0	0	0	0	2				
45 Travis Ishikawa, L (1.3) OBP: 0.381, SLG: 0.510										2	0	0	0	1	1	0				
3 Cesar Izturis, S (1.6) OBP: 0.254, SLG: 0.268										4	0	1	0	0	0	2				
43 Randy Wolf, L (1.1) OBP: 0.145, SLG: 0.167										1	0	1	0	0	0	0				
14 Brooks Conrad, S (5. PH)										1	0	0	0	0	1	0				
54 Vinnie Chulk, R (5.1)										0	0	0	0	0	0	0				
5 Taylor Green, L (7. PH)										1	0	0	0	0	1	1				
48 Tim Lillard, R (7.1)										0	0	0	0	0	0	0				
26 Manny Parra, L (8.1)										0	0	0	0	0	0	0				
7 Norichika Aoki, L (9. PH)										1	0	0	0	0	0	1				
Inning Stats	R: 0 E: 0 K: 1 S: 12	H: 0 LOB: 1 BB: 1 P: 21	R: 0 E: 0 K: 0 S: 8	H: 0 LOB: 1 BB: 1 P: 16	R: 0 E: 0 K: 1 S: 13	H: 2 LOB: 2 BB: 0 P: 20	R: 1 E: 0 K: 1 S: 11	H: 1 LOB: 1 BB: 0 P: 16	R: 0 E: 0 K: 2 S: 8	H: 0 LOB: 0 BB: 0 P: 11	R: 0 E: 0 K: 1 S: 10	H: 1 LOB: 1 BB: 0 P: 17	R: 0 E: 0 K: 1 S: 7	H: 0 LOB: 0 BB: 0 P: 11	R: 2 E: 0 K: 0 S: 10	H: 1 LOB: 1 BB: 2 P: 20	1B: 3 2B: 0 3B: 1 HR: 1	SF: 0 SAC: 0 DP: 0 HBP: 0	WP: 0 PB: 0 SB: 0 CS: 0	PA: 36
PITCHER	IP WLS BF H R ER SO BB IBB HBP BLK WP HR S P ERA WHIP																			
20 Bud Norris, R (1.1) ERA: 3.58	7.0 W 27 4 1 1 9 2 0 0 0 0 0 1 73 117 1.29 0.857																			
55 Rhiner Cruz, R (8.1) ERA: 3.18	1.0 5 0 2 2 1 2 0 0 0 0 0 0 9 21 18.00 2.000																			
53 Wesley Wright, L (9.1) ERA: 2.79	1.0 4 1 0 0 0 0 0 0 0 0 0 0 8 10 0.00 1.000																			

AB	32
R	3
H	5
RBI	3
BB	4
SO	10
LOB	11



Batter	1	2	3	4	5	6	7	8	9	AB	R	H	RBI	BB	SO	LOB	BOTTOM			
1 Jordan Schafer, L (1.8) OBP: 0.326, SLG: 0.333	F7		K							4	1	1	1	0	1	1	Milwaukee Brewers @ Houston Astros Minute Maid Park, Houston, TX Wed May 16 2012, 7:09 PM - 9:51 PM CDT Att: 15,453 - Roof Closed - 73 F			
27 Jose Altuve, R (1.4) OBP: 0.358, SLG: 0.446	G6-3									3	1	1	0	1	0	0				
14 J.D. Martinez, R (1.7) OBP: 0.344, SLG: 0.345	L7									2	1	0	1	1	0	0				
45 Carlos Lee, R (1.3) OBP: 0.364, SLG: 0.427										4	2	3	3	0	0	1				
4 Jed Lowrie, S (1.6) OBP: 0.352, SLG: 0.430										4	1	1	1	0	1	1				
44 Justin Maxwell, R (1.9) OBP: 0.283, SLG: 0.333										4	0	1	1	0	2	2				
23 Chris Johnson, R (1.5) OBP: 0.312, SLG: 0.432										4	0	0	0	0	1	3				
15 Jason Castro, L (1.2) OBP: 0.287, SLG: 0.288										3	1	0	0	1	0	0				
20 Bud Norris, R (1.1) OBP: 0.188, SLG: 0.267										2	1	1	0	0	0	0				
55 Rhiner Cruz, R (8.1)										0	0	0	0	0	0	0				
53 Wesley Wright, R (9.1)										0	0	0	0	0	0	0				
Inning Stats	R: 0 E: 0 K: 0 S: 8	H: 3 LOB: 0 BB: 0 P: 16	R: 2 E: 0 K: 0 S: 10	H: 3 LOB: 0 BB: 0 P: 16	R: 3 E: 1 K: 1 S: 18	H: 3 LOB: 2 BB: 1 P: 34	R: 2 E: 0 K: 0 S: 12	H: 1 LOB: 1 BB: 2 P: 25	R: 0 E: 0 K: 3 S: 13	H: 0 LOB: 0 BB: 0 P: 21	R: 0 E: 0 K: 0 S: 5	H: 0 LOB: 0 BB: 0 P: 6	R: 1 E: 0 K: 0 S: 12	H: 1 LOB: 0 BB: 0 P: 17	R: 0 E: 0 K: 1 S: 8	H: 0 LOB: 0 BB: 0 P: 12	1B: 6 2B: 1 3B: 0 HR: 1	SF: 1 SAC: 1 DP: 1 HBP: 0	WP: 0 PB: 0 SB: 0 CS: 0	PA: 35
PITCHER	IP WLS BF H R ER SO BB IBB HBP BLK WP HR S P ERA WHIP																			
43 Randy Wolf, L (1.1) ERA: 6.38	4.0 L 22 7 7 6 1 3 0 0 0 0 0 0 0 18 27 0.00 0.000																			
54 Vinnie Chulk, R (5.1) ERA: 7.71	2.0 6 0 0 0 3 0 0 0 0 0 0 0 18 27 0.00 0.000																			
48 Tim Dillard, R (7.1) ERA: 4.5	1.2 6 1 1 1 1 0 0 0 0 0 0 1 18 26 5.40 0.600																			
26 Manny Parra, L (8.1) ERA: 3.06	0.1 1 0 0 0 0 0 0 0 0 0 0 0 2 3 0.00 0.000																			

AB	30
R	8
H	8
RBI	7
BB	3
SO	5
LOB	8



Batter	1	2	3	4	5	6	7	8	9	AB	R	H	RBI	BB	SO	LOB	TOP			
7 Norichika Aoki, L (1.8) OBP: 0.355, SLG: 0.411	G4-3		2B		E9		HBP		1B	4	0	3	0	0	0	0	Milwaukee Brewers @ Houston Astros Minute Maid Park, Houston, TX Thu May 17 2012, 7:06 PM - 10:05 PM CDT Att: 15,173 - Roof Closed - 73 F			
23 Rickie Weeks Jr., R (1.4) OBP: 0.262, SLG: 0.296	G6-3		1B		K		L5		F8	5	0	1	0	0	1	4				
8 Ryan Braun, R (1.7) OBP: 0.385, SLG: 0.600	16 S		P3		G5-3		FC6-4			4	0	1	0	0	0	6				
16 Aramis Ramirez, R (1.5) OBP: 0.297, SLG: 0.377	L8		G5-3		G6-3				20 FC6-4	3	0	0	0	1	0	4				
1 Corey Hart, R (1.9) OBP: 0.315, SLG: 0.522			G6-3		20 1B				K	4	0	1	0	0	2	1				
20 Jonathan Lucroy, R (1.2) OBP: 0.376, SLG: 0.500			F7		3 FC6-4				FC6-4	4	0	1	0	0	1	1				
14 Brooks Conrad, S (1.3)			G1-3		P2				G1-3	3	0	0	0	0	1	2				
50 Kameron Loe, R (6.1)										0	0	0	0	0	0	0				
54 Vinnie Chulk, R (7.1)										0	0	0	0	0	0	0				
5 Taylor Green, L (8. PH) OBP: 0.273, SLG: 0.350										1	0	0	0	0	0	1				
40 Jose Veras, R (8.1)										0	0	0	0	0	0	0				
3 Cesar Izturis, S (1.6) OBP: 0.254, SLG: 0.267			B1-3		7 E		FC6-4		G5-3	4	0	1	0	0	0	2				
18 Shaun Marcum, R (1.1) OBP: 0.118, SLG: 0.063										1	0	0	0	1	0	1				
45 Travis Ishikawa, L (6.3) OBP: 0.310, SLG: 0.586			7 2B		B2				P6	1	0	0	0	0	0	0				
29 Edwin Maysonnet, R (9. PH) OBP: 0.364, SLG: 0.600										1	0	0	0	0	0	0				
Inning Stats	R: 0 E: 0 K: 0 S: 14	H: 1 LOB: 1 BB: 0 P: 23	R: 0 E: 0 K: 3 S: 12	H: 0 LOB: 0 BB: 0 P: 15	R: 0 E: 0 K: 0 S: 13	H: 2 LOB: 3 BB: 1 P: 19	R: 0 E: 0 K: 0 S: 7	H: 0 LOB: 0 BB: 0 P: 10	R: 0 E: 1 K: 1 S: 12	H: 2 LOB: 2 BB: 0 P: 15	R: 0 E: 0 K: 0 S: 10	H: 0 LOB: 1 BB: 0 P: 15	R: 0 E: 0 K: 1 S: 9	H: 0 LOB: 1 BB: 0 P: 15	R: 0 E: 0 K: 0 S: 7	H: 1 LOB: 1 BB: 0 P: 12	1B: 6 2B: 2 3B: 0 HR: 0	SF: 0 SAC: 0 DP: 0 HBP: 1	WP: 0 PB: 0 SB: 1 CS: 0	PA: 38
PITCHER	IP WLS BF H R ER SO BB IBB HBP BLK WP HR S P ERA WHIP	IP WLS BF H R ER SO BB IBB HBP BLK WP HR S P ERA WHIP																		
30 J.A. Happ, L (1.1) ERA: 4.96	6.0	W	26	7	0	0	4	1	0	0	0	0	0	0	0	0	0.00	1.333		
53 Wesley Wright, L (7.1) ERA: 2.7	0.1		2	0	0	0	0	0	0	1	0	0	0	0	0	0	0.00	0.000		
59 Wilton Lopez, R (7.1) ERA: 1.54	1.2		6	0	0	0	1	1	0	0	0	0	0	0	0	0	0.00	0.600		
58 Fernando Abad, L (9.1) ERA: 4.7	1.0		4	1	0	0	0	0	0	0	0	0	0	0	0	0	0.00	1.000		

Batter	1	2	3	4	5	6	7	8	9	AB	R	H	RBI	BB	SO	LOB	BOTTOM			
1 Jordan Schafer, L (1.8) OBP: 0.336, SLG: 0.346	K		27 G1-3		27 1B		14 FC6-4		G6-3	4	0	2	1	0	1	0	Milwaukee Brewers @ Houston Astros Minute Maid Park, Houston, TX Thu May 17 2012, 7:06 PM - 10:05 PM CDT Att: 15,173 - Roof Closed - 73 F			
27 Jose Altuve, R (1.4) OBP: 0.365, SLG: 0.451	45 E		G1-3		14 FC6-4		K		14 1B	5	0	3	0	0	1	3				
14 J.D. Martinez, R (1.7) OBP: 0.358, SLG: 0.339			G1-3		FC6-4		FC6-4		1B	5	0	1	0	0	1	6				
58 Fernando Abad, L (9.1) ERA: 4.7			G1-3		1-2		FC6-4		1B	0	0	0	0	0	0	0				
45 Carlos Lee, R (1.3) OBP: 0.365, SLG: 0.422	G1-3				4 HR		19 FC4-6		F8	4	1	1	0	1	0	3				
4 Jed Lowrie, S (1.6) OBP: 0.356, SLG: 0.453	F8				1-H		F8		23 1B	3	1	1	2	1	0	1				
19 Brian Bojosevic, L (1.9) OBP: 0.331, SLG: 0.333	G4-3				23 G5-3		FC4-6		F7	4	1	1	0	0	0	2				
23 Chris Johnson, R (1.5) OBP: 0.317, SLG: 0.434			G5-3		G5-3		K		1B	4	0	2	0	0	1	2				
18 Chris Snyder, R (1.2) OBP: 0.270, SLG: 0.268					E8				F7	4	1	2	1	0	1	3				
30 J.A. Happ, L (1.1) ERA: 4.96	5.0	L	25	9	4	3	5	1	0	0	0	0	0	0	0	0				
9 Marwin Gonzalez, S (5. PH) OBP: 0.241, SLG: 0.292			G4-3						G3-1	2	0	0	0	0	1	1				
53 Wesley Wright, L (7.1) ERA: 2.7										0	0	0	0	0	0	0				
59 Wilton Lopez, R (7.1) ERA: 1.54										0	0	0	0	0	0	0				
6 Travis Buck, L (8. PH) OBP: 0.331, SLG: 0.357										0	0	0	0	0	0	0				
Inning Stats	R: 0 E: 0 K: 2 S: 10	H: 1 LOB: 1 BB: 0 P: 15	R: 0 E: 0 K: 1 S: 9	H: 1 LOB: 0 BB: 0 P: 14	R: 0 E: 0 K: 0 S: 9	H: 1 LOB: 1 BB: 0 P: 13	R: 4 E: 1 K: 1 S: 22	H: 6 LOB: 2 BB: 0 P: 34	R: 0 E: 0 K: 1 S: 10	H: 0 LOB: 1 BB: 1 P: 15	R: 0 E: 0 K: 2 S: 14	H: 1 LOB: 2 BB: 0 P: 17	R: 0 E: 0 K: 0 S: 10	H: 1 LOB: 2 BB: 1 P: 19	R: 0 E: 0 K: 0 S: 12	H: 2 LOB: 2 BB: 0 P: 15	1B: 10 2B: 2 3B: 0 HR: 1	SF: 0 SAC: 0 DP: 0 HBP: 1	WP: 0 PB: 0 SB: 2 CS: 0	PA: 40
PITCHER	IP WLS BF H R ER SO BB IBB HBP BLK WP HR S P ERA WHIP	IP WLS BF H R ER SO BB IBB HBP BLK WP HR S P ERA WHIP																		
18 Shaun Marcum, R (1.1) ERA: 3.31	5.0		25	9	4	3	5	1	0	0	0	0	0	0	0	0	5.40	2.000		
50 Kameron Loe, R (6.1) ERA: 2.16	1.0		5	1	0	0	2	0	0	1	0	0	0	0	0	0	0.00	1.000		
54 Vinnie Chulk, R (7.1) ERA: 6.75	1.0		5	1	0	0	0	1	0	0	0	0	0	0	0	0	0.00	2.000		
40 Jose Veras, R (8.1) ERA: 6.35	1.0		5	2	0	0	0	0	0	0	0	0	0	0	0	0	0.00	2.000		



Batter	1	2	3	4	5	6	7	8	9	10	11	AB	R	H	RBI	BB	SO	LOB	TOP					
2 Denard Span, L OBP: 0.364, SLG: 0.367												5	1	0	0	1	0	0						
11 Ben Revere, L OBP: 0.387, SLG: 0.500												4	1	2	1	0	0	0						
16 Josh Willingham, R OBP: 0.409, SLG: 0.594												4	0	0	0	1	3	5						
33 Justin Morneau, L OBP: 0.324, SLG: 0.478												3	0	0	0	2	0	3						
20 Brian Dozier, R OBP: 0.300, SLG: 0.446												3	0	1	2	0	0	0						
12 Alex Casilla, S OBP: 0.274, SLG: 0.280												5	1	0	0	0	0	5						
60 Jeff Gray, R												0	0	0	0	0	0	0						
55 Matt Capps, R												0	0	0	0	0	0	0						
41 Drew Butera, R OBP: 0.385, SLG: 0.480												5	1	2	0	0	0	0						
8 Jamey Carroll, R OBP: 0.321, SLG: 0.273												4	0	2	1	0	1	0						
48 Carl Pavano, R												2	0	0	0	0	1	1						
18 Ryan Doumit, S												0	0	0	0	0	0	0						
25 Brian Kauter, L												0	0	0	0	0	0	0						
7 Joe Mauer, L												1	0	0	0	0	0	2						
61 Jared Burton, L												0	0	0	0	0	0	0						
15 Glen Perkins, L												0	0	0	0	0	0	0						
24 Trevor Plouffe, R												1	1	1	1	0	0	0						
Inning Stats	R: 0 E: 0 K: 0 S: 5	H: 0 LOB: 0 BB: 0 P: 9	R: 0 E: 0 K: 0 S: 12	H: 0 LOB: 0 BB: 0 P: 18	R: 0 E: 0 K: 2 S: 7	H: 1 LOB: 0 BB: 0 P: 9	R: 1 E: 0 K: 0 S: 19	H: 1 LOB: 2 BB: 2 P: 35	R: 0 E: 0 K: 2 S: 10	H: 0 LOB: 0 BB: 0 P: 15	R: 1 E: 1 K: 1 S: 14	H: 1 LOB: 2 BB: 2 P: 22	R: 1 E: 0 K: 1 S: 17	H: 1 LOB: 3 BB: 3 P: 32	R: 0 E: 0 K: 1 S: 8	H: 0 LOB: 0 BB: 0 P: 12	R: 0 E: 0 K: 0 S: 7	H: 0 LOB: 0 BB: 0 P: 8	R: 1 E: 0 K: 0 S: 7	H: 1 LOB: 0 BB: 0 P: 15	1B: 4 2B: 3 3B: 0 HR: 1	SF: 2 SAC: 1 DP: 2 HBP: 1	WP: 0 PB: 0 SB: 1 CS: 0	PA: 46
PITCHER	IP: 6.0 WLS: 24 BF: 24 H: 2 R: 1 ER: 3 SO: 3 BB: 2 IBB: 1 HBP: 0 BLK: 0 WP: 0 HR: 0 S: 67 P: 108 ERA: 4.62 WHIP: 0.833	IP: 0.1 WLS: 3 BF: 1 H: 1 R: 0 ER: 0 SO: 0 BB: 1 IBB: 0 HBP: 0 BLK: 0 WP: 0 HR: 0 S: 9 P: 27.00 ERA: 3.00 WHIP: 3.000	IP: 0.0 WLS: 2 BF: 0 H: 0 R: 0 ER: 0 SO: 0 BB: 0 IBB: 0 HBP: 0 BLK: 0 WP: 0 HR: 0 S: 4 P: 9.00 ERA: 0.00 WHIP: 0.000	IP: 0.2 WLS: 2 BF: 0 H: 0 R: 0 ER: 0 SO: 1 BB: 0 IBB: 0 HBP: 0 BLK: 0 WP: 0 HR: 0 S: 10 P: 14.00 ERA: 6.27 WHIP: 0.000	IP: 1.0 WLS: 5 BF: 3 H: 1 R: 1 ER: 1 SO: 0 BB: 0 IBB: 0 HBP: 0 BLK: 0 WP: 0 HR: 0 S: 19 P: 9.00 ERA: 5.19 WHIP: 3.000	PITCHER	IP: 1.0 WLS: 7 BF: 1 H: 1 R: 1 ER: 0 SO: 0 BB: 0 IBB: 0 HBP: 0 BLK: 0 WP: 0 HR: 0 S: 12 P: 23.00 ERA: 4.73 WHIP: 0.500	IP: 2.0 WLS: 7 BF: 1 H: 1 R: 1 ER: 0 SO: 0 BB: 0 IBB: 0 HBP: 0 BLK: 0 WP: 0 HR: 14 S: 23 P: 4.50 ERA: 3.1 WHIP: 0.500																

Minnesota Twins @ Milwaukee Brewers
Miller Park, Milwaukee, WI
Sat May 19 2012, 3:11 PM - 6:56 PM CDT
Att. 42,398 - Party Cloudy - 84 F

livebaseballscorecards.com

AB 37
R 5
H 8
RBI 5
BB 5
SO 5
LOB 16

Batter	1	2	3	4	5	6	7	8	9	10	11	AB	R	H	RBI	BB	SO	LOB	BOTTOM							
1 Corey Hart, R OBP: 0.321, SLG: 0.528												5	0	2	0	0	3	0								
2 Nyjer Morgan, L OBP: 0.265, SLG: 0.221												5	3	3	0	0	1	2								
8 Ryan Braun, R OBP: 0.394, SLG: 0.618												5	0	2	1	0	1	3								
16 Aramis Ramirez, R OBP: 0.287, SLG: 0.381												5	1	1	2	0	0	5								
20 Jonathan Lucroy, R OBP: 0.381, SLG: 0.496												4	0	1	1	1	0	0								
23 Rickie Weeks Jr., R OBP: 0.268, SLG: 0.287												5	0	0	0	0	4	3								
5 Taylor Green, L												2	0	0	0	0	0	0								
7 Norichika Aoki, L												0	0	0	0	0	0	0								
59 John Axford, R												0	0	0	0	0	0	0								
3 Cesar Izuris, S												2	0	0	0	0	1	0								
29 Edwin Maysonet, R OBP: 0.250, SLG: 0.400												4	0	0	0	0	0	0								
26 Manny Parra, L												0	0	0	0	0	0	0								
49 Yovani Gallardo, R												2	0	0	0	0	2	0								
50 Kameron Loe, R												0	0	0	0	0	0	0								
46 Juan Pablo Perez, R												0	0	0	0	0	0	0								
14 Brooks Conrad, S												1	0	0	0	0	0	0								
9 George Kotlaras, L												1	0	0	0	0	1	0								
Inning Stats	R: 0 E: 0 K: 0 S: 11	H: 1 LOB: 1 BB: 0 P: 15	R: 0 E: 0 K: 1 S: 7	H: 0 LOB: 0 BB: 0 P: 10	R: 0 E: 0 K: 2 S: 9	H: 0 LOB: 0 BB: 0 P: 11	R: 1 E: 0 K: 1 S: 11	H: 2 LOB: 1 BB: 0 P: 17	R: 0 E: 0 K: 1 S: 12	H: 0 LOB: 0 BB: 0 P: 13	R: 1 E: 0 K: 1 S: 14	H: 2 LOB: 2 BB: 1 P: 20	R: 0 E: 0 K: 1 S: 7	H: 0 LOB: 0 BB: 0 P: 10	R: 2 E: 0 K: 2 S: 16	H: 2 LOB: 0 BB: 0 P: 25	R: 0 E: 0 K: 2 S: 8	H: 0 LOB: 0 BB: 0 P: 10	R: 0 E: 0 K: 2 S: 12	H: 2 LOB: 2 BB: 0 P: 16	R: 0 E: 0 K: 1 S: 6	H: 0 LOB: 0 BB: 0 P: 7	1B: 7 2B: 1 3B: 0 HR: 1	SF: 0 SAC: 0 DP: 0 HBP: 0	WP: 0 PB: 0 SB: 3 CS: 0	PA: 43
PITCHER	IP:																									

Batter	1	2	3	4	5	6	7	8	9	10	11	12	13	14	AB	R	H	RBI	BB	SO	LOB	TOP										
7 Grégor Blanco, L OBP: 0.386, SLG: 0.341 (1, 8)															6	0	0	0	1	0	3											
35 Brandon Crawford, L OBP: 0.281, SLG: 0.320 (1, 6)															5	1	0	0	1	3	5											
53 Melky Cabrera, S OBP: 0.407, SLG: 0.512 (1, 7)																5	1	3	0	2	0	2										
28 Buster Posey, R OBP: 0.359, SLG: 0.456 (1, 2)																5	1	1	3	1	0	3										
49 Javier López, L (12, 1)																0	0	0	0	0	0											
46 Santiago Casilla, R (13, 1)																1	0	0	0	0	1	2										
6 Brett Pill, R OBP: 0.273, SLG: 0.410 (1, 3)																4	0	0	0	0	0	2										
54 Sergio Romo, R (8, 1)																0	0	0	0	0	0											
2 Emmanuel Burriss, S OBP: 0.281, SLG: 0.209 (9, 4)																2	0	0	0	0	1	0										
13 Joaquín Arias, R OBP: 0.275, SLG: 0.319 (1, 5)															6	0	2	0	0	1	2											
12 Nate Schierholz, L OBP: 0.298, SLG: 0.437 (1, 9)															5	0	0	0	1	3	2											
33 Charlie Culberson, R (1, 4)																4	0	1	0	0	1											
41 Jeremy Affeldt, L (9, 1)																0	0	0	0	0	0											
17 Aubrey Huff, L OBP: 0.242, SLG: 0.300 (11, 9)																1	0	0	0	0	0											
34 Clayton Kershaw, R (11, 1)																0	0	0	0	0	0											
29 Héctor Sánchez, S OBP: 0.289, SLG: 0.438 (12, 2)																1	1	1	1	0	0											
40 Madison Bumgarner, R (1, 1)																2	0	0	0	0	2											
9 Brandon Belt, L OBP: 0.384, SLG: 0.350 (8, 3)																1	0	0	0	2	1											
Inning Stats	R: 3 E: 0 K: 0 S: 14	H: 2 LOB: 1 BB: 2 P: 30	R: 0 E: 0 K: 1 S: 10	H: 1 LOB: 2 BB: 1 P: 18	R: 0 E: 0 K: 1 S: 14	H: 1 LOB: 1 BB: 0 P: 22	R: 0 E: 0 K: 1 S: 8	H: 0 LOB: 0 BB: 0 P: 11	R: 0 E: 0 K: 0 S: 4	H: 1 LOB: 0 BB: 0 P: 7	R: 0 E: 0 K: 0 S: 6	H: 0 LOB: 0 BB: 0 P: 9	R: 0 E: 0 K: 1 S: 11	H: 1 LOB: 2 BB: 1 P: 16	R: 0 E: 0 K: 1 S: 12	H: 0 LOB: 2 BB: 0 P: 25	R: 0 E: 0 K: 1 S: 13	H: 0 LOB: 0 BB: 0 P: 24	R: 0 E: 0 K: 1 S: 8	H: 0 LOB: 0 BB: 0 P: 13	R: 0 E: 0 K: 1 S: 9	H: 0 LOB: 0 BB: 0 P: 15	R: 0 E: 0 K: 1 S: 6	H: 1 LOB: 2 BB: 0 P: 12	R: 0 E: 0 K: 1 S: 14	H: 1 LOB: 2 BB: 2 P: 26	1B: 4 2B: 0 3B: 2 HR: 2	SF: 0 SAC: 1 DP: 1 HBP: 1	WP: 0 PB: 0 SB: 1 CS: 0	PA: 58		
PITCHER	IP: 14 ERA: 6.02	WLS: 30 BF: 26	H: 5 ER: 3	ER: 3 SO: 4	BB: 3 IBB: 0	HBP: 0 BLK: 0	WP: 0 HR: 1	S: 67 P: 113	ERA: 1.143 WHIP: 2.000	46 Juan Pablo Pérez, L (14, 1) ERA: 10.8	IP: 1.0 WLS: 6	H: 1 ER: 4	ER: 4 SO: 2	BB: 3 IBB: 0	HBP: 0 BLK: 0	WP: 0 HR: 1	S: 14 P: 26	ERA: 9.00 WHIP: 2.000														

San Francisco Giants @ Milwaukee Brewers
Miller Park, Milwaukee, WI
Mon May 21 2012, 7:12 PM - 11:45 PM CDT
Att. 31,644 - Clear - 65 F

livebaseballscorecards.com

AB: 48
R: 4
H: 8
RBI: 4
BB: 8
SO: 13
LOB: 22

Batter	1	2	3	4	5	6	7	8	9	10	11	12	13	14	AB	R	H	RBI	BB	SO	LOB	BOTTOM									
1 Corey Hart, R OBP: 0.322, SLG: 0.529 (1, 3)															6	0	0	0	1	2	1										
7 Noriichika Aoki, L OBP: 0.351, SLG: 0.403 (1, 9)															5	1	0	0	1	2	0										
8 Ryan Braun, R OBP: 0.402, SLG: 0.647 (1, 7)															5	2	2	2	0	1	0										
2 Nyjer Morgan, L OBP: 0.284, SLG: 0.222 (11, 7)															1	0	0	0	0	0	2										
16 Aramis Ramírez, R OBP: 0.284, SLG: 0.384 (1, 5)															4	0	1	1	2	0	0										
27 Carlos Gómez, R OBP: 0.311, SLG: 0.448 (1, 8)															6	0	1	0	0	3	3										
23 Rickie Weeks Jr., R OBP: 0.286, SLG: 0.284 (12, 1)															5	0	1	0	0	1	2										
45 Travis Ishikawa, L OBP: 0.328, SLG: 0.541 (13, 9)															0	0	0	0	0	0	0										
46 Juan Pablo Pérez, R (14, 1)															1	0	0	0	0	1	0										
9 George Kottaras, L OBP: 0.464, SLG: 0.487 (1, 2)															4	0	0	0	2	3	2										
3 Cesar Izturis, S OBP: 0.225, SLG: 0.234 (1, 6)															6	0	0	0	0	0	5										
43 Randy Wolf, L (1, 1)															2	0	0	0	0	2	1										
57 Francisco Rodríguez, R ERA: 0.69 (8, 1)															0	0	0	0	0	0	0										
59 John Axford, R ERA: 4.4 (9, 1)															0	0	0	0	0	0	0										
40 Jose Veras, R ERA: 2.65 (10, 1)															1	0	0	0	0	1	0										
26 Manny Parra, L ERA: 2.82 (12, 1)															2	0	1	0	0	1	0										
Inning Stats	R: 0 E: 0 K: 1 S: 5	H: 0 LOB: 0 BB: 0 P: 7	R: 0 E: 1 K: 0 S: 14	H: 1 LOB: 2 BB: 1 P: 20	R: 0 E: 0 K: 3 S: 11	H: 0 LOB: 0 BB: 0 P: 16	R: 0 E: 0 K: 2 S: 13	H: 1 LOB: 1 BB: 1 P: 9	R: 0 E: 0 K: 1 S: 7	H: 0 LOB: 0 BB: 0 P: 16	R: 1 E: 0 K: 1 S: 10	H: 2 LOB: 1 BB: 1 P: 8	R: 0 E: 0 K: 1 S: 17	H: 0 LOB: 0 BB: 0 P: 22	R: 0 E: 0 K: 1 S: 10	H: 0 LOB: 0 BB: 0 P: 17	R: 0 E: 0 K: 1 S: 7	H: 0 LOB: 0 BB: 0 P: 9	R: 0 E: 0 K: 1 S: 11	H: 0 LOB: 0 BB: 0 P: 21	R: 0 E: 0 K: 1 S: 6	H: 0 LOB: 2 BB: 0 P: 12	R: 0 E: 0 K: 1 S: 14	H: 0 LOB: 0 BB: 0 P: 9	R: 0 E: 0 K: 1 S: 12	H: 1 LOB: 1 BB: 0 P: 18	1B: 4 2B: 1 3B: 0 HR: 1	SF: 0 SAC: 0 DP: 1 HBP: 0	WP: 0 PB: 0 SB: 0 CS: 0	PA: 55	
PITCHER	IP: 7.2 ERA: 2.85	WLS: 30 BF: 5	H: 3 ER: 1	ER: 1 SO: 10	BB: 1 IBB: 0	HBP: 0 BLK: 0	WP: 0 HR: 1	S: 79 P: 110	ERA: 1.17 WHIP: 0.783	46 Santiago Casilla, R (13, 1) ERA: 1.85	IP: 2.0 WLS: 7	H: 1 ER: 0	ER: 0 SO: 3	BB: 0 IBB: 0	HBP: 0 BLK: 0	WP: 0 HR: 0	S: 20 P: 27	ERA: 0.00 WHIP: 0.500													

San Francisco Giants @ Milwaukee Brewers
Miller Park, Milwaukee, WI
Mon May 21 2012, 7:12 PM - 11:45 PM CDT
Att. 31,644 - Clear - 65 F

livebaseballscorecards.com

AB: 49
R: 3
H: 6
RBI: 3
BB: 6
SO: 17
LOB: 17

Batter	1	2	3	4	5	6	7	8	9	AB	R	H	RBI	BB	SO	LOB	TOP					
7 Grégor Blanco, L OBP: 0.371, SLG: 0.326	C SI 88 X SI 88 0-1 F7		C FF 86 F CH 79 B SL 83 S CH 80 1-3 K		C CU 69 F CH 79 B SL 83 F CH 80 F CH 83 B FF 87 B CU 74 C FF 87 3-3 K		B SL 82 B SL 85 B SL 85 B SL 84 C SI 84 C SI 84 3-3 K			4	0	0	0	0	3	1						
35 Brandon Crawford, L OBP: 0.280, SLG: 0.353	B SI 87 X SI 87 1-0 53 1B 28 2B		F CH 80 S CH 78 F CH 80 B FC 84 X CH 80 1-2 F8		S CH 79 C SI 88 C SI 84 B CH 81 B CU 74 X FF 88 3-2 F8		B SL 82 C SI 84 X SL 83 1-1 G4-3			4	1	1	0	0	0	1						
53 Melky Cabrera, S OBP: 0.409, SLG: 0.509	C CU 74 SAFE X CU 86 0-1 28 2B 16 SF7		B FF 88 B CH 81 C FC 86 2-3 K		B CU 69 S FF 86 B FC 84 B CU 74 1-1 28 HR BB		B SI 89 B SI 89 B SI 88 2-0 G3			3	2	1	0	1	1	0						
28 Buster Posey, R OBP: 0.361, SLG: 0.486	B FC 86 S CH 80 S SL 81 S SL 81 1 SAFE B FC 85 B SL 81 X SL 77 3-2 2B		B FF 86 X SL 82 1-0 G3-1		1 SAFE B FC 84 X FC 86 1-0 HR		C SI 88 F SI 89 B SI 91 B SI 91 B SI 90 B SI 90 S SI 90 3-3 K			4	1	2	3	0	1	0						
16 Ángel Pagán, S OBP: 0.343, SLG: 0.455	B CU 74 X CH 81 1-0 SF7		C FF 87 C CU 73 X CH 78 0-2 G4-3		B SI 86 X FF 87 1-0 F7		C SI 88 F SI 89 B SI 91 B SI 91 B SI 90 X SL 90 2-2 P6			3	0	0	1	0	0	0						
17 Aubrey Huff, L OBP: 0.288, SLG: 0.279	C CH 81 X FF 86 3-1 F9		C CU 74 B CU 70 B FC 74 B FF 88 D CU 75 B FC 87 4-2 13 HR BB		C CU 73 B CH 77 B FC 86 B FC 86 X FF 87 3-2 F9		C SI 88 X SI 88 0-1 G1-3			3	1	0	0	1	0	1						
46 Santiago Casilla, R (9, 1)			B FF 86 T FF 87 F FC 80 B FC 84 B SI 86 S FF 87 3-3 K		B FF 88 D SL 80 F FC 86 F FC 86 D CU 75 X FC 86 3-2 HR		B SI 89 X SI 89 1-0 F9			4	1	1	2	0	1	0						
13 Joaquín Arias, R OBP: 0.277, SLG: 0.355			B FC 86 B FC 86 C FC 86 F CH 82 F CH 81 X FC 86 2-2 P2		X CH 81 0-0 B1-3		C SI 92 B SI 92 B SI 92 B SI 92 C SI 92 3-3 K			4	0	0	0	0	1	0						
2 Emmanuel Burriss, S OBP: 0.270, SLG: 0.200			C FF 87 B SL 81 B SL 80 C FC 86 3-3 K		S FC 84 X FF 85 0-1 G4-3					2	0	0	0	1	1	0						
18 Matt Cain, R OBP: 0.227, SLG: 0.286																						
54 Sergio Romo, R (8, 1)																						
9 Brandon Belt, L OBP: 0.364, SLG: 0.350																						
Inning Stats	R: 2 E: 0 K: 0 S: 12	H: 3 LOB: 1 BB: 0 P: 17	R: 0 E: 0 K: 2 S: 13	H: 0 LOB: 0 BB: 0 P: 21	R: 0 E: 0 K: 2 S: 10	H: 0 LOB: 0 BB: 0 P: 14	R: 2 E: 0 K: 0 S: 12	H: 1 LOB: 0 BB: 1 P: 20	R: 0 E: 0 K: 1 S: 11	H: 0 LOB: 0 BB: 0 P: 17	R: 2 E: 0 K: 0 S: 10	H: 1 LOB: 0 BB: 1 P: 20	R: 0 E: 0 K: 2 S: 11	H: 0 LOB: 1 BB: 1 P: 22	R: 0 E: 0 K: 1 S: 12	H: 0 LOB: 0 BB: 0 P: 19	R: 0 E: 0 K: 0 S: 4	H: 0 LOB: 0 BB: 0 P: 6	1B: 2 2B: 1 HR: 2	SF: 1 SAC: 0 DP: 0 HBP: 0	WP: 0 PB: 0 SB: 0 CS: 0	PA: 35
PITCHER	IP WLS BF H R ER SO BB IBB HBP BLK WP HR S P ERA WHIP	IP WLS BF H R ER SO BB IBB HBP BLK WP HR S P ERA WHIP	IP WLS BF H R ER SO BB IBB HBP BLK WP HR S P ERA WHIP	IP WLS BF H R ER SO BB IBB HBP BLK WP HR S P ERA WHIP	IP WLS BF H R ER SO BB IBB HBP BLK WP HR S P ERA WHIP	IP WLS BF H R ER SO BB IBB HBP BLK WP HR S P ERA WHIP	IP WLS BF H R ER SO BB IBB HBP BLK WP HR S P ERA WHIP	IP WLS BF H R ER SO BB IBB HBP BLK WP HR S P ERA WHIP	IP WLS BF H R ER SO BB IBB HBP BLK WP HR S P ERA WHIP	IP WLS BF H R ER SO BB IBB HBP BLK WP HR S P ERA WHIP	IP WLS BF H R ER SO BB IBB HBP BLK WP HR S P ERA WHIP	IP WLS BF H R ER SO BB IBB HBP BLK WP HR S P ERA WHIP	IP WLS BF H R ER SO BB IBB HBP BLK WP HR S P ERA WHIP	IP WLS BF H R ER SO BB IBB HBP BLK WP HR S P ERA WHIP	IP WLS BF H R ER SO BB IBB HBP BLK WP HR S P ERA WHIP	IP WLS BF H R ER SO BB IBB HBP BLK WP HR S P ERA WHIP	IP WLS BF H R ER SO BB IBB HBP BLK WP HR S P ERA WHIP	IP WLS BF H R ER SO BB IBB HBP BLK WP HR S P ERA WHIP				
18 Shaun Marcum, R ERA: 3.95	(1, 1)	6.0	L	25	5	6	6	5	2	0	0	0	0	0	0	0	2	68	109	9.00	1.167	
46 Juan Pablo Pérez, L ERA: 6.75	(7, 1)	1.0		4	0	0	0	2	1	0	0	0	0	0	0	0	0	0	11	22	0.00	1.000
50 Kameron Loe, R ERA: 2.25	(8, 1)	2.0		6	0	0	0	1	0	0	0	0	0	0	0	0	0	0	16	25	0.00	0.000

San Francisco Giants @ Milwaukee Brewers
Miller Park, Milwaukee, WI
Tue May 22 2012, 7:12 PM - 10:09 PM CDT
Att: 30,451 - Roof Closed - 71 F

livebaseballscores.com

AB 31
R 6
H 5
RBI 6
BB 3
SO 8
LOB 3

GIANTS

Batter	1	2	3	4	5	6	7	8	9	AB	R	H	RBI	BB	SO	LOB	BOTTOM					
7 Norichika Aoki, L OBP: 0.367, SLG: 0.451	B FF 88 C FC 90 C FC 90 X FF 81 3-1 2 F7-2 3B		B CH 84 C SI 86 F CH 86 B SL 86 S SL 86 2-3 K		C CU 76 B CH 80 B SL 86 T CH 86 X FF 82 2-2 G5-3		B FF 90 D CH 86 D CH 86 C SL 85 X FF 82 2-2 2 F8 8 1B 2B		B SI 84 B SI 84 C SI 84 B SI 83 4-1 2 FC6 BB		4	1	2	1	1	1	1					
2 Nyjer Morgan, L OBP: 0.281, SLG: 0.221	B CH 86 C CU 75 B FF 91 X FF 90 2-1 F7-2		B CH 86 X CH 86 1-0 G4-3		B SI 90 F FF 90 X SL 87 1-1 1B		X CH 86 0-0 F8		F SI 94 D SI 95 X FF 94 1-1 FC6		5	0	1	0	0	4						
8 Ryan Braun, R OBP: 0.399, SLG: 0.637	B CU 76 C CU 76 S SL 85 X SL 87 1-2 G6-3		F FF 91 B FF 91 B FF 92 X SL 86 2-2 F9		1 SAFE X CU 76 0-0 P6		B FF 92 C FC 92 X CU 80 1-2 P6				4	0	1	1	0	0	1					
16 Aramis Ramirez, R OBP: 0.299, SLG: 0.394		C FF 91 B SL 87 X FF 92 1-1 G5-3		B CU 77 B FF 91 C FC 92 X SL 85 2-1 20 2B 23 2B 1B		X SL 86 0-0 2B		S FF 93 B FF 92 B FF 92 B FF 89 S SL 89 2-3 K		4	1	2	0	0	1	1						
20 Jonathan Lucroy, R OBP: 0.390, SLG: 0.568		B SL 86 X SL 87 1-0 3B		C CH 86 F FF 92 X CH 87 0-2 23 2B 2B		C CH 87 B CU 79 C CU 78 B FF 92 C CU 77 2-3 2B		C SI 79 B SL 79 F SI 79 B SL 77 X FF 89 2-2 G4-3		4	1	2	0	0	1	1						
23 Rickie Weeks Jr., R OBP: 0.295, SLG: 0.289		B FF 92 F FF 93 S FF 93 1-3 K		B CU 77 T SI 87 B FF 93 X FF 93 2-1 2B		C CU 77 B FF 92 B FF 92 B FF 92 S CU 78 3-3 K		C FF 90 C SI 79 S CH 79 0-3 K		4	0	1	2	0	3	2						
5 Taylor Green, L OBP: 0.257, SLG: 0.267		C CH 88 X CH 87 0-1 F8		B CH 86 B SL 87 C CH 87 F CH 87 F SL 88 T FF 93 3-2 K		C FF 91 C SL 87 S CH 87 0-3 K		B CH 82 B CH 82 S CH 82 X CH 83 1-2 G6-3		4	0	0	0	0	2	3						
3 Cesar Izturis, S OBP: 0.214, SLG: 0.222			C CH 89 X CH 84 0-1 G1-3		C FF 92 X FF 92 0-1 G6-3				B CH 84 C SI 85 C SI 85 F FF 90 F FF 91 X SL 86 1-2 G4-3		4	0	0	0	0	1						
18 Shaun Marcum, R ERA: 2.94	(1, 1)	7.0	W	31	11	4	4	8	0	0	0	0	0	0	0	0	2	10	15	5.14	1.571	
46 Juan Pablo Pérez, R ERA: 0.64	(7, 1)	1.0	H	3	0	0	0	1	0	0	0	0	0	0	0	0	0	0	12	15	0.00	0.000
9 Geogre Kottaras, L OBP: 0.474, SLG: 0.550	(7, PH)																					
50 Kameron Loe, R OBP: 0.320, SLG: 0.526	(9, PH)																					
1 Corey Hart, R OBP: 0.320, SLG: 0.526	(9, PH)																					
Inning Stats	R: 0 E: 0 K: 0 S: 7	H: 1 LOB: 0 BB: 0 P: 13	R: 0 E: 0 K: 1 S: 8	H: 1 LOB: 0 BB: 0 P: 11	R: 0 E: 0 K: 1 S: 8	H: 1 LOB: 1 BB: 0 P: 11	R: 2 E: 0 K: 1 S: 17	H: 3 LOB: 1 BB: 0 P: 26	R: 0 E: 0 K: 3 S: 11	H: 1 LOB: 1 BB: 0 P: 16	R: 2 E: 0 K: 1 S: 19	H: 3 LOB: 1 BB: 0 P: 25	R: 0 E: 0 K: 1 S: 12	H: 0 LOB: 0 BB: 0 P: 15	R: 0 E: 0 K: 1 S: 8	H: 0 LOB: 1 BB: 1 P: 16	1B: 4 2B: 6 HR: 0	SF: 0 SAC: 0 DP: 1 HBP: 0	WP: 0 PB: 0 SB: 0 CS: 0	PA: 38		
PITCHER	IP WLS BF H R ER SO BB IBB HBP BLK WP HR S P ERA WHIP	IP WLS BF H R ER SO BB IBB HBP BLK WP HR S P ERA WHIP	IP WLS BF H R ER SO BB IBB HBP BLK WP HR S P ERA WHIP	IP WLS BF H R ER SO BB IBB HBP BLK WP HR S P ERA WHIP	IP WLS BF H R ER SO BB IBB HBP BLK WP HR S P ERA WHIP	IP WLS BF H R ER SO BB IBB HBP BLK WP HR S P ERA WHIP	IP WLS BF H R ER SO BB IBB HBP BLK WP HR S P ERA WHIP	IP WLS BF H R ER SO BB IBB HBP BLK WP HR S P ERA WHIP	IP WLS BF H R ER SO BB IBB HBP BLK WP HR S P ERA WHIP	IP WLS BF H R ER SO BB IBB HBP BLK WP HR S P ERA WHIP	IP WLS BF H R ER SO BB IBB HBP BLK WP HR S P ERA WHIP	IP WLS BF H R ER SO BB IBB HBP BLK WP HR S P ERA WHIP	IP WLS BF H R ER SO BB IBB HBP BLK WP HR S P ERA WHIP	IP WLS BF H R ER SO BB IBB HBP BLK WP HR S P ERA WHIP	IP WLS BF H R ER SO BB IBB HBP BLK WP HR S P ERA WHIP	IP WLS BF H R ER SO BB IBB HBP BLK WP HR S P ERA WHIP	IP WLS BF H R ER SO BB IBB HBP BLK WP HR S P ERA WHIP	IP WLS BF H R ER SO BB IBB HBP BLK WP HR S P ERA WHIP				

San Francisco Giants @ Milwaukee Brewers
Miller Park, Milwaukee, WI
Tue May 22 2012, 7:12 PM - 10:09 PM CDT
Att: 30,451 - Roof Closed - 71 F

livebaseballscores.com

AB 37
R 4
H 11
RBI 4
BB 1
SO 10
LOB 14

Brewers

Batter	1	2	3	4	5	6	7	8	9	AB	R	H	RBI	BB	SO	LOB	TOP				
1 Corey Hart, R OBP: 0.335, SLG: 0.540 40 Jose Veras, R (9, 1)	F9		G6-3		SH1-3 HBP	2-3 1B		HR		4	1	2	2	0	0	0					
2 Nyjer Morgan, L OBP: 0.305, SLG: 0.241 (1, 8) (9, 9)	K			8 HR 1B	SH1-3	1-2 BB		CS 1B		3	1	2	0	1	1	0					
8 Ryan Braun, R OBP: 0.394, SLG: 0.630 (1, 7)	F9			1 HR 1B	20 E IBB			K		4	1	1	2	1	1	4					
16 Aramis Ramirez, R OBP: 0.310, SLG: 0.402 5 Taylor Green, L OBP: 0.250, SLG: 0.258 (1, 5) (9, 5)	F8			45 HBP 1B	K			23 BB 45 SF8 HBP		4	2	2	0	0	1	2					
20 Jonathan Lucroy, R OBP: 0.386, SLG: 0.582 (1, 2)	G5-3			K	E6 23 FC6-4			23 BB 1B		5	0	1	0	0	1	4					
23 Richie Weeks Jr., R OBP: 0.297, SLG: 0.302 (1, 4)	HR			F8	FC6-4			1B		4	1	1	1	1	1	5					
45 Travis Ishikawa, L OBP: 0.319, SLG: 0.516 (1, 3)	K			3 HR HBP				SF8		3	0	0	1	0	1	1					
3 Cesar Izturis, S OBP: 0.242, SLG: 0.261 21 Cody Ransom, R OBP: 0.350, SLG: 0.574 (6, PR) (6, 6)	K			K	1 HR 2B			49 SH3-4 1 HR 1B		3	0	2	1	0	1	0					
49 Yovani Gallardo, R OBP: 0.050, SLG: 0.050 57 Francisco Rodríguez, R OBP: 0.289, SLG: 0.413 (1, 1) (8, 1) (9, PH) (9, 8)	K			F8				G1-3		3	0	0	0	0	2	3					
Inning Stats	R: 0 E: 0 K: 1 S: 7	H: 0 LOB: 0 BB: 0 P: 9	R: 1 E: 0 K: 1 S: 15	H: 1 LOB: 0 BB: 22 P: 22	R: 0 E: 0 K: 2 S: 9	H: 0 LOB: 0 BB: 0 P: 11	R: 3 E: 0 K: 1 S: 18	H: 4 LOB: 2 BB: 0 P: 28	R: 0 E: 1 K: 1 S: 12	H: 2 LOB: 3 BB: 1 P: 25	R: 0 E: 0 K: 1 S: 14	H: 1 LOB: 1 BB: 0 P: 18	R: 2 E: 0 K: 1 S: 9	H: 3 LOB: 1 BB: 0 P: 15	R: 1 E: 0 K: 1 S: 14	H: 1 LOB: 2 BB: 1 P: 27	1B: 8 2B: 2 3B: 0 HR: 3	SF: 1 SAC: 2 DP: 1 HBP: 3	WP: 0 PB: 0 SB: 0 CS: 1	PA: 45	
PITCHER	IP	WLS	BF	H	R	ER	SO	BB	IBB	HBP	BLK	WP	HR	S	P	ERA	WHIP				
31 Ian Kennedy, R ERA: 4.65	5.2	L	29	7	4	4	7	1	1	2	1	0	2	71	112	6.35	1.412				
29 Brad Ziegler, R ERA: 2.45	0.1		1	0	0	0	0	0	0	0	0	0	0	4	4	0.00	0.000				
55 Josh Collmenter, R ERA: 6.98	1.1		8	4	2	2	1	0	0	0	0	0	1	17	27	13.50	3.000				
39 Bryan Shaw, R ERA: 3.32	0.2		1	0	0	0	1	0	0	0	0	0	0	3	6	0.00	0.000				
32 Craig Breslow, L ERA: 2.31	1.0		6	1	1	1	1	1	0	1	0	0	0	14	27	9.00	2.000				

Milwaukee Brewers @ Arizona Diamondbacks
Chase Field, Phoenix, AZ
Fri May 25 2012, 6:40 PM - 9:56 PM MST
Att: 35,478 - Clear - 91 F

AB 36
R 7
H 12
RBI 7
BB 3
SO 10
LOB 23



Batter	1	2	3	4	5	6	7	8	9	AB	R	H	RBI	BB	SO	LOB	BOTTOM					
18 Willie Bloomquist, R OBP: 0.311, SLG: 0.383 (1, 6)	F9		G6-4-3			G4-3		14 BB G6-4-3		3	0	0	0	1	0	1						
14 Ryan Roberts, R OBP: 0.290, SLG: 0.346 (1, 4)	F9			K		F8		G6-4-3		4	0	0	0	0	1	3						
10 Justin Upton, R OBP: 0.360, SLG: 0.389 (1, 9)	L6			F8		G6-4-3 1B		13 BB BB		3	0	1	0	1	0	0						
13 Jason Kubel, L OBP: 0.383, SLG: 0.456 (1, 7)				24 BB G6-4-3		HR		BB		2	1	2	1	2	0	0						
24 Chris Young, R OBP: 0.371, SLG: 0.619 (1, 8)	G6-4-3			F7		G6-4-3		BB		4	0	0	0	0	1	5						
37 Lyle Overbay, L OBP: 0.441, SLG: 0.561 (1, 3)	BB			F8		K		L8		3	0	0	0	1	1	3						
15 Josh Bell, S OBP: 0.182, SLG: 0.455 (1, 5)	F8			P6		K		G3-1		4	0	0	0	0	1	3						
12 Henry Blanco, R OBP: 0.216, SLG: 0.222 (1, 2)	K			K		K		18 BB 2 BB 1B		2	0	0	0	1	2	0						
31 Ian Kennedy, R ERA: 4.19 29 Brad Ziegler, R 55 Josh Collmenter, R 39 Bryan Shaw, S 2 Aaron Hill, R 32 Craig Breslow, L (1, 1) (6, 1) (7, 1) (8, 1) (8, PH) (9, 1)				18 BB G6-4-3 1B		K		18 BB 1B		1	0	1	0	0	0	0						
Inning Stats	R: 0 E: 0 K: 0 S: 5	H: 0 LOB: 0 BB: 2 P: 6	R: 0 E: 0 K: 0 S: 6	H: 0 LOB: 1 BB: 2 P: 14	R: 0 E: 0 K: 1 S: 7	H: 1 LOB: 0 BB: 0 P: 12	R: 1 E: 0 K: 1 S: 12	H: 1 LOB: 0 BB: 0 P: 20	R: 0 E: 0 K: 1 S: 8	H: 0 LOB: 0 BB: 0 P: 12	R: 0 E: 0 K: 1 S: 7	H: 0 LOB: 0 BB: 0 P: 11	R: 0 E: 0 K: 1 S: 12	H: 2 LOB: 1 BB: 0 P: 18	R: 0 E: 0 K: 0 S: 13	H: 1 LOB: 2 BB: 2 P: 23	R: 0 E: 0 K: 2 S: 10	H: 0 LOB: 2 BB: 2 P: 27	1B: 4 2B: 0 3B: 0 HR: 1	SF: 0 SAC: 0 DP: 4 HBP: 0	WP: 0 PB: 0 SB: 0 CS: 0	PA: 34
PITCHER	IP	WLS	BF	H	R	ER	SO	BB	IBB	HBP	BLK	WP	HR	S	P	ERA	WHIP					
49 Yovani Gallardo, R ERA: 4.5	7.1	W	27	5	1	1	5	3	0	0	0	0	1	67	109	1.23	1.091					
57 Francisco Rodríguez, R ERA: 4.5	0.2		2	0	0	0	0	1	0	0	0	0	0	3	7	0.00	1.500					
40 Jose Veras, R ERA: 4.94	1.0		5	0	0	0	2	2	0	0	0	0	0	10	27	0.00	2.000					

Milwaukee Brewers @ Arizona Diamondbacks
Chase Field, Phoenix, AZ
Fri May 25 2012, 6:40 PM - 9:56 PM MST
Att: 35,478 - Clear - 91 F

AB 28
R 1
H 5
RBI 1
BB 6
SO 7
LOB 15



Batter	1	2	3	4	5	6	7	8	9	AB	R	H	RBI	BB	SO	LOB	TOP							
1 Corey Hart, R OBP: 0.332, SLG: 0.536										5	1	1	0	0	1	1								
7 Norichika Aoki, L OBP: 0.375, SLG: 0.481										5	1	2	0	0	0	1								
8 Ryan Braun, R OBP: 0.383, SLG: 0.612										5	0	0	1	0	0	2								
20 Jonathan Lucroy, R OBP: 0.389, SLG: 0.587										4	1	2	1	0	1	1								
23 Rickie Weeks Jr., R OBP: 0.292, SLG: 0.298										2	1	0	0	2	1	0								
21 Cody Ransom, R OBP: 0.344, SLG: 0.569										4	1	1	2	0	3	2								
27 Carlos Gómez, R OBP: 0.300, SLG: 0.424										3	0	1	0	1	0	1								
29 Edwin Maysonet, R OBP: 0.200, SLG: 0.292										3	0	1	0	0	0	1								
5 Taylor Green, L OBP: 0.243, SLG: 0.250										1	0	0	0	0	0	1								
13 Zack Greinke, R OBP: 0.195, SLG: 0.236										2	0	0	0	0	0	2								
58 Mike McClellon, R ERA: 2.33										0	0	0	0	0	0	0								
2 Nyjer Morgan, L ERA: 4.29										1	0	0	0	0	0	0								
48 Tim Lillard, R ERA: 4.29										1	0	0	0	0	1	1								
9 George Kottaras, L ERA: 4.91										0	0	0	0	0	1	1								
46 Juan Pablo Pérez, R ERA: 4.91										0	0	0	0	0	0	0								
Inning Stats	R: 1 E: 0 K: 1 S: 15	H: 2 LOB: 2 BB: 1 P: 29	R: 0 E: 0 K: 0 S: 6	H: 1 LOB: 1 BB: 0 P: 13	R: 4 E: 1 K: 0 S: 15	H: 3 LOB: 1 BB: 1 P: 25	R: 0 E: 0 K: 0 S: 10	H: 1 LOB: 1 BB: 0 P: 17	R: 0 E: 0 K: 1 S: 10	H: 0 LOB: 0 BB: 0 P: 14	R: 0 E: 0 K: 0 S: 7	H: 0 LOB: 0 BB: 0 P: 10	R: 0 E: 0 K: 2 S: 7	H: 0 LOB: 1 BB: 1 P: 9	R: 0 E: 0 K: 2 S: 10	H: 0 LOB: 1 BB: 1 P: 17	R: 0 E: 0 K: 1 S: 8	H: 0 LOB: 0 BB: 0 P: 11	1B: 2 2B: 5 3B: 1 HR: 0	SF: 0 SAC: 0 DP: 0 HBP: 0	WP: 2 PB: 1 SB: 0 CS: 0	PA: 39		
PITCHER	IP WLS BF H R ER SO BB IBB HBP BLK WP HR S P ERA WHIP	6.0 W 29 8 5 3 2 2 0 0 0 0 0 63 108 4.50 1.667	1.0 H 3 0 0 0 2 0 0 0 0 0 0 7 9 0.00 0.000	1.0 H 4 0 0 0 2 1 0 0 0 0 0 10 17 0.00 1.000	1.0 S 3 0 0 0 1 0 0 0 0 0 0 8 11 0.00 0.000																			

Milwaukee Brewers @ Arizona Diamondbacks
Chase Field, Phoenix, AZ
Sat May 26 2012, 7:12 PM - 10:09 PM MST
Att: 30,184 - Clear - 80 F

AB 36
R 5
H 8
RBI 4
BB 3
SO 7
LOB 13

Batter	1	2	3	4	5	6	7	8	9	AB	R	H	RBI	BB	SO	LOB	BOTTOM					
8 Gerardo Parra, L OBP: 0.329, SLG: 0.393										4	2	4	0	1	0	0						
2 Aaron Hill, R OBP: 0.335, SLG: 0.405										5	1	2	1	0	0	6						
10 Justin Upton, R OBP: 0.366, SLG: 0.392										4	1	2	1	0	0	2						
13 Jason Kubel, L OBP: 0.383, SLG: 0.455										5	1	2	1	0	1	3						
44 Paul Goldschmidt, R OBP: 0.324, SLG: 0.380										4	1	1	0	1	2	2						
14 Ryan Roberts, R OBP: 0.293, SLG: 0.338										3	0	0	1	2	3	3						
33 Konrad Schmidt, R										4	1	0	1	0	2	6						
16 John McDonald, R OBP: 0.349, SLG: 0.500										4	1	2	3	0	0	1						
36 Wade Miley, L OBP: 0.444, SLG: 0.500										2	0	2	0	0	0	0						
29 Brad Ziegler, R										0	0	0	0	0	0	0						
15 Josh Bell, S OBP: 0.167, SLG: 0.417										1	0	0	0	0	1	0						
30 David Hernandez, R										0	0	0	0	0	0	0						
40 J.J. Putz, R										0	0	0	0	0	0	0						
Inning Stats	R: 2 E: 0 K: 3 S: 18	H: 4 LOB: 2 BB: 0 P: 24	R: 0 E: 0 K: 0 S: 7	H: 2 LOB: 1 BB: 0 P: 13	R: 5 E: 0 K: 0 S: 23	H: 4 LOB: 3 BB: 3 P: 41	R: 0 E: 0 K: 1 S: 9	H: 1 LOB: 1 BB: 0 P: 11	R: 0 E: 0 K: 0 S: 8	H: 2 LOB: 1 BB: 0 P: 11	R: 0 E: 0 K: 1 S: 13	H: 0 LOB: 1 BB: 1 P: 17	R: 1 E: 0 K: 1 S: 12	H: 2 LOB: 1 BB: 0 P: 22	R: 0 E: 0 K: 3 S: 11	H: 0 LOB: 0 BB: 0 P: 15	1B: 11 2B: 4 3B: 0 HR: 1	SF: 0 SAC: 1 DP: 1 HBP: 1	WP: 0 PB: 0 SB: 0 CS: 1	PA: 42		
PITCHER	IP WLS BF H R ER SO BB IBB HBP BLK WP HR S P ERA WHIP	2.1 L 19 11 3 0 0 1 0 0 0 0 0 23 31 0.00 1.125	2.2 11 3 0 0 1 0 0 0 1 0 0 23 31 0.00 1.125	2.0 9 2 1 1 2 1 0 0 0 0 0 25 39 4.50 1.500	1.0 3 0 0 0 3 0 0 0 0 0 0 11 15 0.00 0.000																	

Milwaukee Brewers @ Arizona Diamondbacks
Chase Field, Phoenix, AZ
Sat May 26 2012, 7:12 PM - 10:09 PM MST
Att: 30,184 - Clear - 80 F

AB 36
R 8
H 15
RBI 8
BB 4
SO 9
LOB 23

Batter	1	2	3	4	5	6	7	8	9	AB	R	H	RBI	BB	SO	LOB	TOP				
1 Corey Hart, R OBP: 0.330, SLG: 0.529	F7		G5-3				L9			4	0	1	1	0	0	0	Milwaukee Brewers @ Arizona Diamondbacks Chase Field, Phoenix, AZ Sun May 27 2012, 1:13 PM - 4:20 PM MST Att: 33,481 - Roof Closed - 73 F livebaseballscorecards.com				
7 Norichika Aoki, L OBP: 0.380, SLG: 0.482							G4-3			4	0	2	0	0	1	1					
8 Ryan Braun, R OBP: 0.388, SLG: 0.607										3	0	1	0	1	0	0					
9 George Kottaras, L OBP: 0.459, SLG: 0.465										2	1	0	0	1	0	4					
20 Jonathan Lucroy, R OBP: 0.397, SLG: 0.583										1	0	0	0	0	1	0					
23 Rickie Weeks Jr., R OBP: 0.291, SLG: 0.293										3	0	0	0	1	0	1					
5 Taylor Green, L OBP: 0.288, SLG: 0.306										4	1	2	1	0	1	0					
21 Cody Ransom, R OBP: 0.368, SLG: 0.567										2	1	1	1	2	1	0					
2 Nyjer Morgan, L OBP: 0.293, SLG: 0.232										3	0	0	0	0	0	4					
40 Jose Veras, R										0	0	0	0	0	0	0					
48 Tim Lillard, R										0	0	0	0	0	0	0					
59 John Axford, R										0	0	0	0	0	0	0					
29 Edwin Maysonnet, R (PH)										1	0	0	0	0	0	1					
43 Randy Wolf, L OBP: 0.118, SLG: 0.125										2	0	0	0	0	1	1					
27 Carlos Gómez, R OBP: 0.292, SLG: 0.412										2	0	0	0	0	2	1					
Inning Stats	R: 0 H: 2 E: 0 K: 0 S: 14	H: 2 BB: 0 P: 19	R: 0 H: 0 E: 0 K: 1 S: 8	H: 0 LOB: 0 BB: 1 P: 12	R: 0 H: 0 E: 0 K: 0 S: 5	H: 0 LOB: 0 BB: 0 P: 9	R: 0 H: 1 E: 0 K: 0 S: 7	H: 1 LOB: 1 BB: 1 P: 14	R: 2 H: 3 E: 0 K: 2 S: 18	H: 3 LOB: 1 BB: 0 P: 29	R: 1 H: 1 E: 0 K: 0 S: 12	H: 2 LOB: 2 BB: 3 P: 28	R: 0 H: 0 E: 0 K: 1 S: 9	H: 0 LOB: 0 BB: 0 P: 12	R: 0 H: 0 E: 0 K: 1 S: 6	H: 0 LOB: 0 BB: 1 P: 23	1B: 6 2B: 3 3B: 0 HR: 0	SF: 0 SAC: 0 DP: 3 HBP: 0	WP: 1 PB: 0 CS: 0	PA: 36	
PITCHER	IP: 5.0 WLS: 0 BF: 20 ERA: 5.48	H: 2 R: 0 ER: 2 SO: 3	H: 0 R: 1 ER: 1 SO: 3	H: 0 R: 1 ER: 0 SO: 0	H: 0 R: 0 ER: 0 SO: 0	H: 0 R: 0 ER: 0 SO: 0	H: 1 R: 0 ER: 0 SO: 11	H: 1 R: 1 ER: 1 SO: 27	H: 3 R: 0 ER: 0 SO: 12	H: 3 R: 0 ER: 0 SO: 10	H: 1 R: 0 ER: 0 SO: 6	H: 2 R: 0 ER: 0 SO: 10	H: 4 R: 0 ER: 0 SO: 23	H: 0 R: 0 ER: 0 SO: 13	H: 0 R: 0 ER: 0 SO: 23	H: 0 R: 0 ER: 0 SO: 23	ERA: 0.00 WHIP: 1.000				

Batter	1	2	3	4	5	6	7	8	9	AB	R	H	RBI	BB	SO	LOB	BOTTOM				
18 Willie Bloomquist, R OBP: 0.310, SLG: 0.379	F9		F8				G4-3			4	0	1	0	0	0	0	Milwaukee Brewers @ Arizona Diamondbacks Chase Field, Phoenix, AZ Sun May 27 2012, 1:13 PM - 4:20 PM MST Att: 33,481 - Roof Closed - 73 F livebaseballscorecards.com				
2 Aaron Hill, R OBP: 0.348, SLG: 0.425							F8			4	1	3	0	0	0	0					
10 Justin Upton, R OBP: 0.358, SLG: 0.382										4	0	0	0	0	0	3					
24 Chris Young, R OBP: 0.351, SLG: 0.582										4	0	0	0	0	1	2					
13 Jason Kubel, L OBP: 0.391, SLG: 0.465										3	1	2	1	1	0	0					
44 Paul Goldschmidt, R OBP: 0.322, SLG: 0.388										4	2	1	1	0	1	3					
14 Ryan Roberts, R OBP: 0.299, SLG: 0.343										4	0	2	1	0	1	2					
12 Henry Blanco, R OBP: 0.225, SLG: 0.231										3	0	1	1	0	0	1					
41 Daniel Hudson, R OBP: 0.333, SLG: 0.250										1	0	0	0	0	0	0					
15 Josh Willingham, S OBP: 0.194, SLG: 0.285										0	0	0	0	0	0	0					
49 Mike Zagurski, L										0	0	0	0	0	0	0					
39 Bryan Shaw, S										0	0	0	0	0	0	0					
37 Lyle Overbay, L										1	0	0	0	0	0	2					
29 Brad Ziegler, R										0	0	0	0	0	0	0					
30 David Hernandez, R										0	0	0	0	0	0	0					
40 J.J. Putz, R										0	0	0	0	0	0	0					
Inning Stats	R: 0 H: 1 E: 0 K: 0 S: 12	H: 1 LOB: 1 BB: 0 P: 21	R: 0 H: 0 E: 0 K: 0 S: 11	H: 0 LOB: 1 BB: 1 P: 19	R: 0 H: 1 E: 0 K: 0 S: 11	H: 1 LOB: 1 BB: 0 P: 16	R: 1 H: 2 E: 0 K: 0 S: 12	H: 2 LOB: 0 BB: 0 P: 18	R: 0 H: 1 E: 0 K: 1 S: 10	H: 1 LOB: 2 BB: 0 P: 14	R: 3 H: 4 E: 1 K: 1 S: 23	H: 4 LOB: 2 BB: 0 P: 39	R: 0 H: 0 E: 0 K: 0 S: 5	H: 0 LOB: 0 BB: 0 P: 6	R: 0 H: 1 E: 0 K: 2 S: 15	H: 1 LOB: 1 BB: 0 P: 23	1B: 6 2B: 3 3B: 0 HR: 1	SF: 0 SAC: 0 DP: 0 HBP: 0	WP: 0 PB: 0 SB: 1 CS: 2	PA: 36	
PITCHER	IP: 5.2 WLS: 0 BF: 23 ERA: 5.73	H: 1 R: 3 ER: 2 SO: 1	H: 0 R: 0 ER: 0 SO: 2	H: 0 R: 1 ER: 1 SO: 1	H: 1 R: 0 ER: 0 SO: 11	H: 1 R: 0 ER: 0 SO: 7	H: 2 R: 0 ER: 0 SO: 17	H: 2 R: 0 ER: 0 SO: 6	H: 4 R: 0 ER: 0 SO: 23	H: 4 R: 0 ER: 0 SO: 10	H: 0 R: 0 ER: 0 SO: 15	H: 0 R: 0 ER: 0 SO: 39	H: 0 R: 0 ER: 0 SO: 6	H: 0 R: 0 ER: 0 SO: 23	H: 1 R: 0 ER: 0 SO: 23	H: 1 R: 0 ER: 0 SO: 23	ERA: 3.18 WHIP: 1.412				



Batter	1	2	3	4	5	6	7	8	9	AB	R	H	RBI	BB	SO	LOB	TOP				
1 Corey Hart, R OBP: 0.323, SLG: 0.517	G4-3		K		F8		K			4	0	0	0	0	2	1	Milwaukee Brewers @ Los Angeles Dodgers Dodger Stadium, Los Angeles, CA Mon May 28 2012, 5:11 PM - 8:36 PM PDT Att: 38,016 - Clear - 73 F livebaseballscorecards.com				
7 Norichika Aoki, L OBP: 0.375, SLG: 0.471	G5-3		1B			E1 16 BB	K			4	1	1	0	0	1	1					
8 Ryan Braun, R OBP: 0.388, SLG: 0.600	BB		F7			FC1-6 23 SF8	16 BB	G4-3		2	1	0	0	2	0	1					
16 Aramis Ramirez, R OBP: 0.319, SLG: 0.425	G4-3		HR			FC1-6 9 BB	1B			3	1	2	2	0	0	1					
9 George Kottaras, L OBP: 0.446, SLG: 0.435	BB		G6-3			FC1-6	1B	L7		3	0	0	0	1	0	3					
23 Richie Weeks Jr., R OBP: 0.290, SLG: 0.293	K		21 G6-4-3			SF8		K		3	0	1	1	0	2	2					
21 Cody Ransom, R OBP: 0.347, SLG: 0.531	K		G6-4-3			K		K		4	0	0	0	0	3	3					
2 Nyjer Morgan, L OBP: 0.283, SLG: 0.224	G4-3		G3-1			G1-3		B1-3		4	0	0	0	0	0	1					
59 John Axford, R										0	0	0	0	0	0	0					
18 Shaun Marcum, R OBP: 0.182, SLG: 0.150			K			F9		G6-3		2	0	0	0	1	1	0					
57 Francisco Rodríguez, R OBP: 0.283, SLG: 0.406										0	0	0	0	0	0	0					
27 Carlos Gómez, R OBP: 0.283, SLG: 0.406										1	0	0	0	0	0	0					
Inning Stats	R: 0 H: 0 E: 0 K: 0 S: 11	H: 0 LOB: 1 BB: 1 P: 18	R: 0 H: 0 E: 0 K: 2 S: 13	H: 0 LOB: 1 BB: 1 P: 22	R: 0 H: 1 E: 0 K: 2 S: 10	H: 1 LOB: 0 BB: 0 P: 12	R: 1 H: 2 E: 0 K: 0 S: 12	H: 0 LOB: 0 BB: 0 P: 20	R: 0 H: 0 E: 0 K: 1 S: 9	H: 0 LOB: 1 BB: 1 P: 13	R: 2 H: 1 E: 0 K: 1 S: 12	H: 1 LOB: 1 BB: 1 P: 20	R: 0 H: 0 E: 0 K: 2 S: 8	H: 0 LOB: 1 BB: 1 P: 18	R: 0 H: 0 E: 0 K: 1 S: 12	H: 0 LOB: 1 BB: 0 P: 10	1B: 3 2B: 0 3B: 0 HR: 1	SF: 1 SAC: 0 DP: 1 HBP: 1	WP: 0 PB: 0 SB: 0 CS: 0	PA: 36	
PITCHER	IP WLS BF H R ER SO	IP WLS BF H R ER SO	IP WLS BF H R ER SO	IP WLS BF H R ER SO	IP WLS BF H R ER SO	IP WLS BF H R ER SO	IP WLS BF H R ER SO	IP WLS BF H R ER SO	IP WLS BF H R ER SO	IP WLS BF H R ER SO	IP WLS BF H R ER SO	IP WLS BF H R ER SO	IP WLS BF H R ER SO	IP WLS BF H R ER SO	IP WLS BF H R ER SO	IP WLS BF H R ER SO	ERA WHIP	ERA WHIP			
44 Aaron Harang, R ERA: 4.14	5.0	L	22	4	3	1	4	3	0	0	0	0	0	0	0	0	0	1.80	1.400		
54 Javy Guerra, R ERA: 3.09	1.0		3	0	0	0	1	0	0	0	0	0	0	0	0	0	0	0.00	0.000		
60 Todd Coffey, R ERA: 7.26	1.0		4	0	0	0	2	1	0	0	0	0	0	0	0	0	0	0.00	1.000		
51 Ronald Belisario, R ERA: 0.87	1.0		4	0	0	0	1	0	0	0	1	0	0	0	0	0	0	0.00	0.000		
28 Jamey Wright, R ERA: 4.38	1.0		3	0	0	0	1	0	0	0	0	0	0	0	0	0	0	0.00	0.000		

Batter	1	2	3	4	5	6	7	8	9	AB	R	H	RBI	BB	SO	LOB	BOTTOM				
10 Tony Gwynn Jr., L OBP: 0.326, SLG: 0.357	SH1-3 16 BB		K2-3		K		P4		FC6-4 37 WP	5	1	1	0	0	2	1	Milwaukee Brewers @ Los Angeles Dodgers Dodger Stadium, Los Angeles, CA Mon May 28 2012, 5:11 PM - 8:36 PM PDT Att: 38,016 - Clear - 73 F livebaseballscorecards.com				
37 Elian Herrera, S OBP: 0.383, SLG: 0.381	SH1-3		K		G3-1		K		K	4	0	0	0	0	3	1					
23 Bobby Abreu, L OBP: 0.398, SLG: 0.422	K		16 1B		G1-3					4	1	2	0	0	1	1					
16 Andre Ethier, L OBP: 0.376, SLG: 0.568	2B		6 BB		F9					4	0	2	1	0	1	1					
6 Jerry Hairston, R OBP: 0.474, SLG: 0.530	F8		1B		FC3-6 17 BB					3	0	2	1	1	0	1					
7 James Loney, L OBP: 0.335, SLG: 0.374	L9		F8		FC3-6 17 BB					3	0	0	0	1	0	4					
17 A.J. Ellis, R OBP: 0.437, SLG: 0.508	1B		G5-3		FC3-6					4	0	1	0	0	1	3					
9 Dee Strange-Gordon, L OBP: 0.263, SLG: 0.275	K		K		K					4	0	0	0	0	3	3					
44 Aaron Harang, R ERA: 4.14	G6-3		F9							2	0	0	0	0	0	1					
54 Javy Guerra, R ERA: 3.09										0	0	0	0	0	0	0					
60 Todd Coffey, R ERA: 7.26										0	0	0	0	0	0	0					
3 Adam Kennedy, L OBP: 0.348, SLG: 0.644										0	0	0	0	0	0	0					
51 Ronald Belisario, R ERA: 0.87										0	0	0	0	0	0	0					
28 Jamey Wright, R ERA: 4.38										0	0	0	0	0	0	0					
13 Iván De Jesús, Jr., R OBP: 0.327, SLG: 0.364										0	0	0	0	0	0	0					
Inning Stats	R: 1 H: 2 E: 0 K: 1 S: 9	H: 2 LOB: 1 BB: 0 P: 15	R: 0 H: 1 E: 0 K: 1 S: 13	H: 1 LOB: 0 BB: 0 P: 19	R: 0 H: 2 E: 0 K: 2 S: 16	H: 2 LOB: 1 BB: 1 P: 22	R: 0 H: 0 E: 0 K: 1 S: 8	H: 0 LOB: 0 BB: 0 P: 15	R: 0 H: 1 E: 0 K: 1 S: 14	H: 2 LOB: 1 BB: 1 P: 22	R: 0 H: 0 E: 0 K: 2 S: 12	H: 0 LOB: 0 BB: 0 P: 15	R: 1 H: 2 E: 0 K: 2 S: 18	H: 2 LOB: 1 BB: 0 P: 28	R: 0 H: 0 E: 0 K: 1 S: 13	H: 1 LOB: 1 BB: 1 P: 24	1B: 7 2B: 1 3B: 0 HR: 0	SF: 0 SAC: 1 DP: 0 HBP: 0	WP: 1 PB: 0 SB: 2 CS: 0	PA: 38	
PITCHER	IP WLS BF H R ER SO	IP WLS BF H R ER SO	IP WLS BF H R ER SO	IP WLS BF H R ER SO	IP WLS BF H R ER SO	IP WLS BF H R ER SO	IP WLS BF H R ER SO	IP WLS BF H R ER SO	IP WLS BF H R ER SO	IP WLS BF H R ER SO	IP WLS BF H R ER SO	IP WLS BF H R ER SO	IP WLS BF H R ER SO	IP WLS BF H R ER SO	IP WLS BF H R ER SO	IP WLS BF H R ER SO	ERA WHIP	ERA WHIP			
18 Shaun Marcum, R ERA: 3.63	7.0	W	29	6	1	1	9	2	0	0	0	0	0	0	0	0	0	1.29	1.143		
57 Francisco Rodríguez, R ERA: 4.71	1.0	H	5	2	1	1	2	0	0	0	0	0	0	0	0	0	0	9.00	2.000		
59 John Axford, R ERA: 3.63	1.0	S	4	0	0	0	1	1	0	0	0	0	0	0	0	0	0	0.00	1.000		

Batter	1	2	3	4	5	6	7	8	9	AB	R	H	RBI	BB	SO	LOB	TOP										
1 Corey Hart, R OBP: 0.317, SLG: 0.506										4	0	0	0	0	2	0	Milwaukee Brewers @ Los Angeles Dodgers Dodger Stadium, Los Angeles, CA Tue May 29 2012, 7:12 PM - 9:40 PM PDT Att: 51,137 - Clear - 74 F										
2 Nyjer Morgan, L OBP: 0.282, SLG: 0.225 27 Carlos Gómez, R OBP: 0.288, SLG: 0.406										4	1	1	0	0	0	0											
8 Ryan Braun, R OBP: 0.395, SLG: 0.618										3	1	2	2	1	0	0											
16 Aramis Ramirez, R OBP: 0.313, SLG: 0.415										4	0	0	0	0	2	0											
5 Taylor Green, L OBP: 0.267, SLG: 0.300										4	0	1	0	0	1	1											
23 Richie Weeks Jr., R OBP: 0.296, SLG: 0.288										3	0	0	0	0	0	1											
21 Cody Ransom, R OBP: 0.333, SLG: 0.507										3	0	0	0	0	0	1											
12 Martin Maldonado, R OBP: 0.333, SLG: 0.333										3	0	1	0	0	0	0											
64 Mike Fiers, R 14 Brooks Conrad, S 57 Francisco Rodríguez, R 59 John Axford, R										2	0	0	0	0	1	1											
Inning Stats	R: 2 H: 2 E: 0 K: 2 S: 16	H: 2 LOB: 0 BB: 0 P: 20	R: 0 H: 1 E: 0 K: 0 S: 9	H: 1 LOB: 1 BB: 0 P: 10	R: 0 H: 0 E: 0 K: 0 S: 11	H: 0 LOB: 0 BB: 0 P: 13	R: 0 H: 0 E: 0 K: 0 S: 9	H: 0 LOB: 0 BB: 0 P: 14	R: 0 H: 0 E: 0 K: 1 S: 7	H: 0 LOB: 1 BB: 1 P: 14	R: 0 H: 1 E: 0 K: 0 S: 5	H: 1 LOB: 0 BB: 0 P: 11	R: 0 H: 0 E: 0 K: 1 S: 7	H: 0 LOB: 0 BB: 0 P: 10	R: 0 H: 1 E: 0 K: 0 S: 11	H: 1 LOB: 1 BB: 0 P: 11		1B: 4 2B: 0 3B: 0 HR: 1	SF: 0 SAC: 0 DP: 1 HBP: 0	WP: 0 PB: 0 CS: 1	PA: 32						
PITCHER	IP	WLS	BF	H	R	ER	SO	BB	IBB	HBP	BLK	WP	HR	S	P	ERA	WHIP										
50 Nathan Eovaldi, R ERA: 2.57	7.0	L	25	4	2	2	4	1	0	0	0	0	1	63	90	2.57	0.714										
52 Josh Lindblom, R ERA: 2.13	1.0		3	0	0	0	1	0	0	0	0	0	0	7	10	0.00	0.000										
28 Jamey Wright, R ERA: 4.15	1.0		4	1	0	0	0	0	0	0	0	0	0	11	11	0.00	1.000										

Batter	1	2	3	4	5	6	7	8	9	AB	R	H	RBI	BB	SO	LOB	BOTTOM										
10 Tony Gwynn Jr., L OBP: 0.317, SLG: 0.345										4	0	0	0	0	0	0	Milwaukee Brewers @ Los Angeles Dodgers Dodger Stadium, Los Angeles, CA Tue May 29 2012, 7:12 PM - 9:40 PM PDT Att: 51,137 - Clear - 74 F										
13 Iván De Jesús Jr., R OBP: 0.333, SLG: 0.429 3 Adam Kennedy, L OBP: 0.321, SLG: 0.234 28 Jamey Wright, R										3	1	1	0	0	0	0											
27 Matt Kemp, R OBP: 0.441, SLG: 0.719										4	0	1	0	0	1	1											
16 Andre Ethier, L OBP: 0.383, SLG: 0.575										3	0	2	1	0	0	0											
6 Jerry Hairston, R OBP: 0.450, SLG: 0.500										4	0	0	0	0	4	0											
7 James Loney, L OBP: 0.327, SLG: 0.364										4	0	0	0	0	2	0											
17 A.J. Ellis, R OBP: 0.435, SLG: 0.504										3	0	1	0	0	1	1											
9 Dee Strange-Gordon, L OBP: 0.264, SLG: 0.276										3	0	1	0	0	0	0											
50 Nathan Eovaldi, R 52 Josh Lindblom, R 37 Elián Herrera, S										2	0	0	0	0	1	2											
Inning Stats	R: 0 H: 0 E: 0 K: 1 S: 8	H: 0 LOB: 0 BB: 0 P: 10	R: 0 H: 1 E: 0 K: 1 S: 11	H: 1 LOB: 1 BB: 0 P: 18	R: 0 H: 0 E: 0 K: 0 S: 6	H: 0 LOB: 0 BB: 0 P: 7	R: 0 H: 0 E: 0 K: 0 S: 8	H: 0 LOB: 0 BB: 0 P: 10	R: 0 H: 2 E: 0 K: 1 S: 14	H: 2 LOB: 2 BB: 0 P: 21	R: 1 H: 2 E: 0 K: 0 S: 11	H: 2 LOB: 1 BB: 0 P: 16	R: 0 H: 0 E: 0 K: 0 S: 6	H: 0 LOB: 0 BB: 0 P: 7	R: 0 H: 0 E: 0 K: 1 S: 9	H: 0 LOB: 0 BB: 0 P: 14		R: 0 H: 1 E: 0 K: 0 S: 11	H: 1 LOB: 1 BB: 0 P: 16	1B: 3 2B: 3 3B: 0 HR: 0	SF: 0 SAC: 0 DP: 1 HBP: 1	WP: 0 PB: 0 CS: 0	PA: 33				
PITCHER	IP	WLS	BF	H	R	ER	SO	BB	IBB	HBP	BLK	WP	HR	S	P	ERA	WHIP										
64 Mike Fiers, R ERA: 1.29	7.0	W	26	5	1	1	3	0	0	0	0	0	0	64	89	1.29	0.714										
57 Francisco Rodríguez, R ERA: 4.5	1.0	H	3	0	0	0	1	0	0	0	0	0	0	9	14	0.00	0.000										
59 John Axford, R ERA: 3.44	1.0	S	4	1	0	0	0	0	0	1	0	0	0	11	16	0.00	1.000										

Batter	1	2	3	4	5	6	7	8	9	AB	R	H	RBI	BB	SO	LOB	TOP			
7 Norichika Aoki, L (1,7) OBP: 0.362, SLG: 0.448	G5-3	FC5			P2	G5-3			FC4 27 HR	5	1	0	0	0	0	4	Milwaukee Brewers @ Los Angeles Dodgers Dodger Stadium, Los Angeles, CA Thu May 31 2012, 7:11 PM - 10:29 PM PDT Att: 26,773 - Clear - 70 F livebaseballscorecards.com			
2 Nyjer Morgan, L (1,8) OBP: 0.285, SLG: 0.234	K				K				HR	3	1	1	0	0	2	0				
27 Carlos Gómez, R (7,PH) (7,8)					K					2	1	1	2	0	1	0				
1 Corey Hart, R (1,9) OBP: 0.319, SLG: 0.495	G4-3				HBP					4	0	0	0	0	3	1				
16 Aramis Ramirez, R (1,5) OBP: 0.318, SLG: 0.436		BB			1B					3	2	2	2	1	1	0				
5 Taylor Green, L (1,3) OBP: 0.300, SLG: 0.326		2B			1B					3	1	1	0	1	1	0				
23 Richie Weeks Jr., R (1,4) OBP: 0.252, SLG: 0.254		2B			BB					4	0	1	1	0	1	3				
12 Martín Maldonado, R (1,2) OBP: 0.273, SLG: 0.290		HR			F9					4	0	0	1	0	1	1				
29 Edwin Maysonet, R (1,6) OBP: 0.267, SLG: 0.321		1B			G6-3					3	0	2	0	0	0	0				
13 Zack Greinke, R (1,1) OBP: 0.467, SLG: 0.209 ERA: 4.09					K					3	0	0	0	0	0	3				
40 José Veras, R (7,1) ERA: 3.86					K					0	0	0	0	0	0	0				
50 Kameron Loe, R (8,PH) ERA: 4.37					K					0	0	0	0	0	0	1				
14 Brooks Conrad, S (9,PH) ERA: 7.2					K					0	0	0	0	0	0	0				
48 Tim Lillard, R (9,1) ERA: 7.2					K					0	0	0	0	0	0	0				
26 Manny Parra, L (9,1) ERA: 7.2					K					0	0	0	0	0	0	0				
Inning Stats	R: 0 E: 0 K: 1 S: 8	H: 0 LOB: 0 BB: 0 P: 12	R: 2 E: 0 K: 1 S: 19	H: 3 LOB: 2 BB: 1 P: 30	R: 2 E: 0 K: 3 S: 16	H: 2 LOB: 0 BB: 0 P: 22	R: 0 E: 0 K: 1 S: 9	H: 0 LOB: 0 BB: 1 P: 14	R: 0 E: 0 K: 1 S: 13	H: 0 LOB: 1 BB: 1 P: 22	R: 0 E: 0 K: 1 S: 10	H: 0 LOB: 0 BB: 0 P: 14	R: 0 E: 0 K: 1 S: 7	H: 0 LOB: 0 BB: 0 P: 7	R: 2 E: 0 K: 1 S: 10	H: 2 LOB: 0 BB: 0 P: 14	1B: 5 2B: 1 3B: 0 HR: 2	SF: 0 SAC: 0 DP: 0 HBP: 2	WP: 0 PB: 0 SB: 1 CS: 0	PA: 39
PITCHER	IP WLS BF H R ER SO	IP WLS BF H R ER SO	IP WLS BF H R ER SO	IP WLS BF H R ER SO	IP WLS BF H R ER SO	IP WLS BF H R ER SO	IP WLS BF H R ER SO	IP WLS BF H R ER SO	IP WLS BF H R ER SO	IP WLS BF H R ER SO	IP WLS BF H R ER SO	IP WLS BF H R ER SO	IP WLS BF H R ER SO	IP WLS BF H R ER SO	IP WLS BF H R ER SO	IP WLS BF H R ER SO	ERA WHIP	ERA WHIP	ERA WHIP	
58 Chad Billingsley, R (1,1) ERA: 3.86	6.0 L 28 6 4 4 8	6.0 L 28 6 4 4 8	6.0 L 28 6 4 4 8	6.0 L 28 6 4 4 8	6.0 L 28 6 4 4 8	6.0 L 28 6 4 4 8	6.0 L 28 6 4 4 8	6.0 L 28 6 4 4 8	6.0 L 28 6 4 4 8	6.0 L 28 6 4 4 8	6.0 L 28 6 4 4 8	6.0 L 28 6 4 4 8	6.0 L 28 6 4 4 8	6.0 L 28 6 4 4 8	6.0 L 28 6 4 4 8	6.0 L 28 6 4 4 8	6.00 1.333	6.00 1.333	6.00 1.333	
57 Scott Elbert, L (7,1) ERA: 3.86	1.1 4 0 0 0 3	1.1 4 0 0 0 3	1.1 4 0 0 0 3	1.1 4 0 0 0 3	1.1 4 0 0 0 3	1.1 4 0 0 0 3	1.1 4 0 0 0 3	1.1 4 0 0 0 3	1.1 4 0 0 0 3	1.1 4 0 0 0 3	1.1 4 0 0 0 3	1.1 4 0 0 0 3	1.1 4 0 0 0 3	1.1 4 0 0 0 3	1.1 4 0 0 0 3	1.1 4 0 0 0 3	0.00 0.000	0.00 0.000	0.00 0.000	
60 Todd Coffey, R (8,1) ERA: 7.2	1.2 7 2 2 2 2	1.2 7 2 2 2 2	1.2 7 2 2 2 2	1.2 7 2 2 2 2	1.2 7 2 2 2 2	1.2 7 2 2 2 2	1.2 7 2 2 2 2	1.2 7 2 2 2 2	1.2 7 2 2 2 2	1.2 7 2 2 2 2	1.2 7 2 2 2 2	1.2 7 2 2 2 2	1.2 7 2 2 2 2	1.2 7 2 2 2 2	1.2 7 2 2 2 2	1.2 7 2 2 2 2	10.80 1.200	10.80 1.200	10.80 1.200	

Batter	1	2	3	4	5	6	7	8	9	AB	R	H	RBI	BB	SO	LOB	BOTTOM			
37 Elian Herrera, S (1,8) OBP: 0.397, SLG: 0.373	23 S				F7				17 G6-3 1B	3	0	2	0	2	0	1	Milwaukee Brewers @ Los Angeles Dodgers Dodger Stadium, Los Angeles, CA Thu May 31 2012, 7:11 PM - 10:29 PM PDT Att: 26,773 - Clear - 70 F livebaseballscorecards.com			
17 A.J. Ellis, R (1,2) OBP: 0.429, SLG: 0.493	K								G6-4-3	5	0	2	0	0	2	6				
23 Bobby Abreu, L (1,7) OBP: 0.387, SLG: 0.400									1B	4	0	0	0	0	1	4				
60 Todd Coffey, R (8,1) ERA: 7.2										1	0	1	1	0	0	0				
7 James Loney, L (9,PH) OBP: 0.324, SLG: 0.359									1B	5	0	0	0	0	2	3				
16 Andre Ethier, L (1,9) OBP: 0.381, SLG: 0.569	P6								G6-3	4	0	2	0	0	0	0				
6 Jerry Hairston, R (1,4) OBP: 0.447, SLG: 0.507										4	0	2	0	0	0	0				
3 Adam Kennedy, L (1,5) OBP: 0.318, SLG: 0.264										3	1	1	0	0	0	2				
57 Scott Elbert, L (7,1) ERA: 3.86										0	0	0	0	0	0	0				
49 Alex Castellanos, R (8,7) ERA: 7.2										0	0	0	0	0	0	0				
33 Scott Van Slyke, R (1,3) OBP: 0.185, SLG: 0.308										4	0	1	0	0	0	2				
9 Dee Strange-Gordon, L (1,6) OBP: 0.268, SLG: 0.277										4	0	1	0	0	1	3				
58 Chad Billingsley, R (1,1) OBP: 0.150, SLG: 0.150										2	0	2	1	0	0	0				
13 Iván De Jesús Jr., R (6,PH) OBP: 0.400, SLG: 0.471										2	1	1	0	0	1	2				
Inning Stats	R: 0 E: 0 K: 2 S: 10	H: 1 LOB: 1 BB: 0 P: 15	R: 1 E: 0 K: 2 S: 18	H: 3 LOB: 3 BB: 1 P: 28	R: 0 E: 0 K: 1 S: 8	H: 1 LOB: 1 BB: 0 P: 11	R: 0 E: 0 K: 0 S: 13	H: 1 LOB: 0 BB: 0 P: 20	R: 0 E: 0 K: 1 S: 11	H: 2 LOB: 2 BB: 0 P: 16	R: 0 E: 0 K: 0 S: 8	H: 1 LOB: 1 BB: 1 P: 15	R: 0 E: 0 K: 0 S: 7	H: 0 LOB: 1 BB: 0 P: 10	R: 1 E: 0 K: 0 S: 10	H: 3 LOB: 1 BB: 0 P: 14	1B: 12 2B: 1 3B: 0 HR: 0	SF: 0 SAC: 0 DP: 3 HBP: 1	WP: 0 PB: 0 SB: 1 CS: 0	PA: 40
PITCHER	IP WLS BF H R ER SO	IP WLS BF H R ER SO	IP WLS BF H R ER SO	IP WLS BF H R ER SO	IP WLS BF H R ER SO	IP WLS BF H R ER SO	IP WLS BF H R ER SO	IP WLS BF H R ER SO	IP WLS BF H R ER SO	IP WLS BF H R ER SO	IP WLS BF H R ER SO	IP WLS BF H R ER SO	IP WLS BF H R ER SO	IP WLS BF H R ER SO	IP WLS BF H R ER SO	IP WLS BF H R ER SO	ERA WHIP	ERA WHIP	ERA WHIP	
13 Zack Greinke, R (1,1) ERA: 3.46	6.0 H 4 1 0 0 0	6.0 H 4 1 0 0 0	6.0 H 4 1 0 0 0	6.0 H 4 1 0 0 0	6.0 H 4 1 0 0 0	6.0 H 4 1 0 0 0	6.0 H 4 1 0 0 0	6.0 H 4 1 0 0 0	6.0 H 4 1 0 0 0	6.0 H 4 1 0 0 0	6.0 H 4 1 0 0 0	6.0 H 4 1 0 0 0	6.0 H 4 1 0 0 0	6.0 H 4 1 0 0 0	6.0 H 4 1 0 0 0	6.0 H 4 1 0 0 0	1.50 1.667	1.50 1.667	1.50 1.667	
40 Jose Veras, R (7,1) ERA: 4.68	1.0 H 4 0 0 0 0	1.0 H 4 0 0 0 0	1.0 H 4 0 0 0 0	1.0 H 4 0 0 0 0	1.0 H 4 0 0 0 0	1.0 H 4 0 0 0 0	1.0 H 4 0 0 0 0	1.0 H 4 0 0 0 0	1.0 H 4 0 0 0 0	1.0 H 4 0 0 0 0	1.0 H 4 0 0 0 0	1.0 H 4 0 0 0 0	1.0 H 4 0 0 0 0	1.0 H 4 0 0 0 0	1.0 H 4 0 0 0 0	1.0 H 4 0 0 0 0	0.00 2.000	0.00 2.000	0.00 2.000	
50 Kameron Loe, R (8,1) ERA: 2.74	1.0 H 4 0 0 0 0	1.0 H 4 0 0 0 0	1.0 H 4 0 0 0 0	1.0 H 4 0 0 0 0	1.0 H 4 0 0 0 0	1.0 H 4 0 0 0 0	1.0 H 4 0 0 0 0	1.0 H 4 0 0 0 0	1.0 H 4 0 0 0 0	1.0 H 4 0 0 0 0	1.0 H 4 0 0 0 0	1.0 H 4 0 0 0 0	1.0 H 4 0 0 0 0	1.0 H 4 0 0 0 0	1.0 H 4 0 0 0 0	1.0 H 4 0 0 0 0	0.00 0.000	0.00 0.000	0.00 0.000	
48 Tim Lillard, R (9,1) ERA: 4.37	0.2 3 2 1 1 0	0.2 3 2 1 1 0	0.2 3 2 1 1 0	0.2 3 2 1 1 0	0.2 3 2 1 1 0	0.2 3 2 1 1 0	0.2 3 2 1 1 0	0.2 3 2 1 1 0	0.2 3 2 1 1 0	0.2 3 2 1 1 0	0.2 3 2 1 1 0	0.2 3 2 1 1 0	0.2 3 2 1 1 0	0.2 3 2 1 1 0	0.2 3 2 1 1 0	0.2 3 2 1 1 0	13.50 3.000	13.50 3.000	13.50 3.000	
26 Manny Parra, L (9,1) ERA: 3.51	0.1 2 1 0 0 0	0.1 2 1 0 0 0	0.1 2 1 0 0 0	0.1 2 1 0 0 0	0.1 2 1 0 0 0	0.1 2 1 0 0 0	0.1 2 1 0 0 0	0.1 2 1 0 0 0	0.1 2 1 0 0 0	0.1 2 1 0 0 0	0.1 2 1 0 0 0	0.1 2 1 0 0 0	0.1 2 1 0 0 0	0.1 2 1 0 0 0	0.1 2 1 0 0 0	0.1 2 1 0 0 0	0.00 3.000	0.00 3.000	0.00 3.000	

Batter	1	2	3	4	5	6	7	8	9	AB	R	H	RBI	BB	SO	LOB	TOP					
31 Jose Tabata, R OBP: 0.282, SLG: 0.345										3	1	2	3	2	0	2						
5 Josh Harrison, R OBP: 0.291, SLG: 0.425										4	2	1	0	1	1	3						
32 Brad Lincoln, L										0	0	0	0	0	0	0						
44 Tony Watson, L										0	0	0	0	0	0	0						
37 Juan Cruz, R										0	0	0	0	0	0	0						
22 Andrew McCutchen, R OBP: 0.394, SLG: 0.557										4	1	2	3	1	1	0						
24 Pedro Alvarez, L OBP: 0.256, SLG: 0.410										5	0	0	0	0	2	4						
18 Neil Walker, S OBP: 0.320, SLG: 0.339										4	1	2	1	1	0	2						
65 Matt Hague, R OBP: 0.343, SLG: 0.344										4	0	2	0	0	0	0						
48 Jared Hughes, R										0	0	0	0	0	0	0						
62 Gorkys Hernández, R OBP: 0.300, SLG: 0.222										1	0	1	0	0	0	0						
26 Rod Barajas, R OBP: 0.302, SLG: 0.393										5	1	2	1	0	0	4						
69 Jordy Mercer, R OBP: 0.200, SLG: 0.111										4	1	0	0	1	2	3						
29 Kevin Correia, R OBP: 0.176, SLG: 0.176										3	1	1	0	0	1	3						
43 Doug Slaten, L										2	0	0	0	0	0	2						
14 Casey McGehee, R OBP: 0.276, SLG: 0.245										2	0	0	0	0	0	2						
Inning Stats	R: 0 E: 0 K: 1 S: 10	H: 0 LOB: 2 BB: 2 P: 21	R: 0 E: 0 K: 1 S: 14	H: 2 LOB: 2 BB: 0 P: 18	R: 6 E: 0 K: 1 S: 26	H: 6 LOB: 1 BB: 1 P: 39	R: 0 E: 0 K: 0 S: 9	H: 0 LOB: 0 BB: 0 P: 13	R: 0 E: 0 K: 2 S: 8	H: 0 LOB: 0 BB: 0 P: 12	R: 0 E: 0 K: 1 S: 8	H: 1 LOB: 2 BB: 1 P: 14	R: 0 E: 0 K: 1 S: 12	H: 2 LOB: 1 BB: 1 P: 17	R: 2 E: 0 K: 0 S: 12	H: 2 LOB: 1 BB: 1 P: 21	R: 0 E: 0 K: 1 S: 15	H: 2 LOB: 2 BB: 0 P: 23	1B: 8 2B: 3 3B: 2 HR: 0	SF: 0 SAC: 0 DP: 0 HBP: 0	WP: 0 PB: 0 SB: 2 CS: 1	PA: 45
PITCHER	IP WLS BF H R ER SO BB IBB HBP BLK WP HR S P ERA WHIP																					
43 Randy Wolf, L ERA: 4.05	(1, 1) 6.0 L 29 8 6 6 5 4 0 0 0 0 0 0 75 117 9.00 2.000																					
46 Juan Pablo Perez, L ERA: 3.86	(7, 1) 1.0 5 1 0 0 1 1 0 0 0 0 0 12 17 0.00 2.000																					
48 Tim Lillard, R ERA: 4.74	(8, 1) 2.0 11 4 2 2 1 1 0 0 0 0 0 27 44 9.00 2.500																					

Pittsburgh Pirates @ Milwaukee Brewers
Miller Park, Milwaukee, WI
Fri Jun 01 2012, 7:12 PM - 10:28 PM CDT
Att: 33,055 - Roof Closed - 66 F

AB 39
R 8
H 13
RBI 8
BB 6
SO 7
LOB 23

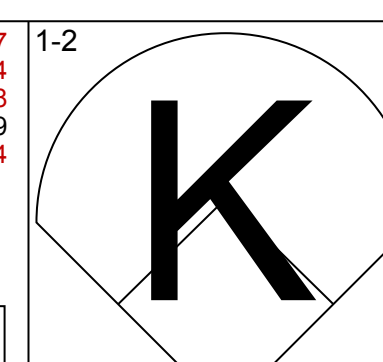
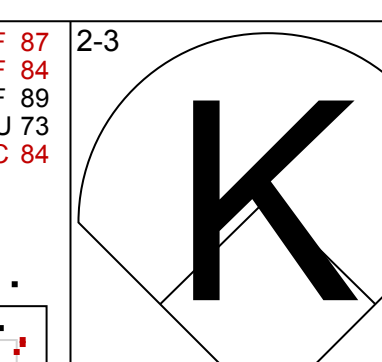
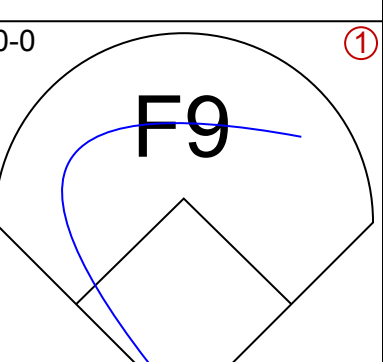
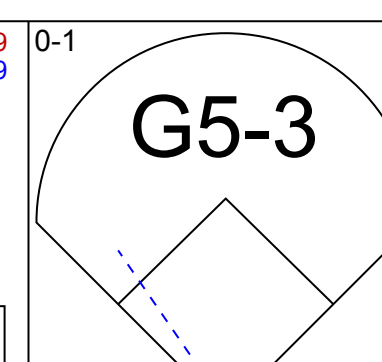
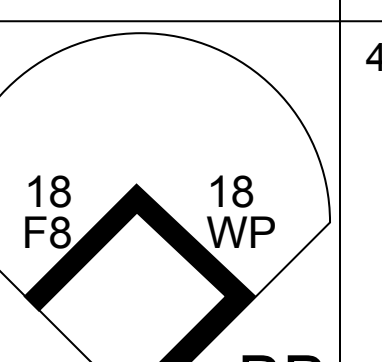
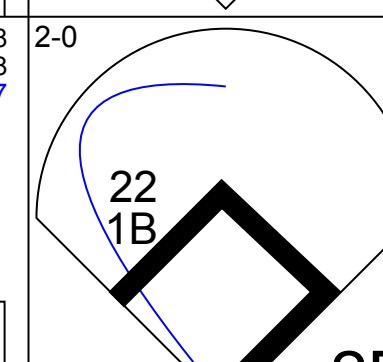
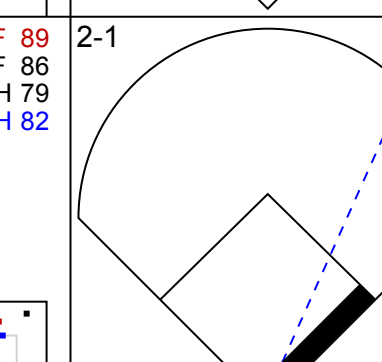
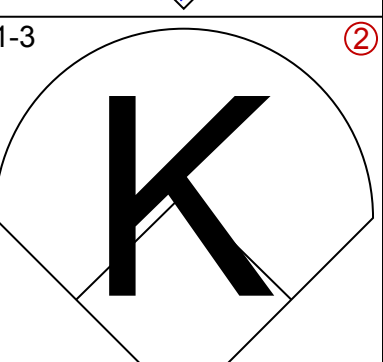
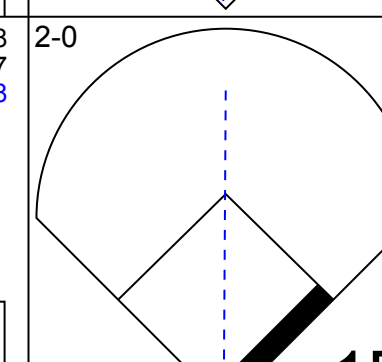
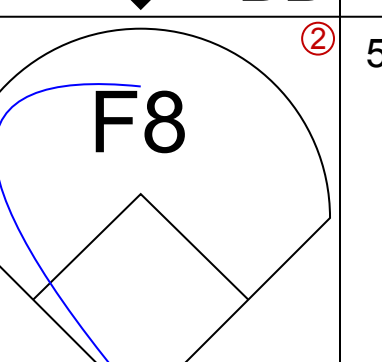
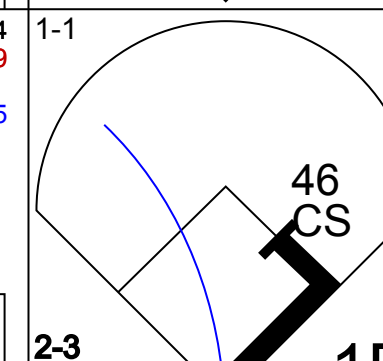
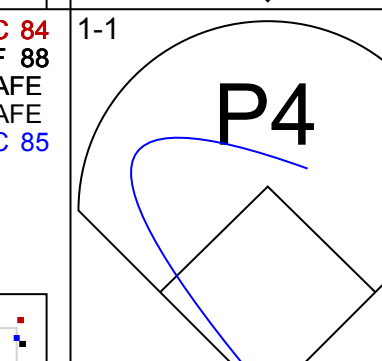
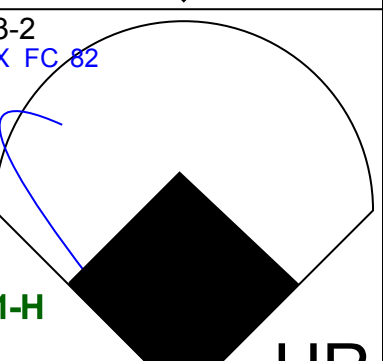
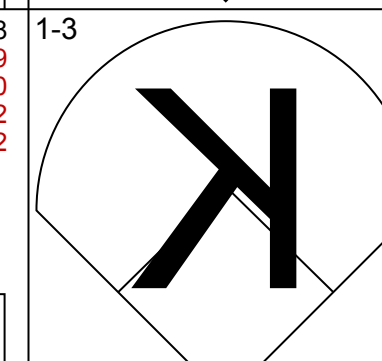
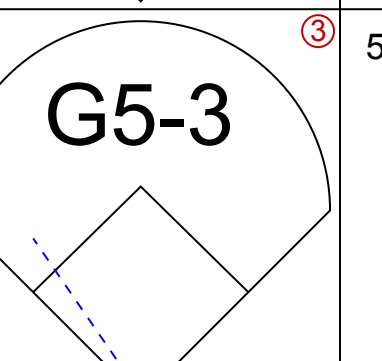
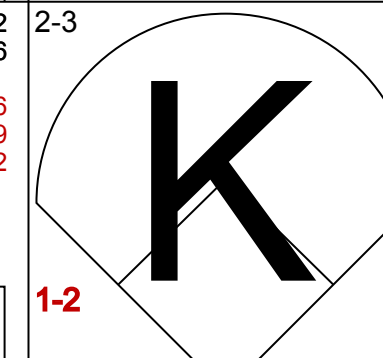
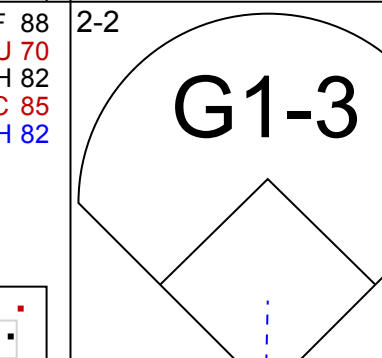
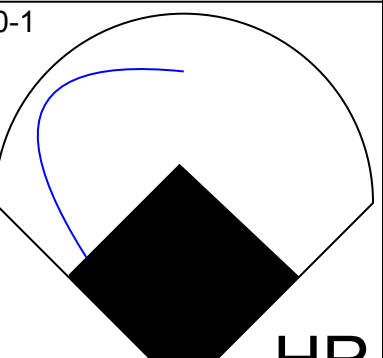
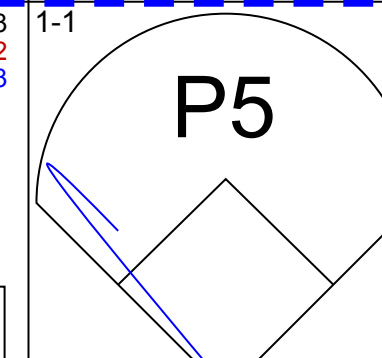


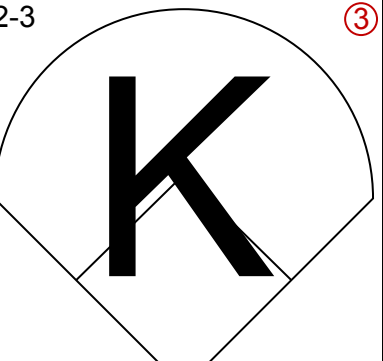















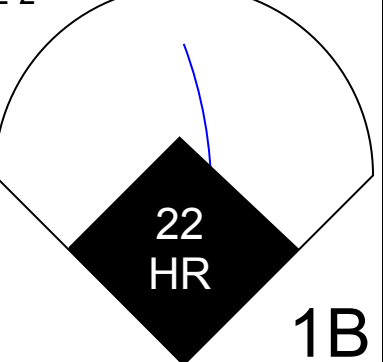

Batter	1	2	3	4	5	6	7	8	9	AB	R	H	RBI	BB	SO	LOB	BOTTOM			
1 Corey Hart, R OBP: 0.322, SLG: 0.510										4	1	2	1	0	1	1				
2 Nyjer Morgan, L OBP: 0.295, SLG: 0.273										4	1	2	1	0	0	1				
8 Ryan Braun, R OBP: 0.394, SLG: 0.603										3	0	1	0	0	1	0				
7 Norichika Aoki, L OBP: 0.358, SLG: 0.443										1	0	0	0	0	0	1				
16 Aramis Ramirez, R OBP: 0.317, SLG: 0.429										3	0	0	0	1	0	1				
9 George Kottaras, L OBP: 0.449, SLG: 0.429										3	0	1	0	1	0	2				
14 Brooks Conrad, S										4	0	0	0	0	2	6				
5 Taylor Green, L OBP: 0.288, SLG: 0.311										2	0	0	0	0	0	1				
27 Carlos Gómez, R OBP: 0.329, SLG: 0.487										2	0	1	0	0	1	0				
21 Cody Ransom, R OBP: 0.333, SLG: 0.466										3	0	0	0	1	0	1				
43 Randy Wolf, L OBP: 0.195, SLG: 0.111										2	0	0	0	0	0	1				
46 Juan Pablo Perez, R ERA: 4.19										0	0	0	0	0	0	0				
29 Edwin Maysonet, R OBP: 0.283, SLG: 0.310										1	0	0	0	0	0	1				
48 Tim Lillard, R ERA: 3.86										0	0	0	0	0	0	0				
12 Martín Maldonado, R OBP: 0.250, SLG: 0.182										1	0	0	0	0	1	0				
Inning Stats	R: 1 E: 0 K: 0 S: 10	H: 1 LOB: 0 BB: 0 P: 16	R: 0 E: 0 K: 0 S: 6	H: 0 LOB: 0 BB: 0 P: 9	R: 0 E: 0 K: 0 S: 13	H: 1 LOB: 1 BB: 0 P: 20	R: 0 E: 0 K: 2 S: 13	H: 1 LOB: 1 BB: 0 P: 20	R: 0 E: 0 K: 0 S: 9	H: 0 LOB: 0 BB: 1 P: 13	R: 1 E: 0 K: 0 S: 8	H: 2 LOB: 2 BB: 1 P: 13	R: 0 E: 0 K: 1 S: 14	H: 1 LOB: 1 BB: 1 P: 29	R: 0 E: 0 K: 2 S: 8	H: 0 LOB: 0 BB: 0 P: 13	1B: 4 2B: 1 3B: 0 HR: 2	SF: 0 SAC: 0 DP: 2 HBP: 0	WP: 0 PB: 0 SB: 1 CS: 0	PA: 36
PITCHER	IP WLS BF H R ER SO BB IBB HBP BLK WP HR S P ERA WHIP																			
29 Kevin Correia, R ERA: 4.19	(1, 1) 5.2 W 23 5 2 2 2 2 0 0 0 0 0 4 6 0.00 1.500																			
43 Doug Slaten, L ERA: 3.86	(6, 1) 0.2 H 3 1 0 0 0 0 0 0 0 0 0 4 6 0.00 1.500																			
48 Jared Hughes, R ERA: 2.16	(7, 1) 0.2 2 0 0 0 1 0 0 0 0 0 0 5 7 0.00 0.000																			
32 Brad Lincoln, R ERA: 1.04	(8, 1) 0.2 4 1 0 0 0 0 1 0 0 0 0 10 22 0.00 3.000																			
44 Tony Watson, L ERA: 3.86	(8, 1) 0.1 1 0 0 0 1 0 0 0 0 0 0 4 7 0.00 0.000																			

Pittsburgh Pirates @ Milwaukee Brewers
Miller Park, Milwaukee, WI
Fri Jun 01 2012, 7:12 PM - 10:28 PM CDT
Att: 33,055 - Roof Closed - 66 F

AB 33
R 2
H 7
RBI 2
BB 3
SO 6
LOB 16

Batter	1	2	3	4	5	6	7	8	9	AB	R	H	RBI	BB	SO	LOB	TOP										
31 Jose Tabata, R (1,7) OBP: 0.281, SLG: 0.343	G4-3		K			1B		G1-3		4	0	1	0	0	1	0	Pittsburgh Pirates @ Milwaukee Brewers Miller Park, Milwaukee, WI Sat Jun 02 2012, 6:11 PM - 9:16 PM CDT Att: 39,603 - Partly Cloudy - 74 F										
46 Garrett Jones, L (1,9) OBP: 0.256, SLG: 0.474	F7			HR		1B		G5-3		4	1	2	1	0	0	0											
22 Andrew McCutchen, R (1,8) OBP: 0.390, SLG: 0.553	1B					L5				3	0	1	0	1	1	2											
24 Pedro Alvarez, L (1,5) OBP: 0.250, SLG: 0.400	K					F7				4	0	0	0	0	2	4											
18 Neil Walker, S (1,4) OBP: 0.313, SLG: 0.331				G4-3		FC6-4				4	0	0	0	0	1	3											
65 Matt Hague, R (1,3) OBP: 0.333, SLG: 0.333						1B				4	0	1	0	0	2	1											
12 Clint Barmes, R (1,6) OBP: 0.192, SLG: 0.264						F7				3	0	0	0	0	0	1											
55 Michael McKenry, R (1,2) OBP: 0.279, SLG: 0.389				G4-3		K				3	0	0	0	0	2	1											
45 Erik Bedard, L (1,1) OBP: 0.111, SLG: 0.111						G4-3				1	0	0	0	0	0	0											
30 Chris Resop, R (4,1)										1	0	0	0	0	0	1											
48 Jared Hughes, R (7,1)										0	0	0	0	0	0	0											
5 Josh Harrison, R (8,PH)										1	0	0	0	0	0	0											
43 Doug Slaten, L (8,1)										0	0	0	0	0	0	0											
Inning Stats	R: 0 E: 0 K: 1 S: 14	H: 1 LOB: 1 BB: 0 P: 18	R: 0 E: 0 K: 2 S: 8	H: 0 LOB: 0 BB: 0 P: 11	R: 0 E: 0 K: 1 S: 11	H: 0 LOB: 0 BB: 0 P: 14	R: 1 E: 0 K: 1 S: 12	H: 1 LOB: 1 BB: 0 P: 17	R: 0 E: 0 K: 0 S: 13	H: 2 LOB: 2 BB: 0 P: 21	R: 0 E: 0 K: 2 S: 14	H: 0 LOB: 0 BB: 0 P: 21	R: 0 E: 0 K: 0 S: 8	H: 0 LOB: 0 BB: 0 P: 10	R: 0 E: 0 K: 1 S: 10	H: 0 LOB: 1 BB: 1 P: 17	1B: 4 2B: 0 3B: 0 HR: 1	SF: 0 SAC: 0 DP: 0 HBP: 0	WP: 0 PB: 0 SB: 0 CS: 0	PA: 33							
PITCHER	IP	WLS	BF	H	R	ER	SO	BB	IBB	HBP	BLK	WP	HR	S	P	ERA	WHIP										
18 Shaun Marcum, R (1,1) ERA: 3.39	7.0	W	26	5	1	1	8	0	0	0	0	0	1	80	112	1.29	0.714										
50 Kameron Loe, R (8,1) ERA: 2.53	1.0		3	0	0	0	0	0	0	0	0	0	0	8	10	0.00	0.000										
40 Jose Veras, R (9,1) ERA: 4.5	1.0		4	0	0	0	1	1	0	0	0	0	0	10	17	0.00	1.000										

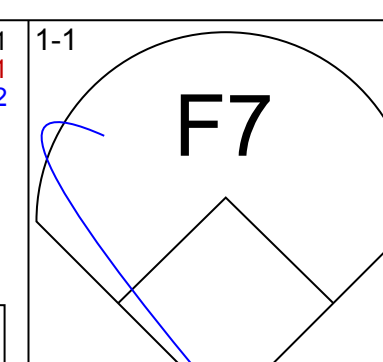
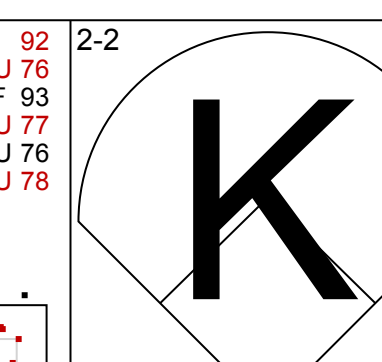

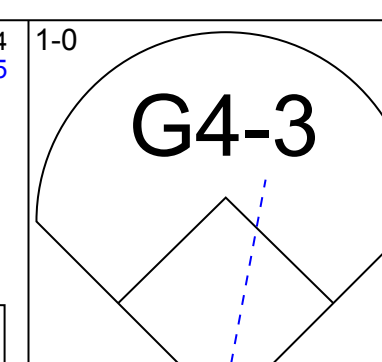
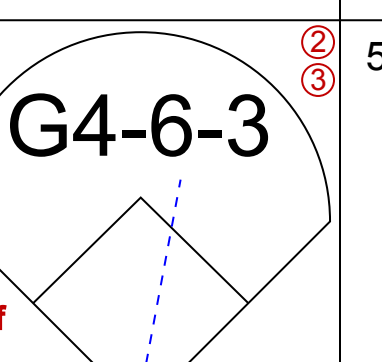
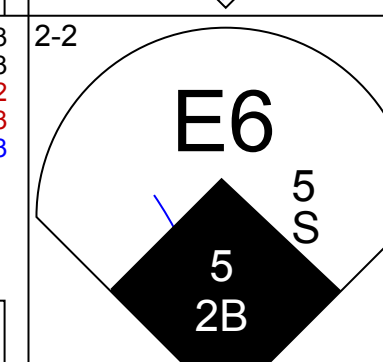
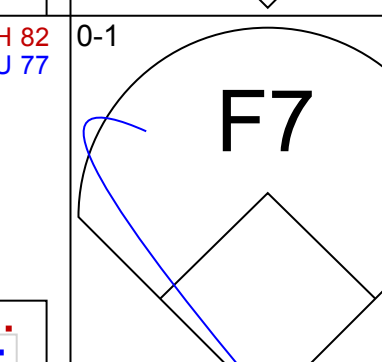


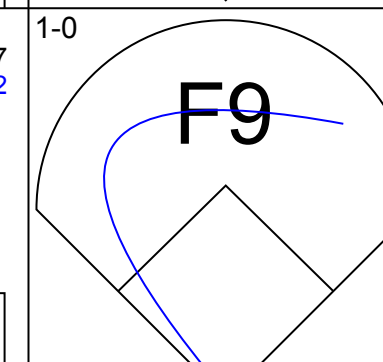
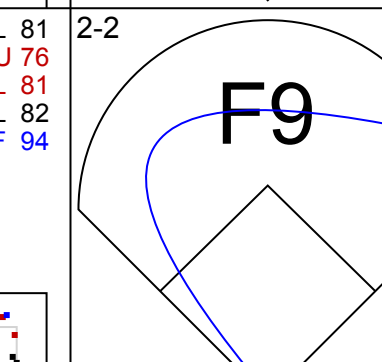


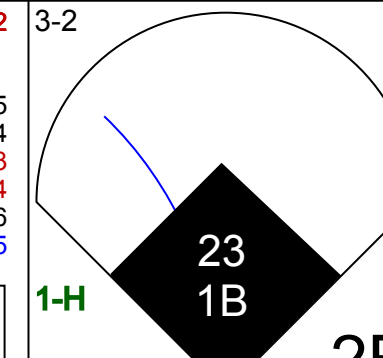



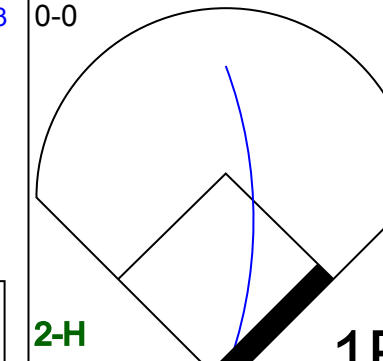



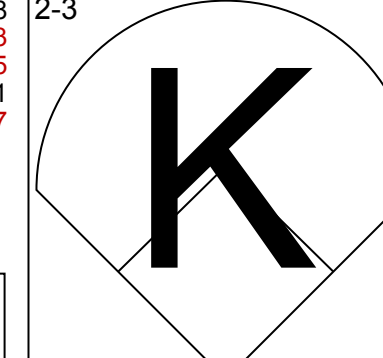





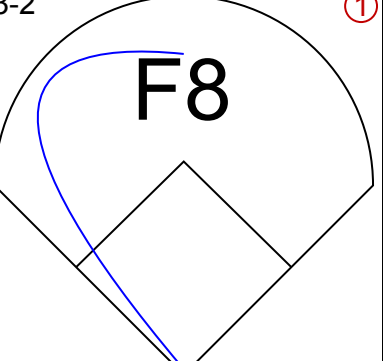
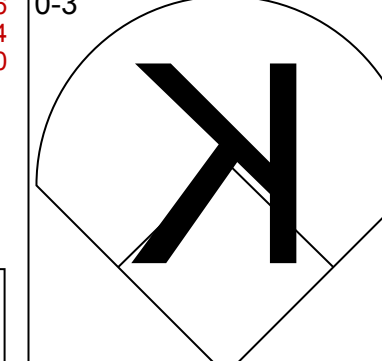


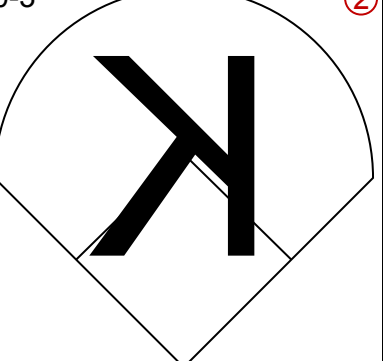
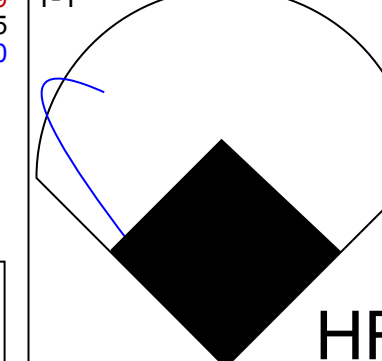


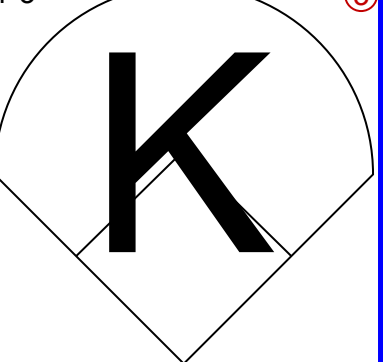
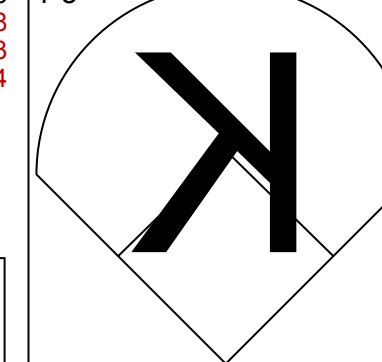
Batter	1	2	3	4	5	6	7	8	9	AB	R	H	RBI	BB	SO	LOB	BOTTOM										
27 Carlos Gómez, R (1,8) OBP: 0.310, SLG: 0.458	K		K2-3	FC5-4		G6-3		FC6-4		5	0	0	0	0	2	4	Pittsburgh Pirates @ Milwaukee Brewers Miller Park, Milwaukee, WI Sat Jun 02 2012, 6:11 PM - 9:16 PM CDT Att: 39,603 - Partly Cloudy - 74 F										
7 Norichika Aoki, L (1,7) OBP: 0.355, SLG: 0.436	G6-3		K	E5		1B				4	0	1	0	0	1	1											
1 Corey Hart, R (1,9) OBP: 0.317, SLG: 0.500	F7		F9	K		G6-4-3				4	0	0	0	0	1	3											
16 Aramis Ramirez, R (1,5) OBP: 0.322, SLG: 0.438						P3				3	2	2	0	0	0	0											
29 Edwin Maysonet, R (7,6) OBP: 0.250, SLG: 0.390						P3				1	0	0	0	0	0	0											
23 Rickie Weeks Jr., R (1,4) OBP: 0.306, SLG: 0.307										2	1	2	0	2	0	0											
21 Cody Ransom, R (1,6) OBP: 0.341, SLG: 0.461										3	1	1	2	1	2	2											
14 Brooks Conrad, S (1,3) OBP: 0.094, SLG: 0.138										2	1	1	3	1	0	1											
12 Martin Maldonado, R (1,2) OBP: 0.188, SLG: 0.133										4	0	0	0	0	2	4											
18 Shaun Marcum, R (1,1) OBP: 0.200, SLG: 0.136										2	0	0	0	1	0	2											
50 Kameron Loe, R (8,1) ERA: 3.91										0	0	0	0	0	0	0											
5 Taylor Green, L (8,PH) OBP: 0.302, SLG: 0.311										0	0	0	0	1	0	0											
40 Jose Veras, R (9,1) ERA:										0	0	0	0	0	0	0											
Inning Stats	R: 0 E: 0 K: 1 S: 6	H: 0 LOB: 0 BB: 0 P: 10	R: 1 E: 0 K: 1 S: 16	H: 1 LOB: 2 BB: 2 P: 28	R: 0 E: 0 K: 2 S: 8	H: 0 LOB: 0 BB: 0 P: 11	R: 4 E: 1 K: 2 S: 26	H: 4 LOB: 2 BB: 1 P: 42	R: 0 E: 0 K: 1 S: 9	H: 1 LOB: 1 BB: 0 P: 13	R: 0 E: 0 K: 0 S: 5	H: 0 LOB: 0 BB: 0 P: 7	R: 0 E: 0 K: 0 S: 10	H: 1 LOB: 0 BB: 0 P: 15	R: 0 E: 0 K: 1 S: 10	H: 0 LOB: 3 BB: 3 P: 26	1B: 4 2B: 2 3B: 0 HR: 1	SF: 1 SAC: 0 DP: 1 HBP: 0	WP: 1 PB: 0 SB: 2 CS: 0	PA: 37							
PITCHER	IP	WLS	BF	H	R	ER	SO	BB	IBB	HBP	BLK	WP	HR	S	P	ERA	WHIP										
45 Erik Bedard, L (1,1) ERA: 3.72	2.1		8	1	0	0	2	0	0	0	0	0	0	17	24	0.00	0.429										
30 Chris Resop, R (4,1) ERA: 2.08	1.0		3	1	0	0	0	0	0	0	0	0	0	10	15	0.00	1.000										
48 Jared Hughes, R (7,1) ERA: 2.08	1.0		6	0	0	0	1	3	0	0	0	1	0	10	26	0.00	3.000										

Batter	1	2	3	4	5	6	7	8	9	AB	R	H	RBI	BB	SO	LOB	TOP							
31 Jose Tabata, R OBP: 0.279, SLG: 0.335 (1, 7)											4	0	0	0	1	2	1							
18 Neil Walker, S OBP: 0.320, SLG: 0.344 (1, 4)											5	0	3	0	0	1	2							
22 Andrew McCutchen, R OBP: 0.396, SLG: 0.565 (1, 8)											5	1	2	2	0	1	3							
46 Garrett Jones, L OBP: 0.258, SLG: 0.492 37 Juan Cruz, R OBP: 0.283, SLG: 0.420 5 Josh Harrison, R OBP: 0.287, SLG: 0.420 (1, 9)											4	1	1	1	0	1	4							
65 Matt Hague, R OBP: 0.302, SLG: 0.300 39 Jason Grilli, R OBP: 0.283, SLG: 0.413 52 Joel Hanrahan, R OBP: 0.287, SLG: 0.420 (8, 1)											4	0	0	0	0	2	0							
14 Casey McGehee, R OBP: 0.283, SLG: 0.257 (8, 3)											3	1	1	0	1	2	0							
26 Rod Barajas, R OBP: 0.301, SLG: 0.413 (1, 2)											4	1	1	1	0	1	2							
12 Clint Barmes, R OBP: 0.200, SLG: 0.291 (1, 6)											4	1	2	2	0	1	1							
53 James McDonald, L OBP: 0.167, SLG: 0.130 62 Gorkys Hernández, R OBP: 0.273, SLG: 0.250 (1, 1)											3	1	1	0	0	1	1							
Inning Stats	R: 0 H: 2 E: 0 K: 2 S: 10	H: 2 LOB: 1 BB: 0 P: 16	R: 1 H: 2 E: 0 K: 2 S: 16	H: 2 LOB: 1 BB: 0 P: 21	R: 0 H: 1 E: 0 K: 1 S: 10	H: 1 LOB: 1 BB: 0 P: 17	R: 0 H: 0 E: 0 K: 1 S: 12	H: 0 LOB: 1 BB: 1 P: 18	R: 3 H: 3 E: 0 K: 2 S: 21	H: 3 LOB: 0 BB: 0 P: 29	R: 1 H: 1 E: 0 K: 2 S: 8	H: 1 LOB: 0 BB: 0 P: 11	R: 0 H: 1 E: 0 K: 1 S: 9	H: 0 LOB: 1 BB: 0 P: 13	R: 0 H: 0 E: 0 K: 1 S: 9	H: 0 LOB: 1 BB: 0 P: 11	R: 1 H: 1 E: 0 K: 0 S: 10	H: 1 LOB: 1 BB: 1 P: 19	1B: 5 2B: 2 3B: 0 HR: 4	SF: 0 SAC: 0 DP: 0 HBP: 0	WP: 1 PB: 0 CS: 1	PA: 39		
PITCHER	IP WLS BF H R ER SO BB IBB HBP BLK WP HR S P ERA WHIP	IP WLS BF H R ER SO BB IBB HBP BLK WP HR S P ERA WHIP	IP WLS BF H R ER SO BB IBB HBP BLK WP HR S P ERA WHIP	IP WLS BF H R ER SO BB IBB HBP BLK WP HR S P ERA WHIP	IP WLS BF H R ER SO BB IBB HBP BLK WP HR S P ERA WHIP	IP WLS BF H R ER SO BB IBB HBP BLK WP HR S P ERA WHIP	IP WLS BF H R ER SO BB IBB HBP BLK WP HR S P ERA WHIP	IP WLS BF H R ER SO BB IBB HBP BLK WP HR S P ERA WHIP	IP WLS BF H R ER SO BB IBB HBP BLK WP HR S P ERA WHIP	IP WLS BF H R ER SO BB IBB HBP BLK WP HR S P ERA WHIP	IP WLS BF H R ER SO BB IBB HBP BLK WP HR S P ERA WHIP	IP WLS BF H R ER SO BB IBB HBP BLK WP HR S P ERA WHIP	IP WLS BF H R ER SO BB IBB HBP BLK WP HR S P ERA WHIP	IP WLS BF H R ER SO BB IBB HBP BLK WP HR S P ERA WHIP	IP WLS BF H R ER SO BB IBB HBP BLK WP HR S P ERA WHIP	IP WLS BF H R ER SO BB IBB HBP BLK WP HR S P ERA WHIP	IP WLS BF H R ER SO BB IBB HBP BLK WP HR S P ERA WHIP	IP WLS BF H R ER SO BB IBB HBP BLK WP HR S P ERA WHIP	IP WLS BF H R ER SO BB IBB HBP BLK WP HR S P ERA WHIP	IP WLS BF H R ER SO BB IBB HBP BLK WP HR S P ERA WHIP	IP WLS BF H R ER SO BB IBB HBP BLK WP HR S P ERA WHIP	IP WLS BF H R ER SO BB IBB HBP BLK WP HR S P ERA WHIP	IP WLS BF H R ER SO BB IBB HBP BLK WP HR S P ERA WHIP	IP WLS BF H R ER SO BB IBB HBP BLK WP HR S P ERA WHIP

Pittsburgh Pirates @ Milwaukee Brewers
Miller Park, Milwaukee, WI
Sun Jun 03 2012, 1:12 PM - 4:15 PM CDT
Att: 34,334 - Partly Cloudy - 76 F

AB 37
R 6
H 11
RBI 6
BB 2
SO 12
LOB 14



Batter	1	2	3	4	5	6	7	8	9	AB	R	H	RBI	BB	SO	LOB	BOTTOM							
7 Norichika Aoki, L OBP: 0.339, SLG: 0.415 (1, 7)											5	0	0	0	0	2	1							
2 Nyjer Morgan, L OBP: 0.295, SLG: 0.295 (9, 9)											4	2	1	1	0	0	0							
1 Corey Hart, R OBP: 0.315, SLG: 0.495 (9, 3)											4	0	1	0	0	0	1							
5 Taylor Green, L OBP: 0.333, SLG: 0.340 (1, 5)											2	1	1	1	2	0	0							
23 Rickie Weeks Jr., R OBP: 0.309, SLG: 0.308 (1, 4)											3	0	1	1	1	2	2							
21 Cody Ransom, R OBP: 0.330, SLG: 0.443 8 Ryan Braun, R OBP: 0.393, SLG: 0.600 27 Carlos Gómez, R OBP: 0.310, SLG: 0.458 (1, 6)											3	0	0	0	0	2	3							
14 Brooks Conrad, S OBP: 0.111, SLG: 0.242 (9, 6)											4	1	1	1	0	1	0							
12 Martin Maldonado, R OBP: 0.200, SLG: 0.316 (1, 2)											4	1	1	1	0	1	0							
64 Mike Fiers, R ERA: 2.14 50 Kameron Loe, R ERA: 2.81 46 Juan Pablo Perez, L ERA: 3.6 57 Francisco Rodríguez, R ERA: 4.13 59 John Axford, R ERA: 3.54 (1, 1)											2	0	0	0	0	1	0							
Inning Stats	R: 2 H: 2 E: 1 K: 1 S: 15	H: 2 LOB: 1 BB: 0 P: 23	R: 0 H: 0 E: 0 K: 0 S: 3	H: 0 LOB: 0 BB: 0 P: 7	R: 0 H: 0 E: 0 K: 1 S: 9	H: 0 LOB: 0 BB: 0 P: 13	R: 0 H: 0 E: 0 K: 2 S: 8	H: 0 LOB: 0 BB: 0 P: 14	R: 0 H: 0 E: 0 K: 2 S: 9	H: 0 LOB: 2 BB: 1 P: 30	R: 1 H: 2 E: 0 K: 3 S: 17	H: 1 LOB: 0 BB: 0 P: 12	R: 0 H: 0 E: 0 K: 0 S: 7	H: 0 LOB: 2 BB: 2 P: 15	R: 0 H: 0 E: 0 K: 0 S: 6	H: 0 LOB: 1 BB: 1 P: 12	R: 1 H: 1 E: 0 K: 0 S: 6	H: 1 LOB: 1 BB: 1 P: 12	1B: 2 2B: 1 3B: 0 HR: 3	SF: 0 SAC: 0 DP: 1 HBP: 0	WP: 0 PB: 0 CS: 0	PA: 37		
PITCHER	IP WLS BF H R ER SO BB IBB HBP BLK WP HR S P ERA WHIP	IP WLS BF H R ER SO BB IBB HBP BLK WP HR S P ERA WHIP	IP WLS BF H R ER SO BB IBB HBP BLK WP HR S P ERA WHIP	IP WLS BF H R ER SO BB IBB HBP BLK WP HR S P ERA WHIP	IP WLS BF H R ER SO BB IBB HBP BLK WP HR S P ERA WHIP	IP WLS BF H R ER SO BB IBB HBP BLK WP HR S P ERA WHIP	IP WLS BF H R ER SO BB IBB HBP BLK WP HR S P ERA WHIP	IP WLS BF H R ER SO BB IBB HBP BLK WP HR S P ERA WHIP	IP WLS BF H R ER SO BB IBB HBP BLK WP HR S P ERA WHIP	IP WLS BF H R ER SO BB IBB HBP BLK WP HR S P ERA WHIP	IP WLS BF H R ER SO BB IBB HBP BLK WP HR S P ERA WHIP	IP WLS BF H R ER SO BB IBB HBP BLK WP HR S P ERA WHIP	IP WLS BF H R ER SO BB IBB HBP BLK WP HR S P ERA WHIP	IP WLS BF H R ER SO BB IBB HBP BLK WP HR S P ERA WHIP	IP WLS BF H R ER SO BB IBB HBP BLK WP HR S P ERA WHIP	IP WLS BF H R ER SO BB IBB HBP BLK WP HR S P ERA WHIP	IP WLS BF H R ER SO BB IBB HBP BLK WP HR S P ERA WHIP	IP WLS BF H R ER SO BB IBB HBP BLK WP HR S P ERA WHIP	IP WLS BF H R ER SO BB IBB HBP BLK WP HR S P ERA WHIP	IP WLS BF H R ER SO BB IBB HBP BLK WP HR S P ERA WHIP	IP WLS BF H R ER SO BB IBB HBP BLK WP HR S P ERA WHIP	IP WLS BF H R ER SO BB IBB HBP BLK WP HR S P ERA WHIP	IP WLS BF H R ER SO BB IBB HBP BLK WP HR S P ERA WHIP	IP WLS BF H R ER SO BB IBB HBP BLK WP HR S P ERA WHIP

Pittsburgh Pirates @ Milwaukee Brewers
Miller Park, Milwaukee, WI
Sun Jun 03 2012, 1:12 PM - 4:15 PM CDT
Att: 34,334 - Partly Cloudy - 76 F

AB 33
R 5
H 6
RBI 5
BB 4
SO 10
LOB 9



Batter	1	2	3	4	5	6	7	8	9	AB	R	H	RBI	BB	SO	LOB	TOP					
1 Corey Hart, R OBP: 0.313, SLG: 0.502										4	0	1	0	0	2	0	Milwaukee Brewers @ Kansas City Royals Kauffman Stadium, Kansas City, MO Tue Jun 12 2012, 7:11 PM - 9:46 PM CDT Att: 24,258 - Clear - 81 F					
7 Norichika Aoki, L OBP: 0.381, SLG: 0.466										3	0	0	0	0	2							
8 Ryan Braun, R OBP: 0.389, SLG: 0.587										4	0	1	0	0	3							
16 Aramis Ramirez, R OBP: 0.330, SLG: 0.435										3	1	1	0	1	0	1						
27 Carlos Gómez, R OBP: 0.287, SLG: 0.412										0	0	0	0	0	0	0						
5 Taylor Green, L OBP: 0.310, SLG: 0.426										4	0	0	0	0	2	4						
23 Richie Weeks Jr, R OBP: 0.305, SLG: 0.293										3	0	2	1	1	0	0						
21 Cody Ransom, R OBP: 0.310, SLG: 0.459										3	0	0	0	0	2	2						
9 George Kottaras, L OBP: 0.447, SLG: 0.436										1	0	0	0	0	1	2						
12 Martin Maldonado, R OBP: 0.359, SLG: 0.406										3	0	0	0	0	1	0						
14 Brooks Conrad, S OBP: 0.143, SLG: 0.237										1	0	0	0	0	0	2						
2 Nyjer Morgan, L OBP: 0.292, SLG: 0.284										2	0	0	0	1	0	0						
Inning Stats	R: 0 H: 0 E: 0 K: 1 S: 7	H: 0 LOB: 0 BB: 0 P: 11	R: 0 H: 0 E: 0 K: 1 S: 9	H: 0 LOB: 1 BB: 1 P: 15	R: 0 H: 0 E: 0 K: 1 S: 8	H: 0 LOB: 0 BB: 0 P: 9	R: 0 H: 0 E: 0 K: 0 S: 6	H: 0 LOB: 1 BB: 0 P: 9	R: 0 H: 0 E: 0 K: 1 S: 6	H: 0 LOB: 0 BB: 0 P: 10	R: 0 H: 0 E: 0 K: 0 S: 6	H: 0 LOB: 0 BB: 0 P: 10	R: 1 H: 2 E: 1 K: 1 S: 14	H: 2 LOB: 1 BB: 1 P: 24	R: 0 H: 1 E: 0 K: 1 S: 15	H: 1 LOB: 2 BB: 1 P: 21	R: 0 H: 2 E: 0 K: 2 S: 13	H: 2 LOB: 2 BB: 0 P: 23	1B: 5 2B: 1 3B: 0 HR: 0	SF: 0 SAC: 0 DP: 1 HBP: 1	WP: 0 PB: 0 SB: 1 CS: 0	PA: 35
PITCHER	IP WLS BF H R ER SO BB IBB HBP BLK WP HR S P ERA WHIP																					
39 Luis Mendoza, R ERA: 4.88	(1, 1) 6.0 22 1 1 1 4 2 0 0 1 0 0 0 0 46 74 1.50 0.500																					
43 Aaron Crow, R ERA: 2.96	(7, 1) 1.0 3 1 0 0 1 0 0 0 0 0 0 0 10 14 0.00 1.000																					
56 Greg Holland, R ERA: 4.05	(8, 1) 1.0 5 1 0 0 1 1 0 0 0 0 0 0 15 21 0.00 2.000																					
51 Jonathan Broxton, R ERA: 1.52	(9, 1) 1.0 5 2 0 0 2 0 0 0 0 0 0 0 13 23 0.00 2.000																					

Batter	1	2	3	4	5	6	7	8	9	AB	R	H	RBI	BB	SO	LOB	BOTTOM			
4 Alex Gordon, L OBP: 0.347, SLG: 0.391										4	2	2	1	0	0	0	Milwaukee Brewers @ Kansas City Royals Kauffman Stadium, Kansas City, MO Tue Jun 12 2012, 7:11 PM - 9:46 PM CDT Att: 24,258 - Clear - 81 F			
17 Chris Getz, L OBP: 0.323, SLG: 0.384										3	0	1	0	0	1	0				
16 Billy Butler, R OBP: 0.359, SLG: 0.498										4	0	2	1	0	2	0				
12 Mitch Maier, L OBP: 0.288, SLG: 0.345										0	0	0	0	0	0	0				
35 Eric Hosmer, L OBP: 0.283, SLG: 0.374										4	0	0	0	0	1	3				
21 Jeff Francoeur, R OBP: 0.312, SLG: 0.415										4	0	2	0	0	1	2				
8 Mike Moustakas, L OBP: 0.335, SLG: 0.480										4	0	1	0	0	2	3				
2 Alcides Escobar, R OBP: 0.327, SLG: 0.380										3	0	1	0	0	0	2				
1 Jarrod Dyson, L OBP: 0.312, SLG: 0.297										3	0	0	0	0	1	3				
33 Humberto Quintero, R OBP: 0.254, SLG: 0.345										3	0	0	0	0	1	2				
Inning Stats	R: 1 H: 1 E: 0 K: 2 S: 12	H: 1 LOB: 0 BB: 0 P: 19	R: 0 H: 1 E: 0 K: 2 S: 11	H: 1 LOB: 0 BB: 0 P: 13	R: 0 H: 0 E: 0 K: 0 S: 5	H: 0 LOB: 0 BB: 0 P: 8	R: 0 H: 0 E: 0 K: 3 S: 9	H: 0 LOB: 0 BB: 0 P: 15	R: 0 H: 1 E: 0 K: 1 S: 16	H: 1 LOB: 1 BB: 0 P: 25	R: 0 H: 2 E: 0 K: 0 S: 9	H: 2 LOB: 2 BB: 0 P: 16	R: 0 H: 1 E: 0 K: 0 S: 7	H: 1 LOB: 1 BB: 0 P: 9	R: 1 H: 3 E: 0 K: 1 S: 11	H: 3 LOB: 2 BB: 0 P: 15	1B: 6 2B: 2 3B: 0 HR: 1	SF: 0 SAC: 1 DP: 0 HBP: 0	WP: 0 PB: 0 SB: 0 CS: 0	PA: 33
PITCHER	IP WLS BF H R ER SO BB IBB HBP BLK WP HR S P ERA WHIP																			
13 Zack Greinke, R ERA: 2.96	(1, 1) 7.0 27 6 1 1 8 0 0 0 0 0 0 0 11 105 9.00 0.857																			
57 Francisco Rodríguez, R ERA: 4.5	(8, 1) 1.0 6 3 1 1 1 0 0 0 0 0 0 0 11 15 9.00 3.000																			

Batter	1	2	3	4	5	6	7	8	9	10	11	AB	R	H	RBI	BB	SO	LOB	TOP			
7 Norichika Aoki, L OBP: 0.362, SLG: 0.471	G4-3		1 SAFE X SI 90	FC4-6			SH3-4		27 SH 2B		G3	5	1	2	0	0	0	2				
27 Carlos Gómez, R OBP: 0.292, SLG: 0.406	K		X FF 88	1B		K	K		SH G5-4-3		BB	4	0	1	0	1	3	1				
8 Ryan Braun, R OBP: 0.388, SLG: 0.580	G2-3		S FF 91 S SI 95 X FF 88	K		1B	1B		G5-4-3		F9	6	0	2	1	0	1	5				
16 Aramis Ramirez, R OBP: 0.335, SLG: 0.437	F9		B SI 90 B FF 88 B SI 90 X FF 89	1B		2B	L6		K		K	6	0	2	1	0	2	2				
1 Corey Hart, R OBP: 0.311, SLG: 0.500			C FF 90 B FF 88 F SI 82 X SL 81	F9		G5-3			K		G5-3	5	0	1	0	0	1	4				
23 Rickie Weeks Jr., R OBP: 0.307, SLG: 0.292	K		B SI 90 B SI 88 C FF 88 S FF 90	G6-3		K	21B BB		12B 1B		1B	4	0	1	0	1	2	1				
21 Cody Ransom, R OBP: 0.333, SLG: 0.400	P5		X FF 88	9B 9 BLK BB		K	1B		K		K	4	0	1	0	1	2	2				
9 George Kottaras, L OBP: 0.443, SLG: 0.421			B SI 90 B SI 88 C FF 88 S FF 90	P6		G4-3			K		1B	2	0	0	0	1	0	0				
14 Brooks Conrad, S OBP: 0.140, SLG: 0.231			B SI 90 B SI 88 C FF 88 S FF 90	7 FC4-6 BB		G4-3			K		1B	1	0	0	0	0	1	2				
12 Martin Maldonado, R OBP: 0.328, SLG: 0.474			C SI 91 B SI 88 X CH 84	F8		F9			F9		K	1	0	1	0	0	0	0				
29 Edwin Maysonet, R OBP: 0.271, SLG: 0.333	27B 16B 1B		B SI 90 B SI 88 C FF 88 S FF 90				27S 8 1B		F9		K	5	2	2	0	0	1	6				
Inning Stats	R: 0 E: 0 K: 1 S: 12	H: 0 LOB: 0 BB: 0 P: 16	R: 0 E: 0 K: 1 S: 11	H: 1 LOB: 1 BB: 0 P: 18	R: 1 E: 0 K: 1 S: 14	H: 4 LOB: 3 BB: 0 P: 21	R: 0 E: 0 K: 0 S: 16	H: 0 LOB: 2 BB: 2 P: 28	R: 0 E: 0 K: 1 S: 11	H: 2 LOB: 1 BB: 0 P: 13	R: 0 E: 0 K: 2 S: 9	H: 1 LOB: 2 BB: 1 P: 22	R: 1 E: 1 K: 1 S: 9	H: 1 LOB: 0 BB: 0 P: 12	R: 0 E: 0 K: 2 S: 13	H: 2 LOB: 2 BB: 0 P: 18	R: 0 E: 0 K: 1 S: 7	H: 0 LOB: 1 BB: 1 P: 13	1B: 10 2B: 3 3B: 0 HR: 0	SF: 0 SAC: 2 DP: 1 HBP: 0	WP: 0 PB: 0 SB: 1 CS: 1	PA: 49
PITCHER	IP 5.0	WLS 23	BF 7	H 1	R 1	ER 1	SO 4	BB 0	IBB 0	HBP 0	BLK 0	WP 0	HR 0	S 64	P 96	ERA 1.80	WHIP 1.800					
57 Jonathan Sánchez, L ERA: 5.93																						
40 Kelvin Herrera, R ERA: 3.21																						
43 Aaron Crow, R ERA: 2.89																						
50 Jose Mijares, L ERA: 2.13																						
56 Greg Holland, R ERA: 3.88																						

Milwaukee Brewers @ Kansas City Royals
Kauffman Stadium, Kansas City, MO
Wed Jun 13 2012, 7:11 PM - 10:37 PM CDT
Att. 17,885 - Clear - 86 F

livebaseballscores.com

AB 43
R 3
H 13
RBI 2
BB 4
SO 13
LOB 25



Batter	1	2	3	4	5	6	7	8	9	10	11	AB	R	H	RBI	BB	SO	LOB	BOTTOM					
4 Alex Gordon, L OBP: 0.344, SLG: 0.391	G4-3 16 G6-3 2B		G1-3		G1			F7		P6		5	1	1	0	0	0	2						
11 Yunesky Betancourt, R OBP: 0.291, SLG: 0.438	G4-3		G5-3		G4-3			G5-4-3		K		5	0	0	0	0	1	3						
16 Billy Butler, R OBP: 0.364, SLG: 0.498	G6-3		IBB		21B 2B 1B			G6-3		G6-3		4	1	2	1	1	0	0						
35 Eric Hosmer, L OBP: 0.290, SLG: 0.374	1B		G6-3		L9			BB		BB		3	1	1	0	2	0	3						
21 Jeff Francoeur, R OBP: 0.314, SLG: 0.419	G6-3		K		2B			F8		1B		5	0	2	0	0	1	2						
8 Mike Moustakas, L OBP: 0.341, SLG: 0.475	G4-3		F8		G5-4-3 BB			BB		BB		2	1	0	1	3	0	0						
2 Alcides Escobar, R OBP: 0.330, SLG: 0.392	G6-4-3 1B		G4-3		G4-3			G5-4-3		3B		4	0	2	2	0	0	1						
1 Jarrod Dyson, L OBP: 0.306, SLG: 0.291			G6-4-3		B1-3			G6-3		K		3	0	0	0	0	0	1						
25 Clint Robinson, L OBP: 0.288, SLG: 0.345					G3			G6-3		G6-3		1	0	0	0	0	0	0						
33 Humberto Quintero, R OBP: 0.264, SLG: 0.361										G6-3		3	0	2	0	0	0	0						
17 Chris Getz, L OBP: 0.323, SLG: 0.384												0	0	0	0	0	0	0						
27 Brayan Peña, S OBP: 0.274, SLG: 0.363												1	0	0	0	0	0	0						
Inning Stats	R: 1 E: 0 K: 0 S: 12	H: 2 LOB: 1 BB: 0 P: 19	R: 0 E: 0 K: 0 S: 4	H: 1 LOB: 0 BB: 0 P: 6	R: 0 E: 0 K: 0 S: 11	H: 1 LOB: 2 BB: 1 P: 21	R: 0 E: 0 K: 1 S: 9	H: 0 LOB: 0 BB: 0 P: 16	R: 0 E: 0 K: 0 S: 6	H: 0 LOB: 2 BB: 1 P: 12	R: 0 E: 0 K: 0 S: 5	H: 0 LOB: 0 BB: 0 P: 11	R: 0 E: 0 K: 0 S: 6	H: 1 LOB: 1 BB: 0 P: 8	R: 2 E: 0 K: 1 S: 11	H: 1 LOB: 1 BB: 2 P: 25	R: 0 E: 0 K: 1 S: 7	H: 0 LOB: 0 BB: 0 P: 9	R: 1 E: 0 K: 0 S: 8	H: 2 LOB: 3 BB: 2 P: 18	1B: 6 2B: 3 3B: 1 HR: 0	SF: 0 SAC: 0 DP: 3 HBP: 0	WP: 0 PB: 0 SB: 0 CS: 0	PA: 42
PITCHER	IP 7.0	WLS 6	BF 26	H 1	R 1	ER 1	SO 0	BB 1	IBB 0	HBP 0	BLK 0	WP 0	HR 0	S 55	P 95	ERA 1.29	WHIP 1.000							
43 Randy Wolf, L ERA: 4.06																								
57 Francisco Rodríguez, R ERA: 4.54																								
59 John Axford, R ERA: 4.94																								
26 Manny Parra, L ERA: 4.15																								
50 Kameron Loe, R ERA: 3.10																								

Milwaukee Brewers @ Kansas City Royals
Kauffman Stadium, Kansas City, MO
Wed Jun 13 2012, 7:11 PM - 10:37 PM CDT
Att. 17,885 - Clear - 86 F

livebaseballscores.com

AB 36
R 4
H 10
RBI 4
BB 6
SO 3
LOB 13



Batter	1	2	3	4	5	6	7	8	9	AB	R	H	RBI	BB	SO	LOB	TOP								
7 Norichika Aoki, L OBP: 0.356, SLG: 0.455	G4-3		G4-3			F7		G4-3		4	0	0	0	0	0	1	Milwaukee Brewers @ Minnesota Twins Target Field, Minneapolis, MN Fri Jun 15 2012, 7:11 PM - 10:11 PM CDT Att: 37,295 - Overcast - 78 F								
27 Carlos Gómez, R OBP: 0.310, SLG: 0.400	F7							F8		2	1	0	0	2	0	0									
8 Ryan Braun, R OBP: 0.391, SLG: 0.602										3	1	2	3	1	1	0									
16 Aramis Ramirez, R OBP: 0.328, SLG: 0.439	F8									4	0	0	0	0	1	2									
1 Corey Hart, R OBP: 0.309, SLG: 0.496										4	1	1	0	0	2	0									
23 Rickie Weeks Jr., R OBP: 0.302, SLG: 0.282										3	0	0	0	0	1	1									
21 Cody Ransom, R OBP: 0.331, SLG: 0.394										3	0	0	0	0	2	1									
5 Taylor Green, L OBP: 0.306, SLG: 0.419										1	0	0	0	0	1	1									
12 Martin Maldonado, R OBP: 0.354, SLG: 0.548										4	1	2	2	0	1	1									
29 Edwin Maysonet, R OBP: 0.259, SLG: 0.300										3	1	0	0	1	0	1									
Inning Stats	R: 0 E: 0 K: 0 S: 7	H: 0 LOB: 1 BB: 1 P: 15	R: 0 E: 0 K: 3 S: 14	H: 0 LOB: 1 BB: 0 P: 20	R: 0 E: 0 K: 0 S: 8	H: 0 LOB: 0 BB: 1 P: 16	R: 0 E: 0 K: 1 S: 10	H: 0 LOB: 0 BB: 0 P: 14	R: 0 E: 0 K: 1 S: 7	H: 0 LOB: 3 BB: 0 P: 11	R: 3 E: 0 K: 1 S: 16	H: 1 LOB: 0 BB: 2 P: 28	R: 0 E: 0 K: 1 S: 10	H: 1 LOB: 1 BB: 0 P: 17	R: 0 E: 0 K: 1 S: 14	H: 1 LOB: 1 BB: 0 P: 18	R: 2 E: 0 K: 1 S: 14	H: 2 LOB: 0 BB: 0 P: 19	1B: 2 2B: 1 3B: 0 HR: 2	SF: 0 SAC: 0 DP: 0 HBP: 1	WP: 0 PB: 0 SB: 1 CS: 1	PA: 37			
PITCHER	IP	WLS	BF	H	R	ER	SO	BB	IBB	HBP	BLK	WP	HR	S	P	ERA	WHIP								
47 Francisco Liriano, L ERA: 6.24	6.0		23	1	3	3	6	4	0	1	0	0	1	62	104	4.50	0.833								
52 Brian Duensing, L ERA: 3.38	1.0		4	1	0	0	1	0	0	0	0	0	0	10	17	0.00	1.000								
61 Jared Burton, R ERA: 3.51	1.0		4	1	0	0	1	0	0	0	0	0	0	14	18	0.00	1.000								
55 Matt Capps, R ERA: 3.55	1.0	L	5	2	2	2	1	0	0	0	0	0	1	14	19	18.00	2.000								

Batter	1	2	3	4	5	6	7	8	9	AB	R	H	RBI	BB	SO	LOB	BOTTOM								
2 Denard Span, L OBP: 0.353, SLG: 0.386	F8									4	0	0	0	0	2	2	Milwaukee Brewers @ Minnesota Twins Target Field, Minneapolis, MN Fri Jun 15 2012, 7:11 PM - 10:11 PM CDT Att: 37,295 - Overcast - 78 F								
11 Ben Revere, L OBP: 0.352, SLG: 0.400	G6-3									5	0	0	0	0	0	2									
7 Joe Mauer, L OBP: 0.411, SLG: 0.423	K									3	0	1	0	2	1	0									
16 Josh Willingham, R OBP: 0.396, SLG: 0.558										4	0	1	0	0	2	5									
18 Ryan Doumit, S OBP: 0.318, SLG: 0.419										4	0	0	0	0	4	3									
24 Trevor Plouffe, R OBP: 0.311, SLG: 0.575	P6									4	2	2	2	0	0	1									
20 Brian Dozier, R OBP: 0.260, SLG: 0.343	G1-3									4	1	3	0	0	0	1									
41 Drew Butera, R OBP: 0.333, SLG: 0.326										3	0	1	0	0	0	1									
27 Chris Parmelee, L OBP: 0.252, SLG: 0.247										1	0	0	0	0	0	1									
12 Alexi Casilla, S OBP: 0.289, SLG: 0.322										4	0	2	1	0	0	1									
Inning Stats	R: 0 E: 0 K: 1 S: 9	H: 0 LOB: 0 BB: 0 P: 10	R: 0 E: 0 K: 1 S: 11	H: 1 LOB: 1 BB: 0 P: 16	R: 0 E: 0 K: 1 S: 6	H: 0 LOB: 0 BB: 0 P: 7	R: 0 E: 0 K: 2 S: 10	H: 0 LOB: 1 BB: 1 P: 19	R: 2 E: 0 K: 0 S: 15	H: 4 LOB: 3 BB: 1 P: 26	R: 1 E: 0 K: 2 S: 21	H: 3 LOB: 2 BB: 0 P: 31	R: 0 E: 0 K: 2 S: 10	H: 1 LOB: 1 BB: 0 P: 15	R: 0 E: 0 K: 0 S: 7	H: 1 LOB: 1 BB: 0 P: 13	R: 0 E: 0 K: 0 S: 6	H: 0 LOB: 0 BB: 0 P: 10	1B: 8 2B: 0 3B: 0 HR: 2	SF: 0 SAC: 1 DP: 0 HBP: 0	WP: 1 PB: 0 SB: 0 CS: 0	PA: 39			
PITCHER	IP	WLS	BF	H	R	ER	SO	BB	IBB	HBP	BLK	WP	HR	S	P	ERA	WHIP								
49 Yovani Gallardo, R ERA: 4.23	6.0		28	8	3	3	7	1	1	0	0	0	0	3	5	0.00	3.000								
26 Manny Parra, L ERA: 4.11	0.1		2	1	0	0	0	0	0	0	0	0	0	3	5	0.00	3.000								
50 Kameron Loe, R ERA: 2.83	1.2	W	6	1	0	0	2	0	0	0	0	0	0	14	23	0.00	0.600								
59 John Axford, R ERA: 4.97	1.0	S	3	0	0	0	0	0	0	0	0	0	0	6	10	0.00	0.000								

AB 31
R 5
H 5
RBI 5
BB 4
SO 9
LOB 8



AB 36
R 3
H 10
RBI 3
BB 2
SO 9
LOB 17



WP: 1
PB: 0
SB: 0
CS: 0

Batter	1	2	3	4	5	6	7	8	9	AB	R	H	RBI	BB	SO	LOB	TOP							
7 Norichika Aoki, L (1,9) OBP: 0.358, SLG: 0.453										5	0	2	2	0	0	0								
2 Nyjer Morgan, L (1,8) OBP: 0.276, SLG: 0.268										5	0	0	0	0	2	2								
8 Ryan Braun, R (1,7) OBP: 0.399, SLG: 0.635										4	2	3	2	1	0	0								
16 Aramis Ramirez, R (1,5) 29 Edwin Maysonet, R (9,6) OBP: 0.276, SLG: 0.390										5	1	2	1	0	1	3								
9 George Kottaras, L (1,10) OBP: 0.430, SLG: 0.397										3	0	0	0	1	1	3								
23 Rickie Weeks Jr., R (1,4) OBP: 0.305, SLG: 0.286										4	1	2	0	0	1	2								
5 Taylor Green, L (1,3) OBP: 0.289, SLG: 0.394										4	1	0	0	0	1	5								
21 Cody Ransom, R (1,6) (9,5) OBP: 0.336, SLG: 0.421										3	1	1	1	1	1	2								
12 Martin Maldonado, R (1,2) OBP: 0.333, SLG: 0.511										3	0	0	0	0	1	1								
Inning Stats	R: 0 H: 1 E: 0 K: 1 S: 11	H: 1 LOB: 2 BB: 1 P: 21	R: 2 H: 2 E: 1 K: 1 S: 11	H: 2 LOB: 1 BB: 0 P: 18	R: 2 H: 2 E: 0 K: 1 S: 16	H: 2 LOB: 0 BB: 0 P: 24	R: 0 H: 0 E: 0 K: 1 S: 5	H: 0 LOB: 0 BB: 0 P: 9	R: 1 H: 3 E: 0 K: 1 S: 14	H: 3 LOB: 2 BB: 0 P: 19	R: 1 H: 1 E: 0 K: 1 S: 8	H: 1 LOB: 0 BB: 0 P: 13	R: 0 H: 1 E: 0 K: 2 S: 9	H: 1 LOB: 2 BB: 1 P: 18	R: 0 H: 0 E: 0 K: 0 S: 12	H: 0 LOB: 0 BB: 0 P: 20	R: 0 H: 0 E: 0 K: 0 S: 7	H: 0 LOB: 0 BB: 0 P: 11	1B: 5 2B: 1 3B: 0 HR: 4	SF: 0 SAC: 1 DP: 1 HBP: 0	WP: 0 PB: 0 CS: 0	PA: 40		
PITCHER	IP WLS BF H R ER SO BB IBB HBP BLK WP HR S P ERA WHIP	IP WLS BF H R ER SO BB IBB HBP BLK WP HR S P ERA WHIP	IP WLS BF H R ER SO BB IBB HBP BLK WP HR S P ERA WHIP	IP WLS BF H R ER SO BB IBB HBP BLK WP HR S P ERA WHIP	IP WLS BF H R ER SO BB IBB HBP BLK WP HR S P ERA WHIP	IP WLS BF H R ER SO BB IBB HBP BLK WP HR S P ERA WHIP	IP WLS BF H R ER SO BB IBB HBP BLK WP HR S P ERA WHIP	IP WLS BF H R ER SO BB IBB HBP BLK WP HR S P ERA WHIP	IP WLS BF H R ER SO BB IBB HBP BLK WP HR S P ERA WHIP	IP WLS BF H R ER SO BB IBB HBP BLK WP HR S P ERA WHIP	IP WLS BF H R ER SO BB IBB HBP BLK WP HR S P ERA WHIP	IP WLS BF H R ER SO BB IBB HBP BLK WP HR S P ERA WHIP	IP WLS BF H R ER SO BB IBB HBP BLK WP HR S P ERA WHIP	IP WLS BF H R ER SO BB IBB HBP BLK WP HR S P ERA WHIP	IP WLS BF H R ER SO BB IBB HBP BLK WP HR S P ERA WHIP	IP WLS BF H R ER SO BB IBB HBP BLK WP HR S P ERA WHIP	IP WLS BF H R ER SO BB IBB HBP BLK WP HR S P ERA WHIP	IP WLS BF H R ER SO BB IBB HBP BLK WP HR S P ERA WHIP	IP WLS BF H R ER SO BB IBB HBP BLK WP HR S P ERA WHIP	IP WLS BF H R ER SO BB IBB HBP BLK WP HR S P ERA WHIP	IP WLS BF H R ER SO BB IBB HBP BLK WP HR S P ERA WHIP	IP WLS BF H R ER SO BB IBB HBP BLK WP HR S P ERA WHIP	IP WLS BF H R ER SO BB IBB HBP BLK WP HR S P ERA WHIP	IP WLS BF H R ER SO BB IBB HBP BLK WP HR S P ERA WHIP

Milwaukee Brewers @ Minnesota Twins
Target Field, Minneapolis, MN
Sat Jun 16 2012, 1:11 PM - 4:07 PM CDT
Att: 37,698 - Partly Cloudy - 74 F

AB 36
R 6
H 10
RBI 6
BB 3
SO 8
LOB 18



Batter	1	2	3	4	5	6	7	8	9	AB	R	H	RBI	BB	SO	LOB	BOTTOM								
2 Denard Span, L (1,8) OBP: 0.351, SLG: 0.381										3	1	0	0	1	0	1									
11 Ben Revere, L (1,9) OBP: 0.357, SLG: 0.403										4	0	2	1	0	0	0									
16 Josh Willingham, R (1,10) OBP: 0.394, SLG: 0.553										4	0	1	1	0	0	1									
33 Justin Morneau, L (1,3) OBP: 0.307, SLG: 0.478										4	0	0	0	0	2	2									
18 Ryan Doumit, S (1,2) OBP: 0.317, SLG: 0.420										1	0	0	0	3	0	0									
24 Trevor Plouffe, R (1,5) OBP: 0.321, SLG: 0.571										4	0	1	0	0	2	4									
20 Brian Dozier, R (1,6) OBP: 0.260, SLG: 0.340										4	0	1	0	0	0	4									
19 Darin Mastroianni, R (1,7) OBP: 0.298, SLG: 0.286										3	0	0	0	0	2	2									
8 Jamey Carroll, R (1,4) OBP: 0.332, SLG: 0.300										4	0	1	0	0	0	4									
7 Joe Mauer, L (9,PH) OBP: 0.409, SLG: 0.421										1	0	0	0	0	0	1									
Inning Stats	R: 0 H: 0 E: 0 K: 0 S: 9	H: 0 LOB: 0 BB: 0 P: 12	R: 0 H: 0 E: 0 K: 1 S: 11	H: 0 LOB: 1 BB: 1 P: 18	R: 1 H: 2 E: 0 K: 0 S: 10	H: 2 LOB: 0 BB: 0 P: 14	R: 0 H: 1 E: 0 K: 0 S: 11	H: 1 LOB: 2 BB: 1 P: 25	R: 0 H: 0 E: 0 K: 1 S: 6	H: 0 LOB: 0 BB: 0 P: 10	R: 0 H: 0 E: 0 K: 1 S: 8	H: 0 LOB: 0 BB: 0 P: 12	R: 0 H: 1 E: 0 K: 2 S: 9	H: 1 LOB: 0 BB: 0 P: 16	R: 1 H: 2 E: 0 K: 0 S: 12	H: 2 LOB: 1 BB: 1 P: 22	R: 0 H: 0 E: 0 K: 1 S: 10	H: 0 LOB: 1 BB: 1 P: 19	1B: 4 2B: 2 3B: 0 HR: 0	SF: 0 SAC: 0 DP: 1 HBP: 0	WP: 0 PB: 0 CS: 0	PA: 36			
PITCHER	IP WLS BF H R ER SO BB IBB HBP BLK WP HR S P ERA WHIP	IP WLS BF H R ER SO BB IBB HBP BLK WP HR S P ERA WHIP	IP WLS BF H R ER SO BB IBB HBP BLK WP HR S P ERA WHIP	IP WLS BF H R ER SO BB IBB HBP BLK WP HR S P ERA WHIP	IP WLS BF H R ER SO BB IBB HBP BLK WP HR S P ERA WHIP	IP WLS BF H R ER SO BB IBB HBP BLK WP HR S P ERA WHIP	IP WLS BF H R ER SO BB IBB HBP BLK WP HR S P ERA WHIP	IP WLS BF H R ER SO BB IBB HBP BLK WP HR S P ERA WHIP	IP WLS BF H R ER SO BB IBB HBP BLK WP HR S P ERA WHIP	IP WLS BF H R ER SO BB IBB HBP BLK WP HR S P ERA WHIP	IP WLS BF H R ER SO BB IBB HBP BLK WP HR S P ERA WHIP	IP WLS BF H R ER SO BB IBB HBP BLK WP HR S P ERA WHIP	IP WLS BF H R ER SO BB IBB HBP BLK WP HR S P ERA WHIP	IP WLS BF H R ER SO BB IBB HBP BLK WP HR S P ERA WHIP	IP WLS BF H R ER SO BB IBB HBP BLK WP HR S P ERA WHIP	IP WLS BF H R ER SO BB IBB HBP BLK WP HR S P ERA WHIP	IP WLS BF H R ER SO BB IBB HBP BLK WP HR S P ERA WHIP	IP WLS BF H R ER SO BB IBB HBP BLK WP HR S P ERA WHIP	IP WLS BF H R ER SO BB IBB HBP BLK WP HR S P ERA WHIP	IP WLS BF H R ER SO BB IBB HBP BLK WP HR S P ERA WHIP	IP WLS BF H R ER SO BB IBB HBP BLK WP HR S P ERA WHIP	IP WLS BF H R ER SO BB IBB HBP BLK WP HR S P ERA WHIP	IP WLS BF H R ER SO BB IBB HBP BLK WP HR S P ERA WHIP	IP WLS BF H R ER SO BB IBB HBP BLK WP HR S P ERA WHIP	IP WLS BF H R ER SO BB IBB HBP BLK WP HR S P ERA WHIP

Milwaukee Brewers @ Minnesota Twins
Target Field, Minneapolis, MN
Sat Jun 16 2012, 1:11 PM - 4:07 PM CDT
Att: 37,698 - Partly Cloudy - 74 F

AB 32
R 2
H 6
RBI 2
BB 4
SO 6
LOB 16




Batter	1	2	3	4	5	6	7	8	9	AB	R	H	RBI	BB	SO	LOB	TOP				
13 Brett Lawrie, R OBP: 0.335, SLG: 0.419	G4-3		G5-3		G4-3		G6-3			3	1	0	0	1	0	2	Toronto Blue Jays @ Milwaukee Brewers Miller Park, Milwaukee, WI Wed Jun 20 2012, 1:11 PM - 4:14 PM CDT Att: 33,077 - Sunny - 89 F				
5 Yunel Escobar, R OBP: 0.302, SLG: 0.331										1	0	0	0	0	0	2					
28 Colby Rasmus, L OBP: 0.320, SLG: 0.486	K		K			FC3-6	10 HBP	2B		4	0	1	1	1	3	0					
19 José Bautista, R OBP: 0.353, SLG: 0.528	K				G5-3		K	10 HBP		4	0	0	0	1	2	1					
10 Edwin Encarnación, R OBP: 0.351, SLG: 0.574		HR			F8					4	1	2	2	0	1	0					
2 Kelly Johnson, L OBP: 0.336, SLG: 0.388						FC3-6	1B	HBP		4	0	1	0	0	2	5					
6 Jeff Mathis, R OBP: 0.271, SLG: 0.426										3	0	1	0	0	1	2					
17 Omar Vizquel, S OBP: 0.267, SLG: 0.228										4	0	1	0	0	0	2					
11 Rajai Davis, R OBP: 0.328, SLG: 0.442										4	0	2	0	0	1	1					
34 Joel Carreno, R 32 Aaron Laffey, L 30 David Cooper, L 47 Luis Pérez, L 9 J.P. Arencibia, R 54 Jason Frasor, R										1	0	0	0	0	0	0					
Inning Stats	R: 0 E: 0 K: 2 S: 8	H: 0 LOB: 0 BB: 0 P: 13	R: 1 E: 0 K: 0 S: 9	H: 2 LOB: 1 BB: 1 P: 16	R: 0 E: 0 K: 1 S: 7	H: 0 LOB: 0 BB: 0 P: 11	R: 0 E: 0 K: 1 S: 8	H: 0 LOB: 0 BB: 0 P: 14	R: 0 E: 0 K: 2 S: 13	H: 1 LOB: 2 BB: 1 P: 25	R: 2 E: 0 K: 2 S: 14	H: 2 LOB: 3 BB: 2 P: 31	R: 0 E: 0 K: 1 S: 8	H: 2 LOB: 2 BB: 0 P: 17	R: 0 E: 0 K: 2 S: 10	H: 0 LOB: 0 BB: 0 P: 17	1B: 7 2B: 1 3B: 0 HR: 1	SF: 0 SAC: 1 DP: 0 HBP: 1	WP: 0 PB: 0 SB: 0 CS: 0	PA: 40	
PITCHER	IP	WLS	BF	H	R	ER	SO	BB	IBB	HBP	BLK	WP	HR	S	P	ERA	WHIP				
49 Yovani Gallardo, R ERA: 4.22	6.2	W	29	7	3	3	7	2	0	0	0	0	1	67	113	4.05	1.350				
48 Tim Lillard, R ERA: 4.29	1.1	H	8	2	0	0	2	1	0	1	0	0	0	12	22	0.00	2.250				
64 Mike Fiers, R ERA: 3.46	1.0		3	0	0	0	2	0	0	0	0	0	0	10	17	0.00	0.000				

AB	35
R	3
H	9
RBI	3
BB	3
SO	11
LOB	19



Batter	1	2	3	4	5	6	7	8	9	AB	R	H	RBI	BB	SO	LOB	BOTTOM				
27 Carlos Gómez, R OBP: 0.323, SLG: 0.436	K									4	2	1	2	1	3	1	Toronto Blue Jays @ Milwaukee Brewers Miller Park, Milwaukee, WI Wed Jun 20 2012, 1:11 PM - 4:14 PM CDT Att: 33,077 - Sunny - 89 F				
2 Nyjer Morgan, L OBP: 0.307, SLG: 0.304										4	1	2	1	0	1	0					
8 Ryan Braun, R OBP: 0.400, SLG: 0.627										4	1	3	2	0	0	0					
7 Norichika Aoki, L OBP: 0.339, SLG: 0.425										0	0	0	0	0	0	0					
16 Aramis Ramirez, R OBP: 0.338, SLG: 0.479										4	0	1	0	0	0	3					
1 Corey Hart, R OBP: 0.312, SLG: 0.500										3	1	1	1	1	0	3					
23 Rickie Weeks Jr., R OBP: 0.311, SLG: 0.298										4	0	0	0	0	1	3					
21 Cody Ransom, R OBP: 0.321, SLG: 0.390										3	1	0	0	1	1	0					
12 Martín Maldonado, R OBP: 0.324, SLG: 0.508										4	1	3	2	0	0	0					
49 Yovani Gallardo, R OBP: 0.103, SLG: 0.138										3	1	1	0	0	0	1					
48 Tim Lillard, R ERA: 3.28										0	0	0	0	0	0	0					
9 George Kottaras, L OBP: 0.428, SLG: 0.412										1	0	0	0	0	1	1					
64 Mike Fiers, R ERA: 4.1										0	0	0	0	0	0	0					
Inning Stats	R: 0 E: 0 K: 2 S: 10	H: 0 LOB: 0 BB: 0 P: 12	R: 5 E: 0 K: 1 S: 17	H: 4 LOB: 1 BB: 1 P: 30	R: 0 E: 0 K: 0 S: 12	H: 1 LOB: 2 BB: 1 P: 22	R: 0 E: 0 K: 0 S: 9	H: 0 LOB: 0 BB: 0 P: 15	R: 1 E: 0 K: 0 S: 8	H: 2 LOB: 1 BB: 1 P: 16	R: 0 E: 0 K: 1 S: 8	H: 1 LOB: 1 BB: 0 P: 12	R: 2 E: 0 K: 1 S: 16	H: 3 LOB: 1 BB: 0 P: 23	R: 0 E: 0 K: 2 S: 20	H: 1 LOB: 1 BB: 0 P: 27	1B: 4 2B: 5 3B: 0 HR: 4	SF: 0 SAC: 0 DP: 1 HBP: 0	WP: 0 PB: 0 SB: 3 CS: 0	PA: 37	
PITCHER	IP	WLS	BF	H	R	ER	SO	BB	IBB	HBP	BLK	WP	HR	S	P	ERA	WHIP				
34 Joel Carreno, R ERA: 6.6	3.0	L	16	3	1	1	1	1	0	0	0	0	0	25	64	3.00	1.333				
32 Aaron Laffey, L ERA: 3.0	3.0		12	3	1	1	1	1	0	0	0	0	1	16	23	18.00	3.000				
47 Luis Pérez, L ERA: 3.28	1.0		6	3	2	2	1	0	0	0	0	0	1	16	23	18.00	3.000				
54 Jason Frasor, R ERA: 4.1	1.0		4	1	0	0	2	0	0	0	0	0	0	20	27	0.00	1.000				


AB	34
R	8
H	12
RBI	8
BB	3
SO	7
LOB	12



Batter	1	2	3	4	5	6	7	8	9	10	AB	R	H	RBI	BB	SO	LOB	TOP
7 Norichika Aoki, L OBP: 0.332, SLG: 0.415	G5-3			G4-3		F7			L5		4	0	0	0	0	0	0	
27 Carlos Gómez, R OBP: 0.313, SLG: 0.421	F8			K		F8			G5-3		4	0	0	0	0	1	0	
8 Ryan Braun, R OBP: 0.401, SLG: 0.623	BB			1B		G4-3			K		3	0	1	0	1	1	0	
16 Aramis Ramirez, R OBP: 0.341, SLG: 0.468	CS			F7					2B		4	0	2	0	0	1	1	
2 Nyer Morgan, L OBP: 0.307, SLG: 0.304				K					2B		0	1	0	0	0	0	0	
5 Taylor Green, L OBP: 0.280, SLG: 0.375				K					2B		0	0	0	0	0	0	0	
1 Corey Hart, R OBP: 0.332, SLG: 0.492				L9					K		4	0	0	0	0	2	2	
23 Rickie Weeks Jr., R OBP: 0.314, SLG: 0.306				P4					G3		4	0	2	1	0	0	1	
21 Cody Ransom, R OBP: 0.312, SLG: 0.377				K					P3		4	0	0	0	0	2	3	
12 Martín Maldonado, R OBP: 0.319, SLG: 0.492				3B					G5-3		4	0	1	0	0	1	2	
3 Cesar Izturis, S OBP: 0.234, SLG: 0.253				G4-6-3					K		3	0	0	0	0	1	1	
Inning Stats R: 0 H: 0 R: 0 H: 0 R: 0 H: 1 R: 0 H: 1 R: 0 H: 0 R: 0 H: 1 R: 0 H: 0 R: 0 H: 0 R: 1 H: 2 E: 0 LOB: 0 E: 0 LOB: 0 E: 0 LOB: 1 E: 0 LOB: 0 E: 0 LOB: 1 E: 0 LOB: 0 E: 0 LOB: 0 E: 1 LOB: 1 K: 0 BB: 1 K: 0 BB: 0 K: 2 BB: 0 K: 3 BB: 0 K: 1 BB: 0 K: 1 BB: 0 K: 1 BB: 0 K: 1 BB: 0 S: 11 P: 19 S: 7 P: 11 S: 8 P: 14 S: 10 P: 17 S: 10 P: 10 S: 8 P: 12 S: 8 P: 11 S: 14 P: 21												WP: 2 PA: 36 PB: 0 SB: 0 CS: 1						
PITCHER IP WLS BF H R ER SO BB IBB HBP BLK WP HR S P ERA WHIP 49 Chris Sale, L (1, 1) 8.0 WLS 27 4 0 0 7 BB 1 IBB 0 0 0 0 0 0 0 0 0 0 0 0 0 0 8 11 0.00 0.625 43 Addison Reed, R (9, 1) 1.0 3 0 0 0 1 0 0 0 0 0 0 0 8 11 0.00 0.000 26 Jesse Crain, R (10, 1) 1.0 L 5 2 1 1 1 0 0 0 0 0 1 0 14 21 9.00 2.000																		

Milwaukee Brewers @ Chicago White Sox
 U.S. Cellular Field, Chicago, IL
 Fri Jun 22 2012, 8:12 PM - 10:32 PM EDT
 Att. 22,798 - Partly Cloudy - 75 F


AB 34
 R 1
 H 6
 RBI 1
 BB 1
 SO 9
 LOB 10



Batter	1	2	3	4	5	6	7	8	9	10	AB	R	H	RBI	BB	SO	LOB	BOTTOM
30 Alejandro De Aza, L OBP: 0.369, SLG: 0.401	F7		K2-3			G6-3			F7		4	0	0	0	0	1	0	
15 Gordon Beckham, R (1, 4) OBP: 0.296, SLG: 0.382	G6-3			G6-3					14		3	0	1	0	1	0	0	
44 Adam Dunn, L (1, 10) OBP: 0.368, SLG: 0.547	BB			G3					K		3	0	0	0	1	2	2	
14 Paul Konerko, R OBP: 0.420, SLG: 0.575	F7			F9					G1-4-3		4	0	0	0	0	0	3	
51 Alex Rios, R OBP: 0.330, SLG: 0.467				1B					G1-3		3	0	1	0	0	1	0	
12 A.J. Pierzynski, L OBP: 0.333, SLG: 0.505				L3							3	0	1	0	0	0	1	
7 Jordan Danks, L (8, PR) OBP: 0.385, SLG: 0.462				G4-3					24		0	0	0	0	0	0	0	
24 Dayan Viciedo, R OBP: 0.285, SLG: 0.436				G4-3					1B		3	0	0	0	0	1	1	
17 Tyler Flowers, R OBP: 0.264, SLG: 0.340				K					G4-6-3		0	0	0	0	0	0	0	
10 Alexei Ramirez, R OBP: 0.255, SLG: 0.285				F9					G4-3		3	0	0	0	0	0	0	
5 Orlando Hudson, S OBP: 0.253, SLG: 0.299				F7					G3		3	0	0	0	0	0	0	
Inning Stats R: 0 H: 0 R: 0 H: 0 R: 0 H: 0 R: 0 H: 1 R: 0 H: 0 R: 0 H: 0 R: 0 H: 1 R: 0 H: 0 R: 0 H: 0 R: 0 H: 0 E: 0 LOB: 1 E: 0 LOB: 0 E: 0 LOB: 0 E: 0 LOB: 0 E: 0 LOB: 0 E: 0 LOB: 1 E: 0 LOB: 0 E: 0 LOB: 0 E: 0 LOB: 0 K: 0 BB: 1 K: 2 BB: 0 K: 1 BB: 0 K: 0 BB: 0 K: 1 BB: 0 K: 1 BB: 0 K: 1 BB: 0 K: 1 BB: 0 K: 1 BB: 0 S: 9 P: 18 S: 9 P: 17 S: 6 P: 10 S: 9 P: 16 S: 5 P: 6 S: 7 P: 10 S: 7 P: 8 S: 5 P: 9 S: 4 P: 6 S: 6 P: 11												WP: 0 PA: 31 PB: 0 SB: 0 CS: 0						
PITCHER IP WLS BF H R ER SO BB IBB HBP BLK WP HR S P ERA WHIP 13 Zack Greinke, R (1, 1) 9.0 W 28 3 0 0 0 4 BB 1 IBB 0 0 0 0 0 0 0 0 61 100 0.00 0.444 59 John Axford, R (10, 1) 1.0 S 3 0 0 0 0 1 0 0 0 0 0 0 6 11 0.00 1.000																		

Milwaukee Brewers @ Chicago White Sox
 U.S. Cellular Field, Chicago, IL
 Fri Jun 22 2012, 8:12 PM - 10:32 PM EDT
 Att. 22,798 - Partly Cloudy - 75 F

AB 29
 R 0
 H 3
 RBI 0
 BB 2
 SO 5
 LOB 7



Batter	1	2	3	4	5	6	7	8	9	AB	R	H	RBI	BB	SO	LOB	TOP					
7 Norichika Aoki, L (1,9) OBP: 0.348, SLG: 0.445										3	1	1	1	1	0	0	Milwaukee Brewers @ Cincinnati Reds Great American Ball Park, Cincinnati, OH Mon Jun 25 2012, 7:13 PM - 9:46 PM EDT Att: 34,485 - Clear - 84 F					
2 Nyjer Morgan, L (1,8) OBP: 0.305, SLG: 0.302										4	0	1	0	0	1	0						
8 Ryan Braun, R (1,7) OBP: 0.394, SLG: 0.602										4	0	0	0	0	3	2						
16 Aramis Ramirez, R (1,5) OBP: 0.343, SLG: 0.484										4	0	0	0	0	1	2						
1 Corey Hart, R (1,3) OBP: 0.305, SLG: 0.487										4	0	0	0	0	2	2						
23 Rickie Weeks Jr., R (1,4) OBP: 0.310, SLG: 0.303										4	0	1	0	0	3	0						
12 Martin Maldonado, R (1,2) OBP: 0.333, SLG: 0.479										3	0	1	0	0	2	1						
3 Cesar Izturis, S (1,6) OBP: 0.222, SLG: 0.240										2	0	0	0	0	0	1						
9 George Kottaras, L (7,PH) OBP: 0.442, SLG: 0.429										0	0	0	0	1	0	0						
50 Kameron Loe, R (7,1) OBP: 0.315, SLG: 0.508										0	0	0	0	0	0	0						
26 Manny Parra, L (8,1) OBP: 0.302, SLG: 0.362										0	0	0	0	0	0	0						
61 Livan Hernandez, R (8,1) OBP: 0.299, SLG: 0.409										0	0	0	0	0	0	0						
49 Yovani Gallardo, R (1,1) OBP: 0.097, SLG: 0.129										2	0	0	0	0	1	1						
45 Travis Ishikawa, L (7,PH) OBP: 0.315, SLG: 0.508										1	0	0	0	0	2	2						
21 Cody Ransom, R (7,6) OBP: 0.302, SLG: 0.362										0	0	0	0	0	0	0						
Inning Stats	R: 0 E: 0 K: 2 S: 14	H: 1 LOB: 2 BB: 1 P: 21	R: 0 E: 0 K: 2 S: 9	H: 0 LOB: 0 BB: 0 P: 9	R: 0 E: 0 K: 2 S: 8	H: 0 LOB: 0 BB: 0 P: 8	R: 0 E: 0 K: 0 S: 5	H: 0 LOB: 0 BB: 0 P: 6	R: 0 E: 0 K: 1 S: 8	H: 1 LOB: 1 BB: 0 P: 9	R: 1 E: 0 K: 2 S: 12	H: 1 LOB: 0 BB: 0 P: 17	R: 0 E: 0 K: 2 S: 10	H: 1 LOB: 2 BB: 1 P: 18	R: 0 E: 0 K: 1 S: 8	H: 0 LOB: 0 BB: 0 P: 10	R: 0 E: 0 K: 1 S: 6	H: 0 LOB: 0 BB: 0 P: 11	1B: 2 2B: 1 3B: 0 HR: 1	SF: 0 SAC: 0 DP: 0 HBP: 0	WP: 0 PB: 0 SB: 2 CS: 0	PA: 33
PITCHER 55 Mat Latos, R (1,1) ERA: 4.77	IP: 9.0 WLS: W BF: 33	H: 4 R: 1 ER: 1 SO: 13	BB: 2 IBB: 0 HBP: 0 BLK: 0	WP: 0 HR: 1 S: 80 P: 109	ERA: 1.00 WHIP: 0.667	PITCHER										IP: 9.0 WLS: W BF: 33	H: 4 R: 1 ER: 1 SO: 13	BB: 2 IBB: 0 HBP: 0 BLK: 0	WP: 0 HR: 1 S: 80 P: 109	ERA: 1.00 WHIP: 0.667		

AB	31
R	1
H	4
RBI	1
BB	2
SO	13
LOB	11



Batter	1	2	3	4	5	6	7	8	9	AB	R	H	RBI	BB	SO	LOB	BOTTOM			
2 Zack Cozart, R (1,6) OBP: 0.299, SLG: 0.409										3	0	0	0	1	1	3	Milwaukee Brewers @ Cincinnati Reds Great American Ball Park, Cincinnati, OH Mon Jun 25 2012, 7:13 PM - 9:46 PM EDT Att: 34,485 - Clear - 84 F			
6 Drew Stubbs, R (1,8) OBP: 0.308, SLG: 0.382										3	2	2	0	1	1	1				
19 Joey Votto, L (1,3) OBP: 0.481, SLG: 0.645										3	1	0	0	1	1	3				
4 Brandon Phillips, R (1,4) OBP: 0.326, SLG: 0.451											3	0	1	1	0	0				
32 Jay Bruce, L (1,9) OBP: 0.324, SLG: 0.520											4	0	1	2	0	1				
27 Scott Rolen, R (1,5) OBP: 0.264, SLG: 0.342											4	0	0	0	0	4		2		
48 Ryan Ludwick, R (1,7) OBP: 0.309, SLG: 0.459										2	0	0	0	1	0	0				
29 Ryan Hanigan, R (1,2) OBP: 0.368, SLG: 0.359										3	0	1	0	0	0	2				
55 Mat Latos, R (1,1) OBP: 0.192, SLG: 0.130										3	0	2	0	0	1	0				
Inning Stats	R: 0 E: 0 K: 0 S: 4	H: 0 LOB: 0 BB: 1 P: 10	R: 0 E: 0 K: 1 S: 12	H: 0 LOB: 0 BB: 0 P: 18	R: 0 E: 0 K: 0 S: 8	H: 2 LOB: 1 BB: 0 P: 14	R: 2 E: 0 K: 1 S: 13	H: 2 LOB: 2 BB: 2 P: 29	R: 0 E: 0 K: 2 S: 10	H: 0 LOB: 1 BB: 1 P: 16	R: 0 E: 0 K: 1 S: 12	H: 0 LOB: 0 BB: 0 P: 20	R: 0 E: 0 K: 1 S: 7	H: 1 LOB: 0 BB: 0 P: 8	R: 1 E: 0 K: 2 S: 12	H: 2 LOB: 1 BB: 0 P: 16		1B: 3 2B: 5 3B: 0 HR: 0	SF: 0 SAC: 1 DP: 2 HBP: 0	WP: 0 PB: 0 SB: 2 CS: 0
PITCHER 49 Yovani Gallardo, R (1,1) ERA: 4.14	IP: 6.0 WLS: L BF: 24	H: 4 R: 2 ER: 2 SO: 5	BB: 4 IBB: 0 HBP: 0 BLK: 0	WP: 0 HR: 0 S: 59 P: 107	ERA: 3.00 WHIP: 1.333	PITCHER										IP: 6.0 WLS: L BF: 24	H: 4 R: 2 ER: 2 SO: 5	BB: 4 IBB: 0 HBP: 0 BLK: 0	WP: 0 HR: 0 S: 59 P: 107	ERA: 3.00 WHIP: 1.333
50 Kameron Loe, R (7,1) ERA: 3.55	IP: 1.0 WLS: 0 BF: 5	H: 2 R: 1 ER: 1 SO: 1	BB: 0 IBB: 0 HBP: 0 BLK: 0	WP: 0 HR: 0 S: 8 P: 9	ERA: 9.00 WHIP: 2.000	PITCHER										IP: 1.0 WLS: 0 BF: 5	H: 2 R: 1 ER: 1 SO: 1	BB: 0 IBB: 0 HBP: 0 BLK: 0	WP: 0 HR: 0 S: 8 P: 9	ERA: 9.00 WHIP: 2.000
26 Manny Parra, L (8,1) ERA: 4.81	IP: 0.2 WLS: 0 BF: 3	H: 1 R: 0 ER: 0 SO: 1	BB: 0 IBB: 0 HBP: 0 BLK: 0	WP: 0 HR: 0 S: 8 P: 11	ERA: 0.00 WHIP: 1.500	PITCHER										IP: 0.2 WLS: 0 BF: 3	H: 1 R: 0 ER: 0 SO: 1	BB: 0 IBB: 0 HBP: 0 BLK: 0	WP: 0 HR: 0 S: 8 P: 11	ERA: 0.00 WHIP: 1.500
61 Livan Hernandez, R (8,1) ERA: 4.88	IP: 0.1 WLS: 0 BF: 1	H: 0 R: 0 ER: 0 SO: 1	BB: 0 IBB: 0 HBP: 0 BLK: 0	WP: 0 HR: 0 S: 3 P: 4	ERA: 0.00 WHIP: 0.000	PITCHER										IP: 0.1 WLS: 0 BF: 1	H: 0 R: 0 ER: 0 SO: 1	BB: 0 IBB: 0 HBP: 0 BLK: 0	WP: 0 HR: 0 S: 3 P: 4	ERA: 0.00 WHIP: 0.000



Batter	1	2	3	4	5	6	7	8	9	AB	R	H	RBI	BB	SO	LOB	TOP			
7 Niorchika Aoki, L OBP: 0.352, SLG: 0.442	P6		16 1B		16 CS		K		16 BB	4	2	2	0	1	1	3	Milwaukee Brewers @ Cincinnati Reds Great American Ball Park, Cincinnati, OH Wed Jun 27 2012, 12:35 PM - 3:44 PM EDT Att: 28,906 - Sunny - 81 F			
2 Nyjer Morgan, L OBP: 0.301, SLG: 0.290	G4-3		P6		FC1-5		P4		1 BB	4	0	0	0	1	0	6				
16 Aramis Ramirez, R OBP: 0.342, SLG: 0.475	F8		1 CS		G1-3				1 BB	4	0	1	2	1	0	2				
1 Corey Hart, R OBP: 0.312, SLG: 0.500		23 HR		21 HR		G5-3			23 FC6-4	4	2	2	1	1	1	0				
23 Rickie Weeks Jr., R OBP: 0.307, SLG: 0.312				K		P3			FC6-4	5	1	1	2	0	2	4				
12 Martin Maldonado, R OBP: 0.329, SLG: 0.462	F9		F7		F7		F7		27 G4-6-3	4	1	1	0	0	0	1				
21 Cody Ransom, R OBP: 0.305, SLG: 0.381	G5-3								FC3	3	1	1	2	1	0	1				
27 Carlos Gómez, R OBP: 0.290, SLG: 0.396	G3-1				G3				G4-6-3	4	0	1	0	0	0	2				
13 Zack Greinke, R ERA: 4.42			G6-3						7 BB	2	0	1	0	0	0	0				
5 Taylor Green, L ERA: 2.89					FC1-5				16 BB	0	0	0	0	0	0	0				
50 Kameron Loe, R ERA: 3.44										2	0	1	0	0	0	0				
57 Francisco Rodriguez, R ERA: 3.97										1	1	1	0	0	0	0				
45 Travis Ishikawa, L ERA: 5.01										1	1	1	0	0	0	0				
61 Livan Hernandez, R ERA: 5.01										0	0	0	0	0	0	0				
Inning Stats	R: 0 E: 0 K: 0 S: 6	H: 0 LOB: 0 BB: 0 P: 7	R: 2 E: 0 K: 0 S: 12	H: 2 LOB: 0 BB: 0 P: 20	R: 1 E: 1 K: 0 S: 13	H: 2 LOB: 0 BB: 0 P: 19	R: 2 E: 0 K: 1 S: 15	H: 2 LOB: 0 BB: 0 P: 20	R: 0 E: 0 K: 0 S: 7	H: 0 LOB: 0 BB: 0 P: 9	R: 0 E: 0 K: 1 S: 16	H: 1 LOB: 2 BB: 2 P: 27	R: 0 E: 0 K: 2 S: 7	H: 0 LOB: 0 BB: 0 P: 11	R: 3 E: 1 K: 0 S: 19	H: 3 LOB: 3 BB: 3 P: 37	1B: 6 2B: 2 3B: 1 HR: 2	SF: 0 SAC: 0 DP: 1 HBP: 0	WP: 1 PB: 0 SB: 0 CS: 0	PA: 42
PITCHER	IP WLS BF H R ER SO	IP WLS BF H R ER SO	IP WLS BF H R ER SO	IP WLS BF H R ER SO	IP WLS BF H R ER SO	IP WLS BF H R ER SO	IP WLS BF H R ER SO	IP WLS BF H R ER SO	IP WLS BF H R ER SO	IP WLS BF H R ER SO	IP WLS BF H R ER SO	IP WLS BF H R ER SO	IP WLS BF H R ER SO	IP WLS BF H R ER SO	IP WLS BF H R ER SO	IP WLS BF H R ER SO	ERA WHIP	ERA WHIP	ERA WHIP	ERA WHIP
34 Homer Bailey, R ERA: 4.42	4.0 L 19 7 5 4 1	2.0 7 1 0 0 0	1.0 3 0 0 0 1	1.0 3 0 0 0 2	0.2 8 3 3 0 0	0.1 1 0 0 0 0	0.1 1 0 0 0 0	0.1 1 0 0 0 0	0.1 1 0 0 0 0	0.1 1 0 0 0 0	0.1 1 0 0 0 0	0.1 1 0 0 0 0	0.1 1 0 0 0 0	0.1 1 0 0 0 0	0.1 1 0 0 0 0	0.1 1 0 0 0 0	9.00 2.000	9.00 2.000	9.00 2.000	9.00 2.000
31 Alfredo Simon, R ERA: 1.78	5.1 2.0 7 1 0 0 0	7.1 1.0 3 0 0 0 1	8.1 1.0 3 0 0 0 2	9.1 0.2 8 3 3 0 0													0.00 1.000	0.00 1.000	0.00 1.000	0.00 1.000
45 Bill Bray, L ERA: 9.0	7.1 1.0 3 0 0 0 1	8.1 1.0 3 0 0 0 2	9.1 0.2 8 3 3 0 0														0.00 1.000	0.00 1.000	0.00 1.000	0.00 1.000
66 Logan Ondrusek, R ERA: 2.89	8.1 1.0 3 0 0 0 2	9.1 0.2 8 3 3 0 0															0.00 1.000	0.00 1.000	0.00 1.000	0.00 1.000
33 Jose Arredondo, R ERA: 1.95	9.1 0.2 8 3 3 0 0																0.00 9.000	0.00 9.000	0.00 9.000	0.00 9.000
Batter	1	2	3	4	5	6	7	8	9	AB	R	H	RBI	BB	SO	LOB	BOTTOM			
2 Zack Cozart, R OBP: 0.295, SLG: 0.401	G4-3				F8				19 F9	4	1	1	0	0	1	0	Milwaukee Brewers @ Cincinnati Reds Great American Ball Park, Cincinnati, OH Wed Jun 27 2012, 12:35 PM - 3:44 PM EDT Att: 28,906 - Sunny - 81 F			
28 Chris Heisey, R OBP: 0.301, SLG: 0.364	G4-3		4 1B		G6-3				43 FC6-4	3	1	1	0	1	0	0				
19 Joey Volto, L OBP: 0.478, SLG: 0.643			4 1B		F7				F9	3	0	1	0	1	0	2				
4 Brandon Phillips, R OBP: 0.330, SLG: 0.452	G5-3								FC6-4	2	0	1	1	0	0	1				
43 Miguel Cairo, R OBP: 0.187, SLG: 0.231									1-2 3-H	2	0	0	1	0	0	1				
32 Jay Bruce, L OBP: 0.322, SLG: 0.521		F7		G3					G4-3	4	0	0	0	0	0	3				
63 Sam LeCure, R ERA: 3.45										0	0	0	0	0	0	0				
48 Ryan Ludwick, R OBP: 0.308, SLG: 0.486		G5-3								4	2	2	2	0	0	0				
21 Todd Frazier, R OBP: 0.329, SLG: 0.541					G2-3				F9	4	0	1	0	0	1	0				
39 Devin Mesoraco, R OBP: 0.293, SLG: 0.356					F8				K	4	0	0	0	0	2	1				
34 Homer Bailey, R ERA: 4.42										2	0	0	0	0	1	0				
31 Alfredo Simon, R ERA: 1.78										0	0	0	0	0	0	0				
45 Bill Bray, L ERA: 9.0										0	0	0	0	0	0	0				
27 Scott Rolen, R ERA: 3.97										1	0	0	0	0	0	0				
66 Logan Ondrusek, R ERA: 2.89										0	0	0	0	0	0	0				
33 Jose Arredondo, R ERA: 1.95										0	0	0	0	0	0	0				
6 Drew Stubbs, R OBP: 0.310, SLG: 0.390										1	0	0	0	0	1	0				
Inning Stats	R: 0 E: 0 K: 0 S: 11	H: 1 LOB: 1 BB: 0 P: 19	R: 0 E: 0 K: 1 S: 10	H: 1 LOB: 1 BB: 0 P: 17	R: 1 E: 0 K: 1 S: 14	H: 2 LOB: 2 BB: 1 P: 25	R: 1 E: 0 K: 1 S: 10	H: 1 LOB: 0 BB: 0 P: 14	R: 0 E: 0 K: 0 S: 7	H: 0 LOB: 0 BB: 0 P: 9	R: 0 E: 0 K: 1 S: 7	H: 0 LOB: 0 BB: 0 P: 9	R: 1 E: 0 K: 0 S: 11	H: 1 LOB: 1 BB: 1 P: 20	R: 1 E: 0 K: 2 S: 11	H: 1 LOB: 0 BB: 0 P: 18	1B: 2 2B: 2 3B: 1 HR: 2	SF: 0 SAC: 0 DP: 0 HBP: 0	WP: 1 PB: 0 SB: 0 CS: 0	PA: 36
PITCHER	IP WLS BF H R ER SO	IP WLS BF H R ER SO	IP WLS BF H R ER SO	IP WLS BF H R ER SO	IP WLS BF H R ER SO	IP WLS BF H R ER SO	IP WLS BF H R ER SO	IP WLS BF H R ER SO	IP WLS BF H R ER SO	IP WLS BF H R ER SO	IP WLS BF H R ER SO	IP WLS BF H R ER SO	IP WLS BF H R ER SO	IP WLS BF H R ER SO	IP WLS BF H R ER SO	IP WLS BF H R ER SO	ERA WHIP	ERA WHIP	ERA WHIP	ERA WHIP
13 Zack Greinke, R ERA: 2.89	6.0 W 24 5 2 2 3	1.0 H 3 0 0 0 1	1.0 H 5 1 1 1 0	1.0 H 4 1 1 1 2	0.0 W 24 5 2 2 3	0.0 W 24 5 2 2 3	0.0 W 24 5 2 2 3	0.0 W 24 5 2 2 3	0.0 W 24 5 2 2 3	0.0 W 24 5 2 2 3	0.0 W 24 5 2 2 3	0.0 W 24 5 2 2 3	0.0 W 24 5 2 2 3	0.0 W 24 5 2 2 3	0.0 W 24 5 2 2 3	0.0 W 24 5 2 2 3	3.00 1.000	3.00 1.000	3.00 1.000	3.00 1.000
50 Kameron Loe, R ERA: 3.44	1.0 H 3 0 0 0 1	1.0 H 5 1 1 1 0	1.0 H 4 1 1 1 2	0.0 W 24 5 2 2 3	0.0 W 24 5 2 2 3	0.0 W 24 5 2 2 3	0.0 W 24 5 2 2 3	0.0 W 24 5 2 2 3	0.0 W 24 5 2 2 3	0.0 W 24 5 2 2 3	0.0 W 24 5 2 2 3	0.0 W 24 5 2 2 3	0.0 W 24 5 2 2 3	0.0 W 24 5 2 2 3	0.0 W 24 5 2 2 3	0.0 W 24 5 2 2 3	0.00 0.000	0.00 0.000	0.00 0.000	0.00 0.000
57 Francisco Rodriguez, R ERA: 3.97	1.0 H 5 1 1 1 0	1.0 H 4 1 1 1 2	0.0 W 24 5 2 2 3	0.0 W 24 5 2 2 3	0.0 W 24 5 2 2 3	0.0 W 24 5 2 2 3	0.0 W 24 5 2 2 3	0.0 W 24 5 2 2 3	0.0 W 24 5 2 2 3	0.0 W 24 5 2 2 3	0.0 W 24 5 2 2 3	0.0 W 24 5 2 2 3	0.0 W 24 5 2 2 3	0.0 W 24 5 2 2 3	0.0 W 24 5 2 2 3	0.0 W 24 5 2 2 3	9.00 2.000	9.00 2.000	9.00 2.000	9.00 2.000
61 Livan Hernandez, R ERA: 5.01	1.0 H 4 1 1 1 2	0.0 W 24 5 2 2 3	0.0 W 24 5 2 2 3	0.0 W 24 5 2 2 3	0.0 W 24 5 2 2 3	0.0 W 24 5 2 2 3	0.0 W 24 5 2 2 3	0.0 W 24 5 2 2 3	0.0 W 24 5 2 2 3	0.0 W 24 5 2 2 3	0.0 W 24 5 2 2 3	0.0 W 24 5 2 2 3	0.0 W 24 5 2 2 3	0.0 W 24 5 2 2 3	0.0 W 24 5 2 2 3	0.0 W 24 5 2 2 3	9.00 1.000	9.00 1.000	9.00 1.000	9.00 1.000

Batter	1	2	3	4	5	6	7	8	9	AB	R	H	RBI	BB	SO	LOB	TOP								
18 Willie Bloomquist, R OBP: 0.324, SLG: 0.402										5	0	1	0	0	0	2									
6 Stephen Drew, L OBP: 0.235, SLG: 0.133										3	0	0	0	1	2	0									
10 Justin Upton, R OBP: 0.359, SLG: 0.392										4	0	0	0	0	2	3									
13 Jason Kubel, L OBP: 0.369, SLG: 0.521										3	1	2	1	1	0	0									
26 Miguel Montero, L OBP: 0.377, SLG: 0.430										2	0	0	0	2	1	1									
2 Aaron Hill, R OBP: 0.360, SLG: 0.512										4	0	1	0	0	0	4									
37 Lyle Overbay, L OBP: 0.404, SLG: 0.506										3	0	0	0	1	0	0									
8 Gerardo Parra, L OBP: 0.341, SLG: 0.426										4	0	1	0	0	2	2									
55 Josh Collmenter, R ERA: 3.87										1	0	0	0	0	1	0									
24 Chris Young, R OBP: 0.286, SLG: 0.416										0	0	0	0	0	1	0									
39 Bryan Shaw, S ERA: 3.78										0	0	0	0	0	0	0									
30 David Hernandez, R OBP: 0.291, SLG: 0.429										0	0	0	0	0	1	0									
44 Paul Goldschmidt, R OBP: 0.339, SLG: 0.463										0	0	0	0	0	1	0									
46 Patrick Corbin, L OBP: 0.303, SLG: 0.310										0	0	0	0	0	1	0									
Inning Stats	R: 0 E: 0 K: 2 S: 8	H: 0 LOB: 0 BB: 0 P: 16	R: 0 E: 0 K: 2 S: 16	H: 1 LOB: 2 BB: 1 P: 26	R: 0 E: 0 K: 2 S: 7	H: 0 LOB: 0 BB: 0 P: 10	R: 0 E: 0 K: 0 S: 8	H: 1 LOB: 1 BB: 0 P: 11	R: 0 E: 0 K: 0 S: 11	H: 1 LOB: 1 BB: 0 P: 16	R: 0 E: 0 K: 0 S: 9	H: 0 LOB: 2 BB: 2 P: 21	R: 0 E: 1 K: 1 S: 11	H: 0 LOB: 3 BB: 2 P: 23	R: 1 E: 0 K: 0 S: 11	H: 1 LOB: 0 BB: 1 P: 18	R: 0 E: 0 K: 2 S: 11	H: 1 LOB: 0 BB: 0 P: 17	1B: 4 2B: 0 3B: 0 HR: 1	SF: 0 SAC: 1 DP: 1 HBP: 0	WP: 1 PB: 0 SB: 0 CS: 1	PA: 38			
PITCHER	IP	WLS	BF	H	R	ER	SO	BB	IBB	HBP	BLK	WP	HR	S	P	ERA	WHIP								
49 Yovani Gallardo, R ERA: 3.87	(1.1)	6.2	29	3	0	0	6	5	0	0	0	1	0	66	117	0.00	1.200								
40 Jose Veras, R ERA: 3.78	(7.1)	0.1	H	1	0	0	1	0	0	0	0	0	0	4	6	0.00	0.000								
57 Francisco Rodriguez, R ERA: 4.11	(8.1)	1.0	B	4	1	1	1	0	0	0	0	0	1	11	18	9.00	2.000								
59 John Axford, R ERA: 5.04	(9.1)	1.0	W	3	1	0	0	2	0	0	0	0	0	11	17	0.00	1.000								

Arizona Diamondbacks @ Milwaukee Brewers
Miller Park, Milwaukee, WI
Sun Jul 01 2012, 1:12 PM - 4:28 PM CDT
Att: 38,605 - Cloudy - 82 F

livebaseballscores.com

AB 30
R 1
H 5
RBI 1
BB 6
SO 9
LOB 12

Batter	1	2	3	4	5	6	7	8	9	AB	R	H	RBI	BB	SO	LOB	BOTTOM								
7 Norichika Aoki, L OBP: 0.357, SLG: 0.443										4	1	2	0	0	1	0									
2 Nyjer Morgan, L OBP: 0.305, SLG: 0.290										3	0	0	1	1	1	1									
8 Ryan Braun, R OBP: 0.389, SLG: 0.602										4	0	0	0	0	1	2									
16 Aramis Ramirez, R OBP: 0.339, SLG: 0.463										3	0	1	0	1	1	0									
27 Carlos Gómez, R OBP: 0.291, SLG: 0.429										0	1	0	0	0	0	0									
1 Corey Hart, R OBP: 0.309, SLG: 0.495										4	0	0	0	0	0	2									
23 Rickie Weeks Jr., R OBP: 0.303, SLG: 0.310										4	0	1	0	0	0	1									
21 Cody Ransom, R OBP: 0.311, SLG: 0.400										2	0	0	0	1	1	1									
12 Martin Maldonado, R OBP: 0.319, SLG: 0.442										3	0	0	0	0	0	3									
49 Yovani Gallardo, R OBP: 0.091, SLG: 0.121	(1.1)	6.0	21	3	1	1	5	0	0	0	0	1	0	66	93	1.50	0.500								
40 Jose Veras, R ERA: 2.73	(7.1)	1.0	5	1	0	0	0	1	0	0	0	0	0	9	18	0.00	2.000								
57 Francisco Rodriguez, R ERA: 2.65	(8.1)	1.0	4	0	0	0	2	1	0	0	0	0	0	10	17	0.00	1.000								
9 Geogre Kottaras, L OBP: 0.431, SLG: 0.400	(8. PH)	0.1	L	3	0	1	0	1	0	0	0	0	0	4	12	0.00	3.000								
59 John Axford, R ERA: 4.7	(9.1)	0.1	L	3	0	1	0	1	0	0	0	0	0	4	12	0.00	3.000								
Inning Stats	R: 0 E: 0 K: 2 S: 8	H: 0 LOB: 0 BB: 0 P: 11	R: 0 E: 0 K: 0 S: 7	H: 0 LOB: 0 BB: 0 P: 8	R: 0 E: 0 K: 2 S: 11	H: 0 LOB: 0 BB: 0 P: 15	R: 1 E: 0 K: 1 S: 10	H: 1 LOB: 0 BB: 0 P: 15	R: 0 E: 0 K: 0 S: 18	H: 1 LOB: 1 BB: 0 P: 27	R: 0 E: 0 K: 0 S: 12	H: 1 LOB: 1 BB: 0 P: 17	R: 0 E: 0 K: 0 S: 9	H: 1 LOB: 2 BB: 1 P: 18	R: 0 E: 0 K: 2 S: 10	H: 0 LOB: 1 BB: 1 P: 17	R: 1 E: 1 K: 0 S: 4	H: 0 LOB: 1 BB: 1 P: 12	1B: 2 2B: 2 3B: 0 HR: 0	SF: 0 SAC: 0 DP: 0 HBP: 0	WP: 1 PB: 0 SB: 1 CS: 0	PA: 33			
PITCHER	IP	WLS	BF	H	R	ER	SO	BB	IBB	HBP	BLK	WP	HR	S	P	ERA	WHIP								
55 Josh Collmenter, R ERA: 4.41	(1.1)	6.0	21	3	1	1	5	0	0	0	0	1	0	66	93	1.50	0.500								
39 Bryan Shaw, R ERA: 2.73	(7.1)	1.0	5	1	0	0	0	1	0	0	0	0	0	9	18	0.00	2.000								
30 David Hernandez, R ERA: 2.65	(8.1)	1.0	4	0	0	0	2	1	0	0	0	0	0	10	17	0.00	1.000								
46 Patrick Corbin, L ERA: 4.7	(9.1)	0.1	L	3	0	1	0	1	0	0	0	0	0	4	12	0.00	3.000								

Arizona Diamondbacks @ Milwaukee Brewers
Miller Park, Milwaukee, WI
Sun Jul 01 2012, 1:12 PM - 4:28 PM CDT
Att: 38,605 - Cloudy - 82 F

livebaseballscores.com

AB 30
R 2
H 4
RBI 1
BB 3
SO 7
LOB 10

Batter	1	2	3	4	5	6	7	8	9	AB	R	H	RBI	BB	SO	LOB	TOP				
7 José Reyes, S OBP: 0.343, SLG: 0.379										5	1	1	0	0	1	0					
2 Hanley Ramirez, R OBP: 0.333, SLG: 0.446										4	2	1	0	1	0	0					
27 Giancarlo Stanton, R OBP: 0.364, SLG: 0.555										3	0	1	0	1	0	1					
5 Logan Morrison, L OBP: 0.313, SLG: 0.402										4	1	1	1	0	1	4					
20 Justin Ruggiano, R OBP: 0.471, SLG: 0.741										4	1	2	4	0	1	1					
29 Greg Dobbs, L OBP: 0.326, SLG: 0.358										3	0	1	0	1	0	2					
12 Omar Infante, R OBP: 0.312, SLG: 0.457										3	0	0	0	1	0	3					
14 John Buck, R OBP: 0.302, SLG: 0.321										3	0	0	0	0	1	1					
9 Brett Hayes, R OBP: 0.277, SLG: 0.282										1	0	0	0	0	0	3					
38 Carlos Zambrano, S OBP: 0.148, SLG: 0.250										2	0	0	0	0	0	0					
26 Austin Kiehlis, R OBP: 0.178, SLG: 0.457										1	0	0	0	0	1	0					
58 Ryan Webb, R OBP: 0.178, SLG: 0.457										0	0	0	0	0	0	0					
36 Randy Choate, L OBP: 0.178, SLG: 0.457										0	0	0	0	0	0	0					
31 Steve Cishek, R OBP: 0.178, SLG: 0.457										0	0	0	0	0	0	0					
6 Scott Cousins, L OBP: 0.178, SLG: 0.457										1	0	0	0	0	1	0					
Inning Stats	R: 2 E: 0 K: 1 S: 17	H: 3 LOB: 2 BB: 1 P: 29	R: 0 E: 1 K: 0 S: 6	H: 0 LOB: 0 BB: 0 P: 9	R: 3 E: 0 K: 0 S: 14	H: 2 LOB: 0 BB: 1 P: 23	R: 0 E: 0 K: 1 S: 5	H: 0 LOB: 0 BB: 0 P: 11	R: 0 E: 0 K: 2 S: 10	H: 1 LOB: 1 BB: 0 P: 15	R: 0 E: 0 K: 1 S: 9	H: 0 LOB: 0 BB: 0 P: 13	R: 0 E: 0 K: 0 S: 5	H: 1 LOB: 3 BB: 2 P: 16	R: 0 E: 0 K: 1 S: 13	H: 0 LOB: 0 BB: 0 P: 20	1B: 4 2B: 2 3B: 0 HR: 1	SF: 0 SAC: 0 DP: 0 HBP: 0	WP: 0 PB: 0 SB: 0 CS: 0	PA: 39	
PITCHER	IP WLS BF H R ER SO BB IBB HBP BLK WP HR S P ERA WHIP	IP WLS BF H R ER SO BB IBB HBP BLK WP HR S P ERA WHIP	IP WLS BF H R ER SO BB IBB HBP BLK WP HR S P ERA WHIP	IP WLS BF H R ER SO BB IBB HBP BLK WP HR S P ERA WHIP	IP WLS BF H R ER SO BB IBB HBP BLK WP HR S P ERA WHIP	IP WLS BF H R ER SO BB IBB HBP BLK WP HR S P ERA WHIP	IP WLS BF H R ER SO BB IBB HBP BLK WP HR S P ERA WHIP	IP WLS BF H R ER SO BB IBB HBP BLK WP HR S P ERA WHIP	IP WLS BF H R ER SO BB IBB HBP BLK WP HR S P ERA WHIP	IP WLS BF H R ER SO BB IBB HBP BLK WP HR S P ERA WHIP	IP WLS BF H R ER SO BB IBB HBP BLK WP HR S P ERA WHIP	IP WLS BF H R ER SO BB IBB HBP BLK WP HR S P ERA WHIP	IP WLS BF H R ER SO BB IBB HBP BLK WP HR S P ERA WHIP	IP WLS BF H R ER SO BB IBB HBP BLK WP HR S P ERA WHIP	IP WLS BF H R ER SO BB IBB HBP BLK WP HR S P ERA WHIP	IP WLS BF H R ER SO BB IBB HBP BLK WP HR S P ERA WHIP	IP WLS BF H R ER SO BB IBB HBP BLK WP HR S P ERA WHIP	IP WLS BF H R ER SO BB IBB HBP BLK WP HR S P ERA WHIP	IP WLS BF H R ER SO BB IBB HBP BLK WP HR S P ERA WHIP	IP WLS BF H R ER SO BB IBB HBP BLK WP HR S P ERA WHIP	IP WLS BF H R ER SO BB IBB HBP BLK WP HR S P ERA WHIP
13 Zack Greinke, R ERA: 3.08	6.0	26	6	5	5	4	2	0	0	0	0	0	1	57	94	7.50	1.333				
50 Kameron Loe, R ERA: 3.25	1.0	3	0	0	0	1	0	0	0	0	0	0	0	9	13	0.00	0.000				
57 Francisco Rodriguez, R ERA: 4.0	1.0	W 6	1	0	0	0	1	1	0	0	0	0	5	16	0.00	2.000					
59 John Axford, R ERA: 4.88	1.0	S 3	0	0	0	1	0	0	0	0	0	0	13	20	0.00	0.000					

Miami Marlins @ Milwaukee Brewers
Miller Park, Milwaukee, WI
Mon Jul 02 2012, 7:12 PM - 10:12 PM CDT
Att: 28,674 - Clear - 89 F

AB	34
R	5
H	7
RBI	5
BB	4
SO	6
LOB	15



Batter	1	2	3	4	5	6	7	8	9	AB	R	H	RBI	BB	SO	LOB	BOTTOM				
27 Carlos Gómez, R OBP: 0.288, SLG: 0.441										5	1	1	1	0	3	3					
2 Nyjer Morgan, L OBP: 0.295, SLG: 0.282										5	0	0	0	0	1	2					
59 John Axford, R										0	0	0	0	0	0	0					
8 Ryan Braun, R OBP: 0.390, SLG: 0.599										3	1	1	0	0	0	0					
16 Aramis Ramirez, R OBP: 0.341, SLG: 0.460										2	0	0	0	1	0	1					
1 Corey Hart, R OBP: 0.309, SLG: 0.490										3	0	0	0	1	0	1					
23 Rickie Weeks Jr, R OBP: 0.309, SLG: 0.515										2	2	1	1	2	1	0					
12 Martín Maldonado, R OBP: 0.327, SLG: 0.444										4	1	2	0	0	0	3					
3 Cesar Izturis, S OBP: 0.229, SLG: 0.274										3	1	1	0	0	0	3					
7 Nonchika Aoki, L OBP: 0.300, SLG: 0.446										1	0	1	1	0	0	0					
13 Zack Greinke, R ERA: 4.14	6.0	28	5	5	3	3	4	0	0	0	0	0	1	67	105	4.50	1.500				
58 Ryan Webb, R ERA: 5.19	1.0	L 6	2	1	1	0	0	0	0	0	0	0	9	16	9.00	2.000					
36 Randy Choate, L ERA: 2.49	0.0	1	1	0	0	0	0	0	0	0	0	0	1	1	∞	∞					
31 Steve Cishek, R ERA: 2.41	1.0	3	0	0	0	2	0	0	0	0	0	0	8	9	0.00	0.000					
Inning Stats	R: 1 E: 0 K: 0 S: 16	H: 0 LOB: 3 BB: 3 P: 34	R: 1 E: 0 K: 1 S: 14	H: 1 LOB: 0 BB: 0 P: 20	R: 0 E: 0 K: 0 S: 5	H: 0 LOB: 0 BB: 0 P: 6	R: 0 E: 0 K: 1 S: 8	H: 0 LOB: 0 BB: 0 P: 11	R: 1 E: 2 K: 2 S: 13	H: 2 LOB: 1 BB: 1 P: 17	R: 2 E: 1 K: 1 S: 11	H: 0 LOB: 1 BB: 1 P: 9	R: 0 E: 0 K: 2 S: 5	H: 3 LOB: 2 BB: 0 P: 17	R: 1 E: 0 K: 2 S: 13	H: 0 LOB: 0 BB: 0 P: 17	1B: 5 2B: 1 3B: 1 HR: 1	SF: 1 SAC: 1 DP: 1 HBP: 2	WP: 0 PB: 0 SB: 0 CS: 0	PA: 38	
PITCHER	IP WLS BF H R ER SO BB IBB HBP BLK WP HR S P ERA WHIP	IP WLS BF H R ER SO BB IBB HBP BLK WP HR S P ERA WHIP	IP WLS BF H R ER SO BB IBB HBP BLK WP HR S P ERA WHIP	IP WLS BF H R ER SO BB IBB HBP BLK WP HR S P ERA WHIP	IP WLS BF H R ER SO BB IBB HBP BLK WP HR S P ERA WHIP	IP WLS BF H R ER SO BB IBB HBP BLK WP HR S P ERA WHIP	IP WLS BF H R ER SO BB IBB HBP BLK WP HR S P ERA WHIP	IP WLS BF H R ER SO BB IBB HBP BLK WP HR S P ERA WHIP	IP WLS BF H R ER SO BB IBB HBP BLK WP HR S P ERA WHIP	IP WLS BF H R ER SO BB IBB HBP BLK WP HR S P ERA WHIP	IP WLS BF H R ER SO BB IBB HBP BLK WP HR S P ERA WHIP	IP WLS BF H R ER SO BB IBB HBP BLK WP HR S P ERA WHIP	IP WLS BF H R ER SO BB IBB HBP BLK WP HR S P ERA WHIP	IP WLS BF H R ER SO BB IBB HBP BLK WP HR S P ERA WHIP	IP WLS BF H R ER SO BB IBB HBP BLK WP HR S P ERA WHIP	IP WLS BF H R ER SO BB IBB HBP BLK WP HR S P ERA WHIP	IP WLS BF H R ER SO BB IBB HBP BLK WP HR S P ERA WHIP	IP WLS BF H R ER SO BB IBB HBP BLK WP HR S P ERA WHIP	IP WLS BF H R ER SO BB IBB HBP BLK WP HR S P ERA WHIP	IP WLS BF H R ER SO BB IBB HBP BLK WP HR S P ERA WHIP	IP WLS BF H R ER SO BB IBB HBP BLK WP HR S P ERA WHIP
38 Carlos Zambrano, R ERA: 4.14	6.0	28	5	5	3	3	4	0	0	0	0	0	1	67	105	4.50	1.500				
58 Ryan Webb, R ERA: 5.19	1.0	L 6	2	1	1	0	0	0	0	0	0	0	9	16	9.00	2.000					
36 Randy Choate, L ERA: 2.49	0.0	1	1	0	0	0	0	0	0	0	0	0	1	1	∞	∞					
31 Steve Cishek, R ERA: 2.41	1.0	3	0	0	0	2	0	0	0	0	0	0	8	9	0.00	0.000					

Miami Marlins @ Milwaukee Brewers
Miller Park, Milwaukee, WI
Mon Jul 02 2012, 7:12 PM - 10:12 PM CDT
Att: 28,674 - Clear - 89 F

AB	30
R	6
H	8
RBI	6
BB	4
SO	5
LOB	13



Batter	1	2	3	4	5	6	7	8	9	10	AB	R	H	RBI	BB	SO	LOB	TOP							
7 José Reyes, S OBP: 0.345, SLG: 0.394	F8		P6			F7					6	2	3	2	0	0	0								
17 Donovan Solano, R OBP: 0.432, SLG: 0.474	5 HR 2B		G6-3				FC6-4			HR	5	1	2	1	1	1	2								
29 Greg Dobbs, L OBP: 0.321, SLG: 0.355											4	0	1	1	0	2	4								
36 Randy Choate, L	K										0	0	0	0	0	0	0								
31 Steve Cishek, R											0	0	0	0	0	0	0								
2 Hanley Ramirez, R OBP: 0.333, SLG: 0.446											0	0	0	0	0	0	0								
5 Logan Morrison, L OBP: 0.315, SLG: 0.418	HR										5	2	2	2	0	0	3								
20 Justin Ruggiano, R OBP: 0.479, SLG: 0.790	P3										4	2	2	1	1	1	1								
12 Omar Infante, R OBP: 0.310, SLG: 0.453		G6-3									5	1	1	2	0	0	2								
15 Gaby Sanchez, R OBP: 0.240, SLG: 0.283											5	1	1	0	0	1	1								
40 Mike Dunn, L											0	0	0	0	0	0	0								
21 Heath Bell, R											0	0	0	0	0	0	0								
14 John Buck, R OBP: 0.304, SLG: 0.335											4	2	1	2	1	3	0								
19 Anibal Sánchez, R OBP: 0.288, SLG: 0.367											2	0	0	0	0	1	0								
57 Chad Colvin, R											0	0	0	0	0	0	0								
26 Austin Kearns, R OBP: 0.302, SLG: 0.457											0	0	0	0	0	0	0								
58 Ryan Webb, R											0	0	0	0	0	0	0								
23 Wade LeBlanc, L											0	0	0	0	0	0	0								
6 Scott Cousins, L OBP: 0.222, SLG: 0.344											2	1	1	1	0	0	0								
Inning Stats	R: 2 E: 0 K: 1 S: 15	H: 2 LOB: 0 BB: 0 P: 22	R: 0 E: 0 K: 1 S: 6	H: 0 LOB: 0 BB: 0 P: 8	R: 0 E: 0 K: 1 S: 9	H: 0 LOB: 0 BB: 0 P: 13	R: 0 E: 0 K: 1 S: 9	H: 1 LOB: 1 BB: 0 P: 20	R: 0 E: 0 K: 1 S: 9	H: 0 LOB: 0 BB: 0 P: 13	R: 0 E: 0 K: 1 S: 11	H: 1 LOB: 1 BB: 0 P: 14	R: 3 E: 0 K: 0 S: 17	H: 3 LOB: 2 BB: 1 P: 33	R: 6 E: 1 K: 0 S: 20	H: 6 LOB: 1 BB: 1 P: 35	R: 0 E: 0 K: 1 S: 6	H: 0 LOB: 0 BB: 0 P: 13	R: 1 E: 0 K: 2 S: 15	H: 1 LOB: 0 BB: 0 P: 24	1B: 5 2B: 4 3B: 0 HR: 5	SF: 1 DP: 1 HBP: 1	WP: 0 PB: 0 SB: 1 CS: 0	PA: 47	
PITCHER	IP WLS BF H R ER SO BB IBB HBP BLK WP HR S P ERA WHIP	41 Marco Estrada, R ERA: 4.31	40 Jose Veras, R ERA: 5.54	26 Manny Parra, L ERA: 4.48	50 Kameron Loe, R ERA: 4.21	57 Francisco Rodriguez, R ERA: 4.17	PITCHER	IP WLS BF H R ER SO BB IBB HBP BLK WP HR S P ERA WHIP	59 John Axford, R ERA: 4.73	61 Livan Hernandez, R ERA: 5.24	1.0 W 4 1 1 2 0 0 0 0 0 1 15 24 9.00 1.000	1.0 W 4 1 1 2 0 0 0 0 0 1 15 24 9.00 1.000													

Miami Marlins @ Milwaukee Brewers
Miller Park, Milwaukee, WI
Tue Jul 03 2012, 3:11 PM - 7:39 PM CDT
Att. 33,178 - Partly Cloudy - 94 F

AB 42
R 12
H 14
RBI 12
BB 3
SO 9
LOB 13



Batter	1	2	3	4	5	6	7	8	9	10	AB	R	H	RBI	BB	SO	LOB	BOTTOM						
27 Carlos Gómez, R OBP: 0.296, SLG: 0.440	P6		7 1B			E6 7 SF9 8 HR					5	2	2	1	1	0	3							
7 Norichika Aoki, L OBP: 0.355, SLG: 0.440	K		16 2B								5	1	1	2	0	2	2							
8 Ryan Braun, R OBP: 0.389, SLG: 0.604	E5		16 2B								6	2	2	3	0	2	2							
16 Aramis Ramirez, R OBP: 0.341, SLG: 0.471	F7										6	1	2	4	0	0	2							
1 Corey Hart, R OBP: 0.313, SLG: 0.505											5	2	3	1	0	1	1							
23 Rickie Weeks Jr., R OBP: 0.313, SLG: 0.524											5	2	3	1	0	1	1							
21 Cody Ransom, R OBP: 0.319, SLG: 0.403											4	1	2	0	1	1	1							
12 Martín Maldonado, R OBP: 0.324, SLG: 0.436											4	0	1	1	0	0	3							
41 Marco Estrada, R ERA: 4.19											2	1	1	0	0	1	0							
46 Taylor Lathrop, L ERA: 4.70											0	0	0	0	0	0	0							
48 Jose Veras, R ERA: 5.54											0	0	0	0	0	0	0							
26 Manny Parra, L ERA: 4.48											0	0	0	0	0	0	0							
9 Taylor Green, L ERA: 4.70											0	0	0	0	0	0	0							
50 Kameron Loe, R ERA: 4.21											0	0	0	0	0	0	0							
57 Francisco Rodriguez, R ERA: 4.17											0	0	0	0	0	0	0							
59 John Axford, R ERA: 4.73											0	0	0	0	0	0	0							
61 Livan Hernandez, R ERA: 5.24											0	0	0	0	0	0	0							
Inning Stats	R: 0 E: 1 K: 1 S: 11	H: 0 LOB: 1 BB: 0 P: 11	R: 0 E: 0 K: 0 S: 13	H: 3 LOB: 1 BB: 0 P: 23	R: 0 E: 0 K: 2 S: 18	H: 0 LOB: 0 BB: 0 P: 12	R: 0 E: 0 K: 1 S: 9	H: 0 LOB: 0 BB: 0 P: 13	R: 6 E: 1 K: 0 S: 14	H: 3 LOB: 2 BB: 1 P: 28	R: 2 E: 0 K: 1 S: 16	H: 3 LOB: 1 BB: 0 P: 25	R: 0 E: 0 K: 1 S: 7	H: 0 LOB: 0 BB: 0 P: 10	R: 0 E: 1 K: 0 S: 12	H: 1 LOB: 2 BB: 0 P: 19	R: 2 E: 0 K: 1 S: 9	H: 1 LOB: 0 BB: 1 P: 16	1B: 10 2B: 4 3B: 0 HR: 3	SF: 1 DP: 1 HBP: 0	WP: 0 PB: 0 SB: 2 CS: 0	PA: 49		
PITCHER	IP WLS BF H R ER SO BB IBB HBP BLK WP HR S P ERA WHIP	19 Anibal Sánchez, R ERA: 4.19	57 Chad Gaudin, L ERA: 4.70	58 Ryan Webb, R ERA: 5.66	23 Wade LeBlanc, L ERA: 4.70	36 Randy Choate, L ERA: 2.45	PITCHER	IP WLS BF H R ER SO BB IBB HBP BLK WP HR S P ERA WHIP	31 Steve Cishek, R ERA: 2.31	40 Mike Dunn, L ERA: 5.84	21 Heath Bell, R ERA: 6.39	1.1 L 6 1 0 0 0 0 0 0 0 0 1 9 16 27.00 3.000	1.1 L 6 1 0 0 0 0 0 0 0 0 1 9 16 27.00 3.000											

Miami Marlins @ Milwaukee Brewers
Miller Park, Milwaukee, WI
Tue Jul 03 2012, 3:11 PM - 7:39 PM CDT
Att. 33,178 - Partly Cloudy - 94 F

AB 44
R 13
H 17
RBI 13
BB 3
SO 8
LOB 18




Batter	1	2	3	4	5	6	7	8	9	10	AB	R	H	RBI	BB	SO	LOB	TOP								
7 José Reyes, S OBP: 0.341, SLG: 0.388	P4		K			F8	P3			G4-3	5	0	0	0	0	1	0									
17 Donovan Solano, R OBP: 0.408, SLG: 0.465	K		L9			F9				2B	5	1	1	0	0	2	0									
21 Heath Bell, R											0	0	0	0	0	0	0									
2 Hanley Ramirez, R OBP: 0.334, SLG: 0.443	G6-3					F9	F7			20B	4	0	1	1	1	0	0									
20 Justin Ruggiano, R OBP: 0.467, SLG: 0.618	F8					26S	12B			20B	4	1	2	1	1	0	1									
12 Omar Infante, R OBP: 0.312, SLG: 0.452	15B					26S	G1-4-3			1B	5	1	2	0	0	1	2									
26 Austin Keams, R OBP: 0.341, SLG: 0.438	L8					G1-4-3				1B	3	1	0	0	1	1	3									
15 Gaby Sanchez, R OBP: 0.250, SLG: 0.306	9B									HR	3	2	2	1	1	0	0									
9 Brett Hayes, R OBP: 0.247, SLG: 0.280	BB										4	0	1	1	0	3	2									
23 Wade LeBlanc, L											0	0	0	0	0	0	0									
6 Scott Cousins, L OBP: 0.222, SLG: 0.444	1B										0	0	0	0	0	0	0									
55 Josh Johnson, L OBP: 0.083, SLG: 0.043											2	0	0	0	0	2	0									
57 Chad Gaudin, R											0	0	0	0	0	0	0									
5 Logan Morrison, L OBP: 0.317, SLG: 0.433											1	1	1	3	0	0	0									
40 Mike Dunn, L											0	0	0	0	0	0	0									
14 John Buck, R OBP: 0.303, SLG: 0.333											1	0	0	0	0	1	0									
Inning Stats	R: 0 E: 0 K: 1 S: 5	H: 0 LOB: 0 BB: 7 P: 7	R: 1 E: 0 K: 0 S: 10	H: 2 LOB: 2 BB: 1 P: 19	R: 0 E: 0 K: 2 S: 9	H: 0 LOB: 0 BB: 0 P: 14	R: 0 E: 0 K: 0 S: 18	H: 1 LOB: 1 BB: 1 P: 27	R: 0 E: 0 K: 2 S: 9	H: 0 LOB: 0 BB: 0 P: 12	R: 0 E: 0 K: 0 S: 8	H: 0 LOB: 0 BB: 0 P: 13	R: 4 E: 0 K: 1 S: 12	H: 3 LOB: 0 BB: 1 P: 20	R: 0 E: 0 K: 1 S: 8	H: 0 LOB: 0 BB: 1 P: 17	R: 1 E: 0 K: 2 S: 11	H: 1 LOB: 0 BB: 0 P: 16	R: 1 E: 0 K: 2 S: 13	H: 3 LOB: 2 BB: 0 P: 15	1B: 6 2B: 1 3B: 0 HR: 3	SF: 0 SAC: 0 DP: 2 HBP: 0	WP: 0 PB: 0 SB: 1 CS: 0	PA: 41		
PITCHER	IP WLS BF H R ER SO BB IBB HBP BLK WP HR S P ERA WHIP	IP WLS BF H R ER SO BB IBB HBP BLK WP HR S P ERA WHIP	IP WLS BF H R ER SO BB IBB HBP BLK WP HR S P ERA WHIP	IP WLS BF H R ER SO BB IBB HBP BLK WP HR S P ERA WHIP	IP WLS BF H R ER SO BB IBB HBP BLK WP HR S P ERA WHIP	IP WLS BF H R ER SO BB IBB HBP BLK WP HR S P ERA WHIP	IP WLS BF H R ER SO BB IBB HBP BLK WP HR S P ERA WHIP	IP WLS BF H R ER SO BB IBB HBP BLK WP HR S P ERA WHIP	IP WLS BF H R ER SO BB IBB HBP BLK WP HR S P ERA WHIP	IP WLS BF H R ER SO BB IBB HBP BLK WP HR S P ERA WHIP	IP WLS BF H R ER SO BB IBB HBP BLK WP HR S P ERA WHIP	IP WLS BF H R ER SO BB IBB HBP BLK WP HR S P ERA WHIP	IP WLS BF H R ER SO BB IBB HBP BLK WP HR S P ERA WHIP	IP WLS BF H R ER SO BB IBB HBP BLK WP HR S P ERA WHIP	IP WLS BF H R ER SO BB IBB HBP BLK WP HR S P ERA WHIP	IP WLS BF H R ER SO BB IBB HBP BLK WP HR S P ERA WHIP	IP WLS BF H R ER SO BB IBB HBP BLK WP HR S P ERA WHIP	IP WLS BF H R ER SO BB IBB HBP BLK WP HR S P ERA WHIP	IP WLS BF H R ER SO BB IBB HBP BLK WP HR S P ERA WHIP	IP WLS BF H R ER SO BB IBB HBP BLK WP HR S P ERA WHIP	IP WLS BF H R ER SO BB IBB HBP BLK WP HR S P ERA WHIP	IP WLS BF H R ER SO BB IBB HBP BLK WP HR S P ERA WHIP	IP WLS BF H R ER SO BB IBB HBP BLK WP HR S P ERA WHIP	IP WLS BF H R ER SO BB IBB HBP BLK WP HR S P ERA WHIP	IP WLS BF H R ER SO BB IBB HBP BLK WP HR S P ERA WHIP	IP WLS BF H R ER SO BB IBB HBP BLK WP HR S P ERA WHIP

Miami Marlins @ Milwaukee Brewers
Miller Park, Milwaukee, WI
Wed Jul 04 2012, 3:11 PM - 6:45 PM CDT
Att: 31,910 - Sunny - 100 F

livebaseballscorecards.com

AB 37
R 7
H 10
RBI 7
BB 4
SO 11
LOB 8




WP: 0 PA: 41
PB: 0
SB: 1
CS: 0

Batter	1	2	3	4	5	6	7	8	9	10	AB	R	H	RBI	BB	SO	LOB	BOTTOM								
7 Norichika Aoki, L OBP: 0.356, SLG: 0.439	L7					G5-3				P6	5	1	2	1	0	0	0									
2 Nyjer Morgan, L OBP: 0.300, SLG: 0.286	P6					G5-3				8B	4	0	2	0	0	0	0									
8 Ryan Braun, R OBP: 0.362, SLG: 0.605	G6-3									1B	3	0	1	1	2	0	2									
16 Aramis Ramirez, R OBP: 0.342, SLG: 0.470											5	1	2	1	0	0	5									
1 Corey Hart, R OBP: 0.314, SLG: 0.502											4	1	1	0	1	1	3									
23 Rickie Weeks Jr., R OBP: 0.314, SLG: 0.326											4	1	1	0	1	1	1									
9 George Kottaras, L OBP: 0.434, SLG: 0.397											2	1	1	1	1	1	0									
12 Martín Maldonado, R OBP: 0.317, SLG: 0.427											2	0	0	0	0	2	1									
3 Cesar Izturis, S OBP: 0.232, SLG: 0.275											3	0	1	1	0	0	0									
5 Taylor Green, L OBP: 0.272, SLG: 0.358											1	0	0	0	0	0	1									
43 Randy Wolf, L OBP: 0.111, SLG: 0.119											3	1	0	1	0	0	3									
57 Francisco Rodriguez, R ERA: 4.06											0	0	0	0	0	0	0									
59 John Axford, R ERA: 4.96											0	0	0	0	0	0	0									
21 Cody Ransom, R OBP: 0.317, SLG: 0.440											1	0	0	0	0	0	1									
26 Manny Parra, L ERA: 4.62											0	0	0	0	0	0	0									
50 Kameron Loe, R ERA: 4.17											0	0	0	0	0	0	0									
Inning Stats	R: 0 E: 0 K: 0 S: 11	H: 0 LOB: 0 BB: 0 P: 18	R: 5 E: 0 K: 0 S: 22	H: 4 LOB: 2 BB: 3 P: 42	R: 0 E: 0 K: 1 S: 8	H: 1 LOB: 0 BB: 0 P: 14	R: 0 E: 0 K: 0 S: 6	H: 0 LOB: 0 BB: 0 P: 11	R: 0 E: 0 K: 1 S: 12	H: 1 LOB: 1 BB: 0 P: 21	R: 0 E: 0 K: 0 S: 6	H: 1 LOB: 1 BB: 0 P: 9	R: 1 E: 0 K: 0 S: 10	H: 2 LOB: 1 BB: 1 P: 14	R: 0 E: 0 K: 2 S: 18	H: 0 LOB: 0 BB: 0 P: 24	R: 0 E: 0 K: 1 S: 10	H: 1 LOB: 2 BB: 1 P: 15	R: 0 E: 0 K: 1 S: 9	H: 1 LOB: 1 BB: 0 P: 15	1B: 9 2B: 2 3B: 0 HR: 0	SF: 0 SAC: 2 DP: 2 HBP: 0	WP: 0 PB: 0 SB: 0 CS: 0	PA: 44		
PITCHER	IP WLS BF H R ER SO BB IBB HBP BLK WP HR S P ERA WHIP	IP WLS BF H R ER SO BB IBB HBP BLK WP HR S P ERA WHIP	IP WLS BF H R ER SO BB IBB HBP BLK WP HR S P ERA WHIP	IP WLS BF H R ER SO BB IBB HBP BLK WP HR S P ERA WHIP	IP WLS BF H R ER SO BB IBB HBP BLK WP HR S P ERA WHIP	IP WLS BF H R ER SO BB IBB HBP BLK WP HR S P ERA WHIP	IP WLS BF H R ER SO BB IBB HBP BLK WP HR S P ERA WHIP	IP WLS BF H R ER SO BB IBB HBP BLK WP HR S P ERA WHIP	IP WLS BF H R ER SO BB IBB HBP BLK WP HR S P ERA WHIP	IP WLS BF H R ER SO BB IBB HBP BLK WP HR S P ERA WHIP	IP WLS BF H R ER SO BB IBB HBP BLK WP HR S P ERA WHIP	IP WLS BF H R ER SO BB IBB HBP BLK WP HR S P ERA WHIP	IP WLS BF H R ER SO BB IBB HBP BLK WP HR S P ERA WHIP	IP WLS BF H R ER SO BB IBB HBP BLK WP HR S P ERA WHIP	IP WLS BF H R ER SO BB IBB HBP BLK WP HR S P ERA WHIP	IP WLS BF H R ER SO BB IBB HBP BLK WP HR S P ERA WHIP	IP WLS BF H R ER SO BB IBB HBP BLK WP HR S P ERA WHIP	IP WLS BF H R ER SO BB IBB HBP BLK WP HR S P ERA WHIP	IP WLS BF H R ER SO BB IBB HBP BLK WP HR S P ERA WHIP	IP WLS BF H R ER SO BB IBB HBP BLK WP HR S P ERA WHIP	IP WLS BF H R ER SO BB IBB HBP BLK WP HR S P ERA WHIP	IP WLS BF H R ER SO BB IBB HBP BLK WP HR S P ERA WHIP	IP WLS BF H R ER SO BB IBB HBP BLK WP HR S P ERA WHIP	IP WLS BF H R ER SO BB IBB HBP BLK WP HR S P ERA WHIP	IP WLS BF H R ER SO BB IBB HBP BLK WP HR S P ERA WHIP	IP WLS BF H R ER SO BB IBB HBP BLK WP HR S P ERA WHIP

Miami Marlins @ Milwaukee Brewers
Miller Park, Milwaukee, WI
Wed Jul 04 2012, 3:11 PM - 6:45 PM CDT
Att: 31,910 - Sunny - 100 F

livebaseballscorecards.com

AB 37
R 6
H 11
RBI 6
BB 5
SO 6
LOB 16




WP: 0 PA: 44
PB: 0
SB: 0
CS: 0

Batter	1	2	3	4	5	6	7	8	9	AB	R	H	RBI	BB	SO	LOB	TOP					
7 José Reyes, S OBP: 0.341, SLG: 0.388	G4-3		L6						L4	5	0	2	0	0	0	0						
2 Hanley Ramirez, R OBP: 0.330, SLG: 0.438	G6-3		K					FC5-4 1B		4	1	0	0	0	1	2						
45 Carlos Lee, R OBP: 0.338, SLG: 0.416	K									4	1	2	0	0	1	0						
5 Logan Morrison, L OBP: 0.320, SLG: 0.434		FC5-4 1B								4	0	2	2	0	0	1						
20 Justin Ruggiano, R OBP: 0.476, SLG: 0.786										4	0	1	0	0	1	2						
12 Omar Infante, R OBP: 0.311, SLG: 0.452	K									4	1	1	0	0	1	3						
6 Scott Cousins, L OBP: 0.205, SLG: 0.410										3	0	0	0	0	2	3						
14 John Buck, R OBP: 0.302, SLG: 0.328										3	0	0	0	1	2	3						
56 Mark Buehrle, L OBP: 0.050, SLG: 0.075										3	0	0	0	0	2	1						
31 Steve Cishek, R										0	0	0	0	0	0	0						
29 Greg Dobbs, L OBP: 0.326, SLG: 0.384										1	1	1	2	0	0	0						
36 Randy Choate, L										0	0	0	0	0	0	0						
21 Heath Bell, R										0	0	0	0	0	0	0						
Inning Stats	R: 0 E: 0 K: 1 S: 7	H: 0 LOB: 0 BB: 0 P: 10	R: 0 E: 0 K: 2 S: 15	H: 2 LOB: 2 BB: 0 P: 21	R: 0 E: 0 K: 2 S: 7	H: 0 LOB: 0 BB: 0 P: 9	R: 1 E: 1 K: 1 S: 12	H: 2 LOB: 1 BB: 0 P: 17	R: 0 E: 0 K: 1 S: 10	H: 0 LOB: 0 BB: 0 P: 16	R: 0 E: 0 K: 1 S: 9	H: 0 LOB: 1 BB: 1 P: 14	R: 1 E: 0 K: 0 S: 9	H: 2 LOB: 1 BB: 0 P: 12	R: 2 E: 0 K: 1 S: 15	H: 2 LOB: 0 BB: 0 P: 25	1B: 6 2B: 2 HR: 1	SF: 0 SAC: 1 DP: 0 HBP: 0	WP: 0 PB: 0 SB: 1 CS: 0	PA: 37		
PITCHER	IP WLS BF H R ER SO BB IBB HBP BLK WP HR S P ERA WHIP																					
64 Mike Fiers, R ERA: 2.31	7.1 L 30 7 2 2 9 1 0 0 0 0 0 0 0 107 2.46 1.091																					
26 Manny Parra, L ERA: 4.58	0.1 1 0 0 0 0 0 0 0 0 0 0 0 1 4 0.00 0.000																					
40 Jose Veras, R ERA: 4.89	1.1 6 2 2 2 1 0 0 0 0 0 0 1 17 13.50 1.500																					
Batter	1	2	3	4	5	6	7	8	9	AB	R	H	RBI	BB	SO	LOB	BOTTOM					
27 Carlos Gómez, R OBP: 0.291, SLG: 0.431	P4									3	0	0	0	0	1	1						
45 Travis Ishikawa, L OBP: 0.317, SLG: 0.479										1	0	0	0	0	1	1						
2 Nyier Morgan, L OBP: 0.300, SLG: 0.286										0	0	0	0	0	0	0						
7 Norichika Aoki, L OBP: 0.383, SLG: 0.442										3	0	2	0	0	0	0						
8 Ryan Braun, R OBP: 0.388, SLG: 0.597										4	0	0	0	0	0	3						
16 Aramis Ramirez, R OBP: 0.344, SLG: 0.474										4	0	2	0	0	1	0						
1 Corey Hart, R OBP: 0.314, SLG: 0.498										4	0	1	0	0	2	1						
23 Rickie Weeks Jr., R OBP: 0.312, SLG: 0.523										3	0	0	0	0	2	2						
40 Jose Veras, R										0	0	0	0	0	0	0						
21 Cody Ransom, R OBP: 0.318, SLG: 0.495										3	0	1	0	0	1	0						
12 Martin Maldonado, R OBP: 0.318, SLG: 0.424										3	0	1	0	0	1	1						
64 Mike Fiers, R										1	0	0	0	0	1	0						
26 Manny Parra, L										0	0	0	0	0	0	0						
3 Cesar Izturis, S OBP: 0.230, SLG: 0.273										1	0	0	0	0	0	1						
Inning Stats	R: 0 E: 0 K: 0 S: 8	H: 1 LOB: 0 BB: 0 P: 14	R: 0 E: 0 K: 2 S: 10	H: 0 LOB: 0 BB: 0 P: 15	R: 0 E: 0 K: 1 S: 8	H: 1 LOB: 1 BB: 0 P: 14	R: 0 E: 0 K: 1 S: 12	H: 3 LOB: 2 BB: 0 P: 19	R: 0 E: 0 K: 1 S: 8	H: 0 LOB: 0 BB: 0 P: 10	R: 0 E: 0 K: 1 S: 7	H: 0 LOB: 0 BB: 0 P: 12	R: 0 E: 0 K: 1 S: 6	H: 0 LOB: 0 BB: 0 P: 11	R: 0 E: 0 K: 2 S: 11	H: 1 LOB: 1 BB: 0 P: 13	R: 0 E: 0 K: 1 S: 9	H: 1 LOB: 1 BB: 0 P: 13	1B: 5 2B: 2 HR: 0	SF: 0 SAC: 1 DP: 3 HBP: 1	WP: 0 PB: 0 SB: 0 CS: 0	PA: 32
PITCHER	IP WLS BF H R ER SO BB IBB HBP BLK WP HR S P ERA WHIP																					
56 Mark Buehrle, L ERA: 3.25	7.2 W 27 6 0 0 8 0 0 0 0 0 0 0 3 105 0.00 0.783																					
31 Steve Cishek, R ERA: 2.29	0.1 H 1 0 0 0 1 0 0 0 0 0 0 0 3 3 0.00 0.000																					
36 Randy Choate, L ERA: 2.45	0.0 1 0 0 0 0 0 0 0 1 0 0 0 0 1 ∞ ∞																					
21 Heath Bell, R ERA: 6.0	1.0 3 1 0 0 1 0 0 0 0 0 0 0 9 12 0.00 1.000																					


Miami Marlins @ Milwaukee Brewers
Miller Park, Milwaukee, WI
Thu Jul 05 2012, 1:11 PM - 3:59 PM CDT
Att: 27,443 - Partly Cloudy - 101 F

AB 35
R 4
H 9
RBI 4
BB 1
SO 10
LOB 15



Miami Marlins @ Milwaukee Brewers
Miller Park, Milwaukee, WI
Thu Jul 05 2012, 1:11 PM - 3:59 PM CDT
Att: 27,443 - Partly Cloudy - 101 F

AB 30
R 0
H 7
RBI 0
BB 0
SO 10
LOB 10



Batter	1	2	3	4	5	6	7	8	9	10	AB	R	H	RBI	BB	SO	LOB	TOP						
7 Norichika Aoki, L OBP: 0.369, SLG: 0.450	(1,9) X FF 90 0-0 1B	B CH 82 B SI 83 B FF 92 B FF 91	4-0 BB		C FF 80 3-2 B CH 82 C SL 85 B SI 91 B SI 91 F SI 89 F SI 89 X FF 90	G3-1		C SI 90 4-2 B SI 84 B SI 84 B SI 85 B SI 92 B SI 92 X FF 91 X FF 92	2-1 L1	B CU 76 2-1 B CU 76 C SI 92 X CU 78	3 1 1 0 2 0 2													
2 Nyjer Morgan, L OBP: 0.298, SLG: 0.281 59 John Axford, R	(1,8) B FF 90 2-2 C FF 89 C CH 81 F SAFE F CU 79 T SI 90	2-1 BB	(10,11) K		C SI 89 1-1 B CU 77 X SL 86	G3		B KC 80 1-0 X FF 91	1-0 SH3-4	L FF 94 4-2 B SI 94 C SI 92 F FF 95 B CU 81 B CU 81 B SI 81	3 1 0 0 1 1 4 0 0 0 0 0 0 0													
8 Ryan Braun, R OBP: 0.391, SLG: 0.599	(1,7) X FF 92 0-0 L5		(1,7) S FF 91 1-3 B FF 90 S SL 86 S CU 80		X FF 91 0-0	K		B CU 76 3-1 B CU 86 C FC 89 B FC 90 X CU 77	16 1B	B FF 94 4-0 B IN 80 B IN 82 B IN 80	4 2 2 1 1 1 1													
16 Aramis Ramirez, R OBP: 0.346, SLG: 0.475	(1,5) X SL 88 0-0 G1-3		C FF 92 2-2 B CU 79 F SL 84 B SI 85 B CU 82 X SL 86		C CU 76 1-1 D FF 91 X SL 86	F9		C FC 91 3-3 B CU 89 B CU 79 B FC 90 B FF 90 S CU 79	23 1B	C FF 94 4-2 B FF 95 B FF 95 B CU 81 B FF 94 B FF 95	4 0 1 1 1 1 2													
1 Corey Hart, R OBP: 0.316, SLG: 0.498	(1,3)		B FF 91 1-0 X FF 91		C FF 92 2-2 B SL 87 S FF 83 X FF 93	F8		X FF 91 0-0	F9	F FF 94 3-2 F FF 95 B CU 82 B CU 83 B FF 96 X FF 95	5 0 1 1 0 1 2													
23 Rickie Weeks Jr., R OBP: 0.314, SLG: 0.343	(1,4)		S SL 87 1-2 B CU 79 B SI 85 X FF 94		B FF 91 1-0 X FF 91	F9		C SL 86 0-1 X FF 89	G4-6-3	F FF 95 0-1 X CU 78	5 1 3 2 0 0 1													
12 Martin Maldonado, R OBP: 0.303, SLG: 0.391	(1,2)		C FF 92 1-3 C CU 79 B SI 84 S SL 84		F FF 92 3-2 B CU 79 C FF 92 B SI 85 F FF 91 X SL 86	K2-3		F SL 85 1-1 B CU 79 X SL 87	G1-3	L SL 84 3-2 B SI 84 B SI 91 B FC 91 L FC 91 X FF 91	4 0 0 0 0 2 3													
3 Cesar Izturis, S OBP: 0.231, SLG: 0.271 5 Taylor Green, L OBP: 0.297, SLG: 0.358 21 Cody Ransom, R OBP: 0.313, SLG: 0.403	(1,6) (9,PH) (9,6)		S SI 91 2-2 B SI 85 B FF 90 B FF 90 X FF 92		X SI 89 0-0	G2-3		C FF 89 3-2 B FF 89 B FF 90 C FF 88 X FF 88	L6	C FF 95 2-3 B CU 81 B CU 81 C FF 94	3 0 1 0 0 0 0 0 0 0 0 1 0 0 1 0 0 0 0 1 3													
13 Shea Lennert, R 41 Marco Estrada, R 40 Jose Veras, R 57 Francisco Rodriguez, R 26 Manny Parra, L 21 Carlos Gomez, R			D SL 87 1-0 X FF 92		C FF 90 1-1 X FF 90	P4		B FF 90 3-2 F FF 91 F FF 91 F FF 91 B SI 91 X SI 90	G3	F FF 95 0-3 F FF 95 S CU 82	1 0 1 0 0 0 0 1 0 1 0 0 0 0 0 1 3													
Inning Stats	R: 0 E: 0 K: 1 S: 7	H: 1 LOB: 1 BB: 0 P: 9	R: 1 E: 0 K: 1 S: 15	H: 3 LOB: 3 BB: 1 P: 27	R: 0 E: 0 K: 1 S: 11	H: 0 LOB: 0 BB: 0 P: 16	R: 0 E: 0 K: 0 S: 6	H: 0 LOB: 0 BB: 0 P: 10	R: 0 E: 0 K: 1 S: 9	H: 0 LOB: 0 BB: 0 P: 14	R: 1 E: 0 K: 0 S: 6	H: 2 LOB: 0 BB: 0 P: 7	R: 0 E: 0 K: 0 S: 9	H: 0 LOB: 0 BB: 0 P: 16	R: 1 E: 0 K: 2 S: 12	H: 1 LOB: 1 BB: 1 P: 24	R: 0 E: 0 K: 0 S: 9	H: 1 LOB: 2 BB: 3 P: 19	R: 2 E: 0 K: 3 S: 21	H: 2 LOB: 3 BB: 3 P: 38	1B: 7 2B: 2 3B: 0 HR: 1	SF: 0 SAC: 2 DP: 1 HBP: 0	WP: 1 PB: 0 SB: 3 CS: 0	PA: 45
PITCHER	IP 7.0	WLS 0	BF 27	H 6	R 2	ER 2	SO 3	BB 1	IBB 0	HBP 0	BLK 0	WP 0	HR 1	S 63	P 99	ERA 2.57	WHIP 1.000							
18 Jordan Lyles, R ERA: 5.08 53 Wesley Wright, L ERA: 4.15 37 Brandon Lyon, R ERA: 3.24 39 Brett Myers, R ERA: 3.34 43 Fernando Rodriguez Jr., R ERA: 5.61	(1,1) (8,1) (8,1) (9,1) (8,1)																							

Milwaukee Brewers @ Houston Astros
Minute Maid Park, Houston, TX
Sun Jul 08 2012, 1:06 PM - 4:25 PM CDT
Att. 16,966 - Roof Closed - 73 F

AB	37
R	5
H	10
RBI	5
BB	6
SO	8
LOB	23



Batter	1	2	3	4	5	6	7	8	9	10	AB	R	H	RBI	BB	SO	LOB	BOTTOM						
1 Jordan Schafer, L OBP: 0.312, SLG: 0.322	(1,8) B FF 91 2-0 X SI 91		C CU 75 2-1 B CH 87 B CH 83 X FF 92		C CU 78 2-3 B FF 90 B SI 91 X FF 91	K		B SI 92 3-2 B SI 83 B SI 83 F SI 92 X SI 92		X FF 95 0-0	SH5-4	4 1 1 0 0 1 0												
27 Jose Altuve, R OBP: 0.344, SLG: 0.438	(1,4) B FC 89 1-0 X FF 92		X FC 87 0-0		X FF 90 0-0	G4-3		B FF 93 1-2 X CU 78		B CU 79 3-3 B FF 97 C FF 97 C SL 86	5 1 1 1 0 1 2													
46 Scott Moore, L OBP: 0.306, SLG: 0.611	(1,5) F CU 76 2-1 B FC 90 X CU 75		C FC 90 3-2 B FC 88 B FC 88 C SI 83		C CU 78 3-3 B FF 90 B CH 78 S FF 91	K		C CU 77 2-2 B FC 90 B CH 78 S FF 91		C CU 80 3-2 B FF 98 B FC 80 F FF 97 F FF 98 T CU 80	5 0 1 0 0 3 3													
14 J.D. Martinez, R OBP: 0.319, SLG: 0.399	(1,7) B FC 89 1-2 C FC 89 C SI 83 X SL 83		X CU 76 0-0		C FF 91 0-2 F CU 80 X FF 91	G4-3		X CU 76 0-0		F FF 93 1-2 X CU 78	4 1 1 1 0 0 1													
4 Jed Lowrie, S OBP: 0.343, SLG: 0.461	(1,6) F CU 75 1-3 C FC 88 B FC 88 S SL 83		S FF 91 1-3 B FC 88 C FC 88		B CH 76 4-1 B FF 89 C FF 89 B FF 90	K		B SI 91 1-2 B SI 91 B SI 91 X SI 91		B CU 76 1-0 X SI 92	3 0 0 0 1 2 1													
23 Chris Johnson, R OBP: 0.321, SLG: 0.405 43 Fernando Rodriguez Jr., R OBP: 0.300, SLG: 0.336	(1,3) (1,9)		B SI 92 2-3 C SI 92 F SAFE F CH 77 X FF 84		S CU 80 1-2 S SI 92 F SAFE F CH 77 X CU 81	K		S FS 84 0-3 F FS 85 S FS 84		B CU 80 0-3 X CU 79	4 0 1 0 0 2 1 0 0 0 0 0 0 0													
19 Brian Bogusevic, L OBP: 0.300, SLG: 0.336	(1,9) D CU 77 4-1 B FC 90 B FC 89 D SI 92		C FF 92 3-3 B FC 89 B FC 89 C SI 92 S FC 88		S CU 80 1-2 B CH 77 C FF 91 X CU 81	K		B CU 76 2-0 B SI 91 X SI 91		C CU 76 0-1 X CU 80	3 0 0 0 1 1 0													
18 Chris Snyder, R OBP: 0.315, SLG: 0.311	(1,2)		B FC 89 4-2 C SI 93 D SL 84 F SI 84 D SL 83 B SI 96		B FF 90 1-0 X FF 90	G5-3		C SI 91 1-3 B SI 91 S CU 75		C FF 95 0-1 X FF 96	3 0 1 1 1 1 0													
18 Jordan Lyles, R ERA: 5.08 12 Brian Bixler, R ERA: 4.06 53 Wesley Wright, L ERA: 4.02 37 Brandon Lyon, R ERA: 3.96 39 Brett Myers, R ERA: 3.96 Matt Dominguez, R ERA: 5.20	(1,11) (7,PH) (8,1) (8,1) (9,1) (10,5)		C SI 94 2-3 B SI 94 C SI 83 F SI 84		C FC 89 0-3 B CU 79 X CU 79	K		B CU 76 2-0 B SI 91 X SI 91		C CU 76 0-1 X CU 80	2 0 0 0 0 2 3 1 0 1 0 1 0 0 0 0													
Inning Stats	R: 3 E: 0 K: 2 S: 20	H: 4 LOB: 3 BB: 2 P: 39	R: 0 E: 0 K: 0 S: 7	H: 1 LOB: 1 BB: 0 P: 12	R: 0 E: 0 K: 3 S: 9	H: 0 LOB: 0 BB: 0 P: 15	R: 0 E: 0 K: 2 S: 7	H: 0 LOB: 0 BB: 0 P: 10	R: 0 E: 0 K: 1 S: 7	H: 0 LOB: 0 BB: 0 P: 10	R: 0 E: 0 K: 1 S: 10	H: 0 LOB: 0 BB: 0 P: 16	R: 0 E: 0 K: 1 S: 7	H: 0 LOB: 0 BB: 0 P: 13	R: 0 E: 0 K: 1 S: 7	H: 0 LOB: 0 BB: 0 P: 10	R: 0 E: 0 K: 1 S: 5	H: 0 LOB: 0 BB: 0 P: 7	R: 0 E: 0 K: 2 S: 12	H: 2 LOB: 2 BB: 0 P: 18	1B: 6 2B: 1 3B: 0 HR: 0	SF: 0 SAC: 1 DP: 1 HBP: 0	WP: 1 PB: 0 SB: 0 CS: 0	PA: 39
PITCHER	IP 3.0	WLS 0	BF 16	H 9	R 3	ER 3	SO 5	BB 2	IBB 0	HBP 0	BLK 0	WP 0	HR 0	S 36	P 66	ERA 9.00	WHIP 2.333							
13 Zack Greinke, R ERA: 3.32 41 Marco Estrada, R ERA: 4.02 40 Jose Veras, R ERA: 4.02 57 Francisco Rodriguez, R ERA: 3.96 26 Manny Parra, L ERA: 5.28	(1,1) (4,1) (7,1) (8,1) (8,1)																							

Milwaukee Brewers @ Houston Astros
Minute Maid Park, Houston, TX
Sun Jul 08 2012, 1:06 PM - 4:25 PM CDT
Att. 16,966 - Roof Closed - 73 F

AB	35
R	3
H	7
RBI	3
BB	3
SO	13
LOB	11



Batter	1	2	3	4	5	6	7	8	9	AB	R	H	RBI	BB	SO	LOB	TOP																			
17 Drew Sutton, S OBP: 0.327, SLG: 0.465	G1-3		46 E 2B	18 HR 2B		K			G4-3	5	1	2	1	0	1	0	Pittsburgh Pirates @ Milwaukee Brewers Miller Park, Milwaukee, WI Fri Jul 13 2012, 7:10 PM - 11:01 PM CDT Att: 35,025 - Partly Cloudy - 83 F																			
18 Neil Walker, S OBP: 0.425, SLG: 0.425	F8		K	HR			22 1B BB		F7	4	1	1	3	1	1	2																				
22 Andrew McCutchen, R OBP: 0.420, SLG: 0.636		1B	46 E BB	G5-3			1B		HR	4	1	3	1	1	0	0																				
46 Garrett Jones, L OBP: 0.288, SLG: 0.500	G3		E4			K	F7		1B	5	0	1	0	0	1	5																				
14 Casey McGehee, R OBP: 0.321, SLG: 0.398		K	G3-1			K	K		K	5	0	0	0	0	4	6																				
24 Pedro Alvarez, L OBP: 0.306, SLG: 0.486	G6-3		F7			HR	K		K	4	1	1	1	0	1	2																				
26 Rod Barajas, R OBP: 0.299, SLG: 0.377	F8		12 1B 17 2B			K			55 1B 16 BB	3	1	1	0	1	1	0																				
62 Gorkys Hernández, R OBP: 0.143, SLG: 0.100			17 2B 18 HR			P3			K	0	0	0	0	0	0	0																				
44 Tony Watson, L			17 2B 46 E			K	G4-3		K	0	0	0	0	0	0	0																				
12 Clint Barnes, R OBP: 0.228, SLG: 0.297			P3			P3			K	4	1	1	0	0	1	1																				
53 James McDonald, L OBP: 0.211, SLG: 0.147			17 2B 46 E			G4-3			K	1	0	0	0	1	1	2																				
48 Jared Hughes, R										1	0	0	0	0	0	0																				
65 Matt Hague, R										1	0	0	0	0	0	0																				
32 Brad Lincoln, R										0	0	0	0	0	0	0																				
55 Michael McKenry, R OBP: 0.325, SLG: 0.578										1	0	0	0	0	1	1																				
Inning Stats	R: 0 H: 1 E: 0 K: 0 S: 8	L: 1 LOB: 1 BB: 0 P: 12	R: 0 H: 0 E: 0 K: 1 S: 9	L: 0 LOB: 0 BB: 0 P: 15	R: 1 H: 1 E: 1 K: 1 S: 14	L: 1 LOB: 3 BB: 2 P: 28	R: 4 H: 4 E: 0 K: 1 S: 17	L: 4 LOB: 0 BB: 0 P: 24	R: 1 H: 1 E: 0 K: 3 S: 12	L: 1 LOB: 0 BB: 0 P: 18	R: 0 H: 0 E: 0 K: 1 S: 9	L: 0 LOB: 0 BB: 0 P: 15	R: 0 H: 1 E: 0 K: 2 S: 12	L: 2 LOB: 2 BB: 1 P: 23	R: 0 H: 0 E: 0 K: 2 S: 11	L: 0 LOB: 0 BB: 0 P: 18	R: 1 H: 2 E: 0 K: 1 S: 16	L: 2 LOB: 1 BB: 0 P: 25	1B: 5 2B: 2 3B: 0 HR: 3	SF: 0 SAC: 0 DP: 0 HBP: 0	WP: 0 PB: 0 SB: 0 CS: 0	PA: 41														
PITCHER	IP	WLS	BF	H	R	ER	SO	BB	IBB	HBP	BLK	WP	HR	S	P	ERA	WHIP	PITCHER	IP	WLS	BF	H	R	ER	SO	BB	IBB	HBP	BLK	WP	HR	S	P	ERA	WHIP	
13 Zack Greinke, R ERA: 3.57	5.0		25	7	6	5	6	2	0	0	0	0	2	60	97	9.00	1.800																			
40 Jose Veras, R ERA: 4.5	1.0		3	0	0	0	1	0	0	0	0	0	0	9	15	0.00	0.000																			
26 Manny Parra, L ERA: 4.28	1.0		5	1	0	0	2	1	0	0	0	0	0	12	23	0.00	2.000																			
57 Francisco Rodríguez, R ERA: 3.86	1.0	W	3	0	0	0	2	1	0	0	0	0	0	11	18	0.00	1.000																			
59 John Axford, R ERA: 4.84	1.0		5	2	1	1	1	0	0	0	0	0	1	16	25	9.00	2.000																			

AB	37
R	7
H	10
RBI	6
BB	4
SO	12
LOB	19



Batter	1	2	3	4	5	6	7	8	9	AB	R	H	RBI	BB	SO	LOB	BOTTOM																			
7 Norichika Aoki, L OBP: 0.369, SLG: 0.444	P6		2 FC4-6 BB	2 FC6-4 BB		K			G6-3	3	0	0	0	2	1	3	Pittsburgh Pirates @ Milwaukee Brewers Miller Park, Milwaukee, WI Fri Jul 13 2012, 7:10 PM - 11:01 PM CDT Att: 35,025 - Partly Cloudy - 83 F																			
2 Nyjer Morgan, L OBP: 0.297, SLG: 0.276	G3		8 BB	8 1B			8 CS HBP		P5	3	0	0	0	0	0	4																				
27 Carlos Gómez, R OBP: 0.278, SLG: 0.421		FC4-6 BB								1	0	0	0	0	0	0																				
8 Ryan Braun, R OBP: 0.399, SLG: 0.624	HR		HR	1B			HR		1B	4	3	4	3	1	0	0																				
16 Aramis Ramirez, R OBP: 0.347, SLG: 0.472	1B 2B		G6-3	F8		G4-3			1B	4	2	1	0	1	0	5																				
1 Corey Hart, R OBP: 0.320, SLG: 0.500	2B E		G6-4-3			K			K	5	1	3	0	0	2	2																				
23 Rickie Weeks Jr., R OBP: 0.318, SLG: 0.347	E7		P4			P4			HR	3	2	1	1	2	0	2																				
21 Cody Ransom, R OBP: 0.309, SLG: 0.415	F8		G6-4-3			K			P3	5	1	1	4	0	1	3																				
12 Martín Maldonado, R OBP: 0.323, SLG: 0.409	FC4-6 SH1-4		2 FC6-4 7 BB	45 1B		7 S			G6-3	5	1	4	0	0	0	0																				
13 Zack Greinke, R OBP: 0.188, SLG: 0.290			SH1-4			B1			K	1	0	0	0	0	0	1																				
45 Travis Ishikawa, L OBP: 0.318, SLG: 0.474										1	0	1	1	0	0	0																				
40 Jose Veras, R										0	0	0	0	0	0	0																				
26 Manny Parra, L										0	0	0	0	0	0	0																				
14 Jeff Bianchi, R										0	0	0	0	0	0	0																				
57 Francisco Rodríguez, R										0	0	0	0	0	0	0																				
59 John Axford, R										0	0	0	0	0	0	0																				
Inning Stats	R: 3 H: 3 E: 1 K: 0 S: 22	L: 3 LOB: 1 BB: 1 P: 34	R: 0 H: 1 E: 0 K: 0 S: 14	L: 1 LOB: 2 BB: 2 P: 25	R: 0 H: 1 E: 0 K: 0 S: 6	L: 1 LOB: 0 BB: 0 P: 9	R: 1 H: 2 E: 0 K: 0 S: 10	L: 2 LOB: 2 BB: 1 P: 21	R: 1 H: 2 E: 0 K: 3 S: 15	L: 2 LOB: 1 BB: 1 P: 26	R: 0 H: 1 E: 0 K: 1 S: 10	L: 1 LOB: 1 BB: 0 P: 20	R: 4 H: 3 E: 0 K: 1 S: 21	L: 3 LOB: 0 BB: 1 P: 35	1B: 11 2B: 1 3B: 0 HR: 3	SF: 0 SAC: 1 DP: 1 HBP: 1	WP: 0 PB: 0 SB: 3 CS: 1	PA: 44																		
PITCHER	IP	WLS	BF	H	R	ER	SO	BB	IBB	HBP	BLK	WP	HR	S	P	ERA	WHIP	PITCHER	IP	WLS	BF	H	R	ER	SO	BB	IBB	HBP	BLK	WP	HR	S	P	ERA	WHIP	
53 James McDonald, R ERA: 2.59	4.2		26	8	5	4	2	5	0	0	0	0	0	4	6	0.00	3.000																			
48 Jared Hughes, R ERA: 2.09	0.1		2	1	0	0	1	0	0	0	0	0	0	4	6	0.00	3.000																			
32 Brad Lincoln, R ERA: 3.04	2.0	B	9	3	1	1	1	0	0	1	0	0	1	25	48	4.50	1.500																			
44 Tony Watson, L ERA: 5.0	1.0	L	7	3	4	4	1	0	1	0	0	0	1	21	35	36.00	3.000																			

AB	36
R	10
H	15
RBI	9
BB	6
SO	5
LOB	21



Batter	1	2	3	4	5	6	7	8	9	AB	R	H	RBI	BB	SO	LOB	TOP								
17 Drew Sutton, S OBP: 0.310, SLG: 0.431										4	0	0	0	0	2	1									
18 Neil Walker, S OBP: 0.399, SLG: 0.424										4	0	1	0	0	2	1									
22 Andrew McCutchen, R OBP: 0.423, SLG: 0.651										4	1	3	1	0	0	1									
46 Garrett Jones, L OBP: 0.288, SLG: 0.493										4	0	0	0	0	3	3									
14 Casey McGehee, R OBP: 0.321, SLG: 0.409										4	0	0	0	0	1	1									
24 Pedro Alvarez, L OBP: 0.299, SLG: 0.474										3	0	0	0	0	3	0									
26 Rod Barajas, R OBP: 0.287, SLG: 0.371										3	0	0	0	0	2	0									
69 Jordy Mercer, R OBP: 0.222, SLG: 0.188										3	0	1	0	0	2	0									
34 A.J. Burnett, R OBP: 0.129, SLG: 0.069										2	0	0	0	0	2	1									
5 Josh Harrison, R OBP: 0.286, SLG: 0.382										1	0	0	0	0	0	0									
37 Juan Cruz, R										0	0	0	0	0	0	0									
Inning Stats	R: 0 H: 1 E: 0 K: 2 S: 11	H: 1 LOB: 1 BB: 0 P: 18	R: 0 H: 0 E: 0 K: 2 S: 10	H: 0 LOB: 0 BB: 0 P: 16	R: 0 H: 1 E: 0 K: 2 S: 8	H: 1 LOB: 1 BB: 0 P: 11	R: 1 H: 1 E: 0 K: 2 S: 10	H: 1 LOB: 0 BB: 0 P: 17	R: 0 H: 0 E: 0 K: 1 S: 10	H: 0 LOB: 0 BB: 0 P: 14	R: 0 H: 1 E: 0 K: 1 S: 10	H: 1 LOB: 1 BB: 0 P: 16	R: 0 H: 0 E: 0 K: 3 S: 11	H: 0 LOB: 0 BB: 0 P: 16	R: 0 H: 0 E: 0 K: 2 S: 9	H: 0 LOB: 0 BB: 0 P: 12	R: 0 H: 1 E: 0 K: 1 S: 9	H: 1 LOB: 1 BB: 0 P: 12	1B: 3 2B: 1 3B: 0 HR: 1	SF: 0 SAC: 0 DP: 0 HBP: 0	WP: 0 PB: 0 SB: 0 CS: 0	PA: 32			
PITCHER	IP	WLS	BF	H	R	ER	SO	BB	IBB	HBP	BLK	WP	HR	S	P	ERA	WHIP								
49 Yovani Gallardo, R ERA: 3.99	7.0	W	25	4	1	1	14	0	0	0	0	0	1	71	108	1.29	0.571								
57 Francisco Rodríguez, R ERA: 3.76	1.0	H	3	0	0	0	2	0	0	0	0	0	0	9	12	0.00	0.000								
59 John Axford, R ERA: 4.71	1.0	S	4	1	0	0	1	0	0	0	0	0	0	9	12	0.00	1.000								

Pittsburgh Pirates @ Milwaukee Brewers
Miller Park, Milwaukee, WI
Sun Jul 15 2012, 1:13 PM - 3:45 PM CDT
Att: 35,430 - Partly Cloudy - 85 F

AB 32
R 1
H 5
RBI 1
BB 0
SO 17
LOB 8

Batter	1	2	3	4	5	6	7	8	9	AB	R	H	RBI	BB	SO	LOB	BOTTOM									
7 Norichika Aoki, L OBP: 0.368, SLG: 0.442										4	0	1	0	0	1	1										
2 Nyjer Morgan, L OBP: 0.300, SLG: 0.277										3	1	1	0	0	1	0										
27 Carlos Gómez, R OBP: 0.278, SLG: 0.421										0	0	0	0	0	0	0										
8 Ryan Braun, R OBP: 0.399, SLG: 0.615										4	1	1	0	0	1	1										
16 Aramis Ramirez, R OBP: 0.345, SLG: 0.470										4	1	1	1	0	1	1										
1 Corey Hart, R OBP: 0.321, SLG: 0.505										4	0	1	0	0	1	1										
23 Rickie Weeks Jr., R OBP: 0.317, SLG: 0.345										3	1	1	1	1	1	1										
12 Martín Maldonado, R OBP: 0.333, SLG: 0.431										4	0	3	1	0	0	1										
14 Jeff Bianchi, R										3	0	0	0	0	0	4										
49 Yovani Gallardo, R ERA: 3.78	7.0	L	30	4	4	4	7	0	0	0	0	0	0	0	0	14										
57 Francisco Rodríguez, R ERA: 3.78	1.0	L	4	0	0	0	0	1	0	0	0	0	0	0	0	0										
59 John Axford, R ERA: 2.67	1.0	L	4	0	0	0	0	1	0	0	0	0	0	0	0	0										
Inning Stats	R: 0 H: 1 E: 0 K: 2 S: 9	H: 2 LOB: 2 BB: 0 P: 10	R: 0 H: 0 E: 0 K: 1 S: 8	H: 0 LOB: 0 BB: 0 P: 11	R: 0 H: 0 E: 0 K: 1 S: 5	H: 0 LOB: 0 BB: 0 P: 7	R: 0 H: 1 E: 0 K: 1 S: 8	H: 1 LOB: 1 BB: 0 P: 15	R: 4 H: 5 E: 1 K: 1 S: 13	H: 5 LOB: 1 BB: 0 P: 20	R: 0 H: 0 E: 0 K: 1 S: 5	H: 0 LOB: 0 BB: 0 P: 8	R: 0 H: 0 E: 0 K: 0 S: 9	H: 0 LOB: 1 BB: 1 P: 21	R: 0 H: 0 E: 0 K: 0 S: 9	H: 0 LOB: 1 BB: 1 P: 21	1B: 5 2B: 4 3B: 0 HR: 0	SF: 0 SAC: 1 DP: 0 HBP: 0	WP: 0 PB: 0 SB: 1 CS: 0	PA: 34						
PITCHER	IP	WLS	BF	H	R	ER	SO	BB	IBB	HBP	BLK	WP	HR	S	P	ERA	WHIP									
34 A.J. Burnett, R ERA: 3.78	7.0	L	30	4	4	4	7	0	0	0	0	0	0	0	0	14	1.286									
37 Juan Cruz, R ERA: 2.67	1.0	L	4	0	0	0	0	1	0	0	0	0	0	0	0	0	0.00	1.000								

Pittsburgh Pirates @ Milwaukee Brewers
Miller Park, Milwaukee, WI
Sun Jul 15 2012, 1:13 PM - 3:45 PM CDT
Att: 35,430 - Partly Cloudy - 85 F

AB 32
R 4
H 9
RBI 3
BB 1
SO 7
LOB 14

Batter	1	2	3	4	5	6	7	8	9	AB	R	H	RBI	BB	SO	LOB	TOP										
15 Rafael Furcal, S OBP: 0.338, SLG: 0.360	L8		F9		P5		G1-3		G1-3	5	1	1	0	0	0	1											
55 Skip Schumaker, L OBP: 0.397, SLG: 0.435	21 BB 1B		G6-3		G6-3		F7		F7	3	1	1	0	2	0	1											
7 Matt Holliday, R OBP: 0.364, SLG: 0.512	F8		K		F8		F8		F8	5	0	2	2	0	1	2											
21 Allen Craig, R OBP: 0.364, SLG: 0.577	BB		P3		L3		L3		L3	4	0	1	1	1	1	1											
4 Yadier Molina, R OBP: 0.362, SLG: 0.526	G6-3		13 F8 2B		F7		F7		F7	5	0	1	0	0	0	5											
23 David Freese, R OBP: 0.354, SLG: 0.472	1B		BB		BB		BB		BB	2	0	1	0	2	0	1											
30 Jason Motte, R										0	0	0	0	0	0	0											
13 Matt Carpenter, L OBP: 0.361, SLG: 0.489	L9		F8		F7		F7		F7	3	1	0	0	1	0	4											
33 Daniel Descalso, L OBP: 0.315, SLG: 0.332	P3		G1-3		G1-3		G1-3		G1-3	3	0	1	0	0	0	3											
12 Lance Berkman, S OBP: 0.400, SLG: 0.511										1	0	0	0	0	0	1											
19 Jon Jay, L OBP: 0.367, SLG: 0.373										0	0	0	0	0	0	0											
31 Lance Lynn, S OBP: 0.114, SLG: 0.088										3	0	0	0	0	3	2											
62 Barret Browning, L										0	0	0	0	0	0	0											
3 Carlos Beltrán, S OBP: 0.377, SLG: 0.527										1	0	0	0	0	0	1											
Inning Stats	R: 0 E: 0 K: 0 S: 10	H: 1 LOB: 2 BB: 1 P: 19	R: 0 E: 0 K: 1 S: 8	H: 1 LOB: 1 BB: 0 P: 11	R: 0 E: 0 K: 1 S: 7	H: 0 LOB: 0 BB: 0 P: 9	R: 0 E: 0 K: 0 S: 13	H: 1 LOB: 2 BB: 1 P: 22	R: 0 E: 0 K: 1 S: 10	H: 0 LOB: 1 BB: 1 P: 20	R: 0 E: 0 K: 0 S: 8	H: 0 LOB: 0 BB: 0 P: 13	R: 0 E: 0 K: 1 S: 13	H: 1 LOB: 1 BB: 0 P: 18	R: 0 E: 0 K: 1 S: 10	H: 1 LOB: 1 BB: 0 P: 17	R: 3 E: 0 K: 0 S: 20	H: 3 LOB: 2 BB: 2 P: 39	1B: 7 2B: 2 3B: 0 HR: 0	SF: 0 SAC: 0 DP: 0 HBP: 0	WP: 0 PB: 0 SB: 0 CS: 0	PA: 41					
PITCHER	IP	WLS	BF	H	R	ER	SO	BB	IBB	HBP	BLK	WP	HR	S	P	ERA	WHIP										
64 Mike Fiers, R ERA: 2.07	7.0		29	4	0	0	4	4	0	0	0	0	0	69	112	0.00	1.143										
57 Francisco Rodríguez, R ERA: 3.67	1.0	H	4	1	0	0	1	0	0	0	0	0	0	10	17	0.00	1.000										
59 John Axford, R ERA: 5.35	0.2	L	7	3	3	3	0	2	0	0	0	0	0	18	36	40.50	7.500										
50 Kameron Loe, R ERA: 4.08	0.1		1	0	0	0	0	0	0	0	0	0	0	2	3	0.00	0.000										

St. Louis Cardinals @ Milwaukee Brewers
Miller Park, Milwaukee, WI
Mon Jul 16 2012, 7:11 PM - 10:32 PM CDT
Att: 30,128 - Clear - 95 F

AB 35
R 3
H 8
RBI 3
BB 6
SO 5
LOB 22



Batter	1	2	3	4	5	6	7	8	9	AB	R	H	RBI	BB	SO	LOB	BOTTOM										
7 Norichika Aoki, L OBP: 0.366, SLG: 0.436	P5		F7		G4-3		G4-3		G4-3	3	1	0	0	1	0	0											
27 Carlos Gómez, R OBP: 0.383, SLG: 0.423	BB 1B		1B		1B		1B		1B	4	0	2	0	0	1	1											
8 Ryan Braun, R OBP: 0.397, SLG: 0.614	K		K		G3		K		K	4	0	1	1	0	2	1											
16 Aramis Ramirez, R OBP: 0.341, SLG: 0.464	K		P6		P6		P3		P4	4	0	0	0	0	1	2											
1 Corey Hart, R OBP: 0.321, SLG: 0.510	G6-3		F9		F9		HR		K	4	1	1	1	0	1	0											
23 Rickie Weeks Jr., R OBP: 0.316, SLG: 0.344	1B		1B		K		G6-3		K	4	0	1	0	0	2	0											
12 Martín Maldonado, R OBP: 0.331, SLG: 0.425	K		K		K		21 WP 1B		G5-3	4	0	1	0	0	2	1											
21 Cody Ransom, R OBP: 0.310, SLG: 0.420	K		K		K		K		K	3	0	1	0	0	2	2											
64 Mike Fiers, R										2	0	0	0	0	1	1											
57 Francisco Rodríguez, R										0	0	0	0	0	0	0											
14 Jeff Bianchi, R										1	0	0	0	0	0	0											
59 John Axford, R										0	0	0	0	0	0	0											
50 Kameron Loe, R										0	0	0	0	0	0	0											
Inning Stats	R: 0 E: 0 K: 2 S: 12	H: 1 LOB: 1 BB: 0 P: 20	R: 0 E: 0 K: 2 S: 12	H: 1 LOB: 1 BB: 0 P: 19	R: 0 E: 0 K: 1 S: 8	H: 1 LOB: 0 BB: 0 P: 10	R: 0 E: 0 K: 0 S: 7	H: 0 LOB: 0 BB: 0 P: 11	R: 0 E: 0 K: 2 S: 12	H: 1 LOB: 1 BB: 0 P: 17	R: 0 E: 0 K: 2 S: 7	H: 0 LOB: 0 BB: 0 P: 9	R: 1 E: 0 K: 1 S: 15	H: 2 LOB: 1 BB: 0 P: 23	R: 1 E: 0 K: 0 S: 7	H: 1 LOB: 1 BB: 1 P: 11	R: 0 E: 0 K: 2 S: 8	H: 0 LOB: 0 BB: 0 P: 12	1B: 4 2B: 2 3B: 0 HR: 1	SF: 0 SAC: 0 DP: 0 HBP: 0	WP: 1 PB: 0 SB: 1 CS: 0	PA: 34					
PITCHER	IP	WLS	BF	H	R	ER	SO	BB	IBB	HBP	BLK	WP	HR	S	P	ERA	WHIP										
31 Lance Lynn, R ERA: 3.27	7.0		26	6	1	1	10	0	0	0	0	0	0	73	109	1.29	0.857										
62 Barret Browning, L ERA: 3.0	0.1		2	0	1	1	0	1	0	0	0	0	0	3	7	27.00	3.000										
30 Jason Motte, R ERA: 2.93	1.2	W	6	1	0	0	2	0	0	0	0	0	0	12	16	0.00	0.600										

St. Louis Cardinals @ Milwaukee Brewers
Miller Park, Milwaukee, WI
Mon Jul 16 2012, 7:11 PM - 10:32 PM CDT
Att: 30,128 - Clear - 95 F

AB 33
R 2
H 7
RBI 2
BB 1
SO 12
LOB 8



Batter	1	2	3	4	5	6	7	8	9	AB	R	H	RBI	BB	SO	LOB	TOP			
15 Rafael Furcal, S OBP: 0.339, SLG: 0.360	F9		BB		1B		P2			3	1	1	0	1	0	2				
21 Allen Craig, R OBP: 0.367, SLG: 0.575	7 HBP		1B		G1-4-3			K		4	1	2	0	0	1	1				
7 Matt Holliday, R OBP: 0.394, SLG: 0.512	3 G4-3		1B		G6-3			G4-3		0	0	0	0	0	0	0				
19 Jon Jay, L OBP: 0.366, SLG: 0.378	3 HBP		2B					G4-3		3	0	1	1	0	0	0				
3 Carlos Beltrán, S OBP: 0.373, SLG: 0.522	G4-3		SF8-3-5					K		3	0	0	1	0	2	2				
23 David Freese, R OBP: 0.359, SLG: 0.479								K		4	0	3	0	0	1	0				
4 Yadier Molina, R OBP: 0.358, SLG: 0.525	G4-3				F9					4	0	2	0	0	0	2				
13 Matt Carpenter, L OBP: 0.358, SLG: 0.482	F7				F8			G6-3		4	0	1	0	0	0	4				
27 Tyler Greene, R OBP: 0.282, SLG: 0.368	G6-3									2	0	0	0	0	1	2				
55 Skip Schumaker, L (9, PH)										1	0	0	0	0	1	2				
58 Joe Kelly, R OBP: 0.091, SLG: 0.091										2	0	0	0	0	2	0				
12 Lance Berkman, S (7, PH)										1	0	0	0	0	1	2				
62 Barret Browning, L (7, 1)										0	0	0	0	0	0	0				
59 Fernando Salas, R (7, 1)										0	0	0	0	0	0	0				
33 Daniel Descalso, L (9, PH)										1	0	0	0	0	0	2				
Inning Stats	R: 0 H: 1 E: 0 K: 0 S: 10	H: 1 LOB: 1 BB: 0 P: 14	R: 0 H: 1 E: 0 K: 0 S: 11	H: 1 LOB: 1 BB: 0 P: 14	R: 2 H: 2 E: 0 K: 1 S: 13	H: 2 LOB: 0 BB: 1 P: 21	R: 0 H: 1 E: 0 K: 1 S: 10	H: 1 LOB: 1 BB: 0 P: 15	R: 0 H: 0 E: 0 K: 2 S: 9	H: 0 LOB: 0 BB: 0 P: 15	R: 0 H: 2 E: 0 K: 1 S: 19	H: 2 LOB: 2 BB: 0 P: 26	R: 0 H: 0 E: 0 K: 2 S: 10	H: 0 LOB: 0 BB: 0 P: 15	R: 0 H: 2 E: 0 K: 1 S: 15	H: 2 LOB: 2 BB: 0 P: 19	1B: 8 2B: 3 3B: 0 HR: 0	SF: 1 SAC: 1 DP: 3 HBP: 1	WP: 0 PB: 0 SB: 0 CS: 0	PA: 36
PITCHER	IP WLS BF H R ER SO BB IBB HBP BLK WP HR S P ERA WHIP																			
43 Randy Wolf, L (1, 1)	6.2	W	27	8	2	2	6	1	0	1	0	0	0	0	71	103	2.70	1.350		
40 Jose Veras, R (7, 1)	0.1	H	1	0	0	0	0	0	0	0	0	0	0	7	10	0.00	0.000			
26 Manny Parra, L (8, 1)	1.0	H	3	0	0	0	2	0	0	0	0	0	0	10	15	0.00	0.000			
57 Francisco Rodríguez, R (9, 1)	1.0	S	5	2	0	0	1	0	0	0	0	0	0	15	19	0.00	2.000			

St. Louis Cardinals @ Milwaukee Brewers
Miller Park, Milwaukee, WI
Tue Jul 17 2012, 7:11 PM - 10:16 PM CDT
Att: 30,491 - Cloudy - 85 F


AB 32
R 2
H 10
RBI 2
BB 1
SO 9
LOB 19



Batter	1	2	3	4	5	6	7	8	9	AB	R	H	RBI	BB	SO	LOB	BOTTOM			
7 Norichika Aoki, L (1, 9)	16 FC5-4		BB		F8			E6		3	1	1	0	1	0	1				
27 Carlos Gómez, R (1, 8)	16 FC5-4		FC4-6		P6					3	1	1	0	1	0	1				
8 Ryan Braun, R (1, 7)	K		G3-1					G3		3	0	0	0	0	2	3				
45 Travis Ishikawa, L (7, PH)										1	0	0	0	0	0	3				
26 Manny Parra, L (8, 1)										0	0	0	0	0	0	0				
57 Francisco Rodríguez, R (9, 1)										0	0	0	0	0	0	0				
16 Aramis Ramirez, R (1, 5)	FC5-4									4	0	2	1	0	0	2				
1 Corey Hart, R (1, 3)										4	0	1	1	0	1	2				
23 Rickie Weeks Jr., R (1, 4)	F9									4	1	1	1	0	1	3				
9 George Kottaras, L (1, 2)										2	0	0	0	0	0	0				
12 Martin Maldonado, R (7, PH)										2	0	0	0	0	1	1				
3 Cesar Izturis, S (1, 6)										3	0	2	0	0	0	0				
43 Randy Wolf, L (1, 1)										2	0	0	0	0	0	1				
2 Nyjer Morgan, L (7, 9)										1	0	0	0	0	0	1				
Inning Stats	R: 1 H: 3 E: 0 K: 1 S: 16	H: 0 LOB: 2 BB: 0 P: 21	R: 0 H: 0 E: 0 K: 0 S: 8	H: 0 LOB: 0 BB: 0 P: 14	R: 1 H: 1 E: 1 K: 1 S: 8	H: 1 LOB: 1 BB: 1 P: 14	R: 1 H: 2 E: 0 K: 0 S: 6	H: 2 LOB: 0 BB: 0 P: 10	R: 0 H: 0 E: 0 K: 1 S: 8	H: 0 LOB: 0 BB: 0 P: 11	R: 0 H: 0 E: 0 K: 1 S: 9	H: 0 LOB: 0 BB: 0 P: 14	R: 0 H: 1 E: 1 K: 0 S: 15	H: 1 LOB: 3 BB: 1 P: 22	R: 0 H: 1 E: 0 K: 1 S: 15	H: 1 LOB: 1 BB: 0 P: 20	1B: 7 2B: 0 3B: 0 HR: 1	SF: 0 SAC: 0 DP: 1 HBP: 0	WP: 0 PB: 0 SB: 0 CS: 0	PA: 34
PITCHER	IP WLS BF H R ER SO BB IBB HBP BLK WP HR S P ERA WHIP																			
58 Joe Kelly, R (1, 1)	6.0	L	24	6	3	2	4	1	0	0	0	0	0	0	55	84	3.00	1.167		
62 Barret Browning, L (7, 1)	0.2		4	1	0	0	0	0	0	0	0	0	0	10	13	0.00	1.500			
59 Fernando Salas, R (7, 1)	1.1		6	1	0	0	1	1	0	0	0	0	0	20	29	0.00	1.500			

St. Louis Cardinals @ Milwaukee Brewers
Miller Park, Milwaukee, WI
Tue Jul 17 2012, 7:11 PM - 10:16 PM CDT
Att: 30,491 - Cloudy - 85 F

AB 32
R 3
H 8
RBI 3
BB 2
SO 5
LOB 18




Batter	1	2	3	4	5	6	7	8	9	AB	R	H	RBI	BB	SO	LOB	TOP					
15 Rafael Furcal, S OBP: 0.343, SLG: 0.358			G3	L8						2	0	0	0	3	0	1	St. Louis Cardinals @ Milwaukee Brewers Miller Park, Milwaukee, WI Wed Jul 18 2012, 1:11 PM - 4:07 PM CDT Att: 37,753 - Cloudy - 81 F					
19 Jon Jay, L OBP: 0.359, SLG: 0.369			G6-3							4	0	0	0	0	3	2						
7 Matt Holliday, R OBP: 0.393, SLG: 0.510										1	0	0	0	0	1	2						
21 Allen Craig, R OBP: 0.368, SLG: 0.584										4	1	1	1	1	2	1						
27 Tyler Greene, R OBP: 0.282, SLG: 0.368										0	0	0	0	0	0	0						
23 David Freese, R OBP: 0.365, SLG: 0.489										2	1	1	2	3	0	1						
12 Lance Berkman, S OBP: 0.393, SLG: 0.471										3	0	0	0	2	1	4						
4 Yadier Molina, R OBP: 0.359, SLG: 0.518			P2							4	0	0	0	0	1	3						
13 Matt Carpenter, L OBP: 0.361, SLG: 0.483										4	0	2	0	0	2	0						
55 Skip Schumaker, L OBP: 0.390, SLG: 0.426										4	0	1	0	0	1	1						
50 Adam Wainwright, R OBP: 0.079, SLG: 0.079										3	0	1	0	0	0	3						
64 Trevor Rosenthal, R OBP: 0.375, SLG: 0.527										0	0	0	0	0	0	0						
3 Carlos Beltrán, S OBP: 0.375, SLG: 0.527										1	1	1	0	0	0	0						
Inning Stats	R: 0 E: 0 K: 1 S: 6	H: 0 LOB: 0 BB: 1 P: 13	R: 1 E: 0 K: 1 S: 12	H: 3 LOB: 2 BB: 0 P: 19	R: 1 E: 0 K: 0 S: 15	H: 1 LOB: 2 BB: 2 P: 28	R: 0 E: 0 K: 1 S: 17	H: 1 LOB: 1 BB: 0 P: 25	R: 0 E: 0 K: 3 S: 14	H: 0 LOB: 1 BB: 1 P: 24	R: 0 E: 0 K: 0 S: 9	H: 1 LOB: 1 BB: 0 P: 12	R: 0 E: 0 K: 2 S: 9	H: 0 LOB: 1 BB: 1 P: 18	R: 0 E: 0 K: 1 S: 8	H: 0 LOB: 0 BB: 1 P: 15	R: 1 E: 0 K: 2 S: 19	H: 1 LOB: 3 BB: 3 P: 35	1B: 4 2B: 1 3B: 0 HR: 2	SF: 0 SAC: 0 DP: 1 HBP: 0	WP: 0 PB: 0 CS: 2	PA: 41
PITCHER	IP WLS BF H R ER SO BB IBB HBP BLK WP HR S P ERA WHIP																					
63 Tyler Thornburg, R ERA: 6.0	4.2 22 5 2 2 5 4 0 0 0 0 2 61 103 3.86 1.929																					
59 John Axford, R ERA: 5.17	1.1 W 5 1 0 0 1 0 0 0 0 0 0 12 18 0.00 0.750																					
26 Manny Parra, L ERA: 4.01	1.0 H 4 0 0 0 2 1 0 0 0 0 0 9 18 0.00 1.000																					
40 Jose Veras, R ERA: 4.35	1.0 H 3 0 0 0 1 1 0 0 0 0 0 8 15 0.00 1.000																					
57 Francisco Rodríguez, R ERA: 3.71	1.0 S 7 1 1 1 2 3 0 0 0 0 0 0 19 35 9.00 4.000																					

Batter	1	2	3	4	5	6	7	8	9	AB	R	H	RBI	BB	SO	LOB	BOTTOM					
7 Norichika Aoki, L OBP: 0.363, SLG: 0.428										4	1	0	0	0	1	0	St. Louis Cardinals @ Milwaukee Brewers Miller Park, Milwaukee, WI Wed Jul 18 2012, 1:11 PM - 4:07 PM CDT Att: 37,753 - Cloudy - 81 F					
2 Nyjer Morgan, L OBP: 0.305, SLG: 0.277										3	1	1	0	1	0	0						
16 Aramis Ramirez, R OBP: 0.350, SLG: 0.472										3	1	3	0	0	0	0						
1 Corey Hart, R OBP: 0.319, SLG: 0.504										4	1	1	2	0	2	4						
23 Rickie Weeks Jr., R OBP: 0.312, SLG: 0.348										4	0	0	0	0	1	5						
12 Martín Maldonado, R OBP: 0.324, SLG: 0.409										3	0	0	0	1	1	3						
27 Carlos Gómez, R OBP: 0.282, SLG: 0.411										4	0	0	0	0	3	3						
14 Jeff Bianchi, R										3	0	0	0	0	1	1						
63 Tyler Thornburg, R ERA: 6.0										2	0	0	0	0	1	0						
59 John Axford, R ERA: 5.17										0	0	0	0	0	0	0						
26 Manny Parra, L ERA: 4.01										0	0	0	0	0	0	0						
45 Travis Ishikawa, L OBP: 0.263, SLG: 0.324										0	0	0	0	0	0	0						
40 Jose Veras, R ERA: 4.35										0	0	0	0	0	0	0						
57 Francisco Rodríguez, R ERA: 3.71										0	0	0	0	0	0	0						
Inning Stats	R: 4 E: 2 K: 0 S: 14	H: 2 LOB: 1 BB: 0 P: 19	R: 0 E: 0 K: 2 S: 10	H: 0 LOB: 0 BB: 0 P: 14	R: 0 E: 0 K: 3 S: 10	H: 1 LOB: 1 BB: 0 P: 18	R: 0 E: 0 K: 2 S: 8	H: 0 LOB: 0 BB: 0 P: 10	R: 0 E: 0 K: 0 S: 5	H: 1 LOB: 1 BB: 0 P: 7	R: 0 E: 0 K: 1 S: 7	H: 0 LOB: 0 BB: 0 P: 9	R: 0 E: 0 K: 1 S: 7	H: 0 LOB: 0 BB: 0 P: 12	R: 0 E: 0 K: 2 S: 15	H: 1 LOB: 3 BB: 2 P: 26	R: 0 E: 0 K: 2 S: 15	H: 0 LOB: 0 BB: 3 P: 26	1B: 4 2B: 1 3B: 0 HR: 0	SF: 0 SAC: 0 DP: 0 HBP: 1	WP: 1 PB: 0 CS: 0	PA: 34
PITCHER	IP WLS BF H R ER SO BB IBB HBP BLK WP HR S P ERA WHIP																					
50 Adam Wainwright, R ERA: 4.42	7.0 L 28 4 4 1 9 0 0 0 0 0 1 61 89 1.29 0.571																					
64 Trevor Rosenthal, R ERA: 4.42	1.0 6 1 0 0 2 2 0 0 0 0 0 0 15 26 0.00 3.000																					

AB 32
R 3
H 7
RBI 3
BB 9
SO 11
LOB 18



AB 31
R 4
H 5
RBI 2
SO 11
LOB 16



Batter	1	2	3	4	5	6	7	8	9	AB	R	H	RBI	BB	SO	LOB	TOP			
7 Norichika Aoki, L (1,9) OBP: 0.361, SLG: 0.429										4	0	1	1	0	2	0	Milwaukee Brewers @ Cincinnati Reds Great American Ball Park, Cincinnati, OH Fri Jul 20 2012, 7:12 PM - 9:41 PM EDT Att: 30,247 - Partly Cloudy - 77 F			
27 Carlos Gómez, R (1,8) OBP: 0.281, SLG: 0.408										4	0	1	0	0	0	1				
8 Ryan Braun, R (1,7) OBP: 0.395, SLG: 0.607										4	0	2	0	0	2	0				
16 Aramis Ramirez, R (1,5) OBP: 0.346, SLG: 0.466										4	0	0	0	0	2	3				
1 Corey Hart, R (1,3) OBP: 0.316, SLG: 0.499										4	0	0	0	0	1	2				
23 Rickie Weeks Jr., R (1,4) OBP: 0.310, SLG: 0.345										3	0	0	0	0	2	0				
12 Martín Maldonado, R (1,2) OBP: 0.331, SLG: 0.422										3	1	2	0	0	0	0				
21 Cody Ransom, R (1,6) OBP: 0.305, SLG: 0.412										3	0	0	0	0	2	2				
41 Marco Estrada, R (1,1) OBP: 0.111, SLG: 0.222										2	0	0	0	0	1	1				
45 Travis Ishikawa, L (8,PH) OBP: 0.290, SLG: 0.429										1	0	0	0	0	0	1				
50 Kameron Loe, R (8,1)										0	0	0	0	0	0	0				
Inning Stats	R: 0 H: 2 E: 0 K: 3 S: 15	H: 0 LOB: 2 BB: 0 P: 23	R: 0 H: 0 E: 0 K: 1 S: 7	H: 0 LOB: 0 BB: 0 P: 11	R: 0 H: 0 E: 0 K: 0 S: 9	H: 0 LOB: 0 BB: 0 P: 12	R: 0 H: 1 E: 0 K: 0 S: 6	H: 1 LOB: 1 BB: 0 P: 8	R: 0 H: 1 E: 0 K: 3 S: 15	H: 0 LOB: 0 BB: 0 P: 13	R: 0 H: 0 E: 0 K: 0 S: 6	H: 0 LOB: 0 BB: 0 P: 8	R: 1 H: 2 E: 0 K: 1 S: 9	H: 2 LOB: 1 BB: 0 P: 15	R: 0 H: 0 E: 0 K: 2 S: 9	H: 0 LOB: 0 BB: 0 P: 13	1B: 4 2B: 2 3B: 0 HR: 0	SF: 0 SAC: 0 DP: 1 HBP: 0	WP: 0 PB: 0 SB: 1 CS: 0	PA: 32
PITCHER	IP WLS BF H R ER SO BB IBB HBP BLK WP HR S P ERA WHIP																			
34 Homer Bailey, R (1,1) ERA: 3.74	8.0 W 29 6 1 1 10 0 0 0 0 0 0 0 78 112 1.12 0.750																			
54 Aroldis Chapman, L (9,1) ERA: 1.61	1.0 S 3 0 0 0 2 0 0 0 0 0 0 0 9 13 0.00 0.000																			

Batter	1	2	3	4	5	6	7	8	9	AB	R	H	RBI	BB	SO	LOB	BOTTOM			
6 Drew Stubbs, R (1,8) OBP: 0.292, SLG: 0.361										4	0	0	0	0	2	0	Milwaukee Brewers @ Cincinnati Reds Great American Ball Park, Cincinnati, OH Fri Jul 20 2012, 7:12 PM - 9:41 PM EDT Att: 30,247 - Partly Cloudy - 77 F			
2 Zack Cozart, R (1,6) OBP: 0.292, SLG: 0.404										4	1	3	1	0	0	0				
4 Brandon Phillips, R (1,4) OBP: 0.329, SLG: 0.439										4	0	0	0	0	0	2				
32 Jay Bruce, L (1,9) OBP: 0.319, SLG: 0.497										3	1	2	1	1	0	0				
48 Ryan Ludwick, R (1,7) OBP: 0.307, SLG: 0.487										4	0	0	0	0	1	3				
54 Aroldis Chapman, L (9,1)										0	0	0	0	0	0	0				
27 Scott Rolen, R (1,5) OBP: 0.273, SLG: 0.340										3	1	2	1	0	0	0				
21 Todd Frazier, R (1,3) OBP: 0.341, SLG: 0.542										3	0	0	0	0	0	1				
39 Devin Mesoraco, R (1,2) OBP: 0.299, SLG: 0.382										3	0	1	0	0	0	1				
34 Homer Bailey, R (1,1) OBP: 0.143, SLG: 0.167										3	0	0	0	0	3	1				
28 Chris Heisey, R (9,7) OBP: 0.317, SLG: 0.386										0	0	0	0	0	0	0				
Inning Stats	R: 0 H: 0 E: 0 K: 1 S: 12	H: 0 LOB: 0 BB: 0 P: 18	R: 0 H: 0 E: 0 K: 0 S: 5	H: 0 LOB: 0 BB: 0 P: 9	R: 0 H: 0 E: 0 K: 1 S: 8	H: 0 LOB: 0 BB: 0 P: 10	R: 1 H: 2 E: 0 K: 0 S: 18	H: 2 LOB: 1 BB: 0 P: 24	R: 0 H: 1 E: 0 K: 0 S: 7	H: 1 LOB: 1 BB: 0 P: 13	R: 0 H: 1 E: 1 K: 1 S: 9	H: 1 LOB: 1 BB: 0 P: 13	R: 2 H: 3 E: 0 K: 2 S: 17	H: 3 LOB: 1 BB: 0 P: 26	R: 0 H: 1 E: 0 K: 1 S: 10	H: 1 LOB: 2 BB: 1 P: 19	1B: 2 2B: 4 3B: 0 HR: 3	SF: 0 SAC: 0 DP: 1 HBP: 0	WP: 1 PB: 0 SB: 0 CS: 0	PA: 32
PITCHER	IP WLS BF H R ER SO BB IBB HBP BLK WP HR S P ERA WHIP																			
41 Marco Estrada, R (1,1) ERA: 4.1	7.0 L 27 7 3 3 5 0 0 0 0 0 0 0 76 113 3.86 1.000																			
50 Kameron Loe, R (8,1) ERA: 3.98	1.0 5 1 0 0 1 0 1 0 0 0 0 0 10 19 0.00 1.000																			

Batter	1	2	3	4	5	6	7	8	9	AB	R	H	RBI	BB	SO	LOB	TOP										
7 Norichika Aoki, L (1,8) OBP: 0.356, SLG: 0.422	F9		G1-3		G3		F7			4	0	0	0	0	0	1	Milwaukee Brewers @ Cincinnati Reds Great American Ball Park, Cincinnati, OH Sat Jul 21 2012, 7:10 PM - 10:09 PM EDT Att: 40,090 - Clear - 85 F										
45 Travis Ishikawa, L (1,3) OBP: 0.302, SLG: 0.460	K							G6-3		3	2	0	0	1	0	0											
27 Carlos Gómez, R (8,PH) OBP: 0.280, SLG: 0.406										1	0	0	0	0	0	0											
8 Ryan Braun, R (1,7) OBP: 0.394, SLG: 0.602	L6							G5-3		4	0	1	0	0	1	1											
16 Aramis Ramirez, R (1,5) OBP: 0.345, SLG: 0.467								G4-3		4	0	1	0	0	1	2											
1 Corey Hart, R (1,9) OBP: 0.318, SLG: 0.497	F9									3	0	1	1	1	0	1											
23 Richie Weeks Jr., R (1,4) OBP: 0.309, SLG: 0.342	G5-3									3	0	0	0	1	0	2											
12 Martín Maldonado, R (1,2) OBP: 0.322, SLG: 0.410	F9									4	0	0	0	0	1	3											
14 Jeff Bianchi, R (1,6)										3	0	0	0	0	1	0											
49 Yovani Gallardo, R (1,1) OBP: 0.075, SLG: 0.100										2	0	0	0	0	2	0											
59 John Axford, R (6,1)										0	0	0	0	0	0	0											
3 Cesar Izturis, S (7,PH) OBP: 0.250, SLG: 0.296										1	0	1	0	0	0	0											
40 Jose Veras, R (7,1)										0	0	0	0	0	0	0											
61 Livan Hernandez, R (8,1)										0	0	0	0	0	0	0											
Inning Stats	R: 0 E: 0 K: 1 S: 9	H: 0 LOB: 0 BB: 0 P: 11	R: 0 E: 0 K: 0 S: 7	H: 1 LOB: 1 BB: 0 P: 12	R: 0 E: 0 K: 2 S: 9	H: 0 LOB: 0 BB: 0 P: 10	R: 1 E: 0 K: 2 S: 16	H: 2 LOB: 2 BB: 1 P: 27	R: 0 E: 0 K: 1 S: 9	H: 0 LOB: 0 BB: 0 P: 13	R: 1 E: 0 K: 0 S: 7	H: 2 LOB: 1 BB: 1 P: 13	R: 0 E: 0 K: 1 S: 11	H: 1 LOB: 0 BB: 0 P: 16	R: 0 E: 0 K: 0 S: 10	H: 0 LOB: 0 BB: 0 P: 12	R: 0 E: 0 K: 0 S: 9	H: 0 LOB: 0 BB: 0 P: 11	1B: 3 2B: 3 3B: 0 HR: 0	SF: 0 SAC: 0 DP: 1 HBP: 0	WP: 0 PB: 0 SB: 0 CS: 0	PA: 34					
PITCHER	IP	WLS	BF	H	R	ER	SO	BB	IBB	HBP	BLK	WP	HR	S	P	ERA	WHIP										
61 Bronson Arroyo, R (1,1) ERA: 3.98	6.0	W	24	5	2	2	6	2	0	0	0	0	0	57	86	3.00	1.167										
33 Jose Arredondo, R (7,1) ERA: 2.29	0.2	H	3	1	0	0	1	0	0	0	0	0	0	8	13	0.00	1.500										
51 Sean Marshall, L (7,1) ERA: 2.78	0.2	H	2	0	0	0	0	0	0	0	1	0	0	9	10	0.00	0.000										
63 Sam LeCure, R (8,1) ERA: 3.41	0.2		2	0	0	0	0	0	0	0	0	0	0	4	5	0.00	0.000										
66 Logan Ondrusek, R (9,1) ERA: 2.78	1.0		3	0	0	0	0	0	0	0	0	0	0	9	11	0.00	0.000										

Batter	1	2	3	4	5	6	7	8	9	AB	R	H	RBI	BB	SO	LOB	BOTTOM										
6 Drew Stubbs, R (1,8) OBP: 0.288, SLG: 0.356	P4		G5-3		CS		F8		G4-3	4	0	0	0	0	0	0	Milwaukee Brewers @ Cincinnati Reds Great American Ball Park, Cincinnati, OH Sat Jul 21 2012, 7:10 PM - 10:09 PM EDT Att: 40,090 - Clear - 85 F										
2 Zack Cozart, R (1,6) OBP: 0.294, SLG: 0.403			G6-3				F7			3	2	1	0	1	0	0											
4 Brandon Phillips, R (1,4) OBP: 0.331, SLG: 0.448			L8				G5-3			4	2	2	2	0	0	0											
32 Jay Bruce, L (1,9) OBP: 0.321, SLG: 0.500										4	1	2	1	0	1	0											
27 Scott Rolen, R (1,5) OBP: 0.272, SLG: 0.353	SF7		L9							3	0	1	1	0	0	1											
48 Ryan Ludwick, R (1,7) OBP: 0.310, SLG: 0.500										4	1	2	2	0	1	1											
21 Todd Frazier, R (1,3) OBP: 0.344, SLG: 0.541	F7									4	0	2	0	0	0	0											
66 Logan Ondrusek, R (9,1)										0	0	0	0	0	0	0											
29 Ryan Hanigan, R (1,2) OBP: 0.348, SLG: 0.346										3	0	0	0	1	0	2											
61 Bronson Arroyo, R (1,1) ERA: 3.72										2	0	0	0	0	1	2											
26 Xavier Fajó, L (6,PH)										1	0	0	0	0	0	3											
33 Jose Arredondo, R (7,1)										0	0	0	0	0	0	0											
51 Sean Marshall, L (7,1)										0	0	0	0	0	0	0											
63 Sam LeCure, R (8,1)										0	0	0	0	0	0	0											
43 Miguel Cairo, R (9,3) OBP: 0.160, SLG: 0.235										0	0	0	0	0	0	0											
Inning Stats	R: 4 E: 0 K: 0 S: 14	H: 4 LOB: 0 BB: 0 P: 24	R: 0 E: 0 K: 1 S: 8	H: 0 LOB: 0 BB: 0 P: 13	R: 0 E: 0 K: 0 S: 7	H: 1 LOB: 1 BB: 0 P: 12	R: 0 E: 0 K: 0 S: 12	H: 2 LOB: 1 BB: 0 P: 20	R: 0 E: 0 K: 0 S: 12	H: 0 LOB: 0 BB: 0 P: 19	R: 0 E: 0 K: 0 S: 20	H: 2 LOB: 3 BB: 1 P: 35	R: 2 E: 0 K: 1 S: 15	H: 1 LOB: 0 BB: 1 P: 25	R: 0 E: 0 K: 1 S: 6	H: 0 LOB: 0 BB: 0 P: 9	1B: 6 2B: 1 3B: 1 HR: 2	SF: 1 SAC: 0 DP: 0 HBP: 0	WP: 1 PB: 0 SB: 0 CS: 1	PA: 36							
PITCHER	IP	WLS	BF	H	R	ER	SO	BB	IBB	HBP	BLK	WP	HR	S	P	ERA	WHIP										
49 Yovani Gallardo, R (1,1) ERA: 3.72	5.2	L	25	9	4	4	1	0	0	0	0	0	0	68	111	6.35	1.588										
59 John Axford, R (6,1)	0.1		2	0	0	0	0	0	1	0	0	1	0	5	12	0.00	0.000										
40 Jose Veras, R (7,1)	1.0		5	1	2	2	1	1	0	0	0	0	1	15	25	18.00	2.000										
61 Livan Hernandez, R (8,1) ERA: 5.13	1.0		3	0	0	0	1	0	0	0	0	0	0	6	9	0.00	0.000										

AB	32
R	2
H	6
RBI	1
BB	2
SO	7
LOB	10



AB	32
R	6
H	10
RBI	6
BB	2
SO	3
LOB	9



Batter	1	2	3	4	5	6	7	8	9	AB	R	H	RBI	BB	SO	LOB	TOP															
7 Norichika Aoki, L (1.9) OBP: 0.355, SLG: 0.423										4	0	1	0	1	0	0	Milwaukee Brewers @ Philadelphia Phillies Citizens Bank Park, Philadelphia, PA Tue Jul 24 2012, 7:10 PM - 10:00 PM EDT Att: 43,745 - Clear - 93 F															
27 Carlos Gómez, R (1.8) OBP: 0.296, SLG: 0.439										5	1	1	1	0	2	4																
8 Ryan Braun, R (1.7) OBP: 0.393, SLG: 0.603										4	3	3	1	0	0	0																
16 Aramis Ramirez, R (1.5) OBP: 0.350, SLG: 0.483										4	1	2	2	0	1	0																
1 Corey Hart, R (1.3) OBP: 0.318, SLG: 0.490										4	0	2	1	0	2	0																
23 Rickie Weeks Jr., R (1.4) OBP: 0.305, SLG: 0.333										4	0	0	0	0	0	3																
12 Martín Maldonado, R (1.2) OBP: 0.323, SLG: 0.495										4	0	1	0	0	1	0																
3 Cesar Izturis, S (1.6) OBP: 0.243, SLG: 0.299										4	0	1	0	0	1	1																
26 Manny Parra, L (8.1)										0	0	0	0	0	0	0																
50 Kameron Loe, R (8.1)										0	0	0	0	0	0	0																
13 Zack Greinke, R (1.1) OBP: 0.206, SLG: 0.394										2	1	1	1	0	1	0																
40 Jose Veras, R (8.1)										0	0	0	0	0	0	0																
14 Jeff Bianchi, R (8.6)										0	0	0	0	0	0	0																
9 George Kottaras, L (8, PH) OBP: 0.409, SLG: 0.360										1	0	0	0	0	1	0																
Inning Stats	R: 1 E: 0 K: 0 S: 15	H: 4 LOB: 2 BB: 0 P: 21	R: 0 E: 0 K: 1 S: 8	H: 0 LOB: 0 BB: 0 P: 10	R: 0 E: 0 K: 0 S: 5	H: 0 LOB: 0 BB: 0 P: 9	R: 0 E: 0 K: 2 S: 7	H: 2 LOB: 2 BB: 1 P: 15	R: 1 E: 0 K: 0 S: 8	H: 1 LOB: 0 BB: 0 P: 11	R: 3 E: 1 K: 1 S: 18	H: 3 LOB: 1 BB: 0 P: 28	R: 0 E: 0 K: 2 S: 7	H: 0 LOB: 0 BB: 0 P: 10	1B: 8 2B: 0 3B: 0 HR: 4	SF: 0 SAC: 1 DP: 1 HBP: 0	WP: 0 PB: 0 CS: 1	PA: 38														
PITCHER	IP WLS BF H R ER SO BB IBB HBP BLK WP HR S P ERA WHIP																															
33 Cliff Lee, L (1.1) ERA: 3.97	7.0	31	12	6	6	6	1	0	0	0	0	4	72	96	7.71	1.857																
44 Michael Schwimer, R (8.1) ERA: 4.01	1.0	W	4	0	0	1	0	0	0	0	0	0	9	16	0.00	0.000																
58 Jonathan Papelbon, R (8.1) ERA: 3.38	1.0	S	3	0	0	2	0	0	0	0	0	0	7	10	0.00	0.000																

Batter	1	2	3	4	5	6	7	8	9	AB	R	H	RBI	BB	SO	LOB	BOTTOM															
11 Jimmy Rollins, S (1.6) OBP: 0.313, SLG: 0.405										4	0	1	0	0	0	0	Milwaukee Brewers @ Philadelphia Phillies Citizens Bank Park, Philadelphia, PA Tue Jul 24 2012, 7:10 PM - 10:00 PM EDT Att: 43,745 - Clear - 93 F															
8 Shane Victorino, S (1.8) OBP: 0.318, SLG: 0.388										3	2	1	0	1	0	1																
26 Chase Utley, L (1.4) OBP: 0.321, SLG: 0.429										3	1	0	0	1	2	2																
6 Ryan Howard, L (1.3) OBP: 0.367, SLG: 0.585										3	0	1	1	1	1	0																
18 Mike Fontenot, L (8, PR) OBP: 0.353, SLG: 0.351										0	1	0	0	0	0	0																
51 Carlos Ruiz, R (1.2) OBP: 0.410, SLG: 0.574										4	1	1	3	0	0	1																
3 Hunter Pence, R (1.9) OBP: 0.336, SLG: 0.451										4	0	1	1	0	0	0																
24 Ty Wigginton, R (1.5) OBP: 0.307, SLG: 0.377										3	1	1	0	1	1	0																
15 John Mayberry Jr., R (1.7) OBP: 0.273, SLG: 0.397										4	0	0	0	0	0	3																
33 Cliff Lee, L (1.1) OBP: 0.182, SLG: 0.212	7.0									2	0	0	0	0	1	0																
44 Michael Schwimer, R (8.1) ERA: 4.97	0.1	L	4	2	4	4	0	1	0	0	0	0	0	0	0	0																
19 Laynce Nix, L (8, PH) OBP: 0.399, SLG: 0.571										0	0	0	0	0	0	0																
31 Erik Kratz, R (8, PH) OBP: 0.273, SLG: 1.091										1	1	2	0	0	0	0																
58 Jonathan Papelbon, R (8.1) ERA: 4.04										0	0	0	0	0	0	0																
Inning Stats	R: 1 E: 0 K: 1 S: 12	H: 2 LOB: 1 BB: 0 P: 17	R: 0 E: 0 K: 1 S: 10	H: 0 LOB: 0 BB: 0 P: 17	R: 0 E: 0 K: 0 S: 8	H: 1 LOB: 1 BB: 0 P: 12	R: 0 E: 0 K: 0 S: 3	H: 0 LOB: 0 BB: 0 P: 7	R: 0 E: 0 K: 1 S: 7	H: 0 LOB: 0 BB: 0 P: 12	R: 0 E: 0 K: 1 S: 8	H: 0 LOB: 0 BB: 0 P: 11	R: 0 E: 0 K: 1 S: 6	H: 0 LOB: 0 BB: 0 P: 11	R: 6 E: 0 K: 0 S: 27	H: 4 LOB: 2 BB: 4 P: 49	1B: 4 2B: 2 3B: 0 HR: 1	SF: 0 SAC: 0 DP: 0 HBP: 0	WP: 0 PB: 0 CS: 0	PA: 35												
PITCHER	IP WLS BF H R ER SO BB IBB HBP BLK WP HR S P ERA WHIP																															
13 Zack Greinke, R (1.1) ERA: 3.44	7.0	24	3	1	1	0	0	0	0	0	0	0	5	8	27.00	3.000																
40 Jose Veras, R (8.1) ERA: 4.87	0.1	5	1	1	1	0	3	0	0	0	0	1	12	25	27.00	12.000																
26 Manny Parra, L (8.1) ERA: 4.7	0.1	L	4	2	4	4	1	0	0	0	0	0	10	16	108.00	9.000																

Batter	1	2	3	4	5	6	7	8	9	AB	R	H	RBI	BB	SO	LOB	TOP	
1 Steve Lombardozzi, S OBP: 0.306, SLG: 0.531	L9		K			34 BB 1B		G6-3		4	0	1	0	0	1	0	Washington Nationals @ Milwaukee Brewers Miller Park, Milwaukee, WI Fri Jul 27 2012, 7:11 PM - 9:59 PM CDT Att: 35,858 - Cloudy - 74 F	
34 Bryce Harper, L OBP: 0.338, SLG: 0.435	G5-3		F8			SAFE BB		K		3	0	0	0	1	1	0		
11 Ryan Zimmerman, R (1,5)					K					3	0	0	0	1	3	2		
25 Adam LaRoche, L OBP: 0.339, SLG: 0.499	F7					F9				4	0	1	0	0	0	3		
38 Michael Morse, R OBP: 0.322, SLG: 0.450										3	0	1	0	1	0	1		
8 Danny Espinosa, S OBP: 0.318, SLG: 0.407										3	0	0	0	0	2	2		
2 Roger Bernadina, L 35 Craig Stammen, R 7 Mark DeRosa, R 22 Drew Storen, S 63 Henry Alberto Rodriguez, R	F8									2	0	0	0	0	0	1		
41 Sandy León, S OBP: 0.360, SLG: 0.286										3	0	0	0	0	2	3		
48 Ross Detwiler, R 10 Corey Brown, L										1	0	0	0	0	1	0		
										2	0	0	0	0	1	0		
Inning Stats	R: 0 E: 0 K: 0 S: 6	H: 0 LOB: 1 BB: 1 P: 13	R: 0 E: 0 K: 2 S: 14	H: 0 LOB: 1 BB: 1 P: 22	R: 0 E: 0 K: 2 S: 10	H: 0 LOB: 0 BB: 0 P: 13	R: 0 E: 0 K: 1 S: 6	H: 1 LOB: 2 BB: 1 P: 27	R: 0 E: 0 K: 1 S: 12	H: 2 LOB: 1 BB: 0 P: 15	R: 0 E: 0 K: 1 S: 7	H: 0 LOB: 0 BB: 0 P: 12	R: 0 E: 0 K: 1 S: 6	H: 0 LOB: 0 BB: 0 P: 12	1B: 4 2B: 0 3B: 0 HR: 0	SF: 0 SAC: 0 DP: 2 HBP: 0	WP: 1 PB: 0 SB: 0 CS: 0	PA: 32
PITCHER	IP WLS BF H R ER SO BB IBB HBP BLK WP HR S P ERA WHIP																	
64 Mike Fiers, R ERA: 1.77	6.1 W 25 4 0 0 9 3 0 0 0 0 1 0 68 108 0.00 1.105																	
61 Livan Hernandez, R ERA: 4.7	1.2 4 0 0 0 1 0 0 0 0 0 0 0 10 15 0.00 0.000																	
40 Jose Veras, R ERA: 4.75	1.0 3 0 0 0 1 0 0 0 0 0 0 0 6 12 0.00 0.000																	

Batter	1	2	3	4	5	6	7	8	9	AB	R	H	RBI	BB	SO	LOB	BOTTOM	
7 Norichika Aoki, L OBP: 0.352, SLG: 0.418	G3		B3			27 S 2B				4	1	2	0	0	0	0	Washington Nationals @ Milwaukee Brewers Miller Park, Milwaukee, WI Fri Jul 27 2012, 7:11 PM - 9:59 PM CDT Att: 35,858 - Cloudy - 74 F	
27 Carlos Gómez, R OBP: 0.299, SLG: 0.455	G6-3									4	1	1	1	0	1	1		
8 Ryan Braun, R OBP: 0.395, SLG: 0.608	G6-3									4	1	1	1	0	1	1		
16 Aramis Ramirez, R OBP: 0.351, SLG: 0.494										4	2	3	2	0	1	1		
1 Corey Hart, R OBP: 0.320, SLG: 0.493										4	1	1	2	0	1	1		
23 Rickie Weeks Jr., R OBP: 0.317, SLG: 0.357										4	0	2	0	0	0	0		
20 Jonathan Lucroy, R OBP: 0.382, SLG: 0.566										3	0	0	0	1	0	1		
21 Cody Ransom, R OBP: 0.305, SLG: 0.405										2	0	0	0	1	1	0		
64 Mike Fiers, R 61 Livan Hernandez, R 40 Jose Veras, R										3	0	0	0	0	2	1		
										0	0	0	0	0	0	0		
										0	0	0	0	0	0	0		
Inning Stats	R: 0 E: 0 K: 0 S: 4	H: 2 LOB: 0 BB: 0 P: 14	R: 0 E: 0 K: 1 S: 8	H: 0 LOB: 0 BB: 0 P: 11	R: 2 E: 0 K: 2 S: 20	H: 3 LOB: 1 BB: 1 P: 34	R: 4 E: 0 K: 2 S: 20	H: 4 LOB: 0 BB: 0 P: 29	R: 0 E: 0 K: 0 S: 7	H: 0 LOB: 1 BB: 1 P: 14	R: 0 E: 0 K: 1 S: 8	H: 1 LOB: 0 BB: 0 P: 9	R: 0 E: 0 K: 1 S: 8	H: 0 LOB: 0 BB: 0 P: 10	1B: 5 2B: 3 3B: 0 HR: 2	SF: 0 SAC: 0 DP: 1 HBP: 0	WP: 1 PB: 0 SB: 3 CS: 1	PA: 35
PITCHER	IP WLS BF H R ER SO BB IBB HBP BLK WP HR S P ERA WHIP																	
48 Ross Detwiler, L ERA: 3.24	4.2 L 20 7 4 4 5 1 0 0 0 0 0 1 14 25 7.71 1.714																	
35 Craig Stammen, R ERA: 2.26	1.1 7 2 2 2 0 1 0 0 0 0 0 1 14 25 13.50 2.250																	
22 Drew Storen, R ERA: 6.75	1.0 4 1 0 0 1 0 0 0 0 0 0 0 8 9 0.00 1.000																	
63 Henry Alberto Rodriguez, R ERA: 5.46	1.0 3 0 0 0 1 0 0 0 0 0 0 0 8 10 0.00 0.000																	

Batter	1	2	3	4	5	6	7	8	9	AB	R	H	RBI	BB	SO	LOB	TOP										
27 Jose Altuve, R OBP: 0.348, SLG: 0.424										3	3	2	1	1	0	1	Houston Astros @ Milwaukee Brewers Miller Park, Milwaukee, WI Mon Jul 30 2012, 7:12 PM - 10:42 PM CDT Att: 28,131 - Clear - 90 F										
9 Marwin Gonzalez, S OBP: 0.311, SLG: 0.362										3	0	1	0	0	0	1											
44 Justin Maxwell, R OBP: 0.318, SLG: 0.468										1	0	1	1	0	0	0											
13 Steve Pearce, R OBP: 0.322, SLG: 0.462										3	0	2	3	0	1	1											
29 Brett Wallace, L OBP: 0.404, SLG: 0.525										4	0	0	0	0	2	2											
14 J.D. Martinez, R OBP: 0.318, SLG: 0.386										4	0	0	0	1	1	3											
46 Scott Moore, L OBP: 0.296, SLG: 0.472										4	1	2	1	0	0	2											
22 Carlos Corporan, S OBP: 0.429, SLG: 0.654										4	0	1	0	0	1	1											
1 Jordan Schafer, L OBP: 0.312, SLG: 0.313										2	2	0	0	2	1	1											
20 Bud Norris, R OBP: 0.176, SLG: 0.188										1	0	0	0	0	1	0											
37 Francisco Cordero, R ERA: 5.24										0	0	0	0	0	0	0											
63 Xavier Cedeño, L OBP: 0.301, SLG: 0.320										1	1	1	1	0	0	0											
Inning Stats	R: 1 E: 0 K: 0 S: 8	H: 1 LOB: 0 BB: 0 P: 12	R: 0 E: 0 K: 1 S: 9	H: 1 LOB: 1 BB: 0 P: 15	R: 1 E: 0 K: 1 S: 11	H: 1 LOB: 1 BB: 1 P: 17	R: 0 E: 0 K: 2 S: 7	H: 0 LOB: 0 BB: 0 P: 8	R: 0 E: 0 K: 1 S: 11	H: 1 LOB: 1 BB: 0 P: 14	R: 0 E: 0 K: 0 S: 11	H: 1 LOB: 1 BB: 0 P: 17	R: 1 E: 0 K: 1 S: 13	H: 2 LOB: 2 BB: 1 P: 22	R: 3 E: 0 K: 0 S: 17	H: 2 LOB: 2 BB: 2 P: 34	1B: 7 2B: 3 3B: 0 HR: 1	SF: 3 SAC: 3 DP: 1 HBP: 1	WP: 0 PB: 0 SB: 2 CS: 1	PA: 41							
PITCHER	IP	WLS	BF	H	R	ER	SO	BB	IBB	HBP	BLK	WP	HR	S	P	ERA	WHIP										
41 Marco Estrada, R ERA: 4.34	7.0		27	6	3	2	6	1	0	0	0	0	1	68	97	2.57	1.000										
61 Ivan Hernandez, R ERA: 5.24	1.1	W	9	3	3	3	1	2	0	0	0	0	0	21	37	20.25	3.750										
50 Kameron Loe, R ERA: 3.91	0.0		2	1	0	0	0	1	0	0	0	0	0	4	11	∞	∞										
59 John Axford, R ERA: 5.04	0.2	S	3	0	1	1	0	0	0	1	0	0	0	5	8	13.50	0.000										

Batter	1	2	3	4	5	6	7	8	9	AB	R	H	RBI	BB	SO	LOB	BOTTOM										
7 Norichika Aoki, L OBP: 0.350, SLG: 0.420										5	1	1	1	0	0	1	Houston Astros @ Milwaukee Brewers Miller Park, Milwaukee, WI Mon Jul 30 2012, 7:12 PM - 10:42 PM CDT Att: 28,131 - Clear - 90 F										
27 Carlos Gómez, R OBP: 0.298, SLG: 0.462										4	0	1	0	0	0	0											
16 Aramis Ramirez, R OBP: 0.352, SLG: 0.493										5	0	2	1	0	2	0											
1 Corey Hart, R OBP: 0.324, SLG: 0.499										3	0	0	0	1	1	2											
23 Rickie Weeks Jr, R OBP: 0.323, SLG: 0.367										3	0	0	0	1	1	5											
61 Ivan Hernandez, R ERA: 5.02										0	0	0	0	0	0	0											
50 Kameron Loe, R ERA: 3.91										0	0	0	0	0	0	0											
59 John Axford, R ERA: 5.04										0	0	0	0	0	0	0											
20 Jonathan Lucroy, R OBP: 0.392, SLG: 0.566										3	2	1	0	1	0	1											
2 Nyjer Morgan, L OBP: 0.302, SLG: 0.288										2	2	1	2	1	0	0											
3 Cesar Izturis, S OBP: 0.242, SLG: 0.300										4	2	3	1	0	0	2											
41 Marco Estrada, R OBP: 0.095, SLG: 0.190										1	0	0	0	0	0	2											
21 Cody Ransom, R OBP: 0.308, SLG: 0.412										2	1	1	3	0	0	1											
Inning Stats	R: 0 E: 0 K: 1 S: 6	H: 0 LOB: 0 BB: 0 P: 10	R: 0 E: 0 K: 1 S: 13	H: 0 LOB: 0 BB: 0 P: 18	R: 0 E: 0 K: 0 S: 8	H: 1 LOB: 1 BB: 0 P: 14	R: 0 E: 0 K: 0 S: 4	H: 0 LOB: 0 BB: 0 P: 6	R: 0 E: 0 K: 0 S: 16	H: 0 LOB: 2 BB: 2 P: 29	R: 0 E: 0 K: 1 S: 15	H: 1 LOB: 2 BB: 0 P: 22	R: 4 E: 0 K: 0 S: 15	H: 5 LOB: 2 BB: 2 P: 30	R: 4 E: 0 K: 1 S: 15	H: 3 LOB: 0 BB: 0 P: 23	1B: 6 2B: 2 3B: 0 HR: 2	SF: 0 SAC: 2 DP: 1 HBP: 1	WP: 0 PB: 0 SB: 2 CS: 0	PA: 39							
PITCHER	IP	WLS	BF	H	R	ER	SO	BB	IBB	HBP	BLK	WP	HR	S	P	ERA	WHIP										
20 Bud Norris, R ERA: 5.02	6.0		26	4	3	3	3	3	0	1	0	0	1	69	112	4.50	1.167										
37 Francisco Cordero, R ERA: 7.04	1.0	L	7	4	2	2	0	0	1	0	0	0	0	10	19	18.00	4.000										
63 Xavier Cedeño, L ERA: 4.38	1.0		6	2	3	3	1	0	0	0	0	0	1	13	21	27.00	2.000										

Batter	1	2	3	4	5	6	7	8	9	AB	R	H	RBI	BB	SO	LOB	TOP					
1 Jordan Schafer, L (1, 8) OBP: 0.309, SLG: 0.306	F9		FC1-6 27 1B		K		K		G4-3	5	1	0	0	0	2	4	Houston Astros @ Milwaukee Brewers Miller Park, Milwaukee, WI Wed Aug 01 2012, 1:11 PM - 4:33 PM CDT Att: 32,217 - Partly Cloudy - 85 F					
27 Jose Altuve, R (1, 4) OBP: 0.347, SLG: 0.422	G6-3		1B			K	P3		G6-3	5	0	1	1	0	1	3						
46 Scott Moore, L (1, 5) OBP: 0.292, SLG: 0.448	G3		L4			19 WP 29 1B			29 HR HBP	3	1	1	0	0	0	1						
29 Brett Wallace, L (1, 3) OBP: 0.418, SLG: 0.646	F7					19 WP 1B			HR	4	2	3	3	0	0	0						
3 Ben Francisco, R (1, 7) OBP: 0.298, SLG: 0.405	2B					K			P5	4	0	1	0	0	2	2						
19 Brian Bojusevic, L (1, 9) OBP: 0.295, SLG: 0.318	K					F9			G6-3	4	0	0	0	0	1	3						
22 Carlos Corporan, S (1, 2) OBP: 0.406, SLG: 0.600	G4-3					G3			L8	4	0	1	0	0	1	1						
9 Marwin Gonzalez, S (1, 6) OBP: 0.310, SLG: 0.358						G3				3	0	2	0	0	0	0						
16 Matt Downs, R (8, 6) OBP: 0.255, SLG: 0.397			FC1-6 18 SH1-4 1B			G3			13 FC5-4 HBP	0	0	0	0	0	0	0						
18 Jordan Lyles, R (1, 1) OBP: 0.337, SLG: 0.509			SH1-4			G6-3			FC5-4 G4-3 1 WP	1	0	0	0	0	0	0						
43 Fernando Rodriguez Jr., R (8, 1) OBP: 0.330, SLG: 0.454										1	0	0	0	0	0	0						
44 Justin Maxwell, R (7, 9) OBP: 0.330, SLG: 0.454										0	0	0	0	0	0	2						
37 Francisco Cordero, R (7, 1) OBP: 0.330, SLG: 0.454										0	0	0	0	0	0	0						
63 Xavier Cedeño, L (8, 1) OBP: 0.330, SLG: 0.454										0	0	0	0	0	0	0						
13 Steve Pearce, R (8, 9) OBP: 0.330, SLG: 0.454										1	0	0	0	0	0	1						
Inning Stats	R: 0 E: 0 K: 0 S: 5	H: 0 LOB: 0 BB: 0 P: 11	R: 0 E: 0 K: 1 S: 10	H: 1 LOB: 1 BB: 0 P: 14	R: 1 E: 0 K: 0 S: 8	H: 2 LOB: 1 BB: 0 P: 12	R: 1 E: 0 K: 2 S: 15	H: 1 LOB: 0 BB: 0 P: 22	R: 0 E: 0 K: 1 S: 7	H: 0 LOB: 0 BB: 0 P: 9	R: 0 E: 0 K: 2 S: 18	H: 2 LOB: 2 BB: 0 P: 25	R: 0 E: 0 K: 1 S: 16	H: 2 LOB: 2 BB: 0 P: 24	R: 2 E: 0 K: 0 S: 9	H: 1 LOB: 0 BB: 0 P: 13	R: 0 E: 0 K: 0 S: 9	H: 0 LOB: 1 BB: 0 P: 16	1B: 6 2B: 1 3B: 0 HR: 2	SF: 0 SAC: 1 DP: 0 HBP: 2	WP: 2 PB: 0 SB: 0 CS: 0	PA: 38
PITCHER	IP WLS BF H R ER SO BB IBB HBP BLK WP HR S P ERA WHIP	IP WLS BF H R ER SO BB IBB HBP BLK WP HR S P ERA WHIP	IP WLS BF H R ER SO BB IBB HBP BLK WP HR S P ERA WHIP	IP WLS BF H R ER SO BB IBB HBP BLK WP HR S P ERA WHIP	IP WLS BF H R ER SO BB IBB HBP BLK WP HR S P ERA WHIP	IP WLS BF H R ER SO BB IBB HBP BLK WP HR S P ERA WHIP	IP WLS BF H R ER SO BB IBB HBP BLK WP HR S P ERA WHIP	IP WLS BF H R ER SO BB IBB HBP BLK WP HR S P ERA WHIP	IP WLS BF H R ER SO BB IBB HBP BLK WP HR S P ERA WHIP	IP WLS BF H R ER SO BB IBB HBP BLK WP HR S P ERA WHIP	IP WLS BF H R ER SO BB IBB HBP BLK WP HR S P ERA WHIP	IP WLS BF H R ER SO BB IBB HBP BLK WP HR S P ERA WHIP	IP WLS BF H R ER SO BB IBB HBP BLK WP HR S P ERA WHIP	IP WLS BF H R ER SO BB IBB HBP BLK WP HR S P ERA WHIP	IP WLS BF H R ER SO BB IBB HBP BLK WP HR S P ERA WHIP	IP WLS BF H R ER SO BB IBB HBP BLK WP HR S P ERA WHIP	IP WLS BF H R ER SO BB IBB HBP BLK WP HR S P ERA WHIP					
64 Mike Fiers, R (1, 1) ERA: 1.88	6.0	W	26	8	2	2	6	0	0	0	0	0	0	0	0	0	1	1	69	102	3.00	1.333
40 Jose Veras, R (7, 1) ERA: 4.91	1.0		3	0	0	0	1	0	0	0	0	0	0	0	0	0	0	0	10	15	0.00	0.000
58 Mike McClendon, R (8, 1) ERA: 7.2	2.0		9	1	2	2	0	0	0	2	0	0	1	1	18	29	9.00	0.500				

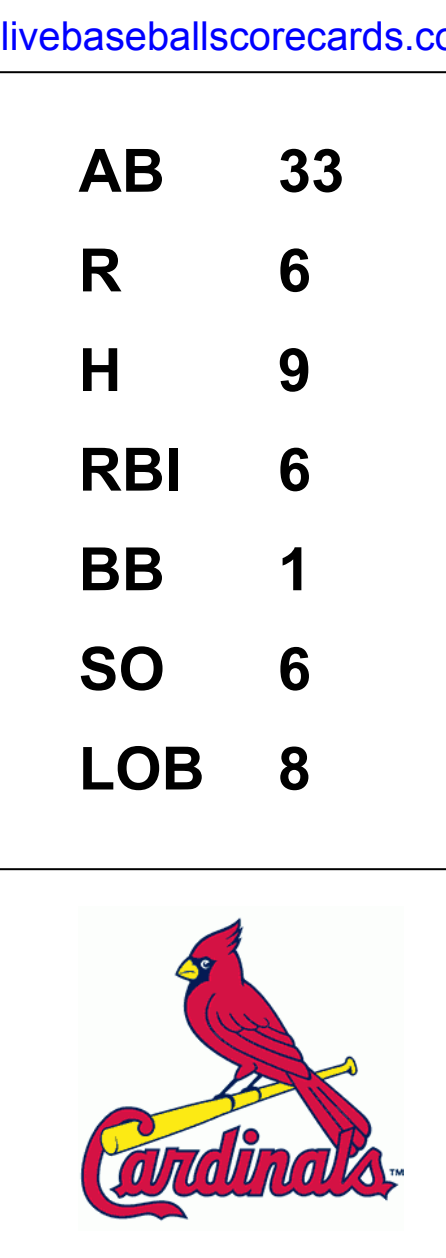
Batter	1	2	3	4	5	6	7	8	9	AB	R	H	RBI	BB	SO	LOB	BOTTOM					
2 Nyjer Morgan, L (1, 9) OBP: 0.307, SLG: 0.294	E5 8 G5-3 16 E 27 S		G3-1		8 S 27 1B	K	8 HBP 1B			5	2	2	1	0	1	0	Houston Astros @ Milwaukee Brewers Miller Park, Milwaukee, WI Wed Aug 01 2012, 1:11 PM - 4:33 PM CDT Att: 32,217 - Partly Cloudy - 85 F					
27 Carlos Gómez, R (1, 8) OBP: 0.308, SLG: 0.465	16 E 8 G5-3 BB		K2-3		8 S 1B	G5-3	F8			4	1	1	0	1	1	1						
8 Ryan Braun, R (1, 7) OBP: 0.398, SLG: 0.604	G5-3				1B 3B 1B	1 WP 2B 1B	HR			3	3	2	3	1	0	2						
16 Aramis Ramirez, R (1, 5) OBP: 0.354, SLG: 0.503	E5 1 G6-4-3				K	F9				5	0	1	1	0	2	5						
1 Corey Hart, R (1, 3) OBP: 0.329, SLG: 0.509	G6-4-3				3B 1B 3B	23 HBP 1B	23 HR 2B			4	2	2	1	0	0	3						
58 Mike McClendon, R (8, 1) OBP: 0.330, SLG: 0.451					1B 3B 1B	23 HR 2B				1	0	0	0	0	0	0						
23 Rickie Weeks Jr., R (1, 4) OBP: 0.329, SLG: 0.377	E9 3 B1-4-2 1B				3B 1B	HBP	2H HR			3	2	3	2	0	0	0						
21 Cody Ransom, R (8, 4) OBP: 0.300, SLG: 0.491					3B 1B	HBP	2H HR			1	0	0	0	0	1	0						
20 Jonathan Lucroy, R (1, 2) OBP: 0.386, SLG: 0.573	G3				F6	F8				5	1	1	2	0	1	4						
3 Cesar Izturis, S (1, 6) OBP: 0.253, SLG: 0.335	B1-4-2				E4 64 FC4-6 1B		HR			4	2	3	2	0	0	1						
64 Mike Fiers, R (1, 1) ERA: 5.95	5.0	L	27	9	9	7	3	2	0	1	0	0	0	0	0	0	1	2	67	98	12.60	2.200
43 Fernando Rodriguez Jr., R (8, 1) ERA: 6.05	1.0		5	2	1	1	1	0	0	0	0	0	0	0	0	0	1	20	25	9.00	2.000	
37 Francisco Cordero, R (7, 1) ERA: 7.55	1.0		8	4	3	3	1	0	0	0	0	0	0	0	0	0	1	18	28	27.00	4.000	
63 Xavier Cedeño, L (8, 1) ERA: 4.05	1.0		3	0	0	0	2	0	0	0	0	0	0	0	0	0	0	14	18	0.00	0.000	
Inning Stats	R: 1 E: 2 K: 0 S: 13	H: 0 LOB: 1 BB: 1 P: 20	R: 0 E: 1 K: 0 S: 5	H: 1 LOB: 0 BB: 0 P: 8	R: 0 E: 0 K: 2 S: 9	H: 0 LOB: 0 BB: 0 P: 12	R: 2 E: 1 K: 1 S: 18	H: 2 LOB: 2 BB: 1 P: 28	R: 6 E: 0 K: 0 S: 22	H: 6 LOB: 0 BB: 0 P: 30	R: 1 E: 0 K: 1 S: 20	H: 2 LOB: 1 BB: 0 P: 25	R: 3 E: 0 K: 1 S: 18	H: 4 LOB: 2 BB: 0 P: 28	R: 0 E: 0 K: 2 S: 14	H: 0 LOB: 0 BB: 0 P: 18	1B: 8 2B: 4 3B: 0 HR: 4	SF: 0 SAC: 0 DP: 2 HBP: 2	WP: 1 PB: 0 SB: 3 CS: 0	PA: 43		
PITCHER	IP WLS BF H R ER SO BB IBB HBP BLK WP HR S P ERA WHIP	IP WLS BF H R ER SO BB IBB HBP BLK WP HR S P ERA WHIP	IP WLS BF H R ER SO BB IBB HBP BLK WP HR S P ERA WHIP	IP WLS BF H R ER SO BB IBB HBP BLK WP HR S P ERA WHIP	IP WLS BF H R ER SO BB IBB HBP BLK WP HR S P ERA WHIP	IP WLS BF H R ER SO BB IBB HBP BLK WP HR S P ERA WHIP	IP WLS BF H R ER SO BB IBB HBP BLK WP HR S P ERA WHIP	IP WLS BF H R ER SO BB IBB HBP BLK WP HR S P ERA WHIP	IP WLS BF H R ER SO BB IBB HBP BLK WP HR S P ERA WHIP	IP WLS BF H R ER SO BB IBB HBP BLK WP HR S P ERA WHIP	IP WLS BF H R ER SO BB IBB HBP BLK WP HR S P ERA WHIP	IP WLS BF H R ER SO BB IBB HBP BLK WP HR S P ERA WHIP	IP WLS BF H R ER SO BB IBB HBP BLK WP HR S P ERA WHIP	IP WLS BF H R ER SO BB IBB HBP BLK WP HR S P ERA WHIP	IP WLS BF H R ER SO BB IBB HBP BLK WP HR S P ERA WHIP	IP WLS BF H R ER SO BB IBB HBP BLK WP HR S P ERA WHIP						
18 Jordan Lyles, R (1, 1) OBP: 0.337, SLG: 0.509	5.0	L	27	9	9	7	3	2	0	1	0	0	0	0	0	0	1	2	67	98	12.60	2.200
43 Fernando Rodriguez Jr., R (8, 1) ERA: 6.05	1.0		5	2	1	1	1	0	0	0	0	0	0	0	0	0	1	20	25	9.00	2.000	
37 Francisco Cordero, R (7, 1) ERA: 7.55	1.0		8	4	3	3	1	0	0	0	0	0	0	0	0	0	1	18	28	27.00	4.000	
63 Xavier Cedeño, L (8, 1) ERA: 4.05	1.0		3	0	0	0	2	0	0	0	0	0	0	0	0	0	0	14	18	0.00	0.000	



Batter	1	2	3	4	5	6	7	8	9	AB	R	H	RBI	BB	SO	LOB	TOP								
27 Carlos Gómez, R OBP: 0.309, SLG: 0.469										4	1	1	0	0	0	1	Milwaukee Brewers @ St. Louis Cardinals Busch Stadium, St. Louis, MO Sat Aug 04 2012, 6:27 PM - 8:45 PM CDT Att: 42,036 - Partly Cloudy - 97 F								
2 Nyjer Morgan, L OBP: 0.301, SLG: 0.288										4	0	0	0	0	1	2									
8 Ryan Braun, R OBP: 0.397, SLG: 0.604										3	0	0	1	0	2	0									
1 Corey Hart, R OBP: 0.330, SLG: 0.505										3	0	1	0	0	0	0									
23 Rickie Weeks Jr., R OBP: 0.323, SLG: 0.370										3	0	0	0	0	1	1									
20 Jonathan Lucroy, R OBP: 0.379, SLG: 0.563										3	0	0	0	0	0	0									
3 Cesar Izturis, S OBP: 0.248, SLG: 0.333										3	0	0	0	0	0	0									
21 Cody Ransom, R OBP: 0.309, SLG: 0.404										3	0	2	0	0	1	0									
37 Mark Rogers, R (1, 1)										1	0	0	0	0	1	1									
45 Travis Ishikawa, L OBP: 0.297, SLG: 0.446										1	0	0	0	0	1	0									
61 Livan Hernandez, R (6, 1)										0	0	0	0	0	0	0									
7 Norichika Aoki, L OBP: 0.353, SLG: 0.420										1	0	1	0	0	0	0									
57 Francisco Rodríguez, R (8, 1)										0	0	0	0	0	0	0									
Inning Stats	R: 1 E: 0 K: 0 S: 8	H: 1 LOB: 0 BB: 0 P: 12	R: 0 E: 0 K: 0 S: 6	H: 0 LOB: 0 BB: 0 P: 8	R: 0 E: 0 K: 2 S: 12	H: 1 LOB: 1 BB: 0 P: 15	R: 0 E: 0 K: 2 S: 8	H: 0 LOB: 0 BB: 0 P: 13	R: 0 E: 0 K: 1 S: 9	H: 0 LOB: 0 BB: 0 P: 13	R: 0 E: 0 K: 1 S: 5	H: 1 LOB: 0 BB: 0 P: 5	R: 0 E: 0 K: 0 S: 9	H: 2 LOB: 2 BB: 0 P: 11	R: 0 E: 0 K: 0 S: 8	H: 0 LOB: 0 BB: 0 P: 10	1B: 4 2B: 1 3B: 0 HR: 0	SF: 1 SAC: 0 DP: 1 HBP: 0	WP: 0 PB: 0 SB: 0 CS: 0	PA: 30					
PITCHER 50 Adam Wainwright, R ERA: 4.03	IP: 9.0 WLS: W BF: 30	H: 5 R: 1 ER: 1 SO: 7	BB: 0 IBB: 0 HBP: 0 BLK: 1	WP: 0 HR: 0 S: 73 P: 98	ERA: 1.00 WHIP: 0.556																				

Batter	1	2	3	4	5	6	7	8	9	AB	R	H	RBI	BB	SO	LOB	BOTTOM								
15 Rafael Furcal, S OBP: 0.339, SLG: 0.348										4	0	0	0	0	0	2	Milwaukee Brewers @ St. Louis Cardinals Busch Stadium, St. Louis, MO Sat Aug 04 2012, 6:27 PM - 8:45 PM CDT Att: 42,036 - Partly Cloudy - 97 F								
21 Allen Craig, R OBP: 0.361, SLG: 0.552										4	1	1	1	0	1	0									
7 Matt Holliday, R OBP: 0.405, SLG: 0.552										4	1	1	0	0	0	0									
3 Carlos Beltrán, S OBP: 0.358, SLG: 0.537										4	1	2	1	0	0	0									
23 David Freese, R OBP: 0.376, SLG: 0.497										4	0	0	0	0	2	3									
4 Yadier Molina, R OBP: 0.362, SLG: 0.506										4	0	1	2	0	1	0									
19 Jon Jay, L OBP: 0.366, SLG: 0.388										3	1	1	1	1	0	0									
33 Daniel Descalso, L OBP: 0.326, SLG: 0.345										3	1	1	0	0	1	3									
50 Adam Wainwright, R OBP: 0.156, SLG: 0.182										3	1	2	1	0	1	0									
Inning Stats	R: 0 E: 0 K: 0 S: 6	H: 0 LOB: 0 BB: 0 P: 7	R: 1 E: 0 K: 1 S: 9	H: 1 LOB: 0 BB: 0 P: 11	R: 4 E: 0 K: 2 S: 22	H: 6 LOB: 3 BB: 1 P: 35	R: 0 E: 0 K: 2 S: 8	H: 0 LOB: 0 BB: 0 P: 12	R: 0 E: 0 K: 0 S: 4	H: 0 LOB: 0 BB: 0 P: 7	R: 1 E: 0 K: 1 S: 10	H: 2 LOB: 1 BB: 0 P: 14	R: 0 E: 0 K: 0 S: 8	H: 0 LOB: 0 BB: 0 P: 11	R: 0 E: 0 K: 0 S: 5	H: 0 LOB: 0 BB: 0 P: 9		1B: 5 2B: 2 3B: 0 HR: 2	SF: 0 SAC: 0 DP: 0 HBP: 0	WP: 0 PB: 0 SB: 1 CS: 0	PA: 34				
PITCHER 37 Mark Rogers, R ERA: 5.91	IP: 5.0 WLS: L BF: 23	H: 7 R: 5 ER: 5 SO: 5	BB: 1 IBB: 0 HBP: 0 BLK: 0	WP: 0 HR: 1 S: 18 P: 25	ERA: 4.50 WHIP: 1.000																				
61 Livan Hernandez, R ERA: 5.21	IP: 2.0 WLS: 0 BF: 8	H: 2 R: 1 ER: 1 SO: 1	BB: 0 IBB: 0 HBP: 0 BLK: 0	WP: 0 HR: 0 S: 5 P: 9	ERA: 0.00 WHIP: 0.000																				
57 Francisco Rodríguez, R ERA: 6.13	IP: 1.0 WLS: 0 BF: 3	H: 0 R: 0 ER: 0 SO: 0	BB: 0 IBB: 0 HBP: 0 BLK: 0	WP: 0 HR: 0 S: 5 P: 9	ERA: 0.00 WHIP: 0.000																				

AB	R	H	RBI	BB	SO	LOB
29	1	5	1	0	7	5




Batter	1	2	3	4	5	6	7	8	9	AB	R	H	RBI	BB	SO	LOB	TOP	
7 Norichika Aoki, L (1,9) OBP: 0.352, SLG: 0.421	L9		2B		L8		G4-3			4	0	1	0	0	0	0	Milwaukee Brewers @ St. Louis Cardinals Busch Stadium, St. Louis, MO Sun Aug 05 2012, 7:07 PM - 9:59 PM CDT Att. 40,274 - Clear - 89 F	
27 Carlos Gómez, R (1,8) OBP: 0.312, SLG: 0.472	2B		BB		F8		G5-3			3	0	1	0	1	0	0		
8 Ryan Braun, R (1,7) OBP: 0.393, SLG: 0.598	K		P3		K		G5-3			4	0	0	0	0	2	3		
16 Aramis Ramirez, R (1,5) OBP: 0.353, SLG: 0.500	L5				L1		F9			4	0	1	0	0	0	1		
1 Corey Hart, R (1,3) OBP: 0.329, SLG: 0.502		1B			E5		K			4	0	1	0	0	1	1		
23 Richie Weeks Jr., R (1,4) OBP: 0.327, SLG: 0.371	F7				BB		1B			2	0	1	0	2	0	1		
20 Jonathan Lucroy, R (1,2) OBP: 0.371, SLG: 0.549	G6-4-3				K		G4-3			4	0	0	0	0	2	5		
21 Cody Ransom, R (1,6) OBP: 0.313, SLG: 0.403			F7				1B			3	0	1	0	1	1	1		
41 Marco Estrada, R (1,1) OBP: 0.087, SLG: 0.174							B2-4			2	0	0	0	0	2	3		
2 Nyjer Morgan, L (7,PH) OBP: 0.300, SLG: 0.286								P6		1	0	0	0	0	0	1		
51 Jim Henderson, L (7,1) OBP: 0.300, SLG: 0.286										0	0	0	0	0	0	0		
50 Kameron Loe, R (8,1) OBP: 0.300, SLG: 0.286										0	0	0	0	0	0	0		
45 Travis Ishikawa, L (9,PH) OBP: 0.294, SLG: 0.441										1	0	0	0	0	0	1		
Inning Stats	R: 0 E: 0 K: 1 S: 12	H: 1 LOB: 1 BB: 0 P: 17	R: 0 E: 0 K: 0 S: 5	H: 1 LOB: 0 BB: 0 P: 7	R: 0 E: 0 K: 1 S: 11	H: 1 LOB: 2 BB: 1 P: 18	R: 0 E: 0 K: 2 S: 20	H: 0 LOB: 3 BB: 2 P: 33	R: 0 E: 0 K: 1 S: 6	H: 1 LOB: 1 BB: 0 P: 19	R: 0 E: 0 K: 0 S: 5	H: 1 LOB: 1 BB: 0 P: 19	R: 0 E: 0 K: 2 S: 13	H: 0 LOB: 1 BB: 1 P: 20	1B: 4 2B: 3 3B: 0 HR: 0	SF: 0 SAC: 0 DP: 2 HBP: 0	WP: 0 PB: 0 SB: 0 CS: 0	PA: 36
PITCHER	IP WLS BF H R ER SO BB IBB HBP BLK WP HR S P ERA WHIP	IP WLS BF H R ER SO BB IBB HBP BLK WP HR S P ERA WHIP	IP WLS BF H R ER SO BB IBB HBP BLK WP HR S P ERA WHIP	IP WLS BF H R ER SO BB IBB HBP BLK WP HR S P ERA WHIP	IP WLS BF H R ER SO BB IBB HBP BLK WP HR S P ERA WHIP	IP WLS BF H R ER SO BB IBB HBP BLK WP HR S P ERA WHIP	IP WLS BF H R ER SO BB IBB HBP BLK WP HR S P ERA WHIP	IP WLS BF H R ER SO BB IBB HBP BLK WP HR S P ERA WHIP	IP WLS BF H R ER SO BB IBB HBP BLK WP HR S P ERA WHIP	IP WLS BF H R ER SO BB IBB HBP BLK WP HR S P ERA WHIP	IP WLS BF H R ER SO BB IBB HBP BLK WP HR S P ERA WHIP	IP WLS BF H R ER SO BB IBB HBP BLK WP HR S P ERA WHIP	IP WLS BF H R ER SO BB IBB HBP BLK WP HR S P ERA WHIP	IP WLS BF H R ER SO BB IBB HBP BLK WP HR S P ERA WHIP	IP WLS BF H R ER SO BB IBB HBP BLK WP HR S P ERA WHIP	IP WLS BF H R ER SO BB IBB HBP BLK WP HR S P ERA WHIP	IP WLS BF H R ER SO BB IBB HBP BLK WP HR S P ERA WHIP	
26 Kyle Lohse, R (1,1) ERA: 2.79	6.0	W	25	4	0	0	6	3	0	0	0	0	0	0	0	0	0.00	1.167
44 Edward Mujica, R (7,1) ERA: 4.07	1.0	H	3	1	0	0	0	0	0	0	0	0	0	0	5	6	0.00	1.000
41 Mitchell Boggs, R (8,1) ERA: 1.51	1.0	H	4	1	0	0	0	0	0	0	0	0	0	11	19	0.00	1.000	
30 Jason Motte, R (9,1) ERA: 2.88	1.0	S	4	0	0	0	2	1	0	0	0	0	0	13	20	0.00	1.000	

Batter	1	2	3	4	5	6	7	8	9	AB	R	H	RBI	BB	SO	LOB	BOTTOM	
55 Skip Schumaker, L (1,4) OBP: 0.396, SLG: 0.433	1B				G5-3		K			4	0	1	0	0	1	3	Milwaukee Brewers @ St. Louis Cardinals Busch Stadium, St. Louis, MO Sun Aug 05 2012, 7:07 PM - 9:59 PM CDT Att. 40,274 - Clear - 89 F	
41 Mitchell Boggs, R (8,1) OBP: 0.396, SLG: 0.433		G4-3								0	0	0	0	0	0	0		
30 Jason Motte, R (9,1) OBP: 0.396, SLG: 0.433										0	0	0	0	0	0	0		
21 Allen Craig, R (1,3) OBP: 0.359, SLG: 0.551	K		G6-3		F8		2B			4	0	1	1	0	1	2		
7 Matt Holliday, R (1,7) OBP: 0.406, SLG: 0.554	K		2B				K			4	0	2	0	0	2	2		
3 Carlos Beltrán, S (1,9) OBP: 0.357, SLG: 0.537	E3		L8-6		G1-6-3					4	1	1	0	0	0	3		
23 David Freese, R (1,5) OBP: 0.378, SLG: 0.497	G5-3				G4-3		1B			4	0	2	1	0	0	2		
4 Yadier Molina, R (1,2) OBP: 0.394, SLG: 0.508		F9			G6-3		1B			4	0	2	0	0	0	0		
19 Jon Jay, L (1,8) OBP: 0.364, SLG: 0.383			BB		G1-3		FC6-4			3	1	0	0	1	0	4		
33 Daniel Descalso, L (1,6) OBP: 0.332, SLG: 0.360										4	1	3	1	0	0	2		
26 Kyle Lohse, R (1,1) OBP: 0.125, SLG: 0.089										1	0	0	0	0	0	1		
44 Edward Mujica, R (7,1) ERA: 3.5		G5-3			SH3-4		G1-3			0	0	0	0	0	0	0		
15 Rafael Furcal, S (7,PH) OBP: 0.338, SLG: 0.347										1	0	0	0	0	0	1		
Inning Stats	R: 0 E: 1 K: 2 S: 10	H: 1 LOB: 2 BB: 0 P: 14	R: 1 E: 0 K: 0 S: 9	H: 1 LOB: 1 BB: 1 P: 14	R: 0 E: 0 K: 0 S: 12	H: 1 LOB: 0 BB: 0 P: 17	R: 0 E: 0 K: 0 S: 8	H: 0 LOB: 0 BB: 0 P: 11	R: 0 E: 0 K: 0 S: 9	H: 3 LOB: 2 BB: 0 P: 14	R: 1 E: 0 K: 2 S: 12	H: 2 LOB: 1 BB: 0 P: 21	R: 1 E: 0 K: 0 S: 11	H: 3 LOB: 1 BB: 0 P: 17	1B: 7 2B: 5 3B: 1 HR: 0	SF: 0 SAC: 1 DP: 2 HBP: 0	WP: 0 PB: 0 SB: 0 CS: 1	PA: 36
PITCHER	IP WLS BF H R ER SO BB IBB HBP BLK WP HR S P ERA WHIP	IP WLS BF H R ER SO BB IBB HBP BLK WP HR S P ERA WHIP	IP WLS BF H R ER SO BB IBB HBP BLK WP HR S P ERA WHIP	IP WLS BF H R ER SO BB IBB HBP BLK WP HR S P ERA WHIP	IP WLS BF H R ER SO BB IBB HBP BLK WP HR S P ERA WHIP	IP WLS BF H R ER SO BB IBB HBP BLK WP HR S P ERA WHIP	IP WLS BF H R ER SO BB IBB HBP BLK WP HR S P ERA WHIP	IP WLS BF H R ER SO BB IBB HBP BLK WP HR S P ERA WHIP	IP WLS BF H R ER SO BB IBB HBP BLK WP HR S P ERA WHIP	IP WLS BF H R ER SO BB IBB HBP BLK WP HR S P ERA WHIP	IP WLS BF H R ER SO BB IBB HBP BLK WP HR S P ERA WHIP	IP WLS BF H R ER SO BB IBB HBP BLK WP HR S P ERA WHIP	IP WLS BF H R ER SO BB IBB HBP BLK WP HR S P ERA WHIP	IP WLS BF H R ER SO BB IBB HBP BLK WP HR S P ERA WHIP	IP WLS BF H R ER SO BB IBB HBP BLK WP HR S P ERA WHIP	IP WLS BF H R ER SO BB IBB HBP BLK WP HR S P ERA WHIP		
41 Marco Estrada, R (1,1) ERA: 4.13	6.0	L	25	7	1	1	2	1	0	0	0	0	0	0	0	0	1.50	1.333
51 Jim Henderson, R (7,1) ERA: 3.5	1.0		5	2	1	1	2	0	0	0	0	0	0	12	21	9.00	2.000	
50 Kameron Loe, R (8,1) ERA: 3.94	1.0		5	3	1	1	0	0	0	0	0	0	0	11	17	9.00	3.000	

Batter	1	2	3	4	5	6	7	8	9	AB	R	H	RBI	BB	SO	LOB	TOP				
2 Zack Cozart, R OBP: 0.293, SLG: 0.400	L9		G5-3				HR	P4		5	1	2	1	0	0	2					
6 Drew Stubbs, R OBP: 0.307, SLG: 0.405	G6-3						K		K	5	0	1	0	0	2	2					
4 Brandon Phillips, R OBP: 0.332, SLG: 0.451	K						G6-3		F9	5	0	0	0	0	1	3					
32 Jay Bruce, L OBP: 0.334, SLG: 0.495		F9				F7			F7	5	1	1	0	0	0	0					
48 Ryan Ludwick, R OBP: 0.329, SLG: 0.543						K			F8	4	0	1	0	0	1	1					
27 Scott Rolen, R OBP: 0.324, SLG: 0.394										2	1	2	0	2	0	0					
21 Todd Frazier, R OBP: 0.325, SLG: 0.517										3	0	1	0	1	0	3					
29 Ryan Hanigan, R OBP: 0.352, SLG: 0.347										2	0	0	0	1	0	4					
63 Sam LeCure, R OBP: 0.435, SLG: 0.476										0	0	0	0	0	0	0					
26 Xavier Paul, L OBP: 0.335, SLG: 0.476										1	0	1	1	0	0	0					
33 Jose Arredondo, R OBP: 0.324, SLG: 0.451										0	0	0	0	0	0	0					
61 Bronson Arroyo, R OBP: 0.167, SLG: 0.150										2	0	0	0	0	1	1					
30 Dioner Navarro, S OBP: 0.329, SLG: 0.422										1	0	0	1	0	0	0					
Inning Stats	R: 0 E: 0 K: 1 S: 9	H: 0 LOB: 0 BB: 0 P: 15	R: 0 E: 0 K: 0 S: 11	H: 1 LOB: 2 BB: 1 P: 17	R: 0 E: 0 K: 1 S: 9	H: 1 LOB: 1 BB: 0 P: 13	R: 0 E: 0 K: 1 S: 8	H: 0 LOB: 1 BB: 1 P: 15	R: 0 E: 0 K: 0 S: 11	H: 2 LOB: 2 BB: 0 P: 20	R: 1 E: 0 K: 1 S: 7	H: 1 LOB: 0 BB: 0 P: 13	R: 2 E: 0 K: 0 S: 20	H: 3 LOB: 2 BB: 1 P: 37	R: 0 E: 0 K: 1 S: 10	H: 0 LOB: 0 BB: 0 P: 16	1B: 6 2B: 2 HR: 1	SF: 1 SAC: 0 DP: 0 HBP: 0	WP: 0 PB: 0 SB: 1 CS: 0	PA: 40	
PITCHER	IP	WLS	BF	H	R	ER	SO	BB	IBB	HBP	BLK	WP	HR	S	P	ERA	WHIP				
49 Yovani Gallardo, R ERA: 3.79	7.0	W	30	6	1	1	4	3	0	0	0	0	1	64	108	1.29	1.286				
57 Francisco Rodríguez, R ERA: 5.48	0.1		4	2	2	2	0	1	0	0	0	0	0	12	24	54.00	9.000				
59 John Axford, R ERA: 5.21	1.2	S	6	1	0	0	1	0	0	0	0	0	0	18	29	0.00	0.600				

Cincinnati Reds @ Milwaukee Brewers
 Miller Park, Milwaukee, WI
 Mon Aug 06 2012, 7:11 PM - 10:04 PM CDT
 Att: 31,319 - Clear - 85 F


AB 35
 R 3
 H 9
 RBI 3
 BB 4
 SO 5
 LOB 16



Batter	1	2	3	4	5	6	7	8	9	AB	R	H	RBI	BB	SO	LOB	BOTTOM				
7 Norichika Aoki, L OBP: 0.353, SLG: 0.422	G5-3						G3			4	0	2	0	0	0	0					
27 Carlos Gómez, R OBP: 0.307, SLG: 0.464	F7						P5			4	0	0	0	0	0	3					
8 Ryan Braun, R OBP: 0.390, SLG: 0.592	G1-3						L7			4	0	0	0	0	0	0					
16 Aramis Ramirez, R OBP: 0.355, SLG: 0.510										4	1	2	1	0	0	0					
1 Corey Hart, R OBP: 0.330, SLG: 0.510										4	1	2	1	0	0	1					
23 Rickie Weeks Jr., R OBP: 0.329, SLG: 0.372										4	2	2	0	0	2	2					
12 Martín Maldonado, R OBP: 0.344, SLG: 0.429										4	2	3	3	0	1	1					
9 Jean Segura, R OBP: 0.329, SLG: 0.422										4	0	0	0	0	2	2					
49 Yovani Gallardo, R OBP: 0.125, SLG: 0.167										3	0	1	1	0	2	0					
57 Francisco Rodríguez, R ERA: 3.12										0	0	0	0	0	0	0					
59 John Axford, R ERA: 2.6										0	0	0	0	0	0	0					
Inning Stats	R: 0 E: 0 K: 0 S: 7	H: 0 LOB: 0 BB: 0 P: 12	R: 0 E: 0 K: 2 S: 13	H: 1 LOB: 1 BB: 0 P: 18	R: 0 E: 0 K: 2 S: 9	H: 1 LOB: 1 BB: 0 P: 11	R: 0 E: 0 K: 1 S: 8	H: 1 LOB: 1 BB: 0 P: 9	R: 4 E: 0 K: 1 S: 17	H: 4 LOB: 0 BB: 0 P: 21	R: 0 E: 0 K: 0 S: 6	H: 0 LOB: 0 BB: 0 P: 9	R: 1 E: 0 K: 1 S: 16	H: 2 LOB: 1 BB: 0 P: 21	R: 0 E: 0 K: 1 S: 10	H: 0 LOB: 0 BB: 0 P: 16	1B: 6 2B: 3 HR: 3	SF: 0 SAC: 0 DP: 1 HBP: 0	WP: 0 PB: 1 SB: 0 CS: 0	PA: 35	
PITCHER	IP	WLS	BF	H	R	ER	SO	BB	IBB	HBP	BLK	WP	HR	S	P	ERA	WHIP				
61 Bronson Arroyo, R ERA: 4.05	5.1	L	25	10	5	5	5	0	0	0	0	0	3	56	76	8.44	1.875				
63 Sam LeCure, R ERA: 3.12	1.2		5	0	0	0	1	0	0	0	0	0	0	11	14	0.00	0.000				
33 Jose Arredondo, R ERA: 2.6	1.0		5	2	1	0	1	0	0	0	0	0	0	16	21	0.00	2.000				

Cincinnati Reds @ Milwaukee Brewers
 Miller Park, Milwaukee, WI
 Mon Aug 06 2012, 7:11 PM - 10:04 PM CDT
 Att: 31,319 - Clear - 85 F

AB 35
 R 6
 H 12
 RBI 6
 BB 0
 SO 7
 LOB 9



Batter	1	2	3	4	5	6	7	8	9	AB	R	H	RBI	BB	SO	LOB	TOP			
2 Zack Cozart, R OBP: 0.293, SLG: 0.401	F7			P5			F9 6 SF8 2B		F9	4	1	1	0	0	0	0	Cincinnati Reds @ Milwaukee Brewers Miller Park, Milwaukee, WI Tue Aug 07 2012, 7:11 PM - 9:49 PM CDT Att: 41,213 - Partly Cloudy - 84 F			
6 Drew Stubbs, R OBP: 0.304, SLG: 0.400	K			G4-3			F9		K	4	0	0	0	0	2	1				
4 Brandon Phillips, R OBP: 0.329, SLG: 0.447	P6			K			SF8		F9	3	0	0	1	0	1	0				
32 Jay Bruce, L OBP: 0.332, SLG: 0.491	K			P6			K			3	0	0	0	0	2	0				
27 Scott Rolen, R OBP: 0.320, SLG: 0.388	G6-3			G5-3					K	3	0	0	0	0	1	0				
26 Xavier Paul, L OBP: 0.423, SLG: 0.458	L9			L9					29 1B	3	0	1	0	0	0	0				
21 Todd Frazier, R OBP: 0.322, SLG: 0.511	G1-3			L7					F8	3	0	0	0	0	0	1				
29 Ryan Hanigan, R OBP: 0.352, SLG: 0.347	L8			G4-3						3	0	1	0	0	0	0				
43 Miguel Cairo, R OBP: 0.178, SLG: 0.216	L8			L8						0	0	0	0	0	0	0				
30 Dioner Navarro, S OBP: 0.306, SLG: 0.462	L8			P4					1B	0	0	0	0	0	0	0				
47 Johnny Cueto, R OBP: 0.109, SLG: 0.130	K			K					K	2	0	0	0	0	1	0				
48 Ryan Ludwick, R OBP: 0.328, SLG: 0.541	K			K					K	1	0	0	0	0	1	2				
51 Sean Marshall, L OBP: 0.306, SLG: 0.462	K			K					K	0	0	0	0	0	0	0				
63 Sam LeCure, R OBP: 0.386, SLG: 0.586	K			K					K	0	0	0	0	0	0	0				
Inning Stats	R: 0 E: 0 K: 1 S: 5	H: 0 LOB: 0 BB: 0 P: 8	R: 0 E: 0 K: 1 S: 8	H: 0 LOB: 0 BB: 0 P: 13	R: 0 E: 0 K: 1 S: 8	H: 0 LOB: 0 BB: 0 P: 12	R: 0 E: 0 K: 1 S: 9	H: 0 LOB: 0 BB: 0 P: 12	R: 0 E: 0 K: 0 S: 6	H: 0 LOB: 0 BB: 0 P: 9	R: 1 E: 0 K: 1 S: 16	H: 1 LOB: 0 BB: 0 P: 23	R: 0 E: 0 K: 2 S: 18	H: 2 LOB: 2 BB: 0 P: 24	R: 0 E: 0 K: 1 S: 9	H: 0 LOB: 0 BB: 0 P: 13	1B: 2 2B: 1 3B: 0 HR: 0	SF: 1 SAC: 0 DP: 0 HBP: 0	WP: 0 PB: 0 SB: 0 CS: 0	PA: 30
PITCHER	IP WLS BF H R ER SO BB IBB HBP BLK WP HR S P ERA WHIP																			
64 Mike Fiers, R ERA: 1.8	8.0 W 27 3 1 1 7 0 0 0 0 0 0 0 76 113 1.12 0.375																			
51 Jim Henderson, R ERA: 3.0	1.0 S 3 0 0 0 1 0 0 0 0 0 0 0 9 13 0.00 0.000																			

Batter	1	2	3	4	5	6	7	8	9	AB	R	H	RBI	BB	SO	LOB	BOTTOM				
7 Norichika Aoki, L OBP: 0.352, SLG: 0.420	K		K	G4-3				16 1B		4	0	1	0	0	2	0	Cincinnati Reds @ Milwaukee Brewers Miller Park, Milwaukee, WI Tue Aug 07 2012, 7:11 PM - 9:49 PM CDT Att: 41,213 - Partly Cloudy - 84 F				
2 Nyjer Morgan, L OBP: 0.300, SLG: 0.287	K		F7	K				L7		3	0	1	0	0	1	0					
27 Carlos Gómez, R OBP: 0.306, SLG: 0.462	K		F7	K				L7		1	0	0	0	0	0	1					
8 Ryan Braun, R OBP: 0.386, SLG: 0.586	FC5-4 16 HR		G5-3					P3		4	1	0	0	0	1	2					
16 Aramis Ramirez, R OBP: 0.356, SLG: 0.518	K		P5					K		4	1	2	2	0	1	0					
1 Corey Hart, R OBP: 0.330, SLG: 0.507	K		P5					K		4	0	1	0	0	3	2					
23 Rickie Weeks Jr., R OBP: 0.329, SLG: 0.375	L8		FC6-4 20 1B					20 G6-3 9 G5-3 2B		3	1	1	0	0	0	1					
20 Jonathan Lucroy, R OBP: 0.376, SLG: 0.551	K		FC6-4 9 1B					G6-3		3	0	2	0	0	0	1					
9 Jean Segura, R OBP: 0.376, SLG: 0.551	K		FC6-4 9 1B					G5-3		3	0	0	1	0	0	3					
64 Mike Fiers, R ERA: 2.58	G5-3		G1-3					K		3	0	0	0	0	2	1					
51 Jim Henderson, L ERA: 3.07	G5-3		G1-3					K		0	0	0	0	0	0	0					
Inning Stats	R: 2 E: 0 K: 2 S: 10	H: 2 LOB: 0 BB: 0 P: 13	R: 0 E: 0 K: 0 S: 8	H: 1 LOB: 1 BB: 0 P: 11	R: 0 E: 0 K: 1 S: 13	H: 0 LOB: 0 BB: 0 P: 18	R: 0 E: 0 K: 0 S: 13	H: 2 LOB: 2 BB: 0 P: 15	R: 0 E: 0 K: 2 S: 9	H: 0 LOB: 0 BB: 0 P: 12	R: 0 E: 0 K: 3 S: 10	H: 0 LOB: 0 BB: 0 P: 17	R: 1 E: 0 K: 1 S: 9	H: 1 LOB: 0 BB: 0 P: 11	R: 0 E: 0 K: 1 S: 14	H: 2 LOB: 2 BB: 0 P: 19		1B: 6 2B: 1 3B: 0 HR: 1	SF: 0 SAC: 0 DP: 0 HBP: 0	WP: 0 PB: 0 SB: 0 CS: 0	PA: 32
PITCHER	IP WLS BF H R ER SO BB IBB HBP BLK WP HR S P ERA WHIP																				
47 Johnny Cueto, R ERA: 2.58	7.0 L 27 6 3 3 9 0 0 0 0 0 0 0 72 97 3.86 0.857																				
51 Sean Marshall, L ERA: 2.54	0.1 2 1 0 0 0 0 0 0 0 0 0 0 7 8 0.00 3.000																				
63 Sam LeCure, R ERA: 3.07	0.2 3 1 0 0 1 0 0 0 0 0 0 0 7 11 0.00 1.500																				

Batter	1	2	3	4	5	6	7	8	9	AB	R	H	RBI	BB	SO	LOB	TOP			
28 Chris Heisey, R OBP: 0.309, SLG: 0.397	G1-3		K		L5		FC9-6		L9	5	0	0	0	0	1	4				
15 Wilson Valdez, R OBP: 0.250, SLG: 0.245	G4-3		FC5-4		K		FC1-6			4	0	0	0	0	1	3				
4 Brandon Phillips, R OBP: 0.330, SLG: 0.446	K						K			3	0	1	0	1	2	1				
32 Jay Bruce, L OBP: 0.329, SLG: 0.486		K	G3-1				K		G4-3	4	0	0	0	0	2	3				
48 Ryan Ludwick, R OBP: 0.327, SLG: 0.537	F7				F7					4	0	1	0	0	1	0				
50 Jonathan Broxton, R										0	0	0	0	0	0	0				
66 Logan Ondrusek, R										0	0	0	0	0	0	0				
21 Todd Frazier, R OBP: 0.321, SLG: 0.506	K				K				F7	3	0	0	0	1	2	0				
43 Miguel Cairo, R OBP: 0.183, SLG: 0.220										3	1	1	0	0	0	3				
26 Xavier Paul, L OBP: 0.407, SLG: 0.440			30 HR		G1-3		F9		K	1	0	0	0	0	1	0				
30 Dioner Navarro, S OBP: 0.100, SLG: 0.444									K	4	1	1	2	0	1	3				
55 Mat Latos, R OBP: 0.213, SLG: 0.256										2	0	2	0	1	0	0				
6 Drew Stubbs, R OBP: 0.306, SLG: 0.400										0	0	0	0	1	0	0				
Inning Stats	R: 0 E: 0 K: 1 S: 9	H: 0 LOB: 0 BB: 0 P: 12	R: 0 E: 0 K: 2 S: 11	H: 0 LOB: 0 BB: 0 P: 18	R: 2 E: 0 K: 1 S: 14	H: 4 LOB: 2 BB: 0 P: 23	R: 0 E: 0 K: 1 S: 11	H: 0 LOB: 0 BB: 0 P: 17	R: 0 E: 0 K: 1 S: 13	H: 1 LOB: 1 BB: 0 P: 12	R: 0 E: 0 K: 1 S: 8	H: 0 LOB: 1 BB: 1 P: 15	R: 0 E: 0 K: 1 S: 10	H: 0 LOB: 0 BB: 0 P: 13	R: 0 E: 0 K: 2 S: 11	H: 0 LOB: 1 BB: 1 P: 18	1B: 5 2B: 0 3B: 0 HR: 1	SF: 0 SAC: 0 DP: 0 HBP: 0	WP: 0 PB: 0 SB: 1 CS: 0	PA: 37
PITCHER	IP WLS BF H R ER SO BB IBB HBP BLK WP HR S P ERA WHIP																			
43 Randy Wolf, L ERA: 5.46	6.0	26	6	2	2	7	2	0	0	0	0	0	0	0	0	8	15	3.00	1.333	
40 Jose Veras, R ERA: 4.3	1.0	4	0	0	0	1	1	0	0	0	0	0	0	0	0	10	13	0.00	0.000	
59 John Axford, R ERA: 5.1	1.0	W	3	0	0	1	0	0	0	0	0	0	0	0	0	11	18	0.00	1.000	
51 Jim Henderson, R ERA: 2.57	1.0	S	4	0	0	2	1	0	0	0	0	0	0	0	0	0	0	0.00	1.000	

Cincinnati Reds @ Milwaukee Brewers
Miller Park, Milwaukee, WI
Wed Aug 08 2012, 1:11 PM - 4:04 PM CDT
Att: 33,788 - Cloudy - 79 F

AB 33
R 2
H 6
RBI 2
BB 4
SO 11
LOB 17

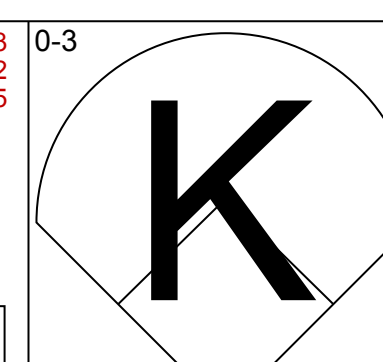
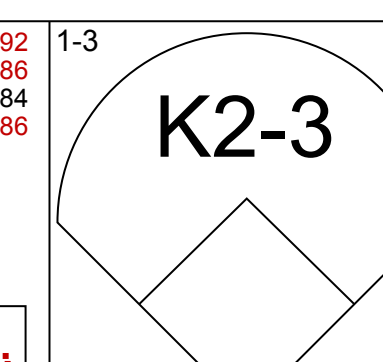
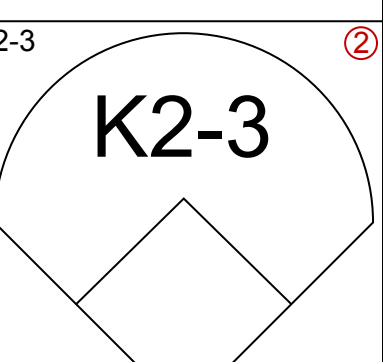

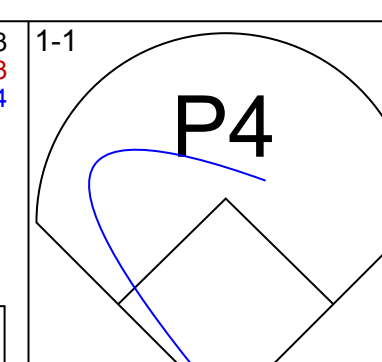
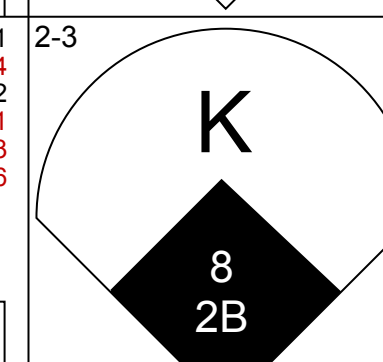
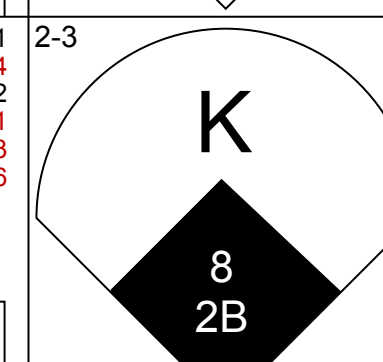
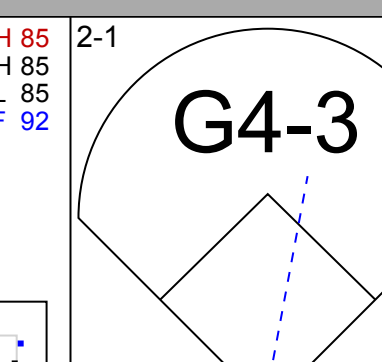
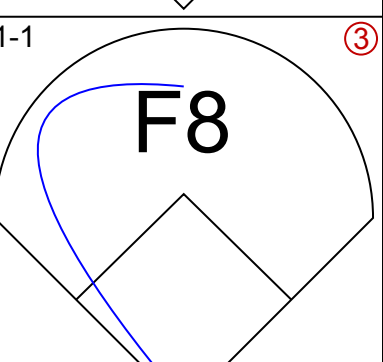
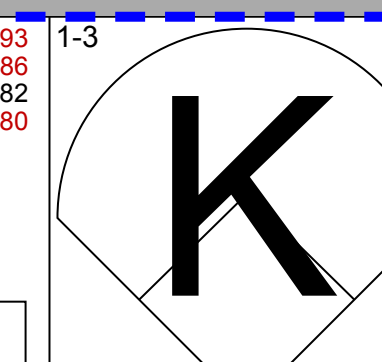
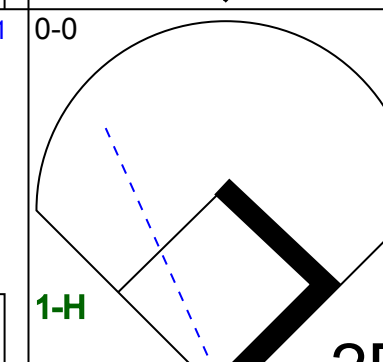
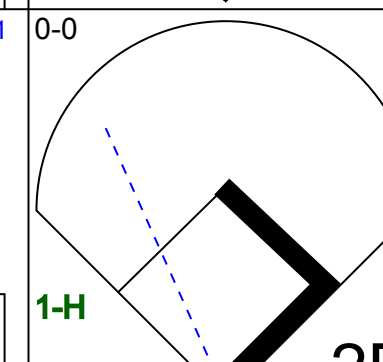
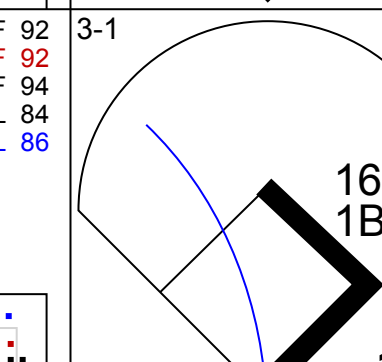
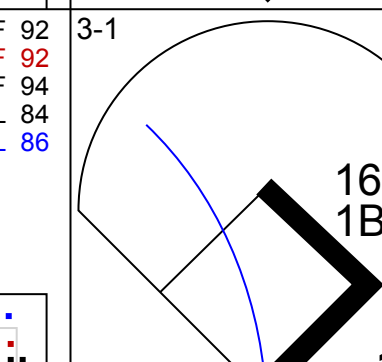
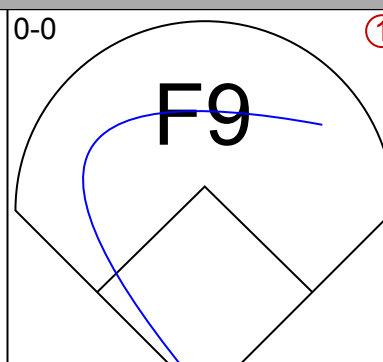
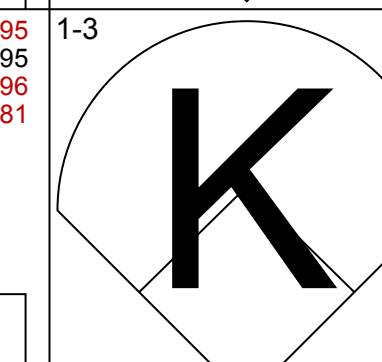
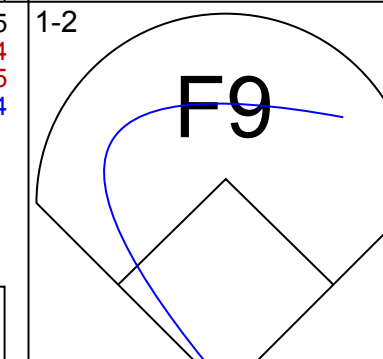
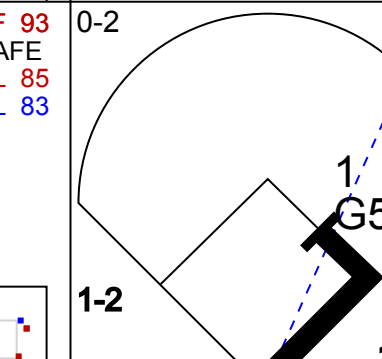
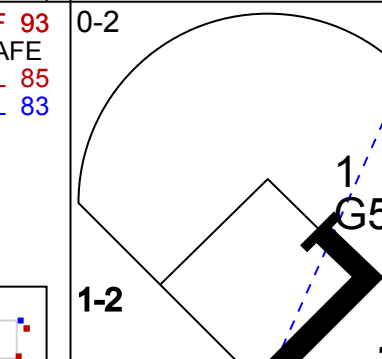
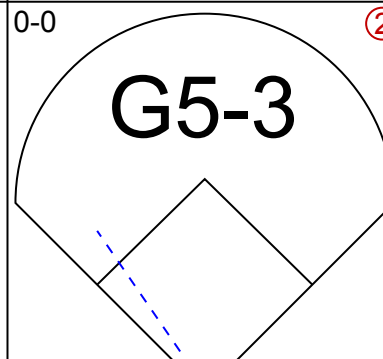
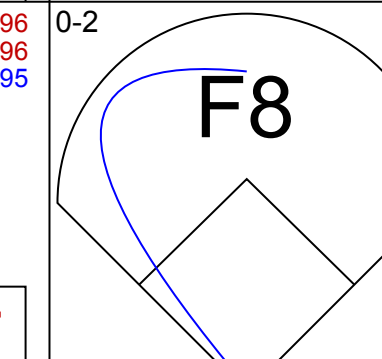
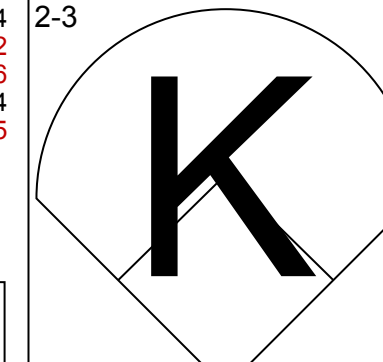
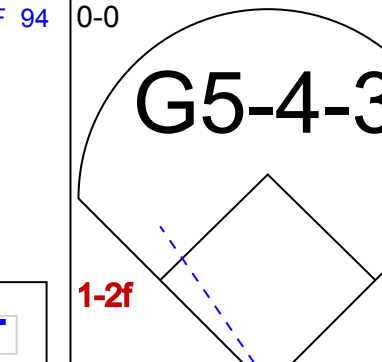
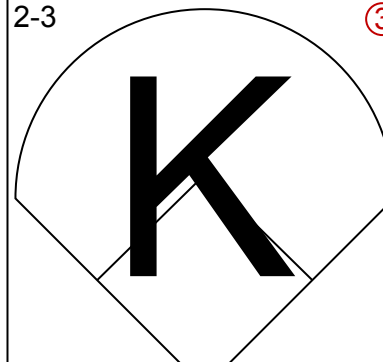
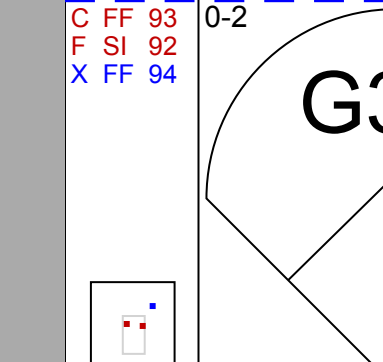
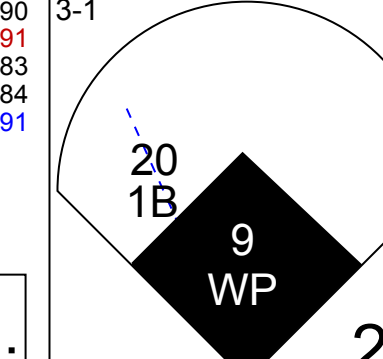
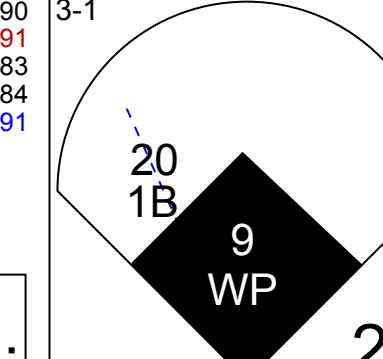
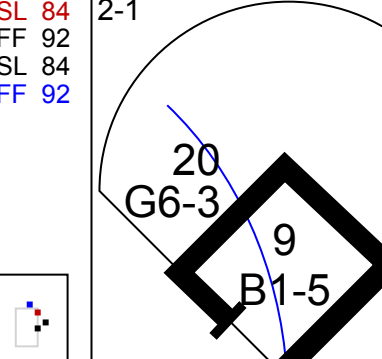
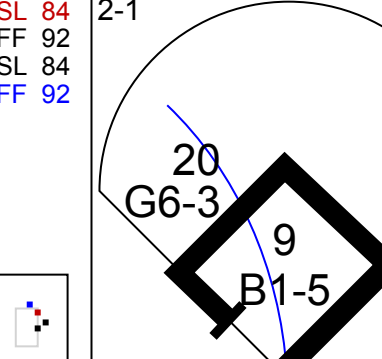
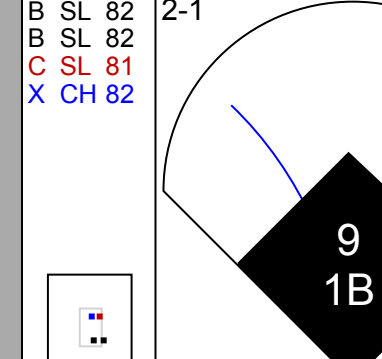
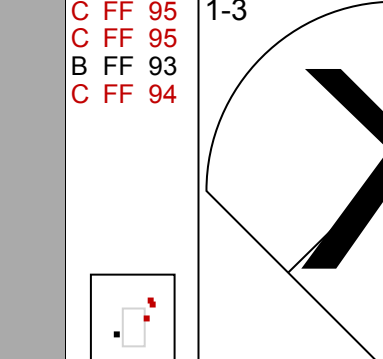
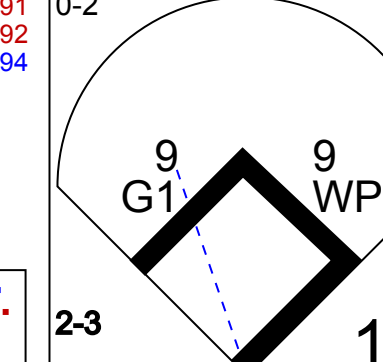
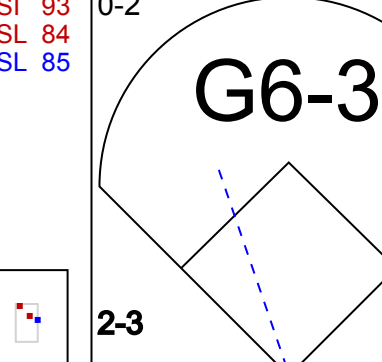
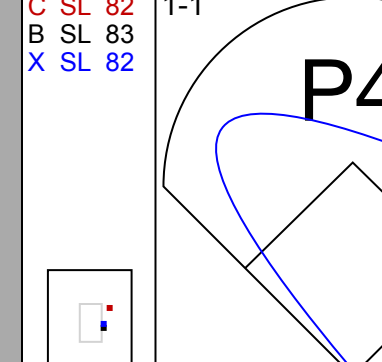
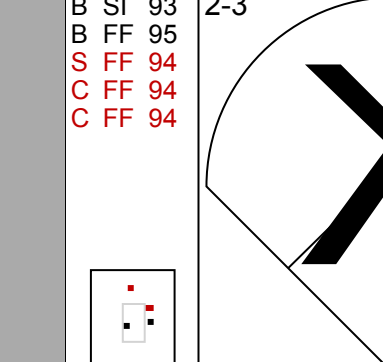
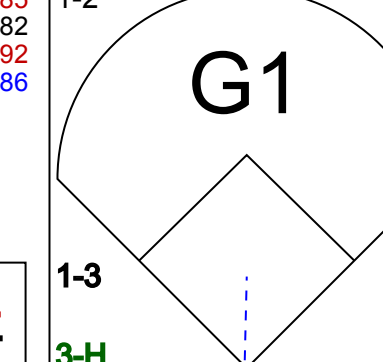
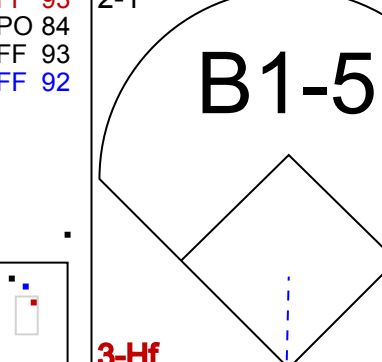
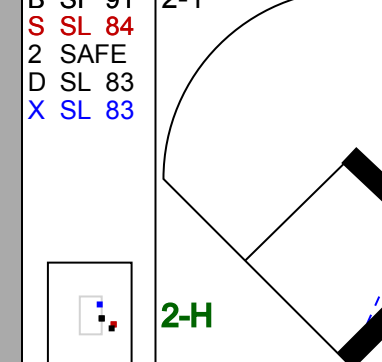
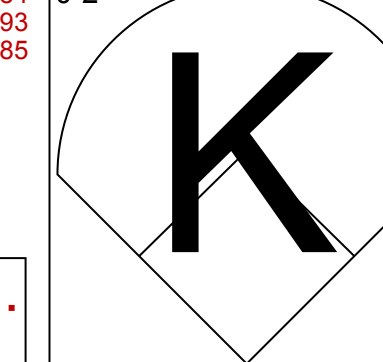
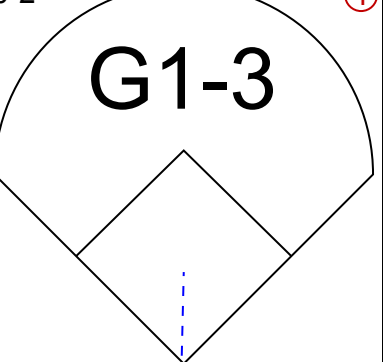


Batter	1	2	3	4	5	6	7	8	9	AB	R	H	RBI	BB	SO	LOB	BOTTOM			
7 Norichika Aoki, L OBP: 0.354, SLG: 0.421	F8					K				4	1	2	0	0	1	0				
27 Carlos Gómez, R OBP: 0.309, SLG: 0.475	F8		FC6-4							4	2	2	2	0	0	1				
8 Ryan Braun, R OBP: 0.385, SLG: 0.585	K									4	0	1	1	0	2	0				
16 Aramis Ramirez, R OBP: 0.357, SLG: 0.515										2	0	0	0	2	0	0				
1 Corey Hart, R OBP: 0.327, SLG: 0.502										4	0	0	0	0	1	3				
23 Rickie Weeks Jr., R OBP: 0.327, SLG: 0.372										3	0	0	0	0	2	1				
12 Martín Maldonado, R OBP: 0.339, SLG: 0.421										3	0	0	0	0	1	1				
59 John Axford, R										0	0	0	0	0	0	0				
51 Jim Henderson, L										0	0	0	0	0	0	0				
9 Jean Segura, R OBP: 0.077, SLG: 0.077										3	0	1	0	0	0	0				
43 Randy Wolf, L OBP: 0.162, SLG: 0.167										2	0	0	0	0	1	1				
40 Jose Veras, R										0	0	0	0	0	0	0				
20 Jonathan Lucroy, R OBP: 0.374, SLG: 0.548										1	0	0	0	0	0	0				
Inning Stats	R: 0 E: 0 K: 1 S: 5	H: 0 LOB: 0 BB: 0 P: 8	R: 0 E: 0 K: 1 S: 12	H: 0 LOB: 1 BB: 1 P: 20	R: 0 E: 0 K: 0 S: 9	H: 1 LOB: 0 BB: 0 P: 11	R: 0 E: 0 K: 2 S: 11	H: 0 LOB: 0 BB: 0 P: 17	R: 0 E: 0 K: 1 S: 12	H: 1 LOB: 1 BB: 0 P: 15	R: 1 E: 0 K: 0 S: 11	H: 1 LOB: 0 BB: 0 P: 17	R: 0 E: 0 K: 2 S: 7	H: 0 LOB: 0 BB: 0 P: 9	R: 2 E: 0 K: 0 S: 17	H: 3 LOB: 2 BB: 1 P: 32	1B: 4 2B: 1 3B: 0 HR: 1	SF: 0 SAC: 0 DP: 0 HBP: 0	WP: 0 PB: 0 SB: 2 CS: 0	PA: 32
PITCHER	IP WLS BF H R ER SO BB IBB HBP BLK WP HR S P ERA WHIP																			
55 Mat Latos, R ERA: 3.81	7.0	25	3	1	1	8	1	0	0	0	0	0	0	0	0	0	1.29	0.571		
50 Jonathan Broxton, R ERA: 2.54	0.2	L	5	3	2	2	0	0	0	0	0	0	0	0	0	0	27.00	4.500		
66 Logan Ondrusek, R ERA: 3.02	0.1		2	0	0	0	0	1	0	0	0	0	0	0	0	0	0.00	0.000		

Cincinnati Reds @ Milwaukee Brewers
Miller Park, Milwaukee, WI
Wed Aug 08 2012, 1:11 PM - 4:04 PM CDT
Att: 33,788 - Cloudy - 79 F

AB 30
R 3
H 6
RBI 3
BB 2
SO 8
LOB 7

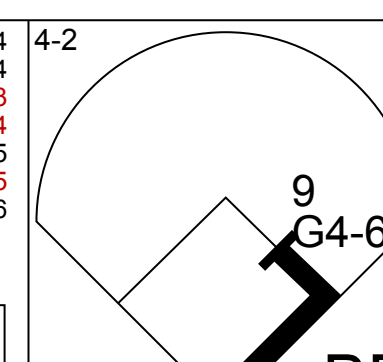
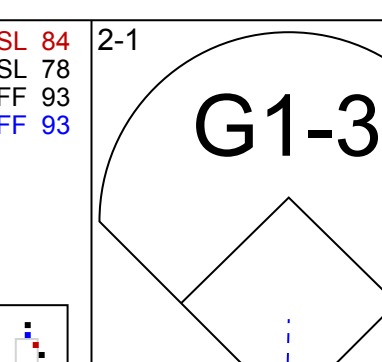
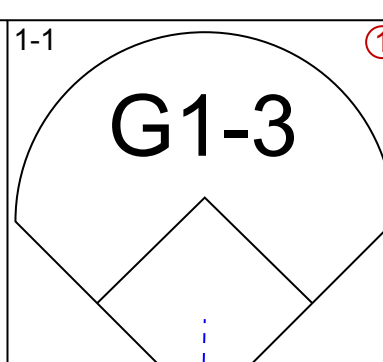
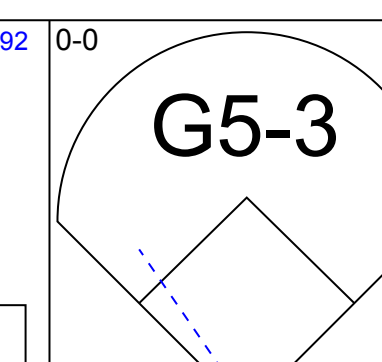
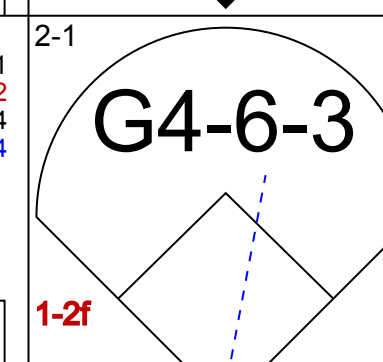
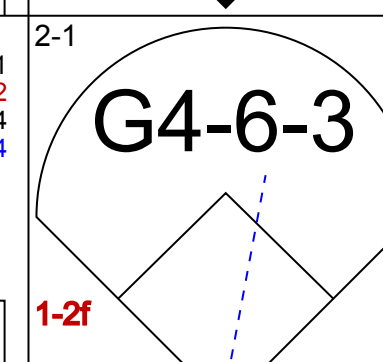
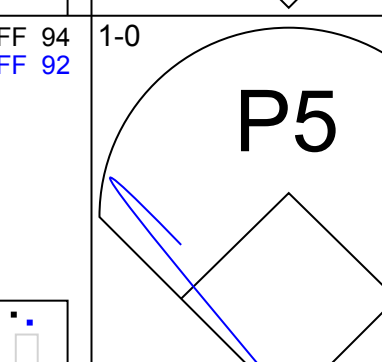
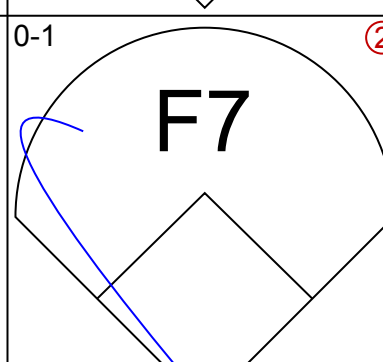
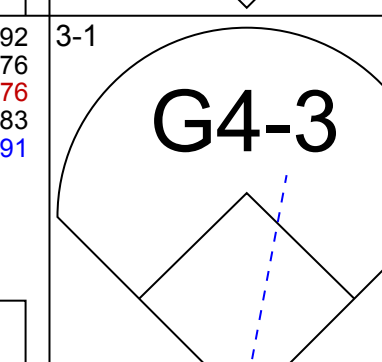
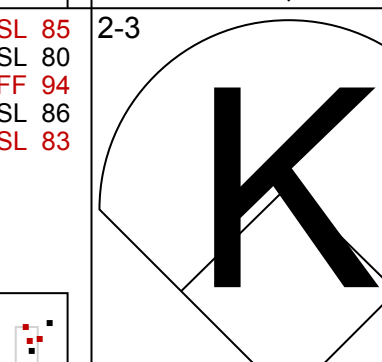
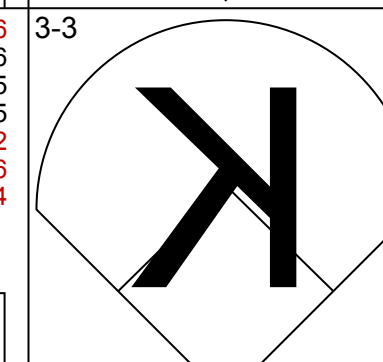
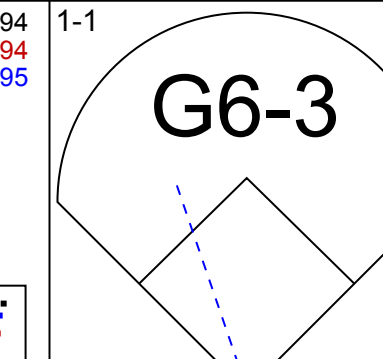
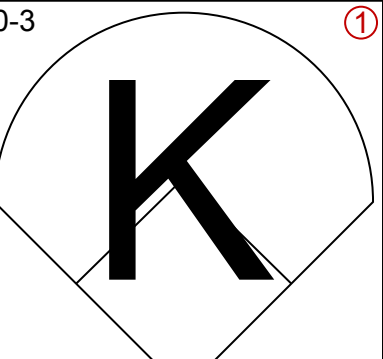
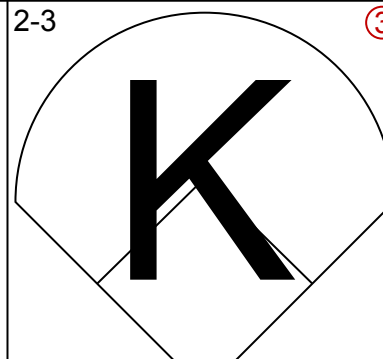
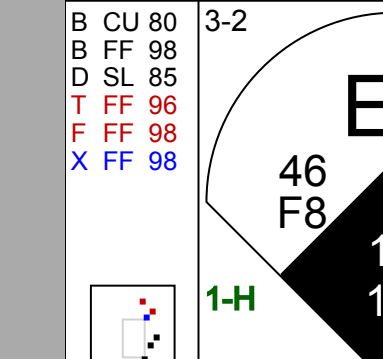
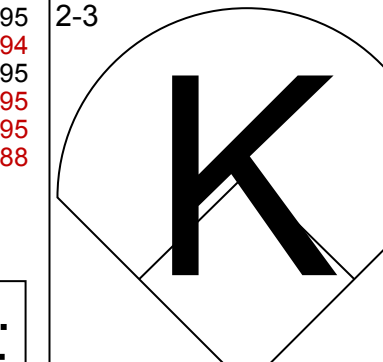
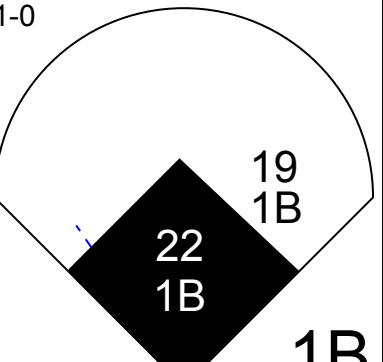
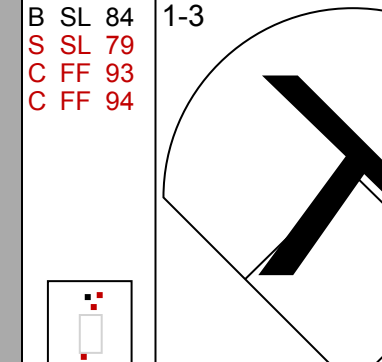
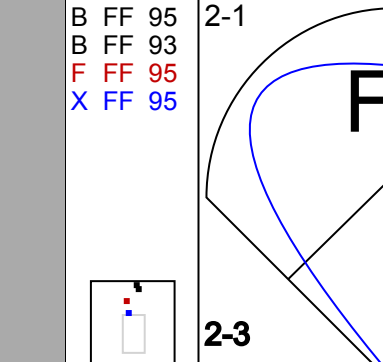
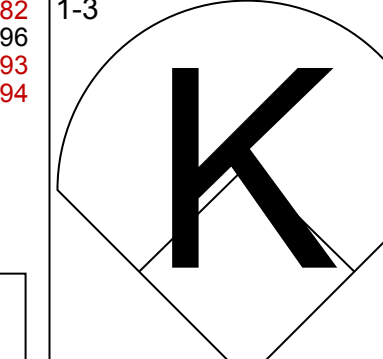
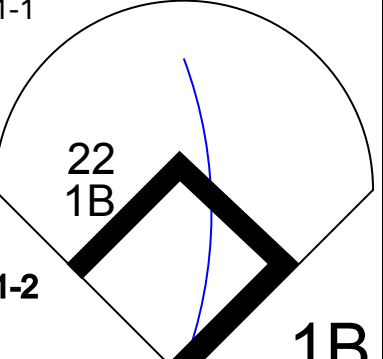
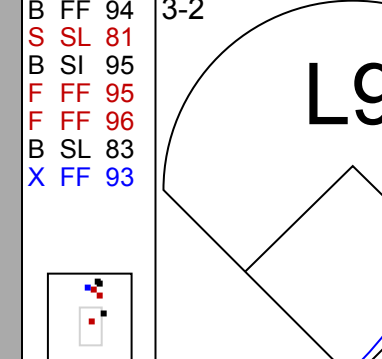
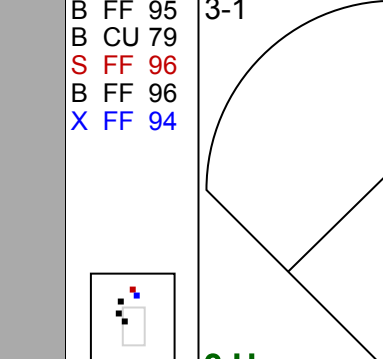
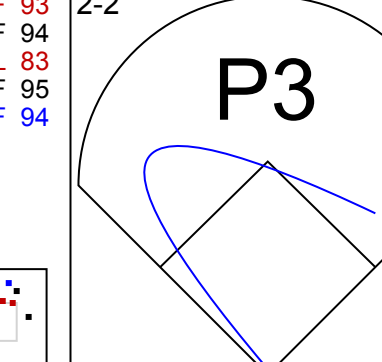
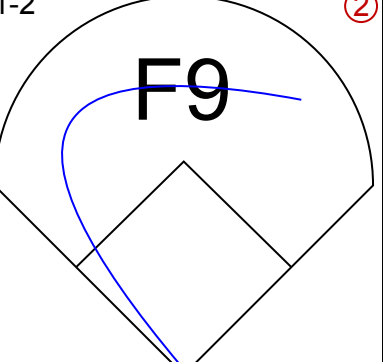
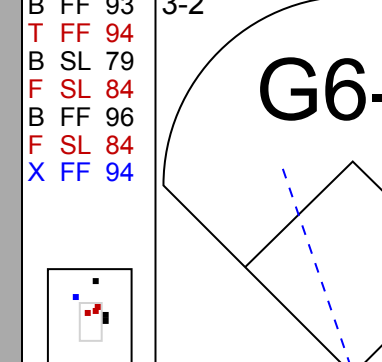
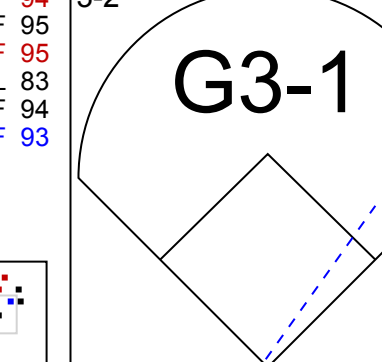
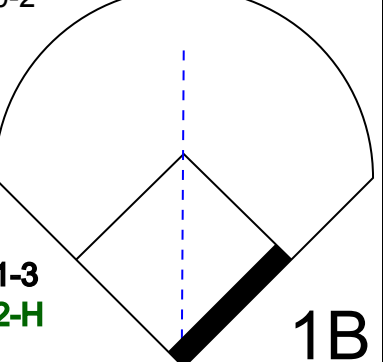
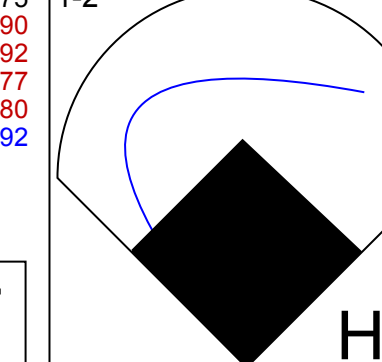
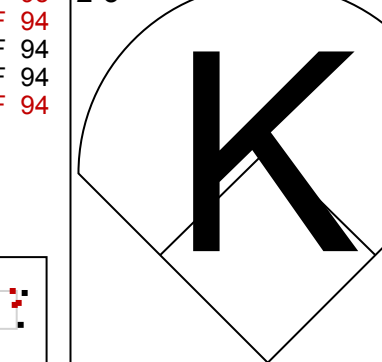
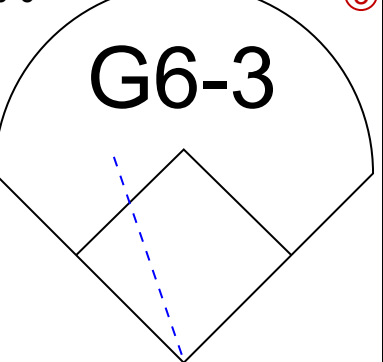


Batter	1	2	3	4	5	6	7	8	9	AB	R	H	RBI	BB	SO	LOB	TOP						
27 Carlos Gómez, R OBP: 0.304, SLG: 0.467										4	0	0	0	0	3	2							
2 Nyjer Morgan, L OBP: 0.295, SLG: 0.282										4	1	0	0	0	2	0							
8 Ryan Braun, R OBP: 0.386, SLG: 0.586										4	0	2	1	0	1	0							
16 Aramis Ramirez, R OBP: 0.356, SLG: 0.513										4	0	1	0	0	0	1							
1 Corey Hart, R OBP: 0.324, SLG: 0.498										4	0	0	0	0	2	3							
23 Richie Weeks Jr., R OBP: 0.330, SLG: 0.383										4	2	3	0	0	1	0							
20 Jonathan Lucroy, R OBP: 0.371, SLG: 0.541										4	0	1	0	0	1	2							
9 Jean Segura, R OBP: 0.125, SLG: 0.125										3	0	1	1	0	0	2							
37 Mark Rogers, R										2	0	0	0	0	1	1							
57 Francisco Rodríguez, R										0	0	0	0	0	0	0							
59 John Axford, R										0	0	0	0	0	0	0							
Inning Stats	R: 1 H: 1 E: 1 K: 3 S: 14	H: 1 LOB: 1 BB: 0 P: 19	R: 1 H: 2 E: 0 K: 2 S: 14	H: 2 LOB: 1 BB: 0 P: 19	R: 0 H: 2 E: 0 K: 0 S: 8	H: 2 LOB: 1 BB: 0 P: 13	R: 0 H: 1 E: 0 K: 0 S: 8	H: 1 LOB: 0 BB: 0 P: 11	R: 0 H: 0 E: 0 K: 1 S: 9	H: 0 LOB: 0 BB: 0 P: 12	R: 0 H: 0 E: 0 K: 1 S: 6	H: 0 LOB: 1 BB: 0 P: 8	R: 1 H: 2 E: 0 K: 0 S: 11	H: 2 LOB: 1 BB: 0 P: 17	R: 0 H: 0 E: 0 K: 2 S: 9	H: 0 LOB: 0 BB: 0 P: 11	R: 0 H: 0 E: 0 K: 2 S: 9	H: 0 LOB: 0 BB: 0 P: 12	1B: 4 2B: 5 3B: 0 HR: 0	SF: 0 SAC: 1 DP: 2 HBP: 0	WP: 1 PB: 0 SB: 0 CS: 0	PA: 34	
PITCHER	IP WLS BF H R ER SO BB IBB HBP BLK WP HR S P ERA WHIP	IP WLS BF H R ER SO BB IBB HBP BLK WP HR S P ERA WHIP	IP WLS BF H R ER SO BB IBB HBP BLK WP HR S P ERA WHIP	IP WLS BF H R ER SO BB IBB HBP BLK WP HR S P ERA WHIP	IP WLS BF H R ER SO BB IBB HBP BLK WP HR S P ERA WHIP	IP WLS BF H R ER SO BB IBB HBP BLK WP HR S P ERA WHIP	IP WLS BF H R ER SO BB IBB HBP BLK WP HR S P ERA WHIP	IP WLS BF H R ER SO BB IBB HBP BLK WP HR S P ERA WHIP	IP WLS BF H R ER SO BB IBB HBP BLK WP HR S P ERA WHIP	IP WLS BF H R ER SO BB IBB HBP BLK WP HR S P ERA WHIP	IP WLS BF H R ER SO BB IBB HBP BLK WP HR S P ERA WHIP	IP WLS BF H R ER SO BB IBB HBP BLK WP HR S P ERA WHIP	IP WLS BF H R ER SO BB IBB HBP BLK WP HR S P ERA WHIP	IP WLS BF H R ER SO BB IBB HBP BLK WP HR S P ERA WHIP	IP WLS BF H R ER SO BB IBB HBP BLK WP HR S P ERA WHIP	IP WLS BF H R ER SO BB IBB HBP BLK WP HR S P ERA WHIP	IP WLS BF H R ER SO BB IBB HBP BLK WP HR S P ERA WHIP	IP WLS BF H R ER SO BB IBB HBP BLK WP HR S P ERA WHIP	IP WLS BF H R ER SO BB IBB HBP BLK WP HR S P ERA WHIP	IP WLS BF H R ER SO BB IBB HBP BLK WP HR S P ERA WHIP	IP WLS BF H R ER SO BB IBB HBP BLK WP HR S P ERA WHIP	IP WLS BF H R ER SO BB IBB HBP BLK WP HR S P ERA WHIP	IP WLS BF H R ER SO BB IBB HBP BLK WP HR S P ERA WHIP

Milwaukee Brewers @ Houston Astros
Minute Maid Park, Houston, TX
Fri Aug 10 2012, 7:06 PM - 9:58 PM CDT
Att: 21,025 - Roof Closed - 73 F

AB 33
R 3
H 8
RBI 2
BB 0
SO 11
LOB 11



Batter	1	2	3	4	5	6	7	8	9	AB	R	H	RBI	BB	SO	LOB	BOTTOM						
27 Jose Altuve, R OBP: 0.350, SLG: 0.414										3	0	0	0	1	0	0							
9 Marwin Gonzalez, S OBP: 0.294, SLG: 0.331										4	0	0	0	0	0	1							
29 Brett Wallace, L OBP: 0.398, SLG: 0.535										2	0	0	0	2	2	0							
23 Tyler Greene, R OBP: 0.272, SLG: 0.358										0	1	0	0	0	0	0							
13 Steve Pearce, R OBP: 0.353, SLG: 0.436										4	1	1	1	0	2	1							
46 Scott Moore, L OBP: 0.281, SLG: 0.404										4	1	1	0	0	2	2							
19 Brian Bogusevic, L OBP: 0.304, SLG: 0.316										4	0	2	1	0	1	0							
21 Fernando Martinez, L OBP: 0.099, SLG: 0.111										3	0	0	0	0	0	2							
22 Carlos Corporán, S OBP: 0.346, SLG: 0.511										3	1	2	2	0	0	0							
20 Bud Norris, R OBP: 0.158, SLG: 0.167										2	0	0	0	0	1	2							
43 Fernando Rodríguez Jr., R										0	0	0	0	0	0	0							
44 Justin Maxwell, R										1	0	0	0	0	1	0							
59 Wilton Lopez, R										0	0	0	0	0	0	0							
Inning Stats	R: 0 H: 0 E: 0 K: 1 S: 10	H: 0 LOB: 0 BB: 1 P: 18	R: 0 H: 0 E: 0 K: 2 S: 9	H: 0 LOB: 0 BB: 0 P: 13	R: 0 H: 0 E: 0 K: 1 S: 9	H: 0 LOB: 0 BB: 0 P: 16	R: 0 H: 0 E: 0 K: 1 S: 6	H: 0 LOB: 0 BB: 0 P: 11	R: 1 H: 3 E: 0 K: 1 S: 14	H: 3 LOB: 2 BB: 0 P: 17	R: 0 H: 0 E: 0 K: 1 S: 9	H: 0 LOB: 1 BB: 1 P: 16	R: 0 H: 0 E: 0 K: 1 S: 11	H: 0 LOB: 0 BB: 0 P: 18	R: 1 H: 1 E: 0 K: 1 S: 11	H: 1 LOB: 0 BB: 0 P: 16	R: 2 H: 2 E: 1 K: 0 S: 10	H: 2 LOB: 1 BB: 1 P: 22	1B: 5 2B: 0 3B: 0 HR: 1	SF: 0 SAC: 0 DP: 1 HBP: 0	WP: 1 PB: 0 SB: 1 CS: 0	PA: 33	
PITCHER	IP WLS BF H R ER SO BB IBB HBP BLK WP HR S P ERA WHIP	IP WLS BF H R ER SO BB IBB HBP BLK WP HR S P ERA WHIP	IP WLS BF H R ER SO BB IBB HBP BLK WP HR S P ERA WHIP	IP WLS BF H R ER SO BB IBB HBP BLK WP HR S P ERA WHIP	IP WLS BF H R ER SO BB IBB HBP BLK WP HR S P ERA WHIP	IP WLS BF H R ER SO BB IBB HBP BLK WP HR S P ERA WHIP	IP WLS BF H R ER SO BB IBB HBP BLK WP HR S P ERA WHIP	IP WLS BF H R ER SO BB IBB HBP BLK WP HR S P ERA WHIP	IP WLS BF H R ER SO BB IBB HBP BLK WP HR S P ERA WHIP	IP WLS BF H R ER SO BB IBB HBP BLK WP HR S P ERA WHIP	IP WLS BF H R ER SO BB IBB HBP BLK WP HR S P ERA WHIP	IP WLS BF H R ER SO BB IBB HBP BLK WP HR S P ERA WHIP	IP WLS BF H R ER SO BB IBB HBP BLK WP HR S P ERA WHIP	IP WLS BF H R ER SO BB IBB HBP BLK WP HR S P ERA WHIP	IP WLS BF H R ER SO BB IBB HBP BLK WP HR S P ERA WHIP	IP WLS BF H R ER SO BB IBB HBP BLK WP HR S P ERA WHIP	IP WLS BF H R ER SO BB IBB HBP BLK WP HR S P ERA WHIP	IP WLS BF H R ER SO BB IBB HBP BLK WP HR S P ERA WHIP	IP WLS BF H R ER SO BB IBB HBP BLK WP HR S P ERA WHIP	IP WLS BF H R ER SO BB IBB HBP BLK WP HR S P ERA WHIP	IP WLS BF H R ER SO BB IBB HBP BLK WP HR S P ERA WHIP	IP WLS BF H R ER SO BB IBB HBP BLK WP HR S P ERA WHIP	IP WLS BF H R ER SO BB IBB HBP BLK WP HR S P ERA WHIP

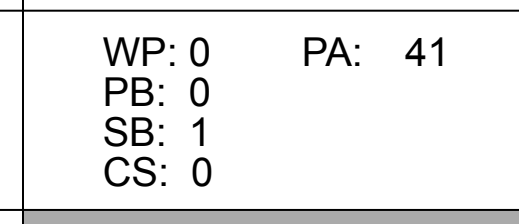
Milwaukee Brewers @ Houston Astros
Minute Maid Park, Houston, TX
Fri Aug 10 2012, 7:06 PM - 9:58 PM CDT
Att: 21,025 - Roof Closed - 73 F

AB 30
R 4
H 6
RBI 4
SO 9
LOB 8



Batter	1	2	3	4	5	6	7	8	9	10	AB	R	H	RBI	BB	SO	LOB	TOP				
7 Norichika Aoki, L OBP: 0.355, SLG: 0.423											5	0	2	2	0	0	1	Milwaukee Brewers @ Houston Astros Minute Maid Park, Houston, TX Sat Aug 11 2012, 6:07 PM - 9:40 PM CDT Att: 17,942 - Roof Closed - 73 F				
27 Carlos Gómez, R OBP: 0.300, SLG: 0.459											4	0	0	0	0	3	4					
2 Nyier Morgan, L OBP: 0.294, SLG: 0.281											1	0	0	0	0	0	0					
8 Ryan Braun, R OBP: 0.384, SLG: 0.582											5	0	1	0	0	3	0					
16 Aramis Ramirez, R OBP: 0.357, SLG: 0.511											5	1	2	0	0	0	1					
1 Corey Hart, R OBP: 0.320, SLG: 0.492											5	1	0	0	0	3	2					
23 Rickie Weeks Jr., R OBP: 0.330, SLG: 0.385											4	1	1	0	0	1	1					
20 Jonathan Lucroy, R OBP: 0.374, SLG: 0.549											3	1	2	1	0	1	0					
9 Jean Segura, R OBP: 0.200, SLG: 0.200											4	1	2	1	0	0	1					
41 Marco Estrada, R ERA: 4.36											1	0	0	0	0	1	0					
Inning Stats	R: 0 E: 0 K: 1 S: 7	H: 0 LOB: 0 BB: 0 P: 8	R: 2 E: 1 K: 0 S: 11	H: 1 LOB: 0 BB: 0 P: 19	R: 0 E: 0 K: 2 S: 8	H: 0 LOB: 0 BB: 0 P: 10	R: 0 E: 0 K: 2 S: 8	H: 0 LOB: 0 BB: 0 P: 12	R: 2 E: 0 K: 1 S: 13	H: 3 LOB: 1 BB: 0 P: 20	R: 0 E: 0 K: 3 S: 18	H: 3 LOB: 3 BB: 0 P: 28	R: 0 E: 0 K: 2 S: 8	H: 0 LOB: 0 BB: 0 P: 14	R: 1 E: 0 K: 2 S: 12	H: 2 LOB: 1 BB: 0 P: 19	R: 0 E: 0 K: 2 S: 13	H: 1 LOB: 0 BB: 0 P: 21	1B: 8 2B: 3 3B: 0 HR: 0	SF: 1 SAC: 0 DP: 1 HBP: 0	WP: 0 PB: 0 SB: 1 CS: 0	PA: 41
PITCHER	IP WLS BF H R ER SO BB IBB HBP BLK WP HR S P ERA WHIP	6.0 2 23 5 4 2 6 0 0 0 0 0 0 5 77 3.00 0.833	7.1 0.2 3 1 0 0 2 0 0 0 0 0 0 10 15 0.00 1.500	7.1 0.0 2 2 0 0 0 0 0 0 0 0 0 5 8 ∞ ∞	7.1 1.1 4 0 0 0 3 0 0 0 0 0 0 11 19 0.00 0.000	8.1 2.0 9 3 1 1 3 0 0 0 0 0 0 25 40 4.50 1.500	PITCHER														IP WLS BF H R ER SO BB IBB HBP BLK WP HR S P ERA WHIP	

AB	40
R	5
H	11
RBI	4
BB	0
SO	14
LOB	13



Batter	1	2	3	4	5	6	7	8	9	10	AB	R	H	RBI	BB	SO	LOB	BOTTOM				
23 Tyler Greene, R OBP: 0.275, SLG: 0.380											5	2	2	1	0	2	1	Milwaukee Brewers @ Houston Astros Minute Maid Park, Houston, TX Sat Aug 11 2012, 6:07 PM - 9:40 PM CDT Att: 17,942 - Roof Closed - 73 F				
27 Jose Altuve, R OBP: 0.353, SLG: 0.416											5	3	3	0	0	0	1					
29 Brett Wallace, L OBP: 0.402, SLG: 0.527											3	1	1	0	1	0	2					
9 Marwin González, S OBP: 0.288, SLG: 0.331											0	0	0	0	1	0	0					
13 Steve Pearce, R OBP: 0.371, SLG: 0.467											4	0	3	3	1	0	2					
46 Scott Moore, L OBP: 0.276, SLG: 0.395											5	0	1	1	0	0	3					
19 Brian Bogusevic, L OBP: 0.301, SLG: 0.312											4	0	0	0	0	1	2					
21 Fernando Martínez, L OBP: 0.096, SLG: 0.143											3	0	1	0	0	1	0					
59 Wilton Lopez, R											0	0	0	0	0	0	0					
22 Carlos Corporán, S OBP: 0.321, SLG: 0.471											4	0	0	0	0	1	1					
60 Dallas Keuchel, L ERA: 4.36											2	0	0	0	0	2	1					
Inning Stats	R: 2 E: 0 K: 0 S: 8	H: 3 LOB: 1 BB: 0 P: 16	R: 0 E: 0 K: 1 S: 11	H: 1 LOB: 0 BB: 0 P: 15	R: 2 E: 1 K: 0 S: 12	H: 3 LOB: 1 BB: 0 P: 20	R: 0 E: 0 K: 2 S: 10	H: 0 LOB: 0 BB: 0 P: 15	R: 1 E: 0 K: 0 S: 10	H: 2 LOB: 1 BB: 0 P: 18	R: 0 E: 0 K: 1 S: 10	H: 1 LOB: 2 BB: 1 P: 19	R: 0 E: 0 K: 1 S: 10	H: 0 LOB: 0 BB: 0 P: 16	R: 0 E: 0 K: 3 S: 9	H: 0 LOB: 0 BB: 0 P: 13	R: 1 E: 0 K: 0 S: 9	H: 2 LOB: 3 BB: 2 P: 20	1B: 9 2B: 1 3B: 1 HR: 1	SF: 0 SAC: 0 DP: 0 HBP: 0	WP: 1 PB: 0 SB: 1 CS: 1	PA: 41
PITCHER	IP WLS BF H R ER SO BB IBB HBP BLK WP HR S P ERA WHIP	4.0 1 18 4 4 1 3 0 0 0 0 0 0 41 66 9.00 1.750	5.1 1.0 2 1 1 0 0 0 0 0 0 0 0 1 10 9.00 2.000	6.1 1.0 3 0 0 0 1 0 0 0 0 0 0 6 8 0.00 0.000	7.1 1.0 5 1 0 0 1 0 0 0 0 0 0 10 19 0.00 1.000	8.1 1.0 3 0 0 0 1 0 0 0 0 0 0 10 16 0.00 0.000	PITCHER														IP WLS BF H R ER SO BB IBB HBP BLK WP HR S P ERA WHIP	

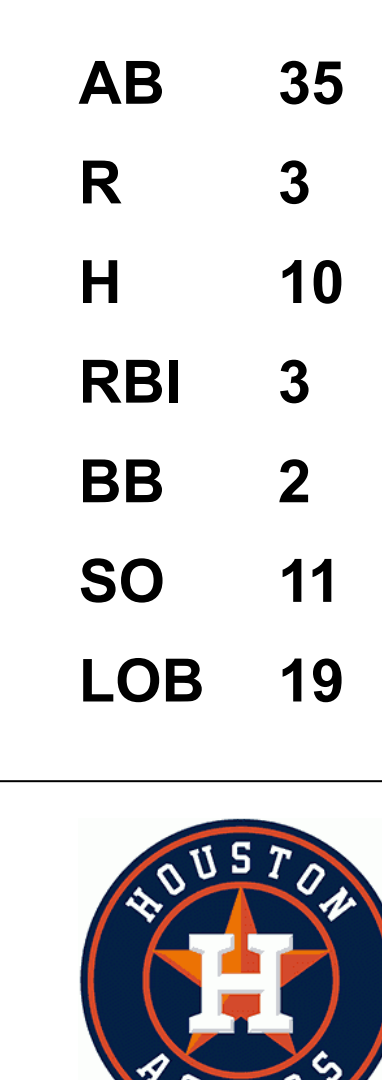
AB	38
R	6
H	12
RBI	5
BB	3
SO	9
LOB	13



Batter	1	2	3	4	5	6	7	8	9	AB	R	H	RBI	BB	SO	LOB	TOP										
7 Norichika Aoki, L (1,9) OBP: 0.355, SLG: 0.423										5	1	2	0	0	0	3	Milwaukee Brewers @ Houston Astros Minute Maid Park, Houston, TX Sun Aug 12 2012, 1:06 PM - 3:56 PM CDT Att: 19,235 - Roof Closed - 73 F										
23 Rickie Weeks Jr., R (1,4) OBP: 0.377, SLG: 0.951										4	0	0	1	0	2	3											
8 Ryan Braun, R (1,7) OBP: 0.383, SLG: 0.578										4	0	1	1	0	0	2											
16 Aramis Ramirez, R (1,5) OBP: 0.354, SLG: 0.506										4	0	0	0	0	0	2											
1 Corey Hart, R (1,3) OBP: 0.322, SLG: 0.498										3	2	1	1	1	0	0											
12 Martin Maldonado, R (1,2) OBP: 0.337, SLG: 0.420										4	0	1	1	0	2	0											
27 Carlos Gómez, R (1,8) OBP: 0.299, SLG: 0.456										4	1	1	0	0	1	0											
9 Jean Segura, R (1,6) OBP: 0.250, SLG: 0.250										4	1	2	0	0	1	0											
49 Yovani Gallardo, R (1,1) OBP: 0.140, SLG: 0.180										2	0	1	1	0	0	0											
40 Jose Veras, L (8,1)										0	0	0	0	0	0	0											
45 Travis Ishikawa, L (9,PH) OBP: 0.298, SLG: 0.442										1	0	0	0	0	0	0											
50 Kameron Loe, R (9,1)										0	0	0	0	0	0	0											
Inning Stats	R: 0 H: 2 E: 0 K: 1 S: 10	H: 2 LOB: 1 BB: 0 P: 14	R: 1 H: 3 E: 0 K: 1 S: 13	H: 3 LOB: 2 BB: 0 P: 17	R: 0 H: 0 E: 0 K: 1 S: 9	H: 0 LOB: 0 BB: 0 P: 14	R: 0 H: 0 E: 0 K: 0 S: 9	H: 0 LOB: 0 BB: 0 P: 13	R: 2 H: 1 E: 1 K: 0 S: 12	H: 1 LOB: 1 BB: 0 P: 19	R: 1 H: 1 E: 0 K: 2 S: 11	H: 1 LOB: 0 BB: 0 P: 13	R: 0 H: 1 E: 0 K: 0 S: 10	H: 1 LOB: 1 BB: 0 P: 15	R: 1 H: 1 E: 0 K: 1 S: 10	H: 1 LOB: 0 BB: 1 P: 16	R: 0 H: 0 E: 0 K: 0 S: 6	H: 0 LOB: 0 BB: 0 P: 8	1B: 7 2B: 1 3B: 0 HR: 1	SF: 0 SAC: 1 DP: 0 HBP: 0	WP: 0 PB: 0 SB: 2 CS: 1	PA: 37					
PITCHER	IP	WLS	BF	H	R	ER	SO	BB	IBB	HBP	BLK	WP	HR	S	P	ERA	WHIP										
18 Jordan Lyles, R (1,1) ERA: 5.47	7.0	L	30	8	4	2	5	0	0	0	0	0	1	74	105	2.57	1.143										
65 Mickey Storey, R (8,1) ERA: 3.86	2.0	H	7	1	1	1	1	1	0	0	0	0	0	16	24	4.50	1.000										

Batter	1	2	3	4	5	6	7	8	9	AB	R	H	RBI	BB	SO	LOB	BOTTOM										
23 Tyler Greene, R (1,4) OBP: 0.278, SLG: 0.386										5	1	2	0	0	2	4	Milwaukee Brewers @ Houston Astros Minute Maid Park, Houston, TX Sun Aug 12 2012, 1:06 PM - 3:56 PM CDT Att: 19,235 - Roof Closed - 73 F										
9 Marwin Gonzalez, S (1,6) OBP: 0.291, SLG: 0.339										5	1	2	2	0	0	3											
13 Steve Pearce, R (1,3) OBP: 0.367, SLG: 0.459										4	0	1	0	0	2	2											
44 Justin Maxwell, R (1,8) OBP: 0.319, SLG: 0.478										4	0	0	0	0	1	3											
46 Scott Moore, L (1,5) OBP: 0.285, SLG: 0.393										3	0	1	1	1	2	0											
3 Ben Francisco, R (1,9) OBP: 0.306, SLG: 0.400										3	0	0	0	1	2	3											
21 Fernando Martinez, L (1,7) OBP: 0.120, SLG: 0.160										4	0	1	0	0	0	1											
18 Chris Snyder, R (1,2) OBP: 0.298, SLG: 0.297										4	1	2	0	0	2	1											
18 Jordan Lyles, R (1,1) ERA: 5.47										1	0	1	0	0	0	0											
29 Brett Wallace, L (7,PH) OBP: 0.398, SLG: 0.520										1	0	0	0	0	0	1											
65 Mickey Storey, R (8,1) ERA: 3.86										0	0	0	0	0	0	0											
19 Brian Bogusevic, L (9,PH) OBP: 0.300, SLG: 0.311										1	0	0	0	0	0	1											
Inning Stats	R: 1 H: 2 E: 0 K: 0 S: 8	H: 2 LOB: 2 BB: 1 P: 17	R: 0 H: 1 E: 0 K: 1 S: 14	H: 1 LOB: 1 BB: 0 P: 19	R: 0 H: 0 E: 0 K: 2 S: 11	H: 0 LOB: 0 BB: 0 P: 18	R: 0 H: 0 E: 0 K: 2 S: 8	H: 0 LOB: 0 BB: 0 P: 15	R: 1 H: 2 E: 0 K: 1 S: 11	H: 2 LOB: 1 BB: 0 P: 14	R: 0 H: 0 E: 0 K: 1 S: 7	H: 0 LOB: 1 BB: 1 P: 13	R: 0 H: 1 E: 0 K: 1 S: 5	H: 1 LOB: 1 BB: 0 P: 10	R: 1 H: 3 E: 0 K: 1 S: 8	H: 3 LOB: 1 BB: 0 P: 12	R: 0 H: 1 E: 1 K: 2 S: 13	H: 1 LOB: 2 BB: 0 P: 20	1B: 8 2B: 2 3B: 0 HR: 0	SF: 0 SAC: 1 DP: 1 HBP: 0	WP: 1 PB: 0 SB: 0 CS: 0	PA: 38					
PITCHER	IP	WLS	BF	H	R	ER	SO	BB	IBB	HBP	BLK	WP	HR	S	P	ERA	WHIP										
49 Yovani Gallardo, R (1,1) ERA: 3.78	7.2	W	33	9	3	3	8	2	0	0	0	0	0	69	114	3.52	1.435										
40 Jose Veras, R (8,1) ERA: 4.66	0.1	H	1	0	0	0	1	0	0	0	0	0	0	3	4	0.00	0.000										
50 Kameron Loe, R (9,1) ERA: 3.78	1.0	S	5	1	0	0	2	0	0	0	0	1	0	13	20	0.00	1.000										

AB 35
R 5
H 9
RBI 5
BB 1
SO 6
LOB 10



Batter	1	2	3	4	5	6	7	8	9	AB	R	H	RBI	BB	SO	LOB	TOP					
7 Norichika Aoki, L (1.9) OBP: 0.354, SLG: 0.419										5	0	3	2	0	0	2	Milwaukee Brewers @ Colorado Rockies Coors Field, Denver, CO Tue Aug 14 2012, 6:42 PM - 9:48 PM MDT Att: 28,036 - Partly Cloudy - 91 F					
23 Rickie Weeks Jr., R (1.4) OBP: 0.336, SLG: 0.385										5	0	0	0	0	2	6						
8 Ryan Braun, R (1.7) OBP: 0.377, SLG: 0.567										5	0	0	0	0	1	5						
16 Aramis Ramirez, R (1.5) OBP: 0.354, SLG: 0.509										4	1	1	0	0	1	3						
1 Corey Hart, R (1.3) OBP: 0.323, SLG: 0.494										4	1	2	0	0	1	0						
12 Martin Maldonado, R (1.2) OBP: 0.336, SLG: 0.444										4	2	2	2	0	0	1						
27 Carlos Gómez, R (1.8) OBP: 0.308, SLG: 0.473										4	2	2	0	0	1	0						
9 Jean Segura, R (1.6) OBP: 0.250, SLG: 0.250										4	0	1	0	0	0	3						
43 Randy Wolf, L (1.1) OBP: 0.154, SLG: 0.158										2	0	0	0	0	0	1						
40 Jose Veras, R (6.1)										0	0	0	0	0	0	0						
59 John Axford, R (7.1)										0	0	0	0	0	0	0						
45 Travis Ishikawa, L (8. PH)										1	0	1	0	0	0	0						
26 Manny Parra, L (8.1)										0	0	0	0	0	0	0						
20 Jonathan Lucroy, R (9. PH)										1	0	1	1	0	0	0						
Inning Stats	R: 0 E: 0 K: 1 S: 9	H: 1 LOB: 0 BB: 0 P: 13	R: 0 E: 0 K: 0 S: 7	H: 0 LOB: 0 BB: 0 P: 8	R: 1 E: 0 K: 0 S: 11	H: 2 LOB: 1 BB: 0 P: 17	R: 0 E: 0 K: 1 S: 11	H: 0 LOB: 0 BB: 0 P: 17	R: 1 E: 0 K: 0 S: 4	H: 1 LOB: 0 BB: 0 P: 7	R: 0 E: 0 K: 1 S: 9	H: 0 LOB: 0 BB: 0 P: 15	R: 1 E: 0 K: 1 S: 8	H: 2 LOB: 0 BB: 0 P: 11	R: 0 E: 1 K: 2 S: 21	H: 2 LOB: 3 BB: 0 P: 27	R: 3 E: 0 K: 0 S: 17	H: 5 LOB: 2 BB: 0 P: 22	1B: 10 2B: 2 3B: 0 HR: 1	SF: 0 SAC: 0 DP: 1 HBP: 0	WP: 0 PA: 39 PB: 0 SB: 0 CS: 1	
PITCHER	IP WLS BF H R ER SO BB IBB HBP BLK WP HR S P ERA WHIP	IP WLS BF H R ER SO BB IBB HBP BLK WP HR S P ERA WHIP	IP WLS BF H R ER SO BB IBB HBP BLK WP HR S P ERA WHIP	IP WLS BF H R ER SO BB IBB HBP BLK WP HR S P ERA WHIP	IP WLS BF H R ER SO BB IBB HBP BLK WP HR S P ERA WHIP	IP WLS BF H R ER SO BB IBB HBP BLK WP HR S P ERA WHIP	IP WLS BF H R ER SO BB IBB HBP BLK WP HR S P ERA WHIP	IP WLS BF H R ER SO BB IBB HBP BLK WP HR S P ERA WHIP	IP WLS BF H R ER SO BB IBB HBP BLK WP HR S P ERA WHIP	IP WLS BF H R ER SO BB IBB HBP BLK WP HR S P ERA WHIP	IP WLS BF H R ER SO BB IBB HBP BLK WP HR S P ERA WHIP	IP WLS BF H R ER SO BB IBB HBP BLK WP HR S P ERA WHIP	IP WLS BF H R ER SO BB IBB HBP BLK WP HR S P ERA WHIP	IP WLS BF H R ER SO BB IBB HBP BLK WP HR S P ERA WHIP	IP WLS BF H R ER SO BB IBB HBP BLK WP HR S P ERA WHIP	IP WLS BF H R ER SO BB IBB HBP BLK WP HR S P ERA WHIP	IP WLS BF H R ER SO BB IBB HBP BLK WP HR S P ERA WHIP	IP WLS BF H R ER SO BB IBB HBP BLK WP HR S P ERA WHIP	IP WLS BF H R ER SO BB IBB HBP BLK WP HR S P ERA WHIP	IP WLS BF H R ER SO BB IBB HBP BLK WP HR S P ERA WHIP	IP WLS BF H R ER SO BB IBB HBP BLK WP HR S P ERA WHIP	IP WLS BF H R ER SO BB IBB HBP BLK WP HR S P ERA WHIP
32 Tyler Chatwood, R (1.1) ERA: 4.28	6.0	W	21	4	2	1	3	0	0	0	0	0	0	0	0	0	1.50	0.667				
30 Josh Roenicke, L (7.1) ERA: 2.74	1.0		6	4	1	1	1	0	0	0	0	0	0	0	0	0	9.00	4.000				
51 Matt Reynolds, L (8.1) ERA: 4.34	0.1		1	0	0	0	0	0	0	0	0	0	0	0	0	0	0.00	0.000				
34 Matt Belisle, R (8.1) ERA: 3.3	0.2		3	0	0	0	2	0	0	0	0	0	0	0	0	0	0.00	0.000				
49 Rex Brothers, L (9.1) ERA: 5.11	0.0		3	3	3	3	0	0	0	0	0	0	0	0	0	0	∞	∞				

Batter	1	2	3	4	5	6	7	8	9	AB	R	H	RBI	BB	SO	LOB	BOTTOM				
1 Eric Young Jr., S (1.9) OBP: 0.378, SLG: 0.446										5	2	3	2	0	0	1	Milwaukee Brewers @ Colorado Rockies Coors Field, Denver, CO Tue Aug 14 2012, 6:42 PM - 9:48 PM MDT Att: 28,036 - Partly Cloudy - 91 F				
14 Josh Rutledge, R (1.6) OBP: 0.336, SLG: 0.604										4	1	0	0	0	1	2					
49 Rex Brothers, L (9.1)										0	0	0	0	0	0	0					
63 Rafael Betancourt, R (9.1)										0	0	0	0	0	0	0					
Dexter Fowler, S (1.8) OBP: 0.379, SLG: 0.497										3	1	2	0	0	0	0					
5 Carlos González, L (1.7) OBP: 0.390, SLG: 0.549										4	1	4	2	0	0	0					
20 Wilin Rosario, R (1.2) OBP: 0.295, SLG: 0.533										3	2	2	2	1	0	2					
22 Jordan Pacheco, R (1.3) OBP: 0.340, SLG: 0.406										3	0	2	2	1	0	0					
10 Chris Nelson, R (1.5) OBP: 0.330, SLG: 0.418										4	1	1	0	0	1	5					
9 DJ LeMahieu, R (1.4) OBP: 0.319, SLG: 0.378										4	0	0	0	0	1	1					
32 Tyler Chatwood, R (1.1) ERA: 5.65	5.0	L	24	10	6	6	1	1	0	0	0	0	0	0	0	0	10.80	2.200			
7 Matt McBride, R (6. PH)										0	0	0	0	0	0	0	0	0			
30 Josh Roenicke, L (7.1)										0	0	0	0	0	0	0	0	0			
51 Matt Reynolds, L (8.1)										0	0	0	0	0	0	0	0	0			
34 Matt Belisle, R (8.1)										0	0	0	0	0	0	0	0	0			
18 Jonathan Herrera, S (9. PH)										1	0	0	0	0	0	0	0	0			
Inning Stats	R: 4 E: 0 K: 0 S: 17	H: 4 LOB: 0 BB: 0 P: 27	R: 0 E: 0 K: 0 S: 6	H: 0 LOB: 0 BB: 0 P: 8	R: 1 E: 0 K: 1 S: 19	H: 3 LOB: 1 BB: 1 P: 34	R: 0 E: 0 K: 0 S: 11	H: 1 LOB: 1 BB: 0 P: 15	R: 1 E: 0 K: 0 S: 6	H: 2 LOB: 0 BB: 0 P: 12	R: 2 E: 0 K: 1 S: 9	H: 2 LOB: 0 BB: 0 P: 13	R: 0 E: 0 K: 1 S: 12	H: 2 LOB: 1 BB: 1 P: 19	R: 0 E: 0 K: 1 S: 10	H: 1 LOB: 1 BB: 0 P: 14	1B: 9 2B: 4 3B: 0 HR: 2	SF: 0 SAC: 1 DP: 1 HBP: 1	WP: 0 PA: 38 PB: 0 SB: 0 CS: 2		
PITCHER	IP WLS BF H R ER SO BB IBB HBP BLK WP HR S P ERA WHIP	IP WLS BF H R ER SO BB IBB HBP BLK WP HR S P ERA WHIP	IP WLS BF H R ER SO BB IBB HBP BLK WP HR S P ERA WHIP	IP WLS BF H R ER SO BB IBB HBP BLK WP HR S P ERA WHIP	IP WLS BF H R ER SO BB IBB HBP BLK WP HR S P ERA WHIP	IP WLS BF H R ER SO BB IBB HBP BLK WP HR S P ERA WHIP	IP WLS BF H R ER SO BB IBB HBP BLK WP HR S P ERA WHIP	IP WLS BF H R ER SO BB IBB HBP BLK WP HR S P ERA WHIP	IP WLS BF H R ER SO BB IBB HBP BLK WP HR S P ERA WHIP	IP WLS BF H R ER SO BB IBB HBP BLK WP HR S P ERA WHIP	IP WLS BF H R ER SO BB IBB HBP BLK WP HR S P ERA WHIP	IP WLS BF H R ER SO BB IBB HBP BLK WP HR S P ERA WHIP	IP WLS BF H R ER SO BB IBB HBP BLK WP HR S P ERA WHIP	IP WLS BF H R ER SO BB IBB HBP BLK WP HR S P ERA WHIP	IP WLS BF H R ER SO BB IBB HBP BLK WP HR S P ERA WHIP	IP WLS BF H R ER SO BB IBB HBP BLK WP HR S P ERA WHIP	IP WLS BF H R ER SO BB IBB HBP BLK WP HR S P ERA WHIP	IP WLS BF H R ER SO BB IBB HBP BLK WP HR S P ERA WHIP	IP WLS BF H R ER SO BB IBB HBP BLK WP HR S P ERA WHIP	IP WLS BF H R ER SO BB IBB HBP BLK WP HR S P ERA WHIP	IP WLS BF H R ER SO BB IBB HBP BLK WP HR S P ERA WHIP
43 Randy Wolf, L (1.1) ERA: 4.98	1.2		9	4	2	2	1	1	0	0	0	0	0	0	0	0	10.80	3.000			
59 John Axford, R (7.1) ERA: 5.21	0.1		1	0	0	0	1	0	0	0	0	0	0	0	0	0	0.00	0.000			
26 Manny Parra, L (8.1) ERA: 4.5	1.0		4	1	0	0	1	0	0	0	0	0	0	0	0	0	0.00	1.000			



Batter	1	2	3	4	5	6	7	8	9	AB	R	H	RBI	BB	SO	LOB	TOP				
7 Norichika Aoki, L OBP: 0.352, SLG: 0.414	G3			G3	PO	P6		F8		4	0	0	0	1	0	2					
27 Carlos Gómez, R OBP: 0.306, SLG: 0.466	K	F8				G5-3		G6-3		4	1	0	0	1	1	2					
23 Rickie Weeks Jr., R OBP: 0.329, SLG: 0.390	1B			G1-3					F9	5	1	3	1	0	0	0					
16 Aramis Ramirez, R OBP: 0.354, SLG: 0.506	1B			F8					F8	4	1	1	0	0	0	1					
1 Corey Hart, R OBP: 0.326, SLG: 0.495				K					P3	3	2	1	1	2	1	0					
20 Jonathan Lucroy, R OBP: 0.372, SLG: 0.533	F9				L6				P3	3	1	0	0	0	0	4					
2 Nyjer Morgan, L OBP: 0.297, SLG: 0.285		K		G1-3					F8	4	0	2	3	0	1	0					
9 Jean Segura, R OBP: 0.250, SLG: 0.258		G6-3							K	3	0	1	1	0	1	1					
37 Mark Rogers, R 57 Francisco Rodríguez, R 45 Travis Ishikawa, L 26 Manny Parra, L 59 John Axford, R 51 Jim Henderson, L									F7	2	0	2	0	0	0	0					
Inning Stats	R: 0 H: 1 E: 0 K: 1 S: 10	L: 1 R: 3 ER: 0 LOB: 3 BB: 1 P: 17	R: 0 H: 1 E: 0 K: 1 S: 13	L: 1 R: 2 ER: 0 LOB: 2 BB: 1 P: 22	R: 0 H: 0 E: 0 K: 1 S: 7	L: 0 R: 0 ER: 0 LOB: 0 BB: 0 P: 10	R: 0 H: 2 E: 0 K: 0 S: 9	L: 2 R: 2 ER: 0 LOB: 2 BB: 0 P: 12	R: 5 H: 4 E: 0 K: 0 S: 19	L: 4 R: 0 ER: 0 LOB: 1 BB: 1 P: 29	R: 0 H: 1 E: 0 K: 0 S: 8	L: 1 R: 0 ER: 0 LOB: 1 BB: 0 P: 11	R: 1 H: 1 E: 0 K: 1 S: 6	L: 1 R: 0 ER: 0 LOB: 0 BB: 1 P: 13	R: 0 H: 0 E: 0 K: 0 S: 9	L: 0 R: 0 ER: 0 LOB: 0 BB: 0 P: 13	1B: 7 2B: 3 3B: 0 HR: 0	SF: 1 SAC: 1 DP: 0 HBP: 2	WP: 0 PB: 0 SB: 0 CS: 1	PA: 42	
PITCHER	IP	WLS	BF	H	R	ER	SO	BB	IBB	HBP	BLK	WP	HR	S	P	ERA	WHIP				
56 Guillermo Moscoso, R ERA: 8.33	4.0		23	7	4	4	3	3	0	1	0	0	0	49	28	9.00	2.500				
59 Carlos Torres, R ERA: 4.66	2.1		10	2	2	2	0	1	0	1	0	0	0	18	7.71	1.286					
51 Matt Reynolds, L ERA: 4.28	0.2		2	1	0	0	1	0	0	0	0	0	0	5	8	0.00	1.500				
48 Will Harris, R ERA: 9.0	2.0	W	6	0	0	0	0	0	0	0	0	0	0	14	24	0.00	0.000				

Milwaukee Brewers @ Colorado Rockies
Coors Field, Denver, CO
Wed Aug 15 2012, 1:13 PM - 4:18 PM MDT
Att: 23,411 - Partly Cloudy - 90 F

AB 33
R 6
H 10
RBI 6
BB 4
SO 4
LOB 10



Batter	1	2	3	4	5	6	7	8	9	AB	R	H	RBI	BB	SO	LOB	BOTTOM					
1 Eric Young Jr., S OBP: 0.384, SLG: 0.466					G1-3					4	2	2	1	1	1	0						
21 Tyler Colvin, L OBP: 0.324, SLG: 0.543	FC3-6									4	1	2	2	1	1	1						
Dexter Fowler, S OBP: 0.375, SLG: 0.492	L7									4	0	0	0	0	1	3						
5 Carlos González, L OBP: 0.391, SLG: 0.549										4	2	2	0	0	0	0						
55 Ramon Hernandez, R OBP: 0.248, SLG: 0.353										3	1	1	1	0	0	0						
22 Jordan Pacheco, R OBP: 0.342, SLG: 0.405										3	0	1	0	1	0	1						
10 Chris Nelson, R OBP: 0.333, SLG: 0.420										4	0	2	3	0	2	1						
18 Jonathan Herrera, S OBP: 0.284, SLG: 0.353										4	0	0	0	0	1	1						
56 Guillermo Moscoso, R 59 Carlos Torres, R 51 Matt Reynolds, L 7 Matt McBride, R 48 Will Harris, R 20 Will Rosario, R										1	0	0	0	0	0	0						
Inning Stats	R: 3 H: 3 E: 0 K: 0 S: 13	L: 3 R: 2 ER: 0 LOB: 2 BB: 2 P: 29	R: 1 H: 1 E: 0 K: 1 S: 10	L: 1 R: 0 ER: 0 LOB: 0 BB: 0 P: 13	R: 0 H: 0 E: 0 K: 1 S: 10	L: 0 R: 0 ER: 0 LOB: 0 BB: 0 P: 15	R: 0 H: 0 E: 0 K: 1 S: 6	L: 0 R: 0 ER: 0 LOB: 0 BB: 0 P: 10	R: 0 H: 1 E: 0 K: 1 S: 10	L: 1 R: 0 ER: 0 LOB: 1 BB: 0 P: 15	R: 1 H: 2 E: 0 K: 0 S: 8	L: 2 R: 0 ER: 0 LOB: 1 BB: 0 P: 10	R: 0 H: 0 E: 0 K: 1 S: 11	L: 0 R: 0 ER: 0 LOB: 1 BB: 1 P: 19	R: 0 H: 1 E: 0 K: 1 S: 7	L: 1 R: 0 ER: 0 LOB: 0 BB: 0 P: 10	R: 2 H: 3 E: 0 K: 1 S: 9	L: 3 R: 0 ER: 0 LOB: 1 BB: 0 P: 11	1B: 9 2B: 1 3B: 0 HR: 1	SF: 0 SAC: 1 DP: 0 HBP: 0	WP: 0 PB: 0 SB: 1 CS: 0	PA: 38
PITCHER	IP	WLS	BF	H	R	ER	SO	BB	IBB	HBP	BLK	WP	HR	S	P	ERA	WHIP					
37 Mark Rogers, R ERA: 4.84	6.0		26	7	5	5	4	2	0	0	0	0	0	11	19	7.50	1.500					
26 Manny Parra, L ERA: 4.47	0.1	H	1	0	0	0	0	0	0	0	0	0	0	1	2	0.00	0.000					
59 John Axford, R ERA: 5.14	0.2	H	3	1	0	0	1	0	0	0	0	0	0	6	8	0.00	1.500					
51 Jim Henderson, R ERA: 5.4	0.1	L	4	3	2	2	1	0	0	0	0	0	0	9	11	54.00	9.000					

Milwaukee Brewers @ Colorado Rockies
Coors Field, Denver, CO
Wed Aug 15 2012, 1:13 PM - 4:18 PM MDT
Att: 23,411 - Partly Cloudy - 90 F

AB 34
R 7
H 11
RBI 7
BB 3
SO 7
LOB 7



Batter	1	2	3	4	5	6	7	8	9	AB	R	H	RBI	BB	SO	LOB	TOP										
11 Jimmy Rollins, S OBP: 0.307, SLG: 0.410	F8		G5-3			K		K		5	1	1	0	0	2	1	Philadelphia Phillies @ Milwaukee Brewers Miller Park, Milwaukee, WI Thu Aug 16 2012, 7:11 PM - 10:34 PM CDT Att: 30,117 - Partly Cloudy - 75 F										
10 Juan Pierre, L OBP: 0.349, SLG: 0.374 15 John Mayberry Jr., R OBP: 0.271, SLG: 0.382	F8		P5			F8		G6-3		5	0	2	0	0	0	1											
26 Chase Utley, L OBP: 0.343, SLG: 0.465	F8		F8			L8		K		3	0	0	0	2	1	1											
6 Ryan Howard, L OBP: 0.310, SLG: 0.442	CS		E6			K		K		5	1	3	1	0	1	3											
9 Dornic Brown, L OBP: 0.304, SLG: 0.309	K		F7			F7		F7		4	1	1	0	1	1	3											
19 Laynce Nix, L OBP: 0.325, SLG: 0.437	P5		P4			P5		K		3	1	1	0	1	0	3											
24 Ty Wigginton, R OBP: 0.239, SLG: 0.373	P5		P4			P5		K		1	0	0	0	0	1	2											
28 Kevin Frandsen, R OBP: 0.364, SLG: 0.413	F9		F9			F9		K		5	0	3	3	0	1	1											
31 Erik Kratz, R OBP: 0.349, SLG: 0.655	P2		P2			P2		G5-3		4	0	0	0	1	0	5											
33 Cliff Lee, L OBP: 0.200, SLG: 0.222 43 Josh Lindblom, R OBP: 0.239, SLG: 0.373	F9		F9			K		K2-3		4	0	1	0	0	2	3											
Inning Stats	R: 0 E: 0 K: 0 S: 6	H: 1 LOB: 0 BB: 0 P: 10	R: 0 E: 0 K: 1 S: 16	H: 2 LOB: 3 BB: 1 P: 29	R: 1 E: 1 K: 0 S: 15	H: 1 LOB: 2 BB: 1 P: 23	R: 0 E: 0 K: 0 S: 8	H: 1 LOB: 1 BB: 0 P: 10	R: 3 E: 0 K: 3 S: 12	H: 3 LOB: 1 BB: 1 P: 17	R: 0 E: 0 K: 1 S: 16	H: 0 LOB: 1 BB: 1 P: 28	R: 0 E: 0 K: 2 S: 8	H: 0 LOB: 3 BB: 0 P: 8	R: 0 E: 0 K: 2 S: 16	H: 3 LOB: 0 BB: 0 P: 22	1B: 11 2B: 1 3B: 0 HR: 0	SF: 0 SAC: 0 DP: 0 HBP: 0	WP: 0 PB: 0 SB: 3 CS: 1	PA: 45							
PITCHER	IP	WLS	BF	H	R	ER	SO	BB	IBB	HBP	BLK	WP	HR	S	P	ERA	WHIP										
41 Marco Estrada, R ERA: 4.52	5.0		26	8	4	4	1	3	0	0	0	0	0	65	108	7.20	2.200										
40 Jose Veras, R ERA: 4.93	2.0		9	1	0	0	4	2	0	0	0	0	0	28	45	0.00	1.500										
61 Livan Hernandez, R ERA: 5.06	1.0	W	3	0	0	0	2	0	0	0	0	0	0	8	8	0.00	0.000										
26 Manny Parra, L ERA: 4.44	0.1	H	3	2	0	0	1	0	0	0	0	0	0	7	10	0.00	6.000										
51 Jim Henderson, R ERA: 5.0	0.2	S	3	1	0	0	1	0	0	0	0	0	0	9	12	0.00	1.500										

Batter	1	2	3	4	5	6	7	8	9	AB	R	H	RBI	BB	SO	LOB	BOTTOM										
7 Norichika Aoki, L OBP: 0.348, SLG: 0.410	K		G1-3			G1-3		P6		4	0	0	0	0	1	1	Philadelphia Phillies @ Milwaukee Brewers Miller Park, Milwaukee, WI Thu Aug 16 2012, 7:11 PM - 10:34 PM CDT Att: 30,117 - Partly Cloudy - 75 F										
23 Rickie Weeks Jr., R OBP: 0.326, SLG: 0.388	K		F9			F9		E5		4	1	1	0	0	1	0											
8 Ryan Braun, R OBP: 0.380, SLG: 0.582	HR		HR			HR		K		3	3	2	2	1	1	1											
16 Aramis Ramirez, R OBP: 0.356, SLG: 0.512	HR		K			K		K		3	2	1	1	1	2	1											
1 Corey Hart, R OBP: 0.325, SLG: 0.500	K		K			K		HR		4	1	1	4	0	3	1											
20 Jonathan Lucroy, R OBP: 0.386, SLG: 0.524 61 Livan Hernandez, R ERA: 5.06	F8		P5			P5		P5		3	0	0	0	0	0	0											
2 Nyjer Morgan, L OBP: 0.296, SLG: 0.283 26 Manny Parra, L ERA: 4.44 51 Jim Henderson, L ERA: 5.0	P4		P4			P4		F9		3	0	1	0	0	0	0											
9 Jean Segura, R OBP: 0.229, SLG: 0.235	K		K			K		G4-3		3	0	0	0	0	2	1											
41 Marco Estrada, R OBP: 0.090, SLG: 0.160 21 Cody Ransom, R OBP: 0.309, SLG: 0.396 40 Jose Veras, R ERA: 4.93 12 Martin Maldonado, R OBP: 0.337, SLG: 0.442	K		K			G6-3		K		1	0	0	0	0	1	0											
Inning Stats	R: 2 E: 0 K: 3 S: 14	H: 2 LOB: 0 BB: 0 P: 22	R: 0 E: 0 K: 1 S: 7	H: 0 LOB: 0 BB: 0 P: 10	R: 0 E: 0 K: 1 S: 9	H: 0 LOB: 0 BB: 0 P: 10	R: 1 E: 0 K: 2 S: 9	H: 1 LOB: 0 BB: 0 P: 10	R: 0 E: 0 K: 1 S: 13	H: 1 LOB: 1 BB: 0 P: 17	R: 0 E: 0 K: 3 S: 12	H: 1 LOB: 1 BB: 0 P: 18	R: 0 E: 0 K: 0 S: 8	H: 0 LOB: 0 BB: 0 P: 13	R: 4 E: 1 K: 1 S: 16	H: 1 LOB: 0 BB: 2 P: 29		1B: 2 2B: 0 3B: 0 HR: 4	SF: 0 SAC: 0 DP: 0 HBP: 0	WP: 1 PB: 0 SB: 1 CS: 0	PA: 33						
PITCHER	IP	WLS	BF	H	R	ER	SO	BB	IBB	HBP	BLK	WP	HR	S	P	ERA	WHIP										
33 Cliff Lee, L ERA: 3.83 43 Josh Lindblom, R ERA: 3.76	7.2		29	5	4	4	0	1	1	0	0	0	1	6	18	54.00	6.000										



Batter	1	2	3	4	5	6	7	8	9	AB	R	H	RBI	BB	SO	LOB	TOP							
11 Jimmy Rollins, S OBP: 0.302, SLG: 0.403										5	0	0	0	0	2	1	Philadelphia Phillies @ Milwaukee Brewers Miller Park, Milwaukee, WI Sat Aug 18 2012, 6:12 PM - 9:21 PM CDT Att: 43,386 - Cloudy - 73 F							
28 Kevin Frandsen, R OBP: 0.347, SLG: 0.380										4	0	0	0	0	1	1								
26 Chase Utley, L OBP: 0.360, SLG: 0.473										4	1	2	0	1	1	1								
6 Ryan Howard, L OBP: 0.313, SLG: 0.463										4	0	2	1	0	0	3								
9 Dornic Brown, L OBP: 0.324, SLG: 0.286										4	0	0	0	0	1	5								
58 Jonathan Papelbon, R ERA: 2.74										0	0	0	0	0	0	0								
19 Laynce Nix, L OBP: 0.329, SLG: 0.429										2	1	0	0	2	2	1								
15 John Mayberry Jr., R ERA: 3.92										3	1	1	2	1	1	2								
31 Erik Kratz, R OBP: 0.343, SLG: 0.678										4	1	1	1	0	1	2								
35 Cole Hamels, L OBP: 0.263, SLG: 0.296										3	0	0	0	0	2	0								
10 Juan Pierre, L OBP: 0.346, SLG: 0.371										1	0	1	0	0	0	0								
Inning Stats	R: 0 E: 0 K: 0 S: 9	H: 0 LOB: 2 BB: 1 P: 18	R: 3 E: 0 K: 2 S: 16	H: 2 LOB: 0 BB: 1 P: 27	R: 1 E: 0 K: 1 S: 14	H: 2 LOB: 2 BB: 1 P: 24	R: 0 E: 0 K: 1 S: 7	H: 0 LOB: 0 BB: 0 P: 9	R: 0 E: 0 K: 1 S: 13	H: 1 LOB: 2 BB: 1 P: 22	R: 0 E: 0 K: 0 S: 7	H: 0 LOB: 0 BB: 0 P: 10	R: 0 E: 0 K: 1 S: 12	H: 1 LOB: 1 BB: 0 P: 17	R: 0 E: 0 K: 3 S: 12	H: 0 LOB: 0 BB: 0 P: 18	R: 0 E: 0 K: 2 S: 12	H: 1 LOB: 1 BB: 0 P: 21	1B: 3 2B: 2 3B: 0 HR: 2	SF: 0 SAC: 0 DP: 0 HBP: 1	WP: 0 PB: 0 SB: 0 CS: 0	PA: 39		
PITCHER	IP WLS BF H R ER SO BB IBB HBP BLK WP HR S P ERA WHIP	IP WLS BF H R ER SO BB IBB HBP BLK WP HR S P ERA WHIP	IP WLS BF H R ER SO BB IBB HBP BLK WP HR S P ERA WHIP	IP WLS BF H R ER SO BB IBB HBP BLK WP HR S P ERA WHIP	IP WLS BF H R ER SO BB IBB HBP BLK WP HR S P ERA WHIP	IP WLS BF H R ER SO BB IBB HBP BLK WP HR S P ERA WHIP	IP WLS BF H R ER SO BB IBB HBP BLK WP HR S P ERA WHIP	IP WLS BF H R ER SO BB IBB HBP BLK WP HR S P ERA WHIP	IP WLS BF H R ER SO BB IBB HBP BLK WP HR S P ERA WHIP	IP WLS BF H R ER SO BB IBB HBP BLK WP HR S P ERA WHIP	IP WLS BF H R ER SO BB IBB HBP BLK WP HR S P ERA WHIP	IP WLS BF H R ER SO BB IBB HBP BLK WP HR S P ERA WHIP	IP WLS BF H R ER SO BB IBB HBP BLK WP HR S P ERA WHIP	IP WLS BF H R ER SO BB IBB HBP BLK WP HR S P ERA WHIP	IP WLS BF H R ER SO BB IBB HBP BLK WP HR S P ERA WHIP	IP WLS BF H R ER SO BB IBB HBP BLK WP HR S P ERA WHIP	IP WLS BF H R ER SO BB IBB HBP BLK WP HR S P ERA WHIP	IP WLS BF H R ER SO BB IBB HBP BLK WP HR S P ERA WHIP	IP WLS BF H R ER SO BB IBB HBP BLK WP HR S P ERA WHIP	IP WLS BF H R ER SO BB IBB HBP BLK WP HR S P ERA WHIP	IP WLS BF H R ER SO BB IBB HBP BLK WP HR S P ERA WHIP	IP WLS BF H R ER SO BB IBB HBP BLK WP HR S P ERA WHIP	IP WLS BF H R ER SO BB IBB HBP BLK WP HR S P ERA WHIP	IP WLS BF H R ER SO BB IBB HBP BLK WP HR S P ERA WHIP

AB	34
R	4
H	7
RBI	4
BB	4
SO	11
LOB	16



Batter	1	2	3	4	5	6	7	8	9	AB	R	H	RBI	BB	SO	LOB	BOTTOM							
7 Norichika Aoki, L OBP: 0.348, SLG: 0.403										3	0	0	0	1	0	0	Philadelphia Phillies @ Milwaukee Brewers Miller Park, Milwaukee, WI Sat Aug 18 2012, 6:12 PM - 9:21 PM CDT Att: 43,386 - Cloudy - 73 F							
20 Jonathan Lucroy, R OBP: 0.389, SLG: 0.524										4	1	2	0	0	1	1								
8 Ryan Braun, R OBP: 0.383, SLG: 0.594										4	1	3	2	0	0	0								
16 Aramis Ramirez, R OBP: 0.351, SLG: 0.511										4	1	1	1	0	2	1								
1 Corey Hart, R OBP: 0.326, SLG: 0.498										4	0	1	0	0	1	0								
27 Carlos Gómez, R OBP: 0.305, SLG: 0.459										4	0	1	0	0	3	1								
21 Cody Ransom, R OBP: 0.302, SLG: 0.386										4	0	0	0	0	4	2								
9 Jean Segura, R OBP: 0.238, SLG: 0.225										3	0	0	0	0	2	2								
64 Mike Fiers, R ERA: 2.84										1	0	0	0	0	1	0								
37 Mark Rogers, R ERA: 2.84										1	0	0	0	0	1	0								
50 Kameron Loe, R ERA: 3.63										0	0	0	0	0	0	0								
57 Francisco Rodriguez, R ERA: 5.13										0	0	0	0	0	0	0								
23 Rickie Weeks Jr., R ERA: 3.26										1	0	0	0	0	1	0								
51 Jim Henderson, L ERA: 4.5										0	0	0	0	0	0	0								
Inning Stats	R: 0 E: 0 K: 0 S: 7	H: 0 LOB: 0 BB: 0 P: 8	R: 1 E: 0 K: 1 S: 14	H: 2 LOB: 1 BB: 0 P: 17	R: 0 E: 0 K: 1 S: 9	H: 2 LOB: 0 BB: 0 P: 11	R: 0 E: 0 K: 2 S: 8	H: 0 LOB: 0 BB: 0 P: 11	R: 0 E: 0 K: 2 S: 10	H: 0 LOB: 0 BB: 0 P: 15	R: 0 E: 0 K: 1 S: 10	H: 1 LOB: 1 BB: 1 P: 22	R: 0 E: 0 K: 2 S: 10	H: 1 LOB: 1 BB: 0 P: 13	R: 2 E: 0 K: 2 S: 10	H: 2 LOB: 0 BB: 0 P: 14	R: 0 E: 0 K: 2 S: 10	H: 0 LOB: 0 BB: 0 P: 11	1B: 6 2B: 0 3B: 0 HR: 2	SF: 0 SAC: 0 DP: 0 HBP: 0	WP: 0 PB: 0 SB: 3 CS: 1	PA: 34		
PITCHER	IP WLS BF H R ER SO BB IBB HBP BLK WP HR S P ERA WHIP	IP WLS BF H R ER SO BB IBB HBP BLK WP HR S P ERA WHIP	IP WLS BF H R ER SO BB IBB HBP BLK WP HR S P ERA WHIP	IP WLS BF H R ER SO BB IBB HBP BLK WP HR S P ERA WHIP	IP WLS BF H R ER SO BB IBB HBP BLK WP HR S P ERA WHIP	IP WLS BF H R ER SO BB IBB HBP BLK WP HR S P ERA WHIP	IP WLS BF H R ER SO BB IBB HBP BLK WP HR S P ERA WHIP	IP WLS BF H R ER SO BB IBB HBP BLK WP HR S P ERA WHIP	IP WLS BF H R ER SO BB IBB HBP BLK WP HR S P ERA WHIP	IP WLS BF H R ER SO BB IBB HBP BLK WP HR S P ERA WHIP	IP WLS BF H R ER SO BB IBB HBP BLK WP HR S P ERA WHIP	IP WLS BF H R ER SO BB IBB HBP BLK WP HR S P ERA WHIP	IP WLS BF H R ER SO BB IBB HBP BLK WP HR S P ERA WHIP	IP WLS BF H R ER SO BB IBB HBP BLK WP HR S P ERA WHIP	IP WLS BF H R ER SO BB IBB HBP BLK WP HR S P ERA WHIP	IP WLS BF H R ER SO BB IBB HBP BLK WP HR S P ERA WHIP	IP WLS BF H R ER SO BB IBB HBP BLK WP HR S P ERA WHIP	IP WLS BF H R ER SO BB IBB HBP BLK WP HR S P ERA WHIP	IP WLS BF H R ER SO BB IBB HBP BLK WP HR S P ERA WHIP	IP WLS BF H R ER SO BB IBB HBP BLK WP HR S P ERA WHIP	IP WLS BF H R ER SO BB IBB HBP BLK WP HR S P ERA WHIP	IP WLS BF H R ER SO BB IBB HBP BLK WP HR S P ERA WHIP	IP WLS BF H R ER SO BB IBB HBP BLK WP HR S P ERA WHIP	IP WLS BF H R ER SO BB IBB HBP BLK WP HR S P ERA WHIP



Batter	1	2	3	4	5	6	7	8	9	AB	R	H	RBI	BB	SO	LOB	TOP							
11 Jimmy Rollins, S OBP: 0.299, SLG: 0.398	B5-3	K	F8	F8	F8	F8	L8	G4-3		5	0	0	0	0	1	2								
28 Kevin Frandsen, R OBP: 0.363, SLG: 0.395	1B		G1-3	G1-3	G1-3	G1-3	1B	G1-4-3		5	1	3	0	0	0	0								
15 John Mayberry Jr., R OBP: 0.276, SLG: 0.392	FC6-4		P6	P6	P6	P6	P3	1B		5	1	2	0	0	0	3								
6 Ryan Howard, L OBP: 0.317, SLG: 0.460	K		1B	1B	1B	1B	K	K		5	1	2	0	0	3	3								
24 Ty Wigginton, R OBP: 0.300, SLG: 0.370		G6-3	BB	BB	BB	BB	L7	E7		2	1	0	0	1	0	2								
19 Laynce Nix, L OBP: 0.333, SLG: 0.423			BB	BB	BB	BB	L7	E7		1	0	0	0	1	0	0								
9 Dornic Brown, L OBP: 0.355, SLG: 0.328		HR	2B	2B	2B	2B	L6	L6		4	2	3	4	1	0	2								
7 Michael Martinez, S OBP: 0.209, SLG: 0.254	HR	HR	1B	1B	1B	1B	L6	FC3-2	G4-3	5	2	2	2	0	0	4								
23 Brian Schneider, L OBP: 0.301, SLG: 0.365	1B	G4-3	G4-3	G4-3	G4-3	G4-3	F8	F8		4	0	2	2	0	0	1								
38 Kyle Kendrick, R OBP: 0.154, SLG: 0.083	FC5-6	FC5-6	G1-3	G1-3	G1-3	G1-3	K	P5		4	0	0	0	0	1	2								
44 Michael Schwimer, R										0	0	0	0	0	0	0								
Inning Stats	R: 0 E: 0 K: 1 S: 10	H: 1 LOB: 1 BB: 0 P: 17	R: 2 E: 0 K: 1 S: 15	H: 2 LOB: 1 BB: 2 P: 22	R: 3 E: 0 K: 0 S: 11	H: 4 LOB: 1 BB: 1 P: 20	R: 0 E: 0 K: 0 S: 9	H: 0 LOB: 0 BB: 0 P: 12	R: 0 E: 0 K: 1 S: 7	H: 2 LOB: 1 BB: 0 P: 10	R: 0 E: 0 K: 1 S: 6	H: 0 LOB: 0 BB: 0 P: 7	R: 0 E: 0 K: 1 S: 11	H: 1 LOB: 1 BB: 0 P: 16	R: 2 E: 1 K: 0 S: 13	H: 2 LOB: 1 BB: 0 P: 17	R: 1 E: 0 K: 1 S: 12	H: 2 LOB: 2 BB: 1 P: 22	1B: 11 2B: 3 3B: 0 HR: 1	SF: 0 SAC: 0 DP: 1 HBP: 0	WP: 1 PB: 0 CS: 0	PA: 43		
PITCHER	IP WLS BF H R ER SO BB IBB HBP BLK WP HR S P ERA WHIP	IP WLS BF H R ER SO BB IBB HBP BLK WP HR S P ERA WHIP	IP WLS BF H R ER SO BB IBB HBP BLK WP HR S P ERA WHIP	IP WLS BF H R ER SO BB IBB HBP BLK WP HR S P ERA WHIP	IP WLS BF H R ER SO BB IBB HBP BLK WP HR S P ERA WHIP	IP WLS BF H R ER SO BB IBB HBP BLK WP HR S P ERA WHIP	IP WLS BF H R ER SO BB IBB HBP BLK WP HR S P ERA WHIP	IP WLS BF H R ER SO BB IBB HBP BLK WP HR S P ERA WHIP	IP WLS BF H R ER SO BB IBB HBP BLK WP HR S P ERA WHIP	IP WLS BF H R ER SO BB IBB HBP BLK WP HR S P ERA WHIP	IP WLS BF H R ER SO BB IBB HBP BLK WP HR S P ERA WHIP	IP WLS BF H R ER SO BB IBB HBP BLK WP HR S P ERA WHIP	IP WLS BF H R ER SO BB IBB HBP BLK WP HR S P ERA WHIP	IP WLS BF H R ER SO BB IBB HBP BLK WP HR S P ERA WHIP	IP WLS BF H R ER SO BB IBB HBP BLK WP HR S P ERA WHIP	IP WLS BF H R ER SO BB IBB HBP BLK WP HR S P ERA WHIP	IP WLS BF H R ER SO BB IBB HBP BLK WP HR S P ERA WHIP	IP WLS BF H R ER SO BB IBB HBP BLK WP HR S P ERA WHIP	IP WLS BF H R ER SO BB IBB HBP BLK WP HR S P ERA WHIP	IP WLS BF H R ER SO BB IBB HBP BLK WP HR S P ERA WHIP	IP WLS BF H R ER SO BB IBB HBP BLK WP HR S P ERA WHIP	IP WLS BF H R ER SO BB IBB HBP BLK WP HR S P ERA WHIP	IP WLS BF H R ER SO BB IBB HBP BLK WP HR S P ERA WHIP	IP WLS BF H R ER SO BB IBB HBP BLK WP HR S P ERA WHIP

Philadelphia Phillies @ Milwaukee Brewers
Miller Park, Milwaukee, WI
Sun Aug 19 2012, 1:11 PM - 4:02 PM CDT
Att: 42,224 - Partly Cloudy - 73 F

AB	40
R	8
H	14
RBI	8
BB	3
SO	5
LOB	19



Batter	1	2	3	4	5	6	7	8	9	AB	R	H	RBI	BB	SO	LOB	BOTTOM							
2 Nyjer Morgan, L OBP: 0.303, SLG: 0.307	23 FC1		23 G5-3	G4-3	G4-3	G4-3	G4-3	K		4	0	2	0	0	1	0								
23 Rickie Weeks Jr., R OBP: 0.326, SLG: 0.382	FC1		G5-3	G5-3	G5-3	G5-3	K			4	0	0	0	0	1	2								
8 Ryan Braun, R OBP: 0.382, SLG: 0.594	K		F8	F8	F8	F8	G6-3	G6-3		4	0	1	0	0	1	2								
20 Jonathan Lucroy, R OBP: 0.371, SLG: 0.521	G6-3		G1-3	G1-3	G1-3	G1-3	BB	BB		3	0	1	0	1	0	1								
45 Travis Ishikawa, L OBP: 0.315, SLG: 0.440	1B		K	K	K	K	F8	F8		3	0	1	0	0	1	1								
27 Carlos Gómez, R OBP: 0.301, SLG: 0.453	F9		F7	F7	F7	F7	F9	F9		4	0	0	0	0	1	5								
21 Cody Ransom, R OBP: 0.297, SLG: 0.379	K		F8	F8	F8	F8	G5-3	G5-3		4	0	0	0	0	2	5								
9 Jean Segura, R OBP: 0.222, SLG: 0.209	K		F9	F9	F9	F9	G1-3	G1-3		3	0	0	0	0	1	1								
43 Randy Wolf, L OBP: 0.146, SLG: 0.150			F7	F7	F7	F7	F9	F9		2	0	0	0	0	0	0								
58 Mike McClendon, R										0	0	0	0	0	0	0								
7 Norichika Aoki, L OBP: 0.347, SLG: 0.402										1	0	0	0	0	1	0								
59 John Axford, R										0	0	0	0	0	0	0								
Inning Stats	R: 0 E: 0 K: 1 S: 14	H: 1 LOB: 1 BB: 0 P: 21	R: 0 E: 0 K: 2 S: 16	H: 1 LOB: 1 BB: 0 P: 20	R: 0 E: 0 K: 0 S: 12	H: 1 LOB: 1 BB: 0 P: 18	R: 0 E: 0 K: 1 S: 10	H: 0 LOB: 0 BB: 0 P: 12	R: 0 E: 0 K: 0 S: 8	H: 0 LOB: 0 BB: 0 P: 13	R: 0 E: 0 K: 1 S: 5	H: 0 LOB: 0 BB: 0 P: 5	R: 0 E: 0 K: 0 S: 6	H: 0 LOB: 1 BB: 1 P: 11	R: 0 E: 0 K: 2 S: 9	H: 0 LOB: 0 BB: 0 P: 14	R: 0 E: 0 K: 2 S: 14	H: 2 LOB: 3 BB: 0 P: 19	1B: 3 2B: 1 3B: 1 HR: 0	SF: 0 SAC: 0 DP: 0 HBP: 1	WP: 0 PB: 0 CS: 0	PA: 34		
PITCHER	IP WLS BF H R ER SO BB IBB HBP BLK WP HR S P ERA WHIP	IP WLS BF H R ER SO BB IBB HBP BLK WP HR S P ERA WHIP	IP WLS BF H R ER SO BB IBB HBP BLK WP HR S P ERA WHIP	IP WLS BF H R ER SO BB IBB HBP BLK WP HR S P ERA WHIP	IP WLS BF H R ER SO BB IBB HBP BLK WP HR S P ERA WHIP	IP WLS BF H R ER SO BB IBB HBP BLK WP HR S P ERA WHIP	IP WLS BF H R ER SO BB IBB HBP BLK WP HR S P ERA WHIP	IP WLS BF H R ER SO BB IBB HBP BLK WP HR S P ERA WHIP	IP WLS BF H R ER SO BB IBB HBP BLK WP HR S P ERA WHIP	IP WLS BF H R ER SO BB IBB HBP BLK WP HR S P ERA WHIP	IP WLS BF H R ER SO BB IBB HBP BLK WP HR S P ERA WHIP	IP WLS BF H R ER SO BB IBB HBP BLK WP HR S P ERA WHIP	IP WLS BF H R ER SO BB IBB HBP BLK WP HR S P ERA WHIP	IP WLS BF H R ER SO BB IBB HBP BLK WP HR S P ERA WHIP	IP WLS BF H R ER SO BB IBB HBP BLK WP HR S P ERA WHIP	IP WLS BF H R ER SO BB IBB HBP BLK WP HR S P ERA WHIP	IP WLS BF H R ER SO BB IBB HBP BLK WP HR S P ERA WHIP	IP WLS BF H R ER SO BB IBB HBP BLK WP HR S P ERA WHIP	IP WLS BF H R ER SO BB IBB HBP BLK WP HR S P ERA WHIP	IP WLS BF H R ER SO BB IBB HBP BLK WP HR S P ERA WHIP	IP WLS BF H R ER SO BB IBB HBP BLK WP HR S P ERA WHIP	IP WLS BF H R ER SO BB IBB HBP BLK WP HR S P ERA WHIP	IP WLS BF H R ER SO BB IBB HBP BLK WP HR S P ERA WHIP	IP WLS BF H R ER SO BB IBB HBP BLK WP HR S P ERA WHIP

Philadelphia Phillies @ Milwaukee Brewers
Miller Park, Milwaukee, WI
Sun Aug 19 2012, 1:11 PM - 4:02 PM CDT
Att: 42,224 - Partly Cloudy - 73 F

AB	32
R	0
H	5
RBI	0
BB	1
SO	9
LOB	17



Batter	1	2	3	4	5	6	7	8	9	AB	R	H	RBI	BB	SO	LOB	TOP								
9 David DeJesus, L (1,9) OBP: 0.359, SLG: 0.404										4	0	0	0	0	1	1	Chicago Cubs @ Milwaukee Brewers Miller Park, Milwaukee, WI Tue Aug 21 2012, 7:13 PM - 10:18 PM CDT Att: 29,179 - Clear - 76 F								
5 Josh Vitters, R (1,5) OBP: 0.119, SLG: 0.244										4	1	1	0	0	3	1									
44 Anthony Rizzo, L (1,3) OBP: 0.333, SLG: 0.463										3	1	0	0	1	1	0									
12 Alfonso Soriano, R (1,7) OBP: 0.319, SLG: 0.487										4	0	2	1	0	1	0									
13 Starlin Castro, R (1,6) OBP: 0.306, SLG: 0.420										4	0	0	1	0	1	2									
53 Wellington Castillo, R (1,2) OBP: 0.317, SLG: 0.455										4	0	0	0	0	2	2									
7 Brett Jackson, L (1,8) OBP: 0.263, SLG: 0.314										2	0	0	0	1	1	1									
15 Darwin Barney, R (1,4) OBP: 0.305, SLG: 0.380										3	0	0	0	0	1	1									
18 Chris Rusin, L (1,1) OBP: 0.500, SLG: 1.500										2	0	1	0	0	0	1									
55 Alberto Cabrera, R (6,1)										0	0	0	0	0	0	0									
60 Manny Corpas, R (7,1)										0	0	0	0	0	0	0									
24 Luis Valbuena, L (8,PH)										1	0	0	0	0	1	0									
49 Carlos Marmol, R (8,1)										0	0	0	0	0	0	0									
Inning Stats	R: 0 E: 0 K: 2 S: 11	H: 0 LOB: 0 BB: 0 P: 15	R: 0 E: 0 K: 1 S: 11	H: 1 LOB: 1 BB: 0 P: 15	R: 0 E: 0 K: 2 S: 9	H: 1 LOB: 1 BB: 0 P: 15	R: 0 E: 0 K: 1 S: 11	H: 0 LOB: 0 BB: 0 P: 16	R: 0 E: 0 K: 1 S: 12	H: 0 LOB: 1 BB: 1 P: 23	R: 0 E: 0 K: 2 S: 9	H: 0 LOB: 0 BB: 0 P: 13	R: 0 E: 0 K: 2 S: 7	H: 0 LOB: 0 BB: 0 P: 10	R: 0 E: 0 K: 1 S: 5	H: 0 LOB: 0 BB: 0 P: 6	R: 2 E: 0 K: 0 S: 11	H: 2 LOB: 1 BB: 1 P: 19	1B: 1 2B: 2 3B: 1 HR: 0	SF: 0 SAC: 0 DP: 0 HBP: 0	WP: 0 PB: 0 SB: 0 CS: 0	PA: 33			
PITCHER	IP WLS BF H R ER SO BB IBB HBP BLK WP HR S P ERA WHIP	IP WLS BF H R ER SO BB IBB HBP BLK WP HR S P ERA WHIP	IP WLS BF H R ER SO BB IBB HBP BLK WP HR S P ERA WHIP	IP WLS BF H R ER SO BB IBB HBP BLK WP HR S P ERA WHIP	IP WLS BF H R ER SO BB IBB HBP BLK WP HR S P ERA WHIP	IP WLS BF H R ER SO BB IBB HBP BLK WP HR S P ERA WHIP	IP WLS BF H R ER SO BB IBB HBP BLK WP HR S P ERA WHIP	IP WLS BF H R ER SO BB IBB HBP BLK WP HR S P ERA WHIP	IP WLS BF H R ER SO BB IBB HBP BLK WP HR S P ERA WHIP	IP WLS BF H R ER SO BB IBB HBP BLK WP HR S P ERA WHIP	IP WLS BF H R ER SO BB IBB HBP BLK WP HR S P ERA WHIP	IP WLS BF H R ER SO BB IBB HBP BLK WP HR S P ERA WHIP	IP WLS BF H R ER SO BB IBB HBP BLK WP HR S P ERA WHIP	IP WLS BF H R ER SO BB IBB HBP BLK WP HR S P ERA WHIP	IP WLS BF H R ER SO BB IBB HBP BLK WP HR S P ERA WHIP	IP WLS BF H R ER SO BB IBB HBP BLK WP HR S P ERA WHIP	IP WLS BF H R ER SO BB IBB HBP BLK WP HR S P ERA WHIP	IP WLS BF H R ER SO BB IBB HBP BLK WP HR S P ERA WHIP	IP WLS BF H R ER SO BB IBB HBP BLK WP HR S P ERA WHIP	IP WLS BF H R ER SO BB IBB HBP BLK WP HR S P ERA WHIP	IP WLS BF H R ER SO BB IBB HBP BLK WP HR S P ERA WHIP	IP WLS BF H R ER SO BB IBB HBP BLK WP HR S P ERA WHIP	IP WLS BF H R ER SO BB IBB HBP BLK WP HR S P ERA WHIP	IP WLS BF H R ER SO BB IBB HBP BLK WP HR S P ERA WHIP	IP WLS BF H R ER SO BB IBB HBP BLK WP HR S P ERA WHIP

Chicago Cubs @ Milwaukee Brewers
Miller Park, Milwaukee, WI
Tue Aug 21 2012, 7:13 PM - 10:18 PM CDT
Att: 29,179 - Clear - 76 F

AB 31
R 2
H 4
RBI 2
BB 2
SO 12
LOB 9



Batter	1	2	3	4	5	6	7	8	9	AB	R	H	RBI	BB	SO	LOB	BOTTOM							
7 Norichika Aoki, L (1,9) OBP: 0.351, SLG: 0.403										2	1	0	0	0	0	1	Chicago Cubs @ Milwaukee Brewers Miller Park, Milwaukee, WI Tue Aug 21 2012, 7:13 PM - 10:18 PM CDT Att: 29,179 - Clear - 76 F							
23 Rickie Weeks Jr., R (1,4) OBP: 0.324, SLG: 0.378									3	1	0	0	1	2	2									
8 Ryan Braun, R (1,7) OBP: 0.381, SLG: 0.587									3	0	0	0	1	1	2									
16 Aramis Ramirez, R (1,5) OBP: 0.355, SLG: 0.509									1	2	0	0	2	0	0									
1 Corey Hart, R (1,3) OBP: 0.327, SLG: 0.495									3	1	1	1	1	0	1									
20 Jonathan Lucroy, R (1,2) OBP: 0.376, SLG: 0.553									4	0	1	2	0	0	4									
27 Carlos Gómez, R (1,8) OBP: 0.303, SLG: 0.461										4	0	1	1	0	3	1								
9 Jean Segura, R (1,6) OBP: 0.226, SLG: 0.200									3	0	0	0	1	0	2									
41 Marco Estrada, R (1,1) OBP: 0.204, SLG: 0.246									2	0	0	0	0	0	1									
50 Kameron Loe, R (7,1)										0	0	0	0	0	0	0								
45 Travis Ishikawa, L (7,PH)										1	0	0	0	0	0	0								
57 Francisco Rodriguez, R (8,1)										0	0	0	0	0	0	0								
26 Manny Parra, L (9,1)										0	0	0	0	0	0	0								
51 Jim Henderson, L (9,1)										0	0	0	0	0	0	0								
59 John Axford, R (9,1)										0	0	0	0	0	0	0								
Inning Stats	R: 0 E: 0 K: 1 S: 8	H: 0 LOB: 0 BB: 0 P: 14	R: 0 E: 0 K: 0 S: 6	H: 0 LOB: 0 BB: 0 P: 10	R: 0 E: 0 K: 1 S: 8	H: 0 LOB: 0 BB: 0 P: 11	R: 1 E: 0 K: 1 S: 9	H: 1 LOB: 2 BB: 1 P: 23	R: 0 E: 0 K: 1 S: 9	H: 0 LOB: 1 BB: 1 P: 18	R: 3 E: 0 K: 2 S: 11	H: 1 LOB: 3 BB: 3 P: 26	R: 0 E: 0 K: 0 S: 9	H: 0 LOB: 0 BB: 0 P: 17	R: 1 E: 0 K: 0 S: 14	H: 1 LOB: 1 BB: 1 P: 23	1B: 2 2B: 1 3B: 0 HR: 0	SF: 0 SAC: 0 DP: 1 HBP: 3	WP: 1 PB: 1 SB: 1 CS: 0	PA: 35				
PITCHER	IP WLS BF H R ER SO BB IBB HBP BLK WP HR S P ERA WHIP	IP WLS BF H R ER SO BB IBB HBP BLK WP HR S P ERA WHIP	IP WLS BF H R ER SO BB IBB HBP BLK WP HR S P ERA WHIP	IP WLS BF H R ER SO BB IBB HBP BLK WP HR S P ERA WHIP	IP WLS BF H R ER SO BB IBB HBP BLK WP HR S P ERA WHIP	IP WLS BF H R ER SO BB IBB HBP BLK WP HR S P ERA WHIP	IP WLS BF H R ER SO BB IBB HBP BLK WP HR S P ERA WHIP	IP WLS BF H R ER SO BB IBB HBP BLK WP HR S P ERA WHIP	IP WLS BF H R ER SO BB IBB HBP BLK WP HR S P ERA WHIP	IP WLS BF H R ER SO BB IBB HBP BLK WP HR S P ERA WHIP	IP WLS BF H R ER SO BB IBB HBP BLK WP HR S P ERA WHIP	IP WLS BF H R ER SO BB IBB HBP BLK WP HR S P ERA WHIP	IP WLS BF H R ER SO BB IBB HBP BLK WP HR S P ERA WHIP	IP WLS BF H R ER SO BB IBB HBP BLK WP HR S P ERA WHIP	IP WLS BF H R ER SO BB IBB HBP BLK WP HR S P ERA WHIP	IP WLS BF H R ER SO BB IBB HBP BLK WP HR S P ERA WHIP	IP WLS BF H R ER SO BB IBB HBP BLK WP HR S P ERA WHIP	IP WLS BF H R ER SO BB IBB HBP BLK WP HR S P ERA WHIP	IP WLS BF H R ER SO BB IBB HBP BLK WP HR S P ERA WHIP	IP WLS BF H R ER SO BB IBB HBP BLK WP HR S P ERA WHIP	IP WLS BF H R ER SO BB IBB HBP BLK WP HR S P ERA WHIP	IP WLS BF H R ER SO BB IBB HBP BLK WP HR S P ERA WHIP	IP WLS BF H R ER SO BB IBB HBP BLK WP HR S P ERA WHIP	IP WLS BF H R ER SO BB IBB HBP BLK WP HR S P ERA WHIP

Chicago Cubs @ Milwaukee Brewers
Miller Park, Milwaukee, WI
Tue Aug 21 2012, 7:13 PM - 10:18 PM CDT
Att: 29,179 - Clear - 76 F

AB 26
R 5
H 3
RBI 4
BB 6
SO 6
LOB 14



Batter	1	2	3	4	5	6	7	8	9	AB	R	H	RBI	BB	SO	LOB	TOP					
9 David DeJesus, L (1,7) OBP: 0.360, SLG: 0.411										3	1	1	1	1	0	1						
24 Luis Valbuena, L (1,5) OBP: 0.307, SLG: 0.381										4	0	0	0	0	1	1						
13 Starlin Castro, R (1,6) OBP: 0.307, SLG: 0.419										3	0	1	0	1	2	1						
44 Anthony Rizzo, L (1,3) OBP: 0.332, SLG: 0.459										4	0	1	0	0	2	1						
6 Bryan LaHair, L (1,9) OBP: 0.338, SLG: 0.452										4	1	1	1	0	2	2						
51 Steve Clevenger, L (1,2) OBP: 0.282, SLG: 0.304										3	0	1	0	1	1	2						
21 Joe Mather, R (9, PR) OBP: 0.256, SLG: 0.327										0	0	0	0	0	0	0						
7 Brett Jackson, L (1,8) OBP: 0.246, SLG: 0.291										4	0	0	0	0	3	2						
15 Darwin Barney, R (1,4) OBP: 0.303, SLG: 0.378										3	0	0	0	0	1	0						
37 Travis Wood, R (1,1) OBP: 0.206, SLG: 0.294										2	0	0	0	0	1	1						
5 Josh Vitters, R (8, PH) OBP: 0.116, SLG: 0.238										1	0	0	0	0	0	0						
40 James Russell, L (8,1) OBP: 0.116, SLG: 0.238										0	0	0	0	0	0	0						
54 Shawn Camp, R (8,1) OBP: 0.116, SLG: 0.238										0	0	0	0	0	0	0						
Inning Stats	R: 1 E: 0 K: 2 S: 9	H: 1 LOB: 0 BB: 0 P: 16	R: 0 E: 0 K: 0 S: 9	H: 0 LOB: 0 BB: 1 P: 18	R: 0 E: 1 K: 0 S: 8	H: 0 LOB: 0 BB: 0 P: 13	R: 0 E: 0 K: 1 S: 11	H: 2 LOB: 2 BB: 0 P: 17	R: 0 E: 0 K: 3 S: 9	H: 0 LOB: 0 BB: 0 P: 13	R: 0 E: 0 K: 1 S: 10	H: 0 LOB: 1 BB: 1 P: 16	R: 1 E: 0 K: 2 S: 10	H: 1 LOB: 0 BB: 0 P: 15	R: 0 E: 0 K: 1 S: 12	H: 0 LOB: 1 BB: 1 P: 21	R: 0 E: 0 K: 3 S: 14	H: 1 LOB: 1 BB: 0 P: 21	1B: 3 2B: 1 3B: 0 HR: 2	SF: 0 SAC: 0 DP: 2 HBP: 0	WP: 0 PB: 0 SB: 0 CS: 0	PA: 34
PITCHER	IP	WLS	BF	H	R	ER	SO	BB	IBB	HBP	BLK	WP	HR	S	P	ERA	WHIP					
49 Yovani Gallardo, R (1,1) ERA: 3.62	7.0	W	26	4	2	2	9	2	0	0	0	0	2	66	108	2.57	0.857					
51 Jim Henderson, R (8,1) ERA: 3.97	1.0	H	4	0	0	0	1	1	0	0	0	0	0	12	22	0.00	1.000					
59 John Axford, R (9,1) ERA: 5.08	1.0	S	4	1	0	0	3	0	0	0	0	0	0	14	21	0.00	1.000					

Chicago Cubs @ Milwaukee Brewers
Miller Park, Milwaukee, WI
Wed Aug 22 2012, 1:12 PM - 3:52 PM CDT
Att: 30,743 - Sunny - 78 F

AB 31
R 2
H 5
RBI 2
BB 3
SO 13
LOB 11



Batter	1	2	3	4	5	6	7	8	9	AB	R	H	RBI	BB	SO	LOB	BOTTOM					
7 Norichika Aoki, L (1,9) OBP: 0.350, SLG: 0.404										4	1	1	0	0	0	1						
23 Rickie Weeks Jr., R (1,4) OBP: 0.321, SLG: 0.374										4	0	0	0	0	1	1						
8 Ryan Braun, R (1,7) OBP: 0.384, SLG: 0.602										4	2	3	2	0	0	0						
16 Aramis Ramirez, R (1,5) OBP: 0.352, SLG: 0.505										4	0	0	0	0	2	2						
1 Corey Hart, R (1,3) OBP: 0.329, SLG: 0.500										3	0	2	1	0	0	0						
12 Martin Maldonado, R (1,2) OBP: 0.340, SLG: 0.444										3	0	0	0	0	1	2						
27 Carlos Gómez, R (1,8) OBP: 0.303, SLG: 0.458										2	0	0	0	1	1	1						
21 Cody Ransom, R (1,6) OBP: 0.298, SLG: 0.379										2	0	1	0	0	1	1						
49 Yovani Gallardo, R (1,1) OBP: 0.148, SLG: 0.185										2	0	0	0	0	0	1						
20 Jonathan Lucroy, R (7, PH) OBP: 0.374, SLG: 0.550										1	0	0	0	0	0	1						
51 Jim Henderson, L (8,1) OBP: 0.116, SLG: 0.238										0	0	0	0	0	0	0						
59 John Axford, R (9,1) ERA: 3.71										0	0	0	0	0	0	0						
Inning Stats	R: 2 E: 0 K: 2 S: 20	H: 3 LOB: 1 BB: 0 P: 28	R: 0 E: 0 K: 0 S: 8	H: 1 LOB: 0 BB: 0 P: 10	R: 0 E: 0 K: 1 S: 5	H: 0 LOB: 0 BB: 0 P: 6	R: 0 E: 0 K: 2 S: 11	H: 1 LOB: 1 BB: 0 P: 14	R: 0 E: 0 K: 0 S: 7	H: 0 LOB: 0 BB: 0 P: 10	R: 1 E: 0 K: 1 S: 12	H: 1 LOB: 0 BB: 1 P: 17	R: 0 E: 0 K: 0 S: 6	H: 0 LOB: 1 BB: 1 P: 14	R: 0 E: 0 K: 0 S: 10	H: 1 LOB: 1 BB: 0 P: 16	1B: 1 2B: 4 3B: 1 HR: 1	SF: 0 SAC: 1 DP: 0 HBP: 0	WP: 0 PB: 0 SB: 1 CS: 0	PA: 31		
PITCHER	IP	WLS	BF	H	R	ER	SO	BB	IBB	HBP	BLK	WP	HR	S	P	ERA	WHIP					
37 Travis Wood, L (1,1) ERA: 4.78	7.0	L	27	6	3	3	6	1	0	0	0	0	0	69	99	3.86	1.000					
40 James Russell, L (8,1) ERA: 3.62	0.1		1	0	0	0	0	0	0	0	0	0	0	2	4	0.00	0.000					
54 Shawn Camp, R (8,1) ERA: 3.71	0.2		3	1	0	0	0	0	0	0	0	0	0	8	12	0.00	1.500					

Chicago Cubs @ Milwaukee Brewers
Miller Park, Milwaukee, WI
Wed Aug 22 2012, 1:12 PM - 3:52 PM CDT
Att: 30,743 - Sunny - 78 F

AB 29
R 3
H 7
RBI 3
BB 1
SO 6
LOB 10



Batter	1	2	3	4	5	6	7	8	9	AB	R	H	RBI	BB	SO	LOB	TOP							
7 Norichika Aoki, L (1,9) OBP: 0.348, SLG: 0.404	F7	G1-2-3			2B		FC3-6 8 BB 16 2B		G1-3	5	1	1	0	0	0	4	Milwaukee Brewers @ Pittsburgh Pirates PNC Park, Pittsburgh, PA Fri Aug 24 2012, 7:07 PM - 10:22 PM EDT Att: 37,197 - Partly Cloudy - 85 F							
23 Rickie Weeks Jr., R (1,4) OBP: 0.322, SLG: 0.372	G6-4-3 8 BB		P6		G5-3		8 BB 16 2B HBP		F7	3	1	0	0	1	0	1								
8 Ryan Braun, R (1,7) OBP: 0.386, SLG: 0.600	G6-4-3				16 FC5-4 IBB		16 2B BB		L6	2	1	0	0	3	0	1								
16 Aramis Ramirez, R (1,5) OBP: 0.353, SLG: 0.507		1 E 1B			FC5-4		1 1B 2B			4	2	2	3	0	0	3								
1 Corey Hart, R (1,3) OBP: 0.332, SLG: 0.504		E6 20 1B 2B			L8					4	1	3	2	0	0	1								
20 Jonathan Lucroy, R (1,2) OBP: 0.372, SLG: 0.544					K		G5-4-3 1B		G6-3	4	0	1	1	0	1	2								
27 Carlos Gómez, R (1,8) OBP: 0.299, SLG: 0.451		FC6 9 BB			F9		G5-3		L8	4	0	0	0	0	0	1								
9 Jean Segura, R (1,6) OBP: 0.228, SLG: 0.189					G6-3		F8		G6-3	3	0	0	0	1	0	0								
64 Mike Fiers, R (1,1) OBP: 0.043, SLG: 0.043					K		FC3-6 7 BB 1B		F7	3	0	1	0	0	2	3								
51 Jim Henderson, L (7,1) ERA: 2.89										0	0	0	0	0	0	0								
45 Travis Ishikawa, L (8,PH) ERA: 4.94										0	0	0	0	0	0	0								
57 Francisco Rodriguez, R (8,1) ERA: 5.24										0	0	0	0	0	0	0								
59 John Axford, R (9,1) ERA: 5.37										0	0	0	0	0	0	0								
50 Kameron Loe, R (9,1) ERA: 3.48										0	0	0	0	0	0	0								
Inning Stats	R: 0 E: 0 K: 0 S: 7	H: 0 LOB: 0 BB: 1 P: 11	R: 2 E: 2 K: 1 S: 16	H: 3 LOB: 2 BB: 1 P: 22	R: 0 E: 0 K: 1 S: 10	H: 0 LOB: 1 BB: 1 P: 16	R: 0 E: 0 K: 1 S: 6	H: 0 LOB: 0 BB: 0 P: 9	R: 0 E: 0 K: 1 S: 10	H: 1 LOB: 2 BB: 1 P: 21	R: 0 E: 0 K: 0 S: 10	H: 1 LOB: 0 BB: 2 P: 14	R: 4 E: 0 K: 0 S: 15	H: 3 LOB: 1 BB: 1 P: 24	R: 0 E: 0 K: 0 S: 9	H: 0 LOB: 0 BB: 0 P: 11	R: 0 E: 0 K: 0 S: 6	H: 0 LOB: 0 BB: 0 P: 10	1B: 5 2B: 3 3B: 0 HR: 0	SF: 0 SAC: 0 DP: 3 HBP: 1	WP: 0 PB: 0 SB: 1 CS: 0	PA: 39		
PITCHER	IP WLS BF H R ER SO BB IBB HBP BLK WP HR S P ERA WHIP	IP WLS BF H R ER SO BB IBB HBP BLK WP HR S P ERA WHIP	IP WLS BF H R ER SO BB IBB HBP BLK WP HR S P ERA WHIP	IP WLS BF H R ER SO BB IBB HBP BLK WP HR S P ERA WHIP	IP WLS BF H R ER SO BB IBB HBP BLK WP HR S P ERA WHIP	IP WLS BF H R ER SO BB IBB HBP BLK WP HR S P ERA WHIP	IP WLS BF H R ER SO BB IBB HBP BLK WP HR S P ERA WHIP	IP WLS BF H R ER SO BB IBB HBP BLK WP HR S P ERA WHIP	IP WLS BF H R ER SO BB IBB HBP BLK WP HR S P ERA WHIP	IP WLS BF H R ER SO BB IBB HBP BLK WP HR S P ERA WHIP	IP WLS BF H R ER SO BB IBB HBP BLK WP HR S P ERA WHIP	IP WLS BF H R ER SO BB IBB HBP BLK WP HR S P ERA WHIP	IP WLS BF H R ER SO BB IBB HBP BLK WP HR S P ERA WHIP	IP WLS BF H R ER SO BB IBB HBP BLK WP HR S P ERA WHIP	IP WLS BF H R ER SO BB IBB HBP BLK WP HR S P ERA WHIP	IP WLS BF H R ER SO BB IBB HBP BLK WP HR S P ERA WHIP	IP WLS BF H R ER SO BB IBB HBP BLK WP HR S P ERA WHIP	IP WLS BF H R ER SO BB IBB HBP BLK WP HR S P ERA WHIP	IP WLS BF H R ER SO BB IBB HBP BLK WP HR S P ERA WHIP	IP WLS BF H R ER SO BB IBB HBP BLK WP HR S P ERA WHIP	IP WLS BF H R ER SO BB IBB HBP BLK WP HR S P ERA WHIP	IP WLS BF H R ER SO BB IBB HBP BLK WP HR S P ERA WHIP	IP WLS BF H R ER SO BB IBB HBP BLK WP HR S P ERA WHIP	IP WLS BF H R ER SO BB IBB HBP BLK WP HR S P ERA WHIP

Batter	1	2	3	4	5	6	7	8	9	AB	R	H	RBI	BB	SO	LOB	BOTTOM								
31 Jose Tabata, R (1,7) OBP: 0.301, SLG: 0.344	G5-3				23 2B 22 1B				L8	3	1	1	0	1	0	0	Milwaukee Brewers @ Pittsburgh Pirates PNC Park, Pittsburgh, PA Fri Aug 24 2012, 7:07 PM - 10:22 PM EDT Att: 37,197 - Partly Cloudy - 85 F								
23 Travis Snider, L (1,9) OBP: 0.351, SLG: 0.465	G3-1				22 1B 2B				F8	3	1	1	0	1	0	0									
22 Andrew McCutchen, R (1,8) OBP: 0.415, SLG: 0.579	G6-3				18 G1-6-3 1B					3	1	1	2	1	1	1									
46 Garrett Jones, L (1,3) OBP: 0.319, SLG: 0.546		F7			K					3	1	0	0	1	2	2									
18 Neil Walker, S (1,4) OBP: 0.348, SLG: 0.444		F8			G1-6-3					4	0	1	1	0	1	1									
24 Pedro Alvarez, L (1,5) OBP: 0.316, SLG: 0.459		G4-3			K					4	0	0	0	0	3	2									
26 Rod Barajas, R (1,2) OBP: 0.280, SLG: 0.344					K					3	1	2	1	0	1	0									
19 Jeff Clement, L (9,PH) ERA: 4.94					K					1	0	0	0	0	1	2									
12 Clint Barmes, R (1,6) OBP: 0.249, SLG: 0.315					K					3	0	0	0	0	1	1									
55 Michael McKenry, R (9,PH) OBP: 0.325, SLG: 0.550					K					1	0	1	1	0	0	0									
51 Wandy Rodriguez, S (1,1) ERA: 2.88					K					2	0	0	0	0	2	1									
48 Jared Hughes, R (7,1) ERA: 3.86										0	0	0	0	0	0	0									
32 Chad Qualls, R (8,1) ERA: 4.94										0	0	0	0	0	0	0									
5 Josh Harrison, R (8,PH) ERA: 5.37										0	0	0	0	0	0	0									
52 Joel Hanrahan, R (9,1) ERA: 3.48										0	0	0	0	0	0	0									
14 Gaby Sanchez, R (9,PH) OBP: 0.233, SLG: 0.325										1	0	0	0	0	1	2									
Inning Stats	R: 0 E: 0 K: 0 S: 7	H: 0 LOB: 0 BB: 0 P: 11	R: 0 E: 0 K: 0 S: 6	H: 0 LOB: 0 BB: 0 P: 10	R: 0 E: 0 K: 3 S: 9	H: 0 LOB: 0 BB: 0 P: 13	R: 0 E: 0 K: 1 S: 13	H: 0 LOB: 0 BB: 0 P: 20	R: 0 E: 0 K: 2 S: 12	H: 1 LOB: 1 BB: 0 P: 15	R: 0 E: 0 K: 2 S: 12	H: 0 LOB: 2 BB: 2 P: 22	R: 1 E: 0 K: 2 S: 13	H: 1 LOB: 0 BB: 0 P: 20	R: 0 E: 0 K: 0 S: 5	H: 0 LOB: 0 BB: 0 P: 10	R: 2 E: 0 K: 3 S: 21	H: 2 LOB: 2 BB: 2 P: 40	1B: 5 2B: 1 3B: 0 HR: 1	SF: 0 SAC: 0 DP: 1 HBP: 0	WP: 0 PB: 0 SB: 0 CS: 1	PA: 36			
PITCHER	IP WLS BF H R ER SO BB IBB HBP BLK WP HR S P ERA WHIP	IP WLS BF H R ER SO BB IBB HBP BLK WP HR S P ERA WHIP	IP WLS BF H R ER SO BB IBB HBP BLK WP HR S P ERA WHIP	IP WLS BF H R ER SO BB IBB HBP BLK WP HR S P ERA WHIP	IP WLS BF H R ER SO BB IBB HBP BLK WP HR S P ERA WHIP	IP WLS BF H R ER SO BB IBB HBP BLK WP HR S P ERA WHIP	IP WLS BF H R ER SO BB IBB HBP BLK WP HR S P ERA WHIP	IP WLS BF H R ER SO BB IBB HBP BLK WP HR S P ERA WHIP	IP WLS BF H R ER SO BB IBB HBP BLK WP HR S P ERA WHIP	IP WLS BF H R ER SO BB IBB HBP BLK WP HR S P ERA WHIP	IP WLS BF H R ER SO BB IBB HBP BLK WP HR S P ERA WHIP	IP WLS BF H R ER SO BB IBB HBP BLK WP HR S P ERA WHIP	IP WLS BF H R ER SO BB IBB HBP BLK WP HR S P ERA WHIP	IP WLS BF H R ER SO BB IBB HBP BLK WP HR S P ERA WHIP	IP WLS BF H R ER SO BB IBB HBP BLK WP HR S P ERA WHIP	IP WLS BF H R ER SO BB IBB HBP BLK WP HR S P ERA WHIP	IP WLS BF H R ER SO BB IBB HBP BLK WP HR S P ERA WHIP	IP WLS BF H R ER SO BB IBB HBP BLK WP HR S P ERA WHIP	IP WLS BF H R ER SO BB IBB HBP BLK WP HR S P ERA WHIP	IP WLS BF H R ER SO BB IBB HBP BLK WP HR S P ERA WHIP	IP WLS BF H R ER SO BB IBB HBP BLK WP HR S P ERA WHIP	IP WLS BF H R ER SO BB IBB HBP BLK WP HR S P ERA WHIP	IP WLS BF H R ER SO BB IBB HBP BLK WP HR S P ERA WHIP	IP WLS BF H R ER SO BB IBB HBP BLK WP HR S P ERA WHIP	IP WLS BF H R ER SO BB IBB HBP BLK WP HR S P ERA WHIP



Batter	1	2	3	4	5	6	7	8	9	AB	R	H	RBI	BB	SO	LOB	TOP			
7 Norichika Aoki, L (1,9) OBP: 0.348, SLG: 0.403	G4-3			L8				FC6-4		4	0	1	0	0	0	2	Milwaukee Brewers @ Pittsburgh Pirates PNC Park, Pittsburgh, PA Sat Aug 25 2012, 7:07 PM - 9:55 PM EDT Att: 37,460 - Partly Cloudy - 83 F			
23 Rickie Weeks Jr., R (1,4) OBP: 0.320, SLG: 0.368	F8			G6-3				K		4	0	0	0	0	2	4				
8 Ryan Braun, R (1,7) OBP: 0.383, SLG: 0.594	F9			G3				P3		4	0	0	0	0	0	4				
16 Aramis Ramirez, R (1,5) OBP: 0.356, SLG: 0.511		G5-4-3						G3		4	0	3	0	0	0	0				
1 Corey Hart, R (1,3) OBP: 0.329, SLG: 0.500		G5-4-3						F9		4	0	0	0	0	1	3				
12 Martín Maldonado, R (1,2) OBP: 0.338, SLG: 0.440		G6-3						K		4	0	1	0	0	1	2				
27 Carlos Gómez, R (1,8) OBP: 0.296, SLG: 0.447								K		4	0	0	0	0	0	2				
61 Livan Hernandez, R (7, 1)								FC6-4		3	0	0	0	0	0	2				
20 Jonathan Lucroy, R (9, PH) OBP: 0.375, SLG: 0.544								FC6-4		0	0	0	0	1	0	0				
14 Jeff Bianchi, R (1,6) OBP: 0.118, SLG: 0.118								FC6-4		0	0	0	0	1	0	0				
18 Shaun Marcum, R (1, 1)								F8		4	0	2	0	0	0	0				
45 Travis Ishikawa, L (6, PH) OBP: 0.322, SLG: 0.442								K		1	0	0	0	0	1	0				
40 Jose Veras, R (6, 1)								K		1	0	1	0	0	0	0				
2 Nyjer Morgan, L (7, 8) OBP: 0.304, SLG: 0.307								K		2	0	1	0	0	1	3				
Inning Stats	R: 0 E: 0 K: 0 S: 6	H: 0 LOB: 0 BB: 0 P: 10	R: 0 E: 0 K: 0 S: 5	H: 1 LOB: 0 BB: 0 P: 7	R: 0 E: 0 K: 1 S: 11	H: 0 LOB: 0 BB: 0 P: 15	R: 0 E: 0 K: 0 S: 5	H: 0 LOB: 0 BB: 0 P: 7	R: 0 E: 0 K: 2 S: 11	H: 1 LOB: 1 BB: 0 P: 14	R: 0 E: 0 K: 1 S: 11	H: 2 LOB: 2 BB: 0 P: 15	R: 0 E: 0 K: 1 S: 13	H: 2 LOB: 2 BB: 1 P: 16	R: 0 E: 0 K: 1 S: 13	H: 2 LOB: 3 BB: 1 P: 22	1B: 8 2B: 3 3B: 0 HR: 0	SF: 0 SAC: 0 DP: 1 HBP: 0	WP: 0 PB: 0 CS: 0	PA: 36
PITCHER	IP WLS BF H R ER SO BB IBB HBP BLK WP HR S P ERA WHIP	IP WLS BF H R ER SO BB IBB HBP BLK WP HR S P ERA WHIP	IP WLS BF H R ER SO BB IBB HBP BLK WP HR S P ERA WHIP	IP WLS BF H R ER SO BB IBB HBP BLK WP HR S P ERA WHIP	IP WLS BF H R ER SO BB IBB HBP BLK WP HR S P ERA WHIP	IP WLS BF H R ER SO BB IBB HBP BLK WP HR S P ERA WHIP	IP WLS BF H R ER SO BB IBB HBP BLK WP HR S P ERA WHIP	IP WLS BF H R ER SO BB IBB HBP BLK WP HR S P ERA WHIP	IP WLS BF H R ER SO BB IBB HBP BLK WP HR S P ERA WHIP	IP WLS BF H R ER SO BB IBB HBP BLK WP HR S P ERA WHIP	IP WLS BF H R ER SO BB IBB HBP BLK WP HR S P ERA WHIP	IP WLS BF H R ER SO BB IBB HBP BLK WP HR S P ERA WHIP	IP WLS BF H R ER SO BB IBB HBP BLK WP HR S P ERA WHIP	IP WLS BF H R ER SO BB IBB HBP BLK WP HR S P ERA WHIP	IP WLS BF H R ER SO BB IBB HBP BLK WP HR S P ERA WHIP	IP WLS BF H R ER SO BB IBB HBP BLK WP HR S P ERA WHIP	IP WLS BF H R ER SO BB IBB HBP BLK WP HR S P ERA WHIP			
Jeff Karstens, R (1, 1) ERA: 3.47	7.0	W	27	7	0	0	4	0	0	0	0	0	0	0	0	0	0.00	1.000		
44 Tony Watson, L (8, 1) ERA: 4.02	0.1	H	1	0	0	0	0	0	0	0	0	0	0	0	0	3	4	0.00	0.000	
39 Jason Grilli, R (8, 1) ERA: 2.3	0.2	H	2	0	0	0	1	0	0	0	0	0	0	0	4	5	0.00	0.000		
52 Joel Hanrahan, R (9, 1) ERA: 2.36	1.0		6	2	0	0	1	1	0	0	0	0	0	0	13	22	0.00	3.000		

Batter	1	2	3	4	5	6	7	8	9	AB	R	H	RBI	BB	SO	LOB	BOTTOM			
31 Jose Tabata, R (1, 7) OBP: 0.302, SLG: 0.348	P6									3	1	1	1	0	1	0	Milwaukee Brewers @ Pittsburgh Pirates PNC Park, Pittsburgh, PA Sat Aug 25 2012, 7:07 PM - 9:55 PM EDT Att: 37,460 - Partly Cloudy - 83 F			
14 Gaby Sanchez, R (6, 3) OBP: 0.262, SLG: 0.323										1	0	0	0	0	1	0				
23 Travis Snider, L (1, 9) OBP: 0.347, SLG: 0.457										4	0	1	1	0	3	0				
22 Andrew McCutchen, R (1, 8) OBP: 0.412, SLG: 0.574										4	0	0	0	0	1	1				
46 Garrett Jones, L (1, 3) OBP: 0.318, SLG: 0.543										4	0	1	0	0	0	0				
18 Neil Walker, S (1, 4) OBP: 0.345, SLG: 0.440										4	1	0	0	0	1	1				
24 Pedro Alvarez, L (1, 5) OBP: 0.318, SLG: 0.463										3	0	2	0	0	0	1				
55 Michael McKenry, R (1, 2) OBP: 0.330, SLG: 0.506										2	1	1	1	1	1	2				
12 Clint Barmes, R (1, 6) OBP: 0.247, SLG: 0.312										3	0	0	0	0	1	3				
Jeff Karstens, R (1, 1) OBP: 0.107, SLG: 0.107										3	1	1	1	0	1	0				
44 Tony Watson, L (8, 1) ERA: 4.5	1.0									0	0	0	0	0	0	0				
39 Jason Grilli, R (8, 1) ERA: 2.3	0.2									0	0	0	0	0	0	0				
52 Joel Hanrahan, R (9, 1) ERA: 2.36	1.0									0	0	0	0	0	0	0				
Inning Stats	R: 0 E: 0 K: 2 S: 10	H: 0 LOB: 0 BB: 0 P: 13	R: 0 E: 0 K: 0 S: 17	H: 1 LOB: 1 BB: 1 P: 27	R: 0 E: 0 K: 1 S: 8	H: 0 LOB: 0 BB: 0 P: 10	R: 0 E: 0 K: 1 S: 8	H: 0 LOB: 0 BB: 0 P: 11	R: 4 E: 2 K: 1 S: 19	H: 4 LOB: 1 BB: 0 P: 27	R: 0 E: 0 K: 2 S: 17	H: 2 LOB: 2 BB: 0 P: 20	R: 0 E: 0 K: 3 S: 11	H: 0 LOB: 0 BB: 0 P: 14	R: 0 E: 0 K: 0 S: 14	H: 0 LOB: 0 BB: 0 P: 19	1B: 4 2B: 3 3B: 0 HR: 0	SF: 0 SAC: 0 DP: 1 HBP: 0	WP: 0 PB: 0 CS: 1	PA: 34
PITCHER	IP WLS BF H R ER SO BB IBB HBP BLK WP HR S P ERA WHIP	IP WLS BF H R ER SO BB IBB HBP BLK WP HR S P ERA WHIP	IP WLS BF H R ER SO BB IBB HBP BLK WP HR S P ERA WHIP	IP WLS BF H R ER SO BB IBB HBP BLK WP HR S P ERA WHIP	IP WLS BF H R ER SO BB IBB HBP BLK WP HR S P ERA WHIP	IP WLS BF H R ER SO BB IBB HBP BLK WP HR S P ERA WHIP	IP WLS BF H R ER SO BB IBB HBP BLK WP HR S P ERA WHIP	IP WLS BF H R ER SO BB IBB HBP BLK WP HR S P ERA WHIP	IP WLS BF H R ER SO BB IBB HBP BLK WP HR S P ERA WHIP	IP WLS BF H R ER SO BB IBB HBP BLK WP HR S P ERA WHIP	IP WLS BF H R ER SO BB IBB HBP BLK WP HR S P ERA WHIP	IP WLS BF H R ER SO BB IBB HBP BLK WP HR S P ERA WHIP	IP WLS BF H R ER SO BB IBB HBP BLK WP HR S P ERA WHIP	IP WLS BF H R ER SO BB IBB HBP BLK WP HR S P ERA WHIP	IP WLS BF H R ER SO BB IBB HBP BLK WP HR S P ERA WHIP	IP WLS BF H R ER SO BB IBB HBP BLK WP HR S P ERA WHIP	IP WLS BF H R ER SO BB IBB HBP BLK WP HR S P ERA WHIP			
18 Shaun Marcum, R (1, 1) ERA: 3.19	5.0	L	21	5	4	0	0	0	0	0	0	0	0	0	0	0	0.00	1.200		
40 Jose Veras, R (6, 1) ERA: 4.5	1.0		5	2	0	0	2	0	0	0	0	0	0	0	0	0	0.00	2.000		
61 Livan Hernandez, R (7, 1) ERA: 5.02	2.0		6	0	0	0	3	0	0	0	0	0	0	0	0	0	0.00	0.000		



Batter	1	2	3	4	5	6	7	8	9	AB	R	H	RBI	BB	SO	LOB	TOP								
7 Norichika Aoki, L OBP: 0.348, SLG: 0.399										4	2	2	1	2	2	2									
23 Rickie Weeks Jr, R OBP: 0.353, SLG: 0.599 61 Livan Hernandez, R (9, 1)										6	2	3	0	0	1	4									
8 Ryan Braun, R OBP: 0.385, SLG: 0.600										6	3	4	5	0	0	2									
16 Aramis Ramirez, R OBP: 0.358, SLG: 0.532 14 Jeff Bianchi, R (9, PH) (9, 4)										5	2	3	4	0	0	1									
1 Corey Hart, R OBP: 0.330, SLG: 0.503 12 Martin Maldonado, R OBP: 0.335, SLG: 0.435										5	1	1	1	0	1	1									
20 Jonathan Lucroy, R OBP: 0.386, SLG: 0.550										4	1	1	0	1	1	0									
27 Carlos Gómez, R OBP: 0.303, SLG: 0.470										5	3	4	1	0	0	1									
9 Jean Segura, R OBP: 0.227, SLG: 0.226										5	1	1	1	0	1	3									
41 Marco Estrada, R OBP: 0.303, SLG: 0.172 45 Travis Ishikawa, L OBP: 0.328, SLG: 0.288 50 Kameron Loe, R (6, 1) 57 Francisco Rodriguez, R (7, 1) 2 Nyjer Morgan, L OBP: 0.307, SLG: 0.395 51 Jim Henderson, L (8, 1) 21 Cody Ransom, R OBP: 0.265, SLG: 0.375										2	0	1	0	0	0	2									
Inning Stats	R: 1 E: 0 K: 0 S: 9	H: 2 LOB: 1 BB: 0 P: 13	R: 0 E: 0 K: 1 S: 13	H: 2 LOB: 2 BB: 0 P: 19	R: 0 E: 0 K: 1 S: 7	H: 1 LOB: 0 BB: 0 P: 13	R: 0 E: 1 K: 1 S: 12	H: 1 LOB: 0 BB: 0 P: 19	R: 3 E: 0 K: 2 S: 15	H: 3 LOB: 0 BB: 0 P: 24	R: 1 E: 0 K: 1 S: 15	H: 2 LOB: 1 BB: 0 P: 23	R: 0 E: 0 K: 0 S: 4	H: 1 LOB: 0 BB: 0 P: 6	R: 1 E: 0 K: 1 S: 11	H: 1 LOB: 0 BB: 0 P: 15	R: 9 E: 1 K: 1 S: 30	H: 8 LOB: 2 BB: 3 P: 54	1B: 13 2B: 3 3B: 0 HR: 5	SF: 0 SAC: 0 DP: 2 HBP: 0	WP: 1 PB: 0 SB: 2 CS: 0	PA: 50			
PITCHER	IP WLS BF H R ER SO BB IBB HBP BLK WP HR S P ERA WHIP	41 Justin Germano, R ERA: 5.09	5.0 L 25 10 5 5 4 0 0 0 0 0 0 1 59 92 9.00 2.000	28 Michael Bowden, R ERA: 4.43	1.0 4 1 0 0 1 0 0 0 0 0 0 0 12 19 0.00 1.000	55 Alberto Cabrera, R ERA: 7.71	1.0 3 1 0 0 0 0 0 0 0 0 0 0 6 6 0.00 1.000	60 Manny Corpas, R ERA: 4.29	1.0 4 1 1 1 1 0 0 0 0 0 1 11 15 9.00 1.000	59 Alex Hinshaw, L ERA: 6.04	0.0 5 4 5 5 0 1 0 0 0 0 3 10 17 ∞ ∞	PITCHER	IP WLS BF H R ER SO BB IBB HBP BLK WP HR S P ERA WHIP	Lenny Castillo, R ERA: 10.64	0.2 7 3 3 3 1 2 0 0 0 0 0 0 4 4 27.00 3.000	21 Joe Mather, R ERA:	0.1 2 1 1 1 0 0 0 0 0 0 0 0 4 4 ∞ ∞								
Batter	1	2	3	4	5	6	7	8	9	AB	R	H	RBI	BB	SO	LOB	BOTTOM								
9 David DeJesus, L OBP: 0.358, SLG: 0.405										4	1	1	0	1	2	2									
5 Josh Vitters, R OBP: 0.107, SLG: 0.185										5	0	0	0	0	3	4									
44 Anthony Rizzo, L OBP: 0.338, SLG: 0.447										4	1	1	1	1	2	1									
12 Alfonso Soriano, R OBP: 0.316, SLG: 0.489										5	1	2	1	0	0	4									
13 Starlin Castro, R OBP: 0.311, SLG: 0.418										4	0	1	1	1	1	1									
51 Steve Clevenger, L OBP: 0.279, SLG: 0.302										4	0	1	0	1	3	2									
7 Brett Jackson, L OBP: 0.325, SLG: 0.470										3	1	1	1	2	1	1									
15 Darwin Barney, R OBP: 0.300, SLG: 0.371										4	0	1	0	0	1	6									
41 Aroldis Chapman, R ERA: 4.05 28 Michael Bowden, R ERA: 4.43 55 Alberto Cabrera, R ERA: 7.71 60 Manny Corpas, R ERA: 4.29 59 Alex Hinshaw, L ERA: 6.04 Lenny Castillo, R ERA: 10.64 21 Joe Mather, R ERA:										2	0	0	0	0	0	0									
Inning Stats	R: 0 E: 0 K: 2 S: 9	H: 0 LOB: 0 BB: 0 P: 14	R: 0 E: 0 K: 0 S: 12	H: 1 LOB: 2 BB: 1 P: 18	R: 3 E: 0 K: 2 S: 24	H: 4 LOB: 3 BB: 2 P: 37	R: 0 E: 0 K: 3 S: 9	H: 0 LOB: 0 BB: 0 P: 12	R: 0 E: 0 K: 1 S: 9	H: 1 LOB: 0 BB: 0 P: 11	R: 1 E: 0 K: 2 S: 15	H: 3 LOB: 3 BB: 1 P: 27	R: 0 E: 1 K: 2 S: 11	H: 0 LOB: 1 BB: 1 P: 15	R: 0 E: 0 K: 1 S: 9	H: 0 LOB: 1 BB: 1 P: 15	R: 0 E: 0 K: 2 S: 8	H: 0 LOB: 0 BB: 0 P: 12	1B: 4 2B: 4 3B: 0 HR: 1	SF: 0 SAC: 0 DP: 0 HBP: 0	WP: 1 PB: 0 SB: 1 CS: 1	PA: 43			
PITCHER	IP WLS BF H R ER SO BB IBB HBP BLK WP HR S P ERA WHIP	41 Marco Estrada, R ERA: 4.05	5.0 W 24 6 3 0 8 3 0 0 0 0 0 1 15 27 9.00 4.000	50 Kameron Loe, R ERA: 3.51	1.0 H 7 3 1 1 2 1 0 0 0 0 0 0 11 15 0.00 1.000	57 Francisco Rodriguez, R ERA: 4.85	1.0 H 5 0 0 0 2 1 0 0 0 0 0 0 9 15 0.00 1.000	51 Jim Henderson, R ERA: 3.55	1.0 H 4 0 0 0 1 1 0 0 0 0 0 0 8 12 0.00 0.000	61 Livan Hernandez, R ERA: 4.94	1.0 3 0 0 0 2 0 0 0 0 0 0 0 8 12 0.00 0.000	PITCHER	IP WLS BF H R ER SO BB IBB HBP BLK WP HR S P ERA WHIP	Lenny Castillo, R ERA: 10.64	0.2 7 3 3 3 1 2 0 0 0 0 0 0 4 4 27.00 3.000	21 Joe Mather, R ERA:	0.1 2 1 1 1 0 0 0 0 0 0 0 0 4 4 ∞ ∞								

Milwaukee Brewers @ Chicago Cubs
Wrigley Field, Chicago, IL
Mon Aug 27 2012, 7:08 PM - 10:59 PM CDT
Att: 32,541 - Clear - 78 F

AB 47
R 15
H 21
RBI 14
BB 3
SO 7
LOB 20



WP: 1 PA: 50
PB: 0
SB: 2
CS: 0

Milwaukee Brewers @ Chicago Cubs
Wrigley Field, Chicago, IL
Mon Aug 27 2012, 7:08 PM - 10:59 PM CDT
Att: 32,541 - Clear - 78 F

AB 37
R 4
H 9
RBI 4
BB 6
SO 15
LOB 23



WP: 1 PA: 43
PB: 0
SB: 1
CS: 1

Batter	1	2	3	4	5	6	7	8	9	AB	R	H	RBI	BB	SO	LOB	TOP										
7 Norichika Aoki, L (1.9) OBP: 0.350, SLG: 0.403	G6-3		F9					23 S 8 CS 2B		4	1	2	0	0	0	0											
23 Rickie Weeks Jr., R (1.4) OBP: 0.324, SLG: 0.367	HBP		K					8 CS BB		2	0	0	0	1	1	1											
8 Ryan Braun, R (1.7) OBP: 0.384, SLG: 0.599	G5-4-3		2B					P3		4	0	1	0	0	0	2											
16 Aramis Ramirez, R (1.5) OBP: 0.325, SLG: 0.527		K	F9						G5-3	4	0	0	0	0	1	1											
1 Corey Hart, R (1.3) OBP: 0.329, SLG: 0.503					G5-3				F8	4	0	1	0	0	0	0											
12 Martin Maldonado, R (1.2) OBP: 0.329, SLG: 0.429		FC1			F9				B1-3	4	1	0	0	0	0	1											
27 Carlos Gómez, R (1.8) OBP: 0.304, SLG: 0.469					P3					3	1	1	0	0	0	0											
14 Jeff Bianchi, R (1.6) OBP: 0.227, SLG: 0.409										3	1	1	3	0	2	0											
49 Yovani Gallardo, R (1.1) OBP: 0.143, SLG: 0.179										2	0	0	0	0	0	0											
2 Nyjer Morgan, L (8. PH) OBP: 0.302, SLG: 0.304										1	0	0	0	0	0	0											
57 Francisco Rodríguez, R (8.1)										0	0	0	0	0	0	0											
59 John Axford, R (9.1)										0	0	0	0	0	0	0											
Inning Stats	R: 0 E: 0 K: 0 S: 8	H: 0 LOB: 0 BB: 0 P: 11	R: 3 E: 0 K: 1 S: 14	H: 3 LOB: 0 BB: 0 P: 25	R: 0 E: 0 K: 1 S: 10	H: 1 LOB: 1 BB: 0 P: 18	R: 0 E: 0 K: 0 S: 4	H: 0 LOB: 0 BB: 0 P: 6	R: 0 E: 0 K: 1 S: 8	H: 1 LOB: 0 BB: 0 P: 12	R: 0 E: 0 K: 0 S: 6	H: 0 LOB: 0 BB: 0 P: 10	R: 0 E: 0 K: 1 S: 8	H: 0 LOB: 0 BB: 0 P: 13	R: 1 E: 0 K: 0 S: 12	H: 1 LOB: 0 BB: 1 P: 23	R: 0 E: 0 K: 0 S: 5	H: 0 LOB: 0 BB: 0 P: 8	1B: 2 2B: 3 3B: 0 HR: 1	SF: 0 SAC: 0 DP: 1 HBP: 1	WP: 0 PB: 0 SB: 1 CS: 2	PA: 33					
PITCHER	IP	WLS	BF	H	R	ER	SO	BB	IBB	HBP	BLK	WP	HR	S	P	ERA	WHIP										
37 Travis Wood, L (1.1) ERA: 4.71	7.0	L	26	5	3	3	4	0	0	1	0	0	1	58	95	3.86	0.714										
55 Alberto Cabrera, R (8.1) ERA: 8.38	0.1		3	1	1	1	0	1	0	0	0	0	0	9	17	27.00	6.000										
54 Shawn Camp, R (8.1) ERA: 3.48	1.2		4	0	0	0	0	0	0	0	0	0	0	8	14	0.00	0.000										

Milwaukee Brewers @ Chicago Cubs
Wrigley Field, Chicago, IL
Tue Aug 28 2012, 7:08 PM - 9:41 PM CDT
Att: 30,017 - Partly Cloudy - 72 F

AB 31
R 4
H 6
RBI 3
BB 1
SO 4
LOB 5



Batter	1	2	3	4	5	6	7	8	9	AB	R	H	RBI	BB	SO	LOB	BOTTOM										
9 David DeJesus, L (1.9) OBP: 0.355, SLG: 0.401	K		L9					G1-3		4	0	0	0	0	1	0											
24 Luis Valbuena, L (1.5) OBP: 0.305, SLG: 0.376								G6-3		3	0	1	0	1	0	0											
44 Anthony Rizzo, L (1.3) OBP: 0.332, SLG: 0.439									G3	4	0	0	0	0	3	2											
12 Alfonso Soriano, R (1.7) OBP: 0.315, SLG: 0.485		F9							K	3	0	0	0	1	2	0											
13 Starlin Castro, R (1.6) OBP: 0.311, SLG: 0.417									K	4	0	1	0	0	1	2											
53 Wellington Castillo, R (1.2) OBP: 0.304, SLG: 0.453										3	0	0	0	0	2	1											
7 Brett Jackson, L (1.8) ERA: 3.52										2	0	0	0	1	2	0											
54 Shawn Camp, R (8.1)										0	0	0	0	0	0	0											
15 Darwin Barney, R (1.4) OBP: 0.298, SLG: 0.368										3	0	0	0	0	2												
37 Travis Wood, R (1.1) OBP: 0.222, SLG: 0.389										2	1	1	1	0	0	0											
55 Alberto Cabrera, R (8.1)										0	0	0	0	0	0	0											
21 Joe Mather, R (8.9) OBP: 0.257, SLG: 0.328										1	0	0	0	0	0	0											
Inning Stats	R: 0 E: 0 K: 2 S: 8	H: 1 LOB: 1 BB: 0 P: 14	R: 0 E: 0 K: 1 S: 10	H: 1 LOB: 2 BB: 1 P: 19	R: 1 E: 0 K: 1 S: 11	H: 1 LOB: 2 BB: 2 P: 23	R: 0 E: 0 K: 2 S: 9	H: 0 LOB: 0 BB: 0 P: 14	R: 0 E: 0 K: 0 S: 7	H: 0 LOB: 0 BB: 0 P: 10	R: 0 E: 0 K: 2 S: 8	H: 0 LOB: 0 BB: 0 P: 11	R: 0 E: 0 K: 1 S: 7	H: 0 LOB: 0 BB: 0 P: 11	R: 0 E: 0 K: 0 S: 9	H: 0 LOB: 0 BB: 0 P: 12	R: 0 E: 0 K: 2 S: 7	H: 0 LOB: 0 BB: 0 P: 10	1B: 2 2B: 1 3B: 0 HR: 1	SF: 0 SAC: 0 DP: 1 HBP: 0	WP: 0 PB: 0 SB: 0 CS: 1	PA: 32					
PITCHER	IP	WLS	BF	H	R	ER	SO	BB	IBB	HBP	BLK	WP	HR	S	P	ERA	WHIP										
49 Yovani Gallardo, R (1.1) ERA: 3.52	7.0	W	26	3	1	1	9	3	0	0	0	0	1	60	102	1.29	0.857										
57 Francisco Rodríguez, R (8.1) ERA: 4.76	1.0	H	3	0	0	0	0	0	0	0	0	0	0	9	12	0.00	0.000										
59 John Axford, R (8.1) ERA: 5.26	1.0	S	3	0	0	0	2	0	0	0	0	0	0	7	10	0.00	0.000										

Milwaukee Brewers @ Chicago Cubs
Wrigley Field, Chicago, IL
Tue Aug 28 2012, 7:08 PM - 9:41 PM CDT
Att: 30,017 - Partly Cloudy - 72 F

AB 29
R 1
H 3
RBI 1
BB 3
SO 11
LOB 7



Batter	1	2	3	4	5	6	7	8	9	AB	R	H	RBI	BB	SO	LOB	TOP					
7 Norichika Aoki, L OBP: 0.351, SLG: 0.407										4	1	2	0	0	0	0						
23 Rickie Weeks Jr., R OBP: 0.323, SLG: 0.365										3	0	0	0	1	1	2						
8 Ryan Braun, R OBP: 0.385, SLG: 0.600										4	0	2	0	0	1	1						
16 Aramis Ramirez, R OBP: 0.354, SLG: 0.525										4	0	1	1	0	1	3						
1 Corey Hart, R OBP: 0.328, SLG: 0.501										4	0	1	0	0	1	3						
20 Jonathan Lucroy, R OBP: 0.380, SLG: 0.540										4	0	0	0	0	3	1						
2 Nyjer Morgan, L OBP: 0.301, SLG: 0.304										3	1	1	0	0	2	1						
27 Carlos Gómez, R OBP: 0.303, SLG: 0.467										4	1	1	1	0	1	1						
9 Jean Segura, R OBP: 0.229, SLG: 0.227										3	0	0	0	0	3	1						
64 Mike Fiers, R OBP: 0.038, SLG: 0.038										0	0	0	0	0	0	0						
26 Manny Parra, L										0	0	0	0	0	0	0						
59 John Axford, R										0	0	0	0	0	0	0						
Inning Stats	R: 1 H: 2 E: 0 K: 1 S: 14	H: 2 LOB: 1 BB: 0 P: 19	R: 0 H: 0 E: 0 K: 2 S: 10	H: 0 LOB: 0 BB: 0 P: 13	R: 0 H: 2 E: 0 K: 2 S: 14	H: 2 LOB: 2 BB: 0 P: 20	R: 0 H: 1 E: 0 K: 1 S: 9	H: 1 LOB: 1 BB: 0 P: 15	R: 0 H: 0 E: 0 K: 2 S: 8	H: 0 LOB: 0 BB: 0 P: 12	R: 0 H: 0 E: 0 K: 0 S: 4	H: 0 LOB: 0 BB: 0 P: 6	R: 2 H: 2 E: 1 K: 2 S: 12	H: 2 LOB: 0 BB: 0 P: 19	R: 0 H: 1 E: 0 K: 1 S: 10	H: 1 LOB: 1 BB: 1 P: 20	R: 0 H: 0 E: 0 K: 2 S: 9	H: 0 LOB: 0 BB: 0 P: 13	1B: 6 2B: 2 3B: 0 HR: 0	SF: 0 SAC: 0 DP: 1 HBP: 0	WP: 1 PB: 0 SB: 1 CS: 0	PA: 35
PITCHER	IP	WLS	BF	H	R	ER	SO	BB	IBB	HBP	BLK	WP	HR	S	P	ERA	WHIP					
29 Jeff Samardzija, R ERA: 4.03	7.0	L	28	7	3	2	10	0	0	0	0	1	0	71	104	2.57	1.000					
60 Manny Corpas, R ERA: 4.17	1.0		4	1	0	0	1	1	0	0	0	0	0	10	20	0.00	2.000					
40 James Russell, L ERA: 3.45	1.0		3	0	0	0	2	0	0	0	0	0	0	9	13	0.00	0.000					

Milwaukee Brewers @ Chicago Cubs
Wrigley Field, Chicago, IL
Wed Aug 29 2012, 7:09 PM - 9:46 PM CDT
Att: 33,271 - Clear - 78 F

AB 34
R 3
H 8
RBI 2
BB 1
SO 13
LOB 13



Batter	1	2	3	4	5	6	7	8	9	AB	R	H	RBI	BB	SO	LOB	BOTTOM					
9 David DeJesus, L OBP: 0.352, SLG: 0.398										4	0	0	0	0	1	1						
24 Luis Valbuena, L OBP: 0.309, SLG: 0.372										2	0	0	0	2	1	0						
13 Starlin Castro, R OBP: 0.310, SLG: 0.417										4	0	1	0	0	1	2						
12 Alfonso Soriano, R OBP: 0.313, SLG: 0.481										4	0	0	0	0	3							
6 Bryan LaHair, L OBP: 0.339, SLG: 0.455										4	1	1	0	0	0	1						
53 Wellington Castillo, R OBP: 0.305, SLG: 0.461										3	0	1	0	0	2	0						
7 Brett Jackson, L OBP: 0.313, SLG: 0.437										3	0	0	0	0	2	2						
15 Darwin Barney, R OBP: 0.298, SLG: 0.368										3	0	1	1	0	0	1						
29 Jeff Samardzija, R OBP: 0.180, SLG: 0.109										2	0	0	0	0	0	1						
60 Manny Corpas, R										0	0	0	0	0	0	0						
44 Anthony Rizzo, L OBP: 0.330, SLG: 0.437										1	0	0	0	0	0	1						
40 James Russell, L										0	0	0	0	0	0	0						
Inning Stats	R: 0 H: 1 E: 0 K: 0 S: 9	H: 2 LOB: 1 BB: 0 P: 16	R: 1 H: 2 E: 0 K: 1 S: 8	H: 2 LOB: 0 BB: 0 P: 14	R: 0 H: 0 E: 0 K: 0 S: 7	H: 0 LOB: 1 BB: 1 P: 12	R: 0 H: 0 E: 0 K: 1 S: 7	H: 0 LOB: 0 BB: 0 P: 10	R: 0 H: 0 E: 0 K: 1 S: 6	H: 0 LOB: 0 BB: 0 P: 6	R: 0 H: 0 E: 0 K: 1 S: 7	H: 0 LOB: 0 BB: 0 P: 13	R: 0 H: 0 E: 0 K: 2 S: 7	H: 0 LOB: 0 BB: 0 P: 11	R: 0 H: 1 E: 0 K: 0 S: 5	H: 1 LOB: 0 BB: 0 P: 7	R: 0 H: 0 E: 1 K: 1 S: 8	H: 0 LOB: 1 BB: 1 P: 14	1B: 2 2B: 2 3B: 0 HR: 0	SF: 0 SAC: 0 DP: 1 HBP: 0	WP: 0 PB: 0 SB: 0 CS: 0	PA: 32
PITCHER	IP	WLS	BF	H	R	ER	SO	BB	IBB	HBP	BLK	WP	HR	S	P	ERA	WHIP					
64 Mike Fiers, R ERA: 2.85	7.1	W	27	4	1	1	6	1	0	0	0	0	0	54	87	1.23	0.682					
26 Manny Parra, L ERA: 4.47	0.2	H	1	0	0	0	0	0	0	0	0	0	0	2	2	0.00	0.000					
59 John Axford, R ERA: 5.17	1.0	S	4	0	0	0	1	1	0	0	0	0	0	8	14	0.00	1.000					

Milwaukee Brewers @ Chicago Cubs
Wrigley Field, Chicago, IL
Wed Aug 29 2012, 7:09 PM - 9:46 PM CDT
Att: 33,271 - Clear - 78 F

AB 30
R 1
H 4
RBI 1
BB 2
SO 7
LOB 12



Batter	1	2	3	4	5	6	7	8	9	AB	R	H	RBI	BB	SO	LOB	TOP						
7 Norichika Aoki, L (1.9) OBP: 0.349, SLG: 0.404																							
23 Rickie Weeks Jr., R (1.4) OBP: 0.330, SLG: 0.376																							
8 Ryan Braun, R (1.7) OBP: 0.389, SLG: 0.610																							
1 Corey Hart, R (1.3) OBP: 0.329, SLG: 0.499																							
20 Jonathan Lucroy, R (1.2) OBP: 0.384, SLG: 0.555																							
27 Carlos Gómez, R (1.8) OBP: 0.302, SLG: 0.464																							
40 Jose Veras, R (6.1)																							
16 Aramis Ramirez, R (8.7PH) OBP: 0.354, SLG: 0.524																							
51 Jim Henderson, L (8.1)																							
57 Francisco Rodríguez, R (9.1)																							
Cody Ransom, R (1.5) OBP: 0.305, SLG: 0.400																							
14 Jeff Bianchi, R (1.6) OBP: 0.185, SLG: 0.333																							
18 Shaun Marcum, R (1.1) OBP: 0.167, SLG: 0.111																							
45 Travis Ishikawa, L (5.7PH) OBP: 0.322, SLG: 0.434																							
61 Livan Hernandez, R (5.1)																							
26 Manny Parra, L (6.1)																							
2 Nyjer Morgan, L (6.8) OBP: 0.295, SLG: 0.302																							
Inning Stats	R: 0 H: 3 E: 0 K: 0 S: 11	H: 3 BB: 0 P: 18	R: 0 H: 0 E: 0 K: 1 S: 8	H: 0 LOB: 1 P: 16	R: 5 H: 5 E: 0 K: 0 S: 15	H: 5 LOB: 1 BB: 1 P: 29	R: 2 H: 2 E: 0 K: 1 S: 14	H: 2 LOB: 0 BB: 0 P: 23	R: 0 H: 1 E: 0 K: 0 S: 9	H: 1 LOB: 1 BB: 0 P: 11	R: 2 H: 2 E: 0 K: 0 S: 8	H: 2 LOB: 1 BB: 1 P: 17	R: 1 H: 1 E: 0 K: 0 S: 16	H: 1 LOB: 0 BB: 0 P: 20	R: 1 H: 3 E: 0 K: 0 S: 11	H: 3 LOB: 1 BB: 0 P: 16	R: 0 H: 0 E: 0 K: 1 S: 5	H: 0 LOB: 0 BB: 0 P: 8	1B: 10 2B: 4 3B: 0 HR: 3	SF: 0 SAC: 0 DP: 1 HBP: 0	WP: 1 PB: 0 SB: 2 CS: 1	PA: 45	
PITCHER	IP WLS BF H R ER SO BB IBB HBP BLK WP HR S P ERA WHIP	IP WLS BF H R ER SO BB IBB HBP BLK WP HR S P ERA WHIP	IP WLS BF H R ER SO BB IBB HBP BLK WP HR S P ERA WHIP	IP WLS BF H R ER SO BB IBB HBP BLK WP HR S P ERA WHIP	IP WLS BF H R ER SO BB IBB HBP BLK WP HR S P ERA WHIP	IP WLS BF H R ER SO BB IBB HBP BLK WP HR S P ERA WHIP	IP WLS BF H R ER SO BB IBB HBP BLK WP HR S P ERA WHIP	IP WLS BF H R ER SO BB IBB HBP BLK WP HR S P ERA WHIP	IP WLS BF H R ER SO BB IBB HBP BLK WP HR S P ERA WHIP	IP WLS BF H R ER SO BB IBB HBP BLK WP HR S P ERA WHIP	IP WLS BF H R ER SO BB IBB HBP BLK WP HR S P ERA WHIP	IP WLS BF H R ER SO BB IBB HBP BLK WP HR S P ERA WHIP	IP WLS BF H R ER SO BB IBB HBP BLK WP HR S P ERA WHIP	IP WLS BF H R ER SO BB IBB HBP BLK WP HR S P ERA WHIP	IP WLS BF H R ER SO BB IBB HBP BLK WP HR S P ERA WHIP	IP WLS BF H R ER SO BB IBB HBP BLK WP HR S P ERA WHIP	IP WLS BF H R ER SO BB IBB HBP BLK WP HR S P ERA WHIP	IP WLS BF H R ER SO BB IBB HBP BLK WP HR S P ERA WHIP	IP WLS BF H R ER SO BB IBB HBP BLK WP HR S P ERA WHIP	IP WLS BF H R ER SO BB IBB HBP BLK WP HR S P ERA WHIP	IP WLS BF H R ER SO BB IBB HBP BLK WP HR S P ERA WHIP	IP WLS BF H R ER SO BB IBB HBP BLK WP HR S P ERA WHIP	IP WLS BF H R ER SO BB IBB HBP BLK WP HR S P ERA WHIP
9 David DeJesus, L (1.7) OBP: 0.358, SLG: 0.406																							
24 Luis Valbuena, L (1.5) OBP: 0.319, SLG: 0.384																							
13 Starlin Castro, R (1.6) OBP: 0.312, SLG: 0.421																							
44 Anthony Rizzo, L (1.3) OBP: 0.331, SLG: 0.443																							
6 Bryan LaHair, L (1.9) OBP: 0.336, SLG: 0.450																							
12 Alfonso Soriano, R (6.7PH) OBP: 0.317, SLG: 0.482																							
51 Steve Clevenger, L (1.2) OBP: 0.280, SLG: 0.298																							
53 Wellington Castillo, R (6.7PH) OBP: 0.309, SLG: 0.456																							
7 Brett Jackson, L (1.8) OBP: 0.341, SLG: 0.473																							
15 Darwin Barney, R (1.4) OBP: 0.295, SLG: 0.364																							
43 Brooks Raley, L (1.1) ERA: 8.14																							
28 Michael Bowden, R (5.1) ERA: 4.54																							
50 Blake Parker, R (7.1) ERA: 1.93																							
40 James Russell, L (7.1) ERA: 3.41																							
54 Shawn Camp, R (8.1) ERA: 3.56																							
Inning Stats	R: 2 H: 2 E: 0 K: 2 S: 21	H: 2 LOB: 1 BB: 1 P: 31	R: 1 H: 2 E: 0 K: 0 S: 9	H: 2 LOB: 2 BB: 1 P: 21	R: 0 H: 0 E: 0 K: 1 S: 9	H: 0 LOB: 1 BB: 1 P: 16	R: 0 H: 1 E: 0 K: 1 S: 10	H: 1 LOB: 2 BB: 1 P: 17	R: 0 H: 0 E: 0 K: 1 S: 7	H: 0 LOB: 0 BB: 0 P: 12	R: 6 H: 4 E: 0 K: 0 S: 21	H: 4 LOB: 2 BB: 4 P: 46	R: 0 H: 1 E: 0 K: 0 S: 7	H: 1 LOB: 1 BB: 0 P: 14	R: 0 H: 0 E: 0 K: 1 S: 11	H: 0 LOB: 2 BB: 2 P: 21	R: 3 H: 4 E: 0 K: 1 S: 17	H: 4 LOB: 2 BB: 1 P: 27	1B: 6 2B: 7 3B: 1 HR: 0	SF: 0 SAC: 0 DP: 0 HBP: 0	WP: 0 PB: 1 SB: 0 CS: 0	PA: 50	
PITCHER	IP WLS BF H R ER SO BB IBB HBP BLK WP HR S P ERA WHIP	IP WLS BF H R ER SO BB IBB HBP BLK WP HR S P ERA WHIP	IP WLS BF H R ER SO BB IBB HBP BLK WP HR S P ERA WHIP	IP WLS BF H R ER SO BB IBB HBP BLK WP HR S P ERA WHIP	IP WLS BF H R ER SO BB IBB HBP BLK WP HR S P ERA WHIP	IP WLS BF H R ER SO BB IBB HBP BLK WP HR S P ERA WHIP	IP WLS BF H R ER SO BB IBB HBP BLK WP HR S P ERA WHIP	IP WLS BF H R ER SO BB IBB HBP BLK WP HR S P ERA WHIP	IP WLS BF H R ER SO BB IBB HBP BLK WP HR S P ERA WHIP	IP WLS BF H R ER SO BB IBB HBP BLK WP HR S P ERA WHIP	IP WLS BF H R ER SO BB IBB HBP BLK WP HR S P ERA WHIP	IP WLS BF H R ER SO BB IBB HBP BLK WP HR S P ERA WHIP	IP WLS BF H R ER SO BB IBB HBP BLK WP HR S P ERA WHIP	IP WLS BF H R ER SO BB IBB HBP BLK WP HR S P ERA WHIP	IP WLS BF H R ER SO BB IBB HBP BLK WP HR S P ERA WHIP	IP WLS BF H R ER SO BB IBB HBP BLK WP HR S P ERA WHIP	IP WLS BF H R ER SO BB IBB HBP BLK WP HR S P ERA WHIP	IP WLS BF H R ER SO BB IBB HBP BLK WP HR S P ERA WHIP	IP WLS BF H R ER SO BB IBB HBP BLK WP HR S P ERA WHIP	IP WLS BF H R ER SO BB IBB HBP BLK WP HR S P ERA WHIP	IP WLS BF H R ER SO BB IBB HBP BLK WP HR S P ERA WHIP	IP WLS BF H R ER SO BB IBB HBP BLK WP HR S P ERA WHIP	IP WLS BF H R ER SO BB IBB HBP BLK WP HR S P ERA WHIP


Milwaukee Brewers @ Chicago Cubs
Wrigley Field, Chicago, IL
Thu Aug 30 2012, 1:24 PM - 5:32 PM CDT
Att: 28,859 - Sunny - 87 F

AB 42
R 11
H 17
RBI 11
BB 3
SO 3
LOB 16



Milwaukee Brewers @ Chicago Cubs
Wrigley Field, Chicago, IL
Thu Aug 30 2012, 1:24 PM - 5:32 PM CDT
Att: 28,859 - Sunny - 87 F

AB 39
R 12
H 14
RBI 11
BB 11
SO 7
LOB 20



Batter	1	2	3	4	5	6	7	8	9	AB	R	H	RBI	BB	SO	LOB	TOP										
7 Alex Presley, L (1,8) OBP: 0.280, SLG: 0.388	F7		BB				G4-3			4	0	2	2	1	0	0	Pittsburgh Pirates @ Milwaukee Brewers Miller Park, Milwaukee, WI Fri Aug 31 2012, 7:11 PM - 10:50 PM CDT Att: 33,877 - Overcast - 77 F										
31 Jose Tabata, R (1,7) OBP: 0.300, SLG: 0.337	K									4	0	0	0	0	2	3											
48 Jared Hughes, R (7,1)	K									0	0	0	0	0	0	0											
41 Hisanori Takahashi, L (8,1)	K									0	0	0	0	0	0	0											
69 Jordy Mercer, R (9,PH) OBP: 0.241, SLG: 0.389	K									1	0	0	0	0	1	1											
23 Travis Snider, L (1,9) OBP: 0.350, SLG: 0.447	K									4	0	0	0	0	2	1											
46 Garrett Jones, L (1,3) OBP: 0.317, SLG: 0.541	P4									4	1	1	1	0	1	0											
24 Pedro Alvarez, L (1,5) OBP: 0.332, SLG: 0.495	G6-3									3	0	2	0	1	0	0											
55 Michael McKenry, R (1,2) OBP: 0.241, SLG: 0.500	K									4	0	1	0	0	3	2											
5 Josh Harrison, R (1,4) OBP: 0.297, SLG: 0.385										4	1	2	0	0	0	3											
12 Clint Barnes, R (1,6) OBP: 0.247, SLG: 0.313										4	0	0	0	0	1	4											
Jeff Karstens, R (1,1) OBP: 0.107, SLG: 0.107										0	0	0	0	0	0	0											
60 Kyle McPherson, R (1,1)										1	0	0	0	0	1	1											
29 Kevin Correia, R (3,1) OBP: 0.143, SLG: 0.143										1	0	0	0	0	0	0											
14 Gaby Sanchez, R (7,PH) OBP: 0.261, SLG: 0.325										2	1	1	0	0	0	1											
Inning Stats	R: 0 E: 0 K: 2 S: 9	H: 0 LOB: 0 BB: 0 P: 13	R: 0 E: 0 K: 1 S: 10	H: 0 LOB: 0 BB: 0 P: 14	R: 0 E: 0 K: 1 S: 12	H: 1 LOB: 2 BB: 1 P: 23	R: 1 E: 0 K: 0 S: 16	H: 3 LOB: 2 BB: 0 P: 25	R: 0 E: 0 K: 0 S: 14	H: 0 LOB: 1 BB: 0 P: 19	R: 0 E: 0 K: 2 S: 12	H: 1 LOB: 0 BB: 0 P: 19	R: 1 E: 0 K: 1 S: 13	H: 1 LOB: 0 BB: 0 P: 19	R: 0 E: 0 K: 2 S: 12	H: 1 LOB: 1 BB: 0 P: 16	R: 1 E: 0 K: 2 S: 18	H: 2 LOB: 1 BB: 0 P: 28	1B: 5 2B: 3 3B: 0 HR: 1	SF: 0 SAC: 0 DP: 0 HBP: 0	WP: 2 PB: 2 SB: 0 CS: 0	PA: 38					
PITCHER	IP	WLS	BF	H	R	ER	SO	BB	IBB	HBP	BLK	WP	HR	S	P	ERA	WHIP										
37 Mark Rogers, R (1,1) ERA: 3.92	5.1	W	23	5	1	1	5	2	0	0	0	1	1	68	107	1.69	1.312										
50 Kameron Loe, R (6,1) ERA: 3.57	1.2		6	1	1	1	2	0	0	0	0	1	0	18	25	5.40	0.600										
51 Jim Henderson, R (8,1) ERA: 3.07	1.0	H	4	1	0	0	2	0	0	0	0	0	0	12	16	0.00	1.000										
40 Jose Veras, R (9,1) ERA: 4.39	1.0		5	2	1	1	2	0	0	0	0	0	0	18	28	9.00	2.000										

Batter	1	2	3	4	5	6	7	8	9	AB	R	H	RBI	BB	SO	LOB	BOTTOM										
2 Nyjer Morgan, L (1,9) OBP: 0.306, SLG: 0.311	2B		1B							5	2	3	0	1	1	3	Pittsburgh Pirates @ Milwaukee Brewers Miller Park, Milwaukee, WI Fri Aug 31 2012, 7:11 PM - 10:50 PM CDT Att: 33,877 - Overcast - 77 F										
23 Rickie Weeks Jr., R (1,4) OBP: 0.330, SLG: 0.375	2B		1B							4	1	1	0	0	1	2											
8 Ryan Braun, R (1,7) OBP: 0.387, SLG: 0.606	K									5	1	1	0	0	1	4											
16 Aramis Ramirez, R (1,5) OBP: 0.358, SLG: 0.532	1B									4	2	3	4	1	0	0											
1 Corey Hart, R (1,3) OBP: 0.333, SLG: 0.507	HR									4	1	3	2	0	1	0											
20 Jonathan Lucroy, R (1,2) OBP: 0.385, SLG: 0.549	1B									4	1	1	0	1	1	6											
27 Carlos Gómez, R (1,8) OBP: 0.301, SLG: 0.483	K									5	1	1	1	0	3	6											
9 Jean Segura, R (1,6) OBP: 0.240, SLG: 0.229	BB									4	0	1	1	1	0	0											
37 Mark Rogers, R (1,1) ERA: 3.88	G1									3	0	0	0	0	0	2											
50 Kameron Loe, R (6,1) ERA: 4.4	G1									0	0	0	0	0	0	0											
45 Travis Ishikawa, L (7,PH) ERA: 2.79										1	0	1	0	0	0	0											
51 Jim Henderson, L (8,1)										0	0	0	0	0	0	0											
14 Jeff Bianchi, R (7,PH) OBP: 0.204, SLG: 0.333										0	0	0	0	1	0	0											
40 Jose Veras, R (9,1) ERA: 5.4										0	0	0	0	0	0	0											
Inning Stats	R: 4 E: 0 K: 2 S: 20	H: 5 LOB: 2 BB: 1 P: 33	R: 1 E: 0 K: 2 S: 22	H: 1 LOB: 3 BB: 1 P: 32	R: 0 E: 0 K: 1 S: 13	H: 1 LOB: 1 BB: 0 P: 17	R: 0 E: 0 K: 1 S: 16	H: 2 LOB: 2 BB: 0 P: 24	R: 0 E: 0 K: 0 S: 9	H: 0 LOB: 1 BB: 1 P: 13	R: 0 E: 0 K: 0 S: 7	H: 1 LOB: 1 BB: 0 P: 10	R: 0 E: 0 K: 0 S: 5	H: 1 LOB: 1 BB: 0 P: 7	R: 4 E: 0 K: 2 S: 13	H: 4 LOB: 2 BB: 2 P: 27	1B: 11 2B: 2 3B: 0 HR: 2	SF: 0 SAC: 0 DP: 0 HBP: 2	WP: 0 PB: 1 SB: 4 CS: 0	PA: 46							
PITCHER	IP	WLS	BF	H	R	ER	SO	BB	IBB	HBP	BLK	WP	HR	S	P	ERA	WHIP										
Jeff Karstens, R (1,1) ERA: 3.88	0.1	L	6	5	4	4	1	0	0	0	0	0	0	15	20	108.00	15.000										
60 Kyle McPherson, R (1,1) ERA: 2.45	1.2		10	1	1	1	3	2	0	2	0	0	0	27	45	5.40	1.800										
29 Kevin Correia, R (3,1) ERA: 4.4	4.0		17	4	0	0	2	1	0	0	0	0	0	45	64	0.00	1.250										
48 Jared Hughes, R (7,1) ERA: 2.79	1.0		4	1	0	0	2	0	0	0	0	0	0	5	7	0.00	1.000										
41 Hisanori Takahashi, L (8,1) ERA: 5.4	1.0		9	4	4	4	2	2	0	0	0	0	1	13	27	36.00	6.000										

Batter	1	2	3	4	5	6	7	8	9	AB	R	H	RBI	BB	SO	LOB	TOP										
7 Norichika Aoki, L OBP: 0.354, SLG: 0.407										5	0	2	0	0	0	2	Milwaukee Brewers @ Miami Marlins Marlins Park, Miami, FL Mon Sep 03 2012, 1:13 PM - 4:16 PM EDT Att: 22,391 - Roof Closed - 77 F										
23 Rickie Weeks Jr., R OBP: 0.335, SLG: 0.382										4	0	1	0	1	1	3											
8 Ryan Braun, R OBP: 0.388, SLG: 0.605										5	0	2	1	0	2	3											
16 Aramis Ramirez, R OBP: 0.357, SLG: 0.525										4	0	1	0	0	0	5											
1 Corey Hart, R OBP: 0.333, SLG: 0.508										4	0	0	0	0	0	1											
20 Jonathan Lucroy, R OBP: 0.378, SLG: 0.537										4	1	1	0	0	0	0											
27 Carlos Gómez, R OBP: 0.303, SLG: 0.480										4	1	1	2	0	1	1											
9 Jean Segura, R OBP: 0.244, SLG: 0.234										4	1	2	0	0	2	0											
64 Mike Fiers, R OBP: 0.308, SLG: 0.399										0	0	0	0	0	0	0											
61 Livan Hernández, R ERA: 5.77										1	0	0	0	0	0	0											
45 Travis Ishikawa, L OBP: 0.325, SLG: 0.454										1	0	0	0	0	0	0											
53 Brandon Kintzler, R ERA: 3.82										0	0	0	0	0	0	0											
26 Manny Parra, L OBP: 0.292, SLG: 0.438										1	0	0	0	0	0	0											
14 Jeff Bianchi, R OBP: 0.244, SLG: 0.234										1	0	0	0	0	0	0											
Inning Stats	R: 0 E: 0 K: 1 S: 8	H: 1 LOB: 1 BB: 0 P: 13	R: 2 E: 1 K: 0 S: 12	H: 2 LOB: 1 BB: 0 P: 17	R: 0 E: 0 K: 1 S: 11	H: 1 LOB: 1 BB: 0 P: 15	R: 0 E: 0 K: 1 S: 7	H: 0 LOB: 0 BB: 0 P: 9	R: 0 E: 0 K: 0 S: 12	H: 2 LOB: 2 BB: 0 P: 18	R: 0 E: 0 K: 0 S: 5	H: 1 LOB: 0 BB: 0 P: 6	R: 1 E: 1 K: 1 S: 12	H: 2 LOB: 2 BB: 0 P: 19	R: 0 E: 0 K: 1 S: 10	H: 0 LOB: 0 BB: 0 P: 15	R: 0 E: 0 K: 2 S: 13	H: 1 LOB: 2 BB: 1 P: 21	1B: 8 2B: 1 3B: 0 HR: 1	SF: 0 SAC: 1 DP: 1 HBP: 0	WP: 0 PB: 0 SB: 1 CS: 0	PA: 39					
PITCHER	IP	WLS	BF	H	R	ER	SO	BB	IBB	HBP	BLK	WP	HR	S	P	ERA	WHIP										
47 Ricky Nolasco, R ERA: 4.64	7.0	W	31	9	3	1	4	0	0	0	0	0	1	67	97	1.29	1.286										
21 Heath Bell, R ERA: 5.77	1.0	H	3	0	0	0	1	0	0	0	0	0	0	10	15	0.00	0.000										
40 Mike Dunn, L ERA: 3.82	0.2	S	4	1	0	0	2	1	0	0	0	0	0	12	19	0.00	3.000										
31 Steve Cishek, R ERA: 2.48	0.1	S	1	0	0	0	0	0	0	0	0	0	0	1	2	0.00	0.000										

Batter	1	2	3	4	5	6	7	8	9	AB	R	H	RBI	BB	SO	LOB	BOTTOM										
2 Gorkys Hernández, R OBP: 0.240, SLG: 0.195										4	2	1	1	1	1	1	Milwaukee Brewers @ Miami Marlins Marlins Park, Miami, FL Mon Sep 03 2012, 1:13 PM - 4:16 PM EDT Att: 22,391 - Roof Closed - 77 F										
17 Donovan Solano, R OBP: 0.348, SLG: 0.345										5	0	1	1	0	2	3											
7 José Reyes, S OBP: 0.346, SLG: 0.433										3	0	1	3	1	0	2											
27 Giancarlo Stanton, R OBP: 0.352, SLG: 0.584										4	0	0	0	0	2	3											
45 Carlos Lee, R OBP: 0.345, SLG: 0.384										3	0	1	0	1	0	2											
20 Justin Ruggiano, R OBP: 0.386, SLG: 0.566										4	1	1	0	0	1	2											
19 Rob Brantly, L OBP: 0.333, SLG: 0.421										4	2	2	0	0	0	1											
22 Donnie Murphy, R OBP: 0.265, SLG: 0.363										3	1	1	1	1	1	1											
47 Ricky Nolasco, R ERA: 4.64										2	1	0	1	0	1	2											
21 Heath Bell, R ERA: 5.77										0	0	0	0	0	0	0											
26 Austin Kearns, R OBP: 0.325, SLG: 0.454										0	0	0	0	0	0	0											
11 Bryan Petersen, L OBP: 0.285, SLG: 0.255										0	0	0	0	0	0	0											
40 Mike Dunn, L OBP: 0.292, SLG: 0.438										0	0	0	0	0	0	0											
31 Steve Cishek, R ERA: 2.48										0	0	0	0	0	0	0											
Inning Stats	R: 0 E: 0 K: 1 S: 10	H: 0 LOB: 1 BB: 1 P: 16	R: 0 E: 0 K: 2 S: 14	H: 0 LOB: 2 BB: 2 P: 26	R: 1 E: 1 K: 1 S: 13	H: 1 LOB: 0 BB: 0 P: 16	R: 0 E: 0 K: 0 S: 7	H: 5 LOB: 2 BB: 1 P: 38	R: 0 E: 0 K: 1 S: 10	H: 0 LOB: 0 BB: 0 P: 14	R: 0 E: 0 K: 2 S: 12	H: 1 LOB: 1 BB: 0 P: 18	R: 1 E: 1 K: 1 S: 13	H: 1 LOB: 2 BB: 1 P: 20	R: 0 E: 0 K: 2 S: 10	H: 0 LOB: 0 BB: 0 P: 15	R: 1 E: 1 K: 1 S: 13	H: 1 LOB: 2 BB: 1 P: 21	1B: 7 2B: 1 3B: 0 HR: 0	SF: 1 SAC: 1 DP: 0 HBP: 0	WP: 0 PB: 0 SB: 1 CS: 0	PA: 39					
PITCHER	IP	WLS	BF	H	R	ER	SO	BB	IBB	HBP	BLK	WP	HR	S	P	ERA	WHIP										
64 Mike Fiers, R ERA: 3.11	3.1	L	21	6	6	4	4	4	0	0	0	0	0	54	84	10.80	3.000										
61 Livan Hernández, R ERA: 5.34	2.2		8	0	0	0	3	0	0	0	0	0	0	23	36	0.00	0.000										
53 Brandon Kintzler, R ERA: 3.82	1.0		4	1	0	0	0	0	0	0	0	0	0	12	18	0.00	1.000										
26 Manny Parra, L ERA: 4.7	1.0		6	1	1	1	1	1	0	0	0	0	0	13	20	9.00	2.000										

Milwaukee Brewers @ Miami Marlins
 Marlins Park, Miami, FL
 Mon Sep 03 2012, 1:13 PM - 4:16 PM EDT
 Att: 22,391 - Roof Closed - 77 F

AB 37
 R 3
 H 10
 RBI 3
 BB 1
 SO 7
 LOB 16



Milwaukee Brewers @ Miami Marlins
 Marlins Park, Miami, FL
 Mon Sep 03 2012, 1:13 PM - 4:16 PM EDT
 Att: 22,391 - Roof Closed - 77 F

AB 32
 R 7
 H 8
 RBI 7
 BB 5
 SO 8
 LOB 17



Batter	1	2	3	4	5	6	7	8	9	AB	R	H	RBI	BB	SO	LOB	TOP			
7 Norichika Aoki, L (1.9) OBP: 0.355, SLG: 0.415	G3		23 HR		G3		23 HR		K	4	2	1	0	1	1	0				
23 Rickie Weeks Jr., R (1.4) OBP: 0.336, SLG: 0.395	G1-3		1-H		K		1-H		E5 20 FC4-6 1 2B	5	3	2	4	0	1	0				
8 Ryan Braun, R (1.7) OBP: 0.389, SLG: 0.604	G3-1		L4				F9		20 FC4-6 1 2B	4	0	1	0	1	0	0				
16 Aramis Ramirez, R (1.5) OBP: 0.358, SLG: 0.523			1 G6-3		K		1 HR		FC4-6 1 2B	3	1	2	0	0	1	0				
20 Jonathan Lucroy, R (9, PH) OBP: 0.375, SLG: 0.530							1 HR			1	1	0	0	0	0	2				
59 John Axford, R (9, 1)										0	0	0	0	0	0	0				
1 Corey Hart, R (1.3) OBP: 0.335, SLG: 0.513	G6-3				F9					4	1	2	4	1	0	3				
12 Martin Maldonado, R (1.2) OBP: 0.320, SLG: 0.413	L6				27 1B					4	1	2	4	1	0	3				
27 Carlos Gómez, R (1.8) OBP: 0.301, SLG: 0.473					1B					5	0	1	0	0	1	2				
9 Jean Segura, R (1.6) OBP: 0.233, SLG: 0.222			G1-3		L9					4	0	0	0	0	0	3				
60 Wily Peralta, R (1.1) OBP: 0.350, SLG: 0.740										3	0	0	0	0	1	3				
50 Kameron Loe, R (7.1)										0	0	0	0	0	0	0				
51 Jim Henderson, L (7.1)										0	0	0	0	0	0	0				
45 Travis Ishikawa, L (8, PH)										1	0	0	0	0	1	0				
57 Francisco Rodríguez, R (8.1)										0	0	0	0	0	0	0				
14 Jeff Bianchi, R (8.9) OBP: 0.300, SLG: 0.320										0	0	0	0	0	0	0				
Inning Stats	R: 0 E: 0 K: 0 S: 5	H: 0 LOB: 0 BB: 0 P: 8	R: 0 E: 0 K: 1 S: 9	H: 1 LOB: 1 BB: 0 P: 12	R: 2 E: 0 K: 0 S: 12	H: 2 LOB: 3 BB: 0 P: 15	R: 0 E: 0 K: 2 S: 24	H: 2 LOB: 3 BB: 1 P: 33	R: 0 E: 0 K: 1 S: 10	H: 0 LOB: 0 BB: 0 P: 14	R: 4 E: 0 K: 0 S: 11	H: 3 LOB: 0 BB: 1 P: 22	R: 0 E: 0 K: 2 S: 7	H: 0 LOB: 0 BB: 0 P: 9	R: 2 E: 1 K: 1 S: 10	H: 1 LOB: 1 BB: 1 P: 18	1B: 5 2B: 2 3B: 0 HR: 3	SF: 0 SAC: 0 DP: 0 HBP: 1	WP: 0 PB: 0 CS: 0	PA: 42
PITCHER	IP WLS BF H R ER SO BB IBB HBP BLK WP HR S P ERA WHIP																			
24 Nathan Eovaldi, R (1.1) ERA: 4.44	5.0 L 23 6 2 2 4 1 0 1 0 0 1 60 85 3.60 1.400																			
34 Tom Koehler, R (6.1) ERA: 18.0	2.0 10 3 4 4 1 1 0 0 0 0 2 22 36 18.00 2.000																			
21 Heath Bell, R (8.1) ERA: 5.67	1.0 3 0 0 0 2 0 0 0 0 0 0 7 9 0.00 0.000																			
40 Mike Dunn, L (9.1) ERA: 4.03	0.1 1 0 0 0 1 0 0 0 0 0 0 3 4 0.00 0.000																			
58 Ryan Webb, R (9.1) ERA: 4.33	0.2 5 1 2 0 0 0 0 1 0 0 0 7 14 0.00 1.500																			

Milwaukee Brewers @ Miami Marlins
Marlins Park, Miami, FL
Wed Sep 05 2012, 7:12 PM - 10:17 PM EDT
Att: 22,288 - Roof Closed - 77 F

AB 38
R 8
H 10
RBI 8
BB 3
SO 8
LOB 14



Batter	1	2	3	4	5	6	7	8	9	AB	R	H	RBI	BB	SO	LOB	BOTTOM					
11 Bryan Petersen, L (1.7) OBP: 0.291, SLG: 0.260	G5-3		G3-1		F9		17 1B		19 DI	4	0	2	1	1	0	2						
17 Donovan Solano, R (1.4) OBP: 0.338, SLG: 0.337	G1-3				G5-3		1B		F7	4	0	1	1	0	0	1						
21 Heath Bell, R (8.1)										0	0	0	0	0	0	0						
40 Mike Dunn, L (9.1)										0	0	0	0	0	0	0						
58 Ryan Webb, R (9.1)										0	0	0	0	0	0	0						
19 Rob Brantly, L (9, PH) OBP: 0.340, SLG: 0.405										1	0	0	0	0	0	1						
7 José Reyes, S (1.6) OBP: 0.346, SLG: 0.432					27 CS					2	0	1	1	1	0	0						
27 Giancarlo Stanton, R (1.9) OBP: 0.352, SLG: 0.587	G5-3				K					3	0	0	0	1	1	4						
45 Carlos Lee, R (1.3) OBP: 0.343, SLG: 0.382										4	1	1	0	0	0	1						
20 Justin Ruggiano, R (1.8) OBP: 0.382, SLG: 0.573	L7				G4-3					3	1	0	0	1	1	1						
14 John Buck, R (1.2) OBP: 0.308, SLG: 0.346	F9									4	1	2	1	0	0	0						
22 Donnie Murphy, R (1.5) OBP: 0.273, SLG: 0.357										3	1	0	0	0	2	1						
24 Nathan Eovaldi, R (1.1) ERA: 5.14										1	0	0	0	0	0	0						
26 Austin Kearns, R (5, PH) OBP: 0.364, SLG: 0.370										0	0	0	0	1	0	0						
34 Tom Koehler, R (6.1) ERA: 4.95										0	0	0	0	0	0	0						
29 Greg Dobbs, L (7, PH) OBP: 0.319, SLG: 0.387										2	1	1	1	0	0	0						
Inning Stats	R: 0 E: 0 K: 0 S: 6	H: 1 LOB: 1 BB: 1 P: 12	R: 0 E: 0 K: 0 S: 8	H: 0 LOB: 0 BB: 0 P: 10	R: 0 E: 0 K: 1 S: 7	H: 0 LOB: 0 BB: 0 P: 12	R: 0 E: 0 K: 1 S: 12	H: 1 LOB: 1 BB: 0 P: 15	R: 1 E: 0 K: 1 S: 11	H: 2 LOB: 2 BB: 1 P: 18	R: 0 E: 0 K: 0 S: 7	H: 0 LOB: 1 BB: 1 P: 14	R: 4 E: 0 K: 0 S: 12	H: 4 LOB: 1 BB: 1 P: 24	R: 0 E: 0 K: 1 S: 9	H: 0 LOB: 0 BB: 0 P: 13	R: 0 E: 0 K: 0 S: 14	H: 0 LOB: 1 BB: 1 P: 22	1B: 7 2B: 2 3B: 0 HR: 0	SF: 1 SAC: 0 DP: 2 HBP: 1	WP: 0 PB: 0 CS: 1	PA: 38
PITCHER	IP WLS BF H R ER SO BB IBB HBP BLK WP HR S P ERA WHIP																					
60 Wily Peralta, R (1.1) ERA: 3.9	6.0 W 25 5 3 3 3 4 0 0 0 0 0 6 10 27.00 9.000																					
51 Jim Henderson, R (7.1) ERA: 3.12	0.2 H 2 0 1 1 0 0 0 0 0 0 0 2 3 13.50 0.000																					
57 Francisco Rodríguez, R (8.1) ERA: 4.95	1.0 H 3 0 0 0 1 0 0 0 0 0 0 9 13 0.00 0.000																					
59 John Axford, R (9.1) ERA: 4.87	1.0 S 4 0 0 0 0 1 0 0 0 0 0 0 14 22 0.00 1.000																					

Milwaukee Brewers @ Miami Marlins
Marlins Park, Miami, FL
Wed Sep 05 2012, 7:12 PM - 10:17 PM EDT
Att: 22,288 - Roof Closed - 77 F

AB 31
R 5
H 8
RBI 5
BB 5
SO 4
LOB 11



Batter	1	2	3	4	5	6	7	8	9	AB	R	H	RBI	BB	SO	LOB	TOP				
7 Norichika Aoki, L (1,9)										3	1	1	1	0	0	1					
23 Rickie Weeks Jr., R (1,4)										4	0	0	0	0	1	3					
8 Ryan Braun, R (1,7)										3	0	1	1	0	0	1					
1 Corey Hart, R (1,3)										2	0	0	0	2	2	0					
20 Jonathan Lucroy, R (1,2)										4	0	1	0	0	2	4					
27 Carlos Gómez, R (1,8)										3	0	0	0	1	0	2					
14 Jeff Bianchi, R (1,5)										3	1	1	0	1	0	2					
9 Jean Segura, R (1,6)										3	0	1	0	0	1	1					
2 Nyjer Morgan, L (9,PH)										1	0	0	0	0	1	0					
41 Marco Estrada, R (1,1)										2	0	0	0	0	1	1					
61 Livan Hernández, R (6,1)										0	0	0	0	0	0	0					
45 Travis Ishikawa, L (7,PH)										1	0	0	0	0	1	2					
53 Brandon Kintzler, R (7,1)										0	0	0	0	0	0	0					
26 Manny Parra, L (8,1)										0	0	0	0	0	0	0					
54 Josh Stinson, R (8,1)										0	0	0	0	0	0	0					
22 Logan Schafer, L (9,PH)										1	0	1	0	0	0	0					
Inning Stats	R: 0 E: 0 K: 1 S: 7	H: 0 LOB: 2 BB: 1 P: 14	R: 0 E: 0 K: 2 S: 13	H: 1 LOB: 1 BB: 0 P: 16	R: 1 E: 0 K: 2 S: 9	H: 1 LOB: 0 BB: 0 P: 13	R: 0 E: 0 K: 0 S: 7	H: 0 LOB: 0 BB: 0 P: 10	R: 0 E: 0 K: 1 S: 4	H: 1 LOB: 2 BB: 1 P: 18	R: 1 E: 0 K: 1 S: 11	H: 1 LOB: 1 BB: 1 P: 19	R: 0 E: 0 K: 1 S: 19	H: 1 LOB: 2 BB: 0 P: 30	R: 0 E: 0 K: 1 S: 11	H: 1 LOB: 0 BB: 0 P: 16	1B: 5 2B: 0 3B: 1 HR: 0	SF: 2 SAC: 0 DP: 1 HBP: 1	WP: 0 PB: 0 CS: 0	PA: 37	
PITCHER	IP	WLS	BF	H	R	ER	SO	BB	IBB	HBP	BLK	WP	HR	S	P	ERA	WHIP				
55 Josh Johnson, R (1,1)	7.0	W	29	4	2	2	7	3	0	1	0	0	0	62	98	2.57	1.000				
21 Heath Bell, R (8,1)	1.0	H	5	1	0	0	1	1	0	0	0	0	0	19	30	0.00	2.000				
31 Steve Cishek, R (9,1)	1.0		3	1	0	0	1	0	0	0	0	0	0	11	16	0.00	1.000				

Milwaukee Brewers @ Miami Marlins
Marlins Park, Miami, FL
Thu Sep 06 2012, 12:44 PM - 3:35 PM EDT
Att: 18,707 - Roof Closed - 72 F

AB 30
R 2
H 6
RBI 2
BB 4
SO 9
LOB 17



Batter	1	2	3	4	5	6	7	8	9	AB	R	H	RBI	BB	SO	LOB	BOTTOM				
11 Bryan Petersen, L (1,7)										4	1	2	0	0	0	1					
17 Donovan Solano, R (1,4)										4	1	3	1	0	0	1					
7 José Reyes, S (1,6)										4	1	1	1	0	0	4					
27 Giancarlo Stanton, R (1,9)										4	1	1	0	0	3	2					
29 Greg Dobbs, L (1,3)										3	1	1	2	0	0	0					
20 Justin Ruggiano, R (1,8)										4	0	1	0	0	1	1					
19 Rob Brantly, L (1,2)										4	0	1	0	0	1	2					
22 Donnie Murphy, R (1,5)											4	1	2	1	0	1	1				
55 Josh Johnson, L (1,1)										2	0	0	0	0	1	0					
26 Austin Kearns, R (7,PH)										1	0	0	0	0	0	0					
21 Heath Bell, R (8,1)										0	0	0	0	0	0	0					
45 Carlos Lee, R (8,PH)										0	0	0	0	0	0	0					
31 Steve Cishek, R (9,1)										0	0	0	0	0	0	0					
Inning Stats	R: 3 E: 0 K: 1 S: 20	H: 4 LOB: 1 BB: 0 P: 30	R: 1 E: 1 K: 0 S: 13	H: 2 LOB: 1 BB: 0 P: 19	R: 0 E: 0 K: 1 S: 11	H: 0 LOB: 0 BB: 0 P: 15	R: 0 E: 0 K: 2 S: 11	H: 0 LOB: 0 BB: 0 P: 16	R: 0 E: 0 K: 1 S: 15	H: 1 LOB: 1 BB: 0 P: 17	R: 0 E: 0 K: 1 S: 8	H: 1 LOB: 1 BB: 0 P: 14	R: 0 E: 0 K: 0 S: 7	H: 1 LOB: 1 BB: 0 P: 9	R: 2 E: 0 K: 1 S: 18	H: 3 LOB: 1 BB: 0 P: 24	1B: 6 2B: 6 3B: 0 HR: 0	SF: 1 SAC: 0 DP: 0 HBP: 0	WP: 1 PB: 0 CS: 0	PA: 36	
PITCHER	IP	WLS	BF	H	R	ER	SO	BB	IBB	HBP	BLK	WP	HR	S	P	ERA	WHIP				
41 Marco Estrada, R (1,1)	5.0	L	22	7	4	4	5	0	0	0	0	0	0	70	97	7.20	1.400				
61 Livan Hernández, R (6,1)	1.0		4	1	0	0	1	0	0	0	0	0	0	8	14	0.00	1.000				
53 Brandon Kintzler, R (7,1)	1.1		7	3	2	2	1	0	0	0	0	0	0	17	22	13.50	2.250				
26 Manny Parra, L (8,1)	0.1		1	0	0	0	0	0	0	0	0	0	0	5	8	0.00	0.000				
54 Josh Stinson, R (8,1)	0.1		2	1	0	0	0	0	0	0	0	0	0	3	3	0.00	3.000				

Milwaukee Brewers @ Miami Marlins
Marlins Park, Miami, FL
Thu Sep 06 2012, 1

Batter	1	2	3	4	5	6	7	8	9	AB	R	H	RBI	BB	SO	LOB	TOP			
24 Michael Bourn, L (1, 8) OBP: 0.351, SLG: 0.402	G5-3			G6-3		G1-3	F7			4	0	0	0	0	0	3	Atlanta Braves @ Milwaukee Brewers Miller Park, Milwaukee, WI Mon Sep 10 2012, 7:12 PM - 10:20 PM CDT Att: 34,395 - Clear - 71 F			
14 Martin Prado, R (1, 7) OBP: 0.354, SLG: 0.432	G4-3			22 1B			1B		5 1B	4	0	3	0	0	0	0				
22 Jason Heyward, L (1, 9) OBP: 0.347, SLG: 0.494				10 1B		K			F7	4	0	2	0	0	1	2				
10 Chipper Jones, S (1, 5) OBP: 0.376, SLG: 0.484	CS		F7			K			F8	4	0	1	0	0	1	2				
5 Freddie Freeman, L (1, 3) OBP: 0.348, SLG: 0.450										3	0	1	0	1	2	2				
26 Dan Uggla, R (1, 4) OBP: 0.343, SLG: 0.385	G5-3									4	1	1	0	0	0	1				
16 Brian McCann, L (1, 2) OBP: 0.301, SLG: 0.414										3	0	1	0	1	0	0				
19 Andrelton Simmons, R (1, 6) OBP: 0.333, SLG: 0.441										3	0	0	0	1	0	1				
36 Mike Minor, R (1, 1) OBP: 0.178, SLG: 0.302										2	0	0	0	0	0	0				
53 Cory Gearrin, R (6, 1) ERA: 4.1										0	0	0	0	0	0	0				
27 Lyle Overbay, L (7, PH) OBP: 0.366, SLG: 0.436										1	0	1	0	0	0	0				
39 Jonny Venters, L (7, 1) ERA: 3.78										0	0	0	0	0	0	0				
32 Chad Durbin, R (7, 1) ERA: 3.4										0	0	0	0	0	0	0				
50 Cristhian Martinez, R (7, 1) ERA: 4.11										0	0	0	0	0	0	0				
Inning Stats	R: 0 E: 0 K: 0 S: 8	H: 1 LOB: 0 BB: 0 P: 17	R: 0 E: 0 K: 0 S: 6	H: 0 LOB: 0 BB: 1 P: 16	R: 0 E: 0 K: 1 S: 9	H: 0 LOB: 0 BB: 0 P: 13	R: 0 E: 0 K: 1 S: 12	H: 3 LOB: 2 BB: 0 P: 17	R: 1 E: 0 K: 0 S: 8	H: 2 LOB: 0 BB: 0 P: 12	R: 0 E: 0 K: 2 S: 14	H: 1 LOB: 1 BB: 2 P: 20	R: 0 E: 0 K: 1 S: 8	H: 1 LOB: 2 BB: 2 P: 20	R: 0 E: 0 K: 0 S: 13	H: 0 LOB: 0 BB: 0 P: 11	1B: 10 2B: 0 3B: 0 HR: 0	SF: 0 SAC: 0 DP: 1 HBP: 0	WP: 0 PB: 0 SB: 0 CS: 1	PA: 36
PITCHER	IP WLS BF H R ER SO BB IBB HBP BLK WP HR S P ERA WHIP	6.0 W 6 1 0 0 1 2 0 0 0 0 0 0 8 20 0.00 3.000	1.0 H 4 2 0 0 0 0 0 0 0 0 0 0 13 16 0.00 2.000	1.0 S 3 0 0 0 0 0 0 0 0 0 0 0 6 11 0.00 0.000																

Batter	1	2	3	4	5	6	7	8	9	AB	R	H	RBI	BB	SO	LOB	BOTTOM				
7 Norichika Aoki, L (1, 9) OBP: 0.353, SLG: 0.425	G3						F9			4	0	2	2	0	0	0	Atlanta Braves @ Milwaukee Brewers Miller Park, Milwaukee, WI Mon Sep 10 2012, 7:12 PM - 10:20 PM CDT Att: 34,395 - Clear - 71 F				
27 Carlos Gómez, R (1, 8) OBP: 0.294, SLG: 0.454	K						F8			3	0	0	1	0	2	1					
8 Ryan Braun, R (1, 7) OBP: 0.388, SLG: 0.600										2	0	0	0	2	1	1					
16 Aramis Ramirez, R (1, 5) OBP: 0.362, SLG: 0.526	P3									3	0	0	0	1	0	3					
23 Rickie Weeks Jr, R (1, 4) OBP: 0.331, SLG: 0.390										2	0	0	0	2	1	1					
12 Martín Maldonado, R (1, 2) OBP: 0.333, SLG: 0.421										3	0	2	0	0	0	1					
33 Eric Farris, R (7, PH) ERA: 3.78										0	1	0	0	0	0	0					
5 Taylor Green, L (7, PH) OBP: 0.272, SLG: 0.333										1	0	0	0	0	0	3					
45 Travis Ishikawa, L (1, 3) ERA: 4.42										2	0	0	0	0	2	2					
9 Jean Segura, R (7, PH) OBP: 0.277, SLG: 0.264										0	1	0	0	1	0	0					
51 Jim Henderson, L (8, 1) OBP: 0.300, SLG: 0.305										0	0	0	0	0	0	0					
2 Nyjer Morgan, L (8, PH) OBP: 0.300, SLG: 0.305										0	0	0	0	0	0	0					
59 John Axford, R (9, 1) ERA: 4.62										0	0	0	0	0	0	0					
14 Jeff Bianchi, R (1, 6) OBP: 0.245, SLG: 0.400										3	1	0	0	0	1	1					
60 Wily Peralta, R (1, 1) ERA: 4.42										2	0	0	0	0	2	2					
40 Jose Veras, R (7, 1) ERA: 3.78										0	0	0	0	0	0	0					
20 Jonathan Lucroy, R (7, PH) OBP: 0.375, SLG: 0.518										1	1	0	0	1	0	0					
Inning Stats	R: 0 E: 0 K: 1 S: 16	H: 0 LOB: 1 BB: 1 P: 28	R: 0 E: 0 K: 2 S: 14	H: 0 LOB: 1 BB: 1 P: 22	R: 0 E: 0 K: 2 S: 13	H: 1 LOB: 0 BB: 0 P: 19	R: 0 E: 0 K: 1 S: 12	H: 1 LOB: 1 BB: 0 P: 19	R: 0 E: 0 K: 2 S: 16	H: 0 LOB: 1 BB: 1 P: 26	R: 4 E: 0 K: 0 S: 20	H: 2 LOB: 3 BB: 4 P: 45	R: 0 E: 0 K: 0 S: 8	H: 0 LOB: 0 BB: 0 P: 9	1B: 2 2B: 2 3B: 0 HR: 0	SF: 1 SAC: 1 DP: 0 HBP: 0	WP: 1 PB: 0 SB: 2 CS: 0	PA: 36			
PITCHER	IP WLS BF H R ER SO BB IBB HBP BLK WP HR S P ERA WHIP	5.2 H 2 0 0 0 1 1 0 0 0 0 0 0 4 10 0.00 3.000	0.1 L 3 1 4 4 0 1 0 0 0 0 0 0 6 10 ∞ ∞	0.2 6 1 0 0 0 2 1 0 0 0 0 0 12 32 0.00 4.500	1.1 4 0 0 0 0 0 0 0 0 0 0 0 10 12 0.00 0.000																

Batter	1	2	3	4	5	6	7	8	9	AB	R	H	RBI	BB	SO	LOB	TOP										
24 Michael Bourn, L (1, 8) OBP: 0.347, SLG: 0.397										4	0	0	0	0	2	0											
14 Martín Prado, R (1, 7) OBP: 0.352, SLG: 0.428										4	0	0	0	0	2	0											
22 Jason Heyward, L (1, 9) OBP: 0.344, SLG: 0.494										4	1	1	1	0	0	0											
10 Chipper Jones, S (1, 5) OBP: 0.379, SLG: 0.481										3	1	1	0	1	0	0											
5 Freddie Freeman, L (1, 3) OBP: 0.349, SLG: 0.451										4	0	2	0	0	1	1											
26 Dan Uggla, R (1, 4) OBP: 0.342, SLG: 0.381										3	0	0	0	1	1	2											
16 Brian McCann, L (1, 2) OBP: 0.300, SLG: 0.409										3	0	1	0	1	0	1											
4 Paul Janish, R (1, 6) OBP: 0.269, SLG: 0.234										2	0	0	0	1	0	1											
20 Eric Hinske, L (9, PH) OBP: 0.279, SLG: 0.312										1	0	0	0	0	0	2											
17 Paul Maholm, L (1, 1) OBP: 0.103, SLG: 0.125										2	0	0	0	0	2	1											
50 Cristhian Martínez, R (5, 1) OBP: 0.333, SLG: 0.333										0	0	0	0	0	0	0											
43 Luis Avilán, L (6, 1) OBP: 0.333, SLG: 0.333										0	0	0	0	0	0	0											
27 Lyle Overbay, L (7, PH) OBP: 0.333, SLG: 0.333										1	0	0	0	0	0	2											
39 Jonny Venters, L (7, 1) OBP: 0.279, SLG: 0.312										0	0	0	0	0	0	0											
32 Chad Durbin, R (8, 1) OBP: 0.279, SLG: 0.312										0	0	0	0	0	0	0											
Inning Stats	R: 1 E: 0 K: 1 S: 10	H: 2 LOB: 1 BB: 0 P: 20	R: 0 E: 0 K: 1 S: 9	H: 0 LOB: 1 BB: 1 P: 18	R: 0 E: 0 K: 2 S: 8	H: 0 LOB: 0 BB: 0 P: 11	R: 1 E: 0 K: 0 S: 7	H: 1 LOB: 0 BB: 1 P: 13	R: 0 E: 0 K: 1 S: 7	H: 0 LOB: 0 BB: 0 P: 12	R: 0 E: 0 K: 0 S: 6	H: 0 LOB: 0 BB: 0 P: 10	R: 0 E: 0 K: 1 S: 11	H: 1 LOB: 2 BB: 1 P: 20	R: 0 E: 0 K: 1 S: 6	H: 0 LOB: 0 BB: 0 P: 10	R: 0 E: 0 K: 1 S: 15	H: 1 LOB: 2 BB: 1 P: 23	1B: 4 2B: 0 3B: 0 HR: 1	SF: 0 SAC: 0 DP: 1 HBP: 0	WP: 0 PB: 0 CS: 0	PA: 35					
PITCHER	IP	WLS	BF	H	R	ER	SO	BB	IBB	HBP	BLK	WP	HR	S	P	ERA	WHIP										
49 Yovani Gallardo, R (1, 1) ERA: 3.72	7.0	W	27	4	2	2	6	3	0	0	0	0	1	58	104	2.57	1.000										
40 Jose Veras, R (8, 1) ERA: 4.03	1.0		3	0	0	0	1	0	0	0	0	0	0	6	10	0.00	0.000										
50 Kameron Loe, R (9, 1) ERA: 3.88	1.0		5	1	0	0	1	1	0	0	0	0	0	15	23	0.00	2.000										

Atlanta Braves @ Milwaukee Brewers
Miller Park, Milwaukee, WI
Wed Sep 12 2012, 7:11 PM - 10:03 PM CDT
Att: 37,847 - Partly Cloudy - 80 F

AB 31
R 2
H 5
RBI 1
BB 4
SO 8
LOB 10



Batter	1	2	3	4	5	6	7	8	9	AB	R	H	RBI	BB	SO	LOB	BOTTOM										
7 Norichika Aoki, L (1, 9) OBP: 0.355, SLG: 0.427										4	1	2	0	1	1	1											
23 Rickie Weeks Jr., R (1, 4) OBP: 0.332, SLG: 0.406										5	1	2	3	0	0	3											
8 Ryan Braun, R (1, 7) OBP: 0.385, SLG: 0.593										5	1	2	0	0	1	2											
16 Aramis Ramirez, R (1, 5) OBP: 0.361, SLG: 0.529										5	1	1	0	0	1	2											
20 Jonathan Lucroy, R (1, 2) OBP: 0.377, SLG: 0.512										3	1	1	1	2	1	1											
27 Carlos Gómez, R (1, 8) OBP: 0.296, SLG: 0.452										1	0	1	0	0	0	0											
22 Logan Schafer, L (3, 8) OBP: 0.286, SLG: 0.167										2	1	0	0	1	0	2											
45 Travis Ishikawa, L (1, 3) OBP: 0.338, SLG: 0.443										4	1	2	3	0	1	2											
14 Jeff Bianchi, R (1, 6) OBP: 0.228, SLG: 0.370										4	1	0	0	0	0	3											
49 Yovani Gallardo, R (1, 1) OBP: 0.164, SLG: 0.262										2	0	1	1	0	0	0											
33 Eric Farris, R (7, PH) ERA: 2.28										1	0	0	0	0	1	1											
40 Jose Veras, R (8, 1) ERA: 3.71										0	0	0	0	0	0	0											
50 Kameron Loe, R (9, 1) ERA: 3.34										0	0	0	0	0	0	0											
Inning Stats	R: 0 E: 0 K: 1 S: 8	H: 1 LOB: 1 BB: 0 P: 13	R: 0 E: 0 K: 0 S: 7	H: 1 LOB: 1 BB: 0 P: 10	R: 0 E: 0 K: 0 S: 11	H: 1 LOB: 1 BB: 0 P: 19	R: 0 E: 0 K: 1 S: 8	H: 0 LOB: 1 BB: 1 P: 13	R: 8 E: 1 K: 0 S: 27	H: 7 LOB: 2 BB: 2 P: 44	R: 0 E: 0 K: 1 S: 14	H: 0 LOB: 1 BB: 1 P: 21	R: 0 E: 0 K: 2 S: 11	H: 1 LOB: 0 BB: 0 P: 14	R: 0 E: 0 K: 1 S: 13	H: 1 LOB: 1 BB: 0 P: 21	1B: 9 2B: 2 3B: 0 HR: 1	SF: 0 SAC: 1 DP: 0 HBP: 0	WP: 1 PB: 0 CS: 0	PA: 41							
PITCHER	IP	WLS	BF	H	R	ER	SO	BB	IBB	HBP	BLK	WP	HR	S	P	ERA	WHIP										
17 Paul Maholm, L (1, 1) ERA: 3.9	4.1	L	25	9	8	6	2	2	0	0	0	0	0	16	28	0.00	2.250										
50 Cristhian Martínez, R (5, 1) ERA: 4.04	1.1		7	1	0	0	1	2	0	0	0	0	0	5	6	0.00	0.000										
43 Luis Avilán, L (6, 1) ERA: 2.28	0.1		1	0	0	0	0	0	0	0	0	0	0	1	1	0.00	1.000										
39 Jonny Venters, L (7, 1) ERA: 3.71	1.0		4	1	0	0	2	0	0	0	0	1	0	11	14	0.00	1.000										
32 Chad Durbin, R (8, 1) ERA: 3.34	1.0		4	1	0	0	1	0	0	0	0	0	0	13	21	0.00	1.000										

Atlanta Braves @ Milwaukee Brewers
Miller Park, Milwaukee, WI
Wed Sep 12 2012, 7:11 PM - 10:03 PM CDT
Att: 37,847 - Partly Cloudy - 80 F

AB 36
R 8
H 12
RBI 8
BB 4
SO 6
LOB 17



Batter	1	2	3	4	5	6	7	8	9	AB	R	H	RBI	BB	SO	LOB	TOP										
7 Norichika Aoki, L (1.9)										4	1	2	1	0	0	1	Milwaukee Brewers @ Pittsburgh Pirates PNC Park, Pittsburgh, PA Wed Sep 19 2012, 7:07 PM - 10:05 PM EDT Att: 15,337 - Partly Cloudy - 62 F										
23 Rickie Weeks Jr., R (1.4)										4	0	2	0	0	0	2											
8 Ryan Braun, R (1.7)										4	0	1	0	0	1	2											
16 Aramis Ramirez, R (1.5)										3	0	1	0	1	0	3											
20 Jonathan Lucroy, R (1.2)											4	0	1	0	0	1											
5 Taylor Green, L (1.3)											4	0	0	0	0	1											
45 Travis Ishikawa, L (8.3)											4	0	1	0	0	0		2									
27 Carlos Gómez, R (1.8)												4	2	2	0	0		1									
9 Jean Segura, R (1.6)												4	2	2	0	0		1									
41 Marco Estrada, R (1.1)												3	0	1	1	0		1									
51 Jim Henderson, L (8.1)												0	0	0	0	0	0										
22 Logan Schafer, L (9. PH)												1	0	0	0	0	0										
59 John Axford, R (9.1)												0	0	0	0	0	0										
Inning Stats	R: 1 H: 2 E: 1 K: 1 S: 15	H: 2 LOB: 2 BB: 0 P: 22	R: 0 H: 1 E: 0 K: 1 S: 10	H: 1 LOB: 0 BB: 0 P: 14	R: 0 H: 1 E: 0 K: 0 S: 10	H: 1 LOB: 1 BB: 1 P: 15	R: 0 H: 1 E: 0 K: 0 S: 7	H: 4 LOB: 2 BB: 0 P: 15	R: 0 H: 0 E: 0 K: 0 S: 6	H: 0 LOB: 0 BB: 0 P: 9	R: 1 H: 2 E: 1 K: 1 S: 10	H: 2 LOB: 1 BB: 0 P: 13	R: 0 H: 0 E: 0 K: 1 S: 6	H: 0 LOB: 0 BB: 0 P: 7	R: 0 H: 0 E: 0 K: 0 S: 10	H: 0 LOB: 0 BB: 0 P: 11	1B: 8 2B: 2 3B: 1 HR: 1	SF: 0 SAC: 0 DP: 4 HBP: 0	WP: 0 PB: 0 SB: 1 CS: 1	PA: 36							
PITCHER	IP	WLS	BF	H	R	ER	SO	BB	IBB	HBP	BLK	WP	HR	S	P	ERA	WHIP										
60 Kyle McPherson, R (1.1)	4.1	L	19	7	2	2	2	1	0	0	1	0	1	47	71	4.15	1.846										
30 Chris Resop, R (5.1)	0.2		3	2	0	0	0	0	0	0	0	0	0	7	10	0.00	3.000										
Jeff Karstens, R (6.1)	3.0		11	2	1	1	2	0	0	0	0	0	0	22	29	3.00	0.667										
63 Chris Leroux, R (9.1)	1.0		3	0	0	0	0	0	0	0	0	0	0	10	11	0.00	0.000										

Batter	1	2	3	4	5	6	7	8	9	AB	R	H	RBI	BB	SO	LOB	BOTTOM										
2 Brock Holt, L (1.4)										2	0	0	0	1	0	0	Milwaukee Brewers @ Pittsburgh Pirates PNC Park, Pittsburgh, PA Wed Sep 19 2012, 7:07 PM - 10:05 PM EDT Att: 15,337 - Partly Cloudy - 62 F										
18 Neil Walker, S (8. PH)										0	0	0	0	1	0	0											
68 Jordy Mercer, R (8. PR)										4	0	0	0	0	1	3											
6 Starling Marte, R (1.7)												4	1	2	1	0		0									
22 Andrew McCutchen, R (1.8)												4	0	0	0	0		1									
46 Garrett Jones, L (1.3)												4	0	2	0	0		1									
24 Pedro Alvarez, L (1.5)											4	0	1	0	0	1		2									
55 Michael McKenry, R (1.2)											4	0	1	0	0	1		2									
23 Travis Snider, L (1.9)											4	0	1	0	0	1		2									
12 Clint Barmes, R (1.6)											2	0	0	0	0	1		1									
31 Jose Tabata, R (8. PH)											1	0	0	0	0	1	1										
5 Josh Harrison, R (9.4)											0	0	0	0	0	0	0										
60 Kyle McPherson, R (1.1)											1	0	0	0	0	0	0										
30 Chris Resop, R (5.1)											0	0	0	0	0	0	0										
7 Alex Presley, L (8. PH)											1	0	0	0	0	0	1										
19 Jeff Clement, L (8. PH)											0	0	0	0	0	0	0										
63 Chris Leroux, L (9.1)											0	0	0	0	0	0	0										
Inning Stats	R: 0 H: 1 E: 0 K: 0 S: 14	H: 1 LOB: 1 BB: 0 P: 16	R: 0 H: 1 E: 0 K: 3 S: 13	H: 1 LOB: 0 BB: 0 P: 21	R: 0 H: 0 E: 0 K: 0 S: 7	H: 0 LOB: 0 BB: 1 P: 12	R: 0 H: 1 E: 0 K: 0 S: 10	H: 1 LOB: 1 BB: 0 P: 12	R: 0 H: 0 E: 0 K: 0 S: 8	H: 0 LOB: 0 BB: 0 P: 12	R: 0 H: 0 E: 0 K: 0 S: 6	H: 0 LOB: 0 BB: 0 P: 10	R: 0 H: 1 E: 0 K: 3 S: 10	H: 1 LOB: 2 BB: 1 P: 18	R: 1 H: 2 E: 0 K: 1 S: 14	H: 2 LOB: 1 BB: 0 P: 23	1B: 4 2B: 1 3B: 0 HR: 1	SF: 0 SAC: 0 DP: 1 HBP: 0	WP: 0 PB: 0 SB: 1 CS: 0	PA: 34							
PITCHER	IP	WLS	BF	H	R	ER	SO	BB	IBB	HBP	BLK	WP	HR	S	P	ERA	WHIP										
41 Marco Estrada, R (1.1)	7.0	W	24	3	1	0	4	1	0	0	0	0	0	10	18	0.00	2.000										
51 Jim Henderson, R (8.1)	1.0	H	5	1	0	0	3	1	0	0	0	0	0	10	18	0.00	2.000										
59 John Axford, R (9.1)	1.0	S	5	2	1	1	1	0	0	0	0	0	1	14	23	9.00	2.000										



Batter	1	2	3	4	5	6	7	8	9	AB	R	H	RBI	BB	SO	LOB	TOP					
7 Norichika Aoki, L OBP: 0.362, SLG: 0.439										6	2	2	1	0	1	3						
23 Rickie Weeks Jr., R OBP: 0.334, SLG: 0.411										5	1	1	2	1	2	1						
8 Ryan Braun, R OBP: 0.388, SLG: 0.596										3	1	0	1	1	0	2						
16 Aramis Ramirez, R OBP: 0.362, SLG: 0.534										5	2	3	3	0	0	2						
1 Corey Hart, R OBP: 0.340, SLG: 0.513										3	0	1	0	0	1	2						
45 Travis Ishikawa, L OBP: 0.327, SLG: 0.431										1	0	0	0	1	0	2						
20 Jonathan Lucroy, R OBP: 0.371, SLG: 0.500										4	0	1	1	0	0	4						
27 Carlos Gómez, R OBP: 0.303, SLG: 0.447										5	2	3	0	0	1	2						
9 Jean Segura, R OBP: 0.331, SLG: 0.321										2	1	1	0	2	0	0						
44 Mike Fiers, R 33 Eric Falm, R 53 Brandon Kintzler, R 5 Tony Helton, L 14 Jeff Darvey, R 30 Cameron Loe, R 40 Jose Veras, R 26 Manny Parra, L 27 Francisco Rodriguez, R 22 Logan Kinsler, R 39 Jason Grilli, R										1	0	0	0	0	0	1	3					
Inning Stats	R: 3 E: 0 K: 1 S: 17	H: 4 LOB: 3 BB: 2 P: 30	R: 0 E: 0 K: 1 S: 12	H: 0 LOB: 0 BB: 0 P: 17	R: 1 E: 0 K: 1 S: 11	H: 1 LOB: 0 BB: 0 P: 15	R: 0 E: 0 K: 0 S: 12	H: 0 LOB: 0 BB: 0 P: 17	R: 0 E: 1 K: 0 S: 10	H: 0 LOB: 1 BB: 0 P: 16	R: 0 E: 0 K: 0 S: 7	H: 1 LOB: 2 BB: 1 P: 16	R: 0 E: 0 K: 0 S: 11	H: 0 LOB: 2 BB: 1 P: 20	R: 4 E: 0 K: 0 S: 18	H: 5 LOB: 2 BB: 1 P: 30	R: 1 E: 0 K: 2 S: 12	H: 2 LOB: 1 BB: 0 P: 16	1B: 8 2B: 3 3B: 1 HR: 1	SF: 1 SAC: 1 DP: 0 HBP: 1	WP: 0 PB: 0 SB: 4 CS: 0	PA: 47
PITCHER	51 Wandy Rodriguez, L ERA: 3.76	46 Jared Hughes, R ERA: 2.95	44 Tony Watson, L ERA: 3.72	39 Jason Grilli, R ERA: 2.91	32 Chad Qualls, R ERA: 5.89	30 Chris Resop, R ERA: 3.66	63 Chris Leroux, R ERA: 7.0	IP: 4.0 WLS: 1 BF: 19 H: 5 R: 4 ER: 4 SO: 3 BB: 1 IBB: 1 HBP: 0 BLK: 0 WP: 0 HR: 1 S: 52 P: 79 ERA: 9.00 WHIP: 1.500	IP: 0.2 WLS: L BF: 5 H: 2 R: 1 ER: 1 SO: 0 BB: 0 IBB: 0 HBP: 0 BLK: 0 WP: 0 HR: 0 S: 15 P: 27 ERA: 0.00 WHIP: 0.000	IP: 1.0 WLS: H BF: 5 H: 0 R: 0 ER: 0 SO: 0 BB: 1 IBB: 0 HBP: 1 BLK: 0 WP: 0 HR: 11 S: 20 P: 100 ERA: 0.00 WHIP: 1.000	IP: 0.1 WLS: H BF: 4 H: 3 R: 3 ER: 3 SO: 0 BB: 0 IBB: 0 HBP: 0 BLK: 0 WP: 0 HR: 7 S: 12 P: 81.00 ERA: 9.000	IP: 8.1 WLS: L BF: 5 H: 2 R: 1 ER: 1 SO: 0 BB: 0 IBB: 0 HBP: 0 BLK: 0 WP: 0 HR: 0 S: 11 P: 18 ERA: 13.50 WHIP: 3.000	IP: 9.1 WLS: L BF: 5 H: 2 R: 1 ER: 1 SO: 2 BB: 0 IBB: 0 HBP: 0 BLK: 0 WP: 0 HR: 12 S: 16 P: 9.00 WHIP: 2.000									
Batter	1	2	3	4	5	6	7	8	9	AB	R	H	RBI	BB	SO	LOB	BOTTOM					
6 Starling Marte, R OBP: 0.289, SLG: 0.420										4	1	2	1	1	1	3						
23 Travis Snider, L OBP: 0.322, SLG: 0.391										4	1	1	1	0	0	4						
22 Andrew McCutchen, R OBP: 0.409, SLG: 0.570										5	1	1	3	0	1	3						
46 Garrett Jones, L OBP: 0.318, SLG: 0.510										5	0	0	0	0	1	1						
18 Neil Walker, S OBP: 0.340, SLG: 0.426										5	0	1	0	0	2	1						
24 Pedro Alvarez, L OBP: 0.320, SLG: 0.478										5	1	2	0	0	1	2						
12 Clint Barmes, R OBP: 0.268, SLG: 0.329										4	1	3	1	0	0	1						
26 Rod Barajas, R OBP: 0.280, SLG: 0.333										2	0	1	0	1	1	1						
3 Chase d'Arnaud, R (6, PR)										0	1	0	0	0	0	0						
55 Michael McKenry, R OBP: 0.327, SLG: 0.477										1	0	1	0	0	0	0						
Inning Stats	R: 0 E: 0 K: 1 S: 15	H: 0 LOB: 1 BB: 1 P: 25	R: 0 E: 0 K: 1 S: 19	H: 2 LOB: 1 BB: 0 P: 28	R: 3 E: 0 K: 0 S: 20	H: 3 LOB: 0 BB: 0 P: 28	R: 1 E: 0 K: 1 S: 10	H: 2 LOB: 2 BB: 1 P: 19	R: 0 E: 0 K: 0 S: 11	H: 0 LOB: 0 BB: 0 P: 15	R: 3 E: 0 K: 0 S: 17	H: 4 LOB: 2 BB: 0 P: 23	R: 0 E: 0 K: 0 S: 9	H: 1 LOB: 1 BB: 0 P: 14	R: 0 E: 0 K: 1 S: 11	H: 1 LOB: 1 BB: 0 P: 14	R: 0 E: 1 K: 3 S: 16	H: 0 LOB: 1 BB: 0 P: 19	1B: 10 2B: 1 3B: 0 HR: 2	SF: 1 SAC: 0 DP: 1 HBP: 0	WP: 1 PB: 0 SB: 2 CS: 0	PA: 42
PITCHER	64 Mike Fiers, R ERA: 3.38	53 Brandon Kintzler, R ERA: 2.89	50 Kameron Loe, R ERA: 4.22	40 Jose Veras, R ERA: 3.86	26 Manny Parra, L ERA: 4.5	57 Francisco Rodriguez, R ERA: 4.71	59 John Axford, R ERA: 4.76	IP: 3.0 WLS: BF H: 14 R: 3 ER: 3 SO: 11 BB: 1 IBB: 0 HBP: 0 BLK: 0 WP: 1 HR: 5 S: 54 P: 90.00 ERA: 9.000	IP: 4.1 WLS: S BF: 4 H: 0 R: 0 ER: 0 SO: 3 BB: 0 IBB: 0 HBP: 0 BLK: 0 WP: 0 HR: 16 S: 21 P: 4.50 ERA: 1.500	IP: 6.1 WLS: 5 BF: 4 H: 3 R: 3 ER: 3 SO: 3 BB: 0 IBB: 0 HBP: 0 BLK: 0 WP: 0 HR: 10 S: 13 P: 81.00 ERA: 12.000	IP: 6.1 WLS: 2 BF: 0 H: 0 R: 0 ER: 0 SO: 0 BB: 0 IBB: 0 HBP: 0 BLK: 0 WP: 7 HR: 10 S: 10 P: 0.00 ERA: 0.000	IP: 7.2 WLS: W BF: 4 H: 1 R: 0 ER: 0 SO: 0 BB: 0 IBB: 0 HBP: 0 BLK: 0 WP: 9 HR: 14 S: 0.00 ERA: 1.000	IP: 8.1 WLS: L BF: 4 H: 1 R: 0 ER: 0 SO: 0 BB: 0 IBB: 0 HBP: 0 BLK: 0 WP: 0 HR: 0 S: 11 P: 11 ERA: 0.00 WHIP: 1.000	IP: 9.1 WLS: S BF: 4 H: 0 R: 0 ER: 0 SO: 3 BB: 0 IBB: 0 HBP: 0 BLK: 0 WP: 0 HR: 16 S: 19 P: 0.00 ERA: 0.000								

Milwaukee Brewers @ Pittsburgh Pirates
PNC Park, Pittsburgh, PA
Thu Sep 20 2012, 4:07 PM - 8:14 PM EDT
Att: 14,697 - Sunny - 75 F

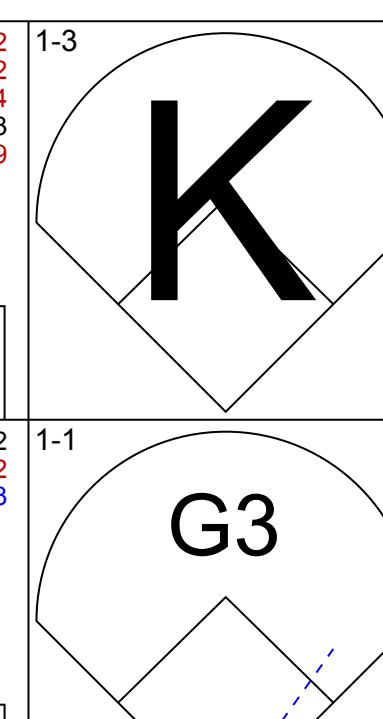
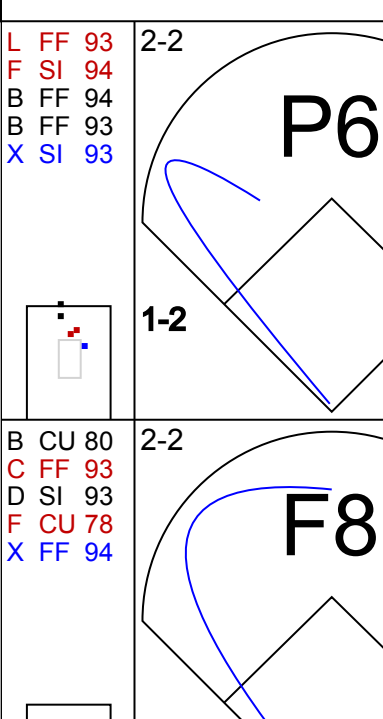
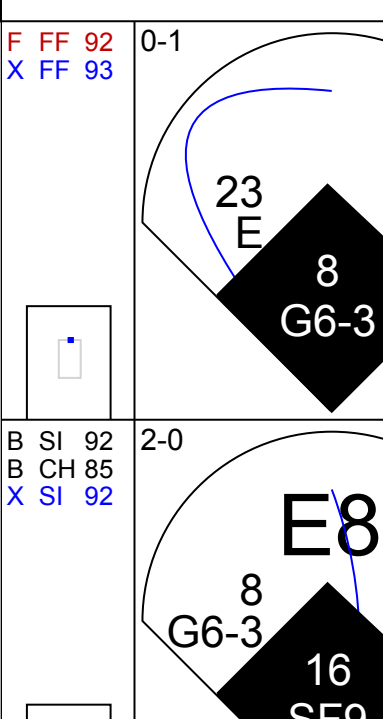
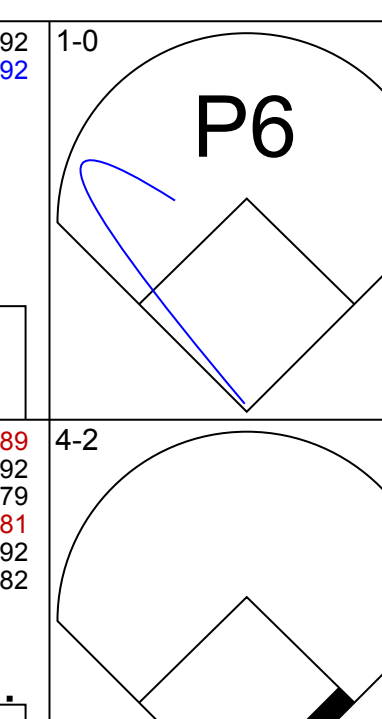
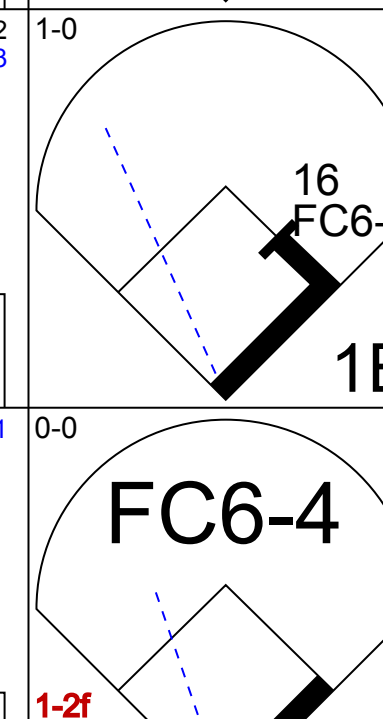

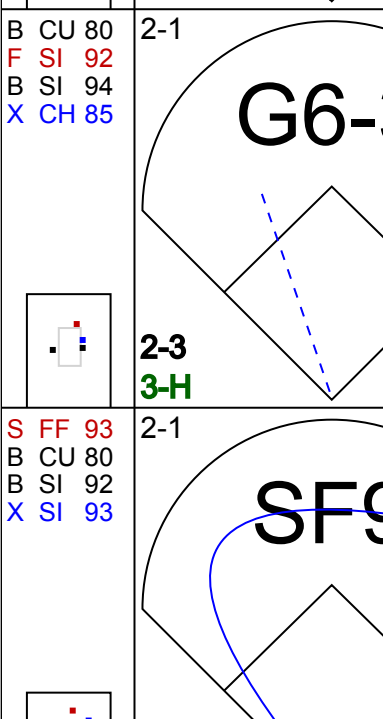
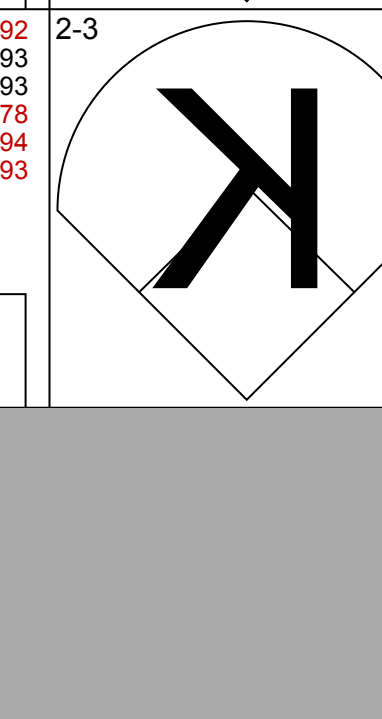

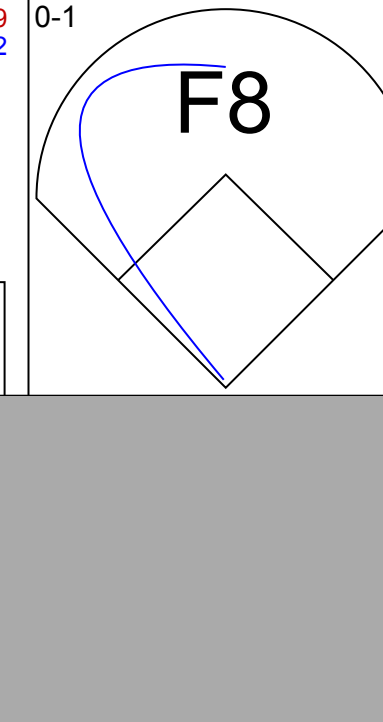
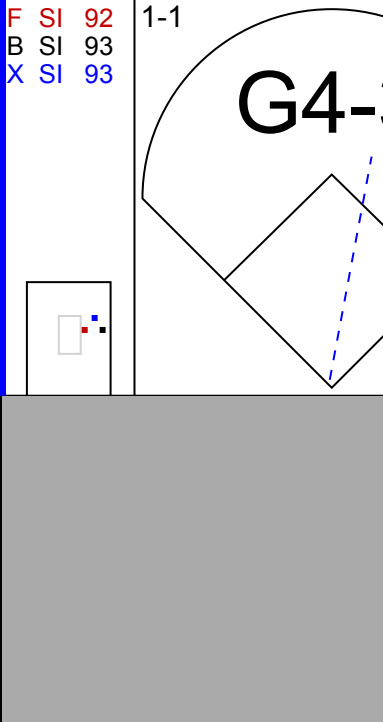








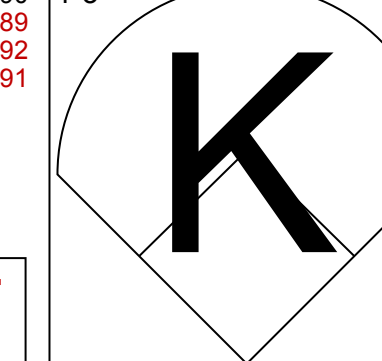
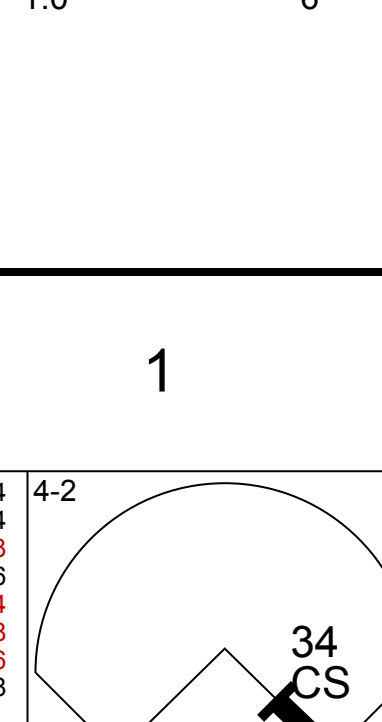
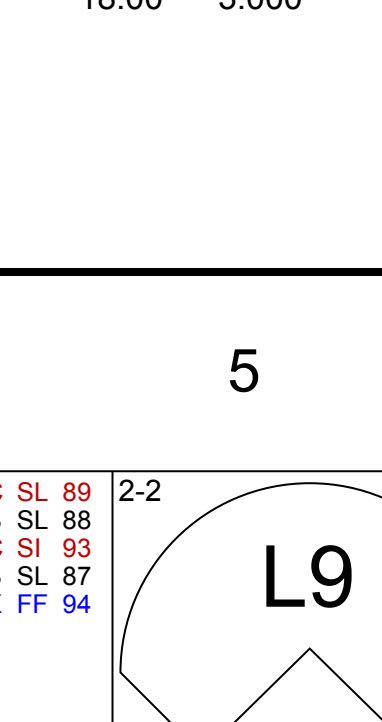
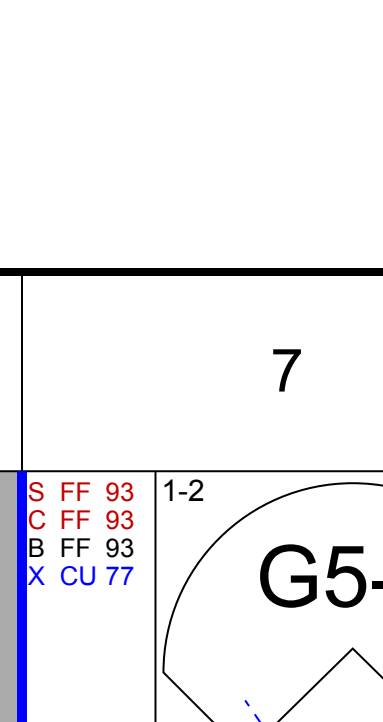
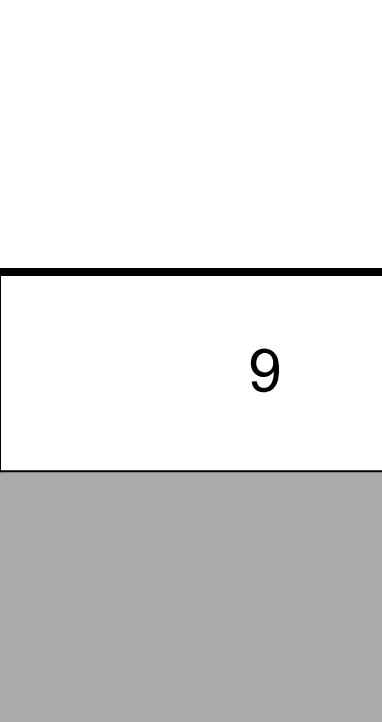
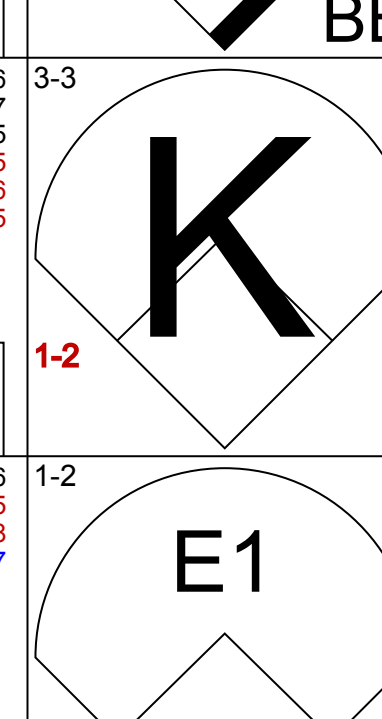
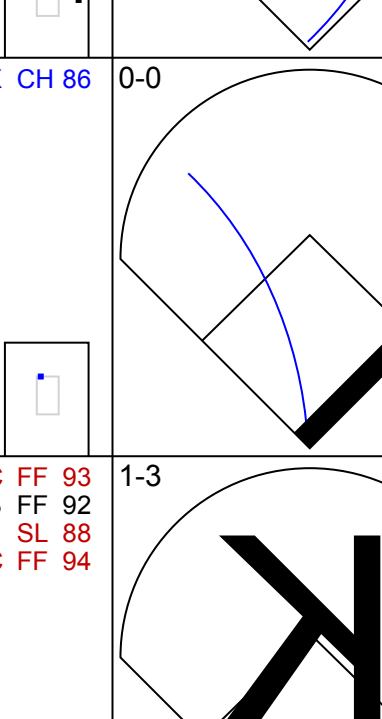
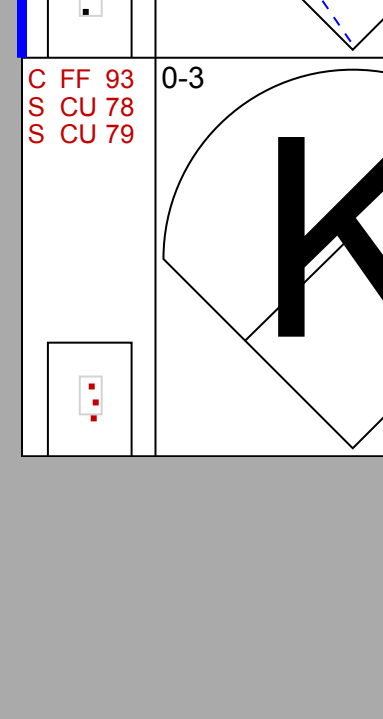

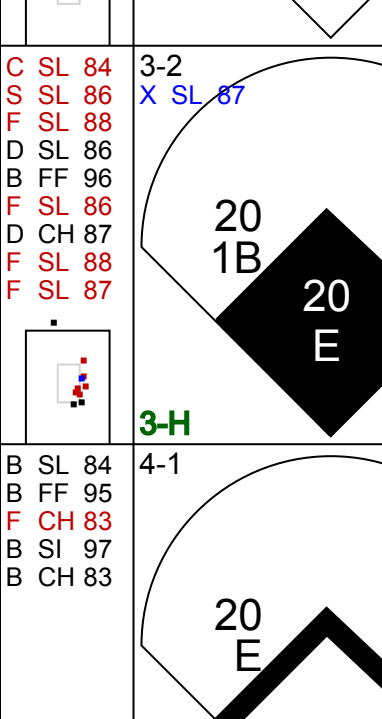

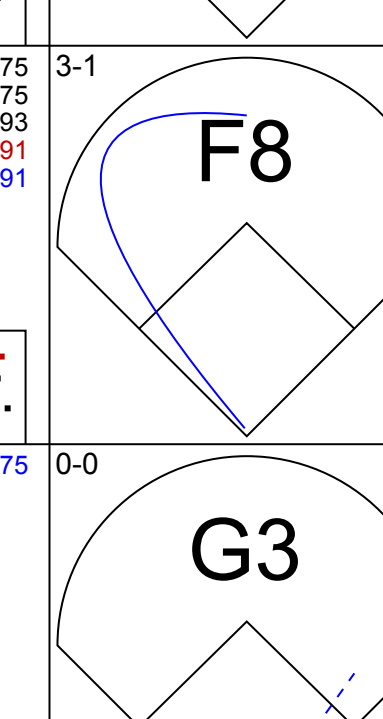
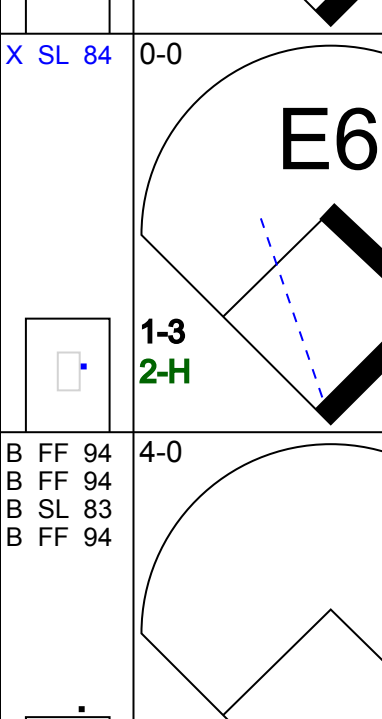



AB 39
R 9
H 13
RBI 9
BB 5
SO 6
LOB 25

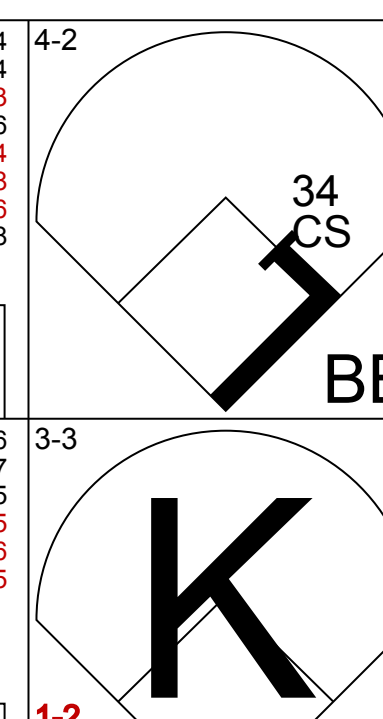
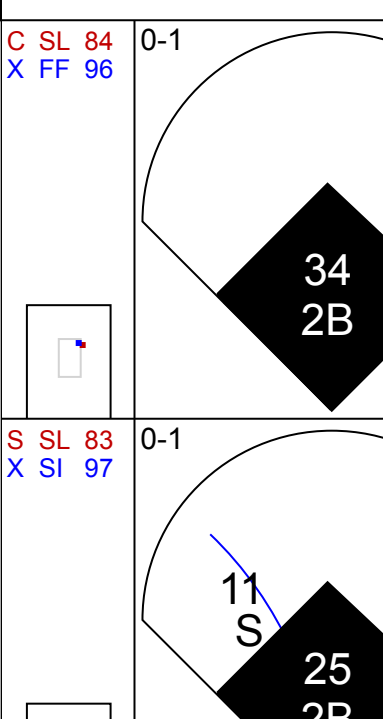
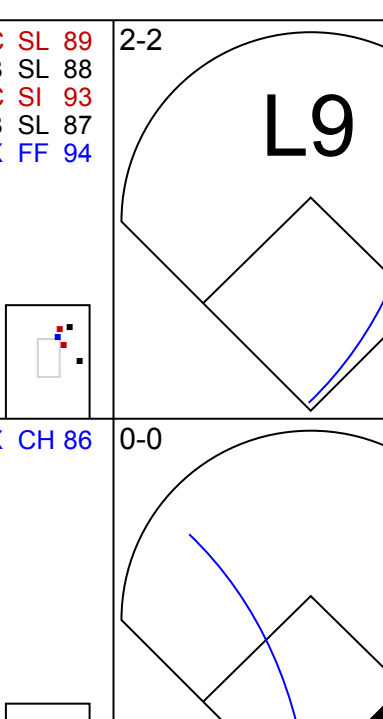
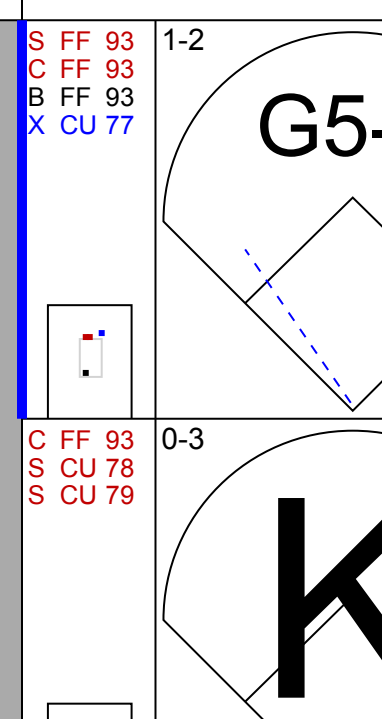
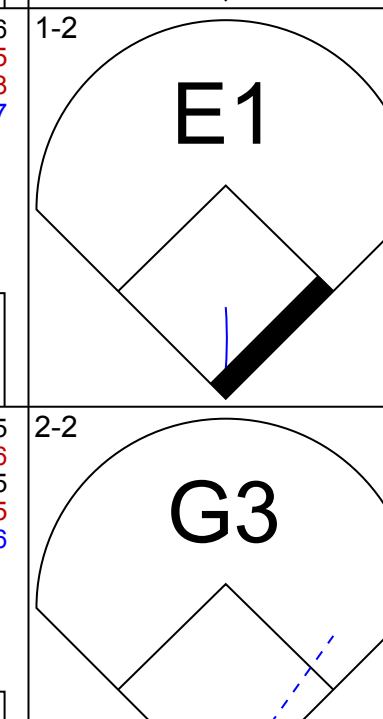
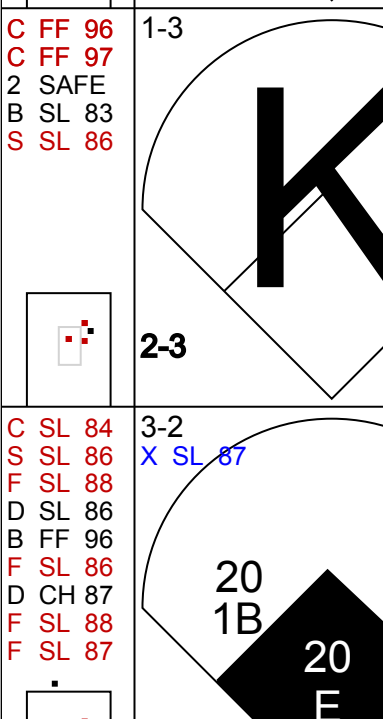
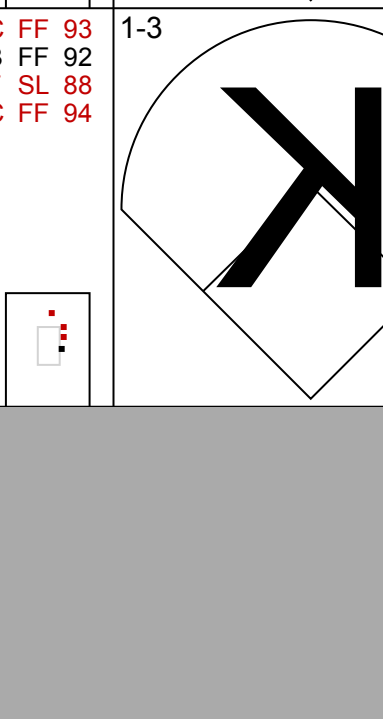


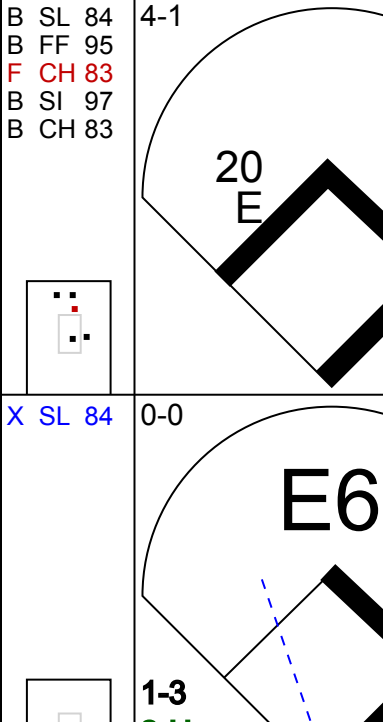



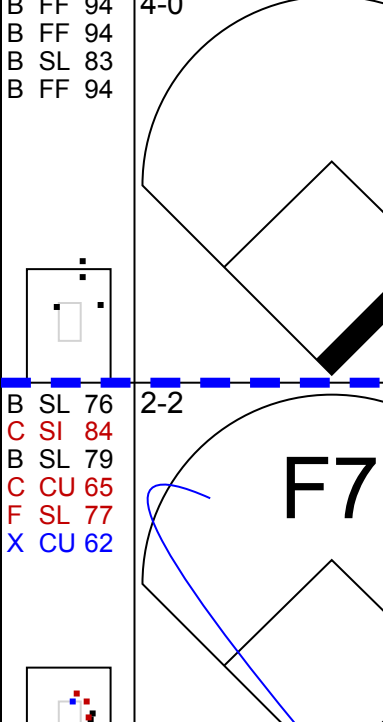



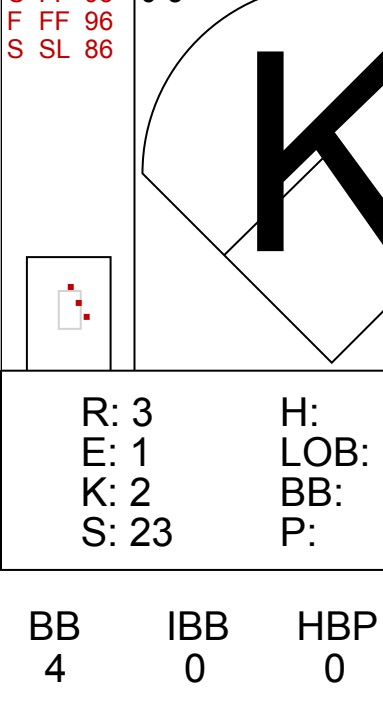
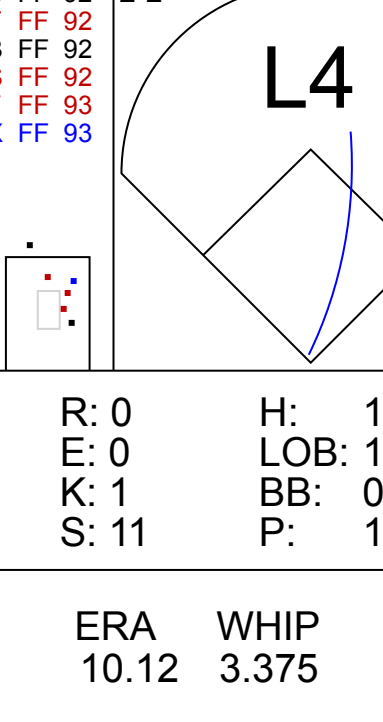
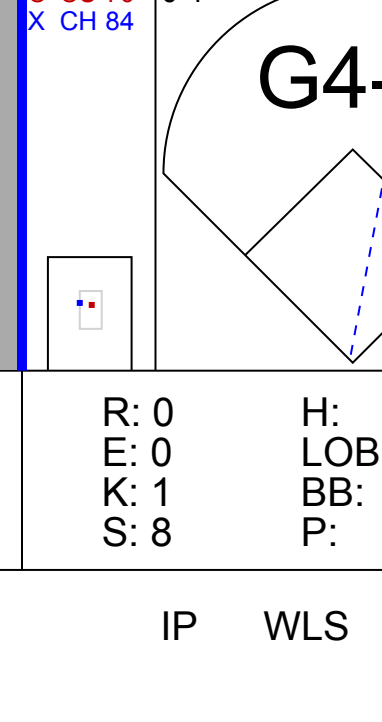


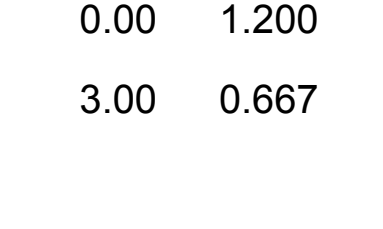



Milwaukee Brewers @ Pittsburgh Pirates
PNC Park, Pittsburgh, PA
Thu Sep 20 2012, 4:07 PM - 8:14 PM EDT
Att: 14,697 - Sunny - 75 F

AB 39
R 7
H 13
RBI 7
BB 2
SO 8
LOB 18

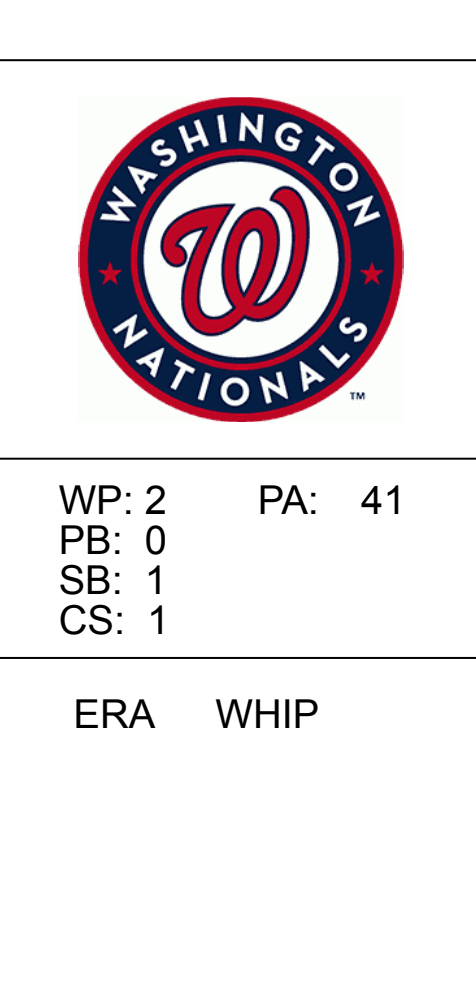


Batter	1	2	3	4	5	6	7	8	9	AB	R	H	RBI	BB	SO	LOB	TOP		
7 Norichika Aoki, L (1,9) 22 Logan Schafer, L (7,8) OBP: 0.361, SLG: 0.439 OBP: 0.364, SLG: 0.500										3	1	1	0	0	1	1	Milwaukee Brewers @ Washington Nationals Nationals Park, Washington, DC Sat Sep 22 2012, 1:08 PM - 4:13 PM EDT Att: 40,493 - Sunny - 78 F		
23 Rickie Weeks Jr, R (1,4) 33 Eric Farris, R (7,7)										3	1	0	0	0	2	0			
8 Ryan Braun, R (1,7) 2 Nyjer Morgan, L (6,7) OBP: 0.390, SLG: 0.599 OBP: 0.306, SLG: 0.313										3	0	1	1	0	1	1			
16 Aramis Ramirez, R (1,5) 63 Tyler Thornburg, R (6,1) OBP: 0.290, SLG: 0.500 OBP: 0.323, SLG: 0.423										2	0	0	1	0	0	1			
1 Corey Hart, R (1,3) 54 Josh Stinson, R (4,1) 14 Jeff Bianchi, R (6,PH) OBP: 0.226, SLG: 0.356										2	0	0	0	0	0	0			
27 Carlos Gómez, R (1,8) 5 Taylor Green, L (7,5) OBP: 0.298, SLG: 0.439 OBP: 0.270, SLG: 0.357											3	0	0	0	0	0			
12 Martín Maldonado, R (1,2) OBP: 0.323, SLG: 0.414											3	0	1	0	1	1			
9 Jean Segura, R (1,6) OBP: 0.328, SLG: 0.319										4	0	1	0	0	2	2			
60 Wily Peralta, R (1,1) 61 Livan Hernandez, R (3,1) 3 Yorvit Torrealba, R (4,2) OBP: 0.111, SLG: 0.222 OBP: 0.292, SLG: 0.333										1	0	0	0	0	1	1			
										3	0	0	0	0	2	2			
Inning Stats	R: 0 E: 0 K: 1 S: 8	H: 1 LOB: 1 BB: 0 P: 11	R: 0 E: 0 K: 0 S: 6	H: 0 LOB: 0 BB: 0 P: 11	R: 0 E: 0 K: 1 S: 12	H: 1 LOB: 1 BB: 0 P: 17	R: 0 E: 0 K: 1 S: 8	H: 0 LOB: 1 BB: 0 P: 9	R: 0 E: 0 K: 1 S: 7	H: 0 LOB: 0 BB: 0 P: 9	R: 0 E: 0 K: 2 S: 10	H: 0 LOB: 1 BB: 1 P: 18	R: 2 E: 0 K: 2 S: 15	H: 3 LOB: 1 BB: 0 P: 25	1B: 4 2B: 1 3B: 0 HR: 1	SF: 1 SAC: 0 DP: 0 HBP: 0	WP: 0 PB: 0 CS: 1	PA: 36	
PITCHER	IP WLS BF H R ER SO BB IBB HBP BLK WP HR S P ERA WHIP																		
47 Gio González, L (1,1) ERA: 2.94	7.0 W 26 3 2 0 5 1 0 0 0 0 0 0 58 90 0.00 0.571																		
51 Michael Gonzalez, L (8,1) ERA: 2.51	1.0 4 0 0 0 2 1 0 0 0 0 0 10 18 0.00 1.000																		
56 Christian Garcia, R (9,1) ERA: 3.38	1.0 6 3 2 2 2 0 0 0 0 0 0 1 15 25 18.00 3.000																		

Batter	1	2	3	4	5	6	7	8	9	AB	R	H	RBI	BB	SO	LOB	BOTTOM			
28 Javson Werth, R (1,9) 2 Roger Bernadina, L (7,PH) OBP: 0.395, SLG: 0.446 OBP: 0.371, SLG: 0.401										3	2	2	0	1	0	0	Milwaukee Brewers @ Washington Nationals Nationals Park, Washington, DC Sat Sep 22 2012, 1:08 PM - 4:13 PM EDT Att: 40,493 - Sunny - 78 F			
34 Bryce Harper, L (1,8) OBP: 0.331, SLG: 0.454										4	2	2	1	1	2	1				
11 Ryan Zimmerman, R (1,5) 7 Mark DeRosa, R (8,5) OBP: 0.349, SLG: 0.478 OBP: 0.292, SLG: 0.227										4	1	1	3	0	2	2				
25 Adam LaRoche, L (1,3) 57 Tyler Moore, R (6,PH) OBP: 0.331, SLG: 0.507										4	3	3	2	0	0	1				
38 Michael Morse, R (1,7) 10 Corey Brown, L (8,PH) OBP: 0.322, SLG: 0.449 OBP: 0.208, SLG: 0.417										2	1	2	0	2	0	0				
20 Ian Desmond, R (1,6) OBP: 0.335, SLG: 0.522										4	1	3	3	0	0	1				
8 Danny Espinosa, S (1,4) OBP: 0.317, SLG: 0.407										2	0	0	0	2	1	3				
24 Kurt Suzuki, R (1,2) OBP: 0.268, SLG: 0.315										4	0	0	0	0	0	7				
47 Gio González, R (1,1) 18 Chad Tracy, L (7,PH) 51 Michael Gonzalez, R (8,1) 56 Christian Garcia, R (9,1) OBP: 0.108, SLG: 0.159 OBP: 0.355, SLG: 0.476										3	0	0	0	0	1	0				
										1	0	0	0	0	0	0				
										0	0	0	0	0	0	0				
Inning Stats	R: 0 E: 1 K: 1 S: 13	H: 0 LOB: 1 BB: 1 P: 23	R: 0 E: 0 K: 1 S: 11	H: 1 LOB: 1 BB: 1 P: 19	R: 3 E: 1 K: 2 S: 23	H: 4 LOB: 3 BB: 2 P: 37	R: 6 E: 0 K: 0 S: 17	H: 5 LOB: 0 BB: 2 P: 34	R: 0 E: 0 K: 1 S: 11	H: 1 LOB: 1 BB: 0 P: 16	R: 1 E: 0 K: 0 S: 12	H: 2 LOB: 1 BB: 0 P: 16	R: 0 E: 0 K: 1 S: 8	H: 0 LOB: 0 BB: 0 P: 9	R: 0 E: 0 K: 1 S: 6	H: 0 LOB: 0 BB: 0 P: 12	1B: 7 2B: 5 3B: 0 HR: 3	SF: 0 SAC: 0 DP: 3 HBP: 0	WP: 2 PB: 0 CS: 1	PA: 41
PITCHER	IP WLS BF H R ER SO BB IBB HBP BLK WP HR S P ERA WHIP																			
60 Wily Peralta, R (1,1) ERA: 3.04	2.2 L 16 5 3 3 4 1 0 0 0 0 1 2 19 34 10.12 3.375																			
61 Livan Hernandez, R (3,1) ERA: 5.81	0.2 8 5 6 6 0 1 0 0 0 0 1 2 19 34 81.00 9.000																			
54 Josh Stinson, R (4,1) ERA:	1.2 6 1 0 0 1 1 0 0 0 0 0 0 13 22 0.00 1.200																			
63 Tyler Thornburg, R (6,1) ERA: 5.0	3.0 11 2 1 1 2 0 0 0 0 0 0 1 26 37 3.00 0.667																			

AB	33
R	4
H	6
RBI	4
BB	2
SO	9
LOB	11

AB	35
R	10
H	13
RBI	9
BB	6
SO	7
LOB	15



Batter	1	2	3	4	5	6	7	8	9	AB	R	H	RBI	BB	SO	LOB	TOP			
7 Norichika Aoki, L (1.9)										4	0	0	0	0	1	0	Milwaukee Brewers @ Cincinnati Reds Great American Ball Park, Cincinnati, OH Tue Sep 25 2012, 7:11 PM - 9:58 PM EDT Att: 18,155 - Overcast - 67 F			
23 Rickie Weeks Jr., R (1.4)										4	0	1	0	0	1	0				
8 Ryan Braun, R (1.7)										4	0	1	0	0	2	1				
16 Aramis Ramirez, R (1.5)										3	1	1	1	0	1	1				
1 Corey Hart, R (1.3)										3	0	0	0	0	0	0				
20 Jonathan Lucroy, R (1.2)										3	0	0	0	0	0	0				
27 Carlos Gómez, R (1.8)										3	1	1	0	0	1	0				
9 Jean Segura, R (1.6)										3	0	1	1	0	1	0				
64 Mike Fiers, R (1.1)										1	0	0	0	0	0	0				
53 Brandon Kintzler, R (5.1)										0	0	0	0	0	0	0				
2 Nyjer Morgan, L (6.1)										1	0	0	0	0	0	0				
50 Kameron Loe, R (6.1)										0	0	0	0	0	0	0				
51 Jim Henderson, L (7.1)										0	0	0	0	0	0	0				
22 Logan Schafer, L (8.1)										1	0	0	0	0	1	0				
40 Jose Veras, R (8.1)										0	0	0	0	0	0	0				
Inning Stats	R: 0 E: 0 K: 1 S: 10	H: 1 LOB: 0 BB: 0 P: 17	R: 0 E: 0 K: 0 S: 8	H: 0 LOB: 0 BB: 0 P: 11	R: 0 E: 0 K: 0 S: 7	H: 0 LOB: 0 BB: 0 P: 11	R: 0 E: 0 K: 3 S: 12	H: 1 LOB: 1 BB: 0 P: 18	R: 1 E: 0 K: 0 S: 10	H: 2 LOB: 1 BB: 0 P: 16	R: 0 E: 0 K: 0 S: 6	H: 0 LOB: 0 BB: 0 P: 9	R: 1 E: 0 K: 1 S: 11	H: 1 LOB: 0 BB: 0 P: 13	R: 0 E: 0 K: 3 S: 15	H: 0 LOB: 0 BB: 0 P: 18	1B: 3 2B: 1 3B: 0 HR: 1	SF: 0 SAC: 0 DP: 0 HBP: 0	WP: 0 PB: 0 CS: 0	PA: 30
PITCHER	IP WLS BF H R ER SO BB IBB HBP BLK WP HR S P ERA WHIP																			
47 Johnny Cueto, R (1.1)	7.0 W 24 5 2 2 5 0 0 0 0 0 0 1 64 95 2.57 0.714																			
50 Jonathan Broxton, R (8.1)	1.0 H 3 0 0 0 3 0 0 0 0 0 0 0 15 18 0.00 0.000																			
54 Aroldis Chapman, L (9.1)	1.0 S 3 0 0 0 0 0 0 0 0 0 0 0 6 10 0.00 0.000																			

AB	30
R	2
H	5
RBI	2
BB	0
SO	8
LOB	2



Batter	1	2	3	4	5	6	7	8	9	AB	R	H	RBI	BB	SO	LOB	BOTTOM			
4 Brandon Phillips, R (1.4)										4	0	1	0	0	1	1	Milwaukee Brewers @ Cincinnati Reds Great American Ball Park, Cincinnati, OH Tue Sep 25 2012, 7:11 PM - 9:58 PM EDT Att: 18,155 - Overcast - 67 F			
2 Zack Cozart, R (1.6)										3	1	1	0	1	0	3				
19 Joey Volto, L (1.3)										3	1	1	1	1	1	1				
21 Todd Frazier, R (1.5)										4	0	0	0	0	3	3				
32 Jay Bruce, L (1.9)										4	1	2	1	0	1	1				
28 Chris Heisey, R (1.7)										4	1	1	0	0	1	2				
6 Drew Stubbs, R (1.8)										4	0	1	0	0	3	1				
30 Dioner Navarro, S (1.2)										3	0	2	2	0	0	0				
47 Johnny Cueto, R (1.1)										2	0	0	0	0	0	2				
50 Jonathan Broxton, R (8.1)										0	0	0	0	0	0	0				
54 Aroldis Chapman, L (9.1)										0	0	0	0	0	0	0				
Inning Stats	R: 0 E: 0 K: 2 S: 9	H: 0 LOB: 1 BB: 1 P: 18	R: 2 E: 0 K: 0 S: 18	H: 5 LOB: 2 BB: 0 P: 30	R: 0 E: 0 K: 3 S: 14	H: 0 LOB: 1 BB: 1 P: 19	R: 0 E: 0 K: 2 S: 15	H: 1 LOB: 1 BB: 0 P: 22	R: 2 E: 0 K: 2 S: 20	H: 3 LOB: 1 BB: 0 P: 24	R: 0 E: 0 K: 0 S: 7	H: 0 LOB: 0 BB: 0 P: 11	R: 0 E: 0 K: 0 S: 9	H: 0 LOB: 0 BB: 0 P: 15	R: 0 E: 0 K: 1 S: 7	H: 0 LOB: 0 BB: 0 P: 11	1B: 6 2B: 2 3B: 1 HR: 0	SF: 0 SAC: 1 DP: 1 HBP: 0	WP: 0 PB: 0 CS: 0	PA: 34
PITCHER	IP WLS BF H R ER SO BB IBB HBP BLK WP HR S P ERA WHIP																			
64 Mike Fiers, R (1.1)	4.1 L 23 4 4 4 0 2 0 0 0 0 0 0 7 9 8.31 2.538																			
53 Brandon Kintzler, R (5.1)	0.2 2 0 0 0 1 0 0 0 0 0 0 0 7 9 0.00 0.000																			
50 Kameron Loe, R (6.1)	1.1 4 0 0 0 0 0 0 0 0 0 0 0 12 19 0.00 0.000																			
51 Jim Henderson, R (7.1)	0.2 2 0 0 0 0 0 0 0 0 0 0 0 4 7 0.00 0.000																			
40 Jose Veras, R (8.1)	1.0 3 0 0 0 1 0 0 0 0 0 0 0 7 11 0.00 0.000																			

AB	31
R	4
H	9
RBI	4
BB	2
SO	10
LOB	14



Batter	1	2	3	4	5	6	7	8	9	AB	R	H	RBI	BB	SO	LOB	TOP								
7 Norichika Aoki, L (1.9) OBP: 0.356, SLG: 0.440	G5-3		HR	BB			8 HR	2B		4	2	3	2	1	0	0	Milwaukee Brewers @ Cincinnati Reds Great American Ball Park, Cincinnati, OH Wed Sep 26 2012, 7:11 PM - 10:15 PM EDT Att: 20,570 - Partly Cloudy - 74 F								
23 Rickie Weeks Jr., R (1.4) OBP: 0.331, SLG: 0.403	G5-3		1B	F8			G5-3	P3		5	1	1	0	0	0	4									
8 Ryan Braun, R (1.7) OBP: 0.391, SLG: 0.603	G3		2B				HR	L9		5	2	2	2	0	0	1									
16 Aramis Ramirez, R (1.5) OBP: 0.359, SLG: 0.537	P4		1B	L1			F8	P6		5	0	1	1	0	0	0									
1 Corey Hart, R (1.3) OBP: 0.339, SLG: 0.508	G3		1B	L8			20 BB	K		4	0	1	1	0	1	0									
45 Travis Ishikawa, L (9.3) OBP: 0.319, SLG: 0.417	G3		1B	L8			HBP	K		0	0	0	0	0	0	0									
20 Jonathan Lucroy, R (1.2) OBP: 0.378, SLG: 0.518	G4-3		G4-3				HR			4	2	3	1	1	0	2									
22 Logan Schafer, L (1.8) OBP: 0.368, SLG: 0.611	P4		F7				BB	HR		5	0	1	0	0	0	4									
14 Jeff Bianchi, R (1.6) OBP: 0.235, SLG: 0.365	G1-3		G1-3				BB	G6-3		3	1	1	1	1	0	1									
18 Shaun Marcum, R (1.1) OBP: 0.154, SLG: 0.111	P4		G5-3				K	K		3	0	0	0	0	1	1									
57 Francisco Rodriguez, R (7.1) ERA: 3.7										0	0	0	0	0	0	0									
5 Taylor Green, L (8. PH) OBP: 0.288, SLG: 0.354										0	0	0	0	0	0	0									
53 Brandon Kintzler, R (8.1)										0	0	0	0	0	0	0									
40 Jose Veras, R (9.1)										0	0	0	0	0	0	0									
Inning Stats	R: 0 E: 0 K: 0 S: 7	H: 0 LOB: 0 BB: 0 P: 9	R: 0 E: 0 K: 0 S: 11	H: 1 LOB: 1 BB: 0 P: 14	R: 3 E: 0 K: 0 S: 18	H: 5 LOB: 2 BB: 0 P: 25	R: 0 E: 0 K: 0 S: 11	H: 1 LOB: 2 BB: 1 P: 19	R: 0 E: 0 K: 1 S: 8	H: 0 LOB: 0 BB: 0 P: 11	R: 1 E: 0 K: 1 S: 7	H: 1 LOB: 0 BB: 0 P: 11	R: 2 E: 0 K: 0 S: 10	H: 2 LOB: 2 BB: 1 P: 18	R: 1 E: 0 K: 1 S: 12	H: 1 LOB: 1 BB: 1 P: 21	R: 1 E: 0 K: 1 S: 11	H: 2 LOB: 1 BB: 0 P: 19	1B: 4 2B: 5 3B: 1 HR: 3	SF: 1 SAC: 0 DP: 0 HBP: 1	WP: 0 PB: 0 CS: 0	PA: 44			
PITCHER	IP	WLS	BF	H	R	ER	SO	BB	IBB	HBP	BLK	WP	HR	S	P	ERA	WHIP								
61 Bronson Arroyo, R (1.1) ERA: 3.7	6.0	L	27	8	4	4	1	1	0	0	0	0	1	62	89	6.00	1.500								
66 Logan Ondrusek, R (7.1) ERA: 3.59	1.0		7	2	2	2	0	1	0	1	0	0	1	10	18	18.00	3.000								
63 Sam LeCure, R (8.1) ERA: 3.23	1.0		5	1	1	1	1	1	0	0	0	0	0	12	21	9.00	2.000								
31 Alfredo Simon, R (9.1) ERA: 2.99	1.0		5	2	1	1	1	0	0	0	0	0	1	11	19	9.00	2.000								

Batter	1	2	3	4	5	6	7	8	9	AB	R	H	RBI	BB	SO	LOB	BOTTOM								
4 Brandon Phillips, R (1.4) OBP: 0.324, SLG: 0.437	G3-1		K				K		G5-3	5	0	0	0	0	2	3	Milwaukee Brewers @ Cincinnati Reds Great American Ball Park, Cincinnati, OH Wed Sep 26 2012, 7:11 PM - 10:15 PM EDT Att: 20,570 - Partly Cloudy - 74 F								
2 Zack Cozart, R (1.6) OBP: 0.289, SLG: 0.404	1B		1B				BB			3	1	2	0	1	1	0									
19 Joey Votto, L (1.3) OBP: 0.474, SLG: 0.579	2B		BB				BB			2	0	2	1	2	0	0									
27 Scott Rolen, R (1.5) OBP: 0.316, SLG: 0.386	L8		F9				K		F9	4	0	0	0	0	1	7									
32 Jay Bruce, L (1.9) OBP: 0.332, SLG: 0.530	G4-3						K		F8	4	0	0	0	0	2	2									
28 Chris Heisey, R (1.8) OBP: 0.321, SLG: 0.412	K		L8				K		BB	3	0	0	0	1	2	0									
26 Xavier Paul, L (1.7) OBP: 0.376, SLG: 0.430	P6		K				L9		1B	4	0	1	0	0	1	0									
29 Ryan Hanigan, R (1.2) OBP: 0.370, SLG: 0.347	F8						G6-3		G6-3	4	0	1	0	0	0	2									
61 Bronson Arroyo, R (1.1) ERA: 3.74										1	0	0	0	0	0	0									
66 Logan Ondrusek, R (7.1) ERA: 3.59										0	0	0	0	0	0	0									
36 Henry Alejandro Rodriguez, Sr. PH										0	0	0	0	0	0	0									
63 Sam LeCure, R (8.1)										0	0	0	0	0	0	0									
31 Alfredo Simon, R (9.1)										0	0	0	0	0	0	0									
25 Didi Gregorius, L (8. PH) OBP: 0.200, SLG: 0.330										1	0	0	0	0	0	2									
Inning Stats	R: 1 E: 0 K: 0 S: 11	H: 2 LOB: 1 BB: 0 P: 17	R: 0 E: 0 K: 1 S: 5	H: 0 LOB: 0 BB: 0 P: 9	R: 0 E: 0 K: 1 S: 11	H: 1 LOB: 2 BB: 1 P: 20	R: 0 E: 0 K: 2 S: 8	H: 0 LOB: 0 BB: 0 P: 11	R: 0 E: 0 K: 2 S: 13	H: 1 LOB: 3 BB: 2 P: 26	R: 0 E: 0 K: 2 S: 9	H: 0 LOB: 0 BB: 0 P: 15	R: 0 E: 0 K: 1 S: 8	H: 0 LOB: 0 BB: 0 P: 12	R: 0 E: 0 K: 1 S: 11	H: 1 LOB: 1 BB: 0 P: 18	R: 0 E: 0 K: 0 S: 11	H: 1 LOB: 2 BB: 1 P: 22	1B: 5 2B: 1 3B: 0 HR: 0	SF: 0 SAC: 1 DP: 0 HBP: 0	WP: 0 PB: 0 CS: 0	PA: 37			
PITCHER	IP	WLS	BF	H	R	ER	SO	BB	IBB	HBP	BLK	WP	HR	S	P	ERA	WHIP								
18 Shaun Marcum, R (1.1) ERA: 4.57	6.0	W	25	4	1	1	7	3	0	0	0	0	0	57	98	1.50	1.167								
57 Francisco Rodriguez, R (7.1) ERA: 3.74	1.0		3	0	0	0	1	0	0	0	0	0	0	8	12	0.00	0.000								
53 Brandon Kintzler, R (8.1) ERA: 2.25	1.0		4	1	0	0	1	0	0	0	0	0	0	11	18	0.00	1.000								
40 Jose Veras, R (9.1) ERA: 3.65	1.0		5	1	0	0	0	1	0	0	0	0	0	11	22	0.00	2.000								



Batter	1	2	3	4	5	6	7	8	9	AB	R	H	RBI	BB	SO	LOB	TOP					
27 Jose Altuve, R OBP: 0.341, SLG: 0.402			L4-6			F8			F9	4	0	0	0	0	1	1	Houston Astros @ Milwaukee Brewers Miller Park, Milwaukee, WI Sat Sep 29 2012, 6:13 PM - 9:17 PM CDT Att: 34,294 - Roof Closed - 70 F					
46 Scott Moore, L OBP: 0.339, SLG: 0.464						F9			21 HR	4	1	2	0	0	1	0						
29 Brett Wallace, L OBP: 0.325, SLG: 0.440									F8	4	0	1	0	0	1	1						
21 Fernando Martinez, L OBP: 0.292, SLG: 0.417										3	1	1	2	1	2	2						
15 Jason Castro, L OBP: 0.340, SLG: 0.398										4	1	1	0	0	1	2						
30 Matt Dominguez, R OBP: 0.313, SLG: 0.462										3	0	1	0	0	1	1						
66 Eneiro Del Rosario, R OBP: 0.296, SLG: 0.299										0	0	0	0	0	0	0						
19 Brian Bogusevic, L OBP: 0.296, SLG: 0.299										1	1	1	2	0	0	0						
23 Tyler Greene, R OBP: 0.270, SLG: 0.399										4	1	1	1	0	1	2						
2 Brandon Barnes, R OBP: 0.258, SLG: 0.284										4	0	1	0	0	2	1						
60 Dallas Keuchel, L OBP: 0.136, SLG: 0.100										0	0	0	0	0	0	0						
28 C.J. Fick, R OBP: 0.231, SLG: 0.225										1	0	0	0	0	1	1						
38 Jimmy Paredes, S OBP: 0.231, SLG: 0.225										0	0	0	0	0	0	0						
65 Mickey Storey, R OBP: 0.231, SLG: 0.225										0	0	0	0	0	0	0						
13 Brandon Laird, R OBP: 0.344, SLG: 0.433										1	0	0	0	0	0	0						
Inning Stats	R: 0 E: 0 K: 2 S: 9	H: 0 LOB: 0 BB: 0 P: 17	R: 0 E: 0 K: 1 S: 11	H: 0 LOB: 1 BB: 1 P: 19	R: 0 E: 0 K: 0 S: 7	H: 1 LOB: 0 BB: 0 P: 9	R: 0 E: 0 K: 1 S: 11	H: 2 LOB: 1 BB: 0 P: 18	R: 0 E: 0 K: 3 S: 11	H: 1 LOB: 1 BB: 0 P: 15	R: 0 E: 0 K: 1 S: 9	H: 0 LOB: 0 BB: 0 P: 12	R: 0 E: 0 K: 2 S: 8	H: 0 LOB: 0 BB: 0 P: 9	R: 0 E: 0 K: 1 S: 11	H: 0 LOB: 0 BB: 0 P: 15	R: 5 E: 0 K: 0 S: 16	H: 5 LOB: 0 BB: 0 P: 26	1B: 6 2B: 1 3B: 0 HR: 3	SF: 0 DP: 1 HBP: 0	WP: 0 PB: 0 SB: 0 CS: 0	PA: 35
PITCHER	IP WLS BF H R ER SO BB IBB HBP BLK WP HR S P ERA WHIP	8.0 W 27 4 0 0 11 1 0 0 0 0 0 77 114 0.00 0.625	0.2 7 5 5 5 0 0 0 0 0 0 3 13 22 67.50 7.500	0.1 1 0 0 0 0 0 0 0 0 0 0 3 4 0.00 0.000											IP WLS BF H R ER SO BB IBB HBP BLK WP HR S P ERA WHIP							

Batter	1	2	3	4	5	6	7	8	9	AB	R	H	RBI	BB	SO	LOB	BOTTOM			
7 Norichika Aoki, L OBP: 0.355, SLG: 0.437	G4-3									5	2	3	2	0	0	2	Houston Astros @ Milwaukee Brewers Miller Park, Milwaukee, WI Sat Sep 29 2012, 6:13 PM - 9:17 PM CDT Att: 34,294 - Roof Closed - 70 F			
14 Jeff Bianchi, R OBP: 0.235, SLG: 0.365										0	0	0	0	0	0	0				
23 Rickie Weeks Jr., R OBP: 0.326, SLG: 0.590										4	0	0	0	0	1	2				
33 Eric Farris, R OBP: 0.286, SLG: 0.167										1	0	1	0	0	0	0				
8 Ryan Braun, R OBP: 0.393, SLG: 0.602										3	1	2	0	1	0	0				
2 Nyjer Morgan, L OBP: 0.304, SLG: 0.311										1	0	0	0	0	1	2				
16 Aramis Ramirez, R OBP: 0.360, SLG: 0.543										4	2	3	2	0	0	1				
22 Logan Schafer, L OBP: 0.391, SLG: 0.632										0	0	0	1	0	0	0				
1 Corey Hart, R OBP: 0.337, SLG: 0.513										3	2	2	4	1	0	2				
45 Travis Ishikawa, L OBP: 0.321, SLG: 0.418										1	0	0	0	0	0	1				
20 Jonathan Lucroy, R OBP: 0.374, SLG: 0.511										4	1	1	0	0	0	2				
3 Yorvit Torrealba, R OBP: 0.293, SLG: 0.330										0	0	0	0	0	0	0				
27 Carlos Gómez, R OBP: 0.304, SLG: 0.460										4	0	2	0	0	1	1				
9 Jean Segura, R OBP: 0.338, SLG: 0.350										3	1	1	0	1	0	1				
41 Marco Estrada, R OBP: 0.143, SLG: 0.150										3	0	0	0	0	1	2				
61 Livan Hernandez, R OBP: 0.231, SLG: 0.225										0	0	0	0	0	0	0				
40 Jose Veras, R OBP: 0.231, SLG: 0.225										0	0	0	0	0	0	0				
Inning Stats	R: 0 E: 0 K: 1 S: 9	H: 0 LOB: 0 BB: 0 P: 12	R: 4 E: 0 K: 1 S: 15	H: 4 LOB: 1 BB: 1 P: 29	R: 3 E: 0 K: 0 S: 15	H: 4 LOB: 0 BB: 0 P: 23	R: 1 E: 0 K: 0 S: 14	H: 2 LOB: 2 BB: 1 P: 25	R: 0 E: 0 K: 1 S: 17	H: 2 LOB: 2 BB: 0 P: 22	R: 0 E: 0 K: 0 S: 11	H: 1 LOB: 1 BB: 1 P: 19	R: 0 E: 0 K: 0 S: 9	H: 0 LOB: 0 BB: 0 P: 13	R: 1 E: 1 K: 1 S: 12	H: 2 LOB: 1 BB: 0 P: 14	1B: 9 2B: 4 3B: 0 HR: 3	SF: 1 DP: 1 HBP: 0	WP: 1 PB: 0 SB: 0 CS: 0	PA: 41
PITCHER	IP WLS BF H R ER SO BB IBB HBP BLK WP HR S P ERA WHIP	2.1 L 16 2 1 1 0 1 0 0 0 0 1 0 18 29 5.40 1.800	2.0 10 3 0 0 1 1 0 0 0 0 0 28 41 0.00 2.000	2.0 8 2 1 0 1 0 0 0 0 0 0 21 27 0.00 1.000											IP WLS BF H R ER SO BB IBB HBP BLK WP HR S P ERA WHIP					

Batter	1	2	3	4	5	6	7	8	9	AB	R	H	RBI	BB	SO	LOB	TOP								
23 Tyler Greene, R OBP: 0.272, SLG: 0.401										4	0	1	1	1	2	0	Houston Astros @ Milwaukee Brewers Miller Park, Milwaukee, WI Sun Sep 30 2012, 1:11 PM - 3:53 PM CDT Att: 38,443 - Roof Closed - 70 F								
46 Scott Moore, L OBP: 0.333, SLG: 0.454 2 Brandon Barnes, R OBP: 0.255, SLG: 0.281										4	0	0	0	0	3	2									
4 Jed Lowrie, S OBP: 0.336, SLG: 0.449 9 Marwin Gonzalez, S OBP: 0.280, SLG: 0.327										4	1	1	1	1	1	2									
30 Matt Dominguez, R OBP: 0.317, SLG: 0.490										5	2	2	1	0	2	2									
29 Brett Wallace, L OBP: 0.322, SLG: 0.432										4	1	0	0	1	2	2									
21 Fernando Martinez, L OBP: 0.298, SLG: 0.446 19 Brian Bogusevic, L OBP: 0.296, SLG: 0.299										4	1	2	1	0	1	0									
44 Justin Maxwell, R OBP: 0.300, SLG: 0.446										4	0	1	0	0	1	3									
22 Carlos Corporan, S OBP: 0.300, SLG: 0.446										3	1	1	2	1	0	1									
18 Jordan Lyles, R OBP: 0.179, SLG: 0.263										3	1	1	1	0	0	2									
Inning Stats	R: 0 E: 0 K: 2 S: 8	H: 0 LOB: 0 BB: 0 P: 9	R: 0 E: 0 K: 2 S: 8	H: 0 LOB: 0 BB: 0 P: 11	R: 1 E: 1 K: 2 S: 17	H: 1 LOB: 2 BB: 1 P: 27	R: 1 E: 0 K: 2 S: 15	H: 1 LOB: 0 BB: 0 P: 18	R: 1 E: 0 K: 1 S: 12	H: 1 LOB: 0 BB: 0 P: 16	R: 2 E: 0 K: 1 S: 15	H: 3 LOB: 1 BB: 0 P: 24	R: 0 E: 0 K: 2 S: 10	H: 0 LOB: 0 BB: 0 P: 15	R: 2 E: 0 K: 0 S: 15	H: 3 LOB: 2 BB: 1 P: 25		R: 0 E: 0 K: 1 S: 13	H: 0 LOB: 2 BB: 2 P: 26	1B: 4 2B: 1 3B: 0 HR: 4	SF: 0 SAC: 1 DP: 0 HBP: 0	WP: 0 PB: 0 SB: 0 CS: 0	PA: 41		
PITCHER	IP	WLS	BF	H	R	ER	SO	BB	IBB	HBP	BLK	WP	HR	S	P	ERA	WHIP								
64 Mike Fiers, R ERA: 3.74	6.0	L	26	6	5	5	10	1	0	0	0	0	4	75	105	7.50	1.167								
53 Brandon Kintzler, R ERA: 3.14	1.2		9	3	2	2	2	1	0	0	0	0	0	23	37	10.80	2.400								
26 Manny Parra, L ERA: 4.76	0.2		4	0	0	0	1	2	0	0	0	0	0	11	21	0.00	3.000								
54 Josh Stinson, R ERA:	0.2		2	0	0	0	0	0	0	0	0	0	0	4	8	0.00	0.000								

AB	36
R	7
H	9
RBI	7
BB	4
SO	13
LOB	15



Batter	1	2	3	4	5	6	7	8	9	AB	R	H	RBI	BB	SO	LOB	BOTTOM								
7 Norichika Aoki, L OBP: 0.352, SLG: 0.433										4	0	0	0	0	0	1	Houston Astros @ Milwaukee Brewers Miller Park, Milwaukee, WI Sun Sep 30 2012, 1:11 PM - 3:53 PM CDT Att: 38,443 - Roof Closed - 70 F								
23 Rickie Weeks Jr., R OBP: 0.327, SLG: 0.396										3	0	1	0	1	0	1									
8 Ryan Braun, R OBP: 0.392, SLG: 0.600										4	0	1	0	0	1	3									
16 Aramis Ramirez, R OBP: 0.360, SLG: 0.542										3	0	1	0	0	0	1									
1 Corey Hart, R OBP: 0.335, SLG: 0.510										3	0	0	0	0	0	2									
20 Jonathan Lucroy, R OBP: 0.371, SLG: 0.506										3	0	0	0	0	1	0									
27 Carlos Gómez, R OBP: 0.304, SLG: 0.459										3	0	1	0	0	0	0									
9 Jean Segura, R OBP: 0.331, SLG: 0.343										3	0	0	0	0	0	1									
64 Mike Fiers, R OBP: 0.294, SLG: 0.394 22 Logan Schafer, L OBP: 0.344, SLG: 0.600 53 Brandon Kintzler, R ERA: 3.14 26 Manny Parra, L ERA: 4.76 54 Josh Stinson, R ERA: 2 Nyjer Morgan, L OBP: 0.304, SLG: 0.310										1	0	0	0	0	1	0									
Inning Stats	R: 0 E: 0 K: 0 S: 8	H: 0 LOB: 0 BB: 1 P: 16	R: 0 E: 0 K: 1 S: 9	H: 1 LOB: 0 BB: 0 P: 17	R: 0 E: 0 K: 1 S: 7	H: 0 LOB: 0 BB: 0 P: 9	R: 0 E: 0 K: 0 S: 5	H: 0 LOB: 0 BB: 0 P: 8	R: 0 E: 0 K: 0 S: 5	H: 0 LOB: 0 BB: 0 P: 8	R: 0 E: 0 K: 0 S: 8	H: 1 LOB: 1 BB: 0 P: 11	R: 0 E: 0 K: 0 S: 8	H: 1 LOB: 1 BB: 0 P: 14	R: 0 E: 0 K: 0 S: 5	H: 0 LOB: 0 BB: 0 P: 7		R: 0 E: 0 K: 1 S: 9	H: 1 LOB: 1 BB: 0 P: 13	1B: 4 2B: 1 3B: 0 HR: 0	SF: 0 SAC: 0 DP: 3 HBP: 0	WP: 0 PB: 0 SB: 0 CS: 0	PA: 30		
PITCHER	IP	WLS	BF	H	R	ER	SO	BB	IBB	HBP	BLK	WP	HR	S	P	ERA	WHIP								
18 Jordan Lyles, R ERA: 5.09	9.0	W	30	4	0	0	3	1	0	0	0	0	0	64	103	0.00	0.556								



Batter	1	2	3	4	5	6	7	8	9	AB	R	H	RBI	BB	SO	LOB	TOP					
2 Everth Cabrera, S OBP: 0.326, SLG: 0.326										5	0	3	0	0	2	0						
11 Logan Forsythe, R OBP: 0.343, SLG: 0.350										5	0	0	0	0	3	3						
7 Chase Headley, S OBP: 0.373, SLG: 0.493										4	2	2	0	0	1	0						
23 Yonder Alonso, L OBP: 0.349, SLG: 0.392										3	0	1	0	1	0	1						
14 Mark Kotsay, L OBP: 0.316, SLG: 0.359										2	0	0	0	0	0	2						
15 Jesus Guzman, R OBP: 0.319, SLG: 0.418										2	1	1	1	0	0	0						
25 Will Venable, L OBP: 0.335, SLG: 0.429										3	0	1	1	0	2	1						
57 Luke Gregerson, L										4	0	0	0	0	1	5						
13 Chris Denorfia, R OBP: 0.343, SLG: 0.442										4	0	0	0	0	1	5						
21 John Baker, L OBP: 0.311, SLG: 0.281										2	0	0	0	0	0	0						
12 Yasmani Grandal, S OBP: 0.396, SLG: 0.475										2	0	1	1	0	1	0						
45 Anthony Bass, R ERA: 4.9										1	0	0	0	0	0	0						
Inning Stats	R: 0 E: 0 K: 3 S: 10	H: 0 LOB: 0 BB: 0 P: 14	R: 0 E: 0 K: 1 S: 8	H: 1 LOB: 1 BB: 0 P: 12	R: 0 E: 0 K: 0 S: 9	H: 1 LOB: 1 BB: 0 P: 14	R: 1 E: 0 K: 0 S: 7	H: 2 LOB: 1 BB: 0 P: 11	R: 0 E: 0 K: 0 S: 10	H: 1 LOB: 3 BB: 0 P: 14	R: 2 E: 0 K: 1 S: 17	H: 3 LOB: 0 BB: 1 P: 27	R: 0 E: 0 K: 2 S: 11	H: 0 LOB: 0 BB: 0 P: 13	R: 0 E: 0 K: 1 S: 8	H: 0 LOB: 0 BB: 0 P: 10	R: 0 E: 0 K: 2 S: 15	H: 2 LOB: 2 BB: 0 P: 23	1B: 9 2B: 1 3B: 0 HR: 0	SF: 0 SAC: 0 DP: 0 HBP: 1	WP: 0 PB: 0 SB: 1 CS: 0	PA: 39
PITCHER	IP WLS BF H R ER SO BB IBB HBP BLK WP HR S P ERA WHIP	IP WLS BF H R ER SO BB IBB HBP BLK WP HR S P ERA WHIP	IP WLS BF H R ER SO BB IBB HBP BLK WP HR S P ERA WHIP	IP WLS BF H R ER SO BB IBB HBP BLK WP HR S P ERA WHIP	IP WLS BF H R ER SO BB IBB HBP BLK WP HR S P ERA WHIP	IP WLS BF H R ER SO BB IBB HBP BLK WP HR S P ERA WHIP	IP WLS BF H R ER SO BB IBB HBP BLK WP HR S P ERA WHIP	IP WLS BF H R ER SO BB IBB HBP BLK WP HR S P ERA WHIP	IP WLS BF H R ER SO BB IBB HBP BLK WP HR S P ERA WHIP	63 Tyler Thornburg, R ERA: 4.9	53 Brandon Kintzler, R ERA: 2.87	26 Manny Parra, L ERA: 5.06	50 Kameron Loe, R ERA: 4.41	51 Jim Henderson, R ERA: 3.93	57 Francisco Rodriguez, R ERA: 4.44	59 John Axford, R ERA: 4.74						

San Diego Padres @ Milwaukee Brewers
Miller Park, Milwaukee, WI
Tue Oct 02 2012, 7:11 PM - 10:14 PM CDT
Att: 30,714 - Roof Closed - 70 F

AB	36
R	3
H	10
RBI	3
BB	1
SO	10
LOB	15



Batter	1	2	3	4	5	6	7	8	9	AB	R	H	RBI	BB	SO	LOB	BOTTOM					
7 Norichika Aoki, L OBP: 0.356, SLG: 0.435										3	1	1	0	0	1	0						
22 Logan Schafer, L OBP: 0.320, SLG: 0.522										3	0	0	0	0	1	1						
27 Carlos Gómez, R OBP: 0.303, SLG: 0.464										1	0	0	0	0	3							
8 Ryan Braun, R OBP: 0.392, SLG: 0.598										3	1	0	0	1	1	3						
45 Travis Ishikawa, L OBP: 0.329, SLG: 0.423										3	1	1	0	1	1	0						
12 Martin Maldonado, R OBP: 0.324, SLG: 0.411										3	1	1	4	1	0	1						
5 Taylor Green, L OBP: 0.267, SLG: 0.343										3	0	0	0	1	0	1						
9 Jean Segura, R OBP: 0.323, SLG: 0.333										4	0	1	0	0	0	3						
14 Jeff Bianchi, R OBP: 0.239, SLG: 0.364										3	0	1	0	0	1	2						
43 Tyler Thornburg, R ERA: 4.9										1	0	0	0	0	0	0						
Inning Stats	R: 0 E: 0 K: 1 S: 6	H: 0 LOB: 0 BB: 0 P: 9	R: 0 E: 0 K: 1 S: 9	H: 1 LOB: 1 BB: 1 P: 18	R: 4 E: 0 K: 1 S: 16	H: 2 LOB: 0 BB: 2 P: 31	R: 0 E: 0 K: 1 S: 7	H: 0 LOB: 0 BB: 0 P: 10	R: 0 E: 0 K: 0 S: 8	H: 0 LOB: 0 BB: 0 P: 13	R: 0 E: 0 K: 0 S: 14	H: 0 LOB: 3 BB: 0 P: 18	R: 0 E: 0 K: 2 S: 16	H: 2 LOB: 3 BB: 0 P: 26	R: 0 E: 0 K: 1 S: 10	H: 0 LOB: 1 BB: 1 P: 16	R: 0 E: 0 K: 1 S: 10	H: 0 LOB: 1 BB: 1 P: 16	1B: 3 2B: 1 3B: 0 HR: 1	SF: 0 SAC: 0 DP: 0 HBP: 1	WP: 0 PB: 0 SB: 1 CS: 0	PA: 34
PITCHER	IP WLS BF H R ER SO BB IBB HBP BLK WP HR S P ERA WHIP	IP WLS BF H R ER SO BB IBB HBP BLK WP HR S P ERA WHIP	IP WLS BF H R ER SO BB IBB HBP BLK WP HR S P ERA WHIP	IP WLS BF H R ER SO BB IBB HBP BLK WP HR S P ERA WHIP	IP WLS BF H R ER SO BB IBB HBP BLK WP HR S P ERA WHIP	IP WLS BF H R ER SO BB IBB HBP BLK WP HR S P ERA WHIP	IP WLS BF H R ER SO BB IBB HBP BLK WP HR S P ERA WHIP	IP WLS BF H R ER SO BB IBB HBP BLK WP HR S P ERA WHIP	IP WLS BF H R ER SO BB IBB HBP BLK WP HR S P ERA WHIP	45 Anthony Bass, R ERA: 4.73	39 Miles Mikolas, R ERA: 3.62	58 Brad Brach, R ERA: 3.78	55 Dale Thayer, R ERA: 3.49	40 Tommy Layne, L ERA: 3.52	29 Brad Boxberger, R ERA: 2.6	54 Jos Thatcher, L ERA: 3.41	57 Luke Gregerson, R ERA: 2.42					

San Diego Padres @ Milwaukee Brewers
Miller Park, Milwaukee, WI
Tue Oct 02 2012, 7:11 PM - 10:14 PM CDT
Att: 30,714 - Roof Closed - 70 F

AB	29
R	4
H	5
RBI	4
BB	4
SO	7
LOB	16



Batter	1	2	3	4	5	6	7	8	9	AB	R	H	RBI	BB	SO	LOB	TOP					
2 Everth Cabrera, S OBP: 0.324, SLG: 0.324	L8		G6-3			G1-3			G4-3	5	1	1	0	0	0	0						
25 Will Venable, L OBP: 0.335, SLG: 0.429	G6-3		2B		G3				K	4	1	1	0	1	1	1						
7 Chase Headley, S OBP: 0.376, SLG: 0.498	BB		BB		2B				K	3	1	2	2	2	1	0						
12 Yasmani Grandal, S OBP: 0.394, SLG: 0.469	G4-3		G4-3		BB				K	3	0	0	0	1	1	4						
23 Yonder Alonso, L OBP: 0.348, SLG: 0.393	13 F8				G3				SF8	3	0	1	1	0	0	2						
13 Chris Denorfia, R OBP: 0.306, SLG: 0.451	F8				HR				L8	4	2	2	1	0	0	1						
24 Cameron Maybin, R OBP: 0.306, SLG: 0.349	G4-3				L9				K	4	1	1	2	0	1	1						
3 Andy Parrino, S OBP: 0.316, SLG: 0.276	G4-3				P5				F9	4	0	0	0	0	1	1						
41 Andrew Wiener, L 61 Cory Burns, R 5 Alan Anderson, L 34 Andrew Cashner, R 21 John Baker, L 40 Tommy Layne, L 60 Nick Vincent, R 14 Mark Koyoy, L 65 Dan Haren, R 87 Luke Gregerson, L	G5-3				2 1B				F7	1	0	0	0	0	0	0						
Inning Stats	R: 0 H: 0 E: 0 K: 0 S: 7	H: 0 LOB: 1 BB: 1 P: 16	R: 0 H: 1 E: 0 K: 0 S: 7	H: 1 LOB: 1 BB: 0 P: 11	R: 0 H: 1 E: 0 K: 0 S: 10	H: 1 LOB: 2 BB: 1 P: 20	R: 1 H: 1 E: 0 K: 0 S: 6	H: 1 LOB: 1 BB: 0 P: 13	R: 2 H: 3 E: 0 K: 0 S: 17	H: 2 LOB: 0 BB: 1 P: 20	R: 2 H: 1 E: 0 K: 1 S: 9	H: 1 LOB: 1 BB: 1 P: 15	R: 0 H: 0 E: 0 K: 1 S: 9	H: 0 LOB: 0 BB: 0 P: 12	R: 0 H: 0 E: 0 K: 2 S: 8	H: 0 LOB: 0 BB: 0 P: 9	1B: 2 2B: 4 3B: 1 HR: 2	SF: 1 SAC: 0 DP: 1 HBP: 0	WP: 0 PB: 0 SB: 2 CS: 0	PA: 39		
PITCHER	IP WLS BF H R ER SO	IP WLS BF H R ER SO	IP WLS BF H R ER SO	IP WLS BF H R ER SO	IP WLS BF H R ER SO	IP WLS BF H R ER SO	IP WLS BF H R ER SO	IP WLS BF H R ER SO	IP WLS BF H R ER SO	IP WLS BF H R ER SO	IP WLS BF H R ER SO	IP WLS BF H R ER SO	IP WLS BF H R ER SO	IP WLS BF H R ER SO	IP WLS BF H R ER SO	IP WLS BF H R ER SO	ERA WHIP	ERA WHIP				
54 Josh Stinson, R ERA: 0.86	4.0	17	3	1	1	0	2	0	0	0	0	0	0	0	0	0	2.25	1.250				
50 Kameron Loe, R ERA: 4.61	1.0	6	3	2	2	2	1	0	0	0	0	0	0	0	0	0	18.00	4.000				
53 Brandon Kintzler, R ERA: 3.78	1.0	H	5	2	2	2	0	0	0	0	0	0	0	0	0	0	14	20				
51 Jim Henderson, R ERA: 3.52	1.0	L	5	1	2	2	1	0	0	0	0	0	0	0	0	0	9	15				
57 Francisco Rodríguez, R ERA: 4.38	1.0		3	0	0	0	1	0	0	0	0	0	0	0	0	0	9	12				
7 Norichika Aoki, L OBP: 0.355, SLG: 0.433	F9		14 F8		G6-3				K	5	1	1	0	0	1	1						
23 Rickie Weeks Jr., R OBP: 0.326, SLG: 0.400	16 S		K		BB				F9	3	1	1	0	1	1	1						
8 Ryan Braun, R OBP: 0.391, SLG: 0.595	L8		20 2B		G6-3				K	4	1	1	0	0	1	2						
16 Aramis Ramirez, R OBP: 0.360, SLG: 0.540	20 S		F8		F7				G6-3	1	0	1	1	0	0	0						
14 Jeff Bianchi, R OBP: 0.230, SLG: 0.348	20 S		20 S		F8				G6-3	3	0	0	0	0	0	2						
20 Jonathan Lucroy, R OBP: 0.368, SLG: 0.513	P4		45 2B		P2				L6	4	1	1	1	0	0	1						
27 Carlos Gómez, R OBP: 0.305, SLG: 0.463	45 S		45 E		F8				L4	3	2	1	0	1	0	0						
45 Travis Ishikawa, L OBP: 0.329, SLG: 0.428	G6-3		45 2B		IBB				K	3	0	1	4	0	0	0						
51 Jim Henderson, L ERA: 5.5	G6-3								K	0	0	0	0	0	0	0						
57 Francisco Rodríguez, R ERA: 4.27	G6-3								K	0	0	0	0	0	0	0						
59 John Axford, R OBP: 0.302, SLG: 0.308	2B								K	1	0	0	0	0	1	0						
2 Nyjer Morgan, L OBP: 0.315, SLG: 0.325	G5-3		G4-3		F9				E3	4	0	0	0	0	0	1						
9 Jean Segura, R OBP: 0.315, SLG: 0.325	G5-3		G4-3		G4-3				P3	1	0	0	0	0	1	0						
54 Josh Stinson, R 5 Taylor Green, L 50 Kameron Loe, R 53 Brandon Kintzler, R 12 Martin Maldonado, R	K		G3-1		K				K	1	0	0	0	0	0	0						
Inning Stats	R: 1 H: 2 E: 0 K: 0 S: 12	H: 2 LOB: 1 BB: 0 P: 20	R: 1 H: 1 E: 1 K: 1 S: 10	H: 1 LOB: 0 BB: 0 P: 15	R: 4 H: 4 E: 0 K: 1 S: 17	H: 4 LOB: 1 BB: 1 P: 28	R: 0 H: 0 E: 0 K: 0 S: 9	H: 0 LOB: 1 BB: 1 P: 16	R: 0 H: 0 E: 0 K: 0 S: 8	H: 0 LOB: 0 BB: 0 P: 12	R: 0 H: 0 E: 0 K: 1 S: 8	H: 0 LOB: 0 BB: 0 P: 13	R: 0 H: 0 E: 0 K: 1 S: 13	H: 0 LOB: 0 BB: 0 P: 17	R: 0 H: 0 E: 0 K: 0 S: 12	H: 0 LOB: 0 BB: 0 P: 16	R: 0 H: 0 E: 1 K: 2 S: 10	H: 0 LOB: 1 BB: 0 P: 11	1B: 5 2B: 2 3B: 0 HR: 0	SF: 0 SAC: 0 DP: 0 HBP: 0	WP: 0 PB: 0 SB: 3 CS: 0	PA: 37
PITCHER	IP WLS BF H R ER SO	IP WLS BF H R ER SO	IP WLS BF H R ER SO	IP WLS BF H R ER SO	IP WLS BF H R ER SO	IP WLS BF H R ER SO	IP WLS BF H R ER SO	IP WLS BF H R ER SO	IP WLS BF H R ER SO	IP WLS BF H R ER SO	IP WLS BF H R ER SO	IP WLS BF H R ER SO	IP WLS BF H R ER SO	IP WLS BF H R ER SO	IP WLS BF H R ER SO	IP WLS BF H R ER SO	ERA WHIP	ERA WHIP				
41 Andrew Werner, L ERA: 5.88	2.2	16	7	6	5	2	0	0	0	0	0	0	0	0	0	0	16.88	2.625				
61 Cory Burns, R ERA: 5.5	1.1	5	0	0	0	0	1	0	0	0	0	0	0	0	0	0	0.00	0.750				
34 Andrew Cashner, R ERA: 4.27	1.0	3	0	0	0	0	0	0	0	0	0	0	0	0	0	0	0.00	0.000				
40 Tommy Layne, L ERA: 3.24	1.1	W	4	0	0	0	1	0	0	0	0	0	0	0	0	0	11	18				
50 Nick Vincent, R ERA: 1.71	0.2	H	2	0	0	0	1	0	0	0	0	0	0	0	0	0	10	12				

San Diego Padres @ Milwaukee Brewers
Miller Park, Milwaukee, WI
Wed Oct 03 2012, 7:11 PM - 10:09 PM CDT
Att: 34,451 - Roof Closed - 68 F

AB 34
R 7
H 9
RBI 6
BB 4
SO 6
LOB 10



San Diego Padres @ Milwaukee Brewers
Miller Park, Milwaukee, WI
Wed Oct 03 2012, 7:11 PM - 10:09 PM CDT
Att: 34,451 - Roof Closed - 68 F

AB 35
R 6
H 7
RBI 6
BB 2
SO 6
LOB 9

