Milwaukee Brewers - 2013

Batter	1	2	3	4	5	6	7	8	9	AB	R	H	RBI	BB	SO	LOB
19 Jemile Weeks, S (1, 4) OBP: 0.333, SLG: 0.667	x 0-0 37 G5-3 2B		x 0-0 ① G4-3		x 0-0 ②③ G6-3 1-2f		S S T 0-2 ③ K			3	0	1	0	0	0	1
35 Grant Green, R (5, 4)										1	0	0	0	0	1	2
3 Hiroyuki Nakajima, R (1, 6) B B B B 4-0			x 0-0 ② P4			S S S 0-3 ① K		x 0-0 ① P4		2	0	0	0	1	1	0
17 Adam Rosales, R (6, 6)	37 G5-3 BB									1	0	0	0	0	0	0
16 Josh Reddick, L (1, 9) x 0-0 ① P6			x 0-0 ③ F8			x 0-0 ② F7		S S S 0-3 ② K		3	0	0	0	0	0	2
23 Michael Taylor, R (6, 9)										1	0	0	0	0	1	0
37 Brandon Moss, L (1, 3) OBP: 0.333, SLG: 0.333 x 0-0 ② G5-3 1-2 2-3				x 0-0 25 FC4-6 1B		x 0-0 ③ F8		B B B B 4-0 BB		3	0	1	0	0	0	2
18 Scott Moore, L (6, 3)										0	0	0	0	1	0	0
15 Seth Smith, L (1, 7) B B B B 4-0				x 0-0 ① F7			x 0-0 32 1B 2B	S S S 0-3 ③ K		1	0	0	0	1	0	1
63 Shane Peterson, L (6, 7) OBP: 0.500, SLG: 1.000 BB										2	1	1	0	0	1	1
25 Chris Young, R (1, 8) S S S 0-3 ③ K				x 0-0 ② FC4-6 1-2f			x 0-0 29 BB 2-H 1B		C C C 0-3 ① FC	2	0	0	0	0	1	4
32 Michael Choice, R (5, 8) OBP: 0.500, SLG: 0.500				C C C 0-3 ③ K						2	0	1	1	0	0	0
5 John Jaso, L (1, 2)		x 0-0 ① F7					x 0-0 ① F8		x 0-0 ② P3	2	0	0	0	0	1	1
71 Luke Montz, R (6, 2)										2	0	0	0	0	0	1
20 Josh Donaldson, R (1, 5) x 0-0 ② F8					x 0-0 ① P6		S S S 0-3 ② K		x 0-0 ③ G3	2	0	0	0	0	0	0
12 Andy Parrino, S (6, 5)										2	0	0	0	0	1	1
29 Scott Sizemore, R (1, 10) OBP: 0.667, SLG: 0.500 S S S 0-3 ③ K					x 0-0 19 G6-3 1-2 1B		B B B B 4-0 BB			2	0	1	0	1	1	0

Inning Stats	1	2	3	4	5	6	7	8	9
	R: 0 E: 0 K: 1 S: 6	H: 1 LOB: 3 BB: 2 P: 14	R: 0 E: 0 K: 1 S: 5	H: 0 LOB: 0 BB: 0 P: 5	R: 0 E: 0 K: 0 S: 3	H: 0 LOB: 0 BB: 0 P: 3	R: 0 E: 0 K: 1 S: 6	H: 1 LOB: 1 BB: 0 P: 6	R: 0 E: 0 K: 0 S: 3	H: 1 LOB: 0 BB: 0 P: 3	R: 0 E: 0 K: 1 S: 5	H: 0 LOB: 0 BB: 0 P: 5	R: 1 E: 0 K: 2 S: 9	H: 2 LOB: 2 BB: 1 P: 13	R: 0 E: 0 K: 2 S: 7	H: 0 LOB: 1 BB: 1 P: 11	R: 0 E: 0 K: 0 S: 5	H: 0 LOB: 0 BB: 0 P: 5

PITCHER		IP	WLS	BF	H	R	ER	SO	BB	IBB	HBP	BLK	WP	HR	S	P	ERA	WHIP
64 Mike Fiers, R	(1, 1)	2.0	W	9	1	0	0	2	2	0	0	0	0	0	11	19	0.00	1.500
ERA:																		
59 John Axford, R	(3, 1)	1.0	H	3	0	0	0	0	0	0	0	0	0	0	3	3	0.00	0.000
ERA:																		
29 Jim Henderson, R	(4, 1)	1.0	H	4	1	0	0	1	0	0	0	0	0	0	6	6	0.00	1.000
ERA:																		
48 Donovan Hand, R	(5, 1)	2.0	H	6	1	0	0	1	0	0	0	0	0	0	8	8	0.00	0.500
ERA:																		
67 Santo Manzanillo, R	(7, 1)	0.2	H	5	2	1	1	1	1	0	0	0	0	0	6	10	13.50	4.500
ERA: 13.5																		

PITCHER		IP	WLS	BF	H	R	ER	SO	BB	IBB	HBP	BLK	WP	HR	S	P	ERA	WHIP
Rob Wooten, R	(7, 1)	0.1	H	1	0	0	0	1	0	0	0	0	0	0	3	3	0.00	0.000
ERA:																		
74 Michael Olmsted, R	(8, 1)	1.0	H	4	0	0	0	2	1	0	0	0	0	0	7	11	0.00	1.000
ERA:																		
68 Jesus Sanchez, R	(9, 1)	1.0	S	3	0	0	0	1	0	0	0	0	0	0	5	5	0.00	0.000
ERA:																		

TOP

Oakland Athletics @ Milwaukee Brewers

Maryvale Baseball Park, Phoenix, AZ

Sat Feb 23 2013, 3:10 PM - 5:46 PM EST

Att. 6,132 - Partly Cloudy - 57 F

livebaseballscorecards.com

AB	31
R	1
H	5
RBI	1
BB	4
SO	8
LOB	16

1B: 3	SF: 0	WP: 0	PA: 35
2B: 2	SAC: 0	PB: 0	
3B: 0	DP: 1	SB: 0	
HR: 0	HBP: 0	CS: 0	

Batter	1	2	3	4	5	6	7	8	9	AB	R	H	RBI	BB	SO	LOB
7 Norichika Aoki, L (1, 9)	x 0-0 G4-3 ①		BBBB 4-0 8 BB BB		x 0-0 FC8 ①		x 0-0 F7 ③			2	0	0	0	1	0	0
18 Khris Davis, R (6, 7)										1	0	0	0	0	0	0
23 Rickie Weeks Jr., R (1, 4)	x 0-0 G6-3 ②		SST 0-2 K ②		x 0-0 FC8 ②			BBBB 4-0 22 G3-6 BB		2	0	0	0	0	1	1
3 Scooter Gennett, L (4, 4)										1	0	0	0	1	0	0
8 Ryan Braun, R (1, 7) OBP: 1.000, SLG: 4.000	BSSX 1-2 HR		BBBB 4-0 1-2 BB		x 0-0 FC8 ③			x 0-0 ①② G3-6 1-2f		1	1	1	1	1	0	0
22 Logan Schafer, L (4, 7) (6, 8)										2	0	0	0	0	0	1
16 Aramis Ramirez, R (1, 5)	SSS 0-3 K ③		SSS 0-3 K ③			x 0-0 G5-3 ①		x 0-0 F9 ③		2	0	0	0	0	2	2
14 Jeff Bianchi, R (4, 5)										2	0	0	0	0	0	0
20 Jonathan Lucroy, R (1, 2) OBP: 0.500, SLG: 0.500		x 0-0 F9 ①		x 0-0 27 CS 1B		x 0-0 G3 ②				2	0	1	0	0	0	0
50 Blake Lalli, L (5, 2)										1	0	0	0	0	0	0
27 Carlos Gómez, R (1, 8)		BBBB 4-0 5 BB BB		1 SAFE BBBB 4-0 ① 9 WP 5 BB 9 G6-3 1-2 BB		x 0-0 1B				0	1	0	0	2	0	0
15 Caleb Gindl, L (5, 8) OBP: 1.000, SLG: 1.000										1	0	1	0	0	0	0
(6, 9)																
5 Taylor Green, L (1, 3)		BBBB 4-0 9 G4-6-3 1-2 BB		BBBB 4-0 92 PB 9 WP 1-2 BB		x 0-0 P1 ③				1	0	0	0	2	0	1
62 Sean Halton, R (7, 3)										0	0	0	0	0	0	0
9 Jean Segura, R (1, 6)	x 0-0 ②③ G4-6-3 1-2f			B x 1-0 ② G6-3 1-2 2-H			x 0-0 ① G4-3			2	0	0	1	0	0	3
11 Alex Gonzalez, R (7, 6)										1	0	0	0	0	0	0
92 Hunter Morris, L (1, 10)			x 0-0 P5 ①	BSSS 1-3 K ③ 2-3			x 0-0 FC8 ②			3	0	0	0	0	1	1
Inning Stats	R: 1 E: 0 K: 1 S: 8 H: 1 LOB: 0 BB: 0 P: 9	R: 0 E: 0 K: 0 S: 2 H: 0 LOB: 1 BB: 2 P: 10	R: 0 E: 0 K: 2 S: 7 H: 0 LOB: 2 BB: 2 P: 15	R: 1 E: 0 K: 1 S: 5 H: 1 LOB: 1 BB: 2 P: 15	R: 0 E: 0 K: 0 S: 3 H: 0 LOB: 0 BB: 0 P: 3	R: 0 E: 0 K: 0 S: 4 H: 1 LOB: 1 BB: 0 P: 4	R: 0 E: 0 K: 0 S: 3 H: 0 LOB: 0 BB: 0 P: 3	R: 0 E: 0 K: 0 S: 2 H: 0 LOB: 0 BB: 1 P: 6		1B: 2 2B: 0 3B: 0 HR: 1	SF: 0 SAC: 0 DP: 2 HBP: 0						

PITCHER	IP	WLS	BF	H	R	ER	SO	BB	IBB	HBP	BLK	WP	HR	S	P	ERA	WHIP
60 Jesse Chavez, R (1, 1) ERA: 4.5	2.0	L	8	1	1	1	1	2	0	0	0	0	1	10	19	4.50	1.500
45 Justin Thomas, L (3, 1) ERA: 6.75	1.1		8	1	1	1	2	4	0	0	0	0	0	8	24	6.75	3.750
33 Fernando Rodriguez Jr., R (4, 1) ERA:	0.2		2	0	0	0	1	0	0	0	0	1	0	4	6	0.00	0.000
44 Bruce Billings, R (5, 1) ERA:	2.0		7	1	0	0	0	0	0	0	0	0	0	7	7	0.00	0.500
21 Mike Ekstrom, R (7, 1) ERA:	1.0		3	0	0	0	0	0	0	0	0	0	0	3	3	0.00	0.000

PITCHER	IP	WLS	BF	H	R	ER	SO	BB	IBB	HBP	BLK	WP	HR	S	P	ERA	WHIP
68 Arnold Leon, R (8, 1) ERA:	1.0		3	0	0	0	0	1	0	0	0	0	0	2	6	0.00	1.000

BOTTOM

Oakland Athletics @ Milwaukee Brewers

Maryvale Baseball Park, Phoenix, AZ

Sat Feb 23 2013, 3:10 PM - 5:46 PM EST

Att. 6,132 - Partly Cloudy - 57 F

livebaseballscorecards.com

AB	24
R	2
H	3
RBI	2
BB	7
SO	4
LOB	9

1B: 2	SF: 0	WP: 1	PA: 31
2B: 0	SAC: 0	PB: 1	
3B: 0	DP: 2	SB: 0	
HR: 1	HBP: 0	CS: 1	

Cleveland Indians @ Milwaukee Brewers

Maryvale Baseball Park, Phoenix, AZ

Sun Feb 24 2013, 3:06 PM - 6:14 PM EST

Att. 2,347 - Partly Cloudy - 54 F

TOP

livebaseballscorecards.com

Batter	1	2	3	4	5	6	7	8	9	AB	R	H	RBI	BB	SO	LOB
1 Ezequiel Carrera, L (1, 8) OBP: 0.500, SLG: 0.800 91 Tyler Holt, R (6, 8) OBP: 1.000, SLG: 2.000	BBBB 4-0 4 WP 4 S 4 1B BB	X 0-0 ③ G5-3		BBBB 4-0 BB		X 0-0 HR		X 0-0 1-3 2B		2 2 1 1 2 0 2 1 0 1 0 0 0 0						
4 Mike Aviles, R (1, 6) OBP: 0.333, SLG: 0.333 84 Francisco Lindor, S (4, 6)	BBX 2-0 41 FC3-6 35 S 46 FC8-4 1-H 1B		X 0-0 ① F9	X 0-0 ③ G4-3		X 0-0 ② G6-3		X 0-0 ③ G1-3		3 1 1 1 0 0 1 2 0 0 0 0 0 2						
35 Jeremy Hermida, L (1, 10) OBP: 0.500, SLG: 0.200	BBBB 4-0 41 FC3-6 1-2 BB		BBBB 4-0 41 HR BB		BBBB 4-0 41 G4-6-3 BB	X 0-0 ③ G5-3			CCC 0-3 ① K	2 1 0 0 3 1 0						
41 Carlos Santana, S (1, 2) OBP: 0.600, SLG: 1.200 77 Roberto Pérez, R (6, 2)	X 0-0 ① FC3-6 46 FC8-4 1-2f 2-3		C B X 1-1 1-H HR		X 0-0 ① ② G4-6-3 1-2f		X 0-0 ① G5-3		X 0-0 ② G1-3	3 1 1 2 0 0 3 2 0 0 0 0 0 0						
46 Cord Phelps, S (1, 5) OBP: 0.667, SLG: 1.333 82 Luis Hernandez, S (5, 5) OBP: 0.200, SLG: 0.200	X 0-0 ② FC8-4 9 CS 1-2f 3-H		BBBB 4-0 9 1B BB		BBBB 4-0 9 HBP 61 1B BB		X 0-0 95 G6-4-3 1B		X 0-0 ③ G1-3	1 1 0 1 2 0 1 2 0 1 0 0 0 0						
9 Ryan Raburn, R (1, 4) OBP: 0.857, SLG: 2.600 95 Tony Wolters, L (5, PR) (5, 4)	B 1-0 ③ CS 1-2	X 0-0 ① G5-3	X 0-0 61 G6-4-3 1-2 1B		H 1-0 61 1B 65 WP 1-2 HBP		X 0-0 ② ③ G6-4-3 1-2f			2 0 1 0 0 0 0 1 1 0 0 0 0 1						
61 Mike McDade, S (1, 3) OBP: 0.429, SLG: 0.600 74 Jesús Aguilar, R (5, 3) OBP: 0.833, SLG: 1.000		BBB 4-0 72 1B BB	X 0-0 ② ③ G6-4-3 1-2f		X 0-0 65 WP 1-3 2-H 1B			X 0-0 91 2B 1B		2 0 1 1 1 0 2 1 0 1 0 0 0 0						
65 Nate Spears, L (1, 9) OBP: 0.167, SLG: 0.333		X 0-0 ② F8	X 0-0 ① G5-3	BCCC 1-3 ③ K 1-2 3-H				X 0-0 ① F7		4 0 0 0 0 1 3						
72 Tim Fedroff, L (1, 7) OBP: 0.286, SLG: 0.286 93 Tyler Booth, L (8, 7)		X 0-0 1-2 1B	CSS 0-3 ② K		X 0-0 ① L3			SSS 0-3 ② K		4 0 1 0 0 2 1 0 0 0 0 0 0 0						
Inning Stats	R: 2 E: 0 K: 0 S: 3 H: 1 LOB: 0 BB: 2 P: 14	R: 0 E: 0 K: 0 S: 4 H: 1 LOB: 2 BB: 1 P: 8	R: 2 E: 0 K: 0 S: 5 H: 2 LOB: 1 BB: 2 P: 14	R: 0 E: 0 K: 1 S: 5 H: 0 LOB: 1 BB: 1 P: 9	R: 2 E: 0 K: 1 S: 5 H: 1 LOB: 2 BB: 2 P: 15	R: 1 E: 0 K: 0 S: 4 H: 1 LOB: 0 BB: 0 P: 4	R: 0 E: 0 K: 0 S: 3 H: 1 LOB: 0 BB: 0 P: 3	R: 0 E: 0 K: 1 S: 7 H: 2 LOB: 2 BB: 0 P: 7	R: 0 E: 0 K: 1 S: 5 H: 0 LOB: 0 BB: 0 P: 5	1B: 6 2B: 1 3B: 0 HR: 2 SF: 0 SAC: 0 DP: 3 HBP: 1						

	AB	32
	R	7
	H	9
	RBI	6
	BB	8
	SO	4
	LOB	16

WP: 2 PB: 0 SB: 2 CS: 1 PA: 42

PITCHER		IP	WLS	BF	H	R	ER	SO	BB	IBB	HBP	BLK	WP	HR	S	P	ERA	WHIP
37 Mark Rogers, R ERA: 10.8	(1, 1)	1.2		9	2	2	2	0	3	0	0	0	1	0	6	21	10.80	3.000
66 Arcenio Leon, R ERA: 13.5	(2, 1)	1.1	B	7	2	2	2	0	2	0	0	0	0	1	6	15	13.50	3.000
78 Taylor Jungmann, R ERA: 10.8	(4, 1)	1.2	L	8	0	2	2	1	3	0	1	0	0	0	6	19	10.80	1.800
Jim Hoey, R ERA:	(5, 1)	0.1		2	1	0	0	1	0	0	0	0	1	0	4	5	0.00	3.000
53 Brandon Kintzler, R ERA: 4.5	(6, 1)	2.0		7	2	1	1	0	0	0	0	0	0	1	7	7	4.50	1.000

PITCHER		IP	WLS	BF	H	R	ER	SO	BB	IBB	HBP	BLK	WP	HR	S	P	ERA	WHIP
54 Josh Stinson, R ERA:	(8, 1)	2.0		8	2	0	0	2	0	0	0	0	0	0	12	12	0.00	1.000

Batter	1	2	3	4	5	6	7	8	9	AB	R	H	RBI	BB	SO	LOB
7 Norichika Aoki, L (1, 9) OBP: 0.500, SLG: 0.600	11 1B 22 1B 11 E 1B	F8		1-3 2B			F9		G1-3 1-2 2-3	3	1	2	0	0	0	0
18 Khris Davis, R (5, 7)										2	0	0	0	0	0	2
22 Logan Schafer, L (1, 8) OBP: 0.400, SLG: 0.600	5 BB 11 E 40 FC1-2 1-2 1B			K			K		K	3	0	2	0	0	1	2
79 Anderson De La Rosa, R (6, 2)		2B								2	0	0	0	0	2	2
11 Alex Gonzalez, R (1, 3) OBP: 0.333, SLG: 0.333	E7 40 FC1-2 5 BB 15 1B 1-2 2-H 1B	K			G5-3		G4-3			2	1	1	0	0	1	1
92 Hunter Morris, L (5, 3)										2	0	0	0	0	0	0
16 Aramis Ramirez, R (1, 5)	L3		G6-3		K			90 G6-4-3 1B		2	0	0	0	0	0	2
3 Scooter Gennett, L (4, 4) OBP: 0.500, SLG: 0.333										2	0	1	0	0	1	0
5 Taylor Green, L (1, 4) (4, 5)	B B B B		F7		G3-1			G6-4-3 1-2f		2	1	0	0	1	0	0
90 Yadiel Rivera, R (6, 6)	40 FC1-2 15 1B 1-2 2-3 BB									1	0	0	0	0	0	1
40 Robinzon Diaz, R (1, 2)	FC1-2 15 1B 50 E 1-2 2-3 3-Hf		G6-3			K		F8		2	1	0	0	0	0	3
93 Kentrail Davis, L (6, 9)										2	0	0	0	0	1	0
15 Caleb Gindl, L (1, 7) OBP: 0.667, SLG: 0.667	50 S 1-3 2-H 3-H 1B			F8		F9			B B B B 4-0 18 G1-3 91 1B BB	2	0	1	2	0	0	0
(5, 9)										1	0	0	0	1	0	0
58 Josh Prince, R (6, 8)					7 2B 1B											
50 Blake Lalli, L (1, 10) OBP: 0.333, SLG: 0.333	B S S S 1-3 K 1-3 3-H								C C C 0-3 K	2	0	1	0	0	1	1
62 Sean Halton, R (6, PH) OBP: 0.500, SLG: 0.500										2	0	1	0	0	1	1
(7, 10)																
14 Jeff Bianchi, R (1, 6)		G6-3		F7		F7			18 G1-3 1-2 1B	2	0	0	0	0	0	1
94 Blake Davis, L (6, 5)										1	0	0	0	0	0	1
91 Adam Weisenburger, R (9, PH) OBP: 1.000, SLG: 1.000										1	0	1	0	0	0	0
Inning Stats	R: 4 E: 1 K: 1 S: 9 H: 4 LOB: 1 BB: 1 P: 14	R: 0 E: 0 K: 1 S: 6 H: 1 LOB: 1 BB: 0 P: 6	R: 0 E: 0 K: 0 S: 3 H: 0 LOB: 0 BB: 0 P: 3	R: 0 E: 0 K: 1 S: 7 H: 2 LOB: 2 BB: 0 P: 7	R: 0 E: 0 K: 1 S: 5 H: 0 LOB: 0 BB: 0 P: 5	R: 0 E: 0 K: 1 S: 6 H: 1 LOB: 1 BB: 0 P: 6	R: 0 E: 0 K: 1 S: 5 H: 0 LOB: 0 BB: 0 P: 5	R: 0 E: 0 K: 0 S: 3 H: 1 LOB: 0 BB: 0 P: 3	R: 0 E: 0 K: 2 S: 8 H: 1 LOB: 2 BB: 1 P: 12	1B: 8 2B: 2 3B: 0 HR: 0	SF: 0 SAC: 0 DP: 1 HBP: 0						

PITCHER		IP	WLS	BF	H	R	ER	SO	BB	IBB	HBP	BLK	WP	HR	S	P	ERA	WHIP
59 Carlos Carrasco, R ERA: 27.0	(1, 1)	1.0		8	4	4	3	1	1	0	0	0	0	0	9	14	27.00	5.000
26 Scott Kazmir, L ERA:	(2, 1)	2.0		7	1	0	0	1	0	0	0	0	0	0	9	9	0.00	0.500
47 Trevor Bauer, R ERA:	(4, 1)	2.0	W	8	2	0	0	2	0	0	0	0	0	0	12	12	0.00	1.000
31 David Huff, L ERA:	(6, 1)	2.0	H	7	1	0	0	2	0	0	0	0	0	0	11	11	0.00	0.500
67 Danny Salazar, R ERA:	(8, 1)	1.0	H	3	1	0	0	0	0	0	0	0	0	0	3	3	0.00	1.000

PITCHER		IP	WLS	BF	H	R	ER	SO	BB	IBB	HBP	BLK	WP	HR	S	P	ERA	WHIP
50 Nick Hagadone, L ERA:	(9, 1)	1.0	S	5	1	0	0	2	1	0	0	0	0	0	8	12	0.00	2.000

BOTTOM

Cleveland Indians @ Milwaukee Brewers

Maryvale Baseball Park, Phoenix, AZ

Sun Feb 24 2013, 3:06 PM - 6:14 PM EST

Att. 2,347 - Partly Cloudy - 54 F

livebaseballscorecards.com

AB	36
R	4
H	10
RBI	2
BB	2
SO	8
LOB	17

1B: 8 2B: 2 3B: 0 HR: 0 SF: 0 SAC: 0 DP: 1 HBP: 0

WP: 0 PB: 0 SB: 2 CS: 0 PA: 38

Batter	1	2	3	4	5	6	7	8	9	AB	R	H	RBI	BB	SO	LOB
22 Logan Schafer, L (1, 9) OBP: 0.250, SLG: 0.375	K		P6		K		90 S BB		L5	3	0	0	0	0	2	3
28 Rene Tosoni, L (6, 9)										1	0	0	0	1	0	0
9 Jean Segura, R (1, 6) OBP: 0.400, SLG: 0.600	20 G5-3 2B		2-3 1B		P2		K 1-2			3	0	2	0	0	0	2
90 Yadiel Rivera, R (6, 6)										1	0	0	0	0	1	1
20 Jonathan Lucroy, R (1, 2) OBP: 0.200, SLG: 0.200	G5-3 2-3		P3			L4	L4			3	0	0	0	0	0	3
50 Blake Lalli, L (6, 2) OBP: 0.250, SLG: 0.250										1	0	0	0	0	0	1
5 Taylor Green, L (1, 5)	G4-3			F7		E8 18 2B		K		3	1	0	0	0	0	1
90 T.J. Mittelstaedt, L (6, 5)										1	0	0	0	0	1	0
18 Khris Davis, R (1, 7) OBP: 0.143, SLG: 0.286		K		F7		62 F8 3 1B 2B 3-H		K		4	1	1	1	0	2	0
28 Michael Reed, R (8, 7)										0	0	0	0	0	0	0
62 Sean Halton, R (1, 3) OBP: 0.333, SLG: 0.500		F8		G6-3		F8 2-3		2B		4	0	1	0	0	0	1
3 Scooter Gennett, L (1, 4) OBP: 0.500, SLG: 0.333		G6-3			79 WP BB	58 WP 3-H 1B		L4		3	0	1	1	1	0	1
58 Josh Prince, R (1, 8)			K		F7	K 1-2			F8	4	0	0	0	0	2	2
79 Anderson De La Rosa, R (9, 10) OBP: 0.400, SLG: 0.500			9 1B 2B		4-0 1-2 BB		K		K	2	0	1	0	1	1	0
94 Blake Davis, L (9, PH)										1	0	0	0	0	1	0
Inning Stats	R: 0 E: 0 K: 1 S: 6 H: 1 LOB: 1 BB: 0 P: 6	R: 0 E: 0 K: 1 S: 5 H: 0 LOB: 0 BB: 0 P: 5	R: 0 E: 0 K: 1 S: 7 H: 2 LOB: 2 BB: 0 P: 7	R: 0 E: 0 K: 0 S: 3 H: 0 LOB: 0 BB: 0 P: 3	R: 0 E: 0 K: 1 S: 5 H: 0 LOB: 2 BB: 2 P: 13	R: 2 E: 1 K: 1 S: 8 H: 2 LOB: 1 BB: 0 P: 9	R: 0 E: 0 K: 2 S: 7 H: 0 LOB: 1 BB: 1 P: 11	R: 0 E: 0 K: 2 S: 8 H: 1 LOB: 1 BB: 0 P: 8	R: 0 E: 0 K: 1 S: 5 H: 0 LOB: 0 BB: 0 P: 5	1B: 2 2B: 4 3B: 0 HR: 0	SF: 0 SAC: 0 DP: 0 HBP: 0						

PITCHER	IP	WLS	BF	H	R	ER	SO	BB	IBB	HBP	BLK	WP	HR	S	P	ERA	WHIP
58 Armando Galarraga, R (1, 1) ERA:	2.0	W	7	1	0	0	2	0	0	0	0	0	0	11	11	0.00	0.500
45 Sean Marshall, L (3, 1) ERA:	1.0	H	5	2	0	0	1	0	0	0	0	0	0	7	7	0.00	2.000
51 Jonathan Broxton, R (4, 1) ERA:	1.0		3	0	0	0	0	0	0	0	0	0	0	3	3	0.00	0.000
74 Ismael Guillón, L (5, 1) ERA:	1.0		5	0	0	0	1	2	0	0	0	1	0	5	13	0.00	2.000
75 Curtis Partch, R (6, 1) ERA: 9.82	2.0		10	2	2	0	3	1	0	0	0	1	0	15	20	0.00	1.500

PITCHER	IP	WLS	BF	H	R	ER	SO	BB	IBB	HBP	BLK	WP	HR	S	P	ERA	WHIP
19 Mark Serrano, R (8, 1) ERA:	1.0	H	4	1	0	0	2	0	0	0	0	0	0	8	8	0.00	1.000
44 Jeff Stevens, R (9, 1) ERA:	1.0	S	3	0	0	0	1	0	0	0	0	0	0	5	5	0.00	0.000

Milwaukee Brewers @ Cincinnati Reds

Goodyear Ballpark, Goodyear, AZ

Mon Feb 25 2013, 3:07 PM - 6:02 PM EST

Att. 1,720 - Sunny - 61 F

TOP

livebaseballscorecards.com

AB	34
R	2
H	6
RBI	2
BB	3
SO	10
LOB	15

1B: 2	SF: 0	WP: 2	PA: 37
2B: 4	SAC: 0	PB: 0	
3B: 0	DP: 0	SB: 1	
HR: 0	HBP: 0	CS: 0	

Batter	1	2	3	4	5	6	7	8	9	AB	R	H	RBI	BB	SO	LOB
17 Shin-Soo Choo, L (1, 8) OBP: 0.375, SLG: 0.167 77 Yorman Rodriguez, R (5, 8) OBP: 0.250, SLG: 0.500	BBB 4-0 78 2B 19 G4-3 BB		X 0-0 ① G3-1	X 0-0 ② L8		SSS 0-3 ① K		X 0-0 ② F7		2 1 0 0 1 0 2 2 0 0 0 0 1 3						
78 Emmanuel Burriss, S (1, 4) OBP: 0.300, SLG: 0.400 64 Kristopher Negrón, R (6, PH) OBP: 0.500, SLG: 0.333 (7, 4)	X 0-0 19 G4-3 28 SF8 1-3 2B		X 0-0 19 HR 1B	X 0-0 ③ G4-3		CCC 0-3 ② K		H 1-0 HBP		3 2 2 0 0 0 2 1 0 0 0 0 1 3						
19 Joey Votto, L (1, 3) OBP: 0.625, SLG: 1.000 69 Neftali Soto, R (6, 3) OBP: 0.500, SLG: 0.556	X 0-0 ① G4-3 2-3 3-H		X 0-0 1-H HR		X 0-0 ① G4-3	X 0-0 ③ G4-3		X 0-0 ③ F7		3 1 1 3 0 0 1 2 0 0 0 0 0 4						
28 Chris Heisey, R (1, 7) OBP: 0.286, SLG: 0.200 70 Donald Lutz, L (5, 7) OBP: 0.500, SLG: 0.333	X 0-0 ② SF8 3-H		BBB 4-0 23 S BB		X 0-0 ② L4		SSS 0-3 ① K			0 0 0 1 1 0 0 2 0 0 0 0 1 0						
23 Denis Phipps, R (1, 9) OBP: 0.286, SLG: 0.333 26 Xavier Paul, L (5, PH) OBP: 0.125, SLG: 0.125 (6, 9)	X 0-0 ③ G3		SSS 1-3 ② K 1-3		X 0-0 ③ G3-1		X 0-0 ② F7			2 0 0 0 0 1 1 2 0 0 0 0 0 0						
9 Jack Hannahan, L (1, 5) OBP: 0.333, SLG: 0.333 16 Jason Donald, R (6, 5) OBP: 0.750, SLG: 0.500		X 0-0 1B	X 0-0 ③ G6-3			BBB 4-0 37 BB 3 S 39 E BB	BBB 4-0 3 1B BB			2 0 1 0 0 0 1 0 1 0 0 2 0 0						
2 Zack Cozart, R (1, 6) OBP: 0.167, SLG: 0.333 3 Cesar Izturis, S (6, 6) OBP: 0.444, SLG: 0.286		X 0-0 ① F8		SSS 0-3 K 81 1B		BBB 4-0 39 E 37 BB 1-2 BB	X 0-0 1-3 1B			2 0 0 0 0 1 1 1 0 1 0 1 0 0						
30 Miguel Olivo, R (1, 2) OBP: 0.333, SLG: 1.000 37 Corky Miller, R (5, 2)		X 0-0 ② F8		X 0-0 ① P3		BBB 4-0 39 E 1-2 2-3 BB	SSS 0-3 ③ K			2 0 0 0 0 0 2 1 0 0 0 1 1 2						
81 Derrick Robinson, S (1, 10) OBP: 0.167, SLG: 0.167 39 Devin Mesoraco, R (6, PH) OBP: 0.250, SLG: 1.000 (7, 10)		X 0-0 ③ G1-3		X 0-0 1-2 1B		X 0-0 E4 1-2 2-3 3-H		CCC 0-3 ① K		2 0 1 0 0 0 1 2 0 0 1 0 1 2						
Inning Stats	R: 2 E: 0 K: 0 S: 4 H: 1 LOB: 0 BB: 1 P: 8	R: 0 E: 0 K: 0 S: 4 H: 1 LOB: 1 BB: 0 P: 4	R: 2 E: 0 K: 1 S: 7 H: 2 LOB: 1 BB: 1 P: 12	R: 0 E: 0 K: 1 S: 7 H: 1 LOB: 2 BB: 0 P: 7	R: 0 E: 0 K: 0 S: 3 H: 0 LOB: 0 BB: 0 P: 3	R: 1 E: 1 K: 2 S: 8 H: 0 LOB: 3 BB: 3 P: 20	R: 0 E: 0 K: 2 S: 8 H: 1 LOB: 2 BB: 1 P: 12	R: 0 E: 0 K: 1 S: 5 H: 0 LOB: 1 BB: 0 P: 6		1B: 4 2B: 1 3B: 0 HR: 1	SF: 1 SAC: 0 DP: 0 HBP: 1					

PITCHER		IP	WLS	BF	H	R	ER	SO	BB	IBB	HBP	BLK	WP	HR	S	P	ERA	WHIP
63 Tyler Thornburg, R ERA: 9.0	(1, 1)	2.0	L	9	2	2	2	0	1	0	0	0	0	0	8	12	9.00	1.500
Rob Wooten, R ERA: 13.5	(3, 1)	1.0		6	2	2	2	1	1	0	0	0	0	1	7	12	18.00	3.000
Jimmy Nelson, R ERA:	(4, 1)	2.0		8	1	0	0	1	0	0	0	0	1	0	10	10	0.00	0.500
61 Darren Byrd, R ERA: 27.0	(6, 1)	0.1		5	0	1	1	1	3	0	0	0	0	0	4	16	27.00	9.000
74 Michael Olmsted, R ERA:	(6, 1)	1.2		7	1	0	0	3	1	0	0	0	0	0	12	16	0.00	1.200

PITCHER		IP	WLS	BF	H	R	ER	SO	BB	IBB	HBP	BLK	WP	HR	S	P	ERA	WHIP
Zach Kroenke, L ERA:	(8, 1)	1.0		4	0	0	0	1	0	0	1	0	0	0	5	6	0.00	0.000

BOTTOM

Milwaukee Brewers @ Cincinnati Reds

Goodyear Ballpark, Goodyear, AZ

Mon Feb 25 2013, 3:07 PM - 6:02 PM EST

Att. 1,720 - Sunny - 61 F

livebaseballscorecards.com

AB	31
R	5
H	6
RBI	5
BB	6
SO	7
LOB	25

1B: 4	SF: 1	WP: 1	PA: 39
2B: 1	SAC: 0	PB: 0	
3B: 0	DP: 0	SB: 3	
HR: 1	HBP: 1	CS: 0	

Batter	1	2	3	4	5	6	7	8	9	AB	R	H	RBI	BB	SO	LOB
25 Will Venable, L (1, 8) OBP: 0.333, SLG: 0.500 60 Jeudy Valdez, R (6, 6) OBP: 0.714, SLG: 1.667	S S S 0-3 ① K		X 0-0 ② F9		X 0-0 9 G4-3 2B		B B B B 4-0 5 SH2-3 70 S BB	B B X 2-0 1-H 2B		3 0 1 0 0 1 1 1 0 1 1 1 0 0						
9 Jedd Gyorko, R (1, 4) OBP: 0.333, SLG: 1.000 70 Jonathan Galvez, R (7, PH) OBP: 0.600, SLG: 0.500 (7, 4)	X 0-0 ② F7		C X 0-1 1-H HR		X 0-0 ② G4-3 2-3		B B B B B 4-0 1-2 5 SH2-3 BB	S S S 0-3 ③ K		3 1 1 2 0 0 1 1 0 0 0 1 1 1						
14 Mark Kotsay, L (1, 9) OBP: 1.000, SLG: 1.000 5 Alexi Amarista, L (5, PR) OBP: 0.375, SLG: 0.429 (5, 9) (6, 8)	X 0-0 1B		X 0-0 1B		B B B B 4-0 BB		X 0-0 ① SH2-3 1-2 2-3		B B B B 4-0 22 1B 74 HR BB	2 0 2 0 1 0 0 0 1 0 0 1 0 0						
15 Jesus Guzman, R (1, 3) OBP: 0.333, SLG: 0.200 22 James Darnell, R (7, PH) OBP: 0.200, SLG: 0.200 (7, 3)	S S S 0-3 ③ K		X 0-0 ③ F9		C C C 0-3 ③ K		S S S 0-3 ② K		X 0-0 1-2 74 HR 1B	3 0 0 0 0 2 4 2 1 1 0 0 1 2						
27 Travis Buck, L (1, 10) OBP: 0.375, SLG: 0.429 75 Jason Hagerty, S (7, PH) OBP: 0.400, SLG: 0.250 (7, 10)		X 0-0 ① G6-3		B B B B 4-0 88 WP BB		X 0-0 4 S 88 2B 1B	B B B B 4-0 BB		X 0-0 ① F9	2 1 1 0 1 0 0 1 0 0 0 1 0 2						
4 Nick Hundley, R (1, 2) OBP: 0.200, SLG: 0.200 61 Edinson Rincon, R (6, 5)		X 0-0 ② F8		C S S 0-3 ① K		S S S 0-3 ① 1-2 K	X 0-0 ③ G6-4-1		S S S 0-3 ② K	3 0 0 0 0 2 2 2 0 0 0 0 1 5						
1 Cody Ransom, R (1, 6) 74 Eddy Rodriguez, R (6, 2) OBP: 0.333, SLG: 1.333		X 0-0 ③ F8		X 0-0 ② P3		X 0-0 ② F8		X 0-0 ① G5-3	X 0-0 1-H 2-H HR	3 0 0 0 0 0 2 2 1 1 3 0 0 0						
88 Kyle Blanks, R (1, 7) OBP: 0.667, SLG: 0.857 63 Jaff Decker, L (6, PR) (6, 7)			X 0-0 9 HR 1B	B X 1-0 ③ G5-3 1-2		X 0-0 2-H 2B		S S S 0-3 ② K	S S S 0-3 ③ K	3 1 2 1 0 0 1 2 0 0 0 0 2 0						
11 Logan Forsythe, R (1, 5) 64 Yeison Asencio, R (6, 9) OBP: 0.167, SLG: 0.167			X 0-0 ① F9		X 0-0 ① G1-3	X 0-0 ③ F8		X 0-0 60 WP 60 S 60 2B E6		3 0 0 0 0 0 2 1 1 0 0 0 0 0						
Inning Stats	R: 0 E: 0 K: 2 S: 8 H: 1 LOB: 1 BB: 0 P: 8	R: 0 E: 0 K: 0 S: 3 H: 0 LOB: 0 BB: 0 P: 3	R: 2 E: 0 K: 0 S: 7 H: 3 LOB: 1 BB: 0 P: 7	R: 0 E: 0 K: 1 S: 5 H: 0 LOB: 1 BB: 1 P: 10	R: 0 E: 0 K: 1 S: 6 H: 1 LOB: 2 BB: 1 P: 10	R: 1 E: 0 K: 1 S: 7 H: 2 LOB: 1 BB: 0 P: 7	R: 0 E: 0 K: 1 S: 5 H: 0 LOB: 3 BB: 3 P: 17	R: 1 E: 1 K: 2 S: 9 H: 1 LOB: 1 BB: 0 P: 11	R: 3 E: 0 K: 2 S: 9 H: 2 LOB: 0 BB: 1 P: 13	1B: 5 2B: 3 3B: 0 HR: 2 SF: 0 SAC: 1 DP: 0 HBP: 0						

TOP

San Diego Padres @ Milwaukee Brewers

Maryvale Baseball Park, Phoenix, AZ

Mon Feb 25 2013, 3:08 PM - 6:14 PM EST

Att. 1,191 - Sunny - 67 F

livebaseballscorecards.com

AB	37
R	7
H	10
RBI	7
BB	6
SO	10
LOB	23

WP: 2 PB: 0 SB: 3 CS: 0 PA: 44

PITCHER		IP	WLS	BF	H	R	ER	SO	BB	IBB	HBP	BLK	WP	HR	S	P	ERA	WHIP
46 Hiram Burgos, R ERA: 6.75	(1, 1)	2.2	L	11	3	2	2	2	0	0	0	0	0	1	16	16	6.75	1.125
Frankie De La Cruz, R ERA:	(3, 1)	0.1		2	1	0	0	0	0	0	0	0	0	0	2	2	0.00	3.000
71 Johnny Hellweg, R ERA:	(4, 1)	2.0		9	1	0	0	2	2	0	0	0	1	0	11	20	0.00	1.500
73 Ariel Peña, R ERA: 9.0	(6, 1)	1.0		6	2	1	1	1	1	0	0	0	0	0	7	11	9.00	3.000
98 Chris Jakubauskas, R ERA:	(7, 1)	1.0		5	0	0	0	1	2	0	0	0	0	0	5	13	0.00	2.000

PITCHER		IP	WLS	BF	H	R	ER	SO	BB	IBB	HBP	BLK	WP	HR	S	P	ERA	WHIP
77 Jed Bradley, L ERA: 10.8	(8, 1)	1.2		9	2	3	2	3	1	0	0	0	1	0	14	20	10.80	1.800
73 Kyle Heckathorn, R ERA: 27.0	(9, 1)	0.1		2	1	1	1	1	0	0	0	0	0	1	4	4	27.00	3.000

San Diego Padres @ Milwaukee Brewers

Maryvale Baseball Park, Phoenix, AZ

Mon Feb 25 2013, 3:08 PM - 6:14 PM EST

Att. 1,191 - Sunny - 67 F

livebaseballscorecards.com

BOTTOM

Batter	1	2	3	4	5	6	7	8	9	AB	R	H	RBI	BB	SO	LOB
27 Carlos Gómez, R (1, 8) OBP: 1.000, SLG: 1.000	BBBB 4-0 23 WP BB		X 0-0 8 G4-3 1B		X 0-0 8 SF9 23 HBP 1-2 1B		X 0-0 70 1B 1-2 1B		BBBB 4-0 BB	2	0	2	0	1	0	0
Cole Garner, R (6, 8) OBP: 1.000, SLG: 1.000										1	0	1	0	1	0	0
23 Rickie Weeks Jr., R (1, 4)	BCCC 1-3 ① K 1-2		X 0-0 ① P4		H 1-0 12 G5-4-3 1-2 2-3 HBP		X 0-0 40 FC5-4 1-2 2-3 1B		CCC 0-3 ③ K	2	0	0	0	0	1	2
70 Nick Shaw, L (6, 4) OBP: 0.500, SLG: 0.500										2	0	1	0	0	1	1
8 Ryan Braun, R (1, 7) OBP: 0.400, SLG: 1.333	SSS 0-3 ② K		X 0-0 ② G4-3 1-2		X 0-0 ① SF9 2-3 3-H		CCC 0-3 ② K			2	0	0	1	0	1	2
Max Walla, L (6, 7)										1	0	0	0	0	1	3
12 Martín Maldonado, R (1, 2)	CSS 0-3 ③ K		X 0-0 ③ F9		X 0-0 ②③ G5-4-3 1-2f		X 0-0 ③ FC5-4 1-2f			3	0	0	0	0	1	4
40 Robinzon Diaz, R (7, 2)										1	0	0	0	0	0	3
21 Donnie Murphy, R (1, 6)		SSS 0-3 ① K		BBBB 4-0 14 FC5-4 BB		SSS 0-3 ① K		SSS 0-3 ① K		1	0	0	0	1	1	0
28 Angel Ortega, R (5, 6)										2	0	0	0	0	2	0
14 Jeff Bianchi, R (1, 5) OBP: 0.286, SLG: 0.286		X 0-0 93 1B 92 G5-3 1B		X 0-0 ① FC5-4 1-2f		X 0-0 92 CS 1B		X 0-0 ② G4-3		3	0	2	0	0	0	1
70 Brandon Macias, R (8, PH) (9, 5)										1	0	0	0	0	0	0
92 Hunter Morris, L (1, 3)		X 0-0 ② G5-3 1-2		SSS 0-3 ② K		B X 1-0 ②③ G4-3 1-2		X 0-0 ③ F8		4	0	0	0	0	1	3
93 Kentrail Davis, L (1, 9) OBP: 0.167, SLG: 0.167		X 0-0 93 S 2-3 1B		X 0-0 ③ F7			CCC 0-3 ① K		X 0-0 ① F9	4	0	1	0	0	1	1
93 Jason Rogers, R (1, 10)		B X 1-0 ③ F7 1-2			X 0-0 E3 23 HBP 27 1B 8 SF9		X 0-0 E6 70 1B 1B		X 0-0 ② G3	3	1	0	0	0	0	2
94 Rafael Neda, R (9, PH)										1	0	0	0	0	0	0
Inning Stats	R: 0 H: 0 E: 0 LOB: 1 K: 3 BB: 1 S: 9 P: 14	R: 0 H: 2 E: 0 LOB: 2 K: 1 BB: 0 S: 7 P: 8	R: 0 H: 1 E: 0 LOB: 1 K: 0 BB: 0 S: 4 P: 4	R: 0 H: 0 E: 0 LOB: 1 K: 1 BB: 1 S: 5 P: 9	R: 1 H: 1 E: 1 LOB: 1 K: 0 BB: 0 S: 4 P: 5	R: 0 H: 1 E: 0 LOB: 0 K: 1 BB: 0 S: 5 P: 6	R: 0 H: 2 E: 1 LOB: 3 K: 2 BB: 0 S: 10 P: 10	R: 0 H: 0 E: 0 LOB: 0 K: 1 BB: 0 S: 5 P: 5	R: 0 H: 0 E: 0 LOB: 1 K: 1 BB: 1 S: 5 P: 9	1B: 7 SF: 1 2B: 0 SAC: 0 3B: 0 DP: 1 HR: 0 HBP: 1						

AB	33
R	1
H	7
RBI	1
BB	3
SO	10
LOB	22

WP: 1 PA: 38
PB: 0
SB: 1
CS: 1

PITCHER	IP	WLS	BF	H	R	ER	SO	BB	IBB	HBP	BLK	WP	HR	S	P	ERA	WHIP
37 Edinson Volquez, R (1, 1) ERA:	2.0	W	9	2	0	0	4	1	0	0	0	1	0	16	22	0.00	1.500
77 Robbie Erlin, L (3, 1) ERA:	2.0	H	8	1	0	0	1	1	0	0	0	0	0	9	13	0.00	1.000
83 Branch Kloess, R (5, 1) ERA: 9.0	1.0	H	5	1	1	0	0	0	0	1	0	0	0	4	5	0.00	1.000
72 Daniel Stange, R (6, 1) ERA:	1.0	H	3	1	0	0	1	0	0	0	0	0	0	5	6	0.00	1.000
40 Tommy Layne, L (7, 1) ERA: 4.5	1.0	H	6	2	0	0	2	0	0	0	0	0	0	10	10	0.00	2.000

PITCHER	IP	WLS	BF	H	R	ER	SO	BB	IBB	HBP	BLK	WP	HR	S	P	ERA	WHIP
82 Johnny Barbato, R (8, 1) ERA:	1.0	H	3	0	0	0	1	0	0	0	0	0	0	5	5	0.00	0.000
39 Miles Mikolas, R (9, 1) ERA:	1.0		4	0	0	0	1	1	0	0	0	0	0	5	9	0.00	1.000

Batter	1	2	3	4	5	6	7	8	9	AB	R	H	RBI	BB	SO	LOB
21 Franklin Gutierrez, R (1, 8) OBP: 0.333, SLG: 0.800 66 Francisco Martinez, R (5, 8) OBP: 0.375, SLG: 0.750	G6-3		HR		K			K	G6-3	3 2	1 0	1 0	2 0	0 0	1 1	0 2
55 Michael Saunders, L (1, 7) OBP: 0.250, SLG: 0.750 10 Eric Thames, L (6, 7)	G4-3		HR			K		4 S 4 2B BB		3 0	1 1	1 0	1 0	0 1	1 0	0 0
38 Michael Morse, R (1, 9) OBP: 0.222, SLG: 0.333 4 Carlos Peguero, L (6, 9) OBP: 0.571, SLG: 0.600	G6-3		K			K		17 1-H HR 2B		3 1	0 1	0 1	0 1	0 0	2 0	0 0
17 Justin Smoak, S (1, 10) OBP: 0.556, SLG: 1.333		7 G1-4-3 1B	L7			G3-1		2-0 2-H HR		4	1	2	2	0	0	0
7 Kelly Shoppach, R (1, 2) OBP: 0.667, SLG: 0.600 9 John Hicks, R (7, 2) OBP: 0.750, SLG: 0.750	G1-4-3 1-2f			35 G4-6-3 1B			35 G4-6-3 1B	G1-3		3 1	0 0	2 0	0 0	0 0	0 0	1 0
35 Mike Jacobs, L (1, 3) OBP: 0.400, SLG: 0.800	2B			G4-6-3 1-2f			G4-6-3 1-2f		F8	4	0	1	0	0	0	2
3 Robert Andino, R (1, 6) OBP: 0.375, SLG: 0.500 61 Nick Franklin, S (7, 6) OBP: 0.222, SLG: 0.250	K			G5-3			36 FC5-4 1B		1 S 36 BB BB	3 0	0 0	1 0	0 0	0 1	1 0	1 0
36 Vinnie Catricala, R (1, 5) OBP: 0.462, SLG: 0.400			21 HR 1B		P4		FC5-4 1-2f		1 S 1-2 BB	3	1	1	0	1	0	1
1 Carlos Triunfel, R (1, 4)			F8		K			K	K 1-2 2-3	4	0	0	0	0	3	3
Inning Stats	R: 0 E: 0 K: 0 S: 3 H: 0 LOB: 0 BB: 0 P: 3	R: 0 E: 0 K: 1 S: 6 H: 2 LOB: 1 BB: 0 P: 6	R: 3 E: 0 K: 1 S: 10 H: 3 LOB: 0 BB: 0 P: 11	R: 0 E: 0 K: 0 S: 3 H: 1 LOB: 0 BB: 0 P: 3	R: 0 E: 0 K: 2 S: 7 H: 0 LOB: 0 BB: 0 P: 7	R: 0 E: 0 K: 2 S: 7 H: 0 LOB: 0 BB: 0 P: 7	R: 0 E: 0 K: 0 S: 4 H: 2 LOB: 1 BB: 0 P: 4	R: 3 E: 0 K: 2 S: 9 H: 2 LOB: 0 BB: 1 P: 16	R: 0 E: 0 K: 1 S: 5 H: 0 LOB: 2 BB: 2 P: 13	1B: 5 2B: 2 3B: 0 HR: 3 SF: 0 SAC: 0 DP: 3 HBP: 0	WP: 0 PB: 0 SB: 3 CS: 0 PA: 37					

PITCHER		IP	WLS	BF	H	R	ER	SO	BB	IBB	HBP	BLK	WP	HR	S	P	ERA	WHIP
49 Yovani Gallardo, R ERA: 10.13	(1, 1)	2.2		12	5	3	3	2	0	0	0	0	0	2	18	19	10.12	1.875
66 Arcenio Leon, R ERA: 10.8	(3, 1)	0.1		1	0	0	0	0	0	0	0	0	0	0	1	1	0.00	0.000
41 Marco Estrada, R ERA:	(4, 1)	3.0		9	1	0	0	4	0	0	0	0	0	0	17	17	0.00	0.333
68 Jesus Sanchez, R ERA:	(7, 1)	1.0	H	4	2	0	0	0	0	0	0	0	0	0	4	4	0.00	2.000
59 John Axford, R ERA: 16.2	(8, 1)	0.2	L	5	2	3	3	2	1	0	0	0	0	1	8	15	40.50	4.500

PITCHER		IP	WLS	BF	H	R	ER	SO	BB	IBB	HBP	BLK	WP	HR	S	P	ERA	WHIP
48 Donovan Hand, R ERA:	(8, 1)	0.1		1	0	0	0	0	0	0	0	0	0	0	1	1	0.00	0.000
29 Jim Henderson, R ERA:	(9, 1)	1.0		5	0	0	0	1	2	0	0	0	0	0	5	13	0.00	2.000

Seattle Mariners @ Milwaukee Brewers

Maryvale Baseball Park, Phoenix, AZ

Tue Feb 26 2013, 3:08 PM - 6:06 PM EST

Att. 1,732 - Sunny - 64 F

TOP

livebaseballscorecards.com

AB	34
R	6
H	10
RBI	6
BB	3
SO	9
LOB	10

Batter	1	2	3	4	5	6	7	8	9	AB	R	H	RBI	BB	SO	LOB
7 Norichika Aoki, L (1, 8) OBP: 0.444, SLG: 0.429	G1-3		BBBB 4-0 BB 16 WP, 23 F9, 16 G5-3		0-0 G6-3		0-0 F7		0-0 G4-3	2	1	0	0	1	0	0
21 Donnie Murphy, R (6, 4)										2	0	0	0	0	0	0
(7, 6)																
23 Rickie Weeks Jr., R (1, 4)	G5-3		0-0 F9 1-2		SSS 0-3 K		0-0 E6 18 G6-3		CCC 0-3 K	3	0	0	0	0	1	1
14 Jeff Bianchi, R (6, 5) OBP: 0.222, SLG: 0.222										2	0	0	0	0	1	0
8 Ryan Braun, R (1, 7) OBP: 0.500, SLG: 1.000	G6-3		H 1-0 HBP 16 G5-3, 16 WP		0-0 1B		0-0 G6-3 2-3			2	0	1	0	0	0	0
18 Khris Davis, R (6, 7) OBP: 0.125, SLG: 0.250										1	0	0	0	0	0	1
16 Aramis Ramirez, R (1, 5)		0-0 G6-3	BX 1-0 G5-3 1-3 2-H		0-0 F7		0-0 G6-3			3	0	0	1	0	0	2
58 Josh Prince, R (6, 8)										1	0	0	0	0	0	1
20 Jonathan Lucroy, R (1, 2) OBP: 0.250, SLG: 0.375		0-0 11 2B 2B	0-0 G5-3			0-0 L5		BX 1-0 HR		3	1	1	0	0	0	1
50 Blake Lalli, L (7, 2) OBP: 0.400, SLG: 1.000										1	1	1	1	0	0	0
11 Alex Gonzalez, R (1, 3) OBP: 0.500, SLG: 0.667		0-0 9 2B 2B 2-H		0-0 F7		0-0 9 BB 1B		SSS 0-3 K		3	1	2	1	0	0	0
5 Taylor Green, L (6, PR)										1	0	0	0	0	1	0
(7, 4)																
15 Caleb Gindl, L (1, 9) OBP: 0.429, SLG: 0.714		0-0 P5		0-0 9 PB 3B		CCC 0-3 K		0-0 F7		4	1	1	0	0	1	2
9 Jean Segura, R (1, 6) OBP: 0.500, SLG: 0.714		0-0 2B 2-H	BX 1-0 G3-1 3-H		BBBB 4-0 BB 1-2			0-0 G6-3		2	0	1	1	1	0	0
62 Sean Halton, R (7, 3) OBP: 0.286, SLG: 0.429										1	0	0	0	0	0	0
92 Hunter Morris, L (1, 10)		0-0 P2	SSS 0-3 K		CSS 0-3 K2-3				SSS 0-3 K	4	0	0	0	0	3	3
Inning Stats	R: 0 E: 0 K: 0 S: 3 H: 0 LOB: 0 BB: 0 P: 3	R: 2 E: 0 K: 0 S: 6 H: 3 LOB: 1 BB: 0 P: 6	R: 1 E: 0 K: 0 S: 3 H: 0 LOB: 1 BB: 1 P: 9	R: 1 E: 0 K: 1 S: 6 H: 1 LOB: 0 BB: 0 P: 7	R: 0 E: 0 K: 1 S: 6 H: 1 LOB: 1 BB: 0 P: 6	R: 0 E: 0 K: 2 S: 8 H: 1 LOB: 2 BB: 1 P: 12	R: 0 E: 1 K: 0 S: 4 H: 0 LOB: 1 BB: 0 P: 4	R: 1 E: 0 K: 1 S: 6 H: 1 LOB: 0 BB: 0 P: 7	R: 0 E: 0 K: 2 S: 7 H: 0 LOB: 0 BB: 0 P: 7	1B: 2 2B: 3 3B: 1 HR: 1	SF: 0 SAC: 0 DP: 0 HBP: 1						

BOTTOM

Seattle Mariners @ Milwaukee Brewers

Maryvale Baseball Park, Phoenix, AZ

Tue Feb 26 2013, 3:08 PM - 6:06 PM EST

Att. 1,732 - Sunny - 64 F

livebaseballscorecards.com

AB	35
R	5
H	7
RBI	4
BB	2
SO	7
LOB	11

PITCHER		IP	WLS	BF	H	R	ER	SO	BB	IBB	HBP	BLK	WP	HR	S	P	ERA	WHIP
18 Hisashi Iwakuma, R ERA:	(1, 1)	1.0		3	0	0	0	0	0	0	0	0	0	0	3	3	0.00	0.000
23 Joe Saunders, L ERA: 18.0	(2, 1)	1.0		6	3	2	2	0	0	0	0	0	0	0	6	6	18.00	3.000
59 Oliver Pérez, L ERA: 3.86	(3, 1)	1.0	B	5	0	1	1	0	1	0	1	0	1	0	3	9	9.00	1.000
31 Kameron Loe, R ERA:	(4, 1)	2.0		8	2	1	0	2	0	0	0	0	0	0	12	13	0.00	1.000
70 Jonathan Arias, R ERA:	(6, 1)	1.0		5	1	0	0	2	1	0	0	0	0	0	8	12	0.00	2.000
73 Carson Smith, R ERA:	(7, 1)	1.0	W	4	0	0	0	0	0	0	0	0	0	0	4	4	0.00	0.000
30 Bobby LaFromboise, L ERA: 9.0	(8, 1)	1.0	H	4	1	1	1	1	0	0	0	0	0	1	6	7	9.00	1.000
39 Danny Farquhar, R ERA: 13.5	(9, 1)	1.0	S	3	0	0	0	2	0	0	0	0	0	0	7	7	0.00	0.000

Batter	1	2	3	4	5	6	7	8	9	AB	R	H	RBI	BB	SO	LOB
7 Norichika Aoki, L (1, 9) OBP: 0.417, SLG: 0.333 58 Josh Prince, R (6, 8)	C FF 94 B FF 94 B SI 88 B FF 95 C FF 94 B FF 95 4-2 22 2B BB	C FF 88 B SL 79 X SL 80 1-1 G5-3 ①	C FF 96 B FF 97 B FF 96 C CH 84 F CH 84 X FF 95 2-2 G5-3 ①	C FF 87 C SL 79 D SL 79 B SI 88 S SL 80 2-3 K 1-2 ①		2 1 0 0 1 0 0 1 0 0 0 0 1 1
22 Logan Schafer, L (1, 7) OBP: 0.455, SLG: 0.636 18 Khris Davis, R (6, 7) OBP: 0.111, SLG: 0.222	C FF 95 B CU 80 1 SAFE B FF 94 X SI 94 2-1 11 FC5-3 1-H 2B	X FF 91 0-0 27 G6-4-3 1B	C CU 78 B CU 77 C CH 85 B FF 96 B CH 85 X FF 96 3-2 27 1B 1B	C SL 77 F FF 89 X FF 88 0-2 G6-3 ②		3 0 3 1 0 0 0 1 0 0 0 0 0 1
27 Carlos Gómez, R (1, 8) OBP: 0.750, SLG: 0.600 93 Kentrail Davis, L (6, 9) OBP: 0.143, SLG: 0.143	B CU 76 F FF 94 F SI 94 S CU 81 1-3 K2-3 ①	X FF 89 0-0 G6-4-3 ② ③ 1-2f	B FF 95 B SI 94 C CH 82 B FF 96 1 SAFE X FF 96 3-1 3 G6-3 1-3 1B	B SL 76 S SI 87 X FF 88 1-1 P3 ③		3 0 1 0 0 1 2 1 0 0 0 0 0 1
11 Alex Gonzalez, R (1, 6) OBP: 0.375, SLG: 0.500 3 Scooter Gennett, L (5, 4) OBP: 0.400, SLG: 0.250	F FF 94 F SI 95 X CU 79 0-2 FC5-3 ② ③ 2-3	C SI 82 F FF 86 F SI 85 X SL 82 0-2 G5-3 ①	C CH 84 D FF 96 S CH 84 X SI 97 1-2 G6-3 ② ③ 1-2f	B SI 90 X 1-0 G4-3 ①		2 0 0 0 0 0 1 2 0 0 0 0 0 2
12 Martín Maldonado, R (1, 2) Nick Ramirez, L (7, 3)	C FF 92 B FF 92 S FF 92 F FF 94 B CU 79 B CU 79 S SI 93 3-3 K ①	F SI 83 F FF 87 B CU 71 B CU 71 F SL 80 B FF 86 X FF 85 3-2 F8 ②	B FF 92 F CH 82 B CU 76 B FF 93 F FF 93 F FF 93 B FF 93 4-2 40 CS 94 1B BB	C FF 92 B CH 84 S CH 84 B CH 85 X FF 93 2-2 G3-1 ②		2 0 0 0 1 1 0 1 0 0 0 0 0 0
5 Taylor Green, L (1, 5)	F FF 93 B SI 93 C CH 86 B CH 87 B SI 94 B FF 94 4-2 21 CS BB	B FF 84 C SL 80 G SI 85 B SI 86 C FF 86 2-3 K ③	1 SAFE B FF 94 F FF 93 B CU 75 X FF 92 2-1 F7 ①	B FF 93 B FF 92 X FF 91 2-0 G3 ③		3 0 0 0 1 1 1
21 Donnie Murphy, R (1, 4) 94 Blake Davis, L (5, 6) OBP: 0.333, SLG: 0.333	B SI 94 D SI 94 B SI 93 C FF 94 S FF 94 F FF 94 F FF 95 B FF 94 4-2 50 2B 1-2 BB ②	S SI 82 B CH 74 B CH 74 X SI 84 2-1 L7 ①	C CU 73 F FF 93 X FF 93 0-2 1-2 1B			1 1 0 0 1 0 0 1 0 1 0 0 0 0
50 Blake Lalli, L (1, 3) OBP: 0.429, SLG: 1.000 40 Robinzon Diaz, R (7, PH) (7, 2)	B FF 89 X FF 90 1-0 62 1B 1-H 2B	C CU 70 F SI 85 X CU 68 0-2 F7 ②	S FF 92 F FF 93 C CU 75 0-3 K ② ③ 2-3			2 0 1 1 0 0 0 1 0 0 0 0 1 2
62 Sean Halton, R (1, 10) OBP: 0.333, SLG: 0.444 15 Caleb Gindl, L (8, PH) OBP: 0.500, SLG: 0.750 (8, 10)	T FF 89 F CH 80 X FF 89 0-2 ③ 2-H 1B	C FF 88 T FF 88 F FF 88 C CU 73 0-3 K ③	B FF 89 F SI 88 C SL 80 B SL 78 B FF 89 X FF 88 3-2 58 WP 1B			2 0 1 0 0 1 0 1 0 1 0 0 0 0
Inning Stats	R: 1 H: 1 E: 0 LOB: 0 K: 1 BB: 1 S: 10 P: 17	R: 1 H: 2 E: 0 LOB: 2 K: 1 BB: 2 S: 14 P: 26	R: 0 H: 1 E: 0 LOB: 0 K: 0 BB: 0 S: 4 P: 5	R: 0 H: 0 E: 0 LOB: 0 K: 1 BB: 0 S: 12 P: 17	R: 0 H: 0 E: 0 LOB: 0 K: 1 BB: 0 S: 9 P: 11	R: 0 H: 2 E: 0 LOB: 1 K: 0 BB: 0 S: 12 P: 21	R: 0 H: 1 E: 0 LOB: 2 K: 1 BB: 1 S: 11 P: 17	R: 0 H: 1 E: 0 LOB: 1 K: 1 BB: 0 S: 11 P: 17	R: 0 H: 0 E: 0 LOB: 0 K: 0 BB: 0 S: 5 P: 10	1B: 6 SF: 0 2B: 4 SAC: 0 3B: 0 DP: 4 HR: 0 HBP: 0						WP: 1 PA: 33 PB: 0 SB: 0 CS: 2

TOP

Milwaukee Brewers @ Kansas City Royals

Surprise Stadium, Surprise, AZ

Wed Feb 27 2013, 3:05 PM - 5:48 PM EST

Att. 3,049 - Sunny - 65 F

livebaseballscorecards.com

AB	29
R	2
H	8
RBI	2
BB	4
SO	6
LOB	11

PITCHER		IP	WLS	BF	H	R	ER	SO	BB	IBB	HBP	BLK	WP	HR	S	P	ERA	WHIP
44 Luke Hochevar, R ERA: 10.8	(1, 1)	1.2		7	1	2	2	2	3	0	0	0	0	0	20	38	10.80	2.400
67 Francisley Bueno, L ERA: 5.4	(2, 1)	1.1		5	3	0	0	0	0	0	0	0	0	0	8	10	0.00	2.250
52 Bruce Chen, L ERA:	(4, 1)	2.0		6	0	0	0	2	0	0	0	0	0	0	21	28	0.00	0.000
40 Kelvin Herrera, R ERA:	(6, 1)	1.0		4	2	0	0	0	0	0	0	0	0	0	12	21	0.00	2.000
55 Tim Collins, L ERA: 13.5	(7, 1)	1.0	W	4	1	0	0	1	1	0	0	0	0	0	11	17	0.00	2.000

PITCHER		IP	WLS	BF	H	R	ER	SO	BB	IBB	HBP	BLK	WP	HR	S	P	ERA	WHIP
31 Louis Coleman, R ERA:	(8, 1)	1.0	H	4	1	0	0	1	0	0	0	0	1	0	11	17	0.00	1.000
75 Michael Mariot, R ERA:	(9, 1)	1.0	S	3	0	0	0	0	0	0	0	0	0	0	5	10	0.00	0.000

Batter	1	2	3	4	5	6	7	8	9	AB	R	H	RBI	BB	SO	LOB
4 Alex Gordon, L (1, 7) OBP: 0.571, SLG: 0.571	C SI 86 T FC 83 B CU 73 C SI 88 1-3 K ①	B SI 90 1 SAFE X SI 90 1-0 2 FC6-4 1-3 1B			C FF 92 B FF 92 X FF 92 1-1 2 G6-3 35 1B 1B		D FF 93 C FF 92 1 SAFE F FF 94 B FF 95 F FF 94 T FF 94 2-2 K ②			3	1	2	0	0	1	0
23 Xavier Nady, R (6, 7) OBP: 0.400, SLG: 0.333										1	0	0	0	0	1	1
2 Alcides Escobar, R (1, 6) OBP: 0.273, SLG: 0.455	B SI 87 C FF 87 X CH 80 1-1 G6-3 ②	X SL 84 0-0 FC6-4 ③ 1-2f			C SL 89 X SL 88 0-1 G6-3 ① 1-2		1 SAFE C FF 94 B FF 89 1 SAFE 1 SAFE F FF 94 B SL 85 D FF 95 B FF 92 4-2 63 1B BB 1-2			3	0	0	0	0	0	3
23 Elliot Johnson, S (6, 6) OBP: 0.222, SLG: 0.250										0	0	0	0	0	0	0
72 Christian Colón, R (7, 6) OBP: 0.286, SLG: 0.167										0	0	0	0	1	0	0
35 Eric Hosmer, L (1, 3) OBP: 0.500, SLG: 0.545	C FF 88 S FC 83 X FF 87 0-2 16 BB 8 1B 1B	C CH 88 B CH 84 B CH 90 X SI 90 2-1 G4-3 ①			D CU 78 X FF 92 1-0 16 G4-6-3 2-H 1B		D FA 88 F FF 93 X FF 94 1-1 66 FC5-4 1-3 2-H 1B			3	1	2	1	0	0	0
63 Max Ramirez, R (6, 3) OBP: 0.444, SLG: 0.889										1	0	1	1	0	0	0
16 Billy Butler, R (1, 10) OBP: 0.385, SLG: 0.667	1 SAFE B SI 88 D CH 81 C FF 88 C CH 80 B FF 89 B FF 88 4-2 8 E 8 1B 1-2 BB	F SI 90 B CH 85 F SI 91 F SL 83 S SL 82 1-3 K ②			B FF 92 C FF 92 C SL 87 X SL 86 1-2 G4-6-3 ②③ 1-2f		F FF 91 X FF 92 0-1 FC5-4 ③ 1-2f			2	0	0	0	1	1	1
66 Adam Moore, R (7, PH) OBP: 0.333, SLG: 1.000										1	0	0	0	0	0	2
(8, 10)																
8 Mike Moustakas, L (1, 5) OBP: 0.583, SLG: 0.667	B FC 84 X SI 88 1-0 E8 1-3 2-H 1B	F SI 90 B CH 90 S CH 86 F CH 85 X SI 91 1-2 1B			F FF 90 B FF 91 F FF 90 X SL 87 1-2 7 G6-3 1B			C FF 94 B CH 84 B FF 93 B FF 92 X FF 93 3-1 F7 ①		2	0	2	1	0	0	0
24 Miguel Tejada, R (6, 5) OBP: 0.222, SLG: 0.222										2	0	1	0	0	0	0
21 Jeff Francoeur, R (1, 9) OBP: 0.500, SLG: 0.778	S CH 81 B FF 88 D CH 81 F FF 88 X CH 81 2-2 G1-3 ③	B SI 91 B CH 90 C CH 90 C SI 91 F SL 83 X SL 83 2-2 G1-3 ③			B FF 90 X FF 91 1-0 G6-3 ①② 1-2f			B CH 85 B CH 84 B FF 94 C FF 94 X FF 94 3-1 G3-1 ②		2	0	0	0	0	0	3
7 David Lough, L (6, 9) OBP: 0.500, SLG: 0.455										2	0	0	0	0	0	1
26 George Kottaras, L (1, 2) OBP: 0.500, SLG: 0.429		C FF 85 C FF 86 F CU 71 X FC 83 0-2 E6 17 FC3-6		B SI 88 X SI 88 1-0 1 CS 1B	B FF 92 C FF 92 F SL 88 F FF 92 F CU 78 X SL 88 1-2 P3 ③			X SL 84 0-0 G5-3 ③		2	0	1	0	0	0	0
12 Brett Hayes, R (6, 2) OBP: 0.556, SLG: 0.333										2	0	0	0	0	0	0
17 Chris Getz, L (1, 4) OBP: 0.250, SLG: 0.375		C SI 87 B FC 82 X FF 87 1-1 FC3-6 1 CS ① 1-2f	C SI 88 F FS 82 B SI 88 C SL 79 1-3 K ①				C FF 93 X FF 94 0-1 L7 ①			2	0	0	0	0	1	2
9 Johnny Giavotella, R (6, 4) OBP: 0.333, SLG: 0.375										1	0	0	0	0	0	0
1 Jarrod Dyson, L (1, 8) OBP: 0.538, SLG: 0.455	1 SAFE 1 SAFE B SI 91 1 SAFE B SI 91 C SI 91 1 SAFE 1 SAFE X SI 90 2-1 4 1B ② 1-2 1B		F SI 89 C SI 88 F SL 80 D SL 78 B SI 88 D FS 83 S SI 87 3-3 K ②③ 1-2				B CH 88 S FF 94 B FF 88 B FF 92 D FF 95 4-1 72 S 63 1B BB			2	0	1	0	0	1	1
6 Lorenzo Cain, R (6, 8)										0	1	0	0	1	0	0

Inning Stats	1	2	3	4	5	6	7	8	9
	R: 1 H: 2 E: 1 LOB: 2 K: 1 BB: 1 S: 14 P: 23	R: 0 H: 2 E: 1 LOB: 2 K: 0 BB: 0 S: 10 P: 14	R: 0 H: 1 E: 0 LOB: 1 K: 1 BB: 0 S: 14 P: 20	R: 0 H: 1 E: 0 LOB: 1 K: 2 BB: 0 S: 8 P: 13	R: 1 H: 2 E: 0 LOB: 0 K: 0 BB: 0 S: 8 P: 11	R: 0 H: 1 E: 0 LOB: 0 K: 0 BB: 0 S: 9 P: 12	R: 1 H: 1 E: 0 LOB: 2 K: 1 BB: 2 S: 13 P: 24	R: 0 H: 0 E: 0 LOB: 0 K: 0 BB: 0 S: 5 P: 11	

| | | | | | | | | | | | | | | | |

Chicago White Sox @ Milwaukee Brewers

Maryvale Baseball Park, Phoenix, AZ

Thu Feb 28 2013, 3:08 PM - 5:26 PM EST

Att. 1,927 - Sunny - 68 F

TOP

livebaseballscorecards.com

Batter	1	2	3	4	5	6	7	8	9	AB	R	H	RBI	BB	SO	LOB
30 Alejandro De Aza, L (1, 8) OBP: 0.455, SLG: 0.400 28 Dewayne Wise, L (5, 8) OBP: 0.333, SLG: 0.429	15 G6-4-3 1B		K 1-3		15 CS 1B			G4-3 2-3		3 0 2 0 0 1 1 1 0 0 0 0 0 1						
15 Gordon Beckham, R (1, 4) OBP: 0.400, SLG: 0.444 78 Tyler Saladino, R (6, 4) OBP: 0.600, SLG: 0.500	G6-4-3 1-2f		1B 3-H		CS 1-2	G6-3		1B 3-H		3 0 1 1 0 0 1 1 0 1 1 0 0 0						
7 Jeff Keppinger, R (1, 10) OBP: 0.364, SLG: 0.400 20 Jordan Danks, L (8, PH) (8, 10)	G1-3		P6			G6-3		F9		3 0 0 0 0 0 1 1 0 0 0 0 0 1						
14 Paul Konerko, R (1, 3) OBP: 0.364, SLG: 0.600 80 Seth Loman, L (6, 3) OBP: 0.364, SLG: 0.900		F7		L8		G6-3			P6	3 0 0 0 0 0 0 1 0 0 0 0 0 0						
12 Conor Gillaspie, L (1, 5) OBP: 0.417, SLG: 0.800 25 Josh Bell, S (7, 5) OBP: 0.571, SLG: 1.429		G4-3		L9			21 G5-4-3 BB		HR	2 0 0 0 1 0 0 1 1 1 1 0 0 0						
21 Tyler Flowers, R (1, 2) OBP: 0.571, SLG: 1.000 39 Bryan Anderson, L (7, 2) OBP: 0.333, SLG: 0.333		1B		HBP			G5-4-3 1-2f		K	2 0 1 0 0 0 1 1 0 0 0 0 1 0						
29 Jared Mitchell, L (1, 7) OBP: 0.400, SLG: 0.556 18 Blake Tekotte, L (6, 7)		G4-3		K			K		K	2 0 0 0 0 1 2 2 0 0 0 0 2 0						
5 Angel Sanchez, R (1, 6) OBP: 0.250, SLG: 0.250 22 Brent Morel, R (5, 6) OBP: 0.250, SLG: 0.250			82 FC4-6 1B		L9			P6		2 0 1 0 0 0 0 1 0 0 0 0 0 0						
82 Keenyn Walker, S (1, 9) OBP: 0.385, SLG: 0.583 76 Stefan Gartrell, R (8, 9) OBP: 0.200, SLG: 0.200			FC4-6 30 WP 30 S 15 1B 1-2f		K			28 G4-3 78 1B 2B		3 2 1 0 0 1 1 0 0 0 0 0 0 0						
Inning Stats	R: 0 E: 0 K: 0 S: 3 H: 1 LOB: 0 BB: 0 P: 3	R: 0 E: 0 K: 0 S: 4 H: 1 LOB: 1 BB: 0 P: 4	R: 1 E: 0 K: 1 S: 7 H: 2 LOB: 1 BB: 0 P: 8	R: 0 E: 0 K: 1 S: 5 H: 0 LOB: 1 BB: 0 P: 6	R: 0 E: 0 K: 1 S: 6 H: 1 LOB: 0 BB: 0 P: 6	R: 0 E: 0 K: 0 S: 3 H: 0 LOB: 0 BB: 0 P: 3	R: 0 E: 0 K: 1 S: 4 H: 0 LOB: 0 BB: 1 P: 8	R: 1 E: 0 K: 0 S: 5 H: 2 LOB: 1 BB: 0 P: 5	R: 1 E: 0 K: 2 S: 8 H: 1 LOB: 0 BB: 0 P: 10	1B: 6 2B: 1 3B: 0 HR: 1	SF: 0 SAC: 0 DP: 2 HBP: 1						

	AB	32
	R	3
	H	8
	RBI	3
	BB	1
	SO	6
	LOB	9

WP: 1 PB: 0 SB: 1 CS: 1 PA: 35

PITCHER	IP	WLS	BF	H	R	ER	SO	BB	IBB	HBP	BLK	WP	HR	S	P	ERA	WHIP
60 Wily Peralta, R (1, 1) ERA:	2.0	W	7	2	0	0	0	0	0	0	0	0	0	7	7	0.00	1.000
64 Mike Fiers, R (3, 1) ERA: 1.8	3.0	H	12	3	1	1	3	0	0	1	0	1	0	18	20	3.00	1.000
71 Johnny Hellweg, R (6, 1) ERA:	2.0	H	6	0	0	0	1	1	0	0	0	0	0	7	11	0.00	0.500
78 Taylor Jungmann, R (8, 1) ERA: 10.13	1.0	H	5	2	1	1	0	0	0	0	0	0	0	5	5	9.00	2.000
74 Michael Olmsted, R (9, 1) ERA: 2.45	1.0	S	4	1	1	1	2	0	0	0	0	0	1	8	10	9.00	1.000

PITCHER	IP	WLS	BF	H	R	ER	SO	BB	IBB	HBP	BLK	WP	HR	S	P	ERA	WHIP

Batter	1	2	3	4	5	6	7	8	9	AB	R	H	RBI	BB	SO	LOB
9 Jean Segura, R (1, 6) OBP: 0.455, SLG: 0.600 14 Jeff Bianchi, R (6, 6) OBP: 0.200, SLG: 0.200	G4-3		G6-3		1B		F9			3 1	0 0	1 0	0 0	0 0	0 0	0 0
23 Rickie Weeks Jr., R (1, 4) OBP: 0.182, SLG: 0.100 3 Scooter Gennett, L (6, 4) OBP: 0.364, SLG: 0.222	8 FC6-4 1B		G6-3		F9			F8		3 1	0 0	1 0	0 0	0 0	0 0	1 0
8 Ryan Braun, R (1, 7) OBP: 0.364, SLG: 0.625 93 Kentrail Davis, L (7, 9) OBP: 0.125, SLG: 0.125	FC6-4 1-2f		F9			K		K		3 1	0 0	0 0	0 0	0 0	1 1	1 0
16 Aramis Ramirez, R (1, 5) 21 Donnie Murphy, R (6, 5)	F8			G5-3		K		G5-3		2 2	0 0	0 0	0 0	0 0	0 1	1 0
20 Jonathan Lucroy, R (1, 2) OBP: 0.273, SLG: 0.455 50 Blake Lalli, L (8, 2) OBP: 0.429, SLG: 1.000		K		15 1B 2B		F9				3 0	0 0	1 0	0 0	0 0	1 0	0 0
12 Martín Maldonado, R (1, 3) 5 Taylor Green, L (5, 3)		G6-3		K			K			2 1	0 0	0 0	0 0	0 0	1 1	1 0
15 Caleb Gindl, L (1, 8) OBP: 0.636, SLG: 0.778		18 HR BB		2-H 1B			18 S 58 HR BB			1	2	1	0	2	0	0
18 Khris Davis, R (1, 10) OBP: 0.167, SLG: 0.500	1-H HR				F9		1-3			3	1	1	2	0	1	1
58 Josh Prince, R (1, 9) OBP: 0.182, SLG: 0.400 (7, 7)	F8				G4-3		3-H HR			3	1	1	2	0	0	0
Inning Stats	R: 0 E: 0 K: 0 S: 4	H: 1 LOB: 1 BB: 0 P: 4	R: 2 E: 0 K: 1 S: 8	H: 1 LOB: 0 BB: 1 P: 13	R: 0 E: 0 K: 0 S: 3	H: 0 LOB: 0 BB: 0 P: 3	R: 0 E: 0 K: 1 S: 6	H: 2 LOB: 2 BB: 0 P: 6	R: 0 E: 0 K: 0 S: 4	H: 1 LOB: 1 BB: 0 P: 4	R: 0 E: 0 K: 2 S: 7	H: 0 LOB: 0 BB: 0 P: 7	R: 2 E: 0 K: 2 S: 9	H: 1 LOB: 0 BB: 1 P: 13	R: 0 E: 0 K: 1 S: 5	H: 0 LOB: 0 BB: 0 P: 5	1B: 3 2B: 1 3B: 0 HR: 2	SF: 0 SAC: 0 DP: 0 HBP: 0	WP: 0 PB: 0 SB: 2 CS: 0	PA: 31

PITCHER		IP	WLS	BF	H	R	ER	SO	BB	IBB	HBP	BLK	WP	HR	S	P	ERA	WHIP
73 Scott Snodgress, L ERA: 4.5	(1, 1)	3.0	L	12	2	2	2	1	1	0	0	0	0	1	15	20	6.00	1.000
45 Zach Stewart, R ERA:	(4, 1)	1.0		4	2	0	0	1	0	0	0	0	0	0	6	6	0.00	2.000
33 Dylan Axelrod, R ERA:	(5, 1)	2.0		7	1	0	0	2	0	0	0	0	0	0	11	11	0.00	0.500
43 Addison Reed, R ERA: 9.0	(7, 1)	1.0		5	1	2	2	2	1	0	0	0	0	1	9	13	18.00	2.000
27 Matt Lindstrom, R ERA:	(8, 1)	1.0		3	0	0	0	1	0	0	0	0	0	0	5	5	0.00	0.000

PITCHER	IP	WLS	BF	H	R	ER	SO	BB	IBB	HBP	BLK	WP	HR	S	P	ERA	WHIP

BOTTOM

Chicago White Sox @ Milwaukee Brewers

Maryvale Baseball Park, Phoenix, AZ

Thu Feb 28 2013, 3:08 PM - 5:26 PM EST

Att. 1,927 - Sunny - 68 F

livebaseballscorecards.com

AB	29
R	4
H	6
RBI	4
BB	2
SO	7
LOB	5

Batter	1	2	3	4	5	6	7	8	9	AB	R	H	RBI	BB	SO	LOB
7 Norichika Aoki, L (1, 9) OBP: 0.400, SLG: 0.333	B X 1-0 G4-3		X 0-0 FC4 1-2f			X 0-0 9 1B 1B		X 0-0 3 G4-6-3 1-2 1B		3	0	1	0	0	0	1
15 Caleb Gindl, L (6, 9) OBP: 0.667, SLG: 0.800										1	0	1	0	0	0	0
9 Jean Segura, R (1, 6) OBP: 0.500, SLG: 0.769	X 0-0 G3			X 0-0 22 G3-1 3B		X 0-0 1-3 1B		X 0-0 G4-6-3 1-2f		3	1	2	0	0	0	0
3 Scooter Gennett, L (6, 4) OBP: 0.333, SLG: 0.200										1	0	0	0	0	0	2
22 Logan Schafer, L (1, 7) OBP: 0.357, SLG: 0.500	X 0-0 F8			X 0-0 G3-1 3-H			X 0-0 G4-3		X 0-0 F8	3	0	0	1	0	0	0
58 Josh Prince, R (7, 8) OBP: 0.167, SLG: 0.364										1	0	0	0	0	0	0
27 Carlos Gómez, R (1, 8) OBP: 0.636, SLG: 0.500		X 0-0 G3		X 0-0 L8			X 0-0 50 BB 1B		X 0-0 40 WP 40 1B 1B	3	0	1	0	0	0	0
18 Khris Davis, R (7, 7) OBP: 0.231, SLG: 0.538										1	1	1	0	0	0	0
12 Martín Maldonado, R (1, 2) OBP: 0.182, SLG: 0.100		X 0-0 50 G6-4-3 1B		C C S 0-3 K			C C S 0-3 K		B X 1-0 1-H 1B	3	0	1	0	0	2	1
40 Robinzon Diaz, R (7, 2) OBP: 0.200, SLG: 0.200										1	0	1	1	0	0	0
50 Blake Lalli, L (1, 10) OBP: 0.400, SLG: 0.778		X 0-0 G6-4-3 1-2f			X 0-0 G4-3		B B B B 4-0 1-2 BB		X 0-0 P4	2	0	0	0	1	0	1
93 Kentrail Davis, L (9, PH) OBP: 0.111, SLG: 0.111										1	0	0	0	0	0	1
14 Jeff Bianchi, R (1, 4) OBP: 0.167, SLG: 0.167			X 0-0 F8		X 0-0 G5-3		C C S 0-3 K		X 0-0 G3-1	2	0	0	0	0	0	0
(6, 6)																
5 Taylor Green, L (7, PH)										2	0	0	0	0	1	3
(7, 5)																
21 Donnie Murphy, R (1, 5) OBP: 0.273, SLG: 0.111			X 0-0 G6-3		C C S 0-3 K			X 0-0 15 1B 1B		3	0	1	0	0	1	0
(7, 6)																
94 Blake Davis, L (8, 6) OBP: 0.333, SLG: 0.333										0	0	0	0	0	0	0
92 Hunter Morris, L (1, 3) OBP: 0.067, SLG: 0.067			X 0-0 7 FC4 1B			X 0-0 F7		X 0-0 F7		2	0	1	0	0	0	0
62 Sean Halton, R (8, PH) OBP: 0.300, SLG: 0.400										1	0	0	0	0	0	1
(8, 3)																
Inning Stats	R: 0 E: 0 K: 0 S: 3 H: 0 LOB: 0 BB: 0 P: 4	R: 0 E: 0 K: 0 S: 3 H: 1 LOB: 0 BB: 0 P: 3	R: 0 E: 0 K: 0 S: 4 H: 1 LOB: 1 BB: 0 P: 4	R: 1 E: 0 K: 1 S: 6 H: 1 LOB: 0 BB: 0 P: 6	R: 0 E: 0 K: 1 S: 5 H: 0 LOB: 0 BB: 0 P: 5	R: 0 E: 0 K: 0 S: 3 H: 2 LOB: 2 BB: 0 P: 3	R: 0 E: 0 K: 2 S: 8 H: 1 LOB: 2 BB: 1 P: 12	R: 0 E: 0 K: 0 S: 4 H: 2 LOB: 1 BB: 0 P: 4	R: 1 E: 0 K: 0 S: 5 H: 2 LOB: 1 BB: 0 P: 6	1B: 9 2B: 0 3B: 1 HR: 0 SF: 0 SAC: 0 DP: 2 HBP: 0						

PITCHER	IP	WLS	BF	H	R	ER	SO	BB	IBB	HBP	BLK	WP	HR	S	P	ERA	WHIP
36 Danny Rosenbaum, L (1, 1) ERA:	2.0	W	6	1	0	0	0	0	0	0	0	0	0	6	7	0.00	0.500
31 Chris Volstad, R (3, 1) ERA: 1.8	3.0	H	11	2	1	1	2	0	0	0	0	0	0	15	15	3.00	0.667
59 Wilton Lopez, R (6, 1) ERA:	1.0	H	3	2	0	0	0	0	0	0	0	0	0	3	3	0.00	2.000
60 Manny Corpas, R (7, 1) ERA: 4.5	1.0	H	5	1	0	0	2	1	0	0	0	0	0	8	12	0.00	2.000
30 Tyler Anderson, L (8, 1) ERA:	1.0	H	4	2	0	0	0	0	0	0	0	0	0	4	4	0.00	2.000

PITCHER	IP	WLS	BF	H	R	ER	SO	BB	IBB	HBP	BLK	WP	HR	S	P	ERA	WHIP
62 Rob Scahill, R (9, 1) ERA: 4.5	1.0		5	2	1	1	0	0	0	0	0	1	0	5	6	9.00	2.000

TOP

Milwaukee Brewers @ Colorado Rockies

Salt River Fields at Talking Stick, Scottsdale, AZ

Fri Mar 01 2013, 3:11 PM - 5:39 PM EST

Att. 7,443 - Sunny - 68 F

livebaseballscorecards.com

AB	33
R	2
H	10
RBI	2
BB	1
SO	4
LOB	10

PA: 34

WP: 1
PB: 0
SB: 0
CS: 0

Milwaukee Brewers @ Colorado Rockies

Salt River Fields at Talking Stick, Scottsdale, AZ

Fri Mar 01 2013, 3:11 PM - 5:39 PM EST

Att. 7,443 - Sunny - 68 F

livebaseballscorecards.com

BOTTOM

Batter	1	2	3	4	5	6	7	8	9	AB	R	H	RBI	BB	SO	LOB
1 Eric Young Jr., S (1, 8) OBP: 0.364, SLG: 0.300	F8		5 2B 1B 2-3		L8		G4-3			3	1	1	0	0	0	0
21 Tyler Colvin, L (6, 8) OBP: 0.125, SLG: 0.125 (7, 9)										1	0	0	0	0	0	0
14 Josh Rutledge, R (1, 4) OBP: 0.231, SLG: 0.308	E4 5 CS		P4		K			G5-3		3	0	0	0	0	1	2
6 Tommy Manzella, R (7, 4)										1	0	0	0	0	0	0
5 Carlos González, L (1, 7) OBP: 0.429, SLG: 0.750	1 SAFE K 1-2		2B 1-H 3-H		HR			66 WP 16 G4-3 66 1B BB		3	1	2	3	0	1	1
77 Corey Dickerson, L (6, 7) OBP: 0.429, SLG: 0.800										0	1	0	0	1	0	0
2 Troy Tulowitzki, R (1, 6) OBP: 0.300, SLG: 0.222		G6-3	P6		F7			G4-3 1-2		3	0	0	0	0	0	1
16 Reid Brignac, L (6, 6) OBP: 0.333, SLG: 0.333										1	0	0	0	0	0	1
3 Michael Cuddyer, R (1, 3) OBP: 0.200, SLG: 0.200		G3	K			G4-3		15 1B 2-H 1B		3	0	0	0	0	1	1
66 Ben Paulsen, L (7, 3) OBP: 0.667, SLG: 0.625										1	0	1	1	0	0	0
20 Wilin Rosario, R (1, 2) OBP: 0.444, SLG: 0.667		19 2B 2B		P4		F8		1-2 1B		3	1	1	0	0	0	0
15 Jordan Pacheco, R (7, 2) OBP: 0.462, SLG: 0.538										1	0	1	0	0	0	0
16 Lars Davis, L (9, 2)										0	0	0	0	0	0	0
19 Charlie Blackmon, L (1, 9) OBP: 0.700, SLG: 0.857		2-H 2B		4 S BB		K		K		2	0	1	1	1	1	0
47 Rafael Ortega, L (7, 8) OBP: 0.600, SLG: 1.000										1	0	0	0	0	1	2
4 Chris Nelson, R (1, 5) OBP: 0.250, SLG: 0.250	K			K 1-2			L9			3	0	0	0	0	2	2
12 Ryan Wheeler, L (8, 5) OBP: 0.143, SLG: 0.143										0	0	0	0	0	0	0
73 Henry Wrigley, R (1, 10) OBP: 0.400, SLG: 0.400			E8 1 1B 5 2B 1B	K			K			2	1	1	0	0	1	1
72 Jose Gonzalez, R (7, PH) (8, 10) OBP: 0.333, SLG: 0.333										1	0	0	0	0	1	0
Inning Stats	R: 0 H: 0 E: 1 LOB: 0 K: 1 BB: 0 S: 5 P: 5	R: 1 H: 2 E: 0 LOB: 1 K: 1 BB: 0 S: 7 P: 7	R: 2 H: 3 E: 1 LOB: 1 K: 1 BB: 0 S: 8 P: 8	R: 0 H: 0 E: 0 LOB: 1 K: 2 BB: 1 S: 7 P: 11	R: 1 H: 1 E: 0 LOB: 0 K: 1 BB: 0 S: 8 P: 9	R: 0 H: 0 E: 0 LOB: 0 K: 1 BB: 0 S: 5 P: 5	R: 0 H: 0 E: 0 LOB: 0 K: 1 BB: 0 S: 5 P: 5	R: 1 H: 2 E: 0 LOB: 2 K: 1 BB: 1 S: 7 P: 12		1B: 4 SF: 0 2B: 3 SAC: 0 3B: 0 DP: 0 HR: 1 HBP: 0						

	AB	32
	R	5
	H	8
	RBI	5
	BB	2
	SO	9
	LOB	11

WP: 1 PA: 34
PB: 0
SB: 1
CS: 1

PITCHER		IP	WLS	BF	H	R	ER	SO	BB	IBB	HBP	BLK	WP	HR	S	P	ERA	WHIP
32 Tom Gorzelanny, L ERA:	(1, 1)	1.0		3	0	0	0	1	0	0	0	0	0	0	5	5	0.00	0.000
59 John Axford, R ERA: 13.5	(2, 1)	1.0	L	5	2	1	1	1	0	0	0	0	0	0	7	7	9.00	2.000
51 Michael Gonzalez, L ERA: 18.0	(3, 1)	1.0		6	3	2	2	1	0	0	0	0	0	0	8	8	18.00	3.000
29 Jim Henderson, R ERA:	(4, 1)	1.0		4	0	0	0	2	1	0	0	0	0	0	7	11	0.00	1.000
73 Ariel Peña, R ERA: 9.0	(5, 1)	1.0		4	1	1	1	1	0	0	0	0	0	1	8	9	9.00	1.000
77 Jed Bradley, L ERA: 6.75	(6, 1)	1.0		3	0	0	0	1	0	0	0	0	0	0	5	5	0.00	0.000
76 Alfredo Figaro, R ERA:	(7, 1)	1.0		3	0	0	0	1	0	0	0	0	0	0	5	5	0.00	0.000
68 Jesus Sanchez, R ERA: 3.0	(8, 1)	1.0		6	2	1	1	1	1	0	0	0	1	0	7	12	9.00	3.000

Batter	1	2	3	4	5	6	7	8	9	AB	R	H	RBI	BB	SO	LOB
2 Erick Aybar, S (1, 6) OBP: 0.357, SLG: 0.385	F8		47 E 1B			F9	K			3	0	1	0	0	0	0
20 Brendan Harris, R (6, 6) OBP: 0.462, SLG: 0.545										1	0	0	0	0	1	2
6 Alberto Callaspo, S (1, 5) OBP: 0.250, SLG: 0.143	F9		F8			10 BB 47 1B 16 1B BB		E5 41 G6-3 18 1B		2	0	0	0	1	0	1
12 Tommy Field, R (6, PR) OBP: 0.455, SLG: 0.444										1	1	0	0	0	0	0
(6, 4)																
47 Howie Kendrick, R (1, 4) OBP: 0.556, SLG: 1.000	F9		G6-3 1-3			10 BB 16 1B 1-2 1B		41 G6-3 1-2 1B		3	0	1	0	0	0	1
18 Luis Jimenez, R (6, PR) OBP: 0.500, SLG: 0.500										1	1	1	0	0	0	0
(6, 5)																
10 Vernon Wells, R (1, 7) OBP: 0.400, SLG: 0.750		HR	F8			16 1B 1-2 2-3 BB		G6-3 1-2f 2-3		2	1	1	1	1	0	0
41 Matt Young, L (6, PR) OBP: 0.667, SLG: 0.909										1	0	0	0	0	0	2
(6, 7)																
16 Hank Conger, L (1, 2) OBP: 0.500, SLG: 0.900	K		K			1-3 2-H 3-H 1B	K	K		3	0	1	2	0	2	0
22 John Hester, R (6, 2) OBP: 0.333, SLG: 0.250										1	0	0	0	0	1	1
56 Kole Calhoun, L (1, 9) OBP: 0.286, SLG: 0.200	BB 68 G4-3 68 S		F8			K			G4-3	3	0	0	0	1	1	1
(7, 3)																
68 Efren Navarro, L (1, 3) OBP: 0.263, SLG: 0.125	G4-3 1-3				G6-3		BB 71 FC3-6		BB 71 FC4-6	2	0	0	0	1	0	1
85 Randal Grichuk, R (7, PR) OBP: 0.273, SLG: 0.455										0	0	0	0	0	0	0
(7, 9)																
3 Scott Cousins, L (9, PH) OBP: 0.333, SLG: 0.111										0	0	0	0	1	0	0
(9, 9)																
71 Kaleb Cowart, S (1, 10) OBP: 0.333, SLG: 0.385	G4-3				F7		FC3-6 39 G4-3 1-2f		FC4-6 39 CS 1-2f	4	0	0	0	0	0	3
19 Travis Witherspoon, R (1, 8) OBP: 0.333, SLG: 0.444		G6-3			K		G4-3 1-2		CS 1-2	2	0	0	0	0	1	0
39 JB Shuck, L (6, 8) OBP: 0.286, SLG: 0.231										1	0	0	0	0	0	1
Inning Stats	R: 0 E: 0 K: 0 S: 3 H: 0 LOB: 0 BB: 0 P: 3	R: 1 E: 0 K: 1 S: 7 H: 1 LOB: 1 BB: 1 P: 11	R: 0 E: 0 K: 0 S: 5 H: 1 LOB: 1 BB: 0 P: 5	R: 0 E: 0 K: 1 S: 5 H: 0 LOB: 0 BB: 0 P: 5	R: 0 E: 0 K: 1 S: 5 H: 0 LOB: 0 BB: 0 P: 5	R: 2 E: 0 K: 1 S: 6 H: 2 LOB: 1 BB: 2 P: 14	R: 0 E: 0 K: 1 S: 5 H: 0 LOB: 2 BB: 1 P: 9	R: 0 E: 1 K: 1 S: 6 H: 1 LOB: 1 BB: 0 P: 6	R: 0 E: 0 K: 0 S: 3 H: 0 LOB: 0 BB: 1 P: 7	1B: 4 2B: 0 3B: 0 HR: 1 SF: 0 SAC: 0 DP: 1 HBP: 0						

PITCHER	IP	WLS	BF	H	R	ER	SO	BB	IBB	HBP	BLK	WP	HR	S	P	ERA	WHIP
46 Hiram Burgos, R (1, 1) ERA: 4.05	4.0		15	2	1	1	2	1	0	0	0	0	1	20	24	2.25	0.750
31 Burke Badenhop, R (5, 1) ERA:	1.0	H	3	0	0	0	1	0	0	0	0	0	0	5	5	0.00	0.000
63 Tyler Thornburg, R (6, 1) ERA: 9.0	2.0	B	10	2	2	2	2	3	0	0	0	0	0	11	23	9.00	2.500
48 Donovan Hand, R (8, 1) ERA:	1.0		4	1	0	0	1	0	0	0	0	0	0	6	6	0.00	1.000
54 Josh Stinson, R (9, 1) ERA: 1.8	1.0	W	3	0	0	0	0	1	0	0	0	0	0	3	7	0.00	1.000

PITCHER	IP	WLS	BF	H	R	ER	SO	BB	IBB	HBP	BLK	WP	HR	S	P	ERA	WHIP

TOP

Los Angeles Angels @ Milwaukee Brewers

Maryvale Baseball Park, Phoenix, AZ

Sat Mar 02 2013, 3:07 PM - 6:01 PM EST

Att. 5,732 - Sunny - 76 F

livebaseballscorecards.com

AB	30
R	3
H	5
RBI	3
BB	5
SO	6
LOB	13

1B: 4	SF: 0	WP: 0	PA: 36
2B: 0	SAC: 0	PB: 0	
3B: 0	DP: 1	SB: 1	
HR: 1	HBP: 0	CS: 1	

Batter	1	2	3	4	5	6	7	8	9	AB	R	H	RBI	BB	SO	LOB
22 Logan Schafer, L (1, 9) OBP: 0.294, SLG: 0.412	F8	F8		G6-3			K			3	0	0	0	0	0	2
93 Kentrail Davis, L (7, PH) OBP: 0.100, SLG: 0.100 (8, 9)										1	0	0	0	0	1	0
23 Rickie Weeks Jr., R (1, 4) OBP: 0.286, SLG: 0.538	K		18 P4-5 2B		HR		G4-3			3	1	2	1	0	1	0
3 Scooter Gennett, L (6, 4) OBP: 0.308, SLG: 0.182										1	0	0	0	0	0	0
18 Khris Davis, R (1, 10) OBP: 0.294, SLG: 0.500	1B		P4-5 2-3f		F8		BB			3	0	1	0	1	0	1
16 Aramis Ramirez, R (1, 5) OBP: 0.091, SLG: 0.182	P3		20 1B 2B		G5-3		G5-3			2	0	1	0	0	0	1
12 Martin Maldonado, R (3, PR) OBP: 0.154, SLG: 0.083 (4, 3) (8, 2)										2	0	0	0	0	0	1
20 Jonathan Lucroy, R (1, 2) OBP: 0.357, SLG: 0.500		14 1B 5 2B 1B	2-3 1B		G5-3			P4		3	1	2	0	0	0	0
62 Sean Halton, R (8, 3) OBP: 0.273, SLG: 0.364										1	0	0	0	0	0	0
14 Jeff Bianchi, R (1, 6) OBP: 0.200, SLG: 0.200		5 2B 1B 1-2	G4-3			F7		F9		3	1	1	0	0	0	3
21 Donnie Murphy, R (8, PH) OBP: 0.250, SLG: 0.100 (9, 6)										1	0	0	0	0	0	0
5 Taylor Green, L (1, 3) OBP: 0.250, SLG: 0.125 (4, 5)		58 FC6-5 2B 1-H 2-H		K		G4-3		G4-3		3	0	1	2	0	1	0
94 Blake Davis, L (7, 5) OBP: 0.250, SLG: 0.250										1	0	0	0	0	0	0
58 Josh Prince, R (1, 7) OBP: 0.200, SLG: 0.357		FC6-5 15 S 2-3		K		15 S 1B			15 SF8 3B	3	0	1	0	0	1	1
28 Rene Tosoni, L (9, PH) OBP: 0.667, SLG: 1.500										1	1	1	0	0	0	0
15 Caleb Gindl, L (1, 8) OBP: 0.563, SLG: 0.769		1-2		2B		F8 1-2			SF8 3-H	3	0	1	1	0	1	2
Inning Stats	R: 0 E: 0 K: 1 S: 6 H: 1 LOB: 1 BB: 0 P: 6	R: 2 E: 0 K: 1 S: 8 H: 3 LOB: 1 BB: 0 P: 8	R: 0 E: 0 K: 0 S: 5 H: 3 LOB: 3 BB: 0 P: 5	R: 0 E: 0 K: 2 S: 8 H: 1 LOB: 1 BB: 0 P: 8	R: 1 E: 0 K: 0 S: 4 H: 1 LOB: 0 BB: 0 P: 4	R: 0 E: 0 K: 0 S: 5 H: 1 LOB: 1 BB: 0 P: 5	R: 0 E: 0 K: 1 S: 5 H: 0 LOB: 1 BB: 1 P: 9	R: 0 E: 0 K: 0 S: 3 H: 0 LOB: 0 BB: 0 P: 3	R: 1 E: 0 K: 0 S: 2 H: 1 LOB: 0 BB: 0 P: 2	1B: 5 2B: 5 3B: 1 HR: 1	SF: 1 SAC: 0 DP: 1 HBP: 0						

BOTTOM

Los Angeles Angels @ Milwaukee Brewers

Maryvale Baseball Park, Phoenix, AZ

Sat Mar 02 2013, 3:07 PM - 6:01 PM EST

Att. 5,732 - Sunny - 76 F

livebaseballscorecards.com

AB	34
R	4
H	11
RBI	4
BB	1
SO	5
LOB	11

PITCHER		IP	WLS	BF	H	R	ER	SO	BB	IBB	HBP	BLK	WP	HR	S	P	ERA	WHIP
33 C.J. Wilson, L ERA: 10.8	(1, 1)	1.2		9	4	2	2	2	0	0	0	0	0	0	13	13	10.80	2.400
36 Jeremy Berg, R ERA: 6.75	(2, 1)	0.1		1	0	0	0	0	0	0	0	0	0	0	1	1	0.00	0.000
Garrett Richards, R ERA: 1.8	(3, 1)	3.0		13	5	1	1	2	0	0	0	0	0	1	17	17	3.00	1.667
49 Ernesto Frieri, R ERA:	(6, 1)	1.0		4	1	0	0	0	0	0	0	0	0	0	5	5	0.00	1.000
86 Kevin Johnson, R ERA: 3.0	(7, 1)	1.0		4	0	0	0	1	1	0	0	0	0	0	5	9	0.00	1.000

PITCHER		IP	WLS	BF	H	R	ER	SO	BB	IBB	HBP	BLK	WP	HR	S	P	ERA	WHIP
62 Ryan Brasier, R ERA: 9.0	(8, 1)	1.0		3	0	0	0	0	0	0	0	0	0	0	3	3	0.00	0.000
84 Robert Coello, R ERA: 19.29	(9, 1)	0.1	L	2	1	1	1	0	0	0	0	0	0	0	2	2	27.00	3.000

PA: 36

WP: 0 PB: 0 SB: 2 CS: 0

Milwaukee Brewers @ Chicago Cubs

Hohokam Park, Mesa, AZ

Sun Mar 03 2013, 3:08 PM - 6:23 PM EST

Att. 7,431 - Cloudy - 74 F

TOP

livebaseballscorecards.com

Batter	1	2	3	4	5	6	7	8	9	AB	R	H	RBI	BB	SO	LOB
7 Norichika Aoki, L (1, 9) OBP: 0.333, SLG: 0.267	G4-3	P2		G4-3			G4-3		F9	3	0	0	0	0	0	1
3 Scooter Gennett, L (6, 4) OBP: 0.267, SLG: 0.154										2	0	0	0	0	0	0
9 Jean Segura, R (1, 6) OBP: 0.471, SLG: 0.688	27 HBP, 23 S, 22 BB, 1B	FC1, 23 G5-4-3, 1-2		G5-3			F8		P6	3	1	1	0	0	0	1
58 Josh Prince, R (6, 8) OBP: 0.176, SLG: 0.313										2	0	0	0	0	0	0
23 Rickie Weeks Jr., R (1, 4) OBP: 0.294, SLG: 0.467	22 BB, 27 HBP, 5, 1B, 1-2, BB	G5-4-3, 1-2f		K			P4			2	1	0	0	1	1	2
15 Caleb Gindl, L (6, 9) OBP: 0.529, SLG: 0.714										1	0	0	0	0	0	0
27 Carlos Gómez, R (1, 8) OBP: 0.643, SLG: 0.800	5, 1B, 22 BB, 1-2, 2-3, HBP		HR		K2-3			K		2	1	1	1	0	1	0
18 Khris Davis, R (6, 7) OBP: 0.278, SLG: 0.471										1	0	0	0	0	1	0
22 Logan Schafer, L (1, 7) OBP: 0.350, SLG: 0.421	5, 1B, 1-2, 2-3, 3-H, BB		G3-1		5 K, 5 S, 1B			70 G6-3, 2B		2	0	1	1	1	0	0
92 Hunter Morris, L (6, 3) OBP: 0.125, SLG: 0.188										1	0	1	0	0	0	0
5 Taylor Green, L (1, 3) OBP: 0.304, SLG: 0.263	1-2, 2-3, 3-H, 1B		50 2B, 2B		SAFE, K, 1-3			G6-3, 2-3		3	1	2	1	0	1	1
70 Brandon Macias, R (6, 5)										1	0	0	0	0	0	1
21 Donnie Murphy, R (1, 5) OBP: 0.200, SLG: 0.077	K	K	K			K		BB		3	0	0	0	0	3	4
70 Nick Shaw, L (6, 6) OBP: 0.667, SLG: 0.500										0	0	0	0	1	0	0
50 Blake Lalli, L (1, 2) OBP: 0.385, SLG: 0.750	G6-3		2-H, 2B			G3-1		G3		3	0	1	1	0	0	3
91 Adam Weisenburger, R (7, 2) OBP: 0.500, SLG: 0.500										1	0	0	0	0	0	2
93 Kentrail Davis, L (1, 10) OBP: 0.143, SLG: 0.077		9 E, BB	G4-3			F9			F8	3	0	0	0	1	0	1

	AB	33
	R	4
	H	7
	RBI	4
	BB	4
	SO	7
	LOB	16

Inning Stats																																		
	R: 2	H: 2	E: 0	LOB: 3	K: 1	BB: 2	S: 7	P: 16	R: 0	H: 0	E: 1	LOB: 1	K: 0	BB: 1	S: 3	P: 7	R: 2	H: 3	E: 0	LOB: 1	K: 1	BB: 0	S: 8	P: 9	R: 0	H: 0	E: 0	LOB: 0	K: 1	BB: 0	S: 5	P: 5	R: 0	H: 1	E: 0	LOB: 0	K: 2	BB: 0	S: 7	P: 7
	R: 0	H: 0	E: 0	LOB: 0	K: 1	BB: 0	S: 5	P: 5	R: 0	H: 0	E: 0	LOB: 0	K: 0	BB: 0	S: 3	P: 3	R: 0	H: 1	E: 0	LOB: 2	K: 1	BB: 1	S: 6	P: 10	R: 0	H: 0	E: 0	LOB: 0	K: 0	BB: 0	S: 3	P: 3	1B: 3	SF: 0	2B: 3	SAC: 0	3B: 0	DP: 1	HR: 1	HBP: 1
	WP: 0	PA: 38	PB: 0	SB: 2	CS: 0																													

PITCHER		IP	WLS	BF	H	R	ER	SO	BB	IBB	HBP	BLK	WP	HR	S	P	ERA	WHIP
36 Edwin Jackson, R ERA: 4.5	(1, 1)	2.0	L	12	2	2	2	1	3	0	1	0	0	0	10	23	9.00	2.500
76 Drew Carpenter, R ERA: 5.4	(3, 1)	3.0		12	4	2	2	4	0	0	0	0	0	1	20	21	6.00	1.333
47 Hisanori Takahashi, L ERA: 2.25	(6, 1)	1.0		3	0	0	0	1	0	0	0	0	0	0	5	5	0.00	0.000
11 Kyuji Fujikawa, R ERA:	(7, 1)	1.0		3	0	0	0	0	0	0	0	0	0	0	3	3	0.00	0.000
84 Tony Zych, R ERA:	(8, 1)	0.2		3	1	0	0	1	0	0	0	0	0	0	5	5	0.00	1.500

PITCHER		IP	WLS	BF	H	R	ER	SO	BB	IBB	HBP	BLK	WP	HR	S	P	ERA	WHIP
94 Zac Rosscup, L ERA:	(8, 1)	0.1		2	0	0	0	0	1	0	0	0	0	0	1	5	0.00	3.000
71 Trey McNutt, R ERA: 3.0	(9, 1)	1.0		3	0	0	0	0	0	0	0	0	0	0	3	3	0.00	0.000

Milwaukee Brewers @ Chicago Cubs

Hohokam Park, Mesa, AZ

Sun Mar 03 2013, 3:08 PM - 6:23 PM EST

Att. 7,431 - Cloudy - 74 F

BOTTOM

Batter	1	2	3	4	5	6	7	8	9	AB	R	H	RBI	BB	SO	LOB
24 Luis Valbuena, L (1, 5) OBP: 0.545, SLG: 1.000	BBBB 4-0 44 F8 15 S BB		X 0-0 ② F9		X 0-0 ② G5-3	SSS 0-3 ③ K			BBBB 4-0 BB	2	0	0	0	1	0	1
96 Daniel Vogelbach, L (6, 3)										1	0	0	0	1	1	3
91 Zeke DeVoss, S (9, PR)										0	0	0	0	0	0	0
15 Darwin Barney, R (1, 4) OBP: 0.313, SLG: 0.333	BX 1-0 ① P2 1-2		X 0-0 E5 1-2		X 0-0 E6		H 1-0 73 K HBP		SSC 0-3 ③ K	3	0	0	0	0	0	2
95 Tim Saunders, R (6, 4)										1	0	0	0	0	1	1
44 Anthony Rizzo, L (1, 3) OBP: 0.333, SLG: 0.429	X 0-0 ② F8 2-3		X 0-0 ③ F9		X 0-0 ③ G4-3		1 SAFE SSS 0-3 ①② K 1-2			3	0	0	0	0	0	4
73 Junior Lake, R (6, 5) OBP: 0.333, SLG: 0.571										1	0	0	0	0	1	1
12 Alfonso Soriano, R (1, 10) OBP: 0.357, SLG: 0.250	SSS 0-3 ③ K			X 0-0 ① L8		SSC 0-3 ① K	X 0-0 ③ G5-3			2	0	0	0	0	1	1
16 Darnell McDonald, R (6, PH) OBP: 0.267, SLG: 0.538										2	0	0	0	0	1	0
(7, 10)																
19 Nate Schierholtz, L (1, 9) OBP: 0.467, SLG: 0.750		X 0-0 53 P3 2B		X 0-0 ② F7		BBBB 4-0 21 WP 21 S 70 BB BB		X 0-0 ① F8		2	1	1	0	1	0	0
51 Steve Clevenger, L (7, 2) OBP: 0.500, SLG: 0.444										1	0	0	0	0	0	0
53 Welington Castillo, R (1, 2) OBP: 0.357, SLG: 0.500		2 SAFE X 0-0 ①② P3 2-3		X 0-0 ③ G6-3		X 0-0 ② P4		H 1-0 72 G6-4-3 HBP		3	0	0	0	0	0	2
94 John Andreoli, R (7, 9)										0	0	0	0	0	0	0
21 Scott Hairston, R (1, 8) OBP: 0.214, SLG: 0.154		SSS 0-3 ③ K			SSS 0-3 ① K	BBBB 4-0 70 BB 7 HBP 1-3 BB		X 0-0 ②③ G6-4-3 1-2f		2	0	0	0	1	2	0
72 Matt Szczur, R (7, 8) OBP: 0.154, SLG: 0.083										1	0	0	0	0	0	1
7 Brett Jackson, L (1, 7) OBP: 0.467, SLG: 0.889			BBBB 4-0 15 E BB		BBBB 4-0 70 HR BB	H 1-0 70 BB 1-2 HBP			X 0-0 ① G4-3	1	1	0	0	2	0	0
70 Javier Báez, R (1, 6) OBP: 0.375, SLG: 0.533			SSC 0-3 ① K		BFX 1-1 1-H HR	BBBB 4-0 1-2 2-3 3-H BB			X 0-0 ② G4-3	3	1	1	3	1	1	1

Inning Stats	1	2	3	4	5	6	7	8	9
	R: 0 H: 0 E: 0 LOB: 1 K: 1 BB: 1 S: 5 P: 10	R: 0 H: 1 E: 0 LOB: 0 K: 1 BB: 0 S: 5 P: 5	R: 0 H: 0 E: 1 LOB: 2 K: 1 BB: 1 S: 6 P: 10	R: 0 H: 0 E: 0 LOB: 0 K: 0 BB: 0 S: 3 P: 3	R: 2 H: 1 E: 1 LOB: 1 K: 1 BB: 1 S: 8 P: 13	R: 1 H: 0 E: 0 LOB: 3 K: 2 BB: 3 S: 7 P: 20	R: 0 H: 0 E: 0 LOB: 0 K: 1 BB: 0 S: 4 P: 5	R: 0 H: 0 E: 0 LOB: 0 K: 0 BB: 0 S: 2 P: 3	R: 0 H: 0 E: 0 LOB: 1 K: 1 BB: 1 S: 5 P: 9

	AB	28
	R	3
	H	2
	RBI	3
	BB	7
	SO	8
	LOB	17

	1B: 0	SF: 0	WP: 1	PA: 38
	2B: 1	SAC: 0	PB: 0	
	3B: 0	DP: 1	SB: 2	
	HR: 1	HBP: 3	CS: 0	

livebaseballscorecards.com

PITCHER		IP	WLS	BF	H	R	ER	SO	BB	IBB	HBP	BLK	WP	HR	S	P	ERA	WHIP
41 Marco Estrada, R ERA:	(1, 1)	4.0	W	15	1	0	0	3	2	0	0	0	0	0	19	28	0.00	0.750
53 Brandon Kintzler, R ERA: 5.79	(5, 1)	1.0		6	1	2	2	1	1	0	0	0	0	1	8	13	18.00	2.000
45 Kelvim Escobar, R ERA: 13.5	(6, 1)	0.2	H	5	0	1	1	1	2	0	1	0	1	0	4	13	13.50	3.000
74 Michael Olmsted, R ERA: 2.25	(6, 1)	0.1	H	2	0	0	0	1	1	0	0	0	0	0	3	7	0.00	3.000
71 Johnny Hellweg, R ERA:	(7, 1)	2.0	H	6	0	0	0	1	0	0	2	0	0	0	6	8	0.00	0.000

PITCHER		IP	WLS	BF	H	R	ER	SO	BB	IBB	HBP	BLK	WP	HR	S	P	ERA	WHIP
76 Alfredo Figaro, R ERA:	(9, 1)	1.0	S	4	0	0	0	1	1	0	0	0	0	0	5	9	0.00	1.000

Batter	1	2	3	4	5	6	7	8	9	AB	R	H	RBI	BB	SO	LOB
24 Tyson Gillies, L (1, 8) OBP: 0.400, SLG: 0.400	G4-3		33 BB; 16 G6-3; 1-2; 1B	FC3-6; 1-2f; 2-3		F7		29 G5-4-3; 11 BB; 5 WP; 1-2; 2-3; 3-H; 1B		5	1	2	1	0	0	3
16 Cale Iorg, R (1, 6) OBP: 0.250, SLG: 0.500 11 Jonathan Malo, R (7, 6)	P5		G6-3; 1-2; 2-3	K			29 G6-3; 2B	29 G5-4-3; BB; 1-2; 2-3; 3-H		4 0	0 0	1 0	0 1	0 1	1 0	4 0
14 Tim Smith, L (1, 10) 29 Jimmy Van Ostrand, R (7, PH) (7, 10)	P3		33 BB; BB		33 E; 33 S; 13 WP; BB		G6-3; 2-3	G5-4-3; 1-2f; 2-3; 3-H		1 2	1 0	0 0	0 0	2 0	0 0	0 3
33 Justin Morneau, L (1, 3) 5 Taylor Green, L (6, 3)	G1-3		1-2; 2-3; 3-H; BB		SAFE; 1-3; K		BB	F9; 3-H		2 0	0 0	0 0	1 0	1 0	1 0	1 0
13 Brett Lawrie, R (1, 5) OBP: 0.400, SLG: 0.250	20 G1-3; 1B	F7			20 G4-6-3; 3-H; BB		F9		G1-3	4	0	1	0	1	0	5
20 Michael Saunders, L (1, 9) OBP: 0.333, SLG: 1.333 9 Rene Tosoni, L (6, 9)	G1-3; 1-2			3-2; HR	G4-6-3; 1-2f		F7		BB	3 0	1 0	1 0	1 0	0 0	0 0	2 0
21 Adam Loewen, L (1, 7) OBP: 0.200, SLG: 0.200	K			G4-3		G4-3		4 1B; 55 BB; 24 1B; 1B	G4-6-3; 1-2f	5	1	1	0	0	1	2
30 Chris Robinson, R (1, 2) 55 John Suomi, L (6, 2)		P4	24 FC3-6; 4 1B; BB			4 E; BB		24 1B; 4 1B; 11 BB; 1-2; BB		1 0	0 1	0 0	0 0	2 1	0 0	0 0
4 Pete Orr, L (1, 4) OBP: 0.750, SLG: 0.750		16 G6-3; 24 1B; 33 BB; 1B		24 FC3-6; 1-2; 1B		1 SAFE; F7; 1-2		11 BB; 24 1B; 29 G5-4-3; 1-2; 2-3; 1B		4	2	3	0	0	0	1
Inning Stats	R: 0 E: 0 K: 0 S: 3 H: 0 LOB: 0 BB: 0 P: 3	R: 0 E: 0 K: 1 S: 6 H: 1 LOB: 1 BB: 0 P: 6	R: 1 E: 0 K: 0 S: 5 H: 2 LOB: 3 BB: 2 P: 13	R: 1 E: 0 K: 1 S: 9 H: 2 LOB: 2 BB: 1 P: 16	R: 1 E: 1 K: 1 S: 4 H: 0 LOB: 0 BB: 2 P: 13	R: 0 E: 1 K: 0 S: 3 H: 0 LOB: 1 BB: 1 P: 7	R: 0 E: 0 K: 0 S: 4 H: 1 LOB: 2 BB: 1 P: 8	R: 4 E: 0 K: 0 S: 5 H: 3 LOB: 0 BB: 2 P: 14	R: 0 E: 0 K: 0 S: 2 H: 0 LOB: 0 BB: 1 P: 6	1B: 7 2B: 1 3B: 0 HR: 1	SF: 0 SAC: 0 DP: 3 HBP: 0						

TOP

Canada @ Milwaukee Brewers

Maryvale Baseball Park, Phoenix, AZ

Tue Mar 05 2013, 3:06 PM - 6:16 PM EST

Att. 2,375 - Partly Cloudy - 80 F

livebaseballscorecards.com

AB	31
R	7
H	9
RBI	4
BB	8
SO	3
LOB	21



PITCHER		IP	WLS	BF	H	R	ER	SO	BB	IBB	HBP	BLK	WP	HR	S	P	ERA	WHIP
38 Chris Narveson, L ERA: 3.38	(1, 1)	2.2		13	3	1	1	1	2	0	0	0	0	0	13	21	3.38	1.875
68 Jesus Sanchez, R ERA:	(3, 1)	0.1		1	0	0	0	0	0	0	0	0	0	0	1	1	0.00	0.000
60 Wily Peralta, R ERA: 4.5	(4, 1)	2.0	B	10	2	2	1	2	3	0	0	0	1	1	13	29	4.50	2.500
Rob Wooten, R ERA:	(6, 1)	1.0		4	0	0	0	0	1	0	0	0	0	0	3	7	0.00	1.000
32 Tom Gorzelanny, L ERA:	(7, 1)	1.0		5	1	0	0	0	1	0	0	0	0	0	4	8	0.00	2.000

PITCHER		IP	WLS	BF	H	R	ER	SO	BB	IBB	HBP	BLK	WP	HR	S	P	ERA	WHIP
51 Michael Gonzalez, L ERA: 36.0	(8, 1)	1.0	L	7	3	4	4	0	2	0	0	0	1	0	5	14	36.00	5.000
31 Burke Badenhop, R ERA:	(9, 1)	1.0		3	0	0	0	0	1	0	0	0	0	0	2	6	0.00	1.000

Canada @ Milwaukee Brewers

Maryvale Baseball Park, Phoenix, AZ

Tue Mar 05 2013, 3:06 PM - 6:16 PM EST

Att. 2,375 - Partly Cloudy - 80 F

BOTTOM

Batter	1	2	3	4	5	6	7	8	9	AB	R	H	RBI	BB	SO	LOB
7 Norichika Aoki, L (1, 9)	BBBB 4-0 23 G3 9 S BB		X 0-0 9 CS 2B		BBBB 4-0 23 BB 9 HBP 27 G5-3 BB		X 0-0 ① F7		SSS 0-3 ① K	1	1	1	0	2	0	0
15 Caleb Gindl, L (6, 9)										2	0	0	0	0	1	1
(8, 8)																
9 Jean Segura, R (1, 6) OBP: 0.667, SLG: 0.500	CCC 0-3 ① K 1-2		B X 1-0 ② 23 2B 2-3 1B		H 1-0 27 G5-3 23 BB 1-2 HBP		CBBX 2-1 ② 2-3 HR		X 0-0 ② G6-3	2	1	1	0	0	1	1
18 Khris Davis, R (6, 7) OBP: 0.500, SLG: 2.000										2	1	1	1	0	0	0
23 Rickie Weeks Jr., R (1, 4) OBP: 0.667, SLG: 1.000	X 0-0 ② G3 2-3		X 0-0 27 1B 1-H 2B		BBBB 4-0 27 G5-3 1-2 2-3 BB		X 0-0 2B		X 0-0 94 1B 1B	2	1	1	1	1	0	1
3 Scooter Gennett, L (6, 4) OBP: 1.000, SLG: 1.500										2	0	2	0	0	0	0
27 Carlos Gómez, R (1, 8) OBP: 0.667, SLG: 0.500	H 1-0 11 S HBP		X 0-0 2-H 1B		X 0-0 ② G5-3 1-2 2-3 3-H		CCC 0-3 ③ K		X 0-0 1-2 1B	2	0	1	2	0	0	2
94 Blake Davis, L (6, 5) OBP: 0.500, SLG: 0.500										2	0	1	0	0	1	1
(9, 6)																
11 Alex Gonzalez, R (1, 3)	CX 0-1 ③ G3 1-2		X 0-0 ③ L5		X 0-0 ③ P4			X 0-0 ① F7	SSS 0-3 ③ K	2	0	0	0	0	0	3
92 Hunter Morris, L (4, 3)										3	0	0	0	0	1	4
22 Logan Schafer, L (1, 7)		X 0-0 ① B1-3		SSS 0-3 ① K		SSS 0-3 ① K		X 0-0 2B		3	0	0	0	0	2	0
(6, 8)																
93 Kentrail Davis, L (8, 9) OBP: 1.000, SLG: 2.000										1	0	1	0	0	0	0
2 Bobby Crosby, R (1, 5)		BBBB 4-0 50 G4-6-3 BB		CCC 0-3 ② K		BBBB 4-0 50 G4-3-6 BB		BBBB 4-0 BB		1	0	0	0	1	1	0
21 Donnie Murphy, R (5, 5)										0	0	0	0	2	0	0
(6, 6)																
70 Brandon Macias, R (9, 5)										0	0	0	0	0	0	0
50 Blake Lalli, L (1, 2)	X 0-0 ② ③ G4-6-3 1-2f		X 0-0 ③ F7		X 0-0 ② ③ G4-3-6 1-2f			SSS 0-3 ② K		4	0	0	0	0	1	4
79 Anderson De La Rosa, R (9, 2)										0	0	0	0	0	0	0
58 Josh Prince, R (1, 10) OBP: 0.250, SLG: 0.250		SSS 0-3 ① K			SSS 0-3 ① K		X 0-0 E7 18 CS 1B	X 0-0 ③ F7		4	0	1	0	0	2	2
Inning Stats	R: 0 E: 0 K: 1 S: 6 H: 0 LOB: 2 P: 11	R: 0 E: 0 K: 0 S: 2 H: 0 LOB: 0 BB: 1 P: 6	R: 2 E: 0 K: 1 S: 8 H: 4 LOB: 1 BB: 0 P: 9	R: 0 E: 0 K: 2 S: 7 H: 0 LOB: 0 BB: 0 P: 7	R: 1 E: 0 K: 1 S: 5 H: 0 LOB: 2 BB: 2 P: 14	R: 0 E: 0 K: 1 S: 4 H: 0 LOB: 0 BB: 1 P: 8	R: 1 E: 1 K: 1 S: 8 H: 3 LOB: 1 BB: 0 P: 10	R: 0 E: 0 K: 2 S: 6 H: 1 LOB: 2 BB: 1 P: 10	R: 0 E: 0 K: 2 S: 9 H: 2 LOB: 2 BB: 0 P: 9	1B: 5 2B: 4 3B: 0 HR: 1	SF: 0 SAC: 0 DP: 2 HBP: 2						

AB	33
R	4
H	10
RBI	4
BB	6
SO	10
LOB	19

livebaseballscorecards.com

PITCHER	IP	WLS	BF	H	R	ER	SO	BB	IBB	HBP	BLK	WP	HR	S	P	ERA	WHIP
18 Jameson Taillon, R (1, 1) ERA: 6.75	2.2		13	4	2	2	2	2	0	1	0	0	0	15	25	6.75	2.250
47 Scott Mathieson, R (3, 1) ERA:	1.1		4	0	0	0	2	0	0	0	0	0	0	8	8	0.00	0.000
45 Shawn Hill, R (5, 1) ERA: 9.0	1.0	B	6	0	1	1	1	2	0	1	0	0	0	5	14	9.00	2.000
27 Andrew Albers, L (6, 1) ERA: 4.5	2.0	W	8	3	1	1	2	1	0	0	0	0	1	12	18	4.50	2.000
51 Jim Henderson, R (8, 1) ERA:	1.0	H	5	1	0	0	1	1	0	0	0	0	0	6	10	0.00	2.000

PITCHER	IP	WLS	BF	H	R	ER	SO	BB	IBB	HBP	BLK	WP	HR	S	P	ERA	WHIP
59 John Axford, R (9, 1) ERA:	1.0	S	5	2	0	0	2	0	0	0	0	0	0	9	9	0.00	2.000

Batter	1	2	3	4	5	6	7	8	9	AB	R	H	RBI	BB	SO	LOB
7 Norichika Aki, L (1, 9) OBP: 0.286, SLG: 0.222 58 Josh Prince, R (6, 7) OBP: 0.263, SLG: 0.353	B SI 91 C SI 91 B FF 90 F SI 91 X CH 83 2-2 ① G1-3		B FF 90 F FF 89 X FF 90 1-1 ① G3-1		C SI 92 B CH 81 C CH 80 B SL 83 F SI 93 S CH 80 2-3 ① K		B SI 90 D SL 84 C SI 90 B SI 91 D SI 90 4-1 21 S 21 1B BB	C FF 89 B FF 90 X CU 77 1-1 1-2 1B		3 0 0 0 0 1 0 1 1 1 0 1 0 0					
9 Jean Segura, R (1, 6) OBP: 0.400, SLG: 0.579 21 Donnie Murphy, R (6, 6) OBP: 0.235, SLG: 0.133	C SI 91 X CH 82 0-1 ② G5-3		X SL 80 0-0 ② F9		L SL 82 F SI 94 B SI 94 F SL 82 X SL 77 1-2 ② F9		F SI 90 B SL 82 C SL 83 F SL 82 F SI 89 B SL 82 X SL 81 2-2 3 2B 62 G5-3 1-H 2-H 1B	F FF 90 S CU 76 S FF 90 0-3 ③ K		3 0 0 0 0 0 0 2 1 1 2 0 1 2					
23 Rickie Weeks Jr., R (1, 4) OBP: 0.400, SLG: 0.556 3 Scooter Gennett, L (6, 4) OBP: 0.353, SLG: 0.333	B CH 81 S SI 91 X CH 82 1-1 18 1B 1B		C CH 82 X SI 90 0-1 18 HR 1B		C SI 94 S CU 77 B CH 82 F CU 77 F SI 94 F CU 77 X SI 93 1-2 18 WP 1B		C SI 89 F SI 90 1 SAFE B SL 75 X SL 83 1-2 1-3 2B		B SI 90 B SI 89 S SI 88 F SI 87 F SI 85 B SI 92 X SI 89 3-2 62 1B 1B	3 1 3 0 0 0 0 2 0 2 0 0 0 0						
18 Khris Davis, R (1, 10) OBP: 0.333, SLG: 0.650 62 Sean Halton, R (7, PH) OBP: 0.308, SLG: 0.385 (7, 10)	X SI 90 0-0 1-3 1B		B SL 82 B SI 90 X SI 91 2-0 1-H HR		F SL 82 F SI 91 B SL 78 B CU 81 F SI 91 X CH 80 2-2 ③ F8 1-2		B SL 82 F SI 88 X SI 87 1-1 ② G5-3 3-H		C SL 78 C SI 90 B SL 80 X SI 91 1-2 ① 1-2 1B	3 1 2 2 0 0 1 2 0 1 1 0 0 1						
22 Logan Schafer, L (1, 8) OBP: 0.333, SLG: 0.391 Nick Ramirez, L (7, 3)	C CH 80 F CH 81 F SL 82 D SI 85 S CU 73 1-3 ③ K		B SL 82 X SI 91 1-0 2 S 1B			C SI 91 B CU 76 B CH 79 X SI 91 2-1 ① F8	C CU 73 C CU 78 X CU 79 0-2 ③ F9		B SI 90 S SI 90 B CH 84 S SI 89 F FF 89 S SI 84 2-3 ② K	4 0 1 0 0 1 3 1 0 0 0 0 1 1						
2 Bobby Crosby, R (1, 5) 70 Brandon Macias, R (6, 5)		C SI 89 B SL 81 F CH 81 C CU 72 1-3 ① K	F SI 90 S CH 82 X SL 81 0-2 ③ G6-3 1-2			B SL 84 B SI 91 F SI 92 F SI 91 F CU 77 B CH 80 X SI 93 3-2 ② F9		B SI 90 X FF 91 1-0 ① G3-1	S SL 80 D SL 81 H SI 90 2-1 HBP	3 0 0 0 0 1 1 1 0 0 0 0 0 0						
15 Caleb Gindl, L (1, 7) OBP: 0.450, SLG: 0.588 (6, 9) 93 Kentrail Davis, L (8, PH) OBP: 0.125, SLG: 0.067 (8, 9)		B FF 91 C SI 91 B CH 83 F SI 91 C CU 72 2-3 ② K	C SI 90 S CH 81 B CH 81 B SI 91 S CH 79 2-3 ① K			C SI 93 F CH 82 S CH 80 0-3 ③ K		C CU 74 B FF 91 S CU 78 S CU 78 1-3 ② K	F SI 90 T SI 84 S SI 85 0-3 ③ K	3 0 0 0 0 3 0 2 0 0 0 0 2 2						
92 Hunter Morris, L (1, 3) OBP: 0.211, SLG: 0.389 Cole Garner, R (7, 8) OBP: 1.000, SLG: 2.500		B SI 93 F FF 92 B CU 79 B FF 90 F SI 92 X SL 81 3-2 HR	B CU 76 C CU 75 B SI 92 B SI 91 B SI 91 4-1 40 G1-6-3 BB				B SI 89 B SI 90 B SI 90 X SI 90 3-0 ① L9	B FF 91 B FF 92 B FF 91 C FF 90 X SI 90 3-1 HR		2 1 1 1 1 0 0 1 1 1 1 0 0 0						
40 Robinzon Diaz, R (1, 2) OBP: 0.250, SLG: 0.375 72 Dayton Buller, R (7, 2) OBP: 1.000, SLG: 1.000		X SL 81 0-0 ③ P3	B SI 91 F SI 92 D FC 86 X SI 92 2-1 ②③ G1-6-3 1-2f				B CU 78 B SI 90 X SI 89 2-0 21 S 21 1B 2B	C FF 92 F CU 79 B SL 80 X FF 91 1-2 58 1B 1B		3 1 1 0 0 0 1 1 0 1 0 0 0 0						
Inning Stats	R: 0 E: 0 K: 1 S: 12 H: 2 LOB: 2 BB: 0 P: 16	R: 1 E: 0 K: 2 S: 10 H: 1 LOB: 0 BB: 0 P: 16	R: 2 E: 0 K: 0 S: 10 H: 3 LOB: 1 BB: 0 P: 14	R: 0 E: 0 K: 1 S: 6 H: 0 LOB: 0 BB: 1 P: 14	R: 0 E: 0 K: 1 S: 18 H: 1 LOB: 1 BB: 0 P: 24	R: 0 E: 0 K: 1 S: 9 H: 0 LOB: 0 BB: 0 P: 14	R: 3 E: 0 K: 0 S: 16 H: 3 LOB: 1 BB: 1 P: 29	R: 1 E: 0 K: 2 S: 14 H: 3 LOB: 2 BB: 0 P: 21	R: 0 E: 0 K: 2 S: 15 H: 2 LOB: 2 BB: 0 P: 23	1B: 10 2B: 2 3B: 0 HR: 3 SF: 0 SAC: 0 DP: 1 HBP: 1						

PITCHER		IP	WLS	BF	H	R	ER	SO	BB	IBB	HBP	BLK	WP	HR	S	P	ERA	WHIP
49 Blake Beavan, R ERA: 5.63	(1, 1)	3.0		15	6	3	3	3	0	0	0	0	0	2	32	46	9.00	2.000
50 Erasmo Ramírez, R ERA:	(4, 1)	3.0		10	1	0	0	3	1	0	0	0	1	0	33	52	0.00	0.667
53 Josh Kinney, R ERA: 7.36	(7, 1)	0.2	B	6	3	3	3	0	1	0	0	0	0	0	13	26	40.50	6.000
41 Charlie Furbush, L ERA: 2.08	(7, 1)	1.1	L	7	3	1	1	2	0	0	0	0	0	1	17	24	6.75	2.250
31 Kameron Loe, R ERA:	(9, 1)	1.0		5	2	0	0	2	0	0	1	0	0	0	15	23	0.00	2.000

PITCHER	IP	WLS	BF	H	R	ER	SO	BB	IBB	HBP	BLK	WP	HR	S	P	ERA	WHIP

TOP

Milwaukee Brewers @ Seattle Mariners

Peoria Stadium, Peoria, AZ

Wed Mar 06 2013, 3:10 PM - 6:21 PM EST

Att. 4,842 - Sunny - 75 F

livebaseballscorecards.com

AB	40
R	7
H	15
RBI	7
BB	2
SO	10
LOB	12

1B: 10	SF: 0	WP: 1	PA: 43
2B: 2	SAC: 0	PB: 0	
3B: 0	DP: 1	SB: 3	
HR: 3	HBP: 1	CS: 0	

BOTTOM

Milwaukee Brewers @ Seattle Mariners

Peoria Stadium, Peoria, AZ

Wed Mar 06 2013, 3:10 PM - 6:21 PM EST

Att. 4,842 - Sunny - 75 F

livebaseballscorecards.com

Batter	1	2	3	4	5	6	7	8	9	AB	R	H	RBI	BB	SO	LOB
21 Franklin Gutierrez, R (1, 8) OBP: 0.389, SLG: 1.000 66 Francisco Martinez, R (6, 8) OBP: 0.333, SLG: 0.462	B FF 88 F FF 87 B CH 82 S CH 82 B FC 85 C FF 89 3-3 ① K	F FF 88 S CU 70 B CU 72 B FF 90 1 SAFE X FF 89 2-2 ② FC6-4 1-2f 2-H	C FF 96 C SL 83 X CU 84 0-2 13 1B 38 SF9 1-3 2B	B FF 90 B FF 90 C FF 90 C FF 89 F FF 91 B FF 90 B FF 91 4-2 35 BLK 4 1B BB	C FF 90 S SI 82 F FF 92 S SL 78 0-3 ② K	3 1 1 1 0 1 1 1 0 0 0 1 1 0										
13 Dustin Ackley, L (1, 4) OBP: 0.467, SLG: 0.538 75 Stefen Romero, R (6, 4) OBP: 0.333, SLG: 0.333	C CH 83 B CH 81 F FF 90 B CU 72 B CU 71 X FF 88 3-2 ② P5	C CH 82 S CH 84 1 SAFE B FF 89 S CU 72 1-3 ③ K	B FF 96 X FF 96 1-0 8 WP 8 HR 2-3 3-H 1B	C FF 90 B SL 80 C FF 90 C CH 82 1-3 ① K	F FF 91 F FF 91 S FC 79 0-3 ③ K	3 1 1 1 0 1 1 2 0 0 0 0 2 1										
38 Michael Morse, R (1, 9) OBP: 0.389, SLG: 0.800 4 Carlos Peguero, L (6, 9) OBP: 0.500, SLG: 1.000	C FC 82 S FC 84 B FF 90 X FF 89 1-2 ③ G6-3	X FF 87 0-0 HR	X FF 97 0-0 ② SF9 3-H	F FF 92 X CH 82 0-1 35 BLK 1-2 1B	2 1 1 2 0 0 0 1 0 1 0 0 0 0											
8 Kendrys Morales, S (1, 3) OBP: 0.353, SLG: 0.706 35 Mike Jacobs, L (6, 3) OBP: 0.278, SLG: 0.500	B FF 87 B CH 83 F FF 89 F FF 88 S FF 89 2-3 ① K	B FF 90 F FF 89 X FF 90 1-1 ① G4-3	C FF 97 D SI 91 B SL 84 B FF 94 X FF 95 3-1 1-H HR	B FF 91 C CH 83 S CH 83 D SL 84 B FF 92 X FF 92 3-2 ② G4-3 1-2 2-3	3 1 1 2 0 1 0 1 0 0 0 0 0 2											
12 Jason Bay, R (1, 7) OBP: 0.600, SLG: 1.000 10 Eric Thames, L (6, 7) OBP: 0.364, SLG: 0.353	B FF 87 C FC 82 B FC 82 X FF 88 2-1 ② G5-3	C FF 89 B FF 90 X FF 89 1-1 E7 28 G3 1B	B FF 98 S FF 96 S SL 86 F FF 98 S CU 85 1-3 ③ K	C SL 82 F FF 91 S FF 92 0-3 ③ K	3 0 1 0 0 1 0 1 0 0 0 0 1 2											
28 Raul Ibanez, L (1, 10) OBP: 0.529, SLG: 1.063 5 Mike Zunino, R (8, PH) OBP: 0.353, SLG: 0.500 (9, 10)	B FF 89 B CH 83 F FF 88 X FF 89 2-1 ③ G1	C CH 82 B CH 81 B FF 91 X CH 81 2-1 ② G3 2-3	C FF 90 X CH 84 0-1 26 WP 1B	X FF 91 0-0 ① P4	3 0 1 0 0 0 1 1 0 0 0 0 0 0											
63 Jesus Montero, R (1, 2) OBP: 0.474, SLG: 0.765 9 John Hicks, R (7, 2) OBP: 0.556, SLG: 0.667	X FF 88 0-0 ① G6-3	D SL 83 C SL 83 B FF 90 X CH 83 2-1 ③ F8	B SI 92 C SL 82 X SI 91 1-1 ① F9	B FF 91 F FF 90 T SI 80 B CH 83 F FF 91 F SL 78 X FC 78 2-2 ② P3	3 0 0 0 0 0 2 1 0 0 0 0 0 0											
36 Vinnie Catricala, R (1, 5) OBP: 0.409, SLG: 0.333	B FF 88 C FC 84 B CU 70 B CH 82 B FF 88 4-1 21 WP 26 1B 21 FC6-4 BB	C FF 96 X FF 97 0-1 ① G6-3	S SL 84 D SL 84 F SI 91 S SL 83 1-3 ② K	F FF 90 X FF 91 0-1 ③ G4-3	3 1 0 0 1 1 1											
26 Brendan Ryan, R (1, 6) OBP: 0.615, SLG: 0.900 77 Brad Miller, L (7, 6) OBP: 0.222, SLG: 0.389	B FC 85 C FF 87 1 SAFE C CU 70 D CU 72 X CH 82 2-2 21 FC6-4 1-2 1B	B FF 97 C FF 97 B FF 96 B FF 97 B FF 97 4-1 21 2B 13 1B BB	C SI 90 C SI 91 B SL 83 B SL 84 X SL 84 2-2 ③ G5-3 1-2	B FF 89 X 1-0 ① L8	2 1 1 0 1 0 1 1 0 0 0 0 0 0											
Inning Stats	R: 0 E: 0 K: 1 S: 9 H: 0 LOB: 0 BB: 0 P: 16	R: 0 E: 0 K: 1 S: 7 H: 0 LOB: 0 BB: 0 P: 13	R: 1 E: 0 K: 1 S: 11 H: 1 LOB: 1 BB: 1 P: 20	R: 1 E: 1 K: 0 S: 9 H: 2 LOB: 1 BB: 0 P: 15	R: 4 E: 0 K: 1 S: 14 H: 3 LOB: 0 BB: 1 P: 23	R: 0 E: 0 K: 1 S: 10 H: 1 LOB: 1 BB: 0 P: 14	R: 0 E: 0 K: 2 S: 14 H: 1 LOB: 2 BB: 1 P: 22	R: 0 E: 0 K: 0 S: 8 H: 0 LOB: 0 BB: 0 P: 10	R: 0 E: 0 K: 2 S: 8 H: 0 LOB: 0 BB: 0 P: 9	1B: 5 2B: 1 3B: 0 HR: 2 SF: 1 SAC: 0 DP: 0 HBP: 0	WP: 3 PB: 0 SB: 0 CS: 0 PA: 38					

	AB	34
	R	6
	H	8
	RBI	6
	BB	3
	SO	9
	LOB	12

PITCHER		IP	WLS	BF	H	R	ER	SO	BB	IBB	HBP	BLK	WP	HR	S	P	ERA	WHIP
64 Mike Fiers, R ERA: 3.24	(1, 1)	3.1		14	3	2	2	3	1	0	0	0	1	1	32	56	5.40	1.200
48 Donovan Hand, R ERA:	(4, 1)	0.2	H	2	0	0	0	0	0	0	0	0	0	0	4	8	0.00	0.000
71 Johnny Hellweg, R ERA: 5.14	(5, 1)	1.0	B	7	3	4	4	1	1	0	0	0	1	1	14	23	36.00	4.000
53 Brandon Kintzler, R ERA: 4.76	(6, 1)	1.0		4	1	0	0	1	0	0	0	0	1	0	10	14	0.00	1.000
73 Ariel Peña, R ERA: 6.0	(7, 1)	1.0	W	5	1	0	0	2	1	0	0	1	0	0	14	22	0.00	2.000

PITCHER		IP	WLS	BF	H	R	ER	SO	BB	IBB	HBP	BLK	WP	HR	S	P	ERA	WHIP
77 Jed Bradley, L ERA: 3.86	(8, 1)	2.0	S	6	0	0	0	2	0	0	0	0	0	0	16	19	0.00	0.000

Batter	1	2	3	4	5	6	7	8	9	AB	R	H	RBI	BB	SO	LOB
19 Tony Campana, L (1, 8) OBP: 0.263, SLG: 0.389	11 CS 1B	G3		F8			2B		K	1	0	1	0	0	0	0
39 Brad Snyder, L (1, 8) OBP: 0.273, SLG: 0.250										4	0	1	0	0	1	2
11 AJ Pollock, R (1, 9) OBP: 0.296, SLG: 0.292	2 1B, 2 S, 12 FC3-2 1-2 BB	E4 2 FC4-6			F7		L5			2	0	0	0	1	0	0
70 Matt Davidson, R (6, 5) OBP: 0.240, SLG: 0.227										1	0	0	0	0	0	1
2 Aaron Hill, R (1, 4) OBP: 0.389, SLG: 0.529	12 FC3-2, 13 BB 1-3 1B	FC4-6 12 HR 1-2f			P3			G4-3		3	1	1	0	0	0	1
33 Kila Ka'aihue, L (6, 3) OBP: 0.313, SLG: 0.267										1	0	0	0	0	0	0
13 Jason Kubel, L (1, 7) OBP: 0.300, SLG: 0.353	12 FC3-2 1-2 BB	P6			K			F9		2	0	0	0	1	1	1
66 Alfredo Marte, R (5, 7) OBP: 0.200, SLG: 0.211										1	0	0	0	0	0	0
12 Eric Chavez, L (1, 5) OBP: 0.438, SLG: 0.733	FC3-2 1-2 2-3 3-Hf	1-H HR				G4-3		10 1B, 12 E BB		3	1	1	2	0	0	3
68 Rossmel Perez, L (6, 2) OBP: 0.750, SLG: 0.667										0	1	0	0	1	0	0
28 Rod Barajas, R (1, 2) OBP: 0.389, SLG: 0.688	F8	P5				G6-3		12 S 1-2 1B		3	0	0	0	0	0	3
10 Josh Wilson, R (6, 4) OBP: 0.417, SLG: 0.583										1	0	1	0	0	0	0
22 Eric Hinske, L (1, 3) OBP: 0.450, SLG: 0.313		G3-1		G6-3		K		F8 1-2 2-H		3	0	0	0	0	1	0
12 Evan Frey, L (6, 9)										1	0	0	0	0	0	1
16 John McDonald, R (1, 6) OBP: 0.438, SLG: 0.429	BB			F8			F8		F8	1	0	0	0	1	0	0
64 Chris Owings, R (6, 6) OBP: 0.267, SLG: 0.600										2	0	0	0	0	0	0
1 Didi Gregorius, L (1, 10) OBP: 0.250, SLG: 0.250		P3		1B			F7		K	4	0	1	0	0	1	1
Inning Stats	R: 0 E: 0 K: 0 S: 4 H: 2 LOB: 3 BB: 2 P: 13	R: 0 E: 0 K: 0 S: 3 H: 0 LOB: 1 BB: 1 P: 7	R: 2 E: 1 K: 0 S: 5 H: 1 LOB: 0 BB: 0 P: 5	R: 0 E: 0 K: 0 S: 4 H: 1 LOB: 1 BB: 0 P: 4	R: 0 E: 0 K: 1 S: 5 H: 0 LOB: 0 BB: 0 P: 5	R: 0 E: 0 K: 1 S: 5 H: 0 LOB: 0 BB: 0 P: 5	R: 0 E: 0 K: 0 S: 4 H: 1 LOB: 1 BB: 0 P: 4	R: 1 E: 0 K: 0 S: 4 H: 1 LOB: 1 BB: 1 P: 9	R: 0 E: 0 K: 2 S: 7 H: 0 LOB: 0 BB: 0 P: 7	1B: 4 2B: 1 3B: 0 HR: 1	SF: 0 SAC: 0 DP: 0 HBP: 0						

PITCHER	IP	WLS	BF	H	R	ER	SO	BB	IBB	HBP	BLK	WP	HR	S	P	ERA	WHIP
37 Mark Rogers, R (1, 1) ERA: 3.86	3.0		15	3	2	0	0	3	0	0	0	0	1	12	25	0.00	2.000
76 Alfredo Figaro, R (4, 1) ERA:	3.0		10	1	0	0	2	0	0	0	0	0	0	14	14	0.00	0.333
78 Taylor Jungmann, R (7, 1) ERA: 5.79	2.0	W	9	2	1	0	0	1	0	0	0	0	0	8	13	0.00	1.500
74 Michael Olmsted, R (9, 1) ERA: 1.8	1.0	S	3	0	0	0	2	0	0	0	0	0	0	7	7	0.00	0.000

PITCHER	IP	WLS	BF	H	R	ER	SO	BB	IBB	HBP	BLK	WP	HR	S	P	ERA	WHIP

TOP

Arizona Diamondbacks @ Milwaukee Brewers

Maryvale Baseball Park, Phoenix, AZ

Thu Mar 07 2013, 3:07 PM - 5:49 PM EST

Att. 3,507 - Sunny - 76 F

livebaseballscorecards.com

AB	33
R	3
H	6
RBI	2
BB	4
SO	4
LOB	13

WP: 0 PB: 0 SB: 2 CS: 1 PA: 37

BOTTOM

Arizona Diamondbacks @ Milwaukee Brewers

Maryvale Baseball Park, Phoenix, AZ

Thu Mar 07 2013, 3:07 PM - 5:49 PM EST

Att. 3,507 - Sunny - 76 F

livebaseballscorecards.com

Batter	1	2	3	4	5	6	7	8	9	AB	R	H	RBI	BB	SO	LOB
3 Scooter Gennett, L (1, 4) OBP: 0.381, SLG: 0.333 70 Nick Shaw, L (8, 4) OBP: 0.667, SLG: 0.500	F7		K	1B 1-2 2-H			BB			3 0	0 0	1 0	0 0	1 0	1 0	1 0
27 Carlos Gómez, R (1, 8) OBP: 0.588, SLG: 0.769 15 Caleb Gindl, L (6, 8) OBP: 0.429, SLG: 0.556	K		P6		2B 50 PO		F9			3 1	0 0	1 0	0 0	0 0	1 0	1 1
11 Alex Gonzalez, R (1, 3) OBP: 0.364, SLG: 0.727 92 Hunter Morris, L (6, 3) OBP: 0.250, SLG: 0.389	F7		HR 1-H		P3			BB 18 HR		3 0	1 1	1 0	2 0	0 1	0 0	1 0
18 Khris Davis, R (1, 7) OBP: 0.400, SLG: 0.783		BB 58 BB	1B		F7			HR 1-H		3	1	2	2	1	0	1
50 Blake Lalli, L (1, 2) OBP: 0.313, SLG: 0.600 91 Adam Weisenburger, R (7, 2) OBP: 0.667, SLG: 0.500		F9	F8		PO 2 SAFE 2-3	G6-3		BB 90 FC6-4		3 0	0 0	0 0	0 0	0 1	0 0	2 0
21 Donnie Murphy, R (1, 6) OBP: 0.200, SLG: 0.111 90 Yadiel Rivera, R (7, 6)		K		F7		K		FC6-4 93 SH2-3 1-2f		3 1	0 0	0 0	0 0	0 0	2 0	1 1
58 Josh Prince, R (1, 9) OBP: 0.318, SLG: 0.368 93 Kentrail Davis, L (8, PH) OBP: 0.125, SLG: 0.067 (9, 9)		BB 1-2		1B 94 1B 3 1B		K		SH2-3 1-2		2 0	0 0	1 0	0 0	1 0	1 0	0 0
94 Blake Davis, L (1, 5) OBP: 0.333, SLG: 0.333 70 Brandon Macias, R (7, PH) (8, 5)		F8		1B 3 1B 1-2			K	F8		2 2	0 0	1 0	0 0	0 0	0 1	2 1
62 Sean Halton, R (1, 10) OBP: 0.250, SLG: 0.313			E6 11 HR	F7			F7			3	1	0	0	0	0	2

Inning Stats									
	R: 0 H: 0 E: 0 LOB: 0 K: 1 BB: 0 S: 5 P: 5	R: 0 H: 0 E: 0 LOB: 2 K: 1 BB: 2 S: 5 P: 13	R: 2 H: 2 E: 1 LOB: 1 K: 1 BB: 0 S: 8 P: 9	R: 0 H: 3 E: 0 LOB: 2 K: 0 BB: 0 S: 5 P: 5	R: 0 H: 1 E: 0 LOB: 0 K: 0 BB: 0 S: 3 P: 3	R: 0 H: 0 E: 0 LOB: 0 K: 2 BB: 0 S: 7 P: 7	R: 0 H: 0 E: 0 LOB: 1 K: 1 BB: 1 S: 5 P: 9	R: 2 H: 1 E: 0 LOB: 1 K: 0 BB: 2 S: 6 P: 14	

1B: 4	SF: 0	WP: 0	PA: 36
2B: 1	SAC: 1	PB: 0	
3B: 0	DP: 0	SB: 0	
HR: 2	HBP: 0	CS: 0	

PITCHER	IP	WLS	BF	H	R	ER	SO	BB	IBB	HBP	BLK	WP	HR	S	P	ERA	WHIP
36 Wade Miley, L (1, 1) ERA: 6.75	2.0		8	0	0	0	2	2	0	0	0	0	0	10	18	0.00	1.000
47 Joe Paterson, L (3, 1) ERA: 1.69	1.0	B	6	2	2	0	1	0	0	0	0	0	1	8	9	0.00	2.000
61 Chase Anderson, R (4, 1) ERA: 6.43	3.0		11	4	0	0	2	0	0	0	0	0	0	15	15	0.00	1.333
63 Eury De La Rosa, L (7, 1) ERA:	1.0		4	0	0	0	1	1	0	0	0	0	0	5	9	0.00	1.000
58 Bo Schultz, R (8, 1) ERA: 11.25	1.0	L	6	1	2	2	0	2	0	0	0	0	1	6	14	18.00	3.000

PITCHER	IP	WLS	BF	H	R	ER	SO	BB	IBB	HBP	BLK	WP	HR	S	P	ERA	WHIP

AB	29
R	4
H	7
RBI	4
BB	5
SO	6
LOB	14

Batter	1	2	3	4	5	6	7	8	9	AB	R	H	RBI	BB	SO	LOB
Inning Stats																

TOP

Texas Rangers @ Milwaukee Brewers

Maryvale Baseball Park, Phoenix, AZ

Fri Mar 08 2013, 3:05 PM EST

livebaseballscorecards.com

AB	0
R	0
H	0
RBI	0
BB	0
SO	0
LOB	0

1B: 0
2B: 0
3B: 0
HR: 0

SF: 0
SAC: 0
DP: 0
HBP: 0

WP: 0
PB: 0
SB: 0
CS: 0

PA: 0

PITCHER	IP	WLS	BF	H	R	ER	SO	BB	IBB	HBP	BLK	WP	HR	S	P	ERA	WHIP

PITCHER	IP	WLS	BF	H	R	ER	SO	BB	IBB	HBP	BLK	WP	HR	S	P	ERA	WHIP

Batter	1	2	3	4	5	6	7	8	9	AB	R	H	RBI	BB	SO	LOB
Inning Stats																

BOTTOM

Texas Rangers @ Milwaukee Brewers

Maryvale Baseball Park, Phoenix, AZ

Fri Mar 08 2013, 3:05 PM EST

livebaseballscorecards.com

AB	**0**
R	**0**
H	**0**
RBI	**0**
BB	**0**
SO	**0**
LOB	**0**

1B: 0 SF: 0
2B: 0 SAC: 0
3B: 0 DP: 0
HR: 0 HBP: 0

WP: 0 PA: 0
PB: 0
SB: 0
CS: 0

PITCHER	IP	WLS	BF	H	R	ER	SO	BB	IBB	HBP	BLK	WP	HR	S	P	ERA	WHIP

PITCHER	IP	WLS	BF	H	R	ER	SO	BB	IBB	HBP	BLK	WP	HR	S	P	ERA	WHIP

Milwaukee Brewers @ Cincinnati Reds

Goodyear Ballpark, Goodyear, AZ

Sat Mar 09 2013, 3:08 PM - 6:13 PM EST

Att. 3,545 - Partly Cloudy - 55 F

TOP

livebaseballscorecards.com

Batter	1	2	3	4	5	6	7	8	9	AB	R	H	RBI	BB	SO	LOB
22 Logan Schafer, L (1, 8) OBP: 0.370, SLG: 0.462	G4-3	2-H 1B		1-H 2B		G4-3			F9	3	0	2	2	0	0	0
3 Scooter Gennett, L (5, 4) OBP: 0.348, SLG: 0.300										2	0	0	0	0	0	2
9 Jean Segura, R (1, 6) OBP: 0.391, SLG: 0.545	23 1B 18 WP 1B	G6-3		F9			F8		K	3	1	1	0	0	0	2
58 Josh Prince, R (5, 8) OBP: 0.292, SLG: 0.333										2	0	0	0	0	1	0
(6, 7)																
(8, 9)																
23 Rickie Weeks Jr., R (1, 4) OBP: 0.391, SLG: 0.524	18 WP 1-3 1B		L3		K		F8		K	3	0	1	0	0	1	0
94 Blake Davis, L (5, 6) OBP: 0.250, SLG: 0.250										2	0	0	0	0	1	0
18 Khris Davis, R (1, 7) OBP: 0.357, SLG: 0.692	K 1-2 3-H		G6-3		G6-3		15 PB 15 1B BB			3	0	0	0	0	1	1
2 Bobby Crosby, R (6, 3)										0	0	0	0	1	0	0
(8, 5)																
15 Caleb Gindl, L (1, 9) OBP: 0.400, SLG: 0.500	G1-3		K		K		1-H 1B			4	0	1	0	0	2	1
(6, 8)																
62 Sean Halton, R (8, 3) OBP: 0.250, SLG: 0.313										0	0	0	0	0	0	0
21 Donnie Murphy, R (1, 5) OBP: 0.333, SLG: 0.286		92 G5-3 50 1B HBP		92 FC4-6 50 1B 93 FC4-6 1B		50 G4-3 1B		1B 93 FC3-2-5-4 2B		3	1	3	0	0	0	0
90 T.J. Mittelstaedt, L (8, PR)										0	0	0	0	0	0	0
(8, 7)																
50 Blake Lalli, L (1, 2) OBP: 0.368, SLG: 0.611		92 G5-3 93 E 1-2 1B		92 FC4-6 1-2 1B		G4-3 1-2		G6-3		3	1	2	0	0	0	1
72 Dayton Buller, R (7, 2) OBP: 0.500, SLG: 0.500										1	0	0	0	0	0	1
92 Hunter Morris, L (1, 3) OBP: 0.217, SLG: 0.333		G5-3 1-2 2-3f		FC4-6 93 FC4-6 1-2f 2-3		P6		93 FC3-2-5-4 2-3 1B		3	0	0	0	0	0	5
Cole Garner, R (6, 9) OBP: 1.000, SLG: 2.000										1	0	1	0	0	0	0
(8, 8)																
93 Kentrail Davis, L (1, 10) OBP: 0.150, SLG: 0.056		E4 22 1B 2-H		FC4-6 22 S 22 2B 1-2f 3-H		BB		FC3-2-5-4 1-3 3-H		3	2	0	1	1	0	4

	AB	36
	R	5
	H	11
	RBI	3
	BB	2
	SO	6
	LOB	17

Inning Stats																						
	R: 1	H: 2	R: 2	H: 2	R: 0	H: 0	R: 2	H: 3	R: 0	H: 0	R: 0	H: 1	R: 0	H: 1	R: 0	H: 2	R: 0	H: 0	1B: 9	SF: 0	WP: 1	PA: 39
	E: 0	LOB: 1	E: 1	LOB: 1	E: 0	LOB: 0	E: 0	LOB: 1	E: 0	LOB: 0	E: 0	LOB: 2	E: 0	LOB: 2	E: 0	LOB: 2	E: 0	LOB: 0	2B: 3	SAC: 0	PB: 1	
	K: 1	BB: 0	K: 0	BB: 0	K: 1	BB: 0	K: 0	BB: 0	K: 2	BB: 0	K: 0	BB: 1	K: 0	BB: 0	K: 0	BB: 0	K: 2	BB: 0	3B: 0	DP: 2	SB: 1	
	S: 7	P: 8	S: 5	P: 6	S: 5	P: 5	S: 6	P: 7	S: 7	P: 7	S: 4	P: 8	S: 3	P: 8	S: 4	P: 4	S: 7	P: 7	HR: 0	HBP: 1	CS: 0	

PITCHER		IP	WLS	BF	H	R	ER	SO	BB	IBB	HBP	BLK	WP	HR	S	P	ERA	WHIP
34 Homer Bailey, R ERA: 1.8	(1, 1)	2.0		11	4	3	1	1	0	0	1	0	1	0	12	14	4.50	2.000
43 Manny Parra, L ERA: 4.05	(3, 1)	2.0		9	3	2	2	1	0	0	0	0	0	0	11	12	9.00	1.500
45 Sean Marshall, L ERA:	(5, 1)	1.0		3	0	0	0	2	0	0	0	0	0	0	7	7	0.00	0.000
51 Jonathan Broxton, R ERA:	(6, 1)	1.0		5	1	0	0	0	1	0	0	0	0	0	4	8	0.00	2.000
66 Logan Ondrusek, R ERA: 2.25	(7, 1)	1.0		4	1	0	0	0	1	0	0	0	0	0	3	8	0.00	2.000

PITCHER		IP	WLS	BF	H	R	ER	SO	BB	IBB	HBP	BLK	WP	HR	S	P	ERA	WHIP
33 Jose Arredondo, R ERA: 5.79	(8, 1)	1.0	W	4	2	0	0	0	0	0	0	0	0	0	4	4	0.00	2.000
60 J.J. Hoover, R ERA: 1.93	(9, 1)	1.0	S	3	0	0	0	2	0	0	0	0	0	0	7	7	0.00	0.000

BOTTOM

Batter	1	2	3	4	5	6	7	8	9	AB	R	H	RBI	BB	SO	LOB
81 Derrick Robinson, S (1, 7) OBP: 0.316, SLG: 0.278 26 Xavier Paul, L (5, 7) OBP: 0.280, SLG: 0.478	S S S 0-3 ① K	X 0-0 77 WP 1-2 2-H 1B			X 0-0 ① G3-1		S S S 0-3 ② K			2	0	1	1	0	1	0
										2	0	0	0	0	1	0
77 Yorman Rodriguez, R (1, 8) OBP: 0.421, SLG: 0.813 85 Ryan LaMarre, R (5, 8) OBP: 0.211, SLG: 0.235	X 0-0 23 S 69 1B 1B	B B X 2-0 ③ F8 1-3 2-H			X 0-0 ② G6-3		B B B B 4-0 70 CS BB			2	1	1	0	0	0	1
										1	0	0	0	1	0	0
23 Denis Phipps, R (1, 9) OBP: 0.263, SLG: 0.353 70 Donald Lutz, L (5, 9) OBP: 0.400, SLG: 0.579	B X 1-0 ② G6-3 1-2	X 0-0 ① G6-3			S S S 0-3 ③ K		1 SAFE 0-0 ③ CS 1-2	X 0-0 64 BB 19 E 3 1B 1B		2	0	0	0	0	0	1
										2	1	1	0	0	1	0
69 Neftali Soto, R (1, 3) OBP: 0.364, SLG: 0.400 19 Mike Hessman, R (5, 3)	X 0-0 2-H 1B	X 0-0 9 G6-3 1B				S S S 0-3 ① K		X 0-0 FC5 3 1B 64 BB 37 G1 1-2		2	0	2	1	0	0	0
										2	1	0	0	0	1	1
9 Jack Hannahan, L (1, 5) OBP: 0.348, SLG: 0.300 64 Kristopher Negrón, R (7, 5) OBP: 0.714, SLG: 1.222	X 0-0 ③ G6-3	X 0-0 ② G6-3 1-2				X 0-0 ② G4-3	B B B B 4-0 37 G1 3 1B BB 1-2 2-3			3	0	0	0	0	0	2
										0	0	0	0	1	0	0
36 Henry Alejandro Rodriguez (4, S) OBP: 0.429, SLG: 0.500 3 Cesar Izturis, S (5, 4) OBP: 0.385, SLG: 0.435	X 0-0 ① G6-3	X 0-0 ③ G6-3				C X 0-1 HR	X 0-0 37 G1 1-2 2-3 3-H 1B			2	0	0	0	0	0	1
										2	1	2	2	0	0	0
16 Jason Donald, R (1, 6) OBP: 0.462, SLG: 0.400 78 Emmanuel Burriss, S (5, 6) OBP: 0.320, SLG: 0.360	B B B B 4-0 39 1B 81 1B BB	X 0-0 ① F8				X 0-0 37 FC6-4 1B	X 0-0 ① L4			1	1	0	0	1	0	0
										2	0	1	0	0	0	3
80 Nevin Ashley, R (1, 2) OBP: 0.143, SLG: 0.077 37 Corky Miller, R (5, 2) OBP: 0.333, SLG: 0.143	C C C 0-3 ② K	X 0-0 ② F8				X 0-0 ③ FC6-4 1-2f	X 0-0 ② G1 1-2 2-3 3-H			2	0	0	0	0	1	1
										2	0	0	1	0	0	3
39 Devin Mesoraco, R (1, 10) OBP: 0.400, SLG: 0.867 30 Miguel Olivo, R (7, PH) OBP: 0.158, SLG: 0.294 (8, 10)	X 0-0 81 1B 77 WP 1-2 1B	S S S 0-3 ③ K					C C C 0-3 ① K	S S S 0-3 ③ K		2	1	1	0	0	1	0
										2	0	0	0	0	2	2
Inning Stats	R: 1 E: 0 K: 1 S: 7 H: 2 LOB: 1 BB: 0 P: 8	R: 2 E: 0 K: 1 S: 7 H: 2 LOB: 1 BB: 1 P: 13	R: 0 E: 0 K: 0 S: 4 H: 1 LOB: 1 BB: 0 P: 4	R: 0 E: 0 K: 1 S: 5 H: 0 LOB: 0 BB: 0 P: 5	R: 0 E: 0 K: 1 S: 5 H: 0 LOB: 0 BB: 0 P: 5	R: 1 E: 0 K: 1 S: 8 H: 2 LOB: 1 BB: 0 P: 8	R: 0 E: 0 K: 2 S: 6 H: 0 LOB: 0 BB: 1 P: 10	R: 2 E: 1 K: 1 S: 8 H: 2 LOB: 2 BB: 1 P: 12		1B: 8 2B: 0 3B: 0 HR: 1 SF: 0 SAC: 0 DP: 0 HBP: 0						

PITCHER		IP	WLS	BF	H	R	ER	SO	BB	IBB	HBP	BLK	WP	HR	S	P	ERA	WHIP
60 Wily Peralta, R ERA: 6.23	(1, 1)	2.1		13	5	3	3	2	1	0	0	0	1	0	16	23	11.57	2.571
53 Brandon Kintzler, R ERA: 4.26	(3, 1)	0.2		2	0	0	0	0	0	0	0	0	0	0	2	2	0.00	0.000
31 Burke Badenhop, R ERA:	(4, 1)	2.0	H	6	0	0	0	2	0	0	0	0	0	0	10	10	0.00	0.000
75 Travis Webb, L ERA: 9.0	(6, 1)	1.0	H	5	2	1	1	1	0	0	0	0	0	1	8	8	9.00	2.000
71 Johnny Hellweg, R ERA: 4.15	(7, 1)	1.2	L	9	2	2	0	2	2	0	0	0	0	0	11	19	0.00	2.400

PITCHER		IP	WLS	BF	H	R	ER	SO	BB	IBB	HBP	BLK	WP	HR	S	P	ERA	WHIP
68 Jesus Sanchez, R ERA: 2.7	(8, 1)	0.1		1	0	0	0	1	0	0	0	0	0	0	3	3	0.00	0.000

Milwaukee Brewers @ Cincinnati Reds

Goodyear Ballpark, Goodyear, AZ

Sat Mar 09 2013, 3:08 PM - 6:13 PM EST

Att. 3,545 - Partly Cloudy - 55 F

livebaseballscorecards.com

AB	33
R	6
H	9
RBI	5
BB	3
SO	8
LOB	15

1B: 8 SF: 0
2B: 0 SAC: 0
3B: 0 DP: 0
HR: 1 HBP: 0

WP: 2 PA: 37
PB: 0
SB: 1
CS: 1

Batter	1	2	3	4	5	6	7	8	9	AB	R	H	RBI	BB	SO	LOB
7 Grégor Blanco, L (1, 8) OBP: 0.267, SLG: 0.393	P6	G2-3			88 WP 88 WP 1B		G5-3		FC5-4 88 CS 1-2f 2-H	4	1	1	0	0	0	1
70 George Kontos, R (7, 1)										0	0	0	0	0	0	0
63 Jean Machi, R (8, 1)										0	0	0	0	0	0	0
81 Adam Duvall, R (9, PH) OBP: 0.182, SLG: 0.400 (9, 5)										1	0	0	0	0	0	1
88 Kensuke Tanaka, L (1, 5) OBP: 0.257, SLG: 0.242	29 1B 6 1B 1B	P6			K 1-H		G4-3		K 1-2	5	1	1	0	0	2	1
73 Dan Otero, R (9, 1)										0	0	0	0	0	0	0
8 Hunter Pence, R (1, 9) OBP: 0.310, SLG: 0.407	K	G6-3		G3-1			P5			3	0	0	0	0	1	2
14 Francisco Peguero, R (5, 9) OBP: 0.480, SLG: 0.625										1	0	0	0	0	0	0
29 Héctor Sánchez, S (1, 2) OBP: 0.294, SLG: 0.438	6 1B 2 1B 1-2 1B	F7				2 1B 6 E 64 1B BB		1B		2	1	1	0	1	0	0
85 Ricky Oropesa, L (6, PR) OBP: 0.333, SLG: 0.273 (6, 3)										1	1	1	0	0	0	0
6 Brett Pill, R (1, 3) OBP: 0.333, SLG: 0.640	2 1B 2 1B 1-3 2-H 1B	G6-3		FC4 64 1B 2 1B 37 G6-4-3 1-2			K		3	1	1	1	0	0	1	
43 Sandy Rosario, R (6, 1)										0	0	0	0	0	0	0
10 Gary Brown, R (7, 8) OBP: 0.217, SLG: 0.478										1	0	0	0	0	1	1
2 Cole Gillespie, R (1, 7) OBP: 0.353, SLG: 0.367	E9 1-H 3-H 1B		K			37 G6-4-3 64 1B 1-2 2-3 1B		P3		4	0	2	1	0	1	1
64 Nick Noonan, L (1, 4) OBP: 0.154, SLG: 0.200		P5	G6-3			37 G6-4-3 1-2 2-3 3-H 1B		G4-3		4	0	1	1	0	0	1
37 Wilson Valdez, R (1, 6) OBP: 0.375, SLG: 0.300	18 SH1-4 1B		G6-3		G6-4-3 1-2f 2-3 3-H			12 BB 81 E 1B		4	1	2	0	0	0	2
18 Matt Cain, R (1, 1)		SH1-4 1-2			K	F8			81 FC5-4 1-2 BB	0	0	0	0	0	0	0
71 Jake Dunning, R (4, 1)										1	0	0	0	0	1	0
12 Guillermo Quiroz, R (6, PH) OBP: 0.333, SLG: 0.333 (6, 2)										1	0	0	0	1	0	2

Inning Stats	1	2	3	4	5	6	7	8	9
R:	2	0	0	0	1	2	0	0	1
E:	1	0	0	0	1	1	0	0	1
K:	1	0	0	1	2	0	0	1	1
S:	8	4	3	5	9	5	3	6	5
H:	4	1	0	0	1	2	0	1	1
LOB:	2	1	0	0	1	2	0	1	1
BB:	0	0	0	0	0	1	0	0	1
P:	8	4	3	5	10	9	3	6	9

1B: 10	SF: 0	WP: 2	PA: 38
2B: 1	SAC: 1	PB: 0	
3B: 0	DP: 2	SB: 0	
HR: 0	HBP: 0	CS: 1	

PITCHER		IP	WLS	BF	H	R	ER	SO	BB	IBB	HBP	BLK	WP	HR	S	P	ERA	WHIP
38 Chris Narveson, L ERA: 6.23	(1, 1)	3.0	L	13	5	2	2	1	0	0	0	0	0	0	15	15	6.00	1.667
77 Jed Bradley, L ERA: 2.7	(4, 1)	2.0		12	3	3	0	3	1	0	0	0	1	0	17	22	0.00	2.000
Rob Wooten, R ERA: 7.71	(6, 1)	1.0		2	0	0	0	0	0	0	0	0	0	0	2	2	0.00	0.000
54 Josh Stinson, R ERA: 1.5	(7, 1)	1.0		3	0	0	0	0	0	0	0	0	0	0	3	3	0.00	0.000
74 Michael Olmsted, R ERA: 1.5	(8, 1)	1.0		4	1	0	0	1	0	0	0	0	0	0	6	6	0.00	1.000

PITCHER		IP	WLS	BF	H	R	ER	SO	BB	IBB	HBP	BLK	WP	HR	S	P	ERA	WHIP
95 Alan Williams, L ERA:	(9, 1)	1.0		4	1	1	0	1	1	0	0	0	0	0	5	9	0.00	2.000

San Francisco Giants @ Milwaukee Brewers

Maryvale Baseball Park, Phoenix, AZ

Sun Mar 10 2013, 4:07 PM - 6:47 PM EDT

Att. 8,808 - Sunny - 69 F

TOP

livebaseballscorecards.com

AB	35
R	6
H	10
RBI	3
BB	2
SO	6
LOB	13

Batter	1	2	3	4	5	6	7	8	9	AB	R	H	RBI	BB	SO	LOB
7 Norichika Aoki, L (1, 9)	G3		27 BB, 3 1B, 11 SF9 — 1B		G5-3		1B			3	1	1	0	0	0	0
15 Caleb Gindl, L (6, 8)										1	0	1	0	0	0	0
3 Scooter Gennett, L (1, 4)	P6		11 SF9, 27 BB — 1-2 — 1B		G6-3		SSS K			4	0	1	0	0	1	1
27 Carlos Gómez, R (1, 8)	11 S — 1B		BBBB 2 S — 1-2, 2-3 — BB		G5-3 — 1B			G5-3		2	0	2	0	1	0	0
70 Brandon Macias, R (6, 5)										1	0	0	0	0	0	0
11 Alex Gonzalez, R (1, 5)	BSSS K2-3 — 1-2		SF9 — 2-3, 3-H		F8			BBBB 79 G3, 79 S — BB		2	0	0	1	0	1	2
93 Kentrail Davis, L (6, 9)										0	0	0	0	1	0	0
2 Bobby Crosby, R (1, 6)		40 FC4-6 — 1B	F8 — 1-2			G4-3		G3 — 1-3		3	0	1	0	0	0	2
79 Anderson De La Rosa, R (7, 2)										1	0	0	0	0	0	1
58 Josh Prince, R (1, 7)	SSS K			F7		F8		F7		4	0	0	0	0	1	2
62 Sean Halton, R (1, 3)	SSS K			40 G6-3 — 2B		G6-3			G6-3	4	0	1	0	0	1	1
40 Robinzon Diaz, R (1, 2)	FC4-6 — 1-2f			G6-3 — 2-3			G4-3		F8	2	0	0	0	0	0	2
70 Nick Shaw, L (7, 6)										2	0	0	0	0	0	0
38 Chris Narveson, L (1, 1)			SSS K	G3			G1-3	SSS K		1	0	0	0	0	1	0
77 Jed Bradley, L (4, 1)										1	0	0	0	0	0	1
Rob Wooten, R (6, 1)										0	0	0	0	0	0	0
54 Josh Stinson, R (7, 1)										0	0	0	0	0	0	0
50 Blake Lalli, L (7, PH) OBP: 0.350, SLG: 0.579										1	0	0	0	0	0	0
74 Michael Olmsted, R (8, 1)										0	0	0	0	0	0	0
95 Alan Williams, L (9, 1)										0	0	0	0	0	0	0
91 Adam Weisenburger, R (9, PH) OBP: 0.500, SLG: 0.333										1	0	0	0	0	1	0
Inning Stats	R: 0 E: 0 K: 1 S: 6 — H: 1 LOB: 1 BB: 0 P: 7	R: 0 E: 0 K: 2 S: 8 — H: 1 LOB: 1 BB: 0 P: 8	R: 1 E: 0 K: 1 S: 7 — H: 2 LOB: 2 BB: 1 P: 12	R: 0 E: 0 K: 0 S: 4 — H: 1 LOB: 1 BB: 0 P: 4	R: 0 E: 0 K: 0 S: 4 — H: 1 LOB: 1 BB: 0 P: 4	R: 0 E: 0 K: 0 S: 3 — H: 0 LOB: 0 BB: 0 P: 3	R: 0 E: 0 K: 1 S: 6 — H: 1 LOB: 1 BB: 0 P: 6	R: 0 E: 0 K: 0 S: 3 — H: 0 LOB: 1 BB: 1 P: 8	R: 0 E: 0 K: 1 S: 5 — H: 0 LOB: 0 BB: 0 P: 5	1B: 6 2B: 1 3B: 0 HR: 0 — SF: 1 SAC: 0 DP: 0 HBP: 0						

PITCHER	IP	WLS	BF	H	R	ER	SO	BB	IBB	HBP	BLK	WP	HR	S	P	ERA	WHIP
18 Matt Cain, R (1, 1) ERA: 5.4	3.0	W	14	4	1	1	4	1	0	0	0	0	0	21	27	3.00	1.667
71 Jake Dunning, R (4, 1) ERA: 1.59	2.0	H	8	2	0	0	0	0	0	0	0	0	0	8	8	0.00	1.000
43 Sandy Rosario, R (6, 1) ERA: 1.8	1.0		3	0	0	0	0	0	0	0	0	0	0	3	3	0.00	0.000
70 George Kontos, R (7, 1) ERA: 1.5	1.0		4	1	0	0	1	0	0	0	0	0	0	6	6	0.00	1.000
63 Jean Machi, R (8, 1) ERA: 3.6	1.0		4	0	0	0	0	1	0	0	0	0	0	3	8	0.00	1.000

PITCHER	IP	WLS	BF	H	R	ER	SO	BB	IBB	HBP	BLK	WP	HR	S	P	ERA	WHIP
73 Dan Otero, R (9, 1) ERA: 2.25	1.0		3	0	0	0	1	0	0	0	0	0	0	5	5	0.00	0.000

BOTTOM

San Francisco Giants @ Milwaukee Brewers

Maryvale Baseball Park, Phoenix, AZ

Sun Mar 10 2013, 4:07 PM - 6:47 PM EDT

Att. 8,808 - Sunny - 69 F

livebaseballscorecards.com

AB	33
R	1
H	7
RBI	1
BB	2
SO	6
LOB	12

WP: 0 PA: 36
PB: 0
SB: 3
CS: 0

Batter	1	2	3	4	5	6	7	8	9	AB	R	H	RBI	BB	SO	LOB
3 Skip Schumaker, L (1, 8) OBP: 0.276, SLG: 0.429	F7	F7		E8 14 2B 2-H		2B			G5-3	4	1	1	0	0	0	3
37 Elian Herrera, S (6, 8) OBP: 0.370, SLG: 0.462										1	0	0	0	0	0	0
14 Mark Ellis, R (1, 4) OBP: 0.375, SLG: 0.391	BB		17 G1-3 6 1B 1B	2-H 2B		G4-3			G4-3	3	0	2	1	1	0	1
0 Alfredo Amezaga, S (6, 4) OBP: 0.333, SLG: 0.280										1	0	0	0	0	0	0
16 Andre Ethier, L (1, 9) OBP: 0.474, SLG: 0.667	K		F7	P5			G5-3		G4-3	3	0	0	0	0	1	3
60 Jeremy Moore, L (6, 9) OBP: 0.407, SLG: 0.542										2	0	0	0	0	0	0
6 Jerry Hairston, R (1, 3) OBP: 0.389, SLG: 0.357	G4-3		17 G1-3 1-2 1B		L8		K			3	0	1	0	0	0	1
94 Scott Van Slyke, R (6, 3) OBP: 0.167, SLG: 0.333										1	0	0	0	0	1	0
17 A.J. Ellis, R (1, 2) OBP: 0.591, SLG: 0.533		66 1B 5 E 1B	G1-3 1-2 2-3		2B		E1 1B			3	0	2	0	0	0	2
18 Tim Federowicz, R (6, 2) OBP: 0.368, SLG: 0.313										1	0	1	0	0	0	0
5 Juan Uribe, R (1, 5) OBP: 0.208, SLG: 0.348		FC4 66 1B 1-2	F9		K		G3			3	0	0	0	0	1	4
(4, 6)																
46 Josh Wall, R (5, 1)										0	0	0	0	0	0	0
65 Wilkin Castillo, S (7, PH) OBP: 0.400, SLG: 0.467										1	0	0	0	0	0	1
Chris Reed, L (7, 1)										0	0	0	0	0	0	0
66 Yasiel Puig, R (1, 7) OBP: 0.438, SLG: 0.645		1-2 2-3 1B		99 SH3 3 E 1B	K			L6		2	1	2	0	0	0	0
49 Alex Castellanos, R (4, 7) OBP: 0.269, SLG: 0.600										2	0	0	0	0	1	1
9 Dee Strange-Gordon, L (1, 6) OBP: 0.400, SLG: 0.211		F7	K			P4		F8		2	0	0	0	0	1	4
72 Justin Sellers, R (4, 5) OBP: 0.235, SLG: 0.188										2	0	0	0	0	0	0
(5, 6)																
99 Hyun Jin Ryu, R (1, 1)		K	SH3 1-2			G5-3		G6-3		1	0	0	0	0	1	3
48 Brian Barden, R (5, 5) OBP: 0.538, SLG: 0.565										2	0	0	0	0	0	0
Inning Stats	R: 0 E: 0 K: 1 S: 5 H: 0 LOB: 1 BB: 1 P: 10	R: 0 E: 1 K: 1 S: 8 H: 2 LOB: 3 BB: 0 P: 8	R: 0 E: 0 K: 0 S: 5 H: 2 LOB: 2 BB: 0 P: 5	R: 2 E: 1 K: 1 S: 8 H: 2 LOB: 1 BB: 0 P: 8	R: 0 E: 0 K: 2 S: 8 H: 1 LOB: 1 BB: 0 P: 8	R: 0 E: 0 K: 0 S: 4 H: 1 LOB: 1 BB: 0 P: 4	R: 0 E: 1 K: 1 S: 6 H: 1 LOB: 1 BB: 0 P: 6	R: 0 E: 0 K: 0 S: 3 H: 0 LOB: 0 BB: 0 P: 3	R: 0 E: 0 K: 0 S: 3 H: 0 LOB: 0 BB: 0 P: 3	1B: 6 2B: 3 3B: 0 HR: 0 SF: 0 SAC: 1 DP: 0 HBP: 0	WP: 0 PB: 0 SB: 0 CS: 0 PA: 39					

PITCHER	IP	WLS	BF	H	R	ER	SO	BB	IBB	HBP	BLK	WP	HR	S	P	ERA	WHIP
64 Mike Fiers, R (1, 1) ERA: 2.19	4.0	W	21	6	2	0	3	1	0	0	0	0	0	26	31	0.00	1.750
68 Jesus Sanchez, R (5, 1) ERA: 2.08	1.0	H	4	1	0	0	2	0	0	0	0	0	0	8	8	0.00	1.000
51 Michael Gonzalez, L (6, 1) ERA: 9.0	1.0	H	4	1	0	0	0	0	0	0	0	0	0	4	4	0.00	1.000
53 Brandon Kintzler, R (7, 1) ERA: 3.68	1.0	H	4	1	0	0	1	0	0	0	0	0	0	6	6	0.00	1.000
48 Donovan Hand, R (8, 1) ERA:	2.0	S	6	0	0	0	0	0	0	0	0	0	0	6	6	0.00	0.000

PITCHER IP WLS BF H R ER SO BB IBB HBP BLK WP HR S P ERA WHIP

TOP

Los Angeles Dodgers @ Milwaukee Brewers

Maryvale Baseball Park, Phoenix, AZ

Mon Mar 11 2013, 4:05 PM - 6:56 PM EDT

Att. 5,140 - Sunny - 74 F

livebaseballscorecards.com

AB	37
R	2
H	9
RBI	1
BB	1
SO	6
LOB	23

Batter	1	2	3	4	5	6	7	8	9	AB	R	H	RBI	BB	SO	LOB
7 Norichika Aoki, L (1, 9) OBP: 0.296, SLG: 0.217	C C C 0-3 ① K		B B B B 4-0 BB		x 0-0 ① G6-3		S S S 0-3 ③ K			2	0	0	0	1	1	0
58 Josh Prince, R (6, 9) OBP: 0.241, SLG: 0.269										1	0	0	0	0	1	1
93 Kentrail Davis, L (9, 9) OBP: 0.190, SLG: 0.056										0	0	0	0	0	0	0
9 Jean Segura, R (1, 6) OBP: 0.346, SLG: 0.480	x 0-0 ② P4		x 0-0 ③ G4-3		x 0-0 ② G6-3			x 0-0 ① F7		3	0	0	0	0	0	2
92 Hunter Morris, L (7, 3) OBP: 0.208, SLG: 0.318										1	0	0	0	0	0	0
27 Carlos Gómez, R (1, 8) OBP: 0.652, SLG: 0.765	x 0-0 23 CS 1B			B B B B 4-0 23 3B BB	S S S 0-3 ③ K2-3			x 0-0 ② F9		2	1	1	0	1	1	0
51 Michael Gonzalez, R (6, 1)										0	0	0	0	0	0	0
72 Dayton Buller, R (7, 2) OBP: 0.333, SLG: 0.333										1	0	0	0	0	0	0
23 Rickie Weeks Jr., R (1, 4) OBP: 0.400, SLG: 0.609	B 1-0 ③ CS 1-2	S S S 0-3 ① K		x 0-0 18 1B 1-H 3B		S S S 0-3 ① K2-3		x 0-0 ③ G3		2	1	1	1	0	1	0
3 Scooter Gennett, L (6, 4) OBP: 0.310, SLG: 0.269										2	0	0	0	0	1	0
11 Alex Gonzalez, R (1, 3) OBP: 0.235, SLG: 0.500		x 0-0 ② G4-3		x 0-0 ① P3		x 0-0 ② G6-3				3	0	0	0	0	0	1
53 Brandon Kintzler, R (7, 1)										0	0	0	0	0	0	0
48 Donovan Hand, R (8, 1)										0	0	0	0	0	0	0
18 Khris Davis, R (1, 7) OBP: 0.355, SLG: 0.655		x 0-0 ③ G5-3		x 0-0 50 WP 50 1B 3-H 1B		x 0-0 ③ L7				3	1	1	1	0	0	0
50 Blake Lalli, L (1, 2) OBP: 0.409, SLG: 0.619			x 0-0 64 SH1-4 2 G5-3 1B	B x 1-0 1-H 1B			x 0-0 ① P3			2	0	2	1	0	0	0
62 Héctor Gómez, R (7, 6)										1	0	0	0	0	0	0
2 Bobby Crosby, R (1, 5) OBP: 0.300, SLG: 0.333			x 0-0 ① G5-3 1-2	S S S 0-3 ② K			x 0-0 2B			3	0	1	0	0	1	2
70 Brandon Macias, R (7, PR)										0	0	0	0	0	0	0
(8, 5)																
64 Mike Fiers, R (1, 1)			x 0-0 ② SH1-4 2-3	x 0-0 ③ F9			x 0-0 ② G5-3			0	0	0	0	0	0	0
21 Donnie Murphy, R (4, PH) OBP: 0.320, SLG: 0.273										1	0	0	0	0	0	1
68 Jesus Sanchez, R (5, 1)										0	0	0	0	0	0	0
15 Caleb Gindl, L (6, 8) OBP: 0.407, SLG: 0.500										1	0	0	0	0	0	1
Inning Stats	R: 0 H: 1 E: 0 LOB: 0 K: 1 BB: 0 S: 5 P: 6	R: 0 H: 0 E: 0 LOB: 0 K: 1 BB: 0 S: 5 P: 5	R: 0 H: 1 E: 0 LOB: 2 K: 0 BB: 1 S: 4 P: 8	R: 3 H: 3 E: 0 LOB: 1 K: 1 BB: 1 S: 8 P: 13	R: 0 H: 0 E: 0 LOB: 0 K: 1 BB: 0 S: 5 P: 5	R: 0 H: 0 E: 0 LOB: 0 K: 1 BB: 0 S: 5 P: 5	R: 0 H: 1 E: 0 LOB: 1 K: 1 BB: 0 S: 6 P: 6	R: 0 H: 0 E: 0 LOB: 0 K: 0 BB: 0 S: 3 P: 3		1B: 4 SF: 0 2B: 1 SAC: 1 3B: 1 DP: 0 HR: 0 HBP: 0						

PITCHER		IP	WLS	BF	H	R	ER	SO	BB	IBB	HBP	BLK	WP	HR	S	P	ERA	WHIP
99 Hyun Jin Ryu, L ERA: 5.91	(1, 1)	4.2	L	20	5	3	3	3	2	0	0	0	1	0	24	34	5.79	1.500
46 Josh Wall, R ERA: 1.42	(5, 1)	1.1		4	0	0	0	2	0	0	0	0	0	0	8	8	0.00	0.000
Chris Reed, L ERA: 2.25	(7, 1)	2.0		7	1	0	0	1	0	0	0	0	0	0	9	9	0.00	0.500

PITCHER		IP	WLS	BF	H	R	ER	SO	BB	IBB	HBP	BLK	WP	HR	S	P	ERA	WHIP

BOTTOM

Los Angeles Dodgers @ Milwaukee Brewers

Maryvale Baseball Park, Phoenix, AZ

Mon Mar 11 2013, 4:05 PM - 6:56 PM EDT

Att. 5,140 - Sunny - 74 F

livebaseballscorecards.com

AB	28
R	3
H	6
RBI	3
BB	2
SO	6
LOB	8

WP: 1 PA: 32
PB: 0
SB: 0
CS: 1

Batter	1	2	3	4	5	6	7	8	9	AB	R	H	RBI	BB	SO	LOB
22 Logan Schafer, L (1, 8) OBP: 0.400, SLG: 0.500 Lance Roenicke, R (7, 7) OBP: 0.500, SLG: 0.500	B FF 94 C FF 94 B FF 94 F FF 95 B FF 96 B FF 95 4-2 21 G6-4-3 BB		C SL 78 B SL 80 B SL 83 X SL 80 1-2 2B		C FF 90 F FF 91 B FF 93 D CH 86 X FF 92 2-2 ② F7			B SI 92 F SI 92 F F F B X SI 91 2-2 62 G5-4-3 1B	C CU 80 B CU 79 F FF 94 X CU 80 1-2 ③ L6	2 2	0 0	1 1	0 0	1 0	0 0	1 1
3 Scooter Gennett, L (1, 4) OBP: 0.281, SLG: 0.241 62 Héctor Gómez, R (8, PH) (8, 6)	B FF 93 C SL 79 S FF 94 F SL 82 X FF 95 1-2 ① F9		B FF 95 X FF 94 1-0 ③ G6-3		S SL 82 X FF 92 0-1 ③ FC5-4 1-2f			X SI 93 0-0 ① ② G5-4-3 1-2f		3 1	0 0	0 0	0 0	0 0	0 0	3 1
21 Donnie Murphy, R (1, 6) OBP: 0.286, SLG: 0.240 72 Dayton Buller, R (6, 2) OBP: 0.250, SLG: 0.250	1 SAFE B FF 95 S SL 82 X SL 82 1-1 ② ③ G6-4-3 1-2f			B FF 92 F FF 92 B FF 92 F FF 92 B SL 81 C SL 80 3-3 ① K		C SI 90 X SL 84 0-1 ① G4-3		C SI 93 C X SI 92 0-2 ③ F8		3 1	0 0	0 0	0 0	1 0	1 0	1 0
5 Taylor Green, L (1, 5) OBP: 0.308, SLG: 0.238 94 Blake Davis, L (6, 5) OBP: 0.333, SLG: 0.333		B X 1-0 ① P5		B FF 94 S SL 78 B SL 79 F FF 94 B FF 94 B FF 94 4-2 50 BB		C SI 89 S SL 84 B F F B X 3-2 ② G3			B FF 94 B FF 95 X FF 94 2-0 93 1B 70 1B 62 2B 1B	2 1	0 1	0 1	0 0	1 0	0 0	0 0
15 Caleb Gindl, L (1, 9) OBP: 0.433, SLG: 0.500 70 Nick Shaw, L (6, 6) OBP: 0.500, SLG: 0.400 (8, 4)		B F B B S X 3-2 50 G5-3 1B		S FF 92 C SL 79 X FF 94 0-2 ② F7		B SI 89 B CH 83 B CU 74 B 4-0 BB			C FF 93 S FF 94 B FF 94 F FF 94 B FF 94 X FF 94 2-2 93 1B 62 2B 1-2 1B	2 1	0 1	1 1	0 0	1 0	0 0	1 0
50 Blake Lalli, L (1, 10) OBP: 0.400, SLG: 0.565 93 Kentrail Davis, L (9, PH) OBP: 0.227, SLG: 0.105		C X 0-1 ② G5-3 1-2		C SL 79 T FF 93 B FF 94 B FF 94 B SL 79 B SL 78 4-2 1-2 BB		B F SL 83 X SL 83 1-1 ③ P5			D CU 83 F CH 86 B FF 95 F CH 87 B FF 94 X FF 93 3-2 1-2 2-3 62 2B 1B	2 1	0 1	0 1	0 0	1 0	0 0	2 0
58 Josh Prince, R (1, 7) OBP: 0.219, SLG: 0.241 (7, 8) 91 Adam Weisenburger, R (9, PH) OBP: 0.400, SLG: 0.250		B C X 1-1 ③ G3-1		B FF 93 C FF 93 F FF 93 C FF 94 1-3 ③ K			B SL 85 X FF 96 1-0 ① P6		C CU 81 C CU 83 B FF 94 C FF 95 1-3 ① K	3 1	0 0	0 0	0 0	1 1	3 3	3 0
92 Hunter Morris, L (1, 3) OBP: 0.185, SLG: 0.280 62 Sean Halton, R (7, 3) OBP: 0.286, SLG: 0.429			C SL 76 B FF 93 F FF 93 S FF 94 1-3 ① K		C FF 90 B CH 86 X CH 84 1-1 ① G3-1		B SI 87 B SL 81 C SI 87 X SL 84 2-1 ② P6		D CU 83 X CH 88 1-0 28 F7 1-H 2-H 3-H 2B	3 1	0 0	0 1	0 3	1 0	0 0	0 0
40 Robinzon Diaz, R (1, 2) OBP: 0.250, SLG: 0.333 28 Rene Tosoni, L (6, 9) OBP: 0.400, SLG: 0.750			C FF 94 B FF 95 B SL 79 F FF 93 X FF 95 2-2 ② L9		X SL 81 0-0 3 FC5-4 1B		X SI 87 0-0 ③ G3		C FF 95 X CH 87 0-1 ② F7 2-3	2 2	0 0	1 0	0 0	0 0	0 1	0 0

Inning Stats	1	2	3	4	5	6	7	8	9
	R: 0 E: 0 K: 0 S: 8 H: 0 LOB: 0 BB: 1 P: 14	R: 0 E: 0 K: 0 S: 8 H: 1 LOB: 1 BB: 0 P: 13	R: 0 E: 0 K: 1 S: 10 H: 1 LOB: 0 BB: 0 P: 15	R: 0 E: 0 K: 2 S: 13 H: 0 LOB: 2 BB: 2 P: 25	R: 0 E: 0 K: 0 S: 8 H: 1 LOB: 1 BB: 0 P: 11	R: 0 E: 0 K: 0 S: 9 H: 0 LOB: 1 BB: 1 P: 17	R: 0 E: 0 K: 0 S: 4 H: 0 LOB: 0 BB: 0 P: 7	R: 0 E: 0 K: 0 S: 9 H: 1 LOB: 0 BB: 0 P: 11	R: 3 E: 0 K: 1 S: 17 H: 4 LOB: 1 BB: 0 P: 27

1B: 6 SF: 0
2B: 2 SAC: 0
3B: 0 DP: 2
HR: 0 HBP: 0

WP: 0 PA: 37
PB: 0
SB: 0
CS: 0

PITCHER		IP	WLS	BF	H	R	ER	SO	BB	IBB	HBP	BLK	WP	HR	S	P	ERA	WHIP
41 Alexi Ogando, R ERA: 3.48	(1, 1)	4.0	W	16	2	0	0	3	3	0	0	0	0	0	39	67	0.00	1.250
44 Jason Frasor, R ERA:	(5, 1)	1.0		4	1	0	0	0	0	0	0	0	0	0	8	11	0.00	1.000
37 Kyle McClellan, R ERA:	(6, 1)	2.0		7	0	0	0	0	1	0	0	0	0	0	13	24	0.00	0.500
50 Michael Kirkman, L ERA:	(8, 1)	1.0		3	1	0	0	0	0	0	0	0	0	0	9	11	0.00	1.000
52 Tanner Scheppers, R ERA: 12.0	(9, 1)	1.0		7	4	3	3	1	0	0	0	0	0	0	17	27	27.00	4.000

PITCHER	IP	WLS	BF	H	R	ER	SO	BB	IBB	HBP	BLK	WP	HR	S	P	ERA	WHIP

TOP

Milwaukee Brewers @ Texas Rangers

Surprise Stadium, Surprise, AZ

Tue Mar 12 2013, 4:06 PM - 7:03 PM EDT

Att. 7,968 - Sunny - 78 F

livebaseballscorecards.com

AB	33
R	3
H	8
RBI	3
BB	4
SO	4
LOB	17

Batter	1	2	3	4	5	6	7	8	9	AB	R	H	RBI	BB	SO	LOB
1 Elvis Andrus, R (1, 6) OBP: 0.400, SLG: 0.529 68 Guilder Rodriguez, S (6, 6) OBP: 0.429, SLG: 0.200	B CH 87 C B B CH 86 B 4-1 20 1B 20 S 27 1B BB	L B S D X 2-2 15 1B 27 BB 15 E 1-2 2-H 1B	B FF 91 B CH 84 X FF 91 2-0 E3 20 1B 2-3		C SL 87 B FF 94 C CU 79 X FF 94 1-2 G1-3 ③		B D F X 2-1 87 WP 1-2 3-H 1B			3 2 1 1 1 0 1 1 0 1 1 0 0 0						
20 Julio Borbon, L (1, 7) OBP: 0.378, SLG: 0.419 19 Jared Hoying, L (6, 7) OBP: 0.167, SLG: 0.333	B X 1-0 27 1B 12 SF9 1-3 1B	X 0-0 F7 ①	C SI 90 D SL 78 B SI 92 F CH 84 X SL 80 2-2 1-2 3-H 1B			X 0-0 21 G4-3 2B	B B S F T 2-2 K ②			3 1 2 1 0 0 2 2 0 1 0 0 1 2						
27 Lance Berkman, S (1, 10) OBP: 0.414, SLG: 0.333 87 Greg Miclat, S (6, PH) (7, 10)	B X 1-0 12 SF9 15 BB 1-3 3-H 1B	B D C F B B 4-2 15 E 12 SF7 1-2 2-3 BB	B FF 92 B CH 84 X FF 92 2-0 F8 ③			X 0-0 F7 ①	C FF 88 B SL 86 F SL 86 S FS 84 1-3 K ③ 1-2 2-3			2 1 1 1 1 0 2 2 0 0 0 0 1 3						
15 Jeff Baker, R (1, 5) OBP: 0.568, SLG: 0.735 21 Brandon Snyder, R (6, 5) OBP: 0.304, SLG: 0.421	D B B B 4-0 1-2 BB	B B FC 90 C FF 92 S S X FF 92 2-2 E5 1-3 2-H 3-H 1B		F SI 90 X SI 90 0-1 HR		B X 1-0 G4-3 ② 2-3		C SL 84 X SL 85 0-1 F9 ①		2 1 2 2 1 0 0 2 0 0 0 0 0 1						
12 A.J. Pierzynski, L (1, 2) OBP: 0.276, SLG: 0.385 8 Geovany Soto, R (6, 2) OBP: 0.286, SLG: 0.211 67 Juan Apodaca, R (9, 2)	X 0-0 SF9 ① 2-3 3-H	S FC 89 B FF 91 X FF 91 1-1 SF7 ② 3-H		B SI 91 X SI 91 1-0 G4-3 ①		B SL 82 B SL 82 F F C 2-3 K ③		B CU 76 S SL 86 F SL 86 F CU 78 B SL 88 H SL 83 3-2 9 HR HBP		1 0 0 2 0 0 0 1 1 0 0 0 1 1 0 0 0 0 0 0 0						
43 Engel Beltre, L (1, 9) OBP: 0.182, SLG: 0.300 9 Mike Olt, R (6, 9) OBP: 0.250, SLG: 0.440	B 1 SAFE S 1 SAFE C S 1-3 K ②	B FF 92 C FF 91 X SL 77 1-1 F8 ③		F SL 80 F FF 88 B FF 91 B SL 78 S SL 80 2-3 K ②			B C SL 85 B F B B 4-2 2 1B 71 BB SF9 BB	D SL 87 C SL 86 B SL 85 S SL 86 B CU 76 X SL 86 3-2 1-H HR		3 0 0 0 0 2 3 1 2 1 2 1 0 0						
2 Leonys Martin, L (1, 8) OBP: 0.447, SLG: 0.576 71 James Adduci, L (6, 8) OBP: 0.481, SLG: 0.739	B D D C S F X 3-2 P4 ③		M SI 90 B FF 89 X SL 78 1-1 1 E 20 1B 2B	B SL 78 B SI 91 F FF 90 X SL 77 2-1 F8 ③			B FF 96 1 SAFE F FF 95 B FF 88 F SL 84 B FF 96 B SL 84 4-2 SF9 2 68 1B 1-2 BB	X CH 87 0-0 2 G6-4-3 1B		3 1 1 0 0 0 2 1 1 1 0 1 0 0						
63 Yangervis Solarte, S (1, 4) OBP: 0.333, SLG: 0.407 2 Edwin Garcia, R (6, 4) OBP: 0.667, SLG: 0.667		X 0-0 E3 70 BB 1 1B	C FF 90 B FF 90 F SL 79 X FF 91 1-2 F9 ①		C FF 92 S FF 92 B FF 94 S CU 81 1-3 K ①		X FF 94 0-0 87 WP 68 1B 1-2 2-3 1B	C SL 86 C SL 86 B SL 77 X SL 86 1-2 1-2f G6-4-3 ② ③		3 1 0 0 0 1 1 2 0 1 0 0 0 1						
70 Brandon Allen, L (1, 3) OBP: 0.286, SLG: 0.560 Mike Bianucci, R (6, 3)		B B B B 4-0 27 BB 1 1B 15 1B 1-2 BB	X SL 77 0-0 F9 ②		B FF 93 B CH 86 B FF 92 C FF 92 X FF 92 3-1 G1-3 ②		S SL 82 F X 0-2 SF9 ① 2-3 3-H			2 1 0 0 1 0 1 0 0 0 1 0 0 0						
Inning Stats	R: 2 E: 0 K: 1 S: 11 H: 2 LOB: 2 BB: 2 P: 25	R: 4 E: 2 K: 0 S: 14 H: 2 LOB: 1 BB: 2 P: 28	R: 1 E: 1 K: 0 S: 11 H: 2 LOB: 2 BB: 0 P: 19	R: 1 E: 0 K: 1 S: 8 H: 1 LOB: 0 BB: 0 P: 13	R: 0 E: 0 K: 1 S: 8 H: 0 LOB: 0 BB: 0 P: 13	R: 0 E: 0 K: 1 S: 6 H: 1 LOB: 1 BB: 0 P: 9	R: 2 E: 0 K: 2 S: 16 H: 2 LOB: 2 BB: 2 P: 29	R: 2 E: 0 K: 0 S: 12 H: 2 LOB: 0 BB: 0 P: 19			1B: 8 2B: 2 3B: 0 HR: 2 SF: 3 SAC: 0 DP: 1 HBP: 1		WP: 1 PB: 0 SB: 1 CS: 0 PA: 44	

PITCHER		IP	WLS	BF	H	R	ER	SO	BB	IBB	HBP	BLK	WP	HR	S	P	ERA	WHIP
37 Mark Rogers, R ERA: 7.5	(1, 1)	1.1	L	12	3	6	3	1	4	0	0	0	0	0	18	42	20.25	5.250
74 Michael Olmsted, R ERA: 1.35	(2, 1)	0.2		3	1	0	0	0	0	0	0	0	0	0	7	11	0.00	1.500
32 Tom Gorzelanny, L ERA: 3.0	(3, 1)	2.0		10	3	2	1	1	0	0	0	0	0	1	19	32	4.50	1.500
54 Josh Stinson, R ERA: 1.29	(5, 1)	1.0		3	0	0	0	1	0	0	0	0	0	0	8	13	0.00	0.000
76 Alfredo Figaro, R ERA: 2.35	(6, 1)	1.2		10	3	2	2	2	2	0	0	0	0	0	19	34	10.80	3.000
Rob Wooten, R ERA: 6.75	(7, 1)	0.1		1	0	0	0	0	0	0	0	0	0	0	3	4	0.00	0.000
75 Travis Webb, L ERA: 13.5	(8, 1)	1.0		5	2	2	2	0	0	0	1	0	0	1	12	19	18.00	2.000

BOTTOM

Milwaukee Brewers @ Texas Rangers

Surprise Stadium, Surprise, AZ

Tue Mar 12 2013, 4:06 PM - 7:03 PM EDT

Att. 7,968 - Sunny - 78 F

livebaseballscorecards.com

AB	34
R	12
H	12
RBI	11
BB	6
SO	6
LOB	20

Batter	1	2	3	4	5	6	7	8	9	AB	R	H	RBI	BB	SO	LOB
7 Norichika Aoki, L (1, 9) OBP: 0.300, SLG: 0.231	9 1B 1B		P6			G4-3		F8		3	0	1	0	0	0	0
Scooter Gennett, L (7, 4) OBP: 0.273, SLG: 0.233										1	0	0	0	0	0	0
9 Jean Segura, R (1, 6) OBP: 0.345, SLG: 0.464	1-3 1B		G5-3			K		BB		3	0	1	0	0	1	0
Josh Prince, R (7, 9) OBP: 0.242, SLG: 0.241										0	0	0	0	1	0	0
23 Rickie Weeks Jr., R (1, 4) OBP: 0.393, SLG: 0.577	FC1			27 G5-3 1B		G4-3		F8		3	0	1	0	0	0	1
79 Anderson De La Rosa, R (7, 2) OBP: 0.286, SLG: 0.333										1	0	0	0	0	0	1
27 Carlos Gómez, R (1, 8) OBP: 0.615, SLG: 0.684	K			G5-3 1-2			15 G6-3 11 1B BB		94 WP 2B	2	0	0	0	1	1	3
51 Michael Gonzalez, R (7, 1)										0	0	0	0	0	0	0
31 Burke Badenhop, R (8, 1)										0	0	0	0	0	0	0
93 Kentrail Davis, L (9, PH) OBP: 0.261, SLG: 0.200										1	0	1	0	0	0	0
11 Alex Gonzalez, R (1, 5) OBP: 0.250, SLG: 0.474	K			P5			15 G6-3 1-2 1B		70 G5-4-3 2-3 BB	3	0	1	0	0	1	3
94 Blake Davis, L (7, PR) OBP: 0.400, SLG: 0.333										0	0	0	0	1	0	0
(7, 5)																
5 Taylor Green, L (1, 3) OBP: 0.286, SLG: 0.217		K		K			K		P6	2	0	0	0	0	2	1
2 Bobby Crosby, R (7, PH) OBP: 0.250, SLG: 0.273										2	0	0	0	0	1	4
(7, 3)																
15 Caleb Gindl, L (1, 7) OBP: 0.394, SLG: 0.448		K2-3			K		G6-3 1-2 2-3		G5-4-3 1-2f	3	0	0	0	0	2	2
70 Brandon Macias, R (9, PH)										1	0	0	0	0	0	2
50 Blake Lalli, L (1, 2) OBP: 0.370, SLG: 0.520		F8			G4-3		K			2	0	0	0	0	0	0
21 Donnie Murphy, R (7, PH) OBP: 0.276, SLG: 0.231										1	0	0	0	0	1	3
(7, 6)																
49 Yovani Gallardo, R (1, 1)			G5-3		K2-3			K		2	0	0	0	0	1	0
59 John Axford, R (5, 1)										0	0	0	0	0	0	0
29 Jim Henderson, L (6, 1)										0	0	0	0	0	0	0
53 Brandon Kintzler, R (6, 1)										0	0	0	0	0	0	0
22 Logan Schafer, L (7, 8) OBP: 0.387, SLG: 0.483										1	0	0	0	0	1	0

TOP

Milwaukee Brewers @ Arizona Diamondbacks

Salt River Fields at Talking Stick, Scottsdale, AZ

Wed Mar 13 2013, 10:11 PM - 12:56 AM EDT

Att. 12,459 - Clear - 84 F

livebaseballscorecards.com

AB	31
R	0
H	5
RBI	0
BB	3
SO	11
LOB	20

Inning Stats	1	2	3	4	5	6	7	8	9	1B	SF	WP	PA
R	0	0	0	0	0	0	0	0	0	4	0	1	34
E	0	0	0	0	0	0	0	0	0	2B: 1	SAC: 0	PB: 0	
K	2	2	0	1	2	1	2	1	0	3B: 0	DP: 1	SB: 0	
S	9	7	3	6	7	5	8	5	3	HR: 0	HBP: 0	CS: 0	
H	2	0	0	1	0	0	1	0	1				
LOB	2	0	0	1	0	0	3	1	1				
BB	0	0	0	0	0	0	1	1	1				
P	9	7	3	6	7	5	12	9	7				

PITCHER	IP	WLS	BF	H	R	ER	SO	BB	IBB	HBP	BLK	WP	HR	S	P	ERA	WHIP
48 Randall Delgado, R (1, 1) ERA: 6.43	4.0	W	15	3	0	0	5	0	0	0	0	0	0	25	25	0.00	0.750
40 J.J. Putz, R (5, 1) ERA:	1.0	H	3	0	0	0	2	0	0	0	0	0	0	7	7	0.00	0.000
Zeke Spruill, R (6, 1) ERA: 1.29	1.0	H	3	0	0	0	1	0	0	0	0	0	0	5	5	0.00	0.000
47 Joe Paterson, L (7, 1) ERA: 1.35	1.0		5	1	0	0	2	1	0	0	0	0	0	8	12	0.00	2.000
Charles Brewer, R (8, 1) ERA: 1.13	1.0		6	1	0	0	1	2	0	0	0	1	0	6	14	0.00	3.000

PITCHER	IP	WLS	BF	H	R	ER	SO	BB	IBB	HBP	BLK	WP	HR	S	P	ERA	WHIP
56 Rommie Lewis, L (9, 1) ERA:	1.0		2	0	0	0	0	0	0	0	0	0	0	2	2	0.00	0.000

BOTTOM

Milwaukee Brewers @ Arizona Diamondbacks

Salt River Fields at Talking Stick, Scottsdale, AZ

Wed Mar 13 2013, 10:11 PM - 12:56 AM EDT

Att. 12,459 - Clear - 84 F

livebaseballscorecards.com

Batter	1	2	3	4	5	6	7	8	9	AB	R	H	RBI	BB	SO	LOB
8 Gerardo Parra, L (1, 8) OBP: 0.348, SLG: 0.667 54 Tuffy Gosewisch, R (7, 2) OBP: 0.333, SLG: 0.143	F B F B B X 3-2 HR	X 0-0 ③ L8	X 0-0 14 S 2 SF8 1-H 2-H 2B	H 1-0 64 FC6-4 1-2 HBP						3 2 2 3 0 0 0 0 0 0 0 0 0 0						
14 Martín Prado, R (1, 5) OBP: 0.318, SLG: 0.333 64 Chris Owings, R (7, 6) OBP: 0.273, SLG: 0.636	X 0-0 ① G4-3	X 0-0 ① G6-3				B B B B 4-0 2 SF8 2 S 26 1B 2-3 BB	X 0-0 ③ FC6-4 1-2f			2 1 0 0 1 0 0 1 0 0 0 0 0 2						
2 Aaron Hill, R (1, 4) OBP: 0.407, SLG: 0.560 33 Kila Ka'aihue, L (7, 3) OBP: 0.400, SLG: 0.364	X 0-0 ② G5-3	C C C 0-3 ② K				B X 1-0 ① SF8 1-3 3-H		X 0-0 ① F7		2 0 0 1 0 1 0 1 0 0 0 0 0 0						
44 Paul Goldschmidt, R (1, 3) OBP: 0.500, SLG: 0.469 70 Matt Davidson, R (7, 5) OBP: 0.242, SLG: 0.267	C S C 0-3 ③ K	X 0-0 ③ L9				F S S 0-3 ② K		X 0-0 12 2B 22 1B 1B		3 0 0 0 0 2 1 1 1 1 0 0 0 0						
26 Miguel Montero, L (1, 2) OBP: 0.214, SLG: 0.214 12 Evan Frey, L (7, 8) OBP: 0.500, SLG: 0.600	F S S 0-3 ① K		X 0-0 ① G3-1		X 0-0 3-H 1B		X 0-0 1-3 22 1B 2B		3 0 1 1 0 1 0 1 1 1 0 0 0 0							
11 AJ Pollock, R (1, 9) OBP: 0.326, SLG: 0.351 22 Brent Clevlen, R (7, 9) OBP: 0.250, SLG: 0.143	C C S 0-3 ② K		X 0-0 ② G6-3		X 0-0 ③ G1-3		X 0-0 2-H 3-H 1B		3 0 0 0 0 1 1 1 0 1 2 0 0 0							
39 Brad Snyder, L (1, 7) OBP: 0.212, SLG: 0.194 28 Nick Ahmed, R (7, 4) OBP: 0.304, SLG: 0.381	X 0-0 ③ G4-3		C C C 0-3 ③ K			X 0-0 ① G4-3	C F C 0-3 ② K		2 0 0 0 0 1 0 2 0 0 0 0 1 1							
4 Cliff Pennington, S (1, 6) OBP: 0.394, SLG: 0.444 Alfredo Marte, R (7, 7) OBP: 0.233, SLG: 0.222		X 0-0 ① G5-3				B B B B 4-0 22 S 8 2B BB	B B B D 4-0 54 HBP BB	X 0-0 ③ G6-3		1 1 0 0 1 0 0 1 0 0 0 1 0 1						
48 Randall Delgado, R (1, 1) 40 J.J. Putz, R (5, 1) Zeke Spruill, R (6, 1) 22 Eric Hinske, L (6, PH) OBP: 0.467, SLG: 0.458 47 Joe Paterson, R (7, 1) 1 Didi Gregorius, L (7, PH) OBP: 0.333, SLG: 0.750 Charles Brewer, R (8, 1) 56 Rommie Lewis, L (9, 1)		C F C 0-3 ② K				B B B B 4-0 8 2B 1-2 BB	S C S 0-3 ② K			1 0 0 0 0 1 0 0 0 0 0 0 0 0 0 0 0 0 0 0 0 0 1 0 0 1 0 0 0 0 0 0 0 0 0 1 0 0 0 0 1 1 0 0 0 0 0 0 0 0 0 0 0 0 0 0							
Inning Stats	R: 1 H: 1 E: 0 LOB: 0 K: 1 BB: 0 S: 8 P: 11	R: 0 H: 0 E: 0 LOB: 0 K: 2 BB: 0 S: 7 P: 7	R: 0 H: 0 E: 0 LOB: 0 K: 1 BB: 0 S: 5 P: 5	R: 0 H: 0 E: 0 LOB: 0 K: 1 BB: 0 S: 5 P: 5	R: 0 H: 0 E: 0 LOB: 0 K: 1 BB: 0 S: 5 P: 5	R: 4 H: 2 E: 0 LOB: 1 K: 1 BB: 3 S: 7 P: 20	R: 0 H: 0 E: 0 LOB: 2 K: 1 BB: 1 S: 5 P: 10	R: 2 H: 3 E: 0 LOB: 1 K: 1 BB: 0 S: 8 P: 8		1B: 3 SF: 1 2B: 2 SAC: 0 3B: 0 DP: 0 HR: 1 HBP: 1						

AB	29
R	7
H	6
RBI	7
BB	4
SO	9
LOB	7

WP: 0 PA: 35
PB: 0
SB: 3
CS: 0

PITCHER	IP	WLS	BF	H	R	ER	SO	BB	IBB	HBP	BLK	WP	HR	S	P	ERA	WHIP
49 Yovani Gallardo, R (1, 1) ERA: 5.4	4.0	L	13	1	1	1	5	0	0	0	0	0	1	25	28	2.25	0.250
59 John Axford, R (5, 1) ERA: 9.82	1.0		3	0	0	0	1	0	0	0	0	0	0	5	5	0.00	0.000
29 Jim Henderson, R (6, 1) ERA: 10.8	0.1		5	1	4	4	0	3	0	0	0	0	0	2	15	108.00	12.000
53 Brandon Kintzler, R (6, 1) ERA: 3.38	0.2		3	1	0	0	1	0	0	0	0	0	0	5	5	0.00	1.500
51 Michael Gonzalez, L (7, 1) ERA: 6.0	1.0		5	0	0	0	1	1	0	1	0	0	0	5	10	0.00	1.000

PITCHER	IP	WLS	BF	H	R	ER	SO	BB	IBB	HBP	BLK	WP	HR	S	P	ERA	WHIP
31 Burke Badenhop, R (8, 1) ERA: 3.6	1.0		6	3	2	2	1	0	0	0	0	0	0	8	8	18.00	3.000

Batter	1	2	3	4	5	6	7	8	9	AB	R	H	RBI	BB	SO	LOB
24 Michael Bourn, L (1, 8) OBP: 0.306, SLG: 0.333 86 Justin Toole, R (8, 7)	0-0 23 1B; 33 1B; 1B	0-3 K			0-0 B3			4-0 11 FC6-4; BB	0-0 L4	3 1	1 0	1 0	0 0	1 0	1 0	1 2
11 Drew Stubbs, R (1, 9) OBP: 0.250, SLG: 0.353 71 Chris McGuiness, L (8, 9) OBP: 0.207, SLG: 0.115	0-0 F9		0-0 G6-3		0-0 P3			0-0 FC6-4; 74 CS; 23 S; 1-2f		4 0	0 0	0 0	0 0	0 0	0 0	2 0
23 Michael Brantley, L (1, 7) OBP: 0.500, SLG: 0.688 92 Marcus Bradley, L (8, PR) (8, 8)	0-0 33 1B; 12 G6-3; 1-2; 1B		1-0 33 1B; HBP		0-0 G6-3			4-1 74 CS; 1-2; BB		2 0	1 0	1 0	0 0	1 0	0 0	0 0
33 Nick Swisher, S (1, 3) OBP: 0.486, SLG: 0.758 74 Jesús Aguilar, R (6, 3) OBP: 0.417, SLG: 0.444	0-0 12 G6-3; 1-3; 2-H; 1B		0-0 12 G5-4-3; 1-2; 1B			0-0 F8		0-1 G6-3; 1-2; 2-3		3 1	0 0	2 0	1 0	0 0	0 0	0 2
12 Mark Reynolds, R (1, 10) OBP: 0.433, SLG: 0.786	0-0 G6-3; 1-2; 3-H		0-0 G5-4-3; 1-2f			0-0 P6			2-0 HR	4	1	1	2	0	0	3
46 Cord Phelps, S (1, 4) OBP: 0.389, SLG: 0.548 89 Matt Antonelli, R (6, 4) OBP: 0.500, SLG: 0.500	0-3 K			0-0 L5		0-3 K			0-3 K	3 1	0 0	0 0	0 0	0 0	2 1	1 0
9 Ryan Raburn, R (1, 5) OBP: 0.514, SLG: 0.900 88 Kyle Bellows, R (7, 5)		0-0 F8		0-0 G6-3			0-0 G5-3		0-3 K	3 1	0 0	0 0	0 0	0 0	0 1	0 0
40 Yan Gomes, R (1, 2) OBP: 0.448, SLG: 0.692 73 Brian Jeroloman, L (4, PR) OBP: 0.357, SLG: 0.273 (4, 2) 83 Matt Carson, R (9, PH) OBP: 0.444, SLG: 0.864		0-0 1B		0-0 66 1B; 2B			0-3 K		4-0 82 S; BB	2 1 0	0 0 0	2 0 0	0 0 0	0 1 0	0 0 0	0 0 0
66 Juan Diaz, L (1, 6) OBP: 0.333, SLG: 0.519 82 Luis Hernandez, S (7, 6) OBP: 0.259, SLG: 0.208		0-0 L7		0-0 2-H; 1B			0-0 F7		4-1 1-2; BB	3 0	0 0	1 0	0 0	0 1	0 0	1 0
Inning Stats	R: 2 E: 0 K: 1 S: 8 H: 3 LOB: 1 BB: 0 P: 8	R: 0 E: 0 K: 1 S: 6 H: 1 LOB: 1 BB: 0 P: 6	R: 0 E: 0 K: 0 S: 3 H: 1 LOB: 1 BB: 0 P: 4	R: 0 E: 0 K: 0 S: 4 H: 2 LOB: 2 BB: 0 P: 4	R: 0 E: 0 K: 0 S: 3 H: 0 LOB: 0 BB: 0 P: 3	R: 0 E: 0 K: 1 S: 5 H: 0 LOB: 0 BB: 0 P: 5	R: 0 E: 0 K: 1 S: 5 H: 0 LOB: 0 BB: 0 P: 5	R: 0 E: 0 K: 0 S: 4 H: 0 LOB: 2 BB: 2 P: 12	R: 1 E: 0 K: 2 S: 9 H: 1 LOB: 2 BB: 2 P: 19	1B: 6 2B: 1 3B: 0 HR: 1	SF: 0 SAC: 0 DP: 1 HBP: 1						

PITCHER		IP	WLS	BF	H	R	ER	SO	BB	IBB	HBP	BLK	WP	HR	S	P	ERA	WHIP
38 Chris Narveson, L ERA: 5.4	(1, 1)	4.0	W	18	7	2	2	2	0	0	1	0	0	0	21	22	4.50	1.750
32 Tom Gorzelanny, L ERA: 2.25	(5, 1)	1.0	H	3	0	0	0	0	0	0	0	0	0	0	3	3	0.00	0.000
76 Alfredo Figaro, R ERA: 1.86	(6, 1)	2.0	H	6	0	0	0	2	0	0	0	0	0	0	10	10	0.00	0.000
54 Josh Stinson, R ERA: 1.13	(8, 1)	1.0	H	4	0	0	0	0	2	0	0	0	0	0	4	12	0.00	2.000
74 Michael Olmsted, R ERA: 2.35	(9, 1)	1.0	S	6	1	1	1	2	2	0	0	0	0	1	9	19	9.00	3.000

PITCHER	IP	WLS	BF	H	R	ER	SO	BB	IBB	HBP	BLK	WP	HR	S	P	ERA	WHIP

TOP

Cleveland Indians @ Milwaukee Brewers

Maryvale Baseball Park, Phoenix, AZ

Fri Mar 15 2013, 4:06 PM - 6:57 PM EDT

Att. 5,665 - Sunny - 79 F

livebaseballscorecards.com

AB	32
R	3
H	8
RBI	3
BB	4
SO	6
LOB	12

Batter	1	2	3	4	5	6	7	8	9	AB	R	H	RBI	BB	SO	LOB
7 Norichika Aoki, L (1, 9)	BBBB 4-0 23 1B BB		x 0-0 ① 2B	x 0-0 ③ G4-3			SSS 0-3 ① K			2	0	1	0	1	0	2
21 Donnie Murphy, R (7, 6)										1	0	0	0	0	1	0
27 Carlos Gómez, R (1, 8)	SSS 0-3 ① K		x 0-0 23 CS 1B		SSS 0-3 ① K		x 0-0 ② G4-3			3	0	1	0	0	2	1
28 Rene Tosoni, L (7, 8)										1	0	0	0	0	0	0
23 Rickie Weeks Jr., R (1, 4)	x 0-0 16 G6-4-3 1-3 1B		1 SAFE SSS 0-3 ②③ K 1-2		x 0-0 ② G6-3		SSS 0-3 ③ K			3	0	1	0	0	1	1
76 Alfredo Figaro, R (6, 1)										0	0	0	0	0	0	0
18 Khris Davis, R (7, PH)										1	0	0	0	0	1	0
54 Josh Stinson, R (8, 1)										0	0	0	0	0	0	0
74 Michael Olmsted, R (9, 1)										0	0	0	0	0	0	0
16 Aramis Ramirez, R (1, 5)	x 0-0 ②③ G6-4-3 1-2f			x 0-0 11 2B 9 G6-3 1B	x 0-0 ③ P4			x 0-0 70 BB 72 1B 1B		2	0	1	0	0	0	2
2 Bobby Crosby, R (4, PR)										2	1	1	0	0	0	0
(5, 5)																
11 Alex Gonzalez, R (1, 3)		x 0-0 ① F7	x 0-0 9 G6-3 1-3 50 1B 2B			x 0-0 9 G4-3 22 G4-3 1B		x 0-0 ① F7		3	1	2	0	0	0	0
15 Caleb Gindl, L (6, PR)										1	0	0	0	0	0	1
(7, 9)																
22 Logan Schafer, L (1, 7)	BBBB 4-0 9 3B BB		x 0-0 ① P6			x 0-0 ① G4-3 1-2		x 0-0 70 BB 1-2 1B		2	1	0	0	1	0	4
72 Dayton Buller, R (8, 2)										1	0	1	0	0	0	0
9 Jean Segura, R (1, 6)	x 0-0 50 SH1-3 1-H 3B		x 0-0 ② G6-3 2-3 3-H			x 0-0 ② G4-3 2-3		CCC 0-3 ② K		3	1	1	2	0	0	4
62 Sean Halton, R (7, 3)										1	0	0	0	0	1	2
(8, 7)																
50 Blake Lalli, L (1, 2)	x 0-0 ② SH1-3 3-H		x 0-0 38 BB 3-H 1B			BBBB 4-0 1-2 BB		BBBB 4-0 1-2 2-3 BB		1	0	1	2	1	0	0
70 Nick Shaw, L (8, 4)										0	0	0	0	1	0	0
38 Chris Narveson, L (1, 1)	x 0-0 ③ G6-3			BBBB 4-0 1-2 BB		CCC 0-3 ③ K		x 0-0 ③ P6		1	0	0	0	1	0	0
32 Tom Gorzelanny, R (5, 1)										0	0	0	0	0	0	0
5 Taylor Green, L (6, 4)										2	0	0	0	0	1	5
(8, 3)																
Inning Stats	R: 0 E: 0 K: 1 S: 5 H: 1 LOB: 1 BB: 1 P: 9	R: 2 E: 0 K: 0 S: 4 H: 1 LOB: 0 BB: 1 P: 8	R: 0 E: 0 K: 1 S: 5 H: 2 LOB: 0 BB: 0 P: 5	R: 2 E: 0 K: 0 S: 6 H: 3 LOB: 2 BB: 1 P: 10	R: 0 E: 0 K: 1 S: 5 H: 0 LOB: 0 BB: 0 P: 5	R: 0 E: 0 K: 1 S: 6 H: 1 LOB: 2 BB: 1 P: 10	R: 0 E: 0 K: 2 S: 7 H: 0 LOB: 0 BB: 0 P: 7	R: 0 E: 0 K: 1 S: 7 H: 2 LOB: 3 BB: 1 P: 11		1B: 7 2B: 2 3B: 1 HR: 0	SF: 0 SAC: 1 DP: 1 HBP: 0						

PITCHER		IP	WLS	BF	H	R	ER	SO	BB	IBB	HBP	BLK	WP	HR	S	P	ERA	WHIP
39 Brett Myers, R	(1, 1)	4.0	L	19	7	4	4	2	3	0	0	0	0	0	20	32	9.00	2.500
ERA: 7.11																		
80 Jerry Gil, R	(5, 1)	1.0		3	0	0	0	1	0	0	0	0	0	0	5	5	0.00	0.000
ERA: 2.84																		
38 Joe Smith, R	(6, 1)	1.0		5	1	0	0	1	1	0	0	0	0	0	6	10	0.00	2.000
ERA: 6.0																		
51 Scott Barnes, L	(7, 1)	1.0		3	0	0	0	2	0	0	0	0	0	0	7	7	0.00	0.000
ERA: 3.38																		
31 David Huff, L	(8, 1)	1.0		6	2	0	0	1	1	0	0	0	0	0	7	11	0.00	3.000
ERA: 4.91																		

PITCHER	IP	WLS	BF	H	R	ER	SO	BB	IBB	HBP	BLK	WP	HR	S	P	ERA	WHIP

BOTTOM

Cleveland Indians @ Milwaukee Brewers

Maryvale Baseball Park, Phoenix, AZ

Fri Mar 15 2013, 4:06 PM - 6:57 PM EDT

Att. 5,665 - Sunny - 79 F

livebaseballscorecards.com

AB	30
R	4
H	10
RBI	4
BB	5
SO	7
LOB	22

PA: 36

WP: 0 PB: 0 SB: 0 CS: 1

Batter	1	2	3	4	5	6	7	8	9	AB	R	H	RBI	BB	SO	LOB
23 Denis Phipps, R (1, 8) OBP: 0.323, SLG: 0.464	SSS 0-3 ① K	BBBB 4-0 2 2B 19 1B BB	SSS 0-3 ③ K			x 0-0 ② G3-1		x 0-0 64 F9 1B 1-2 2-H		3	1	0	0	1	2	1
9 Felix Perez, L (7, 8) OBP: 0.500, SLG: 0.500										1	0	1	1	0	0	0
2 Zack Cozart, R (1, 6) OBP: 0.294, SLG: 0.469	BBBB 4-0 19 1B 32 2B BB	x 0-0 19 1B 2B 1-3 3-H		x 0-0 ① L6		CCC 0-3 ③ K		x 0-0 ① F9 1-2 2-3		3	2	1	1	1	1	0
64 Kristopher Negrón, R (7, 6) OBP: 0.625, SLG: 1.000										1	0	0	0	0	0	2
19 Joey Votto, L (1, 3) OBP: 0.516, SLG: 0.720	x 0-0 32 2B 1B 1-3	x 0-0 32 2B 1B 2-H 3-H		CCC 0-3 ② K			BSBBCX 3-2 HR	x 0-0 ② SF8 3-H		4	1	3	3	0	1	0
Matt Mangini, L (7, 3)										0	0	0	1	0	0	0
32 Jay Bruce, L (1, 9) OBP: 0.226, SLG: 0.517	x 0-0 2B 1-3 3-H	x 0-0 2B 1-3		x 0-0 ③ P6			x 0-0 ① F7	x 0-0 ③ G5-3		4	0	2	1	0	0	0
85 Ryan LaMarre, R (7, 9) OBP: 0.190, SLG: 0.211										1	0	0	0	0	0	1
21 Todd Frazier, R (1, 5) OBP: 0.310, SLG: 0.444	CCC 0-3 ② K	x 0-0 ③ G3			x 0-0 ① F9		x 0-0 28 G5-3 2B		x 0-0 41 G4-3 37 1B 2B	4	0	1	0	0	1	4
Henry Alejandro Rodriguez, (S 5) OBP: 0.414, SLG: 0.536										1	1	1	0	0	0	0
28 Chris Heisey, R (1, 7) OBP: 0.306, SLG: 0.515	x 0-0 ③ G4-3		x 0-0 ① F7		x 0-0 3 1B 1B		x 0-0 ② G5-3 2-3		x 0-0 ① G4-3 2-3	4	0	1	0	0	0	3
41 Josh Fellhauer, L (7, 7)										1	0	0	0	0	0	1
3 Cesar Izturis, S (1, 4) OBP: 0.342, SLG: 0.400		x 0-0 ① P4	CBX 1-1 ② F8		x 0-0 29 G4-6-3 1B 1-2		x 0-0 ③ G6-3		x 0-0 ② L3	4	0	1	0	0	0	1
4 Ray Chang, R (7, 4)										1	0	0	0	0	0	1
29 Ryan Hanigan, R (1, 2) OBP: 0.467, SLG: 0.769		x 0-0 44 G4-3 2 2B 2B	CBX 1-1 HR		x 0-0 ② ③ G4-6-3 1-2f			x 0-0 6 BB 9 1B 1B	x 0-0 3-H 1B	3	2	2	1	0	0	2
37 Corky Miller, R (6, 2) OBP: 0.333, SLG: 0.231										2	1	2	1	0	0	0
44 Mike Leake, R (1, 1) OBP: 0.000, SLG: 0.000 55 Chris Manno, L (4, 1) 45 Sean Marshall, L (8, 1) 9 Ryan Wright, R (6, PH) 63 Sam LeCure, R (9, 1) 6 Sean Buckley, R (8, PH) 33 Jose Arredondo, R (8, 1) 60 Nevin Ashley, R (9, PH) OBP: 0.133, SLG: 0.231 44 Jeff Stevens, R (8, 1)	x 0-0 ② G4-3 2-3	x 0-0 2B				SSS 0-3 ① K		BBBB 4-0 64 F9 9 1B SF8 1-2 BB	x 0-0 ③ F8	2 0 1 0 0 0 1 0 0 0 0 0 0 0 0 0 0 0 0 0 0 1 0 0 0 0 1 0 0 0 0 0 0 0 0 0 1 0 0 1 0 0 0 0 0 0 0 0 0 0 0 0 0 0 0 1 1 0 0 0 0 0 0						

Cincinnati Reds @ Milwaukee Brewers
Maryvale Baseball Park, Phoenix, AZ
Sat Mar 16 2013, 4:08 PM - 7:22 PM EDT
Att. 6,083 - Sunny - 84 F

TOP

livebaseballscorecards.com

AB	41
R	9
H	16
RBI	9
BB	3
SO	6
LOB	18

Inning Stats	1	2	3	4	5	6	7	8	9	1B: 7	SF: 1	WP: 0	PA: 45
R:	1	3	1	0	0	0	1	2	1	2B: 7	SAC: 0	PB: 0	
E:	0	0	0	0	0	0	0	0	0	3B: 0	DP: 1	SB: 0	
K:	2	0	1	1	0	2	0	0	0	HR: 2	HBP: 0	CS: 0	
S:	9	7	9	5	4	7	7	5	5				
H:	2	4	2	0	2	0	2	2	2				
LOB:	2	2	0	0	1	0	0	1	1				
BB:	1	1	0	0	0	0	0	1	0				
P:	13	11	11	5	4	7	10	9	5				

PITCHER		IP	WLS	BF	H	R	ER	SO	BB	IBB	HBP	BLK	WP	HR	S	P	ERA	WHIP
64 Mike Fiers, R ERA: 4.41	(1, 1)	4.0		22	8	5	5	4	2	0	0	0	0	1	30	40	11.25	2.500
48 Donovan Hand, R ERA:	(5, 1)	2.0	H	7	2	0	0	2	0	0	0	0	0	0	11	11	0.00	1.000
75 Travis Webb, L ERA: 12.0	(7, 1)	1.0	H	5	2	1	1	0	0	0	0	0	0	1	7	10	9.00	2.000
51 Michael Gonzalez, L ERA: 9.0	(8, 1)	1.0	B	6	2	2	2	0	1	0	0	0	0	0	5	9	18.00	3.000
Rob Wooten, R ERA: 7.36	(9, 1)	1.0		5	2	1	1	0	0	0	0	0	0	0	5	5	9.00	2.000

PITCHER	IP	WLS	BF	H	R	ER	SO	BB	IBB	HBP	BLK	WP	HR	S	P	ERA	WHIP

Cincinnati Reds @ Milwaukee Brewers

Maryvale Baseball Park, Phoenix, AZ

Sat Mar 16 2013, 4:08 PM - 7:22 PM EDT

Att. 6,083 - Sunny - 84 F

livebaseballscorecards.com

BOTTOM

Batter	1	2	3	4	5	6	7	8	9	AB	R	H	RBI	BB	SO	LOB
7 Norichika Aoki, L (1, 9) OBP: 0.333, SLG: 0.290	G5-3	G5-3		1-2 1B		21 FC5-4 1B		K		3	0	1	0	0	0	0
14 Jeff Bianchi, R (6, 6) OBP: 0.235, SLG: 0.235										2	0	1	0	0	1	0
9 Jean Segura, R (1, 6) OBP: 0.343, SLG: 0.500	E3 23 1B, 16 2B	23 CS 1B		F8		FC5-4 1-2f			WP 1B 2B	3	1	1	0	0	0	2
21 Donnie Murphy, R (6, 4) OBP: 0.281, SLG: 0.276										2	1	1	0	0	0	1
23 Rickie Weeks Jr., R (1, 4) OBP: 0.382, SLG: 0.531	16 2B, 18 1B 1B 1-2	1 SAFE CS 1-2	F9	P2		F9			BCCC K 2-3	3	1	1	0	0	0	2
Cole Garner, R (6, 8) OBP: 0.667, SLG: 1.200										2	0	0	0	0	1	2
16 Aramis Ramirez, R (1, 5) OBP: 0.250, SLG: 0.375	18 1B 2B 1-3 2-H		18 HR 1B	SSS K		G4-3			BBBBB 1B BB 4-0	3	2	2	1	0	1	2
48 Donovan Hand, R (5, 1)										0	0	0	0	0	0	0
50 Blake Lalli, L (6, PH) OBP: 0.400, SLG: 0.519										1	0	0	0	0	0	1
75 Travis Webb, L (7, 1)										0	0	0	0	0	0	0
51 Michael Gonzalez, R (8, 1)										0	0	0	0	0	0	0
Rob Wooten, R (9, 1)										0	0	0	0	0	0	0
62 Sean Halton, R (9, PH) OBP: 0.304, SLG: 0.409										0	0	0	0	1	0	0
18 Khris Davis, R (1, 7) OBP: 0.400, SLG: 0.848	22 3B 1B 2-H 3-H		1-H HR		2-1 HR		CCC K		1-2 3-H 1B	3	3	3	5	0	0	0
Lance Roenicke, R (6, 7) OBP: 0.500, SLG: 0.500										2	0	1	1	0	1	0
22 Logan Schafer, L (1, 8) OBP: 0.417, SLG: 0.545	5 G4-3 3B 1-H	5 FC5-4 1B			SSS K			P3	F8	2	1	2	1	0	0	0
2 Bobby Crosby, R (5, 5) OBP: 0.235, SLG: 0.250										3	0	0	0	0	1	2
5 Taylor Green, L (1, 3) OBP: 0.257, SLG: 0.233	G4-3 3-H	FC5-4 1-2f			2B		SSS K		CCC K	5	0	1	1	0	2	3
40 Robinzon Diaz, R (1, 2) OBP: 0.200, SLG: 0.267	G4-3	G4-3			F7			SSS K		3	0	0	0	0	0	2
79 Anderson De La Rosa, R (8, 2) OBP: 0.250, SLG: 0.286										1	0	0	0	0	1	0
64 Mike Fiers, R (1, 1) OBP: 0.500, SLG: 0.500		SSS K		7 1B 1B	G3-1			L3		2	0	1	0	0	1	0
15 Caleb Gindl, L (5, 8) OBP: 0.361, SLG: 0.406										2	0	0	0	0	0	1
(6, 9)																

Inning Stats	1	2	3	4	5	6	7	8	9
	R: 5 H: 4 E: 1 LOB: 0 K: 0 BB: 0 S: 8 P: 8	R: 0 H: 1 E: 0 LOB: 0 K: 1 BB: 0 S: 5 P: 5	R: 2 H: 3 E: 0 LOB: 1 K: 0 BB: 0 S: 7 P: 8	R: 0 H: 2 E: 0 LOB: 2 K: 1 BB: 0 S: 7 P: 7	R: 1 H: 2 E: 0 LOB: 1 K: 1 BB: 0 S: 8 P: 10	R: 0 H: 1 E: 0 LOB: 1 K: 0 BB: 0 S: 4 P: 4	R: 0 H: 0 E: 0 LOB: 0 K: 2 BB: 0 S: 7 P: 7	R: 0 H: 0 E: 0 LOB: 0 K: 2 BB: 0 S: 7 P: 7	R: 1 H: 2 E: 0 LOB: 2 K: 2 BB: 1 S: 9 P: 14

1B: 9	SF: 0
2B: 3	SAC: 0
3B: 1	DP: 0
HR: 2	HBP: 0

WP: 1	PA: 44
PB: 0	
SB: 0	
CS: 1	

AB	42
R	9
H	15
RBI	9
BB	1
SO	9
LOB	18

PITCHER		IP	WLS	BF	H	R	ER	SO	BB	IBB	HBP	BLK	WP	HR	S	P	ERA	WHIP
44 Mike Leake, R ERA: 6.48	(1, 1)	3.1		20	10	7	5	1	0	0	0	0	0	1	23	24	13.50	3.000
55 Chris Manno, L ERA:	(4, 1)	0.2		2	0	0	0	1	0	0	0	0	0	0	4	4	0.00	0.000
45 Sean Marshall, L ERA: 3.0	(5, 1)	1.0		5	2	1	1	1	0	0	0	0	0	1	8	10	9.00	2.000
63 Sam LeCure, R ERA: 2.25	(6, 1)	2.0		7	1	0	0	2	0	0	0	0	0	0	11	11	0.00	0.500
33 Jose Arredondo, R ERA: 4.05	(8, 1)	1.0		3	0	0	0	2	0	0	0	0	0	0	7	7	0.00	0.000

PITCHER		IP	WLS	BF	H	R	ER	SO	BB	IBB	HBP	BLK	WP	HR	S	P	ERA	WHIP
44 Jeff Stevens, R ERA: 6.0	(9, 1)	1.0	B	6	2	1	1	2	1	0	0	0	1	0	9	14	9.00	3.000

Batter	1	2	3	4	5	6	7	8	9	AB	R	H	RBI	BB	SO	LOB
27 Carlos Gómez, R (1, 8) OBP: 0.594, SLG: 0.625 76 Mitch Haniger, R (7, 8)	0-0 20 1B 20 S 11 SF9 1B		4-0 11 G5-3 21 WP BB		0-0 ② L7			0-0 ① G6-3		2 1 1 0 1 0 0 1 0 0 0 0 0 0						
21 Donnie Murphy, R (1, 4) OBP: 0.306, SLG: 0.281 70 Brandon Macias, R (8, 5)	0-3 ① K		4-0 11 G5-3 1-2 BB		0-0 ③ G6-3			0-0 50 1B 1B		3 0 1 0 1 1 1 0 0 0 0 0 0 0						
20 Jonathan Lucroy, R (1, 2) OBP: 0.353, SLG: 0.471 50 Blake Lalli, L (6, 2) OBP: 0.419, SLG: 0.536	1-0 18 1B 1-3 1B		0-0 ① F7			0-0 ① G6-3		0-0 1-2 1B		3 0 1 0 0 0 2 1 0 1 0 0 0 0						
11 Alex Gonzalez, R (1, 3) OBP: 0.269, SLG: 0.500 93 Orlando Arcia, R (7, 6)	0-0 ② SF9 3-H		0-0 ② G5-3 1-2 2-3			0-3 ② K		0-0 ② F9		2 0 0 1 0 1 2 1 0 0 0 0 0 2						
18 Khris Davis, R (1, 10) OBP: 0.395, SLG: 0.806 22 Logan Schafer, L (8, PH) OBP: 0.405, SLG: 0.529 (8, 10)	0-0 1-2 1B		0-3 ③ K			0-3 ③ K		0-0 ③ L4		3 0 1 0 0 2 2 1 0 0 0 0 0 2						
5 Taylor Green, L (1, 5) OBP: 0.237, SLG: 0.212 94 Blake Davis, L (7, 5) OBP: 0.455, SLG: 0.333 (8, 4)	0-0 ③ P4			0-0 ① G1-3			0-0 ① G3		4-0 BB	3 0 0 0 0 0 2 0 0 0 0 1 0 0						
Cole Garner, R (1, 7) OBP: 0.556, SLG: 0.875 28 Rene Tosoni, L (9, PH) OBP: 0.286, SLG: 0.500		0-0 ① L6		0-3 ② K			0-0 15 FC3-6 1B		0-0 ① F8	3 0 1 0 0 1 0 1 0 0 0 0 0 1						
15 Caleb Gindl, L (1, 9) OBP: 0.325, SLG: 0.361		0-3 ② K		0-0 ③ L8			0-0 ② FC3-6 1-2f		0-3 ② K	4 0 0 0 0 2 2						
62 Héctor Gómez, R (1, 6) 62 Sean Halton, R (7, 3) OBP: 0.292, SLG: 0.391		0-3 ③ K			0-0 ① F8		0-3 ③ K		0-0 ③ P4	3 0 0 0 0 2 1 1 0 0 0 0 0 1						
Inning Stats	R: 1 H: 3 E: 0 LOB: 2 K: 1 BB: 0 S: 8 P: 9	R: 0 H: 0 E: 0 LOB: 0 K: 2 BB: 0 S: 7 P: 7	R: 0 H: 0 E: 0 LOB: 2 K: 1 BB: 2 S: 5 P: 13	R: 0 H: 0 E: 0 LOB: 0 K: 1 BB: 0 S: 5 P: 5	R: 0 H: 0 E: 0 LOB: 0 K: 0 BB: 0 S: 3 P: 3	R: 0 H: 0 E: 0 LOB: 0 K: 2 BB: 0 S: 7 P: 7	R: 0 H: 1 E: 0 LOB: 1 K: 1 BB: 0 S: 6 P: 6	R: 0 H: 2 E: 0 LOB: 2 K: 0 BB: 0 S: 5 P: 5	R: 0 H: 0 E: 0 LOB: 1 K: 1 BB: 1 S: 5 P: 9	1B: 6 SF: 1 2B: 0 SAC: 0 3B: 0 DP: 0 HR: 0 HBP: 0						

TOP

Milwaukee Brewers @ Los Angeles Dodgers

Camelback Ranch, Glendale, AZ

Sun Mar 17 2013, 4:06 PM - 6:53 PM EDT

Att. 8,743 - Sunny - 77 F

livebaseballscorecards.com

AB	32
R	1
H	6
RBI	1
BB	3
SO	9
LOB	18

WP: 1 PA: 36
PB: 0
SB: 1
CS: 0

PITCHER		IP	WLS	BF	H	R	ER	SO	BB	IBB	HBP	BLK	WP	HR	S	P	ERA	WHIP
99 Hyun Jin Ryu, L ERA: 4.41	(1, 1)	5.2	W	22	3	1	1	6	2	0	0	0	1	0	32	41	1.59	0.882
77 Kevin Gregg, R ERA:	(6, 1)	1.1		5	1	0	0	2	0	0	0	0	0	0	9	9	0.00	0.750
55 Matt Guerrier, R ERA: 3.0	(8, 1)	1.0		5	2	0	0	0	0	0	0	0	0	0	5	5	0.00	2.000
28 Mark Lowe, R ERA: 5.14	(9, 1)	1.0		4	0	0	0	1	1	0	0	0	0	0	5	9	0.00	1.000

PITCHER	IP	WLS	BF	H	R	ER	SO	BB	IBB	HBP	BLK	WP	HR	S	P	ERA	WHIP

Batter	1	2	3	4	5	6	7	8	9	AB	R	H	RBI	BB	SO	LOB
25 Carl Crawford, L (1, 10) 70 Jesus Flores, R (6, PH) OBP: 0.211, SLG: 0.063 (7, 10)	F8	G6-3			G6-3	K		G6-3		3 2	0 0	0 0	0 0	0 0	0 1	0 2
14 Mark Ellis, R (1, 4) OBP: 0.436, SLG: 0.514 83 Rafael Ynoa, S (7, 4) OBP: 0.333, SLG: 0.333	16 2B 23 HR 1B	16 2B 23 SF7 1B			HR	1-2 BB		F7		3 1	3 0	3 0	1 0	1 0	0 0	0 0
16 Andre Ethier, L (1, 9) OBP: 0.469, SLG: 0.667 87 Noel Cuevas, R (7, 9)	23 HR 1-3 2B	1-3 2B			23 HR 1B	G4-3		E5 98 1B 84 BB		4 1	2 1	3 0	0 0	0 0	0 0	3 0
23 Adrián González, L (1, 3) OBP: 0.364, SLG: 0.481 98 Chris Jacobs, R (7, 3) OBP: 0.500, SLG: 0.500	2-H 3-H HR	SF7 3-H			1-H HR		G5-3	84 BB 83 1B 37 BB 1-3 1B		2 2	2 1	2 1	6 0	0 0	0 0	0 0
6 Jerry Hairston, R (1, 7) OBP: 0.259, SLG: 0.217 37 Elian Herrera, S (6, 7) OBP: 0.389, SLG: 0.441 (7, 8)	K	P4			K		84 HR 1B	83 1B 84 BB 1-2 BB		3 1	0 1	0 1	0 0	0 1	2 0	1 0
3 Skip Schumaker, L (1, 8) OBP: 0.282, SLG: 0.444 84 Brian Cavazos-Galvez, R (7, 7) OBP: 0.667, SLG: 2.000	2B	G1-3			G4-3	1-H HR		83 1B 1-2 2-3 3-H BB		3 1	0 1	1 1	0 3	0 1	0 0	1 0
47 Luis Alfonso Cruz, R (1, 5) OBP: 0.300, SLG: 0.552 48 Brian Barden, R (7, 5) OBP: 0.567, SLG: 0.577 83 Pedro Guerrero, R (8, PH) OBP: 1.000, SLG: 1.000 (9, 5)	G5-3			K	F8	81 FC6-4 1B		1-2 2-3 3-H 1B		3 1 1	0 0 0	0 1 1	0 0 1	0 0 0	1 0 0	1 0 0
17 A.J. Ellis, R (1, 2) OBP: 0.533, SLG: 0.455 81 Matt Wallach, L (7, 2) OBP: 0.333, SLG: 0.167	7 G4-3 1B			F8	7 1B BB	FC6-4 1-2f		F7		2 2	0 0	1 0	0 0	1 0	0 0	0 4
7 Nick Punto, S (1, 6) OBP: 0.409, SLG: 0.368 72 Justin Sellers, R (7, 6) OBP: 0.190, SLG: 0.150	G4-3 1-2f			G3	14 BB 1-3 1B	P6				3 1	0 0	1 0	0 0	0 0	0 0	1 1
Inning Stats	R: 3 E: 0 K: 1 S: 10 H: 4 LOB: 1 BB: 0 P: 12	R: 0 E: 0 K: 0 S: 3 H: 1 LOB: 0 BB: 0 P: 3	R: 1 E: 0 K: 0 S: 5 H: 2 LOB: 1 BB: 0 P: 5	R: 0 E: 0 K: 1 S: 5 H: 0 LOB: 0 BB: 0 P: 5	R: 3 E: 0 K: 1 S: 9 H: 3 LOB: 0 BB: 0 P: 11	R: 0 E: 0 K: 1 S: 6 H: 1 LOB: 3 BB: 2 P: 14	R: 2 E: 0 K: 0 S: 6 H: 3 LOB: 1 BB: 0 P: 7	R: 2 E: 1 K: 0 S: 6 H: 2 LOB: 3 BB: 2 P: 14		1B: 9 2B: 3 3B: 0 HR: 4 SF: 1 SAC: 0 DP: 1 HBP: 0				WP: 0 PB: 0 SB: 0 CS: 0 PA: 44		

PITCHER		IP	WLS	BF	H	R	ER	SO	BB	IBB	HBP	BLK	WP	HR	S	P	ERA	WHIP
49 Yovani Gallardo, R ERA: 7.27	(1, 1)	2.0	L	10	5	3	3	1	0	0	0	0	0	1	13	15	13.50	2.500
59 John Axford, R ERA: 9.64	(3, 1)	1.0		5	2	1	1	0	0	0	0	0	0	0	5	5	9.00	2.000
53 Brandon Kintzler, R ERA: 5.4	(4, 1)	2.0		9	3	3	3	2	0	0	0	0	0	2	14	16	13.50	1.500
Zach Kroenke, L ERA: 6.0	(6, 1)	2.0		12	4	2	2	1	2	0	0	0	0	1	12	21	9.00	3.000
54 Josh Stinson, R ERA: 1.04	(8, 1)	0.2		7	2	2	0	0	2	0	0	0	0	0	5	13	0.00	6.000

PITCHER		IP	WLS	BF	H	R	ER	SO	BB	IBB	HBP	BLK	WP	HR	S	P	ERA	WHIP
Jim Hoey, R ERA:	(8, 1)	0.1		1	0	0	0	0	0	0	0	0	0	0	1	1	0.00	0.000

BOTTOM

Milwaukee Brewers @ Los Angeles Dodgers

Camelback Ranch, Glendale, AZ

Sun Mar 17 2013, 4:06 PM - 6:53 PM EDT

Att. 8,743 - Sunny - 77 F

livebaseballscorecards.com

AB	39
R	11
H	16
RBI	11
BB	4
SO	4
LOB	14

Batter	1	2	3	4	5	6	7	8	9	AB	R	H	RBI	BB	SO	LOB
7 Norichika Aoki, L (1, 9) OBP: 0.333, SLG: 0.294	0-0 27 S 1B	0-0 L7		0-0 P5			0-0 L5		1-3 K 1-2	3	0	1	0	0	0	4
15 Caleb Gindl, L (6, 9) OBP: 0.310, SLG: 0.342										2	0	0	0	0	1	2
27 Carlos Gómez, R (1, 8) OBP: 0.543, SLG: 0.556	1-3 K 1-2		0-3 K		0-0 G5-3		0-0 F8			3	0	0	0	0	2	1
70 Brandon Macias, R (6, 5)										1	0	0	0	0	0	1
23 Rickie Weeks Jr., R (1, 4) OBP: 0.378, SLG: 0.543	0-0 P3	0-0 2B			0-0 F7			0-0 G3-1		3	0	1	0	0	0	1
94 Blake Davis, L (6, 6) OBP: 0.417, SLG: 0.300										1	0	0	0	0	0	0
16 Aramis Ramirez, R (1, 5) OBP: 0.211, SLG: 0.316	0-0 P6		0-3 K		0-3 K			1-0 28 PB HBP		3	0	0	0	0	2	1
21 Donnie Murphy, R (5, 5) OBP: 0.324, SLG: 0.281										0	0	0	0	0	0	0
(6, 4)																
22 Logan Schafer, L (1, 7) OBP: 0.390, SLG: 0.500		0-0 9 1B 5 WP 1B		0-0 G3		0-0 F8		0-0 F7		4	1	1	0	0	0	1
(6, 8)																
9 Jean Segura, R (1, 6) OBP: 0.368, SLG: 0.514		0-0 5 WP 5 S 1-3 1B		0-0 G6-3		0-0 5 G4-6-3 1B		1-0 L7 1-2		3	0	2	0	0	0	0
28 Rene Tosoni, L (6, 7) OBP: 0.250, SLG: 0.429										1	0	0	0	0	0	1
5 Taylor Green, L (1, 10) OBP: 0.244, SLG: 0.222	2-3 K 1-3 3-H			0-0 50 2B 1B		0-0 G4-6-3 1-2f			4-0 15 DI BB	3	1	1	0	0	1	2
18 Khris Davis, R (9, PH) OBP: 0.410, SLG: 0.806										0	0	0	0	1	0	0
50 Blake Lalli, L (1, 3) OBP: 0.441, SLG: 0.581	0-0 P5			0-0 1-H 2B			0-0 1B		0-3 K	3	0	2	1	0	0	1
62 Sean Halton, R (9, PH) OBP: 0.280, SLG: 0.375										1	0	0	0	0	1	1
72 Dayton Buller, R (1, 2) OBP: 0.571, SLG: 0.400	1-0 HBP			4-0 BB			0-0 1B		0-0 F9	0	0	0	0	1	0	0
40 Robinzon Diaz, R (6, 2) OBP: 0.235, SLG: 0.294										2	0	1	0	0	0	1
Inning Stats	R: 0 E: 0 K: 1 S: 6 H: 1 LOB: 1 BB: 0 P: 7	R: 1 E: 0 K: 1 S: 7 H: 2 LOB: 2 BB: 0 P: 10	R: 0 E: 0 K: 2 S: 7 H: 1 LOB: 0 BB: 0 P: 7	R: 1 E: 0 K: 0 S: 5 H: 2 LOB: 2 BB: 1 P: 9	R: 0 E: 0 K: 1 S: 5 H: 0 LOB: 0 BB: 0 P: 5	R: 0 E: 0 K: 0 S: 3 H: 1 LOB: 0 BB: 0 P: 3	R: 0 E: 0 K: 0 S: 4 H: 2 LOB: 1 BB: 0 P: 4	R: 0 E: 0 K: 0 S: 3 H: 0 LOB: 1 BB: 0 P: 5	R: 0 E: 0 K: 2 S: 7 H: 0 LOB: 1 BB: 1 P: 12	1B: 7 2B: 2 3B: 0 HR: 0	SF: 0 SAC: 0 DP: 1 HBP: 2						

PITCHER		IP	WLS	BF	H	R	ER	SO	BB	IBB	HBP	BLK	WP	HR	S	P	ERA	WHIP
30 Ubaldo Jiménez, R ERA: 4.91	(1, 1)	5.1		24	7	2	2	5	1	0	1	0	1	0	32	40	3.38	1.500
80 Jerry Gil, R ERA: 2.57	(6, 1)	0.2	W	1	0	0	0	0	0	0	0	0	0	0	1	1	0.00	0.000
52 Vinnie Pestano, R ERA: 5.4	(7, 1)	1.0	H	4	2	0	0	0	0	0	0	0	0	0	4	4	0.00	2.000
38 Joe Smith, R ERA: 4.5	(8, 1)	1.0	H	4	0	0	0	0	0	0	1	0	0	0	3	5	0.00	0.000
51 Scott Barnes, L ERA: 2.84	(9, 1)	1.0	S	4	0	0	0	2	1	0	0	0	0	0	7	12	0.00	1.000

PITCHER	IP	WLS	BF	H	R	ER	SO	BB	IBB	HBP	BLK	WP	HR	S	P	ERA	WHIP

TOP

Milwaukee Brewers @ Cleveland Indians

Goodyear Ballpark, Goodyear, AZ

Mon Mar 18 2013, 4:08 PM - 7:06 PM EDT

Att. 3,457 - Sunny - 81 F

livebaseballscorecards.com

AB	33
R	2
H	9
RBI	1
BB	2
SO	7
LOB	17

BOTTOM

Milwaukee Brewers @ Cleveland Indians

Goodyear Ballpark, Goodyear, AZ

Mon Mar 18 2013, 4:08 PM - 7:06 PM EDT

Att. 3,457 - Sunny - 81 F

livebaseballscorecards.com

Batter	1	2	3	4	5	6	7	8	9	AB	R	H	RBI	BB	SO	LOB
24 Michael Bourn, L (1, 8) OBP: 0.286, SLG: 0.308 1 Ezequiel Carrera, L (6, 8) OBP: 0.368, SLG: 0.394	0-0: 33 BB, 22 BB, 23 FC1-2, 1B	0-3 ②: K			0-0 ①: F8	1-2, 3-H: 82 G4-3, 1B		H 1-0: 46 3B, 82 S, HBP		3 0 1 0 0 1 1 1 1 1 1 0 0 0						
13 Asdrúbal Cabrera, S (1, 6) OBP: 0.370, SLG: 0.600 82 Luis Hernandez, S (6, 6) OBP: 0.273, SLG: 0.233	0-0 ①: F8	0-0 ③: F7			0-0: 33 E, 1B	1-2, 2-3: G4-3		B 1-0 ②: F9 1-2		3 0 1 0 0 0 2 2 0 0 0 0 0 3						
22 Jason Kipnis, L (1, 4) OBP: 0.209, SLG: 0.256 46 Cord Phelps, S (6, 4) OBP: 0.432, SLG: 0.622	BBBB 4-0: 23 FC1-2, 33 BB, 12 BB, 1-2, BB		0-0 ①: F9		0-0 ②: F7	BBBB 4-0: BB		0-0: 2-H, 3B		2 1 0 0 1 0 1 1 0 1 1 1 0 0						
33 Nick Swisher, S (1, 3) OBP: 0.500, SLG: 0.743 71 Chris McGuiness, L (6, 3) OBP: 0.216, SLG: 0.176	BBBB 4-0: 12 BB, 23 FC1-2, 1-2, 2-3, BB		0-0: 23 G4-6-3, 1B		0-0: FC6, 1-2	SSS 0-3 ③: K		0-0 ③: F8		2 0 1 0 1 0 1 2 0 0 0 0 1 4						
23 Michael Brantley, L (1, 7) OBP: 0.375, SLG: 0.500 9 Ryan Raburn, R (6, 7) OBP: 0.488, SLG: 0.818	0-0 ②: FC1-2, 12 BB, 1-2, 2-3, 3-Hf		0-0 ②③: G4-6-3, 1-2f		CCC 0-3 ③: K		0-0 ①: G1-3			3 0 0 0 0 1 6 1 0 0 0 0 0 0						
12 Mark Reynolds, R (1, 10) OBP: 0.417, SLG: 0.688 83 Matt Carson, R (7, PH) OBP: 0.444, SLG: 0.724 (8, 10)	BBBB 4-0 ①: 1-2, 2-3, 3-H, BB			0-0 ①: G5-3		0-0 ①: F9	0-0 ②: F9			2 0 0 1 1 0 0 1 0 0 0 0 0 0						
8 Lonnie Chisenhall, L (1, 5) OBP: 0.452, SLG: 0.750 89 Matt Antonelli, R (7, 5) OBP: 0.600, SLG: 0.500	0-0 ③: F7			0-0 ②: F7		BBBB 4-0: 11 1B, 6 1B, BB	BBBB 4-0: BB			2 1 0 0 1 0 3 0 0 0 0 1 0 0						
11 Drew Stubbs, R (1, 9) OBP: 0.286, SLG: 0.400 91 Tyler Holt, R (6, PR) OBP: 0.600, SLG: 0.750 (7, 9)		0-0 ①: G6-3		0-0: 2B		SSS 0-0: 6 1B, 1 1B, 1-2, 1B	0-3 ③: K			3 0 2 0 0 0 0 1 1 0 0 0 1 1						
6 Lou Marson, R (1, 2) OBP: 0.481, SLG: 0.263 68 Omir Santos, R (7, 2) OBP: 0.389, SLG: 0.706		0-0: 1B		0-0 ③: F7		0-0: 82 G4-3, 1 1B, 1-3, 2-H, 1B		SSS 0-3 ①: K		3 0 2 1 0 0 1 1 0 0 0 0 1 0						
Inning Stats	R: 1 E: 0 K: 0 S: 4 H: 1 LOB: 3 BB: 3 P: 16	R: 0 E: 0 K: 1 S: 6 H: 1 LOB: 1 BB: 0 P: 6	R: 0 E: 0 K: 0 S: 3 H: 1 LOB: 0 BB: 0 P: 3	R: 0 E: 0 K: 0 S: 4 H: 1 LOB: 1 BB: 0 P: 4	R: 0 E: 1 K: 1 S: 7 H: 1 LOB: 2 BB: 0 P: 7	R: 2 E: 0 K: 1 S: 8 H: 3 LOB: 3 BB: 2 P: 16	R: 0 E: 0 K: 1 S: 5 H: 0 LOB: 1 BB: 1 P: 9	R: 1 E: 0 K: 1 S: 6 H: 1 LOB: 1 BB: 0 P: 8		1B: 7 2B: 1 3B: 1 HR: 0 SF: 0 SAC: 0 DP: 1 HBP: 1						

	AB	33
	R	4
	H	9
	RBI	4
	BB	6
	SO	5
	LOB	23

WP: 0 PB: 0 SB: 1 CS: 0 PA: 40

PITCHER		IP	WLS	BF	H	R	ER	SO	BB	IBB	HBP	BLK	WP	HR	S	P	ERA	WHIP
41 Marco Estrada, R ERA: 0.96	(1, 1)	2.1		13	3	1	1	1	3	0	0	0	0	0	12	24	3.86	2.571
51 Michael Gonzalez, L ERA: 7.71	(3, 1)	0.2		1	0	0	0	0	0	0	0	0	0	0	1	1	0.00	0.000
32 Tom Gorzelanny, L ERA: 2.84	(4, 1)	2.1	H	11	2	1	1	1	1	0	0	0	0	0	12	16	3.86	1.286
76 Alfredo Figaro, R ERA: 2.38	(6, 1)	1.2	L	10	3	1	1	2	2	0	0	0	0	0	12	20	5.40	3.000
74 Michael Olmsted, R ERA: 3.12	(8, 1)	1.0		5	1	1	1	1	0	0	1	0	0	0	6	8	9.00	1.000

PITCHER	IP	WLS	BF	H	R	ER	SO	BB	IBB	HBP	BLK	WP	HR	S	P	ERA	WHIP

Batter	1	2	3	4	5	6	7	8	9	AB	R	H	RBI	BB	SO	LOB
27 Mike Trout, R (1, 8) OBP: 0.512, SLG: 0.686	F9		1B		G4-3 2-3 3-H			K		3	0	1	1	0	0	1
20 Brendan Harris, R (6, 5) OBP: 0.308, SLG: 0.389										1	0	0	0	0	1	1
6 Alberto Callaspo, S (1, 5) OBP: 0.316, SLG: 0.429	G6-3		F9		F8			K		3	0	0	0	0	0	2
54 Trent Oeltjen, L (6, 9) OBP: 0.375, SLG: 0.500										1	0	0	0	0	1	1
5 Albert Pujols, R (1, 3) OBP: 0.375, SLG: 0.636	HBP		F8			P4		G4-3		2	0	0	0	0	0	1
41 Matt Young, L (6, 8) OBP: 0.542, SLG: 0.619 (6, 7)										1	0	0	0	0	0	1
32 Josh Hamilton, L (1, 9) OBP: 0.273, SLG: 0.387	G4-3			44 CS 1B		F7			G3-1	3	0	1	0	0	0	1
68 Efren Navarro, L (6, 3) OBP: 0.296, SLG: 0.217										1	0	0	0	0	0	0
44 Mark Trumbo, R (1, 7) OBP: 0.250, SLG: 0.262		G6-3		K 1-2		F9			G4-3	3	0	0	0	0	1	1
28 David Carpenter, R (6, 1)										0	0	0	0	0	0	0
61 Chad Cordero, R (7, 1)										0	0	0	0	0	0	0
36 Jeremy Berg, R (7, 1)										0	0	0	0	0	0	0
86 Kevin Johnson, L (8, 1)										0	0	0	0	0	0	0
39 JB Shuck, L (9, PH) OBP: 0.324, SLG: 0.333										1	0	0	0	0	0	0
47 Howie Kendrick, R (1, 4) OBP: 0.524, SLG: 0.902		G6-3		17 CS 1B			BB	G6-3		2	0	1	0	1	0	0
46 Chris Snyder, R (7, 2) OBP: 0.250, SLG: 0.368							17 G4-3			1	0	0	0	0	0	0
17 Chris Iannetta, R (1, 2) OBP: 0.472, SLG: 0.594			CS 1-2		7 1B 27 G4-3		G4-3 1-2f			3	1	2	0	0	0	1
12 Tommy Field, R (7, 6) OBP: 0.333, SLG: 0.261	1B				1B					0	0	0	0	0	0	0
7 Andrew Romine, S (1, 6) OBP: 0.350, SLG: 0.361	F8				27 G4-3 60 SH1-4 1-3		F9			2	0	1	0	0	0	1
8 Luis Antonio Rodriguez, S (6, PH) OBP: 0.361, SLG: 0.344 (7, 4)					1B					1	0	0	0	0	0	0
60 Jason Vargas, L (1, 1)			K		SH1-4 1-2			E6		1	0	0	0	0	1	0
25 Peter Bourjos, R (6, 8) OBP: 0.415, SLG: 0.684								1B		1	0	1	0	0	0	0
Inning Stats	R: 0 H: 0 E: 0 LOB: 1 K: 0 BB: 0 S: 3 P: 4	R: 0 H: 1 E: 0 LOB: 1 K: 0 BB: 0 S: 4 P: 4	R: 0 H: 1 E: 0 LOB: 1 K: 1 BB: 0 S: 6 P: 6	R: 0 H: 2 E: 0 LOB: 0 K: 1 BB: 0 S: 6 P: 6	R: 1 H: 2 E: 0 LOB: 1 K: 0 BB: 0 S: 5 P: 5	R: 0 H: 0 E: 0 LOB: 0 K: 0 BB: 0 S: 3 P: 3	R: 0 H: 0 E: 0 LOB: 0 K: 0 BB: 1 S: 2 P: 6	R: 0 H: 1 E: 1 LOB: 1 K: 2 BB: 0 S: 8 P: 8	R: 0 H: 0 E: 0 LOB: 0 K: 0 BB: 0 S: 3 P: 3	1B: 7 SF: 0 2B: 1 SAC: 1 3B: 0 DP: 2 HR: 0 HBP: 1						

PITCHER		IP	WLS	BF	H	R	ER	SO	BB	IBB	HBP	BLK	WP	HR	S	P	ERA	WHIP
60 Wily Peralta, R ERA: 3.48	(1, 1)	6.0	W	23	6	1	1	2	0	0	1	0	0	0	27	28	1.50	1.000
51 Michael Gonzalez, L ERA: 6.35	(7, 1)	1.0		3	0	0	0	0	1	0	0	0	0	0	2	6	0.00	1.000
29 Jim Henderson, R ERA: 8.31	(8, 1)	1.0		4	1	0	0	2	0	0	0	0	0	0	8	8	0.00	1.000
48 Donovan Hand, R ERA:	(9, 1)	1.0		3	0	0	0	0	0	0	0	0	0	0	3	3	0.00	0.000

PITCHER	IP	WLS	BF	H	R	ER	SO	BB	IBB	HBP	BLK	WP	HR	S	P	ERA	WHIP

Los Angeles Angels @ Milwaukee Brewers

Maryvale Baseball Park, Phoenix, AZ

Tue Mar 19 2013, 4:09 PM - 7:49 PM EDT

Att. 5,566 - Sunny - 80 F

TOP

livebaseballscorecards.com

AB	30
R	1
H	7
RBI	1
BB	1
SO	4
LOB	11

WP: 0 PA: 34
PB: 0
SB: 0
CS: 2

BOTTOM

Los Angeles Angels @ Milwaukee Brewers

Maryvale Baseball Park, Phoenix, AZ

Tue Mar 19 2013, 4:09 PM - 7:49 PM EDT

Att. 5,566 - Sunny - 80 F

livebaseballscorecards.com

Batter	1	2	3	4	5	6	7	8	9	AB	R	H	RBI	BB	SO	LOB
7 Norichika Aoki, L (1, 9) OBP: 0.357, SLG: 0.324	0-0 23 HR 1B		0-0 23 2B 16 1B 1B	0-0 F8 ③			0-1 HR			3	2	2	0	0	0	0
62 Sean Halton, R (7, 3) OBP: 0.308, SLG: 0.520										1	1	1	1	0	0	0
23 Rickie Weeks Jr., R (1, 4) OBP: 0.425, SLG: 0.676	1-1 1-H HR		0-0 16 1B 1-3 2B		4-0 8 CS BB		4-0 20 1B 21 E BB			2	2	2	2	1	0	0
70 Nick Shaw, L (7, 4) OBP: 0.625, SLG: 0.400										0	0	0	0	1	0	0
8 Ryan Braun, R (1, 7) OBP: 0.286, SLG: 0.455	0-0 G5-3 ①		0-0 G5-3 ①		0-3 K2-3 ①② 1-2		0-3 K ②			3	0	0	0	0	1	3
18 Khris Davis, R (6, 7) OBP: 0.400, SLG: 0.784										1	0	0	0	0	1	1
16 Aramis Ramirez, R (1, 5) OBP: 0.273, SLG: 0.500	0-3 K ②		0-0 20 1B 2-H 3-H 1B		0-0 HR		0-0 FC5 20 1B 1-2			3	1	2	3	0	1	0
21 Donnie Murphy, R (6, 5) OBP: 0.316, SLG: 0.273										1	0	0	0	0	0	1
(7, 6)																
20 Jonathan Lucroy, R (1, 2) OBP: 0.381, SLG: 0.476	0-0 P6 ③		0-0 1-2 1B		0-0 G5-3 ③		0-0 1-2 2-3 1B			4	0	2	0	0	0	0
48 Donovan Hand, R (9, 1)										0	0	0	0	0	0	0
11 Alex Gonzalez, R (1, 3) OBP: 0.241, SLG: 0.444	0-0 F7 ①		0-0 F9 ②			0-0 P4 ①	0-0 F7 ③			3	0	0	0	0	0	2
90 T.J. Mittelstaedt, L (7, 5)										1	0	0	0	0	0	3
9 Jean Segura, R (1, 6) OBP: 0.366, SLG: 0.500	0-0 1B		0-0 P6 ③			0-0 G5-3 ②		0-0 G4-3 ①		3	0	1	0	0	0	2
51 Michael Gonzalez, R (7, 1)										0	0	0	0	0	0	0
29 Jim Henderson, L (8, 1)										0	0	0	0	0	0	0
50 Blake Lalli, L (8, PH) OBP: 0.429, SLG: 0.563										1	0	0	0	0	0	0
(9, 2)																
22 Logan Schafer, L (1, 8) OBP: 0.364, SLG: 0.463	0-0 F8 ②			0-0 F8 ①		0-0 G3 ③		0-3 K ②		3	0	0	0	0	0	1
Cole Garner, R (8, 8) OBP: 0.500, SLG: 0.778										1	0	0	0	0	1	0
60 Wily Peralta, R (1, 1)	0-3 K ③			0-3 K ②			0-0 F8 ①	0-0 F8 ③		2	0	0	0	0	2	1
15 Caleb Gindl, L (7, 9) OBP: 0.295, SLG: 0.325										2	0	0	0	0	0	0
Inning Stats	R: 2 E: 0 K: 1 S: 8 H: 2 LOB: 0 BB: 0 P: 9		R: 2 E: 0 K: 0 S: 7 H: 4 LOB: 2 BB: 0 P: 7	R: 0 E: 0 K: 1 S: 5 H: 0 LOB: 0 BB: 0 P: 5	R: 1 E: 0 K: 1 S: 5 H: 1 LOB: 0 BB: 1 P: 9	R: 0 E: 0 K: 0 S: 3 H: 0 LOB: 0 BB: 0 P: 3	R: 1 E: 1 K: 1 S: 9 H: 2 LOB: 3 BB: 1 P: 13	R: 0 E: 0 K: 1 S: 5 H: 0 LOB: 0 BB: 0 P: 5		1B: 6 2B: 1 3B: 0 HR: 3	SF: 0 SAC: 0 DP: 0 HBP: 0				WP: 0 PB: 0 SB: 0 CS: 1	PA: 36	

	AB	34
	R	6
	H	10
	RBI	6
	BB	2
	SO	6
	LOB	14

PITCHER		IP	WLS	BF	H	R	ER	SO	BB	IBB	HBP	BLK	WP	HR	S	P	ERA	WHIP
60 Jason Vargas, L ERA: 6.0	(1, 1)	5.1	L	24	8	5	5	4	1	0	0	0	0	2	32	37	8.44	1.688
28 David Carpenter, R ERA: 3.38	(6, 1)	0.2		2	0	0	0	0	0	0	0	0	0	0	2	2	0.00	0.000
61 Chad Cordero, R ERA: 23.14	(7, 1)	0.2		6	2	1	1	1	1	0	0	0	0	1	8	12	13.50	4.500
36 Jeremy Berg, R ERA: 3.86	(7, 1)	0.1		1	0	0	0	0	0	0	0	0	0	0	1	1	0.00	0.000
86 Kevin Johnson, R ERA: 5.87	(8, 1)	1.0		3	0	0	0	1	0	0	0	0	0	0	5	5	0.00	0.000

PITCHER		IP	WLS	BF	H	R	ER	SO	BB	IBB	HBP	BLK	WP	HR	S	P	ERA	WHIP

Milwaukee Brewers @ San Francisco Giants

Scottsdale Stadium, Scottsdale, AZ

Wed Mar 20 2013, 4:06 PM - 6:47 PM EDT

Att. 10,455 - Cloudy - 77 F

livebaseballscorecards.com

TOP

Batter	1	2	3	4	5	6	7	8	9	10	AB	R	H	RBI	BB	SO	LOB
27 Carlos Gómez, R (1, 8) OBP: 0.513, SLG: 0.516	F8			TTC K		12 G5-3 1B		FSS K		FC5 94 FC5-4 1-2 2-3f	4	0	1	0	0	2	0
Cole Garner, R (8, 8) OBP: 0.455, SLG: 0.700											1	0	0	0	0	0	2
11 Alex Gonzalez, R (1, 4) OBP: 0.219, SLG: 0.400	P6			F7		F9			22 FC4-6 1B	FC5-4 1-2f	3	0	0	0	0	0	1
94 Blake Davis, L (6, 5) OBP: 0.429, SLG: 0.333											2	0	1	0	0	0	2
12 Martín Maldonado, R (1, 2) OBP: 0.188, SLG: 0.133	CSC K			1B		G5-3 1-2			FC4-6 70 BB 1-2f		3	0	1	0	0	1	1
53 Brandon Kintzler, R (8, 1)											0	0	0	0	0	0	0
22 Logan Schafer, L (9, PH) OBP: 0.356, SLG: 0.452											1	0	0	0	0	0	1
28 Rene Tosoni, L (9, 7) OBP: 0.250, SLG: 0.429											0	0	0	0	0	0	0
16 Aramis Ramirez, R (1, 5) OBP: 0.240, SLG: 0.440		CFS K		CFC K		G5-3			BBBB BB 1-2		3	0	0	0	0	2	2
70 Nick Shaw, L (6, 4) OBP: 0.667, SLG: 0.400											0	0	0	0	1	0	0
18 Khris Davis, R (1, 7) OBP: 0.364, SLG: 0.707		P3			F9		G4-3		SSS K		4	0	0	0	0	1	2
90 Yadiel Rivera, R (9, 6)											0	0	0	0	0	0	0
15 Caleb Gindl, L (1, 9) OBP: 0.292, SLG: 0.341		L8			21 G3 2B		G4-3		F9		4	0	1	0	0	0	2
21 Donnie Murphy, R (1, 6) OBP: 0.293, SLG: 0.250			F7		G3 2-3		G6-3			E4 79 1B FC5	3	0	0	0	0	0	1
74 Michael Olmsted, R (9, 1)											0	0	0	0	0	0	0
50 Blake Lalli, L (10, PH) OBP: 0.417, SLG: 0.545											1	0	0	0	0	0	0
54 Josh Stinson, R (10, 1)											0	0	0	0	0	0	0
62 Sean Halton, R (1, 3) OBP: 0.310, SLG: 0.481		CFS K			BBBB BB			CSS K		B3	2	0	0	0	1	2	0
Nick Ramirez, L (8, 3)											1	0	0	0	0	0	1
38 Chris Narveson, L (1, 1)		SFS K			FSC K			G1-3		FC5 1-2 1B	2	0	0	0	0	2	2
59 John Axford, R (7, 1)											0	0	0	0	0	0	0
79 Anderson De La Rosa, R (8, PH) OBP: 0.300, SLG: 0.333											2	0	1	0	0	0	0
Inning Stats	R: 0 E: 0 K: 1 S: 5 H: 0 LOB: 0 BB: 0 P: 5	R: 0 E: 0 K: 1 S: 5 H: 0 LOB: 0 BB: 0 P: 5	R: 0 E: 0 K: 2 S: 7 H: 0 LOB: 0 BB: 0 P: 7	R: 0 E: 0 K: 2 S: 8 H: 1 LOB: 1 BB: 0 P: 8	R: 0 E: 0 K: 1 S: 6 H: 1 LOB: 2 BB: 1 P: 10	R: 0 E: 0 K: 0 S: 4 H: 1 LOB: 1 BB: 0 P: 4	R: 0 E: 0 K: 0 S: 3 H: 0 LOB: 0 BB: 0 P: 3	R: 0 E: 0 K: 2 S: 7 H: 0 LOB: 0 BB: 0 P: 7	R: 0 E: 0 K: 1 S: 6 H: 1 LOB: 2 BB: 1 P: 10	R: 0 E: 1 K: 0 S: 5 H: 1 LOB: 2 BB: 0 P: 5	1B: 4 2B: 1 3B: 0 HR: 0	SF: 0 SAC: 0 DP: 0 HBP: 0					

	AB	36
	R	0
	H	5
	RBI	0
	BB	2
	SO	10
	LOB	17

WP: 0 PB: 0 SB: 0 CS: 0 PA: 38

PITCHER		IP	WLS	BF	H	R	ER	SO	BB	IBB	HBP	BLK	WP	HR	S	P	ERA	WHIP
32 Ryan Vogelsong, R ERA: 1.93	(1, 1)	6.0		22	3	0	0	7	1	0	0	0	0	0	35	39	0.00	0.667
41 Jeremy Affeldt, L ERA: 6.23	(7, 1)	1.0		3	0	0	0	0	0	0	0	0	0	0	3	3	0.00	0.000
49 Javier López, L ERA: 14.54	(8, 1)	1.0		3	0	0	0	2	0	0	0	0	0	0	7	7	0.00	0.000
54 Sergio Romo, R ERA: 3.86	(9, 1)	1.0		5	1	0	0	1	1	0	0	0	0	0	6	10	0.00	2.000
Dan Otero, R ERA: 2.57	(10, 1)	1.0		5	1	0	0	0	0	0	0	0	0	0	5	5	0.00	1.000

PITCHER	IP	WLS	BF	H	R	ER	SO	BB	IBB	HBP	BLK	WP	HR	S	P	ERA	WHIP

Batter	1	2	3	4	5	6	7	8	9	10	AB	R	H	RBI	BB	SO	LOB
56 Andres Torres, S (1, 8) OBP: 0.393, SLG: 0.522 81 Ryan Lollis, L (10, 8)	L4			G5-3		L5			88 CS 1B		4 0	0 0	1 0	0 0	0 0	0 0	0 0
19 Marco Scutaro, R (1, 4) OBP: 0.308, SLG: 0.261 88 Kensuke Tanaka, L (7, PR) OBP: 0.275, SLG: 0.250 (8, 4)	F9			G5-3			13 G1-6-3 13 S 1B		G4-3 1-2		3 1	0 0	1 0	0 0	0 0	0 0	0 1
13 Joaquin Arias, R (1, 5) OBP: 0.205, SLG: 0.289	F9			F9			G1-6-3 1-3			79 1B 14 G6-2-3 1B	4	0	1	0	0	0	1
28 Buster Posey, R (1, 2) OBP: 0.313, SLG: 0.250 49 Javier Lopez, L (8, 1) 54 Sergio Romo, R (9, 1) Dan Otero, R (10, 1) 79 Johnny Monell, L (10, PH) OBP: 0.545, SLG: 0.750 Jarrett Parker, L (10, PR)		L6			K		G6-3			14 G6-2-3 9 S 1-3 1B	3 0 0 0 1 0	0 0 0 0 0 0	0 0 0 0 1 0	0 0 0 0 0 0	1 0 0 0 0 0	0 0 0 0 0 0	2 0 0 0 0 0
9 Brandon Belt, L (1, 3) OBP: 0.429, SLG: 0.736		F8			K		F9			14 G6-2-3 BB 1-2	3	0	0	0	1	1	2
14 Francisco Peguero, R (1, 9) OBP: 0.378, SLG: 0.477		L8			1B		G6-3			G6-2-3 1-2 2-3 3-Hf	4	0	1	0	0	0	3
2 Cole Gillespie, R (1, 7) OBP: 0.347, SLG: 0.395		F8			G1-3			K		BB	3	0	0	0	1	1	1
37 Wilson Valdez, R (1, 6) OBP: 0.316, SLG: 0.242 78 Juan Ciriaco, R (9, 6)		K				F9		G3-1		K	3 1	0 0	0 0	0 0	0 0	1 1	0 3
32 Ryan Vogelsong, R (1, 1) 41 Jeremy Affeldt, L (7, 1) 12 Guillermo Quiroz, R (8, 2) OBP: 0.308, SLG: 0.273		L3				K			P6		2 0 1	0 0 0	0 0 0	0 0 0	0 0 0	1 0 0	0 0 0
Inning Stats	R: 0 E: 0 K: 0 S: 3 H: 0 LOB: 0 BB: 0 P: 3	R: 0 E: 0 K: 0 S: 3 H: 0 LOB: 0 BB: 0 P: 3	R: 0 E: 0 K: 1 S: 5 H: 0 LOB: 0 BB: 0 P: 5	R: 0 E: 0 K: 0 S: 3 H: 0 LOB: 0 BB: 0 P: 3	R: 0 E: 0 K: 2 S: 8 H: 1 LOB: 1 BB: 0 P: 8	R: 0 E: 0 K: 1 S: 5 H: 0 LOB: 0 BB: 0 P: 5	R: 0 E: 0 K: 0 S: 4 H: 1 LOB: 2 BB: 0 P: 5	R: 0 E: 0 K: 1 S: 5 H: 0 LOB: 0 BB: 0 P: 5	R: 0 E: 0 K: 0 S: 3 H: 1 LOB: 0 BB: 0 P: 4	R: 0 E: 0 K: 1 S: 6 H: 2 LOB: 3 BB: 2 P: 14	1B: 5 2B: 0 3B: 0 HR: 0 SF: 0 SAC: 0 DP: 1 HBP: 0						WP: 0 PB: 0 SB: 2 CS: 1 PA: 35

PITCHER		IP	WLS	BF	H	R	ER	SO	BB	IBB	HBP	BLK	WP	HR	S	P	ERA	WHIP
38 Chris Narveson, L ERA: 3.14	(1, 1)	6.0		19	1	0	0	4	0	0	0	0	0	0	27	27	0.00	0.167
59 John Axford, R ERA: 7.94	(7, 1)	1.0		4	1	0	0	0	0	0	0	0	0	0	4	5	0.00	1.000
53 Brandon Kintzler, R ERA: 4.91	(8, 1)	1.0		3	0	0	0	1	0	0	0	0	0	0	5	5	0.00	0.000
74 Michael Olmsted, R ERA: 2.79	(9, 1)	1.0		3	1	0	0	0	0	0	0	0	0	0	3	4	0.00	1.000
54 Josh Stinson, R ERA: 0.93	(10, 1)	1.0		6	2	0	0	1	2	0	0	0	0	0	6	14	0.00	4.000

PITCHER	IP	WLS	BF	H	R	ER	SO	BB	IBB	HBP	BLK	WP	HR	S	P	ERA	WHIP

BOTTOM

Milwaukee Brewers @ San Francisco Giants

Scottsdale Stadium, Scottsdale, AZ

Wed Mar 20 2013, 4:06 PM - 6:47 PM EDT

Att. 10,455 - Cloudy - 77 F

livebaseballscorecards.com

AB	33
R	0
H	5
RBI	0
BB	2
SO	6
LOB	13

Batter	1	2	3	4	5	6	7	8	9	AB	R	H	RBI	BB	SO	LOB
7 Norichika Aoki, L (1, 9) OBP: 0.356, SLG: 0.308	B2-3		HBP			G1-3		G4-3		2	0	0	0	0	0	1
70 Brandon Macias, R (6, 5)										1	0	0	0	0	0	1
23 Rickie Weeks Jr., R (1, 4) OBP: 0.395, SLG: 0.625	K		G6-4-3			G6-3			F8	3	0	0	1	0	1	1
90 T.J. Mittelstaedt, L (6, 4)										1	0	0	0	0	0	0
8 Ryan Braun, R (1, 7) OBP: 0.313, SLG: 0.692	IHR			K		K			E5	2	1	1	1	0	1	0
15 Caleb Gindl, L (4, 7) OBP: 0.286, SLG: 0.333										1	0	0	0	0	1	0
18 Khris Davis, R (9, PH) OBP: 0.356, SLG: 0.690										1	0	0	0	0	0	0
20 Jonathan Lucroy, R (1, 2) OBP: 0.333, SLG: 0.417	G6-3			F8			F8		P5	3	0	0	0	0	0	0
50 Blake Lalli, L (7, 2) OBP: 0.405, SLG: 0.529										1	0	0	0	0	0	1
11 Alex Gonzalez, R (1, 3) OBP: 0.229, SLG: 0.394		1B		F9			L7		BB	3	0	1	0	0	0	0
93 Jason Rogers, R (7, 3)										0	0	0	0	1	0	0
27 Carlos Gómez, R (1, 8) OBP: 0.500, SLG: 0.500		F8			BB		F8		F8	1	0	0	0	0	0	1
22 Logan Schafer, L (3, 8) OBP: 0.354, SLG: 0.432										2	0	0	0	1	0	2
12 Martín Maldonado, R (1, 10) OBP: 0.211, SLG: 0.222		G6-4-3			FC5-4			2B		3	0	1	0	0	0	2
9 Jean Segura, R (1, 6) OBP: 0.349, SLG: 0.476			G3-1		G6-4-3			P6		2	0	0	0	0	0	1
62 Sean Halton, R (6, 9) OBP: 0.300, SLG: 0.464										1	0	0	0	0	0	1
21 Donnie Murphy, R (1, 5) OBP: 0.326, SLG: 0.395			HR			7 G1-3 23 G6-3 2B		F8		2	2	2	1	0	0	0
92 Hainley Statia, S (6, 6)										1	0	0	0	0	0	1
Inning Stats	R: 1 E: 0 K: 1 S: 7 H: 1 LOB: 0 BB: 0 P: 9	R: 0 E: 0 K: 0 S: 3 H: 1 LOB: 0 BB: 0 P: 3	R: 1 E: 0 K: 0 S: 3 H: 1 LOB: 0 BB: 0 P: 6	R: 0 E: 0 K: 1 S: 5 H: 0 LOB: 0 BB: 0 P: 5	R: 0 E: 0 K: 0 S: 2 H: 0 LOB: 0 BB: 1 P: 6	R: 1 E: 0 K: 1 S: 6 H: 1 LOB: 0 BB: 0 P: 6	R: 0 E: 0 K: 0 S: 3 H: 0 LOB: 0 BB: 0 P: 3	R: 0 E: 0 K: 0 S: 4 H: 1 LOB: 1 BB: 0 P: 4	R: 0 E: 1 K: 0 S: 4 H: 0 LOB: 2 BB: 1 P: 8	1B: 1 2B: 2 3B: 0 HR: 2	SF: 0 SAC: 0 DP: 3 HBP: 1					

PITCHER	IP	WLS	BF	H	R	ER	SO	BB	IBB	HBP	BLK	WP	HR	S	P	ERA	WHIP
49 Chris Sale, L (1, 1) ERA: 4.19	7.0	W	24	4	3	3	3	1	0	1	0	0	1	29	38	3.86	0.714
43 Addison Reed, R (8, 1) ERA: 4.26	1.0		4	1	0	0	0	0	0	0	0	0	0	4	4	0.00	1.000
37 Matt Thornton, L (9, 1) ERA: 13.5	1.0		5	0	0	0	0	1	0	0	0	0	0	4	8	0.00	1.000

PITCHER	IP	WLS	BF	H	R	ER	SO	BB	IBB	HBP	BLK	WP	HR	S	P	ERA	WHIP

TOP

Milwaukee Brewers @ Chicago White Sox

Camelback Ranch, Glendale, AZ

Thu Mar 21 2013, 4:07 PM - 6:38 PM EDT

Att. 6,916 - Partly Cloudy - 82 F

livebaseballscorecards.com

AB	30
R	3
H	5
RBI	3
BB	2
SO	3
LOB	12

1B: 1	SF: 0	WP: 0	PA: 33
2B: 2	SAC: 0	PB: 0	
3B: 0	DP: 3	SB: 0	
HR: 2	HBP: 1	CS: 0	

Milwaukee Brewers @ Chicago White Sox

Camelback Ranch, Glendale, AZ

Thu Mar 21 2013, 4:07 PM - 6:38 PM EDT

Att. 6,916 - Partly Cloudy - 82 F

livebaseballscorecards.com

BOTTOM

Batter	1	2	3	4	5	6	7	8	9	AB	R	H	RBI	BB	SO	LOB
30 Alejandro De Aza, L (1, 8) OBP: 0.389, SLG: 0.412 Blake Tekotte, L (7, 8) OBP: 0.286, SLG: 0.333	0-0 7 BB; 51 2B; 1B	0-0 F9	0-0 F7			0-0 7 1B; 2B		0-0 E9; FC3-2; 1-3; 1B		4 1	2 0	2 1	0 0	0 0	0 0	0 0
7 Jeff Keppinger, R (1, 5) OBP: 0.595, SLG: 0.677 12 Conor Gillaspie, L (6, PR) OBP: 0.372, SLG: 0.611 (7, 5)	B B B; 4-0; 1-2; 51 2B; BB	C B B X; 2-1; HR		0-0 G5-3		0-0; 2-H; 1B		B B D B; 4-0; FC3-2; BB		3 0	2 0	2 0	2 0	1 1	0 0	0 0
51 Alex Rios, R (1, 9) OBP: 0.533, SLG: 0.929 Jordan Danks, L (5, 9) OBP: 0.429, SLG: 0.595	0-0; 1-H 2-H; 14 1B; 2B	0-0; 44 1B; 2B		0-0 L9		0-0 G3		0-0 FC3-2; 1-2 2-3 3-Hf		3 2	2 0	2 0	2 0	0 0	0 0	0 4
44 Adam Dunn, L (1, 10) OBP: 0.380, SLG: 0.450 80 Seth Loman, L (8, PH) OBP: 0.391, SLG: 0.667 (9, 10)	D D B B; 4-0; 14 1B; BB	0-0; 2-H; 1B		C S S; 0-3; K			0-0; 1B	0-0 G3-1		3 1	0 0	2 0	1 0	1 0	1 0	0 3
14 Paul Konerko, R (1, 3) OBP: 0.404, SLG: 0.694 25 Josh Bell, S (6, 3) OBP: 0.385, SLG: 0.750	0-0; 1-2 2-H; 1B	0-0 G6-3			0-0 F7		0-0 G6-3			3 1	0 0	1 0	1 0	0 0	0 0	1 0
24 Dayan Viciedo, R (1, 7) OBP: 0.319, SLG: 0.543 87 Jim Gallagher, L (7, PR) OBP: 0.500, SLG: 0.500 (8, 7)	0-0 L8		0-0 G1-3		0-0 G6-3		0-0 E5; 5 FC6-4			4 0	0 0	0 0	0 0	0 0	0 0	2 0
10 Alexei Ramirez, R (1, 6) OBP: 0.302, SLG: 0.366 5 Angel Sanchez, R (6, 6) OBP: 0.387, SLG: 0.393	C F C; 0-3 K		0-0 G6-3		T F S; 0-3 K		0-0 FC6-4; 1-2f			3 1	0 0	0 0	0 0	0 0	2 0	2 1
38 Hector Gimenez, S (1, 2) OBP: 0.448, SLG: 0.536 39 Bryan Anderson, L (8, 2) OBP: 0.571, SLG: 0.583	0-0 F7		0-0; 15 HR; 2B			0-0 G5-3		0-0; E; 1B; FC3-2; 1B		3 1	1 0	1 1	0 0	0 0	0 0	2 0
15 Gordon Beckham, R (1, 4) OBP: 0.291, SLG: 0.519 74 Steve Tolleson, R (7, 4) OBP: 0.360, SLG: 0.524		0-0 F8	B D B X; 3-0; 2-H; HR			0-0 G6-3		0-0 F9		3 1	1 0	1 0	2 0	0 0	0 0	0 1
Inning Stats	R: 3 E: 0 K: 1 S: 8; H: 3 LOB: 2 BB: 2 P: 16	R: 2 E: 0 K: 0 S: 7; H: 3 LOB: 1 BB: 0 P: 9	R: 2 E: 0 K: 0 S: 5; H: 2 LOB: 0 BB: 0 P: 8	R: 0 E: 0 K: 1 S: 5; H: 0 LOB: 0 BB: 0 P: 5	R: 0 E: 0 K: 1 S: 5; H: 0 LOB: 0 BB: 0 P: 5	R: 1 E: 0 K: 0 S: 5; H: 2 LOB: 1 BB: 0 P: 5	R: 0 E: 1 K: 0 S: 4; H: 1 LOB: 1 BB: 0 P: 4	R: 0 E: 1 K: 0 S: 5; H: 2 LOB: 3 BB: 1 P: 9		1B: 7 2B: 4 3B: 0 HR: 2	SF: 0 SAC: 0 DP: 0 HBP: 0			WP: 0 PB: 0 SB: 0 CS: 0	PA: 40		

	AB	37
	R	8
	H	13
	RBI	8
	BB	3
	SO	3
	LOB	16

PITCHER		IP	WLS	BF	H	R	ER	SO	BB	IBB	HBP	BLK	WP	HR	S	P	ERA	WHIP
64 Mike Fiers, R ERA: 6.98	(1, 1)	3.0	L	19	8	7	7	1	2	0	0	0	0	2	20	33	21.00	3.333
31 Burke Badenhop, R ERA: 3.0	(4, 1)	1.0		3	0	0	0	1	0	0	0	0	0	0	5	5	0.00	0.000
29 Jim Henderson, R ERA: 6.75	(5, 1)	1.0		3	0	0	0	1	0	0	0	0	0	0	5	5	0.00	0.000
32 Tom Gorzelanny, L ERA: 3.68	(6, 1)	1.0		5	2	1	1	0	0	0	0	0	0	0	5	5	9.00	2.000
48 Donovan Hand, R ERA:	(7, 1)	2.0		10	3	0	0	0	1	0	0	0	0	0	9	13	0.00	2.000

PITCHER	IP	WLS	BF	H	R	ER	SO	BB	IBB	HBP	BLK	WP	HR	S	P	ERA	WHIP

Chicago Cubs @ Milwaukee Brewers

Maryvale Baseball Park, Phoenix, AZ

Fri Mar 22 2013, 4:07 PM - 6:53 PM EDT

Att. 8,806 - Sunny - 80 F

TOP

livebaseballscorecards.com

Batter	1	2	3	4	5	6	7	8	9	AB	R	H	RBI	BB	SO	LOB
9 David DeJesus, L (1, 8) OBP: 0.442, SLG: 0.590	0-0 44 G4-6-3 1B			0-0 13 1B 1B	E6 2-H			0-3 K	0-0 2B	3	0	2	0	0	0	0
20 Brent Lillibridge, R (7, 8) OBP: 0.500, SLG: 0.828										2	0	1	0	0	1	1
13 Starlin Castro, R (1, 6) OBP: 0.500, SLG: 0.654	0-0 L7			1 SAFE 0-0 19 BB 44 1B 1-2 1B	0-0 L7			1-0 1-3 1B	0-0 L8	5	0	2	0	0	0	4
44 Anthony Rizzo, L (1, 3) OBP: 0.281, SLG: 0.333	0-0 G4-6-3 1-2f			0-0 19 BB 1-2 1B		0-3 K		0-3 K		4	0	1	0	0	2	3
12 Alfonso Soriano, R (1, 7) OBP: 0.295, SLG: 0.585		0-0 F7		0-0 F8		0-0 G5-3		0-0 P4		4	0	0	0	0	0	4
19 Nate Schierholtz, L (1, 9) OBP: 0.370, SLG: 0.532		0-0 G3-1		4-0 1-2 2-3 BB		0-0 P6			0-0 F8	3	0	0	0	1	0	0
53 Welington Castillo, R (1, 2) OBP: 0.286, SLG: 0.405		0-0 G6-3		0-3 K			0-0 15 G4-6-3 1B		0-0 24 FC4-6 1B	3	0	1	0	0	1	3
79 J.C. Boscan, R (7, 2) OBP: 0.308, SLG: 0.385										0	0	0	0	0	0	0
51 Steve Clevenger, L (9, PH) OBP: 0.385, SLG: 0.417										1	0	1	0	0	0	0
95 Tim Saunders, R (9, PR) OBP: 0.286, SLG: 0.667										0	0	0	0	0	0	0
63 Zach Putnam, R (9, 1)										0	0	0	0	0	0	0
24 Luis Valbuena, L (1, 5) OBP: 0.300, SLG: 0.348			0-3 K		4-0 33 SH3-4 9 E BB		0-0 F7		0-0 FC4-6 15 HR 1-2f	3	2	0	0	1	1	2
15 Darwin Barney, R (1, 4) OBP: 0.276, SLG: 0.358			0-3 K		0-0 F9		0-0 G4-6-3 1-2f		0-1 1-H HR	4	1	1	2	0	1	2
33 Carlos Villanueva, R (1, 1)			0-0 F8		0-0 SH3-4 1-2			0-0 13 1B 13 WP 1B	1-2 HR	1	0	0	0	0	0	0
59 Cory Wade, R (7, 1)										0	0	0	0	0	0	0
21 Scott Hairston, R (8, PH) OBP: 0.205, SLG: 0.310										1	0	1	0	0	0	0
91 Zeke DeVoss, S (8, PR)										0	0	0	0	0	0	0
56 Héctor Rondón, R (8, 1)										0	0	0	0	0	0	0
30 Dioner Navarro, S (9, PH) OBP: 0.368, SLG: 0.571										1	1	1	1	0	0	0
59 Cory Wade, R (9, 2)																
Inning Stats	R: 0 E: 0 K: 0 S: 3 H: 1 LOB: 0 BB: 0 P: 3	R: 0 E: 0 K: 0 S: 3 H: 0 LOB: 0 BB: 0 P: 3	R: 0 E: 0 K: 2 S: 7 H: 0 LOB: 0 BB: 0 P: 7	R: 0 E: 0 K: 1 S: 7 H: 3 LOB: 3 BB: 1 P: 11	R: 1 E: 1 K: 0 S: 4 H: 0 LOB: 1 BB: 1 P: 8	R: 0 E: 0 K: 1 S: 5 H: 0 LOB: 0 BB: 0 P: 5	R: 0 E: 0 K: 0 S: 3 H: 1 LOB: 0 BB: 0 P: 3	R: 0 E: 0 K: 2 S: 9 H: 2 LOB: 2 BB: 0 P: 10	R: 3 E: 0 K: 0 S: 10 H: 4 LOB: 2 BB: 0 P: 11	1B: 8 2B: 1 3B: 0 HR: 2 SF: 0 SAC: 1 DP: 2 HBP: 0	WP: 1 PB: 0 SB: 0 CS: 0 PA: 38						

	AB	35
	R	4
	H	11
	RBI	3
	BB	2
	SO	6
	LOB	19

PITCHER	IP	WLS	BF	H	R	ER	SO	BB	IBB	HBP	BLK	WP	HR	S	P	ERA	WHIP
49 Yovani Gallardo, R (1, 1) ERA: 4.5	5.1		21	4	1	0	4	2	0	0	0	0	0	27	35	0.00	1.125
76 Alfredo Figaro, R (6, 1) ERA: 2.08	1.2		5	1	0	0	0	0	0	0	0	0	0	5	5	0.00	0.600
51 Michael Gonzalez, L (8, 1) ERA: 5.4	1.0		5	2	0	0	2	0	0	0	0	1	0	9	10	0.00	2.000
74 Michael Olmsted, R (9, 1) ERA: 5.23	0.2	L	6	4	3	3	0	0	0	0	0	0	2	9	10	40.50	6.000
Josh Stinson, R (9, 1) ERA: 0.9	0.1		1	0	0	0	0	0	0	0	0	0	0	1	1	0.00	0.000

PITCHER	IP	WLS	BF	H	R	ER	SO	BB	IBB	HBP	BLK	WP	HR	S	P	ERA	WHIP

BOTTOM

Chicago Cubs @ Milwaukee Brewers

Maryvale Baseball Park, Phoenix, AZ

Fri Mar 22 2013, 4:07 PM - 6:53 PM EDT

Att. 8,806 - Sunny - 80 F

livebaseballscorecards.com

Batter	1	2	3	4	5	6	7	8	9	AB	R	H	RBI	BB	SO	LOB
7 Norichika Aoki, L (1, 9) OBP: 0.354, SLG: 0.310	F9		22 1B		G4-3			P3		3	0	1	0	0	0	1
97 Stephen Parker, L (7, 5)			1B							1	0	0	0	0	0	0
22 Logan Schafer, L (1, 8) OBP: 0.353, SLG: 0.426	K		1-3 1B			B1-3		K		3	0	1	0	0	1	0
Cole Garner, R (8, 7) OBP: 0.417, SLG: 0.636			1B							1	0	0	0	0	1	0
23 Rickie Weeks Jr., R (1, 4) OBP: 0.391, SLG: 0.595	F7		P4			BB		K		2	0	0	0	1	0	2
92 Hainley Statia, S (7, 4)										1	0	0	0	0	1	0
16 Aramis Ramirez, R (1, 5) OBP: 0.214, SLG: 0.393		F9		F7		L7			62 FC5-4 BB	3	0	0	0	0	0	1
90 Yadiel Rivera, R (7, 6)										0	0	0	0	1	0	0
12 Martín Maldonado, R (1, 2) OBP: 0.227, SLG: 0.238		50 L4-6 18 1B		G6-3		K			FC5-4 50 F7 72 1B 1-2f	3	0	1	0	0	1	1
74 Michael Olmsted, R (9, 1)		1B							1B	0	0	0	0	0	0	0
Josh Stinson, R (9, 1)										0	0	0	0	0	0	0
62 Sean Halton, R (9, PH) OBP: 0.290, SLG: 0.448										1	0	0	0	0	0	1
18 Khris Davis, R (1, 7) OBP: 0.375, SLG: 0.756		1-2		G1-3			SSX 0-2		1-2	3	1	2	1	0	0	0
51 Michael Gonzalez, R (8, 1)		1B					HR		1B	0	0	0	0	0	0	0
72 Dayton Buller, R (9, 2) OBP: 0.625, SLG: 0.500										1	0	1	0	0	0	0
50 Blake Lalli, L (1, 3) OBP: 0.390, SLG: 0.500	L4-6 2-2				49 SH2-4		C C C 0-3		F7 2-3	4	0	1	0	0	1	4
21 Donnie Murphy, R (1, 6) OBP: 0.311, SLG: 0.375			G6-3		SSS K				SSS K	2	0	0	0	0	1	1
15 Caleb Gindl, L (7, 9) OBP: 0.275, SLG: 0.319							L3			2	0	0	0	0	1	2
49 Yovani Gallardo, R (1, 1)			SSS K		SH2-4 1-2		L8			1	0	0	0	0	1	0
76 Alfredo Figaro, R (6, 1)										0	0	0	0	0	0	0
76 Mitch Haniger, R (7, PH)										1	0	0	0	0	0	0
(8, 8)																
Inning Stats	R: 0 E: 0 K: 1 S: 5 H: 0 LOB: 0 BB: 0 P: 5	R: 0 E: 0 K: 0 S: 4 H: 2 LOB: 1 BB: 0 P: 4	R: 0 E: 0 K: 1 S: 7 H: 2 LOB: 2 BB: 0 P: 7	R: 0 E: 0 K: 0 S: 3 H: 0 LOB: 0 BB: 0 P: 3	R: 0 E: 0 K: 1 S: 6 H: 1 LOB: 1 BB: 0 P: 6	R: 0 E: 0 K: 1 S: 5 H: 0 LOB: 1 BB: 1 P: 9	R: 1 E: 0 K: 1 S: 8 H: 1 LOB: 0 BB: 0 P: 8	R: 0 E: 0 K: 2 S: 7 H: 0 LOB: 0 BB: 0 P: 7	R: 0 E: 0 K: 1 S: 6 H: 1 LOB: 2 BB: 1 P: 10	1B: 6 2B: 1 3B: 0 HR: 1 SF: 0 SAC: 1 DP: 1 HBP: 0							

	AB	32
	R	1
	H	7
	RBI	1
	BB	2
	SO	8
	LOB	13

WP: 0 PB: 0 SB: 0 CS: 0 PA: 35

PITCHER		IP	WLS	BF	H	R	ER	SO	BB	IBB	HBP	BLK	WP	HR	S	P	ERA	WHIP
33 Carlos Villanueva, R ERA: 4.08	(1, 1)	6.0		23	5	0	0	4	1	0	0	0	0	0	30	34	0.00	1.000
59 Cory Wade, R ERA: 5.63	(7, 1)	1.0	B	4	1	1	1	1	0	0	0	0	0	1	8	8	9.00	1.000
56 Héctor Rondón, R ERA: 2.57	(8, 1)	1.0		3	0	0	0	2	0	0	0	0	0	0	7	7	0.00	0.000
63 Zach Putnam, R ERA: 3.12	(9, 1)	1.0	S	5	1	0	0	1	1	0	0	0	0	0	6	10	0.00	2.000

PITCHER	IP	WLS	BF	H	R	ER	SO	BB	IBB	HBP	BLK	WP	HR	S	P	ERA	WHIP

Batter	1	2	3	4	5	6	7	8	9	AB	R	H	RBI	BB	SO	LOB
22 Logan Schafer, L (1, 8) OBP: 0.333, SLG: 0.400	C X 0-1 ① G6-3		X 0-0 ③ F9		X 0-0 ③ G1-3			X 0-0 90 FC3-6 1B		3	0	0	0	0	0	0
28 Rene Tosoni, L (7, 9) OBP: 0.333, SLG: 0.500										1	0	1	0	0	0	0
9 Jean Segura, R (1, 6) OBP: 0.348, SLG: 0.511	X 0-0 ② G6-3			X 0-0 16 2B 3B		S S S 0-3 ① K		X 0-0 ② FC3-6 20 WP 1-2f		3	1	1	0	0	1	0
90 T.J. Mittelstaedt, L (6, 5)										1	0	0	0	0	0	1
20 Jonathan Lucroy, R (1, 2) OBP: 0.286, SLG: 0.357	X 0-0 ③ G5-3			X 0-0 ① G1-3		C C C 0-3 ② K		D X 1-0 ③ G6-3 1-2		4	0	0	0	0	1	2
Rob Wooten, R (8, 1)										0	0	0	0	0	0	0
16 Aramis Ramirez, R (1, 5) OBP: 0.226, SLG: 0.419		S S S 0-3 ① K		X 0-0 3-H 2B		X 0-0 ③ P4			X 0-0 ① G6-3	3	0	1	1	0	1	0
32 Tom Gorzelanny, R (6, 1)										0	0	0	0	0	0	0
53 Brandon Kintzler, R (6, 1)										0	0	0	0	0	0	0
97 Joey Paciorek, R (8, 3)										1	0	0	0	0	0	0
11 Alex Gonzalez, R (1, 4) OBP: 0.237, SLG: 0.371		X 0-0 ② P3		B B B B 4-0 BB			X 0-0 ① P3		X 0-0 ② F7	2	0	0	0	1	0	0
21 Donnie Murphy, R (7, 7) OBP: 0.304, SLG: 0.366										1	0	0	0	0	0	0
15 Caleb Gindl, L (1, 9) OBP: 0.278, SLG: 0.320		X 0-0 18 S 1B		S S S 0-3 ② K			X 0-0 ② L4		X 0-0 ③ P3	3	0	1	0	0	1	2
93 Tyrone Taylor, R (7, 8)										1	0	0	0	0	0	0
18 Khris Davis, R (1, 7) OBP: 0.373, SLG: 0.723		S X 0-1 ③ G4-3 1-2		X 0-0 ③ G5-3			F B B B B 4-1 50 S BB			2	0	0	0	1	0	3
70 Brandon Macias, R (7, 4)										0	0	0	0	0	0	0
50 Blake Lalli, L (1, 3) OBP: 0.364, SLG: 0.463			X 0-0 ① G4-3		X 0-0 ① G6-3		C S S 0-3 ③ K 1-2			3	0	0	0	0	1	1
(8, 2)																
41 Marco Estrada, R (1, 1)			C C C 0-3 ② K		X 0-0 ② G3-1			S S S 0-3 ① K		2	0	0	0	0	1	0
94 Blake Davis, L (6, 6) OBP: 0.400, SLG: 0.308										1	0	0	0	0	1	0
Inning Stats	R: 0 H: 0 E: 0 LOB: 0 K: 0 BB: 0 S: 4 P: 4	R: 0 H: 1 E: 0 LOB: 1 K: 1 BB: 0 S: 7 P: 7	R: 0 H: 0 E: 0 LOB: 0 K: 1 BB: 0 S: 5 P: 5	R: 1 H: 2 E: 0 LOB: 2 K: 1 BB: 1 S: 7 P: 11	R: 0 H: 0 E: 0 LOB: 0 K: 0 BB: 0 S: 3 P: 3	R: 0 H: 0 E: 0 LOB: 0 K: 2 BB: 0 S: 7 P: 7	R: 0 H: 0 E: 0 LOB: 1 K: 1 BB: 1 S: 6 P: 10	R: 0 H: 1 E: 0 LOB: 1 K: 1 BB: 0 S: 6 P: 7	R: 0 H: 0 E: 0 LOB: 0 K: 0 BB: 0 S: 3 P: 3	1B: 2 SF: 0 2B: 1 SAC: 0 3B: 1 DP: 0 HR: 0 HBP: 0						

TOP

Milwaukee Brewers @ Los Angeles Angels

Tempe Diablo Stadium, Tempe, AZ

Sat Mar 23 2013, 4:13 PM - 6:53 PM EDT

Att. 9,662 - Sunny - 76 F

livebaseballscorecards.com

AB	31
R	1
H	4
RBI	1
BB	2
SO	7
LOB	9

PITCHER		IP	WLS	BF	H	R	ER	SO	BB	IBB	HBP	BLK	WP	HR	S	P	ERA	WHIP
Garrett Richards, R ERA: 1.88	(1, 1)	6.1	W	23	3	1	1	5	1	0	0	0	0	0	34	38	1.42	0.632
35 Mitch Stetter, L ERA: 9.0	(7, 1)	0.2	H	3	0	0	0	1	1	0	0	0	0	0	5	9	0.00	1.500
86 Kevin Johnson, R ERA: 5.19	(8, 1)	1.0	H	4	1	0	0	1	0	0	0	0	1	0	6	7	0.00	1.000
61 Chad Cordero, R ERA: 19.06	(9, 1)	1.0		3	0	0	0	0	0	0	0	0	0	0	3	3	0.00	0.000

PITCHER	IP	WLS	BF	H	R	ER	SO	BB	IBB	HBP	BLK	WP	HR	S	P	ERA	WHIP

Batter	1	2	3	4	5	6	7	8	9	AB	R	H	RBI	BB	SO	LOB
27 Mike Trout, R (1, 7) OBP: 0.527, SLG: 0.674 12 Matt Long, L (7, 7) OBP: 0.667, SLG: 1.500 (8, 8)	0-0 32 F8 · 2 BB 44 PB 1B		4-0 2 SH5-4 · 2 S BB		0-0 ② ③ G6-4-3 1-2f		0-0 ③ G5-3			2 1	1 0	1 0	0 0	1 0	0 0	1 2
2 Erick Aybar, S (1, 6) OBP: 0.435, SLG: 0.700 12 Tommy Field, R (6, PR) OBP: 0.310, SLG: 0.240 (7, 6)	4-0 44 PB · 32 E 47 3B 1-2 BB		0-1 ① SH5-4 1-3			0-0 2B		0-0 E4 79 1B 54 WP		1 1	1 1	1 0	0 0	1 0	0 0	0 0
32 Josh Hamilton, L (1, 10) OBP: 0.283, SLG: 0.465 C.J. Cron, R (8, PH) (9, 10)	0-0 ① F8 1-2 2-3		0-3 ② K			0-0 ① P5		0-0 ① F7		3 1	0 0	0 0	0 0	0 0	1 0	4 1
44 Mark Trumbo, R (1, 3) OBP: 0.293, SLG: 0.309 18 Luis Jimenez, R (7, 3) OBP: 0.354, SLG: 0.375	0-3 ② K 2-3 3-H		0-3 ③ K			0-0 ② G6-3		0-0 ② G6-3		3 1	0 0	0 0	0 0	0 0	2 0	3 1
47 Howie Kendrick, R (1, 4) OBP: 0.491, SLG: 0.889 79 Taylor Lindsey, L (7, 4) OBP: 0.462, SLG: 0.692	0-0 3B 3-H			0-0 ① L6		0-0 ③ P4		0-0 54 WP 54 1B 2-3 1B		3 1	0 1	1 1	1 1	0 0	0 0	1 0
6 Alberto Callaspo, S (1, 5) OBP: 0.367, SLG: 0.432 54 Trent Oeltjen, L (7, PR) OBP: 0.412, SLG: 0.533 (8, 7)	0-0 ③ F7			0-0 ② F8			0-0 16 G6-3 · 16 S 25 2B 1B	1-0 1-H 3-H 1B		3 1	0 1	1 1	0 1	0 0	0 0	1 0
10 Vernon Wells, R (1, 9) OBP: 0.390, SLG: 0.722 22 John Hester, R (8, 2) OBP: 0.292, SLG: 0.190		0-0 ① F7		0-0 ③ F7			0-3 ① K	0-3 ③ K		3 1	0 0	0 0	0 0	0 0	1 1	1 1
16 Hank Conger, L (1, 2) OBP: 0.455, SLG: 0.833 85 Randal Grichuk, R (8, 9) OBP: 0.412, SLG: 0.533		0-0 ② F7			4-0 27 G6-4-3 BB		0-1 ② G6-3 1-3			2 0	0 0	0 0	0 0	1 0	0 0	1 0
25 Peter Bourjos, R (1, 8) OBP: 0.385, SLG: 0.596 Brian Hernandez, R (8, 5) OBP: 1.000, SLG: 1.000		0-0 ③ F8			0-3 ① K		0-0 2B 3-H			3 0	0 0	1 0	1 0	0 0	1 0	1 0
Inning Stats	R: 2 E: 1 K: 1 S: 7 H: 2 LOB: 1 BB: 1 P: 11	R: 0 E: 0 K: 0 S: 3 H: 0 LOB: 0 BB: 0 P: 3	R: 0 E: 0 K: 2 S: 8 H: 0 LOB: 1 BB: 1 P: 12	R: 0 E: 0 K: 0 S: 3 H: 0 LOB: 0 BB: 0 P: 3	R: 0 E: 0 K: 1 S: 4 H: 0 LOB: 0 BB: 1 P: 8	R: 0 E: 0 K: 0 S: 4 H: 1 LOB: 1 BB: 0 P: 4	R: 1 E: 0 K: 1 S: 8 H: 2 LOB: 2 BB: 0 P: 8	R: 2 E: 1 K: 1 S: 8 H: 2 LOB: 1 BB: 0 P: 9		1B: 4 2B: 2 3B: 1 HR: 0	SF: 0 SAC: 1 DP: 1 HBP: 0						

PITCHER		IP	WLS	BF	H	R	ER	SO	BB	IBB	HBP	BLK	WP	HR	S	P	ERA	WHIP
41 Marco Estrada, R ERA: 1.88	(1, 1)	5.0	L	19	2	2	2	4	3	0	0	0	0	0	25	37	3.60	1.000
32 Tom Gorzelanny, L ERA: 3.38	(6, 1)	0.2		3	1	0	0	0	0	0	0	0	0	0	3	3	0.00	1.500
53 Brandon Kintzler, R ERA: 5.11	(6, 1)	1.1		6	2	1	1	1	0	0	0	0	0	0	9	9	6.75	1.500
Rob Wooten, R ERA: 5.79	(8, 1)	1.0		6	2	2	0	1	0	0	0	0	1	0	8	9	0.00	2.000

PITCHER	IP	WLS	BF	H	R	ER	SO	BB	IBB	HBP	BLK	WP	HR	S	P	ERA	WHIP

BOTTOM

Milwaukee Brewers @ Los Angeles Angels

Tempe Diablo Stadium, Tempe, AZ

Sat Mar 23 2013, 4:13 PM - 6:53 PM EDT

Att. 9,662 - Sunny - 76 F

livebaseballscorecards.com

AB	30
R	5
H	7
RBI	3
BB	3
SO	6
LOB	18

WP: 1 PB: 1 SB: 2 CS: 0 PA: 34

Batter	1	2	3	4	5	6	7	8	9	AB	R	H	RBI	BB	SO	LOB
Charlie Blackmon, L (1, 8) OBP: 0.483, SLG: 0.583	B B B B 4-0 15 G4-3 15 S 5 SF7 BB	X 0-0 ③ F9			B B B B 4-0 5 BB 1-2 BB		X 0-0 2 BB 1-3 2B	X 0-0 ② G6-3 2-3 3-H		3	1	1	1	2	0	3
31 Chris Volstad, R (8, 1) OBP: 1.000, SLG: 1.000										0	0	0	0	0	0	0
15 Jordan Pacheco, R (1, 3) OBP: 0.429, SLG: 0.410	B X 1-0 ① G4-3 1-3		X 0-0 ① G5-3		X 0-0 ① F9		S S S 0-3 ② K	X 0-0 ③ F9		4	0	0	0	0	1	5
9 DJ LeMahieu, R (7, 4) OBP: 0.317, SLG: 0.351										1	0	0	0	0	0	1
5 Carlos González, L (1, 7) OBP: 0.400, SLG: 0.500	X 0-0 ② SF7 3-H		X 0-0 ② F8		B B B B 4-0 2 G6-4-3 1-2 2-3 BB		B B B B 4-0 2 BB BB		S S S 0-3 ① K	1	0	0	1	2	0	0
77 Corey Dickerson, L (7, 7) OBP: 0.414, SLG: 0.560										1	0	0	0	0	1	0
2 Troy Tulowitzki, R (1, 6) OBP: 0.283, SLG: 0.415	X 0-0 ③ F9		X 0-0 E6		X 0-0 ② ③ G6-4-3 1-2f		B B B B 4-0 1-2 2-3 3-H BB		S S S 0-3 ② K	3	0	0	1	1	0	3
66 Ben Paulsen, L (7, 3) OBP: 0.533, SLG: 0.741										1	0	0	0	0	1	0
21 Tyler Colvin, L (1, 9) OBP: 0.209, SLG: 0.238		S S S 0-3 ① K	S S T 0-2 ③ K			X 0-0 ① P6	X 0-0 ③ G6-3		X 0-0 ③ G5-3	4	0	0	0	0	2	4
37 Adam Ottavino, S (7, 1)										0	0	0	0	0	0	0
7 Matt McBride, R (8, 9) OBP: 0.300, SLG: 0.429										1	0	0	0	0	0	0
28 Nolan Arenado, R (1, 5) OBP: 0.333, SLG: 0.689		X 0-0 55 BB 44 1B 1B		S S S 0-3 ① K2-3		X 0-0 ② F9		B B B B 4-0 8 BB 16 1B BB		3	1	1	0	0	1	0
Charlie Culberson, R (8, PH) OBP: 0.241, SLG: 0.407										0	1	0	0	1	0	0
(8, 5)																
55 Ramon Hernandez, R (1, 2) OBP: 0.333, SLG: 0.200	B B B B 4-0 44 1B 1-2 BB			X 0-0 ② G5-3	X 0-0 ③ G6-3			B B B B 4-0 1 G1-3 16 1B 1-2 G6-3 BB		1	0	0	0	1	0	0
8 Yorvit Torrealba, R (6, PH) OBP: 0.579, SLG: 0.765										1	1	0	0	1	0	0
(6, 2)																
18 Jonathan Herrera, S (1, 4) OBP: 0.370, SLG: 0.538		X 0-0 ② F6		X 0-0 ③ G6-3			X 0-0 ① F7	X 0-0 G6-3 1 1 G1-3 1-2 2-H 1B		3	0	0	0	0	0	2
16 Reid Brignac, L (7, 6) OBP: 0.407, SLG: 0.478										1	0	1	1	0	0	0
44 Juan Nicasio, R (1, 1) OBP: 1.000, SLG: 1.000		X 0-0 1-3 2-H 1B			X 0-0 5 BB BB 1B		X 0-0 2B 2 BB 1B	X 0-0 ① G1-3 1-2 2-3		2	0	2	1	0	0	0
34 Matt Belisle, R (6, 1)										0	0	0	0	0	0	0
1 Eric Young Jr., S (7, PH) OBP: 0.378, SLG: 0.372										2	1	1	0	0	0	2
(7, 8)																
Inning Stats	R: 1 E: 0 K: 0 S: 3 H: 0 LOB: 0 BB: 1 P: 8	R: 1 E: 0 K: 1 S: 7 H: 2 LOB: 2 BB: 1 P: 11	R: 0 E: 1 K: 1 S: 6 H: 0 LOB: 1 BB: 0 P: 6	R: 0 E: 0 K: 1 S: 5 H: 0 LOB: 0 BB: 0 P: 5	R: 0 E: 0 K: 0 S: 3 H: 1 LOB: 2 BB: 2 P: 11	R: 0 E: 0 K: 0 S: 3 H: 0 LOB: 0 BB: 0 P: 3	R: 1 E: 0 K: 1 S: 7 H: 2 LOB: 3 BB: 2 P: 15	R: 2 E: 0 K: 0 S: 4 H: 1 LOB: 1 BB: 2 P: 12	R: 0 E: 0 K: 2 S: 7 H: 0 LOB: 0 BB: 0 P: 7	1B: 5 2B: 1 3B: 0 HR: 0 SF: 1 SAC: 0 DP: 1 HBP: 0						

PITCHER		IP	WLS	BF	H	R	ER	SO	BB	IBB	HBP	BLK	WP	HR	S	P	ERA	WHIP
37 Mark Rogers, R ERA: 7.0	(1, 1)	3.0		14	2	2	2	2	2	0	0	0	0	0	16	25	6.00	1.333
Hiram Burgos, R ERA: 3.48	(4, 1)	3.2	W	16	3	1	1	2	3	0	0	0	0	0	17	29	2.46	1.636
53 Brandon Kintzler, R ERA: 4.97	(7, 1)	0.1	H	2	0	0	0	0	1	0	0	0	0	0	1	5	0.00	3.000
Jairo Asencio, R ERA:	(8, 1)	0.0		3	1	2	2	0	2	0	0	0	0	0	1	9	∞	∞
76 Alfredo Figaro, R ERA: 1.93	(8, 1)	1.0	H	3	0	0	0	0	0	0	0	0	0	0	3	3	0.00	0.000

PITCHER		IP	WLS	BF	H	R	ER	SO	BB	IBB	HBP	BLK	WP	HR	S	P	ERA	WHIP
29 Jim Henderson, R ERA: 5.68	(9, 1)	1.0	S	3	0	0	0	2	0	0	0	0	0	0	7	7	0.00	0.000

TOP

Colorado Rockies @ Milwaukee Brewers

Maryvale Baseball Park, Phoenix, AZ

Sun Mar 24 2013, 4:08 PM - 7:24 PM EDT

Att. 6,702 - Sunny - 76 F

livebaseballscorecards.com

AB	32
R	5
H	6
RBI	5
BB	8
SO	6
LOB	20

WP: 0	PB: 0	SB: 1
CS: 0	PA: 41	

Batter	1	2	3	4	5	6	7	8	9	AB	R	H	RBI	BB	SO	LOB
9 Jean Segura, R (1, 6) OBP: 0.367, SLG: 0.542	x 0-0 G5-3 ①		x 0-0 23 G3 8 2B 1-3 2B		x 0-0 20 S 23 G5-3 1B	x 0-0 97 1B 97 SF9 1-2 2-3 3-H 1B		x 0-0 G4-3 ②		3	1	2	0	0	0	0
70 Nick Shaw, L (6, 4) OBP: 0.636, SLG: 0.429										2	1	1	1	0	0	0
23 Rickie Weeks Jr., R (1, 4) OBP: 0.388, SLG: 0.568	B B B B 4-0 BB		x 0-0 G3 ② 2-3 3-H		x 0-0 G5-3 ① 1-2	x 0-0 97 SF9 1-3 2-H 3-H 1B		x 0-0 G4-3 ③		2	0	0	1	1	0	2
97 Ben McMahan, R (6, 7) OBP: 0.500, SLG: 0.500										2	0	1	2	0	0	0
8 Ryan Braun, R (1, 7) OBP: 0.368, SLG: 0.733	C C C 0-3 K ②		x 0-0 3-H 2B		B B B 4-0 BB	x 0-0 SF9 ① 1-2 3-H				2	0	1	1	1	1	1
97 Stephen Parker, L (6, 5)										0	0	0	1	0	0	0
16 Aramis Ramirez, R (1, 5) OBP: 0.206, SLG: 0.382	x 0-0 G4-3 ③		S S S 0-3 K ③		x 0-0 F9 ②	S S S 0-3 K ②				3	0	0	0	0	1	4
90 Yadiel Rivera, R (6, 6)										1	0	0	0	0	1	1
20 Jonathan Lucroy, R (1, 2) OBP: 0.281, SLG: 0.344		x 0-0 11 G5-4-3 1B		x 0-0 P6 ①	1 SAFE x 0-0 F7 ③ 2-3	x 0-0 F8 ③				4	0	1	0	0	0	3
53 Brandon Kintzler, R (7, 1)										0	0	0	0	0	0	0
Jairo Asencio, R (8, 1)										0	0	0	0	0	0	0
76 Alfredo Figaro, R (8, 1)										0	0	0	0	0	0	0
29 Jim Henderson, L (9, 1)										0	0	0	0	0	0	0
11 Alex Gonzalez, R (1, 3) OBP: 0.268, SLG: 0.395		x 0-0 ① ② G5-4-3 1-2f		x 0-0 15 1B 1B		x 0-0 28 1B 15 E 1B	S S S 0-3 K2-3 ①			3	0	2	0	0	0	1
Lance Roenicke, R (6, PR) OBP: 0.400, SLG: 0.400										1	1	0	0	0	1	0
(7, 9)																
28 Rene Tosoni, L (1, 8) OBP: 0.333, SLG: 0.455		x 0-0 F7 ③	S S S 0-3 K ②			x 0-0 SH 15 E 70 1B 1-2 1B	x 0-0 F9 ②			3	1	1	0	0	1	1
76 Mitch Haniger, R (7, PH)										1	0	0	0	0	0	0
(8, 8)																
15 Caleb Gindl, L (1, 9) OBP: 0.281, SLG: 0.321			x 0-0 L3 ①	x 0-0 1-2 1B		x 0-0 E6 70 1B SH 97 1B 1-2 2-H	S S S 0-3 K ③			3	1	1	0	0	0	1
92 Hunter Morris, L (7, 3) OBP: 0.179, SLG: 0.269										1	0	0	0	0	1	0
37 Mark Rogers, R (1, 1) OBP: 1.000, SLG: 1.000			x 0-0 9 2B 23 G3 1B	S S S 0-3 K ③		x 0-0 SH 70 1B 97 1B 1-2 2-3		x 0-0 G6-3 ①		1	1	1	0	0	0	0
Hiram Burgos, R (4, 1)										1	1	0	0	0	1	2
50 Blake Lalli, L (7, 2) OBP: 0.356, SLG: 0.452										1	0	0	0	0	0	0
Inning Stats	R: 0 E: 0 K: 1 S: 5 H: 0 LOB: 1 BB: 1 P: 9	R: 0 E: 0 K: 0 S: 3 H: 1 LOB: 0 BB: 0 P: 3	R: 2 E: 0 K: 1 S: 8 H: 3 LOB: 1 BB: 0 P: 8	R: 0 E: 0 K: 2 S: 9 H: 2 LOB: 2 BB: 0 P: 9	R: 0 E: 0 K: 0 S: 4 H: 1 LOB: 2 BB: 1 P: 8	R: 5 E: 1 K: 1 S: 11 H: 4 LOB: 1 BB: 0 P: 11	R: 0 E: 0 K: 2 S: 7 H: 0 LOB: 0 BB: 0 P: 7	R: 0 E: 0 K: 0 S: 3 H: 0 LOB: 0 BB: 0 P: 3		1B: 9 2B: 2 3B: 0 HR: 0	SF: 1 SAC: 1 DP: 1 HBP: 0			WP: 0 PB: 0 SB: 1 CS: 0	PA: 38		

PITCHER	IP	WLS	BF	H	R	ER	SO	BB	IBB	HBP	BLK	WP	HR	S	P	ERA	WHIP
44 Juan Nicasio, R (1, 1) ERA: 4.87	5.0		23	7	2	2	4	2	0	0	0	0	0	29	37	3.60	1.800
34 Matt Belisle, R (6, 1) ERA: 5.59	1.0	L	9	4	5	3	1	0	0	0	0	0	0	11	11	27.00	4.000
37 Adam Ottavino, R (7, 1) ERA: 4.5	1.0		3	0	0	0	2	0	0	0	0	0	0	7	7	0.00	0.000
31 Chris Volstad, R (8, 1) ERA: 1.8	1.0		3	0	0	0	0	0	0	0	0	0	0	3	3	0.00	0.000

PITCHER	IP	WLS	BF	H	R	ER	SO	BB	IBB	HBP	BLK	WP	HR	S	P	ERA	WHIP

BOTTOM

Colorado Rockies @ Milwaukee Brewers

Maryvale Baseball Park, Phoenix, AZ

Sun Mar 24 2013, 4:08 PM - 7:24 PM EDT

Att. 6,702 - Sunny - 76 F

livebaseballscorecards.com

AB	34
R	7
H	11
RBI	6
BB	2
SO	7
LOB	16

Milwaukee Brewers @ San Diego Padres

Peoria Stadium, Peoria, AZ

Sun Mar 24 2013, 4:08 PM - 6:32 PM EDT

Att. 5,836 - Sunny - 75 F

TOP

livebaseballscorecards.com

Batter	1	2	3	4	5	6	7	8	9	AB	R	H	RBI	BB	SO	LOB
7 Norichika Aoki, L (1, 9) OBP: 0.353, SLG: 0.333	C FF 84 C CU 66 B SL 80 X FF 87 1-2 ① G6-3		B FF 86 C CU 68 X FF 87 1-1 ② L8		X FF 88 0-0 3-H 21 2B 2B		B CH 82 B CH 82 X SI 86 2-0 ③ G6-3			3	1	1	1	0	0	1
76 Chadwin Stang, R (6, 9)										1	0	0	0	0	0	0
21 Donnie Murphy, R (1, 6) OBP: 0.327, SLG: 0.477	X CH 80 0-0 ② G6-3		D CH 80 F CH 77 X CH 77 1-1 2-H HR		B SI 81 X SL 79 1-0 2-H 2B			C SL 84 B SL 85 S SI 88 S SI 87 1-3 ① K		3	1	2	3	0	0	0
93 Orlando Arcia, R (6, 6)										1	0	0	0	0	1	0
18 Khris Davis, R (1, 7) OBP: 0.345, SLG: 0.667	C SL 80 F SL 78 S FF 88 0-3 ③ K		C CU 65 S FF 88 B FF 88 B CU 68 X CH 78 2-2 ③ G3-1		F CU 65 S FF 88 T FF 88 0-2 ③ K			X SL 85 0-0 ② G6-3		4	0	0	0	0	2	1
12 Martín Maldonado, R (1, 2) OBP: 0.231, SLG: 0.280		B SL 80 C FF 84 C CU 66 B CH 79 X SL 79 2-2 2B		C CH 79 B CH 75 B CH 76 C CH 83 X CH 75 2-2 ① G4-3		C CH 75 C FF 86 B FF 87 S CU 68 1-3 ① K2-3		C SI 89 B SL 83 X SI 88 1-1 ③ G1-3		4	0	1	0	0	1	0
31 Burke Badenhop, R (8, 1)										0	0	0	0	0	0	0
22 Logan Schafer, L (1, 8) OBP: 0.316, SLG: 0.377		F FF 86 F SL 87 B FF 87 D SL 80 X FF 89 2-2 ① P5		B CU 63 X FF 85 1-0 ② G4-3		C CU 64 F SL 78 X SL 78 0-2 ② F8			C SI 92 B SL 78 X SI 93 1-1 ① L3	3	0	0	0	0	0	1
Josh Prince, R (6, 8) OBP: 0.235, SLG: 0.233										1	0	0	0	0	0	0
62 Sean Halton, R (1, 3) OBP: 0.286, SLG: 0.455		X FF 86 0-0 ② F9		C CH 75 B FF 86 B CH 77 X FF 87 2-1 ③ G5-3		B CH 74 B CH 76 F SL 82 F FF 87 B FF 88 X CH 78 3-2 2B			X SL 79 0-0 ② F8	4	0	1	0	0	0	1
94 Blake Davis, L (1, 5) OBP: 0.421, SLG: 0.412		S SL 78 D SL 80 B FF 87 B SL 78 X FF 87 3-1 ③ G4-3			B SL 76 B FF 86 X FF 85 2-0 F7 7 2B 2B	C SL 79 X SL 79 0-1 ③ F8			C SI 94 B CH 80 B CH 79 F SI 92 X SI 93 2-2 DI 1B	4	1	2	0	0	0	2
Scooter Gennett, L (1, 4) OBP: 0.270, SLG: 0.235			C CH 83 X CU 65 0-1 60 SH1-4 21 HR 1B		F FF 86 S SL 80 D SL 78 X FF 88 1-2 ① F7 2-3		C CH 84 C CH 80 B CH 78 S CH 76 1-3 ① K		B SI 91 X SI 93 1-0 ③ F7 1-2	4	1	1	0	0	1	2
60 Wily Peralta, R (1, 1)			X FF 86 0-0 ① SH1-4 1-2		B CU 64 S FF 87 F FF 88 B FF 89 S CH 79 2-3 ② K		B SI 86 T SI 86 B CH 78 B CH 77 S SI 85 X SI 86 3-2 ② F9			1	0	0	0	0	1	1
32 Tom Gorzelanny, R (6, 1)										0	0	0	0	0	0	0
90 T.J. Mittelstaedt, L (7, PH)										1	0	0	0	0	0	0
59 John Axford, R (7, 1)										0	0	0	0	0	0	0
72 Dayton Buller, R (8, 2) OBP: 0.625, SLG: 0.500										0	0	0	0	0	0	0

	AB	34
	R	4
	H	8
	RBI	4
	BB	0
	SO	6
	LOB	9

Inning Stats	1	2	3	4	5	6	7	8	9	1B: 2	SF: 0	WP: 0	PA: 35
R:	0	0	2	0	2	0	0	0	0	2B: 5	SAC: 1	PB: 0	
E:	0	0	0	0	0	0	0	0	0	3B: 0	DP: 0	SB: 0	
K:	1	0	0	0	2	1	1	0	0	HR: 1	HBP: 0	CS: 0	
S:	7	9	10	6	12	11	7	6	7				
H:	0	1	2	0	3	1	0	0	1				
LOB:	0	1	0	0	1	1	1	0	1				
BB:	0	0	0	0	0	0	0	0	0				
P:	8	16	14	11	18	15	13	8	11				

PITCHER		IP	WLS	BF	H	R	ER	SO	BB	IBB	HBP	BLK	WP	HR	S	P	ERA	WHIP
53 Eric Stults, L	(1, 1)	6.0	W	25	7	4	4	4	0	0	0	0	0	1	55	82	6.00	1.167
ERA: 6.63																		
16 Huston Street, R	(7, 1)	1.0	H	3	0	0	0	1	0	0	0	0	0	0	7	13	0.00	0.000
ERA: 2.25																		
40 Tommy Layne, L	(8, 1)	1.0	H	3	0	0	0	1	0	0	0	0	0	0	6	8	0.00	0.000
ERA: 8.0																		
59 Sean O'Sullivan, R	(9, 1)	1.0	S	4	1	0	0	0	0	0	0	0	0	0	7	11	0.00	1.000
ERA: 1.35																		

PITCHER	IP	WLS	BF	H	R	ER	SO	BB	IBB	HBP	BLK	WP	HR	S	P	ERA	WHIP

Batter	1	2	3	4	5	6	7	8	9	AB	R	H	RBI	BB	SO	LOB
2 Everth Cabrera, S (1, 6) OBP: 0.410, SLG: 0.404	B SI 92 X SI 92 1-0 ① F8		B SI 92 C SI 92 B CH 81 M SI 92 X SL 84 2-2 E6 23 E 1B	D SL 78 2 SAFE M SI 93 B SI 91 B FF 92 F SI 91 D SI 93 4-2 ② 14 CS 2-H BB		X FF 90 0-0 ② G5-3				3	1	1	0	1	0	0
14 Mark Kotsay, L (1, 9) OBP: 0.500, SLG: 0.567 27 Travis Buck, L (6, 9) OBP: 0.346, SLG: 0.396	C SI 94 F SI 95 X SI 95 0-2 23 2B 2B		B CH 82 B CH 83 B SI 94 C SI 92 B SI 93 4-1 23 FC3-6 BB	1 SAFE 1 SAFE 1 SAFE 0-0 ③ CS 1-2	B SI 90 B FA 89 C SI 88 B SI 92 B SI 91 4-1 23 HR BB	S SL 77 C SL 78 T FF 90 0-2 ③ K				1	2	1	0	2	0	0
										1	0	0	0	0	1	0
23 Yonder Alonso, L (1, 3) OBP: 0.263, SLG: 0.564	B SI 94 F SI 94 X SL 85 1-1 2-H 2B		C SI 82 X SI 94 0-1 ① FC3-6 15 1B 24 1B 1-2f 2-H		C SI 90 1 SAFE 1 SAFE B SL 82 F CH 83 X SL 83 1-2 1-H HR		B FF 89 B FF 90 B FF 90 F FF 90 X FF 91 3-1 ① F7			4	2	2	3	0	0	1
15 Jesus Guzman, R (1, 7) OBP: 0.405, SLG: 0.657 73 Gregorio Petit, R (7, 5) OBP: 0.233, SLG: 0.300	B SI 94 X FF 94 1-0 ② P3		B SL 82 C SL 82 B SI 94 X SI 93 2-1 24 1B 1-2 1B		C SI 91 B SI 91 B SI 91 C SI 90 F SI 93 C SL 84 2-3 ① K		B FF 92 F FF 92 F FF 92 X SL 82 1-2 ② L8			3	0	1	0	0	1	1
										1	0	0	0	0	0	0
9 Jedd Gyorko, R (1, 4) OBP: 0.306, SLG: 0.517	F SI 94 C SI 96 F SL 86 B SI 94 C SI 94 1-3 ③ K		S SL 84 C SL 85 C SI 94 0-3 ② K		F SL 82 X SI 93 0-1 91 1B 1B		S SL 83 X FF 92 0-1 91 CS 1B			4	0	2	0	0	2	3
24 Cameron Maybin, R (1, 8) OBP: 0.324, SLG: 0.457 91 Mallex Smith, L (3, PR) OBP: 0.333, SLG: 0.333 (4, 8)		B SI 93 B SI 92 S SI 92 F SI 93 X SI 94 2-2 ① G6-3	X SL 82 0-0 1-2 2-H 1B		X SI 92 0-0 1-2 1B		D FF 92 B FF 92 C FF 91 C FF 93 2-2 ③ CS 1-2	F SI 89 X SI 86 0-1 ① F7		2	0	1	1	0	0	0
										2	0	1	0	0	0	0
1 Cody Ransom, R (1, 5) OBP: 0.308, SLG: 0.622 16 Huston Street, R (7, 1) 40 Tommy Layne, L (8, 1) 87 Gabriel Quintana, R (8, PH) 59 Sean O'Sullivan, R (9, 1)		X SI 92 0-0 HR	B SL 84 S SI 92 C SI 94 B SL 85 D SL 86 X SI 95 3-2 ③ F9		C SL 80 S SL 82 S SL 84 0-3 ② K			B SI 89 X SI 89 1-0 ② G6-3		3	1	1	1	0	1	4
										0	0	0	0	0	0	0
										0	0	0	0	0	0	0
										1	0	0	0	0	0	0
										0	0	0	0	0	0	0
8 John Baker, L (1, 2) OBP: 0.324, SLG: 0.353		C SI 94 B CH 84 B CH 85 X SI 94 2-1 ② L7		B CH 87 X FA 89 1-0 2 E 2 CS 53 G4-3 1B	B CH 83 X CH 81 1-0 ③ F9			B SI 88 C SL 79 B FS 83 F SL 78 X SI 90 2-2 ③ G6-3		4	0	1	0	0	0	2
53 Eric Stults, L (1, 1) OBP: 0.250, SLG: 0.250 88 Kyle Blanks, R (6, PH) OBP: 0.435, SLG: 0.614 (7, 7)		B SI 92 C SI 90 X SI 92 1-1 ③ L7		X FA 90 0-0 ① G4-3 1-2		C CH 88 B CH 88 B CH 88 T SI 91 X SL 84 2-2 ① F8				2	0	0	0	0	0	1
										1	0	0	0	0	0	0
Inning Stats	R: 1 E: 0 K: 1 S: 11 H: 2 LOB: 1 BB: 0 P: 15	R: 1 E: 0 K: 0 S: 8 H: 1 LOB: 0 BB: 0 P: 13	R: 2 E: 2 K: 1 S: 15 H: 3 LOB: 2 BB: 1 P: 26	R: 0 E: 1 K: 0 S: 4 H: 1 LOB: 0 BB: 1 P: 9	R: 2 E: 0 K: 2 S: 15 H: 3 LOB: 2 BB: 1 P: 23	R: 0 E: 0 K: 1 S: 7 H: 0 LOB: 0 BB: 0 P: 9	R: 0 E: 0 K: 0 S: 9 H: 1 LOB: 0 BB: 0 P: 15	R: 0 E: 0 K: 0 S: 6 H: 0 LOB: 0 BB: 0 P: 9		1B: 7 2B: 2 3B: 0 HR: 2 SF: 0 SAC: 0 DP: 0 HBP: 0					WP: 0 PB: 0 SB: 0 CS: 3 PA: 37	

PITCHER	IP	WLS	BF	H	R	ER	SO	BB	IBB	HBP	BLK	WP	HR	S	P	ERA	WHIP
60 Wily Peralta, R (1, 1) ERA: 5.74	5.1	L	27	10	6	6	4	3	0	0	0	0	2	56	91	10.12	2.438
32 Tom Gorzelanny, L (6, 1) ERA: 3.12	0.2		2	0	0	0	1	0	0	0	0	0	0	4	4	0.00	0.000
59 John Axford, R (7, 1) ERA: 6.75	1.0		3	1	0	0	0	0	0	0	0	0	0	9	15	0.00	1.000
31 Burke Badenhop, R (8, 1) ERA: 2.57	1.0		3	0	0	0	0	0	0	0	0	0	0	6	9	0.00	0.000

PITCHER	IP	WLS	BF	H	R	ER	SO	BB	IBB	HBP	BLK	WP	HR	S	P	ERA	WHIP

BOTTOM

Milwaukee Brewers @ San Diego Padres

Peoria Stadium, Peoria, AZ

Sun Mar 24 2013, 4:08 PM - 6:32 PM EDT

Att. 5,836 - Sunny - 75 F

livebaseballscorecards.com

AB	32
R	6
H	11
RBI	5
BB	3
SO	5
LOB	12

Milwaukee Brewers @ Oakland Athletics

Phoenix Municipal Stadium, Phoenix, AZ

Mon Mar 25 2013, 4:06 PM - 7:41 PM EDT

Att. 5,146 - Sunny - 83 F

TOP

livebaseballscorecards.com

Batter	1	2	3	4	5	6	7	8	9	AB	R	H	RBI	BB	SO	LOB
7 Norichika Aki, L (1, 8) OBP: 0.370, SLG: 0.354 12 Martín Maldonado, R (6, 2) OBP: 0.250, SLG: 0.296	E3 23 G5-3		20 FC6-4 1B		1B		F9		28 BB 76 SF8 1B	3 2	0 1	2 1	0 0	0 0	0 0	0 0
20 Jonathan Lucroy, R (1, 2) OBP: 0.257, SLG: 0.314 Caleb Gindl, L (6, 9) OBP: 0.305, SLG: 0.345	L9		FC6-4 1-2f		F8			94 FC4-6 28 1B 76 1B 1B	28 BB 1-2 1B	3 2	0 1	0 2	0 0	0 0	0 0	3 0
23 Rickie Weeks Jr., R (1, 4) OBP: 0.365, SLG: 0.532 28 Rene Tosoni, L (6, 7) OBP: 0.429, SLG: 0.500	G5-3 1-2			K	P3			94 FC4-6 1-2 1B	BB 1-2 2-3	3 1	0 0	0 1	0 0	0 1	1 0	2 0
16 Aramis Ramirez, R (1, 5) OBP: 0.216, SLG: 0.405 51 Michael Gonzalez, R (5, 1) 94 Blake Davis, L (6, 6) OBP: 0.381, SLG: 0.368	G6-3			11 1B 22 1B 2B	K			FC4-6 76 1B 70 2B 1-2f 2-3	K	3 0 2	1 0 1	1 0 0	0 0 0	0 0 0	1 0 1	2 0 5
11 Alex Gonzalez, R (1, 6) OBP: 0.273, SLG: 0.390 76 Mitch Haniger, R (6, 8) OBP: 0.200, SLG: 0.250		G6-3		22 1B 18 1B 2-3 1B		F8		70 2B 62 1B 1-2 3-H 1B	SF8 3-H	3 1	1 1	1 1	0 2	0 0	0 0	0 0
22 Logan Schafer, L (1, 9) OBP: 0.317, SLG: 0.375 70 Nick Shaw, L (6, 4) OBP: 0.667, SLG: 0.625 90 Yadiel Rivera, R (9, PH)		G4-3		18 1B 50 S 1-2 3-H 1B		F7		62 1B 1-3 2-H 2B	F8	3 1 1	1 0 0	1 1 0	1 1 0	0 0 0	0 0 0	0 0 2
18 Khris Davis, R (1, 7) OBP: 0.345, SLG: 0.648 48 Donovan Hand, R (6, 1) 62 Sean Halton, R (8, PH) OBP: 0.306, SLG: 0.471 (8, 3)		G5-3		50 F8 50 S 1-3 2-H 1B		F9		50 1B 2-H 3-H 1B		3 0 1	0 0 0	1 0 1	1 0 1	0 0 0	0 0 0	0 0 0
50 Blake Lalli, L (1, 3) OBP: 0.347, SLG: 0.435 75 Travis Webb, L (8, 1)			G3	F8 1-3 3-H			L5	1-2 1B		4 0	0 0	1 0	0 0	0 0	0 0	1 0
38 Chris Narveson, L (1, 1) 31 Burke Badenhop, R (4, 1) 21 Donnie Murphy, R (5, 5) OBP: 0.314, SLG: 0.457			K	F7			K	K		2 0 2	0 0 0	0 0 0	0 0 0	0 0 2	1 0 2	1 0 2
Inning Stats	R: 0 E: 1 K: 0 S: 4 H: 0 LOB: 1 BB: 0 P: 4	R: 0 E: 0 K: 0 S: 3 H: 0 LOB: 0 BB: 0 P: 3	R: 0 E: 0 K: 1 S: 6 H: 1 LOB: 1 BB: 0 P: 6	R: 3 E: 0 K: 1 S: 9 H: 4 LOB: 1 BB: 0 P: 10	R: 0 E: 0 K: 1 S: 6 H: 1 LOB: 1 BB: 0 P: 6	R: 0 E: 0 K: 0 S: 3 H: 0 LOB: 0 BB: 0 P: 3	R: 0 E: 0 K: 1 S: 5 H: 0 LOB: 0 BB: 0 P: 5	R: 3 E: 0 K: 1 S: 10 H: 6 LOB: 2 BB: 0 P: 10	R: 1 E: 0 K: 1 S: 7 H: 2 LOB: 2 BB: 1 P: 11	1B: 12 2B: 2 3B: 0 HR: 0 SF: 1 SAC: 0 DP: 0 HBP: 0						WP: 0 PB: 0 SB: 2 CS: 0 PA: 42	

	AB	40
	R	7
	H	14
	RBI	6
	BB	1
	SO	6
	LOB	18

PITCHER		IP	WLS	BF	H	R	ER	SO	BB	IBB	HBP	BLK	WP	HR	S	P	ERA	WHIP
40 Bartolo Colon, R ERA: 6.75	(1, 1)	5.0	W	22	6	3	3	3	0	0	0	0	0	0	28	29	5.40	1.200
67 Dan Straily, R ERA: 7.56	(6, 1)	3.0	H	17	8	4	4	2	1	0	0	0	0	0	20	24	12.00	3.000
65 Pedro Figueroa, L ERA: 3.38	(9, 1)	1.0	S	3	0	0	0	1	0	0	0	0	0	0	5	5	0.00	0.000

PITCHER	IP	WLS	BF	H	R	ER	SO	BB	IBB	HBP	BLK	WP	HR	S	P	ERA	WHIP

BOTTOM

Milwaukee Brewers @ Oakland Athletics

Phoenix Municipal Stadium, Phoenix, AZ

Mon Mar 25 2013, 4:06 PM - 7:41 PM EDT

Att. 5,146 - Sunny - 83 F

livebaseballscorecards.com

Batter	1	2	3	4	5	6	7	8	9	AB	R	H	RBI	BB	SO	LOB
4 Coco Crisp, S (1, 8) OBP: 0.396, SLG: 0.349 72 Conner Crumbliss, L (8, 8)	0-0 ① FC1-6-5 16 16 S 1B	0-0 ③ P4		0-0 16 S 25 HR 1B 1-2	0-0 ① L7		0-0 E3 16 G4-6-3 28 1B 1-2			5 0	1 0	2 0	0 0	0 0	0 0	4 0
17 Adam Rosales, R (1, 6) OBP: 0.468, SLG: 0.622 28 Eric Sogard, L (4, PH) OBP: 0.571, SLG: 0.744 (5, 6) (7, 5)	0-0 ① F9	CCS 0-3 ① K	0-0 ① L9 2-3	0-0 ② P5		0-0 16 G4-6-3 1B 1-2 2-3				2 3	0 0	0 1	0 0	0 0	1 0	1 3
16 Josh Reddick, L (1, 9) OBP: 0.391, SLG: 0.590 18 Myrio Richard, R (8, 9)	B 1-0 ② FC1-6-5 X 1-3	BBBD 4-0 36 BB 20 2B BB	BBBB 4-0 25 HR BB 1-2	0-0 ③ F9		0-0 ① G4-6-3 1-2f 2-3 3-H				3 0	2 0	0 0	0 0	2 0	0 0	4 0
25 Chris Young, R (1, 7) OBP: 0.310, SLG: 0.385 12 Andy Parrino, S (7, 7) OBP: 0.444, SLG: 0.625	0-0 ③ G6-3	0-0 ② F7	BBBFBX 3-1 1-H 2-H 3-H HR	CCC 0-3 ① K	0-0 ③ F8					4 1	1 0	1 0	4 0	0 0	1 0	2 1
36 Derek Norris, R (1, 10) OBP: 0.488, SLG: 0.857 10 Daric Barton, L (6, PH) OBP: 0.435, SLG: 0.250 (7, 10)	BBBBB 4-0 20 1B 29 1B BB	BDBB 4-0 20 2B 1-2 BB	0-0 ② F8	0-0 ② F7		0-0 ② F9				1 2	1 0	0 0	0 0	2 0	0 0	0 0
20 Josh Donaldson, R (1, 5) OBP: 0.382, SLG: 0.553 32 Dusty Coleman, R (7, 6)	0-0 29 1B 1-2 1B	0-0 1-3 2-H 2B	0-0 2B	CX 0-1 HR		FFS 0-3 ② K				4 1	1 0	4 0	2 0	0 0	0 1	0 0
7 Nate Freiman, R (1, 3) OBP: 0.267, SLG: 0.386	0-0 ① L9	BBBB 4-0 BB	0-0 ③ L8	0-0 2B		0-0 F9 ③				4	0	1	0	1	0	3
5 John Jaso, L (1, 2) OBP: 0.317, SLG: 0.429 71 Luke Montz, R (8, 2) OBP: 0.130, SLG: 0.238	FFC 0-3 ② K	0-0 ③ F8		0-0 29 1B 3B		0-0 ③ G3-1				4 0	1 0	1 0	0 0	0 0	1 0	6 0
29 Scott Sizemore, R (1, 4) OBP: 0.379, SLG: 0.311	0-0 1-3 2-H 1B	0-0 28 L9 4 1B 25 HR 1B	0-0 3-H 1B	0-0 28 1B 4 E 16 G4-6-3 1B						4	2	4	2	0	0	0
Inning Stats	R: 0 H: 1 E: 0 LOB: 1 K: 0 BB: 0 S: 4 P: 5	R: 1 H: 2 E: 0 LOB: 2 K: 1 BB: 1 S: 7 P: 11	R: 1 H: 1 E: 0 LOB: 3 K: 1 BB: 3 S: 6 P: 18	R: 4 H: 4 E: 0 LOB: 1 K: 0 BB: 1 S: 8 P: 15	R: 1 H: 2 E: 0 LOB: 1 K: 0 BB: 0 S: 5 P: 5	R: 1 H: 2 E: 0 LOB: 1 K: 1 BB: 0 S: 8 P: 8	R: 1 H: 2 E: 1 LOB: 1 K: 0 BB: 0 S: 5 P: 5	R: 0 H: 0 E: 0 LOB: 0 K: 1 BB: 0 S: 5 P: 5		1B: 8 2B: 3 3B: 1 HR: 2	SF: 0 SAC: 0 DP: 1 HBP: 0					

PITCHER		IP	WLS	BF	H	R	ER	SO	BB	IBB	HBP	BLK	WP	HR	S	P	ERA	WHIP
38 Chris Narveson, L ERA: 5.5	(1, 1)	3.2	L	24	8	6	6	2	5	0	0	0	0	1	24	48	14.73	3.545
31 Burke Badenhop, R ERA: 2.45	(4, 1)	0.1		1	0	0	0	0	0	0	0	0	0	0	1	1	0.00	0.000
51 Michael Gonzalez, L ERA: 5.87	(5, 1)	1.0		5	2	1	1	0	0	0	0	0	0	0	5	5	9.00	2.000
48 Donovan Hand, R ERA: 0.69	(6, 1)	2.0		10	4	2	1	1	0	0	0	0	0	1	13	13	4.50	2.000
75 Travis Webb, L ERA: 9.0	(8, 1)	1.0		3	0	0	0	1	0	0	0	0	0	0	5	5	0.00	0.000

PITCHER	IP	WLS	BF	H	R	ER	SO	BB	IBB	HBP	BLK	WP	HR	S	P	ERA	WHIP

AB	38
R	9
H	14
RBI	8
BB	5
SO	4
LOB	24

PA: 43

WP: 0
PB: 0
SB: 2
CS: 0

Batter	1	2	3	4	5	6	7	8	9	AB	R	H	RBI	BB	SO	LOB
1 Jarrod Dyson, L (1, 8) OBP: 0.355, SLG: 0.375 80 Roman Hernandez, R (8, 9) OBP: 1.000, SLG: 1.000	F8		G4-3			F7		K		4 0	0 0	0 0	0 0	0 0	1 0	0 0
2 Alcides Escobar, R (1, 6) OBP: 0.344, SLG: 0.400 81 Orlando Calixte, R (6, PR) (6, 6)	G6-3			G5-3		BB		G1-4-3		2 1	0 0	0 0	0 0	1 0	0 0	0 0
23 Xavier Nady, R (1, 3) OBP: 0.367, SLG: 0.517 65 Atahualpa Severino, L (6, 1) 85 Whit Merrifield, R (7, 9) OBP: 1.000, SLG: 1.500 (8, 8)	K			HR		K			24 1B	3 0 1	1 0 0	1 0 1	1 0 0	0 0 0	2 0 0	1 0 0
24 Miguel Tejada, R (1, 5) OBP: 0.387, SLG: 0.500 (6, 3)		G4-3 2B		G5-3			83 WP 26 1B BB		91 G6-3 1-3 1B	3	0	2	0	1	0	0
Irving Falu, S (1, 7) OBP: 0.250, SLG: 0.261 82 Matt Fields, R (9, PH)		G4-3 2-3		L6			F8		P6	3 1	0 0	0 0	0 0	0 0	0 0	2 2
26 George Kottaras, L (1, 2) OBP: 0.489, SLG: 0.412 91 Juan Graterol, R (7, 2)		80 G3-6-3 BB			G3-1		83 WP 1-2 1B		G6-3 1-2f	2 1	0 0	1 0	0 0	1 0	0 0	0 2
80 Paulo Orlando, R (1, 9) OBP: 0.400, SLG: 0.600 Francisley Bueno, L (7, 1) 50 Dan Wheeler, R (8, 1)		G3-6-3 1-2f			G5-3		K			3 0 0	0 0 0	0 0 0	0 0 0	0 0 0	1 0 0	4 0 0
83 Rey Navarro, S (1, 4) OBP: 0.333, SLG: 0.333 (6, 5)			G4-3		F8		G4-3 1-2 2-3			3	0	0	0	0	0	2
39 Luis Mendoza, R (1, 1) 80 Angel Franco, S (6, 4) OBP: 0.250, SLG: 0.250			F9			G1-3		G4-3		2 1	0 0	0 0	0 0	0 0	0 0	0 0
Inning Stats	R: 0 E: 0 K: 1 S: 5 H: 0 LOB: 0 BB: 0 P: 5	R: 0 E: 0 K: 0 S: 3 H: 1 LOB: 1 BB: 1 P: 7	R: 0 E: 0 K: 0 S: 3 H: 0 LOB: 0 BB: 0 P: 3	R: 1 E: 0 K: 0 S: 4 H: 1 LOB: 0 BB: 0 P: 4	R: 0 E: 0 K: 0 S: 3 H: 0 LOB: 0 BB: 0 P: 3	R: 0 E: 0 K: 1 S: 5 H: 0 LOB: 1 BB: 1 P: 9	R: 0 E: 0 K: 1 S: 6 H: 1 LOB: 2 BB: 1 P: 11	R: 0 E: 0 K: 1 S: 5 H: 0 LOB: 0 BB: 0 P: 5	R: 0 E: 0 K: 0 S: 4 H: 2 LOB: 1 BB: 0 P: 4	1B: 3 2B: 1 3B: 0 HR: 1 SF: 0 SAC: 0 DP: 2 HBP: 0						

PITCHER		IP	WLS	BF	H	R	ER	SO	BB	IBB	HBP	BLK	WP	HR	S	P	ERA	WHIP
49 Yovani Gallardo, R ERA: 3.54	(1, 1)	6.1	W	23	2	1	1	2	3	0	0	0	0	1	24	36	1.42	0.789
51 Michael Gonzalez, L ERA: 5.4	(7, 1)	0.2		3	1	0	0	1	0	0	0	0	1	0	5	6	0.00	1.500
32 Tom Gorzelanny, L ERA: 2.79	(8, 1)	1.0		3	0	0	0	1	0	0	0	0	0	0	5	5	0.00	0.000
53 Brandon Kintzler, R ERA: 4.85	(9, 1)	0.1		3	2	0	0	0	0	0	0	0	0	0	3	3	0.00	6.000
76 Alfredo Figaro, R ERA: 1.84	(9, 1)	0.2		1	0	0	0	0	0	0	0	0	0	0	1	1	0.00	0.000

PITCHER	IP	WLS	BF	H	R	ER	SO	BB	IBB	HBP	BLK	WP	HR	S	P	ERA	WHIP

TOP

Kansas City Royals @ Milwaukee Brewers

Maryvale Baseball Park, Phoenix, AZ

Wed Mar 27 2013, 4:07 PM - 6:31 PM EDT

Att. 3,657 - Cloudy - 83 F

livebaseballscorecards.com

AB	30
R	1
H	5
RBI	1
BB	3
SO	4
LOB	13

1B: 3	SF: 0	WP: 1	PA: 33
2B: 1	SAC: 0	PB: 0	
3B: 0	DP: 2	SB: 0	
HR: 1	HBP: 0	CS: 0	

BOTTOM

Kansas City Royals @ Milwaukee Brewers

Maryvale Baseball Park, Phoenix, AZ

Wed Mar 27 2013, 4:07 PM - 6:31 PM EDT

Att. 3,657 - Cloudy - 83 F

livebaseballscorecards.com

Batter	1	2	3	4	5	6	7	8	9	AB	R	H	RBI	BB	SO	LOB
7 Norichika Aoki, L (1, 9) OBP: 0.397, SLG: 0.385 28 Rene Tosoni, L (7, 9) OBP: 0.467, SLG: 0.615	8 F9-3 1B		G3 1-3 3-H		8 E 92 1B 16 1B 1B	92 HR 1B		92 G3-1 12 1B 2B		4 1	2 1	3 1	0 0	0 0	0 0	1 0
23 Rickie Weeks Jr., R (1, 4) OBP: 0.352, SLG: 0.521 92 Hainley Statia, S (5, 4) OBP: 0.400, SLG: 1.000 (8, 6)	K		SF8 3-H		8 E 16 1B 1-2 1B	1-H HR		G3-1 2-3		1 3	0 2	0 2	1 2	0 0	1 0	1 1
8 Ryan Braun, R (1, 7) OBP: 0.391, SLG: 0.667 12 Martín Maldonado, R (8, 2) OBP: 0.276, SLG: 0.321	F9-3 1-1		BB		FC5 20 G5-4-3 16 1B 11 1B 1-2 2-3	70 HBP 1B		3-H 1B		3 1	1 0	1 1	1 1	0 0	1 0	3 0
16 Aramis Ramirez, R (1, 5) OBP: 0.225, SLG: 0.400 70 Brandon Macias, R (5, PR) (6, 5)		K	K		20 G5-4-3 1-2 2-H 3-H 1B	1-2 HBP		P2		3 1	0 0	1 0	2 0	0 0	2 0	1 1
20 Jonathan Lucroy, R (1, 2) OBP: 0.256, SLG: 0.308 Cole Garner, R (8, 7) OBP: 0.385, SLG: 0.583	1B	L4			G5-4-3 1-2f 2-3	G3-1		K		4 1	0 0	1 0	0 0	0 0	0 1	4 1
11 Alex Gonzalez, R (1, 3) OBP: 0.298, SLG: 0.477 22 Logan Schafer, L (7, 8) OBP: 0.311, SLG: 0.368	F8	HR	3-H 1B		P3					3 1	1 0	2 0	2 0	0 0	0 0	1 0
27 Carlos Gómez, R (1, 8) OBP: 0.465, SLG: 0.457 62 Sean Halton, R (7, 3) OBP: 0.324, SLG: 0.486	L8	G5-3	F9		1B					3 1	0 0	0 1	0 0	0 0	0 0	2 0
9 Jean Segura, R (1, 6) OBP: 0.377, SLG: 0.577 70 Nick Shaw, L (8, 4) OBP: 0.667, SLG: 0.625		49 1B 7 WP 2B	2B		G5-3	F8				4 0	1 0	2 0	0 0	0 0	0 0	1 0
49 Yovani Gallardo, R (1, 1) OBP: 0.167, SLG: 0.167 51 Michael Gonzalez, R (7, 1) 18 Khris Davis, R (7, PH) OBP: 0.339, SLG: 0.636 32 Tom Gorzelanny, R (8, 1) 53 Brandon Kintzler, R (9, 1) 76 Alfredo Figaro, R (9, 1)		7 G3 7 WP 23 SF8 2-3 1B	F8		P6	F9				3 0 1 0 0 0	1 0 0 0 0 0	1 0 0 0 0 0	0 0 0 0 0 0	0 0 0 0 0 0	0 0 0 0 0 0	1 1 1 0 0 0
Inning Stats	R: 0 E: 0 K: 1 S: 5 H: 1 LOB: 0 BB: 0 P: 5	R: 0 E: 0 K: 1 S: 6 H: 1 LOB: 1 BB: 0 P: 6	R: 2 E: 0 K: 1 S: 7 H: 2 LOB: 1 BB: 1 P: 12	R: 1 E: 0 K: 0 S: 5 H: 2 LOB: 1 BB: 0 P: 6	R: 3 E: 1 K: 0 S: 7 H: 4 LOB: 1 BB: 0 P: 7	R: 2 E: 0 K: 0 S: 7 H: 3 LOB: 2 BB: 0 P: 8	R: 0 E: 0 K: 0 S: 4 H: 1 LOB: 1 BB: 0 P: 4	R: 1 E: 0 K: 1 S: 7 H: 2 LOB: 1 BB: 0 P: 7		1B: 11 2B: 4 3B: 0 HR: 2	SF: 1 SAC: 0 DP: 2 HBP: 1						

	AB	38
	R	9
	H	16
	RBI	8
	BB	1
	SO	4
	LOB	19

WP: 1 PB: 0 SB: 0 CS: 0 PA: 41

PITCHER		IP	WLS	BF	H	R	ER	SO	BB	IBB	HBP	BLK	WP	HR	S	P	ERA	WHIP
39 Luis Mendoza, R ERA: 2.7	(1, 1)	5.2	L	27	10	6	4	3	1	0	0	0	1	1	32	38	6.35	1.941
65 Atahualpa Severino, L ERA: 4.5	(6, 1)	0.1		5	3	2	2	0	0	0	1	0	0	1	5	6	54.00	9.000
Francisley Bueno, L ERA: 2.25	(7, 1)	1.0		4	1	0	0	0	0	0	0	0	0	0	4	4	0.00	1.000
50 Dan Wheeler, R ERA: 0.82	(8, 1)	1.0		5	2	1	1	1	0	0	0	0	0	0	7	7	9.00	2.000

PITCHER	IP	WLS	BF	H	R	ER	SO	BB	IBB	HBP	BLK	WP	HR	S	P	ERA	WHIP

Milwaukee Brewers @ Colorado Rockies

Salt River Fields at Talking Stick, Scottsdale, AZ

Thu Mar 28 2013, 4:12 PM - 6:49 PM EDT

Att. 12,299 - Sunny - 81 F

livebaseballscorecards.com

TOP

Batter	1	2	3	4	5	6	7	8	9	AB	R	H	RBI	BB	SO	LOB
27 Carlos Gómez, R (1, 8) OBP: 0.457, SLG: 0.432 Caleb Gindl, L (4, 9) OBP: 0.295, SLG: 0.333	C X 0-1 ① F8		B B B B 4-0 9 1B 20 SF9 BB	X 0-0 ① F8			X 0-0 ① F7		X 0-0 ① F7	2 1 0 0 1 0 1 2 0 0 0 0 0 0						
9 Jean Segura, R (1, 6) OBP: 0.393, SLG: 0.582 92 Hainley Statia, S (4, 6) OBP: 0.429, SLG: 0.857 (5, 5)	X 0-0 20 E 16 1B 1B		X 0-0 16 2B 1-3 1B	X 0-0 ② G4-3 1-2			X 0-0 70 FC3-6 1B		C C C 0-3 ② K	3 2 2 0 0 0 1 2 0 1 0 0 1 0						
20 Jonathan Lucroy, R (1, 2) OBP: 0.238, SLG: 0.293 98 Chris Jakubauskas, L (4, 1) 70 Nick Shaw, L (6, 4) OBP: 0.643, SLG: 0.800	S S S 0-3 ② K 1-3		X 0-0 ① SF9 3-H	X 0-0 ③ G6-3			X 0-0 ② FC3-6 1-2f		X 0-0 3B	2 0 0 1 0 1 2 0 0 0 0 0 0 0 2 0 1 0 0 0 1						
16 Aramis Ramirez, R (1, 5) OBP: 0.256, SLG: 0.442 94 Blake Davis, L (5, 6) OBP: 0.348, SLG: 0.333	X 0-0 3 2B 3-H 1B		X 0-0 3 HR 1-H 2B		S S S 0-3 ① K		X 0-0 ③ F9		C C C 0-3 ③ K	3 1 2 2 0 1 0 2 0 0 0 0 1 2						
3 Yuniesky Betancourt, R (1, 4) OBP: 0.473, SLG: 0.667 (6, 3) Michael Olmsted, R (8, 1) Jesus Sanchez, R (9, 1)	X 0-0 1-3 2B		B X 1-0 2-H HR		X 0-0 ② F9			X 0-0 2B 18 SF8 1B		4 2 3 2 0 0 0 0 0 0 0 0 0 0 0 0 0 0 0 0 0						
22 Logan Schafer, L (1, 9) OBP: 0.313, SLG: 0.383 (4, 8) Lance Roenicke, R (7, 8) OBP: 0.500, SLG: 0.667	X 0-0 ③ G6-3		X 0-0 2B		X 0-0 ③ G4-3			X 0-0 18 SF8 62 FC6-2 1-3 2B		3 0 1 0 0 0 2 1 0 1 0 0 0 0						
18 Khris Davis, R (1, 7) OBP: 0.317, SLG: 0.603		S S S 0-3 ① K	X 0-0 ② F8			X 0-0 ① F8		X 0-0 ① SF8 2-3 3-H		3 0 0 1 0 1 1						
50 Blake Lalli, L (1, 3) OBP: 0.327, SLG: 0.408 Josh Stinson, R (6, 1) 62 Sean Halton, R (8, PH) OBP: 0.316, SLG: 0.472 (8, 3)		C C C 0-3 ② K	X 0-0 ③ G4-3			X 0-0 ② G4-3		X 0-0 ② FC6-2 79 S 3-H		3 0 0 0 0 1 1 0 0 0 0 0 0 0 1 0 0 0 0 0 1						
26 Kyle Lohse, R (1, 1) 79 Anderson De La Rosa, R (4, 2) OBP: 0.250, SLG: 0.273		C C C 0-3 ③ K		B B B B 4-0 9 G4-3 BB		C C C 0-3 ③ K		S X 0-1 ③ G3 1-2		1 0 0 0 1 1 0 2 0 0 0 0 1 1						
Inning Stats	R: 1 E: 1 K: 1 S: 9 H: 3 LOB: 2 BB: 0 P: 9	R: 0 E: 0 K: 3 S: 9 H: 0 LOB: 0 BB: 0 P: 9	R: 4 E: 0 K: 0 S: 7 H: 4 LOB: 1 BB: 1 P: 12	R: 0 E: 0 K: 0 S: 3 H: 0 LOB: 1 BB: 1 P: 7	R: 0 E: 0 K: 1 S: 5 H: 0 LOB: 0 BB: 0 P: 5	R: 0 E: 0 K: 1 S: 5 H: 0 LOB: 0 BB: 0 P: 5	R: 0 E: 0 K: 0 S: 4 H: 1 LOB: 1 BB: 0 P: 4	R: 1 E: 0 K: 0 S: 6 H: 2 LOB: 1 BB: 0 P: 6	R: 0 E: 0 K: 2 S: 8 H: 1 LOB: 1 BB: 0 P: 8	1B: 5 2B: 4 3B: 1 HR: 1 SF: 2 SAC: 0 DP: 0 HBP: 0						

AB	36
R	6
H	11
RBI	6
BB	2
SO	8
LOB	13

WP: 0 PB: 0 SB: 1 CS: 0 PA: 40

PITCHER	IP	WLS	BF	H	R	ER	SO	BB	IBB	HBP	BLK	WP	HR	S	P	ERA	WHIP
74 Nick Schmidt, L (1, 1) ERA: 11.25	3.0	L	17	7	5	5	4	1	0	0	0	0	1	25	30	15.00	2.667
Josh Outman, L (4, 1) ERA: 1.74	1.0		4	0	0	0	0	1	0	0	0	0	0	3	7	0.00	1.000
34 Matt Belisle, R (5, 1) ERA: 4.63	1.0		3	0	0	0	1	0	0	0	0	0	0	5	5	0.00	0.000
49 Rex Brothers, L (6, 1) ERA: 1.0	1.0		3	0	0	0	1	0	0	0	0	0	0	5	5	0.00	0.000
63 Rafael Betancourt, R (7, 1) ERA: 7.94	1.0		4	1	0	0	0	0	0	0	0	0	0	4	4	0.00	1.000

PITCHER	IP	WLS	BF	H	R	ER	SO	BB	IBB	HBP	BLK	WP	HR	S	P	ERA	WHIP
31 Chris Volstad, R (8, 1) ERA: 3.0	1.0		5	2	1	1	0	0	0	0	0	0	0	6	8	9.00	2.000
61 Edgmer Escalona, R (9, 1) ERA: 1.13	1.0		4	1	0	0	2	0	0	0	0	0	0	8	8	0.00	1.000

BOTTOM

Batter	1	2	3	4	5	6	7	8	9	AB	R	H	RBI	BB	SO	LOB
Dexter Fowler, S (1, 8) OBP: 0.455, SLG: 0.843	14 FC5-4 1B		14 F9 2B		G4-3		F8			2	0	2	0	0	0	0
1 Eric Young Jr., S (4, 8) OBP: 0.370, SLG: 0.367										2	0	0	0	0	0	0
14 Josh Rutledge, R (1, 4) OBP: 0.286, SLG: 0.455	FC5-4 5 2B 1-2f		F9 2-3		2B			BB		2	1	0	0	0	0	2
16 Reid Brignac, L (4, 4) OBP: 0.429, SLG: 0.483										1	0	1	0	1	0	0
5 Carlos González, L (1, 7) OBP: 0.429, SLG: 0.526	2B 1-H		F7		F8			P6		2	0	1	1	0	0	1
77 Corey Dickerson, L (4, 7) OBP: 0.387, SLG: 0.519										2	0	0	0	0	0	2
2 Troy Tulowitzki, R (1, 6) OBP: 0.316, SLG: 0.490	F7		G6-3			G5-3		F9		2	0	0	0	0	0	2
DJ LeMahieu, R (4, 6) OBP: 0.289, SLG: 0.317										2	0	0	0	0	0	1
3 Michael Cuddyer, R (1, 9) OBP: 0.339, SLG: 0.448	F9			F9		HR		K		2	0	0	0	0	0	1
20 Tyler Massey, L (5, 9) OBP: 0.500, SLG: 2.000										2	1	1	1	0	1	1
17 Todd Helton, L (1, 3) OBP: 0.484, SLG: 0.741		2B		G6-3		55 G6-4-3 BB			G5-3	1	0	1	0	0	0	0
15 Jordan Pacheco, R (2, PR) OBP: 0.429, SLG: 0.422 (3, 3)										2	0	0	0	1	0	0
20 Wilin Rosario, R (1, 2) OBP: 0.408, SLG: 0.733	K			BB		G6-4-3 1-2f			G5-3	1	0	0	0	1	1	1
55 Ramon Hernandez, R (6, 2) OBP: 0.303, SLG: 0.148										2	0	0	0	0	0	1
4 Chris Nelson, R (1, 5) OBP: 0.296, SLG: 0.412	K		K				K		G6-3	2	0	0	0	0	2	2
34 Matt Belisle, R (5, 1)										0	0	0	0	0	0	0
49 Rex Brothers, L (6, 1)										0	0	0	0	0	0	0
63 Rafael Betancourt, R (7, 1)										0	0	0	0	0	0	0
8 Yorvit Torrealba, R (7, PH) OBP: 0.545, SLG: 0.700										1	0	0	0	0	1	0
31 Chris Volstad, R (8, 1) OBP: 1.000, SLG: 1.000										0	0	0	0	0	0	0
61 Edgmer Escalona, R (9, 1)										0	0	0	0	0	0	0
18 Jonathan Herrera, S (9, PH) OBP: 0.313, SLG: 0.452										1	0	0	0	0	0	0
74 Nick Schmidt, R (1, 1)	G5-3				G6-3		F8			1	0	0	0	0	0	1
Josh Outman, L (4, 1)										0	0	0	0	0	0	0
28 Nolan Arenado, R (5, 5) OBP: 0.278, SLG: 0.574										2	0	0	0	0	0	0
Inning Stats	R: 1 E: 0 K: 0 S: 5 H: 2 LOB: 1 BB: 0 P: 5	R: 0 E: 0 K: 2 S: 8 H: 1 LOB: 1 BB: 0 P: 8	R: 0 E: 0 K: 0 S: 4 H: 1 LOB: 1 BB: 0 P: 4	R: 0 E: 0 K: 1 S: 5 H: 0 LOB: 1 BB: 1 P: 9	R: 0 E: 0 K: 0 S: 4 H: 1 LOB: 1 BB: 0 P: 4	R: 1 E: 0 K: 0 S: 3 H: 1 LOB: 0 BB: 1 P: 8	R: 0 E: 0 K: 1 S: 5 H: 0 LOB: 0 BB: 0 P: 5	R: 0 E: 0 K: 1 S: 5 H: 0 LOB: 1 BB: 1 P: 9	R: 0 E: 0 K: 0 S: 3 H: 0 LOB: 0 BB: 0 P: 3	1B: 1 2B: 4 3B: 0 HR: 1	SF: 0 SAC: 0 DP: 1 HBP: 0		WP: 0 PB: 0 SB: 0 CS: 0	PA: 35			

PITCHER		IP	WLS	BF	H	R	ER	SO	BB	IBB	HBP	BLK	WP	HR	S	P	ERA	WHIP
26 Kyle Lohse, R ERA: 2.45	(1, 1)	3.2	W	15	4	1	1	2	0	0	0	0	0	0	19	19	2.46	1.091
98 Chris Jakubauskas, R ERA:	(4, 1)	1.1	H	6	1	0	0	1	1	0	0	0	0	0	7	11	0.00	1.500
Josh Stinson, R ERA: 1.5	(6, 1)	2.0	H	7	1	1	1	1	1	0	0	0	0	1	8	13	4.50	1.000
Michael Olmsted, R ERA: 4.76	(8, 1)	1.0		4	0	0	0	1	1	0	0	0	0	0	5	9	0.00	1.000
Jesus Sanchez, R ERA: 1.69	(9, 1)	1.0		3	0	0	0	0	0	0	0	0	0	0	3	3	0.00	0.000

PITCHER	IP	WLS	BF	H	R	ER	SO	BB	IBB	HBP	BLK	WP	HR	S	P	ERA	WHIP

Milwaukee Brewers @ Colorado Rockies

Salt River Fields at Talking Stick, Scottsdale, AZ

Thu Mar 28 2013, 4:12 PM - 6:49 PM EDT

Att. 12,299 - Sunny - 81 F

livebaseballscorecards.com

AB	32
R	2
H	6
RBI	2
BB	3
SO	5
LOB	15

Batter	1	2	3	4	5	6	7	8	9	AB	R	H	RBI	BB	SO	LOB
30 Alejandro De Aza, L (1, 8) OBP: 0.342, SLG: 0.441 82 Keenyn Walker, S (7, 8) OBP: 0.308, SLG: 0.375	B F FF 93 B FF 94 F FF 94 B SI 95 F FF 95 X SI 94 3-2 ① G4-3		B FF 93 F SI 92 B CH 85 X SI 95 2-1 ② F8		L SI 91 X 0-1 ① G3 2-3	B F B C B C 3-3 ③ K		C SI 89 F SI 88 X FS 83 0-2 ② G3-1		4 0 0 0 0 1 1 1 0 0 0 0 0 0						
7 Jeff Keppinger, R (1, 5) OBP: 0.500, SLG: 0.531 74 Steve Tolleson, R (7, 5) OBP: 0.364, SLG: 0.444	B FF 94 C FF 95 F SI 91 X SL 88 1-2 ② F9		C SL 83 X SL 86 0-1 ③ G6-3		D C B X 2-1 51 2B 44 2B 1B 3-H		B FF 93 C FF 94 F FF 94 F FF 94 S SL 83 1-3 ① K	X SI 89 0-0 ③ G1-3		4 1 1 1 0 1 0 1 0 0 0 0 0 0						
51 Alex Rios, R (1, 9) OBP: 0.500, SLG: 0.789 86 Brandon Short, R (7, PR) OBP: 0.400, SLG: 0.778 (7, 9)	C FF 95 F SI 95 B SI 95 X SI 95 1-2 ③ F8			B SL 83 B SI 93 F SI 93 B FF 93 B SI 92 4-1 24 FC4 24 E 44 BB BB	C C B F 1 SAFE X 1-2 44 2B 1-3 2B		B FF 95 F FF 95 F FF 95 B SL 83 B SL 83 F FF 94 F FF 94 F FF 94 F FF 96 4-2 B SL 80 44 1B 14 1B BB		C FF 89 X SL 81 0-1 ① L8	2 2 1 0 2 0 0 1 1 0 0 0 0 0						
44 Adam Dunn, L (1, 10) OBP: 0.377, SLG: 0.439 39 Bryan Anderson, L (7, PR) OBP: 0.450, SLG: 0.611 (7, 10)		B C X 1-1 10 2B 1B		B SI 93 B SI 94 S SI 93 B SI 94 C SI 93 F SI 94 B SI 94 4-2 24 E 24 E 1-2 BB	D X 1-0 24 1B 2-H 3-H 2B		1 SAFE B FF 92 B FF 93 F FF 94 X FF 92 2-1 24 1B 14 1B 1-2 1B		C CH 67 B SI 89 B SI 90 F FF 89 F SL 81 B CH 67 X FF 88 3-2 HR	3 1 3 2 1 0 0 1 1 1 1 0 0 0						
14 Paul Konerko, R (1, 3) OBP: 0.371, SLG: 0.591 12 Conor Gillaspie, L (7, PR) OBP: 0.339, SLG: 0.511 (7, 3)		B X 1-0 ① L8	C SI 93 F SI 93 B SI 94 C CH 84 1-3 ① K	C S 0-3 ② K	C FF 95 B FF 93 F FF 94 F CH 85 X FF 95 1-2 24 1B 1-2 2-H 1B		B SI 89 B CH 87 X FF 89 2-0 ② G3-1		4 0 1 1 0 2 4 1 0 0 0 0 0 0						
24 Dayan Viciedo, R (1, 7) OBP: 0.313, SLG: 0.538 28 Dewayne Wise, L (7, 7) OBP: 0.317, SLG: 0.474		B S B F S 2-3 ② K	F SI 94 X SI 93 0-1 FC4 1-H 2-H	S B X 1-1 10 FC6 2-3 1B	B SL 78 B SL 78 S SI 88 S SI 87 X SI 88 2-2 1-2 2-3 1B		X CH 87 0-0 ③ F9		4 0 2 0 0 1 1 1 0 0 0 0 0 0						
10 Alexei Ramirez, R (1, 6) OBP: 0.317, SLG: 0.356 5 Angel Sanchez, R (7, 6) OBP: 0.409, SLG: 0.575		S C D B X 2-2 1-3 2B	D SL 82 C FF 92 F FF 94 B SI 95 D SL 85 B SL 82 4-2 21 G6-4-3 BB	C X 0-1 ③ FC6 1-2f	C SL 79 F FF 88 S CU 73 0-3 ② K				3 0 1 0 1 1 5 0 0 0 0 0 0 0						
21 Tyler Flowers, R (1, 2) OBP: 0.360, SLG: 0.455 38 Hector Gimenez, S (7, 2) OBP: 0.410, SLG: 0.459		F C S 0-3 ③ K	S SI 93 B SI 93 F SI 93 X SI 95 1-2 ② ③ G6-4-3 1-2f		X 0-0 ① 1B	B SL 79 C SL 76 C FC 82 F FS 83 X CU 73 1-2 ③ G6-3			4 0 1 0 0 1 7 0 0 0 0 0 0 0						
15 Gordon Beckham, R (1, 4) OBP: 0.310, SLG: 0.500 85 Drew Garcia, S (7, 4) OBP: 0.429, SLG: 0.571			C SI 92 S SI 93 B SL 87 X SI 94 1-2 ① G6-3	F B B X 2-1 30 G3 7 1B 2B	C C X 0-2 ② F9		C SI 88 F SI 88 B FC 86 S FS 81 1-3 ① K		3 1 1 0 0 0 0 1 0 0 0 0 1 0						
Inning Stats	R: 0 E: 0 K: 0 S: 10 H: 0 LOB: 0 BB: 0 P: 15	R: 0 E: 0 K: 2 S: 12 H: 2 LOB: 2 BB: 0 P: 18	R: 0 E: 0 K: 0 S: 7 H: 0 LOB: 0 BB: 0 P: 10	R: 2 E: 1 K: 1 S: 14 H: 0 LOB: 1 BB: 3 P: 28	R: 3 E: 0 K: 1 S: 18 H: 5 LOB: 2 BB: 0 P: 25	R: 0 E: 0 K: 1 S: 7 H: 1 LOB: 0 BB: 0 P: 10	R: 1 E: 0 K: 2 S: 26 H: 3 LOB: 3 BB: 1 P: 37	R: 0 E: 0 K: 1 S: 7 H: 0 LOB: 0 BB: 0 P: 8	R: 1 E: 0 K: 0 S: 8 H: 1 LOB: 0 BB: 0 P: 13	1B: 7 2B: 4 3B: 0 HR: 1 SF: 0 SAC: 0 DP: 1 HBP: 0	WP: 0 PB: 0 SB: 0 CS: 0 PA: 42					

PITCHER		IP	WLS	BF	H	R	ER	SO	BB	IBB	HBP	BLK	WP	HR	S	P	ERA	WHIP
60 Wily Peralta, R ERA: 5.4	(1, 1)	4.1	L	20	4	4	2	3	3	0	0	0	0	0	49	81	4.15	1.615
53 Brandon Kintzler, R ERA: 4.91	(5, 1)	1.2		8	4	1	1	2	0	0	0	0	0	0	19	25	5.40	2.400
76 Alfredo Figaro, R ERA: 2.4	(7, 1)	0.1		4	2	1	1	1	1	0	0	0	0	0	16	24	27.00	9.000
Rob Wooten, R ERA: 4.26	(7, 1)	1.2		6	1	0	0	2	0	0	0	0	0	0	17	21	0.00	0.600
48 Donovan Hand, R ERA: 1.29	(9, 1)	1.0		4	1	1	1	0	0	0	0	0	0	1	8	13	9.00	1.000

PITCHER	IP	WLS	BF	H	R	ER	SO	BB	IBB	HBP	BLK	WP	HR	S	P	ERA	WHIP

TOP

Chicago White Sox @ Milwaukee Brewers

Miller Park, Milwaukee, WI

Fri Mar 29 2013, 7:12 PM - 10:05 PM CDT

Att. 11,818 - Roof Closed - 64 F

livebaseballscorecards.com

AB	38
R	7
H	12
RBI	5
BB	4
SO	8
LOB	18

Batter	1	2	3	4	5	6	7	8	9	AB	R	H	RBI	BB	SO	LOB
7 Norichika Aoki, L (1, 9) OBP: 0.387, SLG: 0.375	C SI 91 B SI 92 X SI 91 1-1 G6-3			C SI 92 B CH 86 B SI 92 X SI 92 2-1 E6 8 HR		B CU 75 B FF 90 X FF 91 2-0 G4-6-3 1-2f		B FF 92 B FF 92 B FF 92 C FF 92 X FF 92 3-1 1B		4	1	1	0	0	0	1
48 Donovan Hand, R (9, 1)										0	0	0	0	0	0	0
23 Rickie Weeks Jr., R (1, 4) OBP: 0.351, SLG: 0.500	C SI 91 C SI 93 B SI 93 F CH 80 S CH 79 1-3 K			S SI 93 S SI 93 P PO 90 S FF 94 1-3 K		C CU 78 B SI 92 B CH 82 B CH 83 B SI 90 4-1 8 WP BB		C FF 92 X SL 85 0-1 F8		2	0	0	0	1	2	1
Rob Wooten, R (7, 1)										0	0	0	0	0	0	0
18 Khris Davis, R (8, PH) OBP: 0.313, SLG: 0.593										1	0	0	0	0	0	1
(9, 7)																
8 Ryan Braun, R (1, 7) OBP: 0.385, SLG: 0.762	C SI 93 S FC 87 B CH 80 B SI 93 S FF 93 2-3 K			B SI 92 1 SAFE F SL 86 S FF 93 X FF 93 1-2 1-H HR		C SI 91 F SI 92 B CU 80 D CU 80 B CH 83 S CU 78 3-3 K 1-2		X SI 92 0-0 G5-3		3	1	1	2	0	2	1
Caleb Gindl, L (8, PH) OBP: 0.290, SLG: 0.328										1	0	0	0	0	0	1
(9, 9)																
16 Aramis Ramirez, R (1, 5) OBP: 0.244, SLG: 0.422		F FF 90 S SI 91 X SL 76 0-2 F8		B FF 93 B SI 93 X SI 93 2-0 G6-3			C SI 95 S SI 97 B FF 97 F SL 86 S SL 87 1-3 K		C FF 91 S FF 92 X SL 83 0-2 P3	2	0	0	0	0	0	0
76 Alfredo Figaro, R (7, 1)										0	0	0	0	0	0	0
3 Yuniesky Betancourt, R (7, 4) OBP: 0.456, SLG: 0.642										2	0	0	0	0	1	0
20 Jonathan Lucroy, R (1, 2) OBP: 0.222, SLG: 0.273		C SI 92 X FC 88 0-1 L6		C SI 93 B SL 85 X SL 84 1-1 G1-3			B FF 96 F FF 95 X SI 95 1-1 F8		C FF 92 B CH 82 F SL 80 F SL 84 F FF 93 S FF 92 1-3 K	3	0	0	0	0	0	0
22 Logan Schafer, L (8, 8) OBP: 0.308, SLG: 0.377										1	0	0	0	0	1	0
11 Alex Gonzalez, R (1, 3) OBP: 0.320, SLG: 0.478		C CH 82 C FF 92 B SC 73 X SI 94 1-2 F7			C F F X 0-2 9 G5-4-3 1B		B SI 96 B FF 95 B FF 95 B FF 93 4-0 9 WP 27 BB BB		C FF 93 S SL 83 S FF 93 0-3 K	2	0	1	0	1	0	0
(7, 5)										1	0	0	0	0	1	0
94 Blake Davis, L (7, PR) OBP: 0.333, SLG: 0.318																
(8, 5)																
27 Carlos Gómez, R (1, 8) OBP: 0.449, SLG: 0.410			C SI 91 B FF 92 B FF 91 S CH 82 C SI 94 2-3 K		B C S F B S 2-3 K		B SL 86 B SI 94 B SI 95 C SI 93 F SI 94 F SI 95 B FF 94 4-2 9 WP 1-2 BB			2	0	0	0	1	2	1
12 Martín Maldonado, R (8, 2) OBP: 0.276, SLG: 0.321										0	0	0	0	0	0	0
9 Jean Segura, R (1, 6) OBP: 0.373, SLG: 0.552			C SL 76 F FF 92 C SI 94 0-3 K		X 0-0 G5-4-3 1-2f		C FF 95 S FF 96 B SL 86 S SL 87 1-3 K 1-2 2-3			3	0	0	0	0	2	3
92 Hainley Statia, S (8, 6) OBP: 0.429, SLG: 0.857										0	0	0	0	0	0	0
60 Wily Peralta, R (1, 1)			B SI 92 C SI 92 S SI 93 B SC 76 S SI 92 2-3 K			C CU 76 B CU 76 S SI 91 B CU 78 B SI 93 B SI 92 4-2 7 G4-6-3 BB		X FF 92 0-0 L4		1	0	0	0	0	1	0
53 Brandon Kintzler, R (5, 1)										0	0	0	0	0	0	0
62 Sean Halton, R (6, PH) OBP: 0.325, SLG: 0.459										1	0	0	0	1	0	0
(7, 3)																
Inning Stats	R: 0 E: 0 K: 2 S: 9 H: 0 LOB: 0 BB: 0 P: 13	R: 0 E: 0 K: 0 S: 8 H: 0 LOB: 0 BB: 0 P: 9	R: 0 E: 0 K: 3 S: 9 H: 0 LOB: 0 BB: 0 P: 13	R: 2 E: 1 K: 1 S: 12 H: 1 LOB: 0 BB: 0 P: 18	R: 0 E: 0 K: 1 S: 9 H: 1 LOB: 0 BB: 0 P: 11	R: 0 E: 0 K: 1 S: 7 H: 0 LOB: 1 BB: 2 P: 20	R: 0 E: 0 K: 2 S: 12 H: 0 LOB: 3 BB: 2 P: 23	R: 0 E: 0 K: 0 S: 6 H: 1 LOB: 1 BB: 0 P: 9	R: 0 E: 0 K: 2 S: 11 H: 0 LOB: 0 BB: 0 P: 12	1B: 2 2B: 0 3B: 0 HR: 1 SF: 0 SAC: 0 DP: 2 HBP: 0						

PITCHER		IP	WLS	BF	H	R	ER	SO	BB	IBB	HBP	BLK	WP	HR	S	P	ERA	WHIP
53 Héctor Santiago, L ERA: 3.38	(1, 1)	3.0		9	0	0	0	5	0	0	0	0	0	0	26	35	0.00	0.000
27 Matt Lindstrom, R ERA: 5.14	(4, 1)	1.0		5	1	2	1	1	0	0	0	0	0	1	12	18	9.00	1.000
26 Jesse Crain, R ERA: 12.27	(5, 1)	1.0	W	3	1	0	0	1	0	0	0	0	0	0	9	11	0.00	1.000
46 Donnie Veal, L ERA: 3.86	(6, 1)	1.0	H	4	0	0	0	1	2	0	0	0	1	0	7	20	0.00	2.000
65 Nate Jones, R ERA:	(7, 1)	1.0		5	0	0	0	2	2	0	0	0	1	0	12	23	0.00	2.000
37 Matt Thornton, L ERA: 9.0	(8, 1)	1.0		4	1	0	0	0	0	0	0	0	0	0	6	9	0.00	1.000
43 Addison Reed, R ERA: 3.24	(9, 1)	1.0		3	0	0	0	2	0	0	0	0	0	0	11	12	0.00	0.000

BOTTOM

Chicago White Sox @ Milwaukee Brewers

Miller Park, Milwaukee, WI

Fri Mar 29 2013, 7:12 PM - 10:05 PM CDT

Att. 11,818 - Roof Closed - 64 F

livebaseballscorecards.com

AB	29
R	2
H	3
RBI	2
BB	4
SO	12
LOB	9

PA: 33

WP: 2
PB: 0
SB: 0
CS: 0

Chicago White Sox @ Milwaukee Brewers

Miller Park, Milwaukee, WI

Sat Mar 30 2013, 1:11 PM - 4:02 PM CDT

Att. 16,975 - Roof Closed - 65 F

TOP

livebaseballscorecards.com

Batter	1	2	3	4	5	6	7	8	9	AB	R	H	RBI	BB	SO	LOB
30 Alejandro De Aza, L (1, 8) OBP: 0.375, SLG: 0.472	B SI 87 B SI 86 X SI 87 2-0 7 G5-4-3 1B		X FF 91 0-0 7 G4-6-3 1-2 1B		B SL 78 C SL 76 B SI 90 X FF 90 2-1 86 2B 3-H 1B		B SI 90 X SI 88 1-0 P4			2	0	2	0	0	0	0
28 Dewayne Wise, L (3, 8) OBP: 0.328, SLG: 0.483										1	1	1	1	0	0	0
82 Keenyn Walker, S (5, 8) OBP: 0.296, SLG: 0.360										1	0	0	0	0	0	1
7 Jeff Keppinger, R (1, 5) OBP: 0.483, SLG: 0.510	B SI 86 1 SAFE C SI 86 1 SAFE B SI 86 F SI 88 X SI 86 2-2 G5-4-3 1-2f		B FF 91 B FF 91 F FF 92 X FF 91 2-1 G4-6-3 1-2f		X SL 77 0-0 F8		B SI 90 F SI 91 B SI 90 X FF 90 2-1 G4-3			2	0	0	0	0	0	3
12 Conor Gillaspie, L (3, 5) OBP: 0.328, SLG: 0.490										2	0	0	0	0	0	3
51 Alex Rios, R (1, 9) OBP: 0.458, SLG: 0.714	B SI 89 B SI 87 B SI 88 C SI 88 F SI 87 F SI 87 F SI 87 X SI 87 3-2 F9			C FF 93 X FF 93 0-1 P3	B CH 81 B FF 88 B SI 89 X SI 87 3-0 1-H 2B			X CH 88 0-0 G4-3		2	0	0	0	0	0	0
86 Brandon Short, R (4, 9) OBP: 0.409, SLG: 0.800										2	0	1	1	0	0	0
44 Adam Dunn, L (1, 3) OBP: 0.380, SLG: 0.492		C FF 89 B SL 79 B SL 82 S FF 90 X FF 89 2-2 G3-1		F FF 93 X FF 93 0-1 HR	B SL 76 C CH 83 X FF 88 1-1 G6-3			X SI 89 0-0 F9		2	1	1	1	0	0	0
38 Hector Gimenez, S (4, 3) OBP: 0.390, SLG: 0.436										2	0	0	0	0	0	3
14 Paul Konerko, R (1, 10) OBP: 0.375, SLG: 0.603		B FF 90 B FF 87 X FF 90 2-0 2B		C FF 94 B SL 83 B FF 94 B FF 94 X FF 95 2-2 F8		S FF 86 S CU 71 S CH 79 S CH 79 1-3 K		X SI 88 0-0 G5-3		2	0	1	0	0	0	0
81 Kevan Smith, R (6, PH) OBP: 0.333, SLG: 0.333										2	0	0	0	0	1	0
(6, 10)																
24 Dayan Viciedo, R (1, 7) OBP: 0.304, SLG: 0.522		X SL 78 0-0 F8		B SL 84 X SL 83 1-0 G4-1		S FF 87 F CH 79 F FF 88 B CH 80 F CH 80 B FC 88 B CU 71 F SI 87 X CH 79 3-2 F7			C SI 89 X SL 81 0-1 L6	2	0	0	0	0	0	1
76 Stefan Gartrell, R (4, 7) OBP: 0.286, SLG: 0.368										2	0	0	0	0	0	0
10 Alexei Ramirez, R (1, 6) OBP: 0.323, SLG: 0.377		C FF 89 D SL 80 C FF 90 B FF 88 S SL 81 2-3 K			X SI 88 0-0 2B	F SI 87 B FC 81 X FF 86 1-1 L8			B FF 90 X CH 81 1-0 G4-3	2	0	1	0	0	1	1
39 Bryan Anderson, L (5, 2) OBP: 0.409, SLG: 0.550										2	0	0	0	0	0	0
21 Tyler Flowers, R (1, 2) OBP: 0.346, SLG: 0.435			F FF 92 B FF 93 F FF 93 B SL 82 C FF 92 2-3 K		S SI 88 B CH 82 S CH 82 B FF 87 F FF 89 B FF 89 X CH 84 3-2 E6 15 E		C SI 88 C SI 89 B CH 84 F SI 88 X SI 90 1-2 1B		C CH 70 C CH 70 F FF 89 B CH 82 X SL 82 1-2 F8	2	0	0	0	0	1	0
5 Angel Sanchez, R (5, PR) OBP: 0.413, SLG: 0.571										2	1	1	0	0	0	0
(5, 6)																
15 Gordon Beckham, R (1, 4) OBP: 0.329, SLG: 0.521			F FF 93 B CU 76 B FF 93 B FF 92 F FF 92 B FF 94 4-2 30 1B BB		X SI 88 0-0 E4 28 1B 1-H 2B		C SI 89 B CH 86 F CH 87 F SI 90 F CH 82 C FF 90 1-3 K			1	0	1	1	1	0	0
83 Marcus Semien, R (5, PR) OBP: 0.533, SLG: 0.692										1	1	0	0	0	1	1
(5, 4)																

	AB	34
	R	4
	H	9
	RBI	4
	BB	1
	SO	4
	LOB	13

Inning Stats	1	2	3	4	5	6	7	8	9
	R: 0 E: 0 K: 0 S: 10 H: 1 LOB: 0 BB: 0 P: 17	R: 0 E: 0 K: 1 S: 8 H: 1 LOB: 1 BB: 0 P: 14	R: 0 E: 0 K: 1 S: 8 H: 1 LOB: 1 BB: 1 P: 16	R: 1 E: 0 K: 0 S: 8 H: 1 LOB: 0 BB: 0 P: 11	R: 3 E: 2 K: 0 S: 12 H: 4 LOB: 3 BB: 0 P: 21	R: 0 E: 0 K: 1 S: 11 H: 0 LOB: 0 BB: 0 P: 16	R: 0 E: 0 K: 1 S: 12 H: 1 LOB: 1 BB: 0 P: 17	R: 0 E: 0 K: 0 S: 3 H: 0 LOB: 0 BB: 0 P: 3	R: 0 E: 0 K: 0 S: 7 H: 0 LOB: 0 BB: 0 P: 9

| | | | | | | | | | | | | | | | |

Batter	1	2	3	4	5	6	7	8	9	AB	R	H	RBI	BB	SO	LOB
7 Norichika Aoki, L (1, 9) OBP: 0.394, SLG: 0.383	C FF 90 X SI 91 0-1 E4 23 HR	C SL 88 F CU 81 S FF 91 0-3 ② K		C FF 87 C CU 74 F SL 81 B CH 79 B FF 86 X CU 74 2-2 ③ 1-2 2-H 1B			C SL 80 F FF 86 F FF 87 B SL 81 F CH 79 F SL 82 B FF 88 X FF 87 2-2 3 G6-4-3 1B	B CU 74 S CH 80 B CH 80 B CH 88 D CH 87 4-1 BB		4	1	2	0	0	1	1
Zach Kroenke, R (8, 1)										0	0	0	0	0	0	0
50 Blake Lalli, L (8, PH) OBP: 0.340, SLG: 0.408										0	0	0	0	1	0	0
48 Donovan Hand, R (9, 1)										0	0	0	0	0	0	0
23 Rickie Weeks Jr., R (1, 4) OBP: 0.356, SLG: 0.558	B FF 89 B FF 89 C FF 89 X FC 85 2-1 1-H HR	D CU 80 X FF 92 1-0 ③ F9			B CH 85 X FF 85 1-0 1B		1 SAFE C CU 72 X FF 87 0-1 ①② G6-4-3 1-2f	C CH 84 B CU 76 S FF 86 X CH 88 1-2 ③ G5-3		2	1	1	2	0	0	1
3 Yuniesky Betancourt, R (4, 3) OBP: 0.450, SLG: 0.625										3	0	1	0	0	0	3
8 Ryan Braun, R (1, 7) OBP: 0.357, SLG: 0.696	F FF 90 S CU 80 B CU 79 S FC 85 1-3 ① K		C FF 88 C SL 82 F FF 86 B CU 74 B SL 85 F SL 80 S SL 83 2-3 ① K		C CU 74 B SI 87 B SI 86 F SL 80 X CU 73 2-2 ① F8		C SL 80 B CU 74 B SL 80 B FF 87 F FF 85 X FF 87 3-2 ③ G6-3			2	0	0	0	0	2	0
18 Khris Davis, R (4, 7) OBP: 0.303, SLG: 0.574										2	0	0	0	0	0	1
(8, 9)																
16 Aramis Ramirez, R (1, 5) OBP: 0.255, SLG: 0.426	F X 0-1 12 BB 1B		X SL 82 0-0 ② F9		B FF 88 1 SAFE X FF 85 1-0 ② F7			X FF 87 0-0 ① L8		2	0	1	0	0	0	0
92 Hainley Statia, S (4, 4) OBP: 0.333, SLG: 0.667										2	0	0	0	0	0	1
11 Alex Gonzalez, R (1, 3) OBP: 0.308, SLG: 0.458	C FF 91 F CU 80 1 SAFE F FC 84 F FF 92 S CU 80 0-3 ② K		C FF 88 F CU 74 1 SAFE B FF 86 B FF 88 X SL 81 2-2 ③ G6-3		B CH 86 C CU 72 C CH 79 S SL 81 1-3 ③ K			C CU 73 B CH 80 X SI 88 1-1 20 2B 1B		2	0	0	0	0	1	1
94 Blake Davis, L (4, 5) OBP: 0.346, SLG: 0.333										2	1	1	0	0	1	1
(6, 6)																
12 Martín Maldonado, R (1, 2) OBP: 0.323, SLG: 0.345	B FC 87 F FF 90 B FC 85 D CH 88 F FF 91 F FF 91 B FF 90 4-2 1-2 BB			C SL 80 F CU 75 F SL 83 X CU 74 0-2 22 WP 7 1B 1B		B CU 72 X FF 86 1-0 ① P5			C SI 86 B CU 71 B SL 82 X FF 86 2-1 L8 62 2B 1-H 2B	1	0	1	0	1	0	0
20 Jonathan Lucroy, R (6, 2) OBP: 0.234, SLG: 0.304										2	1	1	1	0	0	0
79 Anderson De La Rosa, R (9, 2) OBP: 0.250, SLG: 0.273										0	0	0	0	0	0	0
27 Carlos Gómez, R (1, 8) OBP: 0.431, SLG: 0.390	C FF 90 X FF 90 0-1 ③ P6			B SL 85 B FF 87 C SL 78 F CH 77 B FF 87 X SL 79 3-2 ① F9		C CH 79 F CH 79 X FF 86 0-2 2B		F CH 80 B SL 81 B SL 80 F CH 80 F SL 80 F CU 74 X SL 82 2-2 ② L8 2-3		2	0	0	0	0	0	3
Caleb Gindl, L (5, 8) OBP: 0.297, SLG: 0.350										2	0	1	0	0	0	1
(8, 7)																
9 Jean Segura, R (1, 6) OBP: 0.377, SLG: 0.550		B FF 90 C FF 90 X CH 85 1-1 22 S 1B		1 SAFE F FF 87 S SL 82 X SL 85 0-2 ② F9		S SL 81 B CU 73 F CU 72 F SL 81 D SL 82 B FF 88 S SL 81 3-3 ② K		B SL 83 B SL 81 C SI 90 B SI 89 X FF 88 3-1 22 1B 3-H 2B		2	0	1	0	0	0	1
62 Sean Halton, R (6, 5) OBP: 0.333, SLG: 0.487										2	1	1	1	0	1	1
22 Logan Schafer, L (1, 10) OBP: 0.319, SLG: 0.375		C FF 91 B FF 88 B FF 92 S FF 92 T FF 92 2-2 ① 1-2 K		C CU 75 S SL 81 B FF 87 D SL 82 B SL 82 B CH 80 4-2 7 1B 1-2 BB		B CU 74 B CU 72 F CH 81 X FF 87 2-1 ③ P5		B CH 85 C CU 74 B CH 87 B CH 85 X CH 86 3-1 2-H 1B		3	0	1	1	1	1	2
(8, 8)																
Inning Stats	R: 2 E: 1 K: 2 S: 19 H: 2 LOB: 2 BB: 1 P: 26	R: 0 E: 0 K: 2 S: 9 H: 1 LOB: 1 BB: 0 P: 13	R: 0 E: 0 K: 1 S: 9 H: 0 LOB: 0 BB: 0 P: 13	R: 0 E: 0 K: 0 S: 16 H: 2 LOB: 2 BB: 1 P: 25	R: 0 E: 0 K: 1 S: 8 H: 1 LOB: 1 BB: 0 P: 13	R: 0 E: 0 K: 1 S: 10 H: 1 LOB: 1 BB: 0 P: 16	R: 0 E: 0 K: 0 S: 11 H: 1 LOB: 0 BB: 0 P: 16	R: 3 E: 0 K: 0 S: 18 H: 4 LOB: 2 BB: 1 P: 34		1B: 8 2B: 3 3B: 0 HR: 1 SF: 0 SAC: 0 DP: 1 HBP: 0						

PITCHER	IP	WLS	BF	H	R	ER	SO	BB	IBB	HBP	BLK	WP	HR	S	P	ERA	WHIP
34 Gavin Floyd, R (1, 1) ERA: 6.23	1.0		7	2	2	1	2	1	0	0	0	0	1	19	26	9.00	3.000
62 Jose Quintana, L (2, 1) ERA: 2.03	1.0		4	1	0	0	2	0	0	0	0	0	0	9	13	0.00	1.000
33 Dylan Axelrod, R (3, 1) ERA: 3.66	5.2	L	24	8	3	3	3	1	0	0	0	1	0	66	103	4.76	1.588
88 Matt Zaleski, R (8, 1) ERA: 2.7	0.1		3	1	0	0	0	1	0	0	0	0	0	6	14	0.00	6.000

PITCHER	IP	WLS	BF	H	R	ER	SO	BB	IBB	HBP	BLK	WP	HR	S	P	ERA	WHIP

BOTTOM

Chicago White Sox @ Milwaukee Brewers

Miller Park, Milwaukee, WI

Sat Mar 30 2013, 1:11 PM - 4:02 PM CDT

Att. 16,975 - Roof Closed - 65 F

livebaseballscorecards.com

AB	35
R	5
H	12
RBI	5
BB	3
SO	7
LOB	17

WP: 1	PA: 38		
PB: 0			
SB: 1			
CS: 0			

Batter	1	2	3	4	5	6	7	8	9	10	AB	R	H	RBI	BB	SO	LOB
Dexter Fowler, S (1, 8) OBP: 0.600, SLG: 1.200	B FF 89 C FF 89 X FF 90 1-1 2 1B 1B	D SL 88 S SI 90 C FF 91 D SL 88 F SI 92 D CU 80 C FF 92 3-3 ③ K		C CU 77 B SL 88 X SI 90 1-1 ② 14 FC6-4 1-3 2-3 1B		C FF 94 B FF 96 B FF 94 F FF 93 S FF 96 2-3 ③ K			X FF 95 0-0 HR		5	1	3	1	0	2	2
14 Josh Rutledge, R (1, 4) OBP: 0.200, SLG: 0.200	B FF 89 C SI 90 1 SAFE D CU 78 X SI 90 2-1 ① L8		C FF 88 B CU 78 C SI 89 S CU 78 1-3 ① K	B CU 77 X FF 90 1-0 ③ FC6-4 1-2f			B FF 93 X SI 92 1-0 5 G4-6-3 1B		C CU 78 S FF 94 B FF 94 S CU 79 1-3 ③ K		5	0	1	0	0	2	3
5 Carlos González, L (1, 7) OBP: 0.400, SLG: 1.000	B SI 91 C SL 88 X FF 90 1-1 ② P2		F FF 91 B SL 88 B SI 90 C SL 88 B FF 90 X FF 91 3-2 2 HR 1B		B SL 85 B SL 86 C SI 89 B SI 90 X SI 90 3-1 HR		C FF 93 F FF 94 F SL 83 X FF 94 0-2 ① ② G4-6-3 1-2f			F SL 84 S FF 96 X SL 86 0-2 ① F8	5	2	2	1	0	0	2
2 Troy Tulowitzki, R (1, 6) OBP: 0.400, SLG: 1.000	D FC 89 D FF 89 C SI 90 C SI 91 X SI 91 2-2 1-3 1B		X SI 91 0-0 1-H HR		C CU 77 X CU 77 0-1 ① G6-3		C FF 96 X SL 83 0-1 ③ G6-3			C SL 84 C FF 96 B SL 87 S FF 96 1-3 ② K	5	1	2	2	0	1	0
3 Michael Cuddyer, R (1, 9)	F SI 90 1 SAFE B SI 91 B CU 78 S SI 91 B FF 91 X SI 91 3-2 ③ L8		X CU 77 0-0 ② F7		B SI 90 C FF 89 F SI 90 B FF 92 B SL 88 X FF 90 3-2 ② G6-3			B SI 89 C SI 89 X SI 89 1-1 ① G5-3		B SL 85 B FF 93 F FF 93 S FF 95 X FF 96 2-2 ③ F9	5	0	0	0	0	0	2
17 Todd Helton, L (1, 3)		C SI 89 B SI 89 C FC 90 B CU 77 X SI 90 2-2 ① G5-3	B SL 87 B SL 86 B SI 90 C SI 89 S SI 90 X SI 91 3-2 ③ L7		B SI 90 B FF 89 B SI 90 B SI 90 4-0 20 FC5-4 BB			B SI 89 F SI 90 F SI 89 S SL 79 2-3 ② K			3	0	0	0	1	1	0
20 Wilin Rosario, R (1, 2) OBP: 0.500, SLG: 0.500		C SI 90 X SL 87 0-1 45 1B 1B		B CU 76 B CU 78 B SI 90 X FF 89 3-0 1B 4 1B 1B	D SL 86 X SI 89 1-0 ③ FC5-4 1-2f			C SI 89 C SI 90 S SL 80 0-3 ③ K			4	0	2	0	0	1	1
4 Chris Nelson, R (1, 5) OBP: 0.250, SLG: 0.250		B SI 90 X SL 87 1-0 ② L8		C SI 90 B SI 90 C FF 90 F CU 78 X SI 90 1-2 1B 1-2 1B		B FF 91 B FF 92 S FF 92 X FF 92 2-1 ① G6-3			B FF 96 B FF 95 C FF 95 B FF 94 C FF 95 S FF 95 3-3 ① K		4	0	1	0	0	1	1
45 Jhoulys Chacín, R (1, 1) OBP: 0.333, SLG: 0.333 34 Matt Belisle, R (7, 1) 59 Wilton Lopez, R (8, 1) 1 Eric Young Jr., S (9, PH) 49 Rex Brothers, L (9, 1) 0 Adam Ottavino, S (10, 1)		F SI 90 B FF 91 X SI 90 1-1 1-2 1B		B SL 87 B SI 91 C FF 90 C FC 90 M SL 87 2-3 ① K		B FF 95 S FF 92 F FF 95 B FF 95 C FF 94 2-3 ② K			F FF 94 S CU 78 B CU 79 B CU 79 B FF 95 S FF 94 3-3 ② K		3 0 0 1 0 0	0 0 0 0 0 0	1 0 0 0 0 0	0 0 0 0 0 0	0 0 0 1 0 0	2 0 0 0 0 0	2 0 0 0 0 0
Inning Stats	R: 0 E: 0 K: 0 S: 12 H: 2 LOB: 2 BB: 0 P: 21	R: 0 E: 0 K: 1 S: 12 H: 2 LOB: 2 BB: 0 P: 19	R: 2 E: 0 K: 1 S: 11 H: 2 LOB: 0 BB: 0 P: 18	R: 0 E: 0 K: 1 S: 11 H: 3 LOB: 2 BB: 0 P: 19	R: 1 E: 0 K: 0 S: 8 H: 1 LOB: 1 BB: 1 P: 19	R: 0 E: 0 K: 2 S: 8 H: 0 LOB: 0 BB: 0 P: 14	R: 0 E: 0 K: 0 S: 7 H: 1 LOB: 0 BB: 0 P: 8	R: 0 E: 0 K: 2 S: 8 H: 0 LOB: 0 BB: 0 P: 11	R: 1 E: 0 K: 3 S: 10 H: 1 LOB: 0 BB: 0 P: 17	R: 0 E: 0 K: 1 S: 9 H: 0 LOB: 0 BB: 0 P: 12	1B: 9 2B: 0 3B: 0 HR: 3 SF: 0 SAC: 0 DP: 1 HBP: 0						

PITCHER		IP	WLS	BF	H	R	ER	SO	BB	IBB	HBP	BLK	WP	HR	S	P	ERA	WHIP
49 Yovani Gallardo, R ERA: 5.4	(1, 1)	5.0		25	10	3	3	3	1	0	0	0	0	2	54	96	5.40	2.200
45 Alfredo Figaro, R ERA:	(6, 1)	2.0		6	1	0	0	2	0	0	0	0	0	0	15	22	0.00	0.500
31 Burke Badenhop, R ERA:	(8, 1)	1.0		3	0	0	0	2	0	0	0	0	0	0	8	11	0.00	0.000
59 John Axford, R ERA: 9.0	(9, 1)	1.0	B	4	1	1	1	3	0	0	0	0	0	1	10	17	9.00	1.000
29 Jim Henderson, R ERA:	(10, 1)	1.0	W	3	0	0	0	1	0	0	0	0	0	0	9	12	0.00	0.000

PITCHER	IP	WLS	BF	H	R	ER	SO	BB	IBB	HBP	BLK	WP	HR	S	P	ERA	WHIP

TOP

Colorado Rockies @ Milwaukee Brewers

Miller Park, Milwaukee, WI

Mon Apr 01 2013, 1:11 PM - 4:24 PM CDT

Att. 45,781 - Roof Closed - 63 F

livebaseballscorecards.com

AB	40
R	4
H	12
RBI	4
BB	1
SO	11
LOB	13

1B: 9	SF: 0	WP: 0	PA: 41
2B: 0	SAC: 0	PB: 0	
3B: 0	DP: 1	SB: 0	
HR: 3	HBP: 0	CS: 0	

Batter	1	2	3	4	5	6	7	8	9	10	AB	R	H	RBI	BB	SO	LOB
7 Norichika Aoki, L (1, 9) OBP: 0.400, SLG: 1.000	B SI 90 C SI 90 B SI 90 B SI 90 B SI 90 4-1 16 1B BB		B FF 91 B FF 90 C FF 90 C FF 91 F SL 81 F FF 91 B CH 82 X FF 90 3-2 HR			C FF 91 C CH 83 X CH 83 0-2 ① L7		B SI 90 D SI 89 C SI 89 B SI 88 X SI 88 3-1 ② FC4-6 23 1B 8 1B 1-2f		B FF 92 C FF 91 C CH 87 S ST 84 1-3 ① K	4	2	1	1	1	1	1
23 Rickie Weeks Jr., R (1, 4) OBP: 0.600, SLG: 0.500	C FF 91 S SL 81 D FF 89 1 SAFE T SL 82 1-2 ① K		C SL 79 B SL 81 X FF 92 1-1 ② G5-3			X FF 92 0-0 ② 1B		X SI 92 0-0 8 1B 16 2B 1-3 1B		C ST 83 H SI 90 1-1 16 BB 8 S 20 SF8 HBP	4	2	2	0	0	1	1
8 Ryan Braun, R (1, 7) OBP: 0.400, SLG: 0.250	F FF 92 C FF 91 C FF 91 0-3 ② K		B FF 91 X CH 84 1-0 ③ F7			C FF 92 B SL 80 F SL 80 S SL 81 1-3 ③ K		B SI 90 X FS 83 1-0 16 2B 1-2 3-H 1B		F FF 93 1 SAFE B SI 93 I CH 83 I CH 85 I CH 85 4-1 16 BB 1-2 IBB	4	1	1	1	1	2	1
16 Aramis Ramirez, R (1, 5) OBP: 0.600, SLG: 0.750	B FF 92 1 SAFE C SL 81 B SL 80 X SL 80 2-1 1-2 1B			F FF 92 C FF 91 C FC 91 0-3 ① K			X FC 90 0-0 ① F9	B FS 82 F FS 82 F SI 89 F SI 91 B SL 81 F SL 81 X FS 84 2-2 1-H 2-H 2B		B FF 94 B ST 83 C ST 84 B FF 93 B FF 93 4-1 1-2 2-3 BB	4	0	2	2	1	1	0
20 Jonathan Lucroy, R (1, 2)	F FF 91 C FF 92 F SL 82 B SL 83 F SI 91 D SL 82 B SI 91 S SL 81 3-3 ③ K			C SL 81 X FF 92 0-1 ② G4-3			C FF 90 S CH 82 B FF 91 B FF 93 X FF 90 2-2 ② F9	C SL 81 B SL 79 X SI 89 1-1 ③ F9		C ST 84 X ST 84 0-1 ② SF8 3-H	4	0	0	1	0	1	3
11 Alex Gonzalez, R (1, 3)		B FF 90 B SL 79 B FF 91 B FF 89 4-0 27 FC4-6 BB		S FF 91 B SL 80 X SL 81 1-1 ③ F8			B SL 79 S CH 82 B FF 91 B CH 81 B SI 89 4-1 BB		C FF 92 C FF 92 F FF 94 B CH 86 S SL 86 1-3 ① K		2	0	0	0	2	1	0
27 Carlos Gómez, R (1, 8)		F FF 90 F SL 82 D SL 83 D FF 90 X FF 91 2-2 ① FC4-6 9 CS 1-2f			F FF 91 B FF 92 B FF 91 S SL 80 F SL 81 F FF 91 F SL 82 B SL 82 X FF 90 3-2 ① L9		X SL 82 0-0 ③ G6-3		C FF 94 B SL 86 B FF 94 X FF 94 2-1 ② L9	4	0	0	0	0	0	2
9 Jean Segura, R (1, 6) OBP: 0.500, SLG: 0.500		1 SAFE 1 SAFE M FF 90 B SL 81 B FC 89 B FC 91 X FF 90 3-1 ②③ L8 1-2			B FF 90 X SI 88 1-0 ② G5-3			C FF 90 F SI 89 X SI 90 0-2 7 FC4-6 1B	B SL 84 C FF 94 B FF 94 X FF 93 2-1 18 FC5-4 1B	4	0	2	0	0	0	1
49 Yovani Gallardo, R (1, 1) 45 Alfredo Figaro, R (6, 1) 31 Burke Badenhop, R (8, 1) 22 Logan Schafer, L (8, PH) 59 John Axford, R (9, 1) 18 Khris Davis, R (9, PH) 29 Jim Henderson, L (10, 1)			C FF 89 B SL 81 C SI 89 C FF 90 1-3 ① K			X FF 91 0-0 ③ G6-3		S SI 89 X SI 89 0-1 ① F9	B FF 94 X FF 94 1-0 ③ FC5-4 1-2f	2 0 0 1 0 1 0	0 0 0 0 0 0 0	0 0 0 0 0 0 0	0 0 0 0 0 0 0	0 0 0 0 0 0 0	1 0 0 0 0 0 0	0 1 0 1 0 1 0
Inning Stats	R: 0 E: 0 K: 3 S: 14 H: 1 LOB: 2 BB: 1 P: 24	R: 0 E: 0 K: 0 S: 5 H: 0 LOB: 0 BB: 1 P: 14	R: 1 E: 0 K: 1 S: 11 H: 1 LOB: 0 BB: 0 P: 17	R: 0 E: 0 K: 1 S: 7 H: 0 LOB: 0 BB: 0 P: 8	R: 0 E: 0 K: 0 S: 8 H: 0 LOB: 0 BB: 0 P: 12	R: 0 E: 0 K: 1 S: 7 H: 1 LOB: 0 BB: 0 P: 8	R: 0 E: 0 K: 0 S: 6 H: 0 LOB: 1 BB: 1 P: 12	R: 3 E: 0 K: 0 S: 16 H: 4 LOB: 1 BB: 0 P: 23	R: 0 E: 0 K: 1 S: 9 H: 1 LOB: 1 BB: 0 P: 15	R: 1 E: 0 K: 1 S: 8 H: 0 LOB: 2 BB: 2 P: 18	1B: 6 2B: 1 3B: 0 HR: 1 SF: 1 SAC: 0 DP: 0 HBP: 1	WP: 0 PB: 0 SB: 1 CS: 1	PA: 41				

PITCHER		IP	WLS	BF	H	R	ER	SO	BB	IBB	HBP	BLK	WP	HR	S	P	ERA	WHIP
45 Jhoulys Chacín, R ERA: 1.35	(1, 1)	6.2		24	3	1	1	6	3	0	0	0	0	1	57	94	1.35	0.900
34 Matt Belisle, R ERA:	(7, 1)	0.1	H	1	0	0	0	0	0	0	0	0	0	0	1	1	0.00	0.000
59 Wilton Lopez, R ERA: 27.0	(8, 1)	1.0	B	7	4	3	3	0	0	0	0	0	0	0	16	23	27.00	4.000
49 Rex Brothers, L ERA:	(9, 1)	1.0		4	1	0	0	1	0	0	0	0	0	0	9	15	0.00	1.000
0 Adam Ottavino, R ERA: 13.5	(10, 1)	0.2	L	5	0	1	1	1	1	1	1	0	0	0	8	18	13.50	1.500

PITCHER	IP	WLS	BF	H	R	ER	SO	BB	IBB	HBP	BLK	WP	HR	S	P	ERA	WHIP

BOTTOM

Colorado Rockies @ Milwaukee Brewers

Miller Park, Milwaukee, WI

Mon Apr 01 2013, 1:11 PM - 4:24 PM CDT

Att. 45,781 - Roof Closed - 63 F

livebaseballscorecards.com

AB	34
R	5
H	8
RBI	5
BB	5
SO	8
LOB	11

Batter	1	2	3	4	5	6	7	8	9	AB	R	H	RBI	BB	SO	LOB
Dexter Fowler, S (1, 8) OBP: 0.500, SLG: 0.778	C FF 88 B FF 90 X FF 89 1-1 1B	B CU 76 C CU 77 B FF 90 F CH 76 X FF 89 2-2 ③ P5		C CU 76 B FF 88 C FF 88 1 SAFE S FF 89 1-3 ③ K			B FF 90 S CH 82 B FF 91 B SL 78 B SI 88 4-1 5 1B 14 1B 2 SF8 BB	B SI 89 B CH 84 F SI 90 X FF 89 2-1 ① G4-3 1-2		4	1	1	0	1	1	5
14 Josh Rutledge, R (1, 4) OBP: 0.300, SLG: 0.333	B FF 89 1 SAFE C FF 88 C FF 89 F FF 90 1 SAFE X CH 76 1-2 ① F7		B FF 88 B FF 89 B FF 89 C FF 89 S FF 89 S FF 90 3-3 ① K		B CU 76 X CU 77 1-0 5 HR 1B		X SI 88 0-0 2 SF8 5 1B 3 1B 1-2 1B	D CH 84 F CH 82 X FF 91 1-1 ② SF9 3-H		4	2	2	1	0	1	1
5 Carlos González, L (1, 7) OBP: 0.400, SLG: 1.000	F FF 89 S CH 76 B FF 89 F FF 89 1 SAFE F FF 90 S CH 77 1-3 ② K		B CU 77 S CH 77 C FF 89 C FF 90 1-3 ② K		X FF 88 0-0 1-H HR		X SL 79 0-0 3 1B 17 1B 1-2 2-3 1B	B SL 78 X SL 79 1-0 ③ G3		5	2	2	2	0	2	2
2 Troy Tulowitzki, R (1, 6) OBP: 0.300, SLG: 1.000	X CU 77 0-0 ③ L8		B FF 91 B CH 79 X FF 89 2-0 HR		B CH 77 S FF 88 B CH 78 B FF 89 F FF 89 S CH 78 3-3 ① K		B SL 80 C SI 88 D FS 84 F SI 89 F SI 89 F SL 81 X SL 79 2-2 ① SF8 2-3 3-H		C SI 85 B CH 79 C SI 86 B CH 80 X CH 78 2-2 ① F8	4	1	1	2	0	1	1
3 Michael Cuddyer, R (1, 9) OBP: 0.300, SLG: 0.300		X FF 89 0-0 17 1B 4 1B 1B	F FF 88 F CU 78 F CH 78 B FF 90 X CH 76 1-2 1B		B CU 76 C FF 89 B CH 77 B FF 88 C FF 88 C FF 90 3-3 ② K		X SI 89 0-0 17 1B 1-2 3-H 1B		B CU 72 S CH 78 S SI 86 B CH 81 B SI 87 F SI 87 F CH 79 F SI 87 X CH 78 3-2 ② G4-3	5	1	3	1	0	1	0
17 Todd Helton, L (1, 3)		B FF 88 C FF 89 D CH 78 B FF 89 F FF 91 X FF 89 3-2 8 FC4 4 1B 1-3 1B	X FF 89 0-0 ③ P5		C FF 89 X CH 78 0-1 ③ F8		X SI 87 0-0 4 G1-4-3 1-2 2-H 1B		B SI 87 B SI 86 X SI 86 2-0 ③ F7	5	0	2	1	0	0	1
4 Chris Nelson, R (1, 5) OBP: 0.375, SLG: 0.375 34 Matt Belisle, R (7, 1) 59 Wilton Lopez, R (9, 1) 49 Rex Brothers, L (9, 1) 63 Rafael Betancourt, R (9, 1)		B FF 89 D CU 78 C FF 89 C FF 89 B FF 90 X FF 90 3-2 8 FC4 1-2 3-H 1B	S FF 88 X FF 89 0-1 1B		F SI 90 B SI 90 F SI 89 B SI 90 C SI 92 2-3 ① K	B SI 87 D SI 89 C SI 88 F SI 88 X SI 88 2-2 ②③ G1-4-3 1-2f			4 0 0 0 0	0 0 0 0 0	2 0 0 0 0	1 0 0 0 0	0 0 0 0 0	1 0 0 0 0	2 0 0 0 0
8 Yorvit Torrealba, R (1, 2)		F CU 77 B FF 89 B FF 90 C FF 90 X FF 90 2-2 ① FC4 1-2f 2-3	1 SAFE 1 SAFE C CU 77 X FF 89 0-1 ① F8		S SL 83 S SL 83 S SL 83 0-3 ② K			F CH 82 B CH 83 F SI 89 B SL 79 B FF 90 B FF 88 4-2 16 1B 16 WP 14 SF9 BB	3	1	0	0	1	1	3
29 Jorge De La Rosa, L (1, 1) 61 Edgmer Escalona, R (5, 1) 16 Reid Brignac, L (7, 5) OBP: 1.000, SLG: 1.000		L CH 76 B FF 88 M CH 75 L CH 74 1-3 ② K	L CH 76 L FF 88 S FF 87 0-3 ② K		S SI 90 S SI 91 S SI 92 0-3 ③ K			B CH 87 X FF 89 1-0 WP 1-3 1B	2 1 1	0 0 0	0 0 1	0 0 0	0 0 0	2 1 0	3 0 0

Inning Stats	1	2	3	4	5	6	7	8	9
	R: 0 E: 0 K: 1 S: 12 H: 1 LOB: 1 BB: 0 P: 15	R: 1 E: 0 K: 1 S: 16 H: 3 LOB: 2 BB: 0 P: 27	R: 1 E: 0 K: 2 S: 12 H: 2 LOB: 1 BB: 0 P: 19	R: 0 E: 0 K: 2 S: 10 H: 1 LOB: 1 BB: 0 P: 11	R: 2 E: 0 K: 2 S: 10 H: 2 LOB: 0 BB: 0 P: 17	R: 0 E: 0 K: 3 S: 9 H: 0 LOB: 0 BB: 0 P: 11	R: 3 E: 0 K: 0 S: 13 H: 4 LOB: 1 BB: 1 P: 21	R: 1 E: 0 K: 0 S: 8 H: 1 LOB: 1 BB: 1 P: 17	R: 0 E: 0 K: 0 S: 10 H: 0 LOB: 0 BB: 0 P: 17

PITCHER		IP	WLS	BF	H	R	ER	SO	BB	IBB	HBP	BLK	WP	HR	S	P	ERA	WHIP
41 Marco Estrada, R ERA: 7.2	(1, 1)	5.0		24	9	4	4	8	0	0	0	0	0	2	60	89	7.20	1.800
53 Brandon Kintzler, R ERA:	(6, 1)	1.0		3	0	0	0	3	0	0	0	0	0	0	9	11	0.00	0.000
51 Michael Gonzalez, L ERA:	(7, 1)	0.0	L	3	2	3	3	0	1	0	0	0	0	0	3	7	∞	∞
31 Burke Badenhop, R ERA:	(7, 1)	1.0		4	2	0	0	0	0	0	0	0	0	0	10	14	0.00	2.000
32 Tom Gorzelanny, L ERA: 9.0	(8, 1)	1.0		5	1	1	1	0	1	0	0	0	2	0	8	17	9.00	2.000

PITCHER		IP	WLS	BF	H	R	ER	SO	BB	IBB	HBP	BLK	WP	HR	S	P	ERA	WHIP
38 Chris Narveson, L ERA:	(9, 1)	1.0		3	0	0	0	0	0	0	0	0	0	0	10	17	0.00	0.000

TOP

Colorado Rockies @ Milwaukee Brewers

Miller Park, Milwaukee, WI

Tue Apr 02 2013, 7:11 PM - 10:33 PM CDT

Att. 24,753 - Roof Closed - 63 F

livebaseballscorecards.com

AB	38
R	8
H	14
RBI	8
BB	2
SO	11
LOB	18

1B: 12	SF: 2	WP: 2	PA: 42
2B: 0	SAC: 0	PB: 0	
3B: 0	DP: 1	SB: 0	
HR: 2	HBP: 0	CS: 0	

Batter	1	2	3	4	5	6	7	8	9	AB	R	H	RBI	BB	SO	LOB
7 Norichika Aoki, L (1, 9) OBP: 0.400, SLG: 0.667	C FF 90 B FF 91 X FF 92 1-1 ① L7	C FF 92 B SL 86 X SL 85 1-1 ③ G6-3			X FF 90 0-0 ① G4-3		C FF 90 B FF 90 B FF 90 B FF 89 C FF 90 X FF 91 3-2 23 G6-3 1B		D FF 95 B FF 93 X FF 94 2-0 23 DI 1B 1-3	5	0	2	0	0	0	2
23 Rickie Weeks Jr., R (1, 4) OBP: 0.600, SLG: 0.429	C FF 92 B FF 92 B FS 83 S FS 82 B FF 92 B FS 83 4-2 8 G6-4-3 BB		C CU 72 B FS 83 X FS 82 1-1 8 HR 1B		B FF 87 B FS 81 F FF 90 B FS 83 B FS 82 4-1 16 BB BB		C FF 92 X SL 87 0-1 ① ② G6-3 1-2f		C FF 91 B FF 91 X FF 90 1-1 ③ G1-3 1-2	3	1	1	0	2	0	3
8 Ryan Braun, R (1, 7) OBP: 0.333, SLG: 0.625	B FF 91 C FF 91 F FF 90 B FF 91 1 SAFE 1 SAFE F FF 91 X FS 83 2-2 ② ③ G6-4-3 1-2f		X FF 90 0-0 1-H HR		1 SAFE 1 SAFE C SI 93 F SI 94 X SI 94 0-2 ② F9		S SL 84 B FF 92 C FF 92 B FF 92 S FF 93 2-3 ③ K			4	1	1	2	0	1	2
16 Aramis Ramirez, R (1, 5) OBP: 0.556, SLG: 0.714		B CU 72 F FS 82 B FF 91 F FF 91 X FF 92 2-2 27 2B 2B	C FS 83 B FF 91 F FS 84 S FF 91 1-3 ① K		1 SAFE B SI 93 B SI 93 B SI 94 B SL 86 4-0 1-2 BB			B FF 88 B SI 90 X FF 90 2-0 ① G6-3		3	1	1	0	1	1	0
20 Jonathan Lucroy, R (1, 2)		C FS 82 C FS 82 F FF 91 B FF 91 B SL 85 S FS 84 2-3 ① K	B CU 74 X FS 83 1-0 ② G5-3		B SL 84 X SL 85 1-0 ③ L8			C SL 82 F FF 90 X SL 85 0-2 E5 11 L9-6		4	0	0	0	0	1	3
11 Alex Gonzalez, R (1, 3)		C FF 92 C FF 92 X FS 84 0-2 ② G5-3	X FF 89 0-0 ③ L9		B SI 94 B SI 94 C SI 93 B SI 94 X FF 94 3-1 ① F9			C FF 91 X SL 84 0-1 ② ③ L9-6 2-2		4	0	0	0	0	0	2
27 Carlos Gómez, R (1, 8) OBP: 0.125, SLG: 0.250		S FS 83 B FF 93 F FS 84 D FS 84 X FF 92 2-2 41 1B 2-H 2B	X FF 87 0-0 ① F8		X SL 86 0-0 ② L5				C SI 90 X SI 91 0-1 ① L4	4	1	1	1	0	0	0
9 Jean Segura, R (1, 6) OBP: 0.625, SLG: 0.571		B FF 92 B FS 82 B FS 83 I IN 72 4-0 41 1B IBB	B FF 88 B FS 83 F FF 91 X FS 83 2-1 ② L9		B SL 85 F SL 83 B SL 85 B SI 94 C SI 95 F SI 95 X SI 95 3-2 E9 1B				C FF 93 X SI 93 0-1 7 1B 1B	3	0	2	0	1	0	0
41 Marco Estrada, R (1, 1) DNP: 0 IN 0 OUT 0 ERR 53 Brandon Kintzler, R (8, 1) 18 Khris Davis, R (8, PH) 51 Michael Gonzalez, R (7, 1) 31 Burke Badenhop, R (7, 1) 32 Tom Gorzelanny, R (8, 1) 38 Chris Narveson, L (8, 1) 22 Logan Schafer, L (9, PH) 3 Yuniesky Betancourt, R (9, PH)		B FF 92 C FF 91 F FF 93 F FF 93 B FF 92 F FF 92 X FF 92 2-2 1-3 2-H 1B	B FF 90 C FF 90 B FS 83 F FF 91 B CU 74 S FF 91 3-3 ③ K		S SL 84 F SL 87 B SL 88 F SI 94 S FF 95 1-3 ③ K				B FF 92 F FF 92 B FF 93 F FF 92 B FF 93 F FF 93 X FF 93 3-2 ② F8	2 0 1 1 0 1 0 0 0 0 0 0 0 0 1 0 0 0 0 1 1 0 0 0 0 0 0 0 0 0 0 0 0 0 0 0 0 0 0 0 0 0 0 0 0 0 0 0 0 0 0 0 0 0 0 0 1 0 0 0 0 0 1						
Inning Stats	R: 0 H: 0 E: 0 LOB: 0 K: 0 BB: 1 S: 8 P: 15	R: 2 H: 3 E: 0 LOB: 2 K: 1 BB: 1 S: 21 P: 34	R: 2 H: 2 E: 0 LOB: 0 K: 1 BB: 0 S: 8 P: 11	R: 0 H: 0 E: 0 LOB: 0 K: 1 BB: 0 S: 6 P: 11	R: 0 H: 0 E: 0 LOB: 2 K: 0 BB: 2 S: 6 P: 15	R: 0 H: 1 E: 1 LOB: 1 K: 1 BB: 0 S: 11 P: 18	R: 0 H: 1 E: 0 LOB: 0 K: 1 BB: 0 S: 8 P: 13	R: 0 H: 0 E: 1 LOB: 0 K: 0 BB: 0 S: 6 P: 8	R: 0 H: 2 E: 0 LOB: 2 K: 0 BB: 0 S: 11 P: 17	1B: 6 SF: 0 2B: 3 SAC: 0 3B: 0 DP: 3 HR: 1 HBP: 0						

PITCHER		IP	WLS	BF	H	R	ER	SO	BB	IBB	HBP	BLK	WP	HR	S	P	ERA	WHIP
29 Jorge De La Rosa, L ERA: 8.31	(1, 1)	4.1		20	5	4	4	3	2	1	0	0	0	1	45	77	8.31	1.615
61 Edgmer Escalona, R ERA:	(5, 1)	1.2	W	7	1	0	0	1	1	0	0	0	0	0	15	27	0.00	1.200
34 Matt Belisle, R ERA:	(7, 1)	2.0	H	6	1	0	0	1	0	0	0	0	0	0	14	21	0.00	0.500
59 Wilton Lopez, R ERA: 20.25	(9, 1)	0.1		2	1	0	0	0	0	0	0	0	0	0	4	4	0.00	3.000
49 Rex Brothers, L ERA:	(9, 1)	0.1		2	1	0	0	0	0	0	0	0	0	0	5	10	0.00	3.000

PITCHER		IP	WLS	BF	H	R	ER	SO	BB	IBB	HBP	BLK	WP	HR	S	P	ERA	WHIP
63 Rafael Betancourt, R ERA:	(9, 1)	0.1	S	1	0	0	0	0	0	0	0	0	0	0	2	3	0.00	0.000

BOTTOM

Colorado Rockies @ Milwaukee Brewers

Miller Park, Milwaukee, WI

Tue Apr 02 2013, 7:11 PM - 10:33 PM CDT

Att. 24,753 - Roof Closed - 63 F

livebaseballscorecards.com

AB	34
R	4
H	9
RBI	4
BB	4
SO	5
LOB	14

Colorado Rockies @ Milwaukee Brewers

Miller Park, Milwaukee, WI

Wed Apr 03 2013, 7:14 PM - 10:42 PM CDT

Att. 25,766 - Roof Closed - 62 F

TOP

livebaseballscorecards.com

Batter	1	2	3	4	5	6	7	8	9	AB	R	H	RBI	BB	SO	LOB
1 Eric Young Jr., S (1, 9) OBP: 0.400, SLG: 0.250	B FF 93 C FF 92 S SI 94 F SI 96 F SL 87 B SI 97 F FF 94 F SL 86 B SL 88 4-2 B SI 85 5 CS BB	C SL 83 B SI 94 S SI 93 T FF 95 1-2 ② K	B SL 81 X SL 82 1-0 3-H 1B	C SL 82 B FF 96 B FF 96 S FF 96 X SI 97 2-2 E5	B CU 76 C CU 77 X FF 92 1-1 ① F7	3	0	1	1	1	1	0
31 Chris Volstad, R (7, 1)										0	0	0	0	0	0	0
49 Rex Brothers, L (8, 1)										0	0	0	0	0	0	0
18 Jonathan Herrera, S (9, PH) (9, 5)										1	0	0	0	0	0	0
Dexter Fowler, S (1, 8) OBP: 0.400, SLG: 0.786	B FF 94 S SI 94 D SI 94 1 SAFE F SI 94 B FF 95 S SI 94 3-3 ① K	B FF 94 F SI 96 B FF 94 S SI 96 X SI 96 2-2 ③ L7	1 SAFE X FF 93 0-0 ③ F8	1 SAFE S SL 73 X SL 79 0-1 ③ G5-3	B CU 76 S CU 76 F CU 76 B FF 93 B FF 92 X CU 76 3-2 HR	5	1	1	1	0	1	3
5 Carlos González, L (1, 7) OBP: 0.400, SLG: 0.800	1 SAFE B SL 85 B SI 95 X SI 95 2-0 ② ③ G1-3 1-2	B SL 83 B SL 82 X SI 93 2-0 2 G6-4-3 1B	B FF 90 S SI 91 B SI 93 X SL 83 2-1 ① F8	B FF 90 B SL 78 F SL 78 B FF 91 X SL 76 3-1 20 1B 14 1B 1B	C CU 77 B FF 94 X FF 93 1-1 ② L7	5	0	2	0	0	0	1
2 Troy Tulowitzki, R (1, 6) OBP: 0.400, SLG: 0.833	B SI 92 B SI 91 B FF 91 B FF 92 4-0 20 HR BB	B FF 93 B FF 93 C FF 94 F SI 93 X SL 85 2-2 ① ② G6-4-3 1-2f	B FF 93 B SI 92 B FF 92 B FF 92 4-0 15 1B BB	B SL 81 1 SAFE C SL 83 S FF 94 F SL 85 F FF 95 1 SAFE C SL 84 1-3 ① K	X FF 93 0-0 15 BB 20 1B 1B	3	1	1	0	2	1	2
20 Wilin Rosario, R (1, 2) OBP: 0.556, SLG: 0.889	B SL 82 B SI 93 F FF 93 F SI 94 B SI 96 F SI 95 F SI 95 X SI 96 3-2 1-H HR	B SL 82 S CH 81 F CH 84 B SL 88 F CH 83 B CH 85 T SL 84 3-2 ③ K	C SL 80 D FF 94 F FF 94 F SL 81 X SL 82 1-2 ② P6	X SL 82 0-0 1-2 14 1B 1B	X SL 83 0-0 1-2 15 BB 1B	5	1	3	2	0	1	1
15 Jordan Pacheco, R (1, 3) OBP: 0.600, SLG: 0.750	B FF 94 B FF 94 X FF 91 2-0 ① G6-3	B SL 80 F FF 94 F FF 94 B SL 85 F SL 84 X SL 86 2-2 14 G6-3 16 2B 2B	C FF 96 X FF 96 0-1 1-2 1B	C FF 93 X FF 95 0-1 ② L9	B CH 84 B SI 89 B SI 89 B SI 88 4-0 1-2 2-3 BB	4	1	2	0	1	0	2
14 Josh Rutledge, R (1, 4) OBP: 0.333, SLG: 0.357	C SL 82 B FF 94 X FF 93 1-1 16 G4-6-3 1B	B FF 94 X FF 94 1-0 ① G6-3 2-3	B SL 82 B FF 96 F FF 95 F FF 95 T FF 96 2-2 ③ K	F FF 94 X FF 95 0-1 ③ 1-2 2-H 1B	C SL 78 F SI 90 S SL 77 0-3 ③ K	5	0	2	0	0	2	6
16 Reid Brignac, L (1, 5) OBP: 0.600, SLG: 0.800	B SL 83 X SI 93 1-0 ② ③ G4-6-3 1-2f	F SI 94 X SI 95 0-1 44 SH3-4 1 1B 3-H 2B	C SL 80 B FF 93 F FF 94 X SL 82 1-2 ① G6-3	X FF 91 0-0 3 HR 1B	4	2	2	1	0	0	1
63 Rafael Betancourt, R (9, 1)										0	0	0	0	0	0	0
44 Juan Nicasio, R (1, 1)	C SL 89 B SI 93 C FF 93 S SL 84 1-3 ① K	B FF 93 X FF 92 1-0 ② SH3-4 2-3	B FF 96 S FF 94 C FF 95 B SL 84 S FF 97 2-3 ② K	B CU 74 1 SAFE B FF 92 1 SAFE X FF 92 2-0 1-H HR	1	0	0	0	0	1	0
3 Michael Cuddyer, R (7, PH) OBP: 0.333, SLG: 0.583 (7, 9)										2	1	1	2	0	1	0

	AB	38
	R	7
	H	15
	RBI	7
	BB	4
	SO	8
	LOB	16

Inning Stats	1	2	3	4	5	6	7	8	9
	R: 0 E: 0 K: 1 S: 10	H: 0 LOB: 0 BB: 1 P: 19	R: 2 E: 0 K: 0 S: 9	H: 2 LOB: 0 BB: 1 P: 20	R: 0 E: 0 K: 2 S: 9	H: 0 LOB: 0 BB: 0 P: 13	R: 0 E: 0 K: 1 S: 8	H: 1 LOB: 0 BB: 0 P: 15	R: 2 E: 0 K: 0 S: 10	H: 3 LOB: 1 BB: 0 P: 15	R: 0 E: 0 K: 1 S: 11	H: 1 LOB: 2 BB: 1 P: 20	R: 0 E: 1 K: 1 S: 11	H: 0 LOB: 1 BB: 0 P: 16	R: 0 E: 0 K: 1 S: 12	H: 3 LOB: 2 BB: 0 P: 16	R: 3 E: 0 K: 1 S: 14	H: 5 LOB: 3 BB: 1 P: 25

	1B: 10	SF: 0
	2B: 2	SAC: 1
	3B: 0	DP: 2
	HR: 3	HBP: 0

	WP: 0	PA: 43
	PB: 0	
	SB: 0	
	CS: 1	

PITCHER		IP	WLS	BF	H	R	ER	SO	BB	IBB	HBP	BLK	WP	HR	S	P	ERA	WHIP
60 Wily Peralta, R ERA: 6.75	(1, 1)	5.1	L	22	6	4	4	4	3	0	0	0	0	1	48	90	6.75	1.688
45 Alfredo Figaro, R ERA:	(6, 1)	1.1		6	1	0	0	2	0	0	0	0	0	0	18	26	0.00	0.750
51 Michael Gonzalez, L ERA: 81.0	(7, 1)	0.1		2	1	0	0	0	0	0	0	0	0	0	4	7	0.00	3.000
29 Jim Henderson, R ERA:	(8, 1)	1.0		4	2	0	0	1	0	0	0	0	0	0	10	11	0.00	2.000
59 John Axford, R ERA: 21.6	(9, 1)	0.2		7	5	3	3	0	0	0	0	0	0	2	11	18	40.50	7.500

PITCHER		IP	WLS	BF	H	R	ER	SO	BB	IBB	HBP	BLK	WP	HR	S	P	ERA	WHIP
32 Tom Gorzelanny, L ERA: 6.75	(9, 1)	0.1		2	0	0	0	1	1	0	0	0	0	0	3	7	0.00	3.000

BOTTOM

Batter	1	2	3	4	5	6	7	8	9	AB	R	H	RBI	BB	SO	LOB
7 Norichika Aoki, L (1, 9) OBP: 0.267, SLG: 0.429	B FF 93 C FF 92 C FF 91 F FF 94 X FF 93 1-2 **G6-3** ①		X FF 94 0-0 **L8** ② **HR**	C FF 93 C FF 95 X SL 84 0-2 **FC6** ③ **1-2f**			B SI 93 F SI 93 L SI 93 X CU 81 1-2 **G4-3** ②		B FC 90 X FF 90 1-0 **F7** ③	5	0	0	0	0	0	2
23 Rickie Weeks Jr., R (1, 4) OBP: 0.643, SLG: 0.909	C FF 94 B FF 92 B FF 94 C FF 93 X FF 94 2-2 8 BB **1B**		B SL 84 X SL 84 1-0 **HR**		F FF 93 B FF 91 B FF 94 S FF 93 X FF 94 2-2 **G6-3** ①		B SI 93 C SI 92 B CU 80 X SI 92 2-1 8 2B **2B**			4	2	3	1	0	0	0
8 Ryan Braun, R (1, 7) OBP: 0.538, SLG: 0.800	**1 SAFE** **F FF 92** **S FF 91** **1 SAFE** **F FF 93** **B SL 83** 1 SAFE 1 SAFE F FF 94 4-2 F FF 94 F SL 85 B FF 95 D CH 86 B FF 96 **1-2** **BB**		B FF 94 C FF 94 B FF 93 X FF 94 2-1 16 2B 11 1B **1B**		C FF 95 B FF 94 F CH 86 B SL 86 B FF 94 B FF 94 4-2 **BB**		B CU 79 X SI 92 1-0 **2-H** **2B**			2	1	2	1	2	0	0
16 Aramis Ramirez, R (1, 5) OBP: 0.462, SLG: 0.636	F FF 95 B FF 94 F FF 94 B FF 94 F SL 85 X FF 95 2-2 **P3** ②		C FF 90 X SL 83 0-1 11 1B **2B** **1-3**		1 SAFE C FF 90 X FF 91 0-1 **L7** ②		C SI 93 F SI 92 B SI 93 F SI 94 D CU 81 F SI 92 D CU 81 C CU 81 3-3 **K** ③			4	0	1	0	0	1	4
11 Alex Gonzalez, R (1, 3) OBP: 0.273, SLG: 0.111 45 Alfredo Figaro, R (6, 1) 51 Michael Gonzalez, R (7, 1) 29 Jim Henderson, L (8, 1) 22 Logan Schafer, L (8, PH) 20 Jonathan Lucroy, R (8, PH) (9, 2)	B FF 94 B FF 92 F FF 94 X FF 95 2-1 **P3** ③		C FF 95 X FF 93 0-1 **2-H** **3-H** **1B** ③		F FF 92 D SL 84 X FF 92 1-1 **G1-6-3** ③			B FF 92 C FF 94 B CH 87 F FF 94 B FF 93 X SL 85 3-2 **F9** ①		3 0 0 0 0 1	0 0 0 0 0 0	1 0 0 0 0 0	1 0 0 0 0 0	0 0 0 0 0 0	0 0 0 0 0 0	3 0 0 0 0 0
12 Martín Maldonado, R (1, 2) 59 John Axford, R (9, 1) 32 Tom Gorzelanny, R (9, 1)		C FF 92 B SL 85 B FF 92 C FF 94 X FF 95 2-2 **G4-3** ①		C FF 92 S CH 84 F FF 94 X SL 84 0-2 **G5-3** ①		B FF 93 L FF 92 B FF 93 X FF 91 2-1 **P3** ①		B FF 94 S FF 95 S FF 95 F FF 95 F SL 86 C FF 95 1-3 **K** ②		4 0 0	0 0 0	0 0 0	0 0 0	0 0 0	1 0 0	0 0 0
27 Carlos Gómez, R (1, 8) OBP: 0.083, SLG: 0.167	X SL 84 0-0 **F7** ②		X SL 84 0-0 **G6-3** ②		C FF 92 F CH 83 B FF 95 B SL 82 X FF 93 2-2 **G4-3** ②		S FF 94 F SL 86 B SL 87 B SL 88 F FF 97 B FF 93 S SL 85 3-3 **K2-3** ③			4	0	0	0	0	1	0
9 Jean Segura, R (1, 6) OBP: 0.500, SLG: 0.455	C FF 93 C FF 93 S SL 86 0-3 **K** ③			C FF 93 B FF 94 X FF 92 1-1 60 1B **1B**		B FF 94 F FF 92 B FF 92 F FF 92 F FF 93 X SL 82 2-2 **F8** ③			B FF 91 B FF 92 C FF 89 X FF 91 2-1 **P6** ①	4	0	1	0	0	1	0
60 Wily Peralta, R (1, 1) OBP: 0.500, SLG: 0.500 3 Yuniesky Betancourt, R (6, 3)			C FF 92 F FF 94 B SL 84 S SL 81 1-3 **K** ① X SL 82 0-0 7 FC6 **1B** **1-2**				C SI 92 B CU 78 F SI 92 B SI 93 X SI 92 2-2 **G6-3** ①		F FF 92 X FF 90 0-1 **G6-3** ②	2 2	0 0	1 0	0 0	0 0	1 0	0 0
Inning Stats	R: 0 E: 0 K: 0 S: 19 H: 1 LOB: 2 BB: 1 P: 30	R: 0 E: 0 K: 1 S: 7 H: 0 LOB: 0 BB: 0 P: 9	R: 2 E: 0 K: 1 S: 11 H: 4 LOB: 2 BB: 0 P: 15	R: 0 E: 0 K: 0 S: 11 H: 2 LOB: 2 BB: 0 P: 12	R: 0 E: 0 K: 0 S: 9 H: 0 LOB: 1 BB: 1 P: 16	R: 0 E: 0 K: 0 S: 9 H: 0 LOB: 0 BB: 0 P: 15	R: 1 E: 0 K: 1 S: 15 H: 2 LOB: 1 BB: 0 P: 24	R: 0 E: 0 K: 2 S: 12 H: 0 LOB: 0 BB: 0 P: 19	R: 0 E: 0 K: 0 S: 5 H: 0 LOB: 0 BB: 0 P: 8	1B: 5 2B: 3 3B: 0 HR: 1 SF: 0 SAC: 0 DP: 0 HBP: 0						

PITCHER		IP	WLS	BF	H	R	ER	SO	BB	IBB	HBP	BLK	WP	HR	S	P	ERA	WHIP
44 Juan Nicasio, R ERA: 3.0	(1, 1)	6.0	W	26	7	2	2	2	2	0	0	0	0	1	66	97	3.00	1.500
31 Chris Volstad, R ERA: 9.0	(7, 1)	1.0	H	5	2	1	1	1	0	0	0	0	0	0	15	24	9.00	2.000
49 Rex Brothers, L ERA:	(8, 1)	1.0	H	3	0	0	0	2	0	0	0	0	0	0	12	19	0.00	0.000
63 Rafael Betancourt, R ERA:	(9, 1)	1.0		3	0	0	0	0	0	0	0	0	0	0	5	8	0.00	0.000

PITCHER	IP	WLS	BF	H	R	ER	SO	BB	IBB	HBP	BLK	WP	HR	S	P	ERA	WHIP

Colorado Rockies @ Milwaukee Brewers

Miller Park, Milwaukee, WI

Wed Apr 03 2013, 7:14 PM - 10:42 PM CDT

Att. 25,766 - Roof Closed - 62 F

livebaseballscorecards.com

AB	35
R	3
H	9
RBI	3
BB	2
SO	5
LOB	9

Arizona Diamondbacks @ Milwaukee Brewers

Miller Park, Milwaukee, WI

Fri Apr 05 2013, 7:12 PM - 9:58 PM CDT

Att. 24,623 - Roof Closed - 61 F

livebaseballscorecards.com

TOP

Batter	1	2	3	4	5	6	7	8	9	AB	R	H	RBI	BB	SO	LOB
8 Gerardo Parra, L (1, 9) OBP: 0.500, SLG: 0.947	B SI 89 C SI 89 S CH 81 F CH 80 F SL 81 S CH 81 1-3 ① K		B SI 89 S CH 80 X SL 83 1-1 ②③ L4-6 2-2			C CU 74 F CH 81 F CH 80 B SL 81 F CH 80 F SI 89 X SL 82 1-2 14 G3-1 2B	F SL 81 B FF 91 B SL 81 F FF 90 F FF 91 D SL 81 B SL 79 4-2 1-3 2-H 3-H BB			3	0	1	0	1	1	1
14 Martín Prado, R (1, 5) OBP: 0.286, SLG: 0.600	C SI 90 B SI 91 C CH 82 B SL 84 S CH 82 2-3 ② K			C SI 88 X SI 87 0-1 26 G3 44 2B 2B		C SI 88 X SL 83 0-1 ① G3-1 2-3	C SI 88 C CH 81 D CH 80 S SL 81 1-3 ③ K			4	1	1	0	0	2	3
2 Aaron Hill, R (1, 4) OBP: 0.350, SLG: 0.333	B FF 90 B FF 90 B SI 88 C SI 89 S CH 81 X SL 82 3-2 1B			X CH 81 0-0 ① F8		F CH 79 X SL 82 0-1 ② G3		C SI 88 B CH 83 B CH 84 B FF 89 X SI 89 3-1 ① P3		4	0	1	0	0	0	2
26 Miguel Montero, L (1, 2) OBP: 0.300, SLG: 0.438	B SI 89 C SI 89 B SL 82 C SI 89 C SI 89 2-3 ③ K			B SI 89 B CH 80 X CH 81 2-0 ② G3 2-3		B SI 88 B CH 80 C CH 80 X CH 80 2-1 ③ L7		B SL 78 B FF 89 T FF 89 S SI 91 T SL 79 2-2 ② K		4	0	0	0	0	2	3
44 Paul Goldschmidt, R (1, 3) OBP: 0.400, SLG: 0.529		C SI 88 C SI 88 F SL 82 F SI 88 B CH 82 F SI 88 B SL 82 S SI 90 2-3 ① K		F CH 81 D SL 83 B SI 88 C CH 80 X CH 80 2-2 3-H 2B			B SI 89 B SI 89 S SI 88 F SI 88 F SI 89 B SL 80 F SI 88 B SI 88 4-2 11 SH1-4 13 1B 8 PB BB	B CH 84 C SI 90 B CH 84 X SI 91 2-1 ③ F9		3	1	1	1	1	1	0
13 Jason Kubel, L (1, 7) OBP: 0.294, SLG: 0.313		C SI 90 F SL 83 B CH 82 B SI 89 S SL 82 2-3 ② K		B SL 82 X SI 88 1-0 ③ G4-3			B SI 87 C SI 88 B SL 78 1 SAFE X SI 87 2-1 1-2 11 SH1-4 8 PB 1B		X SI 90 0-0 ① F8	4	1	1	0	0	1	1
11 AJ Pollock, R (1, 8) OBP: 0.250, SLG: 0.333		C SI 89 X SI 89 0-1 ③ F9			X SI 87 0-0 ① F8		X SI 88 0-0 ① SH1-4 1-2 2-3		C SI 90 C SI 91 X SI 91 0-2 ② G4-3	3	0	0	0	0	0	0
4 Cliff Pennington, S (1, 6) OBP: 0.350, SLG: 0.235			C SI 87 B SL 80 S CH 80 B CH 81 X SI 88 2-2 8 L4-6 36 SH3 1B		C SI 88 C CH 80 B CH 80 B SL 83 F CH 80 X SI 89 2-2 ② P5		B SL 78 D SL 82 B CH 80 B CH 80 4-0 8 PB BB		B SI 90 F FF 91 S CH 85 X SL 83 1-2 ③ G4-3	3	0	1	0	1	0	0
36 Wade Miley, L (1, 1) 17 Alfredo Marte, R (7, PH) 29 Brad Ziegler, R (7, 1) 30 David Hernandez, R (8, 1) 40 J.J. Putz, R (9, 1)			L CH 78 L CH 78 X CH 79 0-2 ① SH3 1-2		C SI 88 F CH 80 B SI 89 X SL 82 1-2 ③ G5-3		B SL 76 B SL 76 S FF 90 F SI 88 B SL 82 S FF 90 3-3 ② K			1 1 0 0 0	0 0 0 0 0	0 0 0 0 0	0 0 0 0 0	0 1 0 0 0	0 0 0 0 0	0 3 0 0 0

	AB	30
	R	3
	H	6
	RBI	1
	BB	3
	SO	8
	LOB	13

Inning Stats																																		
	R: 0 E: 0 K: 3 S: 14		H: 1 LOB: 1 BB: 0 P: 22		R: 0 E: 0 K: 2 S: 11		H: 0 LOB: 0 BB: 0 P: 15		R: 0 E: 0 K: 0 S: 8		H: 1 LOB: 0 BB: 0 P: 11		R: 1 E: 0 K: 0 S: 8		H: 2 LOB: 1 BB: 0 P: 13		R: 0 E: 0 K: 0 S: 8		H: 0 LOB: 0 BB: 0 P: 11		R: 0 E: 0 K: 0 S: 12		H: 1 LOB: 1 BB: 0 P: 15		R: 2 E: 0 K: 2 S: 16		H: 1 LOB: 2 BB: 3 P: 34		R: 0 E: 0 K: 1 S: 7		H: 0 LOB: 0 BB: 0 P: 14		R: 0 E: 0 K: 0 S: 7		H: 0 LOB: 0 BB: 0 P: 8		1B: 3 2B: 4 3B: 0 HR: 0		SF: 0 SAC: 2 DP: 1 HBP: 0		WP: 0 PB: 3 SB: 0 CS: 0		PA: 35

PITCHER		IP	WLS	BF	H	R	ER	SO	BB	IBB	HBP	BLK	WP	HR	S	P	ERA	WHIP
26 Kyle Lohse, R ERA: 1.5	(1, 1)	6.0		22	5	1	1	5	0	0	0	0	0	0	61	87	1.50	0.833
31 Burke Badenhop, R ERA: 3.86	(7, 1)	0.1	L	3	1	2	1	0	1	0	0	0	0	0	7	13	27.00	6.000
51 Michael Gonzalez, L ERA: 27.0	(7, 1)	0.2		4	0	0	0	2	2	0	0	0	0	0	9	21	0.00	3.000
32 Tom Gorzelanny, L ERA: 3.86	(8, 1)	1.0		3	0	0	0	1	0	0	0	0	0	0	7	14	0.00	0.000
53 Brandon Kintzler, R ERA:	(9, 1)	1.0		3	0	0	0	0	0	0	0	0	0	0	7	8	0.00	0.000

PITCHER	IP	WLS	BF	H	R	ER	SO	BB	IBB	HBP	BLK	WP	HR	S	P	ERA	WHIP

BOTTOM

Arizona Diamondbacks @ Milwaukee Brewers

Miller Park, Milwaukee, WI

Fri Apr 05 2013, 7:12 PM - 9:58 PM CDT

Att. 24,623 - Roof Closed - 61 F

livebaseballscorecards.com

Batter	1	2	3	4	5	6	7	8	9	AB	R	H	RBI	BB	SO	LOB
7 Norichika Aoki, L (1, 9) OBP: 0.263, SLG: 0.389 53 Brandon Kintzler, R (9, 1)	B FF 90 B FF 90 C SI 90 B FF 91 F FF 91 X FF 92 3-2 23 G6-4-3 1B			C FF 90 F SL 80 F SL 81 F FF 92 F SI 92 S SL 80 0-3 ① K2-3		B SL 80 C SL 80 X FF 91 1-1 ① G4-3		X SI 94 0-0 ① G3 1-2		4 0	0 0	1 0	0 0	0 0	1 0	1 0
9 Jean Segura, R (1, 6) OBP: 0.500, SLG: 0.643	B FF 88 1 SAFE X FF 89 1-0 ① F9			B SI 91 B CH 82 X SI 91 2-0 HR		B FF 90 B CH 82 B CH 82 B SI 90 4-0 23 G4-6-3 BB		B SI 94 C SI 95 F CU 82 S CU 83 1-3 ② K		3	1	1	1	1	1	2
23 Rickie Weeks Jr., R (1, 4) OBP: 0.556, SLG: 0.733	B SI 90 D CH 82 X SI 90 2-0 ②③ G6-4-3 1-2f			C CH 82 C FF 92 X SI 92 0-2 16 1B 1B		C SI 91 B FF 91 1 SAFE 1 SAFE X FF 90 1-1 ②③ G4-6-3 1-2f		B SI 94 C CU 82 B CU 83 S CU 81 B CU 82 S CU 83 3-3 ③ K		4	0	1	0	0	1	3
16 Aramis Ramirez, R (1, 5) OBP: 0.467, SLG: 0.615 3 Yuniesky Betancourt, R (5, 3) OBP: 0.400, SLG: 0.250		C SI 88 F FF 90 T SL 80 0-2 ① K		B FF 90 B SI 90 S CH 83 F SI 92 B FF 92 1 SAFE F SL 80 X CH 81 3-2 ② 1-3 1B			C SI 85 B SI 84 X SI 86 1-1 11 G4-3 1B		C SI 91 B SL 86 B SI 93 B SI 92 F SI 92 B FF 92 4-2 11 FC5-4 BB	2 1	0 0	1 1	0 0	0 1	1 0	0 0
20 Jonathan Lucroy, R (1, 2)		C FF 90 C SI 91 B FF 91 F FF 92 X SL 81 1-2 ② F9		D CH 80 X CH 82 1-0 ③ G6-3			C SI 85 F SI 84 B CU 74 S CU 74 1-3 ① K		C SI 91 C SI 92 D FS 84 B FS 85 S FS 83 2-3 ① K	4	0	0	0	0	2	3
11 Alex Gonzalez, R (1, 3) OBP: 0.200, SLG: 0.077 (5, 5)		C SI 91 C SI 91 F SI 90 C FF 92 0-3 ③ K			S CH 80 T CH 82 B FF 91 T FF 92 1-2 ① K		X SI 85 0-0 ② G4-3 1-2		X FS 84 0-0 ② FC5-4 1-2f	4	0	0	0	0	2	2
18 Khris Davis, R (1, 7)			C SI 90 S SI 91 F SL 81 F SI 92 F SL 81 F FF 92 S FF 92 0-3 ① K		B SI 92 S SI 91 F SI 91 F FF 92 C FF 92 1-3 ② K		B SI 85 S SI 85 B CU 73 B SI 84 B SI 84 4-1 BB		B FF 91 F FF 91 B FF 92 C SI 93 S FS 85 2-3 ③ K	3	0	0	0	1	3	1
27 Carlos Gómez, R (1, 8) OBP: 0.133, SLG: 0.200			B CH 82 F CH 83 B SI 92 S SI 92 S FF 93 2-3 ② K		B CH 83 S CH 83 X CH 82 1-1 1B		B SI 85 X SI 84 1-0 ③ G1-3			3	0	1	0	0	1	2
26 Kyle Lohse, R (1, 1) 31 Burke Badenhop, R (7, 1) 51 Michael Gonzalez, R (7, 1) 32 Tom Gorzelanny, R (8, 1) 22 Logan Schafer, L (8, PH) OBP: 0.500, SLG: 0.500 (9, 9)			C FF 92 S SI 91 C SI 92 0-3 ③ K		S FF 89 D FF 92 S FF 90 D SL 80 F SI 91 F FF 92 B SL 82 X SI 91 3-2 ③ L8			B SI 91 C FF 93 B FF 93 S SI 93 B SI 94 F SI 94 X SI 94 3-2 7 G3 1B		2 0 0 0 0 1	0 0 0 0 0 0	0 0 0 0 0 1	0 0 0 0 0 0	1 0 0 0 0 0	1 0 0 0 0 0
Inning Stats	R: 0 E: 0 K: 0 S: 5 H: 1 LOB: 0 BB: 0 P: 11	R: 0 E: 0 K: 2 S: 11 H: 0 LOB: 0 BB: 0 P: 12	R: 0 E: 0 K: 3 S: 13 H: 0 LOB: 0 BB: 0 P: 15	R: 1 E: 0 K: 1 S: 15 H: 3 LOB: 1 BB: 0 P: 21	R: 0 E: 0 K: 2 S: 14 H: 1 LOB: 1 BB: 0 P: 20	R: 0 E: 0 K: 0 S: 4 H: 0 LOB: 0 BB: 1 P: 10	R: 0 E: 0 K: 1 S: 8 H: 1 LOB: 2 BB: 1 P: 15	R: 0 E: 0 K: 2 S: 11 H: 1 LOB: 1 BB: 0 P: 18	R: 0 E: 0 K: 2 S: 9 H: 0 LOB: 1 BB: 1 P: 17	1B: 6 2B: 0 3B: 0 HR: 1 SF: 0 SAC: 0 DP: 2 HBP: 0						

	AB	31
	R	1
	H	7
	RBI	1
	BB	3
	SO	13
	LOB	15

PITCHER		IP	WLS	BF	H	R	ER	SO	BB	IBB	HBP	BLK	WP	HR	S	P	ERA	WHIP
36 Wade Miley, L ERA: 1.5	(1, 1)	6.0	W	21	5	1	1	8	1	0	0	0	0	1	62	89	1.50	1.000
29 Brad Ziegler, R ERA: 2.7	(7, 1)	1.0	H	5	1	0	0	1	1	0	0	0	0	0	8	15	0.00	2.000
30 David Hernandez, R ERA:	(8, 1)	1.0	H	4	1	0	0	2	0	0	0	0	0	0	11	18	0.00	1.000
40 J.J. Putz, R ERA:	(9, 1)	1.0	S	4	0	0	0	2	1	0	0	0	0	0	9	17	0.00	1.000

PITCHER	IP	WLS	BF	H	R	ER	SO	BB	IBB	HBP	BLK	WP	HR	S	P	ERA	WHIP

Arizona Diamondbacks @ Milwaukee Brewers

Miller Park, Milwaukee, WI

Sat Apr 06 2013, 6:11 PM - 9:33 PM CDT

Att. 30,115 - Roof Closed - 65 F

livebaseballscorecards.com

TOP

Batter	1	2	3	4	5	6	7	8	9	AB	R	H	RBI	BB	SO	LOB
8 Gerardo Parra, L (1, 8) OBP: 0.500, SLG: 0.833	C FF 89 X CH 84 0-1 ① F8		C CU 70 X FF 88 0-1 ① L8	S CU 72 X FF 90 0-1 ② 1-3 2-H 1B		B FC 82 B SI 86 B SI 86 B SI 86 4-0 14 1B BB	B CH 84 F FF 96 C FF 95 B FF 95 B CH 87 S SI 96 3-3 ③ K		X SI 90 0-0 14 G6-4-3 1-2 1B	5	0	2	1	1	1	2
14 Martín Prado, R (1, 7) (8, 5) OBP: 0.296, SLG: 0.538	B FF 90 B FF 90 B FF 89 C FF 88 X FF 90 3-1 2 2B 1B		C FF 89 B CU 70 C CU 69 F FF 89 F FF 89 F FF 89 B CU 70 X CU 70 2-2 ② G6-3 C FF 89 B CH 83 X FF 89 1-1 ③ F9			C SI 86 1 SAFE B CH 81 X CH 79 1-1 2 WP 1-3 1B		X FF 93 0-0 ① G4-3	B SI 90 S SL 83 B SL 84 X SI 92 2-1 ② ③ G6-4-3 1-2f	6	1	2	0	0	0	3
2 Aaron Hill, R (1, 4) OBP: 0.360, SLG: 0.522	B FF 90 D FC 85 B FF 89 X FF 89 3-0 1-H 2B		C FF 88 F CU 71 X FF 88 0-2 E4		C CU 69 F FC 83 B CH 81 B FF 87 B CU 69 X CH 82 3-2 ① P6	C SI 87 B CH 80 B CH 80 X CH 80 2-1 ③ G6-3 1-2		B SI 96 X FF 95 1-0 HR		5	1	2	2	0	0	2
26 Miguel Montero, L (1, 2) OBP: 0.360, SLG: 0.421	C CU 71 S FF 91 F FF 90 B CU 71 B FF 90 F CH 83 F FF 91 X CU 72 2-2 ② F8		F CU 68 1 SAFE X FF 88 0-1 ③ P4		B FF 89 F CH 82 B CH 80 B FF 88 F CH 82 B FF 88 4-2 44 HR BB		B FF 94 B FF 94 F FF 92 B FF 94 B FF 93 4-1 44 FC5-4 BB	B SL 84 C FF 96 B SL 80 X FF 95 2-1 13 1B 1B		3	1	1	0	2	0	2
44 Paul Goldschmidt, R (1, 3) OBP: 0.400, SLG: 0.682	B CU 71 S FF 90 F CU 72 X FF 90 1-2 ③ G6-3			B CU 68 F FF 88 S FC 82 F FF 89 B FC 82 B CU 69 X FF 87 3-2 13 HR 2B	B CU 70 C FF 88 X CH 81 1-1 1-H HR		F FF 94 F SL 79 F FF 96 D SL 85 F SI 96 X CH 87 1-2 ① FC5-4 12 CI 4 E 1-2f	B FF 96 C FF 94 B SL 81 S FF 95 F FF 96 S FF 97 2-3 ② K		5	3	2	2	0	1	3
13 Jason Kubel, L (1, 9) OBP: 0.318, SLG: 0.476		C FF 88 F FC 85 F FF 89 F CU 72 X FF 89 0-2 ① L9		X CU 69 0-0 2-H HR	F FF 88 S FC 83 B FF 87 F FC 83 F FF 90 B CU 70 X FF 88 2-2 ② F8		B FF 95 1 SAFE B FF 94 C FF 95 1 SAFE X CH 85 2-1 ② L9	C FF 95 T SI 95 X FF 96 0-2 1-3 1B		5	1	2	2	0	0	1
12 Eric Chavez, L (1, 5) OBP: 0.444, SLG: 0.375 45 Matt Reynolds, L (8, 1) 49 Tony Sipp, L (9, 1)		B FF 88 B FF 88 X FF 87 2-0 1B	B CU 71 S CH 82 X CH 82 1-1 4 1B 8 1B 1B		X CH 82 0-0 ③ P5		1 SAFE C FF 95 F CH 86 1 SAFE X FF 96 0-2 CI 4 E 22 1B 1-2	B FF 96 B FF 96 F FF 94 F FF 95 X FF 96 2-2 ③ F7		4 0 0	2 0 0	2 0 0	0 0 0	0 0 0	0 0 0	2 0 0
4 Cliff Pennington, S (1, 6) OBP: 0.360, SLG: 0.273		C FF 88 B CH 83 X FF 89 1-1 ② L9		S FF 88 X CH 83 0-1 8 1B 1-2 1B		B SI 85 S CH 78 S CH 79 B CH 80 F CH 79 X FC 86 2-2 ① G5-3	B FF 95 B CH 84 C FF 92 B FF 94 F FF 94 X FF 94 3-2 E6 22 1B 1-3 2-H		F SI 90 X CH 84 0-1 8 1B 1B	5	0	2	0	0	0	2
46 Patrick Corbin, L (1, 1) 22 Eric Hinske, L (7, PH) OBP: 0.500, SLG: 0.333 21 Heath Bell, R (7, 1) 11 AJ Pollock, R (8, 7) OBP: 0.231, SLG: 0.308		C FF 89 F FF 89 D CU 70 X FF 88 1-2 ③ F7		C CU 69 S CH 83 L FF 89 0-3 ① K		X SI 86 0-0 ② B2-3	C SL 79 B CH 85 C FF 95 D SL 85 X FF 95 2-2 1-3 3-H 1B		B SI 91 F SI 90 X SI 91 1-1 ① L9	3 1 0 1	0 0 0 0	0 1 0 0	0 1 0 0	1 0 0 0	0 0 0 0	3 0 0 1
Inning Stats	R: 1 E: 0 K: 0 S: 14 H: 2 LOB: 1 BB: 0 P: 23	R: 0 E: 0 K: 0 S: 11 H: 1 LOB: 1 BB: 0 P: 15	R: 0 E: 1 K: 0 S: 13 H: 0 LOB: 1 BB: 0 P: 15	R: 3 E: 0 K: 1 S: 16 H: 5 LOB: 1 BB: 0 P: 21	R: 2 E: 0 K: 0 S: 13 H: 1 LOB: 0 BB: 1 P: 23	R: 0 E: 0 K: 0 S: 9 H: 1 LOB: 2 BB: 1 P: 18	R: 2 E: 2 K: 1 S: 20 H: 1 LOB: 2 BB: 1 P: 35	R: 1 E: 0 K: 1 S: 14 H: 3 LOB: 2 BB: 0 P: 21	R: 0 E: 0 K: 0 S: 7 H: 2 LOB: 1 BB: 0 P: 10	1B: 11 2B: 2 3B: 0 HR: 3 SF: 0 SAC: 0 DP: 1 HBP: 0						

	AB	43
	R	9
	H	16
	RBI	8
	BB	3
	SO	3
	LOB	21

WP: 1 PA: 47
PB: 0
SB: 0
CS: 0

PITCHER		IP	WLS	BF	H	R	ER	SO	BB	IBB	HBP	BLK	WP	HR	S	P	ERA	WHIP
64 Mike Fiers, R ERA: 10.8	(1, 1)	5.0	L	25	9	6	6	1	1	0	0	0	0	2	67	97	10.80	2.000
38 Chris Narveson, L ERA:	(6, 1)	1.0		5	1	0	0	0	1	0	0	0	1	0	9	18	0.00	2.000
45 Alfredo Figaro, R ERA: 1.69	(7, 1)	2.0		13	4	3	1	2	1	0	0	0	0	1	34	56	4.50	2.500
53 Brandon Kintzler, R ERA:	(9, 1)	1.0		4	2	0	0	0	0	0	0	0	0	0	7	10	0.00	2.000

PITCHER		IP	WLS	BF	H	R	ER	SO	BB	IBB	HBP	BLK	WP	HR	S	P	ERA	WHIP

Batter	1	2	3	4	5	6	7	8	9	AB	R	H	RBI	BB	SO	LOB
7 Norichika Aoki, L (1, 9) OBP: 0.348, SLG: 0.429	C FF 91 C SI 93 B SI 94 X SL 82 1-2 23 FC5-4 11 SF9 9 1B 1B	C SL 77 D SL 82 D SL 80 B FF 94 B FF 92 4-1 9 2B BB			X FF 90 0-0 ① G4-3		C FF 90 B FF 92 B FF 91 X FF 91 2-1 9 G1-6-3 1B			3	1	2	0	1	0	0
9 Jean Segura, R (1, 6) OBP: 0.550, SLG: 0.722	T SI 94 B SI 93 C SI 94 F FF 94 B SI 94 1 SAFE F FF 93 X CH 82 2-2 23 FC5-4 1-2 1B	C SI 93 B SI 93 B SI 93 X CH 83 2-1 1-3 2-H 2B			B SI 91 C SI 91 S SL 81 B SL 82 B SL 82 X SI 92 3-2 11 G6-3 23 1B 1B		1 SAFE C SI 91 1 SAFE D CU 80 X FF 89 1-1 ② ③ G1-6-3 1-2f			4	0	3	1	0	0	1
23 Rickie Weeks Jr., R (1, 4) OBP: 0.500, SLG: 0.632	C FF 93 F FF 94 B SI 93 B FF 93 X SL 82 2-2 ① FC5-4 20 1B 1-2f 2-3	X SI 91 0-0 ③ G6-3			C FF 90 B SI 91 B SI 92 B SI 92 X SI 91 3-1 11 G6-3 1-2 1B			B FF 89 X FF 90 1-0 ① L7		4	0	1	0	0	0	4
11 Alex Gonzalez, R (1, 5) OBP: 0.158, SLG: 0.063 53 Brandon Kintzler, R (9, 1)	T CH 83 X SI 95 0-1 ② SF9 3-H	X SI 91 0-0 ① G4-3			F SI 92 C FF 92 B SI 92 B FF 92 X SL 79 2-2 ② G6-3 1-2 2-3			C FF 90 T FF 90 B FF 88 T CH 84 1-2 ② K		3 0	0 0	0 0	1 0	0 0	1 0	2 0
20 Jonathan Lucroy, R (1, 2) OBP: 0.111, SLG: 0.118	1 SAFE 1 SAFE X SI 93 0-0 1-2 1B	C SI 91 B FF 90 C FF 92 X SI 93 1-2 ② G3-1			C CH 80 B FF 91 B FF 90 F CH 80 F SL 81 X SL 82 2-2 ③ P6			B FF 90 C CH 82 B CH 83 C FF 88 F FF 89 F CH 83 F FF 90 F FF 88 X KC 78 2-2 1B		4	0	2	0	0	0	2
3 Yuniesky Betancourt, R (1, 3) OBP: 0.333, SLG: 0.250 (9, 5)	C CH 81 D CH 82 X CH 82 1-1 ③ G5-3	X SI 93 0-0 ③ G1-3				C SI 89 X CH 82 0-1 27 FC1-4 1B		C FF 89 X FF 90 0-1 ③ P4		4	0	1	0	0	0	3
27 Carlos Gómez, R (1, 8) OBP: 0.105, SLG: 0.158		F CH 82 B FF 92 B SI 92 X CH 82 2-1 ① F8	C SI 91 B SI 91 F SL 80 B SL 81 F SI 92 F SI 92 B SL 82 X SI 92 3-2 ① G6-3			1 SAFE B SI 91 S SL 77 B SI 91 X SI 91 1-1 ① FC1-4 18 G1-6-3 1-2f			C FF 89 S SL 79 B FF 90 B FF 91 B FF 90 S FF 90 3-3 ① K	4	0	0	0	0	1	1
18 Khris Davis, R (1, 7) OBP: 0.222, SLG: 0.250 45 Alfredo Figaro, R (7, 1) 12 Martín Maldonado, R (9, 3)		B SI 93 B SI 93 X SI 92 2-0 9 2B 2B	C SI 91 B FF 92 B FF 92 X SI 92 2-1 ② G1-3			F FF 90 B FF 90 B SI 91 B SI 91 X SI 91 3-1 ② ③ G1-6-3 1-2f			C FF 90 T FF 90 F SL 76 B FF 91 F FF 91 S SL 80 1-3 ② K	3 0 1	1 0 0	1 0 0	0 0 0	0 0 1	0 0 0	1 0 0
64 Mike Fiers, R (1, 1) 38 Chris Narveson, L (6, 1) 25 Josh Prince, R (7, 7)		C SI 92 B FF 92 C SL 78 S SL 82 1-3 ② K	C SI 92 C SI 92 S SL 80 0-3 ③ K				F FF 92 F FF 90 B FF 92 B CU 82 X FF 91 2-2 ① L8		X FF 90 0-0 ③ F9	2 0 2	0 0 0	0 0 0	0 0 0	0 0 0	2 0 0	1 0 0
Inning Stats	R: 1 H: 3 E: 0 LOB: 2 K: 0 BB: 0 S: 16 P: 22	R: 1 H: 2 E: 0 LOB: 2 K: 1 BB: 1 S: 10 P: 21	R: 0 H: 0 E: 0 LOB: 0 K: 0 BB: 0 S: 5 P: 6	R: 0 H: 0 E: 0 LOB: 0 K: 1 BB: 0 S: 10 P: 15	R: 0 H: 2 E: 0 LOB: 2 K: 0 BB: 0 S: 13 P: 23	R: 0 H: 1 E: 0 LOB: 0 K: 0 BB: 0 S: 6 P: 10	R: 0 H: 1 E: 0 LOB: 0 K: 0 BB: 0 S: 7 P: 12	R: 0 H: 1 E: 0 LOB: 1 K: 1 BB: 0 S: 13 P: 17	R: 0 H: 0 E: 0 LOB: 0 K: 2 BB: 0 S: 9 P: 13	1B: 8 SF: 1 2B: 2 SAC: 0 3B: 0 DP: 2 HR: 0 HBP: 0						WP: 0 PA: 36 PB: 0 SB: 0 CS: 0

PITCHER	IP	WLS	BF	H	R	ER	SO	BB	IBB	HBP	BLK	WP	HR	S	P	ERA	WHIP
46 Patrick Corbin, L (1, 1) ERA: 3.0	6.0	W	26	8	2	2	2	1	0	0	0	0	0	60	97	3.00	1.500
21 Heath Bell, R (7, 1) ERA: 20.25	1.0		3	1	0	0	0	0	0	0	0	0	0	7	12	0.00	1.000
45 Matt Reynolds, L (8, 1) ERA:	1.0		4	1	0	0	1	0	0	0	0	0	0	13	17	0.00	1.000
49 Tony Sipp, L (9, 1) ERA: 4.5	1.0		3	0	0	0	2	0	0	0	0	0	0	9	13	0.00	0.000

PITCHER	IP	WLS	BF	H	R	ER	SO	BB	IBB	HBP	BLK	WP	HR	S	P	ERA	WHIP

BOTTOM

Arizona Diamondbacks @ Milwaukee Brewers

Miller Park, Milwaukee, WI

Sat Apr 06 2013, 6:11 PM - 9:33 PM CDT
Att. 30,115 - Roof Closed - 65 F

livebaseballscorecards.com

AB	34
R	2
H	10
RBI	2
BB	1
SO	5
LOB	15

Batter	1	2	3	4	5	6	7	8	9	10	11	AB	R	H	RBI	BB	SO	LOB
8 Gerardo Parra, L (1, 8) OBP: 0.438, SLG: 0.700	F FF 89 B SI 89 F FF 90 B SL 88 F SI 91 X CU 78 2-2 P6 ①		C CU 77 X SL 85 0-1 14 FC3-6 1B		X CU 77 0-0 F7 ①	C CU 78 B FF 89 X CU 78 1-1 G1-3 ③		B SL 81 X SI 92 1-0 G6-3 ③			F FF 90 F FF 91 S FF 92 0-3 K ①	6	0	1	0	0	1	3
14 Martín Prado, R (1, 7) OBP: 0.273, SLG: 0.469	X FF 90 0-0 P4 ②		C SI 91 1 SAFE F SL 88 B FF 91 1 SAFE B CU 79 F SL 87 X SI 92 2-2 1-2f FC3-6 26 BB 2 1B 44 1B ②		C SL 89 B SI 90 B CU 79 X CU 78 2-1 G6-3 ②		C SI 87 X SI 87 0-1 2 HR 1B		C FF 94 B SL 83 C SL 84 S SL 86 1-3 K ①		C SL 75 F SI 90 B FF 91 X SL 80 1-2 L7 ②	6	2	1	0	0	1	1
2 Aaron Hill, R (1, 4) OBP: 0.387, SLG: 0.621	C FF 91 B SI 90 F SL 87 C FF 91 1-3 K ③		X SL 87 0-0 26 BB 44 1B 1-2 1B		C SI 90 S CU 78 X FF 91 0-2 F7 ③		X SI 86 0-0 1-H HR		B SL 84 C FF 95 C FF 95 F SL 85 B FF 96 F FF 96 X FF 96 2-2 G6-3 ②		C FF 90 B CH 83 S SL 80 B FF 91 B CH 82 X SL 78 3-2 26 CS 1B	6	2	3	2	0	1	0
26 Miguel Montero, L (1, 2) OBP: 0.400, SLG: 0.435		B CU 77 C CU 76 F FF 89 F FF 90 X CU 78 1-2 13 1B 44 1B 12 F7-2 1B	B CU 78 B FF 91 B SI 91 C SI 92 S SI 92 B CU 78 4-2 44 1B 1-2 2-3 BB		X FF 91 0-0 44 2B 13 2B 1B	C SL 78 X FS 82 0-1 G6-3 ①		C FF 94 B SL 84 B FF 96 B FF 96 S SL 95 S FF 95 3-3 K ③		1 SAFE B FF 90 D SL 75 S FF 90 1 SAFE 2-1 1-2 CS ③	4	1	2	0	1	1	0
44 Paul Goldschmidt, R (1, 3) OBP: 0.433, SLG: 0.704		B SI 91 B FC 91 F SI 91 B SL 87 X SI 91 3-1 12 F7-2 13 1B 1-2 1B	B SL 87 X SI 92 1-0 1-2 2-H 3-H 1B		B FF 90 B CU 79 C CU 79 F SI 92 B FF 91 F CU 78 F FF 91 X FC 92 3-2 13 2B 4 SF9 1-3 2B	B SL 79 C SI 87 B SI 88 B SI 88 C SI 86 S SI 87 3-3 K ②		B FF 95 B CU 78 B FF 95 C FF 94 X FF 94 3-1 F8 ①		5	1	3	2	0	1	0
13 Jason Kubel, L (1, 9) OBP: 0.333, SLG: 0.500	F SL 88 B SI 91 B FF 89 B SI 91 X SI 91 3-1 1-2 2-3 1B	B SI 91 F SI 91 C SL 87 S CU 79 1-3 K ③			B CU 79 D CU 78 X SI 90 2-0 4 SF9 2-3 3-H 2B	C FS 82 F FS 82 B FS 83 F FS 83 B SI 87 C SL 79 2-3 K ③			X FF 95 0-0 F7 ②	5	0	2	1	0	2	2
12 Eric Chavez, L (1, 5) OBP: 0.357, SLG: 0.250	D CU 78 F SI 91 S SI 92 F CU 79 F CU 78 B SL 89 F SI 92 X SL 89 2-2 F7-2 ①② 2-3 3-H		C SI 88 X FF 89 0-1 G4-3 ①		B SL 86 B SI 90 B CU 77 B SL 89 4-0 31 SH1-4 BB	B SL 80 C FF 90 X SL 80 1-1 G3 ①			C CU 78 B CU 80 C CU 78 B FF 95 S FF 95 2-3 K ③		4	0	0	0	1	1	3
4 Cliff Pennington, S (1, 6) OBP: 0.333, SLG: 0.308	B CU 79 X CU 78 1-0 G6-3 ③		B FF 90 C FF 89 C SI 90 B FF 90 C FF 91 2-3 K ②		B SL 88 S CH 85 F SL 85 X CU 78 1-2 SF9 ① 2-3 3-H	B SI 89 C SI 89 B CH 84 F SI 91 B SL 80 X FF 90 3-2 F8 ②			C FF 94 F CU 79 X FF 96 0-2 22 HR 2B	4	1	1	1	0	1	2
31 Ian Kennedy, R (1, 1) 29 Brad Ziegler, R (7, 1) 17 Alfredo Marte, R (8, PH) 30 David Hernandez, R (8, 1) 40 J.J. Putz, R (9, 1) 49 Tony Sipp, L (10, 1) 22 Eric Hinske, L (11, PH) OBP: 0.600, SLG: 1.250 21 Heath Bell, R (11, 1)			C FF 89 S FF 90 B CU 78 X SI 91 1-2 G4-3 ①	F FF 91 X SL 88 0-1 G4-3 ③	L SL 87 X CU 78 0-1 SH1-4 ② 1-2	B CH 84 F CH 86 S SL 79 B SL 80 B CH 83 B CH 85 4-2 BB			C CU 79 F CU 78 B FF 95 X CU 79 1-2 2-H HR	2 0 0 0 0 1 0 0	0 0 0 0 0 0 0 0	0 0 0 0 0 0 0 0	0 0 0 0 0 0 0 0	0 0 1 0 0 0 0 0	0 0 0 0 0 0 0 0	0 0 0 0 0 0 0 0
Inning Stats	R: 0 H: 0 E: 0 LOB: 0 K: 1 BB: 0 S: 8 P: 11	R: 0 H: 3 E: 0 LOB: 2 K: 0 BB: 0 S: 15 P: 25	R: 2 H: 3 E: 0 LOB: 2 K: 1 BB: 1 S: 16 P: 25	R: 0 H: 0 E: 0 LOB: 0 K: 1 BB: 0 S: 7 P: 9	R: 0 H: 0 E: 0 LOB: 0 K: 0 BB: 0 S: 6 P: 8	R: 2 H: 3 E: 0 LOB: 3 K: 0 BB: 1 S: 14 P: 25	R: 2 H: 2 E: 0 LOB: 0 K: 2 BB: 0 S: 12 P: 17	R: 0 H: 0 E: 0 LOB: 1 K: 0 BB: 1 S: 8 P: 17	R: 0 H: 0 E: 0 LOB: 0 K: 2 BB: 0 S: 11 P: 17	R: 0 H: 0 E: 0 LOB: 0 K: 1 BB: 0 S: 6 P: 11	R: 2 H: 3 E: 0 LOB: 3 K: 1 BB: 0 S: 16 P: 23	1B: 9 2B: 4 3B: 0 HR: 2	SF: 1 SAC: 1 DP: 1 HBP: 0	WP: 0 PB: 0 SB: 0 CS: 1	PA: 49			

PITCHER		IP	WLS	BF	H	R	ER	SO	BB	IBB	HBP	BLK	WP	HR	S	P	ERA	WHIP
49 Yovani Gallardo, R ERA: 5.73	(1, 1)	6.0		28	9	4	4	3	2	0	0	0	0	0	66	103	6.00	1.833
31 Burke Badenhop, R ERA: 8.1	(7, 1)	1.0		5	2	2	2	2	0	0	0	0	0	1	12	17	18.00	2.000
32 Tom Gorzelanny, L ERA: 2.7	(8, 1)	1.0		4	0	0	0	0	1	0	0	0	0	0	8	17	0.00	1.000
29 Jim Henderson, R ERA:	(9, 1)	1.0		3	0	0	0	2	0	0	0	0	0	0	11	17	0.00	0.000
59 John Axford, R ERA: 20.25	(10, 1)	1.0	L	5	2	2	2	1	0	0	0	0	0	1	12	18	18.00	2.000

PITCHER		IP	WLS	BF	H	R	ER	SO	BB	IBB	HBP	BLK	WP	HR	S	P	ERA	WHIP
51 Michael Gonzalez, L ERA: 13.5	(11, 1)	1.0		3	1	0	0	1	0	0	0	0	0	0	10	16	0.00	1.000

TOP

Arizona Diamondbacks @ Milwaukee Brewers

Miller Park, Milwaukee, WI

Sun Apr 07 2013, 1:13 PM - 5:21 PM CDT

Att. 37,733 - Roof Closed - 70 F

livebaseballscorecards.com

AB	43
R	8
H	14
RBI	8
BB	3
SO	9
LOB	11

Batter	1	2	3	4	5	6	7	8	9	10	11	AB	R	H	RBI	BB	SO	LOB
7 Norichika Aoki, L (1, 9) OBP: 0.414, SLG: 0.519	C FF 89 X SI 90 0-1 G4-3		B FF 91 X SI 89 1-0 27 FC5-4 2B 2-H 3-H		B FF 89 F CH 80 B SI 91 X SI 90 2-1 G6-4-3 1-2f		B SI 85 C SI 84 X SI 85 1-1 27 FC5-4 1B 1-2 2-3		X SI 92 0-0 27 S 20 1B 1B 2-H		C FF 91 B FF 92 F FF 92 X FF 92 1-2 27 1B 20 1B 1B	6	2	4	3	0	0	1
27 Carlos Gómez, R (1, 8) OBP: 0.160, SLG: 0.200	C SI 89 C SI 90 F SI 92 X CH 80 0-2 G6-3		C FF 87 C FF 88 B FF 89 F SI 90 X KC 78 1-2 FC5-4 9 FC6-4 2-3			X KC 77 0-0 23 BB 20 WP 11 L5 1B	B SI 86 X SI 86 1-0 FC5-4 20 FC6-4 1-2f 2-3 3-H		B SI 91 M SI 92 L SI 91 F FS 83 F FF 91 F FS 84 F FS 84 X FS 84 1-2 G5-3 1-2		C FF 92 X SI 92 0-1 20 1B 1B 1-3	6	0	2	1	0	0	4
9 Jean Segura, R (1, 6) OBP: 0.500, SLG: 0.650 20 Jonathan Lucroy, R (5, 2) OBP: 0.227, SLG: 0.200	C SI 91 B SI 91 B FC 87 S SI 91 T SI 92 2-2 K		1 SAFE 1 SAFE X FC 86 0-0 FC6-4 1-2f			C SI 87 F SI 89 B FF 89 1 SAFE 1 SAFE 1 SAFE B FF 89 H CH 79 3-2 23 BB HBP 1-2	C SI 85 1 SAFE X SI 84 0-1 FC6-4 1-2f		D FF 93 C SI 92 S FF 92 B FF 92 B FF 92 F SL 83 X SI 93 3-2 K 2-H		X SI 91 0-0 1-3 1B 3-H	2 3	0 0	0 2	0 2	0 0	1 0	1 2
23 Rickie Weeks Jr., R (1, 4) OBP: 0.429, SLG: 0.500		B SI 87 B FF 88 C FC 86 B FC 87 C SI 90 S CH 81 3-3 K		C CH 79 X FF 89 0-1 F9	F FC 85 B FC 85 B SI 84 B SI 89 B CH 79 4-1 1-2 2-3 BB			B CU 80 B SI 94 X FF 93 3-0 F8	B SI 91 F SI 91 B FS 84 S FF 91 S FF 92 2-3 K		D CU 82 C FF 90 C FF 91 C FF 91 1-3 K	5	0	0	0	1	3	3
11 Alex Gonzalez, R (1, 5) OBP: 0.208, SLG: 0.286 (5, 6) 59 John Axford, R (10, 1) 51 Michael Gonzalez, R (11, 1) 26 Kyle Lohse, R (11, PH)		C SI 90 F FF 90 X FF 91 0-2 F7		B FF 89 B KC 78 B FC 86 C FF 91 X SI 91 3-1 HR		C SI 89 X SI 90 0-1 L5 3-H	F FF 94 C SI 95 F FF 94 X CU 83 0-2 3 F9 22 1B 1B	C FF 90 S FF 91 F FF 92 S FS 84 0-3 K		B FF 92 F FF 92 S FF 92 C FF 92 1-3 K	5 0 0 1	1 0 0 0	2 0 0 0	1 0 0 0	0 0 0 0	1 0 0 1	4 0 0 2
22 Logan Schafer, L (1, 7) OBP: 0.286, SLG: 0.286		C SI 90 C KC 80 S CH 81 0-3 K		L FF 90 S SI 92 F SI 91 F SI 91 X KC 80 0-2 G3		X SI 90 0-0 F7 3	X SI 94 0-0 1-2 1B		M SL 78 B SL 79 C FF 90 C FF 90 1-3 K		5	0	1	0	0	2	2
3 Yuniesky Betancourt, R (1, 3) OBP: 0.357, SLG: 0.308 (5, 5) (10, 6)			C SI 88 F KC 78 F FF 90 B SI 92 B CH 82 X CH 81 2-2 12 2B 7 2B 1B	F FC 87 X KC 79 0-1 F8			B SI 89 F SI 89 X SI 90 1-1 7 1B 12 HBP 27 FC5-4 1B	C FF 95 F CU 82 X CU 83 0-2 F9 2-3		C FF 89 S FF 89 B FF 89 X FF 90 1-2 F8	5	2	2	0	0	0	2
12 Martin Maldonado, R (1, 2) OBP: 0.200, SLG: 0.222 (5, 3)			C SI 89 S FF 90 X SI 91 0-2 7 2B 1-3 2B		X FC 84 0-0 L7		C SI 89 B FF 89 D KC 79 F SI 90 H CH 79 3-2 27 FC5-4 7 1B 1-2 HBP	C CU 80 F FF 95 S CU 83 0-3 K		C FF 88 B FF 88 B CH 76 F FF 89 F FF 89 F FF 89 B FF 90 C FF 89 3-3 K	4	1	1	0	0	2	2
49 Yovani Gallardo, R (1, 1) OBP: 0.200, SLG: 0.250 31 Burke Badenhop, R (7, 1) 18 Khris Davis, R (7, PH) OBP: 0.200, SLG: 0.222 32 Tom Gorzelanny, R (8, 1) 29 Jim Henderson, L (9, 1) 25 Josh Prince, R (9, PH) OBP: 0.250, SLG: 0.500 (10, 5)			B SI 90 S SI 91 F SI 91 B SI 92 D CH 82 S SI 93 3-3 K		S SI 88 F KC 78 X CH 80 0-2 7 G6-4-3 1B		F SI 83 F SI 84 F SI 85 S CU 72 0-3 K		B FF 92 C FF 91 X FF 91 1-1 7 1B 2B		F FF 92 B FF 91 B CU 81 X FF 92 2-1 F8	2 0 0 0 0 2	0 0 0 0 0 1	1 0 0 0 0 1	0 0 0 0 0 0	0 0 0 0 0 0	1 0 1 0 0 0	2 0 2 0 0 0
Inning Stats	R: 0 E: 0 K: 1 S: 9 H: 0 LOB: 0 BB: 0 P: 11	R: 0 E: 0 K: 2 S: 9 H: 0 LOB: 0 BB: 0 P: 12	R: 2 E: 0 K: 1 S: 16 H: 3 LOB: 1 BB: 0 P: 23	R: 1 E: 0 K: 0 S: 11 H: 1 LOB: 0 BB: 0 P: 14	R: 0 E: 0 K: 0 S: 6 H: 1 LOB: 0 BB: 0 P: 8	R: 0 E: 0 K: 0 S: 7 H: 1 LOB: 2 BB: 1 P: 14	R: 1 E: 0 K: 1 S: 13 H: 2 LOB: 2 BB: 0 P: 19	R: 0 E: 0 K: 1 S: 12 H: 2 LOB: 2 BB: 0 P: 15	R: 2 E: 0 K: 2 S: 21 H: 3 LOB: 1 BB: 0 P: 28	R: 0 E: 0 K: 2 S: 11 H: 0 LOB: 0 BB: 0 P: 16	R: 1 E: 0 K: 2 S: 14 H: 3 LOB: 2 BB: 0 P: 19	1B: 12 2B: 4 3B: 0 HR: 1 SF: 0 SAC: 0 DP: 2 HBP: 2	WP: 1 PB: 0 SB: 1 CS: 0 PA: 50					

PITCHER		IP	WLS	BF	H	R	ER	SO	BB	IBB	HBP	BLK	WP	HR	S	P	ERA	WHIP
31 Ian Kennedy, R ERA: 4.15	(1, 1)	6.0		26	7	4	4	4	1	0	2	0	1	1	62	90	6.00	1.333
29 Brad Ziegler, R ERA: 2.08	(7, 1)	1.0	H	4	1	0	0	1	0	0	0	0	0	0	9	11	0.00	1.000
30 David Hernandez, R ERA:	(8, 1)	1.0	H	5	2	0	0	1	0	0	0	0	0	0	12	15	0.00	2.000
40 J.J. Putz, R ERA: 6.0	(9, 1)	1.0	B	6	3	2	2	2	0	0	0	0	0	0	21	28	18.00	3.000
49 Tony Sipp, L ERA: 3.0	(10, 1)	1.0	W	3	0	0	0	2	0	0	0	0	0	0	11	16	0.00	0.000

PITCHER		IP	WLS	BF	H	R	ER	SO	BB	IBB	HBP	BLK	WP	HR	S	P	ERA	WHIP
21 Heath Bell, R ERA: 15.43	(11, 1)	1.0	S	6	3	1	1	2	0	0	0	0	0	0	14	19	9.00	3.000

BOTTOM

Arizona Diamondbacks @ Milwaukee Brewers

Miller Park, Milwaukee, WI

Sun Apr 07 2013, 1:13 PM - 5:21 PM CDT

Att. 37,733 - Roof Closed - 70 F

livebaseballscorecards.com

AB	47
R	7
H	16
RBI	7
BB	1
SO	12
LOB	27

Batter	1	2	3	4	5	6	7	8	9	AB	R	H	RBI	BB	SO	LOB
7 Norichika Aoki, L (1, 9) OBP: 0.486, SLG: 0.581	C FF 91 B CU 76 X FF 90 1-1 8 1B 23 FC5-2-5 1B	B SI 92 X SI 92 1-0 27 G4-3 8 2B 2B		C CU 77 B CU 76 B SI 92 B SI 91 X FF 93 3-1 27 2B 1B		B FF 93 B FF 93 B SL 81 C SI 91 B SL 84 4-1 BB	I IN 76 I IN 76 I IN 78 I IN 79 4-0 IBB		C SL 81 B FF 90 X FS 80 1-1 ③ G3-1	4	1	3	0	2	0	0
27 Carlos Gómez, R (1, 8) OBP: 0.167, SLG: 0.233	F FF 91 S SL 82 X SL 83 0-2 ① F9	F SL 82 B CH 86 F SL 81 F SL 83 X FF 91 1-2 ① G4-3 2-3		1 SAFE B SL 82 1 SAFE B FF 92 F SL 82 X SL 80 2-1 1-3 2B		C SI 93 F FF 94 S SL 84 0-3 ② K	S SL 79 B SL 81 B SL 80 C SI 87 F SL 80 S SL 80 2-3 ③ K			5	0	1	0	0	2	6
8 Ryan Braun, R (1, 7) OBP: 0.611, SLG: 0.929 22 Logan Schafer, L (8, 7) OBP: 0.286, SLG: 0.286	1 SAFE X FF 92 0-0 20 PB 23 FC5-2-5 11 BB 1-3 1B	X FF 92 0-0 3-H 2B		I IN 82 I IN 80 I IN 80 I IN 81 4-0 23 G6-4-3 IBB		1 SAFE B FF 93 B SL 84 C FF 95 F FF 93 1 SAFE S SL 87 2-3 ③ K		X FF 92 0-0 20 WP 2B		4 0	1 0	3 0	1 0	1 0	1 0	1 0
23 Rickie Weeks Jr., R (1, 4) OBP: 0.364, SLG: 0.414	C SL 83 X SL 82 0-1 ② FC5-2-5 11 BB 20 PB 12 2B 1-2 3-H	B FF 91 C FF 91 B SL 83 S SL 82 T SL 86 2-2 ② K		D FF 93 X FF 92 1-0 ② ③ G6-4-3 1-2f			B SI 87 T SI 87 B SL 80 F SI 87 S SL 79 2-3 ① K	C SL 84 S SL 84 S SL 82 0-3 ① K		5	1	0	0	0	3	7
20 Jonathan Lucroy, R (1, 2) OBP: 0.296, SLG: 0.182	C FF 92 B FF 91 B FF 92 C SL 82 F FF 90 F SL 84 B FF 91 F SL 83 D FF 90 4-2 11 BB 12 2B 1-2 2-3 BB	D FF 93 X FF 91 1-0 ③ P4			X SL 82 0-0 ① F7		B SI 87 B SL 80 C SI 86 B SI 87 C SI 86 B SL 79 4-2 12 1B 11 1B 3 SF7 BB	C FF 93 B FF 92 B SL 85 B SL 83 B SL 82 4-1 2-3 BB		2	2	0	0	3	0	1
11 Alex Gonzalez, R (1, 6) OBP: 0.241, SLG: 0.280	B SL 82 D FF 90 S FF 90 B FF 91 C FF 92 B SL 83 4-2 12 2B 1-2 2-3 3-H BB		F SI 91 X SI 92 0-1 ① G5-3		B SI 93 S SL 84 C FF 94 X SI 92 1-2 ② G6-3		X SI 87 0-0 12 1B 41 2B 1-2 1B	S SL 84 C SL 83 F SL 82 F FF 93 F SL 82 D SL 84 D SL 83 F FF 93 S SL 83 2-3 ② K		4	2	1	1	1	1	2
12 Martín Maldonado, R (1, 3) OBP: 0.333, SLG: 0.429	X FF 91 0-0 1-H 2-H 3-H 2B		C FF 91 X SI 93 0-1 ② G5-3		X FF 92 0-0 1B		C SL 79 F SL 80 X SI 88 0-2 41 2B 1-2 2-3 1B	F SL 82 B FF 92 F SL 82 F SL 83 B FF 92 D SL 83 X SL 83 3-2 ③ P3		5	0	3	3	0	0	2
3 Yuniesky Betancourt, R (1, 5) OBP: 0.316, SLG: 0.250	I IN 82 I IN 84 I IN 83 I IN 83 4-0 IBB		B FF 92 X SI 93 1-0 ③ G6-3		F SL 82 B FF 92 C SI 93 S SL 84 1-3 ③ K		B SI 88 X SL 81 1-0 ② SF7 3-H		F FF 89 B SL 83 C FF 91 B SL 84 X FF 91 2-2 ① F9	3	0	0	1	1	1	1
41 Marco Estrada, R (1, 1) OBP: 0.333, SLG: 0.500 32 Tom Gorzelanny, R (8, 1) 18 Khris Davis, R (9, PH) OBP: 0.182, SLG: 0.200 53 Brandon Kintzler, R (9, 1) 29 Jim Henderson, L (9, 1)	B FF 91 C SL 81 C FF 91 C SL 85 1-3 ③ K			C FF 90 F FF 91 B FF 91 X SL 83 1-2 ① G6-3		C FF 92 B FF 92 C FF 92 F SL 86 S SL 87 1-3 ① K	C SL 79 S SL 79 X SL 80 0-2 1-3 2-H 2B		B FF 89 C SL 81 X SL 81 1-1 ② F7	4 0 1 0 0	0 0 0 0 0	1 0 0 0 0	1 0 0 0 0	0 0 0 0 0	2 0 0 0 0	2 0 0 0 0
Inning Stats	R: 4 E: 0 K: 1 S: 19 H: 3 LOB: 2 BB: 3 P: 33	R: 1 E: 0 K: 1 S: 10 H: 2 LOB: 1 BB: 0 P: 15	R: 0 E: 0 K: 0 S: 5 H: 0 LOB: 0 BB: 0 P: 6	R: 0 E: 0 K: 0 S: 8 H: 2 LOB: 2 BB: 1 P: 19	R: 0 E: 0 K: 1 S: 8 H: 1 LOB: 1 BB: 0 P: 10	R: 0 E: 0 K: 3 S: 11 H: 0 LOB: 1 BB: 1 P: 18	R: 2 E: 0 K: 2 S: 17 H: 3 LOB: 3 BB: 2 P: 30	R: 0 E: 0 K: 2 S: 16 H: 1 LOB: 2 BB: 1 P: 25	R: 0 E: 0 K: 0 S: 7 H: 0 LOB: 0 BB: 0 P: 11	1B: 6 2B: 6 3B: 0 HR: 0 SF: 1 SAC: 0 DP: 1 HBP: 0						

PITCHER		IP	WLS	BF	H	R	ER	SO	BB	IBB	HBP	BLK	WP	HR	S	P	ERA	WHIP
36 Edwin Jackson, R ERA: 5.73	(1, 1)	6.0	L	30	8	5	5	6	3	2	0	0	0	0	61	101	7.50	1.833
54 Shawn Camp, R ERA: 9.0	(7, 1)	1.0		8	3	2	2	2	1	1	0	0	0	0	17	30	18.00	4.000
49 Carlos Marmol, R ERA: 16.88	(8, 1)	1.0		5	1	0	0	2	1	0	0	0	1	0	16	25	0.00	2.000
28 Michael Bowden, R ERA: 1.93	(9, 1)	1.0		3	0	0	0	0	0	0	0	0	0	0	7	11	0.00	0.000

PITCHER	IP	WLS	BF	H	R	ER	SO	BB	IBB	HBP	BLK	WP	HR	S	P	ERA	WHIP

TOP

Milwaukee Brewers @ Chicago Cubs

Wrigley Field, Chicago, IL

Mon Apr 08 2013, 1:27 PM - 4:50 PM CDT

Att. 40,083 - Partly Cloudy - 60 F

livebaseballscorecards.com

AB	37
R	7
H	12
RBI	7
BB	8
SO	10
LOB	22

WP: 1	PA: 46		
PB: 1			
SB: 0			
CS: 0			

BOTTOM

Milwaukee Brewers @ Chicago Cubs

Wrigley Field, Chicago, IL

Mon Apr 08 2013, 1:27 PM - 4:50 PM CDT

Att. 40,083 - Partly Cloudy - 60 F

livebaseballscorecards.com

Batter	1	2	3	4	5	6	7	8	9	AB	R	H	RBI	BB	SO	LOB
9 David DeJesus, L (1, 8) OBP: 0.136, SLG: 0.190	C FF 87 X FF 88 0-1 ① P6		C FF 88 B CU 78 B CU 76 F FF 89 B FF 90 C FF 90 3-3 ② K		C FF 87 X CH 78 0-1 ③ F9			B FF 89 X FF 89 1-0 ① F9	D SL 85 B FF 95 F FF 94 B FF 94 S FF 94 F FF 94 F S 3-3 ② K	3	0	0	0	0	1	0
17 Dave Sappelt, R (8, PH) (9, 8)										2	0	0	0	0	1	3
13 Starlin Castro, R (1, 6) OBP: 0.267, SLG: 0.367	B FF 88 C FF 88 B FF 90 C FF 89 B CU 76 C FF 90 3-3 ② K		B CU 79 C FF 90 F FF 90 B FF 90 B FF 90 X FF 90 3-2 3B			X CU 77 0-0 44 G5-3 2B		F FF 89 S SL 81 B SL 80 F FF 90 F FF 92 S SL 78 1-3 ② K	B SL 83 S FF 94 S FF 94 F FF 96 F FF 96 F SL 86 F FF 96 X FF 94 1-2 ③ F9	5	0	2	0	0	2	3
44 Anthony Rizzo, L (1, 3) OBP: 0.250, SLG: 0.400	B CU 74 X CU 74 1-0 ③ G4-3		D CU 77 C CH 78 X CU 77 1-1 ③ G6-3			F FF 88 S CH 76 F FF 89 X CH 75 0-2 ① G5-3 2-3		B SL 78 B FF 91 C SL 79 F SI 90 F SL 80 F SL 78 C FF 91 2-3 ③ K		4	0	0	0	0	1	2
12 Alfonso Soriano, R (1, 7) OBP: 0.250, SLG: 0.222		F FF 89 X FF 88 0-1 53 HR 1B		C FF 77 X CU 78 0-1 ① G6-3		C CU 77 F CU 78 X FF 89 0-2 ② F8			F SL 82 F SL 82 F SI 92 X SL 83 0-2 19 DI 19 1B 1B	4	2	2	0	0	0	1
19 Nate Schierholtz, L (1, 9) OBP: 0.409, SLG: 0.579		C FF 88 D FF 88 F CU 77 B CH 75 F FF 88 S CH 74 2-3 ① K		S FF 88 S CH 78 B CH 77 X FF 90 1-2 2B		X CH 77 0-0 ③ L9			B SI 91 B FF 92 B FF 92 C FF 91 X SI 92 3-1 53 1B 1-H 24 1B 1B	4	1	2	1	0	1	2
53 Welington Castillo, R (1, 2) OBP: 0.421, SLG: 0.667		C CU 76 B FF 89 B CH 78 1 SAFE F FF 89 B CU 76 X FF 89 3-2 1-H HR		D CU 78 B CH 76 B CH 76 C FF 88 2 SAFE S CH 77 X CH 76 3-2 ② G6-3			C FF 89 F CU 77 B CH 74 B CH 78 S CH 76 2-3 ① K		C SL 82 X SL 83 0-1 21 E 24 1B 1-2 1B	4	1	2	2	0	1	1
24 Luis Valbuena, L (1, 5) OBP: 0.273, SLG: 0.316		B CH 77 C FF 88 F FF 89 B CH 77 X FF 89 2-2 ② P5		C CH 77 B FF 88 X CH 77 1-1 ③ F9			B FF 90 B FF 88 C FF 88 F FF 89 F FF 88 B CH 78 4-2 20 FC5-4 BB		C FF 94 C SL 84 B FF 93 F FF 96 X SL 84 1-2 21 E 1-2 2-H 1B	3	0	1	1	1	0	1
20 Brent Lillibridge, R (1, 4) 51 Steve Clevenger, L (9, PH)		C FF 89 B CU 79 B CU 78 F FF 90 B FF 91 X FF 90 3-2 ③ F7			C FF 88 F FF 89 B CU 74 S CH 77 1-3 ① K		F FF 89 X CU 78 0-1 ② FC5-4 1-2f		C FF 94 B FF 94 S FF 96 S FF 96 1-3 ① K	3	0	0	0	0	1	1
										1	0	0	0	0	1	2
36 Edwin Jackson, R (1, 1) 54 Shawn Camp, R (7, 1) 30 Dioner Navarro, S (7, PH) OBP: 0.091, SLG: 0.091 49 Carlos Marmol, R (8, 1) 28 Michael Bowden, R (9, 1) 21 Scott Hairston, R (9, PH) OBP: 0.125, SLG: 0.500			X FF 89 0-0 ① P4		X FF 88 0-0 ② P6		S CH 77 S CH 78 D CH 73 B CH 76 C FF 90 2-3 ③ K		B FF 93 B FF 95 C FF 95 F FF 94 X SL 85 2-2 E3 1-2 2-3	2	0	0	0	0	0	0
										0	0	0	0	0	0	0
										1	0	0	0	0	1	1
										0	0	0	0	0	0	0
										0	0	0	0	0	0	0
										1	0	0	0	0	0	2
Inning Stats	R: 0 E: 0 K: 1 S: 6 H: 0 LOB: 0 BB: 0 P: 10	R: 2 E: 0 K: 1 S: 15 H: 2 LOB: 0 BB: 0 P: 25	R: 0 E: 0 K: 1 S: 9 H: 1 LOB: 1 BB: 0 P: 16	R: 0 E: 0 K: 0 S: 10 H: 1 LOB: 1 BB: 0 P: 15	R: 0 E: 0 K: 1 S: 6 H: 0 LOB: 0 BB: 0 P: 7	R: 0 E: 0 K: 0 S: 9 H: 1 LOB: 1 BB: 0 P: 9	R: 0 E: 0 K: 2 S: 10 H: 0 LOB: 1 BB: 1 P: 18	R: 0 E: 0 K: 2 S: 11 H: 0 LOB: 0 BB: 0 P: 15	R: 2 E: 1 K: 2 S: 30 H: 4 LOB: 3 BB: 0 P: 41	1B: 5 2B: 2 3B: 1 HR: 1 SF: 0 SAC: 0 DP: 0 HBP: 0						

PITCHER		IP	WLS	BF	H	R	ER	SO	BB	IBB	HBP	BLK	WP	HR	S	P	ERA	WHIP
41 Marco Estrada, R ERA: 4.5	(1, 1)	7.0	W	27	5	2	2	6	1	0	0	0	0	1	65	100	2.57	0.857
32 Tom Gorzelanny, L ERA: 2.08	(8, 1)	1.0		3	0	0	0	2	0	0	0	0	0	0	11	15	0.00	0.000
53 Brandon Kintzler, R ERA: 6.0	(9, 1)	0.0		3	3	2	2	0	0	0	0	0	0	0	8	11	∞	∞
29 Jim Henderson, R ERA:	(9, 1)	1.0	S	5	1	0	0	2	0	0	0	0	0	0	22	30	0.00	1.000

PITCHER	IP	WLS	BF	H	R	ER	SO	BB	IBB	HBP	BLK	WP	HR	S	P	ERA	WHIP

Batter	1	2	3	4	5	6	7	8	9	AB	R	H	RBI	BB	SO	LOB
7 Norichika Aoki, L (1, 9) OBP: 0.450, SLG: 0.556	B FC 87 B FF 88 C FF 89 X FF 89 2-1 20 S 2B	C FF 89 B FC 87 F FC 86 X FC 83 1-2 FC6 8 1B 23 BB 2-3 3-H		X SI 89 0-0 ② L6		C FC 90 F SL 79 X SL 79 0-2 ③ FC5-4 1-2f			C FF 93 B CH 83 B FF 92 C FF 90 X FF 92 2-2 E5 8 1B	5	0	1	0	0	0	3
23 Rickie Weeks Jr., R (1, 4) OBP: 0.342, SLG: 0.364	B FF 89 F FC 87 D CH 79 X CH 76 2-1 ① P4	1 SAFE B CH 78 B FF 89 C SI 90 B SI 90 C FC 87 B FC 86 4-2 8 1B 1-2 BB		F FC 86 B FF 89 X FC 86 1-1 ③ F8			B SI 87 B SI 87 C FC 85 B FC 85 C FC 84 S FF 90 3-3 ① K		C FF 92 B CH 83 B FF 89 B FF 92 F FF 91 T FF 92 3-2 ② K	4	0	0	0	1	2	3
8 Ryan Braun, R (1, 7) OBP: 0.609, SLG: 0.833	B FF 89 B FC 87 B CH 77 B FF 88 4-0 20 S BB	X SI 89 0-0 20 G6-4-3 1-2 2-3 3-H 1B			B FC 86 C SI 88 S CH 78 B FC 87 F FF 90 B CH 76 C FF 91 3-3 ① K		L FF 91 B FF 93 B FF 92 B FC 90 C FC 92 X FF 92 3-2 ② F9		B FF 90 B FF 92 X FF 91 2-0 1-2 1B	4	0	2	1	1	1	0
20 Jonathan Lucroy, R (1, 2) OBP: 0.281, SLG: 0.185	C FC 85 F SL 80 B FF 89 F FF 90 D SL 79 C FF 91 2-3 ② K 1-2 2-3	X FF 90 0-0 ②③ G6-4-3 1-2f			B FF 89 F FF 88 X FC 87 1-1 1B		X SL 80 0-0 ③ G5-3		S FF 93 S FF 91 B FF 92 X FF 91 1-2 ③ P4	5	0	1	0	0	1	7
11 Alex Gonzalez, R (1, 5) OBP: 0.212, SLG: 0.241	F SL 78 B FF 89 F FC 86 S FF 89 1-3 ③ K		X FF 88 0-0 ① P4		D CH 77 F FC 86 F CH 78 F FF 87 S SL 78 1-3 ② K			C SL 81 X SL 84 0-1 ① G4-3		4	0	0	0	0	2	3
27 Carlos Gómez, R (1, 8) OBP: 0.176, SLG: 0.235		B FF 89 S CH 78 L SL 79 F FF 89 B FC 83 B FF 90 X SL 79 3-2 9 2B 1B	B FF 90 B SI 89 C FC 86 B SI 90 C FC 86 F FF 91 X CH 79 3-2 ② P6		X CH 76 0-0 ③ F9			B FF 93 C SL 83 X SL 81 1-1 ② B1-3		4	1	1	0	0	0	1
9 Jean Segura, R (1, 6) OBP: 0.500, SLG: 0.750		X FC 86 0-0 60 E 7 E 1-H 2B	X CH 77 0-0 ③ G5-3			B CH 75 B SL 77 C SI 88 M SL 78 X SL 79 2-2 ① F9		B SL 81 F FF 91 X SL 81 1-1 3B		4	1	2	1	0	0	0
3 Yuniesky Betancourt, R (1, 3) OBP: 0.304, SLG: 0.250		B SL 78 2 SAFE S FF 89 X SI 90 1-1 7 E 60 E 8 1B 1B		X FC 85 0-0 ① F7		C FC 86 F FF 88 X FF 90 0-2 ② P2		X SL 82 0-0 ③ G6-3		4	1	1	0	0	0	1
60 Wily Peralta, R (1, 1) OBP: 0.600, SLG: 0.500 51 Michael Gonzalez, R (7, 1) 59 John Axford, R (7, 1) 45 Alfredo Figaro, R (8, 1) 22 Logan Schafer, L (9, PH) OBP: 0.250, SLG: 0.250		L SI 88 M CH 77 2 SAFE S FF 89 0-3 ① K 1-2 2-3		B FF 87 B FF 87 B FC 87 C FF 86 B FF 89 4-1 BB		S FF 88 X FC 87 0-1 7 FC5-4 1B			B FF 90 C FF 92 C FF 93 C FF 92 1-3 ① K	2 0 0 0 1	0 0 0 0 0	1 0 0 0 0	0 0 0 0 0	1 0 0 0 1	1 0 0 0 0	2 0 0 0 0
Inning Stats	R: 0 E: 0 K: 2 S: 11 H: 1 LOB: 2 BB: 1 P: 22	R: 3 E: 2 K: 1 S: 17 H: 4 LOB: 2 BB: 1 P: 26	R: 0 E: 0 K: 0 S: 6 H: 0 LOB: 0 BB: 0 P: 9	R: 0 E: 0 K: 0 S: 5 H: 0 LOB: 1 BB: 1 P: 10	R: 0 E: 0 K: 2 S: 11 H: 1 LOB: 1 BB: 0 P: 16	R: 0 E: 0 K: 0 S: 11 H: 1 LOB: 1 BB: 0 P: 13	R: 0 E: 0 K: 1 S: 7 H: 0 LOB: 0 BB: 0 P: 13	R: 0 E: 0 K: 0 S: 7 H: 1 LOB: 1 BB: 0 P: 9	R: 0 E: 1 K: 2 S: 13 H: 1 LOB: 2 BB: 0 P: 22	1B: 6 2B: 2 3B: 1 HR: 0 SF: 0 SAC: 0 DP: 1 HBP: 0						

PITCHER		IP	WLS	BF	H	R	ER	SO	BB	IBB	HBP	BLK	WP	HR	S	P	ERA	WHIP
37 Travis Wood, L ERA: 1.46	(1, 1)	6.1		29	7	3	2	6	3	0	0	0	0	0	64	102	2.84	1.579
56 Héctor Rondón, R ERA:	(7, 1)	0.2		2	0	0	0	0	0	0	0	0	0	0	4	7	0.00	0.000
49 Carlos Marmol, R ERA: 12.27	(8, 1)	1.0	W	4	1	0	0	0	0	0	0	0	0	0	7	9	0.00	1.000
11 Kyuji Fujikawa, R ERA: 8.1	(9, 1)	1.0	S	5	1	0	0	2	0	0	0	0	0	0	13	22	0.00	1.000

PITCHER	IP	WLS	BF	H	R	ER	SO	BB	IBB	HBP	BLK	WP	HR	S	P	ERA	WHIP

TOP

Milwaukee Brewers @ Chicago Cubs

Wrigley Field, Chicago, IL

Tue Apr 09 2013, 7:09 PM - 10:07 PM CDT

Att. 30,065 - Cloudy - 39 F

livebaseballscorecards.com

AB	37
R	3
H	9
RBI	2
BB	3
SO	8
LOB	20

PA: 40

WP: 0
PB: 0
SB: 2
CS: 0

Milwaukee Brewers @ Chicago Cubs

Wrigley Field, Chicago, IL

Tue Apr 09 2013, 7:09 PM - 10:07 PM CDT

Att. 30,065 - Cloudy - 39 F

livebaseballscorecards.com

BOTTOM

Batter	1	2	3	4	5	6	7	8	9	AB	R	H	RBI	BB	SO	LOB
9 David DeJesus, L (1, 8) OBP: 0.222, SLG: 0.308	C SI 90 X SI 93 0-1 ① G5-3		C FF 93 C CH 84 F FF 95 F FF 94 T SI 96 0-2 ② K		X SI 93 0-0 13 E, 13 FC5, 44 G4-3, 1B		D CH 82 B SI 94 X SI 93 2-0 44 2B, 1-3, 2B	C CH 83 F FF 95 X FF 96 0-2 13 WP, 2-H, 3-H, 1B		5	2	3	2	0	1	0
13 Starlin Castro, R (1, 6) OBP: 0.257, SLG: 0.343	C FF 92 B SI 93 S SI 91 X SL 87 1-2 ② F9		F SI 94 X SI 94 0-1 44 BB, 1B		C SI 94 X SI 94 0-1 FC5, 44 G4-3, 1-3		F SI 94 F SI 96 F SI 95 F SI 95 X SL 88 0-2 ② G6-3, 3-H	1 SAFE C SI 95 B FF 95 F FF 95 B SL 83 X FF 95 2-2 ③ F9, 1-2		5	0	1	1	0	0	4
44 Anthony Rizzo, L (1, 3) OBP: 0.313, SLG: 0.444	B SI 93 B FF 94 B SI 93 B FF 92 4-0 BB		B SI 95 S SI 94 D SI 95 B SI 94 B FF 94 4-1 1-2, BB		C SI 94 B SI 94 D SI 92 F SI 95 X SL 87 2-2 ② G4-3, 2-3, 3-H		D SL 79 B FF 90 X SL 77 2-0 2-H, 2B			2	0	1	2	2	0	1
12 Alfonso Soriano, R (1, 7) OBP: 0.219, SLG: 0.194	X FF 94 0-0 ③ L9		B SI 94 X SI 94 1-0 ③ G6-3		X SI 94 0-0 ③ G5-3		B SL 83 S SL 82 X SL 84 1-1 ③ F8			4	0	0	0	0	0	5
19 Nate Schierholtz, L (1, 9) OBP: 0.385, SLG: 0.565		B SI 92 S FF 92 S SI 94 X FF 95 1-2 ① F8		C SI 93 X CH 84 0-1 ① G5-3		B CH 83 X SI 93 1-0 ① G5-3		B FF 93 X FF 93 1-0 53 SH5-4, 21 SF8, 2B		4	1	1	0	0	0	0
53 Welington Castillo, R (1, 2) OBP: 0.409, SLG: 0.619		C SI 94 C SI 94 B SI 94 S SL 85 1-3 ② K		C FF 94 F SL 85 X SI 96 0-2 24 FC4-6, 1B		B SI 93 X SI 94 1-0 ② G4-3		B SL 81 B SL 82 X FF 93 2-0 ① SH5-4, 2-3		3	0	1	0	0	1	0
24 Luis Valbuena, L (1, 5) OBP: 0.308, SLG: 0.318		C FF 95 B SI 94 X SI 94 1-1 1B		X SI 95 0-0 ② FC4-6, 1-2f		C SI 93 C CH 85 B CH 86 B SI 96 B SI 96 F FF 95 X FF 95 3-2 ③ G4-3		D SL 83 B FF 92 I IN 81 I IN 77 4-0 21 SF8, 30 BB, 9, 1B, IBB		3	1	1	0	1	0	1
20 Brent Lillibridge, R (1, 4) 30 Dioner Navarro, S (8, PH) OBP: 0.167, SLG: 0.091 8 Alberto Gonzalez, R (8, PR) OBP: 0.250, SLG: 0.267 (9, 4)		B SI 93 B FF 94 C FF 94 F SI 94 B SI 94 S SI 94 3-3 ③ K		C SI 93 B SL 86 B SI 94 F SI 95 B SI 96 C SI 96 3-3 ③ K			B SL 82 F SI 93 X SI 94 1-1 ① G3-1	B FF 92 B FF 91 B FF 92 B FF 91 4-0 21 SF8, 9, 1B, 1-2, BB		3 0 0	0 0 1	0 0 0	0 1 0	2 0 0	2 0 0
37 Travis Wood, R (1, 1) OBP: 0.250, SLG: 0.250 56 Héctor Rondón, R (7, 1) 51 Steve Clevenger, L (7, PH) OBP: 0.500, SLG: 0.333 49 Carlos Marmol, R (8, 1) 21 Scott Hairston, R (8, PH) OBP: 0.111, SLG: 0.500 11 Kyuji Fujikawa, L (9, 1)			X FF 93 0-0 ① P3		B SI 92 F SI 92 S SI 93 B SI 94 B SI 93 S SI 92 3-3 ① K		X SI 93 0-0 9 2B, 13 G6-3, 1B	D SL 79 X FF 94 1-0 ② SF8, 1-2, 2-3, 3-H		2 0 1 0 0 0	0 0 1 0 0 0	0 0 0 0 0 0	0 0 0 0 0 1	1 0 0 0 0 0	0 0 0 0 0 0
Inning Stats	R: 0 E: 0 K: 0 S: 6 H: 0 LOB: 1 BB: 1 P: 11	R: 0 E: 0 K: 2 S: 11 H: 1 LOB: 1 BB: 0 P: 17	R: 0 E: 0 K: 1 S: 10 H: 1 LOB: 2 BB: 1 P: 15	R: 0 E: 0 K: 1 S: 9 H: 1 LOB: 1 BB: 0 P: 12	R: 1 E: 1 K: 1 S: 10 H: 1 LOB: 1 BB: 0 P: 15	R: 0 E: 0 K: 0 S: 6 H: 0 LOB: 0 BB: 0 P: 11	R: 2 E: 0 K: 0 S: 13 H: 3 LOB: 1 BB: 0 P: 19	R: 3 E: 0 K: 0 S: 9 H: 2 LOB: 1 BB: 2 P: 23		1B: 6 2B: 3 3B: 0 HR: 0 SF: 1 SAC: 1 DP: 0 HBP: 0						

	AB	32
	R	6
	H	9
	RBI	6
	BB	4
	SO	5
	LOB	13

WP: 1 PB: 0 SB: 0 CS: 0 PA: 38

PITCHER		IP	WLS	BF	H	R	ER	SO	BB	IBB	HBP	BLK	WP	HR	S	P	ERA	WHIP
60 Wily Peralta, R ERA: 4.5	(1, 1)	6.2		29	6	3	2	5	2	0	0	0	0	0	62	94	2.70	1.200
51 Michael Gonzalez, L ERA: 13.5	(7, 1)	0.0	B	1	1	0	0	0	0	0	0	0	0	0	1	3	∞	∞
59 John Axford, R ERA: 24.3	(7, 1)	0.2	L	5	1	3	3	0	1	1	0	0	0	0	4	16	40.50	3.000
45 Alfredo Figaro, R ERA: 1.5	(8, 1)	0.2		3	1	0	0	0	0	0	0	0	1	0	7	10	0.00	1.500

PITCHER	IP	WLS	BF	H	R	ER	SO	BB	IBB	HBP	BLK	WP	HR	S	P	ERA	WHIP

Milwaukee Brewers @ St. Louis Cardinals

Busch Stadium, St. Louis, MO

Fri Apr 12 2013, 7:22 PM - 9:36 PM CDT

Att. 42,528 - Cloudy - 45 F

TOP

livebaseballscorecards.com

Batter	1	2	3	4	5	6	7	8	9	AB	R	H	RBI	BB	SO	LOB
7 Norichika Aoki, L (1, 9) OBP: 0.455, SLG: 0.538	C FF 90 B FF 92 F FF 92 B FF 93 F FF 92 X FF 93 2-2 23 S 1B		B FF 91 C CH 86 C CH 86 B CU 80 B CU 80 F FF 93 F FF 93 X FF 92 3-2 ② G6-3			B CU 78 C CU 80 X CU 79 1-1 ② L8			C FF 96 B SI 96 B SI 95 B SI 94 B SI 95 4-1 9 1B BB	3	0	1	0	1	0	0
9 Jean Segura, R (1, 6) OBP: 0.467, SLG: 0.679	1 SAFE F FF 93 L FF 93 F FF 96 S FF 93 0-3 ① K		B CU 80 S FF 92 B FF 94 S FF 92 F FF 94 F FF 93 X FF 95 2-2 ③ G4-3			F CU 80 F FF 92 S FF 94 0-3 ③ K			C SI 95 F SI 95 F FC 92 X SI 95 0-2 1-2 1B	4	0	1	0	0	2	1
8 Ryan Braun, R (1, 7) OBP: 0.519, SLG: 0.682	C FF 93 B FF 94 S FF 94 F FF 94 S CU 80 1-3 ② K			F CU 79 C CU 79 S CU 78 0-3 ① K			F FF 90 F FF 92 B FF 92 X FF 94 1-2 ① G4-3		F FC 93 D FC 93 S SI 96 F SL 90 D FC 93 T FC 92 2-2 ② K	4	0	0	0	0	3	3
23 Rickie Weeks Jr., R (1, 4) OBP: 0.310, SLG: 0.324	C FF 94 F FF 94 1 SAFE F FF 94 F CU 78 F FF 92 D CU 79 F CU 81 B FC 90 3-3 ③ B FF 93 S CU 81 K 1-2			X FF 93 0-0 ② G5-3			F FF 93 T CU 80 X FF 92 0-2 ② G6-3		C FC 93 S SI 96 T FC 93 0-2 ③ K	4	0	0	0	0	2	3
20 Jonathan Lucroy, R (1, 2) OBP: 0.257, SLG: 0.167		C FF 92 F FF 92 F FF 93 F FF 93 B CU 79 F FF 93 X FF 93 1-2 ① F9		C FF 92 C FF 93 F FF 93 B FF 93 B FF 94 F CU 79 F FF 93 F FF 92 X FF 93 2-2 ③ G1-3			C CU 81 B FF 92 T FF 92 F FF 94 B FF 92 B FF 92 X FF 94 3-2 ③ F9			3	0	0	0	0	0	0
11 Alex Gonzalez, R (1, 5) OBP: 0.235, SLG: 0.241 50 Blake Lalli, L (3, 3)		B FF 93 B FF 92 H FF 92 3-0 HBP			B CU 77 C CU 79 X CU 78 1-1 ① G6-3			C SI 94 B FF 95 B CH 89 S FF 97 X FF 98 2-2 ① F7		0 2	0 0	0 0	0 0	0 0	0 0	0 0
27 Carlos Gómez, R (1, 8) OBP: 0.162, SLG: 0.216		C FF 92 S FF 92 F FF 94 C FF 92 0-3 ② K			T CU 78 L CU 79 F FF 92 B FF 92 F CU 78 B FF 94 F FF 92 F FF 93 F FF 93 3-3 B FF 94 C FF 93 K			S FF 98 T FF 97 B FF 97 X FF 97 1-2 ② F9		3	0	0	0	0	2	1
3 Yuniesky Betancourt, R (1, 3) OBP: 0.269, SLG: 0.217 (3, 5)		F FF 91 S FF 93 F CU 79 X FF 94 0-2 ③ G3			X FF 92 0-0 ③ G6-3			C FF 97 F FF 97 B FF 98 F CU 80 B FF 97 F FF 99 X FF 98 2-2 ③ P4		3	0	0	0	0	0	1
26 Kyle Lohse, R (1, 1) 32 Tom Gorzelanny, R (8, 1) 22 Logan Schafer, L (9, PH) OBP: 0.222, SLG: 0.222			F FF 91 F FF 92 F FF 91 X CU 81 0-2 ① G6-3			C FF 90 C CU 79 S FF 93 0-3 ① K			C SI 95 B SI 96 X SI 96 1-1 ① G4-3	2 0 1	0 0 0	0 0 0	0 0 0	0 0 0	1 0 0	0 0 0
Inning Stats	R: 0 E: 0 K: 3 S: 19 H: 1 LOB: 1 BB: 0 P: 25	R: 0 E: 0 K: 1 S: 14 H: 0 LOB: 1 BB: 0 P: 18	R: 0 E: 0 K: 0 S: 14 H: 0 LOB: 0 BB: 0 P: 19	R: 0 E: 0 K: 1 S: 11 H: 0 LOB: 0 BB: 0 P: 13	R: 0 E: 0 K: 1 S: 11 H: 0 LOB: 0 BB: 0 P: 15	R: 0 E: 0 K: 2 S: 8 H: 0 LOB: 0 BB: 0 P: 9	R: 0 E: 0 K: 0 S: 10 H: 0 LOB: 0 BB: 0 P: 14	R: 0 E: 0 K: 0 S: 11 H: 0 LOB: 0 BB: 0 P: 16	R: 0 E: 0 K: 2 S: 14 H: 1 LOB: 2 BB: 1 P: 21	1B: 2 2B: 0 3B: 0 HR: 0 SF: 0 SAC: 0 DP: 0 HBP: 1						

	AB	29
	R	0
	H	2
	RBI	0
	BB	1
	SO	10
	LOB	9

WP: 0 PB: 0 SB: 1 CS: 0 PA: 31

PITCHER		IP	WLS	BF	H	R	ER	SO	BB	IBB	HBP	BLK	WP	HR	S	P	ERA	WHIP
40 Shelby Miller, R ERA: 1.46	(1, 1)	7.0	W	23	1	0	0	8	0	0	1	0	0	0	87	113	0.00	0.143
26 Trevor Rosenthal, R ERA: 2.57	(8, 1)	1.0	H	3	0	0	0	0	0	0	0	0	0	0	11	16	0.00	0.000
41 Mitchell Boggs, R ERA: 9.95	(9, 1)	1.0	S	5	1	0	0	2	1	0	0	0	0	0	14	21	0.00	2.000

PITCHER	IP	WLS	BF	H	R	ER	SO	BB	IBB	HBP	BLK	WP	HR	S	P	ERA	WHIP

Batter	1	2	3	4	5	6	7	8	9	AB	R	H	RBI	BB	SO	LOB
19 Jon Jay, L (1, 8) OBP: 0.250, SLG: 0.391	B SI 90 X SI 90 1-0 ① L9		B CH 83 B SI 91 C SI 90 S CH 82 S FF 89 2-3 ① K		C CH 83 X SI 90 0-1 ③ G4-3			B SL 78 B SI 91 X SI 90 2-0 ② G4-3		4	0	0	0	0	1	1
13 Matt Carpenter, L (1, 4) (8, 5) OBP: 0.419, SLG: 0.564	B SI 90 X SI 90 1-0 ② P6		C SI 90 X CH 81 0-1 ② G4-3			B CU 75 B CH 82 C SI 88 X SI 88 2-1 ① L6-3		L SI 91 B SL 81 F FF 90 B FF 90 B FF 91 X SI 90 3-2 ③ G6-3		4	0	0	0	0	0	0
7 Matt Holliday, R (1, 7) OBP: 0.366, SLG: 0.412	C SI 90 X SI 90 0-1 1B		T SI 90 B SI 90 X SI 90 1-1 ③ F9			X SI 89 0-0 ② F9				3	0	1	0	0	0	0
21 Allen Craig, R (1, 3) OBP: 0.244, SLG: 0.289	F SI 90 X SL 82 0-1 ③ F7			B SI 90 C SL 83 B CH 82 X SI 90 2-1 ① G6-3		C SI 88 B CH 74 C SL 81 X SL 80 1-2 ③ G5-3				3	0	0	0	0	0	1
3 Carlos Beltrán, S (1, 9) OBP: 0.294, SLG: 0.323		B SI 90 B CH 82 B SI 89 C SI 89 X SI 89 3-1 4 2B 23 1B 1B		C CU 74 X CU 76 0-1 ② L9			C CU 73 S SI 88 X CH 80 0-2 ① F8			3	1	1	0	0	0	0
4 Yadier Molina, R (1, 2) OBP: 0.310, SLG: 0.475		C SI 90 F SI 89 B SI 89 B SL 82 X SL 83 2-2 23 1B 1-3 2B		C CU 74 B SI 89 C SL 82 F SI 89 X SL 82 1-2 ③ G5-3			B SL 80 X SI 88 1-0 HR			3	1	2	1	0	0	0
23 David Freese, R (1, 5) OBP: 0.300, SLG: 0.300 26 Trevor Rosenthal, R (8, 1) 41 Mitchell Boggs, R (9, 1)		X SI 89 0-0 40 G6-4-3 2-3 3-H 1B			C CU 74 C SI 86 X SL 80 0-2 ① F9		C CU 75 C SI 88 X SL 81 0-2 ② G5-3			3 0 0	0 0 0	1 0 0	1 0 0	0 0 0	0 0 0	0 0 0
38 Pete Kozma, R (1, 6) OBP: 0.308, SLG: 0.459		B SL 82 S CH 82 F CH 82 F SL 82 C SI 91 1-3 ① K			B CU 73 S SI 88 C SI 88 B SI 89 X SL 82 1-2 40 SH2-4 1B		F FF 88 F SI 88 B CH 81 B SI 88 F SI 89 X SL 82 2-2 ③ G6-3			3	0	1	0	0	1	2
40 Shelby Miller, R (1, 1) 33 Daniel Descalso, L (8, 4) OBP: 0.241, SLG: 0.345		B SL 83 B SI 90 X SI 90 2-0 ② ③ G6-4-3 1-2f			X SI 87 0-0 ② SH2-4 1-3			S FF 89 B SL 79 X FF 88 1-1 ① F8		1 1	0 0	0 0	0 0	0 0	0 0	2 0
Inning Stats	R: 0 E: 0 K: 0 S: 6 H: 1 LOB: 1 BB: 0 P: 8	R: 1 E: 0 K: 1 S: 11 H: 3 LOB: 1 BB: 0 P: 19	R: 0 E: 0 K: 1 S: 7 H: 0 LOB: 0 BB: 0 P: 10	R: 0 E: 0 K: 0 S: 8 H: 0 LOB: 0 BB: 0 P: 11	R: 0 E: 0 K: 0 S: 10 H: 1 LOB: 1 BB: 0 P: 11	R: 0 E: 0 K: 0 S: 6 H: 0 LOB: 0 BB: 0 P: 9	R: 1 E: 0 K: 0 S: 11 H: 1 LOB: 0 BB: 0 P: 14	R: 0 E: 0 K: 0 S: 6 H: 0 LOB: 0 BB: 0 P: 12		1B: 4 2B: 1 3B: 0 HR: 1 SF: 0 SAC: 1 DP: 1 HBP: 0				WP: 0 PB: 0 SB: 0 CS: 0 PA: 29		

PITCHER		IP	WLS	BF	H	R	ER	SO	BB	IBB	HBP	BLK	WP	HR	S	P	ERA	WHIP
26 Kyle Lohse, R ERA: 2.08	(1, 1)	7.0	L	26	6	2	2	2	0	0	0	0	0	1	59	82	2.57	0.857
32 Tom Gorzelanny, L ERA: 1.69	(8, 1)	1.0		3	0	0	0	0	0	0	0	0	0	0	6	12	0.00	0.000

PITCHER	IP	WLS	BF	H	R	ER	SO	BB	IBB	HBP	BLK	WP	HR	S	P	ERA	WHIP

BOTTOM

Milwaukee Brewers @ St. Louis Cardinals

Busch Stadium, St. Louis, MO

Fri Apr 12 2013, 7:22 PM - 9:36 PM CDT

Att. 42,528 - Cloudy - 45 F

livebaseballscorecards.com

AB	28
R	2
H	6
RBI	2
BB	0
SO	2
LOB	6

Milwaukee Brewers @ St. Louis Cardinals

Busch Stadium, St. Louis, MO

Sat Apr 13 2013, 3:19 PM - 5:54 PM CDT

Att. 44,696 - Partly Cloudy - 59 F

livebaseballscorecards.com

Batter	1	2	3	4	5	6	7	8	9	AB	R	H	RBI	BB	SO	LOB
7 Norichika Aoki, L (1, 9) OBP: 0.417, SLG: 0.488	B SI 90 C SI 90 F FC 88 F CU 75 B CU 76 F SI 92 B FC 86 X FF 92 3-2 G4-3			B CH 82 X FC 88 1-0 P6		X SI 91 0-0 G4-3		B SI 88 B SI 89 B FF 89 C CH 86 F SI 88 X FF 90 3-2 P2		4	0	0	0	0	0	1
64 Mike Fiers, R (8, 1)										0	0	0	0	0	0	0
9 Jean Segura, R (1, 6) OBP: 0.441, SLG: 0.625	X SI 91 0-0 G4-3			C SI 90 F SI 89 X FC 87 0-2 23 WP 1B		B SI 89 B FF 89 S FC 86 B SI 89 C FF 90 X CU 74 3-2 G2-3			F SI 89 B FC 84 X SI 89 1-1 P6	4	0	1	0	0	0	0
8 Ryan Braun, R (1, 7) OBP: 0.467, SLG: 0.600	C SI 90 S CU 75 S SI 92 0-3 K			F SI 91 B FC 87 C CU 75 F FC 88 1 SAFE F FF 91 S FF 92 1-3 K			F FF 91 C CU 74 F FC 85 B CU 74 S FC 86 1-3 K		F FC 84 F CU 74 F FF 91 B FC 87 X CU 77 1-2 G5-3	3	0	0	0	0	3	1
59 John Axford, R (7, 1)										0	0	0	0	0	0	0
25 Josh Prince, R (8, 9) OBP: 0.200, SLG: 0.400										1	0	0	0	0	0	0
23 Rickie Weeks Jr., R (1, 4) OBP: 0.304, SLG: 0.341		B FC 85 F SI 89 B FC 86 C SI 92 S FC 88 2-3 K		1 SAFE S FC 86 C FC 85 F FF 92 B CU 77 S FC 88 1-3 K 1-2			X FF 90 0-0 2B		B FF 92 C FC 87 S FC 87 B FF 92 S FC 86 2-3 K	4	0	1	0	0	3	1
22 Logan Schafer, L (1, 8) OBP: 0.167, SLG: 0.167		C SI 90 S CH 85 C CU 74 0-3 K			B CH 81 F FC 87 S CU 73 S CU 77 1-3 K		T FC 86 D CU 74 F FF 91 F CU 76 B CH 83 F SI 91 T FC 88 2-2 K			3	0	0	0	0	3	1
12 Martín Maldonado, R (1, 2) OBP: 0.278, SLG: 0.353		C SI 91 C SI 91 B FC 86 F SI 92 X CU 75 1-2 F7			X FC 86 0-0 L8		C SI 90 B FC 86 B SI 90 B CU 74 X FF 91 3-1 G6-3			3	0	0	0	0	0	1
3 Yuniesky Betancourt, R (1, 5) OBP: 0.276, SLG: 0.269			B FC 86 X SI 90 1-0 G5-3		B SI 89 X SI 90 1-0 2B			F SI 88 S FC 85 S FC 84 0-3 K		3	0	1	0	0	1	0
50 Blake Lalli, L (1, 3)			X FC 87 0-0 L4		C CU 73 B FF 90 X CU 74 1-1 L7			C FC 84 F FF 89 X CU 75 0-2 G4-3		3	0	0	0	0	0	1
49 Yovani Gallardo, R (1, 1) OBP: 0.167, SLG: 0.167			C SI 90 T FC 85 S FF 92 0-3 K			C CU 71 S FC 86 S FC 84 0-3 K		B SI 89 C FC 84 B CU 72 S FF 89 X SI 91 2-2 1B		2	0	0	0	0	2	0
31 Burke Badenhop, R (6, 1)										0	0	0	0	0	0	0
51 Michael Gonzalez, R (6, 1)										0	0	0	0	0	0	0
18 Khris Davis, R (7, 7) OBP: 0.250, SLG: 0.273										1	0	1	0	0	0	0
Inning Stats	R: 0 E: 0 K: 1 S: 9 H: 0 LOB: 0 BB: 0 P: 12	R: 0 E: 0 K: 2 S: 10 H: 0 LOB: 0 BB: 0 P: 13	R: 0 E: 0 K: 1 S: 5 H: 0 LOB: 0 BB: 0 P: 6	R: 0 E: 0 K: 2 S: 13 H: 1 LOB: 1 BB: 0 P: 16	R: 0 E: 0 K: 1 S: 7 H: 1 LOB: 1 BB: 0 P: 10	R: 0 E: 0 K: 1 S: 7 H: 0 LOB: 0 BB: 0 P: 10	R: 0 E: 0 K: 2 S: 12 H: 1 LOB: 1 BB: 0 P: 18	R: 0 E: 0 K: 1 S: 12 H: 1 LOB: 1 BB: 0 P: 17	R: 0 E: 0 K: 1 S: 9 H: 0 LOB: 0 BB: 0 P: 13	1B: 2 2B: 2 3B: 0 HR: 0 SF: 0 SAC: 0 DP: 0 HBP: 0						

PITCHER	IP	WLS	BF	H	R	ER	SO	BB	IBB	HBP	BLK	WP	HR	S	P	ERA	WHIP
50 Adam Wainwright, R (1, 1) ERA: 2.05	9.0	W	31	4	0	0	12	0	0	0	0	1	0	84	115	0.00	0.444

PITCHER	IP	WLS	BF	H	R	ER	SO	BB	IBB	HBP	BLK	WP	HR	S	P	ERA	WHIP

TOP

AB	31
R	0
H	4
RBI	0
BB	0
SO	12
LOB	6

WP: 1 PA: 31
PB: 0
SB: 0
CS: 0

Batter	1	2	3	4	5	6	7	8	9	AB	R	H	RBI	BB	SO	LOB
19 Jon Jay, L (1, 8) OBP: 0.269, SLG: 0.400	B SI 90 F FF 89 C SI 90 F CU 79 X FF 91 1-2 G6-3 ①		B SI 89 F SI 92 X SI 92 1-1 G6-4-3 ②③ 1-2f			C CU 78 0-1 X SI 91 7 1B 13 HBP 1-2 1B X FF 87 0-1 X SL 74 1-2 2-H 1B				4	1	2	1	0	0	1
13 Matt Carpenter, L (1, 4) OBP: 0.404, SLG: 0.524	B SI 90 C FF 90 C CU 80 B SI 90 F FF 91 C SI 91 2-3 K ②			C CU 77 F SI 89 B SI 89 X SI 91 1-2 F7 ①		F FF 91 1-1 H SI 90 7 1B 21 1B 1-2 2-3 HBP D SL 78 3-2 C FF 87 B FF 88 T FF 87 F FF 90 O SL 81 X FF 89 F8 ③				3	1	0	0	0	1	2
7 Matt Holliday, R (1, 7) OBP: 0.364, SLG: 0.405 43 Shane Robinson, R (7, 7) OBP: 0.444, SLG: 0.286	B SI 92 C SI 92 S FF 89 X SL 87 1-2 G1-3 ③			F SL 88 B FF 91 F SI 92 X FF 92 1-2 P3 ②		X SL 88 0-0 21 1B 4 1B 1-3 2-H 3-H 1B	B FF 94 C FF 94 B FF 95 F FF 95 B CU 78 X FF 95 3-2 F9 ①			3 1	1 0	1 0	2 0	0 0	0 0	0 0
3 Carlos Beltrán, S (1, 9) OBP: 0.289, SLG: 0.314		X CU 77 0-0 G6-3 ①		C SI 91 X CU 78 0-1 1B		B SI 90 B SI 90 X CU 77 2-0 P6 ①	B FF 94 C FF 94 C FF 95 B SL 83 S SL 83 2-3 K ②			4	0	1	0	0	1	2
21 Allen Craig, R (1, 3) OBP: 0.250, SLG: 0.293 12 Ty Wigginton, R (7, PH) OBP: 0.182, SLG: 0.182 (8, 3)		C SI 91 B SI 90 B CU 78 B SI 92 C SI 92 X SI 92 3-2 G6-3 ②		C SI 92 X SL 88 0-1 F9 ③		X SI 91 0-0 4 1B 33 E 1-2 3-H 1B	B FF 95 F FF 95 B FF 95 X FF 94 2-1 F7 ③			3 1	1 0	1 0	1 0	0 0	0 0	1 0
4 Yadier Molina, R (1, 2) OBP: 0.304, SLG: 0.455	B SL 89 C SI 92 B SI 92 F FF 92 F SI 92 F CU 78 F SL 88 F FF 92 B FF 93 3-2 G6-3 ③	X SI 92		B SL 87 B SI 91 F FF 90 F SI 90 F FF 92 B FF 93 C CU 78 3-3 K ①		F SI 89 X SI 88 0-1 33 E 50 1B 1-3 2-H 1B		X FF 88 0-0 G6-3 ①		4	1	1	1	0	1	0
23 David Freese, R (1, 5) OBP: 0.286, SLG: 0.357			C SI 91 F FF 91 X SI 92 0-2 33 WP 50 1B 2B	C CU 79 B SL 91 F SI 92 B FF 92 F SL 88 S CU 79 2-3 K ②		C SI 89 F SL 80 S SL 81 0-3 K ②		X FF 89 0-0 L8 ②		4	1	1	0	0	2	2
33 Daniel Descalso, L (1, 6) OBP: 0.212, SLG: 0.303			C CU 79 B SL 88 F SI 90 B FF 92 B CU 80 X SL 88 3-2 G3 ① 2-3	F CU 78 F FF 91 X CU 79 0-2 F7 ③		B SL 79 F SI 88 B FS 84 X FS 84 2-1 50 1B E3 19 1B 1-3 3-H		C FF 90 F FF 90 B FF 89 X CU 72 1-2 P5 ③		4	1	0	0	0	0	2
50 Adam Wainwright, R (1, 1) OBP: 0.375, SLG: 0.375			S FF 89 T FF 90 B FF 89 X FF 89 1-2 19 G6-4-3 3-H 1B			C FF 90 0-1 X CU 78 13 HBP 19 1B 7 1B 1B X SI 89 0-0 1-2 3-H 19 1B 1B				3	1	3	2	0	0	0
Inning Stats	R: 0 E: 0 K: 1 S: 11 H: 0 LOB: 0 BB: 0 P: 15	R: 0 E: 0 K: 0 S: 11 H: 0 LOB: 0 BB: 0 P: 17	R: 1 E: 0 K: 0 S: 11 H: 2 LOB: 0 BB: 0 P: 16	R: 0 E: 0 K: 0 S: 10 H: 1 LOB: 1 BB: 0 P: 12	R: 0 E: 0 K: 2 S: 11 H: 0 LOB: 0 BB: 0 P: 16	R: 7 E: 1 K: 1 S: 22 H: 7 LOB: 2 BB: 0 P: 30	R: 0 E: 0 K: 1 S: 8 H: 0 LOB: 0 BB: 0 P: 15	R: 0 E: 0 K: 0 S: 5 H: 0 LOB: 0 BB: 0 P: 6								

PITCHER		IP	WLS	BF	H	R	ER	SO	BB	IBB	HBP	BLK	WP	HR	S	P	ERA	WHIP
49 Yovani Gallardo, R ERA: 6.61	(1, 1)	5.1	L	23	7	6	5	3	0	0	1	0	1	0	62	87	8.44	1.312
31 Burke Badenhop, R ERA: 7.36	(6, 1)	0.1		4	2	1	0	1	0	0	0	0	0	0	8	10	0.00	6.000
51 Michael Gonzalez, L ERA: 11.57	(6, 1)	0.1		2	1	1	0	0	0	0	0	0	0	0	6	9	0.00	3.000
59 John Axford, R ERA: 18.69	(7, 1)	1.0		3	0	0	0	1	0	0	0	0	0	0	8	15	0.00	0.000
64 Mike Fiers, R ERA: 9.0	(8, 1)	1.0		3	0	0	0	0	0	0	0	0	0	0	5	6	0.00	0.000

PITCHER	IP	WLS	BF	H	R	ER	SO	BB	IBB	HBP	BLK	WP	HR	S	P	ERA	WHIP

BOTTOM

Milwaukee Brewers @ St. Louis Cardinals

Busch Stadium, St. Louis, MO

Sat Apr 13 2013, 3:19 PM - 5:54 PM CDT
Att. 44,696 - Partly Cloudy - 59 F

livebaseballscorecards.com

AB	34
R	8
H	10
RBI	7
BB	0
SO	5
LOB	10

1B: 9	SF: 0	WP: 1	PA: 35
2B: 1	SAC: 0	PB: 0	
3B: 0	DP: 1	SB: 0	
HR: 0	HBP: 1	CS: 0	

Milwaukee Brewers @ St. Louis Cardinals

Busch Stadium, St. Louis, MO

Sun Apr 14 2013, 1:17 PM - 4:36 PM CDT

Att. 42,645 - Sunny - 76 F

livebaseballscorecards.com

TOP

Batter	1	2	3	4	5	6	7	8	9	10	AB	R	H	RBI	BB	SO	LOB
7 Norichika Aoki, L (1, 9) OBP: 0.396, SLG: 0.479	B FF 89 X FF 88 1-0 G4-3		C SI 89 B CU 73 B SL 84 C SI 88 B SL 84 C SI 87 3-3 K		X SL 85 0-0 2B		X FF 89 0-0 F9		L SI 86 X SI 85 0-1 B2		5	0	1	0	0	1	3
9 Jean Segura, R (1, 6) OBP: 0.462, SLG: 0.611	C FF 89 F SL 86 B SL 86 B CH 83 B CH 83 B SI 88 4-2 8 FC6-4 BB		B SI 89 X SI 89 1-0 8 E 1B		C CU 73 S SL 84 S SL 84 0-3 K			C CU 80 F FF 95 B FF 96 F FF 96 X SL 90 1-2 8 HR 1B	B FS 86 S FS 85 D FS 88 X FS 87 2-1 FC1-2 1-2 3-H		4	1	2	0	1	1	3
8 Ryan Braun, R (1, 7) OBP: 0.429, SLG: 0.633	D SI 89 1 SAFE X SI 87 1-0 FC6-4 1-2f		1 SAFE B FF 88 C SI 88 1 SAFE X CH 82 1-1 FC5 23 G5-4-3 1-2		C CH 83 S SL 85 F SL 84 X SL 86 0-2 G5-3			X FF 96 0-0 1-H HR	B SI 93 B SI 93 C SI 94 X SI 93 2-1 G3		5	1	1	2	0	0	5
23 Rickie Weeks Jr., R (1, 4) OBP: 0.294, SLG: 0.311	C SI 88 F SI 87 1 SAFE B CH 82 X SL 84 1-2 G6-3		X SI 88 0-0 G5-4-3 1-2f			B CU 72 S CH 82 B SI 89 B SI 90 B SI 88 4-1 20 G4-6-3 BB		F FF 96 B FF 96 F CU 82 B SL 89 S SL 90 2-3 K		C FF 90 X FF 92 0-1 F9	4	0	0	0	1	1	3
20 Jonathan Lucroy, R (1, 2) OBP: 0.300, SLG: 0.314		C SI 88 X FF 89 0-1 27 1B 1B	B SI 89 X FF 88 1-0 12 G5-4-3 1B			B SI 90 X SI 90 1-0 G4-6-3 1-2f		C CU 81 B SL 89 F FF 98 X FF 97 1-2 G4-3		X FF 92 0-0 HR	5	1	3	1	0	0	1
12 Martín Maldonado, R (1, 3) OBP: 0.217, SLG: 0.273		C SI 87 D CH 82 1 SAFE L SL 83 F SL 84 F CH 81 B CU 71 B CH 80 C SI 88 3-3 K	B FF 89 S FF 88 X CH 83 1-1 G5-4-3 1-2f			C FF 90 B SL 86 B CH 82 B SI 89 X SI 89 3-1 F9		C FF 97 C FF 97 F FF 98 B FF 98 B FF 97 S SL 91 2-3 K		C FF 91 B KC 83 F KC 81 B FF 92 B FF 92 X FF 92 3-2 F9	5	0	0	0	0	2	2
27 Carlos Gómez, R (1, 8) OBP: 0.214, SLG: 0.262		1 SAFE B SI 87 X FF 87 1-0 1-2 1B	C FF 89 B CU 74 B CH 82 X SL 84 2-1 3 FC6-4 1B				S CU 73 S CH 82 B SL 86 B SL 85 F CH 82 X SI 88 2-2 G6-3		B SI 95 F SL 89 F SI 93 X FF 92 1-2 3 2B 1B	F FF 92 S KC 82 F FF 92 X CH 86 0-2 G5-3	5	1	3	0	0	0	0
3 Yuniesky Betancourt, R (1, 5) OBP: 0.303, SLG: 0.333		B FF 87 S CH 82 B CH 81 B SI 87 T SI 86 T SL 81 3-2 K	X CH 82 0-0 FC6-4 1-2f				C CH 82 B SL 85 X SI 89 1-1 1B		1 SAFE 1 SAFE C SI 94 X SL 90 0-1 22 SH 9 FC1-2 1-H 2B		4	0	2	1	0	1	3
41 Marco Estrada, R (1, 1) OBP: 0.250, SLG: 0.375 18 Khris Davis, R (7, PH) OBP: 0.231, SLG: 0.250 32 Tom Gorzelanny, R (7, 1) 29 Jim Henderson, L (8, 1) 22 Logan Schafer, L (9, PH) OBP: 0.167, SLG: 0.167 53 Brandon Kintzler, R (9, 1) 51 Michael Gonzalez, R (10, 1) 31 Burke Badenhop, R (10, 1)		D SI 87 B SI 88 B SI 88 C FF 86 C FC 87 X SI 89 3-2 L3		B SI 89 B SI 90 C FC 89 X SI 89 2-1 G1-3			1 SAFE F SI 89 S SL 83 F SL 85 S CH 82 0-3 K		L SI 94 X SI 94 0-1 SH 9 FC1-2 2-3		2 1 0 0 0 0 0 0	0 0 0 0 0 0 0 0	0 0 0 0 0 0 0 0	0 1 0 0 0 0 0 0	0 1 0 0 0 0 0 0	0 1 0 0 0 0 0 0	2 1 0 0 0 0 0 0
Inning Stats	R: 0 E: 0 K: 0 S: 7 H: 0 LOB: 1 BB: 1 P: 14	R: 0 E: 0 K: 2 S: 14 H: 2 LOB: 2 BB: 0 P: 24	R: 0 E: 1 K: 1 S: 7 H: 1 LOB: 1 BB: 0 P: 12	R: 0 E: 0 K: 0 S: 6 H: 2 LOB: 1 BB: 0 P: 10	R: 0 E: 0 K: 1 S: 10 H: 1 LOB: 1 BB: 0 P: 12	R: 0 E: 0 K: 0 S: 4 H: 0 LOB: 0 BB: 1 P: 12	R: 0 E: 0 K: 1 S: 11 H: 1 LOB: 1 BB: 0 P: 14	R: 2 E: 0 K: 2 S: 15 H: 2 LOB: 0 BB: 0 P: 21	R: 1 E: 0 K: 0 S: 13 H: 2 LOB: 2 BB: 0 P: 18	R: 1 E: 0 K: 0 S: 10 H: 1 LOB: 0 BB: 0 P: 13	1B: 8 2B: 2 3B: 0 HR: 2	SF: 0 SAC: 1 DP: 3 HBP: 0		WP: 0 PB: 0 SB: 0 CS: 0	PA: 43			

PITCHER		IP	WLS	BF	H	R	ER	SO	BB	IBB	HBP	BLK	WP	HR	S	P	ERA	WHIP
54 Jaime García, L ERA: 1.86	(1, 1)	7.0		28	7	0	0	5	2	0	0	0	0	0	59	98	0.00	1.286
26 Trevor Rosenthal, R ERA: 4.5	(8, 1)	1.0	H	5	2	2	2	2	0	0	0	0	0	1	15	21	18.00	2.000
41 Mitchell Boggs, R ERA: 11.37	(9, 1)	0.0	B	3	2	1	1	0	0	0	0	0	0	0	7	8	∞	∞
36 Randy Choate, L ERA:	(9, 1)	0.1		1	0	0	0	0	0	0	0	0	0	0	2	2	0.00	0.000
44 Edward Mujica, R ERA: 1.8	(9, 1)	0.2		2	0	0	0	0	0	0	0	0	0	0	4	8	0.00	0.000

PITCHER		IP	WLS	BF	H	R	ER	SO	BB	IBB	HBP	BLK	WP	HR	S	P	ERA	WHIP
59 Fernando Salas, R ERA: 8.31	(10, 1)	1.0	L	4	1	1	1	0	0	0	0	0	0	1	10	13	9.00	1.000

AB	40
R	4
H	12
RBI	4
BB	2
SO	7
LOB	23

Batter	1	2	3	4	5	6	7	8	9	10	AB	R	H	RBI	BB	SO	LOB
19 Jon Jay, L (1, 8) OBP: 0.286, SLG: 0.396	C FF 89 F FF 88 S CH 75 0-3 ① **K**		B CU 79 X CU 76 1-0 ② **L9**		B CH 78 F FF 88 B FF 90 X CH 77 2-1 **E9** 13 G4-3 1B		B SL 81 1 SAFE C FF 91 C FF 92 D SL 82 D SL 81 D FF 92 4-2 13 G4-6-3 1-2 BB			B SI 93 X SI 92 1-0 ① **SH3-4** 1-2	3	0	1	0	1	1	0
13 Matt Carpenter, L (1, 5) (10, 4) OBP: 0.385, SLG: 0.511	B FF 89 C FF 88 B FF 90 B FF 90 X FF 89 3-1 ② **P6**		X FF 90 0-0 7 1B 2B		X FF 88 0-0 ① **G4-3** 2-3		B SI 92 C FF 92 B SI 93 X FF 92 2-1 ② ③ **G4-6-3** 1-2f			C FF 91 B SL 82 X FF 92 1-1 ② **F7**	5	1	1	0	0	0	4
7 Matt Holliday, R (1, 7) OBP: 0.388, SLG: 0.400	C FF 90 B FF 90 B FF 90 B CU 77 B FF 89 4-1 **BB**		F CU 78 C FF 89 B FF 91 X CH 76 1-2 21 1B 4 2B 2-H 1B		B FF 90 B FF 90 F FF 90 F FF 91 X FF 91 2-2 ② **F9**			F FF 96 F SI 95 F FF 96 B SL 87 C FF 95 1-3 ① **K**		I IN 65 I IN 68 I IN 66 I IN 68 4-0 **IBB**	3	1	1	1	2	1	1
21 Allen Craig, R (1, 9) OBP: 0.250, SLG: 0.289 43 Shane Robinson, R (9, 9) OBP: 0.444, SLG: 0.286 3 Carlos Beltrán, S (10, PH) OBP: 0.282, SLG: 0.306	B CU 77 F FF 89 1 SAFE F CH 76 X FF 90 1-2 ③ **L9**		B FF 89 S CH 76 1 SAFE X FF 89 1-1 4 2B 1-2 1B		C CU 80 B CH 78 X FF 90 1-1 ③ **G5-3**			B SL 87 X FF 94 1-0 ② **F9**		C SL 79 B FS 83 X SI 91 1-1 ③ **G6-3**	4 0 1	0 0 0	1 0 0	0 0 0	0 0 0	0 0 0	2 0 2
4 Yadier Molina, R (1, 2) OBP: 0.300, SLG: 0.458		X FF 90 0-0 ① **F9**	S CH 76 X FF 90 0-1 ③ 1-H 2-H 2B			F FF 90 S FF 90 B CU 79 F FF 91 B CH 77 S FF 91 2-3 ① **K**		F FF 94 S SL 86 X FF 96 0-2 ③ **G5-3**			4	0	1	1	0	1	0
53 Matt Adams, L (1, 3) OBP: 0.632, SLG: 1.222		C FF 89 B FF 89 B FF 90 B FF 89 T FF 89 X FF 91 3-2 1B	S FF 88 S FF 89 B FF 90 B FF 90 F FF 91 F FF 90 B FF 90 X FF 90 3-2 HR			C CU 77 F FF 91 B CU 80 S CH 76 1-3 ② **K**			B SI 91 C SI 92 F CH 86 B CH 87 F SI 94 B FF 94 S CH 86 3-3 ① **K**	4	1	2	1	0	2	0
38 Pete Kozma, R (1, 6) OBP: 0.279, SLG: 0.415		S FF 89 C FF 90 D CH 77 C FF 90 1-3 ② **K**	B CU 77 B CU 78 B FF 90 C FF 88 X FF 90 3-1 ① **G4-3**			C CU 78 C FF 91 X FF 90 0-2 ③ **L9**			X SI 93 0-0 ② **P4**	4	0	0	0	0	1	1
33 Daniel Descalso, L (1, 4) OBP: 0.216, SLG: 0.297 59 Fernando Salas, R (10, 1)		C FF 90 S CH 76 S CH 75 0-3 ③ **K**	C CU 77 B FF 91 X CH 78 1-1 ② **G4-3**				B SL 79 X SI 91 1-0 19 S 1B		C SL 84 X CH 87 0-1 ③ **L9**	4 0	0 0	1 0	0 0	0 0	1 0	1 0
54 Jaime García, L (1, 1) 12 Ty Wigginton, R (7, PH) OBP: 0.167, SLG: 0.167 26 Trevor Rosenthal, R (8, 1) 41 Mitchell Boggs, R (9, 1) 36 Randy Choate, L (9, 1) 44 Edward Mujica, R (9, 1) 23 David Freese, R (10, 5) OBP: 0.333, SLG: 0.357			C FF 89 S CH 75 B FF 90 S FF 91 1-3 ① **K**		S FF 88 B CH 78 B FF 89 F FF 89 S CH 76 2-3 ③ **K**		C FF 90 S CH 83 D CH 85 X SL 78 1-2 ① **F9**			C SL 83 C SI 92 B SL 85 B SL 85 B FF 93 B SL 84 4-2 19 SH3-4 BB	2 1 0 0 0 0 0	0 0 0 0 0 0 0	0 0 0 0 0 0 0	0 0 0 0 0 0 0	0 0 0 0 0 0 1	2 0 0 0 0 0 0	0 1 0 0 0 0 0
Inning Stats	R: 0 H: 0 E: 0 LOB: 1 K: 1 BB: 1 S: 9 P: 17	R: 0 H: 1 E: 0 LOB: 1 K: 2 BB: 0 S: 10 P: 14	R: 2 H: 4 E: 0 LOB: 2 K: 1 BB: 0 S: 12 P: 16	R: 1 H: 1 E: 0 LOB: 0 K: 1 BB: 0 S: 12 P: 21	R: 0 H: 1 E: 1 LOB: 1 K: 0 BB: 0 S: 8 P: 13	R: 0 H: 0 E: 0 LOB: 0 K: 2 BB: 0 S: 10 P: 13	R: 0 H: 1 E: 0 LOB: 1 K: 0 BB: 1 S: 8 P: 16	R: 0 H: 0 E: 0 LOB: 0 K: 1 BB: 0 S: 8 P: 10	R: 0 H: 0 E: 0 LOB: 0 K: 1 BB: 0 S: 7 P: 10	R: 0 H: 0 E: 0 LOB: 2 K: 0 BB: 2 S: 7 P: 18	1B: 5 2B: 2 3B: 0 HR: 1	SF: 0 SAC: 1 DP: 1 HBP: 0		WP: 0 PB: 0 SB: 1 CS: 0	PA: 40		

PITCHER		IP	WLS	BF	H	R	ER	SO	BB	IBB	HBP	BLK	WP	HR	S	P	ERA	WHIP
41 Marco Estrada, R ERA: 4.5	(1, 1)	6.0		25	7	3	3	7	1	0	0	0	0	1	61	94	4.50	1.333
32 Tom Gorzelanny, L ERA: 1.42	(7, 1)	1.0		4	1	0	0	0	1	0	0	0	0	0	8	16	0.00	2.000
29 Jim Henderson, R ERA:	(8, 1)	1.0		3	0	0	0	1	0	0	0	0	0	0	8	10	0.00	0.000
53 Brandon Kintzler, R ERA: 4.15	(9, 1)	1.1	W	5	0	0	0	1	1	0	0	0	0	0	10	18	0.00	0.750
51 Michael Gonzalez, L ERA: 10.13	(10, 1)	0.1	H	2	0	0	0	0	0	1	0	0	0	0	2	7	0.00	0.000

PITCHER		IP	WLS	BF	H	R	ER	SO	BB	IBB	HBP	BLK	WP	HR	S	P	ERA	WHIP
31 Burke Badenhop, R ERA: 6.75	(10, 1)	0.1	S	1	0	0	0	0	0	0	0	0	0	0	2	3	0.00	0.000

BOTTOM

Milwaukee Brewers @ St. Louis Cardinals

Busch Stadium, St. Louis, MO

Sun Apr 14 2013, 1:17 PM - 4:36 PM CDT

Att. 42,645 - Sunny - 76 F

livebaseballscorecards.com

AB	35
R	3
H	8
RBI	3
BB	4
SO	9
LOB	12

Batter	1	2	3	4	5	6	7	8	9	AB	R	H	RBI	BB	SO	LOB
16 Ángel Pagán, S (1, 8) OBP: 0.390, SLG: 0.396	C FF 92 C FF 93 B FF 94 B SL 87 X SI 94 2-2 ① G4-3		F SI 94 B CH 83 D SL 84 X SI 96 2-1 19 E, 19 FC5, 48 2B, 2-H, 1B		C SL 82 B SL 90 C CH 81 X FF 92 1-2 19 BB, 48 1B, 1B	D CU 71 B FF 88 B FF 88 B FF 87 4-0 19 1B, 1-2, BB		B SI 91 B SI 92 B SI 90 B FF 88 4-0 BB		3	2	2	1	2	0	0
19 Marco Scutaro, R (1, 4) OBP: 0.304, SLG: 0.327	C FF 93 F SI 94 X FF 96 0-2 ② G3		C SI 93 1 SAFE S SI 93 F SI 94 1 SAFE P PO 89 1 SAFE X SI 94 1-2 FC5, 48 2B, 1-3		B SI 93 1 SAFE B FF 91 C FF 91 B FF 90 1 SAFE B FF 92 4-1 48 1B, 9 SF7, 1-2, BB	B FF 88 C FF 89 X FF 88 1-1 1-2, 2-3, 1B		B SI 89 C SI 90 S CH 83 F SL 80 B FF 92 C CH 84 2-3 ② K		4	2	1	0	1	1	2
48 Pablo Sandoval, S (1, 5) OBP: 0.386, SLG: 0.480	F SI 92 B SL 84 B SL 85 B SI 95 T SI 94 F SI 95 F SL 85 B SI 95 4-2 BB		X SL 85 0-0 28 G6-3, 1-H, 3-H, 2B		F SI 94 B SI 96 B SI 93 S SI 94 X SI 94 2-2 9 SF7, 28 BB, 1-3, 2-H, 1B	X SI 92 0-0 ② SF7, 3-H		C CH 85 S SI 92 B FF 92 F SL 78 F FF 93 D CH 84 C SI 92 2-3 ③ K		3	0	2	4	1	1	1
28 Buster Posey, R (1, 2) OBP: 0.340, SLG: 0.349	X SI 94 0-0 ③ G6-3		B SI 94 C SL 82 B FF 94 X SI 92 2-1 ② G6-3, 2-3		B SI 92 B SI 91 D FF 93 B FF 91 4-0 1-2, BB	B SL 82 C SI 93 C SL 84 D SL 85 F SI 93 D SL 85 S SI 93 3-3 ③ K			B FF 96 C FF 94 X FF 95 1-1 9 1B, 2B	4	1	1	0	1	1	4
8 Hunter Pence, R (1, 9) OBP: 0.300, SLG: 0.491		C FF 92 B SI 92 F SI 93 B SL 89 B FF 96 T SI 94 3-2 ① K	B SI 94 F FF 94 X SI 94 1-1 ③ G4-3		C CU 71 B FF 90 B FF 89 D FF 90 C FF 90 X CH 84 3-2 ① L6		C SL 83 B FF 94 B SL 84 X FF 94 2-1 ① F9		C SL 84 F FF 96 D SL 87 S SL 87 1-3 ① K	5	0	0	0	0	2	5
9 Brandon Belt, L (1, 3) OBP: 0.235, SLG: 0.255		C SI 93 B CH 85 F SI 95 B SL 88 X SL 85 2-2 ② G3		B SI 90 X SI 91 1-0 7 G3-6-3, 1B	C CU 72 C FF 91 B CH 84 B CU 74 B FC 86 F FC 86 F FC 85 F CH 83 F FC 86 3-2 X CU 71 ② SF7, 2-3, 3-H		C FF 94 B FF 94 B CU 79 X FF 94 2-1 35 S, 1B		B SL 84 F SL 84 X FF 97 1-1 56 DI, 2-H, 1B	4	0	3	2	0	0	0
7 Grégor Blanco, L (1, 7) OBP: 0.349, SLG: 0.297		B FF 92 X SI 94 1-0 ③ L9	C SI 92 X CH 82 0-1 ① G3-6-3, 1-2f	C CU 71 B FF 89 C FF 89 B FF 91 X CU 71 ② 2-2 ③ L9			C CU 78 B FF 94 X CU 78 1-1 ② F8		X SL 87 0-0 ② P6	5	0	0	0	0	0	5
35 Brandon Crawford, L (1, 6) OBP: 0.407, SLG: 0.500			C SI 92 F SL 82 B FF 91 F SI 95 X SL 87 1-2 75 SH3-4, 16 1B, 1B	B SL 82 B SI 92 X CH 89 2-0 HR		B CU 70 C CH 82 B FF 89 S CH 82 X FF 89 2-2 ① L7	B CU 78 C FF 95 X CU 80 1-1 ③ G3, 1-2		C SL 84 B FF 95 S FF 96 B FF 96 B FF 96 X FF 96 3-2 ③ F9, 1-2	4	2	2	1	0	0	1
75 Barry Zito, L (1, 1) OBP: 0.750, SLG: 0.750 57 Chad Gaudin, R (3, 1) 21 Nick Noonan, L (6, PH) OBP: 0.571, SLG: 0.538 50 Jose Mijares, L (6, 1) 70 George Kontos, R (7, 1) 13 Joaquin Arias, R (7, 6) OBP: 0.308, SLG: 0.250 56 Andres Torres, S (9, PH) OBP: 0.250, SLG: 0.357			X SI 94 0-0 ① SH3-4, 1-2	B FF 92 C FF 91 B SI 91 F FF 90 X FF 92 2-2 ③ G4-3		C FF 87 B FF 90 B FF 88 X CH 82 2-1 19 1B, 16 BB, 48 SF7, 1B		C SL 76 B CH 84 F SI 91 X SL 78 1-2 ① L7		0 1 1 0 0 1 1	0 0 1 0 0 0 0	0 0 1 0 0 0 0	0 0 0 0 0 0 0	0 0 0 0 0 0 0	0 0 0 0 0 0 0	0 0 0 0 0 0 1
Inning Stats	R: 0 E: 0 K: 0 S: 11 H: 0 LOB: 1 BB: 1 P: 17	R: 0 E: 0 K: 1 S: 7 H: 0 LOB: 0 BB: 0 P: 13	R: 3 E: 1 K: 0 S: 17 H: 3 LOB: 1 BB: 0 P: 23	R: 1 E: 0 K: 0 S: 7 H: 2 LOB: 0 BB: 0 P: 12	R: 2 E: 0 K: 0 S: 20 H: 2 LOB: 2 BB: 2 P: 39	R: 1 E: 0 K: 1 S: 12 H: 2 LOB: 2 BB: 1 P: 24	R: 0 E: 0 K: 0 S: 8 H: 1 LOB: 1 BB: 0 P: 14	R: 0 E: 0 K: 2 S: 12 H: 0 LOB: 1 BB: 1 P: 21	R: 1 E: 0 K: 1 S: 11 H: 2 LOB: 1 BB: 0 P: 17	1B: 9 2B: 2 3B: 0 HR: 1	SF: 2 SAC: 1 DP: 1 HBP: 0		WP: 0 PB: 0 SB: 1 CS: 0	PA: 44			

PITCHER		IP	WLS	BF	H	R	ER	SO	BB	IBB	HBP	BLK	WP	HR	S	P	ERA	WHIP
60 Wily Peralta, R ERA: 6.19	(1, 1)	4.0		22	7	6	5	1	3	0	0	0	0	1	49	83	11.25	2.500
64 Mike Fiers, R ERA: 8.59	(5, 1)	1.1		7	2	1	1	0	1	0	0	0	0	0	20	37	6.75	2.250
53 Brandon Kintzler, R ERA: 3.6	(6, 1)	0.2	W	2	0	0	0	1	0	0	0	0	0	0	5	8	0.00	0.000
59 John Axford, R ERA: 15.19	(7, 1)	1.0	H	4	1	0	0	0	0	0	0	0	0	0	8	14	0.00	1.000
32 Tom Gorzelanny, L ERA: 1.23	(8, 1)	1.0	H	4	0	0	0	2	1	0	0	0	0	0	12	21	0.00	1.000

PITCHER		IP	WLS	BF	H	R	ER	SO	BB	IBB	HBP	BLK	WP	HR	S	P	ERA	WHIP
29 Jim Henderson, R ERA: 1.5	(9, 1)	1.0	S	5	2	1	1	1	0	0	0	0	0	0	11	17	9.00	2.000

TOP

San Francisco Giants @ Milwaukee Brewers

Miller Park, Milwaukee, WI

Tue Apr 16 2013, 7:12 PM - 10:48 PM CDT

Att. 29,075 - Roof Closed - 70 F

livebaseballscorecards.com

AB	36
R	8
H	12
RBI	8
BB	5
SO	5
LOB	19

Batter	1	2	3	4	5	6	7	8	9	AB	R	H	RBI	BB	SO	LOB
7 Norichika Aoki, L (1, 9) OBP: 0.431, SLG: 0.540	B FF 82 B FF 83 B FF 84 B FF 83 4-0 BB		C FF 80 C CU 71 B SI 82 H FC 78 2-2 9 1B 23 2B 1-2 HBP B FF 85 B FF 84 B FF 81 B FF 82 4-0 BB			B FF 91 C FF 91 S SL 80 X FF 93 1-2 ① G6-3		X FF 91 0-0 HR		2	2	1	1	2	0	0
9 Jean Segura, R (1, 6) OBP: 0.455, SLG: 0.585	C FC 81 B FF 83 C FC 81 S CU 72 1-3 ① K		X FC 80 0-0 23 2B 20 1B 1-2 2-3 1B B FF 85 B FF 84 B FF 93 X SL 82 P3			F FF 91 B FF 93 X CH 83 1-1 8 S 1B		X SL 82 0-0 ② F8		5	1	2	0	0	1	2
8 Ryan Braun, R (1, 7) OBP: 0.375, SLG: 0.543	B SI 85 C FC 79 F FF 82 S SI 84 1-3 ② K		B SI 85 F SI 84 S FC 81 B SI 84 B SI 85 T FC 80 3-2 ① K	C FF 93 B SI 91 X FF 93 1-1 ① G6-3		S FF 92 S FF 92 F FF 92 S SL 84 0-3 ② K 1-2		S SL 84 B FF 91 S SL 84 F SL 83 S SL 83 1-3 ③ K		5	0	0	0	0	4	5
23 Rickie Weeks Jr., R (1, 4) OBP: 0.291, SLG: 0.327	1 SAFE C FC 80 X CU 72 0-1 ③ G5-3		B FC 80 B FF 84 T FC 81 S FC 81 B FF 84 F FC 81 X FF 82 3-2 20 1B 1-3 2-H 3-H 2B	B SL 84 B FF 94 S FF 92 F FF 93 C FF 94 2-3 ② K		2 SAFE F FF 92 C FF 94 B FF 94 B SL 82 F SL 81 B FF 93 S FF 92 3-3 ③ K				4	1	1	2	0	2	2
20 Jonathan Lucroy, R (1, 2) OBP: 0.318, SLG: 0.333		C FF 83 F FF 82 B CU 71 X FC 80 1-2 ① F9	B FC 81 C CU 71 X FC 82 1-1 27 1B 11 1B 3 HR 2-H 3-H 1B	B SL 82 B SL 79 C FF 92 X FF 92 2-1 ③ G6-3			C FF 90 C CH 83 X FF 93 0-2 1B			4	1	2	2	0	0	0
11 Alex Gonzalez, R (1, 5) OBP: 0.237, SLG: 0.242		B SI 85 C FC 80 F FF 84 T FC 81 1-2 ② K	1 SAFE X CH 75 0-0 27 1B 3 HR 1-2 1B		B SL 80 C SL 78 C FF 92 X SL 80 1-2 ① F7		C SL 84 X FF 92 0-1 ① P3			4	1	1	0	0	1	1
27 Carlos Gómez, R (1, 8) OBP: 0.261, SLG: 0.370		X CU 72 0-0 HR	S SI 85 X FF 82 0-1 3 HR 1-2 2-3 1B		F FF 92 B FF 92 X FF 93 1-1 1B		X SL 84 0-0 ② F9			4	2	3	1	0	0	1
3 Yuniesky Betancourt, R (1, 3) OBP: 0.297, SLG: 0.412		B SI 85 C FC 81 X CH 75 1-1 ③ P4	B FC 82 X CH 77 1-0 1-H 2-H 3-H HR		C FF 92 1 SAFE C FF 93 F FF 92 1 SAFE 1 SAFE 1 SAFE 1 SAFE S FF 92 0-3 ② K		D SI 92 B FF 92 F SI 89 F SL 83 S SL 83 2-3 ③ K			4	1	1	4	0	2	2
60 Wily Peralta, R (1, 1) OBP: 0.571, SLG: 0.500 64 Mike Fiers, R (5, 1) 53 Brandon Kintzler, R (6, 1) 59 John Axford, R (7, 1) 32 Tom Gorzelanny, R (8, 1) 22 Logan Schafer, L (8, PH) OBP: 0.154, SLG: 0.154 29 Jim Henderson, L (9, 1)			B SI 82 C FC 76 X CH 74 1-1 9 1B 7 HBP 23 2B 1B C SI 84 C CU 71 C CU 71 0-3 ② K		P PO 87 S FF 92 F FF 92 S SL 80 1-3 ③ K			B SL 82 F SI 90 B SL 82 B SL 81 F SI 90 F SL 83 X FF 91 3-2 ① F9		2 1 0 0 0 1 0	1 0 0 0 0 0 0	1 0 0 0 0 0 0	0 0 0 0 0 0 0	0 1 0 0 0 0 0	1 1 0 0 0 0 0	0 1 0 0 0 0 0
Inning Stats	R: 0 E: 0 K: 2 S: 8 H: 0 LOB: 1 BB: 1 P: 14	R: 1 E: 0 K: 1 S: 9 H: 1 LOB: 0 BB: 0 P: 12	R: 8 E: 0 K: 2 S: 24 H: 7 LOB: 1 BB: 1 P: 40	R: 0 E: 0 K: 1 S: 7 H: 0 LOB: 0 BB: 0 P: 12	R: 0 E: 0 K: 2 S: 13 H: 1 LOB: 1 BB: 0 P: 15	R: 0 E: 0 K: 2 S: 13 H: 1 LOB: 1 BB: 0 P: 18	R: 0 E: 0 K: 1 S: 9 H: 1 LOB: 1 BB: 0 P: 11	R: 1 E: 0 K: 1 S: 10 H: 1 LOB: 0 BB: 0 P: 14		1B: 8 2B: 1 3B: 0 HR: 3 SF: 0 SAC: 0 DP: 0 HBP: 1			WP: 0 PB: 0 SB: 1 CS: 0	PA: 39		

BOTTOM

San Francisco Giants @ Milwaukee Brewers

Miller Park, Milwaukee, WI

Tue Apr 16 2013, 7:12 PM - 10:48 PM CDT

Att. 29,075 - Roof Closed - 70 F

livebaseballscorecards.com

AB	36
R	10
H	12
RBI	10
BB	2
SO	12
LOB	14

PITCHER		IP	WLS	BF	H	R	ER	SO	BB	IBB	HBP	BLK	WP	HR	S	P	ERA	WHIP
75 Barry Zito, L ERA: 4.86	(1, 1)	2.2	L	19	8	9	9	5	2	0	1	0	0	2	38	62	30.38	3.750
57 Chad Gaudin, R ERA: 0.87	(3, 1)	2.1		8	1	0	0	3	0	0	0	0	0	0	23	31	0.00	0.429
50 Jose Mijares, L ERA: 3.38	(6, 1)	1.0		5	2	0	0	2	0	0	0	0	0	0	16	21	0.00	2.000
70 George Kontos, R ERA: 7.0	(7, 1)	2.0		7	1	1	1	2	0	0	0	0	0	1	16	22	4.50	0.500

PITCHER		IP	WLS	BF	H	R	ER	SO	BB	IBB	HBP	BLK	WP	HR	S	P	ERA	WHIP

Batter	1	2	3	4	5	6	7	8	9	AB	R	H	RBI	BB	SO	LOB
16 Ángel Pagán, S (1, 8) OBP: 0.381, SLG: 0.386	B SI 89 B SI 90 C SI 89 B SL 81 F SI 89 X SI 91 3-2 ① F7			C CU 75 F SI 90 X SL 82 0-2 ① L4		B SI 89 B CH 81 C SI 89 X CH 81 2-1 48 1B 19 1B 8 1B 2-H 1B	D CU 74 B SI 89 X SI 88 2-0 ③ F7			4	1	1	1	0	0	1
19 Marco Scutaro, R (1, 4) OBP: 0.300, SLG: 0.321	C SI 90 F SI 91 X SL 82 0-2 ② G6-3			C CU 74 B SI 90 F SI 90 B SL 80 T SI 89 2-2 ② K		1 SAFE X SI 89 0-0 48 1B 8 1B 1-2 1B		C SI 88 B SI 89 X SI 88 1-1 ① G6-3		4	1	1	0	0	1	0
48 Pablo Sandoval, S (1, 5) OBP: 0.377, SLG: 0.463	F SI 92 F SL 84 S SI 90 0-3 ③ K			C SL 82 X SL 82 0-1 ③ P4		F SL 81 B SI 89 F SL 83 X SI 89 1-2 8 1B 1-2 2-3 1B		B SI 90 B SI 88 F SI 88 B SL 78 X SI 88 3-1 ② G1-3		4	0	1	0	0	1	0
28 Buster Posey, R (1, 2) OBP: 0.315, SLG: 0.319		B SI 90 C SI 90 C SI 90 B SL 84 X SL 81 2-2 ① G1-6-3			C SI 90 B CU 74 X SI 90 1-1 ① F9	F SL 81 C SI 89 F SL 81 T SI 89 0-2 ② K		C SI 89 B SI 90 X SI 90 1-1 ③ G5-3		4	0	0	0	0	1	3
8 Hunter Pence, R (1, 9) OBP: 0.297, SLG: 0.475		B SI 91 C SI 91 X SL 82 1-1 ② L4			C CU 74 S SL 80 F SL 81 F FF 90 X SL 81 0-2 ② G4-3	F SL 81 F SI 90 B SL 81 X SI 89 1-2 1-3 2-H 3-H 1B			F FF 95 B SL 87 X FF 94 1-1 ① F8	4	0	1	2	0	0	0
9 Brandon Belt, L (1, 3) OBP: 0.236, SLG: 0.240		C SI 90 S SL 83 S SL 82 0-3 ③ K			B SL 83 B SI 90 C SI 90 B SI 89 B SI 88 4-1 BB	X SL 82 0-0 ③ F8			B SL 85 S SL 85 F SL 86 S SL 84 1-3 ② K	3	0	0	0	1	2	2
7 Grégor Blanco, L (1, 7) OBP: 0.340, SLG: 0.275			C SI 90 B SI 90 X SI 90 1-1 ① P6		B SI 89 B CH 81 B SI 90 C SI 88 F SI 88 X CH 80 3-2 ③ F7		C SI 88 B CH 81 F SI 89 B CH 81 C SI 89 2-3 ① K		B SL 84 B FF 95 B FF 95 B FF 94 4-0 35 S BB	3	0	0	0	1	1	1
35 Brandon Crawford, L (1, 6) OBP: 0.414, SLG: 0.500			B SI 90 T SI 90 B CH 82 X SI 90 2-1 ② G4-3			C CU 74 S CH 82 X CH 82 0-2 32 SH1-4 16 1B 1B	F CU 74 B SL 82 C SI 89 F SL 81 F SI 90 B SL 83 X SI 90 2-2 32 G5-3 1B		1 SAFE 1 SAFE B FF 92 B FF 94 B FF 93 C FF 96 C FF 96 X FF 95 3-2 ③ F7 1-2	4	1	2	0	0	0	1
32 Ryan Vogelsong, R (1, 1) 46 Santiago Casilla, R (8, 1)			C SI 90 B SI 90 C SI 90 C SL 80 1-3 ③ K			X SL 78 0-0 ① SH1-4 1-2	B CU 72 X SI 87 1-0 ② G5-3 1-2			2 0	0 0	0 0	0 0	0 0	1 0	1 0
Inning Stats	R: 0 E: 0 K: 1 S: 9 H: 0 LOB: 0 BB: 0 P: 12	R: 0 E: 0 K: 1 S: 8 H: 0 LOB: 0 BB: 0 P: 11	R: 0 E: 0 K: 1 S: 7 H: 0 LOB: 0 BB: 0 P: 11	R: 0 E: 0 K: 1 S: 8 H: 0 LOB: 0 BB: 0 P: 10	R: 0 E: 0 K: 0 S: 11 H: 0 LOB: 1 BB: 1 P: 19	R: 3 E: 0 K: 1 S: 18 H: 5 LOB: 2 BB: 0 P: 22	R: 0 E: 0 K: 1 S: 10 H: 1 LOB: 1 BB: 0 P: 17	R: 0 E: 0 K: 0 S: 6 H: 0 LOB: 0 BB: 0 P: 11	R: 0 E: 0 K: 1 S: 8 H: 0 LOB: 1 BB: 1 P: 17	1B: 6 2B: 0 3B: 0 HR: 0 SF: 0 SAC: 1 DP: 0 HBP: 0						WP: 0 PB: 0 SB: 1 CS: 0 PA: 35

PITCHER		IP	WLS	BF	H	R	ER	SO	BB	IBB	HBP	BLK	WP	HR	S	P	ERA	WHIP
26 Kyle Lohse, R ERA: 2.7	(1, 1)	7.0		28	6	3	3	6	1	0	0	0	0	0	71	102	3.86	1.000
31 Burke Badenhop, R ERA: 5.4	(8, 1)	1.0		3	0	0	0	0	0	0	0	0	0	0	6	11	0.00	0.000
29 Jim Henderson, R ERA: 1.29	(9, 1)	1.0	W	4	0	0	0	1	1	0	0	0	0	0	8	17	0.00	1.000

PITCHER	IP	WLS	BF	H	R	ER	SO	BB	IBB	HBP	BLK	WP	HR	S	P	ERA	WHIP

TOP

San Francisco Giants @ Milwaukee Brewers

Miller Park, Milwaukee, WI

Wed Apr 17 2013, 7:12 PM - 10:06 PM CDT

Att. 29,362 - Roof Closed - 62 F

livebaseballscorecards.com

AB	32
R	3
H	6
RBI	3
BB	2
SO	7
LOB	9

Batter	1	2	3	4	5	6	7	8	9	AB	R	H	RBI	BB	SO	LOB
7 Norichika Aoki, L (1, 9) OBP: 0.410, SLG: 0.509	C SI 90 F SI 90 X SL 88 0-2 F7 ①		C CU 78 B CU 77 B SI 86 X CH 85 2-1 G4-3 ②		X SI 89 0-0 FC4-6 ② 1-2f			X SI 93 0-0 SH3-4 ① 1-2		3	0	0	0	0	0	1
9 Jean Segura, R (1, 6) OBP: 0.417, SLG: 0.533	B FF 91 B FF 92 F FF 92 S FF 91 X FF 92 2-2 G4-3 ②		F SI 91 F SI 90 F FF 91 B SL 87 B CU 78 F SI 91 F SL 88 X SI 90 2-2 G6-3 ③		F FF 89 1 SAFE B SL 85 D SL 87 C CU 76 B FF 90 X FF 91 3-2 G4-3 ③			S SI 93 B SI 93 X FF 93 1-1 F8 ②		4	0	0	0	0	0	2
8 Ryan Braun, R (1, 7) OBP: 0.409, SLG: 0.528	C SL 88 B FF 91 B FF 92 B SI 91 T FF 92 B FF 92 4-2 BB			B SL 88 C CU 77 S SL 88 B FF 89 B CU 79 B SL 89 4-2 20 CS BB		B CU 75 T FF 89 C SL 86 B FF 90 C FF 91 2-3 K ①		I IN 70 I IN 75 I IN 75 I IN 71 4-0 IBB		1	0	0	0	3	1	0
23 Rickie Weeks Jr., R (1, 4) OBP: 0.271, SLG: 0.302	F FF 89 T FF 91 1 SAFE B FF 90 S SL 88 1-3 K ③			F SI 88 B SL 86 B FF 89 X SL 87 2-1 F8 ①		X SL 87 0-0 G1-3 ②		B SL 89 B FF 94 B FF 95 C FF 94 S FF 94 X FF 95 3-2 L7 ③		4	0	0	0	0	1	4
20 Jonathan Lucroy, R (1, 2) OBP: 0.313, SLG: 0.326 25 Josh Prince, R (9, PR) OBP: 0.200, SLG: 0.400		F FF 90 F SL 88 B FF 91 S CU 78 1-3 K ①		1 SAFE B SL 86 C FF 89 B CU 78 C SL 89 F FF 90 B CU 78 F SL 87 F FF 91 3-2 F SL 88 F FF 90 X FF 90 P4 ②③ 1-2		C SL 88 B CU 78 B FF 89 F FF 89 X SL 87 2-2 G6-3 ③			B SL 86 C SL 87 F SL 88 F FF 94 B SL 88 F SL 87 F SI 94 B KC 79 X SI 93 3-2 27 E 27 1B 50 1B 1B	4 0	0 1	1 0	0 0	0 0	1 0	1 0
11 Alex Gonzalez, R (1, 5) OBP: 0.238, SLG: 0.270		C CH 83 C SL 89 B FF 91 X CU 79 1-2 G4-3 ②			C SL 86 X SI 89 0-1 27 3B 2B		C SL 86 B SL 87 F FF 89 B SL 89 F SI 91 F FF 91 F SL 87 S CU 78 2-3 K ①		X SI 92 0-0 B3 ①	4	1	1	0	0	1	1
27 Carlos Gómez, R (1, 8) OBP: 0.300, SLG: 0.440		C FF 89 B CU 79 X CU 78 1-1 F9 ③			C FF 89 X SL 87 0-1 3 SF9 2-H 3B		S SL 87 B CH 84 F FF 89 X FF 89 1-2 3 G6-4-3 1B		X SL 88 0-0 E6 50 1B 1-3 1B	4	1	3	1	0	0	0
3 Yuniesky Betancourt, R (1, 3) OBP: 0.317, SLG: 0.500			C CU 77 X FF 90 0-1 HR		B CU 78 C SI 89 F SI 90 X FF 90 1-2 SF9 ① 3-H		1 SAFE X SL 84 0-0 G6-4-3 ②③ 1-2f		I IN 67 I IN 70 I IN 72 I IN 72 4-0 50 1B IBB	2	1	1	2	1	0	1
26 Kyle Lohse, R (1, 1) OBP: 0.143, SLG: 0.143 31 Burke Badenhop, R (8, 1) 22 Logan Schafer, L (8, PH) OBP: 0.214, SLG: 0.214 29 Jim Henderson, L (9, 1) 50 Blake Lalli, L (9, PH) OBP: 0.167, SLG: 0.167			C FF 91 S SL 88 B FF 89 T SL 89 1-2 K ①		X FF 90 0-0 7 FC4-6 1B			B SI 93 B SI 93 C SI 93 X SI 93 2-1 7 SH3-4 1B	X FF 94 0-0 1-2 2-3 3-H 1B	2 0 1 0 1	0 0 0 0 0	1 0 1 0 1	0 0 0 0 0	1 0 0 0 0	0 0 0 0 0	0 0 0 0 0
Inning Stats	R: 0 E: 0 K: 1 S: 11 H: 0 LOB: 1 BB: 1 P: 18	R: 0 E: 0 K: 1 S: 8 H: 0 LOB: 0 BB: 0 P: 11	R: 1 E: 0 K: 1 S: 13 H: 1 LOB: 0 BB: 0 P: 18	R: 0 E: 0 K: 0 S: 12 H: 0 LOB: 0 BB: 1 P: 21	R: 2 E: 0 K: 0 S: 12 H: 3 LOB: 1 BB: 0 P: 16	R: 0 E: 0 K: 1 S: 7 H: 0 LOB: 0 BB: 0 P: 11	R: 0 E: 0 K: 1 S: 10 H: 1 LOB: 0 BB: 0 P: 13	R: 0 E: 0 K: 0 S: 8 H: 1 LOB: 2 BB: 1 P: 18	R: 1 E: 1 K: 0 S: 9 H: 3 LOB: 3 BB: 1 P: 16	1B: 6 2B: 1 3B: 1 HR: 1	SF: 1 SAC: 1 DP: 1 HBP: 0			WP: 0 PB: 0 SB: 0 CS: 1	PA: 36		

PITCHER	IP	WLS	BF	H	R	ER	SO	BB	IBB	HBP	BLK	WP	HR	S	P	ERA	WHIP
32 Ryan Vogelsong, R (1, 1) ERA: 5.89	7.0		26	5	3	3	5	2	0	0	0	0	1	73	108	3.86	1.000
46 Santiago Casilla, R (8, 1) ERA: 2.25	1.1	L	10	4	1	1	0	0	2	0	0	0	0	17	34	6.75	3.000

PITCHER	IP	WLS	BF	H	R	ER	SO	BB	IBB	HBP	BLK	WP	HR	S	P	ERA	WHIP

BOTTOM

San Francisco Giants @ Milwaukee Brewers

Miller Park, Milwaukee, WI

Wed Apr 17 2013, 7:12 PM - 10:06 PM CDT

Att. 29,362 - Roof Closed - 62 F

livebaseballscorecards.com

AB	30
R	4
H	9
RBI	4
BB	4
SO	5
LOB	10

Batter	1	2	3	4	5	6	7	8	9	AB	R	H	RBI	BB	SO	LOB
16 Ángel Pagán, S (1, 8) OBP: 0.358, SLG: 0.361	B FF 91 C FF 90 C SL 88 X FF 90 1-2 ① G6-3		B FF 91 B SI 91 C FF 91 X FF 91 2-1 ① L1		C FF 90 B CH 86 X SI 91 1-1 E5 7 L6		B FF 90 D SL 76 X FF 90 2-0 ③ G6-3			4	0	0	0	0	0	1
7 Grégor Blanco, L (1, 7) OBP: 0.353, SLG: 0.295	X FF 92 0-0 8 S 1B		C SI 91 B SL 88 F FF 91 B CU 80 B FF 92 X SI 91 3-2 1B		C CU 78 X CU 77 0-1 ②③ L6 1-2			B FF 93 X FF 94 1-0 ① L8		4	0	2	0	0	0	1
48 Pablo Sandoval, S (1, 5) OBP: 0.354, SLG: 0.431	B FF 92 F SL 88 B SL 86 1 SAFE X SL 88 2-1 ② F7		F SL 87 F SL 88 B FF 92 B FF 92 X SL 88 2-2 ② L7			B SL 86 F SL 85 X SL 86 1-1 ① G3-1		B SL 83 B FF 94 B FF 94 C FF 94 C FF 93 F FF 94 F FF 94 S SL 82 3-3 ② K		4	0	0	0	0	1	2
8 Hunter Pence, R (1, 9) OBP: 0.294, SLG: 0.462	C FF 92 B SL 88 S SL 88 S FF 92 1-3 ③ K 1-2		S SL 88 C CU 79 D CU 79 F FF 92 B SL 88 B CU 78 S SL 88 3-3 ③ K			B FF 90 S SL 84 X SL 86 1-1 35 G3 1B		S CU 78 S CU 79 S SL 82 0-3 ③ K2-3		4	0	1	0	0	3	2
35 Brandon Crawford, L (1, 6) OBP: 0.435, SLG: 0.593		B FF 90 C FF 90 T SL 87 X SI 92 1-2 29 BB 1B		B FF 89 F FF 89 C SL 87 X SL 87 1-2 21 L8 9 SF8 2B		S CU 77 X SI 90 0-1 ② G3 1-2			C FF 91 B CH 83 B FF 91 B FF 92 X FF 92 3-1 HR	4	2	3	1	0	0	1
21 Nick Noonan, L (1, 4) OBP: 0.444, SLG: 0.412		S SI 91 B FF 92 C SI 92 B SI 92 T FF 89 2-2 ① K		C CU 77 D SI 90 X SL 86 1-1 ① L8 2-3		B CU 77 B FF 89 X FF 89 2-0 ③ F8			B FF 95 C FF 93 S CH 83 X CH 85 1-2 ① L8	4	0	0	0	0	1	3
9 Brandon Belt, L (1, 3) OBP: 0.220, SLG: 0.226		T SL 89 1 SAFE X SL 87 0-1 ② L9		B FF 91 B CU 79 X SI 89 2-0 ② SF8 3-H			F FF 91 B FF 92 B SL 78 F FF 92 B FF 92 S SL 78 3-3 ① K		F FF 94 X SL 81 0-1 ② L9	3	0	0	1	0	1	1
29 Héctor Sánchez, S (1, 2) OBP: 0.316, SLG: 0.188 49 Javier López, L (7, 1) 63 Jean Machi, R (7, 1) 56 Andres Torres, S (9, PH) OBP: 0.276, SLG: 0.357		D CU 79 B FF 91 F FF 92 B SL 87 B FF 92 4-1 1-2 BB		B SI 91 F SI 91 S CU 78 B CU 79 S SL 84 2-3 ③ K			C FF 88 B CH 83 S SL 79 F FF 92 B SL 81 S SL 79 2-3 ② K		B FF 95 B FF 95 F FF 94 C FF 95 B SL 81 B FF 95 4-2 12 DI BB	2 0 0 0	0 0 0 0	0 0 0 0	0 0 0 1	1 0 0 0	2 0 0 1	0 0 0 0
18 Matt Cain, R (1, 1) 12 Guillermo Quiroz, R (7, PH) OBP: 0.750, SLG: 1.000 (7, 2)		B CU 79 C FF 92 F SL 87 C FF 92 1-3 ③ K			F FF 89 B CU 76 B FF 91 S SL 89 F SL 87 C FF 90 2-3 ① K		C FF 91 X SL 79 0-1 2B		C FF 94 B FF 94 D FF 94 X FF 92 2-1 ③ G6-3 1-2	2 2	0 0	0 1	0 0	0 0	2 0	2 1
Inning Stats	R: 0 E: 0 K: 1 S: 9 H: 1 LOB: 1 BB: 0 P: 13	R: 0 E: 0 K: 2 S: 12 H: 1 LOB: 2 BB: 1 P: 20	R: 0 E: 0 K: 1 S: 12 H: 1 LOB: 1 BB: 0 P: 22	R: 1 E: 0 K: 1 S: 9 H: 1 LOB: 0 BB: 0 P: 15	R: 0 E: 1 K: 1 S: 8 H: 0 LOB: 0 BB: 0 P: 11	R: 0 E: 0 K: 0 S: 7 H: 1 LOB: 1 BB: 0 P: 11	R: 0 E: 0 K: 2 S: 10 H: 1 LOB: 1 BB: 0 P: 17	R: 0 E: 0 K: 2 S: 9 H: 0 LOB: 0 BB: 0 P: 13	R: 1 E: 0 K: 0 S: 11 H: 1 LOB: 1 BB: 1 P: 21	1B: 4 2B: 3 3B: 0 HR: 1 SF: 1 SAC: 0 DP: 1 HBP: 0						

PITCHER		IP	WLS	BF	H	R	ER	SO	BB	IBB	HBP	BLK	WP	HR	S	P	ERA	WHIP
49 Yovani Gallardo, R ERA: 5.24	(1, 1)	6.0	W	24	5	1	1	6	1	0	0	0	0	0	57	92	1.50	1.000
51 Michael Gonzalez, L ERA: 7.36	(7, 1)	1.0		4	1	0	0	2	0	0	0	0	0	0	10	17	0.00	1.000
59 John Axford, R ERA: 12.79	(8, 1)	1.0		3	0	0	0	2	0	0	0	0	0	0	9	13	0.00	0.000
45 Alfredo Figaro, R ERA: 2.57	(9, 1)	1.0		5	1	1	1	0	1	0	0	0	0	1	11	21	9.00	2.000

PITCHER	IP	WLS	BF	H	R	ER	SO	BB	IBB	HBP	BLK	WP	HR	S	P	ERA	WHIP

TOP

San Francisco Giants @ Milwaukee Brewers

Miller Park, Milwaukee, WI

Thu Apr 18 2013, 12:11 PM - 2:58 PM CDT

Att. 29,161 - Roof Closed - 64 F

livebaseballscorecards.com

AB	33
R	2
H	7
RBI	2
BB	2
SO	10
LOB	14

WP: 0	PA: 36
PB: 0	
SB: 1	
CS: 0	

Batter	1	2	3	4	5	6	7	8	9	AB	R	H	RBI	BB	SO	LOB
7 Norichika Aoki, L (1, 9) OBP: 0.385, SLG: 0.474	C FF 90 B FF 90 B CH 86 X CH 86 2-1 F9 ①	L CH 86 B SL 88 F CH 86 X FF 93 1-2 G6-3 ②		B SI 91 C FF 91 B CU 79 C FF 91 X FF 90 2-2 F9 ③			B SI 89 B SL 80 C SI 87 X SI 88 2-1 G6-3 ①			4	0	0	0	0	0	1
9 Jean Segura, R (1, 6) OBP: 0.404, SLG: 0.510	S FF 91 C FF 92 B FF 92 X FF 92 1-2 8 HR 1B	C FF 92 X FF 93 0-1 G5-3 ③			S SL 86 F FF 91 B SI 91 F SL 87 F SL 87 F FF 91 B FF 92 X FF 92 2-2 G3 ①		B FF 94 D FF 94 D FF 95 C FF 94 X FF 94 3-1 F8 ②			4	1	1	0	0	0	1
8 Ryan Braun, R (1, 7) OBP: 0.396, SLG: 0.575	1 SAFE F FF 91 X SL 86 0-1 1-H HR		B FF 90 X FF 91 1-0 L8 ①		C FF 91 B CU 81 X SL 88 1-1 F9 ②		X FF 95 0-0 G1-3 ③			4	1	1	2	0	0	1
23 Rickie Weeks Jr., R (1, 4) OBP: 0.270, SLG: 0.298	C FF 91 F FF 91 X CU 82 0-2 G4-3 ②		B CH 86 C CU 78 F SI 90 F FF 91 X FF 91 1-2 20 S 20 HR 1B		B SL 88 F SL 87 F SL 88 B SL 87 B SI 92 S SL 88 3-3 K ③			B FF 95 B FF 96 F FF 95 C FF 95 C CH 86 2-3 K ①		4	1	1	0	0	2	0
20 Jonathan Lucroy, R (1, 2) OBP: 0.308, SLG: 0.383 12 Martín Maldonado, R (9, 2) OBP: 0.217, SLG: 0.273	X SL 87 0-0 L7 ③		B FF 90 F FF 90 1 SAFE B FF 90 F SL 86 X CU 78 2-2 1-H HR			C FF 90 F FF 90 X SL 87 0-2 P3 ①		F FF 94 C CH 85 X CH 88 0-2 G5-3 ②		4 0	1 0	1 0	2 0	0 0	0 0	0 0
11 Alex Gonzalez, R (1, 5) OBP: 0.217, SLG: 0.244		B FF 90 C FF 91 X SI 91 1-1 F8 ①	X FF 92 0-0 F9 ②			B SL 86 C SL 85 F FF 91 B FF 92 X FF 92 2-2 F8 ②		C FF 95 F FF 95 B FF 94 B CH 87 X CH 84 2-2 G5-3 ③		4	0	0	0	0	0	0
27 Carlos Gómez, R (1, 8) OBP: 0.321, SLG: 0.442		B CU 80 C FF 91 H FF 92 2-1 3 S 3 1B HBP	B CH 87 F SL 86 B FF 93 B SI 92 S FF 92 F SI 91 C FF 92 3-3 K ③			F SI 91 B SL 88 C SL 88 B FF 91 B SL 87 X SL 87 3-2 1B				2	1	1	0	0	1	0
3 Yuniesky Betancourt, R (1, 3) OBP: 0.318, SLG: 0.487		1 SAFE B FF 90 C FF 91 B SL 87 X CU 80 2-1 49 HR 1-H 1B		B SL 86 C FF 91 F SI 90 B FF 90 C SI 90 2-3 K ①		F FF 91 1 SAFE 1 SAFE F FF 90 1 SAFE X FF 90 0-2 F9 ③				3	1	1	1	0	1	1
49 Yovani Gallardo, R (1, 1) OBP: 0.250, SLG: 0.625 51 Michael Gonzalez, R (7, 1) 18 Khris Davis, R (7, PH) OBP: 0.286, SLG: 0.385 59 John Axford, R (8, 1) 45 Alfredo Figaro, R (9, 1)		1 SAFE X FF 91 0-0 1-H HR		C SI 91 F FF 91 S SL 87 0-3 K ②			B SI 87 F SI 86 X CH 80 1-1 2B			2 0 1 0 0	1 0 0 0 0	1 0 1 0 0	2 0 0 0 0	0 0 0 0 0	1 0 0 0 0	0 0 0 0 0
Inning Stats	R: 2 E: 0 K: 0 S: 11 H: 2 LOB: 0 BB: 0 P: 14	R: 3 E: 0 K: 0 S: 11 H: 2 LOB: 0 BB: 0 P: 17	R: 2 E: 0 K: 1 S: 13 H: 2 LOB: 0 BB: 0 P: 20	R: 0 E: 0 K: 2 S: 9 H: 0 LOB: 0 BB: 0 P: 13	R: 0 E: 0 K: 1 S: 11 H: 0 LOB: 0 BB: 0 P: 17	R: 0 E: 0 K: 0 S: 12 H: 1 LOB: 1 BB: 0 P: 17	R: 0 E: 0 K: 0 S: 7 H: 1 LOB: 1 BB: 0 P: 13	R: 0 E: 0 K: 1 S: 9 H: 0 LOB: 0 BB: 0 P: 13		1B: 4 2B: 1 3B: 0 HR: 3 SF: 0 SAC: 0 DP: 0 HBP: 1						

PITCHER		IP	WLS	BF	H	R	ER	SO	BB	IBB	HBP	BLK	WP	HR	S	P	ERA	WHIP
18 Matt Cain, R ERA: 7.15	(1, 1)	6.0	L	26	7	7	7	4	0	0	1	0	0	3	67	98	10.50	1.167
49 Javier López, L ERA: 3.0	(7, 1)	0.1		2	1	0	0	0	0	0	0	0	0	0	4	7	0.00	3.000
63 Jean Machi, R ERA:	(7, 1)	1.2		5	0	0	0	1	0	0	0	0	0	0	12	19	0.00	0.000

PITCHER		IP	WLS	BF	H	R	ER	SO	BB	IBB	HBP	BLK	WP	HR	S	P	ERA	WHIP

BOTTOM

San Francisco Giants @ Milwaukee Brewers

Miller Park, Milwaukee, WI

Thu Apr 18 2013, 12:11 PM - 2:58 PM CDT

Att. 29,161 - Roof Closed - 64 F

livebaseballscorecards.com

AB	32
R	7
H	8
RBI	7
BB	0
SO	5
LOB	4

1B: 4	SF: 0	WP: 0	PA: 33		
2B: 1	SAC: 0	PB: 0			
3B: 0	DP: 0	SB: 2			
HR: 3	HBP: 1	CS: 0			

Batter	1	2	3	4	5	6	7	8	9	AB	R	H	RBI	BB	SO	LOB
9 David DeJesus, L (1, 8) OBP: 0.365, SLG: 0.596	C FF 88 B FF 89 F CH 76 C FF 91 1-3 ① K		D CU 77 B CU 77 F FF 88 F FF 89 B FF 90 X FF 89 3-2 1-H HR		B FF 88 X CH 77 1-0 13 G6-4-3 1B		C CU 76 S FF 94 D SL 83 S FF 95 1-3 ② K		1 SAFE B SL 86 C SL 84 1-1 ③ CS 1-2	4	1	2	2	0	2	1
13 Starlin Castro, R (1, 6) OBP: 0.328, SLG: 0.492	C FF 90 F FF 90 S FF 90 0-3 ② K		B CU 76 B FF 89 S FF 90 X FF 90 2-1 44 G3-6-3 1B		1 SAFE B FF 88 F CH 76 X FF 88 1-1 ①② G6-4-3 1-2f		B CU 79 D CU 78 F FF 95 S SL 84 S FF 96 2-3 ③ K			4	0	1	0	0	2	2
44 Anthony Rizzo, L (1, 3) OBP: 0.302, SLG: 0.500	B FF 90 S FF 90 B FF 90 X CH 76 2-1 ③ F9		X CU 76 0-0 ②③ G3-6-3 1-2f		B CU 76 B CH 78 C FF 89 B FF 90 F CH 77 F CH 77 F FF 90 F FF 90 F CH 78 3-2 ③ P5			B SI 90 X FF 89 1-0 HR		4	1	1	1	0	0	1
12 Alfonso Soriano, R (1, 7) OBP: 0.323, SLG: 0.417		F FF 89 X CU 78 0-1 19 L1-3 1B		C CU 77 F FF 88 B CH 77 B CU 79 F FF 89 X FF 91 2-2 15 BB 2B		S CH 79 F FF 89 B CH 76 X FF 90 1-2 19 G4-3 1B		B SL 80 B SI 89 X FF 91 2-0 ① G6-3		4	0	3	0	0	0	0
19 Nate Schierholtz, L (1, 9) OBP: 0.383, SLG: 0.605 21 Scott Hairston, R (8, PH) OBP: 0.167, SLG: 0.375 (8, 9)		B FF 88 F CH 74 F FF 88 B CU 76 X FF 90 2-2 ①② L1-3 1-1		X CH 78 0-0 ① G5-3		S CH 78 D CU 79 F CH 76 X FF 90 1-2 ① G4-3 1-2		C SI 90 B SI 83 B SI 91 F SI 89 C SI 90 2-3 ② K		3 1	0 0	0 0	0 0	0 0	0 1	3 0
53 Welington Castillo, R (1, 2) OBP: 0.413, SLG: 0.523		C FF 89 B FF 90 X CH 78 1-1 ③ G5-3		2 SAFE B CU 76 B CH 76 X CU 77 2-0 ② F8		S CH 76 D CH 75 F FF 88 S CH 76 1-3 ② K		C SI 91 B SI 90 X SI 90 1-1 ③ G4-3		4	0	0	0	0	1	2
24 Luis Valbuena, L (1, 5) OBP: 0.375, SLG: 0.436			C FF 89 B FF 90 X CH 77 1-1 HR	B CU 76 C CU 76 B FF 90 C FF 88 H FF 90 3-2 15 BB HBP		D CU 77 C CH 77 B CH 76 X FF 88 2-1 ③ F7			C SL 84 B FF 96 C SL 84 F FF 97 B SL 85 X FF 94 2-2 ① F7	3	1	1	1	0	0	1
15 Darwin Barney, R (1, 4) OBP: 0.167, SLG: 0.091			B FF 89 C FF 89 F FF 90 X CH 76 1-2 ① F7	B CU 78 B CU 79 B CU 79 C FF 90 B FF 91 4-1 1-2 2-3 BB			C FF 93 F FF 94 B CU 77 B FF 94 F CU 78 X CU 78 2-2 29 SH1-4 1B		C FF 96 S SL 88 B SL 88 F SL 87 B SL 87 C FF 95 2-3 ② K	3	0	1	0	1	1	0
29 Jeff Samardzija, R (1, 1) 63 Kevin Gregg, R (8, 1) 54 Shawn Camp, R (8, 1) 30 Dioner Navarro, S (9, PH) OBP: 0.273, SLG: 0.500 20 Julio Borbon, L (9, PR)			F FF 90 B FF 90 B FF 89 B FF 89 S FF 90 F FF 90 F FF 90 B FF 90 4-2 9 HR BB	D FF 91 S FF 90 B FF 90 S FF 90 C FF 91 2-3 ③ K			B FF 92 L FF 93 B FF 93 C FF 94 X FF 95 2-2 ① SH1-4 1-2		B SL 85 B FF 94 X FF 95 2-0 9 CS 1B	1 0 0 1 0	1 0 0 0 0	0 0 0 1 0	0 0 0 0 0	1 0 0 0 0	1 0 0 0 0	3 0 0 0 0
Inning Stats	R: 0 E: 0 K: 2 S: 8 H: 0 LOB: 0 BB: 0 P: 11	R: 0 E: 0 K: 0 S: 7 H: 1 LOB: 0 BB: 0 P: 10	R: 3 E: 0 K: 0 S: 15 H: 3 LOB: 0 BB: 1 P: 26	R: 0 E: 0 K: 1 S: 12 H: 1 LOB: 3 BB: 1 P: 25	R: 0 E: 0 K: 0 S: 11 H: 1 LOB: 0 BB: 0 P: 16	R: 0 E: 0 K: 1 S: 11 H: 1 LOB: 1 BB: 0 P: 16	R: 0 E: 0 K: 2 S: 13 H: 1 LOB: 1 BB: 0 P: 20	R: 1 E: 0 K: 1 S: 7 H: 1 LOB: 0 BB: 0 P: 13	R: 0 E: 0 K: 1 S: 10 H: 1 LOB: 1 BB: 0 P: 17	1B: 6 2B: 2 3B: 0 HR: 3	SF: 0 SAC: 1 DP: 3 HBP: 1					

PITCHER	IP	WLS	BF	H	R	ER	SO	BB	IBB	HBP	BLK	WP	HR	S	P	ERA	WHIP
41 Marco Estrada, R (1, 1) ERA: 4.5	6.0	W	25	7	3	3	4	2	0	1	0	0	2	64	104	4.50	1.500
59 John Axford, R (7, 1) ERA: 11.05	1.0	H	4	1	0	0	2	0	0	0	0	0	0	13	20	0.00	1.000
32 Tom Gorzelanny, L (8, 1) ERA: 2.35	0.1	H	2	1	1	1	0	0	0	0	0	0	1	2	5	27.00	3.000
31 Burke Badenhop, R (8, 1) ERA: 4.76	0.2	H	2	0	0	0	1	0	0	0	0	0	0	5	8	0.00	0.000
29 Jim Henderson, R (9, 1) ERA: 1.13	1.0	S	3	1	0	0	1	0	0	0	0	0	0	10	17	0.00	1.000

PITCHER	IP	WLS	BF	H	R	ER	SO	BB	IBB	HBP	BLK	WP	HR	S	P	ERA	WHIP

TOP

Chicago Cubs @ Milwaukee Brewers

Miller Park, Milwaukee, WI

Fri Apr 19 2013, 7:12 PM - 10:27 PM CDT

Att. 28,346 - Roof Closed - 62 F

livebaseballscorecards.com

AB	32
R	4
H	10
RBI	4
BB	2
SO	8
LOB	13

Batter	1	2	3	4	5	6	7	8	9	AB	R	H	RBI	BB	SO	LOB
7 Norichika Aoki, L (1, 9) OBP: 0.377, SLG: 0.459	B SI 95 X SI 94 1-0 E3 9 1B 8 HR	B SI 94 B SI 94 X SI 94 2-0 8 CS 1B			C SL 86 B SI 96 B SL 86 C SL 83 B FS 85 F SL 82 X FC 91 3-2 ② G3-1		B SL 84 C FC 93 X FC 93 1-1 ③ G4-3			4	1	1	0	0	0	0
9 Jean Segura, R (1, 6) OBP: 0.411, SLG: 0.509	X FF 94 0-0 8 HR 1-3 1B	1 SAFE C SI 94 F SI 94 1 SAFE S SL 82 0-3 ② K			X FC 92 0-0 ③ B2-3			C CU 79 F FF 92 X CU 80 0-2 20 CS 1B		4	1	2	0	0	1	1
8 Ryan Braun, R (1, 7) OBP: 0.404, SLG: 0.628	C FF 95 1 SAFE S FF 96 F FF 96 1 SAFE F FF 96 X SL 82 0-2 1-H 3-H HR	S FC 93 0-1 ③ CS 1-2	C FC 92 X SL 83 0-1 ① G6-3			F FC 92 B SI 94 S FC 92 B FF 96 B FC 90 F FC 90 F FC 91 X SL 83 3-2 ① G5-3		1 SAFE B FF 92 D FF 92 1 SAFE F FF 92 F FF 92 B FF 92 D FS 84 4-2 23 CS 1-2 BB		3	1	1	3	1	0	0
23 Rickie Weeks Jr., R (1, 4) OBP: 0.284, SLG: 0.317	B FF 96 X FC 92 1-0 20 3B 2B		B FC 91 B SL 84 C FC 90 S SL 83 B SL 84 S FC 91 3-3 ② K			S FC 92 B FC 93 S SL 85 B FF 97 B SL 84 B FC 90 4-2 BB		B SI 85 C SI 86 C SI 85 S SL 79 1-3 ①② K 1-2 2-1		3	1	1	0	1	2	2
20 Jonathan Lucroy, R (1, 2) OBP: 0.309, SLG: 0.420	F FF 94 S FC 92 F FF 95 F FF 96 X FC 93 0-2 2-H 3B		C FF 95 C FF 96 B FF 95 X FF 96 1-2 ③ F9			C SL 85 1 SAFE C FC 91 S SI 93 0-3 ② K		1 SAFE C SI 84 0-1 ③ CS 1-2		3	0	1	1	0	1	1
11 Alex Gonzalez, R (1, 5) OBP: 0.204, SLG: 0.227	B SL 85 F SL 86 S SL 83 B FS 84 F SL 83 F FF 97 X SL 84 2-2 ① G4-3			X FF 94 0-0 ① F8		1 SAFE 1 SAFE C SL 83 F FC 93 X FF 96 0-2 ③ L3				3	0	0	0	0	0	2
27 Carlos Gómez, R (1, 8) OBP: 0.321, SLG: 0.491	S SL 87 X SL 84 0-1 ② P4			F FF 95 B FC 93 X SL 85 1-1 ② F8			X FC 92 0-0 HR			3	1	1	1	0	0	1
3 Yuniesky Betancourt, R (1, 3) OBP: 0.298, SLG: 0.452	C SL 84 B SI 95 X SL 86 1-1 ③ G5-3			C FF 94 B FC 94 X FC 93 1-1 ③ G6-3			X SL 83 0-0 ① P6			3	0	0	0	0	0	1
41 Marco Estrada, R (1, 1) OBP: 0.200, SLG: 0.300 59 John Axford, R (7, 1) 50 Blake Lalli, L (7, PH) OBP: 0.143, SLG: 0.143 32 Tom Gorzelanny, R (8, 1) 31 Burke Badenhop, R (8, 1) 29 Jim Henderson, L (9, 1)		C FF 95 S FF 94 B FF 96 C FF 95 1-3 ① K			C FF 94 B SL 86 S SI 94 X FF 96 1-2 ① G3-1		C SI 94 F FC 92 F SL 83 F SL 82 X FF 96 0-2 ② P6			2 0 1 0 0 0 0	0 0 0 0 0 0 0	0 0 0 0 0 0 0	0 0 0 0 0 0 0	0 0 0 0 0 0 0	1 0 0 0 0 0 0	0 0 0 0 0 0 0
Inning Stats	R: 4 E: 1 K: 0 S: 22 H: 4 LOB: 1 BB: 0 P: 27	R: 0 E: 0 K: 2 S: 8 H: 1 LOB: 0 BB: 0 P: 11	R: 0 E: 0 K: 1 S: 8 H: 0 LOB: 0 BB: 0 P: 12	R: 0 E: 0 K: 0 S: 5 H: 0 LOB: 0 BB: 0 P: 7	R: 0 E: 0 K: 0 S: 8 H: 0 LOB: 0 BB: 0 P: 12	R: 0 E: 0 K: 1 S: 13 H: 0 LOB: 1 BB: 1 P: 20	R: 1 E: 0 K: 0 S: 9 H: 1 LOB: 0 BB: 0 P: 10	R: 0 E: 0 K: 1 S: 9 H: 1 LOB: 0 BB: 1 P: 14		1B: 3 2B: 1 3B: 1 HR: 2	SF: 0 SAC: 0 DP: 0 HBP: 0			WP: 0 PB: 0 SB: 1 CS: 3	PA: 33	

PITCHER		IP	WLS	BF	H	R	ER	SO	BB	IBB	HBP	BLK	WP	HR	S	P	ERA	WHIP
29 Jeff Samardzija, R ERA: 3.38	(1, 1)	7.0	L	28	6	5	4	4	1	0	0	0	0	2	73	99	5.14	1.000
63 Kevin Gregg, R ERA:	(8, 1)	0.0		2	1	0	0	0	1	0	0	0	0	0	5	9	∞	∞
54 Shawn Camp, R ERA: 12.71	(8, 1)	1.0		1	0	0	0	1	0	0	0	0	0	0	4	5	0.00	0.000

PITCHER	IP	WLS	BF	H	R	ER	SO	BB	IBB	HBP	BLK	WP	HR	S	P	ERA	WHIP

BOTTOM

Chicago Cubs @ Milwaukee Brewers

Miller Park, Milwaukee, WI

Fri Apr 19 2013, 7:12 PM - 10:27 PM CDT

Att. 28,346 - Roof Closed - 62 F

livebaseballscorecards.com

AB	29
R	5
H	7
RBI	5
BB	2
SO	5
LOB	8

Batter	1	2	3	4	5	6	7	8	9	AB	R	H	RBI	BB	SO	LOB
9 David DeJesus, L (1, 8) OBP: 0.364, SLG: 0.580	C FF 90 B FF 91 B FF 90 S CH 81 X CH 83 2-2 13 G6-4-3 1B			S CH 80 B FF 87 C FF 89 B CH 82 B FF 90 S CH 82 3-3 ① K	C CU 70 F FF 87 B CH 83 B CU 72 B FF 88 X CH 81 3-2 ③ G3			C SL 76 C SL 83 D SL 82 C FF 93 1-3 ② K		3	0	1	0	0	1	1
21 Scott Hairston, R (8, PH) OBP: 0.158, SLG: 0.353										1	0	0	0	0	1	1
50 Kameron Loe, R (8, 1)										0	0	0	0	0	0	0
13 Starlin Castro, R (1, 6) OBP: 0.324, SLG: 0.478	C FF 90 ① 1 SAFE ② S CU 73 B FF 90 1 SAFE F CU 73 B FF 90 X CU 72 2-2 G6-4-3 1-2f			B FF 90 S SL 84 B SL 83 B CU 73 X SL 86 3-1 44 G4-3 12 1B 1B		C SI 91 X SI 91 0-1 ① G5-3		D FF 90 B FF 90 C SL 79 C FF 91 S FF 92 2-3 ③ K		4	1	1	0	0	1	2
44 Anthony Rizzo, L (1, 3) OBP: 0.299, SLG: 0.483	B FF 89 B CH 82 S CH 81 B FF 89 C FF 90 X CH 80 3-2 ③ F7			C CU 71 1 SAFE F FF 88 F FF 88 1 SAFE X CH 81 0-2 ② G4-3 1-2		B SL 82 C FF 90 B SL 86 F SI 92 B CH 87 S SL 83 3-3 ② K			C SL 79 C FF 91 F FF 90 F SL 80 X FF 91 0-2 1B	4	0	1	0	0	1	1
12 Alfonso Soriano, R (1, 7) OBP: 0.318, SLG: 0.406		C CU 71 F FF 89 X CU 72 0-2 ① G5-3		X CU 72 0-0 19 2B 2-H 1B		B SL 84 C SL 83 F SI 92 F SL 83 B SL 84 S SI 92 2-3 ③ K			B SI 88 X SI 89 1-0 ① F9	4	0	1	1	0	1	1
19 Nate Schierholtz, L (1, 9) OBP: 0.373, SLG: 0.596		B FF 90 C CH 80 B FF 89 X CH 82 2-1 ② G1-3		C FF 88 X CH 81 0-1 1-3 2B			C SL 81 S CH 84 F SL 82 B FF 91 F CH 85 X SL 81 1-2 ① L9		B SI 89 B SI 88 C SI 88 F SI 87 B SI 88 X SI 87 3-2 ② F7	4	0	1	0	0	0	1
30 Dioner Navarro, S (1, 2) OBP: 0.231, SLG: 0.417		C FF 90 B CH 81 F CH 82 X FF 90 1-2 ③ F7		B CH 82 C FF 88 B CU 71 C CU 71 D CH 81 X CH 82 3-2 ③ F8			S SL 82 F SI 91 S SL 82 0-3 ② K		X SI 88 0-0 ③ G5-3	4	0	0	0	0	1	3
24 Luis Valbuena, L (1, 5) OBP: 0.373, SLG: 0.429			C FF 88 B FF 88 F CH 81 B CU 72 X CH 80 2-2 ① G4-3		B FF 87 C FF 87 B FF 87 C CH 79 F CU 70 B CU 70 X CH 78 3-2 36 FC6-4 1B		B SI 91 B SI 91 X SI 91 2-0 ③ G3			3	0	1	0	0	0	0
15 Darwin Barney, R (1, 4) OBP: 0.133, SLG: 0.071			F FF 89 C SL 84 F SL 85 X CU 72 0-2 ② P6		F FF 87 X CU 70 0-1 ① F8			C FF 90 C SL 84 F FF 92 B FF 92 S SL 82 1-3 ① K		3	0	0	0	0	1	1
36 Edwin Jackson, R (1, 1) 56 Héctor Rondón, R (7, 1) 17 Dave Sappelt, R (8, PH) OBP: 0.100, SLG: 0.150 (8, 8)			C FF 90 B CU 71 B FF 90 F FF 89 F CU 71 X FF 85 2-2 ③ G6-3		1 SAFE X SL 81 0-0 ② FC6-4 1-2f			C FF 91 C SL 82 B SL 81 B FF 92 B SL 83 X SL 80 3-2 2B		2	0	0	0	0	0	1
										0	0	0	0	0	0	0
										1	0	1	0	0	0	0

Inning Stats	1	2	3	4	5	6	7	8	9
R:	0	0	0	1	0	0	0	0	0
E:	0	0	0	0	0	0	0	0	0
K:	0	0	0	1	0	2	1	3	0
S:	10	8	11	15	10	9	9	13	10
H:	1	0	0	3	1	0	0	1	1
LOB:	0	0	0	2	0	0	0	1	1
BB:	0	0	0	0	0	0	0	0	0
P:	17	11	15	24	16	14	12	20	14

PITCHER		IP	WLS	BF	H	R	ER	SO	BB	IBB	HBP	BLK	WP	HR	S	P	ERA	WHIP
46 Hiram Burgos, R ERA: 1.8	(1, 1)	5.0	W	19	5	1	1	1	0	0	0	0	0	0	54	83	1.80	1.000
53 Brandon Kintzler, R ERA: 2.57	(6, 1)	2.0	H	6	0	0	0	3	0	0	0	0	0	0	18	26	0.00	0.000
51 Michael Gonzalez, L ERA: 5.79	(8, 1)	1.0		5	2	0	0	3	0	0	0	0	0	0	18	25	0.00	2.000
31 Burke Badenhop, R ERA: 4.05	(9, 1)	1.0		3	0	0	0	0	0	0	0	0	0	0	5	9	0.00	0.000

PITCHER	IP	WLS	BF	H	R	ER	SO	BB	IBB	HBP	BLK	WP	HR	S	P	ERA	WHIP

TOP

Chicago Cubs @ Milwaukee Brewers

Miller Park, Milwaukee, WI

Sat Apr 20 2013, 6:13 PM - 9:09 PM CDT

Att. 42,230 - Roof Closed - 70 F

livebaseballscorecards.com

AB	33
R	1
H	7
RBI	1
BB	0
SO	7
LOB	12

1B:	5	SF:	0	WP:	0	PA:	33		
2B:	2	SAC:	0	PB:	0				
3B:	0	DP:	1	SB:	0				
HR:	0	HBP:	0	CS:	0				

BOTTOM

Chicago Cubs @ Milwaukee Brewers

Miller Park, Milwaukee, WI

Sat Apr 20 2013, 6:13 PM - 9:09 PM CDT

Att. 42,230 - Roof Closed - 70 F

livebaseballscorecards.com

Batter	1	2	3	4	5	6	7	8	9	AB	R	H	RBI	BB	SO	LOB
7 Norichika Aki, L (1, 9) OBP: 0.356, SLG: 0.431 51 Michael Gonzalez, R (8, 1) 31 Burke Badenhop, R (9, 1)	B FF 92 C FF 93 B SI 93 X FF 92 2-1 ① F7		C CU 78 X FF 94 0-1 ③ G4-3		B FF 94 F FF 94 B CU 78 X FF 93 2-1 E6 3-H		X FF 93 0-0 ② G1-3			4 0 0	0 0 0	0 0 0	0 0 0	0 0 0	0 0 0	0 0 0
9 Jean Segura, R (1, 6) OBP: 0.417, SLG: 0.526	C SI 92 B SL 84 X FF 92 1-1 ② G6-3			X SL 83 0-0 23 G4-3 8 S 1B	1 SAFE X FF 92 0-0 ③ G5-3		B FF 91 B FF 92 X FF 91 2-0 23 BB 2B			4	0	2	0	0	0	1
8 Ryan Braun, R (1, 7) OBP: 0.411, SLG: 0.609	C FF 92 B FF 94 B FF 94 B FF 94 S FF 94 X FF 96 3-2 ③ G4-3			1 SAFE B FF 92 1 SAFE F FF 92 B FF 92 F SL 84 B SL 84 1 SAFE 1 SAFE 3-3 S SL 85 ① K 1-2		B SL 83 B FF 93 X FF 92 2-0 20 E 20 FC1 22 SH1 1B	I IN 58 I IN 58 I IN 55 I IN 54 4-0 23 BB IBB			3	1	1	0	1	1	1
23 Rickie Weeks Jr., R (1, 4) OBP: 0.282, SLG: 0.302		C FF 93 C FF 93 B FF 94 X SL 85 1-2 ① G4-3		C SL 85 X FF 92 0-1 ② G4-3 2-3	1 SAFE F FF 92 C SL 82 S SL 85 0-3 ① K		B SL 79 B FF 92 B FF 91 B CH 90 4-0 1-2 2-3 BB			3	0	0	0	1	1	2
20 Jonathan Lucroy, R (1, 2) OBP: 0.305, SLG: 0.463		C FF 94 X FF 94 0-1 HR		B FF 94 X SI 93 1-0 ③ G5-3		C FF 92 1 SAFE X FF 92 0-1 FC1 22 SH1 12 1B 1-3	B FF 88 C FF 91 X FF 89 1-1 ③ F8			4	2	1	1	0	0	5
22 Logan Schafer, L (1, 8) OBP: 0.176, SLG: 0.176 (8, 9)		B FF 92 B SI 92 X FF 93 2-0 ② L9			S CU 78 X CU 78 0-1 E7 3 G3-1 50 G3-1	B FF 94 X FF 93 1-0 ② SH1 1-2 3-H		B FF 90 X FF 89 1-0 ① G4-3		3	1	0	1	0	0	0
12 Martín Maldonado, R (1, 3) OBP: 0.296, SLG: 0.360		B SL 83 F SL 84 B FF 92 C SL 83 F SL 83 F FF 93 F FF 92 F SL 86 B SL 86 3-2 ③ G5-3			C FF 93 S SL 84 D SL 86 D SI 93 B SL 86 B FF 92 4-2 50 G3-1 3 G3-1 7 E BB	B FF 93 X SL 83 1-0 2-H 1B		L FF 90 F SL 82 B SL 83 F FF 91 B SL 83 X FF 91 2-2 2B		3	1	2	1	1	0	0
3 Yuniesky Betancourt, R (1, 5) OBP: 0.275, SLG: 0.413			C FF 93 X FF 93 0-1 ① G6-3		B FF 92 C FF 90 L SL 84 F SL 87 F FF 92 F SL 86 X FF 92 1-2 ① G3-1 1-2 2-3	T FF 92 S FF 94 F FF 94 S SL 86 0-3 ③ K		X FF 88 0-0 ② F8		4	0	0	0	0	1	4
46 Hiram Burgos, R (1, 1) 50 Blake Lalli, L (5, PH) OBP: 0.125, SLG: 0.125 53 Brandon Kintzler, R (6, 1) 27 Carlos Gómez, R (7, PH) OBP: 0.310, SLG: 0.474 (8, 8)			B FF 93 C FF 92 S FF 93 S FF 94 1-3 ② K		B CU 79 X FF 92 1-0 ② G3-1 2-3 3-H		S SL 83 S SL 83 B SL 81 B FF 93 C FF 94 2-3 ① K	S SL 81 B FF 91 F FF 91 F SL 82 F FF 91 D SL 83 D SL 84 F FF 91 S FF 92 3-3 ③ K		1 1 0 2	0 0 0 0	0 0 0 0	0 1 0 0	0 0 0 2	1 0 0 0	0 1 0 1
Inning Stats	R: 0 E: 0 K: 0 S: 7 H: 0 LOB: 0 BB: 0 P: 13	R: 1 E: 0 K: 0 S: 15 H: 1 LOB: 0 BB: 0 P: 21	R: 0 E: 0 K: 1 S: 7 H: 0 LOB: 0 BB: 0 P: 8	R: 0 E: 0 K: 1 S: 7 H: 1 LOB: 1 BB: 0 P: 11	R: 2 E: 2 K: 0 S: 14 H: 0 LOB: 1 BB: 1 P: 22	R: 2 E: 1 K: 2 S: 12 H: 2 LOB: 1 BB: 0 P: 16	R: 0 E: 0 K: 1 S: 7 H: 1 LOB: 3 BB: 2 P: 20	R: 0 E: 0 K: 1 S: 12 H: 1 LOB: 1 BB: 0 P: 18		1B: 3 2B: 2 3B: 0 HR: 1 SF: 0 SAC: 1 DP: 0 HBP: 0		WP: 0 PB: 0 SB: 1 CS: 0 PA: 36				

	AB	32
	R	5
	H	6
	RBI	4
	BB	3
	SO	6
	LOB	15

PITCHER		IP	WLS	BF	H	R	ER	SO	BB	IBB	HBP	BLK	WP	HR	S	P	ERA	WHIP
36 Edwin Jackson, R ERA: 4.84	(1, 1)	6.0	L	26	4	5	1	4	1	0	0	0	0	1	62	91	1.50	0.833
56 Héctor Rondón, R ERA: 1.59	(7, 1)	1.0		6	1	0	0	1	1	1	0	0	0	0	7	20	0.00	2.000
50 Kameron Loe, R ERA: 8.31	(8, 1)	1.0		4	1	0	0	1	0	0	0	0	0	0	12	18	0.00	1.000

PITCHER	IP	WLS	BF	H	R	ER	SO	BB	IBB	HBP	BLK	WP	HR	S	P	ERA	WHIP

Batter	1	2	3	4	5	6	7	8	9	AB	R	H	RBI	BB	SO	LOB
9 David DeJesus, L (1, 8) OBP: 0.356, SLG: 0.547	C FF 95 B SI 96 X SI 96 1-1 E5 44 G3		C SL 84 B FF 94 B SI 96 B FF 94 X FF 95 3-1 ② G3-1		B SL 84 B SI 94 C SI 94 B SI 94 B SI 94 4-1 13 G6-3 BB		B CU 80 B SL 81 F FF 93 F FF 95 F CU 78 X FF 95 2-2 ③ F8 1-2 2-3			3	0	0	0	1	0	2
13 Starlin Castro, R (1, 6) OBP: 0.320, SLG: 0.466	C FF 95 F SI 96 S SI 95 0-3 ① K		C SL 85 F FF 95 X SL 89 0-2 44 HR 1B		F SI 94 X SI 94 0-1 ②③ G6-3 1-2f			B SI 90 X SI 91 1-0 ① G4-3		4	1	1	0	0	1	2
44 Anthony Rizzo, L (1, 3) OBP: 0.310, SLG: 0.532	F SI 96 B SI 96 2 SAFE F FF 95 X SL 89 1-2 ② G3 2-3		C SI 96 D SL 88 F FF 95 D SL 88 X SL 88 2-2 1-H HR			F SI 94 S SL 85 B FF 94 X SI 96 1-2 12 G5-4-3 1B		C SL 79 B SL 82 F SL 80 B SL 83 F SL 79 B FF 91 S SL 80 3-3 ② K		4	1	2	2	0	1	1
12 Alfonso Soriano, R (1, 7) OBP: 0.314, SLG: 0.388	B SI 95 X SI 96 1-0 ③ G5-3		B SL 85 B SI 96 B SI 95 B FF 95 4-0 BB			C SI 95 X SL 86 0-1 ①② G5-4-3 1-2f		C FF 92 B CH 87 X CH 82 1-1 ③ F9		3	0	0	0	1	0	2
19 Nate Schierholtz, L (1, 9) OBP: 0.364, SLG: 0.560		B FF 94 B SI 93 S FF 94 X SI 95 2-1 ① L5	X SL 84 0-0 ③ F8			B SI 95 F CH 83 B FF 93 B CH 84 X FF 93 3-1 ③ G4-3			B SL 80 B FF 92 C FF 93 B SL 82 C SI 92 B FF 92 4-2 24 S BB	3	0	0	0	1	0	1
53 Welington Castillo, R (1, 2) OBP: 0.400, SLG: 0.500		B SI 95 X SI 95 1-0 15 FC6-4 1B		C FF 95 X CH 83 0-1 ① G5-3			S FF 94 F CH 82 F SI 94 S SL 86 0-3 ① K		B SL 85 F FF 95 F FF 95 D SL 86 C SL 85 2-3 ① K	4	0	1	0	0	2	1
24 Luis Valbuena, L (1, 5) OBP: 0.345, SLG: 0.391	C SI 96 X SL 86 0-1 ② F7		C SI 94 F CH 85 B FF 94 X SI 96 1-2 ② F7				B SL 84 F SI 94 B CH 85 X SI 95 2-1 ② G6-3		B FF 94 F SI 94 B FF 95 F SI 96 S FF 96 2-3 ② K 1-2	4	0	0	0	0	1	2
15 Darwin Barney, R (1, 4) OBP: 0.158, SLG: 0.059	C FF 95 B SI 95 B SL 84 F FF 96 X SL 87 2-2 ③ FC6-4 1-2f			C FF 94 X SI 94 0-1 ③ G5-3			B SI 94 B FF 96 B FF 93 B FF 90 4-0 9 WP 20 1B BB		B FF 94 F FF 96 F FF 96 X SL 85 1-2 ③ G4-3	3	0	0	0	1	0	2
46 Scott Feldman, L (1, 1)			B SI 94 C FF 92 S SI 95 S SL 87 1-3 ① K		S FF 93 X SI 94 0-1 ① P6		C SI 95 B SI 95 B SI 94 X FF 94 2-1 9 WP 1-2 1B			2	0	0	0	0	1	0
28 Michael Bowden, R (6, 1)										0	0	0	0	0	0	0
20 Julio Borbon, L (7, PH) OBP: 0.500, SLG: 0.500										1	0	1	0	0	0	0
40 James Russell, L (7, 1)										0	0	0	0	0	0	0
54 Shawn Camp, R (8, 1)										0	0	0	0	0	0	0
Inning Stats	R: 0 E: 1 K: 1 S: 9 H: 0 LOB: 1 BB: 0 P: 12	R: 0 E: 0 K: 0 S: 8 H: 1 LOB: 1 BB: 0 P: 13	R: 2 E: 0 K: 1 S: 12 H: 2 LOB: 1 BB: 1 P: 22	R: 0 E: 0 K: 0 S: 7 H: 0 LOB: 0 BB: 0 P: 8	R: 0 E: 0 K: 0 S: 5 H: 0 LOB: 0 BB: 1 P: 9	R: 0 E: 0 K: 0 S: 7 H: 1 LOB: 0 BB: 0 P: 11	R: 0 E: 0 K: 1 S: 12 H: 1 LOB: 2 BB: 1 P: 22	R: 0 E: 0 K: 1 S: 7 H: 0 LOB: 0 BB: 0 P: 12	R: 0 E: 0 K: 2 S: 11 H: 0 LOB: 1 BB: 1 P: 20	1B: 4 2B: 0 3B: 0 HR: 1		SF: 0 SAC: 0 DP: 2 HBP: 0			WP: 1 PB: 0 SB: 1 CS: 0	PA: 35

TOP

Chicago Cubs @ Milwaukee Brewers

Miller Park, Milwaukee, WI

Sun Apr 21 2013, 1:12 PM - 4:08 PM CDT

Att. 37,123 - Roof Closed - 70 F

livebaseballscorecards.com

AB	31
R	2
H	5
RBI	2
BB	4
SO	6
LOB	13

PITCHER		IP	WLS	BF	H	R	ER	SO	BB	IBB	HBP	BLK	WP	HR	S	P	ERA	WHIP
60 Wily Peralta, R ERA: 5.16	(1, 1)	6.2	W	27	5	2	2	3	3	0	0	0	0	1	56	91	2.70	1.200
59 John Axford, R ERA: 10.57	(7, 1)	0.1	H	1	0	0	0	0	0	0	0	0	1	0	4	6	0.00	0.000
32 Tom Gorzelanny, L ERA: 2.08	(8, 1)	1.0	H	4	0	0	0	1	1	0	0	0	0	0	9	18	0.00	1.000
29 Jim Henderson, R ERA: 1.0	(9, 1)	1.0	S	3	0	0	0	2	0	0	0	0	0	0	9	14	0.00	0.000

PITCHER	IP	WLS	BF	H	R	ER	SO	BB	IBB	HBP	BLK	WP	HR	S	P	ERA	WHIP

Batter	1	2	3	4	5	6	7	8	9	AB	R	H	RBI	BB	SO	LOB
7 Norichika Aoki, L (1, 9) OBP: 0.338, SLG: 0.406	B SI 91 S FC 88 F FC 90 F CU 78 B FC 87 X FC 90 2-2 ① G4-3		C CU 77 B SI 90 B CU 74 F FC 90 D CU 76 X FC 91 3-2 ③ G1-3		C CU 74 T FF 89 D CU 78 B SI 91 S CU 77 2-3 ② K		B SL 82 B CU 72 C SL 81 F FF 90 X SL 84 2-2 ③ F7			4	0	0	0	0	1	2
9 Jean Segura, R (1, 6) OBP: 0.406, SLG: 0.500	B SI 91 X SI 91 1-0 ② L9			B CU 74 B SI 91 C FC 88 B SI 92 B SI 90 4-1 BB 23 E 23 S 11 G5-3	D CU 79 B CU 76 X CH 86 2-0 E1 8 HR 2-3			C SI 86 F SL 78 X SL 77 0-2 ① G6-3		3	2	0	0	1	0	1
8 Ryan Braun, R (1, 7) OBP: 0.400, SLG: 0.640 22 Logan Schafer, L (9, 7) OBP: 0.176, SLG: 0.176	F FC 88 B SI 91 C SI 92 B SI 92 C SI 92 2-3 ③ K			C SI 89 1 SAFE F SI 91 T FC 90 0-2 ① K	F SI 91 B FC 89 C CU 78 B FF 91 X CU 78 2-2 HR 1-H 3-H			B SI 86 B SI 86 B SI 86 C SI 86 C SI 85 C SI 86 3-3 ② K		4 0	1 0	1 0	3 0	0 0	3 0	1 0
23 Rickie Weeks Jr., R (1, 4) OBP: 0.280, SLG: 0.288		B FC 89 B SI 91 B SI 91 C SI 91 C FC 89 X SI 91 3-2 ① G6-3		1 SAFE 1 SAFE C CU 75 B FC 89 1 SAFE 1 SAFE B CU 77 S FC 89 B SI 92 4-2 BB 11 G5-3 12 S 1-3	X FC 87 0-0 ③ G6-3			B SI 86 C SI 85 X SL 78 1-1 ③ P4		3	0	0	0	1	0	0
12 Martín Maldonado, R (1, 2) OBP: 0.300, SLG: 0.333		C SI 91 C FC 90 S SI 92 0-3 ② K		F SI 91 B FC 89 B SI 91 B CU 76 C SI 92 B SI 92 4-2 BB 11 G5-3 1-2		F FF 88 B FF 90 B SL 84 C FF 90 T FF 90 2-2 ① K				2	0	0	0	1	2	0
11 Alex Gonzalez, R (1, 3) OBP: 0.192, SLG: 0.213		X FC 88 0-0 ③ F7		B SI 91 B SI 91 B FC 90 C SI 91 X SI 91 3-1 ② G5-3 1-2 2-3 3-H		C SI 90 F FF 89 B FS 84 X FF 91 1-2 ② P6				3	0	0	1	0	0	2
27 Carlos Gómez, R (1, 8) OBP: 0.311, SLG: 0.467			B SI 90 C FC 89 B CU 77 F SI 91 B SI 92 X CU 77 3-2 60 SH1-3 1B	B SI 92 C CU 77 F SI 92 B CU 77 C CU 77 2-3 ③ K		B FF 90 M SL 83 X SL 83 1-1 ③ F8				3	0	1	0	0	1	2
3 Yuniesky Betancourt, R (1, 5) OBP: 0.278, SLG: 0.429			1 SAFE C SI 90 1 SAFE X SI 90 0-1 ① F9		B SI 91 F FC 89 B SI 92 X FC 88 2-1 9 E 8 HR 2B		F FF 90 X CH 81 0-1 ① G6-3			3	1	1	0	0	0	1
60 Wily Peralta, R (1, 1) OBP: 0.500, SLG: 0.429 59 John Axford, R (7, 1) 18 Khris Davis, R (7, PH) OBP: 0.267, SLG: 0.357 32 Tom Gorzelanny, R (8, 1) 29 Jim Henderson, L (9, 1)			1 SAFE X SI 90 0-0 ② SH1-3 1-2		C CU 77 L CU 77 S CU 76 0-3 ① K		C SL 82 C FF 89 B SL 82 B FF 91 X SL 83 2-2 ② P3			1 0 1 0 0	0 0 0 0 0	0 0 0 0 0	0 0 0 0 0	0 0 0 0 0	1 0 0 0 0	1 0 0 0 0
Inning Stats	R: 0 E: 0 K: 1 S: 8 H: 0 LOB: 0 BB: 0 P: 13	R: 0 E: 0 K: 1 S: 7 H: 0 LOB: 0 BB: 0 P: 10	R: 0 E: 0 K: 0 S: 9 H: 1 LOB: 1 BB: 0 P: 15	R: 1 E: 0 K: 2 S: 14 H: 0 LOB: 2 BB: 3 P: 31	R: 3 E: 1 K: 2 S: 13 H: 2 LOB: 0 BB: 0 P: 21	R: 0 E: 0 K: 1 S: 8 H: 0 LOB: 0 BB: 0 P: 12	R: 0 E: 0 K: 0 S: 8 H: 0 LOB: 0 BB: 0 P: 12	R: 0 E: 0 K: 1 S: 8 H: 0 LOB: 0 BB: 0 P: 12		1B: 1 2B: 1 3B: 0 HR: 1 SF: 0 SAC: 1 DP: 0 HBP: 0				WP: 0 PB: 0 SB: 2 CS: 0 PA: 31		

PITCHER		IP	WLS	BF	H	R	ER	SO	BB	IBB	HBP	BLK	WP	HR	S	P	ERA	WHIP
46 Scott Feldman, R ERA: 4.5	(1, 1)	5.0	L	22	3	4	1	6	3	0	0	0	0	1	51	90	1.80	1.200
28 Michael Bowden, R ERA: 2.08	(6, 1)	1.0		3	0	0	0	1	0	0	0	0	0	0	8	12	0.00	0.000
40 James Russell, L ERA:	(7, 1)	1.0		3	0	0	0	0	0	0	0	0	0	0	8	12	0.00	0.000
54 Shawn Camp, R ERA: 10.8	(8, 1)	1.0		3	0	0	0	1	0	0	0	0	0	0	8	12	0.00	0.000

PITCHER	IP	WLS	BF	H	R	ER	SO	BB	IBB	HBP	BLK	WP	HR	S	P	ERA	WHIP

BOTTOM

Chicago Cubs @ Milwaukee Brewers

Miller Park, Milwaukee, WI

Sun Apr 21 2013, 1:12 PM - 4:08 PM CDT

Att. 37,123 - Roof Closed - 70 F

livebaseballscorecards.com

AB	27
R	4
H	3
RBI	4
BB	3
SO	8
LOB	10

Batter	1	2	3	4	5	6	7	8	9	AB	R	H	RBI	BB	SO	LOB
9 Jean Segura, R (1, 6) OBP: 0.406, SLG: 0.484	C SI 88 X SI 87 0-1 23 FC6-4 1B	B SI 87 X SI 85 1-0 ② G6-3			B SL 80 B SI 86 C SI 86 B SL 81 D SL 81 4-1 23 S 8 1B BB	B FC 92 C CH 86 X SI 91 1-1 ② L8			B FF 85 B FF 85 C FF 86 F FF 85 B SL 78 X FF 86 3-2 ② G4-3	4	1	1	0	1	0	1
23 Rickie Weeks Jr., R (1, 4) OBP: 0.275, SLG: 0.271	B SI 87 B SI 88 D SI 87 C SI 86 X SI 86 3-1 ① FC6-4 8 HR 1-2f	C SI 87 B SL 81 S SL 79 C SL 80 1-3 ③ K			C SL 80 B SI 87 B SL 81 S SI 86 B SL 80 F SL 79 D SL 81 4-2 22 G3 8 1B 3 WP 1-2 BB	B FF 95 B CH 86 X FF 94 2-0 ③ F9			C FF 86 C FF 86 S FF 86 0-3 ③ K	4	2	0	0	1	2	2
8 Ryan Braun, R (1, 7) OBP: 0.406, SLG: 0.685	X SI 87 0-0 1-H HR	B SI 86 C SL 81 S SL 80 B SL 80 S SL 79 2-3 ① K			C SI 87 X SL 79 0-1 3 WP 22 G3 1-2 2-H 1B	F CH 86 S SL 88 S SL 88 0-3 ① K				4	1	2	3	0	2	0
20 Jonathan Lucroy, R (1, 2) OBP: 0.286, SLG: 0.431	C SI 88 B SL 80 F SL 78 F SI 87 F CH 75 F SI 86 F SL 79 B SI 88 B SI 87 3-3 ② S SL 79 K	C SL 80 S SL 79 B SL 79 B SI 84 X SL 78 2-2 ② G5-3			D SI 87 B SI 87 B SL 80 C SL 81 S SL 78 X SL 78 3-2 ① F7		B SL 86 X SL 84 1-0 ② G5-3			4	0	0	0	0	1	2
22 Logan Schafer, L (1, 9) OBP: 0.190, SLG: 0.150	B SI 87 C SI 86 H SI 87 2-1 27 HBP 3 HR HBP	X SI 88 0-0 ③ G1-3			B SI 87 X CH 77 1-0 ② G3 1-2 2-3		B FF 95 B CH 86 F FF 92 F FF 91 F SL 87 X SL 86 2-2 ③ G3			3	1	0	0	0	0	2
27 Carlos Gómez, R (1, 8) OBP: 0.338, SLG: 0.459	H SI 86 1-0 3 HR 1-2 HBP			B SI 86 F SL 80 B SL 82 B SI 88 B SL 80 4-1 3 G5-3 BB	C SI 86 B SI 86 B SI 86 B SL 80 B SL 80 4-1 3 WP BB			B FF 94 F SL 86 F SL 86 B FF 90 B FF 94 X SL 87 3-2 ① G5-3		1	1	0	0	2	0	0
3 Yuniesky Betancourt, R (1, 3) OBP: 0.276, SLG: 0.472 (8, 5)	X SI 84 0-0 1-H 2-H HR			C SL 80 X SL 80 0-1 ① G5-3 1-2	C SL 87 S SL 88 B FF 91 B FC 90 D FF 95 X SL 85 3-2 ③ G6-3 1-2 2-3 3-H			S SL 85 X FF 94 0-1 ② F9		4	1	1	3	0	0	3
11 Alex Gonzalez, R (1, 5) OBP: 0.196, SLG: 0.216 45 Alfredo Figaro, R (8, 1)	C SL 79 B SL 80 X SL 78 1-1 ③ P3			C SI 85 X SL 79 0-1 ② G6-4-3		C SL 83 B FF 94 X FF 92 1-1 26 FC3-6 1B		B FF 95 C SL 84 X SL 86 1-1 ③ G3		4 0	0 0	1 0	0 0	0 0	0 0	1 0
26 Kyle Lohse, R (1, 1) OBP: 0.100, SLG: 0.100 49 Yovani Gallardo, R (6, PR) OBP: 0.250, SLG: 0.625 51 Michael Gonzalez, R (6, 1) 53 Brandon Kintzler, R (7, 1) 50 Blake Lalli, L (8, 3) OBP: 0.111, SLG: 0.111		C SI 87 F SI 86 S SL 80 0-3 ① K		B SI 86 B SL 80 S SL 78 X SL 78 2-1 ③ L5		L FF 90 X FF 90 0-1 ① FC3-6 1-2f			F FF 87 S SL 78 B SL 80 F SL 78 F SL 79 F FF 86 F SL 78 B SL 79 T SL 78 2-2 ① K	3 0 0 0 1	0 0 0 0 0	0 0 0 0 0	0 0 0 0 0	0 0 0 0 0	1 0 0 0 1	2 0 0 0 0
Inning Stats	R: 5 E: 0 K: 1 S: 16 H: 3 LOB: 0 BB: 0 P: 26	R: 0 E: 0 K: 2 S: 7 H: 0 LOB: 0 BB: 0 P: 9	R: 0 E: 0 K: 1 S: 7 H: 0 LOB: 0 BB: 0 P: 11	R: 0 E: 0 K: 0 S: 7 H: 0 LOB: 1 BB: 1 P: 13	R: 2 E: 0 K: 0 S: 14 H: 1 LOB: 2 BB: 3 P: 33	R: 0 E: 0 K: 1 S: 7 H: 1 LOB: 1 BB: 0 P: 11	R: 0 E: 0 K: 1 S: 8 H: 0 LOB: 0 BB: 0 P: 11	R: 0 E: 0 K: 0 S: 7 H: 0 LOB: 0 BB: 0 P: 11	R: 0 E: 0 K: 2 S: 13 H: 0 LOB: 0 BB: 0 P: 18	1B: 3 2B: 0 3B: 0 HR: 2 SF: 0 SAC: 0 DP: 0 HBP: 2						

PITCHER		IP	WLS	BF	H	R	ER	SO	BB	IBB	HBP	BLK	WP	HR	S	P	ERA	WHIP
21 Jason Marquis, R ERA: 4.63	(1, 1)	4.2	L	24	4	7	7	4	4	0	2	0	0	2	48	86	13.50	1.714
45 Anthony Bass, R ERA: 2.25	(5, 1)	3.1		11	1	0	0	1	0	0	0	0	1	0	25	39	0.00	0.300
54 Joe Thatcher, L ERA: 3.38	(9, 1)	1.0		3	0	0	0	2	0	0	0	0	0	0	13	18	0.00	0.000

PITCHER	IP	WLS	BF	H	R	ER	SO	BB	IBB	HBP	BLK	WP	HR	S	P	ERA	WHIP

TOP

Milwaukee Brewers @ San Diego Padres

Petco Park, San Diego, CA

Mon Apr 22 2013, 7:12 PM - 9:53 PM PDT

Att. 18,643 - Partly Cloudy - 63 F

livebaseballscorecards.com

AB	32
R	7
H	5
RBI	6
BB	4
SO	7
LOB	13

WP: 1	PB: 0	SB: 1	CS: 0	PA: 38		

BOTTOM

Batter	1	2	3	4	5	6	7	8	9	AB	R	H	RBI	BB	SO	LOB
2 Everth Cabrera, S (1, 6) OBP: 0.395, SLG: 0.443	C SI 89 B SI 88 B SI 89 B CH 80 C SI 88 B SI 90 4-2 25 F7-5 25 S BB	C CU 74 C SI 90 B CH 80 S CH 80 1-3 K ②	B CU 73 F SI 87 C SI 90 S CH 82 1-3 K ③	F FF 94 C CH 84 F FF 95 D FF 95 S SL 84 1-3 K ②	3	0	0	0	1	3	2
25 Will Venable, L (1, 8) OBP: 0.309, SLG: 0.440	F CH 80 1 SAFE S SL 82 F CH 80 B SL 83 1 SAFE B SI 90 B SI 91 F CH 81 3-2 F CH 80 F SI 91 X SL 82 F7-5 ① ② 1-3	B SI 89 X CH 80 1-0 F8 ③	C SI 89 B SL 78 S FF 90 B SI 90 X SL 81 2-2 G3 ①	B SL 78 B FF 94 F FF 93 F FF 94 F FF 94 X SL 82 2-2 1-3 1B	4	0	1	0	0	0	2
7 Chase Headley, S (1, 5) OBP: 0.286, SLG: 0.389	F SI 89 X SI 90 0-1 G3 ③	C CU 74 C SI 90 F CH 82 X CH 81 0-2 1B	B CH 85 S CH 80 X SI 87 1-1 L8 ②	C SL 79 B FF 96 C FF 94 T FF 96 1-2 K ③	4	0	1	0	0	1	2
23 Yonder Alonso, L (1, 3) OBP: 0.316, SLG: 0.391	X SI 89 0-0 14 G4-6-3 1B	B CU 73 X SI 89 1-0 P5 ①	F FF 90 C FF 89 X SL 80 0-2 G6-3 ③	X FF 94 0-0 G4-3 ①	4	0	1	0	0	0	1
14 Mark Kotsay, L (1, 7) OBP: 0.364, SLG: 0.381	X CH 80 0-0 G4-6-3 ① ② 1-2f	C CU 74 B SI 89 B SL 80 C SI 89 S CH 82 2-3 K ②	C FF 89 F SL 79 S FF 91 0-3 K ①	B FF 94 X FF 96 1-0 E3 9 1B	4	0	0	0	0	2	2
13 Chris Denorfia, R (1, 9) OBP: 0.393, SLG: 0.500	B FF 89 C SI 90 B SL 82 C SL 81 B SI 90 X SL 82 3-2 1B	B SL 82 C SI 89 B SI 89 B SL 82 X SI 90 3-1 G5-3 ③	C SI 91 B SI 91 F SI 91 F SI 92 S SI 93 1-3 K ②	C SL 82 F FF 96 S SL 84 0-3 K ②	4	0	1	0	0	2	2
9 Jedd Gyorko, R (1, 4) OBP: 0.307, SLG: 0.288	B SI 89 X FF 88 1-0 P4 ③	B SI 87 C SI 87 F SI 88 X CH 81 1-2 4 F9 45 G6-3 2B	F SI 91 C SI 93 B SI 92 F SI 92 S SI 92 1-3 K ③	X FF 96 0-0 1-3 1B	4	1	2	0	0	1	1
4 Nick Hundley, R (1, 2) OBP: 0.328, SLG: 0.463	C SI 89 B SL 82 F CH 81 F SI 90 B FF 90 B CH 81 S FF 90 3-3 K ①	C CU 72 X SL 81 0-1 F9 ① 2-3	C FF 95 F FF 95 X FF 95 0-2 G6-3 ①	B FF 97 F FF 96 S SL 82 B FF 94 F SL 82 X FF 98 2-2 G4-3 ③	4	0	0	0	0	1	3
21 Jason Marquis, L (1, 1) OBP: 0.200, SLG: 0.200 45 Anthony Bass, R (5, 1) 5 Alexi Amarista, L (8, PH) OBP: 0.265, SLG: 0.298 54 Joe Thatcher, L (9, 1)	X FF 89 0-0 1B	C SL 80 B SI 88 X SI 89 1-1 G6-3 ② 3-H	X FF 96 0-0 25 1B 1B	1	0	1	0	0	0	0
					1	0	0	1	0	0	0
					1	0	1	0	0	0	0
					0	0	0	0	0	0	0
Inning Stats	R: 0 E: 0 K: 0 S: 11 H: 0 LOB: 0 BB: 1 P: 18	R: 0 E: 0 K: 0 S: 6 H: 2 LOB: 1 BB: 0 P: 10	R: 0 E: 0 K: 2 S: 9 H: 1 LOB: 1 BB: 0 P: 14	R: 0 E: 0 K: 1 S: 10 H: 1 LOB: 1 BB: 0 P: 16	R: 1 E: 0 K: 1 S: 10 H: 1 LOB: 0 BB: 0 P: 13	R: 0 E: 0 K: 0 S: 8 H: 0 LOB: 0 BB: 0 P: 11	R: 0 E: 0 K: 3 S: 11 H: 0 LOB: 0 BB: 0 P: 13	R: 0 E: 0 K: 2 S: 15 H: 2 LOB: 2 BB: 0 P: 19	R: 0 E: 1 K: 1 S: 10 H: 1 LOB: 2 BB: 0 P: 13	1B: 7 2B: 2 3B: 0 HR: 0 SF: 0 SAC: 0 DP: 2 HBP: 0			WP: 0 PB: 0 SB: 1 CS: 0		PA: 35	

PITCHER		IP	WLS	BF	H	R	ER	SO	BB	IBB	HBP	BLK	WP	HR	S	P	ERA	WHIP
26 Kyle Lohse, R ERA: 2.52	(1, 1)	5.0	W	19	5	1	1	4	1	0	0	0	0	0	46	71	1.80	1.200
51 Michael Gonzalez, L ERA: 4.5	(6, 1)	1.1		4	0	0	0	1	0	0	0	0	0	0	11	14	0.00	0.000
53 Brandon Kintzler, R ERA: 2.35	(7, 1)	0.2		2	0	0	0	2	0	0	0	0	0	0	8	10	0.00	0.000
45 Alfredo Figaro, R ERA: 2.0	(8, 1)	2.0		10	3	0	0	3	0	0	0	0	0	0	25	32	0.00	1.500

PITCHER	IP	WLS	BF	H	R	ER	SO	BB	IBB	HBP	BLK	WP	HR	S	P	ERA	WHIP

Milwaukee Brewers @ San Diego Padres

Petco Park, San Diego, CA

Mon Apr 22 2013, 7:12 PM - 9:53 PM PDT

Att. 18,643 - Partly Cloudy - 63 F

livebaseballscorecards.com

AB	34
R	1
H	8
RBI	1
BB	1
SO	10
LOB	15

Milwaukee Brewers @ San Diego Padres

Petco Park, San Diego, CA

Tue Apr 23 2013, 7:11 PM - 10:18 PM PDT

Att. 19,560 - Clear - 63 F

TOP

livebaseballscorecards.com

Batter	1	2	3	4	5	6	7	8	9	AB	R	H	RBI	BB	SO	LOB
7 Norichika Aoki, L (1, 9) OBP: 0.329, SLG: 0.392	L4	X SL 82 0-0 9 G5-3 20 2B 1-2 2-3 1B		C FF 89 C CU 79 B CU 80 B CU 80 F CU 79 B FF 90 S FF 89 3-3 K		B CH 80 B CU 79 C FF 90 C CU 79 B FF 89 F FF 89 X CU 79 3-2 G1-3			C SI 87 L SL 83 X SI 88 0-2 G3	5	1	1	0	0	1	1
9 Jean Segura, R (1, 6) OBP: 0.419, SLG: 0.522	C SI 90 F SL 84 B SL 82 X SL 84 1-2 8 G6-3 3B	B SI 89 B SI 88 X SI 88 2-0 G5-3 1-2 2-3 3-H		B FF 90 B CH 80 C FF 89 F FF 90 X CU 80 2-2 G1-3			C FF 90 X SL 83 0-1 8 G3 1B		C SI 88 F SI 88 X SL 83 0-2 20 S 1B	5	1	3	1	0	0	2
8 Ryan Braun, R (1, 7) OBP: 0.391, SLG: 0.638	F SI 89 C FF 90 F FF 92 F CU 81 B SL 82 X SI 91 1-2 G6-3 3-H	I IN 79 I IN 80 I IN 80 I IN 79 4-0 20 2B IBB		C CU 79 B CU 81 F CU 79 B CU 78 X FF 90 2-2 G4-3			1 SAFE X SL 88 0-0 G3 1-2		X SL 83 0-0 F8	4	0	0	1	1	0	2
20 Jonathan Lucroy, R (1, 2) OBP: 0.294, SLG: 0.435	B CU 78 C SI 89 B SI 90 B SL 84 C SI 89 X SI 89 3-2 G1-3	C CH 84 B SI 89 X SL 85 1-1 1-3 2-H 3-H 2B			B CU 79 C FF 89 C FF 90 C FF 90 1-3 K		B FF 90 B SL 84 B FF 90 C FF 91 X FF 91 3-1 P3		1 SAFE B SI 88 B SL 83 B SL 83 C SI 88 B SL 83 4-1 23 CS 1-2 BB	4	0	1	2	1	1	1
23 Rickie Weeks Jr., R (1, 4) OBP: 0.274, SLG: 0.260		27 2B 3 1B BB L8			C FF 90 B CU 80 S CU 79 F FF 90 F CU 80 B CU 80 F CU 80 S CH 79 2-3 K		C FF 91 B SL 86 D SL 86 F FF 92 C FF 92 2-3 K		F SL 83 S SL 83 B SI 90 1-2 CS 1-2	3	1	0	0	1	2	3
27 Carlos Gómez, R (1, 8) OBP: 0.362, SLG: 0.484		B SI 88 F CH 82 1 SAFE D CH 83 X SI 88 2-1 3 1B 1-3 2B B CU 80 F CU 79 B FF 90 X FF 89 2-1 11 G6-3 3 S 1B		B FF 90 B CU 79 B FF 90 C FF 90 B FF 89 4-1 3 CS BB				S FF 93 C FF 93 B FF 94 F FF 93 F SL 82 F FF 93 B FF 93 B SL 81 C FF 92 3-3 K		3	1	2	0	1	1	0
3 Yuniesky Betancourt, R (1, 5) OBP: 0.290, SLG: 0.474		B SI 88 X SI 88 1-0 7 1B 11 1B 9 G5-3 2-H 3-H 1B F FF 90 1 SAFE 1 SAFE B FF 89 S CU 80 B FF 89 X CU 80 2-2 G5-3 1-2		P PO 82 1-0 CS 1-2		S CH 80 X FF 89 0-1 F8		X SL 83 0-0 1B		4	1	2	2	0	0	1
11 Alex Gonzalez, R (1, 3) OBP: 0.200, SLG: 0.218		B CH 82 X CH 82 1-0 9 G5-3 7 1B 20 2B 1-2 1B B FF 89 C FF 89 S CU 80 2 SAFE X FF 90 1-2 G6-3 2-3				S CU 79 S CU 80 B CU 80 X CU 79 1-2 L7		C FF 92 B FF 92 X SL 82 1-1 P4		4	1	1	0	0	0	2
49 Yovani Gallardo, R (1, 1) OBP: 0.273, SLG: 0.636 32 Tom Gorzelanny, R (7, 1) 22 Logan Schafer, L (8, PH) OBP: 0.182, SLG: 0.143 59 John Axford, R (8, 1) 29 Jim Henderson, L (9, 1)		M SI 88 M SI 87 L SI 88 0-3 K		C FF 91 S CU 80 D CU 80 S CU 80 1-3 K		X CH 81 0-0 2B		C FF 93 B FF 92 X FF 92 1-1 F8		3 0 1 0 0	0 0 0 0 0	1 0 0 0 0	0 0 0 0 0	2 0 0 0 0	0 0 1 0 0	3 0 1 0 0
Inning Stats	R: 1 E: 0 K: 0 S: 15 H: 1 LOB: 0 BB: 0 P: 23	R: 5 E: 0 K: 1 S: 18 H: 5 LOB: 2 BB: 2 P: 34	R: 0 E: 0 K: 1 S: 11 H: 1 LOB: 1 BB: 0 P: 17	R: 0 E: 0 K: 1 S: 10 H: 0 LOB: 0 BB: 0 P: 17	R: 0 E: 0 K: 2 S: 11 H: 0 LOB: 0 BB: 1 P: 18	R: 0 E: 0 K: 0 S: 10 H: 1 LOB: 1 BB: 0 P: 14	R: 0 E: 0 K: 1 S: 8 H: 1 LOB: 1 BB: 0 P: 13	R: 0 E: 0 K: 1 S: 11 H: 1 LOB: 1 BB: 0 P: 16	R: 0 E: 0 K: 0 S: 10 H: 1 LOB: 1 BB: 1 P: 15	1B: 7 2B: 3 3B: 1 HR: 0 SF: 0 SAC: 0 DP: 0 HBP: 0						

	AB	36
	R	6
	H	11
	RBI	6
	BB	4
	SO	7
	LOB	16

WP: 0 PB: 0 SB: 2 CS: 2 PA: 42

PITCHER		IP	WLS	BF	H	R	ER	SO	BB	IBB	HBP	BLK	WP	HR	S	P	ERA	WHIP
33 Clayton Richard, L ERA: 7.94	(1, 1)	1.2	L	13	6	6	6	1	1	1	0	0	0	0	29	52	32.40	4.200
56 Thad Weber, R ERA: 2.0	(2, 1)	4.1		15	2	0	0	4	1	0	0	0	0	0	46	71	0.00	0.692
58 Brad Brach, R ERA: 4.66	(7, 1)	1.0		4	1	0	0	1	0	0	0	0	0	0	8	13	0.00	1.000
55 Dale Thayer, R ERA: 2.0	(8, 1)	1.0		4	1	0	0	1	0	0	0	0	0	0	11	16	0.00	1.000
16 Huston Street, R ERA: 6.0	(9, 1)	1.0		4	1	0	0	0	1	0	0	0	0	0	10	15	0.00	2.000

Batter	1	2	3	4	5	6	7	8	9	AB	R	H	RBI	BB	SO	LOB
2 Everth Cabrera, S (1, 6) OBP: 0.384, SLG: 0.419	C FF 90 C FF 91 B CH 87 X FF 91 1-2 G1-3 ①	B CU 80 B CU 80 B SI 93 B FF 92 4-0 25 1B BB		B CU 78 S FF 91 X FF 91 1-1 L6 ②③ 2-2			B CU 77 B SI 91 X FF 90 2-0 G4-3 ②		C SL 81 B FF 94 B FF 95 S FF 94 F FF 94 B FF 93 F FF 94 F FF 95 F FF 94 3-2 L8 ② X FF 86	4	0	0	0	1	0	2
25 Will Venable, L (1, 8) OBP: 0.350, SLG: 0.453	B FF 91 X FF 92 1-0 7 S 18 1B 1B	C CU 78 X FF 92 0-1 1-2 2-H 1B			C FF 90 X CH 86 0-1 G4-3 ①		B CH 86 F CH 85 F CH 86 B FF 92 B SL 84 B CH 85 4-2 18 BB 7 BB BB		B SL 83 B FF 92 C FF 92 F FF 95 B FF 94 B FF 94 4-2 7 DI BB	3	1	2	1	2	0	0
7 Chase Headley, S (1, 5) OBP: 0.308, SLG: 0.333	D SI 92 B SL 86 B SL 88 B SL 85 4-0 18 1B 23 1B 1-2 BB	B SL 87 X SI 92 1-0 G4-3 ③			B CU 79 B CU 79 S FF 90 X CH 85 2-1 G4-3 ②		B CU 77 B FF 91 D FF 91 B FF 90 4-0 18 BB 1-2 BB		B FF 94 C FF 93 C SL 84 D SL 87 S FF 96 2-3 K ③ 1-2	3	1	0	0	2	1	3
18 Carlos Quentin, R (1, 7) OBP: 0.333, SLG: 0.308	S CU 80 B SL 88 X CU 79 1-1 23 1B 1-3 2-H 1B		B SL 86 F FF 91 X SL 86 1-1 F8 ①		X FF 92 0-0 F9 ③		S CU 78 D SL 88 S SL 87 D CU 81 F SL 87 B FF 92 B SL 86 4-2 1-2 2-3 BB			3	0	1	1	1	0	0
23 Yonder Alonso, L (1, 3) OBP: 0.313, SLG: 0.384	X CU 79 0-0 13 G3-6-3 1-3 3-H 1B		C SI 92 X FF 92 0-1 G6-3 ②			C FF 91 C CH 86 B FF 91 S CH 86 1-3 K ① S SL 80 F SL 82 S SL 82	0-3 K ③			4	0	1	1	0	2	3
13 Chris Denorfia, R (1, 9) OBP: 0.385, SLG: 0.483	B SI 92 C CU 80 F FF 92 B FF 92 X CU 79 2-2 G3-6-3 ②③ 1-2f		F SI 92 C FF 93 F FF 92 B CU 80 X FF 93 1-2 L8 ③			B CU 79 X FF 92 1-0 1B		C FF 95 B CU 78 X FF 95 1-1 G6-3 ①		4	0	1	0	0	0	2
9 Jedd Gyorko, R (1, 4) OBP: 0.304, SLG: 0.286		C FF 89 B SI 90 B FF 91 X SI 90 2-1 G5-3 ①		B FF 90 B FF 90 B FF 91 C FF 90 X FF 92 3-1 56 FC5-6 4 1B 1B		C SI 92 D SI 93 F FF 93 C FF 90 F FF 93 X FF 92 1-2 F9 ②		C FF 96 C FF 96 F FF 97 B CU 79 X FF 96 1-2 F8 ②		4	0	1	0	0	0	1
4 Nick Hundley, R (1, 2) OBP: 0.339, SLG: 0.483		X FF 91 0-0 25 1B 2B		B CU 79 C CU 78 D SL 87 B SI 91 X FF 91 3-1 2 L6 56 FC5-6 1-2 1B		B CU 87 B CU 80 S SL 86 S SL 87 1-3 K ③		C SL 84 C SL 84 S SL 83 0-3 K ③		4	1	2	0	0	2	1
33 Clayton Richard, L (1, 1) 56 Thad Weber, R (2, 1) 58 Brad Brach, R (7, 1) 5 Alexi Amarista, L (7, PH) OBP: 0.260, SLG: 0.292 55 Dale Thayer, R (8, 1) 16 Huston Street, R (9, 1) 14 Mark Kotsay, L (9, PH) OBP: 0.348, SLG: 0.364		F FF 92 B CU 79 B SL 86 F SI 92 B SI 93 X FF 92 3-2 G5-3 ②		B CU 79 X SL 84 1-0 FC5-6 ① 1-2 2-3f			B CU 77 X CU 76 1-0 G6-3 ①		B FF 94 C FF 94 B FF 94 B FF 95 C FF 94 F FF 93 S FF 96 3-3 K ①	0 2 0 1 0 0 1	0 0 0 0 0 0 0	0 0 0 0 0 0 0	0 0 0 0 0 0 0	0 0 0 0 0 0 1	0 3 0 0 0 0 0	0 0 0 0 0 0 0
Inning Stats	R: 2 H: 3 E: 0 LOB: 1 K: 0 BB: 1 S: 10 P: 19	R: 1 H: 2 E: 0 LOB: 2 K: 0 BB: 1 S: 9 P: 19	R: 0 H: 0 E: 0 LOB: 0 K: 0 BB: 0 S: 8 P: 10	R: 0 H: 2 E: 0 LOB: 1 K: 0 BB: 0 S: 7 P: 15	R: 0 H: 0 E: 0 LOB: 0 K: 0 BB: 0 S: 5 P: 7	R: 0 H: 1 E: 0 LOB: 1 K: 2 BB: 0 S: 12 P: 16	R: 0 H: 0 E: 0 LOB: 3 K: 1 BB: 3 S: 10 P: 25	R: 0 H: 0 E: 0 LOB: 0 K: 1 BB: 0 S: 9 P: 11	R: 0 H: 0 E: 0 LOB: 1 K: 2 BB: 1 S: 16 P: 28	1B: 7 2B: 2 3B: 0 HR: 0	SF: 0 SAC: 0 DP: 2 HBP: 0			WP: 0 PB: 0 SB: 1 CS: 0	PA: 39		

PITCHER		IP	WLS	BF	H	R	ER	SO	BB	IBB	HBP	BLK	WP	HR	S	P	ERA	WHIP
49 Yovani Gallardo, R ERA: 4.97	(1, 1)	6.2	W	31	8	3	3	2	5	0	0	0	0	0	58	108	4.05	1.950
32 Tom Gorzelanny, L ERA: 2.0	(7, 1)	0.1	H	1	0	0	0	1	0	0	0	0	0	0	3	3	0.00	0.000
59 John Axford, R ERA: 9.35	(8, 1)	1.0	H	3	0	0	0	1	0	0	0	0	0	0	9	11	0.00	0.000
29 Jim Henderson, R ERA: 0.9	(9, 1)	1.0	S	4	0	0	0	2	1	0	0	0	0	0	16	28	0.00	1.000

PITCHER	IP	WLS	BF	H	R	ER	SO	BB	IBB	HBP	BLK	WP	HR	S	P	ERA	WHIP

BOTTOM

Milwaukee Brewers @ San Diego Padres

Petco Park, San Diego, CA

Tue Apr 23 2013, 7:11 PM - 10:18 PM PDT

Att. 19,560 - Clear - 63 F

livebaseballscorecards.com

AB	33
R	3
H	8
RBI	3
BB	6
SO	6
LOB	15

Batter	1	2	3	4	5	6	7	8	9	AB	R	H	RBI	BB	SO	LOB
7 Norichika Aoki, L (1, 9) OBP: 0.337, SLG: 0.390	B SI 92 C SI 91 F KC 80 B SI 93 X CH 83 2-2 ① G1-3		B KC 79 X SI 90 1-0 8 FC5-4 1B		B KC 80 B KC 80 X SI 91 2-0 ③ G4-3			B SL 80 B SL 81 C SI 88 B SL 82 B SI 88 4-1 8 FC6-4 BB		3	0	1	0	1	0	0
9 Jean Segura, R (1, 6) OBP: 0.397, SLG: 0.493	B SI 92 C KC 79 S KC 81 F FF 93 B CH 85 F KC 80 F FF 92 X CH 83 2-2 ② G4-3		C CH 80 B KC 80 1 SAFE X KC 80 1-1 ② F8			B CH 82 C CH 81 X CH 82 1-1 ① G5-3		C SL 81 S SL 81 X SL 81 0-2 ② P6		4	0	0	0	0	0	2
8 Ryan Braun, R (1, 7) OBP: 0.384, SLG: 0.613	B SI 93 B KC 80 B SI 92 C FF 92 C FF 92 X SI 93 3-2 20 FC5-4 1B		1 SAFE 1 SAFE C FF 91 C KC 80 F CH 83 D KC 81 X FF 92 1-2 ③ FC5-4 1-2f			B FF 91 X CH 81 1-0 ② F9		X SI 89 0-0 ③ FC6-4 1-2f		4	0	1	0	0	0	2
20 Jonathan Lucroy, R (1, 2) OBP: 0.278, SLG: 0.409	D FF 92 C KC 78 C KC 79 X KC 80 1-2 ③ FC5-4 1-2f			C KC 79 X SI 92 0-1 ① G6-3		B SI 90 C KC 77 B CH 83 F FF 90 F CH 82 B KC 81 X FF 91 3-2 ③ G6-3			C SI 88 X SL 84 0-1 ① L8	4	0	0	0	0	0	1
23 Rickie Weeks Jr., R (1, 4) OBP: 0.273, SLG: 0.260		C SI 92 B SI 93 C KC 82 B KC 82 X CH 83 2-2 ① G3		B CH 82 C CH 82 F KC 80 X FF 93 1-2 27 S 1B			X SI 90 0-0 ① G5-3		B SI 89 C SI 89 B SL 83 S SL 84 B SL 83 X SL 82 3-2 ② L7	4	0	1	0	0	0	0
27 Carlos Gómez, R (1, 8) OBP: 0.370, SLG: 0.500		X SI 93 0-0 1B		B CH 82 D CH 82 B SI 93 X FF 93 3-0 ② G5-3 1-2			B SI 92 S CH 81 B KC 82 C CH 82 B KC 83 T CH 83 3-2 ② K		C SI 90 C SI 90 X SI 90 0-2 3 2B 2B	4	1	2	0	0	1	1
3 Yuniesky Betancourt, R (1, 5) OBP: 0.303, SLG: 0.492 25 Josh Prince, R (9, PR) OBP: 0.200, SLG: 0.400		F SI 90 X KC 81 0-1 ② F9		X KC 81 0-0 ③ F7			C CH 82 B SI 91 X KC 80 1-1 12 FC6-4 1B		B SL 83 F SL 83 F SL 83 B SL 83 X SL 83 2-2 2-H 2B	4 0	0 0	2 0	1 0	0 0	0 0	2 0
12 Martín Maldonado, R (1, 3) OBP: 0.265, SLG: 0.290		C KC 79 F SI 92 F KC 79 S CH 82 0-3 ③ K			B SI 91 B SI 90 C FF 92 X FF 90 2-1 ① P2		X SI 91 0-0 ③ FC6-4 1-2f		C SL 84 X SL 84 0-1 ③ G2	4	0	0	0	0	1	3
41 Marco Estrada, R (1, 1) OBP: 0.167, SLG: 0.250 51 Michael Gonzalez, R (7, 1) 22 Logan Schafer, L (8, PH) OBP: 0.174, SLG: 0.136 32 Tom Gorzelanny, R (8, 1) 31 Burke Badenhop, R (8, 1)			C FF 91 B SI 91 B KC 78 X FF 90 2-1 ① G4-3		C SI 91 B KC 80 C SI 91 S KC 80 1-3 ② K			C SI 88 C SL 82 S SL 81 0-3 ① K		2 0 1 0 0	0 0 0 0 0	0 0 0 0 0	0 0 0 0 0	1 0 1 0 0	0 0 0 0 0	0 0 0 0 0
Inning Stats	R: 0 E: 0 K: 0 S: 15 H: 1 LOB: 1 BB: 0 P: 23	R: 0 E: 0 K: 1 S: 10 H: 1 LOB: 1 BB: 0 P: 12	R: 0 E: 0 K: 0 S: 9 H: 1 LOB: 1 BB: 0 P: 14	R: 0 E: 0 K: 0 S: 7 H: 1 LOB: 1 BB: 0 P: 11	R: 0 E: 0 K: 1 S: 6 H: 0 LOB: 0 BB: 0 P: 11	R: 0 E: 0 K: 0 S: 7 H: 0 LOB: 0 BB: 0 P: 12	R: 0 E: 0 K: 1 S: 7 H: 1 LOB: 1 BB: 0 P: 11	R: 0 E: 0 K: 1 S: 8 H: 0 LOB: 1 BB: 1 P: 12	R: 1 E: 0 K: 0 S: 13 H: 2 LOB: 1 BB: 0 P: 18	1B: 5 2B: 2 3B: 0 HR: 0 SF: 0 SAC: 0 DP: 0 HBP: 0						

PITCHER	IP	WLS	BF	H	R	ER	SO	BB	IBB	HBP	BLK	WP	HR	S	P	ERA	WHIP
37 Edinson Volquez, R (1, 1) ERA: 6.39	7.0	W	26	5	0	0	3	0	0	0	0	0	0	61	94	0.00	0.714
57 Luke Gregerson, R (8, 1) ERA: 1.93	1.0	H	4	0	0	0	1	1	0	0	0	0	0	8	12	0.00	1.000
16 Huston Street, R (9, 1) ERA: 6.43	1.0	S	5	2	1	1	0	0	0	0	0	0	0	13	18	9.00	2.000

PITCHER	IP	WLS	BF	H	R	ER	SO	BB	IBB	HBP	BLK	WP	HR	S	P	ERA	WHIP

TOP

Milwaukee Brewers @ San Diego Padres

Petco Park, San Diego, CA

Wed Apr 24 2013, 7:13 PM - 9:44 PM PDT

Att. 17,205 - Overcast - 64 F

livebaseballscorecards.com

AB	34
R	1
H	7
RBI	1
BB	1
SO	4
LOB	11

WP: 0	PA: 35		
PB: 0			
SB: 1			
CS: 0			

Batter	1	2	3	4	5	6	7	8	9	AB	R	H	RBI	BB	SO	LOB
2 Everth Cabrera, S (1, 6) OBP: 0.378, SLG: 0.403	B FF 88 C FF 88 B FF 90 S CH 77 S CH 76 2-3 K ①		C CU 76 L FF 90 B CH 77 X CH 77 1-2 G5-3 ②		C CU 75 F FF 88 B CH 76 F FF 90 B FF 90 F CH 77 B CH 76 B FF 90 4-2 BB		C FF 90 B SL 80 F SI 90 B FF 91 S SL 82 2-3 K ③ 1-2 2-3			3	0	0	0	1	2	2
25 Will Venable, L (1, 8) OBP: 0.328, SLG: 0.421	F FF 90 B FF 88 X CH 77 1-1 P6 ②		X CH 77 0-0 G4-3 ③		1 SAFE P PQ 86 X FF 88 1-0 G1-3 ③			C FF 90 B SL 80 X SL 77 1-1 G4-3 ①		4	0	0	0	0	0	1
7 Chase Headley, S (1, 5) OBP: 0.267, SLG: 0.280	C FF 90 B FF 90 C FF 89 F CU 78 F FF 90 X CH 78 1-2 G4-3 ③			C CU 75 F FF 88 B FF 90 B CH 76 F FF 90 F FF 90 B CU 80 X CH 78 3-2 L9 ①		B CU 76 F FF 88 F CH 76 B FF 89 B CH 76 F FF 89 F CH 78 X FF 90 3-2 G4-3 ①		X SI 90 0-0 L9 ②	4	0	0	0	0	0	0
18 Carlos Quentin, R (1, 7) OBP: 0.351, SLG: 0.433 5 Alexi Amarista, L (9, 7) OBP: 0.260, SLG: 0.292		B FF 88 X FF 88 1-0 13 BB 23 1B 1B		B CU 76 X CU 76 1-0 HR		C FF 89 B CH 79 X FF 90 1-1 G6-3 ②		B SI 91 X SI 89 1-0 G5-3 ③		4 0	1 0	2 0	1 0	0 0	0 0	0 0
23 Yonder Alonso, L (1, 3) OBP: 0.313, SLG: 0.382		X FF 88 0-0 9 L6-4 13 BB 1-2 1B		L CH 76 F FF 88 B FF 90 X CH 77 1-2 F7 ②		X CH 76 0-0 G6-3 ③				3	0	1	0	0	0	0
13 Chris Denorfia, R (1, 9) OBP: 0.382, SLG: 0.468		B CU 77 B CU 77 B FF 88 B FF 89 4-0 1-2 2-3 BB		F FF 90 X CH 77 0-1 G6-3 ③			X CU 76 0-0 E4 4 FC5-6 9 1B			2	0	0	0	1	0	0
9 Jedd Gyorko, R (1, 4) OBP: 0.305, SLG: 0.288		X FF 89 0-0 L6-4 ① ② 2-2			B CU 76 F FF 88 X FF 88 1-1 L9 ①		1 SAFE X FF 87 0-0 2 PB 4 FC5-6 1-2 1B			3	0	1	0	0	0	3
4 Nick Hundley, R (1, 2) OBP: 0.338, SLG: 0.475		B CH 77 C FF 88 F CH 77 F FF 89 B CU 78 C CH 76 2-3 K ③			S CH 79 S FF 90 B CH 78 B FF 90 B CH 78 F FF 90 X CH 78 3-2 37 SH2-4 37 E 1B		B CU 75 X FF 88 1-0 FC5-6 ① 2 PB 1-2 2-3f			3	1	1	0	0	1	4
37 Edinson Volquez, R (1, 1) 14 Mark Kotsay, L (7, PH) OBP: 0.348, SLG: 0.364 15 Jesus Guzman, R (7, PH) OBP: 0.326, SLG: 0.289 57 Luke Gregerson, L (8, 1) 16 Huston Street, R (9, 1)			C FF 89 C CU 76 B FF 90 F FF 90 S CU 77 1-3 K ①		L CU 76 X CU 76 0-1 SH2-4 ② 1-H		T FF 90 F FF 90 B FF 90 C SL 82 1-3 K ②			1 0 0 1 0 0	0 0 0 0 0 0	0 0 0 0 0 0	0 0 0 0 0 0	0 0 0 0 0 0	1 0 1 0 0 0	0 0 2 0 0 0
Inning Stats	R: 0 E: 0 K: 1 S: 10 H: 0 LOB: 0 BB: 0 P: 14	R: 0 E: 0 K: 1 S: 7 H: 2 LOB: 2 BB: 1 P: 14	R: 0 E: 0 K: 1 S: 8 H: 0 LOB: 0 BB: 0 P: 10	R: 1 E: 0 K: 0 S: 11 H: 1 LOB: 0 BB: 0 P: 16	R: 1 E: 1 K: 0 S: 14 H: 1 LOB: 1 BB: 1 P: 22	R: 0 E: 0 K: 0 S: 8 H: 0 LOB: 0 BB: 0 P: 12	R: 0 E: 1 K: 2 S: 9 H: 1 LOB: 2 BB: 0 P: 13	R: 0 E: 0 K: 0 S: 4 H: 0 LOB: 0 BB: 0 P: 6		1B: 4 2B: 1 3B: 0 HR: 1 SF: 0 SAC: 1 DP: 1 HBP: 0						

PITCHER		IP	WLS	BF	H	R	ER	SO	BB	IBB	HBP	BLK	WP	HR	S	P	ERA	WHIP
41 Marco Estrada, R ERA: 3.86	(1, 1)	6.1	L	26	5	2	1	3	2	0	0	0	0	1	61	92	1.42	1.105
51 Michael Gonzalez, L ERA: 4.05	(7, 1)	0.2		2	0	0	0	2	0	0	0	0	0	0	6	9	0.00	0.000
32 Tom Gorzelanny, L ERA: 1.86	(8, 1)	0.2		2	0	0	0	0	0	0	0	0	0	0	3	4	0.00	0.000
31 Burke Badenhop, R ERA: 3.86	(8, 1)	0.1		1	0	0	0	0	0	0	0	0	0	0	1	2	0.00	0.000

PITCHER	IP	WLS	BF	H	R	ER	SO	BB	IBB	HBP	BLK	WP	HR	S	P	ERA	WHIP

BOTTOM

Milwaukee Brewers @ San Diego Padres

Petco Park, San Diego, CA

Wed Apr 24 2013, 7:13 PM - 9:44 PM PDT

Att. 17,205 - Overcast - 64 F

livebaseballscorecards.com

AB	28
R	2
H	5
RBI	1
BB	2
SO	5
LOB	12

Milwaukee Brewers @ Los Angeles Dodgers

Dodger Stadium, Los Angeles, CA

Fri Apr 26 2013, 7:12 PM - 10:28 PM PDT

Att. 44,930 - Clear - 67 F

livebaseballscorecards.com

TOP

Batter	1	2	3	4	5	6	7	8	9	AB	R	H	RBI	BB	SO	LOB
7 Norichika Aoki, L (1, 9) OBP: 0.341, SLG: 0.383	4-1: 8 F9-3 BB			1-2: G6-3 ①	1-1: G4-3 ② 2-3		0-1: E8 9 CS 1B ② 2-H		1-2: G5-3 ② 2-3	4	0	1	0	1	0	2
9 Jean Segura, R (1, 6) OBP: 0.398, SLG: 0.487	0-1: F9 ①			2-3: K ②	3-2: 8 S 1B 3-H		3-3: K ② ③ 3-H		0-0: E1 1B 3-H	5	0	2	2	0	2	2
8 Ryan Braun, R (1, 7) OBP: 0.372, SLG: 0.627	0-1: F9-3 ② ③ 1-1			3-1: HR	2-3: K ③ 1-2			2-2: E5 27 E	3-2: G3 ③	5	1	1	1	0	1	3
20 Jonathan Lucroy, R (1, 2) OBP: 0.289, SLG: 0.414		0-3: K ①		2-1: 23 BB 1B		3-1: 27 1B 1B		2-2: L6 ①		4	0	2	0	0	1	1
23 Rickie Weeks Jr., R (1, 4) OBP: 0.272, SLG: 0.250		3-2: F9 ②		4-0: BB 1-2		3-3: K ①		1-3: K ②		3	0	0	0	1	2	2
27 Carlos Gómez, R (1, 8) OBP: 0.364, SLG: 0.486		0-1: L8 ③		0-2: G6-3 ③		2-2: 3 G6-4-3 1B 1-2		2-2: E5 1-2		4	0	1	0	0	0	3
3 Yuniesky Betancourt, R (1, 5) OBP: 0.300, SLG: 0.523		1-2: F7 ①		0-1: HR		1-0: G6-4-3 ② ③ 1-2f		2-3: K ③		4	1	1	1	0	1	4
11 Alex Gonzalez, R (1, 3) OBP: 0.234, SLG: 0.254		0-0: L4 ②		2-2: 7 G4-3 46 SH3-4 9 1B 1B			2-2: 22 SH1-4 7 E 1B		2-2: 7 G5-3 50 WP 9 E 1B	4	3	3	0	0	0	0
46 Hiram Burgos, R (1, 1) 22 Logan Schafer, L (7, PH) OBP: 0.174, SLG: 0.136 31 Burke Badenhop, R (7, 1) 51 Michael Gonzalez, R (7, 1) 53 Brandon Kintzler, R (8, 1) 50 Blake Lalli, L (9, PH) OBP: 0.100, SLG: 0.100		2-3: K ③		1-1: SH3-4 ① 1-2			0-1: SH1-4 ① 1-2		1-3: K ① 1-2	1	0	0	0	0	1	0
										0	0	0	0	0	0	0
										0	0	0	0	0	0	0
										0	0	0	0	0	0	0
										0	0	0	0	0	0	0
										1	0	0	0	0	1	1

	AB	35
	R	5
	H	11
	RBI	4
	BB	2
	SO	9
	LOB	18

Inning Stats	1	2	3	4	5	6	7	8	9
	R: 0 E: 0 K: 0 S: 5	H: 0 LOB: 0 BB: 1 P: 9	R: 0 E: 0 K: 1 S: 8	H: 0 LOB: 0 BB: 0 P: 11	R: 0 E: 0 K: 1 S: 9	H: 0 LOB: 0 BB: 0 P: 12	R: 1 E: 0 K: 1 S: 13	H: 2 LOB: 2 BB: 1 P: 25	R: 2 E: 0 K: 1 S: 15	H: 3 LOB: 1 BB: 0 P: 24	R: 0 E: 0 K: 1 S: 9	H: 2 LOB: 1 BB: 0 P: 18	R: 1 E: 1 K: 1 S: 12	H: 2 LOB: 0 BB: 0 P: 17	R: 0 E: 2 K: 2 S: 20	H: 0 LOB: 2 BB: 0 P: 29	R: 1 E: 1 K: 1 S: 16	H: 2 LOB: 1 BB: 0 P: 23

	1B: 9	SF: 0
	2B: 1	SAC: 2
	3B: 0	DP: 2
	HR: 2	HBP: 0

	WP: 1	PA: 39
	PB: 0	
	SB: 1	
	CS: 1	

PITCHER		IP	WLS	BF	H	R	ER	SO	BB	IBB	HBP	BLK	WP	HR	S	P	ERA	WHIP
61 Josh Beckett, R ERA: 4.75	(1, 1)	5.1		24	7	3	3	5	2	0	0	0	0	2	58	97	5.06	1.688
54 Matt Guerrier, R ERA: 2.35	(6, 1)	0.2		2	1	1	0	0	0	0	0	0	0	0	4	7	0.00	1.500
75 Paco Rodríguez, L ERA: 3.68	(7, 1)	0.1		2	1	0	0	0	0	0	0	0	0	0	4	4	0.00	3.000
51 Ronald Belisario, R ERA: 3.09	(7, 1)	1.2	W	6	0	0	0	3	0	0	0	0	0	0	25	37	0.00	0.000
31 Brandon League, R ERA: 4.5	(9, 1)	1.0	S	5	2	1	1	1	0	0	0	0	1	0	16	23	9.00	2.000

PITCHER		IP	WLS	BF	H	R	ER	SO	BB	IBB	HBP	BLK	WP	HR	S	P	ERA	WHIP

Milwaukee Brewers @ Los Angeles Dodgers

Dodger Stadium, Los Angeles, CA

Fri Apr 26 2013, 7:12 PM - 10:28 PM PDT

Att. 44,930 - Clear - 67 F

livebaseballscorecards.com

BOTTOM

Batter	1	2	3	4	5	6	7	8	9	AB	R	H	RBI	BB	SO	LOB
25 Carl Crawford, L (1, 7) OBP: 0.407, SLG: 0.481	C FF 86 C FF 88 B FF 88 B FF 88 X FF 88 2-2 ① F8		B SL 81 X CH 78 1-0 HR		H SL 82 1-0 14 G1-3 23 2B HBP		C FF 89 C FF 92 X FF 92 0-2 ② F7	F FF 93 B FF 93 F FF 93 F SL 84 B FF 93 D CH 88 X SI 93 3-2 3-H 1B		4	2	2	2	0	0	1
14 Mark Ellis, R (1, 4) OBP: 0.363, SLG: 0.452 7 Nick Punto, S (6, 4) OBP: 0.452, SLG: 0.385	C FF 87 X SL 83 0-1 16 1B 23 G3 1B		B FF 85 C FF 85 C CU 69 B FF 88 B CU 69 F FF 86 X FF 88 3-2 ① G6-3		1 SAFE C FF 84 1 SAFE B FF 84 C SL 82 F FF 87 X CU 71 1-2 ② G1-3 1-2		B SL 78 B SL 80 B FF 87 B FF 89 4-0 23 2B BB	1 SAFE X FF 91 0-0 ③ P6		3 1	1 1	1 0	0 0	0 1	0 0	1 1
23 Adrián González, L (1, 3) OBP: 0.436, SLG: 0.525	C FF 87 1 SAFE F FF 86 F CH 81 X FF 88 0-2 ② G3 1-2		B CU 68 X FF 87 1-0 ② F7		F CU 71 X FF 87 0-1 2-H 2B		C FF 92 B FF 92 F SL 84 X FF 93 1-2 1-H 2-H 2B			4	0	2	3	0	0	1
27 Matt Kemp, R (1, 8) OBP: 0.319, SLG: 0.358	B FF 88 B CU 69 B SL 85 B SL 83 4-0 16 1B BB		C FF 88 C FF 87 X FF 87 0-2 ③ F8		D SL 84 X SL 82 1-0 ③ G5-3		I IN 65 I IN 66 I IN 69 I IN 66 4-0 IBB			2	0	0	0	2	0	1
16 Andre Ethier, L (1, 9) OBP: 0.333, SLG: 0.368	F CH 80 B FF 88 C FF 88 B CH 80 X CH 80 2-2 1-2 2-H 1B			F CU 69 F FF 87 B CH 80 C FF 87 1-3 ① K		X FF 86 0-0 ① P6	X SL 77 0-0 ③ F8			4	0	1	1	0	1	2
17 A.J. Ellis, R (1, 2) OBP: 0.411, SLG: 0.417	C FF 85 X CH 80 0-1 ③ F7			C CU 69 B FF 85 B FF 87 C CH 78 B FF 86 X FF 88 3-2 ② F9		C FF 86 C FF 86 C CU 71 0-3 ② K		C SI 92 F SI 93 X FF 93 0-2 ① G1-3		4	0	0	0	0	1	2
5 Juan Uribe, R (1, 5) OBP: 0.406, SLG: 0.435 51 Ronald Belisario, R (7, 1) 47 Luis Alfonso Cruz, R (8, PH) OBP: 0.140, SLG: 0.106 (9, 5)		C FF 83 B SL 82 F FF 87 X CU 72 1-2 ① L5		B FF 86 B CU 70 S CU 70 B FF 87 F SL 82 B CU 72 B FF 87 4-2 28 FC5-4 BB		B CU 69 C SL 83 B FF 86 C FF 87 X FF 86 3-1 ③ F9		F SI 92 C SI 93 B SL 84 B FF 95 X FF 93 2-2 28 2B 6 G5-3 1B		2 0 1	0 0 1	0 0 1	0 0 0	1 0 0	0 0 0	0 0 0
28 Justin Sellers, R (1, 6) OBP: 0.308, SLG: 0.293		B FF 86 F FF 87 B FF 86 C SL 83 X FF 87 2-2 ② F7		C FF 87 F CU 70 X FF 87 0-2 ③ FC5-4 1-2f			B SI 90 C FF 88 F SI 90 B SI 90 X SI 91 2-2 6 SH1-3 23 2B 1B	C FF 93 X FF 93 0-1 6 G5-3 1-3 25 1B 2B		4	2	2	0	0	0	1
61 Josh Beckett, R (1, 1) 54 Matt Guerrier, R (6, 1) 75 Paco Rodríguez, L (7, 1) 6 Jerry Hairston, R (7, 5) OBP: 0.182, SLG: 0.161 31 Brandon League, R (9, 1)		C FF 87 X FF 86 0-1 ③ F8			F FF 85 S SL 81 C SL 79 0-3 ① K		X SI 89 0-0 ① SH1-3 1-2	B FF 93 B SL 84 X SI 94 2-0 ② G5-3 2-3 3-H		2 0 0 1 0	0 0 0 0 0	0 0 0 0 0	0 0 0 1 0	1 0 0 0 0	0 0 0 0 0	0 0 0 1 0
Inning Stats	R: 1 H: 2 E: 0 LOB: 2 K: 0 BB: 1 S: 14 P: 22	R: 0 H: 0 E: 0 LOB: 0 K: 0 BB: 0 S: 8 P: 11	R: 1 H: 1 E: 0 LOB: 0 K: 0 BB: 0 S: 9 P: 14	R: 0 H: 0 E: 0 LOB: 1 K: 1 BB: 1 S: 12 P: 20	R: 1 H: 1 E: 0 LOB: 1 K: 1 BB: 0 S: 10 P: 13	R: 0 H: 0 E: 0 LOB: 0 K: 1 BB: 0 S: 6 P: 9	R: 2 H: 2 E: 0 LOB: 2 K: 0 BB: 2 S: 11 P: 22	R: 2 H: 3 E: 0 LOB: 1 K: 0 BB: 0 S: 14 P: 21		1B: 5 2B: 3 3B: 0 HR: 1	SF: 0 SAC: 1 DP: 0 HBP: 1			WP: 0 PB: 0 SB: 0 CS: 0	PA: 38	

	AB	32
	R	7
	H	9
	RBI	7
	BB	4
	SO	3
	LOB	11

PITCHER		IP	WLS	BF	H	R	ER	SO	BB	IBB	HBP	BLK	WP	HR	S	P	ERA	WHIP
46 Hiram Burgos, R ERA: 3.27	(1, 1)	6.0		25	4	3	3	3	2	0	1	0	0	1	59	89	4.50	1.000
31 Burke Badenhop, R ERA: 4.91	(7, 1)	0.1	H	2	1	1	1	0	0	0	0	0	0	0	4	6	27.00	3.000
51 Michael Gonzalez, L ERA: 4.91	(7, 1)	0.2	L	5	1	1	1	0	1	1	0	0	0	0	7	16	13.50	3.000
53 Brandon Kintzler, R ERA: 4.15	(8, 1)	1.0		6	3	2	2	0	0	0	0	0	0	0	14	21	18.00	3.000

PITCHER		IP	WLS	BF	H	R	ER	SO	BB	IBB	HBP	BLK	WP	HR	S	P	ERA	WHIP

Milwaukee Brewers @ Los Angeles Dodgers

Dodger Stadium, Los Angeles, CA

Sat Apr 27 2013, 6:11 PM - 9:29 PM PDT

Att. 50,224 - Clear - 68 F

livebaseballscorecards.com

Batter	1	2	3	4	5	6	7	8	9	AB	R	H	RBI	BB	SO	LOB
7 Norichika Aoki, L (1, 9) OBP: 0.358, SLG: 0.386	BB		BB		G6-3		E4, 27 HR, 1B		SH2-3, 1-2	2	2	1	0	2	0	0
27 Carlos Gómez, R (1, 8) OBP: 0.378, SLG: 0.532	K		23 FC5-4, 1B		1B		2-H, HR		K2-3	5	2	3	2	0	2	2
8 Ryan Braun, R (1, 7) OBP: 0.373, SLG: 0.600	F8		FC1, 23 FC5-4, 3 1B		F9		3 CS, BB		3 FC5, IBB	3	0	0	0	2	0	4
3 Yuniesky Betancourt, R (1, 5) OBP: 0.307, SLG: 0.514	23 FC6-4, 1B		23 FC5-4, 1B		F9		CS	P5	FC5	5	0	2	1	0	0	3
23 Rickie Weeks Jr., R (1, 4) OBP: 0.271, SLG: 0.250	FC6-4		FC5-4			G6-3		12 HR, 1B		4	1	1	1	0	0	4
12 Martín Maldonado, R (1, 2) OBP: 0.263, SLG: 0.371		K	K			F9		1-H, HR		4	1	1	2	0	2	2
50 Blake Lalli, L (1, 3) OBP: 0.071, SLG: 0.071		F8	K			G6-3		K2-3		4	0	0	0	0	2	0
11 Alex Gonzalez, R (1, 6) OBP: 0.221, SLG: 0.238		L8	K				G5-3	G4-3		4	0	0	0	0	1	0
60 Wily Peralta, R (1, 1) OBP: 0.400, SLG: 0.333			K	G3			K		3 FC5, 7 SH2-3, 1B	2	0	0	0	0	1	0
9 Jean Segura, R (7, PH) OBP: 0.385, SLG: 0.481										1	0	0	0	0	1	0
32 Tom Gorzelanny, R (7, 1)										0	0	0	0	0	0	0
59 John Axford, R (8, 1)										0	0	0	0	0	0	0
18 Khris Davis, R (9, PH) OBP: 0.267, SLG: 0.357										0	0	0	0	0	0	0
22 Logan Schafer, L (9, PH) OBP: 0.208, SLG: 0.174										1	0	1	0	0	0	0
29 Jim Henderson, L (9, 1)										0	0	0	0	0	0	0

TOP

AB	35
R	6
H	9
RBI	6
BB	4
SO	9
LOB	15

Inning Stats	1	2	3	4	5	6	7	8	9	1B: 7	SF: 0	WP: 0	PA: 41
R	0	0	2	0	0	0	2	2	0	2B: 0	SAC: 1	PB: 0	
E	0	0	0	0	0	0	1	0	0	3B: 0	DP: 0	SB: 1	
K	1	1	2	2	0	0	2	0	1	HR: 2	HBP: 0	CS: 1	
S	17	8	14	12	7	9	12	10	12				
H	1	0	2	0	1	0	2	2	1				
LOB	2	0	2	0	1	0	0	0	2				
BB	1	0	1	0	0	0	1	0	1				
P	28	12	21	14	11	12	19	13	23				

PITCHER		IP	WLS	BF	H	R	ER	SO	BB	IBB	HBP	BLK	WP	HR	S	P	ERA	WHIP
36 Matt Magill, R ERA: 2.7	(1, 1)	6.2		27	4	2	2	7	2	0	0	0	0	0	71	103	2.70	0.900
75 Paco Rodríguez, L ERA: 4.91	(7, 1)	0.0		1	1	0	0	0	0	0	0	0	0	0	2	3	∞	∞
54 Matt Guerrier, R ERA: 5.4	(7, 1)	0.2	L	5	3	4	4	0	1	0	0	0	0	2	11	19	54.00	6.000
56 J.P. Howell, L ERA: 5.4	(8, 1)	0.2		2	0	0	0	1	0	0	0	0	0	0	5	5	0.00	0.000
46 Josh Wall, R ERA: 12.6	(9, 1)	1.0		5	1	0	0	1	0	1	0	0	0	0	12	23	0.00	1.000

BOTTOM

Batter	1	2	3	4	5	6	7	8	9	AB	R	H	RBI	BB	SO	LOB
25 Carl Crawford, L (1, 7) OBP: 0.385, SLG: 0.452	C SI 94 F SI 96 F FF 96 B SL 89 S SI 97 1-3 **K** ①		S SL 84 B SI 98 F SI 96 S SL 88 1-3 **K** ② 2-3		F SI 94 B SL 85 X SI 95 1-1 F8 ①		C FF 92 B FF 91 B SL 82 F SL 80 B SL 84 X SL 81 3-2 L4 ②		C FF 96 F FF 95 B FF 96 F SL 86 D SL 86 X FF 95 2-2 E5 17 S 1-3	5	0	0	0	0	2	2
17 A.J. Ellis, R (1, 2) OBP: 0.397, SLG: 0.400	B SI 96 C FF 86 B CH 85 F FF 96 B SI 96 X SI 96 3-2 G6-3 ②		D SL 86 S SI 96 X SI 96 1-1 1B 3-H		C FF 95 C CH 85 X FF 98 0-2 G1-3 ②		X SI 92 0-0 L8 ③		1 SAFE B FF 94 F FF 93 1 SAFE B FF 95 F FF 96 X SL 86 2-2 G6-3 ③ 1-2	5	0	1	1	0	0	2
16 Andre Ethier, L (1, 9) OBP: 0.330, SLG: 0.400	B SI 97 X SI 96 1-0 L8 ③		B SL 84 X SI 96 1-0 G5-3 ③		B CH 82 C CH 83 F SI 94 B SL 89 X FF 97 2-2 F7 ③			B FF 95 B FF 95 X FF 95 2-0 HR		4	1	1	1	0	0	1
27 Matt Kemp, R (1, 8) OBP: 0.326, SLG: 0.365		C SI 96 C CH 86 B FF 98 X SI 96 1-2 G6-3 ①		S SL 83 B SL 86 F SI 96 X SL 88 1-2 3 S 3 E 1B		X FF 94 0-0 6 F8 3 1B 47 G4-3 1B		C FF 95 X SL 84 0-1 G5-3 ①		4	2	2	0	0	0	0
3 Skip Schumaker, L (1, 4) OBP: 0.300, SLG: 0.156		B SI 95 S SI 95 F SI 96 X SI 97 1-2 G4-3 ②		B SI 95 B SI 95 C FF 95 S CH 84 B CH 85 X SI 97 3-2 E6 1-H		B SI 94 1 SAFE 1 SAFE S FF 93 1 SAFE X SI 94 1-1 47 G4-3 1-2 1B		C FF 94 F FF 94 B FF 95 X SL 83 1-2 G6-3 ②		4	0	1	0	0	0	0
6 Jerry Hairston, R (1, 3) OBP: 0.189, SLG: 0.200 (7, 5) 46 Josh Wall, R (9, 1)		X FF 95 0-0 2B		B SI 96 F FF 96 C CH 83 B SI 96 X SL 87 2-2 G6-3 ①		B FF 94 L FF 92 L SI 94 D SL 85 B SI 94 F FF 94 X SI 95 3-2 F8 ① 2-3		C FF 96 B FF 98 B SL 85 F SL 84 B FF 97 S FF 96 3-3 **K** ③		4 0	0 0	1 0	0 0	0 0	1 0	3 0
47 Luis Alfonso Cruz, R (1, 6) OBP: 0.130, SLG: 0.098		2 SAFE B FF 96 X FF 95 1-0 F9 ③		C FF 95 D CH 85 F SI 94 X SL 90 1-2 F7 ②		F SI 96 D CH 84 X CH 85 1-1 G4-3 ② 1-2 3-H			F FF 95 X FF 95 0-1 P3 ①	4	0	0	1	0	0	3
5 Juan Uribe, R (1, 5) OBP: 0.429, SLG: 0.440 75 Paco Rodríguez, L (7, 1) 54 Matt Guerrier, R (7, 1) 56 J.P. Howell, L (8, 1) 7 Nick Punto, S (9, 5) OBP: 0.469, SLG: 0.385			C SL 82 B SI 95 C FF 95 F SL 88 B SL 88 B SI 96 X FF 97 3-2 25 WP 36 SH3 17 1B 1B	B SL 87 B SL 84 I IN 50 I 4-0 IBB		B FF 96 F FF 95 B CH 84 C CH 83 X SL 87 2-2 G5-3 ③			B FF 94 B FF 94 C FF 94 C FF 94 F FF 95 B FF 94 B FF 93 4-2 25 E 25 DI BB	2 0 0 0 0	1 0 0 0 0	1 0 0 0 0	0 0 0 0 1	1 0 0 0 0	0 0 0 0 0	1 0 0 0 0
36 Matt Magill, R (1, 1) 23 Adrián González, L (7, 3) OBP: 0.427, SLG: 0.512			X SI 94 0-0 SH3 ① 1-2	F X SL 84 0-1 G5-3 ③			C SL 80 B FF 91 B FF 92 B FF 91 X SI 90 3-1 G3 ①		B SL 81 B FF 96 X FF 94 2-0 F8 ②	1 2	0 0	0 0	0 0	0 0	0 0	2 1
Inning Stats	R: 0 E: 0 K: 1 S: 8 H: 0 LOB: 0 BB: 0 P: 13	R: 0 E: 0 K: 0 S: 8 H: 1 LOB: 1 BB: 0 P: 11	R: 1 E: 0 K: 1 S: 11 H: 2 LOB: 1 BB: 0 P: 17	R: 1 E: 1 K: 0 S: 14 H: 1 LOB: 2 BB: 1 P: 25	R: 0 E: 0 K: 0 S: 8 H: 0 LOB: 0 BB: 0 P: 11	R: 1 E: 0 K: 0 S: 12 H: 2 LOB: 1 BB: 0 P: 19	R: 0 E: 0 K: 0 S: 6 H: 0 LOB: 0 BB: 0 P: 12	R: 1 E: 0 K: 1 S: 9 H: 1 LOB: 0 BB: 0 P: 15	R: 0 E: 1 K: 0 S: 13 H: 0 LOB: 2 BB: 1 P: 23	1B: 5 2B: 1 3B: 0 HR: 1 SF: 0 SAC: 1 DP: 0 HBP: 0						

PITCHER	IP	WLS	BF	H	R	ER	SO	BB	IBB	HBP	BLK	WP	HR	S	P	ERA	WHIP
60 Wily Peralta, R (1, 1) ERA: 5.02	6.0	W	26	6	3	3	2	0	1	0	0	1	0	61	96	4.50	1.000
32 Tom Gorzelanny, L (7, 1) ERA: 1.69	1.0	H	3	0	0	0	0	0	0	0	0	0	0	6	12	0.00	0.000
59 John Axford, R (8, 1) ERA: 9.31	1.0	H	4	1	1	1	1	0	0	0	0	0	1	9	15	9.00	1.000
29 Jim Henderson, R (9, 1) ERA: 0.82	1.0	S	5	0	0	0	0	1	0	0	0	0	0	13	23	0.00	1.000

PITCHER	IP	WLS	BF	H	R	ER	SO	BB	IBB	HBP	BLK	WP	HR	S	P	ERA	WHIP

Milwaukee Brewers @ Los Angeles Dodgers

Dodger Stadium, Los Angeles, CA

Sat Apr 27 2013, 6:11 PM - 9:29 PM PDT

Att. 50,224 - Clear - 68 F

livebaseballscorecards.com

AB	35
R	4
H	7
RBI	3
BB	2
SO	3
LOB	15

WP: 1 PA: 38
PB: 0
SB: 2
CS: 0

Milwaukee Brewers @ Los Angeles Dodgers

Dodger Stadium, Los Angeles, CA

Sun Apr 28 2013, 1:11 PM - 3:31 PM PDT

Att. 49,003 - Sunny - 75 F

livebaseballscorecards.com

TOP

Batter	1	2	3	4	5	6	7	8	9	AB	R	H	RBI	BB	SO	LOB
7 Norichika Aoki, L (1, 9) OBP: 0.343, SLG: 0.368	C FF 92 S FF 93 S FF 92 0-3 ① K		X FF 93 0-0 ② P6			B FF 93 S SL 85 C SL 86 B SL 83 B FF 93 F SL 83 F FF 92 S SL 84 3-3 ② K			B SI 96 F SI 96 X SI 97 1-1 ① G6-3	4	0	0	0	0	2	0
9 Jean Segura, R (1, 6) OBP: 0.386, SLG: 0.470	B FF 93 F FF 93 X FF 92 1-1 8 1B 1B		C FF 93 F SL 87 F FF 94 F CU 74 B FF 94 F SL 86 F SL 84 F FF 94 F CU 76 1-3 ③ S CU 75 K			C FF 93 S SL 84 B FF 94 B CU 75 B SL 85 F FF 93 X FF 93 3-2 ③ G1-3			B SI 97 F SI 97 X FS 88 1-1 ② P4	4	0	1	0	0	1	0
8 Ryan Braun, R (1, 7) OBP: 0.368, SLG: 0.581	X FF 94 0-0 20 G4-6-3 1B 1-2			C FF 93 C FF 93 B SL 87 B FF 93 F FF 93 B CU 76 S FF 93 3-3 ① K			X FF 92 0-0 ① G6-3		C SL 87 X FS 88 0-1 ③ G6-3	4	0	1	0	0	1	0
20 Jonathan Lucroy, R (1, 2) OBP: 0.278, SLG: 0.397	B FF 93 C SL 85 B FF 94 B SL 85 S FF 94 X FF 94 3-2 ② ③ G4-6-3 1-2f			B CH 86 B FF 94 F FF 94 X FF 93 2-1 ② F8			C FF 92 X SL 84 0-1 ② F7			3	0	0	0	0	0	2
23 Rickie Weeks Jr., R (1, 4) OBP: 0.273, SLG: 0.264		B FF 92 B FF 92 X FF 93 2-0 27 F9 2B		C CU 72 C CH 86 B FF 93 B FF 94 F FF 94 F CU 74 F SL 84 C FF 94 2-3 ③ K			B CH 86 C FF 92 B FF 92 B FF 93 T FF 93 X FF 93 3-2 ③ G4-3			3	0	1	0	0	1	0
27 Carlos Gómez, R (1, 8) OBP: 0.376, SLG: 0.538		D SL 90 B SL 82 F FF 92 2 SAFE F FF 94 F SL 84 D SL 88 X FF 93 3-2 ① F9 2-3			B CU 70 B CH 84 X FF 92 2-0 ① F9			B CU 72 B FF 92 X FF 91 2-0 12 FC1-5 2B		3	0	1	0	0	0	1
3 Yuniesky Betancourt, R (1, 5) OBP: 0.295, SLG: 0.493		C FF 94 X FF 94 0-1 ② F9			B FF 92 S CH 84 F FF 93 S SL 86 1-3 ② K			C FF 92 B CU 71 B CU 71 T FF 93 F SL 84 C FF 93 2-3 ① K		3	0	0	0	0	2	2
12 Martín Maldonado, R (1, 3) OBP: 0.244, SLG: 0.342		B FF 94 F FF 94 B FF 93 B SL 83 F FF 94 S FF 94 3-3 ③ K			C CU 72 B CH 85 F FF 92 B SL 82 C SL 84 2-3 ③ K			X FF 92 0-0 ② FC1-5 2-3		3	0	0	0	0	2	2
26 Kyle Lohse, R (1, 1) OBP: 0.083, SLG: 0.083 18 Khris Davis, R (8, PH) OBP: 0.250, SLG: 0.333 51 Michael Gonzalez, R (8, 1)			S FF 91 C FF 93 S CU 72 0-3 ① K			C FF 90 F FF 92 S CU 72 0-3 ① K		C FF 94 T FF 93 B FF 93 S SL 85 1-3 ③ K		2 1 0	0 0 0	0 0 0	0 0 0	0 0 0	2 1 0	0 1 0
Inning Stats	R: 0 E: 0 K: 1 S: 9 H: 2 LOB: 1 BB: 0 P: 13	R: 0 E: 0 K: 1 S: 10 H: 1 LOB: 1 BB: 0 P: 18	R: 0 E: 0 K: 2 S: 13 H: 0 LOB: 0 BB: 0 P: 14	R: 0 E: 0 K: 2 S: 12 H: 0 LOB: 0 BB: 0 P: 19	R: 0 E: 0 K: 2 S: 7 H: 0 LOB: 0 BB: 0 P: 12	R: 0 E: 0 K: 2 S: 12 H: 0 LOB: 0 BB: 0 P: 18	R: 0 E: 0 K: 0 S: 6 H: 0 LOB: 0 BB: 0 P: 9	R: 0 E: 0 K: 2 S: 9 H: 1 LOB: 1 BB: 0 P: 14	R: 0 E: 0 K: 0 S: 6 H: 0 LOB: 0 BB: 0 P: 8	1B: 2 2B: 2 3B: 0 HR: 0 SF: 0 SAC: 0 DP: 1 HBP: 0						

	AB	30
	R	0
	H	4
	RBI	0
	BB	0
	SO	12
	LOB	8

WP: 0 PA: 30
PB: 0
SB: 0
CS: 0

PITCHER	IP	WLS	BF	H	R	ER	SO	BB	IBB	HBP	BLK	WP	HR	S	P	ERA	WHIP
22 Clayton Kershaw, L (1, 1) ERA: 1.73	8.0	W	27	4	0	0	12	0	0	0	0	0	0	78	117	0.00	0.500
31 Brandon League, R (9, 1) ERA: 4.09	1.0	S	3	0	0	0	0	0	0	0	0	0	0	6	8	0.00	0.000

PITCHER	IP	WLS	BF	H	R	ER	SO	BB	IBB	HBP	BLK	WP	HR	S	P	ERA	WHIP

Batter	1	2	3	4	5	6	7	8	9	AB	R	H	RBI	BB	SO	LOB
25 Carl Crawford, L (1, 7) OBP: 0.390, SLG: 0.523	X SI 89 0-0 HR		S SL 84 X SI 90 0-1 ① F7		C SL 83 F CU 74 X SL 81 0-2 HR			F FF 92 B FF 91 C SL 80 F S SL 82 1-3 ② K		4	2	2	2	0	1	0
7 Nick Punto, S (1, 4) OBP: 0.500, SLG: 0.433	C SI 90 X SI 90 0-1 27 FC6-4 1B		B SL 84 C CH 79 B SI 91 F SL 83 X SI 91 2-2 27 FC6-4 1B		F CU 74 S CH 81 B SI 92 B CH 81 C SL 83 2-3 ③ K			B FF 90 F FF 89 C SL 80 B SL 82 F FF 90 X FF 92 2-2 1B		4	0	3	0	0	1	0
23 Adrián González, L (1, 3) OBP: 0.410, SLG: 0.488	C CH 80 B SI 89 X SI 89 1-1 ① P6		S CH 81 F SL 84 X SI 90 0-2 ② P6			C SI 89 F SL 83 F CH 82 B SI 91 F SL 84 X SI 91 1-2 ① F9		B SL 79 S SL 81 X FF 92 1-1 ③ L9		4	0	0	0	0	0	3
27 Matt Kemp, R (1, 8) OBP: 0.316, SLG: 0.352	B SL 85 S CH 80 B SI 90 1 SAFE X CH 80 2-1 ② FC6-4 1-2f		X SL 84 0-0 ③ FC6-4 1-2f			C SL 84 F CH 82 X CH 81 0-2 ② G6-3				3	0	0	0	0	0	2
16 Andre Ethier, L (1, 9) OBP: 0.319, SLG: 0.386	1 SAFE C SI 90 B SI 89 B SI 90 S CH 81 X SI 90 2-2 ③ F8			F CU 72 B SL 84 B SI 90 B CH 81 S CH 81 X SI 91 3-2 ① L8		C SL 84 X CH 82 0-1 ③ G3				3	0	0	0	0	0	1
55 Ramon Hernandez, R (1, 2) OBP: 0.150, SLG: 0.111		F SI 89 B SL 84 B SL 84 B CH 82 F SI 90 S SI 90 3-3 ① K		B SI 92 B SI 92 C FF 90 X SI 91 2-1 ② F9			C CU 72 C SI 90 B CH 80 F SI 90 X SI 91 1-2 ① G3-1			3	0	0	0	0	1	0
5 Juan Uribe, R (1, 5) OBP: 0.421, SLG: 0.429		C SI 90 B SI 91 C SL 84 B SI 91 X SL 84 2-2 1B		B CU 75 B SI 91 F SL 83 S CH 81 S CH 81 2-3 ③ K			C SL 84 C CH 82 X SI 90 0-2 ② P4			3	0	1	0	0	1	0
28 Justin Sellers, R (1, 6) OBP: 0.294, SLG: 0.279		C SI 90 C SI 90 S SL 84 0-3 ② K			B SI 88 C SL 82 X SL 82 1-1 ① F7		F SI 91 X SL 83 0-1 ③ F8			3	0	0	0	0	1	1
22 Clayton Kershaw, L (1, 1) OBP: 0.214, SLG: 0.385 6 Jerry Hairston, R (8, PH) OBP: 0.184, SLG: 0.194 31 Brandon League, R (9, 1)		F SI 90 S CH 81 D CH 81 X SI 91 1-2 ③ G6-3			C CU 73 B SI 88 S CH 79 X FF 90 1-2 ② P2			X FF 90 0-0 ① P6		2 1 0	0 0 0	0 0 0	0 0 0	0 0 0	0 0 0	1 0 0
Inning Stats	R: 1 E: 0 K: 0 S: 10 H: 2 LOB: 1 BB: 0 P: 15	R: 0 E: 0 K: 2 S: 12 H: 1 LOB: 1 BB: 0 P: 18	R: 0 E: 0 K: 0 S: 9 H: 1 LOB: 1 BB: 0 P: 11	R: 0 E: 0 K: 1 S: 8 H: 0 LOB: 0 BB: 0 P: 15	R: 1 E: 0 K: 1 S: 11 H: 1 LOB: 0 BB: 0 P: 15	R: 0 E: 0 K: 0 S: 10 H: 0 LOB: 0 BB: 0 P: 11	R: 0 E: 0 K: 0 S: 9 H: 0 LOB: 0 BB: 0 P: 10	R: 0 E: 0 K: 1 S: 11 H: 1 LOB: 1 BB: 0 P: 15		1B: 4 2B: 0 3B: 0 HR: 2 SF: 0 SAC: 0 DP: 0 HBP: 0						

PITCHER		IP	WLS	BF	H	R	ER	SO	BB	IBB	HBP	BLK	WP	HR	S	P	ERA	WHIP
26 Kyle Lohse, R ERA: 2.53	(1, 1)	7.0	L	26	5	2	2	4	0	0	0	0	0	2	69	95	2.57	0.714
51 Michael Gonzalez, L ERA: 4.32	(8, 1)	1.0		4	1	0	0	1	0	0	0	0	0	0	11	15	0.00	1.000

PITCHER	IP	WLS	BF	H	R	ER	SO	BB	IBB	HBP	BLK	WP	HR	S	P	ERA	WHIP

BOTTOM

Milwaukee Brewers @ Los Angeles Dodgers

Dodger Stadium, Los Angeles, CA

Sun Apr 28 2013, 1:11 PM - 3:31 PM PDT

Att. 49,003 - Sunny - 75 F

livebaseballscorecards.com

AB	30
R	2
H	6
RBI	2
BB	0
SO	5
LOB	8

WP: 0	PA: 30		
PB: 0			
SB: 0			
CS: 0			

Batter	1	2	3	4	5	6	7	8	9	AB	R	H	RBI	BB	SO	LOB
6 Starling Marte, R (1, 7) OBP: 0.386, SLG: 0.431	B FF 89 B FF 88 B FF 90 C FF 89 B SI 89 4-1 55 1B 22 FC6-4 BB	C CU 78 F FF 92 D CU 78 B FF 92 X FF 91 2-2 ③ FC5-4 1-2f			C FF 89 B FF 90 B FF 91 S SI 89 X FF 91 2-2 ① G5-3			B FF 97 X FF 96 1-0 ① G6-3		3	1	0	0	1	0	2
55 Russell Martin, R (1, 2) OBP: 0.341, SLG: 0.532	C SL 85 1 SAFE 1 SAFE F SL 87 D FF 91 P PO 84 1 SAFE X FF 90 2-2 22 FC6-4 1-3 1B		C FF 89 B SL 87 B CU 78 X SI 90 2-1 ① G5-3		X FF 91 0-0 ② F8			C FF 97 B SI 97 B FF 96 S FF 94 S FF 97 2-3 ② K		4	0	1	0	0	1	0
22 Andrew McCutchen, R (1, 8) OBP: 0.284, SLG: 0.370	B CU 77 C CU 76 X SI 90 1-1 ① FC6-4 46 G4-3 1-2f 3-H		C FF 92 C SI 90 X FF 91 0-2 ② G6-3		X FF 91 0-0 ③ L8			B FF 98 X SI 97 1-0 46 HR 1B		4	1	1	1	0	0	1
46 Garrett Jones, L (1, 9) OBP: 0.375, SLG: 0.542	C SI 90 B SI 90 B CU 76 X SL 86 2-1 ② G4-3 1-2		C CU 78 B CH 85 B FF 91 X SI 91 2-1 E3 14 2B			B SL 88 B FF 89 C FF 89 X FF 91 2-1 ① L9		F CH 87 D FF 96 B FF 95 X FF 95 2-1 1-H HR		4	2	1	2	0	0	1
14 Gaby Sanchez, R (1, 3) OBP: 0.327, SLG: 0.511	C CU 78 B FF 91 C SI 90 X CU 77 1-2 ③ G6-3		B CU 78 X CU 78 1-0 2-H 2B			C SI 91 C SI 91 B SI 92 S SL 87 1-3 ② K		C SL 85 B SL 84 F FF 96 X FF 98 1-2 ③ F8		4	0	1	1	0	1	1
24 Pedro Alvarez, L (1, 5) OBP: 0.255, SLG: 0.329		B FF 90 C SI 89 B SL 85 F SL 85 F FF 90 B SL 86 X FF 91 3-2 ① G3	C CU 77 F SI 90 B FF 91 S SI 91 1-3 ③ K			X FF 90 0-0 ③ F8			F SI 91 B SI 91 S CH 85 X CH 86 1-2 ① G1-3	4	0	0	0	0	1	1
2 Brandon Inge, R (1, 4) OBP: 0.333, SLG: 0.350		C FF 90 B FF 90 F SL 86 B SI 92 X SL 86 2-2 12 BB 1B		B FF 89 B SI 89 C FF 89 C SI 90 X CU 78 2-2 ① F7			B SL 88 C SI 88 X SL 85 1-1 ① F9		C SI 91 S SL 83 S SL 83 0-3 ② K	4	0	1	0	0	1	0
12 Clint Barmes, R (1, 6) OBP: 0.219, SLG: 0.191		B SI 91 B SL 86 B FF 91 C FF 90 B SI 90 4-1 6 FC5-4 1-2 BB	C FF 90 B SL 88 X SL 84 1-1 ② L7				C FF 90 C SI 89 S SL 86 0-3 ② K		X SL 83 0-0 ③ F7	3	0	0	0	1	1	0
51 Wandy Rodriguez, S (1, 1) OBP: 0.091, SLG: 0.091 57 Jonathan Sánchez, L (4, 1) 48 Jared Hughes, R (7, 1) 32 Vin Mazzaro, R (8, 1)		C CU 78 B FF 91 C CU 77 S CU 79 1-3 ② K	C FF 90 B SI 91 X FF 90 1-1 ③ G6-3				C SL 89 C FF 90 B FF 90 B SL 84 F FF 90 B FF 91 C FF 91 3-3 ③ K			2	0	0	0	0	1	2
										1	0	0	0	0	1	0
										0	0	0	0	0	0	0
										0	0	0	0	0	0	0

TOP

Pittsburgh Pirates @ Milwaukee Brewers

Miller Park, Milwaukee, WI

Mon Apr 29 2013, 7:11 PM - 9:55 PM CDT

Att. 21,255 - Roof Closed - 69 F

livebaseballscorecards.com

AB	33
R	4
H	5
RBI	4
BB	2
SO	7
LOB	8

Inning Stats	1	2	3	4	5	6	7	8	9
	R: 1 E: 0 K: 0 S: 12	R: 0 E: 0 K: 1 S: 14	R: 1 E: 1 K: 1 S: 11	R: 0 E: 0 K: 0 S: 7	R: 0 E: 0 K: 0 S: 5	R: 0 E: 0 K: 1 S: 6	R: 0 E: 0 K: 2 S: 9	R: 2 E: 0 K: 1 S: 10	R: 0 E: 0 K: 1 S: 7
	H: 1 LOB: 1 BB: 1 P: 21	H: 1 LOB: 2 BB: 1 P: 26	H: 1 LOB: 1 BB: 0 P: 17	H: 0 LOB: 0 BB: 0 P: 11	H: 0 LOB: 0 BB: 0 P: 7	H: 0 LOB: 0 BB: 0 P: 9	H: 0 LOB: 0 BB: 0 P: 13	H: 2 LOB: 0 BB: 0 P: 17	H: 0 LOB: 0 BB: 0 P: 8

1B: 3	SF: 0	WP: 0
2B: 1	SAC: 0	PB: 0
3B: 0	DP: 0	SB: 0
HR: 1	HBP: 0	CS: 0

PA: 35

PITCHER		IP	WLS	BF	H	R	ER	SO	BB	IBB	HBP	BLK	WP	HR	S	P	ERA	WHIP
49 Yovani Gallardo, R ERA: 4.25	(1, 1)	7.0	W	27	3	2	1	5	2	0	0	0	0	0	64	104	1.29	0.714
45 Alfredo Figaro, R ERA: 3.6	(8, 1)	1.0		5	2	2	2	1	0	0	0	0	0	1	10	17	18.00	2.000
53 Brandon Kintzler, R ERA: 3.72	(9, 1)	1.0		3	0	0	0	1	0	0	0	0	0	0	7	8	0.00	0.000

PITCHER		IP	WLS	BF	H	R	ER	SO	BB	IBB	HBP	BLK	WP	HR	S	P	ERA	WHIP

BOTTOM

Pittsburgh Pirates @ Milwaukee Brewers

Miller Park, Milwaukee, WI

Mon Apr 29 2013, 7:11 PM - 9:55 PM CDT

Att. 21,255 - Roof Closed - 69 F

livebaseballscorecards.com

Batter	1	2	3	4	5	6	7	8	9	AB	R	H	RBI	BB	SO	LOB
7 Norichika Aoki, L (1, 9) OBP: 0.346, SLG: 0.396	B FF 89 B FF 90 B FF 89 C FF 88 B SI 90 4-1 9 HR BB	F FF 88 C SI 87 X CU 75 0-2 ① G5-3		B FF 89 C FF 89 B CU 74 X CU 73 2-1 HR	C FF 91 F FF 91 B FF 93 F FF 92 B SI 87 X CH 85 2-2 ③ G4-3			C SI 93 B SI 93 F SL 87 S SL 87 1-3 ① K		4	2	1	1	1	1	1
9 Jean Segura, R (1, 6) OBP: 0.398, SLG: 0.534	B FF 89 1 SAFE X FF 89 1-0 1-H HR	B SI 89 F FF 88 B CU 74 C CU 74 X CU 74 2-2 ② L4		C CH 82 S CU 73 B FF 88 B CH 83 X FF 89 2-2 ② G4-3		B FF 91 B CH 84 C FF 90 B FF 91 X FF 90 3-1 3B		C SL 87 S SL 88 F SI 95 B SI 94 X SL 87 1-2 1B		5	1	3	2	0	0	0
8 Ryan Braun, R (1, 7) OBP: 0.370, SLG: 0.582	C FF 90 X CU 76 0-1 27 BB 3 G6-3 2B	F FF 88 B CH 83 X CH 83 1-1 1B		X CH 83 0-0 E5		C FF 90 F FF 92 S CH 87 0-3 ① K		B SI 94 B SI 94 F SI 95 F SI 93 B FF 95 S FF 95 3-3 ② K		5	1	2	0	0	2	2
20 Jonathan Lucroy, R (1, 2) OBP: 0.274, SLG: 0.377 (9, 3)	B CU 74 C CU 73 B FF 89 B CH 84 D SI 89 4-1 23 BB BB	C CH 86 F FF 89 X FF 89 0-2 ③ P4		B FF 90 B FF 90 F FF 89 D FF 90 X FF 90 3-1 ③ F9		C FF 91 B CH 86 F CH 84 D CH 87 B FF 91 X CH 84 3-2 ② G1-3		B SI 94 F SI 94 F FF 95 F FF 95 F SI 93 F SL 88 B FF 95 X SL 87 2-2 ③ G6-3		4	0	0	0	1	0	4
23 Rickie Weeks Jr., R (1, 4) OBP: 0.272, SLG: 0.256	C SI 88 B SI 90 1 SAFE B FF 90 S CU 76 B SI 90 B CU 75 4-2 ① 3 G6-3 27 BB 12 1B 1-2 BB		S FF 86 B FF 88 F CH 83 F FF 90 F CU 75 B FF 89 S FF 89 2-3 ① K		C CH 83 C CH 86 S FF 92 0-3 ① K	C FF 91 S FF 88 D SI 88 S CH 86 1-3 ③ K				3	1	0	0	1	3	1
27 Carlos Gómez, R (1, 8) OBP: 0.393, SLG: 0.602	S CU 75 B FF 88 C FF 88 D CU 73 D CU 77 B FF 91 4-2 3 G6-3 12 1B 1-2 2-3 BB		F FF 88 C CU 73 B FF 89 X CH 82 1-2 ② G5-3	B CH 83 C FF 89 F CH 82 B FF 88 B SI 88 X CH 82 3-2 ③ G2-3	B FF 93 C CH 84 F CH 85 F FF 93 B CH 87 B FF 92 F CH 83 X FF 91 3-2 HR		C SI 92 B SI 92 S SI 92 X SI 92 1-2 3 1B 3B		3	3	2	1	1	0	0
3 Yuniesky Betancourt, R (1, 5) OBP: 0.305, SLG: 0.532	C SI 90 B SI 89 X SI 90 1-1 ② G6-3 1-2 2-3 3-H		B CH 83 C FF 89 F CH 82 B FF 88 B SI 88 X CH 82 3-2 ③ G2-3		X CH 84 0-0 HR		B SI 94 S SL 84 X SL 84 1-1 22 G4-3-6-3 3-H 1B		4	1	2	3	0	0	2
12 Martín Maldonado, R (1, 3) OBP: 0.267, SLG: 0.405 (9, 2)	B CU 75 F CU 75 F FF 90 X CU 76 1-2 2-H 3-H 1B			F CH 81 S FF 88 B FF 88 B FF 89 X CU 75 2-2 ① G1-3	C FF 91 F FF 91 B CH 85 X CH 86 1-2 3B		X SI 92 0-0 ① L7		4	0	2	2	0	0	1
49 Yovani Gallardo, R (1, 1) OBP: 0.286, SLG: 0.786 22 Logan Schafer, L (7, PH) OBP: 0.200, SLG: 0.167 45 Alfredo Figaro, R (8, 1) 53 Brandon Kintzler, R (9, 1)	B SI 90 B FF 90 S FF 90 F FF 89 C FF 90 2-3 ③ K			B FF 88 B FF 88 C FF 86 X CH 81 2-1 HR	C FF 92 S FF 91 S FF 92 0-3 ② K		F SI 93 X SI 92 0-1 ②③ G4-3-6-3 1-2f		3 1 0 0	1 0 0 0	1 0 0 0	1 0 0 0	0 0 0 0	2 0 0 0	2 1 0 0
Inning Stats	R: 5 E: 0 K: 1 S: 17 H: 3 LOB: 1 BB: 4 P: 38	R: 0 E: 0 K: 0 S: 11 H: 1 LOB: 1 BB: 0 P: 14	R: 0 E: 0 K: 1 S: 11 H: 0 LOB: 0 BB: 0 P: 17	R: 2 E: 1 K: 0 S: 13 H: 2 LOB: 1 BB: 0 P: 24	R: 2 E: 0 K: 2 S: 19 H: 3 LOB: 1 BB: 0 P: 25	R: 0 E: 0 K: 2 S: 11 H: 1 LOB: 1 BB: 0 P: 18	R: 1 E: 0 K: 0 S: 8 H: 2 LOB: 0 BB: 0 P: 10	R: 0 E: 0 K: 2 S: 17 H: 1 LOB: 1 BB: 0 P: 24		1B: 4 2B: 1 3B: 3 HR: 5 SF: 0 SAC: 0 DP: 1 HBP: 0				WP: 0 PB: 0 SB: 0 CS: 0 PA: 40		

	AB	36
	R	10
	H	13
	RBI	10
	BB	4
	SO	8
	LOB	14

PITCHER		IP	WLS	BF	H	R	ER	SO	BB	IBB	HBP	BLK	WP	HR	S	P	ERA	WHIP
51 Wandy Rodriguez, L ERA: 3.91	(1, 1)	3.2	L	21	6	7	7	2	4	0	0	0	0	3	50	88	17.18	2.727
57 Jonathan Sánchez, L ERA: 11.85	(4, 1)	2.1		11	4	2	2	4	0	0	0	0	0	2	32	48	7.71	1.714
48 Jared Hughes, R ERA: 4.85	(7, 1)	1.0		4	2	1	1	0	0	0	0	0	0	0	8	10	9.00	2.000
32 Vin Mazzaro, R ERA: 4.91	(8, 1)	1.0		4	1	0	0	2	0	0	0	0	0	0	17	24	0.00	1.000

PITCHER	IP	WLS	BF	H	R	ER	SO	BB	IBB	HBP	BLK	WP	HR	S	P	ERA	WHIP

Batter	1	2	3	4	5	6	7	8	9	AB	R	H	RBI	BB	SO	LOB
6 Starling Marte, R (1, 7) OBP: 0.395, SLG: 0.477	C FF 89 B FF 89 X FF 88 1-1 55 1B 22 1B 2B	C CU 79 B FF 90 F FF 90 F CH 78 F FF 90 X CU 80 1-2 ③ G5-3			C CU 75 F FF 89 B CH 75 F FF 90 X FF 90 1-2 ① G6-3	X SI 90 0-0 1-H 3-H HR		C CU 80 F FF 96 X SL 84 0-2 1-2 1B		5	2	3	3	0	0	0
55 Russell Martin, R (1, 2) OBP: 0.344, SLG: 0.560	B CU 78 X FF 90 1-0 46 G3 22 1B 2-3 1B		S FF 90 C CH 78 B FF 91 B FF 91 S CH 79 2-3 ① K		B CH 79 X FF 91 1-0 HR	B SL 79 B SI 89 F SI 89 C SI 89 X SL 81 2-2 ③ L9		B SL 83 B CU 78 S FF 96 F FF 96 X FF 96 2-2 ③ G4-3		5	1	2	1	0	1	2
22 Andrew McCutchen, R (1, 8) OBP: 0.308, SLG: 0.423	C FF 89 X CH 77 0-1 46 G3 1-2 3-H 1B		B CU 80 X CH 78 1-0 46 FC4-6 1B		B FF 91 X FF 90 1-0 HR		B SL 80 X SL 80 1-0 46 1B 1B		B FF 95 F FF 94 C SL 84 F SL 85 X FF 96 1-2 ① L8	5	1	4	2	0	0	0
46 Garrett Jones, L (1, 9) OBP: 0.365, SLG: 0.519	B CH 76 F CH 76 F FF 90 2 SAFE F FF 89 B FF 89 F CH 77 B FF 90 X FF 91 3-2 ① G3 1-2 2-3		S FF 89 B FF 89 1 SAFE X CH 76 1-1 ② FC4-6 14 HR 1-2f		B CH 78 S CH 79 S FF 90 B FF 90 S FF 92 2-3 ② K		X SL 78 0-0 24 G6-3 1-2 1B		B FF 96 B FF 95 F FF 94 S SL 84 S FF 96 2-3 ② K	5	1	1	0	0	2	3
14 Gaby Sanchez, R (1, 3) OBP: 0.333, SLG: 0.551	C CH 76 B CU 78 B CU 79 B FF 90 C CH 78 D CH 78 4-2 BB		X FF 90 0-0 1-H HR		C CU 78 B CU 80 X FF 91 1-1 ③ G6-3		C SL 79 S SL 79 D SL 79 F SI 93 D SL 81 F FF 93 S CH 86 2-3 ① K		B SL 84 C FF 94 X SL 86 1-1 ③ G6-3	4	1	1	2	1	1	2
24 Pedro Alvarez, L (1, 5) OBP: 0.245, SLG: 0.315	C CH 77 B FF 89 B FF 90 X CH 77 2-1 ② F4		B CU 78 B FF 90 X CH 77 2-0 ③ G3-1			B SI 90 F FF 92 F SI 91 S CH 86 1-3 ① K	S SL 81 D SL 81 S FF 94 F SL 82 B SI 93 X SI 92 2-2 ② ③ G6-3 1-2f			4	0	0	0	0	1	5
2 Brandon Inge, R (1, 4) OBP: 0.320, SLG: 0.333	C CH 76 C FF 90 S CH 77 0-3 ③ K		B CU 77 C FF 90 B CH 76 B FF 90 X FF 91 3-1 ① F9			C SL 82 B SI 92 C SI 92 B SL 85 F SI 92 X SL 85 2-2 31 FC4 12 1B 6 HR 1B		C FF 94 B SL 84 C SL 84 X FF 96 1-2 ① G5-3		4	1	1	0	0	1	3
12 Clint Barmes, R (1, 6) OBP: 0.234, SLG: 0.208		C FF 90 S CU 79 F CU 79 X CU 80 0-2 ① G5-3		S CU 79 F FF 91 S CU 80 0-3 ② K		D SL 84 C FF 93 X SL 82 1-1 31 FC4 1-2 1B		C CU 78 F FF 97 F CU 79 F CU 80 X SL 83 0-2 6 1B 1B		4	0	2	0	0	1	0
53 James McDonald, L (1, 1) OBP: 0.333, SLG: 0.273 31 Jose Tabata, R (6, PH) OBP: 0.260, SLG: 0.289 32 Vin Mazzaro, R (6, 1) 29 Bryan Morris, L (6, 1) 23 Travis Snider, L (8, PH) OBP: 0.382, SLG: 0.417 44 Tony Watson, L (8, 1) 48 Jared Hughes, R (8, 1)		C FF 89 C FF 90 S CH 78 0-3 ② K	B FF 90 B FF 90 C FF 89 F FF 88 S FF 91 3-3 ③ K			B SI 92 B SI 92 C SI 93 B SI 92 F SI 93 X SI 93 3-2 ② FC4 6 HR 1-2f 2-3		B FF 95 B CU 79 S CU 79 C FF 95 S FF 97 2-3 ② K		2 1 0 0 1 0 0 0	0 1 0 0 0 0 0 0	0 1 0 0 0 0 0 0	0 0 0 0 0 0 0 0	2 0 0 0 1 0 0 0	0 2 0 0 1 0 0 0	0 2 0 0 1 0 0 0
Inning Stats	R: 1 E: 0 K: 1 S: 17 H: 3 LOB: 3 BB: 1 P: 28	R: 0 E: 0 K: 1 S: 12 H: 0 LOB: 0 BB: 0 P: 13	R: 2 E: 0 K: 1 S: 8 H: 2 LOB: 0 BB: 0 P: 14	R: 0 E: 0 K: 2 S: 8 H: 0 LOB: 0 BB: 0 P: 14	R: 2 E: 0 K: 1 S: 11 H: 2 LOB: 0 BB: 0 P: 17	R: 3 E: 0 K: 1 S: 16 H: 3 LOB: 0 BB: 0 P: 25	R: 0 E: 0 K: 1 S: 11 H: 2 LOB: 1 BB: 0 P: 16	R: 0 E: 0 K: 1 S: 17 H: 2 LOB: 2 BB: 0 P: 22	R: 0 E: 0 K: 1 S: 9 H: 0 LOB: 0 BB: 0 P: 13	1B: 9 2B: 1 3B: 0 HR: 4 SF: 0 SAC: 0 DP: 1 HBP: 0						

TOP

Pittsburgh Pirates @ Milwaukee Brewers

Miller Park, Milwaukee, WI

Tue Apr 30 2013, 7:11 PM - 10:51 PM CDT

Att. 24,154 - Partly Cloudy - 81 F

livebaseballscorecards.com

AB	40
R	8
H	14
RBI	8
BB	1
SO	10
LOB	18

WP: 0 PB: 0 SB: 0 CS: 0 PA: 41

PITCHER		IP	WLS	BF	H	R	ER	SO	BB	IBB	HBP	BLK	WP	HR	S	P	ERA	WHIP
41 Marco Estrada, R ERA: 4.58	(1, 1)	5.0		23	7	5	5	6	1	0	0	0	0	3	56	86	9.00	1.600
53 Brandon Kintzler, R ERA: 5.23	(6, 1)	0.2	H	4	2	2	2	1	0	0	0	0	0	0	12	19	27.00	3.000
31 Burke Badenhop, R ERA: 5.87	(6, 1)	0.1	B	3	2	1	1	0	0	0	0	0	0	1	5	8	27.00	6.000
32 Tom Gorzelanny, L ERA: 1.54	(7, 1)	1.0	W	3	1	0	0	1	0	0	0	0	0	0	10	14	0.00	1.000
59 John Axford, R ERA: 8.44	(8, 1)	1.0	H	5	2	0	0	1	0	0	0	0	0	0	17	22	0.00	2.000

PITCHER		IP	WLS	BF	H	R	ER	SO	BB	IBB	HBP	BLK	WP	HR	S	P	ERA	WHIP
29 Jim Henderson, R ERA: 0.75	(9, 1)	1.0		3	0	0	0	1	0	0	0	0	0	0	9	13	0.00	0.000

Batter	1	2	3	4	5	6	7	8	9	AB	R	H	RBI	BB	SO	LOB
7 Norichika Aoki, L (1, 9) OBP: 0.339, SLG: 0.385	C FF 91 B FF 92 B CU 74 F FF 91 B FF 92 X FF 92 3-2 ① F8	X FF 92 0-0 ② L8		C FF 92 B FF 93 B FF 91 C FF 90 B CU 78 X FF 92 3-2 ① G4-3	B CH 82 B FF 90 C FF 91 B FF 91 F FF 91 X FF 90 3-2 ③ G6-3		C FF 94 C CU 84 B CU 84 X CU 84 1-2 9 CS 1B		5	0	1	0	0	0	1
9 Jean Segura, R (1, 6) OBP: 0.418, SLG: 0.567	B FF 91 B FF 93 B FF 91 C FF 91 B FF 89 4-1 8 G6-3 BB	B FF 91 B CU 73 B FF 91 B FF 91 4-0 1-2 BB		C CU 77 B FF 90 H CU 77 2-1 8 1B 20 2B HBP		X SL 87 0-0 HR	1 SAFE 1 SAFE S FC 89 1 SAFE P PO 90 1-1 ③ CS 1-2	C SI 92 B SI 94 B SI 92 F SI 92 F SI 94 F SL 84 F SI 94 X CH 86 2-2 ① P6		2	2	1	1	2	0	0
8 Ryan Braun, R (1, 7) OBP: 0.381, SLG: 0.583	1 SAFE B SI 91 D SI 92 1 SAFE X SI 90 2-0 ② G6-3 1-2	D CU 76 B FF 91 C FF 91 C CH 82 F CU 77 S FF 93 2-3 ③ K		X SI 90 0-0 20 2B 23 1B 1B 1-3		F SI 94 B SL 87 F SI 93 F FF 94 X SL 87 1-2 23 G4-3 20 1B 1B		C SI 92 B SI 93 X SI 92 1-1 20 BB 23 HR 1B		5	2	3	0	0	1	3
20 Jonathan Lucroy, R (1, 2) OBP: 0.292, SLG: 0.395	C SI 91 X SI 93 0-1 ③ G5-3	X FF 91 0-0 ① G6-3		1 SAFE 1 SAFE D SI 91 B CU 76 F FF 90 1 SAFE 1 SAFE X FF 89 2-1 23 1B 1-3 3-H 2B		1 SAFE C SI 93 F SI 92 X FF 93 0-2 23 G4-3 1-2 1B		S CH 85 B SI 93 1 SAFE B SI 91 1 SAFE F SI 93 D SL 84 F SI 92 B SI 93 4-2 23 HR 1-2 BB		4	2	2	1	1	0	1
23 Rickie Weeks Jr., R (1, 4) OBP: 0.296, SLG: 0.319		B FF 90 C SI 92 B FF 94 B SI 90 F SI 90 F CU 78 B FF 90 4-2 27 BB 12 2B BB	X FF 90 0-0 27 2B 2B	B CU 74 D SL 79 C CU 78 B CU 75 X SI 90 3-1 27 CS 2-H 3-H 1B		S FC 90 B FC 90 B FC 91 C FC 89 D FC 90 X FF 93 3-2 ①② G4-3 1-2f 2-3		S CH 85 C SI 92 D SL 85 X SI 93 1-2 1-H 2-H HR		4	3	3	5	1	0	2
27 Carlos Gómez, R (1, 8) OBP: 0.415, SLG: 0.616		C CU 75 1 SAFE B FF 93 1 SAFE B CU 75 B CU 77 B SI 92 4-1 12 2B 1-2 BB	C FF 92 F CU 76 X CU 76 0-2 3 F8 2-H 2B	1 SAFE 1 SAFE S CU 79 1 SAFE F SI 91 B FF 91 D CU 76 F CU 78 1 SAFE 3-2 ② F SL 78 B FF 92 F FF 93 X CU 77 1-2 1B		L FC 90 X FC 89 0-1 ③ L3		B CH 86 S CH 85 S CH 85 H SI 92 2-2 3 S 3 FC5-2 HBP		3	1	2	1	1	0	1
3 Yuniesky Betancourt, R (1, 5) OBP: 0.299, SLG: 0.549		C SI 91 F CU 76 B FF 92 X CU 76 1-2 ① F4	B SI 91 X SI 91 1-0 ② F8 2-3	P PO 83 1 SAFE X FF 91 1-0 ③ F9			B FF 93 X FF 93 1-0 HR	C SI 92 F SI 93 B SL 87 F SI 93 F SI 93 F SI 94 X SI 94 1-2 ② FC5-2 12 BB 1-H		5	1	1	1	0	0	5
12 Martín Maldonado, R (1, 3) OBP: 0.300, SLG: 0.422		X SI 90 0-0 41 E 1-H 2-H 2B	B CU 77 I IN 52 I IN 54 I IN 55 4-0 IBB		C CU 75 B FF 92 C FF 91 S CU 77 1-3 ① K		X FC 88 0-0 ① G6-3	1 SAFE F SI 93 B SI 93 B SL 86 B SI 93 B SI 92 4-1 1-2 BB		3	1	1	2	2	1	0
41 Marco Estrada, R (1, 1) 50 Blake Lalli, L (5, PH) 53 Brandon Kintzler, R (6, 1) 31 Burke Badenhop, R (4, 1) 32 Tom Gorzelanny, R (7, 1) 18 Khris Davis, R (7, PH) 59 John Axford, R (8, 1) 22 Logan Schafer, L (8, PH) 29 Jim Henderson, L (9, 1)	D SI 91 X FF 90 1-0 E9 9 BB 2-H 1B	C FF 90 C SI 92 S CU 78 0-3 ③ K			B FF 91 X FF 91 1-0 ② F8	B FC 90 S FC 90 S FC 89 B FC 89 S FF 93 2-3 ② K	C SI 94 B SI 93 S SI 93 B SI 94 X SI 92 2-2 ③ F7		2 0 1 0 0 1 2 1 0 0 0 0 0 0 0 0 0 0 0 0 0 0 0 0 0 0 0 0 0 0 0 0 0 0 0 1 0 0 0 1 0 0 0 0 0 0 0 0 0 1 0 0 0 0 0 2 0 0 0 0 0 0 0						
Inning Stats	R: 0 E: 0 K: 0 S: 7 H: 0 LOB: 1 BB: 1 P: 16	R: 3 E: 1 K: 1 S: 14 H: 2 LOB: 2 BB: 3 P: 30	R: 1 E: 0 K: 1 S: 9 H: 2 LOB: 2 BB: 1 P: 14	R: 3 E: 0 K: 0 S: 17 H: 4 LOB: 1 BB: 0 P: 30	R: 0 E: 0 K: 1 S: 7 H: 0 LOB: 0 BB: 0 P: 12	R: 1 E: 0 K: 0 S: 13 H: 3 LOB: 1 BB: 0 P: 17	R: 1 E: 0 K: 1 S: 10 H: 2 LOB: 0 BB: 0 P: 14	R: 3 E: 0 K: 0 S: 26 H: 2 LOB: 2 BB: 2 P: 43		1B: 8 2B: 4 3B: 0 HR: 3 SF: 0 SAC: 0 DP: 1 HBP: 2					

PITCHER		IP	WLS	BF	H	R	ER	SO	BB	IBB	HBP	BLK	WP	HR	S	P	ERA	WHIP
53 James McDonald, R ERA: 5.76	(1, 1)	5.0		28	8	7	7	3	4	1	1	0	0	0	54	102	12.60	2.400
32 Vin Mazzaro, R ERA: 6.14	(6, 1)	0.0	B	3	3	1	1	0	0	0	0	0	0	1	8	9	∞	∞
29 Bryan Morris, R ERA: 1.8	(6, 1)	2.0	L	6	2	1	1	1	0	0	0	0	0	1	15	22	4.50	1.000
44 Tony Watson, L ERA: 4.73	(8, 1)	0.1		5	2	3	3	0	1	0	1	0	0	1	16	26	81.00	9.000
48 Jared Hughes, R ERA: 4.61	(8, 1)	0.2		3	0	0	0	0	1	0	0	0	0	0	10	17	0.00	1.500

PITCHER	IP	WLS	BF	H	R	ER	SO	BB	IBB	HBP	BLK	WP	HR	S	P	ERA	WHIP

BOTTOM

Pittsburgh Pirates @ Milwaukee Brewers

Miller Park, Milwaukee, WI

Tue Apr 30 2013, 7:11 PM - 10:51 PM CDT

Att. 24,154 - Partly Cloudy - 81 F

livebaseballscorecards.com

AB	36
R	12
H	15
RBI	11
BB	7
SO	4
LOB	17

Batter	1	2	3	4	5	6	7	8	9	AB	R	H	RBI	BB	SO	LOB
6 Starling Marte, R (1, 7) OBP: 0.387, SLG: 0.491	B FF 89 C SL 84 B FF 89 X SL 85 2-1 ① P3		X FF 89 0-0 ② F9		F CU 72 B FF 88 C SL 85 S CU 75 1-3 ③ K2-3			B CU 79 F FF 95 X FF 95 1-1 1-H HR	S SL 81 B SL 81 B SI 90 B SI 91 X SI 90 3-1 ③ F9	5	1	1	2	0	1	1
31 Jose Tabata, R (1, 9) OBP: 0.278, SLG: 0.306 James McDonald, L (8, PR) OBP: 0.333, SLG: 0.273 14 Gaby Sanchez, R (8, 3) OBP: 0.333, SLG: 0.551	C FF 89 S FF 89 B FF 90 X SL 85 1-2 1B		C FF 89 C FF 89 B CU 73 S CU 72 1-3 ③ K			C SL 83 X CH 80 0-1 ① G5-3		C FF 95 X FF 96 0-1 2 E 1B		4 0 0	0 1 0	2 0 0	0 0 0	0 0 0	1 0 0	0 0 0
22 Andrew McCutchen, R (1, 8) OBP: 0.297, SLG: 0.406	1 SAFE F CU 71 F FF 89 1 SAFE S CU 73 0-3 ② K			C SL 83 B SL 84 X FF 88 1-1 ① L7		C FF 89 F CU 71 X CU 71 0-2 ② F8		F CU 78 D SL 85 F SL 84 C FF 96 1-3 ① K		4	0	0	0	0	2	2
46 Garrett Jones, L (1, 3) OBP: 0.348, SLG: 0.494 12 Clint Barmes, R (8, 6) OBP: 0.234, SLG: 0.208	B FF 88 S CH 82 B FF 88 1 SAFE S CH 84 1 SAFE 1 SAFE B CH 83 X CH 82 3-2 ③ P5			C CU 70 C SL 84 X CU 72 0-2 ② F9		C CU 72 F FF 89 B FF 89 B CH 80 F CH 81 X CU 74 2-2 ③ G1-3		B FF 94 X CU 78 1-0 ② P5		4 0	0 0	0 0	0 0	0 0	0 0	2 0
2 Brandon Inge, R (1, 4) OBP: 0.345, SLG: 0.357 35 Mark Melancon, R (8, 1) 39 Jason Grilli, R (9, 1)		C FF 86 C SL 83 B FF 86 X CH 80 1-2 ① P4		C CU 70 B FF 88 X CU 71 1-1 1B			C FF 88 X FF 88 0-1 ① F8	C FF 95 1 SAFE C FF 95 B CU 79 X SL 84 1-2 1-2 2-H 24 1B 1B		4 0 0	1 0 0	2 0 0	1 0 0	0 0 0	0 0 0	0 0 0
24 Pedro Alvarez, L (1, 5) OBP: 0.255, SLG: 0.355		B FF 87 S CH 79 C FF 87 B FF 88 X CH 82 2-2 HR		B CH 79 B FF 88 C CH 81 C SL 84 D CU 73 S CU 73 3-3 ③ K2-3			B CU 74 F FF 89 C FF 89 B FF 90 B CU 74 X FF 90 3-2 ② L8	C FF 92 S FF 92 X FF 93 0-2 3-H 1B		4	1	2	2	0	1	1
19 Michael McKenry, R (1, 2) OBP: 0.400, SLG: 0.818		B FF 88 B FF 88 X FF 89 2-0 ② F8			B CU 72 B CU 72 C FF 89 B FF 90 C SL 85 B FF 89 4-2 BB		C FF 89 B CH 80 F CU 72 B CU 75 X SL 86 2-2 HR	B SI 90 S CH 82 C SL 80 B FF 91 F SL 83 D SI 92 X CH 82 3-2 ③ L4		3	1	1	1	1	0	2
17 John McDonald, R (1, 6) OBP: 0.192, SLG: 0.130 (8, 4)		C FF 87 X SL 82 0-1 ③ G5-3			B FF 89 C FF 87 S CU 72 B FF 89 D CU 72 C FF 90 3-3 ① K		F FF 90 B FF 89 B CU 74 X CU 73 2-1 ③ G4-3		B SI 90 C SI 90 X SI 89 1-1 ① G5-3	4	0	0	0	0	1	1
30 Jeanmar Gómez, R (1, 1) OBP: 0.167, SLG: 0.167 37 Justin Wilson, L (5, 1) 29 Bryan Morris, L (7, 1) 23 Travis Snider, L (8, PH) OBP: 0.386, SLG: 0.419 (8, 9)			C FF 85 C FF 89 X FF 89 0-2 ① F8		L SL 81 L CU 70 M CU 72 0-3 ② K			C FF 94 F CU 79 X FF 97 0-2 6 HR 1B	B SI 90 X SI 90 1-0 ② G4-3	2 0 0 2	0 0 0 1	0 0 0 1	0 0 0 1	1 0 0 0	1 0 0 0	1 0 0 0
Inning Stats	R: 0 E: 0 K: 1 S: 11 H: 1 LOB: 1 BB: 0 P: 17	R: 1 E: 0 K: 0 S: 9 H: 1 LOB: 0 BB: 0 P: 14	R: 0 E: 0 K: 1 S: 7 H: 0 LOB: 0 BB: 0 P: 8	R: 0 E: 0 K: 1 S: 10 H: 1 LOB: 1 BB: 0 P: 15	R: 0 E: 0 K: 3 S: 11 H: 0 LOB: 1 BB: 1 P: 19	R: 0 E: 0 K: 0 S: 9 H: 0 LOB: 0 BB: 0 P: 11	R: 1 E: 0 K: 0 S: 10 H: 1 LOB: 0 BB: 0 P: 17	R: 4 E: 1 K: 1 S: 21 H: 5 LOB: 2 BB: 0 P: 28	R: 0 E: 0 K: 0 S: 5 H: 0 LOB: 0 BB: 0 P: 10	1B: 6 2B: 0 3B: 0 HR: 3	SF: 0 SAC: 0 DP: 0 HBP: 0						

PITCHER		IP	WLS	BF	H	R	ER	SO	BB	IBB	HBP	BLK	WP	HR	S	P	ERA	WHIP
46 Hiram Burgos, R ERA: 3.0	(1, 1)	7.0		26	4	2	2	6	1	0	0	0	0	2	67	101	2.57	0.714
59 John Axford, R ERA: 10.32	(8, 1)	0.2	L	6	4	4	3	1	0	0	0	0	0	1	14	18	40.50	6.000
51 Michael Gonzalez, L ERA: 4.15	(8, 1)	0.1		2	1	0	0	0	0	0	0	0	0	0	7	10	0.00	3.000
31 Burke Badenhop, R ERA: 5.19	(9, 1)	1.0		3	0	0	0	0	0	0	0	0	0	0	5	10	0.00	0.000

PITCHER	IP	WLS	BF	H	R	ER	SO	BB	IBB	HBP	BLK	WP	HR	S	P	ERA	WHIP

TOP

Pittsburgh Pirates @ Milwaukee Brewers

Miller Park, Milwaukee, WI

Wed May 01 2013, 12:11 PM - 3:27 PM CDT

Att. 26,079 - Sunny - 80 F

livebaseballscorecards.com

AB	36
R	6
H	9
RBI	6
BB	1
SO	7
LOB	10

WP: 0 PA: 37
PB: 0
SB: 1
CS: 0

BOTTOM

Batter	1	2	3	4	5	6	7	8	9	AB	R	H	RBI	BB	SO	LOB
22 Logan Schafer, L (1, 9) OBP: 0.194, SLG: 0.138	C SI 89 X SI 92 0-1 ① G4-3	X SI 92 0-0 ③ F7		C SI 92 B CH 82 S CH 81 B SI 93 B SL 87 X SI 91 3-2 ③ P5			B FF 94 B FF 94 B FF 94 C FF 94 S FF 93 B FF 94 4-2 9 1B 1-2 BB		C SL 85 C SL 84 F FF 96 T FF 96 0-2 ② K	4	0	0	0	1	1	1
9 Jean Segura, R (1, 6) OBP: 0.408, SLG: 0.547	C SI 92 B SL 88 B SI 92 X SI 92 2-1 E6 8 S 8 1B		B SI 91 B SI 92 B SI 91 C CH 84 X SI 90 3-1 ① G5-3		C FF 94 F FC 87 S FF 96 0-3 ① K		S FF 94 S FF 94 F FF 95 F CU 77 X FC 90 0-2 8 G4-6-3 1B 1-3 2-H		X SL 85 0-0 ③ F8	5	1	1	1	0	1	1
8 Ryan Braun, R (1, 7) OBP: 0.386, SLG: 0.575	**B SI 92** **1 SAFE** **F SI 92** 1 SAFE 1 SAFE B CH 84 S CH 83 X SI 92 2-2 20 1B 1-H 1B		B SL 85 B CH 78 F SI 91 B CH 79 B SI 91 4-1 23 S BB		F FF 95 B SI 96 F FC 89 B FC 89 B CU 76 X SI 96 3-2 ② G6-3		1 SAFE F FF 94 X FC 89 0-1 ② ③ G4-6-3 1-2f			3	0	1	1	1	0	2
20 Jonathan Lucroy, R (1, 2) OBP: 0.290, SLG: 0.388	1 SAFE C SI 90 P PO 83 X SI 91 1-1 23 S 1-3 1B		**C SI 93** **1 SAFE** 1 SAFE 1 SAFE C SI 92 B SI 93 X SI 92 1-2 ② F8		C FF 95 F FF 95 B CU 74 X CU 76 1-2 ③ P4			B FC 93 F FC 92 B FC 91 F FC 93 C FF 91 2-3 ① K		4	0	1	0	0	1	1
23 Rickie Weeks Jr., R (1, 4) OBP: 0.295, SLG: 0.309	C SL 80 **B SL 87** S SI 92 F SL 87 **B SI 92** 1 SAFE B CH 82 B CH 82 4-2 1-2 BB		C SI 93 B SI 92 1 SAFE D SL 88 F SI 93 D SL 88 F SI 94 X SI 94 3-2 ③ G5-3 1-2			B SI 94 C SI 94 C SI 91 X SI 96 1-2 ① G6-3		B FC 91 F FC 93 B FC 92 B FF 93 F FC 93 X FC 92 3-2 ② G1-3		3	0	0	0	1	0	1
27 Carlos Gómez, R (1, 8) OBP: 0.418, SLG: 0.644	F SI 91 F SI 90 S SL 88 0-3 ② K			S SL 78 F SI 91 B SL 88 B SI 94 B SI 92 X SI 92 3-2 HR		F SI 97 S CU 77 C FF 95 0-3 ② K		C FC 92 X KC 80 0-1 1B		4	1	2	1	0	2	3
3 Yuniesky Betancourt, R (1, 5) OBP: 0.297, SLG: 0.570	C SL 87 B SL 89 S SI 93 F SL 90 D FF 90 X SI 94 2-2 ③ P3			X SI 93 0-0 HR		C SI 95 B FF 96 B FC 89 X SI 96 2-1 ③ F8		B FC 91 B FC 90 X FC 91 2-0 ③ P3		4	1	1	1	0	0	4
11 Alex Gonzalez, R (1, 3) OBP: 0.211, SLG: 0.227 7 Norichika Aoki, L (9, PH) OBP: 0.336, SLG: 0.381		B SL 78 B SI 91 X SI 90 2-0 ① G6-3		B SL 82 C SL 83 C SI 92 S SL 88 1-3 ① K			B FF 94 C FF 93 B FC 87 B FF 93 F FF 94 S FF 94 3-3 ① K		B FF 95 X FF 95 1-0 ① P4	3 1	0 0	0 0	0 0	0 0	2 0	0 0
46 Hiram Burgos, R (1, 1) 18 Khris Davis, R (7, PH) OBP: 0.278, SLG: 0.313 59 John Axford, R (8, 1) 51 Michael Gonzalez, R (8, 1) 31 Burke Badenhop, R (9, 1) 50 Blake Lalli, L (9, PH) OBP: 0.125, SLG: 0.125		S SI 91 C SI 92 B SL 85 C SI 92 1-3 ② K		C SI 90 F SI 92 X SI 92 0-2 ② G3			H FF 94 1-0 9 22 S 1B HBP		B FF 95 B FF 95 S FF 94 F FF 96 F FF 95 F FF 95 F SL 84 F FF 96 3-2 B SL 83 F FF 95 X FF 96 1B	2 0 0 0 0 0 1	0 1 0 0 0 0 0	0 0 0 0 0 0 1	0 0 0 0 0 0 0	1 0 0 0 0 0 0	0 0 0 0 0 0 0	0 0 0 0 0 0 0
Inning Stats	R: 1 E: 1 K: 1 S: 20 H: 2 LOB: 3 BB: 1 P: 30	R: 0 E: 0 K: 1 S: 5 H: 0 LOB: 0 BB: 0 P: 8	R: 0 E: 0 K: 0 S: 10 H: 0 LOB: 1 BB: 1 P: 21	R: 2 E: 0 K: 1 S: 13 H: 2 LOB: 0 BB: 0 P: 20	R: 0 E: 0 K: 1 S: 9 H: 0 LOB: 0 BB: 0 P: 13	R: 0 E: 0 K: 1 S: 8 H: 0 LOB: 0 BB: 0 P: 11	R: 1 E: 0 K: 1 S: 12 H: 1 LOB: 1 BB: 1 P: 20	R: 0 E: 0 K: 1 S: 9 H: 1 LOB: 1 BB: 0 P: 16	R: 0 E: 0 K: 1 S: 15 H: 1 LOB: 1 BB: 0 P: 19	1B: 5 2B: 0 3B: 0 HR: 2 SF: 0 SAC: 0 DP: 1 HBP: 1						

PITCHER		IP	WLS	BF	H	R	ER	SO	BB	IBB	HBP	BLK	WP	HR	S	P	ERA	WHIP
30 Jeanmar Gómez, R ERA: 3.06	(1, 1)	4.0		19	4	3	2	3	2	0	0	0	0	2	48	79	4.50	1.500
37 Justin Wilson, L ERA: 1.47	(5, 1)	2.1		10	1	1	1	3	1	0	1	0	0	0	27	42	3.86	0.857
29 Bryan Morris, R ERA: 1.59	(7, 1)	0.2	W	1	0	0	0	0	0	0	0	0	0	0	2	2	0.00	0.000
35 Mark Melancon, R ERA: 0.6	(8, 1)	1.0	H	4	1	0	0	1	0	0	0	0	0	0	9	16	0.00	1.000
39 Jason Grilli, R ERA: 0.75	(9, 1)	1.0	S	4	1	0	0	1	0	0	0	0	0	0	15	19	0.00	1.000

PITCHER	IP	WLS	BF	H	R	ER	SO	BB	IBB	HBP	BLK	WP	HR	S	P	ERA	WHIP

Pittsburgh Pirates @ Milwaukee Brewers

Miller Park, Milwaukee, WI

Wed May 01 2013, 12:11 PM - 3:27 PM CDT

Att. 26,079 - Sunny - 80 F

livebaseballscorecards.com

AB	34
R	4
H	7
RBI	4
BB	3
SO	8
LOB	13

WP: 0 PA: 38
PB: 0
SB: 4
CS: 0

St. Louis Cardinals @ Milwaukee Brewers

Miller Park, Milwaukee, WI

Thu May 02 2013, 7:13 PM - 10:30 PM CDT

Att. 22,204 - Roof Closed - 66 F

TOP

livebaseballscorecards.com

Batter	1	2	3	4	5	6	7	8	9	AB	R	H	RBI	BB	SO	LOB
13 Matt Carpenter, L (1, 4) (7, 5) OBP: 0.351, SLG: 0.471	C FF 92 S SI 95 B FF 96 B SI 95 X SI 96 2-2 3 FC5-6 1B		C SI 95 X CH 84 0-1 7 HBP 21 1B 1-2 1B	C SL 83 B CH 83 X SI 93 1-1 ① F7		B SL 78 C FF 93 B FF 94 B FF 92 C FF 94 X FF 95 3-2 ① G4-3		F SI 91 C SL 78 X SI 90 0-2 ③ F7		5	1	2	0	0	0	0
3 Carlos Beltrán, S (1, 9) OBP: 0.340, SLG: 0.536	F FF 95 B FF 94 X SI 95 1-1 ① FC5-6 1-2f		F SL 86 B FF 94 X FF 94 1-1 ② F9	B SI 95 X SI 94 1-0 7 FC5-4 1B		B SL 80 B FF 96 C FF 93 C FF 95 S SL 83 2-3 ② K			C SL 81 X SI 91 0-1 ① G1-3	5	0	1	0	0	1	3
7 Matt Holliday, R (1, 7) OBP: 0.360, SLG: 0.400	B FF 92 F SI 95 S CH 84 B FF 96 S SI 95 2-3 ② K		H FF 93 1-0 21 1B 4 1B 1-2 2-3 HBP	D CH 82 C CH 82 X SI 94 1-1 ② FC5-4 1-2f		B SL 84 C FF 96 F FF 95 X SL 85 1-2 ③ G5-3			B SI 90 F SI 91 C SL 80 B SL 82 S SI 90 2-3 ② K	4	1	0	0	0	2	2
21 Allen Craig, R (1, 3) OBP: 0.300, SLG: 0.350	B FF 95 X FF 96 1-0 ③ G4-3		B FF 95 X SI 94 1-0 4 1B 23 1B 1-2 2-H 3-H 1B	C SL 84 C CH 84 1 SAFE B SL 86 T SI 93 1-2 ③ K			X FF 96 0-0 ① G4-3		C SL 80 F SL 80 B SI 92 B FS 85 X SI 91 2-2 ③ P6	5	1	1	2	0	1	2
4 Yadier Molina, R (1, 2) OBP: 0.358, SLG: 0.452		X FF 94 0-0 ① F9	B SL 86 X FF 96 1-0 19 1B 23 1B 38 1B 1-3 2-H 1B		B FF 93 F CH 80 F SL 83 S FF 92 1-3 ① K		C FF 96 X SL 85 0-1 1B			4	1	2	1	0	1	0
23 David Freese, R (1, 5) OBP: 0.288, SLG: 0.231 44 Edward Mujica, R (9, 1)		C FF 94 F SL 86 B SL 87 X FF 95 1-2 19 G6-4-3 1B	X SI 95 0-0 19 1B 38 1B 1-2 3-H 1B		C SL 83 F CH 81 F CH 83 B FF 93 B SL 84 B SI 93 B CH 84 4-2 38 19 BB 1B BB		C SL 81 F SL 82 S SL 84 0-3 ② K			3	1	2	1	1	1	1
										0	0	0	0	0	0	0
19 Jon Jay, L (1, 8) OBP: 0.290, SLG: 0.330		B SL 85 X SI 96 1-0 ②③ G6-4-3 1-2f	B CH 83 S CH 82 B SI 94 F SI 94 X FF 96 2-2 38 1B 1-2 2-3 1B		C SL 84 C SI 95 X SI 95 0-2 38 BB 1-2 1B		D SL 82 D FF 97 X FF 94 2-0 ③ G4-3			4	0	2	0	0	0	2
38 Pete Kozma, R (1, 6) OBP: 0.316, SLG: 0.341			L7 2-1 1-3 2-H 3-H 1B		B FF 93 B FF 92 B SI 94 B FF 92 4-0 35 G6-4-3 1-2 2-3 BB			C SI 89 X CH 83 0-1 ① F8		3	0	1	2	1	0	0
35 Jake Westbrook, R (1, 1) OBP: 0.250, SLG: 0.182 58 Joe Kelly, R (7, 1) 41 Mitchell Boggs, R (7, 1) 26 Trevor Rosenthal, R (7, 1) 33 Daniel Descalso, L (7, 4) OBP: 0.206, SLG: 0.217			7 HBP 13 1B 21 1B 1B G5-3		F FF 93 C FF 92 X FF 95 0-2 ②③ G6-4-3 1-2f			C SL 77 C FF 90 X SL 80 0-2 ② P3		3 0 0 0 1	1 0 0 0 0	1 0 0 0 0	0 0 0 0 0	0 0 0 0 0	0 0 0 0 0	5 0 0 0 0
Inning Stats	R: 0 E: 0 K: 1 S: 9 H: 1 LOB: 1 BB: 0 P: 15	R: 0 E: 0 K: 0 S: 5 H: 1 LOB: 0 BB: 0 P: 7	R: 6 E: 0 K: 0 S: 19 H: 7 LOB: 2 BB: 0 P: 28	R: 0 E: 0 K: 1 S: 8 H: 1 LOB: 1 BB: 0 P: 12	R: 0 E: 0 K: 1 S: 12 H: 1 LOB: 2 BB: 2 P: 21	R: 0 E: 0 K: 1 S: 9 H: 0 LOB: 0 BB: 0 P: 15	R: 0 E: 0 K: 1 S: 7 H: 1 LOB: 1 BB: 0 P: 9	R: 0 E: 0 K: 0 S: 8 H: 0 LOB: 0 BB: 0 P: 8	R: 0 E: 0 K: 1 S: 8 H: 0 LOB: 0 BB: 0 P: 12	1B: 12 2B: 0 3B: 0 HR: 0 SF: 0 SAC: 0 DP: 2 HBP: 1						

PITCHER		IP	WLS	BF	H	R	ER	SO	BB	IBB	HBP	BLK	WP	HR	S	P	ERA	WHIP
60 Wily Peralta, R ERA: 6.0	(1, 1)	4.1	L	26	11	6	6	3	2	0	1	0	0	0	50	80	12.46	3.000
45 Alfredo Figaro, R ERA: 2.84	(5, 1)	2.2		8	1	0	0	2	0	0	0	0	0	0	19	27	0.00	0.375
32 Tom Gorzelanny, L ERA: 1.42	(8, 1)	1.0		3	0	0	0	0	0	0	0	0	0	0	8	8	0.00	0.000
31 Burke Badenhop, R ERA: 4.66	(9, 1)	1.0		3	0	0	0	1	0	0	0	0	0	0	8	12	0.00	0.000

PITCHER	IP	WLS	BF	H	R	ER	SO	BB	IBB	HBP	BLK	WP	HR	S	P	ERA	WHIP

AB	37
R	6
H	12
RBI	6
BB	2
SO	6
LOB	15

WP: 0 PA: 40
PB: 0
SB: 0
CS: 0

Batter	1	2	3	4	5	6	7	8	9	AB	R	H	RBI	BB	SO	LOB
7 Norichika Aoki, L (1, 9) OBP: 0.339, SLG: 0.402	C SI 88 X CH 80 0-1 2B		C SI 90 B SI 90 X SI 90 1-1 ② F8		C SI 89 F FC 83 F FS 83 X SI 89 0-2 ① F8		B SI 95 C CH 86 X SI 96 1-1 9 SF9 27 BB 1-3 2B	B FF 97 B FF 97 X FF 98 2-0 FC4 8 1B 1-2		5	1	2	0	0	0	1
9 Jean Segura, R (1, 6) OBP: 0.398, SLG: 0.531	L SI 88 B SI 89 X SI 89 1-1 ① G6-3		B SI 91 B SI 90 S SI 90 F SI 91 B SI 92 B SI 92 4-2 BB		B SI 91 C SI 90 B CU 79 B SI 90 C SI 90 X SI 91 3-2 ② G4-3		X SL 83 0-0 ① SF9 2-3 3-H	S FF 98 C FF 98 F FF 99 S FF 98 0-3 ② K		3	0	0	1	1	1	3
8 Ryan Braun, R (1, 7) OBP: 0.387, SLG: 0.576	B SI 90 C SI 90 B SI 90 X SI 90 2-1 ② L9		B SI 90 X SI 90 1-0 ③ L8		B SI 91 B SI 90 C SI 91 S FC 85 B SI 91 X SI 91 3-2 2B		F SI 96 S SI 96 S SI 97 0-3 ② K	X FF 99 0-0 1-3 2-H 1B		5	0	2	1	0	1	3
3 Yuniesky Betancourt, R (1, 5) OBP: 0.302, SLG: 0.551	B SI 90 B SI 90 B SI 91 C SI 90 F SI 90 B CH 82 4-2 23 FC6-4 BB			F SI 88 B CU 79 F CH 82 S CU 79 1-3 ① K	X SI 91 0-0 ③ G6-3		C SI 97 B SI 95 F FF 97 H SI 94 2-2 27 BB 23 BB HBP	B FF 97 S FF 97 S FF 98 1 SAFE S FF 98 1-3 ③ K		3	0	0	0	1	2	3
23 Rickie Weeks Jr., R (1, 4) OBP: 0.308, SLG: 0.317	X SI 90 0-0 ③ FC6-4 1-2f			C SI 90 B SI 90 F SI 89 B FC 86 X SI 91 2-2 27 1B 12 1B 1B		X SI 88 0-0 11 L6-4 12 BB 1B	B FF 96 C SL 88 T SL 88 B SL 91 D SL 89 B SL 88 4-2 27 BB 1-2 BB		C FF 91 B FF 91 S FF 91 B FF 92 X FS 86 2-2 ① F9	4	1	2	0	1	0	2
27 Carlos Gómez, R (1, 8) OBP: 0.427, SLG: 0.638		C SI 90 C SI 89 B FS 83 F FC 86 S SI 90 1-3 ① K		X SI 90 0-0 11 S 12 1B 1-2 1B		S FC 84 D SI 90 1 SAFE F CU 82 X CU 77 1-2 ① F7	B FF 95 B SI 95 B SI 96 F SI 94 F FF 95 F SL 87 D SI 95 4-2 1-2 2-3 3-H BB		X SI 91 0-0 12 S 11 1B 1B	4	1	2	1	1	1	1
12 Martín Maldonado, R (1, 2) OBP: 0.309, SLG: 0.408		B SI 91 C SI 90 B SI 91 C SI 91 X SI 91 2-2 ② G5-3		C SI 90 B SI 90 X SI 91 1-1 1-2 2-H 1B		B SI 88 C SI 89 F SI 87 F FC 84 B CU 79 1 SAFE B SI 88 D SI 88 4-2 1-2 BB	C FF 95 S FF 95 B FF 96 S FF 98 1-3 ③ K		S FS 86 1 SAFE F FS 86 C FS 87 0-3 ② K 1-2	4	0	1	1	1	2	4
11 Alex Gonzalez, R (1, 3) OBP: 0.211, SLG: 0.225 25 Josh Prince, R (9, PR) OBP: 0.200, SLG: 0.400		X SI 91 0-0 ③ G6-3		C FC 86 B SI 90 S CU 80 F SI 90 B CU 81 C SI 91 2-3 ② K 2-3		B FC 84 X SI 89 1-0 ② ③ L6-4 2-3	B FF 94 B FF 94 F FF 96 S FF 96 F FF 96 B FF 98 F FF 98 X FF 97 3-2 ① P2	B FF 93 B FS 86 X FS 87 2-0 2-H 1B	5 0	0 0	1 0	1 0	0 0	1 0	4 0
60 Wily Peralta, R (1, 1) OBP: 0.333, SLG: 0.273 45 Alfredo Figaro, R (5, 1) 22 Logan Schafer, L (7, PH) OBP: 0.216, SLG: 0.167 32 Tom Gorzelanny, R (8, 1) 50 Blake Lalli, L (8, PH) OBP: 0.176, SLG: 0.176 31 Burke Badenhop, R (9, 1) 20 Jonathan Lucroy, R (9, PH) OBP: 0.287, SLG: 0.384			C SI 89 B SI 90 B SI 90 X SI 91 2-1 ① G4-3	D SI 91 S SI 90 F SI 91 S CU 80 1-3 ③ K			S SI 96 X SI 96 0-1 7 2B 9 SF9 1B	B FF 97 S CH 86 C FF 98 X CH 87 1-2 7 E 8 1B 1B	C FS 86 1 SAFE 1 SAFE F FF 91 B FF 92 1 SAFE S FS 87 1-3 ③ K	2 0 1 0 1 0 1	0 0 1 0 1 0 1	0 0 1 0 0 0 0	0 0 0 0 0 0 0	0 0 0 0 0 0 0	1 0 0 0 0 0 1	2 0 0 0 0 0 1
Inning Stats	R: 0 E: 0 K: 0 S: 9 H: 1 LOB: 2 BB: 1 P: 16	R: 0 E: 0 K: 1 S: 8 H: 0 LOB: 0 BB: 0 P: 11	R: 0 E: 0 K: 0 S: 7 H: 0 LOB: 1 BB: 1 P: 15	R: 1 E: 0 K: 3 S: 16 H: 3 LOB: 2 BB: 0 P: 23	R: 0 E: 0 K: 0 S: 11 H: 1 LOB: 1 BB: 0 P: 17	R: 0 E: 0 K: 0 S: 8 H: 1 LOB: 1 BB: 1 P: 14	R: 2 E: 0 K: 2 S: 18 H: 2 LOB: 3 BB: 2 P: 30	R: 1 E: 1 K: 2 S: 17 H: 2 LOB: 2 BB: 0 P: 24	R: 1 E: 0 K: 2 S: 11 H: 2 LOB: 1 BB: 0 P: 16	1B: 9 2B: 4 3B: 0 HR: 0 SF: 1 SAC: 0 DP: 1 HBP: 1	WP: 0 PB: 0 SB: 2 CS: 0 PA: 45					

PITCHER		IP	WLS	BF	H	R	ER	SO	BB	IBB	HBP	BLK	WP	HR	S	P	ERA	WHIP
35 Jake Westbrook, R ERA: 1.07	(1, 1)	6.0	W	26	6	1	1	4	3	0	0	0	0	0	59	96	1.50	1.500
58 Joe Kelly, R ERA: 9.64	(7, 1)	0.2		5	2	2	2	1	0	0	1	0	0	0	10	13	27.00	3.000
41 Mitchell Boggs, R ERA: 12.66	(7, 1)	0.0		2	0	0	0	0	2	0	0	0	0	0	5	13	∞	∞
26 Trevor Rosenthal, R ERA: 3.18	(7, 1)	1.1	H	7	2	1	0	3	0	0	0	0	0	0	20	28	0.00	1.500
44 Edward Mujica, R ERA: 2.25	(9, 1)	1.0	S	5	2	1	1	2	0	0	0	0	0	0	11	16	9.00	2.000

PITCHER	IP	WLS	BF	H	R	ER	SO	BB	IBB	HBP	BLK	WP	HR	S	P	ERA	WHIP

BOTTOM

St. Louis Cardinals @ Milwaukee Brewers

Miller Park, Milwaukee, WI

Thu May 02 2013, 7:13 PM - 10:30 PM CDT

Att. 22,204 - Roof Closed - 66 F

livebaseballscorecards.com

AB	38
R	5
H	12
RBI	5
BB	5
SO	10
LOB	24

Batter	1	2	3	4	5	6	7	8	9	AB	R	H	RBI	BB	SO	LOB
13 Matt Carpenter, L (1, 4) OBP: 0.353, SLG: 0.472	C SI 90 C SI 91 F SI 92 X CH 81 0-2 E3 7 G6-4-3		B CU 75 C SI 91 C SI 91 X CH 81 1-2 7 HR 2B	B SL 84 C SI 89 B SL 82 B SI 90 F SI 90 F CU 76 B SI 90 4-2 1-2 2-3 BB		C SI 91 F CH 86 B SI 92 X SI 92 1-2 ③ G6-3		C FF 92 B SL 82 F SL 82 B FF 92 X SL 82 2-2 ② L6		4	1	1	0	1	0	0
3 Carlos Beltrán, S (1, 9) OBP: 0.333, SLG: 0.549	F SI 90 X SL 84 0-1 ① F9		B SL 85 B SI 91 X CH 80 2-0 ② P6	X CH 81 0-0 ③ G3-1			C CH 83 B FF 90 F SI 91 X SI 91 1-2 HR	B SL 78 X SL 81 1-0 ③ F7		5	1	1	1	0	0	5
7 Matt Holliday, R (1, 7) OBP: 0.379, SLG: 0.444	C SI 91 F SI 91 B SL 85 F SI 91 F SL 82 1 SAFE X SI 91 1-2 ② ③ G6-4-3 1-2f		B SL 85 C SI 92 S SI 92 B SI 92 B SL 85 X SI 92 3-2 2-H HR		C SI 89 X SI 89 0-1 4 1B 19 2B 1B		B SI 92 B SI 92 B SI 91 F SI 91 C SL 84 F SI 92 B SI 91 4-2 21 1B 23 PB BB		B SL 83 X FF 95 1-0 4 G3 21 WP 1B	4	3	3	2	1	0	1
21 Allen Craig, R (1, 3) OBP: 0.313, SLG: 0.361		B SI 91 X SI 90 1-0 23 2B 1B	C SL 84 X SI 91 0-1 4 2B 1B		C SI 88 B SL 82 1 SAFE F CH 79 B SI 89 X SL 82 2-2 ① L7		B SL 84 C SI 91 B FF 92 S CH 84 X SI 92 2-2 1-3 23 PB 38 1B 1B		S FF 94 B SL 85 X CU 79 1-1 ① F8 1-2	5	0	3	0	0	0	2
4 Yadier Molina, R (1, 2) OBP: 0.360, SLG: 0.459		B SL 82 1 SAFE X CH 80 1-0 ① P2	B SI 91 F SI 90 B SL 82 B CH 81 X SI 90 3-1 ③ 1-H 2B		X SL 84 0-0 19 2B 1-2 1B		B SL 83 D CH 83 X SI 92 2-0 ① P4		B CU 78 B FF 95 S SL 83 C CU 79 B FF 95 F FF 95 X SL 84 3-2 ② G3 2-3	5	1	2	0	0	0	4
23 David Freese, R (1, 5) OBP: 0.297, SLG: 0.263		1 SAFE B SL 85 X SL 84 1-0 1-3 2B		S CU 74 F SI 88 X CU 72 0-2 19 1B 38 FC3-2 1B	S CH 81 X CH 79 0-1 ② L7		B SL 84 S CH 85 X CH 86 1-1 ② G5-3 1-2 3-H		C SL 82 C FF 96 D SL 84 B FF 96 D CU 80 S SL 85 3-3 ③ K	5	0	2	0	0	1	4
19 Jon Jay, L (1, 8) OBP: 0.306, SLG: 0.350		B SL 83 F SI 91 F CH 82 B SI 91 S CH 81 2-3 ② K	B CU 74 C SI 88 X SL 83 1-1 13 BB 38 FC3-2 1-3 1B	C CU 76 S CH 80 B CH 80 B SI 90 X SL 83 2-2 ③ 1-H 2-H 2B	C CU 76 S CH 80 2-2 ③		B CH 86 B SI 91 D CH 86 I IN 75 4-0 38 1B IBB			3	0	2	2	1	1	2
38 Pete Kozma, R (1, 6) OBP: 0.314, SLG: 0.337		C SI 92 F SL 85 B SL 85 F SI 92 X CH 81 1-2 ③ G5-3	C SI 90 B SL 83 X CU 73 1-1 ① FC3-2 13 BB 1-2 3-H		B SL 83 B SI 90 X SI 90 2-0 ① G6-3	X SI 92 0-0 ③ 1-2 2-H 1B			4	0	1	0	0	0	4
40 Shelby Miller, R (1, 1)			C SI 88 B SI 90 B SI 90 F SI 89 S SL 83 2-3 ① K	S SL 83 L SL 81 L SL 82 0-3 ② K		C SI 92 B SI 92 S SI 90 B SL 83 F SI 92 S SI 92 2-3 ② K		B CH 82 B CH 80 B SI 88 C FF 88 S SI 89 C FF 92 3-3 ① K		3	0	0	0	0	3	2
62 Carlos Martinez, R (7, 1)										0	0	0	0	0	0	0
12 Ty Wigginton, R (8, PH) OBP: 0.217, SLG: 0.143										1	0	0	0	0	1	0
43 Seth Maness, R (8, 1)										0	0	0	0	0	0	0
59 Fernando Salas, R (9, 1)										0	0	0	0	0	0	0
Inning Stats	R: 0 E: 1 K: 0 S: 12 H: 0 LOB: 0 BB: 0 P: 13	R: 0 E: 0 K: 1 S: 10 H: 2 LOB: 2 BB: 0 P: 16	R: 2 E: 0 K: 1 S: 14 H: 4 LOB: 2 BB: 0 P: 25	R: 0 E: 0 K: 1 S: 14 H: 2 LOB: 3 BB: 1 P: 20	R: 2 E: 0 K: 0 S: 11 H: 3 LOB: 1 BB: 0 P: 15	R: 0 E: 0 K: 1 S: 8 H: 0 LOB: 0 BB: 0 P: 13	R: 2 E: 0 K: 0 S: 13 H: 3 LOB: 2 BB: 2 P: 27	R: 0 E: 0 K: 1 S: 7 H: 0 LOB: 0 BB: 0 P: 13	R: 0 E: 0 K: 1 S: 10 H: 1 LOB: 1 BB: 0 P: 18	1B: 9 2B: 4 3B: 0 HR: 2 SF: 0 SAC: 0 DP: 1 HBP: 0	WP: 1 PB: 1 SB: 0 CS: 0 PA: 42					

TOP

St. Louis Cardinals @ Milwaukee Brewers

Miller Park, Milwaukee, WI

Fri May 03 2013, 7:12 PM - 10:11 PM CDT

Att. 40,068 - Roof Closed - 66 F

livebaseballscorecards.com

AB	39
R	6
H	15
RBI	5
BB	3
SO	6
LOB	24

PITCHER		IP	WLS	BF	H	R	ER	SO	BB	IBB	HBP	BLK	WP	HR	S	P	ERA	WHIP
26 Kyle Lohse, R ERA: 3.16	(1, 1)	5.0	L	25	11	4	4	3	1	0	0	0	0	1	61	89	7.20	2.400
53 Brandon Kintzler, R ERA: 5.84	(6, 1)	2.0		10	3	2	2	1	1	1	0	0	0	1	21	40	9.00	2.000
51 Michael Gonzalez, L ERA: 3.72	(8, 1)	1.0		3	0	0	0	1	0	0	0	0	0	0	7	13	0.00	0.000
59 John Axford, R ERA: 9.49	(9, 1)	1.0		4	1	0	0	1	0	0	0	0	1	0	10	18	0.00	1.000

PITCHER		IP	WLS	BF	H	R	ER	SO	BB	IBB	HBP	BLK	WP	HR	S	P	ERA	WHIP

Batter	1	2	3	4	5	6	7	8	9	AB	R	H	RBI	BB	SO	LOB
7 Norichika Aoki, L (1, 9) OBP: 0.345, SLG: 0.406	B FF 92 X FF 92 1-0 8 G4-6-3 1B		B FF 94 C FF 93 X FF 93 1-1 8 1B 1B		B FF 95 C FF 94 B CU 80 F FF 95 X CH 85 2-2 ③ G6-3		B FF 97 B SI 92 F FF 96 F SI 94 X SI 95 2-2 ③ G6-3			4	0	2	0	0	0	0
9 Jean Segura, R (1, 6) OBP: 0.384, SLG: 0.510	1 SAFE F FF 92 S FF 93 S FF 94 0-3 ① K		1 SAFE B FF 93 F CU 81 1 SAFE S CU 81 C FF 96 1-3 ② K			F FF 92 B FF 93 F FF 93 F CU 80 B FF 95 F FF 94 F FF 95 F FF 94 F FF 94 2-2 ① F FF 94 X FF 94 L4		X SI 89 0-0 ① G6-3		4	0	0	0	0	2	2
8 Ryan Braun, R (1, 7) OBP: 0.391, SLG: 0.573	X FF 95 0-0 ② ③ G4-6-3 1-2f		B CU 81 C FF 94 X FF 95 1-1 1-3 1B			B FF 94 B FF 92 C FF 94 F CU 81 F FF 94 X FF 94 2-2 23 BB 16 1B 20 SF8 1B		C SI 89 F CU 78 X SL 83 0-2 ② G3-1		4	1	2	0	0	0	1
16 Aramis Ramirez, R (1, 5) OBP: 0.500, SLG: 0.625 11 Alex Gonzalez, R (6, PR) OBP: 0.208, SLG: 0.222 (7, 3)		B FF 93 F CU 78 B FF 94 B FF 95 T FF 95 X FF 96 3-2 27 1B 1B	C FF 95 1 SAFE B FF 95 F FF 96 B FF 96 D CU 81 X CU 82 3-2 ③ F9			X FF 93 0-0 20 SF8 23 BB 1-2 1B		C SI 89 X SI 88 0-1 ③ G1-3		3 1	0 0	2 0	0 0	0 0	0 0	2 0
23 Rickie Weeks Jr., R (1, 4) OBP: 0.306, SLG: 0.308		C FF 95 B FF 95 B FF 95 B FF 94 F FF 94 X FF 95 3-2 ① F9	B CU 78 C CU 79 S CU 79 C FF 95 1-3 ① K		S FF 94 S CU 81 D CU 79 B FF 95 B FF 95 B FF 94 4-2 1-2 2-3 BB			C FF 91 B KC 83 X KC 82 1-1 ① G6-3	3	0	0	0	1	1	1
20 Jonathan Lucroy, R (1, 2) OBP: 0.276, SLG: 0.371		B FF 93 C FF 95 X FF 94 1-1 ② L9	B CU 80 B CU 80 C CU 80 F CU 80 F FF 94 B FF 95 X FF 94 3-2 ② F9			X FF 94 0-0 ② SF8 2-3 3-H			X KC 82 0-0 ② G6-3	3	0	0	1	0	0	1
27 Carlos Gómez, R (1, 8) OBP: 0.421, SLG: 0.622		F FF 95 B FF 94 C FF 95 X FF 96 1-2 3 S 1-3 1B	B CU 81 X CU 81 1-0 ③ G6-3			C FF 93 B FF 95 S FF 93 S FF 93 1-3 ③ K			C FF 91 B FF 91 X KC 82 1-1 ③ F9	4	0	1	0	0	1	2
3 Yuniesky Betancourt, R (1, 3) OBP: 0.303, SLG: 0.543 (7, 5)		S FF 95 B FF 95 X CU 80 1-1 ③ F8 1-2			C CU 79 F CU 81 B FF 95 X CU 80 1-2 ① F8		S FF 96 B FF 97 F FF 97 X CU 80 1-2 22 G1-6-3 1B			3	0	1	0	0	0	2
26 Kyle Lohse, R (1, 1) OBP: 0.077, SLG: 0.077 50 Blake Lalli, L (5, PH) OBP: 0.167, SLG: 0.167 53 Brandon Kintzler, R (6, 1) 22 Logan Schafer, L (7, PH) OBP: 0.212, SLG: 0.161 51 Michael Gonzalez, R (8, 1) 59 John Axford, R (9, 1)			B FF 90 S FF 91 B FF 92 S FF 92 F FF 92 B FF 93 C FF 93 3-3 ① K		S FF 94 B FF 94 S FF 94 X FF 95 1-2 ② L8		B FF 97 C FF 96 B SI 94 B FF 97 X FF 96 3-1 ① ② G1-6-3 1-2f			1 1 0 1 0 0	0 0 0 0 0 0	0 0 0 0 0 0	0 0 0 0 0 0	1 0 0 0 0 0	0 0 0 1 0 0	0 0 0 0 0 0
Inning Stats	R: 0 E: 0 K: 1 S: 5 H: 1 LOB: 0 BB: 0 P: 6	R: 0 E: 0 K: 0 S: 13 H: 2 LOB: 2 BB: 0 P: 22	R: 0 E: 0 K: 2 S: 14 H: 2 LOB: 2 BB: 0 P: 23	R: 0 E: 0 K: 1 S: 8 H: 0 LOB: 0 BB: 0 P: 13	R: 0 E: 0 K: 0 S: 9 H: 0 LOB: 0 BB: 0 P: 13	R: 1 E: 0 K: 1 S: 20 H: 2 LOB: 2 BB: 1 P: 29	R: 0 E: 0 K: 0 S: 8 H: 1 LOB: 0 BB: 0 P: 14	R: 0 E: 0 K: 0 S: 6 H: 0 LOB: 0 BB: 0 P: 6	R: 0 E: 0 K: 0 S: 5 H: 0 LOB: 0 BB: 0 P: 7	1B: 8 2B: 0 3B: 0 HR: 0 SF: 1 SAC: 0 DP: 2 HBP: 0						

BOTTOM

St. Louis Cardinals @ Milwaukee Brewers

Miller Park, Milwaukee, WI

Fri May 03 2013, 7:12 PM - 10:11 PM CDT

Att. 40,068 - Roof Closed - 66 F

livebaseballscorecards.com

AB	32
R	1
H	8
RBI	1
BB	1
SO	5
LOB	12

PITCHER		IP	WLS	BF	H	R	ER	SO	BB	IBB	HBP	BLK	WP	HR	S	P	ERA	WHIP
40 Shelby Miller, R ERA: 1.96	(1, 1)	6.0	W	25	7	1	1	5	1	0	0	0	0	0	69	106	1.50	1.333
62 Carlos Martinez, R ERA:	(7, 1)	1.0		3	1	0	0	0	0	0	0	0	0	0	8	14	0.00	1.000
43 Seth Maness, R ERA:	(8, 1)	1.0		3	0	0	0	0	0	0	0	0	0	0	6	6	0.00	0.000
59 Fernando Salas, R ERA: 3.86	(9, 1)	1.0		3	0	0	0	0	0	0	0	0	0	0	5	7	0.00	0.000

PITCHER	IP	WLS	BF	H	R	ER	SO	BB	IBB	HBP	BLK	WP	HR	S	P	ERA	WHIP

Batter	1	2	3	4	5	6	7	8	9	AB	R	H	RBI	BB	SO	LOB
13 Matt Carpenter, L (1, 4) (6, 5) OBP: 0.339, SLG: 0.451	C FF 88 F SI 89 X FF 90 0-2 ① L8		B CU 77 X SI 90 1-0 ① L8		C CU 78 B SI 91 C CU 77 F CU 78 B FF 91 C FF 92 2-3 ③ K		C SL 79 X SI 93 0-1 ② G3		C FF 94 F SL 84 B FF 95 S FF 95 1-3 ② K	5	0	0	0	0	2	2
3 Carlos Beltrán, S (1, 9) OBP: 0.319, SLG: 0.523	B SI 90 X CU 76 1-0 ② G3		B FF 90 C FF 90 B CU 78 B CU 78 C SI 90 X FF 92 3-2 ② G1-3			B CU 77 B CU 77 X SI 90 2-0 ① G3-1	C SI 92 B FF 87 B SL 82 X CH 85 2-1 ③ L5		S FF 95 B FF 94 B SL 86 S SL 86 S FF 96 2-3 ③ K	5	0	0	0	0	1	2
7 Matt Holliday, R (1, 7) OBP: 0.367, SLG: 0.427 44 Edward Mujica, R (9, 1)	B SI 90 C FF 90 B SL 87 X SI 90 2-1 ③ G4-3		S SL 88 C SL 87 B FF 91 B FF 91 X FF 92 2-2 ③ G6-3			F FF 90 F FF 90 B SL 87 X SL 86 1-2 ② F8		F SI 90 B SI 91 C SI 91 S SL 83 1-3 ① K		4	0	0	0	0	1	0
										0	0	0	0	0	0	0
21 Allen Craig, R (1, 3) OBP: 0.319, SLG: 0.393		C CH 86 B SI 88 X CU 76 1-1 19 HR 23 1B 1B		B SL 85 C FF 89 C FF 90 F FF 91 B FF 92 S SL 87 2-3 ① K		C SI 91 B FF 90 B SL 86 X SL 86 2-1 HR		B SI 91 C SI 90 C SI 91 B SL 82 F SI 90 C SI 90 2-3 ② K		4	2	2	1	0	2	0
4 Yadier Molina, R (1, 2) OBP: 0.356, SLG: 0.460		C SI 89 F FF 88 1 SAFE X FF 90 0-2 ① P3		X CU 78 0-0 ② G5-3		C SI 90 C SI 90 F FF 91 B CU 79 X FF 91 1-2 2B		C SL 79 B SL 81 B SI 90 F SI 90 B FS 85 F SI 88 C SI 89 3-3 ③ K		4	0	1	0	0	1	1
23 David Freese, R (1, 5) OBP: 0.313, SLG: 0.283 58 Joe Kelly, R (6, 1) 59 Fernando Salas, R (7, 1) 36 Randy Choate, L (8, 1) 43 Seth Maness, R (8, 1) 43 Shane Robinson, R (8, 7) OBP: 0.344, SLG: 0.192		B SL 86 B FF 89 F SI 90 X SI 91 2-1 1-2 19 HR 1B		B SL 88 C FF 91 X CU 79 1-1 1B		F FF 91 B SI 91 D CU 79 B SL 87 X CU 79 3-1 ③ G5-3			X FF 93 0-0 19 S E8 19 1B 1B	3 0 0 0 0 0 1	1 0 0 0 0 0 1	2 0 0 0 0 0 1	0 0 0 0 0 0 1	0 0 0 0 0 0 1	0 0 0 0 0 0 0	1 0 0 0 0 0 0
19 Jon Jay, L (1, 8) OBP: 0.322, SLG: 0.388		B FF 91 D CH 85 X SI 90 2-0 1-H 2-H HR		B CU 78 C CU 78 B SL 85 1 SAFE F CU 77 F FF 91 B CU 78 S CU 79 3-3 ③ K			B FF 91 B SL 80 B FF 92 B FF 91 4-0 38 1B BB		B FF 95 L SI 94 C FF 94 F FF 95 F SL 85 B FF 96 X FF 96 2-2 2-H 38 G6-3 1B	3	1	2	4	1	1	1
38 Pete Kozma, R (1, 6) OBP: 0.311, SLG: 0.333		B SL 87 X SI 90 1-0 ② G1-3			X SL 85 0-0 ① G3		X SI 92 0-0 ① 1-3 33 HR 1B		1 SAFE 1 SAFE B SL 82 X FF 92 1-0 ① G6-3 1-2	4	1	1	0	0	0	1
50 Adam Wainwright, R (1, 1) OBP: 0.176, SLG: 0.176 33 Daniel Descalso, L (6, 4) OBP: 0.231, SLG: 0.279		S SI 90 S CU 78 S CU 78 0-3 ③ K2-3			B FF 89 B SI 90 C FF 91 C SI 90 X CU 79 2-2 ② F8		C SL 83 B SI 93 1 SAFE F SL 81 X SL 81 1-2 1-H HR		B FF 94 B FF 94 2 SAFE S FF 94 B FF 95 B FF 95 4-1 BB	2	0	0	0	0	1	0
										1	1	1	2	1	0	0

Inning Stats																																		
	R: 0	E: 0	K: 0	S: 6	H: 0	LOB: 0	BB: 0	P: 9	R: 3	E: 0	K: 1	S: 12	H: 3	LOB: 0	BB: 0	P: 18	R: 0	E: 0	K: 0	S: 7	H: 0	LOB: 0	BB: 0	P: 13	R: 0	E: 0	K: 2	S: 11	H: 1	LOB: 1	BB: 0	P: 17	R: 0	E: 0	K: 1	S: 8	H: 0	LOB: 0	BB: 0	P: 12
	R: 1	E: 0	K: 0	S: 12	H: 2	LOB: 1	BB: 0	P: 21	R: 2	E: 0	K: 0	S: 8	H: 2	LOB: 0	BB: 1	P: 15	R: 0	E: 0	K: 3	S: 11	H: 0	LOB: 0	BB: 0	P: 17	R: 1	E: 1	K: 2	S: 14	H: 2	LOB: 2	BB: 1	P: 24	1B: 6	2B: 1	3B: 0	HR: 3	SF: 0	SAC: 0	DP: 0	HBP: 0	WP: 0	PB: 0	SB: 1	CS: 0	PA: 38

PITCHER	IP	WLS	BF	H	R	ER	SO	BB	IBB	HBP	BLK	WP	HR	S	P	ERA	WHIP
49 Yovani Gallardo, R (1, 1) ERA: 4.5	6.0		24	6	4	4	4	0	0	0	0	0	2	56	90	6.00	1.000
32 Tom Gorzelanny, L (7, 1) ERA: 2.63	1.0	B	5	2	2	2	0	1	0	0	0	0	1	8	15	18.00	3.000
31 Burke Badenhop, R (8, 1) ERA: 4.22	1.0		3	0	0	0	3	0	0	0	0	0	0	11	17	0.00	0.000
29 Jim Henderson, R (9, 1) ERA: 1.38	1.0	L	6	2	1	1	2	1	0	0	0	0	0	14	24	9.00	3.000

PITCHER	IP	WLS	BF	H	R	ER	SO	BB	IBB	HBP	BLK	WP	HR	S	P	ERA	WHIP

TOP

St. Louis Cardinals @ Milwaukee Brewers

Miller Park, Milwaukee, WI

Sat May 04 2013, 3:07 PM - 6:22 PM CDT
Att. 36,156 - Roof Closed - 70 F

livebaseballscorecards.com

AB	36
R	7
H	10
RBI	7
BB	2
SO	9
LOB	8

Batter	1	2	3	4	5	6	7	8	9	AB	R	H	RBI	BB	SO	LOB
7 Norichika Aoki, L (1, 9) OBP: 0.366, SLG: 0.417	B SI 89 X SI 91 1-0 9 HR 1B	C FF 91 C FC 88 B CU 75 B CU 75 H FC 88 3-2 9 G6-4-3 HBP			C FC 82 X CU 74 0-1 9 1B 1B	L SI 91 B FF 90 H FC 87 2-1 9 G1-6-3 1-2 HBP		X SI 86 0-0 SH 1-2 3-H		2	1	2	1	0	0	0
9 Jean Segura, R (1, 6) OBP: 0.385, SLG: 0.533	1 SAFE X FF 90 0-0 1-H HR	S FC 86 X CU 74 0-1 ②③ G6-4-3 1-2f			B FC 86 X SI 90 1-0 1-2 1B	B SL 85 D SL 84 B SI 96 C SI 96 X SI 96 3-1 ②③ G1-6-3 1-2f		F SL 81 X SI 89 0-1 ②③ G5-3 2-3f		5	1	2	2	0	0	5
8 Ryan Braun, R (1, 7) OBP: 0.383, SLG: 0.554	C CU 73 B FF 92 C CU 74 B FC 90 S FC 90 2-3 ① K	X FC 86 0-0 ① G3-1			B SI 91 F FC 88 F FF 93 B FC 88 B FC 89 S FF 93 3-3 ② K		B SL 83 X SL 83 1-0 3 G5-4-3 1B		F FS 85 S FS 86 B FS 87 X FS 87 1-2 ① G1-3	5	0	1	0	0	2	2
3 Yuniesky Betancourt, R (1, 5) (9, 3) OBP: 0.298, SLG: 0.526	C FC 88 X CU 75 0-1 12 1B 27 1B 1B	B FF 90 F FC 86 X FC 88 1-1 ② F8			C FC 89 X FC 88 0-1 ③ G6-3		F SI 94 1 SAFE X SI 94 0-1 ①② G5-4-3 1-2f		F FS 87 S FS 87 F FS 86 F FS 87 X FS 87 0-2 ② G5-3	5	0	1	0	0	0	3
23 Rickie Weeks Jr., R (1, 4) OBP: 0.302, SLG: 0.296	C FC 87 C SI 90 B FC 86 C FC 88 1-3 ② K	F FC 87 X CU 75 0-1 ③ L7			C FF 89 B FC 85 B FF 90 B FC 88 F FF 91 F SI 92 X FC 88 3-2 ① F9	B SI 97 B SI 96 C SI 95 C SI 95 B SI 97 F SI 96 B SI 96 4-2 BB			B FF 92 B FF 92 C FS 86 F FS 86 F FS 88 B FS 87 F FS 88 X FS 88 3-2 ③ L9	4	0	0	0	1	1	1
27 Carlos Gómez, R (1, 8) OBP: 0.423, SLG: 0.647	S CU 75 C FC 88 X FF 92 0-2 12 1B 1-2 1B	F FC 87 F SI 90 X FC 86 0-2 ① F8			F SI 90 S SI 89 X CU 75 0-2 HR	1 SAFE X FF 90 0-0 ③ P4				4	1	2	1	0	0	1
12 Martín Maldonado, R (1, 2) OBP: 0.322, SLG: 0.415	F FF 90 B CU 75 T CU 75 B FC 89 F FC 87 F CU 77 X SI 91 2-2 11 FC6-4 1-2 2-3 1B	C SI 90 B FF 92 S FF 92 F FF 93 B FF 92 F CU 76 B CU 75 X FC 88 3-2 ② F9			F FC 85 B FF 91 B SI 91 X FC 87 2-1 11 2B 20 1B 1B			S FF 90 S FF 90 F FF 90 B KC 83 F FF 90 B KC 82 X CH 85 2-2 ① G5-3		4	1	2	0	0	0	0
11 Alex Gonzalez, R (1, 3) OBP: 0.222, SLG: 0.250 14 Jeff Bianchi, R (8, PR) (9, 5)	B FC 89 T FF 92 X CU 76 1-1 ③ FC6-4 1-2f	C FC 87 B CU 74 F FF 90 B CU 77 T SI 91 2-2 ③ K			B FC 88 C SI 90 X SI 90 1-1 20 1B 1-3 2B			X KC 80 0-0 22 1B 7 SH 1B		4 0	1 1	2 0	0 0	0 0	1 0	3 0
49 Yovani Gallardo, R (1, 1) OBP: 0.250, SLG: 0.688 20 Jonathan Lucroy, R (6, PH) OBP: 0.283, SLG: 0.378 32 Tom Gorzelanny, R (7, 1) 31 Burke Badenhop, R (8, 1) 22 Logan Schafer, L (8, PH) OBP: 0.235, SLG: 0.188 29 Jim Henderson, L (9, 1)		C FC 88 B CU 74 B FC 86 X FF 90 2-1 ① F9			C FF 90 S FC 86 F FF 92 B CU 77 B FC 88 C CU 75 2-3 ① K	C FC 89 T FC 90 X FF 94 0-2 7 HBP 2-H 3-H 1B		C CH 83 X CH 84 0-1 9 G5-3 7 SH 1-3 1B		2 1 0 0 0 1 0	0 0 0 0 0 0 0	0 1 0 0 0 1 0	0 2 0 0 0 0 0	1 0 0 0 0 0 0	0 0 0 0 0 0 0	0 0 0 0 0 0 0

Inning Stats	1	2	3	4	5	6	7	8	9
	R: 2 E: 0 K: 2 S: 20	R: 0 E: 0 K: 0 S: 6	R: 0 E: 0 K: 0 S: 5	R: 0 E: 0 K: 1 S: 11	R: 0 E: 0 K: 2 S: 12	R: 3 E: 0 K: 0 S: 17	R: 0 E: 0 K: 0 S: 7	R: 1 E: 0 K: 0 S: 11	R: 0 E: 0 K: 0 S: 13
	H: 5 LOB: 3 BB: 0 P: 27	H: 0 LOB: 0 BB: 0 P: 11	H: 0 LOB: 0 BB: 0 P: 6	H: 0 LOB: 0 BB: 0 P: 16	H: 2 LOB: 2 BB: 0 P: 18	H: 4 LOB: 1 BB: 0 P: 28	H: 1 LOB: 1 BB: 1 P: 12	H: 2 LOB: 1 BB: 0 P: 13	H: 0 LOB: 0 BB: 0 P: 17

PITCHER		IP	WLS	BF	H	R	ER	SO	BB	IBB	HBP	BLK	WP	HR	S	P	ERA	WHIP
50 Adam Wainwright, R ERA: 2.72	(1, 1)	5.1		28	11	5	5	5	0	0	2	0	0	2	69	101	8.44	2.062
58 Joe Kelly, R ERA: 8.44	(6, 1)	1.1		4	1	0	0	0	1	0	0	0	0	0	8	16	0.00	1.500
59 Fernando Salas, R ERA: 4.38	(7, 1)	0.2	H	4	2	1	1	0	0	0	0	0	0	0	9	11	13.50	3.000
36 Randy Choate, L ERA: 2.25	(8, 1)	0.0	B	1	0	0	0	0	0	0	0	0	0	0	1	1	∞	∞
43 Seth Maness, R ERA:	(8, 1)	0.2	W	1	0	0	0	0	0	0	0	0	0	0	2	2	0.00	0.000

PITCHER		IP	WLS	BF	H	R	ER	SO	BB	IBB	HBP	BLK	WP	HR	S	P	ERA	WHIP
44 Edward Mujica, R ERA: 2.08	(9, 1)	1.0	S	3	0	0	0	0	0	0	0	0	0	0	13	17	0.00	0.000

BOTTOM

St. Louis Cardinals @ Milwaukee Brewers

Miller Park, Milwaukee, WI

Sat May 04 2013, 3:07 PM - 6:22 PM CDT

Att. 36,156 - Roof Closed - 70 F

livebaseballscorecards.com

AB	37
R	6
H	14
RBI	6
BB	1
SO	5
LOB	15

1B: 11	SF: 0	WP: 0	PA: 41
2B: 1	SAC: 1	PB: 0	
3B: 0	DP: 4	SB: 0	
HR: 2	HBP: 2	CS: 0	

Batter	1	2	3	4	5	6	7	8	9	AB	R	H	RBI	BB	SO	LOB
19 Jon Jay, L (1, 8) OBP: 0.339, SLG: 0.393	C FF 89 X CH 78 0-1 7 F7 43 BB 1B	C CU 77 B FF 88 F FF 88 H FF 90 2-2 7 BB 43 BB 21 2B HBP 1-2 2-3	B CU 75 F B X CH 77 2-1 ③ G3			B SL 79 C FF 95 B FF 94 F FF 95 B SL 82 X FF 96 3-2 ① G4-3		C FF 93 B FF 93 B CU 79 C CU 78 B FF 94 X FF 96 3-2 55 BB 43 BB 48 1B 1B	B SI 92 F FF 91 B SI 90 B SL 79 H SI 90 4-1 43 FC6-4 HBP	4	2	2	0	0	0	1
43 Shane Robinson, R (1, 9) OBP: 0.395, SLG: 0.207	C FF 89 B CU 76 1 SAFE D CU 76 1 SAFE B FF 88 B FF 89 4-1 21 S BB 1-2	C CU 77 B FF 91 B FF 89 B FF 90 B CU 77 4-1 7 BB 21 2B BB 1-2 2-3 3-H		B FF 88 X FF 88 1-0 7 HR 1B		X SI 96 0-0 ② F8		B CU 80 B FF 96 B FF 95 B FF 95 4-0 48 1B 55 BB BB 1-2	X CH 83 0-0 ③ FC6-4 1-2f	3	2	1	1	3	0	1
7 Matt Holliday, R (1, 7) OBP: 0.379, SLG: 0.462 55 Jermaine Curtis, R (8, PH) (8, 7)	S CH 77 B FF 89 C FF 88 D CH 77 X FF 89 2-2 ① F7 2-3	B FF 89 D CH 80 B FF 89 C FF 89 B FF 90 4-1 21 2B BB 1-2 2-3 3-H		F CH 78 B FF 89 X FF 89 1-1 1-H HR		C FF 97 C SL 85 F FF 98 X SL 84 0-2 21 3B 1B		D CU 80 C SL 82 B FF 96 B SL 81 B FF 95 4-1 48 1B 1-2 2-3 BB		3 0	3 0	2 0	3 0	1 1	0 0	2 0
21 Allen Craig, R (1, 3) OBP: 0.323, SLG: 0.419	D CH 76 B CH 78 B FF 89 C FF 89 S CH 79 F FF 90 S CH 79 3-3 ② K 1-2	C CU 77 X CH 78 0-1 4 1B 2B 1-H 2-H 3-H		B CU 76 B FF 89 X FF 89 2-0 ① F9		C FF 97 B SL 80 B FF 97 F FF 96 F FF 98 X FF 96 2-2 1-H 3B		B FF 95 C FF 94 X CU 80 1-1 ① F9		5	1	2	4	0	1	5
4 Yadier Molina, R (1, 2) OBP: 0.361, SLG: 0.457 48 Tony Cruz, R (8, PH) OBP: 0.286, SLG: 0.167 (8, 2)	C CH 78 F FF 90 B FF 90 F FF 90 D CH 77 B FF 91 F CH 80 S FF 91 3-3 ③ K	C FF 89 F FF 89 X FF 90 0-2 2-H 1B		F FF 94 B CH 84 B CH 84 X FF 94 2-1 ② F9		B SL 79 B CH 81 C FF 97 H FF 96 2-2 HBP		C CU 78 B FF 96 X SL 83 1-1 1-2 2-3 3-H 1B		3 1	0 0	1 1	1 1	0 0	1 0	2 0
23 David Freese, R (1, 5) OBP: 0.292, SLG: 0.262 62 Carlos Martinez, R (9, 1)	S FF 89 S FF 90 B CU 75 S FF 90 1-3 ① K C CU 76 X CU 77 0-1 ③ L7			B SL 80 B FF 95 F FF 93 B FF 93 C FF 94 S FF 95 3-3 ③ K		D FF 95 S FF 94 S CH 85 B SI 96 X CH 86 2-2 ③ F8		C SI 92 C FF 92 C SI 93 0-3 ② K		5 0	0 0	0 0	0 0	0 0	3 0	6 0
33 Daniel Descalso, L (1, 4) OBP: 0.243, SLG: 0.266		B FF 89 S FF 90 B FF 90 S FF 90 F FF 90 B CH 79 B FF 90 4-2 19 HBP 38 1B 43 BB BB	C CH 77 F FF 88 F FF 89 B CH 76 B FF 89 B FF 89 B FF 89 4-2 38 G4-3 BB		C FF 94 F CH 84 B FF 96 F FF 95 B CH 85 S FF 96 2-3 ① K		B FF 91 F FF 90 B FF 92 F FF 92 S SL 83 2-3 ① K	B SI 92 S CH 85 B SI 93 X SI 92 2-1 ③ G6-3	3	1	0	0	2	2	3
38 Pete Kozma, R (1, 6) OBP: 0.315, SLG: 0.337		D FF 90 X FF 89 1-0 43 BB 19 HBP 7 BB 1B 1-2	F FF 88 X CU 77 0-1 ① G4-3 1-2		B SL 82 F FF 96 F SL 81 X FF 98 1-2 54 G4-6-3 1B		C FF 91 C CH 83 F FF 92 B SL 84 B SL 82 C SL 82 2-3 ② K		X CH 83 0-0 ① G6-3	5	1	2	0	0	1	1
54 Jaime García, L (1, 1) 12 Ty Wigginton, R (9, PH) OBP: 0.208, SLG: 0.136 (9, 5)		S CH 76 S FF 89 F FF 89 L CH 76 0-3 ② K	S CH 78 D CH 77 C FF 88 S CH 78 1-3 ② K		S FF 95 B FF 95 C FF 95 X FF 95 1-2 ② ③ G4-6-3 1-2f		C FF 91 X FF 92 0-1 ③ G1-6-3		C CH 85 S SI 91 B CH 85 B FF 90 S SI 91 2-3 ② K	4 1	0 0	0 0	0 0	0 0	2 1	4 0
Inning Stats	R: 0 E: 0 K: 2 S: 15 H: 1 LOB: 2 BB: 1 P: 27	R: 6 E: 0 K: 2 S: 22 H: 3 LOB: 1 BB: 3 P: 38	R: 0 E: 0 K: 1 S: 10 H: 0 LOB: 1 BB: 1 P: 17	R: 2 E: 0 K: 1 S: 9 H: 2 LOB: 0 BB: 0 P: 18	R: 0 E: 0 K: 1 S: 10 H: 1 LOB: 0 BB: 0 P: 14	R: 1 E: 0 K: 0 S: 17 H: 2 LOB: 2 BB: 0 P: 26	R: 0 E: 0 K: 2 S: 9 H: 0 LOB: 0 BB: 0 P: 13	R: 1 E: 0 K: 1 S: 13 H: 2 LOB: 3 BB: 2 P: 28	R: 0 E: 0 K: 1 S: 6 H: 0 LOB: 1 BB: 0 P: 12	1B: 8 2B: 1 3B: 1 HR: 1 SF: 0 SAC: 0 DP: 1 HBP: 3						

TOP

St. Louis Cardinals @ Milwaukee Brewers

Miller Park, Milwaukee, WI

Sun May 05 2013, 1:11 PM - 4:23 PM CDT

Att. 38,620 - Partly Cloudy - 63 F

livebaseballscorecards.com

AB	37
R	10
H	11
RBI	10
BB	7
SO	11
LOB	25

PITCHER		IP	WLS	BF	H	R	ER	SO	BB	IBB	HBP	BLK	WP	HR	S	P	ERA	WHIP
41 Marco Estrada, R ERA: 6.05	(1, 1)	3.1	L	22	6	8	8	5	5	0	1	0	0	1	51	90	21.60	3.300
45 Alfredo Figaro, R ERA: 2.93	(4, 1)	2.2		11	3	1	1	2	0	0	1	0	0	0	32	50	3.38	1.125
51 Michael Gonzalez, L ERA: 3.38	(7, 1)	1.0		3	0	0	0	2	0	0	0	0	0	0	9	13	0.00	0.000
59 John Axford, R ERA: 9.95	(8, 1)	0.1		5	2	1	1	0	2	0	0	0	0	0	8	21	27.00	12.000
53 Brandon Kintzler, R ERA: 5.54	(8, 1)	0.2		2	0	0	0	1	0	0	0	0	0	0	5	7	0.00	0.000

PITCHER		IP	WLS	BF	H	R	ER	SO	BB	IBB	HBP	BLK	WP	HR	S	P	ERA	WHIP
32 Tom Gorzelanny, L ERA: 2.45	(9, 1)	1.0		4	0	0	0	1	0	0	1	0	0	0	6	12	0.00	0.000

WP: 0	PA: 47					
PB: 0						
SB: 1						
CS: 0						

Batter	1	2	3	4	5	6	7	8	9	AB	R	H	RBI	BB	SO	LOB
7 Norichika Aoki, L (1, 9) OBP: 0.354, SLG: 0.402	B FF 90 B FC 89 C FC 89 B FF 89 X FF 89 3-1 F9 ①		C SI 91 F CU 72 B SI 86 X SL 85 1-2 G4-3 ② 2-3		X SL 84 0-0 F9 ②		F SI 89 B SL 84 X SL 84 1-1 G4-3 ② 2-3			4	0	0	0	0	0	3
9 Jean Segura, R (1, 6) OBP: 0.380, SLG: 0.523	L SI 91 X SI 90 0-1 L8 ②		B SL 85 B SI 88 X SL 84 2-0 P4 ③		C CH 81 B CU 73 X SL 82 1-1 8 1B 1-2 1B		X SL 84 0-0 G4-3 ③			4	0	1	0	0	0	2
8 Ryan Braun, R (1, 7) OBP: 0.398, SLG: 0.573 50 Blake Lalli, L (8, 2) OBP: 0.158, SLG: 0.158	F SI 90 C SL 86 B CU 75 F SL 86 F CH 82 B SL 85 F CH 82 X SI 90 2-2 2B			B FF 90 B SI 89 B SI 89 C FF 88 T FF 90 B SI 89 4-2 BB	F SI 89 T FC 89 B SL 85 F CU 75 X CH 81 1-2 1-2 2-3 1B			X SI 88 0-0 P2 ①		2 1	0 0	2 0	0 0	1 0	0 0	0 0
16 Aramis Ramirez, R (1, 5) OBP: 0.429, SLG: 0.526 14 Jeff Bianchi, R (6, 5) (8, 4)	F FF 90 D SL 86 X CU 71 1-1 G1-3 ③			C SI 89 B FF 88 F SL 84 X CH 80 1-2 L8 ① 1-3 K ③	C SI 88 F SL 85 F SL 86 F SL 85 D SL 81 S SL 84			C SI 88 X CH 80 0-1 P4 ②		3 1	0 0	0 0	0 0	0 0	1 0	5 0
23 Rickie Weeks Jr., R (1, 4) OBP: 0.302, SLG: 0.297 59 John Axford, R (8, 1) 53 Brandon Kintzler, R (8, 1) 12 Martín Maldonado, R (8, PH) OBP: 0.317, SLG: 0.407 32 Tom Gorzelanny, R (9, 1)		C SI 89 B CH 82 B SI 89 X SI 90 2-1 G6-3 ①		C FF 88 B SL 85 F SI 88 S CH 81 1-3 K ②	X SI 89 0-0 20 G6-4-3 1B			C SI 89 B CU 72 C CH 81 F SL 84 F SI 89 B SL 84 X SI 90 2-2 G5-3 ③		3 0 0 1 0	0 0 0 0 0	1 0 0 0 0	0 0 0 0 0	0 0 0 0 0	1 0 0 0 0	1 0 0 0 0
20 Jonathan Lucroy, R (1, 2) OBP: 0.272, SLG: 0.362 (8, 3)		C CU 70 B SL 85 S SL 86 X CH 82 1-2 L7 ②		C SL 84 X FF 88 0-1 F9 ③	D SI 89 X SI 88 1-0 G6-4-3 ①② 1-2f				C FF 98 B SI 93 X SI 94 1-1 G6-3 ①	4	0	0	0	0	0	2
27 Carlos Gómez, R (1, 8) OBP: 0.417, SLG: 0.642		X FF 90 0-0 F7 ③			F SI 88 B CH 82 B SL 86 X SL 84 2-1 3 F9 45 1B 2B	S SI 89 S SI 89 T SL 84 0-2 K ③			B CU 80 B FF 98 C FF 98 B SI 93 F FF 96 F FF 99 T FF 99 3-2 K ②	4	1	1	0	0	2	0
3 Yuniesky Betancourt, R (1, 3) OBP: 0.306, SLG: 0.525 (8, 7)			X SI 90 0-0 7 G4-3 41 SH5-4 1B		C SI 90 X SI 90 0-1 F9 ① 2-3		X SI 88 0-0 7 G4-3 11 G1-4-3 1B		C FF 99 F SI 94 F FF 99 B CU 81 F FF 99 B FF 98 X SI 96 2-2 G6-3 ③	4	0	2	0	0	0	1
41 Marco Estrada, R (1, 1) OBP: 0.214, SLG: 0.286 45 Alfredo Figaro, R (4, 1) OBP: 1.000, SLG: 1.000 51 Michael Gonzalez, R (7, 1) 11 Alex Gonzalez, R (7, PH) OBP: 0.220, SLG: 0.247 (8, 5)			L SI 90 1 SAFE X SI 90 0-1 SH5-4 ① 1-2		C SI 89 X SI 90 0-1 8 1B 9 1B 3-H 1B		C SI 88 X SI 88 0-1 G1-4-3 ① 1-2			0 1 0 1	0 0 0 0	0 1 0 0	0 1 0 0	0 0 0 0	0 0 0 0	0 0 0 1
Inning Stats	R: 0 E: 0 K: 0 S: 12 H: 1 LOB: 1 BB: 0 P: 18	R: 0 E: 0 K: 0 S: 6 H: 0 LOB: 0 BB: 0 P: 9	R: 0 E: 0 K: 0 S: 7 H: 1 LOB: 1 BB: 0 P: 10	R: 0 E: 0 K: 1 S: 10 H: 0 LOB: 1 BB: 1 P: 16	R: 1 E: 0 K: 1 S: 18 H: 4 LOB: 3 BB: 0 P: 23	R: 0 E: 0 K: 0 S: 5 H: 1 LOB: 0 BB: 0 P: 6	R: 0 E: 0 K: 0 S: 6 H: 1 LOB: 1 BB: 0 P: 7	R: 0 E: 0 K: 0 S: 8 H: 0 LOB: 0 BB: 0 P: 10	R: 0 E: 0 K: 1 S: 11 H: 0 LOB: 0 BB: 0 P: 17	1B: 6 2B: 2 3B: 0 HR: 0 SF: 0 SAC: 1 DP: 1 HBP: 0						WP: 0 PB: 0 SB: 0 CS: 0 PA: 35	

PITCHER	IP	WLS	BF	H	R	ER	SO	BB	IBB	HBP	BLK	WP	HR	S	P	ERA	WHIP
54 Jaime García, L (1, 1) ERA: 2.25	8.0	W	32	8	1	1	3	1	0	0	0	0	0	72	99	1.12	1.125
62 Carlos Martinez, R (9, 1) ERA:	1.0		3	0	0	0	1	0	0	0	0	0	0	11	17	0.00	0.000

PITCHER	IP	WLS	BF	H	R	ER	SO	BB	IBB	HBP	BLK	WP	HR	S	P	ERA	WHIP

BOTTOM

St. Louis Cardinals @ Milwaukee Brewers

Miller Park, Milwaukee, WI

Sun May 05 2013, 1:11 PM - 4:23 PM CDT

Att. 38,620 - Partly Cloudy - 63 F

livebaseballscorecards.com

AB	33
R	1
H	8
RBI	1
BB	1
SO	4
LOB	15

Texas Rangers @ Milwaukee Brewers

Miller Park, Milwaukee, WI

Tue May 07 2013, 7:11 PM - 10:01 PM CDT

Att. 22,467 - Partly Cloudy - 72 F

TOP

livebaseballscorecards.com

Batter	1	2	3	4	5	6	7	8	9	AB	R	H	RBI	BB	SO	LOB
5 Ian Kinsler, R (1, 4) OBP: 0.379, SLG: 0.511	L8		K			P6		G4-3		4	0	0	0	0	1	1
1 Elvis Andrus, R (1, 6) OBP: 0.291, SLG: 0.321	G4-3			G4-3		29 E, 17 SF9, 1-3, 2B		29 FC5-4, 1B		4	1	2	0	0	0	0
29 Adrián Beltré, R (1, 5) OBP: 0.285, SLG: 0.422	G4-3			G6-3		E5, 18 1B, 2-3, 3-H		1-2f FC5-4		4	0	0	1	0	0	2
17 Nelson Cruz, R (1, 9) OBP: 0.348, SLG: 0.496		G6-3		G6-3		SF9, 3-H		F7		3	0	0	1	0	0	1
18 Mitch Moreland, L (1, 3) OBP: 0.331, SLG: 0.477		HR			G6-3	1-2, 1B			F8	4	1	2	1	0	0	0
8 Geovany Soto, R (1, 2) OBP: 0.303, SLG: 0.300		P3			7 G4-3, 2B	F8			F8	4	0	1	0	0	0	2
7 David Murphy, L (1, 7) OBP: 0.234, SLG: 0.298		F7			G4-3, 2-3		P6		2B	4	0	1	0	0	0	1
2 Leonys Martin, L (1, 8) OBP: 0.328, SLG: 0.333			G4-3		K		27 G1-4-3, BB		G6-3	2	0	0	0	0	1	1
23 Craig Gentry, R (7, PH) (7, 8) OBP: 0.323, SLG: 0.414										1	0	0	0	1	0	1
51 Justin Grimm, R (1, 1)										1	0	0	0	0	0	0
15 Jeff Baker, R (6, PH) OBP: 0.436, SLG: 0.667										1	1	1	0	0	0	0
46 Robbie Ross Jr., L (6, 1)										0	0	0	0	0	0	0
27 Lance Berkman, S (7, PH) OBP: 0.426, SLG: 0.444										1	0	0	0	0	0	1
44 Jason Frasor, R (7, 1)										0	0	0	0	0	0	0
58 Joe Ortiz, L (8, 1)			P2			1 2B, 29 E, 1B		G1-4-3, 1-2f		0	0	0	0	0	0	0
Inning Stats	R: 0 E: 0 K: 0 S: 5 H: 0 LOB: 0 BB: 0 P: 7	R: 1 E: 0 K: 0 S: 8 H: 1 LOB: 0 BB: 0 P: 13	R: 0 E: 0 K: 1 S: 5 H: 0 LOB: 0 BB: 0 P: 10	R: 0 E: 0 K: 0 S: 8 H: 0 LOB: 0 BB: 0 P: 14	R: 0 E: 0 K: 1 S: 10 H: 1 LOB: 1 BB: 0 P: 18	R: 2 E: 1 K: 0 S: 19 H: 3 LOB: 2 BB: 0 P: 35	R: 0 E: 0 K: 0 S: 4 H: 0 LOB: 0 BB: 1 P: 11	R: 0 E: 0 K: 0 S: 7 H: 1 LOB: 1 BB: 0 P: 13	R: 0 E: 0 K: 0 S: 9 H: 1 LOB: 1 BB: 0 P: 14	1B: 3 2B: 3 3B: 0 HR: 1 SF: 1 SAC: 0 DP: 1 HBP: 0							

	AB	33
	R	3
	H	7
	RBI	3
	BB	1
	SO	2
	LOB	10

WP: 0 PB: 0 SB: 0 CS: 0 PA: 35

PITCHER		IP	WLS	BF	H	R	ER	SO	BB	IBB	HBP	BLK	WP	HR	S	P	ERA	WHIP
60 Wily Peralta, R ERA: 5.54	(1, 1)	6.0	W	24	5	3	2	2	0	0	0	0	0	1	55	97	3.00	0.833
32 Tom Gorzelanny, L ERA: 2.3	(7, 1)	1.0	H	3	0	0	0	0	1	0	0	0	0	0	4	11	0.00	1.000
53 Brandon Kintzler, R ERA: 5.14	(8, 1)	1.0	H	4	1	0	0	0	0	0	0	0	0	0	7	13	0.00	1.000
29 Jim Henderson, R ERA: 1.29	(9, 1)	1.0	S	4	1	0	0	0	0	0	0	0	0	0	9	14	0.00	1.000

PITCHER		IP	WLS	BF	H	R	ER	SO	BB	IBB	HBP	BLK	WP	HR	S	P	ERA	WHIP

Texas Rangers @ Milwaukee Brewers

Miller Park, Milwaukee, WI

Tue May 07 2013, 7:11 PM - 10:01 PM CDT

Att. 22,467 - Partly Cloudy - 72 F

livebaseballscorecards.com

BOTTOM

Batter	1	2	3	4	5	6	7	8	9	AB	R	H	RBI	BB	SO	LOB
7 Norichika Aoki, L (1, 9) OBP: 0.359, SLG: 0.405	C FF 90 C FF 92 X CU 78 0-2 9 1B 8 1B 1B	C CU 76 B SI 92 S SI 91 B CU 80 B SI 91 X CU 75 3-2 ② F8		C CH 81 B CU 79 F FF 90 B CH 84 B CU 77 X SI 90 3-2 9 2B 1B		C FF 91 F FF 90 F FF 91 X SL 87 0-2 ③ G1-3				4	1	2	0	0	0	0
9 Jean Segura, R (1, 6) OBP: 0.384, SLG: 0.530	X FF 90 0-0 8 1B 27 2B 1-2 1B	C FF 92 X CU 80 0-1 ③ G4-3		1 SAFE S FF 90 X CU 77 0-1 1-3 2B			C FF 91 B FF 92 B CH 87 S FF 91 C FF 92 2-3 ① K			4	1	2	0	0	1	0
8 Ryan Braun, R (1, 7) OBP: 0.410, SLG: 0.571	C CU 76 S FF 92 X FF 92 0-2 27 2B 1-2 2-H 1B		B FF 92 C CU 76 B SI 91 C CU 77 B CU 79 B FF 93 4-2 16 G6-3 BB	I IN 69 I IN 67 I IN 66 I IN 69 4-0 IBB			C FF 92 B FF 92 B CH 85 S CH 85 X FF 92 2-2 ② F9			2	1	1	1	2	0	0
16 Aramis Ramirez, R (1, 5) OBP: 0.400, SLG: 0.609 53 Brandon Kintzler, R (8, 1) 29 Jim Henderson, L (9, 1)	2 SAFE F FF 91 F CH 82 F SI 90 X CU 78 0-2 ① P3		B CU 76 1 SAFE F FF 90 S CU 79 1 SAFE P PO 84 X SI 90 2-2 ① G6-3 1-2	C FF 91 S CU 79 D CU 81 B FF 93 S CH 82 2-3 ③ K			S FF 91 B FF 92 B CH 86 B FF 92 X CH 84 3-1 HR			4 0 0	1 0 0	1 0 0	1 0 0	0 0 0	1 0 0	6 0 0
23 Rickie Weeks Jr., R (1, 4) OBP: 0.308, SLG: 0.298	2 SAFE F CU 78 X CU 78 0-1 ② L7		B FF 92 C CU 76 B CH 82 F CU 78 D CU 78 F CU 77 B FF 92 4-2 BB		C FF 90 B CH 83 S CH 81 X CU 78 1-2 27 CS 1B		C FF 91 B CH 85 S SL 83 B SL 83 S FF 91 2-3 ③ K			3	0	1	0	1	1	2
27 Carlos Gómez, R (1, 8) OBP: 0.412, SLG: 0.636	S FF 92 B FF 93 X CU 76 1-1 3 HR 1-H 2-H 2B		F CU 74 F FF 90 C FF 92 0-3 ② K		B SI 88 B SI 88 F FF 89 1 SAFE B CU 76 C FF 92 1 SAFE F FF 90 S CU 73 3-3 ①② K 1-2			B CH 80 C SI 90 X CH 82 1-1 ① F9		4	1	1	2	0	2	3
3 Yuniesky Betancourt, R (1, 3) OBP: 0.304, SLG: 0.543	B FF 92 B FF 90 F CU 78 X CH 83 2-1 2-H HR		X CU 77 0-0 ③ G5-3		C FF 93 F FF 92 S FF 92 0-3 ③ K			C SI 90 B CH 82 B CH 83 S SL 82 B SI 90 F SL 83 X SL 84 3-2 ② F8		4	1	1	2	0	1	2
12 Martín Maldonado, R (1, 2) OBP: 0.297, SLG: 0.379	B FF 91 C CU 76 F CU 78 B FF 93 F CU 77 F FF 92 B CU 78 S CU 76 3-3 ③ K			C FF 90 B FF 91 X CU 75 1-1 ① L8		C FF 91 F FF 90 B SL 86 B SL 84 S FF 92 2-3 ① K		B CH 82 S SL 83 B FF 90 X CH 82 2-1 ③ G5-3		4	0	0	0	0	2	0
60 Wily Peralta, R (1, 1) OBP: 0.286, SLG: 0.231 11 Alex Gonzalez, R (6, PH) OBP: 0.217, SLG: 0.244 32 Tom Gorzelanny, R (7, 1) 14 Jeff Bianchi, R (8, 5)		C FF 90 S CU 78 B CU 79 C FF 92 1-3 ① K		S FF 90 C FF 91 S CU 81 0-3 ② K		X FF 92 0-0 ② F9				2 1 0 0	0 0 0 0	0 0 0 0	0 0 0 0	0 0 0 0	2 0 0 0	0 0 0 0
Inning Stats	R: 5 E: 0 K: 1 S: 22 H: 5 LOB: 0 BB: 0 P: 28	R: 0 E: 0 K: 1 S: 8 H: 0 LOB: 0 BB: 0 P: 12	R: 0 E: 0 K: 1 S: 13 H: 0 LOB: 2 BB: 2 P: 22	R: 0 E: 0 K: 2 S: 13 H: 2 LOB: 3 BB: 1 P: 23	R: 0 E: 0 K: 2 S: 10 H: 1 LOB: 0 BB: 0 P: 14	R: 0 E: 0 K: 1 S: 8 H: 0 LOB: 0 BB: 0 P: 10	R: 1 E: 0 K: 2 S: 11 H: 1 LOB: 0 BB: 0 P: 20	R: 0 E: 0 K: 0 S: 8 H: 0 LOB: 0 BB: 0 P: 14		1B: 5 2B: 3 3B: 0 HR: 2 SF: 0 SAC: 0 DP: 1 HBP: 0				WP: 0 PB: 0 SB: 0 CS: 1 PA: 35		

PITCHER		IP	WLS	BF	H	R	ER	SO	BB	IBB	HBP	BLK	WP	HR	S	P	ERA	WHIP
51 Justin Grimm, R ERA: 3.45	(1, 1)	5.0	L	25	8	5	5	7	2	1	0	0	0	1	66	99	9.00	2.000
46 Robbie Ross Jr., L ERA: 0.61	(6, 1)	1.0		3	0	0	0	1	0	0	0	0	0	0	8	10	0.00	0.000
44 Jason Frasor, R ERA: 3.0	(7, 1)	1.0		4	1	1	1	2	0	0	0	0	0	1	11	20	9.00	1.000
58 Joe Ortiz, L ERA: 3.18	(8, 1)	1.0		3	0	0	0	0	0	0	0	0	0	0	8	14	0.00	0.000

PITCHER	IP	WLS	BF	H	R	ER	SO	BB	IBB	HBP	BLK	WP	HR	S	P	ERA	WHIP

AB	32
R	6
H	9
RBI	6
BB	3
SO	10
LOB	13

Batter	1	2	3	4	5	6	7	8	9	AB	R	H	RBI	BB	SO	LOB
5 Ian Kinsler, R (1, 4) OBP: 0.387, SLG: 0.544	B SI 87 C SI 87 F SI 87 X SL 81 1-2 E6 1 1B 29 1B 1B	C SI 89 X CH 80 0-1 HR		C CU 75 B SI 88 B SI 89 X SI 89 2-1 1-3 2B			C CU 75 C SL 83 B SI 89 B CU 74 B SI 88 X SL 84 3-2 ① F8	B SL 86 B SL 85 F SI 96 C FF 96 F FF 98 X SL 84 2-2 ③ G5-3		5	2	3	1	0	0	0
1 Elvis Andrus, R (1, 6) OBP: 0.301, SLG: 0.331	C SI 88 B SI 88 C SI 89 D SI 89 F SL 83 X SL 80 2-2 18 BB 29 1B 2-3 1B	C SL 82 X SL 82 0-1 ③ L6		F SL 84 B SI 92 B SI 91 X SL 81 2-1 ③ F9			B SL 83 B SI 90 C SL 82 X SL 83 2-1 29 BB 18 1B 1B		C SL 83 B SL 84 X FF 95 1-1 17 S 29 1B 1B	5	1	3	0	0	0	2
29 Adrián Beltré, R (1, 5) OBP: 0.296, SLG: 0.424	B CH 80 1 SAFE C SL 83 X CH 80 1-1 18 BB 1-2 3-H 1B		C CU 74 X SL 82 0-1 ① F7		C SI 87 X SL 81 0-1 ① G5-3		1 SAFE B SL 83 1 SAFE B SI 89 B SI 89 C SI 89 D SL 83 4-1 18 1B 1-2 BB		1 SAFE 1 SAFE F FF 95 X SL 83 0-1 18 G6-3 1-2 1B	4	0	2	1	1	0	0
17 Nelson Cruz, R (1, 9) OBP: 0.336, SLG: 0.476	S SL 83 C SI 90 D SL 83 S SI 90 1-3 ① K		B SL 82 B CH 81 C SI 90 C SI 89 B SI 90 X SL 83 3-2 ② F8		F SL 82 X SI 90 0-1 ② F9		C SI 90 F SI 91 F SI 89 S SL 81 0-3 ② K		C FF 96 B FF 96 C SL 82 C FF 97 1-3 ① K 2-3	5	0	0	0	0	3	6
18 Mitch Moreland, L (1, 3) OBP: 0.341, SLG: 0.504	B SI 90 B SL 84 B SI 88 C SI 88 B SL 84 4-1 1-2 2-3 BB		X CH 82 0-0 HR		C SL 81 B SI 90 B SI 90 F SL 82 F SI 90 S SI 91 2-3 ③ K		B SL 80 C SL 82 F FF 94 B FF 93 D SL 85 F SL 82 X FF 94 3-2 8 BB 1-3 2-H 1B		D FF 92 C SL 83 X FF 95 1-1 ② ③ G6-3 1-2f	4	1	2	2	1	1	2
8 Geovany Soto, R (1, 2) OBP: 0.297, SLG: 0.273	C CU 76 B CU 75 B SL 88 C CU 75 F SI 88 D CH 81 S CH 81 3-3 ② K		C CU 74 X SI 88 0-1 ③ G4-3			C CU 75 B SI 88 B CU 76 B SI 88 X SI 88 3-1 ① F7	D CH 82 B CH 85 C FF 89 B SL 77 B SI 89 4-1 1-2 BB			3	0	0	0	1	1	3
7 David Murphy, L (1, 7) OBP: 0.235, SLG: 0.306	C CU 76 B CH 80 S SI 90 S SL 84 1-3 ③ K			C CU 76 C SL 83 X SI 89 0-2 ① F7		B CU 75 C SL 80 F SL 82 X SI 90 1-2 2B	C SL 79 B FF 94 C SL 82 F FF 93 F FF 93 S FF 92 1-3 ③ K			4	0	1	0	0	2	6
2 Leonys Martin, L (1, 8) OBP: 0.329, SLG: 0.333 23 Craig Gentry, R (8, PH) OBP: 0.318, SLG: 0.407 (8, 8)		C SI 88 X SL 83 0-1 ① G1-3		X SI 89 0-0 45 FC5-6 1B		B SI 89 X CH 80 1-0 ② F9		F FF 94 B SL 83 B FF 94 B FF 94 X FF 94 3-1 ① F8		3 1	0 0	1 0	0 0	0 0	0 0	1 0
45 Derek Holland, S (1, 1) 27 Lance Berkman, S (8, PH) OBP: 0.434, SLG: 0.440 52 Tanner Scheppers, R (8, 1) 36 Joe Nathan, R (9, 1)		C SI 88 S CH 79 S CH 78 0-3 ② K		C CU 73 X SL 80 0-1 ② FC5-6 5 2B 1-2f		B CH 79 B SI 89 S SI 88 S SI 89 S CH 81 2-3 ③ K		B FF 95 C FF 94 X CH 87 1-1 ② G4-3		3 1 0 0	0 0 0 0	0 0 0 0	0 0 0 0	0 0 0 0	2 0 0 0	2 0 0 0
Inning Stats	R: 1 E: 1 K: 3 S: 20 H: 3 LOB: 3 BB: 1 P: 33	R: 1 E: 0 K: 1 S: 9 H: 1 LOB: 0 BB: 0 P: 9	R: 1 E: 0 K: 0 S: 8 H: 1 LOB: 0 BB: 0 P: 11	R: 0 E: 0 K: 0 S: 10 H: 2 LOB: 2 BB: 0 P: 14	R: 0 E: 0 K: 1 S: 8 H: 0 LOB: 0 BB: 0 P: 10	R: 0 E: 0 K: 1 S: 9 H: 1 LOB: 1 BB: 0 P: 16	R: 1 E: 0 K: 2 S: 20 H: 2 LOB: 3 BB: 2 P: 37	R: 0 E: 0 K: 0 S: 8 H: 0 LOB: 0 BB: 0 P: 14	R: 0 E: 0 K: 1 S: 9 H: 2 LOB: 1 BB: 0 P: 12	1B: 8 2B: 2 3B: 0 HR: 2 SF: 0 SAC: 0 DP: 1 HBP: 0						

PITCHER		IP	WLS	BF	H	R	ER	SO	BB	IBB	HBP	BLK	WP	HR	S	P	ERA	WHIP
26 Kyle Lohse, R ERA: 3.53	(1, 1)	6.1	L	30	9	4	4	6	2	0	0	0	0	2	70	108	5.68	1.737
31 Burke Badenhop, R ERA: 4.09	(7, 1)	0.1		1	0	0	0	1	0	0	0	0	0	0	4	4	0.00	0.000
51 Michael Gonzalez, L ERA: 3.27	(7, 1)	0.1		3	1	0	0	1	1	0	0	0	0	0	10	18	0.00	6.000
45 Alfredo Figaro, R ERA: 2.6	(8, 1)	2.0		7	2	0	0	1	0	0	0	0	0	0	17	26	0.00	1.000

PITCHER	IP	WLS	BF	H	R	ER	SO	BB	IBB	HBP	BLK	WP	HR	S	P	ERA	WHIP

TOP

Texas Rangers @ Milwaukee Brewers

Miller Park, Milwaukee, WI

Wed May 08 2013, 7:11 PM - 10:06 PM CDT

Att. 22,616 - Clear - 71 F

livebaseballscorecards.com

AB	38
R	4
H	12
RBI	4
BB	3
SO	9
LOB	22

WP: 0	PA: 41					
PB: 0						
SB: 1						
CS: 0						

Texas Rangers @ Milwaukee Brewers

Miller Park, Milwaukee, WI

Wed May 08 2013, 7:11 PM - 10:06 PM CDT

Att. 22,616 - Clear - 71 F

livebaseballscorecards.com

BOTTOM

Batter	1	2	3	4	5	6	7	8	9	AB	R	H	RBI	BB	SO	LOB
7 Norichika Aoki, L (1, 9) OBP: 0.363, SLG: 0.408	B SI 93 X SI 92 1-0 ① G4-3		X SI 91 0-0 9 FC5-4 1B		B SL 82 F SL 83 B KC 76 X SI 94 2-1 ② G1-3		C SL 80 B SL 82 X SI 91 1-1 1B			4	0	2	0	0	0	0
9 Jean Segura, R (1, 6) OBP: 0.372, SLG: 0.513	C SI 94 S CH 83 X SI 95 0-2 ② G4-3		D CH 82 X CH 83 1-0 ② FC5-4 8 1B 16 1B 1-2f		B KC 73 C CH 82 S KC 76 F SL 82 S SI 94 1-3 ③ K		X KC 73 0-0 ③ L8			4	0	0	0	0	1	2
8 Ryan Braun, R (1, 7) OBP: 0.413, SLG: 0.587	S SI 95 C SI 93 S SL 82 0-3 ③ K		C SI 94 1 SAFE B SL 82 1 SAFE B SI 92 F FF 93 X SL 84 2-2 16 1B 1-2 1B			F SI 92 F SI 93 B SI 94 B SL 82 F SL 82 B SI 95 X SI 95 3-2 16 2B 3B		B FF 96 B FF 95 C FF 96 F FF 96 B FF 96 S FF 96 3-3 ① K		4	1	2	0	0	2	0
16 Aramis Ramirez, R (1, 5) OBP: 0.448, SLG: 0.667		B SI 92 B SI 92 B SL 80 C SI 94 X SI 94 3-1 ① F8	F CH 82 2 SAFE B SI 94 S SL 83 X SI 94 1-2 ③ 1-2 2-H 1B			X SI 93 0-0 20 F7 2B 3-H		C FF 96 X FF 96 0-1 20 G5-4-3 1B		4	0	3	1	0	0	0
20 Jonathan Lucroy, R (1, 2) OBP: 0.271, SLG: 0.357		B SI 94 B CH 85 X SI 94 2-0 27 1B 1B		C SI 93 B KC 77 B KC 76 C CH 85 X SI 94 2-2 ① P4		D SL 80 X SL 80 1-0 ①② F7 2-3		C FF 93 S FF 95 X FF 96 0-2 ②③ G5-4-3 1-2f		4	0	1	0	0	0	2
27 Carlos Gómez, R (1, 8) OBP: 0.431, SLG: 0.675		X SI 94 0-0 1-2 1B	F KC 76 X SI 94 0-1 1B			F SI 94 B SI 94 X SL 82 1-1 3B			S FF 91 X CU 80 0-1 22 WP 2B	4	0	4	0	0	0	0
23 Rickie Weeks Jr., R (1, 4) OBP: 0.301, SLG: 0.291 51 Michael Gonzalez, R (7, 1) 45 Alfredo Figaro, R (8, 1) OBP: 1.000, SLG: 1.000 22 Logan Schafer, L (9, PH) OBP: 0.229, SLG: 0.182		C SL 81 F SI 93 S SL 82 0-3 ② K	B SL 81 1 SAFE B SI 92 B CH 83 C SI 93 X SL 80 3-1 ② F9			X SI 94 0-0 ③ G4-3		B SI 89 C FF 90 T FF 91 B SL 85 F SL 86 F FF 92 F CU 80 F FF 93 X SL 86 2-2 ① P6 2-3		3 0 0 1	0 0 0 0	0 0 0 0	0 0 0 0	1 0 0 0	0 0 0 0	4 0 0 1
3 Yuniesky Betancourt, R (1, 3) OBP: 0.293, SLG: 0.523 (7, 4)		C SL 82 C SI 94 F SI 95 D SL 82 B SI 95 X KC 77 2-2 ③ L9	1 SAFE F SI 93 P PO 89 B SL 81 X SL 82 2-1 ③ P6			C SI 90 X SL 81 0-1 ① P6		X FF 92 0-0 ② P3		4	0	0	0	0	0	4
26 Kyle Lohse, R (1, 1) OBP: 0.067, SLG: 0.067 31 Burke Badenhop, R (7, 1) 11 Alex Gonzalez, R (7, 3) OBP: 0.212, SLG: 0.238			C SI 92 S SI 94 S SI 95 0-3 ① K		S SI 92 B SI 94 C SI 93 S SL 82 1-3 ① K2-3		C SI 92 F KC 76 S SL 80 0-3 ② K		D SL 86 B FF 91 F SI 92 X SL 86 2-1 ③ G5-3	2 0 2	0 0 0	0 0 0	0 0 0	2 0 1	0 0 1	0 0 1
Inning Stats	R: 0 E: 0 K: 1 S: 7 H: 0 LOB: 0 BB: 0 P: 8	R: 0 E: 0 K: 1 S: 11 H: 2 LOB: 2 BB: 0 P: 18	R: 0 E: 0 K: 1 S: 11 H: 3 LOB: 2 BB: 0 P: 15	R: 0 E: 0 K: 0 S: 10 H: 1 LOB: 1 BB: 0 P: 16	R: 0 E: 0 K: 2 S: 9 H: 0 LOB: 0 BB: 0 P: 13	R: 1 E: 0 K: 0 S: 9 H: 3 LOB: 1 BB: 0 P: 14	R: 0 E: 0 K: 1 S: 8 H: 1 LOB: 1 BB: 0 P: 9	R: 0 E: 0 K: 1 S: 8 H: 1 LOB: 0 BB: 0 P: 11	R: 0 E: 0 K: 0 S: 12 H: 1 LOB: 1 BB: 0 P: 16	1B: 8 2B: 2 3B: 2 HR: 0	SF: 0 SAC: 0 DP: 1 HBP: 0		WP: 1 PB: 0 SB: 0 CS: 0	PA: 36			

	AB	36
	R	1
	H	12
	RBI	1
	BB	0
	SO	7
	LOB	14

PITCHER		IP	WLS	BF	H	R	ER	SO	BB	IBB	HBP	BLK	WP	HR	S	P	ERA	WHIP
45 Derek Holland, L ERA: 2.54	(1, 1)	7.0	W	29	10	1	1	6	0	0	0	0	0	0	65	93	1.29	1.429
52 Tanner Scheppers, R ERA: 0.53	(8, 1)	1.0	H	3	1	0	0	1	0	0	0	0	0	0	8	11	0.00	1.000
36 Joe Nathan, R ERA: 1.5	(9, 1)	1.0	S	4	1	0	0	0	0	0	0	0	1	0	12	16	0.00	1.000

PITCHER	IP	WLS	BF	H	R	ER	SO	BB	IBB	HBP	BLK	WP	HR	S	P	ERA	WHIP

Batter	1	2	3	4	5	6	7	8	9	AB	R	H	RBI	BB	SO	LOB
7 Norichika Aoki, L (1, 9) OBP: 0.386, SLG: 0.423	C FF 91 C FF 93 B FF 94 B FF 94 X FF 94 2-2 8 FC6-4 1B		B FF 91 B FF 91 C FF 91 B FF 91 X FF 91 3-1 9 CS 1B		C FS 88 C FS 87 B FF 92 F FF 93 F FS 84 F SI 93 B SI 93 F CU 77 B FF 94 4-2 H SI 93 9 1B HBP		B CH 82 F CH 81 B CH 82 B CH 81 B CH 81 4-1 9 BB BB		F FF 97 F FF 97 X FF 97 0-2 9 DI 9 WP 1B	3	1	3	0	1	0	0
9 Jean Segura, R (1, 6) OBP: 0.381, SLG: 0.537	1 SAFE X FF 91 0-0 ① B2		C FF 90 B FF 90 1 SAFE 1-1 ③ CS 1-2	S FF 92 B FF 91 X FF 90 1-1 HR	C SI 92 X CU 75 0-1 1-2 1B		S SL 80 1 SAFE B SI 87 B SL 80 B KC 78 B SI 89 4-1 8 G4-3 1-2 BB		F FF 96 S SL 89 B SL 88 F FF 96 D SL 87 B FF 97 S FF 94 3-3 ③ K 1-H	4	1	2	1	1	1	1
8 Ryan Braun, R (1, 7) OBP: 0.408, SLG: 0.602	C FF 92 1 SAFE B FF 92 C FF 92 F FF 92 B FF 93 1 SAFE 1 SAFE F FF 93 3-2 ② B FF 92 X FF 88 FC6-4 1-2f			X FF 91 0-0 HR	C FC 89 S FC 89 X CU 79 0-2 ② F9		C FF 90 D SL 80 B SI 90 B SI 90 C SI 89 F SI 90 F SI 89 F SI 89 F SI 86 3-2 ② X SI 88 ③ G4-3 1-2f			4	1	1	1	0	0	5
16 Aramis Ramirez, R (1, 5) OBP: 0.455, SLG: 0.621	1 SAFE B FF 91 B FF 92 S FF 92 S FF 92 1 SAFE F FF 92 S FF 93 2-3 ③ K			B FF 87 B FF 92 F FF 92 B CH 86 B FF 91 4-1 27 G5-3 20 1B BB	B FC 89 B FC 90 S FC 90 S FC 90 S FC 90 2-3 ③ K			F FF 91 B SL 87 B SL 90 B SL 88 B FF 92 4-1 BB		2	0	0	0	2	2	3
20 Jonathan Lucroy, R (1, 2) OBP: 0.279, SLG: 0.363		B FF 90 C FF 91 B FF 92 F FF 91 F FF 91 X FF 93 2-2 ① F9		C FF 91 B FF 90 D CH 85 X FF 91 2-1 27 G5-3 1-2 1B	C FC 88 X FC 89 0-1 1B			B SL 88 X FF 91 1-0 ① F8		4	0	2	0	0	0	1
27 Carlos Gómez, R (1, 8) OBP: 0.417, SLG: 0.653		F FF 92 S FF 91 F FF 92 B FF 91 F FF 92 X FF 93 1-2 ② G4-3		S FF 91 B FF 91 F FF 92 B FF 92 F FF 92 F CU 76 X FF 92 2-2 ①② G5-3 1-2 2-3f	S FC 90 B FC 87 D FC 90 S SI 93 X FC 88 2-2 ① P4			X SL 88 0-0 ② F9		4	0	0	0	0	0	4
23 Rickie Weeks Jr., R (1, 4) OBP: 0.300, SLG: 0.283		B FF 91 F FF 92 C FF 92 F FF 93 B FF 92 X FF 91 2-2 ③ L9		B FF 89 S FF 91 B CH 86 D FF 86 B CH 85 4-1 BB	C FC 89 F FC 88 F FC 89 F FC 89 B SI 93 D FC 90 F FC 87 S FC 90 2-3 ② K			B FF 91 C SL 88 B SL 88 C SL 87 S SL 89 2-3 ③ K		3	0	0	0	1	2	2
3 Yuniesky Betancourt, R (1, 3) OBP: 0.283, SLG: 0.504			S FF 91 S FF 93 B FF 93 F FF 93 B FF 91 S FF 92 2-3 ① K	B FF 89 F CH 83 F FF 91 S FF 92 1-3 ③ K	S FC 89 F SI 93 D CU 81 F SI 94 B FC 89 F FC 88 X FC 89 2-2 ③ F9				C FF 96 F FF 96 F FF 98 X SL 88 0-2 ① L7	4	0	0	0	0	2	3
49 Yovani Gallardo, R (1, 1) OBP: 0.235, SLG: 0.647 50 Blake Lalli, L (5, PH) OBP: 0.150, SLG: 0.150 45 Alfredo Figaro, R (5, 1) OBP: 1.000, SLG: 1.000 22 Logan Schafer, L (7, PH) OBP: 0.222, SLG: 0.176 51 Michael Gonzalez, R (7, 1) 59 John Axford, R (8, 1) 14 Jeff Bianchi, R (9, PH)			C FF 91 S CU 77 B FF 92 F FF 91 C FF 92 1-3 ② K		B SI 93 X SI 93 1-0 ① P5		C FC 88 B SI 87 F CH 80 S KC 74 1-3 ① K		S FF 97 S FF 97 B FF 98 B FF 97 F FF 98 X FF 95 2-2 ② L7	1 1 0 1 0 0 0	0 0 0 0 0 0 0	0 0 0 0 0 0 0	0 0 0 0 0 0 0	1 0 0 1 0 0 0	0 0 0 0 0 0 0	0 0 0 0 0 0 0
Inning Stats	R: 0 E: 0 K: 1 S: 13 H: 1 LOB: 1 BB: 0 P: 20	R: 0 E: 0 K: 0 S: 13 H: 0 LOB: 0 BB: 0 P: 18	R: 0 E: 0 K: 2 S: 11 H: 1 LOB: 0 BB: 0 P: 18	R: 2 E: 0 K: 1 S: 15 H: 3 LOB: 2 BB: 2 P: 29	R: 0 E: 0 K: 1 S: 15 H: 1 LOB: 2 BB: 0 P: 22	R: 0 E: 0 K: 1 S: 16 H: 1 LOB: 1 BB: 0 P: 22	R: 0 E: 0 K: 1 S: 12 H: 0 LOB: 1 BB: 2 P: 24	R: 0 E: 0 K: 1 S: 6 H: 0 LOB: 1 BB: 1 P: 13	R: 1 E: 0 K: 1 S: 15 H: 1 LOB: 0 BB: 0 P: 20	1B: 6 2B: 0 3B: 0 HR: 2	SF: 0 SAC: 0 DP: 2 HBP: 1		WP: 2 PB: 0 SB: 0 CS: 1	PA: 39			

PITCHER		IP	WLS	BF	H	R	ER	SO	BB	IBB	HBP	BLK	WP	HR	S	P	ERA	WHIP
52 Tony Cingrani, L ERA: 2.89	(1, 1)	4.0		17	5	2	2	4	2	0	0	0	0	2	52	85	4.50	1.750
31 Alfredo Simon, R ERA: 3.66	(5, 1)	2.0	W	9	2	0	0	2	0	0	1	0	0	0	31	44	0.00	1.000
63 Sam LeCure, R ERA: 1.62	(7, 1)	1.0	H	4	0	0	0	1	2	0	0	0	0	0	12	24	0.00	2.000
51 Jonathan Broxton, R ERA: 4.7	(8, 1)	1.0	H	4	0	0	0	1	1	0	0	0	0	0	6	13	0.00	1.000
54 Aroldis Chapman, L ERA: 2.81	(9, 1)	1.0	S	4	1	1	1	1	0	0	0	0	1	0	15	20	9.00	1.000

PITCHER	IP	WLS	BF	H	R	ER	SO	BB	IBB	HBP	BLK	WP	HR	S	P	ERA	WHIP

TOP

Milwaukee Brewers @ Cincinnati Reds

Great American Ball Park, Cincinnati, OH

Fri May 10 2013, 7:11 PM - 10:59 PM EDT

Att. 33,251 - Cloudy - 62 F

livebaseballscorecards.com

AB	32
R	3
H	8
RBI	2
BB	5
SO	9
LOB	19

BOTTOM

Milwaukee Brewers @ Cincinnati Reds

Great American Ball Park, Cincinnati, OH

Fri May 10 2013, 7:11 PM - 10:59 PM EDT

Att. 33,251 - Cloudy - 62 F

livebaseballscorecards.com

Batter	1	2	3	4	5	6	7	8	9	AB	R	H	RBI	BB	SO	LOB
17 Shin-Soo Choo, L (1, 8) OBP: 0.458, SLG: 0.561	B SL 87 B SL 85 C SL 87 B FF 89 C FF 89 B FF 89 4-2 2 SH2-3 BB		C CU 76 B SL 86 B SL 86 S FF 91 B SL 85 B SI 90 4-2 4 S 4 1B BB	F CU 77 C FF 90 F FF 90 D CU 79 B FF 90 F SL 85 B FF 91 C CU 78 3-3 ② K 1-2		C FF 95 C FF 95 B FF 93 F FF 96 S FF 95 1-3 ② K		1 SAFE B FF 91 F FF 92 1 SAFE C FF 92 B FF 92 B FF 93 4-2 19 BB 1-2 BB		2	1	0	0	3	2	2
2 Zack Cozart, R (1, 6) OBP: 0.252, SLG: 0.361	X SI 89 0-0 ① SH2-3 1-2		B SL 85 P PO 83 1 SAFE B FF 91 C FF 89 X SI 90 3-1 ① L8	B CU 79 X SL 84 1-0 1B 2-H		X SL 82 0-0 ③ FC6-4 1-2f		C CU 77 X FF 93 0-1 ① F8		4	0	1	1	0	0	4
19 Joey Votto, L (1, 3) OBP: 0.450, SLG: 0.474	B CU 76 F FF 90 C SI 90 S FF 91 1-3 ② K		D SL 88 X SI 90 1-0 ② L7	B SL 86 C FF 91 C FF 91 B FF 91 B CU 79 D CU 79 4-2 BB			C SI 89 B FF 89 B SL 80 C SL 80 X FF 91 2-2 ① F8	C CU 76 B FF 93 C FF 93 B FF 93 F FF 94 B SL 83 B FF 93 4-2 1-2 2-3 BB		3	0	0	0	2	1	2
4 Brandon Phillips, R (1, 4) OBP: 0.331, SLG: 0.485	B CU 77 B SL 86 B SI 90 B SI 90 4-0 BB		S CU 78 1 SAFE F FF 91 B FF 91 D CU 79 B CU 78 X CU 78 3-2 32 2B 1-H 1B	B SI 91 S CU 79 B FF 91 S CU 79 S FF 91 2-3 ③ K			B CH 80 X SL 79 1-0 HR	C CU 78 C FF 93 B FF 94 S FF 94 1-3 ② K		4	2	2	2	1	2	5
32 Jay Bruce, L (1, 9) OBP: 0.298, SLG: 0.367	F FF 91 D CU 78 F FF 91 B CU 76 F SI 90 D SL 87 F SL 86 F S CU 78 3-3 ③ K		B CU 76 B FF 91 B SI 90 F SI 90 X SI 91 3-1 1-H 2B		B FF 93 X FF 92 1-0 ① L9		X FF 91 0-0 ② G6-3	C CU 78 B FF 94 X FF 95 1-1 ③ F8		5	0	1	1	0	1	5
21 Todd Frazier, R (1, 5) OBP: 0.326, SLG: 0.437		X SL 84 0-0 ① L9	S CU 78 D CU 78 D SI 91 B SI 91 C CU 78 F CU 79 B SI 90 4-2 26 FC6 BB		B SL 80 B SL 77 B FF 94 C FF 93 X FF 94 3-1 ② P3		B CH 82 C SI 87 B SL 78 F SI 87 B SL 81 B SL 78 4-2 26 WP BB			2	0	0	0	2	0	0
26 Xavier Paul, L (1, 7) OBP: 0.359, SLG: 0.352 51 Jonathan Broxton, R (8, 1) 54 Aroldis Chapman, L (9, 1)		C FF 88 X SL 83 0-1 ② G4-3	B SL 88 C CU 76 B FF 90 B SI 89 X SI 90 3-1 ③ FC6 1-2f		X FF 95 0-0 ③ G1-3		B FF 91 B SL 76 D SI 87 C FF 89 F SI 88 D SI 90 4-2 1-2 BB		3 0 0 0 1 0 2 0 0 0 0 0 0 0 0 0 0 0 0 0 0						
29 Ryan Hanigan, R (1, 2) OBP: 0.208, SLG: 0.119		C SI 90 X SL 89 0-1 1B		C SL 83 F CU 75 X CU 76 0-2 ① G1-3		C SL 80 X FF 97 0-1 2 FC6-4 1B	B SL 75 D SI 88 X SI 88 2-0 ③ F8			4	0	2	0	0	0	2
52 Tony Cingrani, L (1, 1) OBP: 0.111, SLG: 0.111 23 Donald Lutz, L (4, PH) OBP: 0.313, SLG: 0.313 31 Alfredo Simon, R (5, 1) OBP: 0.333, SLG: 0.333 63 Sam LeCure, R (7, 1) 15 Derrick Robinson, S (8, 7) OBP: 0.444, SLG: 0.318		B SI 89 C SL 88 D SL 86 S FF 90 F FF 90 S SL 86 2-3 ③ K		B CU 75 B CU 74 S FF 90 C CU 77 X FF 90 2-2 17 S 2 1B 1B		M SL 79 L FF 96 M SL 81 0-3 ① K		X FF 92 0-0 19 BB 17 BB 1B		1 0 0 0 0 1 1 1 1 1 0 0 0 0 1 0 0 0 0 1 1 0 0 0 0 0 0 0 1 0 1 0 0 0 0						
Inning Stats	R: 0 E: 0 K: 2 S: 12 H: 0 LOB: 2 BB: 2 P: 24	R: 0 E: 0 K: 1 S: 9 H: 1 LOB: 1 BB: 0 P: 11	R: 2 E: 0 K: 0 S: 16 H: 2 LOB: 2 BB: 2 P: 36	R: 1 E: 0 K: 2 S: 17 H: 2 LOB: 2 BB: 1 P: 29	R: 0 E: 0 K: 0 S: 4 H: 0 LOB: 0 BB: 0 P: 8	R: 0 E: 0 K: 2 S: 10 H: 1 LOB: 1 BB: 0 P: 11	R: 1 E: 0 K: 0 S: 10 H: 1 LOB: 2 BB: 2 P: 23	R: 0 E: 0 K: 1 S: 13 H: 1 LOB: 3 BB: 2 P: 23		1B: 6 2B: 1 3B: 0 HR: 1 SF: 0 SAC: 1 DP: 0 HBP: 0				WP: 1 PB: 0 SB: 2 CS: 0 PA: 41		

PITCHER	IP	WLS	BF	H	R	ER	SO	BB	IBB	HBP	BLK	WP	HR	S	P	ERA	WHIP
49 Yovani Gallardo, R (1, 1) ERA: 4.7	4.0	L	22	5	3	3	5	5	0	0	0	0	0	54	100	6.75	2.500
45 Alfredo Figaro, R (5, 1) ERA: 2.33	2.0		7	1	0	0	2	0	0	0	0	0	0	14	19	0.00	0.500
51 Michael Gonzalez, L (7, 1) ERA: 3.75	1.0		6	1	1	1	0	2	0	0	0	1	1	10	23	9.00	3.000
59 John Axford, R (8, 1) ERA: 9.22	1.0		6	1	0	0	1	2	0	0	0	0	0	13	23	0.00	3.000

PITCHER	IP	WLS	BF	H	R	ER	SO	BB	IBB	HBP	BLK	WP	HR	S	P	ERA	WHIP

AB	31
R	4
H	8
RBI	4
BB	9
SO	8
LOB	24

Batter	1	2	3	4	5	6	7	8	9	AB	R	H	RBI	BB	SO	LOB
7 Norichika Aoki, L (1, 9) OBP: 0.379, SLG: 0.438	C FC 92 C SI 91 B SI 90 F CU 77 B CU 76 S SL 81 2-3 ① **K**		X SL 89 0-0 **E3** 9 FC1-4	X SI 90 0-0 ③ **L9**		X SL 83 0-0 **HR**		C CU 77 B SI 95 B SI 92 S FF 90 B SI 93 X SI 93 3-2 ② **G4-3**		5	1	1	1	0	1	0
9 Jean Segura, R (1, 6) OBP: 0.396, SLG: 0.578	B FF 94 X FC 91 1-0 **HR**		B SL 84 B SI 88 X SI 90 2-0 ① **FC1-4** 8 2B 1-2f		C FC 90 C SL 83 F CU 77 F SI 91 F SL 85 F FF 93 B CH 81 B SI 91 X SL 86 2-2 20 BB 16 BB 27 1B **1B**	B SI 93 B SI 92 C FC 94 C SI 91 X SI 93 2-2 8 S **1B**		X FF 94 0-0 **2B**		5	3	4	1	0	0	1
8 Ryan Braun, R (1, 7) OBP: 0.407, SLG: 0.598 29 Jim Henderson, L (8, 1)	C FC 94 C SI 92 B SL 87 F FF 96 F CU 77 B SL 86 B SL 87 D SI 93 4-2 16 2B **BB**		F FC 90 X SI 89 0-1 16 1B 1-H **2B**		X FC 92 0-0 ① **F9**	C FC 92 D SL 87 X SI 92 1-1 ③ **G5-3** 1-2		X FF 93 0-0 ③ **L4**		4	2	1	1	1	0	3
										0	0	0	0	0	0	0
16 Aramis Ramirez, R (1, 5) OBP: 0.500, SLG: 0.677 11 Alex Gonzalez, R (5, PR) OBP: 0.218, SLG: 0.244 (5, 3)	F SL 85 1 SAFE X SL 84 0-1 1-H **2B**		S SL 87 T SL 88 B SL 88 D CU 81 X SL 87 2-2 20 FC5-4 2-H **1B**		B FC 91 B SI 90 B SL 85 C FC 90 F FF 90 B FC 93 4-2 20 BB 27 1B 1-2 **BB**		C FF 92 F FC 90 B FC 89 X CU 78 1-2 20 FC6-4 **1B**		C FF 91 S CU 74 X CU 75 0-2 ① **G5-3**	2	0	2	2	1	0	0
										2	1	1	0	0	0	0
20 Jonathan Lucroy, R (1, 2) OBP: 0.276, SLG: 0.349	B FC 91 C SL 83 F SI 90 X SI 92 1-2 ② **F7**		B CU 76 X SI 93 1-0 ② **FC5-4** 27 2B 1-2f		D SL 86 C SL 87 B SI 89 B SL 83 B FC 91 4-1 27 1B 1-2 2-3 **BB**		B FF 91 C CU 75 X CU 74 1-1 ① **FC6-4** 23 BB 1-2f		B CU 76 B FF 92 C FF 92 B FF 93 C FF 92 S FF 93 3-3 ② **K**	4	0	0	0	1	1	3
27 Carlos Gómez, R (1, 8) OBP: 0.417, SLG: 0.650	C SL 87 D SL 86 X FF 90 1-1 ③ **G1-3**		B FF 90 B SL 87 X CH 82 2-0 1-3 **2B**		X SL 84 0-0 23 G4-6-3 1-3 2-H 3-H **1B**		B FC 88 F FC 87 F FC 88 F FC 89 D CU 80 F FC 89 S FF 92 2-3 ② **K**		F FF 94 F FF 92 B CU 76 S FF 93 1-3 ③ **K**	5	0	2	2	0	2	2
23 Rickie Weeks Jr., R (1, 4) OBP: 0.299, SLG: 0.276		C SL 89 X SL 85 0-1 ① **F9**	X SL 85 0-0 ③ **G6-3**		B FC 90 D SL 84 X FC 92 2-0 ② ③ **G4-6-3** 1-2f		B FC 90 D CU 76 S FC 88 B FC 89 B FC 88 4-1 1-2 **BB**			3	0	0	0	1	0	4
3 Yuniesky Betancourt, R (1, 3) OBP: 0.274, SLG: 0.487 (5, 5)		C SL 85 C SL 89 B FC 92 S CU 77 1-3 ② **K**		F SL 88 F SL 84 B SI 89 X CU 76 1-2 ① **G6-3**		C CU 76 B CU 77 F FF 89 B SL 84 F SI 90 X SI 92 2-2 ① **L6**	X FC 88 0-0 ③ **F7**			4	0	0	0	0	1	2
46 Hiram Burgos, R (1, 1) 31 Burke Badenhop, R (4, 1) 12 Martín Maldonado, R (6, PH) OBP: 0.292, SLG: 0.373 51 Michael Gonzalez, R (6, 1) 53 Brandon Kintzler, R (6, 1) 22 Logan Schafer, L (8, PH) OBP: 0.216, SLG: 0.171 (8, 7)		S FC 93 S FC 92 S SL 85 0-3 ③ **K**		S FC 91 S FC 91 B SL 85 C SL 85 1-3 ② **K**		C FF 91 F CU 78 F SL 87 F FC 92 B SL 86 F CU 79 X FF 93 1-2 ② **L3**		F SI 93 C CU 76 X CH 82 0-2 ① **F9**		2	0	0	0	0	2	0
										0	0	0	0	0	0	0
										1	0	0	0	0	0	0
										0	0	0	0	0	0	0
										0	0	0	0	0	0	0
										1	0	0	0	0	0	0
Inning Stats	R: 2 E: 0 K: 1 S: 16 H: 2 LOB: 1 BB: 1 P: 25	R: 0 E: 0 K: 2 S: 8 H: 0 LOB: 0 BB: 0 P: 9	R: 2 E: 1 K: 0 S: 10 H: 3 LOB: 2 BB: 0 P: 17	R: 0 E: 0 K: 1 S: 7 H: 0 LOB: 0 BB: 0 P: 9	R: 2 E: 0 K: 0 S: 13 H: 2 LOB: 2 BB: 2 P: 25	R: 1 E: 0 K: 0 S: 16 H: 2 LOB: 1 BB: 0 P: 22	R: 0 E: 0 K: 1 S: 12 H: 1 LOB: 2 BB: 1 P: 20	R: 0 E: 0 K: 0 S: 8 H: 1 LOB: 1 BB: 0 P: 11	R: 0 E: 0 K: 2 S: 9 H: 0 LOB: 0 BB: 0 P: 13	1B: 5 2B: 4 3B: 0 HR: 2 SF: 0 SAC: 0 DP: 1 HBP: 0						

PITCHER		IP	WLS	BF	H	R	ER	SO	BB	IBB	HBP	BLK	WP	HR	S	P	ERA	WHIP
55 Mat Latos, R ERA: 3.04	(1, 1)	6.0	W	30	9	7	6	4	3	0	0	0	0	2	70	107	9.00	2.000
66 Logan Ondrusek, R ERA: 4.5	(7, 1)	2.0		9	2	0	0	1	1	0	0	0	0	0	20	31	0.00	1.500
60 J.J. Hoover, R ERA: 3.57	(9, 1)	1.0		3	0	0	0	2	0	0	0	0	0	0	9	13	0.00	0.000

PITCHER	IP	WLS	BF	H	R	ER	SO	BB	IBB	HBP	BLK	WP	HR	S	P	ERA	WHIP

TOP

Milwaukee Brewers @ Cincinnati Reds

Great American Ball Park, Cincinnati, OH

Sat May 11 2013, 4:14 PM - 7:28 PM EDT

Att. 41,678 - Partly Cloudy - 55 F

livebaseballscorecards.com

AB	38
R	7
H	11
RBI	7
BB	4
SO	7
LOB	15

WP: 0	PA: 42
PB: 0	
SB: 1	
CS: 0	

Batter	1	2	3	4	5	6	7	8	9	AB	R	H	RBI	BB	SO	LOB
17 Shin-Soo Choo, L (1, 8) OBP: 0.456, SLG: 0.559	F FF 86 F SL 83 S CU 71 0-3 ① K	B CU 72 B FF 86 C FF 87 B FF 87 B FF 86 4-1 19 G4-3 2 SF7 BB 1-2 2-3 3-H	S CU 68 X FF 86 0-1 2 SF8 19 1B 2B 1-3 3-H	S SI 90 X SI 89 0-1 ③ G3		B SL 77 B FF 91 X SI 89 2-0 ② F7				4	1	1	2	1	1	4
2 Zack Cozart, R (1, 6) OBP: 0.243, SLG: 0.353	C FF 88 B FF 87 F SL 84 B SL 85 B CU 72 X FF 89 3-2 ② F7	S CU 70 C SL 83 D CU 71 X CU 71 1-2 ① SF7 1-2 2-3 3-H	C FF 83 X SL 81 0-1 ① SF8 2-3 3-H		C SI 88 C SI 86 X SL 80 0-2 ① L8	F SI 90 X SI 91 0-1 ③ P3				3	0	0	2	0	0	3
19 Joey Votto, L (1, 3) OBP: 0.448, SLG: 0.471	B CU 69 X FF 88 1-0 1B	X CU 70 0-0 ② G4-3 2-3 3-H	C CH 77 C SL 81 X FF 86 0-2 32 2B 1B 3-H		C SI 89 B SL 78 F SI 88 S SL 78 1-3 ② K		X SI 91 0-0 ① G6-3			5	1	2	2	0	1	1
4 Brandon Phillips, R (1, 4) OBP: 0.321, SLG: 0.468	B FF 88 S CU 69 B CU 71 B SL 86 S CU 71 F CU 71 F FF 89 F CU 73 F FF 90 3-3 ③ K	X FF 85 0-0 ③ F9	C CU 70 B SL 81 X CH 79 1-1 ② F9		C SI 89 F SL 80 B SL 80 B SL 81 B SI 89 C SI 87 3-3 ③ K		B SI 90 S SL 83 C SI 93 F SL 83 S SI 92 1-3 K 32 G1-3			5	0	0	0	0	3	3
32 Jay Bruce, L (1, 9) OBP: 0.307, SLG: 0.406		B CU 69 C CU 68 X FF 86 1-1 HR	C FF 85 B CH 76 X FF 85 1-1 21 2B 2B F FF 84 F SL 81 B CH 76 B CU 68 X CU 66 2-2 1-H 2B			B SI 88 S FF 90 F SL 79 S SI 89 1-3 ① K	F SI 92 B SL 82 B SI 92 B SI 91 X SI 93 3-1 ② G1-3 1-2			5	2	3	2	0	1	1
21 Todd Frazier, R (1, 5) OBP: 0.336, SLG: 0.447 60 J.J. Hoover, R (9, 1)		X CU 70 0-0 26 E 55 1B 1B	F CU 88 B FF 84 F SL 81 B CH 76 B CU 68 X CU 66 2-1 39 2B 2B 2-H B FF 86 X FF 82 1-0 ③ G6-3			B SI 87 B CH 79 B SI 87 C SI 87 B CH 85 4-1 26 1B 26 S 39 1B BB	B SL 84 F SI 92 C SI 92 S SI 93 1-3 ③ K			4 0	3 0	2 0	1 0	1 0	1 0	2 0
26 Xavier Paul, L (1, 7) OBP: 0.382, SLG: 0.368 66 Logan Ondrusek, R (7, 1) 9 Jack Hannahan, L (8, PH) OBP: 0.343, SLG: 0.323 (9, 5)	B FF 86 F CU 70 B FF 86 1 SAFE X FF 87 2-1 E7 55 1B 17 BB 1-3	B FF 83 B CH 77 C FF 85 S SL 78 B SL 82 B FF 84 4-2 39 2B 55 1B BB	B SI 90 B SI 89 X SI 88 2-0 1B			F SL 76 F SL 82 F FF 91 B SL 82 X SL 82 1-2 39 1B 1-3 1B	B FF 94 F FF 93 F FF 94 B SL 85 S FF 93 2-3 ① K			3 0 1	2 0 0	2 0 0	0 0 0	1 0 1	0 0 0	1 0 0
39 Devin Mesoraco, R (1, 2) OBP: 0.342, SLG: 0.364	S CU 70 B CU 71 B FF 87 B SL 84 B SL 82 4-1 17 BB 55 1B 2 SF7 BB	D CU 68 C FF 85 D FF 84 B FF 85 S FF 84 X FF 85 3-2 55 1B 17 2B 2B 1-3 2-H	C SI 89 C SI 89 S SL 81 0-3 ① K			D FF 90 F FF 91 B SI 91 B SI 89 F SI 88 X FF 91 3-2 15 BB 2-3 3-H 1B	B FF 95 F FF 94 C SL 85 B SL 86 S SL 85 2-3 ② K			4	2	2	2	1	2	1
55 Mat Latos, R (1, 1) OBP: 0.250, SLG: 0.263 15 Derrick Robinson, S (6, PH) OBP: 0.448, SLG: 0.304 (7, 7)	B FF 86 C FF 87 D SL 84 X FF 87 2-1 2 SF7 17 BB 19 G4-3 1-2 2-3 3-H	B FF 84 C FF 85 X SL 81 1-1 17 2B 2 SF8 2-3 3-H	C SI 89 S SL 79 B SL 80 B SI 90 S SL 80 2-3 ② K			B FF 91 S FF 90 F FF 90 B SL 81 F FF 90 B SL 80 B SL 79 4-2 1-2 BB	B FF 93 X FF 93 1-0 ③ G6-3			3 1	2 0	2 0	2 0	0 1	1 0	1 0
Inning Stats	R: 0 E: 0 K: 2 S: 14 H: 1 LOB: 1 BB: 0 P: 21	R: 5 E: 1 K: 0 S: 14 H: 3 LOB: 1 BB: 2 P: 28	R: 7 E: 0 K: 0 S: 24 H: 7 LOB: 1 BB: 1 P: 39	R: 0 E: 0 K: 2 S: 9 H: 1 LOB: 1 BB: 0 P: 13	R: 0 E: 0 K: 2 S: 9 H: 0 LOB: 0 BB: 0 P: 13	R: 1 E: 0 K: 1 S: 17 H: 2 LOB: 3 BB: 2 P: 32	R: 0 E: 0 K: 2 S: 10 H: 0 LOB: 1 BB: 0 P: 15	R: 0 E: 0 K: 2 S: 7 H: 0 LOB: 0 BB: 0 P: 12			1B: 8 2B: 5 3B: 0 HR: 1 SF: 2 SAC: 0 DP: 0 HBP: 0			WP: 0 PB: 1 SB: 1 CS: 0 PA: 45	

PITCHER		IP	WLS	BF	H	R	ER	SO	BB	IBB	HBP	BLK	WP	HR	S	P	ERA	WHIP
46 Hiram Burgos, R ERA: 6.86	(1, 1)	3.0	L	24	11	12	10	2	3	0	0	0	0	1	52	88	30.00	4.667
31 Burke Badenhop, R ERA: 3.46	(4, 1)	2.0		7	1	0	0	4	0	0	0	0	0	0	18	26	0.00	0.500
51 Michael Gonzalez, L ERA: 4.26	(6, 1)	0.2		6	2	1	1	1	2	0	0	0	0	0	15	30	13.50	6.000
53 Brandon Kintzler, R ERA: 4.7	(6, 1)	1.1		5	0	0	0	2	0	0	0	0	0	0	12	17	0.00	0.000
29 Jim Henderson, R ERA: 1.2	(8, 1)	1.0		3	0	0	0	2	0	0	0	0	0	0	7	12	0.00	0.000

PITCHER	IP	WLS	BF	H	R	ER	SO	BB	IBB	HBP	BLK	WP	HR	S	P	ERA	WHIP

BOTTOM

Milwaukee Brewers @ Cincinnati Reds

Great American Ball Park, Cincinnati, OH

Sat May 11 2013, 4:14 PM - 7:28 PM EDT

Att. 41,678 - Partly Cloudy - 55 F

livebaseballscorecards.com

AB	38
R	13
H	14
RBI	13
BB	5
SO	11
LOB	17

Milwaukee Brewers @ Cincinnati Reds

Great American Ball Park, Cincinnati, OH

Sun May 12 2013, 1:12 PM - 4:02 PM EDT

Att. 38,813 - Sunny - 56 F

TOP

livebaseballscorecards.com

Batter	1	2	3	4	5	6	7	8	9	AB	R	H	RBI	BB	SO	LOB
7 Norichika Aoki, L (1, 9) OBP: 0.369, SLG: 0.424	C CU 70 C CU 69 B SL 73 F SI 86 T SI 86 1-2 ① **K**		X SI 86 0-0 ③ **L8**			B CU 69 C CU 68 B SI 85 X SI 86 2-1 ① **G6-3**		X FF 92 0-0 ① **G1-3** **1-2**		4	0	0	0	0	1	1
9 Jean Segura, R (1, 6) OBP: 0.406, SLG: 0.588	B SL 79 B SI 86 F SL 74 B FF 87 B SI 86 4-1 3 CS **BB**			X CH 73 0-0 3 1B **2B**		B CU 67 C SI 87 B SI 87 X SI 87 2-1 ② **G6-3**		C SI 94 F SI 94 B SL 91 X SI 94 1-2 3 PB 8 S **1B** **2-3**		3	0	2	0	1	0	0
8 Ryan Braun, R (1, 7) OBP: 0.396, SLG: 0.579	B SI 86 C SI 86 X SL 77 1-1 ② **F9**			B CH 81 C CU 68 B SI 86 B SI 86 X SI 86 3-1 ① **G6-3**		C SI 84 B SL 75 B SL 85 X CU 68 2-1 ③ **P3**		C SL 89 S FF 93 1 SAFE B FF 93 S FF 94 1-3 ② **K** **1-2**		4	0	0	0	0	1	4
3 Yuniesky Betancourt, R (1, 3) (7, 5) OBP: 0.281, SLG: 0.496	B SI 86 1-0 ③ **CS** **1-2**	C CH 76 B SI 86 X SI 85 1-1 **2B**		C SI 87 X CU 70 0-1 12 G6-4-3 **1B** **2-3**			F CU 68 B SL 76 C CH 81 B SI 87 F SI 88 X SI 88 2-2 ① **L8**	C FF 94 C FF 95 C FF 95 B FF 95 X FF 94 2-2 ③ **F9** **2-3** **3-H**		4	0	2	0	0	0	1
12 Martín Maldonado, R (1, 2) OBP: 0.275, SLG: 0.349		C SI 85 F CH 76 C SL 76 0-3 ① **K**		S SI 87 F SI 87 B SI 86 X SI 87 1-2 ② ③ **G6-4-3** **1-2f**			C CU 70 S SL 78 B SL 76 X CU 70 1-2 ② **P6**		C FF 95 F SL 85 B FF 97 B FF 98 S FF 94 2-3 ① **K**	4	0	0	0	0	2	3
22 Logan Schafer, L (1, 8) OBP: 0.225, SLG: 0.162 20 Jonathan Lucroy, R (9, PH) OBP: 0.274, SLG: 0.346		B SL 74 C CU 70 F SL 75 F SI 86 B SI 86 F CH 78 C SI 86 2-3 ② **K**			X CH 75 0-0 ① **G6-3**		H SL 75 1-0 23 1B **HBP**		C FF 96 S FF 96 T FF 96 0-2 ② **K**	2 1	0 0	0 0	0 0	0 0	1 1	1 0
23 Rickie Weeks Jr., R (1, 4) OBP: 0.304, SLG: 0.278		B SL 80 B SL 81 C SL 75 X SI 87 2-1 ③ **G5-3**			C CU 66 B SL 78 X SI 87 1-1 ② **G6-3**		B SI 86 B CU 70 B SI 87 C CU 69 C SL 73 X SI 86 3-2 **1-3** **1B**		C SL 85 S FF 96 B FF 99 B FF 98 F FF 97 F FF 96 B FF 94 4-2 27 DI **BB**	3	0	1	0	1	0	1
14 Jeff Bianchi, R (1, 5) OBP: 0.200, SLG: 0.400 64 Mike Fiers, R (7, 1) 27 Carlos Gómez, R (9, PH) OBP: 0.414, SLG: 0.645			C CU 66 B SI 85 F SL 74 F SI 87 S SL 76 1-3 ① **K**		X SI 88 0-0 **2B**		C FC 89 B SI 88 B FF 90 F FF 89 F KC 73 C FF 90 2-3 ③ **K**		F FF 97 S FF 95 B FF 96 S FF 97 1-3 ③ **K** **1-2**	3 0 1	0 0 0	1 0 0	0 0 0	0 0 0	2 0 1	2 0 1
60 Wily Peralta, R (1, 1) OBP: 0.250, SLG: 0.200 11 Alex Gonzalez, R (7, 3) OBP: 0.227, SLG: 0.253			X CH 78 0-0 ② **L8**		C CU 69 S SL 75 S SL 76 0-3 ③ **K**			C SL 89 F SL 88 B SL 86 X SL 90 1-2 9 1B 7 G1-3 3 PB **1B**		2 1	0 1	0 1	0 1	0 0	1 0	1 0

Inning Stats	1	2	3	4	5	6	7	8	9
R	0	0	0	0	0	0	0	1	0
E	0	0	0	0	0	0	0	0	0
K	1	2	1	0	1	0	1	1	3
S	7	12	6	8	7	6	14	13	13
H	0	1	0	2	1	0	1	2	0
LOB	0	1	0	1	1	0	2	1	1
BB	1	0	0	0	0	0	0	0	1
P	14	17	7	12	8	12	23	18	20

	AB	R	H	RBI	BB	SO	LOB
	32	1	7	0	2	10	15

	1B	SF	WP	PA
	4	0	0	36
	2B	SAC	PB	
	3	0	1	
	3B	DP	SB	
	0	1	1	
	HR	HBP	CS	
	0	1	1	

PITCHER		IP	WLS	BF	H	R	ER	SO	BB	IBB	HBP	BLK	WP	HR	S	P	ERA	WHIP
61 Bronson Arroyo, R ERA: 3.76	(1, 1)	6.2	W	25	5	0	0	5	1	0	1	0	0	0	56	87	0.00	0.900
63 Sam LeCure, R ERA: 1.59	(7, 1)	0.1	H	1	0	0	0	1	0	0	0	0	0	0	4	6	0.00	0.000
51 Jonathan Broxton, R ERA: 4.41	(8, 1)	1.0		5	2	1	0	1	0	0	0	0	0	0	13	18	0.00	2.000
54 Aroldis Chapman, L ERA: 2.65	(9, 1)	1.0		4	0	0	0	3	1	0	0	0	0	0	13	20	0.00	1.000

PITCHER		IP	WLS	BF	H	R	ER	SO	BB	IBB	HBP	BLK	WP	HR	S	P	ERA	WHIP

Milwaukee Brewers @ Cincinnati Reds

Great American Ball Park, Cincinnati, OH

Sun May 12 2013, 1:12 PM - 4:02 PM EDT

Att. 38,813 - Sunny - 56 F

BOTTOM

livebaseballscorecards.com

Batter	1	2	3	4	5	6	7	8	9	AB	R	H	RBI	BB	SO	LOB
17 Shin-Soo Choo, L (1, 8) OBP: 0.451, SLG: 0.547	F SI 92 X FF 93 0-1 ① L6	C SL 85 B SI 96 F FF 95 D SL 84 B CH 86 X SL 86 3-2 ③ F8		D SI 93 C CH 83 B SI 95 F SL 84 B SL 88 F SL 84 D SI 96 4-2 2 FC5 BB			B CU 69 C FF 87 C FF 87 B FF 87 X CH 81 2-2 ① G5-3			3	0	0	0	1	0	1
2 Zack Cozart, R (1, 6) OBP: 0.237, SLG: 0.343	C FF 94 B FF 95 S FF 94 B FF 96 B SI 95 X FF 95 3-2 ② L8		C SL 82 B SI 94 X SI 95 1-1 ① L4	B SL 83 X SI 95 1-0 ③ FC5 1-2 2-3f			C FF 86 X FC 83 0-1 ② G5-3			4	0	0	0	0	0	2
19 Joey Votto, L (1, 3) OBP: 0.444, SLG: 0.465	B SL 82 B SI 96 F FF 94 F SI 95 F FF 95 B SL 86 S SL 85 3-3 ③ K		C SI 96 C SI 96 F SI 96 B FF 96 B FF 95 F SI 97 X SL 86 2-2 4 E 4 FC1 32 FC4-6 1B		F FF 92 B SI 94 C SI 94 X FF 94 1-2 ① L8		S FF 87 B FC 87 X CU 71 1-1 ③ G4-1			4	1	1	0	0	1	0
4 Brandon Phillips, R (1, 4) OBP: 0.319, SLG: 0.462		B FF 94 B FF 95 F FF 93 F SI 94 X SL 85 2-2 32 1B 23 HR 1B	X SL 84 0-0 FC1 32 FC4-6 1-3		X SI 95 0-0 ② G6-3			S FF 85 C CU 69 F FF 86 X FF 87 0-2 ① F9		4	1	1	0	0	0	1
32 Jay Bruce, L (1, 9) OBP: 0.306, SLG: 0.403		F SI 95 B FF 93 B FF 92 X SI 94 2-1 1-2 23 HR 1B	F SL 83 D SI 95 1 SAFE B SI 96 F SI 94 1 SAFE X SI 94 2-2 ② FC4-6 1-2f 3-H		F SL 84 B FF 94 X SI 94 1-1 ③ L8			B CU 69 B CU 69 C FC 87 F FC 87 F FF 88 F CU 70 F FC 82 F FC 83 C FF 88 2-3 ② K		4	1	1	1	0	1	1
21 Todd Frazier, R (1, 5) OBP: 0.327, SLG: 0.433		C FF 95 B SL 84 S SI 95 S SI 94 1-3 ① K	B FF 95 X SI 95 1-0 ③ G4-3			F SL 83 B SI 94 B SI 95 B FF 94 X SI 94 3-1 ① F8		X FC 83 0-0 ③ G1		4	0	0	0	0	1	3
23 Donald Lutz, L (1, 7) OBP: 0.316, SLG: 0.474		C SL 85 X FF 94 0-1 1-H 2-H HR	S SL 81 B SL 82 S SI 92 S SL 84 1-3 ① K			M CH 81 B CH 82 B SI 94 X CH 83 2-1 ② P5				3	1	1	3	0	1	0
29 Ryan Hanigan, R (1, 2) OBP: 0.216, SLG: 0.114		X FF 96 0-0 ② G6-3	B FF 93 B FF 93 B SI 92 B SI 90 4-0 2 FC5 61 SH2-4 BB			B FF 94 X SI 95 1-0 ③ G1-3				2	0	0	0	1	0	0
61 Bronson Arroyo, R (1, 1) OBP: 0.083, SLG: 0.083 63 Sam LeCure, R (7, 1) 26 Xavier Paul, L (7, PH) OBP: 0.391, SLG: 0.431 51 Jonathan Broxton, R (8, 1) 54 Aroldis Chapman, L (9, 1)		S FF 95 T FF 95 B SL 86 B SI 95 F FF 95 B FF 97 X FF 95 3-2 1B	1 SAFE X SL 90 0-0 ② SH2-4 1-2				B CU 69 B FC 86 X FF 86 2-0 HR			1 0 1 0 0	0 0 1 0 0	1 0 1 0 0	0 0 1 0 0	0 0 0 0 0	0 0 0 0 0	0 0 0 0 0
Inning Stats	R: 0 E: 0 K: 1 S: 9 H: 0 LOB: 0 BB: 0 P: 15	R: 3 E: 0 K: 1 S: 18 H: 4 LOB: 1 BB: 0 P: 29	R: 1 E: 2 K: 0 S: 12 H: 1 LOB: 1 BB: 0 P: 18	R: 0 E: 0 K: 1 S: 8 H: 0 LOB: 2 BB: 2 P: 18	R: 0 E: 0 K: 0 S: 6 H: 0 LOB: 0 BB: 0 P: 8	R: 0 E: 0 K: 0 S: 5 H: 0 LOB: 0 BB: 0 P: 11	R: 1 E: 0 K: 0 S: 8 H: 1 LOB: 0 BB: 0 P: 13	R: 0 E: 0 K: 1 S: 12 H: 0 LOB: 0 BB: 0 P: 14		1B: 4 2B: 0 3B: 0 HR: 2 SF: 0 SAC: 1 DP: 0 HBP: 0				WP: 0 PB: 0 SB: 0 CS: 0 PA: 33		

	AB	30
	R	5
	H	6
	RBI	5
	BB	2
	SO	4
	LOB	8

PITCHER		IP	WLS	BF	H	R	ER	SO	BB	IBB	HBP	BLK	WP	HR	S	P	ERA	WHIP
60 Wily Peralta, R ERA: 5.4	(1, 1)	6.0	L	26	5	4	3	3	2	0	0	0	0	1	58	99	4.50	1.167
64 Mike Fiers, R ERA: 7.71	(7, 1)	2.0		7	1	1	1	1	0	0	0	0	0	1	20	27	4.50	0.500

PITCHER	IP	WLS	BF	H	R	ER	SO	BB	IBB	HBP	BLK	WP	HR	S	P	ERA	WHIP

Milwaukee Brewers @ Pittsburgh Pirates

PNC Park, Pittsburgh, PA

Mon May 13 2013, 7:09 PM - 9:56 PM EDT

Att. 11,872 - Partly Cloudy - 51 F

livebaseballscorecards.com

TOP

Batter	1	2	3	4	5	6	7	8	9	AB	R	H	RBI	BB	SO	LOB
7 Norichika Aoki, L (1, 9) OBP: 0.377, SLG: 0.445	B SI 92 C SI 92 X CH 88 1-1 9 1B 27 1B 2B		X SI 91 0-0 ① L3		C KC 81 D KC 80 X KC 82 1-1 9 S 9 1B 2B 3-H		B SI 91 X KC 81 1-0 E1 27 S 3-H		D SI 94 B SL 85 C SI 93 F SI 94 F SI 93 X SL 85 2-2 2-H 1B	5	2	3	3	0	0	0
9 Jean Segura, R (1, 6) OBP: 0.412, SLG: 0.588	C KC 81 B KC 82 B SI 92 S FF 93 X KC 81 2-2 27 1B 27 S 2-3 1B		C SI 91 B KC 80 X SI 90 1-1 27 S 1B		C SI 91 X SI 92 0-1 27 S 2-H 1B		P PO 84 X KC 81 1-0 ② F8		B SI 93 1 SAFE B SI 94 F SI 91 1 SAFE F SI 92 F SI 95 B SL 83 F SL 82 3-2 ③ X CH 85 F8	5	0	3	1	0	0	2
27 Carlos Gómez, R (1, 8) OBP: 0.409, SLG: 0.633	B SI 93 S KC 83 B FF 94 S KC 85 X KC 84 2-2 16 S 1-3 3-H 1B		1 SAFE B SI 92 B CH 88 F SI 92 C KC 81 F SI 91 F KC 83 F FF 92 D KC 83 3-2 ② 2 SAFE F KC 83 X SI 92 G6-3 1-2		1 SAFE P PO 82 C KC 82 X SI 93 1-1 ② G6-3 1-2		S KC 81 F KC 81 C SI 91 0-3 ③ K 1-2			4	0	1	1	0	1	3
16 Aramis Ramirez, R (1, 5) OBP: 0.450, SLG: 0.600 14 Jeff Bianchi, R (8, 5) OBP: 0.200, SLG: 0.400	1 SAFE 1 SAFE B FF 92 1 SAFE 1 SAFE C SI 94 C SI 93 F KC 83 S FF 94 1-3 ① K 1-2		D KC 83 X SI 92 1-0 ③ F8		D KC 83 C KC 81 B SI 91 X KC 82 2-1 ③ G6-3			S SL 83 X SI 91 0-1 ① G5-3		4 0	0 0	0 0	0 0	0 0	1 0	4 0
3 Yuniesky Betancourt, R (1, 4) OBP: 0.273, SLG: 0.480	F SI 93 F KC 84 S KC 85 0-3 ② K			F FF 91 C SI 91 X KC 81 0-2 ① G6-3		C KC 78 B KC 81 X CH 86 1-1 ① G6-3		C SI 91 B SL 85 X SL 85 1-1 ② G3-1		4	0	0	0	0	1	2
20 Jonathan Lucroy, R (1, 2) OBP: 0.264, SLG: 0.333	B FF 93 B KC 81 C SI 93 C SI 94 B KC 84 X SI 94 3-2 ③ F9			B FF 92 X SI 90 1-0 ② F9		B SI 90 X SI 90 1-0 ② G6-3		B SI 91 S SL 83 S SL 83 X SL 84 1-2 ③ G1-3		4	0	0	0	0	0	2
50 Blake Lalli, L (1, 3) OBP: 0.130, SLG: 0.130 11 Alex Gonzalez, R (9, PH) OBP: 0.236, SLG: 0.262 (9, 3)		B SI 91 S SI 91 F SI 91 S KC 82 1-3 ① K		C SI 91 S KC 81 C KC 81 0-3 ③ K		B FF 91 F CH 87 F KC 80 F CH 88 F SI 91 X KC 81 1-2 ③ G4-3			C SI 92 B SI 93 B SI 93 X SI 92 2-1 7 WP 22 SH2-3 7 1B 1B	3 1	0 1	0 1	0 0	0 0	2 0	0 0
22 Logan Schafer, L (1, 7) OBP: 0.233, SLG: 0.200		B CH 86 F SI 91 F CH 89 X KC 83 1-2 ② G1-3			B CH 86 X SI 90 1-0 41 SH3-4 7 2B 2B		B FF 90 X CH 87 1-0 E3 41 SH2 41 E 7 E		C SI 92 X SL 84 0-1 ① SH2-3 1-2	3	2	1	0	0	0	0
41 Marco Estrada, R (1, 1) OBP: 0.200, SLG: 0.267 53 Brandon Kintzler, R (8, 1) 23 Rickie Weeks Jr., R (9, PH) OBP: 0.302, SLG: 0.276 29 Jim Henderson, L (9, 1)		C FF 91 C SI 92 F SI 91 F KC 82 C SI 92 0-3 ③ K			B SI 90 X CH 89 1-0 ① SH3-4 2-3		1 SAFE C CH 89 L CH 88 B KC 80 X CH 89 1-2 ① SH2 1-3		B CH 84 C SI 93 C SI 94 D CH 85 S SI 92 2-3 ② K	1 0 1 0	0 0 0 0	0 0 0 0	0 0 1 0	0 0 0 0	1 0 0 0	0 0 1 0
Inning Stats	R: 1 E: 0 K: 2 S: 18 H: 3 LOB: 2 BB: 0 P: 27	R: 0 E: 0 K: 2 S: 11 H: 0 LOB: 0 BB: 0 P: 13	R: 0 E: 0 K: 0 S: 11 H: 1 LOB: 1 BB: 0 P: 16	R: 0 E: 0 K: 1 S: 7 H: 0 LOB: 0 BB: 0 P: 8	R: 2 E: 0 K: 0 S: 11 H: 3 LOB: 1 BB: 0 P: 16	R: 0 E: 0 K: 0 S: 8 H: 0 LOB: 0 BB: 0 P: 11	R: 1 E: 3 K: 1 S: 10 H: 0 LOB: 1 BB: 0 P: 13	R: 0 E: 0 K: 0 S: 7 H: 0 LOB: 0 BB: 0 P: 9	R: 1 E: 0 K: 1 S: 16 H: 2 LOB: 1 BB: 0 P: 25	1B: 6 2B: 3 3B: 0 HR: 0 SF: 0 SAC: 3 DP: 0 HBP: 0						

	AB	35
	R	5
	H	9
	RBI	5
	BB	0
	SO	7
	LOB	14

WP: 1 PA: 38
PB: 0
SB: 6
CS: 0

PITCHER		IP	WLS	BF	H	R	ER	SO	BB	IBB	HBP	BLK	WP	HR	S	P	ERA	WHIP
34 A.J. Burnett, R ERA: 2.73	(1, 1)	7.0	L	30	7	4	3	6	0	0	0	0	0	0	76	104	3.86	1.000
52 Jose Contreras, R ERA: 6.0	(8, 1)	1.0		3	0	0	0	0	0	0	0	0	0	0	7	9	0.00	0.000
44 Tony Watson, L ERA: 5.79	(9, 1)	1.0		5	2	1	1	1	0	0	0	0	1	0	16	25	9.00	2.000

PITCHER	IP	WLS	BF	H	R	ER	SO	BB	IBB	HBP	BLK	WP	HR	S	P	ERA	WHIP

Batter	1	2	3	4	5	6	7	8	9	AB	R	H	RBI	BB	SO	LOB
6 Starling Marte, R (1, 7) OBP: 0.389, SLG: 0.493	C FF 88 B FF 89 B FF 89 X FF 90 2-1 G6-3 ①		B CU 75 B CU 77 C FF 88 S CH 78 X CH 77 2-2 F7 ③			C FF 88 B CH 80 C FF 89 X FF 90 1-2 F9 ②		F SI 94 X SL 84 0-1 G6-3 ② 2-3		4	0	0	0	0	0	2
23 Travis Snider, L (1, 9) OBP: 0.350, SLG: 0.360 44 Tony Watson, L (9, 1)	B FF 89 S FF 89 C FF 90 F FF 90 F CH 77 F FF 90 B FF 90 F FF 90 F CU 78 2-3 C CU 78 K ②			C CU 75 C FF 89 B FF 88 C FF 90 1-3 K ①		C CU 76 B FF 89 F FF 88 X CU 78 1-2 1B		B SI 93 X SI 92 1-0 G5-3 ③		4 0	0 0	1 0	0 0	0 0	2 0	1 0
22 Andrew McCutchen, R (1, 8) OBP: 0.333, SLG: 0.420	B FF 89 C CU 77 F CH 79 F FF 90 X CU 78 1-2 G5-3 ③			C CU 78 B FF 89 B FF 90 C CH 79 X CH 81 2-2 G5-3 ②		X CU 76 0-0 F7 ③			B FF 95 X FF 93 1-0 L7 ①	4	0	0	0	0	0	1
14 Gaby Sanchez, R (1, 3) OBP: 0.370, SLG: 0.523		B CU 76 B CU 77 C FF 89 B FF 89 C FF 90 X FF 90 3-2 F8 ①		B CU 78 F FF 90 B CH 79 B FF 89 S CH 80 F FF 90 F FF 90 B CU 78 4-2 BB			F FF 88 C CH 77 X FF 89 0-2 18 F9 24 G5-3 2B		X FF 94 0-0 G5-3 ②	3	1	1	0	1	0	0
18 Neil Walker, S (1, 4) OBP: 0.337, SLG: 0.325		B FF 90 S CH 79 B FF 90 X FF 90 2-1 F7 ②		B CU 76 X FF 88 1-0 F8 ③			C CU 75 X CH 76 0-1 F9 ① 2-3		C FF 95 B FF 91 B FF 94 S FF 94 S SL 86 2-3 K ③	4	0	0	0	0	1	2
24 Pedro Alvarez, L (1, 5) OBP: 0.244, SLG: 0.355		S CH 79 C FF 91 S FF 90 0-3 K ③	B CU 76 B CH 76 C FF 89 S CH 77 S FF 89 2-3 K ①				X CH 77 0-0 G5-3 ② 3-H			3	0	0	1	0	2	0
19 Michael McKenry, R (1, 2) OBP: 0.302, SLG: 0.479			C FF 88 F CU 77 S CH 77 0-3 K ①	S CU 77 B FF 89 X FF 89 1-1 G6-3 ②			B CU 76 X FF 88 1-0 F9 ③			3	0	0	0	0	1	0
12 Clint Barmes, R (1, 6) OBP: 0.276, SLG: 0.313			C FF 88 B CU 78 X CU 78 1-1 34 SH5-4 1B	B FF 90 F CU 77 S CH 78 B CU 80 B FF 90 X FF 90 3-2 F9 ③				C SI 93 X SL 84 0-1 6 G6-3 31 G1 1B		3	0	2	0	0	0	0
34 A.J. Burnett, R (1, 1) 52 Jose Contreras, R (8, 1) 31 Jose Tabata, R (8, PH) OBP: 0.324, SLG: 0.413 (9, 9)			1 SAFE C CU 76 L CU 76 X CU 75 0-2 SH5-4 ② 1-2			B FF 87 B FF 88 C FF 87 C FF 88 X FF 89 2-2 G4-3 ①		B SI 92 C SI 92 X SI 94 1-1 G1 ① 1-2		1 0 1	0 0 0	0 0 0	0 0 0	0 0 0	0 0 1	0 0 1
Inning Stats	R: 0 E: 0 K: 1 S: 14 H: 0 LOB: 0 BB: 0 P: 19	R: 0 E: 0 K: 1 S: 8 H: 0 LOB: 0 BB: 0 P: 13	R: 0 E: 0 K: 1 S: 11 H: 1 LOB: 1 BB: 0 P: 14	R: 0 E: 0 K: 1 S: 11 H: 0 LOB: 1 BB: 1 P: 19	R: 0 E: 0 K: 1 S: 8 H: 0 LOB: 0 BB: 0 P: 14	R: 0 E: 0 K: 0 S: 10 H: 1 LOB: 1 BB: 0 P: 14	R: 1 E: 0 K: 0 S: 7 H: 1 LOB: 0 BB: 0 P: 8	R: 0 E: 0 K: 0 S: 7 H: 1 LOB: 1 BB: 0 P: 9	R: 0 E: 0 K: 1 S: 5 H: 0 LOB: 0 BB: 0 P: 8	1B: 3 2B: 1 3B: 0 HR: 0	SF: 0 SAC: 1 DP: 0 HBP: 0			WP: 0 PB: 0 SB: 0 CS: 0	PA: 32		

PITCHER		IP	WLS	BF	H	R	ER	SO	BB	IBB	HBP	BLK	WP	HR	S	P	ERA	WHIP
41 Marco Estrada, R ERA: 5.32	(1, 1)	7.0	W	25	3	1	1	5	1	0	0	0	0	0	69	101	1.29	0.571
53 Brandon Kintzler, R ERA: 4.41	(8, 1)	1.0	H	4	1	0	0	0	0	0	0	0	0	0	7	9	0.00	1.000
29 Jim Henderson, R ERA: 1.13	(9, 1)	1.0		3	0	0	0	1	0	0	0	0	0	0	5	8	0.00	0.000

PITCHER	IP	WLS	BF	H	R	ER	SO	BB	IBB	HBP	BLK	WP	HR	S	P	ERA	WHIP

BOTTOM

Milwaukee Brewers @ Pittsburgh Pirates

PNC Park, Pittsburgh, PA

Mon May 13 2013, 7:09 PM - 9:56 PM EDT

Att. 11,872 - Partly Cloudy - 51 F

livebaseballscorecards.com

AB	30
R	1
H	4
RBI	1
BB	1
SO	6
LOB	7

Batter	1	2	3	4	5	6	7	8	9	10	11	12	AB	R	H	RBI	BB	SO	LOB
7 Norichika Aoki, L (1, 9) OBP: 0.381, SLG: 0.448	C FF 89 F FF 91 B KC 83 B FF 92 B SI 93 F SI 92 X SI 92 3-2 ① G6-3		B FF 91 B SI 91 C FF 92 X FF 91 2-1 ② P6		B SI 91 X FF 90 1-0 9 WP 9 G4-3 1B		1 SAFE 1 SAFE S FC 89 1 SAFE D FC 88 X FC 87 1-1 ② FC4-6 9 FC6-4 1-2f			B FC 92 C FC 92 F FC 91 X KC 82 1-2 9 FC1-4 1B		C FF 91 C SI 92 X SL 84 0-2 8 G6-4-3 1B	6	1	3	0	0	0	1
9 Jean Segura, R (1, 6) OBP: 0.403, SLG: 0.592	B KC 79 B SI 92 C SI 92 B CH 82 X FF 91 3-1 HR		B CH 83 B FF 92 X CH 82 2-0 ③ G1-3		B KC 78 B SI 89 B CH 79 C CH 81 X SI 90 3-1 ② G4-3 1-H		B FC 89 X FC 88 1-0 ③ FC6-4 1-2f			C FC 92 B FC 91 X FC 88 1-1 ① FC1-4 8 FC4-6 1-2f		C SI 90 X SL 84 0-1 ① F9	6	1	1	2	0	0	3
8 Ryan Braun, R (1, 7) OBP: 0.400, SLG: 0.591	C SI 92 B FF 91 F SI 92 S CH 81 1-3 ② K			B FF 90 X FF 89 1-0 27 2B 2B	B SI 90 X CH 83 1-0 16 CS 1B			B FC 89 X FF 93 1-0 2B		1 SAFE X FC 91 0-0 ② FC4-6 16 1B 1-2f		1 SAFE B SI 92 1 SAFE F FF 92 X SI 92 1-1 ②③ G6-4-3 1-2f	6	1	3	0	0	1	2
16 Aramis Ramirez, R (1, 5) OBP: 0.422, SLG: 0.550 14 Jeff Bianchi, R (10, PR) OBP: 0.200, SLG: 0.400 (10, 5)	X SI 92 0-0 ③ F9			C KC 80 F SI 89 D KC 82 X KC 81 1-2 ① G5-3	B KC 80 F KC 77 1 SAFE C SI 90 1-2 ③ CS 1-2	S CH 80 X SI 88 0-1 ① F9		S FC 90 D FC 91 X FC 89 1-1 ① G5-3		C FF 92 X FF 92 0-1 27 FC6 1B 1-2			5	0	1	0	0	0	2
													0	0	0	0	0	0	0
27 Carlos Gómez, R (1, 8) OBP: 0.408, SLG: 0.632		C FF 90 B KC 81 C FF 88 B CH 81 S KC 80 2-3 ① K		X FF 90 0-0 3 FC5-4 2B 2-H		B CH 79 B KC 79 S CH 80 C SI 88 B SI 90 F CH 80 X CH 80 3-2 3 FC6-4 1B		C FC 88 D FC 89 F FC 88 F FC 88 S FC 90 1-3 ② K		D FF 92 X FF 91 1-0 ③ FC6 1-2f			5	0	2	1	0	2	3
3 Yuniesky Betancourt, R (1, 3) OBP: 0.263, SLG: 0.462		C KC 79 B CH 82 S KC 81 S KC 82 1-3 ② K		D KC 81 X KC 80 1-0 ② FC5-4 23 BB 2-3	F KC 77 1 SAFE F FF 89 X KC 80 0-2 ② FC6-4 23 FC5-4 1-2f			F FC 90 X FC 86 0-1 ③ F9			C SL 85 F FF 91 B SL 85 S SL 86 1-3 ① K		5	0	0	0	0	2	3
23 Rickie Weeks Jr., R (1, 4) OBP: 0.305, SLG: 0.275		F SI 91 B SI 91 X KC 83 1-1 1B		B SI 90 D CH 81 D CH 81 C SI 90 B FF 90 4-1 1-2 BB	D KC 77 X SI 89 1-0 ③ FC5-4 1-2f				B FF 91 C SL 80 F FF 92 B SL 82 S SL 82 2-3 ① K		B SI 93 X SI 93 1-0 ② G4-3		4	0	1	0	1	1	1
12 Martín Maldonado, R (1, 2) OBP: 0.270, SLG: 0.328		B SI 90 B CH 80 S CH 80 C KC 83 B KC 83 C KC 81 3-3 ③ K		S KC 81 B KC 80 D CH 80 F KC 79 X KC 81 2-2 ③ G4-3			X FF 93 0-0 ① G4-3		S SL 81 F FF 92 B FF 92 S SL 82 1-3 ② K		C SL 85 S SL 85 B SL 86 B SL 85 B FF 93 B SL 86 4-2 BB		4	0	0	0	1	2	3
26 Kyle Lohse, R 31 Burke Badenhop, R 22 Logan Schafer, L 53 Brandon Kintzler, R 51 Michael Gonzalez, R 59 John Axford, R 50 Blake Lalli, L 45 Alfredo Figaro, R 11 Alex Gonzalez, R 29 Jim Henderson, L 64 Mike Fiers, R			S SI 88 S SI 91 S FF 91 0-3 ① K		B FF 88 C FF 89 T SI 90 F FF 90 F FF 91 S KC 81 1-3 ① K		B FF 95 F FC 89 F FC 89 B FF 93 B FC 89 F FC 88 F FC 88 B FF 92 4-2 7 FC4-6 BB		B SL 82 C SL 80 F FF 92 S FF 92 1-3 ③ K		C FF 92 X FF 93 0-1 ③ F8							
Inning Stats	R: 1 H: 1 E: 0 LOB: 0 K: 1 BB: 0 S: 10 P: 17	R: 0 H: 1 E: 0 LOB: 1 K: 3 BB: 0 S: 11 P: 18	R: 0 H: 0 E: 0 LOB: 0 K: 1 BB: 0 S: 6 P: 10	R: 1 H: 2 E: 0 LOB: 2 K: 0 BB: 1 S: 10 P: 19	R: 1 H: 2 E: 0 LOB: 0 K: 1 BB: 0 S: 11 P: 18	R: 0 H: 1 E: 0 LOB: 1 K: 0 BB: 0 S: 10 P: 14	R: 0 H: 0 E: 0 LOB: 1 K: 0 BB: 1 S: 8 P: 14	R: 0 H: 1 E: 0 LOB: 1 K: 1 BB: 0 S: 9 P: 12	R: 0 H: 0 E: 0 LOB: 0 K: 3 BB: 0 S: 9 P: 13	R: 0 H: 2 E: 0 LOB: 2 K: 0 BB: 0 S: 9 P: 12	R: 0 H: 0 E: 0 LOB: 1 K: 1 BB: 1 S: 8 P: 14	R: 0 H: 1 E: 0 LOB: 0 K: 0 BB: 0 S: 7 P: 8	1B: 7 2B: 3 3B: 0 HR: 1	SF: 0 SAC: 0 DP: 1 HBP: 0	WP: 2 PB: 0 SB: 0 CS: 1	PA: 49			

PITCHER	IP	WLS	BF	H	R	ER	SO	BB	IBB	HBP	BLK	WP	HR	S	P	ERA	WHIP
49 Jeff Locke, L (1, 1) ERA: 3.15	6.0		25	7	3	3	6	1	0	0	0	1	1	58	96	4.50	1.333
29 Bryan Morris, R (7, 1) ERA: 3.09	2.0		8	1	0	0	1	1	0	0	0	0	0	17	26	0.00	1.000
39 Jason Grilli, R (9, 1) ERA: 1.08	1.0		3	0	0	0	3	0	0	0	0	0	0	9	13	0.00	0.000
35 Mark Melancon, R (10, 1) ERA: 0.45	1.0		5	2	0	0	0	0	0	0	0	0	0	9	12	0.00	2.000
32 Vin Mazzaro, R (11, 1) ERA: 3.14	2.0	W	7	1	0	0	1	1	0	0	0	0	0	15	22	0.00	1.000

PITCHER	IP	WLS	BF	H	R	ER	SO	BB	IBB	HBP	BLK	WP	HR	S	P	ERA	WHIP

TOP

Milwaukee Brewers @ Pittsburgh Pirates

PNC Park, Pittsburgh, PA

Tue May 14 2013, 7:09 PM - 11:21 PM EDT

Att. 11,556 - Partly Cloudy - 62 F

livebaseballscorecards.com

AB	45
R	3
H	11
RBI	3
BB	3
SO	11
LOB	19

Batter	1	2	3	4	5	6	7	8	9	10	11	12	AB	R	H	RBI	BB	SO	LOB
6 Starling Marte, R (1, 7) OBP: 0.382, SLG: 0.481	C SI 89 B CH 80 X SI 89 1-1 22 F8 31 1B 46 G4-3 1B	B SL 84 X CH 82 1-0 ③ L7			M CU 76 B SI 89 B SI 89 X CH 82 2-1 G5-3 ①	B SL 81 S SL 83 S SL 80 B SL 81 X SL 80 2-2 ③ F9			C FF 94 F FF 95 B SL 85 X FF 96 1-2 G1-3 ①		C SL 82 S SL 86 B SL 84 X FF 95 1-2 ② F8		6	1	1	0	0	0	3
31 Jose Tabata, R (1, 9) OBP: 0.351, SLG: 0.456	B SI 89 1 SAFE X SI 89 1-0 46 G4-3 1-2 1B		C SI 90 B SI 90 X CU 76 1-1 2B		B SL 79 C CU 76 F SI 90 B SI 91 B SI 90 B CH 81 4-2 22 FC4-6 BB		C SI 92 F SI 92 B SL 85 X SI 93 2-2 ① G6-3		S FF 96 B SL 85 B FF 97 F FF 95 X FF 96 2-2 2B		B SL 84 S FF 95 B FF 95 F FF 94 F FF 95 X SL 84 2-2 ③ G5-3		5	0	3	0	1	0	0
22 Andrew McCutchen, R (1, 8) OBP: 0.333, SLG: 0.434	X SL 83 0-0 ① F8 2-3		C CH 83 B SI 90 2 SAFE X SI 90 1-1 ① G6-3		F SI 90 C SI 90 1 SAFE B SI 90 F CH 81 X SI 90 1-2 ② FC4-6 1-2f		B FF 92 B SI 93 X SI 93 2-0 ② F9		I IN 75 I IN 77 I IN 77 I IN 76 4-0 46 G6-3 IBB			C FF 88 B FC 84 F FF 89 B FF 89 F FC 86 X FF 90 2-2 HR	5	1	1	1	1	0	4
46 Garrett Jones, L (1, 3) OBP: 0.325, SLG: 0.500	C CU 76 B CH 81 F SI 89 B CH 80 F CH 81 B SI 90 X CH 80 3-2 ② G4-3 1-2 3-H		C CU 77 S SI 91 X SI 91 0-2 ② P5		S CU 77 B SI 90 B SI 89 B CH 82 S CH 82 X SI 91 3-2 ③ P5		C SL 77 B FF 90 B S SL 81 B FF 91 S SL 82 3-3 ③ K		B FF 94 D FF 94 X FF 93 2-0 ②③ G6-3 1-2f				5	0	0	1	0	1	5
18 Neil Walker, S (1, 4) OBP: 0.360, SLG: 0.337	C SI 91 D CH 82 S CH 81 D CH 82 B SI 91 B CH 82 4-2 BB		D CH 83 S CH 82 B SI 91 F CH 82 X SI 91 2-2 ③ L7			B CU 76 B SI 89 C SI 90 B CH 82 B SI 89 4-1 55 2B 12 G6-3 BB		B FF 95 C FF 96 B SL 82 X FF 95 2-1 55 2B 1B			F SL 80 B SL 81 X FF 95 1-1 24 FC4-6 1B		3	2	2	0	2	0	1
24 Pedro Alvarez, L (1, 5) OBP: 0.235, SLG: 0.341	C CU 77 X SI 91 0-1 ③ F7			C CH 82 S SI 90 S SI 91 0-3 ① K		S SI 90 S SI 91 B SI 91 B SI 90 S CH 81 2-3 ① K		F FF 95 B FF 95 F FF 95 D CU 80 D CU 80 S CU 81 3-3 ① K			X FF 95 0-0 ① FC4-6 55 WP 1-2f		5	0	0	0	0	3	5
55 Russell Martin, R (1, 2) OBP: 0.368, SLG: 0.545		C SL 84 S SI 91 B SI 92 B CH 82 F SI 91 F CH 83 F SL 84 B SI 90 C SI 92 3-3 ① K		B SI 91 B CH 83 B SI 90 B SI 89 4-0 12 G1-3 BB		B SL 78 B SI 90 C SI 90 X SI 90 2-1 12 G6-3 1-3 2B		B SL 83 S FF 94 F FF 96 X FF 95 1-2 1-H 2B			C SL 81 F FF 97 F SL 83 F FF 97 B SL 82 X FF 96 1-2 G6-3 1-2		4	0	2	1	1	1	1
12 Clint Barmes, R (1, 6) OBP: 0.273, SLG: 0.308 32 Vin Mazzaro, R (11, 1)		C SI 91 C SL 84 X SL 84 0-2 49 G3 1B		C CU 76 X CH 82 0-1 ② G1-3 1-2		X SL 85 0-0 ② G6-3 2-3 3-H		X CU 80 0-0 ② G5-3			C FF 96 X CH 87 0-1 ③ F8		5 0	0 0	1 0	1 0	0 0	0 0	4 0
49 Jeff Locke, L (1, 1) 14 Gaby Sanchez, R (6, PH) OBP: 0.278, SLG: 0.523 29 Bryan Morris, L (7, 1) 23 Travis Snider, L (8, PH) OBP: 0.347, SLG: 0.356 39 Jason Grilli, R (9, 1) 35 Mark Melancon, R (10, 1) 17 John McDonald, R (11, 6) OBP: 0.171, SLG: 0.097 2 Brandon Inge, R (12, 6) OBP: 0.304, SLG: 0.318	X SI 90 0-0 ② G3 1-2		S CH 81 B CH 81 C SI 90 X CH 80 1-2 ③ G4-3		C SL 84 B CH 82 D CH 83 B SL 85 B SL 84 4-1 BB		B FF 96 D CU 82 C CU 80 S FF 96 B CU 80 S CU 81 3-3 ③ K		X FF 94 0-0 ① F7				2 0 0 0 1 0 0 0 1 0	0 0 0 0 0 0 0 0 0 0	0 0 0 0 0 0 0 0 0 0	0 0 0 0 1 0 0 0 0 0	0 0 0 0 0 0 0 0 0 0	0 0 0 0 0 0 0 0 0 0	2 0 0 0 1 0 0 0 0 0
Inning Stats	R: 1 E: 0 K: 0 S: 12 H: 2 LOB: 2 BB: 1 P: 21	R: 0 E: 0 K: 1 S: 11 H: 1 LOB: 1 BB: 0 P: 15	R: 0 E: 0 K: 0 S: 10 H: 1 LOB: 1 BB: 0 P: 14	R: 0 E: 0 K: 1 S: 8 H: 0 LOB: 1 BB: 1 P: 13	R: 0 E: 0 K: 0 S: 11 H: 0 LOB: 1 BB: 1 P: 21	R: 1 E: 0 K: 1 S: 11 H: 1 LOB: 2 BB: 2 P: 25	R: 0 E: 0 K: 1 S: 7 H: 0 LOB: 0 BB: 0 P: 14	R: 1 E: 0 K: 2 S: 12 H: 2 LOB: 1 BB: 0 P: 21	R: 0 E: 0 K: 0 S: 7 H: 1 LOB: 1 BB: 1 P: 16	R: 0 E: 0 K: 0 S: 11 H: 1 LOB: 1 BB: 0 P: 13	R: 0 E: 0 K: 0 S: 8 H: 0 LOB: 0 BB: 0 P: 11	R: 1 E: 0 K: 0 S: 4 H: 1 LOB: 0 BB: 0 P: 6	1B: 5 2B: 4 3B: 0 HR: 1	SF: 0 SAC: 0 DP: 1 HBP: 0	WP: 1 PB: 0 SB: 0 CS: 0	PA: 48			

PITCHER		IP	WLS	BF	H	R	ER	SO	BB	IBB	HBP	BLK	WP	HR	S	P	ERA	WHIP
26 Kyle Lohse, R ERA: 3.49	(1, 1)	5.2		27	5	2	2	3	5	0	0	0	0	0	60	104	3.18	1.765
31 Burke Badenhop, R ERA: 3.38	(6, 1)	0.1	H	1	0	0	0	0	0	0	0	0	0	0	3	5	0.00	0.000
53 Brandon Kintzler, R ERA: 4.24	(7, 1)	0.2	H	2	0	0	0	0	0	0	0	0	0	0	4	8	0.00	0.000
51 Michael Gonzalez, L ERA: 4.15	(7, 1)	0.1	H	1	0	0	0	1	0	0	0	0	0	0	3	6	0.00	0.000
59 John Axford, R ERA: 9.2	(8, 1)	1.0	B	5	2	1	1	2	0	0	0	0	0	0	12	21	9.00	2.000

PITCHER		IP	WLS	BF	H	R	ER	SO	BB	IBB	HBP	BLK	WP	HR	S	P	ERA	WHIP
45 Alfredo Figaro, R ERA: 2.11	(9, 1)	2.0		8	2	0	0	0	0	1	0	0	1	0	18	29	0.00	1.000
29 Jim Henderson, R ERA: 1.06	(11, 1)	1.0		3	0	0	0	0	0	0	0	0	0	0	8	11	0.00	0.000
64 Mike Fiers, R ERA: 8.68	(12, 1)	0.0	L	1	1	1	1	0	0	0	0	0	0	1	4	6	∞	∞

BOTTOM

Milwaukee Brewers @ Pittsburgh Pirates

PNC Park, Pittsburgh, PA

Tue May 14 2013, 7:09 PM - 11:21 PM EDT

Att. 11,556 - Partly Cloudy - 62 F

livebaseballscorecards.com

AB	42
R	4
H	10
RBI	4
BB	6
SO	6
LOB	26

Milwaukee Brewers @ Pittsburgh Pirates

PNC Park, Pittsburgh, PA

Wed May 15 2013, 7:07 PM - 9:51 PM EDT

Att. 13,554 - Partly Cloudy - 84 F

livebaseballscorecards.com

TOP

Batter	1	2	3	4	5	6	7	8	9	AB	R	H	RBI	BB	SO	LOB
7 Norichika Aoki, L (1, 9) OBP: 0.384, SLG: 0.449	C FF 90 X SI 90 0-1 G6-3		C SI 91 X SI 90 0-1 8 BB 1B		X SI 90 0-0 9 G5-4-3 1B			C FC 92 B FC 92 F FC 91 B FC 91 X FC 91 2-2 G1-3		4	0	2	0	0	0	0
9 Jean Segura, R (1, 6) OBP: 0.392, SLG: 0.575	B FF 91 B SI 91 C CH 84 B CH 84 C SI 91 S CU 78 3-3 K		F CH 82 B CH 84 F CU 78 C FF 91 1-3 K		F CH 84 F CU 78 X FF 90 0-2 G5-4-3 1-2f			C FC 92 T FC 91 F FC 94 S KC 82 0-3 K2-3		4	0	0	0	0	3	2
8 Ryan Braun, R (1, 7) OBP: 0.403, SLG: 0.592	F FF 91 F FF 90 B CU 79 X SI 91 1-2 2B		B FF 91 B CU 79 B CH 85 1 SAFE B SI 90 4-0 1-2 BB			C CH 83 B CU 80 X FF 90 1-1 G5-3		B FC 93 C FF 94 B FC 92 C FC 92 S FC 93 2-3 K		3	0	1	0	1	1	0
16 Aramis Ramirez, R (1, 5) OBP: 0.388, SLG: 0.500	B CU 77 C SI 90 X CH 85 1-1 F9		F FF 90 C CU 80 B FF 91 B SI 91 X CU 80 2-2 L7			B FF 91 X CH 83 1-0 F8			C SL 82 X FF 94 0-1 F8	4	0	0	0	0	0	3
20 Jonathan Lucroy, R (1, 2) OBP: 0.264, SLG: 0.348		B SI 90 B SI 90 X SI 90 2-0 G6-3		B SI 89 B CH 84 X SI 89 2-0 3B		C CU 75 B SI 90 F FF 90 B CU 78 S CH 84 2-3 K			B FF 94 F FF 94 B FF 94 C SL 83 F FF 94 S SL 84 2-3 K	4	0	1	0	0	2	0
27 Carlos Gómez, R (1, 8) OBP: 0.404, SLG: 0.620		B FF 90 C SI 90 B CU 74 B CH 84 X SI 90 3-1 23 G5-3 1B		F CU 77 X FF 89 0-1 P4			S FF 90 C FF 89 B CU 76 X CU 77 1-2 F8		C FF 94 F SL 84 F FF 94 B SL 83 B SL 85 X SL 84 2-2 G1-3	4	0	1	0	0	0	1
23 Rickie Weeks Jr., R (1, 4) OBP: 0.306, SLG: 0.299		F SI 90 1 SAFE C CH 82 F CU 76 F FF 91 B CU 79 B SI 89 X CU 78 2-2 G5-3 1-2		B CU 77 S FF 89 F CU 76 X CU 78 1-2 P3			X CH 84 0-0 HR			3	1	1	1	0	0	2
11 Alex Gonzalez, R (1, 3) OBP: 0.226, SLG: 0.250		X CU 77 0-0 G1-3		B FF 89 C CU 78 F FF 90 D CU 80 X CU 80 2-2 G6-3			C SI 89 F CU 78 B FF 90 S CU 78 1-3 K			3	0	0	0	0	1	2
49 Yovani Gallardo, R (1, 1) OBP: 0.211, SLG: 0.579 3 Yuniesky Betancourt, R (7, PH) OBP: 0.261, SLG: 0.458 31 Burke Badenhop, R (7, 1) 51 Michael Gonzalez, R (8, 1) 59 John Axford, R (8, 1)			C FF 88 F CU 80 F SI 89 F CU 81 B CU 80 T FF 91 1-2 K		B FF 89 C FF 90 X FF 90 1-1 F9		C SI 90 B SI 90 F CU 76 B SI 89 X SI 89 2-2 G1-3			2 1 0 0 0	0 0 0 0 0	0 0 0 0 0	0 0 0 0 0	0 0 0 0 0	1 0 0 0 0	0 0 0 0 0
Inning Stats	R: 0 E: 0 K: 1 S: 10 H: 1 LOB: 1 BB: 0 P: 15	R: 0 E: 0 K: 0 S: 9 H: 1 LOB: 1 BB: 0 P: 16	R: 0 E: 0 K: 2 S: 13 H: 1 LOB: 2 BB: 1 P: 21	R: 0 E: 0 K: 0 S: 9 H: 1 LOB: 1 BB: 0 P: 14	R: 0 E: 0 K: 0 S: 6 H: 1 LOB: 0 BB: 0 P: 7	R: 0 E: 0 K: 1 S: 6 H: 0 LOB: 0 BB: 0 P: 10	R: 1 E: 0 K: 1 S: 10 H: 1 LOB: 0 BB: 0 P: 14	R: 0 E: 0 K: 2 S: 10 H: 0 LOB: 0 BB: 0 P: 14	R: 0 E: 0 K: 1 S: 10 H: 0 LOB: 0 BB: 0 P: 14	1B: 3 2B: 1 3B: 1 HR: 1 SF: 0 SAC: 0 DP: 1 HBP: 0						

	AB	32
	R	1
	H	6
	RBI	1
	BB	1
	SO	8
	LOB	10

WP: 0 PA: 33
PB: 0
SB: 0
CS: 0

PITCHER		IP	WLS	BF	H	R	ER	SO	BB	IBB	HBP	BLK	WP	HR	S	P	ERA	WHIP
51 Wandy Rodriguez, L ERA: 3.25	(1, 1)	7.0	W	27	6	1	1	5	1	0	0	0	0	1	63	97	1.29	1.000
35 Mark Melancon, R ERA: 0.43	(8, 1)	1.0	H	3	0	0	0	2	0	0	0	0	0	0	10	14	0.00	0.000
39 Jason Grilli, R ERA: 1.02	(9, 1)	1.0	S	3	0	0	0	1	0	0	0	0	0	0	10	14	0.00	0.000

PITCHER	IP	WLS	BF	H	R	ER	SO	BB	IBB	HBP	BLK	WP	HR	S	P	ERA	WHIP

BOTTOM

Milwaukee Brewers @ Pittsburgh Pirates

PNC Park, Pittsburgh, PA

Wed May 15 2013, 7:07 PM - 9:51 PM EDT

Att. 13,554 - Partly Cloudy - 84 F

livebaseballscorecards.com

Batter	1	2	3	4	5	6	7	8	9	AB	R	H	RBI	BB	SO	LOB
6 Starling Marte, R (1, 7) OBP: 0.379, SLG: 0.481	C SL 87 F CU 75 B SL 89 B CU 76 S SI 89 2-3 ① **K**		C CU 78 B SI 90 C CU 78 T SI 91 1-2 ② **K**			L SL 84 C SI 90 X FF 91 0-2 22 WP 18 1B 2B		C SI 90 L SL 80 F SL 80 S SL 80 0-3 ① **K**		4	1	1	0	0	3	1
31 Jose Tabata, R (1, 9) OBP: 0.351, SLG: 0.443 23 Travis Snider, L (8, 9) OBP: 0.353, SLG: 0.363	C FF 89 B FF 89 B SL 84 X FF 89 2-1 ② **G6-3**		B FF 92 B FF 90 B FF 91 B SI 90 4-0 22 FC5 BB			L FF 90 C SL 85 D SI 91 S SI 92 1-3 ① **K**		X SI 89 0-0 22 FC1-4-5-6-2 22 WP 1B		2 1	0 0	0 1	0 0	1 0	1 0	1 0
22 Andrew McCutchen, R (1, 8) OBP: 0.331, SLG: 0.425	B CU 77 S CU 77 F FF 90 B FF 91 B CU 78 X CU 78 3-2 ③ **L5**		C FF 92 B SI 92 F CU 79 D CU 80 F SL 86 X SL 86 2-2 ③ **FC5** 1-2 2-3f			B CU 78 B SL 87 B SL 85 B SL 87 4-0 14 S 18 1B 2-3 BB		C SI 89 B SL 79 B SL 79 X SI 90 2-1 ② **FC1-4-5-6-2** 14 S 18 E 1-3		3	2	0	0	1	0	3
14 Gaby Sanchez, R (1, 3) OBP: 0.384, SLG: 0.507		C SL 89 B FF 88 B SL 87 F SL 86 B CU 79 X CU 78 3-2 ① **F7**		C CU 78 S SL 86 X SI 91 1-1 ① **G1-3**		D CU 78 B FF 92 F SL 85 B SL 88 S SL 87 F SL 86 B CU 78 4-2 18 1B 1-2 BB		B SL 80 B SI 89 B SI 89 C SI 91 C SI 89 B SL 81 4-2 18 E 2-3 BB		2	0	0	0	2	0	0
18 Neil Walker, S (1, 4) OBP: 0.356, SLG: 0.333		B SL 89 B CH 86 F SI 90 C SL 87 X FF 91 2-2 ② **G1-3**		B CU 77 B CU 77 X FF 91 2-0 ② **F7**		X SL 86 0-0 ② 1-3 2-H 3-H 1B		B SL 78 B SI 88 X SI 89 2-0 **E4** 55 FC5-4 1-2 3-H		4	0	1	2	0	0	1
55 Russell Martin, R (1, 2) OBP: 0.364, SLG: 0.529		B CU 78 C FF 91 F SI 90 B CU 78 B SL 86 B CU 77 4-2 BB		B SL 85 X SL 85 1-0 ③ **G6-3**		C CU 77 B SI 90 1 SAFE B SL 83 1 SAFE C CU 77 S SL 86 2-3 ③ **K**		C CU 80 S SL 85 F SL 83 F FF 97 X SL 83 0-2 ③ **FC5-4** 1-2f		3	0	0	0	1	1	3
2 Brandon Inge, R (1, 5) OBP: 0.306, SLG: 0.304		B FF 90 F SL 86 F CU 78 1 SAFE S SL 86 1-3 ③ **K**			X SL 85 0-0 ① **F8**		B SI 90 C SI 89 B SI 89 F SI 88 B SI 89 B SI 89 4-2 46 G1-3 10 SH3-4 BB			2	0	0	0	1	1	1
10 Jordy Mercer, R (1, 6) OBP: 0.294, SLG: 0.606			B SL 88 F SL 84 C SI 89 F CU 77 B FF 91 X FF 92 2-2 22 FC5 51 SH1-4 1B		C FF 90 X CU 78 0-1 ② **G6-3**		1 SAFE B SL 80 B SI 89 X SI 89 2-0 ① **SH3-4** 1-2			2	0	1	0	0	0	0
51 Wandy Rodriguez, S (1, 1) OBP: 0.118, SLG: 0.118 46 Garrett Jones, L (7, PH) OBP: 0.322, SLG: 0.495 35 Mark Melancon, R (8, 1) 39 Jason Grilli, R (9, 1)			C CU 77 D CU 75 X SL 84 1-1 ① **SH1-4** 1-2		C FF 90 B FF 91 X SL 83 1-1 ③ **L7**		F SI 89 C SL 80 D SL 79 X SI 89 1-2 ②③ **G1-3** 2-3			1 1 0 0	0 0 0 0	0 0 0 0	0 0 0 0	0 0 0 0	0 0 0 0	0 1 0 0
Inning Stats	R: 0 E: 0 K: 1 S: 8 H: 0 LOB: 0 BB: 0 P: 15	R: 0 E: 0 K: 1 S: 11 H: 0 LOB: 1 BB: 1 P: 21	R: 0 E: 0 K: 1 S: 13 H: 1 LOB: 2 BB: 1 P: 23	R: 0 E: 0 K: 0 S: 4 H: 0 LOB: 0 BB: 0 P: 8	R: 0 E: 0 K: 0 S: 5 H: 0 LOB: 0 BB: 0 P: 6	R: 2 E: 0 K: 2 S: 13 H: 2 LOB: 1 BB: 2 P: 24	R: 0 E: 0 K: 0 S: 6 H: 0 LOB: 1 BB: 1 P: 13	R: 1 E: 1 K: 1 S: 15 H: 1 LOB: 2 BB: 1 P: 23		1B: 3 2B: 1 3B: 0 HR: 0 SF: 0 SAC: 2 DP: 0 HBP: 0				WP: 2 PB: 0 SB: 2 CS: 0 PA: 33		

	AB	25
	R	3
	H	4
	RBI	2
	BB	6
	SO	6
	LOB	11

PITCHER		IP	WLS	BF	H	R	ER	SO	BB	IBB	HBP	BLK	WP	HR	S	P	ERA	WHIP
49 Yovani Gallardo, R ERA: 4.5	(1, 1)	6.0	L	24	3	2	2	5	4	0	0	0	1	0	54	97	3.00	1.167
31 Burke Badenhop, R ERA: 3.0	(7, 1)	1.2		7	1	1	0	1	2	0	0	0	1	0	15	28	0.00	1.800
51 Michael Gonzalez, L ERA: 4.15	(8, 1)	0.0		1	0	0	0	0	0	0	0	0	0	0	1	3	∞	∞
59 John Axford, R ERA: 9.0	(8, 1)	0.1		1	0	0	0	0	0	0	0	0	0	0	5	5	0.00	0.000

PITCHER		IP	WLS	BF	H	R	ER	SO	BB	IBB	HBP	BLK	WP	HR	S	P	ERA	WHIP

Batter	1	2	3	4	5	6	7	8	9	AB	R	H	RBI	BB	SO	LOB
7 Norichika Aoki, L (1, 9) OBP: 0.381, SLG: 0.440	B SI 93 B SI 94 C SI 93 B SI 95 B SI 94 4-1 9 CS BB		X SI 94 0-0 ① F9		B CH 87 X SI 93 1-0 ② G2-3		C FF 95 B FC 92 B FF 96 C FF 96 X CU 78 2-2 ① G4-3			3	0	0	0	1	0	1
9 Jean Segura, R (1, 6) OBP: 0.395, SLG: 0.573	B SI 91 C CH 85 D CH 86 X CH 86 2-1 ① 20 S 20 1B 1-2 1B		C SL 86 F SL 87 T SL 88 0-2 ② K		B SI 93 B SL 84 B SL 86 C SI 93 C CH 87 F SL 87 X SI 93 3-2 8 1B 1B		B FF 96 C FC 92 B FC 91 X FC 91 2-1 ② G6-3			4	1	2	0	0	1	1
8 Ryan Braun, R (1, 7) OBP: 0.405, SLG: 0.586	X SI 93 0-0 ② F8		C SL 86 B SI 92 B SL 86 C CH 87 B SI 94 F SL 87 D SL 89 4-2 1-2 BB		1 SAFE B SL 85 B SL 86 F SI 93 F SI 94 1 SAFE X SI 94 2-2 1-3 1B		B FF 96 X SI 97 1-0 ③ G4-3			3	0	1	0	1	0	1
20 Jonathan Lucroy, R (1, 2) OBP: 0.271, SLG: 0.347	C SI 93 F SL 85 B SL 87 X CH 87 1-2 1-H 1B		C SI 94 S SL 87 X SL 87 0-2 ③ G1-3		B SL 86 D CH 87 X CH 87 2-0 ③ F7			B FC 91 B FC 88 B FC 90 B FC 89 4-0 3 G6-4-3 BB		3	0	1	1	1	0	4
27 Carlos Gómez, R (1, 8) OBP: 0.393, SLG: 0.603	F SI 94 F SI 93 1 SAFE S SL 88 0-3 ③ K			C SI 94 X SL 88 0-1 ① G5-3		X SI 93 0-0 ① F9		C FC 90 D FC 89 C FC 89 S FC 89 1-3 ① K		4	0	0	0	0	2	2
3 Yuniesky Betancourt, R (1, 5) OBP: 0.268, SLG: 0.455		C SI 94 B SI 93 C SL 85 F SL 87 S SL 86 1-3 ① K		X SI 93 0-0 1B		B SI 92 F SL 84 B SI 94 B CH 87 B SI 94 4-1 11 F8 23 E BB		B FC 91 B FC 91 F FC 91 X FC 93 2-1 ②③ G6-4-3 1-2f		3	0	1	0	1	1	1
23 Rickie Weeks Jr., R (1, 4) OBP: 0.298, SLG: 0.290		B SI 94 F SI 95 S SL 88 B SI 95 C SL 88 2-3 ② K		B SL 85 C SL 84 1 SAFE F SI 92 B SL 87 D CH 87 C SL 87 3-3 ② K		1 SAFE F SL 85 X SI 92 0-1 FC6 1-2			B SI 92 C SL 85 F SI 92 B FS 80 B FS 80 S SI 92 3-3 ① K	4	0	0	0	0	3	2
11 Alex Gonzalez, R (1, 3) OBP: 0.216, SLG: 0.239		S SL 86 B SI 94 C SL 88 F SL 89 B SI 96 S SI 94 2-3 ③ K		B FF 93 X CH 87 1-0 ③ F7		B SI 93 C SI 94 S SI 94 F SL 87 B SL 87 X SI 94 2-2 ② F8 2-3			B SL 87 F SL 87 X SI 92 1-1 ② G5-3	4	0	0	0	0	1	3
46 Hiram Burgos, R (1, 1) OBP: 0.125, SLG: 0.125 16 Aramis Ramírez, R (6, PH) OBP: 0.380, SLG: 0.489 45 Alfredo Figaro, R (6, 1) OBP: 1.000, SLG: 1.000 64 Mike Fiers, R (6, 1) 57 Francisco Rodríguez, R (8, 1) 22 Logan Schafer, L (9, PH) OBP: 0.244, SLG: 0.195			B SI 93 C SI 92 S FF 93 X SL 84 1-2 8 WP 1B		B SI 92 C SI 92 S SI 93 F SI 93 S SI 95 1-3 ① K	B FF 95 C FF 97 S FF 93 F FF 94 B FF 98 F FF 93 X FF 98 2-2 ③ F8			C SI 92 B SL 87 C SL 87 S FS 80 1-3 ③ K	2 1 0 0 0 1	0 0 0 0 0 0	1 0 0 0 0 0	0 0 0 0 0 1	0 0 0 0 0 0	1 0 0 0 0 1	0 2 0 0 0 0
Inning Stats	R: 1 E: 0 K: 1 S: 10 H: 2 LOB: 1 BB: 1 P: 17	R: 0 E: 0 K: 3 S: 11 H: 0 LOB: 0 BB: 0 P: 16	R: 0 E: 0 K: 1 S: 13 H: 1 LOB: 2 BB: 1 P: 18	R: 0 E: 0 K: 1 S: 7 H: 1 LOB: 1 BB: 0 P: 11	R: 0 E: 0 K: 1 S: 13 H: 2 LOB: 2 BB: 0 P: 22	R: 0 E: 1 K: 0 S: 13 H: 0 LOB: 2 BB: 1 P: 21	R: 0 E: 0 K: 0 S: 6 H: 0 LOB: 0 BB: 0 P: 11	R: 0 E: 0 K: 1 S: 5 H: 0 LOB: 0 BB: 1 P: 12	R: 0 E: 0 K: 2 S: 8 H: 0 LOB: 0 BB: 0 P: 13	1B: 6 2B: 0 3B: 0 HR: 0	SF: 0 SAC: 0 DP: 1 HBP: 0	WP: 1 PB: 0 SB: 1 CS: 1	PA: 36				

Milwaukee Brewers @ Pittsburgh Pirates

PNC Park, Pittsburgh, PA

Thu May 16 2013, 7:09 PM - 10:17 PM EDT

Att. 16,434 - Clear - 83 F

TOP

livebaseballscorecards.com

AB	32
R	1
H	6
RBI	1
BB	4
SO	10
LOB	17

PITCHER		IP	WLS	BF	H	R	ER	SO	BB	IBB	HBP	BLK	WP	HR	S	P	ERA	WHIP
47 Francisco Liriano, L ERA: 1.64	(1, 1)	5.2	W	26	6	1	1	7	3	0	0	0	1	0	62	98	1.59	1.588
37 Justin Wilson, L ERA: 1.46	(6, 1)	1.1	H	4	0	0	0	0	0	0	0	0	0	0	11	18	0.00	0.000
29 Bryan Morris, R ERA: 2.84	(8, 1)	1.0		3	0	0	0	1	1	0	0	0	0	0	5	12	0.00	1.000
52 Jose Contreras, R ERA: 4.5	(9, 1)	1.0		3	0	0	0	2	0	0	0	0	0	0	8	13	0.00	0.000

PITCHER	IP	WLS	BF	H	R	ER	SO	BB	IBB	HBP	BLK	WP	HR	S	P	ERA	WHIP

Batter	1	2	3	4	5	6	7	8	9	AB	R	H	RBI	BB	SO	LOB
6 Starling Marte, R (1, 7) OBP: 0.379, SLG: 0.485	C FF 86 C FF 88 B FF 87 X FF 90 1-2 ① G6-3		C CU 69 B FF 87 X FF 85 1-1 ① F8		T CU 69 X CU 69 0-1 23 HR 1B	B SL 82 1 SAFE S FF 97 T FF 97 1 SAFE X SL 86 1-2 23 1B 22 1B 1-3 2B	B CU 68 S CU 68 B CU 68 S FF 88 F FF 88 F CU 70 X FF 88 2-2 ③ F8			5	2	2	0	0	0	0
23 Travis Snider, L (1, 9) OBP: 0.364, SLG: 0.406	B FF 88 C CH 79 G FF 88 B FF 88 C FF 88 F FF 90 X FF 89 3-2 ② F8		T FF 88 B FF 89 S CH 80 X CH 81 1-2 46 S 1B		1 SAFE 1 SAFE 1 SAFE X FF 85 0-0 1-H HR	X FF 97 0-0 22 1B 46 1B 2-3 3-H 1B		F B FF 90 B FF 90 X FF 89 2-1 ① G4-3		5	2	3	3	0	0	0
22 Andrew McCutchen, R (1, 8) OBP: 0.333, SLG: 0.424	T FF 89 B FF 90 X SL 84 1-1 1B		D CU 71 B CU 70 X FF 89 2-0 ② L8		F FF 87 F CU 71 X FF 88 0-2 ① F8	D SL 85 S FF 99 X FF 98 1-1 46 1B 18 1B 1-2 3-H 1B		C CU 77 B CH 82 F FF 89 F CU 75 F CU 75 X CU 77 1-2 ② F8		5	1	2	1	0	0	1
46 Garrett Jones, L (1, 3) OBP: 0.325, SLG: 0.491 52 Jose Contreras, R (9, 1)	1 SAFE S CH 80 1 SAFE F FF 88 F FF 89 B FF 89 1 SAFE S FF 89 1-3 ③ K		B FF 88 1 SAFE C FF 88 B CH 81 F CH 80 X CU 72 2-2 ③ G4-3 1-2		C CU 69 S CH 80 B FF 88 B CH 80 X CH 80 2-2 55 1B 1B	X SL 82 0-0 18 1B 1-3 2-H 1B		C FF 90 B FF 90 S CH 81 B FF 90 S CH 83 2-3 ③ K2-3		5 0	0 0	2 0	1 0	0 0	2 0	2 0
18 Neil Walker, S (1, 4) OBP: 0.352, SLG: 0.330		F FF 87 S CH 78 X CH 80 0-2 ① F7		C CU 68 B FF 87 C FF 88 S CU 71 1-3 ① K	F FF 87 F CH 79 B FF 86 1 SAFE S CU 70 1-3 ② K	F FF 95 F SL 83 X FF 95 0-2 1-2 3-H 1B				4	0	1	1	0	2	1
55 Russell Martin, R (1, 2) OBP: 0.369, SLG: 0.538		X FF 89 0-0 24 G3-1 2B		F CU 70 X FF 87 0-1 ② F8	S CU 68 B FF 86 X CU 70 1-1 1-3 1B	C CU 70 B CU 70 X FC 85 1-1 ② F3				4	0	2	0	0	0	2
24 Pedro Alvarez, L (1, 5) OBP: 0.237, SLG: 0.336 37 Justin Wilson, L (6, 1) 29 Bryan Morris, L (8, 1) 14 Gaby Sanchez, R (9, 3) OBP: 0.384, SLG: 0.507		F FF 87 B FF 89 X CH 81 1-1 ② G3-1 2-3		C FF 88 B FF 90 B CH 82 B CH 80 B FF 89 4-1 12 S 12 2B BB	B CU 69 X CH 78 1-0 ③ G3	C FF 87 S CH 82 B CH 83 F FF 88 S CU 71 1-3 ③ K				2 1 0 0	1 0 0 0	0 0 0 0	0 0 0 0	1 0 0 0	0 1 0 0	3 2 0 0
12 Clint Barmes, R (1, 6) OBP: 0.281, SLG: 0.318		F CU 71 H FF 89 1-1 HBP		C FF 88 D CU 70 B FF 89 F CU 71 X CU 71 2-2 1-H 2B		C FF 98 X CH 89 0-1 E6 6 2B 23 1B	S FF 86 C CU 69 B FF 88 F CU 69 X CU 70 1-2 ① F8			3	1	1	1	0	0	0
47 Francisco Liriano, L (1, 1) 2 Brandon Inge, R (6, 5) OBP: 0.294, SLG: 0.292		C FF 88 X CH 80 0-1 ③ G6-3		F CH 80 B FF 88 B FF 88 X CH 81 2-1 ③ G4-3		F FF 97 1 SAFE X FF 97 0-1 ① L9	C FC 83 F CU 69 B CU 70 X FF 87 1-2 ② F9			2 2	0 0	0 0	0 0	0 0	0 0	3 1
Inning Stats	R: 0 E: 0 K: 1 S: 13 H: 1 LOB: 1 BB: 0 P: 19	R: 0 E: 0 K: 0 S: 9 H: 1 LOB: 2 BB: 0 P: 11	R: 0 E: 0 K: 0 S: 9 H: 1 LOB: 1 BB: 0 P: 15	R: 1 E: 0 K: 1 S: 11 H: 1 LOB: 1 BB: 1 P: 20	R: 2 E: 0 K: 1 S: 15 H: 4 LOB: 2 BB: 0 P: 20	R: 4 E: 1 K: 1 S: 20 H: 5 LOB: 2 BB: 0 P: 24	R: 0 E: 0 K: 0 S: 12 H: 0 LOB: 0 BB: 0 P: 16	R: 0 E: 0 K: 1 S: 10 H: 0 LOB: 0 BB: 0 P: 15		1B: 9 2B: 3 3B: 0 HR: 1	SF: 0 SAC: 0 DP: 0 HBP: 1			WP: 0 PB: 0 SB: 2 CS: 0	PA: 40	

PITCHER		IP	WLS	BF	H	R	ER	SO	BB	IBB	HBP	BLK	WP	HR	S	P	ERA	WHIP
46 Hiram Burgos, R ERA: 6.58	(1, 1)	5.0	L	25	8	3	3	3	1	0	1	0	0	1	57	85	5.40	1.800
45 Alfredo Figaro, R ERA: 3.32	(6, 1)	0.1		7	5	4	3	0	0	0	0	0	0	0	14	16	81.00	15.000
64 Mike Fiers, R ERA: 7.36	(6, 1)	1.2		5	0	0	0	1	0	0	0	0	0	0	18	24	0.00	0.000
57 Francisco Rodríguez, R ERA:	(8, 1)	1.0		3	0	0	0	1	0	0	0	0	0	0	10	15	0.00	0.000

PITCHER	IP	WLS	BF	H	R	ER	SO	BB	IBB	HBP	BLK	WP	HR	S	P	ERA	WHIP

BOTTOM

Milwaukee Brewers @ Pittsburgh Pirates

PNC Park, Pittsburgh, PA

Thu May 16 2013, 7:09 PM - 10:17 PM EDT

Att. 16,434 - Clear - 83 F

livebaseballscorecards.com

AB	38
R	7
H	13
RBI	7
BB	1
SO	5
LOB	15

Batter	1	2	3	4	5	6	7	8	9	AB	R	H	RBI	BB	SO	LOB
7 Norichika Aoki, L (1, 9) OBP: 0.390, SLG: 0.455	C FC 88 F SI 89 S SL 83 0-3 ① **K**			S FF 88 B CU 73 S SL 85 S SL 84 B CU 76 F SL 82 F CH 82 X SL 83 2-2 9 FC3-6 1B		X FC 87 0-0 9 1B 16 HR 2B	B SI 91 B SI 90 X SI 89 2-0 9 FC6-4 1B			4	1	3	0	0	1	0
9 Jean Segura, R (1, 6) OBP: 0.392, SLG: 0.565	C CH 82 X CU 74 0-1 ② **G6-3**			C CH 82 C SL 83 1 SAFE 1 SAFE F SL 84 X CU 74 0-2 ① **FC3-6** 8 BB 16 HR 1-2f		B SI 88 D CH 80 S CU 72 C SL 79 X CH 80 2-2 8 WP 16 HR 2-3 1B	X CU 78 0-0 ③ **FC6-4** 1-2f			4	2	1	0	0	0	2
8 Ryan Braun, R (1, 7) OBP: 0.408, SLG: 0.581	X FF 88 0-0 ③ **G6-3**			B FF 88 1 SAFE B FF 88 C FC 88 B SI 89 B FF 89 4-1 16 HR 1-2 BB		B SL 84 B CH 80 D SI 87 S CH 79 S SL 82 F SL 83 S CU 73 3-3 ① **K2-3** 1-2		C CH 88 B CH 88 S CH 88 B FF 98 B CH 90 X CH 88 3-2 16 CS 1B		3	1	1	0	1	1	2
16 Aramis Ramirez, R (1, 5) OBP: 0.389, SLG: 0.612		B FC 89 F SI 90 F SI 89 B SL 86 S SL 85 2-3 ① **K**		B SI 89 B FF 89 C FC 88 D FF 89 X FC 87 3-1 1-H 2-H HR		X SL 84 0-0 2-H 3-H HR		B FF 97 B FF 96 B FF 97 C FF 98 F FF 98 S CH 90 3-3 ① ② **K** 1-2		4	2	2	6	0	2	1
27 Carlos Gómez, R (1, 8) OBP: 0.390, SLG: 0.593		S FC 89 X SL 85 0-1 ② **G5-3**		S SI 88 S CH 82 B CH 82 S CU 73 1-3 ② **K**		B SL 85 B SI 86 F SI 87 X CH 78 2-1 3 G4-3 3 S 1B		X FF 97 0-0 ③ **B1**		4	0	1	0	0	1	0
3 Yuniesky Betancourt, R (1, 3) OBP: 0.260, SLG: 0.442		C FC 89 B CU 74 X SI 89 1-1 ③ **F8**		X SI 86 0-0 ③ **L4**		B SI 89 1 SAFE C SI 89 B SI 89 X SI 89 2-1 ② **G4-3** 1-3			C FS 86 X FS 86 0-1 ① **G3**	4	0	0	0	0	0	1
23 Rickie Weeks Jr., R (1, 4) OBP: 0.291, SLG: 0.282			B FC 90 F FC 88 C FF 89 B SL 86 X SL 84 2-2 ① **G5-3**		C SL 86 C CH 80 B SL 82 X CU 72 1-2 ① **L7**	C SI 90 B SI 90 C SI 90 B SI 89 T FF 90 2-2 ③ **K**			C FS 87 S FS 87 B FS 87 F FS 87 F FS 88 F FS 87 S FS 88 1-3 ② **K**	4	0	0	0	0	2	1
12 Martín Maldonado, R (1, 2) OBP: 0.256, SLG: 0.310			B FC 88 S FF 89 X SI 89 1-1 ② **F7**		C FC 87 B CH 80 F SI 87 B SL 83 C CH 80 2-3 ② **K**		C SI 90 B SI 90 X SI 89 1-1 ① **L8**		B FS 89 F FS 87 B FS 87 X FS 87 2-1 ③ **F9**	4	0	0	0	0	1	0
60 Wily Peralta, R (1, 1) OBP: 0.222, SLG: 0.176 59 John Axford, R (6, 1) 22 Logan Schafer, L (7, PH) OBP: 0.239, SLG: 0.190 31 Burke Badenhop, R (7, 1) 51 Michael Gonzalez, R (8, 1)			C FC 87 S SI 89 B SL 84 X SL 85 1-2 ③ **G6-3**		F FC 87 B SI 87 S SI 87 X SI 87 1-2 ③ **P3**		M SI 90 C CU 79 B CU 79 X SI 90 1-2 ② **G6-3**			2 0 1 0 0	0 0 0 0 0	0 0 0 0 0	0 0 0 0 0	0 0 0 0 0	0 0 0 0 0	0 0 0 0 0

Inning Stats	1	2	3	4	5	6	7	8	9
	R: 0 E: 0 K: 1 S: 6	R: 0 E: 0 K: 1 S: 7	R: 0 E: 0 K: 0 S: 8	R: 3 E: 0 K: 1 S: 17	R: 0 E: 0 K: 1 S: 9	R: 3 E: 0 K: 2 S: 16	R: 0 E: 0 K: 0 S: 7	R: 0 E: 0 K: 1 S: 7	R: 0 E: 0 K: 1 S: 10
	H: 0 LOB: 0 BB: 0 P: 6	H: 0 LOB: 0 BB: 0 P: 10	H: 0 LOB: 0 BB: 0 P: 12	H: 2 LOB: 0 BB: 1 P: 27	H: 0 LOB: 0 BB: 0 P: 13	H: 4 LOB: 1 BB: 0 P: 27	H: 1 LOB: 1 BB: 0 P: 11	H: 1 LOB: 0 BB: 0 P: 13	H: 0 LOB: 0 BB: 0 P: 13

1B: 5 SF: 0 WP: 1 PA: 35
2B: 2 SAC: 0 PB: 0
3B: 0 DP: 1 SB: 1
HR: 2 HBP: 0 CS: 1

PITCHER		IP	WLS	BF	H	R	ER	SO	BB	IBB	HBP	BLK	WP	HR	S	P	ERA	WHIP
54 Jaime García, L ERA: 3.58	(1, 1)	5.1	W	23	6	6	6	5	1	0	0	0	1	2	58	86	10.12	1.312
43 Seth Maness, R ERA: 2.7	(6, 1)	1.2	H	6	1	0	0	1	0	0	0	0	0	0	12	20	0.00	0.600
26 Trevor Rosenthal, R ERA: 2.57	(8, 1)	1.0	H	3	1	0	0	1	0	0	0	0	0	0	7	13	0.00	1.000
44 Edward Mujica, R ERA: 1.59	(9, 1)	1.0	S	3	0	0	0	1	0	0	0	0	0	0	10	13	0.00	0.000

PITCHER	IP	WLS	BF	H	R	ER	SO	BB	IBB	HBP	BLK	WP	HR	S	P	ERA	WHIP

TOP

Milwaukee Brewers @ St. Louis Cardinals

Busch Stadium, St. Louis, MO

Fri May 17 2013, 7:16 PM - 10:04 PM CDT

Att. 39,426 - Cloudy - 76 F

livebaseballscorecards.com

AB	34
R	6
H	8
RBI	6
BB	1
SO	8
LOB	7

BOTTOM

Milwaukee Brewers @ St. Louis Cardinals

Busch Stadium, St. Louis, MO

Fri May 17 2013, 7:16 PM - 10:04 PM CDT

Att. 39,426 - Cloudy - 76 F

livebaseballscorecards.com

Batter	1	2	3	4	5	6	7	8	9	AB	R	H	RBI	BB	SO	LOB
13 Matt Carpenter, L (1, 4) OBP: 0.386, SLG: 0.457	C SI 94 X SI 96 0-1 3 G6-3 7 1B 1B	X SI 94 0-0 ① L8		B SL 85 F SL 83 B SI 95 F SI 95 X SI 96 2-2 E7 7 1B 2B		B FF 95 C FF 95 X FF 95 1-1 21 1B 1B		C SL 79 B SL 82 B FF 93 X SL 80 2-1 ② P5		5	2	3	0	0	0	0
3 Carlos Beltrán, S (1, 9) OBP: 0.336, SLG: 0.535	C FF 96 1 SAFE X SL 84 0-1 ① G6-3 1-2	B FF 96 F FF 96 B FF 95 S SL 87 X SL 88 2-2 ② G4-3		F SI 94 D SL 88 S SL 84 B FF 96 S SL 86 2-3 ② K		1 SAFE 1 SAFE C FF 94 B CU 79 T CU 79 D SL 84 F CU 83 S FF 96 2-3 ① K		B FF 92 F SL 81 B FF 90 X SL 82 2-1 ③ F7		5	0	0	0	0	2	3
7 Matt Holliday, R (1, 7) OBP: 0.364, SLG: 0.444	B FF 96 X SI 94 1-0 4 1B 21 BB 23 HR 2-H 1B	B SL 87 X SL 84 1-0 ③ G6-3		F SI 96 X SI 96 0-1 21 1B 3-H 1B		B FF 96 X SL 84 1-0 ② F8				4	1	2	2	0	0	1
21 Allen Craig, R (1, 3) OBP: 0.350, SLG: 0.447	C SL 86 B SI 96 F SI 95 B SL 86 B SI 96 B SL 88 4-2 4 1B 23 HR 1-2 BB		B FF 95 F FF 95 X SI 96 1-1 E6 4 PB 19 1B 1B	X SL 84 0-0 1-3 1B		C FF 96 S CU 80 X CU 79 0-2 1-3 1B				3	2	3	0	1	0	0
4 Yadier Molina, R (1, 2) OBP: 0.365, SLG: 0.444	D SL 86 X FF 96 1-0 23 HR 1-2 2-3 1B		S SI 96 F SI 96 D SL 85 B FF 94 X SI 96 2-2 ① G4-3 2-3	X SI 95 0-0 ③ G5-3		X SL 83 0-0 ③ F9				4	1	1	0	0	0	5
19 Jon Jay, L (1, 8) OBP: 0.346, SLG: 0.417	F SI 96 B SL 85 B CH 87 F SI 94 F SI 97 S SL 90 2-3 ② K		C SL 83 X SI 96 0-1 3-H 1B		C SI 92 B FF 96 X CH 87 1-1 ① F8		B SL 80 C SI 89 F SL 80 X SL 80 1-2 ① L3			4	0	1	1	0	1	3
23 David Freese, R (1, 5) OBP: 0.286, SLG: 0.274	F FF 95 B SI 94 X CH 86 1-1 1-H 2-H 3-H HR		C SL 86 1 SAFE F SL 87 S SL 82 0-3 ② K		T SI 95 B SI 96 C FF 96 S SL 86 1-3 ② K		C SI 91 X SL 81 0-1 ② G6-3			4	1	1	4	0	2	1
38 Pete Kozma, R (1, 6) OBP: 0.315, SLG: 0.321	F FF 95 F FF 96 B CH 88 X FF 95 1-2 54 FC6 1B		1 SAFE B SL 86 B FF 94 C FF 95 F FF 95 1 SAFE D SL 87 1 SAFE T FF 97 3-2 ③ K		B FF 96 X FF 95 1-0 1B		B SL 80 B SI 90 C SI 90 B SI 90 C SI 89 F SI 87 X SI 88 3-2 ③ G6-3			4	0	2	0	0	1	1
54 Jaime García, L (1, 1) 43 Seth Maness, R (6, 1) 26 Trevor Rosenthal, R (8, 1) 32 Matt Adams, L (8, PH) OBP: 0.514, SLG: 0.824 44 Edward Mujica, R (9, 1)	1 SAFE F SI 94 F SI 95 B SI 96 X SI 95 1-2 ③ FC6 1-2f			C SI 92 C SI 94 X SI 95 0-2 ① L7	B SI 93 F SI 94 T SI 92 D SL 84 F SI 96 S SL 84 2-3 ③ K			F FF 91 C FF 92 B FF 91 S SL 86 1-3 ① K2-3	3 0 0 1 0	0 0 0 0 0	0 0 0 0 0	0 0 0 0 0	0 0 0 0 0	1 0 0 0 0	2 0 0 0 0
Inning Stats	R: 5 E: 0 K: 1 S: 20 H: 5 LOB: 1 BB: 1 P: 31	R: 0 E: 0 K: 0 S: 5 H: 0 LOB: 0 BB: 0 P: 8	R: 1 E: 1 K: 2 S: 13 H: 2 LOB: 1 BB: 0 P: 19	R: 1 E: 1 K: 1 S: 13 H: 3 LOB: 2 BB: 0 P: 17	R: 0 E: 0 K: 2 S: 10 H: 1 LOB: 1 BB: 0 P: 15	R: 0 E: 0 K: 1 S: 11 H: 2 LOB: 2 BB: 0 P: 15	R: 0 E: 0 K: 0 S: 9 H: 0 LOB: 0 BB: 0 P: 13	R: 0 E: 0 K: 1 S: 7 H: 0 LOB: 0 BB: 0 P: 12		1B: 11 2B: 1 3B: 0 HR: 1 SF: 0 SAC: 0 DP: 0 HBP: 0						

PITCHER		IP	WLS	BF	H	R	ER	SO	BB	IBB	HBP	BLK	WP	HR	S	P	ERA	WHIP
60 Wily Peralta, R ERA: 5.94	(1, 1)	5.0	L	27	11	7	6	6	1	0	0	0	0	1	61	90	10.80	2.400
59 John Axford, R ERA: 8.44	(6, 1)	1.0		5	2	0	0	1	0	0	0	0	0	0	11	15	0.00	2.000
31 Burke Badenhop, R ERA: 2.81	(7, 1)	1.0		3	0	0	0	0	0	0	0	0	0	0	9	13	0.00	0.000
51 Michael Gonzalez, L ERA: 3.86	(8, 1)	1.0		3	0	0	0	1	0	0	0	0	0	0	7	12	0.00	0.000

PITCHER	IP	WLS	BF	H	R	ER	SO	BB	IBB	HBP	BLK	WP	HR	S	P	ERA	WHIP

AB	37
R	7
H	13
RBI	7
BB	1
SO	8
LOB	16

WP: 0 PB: 1 SB: 0 CS: 0 PA: 38

Milwaukee Brewers @ St. Louis Cardinals

Busch Stadium, St. Louis, MO

Sat May 18 2013, 6:18 PM - 10:04 PM CDT

Att. 42,410 - Partly Cloudy - 84 F

livebaseballscorecards.com

TOP

Batter	1	2	3	4	5	6	7	8	9	10	AB	R	H	RBI	BB	SO	LOB
7 Norichika Aoki, L (1, 9) OBP: 0.395, SLG: 0.456	B FF 90 B FF 91 C FF 90 C SI 92 F FF 93 F FF 92 X SI 92 2-2 ① G5-3		B CU 78 X SI 91 1-0 9 3B 2-3 1B		B CU 80 B SI 92 B SI 92 B FF 92 4-0 9 1B 8 1B BB		X SI 95 0-0 ③ G3-1		B FS 88 X FS 86 1-0 1B		4	2	2	0	1	0	0
9 Jean Segura, R (1, 6) OBP: 0.404, SLG: 0.582	B FF 92 S FF 92 F FF 92 B SL 87 X SL 87 2-2 8 1B 1B		F CU 80 B FF 93 T FF 93 T FF 94 F FF 94 F CU 78 B FF 94 D CU 81 X CU 80 3-2 8 1B 1-H 3-H 3B		C FF 92 X SI 93 0-1 8 1B 1-3 1B			B SI 94 F SI 93 S FF 96 H SI 95 2-2 8 G6-4-3 HBP	C FS 87 C FS 87 1 SAFE F FS 86 D FS 88 S FS 88 1-3 ③ K		4	1	3	2	0	1	1
8 Ryan Braun, R (1, 7) OBP: 0.414, SLG: 0.582	C FF 92 D FF 92 F CU 78 1 SAFE 1 SAFE 1 SAFE B FF 94 B FF 94 C SI 94 3-3 ②③ K 1-2		C SI 92 B FF 93 X SI 92 1-1 16 FC6-4 3-H 1B		F FF 93 D SL 87 C FF 93 1 SAFE X FF 93 1-2 16 G6-4-3 1-3 3-H 1B			1 SAFE X SI 93 0-0 ①② G6-4-3 1-2f		B CU 79 C SI 96 B SL 84 X CH 85 2-1 16 1B 22 FC6-2 1B	5	0	3	2	0	1	2
16 Aramis Ramirez, R (1, 5) OBP: 0.407, SLG: 0.611		B FF 92 B FF 91 F FF 92 T FF 92 B FF 94 F FF 93 X FF 94 3-2 20 G6-4-3 1B	C FF 94 C FF 94 X FF 94 0-2 ③ FC6-4 1-2f		X SI 91 0-0 ②③ G6-4-3 1-2f			C FF 98 B SI 95 S CU 80 X FF 97 1-2 27 WP 20 HBP 1B	X SI 95 0-0 22 FC6-2 20 G5-3 14 1B 1-3 1B	5	1	3	0	0	0	3
20 Jonathan Lucroy, R (1, 2) OBP: 0.276, SLG: 0.339		C FF 92 B FF 91 B FF 91 B SL 88 X FF 92 3-1 ①② G6-4-3 1-2f		B FF 91 B CU 79 C CU 77 B FF 91 B FF 92 4-1 3 FC5-4 BB		C CH 84 B KC 81 F CH 85 F CH 86 F FF 90 F KC 80 X KC 79 1-2 ① F8		B FF 97 C SI 93 D SI 94 S SI 94 F CU 80 H CU 77 3-2 27 WP 1-2 HBP	C SI 96 X SI 95 0-1 ① G5-3 1-2	3	0	0	0	1	0	3
27 Carlos Gómez, R (1, 8) OBP: 0.390, SLG: 0.581		C FF 94 F FF 94 C FF 94 0-3 ③ K		X FF 93 0-0 ① P3		F FF 90 B KC 79 F FF 91 B FF 91 B KC 82 S CH 84 3-3 ② K		B FF 96 C FF 96 S FF 97 F FF 98 F FF 98 B FF 97 F FF 98 F FF 99 4-2 F FF 97 F CH 89 B CH 89 B FF 98 1-2 2-3 BB	I IN 74 I IN 66 I IN 67 I IN 68 4-0 22 FC6-2 14 1B IBB	3	1	0	0	2	2	1
3 Yuniesky Betancourt, R (1, 3) OBP: 0.253, SLG: 0.430 59 John Axford, R (8, 1) 22 Logan Schafer, L (10, PH) OBP: 0.234, SLG: 0.186 29 Jim Henderson, L (10, 1)			B FF 91 X FF 92 1-0 ① G4-3	C FF 92 D CU 79 F SI 91 X SI 91 1-2 FC5-4 1-2f		X FF 90 0-0 ③ F8		F FF 97 S FF 98 F FF 98 S CH 90 0-3 ③ K	X SI 97 0-0 ② FC6-2 14 1B 1-2 2-3 3-Hf	4 0 1 0	0 0 0 0	0 0 0 0	0 0 0 0	1 0 0 0	4 0 0 0	4 0 3 0
14 Jeff Bianchi, R (1, 4) OBP: 0.300, SLG: 0.400			B FF 92 X FF 91 1-0 7 1B 41 SH1-4 9 3B 1B	T FF 91 C FF 92 F FF 92 C FF 93 0-3 ③ K			F FF 97 F SI 95 X SI 96 0-2 ① G3-1		X FF 92 0-0 ① G1-3	X SI 98 0-0 1-3 2-H 3-H 1B	5	1	2	2	0	1	1
41 Marco Estrada, R (1, 1) OBP: 0.186, SLG: 0.250 51 Michael Gonzalez, R (6, 1) 31 Burke Badenhop, R (6, 1) 23 Rickie Weeks Jr., R (7, PH) OBP: 0.289, SLG: 0.280 53 Brandon Kintzler, R (7, 1) 11 Alex Gonzalez, R (8, 3) OBP: 0.212, SLG: 0.234			B FF 90 X FF 90 1-0 ② SH1-4 1-2		B FF 90 C FF 92 F SI 91 B FF 92 F SI 93 F FF 92 F FF 93 X CU 79 2-2 ① G5-3		B FF 98 B SI 94 F FF 98 F SI 96 T FF 97 2-2 ② K		B SI 91 T FF 93 F FF 92 B FF 93 S FF 93 2-3 ② K	B SL 84 S SI 97 B SI 94 F SI 96 B SL 84 S SL 83 3-3 ③ K	1 0 0 1 0 2	0 0 0 0 0 0	0 0 0 0 0 0	0 0 0 0 0 0	0 0 0 1 0 0	0 0 0 0 0 2	0 0 0 0 0 2
Inning Stats	R: 0 E: 0 K: 1 S: 11 H: 1 LOB: 0 BB: 0 P: 18	R: 0 E: 0 K: 1 S: 9 H: 1 LOB: 0 BB: 0 P: 15	R: 3 E: 0 K: 0 S: 15 H: 4 LOB: 1 BB: 0 P: 23	R: 0 E: 0 K: 1 S: 9 H: 0 LOB: 1 BB: 1 P: 14	R: 1 E: 0 K: 0 S: 12 H: 2 LOB: 1 BB: 1 P: 19	R: 0 E: 0 K: 1 S: 10 H: 0 LOB: 0 BB: 0 P: 14	R: 0 E: 0 K: 1 S: 7 H: 0 LOB: 0 BB: 0 P: 9	R: 0 E: 0 K: 1 S: 22 H: 1 LOB: 3 BB: 1 P: 32	R: 0 E: 0 K: 2 S: 9 H: 1 LOB: 1 BB: 0 P: 13	R: 2 E: 0 K: 1 S: 10 H: 3 LOB: 2 BB: 1 P: 19	1B: 12 2B: 0 3B: 1 HR: 0	SF: 0 SAC: 1 DP: 3 HBP: 2	WP: 1 PB: 0 SB: 0 CS: 0	PA: 45			

	AB	38
	R	6
	H	13
	RBI	6
	BB	4
	SO	9
	LOB	20

PITCHER		IP	WLS	BF	H	R	ER	SO	BB	IBB	HBP	BLK	WP	HR	S	P	ERA	WHIP
31 Lance Lynn, R ERA: 3.27	(1, 1)	5.0		22	8	4	4	3	2	0	0	0	0	0	56	89	7.20	2.000
59 Fernando Salas, R ERA: 3.94	(6, 1)	1.0		3	0	0	0	1	0	0	0	0	0	0	10	14	0.00	0.000
62 Carlos Martinez, R ERA: 5.06	(7, 1)	1.2		7	1	0	0	1	0	0	2	0	0	0	16	24	0.00	0.600
26 Trevor Rosenthal, R ERA: 2.53	(8, 1)	0.1		2	0	0	0	1	1	0	0	0	1	0	13	17	0.00	3.000
44 Edward Mujica, R ERA: 1.5	(9, 1)	1.0		4	1	0	0	2	0	0	0	0	0	0	9	13	0.00	1.000

PITCHER		IP	WLS	BF	H	R	ER	SO	BB	IBB	HBP	BLK	WP	HR	S	P	ERA	WHIP
58 Joe Kelly, R ERA: 7.36	(10, 1)	1.0	L	7	3	2	2	1	0	1	0	0	0	0	10	19	18.00	3.000

Batter	1	2	3	4	5	6	7	8	9	10	AB	R	H	RBI	BB	SO	LOB
13 Matt Carpenter, L (1, 4) OBP: 0.386, SLG: 0.452	B FF 88 C FF 88 B CU 77 B FF 89 X FF 88 3-1 ① F8	D CU 78 B CU 78 B FF 90 B FF 90 4-0 1-2 2-3 3-H BB		B CH 78 F FF 89 F FF 89 2 SAFE X CH 77 1-2 ③ F8		B CU 76 C FF 88 C CU 78 X FF 88 1-2 2-H 19 1B 1B			B CU 80 B FF 96 X FF 96 2-0 ① G6-3		4	0	1	2	1	0	1
19 Jon Jay, L (1, 8) OBP: 0.348, SLG: 0.413	B FF 88 S CH 78 B FF 89 S CH 78 X CH 77 2-2 ② G3-1	C FF 90 X CH 79 0-1 ③ G4-3			B CU 75 B CH 77 B CH 78 C FF 87 C FF 88 B CH 79 4-2 BB	C SL 79 B FF 90 B SL 83 C SL 80 X FF 92 1-2 2-H 2-2 1B			C FF 97 B CU 81 B CU 80 S CU 81 B FF 98 C FF 98 3-3 ② K		4	0	1	1	1	1	3
7 Matt Holliday, R (1, 7) OBP: 0.359, SLG: 0.442	X FF 89 0-0 ③ L9		C FF 89 B CH 79 X FF 90 1-1 ① F9		F FF 90 B FF 89 1 SAFE 1 SAFE X FF 88 1-1 ① F8	C SI 90 C SI 90 B SL 82 S SL 83 1-3 ③ K			B FF 99 B CU 82 F FF 97 X FF 98 2-1 4 IBB 2B		5	0	1	0	0	1	3
21 Allen Craig, R (1, 9) OBP: 0.357, SLG: 0.451 (8, 3)		B FF 89 C FF 88 B FF 89 B FF 89 B FF 89 4-1 23 FC6-4 4 1B 38 1B BB	S FF 90 X FF 85 0-1 2B		1 SAFE 1 SAFE C CU 77 B FF 87 X FF 87 1-1 ② P6		B SI 91 C SI 92 S CH 86 B SL 83 T CH 88 2-2 ① K		B CU 80 B CU 79 B CU 80 B FF 97 4-0 4 IBB BB		3	1	1	0	2	1	1
4 Yadier Molina, R (1, 2) OBP: 0.372, SLG: 0.445		D FF 89 X CH 79 1-0 1-2 23 FC6-4 1B	B CH 77 X FF 89 1-0 ② L8		F FF 88 1 SAFE F CH 78 T FF 89 0-2 ③ K		B SI 92 B SI 92 B SI 94 C SI 94 X SI 93 3-1 32 G6-3 1B		B CU 79 B FF 95 B CU 78 C FF 97 I IN 72 4-1 1-2 2-3 IBB		4	0	2	0	1	1	2
32 Matt Adams, L (1, 3) OBP: 0.463, SLG: 0.737 26 Trevor Rosenthal, R (8, 1) 44 Edward Mujica, R (9, 1) 33 Daniel Descalso, L (9, PH) OBP: 0.265, SLG: 0.289 58 Joe Kelly, R (10, 1)		B FF 88 F FF 89 F CU 78 B FF 89 S CH 78 2-3 ① K	B FF 89 C FF 88 X CH 79 1-1 ③ L3			F FF 88 B CU 76 X FF 88 1-1 ① P6	1 SAFE B FF 93 X SI 91 1-0 ② ③ G6-3 1-2f		S SL 84 B FF 97 F SL 84 B FF 98 S SL 84 2-3 ③ K		4 0 0 1 0	0 0 0 0 0	0 0 0 0 0	0 0 0 0 0	0 0 0 1 0	1 0 0 0 0	4 0 0 3 0
23 David Freese, R (1, 5) OBP: 0.282, SLG: 0.270		D CU 78 S CH 76 X FF 90 1-1 ② FC6-4 31 BB 38 1B 13 BB 1-2f 2-3	X FF 88 0-0 31 SH3-4 1B			B CU 78 B CU 77 X FF 89 2-0 ② G6-3		B SI 91 X SL 82 1-0 ① L8		B SL 85 C FF 93 S SL 86 X SL 86 1-2 ① G1-3	5	1	1	0	0	0	2
38 Pete Kozma, R (1, 6) OBP: 0.318, SLG: 0.324		D CU 77 C CH 78 1 SAFE X FF 89 1-1 13 BB 31 BB 1-2 3-H 1B	D CU 79 1 SAFE F FF 88 B CH 78 F FF 88 X CH 78 2-2 ① F8			B CU 76 B FF 90 X FF 89 2-0 12 1B 13 1B 1B		C SI 91 F SL 81 S SL 83 0-3 ② K		B FF 96 C FF 95 B SL 87 X FF 96 2-1 ② P6	5	1	2	1	0	1	1
31 Lance Lynn, S (1, 1) OBP: 0.188, SLG: 0.071 59 Fernando Salas, R (6, 1) 12 Ty Wigginton, R (6, PH) OBP: 0.281, SLG: 0.241 62 Carlos Martinez, R (7, 1) 3 Carlos Beltrán, S (8, 9) OBP: 0.331, SLG: 0.527		B FF 89 C FF 88 D CU 78 B FF 89 C FF 88 F FF 90 F FF 89 D CH 78 4-2 13 BB 1-2 2-3 BB	X FF 87 0-0 ② SH3-4 1-2			X CH 77 0-0 13 1B 19 1B 1-2 1B		B CU 80 C CU 79 B FF 97 S CU 79 B FF 97 S CU 80 3-3 ③ K		B SL 84 X SL 85 1-0 ③ F7	0 0 1 0 2	0 0 1 0 0	0 0 1 0 1	0 0 0 0 0	1 0 0 0 0	0 0 0 0 1	0 0 0 0 0
Inning Stats	R: 0 H: 0 E: 0 LOB: 0 K: 0 BB: 0 S: 6 P: 11	R: 2 H: 2 E: 0 LOB: 3 K: 1 BB: 3 S: 15 P: 32	R: 0 H: 1 E: 0 LOB: 1 K: 0 BB: 0 S: 7 P: 10	R: 0 H: 1 E: 0 LOB: 1 K: 0 BB: 0 S: 8 P: 11	R: 0 H: 0 E: 0 LOB: 1 K: 1 BB: 1 S: 9 P: 15	R: 2 H: 4 E: 0 LOB: 2 K: 1 BB: 0 S: 14 P: 23	R: 0 H: 1 E: 0 LOB: 0 K: 1 BB: 0 S: 6 P: 12	R: 0 H: 0 E: 0 LOB: 0 K: 2 BB: 0 S: 7 P: 11	R: 0 H: 1 E: 0 LOB: 3 K: 2 BB: 2 S: 10 P: 27	R: 0 H: 0 E: 0 LOB: 0 K: 0 BB: 0 S: 6 P: 10	1B: 8 2B: 2 3B: 0 HR: 0	SF: 0 SAC: 1 DP: 1 HBP: 0					

PITCHER		IP	WLS	BF	H	R	ER	SO	BB	IBB	HBP	BLK	WP	HR	S	P	ERA	WHIP
41 Marco Estrada, R ERA: 5.44	(1, 1)	5.2		28	7	4	4	2	4	0	0	0	0	0	53	93	6.35	1.941
51 Michael Gonzalez, L ERA: 3.86	(6, 1)	0.0	B	1	1	0	0	0	0	0	0	0	0	0	3	5	∞	∞
31 Burke Badenhop, R ERA: 2.76	(6, 1)	0.1		1	0	0	0	1	0	0	0	0	0	0	3	4	0.00	0.000
53 Brandon Kintzler, R ERA: 3.86	(7, 1)	1.2		5	1	0	0	2	0	0	0	0	0	0	10	17	0.00	0.600
59 John Axford, R ERA: 7.79	(8, 1)	1.1	W	7	1	0	0	3	1	1	0	0	0	0	13	33	0.00	1.500

PITCHER		IP	WLS	BF	H	R	ER	SO	BB	IBB	HBP	BLK	WP	HR	S	P	ERA	WHIP
29 Jim Henderson, R ERA: 1.0	(10, 1)	1.0	S	3	0	0	0	0	0	0	0	0	0	0	6	10	0.00	0.000

Milwaukee Brewers @ St. Louis Cardinals

Busch Stadium, St. Louis, MO

Sat May 18 2013, 6:18 PM - 10:04 PM CDT

Att. 42,410 - Partly Cloudy - 84 F

BOTTOM

livebaseballscorecards.com

AB	38
R	4
H	10
RBI	4
BB	6
SO	8
LOB	20

PA: 45

WP: 0
PB: 0
SB: 0
CS: 0

Batter	1	2	3	4	5	6	7	8	9	AB	R	H	RBI	BB	SO	LOB
7 Norichika Aoki, L (1, 9) OBP: 0.407, SLG: 0.463	B FF 86 B FF 87 B FF 86 C FF 85 F FF 86 B FF 88 4-2 8 L8 9 1B 3 CS BB		B CH 78 F FF 87 F CH 78 F FF 89 B FF 90 X FF 87 2-2 1B			B FF 84 F FF 86 B CH 78 C CU 72 F CU 72 B FF 90 X FF 89 3-2 8 FC5-4 9 1B 3 1B 1B	L SI 89 F SI 89 D CU 79 X FF 90 1-2 8 G5-4-3 1-2 2-3 1B	B FS 88 B FS 87 F FF 92 C FS 88 F FS 87 X FS 88 2-2 ③ G6-3	4	1	3	0	1	0	0
9 Jean Segura, R (1, 6) OBP: 0.406, SLG: 0.580	1 SAFE B CH 80 C CH 80 1 SAFE B FF 89 X CH 81 2-1 1-2 1B		C FF 89 B CH 80 1 SAFE X CH 81 1-1 ③ G4-3			B FF 88 B FF 88 C SI 89 X SI 89 2-1 8 FC5-4 1-2 1B	S FF 90 B SI 90 X CU 79 1-1 ① F3			4	0	2	0	0	0	4
8 Ryan Braun, R (1, 7) OBP: 0.404, SLG: 0.566	C FF 89 D CU 76 F CH 79 X CU 74 1-2 ① L8 2-3			C FF 86 S CH 78 B CH 76 X CU 72 1-2 ① L7		D CH 77 S CH 79 B FF 89 C SI 90 X CH 79 2-2 ① FC5-4 3 1B 14 1B 1-2f 2-3	B SI 91 T FF 90 D CU 81 B CU 81 F CU 80 X SI 90 3-2 ② ③ G5-4-3 1-2f			4	1	0	0	0	0	7
27 Carlos Gómez, R (1, 8) OBP: 0.380, SLG: 0.566	B FF 90 C FF 89 1 SAFE F FF 90 1 SAFE S CH 80 1-3 ② K			B CH 78 X CH 78 1-0 ② G6-3		C SI 87 F SI 88 F FF 89 S CU 80 0-3 ② K		B FF 95 C FF 94 B FF 95 F FF 97 S FF 96 2-3 ① K		4	0	0	0	0	3	4
3 Yuniesky Betancourt, R (1, 3) OBP: 0.260, SLG: 0.428	F CH 79 C FF 90 B CH 80 3 SAFE 1-2 ③ CS 3-H	B CU 71 C FF 86 X CH 78 1-1 ① G5-3		B FF 89 B FF 88 B FF 88 B FF 89 4-0 BB		X CU 78 0-0 14 1B 1-2 3-H 1B		S FF 96 T FF 97 S FF 97 0-3 ② K		3	0	1	1	1	1	0
14 Jeff Bianchi, R (1, 5) OBP: 0.357, SLG: 0.429		C FF 87 X CU 72 0-1 ② G6-3		F FF 89 F FF 90 D CH 81 X CH 79 1-2 ③ F7		X SI 89 0-0 1-2 2-H 1B		X FF 97 0-0 1B		4	0	2	1	0	0	1
23 Rickie Weeks Jr., R (1, 4) OBP: 0.282, SLG: 0.272		C SI 87 S CH 80 B FF 90 B CH 79 B CH 79 S CH 79 3-3 ③ K			C FF 86 X FF 87 0-1 ① L8	C SI 90 C SI 90 D CU 79 B SI 90 D CU 80 S SI 90 3-3 ③ K		B FF 97 F FF 98 X FF 98 1-1 ③ F9		4	0	0	0	0	2	3
12 Martín Maldonado, R (1, 2) OBP: 0.256, SLG: 0.307			B CU 71 C CH 78 C CU 70 B CH 79 X CH 79 2-2 ① L8		C CH 78 S CU 73 B FF 91 C FF 90 1-3 ② K		X SI 89 0-0 7 1B 22 1B 1B		C FF 92 X FS 85 0-1 ① L8	4	0	1	0	0	1	0
26 Kyle Lohse, R (1, 1) OBP: 0.053, SLG: 0.053 22 Logan Schafer, L (7, PH) OBP: 0.250, SLG: 0.205 57 Francisco Rodríguez, R (7, 1) 64 Mike Fiers, R (8, 1) 11 Alex Gonzalez, R (9, PH) OBP: 0.210, SLG: 0.232			C FF 87 C FF 84 S FF 87 0-3 ② K		C FF 89 S FF 88 S CH 79 0-3 ③ K		X SI 90 0-0 7 1B 1-2 1B		C FF 91 F FF 92 X FF 93 0-2 ② L9	2 1 0 0 1	0 0 0 0 0	0 1 0 0 0	0 0 0 0 0	0 0 0 0 0	2 0 0 0 0	0 0 0 0 0
Inning Stats	R: 0 E: 0 K: 1 S: 12 H: 1 LOB: 1 BB: 1 P: 21	R: 0 E: 0 K: 1 S: 7 H: 0 LOB: 0 BB: 0 P: 11	R: 0 E: 0 K: 1 S: 12 H: 1 LOB: 1 BB: 0 P: 17	R: 0 E: 0 K: 0 S: 7 H: 0 LOB: 1 BB: 1 P: 14	R: 0 E: 0 K: 2 S: 8 H: 0 LOB: 0 BB: 0 P: 9	R: 2 E: 0 K: 2 S: 18 H: 4 LOB: 2 BB: 0 P: 28	R: 0 E: 0 K: 0 S: 10 H: 3 LOB: 2 BB: 0 P: 15	R: 0 E: 0 K: 2 S: 9 H: 1 LOB: 1 BB: 0 P: 12	R: 0 E: 0 K: 0 S: 9 H: 0 LOB: 0 BB: 0 P: 11	1B: 10 2B: 0 3B: 0 HR: 0 SF: 0 SAC: 0 DP: 1 HBP: 0						WP: 0 PB: 0 SB: 0 CS: 1 PA: 38

TOP

Milwaukee Brewers @ St. Louis Cardinals

Busch Stadium, St. Louis, MO

Sun May 19 2013, 1:17 PM - 3:50 PM CDT

Att. 39,878 - Partly Cloudy - 88 F

livebaseballscorecards.com

AB	35
R	2
H	10
RBI	2
BB	2
SO	9
LOB	19

PITCHER		IP	WLS	BF	H	R	ER	SO	BB	IBB	HBP	BLK	WP	HR	S	P	ERA	WHIP
64 John Gast, L ERA: 4.76	(1, 1)	5.1	W	21	4	2	2	5	2	0	0	0	0	0	55	88	3.38	1.125
43 Seth Maness, R ERA: 2.16	(6, 1)	1.2	H	9	5	0	0	2	0	0	0	0	0	0	19	27	0.00	3.000
26 Trevor Rosenthal, R ERA: 2.42	(8, 1)	1.0	H	4	1	0	0	2	0	0	0	0	0	0	9	12	0.00	1.000
44 Edward Mujica, R ERA: 1.42	(9, 1)	1.0	S	3	0	0	0	0	0	0	0	0	0	0	9	11	0.00	0.000

PITCHER	IP	WLS	BF	H	R	ER	SO	BB	IBB	HBP	BLK	WP	HR	S	P	ERA	WHIP

Batter	1	2	3	4	5	6	7	8	9	AB	R	H	RBI	BB	SO	LOB
13 Matt Carpenter, L (1, 4) OBP: 0.378, SLG: 0.440	C SI 89 C SI 90 B SI 91 C SL 85 1-3 ① K		C CU 77 F CH 82 X SI 93 0-2 ③ L8	B CH 82 B SL 87 X CH 81 2-0 ③ P4			C CU 76 F CH 84 X CH 84 0-2 ③ P6			4	0	0	0	0	1	2
3 Carlos Beltrán, S (1, 9) OBP: 0.329, SLG: 0.520	C CU 76 F SI 90 F SL 85 X SI 92 0-2 ② P5			C CH 81 B SI 89 B SI 90 X CU 77 2-1 4 21 1B 1B	B CU 74 C CH 90 B SI 90 B SI 90 X SI 89 3-1 ① F7			B FF 87 C FF 88 B FC 84 X FF 87 2-1 ① P3		4	1	1	0	0	0	0
7 Matt Holliday, R (1, 7) OBP: 0.357, SLG: 0.433 43 Shane Robinson, R (8, PR) OBP: 0.364, SLG: 0.176 (9, 7)	F SI 91 B SI 92 X SL 85 1-1 ③ F9			X CH 82 0-0 ① F9	C SI 91 F SI 90 B SI 92 T SI 92 1-2 ② K			B FF 89 B FF 88 B FF 88 C FF 89 B FF 88 4-1 21 1B BB		3 0	0 0	0 0	0 0	1 0	1 0	1 0
21 Allen Craig, R (1, 3) OBP: 0.360, SLG: 0.452		F SI 90 B SI 91 X CH 81 1-1 ① G5-3		B SI 90 C SI 90 X CU 75 1-1 4 1B 19 2B 1-2 1B	C SI 92 S CH 81 B CH 82 F CH 82 F CH 81 B SI 92 X CH 82 2-2 ③ F7			1 SAFE B FF 87 1 SAFE 1 SAFE F FF 88 X FC 85 1-1 4 S 1-3 1B		4	1	2	0	0	0	0
4 Yadier Molina, R (1, 2) OBP: 0.369, SLG: 0.440		C CU 74 X CH 81 0-1 ② G6-3		X SL 86 0-0 19 2B 23 1B 1-2 2-H 1B		F SI 88 B SI 90 B CH 80 F SI 90 X SI 91 2-2 ① G3		B FF 88 C CU 70 B SI 88 3 SAFE B FF 88 F CH 82 C CU 69 3-3 ② K 1-2		4	1	1	1	0	1	2
19 Jon Jay, L (1, 8) OBP: 0.351, SLG: 0.422		C SI 91 X CU 76 0-1 1B		X CH 82 0-0 23 1B 38 1B 1-3 2-H 2B		C SL 84 B SI 89 X CH 82 1-1 ② F7		B CU 71 X FF 89 1-0 ③ P6		4	1	2	1	0	0	3
23 David Freese, R (1, 5) OBP: 0.292, SLG: 0.282		C SI 90 C SI 90 B CH 81 1 SAFE S CH 81 1-3 ③ K		B SL 85 F SL 84 B CH 82 S CH 82 F CH 82 X SI 90 2-2 64 FC2-4 38 1B 2-3 3-H 1B		C SL 85 B CH 81 B SI 91 X SI 91 2-1 ③ 1B				3	0	2	1	0	1	1
38 Pete Kozma, R (1, 6) OBP: 0.318, SLG: 0.324			F SI 90 X CH 80 0-1 ① G6-3	C CH 82 B CH 81 B SI 91 X CH 82 2-1 64 FC2-4 1-2 3-H 1B			S FF 90 X SI 90 0-1 ① F9			3	0	1	1	0	0	0
64 John Gast, L (1, 1) 43 Seth Maness, R (6, 1) 32 Matt Adams, L (7, PH) OBP: 0.452, SLG: 0.718 26 Trevor Rosenthal, R (8, 1) 44 Edward Mujica, R (9, 1)			C SI 90 C SI 90 B SI 91 F SI 92 S CH 82 1-3 ② K	B SI 93 B SI 93 B SI 93 C SI 90 X SI 92 3-1 ② FC2-4 1-2f 2-3			C FF 90 S CH 82 S CH 85 0-3 ② K			2 0 1 0 0	0 0 0 0 0	0 0 0 0 0	0 0 0 0 0	0 0 1 0 0	1 0 0 0 0	2 0 0 0 0
Inning Stats	R: 0 E: 0 K: 1 S: 9 H: 0 LOB: 0 BB: 0 P: 11	R: 0 E: 0 K: 1 S: 9 H: 1 LOB: 1 BB: 0 P: 11	R: 0 E: 0 K: 1 S: 9 H: 0 LOB: 0 BB: 0 P: 10	R: 4 E: 0 K: 0 S: 16 H: 6 LOB: 2 BB: 0 P: 28	R: 0 E: 0 K: 1 S: 10 H: 0 LOB: 0 BB: 0 P: 16	R: 0 E: 0 K: 0 S: 7 H: 1 LOB: 1 BB: 0 P: 12	R: 0 E: 0 K: 1 S: 8 H: 0 LOB: 0 BB: 0 P: 8	R: 0 E: 0 K: 1 S: 9 H: 1 LOB: 3 BB: 1 P: 20		1B: 8 2B: 1 3B: 0 HR: 0	SF: 0 SAC: 0 DP: 0 HBP: 0		WP: 0 PB: 0 SB: 1 CS: 0	PA: 33	

PITCHER		IP	WLS	BF	H	R	ER	SO	BB	IBB	HBP	BLK	WP	HR	S	P	ERA	WHIP
26 Kyle Lohse, R ERA: 3.76	(1, 1)	6.0	L	25	8	4	4	4	0	0	0	0	0	0	60	88	6.00	1.333
57 Francisco Rodríguez, R ERA:	(7, 1)	1.0		3	0	0	0	1	0	0	0	0	0	0	8	8	0.00	0.000
64 Mike Fiers, R ERA: 6.75	(8, 1)	1.0		5	1	0	0	1	1	0	0	0	0	0	9	20	0.00	2.000

PITCHER	IP	WLS	BF	H	R	ER	SO	BB	IBB	HBP	BLK	WP	HR	S	P	ERA	WHIP

BOTTOM

Milwaukee Brewers @ St. Louis Cardinals

Busch Stadium, St. Louis, MO

Sun May 19 2013, 1:17 PM - 3:50 PM CDT

Att. 39,878 - Partly Cloudy - 88 F

livebaseballscorecards.com

AB	32
R	4
H	9
RBI	4
BB	1
SO	6
LOB	11

Batter	1	2	3	4	5	6	7	8	9	AB	R	H	RBI	BB	SO	LOB
25 Carl Crawford, L (1, 7) OBP: 0.355, SLG: 0.464	B FF 88 B FF 89 B FF 88 C FF 88 C SI 90 S SL 85 3-3 ① K		D CH 86 S SL 86 B FF 92 X SL 85 2-1 ①② G4-6-3 1-2f		B FF 90 B CH 86 X SL 87 2-0 14 G3 2B		X FF 96 0-0 ② F7			4	0	1	0	0	1	1
14 Mark Ellis, R (1, 4) OBP: 0.341, SLG: 0.420	C FF 90 B SL 86 B SI 91 F SL 87 B SL 86 S SL 86 3-3 ② K		B SI 91 C SL 86 X CU 78 1-1 1B		D SL 88 C SL 86 X SI 91 1-1 ② G3 2-3		B FF 96 B SL 84 X FF 95 2-0 ③ G6-3			4	0	1	0	0	1	1
23 Adrián González, L (1, 3) OBP: 0.373, SLG: 0.464	B CU 77 X SI 91 1-0 ③ G4-3		B FF 92 B SL 88 X SL 86 2-0 ③ F8		B FF 91 C FF 91 S SI 91 S SI 92 1-3 ③ K			C SL 78 F FF 91 B SL 85 S SL 86 1-3 ① K		4	0	0	0	0	2	2
27 Matt Kemp, R (1, 8) OBP: 0.315, SLG: 0.358		B FF 89 B SL 87 B FF 90 B FF 90 4-0 16 3B BB	B SL 86 X SI 91 1-0 ① G6-3		B SI 90 X SL 87 1-0 HR			C SI 90 S CH 84 B CH 84 B SL 86 F SL 84 S FF 93 2-3 ② K		3	2	1	1	1	1	0
16 Andre Ethier, L (1, 9) OBP: 0.345, SLG: 0.407 3 Skip Schumaker, L (8, 9) OBP: 0.307, SLG: 0.263		B SI 90 X FF 91 1-0 1-H 3B	B SL 87 X SL 86 1-0 HR		B FF 90 B SI 90 C SI 90 C SI 90 X SL 84 2-2 ① G4-3			S SL 83 S FF 92 B FF 93 S SL 85 1-3 ③ K		4 0	1 0	2 0	2 0	0 0	1 0	0 0
17 A.J. Ellis, R (1, 2) OBP: 0.387, SLG: 0.410		C SL 87 F SL 88 B FF 91 D FF 92 B CH 86 X SL 88 3-2 ① G6-3	C SI 91 C FF 91 X SL 88 0-2 5 G5-3 1B		B SI 90 B SL 86 X SI 90 2-0 1B				C SI 90 C SI 90 S SL 82 0-3 ① K	4	0	2	0	0	1	1
5 Juan Uribe, R (1, 5) OBP: 0.363, SLG: 0.323		C FF 88 B CU 79 F FF 91 D CU 80 B SL 88 S SL 86 3-3 ② K	1 SAFE F SI 90 B SL 87 F FF 91 D SL 87 B SI 92 F SL 86 1 SAFE X FF 92 3-2 ② G5-3 1-2		B SI 89 F SL 85 F FF 90 S CU 77 1-3 ② K				C SI 91 S SL 80 B SL 81 S SL 82 1-3 ② K	4	0	0	0	0	3	3
9 Dee Strange-Gordon, L (1, 6) OBP: 0.276, SLG: 0.275		C FF 91 F FF 91 D CU 79 F SL 85 B FF 91 S SL 86 2-3 ③ K	X FF 91 0-0 ③ G6-3			D SL 86 C SI 89 B SI 90 B SI 89 C FF 90 F SI 91 T SL 86 3-2 ③ K			X SI 90 0-0 ③ G6-3	4	0	0	0	0	2	3
22 Clayton Kershaw, L (1, 1) OBP: 0.240, SLG: 0.348			C FF 89 B CH 85 B SI 91 B FF 91 C FF 91 X FF 92 3-2 25 G4-6-3 1B		C SL 84 B FF 91 B SI 91 C FF 91 X SL 87 2-2 ① G4-3		C FF 95 X FF 94 0-1 ① G4-3			3	0	1	0	0	0	0
Inning Stats	R: 0 E: 0 K: 2 S: 7 H: 0 LOB: 0 BB: 0 P: 14	R: 1 E: 0 K: 2 S: 11 H: 1 LOB: 1 BB: 1 P: 24	R: 0 E: 0 K: 0 S: 8 H: 2 LOB: 1 BB: 0 P: 16	R: 1 E: 0 K: 0 S: 10 H: 2 LOB: 1 BB: 0 P: 15	R: 0 E: 0 K: 1 S: 9 H: 1 LOB: 1 BB: 0 P: 15	R: 1 E: 0 K: 2 S: 12 H: 2 LOB: 1 BB: 0 P: 21	R: 0 E: 0 K: 0 S: 4 H: 0 LOB: 0 BB: 0 P: 6	R: 0 E: 0 K: 3 S: 10 H: 0 LOB: 0 BB: 0 P: 14	R: 0 E: 0 K: 2 S: 7 H: 0 LOB: 0 BB: 0 P: 8	1B: 4 2B: 1 3B: 1 HR: 2 SF: 0 SAC: 0 DP: 1 HBP: 0						

PITCHER		IP	WLS	BF	H	R	ER	SO	BB	IBB	HBP	BLK	WP	HR	S	P	ERA	WHIP
49 Yovani Gallardo, R ERA: 4.5	(1, 1)	6.0	L	26	8	3	3	7	1	0	0	0	0	2	57	105	4.50	1.500
59 John Axford, R ERA: 7.36	(7, 1)	1.0		3	0	0	0	0	0	0	0	0	0	0	4	6	0.00	0.000
51 Michael Gonzalez, L ERA: 3.6	(8, 1)	1.0		3	0	0	0	3	0	0	0	0	0	0	10	14	0.00	0.000
31 Burke Badenhop, R ERA: 2.6	(9, 1)	1.0		3	0	0	0	2	0	0	0	0	0	0	7	8	0.00	0.000

PITCHER	IP	WLS	BF	H	R	ER	SO	BB	IBB	HBP	BLK	WP	HR	S	P	ERA	WHIP

TOP

Los Angeles Dodgers @ Milwaukee Brewers

Miller Park, Milwaukee, WI

Mon May 20 2013, 7:12 PM - 9:35 PM CDT

Att. 28,287 - Partly Cloudy - 85 F

livebaseballscorecards.com

AB	34
R	3
H	8
RBI	3
BB	1
SO	12
LOB	11

WP: 0 PA: 35
PB: 0
SB: 0
CS: 0

Batter	1	2	3	4	5	6	7	8	9	AB	R	H	RBI	BB	SO	LOB
7 Norichika Aoki, L (1, 9) OBP: 0.398, SLG: 0.452	C FF 93 B FF 93 X FF 92 1-1 ① P5		B FF 94 F FF 94 B SL 85 F FF 94 X CU 74 2-2 ② G4-3 2-3 3-H			X FF 93 0-0 ① F9		F FF 93 X SL 86 0-1 E6		4	0	0	1	0	0	1
9 Jean Segura, R (1, 6) OBP: 0.397, SLG: 0.566	C FF 93 S CU 74 X FF 94 0-2 ② G5-3		B FF 94 D SL 85 B FF 94 C FF 93 C FF 94 C SL 83 3-3 ③ K			C FF 93 S SL 84 X CU 73 0-2 ② G1-3		C FF 92 1 SAFE B FF 92 S SL 85 X CU 74 1-2 ③ P3		4	0	0	0	0	1	2
8 Ryan Braun, R (1, 7) OBP: 0.406, SLG: 0.564	C FF 94 B FF 93 T FF 94 B FF 94 X CU 74 2-2 ③ F8			B SL 82 C FF 93 X SL 84 1-1 1B		S FF 93 B FF 93 C CU 72 X FF 94 1-2 16 WP 1B			B FF 92 C FF 92 X CU 73 1-1 ① F7	4	0	2	0	0	0	0
16 Aramis Ramirez, R (1, 5) OBP: 0.381, SLG: 0.569		C SL 82 X FF 93 0-1 ① G5-3		X FF 94 0-0 ① F8		C SL 82 1 SAFE S CU 74 B CU 74 B CU 73 F SL 84 X FF 94 2-2 ③ G6-3 1-2			F FF 93 B SL 82 F SL 81 B SL 82 S CU 74 2-3 ② K	4	0	0	0	0	1	2
20 Jonathan Lucroy, R (1, 2) OBP: 0.268, SLG: 0.328		C FF 93 X FF 94 0-1 ② G6-3		1 SAFE C FF 93 1 SAFE 1 SAFE C FF 92 X CU 73 0-2 ② F7			B SL 84 B FF 93 C FF 93 X FF 92 2-1 ① G5-3		C FF 94 X SL 84 0-1 ③ F9	4	0	0	0	0	0	1
27 Carlos Gómez, R (1, 8) OBP: 0.373, SLG: 0.555		X FF 94 0-0 ③ G4-3		F SL 85 1 SAFE S CU 74 S CU 72 0-3 ③ K			B FF 93 C SL 82 X SL 86 1-1 ② G5-3			3	0	0	0	0	1	1
23 Rickie Weeks Jr., R (1, 4) OBP: 0.283, SLG: 0.268			B FF 91 B FF 93 B FF 93 C FF 93 B FF 93 4-1 49 SH5-4 3 1B 7 G4-3 BB		X FF 92 0-0 ① P5		T FF 92 C CU 72 F FF 93 X CU 73 0-2 ③ P4			2	1	0	0	1	0	0
3 Yuniesky Betancourt, R (1, 3) OBP: 0.261, SLG: 0.426			B FF 94 1 SAFE X FF 93 1-0 7 G4-3 49 SH5-4 1-2 1B		B FF 93 C SL 85 B CH 86 F SL 83 C CU 73 2-3 ② K			F SL 85 B SL 82 B FF 92 X SL 87 2-1 ① G5-3		3	0	1	0	0	1	0
49 Yovani Gallardo, R (1, 1) OBP: 0.200, SLG: 0.550 59 John Axford, R (7, 1) 51 Michael Gonzalez, R (8, 1) 11 Alex Gonzalez, R (8, PH) OBP: 0.208, SLG: 0.229 31 Burke Badenhop, R (9, 1)			X FF 91 0-0 ① SH5-4 1-2 2-3		B FF 94 C FF 92 T FF 93 B CU 73 B FF 94 T FF 94 3-2 ③ K			C FF 93 F SL 87 F CU 74 B FF 93 X CU 75 1-2 ② G6-3		1 0 0 1 0	0 0 0 0 0	0 0 0 0 0	0 0 0 0 0	0 0 0 0 0	1 0 0 0 0	0 0 0 0 0
Inning Stats	R: 0 H: 0 E: 0 LOB: 0 K: 0 BB: 0 S: 8 P: 11	R: 0 H: 0 E: 0 LOB: 0 K: 0 BB: 0 S: 5 P: 5	R: 1 H: 1 E: 0 LOB: 1 K: 1 BB: 1 S: 9 P: 19	R: 0 H: 1 E: 0 LOB: 1 K: 1 BB: 0 S: 9 P: 10	R: 0 H: 0 E: 0 LOB: 0 K: 2 BB: 0 S: 7 P: 12	R: 0 H: 1 E: 0 LOB: 1 K: 0 BB: 0 S: 11 P: 14	R: 0 H: 0 E: 0 LOB: 0 K: 0 BB: 0 S: 8 P: 11	R: 0 H: 0 E: 1 LOB: 1 K: 0 BB: 0 S: 11 P: 15	R: 0 H: 0 E: 0 LOB: 0 K: 1 BB: 0 S: 7 P: 10	1B: 3 SF: 0 2B: 0 SAC: 1 3B: 0 DP: 0 HR: 0 HBP: 0						

PITCHER	IP	WLS	BF	H	R	ER	SO	BB	IBB	HBP	BLK	WP	HR	S	P	ERA	WHIP
22 Clayton Kershaw, L (1, 1) ERA: 1.35	9.0	W	32	3	1	1	5	1	0	0	0	1	0	75	107	1.00	0.444

PITCHER	IP	WLS	BF	H	R	ER	SO	BB	IBB	HBP	BLK	WP	HR	S	P	ERA	WHIP

BOTTOM

Los Angeles Dodgers @ Milwaukee Brewers

Miller Park, Milwaukee, WI

Mon May 20 2013, 7:12 PM - 9:35 PM CDT

Att. 28,287 - Partly Cloudy - 85 F

livebaseballscorecards.com

AB	30
R	1
H	3
RBI	1
BB	1
SO	5
LOB	7

1B: 3	SF: 0	WP: 1	PA: 32
2B: 0	SAC: 1	PB: 0	
3B: 0	DP: 0	SB: 0	
HR: 0	HBP: 0	CS: 0	

Batter	1	2	3	4	5	6	7	8	9	AB	R	H	RBI	BB	SO	LOB
25 Carl Crawford, L (1, 7) OBP: 0.357, SLG: 0.458	C FF 86 F FF 88 F FF 89 X FF 89 0-2 G3-1		F FF 88 X CH 82 0-1 7 SH1-4 1-2 1B	F FF 87 B FF 87 B FF 88 2 SAFE B FF 88 B FF 88 4-1 7 1B 1-2 2-3 BB		F FF 91 C SL 83 B SL 84 S SL 84 1-3 K		B SI 92 S SI 92 F SI 92 X SI 94 1-2 L9		4	0	1	0	1	1	1
7 Nick Punto, S (1, 5) OBP: 0.410, SLG: 0.400	C FF 87 C FF 89 B FF 89 B FF 90 B SL 86 F FF 89 F FF 89 F FF 89 C FF 91 3-3 K		X CU 67 0-0 SH1-4 1-2 2-3	D CU 70 F FF 88 X FF 86 1-1 27 FC5-4 1-2 2-3 3-H 1B		F FF 91 F FF 89 B FF 93 B CH 84 F SL 82 F FF 93 F SL 82 B FF 92 X SL 82 3-2 P3		C SI 92 S CH 87 B SI 94 B CH 88 D CH 87 X SI 94 3-2 G6-3		4	0	1	1	0	1	1
23 Adrián González, L (1, 3) OBP: 0.374, SLG: 0.458	B FF 89 B FF 88 S CH 83 X FF 90 2-1 F8		B FF 89 D CH 81 B CU 71 B FF 87 4-0 BB	C FF 89 B FF 89 B FC 85 F FF 89 S FF 90 2-3 K		B FF 94 S SL 82 B FF 91 S SL 83 S SL 84 2-3 K			M SL 83 X SI 95 0-1 17 DI 1B	4	0	1	0	1	2	3
27 Matt Kemp, R (1, 8) OBP: 0.312, SLG: 0.353		B FF 86 F FF 86 B CH 80 B SL 84 S FF 88 X FF 90 3-2 16 BB 1B	F CU 71 D CH 81 B FF 89 B SL 86 F FF 90 S CU 73 3-3 K	B FC 87 X FF 90 1-0 FC5-4 1-2f			F FF 94 B FF 97 C CU 80 S FF 97 1-3 K		B FF 94 S FF 94 F FF 94 B SL 88 S FF 95 2-3 K	5	0	1	0	0	3	7
16 Andre Ethier, L (1, 9) OBP: 0.353, SLG: 0.405		1 SAFE B FF 88 1 SAFE 1 SAFE C CH 79 B CH 80 1 SAFE B FF 89 S CH 80 4-2 B FF 88 1-2 BB	B CH 81 B FF 89 F CH 81 F FF 88 F FF 89 S CH 83 2-3 K		C FC 83 B CH 81 X FF 86 1-1 3 1B 17 WP 9 FC1-2 1B		H FF 97 1-0 HBP	B FF 94 B FF 94 B FF 93 C FF 94 F FF 95 S FF 96 3-3 K	3	0	1	0	1	2	4
17 A.J. Ellis, R (1, 2) OBP: 0.381, SLG: 0.397		F FF 84 B CH 80 B FF 89 C CU 72 X CU 72 2-2 F7		B FF 86 C FF 87 F FF 87 B FF 88 X CU 70 2-2 F8	F FF 88 F FF 88 B FF 89 B CU 70 B FF 88 F FC 85 F FF 88 X FF 86 3-2 L7 1-2		B FF 97 X FF 97 1-0 L4		B FF 97 B FF 94 C FF 95 B FF 95 B FF 95 4-1 1-2 BB	4	0	0	0	1	0	4
3 Skip Schumaker, L (1, 4) OBP: 0.315, SLG: 0.275 33 Scott Van Slyke, R (9, PH) OBP: 0.294, SLG: 0.813		B CU 70 D FF 88 S CH 80 B CU 70 C CH 80 X FF 91 3-2 L6		C FF 87 F CH 80 B FF 88 F CH 81 B FF 90 F SL 80 X CU 73 2-2 9 BB 21 1B	D CH 83 B FF 88 C FF 88 C FF 88 X CH 84 2-2 9 FC1-2 2-3 1B		B FF 96 B FF 97 S FF 97 F FF 97 F FF 97 B FF 98 F FF 97 X FF 98 3-2 G4-3		C FF 96 S FF 97 S FF 97 0-3 K	4 1	1 0	2 0	0 0	0 1	0 2	3 2
9 Dee Strange-Gordon, L (1, 6) OBP: 0.274, SLG: 0.259		X CH 81 0-0 G4-3		B FF 86 1 SAFE B CH 80 B CH 79 C FF 87 B FF 87 4-1 25 BB 21 1B 7 1B 1-2 BB	1 SAFE B CU 70 C FF 89 X CH 82 1-1 FC1-2 1-2 3-H			C SI 91 X CH 86 0-1 L8		3	1	0	0	1	0	4
21 Zack Greinke, R (1, 1) OBP: 0.500, SLG: 0.444 54 Matt Guerrier, R (5, 1) 51 Ronald Belisario, R (7, 1) 14 Mark Ellis, R (8, PH) OBP: 0.348, SLG: 0.427 48 Javy Guerra, R (8, 1)			C FF 89 X CU 71 0-1 7 SH1-4 25 1B 1B	X CU 69 0-0 7 1B 25 BB 1-2 2-H 1B	C FF 89 X CU 72 0-1 G5-3			B SI 92 C SI 92 B SI 93 C SI 92 X SI 94 2-2 1B		3 0 0 0 1 0	0 0 0 0 0 0	2 0 0 0 1 0	1 0 0 0 0 0	0 0 0 0 0 0	0 0 0 0 0 0	2 0 0 0 0 0
Inning Stats	R: 0 E: 0 K: 1 S: 12 H: 0 LOB: 0 BB: 0 P: 17	R: 0 E: 0 K: 0 S: 12 H: 1 LOB: 2 BB: 1 P: 24	R: 0 E: 0 K: 2 S: 12 H: 2 LOB: 3 BB: 1 P: 21	R: 2 E: 0 K: 1 S: 17 H: 3 LOB: 3 BB: 2 P: 33	R: 0 E: 0 K: 0 S: 14 H: 2 LOB: 2 BB: 0 P: 21	R: 0 E: 0 K: 2 S: 12 H: 0 LOB: 0 BB: 0 P: 18	R: 0 E: 0 K: 1 S: 9 H: 0 LOB: 1 BB: 0 P: 15	R: 0 E: 0 K: 0 S: 11 H: 1 LOB: 1 BB: 0 P: 17	R: 0 E: 0 K: 3 S: 12 H: 1 LOB: 2 BB: 1 P: 21	1B: 10 2B: 0 3B: 0 HR: 0 SF: 0 SAC: 1 DP: 0 HBP: 1						

PITCHER		IP	WLS	BF	H	R	ER	SO	BB	IBB	HBP	BLK	WP	HR	S	P	ERA	WHIP
46 Hiram Burgos, R ERA: 6.44	(1, 1)	3.1		20	6	2	2	3	4	0	0	0	0	0	49	88	5.40	3.000
64 Mike Fiers, R ERA: 5.93	(4, 1)	1.2	W	7	2	0	0	1	0	0	0	0	1	0	18	28	0.00	1.200
51 Michael Gonzalez, L ERA: 3.38	(6, 1)	1.0	H	3	0	0	0	2	0	0	0	0	0	0	12	18	0.00	0.000
59 John Axford, R ERA: 6.98	(7, 1)	1.0	H	4	0	0	0	1	0	0	1	0	0	0	9	15	0.00	0.000
53 Brandon Kintzler, R ERA: 3.66	(8, 1)	1.0	H	4	1	0	0	0	0	0	0	0	0	0	11	17	0.00	1.000

PITCHER		IP	WLS	BF	H	R	ER	SO	BB	IBB	HBP	BLK	WP	HR	S	P	ERA	WHIP
29 Jim Henderson, R ERA: 0.95	(9, 1)	1.0	S	5	1	0	0	3	1	0	0	0	0	0	12	21	0.00	2.000

TOP

Los Angeles Dodgers @ Milwaukee Brewers

Miller Park, Milwaukee, WI

Tue May 21 2013, 7:11 PM - 10:46 PM CDT

Att. 26,384 - Partly Cloudy - 81 F

livebaseballscorecards.com

AB	36
R	2
H	10
RBI	2
BB	5
SO	10
LOB	31

WP: 1	PA: 43
PB: 0	
SB: 0	
CS: 0	

Batter	1	2	3	4	5	6	7	8	9	AB	R	H	RBI	BB	SO	LOB
7 Norichika Aoki, L (1, 9) OBP: 0.400, SLG: 0.450	C FF 89 X FC 89 0-1 ① G5-3	B FC 87 B SI 89 B SI 90 B CH 88 4-0 BB		X SI 90 0-0 ③ F9		L SI 90 C FC 89 F FC 87 X CU 79 0-2 1B				3	0	1	0	1	0	1
9 Jean Segura, R (1, 6) OBP: 0.393, SLG: 0.571	F FF 92 B SL 81 X FC 89 1-1 ② G6-3	B FC 82 C SI 91 S FC 88 D FC 84 B FC 89 X FF 89 3-2 ③ G4-3			F CH 84 B SI 90 B FF 88 X FF 88 2-1 8 1B 3B	C FF 90 B SI 90 1 SAFE F FC 89 F FF 92 S FF 91 1-3 ② K				4	1	1	0	0	1	3
8 Ryan Braun, R (1, 7) OBP: 0.408, SLG: 0.559	B FF 92 S FF 91 B FF 92 B CH 86 B SI 93 4-1 16 1B 20 1B BB		B FC 83 B SL 81 C SI 92 F SI 90 B SI 91 X SI 90 3-2 ① F8		X SI 91 0-0 20 1B 16 1B 27 2B 3-H 1B	C FC 89 B FF 91 1 SAFE B FF 91 F FC 88 S FF 91 2-3 ③ K				3	2	1	1	1	1	1
16 Aramis Ramirez, R (1, 5) OBP: 0.403, SLG: 0.574	B FF 92 B FC 89 F FC 89 C SI 93 X SI 93 2-2 20 1B 1-2 1B		B SI 91 S FC 88 B FF 91 B SI 91 F FC 87 B FC 82 4-2 BB		C FC 87 F FC 82 F SI 92 1 SAFE 1 SAFE F FC 88 X FC 87 0-2 20 1B 27 2B 1-2 1B		C SI 94 S SI 95 B SI 95 X SL 86 1-2 ① F8			3	1	2	0	1	0	0
20 Jonathan Lucroy, R (1, 2) OBP: 0.282, SLG: 0.341	C SI 93 F FC 89 D FC 84 D FC 85 X SI 93 2-2 1-2 2-H 1B		C FC 87 B SI 90 X SI 91 1-1 ② F7		C SI 91 B SI 92 X SI 91 1-1 27 2B 3 G6-3 1-2 2-3 1B		B FF 95 C SI 96 F SI 95 B SI 96 X SL 86 2-2 27 G4-6-3 1B			4	1	3	1	0	0	1
27 Carlos Gómez, R (1, 8) OBP: 0.371, SLG: 0.553	B FF 92 F FF 92 B FC 87 B FC 88 F FC 84 S FF 92 3-3 ③ K		C FF 89 B SI 91 B FF 90 C FC 84 F FC 85 B FF 92 F FC 89 X FF 91 3-2 ③ F8		X FC 87 0-0 14 1B 22 CS 1-3 2-H 3-H 2B		X SI 92 0-0 ②③ G4-6-3 1-2f			4	0	1	2	0	1	4
3 Yuniesky Betancourt, R (1, 3) OBP: 0.261, SLG: 0.421		F FF 89 B FF 88 X FF 90 1-1 ① F9		F FC 86 C SI 89 B FF 89 B FC 87 B FC 88 X SI 90 3-2 64 SH1-4 1B	C SI 90 B FF 92 F SI 90 X FC 89 1-2 ① G6-3 3-H			X SL 91 0-0 ① P4		4	0	1	1	0	0	1
14 Jeff Bianchi, R (1, 4) OBP: 0.389, SLG: 0.444		X FF 89 0-0 46 SH1 1B		C SI 89 F FC 86 B SL 82 X FC 86 1-2 ① F7	S FC 89 B FC 89 X SI 91 1-1 22 CS 2-3 1B			C FF 94 B SL 85 S FF 93 F FF 94 B FF 95 X SL 90 2-2 ② G3		4	0	2	0	0	0	1
46 Hiram Burgos, R (1, 1) 0-0-1 (1-2); BS, R-3 (3-1B) 64 Mike Fiers, R (4, 1) 22 Logan Schafer, L (5, PH) HR, 2 RS, 3 RBI 51 Michael Gonzalez, R (6, 1) 23 Rickie Weeks Jr., R (6, PH) 1-0 HR, 1 RBI 59 John Axford, R (7, 1) 53 Brandon Kintzler, R (8, 1) 11 Alex Gonzalez, R (8, PH) HR, 2 RS, 3 RBI, 0-0-0 29 Jim Henderson, L (9, 1)		X CH 78 0-0 ② SH1 1-2		X CH 71 0-0 ② SH1-4 1-2	1 SAFE L FC 89 1 SAFE 1 SAFE 3 SAFE B SI 90 B FC 88 B SI 89 3-1 ②③ CS 1-2 3-H	C FC 88 F FC 88 B FC 88 B FC 88 X FC 88 2-2 ① L8		B SL 85 F FF 93 S FF 94 S FF 95 1-3 ③ K		0 0 0 0 0 0 0 0 0 0 0 0 0 0 0 0 0 0 0 0 0 0 0 0 0 0 0 0 0 0 0 0 1 0 0 0 0 0 0 0 0 0 0 0 0 0 0 0 0 0 0 0 0 0 0 0 1 0 0 0 0 0 1 0 0 0 0 0 0 0 0 0						
Inning Stats	R: 1 E: 0 K: 1 S: 14 H: 2 LOB: 2 BB: 1 P: 26	R: 0 E: 0 K: 0 S: 7 H: 1 LOB: 2 BB: 1 P: 15	R: 0 E: 0 K: 0 S: 12 H: 0 LOB: 1 BB: 1 P: 23	R: 0 E: 0 K: 0 S: 8 H: 1 LOB: 1 BB: 0 P: 12	R: 4 E: 0 K: 0 S: 17 H: 6 LOB: 0 BB: 0 P: 25	R: 0 E: 0 K: 2 S: 14 H: 1 LOB: 1 BB: 0 P: 19	R: 0 E: 0 K: 0 S: 7 H: 1 LOB: 0 BB: 0 P: 10	R: 0 E: 0 K: 1 S: 8 H: 0 LOB: 0 BB: 0 P: 11		1B: 10 2B: 1 3B: 1 HR: 0 SF: 0 SAC: 2 DP: 1 HBP: 0			WP: 0 PB: 0 SB: 0 CS: 1 PA: 37	

PITCHER		IP	WLS	BF	H	R	ER	SO	BB	IBB	HBP	BLK	WP	HR	S	P	ERA	WHIP
21 Zack Greinke, R ERA: 3.48	(1, 1)	4.0	L	24	9	5	5	1	3	0	0	0	0	0	52	90	11.25	3.000
54 Matt Guerrier, R ERA: 3.06	(5, 1)	2.0		6	2	0	0	2	0	0	0	0	0	0	20	30	0.00	1.000
51 Ronald Belisario, R ERA: 3.32	(7, 1)	1.0		3	1	0	0	0	0	0	0	0	0	0	7	10	0.00	1.000
48 Javy Guerra, R ERA: 6.75	(8, 1)	1.0		3	0	0	0	1	0	0	0	0	0	0	8	11	0.00	0.000

PITCHER	IP	WLS	BF	H	R	ER	SO	BB	IBB	HBP	BLK	WP	HR	S	P	ERA	WHIP

BOTTOM

Los Angeles Dodgers @ Milwaukee Brewers

Miller Park, Milwaukee, WI

Tue May 21 2013, 7:11 PM - 10:46 PM CDT

Att. 26,384 - Partly Cloudy - 81 F

livebaseballscorecards.com

AB	31
R	5
H	12
RBI	5
BB	3
SO	4
LOB	12

Batter	1	2	3	4	5	6	7	8	9	AB	R	H	RBI	BB	SO	LOB
25 Carl Crawford, L (1, 7) OBP: 0.364, SLG: 0.459	X SI 94 0-0 14 G4-3 14 S 27 1B 1B	X SL 85 0-0 23 E 14 1B 33 BB 1B 1-2 2-H 3-H	B CH 86 F CH 86 B FF 95 F CH 88 F FF 97 X CH 88 2-2 ② P6		B CH 88 B SL 84 B FF 94 C FF 95 B FF 95 4-1 1-2 BB			B CU 74 X FF 90 1-0 ① G4-3		4	2	2	2	1	0	0
14 Mark Ellis, R (1, 4) OBP: 0.340, SLG: 0.414	B FF 95 B FF 96 B FF 95 C FF 94 C FF 95 X SI 96 3-2 ① G4-3 1-3	X SI 96 0-0 33 BB 23 E 7 BB 1B 1-2 2-3	B SL 82 B SL 81 X FF 95 2-0 ③ L7		B FF 95 B FF 94 F FF 95 S FF 95 F FF 96 S SL 82 2-3 ③ K			C FF 90 F CU 75 F FF 90 B CH 83 B CU 77 X CH 83 2-2 ② F8		5	1	1	0	0	1	3
23 Adrián González, L (1, 3) OBP: 0.363, SLG: 0.443	S SL 87 B FF 96 S SL 87 X SL 89 1-2 ② L4	B FF 95 F SI 96 F SL 85 X SL 88 1-2 E6 7 BB 33 BB 1-2 2-3 3-H		C SL 80 X CH 87 0-1 ① G6-3		C SL 78 X SI 90 0-1 ① F7		S CH 83 B FF 90 C FF 89 S CH 85 1-3 ③ K		5	0	0	1	0	1	3
27 Matt Kemp, R (1, 8) OBP: 0.319, SLG: 0.356	C SL 87 X FF 96 0-1 3-H 1B	B SI 96 C SL 84 B SL 86 B SL 86 S SI 96 S SI 96 3-3 ② K		B SL 84 S SL 84 F CH 88 S SL 87 1-3 ② K		C SL 79 X SL 80 0-1 33 G5-4-3 1B			C SL 82 S SI 90 B CH 85 B CH 86 B SI 93 B SI 92 4-2 33 S 33 2B BB	4	1	2	1	1	2	3
33 Scott Van Slyke, R (1, 9) OBP: 0.364, SLG: 0.850	1 SAFE 1 SAFE X FF 96 0-0 ③ G6-3	B SI 95 F SI 94 S SI 94 B FF 95 B SI 95 B FF 95 4-2 7 BB 1-2 2-3 3-H BB		B FF 97 C FF 95 C FF 96 B SL 86 X FF 96 2-2 2B		C SI 89 C SI 90 D SL 81 B SI 90 X SI 88 2-2 ② ③ G5-4-3 1-2f			C SI 92 C SI 92 B SI 92 D SL 84 X SI 93 2-2 7 1B 5 G4-6-3 1-H 2B	4	1	2	2	1	0	2
7 Nick Punto, S (1, 6) OBP: 0.418, SLG: 0.404		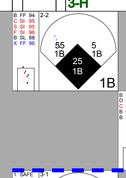 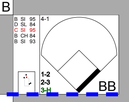		C CH 87 D SL 85 C FF 94 X SL 85 1-2 ③ G5-3			X SI 89 0-0 ① G4-3		B SI 92 B SI 91 X SI 92 2-0 5 G4-6-3 2-3 1B	4	1	2	1	1	0	1
5 Juan Uribe, R (1, 5) OBP: 0.353, SLG: 0.314		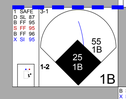 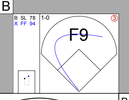			F SL 80 C SL 84 B FF 98 X SL 84 1-2 ① G5-3		C SI 89 X SL 79 0-1 ② P4		X SL 85 0-0 ① ② G4-6-3 1-2f 3-H	5	1	1	0	0	0	4
55 Ramon Hernandez, R (1, 2) OBP: 0.241, SLG: 0.280		C SI 96 X SI 95 0-1 14 1B 25 1B 23 E 1-2 2-3 1B	B SL 79 F FF 96 B SL 81 X FF 95 2-1 HR		B FF 97 C SL 84 B FF 97 C SI 83 B FF 96 F SL 85 B FF 96 4-2 25 BB BB		B SI 89 B SI 88 C SI 89 B SI 89 C SI 88 B SI 87 4-2 BB		B SI 92 B SI 90 X SI 92 2-0 ③ G3	3	2	2	1	2	0	0
99 Hyun Jin Ryu, R (1, 1) OBP: 0.273, SLG: 0.286 51 Ronald Belisario, R (8, 1) 31 Brandon League, R (9, 1)		F SI 96 D SL 87 C SI 97 B SI 96 S SI 96 2-3 ① K	B FF 95 C FF 93 C FF 94 B SL 82 S FF 94 2-3 ① K		L FF 95 C SL 82 M SL 84 0-3 ② K		B SI 88 T SI 87 B SI 89 X SI 88 2-1 ③ F7			4 0 0	0 0 0	0 0 0	0 0 0	0 0 0	3 0 0	5 0 0

TOP

Los Angeles Dodgers @ Milwaukee Brewers

Miller Park, Milwaukee, WI

Wed May 22 2013, 12:11 PM - 3:16 PM CDT

Att. 36,963 - Roof Closed - 73 F

livebaseballscorecards.com

AB	38
R	9
H	12
RBI	8
BB	6
SO	7
LOB	21

Inning Stats	1	2	3	4	5	6	7	8	9			
	R: 1 E: 0 K: 0 S: 10	H: 2 LOB: 1 BB: 0 P: 14	R: 5 E: 1 K: 2 S: 23	H: 5 LOB: 3 BB: 2 P: 43	R: 1 E: 0 K: 1 S: 10	H: 1 LOB: 0 BB: 0 P: 18	R: 0 E: 0 K: 1 S: 11	H: 1 LOB: 1 BB: 0 P: 15	R: 0 E: 0 K: 2 S: 14	H: 0 LOB: 2 BB: 2 P: 25	R: 0 E: 0 K: 0 S: 7	H: 1 LOB: 0 BB: 0 P: 9
	R: 0 E: 0 K: 0 S: 7	H: 0 LOB: 1 BB: 1 P: 13	R: 0 E: 0 K: 1 S: 8	H: 0 LOB: 0 BB: 0 P: 12	R: 2 E: 0 K: 0 S: 8	H: 2 LOB: 0 BB: 1 P: 18	1B: 9 2B: 2 3B: 0 HR: 1	SF: 0 SAC: 0 DP: 2 HBP: 0	WP: 0 PB: 0 SB: 2 CS: 0	PA: 44		

PITCHER		IP	WLS	BF	H	R	ER	SO	BB	IBB	HBP	BLK	WP	HR	S	P	ERA	WHIP
60 Wily Peralta, R ERA: 6.45	(1, 1)	1.2	L	15	7	6	4	2	2	0	0	0	0	0	32	55	21.60	5.400
45 Alfredo Figaro, R ERA: 3.24	(2, 1)	3.1		14	2	1	1	4	2	0	0	0	0	1	36	60	2.70	1.200
31 Burke Badenhop, R ERA: 2.33	(6, 1)	2.0		7	1	0	0	0	1	0	0	0	0	0	14	22	0.00	1.000
57 Francisco Rodríguez, R ERA:	(8, 1)	1.0		3	0	0	0	1	0	0	0	0	0	0	8	12	0.00	0.000
53 Brandon Kintzler, R ERA: 4.35	(9, 1)	1.0		5	2	2	2	0	1	0	0	0	0	0	8	18	18.00	3.000

PITCHER		IP	WLS	BF	H	R	ER	SO	BB	IBB	HBP	BLK	WP	HR	S	P	ERA	WHIP

BOTTOM

Los Angeles Dodgers @ Milwaukee Brewers

Miller Park, Milwaukee, WI

Wed May 22 2013, 12:11 PM - 3:16 PM CDT

Att. 36,963 - Roof Closed - 73 F

livebaseballscorecards.com

Batter	1	2	3	4	5	6	7	8	9	AB	R	H	RBI	BB	SO	LOB
7 Norichika Aoki, L (1, 9) OBP: 0.402, SLG: 0.451	C CH 83 F FF 88 B SL 82 X FF 90 1-2 9 FC4-6 1B		C SI 88 B SL 83 F CU 73 B FF 90 F FF 91 F CH 74 X SL 82 2-2 E6		X CU 70 0-0 ② ③ G3-6-3 1-2f			C FF 86 B SL 79 C CU 69 B SI 90 B CU 72 X SI 92 3-2 8 FC6-4 9 1B 20 1B 1B		4	1	2	0	0	0	1
9 Jean Segura, R (1, 6) OBP: 0.390, SLG: 0.563	B FF 87 B CH 78 X CH 78 2-0 ① FC4-6 8 BB 1-2f		C SI 90 B CU 68 F SL 77 C FF 90 1-3 ②			B CU 66 F CH 77 B FF 88 X FF 89 2-1 ① G4-3		C SI 91 S SI 92 X SI 92 0-2 8 FC6-4 1-2 1B		4	0	1	0	0	1	2
8 Ryan Braun, R (1, 7) OBP: 0.410, SLG: 0.574	B FF 89 F FF 88 B SI 88 B CU 70 B CU 70 4-1 20 G6-4-3 1-2 BB		C CU 68 B CH 77 B CH 76 F FF 89 F SL 78 X FF 90 2-2 ③ G4-3			C FF 86 X CU 67 0-1 HR		C SI 93 F SL 85 F SI 92 B SI 95 B SI 94 D SI 93 X SI 93 3-2 ② FC6-4 20 1B 1-2f 2-3		3	1	1	1	1	0	3
20 Jonathan Lucroy, R (1, 2) OBP: 0.281, SLG: 0.338	C CU 70 C SI 89 F SL 80 X FF 88 0-2 ② ③ G6-4-3 1-2f			B CH 86 C CH 78 X FF 88 1-1 ① G6-3		X FF 88 0-0 ② F9		B SI 93 C SI 93 F SI 93 X SI 96 1-2 27 S 1-3 3-H 1B		4	0	1	1	0	0	2
27 Carlos Gómez, R (1, 8) OBP: 0.368, SLG: 0.546		B CH 85 B CH 76 C FF 89 C FF 90 B SL 80 X FF 91 3-2 3 1B 1B		F FF 88 T CU 71 B FF 90 B SL 83 S CU 72 2-3 ② K		C CH 74 F FF 87 B SL 80 F CU 76 X FF 88 1-2 ③ G1-3		B SI 93 F SI 94 F SL 86 B SL 88 S SL 86 2-3 ③ K 1-2		4	0	1	0	0	2	2
3 Yuniesky Betancourt, R (1, 3) OBP: 0.267, SLG: 0.419		C FF 88 S CU 70 B FF 88 F SL 80 B CU 67 X FF 89 2-2 ① 23 G6-3 1-3 1B		B SI 89 S CH 76 B SI 90 F SI 88 B SL 81 B CH 77 4-2 BB			X FF 86 0-0 ① G1-3		B SI 93 B SI 93 X SI 94 2-0 ① F7	3	0	1	0	1	0	0
23 Rickie Weeks Jr., R (1, 4) OBP: 0.281, SLG: 0.266		B FF 90 B CU 71 F FF 90 C SL 80 X CU 72 2-2 ② G6-3 2-3		C FF 89 F SL 76 B FF 88 C FF 89 1-3 ③ K			B FF 86 T FF 88 X FF 89 1-1 ② F8		C SI 94 B FS 86 B SL 86 F SI 94 X SL 85 2-2 14 FC5-4 1B	4	0	1	0	0	1	2
14 Jeff Bianchi, R (1, 5) OBP: 0.318, SLG: 0.364	S CU 72 S CH 80 B FF 92 F SI 91 F SL 84 X FF 91 1-2 ③ G6-3				X CH 83 0-0 ① L9		B CH 76 X CH 76 1-0 ③ F8		X SI 93 0-0 ② FC5-4 1-2f	4	0	0	0	0	0	2
60 Wily Peralta, R (1, 1) OBP: 0.222, SLG: 0.176 45 Alfredo Figaro, R (2, 1) OBP: 0.500, SLG: 0.500 11 Alex Gonzalez, R (5, PH) OBP: 0.214, SLG: 0.235 31 Burke Badenhop, R (6, 1) 57 Francisco Rodríguez, R (8, 1) 12 Martín Maldonado, R (8, PH) OBP: 0.253, SLG: 0.303 53 Brandon Kintzler, R (9, 1) 22 Logan Schafer, L (9, PH) OBP: 0.245, SLG: 0.200			S FF 86 B CU 68 F FF 88 B CU 69 C FF 88 2-3 ① K		C CH 85 X CU 67 0-1 7 G3-6-3 1B			X CH 85 0-0 ① F9	X SI 94 0-0 ③ G4-3	0 1 1 0 0 0 1 0 1 0	0 0 0 0 0 0 0 0 0 0	0 0 1 0 0 0 0 0 0 0	0 0 0 0 0 0 0 0 0 0	0 1 0 0 0 0 0 0 0 0	0 0 0 0 0 0 0 0 0 0	0 0 0 0 0 0 0 0 0 1
Inning Stats	R: 0 E: 0 K: 0 S: 9 H: 1 LOB: 1 BB: 1 P: 16	R: 0 E: 0 K: 0 S: 15 H: 2 LOB: 1 BB: 0 P: 23	R: 0 E: 1 K: 2 S: 15 H: 0 LOB: 1 BB: 0 P: 22	R: 0 E: 0 K: 2 S: 10 H: 0 LOB: 1 BB: 1 P: 18	R: 0 E: 0 K: 0 S: 4 H: 1 LOB: 0 BB: 0 P: 4	R: 1 E: 0 K: 0 S: 9 H: 1 LOB: 0 BB: 0 P: 12	R: 0 E: 0 K: 0 S: 4 H: 0 LOB: 0 BB: 0 P: 6	R: 1 E: 0 K: 1 S: 17 H: 3 LOB: 2 BB: 0 P: 26	R: 0 E: 0 K: 0 S: 6 H: 1 LOB: 1 BB: 0 P: 10	1B: 8 2B: 0 3B: 0 HR: 1	SF: 0 SAC: 0 DP: 2 HBP: 0	WP: 0 PB: 0 SB: 1 CS: 0	PA: 36			

	AB	34
	R	2
	H	9
	RBI	2
	BB	2
	SO	5
	LOB	15

PITCHER		IP	WLS	BF	H	R	ER	SO	BB	IBB	HBP	BLK	WP	HR	S	P	ERA	WHIP
99 Hyun Jin Ryu, L ERA: 3.3	(1, 1)	7.1	W	28	6	2	2	4	2	0	0	0	0	1	70	108	2.46	1.091
51 Ronald Belisario, R ERA: 3.22	(8, 1)	0.2		4	2	0	0	1	0	0	0	0	0	0	13	19	0.00	3.000
31 Brandon League, R ERA: 5.19	(9, 1)	1.0		4	1	0	0	0	0	0	0	0	0	0	6	10	0.00	1.000

PITCHER	IP	WLS	BF	H	R	ER	SO	BB	IBB	HBP	BLK	WP	HR	S	P	ERA	WHIP

TOP

Pittsburgh Pirates @ Milwaukee Brewers

Miller Park, Milwaukee, WI

Fri May 24 2013, 7:11 PM - 9:53 PM CDT

Att. 33,874 - Roof Closed - 64 F

livebaseballscorecards.com

Batter	1	2	3	4	5	6	7	8	9	AB	R	H	RBI	BB	SO	LOB
6 Starling Marte, R (1, 7) OBP: 0.375, SLG: 0.468	F8			G6-3		3B		G5-3		4	0	1	0	0	0	1
23 Travis Snider, L (1, 9) OBP: 0.323, SLG: 0.403	P4			K		K		L3		3	0	0	0	0	2	1
31 Jose Tabata, R (8, PH) OBP: 0.337, SLG: 0.407 (8, 9)										1	0	0	0	0	0	2
22 Andrew McCutchen, R (1, 8) OBP: 0.351, SLG: 0.472	F7			G6-3			L7		1B	4	0	1	0	0	0	0
14 Gaby Sanchez, R (1, 3) OBP: 0.369, SLG: 0.463		F9			K		FC6-4 1B		F7	4	0	1	0	0	1	1
55 Russell Martin, R (1, 2) OBP: 0.343, SLG: 0.476		G6-3			K		FC6-4 1-2f		FC1-6-4 1-2f	4	1	0	0	0	1	2
18 Neil Walker, S (1, 4) OBP: 0.343, SLG: 0.314		F8			1B		2B 1-H		G4-3	4	0	2	1	0	0	1
2 Brandon Inge, R (1, 5) OBP: 0.286, SLG: 0.283			K		L1		G1-3			3	0	0	0	0	1	2
12 Clint Barmes, R (1, 6) OBP: 0.266, SLG: 0.306			K			G1-3		F8		3	0	0	0	0	1	0
34 A.J. Burnett, R (1, 1) 46 Garrett Jones, L (8, PH) OBP: 0.333, SLG: 0.469 10 Jordy Mercer, R (8, PR) OBP: 0.277, SLG: 0.522 29 Bryan Morris, L (8, 1)			K			K		BB 6 G5-3		2	0	0	0	0	2	0
										0	0	0	0	1	0	0
										0	0	0	0	0	0	0
										0	0	0	0	0	0	0

Inning Stats	1	2	3	4	5	6	7	8	9
R	0	0	0	0	0	0	1	0	0
E	0	0	0	0	0	0	0	0	0
K	0	0	3	1	2	2	0	0	0
S	9	7	13	8	11	16	9	9	8
H	0	0	0	0	1	1	2	0	1
LOB	0	0	0	0	1	1	0	2	1
BB	0	0	0	0	0	0	0	1	0
P	10	11	17	13	16	19	14	18	14

AB	32
R	1
H	5
RBI	1
BB	1
SO	8
LOB	10

		1B	SF	WP	PA
		3	0	0	33
		2B	SAC	PB	
		1	0	0	
		3B	DP	SB	
		1	0	0	
		HR	HBP	CS	
		0	0	0	

PITCHER		IP	WLS	BF	H	R	ER	SO	BB	IBB	HBP	BLK	WP	HR	S	P	ERA	WHIP
41 Marco Estrada, R ERA: 4.94	(1, 1)	7.0	W	25	4	1	1	8	0	0	0	0	0	0	73	100	1.29	0.571
53 Brandon Kintzler, R ERA: 4.22	(8, 1)	0.2	H	3	0	0	0	0	1	0	0	0	0	0	6	12	0.00	1.500
51 Michael Gonzalez, L ERA: 3.31	(8, 1)	0.1	H	1	0	0	0	0	0	0	0	0	0	0	3	6	0.00	0.000
29 Jim Henderson, R ERA: 0.92	(9, 1)	0.2	H	3	1	0	0	0	0	0	0	0	0	0	7	12	0.00	1.500
57 Francisco Rodríguez, R ERA:	(9, 1)	0.1	S	1	0	0	0	0	0	0	0	0	0	0	1	2	0.00	0.000

PITCHER	IP	WLS	BF	H	R	ER	SO	BB	IBB	HBP	BLK	WP	HR	S	P	ERA	WHIP

Batter	1	2	3	4	5	6	7	8	9	AB	R	H	RBI	BB	SO	LOB
7 Norichika Aoki, L (1, 9) OBP: 0.394, SLG: 0.441	C SI 94 C KC 82 B SI 94 F FF 94 X SI 93 1-2 G5-3 ①		X SI 93 0-0 F7 ①		B FF 92 C KC 82 X SI 91 1-1 F9 ③			B FC 88 X FC 89 1-0 G1-3 ②		4	0	0	0	0	0	1
9 Jean Segura, R (1, 6) OBP: 0.387, SLG: 0.556	B FF 94 X FF 93 1-0 F9 ②		B SI 92 B SI 92 B FF 92 C SI 92 C SI 93 X KC 84 3-2 G5-3 ②			B CH 86 B CH 86 X SI 90 2-0 G6-3 ①		C FC 89 F FC 88 F FC 87 X FC 88 0-2 1B		4	0	1	0	0	0	0
8 Ryan Braun, R (1, 7) OBP: 0.401, SLG: 0.560	C FF 94 X SI 93 0-1 G4-3 ③		B FF 93 F SI 92 B SI 90 C SI 93 B KC 84 C SI 94 3-3 K ③			F KC 82 C SI 91 S KC 82 0-3 K2-3 ②		F FC 88 1 SAFE 1 SAFE X FC 86 0-1 G1-3 ③		4	0	0	0	0	2	1
16 Aramis Ramirez, R (1, 5) OBP: 0.414, SLG: 0.565		B SI 94 B SI 94 S FF 92 B KC 84 B FF 94 4-1 27 2B 11 2B BB	B KC 80 X CH 88 1-0 G6-3 ①			C SI 92 F CH 87 B KC 83 B SI 93 B SI 92 B CH 89 4-2 BB				1	1	0	0	2	0	0
27 Carlos Gómez, R (1, 8) OBP: 0.367, SLG: 0.548		C SI 94 S FF 94 B SI 94 X SI 94 1-2 11 2B 1-3 2B	X SI 91 0-0 G5-3 ②			B KC 84 F CH 88 B KC 83 C SI 92 F KC 82 S SI 93 2-3 K ③				3	1	1	0	0	1	1
12 Martín Maldonado, R (1, 2) OBP: 0.244, SLG: 0.291		C KC 84 B KC 84 S FF 93 D KC 85 S FF 94 2-3 K ①	C FF 91 C SI 92 B KC 81 F SI 92 X KC 83 1-2 L6 ③				F KC 80 B SI 90 F SI 90 B KC 81 F SI 90 B KC 82 X SI 91 3-2 G6-3 ①			3	0	0	0	0	1	2
11 Alex Gonzalez, R (1, 3) OBP: 0.217, SLG: 0.248		X KC 82 0-0 2-H 3-H 2B			F FF 89 X KC 80 0-1 G5-3 ①		C SI 90 X SI 90 0-1 F9 ②			3	0	1	2	0	0	0
14 Jeff Bianchi, R (1, 4) OBP: 0.280, SLG: 0.320		C FF 94 F FF 93 B KC 84 F KC 84 B SI 94 X FF 94 2-2 L4 ②			F SI 90 C SI 91 B KC 80 F KC 82 S CH 87 1-3 K ②		B SI 91 S CH 86 X CH 86 1-1 G5-3 ③			3	0	0	0	0	1	1
41 Marco Estrada, R (1, 1) OBP: 0.222, SLG: 0.278 53 Brandon Kintzler, R (8, 1) 51 Michael Gonzalez, R (8, 1) 22 Logan Schafer, L (8, PH) OBP: 0.240, SLG: 0.196 29 Jim Henderson, L (9, 1) 57 Francisco Rodríguez, R (9, 1)		C SI 93 S KC 83 S KC 84 0-3 K ③			S FF 90 B KC 81 C SI 90 F KC 84 X SI 91 1-2 1B			B FF 92 F FC 88 B CU 80 B FF 93 C FC 86 X FC 87 3-2 F7 ①		2 0 0 0 1 0 0 0	0 0 0 0 0 0 0 0	1 0 0 0 0 0 0 0	0 0 0 0 0 0 0 0	0 0 0 0 0 0 0 0	1 0 0 0 0 0 0 0	1 0 0 0 0 0 0 0
Inning Stats	R: 0 E: 0 K: 0 S: 7 H: 0 LOB: 0 BB: 0 P: 9	R: 2 E: 0 K: 2 S: 15 H: 2 LOB: 1 BB: 1 P: 24	R: 0 E: 0 K: 1 S: 7 H: 0 LOB: 0 BB: 0 P: 13	R: 0 E: 0 K: 0 S: 6 H: 0 LOB: 0 BB: 0 P: 8	R: 0 E: 0 K: 1 S: 12 H: 1 LOB: 1 BB: 0 P: 15	R: 0 E: 0 K: 2 S: 10 H: 0 LOB: 1 BB: 1 P: 18	R: 0 E: 0 K: 0 S: 8 H: 0 LOB: 0 BB: 0 P: 12	R: 0 E: 0 K: 0 S: 10 H: 1 LOB: 1 BB: 0 P: 14		1B: 2 2B: 2 3B: 0 HR: 0 SF: 0 SAC: 0 DP: 0 HBP: 0						

PITCHER		IP	WLS	BF	H	R	ER	SO	BB	IBB	HBP	BLK	WP	HR	S	P	ERA	WHIP
34 A.J. Burnett, R ERA: 2.57	(1, 1)	7.0	L	26	3	2	2	6	2	0	0	0	0	0	65	99	2.57	0.714
29 Bryan Morris, R ERA: 3.45	(8, 1)	1.0		4	1	0	0	0	0	0	0	0	0	0	10	14	0.00	1.000

PITCHER	IP	WLS	BF	H	R	ER	SO	BB	IBB	HBP	BLK	WP	HR	S	P	ERA	WHIP

BOTTOM

Pittsburgh Pirates @ Milwaukee Brewers

Miller Park, Milwaukee, WI

Fri May 24 2013, 7:11 PM - 9:53 PM CDT

Att. 33,874 - Roof Closed - 64 F

livebaseballscorecards.com

AB	28
R	2
H	4
RBI	2
BB	2
SO	6
LOB	7

WP: 0 PA: 30
PB: 0
SB: 0
CS: 0

TOP

Pittsburgh Pirates @ Milwaukee Brewers

Miller Park, Milwaukee, WI

Sat May 25 2013, 3:11 PM - 6:04 PM CDT

Att. 40,410 - Roof Closed - 66 F

livebaseballscorecards.com

Batter	1	2	3	4	5	6	7	8	9	AB	R	H	RBI	BB	SO	LOB
6 Starling Marte, R (1, 7) OBP: 0.366, SLG: 0.456	C FF 88 F FF 88 X CU 70 0-2 ① G1-3		B FC 83 F FC 85 B CH 81 B FF 87 S FC 84 X CH 82 3-2 E5 23 E 23 S		B SI 90 B CH 85 F SI 91 S CH 85 S CH 85 2-3 ① K		C SL 79 S SL 80 B SL 80 X SL 80 1-2 ② P3		X FF 94 0-0 ② F8	5	0	0	0	0	1	1
23 Travis Snider, L (1, 9) OBP: 0.319, SLG: 0.390	C FF 88 B FF 88 X CH 82 1-1 ② G1-3		B FC 82 1 SAFE B CH 84 C FF 88 C FC 84 S FF 89 2-3 ① K 1-3		C SI 92 B SL 80 B SL 78 F SI 92 B FF 91 F FF 91 B SL 81 4-2 22 G6-4-3 BB		C SL 78 B SI 88 B SL 78 F SI 88 X FS 84 2-2 ③ G6-3		C FF 94 X CH 84 0-1 ③ G1-3	4	0	0	0	1	1	2
22 Andrew McCutchen, R (1, 8) OBP: 0.354, SLG: 0.489	B FC 86 X FF 88 1-0 HR		D CU 72 S CU 71 B CU 71 D CH 83 C CU 69 T CH 80 3-2 ② K		B CH 86 1 SAFE F FF 91 F CH 85 B FF 92 X CH 84 2-2 ②③ G6-4-3 1-2f			S SL 81 S SL 82 B FF 95 F FF 96 B SL 83 F SL 82 X FF 96 2-2 46 CS 1B		4	1	2	1	0	1	2
46 Garrett Jones, L (1, 3) OBP: 0.338, SLG: 0.466 35 Mark Melancon, R (8, 1) 44 Tony Watson, L (9, 1)	C FF 89 C FC 84 C FF 90 0-3 ③ K		C CU 69 F FF 88 X FF 91 0-2 ③ F8			F SI 90 B SI 89 X SI 89 1-1 18 FC3-6 55 1B 1B		B CU 78 1 SAFE F FF 94 B FF 93 1 SAFE C CU 78 1 SAFE B FF 94 B CU 80 4-2 ① 1-2 BB		3 0 0	0 0 0	1 0 0	0 0 0	1 0 0	1 0 0	1 0 0
55 Russell Martin, R (1, 2) OBP: 0.340, SLG: 0.469		B FF 86 B FC 82 X FC 84 2-0 ① G1-3		C CU 68 C FC 82 B CH 81 S CH 80 1-3 ① K		C SI 88 B SL 80 B SL 80 X SI 88 2-1 18 FC3-6 1-2 1B		B CU 78 C SL 82 C SL 81 D SL 83 F FF 96 T FF 97 2-2 ② K		4	0	1	0	0	2	1
18 Neil Walker, S (1, 4) OBP: 0.348, SLG: 0.344		C FF 88 F FF 88 B CH 82 X CU 70 1-2 24 HR 1B		B FC 85 B CU 69 X FF 87 2-0 HR		C SL 79 X SI 89 0-1 ① FC3-6 24 WP 1-2f 2-3		C FF 96 C CU 80 B FF 95 F FF 96 D SL 84 F SL 82 B FF 96 X FF 96 3-2 ③ G4-3		4	2	2	1	0	0	3
24 Pedro Alvarez, L (1, 5) OBP: 0.261, SLG: 0.411		B CH 83 B CH 83 B FF 86 F FF 88 1 SAFE X FF 89 3-1 1-H HR		C CU 69 S CH 80 B CH 84 X CH 80 1-2 ② G1-3		B FS 83 B SI 88 I IN 75 I IN 74 4-0 12 G6-4-3 1-2 IBB			X CH 83 0-0 HR	3	2	2	3	1	0	0
12 Clint Barmes, R (1, 6) OBP: 0.265, SLG: 0.304		C FC 85 S CU 70 T FF 89 0-2 ② K		B FF 87 B FC 82 X FC 83 2-0 1B		X SI 88 0-0 ②③ G6-4-3 1-2f			X FF 94 0-0 ① F9	4	0	1	0	0	1	3
49 Jeff Locke, L (1, 1) 2 Brandon Inge, R (7, PH) OBP: 0.281, SLG: 0.279 37 Justin Wilson, L (7, 1) 14 Gaby Sanchez, R (8, 3) OBP: 0.375, SLG: 0.463		B FF 88 B FF 87 C FF 87 S FF 86 B FF 88 X FF 85 3-2 ③ P5		X FF 87 0-0 ③ G6-3			C SI 88 B SL 80 F SI 88 B SL 80 X SI 87 2-2 ① L8		F FF 95 B SL 83 B SL 78 B FF 96 B FF 93 4-1 BB	2 1 0 0	0 0 0 0	0 0 0 0	0 0 0 1	0 0 0 0	0 0 0 0	1 0 0 0
Inning Stats	R: 1 E: 0 K: 1 S: 9 H: 1 LOB: 0 BB: 0 P: 11	R: 2 E: 0 K: 1 S: 12 H: 2 LOB: 0 BB: 0 P: 21	R: 0 E: 1 K: 2 S: 12 H: 0 LOB: 1 BB: 0 P: 20	R: 1 E: 0 K: 1 S: 9 H: 2 LOB: 1 BB: 0 P: 15	R: 0 E: 0 K: 1 S: 9 H: 0 LOB: 0 BB: 1 P: 17	R: 0 E: 0 K: 0 S: 7 H: 2 LOB: 2 BB: 1 P: 14	R: 0 E: 0 K: 0 S: 9 H: 0 LOB: 0 BB: 0 P: 14	R: 0 E: 0 K: 1 S: 16 H: 1 LOB: 1 BB: 1 P: 27	R: 1 E: 0 K: 0 S: 6 H: 1 LOB: 1 BB: 1 P: 10	1B: 5 2B: 0 3B: 0 HR: 4	SF: 0 SAC: 0 DP: 2 HBP: 0					

	AB	34
	R	5
	H	9
	RBI	5
	BB	4
	SO	7
	LOB	14

WP: 1 PA: 38
PB: 0
SB: 1
CS: 1

PITCHER		IP	WLS	BF	H	R	ER	SO	BB	IBB	HBP	BLK	WP	HR	S	P	ERA	WHIP
64 Mike Fiers, R ERA: 6.62	(1, 1)	4.0	L	18	5	4	4	5	0	0	0	0	0	3	42	67	9.00	1.250
32 Tom Gorzelanny, L ERA: 2.16	(5, 1)	1.0		3	0	0	0	1	1	0	0	0	0	0	9	17	0.00	1.000
31 Burke Badenhop, R ERA: 2.11	(6, 1)	2.0		8	2	0	0	0	0	1	0	0	1	0	16	28	0.00	1.000
59 John Axford, R ERA: 6.64	(8, 1)	1.0		4	1	0	0	1	1	0	0	0	0	0	16	27	0.00	2.000
45 Alfredo Figaro, R ERA: 3.46	(9, 1)	1.0		5	1	1	1	0	1	0	0	0	0	1	6	10	9.00	2.000

PITCHER		IP	WLS	BF	H	R	ER	SO	BB	IBB	HBP	BLK	WP	HR	S	P	ERA	WHIP

Batter	1	2	3	4	5	6	7	8	9	AB	R	H	RBI	BB	SO	LOB
7 Norichika Aoki, L (1, 9) OBP: 0.386, SLG: 0.431	C SI 90 B SI 90 B FF 90 F FF 91 X SI 91 2-2 ① G1-6-3		B FF 88 C SI 89 B FF 90 X SI 90 2-1 ① B1-3		B SI 89 B SI 88 F SI 88 F FF 88 C FF 89 2-3 ② K			B FF 92 C FF 93 B FC 91 X FF 92 2-1 ① G5-3		4	0	0	0	0	1	1
9 Jean Segura, R (1, 6) OBP: 0.379, SLG: 0.544	B FF 91 B FF 90 C CH 82 C SI 91 B KC 79 F SI 92 S SI 92 3-3 ② K		B SI 90 C FF 90 X KC 81 1-1 ② L9		S KC 81 C SI 89 D KC 75 X SI 90 1-2 ③ L9			F FF 94 B FF 92 B FC 92 X FC 92 2-1 ② G4-3		4	0	0	0	0	1	1
8 Ryan Braun, R (1, 7) OBP: 0.398, SLG: 0.558	B SI 90 C FF 91 S KC 81 B KC 82 X SI 91 2-2 2B		C FF 89 C SI 89 C SI 90 0-3 ③ K			F SI 87 B SI 88 X KC 80 1-1 ① G3		S FC 92 C FF 92 C FF 92 0-3 ③ K		4	0	1	0	0	2	0
16 Aramis Ramirez, R (1, 5) OBP: 0.405, SLG: 0.538	B FF 90 F CH 81 B FF 90 C SI 89 X KC 80 2-2 ③ G6-3			C KC 80 B SI 90 F FF 88 S FF 89 1-3 ① K		B CH 81 F SI 87 B KC 78 B CH 80 B SI 90 4-1 20 G5-4-3 BB			C SI 92 B SL 82 X SI 92 1-1 ① F8	3	0	0	0	1	1	1
20 Jonathan Lucroy, R (1, 2) OBP: 0.280, SLG: 0.331		C SI 90 B KC 79 C SI 89 F KC 81 B FF 90 X KC 80 2-2 ① L9		B SI 90 B FF 91 B SI 89 C B SI 90 4-1 BB		D KC 79 C SI 88 C SI 88 X FF 89 1-2 ②③ G5-4-3 1-2f			C SI 93 B SI 93 B SI 94 B SI 93 F SI 93 X SI 94 3-2 ② F9	3	0	0	0	1	0	1
27 Carlos Gómez, R (1, 8) OBP: 0.376, SLG: 0.586		C FF 91 C FF 90 B KC 78 B SI 90 B SI 91 B CH 82 4-2 23 1B BB	C KC 77 C KC 78 F FF 89 D KC 79 D KC 79 X FF 88 2-2 ② F9				B FF 94 X FC 90 1-0 HR		X SI 94 0-0 HR	3	2	2	2	1	0	1
23 Rickie Weeks Jr., R (1, 4) OBP: 0.280, SLG: 0.266		X SI 88 0-0 1-2 1B	C SI 89 D KC 80 C CH 81 1 SAFE B FF 89 C SI 89 2-3 ③ K				B FF 95 X FF 95 1-0 ① L9		B SI 94 C SI 94 X SL 83 1-1 ③ F8	4	0	1	0	0	1	1
11 Alex Gonzalez, R (1, 3) OBP: 0.211, SLG: 0.240		B SI 90 C FF 89 S KC 80 C SI 89 1-3 ② K			B SI 88 X SI 87 1-0 ① G3-1		B FF 96 F SI 95 X CU 77 1-1 ② G5-3			3	0	0	0	0	1	2
64 Mike Fiers, R (1, 1) 32 Tom Gorzelanny, R (5, 1) 3 Yuniesky Betancourt, R (5, PH) OBP: 0.271, SLG: 0.423 31 Burke Badenhop, R (6, 1) 14 Jeff Bianchi, R (7, PH) OBP: 0.269, SLG: 0.308 59 John Axford, R (8, 1) 45 Alfredo Figaro, R (9, 1) OBP: 0.500, SLG: 0.500		C FF 88 S KC 78 D SI 89 F KC 79 S FF 90 1-3 ③ K			B KC 78 S SI 90 X KC 81 1-1 1B		C SI 95 F SI 94 F FF 96 S CU 78 0-3 ③ K2-3			1 0 1 0 1 0 0 0	0 0 0 0 0 0 0 0	0 0 1 0 0 0 0 0	0 0 0 0 0 0 0 0	0 0 0 0 0 1 0 0	1 0 0 0 0 0 0 0	2 0 0 0 0 0 0 0
Inning Stats	R: 0 E: 0 K: 1 S: 13 H: 1 LOB: 1 BB: 0 P: 22	R: 0 E: 0 K: 2 S: 14 H: 1 LOB: 2 BB: 1 P: 22	R: 0 E: 0 K: 1 S: 7 H: 0 LOB: 0 BB: 0 P: 10	R: 0 E: 0 K: 2 S: 11 H: 0 LOB: 1 BB: 1 P: 20	R: 0 E: 0 K: 1 S: 9 H: 1 LOB: 1 BB: 0 P: 14	R: 0 E: 0 K: 0 S: 6 H: 0 LOB: 0 BB: 1 P: 12	R: 1 E: 0 K: 1 S: 8 H: 1 LOB: 0 BB: 0 P: 11	R: 0 E: 0 K: 1 S: 7 H: 0 LOB: 0 BB: 0 P: 11	R: 1 E: 0 K: 0 S: 8 H: 1 LOB: 0 BB: 0 P: 13	1B: 2 2B: 1 3B: 0 HR: 2 SF: 0 SAC: 0 DP: 1 HBP: 0				WP: 0 PB: 0 SB: 0 CS: 0	PA: 34	

PITCHER		IP	WLS	BF	H	R	ER	SO	BB	IBB	HBP	BLK	WP	HR	S	P	ERA	WHIP
49 Jeff Locke, L ERA: 2.45	(1, 1)	6.0	W	23	3	0	0	7	3	0	0	0	0	0	60	100	0.00	1.000
37 Justin Wilson, L ERA: 1.55	(7, 1)	1.0		4	1	1	1	1	0	0	0	0	0	1	8	11	9.00	1.000
35 Mark Melancon, R ERA: 0.69	(8, 1)	1.0	H	3	0	0	0	1	0	0	0	0	0	0	7	11	0.00	0.000
44 Tony Watson, L ERA: 5.16	(9, 1)	1.0		4	1	1	1	0	0	0	0	0	0	1	8	13	9.00	1.000

PITCHER	IP	WLS	BF	H	R	ER	SO	BB	IBB	HBP	BLK	WP	HR	S	P	ERA	WHIP

BOTTOM

Pittsburgh Pirates @ Milwaukee Brewers

Miller Park, Milwaukee, WI

Sat May 25 2013, 3:11 PM - 6:04 PM CDT

Att. 40,410 - Roof Closed - 66 F

livebaseballscorecards.com

AB	31
R	2
H	5
RBI	2
BB	3
SO	9
LOB	10

Batter	1	2	3	4	5	6	7	8	9	AB	R	H	RBI	BB	SO	LOB
6 Starling Marte, R (1, 7) OBP: 0.367, SLG: 0.462	C CH 87 B SL 86 B SL 84 S SI 89 F SL 86 S FF 90 2-3 ① K		C CU 74 B SL 85 X SL 84 1-1 22 FC5-4 46 SF7 2B	B CU 77 C SI 90 F SI 89 B SI 91 F FF 91 X CU 81 2-2 18 S 1B		F SI 90 B SL 82 B SL 82 C SI 91 X SL 83 2-2 ② SF8 2-3 3-H		S SI 94 B SI 93 F SL 84 D SL 85 F SI 94 B SL 87 X SI 92 3-2 ②③ G4-3 1-2f		4	1	2	1	0	1	2
18 Neil Walker, S (1, 4) OBP: 0.349, SLG: 0.336	F FF 90 F SL 86 B SL 87 B CU 79 B SL 87 X SL 86 3-2 ② F8		F CU 75 H SL 84 1-1 22 FC5-4 HBP	D CU 77 B SI 90 F SL 83 C SI 90 B FF 92 C CH 84 3-3 ③ K 1-2		D CU 70 F CU 69 B SI 90 B SI 90 B SI 89 4-1 BB			C FF 90 F FF 90 B CH 80 C CH 82 1-3 ① K	3	0	0	0	1	2	1
22 Andrew McCutchen, R (1, 8) OBP: 0.355, SLG: 0.486	C FF 90 B SI 91 X SL 87 1-1 1B		X SI 90 0-0 ① FC5-4 14 BB 24 2B 1-2f 2-3		F SI 91 X SL 84 0-1 24 E 1B	C SL 83 F SL 83 B SL 82 X CU 71 1-2 ③ P6			F FF 90 F CH 80 B CU 78 X CU 75 1-2 ② F7	5	1	2	0	0	0	4
46 Garrett Jones, L (1, 9) OBP: 0.329, SLG: 0.456 23 Travis Snider, L (7, 9) OBP: 0.324, SLG: 0.390	B CU 77 D SI 90 1 SAFE S SI 89 B CH 84 F SI 90 S CH 86 3-3 ③ K		B CU 76 D CH 84 X SL 84 2-0 ② SF7 3-H		1 SAFE C SI 90 1 SAFE B SI 90 F CU 69 S SI 91 1-3 ① K		X SL 79 0-0 ① L7		B CU 75 B FF 90 C FF 90 S FF 89 B CH 83 B CH 82 4-2 BB	3 0	0 0	0 0	1 0	0 1	2 0	2 0
14 Gaby Sanchez, R (1, 3) OBP: 0.367, SLG: 0.442		B SI 89 SI 89 X SI 89 2-0 ① P3	D SL 86 1 SAFE B SI 88 B SI 89 B SI 89 4-0 24 2B 1-2 BB		B SI 91 1 SAFE B SI 90 F SI 91 B SI 91 1 SAFE F SI 91 X SI 92 3-2 ② F8		C FF 91 X CH 83 0-1 ② P5		X FF 90 0-0 ③ F7	4	1	0	0	1	0	2
24 Pedro Alvarez, L (1, 5) OBP: 0.261, SLG: 0.413		B SI 91 S CH 85 B CH 86 B SI 90 C CH 86 X FF 91 3-2 ② G3	D CH 85 X CH 84 1-0 1-H 2-H 2B		F SI 90 S CU 69 1 SAFE S CU 70 0-3 ③ K 1-2		B FF 92 C SL 82 S SL 84 S SL 85 1-3 ③ K			4	0	1	2	0	2	1
19 Michael McKenry, R (1, 2) OBP: 0.323, SLG: 0.475		C SI 89 C CU 77 B SI 90 B FF 91 F CU 78 F FF 90 B CU 79 B SI 92 4-2 10 3B BB	C CU 77 C FF 90 B SI 91 B CU 79 F FF 90 F SI 90 T SI 90 2-2 ③ K			B CU 66 B SI 88 F SI 89 F SI 89 X SI 89 2-2 10 1B 6 SF8 2B		C SI 91 C SI 92 B SI 93 X CH 87 1-2 10 1B 1B	3	2	2	0	1	1	1
10 Jordy Mercer, R (1, 6) OBP: 0.314, SLG: 0.580		C CU 77 B SI 90 C SI 91 X CU 78 1-2 1-H 3B		C CH 86 C SI 88 F CH 87 F SI 90 B CU 78 F FF 90 C FF 91 1-3 ① K		C SI 90 2 SAFE F CU 70 F CU 70 B SI 90 X CU 69 1-2 6 SF8 2 S 2-3 1B		C SI 92 L SI 93 X SI 94 0-2 6 G4-3 1-2 1B	4	0	3	1	0	1	0
51 Wandy Rodriguez, S (1, 1) OBP: 0.100, SLG: 0.100 2 Brandon Inge, R (6, PH) OBP: 0.277, SLG: 0.274 32 Vin Mazzaro, R (6, 1) 12 Clint Barmes, R (8, PH) OBP: 0.283, SLG: 0.302 35 Mark Melancon, R (8, 1) 39 Jason Grilli, R (9, 1)		C SL 85 B SI 89 C FF 88 B SL 84 F SI 90 B SI 91 S SI 90 3-3 ③ K		B SI 89 C SI 88 C SL 83 C FF 89 1-3 ② K		D SI 90 C SI 89 S FF 90 D SL 84 F SI 90 B SI 91 F SI 90 S SI 91 3-3 ① K 1-2		X SI 92 0-0 ① B5	2 1 0 1 0 0	0 0 0 0 0 0	0 0 0 0 0 0	0 0 0 0 0 0	2 0 0 0 0 0	1 2 0 2 0 0	1 2 0 2 0 0
Inning Stats	R: 0 E: 0 K: 2 S: 12 H: 1 LOB: 1 BB: 0 P: 21	R: 1 E: 0 K: 1 S: 15 H: 1 LOB: 1 BB: 1 P: 28	R: 3 E: 0 K: 1 S: 11 H: 2 LOB: 1 BB: 1 P: 22	R: 0 E: 0 K: 3 S: 16 H: 1 LOB: 1 BB: 0 P: 23	R: 0 E: 1 K: 2 S: 11 H: 1 LOB: 1 BB: 0 P: 15	R: 1 E: 0 K: 1 S: 19 H: 2 LOB: 2 BB: 1 P: 32	R: 0 E: 0 K: 1 S: 6 H: 0 LOB: 0 BB: 0 P: 7	R: 0 E: 0 K: 0 S: 11 H: 2 LOB: 1 BB: 0 P: 15	R: 0 E: 0 K: 1 S: 9 H: 0 LOB: 1 BB: 1 P: 15	1B: 6 2B: 3 3B: 1 HR: 0	SF: 2 SAC: 0 DP: 1 HBP: 1	WP: 0 PB: 0 SB: 2 CS: 0	PA: 41			

PITCHER		IP	WLS	BF	H	R	ER	SO	BB	IBB	HBP	BLK	WP	HR	S	P	ERA	WHIP
49 Yovani Gallardo, R ERA: 4.79	(1, 1)	4.0	L	20	5	4	4	7	2	0	1	0	0	0	54	94	9.00	1.750
48 Donovan Hand, R ERA: 4.5	(5, 1)	2.0		10	3	1	1	3	1	0	0	0	0	0	30	47	4.50	2.000
51 Michael Gonzalez, L ERA: 3.12	(7, 1)	1.0		3	0	0	0	1	0	0	0	0	0	0	6	7	0.00	0.000
53 Brandon Kintzler, R ERA: 4.03	(8, 1)	1.0		4	2	0	0	0	0	0	0	0	0	0	11	15	0.00	2.000
57 Francisco Rodríguez, R ERA:	(9, 1)	1.0		4	0	0	0	1	1	0	0	0	0	0	9	15	0.00	1.000

PITCHER	IP	WLS	BF	H	R	ER	SO	BB	IBB	HBP	BLK	WP	HR	S	P	ERA	WHIP

TOP

Pittsburgh Pirates @ Milwaukee Brewers

Miller Park, Milwaukee, WI

Sun May 26 2013, 1:12 PM - 4:38 PM CDT
Att. 44,626 - Partly Cloudy - 60 F

livebaseballscorecards.com

AB	34
R	5
H	10
RBI	5
BB	4
SO	12
LOB	18

BOTTOM

Pittsburgh Pirates @ Milwaukee Brewers

Miller Park, Milwaukee, WI

Sun May 26 2013, 1:12 PM - 4:38 PM CDT

Att. 44,626 - Partly Cloudy - 60 F

livebaseballscorecards.com

Batter	1	2	3	4	5	6	7	8	9	AB	R	H	RBI	BB	SO	LOB
7 Norichika Aoki, L (1, 9) OBP: 0.382, SLG: 0.425	B FF 89 X FF 88 1-0 ① F9		B FF 90 F FF 90 C CU 76 F CU 78 X SI 90 1-2 FC5 9 FC4-6 1-2		B CU 74 F FF 90 B CU 76 X SI 88 2-1 9 1B 8 2B 1-2 1B		C SI 93 C FF 92 B SL 86 B SI 91 B SL 86 X SI 93 3-2 ② F9		B FF 94 F FF 94 X FF 93 1-1 ③ F8	5	1	1	0	0	0	2
9 Jean Segura, R (1, 6) OBP: 0.382, SLG: 0.543	B FF 89 F FF 88 F CU 76 B CU 78 X FF 90 2-2 ② F7		X CU 75 0-0 ② FC4-6 1-2f 2-3		B CU 73 D CH 82 F SI 90 B CH 84 F SI 89 F CU 76 X CU 76 3-2 8 2B 1-2 2-3 1B		B SI 93 C SI 93 T FF 94 B SI 94 X SI 93 2-2 1-3 1B			4	1	2	0	0	0	2
8 Ryan Braun, R (1, 7) OBP: 0.395, SLG: 0.557	F SI 89 F FF 90 B CU 76 X FF 89 1-2 ③ L9		F FF 90 C CH 82 F CU 76 S FF 90 0-3 ③ K		B FF 90 B CH 83 X FF 91 2-0 1-H 2-H 3-H 2B		X SI 93 0-0 ③ G4-3			4	0	1	3	0	1	4
16 Aramis Ramirez, R (1, 5) OBP: 0.397, SLG: 0.536		B SI 89 B CH 83 B CH 84 C FF 89 X FF 89 3-1 27 G4-3 2B		C CU 74 B FF 88 B CH 82 X CU 75 2-1 ① F9	F CU 76 B CH 84 B FF 90 C CU 74 B FF 89 S CU 76 3-3 ③ K			C FC 91 F FC 91 X KC 82 0-2 ① G4-3		4	0	1	0	0	1	1
20 Jonathan Lucroy, R (1, 2) OBP: 0.283, SLG: 0.333 48 Donovan Hand, R (5, 1) 14 Jeff Bianchi, R (6, PH) OBP: 0.286, SLG: 0.393 (7, 4)		B SI 88 C SI 89 B CH 82 B FF 91 X SI 89 3-1 ① L6-3		C FF 90 F FF 89 B FF 90 F FF 89 F CU 76 X CU 75 1-2 27 G6-4-3 1B		X SI 92 0-0 ① F9		B FC 93 X FF 91 1-0 27 SF8 3B		2 0 2	0 0 1	1 0 1	0 0 0	0 0 0	0 0 0	1 0 0
27 Carlos Gómez, R (1, 8) OBP: 0.368, SLG: 0.576		D CU 73 S CH 83 F CU 76 B FF 90 D CU 76 F CU 77 X FF 90 3-2 ② G4-3 2-3		B CU 74 B FF 90 S CH 83 B CU 74 X CH 83 3-1 ② ③ G6-4-3 1-2f		C SI 92 L SL 84 B SL 84 X SL 84 1-2 ② G6-3		B FC 92 S KC 82 X KC 82 1-1 ② SF8 3-H		3	0	0	1	0	0	2
23 Rickie Weeks Jr., R (1, 4) OBP: 0.281, SLG: 0.267 51 Michael Gonzalez, R (7, 1) 53 Brandon Kintzler, R (8, 1) 22 Logan Schafer, L (8, PH) OBP: 0.235, SLG: 0.191 57 Francisco Rodríguez, R (9, 1)		B CU 73 F SI 90 C FF 90 D CU 77 S CU 76 2-3 ③ K2-3			C CU 71 B FF 88 S CU 73 B FF 89 B CU 73 X FF 89 3-2 9 1B 7 1B 8 2B 1B	X SL 84 0-0 ③ F9		C FF 91 B FF 92 C FF 92 X FF 92 1-2 ③ P6		3 0 0 1 0	1 0 0 0 0	1 0 0 0 0	0 0 0 0 0	0 0 0 0 0	1 0 0 0 0	1 0 0 0 0
3 Yuniesky Betancourt, R (1, 3) OBP: 0.265, SLG: 0.413			B FF 89 B FF 88 X FF 88 2-0 ① F8		X CH 81 0-0 ① P4		C SI 91 B SL 84 C SI 92 S SL 84 1-3 ① K		S SL 83 F SI 93 X SL 83 0-2 ① F8	4	0	0	0	0	1	1
49 Yovani Gallardo, R (1, 1) OBP: 0.238, SLG: 0.571 12 Martín Maldonado, R (5, 2) OBP: 0.247, SLG: 0.293			B FF 90 S FF 89 X SI 90 1-1 9 FC4-6 7 E 1B		C CU 72 S CU 74 F CU 74 F FF 90 B FF 89 F CU 73 B FF 90 C FF 89 2-3 ② K		B SI 92 B SL 85 F SI 92 F SI 92 B SL 85 F CU 73 X SI 92 3-2 9 1B 1B		F SL 82 S FF 94 X SL 83 0-2 ② P6	1 3	0 0	1 1	0 0	0 0	0 1	0 1
Inning Stats	R: 0 E: 0 K: 0 S: 7 H: 0 LOB: 0 BB: 0 P: 11	R: 0 E: 0 K: 1 S: 11 H: 1 LOB: 1 BB: 0 P: 22	R: 0 E: 1 K: 1 S: 12 H: 1 LOB: 2 BB: 0 P: 16	R: 0 E: 0 K: 0 S: 9 H: 1 LOB: 0 BB: 0 P: 15	R: 3 E: 0 K: 2 S: 20 H: 4 LOB: 1 BB: 0 P: 35	R: 0 E: 0 K: 0 S: 5 H: 0 LOB: 0 BB: 0 P: 6	R: 0 E: 0 K: 1 S: 14 H: 2 LOB: 2 BB: 0 P: 23	R: 1 E: 0 K: 0 S: 9 H: 1 LOB: 0 BB: 0 P: 12	R: 0 E: 0 K: 0 S: 8 H: 0 LOB: 0 BB: 0 P: 9	1B: 7 2B: 2 3B: 1 HR: 0 SF: 1 SAC: 0 DP: 1 HBP: 0						

	AB	36
	R	4
	H	10
	RBI	4
	BB	0
	SO	5
	LOB	15

WP: 0 PB: 0 SB: 0 CS: 0 PA: 37

PITCHER	IP	WLS	BF	H	R	ER	SO	BB	IBB	HBP	BLK	WP	HR	S	P	ERA	WHIP
51 Wandy Rodriguez, L (1, 1) ERA: 3.58	5.0	W	22	7	3	3	4	0	0	0	0	0	0	59	99	5.40	1.400
32 Vin Mazzaro, R (6, 1) ERA: 2.25	2.0	H	8	2	0	0	1	0	0	0	0	0	0	19	29	0.00	1.000
35 Mark Melancon, R (8, 1) ERA: 1.0	1.0	H	4	1	1	1	0	0	0	0	0	0	0	9	12	9.00	1.000
39 Jason Grilli, R (9, 1) ERA: 1.19	1.0	S	3	0	0	0	0	0	0	0	0	0	0	8	9	0.00	0.000

PITCHER	IP	WLS	BF	H	R	ER	SO	BB	IBB	HBP	BLK	WP	HR	S	P	ERA	WHIP

TOP

Minnesota Twins @ Milwaukee Brewers

Miller Park, Milwaukee, WI

Mon May 27 2013, 1:14 PM - 4:14 PM CDT

Att. 38,627 - Roof Closed - 70 F

livebaseballscorecards.com

Batter	1	2	3	4	5	6	7	8	9	AB	R	H	RBI	BB	SO	LOB
8 Jamey Carroll, R (1, 5) OBP: 0.326, SLG: 0.305	C FF 93 F FF 95 F SI 95 X SI 96 0-2 ① G3-1	B FF 96 F SI 96 X SI 96 1-1 ③ G6-3			B FF 95 B SI 92 C FF 95 F FF 95 B SI 95 S SI 95 3-3 ① K	C SI 89 B SI 89 B CH 85 B FF 91 B SI 91 4-1 BB		B SI 88 X SI 89 1-0 ② L4		4	0	0	0	1	1	1
2 Brian Dozier, R (1, 4) OBP: 0.238, SLG: 0.270	C FF 96 B FF 95 T FF 96 F FF 96 X SL 88 1-2 ② G1-3		C FF 93 X FF 94 0-1 ① G4-3		F FF 95 L SI 94 B SL 86 B FF 97 F SI 96 B FF 97 X SI 96 3-2 33 BB 7 S 9 1B 1B	C SI 90 X CH 84 0-1 ③ G4-3		C SI 89 S SL 80 B SL 81 X SL 80 1-2 ③ L9		5	1	1	0	0	0	1
7 Joe Mauer, L (1, 2) OBP: 0.415, SLG: 0.497	B SI 96 C FF 96 B SI 95 F SI 96 B FF 97 F SI 97 B SI 97 4-2 16 BB 33 1B BB		C SL 84 B FF 96 C CH 86 B FF 96 B FF 96 X SI 97 3-2 ② G4-3		B SI 94 C SI 95 B SL 83 B CH 84 F SL 84 B CH 85 4-2 33 BB 9 1B 1-2 BB		C FF 91 X FF 89 0-1 HR		C FF 94 X FF 93 0-1 ① G4-3	3	3	1	1	2	0	0
16 Josh Willingham, R (1, 7) OBP: 0.367, SLG: 0.430	D FF 95 B FF 95 B FF 94 B SI 93 4-0 33 1B 1-2 BB		X FF 96 0-0 ③ G6-3		B FF 95 B FF 95 X FF 96 2-0 ② F4		B SI 90 B SI 91 B SI 91 C SI 90 X SI 91 3-1 ① G6-3		X FF 94 0-0 1B	4	0	1	0	1	0	2
33 Justin Morneau, L (1, 3) OBP: 0.348, SLG: 0.401	B SI 95 C SL 85 B SI 95 X FF 95 2-1 1-2 2-H 1B			B SL 83 F SL 83 T FF 95 B FF 94 S SL 86 2-3 ① K2-3	B SI 96 B FF 95 B SI 96 B FF 93 4-0 9 1B 1-2 2-3 BB		B SL 81 S SI 91 F FF 89 B SL 77 B SL 77 F FF 91 B FF 91 4-2 32 2B BB		F FF 94 X SL 82 0-1 ② F9	3	0	1	1	2	1	1
9 Ryan Doumit, S (1, 9) OBP: 0.287, SLG: 0.345 20 Josh Roenicke, R (7, 1) 52 Brian Duensing, L (7, 1) 61 Jared Burton, R (8, 1) 55 Chris Colabello, R (9, PH) OBP: 0.100, SLG: 0.100 15 Glen Perkins, L (9, 1)	B SL 84 2 SAFE F SI 95 C SI 96 F SL 89 T SL 88 1-2 ③ K			B SI 95 F CH 84 B FF 96 F SI 96 B SL 86 D SL 85 4-2 32 FC4-6 BB	B SL 84 F SI 96 B SI 97 X SI 96 2-1 1-2 2-H 3-H 1B	C FF 90 F CH 80 T FF 91 0-2 ② K		B FF 94 C SL 82 1 SAFE S FF 95 B FF 96 S FF 96 2-3 ③ K	3 0 0 0 0 1	0 0 0 0 0 0	1 0 0 0 0 0	2 0 0 0 0 0	1 0 0 0 0 1	2 0 0 0 0 1	3 0 0 0 0 1
32 Aaron Hicks, S (1, 8) OBP: 0.235, SLG: 0.275		B SI 93 C FF 94 B CH 83 X SI 95 2-1 ① G4-3		D SI 96 B SI 96 X SI 96 2-0 ② FC4-6 25 E 25 2B 1-2f 2-2 ③ F7	F SI 96 F SL 86 D SL 87 F SL 85 B CH 86 X SI 96		X SI 89 0-0 ③ 1-H 2B			4	1	1	0	0	0	3
25 Pedro Florimón, S (1, 6) OBP: 0.328, SLG: 0.368		C SI 94 S SL 85 B SL 86 X CH 84 1-2 30 SH3 1B		1 SAFE C SL 85 F SL 84 B FF 95 F SL 87 X SL 86 1-2 1-H 2B		C SI 90 F CH 85 F FF 91 F SL 78 C FF 90 0-3 ① K		X SI 88 0-0 ① G6-3		4	0	2	1	0	1	0
30 Kevin Correia, R (1, 1) 27 Chris Parmelee, L (7, 9) OBP: 0.293, SLG: 0.331		L FF 93 X FF 94 0-1 ② SH3 1-2		C SI 95 X SI 95 0-1 ③ G4-1		S SI 89 S FF 91 B FF 90 S FF 90 1-3 ② K		B SI 88 F SI 88 B SI 89 S SL 80 X SL 81 2-2 HR		2 1	0 1	0 1	0 1	0 0	1 0	1 0

	AB	34
	R	6
	H	9
	RBI	6
	BB	7
	SO	7
	LOB	13

Inning Stats																		
	R: 1	H: 1	R: 0	H: 1	R: 0	H: 0	R: 1	H: 1	R: 2	H: 2	R: 0	H: 0	R: 1	H: 2	R: 1	H: 1	R: 0	H: 1
	E: 0	LOB: 2	E: 0	LOB: 1	E: 0	LOB: 0	E: 1	LOB: 1	E: 0	LOB: 2	E: 0	LOB: 1	E: 0	LOB: 2	E: 0	LOB: 0	E: 0	LOB: 1
	K: 1	BB: 2	K: 0	BB: 0	K: 0	BB: 0	K: 1	BB: 1	K: 1	BB: 2	K: 2	BB: 1	K: 1	BB: 1	K: 0	BB: 0	K: 1	BB: 0
	S: 17	P: 29	S: 9	P: 13	S: 6	P: 9	S: 12	P: 21	S: 16	P: 36	S: 11	P: 16	S: 11	P: 18	S: 8	P: 12	S: 8	P: 10

1B: 5	SF: 0
2B: 2	SAC: 1
3B: 0	DP: 0
HR: 2	HBP: 0

WP: 0	PA: 42
PB: 0	
SB: 1	
CS: 0	

PITCHER		IP	WLS	BF	H	R	ER	SO	BB	IBB	HBP	BLK	WP	HR	S	P	ERA	WHIP
60 Wily Peralta, R ERA: 6.35	(1, 1)	5.0	L	25	5	4	3	3	5	0	0	0	0	0	60	108	5.40	2.000
32 Tom Gorzelanny, L ERA: 2.5	(6, 1)	1.1		7	1	1	1	2	2	0	0	0	0	1	18	30	6.75	2.250
51 Michael Gonzalez, L ERA: 3.0	(7, 1)	0.2		2	1	0	0	1	0	0	0	0	0	0	4	4	0.00	1.500
31 Burke Badenhop, R ERA: 2.42	(8, 1)	1.0		4	1	1	1	0	0	0	0	0	0	1	8	12	9.00	1.000
59 John Axford, R ERA: 6.33	(9, 1)	1.0		4	1	0	0	1	0	0	0	0	0	0	8	10	0.00	1.000

PITCHER		IP	WLS	BF	H	R	ER	SO	BB	IBB	HBP	BLK	WP	HR	S	P	ERA	WHIP

BOTTOM

Minnesota Twins @ Milwaukee Brewers

Miller Park, Milwaukee, WI

Mon May 27 2013, 1:14 PM - 4:14 PM CDT

Att. 38,627 - Roof Closed - 70 F

livebaseballscorecards.com

Batter	1	2	3	4	5	6	7	8	9	AB	R	H	RBI	BB	SO	LOB
7 Norichika Aoki, L (1, 9) OBP: 0.379, SLG: 0.418	B FF 89 C FF 90 B FF 89 B SL 87 B FF 89 4-1 9 1B BB		X SI 90 0-0 F8 ②		C SL 88 D CH 86 X CH 86 1-1 G4-3 ③		C SL 83 X SI 93 0-1 G4-3 ③			3	0	0	0	1	0	2
9 Jean Segura, R (1, 6) OBP: 0.384, SLG: 0.558	B SI 89 B CH 86 D SL 87 C SI 90 F SI 89 F SL 87 F FF 89 X SL 87 3-2 3 L6-4 27 HBP 1-3 1B		B SI 89 F SL 88 C FF 91 X CU 80 1-2 G6-3 ③			C CU 77 B SL 87 B SL 88 X SL 87 2-1 HR		C FF 91 X CH 87 0-1 L9 ①		4	1	2	1	0	0	0
27 Carlos Gómez, R (1, 8) OBP: 0.376, SLG: 0.611	F FF 90 F SL 88 B FC 90 P PO 90 H FF 90 3-2 1-2 HBP			F CU 77 B SL 89 X CH 85 1-1 HR		B SL 88 T FF 90 B SL 88 B FF 90 X SL 88 3-1 HR		F FF 92 B FF 92 C FF 93 F FF 93 B CH 88 X CH 88 2-2 G5-3 ②		3	2	2	2	0	0	0
3 Yuniesky Betancourt, R (1, 5) OBP: 0.264, SLG: 0.409	B SL 88 X SL 88 1-0 L6-4 ① ② 2-2			X SL 88 0-0 P6 ①		B SI 90 X SI 90 1-0 14 G6-4-3 1B		F FF 92 S CH 86 F CH 87 B SL 85 X FF 92 1-2 P4 ③		4	0	1	0	0	0	3
14 Jeff Bianchi, R (1, 4) OBP: 0.281, SLG: 0.375	S SL 89 C FF 90 S FC 91 0-3 K ③			X FF 90 0-0 11 G6-3 1B		X SI 90 0-0 G6-4-3 ① ② 1-2f			C FF 95 B FF 96 F FF 95 F FF 96 F FF 95 B SL 85 S SL 84 2-3 K ①	4	0	1	0	0	2	3
11 Alex Gonzalez, R (1, 3) OBP: 0.204, SLG: 0.231		C SL 87 F FF 89 F CU 78 B CU 80 F SL 87 X CU 78 1-2 F7 ①	C FF 89 B SI 89 F FF 89 X SL 88 1-2 G6-3 ② ③ 1-2f			B CU 79 B SI 90 S SL 89 X SL 88 2-1 F9 ③			C FF 96 F SL 85 C FF 95 0-3 K ②	4	0	0	0	0	1	1
22 Logan Schafer, L (1, 7) OBP: 0.222, SLG: 0.180 8 Ryan Braun, R (9, PH) OBP: 0.393, SLG: 0.554		C FC 90 B CH 86 X CH 86 1-1 G4-3 ②			C CU 77 B FC 89 F SL 88 F CH 86 S SL 86 1-3 K ①		C SI 88 B FF 89 C FF 89 X CU 76 1-2 L7 ①		C FF 96 B FF 95 X SL 84 1-1 L5 ③	3 1	0 0	0 0	0 0	0 0	1 0	0 0
12 Martín Maldonado, R (1, 2) OBP: 0.239, SLG: 0.282 31 Burke Badenhop, R (8, 1) 59 John Axford, R (9, 1)		C FF 91 C CU 78 B SL 89 B SL 87 B FF 91 T SL 88 3-2 K ③			X SI 90 0-0 G5-3 ②		B SL 81 C FF 91 F SL 82 F CU 77 B CU 76 B FF 92 X FF 91 3-2 F9 ②			3 0 0	0 0 0	0 0 0	0 0 0	0 0 0	1 0 0	0 0 0
60 Wily Peralta, R (1, 1) OBP: 0.211, SLG: 0.167 23 Rickie Weeks Jr., R (5, PH) OBP: 0.285, SLG: 0.278 32 Tom Gorzelanny, R (6, 1) 51 Michael Gonzalez, R (7, 1) 20 Jonathan Lucroy, R (7, PH) OBP: 0.288, SLG: 0.338 (8, 2)			C FF 89 F FF 90 S CU 78 0-3 K ①		B SI 90 X FF 90 1-0 2B		F FF 90 B FF 91 F FF 91 B CU 77 B FF 92 X SL 83 3-2 1B			1 1 0 0 1	0 0 0 0 0	0 1 0 0 1	0 0 0 0 0	1 0 0 0 0	0 0 0 0 0	0 0 0 0 0
Inning Stats	R: 0 E: 0 K: 1 S: 13 H: 1 LOB: 2 BB: 1 P: 23	R: 0 E: 0 K: 1 S: 10 H: 0 LOB: 0 BB: 0 P: 15	R: 0 E: 0 K: 1 S: 7 H: 0 LOB: 0 BB: 0 P: 8	R: 1 E: 0 K: 0 S: 7 H: 2 LOB: 0 BB: 0 P: 9	R: 0 E: 0 K: 1 S: 8 H: 1 LOB: 1 BB: 0 P: 11	R: 2 E: 0 K: 0 S: 8 H: 3 LOB: 0 BB: 0 P: 16	R: 0 E: 0 K: 0 S: 12 H: 1 LOB: 1 BB: 0 P: 19	R: 0 E: 0 K: 0 S: 10 H: 0 LOB: 0 BB: 0 P: 13	R: 0 E: 0 K: 2 S: 10 H: 0 LOB: 0 BB: 0 P: 13	1B: 4 2B: 2 3B: 0 HR: 3 SF: 0 SAC: 0 DP: 3 HBP: 1						WP: 0 PB: 0 SB: 0 CS: 0 PA: 34	

	AB	32
	R	3
	H	8
	RBI	3
	BB	1
	SO	6
	LOB	9

PITCHER		IP	WLS	BF	H	R	ER	SO	BB	IBB	HBP	BLK	WP	HR	S	P	ERA	WHIP
30 Kevin Correia, R ERA: 3.96	(1, 1)	6.0	W	24	7	3	3	4	1	0	1	0	0	3	53	82	4.50	1.333
20 Josh Roenicke, R ERA: 3.16	(7, 1)	0.2	H	3	1	0	0	0	0	0	0	0	0	0	10	17	0.00	1.500
52 Brian Duensing, L ERA: 3.79	(7, 1)	0.1	H	1	0	0	0	0	0	0	0	0	0	0	2	2	0.00	0.000
61 Jared Burton, R ERA: 2.28	(8, 1)	1.0	H	3	0	0	0	0	0	0	0	0	0	0	10	13	0.00	0.000
15 Glen Perkins, L ERA: 3.06	(9, 1)	1.0	S	3	0	0	0	2	0	0	0	0	0	0	10	13	0.00	0.000

PITCHER	IP	WLS	BF	H	R	ER	SO	BB	IBB	HBP	BLK	WP	HR	S	P	ERA	WHIP

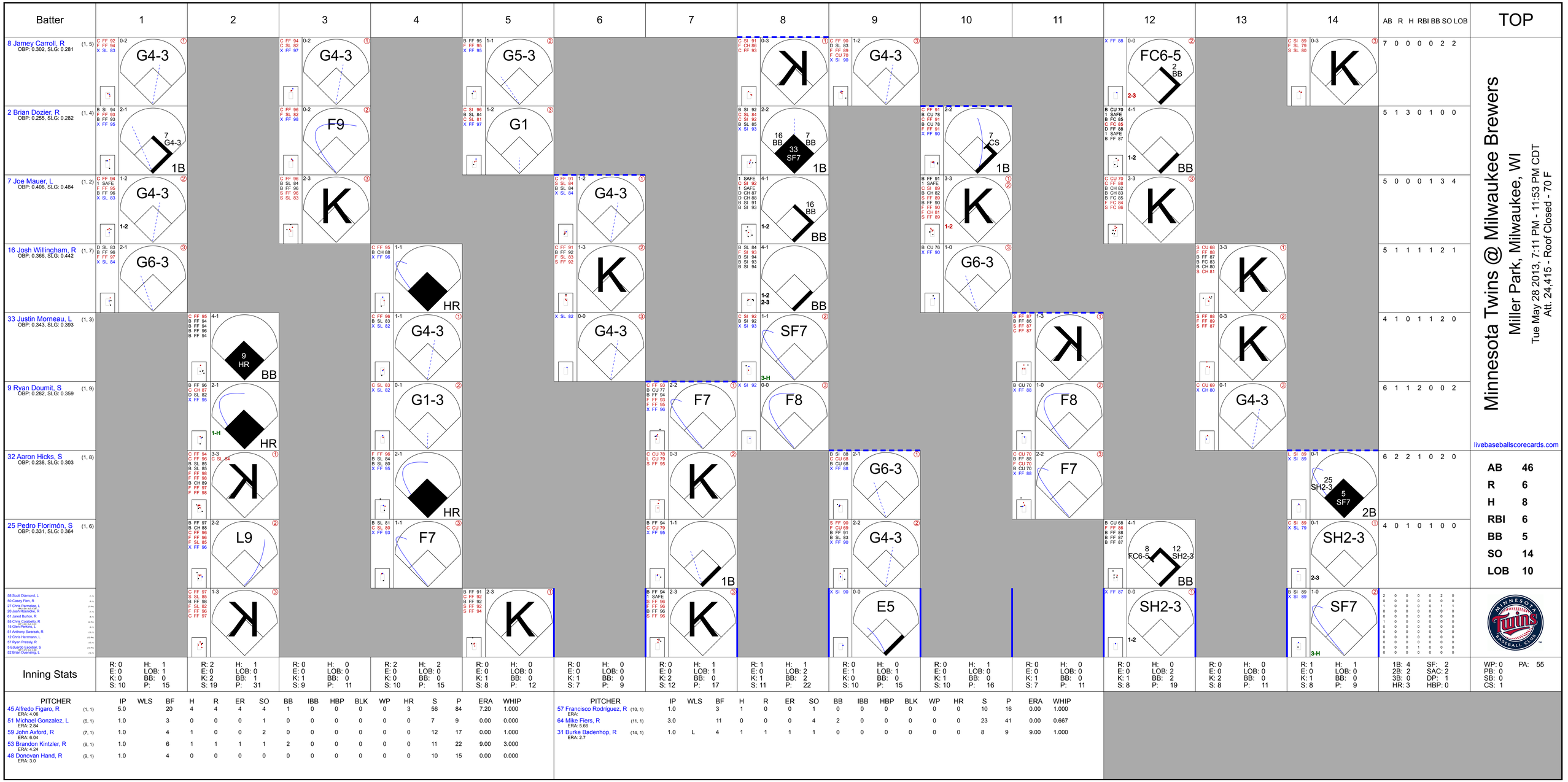
Batter
1
2
3
4
5
6
7
8
9
10
11
12
13
14
AB R H RBI BB SO LOB
TOP
8 Jamey Carroll, R (1, 5) OBP: 0.302, SLG: 0.281
G4-3
F9
K
G5-3
G1
G4-3
K
G4-3
FC6-5 2 BB
K
7 0 0 0 0 2 2
2 Brian Dozier, R (1, 4) OBP: 0.255, SLG: 0.282
7 G4-3 1B
16 BB 7 BB 33 SF7 1B
7 CS 1B
1-2 BB
5 1 3 0 1 0 0
7 Joe Mauer, L (1, 2) OBP: 0.408, SLG: 0.484
G4-3
16 BB BB
K
K
5 0 0 0 1 3 4
16 Josh Willingham, R (1, 7) OBP: 0.366, SLG: 0.442
G6-3
HR
G4-3
G6-3
K
5 1 1 1 1 2 1
33 Justin Morneau, L (1, 3) OBP: 0.343, SLG: 0.393
9 HR BB
G4-3
SF7 3-H
K
K
4 1 0 1 1 2 0
9 Ryan Doumit, S (1, 9) OBP: 0.282, SLG: 0.359
1-H HR
G1-3
F7
F8
F8
G4-3
6 1 1 2 0 0 2
32 Aaron Hicks, S (1, 8) OBP: 0.238, SLG: 0.303
K
HR
K
G6-3
F7
25 SH2-3 5 SF7 2B
6 2 2 1 0 2 0
25 Pedro Florimón, S (1, 6) OBP: 0.331, SLG: 0.364
L9
F7
1B
G4-3
8 FC6-5 12 SH2-3 BB
SH2-3
2-3
4 0 1 0 1 0 0
K
K
K
E5
SH2-3
SF7
3-H
68 Scott Diamond, L
50 Casey Fien, R
27 Chris Parmelee, L
20 Josh Roenicke, R
61 Jared Burton, R
55 Chris Colabello, R
15 Glen Perkins, L
51 Anthony Swarzak, R
12 Chris Herrmann, L
57 Ryan Pressly, R
5 Eduardo Escobar, S
52 Brian Duensing, L
livebaseballscorecards.com
AB 46
R 6
H 8
RBI 6
BB 5
SO 14
LOB 10
Inning Stats
R: 0 H: 1
E: 0 LOB: 1
K: 0 BB: 0
S: 10 P: 15
R: 2 H: 1
E: 0 LOB: 0
K: 2 BB: 1
S: 19 P: 31
R: 0 H: 0
E: 0 LOB: 0
K: 1 BB: 0
S: 9 P: 11
R: 2 H: 2
E: 0 LOB: 0
K: 0 BB: 0
S: 10 P: 15
R: 0 H: 0
E: 0 LOB: 0
K: 1 BB: 0
S: 8 P: 12
R: 0 H: 0
E: 0 LOB: 0
K: 1 BB: 0
S: 7 P: 9
R: 0 H: 1
E: 0 LOB: 1
K: 2 BB: 0
S: 12 P: 17
R: 1 H: 1
E: 0 LOB: 2
K: 1 BB: 2
S: 11 P: 22
R: 0 H: 0
E: 1 LOB: 1
K: 0 BB: 0
S: 10 P: 15
R: 0 H: 1
E: 0 LOB: 0
K: 1 BB: 0
S: 10 P: 16
R: 0 H: 0
E: 0 LOB: 0
K: 1 BB: 0
S: 7 P: 11
R: 0 H: 0
E: 0 LOB: 0
K: 1 BB: 0
S: 8 P: 19
R: 0 H: 0
E: 0 LOB: 0
K: 2 BB: 0
S: 8 P: 11
R: 1 H: 1
E: 0 LOB: 0
K: 1 BB: 0
S: 8 P: 9
1B: 4 SF: 2
2B: 2 SAC: 2
3B: 0 DP: 1
HR: 3 HBP: 0
WP: 0 PA: 55
PB: 0
SB: 0
CS: 1
PITCHER IP WLS BF H R ER SO BB IBB HBP BLK WP HR S P ERA WHIP
45 Alfredo Figaro, R (1, 1) ERA: 4.08 5.0 20 4 4 4 4 1 0 0 0 0 3 56 84 7.20 1.000
51 Michael Gonzalez, L (6, 1) ERA: 2.84 1.0 3 0 0 0 1 0 0 0 0 0 0 7 9 0.00 0.000
59 John Axford, R (7, 1) ERA: 6.04 1.0 4 1 0 0 2 0 0 0 0 0 0 12 17 0.00 1.000
53 Brandon Kintzler, R (8, 1) ERA: 4.24 1.0 6 1 1 1 1 2 0 0 0 0 0 11 22 9.00 3.000
48 Donovan Hand, R (9, 1) ERA: 3.0 1.0 4 0 0 0 0 0 0 0 0 0 0 10 15 0.00 0.000
PITCHER IP WLS BF H R ER SO BB IBB HBP BLK WP HR S P ERA WHIP
57 Francisco Rodríguez, R (10, 1) ERA: 1.0 3 1 0 0 1 0 0 0 0 0 0 10 16 0.00 1.000
64 Mike Fiers, R (11, 1) ERA: 5.66 3.0 11 0 0 0 4 2 0 0 0 0 0 23 41 0.00 0.667
31 Burke Badenhop, R (14, 1) ERA: 2.7 1.0 L 4 1 1 1 1 0 0 0 0 0 0 8 9 9.00 1.000
Minnesota Twins @ Milwaukee Brewers
Miller Park, Milwaukee, WI
Tue May 28 2013, 7:11 PM - 11:53 PM CDT
Att. 24,415 - Roof Closed - 70 F

BOTTOM

Minnesota Twins @ Milwaukee Brewers

Miller Park, Milwaukee, WI

Tue May 28 2013, 7:11 PM - 11:53 PM CDT

Att. 24,415 - Roof Closed - 70 F

livebaseballscorecards.com

Batter	1	2	3	4	5	6	7	8	9	10	11	12	13	14	AB	R	H	RBI	BB	SO	LOB
7 Norichika Aoki, L (1, 9) OBP: 0.372, SLG: 0.408	G1-3		G4-3		G4-3		P6		FC6-4 8 9 1B		P6			L4	7	0	1	0	0	0	1
9 Jean Segura, R (1, 6) OBP: 0.400, SLG: 0.569	16 FC5-4 1B			8 1B 16 2B 1B	8 3B 1B		P6		P4					8 FC5-4 1B	7	2	6	1	0	0	0
8 Ryan Braun, R (1, 7) OBP: 0.389, SLG: 0.554	K			16 2B 1B	3B		FC6-4	K	FC6-4 16 DI			K		FC5-4	7	1	2	1	0	2	6
16 Aramis Ramirez, R (1, 5) OBP: 0.393, SLG: 0.527	FC5-4			20 2B 2B	K			K	27 FC6 BB			F8			5	1	1	2	1	2	2
27 Carlos Gómez, R (1, 8) OBP: 0.369, SLG: 0.597		F8		F9		L5		20 F9 20 S 1B	FC6			K			6	0	1	0	0	1	4
20 Jonathan Lucroy, R (1, 2) OBP: 0.283, SLG: 0.338		G5-3		2B		G5-3		F9		G4-3			F9		6	0	1	1	0	0	1
23 Rickie Weeks Jr., R (1, 4) OBP: 0.281, SLG: 0.274		K		3 G5-4-3 1B		K		K		F9			L8		6	0	1	0	0	3	1
3 Yuniesky Betancourt, R (1, 3) OBP: 0.257, SLG: 0.396			F9	G5-4-3	P5				K	G6-3			K		5	0	0	0	0	1	2
64 Mike Fiers, R (11, 1)															0	0	0	0	0	0	0
49 Yovani Gallardo, R (13, PH) OBP: 0.227, SLG: 0.545															1	0	0	0	0	1	0
31 Burke Badenhop, R (14, 1)															0	0	0	0	0	0	0
45 Alfredo Figaro, R 11 Alex Gonzalez, R WP:0% H:0% ER:0% BB:0% 51 Michael Gonzalez, R 99 John Axford, R 22 Logan Schafer, L 53 Brandon Kintzler, R 48 Donovan Hand, R 14 Jeff Bianchi, R 67 Francisco Rodriguez, R 12 Martin Maldonado, R WP:0% H:0% ER:0% BB:0%	G1-3				G6-3		P5		K		F7			G6-3	1	0	0	0	0	0	0
							9 1B BB		7 1B 9 1B HBP						1	0	0	0	0	0	0
															0	0	0	0	0	0	0
															0	0	0	1	0	0	0
															0	0	0	0	0	0	0
															0	0	0	0	0	0	0
															0	1	0	0	0	0	0
															0	0	0	0	0	0	0
															2	0	0	0	0	0	0
Inning Stats	R: 0 E: 0 K: 1 S: 12 H: 1 LOB: 1 BB: 0 P: 19	R: 0 E: 0 K: 1 S: 7 H: 0 LOB: 0 BB: 0 P: 12	R: 0 E: 0 K: 0 S: 5 H: 0 LOB: 0 BB: 0 P: 7	R: 3 E: 0 K: 0 S: 18 H: 5 LOB: 1 BB: 0 P: 33	R: 1 E: 0 K: 1 S: 12 H: 2 LOB: 1 BB: 0 P: 21	R: 0 E: 0 K: 1 S: 11 H: 0 LOB: 0 BB: 0 P: 15	R: 0 E: 0 K: 0 S: 11 H: 1 LOB: 2 BB: 1 P: 20	R: 0 E: 0 K: 2 S: 11 H: 1 LOB: 1 BB: 0 P: 15	R: 1 E: 0 K: 1 S: 17 H: 2 LOB: 3 BB: 1 P: 29	R: 0 E: 0 K: 0 S: 7 H: 0 LOB: 0 BB: 0 P: 9	R: 0 E: 0 K: 0 S: 4 H: 0 LOB: 0 BB: 0 P: 6	R: 0 E: 0 K: 2 S: 8 H: 0 LOB: 0 BB: 0 P: 12	R: 0 E: 0 K: 1 S: 6 H: 0 LOB: 0 BB: 0 P: 8	R: 0 E: 0 K: 0 S: 8 H: 1 LOB: 1 BB: 0 P: 12	1B: 10 2B: 2 3B: 1 HR: 0	SF: 0 SAC: 0 DP: 1 HBP: 1	WP: 0 PB: 0 SB: 1 CS: 0	PA: 57			

	AB	54
	R	5
	H	13
	RBI	5
	BB	2
	SO	10
	LOB	17

PITCHER	IP	WLS	BF	H	R	ER	SO	BB	IBB	HBP	BLK	WP	HR	S	P	ERA	WHIP
58 Scott Diamond, L (1, 1) ERA: 5.22	4.2		21	8	4	4	2	0	0	0	0	0	0	51	89	7.71	1.714
50 Casey Fien, R (5, 1) ERA: 5.06	1.1		4	0	0	0	2	0	0	0	0	0	0	14	18	0.00	0.000
20 Josh Roenicke, R (7, 1) ERA: 3.04	1.0		5	1	0	0	1	0	0	0	0	0	0	11	20	0.00	2.000
61 Jared Burton, R (8, 1) ERA: 2.19	1.0	H	4	1	0	0	2	0	0	0	0	0	0	11	15	0.00	1.000
15 Glen Perkins, L (9, 1) ERA: 3.38	1.0	B	7	2	1	1	1	1	0	1	0	0	0	17	29	9.00	3.000

PITCHER	IP	WLS	BF	H	R	ER	SO	BB	IBB	HBP	BLK	WP	HR	S	P	ERA	WHIP
51 Anthony Swarzak, R (10, 1) ERA: 3.44	2.0		6	0	0	0	0	0	0	0	0	0	0	11	15	0.00	0.000
57 Ryan Pressly, R (12, 1) ERA: 1.37	2.0	W	6	0	0	0	3	0	0	0	0	0	0	14	20	0.00	0.000
52 Brian Duensing, L (14, 1) ERA: 3.6	1.0	S	4	1	0	0	0	0	0	0	0	0	0	8	12	0.00	1.000

Batter	1	2	3	4	5	6	7	8	9	AB	R	H	RBI	BB	SO	LOB
7 Norichika Aoki, L (1, 9) OBP: 0.369, SLG: 0.402	B FC 89 C FF 88 C FF 89 H CU 83 2-2 8 FC6-4 HBP		B FF 91 C FF 89 B CH 85 S FF 88 X FC 92 2-2 ① G4-3		B CU 83 B FF 90 B FC 89 C FC 89 X FC 89 3-1 ② F9		C FC 91 B CH 84 X FC 92 1-1 ③ G1-3			3	0	0	0	0	0	1
9 Jean Segura, R (1, 6) OBP: 0.397, SLG: 0.560	B FF 90 X FF 89 1-0 ① L9		C CU 80 F CH 86 B CU 83 X CU 81 1-2 ② G6-3		B CU 81 B CU 80 F FC 91 B FC 90 X FC 89 3-1 ③ G6-3			F CU 80 B FC 89 H CH 83 2-1 16 G5-4-3 8 BB HBP		3	0	0	0	0	0	1
8 Ryan Braun, R (1, 7) OBP: 0.391, SLG: 0.548	B FC 91 1 SAFE B FC 89 B FC 88 C FC 89 X FF 88 3-1 ② FC6-4 1-2f		B CH 85 B FC 90 B CU 80 C FF 91 B FC 89 4-1 16 FC6-4 BB			C CU 80 X CH 83 0-1 ① G1-3		B FC 90 B FC 90 B FC 88 B FC 88 4-0 1-2 16 G5-4-3 BB		2	0	0	0	2	0	1
16 Aramis Ramirez, R (1, 10) OBP: 0.386, SLG: 0.526	C FF 91 C CU 82 C CU 83 0-3 ③ K		X FC 91 0-0 ③ FC6-4 1-2f			B CU 80 X FF 89 1-0 ① 27 G4-3 2B		F FF 89 C FF 90 X FF 90 0-2 ①② G5-4-3 1-2f 2-3		4	0	1	0	0	1	4
27 Carlos Gómez, R (1, 8) OBP: 0.372, SLG: 0.600		B FC 90 B FF 87 X FC 88 2-0 20 G4-3 3 G5-3 2B		C FC 90 F FC 90 B FC 92 X CU 81 1-2 3 G1-3 20 BLK 1B		F CU 81 X CH 85 0-1 ② G4-3 2-3		L FF 89 F SL 85 B FF 89 X SL 84 1-2 ③ P3		4	1	2	0	0	0	2
20 Jonathan Lucroy, R (1, 2) OBP: 0.282, SLG: 0.336		B FF 88 C CU 78 B CU 81 X FF 90 2-1 ① G4-3 2-3		1 SAFE D FC 91 B FC 89 C FC 90 X FC 89 2-1 ① G5-3 1-2		B CU 81 S CH 84 C CU 82 F CU 83 S CU 85 1-3 ③ K			B SI 93 C FF 93 B SI 94 F SI 93 X SI 94 2-2 1B	4	0	1	0	0	1	3
3 Yuniesky Betancourt, R (1, 3) OBP: 0.251, SLG: 0.387		C CU 81 X CU 82 0-1 ② G5-3 3-H		X CU 81 0-0 ② G1-3 2-3			B FF 90 X FF 89 1-0 ① F7		F SI 94 F SL 84 S FF 95 0-3 ① K	4	0	0	1	0	1	2
23 Rickie Weeks Jr., R (1, 4) OBP: 0.286, SLG: 0.275		B FC 89 B CU 80 X FC 90 2-0 14 FC6-4 1B		B CU 82 X CU 80 1-0 ③ L8			B FC 91 B CH 83 C FC 88 H CU 80 3-1 14 G5-3 HBP		C SL 83 T FF 94 S SL 83 0-3 ② K	3	0	1	0	0	1	2
14 Jeff Bianchi, R (1, 5) OBP: 0.270, SLG: 0.333		C FC 90 B CU 80 1 SAFE S FC 88 F CU 81 F CU 82 X CH 86 1-2 ③ FC6-4 1-2f			B FC 90 F FC 88 X CH 84 1-1 ① P3		S FF 90 X CH 83 0-1 ② G5-3 1-2		C SI 94 F FF 94 X FF 94 0-2 ③ G3	4	0	0	0	0	0	3
Inning Stats	R: 0 E: 0 K: 1 S: 8 H: 0 LOB: 1 BB: 0 P: 14	R: 1 E: 0 K: 0 S: 11 H: 2 LOB: 1 BB: 0 P: 18	R: 0 E: 0 K: 0 S: 8 H: 0 LOB: 1 BB: 1 P: 15	R: 0 E: 0 K: 0 S: 7 H: 1 LOB: 1 BB: 0 P: 11	R: 0 E: 0 K: 0 S: 6 H: 0 LOB: 0 BB: 0 P: 13	R: 0 E: 0 K: 1 S: 9 H: 1 LOB: 1 BB: 0 P: 11	R: 0 E: 0 K: 0 S: 6 H: 0 LOB: 1 BB: 0 P: 11	R: 0 E: 0 K: 0 S: 7 H: 0 LOB: 1 BB: 1 P: 14	R: 0 E: 0 K: 2 S: 12 H: 1 LOB: 1 BB: 0 P: 14	1B: 3 2B: 2 3B: 0 HR: 0 SF: 0 SAC: 0 DP: 1 HBP: 3						

PITCHER		IP	WLS	BF	H	R	ER	SO	BB	IBB	HBP	BLK	WP	HR	S	P	ERA	WHIP
21 Samuel Deduno, R ERA: 5.11	(1, 1)	7.0	W	30	4	1	1	2	2	0	3	1	0	0	56	100	1.29	0.857
50 Casey Fien, R ERA: 4.84	(8, 1)	1.0	H	2	0	0	0	0	0	0	0	0	0	0	6	7	0.00	0.000
15 Glen Perkins, L ERA: 3.2	(9, 1)	1.0	S	4	1	0	0	2	0	0	0	0	0	0	12	14	0.00	1.000

PITCHER	IP	WLS	BF	H	R	ER	SO	BB	IBB	HBP	BLK	WP	HR	S	P	ERA	WHIP

TOP

Milwaukee Brewers @ Minnesota Twins

Target Field, Minneapolis, MN

Wed May 29 2013, 7:12 PM - 9:44 PM CDT

Att. 31,359 - Overcast - 74 F

livebaseballscorecards.com

AB	31
R	1
H	5
RBI	1
BB	2
SO	4
LOB	19

PA: 36

WP: 0 PB: 0 SB: 0 CS: 0

Batter	1	2	3	4	5	6	7	8	9	AB	R	H	RBI	BB	SO	LOB
5 Eduardo Escobar, S (1, 5) OBP: 0.271, SLG: 0.354	C FF 87 X FF 88 0-1 9 E 2 1B 9 2B 1B	B CU 78 F CH 77 S FF 89 F FF 89 S CH 76 1-3 ② K			C CU 74 B CH 76 S FF 88 F FF 90 X CH 77 1-2 ① G4-3			X SI 90 0-0 ① G6-3		4	1	1	0	0	1	0
2 Brian Dozier, R (1, 4) OBP: 0.255, SLG: 0.281	C FF 87 F CU 76 1 SAFE F CH 77 1 SAFE X CH 76 0-2 9 E 9 2B 1-2 1B	C FF 90 F CU 78 S FF 90 0-3 ③ K			B CU 78 C CU 76 B FF 88 B FF 89 C FF 89 X FF 90 3-2 ② P2			B FF 92 C SI 91 C CH 85 B SL 80 C SI 90 2-3 ② K		4	1	1	0	0	2	0
7 Joe Mauer, L (1, 10) OBP: 0.410, SLG: 0.482	S FF 89 X FF 77 0-1 ① L9		B FF 88 C FF 88 B FF 88 C FF 88 X FF 89 2-2 16 G5-4-3 1B		B CU 77 C CU 77 F FF 89 B FF 89 X FF 89 2-2 ③ F9			B FF 91 C SL 80 B SL 80 B SL 79 B FF 90 4-1 16 2B BB		3	0	1	0	1	0	2
16 Josh Willingham, R (1, 7) OBP: 0.364, SLG: 0.444	X CH 75 0-0 ② F4		D CH 76 C CH 77 B FF 88 S CH 78 X CH 77 2-2 ①② G5-4-3 1-2f			C CU 77 S CH 78 B CH 77 C FF 89 1-3 ① K		B CH 84 X SI 90 1-0 1-3 2B		4	0	1	0	0	1	3
9 Ryan Doumit, S (1, 9) OBP: 0.287, SLG: 0.365	B CH 75 B CH 76 2 SAFE C CH 76 F FF 88 X FF 90 2-2 27 1B 12 1B 1-H 2-H 2B		B FF 88 C FF 88 T FF 88 X CH 78 1-2 ③ P2			B CU 76 B CU 76 X CH 79 2-0 ② G3		B CH 86 C CH 84 B SL 82 B SI 91 B SI 91 4-1 BB		3	1	1	2	1	0	0
27 Chris Parmelee, L (1, 3) OBP: 0.289, SLG: 0.326	D FF 88 B FF 88 C FF 88 T FF 89 F FF 89 X FF 89 2-2 12 1B 2-3 1B			B FF 87 B FF 86 F FF 87 B FF 89 F FF 88 X FF 89 3-2 ① P6		X FF 88 0-0 ③ G4-3		C SL 80 C SL 78 D SL 82 B SI 91 D SL 80 F SI 92 S SI 91 3-3 ③ K		4	0	1	0	0	1	3
12 Chris Herrmann, L (1, 2) OBP: 0.333, SLG: 0.333	B FF 88 S CH 77 S CH 78 B CH 75 X CH 75 2-2 1-2 3-H 1B			F FF 88 X FF 87 0-1 ② F7			B CU 74 B CH 76 C FF 87 B FF 88 S FF 87 X FF 88 3-2 ① F8			3	0	1	1	0	0	0
32 Aaron Hicks, S (1, 8) OBP: 0.240, SLG: 0.323	B CU 76 C FF 88 C FF 89 D CH 78 F FF 88 S CH 76 2-3 ③ K			B CH 78 X FF 88 1-0 HR			B CU 74 B CH 77 S CH 76 F CH 77 C CH 78 2-3 ② K			3	1	1	1	0	2	2
25 Pedro Florimón, S (1, 6) OBP: 0.323, SLG: 0.354		B FF 87 X FF 88 1-0 ① F7		C FF 89 S CH 78 B CH 77 B FF 88 X CH 78 2-2 ③ G3			X CU 76 0-0 ③ G5-3			3	0	0	0	0	0	0
Inning Stats	R: 3 E: 1 K: 1 S: 23 H: 5 LOB: 2 BB: 0 P: 31	R: 0 E: 0 K: 2 S: 8 H: 0 LOB: 0 BB: 0 P: 10	R: 0 E: 0 K: 0 S: 9 H: 1 LOB: 0 BB: 0 P: 14	R: 1 E: 0 K: 0 S: 9 H: 1 LOB: 0 BB: 0 P: 15	R: 0 E: 0 K: 0 S: 10 H: 0 LOB: 0 BB: 0 P: 16	R: 0 E: 0 K: 1 S: 5 H: 0 LOB: 0 BB: 0 P: 8	R: 0 E: 0 K: 1 S: 7 H: 0 LOB: 0 BB: 0 P: 12	R: 0 E: 0 K: 2 S: 11 H: 1 LOB: 3 BB: 2 P: 25		1B: 5 2B: 2 3B: 0 HR: 1 SF: 0 SAC: 0 DP: 1 HBP: 0						

PITCHER	IP	WLS	BF	H	R	ER	SO	BB	IBB	HBP	BLK	WP	HR	S	P	ERA	WHIP
41 Marco Estrada, R (1, 1) ERA: 4.96	7.0	L	27	7	4	4	5	0	0	0	0	0	1	71	106	5.14	1.000
32 Tom Gorzelanny, L (8, 1) ERA: 2.37	1.0		6	1	0	0	2	2	0	0	0	0	0	11	25	0.00	3.000

PITCHER	IP	WLS	BF	H	R	ER	SO	BB	IBB	HBP	BLK	WP	HR	S	P	ERA	WHIP

BOTTOM

Milwaukee Brewers @ Minnesota Twins

Target Field, Minneapolis, MN

Wed May 29 2013, 7:12 PM - 9:44 PM CDT

Att. 31,359 - Overcast - 74 F

livebaseballscorecards.com

AB	31
R	4
H	8
RBI	4
BB	2
SO	7
LOB	10

WP: 0 PA: 33
PB: 0
SB: 0
CS: 0

Batter	1	2	3	4	5	6	7	8	9	AB	R	H	RBI	BB	SO	LOB
27 Carlos Gómez, R (1, 8) OBP: 0.368, SLG: 0.589	X SI 89 0-0 ① P4		B FC 88 C SL 78 B FF 91 S FC 90 X SL 78 2-2 ② F7		S SL 78 C FC 89 F SL 77 D SL 79 S SL 79 1-3 ③ K		B FF 88 D SL 77 F FC 86 F SL 78 X SL 78 2-2 8 SF8 9 BB 1-2 1B	B CU 79 D CU 78 C FF 93 C FF 93 D FF 93 F FF 93 X FF 94 3-2 ② G6-3 3-H		5	0	1	1	0	1	2
9 Jean Segura, R (1, 6) OBP: 0.397, SLG: 0.554	C FF 90 X FF 90 0-1 8 1B 1B		B FC 90 C FF 92 X SL 79 1-1 ③ L9			B FF 88 X FC 85 1-0 ① G6-3	B SL 82 B FF 90 B SL 82 B FF 90 4-0 16 WP 1-2 2-3 BB	B FF 92 C FF 92 X SL 85 1-1 ③ B2		4	0	1	0	1	0	1
8 Ryan Braun, R (1, 7) OBP: 0.386, SLG: 0.541	X FF 90 0-0 16 G6-4-3 1-3 1B			C FC 88 B FF 90 C SI 90 C FC 88 1-3 ① K		B SI 88 B FF 90 B SL 82 B FC 86 F FF 89 C FF 90 3-3 ② K	X FF 90 0-0 ① SF8 2-3 3-H		F FC 92 T CH 88 S CH 88 0-3 ① K	4	0	1	1	0	3	0
16 Aramis Ramirez, R (1, 10) OBP: 0.387, SLG: 0.512	C SL 77 B FC 89 X SI 91 1-1 ②③ G6-4-3 1-2f			X SL 78 0-0 1B		B FF 89 B FF 89 B FF 91 C SI 90 B SI 89 4-1 3 1B 20 1B 22 3B BB	B FF 90 B SL 83 F SL 83 S SL 83 S FF 93 2-3 ② K 1-2		B FF 93 B CH 87 C FF 93 S CH 87 X CH 87 2-2 ② G6-3	4	1	1	0	1	1	4
20 Jonathan Lucroy, R (1, 2) OBP: 0.286, SLG: 0.333		B FC 85 C FF 90 C FC 89 X SL 78 1-2 ① G5-3		B FF 90 C FC 88 F SL 76 F FC 90 F FF 92 X SL 79 1-2 ② F8		B FC 88 X FF 91 1-0 3 1B 22 3B 1-2 1B	B SL 83 D SL 83 C SL 82 B FF 91 B FF 90 4-1 3 FC6-4 BB		B CH 85 F FF 91 B FC 92 X FF 92 2-1 ③ P3	4	1	1	0	1	0	1
3 Yuniesky Betancourt, R (1, 3) OBP: 0.251, SLG: 0.384		C SL 77 C SI 91 X SL 79 0-2 ② G1-3		F SI 92 1 SAFE B FC 89 C FF 91 X SL 77 1-2 ③ P6		X FC 90 0-0 22 3B 1-2 2-3 1B	B SL 83 B FF 92 X FF 91 2-0 ③ FC6-4 1-2f			4	1	1	0	0	0	4
22 Logan Schafer, L (1, 9) OBP: 0.271, SLG: 0.278		C SI 90 X SI 92 0-1 ③ G6-3			B SI 87 F SI 88 F FF 89 B FF 89 X SL 77 2-2 23 G4-3 2B	X SI 90 0-0 1-H 2-H 3-H 3B		C SI 91 X SL 84 0-1 23 2B 14 G6-3 1B		4	1	3	3	0	0	0
23 Rickie Weeks Jr., R (1, 4) OBP: 0.285, SLG: 0.280			B FC 87 B SI 92 X FC 89 2-0 ① F8		B FC 87 X FF 91 1-0 ① G4-3 2-3	C SL 76 B SI 91 B FC 89 S SL 79 S SL 78 2-3 ③ K		X SI 91 0-0 14 G6-3 27 G6-3 1-3 2B		4	1	1	0	0	1	2
14 Jeff Bianchi, R (1, 5) OBP: 0.293, SLG: 0.375			B SI 92 B SI 91 F SI 90 X FF 91 2-1 2B		F SI 90 X FF 89 0-1 ② P1		C FC 87 X SL 76 0-1 9 BB 27 1B 8 SF8 1B	B CU 73 X CU 74 1-0 ① G6-3 2-3 3-H		4	1	2	1	0	0	2
Inning Stats	R: 0 E: 0 K: 0 S: 6 H: 2 LOB: 1 BB: 0 P: 7	R: 0 E: 0 K: 0 S: 8 H: 0 LOB: 0 BB: 0 P: 9	R: 0 E: 0 K: 0 S: 8 H: 1 LOB: 1 BB: 0 P: 15	R: 0 E: 0 K: 1 S: 12 H: 1 LOB: 1 BB: 0 P: 15	R: 0 E: 0 K: 1 S: 10 H: 1 LOB: 1 BB: 0 P: 14	R: 3 E: 0 K: 2 S: 11 H: 3 LOB: 1 BB: 1 P: 22	R: 1 E: 0 K: 1 S: 11 H: 2 LOB: 3 BB: 2 P: 25	R: 2 E: 0 K: 0 S: 10 H: 2 LOB: 0 BB: 0 P: 15	R: 0 E: 0 K: 1 S: 8 H: 0 LOB: 0 BB: 0 P: 12	1B: 8 2B: 3 3B: 1 HR: 0 SF: 1 SAC: 0 DP: 1 HBP: 0						

TOP

Milwaukee Brewers @ Minnesota Twins

Target Field, Minneapolis, MN

Thu May 30 2013, 7:11 PM - 10:07 PM CDT

Att. 32,688 - Overcast - 74 F

livebaseballscorecards.com

AB	37
R	6
H	12
RBI	6
BB	3
SO	6
LOB	16

PITCHER		IP	WLS	BF	H	R	ER	SO	BB	IBB	HBP	BLK	WP	HR	S	P	ERA	WHIP
39 P.J. Walters, R ERA: 4.5	(1, 1)	6.0	W	28	10	4	4	4	1	0	0	0	0	0	60	89	6.00	1.833
20 Josh Roenicke, R ERA: 2.93	(7, 1)	1.0	H	5	0	0	0	1	2	0	0	0	1	0	6	18	0.00	2.000
52 Brian Duensing, L ERA: 4.43	(8, 1)	0.1		3	2	2	2	0	0	0	0	0	0	0	4	5	54.00	6.000
57 Ryan Pressly, R ERA: 1.33	(8, 1)	0.2	H	2	0	0	0	0	0	0	0	0	0	0	6	10	0.00	0.000
61 Jared Burton, R ERA: 2.1	(9, 1)	1.0	S	3	0	0	0	1	0	0	0	0	0	0	8	12	0.00	0.000

PITCHER	IP	WLS	BF	H	R	ER	SO	BB	IBB	HBP	BLK	WP	HR	S	P	ERA	WHIP

BOTTOM

Milwaukee Brewers @ Minnesota Twins

Target Field, Minneapolis, MN

Thu May 30 2013, 7:11 PM - 10:07 PM CDT

Att. 32,688 - Overcast - 74 F

livebaseballscorecards.com

Batter	1	2	3	4	5	6	7	8	9	AB	R	H	RBI	BB	SO	LOB
8 Jamey Carroll, R (1, 5) OBP: 0.297, SLG: 0.277	C SI 89 B SI 90 X CH 82 1-1 2 G5-4-3 1B	C SI 91 C SL 85 B SI 92 X SL 85 1-2 ③ G4-3	B SI 88 1 SAFE C SL 83 X SI 88 1-1 ① L9	C FF 89 B CU 70 C CU 68 B SI 92 X SL 82 2-2 ① G4-3	C FF 97 F SL 85 F SL 84 B FF 96 B FF 97 X FF 97 2-2 ② FC3-2 1-2 2-3 3-Hf		5	0	1	0	0	0	4
2 Brian Dozier, R (1, 4) OBP: 0.259, SLG: 0.300	F SL 85 B SI 90 F SI 90 F SL 82 X CH 82 1-2 ①② G5-4-3 1-2f	L CU 74 F SL 84 B SL 84 B SI 90 B CH 83 X SI 91 3-2 HR	C CU 74 C SL 83 X SL 83 0-2 ② G4-3 1-2	H CU 67 1-0 7 S 16 1B HBP	B CU 78 C SL 82 C SL 83 D SL 82 X FF 96 2-2 ③ F9		4	2	1	1	0	0	5
7 Joe Mauer, L (1, 10) OBP: 0.412, SLG: 0.497	C SI 90 B SL 84 X FF 90 1-1 ③ F8	B CU 76 B FF 91 C SI 91 X SI 91 2-1 HR	C SI 89 B FF 89 B SI 89 C CH 81 F SL 84 X SI 89 2-2 2-H 1B	C FF 89 1 SAFE F FF 89 D SL 82 B FF 90 F SL 81 B SI 89 C SI 90 3-3 ② K 1-2			4	1	2	2	0	1	1
16 Josh Willingham, R (1, 7) OBP: 0.366, SLG: 0.442	C SI 90 B SL 85 F CH 82 F SL 85 B SI 92 B CH 83 B CH 82 4-2 33 L4-3 BB	C CU 75 C CH 83 B SL 84 F SL 84 X SI 90 1-2 ① F8	S SL 84 F SI 91 D SL 84 C SI 92 1-3 ③ K	S CU 68 C CU 70 X SL 83 0-2 2-H 1B			3	0	1	1	1	1	1
33 Justin Morneau, L (1, 3) OBP: 0.346, SLG: 0.392	C FF 89 X SI 91 0-1 ①② L4-3 1-1	S FF 90 X FF 90 0-1 9 HR 1B	C FF 89 B FF 90 F FF 90 B SL 83 B SI 91 D SI 89 4-2 9 1B 27 G4-3 BB	C FF 90 F FF 90 S SL 82 0-3 ③ K			3	2	1	0	1	1	2
9 Ryan Doumit, S (1, 2) OBP: 0.292, SLG: 0.388	B FF 91 B CH 83 C SI 91 F CH 83 X CH 83 2-2 ③ F9	C CH 81 B SI 88 X SI 90 1-1 1-H HR	B CH 82 C SI 89 X FF 90 1-1 32 1B 27 G4-3 1-3 1B	C FF 94 S CU 78 S FF 95 0-3 ① K			4	1	2	2	0	1	0
27 Chris Parmelee, L (1, 9) OBP: 0.295, SLG: 0.353	C SI 89 F SL 85 F FF 90 B FF 90 F CH 83 X SL 85 1-2 HR	B FF 92 C SI 92 B SL 83 X SI 90 2-1 ② F7	X SI 90 0-0 ① G4-3 1-2 3-H	B FF 95 C FF 95 X FF 95 1-1 25 BB 32 BB 8 FC3-2 1B			4	1	2	2	0	0	1
32 Aaron Hicks, S (1, 8) OBP: 0.246, SLG: 0.323	C CH 84 B SL 85 X CH 82 1-1 ① G3-1	B CU 74 C CU 74 B CH 82 F CH 82 B CH 81 X SL 83 3-2 ③ G3	X CH 83 0-0 25 CS 2-3 1B	D CU 79 C CU 79 D CU 80 B CU 78 B FF 96 4-1 8 FC3-2 25 BB 1-2 BB			3	0	1	0	1	0	0
25 Pedro Florimón, S (1, 6) OBP: 0.328, SLG: 0.353	C CH 83 B SI 91 B SL 86 X CH 83 2-1 ② G3	C CU 75 B SI 87 X SI 88 1-1 2 G4-3 7 1B 1B	B SL 83 B FF 90 S SI 90 X SI 90 2-1 ②③ G3-1 1-2	B CU 79 C FF 95 B CU 80 S FF 96 D CU 82 B FF 95 4-2 8 FC3-2 1-2 2-3 BB			3	1	1	0	1	0	2
Inning Stats	R: 0 H: 1 E: 0 LOB: 0 K: 0 BB: 0 S: 8 P: 11	R: 0 H: 0 E: 0 LOB: 0 K: 0 BB: 1 S: 8 P: 14	R: 1 H: 1 E: 0 LOB: 0 K: 0 BB: 0 S: 12 P: 17	R: 4 H: 4 E: 0 LOB: 0 K: 0 BB: 0 S: 18 P: 30	R: 1 H: 2 E: 0 LOB: 1 K: 1 BB: 0 S: 14 P: 19	R: 1 H: 2 E: 0 LOB: 1 K: 0 BB: 1 S: 8 P: 15	R: 1 H: 1 E: 0 LOB: 1 K: 2 BB: 0 S: 13 P: 19	R: 0 H: 1 E: 0 LOB: 3 K: 1 BB: 2 S: 15 P: 28		1B: 8 SF: 0 2B: 1 SAC: 0 3B: 0 DP: 2 HR: 4 HBP: 1				WP: 0 PA: 38 PB: 0 SB: 1 CS: 1		

	AB	33
	R	8
	H	12
	RBI	8
	BB	4
	SO	4
	LOB	16

PITCHER		IP	WLS	BF	H	R	ER	SO	BB	IBB	HBP	BLK	WP	HR	S	P	ERA	WHIP
26 Kyle Lohse, R ERA: 4.37	(1, 1)	4.2	L	21	8	6	6	0	1	0	0	0	0	4	57	87	11.57	1.929
48 Donovan Hand, R ERA: 5.06	(5, 1)	2.1		11	3	2	2	3	1	0	1	0	0	0	24	38	7.71	1.714
59 John Axford, R ERA: 5.79	(8, 1)	1.0		6	1	0	0	1	2	0	0	0	0	0	15	28	0.00	3.000

PITCHER	IP	WLS	BF	H	R	ER	SO	BB	IBB	HBP	BLK	WP	HR	S	P	ERA	WHIP

Milwaukee Brewers @ Philadelphia Phillies

Citizens Bank Park, Philadelphia, PA

Fri May 31 2013, 7:09 PM - 10:20 PM EDT

Att. 37,420 - Partly Cloudy - 91 F

livebaseballscorecards.com

TOP

Batter	1	2	3	4	5	6	7	8	9	AB	R	H	RBI	BB	SO	LOB
7 Norichika Aoki, L (1, 9) OBP: 0.370, SLG: 0.402	G5-3		8 1B, 9 E, 16 1B, 1B	FC6-4, 9, 1B	P6			L7		5	1	2	0	0	0	1
9 Jean Segura, R (1, 6) OBP: 0.393, SLG: 0.550	K		E4, 16 1B, 8 1B, 27 SF9, 1-2	FC6-4, 16 S, 8 1B, 1-2f		2B		G1-3		5	1	1	0	0	1	2
8 Ryan Braun, R (1, 7) OBP: 0.387, SLG: 0.538	F9		16 1B, 20 1B, 1-2, 2-3, 1B	16 S, 1-2, 1B		F8		G4-3		5	1	2	0	0	0	1
16 Aramis Ramirez, R (1, 5) OBP: 0.378, SLG: 0.494		K	20 1B, 3 1B, 1-2, 2-3, 3-H, 1B	P2, 1-2, 2-3		G5-3			G3-1	5	1	1	1	0	1	3
27 Carlos Gómez, R (1, 8) OBP: 0.364, SLG: 0.580		20 E, 20 S, 20 2B, HBP	SF9, 3-H	L9		P3			E1, 20 CS	3	1	0	1	0	0	3
20 Jonathan Lucroy, R (1, 2) OBP: 0.306, SLG: 0.399		3 1B, 14 FC6-4, 1-H, 2B	14 FC3-6, 3 1B, 1-3, 2-H, 1B		HR		22 WP, 1B		HR, 1-2	5	3	5	4	0	0	0
3 Yuniesky Betancourt, R (1, 3) OBP: 0.260, SLG: 0.390		14 FC6-4, 2-3, 1B	14 FC3-6, 1-2, 3-H, 1B	14 FC6-4, 1B			K		P4	5	0	3	1	0	1	1
14 Jeff Bianchi, R (1, 4) OBP: 0.267, SLG: 0.341		FC6-4, 1-2f, 3-H	FC3-6, 1-2f, 2-3	FC6-4, 49 SH2-4, 1-2f			K			4	0	0	1	0	1	5
49 Yovani Gallardo, R (1, 1) OBP: 0.208, SLG: 0.500										2	0	0	0	0	1	3
31 Burke Badenhop, R (6, 1)										0	0	0	0	0	0	0
22 Logan Schafer, L (7, PH) OBP: 0.267, SLG: 0.273										1	0	0	0	0	0	1
51 Michael Gonzalez, R (7, 1)										0	0	0	0	0	0	0
59 John Axford, R (8, 1)										0	0	0	0	0	0	0
57 Francisco Rodríguez, R (9, 1)		K	F8	SH2-4, 1-2			L9, 1-2			0	0	0	0	0	0	0
Inning Stats	R: 0 E: 0 K: 1 S: 11 H: 0 LOB: 0 BB: 0 P: 14	R: 2 E: 0 K: 2 S: 15 H: 2 LOB: 1 BB: 0 P: 23	R: 4 E: 1 K: 0 S: 20 H: 5 LOB: 2 BB: 0 P: 26	R: 0 E: 0 K: 0 S: 10 H: 2 LOB: 2 BB: 0 P: 12	R: 1 E: 0 K: 0 S: 19 H: 2 LOB: 1 BB: 0 P: 23	R: 0 E: 0 K: 0 S: 7 H: 1 LOB: 1 BB: 0 P: 10	R: 0 E: 0 K: 2 S: 12 H: 1 LOB: 1 BB: 0 P: 18	R: 0 E: 0 K: 0 S: 8 H: 0 LOB: 0 BB: 0 P: 12	R: 1 E: 1 K: 0 S: 11 H: 1 LOB: 0 BB: 0 P: 13	1B: 10 2B: 2 3B: 0 HR: 2 SF: 1 SAC: 1 DP: 0 HBP: 1						

AB	40
R	8
H	14
RBI	8
BB	0
SO	5
LOB	20

WP: 1 PB: 0 SB: 3 CS: 1 PA: 43

PITCHER		IP	WLS	BF	H	R	ER	SO	BB	IBB	HBP	BLK	WP	HR	S	P	ERA	WHIP
35 Cole Hamels, L (1, 1) ERA: 4.86	(1, 1)	5.0	L	29	12	7	6	3	0	0	1	0	0	1	79	104	10.80	2.400
40 Michael Stutes, R (6, 1) ERA: 1.42	(6, 1)	1.0		3	0	0	0	0	0	0	0	0	0	0	3	4	0.00	0.000
30 Justin De Fratus, R (7, 1) ERA: 1.42	(7, 1)	2.0		7	1	0	0	2	0	0	0	0	1	0	20	30	0.00	0.500
37 Mike Adams, R (9, 1) ERA: 3.57	(9, 1)	1.0		4	1	1	1	0	0	0	0	0	0	1	11	13	9.00	1.000

PITCHER	IP	WLS	BF	H	R	ER	SO	BB	IBB	HBP	BLK	WP	HR	S	P	ERA	WHIP

Batter	1	2	3	4	5	6	7	8	9	AB	R	H	RBI	BB	SO	LOB
2 Ben Revere, L (1, 8) OBP: 0.294, SLG: 0.281	B SI 88 C SI 89 B FF 89 B SL 84 C SI 89 F SI 91 X FF 91 3-2 ① G3	D CU 79 B SL 85 C FF 91 B SI 91 B CU 77 4-1 BB			C FF 90 C CU 79 B CU 81 C SL 89 1-3 ① K		C FF 92 B SL 81 X SL 81 1-1 ① G4-3			3	0	0	0	1	1	0
16 César Hernández, S (1, 4) OBP: 0.200, SLG: 0.200	C FF 90 F SI 90 F FF 91 B CU 79 B SL 86 F FF 91 X CH 86 2-2 ② G1-3	C FF 90 X SL 85 0-1 ③ G4-3			C SI 92 X SL 88 0-1 ② G3		B FF 90 X FF 91 1-0 ② F9			4	0	0	0	0	0	2
11 Jimmy Rollins, S (1, 6) OBP: 0.316, SLG: 0.395	B FF 91 B CU 78 B SI 91 C FF 90 F SI 92 F FF 92 X SI 88 3-2 6 S 9 HR 1B		C FF 89 B SL 86 B CU 79 X FF 91 2-1 HR		B CU 79 S FF 92 C SI 93 B CU 80 B SI 93 F SI 93 B SL 87 4-2 6 E BB		C FF 92 B FF 90 X SL 82 1-1 ③ G5-3			3	2	2	1	1	0	0
6 Ryan Howard, L (1, 3) OBP: 0.288, SLG: 0.438	B SI 92 F CU 78 B CU 78 C SI 92 1 SAFE B SL 88 F CU 80 D CU 80 4-2 9 HR 1-2 BB		C SL 87 X CH 87 0-1 ① L6		B CU 80 F FF 92 B SL 87 1 SAFE S FF 93 X SI 93 2-2 ③ F7 1-2			C FF 93 L SL 82 S FF 93 0-3 ① K		3	1	0	0	1	1	1
9 Domonic Brown, L (1, 7) OBP: 0.306, SLG: 0.549	B CU 79 B SI 92 B SL 86 X SI 92 3-0 1-H 2-H HR		C FF 93 B FF 93 X CU 79 1-1 ② G4-3			X FF 91 0-0 HR		S SL 82 F SL 83 S SL 83 0-3 ② K		4	2	2	4	0	1	0
3 Delmon Young, R (1, 9) OBP: 0.280, SLG: 0.393	F SL 86 B SI 87 S CU 78 X SL 86 1-2 ③ G4-3		S CU 79 C SL 86 S CU 79 0-3 ③ K			X CU 79 0-0 ① L6		B SL 85 S SL 83 S SL 84 B SL 84 X FF 96 2-2 ③ G4-3		4	0	0	0	0	1	0
13 Freddy Galvis, S (1, 5) OBP: 0.276, SLG: 0.357		C FF 89 B SL 85 B FF 90 X FF 90 2-1 2B		B SI 91 F SL 85 C SI 92 S CU 79 1-3 ① K		B SI 92 C CU 77 B SL 85 S FF 91 S CU 80 2-3 ② K2-3			B FF 91 S SI 90 F FF 91 C CH 83 1-3 ① K	4	0	1	0	0	3	0
12 Humberto Quintero, R (1, 2) OBP: 0.310, SLG: 0.370		D SL 85 C CU 77 F FF 90 F CU 78 B SL 86 X CU 79 2-2 ① G6-3		C FF 91 F CU 80 B SL 87 B CU 78 X SL 86 2-2 ② L9		F FF 92 B CU 79 B CU 79 F FF 91 B FF 91 X SL 84 3-2 2B			C FF 92 C FF 91 S CU 78 0-3 ② K	4	0	1	0	0	1	1
35 Cole Hamels, L (1, 1) OBP: 0.095, SLG: 0.095 40 Michael Stutes, R (6, 1) 28 Kevin Frandsen, R (6, PH) OBP: 0.373, SLG: 0.452 30 Justin De Fratus, S (7, 1) 37 Mike Adams, R (9, 1) 19 Laynce Nix, L (9, PH) OBP: 0.280, SLG: 0.333		C CU 77 B CU 78 C SI 91 C CU 78 1-3 ② K		F FF 92 S SL 86 S CU 80 0-3 ③ K		B SI 91 C SI 89 B SI 92 C SI 90 F SL 82 T SI 91 2-2 ③ K			C CU 77 F FF 91 X FF 92 0-2 ③ P5	2 0 1 0 0 1	0 0 0 0 0 0	0 0 0 0 0 0	0 0 0 0 0 0	2 0 1 0 0 0	1 0 1 0 0 0	1 0 1 0 0 0
Inning Stats	R: 3 H: 2 E: 0 LOB: 0 K: 0 BB: 1 S: 20 P: 36	R: 0 H: 1 E: 0 LOB: 2 K: 1 BB: 1 S: 12 P: 21	R: 1 H: 1 E: 0 LOB: 0 K: 1 BB: 0 S: 9 P: 12	R: 0 H: 0 E: 0 LOB: 0 K: 2 BB: 0 S: 9 P: 12	R: 0 H: 0 E: 1 LOB: 1 K: 1 BB: 1 S: 11 P: 18	R: 1 H: 2 E: 0 LOB: 1 K: 2 BB: 0 S: 12 P: 19	R: 0 H: 0 E: 0 LOB: 0 K: 0 BB: 0 S: 5 P: 8	R: 0 H: 0 E: 0 LOB: 0 K: 2 BB: 0 S: 9 P: 11	R: 0 H: 0 E: 0 LOB: 0 K: 2 BB: 0 S: 9 P: 10	1B: 1 SF: 0 2B: 2 SAC: 0 3B: 0 DP: 0 HR: 3 HBP: 0						

PITCHER		IP	WLS	BF	H	R	ER	SO	BB	IBB	HBP	BLK	WP	HR	S	P	ERA	WHIP
49 Yovani Gallardo, R ERA: 5.05	(1, 1)	5.2	W	26	6	5	5	6	3	0	0	0	0	3	69	112	7.94	1.588
31 Burke Badenhop, R ERA: 2.66	(6, 1)	0.1	H	1	0	0	0	1	0	0	0	0	0	0	4	6	0.00	0.000
51 Michael Gonzalez, L ERA: 2.61	(7, 1)	1.2	H	5	0	0	0	2	0	0	0	0	0	0	11	14	0.00	0.000
59 John Axford, R ERA: 5.7	(8, 1)	0.1	H	1	0	0	0	0	0	0	0	0	0	0	3	5	0.00	0.000
57 Francisco Rodríguez, R ERA:	(9, 1)	1.0	S	3	0	0	0	2	0	0	0	0	0	0	9	10	0.00	0.000

PITCHER	IP	WLS	BF	H	R	ER	SO	BB	IBB	HBP	BLK	WP	HR	S	P	ERA	WHIP

BOTTOM

Milwaukee Brewers @ Philadelphia Phillies

Citizens Bank Park, Philadelphia, PA

Fri May 31 2013, 7:09 PM - 10:20 PM EDT

Att. 37,420 - Partly Cloudy - 91 F

livebaseballscorecards.com

AB	33
R	5
H	6
RBI	5
BB	3
SO	11
LOB	6

Batter	1	2	3	4	5	6	7	8	9	AB	R	H	RBI	BB	SO	LOB
7 Norichika Aoki, L (1, 9) OBP: 0.368, SLG: 0.399	C FF 86 B F SI 86 B CU 78 X FF 88 2-2 ① G5-3		C CU 75 F FF 84 X CH 81 0-2 ① G1-3		X FF 87 0-0 9 3B 1B		B FC 84 X FC 84 1-0 ② P6			4	1	1	0	0	0	1
9 Jean Segura, R (1, 6) OBP: 0.390, SLG: 0.554	S FF 87 B FF 87 B SI 86 B FC 85 F FC 85 F FC 84 X SI 86 3-2 ② G6-3		C FF 85 F FF 87 B CU 77 B FF 87 X FF 88 2-2 ② F8		1 SAFE S FC 84 1 SAFE B FF 85 F FF 86 B SI 85 F FC 86 1 SAFE X FF 88 2-2 1-H 3B		B FF 87 C FF 87 X FF 86 1-1 ③ L3			4	0	1	1	0	0	1
8 Ryan Braun, R (1, 7) OBP: 0.380, SLG: 0.526	C FF 89 B CU 77 S FF 86 B FF 87 X FF 86 2-2 ③ F8		B FF 87 F FF 85 B CH 81 X FF 88 2-1 ③ F8		B FC 84 X FC 85 1-0 ③ P4			C SL 89 B SL 90 C FF 91 X FF 91 1-2 ① G6-3		4	0	0	0	0	0	1
16 Aramis Ramirez, R (1, 5) OBP: 0.382, SLG: 0.500		B FF 87 F FC 83 B CH 81 T SI 85 X FC 85 2-2 20 1B 22 1B 2B		B FC 84 B CH 80 B FC 84 B FF 86 4-0 22 2B BB		C CU 74 B SI 84 B FC 84 F FC 84 F CU 74 X FC 84 2-2 ① F8		B SL 88 S CU 80 F SL 88 F SL 87 F CU 74 X CU 78 1-2 ② G1		3	1	1	0	1	0	0
20 Jonathan Lucroy, R (1, 2) OBP: 0.311, SLG: 0.420		C FF 87 X SI 87 0-1 22 1B 22 E 2-3 1B		C CU 75 C SI 84 S FF 86 0-3 ① K		C FF 87 C CH 80 X FF 86 0-2 ② F7		X SL 87 0-0 HR		4	2	2	1	0	1	1
22 Logan Schafer, L (1, 8) OBP: 0.297, SLG: 0.339		X SI 87 0-0 E9 1-H 3-H 1B		C SI 88 B FF 88 D CH 81 X SI 87 2-1 ② 1-H 2B		S CH 80 X FC 84 0-1 2B		C SI 90 B SI 90 X FF 90 1-1 ③ G1		4	0	3	1	0	0	0
3 Yuniesky Betancourt, R (1, 3) OBP: 0.255, SLG: 0.382		F FF 86 B SI 87 B FF 90 F FC 86 T FF 88 2-2 ① K		B FF 88 F FC 85 C FF 88 F FC 85 X FF 86 1-2 ③ G6-3		B FF 86 X FC 85 1-0 ③ G5-3			F FF 92 B SL 84 B SL 85 C FF 92 S FF 93 2-3 ① K	4	0	0	0	0	2	3
14 Jeff Bianchi, R (1, 4) OBP: 0.265, SLG: 0.354		S SI 88 B FF 87 L FF 86 B FF 88 C FC 87 2-3 ② K		C CH 83 X CU 74 0-1 ① G1-3		C FC 83 B FC 83 B FF 85 B FF 86 C FF 85 X FF 86 3-2 60 SH2-4 2B			F FF 92 C FF 93 S SL 87 0-3 ② K	4	0	1	0	0	2	1
60 Wily Peralta, R (1, 1) OBP: 0.190, SLG: 0.150 32 Tom Gorzelanny, R (8, 1) 53 Brandon Kintzler, R (8, 1) 23 Rickie Weeks Jr., R (9, PH) OBP: 0.284, SLG: 0.278 57 Francisco Rodríguez, R (9, 1)		F FC 86 D FC 86 C FF 89 X FC 86 1-2 ③ G6-3		B FC 84 F FF 87 S FF 84 B CU 76 F FF 89 F FC 84 X FF 88 2-2 ② F9		X CH 83 0-0 ① SH2-4 2-3		B FF 93 S FF 93 F FF 92 B SL 87 B FF 93 X FF 93 3-2 ③ F8		2 0 0 1 0	0 0 0 0 0	0 0 0 0 0	0 0 0 0 0	0 0 0 0 0	0 0 0 0 0	1 0 0 0 0
Inning Stats	R: 0 E: 0 K: 0 S: 10 H: 0 LOB: 0 BB: 0 P: 17	R: 2 E: 1 K: 2 S: 15 H: 3 LOB: 1 BB: 0 P: 22	R: 0 E: 0 K: 0 S: 8 H: 0 LOB: 0 BB: 0 P: 12	R: 0 E: 0 K: 1 S: 9 H: 1 LOB: 1 BB: 1 P: 16	R: 1 E: 0 K: 0 S: 13 H: 2 LOB: 1 BB: 0 P: 18	R: 0 E: 0 K: 0 S: 10 H: 1 LOB: 1 BB: 0 P: 13	R: 0 E: 0 K: 0 S: 7 H: 1 LOB: 1 BB: 0 P: 12	R: 1 E: 0 K: 0 S: 11 H: 1 LOB: 0 BB: 0 P: 14	R: 0 E: 0 K: 2 S: 9 H: 0 LOB: 0 BB: 0 P: 14	1B: 3 2B: 4 3B: 1 HR: 1	SF: 0 SAC: 1 DP: 0 HBP: 0				WP: 0 PB: 0 SB: 0 CS: 0	PA: 36	

PITCHER	IP	WLS	BF	H	R	ER	SO	BB	IBB	HBP	BLK	WP	HR	S	P	ERA	WHIP
50 Tyler Cloyd, R (1, 1) ERA: 4.76	7.0	L	29	8	3	2	3	1	0	0	0	0	0	72	110	2.57	1.286
37 Mike Adams, R (8, 1) ERA: 3.86	1.0		4	1	1	1	0	0	0	0	0	0	1	11	14	9.00	1.000
59 Antonio Bastardo, L (9, 1) ERA: 1.89	1.0		3	0	0	0	2	0	0	0	0	0	0	9	14	0.00	0.000

PITCHER	IP	WLS	BF	H	R	ER	SO	BB	IBB	HBP	BLK	WP	HR	S	P	ERA	WHIP

TOP

Milwaukee Brewers @ Philadelphia Phillies

Citizens Bank Park, Philadelphia, PA

Sat Jun 01 2013, 4:08 PM - 7:06 PM EDT

Att. 41,114 - Partly Cloudy - 93 F

livebaseballscorecards.com

AB	34
R	4
H	9
RBI	3
BB	1
SO	5
LOB	9

Milwaukee Brewers @ Philadelphia Phillies

Citizens Bank Park, Philadelphia, PA

Sat Jun 01 2013, 4:08 PM - 7:06 PM EDT

Att. 41,114 - Partly Cloudy - 93 F

livebaseballscorecards.com

BOTTOM

Batter	1	2	3	4	5	6	7	8	9	AB	R	H	RBI	BB	SO	LOB
2 Ben Revere, L (1, 8) OBP: 0.293, SLG: 0.287	B FF 93 X SI 92 1-0 ① F8		B C SL 86 B FF 98 F SI 96 X SL 86 2-2 2B		C FF 96 B X 1-1 ① G6-3		C SI 95 X FF 98 0-1 ② G4-3		B FF 90 L FF 90 X FF 92 1-1 ① SH1-4 1-2	4	0	1	0	0	0	0
16 César Hernández, S (1, 4) OBP: 0.333, SLG: 0.400	C FF 95 B CH 87 B SL 86 X SI 94 2-1 1B		C SL 84 X FF 98 0-1 ③ G6-3		X 0-0 ② G6-3		F SI 97 X FF 97 0-1 9 WP 1B		D CU 76 S CH 82 2 SAFE X FF 90 1-1 ② 2-3 2B	5	0	3	0	0	0	1
9 Domonic Brown, L (1, 7) OBP: 0.308, SLG: 0.543	B SL 84 1 SAFE F SI 95 D SL 87 1 SAFE F SI 97 X SL 87 2-2 ② F7			B SL 85 B SL 85 X SI 96 2-0 28 S 6 1B 28 E 1B	C FF 97 S SL 88 B FF 97 S 1-3 ③ K2-3		B SL 88 B SI 96 S SL 86 D SL 87 F SL 88 S SL 88 3-3 ③ K 1-2		I IN 78 I IN 80 I IN 78 I IN 79 4-0 IBB	4	1	1	0	1	2	2
6 Ryan Howard, L (1, 3) OBP: 0.292, SLG: 0.436 7 Michael Martinez, S (8, PR) (9, 9)	B SL 86 C SL 86 S FF 96 C SI 96 1-3 ③ K			X SL 86 0-0 31 G1-3 28 E 1-2 1B		X SI 96 0-0 ① G5-3		B SL 80 B SI 91 B FF 93 C FF 92 S SI 92 F SL 80 B SL 81 4-2 31 WP 28 G6-3 BB	C CH 82 S CH 84 D CH 86 F CH 84 X CH 86 1-2 ③ G6-3	3 1	0 0	1 0	0 0	1 0	1 0	1 2
3 Delmon Young, R (1, 9) OBP: 0.279, SLG: 0.387 15 John Mayberry Jr., R (9, 3) OBP: 0.320, SLG: 0.402		C SL 84 X SL 86 0-1 ① G5-3		B SL 88 S SL 86 B FF 98 S SL 86 T SL 89 2-2 ① K		C SL 86 B FF 96 B FF 98 S SL 85 X SL 86 2-2 28 G6-3 31 1B 1B		S SL 82 1 SAFE C SI 93 S SL 83 0-3 ① K		4 0	1 0	1 0	0 0	0 0	2 0	3 0
28 Kevin Frandsen, R (1, 5) OBP: 0.364, SLG: 0.435		B SI 95 F SI 95 B SL 88 X SI 96 2-1 31 G4-6-3 1B		C SI 97 X 0-1 E4 31 G1-3 1-2 2-H		C SI 96 F SI 96 B SL 88 X SI 98 1-2 ② G6-3 1-2		S SL 84 S FF 92 B SI 94 X SL 84 1-2 ② G6-3 1-2		4	0	1	1	0	0	3
31 Erik Kratz, R (1, 2) OBP: 0.297, SLG: 0.404		S SL 86 B FF 98 B SL 86 1 SAFE C FF 97 X SL 86 2-2 ② ③ G4-6-3 1-2f		D SL 87 X FF 99 1-0 ② G1-3 1-2 2-3		B SL 86 C FF 97 X SI 97 1-1 1B 2-H		C SI 94 B SL 85 C SI 94 F SI 94 X SL 85 1-2 ③ G4-3 2-3		4	0	1	1	0	0	5
13 Freddy Galvis, S (1, 6) OBP: 0.284, SLG: 0.386			C SI 95 B FF 96 X SL 86 1-1 ① F7	I I I 4-0 IBB		F SL 87 F SL 89 S SL 91 0-3 ③ K2-3			F FF 90 X CH 83 0-1 HR	3	1	1	1	1	1	1
50 Tyler Cloyd, R (1, 1) 19 Laynce Nix, L (7, PH) OBP: 0.276, SLG: 0.329 37 Mike Adams, R (8, 1) 59 Antonio Bastardo, R (9, 1) 11 Jimmy Rollins, S (9, PH) OBP: 0.319, SLG: 0.398 Kyle Kendrick, R (9, PR) OBP: 0.182, SLG: 0.182			B SI 96 B FF 94 C FF 93 X FF 96 2-1 ② L9	B B SI 96 C F SI 96 X FF 99 2-2 ③ G6-3			S SL 85 B SI 96 F SL 86 F FF 99 B SL 89 B FF 98 S FF 97 3-3 ① K		C FF 91 X CU 76 0-1 16 2B 2 SH1-4 1B	2 1 0 0 1 0	0 0 0 0 0 0	0 0 0 0 1 0	0 0 0 0 0 0	0 1 0 0 0 0	0 0 0 0 0 0	3 0 0 0 0 0
Inning Stats	R: 0 E: 0 K: 1 S: 9 H: 1 LOB: 1 BB: 0 P: 15	R: 0 E: 0 K: 0 S: 7 H: 1 LOB: 0 BB: 0 P: 11	R: 0 E: 0 K: 0 S: 9 H: 1 LOB: 1 BB: 0 P: 14	R: 1 E: 1 K: 1 S: 11 H: 2 LOB: 3 BB: 1 P: 22	R: 0 E: 0 K: 1 S: 6 H: 0 LOB: 0 BB: 0 P: 8	R: 1 E: 0 K: 1 S: 12 H: 2 LOB: 1 BB: 0 P: 16	R: 0 E: 0 K: 2 S: 11 H: 1 LOB: 1 BB: 0 P: 17	R: 0 E: 0 K: 1 S: 13 H: 0 LOB: 2 BB: 1 P: 19	R: 1 E: 0 K: 0 S: 12 H: 3 LOB: 2 BB: 1 P: 19	1B: 8 2B: 2 3B: 0 HR: 1	SF: 0 SAC: 1 DP: 1 HBP: 0					WP: 2 PB: 0 SB: 1 CS: 0	PA: 40

PITCHER	IP	WLS	BF	H	R	ER	SO	BB	IBB	HBP	BLK	WP	HR	S	P	ERA	WHIP
60 Wily Peralta, R (1, 1) ERA: 5.94	7.0	W	30	8	2	2	6	0	1	0	0	1	0	65	103	2.57	1.143
32 Tom Gorzelanny, L (8, 1) ERA: 2.37	0.0		1	0	0	0	0	1	0	0	0	0	0	3	7	∞	∞
53 Brandon Kintzler, R (8, 1) ERA: 4.07	1.0	H	3	0	0	0	1	0	0	0	0	1	0	10	12	0.00	0.000
57 Francisco Rodríguez, R (9, 1) ERA: 1.23	1.0	S	6	3	1	1	0	0	1	0	0	0	1	12	19	9.00	3.000

PITCHER	IP	WLS	BF	H	R	ER	SO	BB	IBB	HBP	BLK	WP	HR	S	P	ERA	WHIP

Batter	1	2	3	4	5	6	7	8	9	AB	R	H	RBI	BB	SO	LOB
7 Norichika Aoki, L (1, 9) OBP: 0.364, SLG: 0.394	C FF 90 F FC 86 X FC 87 0-2 G5-3		C FF 92 B FC 89 B FC 87 X FF 92 2-1 G6-3			X FC 87 0-0 FC4 8 G6-4-3 1-2		B FC 87 B FF 90 C FF 90 B FF 91 C FF 90 X SI 92 3-2 16 BB 27 1B 20 3B 1B 3-H	C FF 92 B SL 85 B SL 85 X FF 92 2-1 F7	5	1	1	1	0	0	3
27 Carlos Gómez, R (1, 8) OBP: 0.369, SLG: 0.584	B SI 91 B CH 86 F FF 90 C FF 92 X FF 92 2-2 2B			S SI 90 F SI 92 S FC 87 0-3 K		B FF 92 F FF 92 S FC 87 C FF 92 1-3 K		S FC 87 F FF 92 F FC 88 B CU 74 D CH 86 B FF 92 X FF 93 3-2 16 BB 20 3B 1B 1-2	I IN 58 I IN 67 I IN 68 I IN 70 4-0 IBB	4	1	2	0	1	2	2
8 Ryan Braun, R (1, 7) OBP: 0.379, SLG: 0.528 32 Tom Gorzelanny, R (6, 1) 16 Aramis Ramirez, R (8, PH) OBP: 0.388, SLG: 0.500 31 Burke Badenhop, R (8, 1) 12 Martín Maldonado, R (9, PH) OBP: 0.232, SLG: 0.273	C FF 91 B FF 91 X FC 87 1-1 G5-3			F CU 75 B FC 88 S FF 92 F FF 92 X FF 92 1-2 2B		C FF 91 F SI 92 X FF 92 0-2 G6-4-3 1-2f		B FF 93 C FF 93 B FF 94 B FF 94 B SI 93 4-1 20 3B BB 1-2 2-3	X SL 85 0-0 F8	3 0 0 0 1	0 0 1 0 0	1 0 0 0 0	0 0 1 0 0	0 0 0 0 0	0 0 0 0 0	3 0 0 0 3
20 Jonathan Lucroy, R (1, 2) OBP: 0.309, SLG: 0.428	C FF 91 S FF 92 F FF 92 X FF 93 0-2 G6-3			B FF 91 C CH 84 T FF 92 S CU 76 1-3 K			F FF 91 X SI 91 0-1 F8	B FF 94 C SL 84 C FF 94 F FF 95 F SI 95 F SL 86 F FF 95 X SL 85 1-2 1-H 2-H 3-H 3B		4	0	1	3	0	1	2
3 Yuniesky Betancourt, R (1, 5) OBP: 0.250, SLG: 0.374		F FF 90 B FF 91 S FF 91 S FF 92 1-3 K		C FF 91 S SI 91 X FF 92 0-2 G4-3			B FF 92 F FF 91 F SI 92 C CU 75 1-3 K	X SI 92 0-0 L8		4	0	0	0	0	2	2
11 Alex Gonzalez, R (1, 3) OBP: 0.203, SLG: 0.230		S FF 91 F SI 91 C FF 92 0-3 K			C FC 87 S FF 91 S FF 92 0-3 K		C CH 85 S SI 92 F FF 93 S FF 93 0-3 K		C FF 92 S FF 92 X FF 92 0-2 23 BB 14 1B 1B	4	1	1	0	0	3	0
23 Rickie Weeks Jr., R (1, 4) OBP: 0.288, SLG: 0.279		C FF 92 B SI 91 B FC 87 S FC 88 F FF 92 S FC 88 2-3 K			F FC 87 B FF 92 C FC 86 F FC 88 S FF 93 1-3 K			B CH 84 C FF 90 X FC 86 1-1 22 G4-6-3 14 1B 7 1B 1B	F FF 93 B FF 93 B FF 93 D FF 92 B FF 93 4-1 9 G3 14 1B 1-2 BB	3	1	1	0	1	2	0
14 Jeff Bianchi, R (1, 6) OBP: 0.283, SLG: 0.365			C FF 90 B CH 84 C FF 91 S FF 92 1-3 K		F FF 92 X CU 76 0-1 G5-3			S FF 91 F FF 92 X FF 92 0-2 22 G4-6-3 1-2 1B	B SL 86 S FF 92 X SL 84 1-1 9 G3 1-2 2-H 1B	4	0	2	1	0	1	0
64 Mike Fiers, R (1, 1) 45 Alfredo Figaro, R (2, 1) OBP: 0.250, SLG: 0.250 22 Logan Schafer, L (6, PH) OBP: 0.303, SLG: 0.344 (6, 7) 9 Jean Segura, R (9, PH) OBP: 0.389, SLG: 0.551			B FF 91 F FF 90 X FF 91 1-1 G3		B FF 92 X SI 92 1-0 7 E 1B			B FF 92 X FC 88 1-0 G4-6-3 1-2f 2-3	C FF 92 S SL 85 F SL 85 X FF 94 0-2 G3 1-2 2-3	0 1 2 1	0 0 0 0	0 0 1 0	0 0 0 0	0 0 0 0	0 0 2 0	0 0 2 2
Inning Stats	R: 0 E: 0 K: 0 S: 12 H: 1 LOB: 1 BB: 0 P: 15	R: 0 E: 0 K: 3 S: 10 H: 0 LOB: 0 BB: 0 P: 13	R: 0 E: 0 K: 1 S: 7 H: 0 LOB: 0 BB: 0 P: 11	R: 0 E: 0 K: 2 S: 13 H: 1 LOB: 1 BB: 0 P: 15	R: 0 E: 0 K: 2 S: 9 H: 0 LOB: 0 BB: 0 P: 10	R: 0 E: 1 K: 1 S: 8 H: 1 LOB: 1 BB: 0 P: 10	R: 0 E: 0 K: 2 S: 9 H: 0 LOB: 0 BB: 0 P: 10	R: 4 E: 0 K: 0 S: 22 H: 5 LOB: 1 BB: 1 P: 35	R: 1 E: 0 K: 0 S: 13 H: 2 LOB: 3 BB: 2 P: 24	1B: 7 2B: 2 3B: 1 HR: 0	SF: 0 SAC: 0 DP: 2 HBP: 0					

PITCHER		IP	WLS	BF	H	R	ER	SO	BB	IBB	HBP	BLK	WP	HR	S	P	ERA	WHIP
33 Cliff Lee, L ERA: 2.45	(1, 1)	7.2	W	29	7	3	3	11	0	0	0	0	0	0	81	105	3.52	0.913
30 Justin De Fratus, R ERA: 2.7	(8, 1)	0.1		3	1	1	1	0	1	0	0	0	0	0	9	14	27.00	6.000
59 Antonio Bastardo, L ERA: 2.25	(9, 1)	1.0	S	7	2	1	1	0	1	1	0	0	0	0	13	24	9.00	3.000

PITCHER	IP	WLS	BF	H	R	ER	SO	BB	IBB	HBP	BLK	WP	HR	S	P	ERA	WHIP

TOP

Milwaukee Brewers @ Philadelphia Phillies

Citizens Bank Park, Philadelphia, PA

Sun Jun 02 2013, 1:40 PM - 4:39 PM EDT

Att. 40,613 - Partly Cloudy - 89 F

livebaseballscorecards.com

AB	36
R	5
H	10
RBI	5
BB	3
SO	11
LOB	19

Milwaukee Brewers @ Philadelphia Phillies

Citizens Bank Park, Philadelphia, PA

Sun Jun 02 2013, 1:40 PM - 4:39 PM EDT

Att. 40,613 - Partly Cloudy - 89 F

livebaseballscorecards.com

BOTTOM

Batter	1	2	3	4	5	6	7	8	9	AB	R	H	RBI	BB	SO	LOB
2 Ben Revere, L (1, 8) OBP: 0.286, SLG: 0.280	B FF 87 B FF 88 C FF 88 X FF 88 2-1 ① F7	C FF 87 F FF 88 B CU 70 X CU 70 1-2 E6 11 1B 16 S 6 SF7	B FF 96 X FF 95 1-0 ③ F8			C FF 91 X SI 91 0-1 ③ G3				4	1	0	0	0	0	1
16 César Hernández, S (1, 4) OBP: 0.263, SLG: 0.316	C FF 88 B FC 87 B FF 88 X FF 89 2-1 ② F7	1 SAFE B FF 87 F FF 88 S CU 70 B FF 90 C FF 90 2-3 ① K 1-2		C FF 94 B CH 85 X FF 94 1-1 ① G6-3			X SI 92 0-0 ① G6-3			4	0	0	0	0	1	1
11 Jimmy Rollins, S (1, 6) OBP: 0.326, SLG: 0.407	B FF 88 C FF 88 X CU 72 1-1 9 HR 2B	C FF 86 X FF 88 0-1 6 SF7 9 3B 2-3 1B		F FF 95 B CH 87 X FF 96 1-1 ② G4-3			B SI 91 B FF 90 F SI 91 B SI 90 B SI 91 4-1 9 BB BB			3	2	2	0	1	0	0
6 Ryan Howard, L (1, 3) OBP: 0.291, SLG: 0.432	B CU 71 C FF 90 B FF 90 B CU 70 B CH 82 4-1 9 HR BB	C FF 89 1 SAFE F FF 88 X FF 89 0-2 ② SF7 1-2 3-H		B SI 96 F FF 97 F FF 98 B FF 95 B SL 84 S SL 83 3-3 ③ K			C SL 81 S SI 92 S SL 81 0-3 ② K			2	1	0	1	1	2	1
9 Domonic Brown, L (1, 7) OBP: 0.321, SLG: 0.574	C CU 71 D FF 90 D CH 82 B CH 82 X FC 87 3-1 1-H 2-H HR	X FF 89 0-0 2-H 3B			X SL 80 0-0 15 G1-6-3 1B		C SL 80 B SL 82 B FF 92 B SI 89 T FF 91 B SL 81 4-2 1-2 BB			3	1	3	4	1	0	0
15 John Mayberry Jr., R (1, 9) OBP: 0.317, SLG: 0.397 30 Justin De Fratus, S (8, 1) 59 Antonio Bastardo, R (9, 1)	B FF 88 S FF 86 B CU 70 C FF 89 X CU 71 2-2 31 2B 1B	C SL 81 B FF 95 X SL 79 1-1 ③ P2			B FF 97 X FF 97 1-0 ① ② G1-6-3 1-2f		C FF 86 F SI 92 B SL 81 X FF 92 1-2 ③ L8			4 0 0	1 0 0	1 0 0	0 0 0	0 0 0	0 0 0	4 0 0
31 Erik Kratz, R (1, 2) OBP: 0.295, SLG: 0.407	1 SAFE B FF 90 C FF 88 1 SAFE B FF 89 X FF 89 2-1 1-H 13 3B 2B		X FF 95 0-0 ① P3		C FF 99 S SL 86 S SI 99 0-3 ③ K			S SI 88 B SL 81 C SI 88 B SL 81 C SI 88 2-3 ① K		4	1	1	1	0	2	0
13 Freddy Galvis, S (1, 5) OBP: 0.292, SLG: 0.410	C CU 71 C CH 82 X CU 72 0-2 2-H 3B		C SL 82 B SI 95 X SL 82 1-1 33 SH1-4 1B			C SI 90 B CH 85 B FF 91 X SI 92 2-1 ① G5-3		L SI 89 F SI 89 B SI 89 F SL 79 F SI 89 B SI 90 F SL 79 B SI 89 X SI 87 3-2 ② P6		4	0	2	1	0	0	0
33 Cliff Lee, L (1, 1) OBP: 0.318, SLG: 0.333 19 Laynce Nix, L (8, 9) OBP: 0.273, SLG: 0.324	X FF 88 0-0 ③ L7		X FF 92 0-0 ② SH1-4 1-2			S FF 91 C FF 92 X SL 79 0-2 ② G1-3		B SL 79 B SI 89 B SI 88 C SI 88 F SI 88 F SI 89 X SI 88 3-2 ③ L8		2 1	0 0	0 0	0 0	0 0	0 0	1 0
Inning Stats	R: 5 E: 0 K: 0 S: 18 H: 5 LOB: 1 BB: 1 P: 34	R: 2 E: 1 K: 1 S: 14 H: 2 LOB: 1 BB: 0 P: 18	R: 0 E: 0 K: 0 S: 5 H: 1 LOB: 1 BB: 0 P: 7	R: 0 E: 0 K: 1 S: 7 H: 0 LOB: 0 BB: 0 P: 12	R: 0 E: 0 K: 1 S: 5 H: 1 LOB: 0 BB: 0 P: 6	R: 0 E: 0 K: 0 S: 7 H: 0 LOB: 0 BB: 0 P: 9	R: 0 E: 0 K: 1 S: 10 H: 0 LOB: 2 BB: 2 P: 19	R: 0 E: 0 K: 1 S: 13 H: 0 LOB: 0 BB: 0 P: 21		1B: 4 2B: 2 3B: 2 HR: 1 SF: 1 SAC: 1 DP: 1 HBP: 0				WP: 0 PB: 0 SB: 1 CS: 0 PA: 36	

	AB	31
	R	7
	H	9
	RBI	7
	BB	3
	SO	5
	LOB	8

PITCHER		IP	WLS	BF	H	R	ER	SO	BB	IBB	HBP	BLK	WP	HR	S	P	ERA	WHIP
64 Mike Fiers, R ERA: 7.25	(1, 1)	1.2	L	14	7	7	5	1	1	0	0	0	0	1	30	49	27.00	4.800
45 Alfredo Figaro, R ERA: 3.67	(2, 1)	3.1		11	2	0	0	2	0	0	0	0	0	0	19	28	0.00	0.600
32 Tom Gorzelanny, L ERA: 2.14	(6, 1)	2.0		8	0	0	0	1	2	0	0	0	0	0	17	28	0.00	1.000
31 Burke Badenhop, R ERA: 2.55	(8, 1)	1.0		3	0	0	0	1	0	0	0	0	0	0	13	21	0.00	0.000

PITCHER		IP	WLS	BF	H	R	ER	SO	BB	IBB	HBP	BLK	WP	HR	S	P	ERA	WHIP

TOP

Oakland Athletics @ Milwaukee Brewers

Miller Park, Milwaukee, WI

Mon Jun 03 2013, 7:11 PM - 10:19 PM CDT

Att. 21,023 - Roof Closed - 68 F

livebaseballscorecards.com

Batter	1	2	3	4	5	6	7	8	9	AB	R	H	RBI	BB	SO	LOB
4 Coco Crisp, S (1, 8) OBP: 0.401, SLG: 0.513	C FF 88 X FF 88 0-1 HR		B CU 78 C CH 76 B FF 89 B CH 78 C FF 89 X CH 79 3-2 52 1B 8 FC3-2 2B	D CU 78 C FF 88 B CH 78 C FF 89 S FF 90 2-3 ③ K	B SI 88 D SL 80 C SI 89 B SI 89 C SI 89 B SI 88 4-2 5 1B 1-2 2-3 BB		B SI 90 C FF 88 X CH 82 1-1 5 1B 52 E 1-2 1B		C FF 94 C CU 79 B FF 95 X FF 96 1-2 1B	5	2	4	1	1	1	1
5 John Jaso, L (1, 2) OBP: 0.353, SLG: 0.336	F FF 88 C CH 78 B CH 77 B FF 90 X CH 76 2-2 ① G4-3		C FF 88 D CH 78 X FF 88 1-1 ① G6-3		B CU 76 B CU 78 B CU 78 B CH 77 X CH 78 3-2 52 1B 8 2B 52 WP 1B B SI 89 C SI 89 X FS 82 1-1 1-2 2-H 3-H 1B C FF 88 D FF 88 D CH 77 X FF 89 2-1 8 2B 1-3 20 1B 1B B SI 90 C SI 90 S SL 87 S SL 81 2-3 ③ K		D CU 69 X SI 89 1-0 52 FC5-4 1-2 2-3 1B		S FF 95 X FF 94 0-1 ③ F8	6	1	3	2	0	0	2
52 Yoenis Cespedes, R (1, 7) OBP: 0.302, SLG: 0.447	C FF 88 B FF 89 X CH 78 1-1 ② F7		B CH 78 D CH 79 C FF 88 F CH 79 X FF 89 2-2 20 1B 8 FC3-2 2-3 1B				C SI 90 D SI 90 X SL 82 1-1 ② FC5-4 1-2f 2-H 3-H			5	1	2	1	0	1	3
8 Jed Lowrie, S (1, 6) OBP: 0.397, SLG: 0.447 60 Jesse Chavez, R (9, 1)	B FF 89 B FF 88 B FF 87 B FF 88 4-0 BB		T CH 78 D CU 77 B FF 87 F CH 78 X FF 89 2-2 ② FC3-2 20 1B 1-2 3-H		X CH 78 0-0 20 1B 16 1B 1-3 3-H 2B	F SI 89 B SL 82 B FF 89 B FF 88 S FF 90 F SI 90 X SI 90 3-2 20 G6-4-3 1B	X CU 69 0-0 ③ G4-3			4 0	1 0	2 0	1 0	1 0	0 0	3 0
20 Josh Donaldson, R (1, 5) OBP: 0.392, SLG: 0.526	C FF 88 B FF 78 X CH 76 1-1 ③ F7		F CH 77 B FF 89 X CH 78 1-1 1-2 2-3 1B		B SI 88 F SL 80 C SI 90 D SL 81 X SI 89 2-2 16 CS 2-3 3-H 1B	C SI 90 D SL 82 F CH 82 X CH 82 1-2 ①② G6-4-3 1-2f		C CU 89 F CH 82 B SL 80 X CU 68 1-2 ① P4		5	0	2	1	0	0	2
16 Josh Reddick, L (1, 9) OBP: 0.278, SLG: 0.278		B FF 88 B FF 88 F FF 88 X FF 89 2-1 ① F9	C FF 89 T FF 90 T FF 90 B FF 90 T FF 91 1-2 ③ K		B SI 88 S SI 89 F SI 88 B SL 80 B SI 88 X SI 88 3-2 ① 37 G3-1 57 1B 1-2 3-H 1B	F SI 90 B CH 81 X SI 89 1-1 37 WP 2B		B CU 66 X SL 78 1-0 ② F8		5	1	2	1	0	1	3
37 Brandon Moss, L (1, 3) OBP: 0.335, SLG: 0.422		C FF 89 B FF 90 B FF 89 B FF 89 X FF 89 3-1 HR	C CH 78 B FF 88 S CU 77 X CU 78 1-2 ① L8	B SI 88 C SI 88 1 SAFE S FS 81 X FS 82 1-2 ② G3-1 1-2	D CU 68 B CH 83 X CH 82 2-0 ③ G4-3 2-3			X CU 68 0-0 ③ F7		5	1	1	1	0	0	2
28 Eric Sogard, L (1, 4) OBP: 0.329, SLG: 0.336		C FF 89 B CH 78 F FF 89 B FF 90 C FF 90 2-3 ② K	B FF 89 B CH 78 F FF 88 X CH 78 2-1 ① 57 G6-3 2B	I IN 75 I IN 74 I IN 74 I IN 74 4-0 4 BB 57 1B 5 1B IBB		C SI 88 B CU 68 C SI 89 X SI 90 1-2 ① G3-1		F FF 94 X FF 94 0-1 ① L6	4	1	1	0	1	1	0
57 Tommy Milone, L (1, 1) OBP: 0.286, SLG: 0.286 39 Hideki Okajima, L (8, 1) 17 Adam Rosales, R (9, PH) OBP: 0.305, SLG: 0.355 (9, 6)		C FF 89 B FF 89 X FF 89 1-1 ③ G6-3	X FF 87 0-0 ② G6-3 2-3	B SI 88 X SI 89 1-0 4 BB 5 1B 1-2 2-H 1B		C FF 89 B CH 82 X SI 88 1-1 5 1B 4 1B 52 FC5-4 1B		X FF 95 0-0 ② F8	4 0 1	2 0 0	2 0 0	1 0 0	0 0 0	0 0 0	1 0 0

Inning Stats																								
	R: 1 E: 0 K: 0 S: 9	H: 1 LOB: 1 BB: 1 P: 17	R: 1 E: 0 K: 1 S: 9	H: 1 LOB: 0 BB: 0 P: 17	R: 0 E: 0 K: 1 S: 17	H: 3 LOB: 3 BB: 0 P: 27	R: 0 E: 0 K: 1 S: 9	H: 1 LOB: 1 BB: 0 P: 14	R: 6 E: 0 K: 1 S: 23	H: 7 LOB: 2 BB: 2 P: 46	R: 0 E: 0 K: 0 S: 10	H: 2 LOB: 1 BB: 0 P: 17	R: 2 E: 1 K: 0 S: 11	H: 3 LOB: 1 BB: 0 P: 16	R: 0 E: 0 K: 0 S: 5	H: 0 LOB: 0 BB: 0 P: 7	R: 0 E: 0 K: 0 S: 8	H: 1 LOB: 1 BB: 0 P: 9	1B: 13 2B: 4 3B: 0 HR: 2	SF: 0 SAC: 0 DP: 1 HBP: 0	WP: 2 PB: 0 SB: 0 CS: 1	PA: 47

PITCHER	IP	WLS	BF	H	R	ER	SO	BB	IBB	HBP	BLK	WP	HR	S	P	ERA	WHIP
41 Marco Estrada, R (1, 1) ERA: 5.32	4.0	L	22	9	5	5	3	1	0	0	0	1	2	50	86	11.25	2.500
31 Burke Badenhop, R (5, 1) ERA: 3.51	1.0		8	4	3	3	1	1	1	0	0	0	0	17	35	27.00	5.000
48 Donovan Hand, R (6, 1) ERA: 4.32	3.0		13	5	2	1	0	0	0	0	0	1	0	26	40	3.00	1.667
59 John Axford, R (9, 1) ERA: 5.47	1.0		4	1	0	0	0	0	0	0	0	0	0	8	9	0.00	1.000

PITCHER	IP	WLS	BF	H	R	ER	SO	BB	IBB	HBP	BLK	WP	HR	S	P	ERA	WHIP

AB	44
R	10
H	19
RBI	9
BB	3
SO	4
LOB	17

BOTTOM

Oakland Athletics @ Milwaukee Brewers

Miller Park, Milwaukee, WI

Mon Jun 03 2013, 7:11 PM - 10:19 PM CDT

Att. 21,023 - Roof Closed - 68 F

livebaseballscorecards.com

Batter	1	2	3	4	5	6	7	8	9	AB	R	H	RBI	BB	SO	LOB
7 Norichika Aoki, L (1, 9) OBP: 0.363, SLG: 0.392	B FF 86 C FF 87 C CU 74 X FF 86 1-2 ① L7		X FF 87 0-0 ③ F9		B FF 89 B FF 88 X FF 89 2-0 ③ F8			C FF 87 B FF 87 B FF 87 F FF 87 F FF 86 B FF 84 X FF 87 3-2 9 G4-3 1B		4	0	1	0	0	0	1
9 Jean Segura, R (1, 6) OBP: 0.382, SLG: 0.541	C FF 88 X CH 80 0-1 ② G6-3			C CH 80 B FF 88 B FF 88 B CH 80 X CH 81 3-1 ① G6-3		T CH 78 C FF 86 B FF 86 X FF 87 1-2 ① G3		D FS 83 1 SAFE X FF 86 1-0 ② G4-3 1-2		4	0	0	0	0	0	1
8 Ryan Braun, R (1, 7) OBP: 0.372, SLG: 0.518	C FF 87 B FF 86 X CH 81 1-1 ③ G5-3			C CU 75 X CH 79 0-1 ② F8		B FF 87 B FF 86 X CH 79 2-0 ② G5-3		B FF 87 B FF 87 C FF 87 F FF 87 B FF 87 X FS 83 3-2 ③ G1-3		4	0	0	0	0	0	1
16 Aramis Ramirez, R (1, 5) OBP: 0.387, SLG: 0.505 2 Scooter Gennett, L (9, PH)		B FF 88 C FF 87 B FF 88 X CH 80 2-1 ① G5-3		B FF 88 B FF 88 B CH 81 C FF 88 C CH 81 X CH 79 3-2 2B		S CH 81 X FF 87 0-1 ③ F9			F FF 92 B CU 75 X FF 91 1-1 ① G1-3	3 1	0 0	1 0	0 0	0 0	0 0	0 0
20 Jonathan Lucroy, R (1, 2) OBP: 0.303, SLG: 0.418		B FF 88 C FF 88 X FF 88 1-1 ② F8		F CH 80 B FF 88 X CU 75 1-1 ③ G5-3			F FF 88 C FF 88 F FF 87 B FF 88 S CU 74 1-3 ① K2-3		C FF 93 F FC 91 X CU 75 0-2 ② F8	4	0	0	0	0	1	1
27 Carlos Gómez, R (1, 8) OBP: 0.367, SLG: 0.577		C FF 89 F CH 81 B FF 88 B FF 87 S CH 80 2-3 ③ K			F FF 88 B FF 88 F FF 89 B FF 88 B CH 81 F CH 80 X FF 89 3-2 23 HR 1B		X CH 81 0-0 ② G6-3		C FF 93 B FF 93 B FC 90 X CH 85 2-1 ③ G6-3	4	1	1	0	0	1	0
23 Rickie Weeks Jr., R (1, 4) OBP: 0.293, SLG: 0.313			X FF 86 0-0 ① P4		B CH 80 X CH 81 1-0 1-H HR		B FF 88 B FF 88 X CH 81 2-0 3B			3	1	2	2	0	0	0
3 Yuniesky Betancourt, R (1, 3) OBP: 0.246, SLG: 0.368			C FF 87 X CH 80 0-1 ② L8		B FF 89 X FF 88 1-0 ① L8		S FF 87 B FF 86 F FF 88 S FF 87 1-3 ③ K			3	0	0	0	0	1	1
41 Marco Estrada, R (1, 1) OBP: 0.203, SLG: 0.316 31 Burke Badenhop, R (5, 1) 14 Jeff Bianchi, R (5, PH) OBP: 0.278, SLG: 0.358 48 Donovan Hand, R (6, 1) 12 Martín Maldonado, R (8, PH) OBP: 0.229, SLG: 0.270 59 John Axford, R (9, 1)			C FF 87 B FF 87 X FF 88 1-1 1B		S FF 89 B FF 88 F FF 88 F CU 74 S FF 88 1-3 ② K			B FF 86 B FS 82 C FF 87 X FF 86 2-1 ① P4		1 0 1 0 1 0	0 0 0 0 0 0	1 0 0 0 0 0	0 0 0 0 0 0	0 0 0 0 0 0	0 0 1 0 0 0	0 0 0 0 0 0
Inning Stats	R: 0 E: 0 K: 0 S: 7 H: 0 LOB: 0 BB: 0 P: 9	R: 0 E: 0 K: 1 S: 7 H: 0 LOB: 0 BB: 0 P: 12	R: 0 E: 0 K: 0 S: 6 H: 1 LOB: 1 BB: 0 P: 7	R: 0 E: 0 K: 0 S: 9 H: 1 LOB: 1 BB: 0 P: 16	R: 2 E: 0 K: 1 S: 11 H: 2 LOB: 0 BB: 0 P: 19	R: 0 E: 0 K: 0 S: 6 H: 0 LOB: 0 BB: 0 P: 9	R: 0 E: 0 K: 2 S: 9 H: 1 LOB: 1 BB: 0 P: 13	R: 0 E: 0 K: 0 S: 10 H: 1 LOB: 1 BB: 0 P: 19	R: 0 E: 0 K: 0 S: 7 H: 0 LOB: 0 BB: 0 P: 10	1B: 3 2B: 1 3B: 1 HR: 1	SF: 0 SAC: 0 DP: 0 HBP: 0			WP: 0 PB: 0 SB: 0 CS: 0	PA: 33		

	AB	33
	R	2
	H	6
	RBI	2
	BB	0
	SO	4
	LOB	5

PITCHER		IP	WLS	BF	H	R	ER	SO	BB	IBB	HBP	BLK	WP	HR	S	P	ERA	WHIP
57 Tommy Milone, L ERA: 3.91	(1, 1)	7.0	W	26	5	2	2	4	0	0	0	0	0	1	55	85	2.57	0.714
39 Hideki Okajima, L ERA: 2.45	(8, 1)	1.0		4	1	0	0	0	0	0	0	0	0	0	10	19	0.00	1.000
60 Jesse Chavez, R ERA: 2.77	(9, 1)	1.0		3	0	0	0	0	0	0	0	0	0	0	7	10	0.00	0.000

PITCHER	IP	WLS	BF	H	R	ER	SO	BB	IBB	HBP	BLK	WP	HR	S	P	ERA	WHIP

Oakland Athletics @ Milwaukee Brewers

Miller Park, Milwaukee, WI

Tue Jun 04 2013, 7:11 PM - 10:40 PM CDT

Att. 24,230 - Roof Closed - 68 F

livebaseballscorecards.com

TOP

Batter	1	2	3	4	5	6	7	8	9	10	AB	R	H	RBI	BB	SO	LOB
4 Coco Crisp, S (1, 8) OBP: 0.396, SLG: 0.503	C SI 90 C SI 90 F SI 91 X CH 82 0-2 5 G3 5 S 52 HR 1B		C SI 89 X CH 80 0-1 ① F7		C SL 83 C SI 89 X SI 89 0-2 ② F8		F SI 92 B CH 86 B CH 86 B SI 90 X FF 90 3-1 ③ F8		B FF 91 B SI 91 C FF 89 B FF 89 X FF 90 3-1 ② F9		5	1	1	0	0	0	1
5 John Jaso, L (1, 2) OBP: 0.348, SLG: 0.331	C SI 90 X SI 90 0-1 ① G3 1-3		C CU 75 B SI 90 C CH 80 X SI 91 1-2 1B		B SL 84 B CH 81 B SI 88 C SI 88 C SI 88 X SI 88 3-2 ③ G4-3			B SL 79 B FF 89 B FF 89 C FF 89 C SI 91 F FF 89 C FF 91 3-3 ① K	1 SAFE C FF 91 X CH 81 0-1 ③ G3		5	0	1	0	0	1	2
52 Yoenis Cespedes, R (1, 7) OBP: 0.309, SLG: 0.484	X SI 91 0-0 3-H HR		C SL 83 S CH 81 B CH 80 S CH 80 1-3 ② K			B CH 80 B SI 89 F SI 89 B SI 89 X SL 83 3-1 HR		B SI 92 X SI 92 1-0 16 1B 20 BB 1B		B FF 94 F FF 94 B SL 82 B SL 83 F FF 96 X FF 96 3-2 ① G6-3	5	2	3	3	0	1	1
8 Jed Lowrie, S (1, 6) OBP: 0.397, SLG: 0.443	S CU 75 B SI 91 X CH 81 1-1 20 G6-3 1B		B SI 90 B SL 82 C SL 84 B SI 90 F SI 89 X CH 82 3-2 ③ P4			X SL 82 0-0 ① L7		1 SAFE F SI 92 B FF 92 1 SAFE X SL 83 1-1 ② F8		B FF 96 C FF 95 B FF 96 B FF 95 B FF 94 4-1 BB	4	0	1	0	1	0	2
20 Josh Donaldson, R (1, 5) OBP: 0.396, SLG: 0.525	C SI 90 B CH 81 B CH 80 1 SAFE F SI 89 1 SAFE F CH 80 B SI 90 X CH 81 3-2 ② G6-3 1-2			C SL 83 B SI 88 C SI 89 B CH 80 X SI 89 2-2 37 FC6-4 1B		C SI 88 B CH 80 X CH 80 1-1 1B		B SL 83 F SL 83 1 SAFE B SI 92 1 SAFE B SL 84 D SI 92 4-1 16 1B BB 1-2		B FF 95 C SL 82 S SL 82 D SL 83 S FF 96 2-3 ② K	4	0	2	0	1	1	2
16 Josh Reddick, L (1, 9) OBP: 0.275, SLG: 0.274	B SI 91 D SI 91 S CH 82 S CH 81 X CH 82 2-2 ③ G4-3			B SL 82 X SI 87 1-0 ① L9		C SL 83 D CH 79 B SI 88 B SI 88 X SI 87 3-1 ② L4		S SL 82 C FF 92 D SL 85 F SL 84 B SL 85 X SL 84 2-2 1-2 2-3 1B		B FF 93 T FF 95 B FF 95 X FF 94 2-1 ③ F8	5	0	1	0	0	0	4
37 Brandon Moss, L (1, 3) OBP: 0.330, SLG: 0.414 7 Nate Freiman, R (8, PH) OBP: 0.346, SLG: 0.437 (8, 3)		B CU 75 C SI 90 F SL 83 F CH 82 B SI 90 T CH 81 2-2 ① K		C SI 88 F SL 83 F SI 90 B SI 89 D CH 80 X SI 90 2-2 ② FC6-4 1-2f		C CU 74 B SI 88 X SL 82 1-1 ③ F8		B SI 91 B FF 91 S FF 91 B FF 91 X FF 90 3-1 ③ F8			3 1	0 0	0 0	0 0	0 0	1 0	2 3
28 Eric Sogard, L (1, 4) OBP: 0.319, SLG: 0.326		C SI 91 X SI 90 0-1 ② P5		B CU 73 C SL 82 X SL 83 1-1 ③ L3			X FF 88 0-0 ① G3		C FF 92 X FF 92 0-1 ① F7		4	0	0	0	0	0	1
64 A.J. Griffin, R (1, 1) 62 Sean Doolittle, L (8, 1) 48 Ryan Cook, R (8, 1) 15 Seth Smith, L (9, PH) OBP: 0.359, SLG: 0.443 13 Jerry Blevins, L (9, 1) 47 Pat Neshek, S (10, 1)		S SI 90 C SI 90 B SI 90 F SI 91 S SL 84 1-3 ③ K			C SI 87 X SI 88 0-1 ① G4-3		C SI 89 B SI 90 S SI 90 B SI 90 C SI 90 2-3 ② K		B CU 77 B CU 76 C FF 91 B FF 90 C FF 91 B FF 91 4-2 BB		3 0 0 0 0 0	0 0 0 0 0 0	0 0 0 1 0 0	0 0 0 0 0 0	2 0 0 0 0 0	0 0 0 0 0 0
Inning Stats	R: 2 H: 3 E: 0 LOB: 1 K: 0 BB: 0 S: 16 P: 22	R: 0 H: 0 E: 0 LOB: 0 K: 2 BB: 0 S: 10 P: 13	R: 0 H: 1 E: 0 LOB: 1 K: 1 BB: 0 S: 11 P: 16	R: 0 H: 1 E: 0 LOB: 1 K: 0 BB: 0 S: 10 P: 16	R: 0 H: 0 E: 0 LOB: 0 K: 0 BB: 0 S: 8 P: 11	R: 1 H: 2 E: 0 LOB: 1 K: 0 BB: 0 S: 9 P: 17	R: 0 H: 0 E: 0 LOB: 0 K: 1 BB: 0 S: 6 P: 11	R: 0 H: 2 E: 0 LOB: 3 K: 1 BB: 1 S: 14 P: 28	R: 0 H: 0 E: 0 LOB: 1 K: 0 BB: 1 S: 8 P: 15	R: 0 H: 0 E: 0 LOB: 1 K: 1 BB: 1 S: 9 P: 20	1B: 7 SF: 0 2B: 0 SAC: 0 3B: 0 DP: 0 HR: 2 HBP: 0						

AB	39
R	3
H	9
RBI	3
BB	3
SO	6
LOB	18

WP: 0 PA: 42
PB: 0
SB: 1
CS: 0

PITCHER		IP	WLS	BF	H	R	ER	SO	BB	IBB	HBP	BLK	WP	HR	S	P	ERA	WHIP
26 Kyle Lohse, R ERA: 4.39	(1, 1)	6.0		25	7	3	3	3	0	0	0	0	0	2	64	95	4.50	1.167
32 Tom Gorzelanny, L ERA: 2.01	(7, 1)	1.1		4	0	0	0	2	0	0	0	0	0	0	10	18	0.00	0.000
53 Brandon Kintzler, R ERA: 4.01	(8, 1)	0.1		3	1	0	0	0	1	0	0	0	0	0	4	10	0.00	6.000
51 Michael Gonzalez, L ERA: 2.57	(8, 1)	0.1		2	1	0	0	0	0	0	0	0	0	0	6	11	0.00	3.000
57 Francisco Rodríguez, R ERA: 1.08	(9, 1)	1.0		4	0	0	0	0	1	0	0	0	0	0	8	15	0.00	1.000

PITCHER		IP	WLS	BF	H	R	ER	SO	BB	IBB	HBP	BLK	WP	HR	S	P	ERA	WHIP
59 John Axford, R ERA: 5.26	(10, 1)	1.0	W	4	0	0	0	1	1	0	0	0	0	0	9	20	0.00	1.000

Batter	1	2	3	4	5	6	7	8	9	10	AB	R	H	RBI	BB	SO	LOB
7 Norichika Aoki, L (1, 9) OBP: 0.363, SLG: 0.389	B FF 88 B FF 90 B FF 89 C FF 90 F FF 89 F FF 91 X FF 91 3-2 F8 ①		C CH 81 B FF 89 X FF 88 1-1 FC6-4 ③ 1-2f			B FF 86 B FF 88 C FF 88 X FF 87 2-1 G3 ①		X FF 95 0-0 9 3B 1-2 1B	B CU 70 H CU 69 2-0 1-2 HBP		4	1	1	0	0	0	1
9 Jean Segura, R (1, 6) OBP: 0.378, SLG: 0.543	L FF 89 F SL 82 F SL 81 X SL 81 0-2 G1-6-3 ②			C SL 82 B SL 82 X SL 82 1-1 G5-3 ①		X SL 80 0-0 L9 ②		C FF 94 X FF 95 0-1 16 1B 1-H 2-H 3B	C SI 90 X CH 84 0-1 G4-3 ③		5	1	1	2	0	0	3
8 Ryan Braun, R (1, 7) OBP: 0.368, SLG: 0.510	B FF 89 X FF 90 1-0 P3 ③			C FF 89 C CU 69 F FF 90 B FF 91 B SL 84 F FF 90 F FF 90 S CU 68 2-3 K ②		B FF 86 X FF 88 1-0 1B		X SI 95 0-0 G5-3 ①		B SL 81 B SL 80 B SL 80 C SL 80 X SL 81 3-1 G5-3 ①	5	0	1	0	0	1	1
16 Aramis Ramirez, R (1, 5) OBP: 0.387, SLG: 0.500 14 Jeff Bianchi, R (10, PR) OBP: 0.278, SLG: 0.358		B FF 89 F FF 89 B FF 89 B SL 83 S FF 91 F FF 92 X FF 91 3-2 P4 ①		C FF 89 X SL 82 0-1 F9 ③		S SL 80 X FF 87 0-1 F8 ③		B SI 95 X SI 95 1-0 27 G6-4-3 3-H 1B		C SL 82 F SL 84 X SL 84 0-2 27 FC6-4 1B	5 0	0 0	2 0	1 0	0 0	0 0	1 0
27 Carlos Gómez, R (1, 8) OBP: 0.368, SLG: 0.573		F FF 90 F FF 89 F FF 90 X SL 83 0-2 L4 ②			B SL 79 S FF 88 X FF 87 1-1 12 FC5 21 BB 1B		S SL 79 S SL 79 X SL 78 0-2 1B	S SL 86 F FF 96 F FF 96 F FF 94 F FF 95 B SL 85 1 SAFE X SI 94 1-2 G6-4-3 ②③ 1-2f		B SL 83 S SL 83 L SL 84 B SL 82 F SL 81 X SL 82 2-2 FC6-4 ② 1-2f 3 2B	5	1	2	0	0	0	2
21 Juan Francisco, L (1, 3) OBP: 0.288, SLG: 0.391 3 Yuniesky Betancourt, R (9, PH) OBP: 0.254, SLG: 0.376 (10, 3)		C FF 89 X FF 89 0-1 P5 ③		C FF 88 S CU 67 B FF 88 F CU 68 D CH 82 1 SAFE D FF 90 1 SAFE B FF 90 4-2 12 FC5 1-2 BB		X FF 87 0-0 F8 ①		B SI 90 B SI 90 F SI 90 F SL 82 F SL 85 B CU 71 F SL 83 B SI 91 4-2 23 F8 12 SH3-4 BB	1 SAFE C SL 82 X SL 82 0-1 1-H 2B	2 1	0 0	0 1	0 1	1 0	0 0	1 0
12 Martín Maldonado, R (1, 2) OBP: 0.222, SLG: 0.261			L FF 88 F FF 89 F CU 67 B FF 89 X SL 84 1-2 G6-3 ①	B SL 81 F FF 89 B SL 82 C FF 88 B CU 68 X FF 89 3-2 FC5 ① 1-2 2-3f		C SL 80 B FF 87 B FF 87 X SL 80 2-1 F7 ②		X SI 89 0-0 SH3-4 ① 1-2		3	0	0	0	0	0	3
2 Scooter Gennett, L (1, 4) 51 Michael Gonzalez, R (8, 1) 57 Francisco Rodríguez, R (9, 1) 20 Jonathan Lucroy, R (9, PH) OBP: 0.306, SLG: 0.418 59 John Axford, R (10, 1)			C FF 89 B FF 88 F FF 90 F CU 67 B FF 90 B CH 81 F FF 90 S FF 91 3-3 K ②	S CH 80 B FF 88 F FF 89 F CU 68 F FF 90 S FF 88 1-3 K ②		F FF 87 F FF 88 D CU 66 B FF 88 B FF 88 S CH 80 3-3 K ③		I IN 60 I IN 54 I IN 58 I IN 54 4-0 7 HBP IBB		3 0 0 0 0	0 0 0 0 0	0 0 0 0 0	0 0 0 0 0	3 0 0 1 0	3 0 0 0 0
26 Kyle Lohse, R (1, 1) OBP: 0.095, SLG: 0.095 32 Tom Gorzelanny, R (7, 1) 53 Brandon Kintzler, R (8, 1) 23 Rickie Weeks Jr., R (8, 4) OBP: 0.295, SLG: 0.315			B FF 89 C FF 90 X FF 89 1-1 7 FC6-4 1B	F FF 89 B FF 89 F FF 88 F CU 68 F CU 66 S FF 89 1-3 K ③				X FF 94 0-0 7 1B 9 3B 1B	B SL 86 S SL 85 C SI 91 F SL 84 B SL 85 B SI 91 X SL 84 3-2 F8 ② 2-3		2 0 0 2	0 0 0 1	1 0 0 1	0 0 0 0	1 0 0 0	2 0 0 2
Inning Stats	R: 0 H: 0 E: 0 LOB: 0 K: 0 BB: 0 S: 9 P: 13	R: 0 H: 0 E: 0 LOB: 0 K: 0 BB: 0 S: 10 P: 13	R: 0 H: 1 E: 0 LOB: 1 K: 1 BB: 0 S: 13 P: 19	R: 0 H: 0 E: 0 LOB: 0 K: 1 BB: 0 S: 10 P: 13	R: 0 H: 1 E: 0 LOB: 2 K: 2 BB: 1 S: 18 P: 28	R: 0 H: 1 E: 0 LOB: 1 K: 0 BB: 0 S: 6 P: 9	R: 0 H: 1 E: 0 LOB: 1 K: 1 BB: 0 S: 9 P: 14	R: 3 H: 4 E: 0 LOB: 0 K: 0 BB: 0 S: 12 P: 14	R: 0 H: 0 E: 0 LOB: 3 K: 0 BB: 2 S: 11 P: 24	R: 1 H: 2 E: 0 LOB: 2 K: 0 BB: 0 S: 11 P: 16	1B: 8 2B: 1 3B: 1 HR: 0	SF: 0 SAC: 1 DP: 1 HBP: 1		WP: 0 PB: 0 SB: 0 CS: 0	PA: 42			

PITCHER		IP	WLS	BF	H	R	ER	SO	BB	IBB	HBP	BLK	WP	HR	S	P	ERA	WHIP
64 A.J. Griffin, R ERA: 3.67	(1, 1)	7.0		26	4	0	0	5	1	0	0	0	0	0	75	109	0.00	0.714
62 Sean Doolittle, L ERA: 3.2	(8, 1)	0.0		3	3	3	3	0	0	0	0	0	0	0	4	4	∞	∞
48 Ryan Cook, R ERA: 2.08	(8, 1)	1.0	B	3	1	0	0	0	0	0	0	0	0	0	8	10	0.00	1.000
13 Jerry Blevins, L ERA: 1.71	(9, 1)	1.0		6	0	0	0	0	1	1	1	0	0	0	11	24	0.00	1.000
47 Pat Neshek, R ERA: 2.57	(10, 1)	0.2	L	4	2	1	1	0	0	0	0	0	0	0	11	16	13.50	3.000

PITCHER	IP	WLS	BF	H	R	ER	SO	BB	IBB	HBP	BLK	WP	HR	S	P	ERA	WHIP

BOTTOM

Oakland Athletics @ Milwaukee Brewers

Miller Park, Milwaukee, WI

Tue Jun 04 2013, 7:11 PM - 10:40 PM CDT

Att. 24,230 - Roof Closed - 68 F

livebaseballscorecards.com

AB	37
R	4
H	10
RBI	4
BB	3
SO	5
LOB	19

Batter	1	2	3	4	5	6	7	8	9	AB	R	H	RBI	BB	SO	LOB
4 Coco Crisp, S (1, 8) OBP: 0.388, SLG: 0.491	F SL 86 X SI 88 0-1 ① G3			C CU 75 B SL 84 C FF 90 B CU 78 X FF 91 2-2 ① G6-3		C FF 92 B CU 79 B CU 77 B SL 84 C FF 91 X FF 92 3-2 ③ G4-3	X SI 90 0-0 ③ G6-3			4	0	0	0	0	0	1
5 John Jaso, L (1, 2) OBP: 0.358, SLG: 0.338	C SI 88 B FF 89 C FF 89 B SL 86 B FF 90 X FF 90 3-2 52 G6-4-3 1B			C CU 77 B SL 84 B FF 91 C CU 77 F FF 92 S CU 79 2-3 ② K			B CU 77 B SL 84 B FF 90 B FF 89 4-0 8 1B 52 1B 20 1B BB	C FF 93 B CU 79 C CU 78 B CU 80 B FF 93 F FF 92 F FF 92 X CU 77 3-2 52 F8-6 1B		3	1	2	0	1	1	0
52 Yoenis Cespedes, R (1, 7) OBP: 0.308, SLG: 0.479	C FF 89 X CU 76 0-1 ② ③ G6-4-3 1-2f			C SL 86 S CU 79 B FF 91 F CU 80 B SL 86 C FF 92 2-3 ③ K			X CU 77 0-0 8 1B 20 1B 1-2 1B	F FF 93 B CU 79 B CU 77 X FF 92 2-1 ① ② F8-6 1-2		4	1	1	0	0	1	2
8 Jed Lowrie, S (1, 6) OBP: 0.398, SLG: 0.444		B SI 88 C SL 84 C SI 89 B CU 75 F SL 84 B FF 90 X FF 90 3-2 ① G6-3		F CU 76 B FF 90 X FF 90 1-1 20 1B 15 G5-6-3 1B			X CU 78 0-0 20 1B 37 HR 1-2 2-3 1B	B FF 91 B FF 91 X FF 92 2-0 ③ F7		4	2	2	0	0	0	0
20 Josh Donaldson, R (1, 5) OBP: 0.402, SLG: 0.529		B FF 90 B SL 87 X SI 90 2-0 ② F8		1 SAFE F SL 84 C CU 78 B CU 78 X SI 92 1-2 15 G5-6-3 1-3 1B			B CU 78 D CU 79 C SI 91 X FF 92 2-1 37 HR 1-2 2-H 3-H 1B		B CU 76 B CU 78 X FF 93 2-0 28 1B 1B	4	1	3	2	0	0	0
15 Seth Smith, L (1, 9) OBP: 0.355, SLG: 0.438 25 Chris Young, R (7, PH) OBP: 0.269, SLG: 0.367 (7, 9)		B FF 90 B SL 86 C SL 85 X SL 85 2-1 ③ G4-3		B CU 77 F SL 84 C SL 85 F CU 79 D CU 80 X SL 84 2-2 ① ② G5-6-3 1-2f 3-H			C CH 82 X FF 91 0-1 ① F7		C FF 91 F CU 79 F FF 94 D CH 82 B FF 94 X FF 93 2-2 ① F8	2 2	0 0	0 0	0 0	0 0	0 0	1 3
37 Brandon Moss, L (1, 3) OBP: 0.328, SLG: 0.428			B FF 90 C CU 76 F SL 85 C FF 91 1-3 ① K		X CU 78 0-0 ③ G3		X SL 79 0-0 1-H 2-H HR		F FF 93 X FF 94 0-1 ② L5	4	1	1	3	0	1	1
28 Eric Sogard, L (1, 4) OBP: 0.324, SLG: 0.326			X FF 90 0-0 ② L7			C CU 76 C FF 92 B CU 78 B CU 78 X FF 92 2-2 ① G4-3	C FF 91 B SL 82 H FF 90 2-1 40 S HBP		C FF 92 L CU 79 X CU 79 0-2 1-2 1B	3	0	1	0	0	0	0
40 Bartolo Colon, R (1, 1) 48 Ryan Cook, R (8, 1) 7 Nate Freiman, R (9, PH) OBP: 0.341, SLG: 0.431 60 Jesse Chavez, R (9, 1)			C FF 90 B SL 85 C FF 90 C SL 84 1-3 ③ K			C FF 91 S SL 84 F SL 86 X FF 92 0-2 ② F8	M SI 88 B SI 89 D CH 79 S CH 86 F FF 89 S SL 77 2-3 ② K 1-2		B FF 93 X FF 92 1-0 ③ F8	3 0 1 0	0 0 0 0	0 0 0 0	0 0 0 0	2 0 0 0	0 0 2 0	1 0 2 0
Inning Stats	R: 0 E: 0 K: 0 S: 7 H: 1 LOB: 0 BB: 0 P: 10	R: 0 E: 0 K: 0 S: 7 H: 0 LOB: 0 BB: 0 P: 14	R: 0 E: 0 K: 2 S: 7 H: 0 LOB: 0 BB: 0 P: 9	R: 0 E: 0 K: 2 S: 11 H: 0 LOB: 0 BB: 0 P: 17	R: 1 E: 0 K: 0 S: 10 H: 2 LOB: 0 BB: 0 P: 14	R: 0 E: 0 K: 0 S: 10 H: 0 LOB: 0 BB: 0 P: 15	R: 5 E: 0 K: 1 S: 13 H: 4 LOB: 1 BB: 1 P: 23	R: 0 E: 0 K: 0 S: 8 H: 1 LOB: 0 BB: 0 P: 15	R: 0 E: 0 K: 0 S: 11 H: 2 LOB: 2 BB: 0 P: 16	1B: 9 2B: 1 3B: 0 HR: 1 SF: 0 SAC: 0 DP: 3 HBP: 1						

PITCHER		IP	WLS	BF	H	R	ER	SO	BB	IBB	HBP	BLK	WP	HR	S	P	ERA	WHIP
49 Yovani Gallardo, R ERA: 5.25	(1, 1)	6.0	L	23	6	5	5	4	1	0	0	0	0	0	56	89	7.50	1.167
51 Michael Gonzalez, L ERA: 2.86	(7, 1)	1.0		5	1	1	1	1	0	0	1	0	0	1	9	13	9.00	1.000
63 Tyler Thornburg, R ERA:	(8, 1)	2.0		8	3	0	0	0	0	0	0	0	0	0	19	31	0.00	1.500

PITCHER	IP	WLS	BF	H	R	ER	SO	BB	IBB	HBP	BLK	WP	HR	S	P	ERA	WHIP

TOP

Oakland Athletics @ Milwaukee Brewers

Miller Park, Milwaukee, WI

Wed Jun 05 2013, 1:11 PM - 3:50 PM CDT

Att. 25,912 - Roof Closed - 70 F

livebaseballscorecards.com

AB	34
R	6
H	10
RBI	5
BB	1
SO	5
LOB	11

WP: 0 PA: 36
PB: 0
SB: 1
CS: 0

BOTTOM

Batter	1	2	3	4	5	6	7	8	9	AB	R	H	RBI	BB	SO	LOB
7 Norichika Aoki, L (1, 9) OBP: 0.364, SLG: 0.389	C FF 90 F FF 91 X FF 93 0-2 ① L6		X SI 89 0-0 ① G3		B SI 89 X SI 90 1-0 9 FC5-2 2-3 1B		C SI 89 X SI 89 0-1 1-2 1B		F SI 94 C FF 90 X CU 75 0-2 ③ L8	5	0	2	0	0	0	1
9 Jean Segura, R (1, 6) OBP: 0.376, SLG: 0.537	F SI 89 B SI 89 F SI 89 F FF 93 X SI 91 1-2 27 3B 1B		B SI 88 X SI 89 1-0 ② G6-3		B SI 89 X SI 88 1-0 ① FC5-2 27 G4-3 1-2 3-H		C FF 88 X FF 93 0-1 ② F4			4	1	1	0	0	0	4
27 Carlos Gómez, R (1, 8) OBP: 0.366, SLG: 0.576	1 SAFE 1 SAFE X SI 85 0-0 1-H 3B		B CH 82 F CH 82 X CH 84 1-1 ③ L7		D SL 84 X SI 90 1-0 ② ③ G4-3 1-2f		F SI 90 F SI 90 B FF 95 S SL 88 1-3 ③ K			4	0	1	1	0	1	4
20 Jonathan Lucroy, R (1, 2) OBP: 0.311, SLG: 0.420	B SL 83 X SI 88 1-0 ② G5-3			C SI 88 B FF 93 C SI 89 B SI 91 X SI 90 2-2 22 FC1-6 1B		C SI 88 X SL 82 0-1 22 SH1-3 1B		B FF 93 S FF 94 S SI 93 B SI 94 F SI 94 B FF 93 X SL 84 3-2 ① F8		4	0	2	0	0	0	1
22 Logan Schafer, L (1, 7) OBP: 0.290, SLG: 0.328	L CH 81 B SI 92 B SI 92 S SL 86 B FF 94 S SI 91 3-3 ③ K			X SI 88 0-0 ① FC1-6 3 F8 1-2f		X SI 89 0-0 ① SH1-3 1-2		B FF 93 S CH 85 F FF 95 F SL 85 X SI 94 1-2 ② L9		3	0	0	0	0	1	2
3 Yuniesky Betancourt, R (1, 3) OBP: 0.249, SLG: 0.369		C SI 88 C SI 89 F FF 93 X SI 91 0-2 ① G3		1 SAFE C SI 85 1 SAFE X SI 87 0-1 ② F8 1-2		X FF 88 0-0 ② F8		C FF 94 F FF 94 S FF 94 0-3 ③ K		4	0	0	0	0	1	2
21 Juan Francisco, L (1, 5) OBP: 0.287, SLG: 0.381		X SI 90 0-0 ② G3		B SI 91 B SI 90 B SI 90 B SI 90 4-0 BB		F FF 92 F FF 94 F SL 86 F SL 86 C FF 95 0-3 ③ K			B CH 83 F FF 92 B CU 72 F FF 92 F FC 90 C SI 93 2-3 ① K	3	0	0	0	1	2	1
2 Scooter Gennett, L (1, 4) OBP: 0.250, SLG: 0.143		B FF 90 C SI 89 T FF 92 F SI 91 B FF 94 F CH 84 F FF 94 F SI 92 B SL 85 4-2 F SI 91 F SI 91 B SL 86 BB		C CH 82 C SI 90 X FF 93 0-2 ③ F7			B SI 89 B SI 88 B SI 88 C FF 90 X FF 89 3-1 ① L8		F SI 92 B FC 91 X CH 86 1-1 1B	3	0	1	0	1	0	2
49 Yovani Gallardo, R (1, 1) OBP: 0.231, SLG: 0.500 51 Michael Gonzalez, R (7, 1) 14 Jeff Bianchi, R (7, PH) OBP: 0.291, SLG: 0.370 63 Tyler Thornburg, R (8, 1) 12 Martín Maldonado, R (9, PH) OBP: 0.220, SLG: 0.258		C SI 88 F SI 88 F FF 92 1 SAFE C SI 89 0-3 ③ K			F FF 91 B FF 93 B SI 89 X SI 90 2-1 E7 7 1B 9 FC5-2 1B		B SI 89 X SI 89 1-0 7 1B 1B		B FC 90 B FC 89 F FC 90 C SI 92 S SI 93 2-3 ② K	2 0 1 0 1	0 0 0 0 0	1 0 1 0 0	0 0 0 0 1	0 0 0 0 0	1 0 0 0 1	1 0 0 0 1
Inning Stats	R: 1 H: 2 E: 0 LOB: 1 K: 1 BB: 0 S: 12 P: 17	R: 0 H: 0 E: 0 LOB: 1 K: 1 BB: 1 S: 17 P: 21	R: 0 H: 0 E: 0 LOB: 0 K: 0 BB: 0 S: 4 P: 6	R: 0 H: 1 E: 0 LOB: 2 K: 0 BB: 1 S: 9 P: 15	R: 0 H: 2 E: 1 LOB: 1 K: 0 BB: 0 S: 5 P: 10	R: 0 H: 1 E: 0 LOB: 1 K: 1 BB: 0 S: 9 P: 9	R: 0 H: 2 E: 0 LOB: 2 K: 1 BB: 0 S: 10 P: 15	R: 0 H: 0 E: 0 LOB: 0 K: 1 BB: 0 S: 11 P: 15	R: 0 H: 1 E: 0 LOB: 1 K: 2 BB: 0 S: 12 P: 17	1B: 8 2B: 0 3B: 1 HR: 0	SF: 0 SAC: 1 DP: 1 HBP: 0			WP: 0 PB: 0 SB: 0 CS: 0	PA: 37		

PITCHER		IP	WLS	BF	H	R	ER	SO	BB	IBB	HBP	BLK	WP	HR	S	P	ERA	WHIP
40 Bartolo Colon, R ERA: 3.14	(1, 1)	7.0	W	30	8	1	1	4	2	0	0	0	0	0	66	93	1.29	1.429
48 Ryan Cook, R ERA: 2.0	(8, 1)	1.0		3	0	0	0	1	0	0	0	0	0	0	11	15	0.00	0.000
60 Jesse Chavez, R ERA: 2.57	(9, 1)	1.0		4	1	0	0	2	0	0	0	0	0	0	12	17	0.00	1.000

PITCHER	IP	WLS	BF	H	R	ER	SO	BB	IBB	HBP	BLK	WP	HR	S	P	ERA	WHIP

Oakland Athletics @ Milwaukee Brewers

Miller Park, Milwaukee, WI

Wed Jun 05 2013, 1:11 PM - 3:50 PM CDT

Att. 25,912 - Roof Closed - 70 F

livebaseballscorecards.com

AB	34
R	1
H	9
RBI	1
BB	2
SO	7
LOB	19

Philadelphia Phillies @ Milwaukee Brewers

Miller Park, Milwaukee, WI

Thu Jun 06 2013, 7:12 PM - 10:12 PM CDT

Att. 21,581 - Roof Closed - 70 F

livebaseballscorecards.com

TOP

Batter	1	2	3	4	5	6	7	8	9	AB	R	H	RBI	BB	SO	LOB
10 Michael Young, R (1, 5) OBP: 0.347, SLG: 0.354	C FF 94 X FF 94 0-1 11 1B 15 1B 6 SF8 1B	C SL 84 C FF 96 B FF 97 X CH 83 1-2 ② F8		C SL 80 X SI 94 0-1 15 FC5-4 1B		C CU 69 B SL 83 C SI 90 F SI 91 F CU 69 B CU 68 B SI 89 X SI 88 3-2 1B			X SI 88 0-0 ① G6-3	5	1	3	0	0	0	1
15 John Mayberry Jr., R (1, 8) OBP: 0.333, SLG: 0.461 (7, 9)	C FF 95 D SL 86 F SL 84 X FF 96 1-2 9 BB 11 1B 3 WP 1-2 1B	F SL 84 C SL 88 D SL 85 X FF 96 1-2 1-H 2B		B SL 81 B FF 93 C SL 81 X SI 92 2-1 ① FC5-4 1-2f		C CU 69 X SL 81 0-1 ② F7			C SI 88 B SI 90 X SI 88 1-1 11 CS 1B	5	1	3	1	0	0	2
11 Jimmy Rollins, S (1, 6) OBP: 0.331, SLG: 0.392	B SL 86 B SI 96 X FF 95 2-0 3 WP 9 BB 1-2 2-3 1B	B CH 85 B CH 82 B SI 96 C FF 95 C SI 96 F SI 96 X SL 86 3-2 ③ F8		1 SAFE B SI 93 X SI 89 1-0 ② F9		1 SAFE C SI 89 1 SAFE X SL 82 0-1 ③ L6			C SI 87 B SI 88 C SI 87 X FS 83 1-2 ②③ G4-3 1-2	5	0	1	0	0	0	4
6 Ryan Howard, L (1, 3) OBP: 0.291, SLG: 0.436	B SL 86 F SI 95 B SL 86 S SL 85 D SL 88 X SI 97 3-2 ① SF8 3-H	B SI 94 B CH 84 B SI 93 C FF 92 S SI 93 T SI 95 3-2 ① K		X SL 82 0-0 ③ L3			C CU 68 C SI 89 S CU 67 0-3 ① K			3	0	0	1	0	2	1
9 Domonic Brown, L (1, 7) OBP: 0.328, SLG: 0.587	S SL 87 B SL 89 D SL 87 B SI 98 B SI 95 4-1 3 WP 1-2 2-3 BB	F SI 95 B SL 86 X SL 84 1-1 31 S 3 S 31 FC6-4 1B			X SL 81 0-0 ① F9		S CU 68 S CU 67 B SL 84 X CU 66 1-2 3 G5-4-3 1B			3	1	2	0	1	0	0
3 Delmon Young, R (1, 9) OBP: 0.293, SLG: 0.452 2 Ben Revere, L (7, 8) OBP: 0.290, SLG: 0.277	S SL 86 B FF 96 B SL 86 F SI 97 F SL 87 D FF 97 F SI 97 S CH 85 3-3 ② K 1-2 2-3 3-H	B SL 84 1 SAFE 1 SAFE C SL 84 S SL 85 D SL 85 D CH 83 D SL 87 4-2 31 FC6-4 1-2 BB			C SI 94 B SL 84 X SL 82 1-1 HR		F SL 80 1 SAFE B SI 90 1 SAFE 1 SAFE 1 SAFE F SI 90 X CU 69 1-2 ②③ G5-4-3 1-2f			3 0	1 0	1 0	1 0	1 0	1 0	3 0
31 Erik Kratz, R (1, 2) OBP: 0.299, SLG: 0.432	C SL 86 X FF 96 0-1 ③ G1-3	F SL 83 S SI 95 X SL 84 0-2 ② FC6-4 13 BB 1-2f 2-H			B SI 91 C SL 82 S SL 82 B SI 94 X SI 94 2-2 ② G5-3			C SI 90 F SL 80 B SL 81 B SL 81 X SI 89 2-2 ① G6-3		4	0	0	1	0	0	3
13 Freddy Galvis, S (1, 4) OBP: 0.300, SLG: 0.403		F SI 94 B SL 86 F SL 84 B FF 96 X SL 87 2-2 ① F7	B SI 94 D FF 94 B FF 92 B FF 91 4-0 1-2 BB		B FF 92 X FF 91 1-0 ③ F8			C SI 90 F SI 90 X SL 81 0-2 ② G4-3		3	0	0	0	1	0	0
50 Tyler Cloyd, R (1, 1) 30 Justin De Fratus, S (7, 1) 19 Laynce Nix, L (8, PH) OBP: 0.278, SLG: 0.319 37 Mike Adams, R (8, 1) 59 Antonio Bastardo, R (9, 1)		C FF 95 B FF 95 B FF 96 B FF 93 B FF 92 4-1 15 2B BB	C FF 93 X FF 94 0-1 ③ F9			C SI 89 F SL 82 B SL 82 B SL 81 X SI 90 2-2 ① G6-3		F SI 89 B FS 83 B SI 90 X SI 89 2-1 ③ G4-3		2 0 1 0 0	1 0 0 0 0	0 0 0 0 0	0 0 0 0 0	1 0 0 0 0	0 0 0 0 0	2 0 0 0 0
Inning Stats	R: 2 E: 0 K: 1 S: 17 H: 3 LOB: 2 BB: 1 P: 30	R: 1 E: 0 K: 0 S: 14 H: 1 LOB: 1 BB: 1 P: 25	R: 1 E: 0 K: 1 S: 12 H: 1 LOB: 2 BB: 2 P: 24	R: 0 E: 0 K: 0 S: 6 H: 1 LOB: 1 BB: 0 P: 9	R: 1 E: 0 K: 0 S: 7 H: 1 LOB: 0 BB: 0 P: 11	R: 0 E: 0 K: 0 S: 12 H: 1 LOB: 1 BB: 0 P: 17	R: 0 E: 0 K: 1 S: 9 H: 1 LOB: 0 BB: 0 P: 11	R: 0 E: 0 K: 0 S: 8 H: 0 LOB: 0 BB: 0 P: 12	R: 0 E: 0 K: 0 S: 6 H: 1 LOB: 0 BB: 0 P: 8	1B: 8 2B: 1 3B: 0 HR: 1 SF: 1 SAC: 0 DP: 1 HBP: 0						

	AB	34
	R	5
	H	10
	RBI	4
	BB	4
	SO	3
	LOB	16

WP: 1 PB: 0 SB: 2 CS: 1 PA: 39

PITCHER		IP	WLS	BF	H	R	ER	SO	BB	IBB	HBP	BLK	WP	HR	S	P	ERA	WHIP
60 Wily Peralta, R ERA: 6.16	(1, 1)	5.0	L	26	7	5	5	2	4	0	0	0	1	1	56	99	9.00	2.200
48 Donovan Hand, R ERA: 3.48	(6, 1)	2.0		7	2	0	0	1	0	0	0	0	0	0	21	28	0.00	1.000
31 Burke Badenhop, R ERA: 3.25	(8, 1)	2.0		6	1	0	0	0	0	0	0	0	0	0	14	20	0.00	0.500

PITCHER	IP	WLS	BF	H	R	ER	SO	BB	IBB	HBP	BLK	WP	HR	S	P	ERA	WHIP

Batter	1	2	3	4	5	6	7	8	9	AB	R	H	RBI	BB	SO	LOB
7 Norichika Aoki, L (1, 9) OBP: 0.365, SLG: 0.387	B FF 85 F FF 87 B FC 83 C FC 84 F CH 80 X FF 87 2-2 **G6-3** ①		C FF 87 F CU 73 B FF 86 X SI 85 1-2 **F9** ①		B FF 86 B FF 87 B FC 83 B FF 86 4-0 9 FC6-4 **BB**		B CH 80 X FF 88 1-0 **1B**		S SL 83 B FF 93 X SL 84 1-1 **G3** ③	4	0	1	0	1	0	1
9 Jean Segura, R (1, 6) OBP: 0.374, SLG: 0.532	C FF 89 X FC 86 0-1 8 G1-3 **1B**		X FC 83 0-0 **P6** ②		B FF 87 C FF 87 F FC 85 X CU 76 1-2 **FC6-4** ③ 1-2f		B FF 90 C FF 91 B SI 91 S SL 82 X SI 92 2-2 **G4-3** ③			4	0	1	0	0	0	2
8 Ryan Braun, R (1, 7) OBP: 0.375, SLG: 0.510	1 SAFE C FC 84 B FF 86 D FC 85 1 SAFE B FF 87 X FC 84 3-1 **G1-3** ② 1-2		F FC 84 B FF 87 B CH 81 F FC 84 X CU 77 2-2 **1B**			F CU 74 F FC 83 B FF 85 B CU 75 B SI 84 B FC 84 4-2 27 F9 16 1B **BB**		B FF 90 B SL 88 B SL 87 C FF 89 B SL 86 4-1 16 G4-3 20 G5-3 16 S **BB**		2	1	1	0	2	0	1
16 Aramis Ramirez, R (1, 5) OBP: 0.391, SLG: 0.495	B CU 76 B FC 84 C FC 85 B SI 85 C FC 83 D CU 77 4-2 20 FC5-4 **BB**		1 SAFE F FF 88 B FF 86 F CU 76 F FF 89 B FC 85 X FF 86 2-2 **F8** ③			B FC 84 F FC 83 C SI 84 X CU 75 1-2 **1B** 1-2		B SL 85 C SL 87 X FF 89 1-1 **G4-3** ① 1-3		3	0	1	0	1	0	2
20 Jonathan Lucroy, R (1, 2) OBP: 0.304, SLG: 0.410	X FF 88 0-0 **FC5-4** ③ 1-2f			C FF 86 X FC 83 0-1 **P3** ①		B FF 87 C FF 88 X CH 78 1-1 **F2** ①		B FF 90 X SI 89 1-0 **G5-3** ② 3-H		4	0	0	1	0	0	4
27 Carlos Gómez, R (1, 8) OBP: 0.359, SLG: 0.565		F FF 87 B FF 87 X FC 83 1-1 **P3** ①		X FF 87 0-0 **F8** ②		B FC 85 B FF 85 F FC 84 X FF 88 2-1 **F9** ② 2-3		B SL 87 B SI 88 X SL 84 2-0 **F8** ③		4	0	0	0	0	0	2
21 Juan Francisco, L (1, 3) OBP: 0.294, SLG: 0.379		B FF 86 B CU 73 F FC 84 B FC 84 S CU 75 F CH 79 B FC 84 4-2 **BB**		C FF 86 B CU 76 F FC 84 F FC 82 S CU 75 1-3 **K** ③		F FC 84 B FC 82 X FC 84 1-1 **P5** ③			C SL 83 X SL 83 0-1 23 FC6-4 **1B**	3	0	1	0	1	1	2
2 Scooter Gennett, L (1, 4) OBP: 0.273, SLG: 0.111 23 Rickie Weeks Jr., R (9, PH) OBP: 0.294, SLG: 0.314		C FF 88 F SI 86 C FC 84 0-3 **K** ②			X FF 86 0-0 **F7** ①		B FF 87 B SI 84 B FF 84 B FF 86 4-0 3 G5-4-3 **BB**		S FF 92 C FF 91 F FF 92 D SL 84 X SL 85 1-2 **FC6-4** ① 1-2f	2	0	0	0	1	1	1
60 Wily Peralta, R (1, 1) OBP: 0.182, SLG: 0.143 22 Logan Schafer, L (5, PH) OBP: 0.286, SLG: 0.323 48 Donovan Hand, R (6, 1) 3 Yuniesky Betancourt, R (7, PH) OBP: 0.248, SLG: 0.367 31 Burke Badenhop, R (8, 1) 14 Jeff Bianchi, R (9, PH) OBP: 0.286, SLG: 0.364		B FF 88 F FF 87 B FC 84 X FF 86 2-1 **F9** ③			X FF 86 0-0 **B1-3** ②		C FC 85 S FC 83 F FC 84 B FF 88 F FF 84 F FC 85 F CU 76 F FC 83 F FF 88 1-2 F FF 86 X FC 86 **G5-4-3** ①② 1-2f		F FF 92 F FF 93 B FF 92 C FF 92 1-3 **K** ②	1 1 0 1 0 0	0 0 0 0 0 1	0 0 0 0 0 1	0 0 0 0 0 1	0 0 0 0 1 1	0 0 0 1 0 1	1 0 0 1 0 1
Inning Stats	R: 0 H: 1 E: 0 LOB: 2 K: 0 BB: 1 S: 11 P: 20	R: 0 H: 0 E: 0 LOB: 1 K: 1 BB: 1 S: 10 P: 17	R: 0 H: 1 E: 0 LOB: 1 K: 0 BB: 0 S: 11 P: 16	R: 0 H: 0 E: 0 LOB: 0 K: 1 BB: 0 S: 7 P: 8	R: 0 H: 0 E: 0 LOB: 1 K: 0 BB: 1 S: 5 P: 10	R: 0 H: 1 E: 0 LOB: 2 K: 0 BB: 1 S: 11 P: 20	R: 0 H: 1 E: 0 LOB: 1 K: 0 BB: 1 S: 14 P: 22	R: 1 H: 0 E: 0 LOB: 0 K: 0 BB: 1 S: 5 P: 13	R: 0 H: 1 E: 0 LOB: 1 K: 1 BB: 0 S: 11 P: 14	1B: 5 2B: 0 3B: 0 HR: 0	SF: 0 SAC: 0 DP: 1 HBP: 0		WP: 0 PB: 0 SB: 1 CS: 0	PA: 37			

PITCHER		IP	WLS	BF	H	R	ER	SO	BB	IBB	HBP	BLK	WP	HR	S	P	ERA	WHIP
50 Tyler Cloyd, R ERA: 3.68	(1, 1)	6.2	W	28	4	0	0	2	5	0	0	0	0	0	66	108	0.00	1.350
30 Justin De Fratus, R ERA: 2.25	(7, 1)	0.1		1	0	0	0	0	0	0	0	0	0	0	3	5	0.00	0.000
37 Mike Adams, R ERA: 3.92	(8, 1)	1.0		4	0	1	1	0	1	0	0	0	0	0	5	13	9.00	1.000
59 Antonio Bastardo, L ERA: 2.45	(9, 1)	1.0		4	1	0	0	1	0	0	0	0	0	0	11	14	0.00	1.000

PITCHER	IP	WLS	BF	H	R	ER	SO	BB	IBB	HBP	BLK	WP	HR	S	P	ERA	WHIP

BOTTOM

Philadelphia Phillies @ Milwaukee Brewers

Miller Park, Milwaukee, WI

Thu Jun 06 2013, 7:12 PM - 10:12 PM CDT

Att. 21,581 - Roof Closed - 70 F

livebaseballscorecards.com

AB	31
R	1
H	5
RBI	1
BB	6
SO	3
LOB	19

Philadelphia Phillies @ Milwaukee Brewers

Miller Park, Milwaukee, WI

Fri Jun 07 2013, 7:11 PM - 10:27 PM CDT

Att. 31,417 - Clear - 70 F

livebaseballscorecards.com

TOP

Batter	1	2	3	4	5	6	7	8	9	AB	R	H	RBI	BB	SO	LOB
10 Michael Young, R (1, 5) OBP: 0.345, SLG: 0.349	B FF 93 B FF 93 C FF 93 X FF 95 2-1 ① G3		B SL 79 C SL 81 B SI 95 B SL 81 X FF 94 3-1 ① F8		B SL 76 C FF 95 F FF 96 F SL 82 X FF 97 1-2 ① G6-3		C FF 92 B SL 85 B SL 84 B SI 93 B SI 92 4-1 BB			3	0	0	0	1	0	0
15 John Mayberry Jr., R (1, 8) (8, 9) OBP: 0.331, SLG: 0.462	B SL 81 C SL 81 X FF 95 1-1 11 1B 2B		X FF 97 0-0 ② P3		B FF 96 C SL 80 B FF 96 X FF 96 2-1 ② G4-3		C SL 84 B SI 92 B SI 93 C SI 93 B SL 85 S SI 93 3-3 ③ K			4	1	1	0	0	1	1
11 Jimmy Rollins, S (1, 6) OBP: 0.329, SLG: 0.390	C FF 94 X SL 82 0-1 2-H 1B		B SI 97 C FF 96 C CH 87 F FF 96 B SL 84 B FF 97 X SL 82 3-2 ③ F9		F SI 96 B FF 97 F SI 95 B SL 82 C SI 94 2-3 ③ K			C SI 88 S CH 81 B FF 91 X CH 84 1-2 ① F9		4	0	1	1	0	1	0
6 Ryan Howard, L (1, 3) OBP: 0.295, SLG: 0.440 2 Ben Revere, L (8, PR) OBP: 0.290, SLG: 0.277 (8, 8)	1 SAFE B FF 96 B FF 94 F FF 95 F FF 95 S FF 94 2-3 ② K			C FF 94 C CH 86 S FF 94 0-3 ① K	F FF 94 B SL 81 B SL 79 S FF 93 X FF 95 2-2 2B			C SL 82 S SI 92 B FF 92 B SL 83 B SL 84 F SL 83 H FF 91 4-2 9 BB HBP		3 0	0 0	1 0	0 0	0 0	2 0	1 0
9 Domonic Brown, L (1, 7) OBP: 0.331, SLG: 0.588	C FF 97 1 SAFE C FF 94 1 SAFE X FF 94 0-2 ③ F7			B FF 96 C CH 86 X SL 81 1-1 3 WP 3 1B 2B	F FF 94 F FF 95 B FF 97 X FF 97 1-2 ① F7			B FF 92 C SL 80 C SL 84 B FF 92 B SL 84 B SL 83 4-2 3 G6-4-3 1-2 BB		3	1	1	0	1	0	2
3 Delmon Young, R (1, 9) OBP: 0.300, SLG: 0.454 40 Michael Stutes, R (8, 1) 47 Jeremy Horst, L (8, 1)		C FF 95 F SL 79 B SL 82 F FF 96 B SL 84 B SL 82 F SL 82 X FF 96 3-2 1B		F FF 96 B SL 81 F FF 96 B SL 80 F FF 95 F FF 97 F SL 83 F FF 96 X CH 86 2-2 31 HR 2-H 1B	C SL 81 F SL 81 B FF 94 F FF 94 X CU 82 1-2 ② G5-3			X SL 80 0-0 ② ③ G6-4-3 1-2f		4 0 0	1 0 0	2 0 0	1 0 0	0 0 0	0 0 0	3 0 0
31 Erik Kratz, R (1, 2) OBP: 0.298, SLG: 0.449		X SI 96 0-0 ① L9		B SL 82 F FF 96 X FF 95 1-1 1-H HR	C SL 82 B SL 82 X FF 94 1-1 ③ P6				B CU 75 B CU 76 B SI 92 C FF 91 C FF 92 F FF 91 X CU 77 3-2 ① G6-3	4	1	1	2	0	0	2
13 Freddy Galvis, S (1, 4) OBP: 0.291, SLG: 0.390		S FF 94 S FF 95 S FF 95 0-3 ② K		F SI 95 F SL 81 S FF 96 0-3 ② K			C SI 90 B SI 92 C SI 91 B SI 91 F SI 92 X CH 85 2-2 ① P5		B FF 91 F FF 91 C CU 76 B FF 91 X CH 82 2-2 ② L9	4	0	0	0	0	2	1
33 Cliff Lee, L (1, 1) OBP: 0.280, SLG: 0.292 19 Laynce Nix, L (8, 3) OBP: 0.275, SLG: 0.315		C FF 94 F FF 96 S FF 94 0-3 ③ K		C FF 95 S CH 85 B FF 98 X FF 95 1-2 ③ G4-3			X SI 92 0-0 ② G6-3		B CU 76 C FF 91 B CH 84 C CU 76 T FF 91 2-2 ③ K	3 1	0 0	0 0	0 0	0 0	1 1	1 0

	AB	33
	R	4
	H	7
	RBI	4
	BB	2
	SO	8
	LOB	11

Inning Stats																				
	R: 1	H: 2	R: 0	H: 1	R: 0	H: 0	R: 3	H: 3	R: 0	H: 0	R: 0	H: 1	R: 0	H: 0	R: 0	H: 0	R: 0	H: 0	1B: 3	SF: 0	WP: 1	PA: 36
	E: 0	LOB: 1	E: 0	LOB: 1	E: 0	LOB: 0	E: 0	LOB: 0	E: 0	LOB: 0	E: 0	LOB: 1	E: 0	LOB: 1	E: 0	LOB: 1	E: 0	LOB: 0	2B: 3	SAC: 0	PB: 0	
	K: 1	BB: 0	K: 2	BB: 0	K: 0	BB: 0	K: 2	BB: 0	K: 1	BB: 0	K: 0	BB: 0	K: 1	BB: 1	K: 0	BB: 1	K: 1	BB: 0	3B: 0	DP: 1	SB: 0	
	S: 12	P: 17	S: 12	P: 15	S: 7	P: 13	S: 20	P: 25	S: 9	P: 14	S: 12	P: 17	S: 10	P: 19	S: 9	P: 18	S: 10	P: 17	HR: 1	HBP: 1	CS: 0	

PITCHER		IP	WLS	BF	H	R	ER	SO	BB	IBB	HBP	BLK	WP	HR	S	P	ERA	WHIP
45 Alfredo Figaro, R ERA: 4.08	(1, 1)	5.1		23	7	4	4	6	0	0	0	0	1	1	66	93	6.75	1.312
59 John Axford, R ERA: 5.13	(6, 1)	0.2		2	0	0	0	0	0	0	0	0	0	0	6	8	0.00	0.000
53 Brandon Kintzler, R ERA: 3.86	(7, 1)	1.0		4	0	0	0	1	1	0	0	0	0	0	10	19	0.00	1.000
51 Michael Gonzalez, L ERA: 2.82	(8, 1)	0.1		3	0	0	0	0	1	0	1	0	0	0	8	17	0.00	3.000
31 Burke Badenhop, R ERA: 3.18	(8, 1)	0.2		1	0	0	0	0	0	0	0	0	0	0	1	1	0.00	0.000

PITCHER		IP	WLS	BF	H	R	ER	SO	BB	IBB	HBP	BLK	WP	HR	S	P	ERA	WHIP
57 Francisco Rodríguez, R ERA: 0.96	(9, 1)	1.0	W	3	0	0	0	1	0	0	0	0	0	0	10	17	0.00	0.000

BOTTOM

Philadelphia Phillies @ Milwaukee Brewers

Miller Park, Milwaukee, WI

Fri Jun 07 2013, 7:11 PM - 10:27 PM CDT

Att. 31,417 - Clear - 70 F

livebaseballscorecards.com

Batter	1	2	3	4	5	6	7	8	9	AB	R	H	RBI	BB	SO	LOB
7 Norichika Aoki, L (1, 9) OBP: 0.369, SLG: 0.389	B FF 90 C FF 91 C SI 91 X SI 91 1-2 9 FC4-6 1B		X FF 90 0-0 16 G3 8 1B 1B	B FF 90 X SI 91 1-0 ② FC5-2-6-1-2-5 3-H			B FC 86 B FF 90 B SI 90 C SI 90 C SI 90 B SI 91 4-2 9 E BB		C FF 88 B SL 80 X CH 82 1-1 ① G3	4	1	2	0	1	0	1
9 Jean Segura, R (1, 6) OBP: 0.375, SLG: 0.538	X SI 91 0-0 ① FC4-6 16 S 1-2f		C SI 90 B CH 84 F FC 86 T CU 75 1-2 ① K	C SI 90 C FF 91 X SI 92 0-2 ③ G1-3			X SI 91 0-0 E4 1-H 3B		B CH 82 C FF 90 F FF 89 X SL 81 1-2 8 1B 16 1B 1B	5	2	2	1	0	1	3
8 Ryan Braun, R (1, 7) OBP: 0.376, SLG: 0.507	C FC 87 F SI 91 C SI 91 0-3 ② K		X FC 86 0-0 16 G3 1-2 1B		X CU 72 0-0 ① F8		C CU 73 F FC 86 F CU 75 C SI 92 0-3 ① K		F FF 89 F SL 80 B FF 91 F SI 89 X FF 90 1-2 16 1B 1-3 1B	5	0	2	0	0	2	1
16 Aramis Ramirez, R (1, 5) OBP: 0.383, SLG: 0.481	S CU 74 2 SAFE F SI 91 F FC 89 F FF 91 F CU 76 F SI 92 F FC 88 F CH 85 1-3 ③ B FC 89 S CU 75 K 1-2		X CH 84 0-0 ② G3 1-2 2-3		B SI 91 F SI 91 X FC 87 1-1 ② F7		C CH 84 C SI 92 S CU 74 0-3 ② K		F SI 89 X SL 81 0-1 1-2 3-H 1B	5	0	1	1	0	2	3
20 Jonathan Lucroy, R (1, 2) OBP: 0.303, SLG: 0.407		B SI 91 C SI 91 B SI 91 X SI 90 2-1 ① L8	C FC 87 F FF 91 B SI 92 X CU 74 1-2 ③ G1-3		B SI 91 C FC 87 C CU 74 B SI 93 X CH 84 2-2 1B		B CU 74 B CH 85 C SI 91 B SI 91 C SI 89 F SI 92 X FC 87 3-2 ③ P4			4	0	1	0	0	0	2
27 Carlos Gómez, R (1, 8) OBP: 0.362, SLG: 0.571		F SI 91 B CH 85 F CH 84 X FC 89 1-2 3B		C SI 91 B FC 86 B FC 85 B CH 83 B FF 90 4-1 23 1B 3 2B BB	C SI 90 C CU 73 X CU 74 0-2 ③ L8			B SL 84 F FF 91 B SL 84 F FF 91 X FF 90 2-2 E5 3 G6-3 2 S		3	1	1	0	1	0	1
23 Rickie Weeks Jr., R (1, 4) OBP: 0.299, SLG: 0.316 2 Scooter Gennett, L (8, PH) OBP: 0.250, SLG: 0.100 (9, 4)		B FF 89 1 SAFE B FC 88 B FC 88 C FF 90 S FC 88 B SI 92 4-2 BB		B SI 89 1 SAFE F FC 86 X FF 91 1-1 3 2B 45 G4-3 1-2 1B		S FC 86 F CU 72 B CU 74 C FF 91 1-3 ① K		1 SAFE B FF 90 1 SAFE M FF 90 X FF 90 1-1 ① B5 1-2	2 1	1 0	1 0	0 0	1 0	1 0	0 1
3 Yuniesky Betancourt, R (1, 3) OBP: 0.248, SLG: 0.369		C FF 91 F CH 84 F SI 91 B CU 77 B CH 85 S FF 92 2-3 ② K		C FF 91 F SI 92 B SI 92 B FC 89 X CH 85 2-2 45 G4-3 7 FC5-2-6-1-2-5 1-3 2-H 2B		S FF 91 F FF 91 F FC 88 B CU 74 F FF 92 B SI 92 F SI 91 X CU 73 2-2 ② G6-3		F FF 91 B FF 91 F SL 82 D SL 82 X FF 91 2-2 ② G6-3 2-3	4	0	1	1	0	1	3
45 Alfredo Figaro, R (1, 1) 59 John Axford, R (8, 1) 21 Juan Francisco, L (8, PH) 53 Brandon Kintzler, R (7, 1) 51 Michael Gonzalez, R (8, 1) 31 Burke Badenhop, R (8, 1) 22 Logan Schafer, L (8, PH) 14 Jeff Bianchi, R (8, PH) 57 Francisco Rodriguez, R (9, 1)		C FF 91 S FF 92 S FF 91 0-3 ③ K		B FF 91 C SI 91 X SI 92 1-1 ① G4-3 2-3 3-H		C CU 72 B SI 92 S FC 88 C SI 92 1-3 ③ K		F FF 90 B FF 90 F FF 88 X CH 83 1-2 ③ P5	2 0 1 0 0 0 0 0 1	0 0 0 0 0 0 0 0 0	0 0 0 0 0 0 0 0 0	1 0 0 0 0 0 0 0 0	0 0 1 0 0 0 0 0 0	1 0 0 0 0 0 0 0 1	3 0 0 0 0 0 0 0 0
Inning Stats	R: 0 E: 0 K: 2 S: 16 H: 1 LOB: 1 BB: 0 P: 18	R: 0 E: 0 K: 2 S: 14 H: 1 LOB: 2 BB: 1 P: 23	R: 0 E: 0 K: 1 S: 9 H: 2 LOB: 2 BB: 0 P: 11	R: 2 E: 0 K: 0 S: 12 H: 2 LOB: 1 BB: 1 P: 21	R: 0 E: 0 K: 0 S: 9 H: 1 LOB: 1 BB: 0 P: 12	R: 0 E: 0 K: 2 S: 12 H: 0 LOB: 0 BB: 0 P: 16	R: 2 E: 1 K: 2 S: 14 H: 1 LOB: 0 BB: 1 P: 21	R: 0 E: 1 K: 0 S: 11 H: 0 LOB: 1 BB: 0 P: 17	R: 1 E: 0 K: 0 S: 11 H: 3 LOB: 2 BB: 0 P: 14	1B: 8 2B: 1 3B: 2 HR: 0	SF: 0 SAC: 0 DP: 0 HBP: 0	WP: 0 PB: 0 SB: 2 CS: 0	PA: 40			

PITCHER	IP	WLS	BF	H	R	ER	SO	BB	IBB	HBP	BLK	WP	HR	S	P	ERA	WHIP
33 Cliff Lee, L (1, 1) ERA: 2.55	7.0		32	8	4	3	9	3	0	0	0	0	0	86	122	3.86	1.571
40 Michael Stutes, R (8, 1) ERA: 1.0	0.2		3	0	0	0	0	0	0	0	0	0	0	8	13	0.00	0.000
47 Jeremy Horst, L (8, 1) ERA: 4.94	0.2	L	5	3	1	1	0	0	0	0	0	0	0	14	18	13.50	4.500

PITCHER	IP	WLS	BF	H	R	ER	SO	BB	IBB	HBP	BLK	WP	HR	S	P	ERA	WHIP

AB	37
R	5
H	11
RBI	4
BB	3
SO	9
LOB	19

Batter	1	2	3	4	5	6	7	8	9	AB	R	H	RBI	BB	SO	LOB
10 Michael Young, R (1, 5) OBP: 0.353, SLG: 0.357	B SI 90 B SI 88 C SI 90 C SI 90 F SI 91 F SI 92 X SL 79 2-2 28 G6-4-3 1B		B SI 91 B CH 85 X SI 90 2-0 1B		C FF 94 B CU 80 B CU 76 X FF 94 2-1 ③ G4-3			B SI 92 B SL 83 B SI 92 C FF 91 X SI 92 3-1 28 1B 9 2B 1B		4	1	3	0	0	0	0
28 Kevin Frandsen, R (1, 3) OBP: 0.383, SLG: 0.460	B SI 91 X SI 91 1-0 ① ② G6-4-3 1-2f		C CH 85 C SL 80 X FF 92 0-2 ① L7			X FF 94 0-0 11 1B 9 FC3-2 2B		C SI 91 X SI 92 0-1 1-2 9 2B 1B		4	1	2	0	0	0	2
11 Jimmy Rollins, S (1, 6) OBP: 0.332, SLG: 0.391	C SI 92 B CH 85 B CH 86 F SI 91 X SI 92 2-2 1B		C SL 80 F CH 86 F SL 79 F SI 92 1 SAFE F SL 79 S SL 79 0-3 ② K			L CU 75 B FF 93 X FF 92 1-1 9 FC3-2 2-3 1B		C SI 92 S SI 92 B SI 92 C SI 93 1-3 ① K		4	0	2	0	0	2	3
3 Delmon Young, R (1, 9) OBP: 0.290, SLG: 0.438	1 SAFE C SI 92 F CH 86 B FF 92 X SL 80 1-2 ③ F9		C CH 86 B SI 90 X SL 78 1-1 ③ F9			F CU 78 S FF 94 T FF 94 0-2 ① K		T SI 92 B SL 85 S SI 92 B SI 93 F SI 93 S SL 85 2-3 ② K		4	0	0	0	0	2	6
9 Domonic Brown, L (1, 7) OBP: 0.333, SLG: 0.604		C FF 90 B FF 91 B SL 82 B SI 89 X FF 90 3-1 HR		X SL 77 0-0 ① F8		X FF 95 0-0 ② FC3-2 15 FC6-4 2-3 3-H		C SI 92 F SI 92 D SL 85 F CH 87 X SI 93 1-2 1-H 2-H 2B		4	1	2	3	0	0	2
15 John Mayberry Jr., R (1, 8) OBP: 0.324, SLG: 0.452 6 Ryan Howard, L (8, PH) OBP: 0.294, SLG: 0.438 55 Joe Savery, L (8, 1)		X SI 91 0-0 ① F8		C SI 89 F FF 89 B SL 77 T CH 83 1-2 ② K		C CU 79 C CU 79 B FF 94 D CU 80 X CU 80 2-2 ③ FC6-4 1-2f		S CH 87 B SI 92 D CH 88 F SI 93 X CH 87 2-2 ③ G1-3		3 1 0	0 0 0	0 0 0	0 0 0	0 0 0	1 0 0	2 1 0
31 Erik Kratz, R (1, 2) OBP: 0.290, SLG: 0.436		S CH 84 S SL 81 B SL 79 S SL 80 1-3 ② K		X SI 91 0-0 ③ G1-4-3			C FF 94 B SL 83 C SL 82 B SL 82 C FF 96 2-3 ① K		F CU 76 B FF 92 F FF 91 F CH 83 B CU 77 X CU 76 2-2 ① G6-3	4	0	0	0	0	2	0
16 César Hernández, S (1, 4) OBP: 0.250, SLG: 0.286		C SI 91 B CH 87 B SI 92 B SI 90 X SI 91 3-1 1B	X FF 94 0-0 ① B1-3				C FF 94 S CU 80 B CU 80 B CU 79 B FF 96 S FF 94 3-3 ② K		C FF 91 B CU 75 B CH 83 B FF 92 C FF 90 C FF 91 3-3 ② K	4	0	1	0	0	2	0
38 Kyle Kendrick, R (1, 1) OBP: 0.179, SLG: 0.250 19 Laynce Nix, L (7, PH) OBP: 0.272, SLG: 0.311 40 Michael Stutes, R (7, 1) 2 Ben Revere, L (8, 8) OBP: 0.289, SLG: 0.275		C SI 91 B CH 86 T SI 91 X SI 91 1-2 ③ G4-3	C FF 92 C FF 95 S CU 80 0-3 ② K				C CU 78 F FF 96 B FF 96 F FF 96 B CU 80 X FF 96 2-2 ③ P5		B FF 92 B FF 91 C FF 91 B FF 91 C FF 92 X FF 91 3-2 ③ F8	2 1 0 1	0 0 0 0	0 0 0 0	0 0 0 0	0 0 0 0	1 0 0 0	1 0 0 0
Inning Stats	R: 0 E: 0 K: 0 S: 12 H: 2 LOB: 1 BB: 0 P: 18	R: 1 E: 0 K: 1 S: 11 H: 2 LOB: 1 BB: 0 P: 19	R: 0 E: 0 K: 1 S: 12 H: 1 LOB: 1 BB: 0 P: 15	R: 0 E: 0 K: 1 S: 5 H: 0 LOB: 0 BB: 0 P: 6	R: 0 E: 0 K: 1 S: 6 H: 0 LOB: 0 BB: 0 P: 8	R: 0 E: 0 K: 1 S: 10 H: 2 LOB: 2 BB: 0 P: 13	R: 0 E: 0 K: 2 S: 10 H: 0 LOB: 0 BB: 0 P: 17	R: 2 E: 0 K: 2 S: 18 H: 3 LOB: 1 BB: 0 P: 27	R: 0 E: 0 K: 1 S: 10 H: 0 LOB: 0 BB: 0 P: 18	1B: 7 2B: 2 3B: 0 HR: 1	SF: 0 SAC: 0 DP: 1 HBP: 0					

PITCHER		IP	WLS	BF	H	R	ER	SO	BB	IBB	HBP	BLK	WP	HR	S	P	ERA	WHIP
32 Tom Gorzelanny, L ERA: 2.05	(1, 1)	4.0		16	5	1	1	3	0	0	0	0	0	1	40	58	2.25	1.250
63 Tyler Thornburg, R ERA:	(5, 1)	2.0	W	8	2	0	0	2	0	0	0	0	0	0	16	21	0.00	1.000
59 John Axford, R ERA: 4.94	(7, 1)	1.0	H	3	0	0	0	2	0	0	0	0	0	0	10	17	0.00	0.000
53 Brandon Kintzler, R ERA: 4.39	(8, 1)	1.0	H	6	3	2	2	2	0	0	0	0	0	0	18	27	18.00	3.000
57 Francisco Rodríguez, R ERA: 0.87	(9, 1)	1.0	S	3	0	0	0	1	0	0	0	0	0	0	10	18	0.00	0.000

PITCHER	IP	WLS	BF	H	R	ER	SO	BB	IBB	HBP	BLK	WP	HR	S	P	ERA	WHIP

TOP

Philadelphia Phillies @ Milwaukee Brewers

Miller Park, Milwaukee, WI

Sat Jun 08 2013, 6:18 PM - 9:17 PM CDT

Att. 38,267 - Partly Cloudy - 63 F

livebaseballscorecards.com

AB	36
R	3
H	10
RBI	3
BB	0
SO	10
LOB	17

BOTTOM

Philadelphia Phillies @ Milwaukee Brewers

Miller Park, Milwaukee, WI

Sat Jun 08 2013, 6:18 PM - 9:17 PM CDT

Att. 38,267 - Partly Cloudy - 63 F

livebaseballscorecards.com

Batter	1	2	3	4	5	6	7	8	9	AB	R	H	RBI	BB	SO	LOB
7 Norichika Aoki, L (1, 9) OBP: 0.371, SLG: 0.397	C SI 88 F CH 81 B CH 83 F FC 87 F SI 90 F CH 82 B SL 80 X CH 83 2-2 ① G4-3		X FC 86 0-0 ② G3		C CH 81 B CH 82 B SI 90 S CH 82 F FC 87 B SI 90 B SI 90 4-2 BB		B SL 82 F FF 91 B SL 84 F FF 92 X FF 92 2-2 9 1B 3B			3	0	1	0	1	0	0
9 Jean Segura, R (1, 6) OBP: 0.376, SLG: 0.550	B SI 90 C SI 90 M CH 82 X SL 78 1-2 ② G6-3		B SI 90 F SI 89 X CH 81 1-1 HR		C SI 90 S FC 86 0-3 ③ K		F SL 83 B FF 92 S SL 84 B SL 82 X FF 92 2-2 ① 8 WP 8 S 8 1B 3-H 1B			4	2	2	1	0	1	1
8 Ryan Braun, R (1, 7) OBP: 0.382, SLG: 0.512	F SI 90 B FC 85 X CH 83 1-1 ③ F7		B FC 86 F SI 89 X SL 78 1-1 1B			B FC 85 B CH 80 B SI 89 C SI 90 X SI 90 3-1 16 1B 20 2B 1B	S FF 91 B SL 84 B SL 85 F SL 84 X FF 92 2-2 16 G6-3 1-H 1B			4	1	3	1	0	0	0
16 Aramis Ramirez, R (1, 5) OBP: 0.387, SLG: 0.482		F SI 90 X SI 90 0-1 23 1B 1B	1 SAFE F FF 85 F SI 90 D CH 84 X SI 90 1-2 ③ F8			X SI 88 0-0 20 2B 27 1B 1-3 1B	1 SAFE 1 SAFE S SL 82 1 SAFE B FF 91 X FF 91 1-1 ② G6-3 1-2			4	1	2	0	0	0	2
20 Jonathan Lucroy, R (1, 2) OBP: 0.307, SLG: 0.411		D SI 89 C CH 81 B SI 90 F SI 90 C SI 90 2-3 ① K		C SI 88 X SI 89 0-1 ① G5-3		F SI 90 C SI 91 X SI 91 0-2 27 1B 1-3 3-H 2B	B SL 82 F FF 91 T SL 83 D SL 81 B SL 80 B FF 91 4-2 BB			3	0	1	1	1	1	1
27 Carlos Gómez, R (1, 8) OBP: 0.360, SLG: 0.566		F CH 82 C SI 91 T SL 79 0-2 ② K		X CH 81 0-0 ② P6		F FC 85 B FC 87 X SI 90 1-1 23 G3 2-3 3-H 1B	F SL 81 F SL 80 S FF 90 0-3 ③ K			4	0	1	1	0	2	3
23 Rickie Weeks Jr., R (1, 4) OBP: 0.298, SLG: 0.314		B SI 90 C SI 90 X CH 83 1-1 1-2 1B		F SI 89 B SI 89 S CH 82 B SI 91 C FC 86 2-3 ③ K		B SI 89 F CH 80 X FC 85 1-1 ① G3 1-2		B FF 90 X FF 90 1-0 ① F7		4	0	1	0	0	1	2
21 Juan Francisco, L (1, 3) OBP: 0.282, SLG: 0.364		B CH 82 X CH 81 1-0 ③ G6-3			B CH 81 X FC 86 1-0 ① G3	F FC 85 F FC 86 F CH 81 S FC 87 0-3 ② K		C SL 82 B SL 83 F SL 83 F SL 84 F FF 92 X SL 83 1-2 ② G6-3		4	0	0	0	0	1	4
32 Tom Gorzelanny, R (1, 1) 63 Tyler Thornburg, R (5, 1) 3 Yuniesky Betancourt, R (6, PH) OBP: 0.247, SLG: 0.368 59 John Axford, R (7, 1) 53 Brandon Kintzler, R (8, 1) 14 Jeff Bianchi, R (8, PH) OBP: 0.276, SLG: 0.351 57 Francisco Rodríguez, R (9, 1)			B SI 88 C SI 88 F SI 89 B SI 90 F SI 90 C SI 90 2-3 ① K		C SI 90 B SI 90 C SI 90 B FF 87 B SI 90 F SI 90 X SI 91 3-2 ② G6-3	C SI 90 B FC 87 B SI 91 F SI 91 B FC 87 X SI 91 3-2 ③ F8		B FF 90 X FF 91 1-0 ③ G6-3		1 1 1 0 0 1 0	0 0 0 0 0 0 0	0 0 0 0 0 0 0	0 0 0 0 0 0 0	1 0 0 0 0 0 0	0 0 2 0 0 0 0
Inning Stats	R: 0 E: 0 K: 0 S: 11 H: 0 LOB: 0 BB: 0 P: 15	R: 0 E: 0 K: 2 S: 11 H: 2 LOB: 2 BB: 0 P: 15	R: 1 E: 0 K: 1 S: 12 H: 2 LOB: 1 BB: 0 P: 17	R: 0 E: 0 K: 1 S: 6 H: 0 LOB: 0 BB: 0 P: 8	R: 0 E: 0 K: 1 S: 11 H: 0 LOB: 1 BB: 1 P: 19	R: 2 E: 0 K: 1 S: 17 H: 4 LOB: 2 BB: 0 P: 25	R: 1 E: 0 K: 1 S: 16 H: 3 LOB: 2 BB: 1 P: 27	R: 0 E: 0 K: 0 S: 7 H: 0 LOB: 0 BB: 0 P: 10		1B: 8 2B: 1 3B: 1 HR: 1 SF: 0 SAC: 0 DP: 0 HBP: 0		WP: 1 PB: 0 SB: 1 CS: 0 PA: 36		

AB	34
R	4
H	11
RBI	4
BB	2
SO	7
LOB	15

PITCHER		IP	WLS	BF	H	R	ER	SO	BB	IBB	HBP	BLK	WP	HR	S	P	ERA	WHIP
38 Kyle Kendrick, R ERA: 3.22	(1, 1)	6.0	L	27	8	3	3	6	1	0	0	0	0	1	68	99	4.50	1.500
40 Michael Stutes, R ERA: 1.8	(7, 1)	1.0		6	3	1	1	1	1	0	0	0	1	0	16	27	9.00	4.000
55 Joe Savery, L ERA:	(8, 1)	1.0		3	0	0	0	0	0	0	0	0	0	0	7	10	0.00	0.000

PITCHER	IP	WLS	BF	H	R	ER	SO	BB	IBB	HBP	BLK	WP	HR	S	P	ERA	WHIP

Batter	1	2	3	4	5	6	7	8	9	AB	R	H	RBI	BB	SO	LOB
10 Michael Young, R (1, 5) OBP: 0.355, SLG: 0.360	C SI 88 C SI 88 B SI 89 X CH 79 1-2 2 1B 6 1B 1B		C SI 89 X CH 80 0-1 ①② G6-4-3 1-2f			C SL 84 F SI 89 F CH 80 X SI 90 0-2 ② G5-3			T FF 95 B FF 96 X FF 96 1-1 2 G1-6-3 1B	4	0	2	0	0	0	1
2 Ben Revere, L (1, 8) OBP: 0.288, SLG: 0.275	B SI 89 X SI 89 1-0 6 1B 1-2 1B		C SI 90 X SL 85 0-1 ③ B1-3			C SL 83 B CH 81 C SI 89 X SL 85 1-2 ③ G1-3			C FF 96 B FF 96 F FF 94 B FF 96 X FF 96 2-2 ①② G1-6-3 1-2f	4	0	1	0	0	0	1
11 Jimmy Rollins, S (1, 6) OBP: 0.327, SLG: 0.385	B SL 83 B SI 89 B SI 89 C SI 89 X SI 89 3-1 ① P5			B CU 74 B SL 82 C SI 87 X CH 77 2-1 ① L9			C SL 82 B SI 88 C SI 88 S SL 84 1-3 ① K		F FF 96 F SL 85 F SL 84 F SL 86 B FF 97 X SL 85 1-2 ③ G3	4	0	0	0	0	1	2
6 Ryan Howard, L (1, 3) OBP: 0.294, SLG: 0.436	C SI 90 B SI 90 X CH 79 1-1 ② 1-3 2-H 1B			B CU 74 C SI 89 F SL 83 X SI 90 1-2 ② F7			B SL 82 C SI 89 B CH 80 C SL 84 S SL 84 2-3 ② K			3	0	1	0	0	1	0
9 Domonic Brown, L (1, 7) OBP: 0.329, SLG: 0.596	F CU 75 X SL 84 0-1 ③ G2-3			B SI 88 C CH 81 X CH 80 1-1 ③ F9			C SL 84 F SI 88 X CH 80 0-2 ③ L9			3	0	0	0	0	0	2
28 Kevin Frandsen, R (1, 4) OBP: 0.365, SLG: 0.434		C SI 88 F SL 81 B SI 89 S CH 80 1-3 ① K			C SL 83 X CH 81 0-1 ① G5-3			B SL 83 F SI 88 X CH 79 1-1 ① G6-3		3	0	0	0	0	1	0
19 Laynce Nix, L (1, 9) OBP: 0.262, SLG: 0.299		C CU 73 B SL 84 B SI 89 F CH 80 F SI 90 X SL 84 2-2 ② P6			C SL 84 B SI 89 F SI 90 B SL 85 F CH 80 F SI 90 S SL 84 2-3 ② K			B SI 90 X CH 80 1-0 ② F9		3	0	0	0	0	1	0
12 Humberto Quintero, R (1, 2) OBP: 0.294, SLG: 0.438		C SL 83 X SI 88 0-1 ③ G5-3			X CH 80 0-0 ③ G5-3			B SL 85 B SI 90 B SI 89 C SI 88 X SI 88 3-1 HR		3	1	1	1	0	0	0
44 Jonathan Pettibone, L (1, 1) OBP: 0.263, SLG: 0.188 47 Jeremy Horst, L (6, 1) 30 Justin De Fratus, S (7, 1) 13 Freddy Galvis, S (8, PH) OBP: 0.289, SLG: 0.387 58 Jonathan Papelbon, R (8, 1)			C SI 87 B SI 87 B SI 87 B SI 88 C SI 88 F SI 88 B SI 89 4-2 10 G6-4-3 BB			C SI 88 C SI 88 F CH 80 B SI 89 B CH 80 C SI 89 2-3 ① K		C SL 83 B SL 88 B CH 80 S SI 88 F SI 90 S SL 83 2-3 ③ K		1 0 0 1 0	0 0 0 0 0	0 0 0 0 0	0 0 0 0 0	1 0 0 0 0	1 0 0 1 0	0 0 0 0 0
Inning Stats	R: 0 H: 3 E: 0 LOB: 2 K: 0 BB: 0 S: 10 P: 16	R: 0 H: 0 E: 0 LOB: 0 K: 1 BB: 0 S: 9 P: 12	R: 0 H: 0 E: 0 LOB: 0 K: 0 BB: 1 S: 7 P: 11	R: 0 H: 0 E: 0 LOB: 0 K: 0 BB: 0 S: 7 P: 11	R: 0 H: 0 E: 0 LOB: 0 K: 1 BB: 0 S: 8 P: 10	R: 0 H: 0 E: 0 LOB: 0 K: 1 BB: 0 S: 11 P: 14	R: 0 H: 0 E: 0 LOB: 0 K: 2 BB: 0 S: 9 P: 12	R: 1 H: 1 E: 0 LOB: 0 K: 1 BB: 0 S: 9 P: 16	R: 0 H: 1 E: 0 LOB: 0 K: 0 BB: 0 S: 10 P: 14	1B: 4 SF: 0 2B: 0 SAC: 0 3B: 0 DP: 2 HR: 1 HBP: 0						

PITCHER		IP	WLS	BF	H	R	ER	SO	BB	IBB	HBP	BLK	WP	HR	S	P	ERA	WHIP
26 Kyle Lohse, R ERA: 4.03	(1, 1)	8.0	W	27	4	1	1	6	1	0	0	0	0	1	70	102	1.12	0.625
29 Jim Henderson, R ERA: 0.87	(9, 1)	1.0		3	1	0	0	0	0	0	0	0	0	0	10	14	0.00	1.000

PITCHER		IP	WLS	BF	H	R	ER	SO	BB	IBB	HBP	BLK	WP	HR	S	P	ERA	WHIP

TOP

Philadelphia Phillies @ Milwaukee Brewers

Miller Park, Milwaukee, WI

Sun Jun 09 2013, 1:11 PM - 3:34 PM CDT
Att. 38,300 - Partly Cloudy - 69 F

livebaseballscorecards.com

AB	29
R	1
H	5
RBI	1
BB	1
SO	6
LOB	6

Batter	1	2	3	4	5	6	7	8	9	AB	R	H	RBI	BB	SO	LOB
7 Norichika Aoki, L (1, 9) OBP: 0.373, SLG: 0.396	B FF 90 B FF 91 B FF 90 B SI 91 4-0 8 CS BB	B SI 92 B SI 92 C CH 84 S CH 85 F SL 86 X FF 92 2-2 ③ G5-3			F CH 83 B SL 86 B CH 84 X CH 84 2-1 ② G3		B SL 81 F FF 86 X SL 79 1-1 9 WP 9 1B 1-2 1B			3	1	1	0	1	0	0
9 Jean Segura, R (1, 6) OBP: 0.375, SLG: 0.545	X FC 88 0-0 ① B1		C FF 92 F FF 92 F FF 93 F FF 92 X SL 87 0-2 ① G4-3		C SL 88 F FF 91 F FF 93 B SL 86 B FF 92 X SL 86 2-2 ③ F8		B FF 94 B FF 93 C FF 93 F FF 93 F SI 94 F FF 93 B SI 93 X FF 93 3-2 1-H 2-H 1B			4	0	1	2	0	0	1
8 Ryan Braun, R (1, 7) OBP: 0.380, SLG: 0.509 22 Logan Schafer, L (3, PH) OBP: 0.288, SLG: 0.324 (4, 7)	C SL 87 S SL 87 F SI 91 B FF 94 B FF 90 T SL 89 2-2 ②③ K 1-2		S FF 93 S SI 92 B FF 93 F FF 93 B SL 84 F FF 93 F SL 89 F CH 85 F CH 84 2-3 ② S SL 86 K			C SL 83 B CH 82 B FF 90 X FF 90 2-1 27 HR 1B	X FF 94 0-0 ① L9			1 3	0 1	0 1	0 1	0 0	1 1	1 1
27 Carlos Gómez, R (1, 8) OBP: 0.358, SLG: 0.573		X SL 87 0-0 E1 12 HBP 3 1B 21 G3	F SL 88 C FF 93 B FF 89 C FF 93 1-3 ③ K			X SL 86 0-0 1-H HR	D FF 93 C SI 92 S SL 84 F SL 84 F FF 92 X FF 92 1-2 ② P6			4	2	1	2	0	1	1
3 Yuniesky Betancourt, R (1, 5) OBP: 0.247, SLG: 0.365		X SL 87 0-0 21 G3 12 HBP 2 3B 1-2 1B		X SI 90 0-0 ① F9		B SI 91 B SI 91 X FF 92 2-0 ① F9	S SL 85 S SL 84 S SL 83 0-3 ③ K			4	1	1	0	0	1	1
12 Martín Maldonado, R (1, 2) OBP: 0.240, SLG: 0.295		C SI 90 F SL 87 B SI 91 F SI 93 H SI 92 2-2 21 G3 2 3B 1-2 2-3 HBP		C FF 91 X SL 85 0-1 ② B5-3		B SI 90 B SL 85 B FF 91 B SI 92 4-0 BB		X FF 91 0-0 HR		2	2	1	1	1	0	0
21 Juan Francisco, L (1, 3) OBP: 0.281, SLG: 0.355		T SL 88 B FF 89 D CH 86 X SL 88 2-1 ① G3 1-2 2-3 3-H		F SL 88 H FF 90 1-1 2 FC6-4 HBP		S FF 87 F FF 88 S SL 79 0-3 ② K		C FF 93 X FS 85 0-1 ① G3		3	0	0	1	0	1	3
2 Scooter Gennett, L (1, 4) OBP: 0.250, SLG: 0.286		F CH 85 C SI 93 B CH 87 F FC 89 X CH 85 1-2 26 SH4 2-H 3-H 3B		B SI 90 B SI 90 X SL 87 2-0 ③ FC6-4 1-2f		B FF 87 F FF 89 X FF 88 1-1 ③ F8		X FS 87 0-0 ② G5-3		4	1	1	2	0	0	2
26 Kyle Lohse, R (1, 1) OBP: 0.130, SLG: 0.130 14 Jeff Bianchi, R (8, PH) OBP: 0.271, SLG: 0.345 29 Jim Henderson, L (9, 1)		B SL 88 X FC 87 1-0 ② SH4 3-H			S SI 89 S SL 84 B FF 91 C SI 91 1-3 ① K		B FF 86 C FF 87 S FF 86 F FF 88 X FF 88 1-2 9 WP 7 1B 9 1B 1B	C FF 91 B SL 76 S FS 86 S SL 76 1-3 ③ K		2 1 0	1 0 0	1 0 0	1 0 0	0 0 0	1 1 0	0 0 0
Inning Stats	R: 0 E: 0 K: 1 S: 5 H: 0 LOB: 0 BB: 1 P: 11	R: 4 E: 1 K: 0 S: 16 H: 2 LOB: 0 BB: 0 P: 24	R: 0 E: 0 K: 2 S: 16 H: 0 LOB: 0 BB: 0 P: 19	R: 0 E: 0 K: 0 S: 5 H: 0 LOB: 1 BB: 0 P: 8	R: 0 E: 0 K: 1 S: 9 H: 0 LOB: 0 BB: 0 P: 14	R: 2 E: 0 K: 1 S: 9 H: 2 LOB: 1 BB: 1 P: 18	R: 2 E: 0 K: 1 S: 20 H: 3 LOB: 1 BB: 0 P: 26	R: 1 E: 0 K: 1 S: 7 H: 1 LOB: 0 BB: 0 P: 8		1B: 5 2B: 0 3B: 1 HR: 2 SF: 0 SAC: 1 DP: 0 HBP: 2						

PITCHER		IP	WLS	BF	H	R	ER	SO	BB	IBB	HBP	BLK	WP	HR	S	P	ERA	WHIP
44 Jonathan Pettibone, R ERA: 3.7	(1, 1)	5.1	L	24	4	6	4	4	2	0	2	0	0	1	55	88	6.75	1.125
47 Jeremy Horst, L ERA: 5.55	(6, 1)	0.2		4	2	2	2	1	0	0	0	0	0	0	11	14	27.00	3.000
30 Justin De Fratus, R ERA: 2.0	(7, 1)	1.0		4	1	0	0	1	0	0	0	0	1	0	14	18	0.00	1.000
58 Jonathan Papelbon, R ERA: 1.59	(8, 1)	1.0		4	1	1	1	1	0	0	0	0	0	1	7	8	9.00	1.000

BOTTOM

Philadelphia Phillies @ Milwaukee Brewers

Miller Park, Milwaukee, WI

Sun Jun 09 2013, 1:11 PM - 3:34 PM CDT

Att. 38,300 - Partly Cloudy - 69 F

livebaseballscorecards.com

AB	31
R	9
H	8
RBI	9
BB	2
SO	7
LOB	10

PITCHER	IP	WLS	BF	H	R	ER	SO	BB	IBB	HBP	BLK	WP	HR	S	P	ERA	WHIP

Batter	1	2	3	4	5	6	7	8	9	AB	R	H	RBI	BB	SO	LOB
7 Norichika Aoki, L (1, 9) OBP: 0.381, SLG: 0.403	B SI 90 B SI 90 C FF 89 X FF 90 2-1 27 E 2B	B SL 82 B FS 80 C SI 89 B SL 84 X SI 91 3-1 9 G4-3 27 1B 1B		L SI 90 H SL 85 1-1 9 G6-4-3 HBP		B FS 80 B FF 89 B SI 91 B SI 90 4-0 9 G6-3 1-2 BB		C FF 94 B SL 84 B FF 96 X FF 96 2-1 ① G4-3		3	2	2	0	1	0	0
9 Jean Segura, R (1, 6) OBP: 0.371, SLG: 0.538	L SI 89 X SL 79 0-1 ① F9	C SI 91 1 SAFE X SI 89 0-1 ② G4-3 1-2		X SI 88 0-0 ②③ G6-4-3 1-2f		X SI 92 0-0 ②③ G6-3 1-2f		B FF 96 X FF 95 1-0 27 G4-6-3 1B		5	0	1	0	0	0	5
27 Carlos Gómez, R (1, 8) OBP: 0.363, SLG: 0.583	X SL 81 0-0 E2 20 1B 2-H 1B	F CU 76 B SI 91 S FS 82 B SI 92 D SL 84 X FS 82 3-2 16 S 2-H 1B			X CU 72 0-0 ① P5		C SI 90 F SL 83 X SI 92 0-2 20 1B 3B	D CH 84 X FF 95 1-0 ②③ G4-6-3 1-2f		5	2	3	2	0	0	1
16 Aramis Ramirez, R (1, 5) OBP: 0.375, SLG: 0.465 14 Jeff Bianchi, R (9, PH) OBP: 0.267, SLG: 0.339 (9, 5)	B SI 92 F SL 82 S SI 91 B SI 91 B FF 92 X SL 82 3-2 ② L9	1 SAFE 1 SAFE B SL 82 B FF 90 B FF 90 X FF 92 3-0 ③ F9 1-2			F FF 88 C SL 80 B FF 91 S CU 74 1-3 ② K		X SI 93 0-0 ① P2		B FF 91 F FF 91 F CH 84 B SL 81 B SL 84 T FF 92 3-2 ① K	4 1	0 0	0 0	0 0	0 0	1 1	3 0
20 Jonathan Lucroy, R (1, 2) OBP: 0.319, SLG: 0.426	B SL 82 B SI 92 D SL 84 C FF 92 X SI 92 3-1 23 1B 22 BB 3-H 1B		C FF 90 S FS 80 B SL 83 X SL 82 1-2 ① G6-3		C SL 84 B FF 91 S SL 84 B FF 91 X CU 76 2-2 22 1B 1B		B SI 93 X SI 94 1-0 23 1B 22 1B 21 SF8 3-H 1B		X FF 92 0-0 2B	5	1	4	2	0	0	0
22 Logan Schafer, L (1, 7) OBP: 0.308, SLG: 0.333	C FS 82 D FS 80 1 SAFE B CU 72 B FF 89 B SI 92 4-1 23 1B 1-2 BB		B FF 90 B SI 91 C SI 90 S SL 86 X CU 75 2-2 ② G3		B FF 91 X SI 91 1-0 1-2 1B		F SI 93 F SI 92 X SL 83 0-2 21 SF8 23 1B 1-2 1B		C FF 93 X SL 81 0-1 ② P6	4	0	2	0	1	0	1
23 Rickie Weeks Jr., R (1, 4) OBP: 0.305, SLG: 0.337	B SL 82 B SL 83 S SI 92 X SL 82 2-1 1-2 2-3 1B		F SL 84 B CU 74 X SL 81 1-1 HR		C FS 82 S FF 92 B SI 91 D SL 84 X SL 83 2-2 ③ F8		C SL 82 X SI 93 0-1 1-2 2-3 1B		D FF 92 X FF 92 1-0 ③ F9	5	1	3	1	0	0	3
21 Juan Francisco, L (1, 3) OBP: 0.273, SLG: 0.346	F FS 81 B CU 75 B CU 76 S FF 92 F FF 92 S SL 82 2-3 ③ K		F FS 81 B FF 91 S CU 75 B SI 92 S SL 82 2-3 ③ K			C CU 72 F SL 84 S SL 82 0-3 ① K	B CH 83 X SL 82 1-0 ② SF8 2-3 3-H			3	0	0	1	0	3	3
49 Yovani Gallardo, R (1, 1) OBP: 0.233, SLG: 0.467 48 Donovan Hand, R (9, 1)		C SI 90 F SI 89 B SL 82 B SL 83 S SL 79 2-3 ① K		B SI 89 X FF 91 1-0 ① G4-3		S SL 85 C SL 84 F FF 92 X CU 76 0-2 7 BB 1B	F SI 93 S SL 82 S SL 83 0-3 ③ K			4 0	0 0	1 0	0 0	0 0	2 0	2 0

Inning Stats																					
	R: 2 E: 1 K: 1 S: 17	H: 4 LOB: 3 BB: 1 P: 33	R: 1 E: 0 K: 1 S: 11	H: 2 LOB: 1 BB: 0 P: 22	R: 1 E: 0 K: 1 S: 11	H: 1 LOB: 0 BB: 0 P: 17	R: 0 E: 0 K: 0 S: 3	H: 0 LOB: 0 BB: 0 P: 5	R: 0 E: 0 K: 1 S: 11	H: 2 LOB: 2 BB: 0 P: 17	R: 0 E: 0 K: 1 S: 8	H: 1 LOB: 1 BB: 1 P: 12	R: 2 E: 0 K: 1 S: 14	H: 4 LOB: 2 BB: 0 P: 16	R: 0 E: 0 K: 0 S: 4	H: 1 LOB: 0 BB: 0 P: 8	R: 0 E: 0 K: 1 S: 7	H: 1 LOB: 1 BB: 0 P: 11	1B: 12 2B: 2 3B: 1 HR: 1	SF: 1 SAC: 0 DP: 3 HBP: 1	WP: 0 PB: 0 SB: 1 CS: 0	PA: 43

PITCHER		IP	WLS	BF	H	R	ER	SO	BB	IBB	HBP	BLK	WP	HR	S	P	ERA	WHIP
47 Ricky Nolasco, R ERA: 3.8	(1, 1)	5.1	L	28	10	4	4	5	2	0	1	0	0	1	60	105	6.75	2.250
58 Ryan Webb, R ERA: 3.62	(6, 1)	1.2		8	4	2	2	1	0	0	0	0	0	0	15	17	10.80	2.400
67 Edgar Olmos, L ERA:	(8, 1)	1.0		3	1	0	0	0	0	0	0	0	0	0	4	8	0.00	1.000
43 Dan Jennings, L ERA: 1.23	(9, 1)	1.0		4	1	0	0	1	0	0	0	0	0	0	7	11	0.00	1.000

PITCHER	IP	WLS	BF	H	R	ER	SO	BB	IBB	HBP	BLK	WP	HR	S	P	ERA	WHIP

TOP

Milwaukee Brewers @ Miami Marlins

Marlins Park, Miami, FL

Mon Jun 10 2013, 7:13 PM - 10:01 PM EDT

Att. 13,259 - Roof Closed - 78 F

livebaseballscorecards.com

AB	39
R	6
H	16
RBI	6
BB	2
SO	7
LOB	18

Milwaukee Brewers @ Miami Marlins

Marlins Park, Miami, FL

Mon Jun 10 2013, 7:13 PM - 10:01 PM EDT

Att. 13,259 - Roof Closed - 78 F

livebaseballscorecards.com

BOTTOM

Batter	1	2	3	4	5	6	7	8	9	AB	R	H	RBI	BB	SO	LOB
9 Juan Pierre, L (1, 7) OBP: 0.298, SLG: 0.300	B SI 88 B FF 88 C SI 88 F FF 89 X FF 91 2-2 G6-3		B FF 92 X SL 86 1-0 30 G6-4-3 1-2 1B			B FF 91 C FF 91 X SI 91 1-1 FC6-4 59 L4-6 59 S 1-2f			C SI 90 X CH 84 0-1 59 G5-3 3B	4	1	2	0	0	0	1
30 Placido Polanco, R (1, 5) OBP: 0.286, SLG: 0.256 59 Ed Lucas, R (6, PH) OBP: 0.444, SLG: 0.387 (7, 5)	C FF 90 B FF 91 X FF 91 1-1 G5-3		C CU 78 X FF 93 0-1 G6-4-3 1-2f			1 SAFE C FF 92 B SL 86 C SI 92 B SL 87 B SI 92 F FF 92 F SI 92 F FF 93 3-2 F SI 92 X SL 87 L4-6 1-2			C SI 91 B SL 84 B SL 83 B SI 90 X SI 91 3-1 G5-3 3-H	2 2	0 0	0 0	0 1	0 0	0 0	2 1
27 Giancarlo Stanton, R (1, 9) OBP: 0.337, SLG: 0.380	B SI 92 B FF 92 X SI 91 2-0 G6-3			B CU 79 F SL 87 F FF 92 B CU 80 F SL 88 X FF 92 2-2 5 G3-6 1B			C CU 77 S FF 92 X CU 78 0-2 G6-3		C SI 91 S CU 69 B CU 68 D CU 68 C SI 92 2-3 K	4	0	1	0	0	1	0
48 Marcell Ozuna, R (1, 8) OBP: 0.364, SLG: 0.462		B SI 89 X FF 90 1-0 G6-3		C CU 79 B SL 87 B FF 93 F SI 93 S CU 79 2-3 K			C FF 91 B SL 85 B CU 78 F SI 91 F CU 79 S CU 79 2-3 K			3	0	0	0	0	2	1
5 Logan Morrison, L (1, 3) OBP: 0.500, SLG: 0.333		C FF 91 B CU 78 B CU 78 B FF 90 B SI 91 4-1 BB		C FF 93 D CU 79 1 SAFE B CU 79 1 SAFE X FF 93 2-1 G3-6 1-2f			C CU 77 B CH 84 X CH 85 1-1 G4-3			2	0	0	0	1	0	1
51 Derek Dietrich, L (1, 4) OBP: 0.281, SLG: 0.402		C FF 91 B SL 85 B FF 91 F FF 91 S SL 85 2-3 K			X FF 90 0-0 L9			C CU 75 X SL 85 0-1 G3-4-1		3	0	0	0	0	1	1
3 Adeiny Hechavarría, R (1, 6) OBP: 0.249, SLG: 0.307		C FF 91 F FF 91 B FF 92 B CU 80 B FF 93 F FF 92 S FF 92 3-3 K			C FF 91 B SI 91 B CU 80 F FF 92 F FF 92 X FF 92 2-2 G6-3			B CU 78 B SI 91 X FF 90 2-0 F9		3	0	0	0	0	1	1
19 Rob Brantly, L (1, 2) OBP: 0.292, SLG: 0.291 58 Ryan Webb, R (6, 1) 67 Edgar Olmos, L (8, 1) 29 Greg Dobbs, L (8, PH) OBP: 0.286, SLG: 0.279 43 Dan Jennings, L (9, 1)			C CU 76 X FF 91 0-1 G1			B CU 76 F CU 78 X SL 86 1-1 G4-3		B CU 78 C SI 91 S CU 78 B CU 79 B SI 91 F FF 92 X CH 87 3-2 G6-3		2 0 0 1 0	0 0 0 0 0	0 0 0 0 0	0 0 0 0 0	0 0 0 0 0	0 0 0 0 0	0 0 0 0 0
47 Ricky Nolasco, R (1, 1) OBP: 0.130, SLG: 0.174 21 Miguel Olivo, R (6, 2) OBP: 0.253, SLG: 0.397			C FF 89 F SL 86 B CU 77 X CU 78 1-2 9 1B 1B			B FF 90 C FF 90 F FF 91 B FF 90 F FF 92 X SI 92 2-2 9 FC6-4 1B			B SI 90 F SI 90 B SI 90 F SI 89 S CU 68 2-3 K	1 2	0 0	1 1	0 0	0 0	0 1	0 0
Inning Stats	R: 0 E: 0 K: 0 S: 6 H: 0 LOB: 0 BB: 0 P: 11	R: 0 E: 0 K: 2 S: 9 H: 0 LOB: 1 BB: 1 P: 19	R: 0 E: 0 K: 0 S: 8 H: 2 LOB: 1 BB: 0 P: 10	R: 0 E: 0 K: 1 S: 9 H: 1 LOB: 0 BB: 0 P: 15	R: 0 E: 0 K: 0 S: 7 H: 0 LOB: 0 BB: 0 P: 10	R: 0 E: 0 K: 0 S: 13 H: 1 LOB: 0 BB: 0 P: 19	R: 0 E: 0 K: 1 S: 9 H: 0 LOB: 0 BB: 0 P: 12	R: 0 E: 0 K: 0 S: 7 H: 0 LOB: 0 BB: 0 P: 12	R: 1 E: 0 K: 2 S: 10 H: 1 LOB: 0 BB: 0 P: 17	1B: 4 2B: 1 3B: 1 HR: 0	SF: 0 SAC: 0 DP: 3 HBP: 0			WP: 0 PB: 0 SB: 1 CS: 0	PA: 30		

PITCHER	IP	WLS	BF	H	R	ER	SO	BB	IBB	HBP	BLK	WP	HR	S	P	ERA	WHIP
49 Yovani Gallardo, R (1, 1) ERA: 4.74	8.0	W	26	4	0	0	4	1	0	0	0	0	0	68	108	0.00	0.625
48 Donovan Hand, R (9, 1) ERA: 3.97	1.0		4	1	1	1	2	0	0	0	0	0	0	10	17	9.00	1.000

PITCHER	IP	WLS	BF	H	R	ER	SO	BB	IBB	HBP	BLK	WP	HR	S	P	ERA	WHIP

AB	29
R	1
H	5
RBI	1
BB	1
SO	6
LOB	8

Batter	1	2	3	4	5	6	7	8	9	AB	R	H	RBI	BB	SO	LOB
7 Norichika Aoki, L (1, 9) OBP: 0.375, SLG: 0.397	C FF 91 F FF 91 B CU 79 C CU 77 1-3 ① K		S SI 93 L SI 92 B SI 93 X CH 85 1-2 ① FC1-6 9 G6-4-3 1-2f		B SI 92 X CH 85 1-0 ③ L3		X SI 93 0-0 ③ G3			4	0	0	0	0	1	2
9 Jean Segura, R (1, 6) OBP: 0.373, SLG: 0.538	B SI 93 X SI 93 1-0 20 S 16 WP 1B		F SI 92 1 SAFE 1 SAFE X SI 92 0-1 ②③ G6-4-3 1-2f			B CU 75 F SI 92 B FC 83 B SI 92 C SI 93 X SI 93 3-2 27 G4-3 27 S 16 G5-3 1B		C SI 95 B SL 89 C SI 95 X SL 88 1-2 ① G4-3		4	1	2	0	0	0	1
27 Carlos Gómez, R (1, 8) OBP: 0.357, SLG: 0.573	X FC 83 0-0 ② F7			F FF 92 C SI 94 S CU 81 0-3 K 20 E 20 SF8		1 SAFE C FF 93 S FF 92 X FF 93 0-2 ① G4-3 1-3		B SL 87 C SI 95 X SI 95 1-1 ② G4-3		4	1	0	0	0	1	2
16 Aramis Ramirez, R (1, 5) OBP: 0.371, SLG: 0.453	F SI 92 1 SAFE B FF 91 C FC 84 B FC 84 D FC 85 D CU 80 4-2 1-2 BB			X FF 93 0-0 ① P4		B SI 93 C FC 84 F FF 94 X SI 94 1-2 ② G5-3 3-H		T SL 88 S SL 86 X SI 95 0-2 ③ G6-3		3	0	0	1	1	0	1
20 Jonathan Lucroy, R (1, 2) OBP: 0.313, SLG: 0.420	C FF 93 C SI 93 D CU 81 D FC 81 S SI 95 2-3 ③ K 2-3			1 SAFE 1 SAFE 1 SAFE C SI 92 1 SAFE B SI 93 B SI 93 B FC 86 X FF 93 3-1 ② SF8 1-H		F FF 93 B FC 84 X SI 94 1-1 ③ G6-3			C SI 92 C SI 94 X SL 83 0-2 ① F9	3	0	0	1	0	1	2
22 Logan Schafer, L (1, 7) OBP: 0.293, SLG: 0.316		C SI 91 C SI 93 B SI 94 F SI 94 F CU 79 S CU 80 1-3 ① K		X SI 93 0-0 ③ G4-3			B CU 75 X SI 92 1-0 ① F7		F SI 93 B SL 83 C SL 83 X SL 84 1-2 ② P2	4	0	0	0	0	1	0
23 Rickie Weeks Jr., R (1, 4) OBP: 0.308, SLG: 0.337		C FF 94 B FF 94 C SI 93 F FC 82 B SI 95 C FF 95 2-3 ② K			X FF 92 0-0 60 SH1-3 1B		B FC 84 B FC 83 B FF 93 D FF 92 4-0 3 3B BB		B SI 93 B SI 94 C SI 92 B SI 93 X SI 93 3-1 ③ L9	3	1	1	0	1	1	0
3 Yuniesky Betancourt, R (1, 3) OBP: 0.248, SLG: 0.374		F FF 94 B SI 95 B CU 78 F FF 94 X FC 86 2-2 ③ G5-3			F SI 91 S FC 84 S FC 85 0-3 ① K		X SI 94 0-0 2 SH5-3 3B 1-H			3	1	1	1	0	1	1
60 Wily Peralta, R (1, 1) OBP: 0.217, SLG: 0.182 2 Scooter Gennett, L (7, PH) OBP: 0.250, SLG: 0.286 51 Michael Gonzalez, R (7, 1) 59 John Axford, R (7, 1) 29 Jim Henderson, L (8, 1)			B FF 92 C FF 92 X FF 93 1-1 7 FC1-6 1B		X FF 92 0-0 ② SH1-3 1-2		B CU 79 S CU 79 D CU 80 X SI 92 2-1 ② SH5-3 3-H			1 0 0 0 0	0 0 0 0 0	1 0 0 0 0	0 1 0 0 0	0 0 0 0 0	0 0 0 0 0	0 0 0 0 0

TOP

Milwaukee Brewers @ Miami Marlins

Marlins Park, Miami, FL

Tue Jun 11 2013, 7:12 PM - 9:37 PM EDT

Att. 13,110 - Roof Closed - 78 F

livebaseballscorecards.com

AB	29
R	4
H	5
RBI	4
BB	2
SO	6
LOB	9

Inning Stats	1	2	3	4	5	6	7	8	9
R	0	0	0	1	0	1	2	0	0
E	0	0	0	1	0	0	0	0	0
K	2	2	0	1	1	0	0	0	0
S	10	12	7	7	6	11	5	8	8
H	1	0	1	0	1	1	1	0	0
LOB	2	0	0	0	1	0	0	0	0
BB	1	0	0	0	0	0	1	0	0
P	18	17	9	10	7	16	12	10	12

| | | |

Batter	1	2	3	4	5	6	7	8	9	AB	R	H	RBI	BB	SO	LOB
9 Juan Pierre, L (1, 7) OBP: 0.297, SLG: 0.299	B SL 90 C FF 92 B SI 93 X FF 94 2-1 ① L6	D SI 96 X SI 94 1-0 ③ L1			X FF 95 0-0 ③ B5-3			B FF 92 F FF 95 B FF 96 F FF 96 F SL 86 F FF 96 B FF 97 X FF 95 3-2 27 HR 1B		4	1	1	0	0	0	1
59 Ed Lucas, R (1, 5) OBP: 0.400, SLG: 0.343	B FF 96 B SI 94 B FF 95 C FF 92 F FF 95 F SI 96 F FF 97 X SI 96 3-2 ② L8		B SI 95 B FF 95 X FF 94 2-0 ① F8			C FF 94 X SI 94 0-1 ① G4-3		1 SAFE C FF 95 1 SAFE 1 SAFE F FF 90 1 SAFE F FF 95 B SL 86 1 SAFE 1-3 ② S SL 87 K		4	0	0	0	0	1	1
27 Giancarlo Stanton, R (1, 9) OBP: 0.333, SLG: 0.410	C FF 96 B SL 85 X SL 84 1-1 ③ G6-3		S SL 85 X SL 83 0-1 ② G1-3			S SL 83 B SL 85 B SI 96 X SL 84 2-1 ② G6-3		X SL 86 0-0 1-H HR		4	1	1	2	0	0	0
48 Marcell Ozuna, R (1, 8) OBP: 0.361, SLG: 0.456		X FF 95 0-0 5 2B 1B	B SL 86 X SL 84 1-0 ③ G5-3			X SL 83 0-0 ③ F8		B SL 86 B FF 96 B FF 96 C FF 95 F FF 96 S SL 86 3-3 ③ K		4	1	1	0	0	1	0
5 Logan Morrison, L (1, 3) OBP: 0.545, SLG: 0.667		B SI 93 1 SAFE B CH 84 X SI 92 2-0 1-H 51 HR 2B		X FF 96 0-0 ① G6-3			B SL 80 C FF 92 X SL 81 1-1 3 G4-3 2B			3	1	2	1	0	0	0
51 Derek Dietrich, L (1, 4) OBP: 0.290, SLG: 0.430		D SL 84 X SI 95 1-0 2-H HR		B FF 96 F CH 84 B SI 97 F CH 84 B SL 86 B CH 85 4-2 3 L3 BB			C SL 81 F FF 93 B FF 93 S SL 83 1-3 ① K			2	1	1	2	1	1	1
3 Adeiny Hechavarría, R (1, 6) OBP: 0.250, SLG: 0.307		X FF 96 0-0 33 B1-6-4 6 1B 1B		1 SAFE 1 SAFE B SI 94 C SL 82 F FF 94 D SL 86 X SI 96 2-2 ② ③ L3 1-1			C CU 78 B FF 95 X CU 78 1-1 ② G4-3 2-3			3	0	1	0	0	0	2
6 Jeff Mathis, R (1, 2) OBP: 0.135, SLG: 0.229		X SL 82 0-0 33 B1-6-4 1-2 1B			B FF 94 X FF 93 1-0 ① L7		C CU 78 C FF 95 B FF 96 B SL 84 B SL 84 C FF 96 3-3 ③ K			3	0	1	0	0	1	1
33 Jacob Turner, R (1, 1) 50 Chad Qualls, R (8, 1) 29 Greg Dobbs, L (8, PH) OBP: 0.285, SLG: 0.277 31 Steve Cishek, R (9, 1)		X SI 92 0-0 ① ② B1-6-4 1-2 2-3f			C FF 95 S SL 83 F SL 84 B SI 95 S FF 96 1-3 ② K			F FF 96 C SL 86 F FF 96 T FF 97 0-2 ① K		2 0 1 0	0 0 0 0	0 0 0 0	0 0 0 0	1 0 1 0	2 0 0 0	2 0 0 0
Inning Stats	R: 0 E: 0 K: 0 S: 9 H: 0 LOB: 0 BB: 0 P: 15	R: 3 E: 0 K: 0 S: 7 H: 5 LOB: 1 BB: 0 P: 11	R: 0 E: 0 K: 0 S: 4 H: 0 LOB: 0 BB: 0 P: 7	R: 0 E: 0 K: 0 S: 6 H: 0 LOB: 0 BB: 1 P: 12	R: 0 E: 0 K: 1 S: 6 H: 0 LOB: 0 BB: 0 P: 8	R: 0 E: 0 K: 0 S: 5 H: 0 LOB: 0 BB: 0 P: 7	R: 0 E: 0 K: 2 S: 10 H: 1 LOB: 1 BB: 0 P: 16	R: 2 E: 0 K: 3 S: 17 H: 2 LOB: 0 BB: 0 P: 24		1B: 4 2B: 3 3B: 0 HR: 2	SF: 0 SAC: 0 DP: 2 HBP: 0			WP: 0 PB: 0 SB: 0 CS: 0	PA: 31	

PITCHER		IP	WLS	BF	H	R	ER	SO	BB	IBB	HBP	BLK	WP	HR	S	P	ERA	WHIP
60 Wily Peralta, R ERA: 6.03	(1, 1)	6.0		22	5	3	3	1	1	0	0	0	0	1	37	60	4.50	1.000
51 Michael Gonzalez, L ERA: 2.78	(7, 1)	0.1	H	2	1	0	0	1	0	0	0	0	0	0	5	7	0.00	3.000
59 John Axford, R ERA: 4.82	(7, 1)	0.2	H	2	0	0	0	1	0	0	0	0	0	0	5	9	0.00	0.000
29 Jim Henderson, R ERA: 1.66	(8, 1)	1.0	L	5	2	2	2	3	0	0	0	0	0	1	17	24	18.00	2.000

PITCHER	IP	WLS	BF	H	R	ER	SO	BB	IBB	HBP	BLK	WP	HR	S	P	ERA	WHIP

BOTTOM

Milwaukee Brewers @ Miami Marlins

Marlins Park, Miami, FL

Tue Jun 11 2013, 7:12 PM - 9:37 PM EDT

Att. 13,110 - Roof Closed - 78 F

livebaseballscorecards.com

AB	30
R	5
H	8
RBI	5
BB	1
SO	6
LOB	8

MIAMI

Batter	1	2	3	4	5	6	7	8	9	AB	R	H	RBI	BB	SO	LOB
7 Norichika Aoki, L (1, 9) OBP: 0.376, SLG: 0.398	C FF 88 B FF 88 X CH 85 1-1 16 HBP 27 1B 20 3B 1B	C FF 86 F CU 74 C FF 90 0-3 ③ K		F FF 91 X FF 90 0-1 ② SF7 3-H		C FF 94 B SL 84 X FF 96 1-1 9 BB 27 E 1-2 1B		X FF 92 0-0 ②③ G4-6-3 1-2r		4	2	2	1	0	1	1
9 Jean Segura, R (1, 6) OBP: 0.374, SLG: 0.545 3 Yuniesky Betancourt, R (9, 6) OBP: 0.248, SLG: 0.374	C FF 90 F FF 90 X SL 80 0-2 ① F9		X SL 81 0-0 HR	B CH 83 C SI 90 B FF 91 X SL 78 2-1 ③ F8		B FF 94 B FF 94 B FF 94 C FF 94 B FF 96 4-1 27 E 1-2 2-3 BB			F FF 95 F FF 95 X FF 96 0-2 ① F9	4 0	2 0	1 0	1 0	1 0	0 0	2 0
27 Carlos Gómez, R (1, 8) OBP: 0.366, SLG: 0.594	1 SAFE X SL 80 0-0 16 HBP 20 3B 1-2 1B		C CH 84 B FF 90 X FF 89 1-1 20 CS 16 1B 1B		B SL 82 C FF 90 C CH 85 X SI 91 1-2 20 SF8 3B	X FF 95 0-0 E4 1-H 2-H 3-H 3B			X SL 82 0-0 ② G4-3	5	3	4	3	0	0	0
16 Aramis Ramirez, R (1, 5) OBP: 0.375, SLG: 0.450 14 Jeff Bianchi, R (6, 5) OBP: 0.262, SLG: 0.333	C FF 90 H FF 90 1-1 20 3B 1-2 2-3 HBP		B FF 89 1 SAFE B FF 90 X SL 81 2-0 20 CS 1-2 1B		F FF 91 C SL 83 S FF 91 0-3 ① K	C SL 83 X FF 95 0-1 ③ G5-3			C SL 82 S FF 93 X FF 94 0-2 ③ L9	3 1	1 0	1 0	0 0	0 0	1 0	1 0
20 Jonathan Lucroy, R (1, 2) OBP: 0.312, SLG: 0.429	B FF 90 C FF 90 X CU 73 1-1 1-H 2-H 3-H 3B		C FF 90 C SI 90 S SI 91 0-3 ①② K 1-2 2-3		S FF 91 X FF 91 0-2 ② SF8 3-H		B FF 91 B FF 89 C FF 90 B FF 90 X FF 91 3-1 ① G6-3			3	0	1	4	0	1	2
22 Logan Schafer, L (1, 7) OBP: 0.279, SLG: 0.300	C SI 91 X SL 82 0-1 ② P6		B CH 84 T FF 90 S FF 91 B FF 91 C FF 91 2-3 ③ K		S CU 75 F FF 90 X SL 82 0-2 ③ L8		F FF 92 C SL 80 B SL 81 F SL 81 B FF 92 B FF 92 T FF 92 3-2 ② K			4	0	0	0	0	2	2
21 Juan Francisco, L (1, 3) OBP: 0.266, SLG: 0.336	B FF 91 D SL 82 B CH 85 F FF 91 C FF 91 T SI 91 3-2 ③ K			C FF 86 X CU 73 0-1 ① G1-3		X FF 94 0-0 ① L7	X SL 81 0-0 ③ G5-3			4	0	0	0	0	1	1
2 Scooter Gennett, L (1, 4) OBP: 0.250, SLG: 0.278		X SI 89 0-0 ① F7		B CH 85 B FF 90 X FF 90 2-0 45 E 45 1B 7 SF7 1B		C FF 93 B FF 96 X SL 84 1-1 ② L9		C FF 90 F SL 80 B SL 82 F FF 91 B SL 82 X FF 92 2-2 ① G5-3		4	1	1	0	0	0	0
45 Alfredo Figaro, R (1, 1) OBP: 0.333, SLG: 0.333 23 Rickie Weeks Jr., R (8, PH) OBP: 0.311, SLG: 0.337 32 Tom Gorzelanny, R (8, 1) 31 Burke Badenhop, R (9, 1)		F FF 88 F FF 90 F SI 91 S SL 82 0-3 ② K		X FF 88 0-0 E5 1-3 1B		B FF 94 C FF 92 B FF 95 X FF 95 2-1 9 BB 7 1B 27 E 1B		C SL 82 B FF 91 B CH 85 B SL 80 F FF 91 B FF 92 4-2 7 G4-6-3 BB		3 0 0 0	1 0 0 0	2 0 0 0	0 0 0 0	0 1 0 0	1 0 0 0	0 0 0 0
Inning Stats	R: 3 E: 0 K: 1 S: 14 H: 3 LOB: 1 BB: 0 P: 20	R: 0 E: 0 K: 2 S: 8 H: 0 LOB: 0 BB: 0 P: 8	R: 1 E: 0 K: 2 S: 10 H: 3 LOB: 1 BB: 0 P: 15	R: 1 E: 1 K: 0 S: 8 H: 2 LOB: 1 BB: 0 P: 12	R: 1 E: 0 K: 1 S: 12 H: 1 LOB: 0 BB: 0 P: 13	R: 4 E: 1 K: 0 S: 11 H: 3 LOB: 0 BB: 1 P: 19	R: 0 E: 0 K: 1 S: 7 H: 0 LOB: 0 BB: 0 P: 13	R: 0 E: 0 K: 0 S: 7 H: 0 LOB: 0 BB: 1 P: 13	R: 0 E: 0 K: 0 S: 7 H: 0 LOB: 0 BB: 0 P: 7	1B: 8 2B: 0 3B: 3 HR: 1 SF: 2 SAC: 0 DP: 1 HBP: 1						

PITCHER		IP	WLS	BF	H	R	ER	SO	BB	IBB	HBP	BLK	WP	HR	S	P	ERA	WHIP
45 Kevin Slowey, R ERA: 4.1	(1, 1)	5.0	L	24	9	6	5	6	0	0	1	0	0	1	52	68	9.00	1.800
67 Edgar Olmos, L ERA: 6.75	(6, 1)	1.0		7	3	4	3	0	1	0	0	0	0	0	11	19	27.00	4.000
43 Dan Jennings, L ERA: 0.96	(7, 1)	2.0		6	0	0	0	1	1	0	0	0	0	0	14	26	0.00	0.500
44 AJ Ramos, R ERA: 4.36	(9, 1)	1.0		3	0	0	0	0	0	0	0	0	0	0	7	7	0.00	0.000

PITCHER	IP	WLS	BF	H	R	ER	SO	BB	IBB	HBP	BLK	WP	HR	S	P	ERA	WHIP

TOP

Milwaukee Brewers @ Miami Marlins

Marlins Park, Miami, FL

Wed Jun 12 2013, 7:11 PM - 9:41 PM EDT

Att. 13,468 - Roof Closed - 76 F

livebaseballscorecards.com

AB	35
R	10
H	12
RBI	9
BB	2
SO	7
LOB	9

PA: 40

WP: 0
PB: 0
SB: 0
CS: 2

Batter	1	2	3	4	5	6	7	8	9	AB	R	H	RBI	BB	SO	LOB
9 Juan Pierre, L (1, 7) OBP: 0.296, SLG: 0.298	B FF 93 X FF 94 1-0 ① B5-3		C FF 96 F FF 95 B SL 84 X FF 96 1-2 ③ G6-3			C FF 96 B SL 83 X FF 96 1-1 ③ G4-3			B SI 89 X SI 89 1-0 59 FC5-4 1-2 1B	4	0	1	0	0	0	0
59 Ed Lucas, R (1, 5) OBP: 0.409, SLG: 0.359	B FF 96 B FF 95 X FF 95 2-0 1B			C FF 96 B CH 86 F FF 97 C SL 84 1-3 ① K			F FF 95 B SL 82 F SL 81 X SI 97 1-2 48 G6-4-3 27 1B 1B		B SI 90 B SI 89 X SI 89 2-0 ① FC5-4 27 FC3-6 1-2f 2-3	4	0	2	0	0	1	2
27 Giancarlo Stanton, R (1, 9) OBP: 0.330, SLG: 0.402	C FF 96 C FF 95 F FF 95 B SL 83 X FF 97 1-2 ② L8			X SL 82 0-0 ② G5-3			X SL 79 0-0 48 G6-4-3 1-2 1B		C SI 90 C SI 90 B SL 82 X SI 90 1-2 ② FC3-6 48 FC6-4 1-2f 3-H	4	0	1	1	0	0	2
48 Marcell Ozuna, R (1, 8) OBP: 0.352, SLG: 0.444	B SL 83 C SL 82 B FF 96 X SL 82 2-1 ③ P4			C SL 80 S SL 82 B FF 98 X SI 98 1-2 ③ G5-3			F SL 80 B SL 81 C SL 80 D SL 81 F FF 96 X SL 82 2-2 ① ② G6-4-3 1-2f 2-3		C SI 91 X SL 81 0-1 ③ FC6-4 1-2f	4	0	0	0	0	0	4
51 Derek Dietrich, L (1, 4) OBP: 0.283, SLG: 0.419		C SL 81 F SI 95 B CH 86 B FF 97 F FF 95 F SL 82 S FF 96 2-3 ① K			B SL 80 C SL 80 C SL 82 X FF 97 1-2 ① F8		B SL 78 S CH 85 F SI 95 F SL 82 F SI 97 D CH 86 B FF 97 X FF 95 3-2 ③ P5			3	0	0	0	0	1	1
29 Greg Dobbs, L (1, 3) OBP: 0.281, SLG: 0.273		B CH 87 B SL 82 B SL 82 C FF 97 X FF 97 3-1 ② G3			C CH 86 F SL 82 F FF 95 B CH 86 F FF 96 X SL 84 1-2 ② G4-3			X FF 88 0-0 ① F7		3	0	0	0	0	0	0
3 Adeiny Hechavarría, R (1, 6) OBP: 0.246, SLG: 0.302		B FF 97 X FF 96 1-0 ③ G5-3			F FF 97 B SL 83 B SL 82 X FF 98 2-1 ③ F8			B SI 90 B SI 91 B SI 90 C FF 89 X SI 90 3-1 ② L6		3	0	0	0	0	0	0
19 Rob Brantly, L (1, 2) OBP: 0.287, SLG: 0.285			X CH 87 0-0 ① G4-3			B SL 80 X SI 95 1-0 ① G2-3		C SL 78 B FF 91 X SL 80 1-1 ③ G4-3		3	0	0	0	0	0	0
45 Kevin Slowey, R (1, 1) 67 Edgar Olmos, L (6, 1) 21 Miguel Olivo, R (6, PH) OBP: 0.250, SLG: 0.392 43 Dan Jennings, L (7, 1) 44 AJ Ramos, R (9, 1) 20 Justin Ruggiano, R (9, PH) OBP: 0.292, SLG: 0.385			C SI 97 C FF 95 B SL 84 T FF 98 1-2 ② K			B SL 84 C SL 81 F FF 96 S SL 81 1-3 ② K2-3			B SI 91 B SI 89 F SI 90 F SI 90 X SI 91 2-2 59 FC5-4 9 1B 27 FC3-6 1B	1 0 1 0 0 1	0 0 0 0 0 1	0 0 0 0 0 1	0 0 0 0 0 1	1 0 1 0 0 1	0 0 0 0 0 0	0 0 0 0 0 0
Inning Stats	R: 0 E: 0 K: 0 S: 8 H: 1 LOB: 1 BB: 0 P: 14	R: 0 E: 0 K: 1 S: 8 H: 0 LOB: 0 BB: 0 P: 14	R: 0 E: 0 K: 1 S: 7 H: 0 LOB: 0 BB: 0 P: 9	R: 0 E: 0 K: 1 S: 7 H: 0 LOB: 0 BB: 0 P: 9	R: 0 E: 0 K: 0 S: 10 H: 0 LOB: 0 BB: 0 P: 14	R: 0 E: 0 K: 1 S: 6 H: 0 LOB: 0 BB: 0 P: 9	R: 0 E: 0 K: 0 S: 13 H: 2 LOB: 1 BB: 0 P: 19	R: 0 E: 0 K: 0 S: 5 H: 0 LOB: 0 BB: 0 P: 9	R: 1 E: 0 K: 0 S: 10 H: 2 LOB: 1 BB: 0 P: 16	1B: 5 2B: 0 3B: 0 HR: 0 SF: 0 SAC: 0 DP: 1 HBP: 0						

PITCHER	IP	WLS	BF	H	R	ER	SO	BB	IBB	HBP	BLK	WP	HR	S	P	ERA	WHIP
45 Alfredo Figaro, R (1, 1) ERA: 3.47	7.0	W	23	3	0	0	4	0	0	0	0	0	0	59	88	0.00	0.429
32 Tom Gorzelanny, L (8, 1) ERA: 1.98	1.0		3	0	0	0	0	0	0	0	0	0	0	5	9	0.00	0.000
31 Burke Badenhop, R (9, 1) ERA: 3.38	1.0		5	2	1	1	0	0	0	0	0	0	0	10	16	9.00	2.000

PITCHER	IP	WLS	BF	H	R	ER	SO	BB	IBB	HBP	BLK	WP	HR	S	P	ERA	WHIP

BOTTOM

Milwaukee Brewers @ Miami Marlins

Marlins Park, Miami, FL

Wed Jun 12 2013, 7:11 PM - 9:41 PM EDT

Att. 13,468 - Roof Closed - 76 F

livebaseballscorecards.com

AB	31
R	1
H	5
RBI	1
BB	0
SO	4
LOB	9

MIAMI

Batter	1	2	3	4	5	6	7	8	9	10	AB	R	H	RBI	BB	SO	LOB
7 Norichika Aoki, L (1, 9) OBP: 0.376, SLG: 0.396	B CU 70 X CU 71 1-0 ① L7		X SI 89 0-0 ② P5		C CH 82 P PO 85 X CH 83 1-1 ② G6-3		C CU 70 B SI 86 X SI 86 1-1 9 G4-6-3 1B	B SI 88 B SI 90 B SI 89 C CU 72 B SL 77 4-1 1-2 BB			4	0	1	0	1	0	1
9 Jean Segura, R (1, 6) OBP: 0.371, SLG: 0.538	B CU 72 C CU 70 X SL 74 1-1 E6 27 G6-4-3		X SI 87 0-0 1B		C SI 89 X SL 76 0-1 ③ G6-3		1 SAFE F SL 76 1 SAFE X SL 76 0-1 ① ② G4-6-3 1-2f	C SI 88 B KC 75 C SI 90 X KC 75 1-2 ③ P4			5	0	1	0	0	0	5
27 Carlos Gómez, R (1, 8) OBP: 0.363, SLG: 0.590	X SI 85 0-0 ② ③ G6-4-3 1-2f		1 SAFE X SL 73 0-0 ③ F7			F CU 68 F SL 76 B SI 88 S SL 76 1-3 ① K	X CH 74 0-0 2B		B FF 98 S FF 97 S SL 87 F FF 100 S SL 87 1-3 ① K		5	0	1	0	0	2	2
16 Aramis Ramirez, R (1, 5) OBP: 0.369, SLG: 0.440		F SI 85 F SI 87 F SL 74 C SI 87 0-3 ① K	X CH 78 0-0 ① G5-3			B SI 89 X CH 80 1-0 22 1B 3 E 12 HBP 1B	C SL 77 B SL 77 B SL 77 B SI 88 C SI 88 S SI 89 3-3 ③ K		C FF 100 B FF 99 F FF 99 S FF 100 1-3 ② K		5	1	1	0	0	3	1
3 Yuniesky Betancourt, R (1, 3) OBP: 0.242, SLG: 0.366		C SI 88 C SI 88 S SL 78 0-3 ② K	B CU 66 B SI 88 X SL 76 2-0 ② P6			D SI 84 C SI 88 1 SAFE X SL 76 1-1 FC5 12 HBP 22 1B 1-2		F SL 82 X SI 89 0-1 ① G4-3	X FF 99 0-0 ③ G4-3		5	0	0	0	0	1	1
22 Logan Schafer, L (1, 7) OBP: 0.297, SLG: 0.329		C SI 88 B SI 89 B SI 88 B CU 71 C SL 74 X SI 89 3-2 2B	C SI 88 X SL 74 0-1 E6 1B			B CH 82 X SI 84 1-0 12 HBP 1-2 2-3 1B		C SL 74 B SI 90 C SI 87 F SL 79 F SI 89 C SI 91 1-3 ② K		F SI 95 X FS 87 0-1 ① G3	5	0	3	0	0	1	0
12 Martín Maldonado, R (1, 2) OBP: 0.248, SLG: 0.323		X SI 89 0-0 ③ G4-3	B SL 76 S SL 74 X SL 75 1-1 ③ F8			B CH 83 B SI 88 C SI 88 H SI 88 3-1 26 FC6-4 HBP 1-2 2-3 3-H		B SI 90 B SL 76 X SL 76 2-0 HR		B FF 94 C FF 94 F FF 95 F FF 95 B FC 91 X FC 90 2-2 ② L9	4	1	1	2	0	0	2
2 Scooter Gennett, L (1, 4) OBP: 0.320, SLG: 0.522			B CU 71 C CU 70 X SI 86 1-1 HR		B FF 88 C CH 79 X CU 69 1-1 26 SH5-4 2B	B SL 76 X SL 75 1-0 ② F7		B CH 79 X SI 87 1-0 21 1B 1B		C FF 94 B FS 86 F FS 87 S FF 95 1-3 ③ K	5	1	3	1	0	1	3
26 Kyle Lohse, R (1, 1) OBP: 0.120, SLG: 0.120 59 John Axford, R (7, 1) 21 Juan Francisco, L (8, PH) OBP: 0.271, SLG: 0.341 57 Francisco Rodríguez, R (8, 1) 53 Brandon Kintzler, R (9, 1) 51 Michael Gonzalez, R (9, 1) 31 Burke Badenhop, R (10, 1)			X CH 79 0-0 ① G5-3		X SI 87 0-0 ① SH5-4 2-3	B SL 74 C CU 71 X SL 74 1-1 ③ FC6-4 1-2f		1 SAFE B SL 74 X CH 76 1-0 7 BB 1-3 1B			2 0 1 0 0 0 0 0	0 0 0 0 0 0 0 0	0 0 1 0 0 0 0 0	0 0 0 0 0 0 0 0	0 0 0 0 0 0 0 0	0 0 0 0 0 0 0 0	3 0 0 0 0 0 0 0
Inning Stats	R: 0 H: 0 E: 1 LOB: 0 K: 0 BB: 0 S: 4 P: 6	R: 0 H: 1 E: 0 LOB: 1 K: 2 BB: 0 S: 11 P: 14	R: 1 H: 2 E: 0 LOB: 1 K: 0 BB: 0 S: 6 P: 7	R: 0 H: 1 E: 1 LOB: 1 K: 0 BB: 0 S: 6 P: 9	R: 0 H: 1 E: 0 LOB: 1 K: 0 BB: 0 S: 8 P: 9	R: 1 H: 2 E: 1 LOB: 3 K: 1 BB: 0 S: 11 P: 20	R: 0 H: 2 E: 0 LOB: 1 K: 1 BB: 0 S: 8 P: 12	R: 1 H: 3 E: 0 LOB: 3 K: 1 BB: 1 S: 14 P: 24	R: 0 H: 0 E: 0 LOB: 0 K: 2 BB: 0 S: 8 P: 10	R: 0 H: 0 E: 0 LOB: 0 K: 1 BB: 0 S: 9 P: 12	1B: 7 2B: 3 3B: 0 HR: 2	SF: 0 SAC: 1 DP: 2 HBP: 1						

PITCHER	IP	WLS	BF	H	R	ER	SO	BB	IBB	HBP	BLK	WP	HR	S	P	ERA	WHIP
61 Bronson Arroyo, R (1, 1) ERA: 3.27	7.2		37	12	3	2	5	1	0	1	0	0	2	65	97	2.35	1.696
63 Sam LeCure, R (8, 1) ERA: 2.7	0.1		1	0	0	0	0	0	0	0	0	0	0	3	4	0.00	0.000
54 Aroldis Chapman, L (9, 1) ERA: 2.1	1.0		3	0	0	0	2	0	0	0	0	0	0	8	10	0.00	0.000
31 Alfredo Simon, R (10, 1) ERA: 3.12	1.0	W	3	0	0	0	1	0	0	0	0	0	0	9	12	0.00	0.000

PITCHER	IP	WLS	BF	H	R	ER	SO	BB	IBB	HBP	BLK	WP	HR	S	P	ERA	WHIP

TOP

Milwaukee Brewers @ Cincinnati Reds

Great American Ball Park, Cincinnati, OH

Fri Jun 14 2013, 7:10 PM - 10:22 PM EDT
Att. 35,138 - Partly Cloudy - 81 F

livebaseballscorecards.com

AB	41
R	3
H	12
RBI	3
BB	1
SO	8
LOB	18

WP: 0	PA: 44		
PB: 0			
SB: 0			
CS: 0			

Batter	1	2	3	4	5	6	7	8	9	10	AB	R	H	RBI	BB	SO	LOB
17 Shin-Soo Choo, L (1, 8) OBP: 0.430, SLG: 0.480	C SI 87 X SI 88 0-1 4 S 4 1B 2B	B SL 84 X CH 80 1-0 E4 2-3 3-H			L CU 74 B SL 83 X SI 88 1-1 ① F9		C CU 77 B FF 94 B FF 95 B CU 78 F FF 95 S FF 95 3-3 ② K		B FF 92 B FF 90 B FF 91 C FF 91 B FF 91 4-1 15 FC6-4 1-2 BB		4	1	1	1	1	2	
15 Derrick Robinson, S (1, 7) OBP: 0.377, SLG: 0.328	F SI 88 X SL 84 0-1 ① F9	B CH 79 B SI 88 1 SAFE F SI 89 S SL 85 S SL 84 2-3 ② K			B CU 75 B SI 87 X SI 87 2-0 ② G4-3		C CU 78 C FF 95 F FF 96 B FF 94 B CU 78 B CU 80 F FF 96 B FF 97 4-2 BB		F SL 80 X SL 83 0-1 ③ FC6-4 1-2f		4	0	0	0	1	1	5
4 Brandon Phillips, R (1, 4) OBP: 0.339, SLG: 0.458	C SL 86 S SL 85 F SL 84 F SI 90 F SI 88 D CH 81 B SI 90 F SL 84 X SL 83 2-2 21 F9 32 WP 2-H 1B	C CH 80 1 SAFE X SI 88 0-1 ③ G5-3			C SI 88 X SI 88 0-1 ③ F9		B SL 81 B SL 81 X FF 96 2-0 ③ L8			C SI 90 B SI 91 X SI 89 1-1 ① F9	5	0	1	1	0	0	4
32 Jay Bruce, L (1, 9) OBP: 0.326, SLG: 0.482	F SL 84 1 SAFE B FF 88 B SI 89 B SI 89 C SI 89 F SI 89 F SL 84 B SI 89 4-2 1-2 BB	F CU 73 X SI 88 0-1 ① G4-3			B SL 83 F CH 79 X SI 88 1-1 ① F7			C CU 74 X FF 91 0-1 ① F7	C FF 89 B SI 88 F SI 88 X SI 88 1-2 HR		4	1	1	1	1	0	0
21 Todd Frazier, R (1, 5) OBP: 0.345, SLG: 0.421	S SL 84 B SL 83 C SI 88 X SL 83 1-2 ② F9 2-3	C FF 88 B FF 88 C SI 88 B CH 80 S CH 78 2-3 ② K			S SL 83 C SL 83 B SL 82 F SI 88 F CH 79 X SI 89 1-2 9 E 9 S 9 SF9 1B			C FF 91 C CU 76 F FF 91 B CU 77 B CU 77 T FF 91 2-2 ② K			4	1	1	0	0	2	2
9 Jack Hannahan, L (1, 3) OBP: 0.263, SLG: 0.261	C SI 89 S SL 84 B SL 83 1 SAFE X SL 85 1-2 ③ G6-3	C CU 74 S CH 80 B CH 79 X SI 88 1-2 ③ L7			C CU 75 1 SAFE T SL 83 B SL 85 B SI 89 B SL 85 X CH 80 3-2 ② SF9 1-H			B CU 77 C CH 81 X FF 90 1-1 ③ L3			3	0	0	1	0	0	2
2 Zack Cozart, R (1, 6) OBP: 0.272, SLG: 0.378		F SI 87 B SI 87 S SL 81 B SI 89 X SI 90 2-2 29 1B 17 E 1B		C SL 82 S CH 79 B CH 80 X SI 88 1-2 ① G6-3	B SL 82 C CH 79 X CH 80 1-1 ③ L8				C SI 91 C FF 91 B SI 93 B SL 84 S SI 93 2-3 ① K		4	1	1	0	0	1	0
29 Ryan Hanigan, R (1, 2) OBP: 0.280, SLG: 0.250		B SI 89 X SI 88 1-0 17 E 61 SH2-4 1-3 1B		F SI 88 F SI 89 B CH 78 X CH 79 1-2 ② L8			B FF 91 C FF 93 X FF 93 1-1 61 SH1-4 1B		C FF 92 B FF 93 B SL 85 X SI 94 2-1 ② G5-3		4	0	2	0	0	0	0
61 Bronson Arroyo, R (1, 1) OBP: 0.136, SLG: 0.136 63 Sam LeCure, R (8, 1) 54 Aroldis Chapman, L (9, 1) 19 Joey Votto, L (9, PH) OBP: 0.439, SLG: 0.504 31 Alfredo Simon, R (10, 1) OBP: 0.200, SLG: 0.200		X SL 80 0-0 ① SH2-4 1-2		F SI 88 S SL 84 B SL 83 B CH 79 F SI 89 C SI 89 2-3 ③ K			B FF 93 X FF 92 1-0 ① SH1-4 1-2		B SL 80 B SL 81 B FF 91 B FF 90 4-0 17 BB BB		1 0 0 0 0	0 0 0 0 0	0 0 0 0 0	0 0 0 0 0	1 0 0 1 0	0 0 0 0 0	0 0 0 0 0
Inning Stats	R: 1 H: 2 E: 0 LOB: 2 K: 0 BB: 1 S: 21 P: 29	R: 1 H: 2 E: 1 LOB: 2 K: 1 BB: 0 S: 11 P: 17	R: 0 H: 0 E: 0 LOB: 0 K: 1 BB: 0 S: 8 P: 11	R: 0 H: 0 E: 0 LOB: 0 K: 1 BB: 0 S: 10 P: 14	R: 0 H: 0 E: 0 LOB: 0 K: 0 BB: 0 S: 5 P: 8	R: 1 H: 1 E: 0 LOB: 0 K: 0 BB: 0 S: 12 P: 18	R: 0 H: 1 E: 0 LOB: 2 K: 1 BB: 1 S: 11 P: 22	R: 0 H: 0 E: 0 LOB: 0 K: 1 BB: 0 S: 8 P: 11	R: 0 H: 0 E: 0 LOB: 2 K: 1 BB: 2 S: 8 P: 20	R: 1 H: 1 E: 0 LOB: 0 K: 0 BB: 0 S: 5 P: 7	1B: 5 SF: 1 2B: 1 SAC: 2 3B: 0 DP: 0 HR: 1 HBP: 0						

PITCHER		IP	WLS	BF	H	R	ER	SO	BB	IBB	HBP	BLK	WP	HR	S	P	ERA	WHIP
26 Kyle Lohse, R ERA: 3.84	(1, 1)	6.0		25	5	3	1	3	1	0	0	0	1	0	67	97	1.50	1.000
59 John Axford, R ERA: 4.66	(7, 1)	1.0		5	1	0	0	1	1	0	0	0	0	0	11	22	0.00	2.000
57 Francisco Rodríguez, R ERA: 0.79	(8, 1)	1.0		3	0	0	0	1	0	0	0	0	0	0	8	11	0.00	0.000
53 Brandon Kintzler, R ERA: 4.28	(9, 1)	0.2		2	0	0	0	1	0	0	0	0	0	0	5	9	0.00	0.000
51 Michael Gonzalez, L ERA: 2.74	(9, 1)	0.1		3	0	0	0	0	2	0	0	0	0	0	3	11	0.00	6.000

PITCHER		IP	WLS	BF	H	R	ER	SO	BB	IBB	HBP	BLK	WP	HR	S	P	ERA	WHIP
31 Burke Badenhop, R ERA: 3.64	(10, 1)	0.1	L	2	1	1	1	0	0	0	0	0	0	1	5	7	27.00	3.000

BOTTOM

Milwaukee Brewers @ Cincinnati Reds

Great American Ball Park, Cincinnati, OH

Fri Jun 14 2013, 7:10 PM - 10:22 PM EDT

Att. 35,138 - Partly Cloudy - 81 F

livebaseballscorecards.com

AB	33
R	4
H	7
RBI	4
BB	4
SO	6
LOB	15

1B: 5	SF: 1	WP: 1	PA: 40
2B: 1	SAC: 2	PB: 0	
3B: 0	DP: 0	SB: 2	
HR: 1	HBP: 0	CS: 0	

Batter	1	2	3	4	5	6	7	8	9	AB	R	H	RBI	BB	SO	LOB
7 Norichika Aoki, L (1, 9) OBP: 0.375, SLG: 0.398	B SL 88 C FF 93 B KC 78 F FF 93 F FF 94 X CH 85 2-2 ① G5-3		B SL 86 X FF 92 1-0 ①② G1-6-3 1-2f		L SL 90 B SL 91 X CH 86 1-1 2B		B SI 95 F SI 95 F SL 90 B FF 95 B KC 80 X CH 87 3-2 ③ G1-3			4	0	1	0	0	0	1
9 Jean Segura, R (1, 6) OBP: 0.365, SLG: 0.530	X SL 89 0-0 ② L9		B FF 93 F KC 80 X FF 95 1-1 ③ G6-3		D KC 80 F SI 94 C KC 79 F SI 95 X SL 88 1-2 ③ L9			S FF 93 X CU 74 0-1 ① G4-3		4	0	0	0	0	0	1
27 Carlos Gómez, R (1, 8) OBP: 0.357, SLG: 0.581	B FF 94 S CH 86 B CH 85 S SL 88 B FF 94 F CH 86 F CH 87 F FF 95 F SI 95 3-3 F CH 87 S FF 95 ③ K			B SL 85 B FF 94 X SI 92 2-0 ① G5-3		F KC 80 X FF 93 0-1 ① L5		S FF 94 B FF 93 B FF 93 B FF 92 S FF 94 S FF 94 3-3 ② K		4	0	0	0	0	2	0
16 Aramis Ramirez, R (1, 5) OBP: 0.366, SLG: 0.430 29 Jim Henderson, L (9, 1)		F KC 79 B SL 88 S CH 85 C FF 94 1-3 ① K		X FF 94 0-0 ② G6-3		B FF 94 F FF 94 B FF 94 B FF 95 B FF 96 4-1 20 1B 22 2B BB		B FF 93 B FF 94 X FF 93 2-0 ③ F8		3 0	1 0	0 0	0 0	1 0	1 0	0 0
20 Jonathan Lucroy, R (1, 2) OBP: 0.320, SLG: 0.432		B SL 86 C KC 79 X FF 93 1-1 22 1B 22 WP 21 WP 1B		C FF 94 B SI 94 S CH 86 S CH 86 1-3 ③ K		C FF 94 B FF 93 B CH 84 X SL 89 2-1 1-2 22 2B 1B			B SI 92 B SL 82 B FF 91 B FF 92 4-0 22 FC3-6 BB	3	2	2	0	1	1	0
22 Logan Schafer, L (1, 7) OBP: 0.316, SLG: 0.371		F SI 92 B CH 85 D CH 86 S KC 79 X CH 85 2-2 21 S 1-3 21 SF8 1B			C SL 90 X KC 80 0-1 21 HR 2B	X FF 94 0-0 ② 1-H 2-H 2B			C FF 93 X SL 83 0-1 ① FC3-6 2 FC6-4 21 BB 1-2f	4	2	3	2	0	0	1
21 Juan Francisco, L (1, 3) OBP: 0.277, SLG: 0.366		S KC 80 S FF 92 B FF 93 1 SAFE F FF 94 B KC 81 X FF 95 2-2 ② SF8 1-H 3-H			X SI 93 0-0 2-H HR	S CH 86 C KC 80 X CH 86 0-2 ③ G3-1			S SL 82 B SL 81 B FF 94 B FF 93 B FF 93 4-1 2 FC6-4 1-2 BB	2	1	1	3	1	0	0
2 Scooter Gennett, L (1, 4) OBP: 0.276, SLG: 0.444		C FF 95 X CH 86 0-1 ③ G4-3			F KC 80 X CH 85 0-1 ① L8		B SL 90 X FF 95 1-0 ① G5-3		S SL 83 X SL 82 0-1 ② FC6-4 1-2f 2-3	4	0	0	0	0	0	2
49 Yovani Gallardo, R (1, 1) OBP: 0.250, SLG: 0.469 15 Caleb Gindl, L (7, PH) 32 Tom Gorzelanny, R (7, 1) 48 Donovan Hand, R (8, 1) 14 Jeff Bianchi, R (8, 5) OBP: 0.258, SLG: 0.328			B FF 93 C FF 93 X FF 94 1-1 7 G1-6-3 1B		X FF 94 0-0 ② F9		B FF 94 F SL 89 F CH 85 F FF 96 S CH 85 1-3 ② K		C SL 82 X FF 93 0-1 ③ F8	2 1 0 0 1	0 0 0 0 0	1 0 0 0 0	0 0 0 0 0	0 1 0 0 0	0 0 0 0 2	0 0 0 0 0
Inning Stats	R: 0 E: 0 K: 1 S: 13 H: 0 LOB: 0 BB: 0 P: 18	R: 2 E: 0 K: 1 S: 14 H: 2 LOB: 0 BB: 0 P: 20	R: 0 E: 0 K: 0 S: 5 H: 1 LOB: 0 BB: 0 P: 8	R: 0 E: 0 K: 1 S: 5 H: 0 LOB: 0 BB: 0 P: 8	R: 2 E: 0 K: 0 S: 12 H: 3 LOB: 1 BB: 0 P: 14	R: 2 E: 0 K: 0 S: 9 H: 2 LOB: 0 BB: 1 P: 15	R: 0 E: 0 K: 1 S: 8 H: 0 LOB: 0 BB: 0 P: 13	R: 0 E: 0 K: 1 S: 6 H: 0 LOB: 0 BB: 0 P: 11	R: 0 E: 0 K: 0 S: 7 H: 0 LOB: 2 BB: 2 P: 15	1B: 4 2B: 3 3B: 0 HR: 1 SF: 1 SAC: 0 DP: 1 HBP: 0						

PITCHER		IP	WLS	BF	H	R	ER	SO	BB	IBB	HBP	BLK	WP	HR	S	P	ERA	WHIP
34 Homer Bailey, R ERA: 3.8	(1, 1)	7.0	L	28	8	6	6	4	1	0	0	0	2	1	66	96	7.71	1.286
60 J.J. Hoover, R ERA: 5.02	(8, 1)	1.0		3	0	0	0	1	0	0	0	0	0	0	6	11	0.00	0.000
43 Manny Parra, L ERA: 6.92	(9, 1)	1.0		5	0	0	0	0	2	0	0	0	0	0	7	15	0.00	2.000

PITCHER	IP	WLS	BF	H	R	ER	SO	BB	IBB	HBP	BLK	WP	HR	S	P	ERA	WHIP

TOP

Milwaukee Brewers @ Cincinnati Reds

Great American Ball Park, Cincinnati, OH

Sat Jun 15 2013, 4:11 PM - 6:57 PM EDT

Att. 37,519 - Cloudy - 81 F

livebaseballscorecards.com

AB	32
R	6
H	8
RBI	5
BB	3
SO	5
LOB	7

1B: 4 2B: 3 3B: 0 HR: 1	SF: 1 SAC: 0 DP: 1 HBP: 0	WP: 2 PB: 0 SB: 2 CS: 0	PA: 36

BOTTOM

Milwaukee Brewers @ Cincinnati Reds

Great American Ball Park, Cincinnati, OH

Sat Jun 15 2013, 4:11 PM - 6:57 PM EDT

Att. 37,519 - Cloudy - 81 F

livebaseballscorecards.com

Batter	1	2	3	4	5	6	7	8	9	AB	R	H	RBI	BB	SO	LOB
17 Shin-Soo Choo, L (1, 8) OBP: 0.428, SLG: 0.476	K		K		G6-3			2 G6-4-3 1B		4	0	1	0	0	2	1
2 Zack Cozart, R (1, 6) OBP: 0.271, SLG: 0.375	G1-3		1B			G5-3		G6-4-3 1-2f		4	0	1	0	0	0	1
19 Joey Votto, L (1, 3) OBP: 0.436, SLG: 0.498	4 PO BB		K			F7		F7		3	0	0	0	1	1	1
4 Brandon Phillips, R (1, 4) OBP: 0.335, SLG: 0.451	PO 1-2	G6-3		G6-3		G6-3			F9	4	0	0	0	0	0	0
32 Jay Bruce, L (1, 9) OBP: 0.331, SLG: 0.487		21 FC6-4 BB		F8			29 1B 1B		2B	3	0	2	0	1	0	0
21 Todd Frazier, R (1, 5) OBP: 0.340, SLG: 0.413		FC6-4 26 1B 1-2f		K			F8		L9	4	0	0	0	0	1	3
26 Xavier Paul, L (1, 7) OBP: 0.366, SLG: 0.449		1B			G6-3		K		G3-1	4	0	1	0	0	1	2
29 Ryan Hanigan, R (1, 2) OBP: 0.289, SLG: 0.261		F9			1B		1B			3	0	2	0	0	0	2
34 Homer Bailey, R (1, 1) OBP: 0.167, SLG: 0.208			G3		K		K			2	0	0	0	0	1	1
23 Donald Lutz, L (7, PH) OBP: 0.245, SLG: 0.308										1	0	0	0	0	1	2
60 J.J. Hoover, R (8, 1)										0	0	0	0	0	0	0
43 Manny Parra, L (9, 1) OBP: 0.500, SLG: 0.500										0	0	0	0	0	0	0

	AB	32
	R	0
	H	7
	RBI	0
	BB	2
	SO	7
	LOB	13

Inning Stats	1	2	3	4	5	6	7	8	9
	R: 0 E: 0 K: 1 S: 8	H: 0 LOB: 0 BB: 1 P: 16	R: 0 E: 0 K: 0 S: 15	H: 1 LOB: 2 BB: 1 P: 25	R: 0 E: 0 K: 2 S: 13	H: 1 LOB: 1 BB: 0 P: 21	R: 0 E: 0 K: 1 S: 9	H: 0 LOB: 0 BB: 0 P: 12	R: 0 E: 0 K: 1 S: 10	H: 1 LOB: 1 BB: 0 P: 15	R: 0 E: 0 K: 0 S: 6	H: 0 LOB: 0 BB: 0 P: 7	R: 0 E: 0 K: 2 S: 13	H: 2 LOB: 2 BB: 0 P: 18	R: 0 E: 0 K: 0 S: 7	H: 1 LOB: 0 BB: 0 P: 10	R: 0 E: 0 K: 0 S: 11	H: 1 LOB: 1 BB: 0 P: 17

	1B: 6	SF: 0	WP: 0	PA: 35
	2B: 1	SAC: 0	PB: 0	
	3B: 0	DP: 1	SB: 0	
	HR: 0	HBP: 0	CS: 0	

PITCHER		IP	WLS	BF	H	R	ER	SO	BB	IBB	HBP	BLK	WP	HR	S	P	ERA	WHIP
49 Yovani Gallardo, R ERA: 4.41	(1, 1)	6.0	W	22	3	0	0	5	2	0	0	0	0	0	61	96	0.00	0.833
32 Tom Gorzelanny, L ERA: 1.91	(7, 1)	1.0		6	3	0	0	2	0	0	0	0	0	0	14	21	0.00	3.000
48 Donovan Hand, R ERA: 3.65	(8, 1)	1.0		2	0	0	0	0	0	0	0	0	0	0	6	7	0.00	0.000
29 Jim Henderson, R ERA: 1.59	(9, 1)	1.0		4	1	0	0	0	0	0	0	0	0	0	11	17	0.00	1.000

PITCHER	IP	WLS	BF	H	R	ER	SO	BB	IBB	HBP	BLK	WP	HR	S	P	ERA	WHIP

Batter	1	2	3	4	5	6	7	8	9	AB	R	H	RBI	BB	SO	LOB
7 Norichika Aoki, L (1, 9) OBP: 0.369, SLG: 0.392	C SI 90 B SI 91 X SI 90 1-1 G6-3		C FC 88 B FF 94 S FC 88 F FF 93 B SI 93 B SI 93 F FC 89 X FC 87 3-2 F8		B SI 94 C FC 89 B FC 89 X SI 94 2-1 G6-3		B SI 95 C FS 85 F FS 84 B FF 94 F FF 94 T FF 95 2-2 K			4	0	0	0	0	1	3
9 Jean Segura, R (1, 6) OBP: 0.364, SLG: 0.526	B FF 92 B CH 81 X SL 81 2-0 L9		C FF 94 B SI 94 X SI 93 1-1 27 FC5-4 1B			X SI 92 0-0 P4		C CU 78 F FF 95 X CU 78 0-2 P4		4	0	1	0	0	0	0
27 Carlos Gómez, R (1, 8) OBP: 0.356, SLG: 0.587	X SL 80 0-0 HR		X SI 93 0-0 FC5-4 1-2f			F SI 93 F FF 94 F FF 92 F SI 93 B FF 92 B CH 83 F FF 92 S CH 83 2-3 K		B FF 95 F SI 95 F SI 95 S CU 80 1-3 K		4	1	1	1	0	2	1
20 Jonathan Lucroy, R (1, 2) OBP: 0.323, SLG: 0.438	B FF 89 C FF 90 B FF 91 F SI 91 F CH 83 X SL 84 2-2 2B			B CH 81 X FC 87 1-0 P3		B FC 87 C FC 88 B CH 81 S CH 80 F FC 88 F CH 82 X CH 82 2-2 1B		C CU 78 B CU 80 F CU 78 S FC 90 1-3 K		4	0	2	0	0	1	0
22 Logan Schafer, L (1, 7) OBP: 0.303, SLG: 0.355	B CH 81 F SI 90 F FC 89 F FC 89 D SL 83 X CH 83 2-2 L9			L FC 88 C CH 82 S SL 84 0-3 K		B SI 90 F CH 81 B FC 88 C FC 89 B FF 92 X FC 90 3-2 G1			C SI 94 C CU 79 F CU 79 S FS 86 0-3 K	4	0	0	0	0	2	2
21 Juan Francisco, L (1, 3) OBP: 0.270, SLG: 0.355		X CH 83 0-0 L9		B FC 89 B SI 93 F CH 82 F FC 90 F SL 86 B FF 93 S CH 81 3-3 K			X SI 95 0-0 L1-4-3		C CU 79 F CU 78 S CU 79 0-3 K	4	0	0	0	0	2	0
23 Rickie Weeks Jr., R (1, 4) OBP: 0.310, SLG: 0.335		C FF 92 B SL 85 F SL 84 B FF 93 B SL 83 F SI 93 F SI 92 X CH 83 3-2 F7			X SI 92 0-0 G1-3		C FF 95 B FC 90 X FC 90 1-1 3 1B 1B		C CU 80 F FC 89 B CU 79 B SI 96 B SI 95 T SI 95 3-2 K	4	0	1	0	0	1	0
3 Yuniesky Betancourt, R (1, 5) OBP: 0.243, SLG: 0.365		B FF 92 X SI 93 1-0 L9			C FF 93 X SI 93 0-1 G5-3		C FF 95 X SI 94 0-1 2 G1-3 1-3 1B			3	0	1	0	0	0	0
60 Wily Peralta, R (1, 1) OBP: 0.240, SLG: 0.208 51 Michael Gonzalez, R (6, 1) 2 Scooter Gennett, L (7, PH) OBP: 0.267, SLG: 0.429 48 Donovan Hand, R (7, 1) 31 Burke Badenhop, R (8, 1)			C SI 91 F FF 91 X CH 83 0-2 G6-3		C SI 91 X SI 93 0-1 1B		X SI 94 0-0 G1-3 1-2			2 0 1 0 0	0 0 0 0 0	1 0 0 0 0	0 0 0 0 0	0 0 0 0 0	0 0 2 0 0	0 0 0 0 0

Milwaukee Brewers @ Cincinnati Reds

Great American Ball Park, Cincinnati, OH

Sun Jun 16 2013, 1:11 PM - 4:04 PM EDT

Att. 39,088 - Cloudy - 78 F

TOP

livebaseballscorecards.com

AB	34
R	1
H	7
RBI	1
BB	0
SO	9
LOB	8

Inning Stats	1	2	3	4	5	6	7	8	9
	R: 1 E: 0 K: 0 S: 12	R: 0 E: 0 K: 0 S: 7	R: 0 E: 0 K: 0 S: 11	R: 0 E: 0 K: 2 S: 8	R: 0 E: 0 K: 0 S: 7	R: 0 E: 0 K: 1 S: 15	R: 0 E: 0 K: 1 S: 10	R: 0 E: 0 K: 2 S: 9	R: 0 E: 0 K: 3 S: 10
	H: 2 LOB: 1 BB: 0 P: 19	H: 0 LOB: 0 BB: 0 P: 11	H: 1 LOB: 1 BB: 0 P: 15	H: 0 LOB: 0 BB: 0 P: 12	H: 1 LOB: 1 BB: 0 P: 9	H: 1 LOB: 1 BB: 0 P: 22	H: 2 LOB: 2 BB: 0 P: 13	H: 0 LOB: 0 BB: 0 P: 11	H: 0 LOB: 0 BB: 0 P: 13

| | | |

Milwaukee Brewers @ Cincinnati Reds

Great American Ball Park, Cincinnati, OH

Sun Jun 16 2013, 1:11 PM - 4:04 PM EDT

Att. 39,088 - Cloudy - 78 F

BOTTOM

Batter	1	2	3	4	5	6	7	8	9	AB	R	H	RBI	BB	SO	LOB
15 Derrick Robinson, S (1, 8) OBP: 0.370, SLG: 0.338	B FF 93 X FF 94 1-0 ① L7	S SL 85 X FF 96 0-1 ③ G4-3		C SL 84 X FF 94 0-1 1-3 2B		C CH 81 B SI 88 F CH 86 C FF 89 1-3 ② K				4	0	1	0	0	1	2
2 Zack Cozart, R (1, 6) OBP: 0.275, SLG: 0.381	C FF 95 S SL 86 F SL 86 F SI 95 B SL 87 X FF 98 1-2 4 FC6-4 19 1B 1B		X FF 94 0-0 19 G3-1 4 G1-6-3 2B	D SL 84 X SL 84 1-0 ③ G4-3		B SL 76 B CH 80 C SL 74 X SI 87 2-1 ③ L7				4	1	2	0	0	0	3
19 Joey Votto, L (1, 3) OBP: 0.437, SLG: 0.498	F FF 95 1 SAFE 1 SAFE X SL 86 0-1 4 FC6-4 1-2 1B		B FF 94 B FF 95 C SI 95 X FF 96 2-1 ① G3-1 2-3		B FF 94 C FF 93 B SL 86 F FF 95 X FF 95 2-2 ① G6-3		B SI 89 B SL 82 X SI 89 2-0 32 G4-3 4 G4-3 1B			4	0	2	0	0	0	1
4 Brandon Phillips, R (1, 4) OBP: 0.330, SLG: 0.444	B SL 85 C SL 84 B FF 96 D SL 84 X FF 96 3-1 ② FC6-4 1-2f 2-3		S FF 96 S SL 86 F SI 97 X SL 86 0-2 ② G1-6-3 3-H		F SL 84 S SL 86 B FF 94 X SI 96 1-2 ② L3		B SL 82 C SI 90 B SL 83 X SI 90 2-1 ① G4-3 1-2			4	0	0	1	0	0	3
32 Jay Bruce, L (1, 9) OBP: 0.330, SLG: 0.495	F SL 87 B FF 96 F FF 96 B SL 88 D SL 89 F SL 86 F FF 96 S SL 87 3-3 ③ K		B SL 86 B FF 97 B SL 83 X FF 94 3-0 HR		C FF 94 B SL 86 B SL 85 C FF 94 S SL 86 2-3 ③ K		X SI 90 0-0 ② G4-3 2-3			4	1	1	1	0	2	3
26 Xavier Paul, L (1, 7) OBP: 0.362, SLG: 0.438		F SI 95 S SL 86 B FF 96 B FF 96 B SL 88 B SL 87 4-2 29 FC5-4 9 E 47 SH1-3 BB	B SI 95 C FF 96 F SL 86 B SL 87 X FF 97 2-2 ③ P6			B SL 81 X SI 93 1-0 ① G3	C SL 83 S CU 68 B SI 91 X SL 84 1-2 ③ G1-3			3	1	0	0	1	0	1
9 Jack Hannahan, L (1, 5) OBP: 0.275, SLG: 0.278		F SI 95 C FF 95 B FF 97 1 SAFE D SL 88 X SI 96 2-2 E4 29 FC5-4 1-2	B FF 92 F SI 94 B CH 83 B SI 96 F FF 95 X SI 95 3-2 47 FC1-5-6 2B			C FF 92 B CH 84 B FF 94 F FF 94 B FF 96 B FF 96 4-2 29 2B 23 1B BB	B SI 88 X FF 88 1-0 ① G4-3			3	1	1	0	1	0	1
29 Ryan Hanigan, R (1, 2) OBP: 0.288, SLG: 0.270		B SL 84 F SI 95 B SI 96 C SI 95 X SL 86 2-2 ① FC5-4 47 SH1-3 1-2f 2-3		2 SAFE D SL 84 C FF 94 X SI 94 1-1 ① G6-3		1 SAFE B SL 82 X FF 93 1-0 23 1B 1-3 2B		C SI 88 S SL 80 F SL 81 B SL 80 F SL 82 X SI 87 1-2 ② F8		4	1	1	0	0	0	3
47 Johnny Cueto, R (1, 1) OBP: 0.067, SLG: 0.067 23 Donald Lutz, L (6, PH) OBP: 0.259, SLG: 0.321 31 Alfredo Simon, R (7, 1) OBP: 0.167, SLG: 0.167		X SL 84 0-0 ② SH1-3 1-2 3-H		L SL 83 M FF 92 D SL 83 X SI 91 1-2 ② FC1-5-6 15 2B 2-3		B SL 79 B SL 79 X SL 78 2-0 2-H 3-H 1B		S SI 87 C SI 89 S SL 81 0-3 ③ K		1 1 1	0 0 0	0 1 0	1 2 0	0 0 0	0 0 1	1 0 0
Inning Stats	R: 0 E: 0 K: 1 S: 15 H: 2 LOB: 2 BB: 0 P: 23	R: 1 E: 1 K: 0 S: 11 H: 0 LOB: 1 BB: 1 P: 19	R: 2 E: 0 K: 0 S: 11 H: 2 LOB: 0 BB: 0 P: 18	R: 0 E: 0 K: 0 S: 11 H: 2 LOB: 2 BB: 0 P: 17	R: 0 E: 0 K: 1 S: 9 H: 0 LOB: 0 BB: 0 P: 14	R: 2 E: 0 K: 1 S: 10 H: 2 LOB: 1 BB: 1 P: 21	R: 0 E: 0 K: 0 S: 7 H: 1 LOB: 1 BB: 0 P: 12	R: 0 E: 0 K: 1 S: 9 H: 0 LOB: 0 BB: 0 P: 11		1B: 4 2B: 4 3B: 0 HR: 1 SF: 0 SAC: 1 DP: 0 HBP: 0				WP: 0 PB: 0 SB: 0 CS: 0 PA: 36		

livebaseballscorecards.com

AB	33
R	5
H	9
RBI	5
BB	2
SO	4
LOB	18

PITCHER		IP	WLS	BF	H	R	ER	SO	BB	IBB	HBP	BLK	WP	HR	S	P	ERA	WHIP
60 Wily Peralta, R ERA: 6.08	(1, 1)	5.1	L	26	7	5	4	2	2	0	0	0	0	1	61	101	6.75	1.688
51 Michael Gonzalez, L ERA: 2.66	(6, 1)	0.2		3	1	0	0	1	0	0	0	0	0	0	6	11	0.00	1.500
48 Donovan Hand, R ERA: 3.38	(7, 1)	1.0		4	1	0	0	0	0	0	0	0	0	0	7	12	0.00	1.000
31 Burke Badenhop, R ERA: 3.52	(8, 1)	1.0		3	0	0	0	1	0	0	0	0	0	0	9	11	0.00	0.000

PITCHER		IP	WLS	BF	H	R	ER	SO	BB	IBB	HBP	BLK	WP	HR	S	P	ERA	WHIP

Batter	1	2	3	4	5	6	7	8	9	AB	R	H	RBI	BB	SO	LOB
7 Norichika Aoki, L (1, 9) OBP: 0.365, SLG: 0.386	C FF 92 B SI 93 B CH 84 X SI 93 2-1 G6-3		1 SAFE 1 SAFE X SI 92 0-0 G4-3 1-2		F FF 90 B CH 80 B CH 81 B CH 80 C SI 90 F SI 90 F SL 86 F SI 90 X CH 80 3-2 F8		S CH 81 F SI 91 X SL 87 0-2 G6-3			4	0	0	0	0	0	1
9 Jean Segura, R (1, 6) OBP: 0.366, SLG: 0.524	C FF 93 F CU 81 H CU 80 1-2 27 G5-3 27 S HBP		X CU 79 0-0 27 1B 1B		C CU 78 F CU 80 S SL 84 0-3 K		B FF 93 B CU 79 X FF 93 2-0 G6-3			3	0	1	0	0	1	0
27 Carlos Gómez, R (1, 8) OBP: 0.358, SLG: 0.590	B FF 93 F SI 90 X SL 86 1-1 G5-3 1-3		D SL 86 X FF 90 1-0 20 FC5-4 1-2 2-3 1B		X SL 84 0-0 2B			F FF 94 F CH 85 S CU 81 0-3 K		4	0	2	0	0	1	1
16 Aramis Ramirez, R (1, 10) OBP: 0.356, SLG: 0.417	C FF 94 F FF 94 S SL 87 0-3 K		F FF 93 B FF 94 F SL 86 F FF 94 S SL 86 1-3 K		B SI 90 C CU 79 X FF 93 1-1 G6-3			B FF 97 X FF 94 1-0 F9		4	0	0	0	0	2	5
20 Jonathan Lucroy, R (1, 2) OBP: 0.317, SLG: 0.430		C FF 94 C FF 93 X SI 91 0-2 G1-3	C CU 80 S FF 93 F CU 82 F CU 81 X CU 81 0-2 FC5-4 1-2f		S FF 92 C FF 92 B FF 90 X CU 79 1-2 G6-3			C FF 94 C FF 96 B CU 80 F CU 79 B FF 97 X CU 77 2-2 P3		4	0	0	0	0	0	3
22 Logan Schafer, L (1, 7) OBP: 0.291, SLG: 0.340		B FF 92 B SI 93 F FF 92 S CH 83 X CH 83 2-2 F8		F FF 90 C CU 78 F FF 91 X CU 80 0-2 G4-3		B CU 76 X SI 92 1-0 F8			X FF 92 0-0 F9	4	0	0	0	0	0	0
3 Yuniesky Betancourt, R (1, 5) OBP: 0.245, SLG: 0.365 15 Caleb Gindl, L (9, PH)		B FF 93 S FF 93 S SL 87 B SL 85 F SL 85 B FF 95 X FF 93 3-2 G6-3		F FF 92 B SL 85 B FF 93 B FF 93 X FF 93 3-1 G4-3		X FF 93 0-0 1B			C FF 93 B CU 78 F FF 94 B FF 96 S CU 77 2-3 K	3 1	0 0	1 0	0 0	0 0	0 1	0 0
21 Juan Francisco, L (1, 3) OBP: 0.282, SLG: 0.380			F FF 92 B CU 78 X CU 76 1-1 2 1B 3B	F SI 93 F FF 92 X CU 81 0-2 1B		X FF 91 0-0 F7			X FF 94 0-0 1B	4	1	3	0	0	0	1
2 Scooter Gennett, L (1, 4) OBP: 0.265, SLG: 0.406			B FF 93 B FF 92 X SI 92 2-0 27 1B 7 G4-3 3-H 1B	B CU 78 F FF 93 F SI 92 C FF 93 1-3 K			F CU 77 S SL 86 B SL 85 F CH 82 F CU 81 C CU 79 1-3 K		X FF 94 0-0 F7	4	0	1	1	0	2	2
Inning Stats	R: 0 E: 0 K: 1 S: 9 H: 0 LOB: 1 BB: 0 P: 13	R: 0 E: 0 K: 0 S: 10 H: 0 LOB: 0 BB: 0 P: 15	R: 1 E: 0 K: 1 S: 15 H: 4 LOB: 3 BB: 0 P: 20	R: 0 E: 0 K: 1 S: 12 H: 1 LOB: 1 BB: 0 P: 16	R: 0 E: 0 K: 1 S: 12 H: 1 LOB: 1 BB: 0 P: 16	R: 0 E: 0 K: 0 S: 6 H: 1 LOB: 1 BB: 0 P: 8	R: 0 E: 0 K: 1 S: 9 H: 0 LOB: 0 BB: 0 P: 12	R: 0 E: 0 K: 1 S: 8 H: 0 LOB: 0 BB: 0 P: 11	R: 0 E: 0 K: 1 S: 6 H: 1 LOB: 1 BB: 0 P: 8	1B: 6 2B: 1 3B: 1 HR: 0	SF: 0 SAC: 0 DP: 0 HBP: 1			WP: 0 PB: 0 SB: 1 CS: 0	PA: 36	

PITCHER		IP	WLS	BF	H	R	ER	SO	BB	IBB	HBP	BLK	WP	HR	S	P	ERA	WHIP
18 Jordan Lyles, R ERA: 3.22	(1, 1)	7.0	W	29	7	1	1	5	0	0	1	0	0	0	73	100	1.29	1.000
56 Paul Clemens, R ERA: 4.46	(8, 1)	2.0		7	1	0	0	2	0	0	0	0	0	0	14	19	0.00	0.500

PITCHER	IP	WLS	BF	H	R	ER	SO	BB	IBB	HBP	BLK	WP	HR	S	P	ERA	WHIP

TOP

Milwaukee Brewers @ Houston Astros

Minute Maid Park, Houston, TX

Tue Jun 18 2013, 7:13 PM - 10:17 PM CDT

Att. 13,329 - Roof Closed - 73 F

livebaseballscorecards.com

AB	35
R	1
H	8
RBI	1
BB	0
SO	7
LOB	13

Batter	1	2	3	4	5	6	7	8	9	AB	R	H	RBI	BB	SO	LOB
2 Brandon Barnes, R (1, 8) OBP: 0.340, SLG: 0.407	C FF 93 F FF 94 B SL 83 X FF 95 1-2 F7 ①		B SL 79 C SL 78 B FF 95 C FF 94 B FF 97 B FF 96 4-2 27 FC6-4 BB	D SL 81 S SL 81 F FF 95 B SL 83 F FF 95 D SL 82 S FF 95 3-3 K ② 1-2 2-3		B SL 79 C SI 90 C SI 90 B SI 91 C SI 90 2-3 K ②	F FF 89 C SL 81 B SI 92 B CH 87 S SL 81 2-3 K ③		4	0	0	0	1	3	3
27 Jose Altuve, R (1, 4) OBP: 0.320, SLG: 0.376	C FF 95 B SL 83 B SL 84 C FF 96 X FF 98 2-2 G4-3 ②		1 SAFE C FF 95 F SL 82 B FF 96 D SL 84 X FF 96 2-2 FC6-4 ① 14 CI 1-2f	D SL 79 B FF 96 B FF 93 C FF 95 X FF 93 3-1 L8 ③		C SI 89 B SI 90 C SL 81 S SL 82 1-3 K ③		S FF 92 X CU 77 0-1 F9 ①		5	0	0	0	0	1	3
15 Jason Castro, L (1, 2) OBP: 0.328, SLG: 0.489	B SL 82 X FF 94 1-0 G3-1 ③		S FF 94 B FF 95 B FF 95 X FF 94 2-1 F7 ②		B SL 80 B FF 92 B FF 94 F FF 92 C FF 94 X FF 94 3-2 23 1B 12 HR 1B		B SI 88 C SI 89 B SL 80 B SI 88 X SI 88 3-1 F8 ①	X FF 92 0-0 F8 ②		5	1	1	0	0	0	1
14 J.D. Martinez, R (1, 7) OBP: 0.286, SLG: 0.413 8 Trevor Crowe, S (7, PR) OBP: 0.280, SLG: 0.269 (8, 7)		X FF 94 0-0 23 E 30 SF8 1B	C SL 81 1 SAFE F SL 82 0-2 CI 1-2		B SL 79 S FF 94 X FF 93 1-1 F9 ①		B SI 90 C SI 90 F SI 90 B SL 81 F SL 81 F SI 90 X SL 80 2-2 E5 23 2B	X FF 92 0-0 1B		3 1	1 1	1 1	0 0	0 0	0 0	1 0
23 Chris Carter, R (1, 10) OBP: 0.307, SLG: 0.438		S SL 82 C FF 95 X SL 83 0-2 E5 1-3	F SL 82 B FF 97 S SL 83 F FF 96 F SL 82 S SL 83 1-3 K ③		C SL 81 S FF 95 X FF 94 0-2 12 HR 1-2 1B		C SI 90 B SI 90 X SI 89 1-1 44 BB 30 HR 2-H 2B	F FF 93 B CU 77 S CU 76 C CH 81 1-3 K ③		5	2	2	1	0	2	4
12 Carlos Pena, L (1, 3) OBP: 0.336, SLG: 0.376		X FF 96 0-0 L9 ①	C SL 79 B FF 94 F FF 94 S FF 95 1-3 K ①	B SL 79 X FF 94 1-0 1-H 2-H HR			S SL 80 B SL 81 C SI 92 H SL 75 2-2 44 BB 30 HR HBP			3	2	1	3	0	1	2
44 Justin Maxwell, R (1, 9) OBP: 0.299, SLG: 0.380		C SL 82 B FF 97 X SL 84 1-1 FC1	B SL 83 F SL 81 B SL 81 C FF 96 F FF 97 B SL 84 F FF 95 F SL 83 F FF 97 4-2 B FF 96 30 1B 9 SH BB	B SL 81 S SL 81 B SL 82 C FF 91 C FF 92 2-3 K ②			B SL 82 B SI 91 B CH 83 B SI 91 4-0 30 HR 1-2 2-3 BB			2	2	0	0	2	1	2
30 Matt Dominguez, R (1, 5) OBP: 0.259, SLG: 0.407		D SL 83 X SL 82 1-0 SF8 ② 3-H	X FF 96 0-0 2 WP 9 SH 1-3 1B	B SI 92 C FF 91 B FF 92 X FF 92 2-1 L8 ③			B SI 92 X SI 92 1-0 1-H 2-H 3-H HR			3	1	2	5	0	0	0
9 Marwin Gonzalez, S (1, 6) OBP: 0.254, SLG: 0.350		C FF 95 F SL 80 F FF 96 D SL 84 F FF 96 F FF 97 D SL 83 X FF 94 2-2 P6 ③	X FF 94 0-0 SH 2 WP 1-2 3-H			B SI 89 C SI 88 C SL 80 X SI 91 1-2 G1-3 ①	B CH 83 B SI 89 F SI 90 F SI 92 B SI 92 X SL 81 3-2 G1-3 ②			3	0	0	1	0	0	3
Inning Stats	R: 0 E: 0 K: 0 S: 7 H: 0 LOB: 0 BB: 0 P: 11	R: 1 E: 1 K: 0 S: 14 H: 1 LOB: 2 BB: 0 P: 18	R: 0 E: 1 K: 1 S: 14 H: 0 LOB: 2 BB: 1 P: 23	R: 1 E: 0 K: 2 S: 17 H: 1 LOB: 2 BB: 1 P: 28	R: 3 E: 0 K: 1 S: 14 H: 3 LOB: 0 BB: 0 P: 23	R: 0 E: 0 K: 2 S: 9 H: 0 LOB: 0 BB: 0 P: 13	R: 5 E: 1 K: 1 S: 18 H: 2 LOB: 1 BB: 1 P: 36	R: 0 E: 0 K: 1 S: 7 H: 1 LOB: 1 BB: 0 P: 8		1B: 5 2B: 1 3B: 0 HR: 2 SF: 1 SAC: 1 DP: 0 HBP: 1		WP: 1 PB: 0 SB: 0 CS: 0 PA: 41		

PITCHER		IP	WLS	BF	H	R	ER	SO	BB	IBB	HBP	BLK	WP	HR	S	P	ERA	WHIP
45 Alfredo Figaro, R ERA: 3.88	(1, 1)	4.1	L	24	5	5	4	3	2	0	0	0	1	1	61	94	8.31	1.615
53 Brandon Kintzler, R ERA: 4.18	(5, 1)	0.2		2	0	0	0	1	0	0	0	0	0	0	5	9	0.00	0.000
31 Burke Badenhop, R ERA: 3.66	(6, 1)	1.1		6	1	2	1	2	0	0	0	0	0	0	18	28	6.75	0.750
32 Tom Gorzelanny, L ERA: 2.79	(7, 1)	0.2		5	1	3	3	1	1	0	1	0	0	1	9	21	40.50	3.000
57 Francisco Rodríguez, R ERA: 0.73	(8, 1)	1.0		4	1	0	0	1	0	0	0	0	0	0	7	8	0.00	1.000

PITCHER	IP	WLS	BF	H	R	ER	SO	BB	IBB	HBP	BLK	WP	HR	S	P	ERA	WHIP

BOTTOM

Milwaukee Brewers @ Houston Astros

Minute Maid Park, Houston, TX

Tue Jun 18 2013, 7:13 PM - 10:17 PM CDT

Att. 13,329 - Roof Closed - 73 F

livebaseballscorecards.com

AB	34
R	10
H	8
RBI	10
BB	3
SO	8
LOB	19

Batter	1	2	3	4	5	6	7	8	9	AB	R	H	RBI	BB	SO	LOB
23 Rickie Weeks Jr., R (1, 4) OBP: 0.314, SLG: 0.353	C SI 86 X SI 87 0-1 P5			C CU 75 C SI 89 C SI 91 0-3 K		C CU 76 F FF 90 B CU 75 X SI 91 1-2 9 1B 1B		C CU 78 F FF 95 F SL 87 D SL 87 X SL 85 1-2 2-H HR		4	1	2	2	0	1	0
9 Jean Segura, R (1, 6) OBP: 0.364, SLG: 0.520	C SI 88 B SI 89 F CU 74 C SI 90 1-3 K			B SI 90 B SI 90 B FF 88 C FF 88 X SI 89 3-1 F9		C SI 90 X CU 76 0-1 1-2 1B		C FF 93 X CU 78 0-1 G1-3		4	0	1	0	0	1	0
27 Carlos Gómez, R (1, 8) OBP: 0.356, SLG: 0.583	C SI 90 B SI 90 B CU 75 B SI 90 C FF 90 F SI 90 X FF 88 3-2 F9			B CU 77 B SI 91 B SI 90 F FF 88 S FF 90 B FF 90 4-2 BB		X CU 73 0-0 G5-3		B FF 94 X FF 93 1-0 B1-3		3	0	0	0	1	0	2
16 Aramis Ramirez, R (1, 5) OBP: 0.353, SLG: 0.434		F SI 89 S CU 76 S CU 75 0-3 K		1 SAFE B FF 89 F FF 89 X CU 76 1-1 G5-3			F FS 81 F SI 89 X CU 75 0-2 G6-3		B FF 92 X CU 76 1-0 HR	4	1	1	1	0	1	1
20 Jonathan Lucroy, R (1, 10) OBP: 0.320, SLG: 0.429		F SI 90 X CU 76 0-1 G3-1			C CU 74 F SI 90 B CU 75 B SI 91 C FF 91 2-3 K		C SI 90 B SI 90 T FF 91 F CU 75 F SI 91 F SI 91 X CU 74 1-2 3 FC5-4 1B		B FF 93 C FF 92 B FF 92 F FF 93 H FF 93 3-2 HBP	3	0	1	0	0	1	0
3 Yuniesky Betancourt, R (1, 3) OBP: 0.241, SLG: 0.358		C SI 91 X CU 75 0-1 G6-3			B SI 92 X CU 74 1-0 G5-3		X CU 73 0-0 FC5-4 1-2f		F FF 92 C KC 77 B FF 93 C FF 93 1-3 K	4	0	0	0	0	1	2
12 Martín Maldonado, R (1, 2) OBP: 0.248, SLG: 0.320			B SI 89 C SI 89 S CH 74 X CH 73 1-2 25 G6-4-3 1B		B SI 90 F CU 75 F FF 90 B CU 75 C SI 91 2-3 K		C SI 90 S CU 74 S CU 72 0-3 K		X FF 92 0-0 P3	4	0	1	0	0	2	2
25 Josh Prince, R (1, 7) OBP: 0.222, SLG: 0.250			L SI 89 F CU 75 B FF 90 B CU 77 X FF 90 2-2 G6-4-3 1-2f			X SI 90 0-0 F9		C CU 72 F FF 89 B CU 76 B CH 72 B FF 90 B FF 90 4-2 22 SH1-4 23 HR BB	C FF 92 C FF 92 D KC 79 C FF 92 1-3 K	3	1	0	0	1	1	2
22 Logan Schafer, L (1, 9) OBP: 0.286, SLG: 0.333			B FF 89 C FF 90 B FF 90 F FF 91 C SI 90 2-3 K			B FF 89 S CU 76 B FF 91 S SI 87 S CU 76 2-3 K		1 SAFE B CU 76 X SI 90 1-0 SH1-4 1-2		2	0	0	0	0	2	0
Inning Stats	R: 0 E: 0 K: 1 S: 9 H: 0 LOB: 0 BB: 0 P: 13	R: 0 E: 0 K: 1 S: 7 H: 0 LOB: 0 BB: 0 P: 7	R: 0 E: 0 K: 1 S: 9 H: 1 LOB: 0 BB: 0 P: 14	R: 0 E: 0 K: 1 S: 9 H: 0 LOB: 1 BB: 1 P: 17	R: 0 E: 0 K: 2 S: 7 H: 0 LOB: 0 BB: 0 P: 12	R: 0 E: 0 K: 1 S: 10 H: 2 LOB: 2 BB: 0 P: 13	R: 0 E: 1 K: 1 S: 13 H: 1 LOB: 1 BB: 0 P: 14	R: 2 E: 0 K: 0 S: 10 H: 1 LOB: 0 BB: 1 P: 17	R: 1 E: 0 K: 2 S: 10 H: 1 LOB: 1 BB: 0 P: 16	1B: 4 2B: 0 3B: 0 HR: 2 SF: 0 SAC: 1 DP: 1 HBP: 1						

PITCHER		IP	WLS	BF	H	R	ER	SO	BB	IBB	HBP	BLK	WP	HR	S	P	ERA	WHIP
45 Erik Bedard, L ERA: 4.43	(1, 1)	7.1		27	4	1	1	8	2	0	0	0	0	0	67	98	1.23	0.818
62 Hector Ambriz, R ERA: 5.28	(8, 1)	0.2	L	5	2	2	2	0	0	0	1	0	0	2	10	16	27.00	3.000
35 Josh Fields, R ERA: 3.38	(9, 1)	1.0		3	0	0	0	2	0	0	0	0	0	0	7	9	0.00	0.000

PITCHER	IP	WLS	BF	H	R	ER	SO	BB	IBB	HBP	BLK	WP	HR	S	P	ERA	WHIP

TOP

Milwaukee Brewers @ Houston Astros

Minute Maid Park, Houston, TX

Wed Jun 19 2013, 7:11 PM - 10:18 PM CDT

Att. 15,873 - Roof Closed - 73 F

livebaseballscorecards.com

AB	31
R	3
H	6
RBI	3
BB	2
SO	10
LOB	9

Batter	1	2	3	4	5	6	7	8	9	AB	R	H	RBI	BB	SO	LOB
2 Brandon Barnes, R (1, 8) OBP: 0.337, SLG: 0.403	X FF 88 0-0 ① F8		C SI 88 B SL 84 S SL 85 B SL 82 X SI 90 2-2 14 L6 27 1B 1B		1 SAFE B SL 84 F CH 79 B CH 80 1 SAFE X SI 88 2-1 ② F7		C SL 82 B SL 82 F SL 82 B FF 96 S SL 83 2-3 ③ K			4	0	1	0	0	1	2
27 Jose Altuve, R (1, 4) OBP: 0.326, SLG: 0.381	C SI 89 B SI 90 B SI 90 X SI 90 2-1 14 S 15 BB 14 SF9 1B		1 SAFE X SL 83 0-0 1-2 1B		B FF 89 1 SAFE 1-0 ③ PO 1-2	F SI 88 B SL 84 F SL 84 F SL 84 B FF 89 B CH 79 X SI 90 3-2 23 S 14 S 1B		B SL 86 F FF 96 S SL 86 B SL 85 F FF 96 X FF 97 2-2 ① G5-3		4	1	3	0	0	0	0
15 Jason Castro, L (1, 2) OBP: 0.331, SLG: 0.487	1 SAFE D CU 74 C SI 89 B SL 83 B SL 84 B SI 89 4-1 1-2 BB		S CU 75 C SI 89 F SL 85 S FF 90 0-3 ① K			B SL 84 1 SAFE S SL 84 1 SAFE F SI 89 S SI 90 1-3 ① K		B SL 88 X FF 96 1-0 23 CS 1B		3	0	1	0	1	2	3
14 J.D. Martinez, R (1, 7) OBP: 0.280, SLG: 0.407	F SI 91 B SI 91 C SI 90 B SL 83 B SL 82 X SL 84 3-2 ② SF9 2-H		B SL 83 S CH 80 X CH 80 1-1 ②③ L6 2-2			F SI 89 F SI 89 B SL 83 C SL 78 1-3 ② 1-2		B SL 86 B SL 85 B FF 96 C FF 96 F FF 97 S SL 86 3-3 ② K		3	0	0	1	0	2	4
23 Chris Carter, R (1, 10) OBP: 0.306, SLG: 0.432	X SI 90 0-0 ③ L8			B SL 83 B SL 84 F FF 88 X SL 84 2-1 ① F8		B SL 82 S SL 83 B SL 81 B SL 85 B SL 82 4-1 2-3 BB		B SL 87 B SL 88 C FF 97 B FF 96 3-1 ③ CS 1-2	C FF 91 F FF 91 S CU 77 0-3 ① K	3	0	0	0	1	1	1
12 Carlos Pena, L (1, 3) OBP: 0.335, SLG: 0.373		C CU 73 B SI 89 C SI 89 B SL 84 S CH 81 2-3 ① K		B SL 84 X CU 76 1-0 ② G1-3		S CU 74 B FF 89 X SI 89 1-1 ③ F9			B CU 76 C FF 92 X FF 92 1-1 44 1B 1B	4	0	1	0	0	1	2
44 Justin Maxwell, R (1, 9) OBP: 0.297, SLG: 0.373		C FF 89 X SI 90 0-1 ② G6-3		B SI 89 C SI 89 F SI 89 B SL 84 B SI 90 F SL 84 S SL 84 3-3 ③ K			B FF 96 C FF 96 B SL 84 C SL 83 F FF 97 B FF 96 F FF 96 F FF 95 S SL 83 3-3 ① K		D FF 92 B FF 92 F FF 91 X FF 91 2-1 1-2 1B	4	0	1	0	0	2	0
30 Matt Dominguez, R (1, 5) OBP: 0.259, SLG: 0.404		B SI 89 B SI 90 C SI 90 F CH 80 X CH 81 2-2 13 FC6-4 1B			B SI 89 B SI 90 X SI 89 2-0 ① L8		B FF 97 F SL 83 X SL 83 1-1 ② G6-3		B FF 91 C FF 91 2 SAFE F FF 91 D CU 78 F CU 76 X CH 81 2-2 ② F3	4	0	1	0	0	0	2
13 Ronny Cedeno, R (1, 6) OBP: 0.287, SLG: 0.358		C SI 90 D SI 89 F SI 90 1 SAFE F CH 79 B FF 90 F SI 90 X SI 90 2-2 ③ FC6-4 1-2f			B CU 74 F CH 80 X SI 88 1-1 27 PO 1B		B FF 96 X FF 96 1-0 1B		T FF 92 S FF 92 F CH 84 S CH 85 0-3 ③ K	4	0	2	0	0	1	3
Inning Stats	R: 1 H: 1 E: 0 LOB: 1 K: 0 BB: 1 S: 8 P: 17	R: 0 H: 1 E: 0 LOB: 1 K: 1 BB: 0 S: 13 P: 19	R: 0 H: 2 E: 0 LOB: 1 K: 1 BB: 0 S: 10 P: 13	R: 0 H: 0 E: 0 LOB: 0 K: 1 BB: 0 S: 7 P: 13	R: 0 H: 1 E: 0 LOB: 0 K: 0 BB: 0 S: 5 P: 11	R: 0 H: 1 E: 0 LOB: 2 K: 2 BB: 1 S: 13 P: 23	R: 0 H: 1 E: 0 LOB: 1 K: 2 BB: 0 S: 12 P: 19	R: 0 H: 1 E: 0 LOB: 0 K: 1 BB: 0 S: 9 P: 18	R: 0 H: 2 E: 0 LOB: 2 K: 2 BB: 0 S: 15 P: 20	1B: 10 SF: 1 2B: 1 SAC: 0 3B: 0 DP: 1 HR: 0 HBP: 0						

PITCHER		IP	WLS	BF	H	R	ER	SO	BB	IBB	HBP	BLK	WP	HR	S	P	ERA	WHIP
26 Kyle Lohse, R ERA: 3.68	(1, 1)	6.0		24	6	1	1	5	2	0	0	0	0	0	56	96	1.50	1.333
59 John Axford, R ERA: 4.5	(7, 1)	1.0	W	4	1	0	0	2	0	0	0	0	0	0	12	19	0.00	1.000
29 Jim Henderson, R ERA: 1.52	(8, 1)	1.0	H	3	1	0	0	1	0	0	0	0	0	0	9	18	0.00	1.000
57 Francisco Rodríguez, R ERA: 0.68	(9, 1)	1.0	S	5	2	0	0	2	0	0	0	0	0	0	15	20	0.00	2.000

PITCHER	IP	WLS	BF	H	R	ER	SO	BB	IBB	HBP	BLK	WP	HR	S	P	ERA	WHIP

BOTTOM

Milwaukee Brewers @ Houston Astros

Minute Maid Park, Houston, TX

Wed Jun 19 2013, 7:11 PM - 10:18 PM CDT

Att. 15,873 - Roof Closed - 73 F

livebaseballscorecards.com

AB	33
R	1
H	10
RBI	1
BB	2
SO	10
LOB	17

WP: 0 PA: 38
PB: 0
SB: 3
CS: 1

Batter	1	2	3	4	5	6	7	8	9	10	AB	R	H	RBI	BB	SO	LOB
9 Jean Segura, R (1, 6) OBP: 0.365, SLG: 0.518	B FF 92 C FF 93 B SI 93 F SI 93 X SI 94 2-2 ① G4-3	B SI 94 C FF 93 C SI 93 B SI 94 X SI 93 2-2 ③ G1-3			B SL 89 S SI 93 B FF 92 B SI 94 X SI 94 3-1 ② 1B		B SI 92 S FF 93 B FF 94 1 SAFE B SL 88 X FF 92 3-1 22 S 1-3 1B		C CU 76 F SI 93 B CU 77 B CU 75 X CU 76 2-2 ② FC5-2 22 S 2-H		5	0	2	0	0	0	2
22 Logan Schafer, L (1, 9) OBP: 0.282, SLG: 0.327	B SI 93 F SI 93 X SI 94 1-1 ② G1-3		B CU 80 X SI 92 1-0 ① G4-3		S CH 85 T SL 90 F FF 94 F SL 90 B SI 93 B CH 85 X FF 94 2-2 1B		1 SAFE 1 SAFE B FF 92 S FF 92 S FF 95 F FF 95 B FF 94 F FF 95 S FF 94 2-3 ② K 1-2		B SI 93 B FS 82 B SI 93 X SI 93 3-0 ③ G3 1-2		5	0	1	0	0	1	3
27 Carlos Gómez, R (1, 8) OBP: 0.357, SLG: 0.583	C SL 90 T SI 94 B SI 94 B SI 94 S SI 94 2-3 ③ K		B FF 94 C SI 93 B SL 91 F SI 94 X SI 93 2-2 20 S 1B		C SI 93 C SI 93 B SL 90 F SI 92 S FC 93 1-3 ③ K		B FF 95 B SL 87 2-0 ③ 2-5-2-6 3-H	X SL 83 0-0 16 E 2B		B FF 92 B FF 92 C FF 92 X FF 94 2-1 ① L7	5	0	2	0	0	2	1
16 Aramis Ramirez, R (1, 10) OBP: 0.354, SLG: 0.424 25 Josh Prince, R (10, PR) OBP: 0.222, SLG: 0.250 (10, 10)		F SI 93 B SL 90 F SI 93 F FF 94 B CU 84 B SL 89 F SI 95 H SI 95 4-2 3 FC5-4 20 1B 2 E HBP	1 SAFE F FF 92 X SI 94 0-1 ② F8			B SI 92 B SL 88 X SI 93 2-0 ① L6		B FF 92 F FF 90 2 SAFE X FF 94 1-1 ① G5-3 2-3		C SL 85 B FF 92 B FF 92 F FF 94 B SL 86 B FF 94 4-2 BB	3 0	1 0	0 0	0 0	1 0	0 0	2 0
20 Jonathan Lucroy, R (1, 2) OBP: 0.322, SLG: 0.442		C SI 94 B SI 93 S FF 93 X SI 93 1-2 3 FC5-4 1-2 1B	1 SAFE C FF 92 B SI 93 1 SAFE 1 SAFE B SI 93 B SI 94 S FF 94 X SI 94 3-2 ③ F8 1-2			B SI 93 F SI 92 X FF 92 1-1 HR		B FF 92 C FF 91 S FF 94 F FF 95 T FF 94 1-2 ② K		B FF 95 1 SAFE 1 SAFE B FF 93 C FF 94 F FF 93 F FF 94 F SL 87 1 SAFE 2-3 ② F SL 85 S FF 93 K	5	1	2	1	0	2	3
21 Juan Francisco, L (1, 3) OBP: 0.280, SLG: 0.370		B SL 90 B CH 84 B FF 92 T SI 94 F FF 93 F SI 93 C SI 93 3-3 ① K		B CH 83 B SI 93 B SI 93 F SI 93 X SI 93 3-1 ① G4-3		B SL 82 B SI 92 C SI 91 X SI 92 2-1 ② G1-3		I IN 73 I IN 72 I IN 74 I IN 73 4-0 IBB		X FF 93 0-0 ③ F8	4	0	0	0	1	1	3
3 Yuniesky Betancourt, R (1, 5) OBP: 0.237, SLG: 0.352		X SI 93 0-0 ② FC5-4 2 E 15 E 1-2f 2-3		C SI 93 X FF 92 0-1 ② G6-3		C SI 91 C SL 84 B SL 85 F SI 92 B SL 83 S FF 90 2-3 ③ K		C FF 92 B FF 92 S FF 94 S FF 94 1-3 ③ K			4	1	0	0	0	2	4
2 Scooter Gennett, L (1, 4) OBP: 0.263, SLG: 0.389		C FF 92 B FF 93 B SI 92 B SI 92 F FF 93 X FF 94 3-2 E4 15 E 1-2 3-H		C SI 93 B FF 93 F FF 93 X SI 93 1-2 ③ G5-3			C SI 89 X SI 91 0-1 ① G1-3		C SI 92 F SI 92 B CU 74 X CU 77 1-2 9 WP 15 SH5-4 9 FC5-2 1B		4	1	1	0	0	0	1
15 Caleb Gindl, L (1, 7)		B SI 92 X CH 84 1-0 E8 1-H 2-H			C SI 91 C SI 92 X SL 89 0-2 ① G6-3		B SI 91 C SI 91 B SL 84 B SI 91 F FF 91 B SI 90 4-2 9 1B 27 2-5-2-6 BB		B SI 92 L SI 90 1 SAFE X SI 91 1-1 ① SH5-4 1-2		2	0	0	0	1	0	0
Inning Stats	R: 0 E: 0 K: 1 S: 8 H: 0 LOB: 0 BB: 0 P: 13	R: 3 E: 2 K: 1 S: 19 H: 1 LOB: 1 BB: 0 P: 33	R: 0 E: 0 K: 0 S: 9 H: 1 LOB: 1 BB: 0 P: 15	R: 0 E: 0 K: 0 S: 7 H: 0 LOB: 0 BB: 0 P: 11	R: 0 E: 0 K: 1 S: 14 H: 2 LOB: 1 BB: 0 P: 20	R: 1 E: 0 K: 1 S: 9 H: 1 LOB: 0 BB: 0 P: 16	R: 0 E: 0 K: 1 S: 11 H: 1 LOB: 2 BB: 1 P: 22	R: 0 E: 1 K: 2 S: 10 H: 1 LOB: 2 BB: 1 P: 17	R: 0 E: 0 K: 0 S: 9 H: 1 LOB: 1 BB: 0 P: 16	R: 0 E: 0 K: 1 S: 11 H: 0 LOB: 1 BB: 1 P: 19	1B: 6 2B: 1 3B: 0 HR: 1 SF: 0 SAC: 1 DP: 0 HBP: 1	WP: 1 PB: 0 SB: 3 CS: 0 PA: 42					

PITCHER		IP	WLS	BF	H	R	ER	SO	BB	IBB	HBP	BLK	WP	HR	S	P	ERA	WHIP
64 Lucas Harrell, R ERA: 4.32	(1, 1)	5.1		23	5	4	1	3	0	0	1	0	0	1	60	98	1.69	0.938
53 Wesley Wright, L ERA: 4.15	(6, 1)	1.0		4	0	0	0	1	1	0	0	0	0	0	10	18	0.00	1.000
68 José Cisnero, R ERA: 2.35	(7, 1)	1.2		8	2	0	0	3	0	1	0	0	0	0	17	31	0.00	1.200
41 Jose Veras, R ERA: 3.94	(9, 1)	1.0		4	1	0	0	0	0	0	0	0	1	0	9	16	0.00	1.000
62 Hector Ambriz, R ERA: 5.1	(10, 1)	1.0	W	4	0	0	0	1	1	0	0	0	0	0	11	19	0.00	1.000

PITCHER	IP	WLS	BF	H	R	ER	SO	BB	IBB	HBP	BLK	WP	HR	S	P	ERA	WHIP

TOP

Milwaukee Brewers @ Houston Astros

Minute Maid Park, Houston, TX

Thu Jun 20 2013, 1:12 PM - 4:57 PM CDT

Att. 17,796 - Roof Closed - 72 F

livebaseballscorecards.com

AB	37
R	4
H	8
RBI	1
BB	3
SO	8
LOB	19

Milwaukee Brewers @ Houston Astros

Minute Maid Park, Houston, TX

Thu Jun 20 2013, 1:12 PM - 4:57 PM CDT

Att. 17,796 - Roof Closed - 72 F

livebaseballscorecards.com

BOTTOM

Batter	1	2	3	4	5	6	7	8	9	10	AB	R	H	RBI	BB	SO	LOB
8 Trevor Crowe, S (1, 9) OBP: 0.282, SLG: 0.286 2 Brandon Barnes, R (6, 8) OBP: 0.333, SLG: 0.397	C SL 89 B SL 86 X SL 86 1-1 ① 2B		F FF 91 F CU 78 B FF 91 F FF 92 B CU 80 X SL 84 2-2 ③ G4-3		F FF 92 1 SAFE F FF 92 X CU 79 0-2 ② FC4-6 15 BB 27 1B 1-2f 3-H		C SL 84 B SL 84 F SL 90 F SL 86 F SL 85 X FF 91 1-2 ① L9		B CU 79 B CU 80 C CU 79 C FF 97 S FF 96 2-3 ② K		3 2	0 0	1 0	1 0	0 0	0 1	1 1
27 Jose Altuve, R (1, 4) OBP: 0.323, SLG: 0.378	B FF 90 C SL 87 B SL 87 C FF 90 C FF 91 2-3 ② K			C CU 77 F FF 90 B SL 86 C FF 91 1-3 ① K	S SL 85 1 SAFE S FF 90 X SL 86 0-2 15 BB 1-2 1B		B FF 92 X SL 86 1-0 ② F9		C FF 97 B CU 80 X CU 79 1-1 ③ G4-3		5	0	1	0	0	2	1
15 Jason Castro, L (1, 10) OBP: 0.332, SLG: 0.483	X FF 92 0-0 ③ G3-1			B SL 85 C SL 86 S CU 79 X FF 92 1-2 1B	B FF 92 S CU 79 B CU 79 B FF 91 B FF 92 4-1 1-2 2-3 BB		B CU 77 C SL 85 B SL 86 X FF 92 2-1 ③ L8			C CH 82 S SL 84 B CH 83 F CH 85 F FF 93 B CH 86 C CH 84 2-3 ① K	4	0	1	0	1	1	0
22 Carlos Corporán, S (1, 2) OBP: 0.370, SLG: 0.500 35 Josh Fields, R (10, PR)		B FF 90 C FF 90 H SL 86 2-1 HBP		F FF 91 B SL 84 F FF 92 S CU 81 1-3 ② K	X CU 79 0-0 ③ G3-1			F SL 86 B FF 94 S SL 86 B SL 85 F FF 95 X SL 86 2-2 HR		F SI 92 B CH 83 S SL 83 B FF 92 S SL 83 2-3 K 14 2B 12 HR	4 0	1 1	1 0	1 0	0 0	2 0	4 0
14 J.D. Martinez, R (1, 7) OBP: 0.278, SLG: 0.406		C SL 85 X SL 86 0-1 ① L8		B SL 86 C FF 92 1 SAFE B FF 92 F FF 92 C FF 94 2-3 ③ K		C CU 76 F SL 84 B SL 90 B CU 79 X FF 92 2-2 E4 30 2B		C SL 87 S FF 96 F FF 96 F SL 88 S FF 95 0-3 ① K		X CH 81 0-0 1-3 12 HR 2B	5	2	1	0	0	2	2
12 Carlos Pena, L (1, 3) OBP: 0.332, SLG: 0.382		B CU 78 X FF 91 1-0 ② F9			C CU 78 S SL 86 S SL 85 0-3 ① K	D CU 78 C SL 84 F FF 91 F SL 85 B SL 86 S FF 92 2-3 ① K		F FF 97 X FF 96 0-1 ② L4		X SL 84 0-0 2-H 3-H HR	5	1	1	3	0	2	2
44 Justin Maxwell, R (1, 8) OBP: 0.295, SLG: 0.360 (6, 9)		X FF 90 0-0 ③ P3			B CU 78 S SL 87 C FF 92 B SL 86 B CU 79 B FF 93 4-2 9 PB 30 1B 9 FC3 BB	F FF 91 D SL 86 B FF 92 S SL 86 X FF 92 2-2 ② F9		F FF 95 B SL 88 C SL 87 X FF 95 1-2 ③ G5-3			3	1	0	0	1	0	2
30 Matt Dominguez, R (1, 5) OBP: 0.266, SLG: 0.417			B FF 90 C SL 85 B CU 79 F FF 91 X SL 86 2-2 ① G3-1		C FF 91 X SL 85 0-1 9 FC3 9 PB 8 FC4-6 1-2 1B	X FF 91 0-0 1-H 2B			B SL 81 X SL 82 1-0 9 G3 2B		4	1	3	1	0	0	0
9 Marwin Gonzalez, S (1, 6) OBP: 0.249, SLG: 0.341			C FF 91 X FF 92 0-1 ② F8		B FF 93 B FF 92 F FF 92 F FF 92 X CU 80 2-2 FC3 8 FC4-6 1-3 2-H	X FF 92 0-0 ③ F8			B FF 94 C CU 78 X CU 79 1-1 ① G3 2-3		4	0	0	1	0	0	3
Inning Stats	R: 0 H: 1 E: 0 LOB: 0 K: 1 BB: 0 S: 6 P: 9	R: 0 H: 0 E: 0 LOB: 1 K: 0 BB: 0 S: 5 P: 8	R: 0 H: 0 E: 0 LOB: 0 K: 0 BB: 0 S: 9 P: 13	R: 0 H: 1 E: 0 LOB: 1 K: 3 BB: 0 S: 12 P: 17	R: 2 H: 2 E: 0 LOB: 3 K: 1 BB: 2 S: 18 P: 28	R: 1 H: 1 E: 1 LOB: 1 K: 1 BB: 0 S: 12 P: 18	R: 0 H: 0 E: 0 LOB: 0 K: 0 BB: 0 S: 8 P: 12	R: 1 H: 1 E: 0 LOB: 0 K: 1 BB: 0 S: 14 P: 17	R: 0 H: 1 E: 0 LOB: 1 K: 1 BB: 0 S: 8 P: 13	R: 3 H: 2 E: 0 LOB: 1 K: 2 BB: 0 S: 10 P: 14	1B: 3 SF: 0 2B: 4 SAC: 0 3B: 0 DP: 0 HR: 2 HBP: 1						

AB	39
R	7
H	9
RBI	7
BB	2
SO	10
LOB	16

WP: 1 PA: 42
PB: 1
SB: 0
CS: 0

PITCHER		IP	WLS	BF	H	R	ER	SO	BB	IBB	HBP	BLK	WP	HR	S	P	ERA	WHIP
49 Yovani Gallardo, R ERA: 4.09	(1, 1)	7.0		30	5	3	0	6	2	0	1	0	0	0	70	105	0.00	1.000
29 Jim Henderson, R ERA: 1.82	(8, 1)	1.0	B	4	1	1	1	1	0	0	0	0	0	1	14	17	9.00	1.000
59 John Axford, R ERA: 4.35	(9, 1)	1.0		4	1	0	0	1	0	0	0	0	0	0	8	13	0.00	1.000
51 Michael Gonzalez, L ERA: 3.75	(10, 1)	0.1	L	4	2	3	3	2	0	0	0	0	1	1	10	14	81.00	6.000

PITCHER	IP	WLS	BF	H	R	ER	SO	BB	IBB	HBP	BLK	WP	HR	S	P	ERA	WHIP

Atlanta Braves @ Milwaukee Brewers

Miller Park, Milwaukee, WI

Fri Jun 21 2013, 7:13 PM - 10:00 PM CDT

Att. 32,594 - Overcast - 77 F

TOP

livebaseballscorecards.com

Batter	1	2	3	4	5	6	7	8	9	AB	R	H	RBI	BB	SO	LOB
19 Andrelton Simmons, R (1, 6) OBP: 0.278, SLG: 0.331	C FF 93 B FF 95 B SI 95 F FF 95 B SI 96 X FF 96 3-2 F8		X SI 94 0-0 F9		C FF 93 B SI 94 X SI 95 1-1 F9			B FF 91 F FF 91 X SI 91 1-1 G6-3		4	0	0	0	0	0	4
22 Jason Heyward, L (1, 9) OBP: 0.321, SLG: 0.343	X FF 94 0-0 L3		B SL 86 C CH 84 B FF 94 B CH 85 S SI 96 X SI 97 3-2 G6-3			B SL 84 B SI 93 B SI 93 B SI 90 4-0 8 G6-3 BB		C CU 75 F SI 91 S FF 92 0-3 K		3	0	0	0	1	1	2
5 Freddie Freeman, L (1, 3) OBP: 0.381, SLG: 0.464	B SI 94 S SI 95 F SI 96 F FF 96 S SL 88 1-3 K			B SL 83 F SL 82 F FF 93 B CH 85 S SL 86 2-3 K		F SI 96 S SI 96 D SL 88 B CH 87 X SI 94 2-2 F8			B SI 94 F FF 94 F FF 95 F SI 95 X SL 85 1-2 F8	4	0	0	0	0	2	1
8 Justin Upton, R (1, 7) OBP: 0.350, SLG: 0.454		B SL 84 B FF 95 F FF 94 B SI 95 X FF 94 3-1 F9		B FF 92 X SI 95 1-0 G6-3		B SL 85 F CH 83 1 SAFE X SI 94 1-1 G6-3 1-2			B SL 86 C FF 96 B FF 96 B SI 96 S FF 95 B FF 96 4-2 2 S BB	3	0	0	0	1	0	1
16 Brian McCann, L (1, 2) OBP: 0.336, SLG: 0.435		C SI 94 B SI 95 B CH 84 X SI 95 2-1 G3-1		B SL 84 B FF 93 F SI 94 X FF 95 2-1 L8		2 SAFE B SI 94 C SL 83 X FF 93 1-1 P4			B SI 94 B SI 94 F FF 94 S FF 94 S FF 95 2-3 K	4	0	0	0	0	1	2
2 B.J. Upton, R (1, 8) OBP: 0.266, SLG: 0.311		C SL 84 S SL 85 S SL 88 0-3 K			B FF 93 F SL 84 B SL 84 B SL 84 X FF 95 3-1 23 1B 26 F8 49 FC1-2 1B		F FF 93 B SL 84 B CH 82 F FF 96 F SL 86 S SL 86 2-3 K		F FF 94 B SL 87 B SL 89 D SL 86 B SI 95 4-1 1-2 BB	3	0	1	0	1	2	0
26 Dan Uggla, R (1, 4) OBP: 0.321, SLG: 0.393			B FF 94 C FF 95 S SL 85 B SL 87 B CH 84 B FF 96 4-2 49 FC5-6 23 BB BB		1 SAFE X FF 95 0-0 F8 1-2		C SL 83 B SL 83 C CH 83 B CH 86 B SI 94 F FF 97 F SI 96 B SI 96 4-2 23 G6-4-3 BB		C FF 94 S SI 95 B SI 97 F SL 86 X SL 88 1-2 F8	2	0	0	0	2	0	3
23 Chris Johnson, R (1, 5) OBP: 0.357, SLG: 0.459			F FF 95 S FF 94 D SL 87 D SL 87 D FF 96 F FF 95 D FF 96 4-2 49 FC5-6 1-2 BB		X SL 82 0-0 49 FC1-2 2-3 1B		X SI 94 0-0 G6-4-3 1-2f			2	0	1	0	1	0	1
49 Julio Teheran, R (1, 1) OBP: 0.200, SLG: 0.207 53 Cory Gearrin, R (7, 1) 17 Jordan Schafer, L (8, PH) OBP: 0.395, SLG: 0.430 58 Alex Wood, R (8, 1)			B FF 91 F SI 92 X SI 94 1-1 FC5-6 1-2 2-3f		X SI 92 0-0 FC1-2 1-2 3-H			B FF 91 F SI 92 C CU 75 F FF 92 F CH 82 S FF 91 1-3 K		2 0 1 0	0 0 0 0	0 0 0 0	0 0 0 0	0 0 1 0	0 0 0 0	4 0 0 0
Inning Stats	R: 0 E: 0 K: 1 S: 8 H: 0 LOB: 0 BB: 0 P: 12	R: 0 E: 0 K: 1 S: 7 H: 0 LOB: 0 BB: 0 P: 12	R: 0 E: 0 K: 0 S: 11 H: 0 LOB: 2 BB: 2 P: 23	R: 0 E: 0 K: 1 S: 6 H: 0 LOB: 0 BB: 0 P: 11	R: 0 E: 0 K: 0 S: 7 H: 2 LOB: 2 BB: 0 P: 11	R: 0 E: 0 K: 0 S: 7 H: 0 LOB: 1 BB: 1 P: 15	R: 0 E: 0 K: 1 S: 9 H: 0 LOB: 0 BB: 1 P: 15	R: 0 E: 0 K: 2 S: 10 H: 0 LOB: 0 BB: 0 P: 12	R: 0 E: 0 K: 1 S: 14 H: 0 LOB: 2 BB: 2 P: 26	1B: 2 2B: 0 3B: 0 HR: 0 SF: 0 SAC: 0 DP: 1 HBP: 0						

	AB	28
	R	0
	H	2
	RBI	0
	BB	6
	SO	7
	LOB	18

WP: 0 PB: 0 SB: 1 CS: 0 PA: 34

PITCHER		IP	WLS	BF	H	R	ER	SO	BB	IBB	HBP	BLK	WP	HR	S	P	ERA	WHIP
60 Wily Peralta, R ERA: 5.59	(1, 1)	7.0	W	26	2	0	0	4	4	0	0	0	0	0	55	99	0.00	0.857
57 Francisco Rodríguez, R ERA: 0.63	(8, 1)	1.0	H	3	0	0	0	2	0	0	0	0	0	0	10	12	0.00	0.000
29 Jim Henderson, R ERA: 1.75	(9, 1)	1.0	S	5	0	0	0	1	2	0	0	0	0	0	14	26	0.00	2.000

PITCHER		IP	WLS	BF	H	R	ER	SO	BB	IBB	HBP	BLK	WP	HR	S	P	ERA	WHIP

Atlanta Braves @ Milwaukee Brewers

Miller Park, Milwaukee, WI

Fri Jun 21 2013, 7:13 PM - 10:00 PM CDT

Att. 32,594 - Overcast - 77 F

BOTTOM

livebaseballscorecards.com

Batter	1	2	3	4	5	6	7	8	9	AB	R	H	RBI	BB	SO	LOB
7 Norichika Aoki, L (1, 9) OBP: 0.370, SLG: 0.391	C SI 91 X SI 89 0-1 9 1B 16 SF9 1B		F SI 91 F FF 90 B CH 82 X CU 71 1-2 21 HBP 9 1B 1B	F SI 93 B SL 81 F FF 91 B FF 92 X SI 92 2-2 ③ G6-3			B CH 82 B SI 92 B SI 92 C SI 90 C SI 92 F SI 92 X SI 89 3-2 27 S 1B			4	1	3	0	0	0	1
9 Jean Segura, R (1, 6) OBP: 0.370, SLG: 0.531	C SI 89 C FF 90 X SL 81 0-2 16 SF9 27 HBP 1-3 1B		X FF 92 0-0 21 HBP 1-2 1B		B CU 72 C CU 72 X SI 89 1-1 HR		1 SAFE C SI 89 F CH 81 S SL 80 0-3 ② K			4	1	3	1	0	1	1
27 Carlos Gómez, R (1, 8) OBP: 0.355, SLG: 0.577	1 SAFE 1 SAFE H SI 89 1-0 21 P5 1-2 HBP		F FF 90 B SI 89 S SL 83 B SL 84 F SI 90 S SI 93 2-3 ① K		F SL 80 F SL 80 S FF 91 0-3 ① K		S SL 77 S SL 81 B SL 80 B SL 79 F SI 89 S SL 79 2-3 ③ K 1-2			3	0	0	0	0	3	3
16 Aramis Ramirez, R (1, 5) OBP: 0.346, SLG: 0.415	X FF 92 0-0 ① SF9 2-3 3-H		C SL 80 X CH 81 0-1 ② F6		X SI 89 0-0 ② F9			C SI 92 X FF 93 0-1 ① F8		3	0	0	1	0	0	2
21 Juan Francisco, L (1, 3) OBP: 0.280, SLG: 0.365 3 Yuniesky Betancourt, R (8, PH) OBP: 0.236, SLG: 0.351 (9, 3)	1 SAFE 1 SAFE C CU 73 F SI 91 B FF 90 F CU 73 F SL 84 B SI 92 B SL 81 3-2 ② F CU 75 F FF 93 F FF 93 X SL 83 P5 1-2 ③		B SI 92 F CU 74 F FF 92 H SL 83 2-2 1-2 2-3 HBP		B FF 91 C CU 72 S CH 81 X FF 92 1-2 ③ G4-3			C CH 85 S SI 92 B KC 81 B KC 81 X CH 85 2-2 ② F8		2 1	0 0	0 0	0 0	0 0	0 0	2 0
22 Logan Schafer, L (1, 7) OBP: 0.272, SLG: 0.315		C SI 90 S CU 73 X SI 93 0-2 ① P6	C FF 92 X FF 92 0-1 ③ G4-3			F SI 88 B CU 72 F CH 81 X SL 81 1-2 ① F9		C SI 92 C FF 93 S KC 82 0-3 ③ K		4	0	0	0	0	1	3
12 Martín Maldonado, R (1, 2) OBP: 0.250, SLG: 0.321		C SL 81 F SL 80 B FF 92 F SL 82 F CU 70 S SI 94 1-3 ② K		S FF 93 X SI 90 0-1 60 SH2-6-4 1B		F SL 79 F FF 92 F FF 92 B SL 82 S CH 82 1-3 ② K				3	0	1	0	0	2	0
2 Scooter Gennett, L (1, 4) OBP: 0.268, SLG: 0.385		C FF 92 X FF 92 0-1 1B		B SI 91 X SI 89 1-0 ① P6		C CH 84 B SI 92 B SI 89 X CU 73 2-1 ③ F8				3	0	1	0	0	0	1
60 Wily Peralta, R (1, 1) OBP: 0.231, SLG: 0.200 15 Caleb Gindl, L (7, PH) 57 Francisco Rodríguez, R (8, 1) 29 Jim Henderson, L (9, 1)		C FF 92 F SI 92 B FF 92 F SL 83 C SI 92 1-3 ③ K		X FF 90 0-0 ② SH2-6-4 1-2			C CU 72 B CH 83 F SI 89 B FF 91 X CH 82 2-2 ① F8			1 1 0 0	0 0 0 0	0 0 0 0	0 0 0 0	0 0 0 0	1 0 0 0	1 0 0 0
Inning Stats	R: 1 E: 0 K: 0 S: 14 H: 2 LOB: 1 BB: 0 P: 18	R: 0 E: 0 K: 2 S: 14 H: 1 LOB: 1 BB: 0 P: 16	R: 0 E: 0 K: 1 S: 14 H: 2 LOB: 3 BB: 0 P: 19	R: 0 E: 0 K: 0 S: 7 H: 1 LOB: 1 BB: 0 P: 10	R: 1 E: 0 K: 1 S: 9 H: 1 LOB: 0 BB: 0 P: 11	R: 0 E: 0 K: 1 S: 9 H: 0 LOB: 0 BB: 0 P: 13	R: 0 E: 0 K: 2 S: 14 H: 1 LOB: 1 BB: 0 P: 21	R: 0 E: 0 K: 1 S: 8 H: 0 LOB: 0 BB: 0 P: 10		1B: 7 2B: 0 3B: 0 HR: 1		SF: 1 SAC: 1 DP: 0 HBP: 2		WP: 0 PB: 0 SB: 1 CS: 0		PA: 33

PITCHER		IP	WLS	BF	H	R	ER	SO	BB	IBB	HBP	BLK	WP	HR	S	P	ERA	WHIP
49 Julio Teheran, R ERA: 3.32	(1, 1)	6.1	L	28	8	2	2	5	0	0	2	0	0	1	74	99	2.84	1.263
53 Cory Gearrin, R ERA: 3.3	(7, 1)	0.2		2	0	0	0	2	0	0	0	0	0	0	7	9	0.00	0.000
58 Alex Wood, L ERA: 3.09	(8, 1)	1.0		3	0	0	0	1	0	0	0	0	0	0	8	10	0.00	0.000

PITCHER	IP	WLS	BF	H	R	ER	SO	BB	IBB	HBP	BLK	WP	HR	S	P	ERA	WHIP

AB	29
R	2
H	8
RBI	2
BB	0
SO	8
LOB	14

Atlanta Braves @ Milwaukee Brewers

Miller Park, Milwaukee, WI

Sat Jun 22 2013, 3:11 PM - 5:58 PM CDT

Att. 41,974 - Partly Cloudy - 77 F

TOP

livebaseballscorecards.com

Batter	1	2	3	4	5	6	7	8	9	AB	R	H	RBI	BB	SO	LOB
17 Jordan Schafer, L (1, 7) OBP: 0.391, SLG: 0.418	C SI 90 C SI 91 B FF 91 C SI 92 1-3 ① K			B CU 69 S FF 89 B SI 91 F SI 89 X CU 69 2-2 ① P6		B SI 89 B SI 89 B SI 88 C SI 88 C SI 88 F SI 89 B SI 88 4-2 19 CS BB			C FF 91 X FF 91 0-1 ① G6-3	3	0	0	0	1	1	0
19 Andrelton Simmons, R (1, 6) OBP: 0.281, SLG: 0.333	X SI 92 0-0 5 CS 1B			C SL 82 X SI 90 0-1 ② G1-3		C SL 80 B SI 88 F SL 80 B SL 80 B SI 90 F SI 86 X SL 79 3-2 ②③ P2 1-2			F FF 92 F CU 75 X CH 80 0-2 5 DI 1B	4	0	2	0	0	0	1
22 Jason Heyward, L (1, 9) OBP: 0.315, SLG: 0.335	X CU 71 0-0 ② P5			C SI 90 F CU 70 B SI 92 B SI 92 X CU 69 2-2 ③ P3			B SL 83 X SL 82 1-0 ① F8		C CU 75 C FF 90 X FF 92 0-2 ② L8	4	0	0	0	0	0	2
5 Freddie Freeman, L (1, 3) OBP: 0.375, SLG: 0.457	B CU 72 B CU 71 2-0 ③ CS 1-2	X SI 90 0-0 ① P6			F SL 82 B CU 68 B CU 66 B SI 88 F SI 90 X SI 90 3-2 ① G4-3		S FF 93 C SL 86 F FF 92 F SL 84 F FF 93 X FF 94 0-2 ② G6-3		B CU 75 D CU 76 S CU 76 F CH 83 S CH 81 2-3 ③ K 1-2	4	0	0	0	0	1	1
2 B.J. Upton, R (1, 8) OBP: 0.271, SLG: 0.320		B SI 90 B SL 82 C SI 90 C SI 90 S CU 71 2-3 ② K			X CU 70 0-0 26 WP 2B		S SI 92 B SI 91 B CH 81 C SL 83 B FF 91 F SL 84 F FF 92 X CH 83 3-2 1B			3	0	2	0	0	1	0
16 Brian McCann, L (1, 2) OBP: 0.328, SLG: 0.424		B CU 70 B SI 90 F SI 90 X SI 90 2-1 ③ F7			D CU 71 F SI 91 C SI 92 X SI 92 1-2 ② F8		C SL 84 C SL 85 X FF 93 0-2 ③ F7			3	0	0	0	0	0	2
26 Dan Uggla, R (1, 4) OBP: 0.321, SLG: 0.390			C SL 82 F SI 88 S CU 70 0-3 ① K		B CU 69 C SL 84 B CU 69 B SL 84 B SL 82 4-1 23 FC6-4 BB 2-3			S FF 96 B CU 79 B FF 96 X FF 95 2-1 ① G6-3		2	0	0	0	1	1	0
23 Chris Johnson, R (1, 5) OBP: 0.352, SLG: 0.452			C SI 91 X SL 84 0-1 ② G6-3		B SL 80 S SL 80 B SI 90 C SI 91 X SL 82 2-2 ③ FC6-4 1-2f			B FF 97 X FF 96 1-0 ② F8		3	0	0	0	0	0	2
15 Tim Hudson, R (1, 1) OBP: 0.250, SLG: 0.333 48 David Carpenter, R (7, 1) 7 Reed Johnson, R (8, PH) OBP: 0.307, SLG: 0.353 58 Alex Wood, R (8, 1)			X SI 91 0-0 ③ G1-3			B SI 88 C SI 88 C SI 89 F SL 81 B SL 80 B SI 88 X SI 88 3-2 ① G5-3		B FF 97 S FF 95 B CU 79 X FF 96 2-1 ③ F9		2 0 1 0	0 0 0 0	0 0 0 0	0 0 0 0	0 0 0 0	0 0 0 0	0 0 0 0

	AB	29
	R	0
	H	4
	RBI	0
	BB	2
	SO	4
	LOB	8

Inning Stats	1	2	3	4	5	6	7	8	9	1B: 3	SF: 0	WP: 1	PA: 32
	R: 0 E: 0 K: 1 S: 5 H: 1 LOB: 0 BB: 0 P: 8	R: 0 E: 0 K: 1 S: 6 H: 0 LOB: 0 BB: 0 P: 10	R: 0 E: 0 K: 1 S: 6 H: 0 LOB: 0 BB: 0 P: 6	R: 0 E: 0 K: 0 S: 8 H: 0 LOB: 0 BB: 0 P: 12	R: 0 E: 0 K: 0 S: 11 H: 1 LOB: 2 BB: 1 P: 21	R: 0 E: 0 K: 0 S: 11 H: 0 LOB: 0 BB: 1 P: 21	R: 0 E: 0 K: 0 S: 15 H: 1 LOB: 0 BB: 0 P: 19	R: 0 E: 0 K: 0 S: 5 H: 0 LOB: 0 BB: 0 P: 10	R: 0 E: 0 K: 1 S: 11 H: 1 LOB: 1 BB: 0 P: 13	2B: 1 3B: 0 HR: 0	SAC: 0 DP: 0 HBP: 0	PB: 0 SB: 0 CS: 2	

PITCHER		IP	WLS	BF	H	R	ER	SO	BB	IBB	HBP	BLK	WP	HR	S	P	ERA	WHIP
48 Donovan Hand, R ERA: 2.5	(1, 1)	4.2		16	2	0	0	3	1	0	0	0	1	0	33	52	0.00	0.643
31 Burke Badenhop, R ERA: 3.51	(5, 1)	1.1	W	4	0	0	0	0	1	0	0	0	0	0	14	26	0.00	0.750
51 Michael Gonzalez, L ERA: 3.6	(7, 1)	1.0	H	4	1	0	0	0	0	0	0	0	0	0	15	19	0.00	1.000
59 John Axford, R ERA: 4.22	(8, 1)	1.0	H	3	0	0	0	0	0	0	0	0	0	0	5	10	0.00	0.000
57 Francisco Rodríguez, R ERA: 0.59	(9, 1)	1.0	S	4	1	0	0	1	0	0	0	0	0	0	11	13	0.00	1.000

PITCHER	IP	WLS	BF	H	R	ER	SO	BB	IBB	HBP	BLK	WP	HR	S	P	ERA	WHIP

Batter	1	2	3	4	5	6	7	8	9	AB	R	H	RBI	BB	SO	LOB
7 Norichika Aoki, L (1, 9) OBP: 0.373, SLG: 0.388	C SI 90 X FS 80 0-1 ① G4-3		B FC 84 D FC 86 B FF 90 C SI 91 C FF 90 F FF 91 F FF 91 B FC 87 4-2 BB		B SI 89 B FC 85 B FF 89 B FF 89 4-0 9 1B 16 1B BB	1 SAFE B SI 91 B SI 92 B SI 91 C FF 91 B SI 91 4-1 1-2 BB		C FF 92 B SI 93 F KC 80 B SI 93 S CH 85 2-3 ③ K		2	1	0	0	3	1	1
9 Jean Segura, R (1, 6) OBP: 0.368, SLG: 0.528	C CU 74 C SI 90 C FC 85 0-3 ② K		X FC 86 0-0 ③ L4		L FS 81 1 SAFE 1 SAFE X SI 90 0-1 16 1B 1-2 1B	D FS 84 S FS 81 B SI 92 X FS 82 2-1 ③ G5-3				4	0	1	0	0	1	4
27 Carlos Gómez, R (1, 8) OBP: 0.354, SLG: 0.572	F CU 77 F FC 86 B FF 90 F FC 84 F FS 81 C SI 91 1-3 ③ K			B FC 83 F SI 89 B CU 75 X FS 81 2-1 ① F8	X SI 90 0-0 ① P3		F SL 84 B FF 93 S FF 93 B FF 94 B FF 94 X FF 93 3-2 16 F8 1B			4	0	1	0	0	1	2
16 Aramis Ramirez, R (1, 5) OBP: 0.355, SLG: 0.425		X SI 90 0-0 20 G5-4-3 1B		F SI 91 F SI 91 X SI 92 0-2 20 1B 21 1B	F SI 91 X SI 90 0-1 1-3 2-H 1B		1 SAFE F FF 93 1 SAFE X FF 94 0-1 ① F8 1-2			4	1	3	1	0	0	1
20 Jonathan Lucroy, R (1, 2) OBP: 0.321, SLG: 0.438		B SI 90 B FC 85 B FC 84 C SI 87 X SI 91 3-1 ①② G5-4-3 1-2f		S FS 82 X SI 90 0-1 23 G5-3 21 1B 1-2 1B	C FC 86 B FC 85 B SI 91 F FS 82 F SI 92 S FC 86 2-3 ② K		D SL 84 B FF 94 F FF 94 F FF 93 X CH 86 2-2 ② P6			4	0	1	0	0	1	4
21 Juan Francisco, L (1, 3) OBP: 0.280, SLG: 0.362		B CU 76 F FC 84 S FF 90 C FC 85 1-3 ③ K		B SI 91 B SI 90 F FC 83 X SI 91 2-1 23 G5-3 1-2 2-H 1B	C FC 84 B SI 91 X SI 91 1-1 ③ P6		B CH 87 F FF 94 B FF 94 F FF 94 X CH 85 2-2 ③ G3			4	0	1	1	0	1	3
23 Rickie Weeks Jr., R (1, 4) OBP: 0.317, SLG: 0.357			C SI 90 H SI 90 1-1 48 SH1-4 HBP	C SI 91 B FC 85 B FS 82 B FC 86 X SI 90 3-1 ② G5-3 1-2 2-3		X SI 89 0-0 ① G4-3		S SI 92 B KC 80 B KC 80 X SI 92 2-1 2B		3	0	1	0	0	0	2
22 Logan Schafer, L (1, 7) OBP: 0.271, SLG: 0.306			C SI 89 F SI 89 B SI 89 B SI 90 X FS 82 2-2 ① F9	I IN 52 I IN 49 I IN 52 I IN 51 4-0 IBB		L SI 90 X FC 86 0-1 ② G4-3		F SI 93 L KC 80 B KC 80 L SI 93 1-3 ① K		3	0	0	0	1	1	2
48 Donovan Hand, R (1, 1) 31 Burke Badenhop, R (5, 1) 15 Caleb Gindl, L (6, PH) OBP: 0.286, SLG: 0.167 51 Michael Gonzalez, R (7, 1) 59 John Axford, R (8, 1) 14 Jeff Bianchi, R (8, PH) OBP: 0.254, SLG: 0.323 57 Francisco Rodriguez, R (9, 1)			X SI 89 0-0 ② SH1-4 1-2	X SI 89 0-0 ③ G4-3		B SI 90 B SI 90 C SI 90 B SI 90 X SI 88 3-1 7 S 1B		F CH 85 S SI 93 S CH 86 0-3 ② K		1 0 0 0 0 0 3 0 0 0 0 0 0 0 1 0 1 0 0 0 0 0 0 0 0 0 0 0 0 0 0 0 0 0 0 1 0 0 0 0 1 1 0 0 0 0 0 0 0						
Inning Stats	R: 0 E: 0 K: 2 S: 10 H: 0 LOB: 0 BB: 0 P: 11	R: 0 E: 0 K: 1 S: 6 H: 1 LOB: 0 BB: 0 P: 10	R: 0 E: 0 K: 0 S: 10 H: 0 LOB: 2 BB: 1 P: 17	R: 1 E: 0 K: 0 S: 12 H: 3 LOB: 3 BB: 1 P: 23	R: 1 E: 0 K: 1 S: 11 H: 2 LOB: 2 BB: 1 P: 18	R: 0 E: 0 K: 0 S: 8 H: 1 LOB: 2 BB: 1 P: 17	R: 0 E: 0 K: 0 S: 11 H: 1 LOB: 1 BB: 0 P: 18	R: 0 E: 0 K: 3 S: 11 H: 1 LOB: 1 BB: 0 P: 16		1B: 8 2B: 1 3B: 0 HR: 0 SF: 0 SAC: 1 DP: 1 HBP: 1						

PITCHER		IP	WLS	BF	H	R	ER	SO	BB	IBB	HBP	BLK	WP	HR	S	P	ERA	WHIP
15 Tim Hudson, R ERA: 4.1	(1, 1)	6.0	L	29	7	2	2	4	3	1	1	0	0	0	57	96	3.00	1.667
48 David Carpenter, R ERA: 2.16	(7, 1)	1.0		4	1	0	0	0	0	0	0	0	0	0	11	18	0.00	1.000
58 Alex Wood, L ERA: 2.84	(8, 1)	1.0		4	1	0	0	3	0	0	0	0	0	0	11	16	0.00	1.000

PITCHER	IP	WLS	BF	H	R	ER	SO	BB	IBB	HBP	BLK	WP	HR	S	P	ERA	WHIP

BOTTOM

Atlanta Braves @ Milwaukee Brewers

Miller Park, Milwaukee, WI

Sat Jun 22 2013, 3:11 PM - 5:58 PM CDT

Att. 41,974 - Partly Cloudy - 77 F

livebaseballscorecards.com

AB	31
R	2
H	9
RBI	2
BB	4
SO	7
LOB	23

WP: 0 PB: 0 SB: 1 CS: 0 PA: 37

Atlanta Braves @ Milwaukee Brewers

Miller Park, Milwaukee, WI

Sun Jun 23 2013, 1:12 PM - 4:34 PM CDT

Att. 41,221 - Sunny - 85 F

livebaseballscorecards.com

Batter	1	2	3	4	5	6	7	8	9	AB	R	H	RBI	BB	SO	LOB
17 Jordan Schafer, L (1, 7) OBP: 0.406, SLG: 0.470	T FF 94 F FF 95 X FF 95 0-2 19 1B 16 HR 2B	C SL 80 X FF 93 0-1 19 S 1B		B FF 93 F FF 92 F FF 94 F SL 80 X FF 96 1-2 HR		C SL 79 B SI 90 X SI 89 1-1 22 F8 19 1B 1B		B FF 91 C FF 92 X SL 82 1-1 ① P6		5	2	4	1	0	0	0
19 Andrelton Simmons, R (1, 6) OBP: 0.283, SLG: 0.334	C SL 80 B FF 94 F FF 95 X FF 92 1-2 5 BB 16 HR 2-3 1B	F FF 92 1 SAFE B SL 81 X FF 94 1-1 ② P3 1-2		B SL 80 X FF 96 1-0 ① F8		B SL 81 F FF 88 D SI 88 X SI 92 2-1 22 F8 1-2 1B		B FF 90 B CH 81 X SI 90 2-0 ② P3		5	1	2	0	0	0	1
22 Jason Heyward, L (1, 9) OBP: 0.312, SLG: 0.332	1 SAFE C SL 75 B FF 93 F FF 94 F FF 95 S SL 81 1-3 ① K	S SL 78 X FF 94 0-1 ③ P2		B SL 78 B SL 77 C FF 94 B SL 82 C FF 94 X FF 96 3-2 1B		X SL 82 0-0 ① F8 1-2 2-3		C FF 92 S SL 83 B FF 92 B FF 92 S SL 82 2-3 ③ K		5	0	1	0	0	2	5
5 Freddie Freeman, L (1, 3) OBP: 0.372, SLG: 0.449	B SL 77 B SL 78 B FF 95 B SL 82 4-0 16 HR 1-2 BB	C SL 78 B FF 94 X CH 84 1-1 ① G6-3	T SL 79 C FF 90 X SL 80 0-2 ② L9		S SL 82 F SL 81 B SL 82 F FF 92 S SL 82 1-3 ② K		X FF 94 0-0 ① F8		4	1	0	0	1	1	3
2 B.J. Upton, R (1, 8) OBP: 0.273, SLG: 0.316	F SL 81 C SL 79 S FF 97 0-3 ② K	B FF 96 C SL 79 B SL 83 B FF 96 B SL 80 4-1 16 CS BB	B SL 80 C SI 90 B CH 84 F SI 91 S FF 86 2-3 ③ K		F SL 81 S SI 90 B FF 93 D SL 82 F SL 80 X FF 88 2-2 G6-3		B SI 92 B SL 82 C SI 92 B FF 94 B FF 93 4-1 16 1B 26 1B BB		3	1	0	0	2	2	6
16 Brian McCann, L (1, 2) OBP: 0.345, SLG: 0.459	B FF 96 B FF 95 F FF 94 X FF 94 2-1 1-H 2-H 3-H HR	C FF 96 1 SAFE C SL 82 X FF 98 0-2 ② 26 2B 1-2 1B			X SL 80 0-0 ① F7		B CH 85 H FF 92 2-0 HBP		C SI 93 F SL 85 1 SAFE X FF 96 0-2 26 1B 1-3 1B	4	1	3	4	0	0	0
26 Dan Uggla, R (1, 4) OBP: 0.323, SLG: 0.394	B SL 80 C SL 81 F FF 95 S SL 82 1-3 ③ K	C SL 83 S FF 97 X SL 84 0-2 1-3 2B			C CH 84 S SL 82 F SL 80 B CH 85 S FF 87 1-3 ② K		S SL 83 D SL 83 B SI 92 C SL 84 B SI 93 F SL 84 F SI 93 F SI 93 F SI 93 3-3 S SL 83 K		S SL 86 C SL 85 B SL 85 X SL 85 1-2 1-2 3-H 1B	5	0	2	1	0	3	1
23 Chris Johnson, R (1, 5) OBP: 0.360, SLG: 0.470 4 Paul Janish, R (7, 5)		C SL 80 X SL 80 0-1 HR	I IN 71 I IN 71 I IN 72 I IN 71 4-0 28 FC5-4 IBB		B CH 84 F FF 87 B SI 93 C SL 80 F SI 92 F SL 80 B SL 80 X SL 79 3-2 1B		C SI 92 B SI 92 F SL 82 B SL 82 X CH 86 2-2 F8		B SL 84 X SI 94 1-0 ② F7	3 1	1 0	2 0	1 0	1 0	0 0	1 2
28 Paul Maholm, L (1, 1) OBP: 0.139, SLG: 0.167 43 Luis Avilán, L (6, 1) 7 Reed Johnson, R (7, PH) OBP: 0.303, SLG: 0.348 38 Anthony Varvaro, R (7, 1) 53 Cory Gearrin, R (7, 1) 52 Jordan Walden, R (7, 1) 1 Tyler Pastornicky, R (9, PH) OBP: 0.286, SLG: 0.357 46 Craig Kimbrel, R (9, 1)		C FF 93 C FF 92 S FF 94 0-3 ① K	B SL 78 B FF 94 C FF 95 C FF 94 X FF 97 2-2 ③ FC5-4 1-2f		C SI 92 S SL 80 B FF 91 S SL 81 1-3 ③ K		S SL 83 X SL 84 0-1 ③ L7		B FF 94 C FF 93 T FF 94 F FF 95 B FF 92 F FF 94 F FF 95 S FF 95 2-3 ③ K	3 0 1 0 0 0 1 0	0 0 0 0 0 0 0 0	0 0 0 0 0 0 0 0	0 0 0 0 0 0 1 0	0 0 0 0 0 0 0 0	2 0 0 0 0 0 1 0	4 0 1 0 0 0 2 0

Inning Stats	1	2	3	4	5	6	7	8	9
	R: 4 E: 0 K: 3 S: 18 H: 3 LOB: 0 BB: 1 P: 27	R: 1 E: 0 K: 1 S: 11 H: 2 LOB: 1 BB: 0 P: 12	R: 0 E: 0 K: 0 S: 12 H: 2 LOB: 3 BB: 2 P: 23	R: 1 E: 0 K: 1 S: 14 H: 2 LOB: 1 BB: 0 P: 21	R: 0 E: 0 K: 2 S: 13 H: 1 LOB: 1 BB: 0 P: 18	R: 0 E: 0 K: 1 S: 13 H: 2 LOB: 2 BB: 0 P: 19	R: 0 E: 0 K: 1 S: 12 H: 0 LOB: 1 BB: 0 P: 19	R: 0 E: 0 K: 1 S: 6 H: 0 LOB: 0 BB: 0 P: 11	R: 1 E: 0 K: 1 S: 15 H: 2 LOB: 2 BB: 1 P: 23

1B: 9	SF: 0	WP: 0	PA: 45
2B: 2	SAC: 0	PB: 0	
3B: 0	DP: 0	SB: 1	
HR: 3	HBP: 1	CS: 1	

PITCHER		IP	WLS	BF	H	R	ER	SO	BB	IBB	HBP	BLK	WP	HR	S	P	ERA	WHIP
45 Alfredo Figaro, R ERA: 4.64	(1, 1)	3.1	L	21	9	6	6	4	2	1	0	0	0	3	49	75	16.20	3.300
32 Tom Gorzelanny, L ERA: 2.56	(4, 1)	2.2		11	3	0	0	4	0	0	0	0	0	0	32	45	0.00	1.125
53 Brandon Kintzler, R ERA: 4.03	(7, 1)	1.0		4	0	0	0	1	0	0	1	0	0	0	12	19	0.00	0.000
51 Michael Gonzalez, L ERA: 3.46	(8, 1)	1.0		3	0	0	0	1	0	0	0	0	0	0	6	11	0.00	0.000
29 Jim Henderson, R ERA: 2.03	(9, 1)	1.0		6	2	1	1	1	1	0	0	0	0	0	15	23	9.00	3.000

PITCHER	IP	WLS	BF	H	R	ER	SO	BB	IBB	HBP	BLK	WP	HR	S	P	ERA	WHIP

TOP

AB	40
R	7
H	14
RBI	7
BB	4
SO	11
LOB	26

Batter	1	2	3	4	5	6	7	8	9	AB	R	H	RBI	BB	SO	LOB
7 Norichika Aoki, L (1, 9) OBP: 0.367, SLG: 0.381	B FF 86 F SI 85 B SL 80 X SI 86 2-1 F7 ①		B CU 71 C SI 87 S SL 79 F SL 78 B SL 79 F FF 89 X SL 80 2-2 G1-3 ①		C SI 87 X SL 80 0-1 FC3-6 9 2B 22 1B 1-2f ①		X FF 94 0-0 G6-3 ①		B SI 97 F SI 96 C FF 97 F FF 97 S KC 87 1-3 K ①	5	1	0	0	0	1	1
9 Jean Segura, R (1, 6) OBP: 0.369, SLG: 0.529	C FC 81 B CH 80 C SI 86 B SL 80 X SI 87 2-2 L9 ②		C FC 83 B FC 84 B CU 74 F FC 84 X CU 73 2-2 G5-3 ②		B CH 78 B FC 84 C FC 82 B FF 87 X FC 84 3-1 22 1B 1-3 2B		C FF 94 X CU 80 0-1 23 BB 22 S 1B		C KC 84 S KC 87 T FF 97 0-2 K ②	5	1	2	0	0	1	0
27 Carlos Gómez, R (1, 8) OBP: 0.355, SLG: 0.570 22 Logan Schafer, L (4, 8) OBP: 0.273, SLG: 0.307	F CU 71 H FF 88 1-1 20 S HBP		B CH 80 B FC 83 X SI 88 2-0 G4-3 ③		S SL 80 M SL 79 B SL 80 B SL 80 F SL 80 B FF 89 X SI 88 3-2 20 HR 2-H 3-H 1B		S FF 94 C FF 94 1 SAFE F FF 97 1 SAFE F FF 95 F CU 82 1 SAFE D CU 81 3-3 B FF 95 B CH 87 S CH 89 K ② 1-2		S FF 98 F SI 98 B KC 87 B KC 86 X KC 86 2-2 L5 ③	1 3	0 1	0 1	0 2	0 0	0 1	0 1
20 Jonathan Lucroy, R (1, 2) OBP: 0.328, SLG: 0.455	1 SAFE C SI 87 1 SAFE B SI 87 F FC 84 F SL 80 F CH 78 T SI 88 1-2 K ③			C FC 82 X CH 80 0-1 14 1B 1B	B SI 88 F FC 84 B SI 87 B SI 86 X SI 84 3-1 1-H HR		B SL 79 B SL 79 B SI 89 C SI 88 B SI 89 4-1 23 BB BB			3	1	2	2	1	1	1
23 Rickie Weeks Jr., R (1, 4) OBP: 0.320, SLG: 0.357		X FF 87 0-0 3 G6-3 1B		F SI 86 B CH 83 X CU 71 1-1 L5 ① 1-2	B FC 84 S FC 83 S SI 89 S SL 79 1-3 K ②		C SI 88 B SI 89 B SI 89 S SL 79 B SL 79 B SL 81 4-2 1-2 2-3 BB			3	0	1	0	1	1	1
3 Yuniesky Betancourt, R (1, 3) OBP: 0.233, SLG: 0.346 21 Juan Francisco, L (7, PH) OBP: 0.278, SLG: 0.359 (8, 3)		B SI 87 X CH 78 1-0 G6-3 ① ② 1-2f		X CH 83 0-0 F7 ② 2-2	F SI 89 F FC 84 B CH 82 B EP 64 X SI 88 2-2 G6-3 ③		B FF 96 X FF 96 1-0 P2 ③			3 1	0 0	0 0	0 0	0 0	0 0	2 3
14 Jeff Bianchi, R (1, 5) OBP: 0.269, SLG: 0.333	C SI 87 B CH 80 X SI 86 1-1 15 S 1B		C FC 83 C FC 82 D CU 71 X FC 83 1-2 15 FC6-4 1-2 1B			B SI 93 F SI 93 C SI 94 F SI 93 X CU 76 1-2 F7 ①		S FF 96 F FF 96 B FF 98 S SL 84 1-3 K ①		4	0	2	0	0	1	0
15 Caleb Gindl, L (1, 7) OBP: 0.273, SLG: 0.111	B SL 79 B FC 82 C SI 86 C SI 88 B SL 79 F SI 88 B SI 89 4-2 1-2 BB			C SI 86 B SL 79 X SI 86 1-1 FC6-4 ③ 1-2f		F FF 94 X SI 94 0-1 G6-3 ②		S CH 87 B FF 97 X SL 83 1-1 L9 ②	3	0	0	0	1	0	2
45 Alfredo Figaro, R (1, 1) OBP: 0.300, SLG: 0.300 32 Tom Gorzelanny, R (4, 1) OBP: 0.500, SLG: 0.500 12 Martin Maldonado, R (6, PH) OBP: 0.248, SLG: 0.318 53 Brandon Kintzler, R (7, 1) 51 Michael Gonzalez, R (8, 1) 2 Scooter Gennett, L (8, PH) OBP: 0.262, SLG: 0.375 29 Jim Henderson, L (9, 1)		C SI 88 S SL 80 S SL 79 0-3 K ③			X SI 88 0-0 7 FC3-6 1B	F SI 95 F SI 94 B FF 94 B SI 93 C SI 93 2-3 K ③		B FF 97 X FF 95 1-0 P6 ③		1 1 1 0 0 1 0	0 0 0 0 0 0 0	0 1 0 0 0 0 0	0 0 0 0 0 0 0	1 0 0 0 0 0 0	2 0 0 0 0 0 0	2 0 0 0 0 0 0
Inning Stats	R: 0 H: 0 E: 0 LOB: 1 K: 1 BB: 0 S: 11 P: 17	R: 0 H: 2 E: 0 LOB: 2 K: 1 BB: 1 S: 10 P: 16	R: 0 H: 0 E: 0 LOB: 0 K: 0 BB: 0 S: 9 P: 15	R: 0 H: 2 E: 0 LOB: 2 K: 0 BB: 0 S: 10 P: 13	R: 4 H: 4 E: 0 LOB: 0 K: 1 BB: 0 S: 17 P: 29	R: 0 H: 0 E: 0 LOB: 0 K: 1 BB: 0 S: 9 P: 12	R: 0 H: 1 E: 0 LOB: 3 K: 1 BB: 2 S: 13 P: 25	R: 0 H: 0 E: 0 LOB: 0 K: 1 BB: 0 S: 6 P: 9	R: 0 H: 0 E: 0 LOB: 0 K: 2 BB: 0 S: 10 P: 13	1B: 7 2B: 1 3B: 0 HR: 1	SF: 0 SAC: 0 DP: 1 HBP: 1					

PITCHER		IP	WLS	BF	H	R	ER	SO	BB	IBB	HBP	BLK	WP	HR	S	P	ERA	WHIP
28 Paul Maholm, L ERA: 3.75	(1, 1)	5.0	W	24	8	4	4	3	1	0	1	0	0	1	57	90	7.20	1.800
43 Luis Avilán, L ERA: 1.78	(6, 1)	1.0	H	3	0	0	0	1	0	0	0	0	0	0	9	12	0.00	0.000
38 Anthony Varvaro, R ERA: 3.08	(7, 1)	0.2	H	3	1	0	0	1	0	0	0	0	0	0	9	12	0.00	1.500
53 Cory Gearrin, R ERA: 3.3	(7, 1)	0.0		2	0	0	0	0	2	0	0	0	0	0	3	11	∞	∞
52 Jordan Walden, R ERA: 2.7	(7, 1)	1.1	H	4	0	0	0	1	0	0	0	0	0	0	7	11	0.00	0.000

PITCHER		IP	WLS	BF	H	R	ER	SO	BB	IBB	HBP	BLK	WP	HR	S	P	ERA	WHIP
46 Craig Kimbrel, R ERA: 1.59	(9, 1)	1.0	S	3	0	0	0	2	0	0	0	0	0	0	10	13	0.00	0.000

BOTTOM

Atlanta Braves @ Milwaukee Brewers

Miller Park, Milwaukee, WI

Sun Jun 23 2013, 1:12 PM - 4:34 PM CDT

Att. 41,221 - Sunny - 85 F

livebaseballscorecards.com

AB	35
R	4
H	9
RBI	4
BB	3
SO	8
LOB	13

WP: 0	PA: 39		
PB: 0			
SB: 3			
CS: 0			

Chicago Cubs @ Milwaukee Brewers

Miller Park, Milwaukee, WI

Tue Jun 25 2013, 7:11 PM - 9:58 PM CDT

Att. 30,172 - Overcast - 73 F

TOP

livebaseballscorecards.com

Batter	1	2	3	4	5	6	7	8	9	AB	R	H	RBI	BB	SO	LOB
24 Luis Valbuena, L (1, 5) OBP: 0.353, SLG: 0.407	C SI 89 B SL 86 F SI 90 X SL 84 1-2 15 SH1-3 1B		F SI 89 B SL 83 C SI 89 X SI 91 1-2 ① F7		C CU 74 F SL 83 X SI 89 0-2 ① P3		B SI 91 C SI 90 B SL 85 X SI 90 2-1 ② L8			4	0	1	0	0	0	1
15 Darwin Barney, R (1, 4) OBP: 0.293, SLG: 0.350	X SI 89 0-0 ① SH1-3 1-2		X CU 73 0-0 19 HR 1-2 1B		B SI 89 X SI 89 1-0 ② L8		X SI 90 0-0 ③ F9			3	1	1	0	0	0	0
19 Nate Schierholtz, L (1, 9) OBP: 0.350, SLG: 0.576	F SI 89 B SL 84 S CH 81 B CH 81 B SI 91 F CH 80 F CH 80 S SL 85 3-3 ② K		B CH 80 B CH 79 C SI 89 X SI 90 2-1 1-H 2-H HR		C CU 74 B CH 80 F SL 84 F CH 80 F SL 85 F CU 75 X CH 81 1-2 2B			B FF 92 C FF 92 X SL 82 1-1 ① F9		4	1	2	3	0	1	1
12 Alfonso Soriano, R (1, 7) OBP: 0.274, SLG: 0.392	F CU 74 S SL 84 T SI 91 0-2 ③ K		B SL 84 C SI 89 X SL 83 1-1 ② G5-3		B SL 84 B CU 75 S SL 85 X CU 74 2-1 ③ G5-3			B FF 92 B SL 78 F SI 90 S SL 80 B FF 92 C SL 81 3-3 ② K		4	0	0	0	0	2	2
44 Anthony Rizzo, L (1, 3) OBP: 0.339, SLG: 0.470		X CU 74 0-0 ① G4-3	C CU 73 C SI 89 X CH 80 0-2 ③ G4-3			X CU 72 0-0 2B		B FF 92 S FF 93 S SL 83 B FF 92 X SL 82 2-2 ③ L4		4	0	1	0	0	0	0
6 Ryan Sweeney, L (1, 8) OBP: 0.352, SLG: 0.520		C SI 89 X SL 84 0-1 2B		C SI 89 X CH 80 0-1 ① F9		C CH 77 F SI 87 F SL 81 B SI 89 X CH 79 1-2 ① P6			B SI 91 B SI 89 X SI 88 2-0 ① P6	4	0	1	0	0	0	1
53 Welington Castillo, R (1, 2) OBP: 0.332, SLG: 0.365		B CU 74 B SL 85 F SL 83 C CH 80 C CU 73 2-3 ② K		C SI 90 B CH 80 F SL 84 X CU 74 1-2 1 FC6-5 2B		F SL 84 B SI 89 S CH 79 B SL 83 X SI 89 2-2 ② G1-3			C SI 90 C SL 81 B SL 82 X SL 80 1-2 ② L8	4	0	1	0	0	1	2
1 Cody Ransom, R (1, 6) OBP: 0.308, SLG: 0.531		X CU 74 0-0 ③ G5-3		F SL 83 X SI 90 0-1 ② FC6-5 2-3		X SL 84 0-0 ③ G3			C SI 89 B SI 88 F SL 81 B SL 81 F SI 90 B SI 89 X SI 88 3-2 ③ G6-3	4	0	0	0	0	0	3
36 Edwin Jackson, R (1, 1) OBP: 0.160, SLG: 0.167			B SI 89 C SI 89 B SL 83 X SI 89 2-1 15 1B 19 HR 1B	B SL 84 C SL 84 B SI 89 C SI 90 X SL 82 2-2 ③ F9			B SI 87 B CH 80 S SI 90 C SI 90 F SI 90 X FF 90 2-2 ① L9			2	1	1	0	0	0	1
56 Héctor Rondón, R (5, 1)										0	0	0	0	0	0	0
20 Julio Borbon, L (7, PH) OBP: 0.258, SLG: 0.262										1	0	0	0	0	0	0
54 Shawn Camp, R (7, 1)										0	0	0	0	0	0	0

Inning Stats										
	R: 0 E: 0 K: 2 S: 12	H: 1 LOB: 1 BB: 0 P: 16	R: 0 E: 0 K: 1 S: 7	H: 1 LOB: 1 BB: 0 P: 9	R: 3 E: 0 K: 0 S: 13	H: 3 LOB: 0 BB: 0 P: 19	R: 0 E: 0 K: 0 S: 10	H: 1 LOB: 1 BB: 0 P: 13	R: 0 E: 0 K: 0 S: 12	H: 1 LOB: 1 BB: 0 P: 16
	R: 0 E: 0 K: 0 S: 9	H: 1 LOB: 1 BB: 0 P: 12	R: 0 E: 0 K: 0 S: 7	H: 0 LOB: 0 BB: 0 P: 11	R: 0 E: 0 K: 1 S: 8	H: 0 LOB: 0 BB: 0 P: 14	R: 0 E: 0 K: 0 S: 8	H: 0 LOB: 0 BB: 0 P: 14	1B: 3 2B: 4 3B: 0 HR: 1	SF: 0 SAC: 1 DP: 0 HBP: 0	WP: 0 PB: 0 SB: 0 CS: 0	PA: 35

PITCHER		IP	WLS	BF	H	R	ER	SO	BB	IBB	HBP	BLK	WP	HR	S	P	ERA	WHIP
26 Kyle Lohse, R ERA: 3.69	(1, 1)	7.0	W	29	8	3	3	3	0	0	0	0	0	1	70	96	3.86	1.143
51 Michael Gonzalez, L ERA: 3.33	(8, 1)	1.0		3	0	0	0	1	0	0	0	0	0	0	8	14	0.00	0.000
31 Burke Badenhop, R ERA: 3.41	(9, 1)	1.0		3	0	0	0	0	0	0	0	0	0	0	8	14	0.00	0.000

PITCHER	IP	WLS	BF	H	R	ER	SO	BB	IBB	HBP	BLK	WP	HR	S	P	ERA	WHIP

AB	34
R	3
H	8
RBI	3
BB	0
SO	4
LOB	11

BOTTOM

Chicago Cubs @ Milwaukee Brewers

Miller Park, Milwaukee, WI

Tue Jun 25 2013, 7:11 PM - 9:58 PM CDT

Att. 30,172 - Overcast - 73 F

livebaseballscorecards.com

Batter	1	2	3	4	5	6	7	8	9	AB	R	H	RBI	BB	SO	LOB
7 Norichika Aoki, L (1, 9) OBP: 0.369, SLG: 0.381	B FF 90 B SI 91 B FF 91 C FF 90 X FF 91 3-1 ① G4-3		C SI 93 B FF 94 X CU 79 1-1 ② FC3-6 9 PO 1-2f		B FF 94 C CU 80 D FF 95 D CU 81 B FF 94 4-1 9 2B 20 1B BB		X SI 87 0-0 9 G3 9 E 20 FC1-2-5-1 1B			3	1	1	0	1	0	1
9 Jean Segura, R (1, 6) OBP: 0.367, SLG: 0.528	C FF 90 B FF 91 B SL 83 B SI 92 X FF 92 3-1 ② G4-3		1 SAFE 0-0 ③ PO 1-2	C SL 85 F CU 79 B SL 87 X FF 93 1-2 ① L9	B SL 84 C FF 92 B FF 94 F SI 93 X FF 93 2-2 20 1B 1-3 2-H 2B		1 SAFE C SI 87 X SL 79 0-1 ① G3 1-3			4	1	1	1	0	0	1
20 Jonathan Lucroy, R (1, 2) OBP: 0.327, SLG: 0.451	C FF 92 B FF 91 B FF 91 X FF 92 2-1 ③ L9			C FF 92 F SI 92 F FF 92 B FF 94 F CU 80 F FF 95 S SL 87 1-3 ② K	F FF 93 B CU 80 S SL 85 D SL 86 F SI 94 X SL 86 2-2 16 PB 2-H 3-H 1B		C SI 87 F SI 87 F FF 88 X SL 80 0-2 ② FC1-2-5-1 3-H			4	0	1	2	0	1	1
16 Aramis Ramirez, R (1, 5) OBP: 0.347, SLG: 0.413		B FF 91 S SL 84 S FF 90 B FF 93 X SI 93 2-2 ① G5-3		B FF 92 B CU 78 C SL 84 X FF 93 2-1 ③ G1-3	B FF 92 C FF 91 F FF 92 S FF 92 1-3 ③ K 1-2		C SL 78 X SI 87 0-1 ③ G6-3			4	0	0	0	0	1	2
21 Juan Francisco, L (1, 3) OBP: 0.289, SLG: 0.391		B SL 81 F SI 92 B CU 77 B SL 83 X SI 92 3-1 HR			F SL 84 B CU 78 B SL 84 B SL 82 B CH 87 4-1 23 2B BB	X FF 92 0-0 23 HR 2B		B CH 81 B SI 86 F SL 79 X SI 87 2-1 ① F7		3	3	2	1	1	0	0
23 Rickie Weeks Jr., R (1, 4) OBP: 0.327, SLG: 0.396		B SL 84 F SI 92 B FF 92 X FF 92 2-1 ② F9			F FF 93 B SL 85 B SI 93 X FF 94 2-1 22 WP 15 1B 1-H 2B	C SI 94 X FF 93 0-1 2-H HR		C SL 78 X CH 81 0-1 HR		4	3	3	4	0	0	0
22 Logan Schafer, L (1, 8) OBP: 0.272, SLG: 0.299		C SI 90 C FF 92 H SI 93 1-2 15 PO HBP			F SI 93 S SL 84 B SL 86 X FF 94 1-2 ① G3 2-3	X SI 96 0-0 ① P3		F SI 87 C SL 78 X SI 85 0-2 ② F9		3	0	0	0	0	0	1
15 Caleb Gindl, L (1, 7) OBP: 0.333, SLG: 0.231	B FF 92 1 SAFE F FF 93 B FF 93 1 SAFE 2-1 ③ PO 1-2		B FF 92 X FF 91 1-0 ① F7		X FF 94 0-0 26 SH1-4 9 2B 3-H 1B	F SI 94 X FF 93 0-1 ② G1-6-3		B SL 78 B SL 78 B SI 86 C SI 85 F SI 86 X SI 86 3-2 1B		4	1	2	1	0	0	0
26 Kyle Lohse, R (1, 1) OBP: 0.148, SLG: 0.148 51 Michael Gonzalez, R (8, 1) 2 Scooter Gennett, L (8, PH) OBP: 0.256, SLG: 0.366 31 Burke Badenhop, R (9, 1)			C FF 91 X FF 92 0-1 7 FC3-6 1B		L FF 92 1 SAFE X SL 85 0-1 ② SH1-4 1-2	C FF 95 X FF 93 0-1 ③ G6-3		C SI 87 X SL 78 0-1 ③ G4-3		2 0 1 0	0 0 0 0	1 0 0 0	0 0 0 0	0 0 0 0	0 0 1 0	0 0 1 0
Inning Stats	R: 0 E: 0 K: 0 S: 6 H: 0 LOB: 0 BB: 0 P: 14	R: 1 E: 0 K: 0 S: 10 H: 1 LOB: 0 BB: 0 P: 20	R: 0 E: 0 K: 0 S: 5 H: 1 LOB: 0 BB: 0 P: 7	R: 0 E: 0 K: 1 S: 11 H: 0 LOB: 0 BB: 0 P: 15	R: 5 E: 0 K: 1 S: 20 H: 4 LOB: 1 BB: 2 P: 36	R: 2 E: 0 K: 0 S: 8 H: 2 LOB: 0 BB: 0 P: 8	R: 0 E: 1 K: 0 S: 9 H: 1 LOB: 1 BB: 0 P: 9	R: 1 E: 0 K: 0 S: 12 H: 2 LOB: 1 BB: 0 P: 17		1B: 5 2B: 3 3B: 0 HR: 3	SF: 0 SAC: 1 DP: 0 HBP: 1		WP: 1 PB: 1 SB: 0 CS: 0	PA: 38		

	AB	32
	R	9
	H	11
	RBI	9
	BB	2
	SO	2
	LOB	7

PITCHER		IP	WLS	BF	H	R	ER	SO	BB	IBB	HBP	BLK	WP	HR	S	P	ERA	WHIP
36 Edwin Jackson, R ERA: 5.84	(1, 1)	4.2	L	21	6	6	6	1	2	0	1	0	1	1	49	88	11.57	1.714
56 Héctor Rondón, R ERA: 6.23	(5, 1)	1.1		6	2	2	2	1	0	0	0	0	0	1	11	12	13.50	1.500
54 Shawn Camp, R ERA: 6.53	(7, 1)	2.0		9	3	1	1	0	0	0	0	0	0	1	21	26	4.50	1.500

PITCHER	IP	WLS	BF	H	R	ER	SO	BB	IBB	HBP	BLK	WP	HR	S	P	ERA	WHIP

Batter	1	2	3	4	5	6	7	8	9	AB	R	H	RBI	BB	SO	LOB
24 Luis Valbuena, L (1, 5) OBP: 0.359, SLG: 0.409	B FF 89 F FF 89 F FF 91 B FF 90 B CU 78 B FF 91 4-2 44 BB 13 1B BB	F CU 78 B SL 86 D CU 78 S FF 91 X CU 78 2-2 3-H 1B		C SL 85 X CU 77 0-1 E4 19 F8 13 1B 44 1B	C FF 91 B SL 82 X FF 88 1-1 1B		B SI 87 B SI 88 X SI 88 2-0 ③ G4-3			4	1	2	1	1	0	2
13 Starlin Castro, R (1, 6) OBP: 0.266, SLG: 0.320	X FF 91 0-0 44 BB 1-2 1B	B SL 85 C FF 91 F FF 92 S CU 78 1-3 ② K		1 SAFE B CU 79 B SL 85 F FF 91 B FF 91 X FF 91 3-1 6 BB 44 1B 1-2 1B	B SL 80 B FF 92 C SI 92 F FF 92 1 SAFE F SL 82 F FF 91 B SI 92 X SL 82 3-2 ③ G5-3			F SL 83 X SI 88 0-1 ① G5-3		5	1	2	0	0	1	2
19 Nate Schierholtz, L (1, 9) OBP: 0.342, SLG: 0.563	C FF 91 F SL 88 S CU 78 0-3 ① K	B CU 78 B SL 83 B CH 84 X SL 84 3-0 ③ F8		B CU 78 C CU 78 T FF 92 F CU 79 F CU 77 F FF 92 B FF 92 X CU 79 2-2 ② F8 2-3		C FF 92 X SL 82 0-1 ① G1-3		X SI 90 0-0 ② G4-3		5	0	0	0	0	1	5
6 Ryan Sweeney, L (1, 8) OBP: 0.355, SLG: 0.539	B CU 77 C SI 90 B SL 87 X SL 86 2-1 ② L7		B FF 89 C CU 75 X FF 90 1-1 HR	B SI 91 B CU 78 B SL 85 C SL 82 C SL 83 B CU 78 4-2 44 1B 1-2 BB		C FF 90 B SL 83 F SL 81 F SL 84 F SL 82 F FF 91 C FF 92 1-3 ② K		B SI 90 C SI 90 B SL 83 X SI 90 2-1 ③ G6-3		4	1	1	1	1	1	2
44 Anthony Rizzo, L (1, 3) OBP: 0.343, SLG: 0.474	B FF 92 D SL 87 B SL 87 B SI 91 4-0 1-2 2-3 BB		X CU 76 0-0 47 E 15 F8-2 2B	S SL 85 C SL 86 X FF 92 0-2 47 BB 1-3 2-H 3-H 1B		C SL 82 S SL 84 S SL 82 0-3 ③ K			B FF 94 X FF 94 1-0 ① G4-3	4	0	2	2	1	1	0
47 Brian Bogusevic, L (1, 7) OBP: 0.600, SLG: 0.500	C CU 78 F FF 91 B SL 87 B FF 92 F CU 79 T FF 92 2-2 ③ K		T FF 91 F SL 85 D CU 79 B SI 91 F FF 91 X CU 78 2-2 E7 2-3	B CU 78 B SL 84 B SL 86 C FF 90 D SL 84 4-1 53 FC6-4 1-2 BB			C SL 78 B FS 84 C SL 79 B SI 87 X SL 80 2-2 15 S 1B		B FF 95 C FF 95 X FF 95 1-1 53 G6-4-3 1B	4	0	2	0	1	1	4
53 Welington Castillo, R (1, 2) OBP: 0.329, SLG: 0.362		C SL 86 X SL 86 0-1 15 2B 1B	D CU 79 C CU 78 C SI 92 X CU 78 1-2 ① G5-3	C CU 78 X SI 90 0-1 ③ FC6-4 1-2f			1 SAFE 1 SAFE F SI 88 B SI 87 F SI 87 1 SAFE S 1 SAFE 1-3 ① K		1 SAFE P PO 87 X FF 95 1-0 ②③ G6-4-3 1-2f	5	1	1	0	0	1	7
15 Darwin Barney, R (1, 4) OBP: 0.293, SLG: 0.353		C FF 90 F SL 85 B FF 91 X SL 88 1-2 46 S 24 1B 1-H 2B	X FF 91 0-0 ②③ F8-2 3-H		B SI 91 F SI 90 S SL 79 B SL 81 X FF 91 2-2 ① P6		1 SAFE C SI 87 B SL 79 X SL 79 1-1 ② P3 1-2			4	1	1	1	0	0	3
46 Scott Feldman, L (1, 1) OBP: 0.176, SLG: 0.324 20 Julio Borbon, L (7, PH) OBP: 0.269, SLG: 0.262 40 James Russell, L (7, 1) 33 Carlos Villanueva, R (8, 1) OBP: 0.176, SLG: 0.176 63 Kevin Gregg, R (9, 1)		L CU 76 S CU 76 S CU 79 0-3 ① K 2-3		C SL 88 B CU 77 S CU 77 S CU 78 1-3 ① K	S FF 91 S SL 80 S SL 81 0-3 ② K		C FS 83 B SI 88 B SL 78 F SI 87 B SL 80 B SL 79 4-2 BB			3 0 0 0 0	0 0 0 0 0	0 0 0 0 0	0 1 0 0 0	3 0 0 0 0	1 0 0 0 0

Inning Stats																																			
	R: 0	E: 0	K: 2	S: 12	H: 1	LOB: 3	BB: 2	P: 24	R: 2	E: 0	K: 2	S: 15	H: 3	LOB: 1	BB: 0	P: 22	R: 1	E: 1	K: 0	S: 11	H: 2	LOB: 1	BB: 0	P: 15	R: 2	E: 1	K: 1	S: 21	H: 2	LOB: 3	BB: 2	P: 35	R: 0	E: 0	K: 1	S: 13	H: 1	LOB: 1	BB: 0	P: 19	R: 0	E: 0	K: 2	S: 11	H: 0	LOB: 0	BB: 0	P: 12	R: 0	E: 0	K: 1	S: 11	H: 1	LOB: 2	BB: 1	P: 21	R: 0	E: 0	K: 0	S: 5	H: 0	LOB: 0	BB: 0	P: 7	R: 0	E: 0	K: 0	S: 5	H: 1	LOB: 0	BB: 0	P: 7	1B: 8	2B: 3	3B: 0	HR: 1	SF: 0	SAC: 0	DP: 2	HBP: 0	WP: 0	PB: 0	SB: 2	CS: 0	PA: 43
---	---	---	---	---	---	---	---	---	---	---	---	---	---	---	---	---	---	---

Chicago Cubs @ Milwaukee Brewers

Miller Park, Milwaukee, WI

Wed Jun 26 2013, 7:12 PM - 10:27 PM CDT

Att. 28,061 - Partly Cloudy - 73 F

BOTTOM

livebaseballscorecards.com

Batter	1	2	3	4	5	6	7	8	9	AB	R	H	RBI	BB	SO	LOB
7 Norichika Aoki, L (1, 9) OBP: 0.371, SLG: 0.386	B CH 87 C SI 88 F FC 87 B FC 88 X SI 90 2-2 ① F8		C CU 76 X FC 89 0-1 9 S 2-H 2B		F CU 75 X FC 89 0-1 ③ G3			C SL 80 X SL 80 0-1 20 PB 20 S 1B		4	0	2	1	0	0	0
9 Jean Segura, R (1, 6) OBP: 0.366, SLG: 0.525	C FC 90 X CU 74 0-1 ② F8		B CU 76 C CU 76 S SI 91 B SI 91 C FC 90 2-3 ② K 2-3			B FC 86 F CU 76 B SI 90 F CU 76 X SI 92 2-2 20 G6-3 16 1B 20 S 1B		1 SAFE 1 SAFE B SL 81 B CU 75 X CH 82 2-0 ① F8		4	1	1	0	0	1	2
20 Jonathan Lucroy, R (1, 2) OBP: 0.321, SLG: 0.443	B SI 89 C FC 87 X SI 90 1-1 ③ L6		D CU 76 B FC 88 C SI 91 C CU 76 S SI 92 2-3 ③ K			1 SAFE 1 SAFE C FC 87 1 SAFE B SI 90 F FC 88 F SI 92 1 SAFE B CU 69 2-2 ① G6-3 1-3		B SI 89 B SI 90 B CU 74 X CH 81 3-0 ② F7 1-3		4	0	0	0	0	1	3
16 Aramis Ramirez, R (1, 5) OBP: 0.351, SLG: 0.435		X CH 87 0-0 HR		X FC 87 0-0 ① G5-3		D CU 75 X FC 88 1-0 23 FC6-4 3-H 1B		B CH 83 S CU 76 B FF 90 F CU 77 S SL 85 2-3 ③ K		4	1	2	2	0	1	1
21 Juan Francisco, L (1, 3) OBP: 0.288, SLG: 0.406		B CU 71 X FC 88 1-0 ① G4-3		B CU 74 F CU 75 F FC 87 B CU 79 B CH 85 X FC 89 3-2 ② P6		F CU 76 B SI 90 F CU 75 X CU 77 1-2 ② F8			F CU 78 B CU 78 X FS 83 1-1 HR	4	1	1	1	0	0	1
23 Rickie Weeks Jr., R (1, 4) OBP: 0.329, SLG: 0.403		B FC 86 B CU 76 C FC 87 C SI 89 S SI 90 2-3 ② K		F FC 87 B SI 91 X CU 76 1-1 1B		1 SAFE B SI 90 X FC 88 1-0 ③ FC6-4 1-2f			C FF 90 B FF 90 B SI 91 C FF 91 B FF 90 F FF 91 F FF 90 X FF 90 3-2 22 SH5-4 3 FC5-2 2B	4	0	2	0	0	1	1
22 Logan Schafer, L (1, 8) OBP: 0.266, SLG: 0.292		B SI 90 X FC 88 1-0 ③ G3		1 SAFE 1 SAFE B CU 74 1 SAFE F FC 88 X CU 74 1-1 ③ G1-3			X SL 82 0-0 ① B2-3	X CU 80 0-0 ① SH5-4 2-3		3	0	0	0	0	0	1
15 Caleb Gindl, L (1, 7) OBP: 0.353, SLG: 0.267 3 Yuniesky Betancourt, R (7, PH) OBP: 0.231, SLG: 0.343 (8, 7)			B SI 90 F FC 88 B FC 88 F SI 88 X SI 89 2-2 49 SH3-4 7 2B 1B		F SI 88 B SI 90 S CU 77 X FC 90 1-2 ① G4-3		C SI 89 F FC 88 F FF 91 B SL 84 X FF 91 1-2 ② G6-3	X CU 80 0-0 ② FC5-2 3-H		2	1	1	0	0	0	0
										2	0	0	0	0	0	1
49 Yovani Gallardo, R (1, 1) OBP: 0.250, SLG: 0.469 32 Tom Gorzelanny, R (5, 1) OBP: 0.333, SLG: 0.333 31 Burke Badenhop, R (7, 1) 14 Jeff Bianchi, R (7, PH) OBP: 0.265, SLG: 0.328 48 Donovan Hand, R (8, 1) 59 John Axford, R (9, 1) 2 Scooter Gennett, L (9, PH) OBP: 0.250, SLG: 0.357			X SI 89 0-0 ① SH3-4 1-2		B SI 89 F SI 89 F FC 88 X CU 77 1-2 ② G5-3		B SI 90 X FF 90 1-0 ③ G6-3	B CU 79 X CU 78 1-0 ③ F9	0 1 0 1 0 0 1	0 0 0 0 0 0 0	0 0 0 0 0 0 0	0 0 0 0 0 0 0	0 0 0 0 0 0 0	0 0 0 0 0 0 0	0 0 0 0 0 0 0	0 0 0 0 0 0 1

	AB	34
	R	4
	H	9
	RBI	4
	BB	0
	SO	4
	LOB	11

Inning Stats	1	2	3	4	5	6	7	8	9
	R: 0 E: 0 K: 0 S: 7	R: 1 E: 0 K: 1 S: 6	R: 1 E: 0 K: 2 S: 12	R: 0 E: 0 K: 0 S: 8	R: 0 E: 0 K: 0 S: 8	R: 1 E: 0 K: 0 S: 13	R: 0 E: 0 K: 0 S: 6	R: 0 E: 0 K: 1 S: 7	R: 1 E: 0 K: 0 S: 10
	H: 0 LOB: 0 BB: 0 P: 10	H: 1 LOB: 0 BB: 0 P: 10	H: 2 LOB: 1 BB: 0 P: 18	H: 1 LOB: 1 BB: 0 P: 13	H: 0 LOB: 0 BB: 0 P: 10	H: 2 LOB: 1 BB: 0 P: 20	H: 0 LOB: 0 BB: 0 P: 8	H: 1 LOB: 1 BB: 0 P: 14	H: 2 LOB: 1 BB: 0 P: 15

| | | | | | | | | | |

Batter	1	2	3	4	5	6	7	8	9	AB	R	H	RBI	BB	SO	LOB
24 Luis Valbuena, L (1, 5) OBP: 0.360, SLG: 0.405	C FF 93 F SI 95 B SI 96 X SL 88 1-2 13 G6-4-3 1B	X SL 84 0-0 G1-3		B SI 93 D SI 95 B SI 94 C FF 92 B FF 94 4-1 19 SF9 13 G3-1 1-2 BB		B SI 91 C SI 92 X CH 87 1-1 L8		B FF 93 F SI 93 B SI 94 X SI 93 2-1 P6		4	0	1	0	1	0	3
13 Starlin Castro, R (1, 6) OBP: 0.268, SLG: 0.324	B FF 95 C FF 96 F FF 95 X FF 95 1-2 G6-4-3 1-2f		C FF 94 B FF 96 B CH 86 B SI 94 C SI 95 F SI 97 X SI 96 3-2 19 S 6 E 1B	C SL 83 X SL 84 0-1 G3-1 1-2 2-3			C SI 90 B SL 83 X SI 90 1-1 2B		B FF 92 F FF 92 S FF 91 F CH 79 X FF 91 1-2 F9	5	1	2	0	0	0	3
19 Nate Schierholtz, L (1, 9) OBP: 0.339, SLG: 0.555	B SI 96 B SI 95 B SI 95 C FF 94 T FF 96 X FF 96 3-2 G4-3		B FF 95 1 SAFE B SI 94 F FF 95 C FF 94 F SL 87 S SL 88 2-3 K 1-2	F FF 95 X FF 95 0-1 SF9 2-3 3-H			B SI 91 S CH 86 D CH 86 F SI 91 F SI 92 F SL 84 F CH 85 B SI 92 F SI 92 4-2 B CH 86 BB		C CU 77 F FF 91 F FF 91 S CH 83 0-3 K	3	0	0	1	1	2	1
6 Ryan Sweeney, L (1, 8) OBP: 0.348, SLG: 0.523		C FF 94 X SI 94 0-1 47 WP 44 S 47 2B 1B	B SL 84 C SI 96 B SI 95 X SI 95 2-1 E7 47 E 30 HR 2-H	B CH 84 C FF 93 X SL 84 1-1 F9			X SI 92 0-0 F7		C CU 76 X CH 82 0-1 F8	5	2	1	0	0	0	3
44 Anthony Rizzo, L (1, 3) OBP: 0.338, SLG: 0.467		S SL 85 B SL 86 B FF 95 1 SAFE B SI 96 C FF 96 S SL 88 3-3 K 1-2	B FF 94 B CH 84 C SI 95 F SL 85 F SL 88 X FF 96 2-2 F8		C SI 90 B CH 82 X CH 83 1-1 P6		X CH 86 0-0 F7			4	0	0	0	0	1	4
47 Brian Bogusevic, L (1, 7) OBP: 0.444, SLG: 0.500		C SL 85 B SI 96 F FF 97 X SL 88 1-2 30 G4-3 15 1B 2-H 2B	S SL 84 C SL 84 X SI 95 0-2 E3 30 HR 2-3		B FF 92 X FF 93 1-0 L6		C SL 84 C FF 92 S SL 82 0-3 K			4	2	1	1	0	1	3
30 Dioner Navarro, S (1, 2) OBP: 0.333, SLG: 0.506		C SI 96 F SI 97 B FF 94 X SL 88 1-2 G4-3 2-3	X SL 83 0-0 1-H 3-H HR		C SI 94 B SI 93 F CH 84 B FF 95 F CH 86 X SI 95 2-2 G4-3			B FF 91 B SI 92 X FF 91 2-0 L8		4	1	1	3	0	0	1
15 Darwin Barney, R (1, 4) OBP: 0.292, SLG: 0.351		B SL 86 C SL 84 X FF 96 1-1 22 1B 3-H 1B	B FF 94 F SI 94 B SI 94 B SI 95 C FF 95 X FF 95 3-2 F9			B SI 90 B SI 90 B SI 90 C SI 89 C SI 91 X SI 90 3-2 G5-3		S FF 92 X SL 82 0-1 L9		4	0	1	1	0	0	0
22 Matt Garza, R (1, 1) OBP: 0.188, SLG: 0.250 20 Julio Borbon, L (8, PH) OBP: 0.279, SLG: 0.262 50 Blake Parker, R (8, 1) 40 James Russell, L (8, 1) 54 Shawn Camp, R (9, 1)		C FF 96 X FF 96 0-1 1-2 1B	C FF 91 X SL 82 0-1 13 G3-1 24 BB 19 SF9 1B			C SI 90 B SI 91 F SI 92 X SI 92 1-2 G1-3		B SI 91 F SI 92 C SI 92 F SL 82 F SL 84 B SL 84 B FF 93 F FF 93 B FF 93 4-2 BB		3 0 0 0 0	1 0 0 0 0	2 0 0 0 0	0 0 0 0 0	0 1 0 0 0	0 0 0 0 0	0 0 0 0 0

Inning Stats	1	2	3	4	5	6	7	8	9
	R: 0 E: 0 K: 0 S: 9	R: 2 E: 0 K: 1 S: 16	R: 4 E: 2 K: 1 S: 21	R: 1 E: 0 K: 0 S: 9	R: 0 E: 0 K: 0 S: 7	R: 0 E: 0 K: 0 S: 8	R: 0 E: 0 K: 1 S: 13	R: 0 E: 0 K: 0 S: 10	R: 0 E: 0 K: 1 S: 10
	H: 1 LOB: 0 BB: 0 P: 14	H: 4 LOB: 2 BB: 0 P: 22	H: 2 LOB: 0 BB: 0 P: 33	H: 1 LOB: 1 BB: 1 P: 14	H: 0 LOB: 0 BB: 0 P: 11	H: 0 LOB: 0 BB: 0 P: 13	H: 1 LOB: 2 BB: 1 P: 18	H: 0 LOB: 1 BB: 1 P: 18	H: 0 LOB: 0 BB: 0 P: 11

1B: 6 SF: 1
2B: 2 SAC: 0
3B: 0 DP: 1
HR: 1 HBP: 0

WP: 1 PA: 40
PB: 0
SB: 2
CS: 0

PITCHER		IP	WLS	BF	H	R	ER	SO	BB	IBB	HBP	BLK	WP	HR	S	P	ERA	WHIP
60 Wily Peralta, R ERA: 5.58	(1, 1)	5.0	L	25	8	7	3	2	1	0	0	0	1	1	62	94	5.40	1.800
53 Brandon Kintzler, R ERA: 3.77	(6, 1)	2.0		8	1	0	0	1	1	0	0	0	0	0	21	31	0.00	1.000
29 Jim Henderson, R ERA: 1.95	(8, 1)	1.0		4	0	0	0	0	1	0	0	0	0	0	10	18	0.00	1.000
57 Francisco Rodríguez, R ERA: 0.55	(9, 1)	1.0		3	0	0	0	1	0	0	0	0	0	0	10	11	0.00	0.000

PITCHER		IP	WLS	BF	H	R	ER	SO	BB	IBB	HBP	BLK	WP	HR	S	P	ERA	WHIP

TOP

Chicago Cubs @ Milwaukee Brewers

Miller Park, Milwaukee, WI

Thu Jun 27 2013, 1:12 PM - 4:21 PM CDT
Att. 31,792 - Partly Cloudy - 80 F

livebaseballscorecards.com

AB	36
R	7
H	9
RBI	6
BB	3
SO	4
LOB	18

Batter	1	2	3	4	5	6	7	8	9	AB	R	H	RBI	BB	SO	LOB
23 Rickie Weeks Jr., R (1, 4) OBP: 0.331, SLG: 0.400	B FF 93 F FF 92 B SI 92 F FF 93 B SL 85 S SL 84 3-3 ① **K**		S SL 84 B FF 95 H SI 93 2-1 **HBP**		F FF 93 B SL 84 X SL 84 1-1 1-3 **1B**		B SL 84 T FF 94 S FF 94 X SL 85 1-2 ① **F9**		C SI 86 X SI 87 0-1 ②③ **G6-4-3** 1-2f	4	0	1	0	0	1	3
7 Norichika Aoki, L (1, 9) OBP: 0.366, SLG: 0.381	B FF 91 X FF 94 1-0 ② **F8**		F FF 92 B FF 93 X FF 93 1-1 ③ **G5-3**		B FF 94 X FF 92 1-0 ③ **F7**		X FF 93 0-0 ② **F7**			4	0	0	0	0	0	5
9 Jean Segura, R (1, 6) OBP: 0.364, SLG: 0.521	C FF 93 C SI 93 B FF 91 F FF 94 B CU 77 F SL 84 T FF 94 2-2 ③ **K**			C FF 92 C SI 93 S SL 84 0-3 ① **K**		X SL 83 0-0 21 K 16 1B 22 2B 1B	X SI 94 0-0 ③ **G4-3**			4	1	1	0	0	2	2
16 Aramis Ramirez, R (1, 5) OBP: 0.360, SLG: 0.439		B FF 92 B FF 91 B SI 90 B FF 92 4-0 **BB**		B SL 85 S FF 93 B SI 92 X SL 85 2-1 **1B**		F FF 93 1 SAFE X SI 91 0-1 21 K 1-2 **1B**		B FF 91 S FF 91 T FF 91 F FF 92 B CU 78 S CU 78 2-3 ① **K**		3	0	2	0	1	1	0
21 Juan Francisco, L (1, 3) OBP: 0.287, SLG: 0.421		C SI 90 B CU 74 F FF 93 T SL 83 1-2 ① **K**		B CU 74 B SI 92 F FF 93 S SL 84 2-3 ② **K**		C CU 75 C CU 74 D SL 84 B SI 92 S CU 76 2-3 ①② 1-2 2-3 **K**		B CU 76 B CU 78 F FF 91 C CU 77 F FS 84 X FS 84 2-2 **HR**		4	1	1	1	0	3	4
22 Logan Schafer, L (1, 8) OBP: 0.265, SLG: 0.298		C FF 91 C FF 92 B FF 91 B SI 93 S SL 83 2-3 ② **K**		B FF 92 X FF 93 1-0 ③ **F8**		C FF 92 X CU 76 0-1 3-H **2B**		F SL 82 C FF 88 B FF 89 B FF 89 F SL 81 C FF 90 2-3 ② **K**		4	0	1	1	0	2	2
12 Martín Maldonado, R (1, 2) OBP: 0.240, SLG: 0.306		L FF 94 X SL 84 0-1 ③ **F9**			F FF 92 B FF 93 F SI 92 B FF 94 B SL 84 X FF 94 3-2 ① **L8**	S SI 93 X FF 94 0-1 ③ **F8**		X SI 88 0-0 ③ **F8**		4	0	0	0	0	0	2
15 Caleb Gindl, L (1, 7) OBP: 0.333, SLG: 0.263			B FF 92 F FF 92 C FF 93 T CU 75 1-2 ① **K**		C CU 74 F CU 77 B SL 83 S FF 94 1-3 ② **K**		F FF 91 S FF 93 B FF 92 B SL 85 X SL 84 2-2 14 1B **1B**		B FF 88 F FF 89 F FC 87 X SL 81 1-2 ① **F7**	4	0	1	0	0	2	0
60 Wily Peralta, R (1, 1) OBP: 0.222, SLG: 0.192 11 Sean Halton, R (5, PH) OBP: 1.000, SLG: 1.000 53 Brandon Kintzler, R (6, 1) 14 Jeff Bianchi, R (7, PH) OBP: 0.275, SLG: 0.338 29 Jim Henderson, L (8, 1) 57 Francisco Rodríguez, R (9, 1) 3 Yuniesky Betancourt, R (9, PH) OBP: 0.234, SLG: 0.343			C FF 93 S SL 83 B SL 84 S FF 95 1-3 ② **K**		F SL 83 B FF 93 F FF 94 X FF 95 1-2 23 1B **1B**		X FF 93 0-0 1-2 **1B**		B SI 85 F SI 85 B SI 85 B SI 86 B SI 84 4-1 23 G6-4-3 **BB**	1 1 0 1 0 0 0 0	0 0 0 0 0 0 0 0	0 1 0 0 0 0 0 0	0 0 0 0 0 0 0 1	0 0 0 0 0 0 0 0	1 0 0 0 0 0 0 0	0 0 0 0 0 0 0 0
Inning Stats	R: 0 E: 0 K: 2 S: 9 H: 0 LOB: 0 BB: 0 P: 15	R: 0 E: 0 K: 2 S: 8 H: 0 LOB: 1 BB: 1 P: 15	R: 0 E: 0 K: 2 S: 9 H: 0 LOB: 1 BB: 0 P: 14	R: 0 E: 0 K: 2 S: 9 H: 1 LOB: 1 BB: 0 P: 14	R: 0 E: 0 K: 1 S: 12 H: 2 LOB: 2 BB: 0 P: 19	R: 1 E: 0 K: 1 S: 10 H: 3 LOB: 1 BB: 0 P: 12	R: 0 E: 0 K: 0 S: 9 H: 2 LOB: 2 BB: 0 P: 12	R: 1 E: 0 K: 2 S: 13 H: 1 LOB: 0 BB: 0 P: 19	R: 0 E: 0 K: 0 S: 6 H: 0 LOB: 0 BB: 1 P: 11	1B: 7 2B: 1 3B: 0 HR: 1	SF: 0 SAC: 0 DP: 1 HBP: 1					

PITCHER		IP	WLS	BF	H	R	ER	SO	BB	IBB	HBP	BLK	WP	HR	S	P	ERA	WHIP
22 Matt Garza, R ERA: 3.83	(1, 1)	7.0	W	30	8	1	1	10	1	0	1	0	0	0	66	101	1.29	1.286
50 Blake Parker, R ERA: 1.8	(8, 1)	0.1		2	1	1	1	1	0	0	0	0	0	1	8	12	27.00	3.000
40 James Russell, L ERA: 2.08	(8, 1)	1.0		3	0	0	0	1	0	0	0	0	0	0	8	11	0.00	0.000
54 Shawn Camp, R ERA: 6.33	(9, 1)	0.2		2	0	0	0	0	1	0	0	0	0	0	3	7	0.00	1.500

PITCHER	IP	WLS	BF	H	R	ER	SO	BB	IBB	HBP	BLK	WP	HR	S	P	ERA	WHIP

BOTTOM

Chicago Cubs @ Milwaukee Brewers

Miller Park, Milwaukee, WI

Thu Jun 27 2013, 1:12 PM - 4:21 PM CDT

Att. 31,792 - Partly Cloudy - 80 F

livebaseballscorecards.com

AB	34
R	2
H	9
RBI	2
BB	2
SO	12
LOB	18

1B: 7	SF: 0	WP: 0	PA: 37
2B: 1	SAC: 0	PB: 0	
3B: 0	DP: 1	SB: 0	
HR: 1	HBP: 1	CS: 0	

Batter	1	2	3	4	5	6	7	8	9	AB	R	H	RBI	BB	SO	LOB
7 Norichika Aki, L (1, 9) OBP: 0.370, SLG: 0.380	B FF 93 B FF 92 B FF 92 B FF 94 4-0 27 1B 9 1B 16 HBP BB	B KC 82 C SI 95 B CH 87 X SI 95 2-1 27 CS 1B			C SI 93 B FF 94 B KC 82 F FF 94 X FF 99 2-2 ① G4-3		B SI 91 B SI 91 B FF 92 C FF 91 C FF 92 B FF 93 4-2 BB		S FF 91 B SL 87 B SL 84 X FF 91 2-1 ② G4-3	3	1	1	0	2	0	0
9 Jean Segura, R (1, 6) OBP: 0.368, SLG: 0.521	1 SAFE B FF 96 C FF 94 L FF 94 1 SAFE X FF 98 1-2 16 HBP 27 1B 20 G4-6-3 1B	C FF 96 1 SAFE C KC 83 B FF 94 1 SAFE X KC 82 1-2 ② F8			B FF 95 B SL 90 B SI 96 B FF 94 4-0 27 1B BB		B FF 92 C FF 92 C FF 92 S SL 88 1-3 ① K		B FF 91 C SI 91 B SL 86 F FF 91 B FF 90 F SI 90 X FF 91 3-2 27 FC6-4 1B	4	1	2	0	1	1	2
27 Carlos Gómez, R (1, 8) OBP: 0.356, SLG: 0.567	B FF 97 F FF 96 B SI 94 X SI 96 2-1 20 G4-6-3 16 HBP 21 1B 1-2 2-3 1B	B FF 95 1-0 ③ CS 1-2	X FF 93 0-0 ① G5-3		X FF 96 0-0 16 G4-6-3 1-2 1B		X SL 86 0-0 ② F9		B SL 83 X FF 91 1-0 ③ FC6-4 1-2f	5	1	2	0	0	0	2
16 Aramis Ramirez, R (1, 5) OBP: 0.357, SLG: 0.431 3 Yuniesky Betancourt, R (7, 5) OBP: 0.234, SLG: 0.343	F FF 97 C SL 91 D SL 90 H SI 96 2-2 20 G4-6-3 1-2 2-3 3-H HBP		C FF 94 B CH 84 X SI 96 1-1 ② G4-3		B KC 83 S SI 95 X FF 96 1-1 ② ③ G4-6-3 1-2f		C FF 92 F SI 93 B FF 92 B SL 88 S SI 93 2-3 ③ K			3 0	0 0	0 0	1 0	0 0	1 0	3 0
20 Jonathan Lucroy, R (1, 2) OBP: 0.320, SLG: 0.444	C FF 96 X FF 96 0-1 ① ② G4-6-3 1-2f 2-3 3-H	B FF 94 C FF 95 B FF 96 C KC 82 F FF 96 F KC 83 F KC 83 F FF 99 F SL 91 2-3 ③ K			S FF 94 X FF 95 0-1 21 F9 2B			C SI 91 B FF 92 X FF 92 1-1 ① F8		4	0	1	0	0	1	2
21 Juan Francisco, L (1, 3) OBP: 0.292, SLG: 0.423	D FF 97 B CH 88 F FF 96 X FF 97 2-1 23 1B 3-H 1B			X CH 92 0-0 ① F7	X CH 85 0-0 ① F9 2-3			X FF 92 0-0 1B		4	0	2	1	0	0	1
23 Rickie Weeks Jr., R (1, 4) OBP: 0.330, SLG: 0.397	B SI 96 X SL 90 1-0 1-2 1B			C SL 92 B KC 82 B FF 94 B CH 91 C FF 93 X FF 95 3-2 ② G6-3	C KC 83 B SI 93 B FF 98 B FF 96 S SI 98 S SI 93 3-3 ② K			S SI 92 D FF 91 B FF 92 C SL 85 S SL 86 2-3 ② K		4	0	1	0	0	2	2
22 Logan Schafer, L (1, 7) OBP: 0.272, SLG: 0.299	C FF 97 S CH 88 X CH 86 0-2 ③ F7			C FF 94 C FF 94 X KC 80 0-2 1B	B FF 97 B FF 98 B FF 97 B SI 96 4-0 BB			B SI 91 B SI 91 F FF 92 B FF 92 X FF 91 3-1 ③ P3		3	0	1	0	1	0	3
40 Johnny Hellweg, R (1, 1) 32 Tom Gorzelanny, R (2, 1) OBP: 0.250, SLG: 0.250 15 Caleb Gindl, L (6, PH) OBP: 0.318, SLG: 0.250 31 Burke Badenhop, R (6, 1) 51 Michael Gonzalez, R (8, 1) 11 Sean Halton, R (9, PH) OBP: 0.500, SLG: 0.500		B FF 96 X FF 93 1-0 ① G5-3		C FF 94 B FF 93 F FF 94 S FF 100 1-3 ③ K	C FF 98 X CH 88 0-1 ③ G4-3				F SI 91 F SL 85 S SL 86 0-3 ① K	1 1 1 0 0 1	0 0 0 0 0 0	0 0 0 0 0 0	0 0 0 0 0 0	0 1 0 0 0 1	0 1 0 0 0 0	0 1 2 0 0 0
Inning Stats	R: 3 H: 4 E: 0 LOB: 2 K: 0 BB: 1 S: 15 P: 27	R: 0 H: 1 E: 0 LOB: 0 K: 0 BB: 0 S: 6 P: 11	R: 0 H: 0 E: 0 LOB: 0 K: 1 BB: 0 S: 11 P: 14	R: 0 H: 1 E: 0 LOB: 1 K: 1 BB: 0 S: 10 P: 14	R: 0 H: 1 E: 0 LOB: 1 K: 0 BB: 1 S: 6 P: 13	R: 0 H: 1 E: 0 LOB: 2 K: 1 BB: 1 S: 8 P: 15	R: 0 H: 0 E: 0 LOB: 1 K: 2 BB: 1 S: 9 P: 16	R: 0 H: 1 E: 0 LOB: 1 K: 1 BB: 0 S: 8 P: 14	R: 0 H: 1 E: 0 LOB: 1 K: 1 BB: 0 S: 10 P: 16	1B: 9 SF: 0 2B: 1 SAC: 0 3B: 0 DP: 2 HR: 0 HBP: 1						

PITCHER		IP	WLS	BF	H	R	ER	SO	BB	IBB	HBP	BLK	WP	HR	S	P	ERA	WHIP
45 Gerrit Cole, R ERA: 3.7	(1, 1)	6.0	W	27	8	3	3	3	3	0	1	0	0	0	56	94	4.50	1.833
43 Ryan Reid, R ERA: 1.0	(7, 1)	3.0	S	12	2	0	0	4	1	0	0	0	0	0	27	46	0.00	1.000

PITCHER	IP	WLS	BF	H	R	ER	SO	BB	IBB	HBP	BLK	WP	HR	S	P	ERA	WHIP

TOP

Milwaukee Brewers @ Pittsburgh Pirates

PNC Park, Pittsburgh, PA

Fri Jun 28 2013, 7:08 PM - 10:05 PM EDT

Att. 36,875 - Partly Cloudy - 69 F

livebaseballscorecards.com

AB	34
R	3
H	10
RBI	2
BB	4
SO	7
LOB	18

Batter	1	2	3	4	5	6	7	8	9	AB	R	H	RBI	BB	SO	LOB
6 Starling Marte, R (1, 7) OBP: 0.344, SLG: 0.465	B CH 87 B SI 90 C CH 89 B SI 90 X SI 90 3-1 ① G5-3	C CU 79 B SI 97 B SI 96 B SI 96 F SI 96 X SI 96 3-2 55 E 22 1B 1B 1-2 2-3 3-H	B SL 82 F SI 92 X SI 92 1-1 1-H 2B			C SI 90 B SL 81 B SL 80 C SI 89 X SL 82 2-2 22 2B 3B		S FF 91 B FF 91 X CH 81 1-1 ① F8		5	2	3	2	0	0	0
55 Russell Martin, R (1, 2) OBP: 0.340, SLG: 0.416	F SI 90 C SI 91 B SI 92 B SI 92 S SI 91 2-3 ② K	C CU 78 C CU 81 X SI 96 0-2 FC6 22 1B 24 1B 1-3 2-H 3-H	C SL 82 B SI 93 B SL 83 C CH 86 D SL 83 X CH 86 3-2 ③ L6			F SI 90 C SI 90 B SI 90 X SI 91 1-2 ① G1-3		B SI 89 B SI 87 C SI 89 S SI 88 C SL 82 2-3 ② K		5	1	0	1	0	2	3
22 Andrew McCutchen, R (1, 8) OBP: 0.358, SLG: 0.466	B SI 92 B SI 92 X SI 93 2-0 ③ G6-3	X SI 96 0-0 24 1B 1B 1-2 3-H		B SI 91 F SL 83 B CH 85 X CH 85 2-1 ① G3		B SI 90 C SI 90 X SI 89 1-1 24 E 2B 3-H		C FF 91 B CH 82 C SL 80 B FF 91 F SL 85 B SL 85 X SL 82 3-2 HR		5	1	3	3	0	0	0
46 Garrett Jones, L (1, 3) OBP: 0.309, SLG: 0.412 (7, 9)		3-2 24 1B 18 2B 1B X SI 95 0-0 ② L9		B SL 84 S SL 81 C FF 93 S SL 82 1-3 ② K		B SI 89 D FS 84 C SI 89 X SI 90 2-1 ② L7		B FF 92 C SL 81 B SL 84 S FF 92 B FF 92 F FF 91 C SL 83 3-3 ③ K		5	1	1	0	0	2	3
24 Pedro Alvarez, L (1, 5) OBP: 0.310, SLG: 0.512		B SI 91 1-0 1 SAFE X SI 91 1-2 18 2B 1B F CH 85 F FF 97 B CH 85 X SI 96 2-1 1-3 2-H 1B		B SI 92 F SL 81 B SL 83 F SI 92 B FF 93 F SL 82 T FF 93 3-2 ③ K		X SI 91 0-0 E3 2-3				4	1	2	1	0	1	1
18 Neil Walker, S (1, 4) OBP: 0.361, SLG: 0.402		X SI 95 0-0 10 G4-3 6 1B 2B 1-H 2-H X SI 95 0-1 G3	C SI 92 B SL 82 F SI 91 B SL 81 F SI 92 S SL 81 2-3 ① K			D SL 81 C SL 79 C SI 88 D FS 85 F SL 82 X SI 90 2-2 ③ G1-3				4	1	1	2	0	1	4
23 Travis Snider, L (1, 9) OBP: 0.304, SLG: 0.346 14 Gaby Sanchez, R (7, 3) OBP: 0.352, SLG: 0.447	B CU 76 B CU 76 F SI 94 B SI 94 B SI 95 4-1 6 1B 10 G4-3 55 FC6 BB	C SI 91 S SL 79 B SL 84 X SI 92 1-2 ① G3	C SI 92 F SI 91 S SL 84 0-3 ② K				C SI 89 X SI 90 0-1 ① G6-3			2 1	1 0	0 0	0 0	1 0	1 0	0 0
10 Jordy Mercer, R (1, 6) OBP: 0.326, SLG: 0.454	C SI 96 B CU 78 B SI 95 S SI 94 X SI 97 2-2 ① G4-3 1-2 2-3	B SI 91 B SI 91 C SI 90 X SL 81 2-1 ② F8	C CH 85 B SI 92 X FF 91 1-1 1B				C SI 89 B SI 89 F SI 90 X SI 88 1-2 ② G6-3			4	0	1	0	0	0	2
45 Gerrit Cole, R (1, 1) OBP: 0.429, SLG: 0.333 43 Ryan Reid, L (7, 1)	B SI 94 F SI 94 B SI 94 D SI 96 B SI 95 4-1 55 FC6 6 1B 55 E BB	B SI 92 C SI 92 X CH 86 1-1 6 2B 1B	B SI 92 C SI 91 B SI 92 F SI 92 S SL 82 2-3 ③ K				C SI 87 B SI 88 X SI 87 1-1 ③ G5-3			2 1	2 0	1 0	0 0	1 0	1 0	1 0
Inning Stats	R: 0 E: 0 K: 1 S: 6 H: 0 LOB: 0 BB: 0 P: 13	R: 7 E: 1 K: 0 S: 22 H: 6 LOB: 2 BB: 2 P: 41	R: 1 E: 0 K: 0 S: 12 H: 2 LOB: 1 BB: 0 P: 20	R: 0 E: 0 K: 2 S: 9 H: 0 LOB: 0 BB: 0 P: 15	R: 0 E: 0 K: 3 S: 12 H: 1 LOB: 1 BB: 0 P: 17	R: 1 E: 1 K: 0 S: 15 H: 2 LOB: 2 BB: 0 P: 23	R: 0 E: 0 K: 0 S: 7 H: 0 LOB: 0 BB: 0 P: 9	R: 1 E: 0 K: 2 S: 13 H: 1 LOB: 0 BB: 0 P: 22		1B: 7 2B: 3 3B: 1 HR: 1 SF: 0 SAC: 0 DP: 0 HBP: 0				WP: 0 PB: 0 SB: 0 CS: 0 PA: 40	

PITCHER		IP	WLS	BF	H	R	ER	SO	BB	IBB	HBP	BLK	WP	HR	S	P	ERA	WHIP
40 Johnny Hellweg, R ERA: 27.0	(1, 1)	1.2	L	14	6	7	5	1	2	0	0	0	0	0	26	52	27.00	4.800
32 Tom Gorzelanny, L ERA: 2.43	(2, 1)	3.1		13	3	1	1	5	0	0	0	0	0	0	35	54	2.70	0.900
31 Burke Badenhop, R ERA: 3.38	(6, 1)	2.0		9	2	1	1	0	0	0	0	0	0	0	22	32	4.50	1.000
51 Michael Gonzalez, L ERA: 3.54	(8, 1)	1.0		4	1	1	1	2	0	0	0	0	0	1	13	22	9.00	1.000

PITCHER	IP	WLS	BF	H	R	ER	SO	BB	IBB	HBP	BLK	WP	HR	S	P	ERA	WHIP

BOTTOM

Milwaukee Brewers @ Pittsburgh Pirates

PNC Park, Pittsburgh, PA

Fri Jun 28 2013, 7:08 PM - 10:05 PM EDT

Att. 36,875 - Partly Cloudy - 69 F

livebaseballscorecards.com

AB	38
R	10
H	12
RBI	9
BB	2
SO	8
LOB	14

Milwaukee Brewers @ Pittsburgh Pirates

PNC Park, Pittsburgh, PA

Sat Jun 29 2013, 7:18 PM - 9:57 PM EDT

Att. 38,438 - Cloudy - 76 F

TOP

livebaseballscorecards.com

Batter	1	2	3	4	5	6	7	8	9	AB	R	H	RBI	BB	SO	LOB
23 Rickie Weeks Jr., R (1, 4) OBP: 0.328, SLG: 0.392	B SI 92 B SI 93 C SL 84 S SL 87 B SI 94 B SL 87 4-2 9 1B BB		X SI 94 0-0 G6-3		S SL 88 B SI 94 B SL 88 B SL 88 C SL 86 X SL 88 3-2 G6-3		C SI 96 F SI 96 X CH 88 0-2 F7			3	0	0	0	1	0	1
9 Jean Segura, R (1, 6) OBP: 0.366, SLG: 0.517	C SL 86 B SL 87 1 SAFE L SI 94 F SI 89 F SL 88 X SL 88 1-2 1-2 16 G6-4-3 1B		B SI 95 S SL 88 B SI 94 C SI 95 B SL 89 S SL 90 S SL 86 3-3 K		B SI 92 B SI 93 C SI 93 B SL 89 C SI 93 X SL 88 3-2 G3			F FC 94 C FF 94 F KC 81 S KC 81 0-3 K2-3		4	0	1	0	0	2	0
27 Carlos Gómez, R (1, 8) OBP: 0.358, SLG: 0.573	F SL 86 B SI 94 L SI 89 S SL 88 2 SAFE 1-3 K			F SL 84 B SI 93 X SI 93 1-1 20 FC4-2 3B		X SI 93 0-0 16 1B 3 1B		B FC 93 C FC 92 F KC 81 B KC 82 B FC 93 F FC 93 S KC 83 3-3 K 16 G6-3		4	1	2	0	0	2	2
16 Aramis Ramirez, R (1, 5) OBP: 0.355, SLG: 0.427	B SL 89 X SL 87 1-0 G6-4-3 1-2f			C SL 88 F SI 93 T SL 87 0-2 K	D SL 87 X SL 86 1-0 3 1B 1-2 1B			F FF 94 F FF 93 F KC 81 1 SAFE 1 SAFE B FC 92 B FC 92 1 SAFE X KC 81 2-2 G6-3 1-2		4	0	1	0	0	1	4
20 Jonathan Lucroy, R (1, 2) OBP: 0.315, SLG: 0.437		F SI 93 B SI 92 F SL 87 B SL 89 X SL 88 2-2 F8		X SI 94 0-0 FC4-2 3-H	B SI 93 B SL 87 C SI 92 D SL 87 X SI 92 3-1 F8			C FC 92 B FC 91 X FC 92 1-1 G4-3		4	0	0	0	0	0	4
3 Yuniesky Betancourt, R (1, 3) OBP: 0.235, SLG: 0.343 7 Norichika Aoki, L (9, PH) OBP: 0.369, SLG: 0.379		C SL 87 B SI 95 F SL 88 B SI 94 B SI 95 S SL 90 3-3 K		S SL 90 X SL 87 0-1 G1-3	S SL 88 D SI 90 B SI 94 C SL 90 X SL 89 2-2 1-2 2-H 1B				X FF 93 0-0 L7	3 1	0 0	1 0	1 0	0 0	1 0	1 0
11 Sean Halton, R (1, 9) OBP: 0.333, SLG: 0.333		B SL 88 X SL 88 1-0 1B	B SI 93 F SL 86 S SL 88 S SL 88 1-3 K		X SI 89 0-0 F8				B FF 93 X FF 94 1-0 G4-3	4	0	1	0	0	1	2
22 Logan Schafer, L (1, 7) OBP: 0.264, SLG: 0.290		C SI 94 D SI 92 X SI 94 1-1 G4-3		X SI 94 0-0 B5-3			C SI 94 B SI 94 B SI 95 X SI 94 2-1 G4-3		S FF 92 F FF 93 X FF 93 0-2 G6-3	4	0	0	0	0	0	1
48 Donovan Hand, R (1, 1) OBP: 0.333, SLG: 0.333 53 Brandon Kintzler, R (6, 1) 14 Jeff Bianchi, R (7, PH) OBP: 0.271, SLG: 0.333 59 John Axford, R (7, 1) 29 Jim Henderson, L (8, 1)			C SI 92 F SL 86 B SI 94 F SL 88 S SI 95 1-3 K	B SI 94 S SL 87 F SI 94 X SL 88 1-2 1B			F SI 94 F SI 94 B CH 87 X SI 95 1-2 P6			2 0 1 0 0	0 0 0 0 0	1 0 0 0 0	0 0 0 0 0	1 0 0 0 0	0 0 0 0 0	0 0 0 0 0

Inning Stats	1	2	3	4	5	6	7	8	9
	R: 0 E: 0 K: 1 S: 11	H: 1 LOB: 1 BB: 1 P: 18	R: 0 E: 0 K: 1 S: 9	H: 1 LOB: 1 BB: 0 P: 16	R: 0 E: 0 K: 2 S: 9	H: 0 LOB: 0 BB: 0 P: 13	R: 0 E: 0 K: 1 S: 8	H: 1 LOB: 1 BB: 0 P: 9	R: 0 E: 0 K: 1 S: 10	H: 1 LOB: 1 BB: 0 P: 15	R: 1 E: 0 K: 0 S: 11	H: 3 LOB: 2 BB: 0 P: 20	R: 0 E: 0 K: 0 S: 8	H: 0 LOB: 0 BB: 0 P: 11	R: 0 E: 0 K: 2 S: 14	H: 0 LOB: 1 BB: 0 P: 20	R: 0 E: 0 K: 0 S: 5	H: 0 LOB: 0 BB: 0 P: 6

	AB	34
	R	1
	H	7
	RBI	1
	BB	1
	SO	8
	LOB	15

	1B: 6	SF: 0	WP: 1	PA: 35
	2B: 0	SAC: 0	PB: 0	
	3B: 1	DP: 1	SB: 0	
	HR: 0	HBP: 0	CS: 0	

PITCHER		IP	WLS	BF	H	R	ER	SO	BB	IBB	HBP	BLK	WP	HR	S	P	ERA	WHIP
47 Francisco Liriano, L ERA: 2.23	(1, 1)	6.0	W	25	7	1	1	6	1	0	0	0	0	0	58	91	1.50	1.333
44 Tony Watson, L ERA: 3.86	(7, 1)	1.0	H	3	0	0	0	0	0	0	0	0	0	0	8	11	0.00	0.000
35 Mark Melancon, R ERA: 0.92	(8, 1)	1.0	H	4	0	0	0	2	0	0	0	0	1	0	14	20	0.00	0.000
39 Jason Grilli, R ERA: 1.77	(9, 1)	1.0	S	3	0	0	0	0	0	0	0	0	0	0	5	6	0.00	0.000

PITCHER		IP	WLS	BF	H	R	ER	SO	BB	IBB	HBP	BLK	WP	HR	S	P	ERA	WHIP

Batter	1	2	3	4	5	6	7	8	9	AB	R	H	RBI	BB	SO	LOB
6 Starling Marte, R (1, 7) OBP: 0.343, SLG: 0.466	C SI 90 X SI 90 0-1 ① F8		C SI 91 C SI 91 X CU 71 0-2 55 FC4-2 1-3 2B		C SI 90 X SI 90 0-1 ③ G5-3			B FF 95 X FF 95 1-0 ② F7		4	0	1	0	0	0	0
55 Russell Martin, R (1, 2) OBP: 0.339, SLG: 0.413	B SI 90 C SI 90 F SI 90 F SI 92 X CU 73 1-2 22 G4-3 1B		B SL 83 F SI 91 B SI 91 X SI 91 2-1 ② FC4-2 22 S 2-3 3-H			C SI 91 S SL 84 B SL 84 S SL 84 1-3 ① K		C SL 85 C SL 86 F SL 88 B FF 96 B SL 84 C SL 86 2-3 ③ K		4	0	1	0	0	2	2
22 Andrew McCutchen, R (1, 8) OBP: 0.358, SLG: 0.465	1 SAFE F SI 90 X SI 91 0-1 ② ③ G4-3 1-2f		B SL 85 S SL 84 X SL 83 1-1 ③ F8 1-2			B SL 83 B SI 93 C SL 83 X SI 93 2-1 46 S 1B				3	0	1	0	0	0	3
46 Garrett Jones, L (1, 9) OBP: 0.310, SLG: 0.424 44 Tony Watson, L (7, 1) 35 Mark Melancon, R (8, 1) 39 Jason Grilli, R (9, 1)		B SI 90 C SI 89 F SL 84 F SI 91 F FF 91 F SL 83 X CU 69 1-2 ① G4-3		X SI 88 0-0 HR		1 SAFE B SI 92 B SI 92 B SI 92 C SI 92 X SI 93 3-1 ② G5-3 1-2				3 0 0 0	1 0 0 0	1 0 0 0	1 0 0 0	0 0 0 0	0 0 0 0	1 0 0 0
24 Pedro Alvarez, L (1, 5) OBP: 0.310, SLG: 0.522		B SI 90 C CU 69 F SI 90 X FF 91 1-2 HR		C CU 69 S CU 68 S CU 67 0-3 ① K		S SI 92 D SL 84 F SI 92 B SI 93 S FF 93 2-3 ③ K				3	1	1	1	0	2	1
18 Neil Walker, S (1, 4) OBP: 0.357, SLG: 0.396		C SL 84 B SL 83 C FF 91 X CU 72 1-2 ② F7		S CU 69 B SI 91 S CU 71 B SI 91 F CU 68 B CU 70 F SI 90 X SI 90 3-2 ② G4-3			B FF 94 B FF 94 B FF 94 C FF 94 X FF 94 3-1 ① L9			3	0	0	0	0	0	0
14 Gaby Sanchez, R (1, 3) OBP: 0.346, SLG: 0.439		C SI 91 X SL 84 0-1 ③ G5-3		C CU 71 B SL 83 X SI 90 1-1 ③ G6-3			F FF 96 C CU 79 B CU 79 F SL 84 B SL 84 F CU 83 F FF 95 S CU 84 2-3 ② K			3	0	0	0	0	1	0
10 Jordy Mercer, R (1, 6) OBP: 0.326, SLG: 0.451			C SI 90 C SI 91 X SI 92 0-2 47 FC3-6 1B		C CU 68 F SI 88 X SI 90 0-2 ① G1-3		C FF 96 X FF 96 0-1 ③ G5-3			3	0	1	0	0	0	0
47 Francisco Liriano, L (1, 1) OBP: 0.059, SLG: 0.059 23 Travis Snider, L (7, 9) OBP: 0.303, SLG: 0.344			X SL 85 0-0 ① FC3-6 6 2B 55 1-2f FC4-2		F SI 89 S SI 90 F CU 66 S SI 90 0-3 ② K			X FF 95 0-0 ① F8		2 1	0 0	0 0	0 0	0 0	1 0	1 0
Inning Stats	R: 0 E: 0 K: 0 S: 8 H: 1 LOB: 0 BB: 0 P: 9	R: 1 E: 0 K: 0 S: 14 H: 1 LOB: 0 BB: 0 P: 17	R: 0 E: 0 K: 0 S: 11 H: 2 LOB: 2 BB: 0 P: 14	R: 1 E: 0 K: 1 S: 11 H: 1 LOB: 0 BB: 0 P: 15	R: 0 E: 0 K: 1 S: 9 H: 0 LOB: 0 BB: 0 P: 9	R: 0 E: 0 K: 2 S: 10 H: 1 LOB: 1 BB: 0 P: 18	R: 0 E: 0 K: 1 S: 10 H: 0 LOB: 0 BB: 0 P: 15	R: 0 E: 0 K: 1 S: 6 H: 0 LOB: 0 BB: 0 P: 9		1B: 3 2B: 1 3B: 0 HR: 2 SF: 0 SAC: 0 DP: 1 HBP: 0						

PITCHER		IP	WLS	BF	H	R	ER	SO	BB	IBB	HBP	BLK	WP	HR	S	P	ERA	WHIP
48 Donovan Hand, R ERA: 2.63	(1, 1)	5.0	L	19	5	2	2	2	0	0	0	0	0	2	53	64	3.60	1.000
53 Brandon Kintzler, R ERA: 3.66	(6, 1)	1.0		4	1	0	0	2	0	0	0	0	0	0	10	18	0.00	1.000
59 John Axford, R ERA: 3.97	(7, 1)	1.0		3	0	0	0	1	0	0	0	0	0	0	10	15	0.00	0.000
29 Jim Henderson, R ERA: 1.88	(8, 1)	1.0		3	0	0	0	1	0	0	0	0	0	0	6	9	0.00	0.000

PITCHER	IP	WLS	BF	H	R	ER	SO	BB	IBB	HBP	BLK	WP	HR	S	P	ERA	WHIP

BOTTOM

Milwaukee Brewers @ Pittsburgh Pirates

PNC Park, Pittsburgh, PA

Sat Jun 29 2013, 7:18 PM - 9:57 PM EDT

Att. 38,438 - Cloudy - 76 F

livebaseballscorecards.com

AB	29
R	2
H	6
RBI	2
BB	0
SO	6
LOB	8

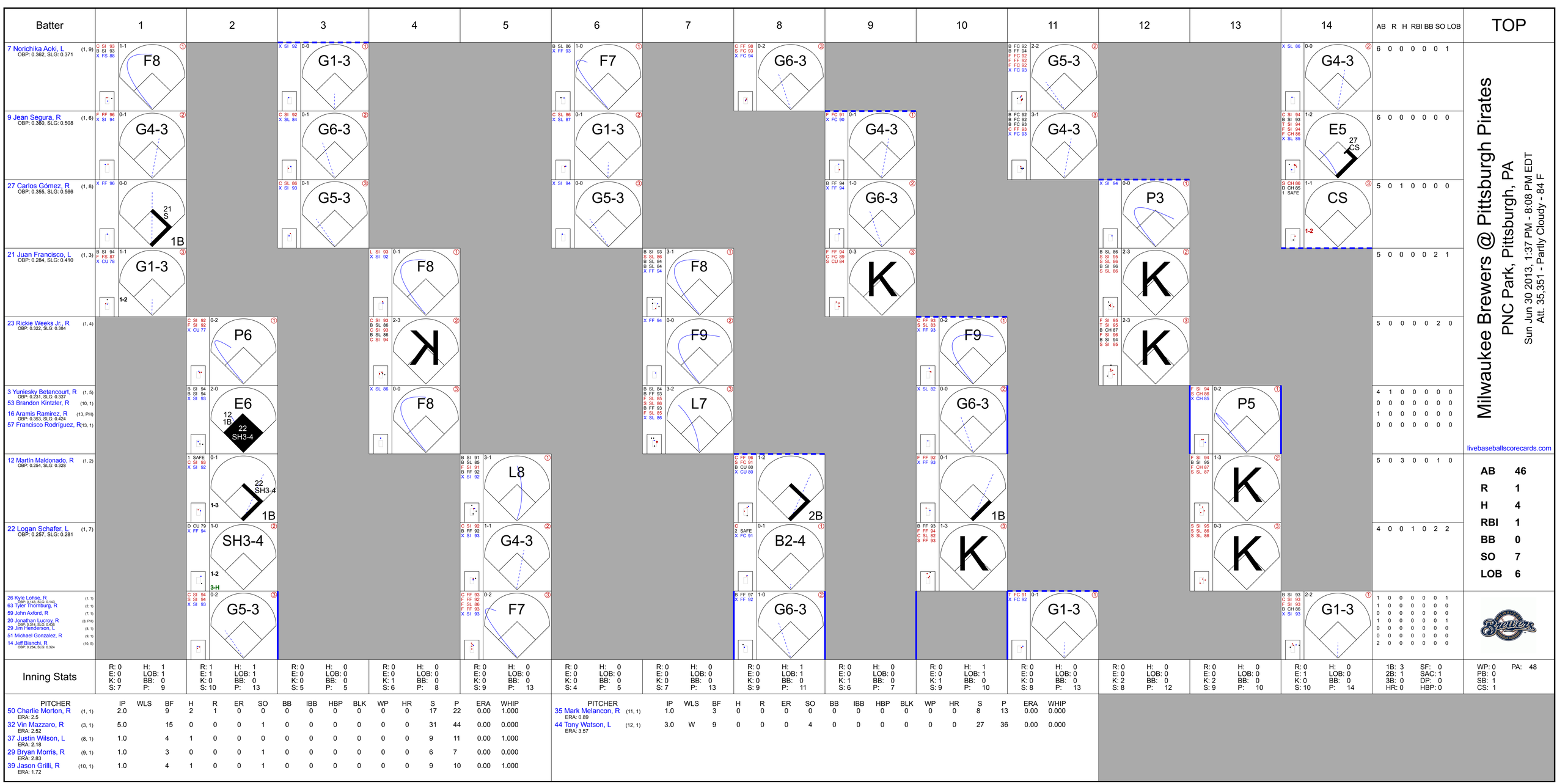
Batter
1
2
3
4
5
6
7
8
9
10
11
12
13
14
AB R H RBI BB SO LOB
TOP
7 Norichika Aki, L (1, 9) OBP: 0.362, SLG: 0.371
C SI 93 B SI 93 X FS 88
1-1 F8 ①
X SI 92
0-0 G1-3 ①
B SL 86 X FF 93
1-0 F7 ①
C FF 98 S FC 93 X FC 94
0-2 G6-3 ③
B FC 92 B FF 94 F FC 92 F FF 92 F FC 92 X FC 93
2-2 G5-3 ②
X SL 86
0-0 G4-3 ②
6 0 0 0 0 0 1
9 Jean Segura, R (1, 6) OBP: 0.360, SLG: 0.508
F FF 96 X SI 94
0-1 G4-3 ②
C SI 92 X SL 84
0-1 G6-3 ②
C SL 86 X SL 87
0-1 G1-3 ②
F FC 91 X FC 90
0-1 G4-3 ①
B FC 92 B FC 92 B FC 93 C FF 93 X FC 93
3-1 G4-3 ③
C SI 94 B SI 93 T SI 94 F SI 94 F CH 86 X SL 85
1-2 E5 27 CS
6 0 0 0 0 0 0
27 Carlos Gómez, R (1, 8) OBP: 0.355, SLG: 0.566
X FF 96
0-0 21 S 1B
C SL 86 X SI 93
0-1 G5-3 ③
X SI 94
0-0 G5-3 ③
B SI 94 B FF 94
1-0 G6-3 ②
X SI 94
0-0 P3 ①
S CH 86 D CH 85 1 SAFE
1-1 CS ③
1-2
5 0 1 0 0 0 0
21 Juan Francisco, L (1, 3) OBP: 0.284, SLG: 0.410
B SI 94 F FS 87 X CU 78
1-1 G1-3 ③
1-2
L SI 93 X SI 92
0-1 F8 ①
B SI 93 S SL 86 B SL 84 B SL 84 X FF 94
3-1 F8 ①
F FF 94 C FC 89 S CU 84
0-3 K
B SL 86 S SI 95 S SL 86 B SI 96 S SL 86
2-3 K
5 0 0 0 0 2 1
23 Rickie Weeks Jr., R (1, 4) OBP: 0.322, SLG: 0.384
C SI 92 F SI 92 X CU 77
0-2 P6 ①
C SI 93 B SL 86 C SI 93 B SL 86 C SI 94
2-3 K
X FF 94
0-0 F9 ②
C FF 93 S SL 83 X FF 93
0-2 F9 ①
F SI 95 T SI 95 B CH 87 F SI 96 B SI 94 S SI 95
2-3 K
5 0 0 0 0 2 0
3 Yuniesky Betancourt, R (1, 5) OBP: 0.231, SLG: 0.337
53 Brandon Kintzler, R (10, 1)
16 Aramis Ramirez, R (13, PH) OBP: 0.353, SLG: 0.424
57 Francisco Rodriguez, R (13, 1)
B SI 94 B SI 94 X SI 93
2-0 E6 12 1B 22 SH3-4
X SL 86
0-0 F8 ③
B SL 84 B FF 93 F SL 85 S SL 86 B FF 93 F SL 85 X SL 86
3-2 L7
X SL 82
0-0 G6-3 ②
F SI 94 S CH 86 X CH 85
0-2 P5 ①
4 1 0 0 0 0 0
0 0 0 0 0 0 0
1 0 0 0 0 0 0
0 0 0 0 0 0 0
12 Martín Maldonado, R (1, 2) OBP: 0.254, SLG: 0.328
1 SAFE C SI 93 X SI 92
0-1 22 SH3-4 1-3 1B
B SI 91 B SL 85 F SI 91 B FF 92 X SI 92
3-1 L8 ①
C FF 96 S FC 91 B CU 80 X CU 80
1-2 2B
F FF 92 X FF 93
0-1 1B
F SI 94 B SI 96 F CH 87 S SL 87
1-3 K ②
5 0 3 0 0 1 0
22 Logan Schafer, L (1, 7) OBP: 0.257, SLG: 0.281
D CU 79 X FF 94
1-0 SH3-4 1-2 ②
C SI 92 B FF 92 X SI 93
0-1 G4-3 ②
C 2 SAFE X FC 91
0-1 B2-4 ①
B FF 93 F FF 94 C SL 82 S FF 93
1-3 K ③
S SI 95 S SL 86 S SL 86
0-3 K ③
4 0 0 1 0 2 2
26 Kyle Lohse, R (1, 1) OBP: 0.143, SLG: 0.143
63 Tyler Thornburg, R (2, 1)
59 John Axford, R (7, 1)
20 Jonathan Lucroy, R (8, PH) OBP: 0.314, SLG: 0.457
29 Jim Henderson, L (8, 1)
51 Michael Gonzalez, R (9, 1)
14 Jeff Bianchi, R (10, 5) OBP: 0.264, SLG: 0.324
C SI 94 S SI 94 X SI 93
0-2 G5-3 ③
3-H
C FF 93 F FF 92 F SL 86 F FF 93 X SI 93
0-2 F7 ③
B FF 97 X FF 92
1-0 G6-3 ②
T FC 91 X FC 92
0-1 G1-3 ①
B SI 93 C SI 93 F SI 93 B CH 86 X SI 93
2-2 G1-3 ①
1 0 0 0 0 0 1
1 0 0 0 0 0 0
0 0 0 0 0 0 0
1 0 0 0 0 0 1
0 0 0 0 0 0 0
0 0 0 0 0 0 0
2 0 0 0 0 0 0
Milwaukee Brewers @ Pittsburgh Pirates
PNC Park, Pittsburgh, PA
Sun Jun 30 2013, 1:37 PM - 8:08 PM EDT
Att. 35,351 - Partly Cloudy - 84 F
livebaseballscorecards.com
AB 46
R 1
H 4
RBI 1
BB 0
SO 7
LOB 6
Inning Stats
R: 0 E: 0 K: 0 S: 7
H: 1 LOB: 1 BB: 0 P: 9
R: 1 E: 1 K: 0 S: 10
H: 1 LOB: 1 BB: 0 P: 13
R: 0 E: 0 K: 0 S: 5
H: 0 LOB: 0 BB: 0 P: 5
R: 0 E: 0 K: 1 S: 6
H: 0 LOB: 0 BB: 0 P: 8
R: 0 E: 0 K: 0 S: 9
H: 0 LOB: 0 BB: 0 P: 13
R: 0 E: 0 K: 0 S: 4
H: 0 LOB: 0 BB: 0 P: 5
R: 0 E: 0 K: 0 S: 7
H: 0 LOB: 0 BB: 0 P: 13
R: 0 E: 0 K: 0 S: 9
H: 1 LOB: 1 BB: 0 P: 11
R: 0 E: 0 K: 1 S: 6
H: 0 LOB: 0 BB: 0 P: 7
R: 0 E: 0 K: 1 S: 9
H: 1 LOB: 1 BB: 0 P: 10
R: 0 E: 0 K: 0 S: 8
H: 0 LOB: 0 BB: 0 P: 13
R: 0 E: 0 K: 2 S: 8
H: 0 LOB: 0 BB: 0 P: 12
R: 0 E: 0 K: 2 S: 9
H: 0 LOB: 0 BB: 0 P: 10
R: 0 E: 1 K: 0 S: 10
H: 0 LOB: 0 BB: 0 P: 14
1B: 3 2B: 1 3B: 0 HR: 0
SF: 0 SAC: 1 DP: 0 HBP: 0
WP: 0 PB: 0 SB: 1 CS: 1
PA: 48
PITCHER IP WLS BF H R ER SO BB IBB HBP BLK WP HR S P ERA WHIP
50 Charlie Morton, R (1, 1) ERA: 2.5 2.0 9 2 1 0 0 0 0 0 0 0 0 17 22 0.00 1.000
32 Vin Mazzaro, R (3, 1) ERA: 2.52 5.0 15 0 0 0 1 0 0 0 0 0 0 0 31 44 0.00 0.000
37 Justin Wilson, L (8, 1) ERA: 2.18 1.0 4 1 0 0 0 0 0 0 0 0 0 0 9 11 0.00 1.000
29 Bryan Morris, R (9, 1) ERA: 2.83 1.0 3 0 0 0 1 0 0 0 0 0 0 0 6 7 0.00 0.000
39 Jason Grilli, R (10, 1) ERA: 1.72 1.0 4 1 0 0 1 0 0 0 0 0 0 0 9 10 0.00 1.000
PITCHER IP WLS BF H R ER SO BB IBB HBP BLK WP HR S P ERA WHIP
35 Mark Melancon, R (11, 1) ERA: 0.89 1.0 3 0 0 0 0 0 0 0 0 0 0 0 8 13 0.00 0.000
44 Tony Watson, L (12, 1) ERA: 3.57 3.0 W 9 0 0 0 4 0 0 0 0 0 0 0 27 36 0.00 0.000

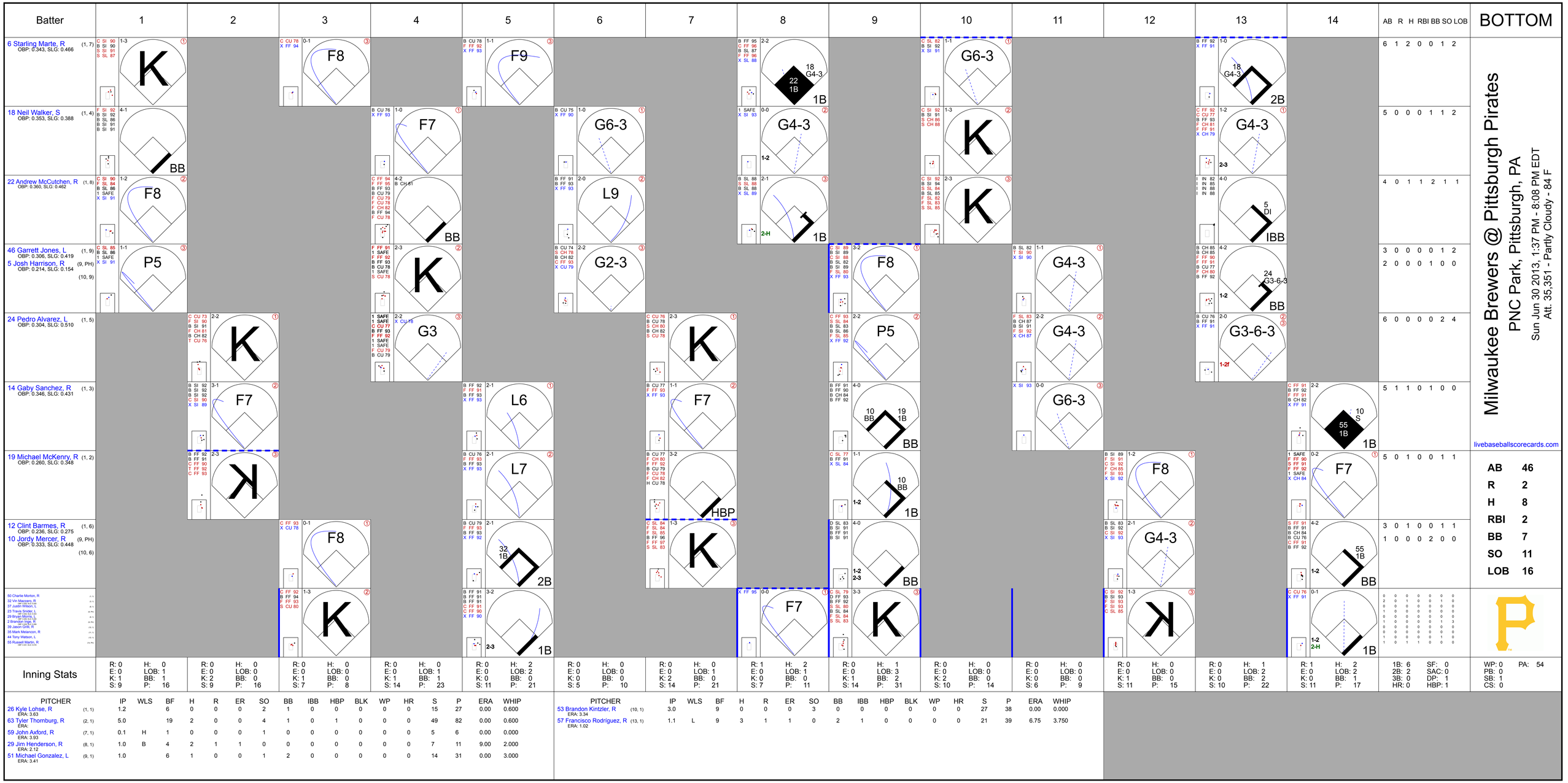
Batter
1
2
3
4
5
6
7
8
9
10
11
12
13
14
AB R H RBI BB SO LOB
BOTTOM
6 Starling Marte, R (1, 7) OBP: 0.343, SLG: 0.466
18 Neil Walker, S (1, 4) OBP: 0.353, SLG: 0.388
22 Andrew McCutchen, R (1, 8) OBP: 0.360, SLG: 0.462
46 Garrett Jones, L (1, 9) OBP: 0.306, SLG: 0.419
5 Josh Harrison, R (9, PH) OBP: 0.214, SLG: 0.154
(10, 9)
24 Pedro Alvarez, L (1, 5) OBP: 0.304, SLG: 0.510
14 Gaby Sanchez, R (1, 3) OBP: 0.346, SLG: 0.431
19 Michael McKenry, R (1, 2) OBP: 0.260, SLG: 0.348
12 Clint Barmes, R (1, 6) OBP: 0.236, SLG: 0.275
10 Jordy Mercer, R (9, PH) OBP: 0.333, SLG: 0.448
(10, 6)
50 Charlie Morton, R
32 Vin Mazzaro, R
37 Justin Wilson, L
23 Travis Snider, L
29 Bryan Morris, L
2 Brandon Inge, R
39 Jason Grilli, R
35 Mark Melancon, R
44 Tony Watson, L
55 Russell Martin, R
Milwaukee Brewers @ Pittsburgh Pirates
PNC Park, Pittsburgh, PA
Sun Jun 30 2013, 1:37 PM - 8:08 PM EDT
Att. 35,351 - Partly Cloudy - 84 F
livebaseballscorecards.com
AB 46
R 2
H 8
RBI 2
BB 7
SO 11
LOB 16
Inning Stats
PITCHER IP WLS BF H R ER SO BB IBB HBP BLK WP HR S P ERA WHIP
26 Kyle Lohse, R (1, 1) ERA: 3.63
63 Tyler Thornburg, R (2, 1) ERA:
59 John Axford, R (7, 1) ERA: 3.93
29 Jim Henderson, R (8, 1) ERA: 2.12
51 Michael Gonzalez, L (9, 1) ERA: 3.41
53 Brandon Kintzler, R (10, 1) ERA: 3.34
57 Francisco Rodriguez, R (13, 1) ERA: 1.02
1B: 6 SF: 0
2B: 2 SAC: 0
3B: 0 DP: 1
HR: 0 HBP: 1
WP: 0 PA: 54
PB: 0
SB: 1
CS: 0

Batter	1	2	3	4	5	6	7	8	9	AB	R	H	RBI	BB	SO	LOB
7 Norichika Aoki, L (1, 9) OBP: 0.363, SLG: 0.372	B FF 93 F FF 92 X FF 93 1-1 ① B4-3		C CU 76 X FF 93 0-1 1B		B CH 83 C FF 93 X FF 92 1-1 9 FC6-4 1-3 2-H 1B		C SI 93 B SI 94 X KC 82 1-1 ① G5-3		B FF 93 X SI 90 1-0 ① G4-3 1-2	5	0	2	1	0	0	1
9 Jean Segura, R (1, 6) OBP: 0.358, SLG: 0.503	B FF 93 X FF 93 1-0 ② G3		B FF 92 1 SAFE X SL 85 1-0 ③ G3		1 SAFE X SL 84 0-0 ② FC6-4 1-2f 3-H		B SI 93 X SI 92 1-0 27 FC3-6 1B		C FF 92 X KC 81 0-1 ② G4-3 2-3	5	0	1	1	0	0	3
27 Carlos Gómez, R (1, 8) OBP: 0.349, SLG: 0.557	B FF 94 F FF 93 F SL 86 F FF 94 S CU 76 1-3 ③ K			C FF 91 B SL 83 X FF 91 1-1 ① F8	B FF 93 S FF 93 F FF 93 S CU 77 1-3 ③ K		X SI 92 0-0 ② FC3-6 1-2f 16 2B		S CH 76 C KC 81 B FF 93 F FF 95 B CH 80 C KC 82 2-3 ③ K	5	1	0	0	0	3	3
16 Aramis Ramirez, R (1, 5) OBP: 0.356, SLG: 0.432		C FF 93 X FF 93 0-1 ① G6-3		X FF 93 0-0 20 FC6-4 1B		C FF 94 B FF 94 B FF 94 B FF 94 F FF 95 X FF 95 3-2 ① F7	1 SAFE 1 SAFE F SI 92 X SI 91 0-1 1-H 2B			4	0	2	1	0	0	0
20 Jonathan Lucroy, R (1, 2) OBP: 0.313, SLG: 0.432		C FF 92 F FF 93 X FF 94 0-2 1B		B SL 84 C FF 92 X SL 86 1-1 ② FC6-4 23 FC5-4 1-2f		C SL 86 C CU 76 B CU 78 F FF 94 X SL 87 1-2 ② G6-3	B SL 82 B FF 95 F FF 95 X SL 83 2-1 ③ P4			4	0	1	0	0	0	2
23 Rickie Weeks Jr., R (1, 4) OBP: 0.321, SLG: 0.394		X FF 92 0-0 ② F8		B SL 85 C SL 84 B FF 92 X SL 84 2-1 ③ FC5-4 1-2f		F SL 86 C CU 77 B CU 77 X SL 84 1-2 HR		B FF 91 C CH 79 T FF 92 F FF 92 S CH 80 1-3 ① K		4	1	1	1	0	1	2
21 Juan Francisco, L (1, 3) OBP: 0.289, SLG: 0.429		C CU 75 F FF 94 B CU 76 F FF 94 S SL 86 1-3 ③ K			X FF 90 0-0 11 1B 7 1B 1B	F CU 76 F FF 94 F SL 85 B CU 77 X FF 94 1-2 HR		X CH 79 0-0 ② L6		4	2	2	1	0	1	1
11 Sean Halton, R (1, 7) OBP: 0.400, SLG: 0.500 40 Johnny Hellweg, R (8, 1)			S FF 92 F SI 94 F SL 86 B FF 93 S CU 78 1-3 ① K		C SL 84 X FF 93 0-1 7 1B 9 FC6-4 1-2 1B	F SL 85 X FF 94 0-1 2B		B CU 76 X FF 91 1-0 ③ L7		4	1	2	0	0	1	0
										0	0	0	0	0	0	0
49 Yovani Gallardo, R (1, 1) OBP: 0.242, SLG: 0.455 31 Burke Badenhop, R (4, 1) 22 Logan Schafer, L (6, PH) OBP: 0.255, SLG: 0.279 32 Tom Gorzelanny, R (6, 1) OBP: 0.250, SLG: 0.250 14 Jeff Bianchi, R (8, 7) OBP: 0.274, SLG: 0.324			C FF 94 F SL 85 F FF 94 X CU 78 0-2 ② G5-3		L FF 90 C FF 91 C FF 92 0-3 ① K	F FF 93 F CU 76 F SL 87 B FF 94 B SL 86 B SL 84 X FF 95 3-2 ③ G1-3			C SI 91 B CH 79 B KC 78 B KC 75 B SI 92 4-1 9 G4-3 7 G4-3 BB	1	0	0	0	0	0	0
										1	0	0	0	0	1	2
										1	0	0	0	0	0	1
										0	0	0	0	0	0	0
										0	0	0	0	1	0	0
Inning Stats	R: 0 E: 0 K: 1 S: 7 H: 0 LOB: 0 BB: 0 P: 10	R: 0 E: 0 K: 1 S: 10 H: 1 LOB: 1 BB: 0 P: 11	R: 0 E: 0 K: 1 S: 11 H: 1 LOB: 1 BB: 0 P: 13	R: 0 E: 0 K: 0 S: 7 H: 1 LOB: 1 BB: 0 P: 11	R: 2 E: 0 K: 2 S: 12 H: 3 LOB: 1 BB: 0 P: 14	R: 2 E: 0 K: 0 S: 20 H: 3 LOB: 1 BB: 0 P: 29	R: 1 E: 0 K: 0 S: 8 H: 2 LOB: 1 BB: 0 P: 12	R: 0 E: 0 K: 1 S: 6 H: 0 LOB: 0 BB: 0 P: 8	R: 0 E: 0 K: 1 S: 8 H: 0 LOB: 1 BB: 1 P: 15	1B: 7 2B: 2 3B: 0 HR: 2 SF: 0 SAC: 0 DP: 0 HBP: 0						WP: 0 PB: 0 SB: 0 CS: 0 PA: 39

PITCHER		IP	WLS	BF	H	R	ER	SO	BB	IBB	HBP	BLK	WP	HR	S	P	ERA	WHIP
27 Jordan Zimmermann, R ERA: 2.46	(1, 1)	6.0	W	27	9	4	4	5	0	0	0	0	0	2	67	88	6.00	1.500
35 Craig Stammen, R ERA: 3.32	(7, 1)	0.2		4	2	1	1	0	0	0	0	0	0	0	6	8	13.50	3.000
22 Drew Storen, R ERA: 3.82	(7, 1)	0.1	H	1	0	0	0	0	0	0	0	0	0	0	2	4	0.00	0.000
36 Tyler Clippard, R ERA: 2.34	(8, 1)	1.0	H	3	0	0	0	1	0	0	0	0	0	0	6	8	0.00	0.000
58 Fernando Abad, L ERA: 1.15	(9, 1)	1.0		4	0	0	0	1	1	0	0	0	0	0	8	15	0.00	1.000

PITCHER	IP	WLS	BF	H	R	ER	SO	BB	IBB	HBP	BLK	WP	HR	S	P	ERA	WHIP

TOP

Milwaukee Brewers @ Washington Nationals

Nationals Park, Washington, DC

Mon Jul 01 2013, 7:06 PM - 10:08 PM EDT

Att. 24,889 - Cloudy - 80 F

livebaseballscorecards.com

AB	38
R	5
H	11
RBI	5
BB	1
SO	7
LOB	15

BOTTOM

Milwaukee Brewers @ Washington Nationals

Nationals Park, Washington, DC

Mon Jul 01 2013, 7:06 PM - 10:08 PM EDT

Att. 24,889 - Cloudy - 80 F

livebaseballscorecards.com

Batter	1	2	3	4	5	6	7	8	9	AB	R	H	RBI	BB	SO	LOB
2 Denard Span, L (1, 8) OBP: 0.318, SLG: 0.364	B FF 90 C FF 90 C FF 92 B FF 92 F SL 87 X SI 92 2-2 ① F8		B CU 79 C CU 79 F SI 92 F CU 80 B FF 93 F FF 92 B SI 94 B SI 92 4-2 28 E 2-3 BB	D SL 85 D SL 86 X SI 90 2-0 28 1B 1-3 2B	C SI 91 B SI 90 B SI 90 X SI 91 2-1 ③ P5			B SI 97 F SI 96 B SI 96 B SI 96 B SI 98 4-1 34 FC4-6 28 E 11 1B 2-3 BB		3	3	1	0	2	0	2
28 Jayson Werth, R (1, 9) OBP: 0.335, SLG: 0.444	B FF 92 C SI 92 B SL 88 F SL 87 T FF 93 2-2 ② K		B CU 78 1 SAFE B SI 92 F FF 92 X SL 88 2-1 E6 11 1B 1-H 3-H 2B	B SI 92 D SI 92 F FF 91 F SI 93 D CU 79 X CU 79 3-2 2-H 3-H 1B		C SI 90 B FF 92 F SL 81 C SI 89 1-3 ① K		B SI 96 C SI 96 B SI 96 C SI 97 X SI 97 2-2 E6 34 FC4-6 1-2 3-H		5	1	2	5	0	2	2
34 Bryce Harper, L (1, 7) OBP: 0.387, SLG: 0.597 58 Fernando Abad, L (9, 1)	B SI 92 X SI 93 1-0 HR		C SL 88 F FF 94 B FF 93 D CU 80 S CU 80 2-3 ① K	X SI 90 0-0 ① F7		B SL 82 B SL 80 C FF 92 B SI 90 B FF 92 4-1 11 G5-4-3 BB		B SI 97 X SI 97 1-0 ② FC4-6 11 1B 1-2f 2-3		4 0	1 0	1 0	1 0	1 0	1 0	4 0
11 Ryan Zimmerman, R (1, 5) OBP: 0.361, SLG: 0.468	C SL 89 B FF 92 B SL 88 C SI 92 B SI 92 B SL 87 4-2 BB		B CU 79 S CU 80 C CU 80 B FF 94 X CU 81 2-2 25 S 25 2B 3-H 1B	B SI 91 C SI 91 B SI 91 C SI 90 C SI 92 2-3 ② K		C SI 92 F SL 80 F SL 80 F FF 93 B SI 91 F SI 93 X SL 83 1-2 ②③ G5-4-3 1-2f		C SI 97 X SI 97 0-1 1-2 3-H 1B		4	1	2	2	1	1	2
25 Adam LaRoche, L (1, 3) OBP: 0.339, SLG: 0.444	C CU 79 B SL 89 X FF 94 1-1 ③ L9		D SL 88 B SL 87 C SL 87 S CU 80 B CU 79 X CU 80 3-2 20 2B 1-H 2B	C SI 91 B SI 91 X SI 89 1-1 ③ G4-3			C SL 80 X FF 89 0-1 ① G4-3	B SI 96 F SI 97 F SI 96 S SI 98 1-3 ③ K		5	1	1	1	0	1	4
20 Ian Desmond, R (1, 6) OBP: 0.314, SLG: 0.508		B CU 79 C SL 87 C SI 91 B SI 92 B SL 88 X SI 92 3-2 ① G6-3	X SL 86 0-0 2-H 2B	B SI 91 C SI 89 C SI 90 T SL 83 1-2 ① K			C SI 91 B CH 85 B SL 80 S CH 84 B CH 86 C SI 93 3-3 ② K			4	0	1	1	0	2	0
6 Anthony Rendon, R (1, 4) OBP: 0.357, SLG: 0.425		X SI 92 0-0 ② L6	B CU 78 C FF 91 X SL 85 1-1 ② F8	C SI 90 B SL 83 X SI 91 1-1 27 1B 1B			C SL 80 S FF 91 B FF 91 F FF 89 F FF 92 F SL 79 X FF 93 1-2 ③ L8			4	0	1	0	0	0	1
24 Kurt Suzuki, R (1, 2) OBP: 0.281, SLG: 0.325		C FF 92 X SI 91 0-1 ③ G6-3	B FF 92 F SL 86 X SI 91 1-1 ③ G5-3		C SI 90 F SI 89 B SL 83 B SI 91 X SI 90 2-2 ② F9			B SI 96 C SI 96 B CU 81 F SI 97 F SI 98 X CU 81 2-2 ① L1		4	0	0	0	0	0	2
27 Jordan Zimmermann, R (1, 1) OBP: 0.189, SLG: 0.200 35 Craig Stammen, R (7, 1) 22 Drew Storen, S (7, 1) 36 Tyler Clippard, R (8, 1) 18 Chad Tracy, L (8, PH) OBP: 0.188, SLG: 0.276 33 Roger Bernadina, L (8, PR) OBP: 0.253, SLG: 0.291 (9, 7)			C FF 90 B SI 92 X SI 91 1-1 2 WP 28 E 2B	X FF 88 0-0 2 2B 28 1B 1B	C SI 91 F SL 82 X SL 81 0-2 1-2 1B			C SI 97 X SI 90 0-1 2 WP 28 E 2B		3 0 0 0 1 0	2 0 0 0 0 1	3 0 0 0 1 0	0 0 0 0 0 0	0 0 0 0 0 0	0 0 0 0 0 0	0 0 0 0 0 0
Inning Stats	R: 1 H: 1 E: 0 LOB: 1 K: 1 BB: 1 S: 12 P: 22	R: 0 H: 0 E: 0 LOB: 0 K: 0 BB: 0 S: 6 P: 9	R: 5 H: 5 E: 1 LOB: 1 K: 1 BB: 1 S: 22 P: 38	R: 2 H: 3 E: 0 LOB: 1 K: 1 BB: 0 S: 11 P: 19	R: 0 H: 2 E: 0 LOB: 2 K: 1 BB: 0 S: 13 P: 19	R: 0 H: 0 E: 0 LOB: 0 K: 1 BB: 1 S: 10 P: 16	R: 0 H: 0 E: 0 LOB: 0 K: 1 BB: 0 S: 11 P: 15	R: 2 H: 2 E: 1 LOB: 2 K: 1 BB: 1 S: 16 P: 26		1B: 6 SF: 0 2B: 6 SAC: 0 3B: 0 DP: 1 HR: 1 HBP: 0						

AB	37
R	10
H	13
RBI	10
BB	4
SO	7
LOB	17

WP: 2 PA: 41
PB: 0
SB: 1
CS: 0

PITCHER		IP	WLS	BF	H	R	ER	SO	BB	IBB	HBP	BLK	WP	HR	S	P	ERA	WHIP
49 Yovani Gallardo, R ERA: 4.78	(1, 1)	3.0	L	20	9	8	8	2	2	0	0	0	1	1	45	79	24.00	3.667
31 Burke Badenhop, R ERA: 3.2	(4, 1)	2.0		8	2	0	0	2	0	0	0	0	0	0	19	28	0.00	1.000
32 Tom Gorzelanny, L ERA: 2.31	(6, 1)	2.0		6	0	0	0	2	1	0	0	0	0	0	21	31	0.00	0.500
40 Johnny Hellweg, R ERA: 20.25	(8, 1)	1.0		7	2	2	1	1	1	0	0	0	1	0	16	26	9.00	3.000

PITCHER	IP	WLS	BF	H	R	ER	SO	BB	IBB	HBP	BLK	WP	HR	S	P	ERA	WHIP

Batter	1	2	3	4	5	6	7	8	9	AB	R	H	RBI	BB	SO	LOB
7 Norichika Aoki, L (1, 9) OBP: 0.360, SLG: 0.369	B FF 93 X FF 96 1-0 ① F7		C CU 81 B FF 96 B CH 88 X FF 96 2-1 22 FC6-4 1B			X FF 94 0-0 ① G4-3	B FF 96 X FF 96 1-0 ③ FC4-6 1-2f		C FF 92 F FF 92 X FF 93 0-2 ① G5-3	5	0	1	0	0	0	1
22 Logan Schafer, L (1, 8) OBP: 0.260, SLG: 0.279 (8, 7)	C FF 96 B FF 96 X SI 96 1-1 ② F8		1 SAFE C SI 93 1 SAFE B CH 86 F SI 95 B FF 96 X CU 81 2-2 ③ FC6-4 1-2f			C FF 96 B FF 97 B CH 87 C CU 81 B CH 91 B CH 88 4-2 16 BB 23 E BB		C SL 81 X SI 95 0-1 23 S 21 2B 1B	C FF 92 F FF 92 B CU 80 X FF 92 1-2 ② P6	4	1	1	0	1	0	1
23 Rickie Weeks Jr., R (1, 4) OBP: 0.323, SLG: 0.392	C CU 81 X CU 81 0-1 ③ G6-3			C FF 97 B FF 96 F SI 98 S CU 82 1-3 ① K		X CU 80 0-0 FC5 16 BB 1-2		1 SAFE B SL 81 B SL 82 C SI 95 B SI 96 B SL 82 4-1 21 2B 1-2 BB	B CH 85 S FF 94 B CU 78 X FF 94 2-1 1B	4	1	1	0	1	1	1
16 Aramis Ramirez, R (1, 5) OBP: 0.357, SLG: 0.428		C FF 96 F FF 96 B SI 97 B CU 82 F FF 97 F CU 81 S CU 82 2-3 ① K		X SI 97 0-0 21 BB 1B		B SI 94 F CU 79 B SI 94 B FF 95 B SI 95 4-1 1-2 2-3 BB		C SI 94 B FF 94 F SI 95 D CH 89 B SL 83 X SI 95 3-2 ① F8	F FF 91 1 SAFE B CH 82 F CH 84 F FF 92 X FF 93 1-2 ③ F7	4	0	1	0	1	1	3
21 Juan Francisco, L (1, 3) OBP: 0.298, SLG: 0.436		B CU 80 S CU 81 B FF 98 F SI 96 B CH 90 B FF 97 4-2 BB		B SI 96 B CU 80 B SI 97 B SI 94 4-0 11 G4-6-3 1-2 BB		S CU 80 D CU 80 S SI 95 B FF 96 C CU 80 2-3 ② K		B FF 94 F CH 88 X FF 94 1-1 12 2B 1-H 2-H 2B		2	1	1	2	2	1	3
11 Sean Halton, R (1, 7) OBP: 0.286, SLG: 0.357 27 Carlos Gómez, R (8, 8) OBP: 0.349, SLG: 0.557		X SI 95 0-0 ② P4		F CU 81 F CU 81 B FF 97 F CU 81 F FF 97 D CU 81 F CU 81 D CH 88 X FF 98 3-2 ② ③ G4-6-3 1-2f		S CU 81 B FF 96 F CU 81 S CU 82 1-3 ③ K		B SL 82 X FF 94 1-0 ② L8		4 0	0 0	0 0	0 0	0 0	1 0	7 0
12 Martín Maldonado, R (1, 2) OBP: 0.254, SLG: 0.333		C FF 96 C FF 96 S CU 81 0-3 ③ K			S CU 81 X FF 97 0-1 ① F8		F FF 94 S CU 80 B CU 81 S CU 81 1-3 ① K	B SL 81 F FF 94 C SI 94 X SL 82 1-2 14 1B 2-H 2B		4	1	1	1	0	2	1
14 Jeff Bianchi, R (1, 6) OBP: 0.273, SLG: 0.320			C FF 97 B FF 96 X FF 96 1-1 ① L3		F FF 96 X SI 96 0-1 ② G5-3		F FF 96 F FF 96 B SI 97 B CU 82 F FF 96 X CU 80 2-2 ② P6	F SL 81 X CH 89 0-1 2-H 1B		4	0	1	1	0	0	0
60 Wily Peralta, R (1, 1) OBP: 0.207, SLG: 0.179 59 John Axford, R (6, 1) 3 Yuniesky Betancourt, R (7, PH) OBP: 0.234, SLG: 0.340 29 Jim Henderson, L (7, 1) 20 Jonathan Lucroy, R (8, PH) OBP: 0.312, SLG: 0.430 51 Michael Gonzalez, R (8, 1) 57 Francisco Rodríguez, R (9, 1)			C FF 95 F FF 97 C CU 80 0-3 ② K		B FF 97 S FF 96 C CU 80 S CU 81 1-3 ③ K		B CU 80 B CU 81 F SI 96 S FF 96 F SI 95 X CU 82 2-2 7 FC4-6 1B	B SI 93 F SI 93 1 SAFE C SL 82 1 SAFE X CH 87 1-2 ③ F7		2 0 1 0 1 0 0 0	0 0 0 0 0 0 0 0	0 0 1 0 0 0 0 0	0 0 0 0 0 0 0 0	2 0 0 0 0 0 1 0	0 0 0 0 0 0 0 0
Inning Stats	R: 0 E: 0 K: 0 S: 5 H: 0 LOB: 0 BB: 0 P: 7	R: 0 E: 0 K: 2 S: 11 H: 0 LOB: 1 BB: 1 P: 17	R: 0 E: 0 K: 1 S: 10 H: 1 LOB: 1 BB: 0 P: 15	R: 0 E: 0 K: 1 S: 10 H: 1 LOB: 1 BB: 1 P: 18	R: 0 E: 0 K: 1 S: 7 H: 0 LOB: 0 BB: 0 P: 8	R: 0 E: 1 K: 2 S: 11 H: 0 LOB: 3 BB: 2 P: 22	R: 0 E: 0 K: 1 S: 12 H: 1 LOB: 1 BB: 0 P: 18	R: 4 E: 0 K: 0 S: 17 H: 4 LOB: 1 BB: 1 P: 28	R: 0 E: 0 K: 0 S: 12 H: 1 LOB: 1 BB: 0 P: 16	1B: 6 2B: 2 3B: 0 HR: 0 SF: 0 SAC: 0 DP: 1 HBP: 0						

PITCHER		IP	WLS	BF	H	R	ER	SO	BB	IBB	HBP	BLK	WP	HR	S	P	ERA	WHIP
37 Stephen Strasburg, R ERA: 2.24	(1, 1)	7.0		28	3	0	0	8	4	0	0	0	0	0	66	105	0.00	1.000
22 Drew Storen, R ERA: 4.76	(8, 1)	1.0	L	8	4	4	4	0	1	0	0	0	0	0	17	28	36.00	5.000
46 Ian Krol, L ERA: 1.42	(9, 1)	1.0		4	1	0	0	0	0	0	0	0	0	0	12	16	0.00	1.000

PITCHER	IP	WLS	BF	H	R	ER	SO	BB	IBB	HBP	BLK	WP	HR	S	P	ERA	WHIP

TOP

Milwaukee Brewers @ Washington Nationals

Nationals Park, Washington, DC

Tue Jul 02 2013, 7:08 PM - 10:31 PM EDT

Att. 24,897 - Drizzle - 75 F

livebaseballscorecards.com

AB	35
R	4
H	8
RBI	4
BB	5
SO	8
LOB	18

PA: 40

WP: 0
PB: 0
SB: 1
CS: 0

Batter	1	2	3	4	5	6	7	8	9	AB	R	H	RBI	BB	SO	LOB
2 Denard Span, L (1, 8) OBP: 0.320, SLG: 0.364	C FF 93 X SI 96 0-1 11 FC6-4 28 BB 1B	B SL 84 C SL 84 X SI 97 1-1 ③ F7			C SL 84 C FF 94 B SL 89 F SL 87 X FF 96 1-2 ② L3			C FF 91 F FF 92 X SL 83 0-2 11 1B 1B	C CU 76 F FF 92 X CU 76 0-2 ③ P6	5	0	2	0	0	0	3
28 Jayson Werth, R (1, 9) OBP: 0.333, SLG: 0.438	1 SAFE B FF 95 B FF 93 1 SAFE C SI 94 B SI 95 1 SAFE 1 SAFE C FF 95 4-2 B FF 95 11 FC6-4 1-2 BB		B SI 94 F SI 94 B SI 97 F SI 96 X SL 84 2-2 ① F9		C SL 84 C CH 86 C FF 97 0-3 ③ K			D SI 90 B SI 89 C CH 80 X SL 79 2-1 ① F8		3	0	0	0	1	1	1
34 Bryce Harper, L (1, 7) OBP: 0.378, SLG: 0.582	B SL 85 C FF 96 B SI 96 S SL 85 X SL 89 2-2 ① P4		X SL 86 0-0 ② P5			X SL 85 0-0 ① B2-3		S SL 82 B SL 83 C FF 92 B SL 84 S SL 83 2-3 ② K		4	0	0	0	0	1	3
11 Ryan Zimmerman, R (1, 5) OBP: 0.363, SLG: 0.469	C FF 96 F FF 95 B SL 88 X SL 87 1-2 ② FC6-4 25 BB 1-2f 2-3		B FF 94 X SI 95 1-0 1B			C FF 94 S CH 84 B SI 97 B SL 86 B CU 78 F FF 96 F FF 96 F FF 95 X SL 82 3-2 ② G5-3		1 SAFE 1 SAFE C SL 76 F FF 90 B FF 91 F SL 82 X SL 79 1-2 1B		4	0	2	0	0	0	2
25 Adam LaRoche, L (1, 3) OBP: 0.341, SLG: 0.441	B SL 87 S SL 87 B SL 87 B SI 96 B SI 96 4-1 1-2 BB		1 SAFE D SI 95 C SL 86 B SI 96 F SI 97 S SL 89 2-3 ③ K			C CU 77 B FF 94 B FF 95 B CU 79 B CU 79 4-1 20 CS BB		F FF 93 X FF 92 0-1 ③ G4-3		2	0	0	0	2	1	3
20 Ian Desmond, R (1, 6) OBP: 0.313, SLG: 0.505	D FF 97 B SI 97 X SI 94 2-0 ③ G4-3		F SI 96 X SL 86 0-1 ① F9			T FF 94 S SL 82 D SL 83 B FF 97 2-2 ③ CS 1-2	F FF 95 X FF 95 0-1 ① G6-3		C FF 92 B FF 93 F FF 92 X FF 92 1-2 6 1B 1B	4	0	1	0	0	0	3
6 Anthony Rendon, R (1, 4) OBP: 0.361, SLG: 0.427		C SI 93 F SI 96 B SL 86 B SL 88 B FF 96 F SI 97 S SI 97 3-3 ① K	C SL 84 F CH 85 C FF 98 0-3 ② K				C FF 92 X SL 88 0-1 1B	C FF 92 F FF 92 X CU 77 0-2 1-2 1B		4	0	2	0	0	2	0
24 Kurt Suzuki, R (1, 2) OBP: 0.281, SLG: 0.324		C FF 94 B FF 96 X FF 96 1-1 37 SH1-3 1B	B FF 95 S SI 94 B CH 86 X FF 96 2-1 ③ G6-3				B FF 95 B FF 93 F FF 93 1 SAFE B FF 93 S FF 94 X FF 96 3-2 ② P4		B FF 92 B FF 91 C FF 91 F FF 90 C CH 81 2-3 ① K	4	0	1	0	0	1	3
37 Stephen Strasburg, R (1, 1) OBP: 0.143, SLG: 0.214 18 Chad Tracy, L (7, PH) OBP: 0.185, SLG: 0.273 22 Drew Storen, S (8, 1) 46 Ian Krol, L (9, 1) 33 Roger Bernadina, L (9, PH) OBP: 0.252, SLG: 0.289		X SI 95 0-0 ② SH1-3 1-2			F FF 96 C SI 96 F SL 86 F FF 97 B SL 86 S SL 86 1-3 ① K		B FF 94 S FF 95 X FF 96 1-1 ③ P6		C CU 76 C FF 91 B FF 92 S CH 84 1-3 ② K	1 1 0 0 1	0 0 0 0 0	0 0 0 0 0	0 0 0 0 0	0 0 0 0 0	1 0 0 0 1	0 1 0 0 2
Inning Stats	R: 0 E: 0 K: 0 S: 12 H: 1 LOB: 3 BB: 2 P: 25	R: 0 E: 0 K: 1 S: 9 H: 1 LOB: 1 BB: 0 P: 14	R: 0 E: 0 K: 1 S: 8 H: 1 LOB: 1 BB: 0 P: 13	R: 0 E: 0 K: 1 S: 7 H: 0 LOB: 0 BB: 0 P: 9	R: 0 E: 0 K: 2 S: 12 H: 0 LOB: 0 BB: 0 P: 14	R: 0 E: 0 K: 0 S: 10 H: 0 LOB: 0 BB: 1 P: 19	R: 0 E: 0 K: 0 S: 9 H: 1 LOB: 1 BB: 0 P: 13	R: 0 E: 0 K: 1 S: 14 H: 2 LOB: 2 BB: 0 P: 19	R: 0 E: 0 K: 2 S: 15 H: 2 LOB: 2 BB: 0 P: 19	1B: 8 2B: 0 3B: 0 HR: 0		SF: 0 SAC: 1 DP: 0 HBP: 0		WP: 0 PB: 0 SB: 0 CS: 1		PA: 38

PITCHER		IP	WLS	BF	H	R	ER	SO	BB	IBB	HBP	BLK	WP	HR	S	P	ERA	WHIP
60 Wily Peralta, R ERA: 5.27	(1, 1)	5.1		21	3	0	0	5	2	0	0	0	0	0	49	76	0.00	0.938
59 John Axford, R ERA: 3.86	(6, 1)	0.2		2	0	0	0	0	1	0	0	0	0	0	9	18	0.00	1.500
29 Jim Henderson, R ERA: 2.05	(7, 1)	1.0	W	4	1	0	0	0	0	0	0	0	0	0	9	13	0.00	1.000
51 Michael Gonzalez, L ERA: 3.3	(8, 1)	1.0		5	2	0	0	1	0	0	0	0	0	0	14	19	0.00	2.000
57 Francisco Rodríguez, R ERA: 0.96	(9, 1)	1.0		5	2	0	0	2	0	0	0	0	0	0	15	19	0.00	2.000

PITCHER	IP	WLS	BF	H	R	ER	SO	BB	IBB	HBP	BLK	WP	HR	S	P	ERA	WHIP

BOTTOM

Milwaukee Brewers @ Washington Nationals

Nationals Park, Washington, DC

Tue Jul 02 2013, 7:08 PM - 10:31 PM EDT

Att. 24,897 - Drizzle - 75 F

livebaseballscorecards.com

AB	33
R	0
H	8
RBI	0
BB	3
SO	8
LOB	21

Batter	1	2	3	4	5	6	7	8	9	AB	R	H	RBI	BB	SO	LOB
7 Norichika Aoki, L (1, 9) OBP: 0.364, SLG: 0.373	C FF 94 X FF 94 0-1 G6-3		F FF 93 B FF 94 X FF 94 1-1 1B		F FF 94 B FF 93 X FF 94 1-1 2-H 3-H 1B		B FF 92 C FF 92 F FF 92 B FC 88 X FC 88 2-2 G4-3		L KC 80 B KC 82 X CH 77 1-1 1B	5	0	3	2	0	0	0
9 Jean Segura, R (1, 6) OBP: 0.352, SLG: 0.495	B FF 94 F FF 94 C FF 95 F SL 80 B FF 95 F FF 94 B SI 95 X SI 94 3-2 G4-3		B FF 93 F SI 91 B FF 93 C FF 93 1 SAFE F FF 94 1 SAFE F FF 87 X FF 94 2-2 F8		B SI 91 X FF 92 1-0 F9		C FC 86 B FC 87 C FF 92 B KC 82 X FF 92 2-2 G6-3		S SI 92 C SI 93 X CH 80 0-2 F9	5	0	0	0	0	0	3
27 Carlos Gómez, R (1, 8) OBP: 0.348, SLG: 0.553	S SI 93 X SI 92 0-1 B1-3			B FF 92 X SI 90 1-0 20 G5-4-3 16 1B 1B	S FF 92 X CH 85 0-1 L7		F FF 91 S FC 89 S KC 81 0-3 K			4	0	1	0	0	1	1
16 Aramis Ramirez, R (1, 5) OBP: 0.360, SLG: 0.426		F SI 93 B SL 77 F FF 94 S SL 80 1-3 K		B CH 86 C SI 91 B FF 93 F FF 92 X SL 78 2-2 20 G5-4-3 1-2 1B		C SI 89 B FF 89 X SI 90 1-1 E7 20 1B 22 3B		F FF 91 S KC 82 B FF 92 B KC 81 B FC 87 B FF 92 4-2 23 FC6-4 20 1B BB		3	1	1	0	1	1	0
20 Jonathan Lucroy, R (1, 2) OBP: 0.315, SLG: 0.431		C FF 94 B FF 94 F SI 93 F FF 95 S SL 79 1-3 K2-3		B CH 84 X CH 84 1-0 G5-4-3 1-2f 2-3		C SI 90 B SI 90 B SI 91 X SI 92 2-1 22 3B 1-2 1B		C FC 85 X FF 91 0-1 23 FC6-4 1-2 1B		4	1	2	0	0	1	2
23 Rickie Weeks Jr., R (1, 4) OBP: 0.322, SLG: 0.387		B SI 93 S SI 93 B FF 94 B SI 92 B SI 92 4-1 BB		X SI 92 0-0 G6-3		C FF 92 X FF 92 0-1 F6		C FF 91 S FC 86 B FC 88 D FC 86 F FF 91 X FC 86 2-2 FC6-4 11 F8-6-3 1-2f 2-3		3	0	0	0	1	0	5
11 Sean Halton, R (1, 3) OBP: 0.278, SLG: 0.389		F FF 93 F FF 93 C SL 78 0-3 K		T SI 92 F FF 94 B FF 94 F FF 93 X SL 78 1-2 22 1B 7 1B 2B	B SI 91 B FF 91 X SI 92 2-0 L9			1 SAFE 1 SAFE S FC 86 S SL 86 D FC 87 X FC 86 1-2 F8-6-3 1-2		4	1	1	0	0	1	5
22 Logan Schafer, L (1, 7) OBP: 0.266, SLG: 0.299			X FF 93 0-0 B2		X FF 93 0-0 26 SH2-4 7 1B 2-3 1B	B SI 92 C SI 92 F SI 91 X SI 93 1-2 1-H 2-H 3B			C FF 94 S KC 83 B KC 83 X KC 82 1-2 L8	4	1	2	2	0	0	0
26 Kyle Lohse, R (1, 1) OBP: 0.133, SLG: 0.133 3 Yuniesky Betancourt, R (9, PH) OBP: 0.233, SLG: 0.339 57 Francisco Rodríguez, R (9, 1)			C FF 93 F SI 92 F FF 94 B SL 78 X FF 94 1-2 P6		1 SAFE B SI 92 M SI 90 D FF 89 X FF 92 2-1 SH2-4 1-2	B FF 93 F SI 91 F SI 90 B SI 91 F SI 94 F SI 94 X SI 92 2-2 G4-3			B SI 93 B CH 74 F SI 93 F FF 93 F KC 82 S FF 95 2-3 K	2 1 0	0 0 0	0 0 0	0 0 0	0 0 0	0 1 0	1 0 0
Inning Stats	R: 0 E: 0 K: 0 S: 9 H: 0 LOB: 0 BB: 0 P: 12	R: 0 E: 0 K: 3 S: 11 H: 0 LOB: 1 BB: 1 P: 17	R: 0 E: 0 K: 0 S: 12 H: 1 LOB: 1 BB: 0 P: 16	R: 0 E: 0 K: 0 S: 6 H: 2 LOB: 1 BB: 0 P: 10	R: 2 E: 0 K: 0 S: 12 H: 3 LOB: 1 BB: 0 P: 17	R: 2 E: 1 K: 0 S: 15 H: 2 LOB: 1 BB: 0 P: 23	R: 0 E: 0 K: 1 S: 9 H: 0 LOB: 0 BB: 0 P: 13	R: 0 E: 0 K: 0 S: 11 H: 1 LOB: 1 BB: 1 P: 18	R: 0 E: 0 K: 1 S: 12 H: 1 LOB: 1 BB: 0 P: 16	1B: 8 2B: 2 3B: 1 HR: 0 SF: 0 SAC: 1 DP: 2 HBP: 0						

PITCHER	IP	WLS	BF	H	R	ER	SO	BB	IBB	HBP	BLK	WP	HR	S	P	ERA	WHIP
48 Ross Detwiler, L (1, 1) ERA: 4.04	6.0	L	27	8	4	2	3	1	0	0	0	0	0	65	95	3.00	1.500
35 Craig Stammen, R (7, 1) ERA: 3.18	2.0		7	1	0	0	1	1	0	0	0	0	0	20	31	0.00	1.000
58 Fernando Abad, L (9, 1) ERA: 1.08	1.0		4	1	0	0	1	0	0	0	0	0	0	12	16	0.00	1.000

PITCHER	IP	WLS	BF	H	R	ER	SO	BB	IBB	HBP	BLK	WP	HR	S	P	ERA	WHIP

TOP

Milwaukee Brewers @ Washington Nationals

Nationals Park, Washington, DC

Wed Jul 03 2013, 6:07 PM - 8:53 PM EDT

Att. 28,920 - Partly Cloudy - 84 F

livebaseballscorecards.com

AB	35
R	4
H	10
RBI	4
BB	2
SO	5
LOB	17

BOTTOM

Milwaukee Brewers @ Washington Nationals

Nationals Park, Washington, DC

Wed Jul 03 2013, 6:07 PM - 8:53 PM EDT

Att. 28,920 - Partly Cloudy - 84 F

livebaseballscorecards.com

Batter	1	2	3	4	5	6	7	8	9	AB	R	H	RBI	BB	SO	LOB
2 Denard Span, L (1, 8) OBP: 0.316, SLG: 0.360	C SI 90 C SI 90 X SI 91 0-2 ① F9		X CU 74 0-0 ② L6		B CH 80 C SL 84 B SL 85 C CH 80 B SI 91 C CH 81 3-3 ③ K			B SI 91 X CU 75 1-0 ② F9		4	0	0	0	0	1	2
28 Jayson Werth, R (1, 9) OBP: 0.327, SLG: 0.429	X SI 91 0-0 ② F8		C CU 74 X SI 89 0-1 ③ F8			C SI 89 F SI 89 X SI 90 0-2 ① L5		C SI 90 F CH 79 B SL 84 T SI 89 1-2 ③ K		4	0	0	0	0	1	0
34 Bryce Harper, L (1, 7) OBP: 0.370, SLG: 0.568	C SI 91 B SL 85 X SI 91 1-1 ③ F8			B CU 72 S CU 75 X SI 90 1-1 ① L8		S CU 73 F SI 89 B CU 74 S SL 84 1-3 ② K			B SI 91 C FF 91 C CU 76 S CH 84 1-3 ① K	4	0	0	0	0	2	0
11 Ryan Zimmerman, R (1, 5) OBP: 0.362, SLG: 0.465		C SI 89 B SI 89 B SI 90 B SI 90 X SI 90 3-1 ① L9		C SL 84 X SI 90 0-1 ② F9		B SI 91 X SL 84 1-0 ③ L7			C CU 76 B FF 92 X SI 91 1-1 25 DI 1B	4	0	1	0	0	0	0
25 Adam LaRoche, L (1, 3) OBP: 0.340, SLG: 0.436		B SI 90 C SI 91 B SI 91 B SI 90 F SI 90 B SL 87 4-2 20 1B BB		B CU 74 X CU 74 1-0 ③ G4-3			F SI 90 B SL 84 X CU 72 1-1 ① L8		C FF 91 F CU 77 D CU 77 S FF 91 1-3 ② K 1-2	3	0	0	0	1	1	1
20 Ian Desmond, R (1, 6) OBP: 0.315, SLG: 0.503		C SL 85 B SI 91 B CU 74 C SL 85 X SL 85 2-2 1-2 1B			C SI 89 B SI 90 B CH 78 X SL 84 2-1 ① L8		C CU 73 B SI 89 C SI 90 F SI 90 S CU 73 1-3 ② K		C CU 76 B FF 92 F FF 91 B CU 77 B CH 82 B FF 91 4-2 BB	3	0	1	0	1	1	0
6 Anthony Rendon, R (1, 4) OBP: 0.358, SLG: 0.445		C CU 73 F FF 90 B SI 91 B SI 91 F CU 75 C SI 91 2-3 ② K			F CU 73 B SI 90 C CU 73 F SI 91 F CU 73 B CH 80 F SI 91 X SL 83 2-2 ② F8		X CU 73 0-0 HR		B FF 91 C FF 90 B FF 90 F FF 89 X CH 82 2-2 ③ F8	4	1	1	1	0	1	4
24 Kurt Suzuki, R (1, 2) OBP: 0.281, SLG: 0.324		X SL 84 0-0 ③ F7			C SI 91 B SL 84 C SL 84 X SL 83 1-2 48 1B 1B		C SI 90 B SL 89 F CH 80 F CU 74 S CH 79 1-3 ③ K			3	0	1	0	0	1	2
48 Ross Detwiler, R (1, 1) OBP: 0.130, SLG: 0.091 35 Craig Stammen, R (7, 1) 1 Steve Lombardozzi, S (8, PH) OBP: 0.246, SLG: 0.295 58 Fernando Abad, L (9, 1)			C SI 90 B SI 89 C SI 88 C SL 83 1-3 ① K		B SL 80 X SI 88 1-0 1-2 1B			C CU 73 F SI 90 F SI 90 F SL 84 B SI 91 X SL 85 1-2 ① L3		2 0 1 0	0 0 0 0	1 0 0 0	0 0 0 0	0 0 0 0	1 0 0 0	0 0 0 0
Inning Stats	R: 0 E: 0 K: 0 S: 6 H: 0 LOB: 0 BB: 0 P: 7	R: 0 E: 0 K: 1 S: 12 H: 1 LOB: 2 BB: 1 P: 23	R: 0 E: 0 K: 1 S: 6 H: 0 LOB: 0 BB: 0 P: 7	R: 0 E: 0 K: 0 S: 5 H: 0 LOB: 0 BB: 0 P: 7	R: 0 E: 0 K: 1 S: 15 H: 2 LOB: 2 BB: 0 P: 24	R: 0 E: 0 K: 1 S: 7 H: 0 LOB: 0 BB: 0 P: 9	R: 1 E: 0 K: 2 S: 11 H: 1 LOB: 0 BB: 0 P: 14	R: 0 E: 0 K: 1 S: 9 H: 0 LOB: 0 BB: 0 P: 12	R: 0 E: 0 K: 2 S: 13 H: 1 LOB: 2 BB: 1 P: 22	1B: 4 2B: 0 3B: 0 HR: 1 SF: 0 SAC: 0 DP: 0 HBP: 0						

	AB	32
	R	1
	H	5
	RBI	1
	BB	2
	SO	9
	LOB	9

PITCHER		IP	WLS	BF	H	R	ER	SO	BB	IBB	HBP	BLK	WP	HR	S	P	ERA	WHIP
26 Kyle Lohse, R ERA: 3.43	(1, 1)	8.0	W	29	4	1	1	7	1	0	0	0	0	1	71	103	1.12	0.625
57 Francisco Rodríguez, R ERA: 0.92	(9, 1)	1.0	S	5	1	0	0	2	1	0	0	0	0	0	13	22	0.00	2.000

PITCHER		IP	WLS	BF	H	R	ER	SO	BB	IBB	HBP	BLK	WP	HR	S	P	ERA	WHIP

Batter	1	2	3	4	5	6	7	8	9	AB	R	H	RBI	BB	SO	LOB
7 Norichika Aoki, L (1, 9) OBP: 0.364, SLG: 0.373	B SI 90 B SI 90 C SI 91 C SI 92 F CH 82 X CH 85 2-2 ① F7		B CH 81 F FF 90 B SI 93 L CH 81 F CH 81 X SI 91 2-2 ① G6-3		X SI 91 0-0 1B		B SI 94 B SI 94 B FF 94 C FF 94 C SI 94 F SI 94 S SI 93 3-3 ② K		C FF 93 F FF 94 F FF 93 F FF 94 X FF 94 0-2 20 DI 9 BB 1B	5	0	2	0	0	1	0
9 Jean Segura, R (1, 6) OBP: 0.359, SLG: 0.497	C FF 92 C SL 83 H CH 85 1-2 27 S 20 1B HBP		C SL 82 F SL 84 B FF 95 X SI 91 1-2 20 S 1B		B FF 91 C FF 89 1 SAFE X SL 81 1-1 ③ G6-3		B FF 94 B SI 93 S FF 94 F SI 93 X SL 82 2-2 27 HR 1B		B FF 93 D FF 92 B FF 94 B FF 93 4-0 1-2 20 DI BB	3	2	2	0	1	0	1
27 Carlos Gómez, R (1, 8) OBP: 0.350, SLG: 0.562 53 Brandon Kintzler, R (7, 1) 16 Aramis Ramirez, R (9, PH) OBP: 0.358, SLG: 0.424	S SL 82 B SI 90 X SI 91 1-1 ② G5-3 1-2		B SI 90 1 SAFE 1 SAFE B FF 90 F SI 90 F SL 82 S SL 86 2-3 ② K			S SL 82 X SI 90 0-1 21 S 21 1B 1B	L FF 94 S SL 82 X SL 82 0-2 1-H HR		C FF 94 B SL 86 F FF 94 S FC 93 1-3 ② K	4 0 1	2 0 0	2 0 0	2 0 0	0 0 0	1 0 1	2 0 2
20 Jonathan Lucroy, R (1, 2) OBP: 0.313, SLG: 0.427	B SI 92 F SI 91 X SI 91 1-1 21 1B 2-H 1B		B FF 92 B SI 90 B FF 92 C FF 90 C SL 82 F CH 82 X SL 82 3-2 ③ G6-3 1-2			C FF 91 B SI 90 1 SAFE F SI 88 P PO 83 X SI 89 2-2 ① P6	S FF 94 B SL 82 C SI 94 B SL 82 S FF 94 2-3 ③ K		C FF 95 B SL 86 S FF 93 F FF 94 X SL 85 1-2 ③ P6 1-2 2-3	5	0	1	1	0	1	4
21 Juan Francisco, L (1, 5) OBP: 0.302, SLG: 0.437 (6, 3)	X SI 89 0-0 1-3 1B			B CH 81 C SI 89 F CH 83 S FF 92 1-3 ① K		S CH 80 B FF 90 S CH 79 B SI 90 F FF 91 X CH 81 2-2 ② 1-H 1B		B CU 74 F CH 79 B FF 92 X CH 79 2-1 ① G4-3		4	0	2	1	0	1	0
11 Sean Halton, R (1, 3) OBP: 0.286, SLG: 0.350 23 Rickie Weeks Jr., R (7, 4) OBP: 0.324, SLG: 0.387	B SI 90 F SL 83 F SL 84 X SI 92 1-2 ③ G6-3			C SL 81 B FF 93 X SI 90 1-1 ② L5		C FF 94 B SL 83 B SL 82 B FF 94 B FF 95 4-1 BB		F FC 82 B FF 91 B CU 74 C FF 92 B FF 92 B CH 80 4-2 BB		2 0	0 0	0 0	0 0	1 1	0 0	2 0
22 Logan Schafer, L (1, 7) OBP: 0.259, SLG: 0.291 (7, 8)		C SI 90 B FF 91 S CH 81 B FF 92 X CH 83 2-2 ① G4-3		C FF 91 C CH 83 B FF 93 X FF 92 1-2 ③ L6		F FF 95 B FF 94 X CH 85 1-1 ③ F8		F FF 92 F FF 91 X FF 92 0-2 ② P4		4	0	0	0	0	0	2
14 Jeff Bianchi, R (1, 4) OBP: 0.259, SLG: 0.304 (7, 7)		C FF 92 X SL 84 0-1 ② G5-3			X FF 92 0-0 ① F9		X FF 93 0-0 ① B5-3	F FF 91 S FC 83 F FF 91 F CH 79 F FF 92 X FF 92 0-2 ③ F9		4	0	0	0	0	0	1
48 Donovan Hand, R (1, 1) OBP: 0.200, SLG: 0.200 31 Burke Badenhop, R (6, 1) 32 Tom Gorzelanny, R (6, 1) OBP: 0.250, SLG: 0.250 3 Yuniesky Betancourt, R (6, 5) OBP: 0.236, SLG: 0.352		C FF 90 C FF 91 X SL 83 0-2 ③ G4-3			C FF 92 C FF 93 B FF 94 S SL 83 1-3 ② K2-3		B SI 94 F SI 94 F SL 82 B SL 83 X CH 87 2-2 HR		X FF 93 0-0 ① F9	2 0 0 2	0 0 0 1	0 0 0 1	0 0 0 1	0 0 0 0	1 0 0 0	0 0 0 0
Inning Stats	R: 1 E: 0 K: 0 S: 14 H: 2 LOB: 2 BB: 0 P: 20	R: 0 E: 0 K: 0 S: 8 H: 0 LOB: 0 BB: 0 P: 10	R: 0 E: 0 K: 1 S: 14 H: 1 LOB: 1 BB: 0 P: 22	R: 0 E: 0 K: 1 S: 8 H: 0 LOB: 0 BB: 0 P: 11	R: 0 E: 0 K: 1 S: 7 H: 1 LOB: 1 BB: 0 P: 9	R: 1 E: 0 K: 0 S: 13 H: 2 LOB: 1 BB: 1 P: 21	R: 3 E: 0 K: 2 S: 17 H: 3 LOB: 0 BB: 0 P: 26	R: 0 E: 0 K: 0 S: 13 H: 0 LOB: 1 BB: 1 P: 19	R: 0 E: 0 K: 1 S: 13 H: 1 LOB: 2 BB: 1 P: 19	1B: 8 2B: 0 3B: 0 HR: 2 SF: 0 SAC: 0 DP: 0 HBP: 1						

PITCHER		IP	WLS	BF	H	R	ER	SO	BB	IBB	HBP	BLK	WP	HR	S	P	ERA	WHIP
38 Taylor Jordan, R ERA: 2.7	(1, 1)	5.2		23	6	2	2	3	0	0	1	0	0	0	61	85	3.18	1.059
43 Ross Ohlendorf, R ERA: 2.08	(6, 1)	0.1	H	2	0	0	0	0	1	0	0	0	0	0	3	8	0.00	3.000
22 Drew Storen, R ERA: 5.4	(7, 1)	1.0	W	6	3	3	3	2	0	0	0	0	0	2	17	26	27.00	3.000
36 Tyler Clippard, R ERA: 2.27	(8, 1)	1.0	H	4	0	0	0	0	1	0	0	0	0	0	13	19	0.00	1.000
29 Rafael Soriano, R ERA: 2.31	(9, 1)	1.0	S	5	1	0	0	1	1	0	0	0	0	0	13	19	0.00	2.000

PITCHER	IP	WLS	BF	H	R	ER	SO	BB	IBB	HBP	BLK	WP	HR	S	P	ERA	WHIP

TOP

Milwaukee Brewers @ Washington Nationals

Nationals Park, Washington, DC

Thu Jul 04 2013, 11:08 AM - 2:42 PM EDT

Att. 38,221 - Cloudy - 80 F

livebaseballscorecards.com

AB	36
R	5
H	10
RBI	5
BB	3
SO	6
LOB	14

PA: 40

WP: 0
PB: 0
SB: 3
CS: 0

Batter	1	2	3	4	5	6	7	8	9	AB	R	H	RBI	BB	SO	LOB
2 Denard Span, L (1, 8) OBP: 0.311, SLG: 0.354	B SI 88 C SI 88 C SL 82 F SL 84 X SI 90 1-2 ① P6	C SL 81 B SI 90 T SI 89 F SI 90 B SI 90 X SL 84 2-2 ③ G3		F FF 90 D CU 70 D SI 87 X SI 90 2-1 ②③ G4-6-3 1-2f		S SL 81 X SL 83 0-1 ② P4		X SI 89 0-0 ① B5-3		5	0	0	0	0	0	3
20 Ian Desmond, R (1, 6) OBP: 0.323, SLG: 0.506	X SI 90 0-0 34 S / 25 1B / 1B		B CU 71 S CU 70 X SI 88 1-1 E5 / 11 S / 11 SF8 / 1B		C CU 68 B SI 86 F CU 68 X SI 90 1-2 11 G6-4-3 / 1B	I IN 73 I IN 72 I IN 73 I IN 72 4-0 IBB		C SI 90 B SI 91 F SI 91 S CH 86 1-3 ② K		4	2	3	0	1	1	0
34 Bryce Harper, L (1, 7) OBP: 0.371, SLG: 0.558	1 SAFE B CU 69 B CU 70 B SL 83 C SL 82 B SI 91 4-1 25 1B / 28 1B / 1-2 BB		F CU 70 B SI 90 B SI 90 B SL 84 B SI 91 4-1 11 SF8 / 11 S / BB		1 SAFE 1 SAFE S SL 80 1 SAFE C SL 80 F SL 82 1 SAFE B SL 81 B SI 90 2-3 ① K	X SL 82 0-0 ③ G3		F SI 91 S SL 83 B SL 83 C SL 84 1-3 ③ K		3	1	0	0	2	2	4
11 Ryan Zimmerman, R (1, 5) OBP: 0.357, SLG: 0.460	B SI 91 C SI 90 B SI 90 1 SAFE C SI 90 F CU 72 C SI 90 2-3 ② K		C CU 72 B CU 70 X SI 90 1-1 ① SF8 1-3 2-H		C SI 88 B SI 89 S CU 71 1 SAFE 1 SAFE B SI 89 B CU 70 X SI 90 3-2 ②③ G6-4-3 1-2f		S SL 80 X FF 92 0-1 ① F8			3	0	0	1	0	1	3
25 Adam LaRoche, L (1, 3) OBP: 0.342, SLG: 0.437	B CU 71 F SI 91 2 SAFE X CU 70 1-1 28 1B / 1-3 2-H / 1B		C SI 89 X SL 82 0-1 ② G3			X SI 90 0-0 6 SH 28 1B / 40 1B / 1B	B SL 79 B SL 82 X SI 90 2-0 ② P6			4	1	2	1	0	0	1
28 Jayson Werth, R (1, 9) OBP: 0.339, SLG: 0.437	B SI 89 X SI 89 1-0 / 1-2 3-H / 1B		B CU 70 F CU 70 B SI 91 B CU 70 D SI 91 4-1 6 S / BB			C SI 89 B SI 90 D SL 82 C SI 89 X SI 89 2-2 6 SH / 40 1B / 1-2 1B	C SL 81 B SI 92 F FF 91 F SL 82 F SI 92 X SL 84 1-2 6 BB / 40 HR / 1B			3	2	3	1	1	0	0
6 Anthony Rendon, R (1, 4) OBP: 0.357, SLG: 0.438	C SI 90 B SI 89 B CU 70 F SI 91 F SI 89 B SI 89 X SI 91 3-2 ③ G6-3		B SI 89 B SI 89 C SI 90 X SI 90 2-1 ③ F8 1-2			L SI 89 X SL 82 0-1 SH / 1 SH1-4 / 40 1B / 1-2 2-3	B SI 93 B CH 89 C SI 92 1 SAFE B FF 92 F SI 92 B SI 94 4-2 40 HR / 1-2 BB			2	1	0	0	1	0	4
40 Wilson Ramos, R (1, 2) OBP: 0.339, SLG: 0.519		C SI 87 F SL 81 B SL 84 S CU 70 1-3 ① K		X FF 86 0-0 2 G4-6-3 / 1B		F SI 90 D SL 82 B SI 89 X SI 91 2-1 1 SH1-4 / 1-2 2-H 3-H / 1B	B SL 82 X SL 82 1-0 1-H 2-H HR			4	1	3	5	0	1	0
38 Taylor Jordan, R (1, 1) OBP: 0.250, SLG: 0.250 43 Ross Ohlendorf, R (6, 1) 1 Steve Lombardozzi, S (6, PH) OBP: 0.246, SLG: 0.295 22 Drew Storen, S (7, 1) 18 Chad Tracy, L (7, PH) OBP: 0.183, SLG: 0.269 36 Tyler Clippard, R (8, 1) 29 Rafael Soriano, R (9, 1)		X SI 90 0-0 ② G6-3		M SL 81 M SL 83 M SL 84 0-3 ① K		M FF 91 X SL 80 0-1 ① SH1-4 / 1-2 2-3	B SI 92 C SI 92 B SI 91 B SI 93 X SI 92 3-1 ③ G3-1			2 0 0 0 1 0 0 0	0 0 0 0 0 0 0 0	0 0 0 0 0 0 0 0	0 0 0 0 0 0 0 0	0 0 0 0 0 0 0 0	1 0 0 0 0 0 0 0	1 0 0 0 0 0 0 0
Inning Stats	R: 2 E: 0 K: 1 S: 17 H: 3 LOB: 2 BB: 1 P: 29	R: 0 E: 0 K: 1 S: 8 H: 0 LOB: 0 BB: 0 P: 11	R: 1 E: 1 K: 0 S: 10 H: 1 LOB: 2 BB: 2 P: 22	R: 0 E: 0 K: 1 S: 6 H: 1 LOB: 0 BB: 0 P: 8	R: 0 E: 0 K: 1 S: 10 H: 1 LOB: 0 BB: 0 P: 16	R: 2 E: 1 K: 0 S: 13 H: 3 LOB: 3 BB: 1 P: 21	R: 3 E: 0 K: 0 S: 13 H: 2 LOB: 0 BB: 1 P: 24	R: 0 E: 0 K: 2 S: 7 H: 0 LOB: 0 BB: 0 P: 9		1B: 10 2B: 0 3B: 0 HR: 1	SF: 1 SAC: 2 DP: 2 HBP: 0			WP: 0 PB: 0 SB: 4 CS: 0	PA: 39	

PITCHER		IP	WLS	BF	H	R	ER	SO	BB	IBB	HBP	BLK	WP	HR	S	P	ERA	WHIP
48 Donovan Hand, R ERA: 3.1	(1, 1)	5.0		22	6	3	3	4	3	0	0	0	0	0	51	86	5.40	1.800
31 Burke Badenhop, R ERA: 3.66	(6, 1)	0.0		4	3	2	2	0	0	0	0	0	0	0	8	12	∞	∞
32 Tom Gorzelanny, L ERA: 2.43	(6, 1)	1.2	L	7	1	1	1	0	0	1	0	0	0	0	13	20	5.40	0.600
53 Brandon Kintzler, R ERA: 3.72	(7, 1)	1.1		6	1	2	2	2	1	0	0	0	0	1	12	22	13.50	1.500

PITCHER	IP	WLS	BF	H	R	ER	SO	BB	IBB	HBP	BLK	WP	HR	S	P	ERA	WHIP

BOTTOM

Milwaukee Brewers @ Washington Nationals

Nationals Park, Washington, DC

Thu Jul 04 2013, 11:08 AM - 2:42 PM EDT

Att. 38,221 - Cloudy - 80 F

livebaseballscorecards.com

AB	31
R	8
H	11
RBI	8
BB	5
SO	6
LOB	16

New York Mets @ Milwaukee Brewers

Miller Park, Milwaukee, WI

Fri Jul 05 2013, 7:11 PM - 10:42 PM CDT

Att. 32,519 - Clear - 85 F

TOP

livebaseballscorecards.com

Batter	1	2	3	4	5	6	7	8	9	AB	R	H	RBI	BB	SO	LOB
22 Eric Young Jr., S (1, 7) OBP: 0.314, SLG: 0.369	C SI 91 X SI 92 0-1 5 1B 9 BB 1B	B CU 80 X SI 94 1-0 FC6 29 1B 28 FC1 9 1B 2-3	B SI 94 C SI 95 C CU 81 B SI 96 X FF 95 2-2 ③ L6		B FF 92 C CU 76 X CU 78 1-1 ① G4-3		C FF 92 B CU 78 X CU 77 1-1 E5 28 S		B SI 87 C SI 87 B SL 79 X SI 87 2-1 5 L8 29 1B 2B	6	3	2	0	0	0	2
28 Daniel Murphy, L (1, 4) OBP: 0.304, SLG: 0.391	1 SAFE C SI 92 X SI 93 0-1 ① F7	1 SAFE X SI 94 0-0 FC1 29 1B 9 1B 1-2		B SI 94 F CU 80 B CH 86 X SI 94 2-1 ① G3	B FF 93 C CU 76 F FF 92 B CU 79 B FF 92 F FF 92 F FF 92 X CU 76 3-2 ② F7		1 SAFE F FF 92 C FF 92 D CU 79 X FF 93 1-2 ② G6-3 1-2		F SI 89 B FS 82 F FS 82 C SL 79 1-3 ① K	6	1	0	0	0	1	5
5 David Wright, R (1, 5) OBP: 0.396, SLG: 0.524	1 SAFE C SI 93 S SI 94 B SI 94 X SI 95 2-2 9 BB 29 BB 12 FC6 1-3 1B	C CU 80 S FF 96 X SI 96 0-2 ② L3		B FF 96 B FF 94 B SI 94 C SI 94 B SI 95 4-1 29 1B 9 1B BB	F FC 93 B FF 93 B CU 78 F FC 93 B CU 79 F CU 76 C FF 93 3-3 ③ K		I IN 61 I IN 64 I IN 62 I IN 62 4-0 IBB		B SI 88 F SL 80 B SI 89 X SI 88 2-1 ② L8 2-3	4	2	1	0	2	1	4
29 Ike Davis, L (1, 3) OBP: 0.254, SLG: 0.267	B CU 80 D CU 80 B SI 96 B SI 95 4-0 12 FC6 9 BB 1-2 BB	S SI 96 F SI 96 F CU 83 F FF 97 B CU 83 X CH 86 1-2 9 1B 1-2 2-3 3-H 1B		X SI 95 0-0 44 WP 9 1B 44 E 1-3 1B		B CU 76 B CU 76 C CH 82 S FF 91 B CH 84 C FF 93 3-3 ① K	C CU 78 B CU 78 B FF 93 B FF 92 C FF 90 X FF 90 3-2 ③ L9		B SL 80 B FS 82 F SI 89 B SL 80 X SI 89 3-1 9 3B 3-H 1B	5	2	3	2	1	1	2
9 Kirk Nieuwenhuis, L (1, 9) OBP: 0.309, SLG: 0.400	B SI 94 B SI 94 B SI 95 C SI 95 B SI 96 4-1 12 FC6 1-2 2-3 3-H BB	X SI 96 0-0 1-2 2-H 3-H 1B		C CU 80 F CH 85 D CH 87 B SI 96 F SI 94 B SI 94 X SI 95 3-2 44 E 44 WP 1-2 3-H 1B		B FF 92 B CU 77 B FF 92 B FF 92 4-0 12 WP 12 S 44 1B BB		F FF 91 B CU 77 B CU 74 B FF 90 X FF 89 3-1 12 1B 2B	B SI 89 X SI 87 1-0 12 1B 1-H 3B	4	3	4	5	2	0	0
12 Juan Lagares, R (1, 8) OBP: 0.252, SLG: 0.341	F SI 96 C SI 96 F FF 97 X CU 82 0-2 ② FC6 1-2f 2-3 3-H	C CU 83 C FF 98 X FF 98 0-2 ③ G4-3		S SI 96 C CU 82 X FF 97 0-2 ② F4		B FF 92 B FF 93 B FF 94 C FF 92 B FF 92 4-1 44 CS 1-3 BB		X FF 92 0-0 3 G4-3 44 HBP 2-H 1B	B SL 80 C SI 88 F SI 89 B SL 81 X SI 89 2-2 3-H 1B	5	0	2	3	1	0	6
44 John Buck, R (1, 2) OBP: 0.271, SLG: 0.375	B FF 97 X SI 95 1-0 ③ G6-3	B CU 80 S SI 95 B SI 95 C SI 96 F FF 95 X SI 96 2-2 ① P3	B SI 96 F SI 96 B SI 96 B FF 96 F SI 95 X SI 96 3-2 E5 3 BB 1-3 2-H			S CU 78 1 SAFE B FF 91 C CU 78 X CU 80 1-2 ② 1-2 3-H 1B	C CU 77 B FF 91 F FF 92 B FC 90 H CU 77 3-2 3 G4-3 1-2 HBP	B SI 89 C SI 88 B SI 89 X SI 88 2-1 ③ F8	5	0	1	1	0	0	4
3 Omar Quintanilla, L (1, 6) OBP: 0.321, SLG: 0.372		B SI 94 B SI 95 B SI 94 B SI 95 4-0 22 E 45 SH5-3 29 1B BB	X SI 95 0-0 ② G4-3	C SI 94 B CH 85 B CH 86 F SI 96 B FF 96 B SI 95 4-2 1-2 BB		C FF 92 D CU 79 B CU 76 F FF 91 B FF 92 X FF 91 3-2 ③ F7		B FF 91 B FF 91 C FF 91 X FF 91 2-1 ① ② G4-3 1-2f 2-3		3	1	0	0	2	0	3
45 Zack Wheeler, L (1, 1) OBP: 0.167, SLG: 0.167 30 David Aardsma, R (6, 1) 6 Marlon Byrd, R (7, PH) OBP: 0.309, SLG: 0.477 46 Greg Burke, R (7, 1) 66 Josh Edgin, R (8, 1)		L SI 95 X SI 94 0-1 ① SH5-3 1-2	C SI 96 X SI 94 0-1 1B	C FF 94 F CU 80 B FF 94 D CU 79 F FF 92 C CU 77 2-3 ③ K			X FF 91 0-0 ① F8	C FF 89 D CU 79 B FC 89 C FF 89 B FF 91 F FF 88 X FF 88 3-2 ③ G4-3		2 0 1 1 0	0 0 0 0 0	1 0 0 0 0	0 0 0 0 0	1 0 0 0 0	1 0 0 1 0	3 0 0 1 0

Inning Stats	1	2	3	4	5	6	7	8	9
	R: 2 E: 0 K: 0 S: 13	H: 2 LOB: 2 BB: 2 P: 24	R: 3 E: 1 K: 0 S: 16	H: 2 LOB: 2 BB: 1 P: 22	R: 0 E: 0 K: 0 S: 10	H: 1 LOB: 0 BB: 0 P: 14	R: 2 E: 1 K: 1 S: 21	H: 2 LOB: 3 BB: 2 P: 39	R: 0 E: 0 K: 1 S: 11	H: 0 LOB: 0 BB: 0 P: 18	R: 1 E: 0 K: 1 S: 10	H: 1 LOB: 1 BB: 2 P: 25	R: 0 E: 1 K: 0 S: 9	H: 0 LOB: 2 BB: 1 P: 18	R: 1 E: 0 K: 0 S: 11	H: 2 LOB: 1 BB: 0 P: 22	R: 3 E: 0 K: 1 S: 15	H: 4 LOB: 1 BB: 0 P: 28

| | | |

BOTTOM

New York Mets @ Milwaukee Brewers

Miller Park, Milwaukee, WI

Fri Jul 05 2013, 7:11 PM - 10:42 PM CDT

Att. 32,519 - Clear - 85 F

livebaseballscorecards.com

Batter	1	2	3	4	5	6	7	8	9	AB	R	H	RBI	BB	SO	LOB
7 Norichika Aoki, L (1, 9) OBP: 0.367, SLG: 0.380	B SI 96 F FF 96 F FF 96 B FF 96 B FF 97 X FF 96 3-2 9 E 27 2B 1B		B FF 95 B SI 96 X FF 95 2-0 27 1B 16 CS 2B		B FC 88 X FC 89 1-0 ① G6-3		C SI 88 X SL 79 0-1 9 FC4-6 1B	B FF 93 X FF 93 1-0 ③ F7		5	1	3	0	0	0	2
9 Jean Segura, R (1, 6) OBP: 0.357, SLG: 0.493	B FF 96 S FF 96 1 SAFE F FF 96 X FC 90 1-2 FC4 27 2B 1-2		B FC 89 B FF 94 X SI 94 2-0 ① L4		C FF 94 X CU 77 0-1 16 BB 27 1B 1B		B SI 89 F SI 87 B SL 78 F FF 88 X SL 78 2-2 ① FC4-6 27 2B 1-2f		C FF 92 B CH 85 F FF 94 F SL 82 F SL 82 F SL 82 B SL 81 X SL 80 2-2 ① F9	5	1	1	0	0	0	3
27 Carlos Gómez, R (1, 8) OBP: 0.357, SLG: 0.572	X FC 89 0-0 ① 16 SF7 1-H 2-H 2B		X FF 95 0-0 16 S 16 CS 2-3 1B		1 SAFE B FF 93 X FC 87 1-0 16 BB 1-2 1B		X SI 88 0-0 ② 1-H 2B		S FF 93 X CH 85 0-1 ② F7	5	1	4	2	0	0	0
16 Aramis Ramirez, R (1, 5) OBP: 0.359, SLG: 0.419	B FF 96 X FF 96 1-0 ② SF7 3-H		1 SAFE B FF 96 B FC 88 T FF 96 S FF 94 F FF 96 B FC 90 B FF 95 4-2 ② 1-3 3-H BB		B SI 94 F FF 94 B FF 94 B FC 86 B FF 94 4-1 1-2 2-3 BB		B SI 89 X SI 89 1-0 ③ G5-3		B FF 92 B FF 92 X FF 92 2-0 ③ P4	2	0	0	1	2	0	0
20 Jonathan Lucroy, R (1, 2) OBP: 0.308, SLG: 0.420	B SI 96 C FF 96 B SI 95 B FF 96 S FF 96 F FF 95 S FF 97 3-3 ③ K		C FF 95 B FC 89 B FF 94 S FF 94 X SI 94 2-2 ③ P4		B FF 94 C FF 93 B FF 94 X FF 94 2-1 ② F8			C SI 90 S SL 81 X SL 82 0-2 ① G4-3		4	0	0	0	0	1	5
21 Juan Francisco, L (1, 3) OBP: 0.311, SLG: 0.457		S FF 95 F FF 95 B FF 95 B CU 80 B FF 95 F FF 95 B CH 88 4-2 BB		B FF 95 S CU 77 C FF 94 B CU 78 B FF 96 F FF 95 X FF 96 3-2 HR	B FF 94 F FF 93 F FF 94 C FC 90 1-3 ③ K			C SI 90 B SI 84 B SI 90 X SI 90 2-1 22 2B 11 1B 1B		3	2	2	1	1	1	3
23 Rickie Weeks Jr., R (1, 4) OBP: 0.319, SLG: 0.381		X SI 96 0-0 ① F9		B FF 97 B FF 97 B SI 96 C FF 96 C FF 96 F FF 96 X FF 97 3-2 ① F8		B FF 91 B FF 90 S FF 90 S FF 91 C FF 92 2-3 ① K		C SI 90 B SI 88 F SI 90 S SL 81 1-3 ② K		4	0	0	0	0	2	2
22 Logan Schafer, L (1, 7) OBP: 0.259, SLG: 0.296		C SI 94 B SI 95 F SI 95 F FF 96 F FF 95 B SI 96 F FC 90 S FF 96 2-3 ② K		B SI 95 B FF 94 S FF 94 F FF 95 X FF 96 2-2 ② L3		X FF 90 0-0 ② G3-1		X SI 90 0-0 11 1B 1-3 2B	4	0	1	0	0	1	1
40 Johnny Hellweg, R (1, 1) 63 Tyler Thornburg, R (4, 1) 11 Sean Halton, R (8, PH) OBP: 0.318, SLG: 0.381 31 Burke Badenhop, R (9, 1)		B FF 95 C FF 95 X FF 94 1-1 ③ G4-3		C FF 95 S FC 88 X FC 87 0-2 ③ P6		C FF 90 S FF 90 B SL 83 S FF 92 1-3 ③ K		B SI 91 B SI 90 X SI 89 2-0 2-3 3-H 1B	1 2 1 0	0 0 0 0	0 0 1 0	0 0 1 0	0 1 0 0	0 0 0 0	1 0 0 0
Inning Stats	R: 2 E: 1 K: 1 S: 12 H: 2 LOB: 0 BB: 0 P: 20	R: 0 E: 0 K: 1 S: 12 H: 0 LOB: 1 BB: 1 P: 19	R: 0 E: 0 K: 0 S: 9 H: 2 LOB: 2 BB: 1 P: 19	R: 1 E: 0 K: 0 S: 14 H: 1 LOB: 0 BB: 0 P: 22	R: 0 E: 0 K: 1 S: 10 H: 2 LOB: 3 BB: 1 P: 19	R: 0 E: 0 K: 2 S: 7 H: 0 LOB: 0 BB: 0 P: 10	R: 1 E: 0 K: 0 S: 7 H: 2 LOB: 0 BB: 0 P: 10	R: 1 E: 0 K: 1 S: 11 H: 3 LOB: 2 BB: 0 P: 17	R: 0 E: 0 K: 0 S: 9 H: 0 LOB: 0 BB: 0 P: 13	1B: 7 2B: 4 3B: 0 HR: 1 SF: 1 SAC: 0 DP: 0 HBP: 0						

AB	36
R	5
H	12
RBI	5
BB	3
SO	6
LOB	17

WP: 0 PB: 0 SB: 1 CS: 2 PA: 40

PITCHER		IP	WLS	BF	H	R	ER	SO	BB	IBB	HBP	BLK	WP	HR	S	P	ERA	WHIP
45 Zack Wheeler, R ERA: 4.29	(1, 1)	5.0	W	24	7	3	1	3	3	0	0	0	0	1	57	99	1.80	2.000
30 David Aardsma, R ERA: 2.63	(6, 1)	1.0		3	0	0	0	2	0	0	0	0	0	0	7	10	0.00	0.000
46 Greg Burke, R ERA: 4.37	(7, 1)	1.2		9	5	2	2	1	0	0	0	0	0	0	17	25	10.80	3.000
66 Josh Edgin, L ERA: 4.95	(8, 1)	1.1	S	4	0	0	0	0	0	0	0	0	0	0	10	15	0.00	0.000

PITCHER	IP	WLS	BF	H	R	ER	SO	BB	IBB	HBP	BLK	WP	HR	S	P	ERA	WHIP

Batter	1	2	3	4	5	6	7	8	9	AB	R	H	RBI	BB	SO	LOB
22 Eric Young Jr., S (1, 7) OBP: 0.312, SLG: 0.363	B FF 90 C FF 90 C FF 91 F SL 87 B FF 91 F FF 90 C SL 86 2-3 K		B FF 90 C FF 90 F FF 91 S SL 86 1-3 K		B SL 86 X FF 91 1-0 G3 2-3		C FF 95 X CU 78 0-1 G4-3	B FF 95 B FF 94 F FF 94 B FF 96 B FF 93 4-1 28 S 1-2 BB		4	0	0	0	1	2	1
28 Daniel Murphy, L (1, 4) OBP: 0.308, SLG: 0.397	B FF 91 B FF 91 C FF 90 B FF 91 F FF 91 X FF 91 3-2 G3		B FF 91 F FF 92 F CH 86 X FF 92 1-2 1B		C CU 77 B CU 77 X FF 90 1-1 3-H 2B		B CU 77 X FF 95 1-0 29 BB 6 SF8 5 1B 1B	B FF 91 C SL 79 F CH 85 F FF 92 B FF 91 B SL 85 F SL 84 X FF 92 3-2 F7 1-2 2-3		5	1	3	1	0	0	2
5 David Wright, R (1, 5) OBP: 0.393, SLG: 0.519	X FF 91 0-0 F9		B CU 78 B SI 92 X SI 92 2-0 G6-3		D CU 79 C SI 92 B SI 90 B FF 91 F SI 90 F FF 92 X CU 78 3-2 G5-3		B SL 82 1 SAFE C SL 82 B FF 94 S FF 95 X SL 83 2-2 29 BB 1-2 1B		S FF 91 B CU 77 F FF 91 B FF 91 F FF 91 C CU 75 2-3 K	5	0	1	0	0	1	2
29 Ike Davis, L (1, 3) OBP: 0.261, SLG: 0.264		C FF 90 B SL 87 B SL 86 B FF 90 B FF 91 4-1 44 S BB		X CU 76 0-0 F7		B CU 77 F SL 85 B CU 78 B SI 90 B SI 89 4-1 9 1B 44 1B BB	B CU 79 F SL 85 B CU 78 B FF 94 B FF 94 4-0 1-2 2-3 BB		C CU 75 C CH 81 S CH 82 0-3 K2-3	2	1	0	0	3	1	0
6 Marlon Byrd, R (1, 9) OBP: 0.307, SLG: 0.486		B SL 87 C FF 92 1 SAFE F CU 79 S FF 92 1-3 K		B FF 89 X FF 89 1-0 F9		F CU 77 F FF 90 C FF 91 0-3 K	S CU 82 X SL 82 0-1 3-H SF8		B FF 92 X FF 90 1-0 HR	4	1	1	2	0	2	2
9 Kirk Nieuwenhuis, L (1, 8) OBP: 0.301, SLG: 0.385		C FF 91 C SL 86 B FF 91 F CU 79 S CU 79 1-3 K		B FF 90 B FF 90 B FF 90 C SL 89 C FF 91 X FF 91 3-2 F7		C FF 90 X SI 90 0-1 1-3 44 1B 1B	B FF 96 C FF 94 B CU 79 C CU 78 X FF 97 2-2 L7		F CU 76 C FF 93 S CH 85 0-3 K	5	1	1	0	0	2	3
44 John Buck, R (1, 2) OBP: 0.278, SLG: 0.390		S SI 92 B SL 88 B CU 78 B SL 86 S SL 87 B FF 92 4-2 3 FC6 1-2 BB			B CU 76 B CU 76 X SI 89 2-0 HR	B SL 85 F CU 77 X CU 79 1-1 38 FC6-4 2-H 3-H 1B		C SL 85 F FF 93 S SL 86 0-3 K		3	1	2	3	1	1	0
3 Omar Quintanilla, L (1, 6) OBP: 0.326, SLG: 0.376		C FF 91 B FF 91 C FF 92 X SL 86 1-2 FC6 1-2f		X SL 88 0-0 22 G3 38 SH1-3 28 2B 1B		D SL 85 B SL 83 X SI 90 2-0 F7		B FF 95 B FF 95 X FF 94 2-0 28 S 22 BB 1B		4	1	2	0	0	0	3
38 Shaun Marcum, R (1, 1) OBP: 0.174, SLG: 0.182 32 LaTroy Hawkins, R (6, 1) 1 Jordany Valdespin, L (8, PH) OBP: 0.254, SLG: 0.321 46 Greg Burke, R (8, 1)			S FF 89 B FF 91 B SI 90 F FF 91 C CU 79 2-3 K		1 SAFE L SL 88 B SL 83 X FF 89 1-1 SH1-3 1-2	C SL 84 B SI 90 F SL 86 1 SAFE B FF 90 X CU 77 2-2 FC6-4 1-2f		B FF 91 B FF 94 X FF 94 2-0 P5	2 0 1 0	0 0 0 0	0 0 0 0	0 0 0 0	1 0 0 0	1 0 0 0	1 0 1 0
Inning Stats	R: 0 E: 0 K: 1 S: 9 H: 0 LOB: 0 BB: 0 P: 14	R: 0 E: 0 K: 2 S: 13 H: 0 LOB: 2 BB: 2 P: 24	R: 0 E: 0 K: 2 S: 10 H: 1 LOB: 1 BB: 0 P: 16	R: 0 E: 0 K: 0 S: 5 H: 0 LOB: 0 BB: 0 P: 9	R: 2 E: 0 K: 0 S: 11 H: 3 LOB: 1 BB: 0 P: 19	R: 2 E: 0 K: 1 S: 12 H: 2 LOB: 1 BB: 1 P: 21	R: 1 E: 0 K: 0 S: 11 H: 2 LOB: 2 BB: 1 P: 20	R: 0 E: 0 K: 1 S: 11 H: 1 LOB: 2 BB: 1 P: 22	R: 1 E: 0 K: 3 S: 11 H: 1 LOB: 0 BB: 0 P: 14	1B: 7 2B: 1 3B: 0 HR: 2 SF: 1 SAC: 1 DP: 0 HBP: 0						

PITCHER		IP	WLS	BF	H	R	ER	SO	BB	IBB	HBP	BLK	WP	HR	S	P	ERA	WHIP
49 Yovani Gallardo, R ERA: 4.85	(1, 1)	6.0	W	27	6	4	4	6	3	0	0	0	0	1	60	103	6.00	1.500
59 John Axford, R ERA: 4.0	(7, 1)	1.0	H	6	2	1	1	0	1	0	0	0	0	0	11	20	9.00	3.000
29 Jim Henderson, R ERA: 2.01	(8, 1)	0.2	H	4	1	0	0	1	1	0	0	0	0	0	6	14	0.00	3.000
51 Michael Gonzalez, L ERA: 3.26	(8, 1)	0.1	H	1	0	0	0	0	0	0	0	0	0	0	5	8	0.00	0.000
57 Francisco Rodríguez, R ERA: 1.31	(9, 1)	1.0	S	4	1	1	1	3	0	0	0	0	0	1	11	14	9.00	1.000

PITCHER	IP	WLS	BF	H	R	ER	SO	BB	IBB	HBP	BLK	WP	HR	S	P	ERA	WHIP

TOP

New York Mets @ Milwaukee Brewers

Miller Park, Milwaukee, WI

Sat Jul 06 2013, 6:19 PM - 9:49 PM CDT

Att. 31,619 - Clear - 86 F

livebaseballscorecards.com

AB	35
R	6
H	10
RBI	6
BB	5
SO	10
LOB	15

BOTTOM

New York Mets @ Milwaukee Brewers

Miller Park, Milwaukee, WI

Sat Jul 06 2013, 6:19 PM - 9:49 PM CDT

Att. 31,619 - Clear - 86 F

livebaseballscorecards.com

Batter	1	2	3	4	5	6	7	8	9	AB	R	H	RBI	BB	SO	LOB
7 Norichika Aoki, L (1, 9) OBP: 0.369, SLG: 0.381	B SI 84 C SI 86 F CU 74 X FC 84 1-2 27 F8 9 G4-3 20 1B 1B	X CH 80 0-0 1-3 3-H 1B		B CH 80 X SI 86 1-0 ① G3 2-3		X SI 92 0-0 ① SH1-3 2-3		C SI 87 B CH 81 B FF 87 F SL 78 B SI 88 F SI 87 X SI 88 3-2 ① L7		4	1	2	1	0	0	1
9 Jean Segura, R (1, 6) OBP: 0.354, SLG: 0.490	1 SAFE 1 SAFE B FC 84 1 SAFE X FC 84 1-0 ① G4-3 1-2	1 SAFE X FC 85 0-0 ② SF9 3-H		C FC 84 C SL 80 B FC 84 X SL 81 1-2 3-H 1B		B FF 92 C FF 92 C FF 94 X FF 94 1-2 ② G4-3		L SI 89 F SL 80 X SL 80 0-2 ② P6		4	0	1	2	0	0	2
27 Carlos Gómez, R (1, 8) OBP: 0.355, SLG: 0.565	X FC 85 0-0 ② F8 2-3	1 SAFE F FC 84 F SL 79 T FF 86 0-2 ③ K		1 SAFE X FF 85 0-0 ② F8		D SL 90 B SL 89 F FF 95 C FF 95 B SL 91 B FF 96 4-2 3 S BB		C SL 80 B SL 81 B SI 90 S SL 80 X SL 81 2-2 E5		4	0	0	0	1	1	3
16 Aramis Ramirez, R (1, 5) OBP: 0.359, SLG: 0.414 3 Yuniesky Betancourt, R (6, 5) OBP: 0.234, SLG: 0.349	B FF 87 S FC 85 B FF 88 B FC 85 F FC 86 B FC 84 4-2 20 1B BB		C FF 85 B FC 83 F FF 87 X CH 81 1-2 ① P5	F FC 86 D SL 79 1 SAFE 1 SAFE X FC 82 1-1 ③ G5-3		B FF 94 X SL 88 1-0 ③ P4 1-2		1 SAFE X SI 89 0-0 ③ F7		2 2	0 0	0 0	0 0	1 0	0 0	1 3
20 Jonathan Lucroy, R (1, 2) OBP: 0.311, SLG: 0.433	C FC 83 X FF 87 0-1 1-2 3-H 1B		C FF 86 X FC 83 0-1 HR		C FC 83 C SL 79 X SL 78 0-2 ① G1-3		C FF 92 X FF 92 0-1 ① L3			4	1	2	2	0	0	0
21 Juan Francisco, L (1, 3) OBP: 0.305, SLG: 0.447	C CU 73 C CH 80 B CU 74 T CH 81 1-2 ③ K		B CH 80 X FC 85 1-0 ② P6		B CU 69 B CU 71 X CH 80 2-0 ② G4-3		S FF 93 S CU 80 X CU 79 0-2 ② G4-3			4	0	0	0	0	1	2
23 Rickie Weeks Jr., R (1, 4) OBP: 0.325, SLG: 0.384		C FF 85 C FC 83 B CH 81 S FC 84 1-3 ① K	C SI 86 X FC 84 0-1 1B		S FC 83 B CH 78 X FC 84 1-1 22 CS 1B		B FF 94 F FF 94 B FF 94 B FF 95 F FF 95 B FF 95 4-2 22 S 22 2B BB			3	1	2	0	1	1	0
22 Logan Schafer, L (1, 7) OBP: 0.271, SLG: 0.314		C FC 86 S CU 70 X FC 85 0-2 49 1B 7 1B 1B	F FC 85 B CH 80 S CH 79 F CH 79 X CU 72 1-2 F7		C SI 84 B CH 80 1 SAFE 1 SAFE B CH 80 2-1 ③ CS 1-2	X FF 84 0-0 49 SH 49 SH 1B	F FF 94 1 SAFE 1 SAFE C FF 94 B CU 79 F FF 94 B SL 89 B FF 94 F FF 94 3-2 X FF 84 1-H 2B			4	2	3	1	0	0	1
49 Yovani Gallardo, R (1, 1) OBP: 0.286, SLG: 0.514 59 John Axford, R (7, 1) 11 Sean Halton, R (7, PH) OBP: 0.304, SLG: 0.364 29 Jim Henderson, L (8, 1) 51 Michael Gonzalez, R (8, 1) 57 Francisco Rodríguez, R (9, 1)		1 SAFE 1 SAFE B FC 83 1 SAFE X FC 82 1-0 7 1B 9 SF9 1-3 1B		C FF 84 B CU 70 S FC 85 B CH 80 F CH 80 F FC 83 B FC 82 X FC 82 3-2 7 G3 9 1B 2B		1 SAFE B CU 67 1 SAFE L FC 82 1 SAFE M FC 81 X SL 79 1-2 SH 7 SH1-3 1-H	B FF 95 X FF 95 1-0 ③ F8			2 0 1 0 0 0 0	2 0 0 0 0 0 0	2 0 0 0 0 0 0	0 0 0 0 0 0 0	0 0 0 0 0 0 0	0 0 1 0 0 0 0	0 0 1 0 0 0 0
Inning Stats	R: 1 E: 0 K: 1 S: 12 H: 2 LOB: 2 BB: 1 P: 19	R: 2 E: 0 K: 2 S: 12 H: 3 LOB: 1 BB: 0 P: 14	R: 1 E: 0 K: 0 S: 12 H: 2 LOB: 1 BB: 0 P: 15	R: 1 E: 0 K: 0 S: 12 H: 2 LOB: 1 BB: 0 P: 18	R: 0 E: 0 K: 0 S: 7 H: 1 LOB: 0 BB: 0 P: 12	R: 1 E: 1 K: 0 S: 11 H: 1 LOB: 2 BB: 1 P: 18	R: 1 E: 0 K: 0 S: 13 H: 1 LOB: 1 BB: 1 P: 21	R: 0 E: 1 K: 0 S: 11 H: 0 LOB: 1 BB: 0 P: 16		1B: 9 2B: 2 3B: 0 HR: 1 SF: 1 SAC: 2 DP: 0 HBP: 0			WP: 0 PB: 0 SB: 2 CS: 1 PA: 41	

	AB	34
	R	7
	H	12
	RBI	6
	BB	3
	SO	3
	LOB	14

PITCHER	IP	WLS	BF	H	R	ER	SO	BB	IBB	HBP	BLK	WP	HR	S	P	ERA	WHIP
38 Shaun Marcum, R (1, 1) ERA: 5.29	5.0	L	27	11	6	5	3	1	0	0	0	0	1	59	83	9.00	2.400
32 LaTroy Hawkins, R (6, 1) ERA: 3.05	2.0		9	1	1	1	0	2	0	0	0	0	0	20	34	4.50	1.500
46 Greg Burke, R (8, 1) ERA: 4.18	1.0		4	0	0	0	0	0	0	0	0	0	0	11	16	0.00	0.000

PITCHER	IP	WLS	BF	H	R	ER	SO	BB	IBB	HBP	BLK	WP	HR	S	P	ERA	WHIP

Batter	1	2	3	4	5	6	7	8	9	AB	R	H	RBI	BB	SO	LOB
22 Eric Young Jr., S (1, 8) (8, 7) OBP: 0.313, SLG: 0.363	C SI 90 B SI 92 X SI 92 1-1 G6-3		B SI 92 X SI 92 1-0 P3		B SI 91 B CH 86 C SI 91 C SL 81 F FF 92 X SL 79 2-2 28 S 1B		L CH 84 F SL 75 X FF 90 0-2 F8		B FF 94 C FF 94 X FF 95 1-1 1B	5	0	2	0	0	0	1
28 Daniel Murphy, L (1, 4) OBP: 0.306, SLG: 0.394	C FF 92 C FF 93 B SL 82 F SL 82 X SI 93 1-2 G6-3		C SI 92 B FF 92 F SL 83 S SL 83 1-3 K		1 SAFE 1 SAFE 1 SAFE C FF 92 C SL 81 X SL 81 0-2 F8 1-2		C FF 91 B SL 84 X SL 78 1-1 1-3 1B		1 SAFE X FF 95 0-0 G6-3	5	0	1	0	0	1	2
5 David Wright, R (1, 5) OBP: 0.394, SLG: 0.519	X SI 92 0-0 1B			X FF 92 0-0 6 G6-4-3 1B		C SI 92 B CH 85 X CH 84 1-1 G6-3	C SI 92 X SI 92 0-1 G5-3			4	0	2	0	0	0	2
6 Marlon Byrd, R (1, 9) OBP: 0.310, SLG: 0.486	C SL 80 F FF 92 S SL 79 0-3 K			X CH 85 0-0 G6-4-3 1-2f		X CH 85 0-0 E5 13 2B 1B		C SI 91 X SI 91 0-1 13 G5-4-3 1B		4	1	2	0	0	1	2
13 Josh Satin, R (1, 3) OBP: 0.485, SLG: 0.600		X SI 91 0-0 3 S 1B		C SI 92 S FF 93 X FF 92 0-2 30 E 2B		C SL 82 X SI 92 0-1 2-H 2B		X SI 92 0-0 G5-4-3 1-2f		4	1	3	1	0	0	1
30 Andrew Brown, R (1, 7) OBP: 0.333, SLG: 0.500 39 Bobby Parnell, R (8, 1)		S SI 92 B CH 86 S SL 81 T FF 91 1-2 K		B CH 84 F CH 86 S SI 91 X CH 86 1-2 E5 2-H 1B		C H 84 B SI 92 F SL 81 X CH 86 1-2 G5-3		B SL 82 B SI 92 B SI 92 B SI 91 4-0 BB		3 0	0 0	1 0	0 0	1 0	1 0	2 0
20 Anthony Recker, R (1, 2) OBP: 0.233, SLG: 0.394		C SI 91 1 SAFE S CH 85 F FF 92 B CH 85 F FF 92 S SL 80 1-3 K		C CH 85 B FF 92 1 SAFE C SL 81 S FF 93 1-3 K		C SI 90 D CH 86 C CH 86 B SI 92 B CH 84 X SL 82 3-2 G3-1		X SI 92 0-0 G4-3		4	0	0	0	0	2	4
3 Omar Quintanilla, L (1, 6) OBP: 0.317, SLG: 0.364		C SI 92 B FF 92 1 SAFE F SI 92 B SL 82 S FF 93 2-3 K 1-2			C FF 90 F SI 90 B SL 80 X SL 81 1-2 G4-3		X CH 86 0-0 P4		C FF 94 F FF 95 B FF 96 F FF 97 F FF 95 C CU 78 1-3 K	4	0	0	0	0	2	1
53 Jeremy Hefner, R (1, 1) 66 Josh Edgin, R (8, 1) 9 Kirk Nieuwenhuis, L (8, 8) OBP: 0.297, SLG: 0.379			C SI 91 F SI 92 S FF 92 0-3 K		C SL 79 S SI 92 B FF 92 S CH 85 1-3 K		B CH 82 F CH 82 B FF 87 S CH 84 B CH 87 B CH 84 4-2 28 1B BB		B CU 78 X FF 95 1-0 F7	2 0 1	0 0 0	0 0 0	0 0 0	1 0 0	2 0 0	0 0 0
Inning Stats	R: 0 E: 0 K: 1 S: 10 H: 1 LOB: 1 BB: 0 P: 12	R: 0 E: 0 K: 3 S: 12 H: 1 LOB: 1 BB: 0 P: 16	R: 0 E: 0 K: 2 S: 7 H: 0 LOB: 0 BB: 0 P: 9	R: 1 E: 1 K: 1 S: 11 H: 3 LOB: 1 BB: 0 P: 13	R: 0 E: 0 K: 1 S: 13 H: 1 LOB: 1 BB: 0 P: 17	R: 1 E: 1 K: 0 S: 11 H: 2 LOB: 1 BB: 0 P: 16	R: 0 E: 0 K: 0 S: 10 H: 1 LOB: 2 BB: 1 P: 15	R: 0 E: 0 K: 0 S: 4 H: 1 LOB: 1 BB: 1 P: 8	R: 0 E: 0 K: 1 S: 9 H: 1 LOB: 1 BB: 0 P: 12	1B: 9 2B: 2 3B: 0 HR: 0	SF: 0 SAC: 0 DP: 2 HBP: 0					WP: 0 PB: 0 SB: 2 CS: 0	PA: 38

PITCHER		IP	WLS	BF	H	R	ER	SO	BB	IBB	HBP	BLK	WP	HR	S	P	ERA	WHIP
32 Tom Gorzelanny, L ERA: 2.12	(1, 1)	6.0	L	25	8	2	0	8	0	0	0	0	0	0	64	83	0.00	1.333
51 Michael Gonzalez, L ERA: 3.19	(7, 1)	0.2		4	1	0	0	0	1	0	0	0	0	0	8	13	0.00	3.000
53 Brandon Kintzler, R ERA: 3.58	(7, 1)	1.1		5	1	0	0	0	1	0	0	0	0	0	6	10	0.00	1.500
59 John Axford, R ERA: 3.89	(9, 1)	1.0		4	1	0	0	1	0	0	0	0	0	0	9	12	0.00	1.000

PITCHER	IP	WLS	BF	H	R	ER	SO	BB	IBB	HBP	BLK	WP	HR	S	P	ERA	WHIP

TOP

New York Mets @ Milwaukee Brewers

Miller Park, Milwaukee, WI

Sun Jul 07 2013, 1:11 PM - 3:59 PM CDT

Att. 39,677 - Partly Cloudy - 85 F

livebaseballscorecards.com

AB	36
R	2
H	11
RBI	1
BB	2
SO	9
LOB	15

BOTTOM

Batter	1	2	3	4	5	6	7	8	9	AB	R	H	RBI	BB	SO	LOB
7 Norichika Aoki, L (1, 9) OBP: 0.368, SLG: 0.380	B FF 90 C FF 91 F FF 92 F FF 92 B CU 78 F FF 93 S CH 86 2-3 ① **K**		B CH 84 X FF 90 1-0 ② **G3-1**			C CU 74 B CH 84 X CH 84 1-1 ① **G3**		F FF 93 F FF 94 B SL 83 B SL 83 B SL 83 X FF 93 3-2 9 S 1B		4	0	1	0	0	1	0
9 Jean Segura, R (1, 6) OBP: 0.351, SLG: 0.484	C FF 92 B FF 93 B FF 93 F FF 93 B FF 93 C SL 86 3-3 ② **K**		C FF 92 L FF 92 B FF 91 T CU 77 1-2 ③ **K**			X SL 84 0-0 ② **G4-3**		B KC 83 S KC 84 B FF 96 F FF 96 X FF 99 2-2 ③ **G4-3** 1-2		4	0	0	0	0	2	1
27 Carlos Gómez, R (1, 8) OBP: 0.353, SLG: 0.559	F FF 92 B SI 92 F CU 78 B FF 92 F SL 86 B SL 87 S SL 86 3-3 ③ **K**			C SI 91 B CH 83 F SI 90 B FF 91 F CU 77 B CU 77 B FF 92 4-2 21 S BB		S FF 91 B FF 91 B SI 91 F FF 92 B FF 92 S SL 85 3-3 ③ **K**			F KC 84 S FF 95 B FF 97 B KC 84 X KC 85 2-2 ① **G6-3**	3	0	0	0	1	2	0
20 Jonathan Lucroy, R (1, 2) OBP: 0.310, SLG: 0.442		C FF 91 X FF 91 0-1 ① **F9**		C SL 85 B SI 91 F FF 92 X FF 92 1-2 ① **F9**			C FF 90 S FF 91 F FF 91 X FF 92 0-2 **HR**		C FF 96 X FF 97 0-1 ② **G4-3**	4	1	1	1	0	0	1
21 Juan Francisco, L (1, 5) OBP: 0.304, SLG: 0.440 14 Jeff Bianchi, R (9, PR) OBP: 0.259, SLG: 0.304		C FF 90 B CH 84 X SI 91 1-1 ② **G6-3**		1 SAFE C CU 77 F FF 91 F FF 92 B CU 77 F FF 92 S SL 84 1-3 ② **K** 1-2			C SL 84 B CH 84 X CH 84 1-1 ① **L4**		F KC 86 B FF 96 B FF 98 B KC 86 B FF 99 4-1 **BB**	3 0	0 0	0 0	0 0	1 0	1 0	1 0
23 Rickie Weeks Jr., R (1, 4) OBP: 0.324, SLG: 0.380		C FF 92 H SI 90 1-1 11 1B HBP		C FF 90 S SL 85 B FF 93 B SL 86 F SL 85 S FF 93 2-3 ③ **K**			C SL 84 X CU 76 0-1 ② **G5-3**		B FF 99 B FF 97 X FF 97 2-0 ③ **G6-3**	3	0	0	0	0	1	2
11 Sean Halton, R (1, 3) OBP: 0.308, SLG: 0.360		C FF 91 B SI 89 S SI 91 X SL 85 1-2 **1-2** 1B			B SI 88 B SI 89 C SL 84 X SL 84 2-1 ① **L5**		C FF 91 B SI 91 B SI 90 C CU 76 X FF 92 2-2 ③ **F9**			3	0	1	0	0	0	0
22 Logan Schafer, L (1, 7) OBP: 0.266, SLG: 0.308		B CU 76 C FF 92 C CU 76 S CU 78 1-3 ③ **K**			B FF 91 B CH 84 X FF 92 2-0 ② **G4-3**			S FF 92 B FF 93 X FF 92 1-1 ① **F9**		3	0	0	0	0	1	2
32 Tom Gorzelanny, R (1, 1) OBP: 0.167, SLG: 0.167 51 Michael Gonzalez, R (7, 1) 53 Brandon Kintzler, R (7, 1) 3 Yuniesky Betancourt, R (8, PH) OBP: 0.233, SLG: 0.348 59 John Axford, R (9, 1)			C SI 90 F FF 91 X SL 84 0-2 ① **G6-3**		C FF 90 B FF 92 F FF 91 F FF 91 F CU 77 F CU 78 X FF 92 1-2 ③ **P4**			C FF 91 B CH 85 X CH 85 1-1 ② **G5-3**		2 0 0 1 0	0 0 0 0 0	0 0 0 0 0	0 0 0 0 0	0 0 0 0 0	0 0 0 0 0	0 0 0 0 0
Inning Stats	R: 0 E: 0 K: 3 S: 12 H: 0 LOB: 0 BB: 0 P: 20	R: 0 E: 0 K: 1 S: 11 H: 1 LOB: 2 BB: 0 P: 15	R: 0 E: 0 K: 1 S: 7 H: 0 LOB: 0 BB: 0 P: 9	R: 0 E: 0 K: 2 S: 15 H: 0 LOB: 1 BB: 1 P: 23	R: 0 E: 0 K: 0 S: 9 H: 0 LOB: 0 BB: 0 P: 14	R: 0 E: 0 K: 1 S: 6 H: 0 LOB: 0 BB: 0 P: 10	R: 1 E: 0 K: 0 S: 11 H: 1 LOB: 0 BB: 0 P: 14	R: 0 E: 0 K: 0 S: 10 H: 1 LOB: 1 BB: 0 P: 17	R: 0 E: 0 K: 0 S: 7 H: 0 LOB: 1 BB: 1 P: 15	1B: 2 2B: 0 3B: 0 HR: 1	SF: 0 SAC: 0 DP: 0 HBP: 1						

PITCHER	IP	WLS	BF	H	R	ER	SO	BB	IBB	HBP	BLK	WP	HR	S	P	ERA	WHIP
53 Jeremy Hefner, R (1, 1) ERA: 3.39	7.0	W	25	2	1	1	8	1	0	1	0	0	1	71	105	1.29	0.429
66 Josh Edgin, L (8, 1) ERA: 4.79	0.2	H	3	1	0	0	0	0	0	0	0	0	0	7	12	0.00	1.500
39 Bobby Parnell, R (8, 1) ERA: 2.48	1.1	S	5	0	0	0	0	1	0	0	0	0	0	10	20	0.00	0.750

PITCHER	IP	WLS	BF	H	R	ER	SO	BB	IBB	HBP	BLK	WP	HR	S	P	ERA	WHIP

New York Mets @ Milwaukee Brewers

Miller Park, Milwaukee, WI

Sun Jul 07 2013, 1:11 PM - 3:59 PM CDT

Att. 39,677 - Partly Cloudy - 85 F

livebaseballscorecards.com

AB	30
R	1
H	3
RBI	1
BB	2
SO	8
LOB	7

WP: 0 PB: 0 SB: 2 CS: 0 PA: 33

Cincinnati Reds @ Milwaukee Brewers

Miller Park, Milwaukee, WI

Mon Jul 08 2013, 7:10 PM - 10:23 PM CDT

Att. 25,341 - Partly Cloudy - 80 F

livebaseballscorecards.com

TOP

Batter	1	2	3	4	5	6	7	8	9	AB	R	H	RBI	BB	SO	LOB
17 Shin-Soo Choo, L (1, 8) OBP: 0.415, SLG: 0.451	X SI 90 0-0 ① G3-1	B CU 73 C SL 85 B SI 89 B SL 85 F SI 90 F CU 74 X CH 79 3-2 ③ G3			L CU 74 X CH 80 0-1 ② G4-3		F SI 90 B SL 84 B SI 90 S CH 80 F SI 91 F CU 74 X CH 80 2-2 1-3 26 1B 1B		C CU 76 B FF 91 C CU 77 T CH 84 1-2 ② K	5	0	1	0	0	1	1
2 Zack Cozart, R (1, 6) OBP: 0.265, SLG: 0.366 26 Xavier Paul, L (7, PH) OBP: 0.333, SLG: 0.401 60 J.J. Hoover, R (7, 1) 15 Derrick Robinson, S (9, PH) OBP: 0.336, SLG: 0.320	B SI 90 B SI 90 C SL 85 X SL 84 2-1 ② F7		C CU 75 F SI 89 B SI 90 F SL 85 X SI 90 1-2 19 G4-6-3 1B		B SI 90 X SL 85 1-0 ③ F8		C CU 77 B FF 95 X CU 78 1-1 1-2 3-H 1B		C FF 91 B CH 85 C FF 92 B CH 86 B CU 76 F FF 91 F FF 90 B FF 91 4-2 BB	3 1 0 0	0 0 0 0	1 1 0 0	0 1 0 1	0 0 0 0	0 0 0 0	0 0 0 0
19 Joey Votto, L (1, 3) OBP: 0.430, SLG: 0.509	B SI 89 B SL 84 C SL 84 B CH 80 X SL 85 3-1 4 1B 32 1B 1B		F CH 79 B SL 85 1 SAFE B SI 90 X CH 80 2-1 ①② G4-6-3 1-2f			B CU 73 C SL 83 S SI 89 B SI 90 B CH 80 B SI 91 4-2 32 FC3-6 BB	C FF 95 B FF 96 F CU 80 B SL 82 F FF 96 F FF 95 F FF 95 B CU 78 S FF 96 3-3 ③ K		C CU 76 B FF 90 D CH 83 F CH 82 X FF 90 2-2 ③ F8	4	1	1	0	1	1	4
4 Brandon Phillips, R (1, 4) OBP: 0.317, SLG: 0.415	X SL 85 0-0 32 1B 1-2 1B		B SI 91 F SL 84 X CU 74 1-1 ③ F8			X CU 75 0-0 ① F7		F SL 87 F SL 86 F FF 97 B SL 87 B SL 89 X FF 98 2-2 ① G3		4	0	1	0	0	0	1
32 Jay Bruce, L (1, 9) OBP: 0.318, SLG: 0.500	C CU 74 B SL 86 B SL 85 B CU 74 F CU 75 F SI 91 X CU 74 3-2 21 FC6-4 1-3 2-H 1B			X SI 91 0-0 ① G1-3		1 SAFE X CU 75 0-0 ② FC3-6 1-2f		B SL 85 B FF 98 C SL 88 F FF 97 B SL 86 S FF 96 3-3 ② K		4	0	1	1	0	1	1
21 Todd Frazier, R (1, 5) OBP: 0.334, SLG: 0.406	X SL 85 0-0 ③ FC6-4 1-2f			B SL 84 F SL 84 X SI 89 1-1 ② G6-3		B SI 89 C SL 84 S SI 90 1 SAFE B SL 84 X SL 85 2-2 ③ F8		C SL 89 B SL 87 X FF 96 1-1 28 HBP 1B		4	0	1	0	0	0	3
28 Chris Heisey, R (1, 7) OBP: 0.248, SLG: 0.415		C SI 88 B CU 72 X SL 83 1-1 ① G5-3		C SI 90 B CH 80 X SL 85 1-1 HR			B SI 89 B SL 84 C CU 73 X SL 84 2-1 39 G6-4-3 1B	C FF 96 1 SAFE S FF 97 F SI 96 H FF 96 1-2 1-2 HBP		3	1	2	1	0	0	0
39 Devin Mesoraco, R (1, 2) OBP: 0.318, SLG: 0.363		C SI 89 X SI 89 0-1 ② G6-3		C CU 74 F SL 84 B CU 76 X SI 90 1-2 ③ F8			C SI 89 B SI 89 X SL 84 1-1 ①② G6-4-3 1-2f	F SL 87 F FF 96 X SL 89 0-2 ③ G1-3		4	0	0	0	0	0	3
34 Homer Bailey, R (1, 1) OBP: 0.194, SLG: 0.226 66 Logan Ondrusek, R (6, 1) 3 Cesar Izturis, S (7, PH) OBP: 0.273, SLG: 0.259 (7, 6)		B SI 90 C SI 90 C SI 90 X SL 83 1-2 1B			C SI 88 X SI 90 0-1 ① G4-3		B SI 91 X SI 91 1-0 17 1B 26 1B 1B		B CU 74 B CH 81 C FF 90 X FF 91 2-1 ① F7	2 0 2	0 0 1	1 0 1	0 0 0	0 0 0	0 0 0	0 0 0

Inning Stats	1	2	3	4	5	6	7	8	9
	R: 1 E: 0 K: 0 S: 11	R: 0 E: 0 K: 0 S: 11	R: 0 E: 0 K: 0 S: 8	R: 1 E: 0 K: 0 S: 8	R: 0 E: 0 K: 0 S: 5	R: 0 E: 0 K: 0 S: 7	R: 1 E: 0 K: 1 S: 18	R: 0 E: 0 K: 1 S: 15	R: 0 E: 0 K: 1 S: 12
	H: 3 LOB: 2 BB: 0 P: 19	H: 1 LOB: 1 BB: 0 P: 16	H: 1 LOB: 0 BB: 0 P: 12	H: 1 LOB: 0 BB: 0 P: 11	H: 0 LOB: 0 BB: 0 P: 6	H: 0 LOB: 1 BB: 1 P: 13	H: 4 LOB: 2 BB: 0 P: 28	H: 1 LOB: 2 BB: 0 P: 22	H: 0 LOB: 1 BB: 1 P: 21

1B: 10	SF: 0
2B: 0	SAC: 0
3B: 0	DP: 2
HR: 1	HBP: 1

WP: 0	PA: 39
PB: 0	
SB: 0	
CS: 0	

AB	36
R	3
H	11
RBI	3
BB	2
SO	3
LOB	13

PITCHER		IP	WLS	BF	H	R	ER	SO	BB	IBB	HBP	BLK	WP	HR	S	P	ERA	WHIP
26 Kyle Lohse, R ERA: 3.47	(1, 1)	6.2	W	28	9	3	3	0	1	0	0	0	0	1	60	93	4.05	1.500
59 John Axford, R ERA: 3.86	(7, 1)	0.1	H	2	1	0	0	1	0	0	0	0	0	0	8	12	0.00	3.000
29 Jim Henderson, R ERA: 1.95	(8, 1)	1.0	H	5	1	0	0	1	0	0	1	0	0	0	15	22	0.00	1.000
57 Francisco Rodríguez, R ERA: 1.25	(9, 1)	1.0	S	4	0	0	0	1	1	0	0	0	0	0	12	21	0.00	1.000

PITCHER	IP	WLS	BF	H	R	ER	SO	BB	IBB	HBP	BLK	WP	HR	S	P	ERA	WHIP

Batter	1	2	3	4	5	6	7	8	9	AB	R	H	RBI	BB	SO	LOB
7 Norichika Aoki, L (1, 9) OBP: 0.366, SLG: 0.378	C SI 90 C KC 77 B SI 91 F SI 93 F SI 93 F SI 93 X CH 83 1-2 G4-3 ①	X SI 94 0-0 SH1-3 ② 1-2		X SI 94 0-0 L6-3 ②③ 1-1		B CH 85 B KC 81 B SI 94 C SI 93 X SI 93 3-1 27 WP 9 HBP 1B		F CU 75 F CH 89 X FF 91 0-2 F9-3-5-2 ②③ 3-H		4	0	1	0	0	0	3
9 Jean Segura, R (1, 6) OBP: 0.358, SLG: 0.491	S KC 77 B SI 92 C SI 92 X FF 92 1-2 27 E 27 S 20 HR 1B	C SI 94 B SI 94 X KC 81 1-1 ③ 2-H 2B			B KC 79 X SI 92 1-0 23 BLK 21 1B 1B	B SL 84 C SI 94 1 SAFE B SL 87 C SI 93 F SI 94 F SI 92 F SL 86 H SI 93 3-2 27 WP 1-2 HBP				3	1	3	1	0	0	0
27 Carlos Gómez, R (1, 8) OBP: 0.349, SLG: 0.552	S SI 91 F SI 92 B CH 82 S SI 93 1-3 K ② 1-3		X SL 87 0-0 G4-3 ①		1 SAFE F SI 92 1 SAFE 1 SAFE X SI 92 0-1 P6 ①	C SI 93 B FC 88 F FF 92 F CU 80 D CU 79 F SI 93 B FC 90 F FF 93 X SI 92 3-2 G5-3 ③ 1-2 2-3				4	0	0	0	0	1	4
20 Jonathan Lucroy, R (1, 2) OBP: 0.309, SLG: 0.450	C FF 93 X KC 80 0-1 3-H HR		B KC 79 S SI 93 C SI 94 B SI 94 X SI 94 2-2 L5 ②		P PO 89 C SL 88 1 SAFE F SI 93 1 SAFE 1 SAFE B SI 93 X SI 94 2-2 L7 ②		B FF 92 C CU 75 X FF 92 1-1 F9 ①			4	1	1	2	0	0	1
21 Juan Francisco, L (1, 5) OBP: 0.312, SLG: 0.444 29 Jim Henderson, L (8, 1) 57 Francisco Rodríguez, R (9, 1)	B SI 92 C KC 81 B CH 86 B SI 94 B SI 94 4-1 23 1B BB		C SI 93 B CH 84 B SI 94 X CH 85 2-1 23 2B 1B		F SI 93 X SL 84 0-1 23 BLK 1-2 1B		C CU 74 B CH 87 C CU 73 B FF 94 F FF 94 S FF 93 2-3 K ②			3 0 0	1 0 0	2 0 0	0 0 0	1 0 0	1 0 0	0 0 0
23 Rickie Weeks Jr., R (1, 4) OBP: 0.330, SLG: 0.387	B FF 93 C SI 94 F SL 89 F SI 94 B SL 88 X SI 95 2-2 1-2 1B		X SI 92 0-0 1-H 2B		D KC 81 S SL 88 B SL 91 F SL 89 B SI 94 B 4-2 1-2 2-3 BB		C CU 76 B CU 75 T FF 93 B CH 87 B FF 94 X FF 93 3-2 P4 ③			3	0	2	1	1	0	0
11 Sean Halton, R (1, 3) OBP: 0.267, SLG: 0.310	C SL 87 X SL 89 0-1 F8 ③		B SL 88 D KC 81 F SL 88 S SI 94 X SI 94 2-2 P3 ③		S SL 89 F SI 95 S SL 88 0-3 K ③			C CU 72 C CU 73 B FF 91 S FF 91 1-3 K ①		4	0	0	0	0	2	6
22 Logan Schafer, L (1, 7) OBP: 0.266, SLG: 0.313		C KC 78 X SI 92 0-1 F7 ① B FF 93 B SI 92 C SI 93 C FF 93 B FF 93 4-2 7 SH1-3 9 2B BB		F CH 90 F SL 86 F SL 86 B CH 84 X SI 93 1-2 P6 ① C SI 94 X SL 88 0-1 7 L6-3 1B		X SI 90 0-0 P5 ① C SI 92 S SI 93 C FF 94 0-3 K ②		B CU 73 C CU 73 B FF 90 B CU 72 C FF 91 X FF 91 3-2 3 S 7 F9-3-5-2 2B D CU 74 B CH 89 3 SAFE B FF 91 B FF 90 4-0 2-3 BB		4	0	1	0	0	0	0
26 Kyle Lohse, R (1, 1) OBP: 0.182, SLG: 0.156 59 John Axford, R (7, 1) 3 Yuniesky Betancourt, R (8, 5) OBP: 0.236, SLG: 0.348										2 0 0	1 0 0	1 0 0	0 0 0	1 0 1	1 0 0	0 0 0
Inning Stats	R: 2 E: 0 K: 1 S: 21 H: 3 LOB: 2 BB: 1 P: 30	R: 1 E: 0 K: 0 S: 7 H: 1 LOB: 1 BB: 1 P: 12	R: 1 E: 0 K: 0 S: 10 H: 2 LOB: 1 BB: 0 P: 16	R: 0 E: 0 K: 0 S: 7 H: 1 LOB: 0 BB: 0 P: 8	R: 0 E: 0 K: 1 S: 14 H: 2 LOB: 3 BB: 1 P: 20	R: 0 E: 0 K: 1 S: 17 H: 1 LOB: 2 BB: 0 P: 26	R: 0 E: 0 K: 1 S: 9 H: 0 LOB: 0 BB: 0 P: 15	R: 0 E: 0 K: 1 S: 9 H: 1 LOB: 1 BB: 1 P: 17		1B: 7 2B: 5 3B: 0 HR: 1	SF: 0 SAC: 1 DP: 2 HBP: 1					

PITCHER	IP	WLS	BF	H	R	ER	SO	BB	IBB	HBP	BLK	WP	HR	S	P	ERA	WHIP
34 Homer Bailey, R (1, 1) ERA: 3.7	5.2	L	29	10	4	4	3	3	0	1	1	0	1	70	103	6.35	2.294
66 Logan Ondrusek, R (6, 1) ERA: 5.25	0.1		1	0	0	0	0	0	0	0	0	1	0	6	9	0.00	0.000
60 J.J. Hoover, R (7, 1) ERA: 3.79	2.0		7	1	0	0	2	1	0	0	0	0	0	18	32	0.00	1.000

PITCHER	IP	WLS	BF	H	R	ER	SO	BB	IBB	HBP	BLK	WP	HR	S	P	ERA	WHIP

BOTTOM

Cincinnati Reds @ Milwaukee Brewers

Miller Park, Milwaukee, WI

Mon Jul 08 2013, 7:10 PM - 10:23 PM CDT

Att. 25,341 - Partly Cloudy - 80 F

livebaseballscorecards.com

AB	31
R	4
H	11
RBI	4
BB	4
SO	5
LOB	14

WP: 1 PA: 37
PB: 0
SB: 2
CS: 0

Batter	1	2	3	4	5	6	7	8	9	AB	R	H	RBI	BB	SO	LOB
17 Shin-Soo Choo, L (1, 8) OBP: 0.413, SLG: 0.448	C FF 94 S FF 96 B FF 96 X SL 87 1-2 2 L3 1B		C CH 84 X FF 96 0-1 ② L8			C SL 84 F CH 84 X FF 94 0-2 ① G4-3			X SL 84 0-0 ① G4-3	4	0	1	0	0	0	1
2 Zack Cozart, R (1, 6) OBP: 0.261, SLG: 0.362	C FF 96 1 SAFE F SI 95 B SI 96 X SI 96 1-2 ①② L3 1-1		B SI 96 B SI 95 X FF 94 2-0 ③ G6-3			C SL 83 B FF 96 B SI 95 B SI 96 C SI 95 X SI 94 3-2 ② G6-3			B SI 95 S SI 94 F SI 95 F SL 87 S SL 88 1-3 ② K	4	0	0	0	0	1	2
19 Joey Votto, L (1, 3) OBP: 0.429, SLG: 0.504	B SL 84 B SI 96 X FF 95 2-0 ③ L7			F FF 95 X SL 86 0-1 ① G5-3		B CH 84 X SL 85 1-0 ③ L8			B SL 84 C SI 95 C SI 96 B FF 95 F SI 97 F FF 97 B SL 90 B SI 96 4-2 4 WP BB	3	0	0	0	1	0	0
4 Brandon Phillips, R (1, 4) OBP: 0.316, SLG: 0.412		C FF 95 B CH 84 X SI 96 1-1 ① G6-3		B SI 96 B CH 83 B FF 95 B SI 93 4-0 32 BB BB			C SL 84 X CH 84 0-1 ① P3		S SL 84 B SL 87 F SI 96 F SI 96 B SI 94 X SI 96 2-2 ③ G6-3 1-2	3	0	0	0	1	0	1
32 Jay Bruce, L (1, 9) OBP: 0.318, SLG: 0.497		B SL 86 C SI 95 F FF 96 B FF 96 S FF 95 2-3 ② K		**B SI 94** **B SI 94** **F SI 96** **1 SAFE** **F SI 95** **1 SAFE** 1 SAFE 1 SAFE B SL 88 4-2 B SI 97 1-2 BB			C SL 85 S SI 94 B FF 95 B SL 87 F SI 96 T FF 95 2-2 ② K			2	0	0	0	1	2	0
28 Chris Heisey, R (1, 7) OBP: 0.255, SLG: 0.415 15 Derrick Robinson, S (2, 7) OBP: 0.338, SLG: 0.339		C FF 95 B FF 96 S SL 85 H SI 95 2-2 HBP		F FF 96 F SI 96 S SL 88 0-3 ③ K			X SI 95 0-0 ③ 3B			0 2	0 0	0 1	0 0	0 0	0 1	0 1
9 Jack Hannahan, L (1, 5) OBP: 0.296, SLG: 0.295		1 SAFE X FF 96 0-0 ③ G6-3			B SI 94 X SI 95 1-0 ① G6-3			C SL 83 X FF 94 0-1 26 G4-6-3 1B		3	0	1	0	0	0	1
29 Ryan Hanigan, R (1, 2) OBP: 0.293, SLG: 0.276			C FF 95 B FF 96 B FF 96 F FF 95 B FF 97 B FF 97 4-2 52 SH1-4 BB		C SI 94 B CH 85 X SI 95 1-1 ② G5-3			F SI 94 F SI 95 1 SAFE C SL 84 0-3 ① K		2	0	0	0	1	1	1
52 Tony Cingrani, L (1, 1) OBP: 0.267, SLG: 0.333 26 Xavier Paul, L (8, PH) OBP: 0.331, SLG: 0.399 63 Sam LeCure, R (8, 1)			L SI 95 X SI 95 0-1 ① SH1-4 1-2		B FF 94 C FF 94 S SI 94 S SI 96 1-3 ③ K			C SL 83 B SI 96 B SI 96 S SI 94 F SI 96 B FF 95 X SI 95 3-2 ②③ G4-6-3 1-2f		1 1 0	0 0 0	0 0 0	0 0 0	0 0 0	1 0 0	0 1 0
Inning Stats	R: 0 E: 0 K: 0 S: 7 H: 1 LOB: 0 BB: 0 P: 11	R: 0 E: 0 K: 1 S: 8 H: 0 LOB: 1 BB: 0 P: 13	R: 0 E: 0 K: 0 S: 7 H: 0 LOB: 1 BB: 1 P: 13	R: 0 E: 0 K: 1 S: 7 H: 0 LOB: 1 BB: 2 P: 15	R: 0 E: 0 K: 1 S: 6 H: 0 LOB: 0 BB: 0 P: 9	R: 0 E: 0 K: 0 S: 7 H: 0 LOB: 0 BB: 0 P: 11	R: 0 E: 0 K: 1 S: 7 H: 1 LOB: 1 BB: 0 P: 9	R: 0 E: 0 K: 1 S: 9 H: 1 LOB: 0 BB: 0 P: 12	R: 0 E: 0 K: 1 S: 13 H: 0 LOB: 1 BB: 1 P: 20	1B: 2 2B: 1 3B: 1 HR: 0	SF: 0 SAC: 1 DP: 2 HBP: 1	WP: 1 PB: 0 SB: 0 CS: 0	PA: 31			

TOP

Cincinnati Reds @ Milwaukee Brewers

Miller Park, Milwaukee, WI

Tue Jul 09 2013, 7:12 PM - 9:40 PM CDT

Att. 25,369 - Partly Cloudy - 84 F

livebaseballscorecards.com

AB	25
R	0
H	3
RBI	0
BB	4
SO	6
LOB	8

PITCHER		IP	WLS	BF	H	R	ER	SO	BB	IBB	HBP	BLK	WP	HR	S	P	ERA	WHIP
60 Wily Peralta, R ERA: 4.82	(1, 1)	9.0	W	31	3	0	0	6	4	0	1	0	1	0	71	113	0.00	0.778

PITCHER	IP	WLS	BF	H	R	ER	SO	BB	IBB	HBP	BLK	WP	HR	S	P	ERA	WHIP

Batter	1	2	3	4	5	6	7	8	9	AB	R	H	RBI	BB	SO	LOB
23 Rickie Weeks Jr., R (1, 4) OBP: 0.329, SLG: 0.389	C FF 91 B FF 93 F FF 91 S FF 93 1-3 ① K		X FF 92 0-0 ① F8		C FF 90 B CH 84 F FF 91 C FF 92 1-3 ② K			B SL 82 F SL 79 X SL 82 1-1 9 G4-3 2B		4	0	1	0	0	2	0
9 Jean Segura, R (1, 6) OBP: 0.356, SLG: 0.487	B FF 86 B CH 86 B FF 93 C FF 91 B FF 92 4-1 8 1B BB		C FF 88 S FF 91 B FF 92 F FF 90 T FF 93 1-2 ② K		S FF 91 B FF 93 B CH 86 X FF 90 2-1 ③ P4			2 SAFE C SL 81 D FF 87 X FF 88 1-1 ② G4-3 2-3		3	0	0	0	1	1	1
8 Ryan Braun, R (1, 7) OBP: 0.380, SLG: 0.507 14 Jeff Bianchi, R (7, 7) OBP: 0.256, SLG: 0.300	1 SAFE X FF 92 0-0 1-3 1B		B FF 93 B CH 86 C FF 91 F FF 92 B FF 92 X FF 94 3-2 ③ G6-3			C FF 92 B FF 91 B FF 91 X FF 91 2-1 ① F9		X SL 83 0-0 ③ L9		3 1	0 0	1 0	0 0	0 0	0 0	0 1
27 Carlos Gómez, R (1, 8) OBP: 0.346, SLG: 0.547	F FF 92 1 SAFE S FF 92 S FF 92 0-3 ② K			F FF 91 F FF 90 B FF 90 B CH 85 X FF 92 2-2 ① P4		C FF 92 B FF 90 S FF 92 B FF 92 X FF 92 2-2 ② P4				3	0	0	0	0	1	2
11 Sean Halton, R (1, 3) OBP: 0.242, SLG: 0.281	F FF 92 B FF 94 S FF 93 S FF 93 1-3 ③ K			B FF 91 B FF 91 F FF 91 F FF 91 B FF 89 F FF 92 X FF 91 3-2 ② P1		B FF 90 C CU 74 X FF 91 1-1 ③ P3				3	0	0	0	0	1	2
3 Yuniesky Betancourt, R (1, 5) OBP: 0.237, SLG: 0.348		B FF 90 B FF 91 F FF 91 X FF 90 2-1 22 FC4-6 1B		S FF 90 B FF 91 C FF 91 S FF 91 1-3 ③ K			S CH 83 F FF 88 B FF 90 T FF 91 1-2 ① K			3	0	1	0	0	2	0
12 Martín Maldonado, R (1, 2) OBP: 0.256, SLG: 0.328		B FF 91 F FF 91 B FF 87 B FF 93 S FF 93 F FF 92 C FF 92 3-3 ① K			F CH 85 F CH 84 B FF 90 B FF 89 B CH 84 F FF 90 B FF 91 4-2 22 HR BB		S FF 90 F FF 89 B FF 90 F FF 90 C FF 91 1-3 ② K			2	1	0	0	1	2	1
22 Logan Schafer, L (1, 9) OBP: 0.267, SLG: 0.331		C FF 92 B FF 93 C SL 80 F FF 94 D SL 81 1 SAFE X FF 91 2-2 ② FC4-6 1-2f			X FF 91 0-0 1-H HR		C CU 74 X SL 79 0-1 ③ G3-1			3	1	1	2	0	0	1
60 Wily Peralta, R (1, 1) OBP: 0.188, SLG: 0.161		S FF 91 B FF 91 B FF 92 S FF 91 S FF 92 2-3 ③ K			F FF 88 X CH 83 0-1 ① G5-3			C FF 90 B SL 81 S SL 80 X SL 82 1-2 ① P3		3	0	0	0	0	1	1
Inning Stats	R: 0 E: 0 K: 3 S: 12 H: 1 LOB: 2 BB: 1 P: 18	R: 0 E: 0 K: 2 S: 13 H: 1 LOB: 1 BB: 0 P: 22	R: 0 E: 0 K: 1 S: 8 H: 0 LOB: 0 BB: 0 P: 12	R: 0 E: 0 K: 1 S: 10 H: 0 LOB: 0 BB: 0 P: 16	R: 2 E: 0 K: 1 S: 11 H: 1 LOB: 0 BB: 1 P: 18	R: 0 E: 0 K: 0 S: 7 H: 0 LOB: 0 BB: 0 P: 12	R: 0 E: 0 K: 2 S: 9 H: 0 LOB: 0 BB: 0 P: 11	R: 0 E: 0 K: 0 S: 8 H: 1 LOB: 1 BB: 0 P: 11		1B: 2 2B: 1 3B: 0 HR: 1	SF: 0 SAC: 0 DP: 0 HBP: 0		WP: 0 PB: 0 SB: 0 CS: 0	PA: 30		

PITCHER		IP	WLS	BF	H	R	ER	SO	BB	IBB	HBP	BLK	WP	HR	S	P	ERA	WHIP
52 Tony Cingrani, L ERA: 3.3	(1, 1)	7.0	L	26	3	2	2	10	2	0	0	0	0	1	70	109	2.57	0.714
63 Sam LeCure, R ERA: 2.1	(8, 1)	1.0		4	1	0	0	0	0	0	0	0	0	0	8	11	0.00	1.000

PITCHER	IP	WLS	BF	H	R	ER	SO	BB	IBB	HBP	BLK	WP	HR	S	P	ERA	WHIP

BOTTOM

Cincinnati Reds @ Milwaukee Brewers

Miller Park, Milwaukee, WI

Tue Jul 09 2013, 7:12 PM - 9:40 PM CDT

Att. 25,369 - Partly Cloudy - 84 F

livebaseballscorecards.com

AB	28
R	2
H	4
RBI	2
BB	2
SO	10
LOB	9

Batter	1	2	3	4	5	6	7	8	9	AB	R	H	RBI	BB	SO	LOB
17 Shin-Soo Choo, L (1, 8) OBP: 0.418, SLG: 0.455	C CH 88 C SI 89 B CU 75 F SI 92 B CU 78 B SI 93 F SI 94 F SI 92 X SI 92 3-2 4 1B 2B		B SI 92 F SI 90 B SI 92 F CH 85 B SI 97 B CH 86 4-2 2 FC5-4 BB	C SI 95 X CH 86 0-1 ③ G3			F FF 88 X SL 82 0-1 19 BB 4 1B 1B	X SI 90 0-0 1B		4	2	3	0	1	0	1
2 Zack Cozart, R (1, 6) OBP: 0.261, SLG: 0.358	B SI 92 X SI 93 1-0 ① G5-3		1 SAFE B SI 96 1 SAFE C SI 95 F SI 95 1 SAFE 1 SAFE X SI 94 1-2 ① FC5-4 19 2B 4 G5-3 1-2f		B SI 95 F SI 95 B SI 95 B SI 95 B SI 94 4-1 4 FC5-4 19 BB 32 G3 BB		C CU 69 X SI 91 0-1 ① F9	1 SAFE C SI 89 B SL 79 1 SAFE X SI 88 1-1 ③ F9		4	2	0	0	1	0	4
19 Joey Votto, L (1, 3) OBP: 0.431, SLG: 0.506	B CU 77 B SI 92 B SI 93 C SI 92 X CH 84 3-1 ② F7		C FF 96 B CH 86 X SI 96 1-1 1-3 2B		B SI 95 B SI 95 B SI 95 C SI 94 B CH 86 4-1 4 FC5-4 1-2 BB		B FF 90 B CU 70 B FF 90 F SI 89 B SI 90 4-1 4 1B 32 1B 1-2 BB		C SI 90 B SL 82 F CH 85 B SI 93 S SI 92 2-3 ① K	3	1	1	0	2	1	1
4 Brandon Phillips, R (1, 4) OBP: 0.317, SLG: 0.411	D CU 79 X SI 93 1-0 ③ 2-H 1B		X SI 96 0-0 ② G5-3 3-H		C SI 97 X SI 96 0-1 ① FC5-4 32 G3 1-2f 2-3		S CU 70 F FF 90 B CU 70 F SL 83 B CU 71 F SI 91 F SI 91 X CU 71 2-2 21 F9 32 1B 1-3 2-H 1B		B SI 92 C SL 82 X SI 92 1-1 ② G5-3	5	0	2	3	0	0	3
32 Jay Bruce, L (1, 9) OBP: 0.322, SLG: 0.497		C CU 73 X SI 92 0-1 26 BB 21 HBP 39 SF8 1B	B CU 80 B CH 85 B CH 85 C SI 96 S SI 97 F SI 96 D SI 96 4-2 BB		C CU 68 B FF 90 C CU 70 B SI 92 D CU 70 X SI 91 3-2 ② G3 1-2 3-H		C SL 76 B FF 90 X SL 80 1-1 1-2 3-H 1B		S SL 83 F SI 93 B SI 93 B CH 87 S SL 84 2-3 ③ K	4	1	2	2	1	1	1
21 Todd Frazier, R (1, 5) OBP: 0.333, SLG: 0.402		H SI 93 1-0 39 SF8 26 BB 1-2 HBP	C SI 95 X SI 96 0-1 ③ P3		C SI 91 B SI 90 F SL 82 D SI 91 B SL 82 X SL 82 3-2 ③ F8		F SL 75 B FF 90 F CH 80 X FF 90 1-2 ② F9 2-3			3	0	0	0	0	0	5
26 Xavier Paul, L (1, 7) OBP: 0.335, SLG: 0.398 15 Derrick Robinson, S (7, 7) OBP: 0.338, SLG: 0.339		F SI 93 F FF 94 D CU 81 D CU 79 B SI 95 B SI 94 4-2 44 G4-6-3 1-2 2-3 BB	B SI 92 F SI 94 F SI 95 X SI 94 1-2 E5 44 SH1-3		F FF 89 X CU 69 0-1 39 G6-4-3 1B		C SL 82 X FF 91 0-1 ③ F7			3 0	0 0	1 0	0 0	1 0	0 0	2 0
39 Devin Mesoraco, R (1, 2) OBP: 0.311, SLG: 0.356		F SI 95 C SI 95 F SI 95 F SI 95 X SI 96 0-2 ① SF8 2-3 3-H	B SI 95 F SI 96 S SI 97 C CU 82 1-3 ① K		C SI 90 1 SAFE X SL 82 0-1 ① ② G6-4-3 1-2f			X SI 89 0-0 ① L5		3	0	0	1	0	1	2
44 Mike Leake, R (1, 1) OBP: 0.128, SLG: 0.179 54 Aroldis Chapman, L (9, 1)		B SI 95 F SI 94 M SI 93 B SI 94 X SI 94 2-2 ② ③ G4-6-3 1-2f	X SI 96 0-0 ② SH1-3 1-2		B SL 82 X FF 90 1-0 ③ G1-3			C SI 88 B SI 89 C SI 88 B SL 81 F SI 88 F SI 88 X SI 89 2-2 ② G6-3		3 0	0 0	0 0	0 0	0 0	0 0	2 0

Inning Stats																															
	R: 1	H: 2		R: 1	H: 1		R: 1	H: 1		R: 0	H: 0		R: 1	H: 0		R: 0	H: 1		R: 2	H: 3		R: 0	H: 1		R: 0	H: 0		1B: 7	SF: 1		WP: 0	PA: 41
	E: 0	LOB: 1		E: 0	LOB: 1		E: 0	LOB: 2		E: 1	LOB: 1		E: 0	LOB: 1		E: 0	LOB: 2		E: 0	LOB: 2		E: 0	LOB: 1		E: 0	LOB: 0		2B: 2	SAC: 1		PB: 0	
	K: 0	BB: 0		K: 0	BB: 1		K: 0	BB: 2		K: 1	BB: 0		K: 0	BB: 2		K: 0	BB: 0		K: 0	BB: 1		K: 2	BB: 0		K: 0	BB: 0		3B: 0	DP: 2		SB: 0	
	S: 10	P: 18		S: 12	P: 19		S: 13	P: 23		S: 9	P: 11		S: 10	P: 24		S: 5	P: 6		S: 18	P: 26		S: 9	P: 12		S: 8	P: 13		HR: 0	HBP: 1		CS: 0	

PITCHER		IP	WLS	BF	H	R	ER	SO	BB	IBB	HBP	BLK	WP	HR	S	P	ERA	WHIP
Johnny Hellweg, R ERA: 10.97	(1, 1)	4.1	L	22	4	4	4	1	5	0	1	0	0	0	48	83	8.31	2.077
48 Donovan Hand, R ERA: 3.48	(5, 1)	2.0		9	3	2	2	0	1	0	0	0	0	0	22	35	9.00	2.000
51 Michael Gonzalez, L ERA: 3.13	(7, 1)	0.2		3	1	0	0	0	0	0	0	0	0	0	7	9	0.00	1.500
31 Burke Badenhop, R ERA: 4.14	(8, 1)	1.0		4	1	0	0	0	0	0	0	0	0	0	9	12	0.00	1.000
53 Brandon Kintzler, R ERA: 3.49	(9, 1)	1.0		3	0	0	0	2	0	0	0	0	0	0	8	13	0.00	0.000

PITCHER	IP	WLS	BF	H	R	ER	SO	BB	IBB	HBP	BLK	WP	HR	S	P	ERA	WHIP

TOP

Cincinnati Reds @ Milwaukee Brewers

Miller Park, Milwaukee, WI

Wed Jul 10 2013, 1:14 PM - 4:10 PM CDT

Att. 35,239 - Partly Cloudy - 77 F

livebaseballscorecards.com

AB	32
R	6
H	9
RBI	6
BB	6
SO	3
LOB	21

BOTTOM

Cincinnati Reds @ Milwaukee Brewers

Miller Park, Milwaukee, WI

Wed Jul 10 2013, 1:14 PM - 4:10 PM CDT

Att. 35,239 - Partly Cloudy - 77 F

livebaseballscorecards.com

Batter	1	2	3	4	5	6	7	8	9	AB	R	H	RBI	BB	SO	LOB
22 Logan Schafer, L (1, 9) OBP: 0.267, SLG: 0.335	C SI 87 X FC 87 0-1 9 1B 27 SF7 2B		B CU 79 X CH 83 1-0 ② G1-3 2-3		X CH 85 0-0 ② L1			C KC 78 C SL 80 F SL 80 X KC 80 0-2 ② G4-3		4	1	1	0	0	0	2
9 Jean Segura, R (1, 6) OBP: 0.355, SLG: 0.485	L SI 89 X SI 89 0-1 20 CS 1B 2-3		C KC 80 X SI 92 0-1 ③ FC5-2 3-H		C SL 81 B FC 90 C CU 81 X KC 81 1-2 ③ G6-3			B FC 88 F KC 79 X SI 92 1-1 ③ G1-3		4	0	1	0	0	0	2
27 Carlos Gómez, R (1, 8) OBP: 0.345, SLG: 0.544	F SI 90 X SI 90 0-1 ① SF7 3-H			B SI 91 F SL 79 B FC 89 S SL 80 B SI 93 F SL 81 B SL 80 4-2 23 20 S FC6-4-5-6 BB		X SI 90 0-0 ① G5-3			B SL 80 C SI 91 B FF 90 F SI 90 B SI 91 F SI 92 X FC 91 3-2 ① F8	2	0	0	1	1	0	0
20 Jonathan Lucroy, R (1, 2) OBP: 0.312, SLG: 0.449	P PO 84 1 SAFE 1 SAFE C SI 89 F CH 82 B SL 81 X CH 84 2-2 ②③ P4 1-2			B CU 80 D CH 85 B CH 84 B SI 91 4-0 23 FC6-4-5-6 1-2 BB		C SI 90 F SI 91 B FC 89 C CU 80 1-3 ② K			B KC 80 C KC 80 B SI 86 F CH 86 X FC 88 2-2 23 FC5-4 1B	3	0	1	0	1	1	1
23 Rickie Weeks Jr., R (1, 4) OBP: 0.325, SLG: 0.383		C SI 88 S SL 79 B FC 88 X KC 80 1-2 ① G1-3		B SI 91 X KC 79 1-0 ①② FC6-4-5-6 1-2 2-3		B SI 91 F CU 79 S SI 92 C KC 80 1-3 ③ K			B FF 98 X FF 99 1-0 ② FC5-4 3 DI 1-2f	4	0	0	0	0	1	3
3 Yuniesky Betancourt, R (1, 3) OBP: 0.233, SLG: 0.342		C SI 90 X SI 91 0-1 ② G1-3		X KC 78 0-0 ③ P4			F KC 77 B SI 91 X SI 90 1-1 ① F8		B FF 101 S FF 99 S FF 99 B FF 102 C FF 101 2-3 ③ K 1-2	4	0	0	0	0	1	2
11 Sean Halton, R (1, 7) OBP: 0.250, SLG: 0.371		C SI 91 X SL 79 0-1 ③ G5-3			B SL 81 B CH 84 X CH 84 2-0 HR		C SI 91 C KC 79 B FF 91 B KC 80 X SI 92 2-2 ② G4-3			3	1	1	1	0	0	0
14 Jeff Bianchi, R (1, 5) OBP: 0.271, SLG: 0.296			B SI 89 B SI 89 B SI 90 C SI 90 B SI 91 4-1 22 G1-3 G3-4 9 FC5-2 BB		B SI 91 B KC 78 B SI 91 4-0 48 SH3-4 BB		B SI 91 C KC 80 B SI 91 S KC 79 F KC 80 X CU 80 2-2 ③ L4			1	0	0	0	2	0	0
Johnny Hellweg, R (1, 1) 48 Donovan Hand, R (5, 1) OBP: 0.200, SLG: 0.200 51 Michael Gonzalez, R (7, 1) 31 Burke Badenhop, R (8, 1) 21 Juan Francisco, L (8, PH) OBP: 0.311, SLG: 0.442 53 Brandon Kintzler, R (9, 1)			X SI 90 0-0 ① G3-4 1-2		C SI 90 L KC 78 B FC 90 D SL 81 B SI 91 X SI 92 3-2 ① SH3-4 1-2			B KC 77 B CH 83 X SI 92 2-0 ① F8		1 0 0 0 0 1 0	0 0 0 0 0 0 0	0 0 0 0 0 0 0	0 0 0 0 0 0 0	0 0 0 0 0 0 0	0 0 0 0 0 0 0	1 0 0 0 0 0 0
Inning Stats	R: 1 H: 2 E: 0 LOB: 0 K: 0 BB: 0 S: 10 P: 11	R: 0 H: 0 E: 0 LOB: 0 K: 0 BB: 0 S: 7 P: 8	R: 0 H: 0 E: 0 LOB: 1 K: 0 BB: 1 S: 5 P: 10	R: 0 H: 0 E: 0 LOB: 1 K: 0 BB: 2 S: 5 P: 14	R: 1 H: 1 E: 0 LOB: 1 K: 0 BB: 1 S: 8 P: 18	R: 0 H: 0 E: 0 LOB: 0 K: 2 BB: 0 S: 7 P: 9	R: 0 H: 0 E: 0 LOB: 0 K: 0 BB: 0 S: 9 P: 14	R: 0 H: 0 E: 0 LOB: 0 K: 0 BB: 0 S: 7 P: 10	R: 0 H: 1 E: 0 LOB: 1 K: 1 BB: 0 S: 11 P: 19	1B: 2 SF: 1 2B: 1 SAC: 1 3B: 0 DP: 1 HR: 1 HBP: 0						WP: 0 PA: 33 PB: 0 SB: 1 CS: 1	

	AB	27
	R	2
	H	4
	RBI	2
	BB	4
	SO	3
	LOB	11

PITCHER		IP	WLS	BF	H	R	ER	SO	BB	IBB	HBP	BLK	WP	HR	S	P	ERA	WHIP
44 Mike Leake, R ERA: 2.69	(1, 1)	8.1	W	31	4	2	2	2	4	0	0	0	0	1	65	106	2.16	0.960
54 Aroldis Chapman, L ERA: 2.45	(9, 1)	0.2		2	0	0	0	1	0	0	0	0	0	0	4	7	0.00	0.000

PITCHER	IP	WLS	BF	H	R	ER	SO	BB	IBB	HBP	BLK	WP	HR	S	P	ERA	WHIP

Batter	1	2	3	4	5	6	7	8	9	AB	R	H	RBI	BB	SO	LOB
7 Norichika Aoki, L (1, 9) OBP: 0.368, SLG: 0.379	C SI 88 B SL 82 X SI 89 1-1 ① G5-3	X SI 90 0-0 9 CS 1B			C SI 89 C SL 85 B SL 81 F SL 83 F SI 91 B SL 85 X SL 85 2-2 ① G4-3			F SL 84 S SL 86 X SL 86 0-2 9 FC6 1B		4	0	2	0	0	0	0
9 Jean Segura, R (1, 6) OBP: 0.354, SLG: 0.485	C SI 89 B SL 83 C CH 82 B SL 82 X SL 81 2-2 20 HR 2B	1 SAFE C CH 81 1 SAFE 1 SAFE B SI 89 1-1 ③ CS 1-2	C SI 88 F CH 80 C FF 89 0-3 ① K		C CH 83 X CH 83 0-1 ② G4-3			1 SAFE B SI 92 X CH 84 1-0 ① FC6 27 WP 1-2f		4	1	1	0	0	1	1
27 Carlos Gómez, R (1, 8) OBP: 0.344, SLG: 0.549	X FF 89 0-0 ② G5-3		B SL 82 F CH 82 B SI 90 X SL 84 2-1 HR		B FF 91 B SI 91 X CH 84 2-0 ③ G3-1			1 SAFE 1 SAFE 1 SAFE C SI 91 F FF 91 1 SAFE B SL 86 S SL 86 1-3 ② K 1-2		4	1	1	1	0	1	2
20 Jonathan Lucroy, R (1, 2) OBP: 0.311, SLG: 0.457	B SI 88 B FF 90 D CH 83 C SI 88 X SI 90 3-1 2-H HR		B SI 90 X SI 91 1-0 ② P3			C SI 90 X FF 91 0-1 ① F8 C CH 83 B SI 90 S FF 87 B SL 87 X CH 83 2-2 ② G6-3		C CH 84 B SI 92 B FF 92 S SL 86 F SL 86 X CH 83 2-2 ③ G4-3		4	1	1	2	0	0	1
23 Rickie Weeks Jr., R (1, 4) OBP: 0.330, SLG: 0.390	B SI 91 X SI 91 1-0 11 1B 1B		B FF 90 X FF 90 1-0 2B						C SI 87 S SI 86 B CU 77 F SI 87 H CU 75 2-2 21 1B HBP	3	0	2	0	0	0	0
11 Sean Halton, R (1, 3) OBP: 0.256, SLG: 0.368 15 Caleb Gindl, L (9, PH) OBP: 0.304, SLG: 0.238	C SI 89 B FF 89 X SI 90 1-1 1-3 1B		B CH 83 C CH 84 B SI 92 F SI 92 X CH 84 2-2 ③ G6-3			C SL 85 S SL 86 S SL 86 0-3 ③ K			C SI 87 B CH 79 X SI 86 1-1 ① L8	3	0	1	0	0	1	1
										1	0	0	0	0	0	1
3 Yuniesky Betancourt, R (1, 5) OBP: 0.231, SLG: 0.338 21 Juan Francisco, L (9, PH) OBP: 0.314, SLG: 0.444	C CH 84 B CH 84 X CH 84 1-1 ③ G5-3			F SI 89 F SI 91 X CH 82 0-2 ① G6-3			F SI 90 F SI 91 X FF 90 0-2 ① L9		B SI 87 S CH 79 X SI 86 1-1 12 FC6-4 1-3 1B	3	0	0	0	0	0	2
										1	0	1	0	0	0	0
22 Logan Schafer, L (1, 7) OBP: 0.261, SLG: 0.328		C SI 88 F SI 89 B SI 88 X FF 90 1-2 ① G4-3		X SI 89 0-0 ② G4-3			C FF 89 S SL 85 B SL 87 B SL 87 X SL 85 2-2 ② F8		B SI 86 F SI 86 C SI 87 S CH 80 1-3 ② K	4	0	0	0	0	1	2
49 Yovani Gallardo, R (1, 1) OBP: 0.270, SLG: 0.486 14 Jeff Bianchi, R (7, PH) OBP: 0.267, SLG: 0.293 59 John Axford, R (7, 1) 29 Jim Henderson, L (8, 1) 12 Martín Maldonado, R (9, PH) OBP: 0.254, SLG: 0.325		B CH 85 B SI 89 F FF 89 F SI 90 B SL 83 X SI 91 3-2 ② P4		B FF 89 C FF 90 S CH 83 B SI 92 F SI 92 F SL 84 C SL 85 2-3 ③ K			B SI 91 X SI 90 1-0 ③ G4-3		C SI 87 X SI 86 0-1 ③ FC6-4 1-2f	2	0	0	0	0	1	0
										1	0	0	0	0	0	0
										0	0	0	0	0	0	0
										0	0	0	0	0	0	0
										1	0	0	0	0	0	2
Inning Stats	R: 2 E: 0 K: 0 S: 13 H: 4 LOB: 2 BB: 0 P: 22	R: 0 E: 0 K: 0 S: 8 H: 1 LOB: 0 BB: 0 P: 13	R: 1 E: 0 K: 1 S: 10 H: 2 LOB: 1 BB: 0 P: 16	R: 0 E: 0 K: 1 S: 9 H: 0 LOB: 0 BB: 0 P: 11	R: 0 E: 0 K: 0 S: 8 H: 0 LOB: 0 BB: 0 P: 12	R: 0 E: 0 K: 1 S: 8 H: 0 LOB: 0 BB: 0 P: 10	R: 0 E: 0 K: 0 S: 7 H: 0 LOB: 0 BB: 0 P: 10	R: 0 E: 0 K: 1 S: 11 H: 1 LOB: 1 BB: 0 P: 15	R: 0 E: 0 K: 1 S: 12 H: 1 LOB: 2 BB: 0 P: 17	1B: 5 2B: 2 3B: 0 HR: 2 SF: 0 SAC: 0 DP: 0 HBP: 1						

PITCHER	IP	WLS	BF	H	R	ER	SO	BB	IBB	HBP	BLK	WP	HR	S	P	ERA	WHIP
36 Wade Miley, L (1, 1) ERA: 4.01	8.0	W	31	8	3	3	4	0	0	0	0	1	2	74	109	3.38	1.000
29 Brad Ziegler, R (9, 1) ERA: 2.49	1.0	S	5	1	0	0	1	0	0	1	0	0	0	12	17	0.00	1.000

PITCHER	IP	WLS	BF	H	R	ER	SO	BB	IBB	HBP	BLK	WP	HR	S	P	ERA	WHIP

Milwaukee Brewers @ Arizona Diamondbacks

Chase Field, Phoenix, AZ

Thu Jul 11 2013, 6:41 PM - 9:29 PM MST

Att. 17,532 - Roof Closed - 78 F

TOP

livebaseballscorecards.com

AB	35
R	3
H	9
RBI	3
BB	0
SO	5
LOB	12

WP: 1 PA: 37
PB: 0
SB: 0
CS: 1

Milwaukee Brewers @ Arizona Diamondbacks

Chase Field, Phoenix, AZ

Thu Jul 11 2013, 6:41 PM - 9:29 PM MST

Att. 17,532 - Roof Closed - 78 F

livebaseballscorecards.com

BOTTOM

Batter	1	2	3	4	5	6	7	8	9	AB	R	H	RBI	BB	SO	LOB
6 Adam Eaton, L (1, 8) (9, 7) OBP: 0.222, SLG: 0.375	C FF 90 B FF 90 B SL 86 F FF 92 X FF 92 2-2 ① G4-3		C CU 78 X SL 86 0-1 ③ G6-3		B FF 93 C CU 80 F SL 86 B CU 80 B FF 92 X SL 86 3-2 2-H 3-H 3B			B FF 96 B FF 95 B FF 94 B FF 94 4-0 13 BB 8 SH1-3 14 1B BB		3	1	1	2	1	0	0
8 Gerardo Parra, L (1, 9) OBP: 0.343, SLG: 0.427	B FF 91 C SI 91 B SL 88 B SI 91 X FF 92 3-1 ② G4-3			X CU 78 0-0 ① G3-1	B CU 79 D SL 86 B SL 86 C SI 91 F SI 91 X FF 92 3-2 ③ G1-3			1 SAFE X FF 96 0-0 ① SH1-3 1-2		3	0	0	0	0	0	1
44 Paul Goldschmidt, R (1, 3) OBP: 0.396, SLG: 0.561	B FF 92 B FF 92 B FF 92 C FF 92 B FF 93 4-1 BB			B CU 78 B CU 78 X SI 92 2-0 2 S 1B		B SI 91 B SI 90 B SI 91 C FF 90 C FF 91 F SL 86 B FF 93 4-2 2 G4-3 2 WP 13 SF9 BB		I IN 56 I IN 54 I IN 54 I IN 54 4-0 13 BB 14 1B IBB		1	2	1	0	3	0	0
2 Aaron Hill, R (1, 4) OBP: 0.366, SLG: 0.515	X FF 91 0-0 ③ F8			B FF 92 C CU 78 B FF 92 X SL 88 2-1 ② G6-3 1-2		1 SAFE B FF 92 C SL 85 1 SAFE F CU 79 B SI 92 X CU 79 2-2 ① G4-3 1-3		C FF 96 B SL 88 S SL 87 S SL 88 1-3 ② K		4	0	0	0	0	1	5
13 Jason Kubel, L (1, 7) OBP: 0.329, SLG: 0.357 29 Brad Ziegler, R (9, 1)		C CU 78 S SI 92 B CU 79 B SL 88 B CU 79 X FF 92 3-2 ① G4-3		C CU 79 D CU 80 B FF 92 B CU 79 X SL 86 3-1 ③ F9		C CU 79 B SL 85 X FF 92 1-1 ② SF9 3-H		B FF 97 B FF 96 S FF 97 B FF 97 B FF 97 4-1 26 BB 14 1B 1-2 2-3 BB		2 0	0 0	0 0	1 0	1 0	0 0	1 0
14 Martín Prado, R (1, 5) OBP: 0.307, SLG: 0.373		C FF 92 F SL 88 X FF 92 0-2 ② G4-3			C SI 89 B FF 91 X CU 79 1-1 26 1B 6 3B 2B	B FF 90 F FF 90 C FF 91 S SL 86 1-3 ③ K		B FF 97 F FF 96 B FF 97 X FF 96 2-1 26 BB 1-2 2-H 3-H 1B		4	1	2	2	0	1	0
26 Miguel Montero, L (1, 2) OBP: 0.308, SLG: 0.319	B SI 93 B FF 92 B FF 92 C SI 92 F FF 92 F FF 93 F SL 87 F FF 92 S CU 80 3-3 ③ K				S CU 78 B FF 92 B FF 91 C CU 78 X CU 79 2-2 36 SH3 6 3B 2-3 1B		S CU 79 B CU 78 F FF 96 S CU 79 1-3 ① K	B SL 86 B FF 95 B FF 95 F FF 94 B FF 95 4-1 1-2 2-3 BB		3	1	1	0	1	2	0
1 Didi Gregorius, L (1, 6) OBP: 0.341, SLG: 0.391			C CU 78 B FF 92 C FF 90 B CU 79 F FF 91 X FF 91 2-2 ① L7		S SL 85 S SL 85 S FF 92 0-3 ① K		B FF 96 B CU 79 B FF 97 C FF 96 X FF 97 3-1 ② G4-3	C FF 94 B FF 96 F FF 96 B SL 87 F FF 95 S FF 95 2-3 ③ K		4	0	0	0	0	2	5
36 Wade Miley, L (1, 1) OBP: 0.139, SLG: 0.229 11 AJ Pollock, R (9, 8) OBP: 0.299, SLG: 0.430			B FF 90 S FF 90 C FF 91 X CU 77 1-2 ② G6-3		B SL 86 X SL 85 1-0 ② SH3 1-2		C FF 96 B FF 97 F FF 97 B FF 98 F FF 97 F FF 97 B CU 80 F FF 97 F FF 97 3-2 ③ F FF 98 X FF 97 L6			2 0	0 0	0 0	0 0	0 0	0 0	0 0
Inning Stats	R: 0 E: 0 K: 0 S: 7 H: 0 LOB: 1 BB: 1 P: 16	R: 0 E: 0 K: 1 S: 12 H: 0 LOB: 0 BB: 0 P: 18	R: 0 E: 0 K: 0 S: 9 H: 0 LOB: 0 BB: 0 P: 12	R: 0 E: 0 K: 0 S: 6 H: 1 LOB: 1 BB: 0 P: 13	R: 2 E: 0 K: 1 S: 15 H: 3 LOB: 1 BB: 0 P: 25	R: 1 E: 0 K: 1 S: 11 H: 0 LOB: 0 BB: 1 P: 19	R: 0 E: 0 K: 1 S: 13 H: 0 LOB: 0 BB: 0 P: 20	R: 2 E: 0 K: 2 S: 12 H: 1 LOB: 3 BB: 4 P: 33		1B: 3 2B: 1 3B: 1 HR: 0	SF: 1 SAC: 2 DP: 0 HBP: 0			WP: 1 PB: 0 SB: 1 CS: 0	PA: 35	

	AB	26
	R	5
	H	5
	RBI	5
	BB	6
	SO	6
	LOB	12

PITCHER		IP	WLS	BF	H	R	ER	SO	BB	IBB	HBP	BLK	WP	HR	S	P	ERA	WHIP
49 Yovani Gallardo, R ERA: 4.83	(1, 1)	6.0		24	4	3	3	3	2	0	0	0	1	0	60	103	4.50	1.000
59 John Axford, R ERA: 3.76	(7, 1)	1.0		3	0	0	0	1	0	0	0	0	0	0	13	20	0.00	0.000
29 Jim Henderson, R ERA: 2.43	(8, 1)	1.0	L	8	1	2	2	2	3	1	0	0	0	0	12	33	18.00	4.000

PITCHER	IP	WLS	BF	H	R	ER	SO	BB	IBB	HBP	BLK	WP	HR	S	P	ERA	WHIP

Milwaukee Brewers @ Arizona Diamondbacks

Chase Field, Phoenix, AZ

Fri Jul 12 2013, 6:41 PM - 9:43 PM MST

Att. 19,683 - Roof Closed - 77 F

livebaseballscorecards.com

TOP

Batter	1	2	3	4	5	6	7	8	9	AB	R	H	RBI	BB	SO	LOB
7 Norichika Aoki, L (1, 9) OBP: 0.363, SLG: 0.374	B FF 94 C SI 94 X SI 93 1-1 G6-3 ①		B SI 92 B FF 92 X SI 92 2-0 G1-3 ①		S SL 78 X SL 79 0-1 G4-3 ③		X SI 92 0-0 B3 ②		C FF 95 B CU 82 C CU 82 F CU 83 F FF 95 F FF 96 F CU 82 B FF 95 X FF 95 2-2 F7 ①	5	0	0	0	0	0	2
9 Jean Segura, R (1, 6) OBP: 0.357, SLG: 0.485	S SI 95 F SI 95 F SI 95 F SL 83 B SI 94 X SI 94 1-2 20 WP 27 B2-3 23 WP 1B		C CH 84 F SI 92 F SI 93 X SI 93 0-2 20 CS 1B			C SI 92 B SI 91 X SI 92 1-1 G4-3 ①	B FF 92 B FF 92 B CH 84 C SI 92 C SL 80 F SI 95 B SL 83 4-2 1-2 BB		B CU 81 F FF 96 F FF 96 S CU 82 1-3 K2-3 ②	4	1	2	0	1	1	0
27 Carlos Gómez, R (1, 8) OBP: 0.339, SLG: 0.541	F FF 92 X SI 92 0-1 B2-3 ② 1-2		1 SAFE B SI 90 1 SAFE F CH 81 B SI 91 1 SAFE F SI 91 B FF 92 1 SAFE 3-3 S CH 85 K ②			S SL 80 B SL 81 S SL 80 B SI 93 B SI 94 F SL 82 S SI 93 3-3 K ②	C FC 93 C FC 93 B FC 94 B FC 94 D CU 82 F FC 92 S FC 93 3-3 K ③		B FF 95 B CU 82 B CU 81 C FF 96 C FF 96 S FF 96 3-3 K ③	5	0	0	0	0	4	5
20 Jonathan Lucroy, R (1, 2) OBP: 0.317, SLG: 0.462	B SI 92 B CH 84 B SI 93 C SI 92 S CH 85 B SI 95 4-2 23 E 2-3 BB		1 SAFE 1 SAFE 1 SAFE 1 SAFE B SI 91 1-0 CS ③ 1-2	X CH 80 0-0 23 WP 2B		C SI 92 B SI 94 F SI 94 B SI 94 X SI 92 2-2 23 HBP 1B		C FF 90 B SL 85 B SL 84 C SI 91 X FF 92 2-2 L9 ①		3	0	2	0	1	0	0
23 Rickie Weeks Jr., R (1, 4) OBP: 0.332, SLG: 0.387	B SL 80 C SL 79 S SI 93 S FF 94 1-3 K ③ 1-3 3-H			C FF 91 B FF 91 S SL 78 B SL 80 B SL 81 X SL 81 3-2 P3 ① 2-3		H FF 92 1-0 1-2 HBP		C SL 86 B FS 86 F FS 86 B FF 92 B FF 91 B FS 86 4-2 22 BB 21 1B BB		2	0	0	0	1	1	2
11 Sean Halton, R (1, 3) OBP: 0.238, SLG: 0.341 21 Juan Francisco, L (8, PH) OBP: 0.317, SLG: 0.447 (8, 3)		C SI 91 B FF 92 B CH 85 F SI 92 X SI 94 2-2 L9 ①		X FF 92 0-0 F9 ②		S CH 83 C SI 93 S SL 82 0-3 K ③		C FS 84 B FF 89 1 SAFE X SL 86 1-1 22 BB 1-2 1B		3 1	0 0	0 1	0 0	0 0	1 0	3 0
3 Yuniesky Betancourt, R (1, 5) OBP: 0.231, SLG: 0.341		C SI 92 T CH 83 B SL 82 B SI 93 C SI 93 2-3 K ②		D CH 83 F CH 85 B SI 93 S SL 80 S SL 82 2-3 K ③			B SI 90 B CH 82 F SI 91 B SI 92 F SI 92 F SI 94 X SL 80 3-2 22 1B 2B	C FF 90 C FF 90 B SL 86 D FS 86 F FS 86 S FS 85 2-3 K ②		4	0	1	0	0	3	3
22 Logan Schafer, L (1, 7) OBP: 0.271, SLG: 0.339		C FF 93 X SI 94 0-1 2B			C FF 90 C SL 78 B SL 82 S SL 81 1-3 K ①		X SL 77 0-0 9 BB 2-3 1B	D SL 81 B SL 79 F FF 92 B FF 93 F FF 92 B FF 92 4-2 1-2 2-3 BB		3	0	2	0	1	1	0
32 Tom Gorzelanny, R (1, 1) OBP: 0.125, SLG: 0.125 18 Khris Davis, R (7, PH) OBP: 0.263, SLG: 0.294 53 Brandon Kintzler, R (7, 1) 12 Martín Maldonado, R (8, PH) OBP: 0.252, SLG: 0.323 51 Michael Gonzalez, R (8, 1) 59 John Axford, R (8, 1)		B SI 93 S SI 93 F SI 93 S SL 81 1-3 K ③			S SI 92 S SI 94 F SL 82 S SL 80 0-3 K ②		F SL 79 S FF 91 B FF 92 S SL 82 1-3 K ①	F CU 82 S CU 83 X CU 81 0-2 L8 ③		2 1 0 1 0 0	0 0 0 0 0 0	0 0 0 0 0 0	0 0 0 0 0 0	2 1 0 0 0 0	1 2 0 3 0 0	
Inning Stats	R: 1 E: 0 K: 1 S: 14 H: 1 LOB: 1 BB: 1 P: 21	R: 0 E: 0 K: 2 S: 11 H: 1 LOB: 1 BB: 0 P: 16	R: 0 E: 0 K: 1 S: 8 H: 1 LOB: 0 BB: 0 P: 14	R: 0 E: 0 K: 1 S: 8 H: 1 LOB: 1 BB: 0 P: 13	R: 0 E: 0 K: 2 S: 9 H: 0 LOB: 0 BB: 0 P: 10	R: 0 E: 0 K: 2 S: 12 H: 1 LOB: 2 BB: 0 P: 19	R: 0 E: 0 K: 2 S: 16 H: 2 LOB: 3 BB: 1 P: 27	R: 0 E: 0 K: 1 S: 16 H: 1 LOB: 3 BB: 2 P: 29	R: 0 E: 0 K: 2 S: 13 H: 0 LOB: 0 BB: 0 P: 19	1B: 5 2B: 3 3B: 0 HR: 0 SF: 0 SAC: 0 DP: 0 HBP: 1						

	AB	34
	R	1
	H	8
	RBI	0
	BB	4
	SO	14
	LOB	21

WP: 3 PA: 40
PB: 0
SB: 0
CS: 1

PITCHER		IP	WLS	BF	H	R	ER	SO	BB	IBB	HBP	BLK	WP	HR	S	P	ERA	WHIP
46 Patrick Corbin, L ERA: 2.35	(1, 1)	6.2	W	29	7	1	1	10	2	0	1	0	3	0	74	113	1.35	1.350
38 Will Harris, R ERA: 2.08	(7, 1)	0.1	H	1	0	0	0	1	0	0	0	0	0	0	4	7	0.00	0.000
40 J.J. Putz, R ERA: 3.5	(8, 1)	0.2	H	4	1	0	0	1	1	0	0	0	0	0	11	20	0.00	3.000
49 Tony Sipp, L ERA: 3.95	(8, 1)	0.0		1	0	0	0	0	1	0	0	0	0	0	2	6	∞	∞
21 Heath Bell, R ERA: 4.67	(8, 1)	0.1	H	1	0	0	0	0	0	0	0	0	0	0	3	3	0.00	0.000

PITCHER		IP	WLS	BF	H	R	ER	SO	BB	IBB	HBP	BLK	WP	HR	S	P	ERA	WHIP
30 David Hernandez, R ERA: 4.57	(9, 1)	1.0	S	3	0	0	0	2	0	0	0	0	0	0	13	19	0.00	0.000

BOTTOM

Milwaukee Brewers @ Arizona Diamondbacks

Chase Field, Phoenix, AZ

Fri Jul 12 2013, 6:41 PM - 9:43 PM MST

Att. 19,683 - Roof Closed - 77 F

livebaseballscorecards.com

Batter	1	2	3	4	5	6	7	8	9	AB	R	H	RBI	BB	SO	LOB
6 Adam Eaton, L (1, 7) OBP: 0.231, SLG: 0.333	C FF 89 B SI 92 X SI 91 1-1 44 E 44 G5-3 1B		B SI 92 C SL 80 F SI 92 B SI 92 X SL 81 2-2 ① G3		B SI 91 T SI 93 C SI 90 X SL 82 1-2 ③ G3-1			C FF 91 D SL 83 S SL 82 D SL 84 X FF 92 2-2 ② G6-3 2-3		4	1	1	0	0	0	1
11 AJ Pollock, R (1, 8) OBP: 0.295, SLG: 0.424	B SI 91 1 SAFE C SI 90 F SI 93 B SL 82 X FF 92 2-2 ① F8		X SI 92 0-0 ② G6-3			C SL 79 X SI 90 0-1 ① L9		B FF 97 X FF 97 1-0 ③ F7		4	0	0	0	0	0	2
44 Paul Goldschmidt, R (1, 3) OBP: 0.398, SLG: 0.564	1 SAFE C SL 82 1 SAFE 1 SAFE D SL 82 B SI 92 X CH 86 2-1 ② G5-3 1-H		B SI 92 C CH 84 B CH 86 B SI 93 B CH 84 4-1 BB			C SL 80 B CH 85 C SI 92 B SL 82 B SI 92 F SL 80 X SL 80 3-2 2 CS 2B				2	0	1	1	1	0	0
2 Aaron Hill, R (1, 4) OBP: 0.357, SLG: 0.500	C SI 91 F SI 90 X SL 82 0-2 ③ F8		B SI 92 C CH 86 B SI 92 X CH 85 2-1 ③ P3			C CH 84 X SI 91 0-1 ②③ G1-3 2-3				3	0	0	0	0	0	2
7 Cody Ross, R (1, 9) OBP: 0.318, SLG: 0.375 30 David Hernandez, R (9, 1)		X SI 90 0-0 14 G3 4 E 1B	B CH 84 B CH 84 F SI 92 X SI 91 2-1 ① F7				C SI 92 C SI 93 X SI 93 0-2 ① G5-3			3 0	1 0	1 0	0 0	0 0	0 0	0 0
14 Martín Prado, R (1, 5) OBP: 0.304, SLG: 0.370		B SI 92 C SI 91 1 SAFE B SL 83 X CH 85 2-1 ① G3 1-2	C FF 91 C SL 80 F SI 90 F SI 92 F SL 83 C SI 92 0-3 ② K				B SI 94 X SI 93 1-0 ② L7			3	0	0	0	0	1	1
26 Miguel Montero, L (1, 2) OBP: 0.305, SLG: 0.315		S SL 84 B SL 82 C SI 92 D SL 84 B SI 93 F SL 82 S SL 84 3-3 ② K	X SL 82 0-0 ③ L3				B SI 94 F SL 85 B SI 93 S SI 92 C FF 94 2-3 ③ K			3	0	0	0	0	2	1
4 Cliff Pennington, S (1, 6) OBP: 0.288, SLG: 0.281		C SI 92 B CH 84 F SL 82 X SL 82 1-2 E5 2-H			C FF 89 C CH 85 F FF 91 X CH 85 0-2 ① L9			X FF 90 0-0 6 G6-3 8 SH1-3 1B		3	0	1	0	0	0	0
46 Patrick Corbin, L (1, 1) OBP: 0.159, SLG: 0.209 38 Will Harris, R (7, 1) 40 J.J. Putz, R (8, 1) 49 Tony Sipp, L (8, 1) 21 Heath Bell, R (8, 1) 8 Gerardo Parra, L (8, PH) OBP: 0.343, SLG: 0.427 (9, 9)		C SI 93 C SL 80 B SL 82 C FF 92 1-3 ③ K			S SI 91 B FF 92 F SL 81 S SL 82 1-3 ② K			B SL 78 X FF 91 1-0 ① SH1-3 1-2		2 0 0 0 0 0	0 0 0 0 0 0	0 0 0 0 0 0	0 0 0 0 0 0	2 0 0 0 0 0	0 0 0 0 0 0	1 0 0 0 0 0
Inning Stats	R: 1 E: 1 K: 0 S: 10 H: 1 LOB: 0 BB: 0 P: 15	R: 1 E: 1 K: 2 S: 13 H: 1 LOB: 1 BB: 0 P: 20	R: 0 E: 0 K: 0 S: 7 H: 0 LOB: 1 BB: 1 P: 15	R: 0 E: 0 K: 1 S: 9 H: 0 LOB: 0 BB: 0 P: 11	R: 0 E: 0 K: 1 S: 10 H: 0 LOB: 0 BB: 0 P: 12	R: 0 E: 0 K: 0 S: 8 H: 1 LOB: 0 BB: 0 P: 11	R: 0 E: 0 K: 1 S: 7 H: 0 LOB: 0 BB: 0 P: 10	R: 0 E: 0 K: 0 S: 6 H: 1 LOB: 1 BB: 0 P: 10		1B: 3 2B: 1 3B: 0 HR: 0 SF: 0 SAC: 1 DP: 0 HBP: 0						

	AB	27
	R	2
	H	4
	RBI	1
	BB	1
	SO	5
	LOB	8

WP: 0 PA: 29
PB: 0
SB: 0
CS: 1

PITCHER		IP	WLS	BF	H	R	ER	SO	BB	IBB	HBP	BLK	WP	HR	S	P	ERA	WHIP
32 Tom Gorzelanny, L ERA: 1.88	(1, 1)	6.0	L	22	3	2	0	4	1	0	0	0	0	0	57	84	0.00	0.667
53 Brandon Kintzler, R ERA: 3.4	(7, 1)	1.0		3	0	0	0	1	0	0	0	0	0	0	7	10	0.00	0.000
51 Michael Gonzalez, L ERA: 3.06	(8, 1)	0.2		3	1	0	0	0	0	0	0	0	0	0	5	8	0.00	1.500
59 John Axford, R ERA: 3.72	(8, 1)	0.1		1	0	0	0	0	0	0	0	0	0	0	1	2	0.00	0.000

PITCHER		IP	WLS	BF	H	R	ER	SO	BB	IBB	HBP	BLK	WP	HR	S	P	ERA	WHIP

Batter	1	2	3	4	5	6	7	8	9	AB	R	H	RBI	BB	SO	LOB
7 Norichika Aki, L (1, 9) OBP: 0.359, SLG: 0.370	C FF 91 B FF 91 F CH 82 B FF 93 F SI 93 X CH 84 2-2 G1-3	D CH 82 X CH 81 1-0 G3			B SI 93 B SI 91 C FF 91 S CH 81 F SI 93 X CH 84 2-2 G4-3		B FC 93 X FC 92 1-0 G4-3			4	0	0	0	0	0	2
9 Jean Segura, R (1, 6) OBP: 0.356, SLG: 0.482	C SI 92 B CH 84 F CH 82 X FF 92 1-2 P4		X CU 79 0-0 G6-3			C FF 90 B SI 88 B FF 90 X CH 80 2-1 20 HR 1B		C FF 94 S CU 82 S CU 82 0-3 K		4	1	1	0	0	1	0
20 Jonathan Lucroy, R (1, 2) OBP: 0.319, SLG: 0.473	B FF 93 C SI 92 X SI 91 1-1 1B		C SI 92 B CU 79 S CH 82 X CH 83 1-2 G5-3			1 SAFE B FF 91 C SI 90 F CH 81 1 SAFE F SI 91 1 SAFE 1 SAFE F FF 91 1-2 F CH 80 F CH 81 1 SAFE X CH 80 1-H HR		C FF 92 C FF 93 F FF 93 D CU 81 D CU 80 F FF 93 F FF 94 X CU 83 2-2 F9		4	1	2	2	0	0	1
27 Carlos Gómez, R (1, 8) OBP: 0.338, SLG: 0.536	C SI 91 B SI 90 B CH 81 X CH 80 2-1 F8		B CU 81 B CU 79 C FF 94 S FF 92 F FF 93 B FF 91 F CH 84 F FF 93 X SI 93 3-2 G6-3			B SI 92 B FF 93 C FF 92 F SI 93 F SI 89 B CU 80 B CU 81 4-2 23 G6-4-3 21 1B 22 PB BB		B FF 93 F SI 93 F FF 91 1 SAFE 1 SAFE B FF 92 S CU 81 2-3 K		3	1	0	0	1	1	2
21 Juan Francisco, L (1, 3) OBP: 0.321, SLG: 0.450 11 Sean Halton, R (8, PH) OBP: 0.233, SLG: 0.333 (8, 3)		C SI 90 B FF 91 S CH 82 S CH 83 1-3 K	B CH 81 B SI 92 X SI 92 2-0 1B			S CH 80 X FF 90 0-1 23 G6-4-3 1-2 1B		S SL 81 B SL 80 F SL 79 C FF 90 1-3 K		3 1	0 0	2 0	0 0	0 0	1 1	0 1
23 Rickie Weeks Jr., R (1, 4) OBP: 0.328, SLG: 0.381		C CU 79 S CH 81 B SI 92 C SI 92 1-3 K	B FF 91 F SI 92 S CH 83 C CH 84 2-3 K			B SI 91 B FF 91 B SI 91 X FF 91 3-0 G6-4-3 1-2f 2-3			C SI 86 S SI 86 B SI 86 B SI 87 F SI 87 F SI 87 B CU 76 X SI 88 3-2 G6-3	4	0	0	0	0	2	2
22 Logan Schafer, L (1, 7) OBP: 0.271, SLG: 0.337		C SI 90 F SL 82 F CH 83 B SI 94 X CH 84 1-2 14 1B 26 1B 1B	F SI 92 B FF 93 C SI 92 F CU 80 S CH 83 1-3 K			L CH 81 F CH 81 B SI 91 B FF 92 X CH 83 2-2 G3 3-H			B SI 88 X SI 86 1-0 L4	4	1	1	0	0	1	0
14 Jeff Bianchi, R (1, 5) OBP: 0.270, SLG: 0.294 15 Caleb Gindl, L (9, PH) OBP: 0.292, SLG: 0.227		C SI 91 1 SAFE F SI 92 X FF 91 0-2 26 1B 1-2 1B			B CH 82 F SI 92 X SI 91 1-1 L8		B FC 92 F FC 93 F CU 81 B CU 82 F CU 81 B FC 93 F FC 92 S FC 92 3-3 K		X SI 87 0-0 G4-3	3 1	0 0	1 0	0 0	0 0	1 0	0 0
26 Kyle Lohse, R (1, 1) OBP: 0.194, SLG: 0.171 59 John Axford, R (7, 1) 48 Donovan Hand, R (7, 1) OBP: 0.200, SLG: 0.200		F SI 91 D CU 81 X SI 92 1-1 1-3 2-H 1B			C SI 91 B FF 92 F SI 91 C CU 78 1-3 K		S FC 92 B FC 93 F FC 92 B CU 80 S CU 80 2-3 K			3 0 0	0 0 0	1 0 0	1 0 0	0 0 0	2 0 0	0 0 0
Inning Stats	R: 0 E: 0 K: 0 S: 11 H: 1 LOB: 1 BB: 0 P: 17	R: 1 E: 0 K: 2 S: 16 H: 3 LOB: 2 BB: 0 P: 21	R: 0 E: 0 K: 0 S: 10 H: 0 LOB: 0 BB: 0 P: 14	R: 0 E: 0 K: 2 S: 8 H: 1 LOB: 0 BB: 0 P: 13	R: 0 E: 0 K: 1 S: 9 H: 0 LOB: 0 BB: 0 P: 13	R: 3 E: 0 K: 0 S: 18 H: 3 LOB: 0 BB: 1 P: 30	R: 0 E: 0 K: 2 S: 9 H: 0 LOB: 0 BB: 0 P: 15	R: 0 E: 0 K: 3 S: 15 H: 0 LOB: 1 BB: 0 P: 20	R: 0 E: 0 K: 0 S: 7 H: 0 LOB: 0 BB: 0 P: 11	1B: 7 2B: 0 3B: 0 HR: 1 SF: 0 SAC: 0 DP: 1 HBP: 0						

PITCHER		IP	WLS	BF	H	R	ER	SO	BB	IBB	HBP	BLK	WP	HR	S	P	ERA	WHIP
48 Randall Delgado, R ERA: 3.92	(1, 1)	6.0		25	8	4	3	5	1	0	0	0	0	1	72	108	4.50	1.500
38 Will Harris, R ERA: 1.99	(7, 1)	1.0	W	3	0	0	0	2	0	0	0	0	0	0	9	15	0.00	0.000
21 Heath Bell, R ERA: 4.58	(8, 1)	0.2	H	3	0	0	0	2	0	0	0	0	1	0	12	16	0.00	0.000
49 Tony Sipp, L ERA: 3.9	(8, 1)	0.1	H	1	0	0	0	1	0	0	0	0	0	0	3	4	0.00	0.000
29 Brad Ziegler, R ERA: 2.44	(9, 1)	1.0	S	3	0	0	0	0	0	0	0	0	0	0	7	11	0.00	0.000

PITCHER	IP	WLS	BF	H	R	ER	SO	BB	IBB	HBP	BLK	WP	HR	S	P	ERA	WHIP

TOP

Milwaukee Brewers @ Arizona Diamondbacks

Chase Field, Phoenix, AZ

Sat Jul 13 2013, 7:12 PM - 10:09 PM MST

Att. 33,596 - Roof Closed - 79 F

livebaseballscorecards.com

AB	34
R	4
H	8
RBI	3
BB	1
SO	10
LOB	8

WP: 1 PA: 35
PB: 1
SB: 0
CS: 0

Batter	1	2	3	4	5	6	7	8	9	AB	R	H	RBI	BB	SO	LOB
11 AJ Pollock, R (1, 8) OBP: 0.291, SLG: 0.418	C SI 89 X SL 86 0-1 ① G6-3			F SL 86 C CU 73 F SI 90 X CH 81 0-2 ① G5-3		B SI 91 B SL 84 C SL 85 C SL 84 B CU 75 F SL 84 X SL 83 3-2 ② F8	C SL 84 B SI 91 F SI 93 F SL 83 D CU 72 B SI 92 X SI 91 3-2 ② FC5-2 1-2 2-3 3-Hf			4	0	0	0	0	0	3
2 Aaron Hill, R (1, 4) OBP: 0.345, SLG: 0.481	C SI 90 C SI 89 X SL 85 0-2 ② G6-3			B CU 74 B SI 90 X SL 86 2-0 ② G5-3		B CU 73 C SL 85 C SI 90 B SI 89 S SL 84 2-3 ③ K	B CU 69 B SL 83 T SI 92 X SI 92 2-1 ③ G5-3			4	0	0	0	0	1	3
44 Paul Goldschmidt, R (1, 3) OBP: 0.394, SLG: 0.557	C SI 90 C SI 90 C SI 91 0-3 ③ K			X SL 85 0-0 ③ G5-3			X SL 84 0-0 ① F9	C CU 71 B SI 90 F SI 91 S CU 72 1-3 ① K		4	0	0	0	0	2	0
13 Jason Kubel, L (1, 7) OBP: 0.327, SLG: 0.371 29 Brad Ziegler, R (9, 1)		C SI 90 B SL 85 S SI 90 X SI 90 1-2 ① P6			B CU 74 S CH 81 F SI 90 X SI 90 1-2 ① P5		C SI 90 X SL 85 0-1 HR	C SI 90 F CU 70 B SI 92 B CU 69 F SI 92 X CU 70 2-2 ② G1-3		4 0	1 0	1 0	1 0	0 0	0 0	0 0
7 Cody Ross, R (1, 9) OBP: 0.320, SLG: 0.375 (9, 7)		B SL 83 B SI 89 X SL 85 2-0 ② P5			C CU 74 F SI 90 F SL 86 B SI 91 F CU 75 S SI 91 1-3 ② K		B CU 75 X SL 84 1-0 14 BB 26 BB 1 1B 1B	C SI 92 H CU 70 1-1 26 1B HBP		3	1	1	0	0	1	0
26 Miguel Montero, L (1, 2) OBP: 0.310, SLG: 0.329		B FF 90 B CH 82 F CH 82 T SI 90 F SI 90 B CH 81 C SI 90 3-3 ③ K			B CH 83 X CH 82 1-0 HR		C CU 74 B SI 89 1 SAFE F SI 89 F CU 74 B SI 89 D CU 75 1 SAFE B SL 83 4-2 1 1B 14 BB 12 BB BB 1-2	1 SAFE C CU 69 B SI 90 B SI 91 F SI 90 1 SAFE F CU 70 B SI 92 F SI 91 3-2 X SI 82 14 FC6-4 1B 1-2		3	2	2	1	1	1	0
14 Martín Prado, R (1, 5) OBP: 0.304, SLG: 0.366			B SI 90 C SL 84 F SI 90 B CH 81 X SL 85 2-2 ① G6-3		B SI 91 X SI 90 1-0 ③ F9		D SL 82 B SL 83 D SL 84 B FF 94 4-0 12 BB 1 1B 11 FC5-2 1-2 2-3 BB	C SI 91 X SL 83 0-1 ③ FC6-4 1-2f		3	0	0	0	1	0	2
1 Didi Gregorius, L (1, 6) OBP: 0.345, SLG: 0.408			C SI 90 C SI 91 B SI 91 F SI 90 B CH 82 X SI 90 2-2 ② F9			B CU 74 B CH 80 X SI 88 2-0 HR	B FF 95 D FF 95 B FF 97 C FF 96 X FF 96 3-1 11 FC5-2 12 BB 1-2 2-3 3-H 1B			3	1	2	2	0	0	0
48 Randall Delgado, R (1, 1) OBP: 0.250, SLG: 0.250 6 Adam Eaton, L (6, PH) OBP: 0.214, SLG: 0.308 38 Will Harris, R (7, 1) 12 Eric Chavez, L (7, PH) OBP: 0.346, SLG: 0.531 21 Heath Bell, R (8, 1) 49 Tony Sipp, L (8, 1) 8 Gerardo Parra, L (9, 9) OBP: 0.343, SLG: 0.427			F SI 91 F SL 83 F SL 84 S SL 84 0-3 ③ K			B SI 90 B SI 90 F SI 90 B SI 91 F SI 90 X SL 84 3-2 ① F8	B FF 96 S CU 80 B FF 96 B CU 78 B FF 97 4-1 11 FC5-2 1-2 2-3 3-H BB			1 1 0 0 0 0 0	0 0 0 0 0 0 0	0 0 0 1 0 0 0	0 0 0 1 0 0 0	1 0 0 0 0 0 0	0 0 0 0 0 0 0	0 0 0 0 0 0 0
Inning Stats	R: 0 E: 0 K: 1 S: 8 H: 0 LOB: 0 BB: 0 P: 8	R: 0 E: 0 K: 1 S: 8 H: 0 LOB: 0 BB: 0 P: 14	R: 0 E: 0 K: 1 S: 11 H: 0 LOB: 0 BB: 0 P: 15	R: 0 E: 0 K: 0 S: 6 H: 0 LOB: 0 BB: 0 P: 8	R: 1 E: 0 K: 1 S: 10 H: 1 LOB: 0 BB: 0 P: 14	R: 1 E: 0 K: 1 S: 11 H: 1 LOB: 0 BB: 0 P: 21	R: 3 E: 0 K: 0 S: 16 H: 3 LOB: 3 BB: 3 P: 37	R: 0 E: 0 K: 1 S: 15 H: 1 LOB: 2 BB: 0 P: 22		1B: 3 2B: 0 3B: 0 HR: 3	SF: 0 SAC: 0 DP: 0 HBP: 1			WP: 0 PB: 0 SB: 0 CS: 0	PA: 34	

BOTTOM

Milwaukee Brewers @ Arizona Diamondbacks

Chase Field, Phoenix, AZ

Sat Jul 13 2013, 7:12 PM - 10:09 PM MST

Att. 33,596 - Roof Closed - 79 F

livebaseballscorecards.com

AB	30
R	5
H	6
RBI	5
BB	3
SO	6
LOB	8

PITCHER		IP	WLS	BF	H	R	ER	SO	BB	IBB	HBP	BLK	WP	HR	S	P	ERA	WHIP
26 Kyle Lohse, R ERA: 3.67	(1, 1)	6.1	L	24	4	5	5	5	1	0	0	0	0	3	61	92	7.11	0.789
59 John Axford, R ERA: 3.72	(7, 1)	0.0	B	3	1	0	0	0	2	0	0	0	0	0	3	14	∞	∞
48 Donovan Hand, R ERA: 3.31	(7, 1)	1.2		7	1	0	0	1	0	0	1	0	0	0	21	33	0.00	0.600

PITCHER	IP	WLS	BF	H	R	ER	SO	BB	IBB	HBP	BLK	WP	HR	S	P	ERA	WHIP

Batter	1	2	3	4	5	6	7	8	9	AB	R	H	RBI	BB	SO	LOB
7 Norichika Aoki, L (1, 9) OBP: 0.360, SLG: 0.370	B FF 89 C FF 89 C FF 89 B CH 80 X CH 80 2-2 9 1B, 22 1B, 27 1B 1B	S CH 79 X CH 80 0-1 27 FC5, 22 SH1-3 2-3 1B		B FF 91 B FF 90 C FF 90 X FF 90 2-1 ③ G6-3			B SI 89 C KC 76 B CH 80 F FF 91 B KC 78 C FF 89 3-3 ① K		F FF 89 X CU 73 0-1 ② G5-3	5	1	2	0	0	1	0
22 Logan Schafer, L (1, 7) OBP: 0.281, SLG: 0.359	L FF 89 T FF 89 B FF 89 X SI 89 1-2 9 1B, 27 1B 1-2 1B	X SI 89 0-0 ② SH1-3 1-2 3-H			F FF 88 C KC 76 B FF 92 B SI 92 B CH 81 X FF 91 3-2 HR		B FF 89 B FF 90 S FF 92 B SI 92 F FF 91 F FF 93 B SI 92 4-2 9 1B BB		C CU 73 B SL 84 F SL 83 X FF 90 1-2 ③ F7	3	2	2	2	1	0	0
9 Jean Segura, R (1, 6) OBP: 0.363, SLG: 0.487	F FF 90 B FF 90 F KC 78 X CH 81 1-2 27 1B, 12 G5-3 1-2 2-3 1B	B FF 89 D FC 83 C FF 90 C FF 89 D FF 90 B KC 77 4-2 27 FC5 BB			C SI 91 B FF 90 X FC 84 1-1 27 WP 1B		X FF 90 0-0 1-2 1B			3	1	3	0	1	0	0
27 Carlos Gómez, R (1, 8) OBP: 0.337, SLG: 0.533	F FF 91 F FF 90 X FF 91 0-2 3 PB, 12 G5-3 1-3 2-H 3-H 1B	X FF 91 0-0 ③ FC5 1-2 2-3f			S FF 89 F FF 89 S CH 80 0-3 ① K 1-2		X CH 78 0-0 ② P4			4	0	1	2	0	1	5
21 Juan Francisco, L (1, 3) OBP: 0.316, SLG: 0.442	F CH 80 B FF 89 C FF 89 S KC 78 1-3 ① K		C FF 88 B FF 89 F FF 89 S SI 91 1-3 ① K		B FF 89 F CH 81 X SI 91 1-1 ② L8		2 SAFE C FC 86 S FC 86 B FC 86 X FC 88 1-2 ③ F7			4	0	0	0	0	2	5
12 Martín Maldonado, R (1, 2) OBP: 0.245, SLG: 0.313	F FF 90 X FF 88 0-1 ② G5-3 1-2 3-H		X FF 90 0-0 ② B1-3		X FF 90 0-0 ③ G6-3			B FF 88 B FF 88 F SL 86 F SL 82 S CH 76 2-3 ① K		4	0	0	1	0	1	2
3 Yuniesky Betancourt, R (1, 5) OBP: 0.228, SLG: 0.336	C FC 84 D FC 84 B FF 90 X FC 85 2-1 ③ P5 2-3		F FF 92 X FF 90 0-1 ③ G6-3			X FF 88 0-0 ① L8		B SI 86 F CH 76 B CH 75 C SL 84 X FF 89 2-2 ② L9		4	0	0	0	0	0	1
14 Jeff Bianchi, R (1, 4) OBP: 0.269, SLG: 0.292		C CH 85 B FC 83 X FF 88 1-1 7 1B, 60 SH3-4, 22 SH1-3 1B		C FF 88 X KC 77 0-1 ① F8		C SI 90 F FF 89 B FF 90 X SI 90 1-2 ② G5-3		B CH 74 B CH 74 F SI 85 F SL 83 F FF 89 S CU 73 2-3 ③ K		4	1	1	0	0	1	0
60 Wily Peralta, R (1, 1) OBP: 0.176, SLG: 0.152 51 Michael Gonzalez, R (8, 1) 29 Jim Henderson, L (8, 1) 23 Rickie Weeks Jr., R (9, PH) OBP: 0.327, SLG: 0.380 57 Francisco Rodríguez, R (9, 1)		X FC 87 0-0 ① SH3-4 1-2		B SI 90 X SI 90 1-0 ② G5-3		C FF 90 X FF 91 0-1 ③ G4-3			C CH 74 B FF 90 B SL 82 F SI 88 S CU 73 2-3 ① K	2 0 0 1 0	0 0 0 0 0	0 0 0 0 0	0 0 0 0 0	0 0 0 1 0	0 0 0 0 0	0 0 0 0 0

Inning Stats	1	2	3	4	5	6	7	8	9
	R: 3 E: 0 K: 1 S: 19	H: 4 LOB: 1 BB: 0 P: 26	R: 1 E: 0 K: 0 S: 9	H: 2 LOB: 2 BB: 1 P: 14	R: 0 E: 0 K: 1 S: 6	H: 0 LOB: 0 BB: 0 P: 7	R: 0 E: 0 K: 0 S: 5	H: 0 LOB: 0 BB: 0 P: 8	R: 1 E: 0 K: 1 S: 11	H: 2 LOB: 1 BB: 0 P: 16	R: 0 E: 0 K: 0 S: 6	H: 0 LOB: 0 BB: 0 P: 7	R: 0 E: 0 K: 1 S: 11	H: 1 LOB: 2 BB: 1 P: 19	R: 0 E: 0 K: 2 S: 10	H: 0 LOB: 0 BB: 0 P: 16	R: 0 E: 0 K: 1 S: 8	H: 0 LOB: 0 BB: 0 P: 11

PITCHER	IP	WLS	BF	H	R	ER	SO	BB	IBB	HBP	BLK	WP	HR	S	P	ERA	WHIP
31 Ian Kennedy, R (1, 1) ERA: 5.42	6.1	L	30	9	5	5	4	2	0	0	0	1	1	63	92	7.11	1.737
55 Josh Collmenter, R (7, 1) ERA: 2.55	0.2		2	0	0	0	0	0	0	0	0	0	0	4	5	0.00	0.000
56 Eury De La Rosa, L (8, 1) ERA:	2.0		6	0	0	0	3	0	0	0	0	0	0	18	27	0.00	0.000

PITCHER	IP	WLS	BF	H	R	ER	SO	BB	IBB	HBP	BLK	WP	HR	S	P	ERA	WHIP

TOP

Milwaukee Brewers @ Arizona Diamondbacks

Chase Field, Phoenix, AZ

Sun Jul 14 2013, 1:11 PM - 3:56 PM MST

Att. 25,128 - Roof Closed - 77 F

livebaseballscorecards.com

AB	34
R	5
H	9
RBI	5
BB	2
SO	7
LOB	13

1B: 8	SF: 0	WP: 1	PA: 38
2B: 0	SAC: 2	PB: 1	
3B: 0	DP: 0	SB: 0	
HR: 1	HBP: 0	CS: 0	

BOTTOM

Milwaukee Brewers @ Arizona Diamondbacks

Chase Field, Phoenix, AZ

Sun Jul 14 2013, 1:11 PM - 3:56 PM MST

Att. 25,128 - Roof Closed - 77 F

livebaseballscorecards.com

Batter	1	2	3	4	5	6	7	8	9	AB	R	H	RBI	BB	SO	LOB
6 Adam Eaton, L (1, 8) OBP: 0.278, SLG: 0.313	C FF 92 B SI 95 B SI 95 F FF 94 F FF 95 B FF 96 B FF 95 4-2 44 1B BB		C SL 89 B CH 85 C FF 96 B SL 87 F SL 88 F FF 96 B FF 97 X FF 95 3-2 8 F7 1B		F FF 94 F FF 96 B SL 88 B SL 87 F FF 97 C FF 96 2-3 ③ K			C FF 88 X SL 76 0-1 ① P6		3	0	1	0	1	1	0
8 Gerardo Parra, L (1, 9) OBP: 0.342, SLG: 0.425	F SI 95 X SI 95 0-1 ① F7		1 SAFE M SL 84 1 SAFE X CH 86 0-1 ① ② F7 1-2			C FF 95 B SI 95 B SI 96 C FF 96 B FF 97 X FF 97 3-2 2 WP 44 1B 1B		C SL 72 F FF 91 B FF 90 B SL 83 X SL 82 2-2 ② G4-3		4	0	1	0	0	0	2
44 Paul Goldschmidt, R (1, 3) OBP: 0.395, SLG: 0.557	X FF 95 0-0 2 G6-4-3 1-3 1B		B FF 96 B CH 85 X FF 94 2-0 ③ G6-3			D SL 85 B SL 84 C FF 95 1 SAFE F FF 95 B SI 95 F SI 96 X SL 85 3-2 2 WP 1-2 1B		B FF 95 X FF 94 1-0 ③ P5		4	0	2	0	0	0	0
2 Aaron Hill, R (1, 4) OBP: 0.350, SLG: 0.482	1 SAFE C SL 85 X FF 95 0-1 ② ③ G6-4-3 1-2f			C FF 94 B SL 86 X CH 85 1-1 14 G6-3 1B		F SL 83 2 SAFE B FF 95 T SI 95 S SL 85 1-3 ① K 1-2 2-3			C FF 91 X FF 91 0-1 13 FC6 1B	4	0	2	0	0	1	4
13 Jason Kubel, L (1, 7) OBP: 0.321, SLG: 0.363		C FF 94 C CH 86 F FF 94 S SL 87 0-3 ① K		C SI 96 B SI 96 S SL 84 1 SAFE 1 SAFE S SL 86 1-3 ① K		F FF 95 T FF 95 D SL 86 S SL 87 1-3 ② K			C FF 92 X FF 92 0-1 ① FC6 1-2f	4	0	0	0	0	3	4
14 Martín Prado, R (1, 5) OBP: 0.303, SLG: 0.365		C FF 92 C CH 86 X FF 97 0-2 1 L8 26 WP 1B		C FF 93 D SL 84 X FF 96 1-1 ② ③ G6-3 1-2f		B FF 95 B FF 95 C FF 94 B SI 96 X FF 96 3-1 ③ G4-3			B FF 91 B FF 91 F FF 90 C FF 92 X CH 81 2-2 ② L7	4	0	1	0	0	0	4
26 Miguel Montero, L (1, 2) OBP: 0.313, SLG: 0.339		D SL 84 B FF 95 B SI 96 B FF 96 4-0 1-2 BB			X SL 81 0-0 HR		B FF 90 B SI 95 B FF 94 C FF 91 F FF 94 S FF 95 3-3 ① K		B CU 76 C CU 75 B FF 92 B FF 92 F FF 91 X FF 92 3-2 ③ P5	3	1	1	1	1	1	1
1 Didi Gregorius, L (1, 6) OBP: 0.341, SLG: 0.403		X SI 97 0-0 ② L8 2-3			B SI 96 C FF 95 X SL 85 1-1 ① L3		B SI 95 C CH 81 X FF 93 1-1 ② P6			3	0	0	0	0	0	2
31 Ian Kennedy, R (1, 1) OBP: 0.200, SLG: 0.212 55 Josh Collmenter, R (7, 1) OBP: 0.143, SLG: 0.143 7 Cody Ross, R (7, PH) OBP: 0.319, SLG: 0.374 56 Eury De La Rosa, L (8, 1)		S FF 96 F SI 96 S SL 86 0-3 ③ K2-3			C FF 95 B SI 95 C FF 96 S FF 97 1-3 ② K		C SL 83 F FF 96 B SL 87 F SL 84 B SI 96 B FF 97 F SI 97 X FF 96 3-2 ③ P3			2 0 1 0	0 0 0 0	0 0 0 0	0 0 0 0	2 0 0 0	2 0 0 0	2 0 0 0
Inning Stats	R: 0 E: 0 K: 0 S: 8 H: 1 LOB: 1 BB: 1 P: 12	R: 0 E: 0 K: 2 S: 11 H: 1 LOB: 2 BB: 1 P: 15	R: 0 E: 0 K: 0 S: 8 H: 1 LOB: 0 BB: 0 P: 13	R: 0 E: 0 K: 1 S: 7 H: 1 LOB: 0 BB: 0 P: 10	R: 1 E: 0 K: 2 S: 10 H: 1 LOB: 0 BB: 0 P: 14	R: 0 E: 0 K: 2 S: 15 H: 2 LOB: 2 BB: 0 P: 26	R: 0 E: 0 K: 1 S: 10 H: 0 LOB: 0 BB: 0 P: 17	R: 0 E: 0 K: 0 S: 6 H: 0 LOB: 0 BB: 0 P: 9	R: 0 E: 0 K: 0 S: 10 H: 1 LOB: 1 BB: 0 P: 15	1B: 7 2B: 0 3B: 0 HR: 1 SF: 0 SAC: 0 DP: 2 HBP: 0						

AB	32
R	1
H	8
RBI	1
BB	2
SO	8
LOB	19

WP: 2 PA: 34
PB: 0
SB: 0
CS: 0

PITCHER		IP	WLS	BF	H	R	ER	SO	BB	IBB	HBP	BLK	WP	HR	S	P	ERA	WHIP
60 Wily Peralta, R ERA: 4.61	(1, 1)	7.0	W	27	7	1	1	8	2	0	0	0	2	1	69	107	1.29	1.286
51 Michael Gonzalez, L ERA: 3.0	(8, 1)	0.2		2	0	0	0	0	0	0	0	0	0	0	5	7	0.00	0.000
29 Jim Henderson, R ERA: 2.41	(8, 1)	0.1		1	0	0	0	0	0	0	0	0	0	0	1	2	0.00	0.000
57 Francisco Rodríguez, R ERA: 1.19	(9, 1)	1.0		4	1	0	0	0	0	0	0	0	0	0	10	15	0.00	1.000

PITCHER		IP	WLS	BF	H	R	ER	SO	BB	IBB	HBP	BLK	WP	HR	S	P	ERA	WHIP

Batter	1	2	3	4	5	6	7	8	9	AB	R	H	RBI	BB	SO	LOB
20 Justin Ruggiano, R (1, 7) OBP: 0.285, SLG: 0.381	F SI 87 F SL 84 B SI 88 F CU 73 B SI 89 B SL 85 X SL 84 3-2 ① G5-3		F CU 73 C CH 80 B SL 84 B SL 83 S SI 90 2-3 ① K		S CU 74 F CU 74 B SI 89 C SI 90 1-3 ③ K			B SI 95 T SI 94 X FF 94 1-1 ① F9		4	0	0	0	0	2	1
30 Placido Polanco, R (1, 5) OBP: 0.312, SLG: 0.296	B SI 90 B SI 90 F SI 90 X SI 89 2-1 1B		C SI 89 B CU 75 F SI 89 F SL 82 X SI 90 1-2 ② P4			C SI 90 F CH 80 B SI 89 X SL 83 1-2 ① G6-3		B FF 95 B FF 94 B SI 94 C FF 93 C FF 94 X FF 95 3-2 ② L9		4	0	1	0	0	0	0
27 Giancarlo Stanton, R (1, 9) OBP: 0.351, SLG: 0.449	B SI 88 C SL 84 B CU 74 F SI 89 X SI 88 2-2 ② F8		B SL 84 C CH 82 C SI 89 B SI 90 S SL 84 2-3 ③ K			B CU 74 B CH 80 B SL 84 C SI 88 C SL 82 X SL 80 3-2 ② L5		S FF 96 C FF 95 T FF 96 0-2 ③ K		4	0	0	0	0	2	1
5 Logan Morrison, L (1, 3) OBP: 0.366, SLG: 0.517	C SI 90 F SI 90 X SL 85 0-2 ③ G3			C CU 72 B SL 84 B SI 89 C SI 90 X SI 90 2-2 ① F8		B SI 89 C CU 74 F SI 89 B SL 83 B SL 83 F SI 91 F SL 83 F SI 90 X SL 83 3-2 2B			C CU 76 S FF 93 X FF 93 0-2 ① P5	4	0	1	0	0	0	1
48 Marcell Ozuna, R (1, 8) OBP: 0.303, SLG: 0.398		C SI 89 F CU 73 B SL 84 B SL 83 S SI 89 2-3 ① K		B CU 73 F SL 82 B SI 90 F CU 73 B SI 90 X SL 83 3-2 ② F8		B SI 91 C SL 85 B SI 90 S SL 84 X SI 90 2-2 ③ F8			B FF 94 C FF 93 B FF 93 X FF 92 2-1 ② F9	4	0	0	0	0	1	1
51 Derek Dietrich, L (1, 4) OBP: 0.277, SLG: 0.413		C SI 89 B SI 89 X CH 80 1-1 ② G3		C CU 73 X CH 80 0-1 ③ F9			B FF 94 F FF 94 C FF 95 T FF 96 1-2 ① K		B CU 76 C FF 92 C FF 92 S CH 83 1-3 ③ K2-3	4	0	0	0	0	2	0
3 Adeiny Hechavarría, R (1, 6) OBP: 0.284, SLG: 0.331		F SI 90 B SI 90 X SL 84 1-1 6 1B 1B			B SI 89 X SI 88 1-0 E9 33 G6-3 1B		B FF 96 F FF 95 S FF 95 F FF 96 B CU 78 B CU 78 F FF 95 F FF 96 X FF 97 3-2 1B			3	0	3	0	0	0	0
6 Jeff Mathis, R (1, 2) OBP: 0.280, SLG: 0.337		1 SAFE C SL 82 T SI 89 B SI 89 X CU 74 1-2 1-2 1B			B SL 83 C SL 84 D SI 89 C SI 89 F SL 84 C SL 84 2-3 ① K		C CU 80 S FF 94 B FF 94 F SL 82 X FF 95 1-2 ② F8			3	0	1	0	0	1	2
33 Jacob Turner, R (1, 1) OBP: 0.105, SLG: 0.211		S SL 82 X SL 82 0-1 ③ G5-3			M SL 82 B SL 81 L SI 88 F SL 83 X SI 90 1-2 ② G6-3 2-3		D CU 75 S FF 93 B FF 94 B FF 93 X FF 94 3-1 ③ G4-3			2	0	0	0	0	0	3
58 Ryan Webb, R (6, 1)										0	0	0	0	0	0	0
29 Greg Dobbs, L (7, PH) OBP: 0.293, SLG: 0.292										1	0	0	0	0	0	1
44 AJ Ramos, R (7, 1)										0	0	0	0	0	0	0
43 Dan Jennings, L (8, 1)										0	0	0	0	0	0	0
Inning Stats	R: 0 E: 0 K: 0 S: 12 H: 1 LOB: 1 BB: 0 P: 19	R: 0 E: 0 K: 1 S: 12 H: 2 LOB: 2 BB: 0 P: 17	R: 0 E: 0 K: 2 S: 10 H: 0 LOB: 0 BB: 0 P: 15	R: 0 E: 0 K: 0 S: 8 H: 0 LOB: 0 BB: 0 P: 13	R: 0 E: 1 K: 2 S: 12 H: 1 LOB: 1 BB: 0 P: 17	R: 0 E: 0 K: 0 S: 15 H: 1 LOB: 1 BB: 0 P: 24	R: 0 E: 0 K: 1 S: 15 H: 1 LOB: 1 BB: 0 P: 23	R: 0 E: 0 K: 1 S: 8 H: 0 LOB: 0 BB: 0 P: 12	R: 0 E: 0 K: 1 S: 8 H: 0 LOB: 0 BB: 0 P: 11	1B: 5 2B: 1 3B: 0 HR: 0	SF: 0 SAC: 0 DP: 0 HBP: 0	WP: 0 PB: 0 SB: 0 CS: 0	PA: 33			

PITCHER		IP	WLS	BF	H	R	ER	SO	BB	IBB	HBP	BLK	WP	HR	S	P	ERA	WHIP
26 Kyle Lohse, R ERA: 3.49	(1, 1)	6.0	W	23	5	0	0	5	0	0	0	0	0	0	69	105	0.00	0.833
59 John Axford, R ERA: 3.63	(7, 1)	1.0	H	4	1	0	0	1	0	0	0	0	0	0	15	23	0.00	1.000
29 Jim Henderson, R ERA: 2.34	(8, 1)	1.0	H	3	0	0	0	1	0	0	0	0	0	0	8	12	0.00	0.000
57 Francisco Rodríguez, R ERA: 1.14	(9, 1)	1.0	S	3	0	0	0	1	0	0	0	0	0	0	8	11	0.00	0.000

PITCHER	IP	WLS	BF	H	R	ER	SO	BB	IBB	HBP	BLK	WP	HR	S	P	ERA	WHIP

TOP

Miami Marlins @ Milwaukee Brewers

Miller Park, Milwaukee, WI

Fri Jul 19 2013, 7:12 PM - 10:14 PM CDT

Att. 30,316 - Partly Cloudy - 90 F

livebaseballscorecards.com

AB	33
R	0
H	6
RBI	0
BB	0
SO	8
LOB	10

MIAMI

Batter	1	2	3	4	5	6	7	8	9	AB	R	H	RBI	BB	SO	LOB
7 Norichika Aoki, L (1, 9) OBP: 0.361, SLG: 0.368	C FF 90 B CU 76 X SI 90 1-1 ① G5-3		B SI 91 B SI 91 C FF 91 F SI 92 F SI 92 B CU 81 B SI 93 4-2 20 1B BB	B CH 83 B CH 83 B SI 91 B SI 90 4-0 BB		B SI 93 C SI 93 B SI 93 D SL 82 C SI 93 F SI 93 X SI 91 3-2 ③ F7			2	0	0	0	2	0	1
9 Jean Segura, R (1, 6) OBP: 0.362, SLG: 0.484	X FF 91 0-0 27 S 20 S 1B		L SI 92 1 SAFE C FC 82 S SI 91 0-3 ① K	B SI 90 C CU 80 X SI 91 1-1 ③ G4-3			C FF 90 S SL 80 S SL 82 0-3 ① K			4	0	1	0	0	2	3
8 Ryan Braun, R (1, 7) OBP: 0.375, SLG: 0.500 22 Logan Schafer, L (7, 7) OBP: 0.284, SLG: 0.359	1 SAFE X FF 90 0-0 ② P6		C FF 90 X FC 82 0-1 ② F8		B FF 90 C CU 78 B FF 89 F CU 80 F SI 92 S SI 91 2-3 ① K		B FF 93 B FF 93 B FF 93 B FF 94 4-0 BB			3 0	0 0	0 0	0 0	0 0	1 1	2 0
20 Jonathan Lucroy, R (1, 2) OBP: 0.322, SLG: 0.472	1 SAFE 1 SAFE B FF 89 C FF 89 F FF 91 D CU 82 B FC 83 B SI 92 4-2 27 S BB 1-2		1 SAFE F SI 90 X FF 89 0-1 1B 1-2		C FF 89 B FC 82 S CU 80 F SI 92 F SI 92 X SI 91 1-2 ② G5-3		C FF 93 X FF 94 0-1 ② F9			3	0	1	0	1	0	1
27 Carlos Gómez, R (1, 8) OBP: 0.336, SLG: 0.538	B FF 91 B FF 90 X SI 92 2-0 ③ G5-3 1-2 2-3		F SI 91 S CU 82 S FC 83 0-3 ③ K		S CU 80 S FC 82 X CU 80 0-2 HR		B FF 94 1 SAFE F FF 94 F FF 94 1 SAFE B SL 82 F SL 81 1 SAFE B FF 93 3-3 C SL 81 ③ K			4	1	1	1	0	2	5
21 Juan Francisco, L (1, 3) OBP: 0.315, SLG: 0.452 3 Yuniesky Betancourt, R (9, 3) OBP: 0.228, SLG: 0.336		F SI 89 B CU 74 B SI 91 B SI 92 X SI 92 3-1 ① G3-1		C CU 72 F SI 91 B FC 83 B FF 91 B FC 83 X SI 92 3-2 HR	B EP 68 B CH 84 C SI 92 F SI 91 B CH 84 F FF 92 F FC 83 T CU 81 3-2 ③ K			B SL 81 B FF 93 F FF 92 C FF 92 C SL 83 2-3 ① K		4 0	1 0	1 0	1 0	0 0	2 0	0 0
23 Rickie Weeks Jr., R (1, 4) OBP: 0.329, SLG: 0.377		C FF 92 C FF 92 B CU 76 B FC 83 T SI 94 2-2 ② K		B CU 79 B FF 91 C CH 86 B SI 91 B SI 92 4-1 26 S BB		B FF 88 B CU 80 S FF 89 F FF 89 F SI 90 B SI 91 H CU 79 4-2 14 G4-3 HBP		B FF 92 C FF 92 F FF 94 B SL 84 C FF 93 2-3 ② K		2	0	0	0	1	2	0
14 Jeff Bianchi, R (1, 5) OBP: 0.268, SLG: 0.290	X SI 91 0-0 1B		B FC 82 X FF 90 1-0 ① F7			1 SAFE C SI 92 1 SAFE X SI 92 0-1 ① G4-3 1-2		C FF 93 B FF 92 F FF 92 B SL 84 F SL 83 B FF 93 F FF 93 F FF 92 F FF 93 3-2 ③ G1-3		4	0	1	0	0	0	2
26 Kyle Lohse, R (1, 1) OBP: 0.184, SLG: 0.162 11 Sean Halton, R (6, PH) OBP: 0.227, SLG: 0.326 59 John Axford, R (7, 1) 29 Jim Henderson, L (8, 1) 57 Francisco Rodríguez, R (9, 1)		C FF 92 F FF 92 F CU 81 T FF 93 0-2 ③ K		B FF 90 M SI 89 D FC 83 F FF 91 X SI 90 2-2 ② P5 1-2		C SI 93 F SL 81 F SL 80 B SI 93 B SI 92 S SL 83 2-3 ② K				2 1 0 0 0	0 0 0 0 0	0 0 0 0 0	0 0 0 0 0	0 1 0 0 0	1 1 0 0 0	2 1 0 0 0
Inning Stats	R: 0 E: 0 K: 0 S: 7 H: 1 LOB: 2 BB: 1 P: 14	R: 0 E: 0 K: 2 S: 10 H: 1 LOB: 1 BB: 0 P: 15	R: 0 E: 0 K: 2 S: 13 H: 1 LOB: 2 BB: 1 P: 17	R: 1 E: 0 K: 0 S: 11 H: 1 LOB: 2 BB: 2 P: 26	R: 1 E: 0 K: 2 S: 17 H: 1 LOB: 0 BB: 0 P: 23	R: 0 E: 0 K: 1 S: 13 H: 0 LOB: 1 BB: 0 P: 22	R: 0 E: 0 K: 2 S: 9 H: 0 LOB: 1 BB: 1 P: 16	R: 0 E: 0 K: 2 S: 13 H: 0 LOB: 0 BB: 0 P: 20		1B: 3 2B: 0 3B: 0 HR: 2	SF: 0 SAC: 0 DP: 0 HBP: 1		WP: 0 PB: 0 SB: 4 CS: 0	PA: 35	

PITCHER		IP	WLS	BF	H	R	ER	SO	BB	IBB	HBP	BLK	WP	HR	S	P	ERA	WHIP
33 Jacob Turner, R ERA: 2.44	(1, 1)	5.0	L	25	5	2	2	6	4	0	1	0	0	2	61	102	3.60	1.800
58 Ryan Webb, R ERA: 3.07	(6, 1)	1.0		3	0	0	0	1	0	0	0	0	0	0	10	15	0.00	0.000
44 AJ Ramos, R ERA: 3.51	(7, 1)	1.0		4	0	0	0	2	1	0	0	0	0	0	9	16	0.00	1.000
43 Dan Jennings, L ERA: 3.15	(8, 1)	1.0		3	0	0	0	2	0	0	0	0	0	0	13	20	0.00	0.000

PITCHER	IP	WLS	BF	H	R	ER	SO	BB	IBB	HBP	BLK	WP	HR	S	P	ERA	WHIP

BOTTOM

Miami Marlins @ Milwaukee Brewers

Miller Park, Milwaukee, WI

Fri Jul 19 2013, 7:12 PM - 10:14 PM CDT

Att. 30,316 - Partly Cloudy - 90 F

livebaseballscorecards.com

AB	29
R	2
H	5
RBI	2
BB	5
SO	11
LOB	17

Batter	1	2	3	4	5	6	7	8	9	AB	R	H	RBI	BB	SO	LOB
3 Adeiny Hechavarría, R (1, 6) OBP: 0.284, SLG: 0.330	C FF 90 C SI 90 F SI 90 B SL 87 B SI 91 F FF 91 F SI 91 B SL 86 F SI 91 3-2 X FF 91 F8 ①		C FF 91 B CU 78 B SL 86 X SI 91 2-1 59 G5-4-3 1B			B SL 88 F SI 89 F CU 77 X SI 90 1-2 FC5-4 27 E 59 1B 1-2f ①		B SI 90 C SI 90 X SI 89 1-1 G5-3 ①		4	0	1	0	0	0	1
59 Ed Lucas, R (1, 5) OBP: 0.342, SLG: 0.313	C FF 90 F SL 87 X SI 91 0-2 G4-3 ②		1 SAFE S SL 86 X SI 91 0-1 G5-4-3 ②③ 1-2f			F SL 85 B SL 86 F SI 90 B CU 77 F SI 90 B SI 91 F FF 91 X SI 90 3-2 27 E 1-2 1B		C SI 91 B SI 91 F SI 91 X SI 92 1-2 G6-3 ②		4	0	1	0	0	0	1
27 Giancarlo Stanton, R (1, 9) OBP: 0.349, SLG: 0.442	C SL 87 C SI 91 B SL 84 B SI 91 F FF 91 B FF 92 B SL 89 4-2 BB			B SL 87 B SL 87 X SI 90 2-0 F8 ①		C SI 91 B SI 91 B SI 87 X SI 91 2-1 FC3 5 G4-6-3 1-2 2-3		B SI 92 X SI 92 1-0 G5-3 ③		3	0	0	0	1	0	2
5 Logan Morrison, L (1, 3) OBP: 0.362, SLG: 0.500	B FF 91 F FF 90 B CU 77 C FF 90 C SL 86 2-3 K ③			B CU 76 S FF 90 X CU 78 1-1 G5-3 ②		X SI 91 0-0 G4-6-3 ②③ 1-2f			B SI 88 B FF 88 F FF 89 B FF 90 S FF 90 F SI 90 B FF 91 4-2 30 DI BB	3	0	0	0	1	1	4
48 Marcell Ozuna, R (1, 8) OBP: 0.302, SLG: 0.393		C FF 89 B CU 77 X CU 77 1-1 G5-3 ①		C SI 90 C FF 90 B SL 86 B CU 78 X FF 90 2-2 G5-3 ③			B SI 88 B SI 89 B FF 89 B SL 88 4-0 17 F9 51 1B BB		F SI 90 X FF 89 0-1 F7 ①	3	0	0	0	1	0	1
51 Derek Dietrich, L (1, 4) OBP: 0.281, SLG: 0.414		C FF 90 B CU 77 X SI 90 1-1 6 FC6-4 1B			F CH 86 C SL 86 C SL 85 0-3 K ①		C FF 89 B SL 85 X SI 89 1-1 1-2 1B		S FF 89 B FF 89 S FF 90 F SI 91 S FF 92 1-3 K ②	4	0	2	0	0	2	1
20 Justin Ruggiano, R (1, 7) OBP: 0.283, SLG: 0.378 45 Kevin Slowey, R (5, 1) OBP: 0.130, SLG: 0.048 17 Donovan Solano, R (7, PH) OBP: 0.321, SLG: 0.315 50 Chad Qualls, R (7, 1) 40 Mike Dunn, L (8, 1) 30 Placido Polanco, R (9, PH) OBP: 0.311, SLG: 0.295		B CU 76 B FF 91 F FF 90 F FF 91 S CU 78 2-3 K ②			C SI 89 F CU 78 B SL 84 F SL 86 C FF 90 1-3 K ②		C FF 89 S SL 86 B FF 90 F SL 85 F SI 90 X SI 90 1-2 F9 ① 2-3		C SI 89 B SI 89 X SI 90 1-1 G5-3 ③ 1-2	2 0 1 0 0 0 0	0 0 0 0 0 0 0	0 0 0 0 0 0 0	0 0 0 0 0 0 0	2 0 0 0 0 0 0	1 0 2 0 0 0 1
6 Jeff Mathis, R (1, 2) OBP: 0.273, SLG: 0.327		1 SAFE F FF 90 1 SAFE B FF 90 B FF 90 X SI 91 2-1 FC6-4 ③ 1-2f			B SI 90 X SI 90 1-0 G6-3 ③		B SI 91 F SI 92 C SI 93 F SI 93 X SI 93 1-2 P6 ②			3	0	0	0	0	0	3
24 Nathan Eovaldi, R (1, 1) OBP: 0.083, SLG: 0.083 9 Juan Pierre, L (5, 7) OBP: 0.285, SLG: 0.299			B SL 88 B FF 89 B SI 90 C FF 90 C FF 90 C FF 91 3-3 K ①			B SL 88 X SL 88 1-0 3 FC5-4 1B	B SI 92 B SI 91 C SI 92 F SI 91 S SI 92 2-3 K ③			1 2	0 0	0 1	0 0	0 0	1 1	0 2
Inning Stats	R: 0 E: 0 K: 1 S: 16 H: 0 LOB: 1 BB: 1 P: 25	R: 0 E: 0 K: 1 S: 9 H: 1 LOB: 1 BB: 0 P: 15	R: 0 E: 0 K: 1 S: 7 H: 1 LOB: 0 BB: 0 P: 12	R: 0 E: 0 K: 0 S: 6 H: 0 LOB: 0 BB: 0 P: 11	R: 0 E: 0 K: 2 S: 8 H: 0 LOB: 0 BB: 0 P: 10	R: 0 E: 1 K: 0 S: 12 H: 2 LOB: 2 BB: 0 P: 19	R: 0 E: 0 K: 1 S: 14 H: 1 LOB: 2 BB: 1 P: 23	R: 0 E: 0 K: 0 S: 6 H: 0 LOB: 0 BB: 0 P: 9	R: 0 E: 0 K: 1 S: 11 H: 0 LOB: 1 BB: 1 P: 17	1B: 5 2B: 0 3B: 0 HR: 0	SF: 0 SAC: 0 DP: 2 HBP: 0			WP: 0 PB: 0 SB: 0 CS: 0	PA: 34		

PITCHER		IP	WLS	BF	H	R	ER	SO	BB	IBB	HBP	BLK	WP	HR	S	P	ERA	WHIP
49 Yovani Gallardo, R ERA: 4.58	(1, 1)	6.1	W	25	5	0	0	5	2	0	0	0	0	0	65	105	0.00	1.105
53 Brandon Kintzler, R ERA: 3.27	(7, 1)	1.2		5	0	0	0	1	0	0	0	0	0	0	13	19	0.00	0.000
48 Donovan Hand, R ERA: 3.27	(9, 1)	0.1		2	0	0	0	0	1	0	0	0	0	0	5	9	0.00	3.000
51 Michael Gonzalez, L ERA: 2.97	(9, 1)	0.1		1	0	0	0	1	0	0	0	0	0	0	4	5	0.00	0.000
31 Burke Badenhop, R ERA: 4.1	(9, 1)	0.1		1	0	0	0	0	0	0	0	0	0	0	2	3	0.00	0.000

PITCHER	IP	WLS	BF	H	R	ER	SO	BB	IBB	HBP	BLK	WP	HR	S	P	ERA	WHIP

TOP

Miami Marlins @ Milwaukee Brewers

Miller Park, Milwaukee, WI

Sat Jul 20 2013, 6:14 PM - 9:02 PM CDT

Att. 37,446 - Partly Cloudy - 73 F

livebaseballscorecards.com

AB	31
R	0
H	5
RBI	0
BB	3
SO	7
LOB	19

MIAMI

Miami Marlins @ Milwaukee Brewers

Miller Park, Milwaukee, WI

Sat Jul 20 2013, 6:14 PM - 9:02 PM CDT

Att. 37,446 - Partly Cloudy - 73 F

BOTTOM

livebaseballscorecards.com

Batter	1	2	3	4	5	6	7	8	9	AB	R	H	RBI	BB	SO	LOB
7 Norichika Aoki, L (1, 9) OBP: 0.362, SLG: 0.368	B FF 94 F FF 96 F FF 96 X CU 78 1-2 9 1B 8 2B 1B	X FF 96 0-0 ② F9		D CU 77 B FF 98 X FF 96 2-0 9 1B 20 2B 3-H 1B		C FF 88 B CH 82 C CH 83 S SI 88 1-3 ② K		F FF 95 B SL 88 X SL 90 1-1 ③ G3		5	2	2	1	0	1	1
9 Jean Segura, R (1, 6) OBP: 0.363, SLG: 0.484	B FF 96 B FF 97 1 SAFE F FF 97 1 SAFE 1 SAFE F FF 97 X SL 86 2-2 8 2B 1-2 1B	B FF 97 B FF 97 C FF 96 X FF 97 2-1 ③ G1-3		1 SAFE F FF 96 F FF 96 X FF 95 0-2 20 2B 1-2 1B		S FF 88 S FF 88 X FF 88 0-2 ③ F9				4	1	2	0	0	0	0
8 Ryan Braun, R (1, 7) OBP: 0.373, SLG: 0.500	B SL 87 X FF 97 1-0 20 1B 1-H 2-H 2B		C FF 96 F FF 97 B SL 87 S FF 97 1-3 ① K	S SL 87 F FF 98 B SL 87 S CU 78 1-3 ② K			X SI 94 0-0 ① G1-3			4	0	1	2	0	2	2
20 Jonathan Lucroy, R (1, 2) OBP: 0.330, SLG: 0.493	C FF 97 X FF 97 0-1 23 BB 2-3 1B		B FF 97 S FF 98 X FF 98 1-1 HR	B SL 86 S SL 86 X FF 97 1-1 1-3 2-H 2B			B SI 94 B SI 91 C SI 92 C SI 93 X SL 87 2-2 1B			4	1	4	2	0	0	0
27 Carlos Gómez, R (1, 8) OBP: 0.335, SLG: 0.534	S FF 96 B CU 77 C FF 97 S SL 87 1-3 ① K		L SL 89 B FF 98 B FF 98 S SL 89 B SL 89 B FF 98 4-2 21 G6-4-3 BB	C FF 97 C FF 97 D SL 88 S SL 89 1-3 ③ K			B SI 94 F SI 94 C SI 95 S SL 88 1-3 ② K			3	0	0	0	1	3	5
21 Juan Francisco, L (1, 3) OBP: 0.309, SLG: 0.444	B CU 76 1 SAFE F FF 96 S FF 96 F FF 95 X SL 86 1-2 ② P6		X FF 96 0-0 ② ③ G6-4-3 1-2f		C FF 88 C FF 88 C FF 88 0-3 ① K		F SI 95 S SL 89 S SL 90 0-3 ③ K			4	0	0	0	0	2	4
23 Rickie Weeks Jr., R (1, 4) OBP: 0.331, SLG: 0.387	C FF 97 F FF 97 B SL 86 B SL 87 B FF 98 F FF 98 B FF 97 4-2 1-2 BB			B SL 86 B FF 95 B FF 96 C FF 96 X FF 95 3-1 HR	F SI 89 B SI 90 F SI 89 B FF 89 F FF 89 B CH 84 F FF 89 X FF 89 3-2 ② P3			C FF 95 X FF 96 0-1 ① G6-3		3	1	1	1	1	0	0
14 Jeff Bianchi, R (1, 5) OBP: 0.277, SLG: 0.309	F FF 98 F SL 87 C SL 88 0-3 ③ K			B FF 96 S SL 87 X SL 87 1-1 49 SH1-4 7 1B 2B	C FF 89 S SL 81 C FF 89 0-3 ③ K			B FF 95 X FF 95 1-0 3 FC6-4 1B		4	1	2	0	0	2	3
49 Yovani Gallardo, R (1, 1) OBP: 0.256, SLG: 0.462 53 Brandon Kintzler, R (7, 1) 3 Yuniesky Betancourt, R (8, PH) OBP: 0.227, SLG: 0.335 48 Donovan Hand, R (9, 1) OBP: 0.200, SLG: 0.200 51 Michael Gonzalez, R (9, 1) 31 Burke Badenhop, R (9, 1)		B FF 95 B FF 96 F FF 96 F FF 97 B FF 97 X FF 96 3-2 ① G5-3		X FF 96 0-0 ① SH1-4 2-3		F FF 88 B SL 79 S FF 88 S FF 88 1-3 ① K		B SL 89 C FF 95 D SL 88 F FF 94 B FF 96 X FF 96 3-2 ② FC6-4 1-2f		2 0 1 0 0 0	0 0 0 0 0 0	0 0 0 0 0 0	0 0 0 0 0 0	0 0 0 0 0 0	1 0 1 0 0 0	0 0 0 0 0 0
Inning Stats	R: 2 E: 0 K: 2 S: 22 H: 4 LOB: 3 BB: 1 P: 32	R: 0 E: 0 K: 0 S: 6 H: 0 LOB: 0 BB: 0 P: 11	R: 1 E: 0 K: 1 S: 8 H: 1 LOB: 0 BB: 1 P: 14	R: 3 E: 0 K: 2 S: 17 H: 5 LOB: 2 BB: 0 P: 26	R: 0 E: 0 K: 2 S: 11 H: 0 LOB: 0 BB: 0 P: 14	R: 0 E: 0 K: 2 S: 9 H: 0 LOB: 0 BB: 0 P: 11	R: 0 E: 0 K: 2 S: 10 H: 1 LOB: 1 BB: 0 P: 13	R: 0 E: 0 K: 0 S: 8 H: 1 LOB: 1 BB: 0 P: 13		1B: 7 2B: 3 3B: 0 HR: 2	SF: 0 SAC: 1 DP: 1 HBP: 0		WP: 0 PB: 0 SB: 0 CS: 0	PA: 37		

PITCHER		IP	WLS	BF	H	R	ER	SO	BB	IBB	HBP	BLK	WP	HR	S	P	ERA	WHIP
24 Nathan Eovaldi, R ERA: 4.15	(1, 1)	4.0	L	23	10	6	6	5	2	0	0	0	0	2	53	83	13.50	3.000
45 Kevin Slowey, R ERA: 3.91	(5, 1)	2.0		6	0	0	0	4	0	0	0	0	0	0	20	25	0.00	0.000
50 Chad Qualls, R ERA: 2.82	(7, 1)	1.0		4	1	0	0	2	0	0	0	0	0	0	10	13	0.00	1.000
40 Mike Dunn, L ERA: 2.76	(8, 1)	1.0		4	1	0	0	0	0	0	0	0	0	0	8	13	0.00	1.000

PITCHER	IP	WLS	BF	H	R	ER	SO	BB	IBB	HBP	BLK	WP	HR	S	P	ERA	WHIP

AB	34
R	6
H	12
RBI	6
BB	2
SO	11
LOB	16

Batter	1	2	3	4	5	6	7	8	9	10	11	12	13	AB	R	H	RBI	BB	SO	LOB
3 Adeiny Hechavarría, R (1, 6) OBP: 0.288, SLG: 0.331	F FF 94 X SI 96 0-1 G6-3 ①		X SI 96 0-0 1-2 1B			B SL 82 F SL 82 B CH 84 B SI 94 X SI 94 3-1 G6-3 ②			B FF 92 C FF 91 B CU 77 F FF 92 X CH 80 2-2 59 SH1 1B		C FF 95 C SL 86 B SL 85 X SL 83 1-2 P6 ②			5	0	2	0	0	0	0
59 Ed Lucas, R (1, 5) OBP: 0.340, SLG: 0.312 (12, 4)	C SI 95 X SI 96 0-1 G5-3 ②		B SL 83 B SI 94 F SI 94 X SI 96 2-1 G5-3 ③			F FF 93 B SI 95 F SI 95 B SL 84 B SI 95 X SI 96 3-2 G4-3 ③			X FF 91 0-0 SH1 1-2 ①		B FF 94 B FF 94 C FF 95 F FF 95 X FF 96 2-2 1B			4	0	1	0	0	0	2
27 Giancarlo Stanton, R (1, 9) OBP: 0.346, SLG: 0.433	B SI 95 F FF 95 S SI 96 S SL 87 1-3 K2-3 ③			C SL 82 B SI 95 B SI 91 B SL 83 B SI 94 4-1 5 G4-6-3 BB			X SI 94 0-0 E6 48 G5-4-3		B FF 92 C FF 92 X FF 92 1-1 F9 ②		B SL 88 S FF 97 F FF 97 S SL 88 1-3 K ③			4	0	0	0	1	2	2
5 Logan Morrison, L (1, 3) OBP: 0.355, SLG: 0.479		C SI 94 B FF 94 X SI 96 1-1 L9 ①		C SL 84 B SI 95 S CH 85 F SL 85 X SI 96 1-2 G4-6-3 ①② 1-2f			C SL 84 F FF 93 D CH 88 S SL 86 1-3 K ①		B CU 76 B CU 75 I IN 88 I IN 90 4-0 IBB			B CU 77 B FF 94 X FF 94 2-0 G4-3 ①		4	0	0	0	1	1	2
48 Marcell Ozuna, R (1, 8)		S SI 95 B SI 96 X SL 84 1-1 G6-3 ②		B FF 96 S SI 95 S FF 96 X SL 84 1-2 G5-3 ③			C SL 83 F SI 95 D SL 84 F SL 86 X SI 95 1-2 G5-4-3 ②③ 1-2f		B CU 77 F FF 92 D CU 77 X FF 91 2-1 F8 ③			B FF 94 F FF 95 C CU 82 B CU 80 S FF 95 2-3 K ②		5	0	0	0	0	1	3
51 Derek Dietrich, L (1, 4) OBP: 0.275, SLG: 0.405 58 Ryan Webb, R (12, 1)		S SL 84 S SL 86 S SL 84 0-3 K2-3 ③			C SL 84 S SL 84 S SL 84 0-3 K2-3 ①			F SL 84 X SL 84 0-1 E4 20 G5-3		B FF 91 C FF 91 X SL 79 1-1 G4-3 ①			C SL 81 B SL 82 C CU 81 X CU 81 1-2 G4-3 ③	5 0	0 0	0 0	0 0	0 0	2 0	0 0
20 Justin Ruggiano, R (1, 7) OBP: 0.282, SLG: 0.373			B FF 94 B FF 95 S SI 94 X SI 95 2-1 L8 ①		F SL 82 B SI 96 B SI 96 C FF 95 B SL 84 B SI 95 4-2 19 CS BB			1 SAFE L SI 94 L SI 94 B SI 94 1 SAFE F SL 82 X SI 94 1-2 G5-3 ① 1-2			C SL 75 B FF 91 S CH 81 S FF 91 1-3 K ②		B FF 93 B CU 81 B FF 94 C FF 94 X FF 93 3-1 P3 ①	4	0	0	0	1	1	1
19 Rob Brantly, L (1, 2) OBP: 0.289, SLG: 0.301 44 AJ Ramos, R (10, 1) 30 Placido Polanco, R (12, 5) OBP: 0.310, SLG: 0.294			B SL 83 F FF 94 S SL 83 B SL 85 X FF 96 2-2 L9 ②		1 SAFE 1 SAFE S SL 82 S SL 84 1 SAFE 1 SAFE S SL 85 0-3 K ②③ 1-2			B SL 84 F SL 82 F FF 94 S SL 85 1-3 K ②		C SL 77 B FF 92 X SL 82 1-1 G4-3 ③			C FF 94 X FF 94 0-1 G3 ②	4 0 1	0 0 0	0 0 0	0 0 0	0 0 0	2 0 0	2 0 0
37 Henderson Alvarez III, R (1, 1) OBP: 0.167, SLG: 0.167 29 Greg Dobbs, L (8, PH) OBP: 0.292, SLG: 0.291 40 Mike Dunn, L (8, 1) 50 Chad Qualls, R (9, 1) 6 Jeff Mathis, R (10, 2) OBP: 0.268, SLG: 0.320			C FF 92 X FF 94 0-1 3 1B 1B			C FF 92 S SI 93 S SL 82 0-3 K ①		D SL 85 F SL 83 X SI 97 1-1 G3 ③			F FF 94 S FF 95 B FF 95 B SL 85 S FF 96 2-3 K ①		C FF 94 F FF 96 B FF 94 X FF 95 1-2 G6-3 ③	2 1 0 0 2	0 0 0 0 0	1 0 0 0 0	0 0 0 0 0	1 0 0 0 1	0 1 0 0 0	0 0 0 0 0
Inning Stats	R: 0 E: 0 K: 1 S: 7 H: 0 LOB: 0 BB: 0 P: 8	R: 0 E: 0 K: 1 S: 7 H: 0 LOB: 0 BB: 0 P: 9	R: 0 E: 0 K: 0 S: 10 H: 2 LOB: 2 BB: 0 P: 16	R: 0 E: 0 K: 0 S: 8 H: 0 LOB: 0 BB: 1 P: 14	R: 0 E: 0 K: 2 S: 8 H: 0 LOB: 1 BB: 1 P: 12	R: 0 E: 0 K: 1 S: 8 H: 0 LOB: 0 BB: 0 P: 14	R: 0 E: 1 K: 1 S: 8 H: 0 LOB: 0 BB: 0 P: 10	R: 0 E: 1 K: 1 S: 11 H: 0 LOB: 1 BB: 0 P: 14	R: 0 E: 0 K: 0 S: 8 H: 1 LOB: 2 BB: 1 P: 17	R: 0 E: 0 K: 1 S: 7 H: 0 LOB: 0 BB: 0 P: 10	R: 0 E: 0 K: 2 S: 12 H: 1 LOB: 1 BB: 0 P: 18	R: 0 E: 0 K: 1 S: 7 H: 0 LOB: 0 BB: 0 P: 12	R: 0 E: 0 K: 0 S: 7 H: 0 LOB: 0 BB: 0 P: 11	1B: 4 2B: 1 3B: 0 HR: 0 SF: 0 SAC: 1 DP: 3 HBP: 0	WP: 0 PB: 0 SB: 0 CS: 1 PA: 45						

PITCHER	IP	WLS	BF	H	R	ER	SO	BB	IBB	HBP	BLK	WP	HR	S	P	ERA	WHIP
60 Wily Peralta, R (1, 1) ERA: 4.3	8.0		27	2	0	0	7	2	0	0	0	0	0	67	97	0.00	0.500
57 Francisco Rodríguez, R (9, 1) ERA: 1.09	1.0		5	1	0	0	0	0	1	0	0	0	0	8	17	0.00	1.000
51 Michael Gonzalez, L (10, 1) ERA: 2.88	1.0		3	0	0	0	1	0	0	0	0	0	0	7	10	0.00	0.000
29 Jim Henderson, R (11, 1) ERA: 2.27	1.0		4	1	0	0	2	0	0	0	0	0	0	12	18	0.00	1.000
59 John Axford, R (12, 1) ERA: 3.46	2.0	W	6	0	0	0	1	0	0	0	0	0	0	14	23	0.00	0.000

PITCHER	IP	WLS	BF	H	R	ER	SO	BB	IBB	HBP	BLK	WP	HR	S	P	ERA	WHIP

TOP

Miami Marlins @ Milwaukee Brewers

Miller Park, Milwaukee, WI

Sun Jul 21 2013, 1:11 PM - 4:47 PM CDT
Att. 30,073 - Partly Cloudy - 76 F

livebaseballscorecards.com

AB	41
R	0
H	4
RBI	0
BB	3
SO	11
LOB	13

MIAMI

Miami Marlins @ Milwaukee Brewers

Miller Park, Milwaukee, WI

Sun Jul 21 2013, 1:11 PM - 4:47 PM CDT

Att. 30,073 - Partly Cloudy - 76 F

livebaseballscorecards.com

BOTTOM

Batter	1	2	3	4	5	6	7	8	9	10	11	12	13	AB	R	H	RBI	BB	SO	LOB
7 Norichika Aoki, L (1, 9) OBP: 0.360, SLG: 0.366	C SI 90 B SI 92 B SI 87 B SI 92 X SI 92 3-1 P4 ①		F SI 94 X SI 91 0-1 22 1B 1B		B SI 88 B SI 93 C SI 93 X SI 92 2-1 G5-3 ③			B SL 90 C SL 87 F SL 89 F FF 94 B FF 96 B FF 96 X SL 89 3-2 L8 ②			F CH 87 X CH 87 0-1 G5-3 ②			5	0	1	0	0	0	0
22 Logan Schafer, L (1, 8) OBP: 0.282, SLG: 0.354	B SI 93 C SI 91 B SI 92 X SI 93 2-1 F8 ②		1 SAFE F SI 92 F CH 86 B SI 91 1 SAFE X SI 90 1-2 1-3 1B			C SI 90 F SI 89 B SI 94 B SI 91 X SI 93 2-2 G3 ①		B FF 95 C SL 89 S SL 90 B FF 91 X SL 89 2-2 G4-3 ③			C FF 96 S CH 88 F CH 88 B FF 96 B FF 95 F CH 86 B FF 96 F FF 95 X FF 96 3-2 G4-3 ③			5	0	1	0	0	0	0
9 Jean Segura, R (1, 6) OBP: 0.381, SLG: 0.481	B FF 91 C SI 92 F SL 84 X SI 93 1-2 L1 ③		C SI 95 C SI 94 X SI 96 0-2 G1-3 ③			B SI 94 B SI 88 C SI 94 X SI 94 2-1 G6-3 ②			B SI 93 C SI 93 X SI 93 1-1 G6-3 ①				B SI 92 B SI 93 X SI 92 2-0 21 S 1B		5	0	1	0	0	0	2
21 Juan Francisco, L (1, 3) OBP: 0.303, SLG: 0.434		S SI 91 X FF 94 0-1 G3-1 ①		S SI 87 X SI 88 0-1 P4 ①		B SI 91 C SI 94 B SI 91 S SI 91 B SI 95 F SI 91 F SI 90 C SI 96 3-3 K ③			C SI 93 S SL 87 B SL 88 S SL 88 1-3 K ②			1 SAFE B SI 92 B SI 92 S SL 83 S SL 82 S SL 82 2-3 K2-3 ① 1-2		5	0	0	0	0	3	1
23 Rickie Weeks Jr., R (1, 4) OBP: 0.329, SLG: 0.382		C SI 94 B SI 93 S SI 88 B SI 94 B SI 90 B SI 89 4-2 12 G6-3 BB		X SL 83 0-0 G6-3 ②	C SI 91 C SI 90 X SI 93 0-2 L3 ①		F SL 83 X SI 93 0-1 B5-3 ②		S SI 95 B SI 95 F SI 94 B SL 90 S SL 87 2-3 K ③			B SL 80 C SI 92 X SI 93 1-1 G5-3 ②		4	0	0	0	1	1	1
12 Martin Maldonado, R (1, 2) OBP: 0.243, SLG: 0.308		C SL 84 1 SAFE X SI 92 0-1 G6-3 ② 1-2		C SI 91 F FF 95 X SI 94 0-2 1B			B SI 88 X SI 93 1-0 2B			F FF 92 S SL 81 X SL 82 0-2 P3 ①		S SL 82 S SL 81 S SL 83 0-3 K ③		5	0	1	0	0	1	2
15 Caleb Gindl, L (1, 7) OBP: 0.310, SLG: 0.407	B SI 94 B SI 94 S SI 94 S SI 94 B SI 96 X SI 96 3-2 F7 ③			C FF 88 X SI 95 0-1 L7 ③			C SI 94 X SI 93 0-1 G4-3 ③			F CH 83 S SI 92 X SL 81 0-2 L9 ②			B SI 90 X SI 90 1-0 HR	5	1	2	1	0	0	2
14 Jeff Bianchi, R (1, 5) OBP: 0.276, SLG: 0.307			C SI 91 C SI 93 X SI 91 0-2 60 B1-6-4 1B		C SL 80 X SI 92 0-1 G6-3 ①					F FF 92 S FF 95 S FF 96 0-3 K ③				4	0	1	0	0	1	1
60 Wily Peralta, R (1, 1) OBP: 0.167, SLG: 0.143 20 Jonathan Lucroy, R (8, PH) OBP: 0.329, SLG: 0.451 57 Francisco Rodriguez, R (9, 1) 51 Michael Gonzalez, R (10, 1) 29 Jim Henderson, L (11, 1) 8 Ryan Braun, R (11, PH) OBP: 0.372, SLG: 0.498 59 John Axford, R (12, 1)			X SI 91 0-0 B1-6-4 ① ② 1-2f		X SI 92 0-0 G4-3 ②			C FF 94 S SL 87 F SL 89 B FF 95 X SL 88 2-2 F9 ①			C SL 80 C SL 82 B SL 84 S FF 96 1-3 K ①		2 1 0 0 0 0 1 0	0 0 0 0 0 0 0 0	0 0 0 0 0 0 0 0	0 0 0 0 0 0 1 0	0 0 0 0 0 0 0 0	0 0 0 0 0 0 1 0	1 0 0 0 0 0 0 0
Inning Stats	R: 0 E: 0 K: 0 S: 7 H: 0 LOB: 0 BB: 0 P: 13	R: 0 E: 0 K: 0 S: 9 H: 0 LOB: 1 BB: 1 P: 16	R: 0 E: 0 K: 0 S: 12 H: 3 LOB: 2 BB: 0 P: 13	R: 0 E: 0 K: 0 S: 8 H: 1 LOB: 1 BB: 0 P: 8	R: 0 E: 0 K: 0 S: 5 H: 0 LOB: 0 BB: 0 P: 7	R: 0 E: 0 K: 1 S: 10 H: 0 LOB: 0 BB: 0 P: 17	R: 0 E: 0 K: 0 S: 8 H: 1 LOB: 1 BB: 0 P: 9	R: 0 E: 0 K: 0 S: 10 H: 0 LOB: 0 BB: 0 P: 17	R: 0 E: 0 K: 2 S: 8 H: 0 LOB: 0 BB: 0 P: 12	R: 0 E: 0 K: 1 S: 9 H: 0 LOB: 0 BB: 0 P: 9	R: 0 E: 0 K: 1 S: 11 H: 0 LOB: 0 BB: 0 P: 15	R: 0 E: 0 K: 2 S: 9 H: 1 LOB: 1 BB: 0 P: 14	R: 1 E: 0 K: 0 S: 1 H: 1 LOB: 0 BB: 0 P: 2	1B: 5 2B: 1 3B: 0 HR: 1 SF: 0 SAC: 0 DP: 1 HBP: 0	WP: 0 PB: 0 SB: 1 CS: 0 PA: 43

PITCHER	IP	WLS	BF	H	R	ER	SO	BB	IBB	HBP	BLK	WP	HR	S	P	ERA	WHIP
37 Henderson Alvarez III, R (1, 1) ERA: 3.28	7.0		26	5	0	0	1	1	0	0	0	0	0	59	83	0.00	0.857
40 Mike Dunn, L (8, 1) ERA: 2.7	1.0		3	0	0	0	0	0	0	0	0	0	0	10	17	0.00	0.000
50 Chad Qualls, R (9, 1) ERA: 2.75	1.0		3	0	0	0	2	0	0	0	0	0	0	8	12	0.00	0.000
44 AJ Ramos, R (10, 1) ERA: 3.38	2.0		6	0	0	0	2	0	0	0	0	0	0	20	24	0.00	0.000
58 Ryan Webb, R (12, 1) ERA: 3.2	1.0	L	5	2	1	1	2	0	0	0	0	0	1	10	16	9.00	2.000

PITCHER	IP	WLS	BF	H	R	ER	SO	BB	IBB	HBP	BLK	WP	HR	S	P	ERA	WHIP

AB	42
R	1
H	7
RBI	1
BB	1
SO	7
LOB	10

Batter	1	2	3	4	5	6	7	8	9	AB	R	H	RBI	BB	SO	LOB
2 Everth Cabrera, S (1, 6) OBP: 0.368, SLG: 0.392	C SI 90 B SI 90 C SI 92 B SI 93 F FF 91 X SL 84 2-2 G6-3		B FF 93 X SI 92 1-0 F7			X SI 91 0-0 13 G6-3 18 2B 1-2 1B	1 SAFE X SI 90 0-0 SH2-3 1-2		F FF 93 C CU 79 B FF 94 X CU 79 1-2 G6-3	4	1	1	0	0	0	0
13 Chris Denorfia, R (1, 8) (7, 9) OBP: 0.323, SLG: 0.388	B SI 92 B SI 91 C SI 91 C SL 81 X SI 91 2-2 G1-3		C SL 80 B CH 87 X SI 92 1-1 L9			S SL 82 S SL 82 D SL 83 X FF 94 1-2 G6-3 1-2 2-3	C SI 90 X SL 82 0-1 G5-3			4	0	0	0	0	0	3
Chase Headley, S (1, 5) OBP: 0.335, SLG: 0.361	S SI 89 F SI 92 S SL 80 0-3 K			X CH 85 0-0 G5-3		B CH 86 F CH 85 B SI 88 S SL 83 F SL 83 B FF 93 F SL 81 B FF 93 4-2 18 2B 15 2B BB	C SL 82 B SI 90 B SI 90 D SI 90 I IN 74 4-1 IBB			2	1	0	0	2	1	0
18 Carlos Quentin, R (1, 7) OBP: 0.367, SLG: 0.496		C SL 79 F SI 91 B SL 78 S CH 85 1-3 K		B FF 92 X CH 84 1-0 G5-3		F CH 87 X CH 87 0-1 15 2B 1-3 2-H 3-H 2B	C SI 91 B SL 82 B SI 90 C SI 90 B SL 81 S SI 89 3-3 K			4	1	1	2	0	2	2
9 Jedd Gyorko, R (1, 4) OBP: 0.319, SLG: 0.422		F SI 91 S SL 81 B FF 92 B FF 91 F SL 80 X FF 92 2-2 F7		C SI 90 F CH 86 S FF 92 0-3 K		C SL 82 B CH 86 S FF 93 S FF 93 1-3 K		C SI 91 F SI 90 B SL 82 S SI 92 1-3 K		4	0	0	0	0	3	2
15 Jesus Guzman, R (1, 3) OBP: 0.302, SLG: 0.410 57 Luke Gregerson, L (8, 1) 16 Huston Street, R (9, 1)		B SI 91 B FF 91 C FF 91 X SI 90 2-1 HR			B SI 91 C FF 92 B SL 82 B SI 92 X FF 92 3-1 F9	X FF 92 0-0 2-H 3-H 2B		B SI 91 B SI 91 S SI 92 X SI 93 2-1 G1-3		4 0 0	1 0 0	2 0 0	3 0 0	0 0 0	0 0 0	0 0 0
11 Logan Forsythe, R (1, 9) OBP: 0.307, SLG: 0.339 55 Dale Thayer, R (7, 1) 23 Yonder Alonso, L (8, PH) OBP: 0.326, SLG: 0.397 (8, 3)		F SI 91 B SL 82 B SI 92 B SI 91 B SI 92 4-1 BB			C CH 85 X SI 93 0-1 G6-3	C SL 82 B SI 92 B SI 92 B FF 92 B SL 80 4-1 BB		B CH 87 X SI 91 1-0 G4-3		1 0 1	0 0 0	0 0 0	0 0 0	2 0 0	0 0 0	0 0 0
4 Nick Hundley, R (1, 2) OBP: 0.297, SLG: 0.387		C CH 86 1 SAFE B SI 92 B CH 85 X SI 92 2-1 G5-3			B CH 86 C SI 92 B SL 80 F SI 90 S SL 82 2-3 K	C SI 90 F SI 90 X SL 80 0-2 F8			X FF 93 0-0 L5	4	0	0	0	0	1	3
34 Andrew Cashner, R (1, 1) OBP: 0.286, SLG: 0.286 5 Alexi Amarista, L (7, PH) OBP: 0.308, SLG: 0.409 (7, 8)			T SI 91 B CH 84 S FF 93 C SL 81 1-3 K			X CH 83 0-0 13 G6-3 2 1B 18 2B 1B	B SL 79 C SI 90 S SL 81 X SL 81 1-2 2 SH2-3 1B		B FF 94 F FF 93 X CU 77 1-1 G1-3	2 2	1 0	1 1	0 0	0 0	1 0	0 0

TOP

San Diego Padres @ Milwaukee Brewers

Miller Park, Milwaukee, WI

Mon Jul 22 2013, 7:12 PM - 10:01 PM CDT

Att. 30,348 - Partly Cloudy - 83 F

livebaseballscorecards.com

AB	32
R	5
H	6
RBI	5
BB	4
SO	8
LOB	10

Inning Stats	1	2	3	4	5	6	7	8	9
	R: 0 E: 0 K: 1 S: 10	H: 0 LOB: 0 BB: 0 P: 14	R: 1 E: 0 K: 1 S: 12	H: 1 LOB: 1 BB: 1 P: 23	R: 0 E: 0 K: 1 S: 6	H: 0 LOB: 0 BB: 0 P: 9	R: 0 E: 0 K: 1 S: 5	H: 0 LOB: 0 BB: 0 P: 6	R: 0 E: 0 K: 1 S: 7	H: 0 LOB: 0 BB: 0 P: 12	R: 4 E: 0 K: 1 S: 19	H: 4 LOB: 2 BB: 2 P: 29	R: 0 E: 0 K: 1 S: 10	H: 1 LOB: 2 BB: 1 P: 18	R: 0 E: 0 K: 1 S: 6	H: 0 LOB: 0 BB: 0 P: 10	R: 0 E: 0 K: 0 S: 6	H: 0 LOB: 0 BB: 0 P: 8

| | | |

BOTTOM

San Diego Padres @ Milwaukee Brewers

Miller Park, Milwaukee, WI

Mon Jul 22 2013, 7:12 PM - 10:01 PM CDT

Att. 30,348 - Partly Cloudy - 83 F

livebaseballscorecards.com

Batter	1	2	3	4	5	6	7	8	9	AB	R	H	RBI	BB	SO	LOB
7 Norichika Aoki, L (1, 9) OBP: 0.361, SLG: 0.370	C SI 95 B FF 96 B CH 85 X SI 96 2-1 F7 ①	F FF 93 F SL 85 F SI 96 X SL 85 0-2 G6-3 ②			X SI 93 0-0 22 G4-3 9 G6-3 22 S 1B		C SL 80 F SI 91 B FF 92 X CH 84 1-2 2B			4	1	2	0	0	0	0
22 Logan Schafer, L (1, 8) OBP: 0.286, SLG: 0.351	C FF 93 B SI 93 F FF 96 B FF 96 B SL 87 F FF 96 B CH 84 4-2 9 2B BB	B CH 82 F SI 94 B SL 85 C FF 94 B FF 97 F FF 95 B FF 96 4-2 9 S BB			1 SAFE 1 SAFE 1 SAFE F CH 88 B SI 94 B SI 95 X SI 92 2-1 G4-3 ① 1-3		F FF 93 B SI 92 B SI 92 C SI 92 B SI 92 X SI 93 3-2 G4-3 ③			2	1	0	0	2	0	2
9 Jean Segura, R (1, 6) OBP: 0.360, SLG: 0.481	X FF 95 0-0 20 2B 2B 1-H	B FF 95 1 SAFE D CH 86 F SI 95 B CH 80 S CH 82 X FF 97 3-2 L4 1-2 ③			C SI 95 X SI 94 0-1 G6-3 ② 3-H			B SL 82 S SL 82 X SI 90 1-1 G4-3 ①		4	1	1	2	0	0	1
20 Jonathan Lucroy, R (1, 2) OBP: 0.328, SLG: 0.492	B SL 84 X SL 85 1-0 23 E 2B 2-H		C SI 91 B FF 94 X SL 85 1-2 P4 ①		B SI 92 B CH 83 C CH 84 F SI 93 X SL 85 2-2 F9 ③			F FC 89 S SL 83 X SL 84 0-2 G6-3 ②		4	0	1	1	0	0	0
21 Juan Francisco, L (1, 3) OBP: 0.298, SLG: 0.426	C SI 96 B FF 97 B CH 84 F CH 84 B FF 98 S SI 98 3-3 K ②		F CH 83 F FF 96 B SL 83 S SL 87 1-3 K2-3 ②			F CH 80 S SL 84 B SI 94 B SL 82 B SL 84 F FF 96 S SL 83 3-3 K ①		B SL 82 B SL 82 C SI 88 X CH 80 2-1 F9 ③		4	0	0	0	0	3	1
23 Rickie Weeks Jr., R (1, 4) OBP: 0.325, SLG: 0.377	B FF 97 C FF 96 B FF 97 C CH 85 B SI 98 X CH 86 3-2 E5 15 S 2-3		F SL 82 B SI 95 B SI 94 B CH 82 F SI 94 X FF 95 3-2 G3 ③			C SI 93 C SI 94 B SI 94 S SL 84 1-3 K ②			C SI 90 X SL 84 0-1 P6 ①	4	0	0	0	0	1	1
15 Caleb Gindl, L (1, 7) OBP: 0.303, SLG: 0.367	F SI 93 B CH 84 1 SAFE B SI 94 1 SAFE F SI 96 B FF 96 F FF 97 F FF 97 4-2 B CH 82 14 FC6-4 1-2 BB		B SI 90 B CH 81 F SI 91 B CH 82 X SI 92 3-1 G4-3 ①			X SI 91 0-0 F8 ③			C SI 90 S CH 83 B CH 83 X CH 83 1-2 L7 ②	3	0	0	0	1	0	0
14 Jeff Bianchi, R (1, 5) OBP: 0.266, SLG: 0.295	X FF 95 0-0 FC6-4 ③ 1-2f		B SI 93 X SI 93 1-0 G6-3 ②				C FF 93 F FF 93 B SI 92 X SL 80 1-2 G5-3 ①		B SI 91 B SI 91 C SI 90 S SL 84 B SL 84 T SL 84 3-2 K ③	4	0	0	0	0	1	3
32 Tom Gorzelanny, R (1, 1) OBP: 0.100, SLG: 0.100 31 Burke Badenhop, R (6, 1) 11 Sean Halton, R (7, PH) OBP: 0.222, SLG: 0.318 53 Brandon Kintzler, R (8, 1) 63 Tyler Thornburg, R (9, 1)		C FF 90 C FF 92 S FF 95 0-3 K ①	C SI 91 B FF 93 S SI 92 S FF 96 1-3 K ③				B SL 80 T SI 92 C FF 93 B SI 92 F FF 92 B FF 93 X FF 92 3-2 F9 ②			2 0 1 0 0	0 0 0 0 0	0 0 0 0 0	0 0 0 0 0	0 0 0 0 0	2 0 0 0 0	0 0 0 0 0

	AB	32
	R	3
	H	4
	RBI	3
	BB	3
	SO	7
	LOB	8

Inning Stats	1	2	3	4	5	6	7	8	9
	R: 2 E: 1 K: 1 S: 18	H: 2 LOB: 3 BB: 2 P: 35	R: 0 E: 0 K: 1 S: 13	H: 0 LOB: 1 BB: 1 P: 20	R: 0 E: 0 K: 1 S: 9	H: 0 LOB: 0 BB: 0 P: 14	R: 0 E: 0 K: 1 S: 6	H: 0 LOB: 0 BB: 0 P: 11	R: 1 E: 0 K: 0 S: 8	H: 1 LOB: 0 BB: 0 P: 12
	R: 0 E: 0 K: 2 S: 8	H: 0 LOB: 0 BB: 0 P: 12	R: 0 E: 0 K: 0 S: 13	H: 1 LOB: 1 BB: 0 P: 21	R: 0 E: 0 K: 0 S: 7	H: 0 LOB: 0 BB: 0 P: 10	R: 0 E: 0 K: 1 S: 8	H: 0 LOB: 0 BB: 0 P: 12	1B: 1 2B: 3 3B: 0 HR: 0	SF: 0 SAC: 0 DP: 0 HBP: 0

	WP: 0	PA: 35
	PB: 0	
	SB: 3	
	CS: 0	

PITCHER		IP	WLS	BF	H	R	ER	SO	BB	IBB	HBP	BLK	WP	HR	S	P	ERA	WHIP
34 Andrew Cashner, R ERA: 3.84	(1, 1)	6.0	W	25	3	3	3	6	3	0	0	0	0	0	62	104	4.50	1.000
55 Dale Thayer, R ERA: 2.8	(7, 1)	1.0	H	4	1	0	0	0	0	0	0	0	0	0	13	21	0.00	1.000
57 Luke Gregerson, R ERA: 2.85	(8, 1)	1.0	H	3	0	0	0	0	0	0	0	0	0	0	7	10	0.00	0.000
16 Huston Street, R ERA: 3.9	(9, 1)	1.0	S	3	0	0	0	1	0	0	0	0	0	0	8	12	0.00	0.000

PITCHER	IP	WLS	BF	H	R	ER	SO	BB	IBB	HBP	BLK	WP	HR	S	P	ERA	WHIP

San Diego Padres @ Milwaukee Brewers

Miller Park, Milwaukee, WI

Tue Jul 23 2013, 7:11 PM - 10:14 PM CDT

Att. 28,242 - Clear - 68 F

TOP

livebaseballscorecards.com

Batter	1	2	3	4	5	6	7	8	9	AB	R	H	RBI	BB	SO	LOB
2 Everth Cabrera, S (1, 6) OBP: 0.366, SLG: 0.389	B SI 88 X SI 90 1-0 G6-3 5 G6-3 23 1B 1B	B CU 70 F SI 91 C SL 84 X SI 91 1-2 ③ G5-3		S SL 82 B SI 90 B SI 91 F SI 91 F SL 83 X SI 90 2-2 ③ G6-3		B CU 77 F FF 93 X FF 93 1-1 ② F8		X FF 91 0-0 ① G4-3		5	1	1	0	0	0	3
5 Alexi Amarista, L (1, 8) OBP: 0.301, SLG: 0.399	1 SAFE B SI 90 C SI 90 1 SAFE 1 SAFE S SL 84 X SL 85 1-2 ① G6-3 1-2		F SI 89 X SI 89 0-1 ① F8		B FF 92 C FF 91 X FF 93 1-1 ① F7	B FF 93 B FF 93 X FF 92 2-0 ③ G4-3		C FF 90 C CU 77 B CU 77 F FF 91 X CU 76 1-2 ② G5-3		5	0	0	0	0	0	1
Chase Headley, S (1, 5) OBP: 0.336, SLG: 0.365	B SI 90 B SL 83 X SI 90 2-0 ② G6-3 2-3		B CU 71 B SI 88 X SI 89 2-0 2B		B FF 94 B FF 93 F FF 93 F FF 93 B FF 95 X FF 93 3-2 ② P5		F FF 92 B CU 77 F CU 76 X FF 92 1-2 25 1B 14 1B 1B	C FF 91 S CH 81 B CH 80 F FF 91 S FF 90 1-3 ③ K		5	1	2	0	0	1	1
23 Yonder Alonso, L (1, 3) OBP: 0.336, SLG: 0.401	F SI 90 X CU 69 0-1 3-H 1B		B SL 83 B SL 84 B SI 90 B SI 91 4-0 9 G6-4-3 BB		B FF 94 B FF 94 B FF 93 F FF 93 B CH 79 4-1 9 1B 9 S BB		F FF 90 1 SAFE 1 SAFE C CU 77 1 SAFE B FF 91 B CU 78 D CH 83 F FF 92 3-2 ① X FF 93 P5		B FF 96 B FF 96 X FF 95 2-0 13 S 1B	3	0	2	1	2	0	1
9 Jedd Gyorko, R (1, 4) OBP: 0.317, SLG: 0.418	C SI 91 X SL 83 0-1 ③ F7		F SI 91 X SI 91 0-1 ② G6-4-3 1-2f		F FF 92 F CU 78 B FF 94 F FF 95 X FF 94 1-2 1-3 1B		D CU 78 1 SAFE B FF 93 X FF 91 2-0 ② F9		S FF 95 S FF 96 B FF 96 1 SAFE S FF 95 1-3 ① K	5	0	1	0	0	1	5
25 Will Venable, L (1, 9) OBP: 0.276, SLG: 0.430		B SI 88 B SL 82 B SI 88 C SI 89 X SI 90 3-1 14 1B 1B		B SI 88 C SI 89 C SI 90 X SL 83 1-2 HR	B CU 78 X FF 94 1-0 ③ P5		1 SAFE X FF 92 0-0 4 14 1B 1-3 1B		1 SAFE B FF 95 F FF 97 F FF 96 1 SAFE S SL 87 1-3 ② K	5	2	3	1	0	1	3
14 Mark Kotsay, L (1, 7) OBP: 0.261, SLG: 0.252 13 Chris Denorfia, R (7, 7) OBP: 0.322, SLG: 0.386		1 SAFE 1 SAFE C SL 84 1 SAFE F SI 90 F SI 91 X CU 71 0-2 1-3 1B		F SI 89 C SI 90 X SI 91 0-2 ① G1-3		B CU 74 S FF 93 F FF 93 B CU 78 X FF 93 2-2 4 HR 1B	C CU 77 1 SAFE C FF 92 X FF 86 0-2 4 1B 1-2 3-H 1B		F FF 96 S SL 88 X FF 96 0-2 ③ L9 1-2	4 1	1 0	3 0	1 0	0 0	0 1	0 1
4 Nick Hundley, R (1, 2) OBP: 0.304, SLG: 0.407		X SL 82 0-0 ① P3		B SL 84 C SI 90 X SI 90 1-1 38 SH1-3 1B		1 SAFE X FF 93 0-0 1-H HR	F CU 79 T CU 79 B CU 78 F CU 78 B FF 93 X FF 92 2-2 1-2 2-H 1B			4	1	3	3	0	0	2
38 Tyson Ross, R (1, 1) OBP: 0.100, SLG: 0.100 15 Jesus Guzman, R (7, PH) OBP: 0.300, SLG: 0.408 50 Nick Vincent, R (7, 1) 56 Colt Hynes, L (8, 1) 57 Luke Gregerson, L (9, 1)		L SL 85 L SL 86 C SL 86 0-3 ② K		X SL 84 0-0 ② SH1-3 1-2		C FF 92 C CU 79 B FF 95 B CU 78 F FF 94 C FF 93 2-3 ① K	D CU 78 F FF 92 B CU 77 F FF 92 X FF 91 2-2 ③ P2			2 1 0 0 0	0 0 0 0 0	0 0 0 0 0	0 0 0 0 0	2 0 0 0 0	2 0 0 0 0	2 2 0 0 0

Inning Stats	1	2	3	4	5	6	7	8	9
	R: 1 E: 0 K: 0 S: 9	H: 2 LOB: 1 BB: 0 P: 13	R: 0 E: 0 K: 1 S: 13	H: 2 LOB: 2 BB: 0 P: 17	R: 0 E: 0 K: 0 S: 5	H: 1 LOB: 1 BB: 1 P: 11	R: 1 E: 0 K: 0 S: 13	H: 2 LOB: 1 BB: 0 P: 17	R: 0 E: 0 K: 0 S: 11	H: 1 LOB: 2 BB: 1 P: 21
	R: 2 E: 0 K: 1 S: 11	H: 2 LOB: 0 BB: 0 P: 18	R: 2 E: 0 K: 0 S: 19	H: 4 LOB: 2 BB: 0 P: 29	R: 0 E: 0 K: 1 S: 9	H: 0 LOB: 0 BB: 0 P: 11	R: 0 E: 0 K: 2 S: 10	H: 1 LOB: 1 BB: 0 P: 14		

	AB	40
	R	6
	H	15
	RBI	6
	BB	2
	SO	5
	LOB	21

1B: 12 SF: 0
2B: 1 SAC: 1
3B: 0 DP: 1
HR: 2 HBP: 0

WP: 0 PA: 43
PB: 0
SB: 2
CS: 0

PITCHER		IP	WLS	BF	H	R	ER	SO	BB	IBB	HBP	BLK	WP	HR	S	P	ERA	WHIP
48 Donovan Hand, R ERA: 3.41	(1, 1)	4.0	L	19	7	2	2	1	1	0	0	0	0	1	40	58	4.50	2.000
63 Tyler Thornburg, R ERA: 2.95	(5, 1)	4.0		20	7	4	4	2	1	0	0	0	0	1	50	79	9.00	2.000
29 Jim Henderson, R ERA: 2.21	(9, 1)	1.0		4	1	0	0	2	0	0	0	0	0	0	10	14	0.00	1.000

PITCHER		IP	WLS	BF	H	R	ER	SO	BB	IBB	HBP	BLK	WP	HR	S	P	ERA	WHIP

Batter	1	2	3	4	5	6	7	8	9	AB	R	H	RBI	BB	SO	LOB
7 Norichika Aoki, L (1, 9) OBP: 0.360, SLG: 0.369	B FF 95 X FF 94 1-0 22 S/ 1B		C FF 95 S SL 87 X SL 87 0-2 ① FC4-6 22 F8 22 E 1-2f 2-3		F FF 96 B CH 90 X SL 86 1-1 ③ P6			C SL 80 C FF 90 F SL 80 F SL 80 X SL 80 0-2 ① G5-3		4	0	1	0	0	0	2
22 Logan Schafer, L (1, 7) OBP: 0.282, SLG: 0.345 11 Sean Halton, R (8, PH) OBP: 0.217, SLG: 0.311 29 Jim Henderson, L (9, 1)	1 SAFE C FF 96 B FF 96 B FF 96 F FF 96 S SL 87 2-3 ① K 1-2		1 SAFE F FF 95 D SL 87 1 SAFE X CH 89 1-1 ② F8 1-3 3-H			S SL 84 X FF 94 0-1 ① G4-3		F FF 89 B SI 90 C SL 80 S SL 81 1-3 ② K		3 1 0	0 0 0	0 0 0	0 0 0	0 0 0	1 1 0	2 0 0
9 Jean Segura, R (1, 6) OBP: 0.356, SLG: 0.476	F FF 97 X SL 87 0-1 ② G5-3		D SL 86 C SI 94 X SI 95 1-1 ③ G6-3			C SI 93 F SL 85 F SL 87 F SI 94 S SL 88 0-3 ② K		C SI 90 F FF 90 X SL 81 0-2 ③ G6-3		4	0	0	0	0	1	2
20 Jonathan Lucroy, R (1, 2) OBP: 0.327, SLG: 0.487	B FF 96 B SL 86 B FF 96 C FF 96 F FF 96 X CH 88 3-2 ③ G6-3			B SL 85 F FF 94 B FF 95 B SL 86 C FF 95 F FF 94 B FF 95 4-2 23 F8 27 G4-3 BB		B FF 95 X CH 89 1-0 ③ L8			B SL 82 B FC 88 S SL 82 B FF 89 C SL 83 F SL 83 X SL 82 3-2 ① P4	3	0	0	0	1	0	1
27 Carlos Gómez, R (1, 8) OBP: 0.334, SLG: 0.529		B FF 96 C SL 85 B FF 96 B FF 95 F FF 96 B SL 88 4-2 23 CS BB		X SL 87 0-0 ① G4-3 1-2			S SL 86 C SI 89 S SL 86 0-3 ① K	X FF 89 0-0 ② L7		3	0	0	0	1	1	1
23 Rickie Weeks Jr., R (1, 4) OBP: 0.322, SLG: 0.372		1 SAFE F FF 96 B FF 97 P PO 86 1 SAFE 1 SAFE F FF 95 C SL 87 2-3 ①② K 1-2		X FF 94 0-0 ② F8 2-3			F FF 89 B SI 89 F SL 85 B FF 90 F SL 87 T SL 86 2-2 ② K	C SI 87 S SL 83 X SL 83 0-2 ③ G1-3		4	0	0	0	0	2	2
21 Juan Francisco, L (1, 3) OBP: 0.298, SLG: 0.425		S SI 90 B SI 92 B FF 96 C FF 96 B SL 87 S FF 96 3-3 ③ K		B FF 96 X FF 96 1-0 ③ P6			B CH 84 B SL 86 S SL 88 F SL 87 X SL 88 2-2 1B			3	0	1	0	0	1	1
14 Jeff Bianchi, R (1, 5) OBP: 0.268, SLG: 0.296			C FF 95 S FF 97 F FF 96 B SI 96 X SL 88 1-2 7 FC4-6 48 S 22 E 1B		B CH 86 B FF 93 C FF 94 S FF 93 S SI 93 2-3 ① K		F SI 90 X SL 87 0-1 ③ G4-3			3	1	1	0	0	1	1
48 Donovan Hand, R (1, 1) OBP: 0.333, SLG: 0.200 63 Tyler Thornburg, R (5, 1) 15 Caleb Gindl, L (8, PH) OBP: 0.303, SLG: 0.367 18 Khris Davis, R (8, PH) OBP: 0.300, SLG: 0.500 (9, 7)			B FF 94 B FF 94 B FF 96 C FF 96 H FF 97 4-1 7 FC4-6 1-2 HBP		C FF 94 F FF 94 S SL 86 0-3 ② K			C SI 90 X CH 85 0-1 HR		0 1 0 1	0 0 0 1	0 0 0 1	0 0 0 1	0 1 0 0	0 0 0 0	0 0 0 0
Inning Stats	R: 0 E: 0 K: 1 S: 9 H: 1 LOB: 1 BB: 0 P: 15	R: 0 E: 0 K: 2 S: 9 H: 0 LOB: 0 BB: 1 P: 17	R: 1 E: 1 K: 0 S: 12 H: 1 LOB: 1 BB: 0 P: 19	R: 0 E: 0 K: 0 S: 6 H: 0 LOB: 1 BB: 1 P: 11	R: 0 E: 0 K: 2 S: 8 H: 0 LOB: 0 BB: 0 P: 11	R: 0 E: 0 K: 1 S: 8 H: 0 LOB: 0 BB: 0 P: 9	R: 0 E: 0 K: 2 S: 12 H: 1 LOB: 1 BB: 0 P: 16	R: 1 E: 0 K: 1 S: 13 H: 1 LOB: 0 BB: 0 P: 14	R: 0 E: 0 K: 0 S: 8 H: 0 LOB: 0 BB: 0 P: 11	1B: 3 2B: 0 3B: 0 HR: 1	SF: 0 SAC: 0 DP: 0 HBP: 1	WP: 0 PB: 0 SB: 2 CS: 1	PA: 33			

PITCHER	IP	WLS	BF	H	R	ER	SO	BB	IBB	HBP	BLK	WP	HR	S	P	ERA	WHIP
38 Tyson Ross, R (1, 1) ERA: 3.35	6.0	W	22	2	1	1	6	2	0	1	0	0	0	52	82	1.50	0.667
50 Nick Vincent, R (7, 1) ERA: 1.37	1.0		4	1	0	0	2	0	0	0	0	0	0	12	16	0.00	1.000
56 Colt Hynes, L (8, 1) ERA: 3.38	1.0		4	1	1	1	1	0	0	0	0	0	1	13	14	9.00	1.000
57 Luke Gregerson, R (9, 1) ERA: 2.79	1.0		3	0	0	0	0	0	0	0	0	0	0	8	11	0.00	0.000

PITCHER	IP	WLS	BF	H	R	ER	SO	BB	IBB	HBP	BLK	WP	HR	S	P	ERA	WHIP

BOTTOM

San Diego Padres @ Milwaukee Brewers

Miller Park, Milwaukee, WI

Tue Jul 23 2013, 7:11 PM - 10:14 PM CDT

Att. 28,242 - Clear - 68 F

livebaseballscorecards.com

AB	30
R	2
H	4
RBI	1
BB	2
SO	9
LOB	12

Batter	1	2	3	4	5	6	7	8	9	AB	R	H	RBI	BB	SO	LOB
2 Everth Cabrera, S (1, 6) OBP: 0.362, SLG: 0.385	C SI 89 C SI 89 B CH 80 F SL 84 F CH 81 B SI 91 X SL 85 2-2 ① G6-3		F SI 90 C SL 84 C SL 84 0-3 ② K			B CU 72 B CH 80 C SI 89 B SI 90 F SI 89 X SL 84 3-2 ① G4-3		S FF 95 X FF 95 0-1 ③ F7		4	0	0	0	0	1	0
Chase Headley, S (1, 5) OBP: 0.335, SLG: 0.367	X SI 90 0-0 2B		S SI 90 B CH 82 X SL 86 1-1 ③ G3			F CH 81 B SI 90 X SI 90 1-1 ② F9			C FF 94 C SL 88 B FF 96 B FF 96 S FF 97 2-3 ① K	4	0	1	0	0	1	0
18 Carlos Quentin, R (1, 7) OBP: 0.362, SLG: 0.488	S SL 84 B SI 89 F CH 80 B SI 90 F SL 85 F SI 90 D SL 84 X CH 81 3-2 ② P6			B CU 74 X CH 80 1-0 ① G5-3		F CH 74 B SI 89 X SL 83 1-1 ③ G4-3			B FF 96 C FF 95 S SL 89 B SL 88 S FF 98 2-3 ② K	4	0	0	0	0	1	1
23 Yonder Alonso, L (1, 3) OBP: 0.335, SLG: 0.395	B CH 80 B CH 80 X SL 84 2-0 ③ G6-3			C SI 90 X CU 74 0-1 ② G4-3			B CH 81 C SL 84 F SI 89 B SL 82 C CH 81 2-3 ① K		B FF 95 B FF 95 C FF 95 F FF 96 F SL 87 B FF 97 F FF 96 F FF 97 B FF 97 4-2 ② 9 S BB	3	0	0	0	1	1	1
9 Jedd Gyorko, R (1, 4) OBP: 0.316, SLG: 0.416		F SI 89 S SL 84 F SL 83 F SI 90 B SL 84 B SI 89 B CH 81 X SI 90 3-2 15 CS 1B		C SI 90 X SI 90 0-1 ③ F8			S SL 85 B SI 90 S SL 83 F SL 84 B SL 82 X SI 90 2-2 ② G6-3		B SL 85 F FF 96 S FF 96 F FF 98 X SL 88 1-2 ③ G4-3 1-2	4	0	1	0	0	0	1
25 Will Venable, L (1, 8) OBP: 0.277, SLG: 0.429		B CH 80 B SI 89 F SI 90 C SL 85 F SL 85 C SI 90 2-3 ① K			F SI 90 F SI 90 X SL 83 0-2 ① P5		B CH 82 F SI 90 L SL 84 F SI 90 F SL 84 B SL 84 B SI 90 X SL 83 3-2 15 FC6-4 1B			3	0	1	0	0	1	1
15 Jesus Guzman, R (1, 9) OBP: 0.300, SLG: 0.412		S SL 84 S SL 85 B SI 89 B SL 84 F SI 89 F SL 83 F CH 79 1 SAFE F SI 89 3-3 ② ③ 1 SAFE B SL 84 S SL 83 1-2 K			C SI 90 B CU 74 X SI 90 1-1 2B		1 SAFE 1 SAFE B SL 82 C SL 83 1 SAFE B SI 89 B SL 82 X SI 89 3-1 ③ FC6-4 1-2f			3	0	1	0	0	1	2
4 Nick Hundley, R (1, 2) OBP: 0.305, SLG: 0.420			X SL 84 0-0 HR		C CU 74 S SL 83 B SL 84 B SI 90 S SL 83 2-3 ② K			C FF 95 C CU 78 B SL 84 C FF 96 1-3 ① K		3	1	1	1	0	2	1
59 Sean O'Sullivan, R (1, 1) OBP: 0.250, SLG: 0.500 55 Dale Thayer, R (7, 1) 13 Chris Denorfia, R (8, PH) OBP: 0.321, SLG: 0.385 46 Tim Stauffer, R (8, 1)			B SI 90 B SI 89 C SI 90 X SI 90 2-1 ① G6-3		C SL 84 B SL 83 C SI 90 F CU 73 C SI 90 1-3 ③ K			X FF 95 0-0 ② P4		2 0 1 0	0 0 0 0	0 0 0 0	0 0 0 0	0 0 0 0	1 0 0 0	1 0 0 0
Inning Stats	R: 0 E: 0 K: 0 S: 12 H: 1 LOB: 1 BB: 0 P: 19	R: 0 E: 0 K: 2 S: 16 H: 1 LOB: 1 BB: 0 P: 24	R: 1 E: 0 K: 1 S: 8 H: 1 LOB: 0 BB: 0 P: 11	R: 0 E: 0 K: 0 S: 5 H: 0 LOB: 0 BB: 0 P: 6	R: 0 E: 0 K: 2 S: 12 H: 1 LOB: 1 BB: 0 P: 16	R: 0 E: 0 K: 0 S: 7 H: 0 LOB: 0 BB: 0 P: 12	R: 0 E: 0 K: 1 S: 14 H: 1 LOB: 1 BB: 0 P: 24	R: 0 E: 0 K: 1 S: 6 H: 0 LOB: 0 BB: 0 P: 7	R: 0 E: 0 K: 2 S: 15 H: 0 LOB: 1 BB: 1 P: 24	1B: 2 2B: 3 3B: 0 HR: 1 SF: 0 SAC: 0 DP: 1 HBP: 0						

PITCHER	IP	WLS	BF	H	R	ER	SO	BB	IBB	HBP	BLK	WP	HR	S	P	ERA	WHIP
26 Kyle Lohse, R (1, 1) ERA: 3.37	7.0	W	25	5	1	1	6	0	0	0	0	0	1	74	112	1.29	0.714
59 John Axford, R (8, 1) ERA: 3.38	1.0	H	3	0	0	0	1	0	0	0	0	0	0	6	7	0.00	0.000
29 Jim Henderson, R (9, 1) ERA: 2.15	1.0	S	4	0	0	0	2	1	0	0	0	0	0	15	24	0.00	1.000

PITCHER	IP	WLS	BF	H	R	ER	SO	BB	IBB	HBP	BLK	WP	HR	S	P	ERA	WHIP

TOP

San Diego Padres @ Milwaukee Brewers

Miller Park, Milwaukee, WI

Wed Jul 24 2013, 7:13 PM - 10:00 PM CDT

Att. 25,551 - Partly Cloudy - 68 F

livebaseballscorecards.com

AB	31
R	1
H	5
RBI	1
BB	1
SO	9
LOB	8

WP: 0 PA: 32
PB: 0
SB: 1
CS: 1

Batter	1	2	3	4	5	6	7	8	9	AB	R	H	RBI	BB	SO	LOB
23 Rickie Weeks Jr., R (1, 4) OBP: 0.321, SLG: 0.370	X FF 88 0-0 ① G6-3		B FF 91 X SI 90 1-0 20 BB 7 1B 27 2B 1B	C CH 77 C FF 91 B CU 73 B SL 81 F FF 91 F FF 91 X SL 78 2-2 ③ P4		B SL 81 F FF 90 S SL 79 D SL 80 F SL 77 F FF 92 S CH 75 2-3 ③ K				4	1	1	0	0	1	1
7 Norichika Aoki, L (1, 9) OBP: 0.361, SLG: 0.369	C FF 89 X FF 90 0-1 ② F8		1 SAFE X CH 75 0-0 20 BB 27 2B 1-2 1B		B CU 67 B FF 88 X FF 88 2-0 ① G4-3		C FF 90 H SI 90 1-1 27 1B 20 S 21 E HBP			3	2	1	0	0	0	0
9 Jean Segura, R (1, 6) OBP: 0.353, SLG: 0.471	C FF 90 F FF 90 F SL 78 B SL 79 B SI 91 B SL 79 F FF 90 C SI 92 3-3 ③ K		C SI 90 S CU 69 T CU 69 0-2 ① K		F SL 79 X SI 90 0-1 ② G1-3		1 SAFE 1 SAFE 1 SAFE L SL 78 P PO 80 B SI 88 1 SAFE X SL 75 2-1 ① F8			4	0	0	0	0	2	3
20 Jonathan Lucroy, R (1, 2) OBP: 0.332, SLG: 0.490		C FF 89 B SL 77 C SL 81 B SI 92 B FF 91 F FF 89 B FF 91 4-2 27 2B BB	D SL 80 B FF 92 B CH 74 B FF 91 4-0 27 2B 1-2 2-3 BB		B CH 74 C SI 89 X SI 91 1-1 27 1B 2B		1 SAFE C FF 92 F FF 93 B FF 93 1 SAFE F FF 94 F FF 92 1 SAFE D SL 81 3-3 B SL 80 F FF 93 F FF 94 SAFE C FF 93 1-2		2	0	1	0	2	1	1
27 Carlos Gómez, R (1, 8) OBP: 0.341, SLG: 0.540		X SL 78 0-0 1-3 2B	B FF 92 B SI 88 X FF 90 2-0 1-3 2-H 3-H 2B		C FF 91 X SI 90 0-1 2-3 1B		C FF 94 X FF 92 0-1 21 S 2-3 1B			4	0	4	2	0	0	0
21 Juan Francisco, L (1, 3) OBP: 0.294, SLG: 0.417		X FC 85 0-0 ① P5	S FC 87 X CH 75 0-1 ② G1-3 3-H		X CH 75 0-0 ③ G3		3 SAFE C FF 94 F FF 93 C FF 93 0-3 ③ 1-3 3-H			4	0	0	0	0	1	7
3 Yuniesky Betancourt, R (1, 5) OBP: 0.227, SLG: 0.333		B SI 90 X SI 89 1-0 ② G5-3	B FF 91 C FF 90 D CU 67 F FF 92 F CU 68 B SI 90 F SL 78 X SI 89 3-2 ③ F9			B SL 79 X FF 89 1-0 26 SH5-4 1B		C FF 93 B FF 93 B CU 75 F FF 93 F FF 93 X SL 87 2-2 ① P3		4	0	1	0	0	0	4
15 Caleb Gindl, L (1, 7) OBP: 0.324, SLG: 0.364 29 Jim Henderson, L (9, 1)		I IN 66 I IN 65 I IN 63 I IN 61 4-0 26 FC6-4 IBB		C FF 89 S CH 74 B CH 74 B CU 70 X FF 90 2-2 ① L6		X FC 85 0-0 ① L9		X CH 82 0-0 22 G4-6-3 1B		3 0	0 0	1 0	0 0	1 0	0 0	1 0
26 Kyle Lohse, R (1, 1) OBP: 0.175, SLG: 0.154 59 John Axford, R (8, 1) 22 Logan Schafer, L (8, PH) OBP: 0.281, SLG: 0.344 (9, 7)		B FF 90 X FF 89 1-0 ③ FC6-4 1-2f		C FF 91 F SL 78 B SL 80 F SI 92 C SI 92 1-3 ② K		M SI 88 X SL 78 0-1 ② SH5-4 1-2		X SI 92 0-0 ②③ G4-6-3 1-2f		2 0 1	0 0 0	0 0 0	0 0 0	0 0 0	1 0 1	3 0 1
Inning Stats	R: 0 H: 0 E: 0 LOB: 0 K: 1 BB: 0 S: 8 P: 11	R: 0 H: 1 E: 0 LOB: 3 K: 0 BB: 2 S: 7 P: 17	R: 2 H: 3 E: 0 LOB: 2 K: 1 BB: 1 S: 13 P: 23	R: 0 H: 0 E: 0 LOB: 0 K: 1 BB: 0 S: 12 P: 17	R: 0 H: 2 E: 0 LOB: 2 K: 0 BB: 0 S: 8 P: 11	R: 0 H: 1 E: 0 LOB: 1 K: 1 BB: 0 S: 9 P: 12	R: 1 H: 1 E: 0 LOB: 1 K: 2 BB: 0 S: 16 P: 21	R: 0 H: 1 E: 0 LOB: 0 K: 0 BB: 0 S: 6 P: 8		1B: 6 SF: 0 2B: 3 SAC: 1 3B: 0 DP: 1 HR: 0 HBP: 1					WP: 0 PA: 36 PB: 0 SB: 3 CS: 0	

PITCHER		IP	WLS	BF	H	R	ER	SO	BB	IBB	HBP	BLK	WP	HR	S	P	ERA	WHIP
59 Sean O'Sullivan, R ERA: 4.73	(1, 1)	6.1	L	30	7	3	2	4	2	1	1	0	0	0	61	97	2.84	1.421
55 Dale Thayer, R ERA: 2.76	(7, 1)	0.2		3	1	0	0	2	0	0	0	0	0	0	12	15	0.00	1.500
46 Tim Stauffer, R ERA: 4.26	(8, 1)	1.0		3	1	0	0	0	0	0	0	0	0	0	6	8	0.00	1.000

PITCHER	IP	WLS	BF	H	R	ER	SO	BB	IBB	HBP	BLK	WP	HR	S	P	ERA	WHIP

BOTTOM

San Diego Padres @ Milwaukee Brewers

Miller Park, Milwaukee, WI

Wed Jul 24 2013, 7:13 PM - 10:00 PM CDT

Att. 25,551 - Partly Cloudy - 68 F

livebaseballscorecards.com

AB	31
R	3
H	9
RBI	2
BB	3
SO	6
LOB	21

Batter	1	2	3	4	5	6	7	8	9	AB	R	H	RBI	BB	SO	LOB
2 Everth Cabrera, S (1, 6) OBP: 0.365, SLG: 0.386	X CH 87 0-0 1B S 18 SF7 1B		B SL 85 X SL 87 1-0 18 HR 1B	C SL 86 B FF 91 B SL 87 B CU 76 B FF 90 4-1 18 BB 23 1B BB	B FF 96 F FF 95 B FF 95 X FF 96 2-1 ③ G4-1		T SI 90 F FF 92 B FF 92 B SL 83 S SL 81 2-3 ② K			4	3	2	0	1	1	2
Chase Headley, S (1, 5) OBP: 0.333, SLG: 0.364	C FF 90 X SL 87 0-1 25 2B 1-3 1B		1 SAFE 1 SAFE B CU 76 1 SAFE F CU 76 F SI 90 C CH 85 1-3 ① K	C FF 91 F CH 85 S FF 90 0-3 ② K		F FF 93 X CH 84 0-1 ① G3	X SL 82 0-0 ③ L3			5	0	1	0	0	2	3
18 Carlos Quentin, R (1, 7) OBP: 0.366, SLG: 0.502	S CU 77 S CU 77 B SI 89 1 SAFE X CU 77 1-2 ① SF7 3-H		1 SAFE X CU 77 0-0 1-H HR	B SI 92 S FF 91 F FF 91 D CU 79 B FF 92 F SL 87 D SL 87 4-2 23 1B 1-2 2-3 BB		X FF 94 0-0 ② G4-3		X SI 91 0-0 23 G1-6-3 1B		3	1	2	3	1	0	0
23 Yonder Alonso, L (1, 3) OBP: 0.336, SLG: 0.400	1 SAFE F SL 86 1 SAFE 1 SAFE C FF 90 D CU 77 1 SAFE F SL 85 B SL 85 3-2 ② B SI 80 X FF 91 F8		F CH 85 B SL 87 F CH 85 B CU 78 F SL 87 X CH 85 2-2 5 1B 2B	D CH 87 C FF 91 F SL 87 X FF 92 1-2 1-3 2-H 3-H 1B		C CH 84 C CH 86 F FF 93 F FF 96 B SL 84 B SL 82 B FF 96 C FF 94 3-3 ③ K		C SI 91 X CH 87 0-1 ①② G1-6-3 1-2f		5	1	2	2	0	1	2
25 Will Venable, L (1, 8) OBP: 0.279, SLG: 0.435	F CU 76 X FF 90 0-1 1-3 2B		C FF 91 S SL 87 D CU 79 D SI 91 S SL 86 2-3 ② K	B FF 93 B FF 92 X FF 93 2-0 ③ P2			M FF 92 X SL 80 0-1 5 E 2B	B SI 92 X SI 92 1-0 ③ G4-3		5	1	2	0	0	1	3
5 Alexi Amarista, L (1, 4) OBP: 0.307, SLG: 0.404	X CU 77 0-0 ③ G3-1		B SL 86 B FF 89 F FF 88 F SL 84 F FF 90 D CU 78 X SL 86 3-2 2-H 1B	C FF 91 F FF 91 F SL 82 F FF 95 B SL 82 X FF 96 1-2 13 1B 1B			X FF 91 0-0 E5 13 WP 44 1B 2-H 1B		C SI 91 C CH 84 X SI 92 0-2 ① G3	5	1	3	1	0	0	2
13 Chris Denorfia, R (1, 9) OBP: 0.319, SLG: 0.382		B FF 89 C SI 89 B CU 76 X SI 89 2-1 ① L9	1 SAFE B CU 76 F SL 87 C SI 90 S CU 78 1-3 ③ K	C SL 81 S FF 95 X FF 97 0-2 1-2 1B			B CH 81 B SI 90 C SL 78 F SL 80 B FF 91 X SL 82 3-2 ① G6-3 1-3		C SI 91 B SI 92 C SI 92 F SI 92 F SI 92 X SI 94 1-2 ② G5-3	5	0	1	0	0	1	2
44 René Rivera, R (1, 2) OBP: 0.286, SLG: 0.231		B FF 90 F FF 90 B SL 89 X SI 90 2-1 ② P3		C CH 87 B CU 76 B SL 85 F CH 88 B FF 90 B SI 88 4-2 18 BB 37 SH2-4 23 1B BB	T FF 95 T FF 96 F SL 82 F FF 95 S FF 96 0-3 ① K		X SL 82 0-0 15 HR 3-H 1B		C SI 91 X SI 92 0-1 1B	4	2	2	1	1	1	2
37 Edinson Volquez, R (1, 1) OBP: 0.143, SLG: 0.286 55 Dale Thayer, R (8, 1) 15 Jesus Guzman, R (7, PH) 50 Nick Vincent, R (7, 1) 57 Luke Gregerson, L (7, 1) 54 Joe Thatcher, L (7, 1) 46 Tim Stauffer, R (8, 1) 14 Mark Kotsay, L (8, PH) OBP: 0.000, SLG: 0.000 16 Huston Street, R (8, 1)		B FF 90 C FF 89 B SI 91 F FF 90 X SL 87 2-2 ③ G6-3		X SL 88 0-0 ① SH2-4 1-2	X FF 96 0-0 ② B3		X FF 92 0-0 1-H HR		D CH 87 X SI 92 1-0 ③ G6-3	2 0 0 0 0 0 2 0 0 0 0 0 0 0 1 1 1 2 0 0 0 0 0 0 0 0 0 0 0 0 0 0 0 0 0 0 0 0 0 0 0 0 0 0 0 0 0 0 0 1 0 0 0 0 0 1 0 0 0 0 0 0 0						
Inning Stats	R: 1 E: 0 K: 0 S: 13 H: 3 LOB: 2 BB: 0 P: 17	R: 0 E: 0 K: 0 S: 7 H: 0 LOB: 0 BB: 0 P: 13	R: 3 E: 0 K: 3 S: 19 H: 4 LOB: 1 BB: 0 P: 29	R: 2 E: 0 K: 1 S: 14 H: 1 LOB: 2 BB: 3 P: 29	R: 0 E: 0 K: 1 S: 16 H: 2 LOB: 2 BB: 0 P: 19	R: 0 E: 0 K: 1 S: 8 H: 0 LOB: 0 BB: 0 P: 11	R: 4 E: 1 K: 1 S: 12 H: 4 LOB: 0 BB: 0 P: 17	R: 0 E: 0 K: 0 S: 4 H: 1 LOB: 0 BB: 0 P: 5	R: 0 E: 0 K: 0 S: 11 H: 1 LOB: 1 BB: 0 P: 13	1B: 11 2B: 3 3B: 0 HR: 2 SF: 1 SAC: 1 DP: 1 HBP: 0						WP: 2 PB: 0 SB: 1 CS: 0 PA: 45	

PITCHER		IP	WLS	BF	H	R	ER	SO	BB	IBB	HBP	BLK	WP	HR	S	P	ERA	WHIP
49 Yovani Gallardo, R ERA: 4.88	(1, 1)	3.2	L	22	8	6	6	4	3	0	0	0	0	1	52	85	14.73	3.000
45 Alfredo Figaro, R ERA: 4.45	(4, 1)	2.1		9	2	0	0	2	0	0	0	0	0	0	25	33	0.00	0.857
51 Michael Gonzalez, L ERA: 3.82	(7, 1)	1.0		7	4	4	4	1	0	0	0	0	1	1	12	17	36.00	4.000
53 Brandon Kintzler, R ERA: 3.05	(8, 1)	2.0		7	2	0	0	0	0	0	0	0	0	0	15	18	0.00	1.000

PITCHER		IP	WLS	BF	H	R	ER	SO	BB	IBB	HBP	BLK	WP	HR	S	P	ERA	WHIP

TOP

San Diego Padres @ Milwaukee Brewers

Miller Park, Milwaukee, WI

Thu Jul 25 2013, 1:11 PM - 5:06 PM CDT

Att. 34,372 - Cloudy - 75 F

livebaseballscorecards.com

AB	40
R	10
H	16
RBI	9
BB	3
SO	7
LOB	19

Batter	1	2	3	4	5	6	7	8	9	AB	R	H	RBI	BB	SO	LOB
23 Rickie Weeks Jr., R (1, 4) OBP: 0.319, SLG: 0.365	B SI 90 C SI 92 F KC 80 X SI 94 1-2 G4-3		B SI 90 B SI 90 C SI 91 B SI 92 S SI 90 F SI 92 D SI 94 4-2 20 1B BB		C KC 77 B KC 79 F SI 92 F KC 79 F KC 78 S CH 85 1-3 K	B FF 94 S FF 94 F FF 94 F FF 94 X FF 94 1-2 G1-2-3 3-Hf	S SL 83 B SI 89 C SL 82 S FF 90 1-3 K 1-2 2-3			4	0	0	0	1	2	5
7 Norichika Aoki, L (1, 9) OBP: 0.362, SLG: 0.375	B KC 79 B KC 77 B SI 92 B SI 92 4-0 9 FC6-4 BB		B SI 92 X SI 92 1-0 L8		B CH 84 B SI 93 C SI 92 B KC 77 X SI 92 3-1 F7		X SL 85 HR L8			4	1	1	1	1	0	3
9 Jean Segura, R (1, 6) OBP: 0.349, SLG: 0.465	C SI 92 X KC 79 0-1 FC6-4 1-2f		C KC 78 X CH 83 0-1 F8		C CH 83 F KC 80 B CH 83 B CH 84 X SI 91 2-2 L8		C SL 86 F FF 89 X SL 85 0-2 G6-3	C FF 93 C SL 86 B SL 87 F FF 93 X SI 93 1-2 G3		5	0	0	0	0	0	2
20 Jonathan Lucroy, R (1, 2) OBP: 0.333, SLG: 0.489	B KC 80 C SI 92 F SI 92 X SI 93 1-2 G4-3		C KC 78 B KC 78 C SI 92 X KC 73 1-2 1-2 1B		C CH 81 F SI 91 X CH 84 0-2 F8	C FF 89 B SL 86 F FF 89 B FF 90 F FF 90 F FF 90 X SL 85 2-2 27 1B 21 1B 1B	B CU 74 C FF 93 X SL 87 1-1 L1-3			5	1	2	0	0	0	1
27 Carlos Gómez, R (1, 8)		B CH 80 X SI 91 1-0 15 FC3-6 3 1B 1B	F CH 84 B CH 85 B SI 94 B KC 78 F KC 78 S CH 85 3-3 K		F SI 92 B SI 93 B SI 93 F FF 91 F SI 93 X CH 86 2-2 HR	B SL 86 S SL 86 C FF 90 X SL 86 1-2 21 1B 3 1B 1-2 1B	B FF 93 B FF 93 C FF 92 S FF 93 S FF 93 3-3 K			5	2	3	1	0	2	2
21 Juan Francisco, L (1, 3) OBP: 0.296, SLG: 0.415		C SI 93 1 SAFE C KC 78 F KC 79 1 SAFE S SI 92 0-3 K		F SI 90 B KC 77 C KC 77 X SI 92 1-2 G6-3		B KC 76 C KC 76 S CH 85 F KC 79 B KC 78 B CH 87 F KC 77 F KC 79 D KC 77 4-2 15 BB 3 1B 22 1B BB	B SL 87 C SL 87 X SL 87 1-1 3 1B 15 2B 1-3 2-H 1B		B SI 91 F SI 90 B SI 91 S SI 90 F SI 91 C SL 84 2-3 K	4	2	1	1	1	2	1
3 Yuniesky Betancourt, R (1, 5) OBP: 0.237, SLG: 0.353		1 SAFE X FF 92 0-0 15 FC3-6 1-2 1B		C SI 91 B SI 92 B KC 78 X SI 91 2-1 HR		F KC 77 B SI 93 S KC 79 B SI 93 F KC 79 B CH 83 X SI 92 3-2 22 1B 15 BB 23 G1-2-3 1-2 1B	C SL 82 X CH 82 0-1 15 2B 1-2 3-H 1B		F SI 91 B SL 85 F SL 85 S SI 92 1-3 K	5	2	4	2	0	1	0
15 Caleb Gindl, L (1, 7) OBP: 0.357, SLG: 0.389		B SI 92 X CH 84 1-0 FC3-6 1-2f 2-3		F CH 83 B KC 77 S KC 77 X CH 86 1-2 G4-3		B FF 92 S FF 92 F FF 93 B SI 93 B FF 93 F SI 93 F SI 92 D SL 81 4-2 22 1B 1-2 2-3 BB	F CH 79 X SI 88 0-1 23 S 1-H 2-H 2B		B SI 90 F SI 90 F SI 91 B CH 83 B SL 82 F SI 90 D SL 82 4-2 BB	3	0	1	2	2	0	2
49 Yovani Gallardo, R (1, 1) OBP: 0.250, SLG: 0.450 45 Alfredo Figaro, R (4, 1) OBP: 0.273, SLG: 0.273 22 Logan Schafer, L (6, PH) OBP: 0.284, SLG: 0.347 51 Michael Gonzalez, R (7, 1) 18 Khris Davis, R (7, PH) OBP: 0.333, SLG: 0.500 53 Brandon Kintzler, R (8, 1) 12 Martín Maldonado, R (9, PH) OBP: 0.241, SLG: 0.306	C FF 94 B KC 79 C KC 78 S CH 85 1-3 K		C SI 92 S SI 92 B SI 94 S KC 79 1-3 K		C SL 81 C FF 94 X FF 94 0-2 1-2 2-3 3-H 1B	D SL 83 C SL 82 S SL 83 B SL 83 F SL 83 B SL 82 F SL 83 B SL 83 4-2 23 S BB		X SL 83 0-0 P6	1 1 1 0 0 0 1	0 0 0 0 0 0 0	0 0 1 0 0 0 0	0 0 1 0 0 0 0	0 0 0 0 1 0 0	1 1 0 0 0 0 0	2 0 0 0 0 0 1
Inning Stats	R: 0 E: 0 K: 0 S: 9 H: 0 LOB: 1 BB: 1 P: 15	R: 0 E: 0 K: 2 S: 10 H: 2 LOB: 2 BB: 0 P: 13	R: 0 E: 0 K: 1 S: 12 H: 1 LOB: 2 BB: 1 P: 21	R: 1 E: 0 K: 1 S: 11 H: 1 LOB: 0 BB: 0 P: 16	R: 0 E: 0 K: 1 S: 10 H: 0 LOB: 0 BB: 0 P: 16	R: 2 E: 0 K: 0 S: 27 H: 3 LOB: 2 BB: 2 P: 41	R: 5 E: 0 K: 1 S: 26 H: 6 LOB: 2 BB: 1 P: 36	R: 0 E: 0 K: 1 S: 9 H: 0 LOB: 0 BB: 0 P: 14	R: 0 E: 0 K: 2 S: 11 H: 0 LOB: 1 BB: 1 P: 18	1B: 9 2B: 1 3B: 0 HR: 3 SF: 0 SAC: 0 DP: 1 HBP: 0						WP: 0 PB: 0 SB: 2 CS: 0 PA: 45

PITCHER		IP	WLS	BF	H	R	ER	SO	BB	IBB	HBP	BLK	WP	HR	S	P	ERA	WHIP
37 Edinson Volquez, R ERA: 5.7	(1, 1)	5.1	W	25	6	3	3	5	3	0	0	0	0	2	68	106	5.06	1.688
55 Dale Thayer, R ERA: 2.72	(6, 1)	0.2	H	3	1	0	0	0	1	0	0	0	0	0	11	16	0.00	3.000
50 Nick Vincent, R ERA: 3.15	(7, 1)	0.1		5	4	4	4	0	0	0	0	0	0	1	14	19	108.00	12.000
57 Luke Gregerson, R ERA: 2.98	(7, 1)	0.1		4	2	1	1	1	1	0	0	0	0	0	11	16	27.00	9.000
54 Joe Thatcher, L ERA: 2.22	(7, 1)	0.1	H	1	0	0	0	0	0	0	0	0	0	0	1	1	0.00	0.000

PITCHER		IP	WLS	BF	H	R	ER	SO	BB	IBB	HBP	BLK	WP	HR	S	P	ERA	WHIP
46 Tim Stauffer, R ERA: 4.15	(8, 1)	1.0	H	3	0	0	0	1	0	0	0	0	0	0	9	14	0.00	0.000
16 Huston Street, R ERA: 3.78	(9, 1)	1.0	S	4	0	0	0	2	1	0	0	0	0	0	11	18	0.00	1.000

BOTTOM

San Diego Padres @ Milwaukee Brewers

Miller Park, Milwaukee, WI

Thu Jul 25 2013, 1:11 PM - 5:06 PM CDT

Att. 34,372 - Cloudy - 75 F

livebaseballscorecards.com

AB	39
R	8
H	13
RBI	8
BB	6
SO	9
LOB	19

Batter	1	2	3	4	5	6	7	8	9	AB	R	H	RBI	BB	SO	LOB
23 Rickie Weeks Jr., R (1, 4) OBP: 0.321, SLG: 0.370	C FF 94 C FF 93 B FF 95 B SI 93 S SI 93 2-3 K		B SL 86 X FF 94 1-0 G4-3			C SI 94 B SL 86 S SL 85 B FF 94 X SL 84 2-2 7 1B 2B		F SL 80 B FF 88 B SL 82 C FF 89 X SL 81 2-2 7 FC6 1B		4	1	2	0	0	1	0
7 Norichika Aoki, L (1, 9) OBP: 0.363, SLG: 0.377	B SI 93 B FF 94 F SI 91 X FF 93 2-1 1B		F FF 92 F CH 84 B CU 79 F CU 80 B SI 96 X CH 83 2-2 G5-3			C SI 94 L CH 84 B FF 96 X CU 80 1-2 9 1B 22 FC4-6 2-H 1B		C FF 90 B FF 90 F SI 88 B SI 90 B FF 90 X SI 88 3-2 ① FC6 9 G5-4-3 1-2f		4	1	2	1	0	0	1
9 Jean Segura, R (1, 6) OBP: 0.348, SLG: 0.463	B SI 93 1 SAFE 1 SAFE B FF 94 F SI 93 C FF 94 T SI 94 2-2 ② K			L FF 93 B SL 85 F SL 86 S FF 94 1-3 ① K		X SI 94 0-0 22 FC4-6 1-3 1B		C SI 89 X SI 88 0-1 ② ③ G5-4-3 1-2f		4	0	1	0	0	2	2
27 Carlos Gómez, R (1, 8) OBP: 0.344, SLG: 0.554	B SI 94 1 SAFE B FF 95 F SI 94 F SL 85 F SL 86 F SI 94 F FF 95 S SL 86 2-3 ③ K			S SL 86 C FF 95 F FF 95 S FF 95 0-3 ② K		B SI 95 C FF 94 T SI 95 S SL 88 1-3 ① K			C SL 82 X FF 90 0-1 HR	4	1	1	1	0	3	3
22 Logan Schafer, L (1, 7) OBP: 0.284, SLG: 0.345		B FF 92 C CH 82 B SI 92 C SI 94 S CU 79 2-3 ① K		S CU 78 B FF 94 B FF 94 X CH 83 2-1 12 FC5-4 1B		B SI 94 X SI 94 1-0 ② FC4-6 1-2f 3-H			X FF 92 0-0 ① G1-3	4	0	1	1	0	1	1
12 Martín Maldonado, R (1, 2) OBP: 0.235, SLG: 0.297		C FF 94 C FF 95 F FF 95 B SL 88 S SL 86 1-3 ② K		C SI 95 X FF 93 0-1 ③ FC5-4 1-2f		F FF 95 C FF 95 X FF 95 0-2 ③ G6-3			C SL 85 F SL 84 S SL 78 0-3 ② K	4	0	0	0	0	2	2
21 Juan Francisco, L (1, 3) OBP: 0.296, SLG: 0.414 31 Burke Badenhop, R (7, 1) 15 Caleb Gindl, L (9, PH) OBP: 0.349, SLG: 0.378		B FF 95 C CU 80 F CU 79 B CU 80 X FF 94 2-2 1B			B FF 91 C FF 92 S CU 77 B FF 94 B CU 78 C CU 77 3-3 ① K		S CU 78 B CU 78 X FF 92 1-1 ① L5		C FF 90 F FF 90 S SL 84 0-3 ③ K	3 0 1	0 0 0	1 0 0	0 0 0	0 0 0	1 0 1	0 0 0
3 Yuniesky Betancourt, R (1, 5) OBP: 0.235, SLG: 0.349		C FF 94 F FF 94 B FF 94 X SL 86 1-2 ③ G1-3			X FF 94 0-0 ② L3		S SL 83 S SI 94 B SI 94 S FF 95 1-3 ② K			3	0	0	0	0	1	1
60 Wily Peralta, R (1, 1) OBP: 0.162, SLG: 0.139 47 Rob Wooten, R (4, 1) 20 Jonathan Lucroy, R (7, PH) OBP: 0.332, SLG: 0.487 (7, 3)			C FF 92 X FF 93 0-1 ① G1-3		C FF 92 B FF 94 C FF 93 S FF 93 1-3 ③ K		C FF 94 B SL 87 B SI 94 X SI 94 2-1 ③ G4-3			1 1 1	0 0 0	0 0 0	0 0 0	0 0 0	0 1 0	0 0 0
Inning Stats	R: 0 E: 0 K: 3 S: 14 H: 1 LOB: 1 BB: 0 P: 22	R: 0 E: 0 K: 2 S: 13 H: 1 LOB: 1 BB: 0 P: 19	R: 0 E: 0 K: 0 S: 7 H: 0 LOB: 0 BB: 0 P: 10	R: 0 E: 0 K: 2 S: 11 H: 1 LOB: 1 BB: 0 P: 14	R: 0 E: 0 K: 2 S: 7 H: 0 LOB: 0 BB: 0 P: 11	R: 2 E: 0 K: 1 S: 14 H: 3 LOB: 1 BB: 0 P: 19	R: 0 E: 0 K: 1 S: 7 H: 0 LOB: 0 BB: 0 P: 11	R: 0 E: 0 K: 0 S: 8 H: 1 LOB: 0 BB: 0 P: 13	R: 1 E: 0 K: 2 S: 9 H: 1 LOB: 0 BB: 0 P: 9	1B: 6 2B: 1 3B: 0 HR: 1 SF: 0 SAC: 0 DP: 1 HBP: 0						

PITCHER		IP	WLS	BF	H	R	ER	SO	BB	IBB	HBP	BLK	WP	HR	S	P	ERA	WHIP
32 Tyler Chatwood, R ERA: 2.48	(1, 1)	7.0	W	27	6	2	2	11	0	0	0	0	0	0	73	106	2.57	0.857
60 Manny Corpas, R ERA: 4.07	(8, 1)	2.0		7	2	1	1	2	0	0	0	0	0	1	17	22	4.50	1.000

PITCHER	IP	WLS	BF	H	R	ER	SO	BB	IBB	HBP	BLK	WP	HR	S	P	ERA	WHIP

TOP

Milwaukee Brewers @ Colorado Rockies

Coors Field, Denver, CO

Fri Jul 26 2013, 6:42 PM - 9:22 PM MDT

Att. 32,740 - Clear - 82 F

livebaseballscorecards.com

AB	34
R	3
H	8
RBI	3
BB	0
SO	13
LOB	10

Milwaukee Brewers @ Colorado Rockies

Coors Field, Denver, CO

Fri Jul 26 2013, 6:42 PM - 9:22 PM MDT

Att. 32,740 - Clear - 82 F

BOTTOM

livebaseballscorecards.com

Batter	1	2	3	4	5	6	7	8	9	AB	R	H	RBI	BB	SO	LOB
24 Dexter Fowler, S (1, 8) OBP: 0.372, SLG: 0.447	C FF 92 B FF 95 C FF 94 C SL 83 1-3 K ①	F SL 84 H FF 94 1-1 9 FC6-4 HBP		C SL 84 F SL 86 D SL 86 B FF 92 F SL 85 D CH 86 B SL 84 4-2 9 E 2 1B BB	F SL 85 F FS 84 B FF 89 X CU 76 1-2 F9 ② 2-3			F SI 89 C SI 89 X SL 80 0-2 G3 ②		3	0	0	0	1	1	2
9 DJ LeMahieu, R (1, 4) OBP: 0.316, SLG: 0.357	F FF 94 B FF 96 S FF 95 F FF 96 F SL 85 S SL 85 1-3 K ②	X SI 95 0-0 FC6-4 2 FC6 ② 1-2f 2-3 3-H		F SI 95 F SI 95 X SI 95 0-2 E5 2 1B 3 1B 1-2 2-3 3-H	X FF 90 0-0 L9 ③			B SI 90 C SI 89 F SL 80 B SL 82 B FF 89 X SI 88 3-2 G6-3 ③		5	1	0	2	0	1	6
2 Troy Tulowitzki, R (1, 6) OBP: 0.390, SLG: 0.586	B FF 95 C FF 94 B FF 95 F SI 96 F FF 97 B FF 97 F FF 97 X SI 97 3-2 P5 ③	C SL 84 D FF 94 X SI 96 1-1 FC6 ③ 1-2f		B CH 84 X SI 95 1-0 3 1B 17 1B ② 1-3 2-H 3-H 1B		B SL 85 F FF 89 X FF 89 1-1 F9 ①				4	1	1	1	0	0	2
3 Michael Cuddyer, R (1, 9) OBP: 0.398, SLG: 0.559		B FF 94 B FF 94 S FF 94 B FF 95 B FF 94 4-1 17 1B 28 1B BB	X FF 93 0-0 F8 ①	B SL 84 C SL 84 S SI 95 B CH 85 X FF 93 2-2 17 1B 1-2 3-H 1B		C SL 84 C FS 84 X FS 84 0-2 G6-3 ②				3	1	1	1	1	0	0
17 Todd Helton, L (1, 3) OBP: 0.337, SLG: 0.400		X FF 94 0-0 28 1B 20 BB 32 2B 1-3 1B	C FF 94 C SL 86 F SL 88 B FF 93 X SL 84 1-2 F7 ②	F SL 87 B FF 90 X SL 86 1-1 20 FC6-4 1-3 2-H 1B		F FF 89 B FS 81 S FS 82 S FS 83 1-3 K2-3 ③				4	1	2	1	0	1	0
20 Wilin Rosario, R (1, 2) OBP: 0.304, SLG: 0.452		B SL 84 S SL 83 B SL 83 B FF 96 B FF 94 4-1 28 1B 32 2B 1-2 BB	B SL 85 X FF 95 1-0 G6-3 ③	F FF 89 B SL 84 F SL 85 B CU 76 X SL 82 2-2 FC6-4 ③ 1-2f			C SI 90 C SI 90 F SL 83 S SL 82 0-3 K ①			3	1	0	0	1	1	2
19 Charlie Blackmon, L (1, 7) OBP: 0.263, SLG: 0.364		F FF 94 D SI 96 S FF 95 B SL 86 X FF 96 2-2 P6 ①		B FF 94 X FF 94 1-0 28 1B 9 E 1B	C FF 90 C FF 89 X FS 84 0-2 E3 24 F9 32 1B		C SI 90 F SL 81 B SL 81 X FS 83 1-2 F8 ②			4	1	1	0	0	0	3
28 Nolan Arenado, R (1, 5) OBP: 0.289, SLG: 0.386		B SL 85 C FF 94 X FF 95 1-1 32 2B 9 FC6-4 1-2 2-3 3-H 1B		1 SAFE F FF 93 X FF 93 0-1 9 E 32 SH1-3 2 1B 1-3 1B	X FF 89 0-0 F8 ①		B SL 81 B SI 89 X SI 89 2-0 G1-3 ③			4	2	2	1	0	0	1
32 Tyler Chatwood, R (1, 1) OBP: 0.367, SLG: 0.379 60 Manny Corpas, R (8, 1)		B FF 95 X FF 93 1-0 9 FC6-4 1-3 2-H 3-H 2B		B FF 94 B FF 93 F FF 91 1 SAFE X FF 92 2-1 SH1-3 ① 1-2	X SI 88 0-0 1-2 1B			S SI 87 S SL 80 S SL 81 0-3 K ①		2 1	0 0	2 0	2 0	0 0	0 1	0 0
Inning Stats	R: 0 E: 0 K: 2 S: 13 H: 0 LOB: 0 BB: 0 P: 18	R: 4 E: 0 K: 0 S: 13 H: 3 LOB: 2 BB: 2 P: 27	R: 0 E: 0 K: 0 S: 6 H: 0 LOB: 0 BB: 0 P: 8	R: 4 E: 1 K: 0 S: 20 H: 5 LOB: 2 BB: 1 P: 33	R: 0 E: 1 K: 0 S: 9 H: 1 LOB: 2 BB: 0 P: 10	R: 0 E: 0 K: 1 S: 8 H: 0 LOB: 0 BB: 0 P: 10	R: 0 E: 0 K: 1 S: 8 H: 0 LOB: 0 BB: 0 P: 11	R: 0 E: 0 K: 1 S: 9 H: 0 LOB: 0 BB: 0 P: 12		1B: 8 2B: 1 3B: 0 HR: 0 SF: 0 SAC: 1 DP: 0 HBP: 1				WP: 0 PB: 0 SB: 0 CS: 0 PA: 38		

	AB	33
	R	8
	H	9
	RBI	8
	BB	3
	SO	5
	LOB	16

PITCHER		IP	WLS	BF	H	R	ER	SO	BB	IBB	HBP	BLK	WP	HR	S	P	ERA	WHIP
60 Wily Peralta, R ERA: 4.54	(1, 1)	3.2	L	22	7	8	5	2	3	0	1	0	0	0	47	78	12.27	2.727
47 Rob Wooten, R ERA:	(4, 1)	2.1		10	2	0	0	1	0	0	0	0	0	0	22	28	0.00	0.857
31 Burke Badenhop, R ERA: 3.8	(7, 1)	2.0		6	0	0	0	2	0	0	0	0	0	0	17	23	0.00	0.000

PITCHER	IP	WLS	BF	H	R	ER	SO	BB	IBB	HBP	BLK	WP	HR	S	P	ERA	WHIP

Milwaukee Brewers @ Colorado Rockies

Coors Field, Denver, CO

Sat Jul 27 2013, 6:12 PM - 10:57 PM MDT

Att. 38,012 - Cloudy - 79 F

livebaseballscorecards.com

TOP

Batter	1	2	3	4	5	6	7	8	9	AB	R	H	RBI	BB	SO	LOB
23 Rickie Weeks Jr., R (1, 4) OBP: 0.319, SLG: 0.371	C FF 91 B SI 90 X CH 82 1-1 7 SH1-3 9 1B 2B	B SI 90 C FC 84 B FF 92 B SI 90 C FC 84 X CU 70 3-2 ② G5-3		X CU 68 0-0 ① P5		B FF 90 C FF 90 B FF 90 C FF 90 X ST 83 2-2 ③ G6-3			C FF 93 B SL 85 X SI 92 1-1 ① FC6-4 7 G6-3 1-2f	5	1	1	0	0	0	1
7 Norichika Aoki, L (1, 9) OBP: 0.362, SLG: 0.375	X SI 90 0-0 ① SH1-3 2-3	S FC 87 B CH 83 X FC 86 1-1 9 S 9 1B 1B		B SI 89 F FC 85 C CH 82 F FC 85 X CU 72 1-2 ② G4-3			B ST 80 B FF 90 B FF 90 C FF 90 X FF 90 3-1 ① G6-3		X FF 94 0-0 ② ③ G6-3 1-2f	4	1	1	0	0	0	1
9 Jean Segura, R (1, 6) OBP: 0.350, SLG: 0.465 14 Jeff Bianchi, R (6, 6) OBP: 0.265, SLG: 0.294	C SI 91 X SI 91 0-1 20 2B 27 SF9 1B 3-H	B CU 70 B SI 89 C SI 89 F FC 82 X FF 90 2-2 20 E 20 S 1B 1-H		C FC 85 S SI 88 B CU 69 X FC 84 1-2 ③ G6-3			B FF 92 B ST 82 C FF 90 F ST 80 X ST 83 2-2 ② G5-3			3 1	1 0	2 0	2 0	0 0	0 0	0 0
20 Jonathan Lucroy, R (1, 2) OBP: 0.334, SLG: 0.500	1 SAFE B FF 91 C FF 90 1 SAFE F FC 86 X SI 89 1-2 27 SF9 15 2B 2B 1-3	B FF 89 1 SAFE C FC 84 X SI 90 1-1 G4-3 1-3			C FC 82 X CH 80 0-1 ① F7		X FF 90 0-0 HR			4	2	2	1	0	0	1
27 Carlos Gómez, R (1, 8) OBP: 0.345, SLG: 0.555	B CU 70 B FF 90 X SI 90 2-0 ② SF9 2-3 3-H		X FC 83 0-0 15 G5-3 15 S 21 HR 1B		B FF 88 F CU 70 F FC 83 X FC 84 1-2 21 S 1B		X ST 82 0-0 ③ F7			3	1	2	1	0	0	0
15 Caleb Gindl, L (1, 7) OBP: 0.362, SLG: 0.415	B CU 70 F FF 90 F FC 87 F FF 92 X CU 71 1-2 2B 3-H		1 SAFE 1 SAFE 1 SAFE B SI 88 B SI 89 X CH 80 2-0 ① G5-3 1-3		F FF 88 B FF 86 1 SAFE F FC 84 1 SAFE B SI 90 X FF 87 2-2 ② F9			C SL 83 B SL 85 B FF 91 F FF 93 B SL 83 X SL 83 3-2 3 G1-6-3 1B		4	0	2	1	0	0	2
21 Juan Francisco, L (1, 3) OBP: 0.299, SLG: 0.425	D CU 71 B FF 89 F FF 89 B CU 69 S FF 89 B FF 90 4-2 BB		S FF 90 X FF 90 0-1 3-H HR		C CU 70 B SI 90 S CU 70 D CU 72 C FC 87 2-3 ③ K 1-3			C SI 92 B SI 90 S SL 83 B SL 84 1 SAFE C SI 93 2-3 ① K		3	1	1	2	1	2	2
3 Yuniesky Betancourt, R (1, 5) OBP: 0.232, SLG: 0.344	C CU 70 X FF 91 0-1 ③ F9		B CU 68 X FF 88 1-0 ② F9			F FF 89 B FF 90 F ST 80 X ST 81 1-2 ① G5-3		X SI 91 0-0 ② ③ G1-6-3 1-2f		4	0	0	0	0	0	3
32 Tom Gorzelanny, R (1, 1) OBP: 0.077, SLG: 0.077 53 Brandon Kintzler, R (6, 1) 59 John Axford, R (8, 1) 18 Khris Davis, R (9, PH) OBP: 0.364, SLG: 0.526 29 Jim Henderson, L (9, 1)		B FF 88 S FF 88 S FF 90 S FC 82 1-3 ① K	S FC 83 F FF 89 X FC 83 0-2 ③ F8			C FF 91 B ST 81 F FF 90 F ST 81 S ST 82 1-3 ② K			B FF 94 F FF 94 B FF 95 X FF 95 2-1 23 FC6-4 1B	3 0 0 1 0	0 0 0 0 0	0 0 0 1 0	0 0 0 0 0	2 0 0 0 0	0 0 0 0 0	0 0 0 0 0
Inning Stats	R: 3 H: 4 E: 0 LOB: 2 K: 0 BB: 1 S: 17 P: 26	R: 1 H: 2 E: 0 LOB: 1 K: 1 BB: 0 S: 13 P: 21	R: 2 H: 2 E: 0 LOB: 0 K: 0 BB: 0 S: 8 P: 11	R: 0 H: 0 E: 0 LOB: 0 K: 0 BB: 0 S: 8 P: 10	R: 0 H: 1 E: 0 LOB: 1 K: 1 BB: 0 S: 11 P: 16	R: 0 H: 0 E: 0 LOB: 0 K: 1 BB: 0 S: 10 P: 14	R: 1 H: 1 E: 0 LOB: 0 K: 0 BB: 0 S: 7 P: 12	R: 0 H: 1 E: 0 LOB: 0 K: 1 BB: 0 S: 7 P: 12	R: 0 H: 1 E: 0 LOB: 0 K: 0 BB: 0 S: 5 P: 8	1B: 7 SF: 1 2B: 3 SAC: 1 3B: 0 DP: 2 HR: 2 HBP: 0						

	AB	35
	R	7
	H	12
	RBI	7
	BB	1
	SO	4
	LOB	10

WP: 0 PA: 38
PB: 0
SB: 5
CS: 0

PITCHER		IP	WLS	BF	H	R	ER	SO	BB	IBB	HBP	BLK	WP	HR	S	P	ERA	WHIP
43 Collin McHugh, R ERA: 10.5	(1, 1)	5.0	L	25	9	6	6	2	1	0	0	0	0	1	57	84	10.80	2.000
0 Adam Ottavino, R ERA: 2.98	(6, 1)	2.0		7	1	1	1	1	0	0	0	0	0	1	17	26	4.50	0.500
88 Josh Outman, L ERA: 4.5	(8, 1)	1.0		3	1	0	0	1	0	0	0	0	0	0	7	12	0.00	1.000
61 Edgmer Escalona, R ERA: 4.39	(9, 1)	1.0		3	1	0	0	0	0	0	0	0	0	0	5	8	0.00	1.000

PITCHER	IP	WLS	BF	H	R	ER	SO	BB	IBB	HBP	BLK	WP	HR	S	P	ERA	WHIP

Batter	1	2	3	4	5	6	7	8	9	AB	R	H	RBI	BB	SO	LOB
24 Dexter Fowler, S (1, 8) OBP: 0.368, SLG: 0.441	C SI 90 B SI 92 F SI 89 B SI 91 X SL 79 2-2 ① F9		B SL 80 X CH 82 1-0 ③ G6-3			B SI 91 X CH 83 1-0 ① F8	S FF 92 B SI 91 X FF 93 1-1 E3 9 G6-4-3 1-2			4	0	0	0	0	0	1
9 DJ LeMahieu, R (1, 4) OBP: 0.314, SLG: 0.360	C SI 91 C SI 92 S SL 82 0-3 ② K			X CH 84 0-0 ① L8		F SI 91 B SI 91 F SL 80 X SL 80 1-2 2 1B 2B	B SI 91 C SI 92 B FF 93 F FF 92 X SI 93 2-2 ②③ G6-4-3 1-2f			4	1	1	0	0	1	2
2 Troy Tulowitzki, R (1, 6) OBP: 0.395, SLG: 0.600	S SL 79 C SI 92 B SI 92 B CH 84 C SI 92 2-3 ③ K			X SI 92 0-0 3 FC1-6 1B		C SL 80 B SI 92 C SI 92 D SL 80 X SI 91 2-2 3 BB 20 HR 1B 2-H		B FF 94 C FF 95 B FF 95 X FF 95 3-1 HR		4	2	3	2	0	1	0
3 Michael Cuddyer, R (1, 9) OBP: 0.397, SLG: 0.554		C SI 92 B SL 81 B SI 90 C SI 91 X SL 78 2-2 ① G5-3		D SL 80 B FF 91 X SI 92 2-0 ② FC1-6 1-2f		B SL 80 C FF 92 B SI 92 D SI 91 B SI 91 4-1 20 HR BB 1-2		C FF 95 S CU 78 S FF 96 0-3 ① K		3	1	0	0	1	1	1
20 Wilin Rosario, R (1, 2) OBP: 0.307, SLG: 0.463		F CH 86 B FF 92 X SL 80 1-1 1B		B SL 81 1 SAFE S SI 91 T SI 91 F SI 92 S SI 90 1-3 ③ K		S SI 91 B SI 92 X SL 80 1-1 1-H 2-H HR		S FF 94 B FF 96 C FF 95 B CU 79 B FF 97 X FF 96 3-2 ② G4-3		4	1	2	3	0	1	1
17 Todd Helton, L (1, 3) OBP: 0.332, SLG: 0.393		B SI 92 B SL 82 B FF 92 C SI 90 X SI 91 3-1 ② P5			C SL 80 T SL 82 F FF 90 B SL 80 X SI 91 1-2 ① F7	B SI 91 B SI 90 F SI 90 X FF 92 2-1 ② F7		B FF 95 S FF 94 C CU 79 F FF 95 X CU 78 1-2 ③ L8		4	0	0	0	0	0	1
28 Nolan Arenado, R (1, 5) OBP: 0.285, SLG: 0.381		X SI 92 0-0 ③ G4-3			B SL 79 X SI 90 1-0 ② G6-3	B FF 91 X FF 91 1-0 ③ G6-3			C FF 96 S FF 96 B FF 95 B FF 96 F FF 96 F FF 96 F FF 97 F SL 87 T FF 97 2-2 ① K	4	0	0	0	0	1	1
19 Charlie Blackmon, L (1, 7) OBP: 0.262, SLG: 0.356			B SI 91 F SI 92 B SI 91 X SI 90 2-1 ① G6-3		C SI 90 B SL 80 S SL 80 B SL 80 X SI 90 2-2 1B		B SI 91 C CH 89 X SI 91 1-1 ① G6-3		C FF 95 B FF 96 F FF 95 S FF 97 1-3 ② K	4	0	1	0	0	1	0
43 Collin McHugh, R (1, 1) 15 Jordan Pacheco, R (5, PH) OBP: 0.268, SLG: 0.298 0 Adam Ottavino, S (6, 1) 6 Corey Dickerson, L (7, PH) OBP: 0.325, SLG: 0.353 88 Josh Outman, L (8, 1) 61 Edgmer Escalona, R (9, 1) 18 Jonathan Herrera, S (9, PH) OBP: 0.305, SLG: 0.348			B FF 91 C FF 90 X SI 91 1-1 ② G1-3		F SI 91 S SL 81 D SL 78 B FF 90 B CH 85 C FF 92 3-3 ③ K		B FF 91 B FF 92 C SI 89 X SI 92 2-1 24 E 1B		B FF 94 B FF 93 B FF 93 C FF 93 C FF 96 F FF 95 F FF 97 X FF 96 3-2 ③ F9	1 1 0 1 0 0 0 1	0 0 0 0 0 0 0 0	0 0 0 1 0 0 0 0	0 0 0 0 0 0 0 0	0 1 0 0 0 0 0 0	0 1 0 0 0 0 0 0	0 1 0 0 0 0 0 0
Inning Stats	R: 0 E: 0 K: 2 S: 9 H: 0 LOB: 0 BB: 0 P: 13	R: 0 E: 0 K: 0 S: 8 H: 1 LOB: 1 BB: 0 P: 14	R: 0 E: 0 K: 0 S: 5 H: 0 LOB: 0 BB: 0 P: 9	R: 0 E: 0 K: 1 S: 7 H: 1 LOB: 1 BB: 0 P: 10	R: 0 E: 0 K: 1 S: 11 H: 1 LOB: 1 BB: 0 P: 18	R: 4 E: 0 K: 0 S: 13 H: 3 LOB: 0 BB: 1 P: 25	R: 0 E: 1 K: 0 S: 9 H: 1 LOB: 1 BB: 0 P: 15	R: 1 E: 0 K: 1 S: 12 H: 1 LOB: 0 BB: 0 P: 19	R: 0 E: 0 K: 2 S: 15 H: 0 LOB: 0 BB: 0 P: 21	1B: 5 2B: 1 3B: 0 HR: 2	SF: 0 SAC: 0 DP: 1 HBP: 0		WP: 0 PB: 0 SB: 0 CS: 0		PA: 36		

PITCHER		IP	WLS	BF	H	R	ER	SO	BB	IBB	HBP	BLK	WP	HR	S	P	ERA	WHIP
32 Tom Gorzelanny, L ERA: 2.83	(1, 1)	5.1	W	23	6	4	4	4	1	0	0	0	0	1	50	83	6.75	1.312
53 Brandon Kintzler, R ERA: 2.93	(6, 1)	1.2	H	6	1	0	0	0	0	0	0	0	0	0	12	21	0.00	0.600
59 John Axford, R ERA: 3.5	(8, 1)	1.0	H	4	1	1	1	1	0	0	0	0	0	1	12	19	9.00	1.000
29 Jim Henderson, R ERA: 2.09	(9, 1)	1.0	S	3	0	0	0	2	0	0	0	0	0	0	15	21	0.00	0.000

PITCHER	IP	WLS	BF	H	R	ER	SO	BB	IBB	HBP	BLK	WP	HR	S	P	ERA	WHIP

BOTTOM

Milwaukee Brewers @ Colorado Rockies

Coors Field, Denver, CO

Sat Jul 27 2013, 6:12 PM - 10:57 PM MDT

Att. 38,012 - Cloudy - 79 F

livebaseballscorecards.com

AB	35
R	5
H	8
RBI	5
BB	1
SO	7
LOB	8

Batter	1	2	3	4	5	6	7	8	9	AB	R	H	RBI	BB	SO	LOB
23 Rickie Weeks Jr., R (1, 4) OBP: 0.315, SLG: 0.365	C FC 89 B FF 87 C FF 87 C SI 90 1-3 ① K		B CU 77 B CH 81 X SI 87 2-0 ① G6-3		B SI 86 C SI 88 B SI 88 S SL 79 B SL 81 S SL 81 3-3 ① K		B FF 91 B FF 90 C SL 80 X SL 80 2-1 ② L4		B FF 92 S FF 93 S SL 85 X FF 95 1-2 E1	5	0	0	0	0	2	0
7 Norichika Aoki, L (1, 9) OBP: 0.360, SLG: 0.381	F FF 89 B SI 87 X FF 88 1-1 ② G5-3		C CU 76 B CH 81 X SI 90 1-1 HR		C FF 91 C FF 92 X FF 92 0-2 ② G4-3		F FC 92 B FC 91 X CU 76 1-1 ③ F7		X FF 92 0-0 ③ F8	5	1	1	1	0	0	1
20 Jonathan Lucroy, R (1, 2) OBP: 0.333, SLG: 0.500	C SL 79 B SI 90 B FF 90 X FF 87 2-1 ③ F7		B FF 91 C SL 78 X FF 91 1-1 ② G1-3		B FF 90 B FF 91 X FF 89 2-0 2B			C SL 83 F FF 91 C CU 74 0-3 ① K		4	0	1	0	0	1	0
27 Carlos Gómez, R (1, 8) OBP: 0.347, SLG: 0.557		F SI 86 B FF 90 X SI 89 1-1 15 2B; 14 1B; 1B	F FF 91 B SL 81 F FF 89 B SL 78 S SL 81 2-3 ③ K		B FF 89 C SL 80 B FF 90 X FF 88 2-1 ③ F7			C FF 92 X FF 93 0-1 3 S; 3 HR; 2B		4	2	2	0	0	1	1
15 Caleb Gindl, L (1, 7) OBP: 0.373, SLG: 0.467		B SI 87 X FF 87 1-0 14 1B; 48 G1-2-3; 1-3; 2B		B CU 72 C CH 80 X SI 87 1-1 14 1B; 2B		C CH 81 B CH 80 B CU 76 C SL 78 X FF 90 2-2 ① F8		C CU 73 F SL 89 B FF 92 2 SAFE F CU 74 B FF 91 X SL 88 2-2 ② F7		4	1	2	0	0	0	1
3 Yuniesky Betancourt, R (1, 5) OBP: 0.235, SLG: 0.356		B FF 89 X SL 80 1-0 ① P4		B FF 88 S SL 78 F SI 88 X FF 88 1-2 ① F8		C SL 78 X FF 90 0-1 14 FC6-4; 1B		F SL 84 S SL 84 F SL 85 D SL 85 B SL 87 X SL 85 2-2 2-H HR		4	1	2	2	0	0	3
21 Juan Francisco, L (1, 3) OBP: 0.299, SLG: 0.420		B SI 89 B SI 89 I IN 63 I IN 65 4-0 14 1B; IBB		B SI 88 F SL 80 X SI 90 1-1 ② F7		1 SAFE B SI 88 B FF 90 S CH 83 F SL 80 C FF 89 2-3 ② K		B FF 94 C FF 92 S CU 76 B FF 92 F CU 76 S FF 91 2-3 ③ K		3	0	0	0	1	2	2
14 Jeff Bianchi, R (1, 6) OBP: 0.274, SLG: 0.301		F SI 89 X SI 90 0-1 1-2; 2-3; 3-H; 1B	D SL 80 C SL 82 F FF 90 D SL 81 F SL 83 X SL 77 2-2 2-H; 1B		F SI 90 X FF 89 0-1 ③ FC6-4; 1-2f			C FF 92 F FF 92 S SL 88 0-3 ① K2-3		4	0	2	2	0	1	1
48 Donovan Hand, R (1, 1) OBP: 0.250, SLG: 0.143 22 Logan Schafer, L (7, PH) OBP: 0.282, SLG: 0.343 51 Michael Gonzalez, R (7, 1) 59 John Axford, R (8, 1) 31 Burke Badenhop, R (8, 1) 18 Khris Davis, R (9, PH) OBP: 0.348, SLG: 0.500		L SI 88 B SI 87 X FF 86 1-1 ② ③ G1-2-3; 3-Hf	X SI 87 0-0 ③ G5-3				C FF 90 X FF 90 0-1 ① G4-3		B FF 92 C FF 92 C FF 92 B SL 87 X FF 93 2-2 ② L9	2 1 0 0 0 1	0 0 0 0 0 0	0 0 0 0 0 0	0 0 0 0 0 0	0 0 0 0 0 0	0 0 0 0 0 0	4 0 0 0 0 0

| Inning Stats | | | |

Batter	1	2	3	4	5	6	7	8	9	AB	R	H	RBI	BB	SO	LOB
24 Dexter Fowler, S (1, 8) OBP: 0.369, SLG: 0.452	F SI 88 F SI 88 B SI 88 X SL 84 1-2 L6 ①		C CU 68 X CU 68 0-1 6 CS 1B		B SI 89 F SI 88 X SL 79 1-1 L8 ③		C SI 88 X SI 88 0-1 HR			4	1	2	1	0	0	0
6 Corey Dickerson, L (1, 7) OBP: 0.341, SLG: 0.447 34 Matt Belisle, R (8, 1) 49 Rex Brothers, L (9, 1)	C SI 88 X SI 88 0-1 G6-3 ②		1 SAFE B SI 88 F FF 88 T SL 82 F SI 90 X SI 89 1-2 1B ②			X SI 86 0-0 HR	C SL 80 X SL 81 0-1 F8 ③			4 0 0	1 0 0	2 0 0	1 0 0	0 0 0	0 0 0	0 0 0
2 Troy Tulowitzki, R (1, 6) OBP: 0.396, SLG: 0.613	C SI 88 B SI 88 B SI 89 B SI 89 X SI 89 3-1 HR		C CU 68 C SI 89 1 SAFE X SL 83 0-2 L1 ③			B SI 87 X SL 82 1-0 G4-3 ①		B CU 78 C CU 78 B SL 83 B SL 83 C FF 96 F FF 97 X SL 82 3-2 3 2B 2B		4	2	2	1	0	0	1
3 Michael Cuddyer, R (1, 9) OBP: 0.398, SLG: 0.566	C CU 69 C SI 88 B SI 88 S CU 69 1-3 K ③			F SI 88 C SI 88 F CU 70 F SI 87 F SI 88 F CU 70 X FF 87 0-2 F8 ①		B FF 88 B SI 89 X SI 90 2-0 HR		B FF 94 C CU 78 X FF 96 1-1 28 WP 28 1B 2-H 2B		4	2	2	2	0	1	0
17 Todd Helton, L (1, 3) OBP: 0.331, SLG: 0.399		B SI 86 C SI 87 B SI 88 C SI 88 S SL 83 2-3 K ①		B CU 66 B SI 89 F SI 89 X SI 88 2-1 3B		B SL 82 X SI 88 1-0 F8 ②		C FF 94 B FF 95 X FF 96 1-1 L7 ①		4	0	1	0	0	1	1
28 Nolan Arenado, R (1, 5) OBP: 0.288, SLG: 0.382		C SI 88 X CU 70 0-1 G3 ②		F SI 89 X CU 69 0-1 P6 ②		F CU 70 F CU 68 B SI 88 X SI 90 1-2 1B		B CU 80 C FF 95 X FF 94 1-1 8 G5-3 2-H 1B		4	0	2	1	0	0	1
8 Yorvit Torrealba, R (1, 2) OBP: 0.354, SLG: 0.333		C SI 88 T SL 81 X CU 70 0-2 1B		B SI 89 X SL 82 1-0 F8 ③		S CU 68 S SL 82 X SL 83 0-2 G1-3 ③		C SI 89 B SL 81 C SI 89 B SL 82 B SI 90 F SI 89 X SI 89 3-2 G5-3 ② 1-2		4	0	1	0	0	0	3
18 Jonathan Herrera, S (1, 4) OBP: 0.297, SLG: 0.338		X SI 89 0-0 G5-3 ③			B SI 87 F SI 88 B SI 87 X FF 88 2-1 F8 ①		B FF 88 X CH 86 1-0 B1-3 ①	X SI 88 0-0 P5 ③		4	0	0	0	0	0	2
45 Jhoulys Chacín, R (1, 1) OBP: 0.273, SLG: 0.250 9 DJ LeMahieu, R (7, PH) OBP: 0.313, SLG: 0.358 19 Charlie Blackmon, L (8, 7) OBP: 0.262, SLG: 0.356			B SI 87 C SI 87 C SI 87 X SI 88 1-2 G3 ①		C SI 88 X SL 82 0-1 G6-3 ②		B FF 90 B FF 91 B CH 79 C SI 87 X SI 88 3-1 G1-3 ②			2 1 0	0 0 0	0 0 0	0 0 0	0 0 0	0 0 0	0 0 0
Inning Stats	R: 1 H: 1 E: 0 LOB: 0 K: 1 BB: 0 S: 10 P: 15	R: 0 H: 1 E: 0 LOB: 1 K: 1 BB: 0 S: 9 P: 11	R: 0 H: 2 E: 0 LOB: 1 K: 0 BB: 0 S: 12 P: 14	R: 0 H: 1 E: 0 LOB: 1 K: 0 BB: 0 S: 12 P: 15	R: 0 H: 0 E: 0 LOB: 0 K: 0 BB: 0 S: 6 P: 9	R: 2 H: 3 E: 0 LOB: 1 K: 0 BB: 0 S: 10 P: 15	R: 1 H: 1 E: 0 LOB: 0 K: 0 BB: 0 S: 7 P: 11	R: 2 H: 3 E: 0 LOB: 1 K: 0 BB: 0 S: 15 P: 24		1B: 5 SF: 0 2B: 2 SAC: 0 3B: 1 DP: 0 HR: 4 HBP: 0					WP: 1 PA: 35 PB: 0 SB: 0 CS: 1	

PITCHER		IP	WLS	BF	H	R	ER	SO	BB	IBB	HBP	BLK	WP	HR	S	P	ERA	WHIP
48 Donovan Hand, R ERA: 3.56	(1, 1)	6.0		25	8	3	3	2	0	0	0	0	0	3	59	79	4.50	1.333
51 Michael Gonzalez, L ERA: 3.96	(7, 1)	1.0		4	1	1	1	0	0	0	0	0	0	1	7	11	9.00	1.000
59 John Axford, R ERA: 3.89	(8, 1)	0.1	L	4	3	2	2	0	0	0	0	0	1	0	10	16	54.00	9.000
31 Burke Badenhop, R ERA: 3.74	(8, 1)	0.2		2	0	0	0	0	0	0	0	0	0	0	5	8	0.00	0.000

PITCHER	IP	WLS	BF	H	R	ER	SO	BB	IBB	HBP	BLK	WP	HR	S	P	ERA	WHIP

BOTTOM

Milwaukee Brewers @ Colorado Rockies

Coors Field, Denver, CO

Sun Jul 28 2013, 2:11 PM - 4:52 PM MDT

Att. 33,237 - Cloudy - 66 F

livebaseballscorecards.com

AB	35
R	6
H	12
RBI	6
BB	0
SO	2
LOB	8

Batter	1	2	3	4	5	6	7	8	9	AB	R	H	RBI	BB	SO	LOB
23 Rickie Weeks Jr., R (1, 4) OBP: 0.316, SLG: 0.366	C FC 92 B SI 92 B SI 92 X FF 94 2-1 G6-3			B SI 93 X SL 84 1-0 F8		B SI 94 B SI 94 C SL 85 B SI 94 S SI 94 D SL 84 4-2 7 G1-3 1-2 BB		S SI 90 B FC 87 S FC 87 B FC 88 B SI 91 X FC 87 3-2 F8	B FF 92 C FF 92 X CU 80 1-1 2-H 3-H 2B	4	0	1	2	1	0	0
7 Norichika Aoki, L (1, 9) OBP: 0.356, SLG: 0.376	C FF 92 B SI 93 S FC 91 F FF 94 X FS 82 1-2 E4 9 G6-4-3			F FC 91 S SI 94 F FC 92 F SL 82 C SI 95 0-3 K		B FC 92 B SI 94 B SI 93 X SI 93 3-0 G1-3 1-2 2-3		C CU 76 B FF 90 X CU 78 1-1 G3	L FF 92 C CU 80 D CU 81 B CU 80 F FF 93 S FF 92 2-3 K	5	0	0	0	0	2	3
9 Jean Segura, R (1, 6) OBP: 0.349, SLG: 0.461	B SI 93 C SI 93 B SI 92 X SI 92 2-1 G6-4-3 1-2f			B SI 94 C SL 85 B SI 94 C SL 85 F SI 96 S SL 83 2-3 K		C SL 85 B SI 93 F SI 94 F FS 83 S FS 82 1-3 K			B SL 80 B SI 96 F SI 94 B SL 82 B SI 95 4-1 20 1B 27 1B BB	3	1	0	0	1	2	3
20 Jonathan Lucroy, R (1, 2) OBP: 0.335, SLG: 0.498		C SI 93 F SI 93 B SI 94 B FS 84 S FF 95 2-3 K			F SI 94 H FS 81 1-1 27 G5-4-3 HBP		C SI 93 B SI 94 X SI 94 1-1 P6		C SI 94 C SI 95 D SI 95 X SI 95 1-2 15 SH 27 1B 14 2B 1-2 1B	3	1	1	0	0	1	0
27 Carlos Gómez, R (1, 8) OBP: 0.346, SLG: 0.554		C SI 94 B SI 94 F SI 93 B FS 84 X SL 82 2-2 F8			C SI 94 X SI 94 0-1 G5-4-3 1-2f		S SI 94 B SI 96 B SI 94 S SI 95 B SI 94 S FF 95 3-3 K		L SI 94 F SI 94 X SL 82 0-2 15 SH 14 2B 1-2 2-H 1B	4	1	1	1	0	1	1
15 Caleb Gindl, L (1, 7) OBP: 0.389, SLG: 0.500		F SI 94 B FC 91 C FC 91 B FS 82 X SI 94 2-2 G3-1			B SL 86 F SL 86 B FS 83 B FC 92 X SI 94 3-1 1B		B SI 95 X SL 84 1-0 2B		L SI 94 D SI 94 X SI 94 1-1 SH 14 2B 23 2B 1-2 2-3	3	1	2	0	0	0	0
21 Juan Francisco, L (1, 3) OBP: 0.298, SLG: 0.415 47 Rob Wooten, R (9, 1)			B SI 94 F FC 91 C SL 85 B FS 83 C FC 91 2-3 K		B SL 85 S SI 92 B FF 92 B SI 92 1 SAFE C SI 93 C SI 94 3-3 K		S SI 94 B SI 95 B SL 86 B SI 94 S SL 83 F SI 94 D FS 84 4-2 BB		F SL 81 B SI 93 B SI 95 S SL 83 S SL 81 2-3 K	3	0	0	0	1	3	4
										0	0	0	0	0	0	0
14 Jeff Bianchi, R (1, 5) OBP: 0.273, SLG: 0.308			C FF 94 B FF 93 X FF 94 1-1 G6-3			B SL 84 X FF 94 1-0 L8	B SL 86 C SI 95 X SL 84 1-1 F9		X SI 94 0-0 23 2B 1-3 2-H 3-H 2B	4	1	1	2	0	0	2
26 Kyle Lohse, R (1, 1) OBP: 0.190, SLG: 0.171 51 Michael Gonzalez, R (7, 1) 22 Logan Schafer, L (8, PH) OBP: 0.282, SLG: 0.343 18 Khris Davis, R (8, PH) OBP: 0.333, SLG: 0.476 53 Brandon Kintzler, R (8, 1) 3 Yuniesky Betancourt, R (9, PH) OBP: 0.234, SLG: 0.355 (9, 3)			C FF 94 C FF 94 B SI 95 X SI 94 1-2 L9			C SI 94 C FF 94 X SL 84 0-2 7 G1-3 23 BB 1B		B SI 89 F FF 90 X CH 81 1-1 F9	B CU 80 B CU 79 B CU 78 S FF 92 C CU 78 C FF 92 3-3 K	2	0	1	0	0	0	0
										0	0	0	0	0	0	0
										0	0	0	0	0	0	0
										1	0	0	0	0	0	0
										0	0	0	0	0	0	0
										1	0	0	0	0	1	2

TOP

Milwaukee Brewers @ Chicago Cubs

Wrigley Field, Chicago, IL

Mon Jul 29 2013, 7:09 PM - 10:13 PM CDT

Att. 32,848 - Partly Cloudy - 64 F

livebaseballscorecards.com

AB	33
R	5
H	7
RBI	5
BB	3
SO	10
LOB	15

Inning Stats	1	2	3	4	5	6	7	8	9
	R: 0 E: 1 K: 0 S: 8	R: 0 E: 0 K: 1 S: 9	R: 0 E: 0 K: 1 S: 8	R: 0 E: 0 K: 2 S: 10	R: 0 E: 0 K: 1 S: 8	R: 0 E: 0 K: 1 S: 11	R: 0 E: 0 K: 1 S: 11	R: 0 E: 0 K: 0 S: 7	R: 5 E: 0 K: 3 S: 22
	H: 0 LOB: 0 BB: 0 P: 13	H: 0 LOB: 0 BB: 0 P: 15	H: 0 LOB: 0 BB: 0 P: 12	H: 0 LOB: 0 BB: 0 P: 13	H: 1 LOB: 1 BB: 0 P: 15	H: 1 LOB: 2 BB: 1 P: 20	H: 1 LOB: 2 BB: 1 P: 21	H: 0 LOB: 0 BB: 0 P: 12	H: 4 LOB: 1 BB: 1 P: 36

1B: 4	SF: 0
2B: 3	SAC: 1
3B: 0	DP: 2
HR: 0	HBP: 1

WP: 0	PA: 38
PB: 0	
SB: 0	
CS: 0	

PITCHER		IP	WLS	BF	H	R	ER	SO	BB	IBB	HBP	BLK	WP	HR	S	P	ERA	WHIP
29 Jeff Samardzija, R ERA: 3.75	(1, 1)	7.0		26	3	0	0	7	2	0	1	0	0	0	65	109	0.00	0.714
40 James Russell, L ERA: 2.65	(8, 1)	0.1		1	0	0	0	0	0	0	0	0	0	0	2	3	0.00	0.000
51 Matt Guerrier, R ERA: 4.14	(8, 1)	0.2		2	0	0	0	0	0	0	0	0	0	0	5	9	0.00	0.000
46 Pedro Strop, R ERA: 6.21	(9, 1)	0.1	L	6	3	5	5	1	1	0	0	0	0	0	13	21	135.00	12.000
50 Blake Parker, R ERA: 2.82	(9, 1)	0.2		3	1	0	0	2	0	0	0	0	0	0	9	15	0.00	1.500

PITCHER		IP	WLS	BF	H	R	ER	SO	BB	IBB	HBP	BLK	WP	HR	S	P	ERA	WHIP

Batter	1	2	3	4	5	6	7	8	9	AB	R	H	RBI	BB	SO	LOB
9 David DeJesus, L (1, 8) OBP: 0.319, SLG: 0.447	B SI 88 C SI 88 B CH 79 X SI 90 2-1 2B		B CU 76 C CU 77 X CH 79 1-1 ② G4-3		C CU 73 C SI 90 C SI 90 0-3 ① K		L FF 89 F SL 82 X FF 91 0-2 ① F7			4	0	1	0	0	1	0
21 Junior Lake, R (1, 7) OBP: 0.388, SLG: 0.553	B SL 84 S SL 84 C SL 84 D SL 84 F CH 79 S SI 89 2-3 ① K		C SI 89 S SL 84 B SI 89 F SL 84 X SI 89 1-2 44 1B 1B		S SL 86 X SL 85 0-1 ② P4		S CH 78 B FF 89 X SL 78 1-1 44 CS 1B			4	0	2	0	0	1	1
44 Anthony Rizzo, L (1, 3) OBP: 0.332, SLG: 0.433	F CU 73 X SI 89 0-1 1B		B CH 80 C SI 89 B SL 84 F CH 80 1 SAFE F SL 84 X SL 82 2-2 **1-3** 1B		B SI 89 C SI 89 B CH 80 B SL 84 B SI 89 4-1 BB		C SL 82 F FF 91 S SL 82 0-3 ②③ **1-2** K			3	0	2	0	1	1	1
19 Nate Schierholtz, L (1, 9) OBP: 0.334, SLG: 0.523	B SL 85 F SI 89 D CH 81 B CH 79 S SL 85 T SL 84 3-2 ② K		C SI 74 B SI 88 B CH 80 C SI 88 1 SAFE S SL 83 2-3 ③ K		X SI 89 0-0 ③ G3			B SI 92 C SI 92 C SI 93 B SL 82 S SI 93 2-3 ① K		4	0	0	0	0	3	5
13 Starlin Castro, R (1, 6) OBP: 0.286, SLG: 0.354	B SL 84 X SI 89 1-0 ③ F9			C SI 89 C SI 89 B SL 83 B SL 85 F SI 89 B SI 90 F SI 90 X SI 90 3-2 ① G4-3		C SL 83 F SI 88 F SL 83 F SL 84 B SI 90 X SI 90 1-2 ① G6-3		C SI 92 F SI 92 F SI 94 F SI 92 F SI 93 X SL 84 0-2 ② G6-3		4	0	0	0	0	0	2
24 Luis Valbuena, L (1, 5) OBP: 0.333, SLG: 0.382		X SI 88 0-0 ① F8		C CU 74 B CH 80 C SI 90 F CH 80 X SI 90 1-2 E3		C CU 72 X SL 83 0-1 15 FC4-6 1B		B SI 91 C SI 92 X SI 92 1-1 ③ F7		4	0	1	0	0	0	0
15 Darwin Barney, R (1, 4) OBP: 0.263, SLG: 0.327		B SL 84 F SI 88 F SL 85 B CH 80 X SI 90 2-2 ② F8		B SL 84 B SI 90 S SI 90 B SI 90 F SL 85 F SI 90 B SL 84 4-2 BB		1 SAFE B SI 88 X SL 83 1-0 ② FC4-6 53 BB **1-2f**			C SI 88 B CU 74 B SL 84 B SI 88 C SI 88 F SI 88 F SL 84 B SL 83 4-2 53 G4-6-3 BB	2	0	0	0	2	0	1
53 Welington Castillo, R (1, 2) OBP: 0.332, SLG: 0.358		F SI 89 X SL 85 0-1 ③ L1		C CU 74 F SI 89 F SL 84 X SL 83 0-2 ② F9		S SL 83 B SI 89 B SL 85 B SL 84 C SL 84 B CU 72 4-2 **1-2** BB			F SL 84 F SL 84 X FS 84 0-2 ①② G4-6-3 **1-2f**	3	0	0	0	1	0	3
29 Jeff Samardzija, R (1, 1) OBP: 0.128, SLG: 0.211 40 James Russell, L (8, 1) 51 Matt Guerrier, R (8, 1) 46 Pedro Strop, R (9, 1) 50 Blake Parker, R (9, 1) 20 Julio Borbon, L (9, PH) OBP: 0.291, SLG: 0.276			C SI 89 S SL 83 S SL 84 0-3 ① K	S CU 73 M SL 84 B SL 84 S SL 83 1-3 ③ K	X SL 84 0-0 ③ G5-3			C SI 88 B SL 84 X SI 89 1-1 ③ L8		3 0 0 0 0 1	0 0 0 0 0 0	0 0 0 0 0 0	0 0 0 0 0 0	2 0 0 0 0 0	4 0 0 0 0 0	0 0 0 0 0 0
Inning Stats	R: 0 E: 0 K: 2 S: 12 H: 2 LOB: 2 BB: 0 P: 20	R: 0 E: 0 K: 0 S: 6 H: 0 LOB: 0 BB: 0 P: 8	R: 0 E: 0 K: 2 S: 16 H: 2 LOB: 2 BB: 0 P: 22	R: 0 E: 1 K: 1 S: 19 H: 0 LOB: 2 BB: 1 P: 28	R: 0 E: 0 K: 1 S: 7 H: 0 LOB: 1 BB: 1 P: 11	R: 0 E: 0 K: 0 S: 11 H: 1 LOB: 2 BB: 1 P: 17	R: 0 E: 0 K: 1 S: 8 H: 1 LOB: 1 BB: 0 P: 9	R: 0 E: 0 K: 1 S: 11 H: 0 LOB: 0 BB: 0 P: 14	R: 0 E: 0 K: 0 S: 9 H: 0 LOB: 0 BB: 1 P: 14	1B: 5 2B: 2 3B: 0 HR: 0 SF: 0 SAC: 0 DP: 2 HBP: 0						

PITCHER	IP	WLS	BF	H	R	ER	SO	BB	IBB	HBP	BLK	WP	HR	S	P	ERA	WHIP
26 Kyle Lohse, R (1, 1) ERA: 3.22	6.0		27	5	0	0	6	3	0	0	0	0	0	71	106	0.00	1.333
51 Michael Gonzalez, L (7, 1) ERA: 3.86	1.0		3	1	0	0	1	0	0	0	0	0	0	8	9	0.00	1.000
53 Brandon Kintzler, R (8, 1) ERA: 2.87	1.0	W	3	0	0	0	1	0	0	0	0	0	0	11	14	0.00	0.000
47 Rob Wooten, R (9, 1) ERA:	1.0		3	0	0	0	0	1	0	0	0	0	0	9	14	0.00	1.000

PITCHER	IP	WLS	BF	H	R	ER	SO	BB	IBB	HBP	BLK	WP	HR	S	P	ERA	WHIP

BOTTOM

Milwaukee Brewers @ Chicago Cubs

Wrigley Field, Chicago, IL

Mon Jul 29 2013, 7:09 PM - 10:13 PM CDT

Att. 32,848 - Partly Cloudy - 64 F

livebaseballscorecards.com

AB	32
R	0
H	6
RBI	0
BB	4
SO	8
LOB	17

Batter	1	2	3	4	5	6	7	8	9	AB	R	H	RBI	BB	SO	LOB
23 Rickie Weeks Jr., R (1, 4) OBP: 0.312, SLG: 0.361	C FF 88 C FF 87 B CH 81 B SL 78 F SL 82 B FF 88 X FF 90 3-2 ① F9		C FF 89 B CU 75 T CU 72 B FF 88 F FF 89 F CH 79 S SL 82 2-3 ③ K		B SI 87 S CH 79 X CU 76 1-1 ② G5-3		B FF 90 X CH 81 1-0 ② P4		F FF 92 F FF 92 B FF 92 F CU 80 F FS 86 F FF 93 F CU 79 X CU 78 1-2 ② P4	5	0	0	0	0	1	0
7 Norichika Aoki, L (1, 9) (6, 8) (8, 9) OBP: 0.354, SLG: 0.374	B FF 89 C CU 73 X FF 89 1-1 ② P4			C CU 70 B SL 81 S SL 80 F SI 88 X SL 83 1-2 ① F7	B SI 88 C CH 79 C CU 78 B FF 89 S SL 82 2-3 ③ K		B FF 90 C FF 90 B FC 88 S FF 89 X FF 90 2-2 9 S 9 2B 1B		F FF 92 C CU 79 B FF 91 F CU 79 X FF 92 1-2 ③ L6	5	1	1	0	0	1	0
9 Jean Segura, R (1, 6) OBP: 0.351, SLG: 0.471	B SI 89 F CH 81 B FF 88 B SL 83 F CH 80 F SL 83 S FF 90 3-3 ③ K			B SL 80 B SL 80 C CH 79 X SI 89 2-1 HR		X CU 67 0-0 ① F9	1 SAFE 1 SAFE C CH 81 1 SAFE C SI 89 B FC 85 X SL 84 1-2 12 CS 1-H 2B			4	1	2	2	0	1	0
20 Jonathan Lucroy, R (1, 2) OBP: 0.337, SLG: 0.500 53 Brandon Kintzler, R (7, 1) 51 Michael Gonzalez, R (8, 1) 29 Jim Henderson, L (9, 1)		C FF 86 X FF 86 0-1 ① G6-3		B FF 87 X CH 80 1-0 15 G3 14 FC5-2 2B		B CH 82 B SI 85 B FF 86 C FF 85 C SI 87 X SI 88 3-2 ② F8	I IN 72 I IN 73 I IN 72 I IN 73 4-0 IBB			3 0 0 0	0 0 0 0	1 0 0 0	0 0 0 0	1 0 0 0	0 0 0 0	0 0 0 0
27 Carlos Gómez, R (1, 8) OBP: 0.346, SLG: 0.551 47 Rob Wooten, R (6, 1) 12 Martín Maldonado, R (7, PH) OBP: 0.233, SLG: 0.295 (7, 2)		C SI 87 B SL 83 F SI 86 B CU 76 S FF 88 2-3 ② K		F SI 88 B FF 87 F FF 88 B SL 83 B FF 87 B SL 84 4-2 15 G3 BB		F SI 88 B FF 90 S SL 80 B FF 87 B FF 89 F FF 89 S SL 82 3-3 ③ K	C FF 89 0-1 ③ CS 2-3	C FF 92 S FF 93 S FF 94 0-3 ① K		2 0 1	0 0 0	0 0 0	0 0 0	1 0 1	2 0 0	0 0 0
15 Caleb Gindl, L (1, 7) OBP: 0.397, SLG: 0.500 (6, 9) (8, 7)		C CH 78 X FF 88 0-1 1B		X CH 80 0-0 ② G3 1-2 2-3			B CU 67 S CH 75 B FF 88 X CH 78 2-1 ① P4	F FF 94 B FF 92 X FF 93 1-1 1B		4	0	2	0	0	0	2
14 Jeff Bianchi, R (1, 5) OBP: 0.272, SLG: 0.300		C FF 87 1 SAFE F SL 82 X SL 83 0-2 ③ F7		X SL 83 0-0 ③ FC5-2 3-H			B SI 87 B CH 78 B SI 86 B CH 83 4-0 3 1B 18 HR BB	X FF 92 0-0 ② P2		3	1	0	0	1	0	4
3 Yuniesky Betancourt, R (1, 3) OBP: 0.241, SLG: 0.371			B CH 78 F CH 78 B SI 88 X CH 78 2-1 49 G4-3 1B		F SI 86 B FF 88 F SL 81 B SL 82 X SL 82 2-2 HR		C FF 87 X FF 87 0-1 18 HR 1-3 1B	B FF 92 F FF 93 1 SAFE D CU 81 S FF 92 D CU 81 X FF 92 3-2 ③ F8		4	2	3	1	0	0	1
49 Yovani Gallardo, R (1, 1) OBP: 0.238, SLG: 0.429 59 John Axford, R (5, 1) 18 Khris Davis, R (6, 7) OBP: 0.360, SLG: 0.636 22 Logan Schafer, L (8, 8) OBP: 0.281, SLG: 0.342			C FF 86 B SI 88 1 SAFE X FF 86 1-1 ① ② G4-3 1-2f		C SI 85 F CU 77 S SL 82 0-3 ① K		X FF 88 0-0 1-H 3-H HR		C FF 92 S FF 93 B FF 93 S FF 93 1-3 ① K	2 0 1 1	0 0 1 0	0 0 1 0	0 0 3 0	0 0 0 0	1 0 0 1	1 0 0 0
Inning Stats	R: 0 E: 0 K: 1 S: 10 H: 0 LOB: 0 BB: 0 P: 17	R: 0 E: 0 K: 1 S: 10 H: 1 LOB: 1 BB: 0 P: 12	R: 0 E: 0 K: 1 S: 9 H: 1 LOB: 0 BB: 0 P: 14	R: 1 E: 0 K: 0 S: 11 H: 2 LOB: 2 BB: 1 P: 19	R: 1 E: 0 K: 2 S: 11 H: 1 LOB: 0 BB: 0 P: 16	R: 0 E: 0 K: 1 S: 8 H: 0 LOB: 0 BB: 0 P: 14	R: 4 E: 0 K: 0 S: 13 H: 4 LOB: 1 BB: 2 P: 27	R: 0 E: 0 K: 1 S: 9 H: 1 LOB: 1 BB: 0 P: 13	R: 0 E: 0 K: 1 S: 14 H: 0 LOB: 0 BB: 0 P: 17	1B: 5 2B: 2 3B: 0 HR: 3	SF: 0 SAC: 0 DP: 1 HBP: 0			WP: 0 PB: 0 SB: 2 CS: 1	PA: 39		

PITCHER		IP	WLS	BF	H	R	ER	SO	BB	IBB	HBP	BLK	WP	HR	S	P	ERA	WHIP
33 Carlos Villanueva, R ERA: 4.33	(1, 1)	6.1		26	6	4	4	6	2	0	0	0	0	2	63	102	5.68	1.263
40 James Russell, L ERA: 3.08	(7, 1)	0.2	L	5	3	2	2	0	0	1	0	0	0	1	9	17	27.00	4.500
50 Blake Parker, R ERA: 2.59	(8, 1)	2.0		7	1	0	0	2	0	0	0	0	0	0	23	30	0.00	0.500

PITCHER	IP	WLS	BF	H	R	ER	SO	BB	IBB	HBP	BLK	WP	HR	S	P	ERA	WHIP

TOP

Milwaukee Brewers @ Chicago Cubs

Wrigley Field, Chicago, IL

Tue Jul 30 2013, 1:26 PM - 5:07 PM CDT

Att. 34,996 - Cloudy - 70 F

livebaseballscorecards.com

AB	35
R	6
H	10
RBI	6
BB	3
SO	8
LOB	8

Milwaukee Brewers @ Chicago Cubs

Wrigley Field, Chicago, IL

Tue Jul 30 2013, 1:26 PM - 5:07 PM CDT

Att. 34,996 - Cloudy - 70 F

livebaseballscorecards.com

BOTTOM

Batter	1	2	3	4	5	6	7	8	9	AB	R	H	RBI	BB	SO	LOB
9 David DeJesus, L (1, 8) OBP: 0.321, SLG: 0.446	C FF 88 B FF 90 X FF 89 1-1 19 FC3-6 44 BB 1B		B CU 77 C CU 77 C CU 78 B SI 90 X CU 78 2-2 ① G1-3	C CU 78 X SI 92 0-1 ③ G5-3	S CU 79 S CU 78 D CU 78 B FF 95 X CU 78 2-2 1-2 3-H 1B			B FF 90 B FF 89 C FF 88 X FF 91 2-1 ① G3		5	0	2	1	0	0	2
21 Junior Lake, R (1, 7) OBP: 0.352, SLG: 0.500	B SL 86 1 SAFE 1 SAFE X SL 86 1-0 ① F7		X SL 88 0-0 ② F7		B CU 78 S FF 95 B SL 85 C FF 90 C SL 86 X SL 87 2-2 ③ F9 B CU 78 S FF 95 B FF 94 B SL 82 S FF 96 3-3 K			B CH 81 B FF 88 S SI 88 L SI 87 S SL 83 2-3 ② K		5	0	0	0	0	2	3
44 Anthony Rizzo, L (1, 3) OBP: 0.337, SLG: 0.435	B SI 89 F CH 84 B FF 91 1 SAFE B FF 89 B SI 89 4-1 19 FC3-6 1-2 BB		B CU 79 B CH 86 C SI 92 B CH 85 F SI 91 B SL 87 4-2 19 1B BB		C CU 77 C SL 87 X CU 79 0-2 24 BB 13 1B 15 1B 1B	B SI 89 C SL 84 B FS 85 F SL 84 C CU 74 2-3 ① K		X FF 91 0-0 1B		3	1	2	0	2	1	0
19 Nate Schierholtz, L (1, 9) OBP: 0.333, SLG: 0.519 2 Cole Gillespie, R (8, PH) OBP: 0.222, SLG: 0.087 (9, 9)	B SL 88 S SL 86 C FF 91 F CU 79 D SL 87 X SL 86 2-2 ② FC3-6 13 FC5-4 1-2f 2-3		1 SAFE B CU 76 X SL 86 1-0 1-2 1B		D CU 78 X SI 90 1-0 ② P5	S SL 85 C SL 84 F FS 84 B SL 83 S FS 84 1-3 ② K		1 SAFE 1 SAFE C SI 88 B FF 90 D SL 82 1 SAFE S SL 80 F SL 82 B FF 90 3-3 S SL 81 K		4	0	1	0	0	1	3
										1	0	0	0	0	1	1
13 Starlin Castro, R (1, 6) OBP: 0.285, SLG: 0.352	D SL 87 C SL 88 B FF 90 B SL 87 X SI 91 3-1 ③ FC5-4 1-2f		D SL 88 F SL 87 D SL 88 X FF 92 2-1 ③ G4-3		C SL 86 B FF 91 B SL 84 S SI 91 D SL 89 X SL 85 3-2 24 BB 15 1B 1-2 1B	C SL 85 X SL 84 0-1 ③ G5-3			S FF 95 C FF 96 B FF 97 S SL 87 1-3 ① K	5	1	1	0	0	1	4
24 Luis Valbuena, L (1, 5) OBP: 0.334, SLG: 0.380		B FF 90 X SI 90 1-0 ① G4-3		C CU 76 B FF 90 X FF 90 1-1 15 E 1B	C CU 76 B SI 92 F CU 77 B FF 90 F CU 79 B SI 91 B SL 86 4-2 15 1B 53 1B 1-2 2-3 BB		C SI 91 X SI 90 0-1 ① G6-3		B FF 96 F FF 95 C FF 97 F FF 97 X SL 85 1-2 ② F7	4	1	1	0	1	0	0
15 Darwin Barney, R (1, 4) OBP: 0.262, SLG: 0.326 30 Dioner Navarro, S (9, PH) OBP: 0.361, SLG: 0.504 37 Travis Wood, R (9, PR) OBP: 0.326, SLG: 0.537		F FF 91 F SL 87 B SI 90 F SL 88 B SL 84 B SI 90 F SI 90 T SI 91 3-2 ② K		B SI 90 F SL 86 F SL 86 X SL 87 1-2 FC6 1-2	B SL 87 F FF 91 F FF 92 F SL 86 F FF 93 B FF 94 X FF 95 2-2 53 1B 33 1B 1-2 2-H 3-H 1B		C SI 91 F SI 92 B SI 92 B SL 84 X SI 93 2-2 ② G4-3		B FF 94 B FF 96 B FF 96 B FF 96 4-0 53 BB BB	4	1	1	2	0	1	1
										0	0	0	0	1	0	0
										0	0	0	0	0	0	0
53 Welington Castillo, R (1, 2) OBP: 0.340, SLG: 0.368		C SL 89 C CU 78 X FF 91 0-2 1B		X CU 78 0-0 ① L9	B SL 81 C SL 81 F FF 94 F SL 81 F FF 93 X CU 77 1-2 33 1B 9 1B 1-2 2-H 1B		C SI 93 B SL 83 B SI 93 X SI 92 2-1 2B		B FF 95 B FF 96 F FF 95 B SL 87 D SL 88 4-1 1-2 BB	4	1	3	1	1	0	2
33 Carlos Villanueva, R (1, 1) OBP: 0.185, SLG: 0.185 40 James Russell, L (7, 1) 20 Julio Borbon, L (7, PH) OBP: 0.288, SLG: 0.273 50 Blake Parker, R (8, 1) 1 Cody Ransom, R (9, PH) OBP: 0.313, SLG: 0.492		X SI 91 0-0 ③ F7		M SL 86 D SL 86 X SL 85 1-1 ② B3-1	C FF 94 S FF 95 D FF 95 X FF 95 1-2 9 1B 1-3 2-H 1B		B SL 82 S SI 92 C SI 92 S CH 88 1-3 ③ K		B SL 87 S FF 95 S FF 96 B FF 95 X FF 96 2-2 ③ F8	3	0	1	1	0	0	3
										0	0	0	0	0	0	0
										1	0	0	0	0	1	1
										0	0	0	0	0	0	0
										1	0	0	0	0	0	2
Inning Stats	R: 0 E: 0 K: 0 S: 10 H: 1 LOB: 2 BB: 1 P: 21	R: 0 E: 0 K: 1 S: 10 H: 1 LOB: 1 BB: 0 P: 14	R: 0 E: 0 K: 0 S: 9 H: 1 LOB: 2 BB: 1 P: 18	R: 0 E: 1 K: 0 S: 10 H: 1 LOB: 2 BB: 0 P: 13	R: 5 E: 0 K: 1 S: 32 H: 6 LOB: 2 BB: 1 P: 51	R: 0 E: 0 K: 2 S: 9 H: 0 LOB: 0 BB: 0 P: 12	R: 0 E: 0 K: 1 S: 10 H: 1 LOB: 1 BB: 0 P: 15	R: 0 E: 0 K: 2 S: 10 H: 1 LOB: 1 BB: 0 P: 17	R: 0 E: 0 K: 1 S: 11 H: 0 LOB: 2 BB: 2 P: 23	1B: 11 2B: 1 3B: 0 HR: 0 SF: 0 SAC: 0 DP: 0 HBP: 0						

	AB	40
	R	5
	H	12
	RBI	5
	BB	5
	SO	8
	LOB	22

PITCHER		IP	WLS	BF	H	R	ER	SO	BB	IBB	HBP	BLK	WP	HR	S	P	ERA	WHIP
49 Yovani Gallardo, R ERA: 4.91	(1, 1)	4.2		24	6	3	3	1	3	0	0	0	0	0	52	89	5.79	1.929
59 John Axford, R ERA: 4.26	(5, 1)	0.1		5	4	2	2	1	0	0	0	0	0	0	19	28	54.00	12.000
47 Rob Wooten, R ERA:	(6, 1)	1.0	W	3	0	0	0	2	0	0	0	0	0	0	9	12	0.00	0.000
53 Brandon Kintzler, R ERA: 2.81	(7, 1)	1.0	H	4	1	0	0	1	0	0	0	0	0	0	10	15	0.00	1.000
51 Michael Gonzalez, L ERA: 3.76	(8, 1)	1.0	H	4	1	0	0	2	0	0	0	0	0	0	10	17	0.00	1.000

PITCHER		IP	WLS	BF	H	R	ER	SO	BB	IBB	HBP	BLK	WP	HR	S	P	ERA	WHIP
29 Jim Henderson, R ERA: 2.04	(9, 1)	1.0	S	5	0	0	0	1	2	0	0	0	0	0	11	23	0.00	2.000

Batter	1	2	3	4	5	6	7	8	9	AB	R	H	RBI	BB	SO	LOB
22 Logan Schafer, L (1, 9) (9, 7) OBP: 0.293, SLG: 0.348	C FF 96 B SI 96 B FF 95 F SI 95 B SI 96 B SI 96 4-2 20 CS 14 G6-3 BB			B SI 94 X SI 95 1-0 20 G3 2B		B CU 81 X SI 93 1-0 ① P4		B FF 90 C FF 90 F FF 90 B FS 83 B FF 92 B FF 90 4-2 20 F9 14 BLK BB	B FF 90 B FS 85 C FF 90 F FF 90 D CU 80 B FF 90 4-2 14 1B BB 1-2 2-3	2	0	1	0	3	0	0
14 Jeff Bianchi, R (1, 6) (9, 5) OBP: 0.269, SLG: 0.296	B SI 95 B FF 96 1 SAFE B SI 96 C FF 95 1 SAFE X SI 95 3-1 ① G6-3 1-2			X SI 94 0-0 ① B1		B SI 94 C FF 92 X SL 86 1-1 ② F8		1 SAFE 1 SAFE F FF 90 L SL 79 T FF 92 0-2 ① K 1-2	C FF 91 C FF 91 B FF 90 F FF 90 F FC 87 X FF 90 1-2 1-3 2-H 3-H 1B	5	0	1	2	0	1	3
20 Jonathan Lucroy, R (1, 2) OBP: 0.332, SLG: 0.492	C CU 83 C CU 84 B FF 94 B SI 96 X CU 83 2-2 ② ③ L8 2-3			B SI 94 X SI 95 1-0 ② G3 2-3		B SL 89 C SI 94 C SI 94 X SI 95 1-2 E1 27 BB		B SL 81 S FF 91 X FF 92 1-1 ② F9 2-3	S FC 87 F FF 90 B FC 86 B FF 90 B FF 91 X FC 87 3-2 ③ F8	5	0	0	0	0	0	5
27 Carlos Gómez, R (1, 8) OBP: 0.350, SLG: 0.550		C SI 95 X SI 94 0-1 ① B1-3		B CU 82 S SI 94 B SI 95 B SL 87 F SI 96 B SI 94 4-2 18 S BB		B SL 84 B SI 94 F SI 94 C SI 94 B FF 94 B SL 87 4-2 1-2 BB		B FF 92 S FF 93 B FF 92 B FF 92 C FF 93 B FF 92 4-2 BB		1	0	0	0	3	0	0
18 Khris Davis, R (1, 7) OBP: 0.310, SLG: 0.538 29 Jim Henderson, L (9, 1)		B SL 88 C FF 94 C SI 96 B FF 95 F CU 82 X SL 89 2-2 ② F8		B SI 94 B CU 83 S SI 94 C SI 95 F SI 95 F SI 95 F CU 81 X SI 95 2-2 ③ G4-3 1-2		S SL 86 F SL 86 B SL 90 F SI 95 B CU 80 F SI 94 T SL 89 2-2 ③ K		1 SAFE 1 SAFE S FF 91 S FF 90 1 SAFE 1 SAFE B FF 91 B FF 92 F FF 92 2-2 X FF 92 ③ F7		4 0	0 0	0 0	0 0	0 0	1 0	6 0
21 Juan Francisco, L (1, 3) OBP: 0.301, SLG: 0.428 7 Norichika Aoki, L (9, PR) OBP: 0.354, SLG: 0.374 (9, 9)		C FF 95 B SI 96 X FF 96 1-1 ③ L3			S CU 80 X SI 94 0-1 HR		B FF 92 C FF 91 C SL 81 B FS 85 S FS 83 2-3 ① K		C FF 89 X CU 78 0-1 22 BB 9 1B 14 1B 1B	4 0	1 1	2 0	1 0	0 0	1 0	0 0
3 Yuniesky Betancourt, R (1, 5) OBP: 0.238, SLG: 0.366 (9, 3)			B SI 93 F SI 94 B SI 94 X SI 94 2-1 ① P4		B SI 93 B SI 93 X SI 93 2-0 ① F9		F FF 92 C FF 92 S FF 91 0-3 ② K		C FF 89 C FF 89 F FF 89 B FF 89 X FF 89 1-2 ① F9	4	0	0	0	0	1	1
2 Scooter Gennett, L (1, 4) OBP: 0.250, SLG: 0.348			B SI 94 B FF 94 F SI 94 F SI 94 X CU 81 2-2 ② F7		C SI 93 F CH 86 B FF 93 X CU 80 1-2 ② G4-3		X SL 87 0-0 1B		C FF 89 F FF 88 F FF 89 F FF 89 B FS 83 T FF 89 1-2 ② K	4	0	1	0	0	1	1
63 Tyler Thornburg, R (1, 1) 15 Caleb Gindl, L (7, PH) OBP: 0.390, SLG: 0.491 31 Burke Badenhop, R (7, 1) 9 Jean Segura, R (9, PH) OBP: 0.352, SLG: 0.472 (9, 6)			B FF 93 C SI 94 C SI 95 C SI 94 1-3 ③ K		B FF 93 X SI 93 1-0 ③ G5-3		C FF 90 S FF 92 S FF 91 0-3 ③ K		B FC 86 C FF 90 X FF 88 1-1 22 BB 14 1B 1-2 1B	2 1 0 1	0 0 0 1	0 0 0 1	0 0 0 0	0 0 0 0	1 1 0 0	0 1 0 0
Inning Stats	R: 0 E: 0 K: 0 S: 7 H: 0 LOB: 0 BB: 1 P: 16	R: 0 E: 0 K: 0 S: 8 H: 0 LOB: 0 BB: 0 P: 11	R: 0 E: 0 K: 1 S: 8 H: 0 LOB: 0 BB: 0 P: 13	R: 0 E: 0 K: 0 S: 11 H: 1 LOB: 2 BB: 1 P: 19	R: 1 E: 0 K: 0 S: 7 H: 1 LOB: 0 BB: 0 P: 11	R: 0 E: 1 K: 1 S: 14 H: 0 LOB: 2 BB: 1 P: 23	R: 0 E: 0 K: 3 S: 10 H: 1 LOB: 1 BB: 0 P: 12	R: 0 E: 0 K: 1 S: 13 H: 0 LOB: 2 BB: 2 P: 24	R: 2 E: 0 K: 1 S: 23 H: 3 LOB: 2 BB: 1 P: 34	1B: 4 2B: 1 3B: 0 HR: 1 SF: 0 SAC: 0 DP: 0 HBP: 0						WP: 0 PB: 0 SB: 1 CS: 1 PA: 39	

PITCHER		IP	WLS	BF	H	R	ER	SO	BB	IBB	HBP	BLK	WP	HR	S	P	ERA	WHIP
49 Jake Arrieta, R ERA: 6.07	(1, 1)	6.0		23	2	1	1	2	3	0	0	0	0	1	55	93	1.50	0.833
28 Michael Bowden, R ERA: 3.65	(7, 1)	2.0		9	1	0	0	4	2	0	0	1	0	0	23	36	0.00	1.500
63 Kevin Gregg, R ERA: 3.05	(9, 1)	1.0	L	7	3	2	2	1	1	0	0	0	0	0	23	34	18.00	4.000

PITCHER	IP	WLS	BF	H	R	ER	SO	BB	IBB	HBP	BLK	WP	HR	S	P	ERA	WHIP

TOP

Milwaukee Brewers @ Chicago Cubs

Wrigley Field, Chicago, IL

Tue Jul 30 2013, 7:10 PM - 10:29 PM CDT

Att. 31,638 - Overcast - 69 F

livebaseballscorecards.com

AB	33
R	3
H	6
RBI	3
BB	6
SO	7
LOB	17

Batter	1	2	3	4	5	6	7	8	9	AB	R	H	RBI	BB	SO	LOB
9 David DeJesus, L (1, 8) OBP: 0.327, SLG: 0.452	C FF 91 S CH 82 S CH 83 0-3 K ①		C CU 74 X FF 92 0-1 G5-3 ①		B CU 77 F FF 92 B CU 76 B CH 81 B CH 78 4-1 BB		C SI 90 B FS 85 X SI 90 1-1 2-H 3-H 2B		B FF 96 B FF 96 B FF 95 C FF 95 S FF 95 X FF 98 3-2 1B	4	0	2	2	1	1	0
21 Junior Lake, R (1, 7) OBP: 0.339, SLG: 0.474	S FF 93 B FF 94 B FF 94 X FF 94 2-1 1B		F FF 93 C CU 77 X FF 91 0-2 F9 ②		C CU 76 B FF 92 B CU 77 S FF 92 B FF 93 C CU 77 3-3 K ③		C SL 81 C SI 90 F SL 82 B SL 82 S SL 82 1-3 K ②		B FF 96 F FF 96 S FF 96 B FF 97 S FF 96 2-3 K ③	5	0	1	0	0	3	4
44 Anthony Rizzo, L (1, 3) OBP: 0.334, SLG: 0.431	F FF 93 1 SAFE S CH 82 F CH 83 B FF 93 1 SAFE C FF 94 1-3 K ②		F CU 75 S CH 83 S FF 92 0-3 K ③			F FF 91 B CU 76 T FF 91 X CH 81 1-2 F8 ①	B SI 90 X FS 84 1-0 F8 ③			4	0	0	0	0	2	2
30 Dioner Navarro, S (1, 2) OBP: 0.370, SLG: 0.510	B FF 91 S CH 81 X CH 83 1-1 F8 ③			B CU 74 C CH 79 X FF 92 1-1 13 FC6-4 1B		B CU 74 C FF 92 C FF 92 X CH 82 1-2 13 FC5-4 1B		B SL 78 B FS 82 X SI 88 2-0 19 FC4-6 1B		4	0	3	0	0	0	1
24 Luis Valbuena, L (1, 4) OBP: 0.331, SLG: 0.376 28 Michael Bowden, R (7, 1) 19 Nate Schierholtz, L (8, PH) OBP: 0.332, SLG: 0.517 63 Kevin Gregg, R (9, 1)		C FF 91 B CU 76 B CU 77 C FF 92 X FF 93 2-2 G4-3 ①		C CU 75 B FF 91 B CU 76 F FF 91 S CH 81 2-3 K ①		C FF 91 F CU 76 F FF 91 1 SAFE X CU 77 0-2 P5 ②		C SI 88 X SL 81 0-1 FC4-6 ① 1-2f		3 0 1 0	0 0 0 0	0 0 0 0	0 0 0 0	0 0 0 0	1 0 0 0	2 0 1 0
13 Starlin Castro, R (1, 6) OBP: 0.283, SLG: 0.349		B FF 94 B FF 92 S FF 91 X FF 93 2-1 F9 ②		C CU 75 1 SAFE B FF 93 X FF 93 1-1 FC6-4 1 CS 1-2f ②		X CU 76 0-0 FC5-4 ③ 1-2f		X SI 88 0-0 F8 ②		4	0	0	0	0	0	3
1 Cody Ransom, R (1, 5) OBP: 0.311, SLG: 0.481		S FF 92 B CU 78 B FF 92 T FF 92 B FF 93 F FF 92 F FF 93 B FF 93 4-2 2 BB BB		F FF 92 1 SAFE B FF 91 F FF 92 1 SAFE P PO 87 2-2 CS ③ 1-2	C CU 76 X FF 92 0-1 F8 ①		X SI 90 0-0 E3 15 PB 2 E 9 2B	X SI 89 0-0 P2 ③		3	1	0	0	1	0	1
2 Cole Gillespie, R (1, 9) OBP: 0.258, SLG: 0.115		B FF 92 B FF 92 B FF 92 C FF 91 C FF 90 B CH 81 4-2 1-2 BB			X FF 91 0-0 49 SH5-4 1B		C SI 90 C SI 90 B SL 83 B SI 90 B SI 89 F SI 90 X SI 88 3-2 E6 15 PB 9 2B 1-2		F FF 95 B FF 96 F FF 96 X FF 96 1-2 P3 ①	3	1	1	0	1	0	1
49 Jake Arrieta, R (1, 1) 15 Darwin Barney, R (7, 4) OBP: 0.261, SLG: 0.324		S FF 91 C CU 78 S FF 93 0-3 K ③			C FF 88 X CU 78 0-1 SH5-4 ② 1-2		B SI 89 B SI 88 X SI 90 2-0 G6-3 ① 1-2 2-3		C FF 94 B FF 96 S FF 95 S FF 97 1-3 K ②	1 2	0 0	0 0	0 0	0 0	1 1	2 2
Inning Stats	R: 0 H: 1 E: 0 LOB: 1 K: 2 BB: 0 S: 11 P: 15	R: 0 H: 0 E: 0 LOB: 2 K: 1 BB: 2 S: 14 P: 26	R: 0 H: 0 E: 0 LOB: 0 K: 1 BB: 0 S: 8 P: 8	R: 0 H: 1 E: 0 LOB: 0 K: 1 BB: 0 S: 10 P: 15	R: 0 H: 1 E: 0 LOB: 2 K: 1 BB: 1 S: 9 P: 16	R: 0 H: 1 E: 0 LOB: 1 K: 0 BB: 0 S: 11 P: 13	R: 2 H: 1 E: 2 LOB: 1 K: 1 BB: 0 S: 13 P: 21	R: 0 H: 1 E: 0 LOB: 1 K: 0 BB: 0 S: 5 P: 7	R: 0 H: 1 E: 0 LOB: 1 K: 2 BB: 0 S: 12 P: 19	1B: 6 2B: 1 3B: 0 HR: 0	SF: 0 SAC: 1 DP: 0 HBP: 0	WP: 0 PB: 1 SB: 0 CS: 1	PA: 39			

PITCHER		IP	WLS	BF	H	R	ER	SO	BB	IBB	HBP	BLK	WP	HR	S	P	ERA	WHIP
63 Tyler Thornburg, R ERA: 2.22	(1, 1)	6.0		24	4	0	0	6	3	0	0	0	0	0	63	93	0.00	1.167
31 Burke Badenhop, R ERA: 3.59	(7, 1)	2.0	W	10	2	2	0	1	0	0	0	0	0	0	18	28	0.00	1.000
29 Jim Henderson, R ERA: 1.99	(9, 1)	1.0	S	4	1	0	0	2	0	0	0	0	0	0	12	19	0.00	1.000

PITCHER	IP	WLS	BF	H	R	ER	SO	BB	IBB	HBP	BLK	WP	HR	S	P	ERA	WHIP

BOTTOM

Milwaukee Brewers @ Chicago Cubs

Wrigley Field, Chicago, IL

Tue Jul 30 2013, 7:10 PM - 10:29 PM CDT

Att. 31,638 - Overcast - 69 F

livebaseballscorecards.com

AB	34
R	2
H	7
RBI	2
BB	3
SO	9
LOB	19

Batter	1	2	3	4	5	6	7	8	9	AB	R	H	RBI	BB	SO	LOB
23 Rickie Weeks Jr., R (1, 4) OBP: 0.311, SLG: 0.360	B FF 92 X FF 93 1-0 ① G6-3		D SL 86 B SI 92 C FF 93 D SL 86 C FF 94 F SL 86 F FF 93 S SL 86 3-3 ② K		X SL 85 0-0 ③ G4-3			C SI 93 X SI 95 0-1 7 G4-3 20 2B 1B		4	1	1	0	0	1	2
7 Norichika Aoki, L (1, 9) OBP: 0.353, SLG: 0.373	B FF 92 X FF 93 1-0 1B		D CU 79 B CU 77 B SI 92 F SI 93 C FF 93 X SI 94 3-2 ③ G5-3			F FF 92 B SI 93 B CU 76 X FF 93 2-1 ① L9		X CU 78 0-0 ② G4-3 1-2		4	0	1	0	0	0	2
20 Jonathan Lucroy, R (1, 3) OBP: 0.334, SLG: 0.498	B FF 93 C FF 93 B FF 93 1 SAFE X FF 92 2-1 ② F9			C SI 93 B FF 93 X FF 93 1-1 15 1B 2B		X SI 94 0-0 ② F8		C FF 94 X SI 96 0-1 2-H 2B		4	0	2	1	0	0	1
27 Carlos Gómez, R (1, 8) OBP: 0.347, SLG: 0.545 45 Alfredo Figaro, R (6, 1) OBP: 0.273, SLG: 0.273 21 Juan Francisco, L (8, PH) OBP: 0.300, SLG: 0.426 47 Rob Wooten, R (8, 1)	F FF 92 S FF 93 B FF 94 S SL 87 1-3 ③ K			C FF 92 B SI 94 S SI 93 T FF 94 1-2 ① K		B SI 94 B FF 93 B FF 92 C FF 92 C FF 94 X FF 93 3-2 ③ G6-3		X SL 86 0-0 ③ G3-1		3 0 1 0	0 0 0 0	0 0 0 0	0 0 0 0	0 0 0 0	2 0 0 0	2 0 1 0
15 Caleb Gindl, L (1, 7) OBP: 0.397, SLG: 0.491		B SI 92 S SI 92 B SI 94 F SI 93 B FF 94 X SI 92 3-2 ① G3		S SL 84 C SL 85 D SL 86 X FF 94 1-2 ② 2-H 1B			B SL 81 F FF 91 X FF 94 1-1 ① P6		C FF 92 B CU 79 B FF 92 X FF 92 2-1 14 FC9-6 2 DI 1B	4	0	2	0	0	0	0
12 Martín Maldonado, R (1, 2) OBP: 0.229, SLG: 0.289 2 Scooter Gennett, L (9, PH) OBP: 0.265, SLG: 0.348		B FF 94 X SI 93 1-0 ② P5		F FF 94 X SI 94 0-1 ③ G6-3			C FF 94 B SI 94 X FF 94 1-1 ② G6-3		C FF 92 B FF 92 B FF 92 S FF 93 F FF 94 B CU 79 F FF 93 F FF 92 B FF 92 4-2 14 FC9-6 1-2 BB	3 0	0 0	0 0	0 0	0 1	0 0	1 0
14 Jeff Bianchi, R (1, 6) OBP: 0.276, SLG: 0.302		B FF 94 X SI 93 1-0 ③ F8			B FF 94 C FF 93 C SI 95 B SL 86 X FF 94 2-2 60 SH2-4 1B		B FF 95 B FF 94 F FF 94 X SI 92 2-1 1B		S FF 92 T FF 92 D CU 80 X FF 92 1-2 ① FC9-6 22 DI 1-2f 2-3	4	0	2	0	0	0	2
3 Yuniesky Betancourt, R (1, 5) OBP: 0.238, SLG: 0.368			X FF 93 0-0 60 SH5-4 2B		1 SAFE X FF 94 0-0 ① F8		S FF 94 D FF 94 X FF 95 1-1 ③ G5-3		S FF 92 X FF 92 0-1 ② F8	4	0	1	0	0	0	4
60 Wily Peralta, R (1, 1) OBP: 0.162, SLG: 0.139 22 Logan Schafer, L (6, 8) OBP: 0.290, SLG: 0.345			X FF 89 0-0 ① SH5-4 2-3		1 SAFE L FF 92 X FF 92 0-1 ② SH2-4 1-3			C FF 93 F FF 95 B FF 94 C SL 86 1-3 ① K	B FF 93 X FF 92 1-0 ③ F9 1-2	0 2	0 0	0 0	0 0	0 0	0 1	0 2
Inning Stats	R: 0 E: 0 K: 1 S: 7 H: 1 LOB: 1 BB: 0 P: 12	R: 0 E: 0 K: 0 S: 5 H: 0 LOB: 0 BB: 0 P: 10	R: 0 E: 0 K: 1 S: 10 H: 1 LOB: 1 BB: 0 P: 16	R: 0 E: 0 K: 1 S: 10 H: 2 LOB: 1 BB: 0 P: 13	R: 0 E: 0 K: 0 S: 7 H: 1 LOB: 1 BB: 0 P: 9	R: 0 E: 0 K: 0 S: 6 H: 0 LOB: 0 BB: 0 P: 11	R: 0 E: 0 K: 0 S: 8 H: 1 LOB: 1 BB: 0 P: 13	R: 1 E: 0 K: 1 S: 9 H: 2 LOB: 1 BB: 0 P: 10	R: 0 E: 0 K: 0 S: 13 H: 1 LOB: 2 BB: 1 P: 21	1B: 6 2B: 3 3B: 0 HR: 0 SF: 0 SAC: 2 DP: 0 HBP: 0						

PITCHER		IP	WLS	BF	H	R	ER	SO	BB	IBB	HBP	BLK	WP	HR	S	P	ERA	WHIP
36 Edwin Jackson, R ERA: 4.65	(1, 1)	8.0	W	31	8	1	1	4	0	0	0	0	0	0	62	94	1.12	1.000
50 Blake Parker, R ERA: 2.49	(9, 1)	1.0		5	1	0	0	0	1	0	0	0	0	0	13	21	0.00	2.000

PITCHER	IP	WLS	BF	H	R	ER	SO	BB	IBB	HBP	BLK	WP	HR	S	P	ERA	WHIP

TOP

Milwaukee Brewers @ Chicago Cubs

Wrigley Field, Chicago, IL

Wed Jul 31 2013, 7:09 PM - 11:00 PM CDT

Att. 29,817 - Partly Cloudy - 68 F

livebaseballscorecards.com

AB	33
R	1
H	9
RBI	1
BB	1
SO	4
LOB	17

Batter	1	2	3	4	5	6	7	8	9	AB	R	H	RBI	BB	SO	LOB
9 David DeJesus, L (1, 8) OBP: 0.333, SLG: 0.455	C FF 92 X SI 95 0-1 G6-3 ①		B SI 92 C CH 84 B SI 94 B SI 95 B FF 95 4-1 20 WP 44 HR BB	S SL 84 F SL 84 D SL 84 X SI 95 1-2 20 E 1-2 3-H 1B		D FF 95 C SL 80 X SL 83 1-1 2-H 3-H 1B				3	1	2	3	1	0	0
20 Julio Borbon, L (1, 7) OBP: 0.278, SLG: 0.262	X SI 94 0-0 G3 ②		C CH 85 B CH 87 B SI 95 X CH 86 2-1 P6 ② 1-2	S SI 94 X SI 95 0-1 E3 1-2 2-3		F FF 95 D CH 86 X CH 86 1-1 L8 ②				4	0	0	0	0	0	4
44 Anthony Rizzo, L (1, 3) OBP: 0.336, SLG: 0.441	B SI 94 X FF 94 1-0 2B		B FF 95 C CH 85 B CH 87 B FF 94 X CH 86 3-1 2-H HR	B SL 84 B SL 82 B SI 94 C SI 93 X SI 94 3-1 L7 ③		D FF 96 C SL 81 X FF 95 1-1 F7 ③				4	1	2	2	0	0	4
19 Nate Schierholtz, L (1, 9) OBP: 0.328, SLG: 0.510	C SL 83 F SI 95 F SL 86 D SL 85 X SL 85 1-2 F7 ③		C SL 84 C SL 86 S FF 95 0-3 K ③		B SI 91 F SL 82 X SL 84 1-1 P5 ①		S SL 82 X FF 94 0-1 G4-3 ①			4	0	0	0	0	1	1
24 Luis Valbuena, L (1, 4) OBP: 0.327, SLG: 0.371		B FF 94 C FF 93 C SI 96 X SL 84 1-2 G6-3 ①		C SL 82 X SI 94 0-1 G4-3 ①	B FF 93 X FF 92 1-0 P6 ②		B FF 96 B FF 95 X FF 93 2-0 G4-3 ②			4	0	0	0	0	0	0
13 Starlin Castro, R (1, 6) OBP: 0.285, SLG: 0.357		C SL 84 B SI 96 B SI 95 B FF 96 X SI 94 3-1 53 FC6-4 1B	B FF 93 X CH 82 1-0 HR	B FF 95 F FF 93 F SI 96 S SI 94 1-3 K ③			B SL 80 X SI 96 1-0 F9 ③			4	1	2	1	0	1	0
53 Welington Castillo, R (1, 2) OBP: 0.339, SLG: 0.366		C FF 95 F CH 85 X SL 86 0-2 FC6-4 ② 1-2f	C FF 94 B SI 94 F SL 84 S SL 85 1-3 K2-3 ②			X FF 93 0-0 1 2B 9 1B 1B		C SL 85 S SL 85 B SL 84 B FS 84 F SI 88 S CU 75 2-3 K ①		4	1	1	0	0	2	1
1 Cody Ransom, R (1, 5) OBP: 0.316, SLG: 0.485		C SI 96 S SL 84 D SL 86 S SI 95 1-3 K ③	F SL 82 B SI 96 B SI 95 B FF 95 S SI 95 F SI 95 F SI 96 D SL 84 4-2 36 E 9 1B BB			C FF 95 X SL 82 0-1 9 1B 1-3 2B		S SI 88 X SL 84 0-1 G4-3 ②		3	2	1	0	1	1	1
36 Edwin Jackson, R (1, 1) 21 Junior Lake, R (8, PH) OBP: 0.333, SLG: 0.466 50 Blake Parker, R (9, 1)			C FF 92 C FF 95 B SL 86 F FF 94 C SL 85 1-3 K ①	B FF 93 B SI 93 X SI 92 2-0 E6 20 E 9 1B 1-3		C FF 95 S FF 94 F FF 96 B SL 84 D FF 95 F FF 94 T FF 96 2-2 K ①		C SL 85 S CU 76 F CU 75 X CU 75 0-2 P4 ③		3 1 0	0 0 0	0 0 0	0 0 0	0 0 0	2 0 0	3 0 0
Inning Stats	R: 0 E: 0 K: 0 S: 8 H: 1 LOB: 1 BB: 0 P: 10	R: 0 E: 0 K: 1 S: 11 H: 1 LOB: 1 BB: 0 P: 16	R: 2 E: 0 K: 2 S: 12 H: 1 LOB: 0 BB: 1 P: 22	R: 2 E: 2 K: 1 S: 18 H: 2 LOB: 3 BB: 1 P: 30	R: 0 E: 0 K: 1 S: 6 H: 0 LOB: 0 BB: 0 P: 9	R: 2 E: 0 K: 1 S: 14 H: 3 LOB: 1 BB: 0 P: 19	R: 0 E: 0 K: 0 S: 4 H: 0 LOB: 0 BB: 0 P: 7	R: 0 E: 0 K: 1 S: 10 H: 0 LOB: 0 BB: 0 P: 12		1B: 4 2B: 2 3B: 0 HR: 2 SF: 0 SAC: 0 DP: 0 HBP: 0				WP: 1 PB: 0 SB: 0 CS: 0 PA: 36		

PITCHER		IP	WLS	BF	H	R	ER	SO	BB	IBB	HBP	BLK	WP	HR	S	P	ERA	WHIP
60 Wily Peralta, R ERA: 4.57	(1, 1)	5.0	L	24	5	4	3	5	2	0	0	0	1	2	55	87	5.40	1.400
45 Alfredo Figaro, R ERA: 4.6	(6, 1)	2.0		9	3	2	2	1	0	0	0	0	0	0	18	26	9.00	1.500
47 Rob Wooten, R ERA:	(8, 1)	1.0		3	0	0	0	1	0	0	0	0	0	0	10	12	0.00	0.000

PITCHER	IP	WLS	BF	H	R	ER	SO	BB	IBB	HBP	BLK	WP	HR	S	P	ERA	WHIP

BOTTOM

Milwaukee Brewers @ Chicago Cubs

Wrigley Field, Chicago, IL

Wed Jul 31 2013, 7:09 PM - 11:00 PM CDT

Att. 29,817 - Partly Cloudy - 68 F

livebaseballscorecards.com

AB	34
R	6
H	8
RBI	6
BB	2
SO	7
LOB	14

Washington Nationals @ Milwaukee Brewers

Miller Park, Milwaukee, WI

Fri Aug 02 2013, 7:30 PM - 10:41 PM CDT

Att. 34,824 - Cloudy - 78 F

livebaseballscorecards.com

TOP

Batter	1	2	3	4	5	6	7	8	9	AB	R	H	RBI	BB	SO	LOB
34 Bryce Harper, L (1, 7) OBP: 0.372, SLG: 0.538	P4		K			HR	1B		FC4	5	1	2	2	0	1	1
6 Anthony Rendon, R (1, 4) OBP: 0.304, SLG: 0.377	K			G5-3		F9	1B		L6-3	5	0	1	1	0	1	2
11 Ryan Zimmerman, R (1, 5) OBP: 0.350, SLG: 0.444	G5-3			K		1B	L4			4	0	1	0	0	1	2
28 Jayson Werth, R (1, 9) OBP: 0.379, SLG: 0.507		1B		B SL 81 F FF 95 X SL 82 2-1 F8		2B		L4		4	0	3	0	0	0	0
25 Adam LaRoche, L (1, 3) OBP: 0.313, SLG: 0.402		L4		F8		IBB		G5-3		3	0	0	0	1	0	2
20 Ian Desmond, R (1, 6) OBP: 0.330, SLG: 0.476		FC6-4			2B	G5-4-3		L4		4	1	1	0	0	0	4
2 Denard Span, L (1, 8) OBP: 0.324, SLG: 0.374		K			G3				1B	4	1	2	0	0	1	1
40 Wilson Ramos, R (1, 2) OBP: 0.328, SLG: 0.496			F8		F9		1B		1B	4	1	2	0	0	0	0
27 Jordan Zimmermann, R (1, 1) OBP: 0.152, SLG: 0.159			G6-3		F9		K		K	2	0	0	0	0	0	0
33 Roger Bernadina, L (7, PH) OBP: 0.248, SLG: 0.277										1	0	0	0	0	1	1
52 Ryan Mattheus, R (7, 1)										0	0	0	0	0	0	0
36 Tyler Clippard, R (8, 1)										0	0	0	0	0	0	0
7 Scott Hairston, R (9, PH) OBP: 0.221, SLG: 0.385										1	0	0	0	0	1	2
29 Rafael Soriano, R (9, 1)										0	0	0	0	0	0	0
Inning Stats	R: 0 E: 0 K: 1 S: 5 H: 0 LOB: 0 BB: 0 P: 8	R: 0 E: 0 K: 1 S: 14 H: 1 LOB: 1 BB: 0 P: 19	R: 0 E: 0 K: 1 S: 8 H: 0 LOB: 0 BB: 0 P: 14	R: 0 E: 0 K: 1 S: 9 H: 1 LOB: 1 BB: 0 P: 14	R: 1 E: 0 K: 0 S: 10 H: 1 LOB: 0 BB: 0 P: 14	R: 1 E: 0 K: 0 S: 9 H: 3 LOB: 2 BB: 1 P: 20	R: 1 E: 0 K: 1 S: 18 H: 4 LOB: 2 BB: 0 P: 28	R: 0 E: 0 K: 0 S: 5 H: 0 LOB: 0 BB: 0 P: 7	R: 1 E: 1 K: 1 S: 14 H: 2 LOB: 1 BB: 0 P: 23	1B: 8 2B: 4 3B: 0 HR: 1	SF: 0 SAC: 0 DP: 2 HBP: 0						

	AB	37
	R	4
	H	12
	RBI	3
	BB	1
	SO	6
	LOB	15

WP: 1 PB: 0 SB: 1 CS: 1 PA: 38

PITCHER		IP	WLS	BF	H	R	ER	SO	BB	IBB	HBP	BLK	WP	HR	S	P	ERA	WHIP
32 Tom Gorzelanny, L ERA: 2.78	(1, 1)	1.0		4	1	0	0	1	0	0	0	0	0	0	8	13	0.00	1.000
45 Alfredo Figaro, R ERA: 4.45	(2, 1)	4.0	L	14	2	1	1	3	0	0	0	0	0	0	38	56	2.25	0.500
31 Burke Badenhop, R ERA: 3.86	(6, 1)	1.1		8	5	2	2	0	0	1	0	0	0	1	13	27	13.50	3.750
59 John Axford, R ERA: 4.2	(7, 1)	0.2		4	2	0	0	1	0	0	0	0	1	0	14	21	0.00	3.000
53 Brandon Kintzler, R ERA: 2.76	(8, 1)	1.0		3	0	0	0	0	0	0	0	0	0	0	5	7	0.00	0.000

PITCHER		IP	WLS	BF	H	R	ER	SO	BB	IBB	HBP	BLK	WP	HR	S	P	ERA	WHIP
51 Michael Gonzalez, L ERA: 3.89	(9, 1)	1.0		5	2	1	1	1	0	0	0	0	0	0	14	23	9.00	2.000

Batter	1	2	3	4	5	6	7	8	9	AB	R	H	RBI	BB	SO	LOB
23 Rickie Weeks Jr., R (1, 4) OBP: 0.315, SLG: 0.367	C FF 96 X FF 96 0-1 9 G4-3 2B		C FF 95 H FF 95 1-1 7 G4-6-3 HBP		C SL 83 C CU 78 X FF 94 0-2 7 G6-3 2B		X SI 92 0-0 ② G6-3		C FF 91 F SL 83 B FF 92 S SL 85 1-3 ③ K	4	0	2	0	0	1	0
7 Norichika Aoki, L (1, 9) OBP: 0.350, SLG: 0.369	B FF 95 F FF 95 B CU 78 B FF 94 C FF 95 X FF 95 3-2 ① G5-3		1 SAFE B FF 93 X FF 94 1-0 ①② G4-6-3 1-2f		C CU 78 C SI 94 F SI 94 X CH 88 0-2 ② G6-3 2-3		C SI 93 B SI 92 F SI 93 X FS 84 1-2 ③ G6-3			4	0	0	0	0	0	3
9 Jean Segura, R (1, 6) OBP: 0.353, SLG: 0.474	B SL 85 F SL 86 F FF 95 B FF 95 X SL 86 2-2 ② G4-3 2-3		L FF 95 C FF 94 B FF 94 X SL 86 1-2 2B		C FF 95 B FF 94 F FF 96 D CU 81 D CU 81 B FF 95 4-2 20 FC6-4 BB			B FF 91 B FF 90 C FF 91 B CH 79 C FF 91 S FF 92 3-3 ① K		3	0	1	0	1	1	1
20 Jonathan Lucroy, R (1, 2) OBP: 0.336, SLG: 0.506	B SL 86 F FF 96 B SL 87 D SL 88 B SL 88 4-1 BB		B FF 95 C FF 94 B SL 86 X FF 94 2-1 ③ L5		C SL 85 C FF 93 X FF 94 0-2 ③ FC6-4 1-2f			X FF 91 0-0 HR		3	1	1	1	1	0	3
27 Carlos Gómez, R (1, 8) OBP: 0.349, SLG: 0.542	F CU 78 S FF 96 S FF 94 0-3 ③ K			S FF 94 B CU 79 B CU 79 B FF 94 B FF 96 4-1 21 CS 15 S BB		C FF 93 B FF 92 F FF 93 B CU 79 F FF 94 C CU 79 2-3 ① K		B CU 74 B CH 79 B FF 92 B FF 92 4-0 21 S BB		2	0	0	0	2	2	2
15 Caleb Gindl, L (1, 7) OBP: 0.373, SLG: 0.459		C FF 93 X CH 87 0-1 ① G4-3		C FF 93 B CU 78 B CH 87 C FF 95 2 SAFE X FF 94 2-2 ① F7 1-2		F FF 94 C FF 94 S FF 95 0-3 ② K		F FF 90 B FF 91 1 SAFE D CH 80 F CH 80 F FF 91 X FF 91 2-2 ② F7		4	0	0	0	0	1	2
21 Juan Francisco, L (1, 3) OBP: 0.302, SLG: 0.429		B CU 77 S FF 95 B CU 78 C FF 94 B FF 95 S FF 95 3-3 ② K		S FF 95 B CU 78 C CU 78 X FF 95 1-2 ② 2-3 2B		C CU 78 B CH 86 B FF 94 C CU 78 F CU 77 B FF 94 D CU 79 4-2 BB		C FF 90 F CH 81 T FF 91 0-2 ③ K 1-2		3	0	1	0	1	2	1
14 Jeff Bianchi, R (1, 5) OBP: 0.268, SLG: 0.293		C FF 95 F SL 86 F FF 95 X FF 95 0-2 E5		C FF 94 B SL 84 C FF 94 F FF 94 S CU 79 1-3 ③ K2-3		X FF 93 0-0 ③ F8			C FF 90 S FF 90 F FF 90 X SL 83 0-2 ① F8	4	0	0	0	0	1	2
32 Tom Gorzelanny, R 45 Alfredo Figaro, R 2 Scooter Gennett, L 31 Burke Badenhop, R 59 John Axford, R 22 Logan Schafer, L 53 Brandon Kintzler, R 51 Michael Gonzalez, R 18 Khris Davis, R		C FF 94 X FF 94 0-1 ③ G4-3			X FF 93 0-0 ① B5-3		C SI 94 F SI 94 F FS 83 B FS 82 F SI 94 S FS 84 1-3 ① K		C FF 91 F FF 89 S SL 84 0-3 ② K							
Inning Stats	R: 0 H: 1 E: 0 LOB: 2 K: 1 BB: 1 S: 12 P: 21	R: 0 H: 0 E: 1 LOB: 1 K: 1 BB: 0 S: 11 P: 14	R: 0 H: 1 E: 0 LOB: 1 K: 0 BB: 0 S: 7 P: 12	R: 0 H: 1 E: 0 LOB: 1 K: 1 BB: 1 S: 11 P: 19	R: 0 H: 1 E: 0 LOB: 2 K: 0 BB: 1 S: 13 P: 17	R: 0 H: 0 E: 0 LOB: 1 K: 2 BB: 1 S: 11 P: 17	R: 0 H: 0 E: 0 LOB: 0 K: 1 BB: 0 S: 9 P: 11	R: 1 H: 1 E: 0 LOB: 1 K: 2 BB: 1 S: 11 P: 20	R: 0 H: 0 E: 0 LOB: 0 K: 2 BB: 0 S: 10 P: 11	1B: 0 2B: 4 3B: 0 HR: 1	SF: 0 SAC: 0 DP: 1 HBP: 1						

BOTTOM

Washington Nationals @ Milwaukee Brewers

Miller Park, Milwaukee, WI

Fri Aug 02 2013, 7:30 PM - 10:41 PM CDT

Att. 34,824 - Cloudy - 78 F

livebaseballscorecards.com

AB	31
R	1
H	5
RBI	1
BB	5
SO	10
LOB	15

WP: 0	PA: 37
PB: 0	
SB: 2	
CS: 1	

PITCHER		IP	WLS	BF	H	R	ER	SO	BB	IBB	HBP	BLK	WP	HR	S	P	ERA	WHIP
27 Jordan Zimmermann, R ERA: 3.06	(1, 1)	6.0	W	26	4	0	0	5	4	0	1	0	0	0	65	100	0.00	1.333
52 Ryan Mattheus, R ERA: 5.49	(7, 1)	1.0	H	3	0	0	0	1	0	0	0	0	0	0	9	11	0.00	0.000
36 Tyler Clippard, R ERA: 1.89	(8, 1)	1.0	H	5	1	1	1	2	1	0	0	0	0	1	11	20	9.00	2.000
29 Rafael Soriano, R ERA: 2.98	(9, 1)	1.0	S	3	0	0	0	2	0	0	0	0	0	0	10	11	0.00	0.000

PITCHER	IP	WLS	BF	H	R	ER	SO	BB	IBB	HBP	BLK	WP	HR	S	P	ERA	WHIP

Batter	1	2	3	4	5	6	7	8	9	AB	R	H	RBI	BB	SO	LOB
2 Denard Span, L (1, 8) OBP: 0.321, SLG: 0.371	B SI 88 C SI 88 C FF 89 B FF 90 F SI 90 F SI 90 X SL 83 2-2 G6-3		C SI 90 B SL 84 S SI 90 S SL 82 1-3 K		B SI 88 F SL 81 X SI 88 1-1 P2			X SI 89 0-0 F7		4	0	0	0	0	1	2
34 Bryce Harper, L (1, 7) OBP: 0.367, SLG: 0.529	B SI 90 C SL 82 B CH 83 X SI 88 2-1 F7		B SL 83 B SL 82 C SI 90 B SL 82 X SI 91 3-1 P4		X SL 80 0-0 G3			B SI 89 C SL 85 C SL 85 F FS 84 X FS 85 1-2 G4-3		4	0	0	0	0	0	2
11 Ryan Zimmerman, R (1, 5) OBP: 0.347, SLG: 0.439	C CU 69 F SI 90 B SL 84 X SI 90 1-2 G6-3		C SI 91 X CU 71 0-1 F7			F SL 81 B FF 90 C SI 90 S SL 83 1-3 K		C SL 86 S SL 85 B SL 85 F SL 84 F CU 75 F FF 89 X SL 84 1-2 F9		4	0	0	0	0	1	1
28 Jayson Werth, R (1, 9) OBP: 0.382, SLG: 0.509 33 Roger Bernadina, L (6, 9) OBP: 0.247, SLG: 0.275		C FF 88 X SI 88 0-1 6 S 25 G4-3 6 SF9 1B		F SL 81 B SL 80 B SI 89 X SI 89 2-1 20 G6-4-3 1B		X SL 84 0-0 G5-3			F SI 88 F SL 84 B FS 83 B FS 84 B SL 84 C SL 84 3-3 K	3 1	1 0	2 0	0 0	0 0	0 1	0 0
25 Adam LaRoche, L (1, 3) OBP: 0.312, SLG: 0.408		B SI 88 S SI 90 1 SAFE 1 SAFE F SI 89 B SL 82 1 SAFE F SI 88 B CU 67 3-2 X SI 90 G4-3 1-2		X SI 89 0-0 F7		X SI 90 0-0 HR			C SL 86 X SI 88 0-1 G4-3	4	1	1	1	0	0	2
20 Ian Desmond, R (1, 6) OBP: 0.332, SLG: 0.475		C CU 70 B SI 91 C SI 90 F CU 70 B SI 89 B CU 70 B CU 70 4-2 6 SF9 6 S BB		C SI 89 B CU 70 X SI 89 1-1 G6-4-3 1-2f		X CU 69 0-0 F7			X SI 89 0-0 6 1B 1B	3	0	1	0	1	0	1
6 Anthony Rendon, R (1, 4) OBP: 0.303, SLG: 0.377		F SL 83 B SI 89 C SI 90 F SI 90 X SI 90 1-2 SF9 1-3 2-H		C SI 88 B SL 82 B SL 82 X SI 89 2-1 G4-3		X SL 82 0-0 G5-3			B SL 84 C SI 88 F SL 84 1 SAFE 1 SAFE X CU 74 1-2 1B	3	0	1	1	0	0	0
40 Wilson Ramos, R (1, 2) OBP: 0.325, SLG: 0.513		D CU 71 C SI 89 B SI 89 D SL 84 X SL 81 3-1 F8		B CU 70 X SL 81 1-0 HR		C SI 89 B SI 90 S CU 69 X SI 90 1-2 G4-3			F SI 89 F FS 84 F SI 89 F SL 84 X FS 82 0-2 G5-3	4	1	1	1	0	0	3
15 Dan Haren, R (1, 1) OBP: 0.242, SLG: 0.313 36 Tyler Clippard, R (8, 1) 29 Rafael Soriano, R (9, 1)			C SI 88 X SI 89 0-1 1B	H SI 88 1-0 HBP		B SL 83 F SI 89 F SL 81 B SL 81 B SI 90 F SI 88 S SI 87 3-3 K				2 0 0	0 0 0	1 0 0	0 0 0	0 0 0	1 0 0	0 0 0
Inning Stats	R: 0 E: 0 K: 0 S: 10 H: 0 LOB: 0 BB: 0 P: 15	R: 1 E: 0 K: 0 S: 15 H: 1 LOB: 1 BB: 1 P: 26	R: 0 E: 0 K: 1 S: 9 H: 1 LOB: 1 BB: 0 P: 13	R: 0 E: 0 K: 0 S: 5 H: 1 LOB: 0 BB: 0 P: 8	R: 1 E: 0 K: 0 S: 6 H: 1 LOB: 1 BB: 0 P: 11	R: 1 E: 0 K: 1 S: 6 H: 1 LOB: 0 BB: 0 P: 7	R: 0 E: 0 K: 1 S: 8 H: 0 LOB: 0 BB: 0 P: 12	R: 0 E: 0 K: 0 S: 11 H: 0 LOB: 0 BB: 0 P: 13	R: 0 E: 0 K: 1 S: 14 H: 2 LOB: 2 BB: 0 P: 18	1B: 5 2B: 0 3B: 0 HR: 2	SF: 1 SAC: 0 DP: 1 HBP: 1					

PITCHER		IP	WLS	BF	H	R	ER	SO	BB	IBB	HBP	BLK	WP	HR	S	P	ERA	WHIP
48 Donovan Hand, R ERA: 3.6	(1, 1)	7.0	L	27	5	3	3	3	1	0	1	0	0	2	59	92	3.86	0.857
47 Rob Wooten, R ERA:	(8, 1)	2.0		8	2	0	0	1	0	0	0	0	0	0	25	31	0.00	1.000

PITCHER	IP	WLS	BF	H	R	ER	SO	BB	IBB	HBP	BLK	WP	HR	S	P	ERA	WHIP

TOP

Washington Nationals @ Milwaukee Brewers

Miller Park, Milwaukee, WI

Sat Aug 03 2013, 6:13 PM - 8:45 PM CDT

Att. 35,690 - Clear - 73 F

livebaseballscorecards.com

AB	32
R	3
H	7
RBI	3
BB	1
SO	4
LOB	11

Batter	1	2	3	4	5	6	7	8	9	AB	R	H	RBI	BB	SO	LOB
23 Rickie Weeks Jr., R (1, 4) OBP: 0.314, SLG: 0.369	C FF 88 B FC 84 B FC 85 X FC 85 2-1 7 SH1-3 2B		C FC 84 C FF 88 S FS 81 0-3 ① K		F FC 85 X FF 88 0-1 ③ P4			X FC 84 0-0 ② G6-3		4	0	1	0	0	1	0
7 Norichika Aoki, L (1, 9) OBP: 0.348, SLG: 0.366	L SI 87 X SI 88 0-1 ① SH1-3 2-3		C FF 89 B KC 76 B FF 88 B FF 88 F FF 87 F FF 88 X FF 88 3-2 ② G4-3			C FF 88 F FS 81 F FC 84 F FC 84 X SI 88 0-2 ① G3		B FF 91 S CH 80 B FF 91 S CH 80 3-3 ③ K		3	0	0	0	0	1	0
9 Jean Segura, R (1, 6) OBP: 0.350, SLG: 0.469	C FC 86 C FF 88 F FS 82 T FC 85 0-2 ② K		L FC 84 X FC 86 0-1 ③ G3			B SI 88 X FC 85 1-0 ② F8			F FF 91 F FC 89 B SL 83 F FF 92 X SL 87 1-2 ① G1-3	4	0	0	0	0	1	1
20 Jonathan Lucroy, R (1, 2) OBP: 0.335, SLG: 0.501	B FC 86 D FC 85 C FF 88 C FC 82 B FF 89 F FS 82 B FF 88 4-2 BB			X FC 83 0-0 ① L7		C FC 84 S FS 82 B FF 88 B FF 89 F FS 82 F FS 81 X FF 89 2-2 ③ L9			B FF 90 B FF 92 C FF 92 T FF 92 X FC 89 2-2 ② G5-3	3	0	0	0	1	0	0
27 Carlos Gómez, R (1, 8) OBP: 0.345, SLG: 0.537	B FC 86 C FS 82 F FC 85 D FS 82 F FS 80 X FC 86 2-2 ③ L6			F FF 87 F FC 85 B FF 89 S FS 82 1-3 ② K			C FC 83 C SI 88 C FF 88 0-3 ① K		C FC 91 X SL 84 0-1 ③ F8	4	0	0	0	0	2	2
18 Khris Davis, R (1, 7) OBP: 0.333, SLG: 0.517		C SI 87 S FC 84 B FC 85 F FC 85 B FC 85 B FC 87 F FF 88 X FF 89 3-2 1B		B FC 85 S FC 85 B FC 86 S FC 86 B FS 82 B FC 85 4-2 BB			X FC 84 0-0 ② G5-3			2	0	1	0	1	0	0
14 Jeff Bianchi, R (1, 5) OBP: 0.270, SLG: 0.294		B SI 88 1 SAFE B FC 85 F SI 88 1 SAFE 1 SAFE F SI 88 F FC 86 1 SAFE 2-3 ① S FC 85 K		1 SAFE B FC 84 B FC 83 X SI 88 2-0 ③ L8			C FF 87 X FC 84 0-1 1B			3	0	1	0	0	1	2
3 Yuniesky Betancourt, R (1, 3) OBP: 0.239, SLG: 0.367 47 Rob Wooten, R (8, 1)		C FF 88 F FF 88 B FF 89 1 SAFE X FC 85 1-2 ② F7			X SI 86 0-0 ① 1B		B FF 88 B FC 85 C FF 88 B FF 87 X FF 88 3-1 ③ F7			3 0	0 0	1 0	0 0	0 0	0 0	2 0
48 Donovan Hand, R (1, 1) OBP: 0.200, SLG: 0.111 21 Juan Francisco, L (8, 3) OBP: 0.301, SLG: 0.427		C FF 87 S FC 85 B FC 86 T FF 88 1-2 ③ K			C SI 87 B FC 85 X SI 87 1-1 ② P4			B CU 74 F CH 80 X FF 91 1-1 ① G4-3		2 1	0 0	0 0	0 0	0 0	1 0	1 0
Inning Stats	R: 0 E: 0 K: 1 S: 15 H: 1 LOB: 2 BB: 1 P: 23	R: 0 E: 0 K: 2 S: 15 H: 1 LOB: 1 BB: 0 P: 22	R: 0 E: 0 K: 1 S: 9 H: 0 LOB: 0 BB: 0 P: 12	R: 0 E: 0 K: 1 S: 7 H: 0 LOB: 1 BB: 1 P: 14	R: 0 E: 0 K: 0 S: 5 H: 1 LOB: 0 BB: 0 P: 6	R: 0 E: 0 K: 0 S: 11 H: 0 LOB: 0 BB: 0 P: 14	R: 0 E: 0 K: 1 S: 8 H: 1 LOB: 1 BB: 0 P: 11	R: 0 E: 0 K: 1 S: 6 H: 0 LOB: 0 BB: 0 P: 10	R: 0 E: 0 K: 0 S: 9 H: 0 LOB: 0 BB: 0 P: 12	1B: 3 2B: 1 3B: 0 HR: 0	SF: 0 SAC: 1 DP: 0 HBP: 0				WP: 0 PB: 0 SB: 0 CS: 0	PA: 32	

PITCHER		IP	WLS	BF	H	R	ER	SO	BB	IBB	HBP	BLK	WP	HR	S	P	ERA	WHIP
15 Dan Haren, R ERA: 5.14	(1, 1)	7.0	W	26	4	0	0	6	2	0	0	0	0	0	70	102	0.00	0.857
36 Tyler Clippard, R ERA: 1.85	(8, 1)	1.0	H	3	0	0	0	1	0	0	0	0	0	0	6	10	0.00	0.000
29 Rafael Soriano, R ERA: 2.91	(9, 1)	1.0	S	3	0	0	0	0	0	0	0	0	0	0	9	12	0.00	0.000

PITCHER	IP	WLS	BF	H	R	ER	SO	BB	IBB	HBP	BLK	WP	HR	S	P	ERA	WHIP

BOTTOM

Washington Nationals @ Milwaukee Brewers

Miller Park, Milwaukee, WI

Sat Aug 03 2013, 6:13 PM - 8:45 PM CDT

Att. 35,690 - Clear - 73 F

livebaseballscorecards.com

AB	29
R	0
H	4
RBI	0
BB	2
SO	7
LOB	8

Batter	1	2	3	4	5	6	7	8	9	AB	R	H	RBI	BB	SO	LOB
2 Denard Span, L (1, 8) OBP: 0.318, SLG: 0.366	C SI 88 B SI 89 F SL 85 F SI 91 B SL 85 S SL 86 2-3 ① **K**	C SL 85 B SI 90 F SL 85 B SI 90 F SL 86 F SI 91 B CH 81 F SI 90 X SL 83 3-2 ② **F7**		B SL 83 X CH 82 1-0 ③ **L6**			B SL 74 B FF 91 C FF 90 F FF 91 C FF 94 2-3 ① **K**		C FF 94 T FF 96 B FF 97 X FF 97 1-2 ③ **G1-4-3** **1-2**	5	0	0	0	0	2	4
34 Bryce Harper, L (1, 7) OBP: 0.362, SLG: 0.521	C CU 74 B SI 90 X SL 84 1-1 ② **L7**	B CH 80 B SI 90 B SL 85 C SL 85 F CH 81 X CH 80 3-2 ③ **F7**			B CH 80 F SL 84 X CH 81 1-1 ① **G3**		F FF 93 F FF 93 B SL 86 B SL 85 X SL 85 2-2 ② **F8**			4	0	0	0	0	0	2
11 Ryan Zimmerman, R (1, 5) OBP: 0.348, SLG: 0.438	C SI 90 B SI 89 X SI 90 1-1 ③ **P6**		B SL 85 B SL 84 B SI 89 B SI 89 4-0 **28 1B BB**		C SI 89 B SL 86 B SI 90 B SL 84 X SL 84 3-1 **28 G6-3 1B**		C SI 92 C SI 93 X SI 94 0-2 ③ **G4-3**			3	0	1	0	1	0	0
28 Jayson Werth, R (1, 9) OBP: 0.386, SLG: 0.511		C SI 89 C SL 84 H SI 88 1-2 **1 1B 20 HBP 24 1B HBP**	C SI 89 F SL 85 F SL 84 F SI 88 B SL 84 B CU 73 B CH 81 X SI 90 3-2 **20 G4-6-3** **1-2** **1B**		1 SAFE B CU 74 B SI 88 S SL 85 F SL 84 X SL 83 2-2 ② ③ **G6-3** **1-2f**			C SI 91 F SI 92 X SI 93 0-2 **20 G5-4-3 1B**		3	1	2	0	0	0	1
25 Adam LaRoche, L (1, 3) OBP: 0.311, SLG: 0.415		B SI 88 B SL 82 X SI 88 2-0 ① **F8**	B CH 81 F SI 90 C SI 91 B CH 84 B SL 84 F CH 80 S SI 89 3-3 ① **K**			C FF 93 B FF 92 B FF 95 F FF 94 X FF 95 3-2 **HR**		B SI 92 D SI 92 C SI 92 F SI 92 B SI 92 S SI 93 3-3 ① **K**		4	1	1	1	0	2	4
20 Ian Desmond, R (1, 6) OBP: 0.331, SLG: 0.472		C SI 88 H SI 88 1-1 **1 1B 24 1B** **1-2** **HBP**	F CU 74 B SI 89 C CU 74 X CU 73 1-2 ② ③ **G4-6-3** **1-2f**			B FF 96 C FF 95 F FF 95 X SL 82 1-2 ① **L9**		X SI 92 0-0 ② ③ **G5-4-3** **1-2f**		3	1	0	0	0	0	3
1 Steve Lombardozzi, S (1, 4) OBP: 0.263, SLG: 0.319 58 Fernando Abad, L (6, 1) 35 Craig Stammen, R (7, 1) 18 Chad Tracy, L (9, PH) OBP: 0.212, SLG: 0.300		S SL 86 B SL 85 C SI 90 X SL 85 1-2 **24 1B 38 E** **1-2** **2-3** **1B**		C SL 84 X SI 89 0-1 **24 G1-3 2B**		B FF 95 C FF 94 S FF 94 B SL 82 F FF 94 S CU 79 2-3 ② **K**			C FF 95 F FF 93 B SL 85 B FF 95 S FF 97 2-3 ① **K**	3 0 0 1	1 0 0 0	2 0 0 0	0 0 0 0	0 0 0 0	1 0 0 1	0 0 0 0
24 Kurt Suzuki, R (1, 2) OBP: 0.276, SLG: 0.311		B SI 90 B SL 85 T SI 90 F SL 87 X SL 85 2-2 **38 E** **1-3** **2-H** **3-H** **1B**		B CU 74 B CU 73 F SI 89 B SI 89 X SI 90 3-1 ① **G1-3** **2-3**		F FF 95 C FF 96 X FF 96 0-2 ③ **G6-3**			B FF 95 F FF 94 B FF 96 S FF 95 B FF 96 X FF 96 3-2 ② **F7**	4	0	1	2	0	0	1
38 Taylor Jordan, R (1, 1) OBP: 0.154, SLG: 0.154 6 Anthony Rendon, R (6, 4) OBP: 0.309, SLG: 0.394		B SL 83 X SI 88 1-0 **E2** **1-2** **3-H**		B CU 73 X SI 89 1-0 ② **G6-3**			B SI 88 C SI 88 F SL 77 B FF 91 X SL 82 2-2 **HR**		B FF 95 C FF 94 H FF 96 2-1 **2 DI HBP**	2 1	0 1	0 1	0 1	0 0	0 0	2 0
Inning Stats	R: 0 E: 0 K: 1 S: 8 H: 0 LOB: 0 BB: 0 P: 12	R: 3 E: 1 K: 0 S: 20 H: 2 LOB: 2 BB: 0 P: 34	R: 0 E: 0 K: 1 S: 12 H: 1 LOB: 1 BB: 1 P: 23	R: 0 E: 0 K: 0 S: 6 H: 1 LOB: 1 BB: 0 P: 11	R: 0 E: 0 K: 0 S: 7 H: 1 LOB: 0 BB: 0 P: 13	R: 1 E: 0 K: 1 S: 13 H: 1 LOB: 0 BB: 0 P: 19	R: 1 E: 0 K: 1 S: 12 H: 1 LOB: 0 BB: 0 P: 18	R: 0 E: 0 K: 1 S: 7 H: 1 LOB: 0 BB: 0 P: 10	R: 0 E: 0 K: 1 S: 10 H: 0 LOB: 1 BB: 0 P: 18	1B: 5 2B: 1 3B: 0 HR: 2 SF: 0 SAC: 0 DP: 3 HBP: 3						

PITCHER		IP	WLS	BF	H	R	ER	SO	BB	IBB	HBP	BLK	WP	HR	S	P	ERA	WHIP
26 Kyle Lohse, R ERA: 3.23	(1, 1)	5.0		22	5	3	2	2	1	0	2	0	0	0	53	93	3.60	1.200
59 John Axford, R ERA: 4.3	(6, 1)	1.0	W	4	1	1	1	1	0	0	0	0	0	1	13	19	9.00	1.000
51 Michael Gonzalez, L ERA: 4.05	(7, 1)	0.2	H	3	1	1	1	1	0	0	0	0	0	1	9	15	13.50	1.500
53 Brandon Kintzler, R ERA: 2.68	(7, 1)	1.1	H	4	1	0	0	1	0	0	0	0	0	0	10	13	0.00	0.750
29 Jim Henderson, R ERA: 1.94	(9, 1)	1.0	S	4	0	0	0	1	0	0	1	0	0	0	10	18	0.00	0.000

PITCHER	IP	WLS	BF	H	R	ER	SO	BB	IBB	HBP	BLK	WP	HR	S	P	ERA	WHIP

TOP

Washington Nationals @ Milwaukee Brewers

Miller Park, Milwaukee, WI

Sun Aug 04 2013, 1:12 PM - 4:10 PM CDT
Att. 35,055 - Partly Cloudy - 69 F

livebaseballscorecards.com

AB	33
R	5
H	8
RBI	4
BB	1
SO	6
LOB	17

WP: 0 PA: 37
PB: 0
SB: 0
CS: 0

BOTTOM

Washington Nationals @ Milwaukee Brewers

Miller Park, Milwaukee, WI

Sun Aug 04 2013, 1:12 PM - 4:10 PM CDT

Att. 35,055 - Partly Cloudy - 69 F

livebaseballscorecards.com

Batter	1	2	3	4	5	6	7	8	9	AB	R	H	RBI	BB	SO	LOB
22 Logan Schafer, L (1, 9) (9, 7) OBP: 0.293, SLG: 0.346	C SI 90 F CH 84 B SI 96 B SL 87 X CH 85 2-2 G4-3 ①	B CH 84 X CH 86 1-0 F9 ③			F SI 91 B SI 94 B CH 86 B SI 90 X SI 90 3-1 9 2B 27 SF9 1B	B SI 92 B SI 92 X SI 92 2-0 9 WP 9 S 20 G5-3 1B			4	2	2	0	0	0	0
9 Jean Segura, R (1, 6) OBP: 0.349, SLG: 0.470	C FF 95 F FF 96 X SI 96 0-2 L8 ②			B FF 94 C FF 93 X SL 86 1-1 F7 ①		B SI 92 B SI 90 X SI 93 2-0 27 SF9 18 1B 1-3 2B	1 SAFE C SI 92 C SI 92 1 SAFE 1 SAFE B SI 92 D KC 82 F FC 84 F SI 92 3-2 B KC 81 X SI 92 G6-3 ① 1-3			4	1	1	0	0	0	1
20 Jonathan Lucroy, R (1, 2) OBP: 0.334, SLG: 0.497	C FF 95 X SL 88 0-1 F7 ③			B FF 94 C SL 85 S SL 85 S SL 86 B CH 84 X SI 95 3-2 G3 ②		F SL 81 D SL 84 B SI 92 D SL 85 D SI 92 4-1 18 1B 21 2B BB	B SI 93 D FC 87 X SI 92 2-0 G5-3 ② 3-H			3	1	0	1	1	0	0
27 Carlos Gómez, R (1, 8) OBP: 0.344, SLG: 0.534		B SL 84 C FF 94 C FF 94 X SL 86 1-2 G6-3 ①		B SL 83 B FF 94 B SL 85 B SI 92 4-0 BB		X SI 91 0-0 SF9 ① 2-3 3-H	S SI 93 X SI 93 0-1 L8 ③			2	0	0	1	1	0	0
15 Caleb Gindl, L (1, 7) OBP: 0.377, SLG: 0.492 18 Khris Davis, R (6, PH) OBP: 0.343, SLG: 0.516 (7, 7) 29 Jim Henderson, L (9, 1)		X FF 94 0-0 21 G3 3B		S CH 83 C CH 83 B FF 94 F CH 86 1 SAFE X SL 84 1-2 F7 ③		S CH 72 X SI 92 0-1 21 2B 14 1B 1-2 3-H 1B		X SI 91 0-0 E6 21 G4-3 14 SH1-3		2 2 0	1 2 0	1 1 0	0 1 0	0 0 0	0 0 0	1 0 0
21 Juan Francisco, L (1, 3) OBP: 0.301, SLG: 0.429		S CH 83 D CH 85 F CH 84 F SL 86 B SI 94 F CH 85 X SL 86 2-2 G3 ② 3-H			B CH 84 S CH 84 B SI 93 B CH 83 X SI 90 3-1 G6-3 ①	F SI 92 D KC 80 D KC 80 B KC 81 C KC 78 X KC 81 2-2 14 1B 1-3 2-H 2B		F KC 78 X SI 90 0-1 G4-3 ① 2-3		4	1	1	2	0	0	1
14 Jeff Bianchi, R (1, 5) OBP: 0.271, SLG: 0.295		C SI 94 S SL 88 B SL 88 F SI 94 F SI 95 F SL 84 X CH 84 1-2 F9 ③			F SL 85 X SI 94 0-1 G6-3 ②	F SI 91 F KC 80 X CH 80 0-2 2-H 3-H 1B		X SI 91 0-0 SH1-3 ② 3-H		3	0	1	3	0	0	0
2 Scooter Gennett, L (1, 4) OBP: 0.259, SLG: 0.353			C SI 90 S CH 83 B SI 94 S CH 85 1-3 K ①		X SI 91 0-0 2B	1 SAFE B SI 93 X FF 94 1-0 P2 ②		B KC 79 C SI 90 F KC 79 S FC 85 1-3 K ③		4	0	1	0	0	2	1
26 Kyle Lohse, R (1, 1) OBP: 0.186, SLG: 0.167 23 Rickie Weeks Jr., R (5, PH) OBP: 0.314, SLG: 0.368 59 John Axford, R (6, 1) 3 Yuniesky Betancourt, R (6, PH) OBP: 0.238, SLG: 0.366 51 Michael Gonzalez, R (7, 1) 53 Brandon Kintzler, R (7, 1) 7 Norichika Aoki, L (9, 9) OBP: 0.348, SLG: 0.366			B SI 93 C SI 93 B SI 93 F SI 91 B SL 85 C FF 95 3-3 K ②		C SL 84 S FF 94 B FF 94 X SL 85 1-2 P4 ③	S CH 74 S CH 75 X CH 74 0-2 P4 ③				1 1 0 1 0 0 0	0 0 0 0 0 0 0	0 0 0 0 0 0 0	0 0 0 0 0 0 0	0 0 0 0 0 0 0	1 0 0 0 0 0 0	0 1 0 1 0 0 0
Inning Stats	R: 0 E: 0 K: 0 S: 8 H: 0 LOB: 0 BB: 0 P: 10	R: 1 E: 0 K: 0 S: 15 H: 1 LOB: 0 BB: 0 P: 19	R: 0 E: 0 K: 2 S: 7 H: 0 LOB: 0 BB: 0 P: 12	R: 0 E: 0 K: 0 S: 9 H: 0 LOB: 1 BB: 1 P: 18	R: 0 E: 0 K: 0 S: 8 H: 1 LOB: 1 BB: 0 P: 12	R: 5 E: 0 K: 0 S: 17 H: 5 LOB: 1 BB: 1 P: 29	R: 1 E: 0 K: 0 S: 9 H: 1 LOB: 0 BB: 0 P: 16	R: 1 E: 1 K: 1 S: 7 H: 0 LOB: 0 BB: 0 P: 8		1B: 4 2B: 3 3B: 1 HR: 0	SF: 1 SAC: 1 DP: 0 HBP: 0			WP: 1 PB: 0 SB: 1 CS: 0	PA: 35	

	AB	31
	R	8
	H	8
	RBI	8
	BB	2
	SO	3
	LOB	6

PITCHER		IP	WLS	BF	H	R	ER	SO	BB	IBB	HBP	BLK	WP	HR	S	P	ERA	WHIP
38 Taylor Jordan, R ERA: 3.76	(1, 1)	5.1		22	4	4	4	2	2	0	0	0	0	0	52	85	6.75	1.125
58 Fernando Abad, L ERA: 2.16	(6, 1)	0.2	L	5	3	2	2	0	0	0	0	0	0	0	12	15	27.00	4.500
35 Craig Stammen, R ERA: 3.53	(7, 1)	2.0		8	1	2	1	1	0	0	0	0	1	0	16	24	4.50	0.500

PITCHER	IP	WLS	BF	H	R	ER	SO	BB	IBB	HBP	BLK	WP	HR	S	P	ERA	WHIP

Batter	1	2	3	4	5	6	7	8	9	AB	R	H	RBI	BB	SO	LOB
7 Norichika Aoki, L (1, 9) OBP: 0.345, SLG: 0.363	C FF 89 B FF 90 C SL 78 B SL 78 F FF 92 X FF 91 2-2 ① P6			B SL 76 F SI 90 B CH 86 F FF 89 S CH 83 2-3 ① K		1 SAFE X FF 88 0-0 ② F9		B SI 92 X SI 93 1-0 ② L9		4	0	0	0	0	1	1
9 Jean Segura, R (1, 6) OBP: 0.351, SLG: 0.470	C FF 92 B FF 91 F FF 91 F SL 79 X FF 92 1-2 20 CS 1B			C FF 90 S SL 80 F SL 80 F FF 91 S FF 91 0-3 ② K		F FF 90 X FF 90 0-1 ③ F9		C SI 94 C SL 89 B SL 88 X KC 81 1-2 20 1B 1B		4	0	2	0	0	1	1
20 Jonathan Lucroy, R (1, 2) OBP: 0.336, SLG: 0.500	1 SAFE C FF 89 X FF 90 0-1 ② ③ G6-3 1-2			C SL 78 C SL 80 S SL 78 0-3 ③ K			F FF 90 B CH 85 X SL 80 1-1 21 2B 2B	C SL 87 X SI 93 0-1 27 FC6 1-3 1B		4	1	2	0	0	1	1
27 Carlos Gómez, R (1, 8) OBP: 0.341, SLG: 0.528		C FF 89 X FF 90 0-1 ① P3			X SL 80 0-0 ① F7		B FF 89 X FF 90 1-0 ① F9	C SI 94 X SI 94 0-1 ③ FC6 1-2f		4	0	0	0	0	0	3
15 Caleb Gindl, L (1, 7) OBP: 0.370, SLG: 0.470		B FF 89 F FF 90 B FF 91 C CH 86 B FF 90 X FF 90 3-2 ② G6-3			C FF 88 F CH 85 S FF 90 0-3 ② K		B SL 79 B FF 89 B FF 89 B FF 87 4-0 21 2B BB		B SI 86 S SI 87 S SI 86 F SI 86 B SL 75 F SL 76 B SI 86 X SI 86 3-2 ① F8	3	0	0	0	1	1	0
21 Juan Francisco, L (1, 3) OBP: 0.307, SLG: 0.447		C FF 90 B CH 88 B CH 84 C SL 79 F FF 90 C FF 92 2-3 ③ K			B FF 90 B FF 90 B SL 79 C FF 90 F FF 89 B SL 79 4-2 BB		D CH 88 F FF 89 X FF 89 1-1 1-3 2-H 2B		C SI 86 B CH 80 S SI 86 B CH 82 F SL 77 X SI 86 2-2 HR	3	1	2	2	1	1	0
14 Jeff Bianchi, R (1, 5) OBP: 0.270, SLG: 0.289			B FF 89 B FF 89 C FF 89 F FF 90 F FF 91 S SL 80 2-3 ① K		X FF 89 0-0 ③ G5-3		F SL 81 C FF 89 D SL 78 F FF 89 B FF 90 B FF 91 D SL 82 4-2 23 G4-6-3 BB		C SL 76 F SL 76 F SL 77 B SL 76 F FF 86 X SL 76 1-2 ② G5-3	3	0	0	0	1	1	1
2 Scooter Gennett, L (1, 4) OBP: 0.286, SLG: 0.404 23 Rickie Weeks Jr., R (7, PH) (7, 4) OBP: 0.312, SLG: 0.365			B FF 91 X FF 91 1-0 63 CS 3B			B FF 88 B CH 86 B FF 89 C FF 88 B FF 88 4-1 BB	C SI 85 B SI 86 B SI 84 X SI 86 2-1 ② ③ G4-6-3 1-2f		B FF 87 X FF 86 1-0 ③ F7	1 2	0 0	1 0	0 0	1 0	0 0	0 3
63 Tyler Thornburg, R (1, 1) 53 Brandon Kintzler, R (7, 1) 22 Logan Schafer, L (8, PH) OBP: 0.291, SLG: 0.344 59 John Axford, R (8, 1) 51 Michael Gonzalez, R (8, 1) 47 Rob Wooten, R (8, 1)			C FF 90 B FF 90 D SL 78 M FF 91 S SL 81 2-3 ② ③ K 3-H			L FF 88 B FF 89 M SL 80 L FF 87 1-3 ① K		C KC 79 C SI 93 C KC 80 0-3 ① K		2 0 1 0 0 0	0 0 0 0 0 0	0 0 0 0 0 0	0 0 0 0 0 0	2 0 1 0 0 0	2 0 0 0 0 0	2 0 0 0 0 0

Inning Stats	1	2	3	4	5	6	7	8	9
	R: 0 E: 0 K: 0 S: 10	R: 0 E: 0 K: 1 S: 9	R: 0 E: 0 K: 2 S: 8	R: 0 E: 0 K: 3 S: 11	R: 0 E: 0 K: 1 S: 7	R: 0 E: 0 K: 1 S: 7	R: 1 E: 0 K: 0 S: 10	R: 0 E: 0 K: 1 S: 11	R: 1 E: 0 K: 0 S: 15
	H: 1 LOB: 0 BB: 0 P: 13	H: 0 LOB: 0 BB: 0 P: 14	H: 1 LOB: 0 BB: 0 P: 13	H: 0 LOB: 0 BB: 0 P: 13	H: 0 LOB: 1 BB: 1 P: 11	H: 0 LOB: 1 BB: 1 P: 12	H: 2 LOB: 2 BB: 2 P: 23	H: 2 LOB: 2 BB: 0 P: 13	H: 1 LOB: 0 BB: 0 P: 22

1B: 3 SF: 0 WP: 0 PA: 35
2B: 2 SAC: 0 PB: 0
3B: 1 DP: 1 SB: 0
HR: 1 HBP: 0 CS: 2

PITCHER		IP	WLS	BF	H	R	ER	SO	BB	IBB	HBP	BLK	WP	HR	S	P	ERA	WHIP
57 Chad Gaudin, R ERA: 2.56	(1, 1)	6.1		25	4	1	1	8	4	0	0	0	0	0	60	95	1.42	1.263
49 Javier López, L ERA: 1.33	(7, 1)	0.2		1	0	0	0	0	0	0	0	0	0	0	2	4	0.00	0.000
46 Santiago Casilla, R ERA: 1.32	(8, 1)	1.0	W	5	2	0	0	1	0	0	0	0	0	0	11	13	0.00	2.000
54 Sergio Romo, R ERA: 3.02	(9, 1)	1.0	S	4	1	1	1	0	0	0	0	0	0	1	15	22	9.00	1.000

PITCHER	IP	WLS	BF	H	R	ER	SO	BB	IBB	HBP	BLK	WP	HR	S	P	ERA	WHIP

TOP

Milwaukee Brewers @ San Francisco Giants

AT&T Park, San Francisco, CA

Mon Aug 05 2013, 7:17 PM - 10:18 PM PDT

Att. 42,217 - Partly Cloudy - 59 F

livebaseballscorecards.com

AB	31
R	2
H	7
RBI	2
BB	4
SO	9
LOB	12

BOTTOM

Milwaukee Brewers @ San Francisco Giants

AT&T Park, San Francisco, CA

Mon Aug 05 2013, 7:17 PM - 10:18 PM PDT

Att. 42,217 - Partly Cloudy - 59 F

livebaseballscorecards.com

Batter	1	2	3	4	5	6	7	8	9	AB	R	H	RBI	BB	SO	LOB
19 Marco Scutaro, R (1, 4) OBP: 0.365, SLG: 0.381	C FF 89 B FF 92 B FF 91 C FF 90 X FF 92 2-2 ① L8		B FF 90 C FF 91 B CU 75 C FF 92 B FF 91 X FF 90 3-2 ① G5-3 C CU 76 C FF 92 F FF 91 F CU 78 F FF 92 C CH 80 0-3 ② K				B SI 93 X SI 93 1-0 ② G6-3	D SL 83 D SL 83 X SL 82 2-0 ③ F8		5	0	0	0	0	1	4
35 Brandon Crawford, L (1, 6) OBP: 0.331, SLG: 0.396	C FF 92 X FF 93 0-1 ② F9		B FF 91 X FF 92 1-0 ② P4 X FF 92 0-0 ③ L8				X SI 92 0-0 ③ G6-3			4	0	0	0	0	0	2
8 Hunter Pence, R (1, 9) OBP: 0.326, SLG: 0.456	C FF 93 B CU 77 F FF 93 B CU 79 B FF 94 B FF 94 4-2 28 S BB		B CU 73 B FF 92 B FF 91 B FF 89 4-0 28 1B BB		C CU 75 F FF 92 B CH 82 B CU 75 X FF 91 2-2 ① G1-3			B FF 94 B FF 95 B FF 94 C FF 95 F FF 94 F FF 95 B FF 97 4-2 48 WP 48 S 23 1B BB		1	1	0	0	3	0	0
28 Buster Posey, R (1, 2) OBP: 0.378, SLG: 0.505	B FF 93 C CU 77 C FF 94 S CU 79 1-3 ③ K 1-2		1 SAFE C CH 79 1 SAFE X FF 90 0-1 1B 1-2		B CU 75 B CU 74 C FF 92 X FF 91 2-1 ② G6-3			B FF 95 1 SAFE 1 SAFE B FF 94 X FF 95 2-0 ① F8		4	0	1	0	0	1	2
48 Pablo Sandoval, S (1, 5) OBP: 0.316, SLG: 0.392 54 Sergio Romo, R (9, 1)		C CU 74 C FF 92 X FF 93 0-2 57 FC5 9 1B 1B	B CU 73 C CU 73 F FF 91 X CH 81 1-2 ③ F7		F CU 76 X CH 82 0-1 ③ G6-3			D CU 79 B CU 78 B FF 95 I 4-0 23 1B 9 BB 13 E 1-3 IBB		3 0	1 0	1 0	0 0	1 0	0 0	2 0
9 Brandon Belt, L (1, 3) OBP: 0.345, SLG: 0.445		C CU 75 B FF 92 C FF 92 F CU 77 B FF 93 F FF 94 B FF 92 X FF 91 3-2 57 FC5 1-2 1B		C CU 75 B FF 92 S CU 74 X CU 77 1-2 7 FC3 22 1B 7 E 1B		B CU 74 F FF 91 B FF 91 X CU 75 2-1 ① 1B		D SL 82 B SL 84 F FF 92 B SL 83 S SL 80 D SL 81 4-2 23 1B 13 E 1-2 BB		3	2	3	0	1	0	0
22 Roger Kieschnick, L (1, 7) OBP: 0.353, SLG: 0.353 23 Jeff Francoeur, R (8, PH) OBP: 0.249, SLG: 0.313 (9, 7)	F FF 92 D CH 82 S FF 92 B FF 93 X FF 90 2-2 ① F8		X FF 91 0-0 7 E 1-2 1B		B CH 80 F CH 79 X FF 91 1-1 7 L1-3 1B			B SL 83 B SL 83 X SL 83 2-0 13 E 1-2 2-3 3-H 1B		3 1	0 0	2 1	0 1	0 1	0 0	2 0
7 Grégor Blanco, L (1, 8) OBP: 0.313, SLG: 0.327	C CU 75 F FF 93 F FF 91 B CH 82 D CH 83 B FF 92 F FF 92 S CH 81 3-3 ② K		C CH 81 B FF 92 B FF 91 X FF 91 3-1 FC3 1-2 2-H		S CU 74 C CH 80 X FF 91 0-2 ② ③ L1-3 1-1			X SL 84 0-0 ② P2		4	0	0	0	0	1	7
57 Chad Gaudin, R (1, 1) OBP: 0.130, SLG: 0.048 49 Javier López, L (7, 1) 6 Brett Pill, R (7, PH) OBP: 0.261, SLG: 0.432 46 Santiago Casilla, R (8, 1) 13 Joaquin Arias, R (8, PH) OBP: 0.310, SLG: 0.333 (9, 5)	T FF 90 X CU 78 0-1 ③ FC5 1-2 2-3f		L CU 75 C FF 88 S CU 77 0-3 ① K				C SI 92 B SI 93 F SI 93 S SL 83 1-3 ① K	B SL 83 F SL 83 F SL 82 X FS 84 1-2 E5 1-2 2-H 3-H		2 0 1 0 1	0 0 0 0 0	0 0 0 0 0	0 0 0 0 0	1 0 1 0 0	4 0 0 0 1	0 0 0 0 1
Inning Stats	R: 0 E: 0 K: 1 S: 10 H: 0 LOB: 1 BB: 1 P: 17	R: 0 E: 0 K: 1 S: 18 H: 2 LOB: 2 BB: 0 P: 26	R: 0 E: 0 K: 0 S: 9 H: 1 LOB: 2 BB: 1 P: 18	R: 1 E: 1 K: 2 S: 16 H: 2 LOB: 2 BB: 0 P: 20	R: 0 E: 0 K: 0 S: 7 H: 0 LOB: 0 BB: 0 P: 11	R: 0 E: 0 K: 0 S: 7 H: 2 LOB: 0 BB: 0 P: 10	R: 0 E: 0 K: 1 S: 5 H: 0 LOB: 0 BB: 0 P: 7	R: 3 E: 1 K: 0 S: 12 H: 1 LOB: 2 BB: 3 P: 31		1B: 8 2B: 1 3B: 0 HR: 0 SF: 0 SAC: 0 DP: 1 HBP: 0					WP: 1 PB: 0 SB: 2 CS: 0 PA: 37	

	AB	32
	R	4
	H	8
	RBI	1
	BB	5
	SO	5
	LOB	24

PITCHER		IP	WLS	BF	H	R	ER	SO	BB	IBB	HBP	BLK	WP	HR	S	P	ERA	WHIP
63 Tyler Thornburg, R ERA: 1.78	(1, 1)	6.0		26	7	1	0	4	2	0	0	0	0	0	67	102	0.00	1.500
53 Brandon Kintzler, R ERA: 2.63	(7, 1)	1.0		3	0	0	0	1	0	0	0	0	0	0	5	7	0.00	0.000
59 John Axford, R ERA: 4.47	(8, 1)	0.1	L	3	0	2	1	0	1	1	0	0	1	0	4	14	27.00	3.000
51 Michael Gonzalez, L ERA: 4.05	(8, 1)	0.0		1	0	0	0	0	1	0	0	0	0	0	2	6	∞	∞
47 Rob Wooten, R ERA:	(8, 1)	0.2		4	1	1	0	0	0	0	0	0	0	0	6	11	0.00	1.500

PITCHER	IP	WLS	BF	H	R	ER	SO	BB	IBB	HBP	BLK	WP	HR	S	P	ERA	WHIP

Milwaukee Brewers @ San Francisco Giants

AT&T Park, San Francisco, CA

Tue Aug 06 2013, 7:18 PM - 10:06 PM PDT

Att. 41,426 - Partly Cloudy - 57 F

livebaseballscorecards.com

TOP

Batter	1	2	3	4	5	6	7	8	9	AB	R	H	RBI	BB	SO	LOB
23 Rickie Weeks Jr., R (1, 4) OBP: 0.309, SLG: 0.361	B FF 89 C FF 90 B CU 78 F FF 91 B FF 92 F FF 92 F SL 87 C CH 87 3-3 ① K		C CH 86 B SL 86 B SI 91 X FF 92 2-1 ③ F8			C SL 86 C SL 86 B FF 91 C SL 85 1-3 ① K			B SL 77 B FF 92 F FF 91 C FF 92 F FF 94 F SL 83 F FF 94 X SL 83 2-2 ① G5-3	4	0	0	0	0	2	1
7 Norichika Aoki, L (1, 9) OBP: 0.346, SLG: 0.366	B SI 90 F SI 91 C CU 79 B CH 86 X SL 86 2-2 ② G4-3			B SI 90 B CH 84 X FF 91 2-0 9 G6-3 20 E 2B		X CH 84 0-0 ②③ G4-6-3 1-2f			X FF 94 0-0 9 E 20 SF9 1B	4	2	2	0	0	0	1
9 Jean Segura, R (1, 6) OBP: 0.350, SLG: 0.470	X FF 92 0-0 ③ P6			L CU 77 X SL 87 0-1 ① G6-3 2-3			C CU 76 S CU 77 B FF 91 B SL 85 B SL 87 X SL 84 3-2 27 G4-3 2B		1 SAFE B FF 93 C SL 80 B FF 94 F FF 92 B SL 83 F FF 93 X FF 93 3-2 1-3 E4	4	0	1	0	0	0	2
20 Jonathan Lucroy, R (1, 3) OBP: 0.332, SLG: 0.496 14 Jeff Bianchi, R (9, 5) OBP: 0.270, SLG: 0.289		C FF 90 C FF 90 X SL 86 0-2 ① G4-3		F FF 92 B FF 93 3 SAFE X SI 92 1-1 ② F9 3-H			C FF 91 B FF 91 S SL 84 X SL 87 1-2 ① G5-3		B SL 79 X FF 92 1-0 ② SF9 3-H	3	0	0	1	0	0	1
										0	0	0	0	0	0	0
27 Carlos Gómez, R (1, 8) OBP: 0.340, SLG: 0.533		X CH 85 0-0 HR		S SI 92 C CU 80 F SL 86 S FF 92 0-3 ③ K			X CU 78 0-0 ② G4-3 2-3		S SL 80 F SL 81 S FF 93 0-3 ③ K	4	1	1	1	0	2	2
15 Caleb Gindl, L (1, 7) OBP: 0.355, SLG: 0.449 53 Brandon Kintzler, R (7, 1) 47 Rob Wooten, R (8, 1) 29 Jim Henderson, L (8, 1)		B SI 90 X CH 84 1-0 ② G4-3			C CH 85 B SL 86 B SI 91 B CH 86 F FF 92 S FF 92 3-3 ① K		B FF 91 C SL 85 X FF 91 1-1 ③ P2			3	0	0	0	0	1	1
										0	0	0	0	0	0	0
										0	0	0	0	0	0	0
										0	0	0	0	0	0	0
3 Yuniesky Betancourt, R (1, 5) OBP: 0.236, SLG: 0.362 (9, 3)		C CU 78 C FF 90 X FF 91 0-2 ③ P3			F SI 92 F SI 91 B SL 88 B SL 87 C FF 92 2-3 ② K			B CU 81 X FF 93 1-0 ① P6		3	0	0	0	0	1	0
12 Martín Maldonado, R (1, 2) OBP: 0.224, SLG: 0.283			C CU 76 X FF 90 0-1 ① P5		C SL 87 S CU 80 B CU 82 F FF 92 B CU 80 F SL 87 F FF 92 X FF 92 2-2 ③ F8			C FF 92 S CH 83 X CH 85 0-2 ② G3		3	0	0	0	0	0	0
60 Wily Peralta, R (1, 1) OBP: 0.179, SLG: 0.158 22 Logan Schafer, L (7, 7) OBP: 0.290, SLG: 0.343			C FF 90 F FF 91 B FF 92 S FF 91 1-3 ② K			C FF 90 C CU 78 B SL 86 X FF 91 1-2 7 G4-6-3 1B		B FF 92 X FF 93 1-0 ③ F9		2	0	1	0	0	1	0
										1	0	0	0	0	0	0

| | | | | | | | | | |

Batter	1	2	3	4	5	6	7	8	9	AB	R	H	RBI	BB	SO	LOB
19 Marco Scutaro, R (1, 4) OBP: 0.361, SLG: 0.377 63 Jean Machi, R (8, 1) 43 Sandy Rosario, R (9, 1)	C FF 92 F FF 94 B FF 95 X SL 85 1-2 ① P4		C FF 94 C SL 82 S SL 84 0-3 ③ K		B SL 82 C FF 94 F FF 94 D SL 83 X SI 94 2-2 ③ G5-3		C SI 93 D SL 77 F SI 93 X FF 94 1-2 ③ F9			4 0 0	0 0 0	0 0 0	0 0 0	0 0 0	1 0 0	3 0 0
35 Brandon Crawford, L (1, 6) OBP: 0.332, SLG: 0.400	B SI 94 B SI 94 F SI 94 X SI 95 2-1 8 G6-4-3 1B			C SL 82 T CH 84 B FF 94 F SL 86 B SL 86 C SL 83 2-3 ① K		S FF 93 X SL 82 0-1 ① G3		C SI 91 B SI 93 B CH 86 X SI 93 2-1 8 L9 2B		4	0	2	0	0	1	0
8 Hunter Pence, R (1, 9) OBP: 0.323, SLG: 0.452	X SI 94 0-0 ②③ G6-4-3 1-2f			B SL 82 B SI 94 C FF 94 C FF 94 S FF 96 2-3 ② K		S SL 82 B SL 85 B SI 95 X FF 94 2-1 ② G1-3		L SL 84 B CU 74 X SI 88 1-1 ① L9 2-3		4	0	0	0	0	1	2
28 Buster Posey, R (1, 2) OBP: 0.379, SLG: 0.504		C FF 93 C FF 94 B SL 85 F SI 95 B FF 95 F FF 96 B FF 95 F SI 95 T SL 83 3-2 ① K		B FF 93 X FF 94 1-0 48 FC6 1B		B FF 94 H SI 94 2-0 HBP		F CU 75 B CU 75 X SL 83 1-1 ② G6-3		3	0	1	0	0	1	1
48 Pablo Sandoval, S (1, 5) OBP: 0.313, SLG: 0.387		S SI 96 C SI 96 F FF 95 B SL 85 B SI 94 F SI 97 B SL 86 S CH 88 3-3 ② K		B SI 94 S CH 85 X SI 94 1-1 ③ FC6 1-2f		X CH 84 0-0 ③ F7		C FF 96 B FF 97 F FF 98 X FF 97 1-2 ③ F7		4	0	0	0	0	1	3
9 Brandon Belt, L (1, 3) OBP: 0.347, SLG: 0.447		B FF 94 B SI 96 F SI 94 C SI 96 F SL 86 B SI 97 B SI 96 4-2 BB			B SL 82 X SL 81 1-0 ① F8		S FF 92 B CH 84 B SI 94 X SL 83 2-1 22 1B 13 G4-3 2B		S FF 95 F FF 95 B FF 97 S FF 97 1-3 ① K	3	1	1	0	1	1	0
22 Roger Kieschnick, L (1, 7) OBP: 0.381, SLG: 0.381		F SI 94 F SI 96 D SL 87 1 SAFE F SL 86 D SI 96 1 SAFE F SI 95 S FF 95 2-3 ③ K		C SL 81 B FF 93 B SI 95 B FF 94 F FF 93 X SI 95 3-2 18 SH2-4 7 BB 1B		X SI 93 0-0 13 G4-3 7 G5-3 2-3 1B		B FF 96 S FF 96 B FF 98 X FF 96 2-1 ② F8		4	0	2	0	0	1	1
7 Grégor Blanco, L (1, 8) OBP: 0.315, SLG: 0.325			X FF 94 0-0 ① B2-3	B FF 94 C CH 82 D CH 85 B SI 95 F SI 95 1 SAFE F SI 93 B SI 96 4-2 18 SH2-4 1-2 BB		C SI 94 M SI 94 X SI 95 0-2 ① G5-3 1-2		B FF 95 F FF 95 B FF 96 T FF 96 F FF 97 B FF 98 B FF 96 4-2 13 DI BB		2	0	0	0	2	0	2
18 Matt Cain, R (1, 1) OBP: 0.103, SLG: 0.079 13 Joaquin Arias, R (7, PH) OBP: 0.306, SLG: 0.328 (8, 4)			B FF 94 C FF 92 B SI 93 S SI 93 F SI 95 B SI 95 F FF 95 X SI 94 3-2 ② G5-3	B FF 92 C FF 92 X SI 92 1-1 ② SH2-4 1-2 2-3		B SI 93 F SI 92 B SI 92 X SI 92 2-1 ② G4-3 2-3 3-H		B FF 96 C FF 96 F FF 97 B FF 97 F FF 97 S FF 98 2-3 ③ K 1-2		1 2	0 0	0 0	0 1	0 0	0 1	0 2
Inning Stats	R: 0 E: 0 K: 0 S: 6 H: 1 LOB: 0 BB: 0 P: 9	R: 0 E: 0 K: 3 S: 19 H: 0 LOB: 1 BB: 1 P: 31	R: 0 E: 0 K: 1 S: 9 H: 0 LOB: 0 BB: 0 P: 12	R: 0 E: 0 K: 2 S: 10 H: 1 LOB: 1 BB: 0 P: 16	R: 0 E: 0 K: 0 S: 12 H: 1 LOB: 2 BB: 1 P: 23	R: 0 E: 0 K: 0 S: 5 H: 0 LOB: 1 BB: 0 P: 9	R: 1 E: 0 K: 0 S: 11 H: 2 LOB: 1 BB: 0 P: 16	R: 0 E: 0 K: 0 S: 9 H: 1 LOB: 1 BB: 0 P: 14	R: 0 E: 0 K: 2 S: 12 H: 0 LOB: 1 BB: 1 P: 21	1B: 4 2B: 2 3B: 0 HR: 0 SF: 0 SAC: 1 DP: 1 HBP: 1						WP: 0 PB: 0 SB: 0 CS: 0 PA: 36	

PITCHER		IP	WLS	BF	H	R	ER	SO	BB	IBB	HBP	BLK	WP	HR	S	P	ERA	WHIP
60 Wily Peralta, R ERA: 4.42	(1, 1)	6.1	W	26	5	1	1	6	2	0	1	0	0	0	67	108	1.42	1.105
53 Brandon Kintzler, R ERA: 2.6	(7, 1)	0.2	H	3	1	0	0	0	0	0	0	0	0	0	7	12	0.00	1.500
47 Rob Wooten, R ERA:	(8, 1)	0.2	H	2	0	0	0	0	0	0	0	0	0	0	4	6	0.00	0.000
29 Jim Henderson, R ERA: 1.88	(8, 1)	1.1	S	5	0	0	0	2	1	0	0	0	0	0	15	25	0.00	0.750

PITCHER	IP	WLS	BF	H	R	ER	SO	BB	IBB	HBP	BLK	WP	HR	S	P	ERA	WHIP

BOTTOM

Milwaukee Brewers @ San Francisco Giants

AT&T Park, San Francisco, CA

Tue Aug 06 2013, 7:18 PM - 10:06 PM PDT

Att. 41,426 - Partly Cloudy - 57 F

livebaseballscorecards.com

AB	31
R	1
H	6
RBI	1
BB	3
SO	8
LOB	14

Milwaukee Brewers @ San Francisco Giants

AT&T Park, San Francisco, CA

Wed Aug 07 2013, 7:16 PM - 10:02 PM PDT

Att. 41,416 - Cloudy - 65 F

livebaseballscorecards.com

Batter	1	2	3	4	5	6	7	8	9	AB	R	H	RBI	BB	SO	LOB
23 Rickie Weeks Jr., R (1, 4) OBP: 0.306, SLG: 0.357 31 Burke Badenhop, R (8, 1) 12 Martín Maldonado, R (9, PH) OBP: 0.229, SLG: 0.288 51 Michael Gonzalez, R (9, 1)	F FF 93 X FF 94 0-1 F9	B CH 87 S FC 89 F FC 88 F FF 93 S FC 90 1-3 K	B FC 88 X CH 85 1-0 G6-4-3 1-2f	F SL 88 F SI 94 B SL 89 B KC 81 X SI 94 2-2 G5-3	X SI 83 0-0 7 FC6-4 1-2 2-H 1B	4	0	0	0	0	1	3
										0	0	0	0	0	0	0
										1	0	1	1	0	0	0
										0	0	0	0	0	0	0
7 Norichika Aoki, L (1, 9) OBP: 0.345, SLG: 0.364	X FF 93 0-0 G6-3	B FF 92 F FF 92 B FF 93 X FC 88 2-1 G1-3	F FF 92 B FC 89 X FF 92 1-1 F7	X SI 94 0-0 9 1B 2-H 3-H	D CU 70 C FC 81 X CU 72 1-1 FC6-4 1-2f	5	0	1	2	0	0	2
9 Jean Segura, R (1, 6) OBP: 0.351, SLG: 0.469	C FF 94 T FF 93 B FC 90 X FC 89 1-2 L4	B CU 78 B CU 74 B FC 86 B SL 90 4-0 20 G6-3 BB	C FC 87 C CU 77 B FC 87 X FF 92 1-2 G3-1	B FF 94 1 SAFE F SL 89 X FF 95 1-1 20 G6-3 1-2 1B		3	0	1	0	1	0	0
20 Jonathan Lucroy, R (1, 2) OBP: 0.332, SLG: 0.493	C FF 92 C CU 78 F FC 89 B CU 78 F FC 89 X FF 94 1-2 18 G6-4-3 27 1B	F FC 88 S CH 85 B FF 92 X FC 88 1-2 G6-3 1-2	B CH 86 B FC 87 B FF 92 C FF 90 C FC 87 F FC 88 F FC 88 F CH 86 F CH 85 3-2 X FF 92 G6-3	C SI 94 X SI 94 0-1 G6-3 1-2f		4	0	1	0	0	0	3
27 Carlos Gómez, R (1, 8) OBP: 0.342, SLG: 0.532	B FF 93 X FC 90 1-0 18 G6-4-3 1-2 1B	X FC 88 0-0 G6-3	F CH 86 B FC 88 B FC 87 B CH 87 F FC 87 F FF 92 B FC 88 4-2 18 CS BB	S CH 72 X FC 80 0-1 G5-3		3	0	1	0	1	0	1
18 Khris Davis, R (1, 7) OBP: 0.359, SLG: 0.600	C FC 89 B FC 89 B FC 90 X FF 92 2-1 G6-4-3 1-2f 2-3	B CU 77 F FC 87 X CH 85 1-1 G5-3	1 SAFE 0-0 CS 1-2	F FC 88 B CH 85 B CH 85 F FC 88 X CU 78 2-2 3 2B 14 1B	B FC 81 F SI 84 B CH 73 X FC 81 2-1	4	2	2	1	0	0	2
3 Yuniesky Betancourt, R (1, 3) OBP: 0.236, SLG: 0.364 (8, 5)	B FC 90 F FF 92 X FC 89 1-1 G5-3	B CH 86 C CH 87 C CU 75 S FF 92 1-3 K	B CH 84 1 SAFE B FC 86 X FC 87 2-0 22 FC1 22 E 1-3 2B	C SI 83 B FC 80 C FC 80 X FF 84 1-2 F9	4	1	1	0	0	1	1
14 Jeff Bianchi, R (1, 5) OBP: 0.276, SLG: 0.295 (8, 4)	C FF 92 X CH 86 0-1 F7	S FF 92 F FF 92 B FC 89 S FC 88 1-3 K	X FC 89 0-0 22 E 7 1B 3-H 1B	X SI 84 0-0 21 BB 12 1B	4	2	2	1	0	1	0
41 Marco Estrada, R (1, 1) OBP: 0.250, SLG: 0.300 15 Caleb Gindl, L (6, PH) OBP: 0.364, SLG: 0.449 45 Alfredo Figaro, R (6, 1) OBP: 0.250, SLG: 0.250 22 Logan Schafer, L (8, PH) OBP: 0.289, SLG: 0.341 21 Juan Francisco, L (8, 3) OBP: 0.309, SLG: 0.447	C FF 92 B FC 90 F FF 92 F FC 89 B CU 79 C FC 88 2-3	F FF 91 B CU 78 S CU 77 B FC 88 B CU 77 B FC 86 4-2 23 G6-4-3 BB	B FC 87 L FF 91 X FC 88 1-1 FC1 7 1B 1-3 2-H	D CU 70 1 SAFE B FF 83 B FF 82 C FF 81 B FF 81 4-1 12 1B BB	1	0	0	0	0	1	0
					0	0	0	0	1	0	0
					0	0	0	0	0	0	0
					1	1	0	0	0	0	1
					0	0	0	0	1	0	0
Inning Stats	R: 0 E: 0 K: 0 S: 6 H: 0 LOB: 0 BB: 0 P: 7	R: 0 E: 0 K: 0 S: 10 H: 2 LOB: 1 BB: 0 P: 15	R: 0 E: 0 K: 2 S: 10 H: 0 LOB: 0 BB: 0 P: 13	R: 0 E: 0 K: 0 S: 6 H: 0 LOB: 1 BB: 1 P: 13	R: 0 E: 0 K: 2 S: 8 H: 0 LOB: 0 BB: 0 P: 11	R: 0 E: 0 K: 0 S: 5 H: 0 LOB: 0 BB: 1 P: 11	R: 0 E: 0 K: 0 S: 13 H: 0 LOB: 0 BB: 1 P: 21	R: 4 E: 1 K: 0 S: 15 H: 5 LOB: 1 BB: 0 P: 23	R: 2 E: 0 K: 0 S: 12 H: 3 LOB: 2 BB: 1 P: 20	1B: 8 2B: 1 3B: 0 HR: 1 SF: 0 SAC: 0 DP: 3 HBP: 0				WP: 0 PB: 0 SB: 0 CS: 1		PA: 39

PITCHER		IP	WLS	BF	H	R	ER	SO	BB	IBB	HBP	BLK	WP	HR	S	P	ERA	WHIP
40 Madison Bumgarner, L ERA: 2.75	(1, 1)	7.0	L	27	5	4	3	4	3	0	0	0	0	0	65	103	3.86	1.143
46 Santiago Casilla, R ERA: 1.27	(8, 1)	1.0		4	2	0	0	0	0	0	0	0	0	0	8	11	0.00	2.000
75 Barry Zito, L ERA: 5.21	(9, 1)	1.0		7	3	2	2	0	1	0	0	0	0	1	12	20	18.00	4.000

PITCHER	IP	WLS	BF	H	R	ER	SO	BB	IBB	HBP	BLK	WP	HR	S	P	ERA	WHIP

TOP

AB	34
R	6
H	10
RBI	5
BB	4
SO	4
LOB	13

Batter	1	2	3	4	5	6	7	8	9	AB	R	H	RBI	BB	SO	LOB
8 Hunter Pence, R (1, 9) OBP: 0.321, SLG: 0.448	C FF 89 C FF 90 B CU 78 B CU 78 X FF 90 2-2 ① F9		X CU 78 0-0 ③ F8			B SL 81 B FF 95 C FF 94 C FF 95 S FF 97 2-3 ③ K		X SI 88 0-0 ③ G1-3		4	0	0	0	0	1	1
35 Brandon Crawford, L (1, 6) OBP: 0.335, SLG: 0.401 6 Brett Pill, R (9, PH) OBP: 0.255, SLG: 0.422	F FF 89 X CH 78 0-1 1B			C CU 76 B FF 88 X FF 88 1-1 ① P5			B FF 93 B FF 94 F FF 95 F FF 95 F FF 97 F FF 94 B FF 97 F FF 96 F FF 96 4-2 28 PB 9 1B 28 SF7 BB		B FF 89 X SI 85 1-0 ① F7	2 1	1 0	1 0	0 0	1 0	0 0	0 0
9 Brandon Belt, L (1, 3) OBP: 0.346, SLG: 0.445	1 SAFE 1 SAFE C CU 75 B FF 88 F FF 88 B CU 77 C FF 88 2-3 ② K			B CU 77 B CU 77 B FF 88 C FF 88 F FF 89 F FF 89 X FF 90 3-2 ② L7			B SL 80 X FF 94 1-0 28 SF7 28 PB 1-2 1B		C FF 92 C SL 83 F FF 91 F SL 81 X FF 92 0-2 ② F9	4	0	1	0	0	1	1
28 Buster Posey, R (1, 2) OBP: 0.378, SLG: 0.501	F FF 88 1 SAFE C CU 77 X FF 88 0-2 ③ F8			C FF 89 F CH 80 B FF 90 B CU 78 X CH 78 2-2 ③ F7			C FF 96 F FF 96 B SL 82 F FF 96 X FF 97 1-2 ① SF7 1-3 2-H		B SI 89 B SI 89 B SI 89 B FF 87 4-0 BB	2	0	0	1	1	0	1
48 Pablo Sandoval, S (1, 5) OBP: 0.310, SLG: 0.383		B CU 77 B FF 88 C FF 89 B CH 79 S FF 90 F FF 90 X CH 79 3-2 ① F8			C FF 88 F FF 88 B FF 89 B CH 78 F FF 88 X FF 88 2-2 ① L8		F FF 96 X SI 96 0-1 ② G3		B SL 73 B SL 79 C CH 86 T SL 80 B FF 91 C SL 81 3-3 ③ K	4	0	0	0	0	1	2
22 Roger Kieschnick, L (1, 7) OBP: 0.333, SLG: 0.333		C CU 77 F FF 89 F FF 89 S CH 77 0-3 ② K			S CU 77 B CH 79 S CH 79 F FF 89 B CH 77 F CH 80 B FF 89 C CH 79 3-3 ② K		D CH 87 F FF 95 S SL 84 S FF 96 1-3 ③ K			3	0	0	0	0	3	1
23 Jeff Francoeur, R (1, 8) OBP: 0.246, SLG: 0.309		F FF 89 X CU 78 0-1 ③ G6-3			F CU 77 S FF 88 F CU 77 B FF 89 F CU 76 F FF 88 S FF 88 1-3 ③ K			B SI 90 F SI 90 B SI 90 X SI 89 2-1 ① G6-3		3	0	0	0	0	1	0
13 Joaquin Arias, R (1, 4) OBP: 0.299, SLG: 0.321			B FF 88 B CU 78 C FF 89 B FF 89 F FF 89 S FF 90 3-3 ① K			C FF 93 X FF 94 0-1 ① G4-3		C SI 90 B SI 91 X SI 89 1-1 ② G5-3		3	0	0	0	0	1	0
40 Madison Bumgarner, R (1, 1) OBP: 0.200, SLG: 0.125 46 Santiago Casilla, R (8, 1) 7 Grégor Blanco, L (8, PH) OBP: 0.317, SLG: 0.330 75 Barry Zito, L (9, 1) OBP: 0.167, SLG: 0.167			B FF 89 B FF 89 F FF 88 C FF 90 C FF 90 2-3 ② K			S FF 94 B FF 94 B FF 93 X FF 94 2-1 ② F7		B SI 90 X SI 88 1-0 2B		2 0 1 0	0 0 0 0	0 0 1 0	0 0 0 0	0 0 0 0	1 0 0 0	0 0 0 0
Inning Stats	R: 0 E: 0 K: 1 S: 11 H: 1 LOB: 1 BB: 0 P: 15	R: 0 E: 0 K: 1 S: 10 H: 0 LOB: 0 BB: 0 P: 13	R: 0 E: 0 K: 2 S: 7 H: 0 LOB: 0 BB: 0 P: 12	R: 0 E: 0 K: 0 S: 9 H: 0 LOB: 0 BB: 0 P: 15	R: 0 E: 0 K: 2 S: 15 H: 0 LOB: 0 BB: 0 P: 21	R: 0 E: 0 K: 1 S: 7 H: 0 LOB: 0 BB: 0 P: 11	R: 1 E: 0 K: 1 S: 16 H: 1 LOB: 1 BB: 1 P: 23	R: 0 E: 0 K: 0 S: 6 H: 1 LOB: 1 BB: 0 P: 10	R: 0 E: 0 K: 1 S: 9 H: 0 LOB: 1 BB: 1 P: 17	1B: 2 2B: 1 3B: 0 HR: 0 SF: 1 SAC: 0 DP: 0 HBP: 0						WP: 0 PB: 1 SB: 0 CS: 0 PA: 32

PITCHER		IP	WLS	BF	H	R	ER	SO	BB	IBB	HBP	BLK	WP	HR	S	P	ERA	WHIP
41 Marco Estrada, R ERA: 4.96	(1, 1)	5.0		16	1	0	0	6	0	0	0	0	0	0	52	76	0.00	0.200
45 Alfredo Figaro, R ERA: 4.31	(6, 1)	2.0	W	8	1	1	0	2	1	0	0	0	0	0	23	34	0.00	1.000
31 Burke Badenhop, R ERA: 3.78	(8, 1)	1.0	H	4	1	0	0	0	0	0	0	0	0	0	6	10	0.00	1.000
51 Michael Gonzalez, L ERA: 3.95	(9, 1)	1.0		4	0	0	0	1	1	0	0	0	0	0	9	17	0.00	1.000

PITCHER	IP	WLS	BF	H	R	ER	SO	BB	IBB	HBP	BLK	WP	HR	S	P	ERA	WHIP

BOTTOM

Milwaukee Brewers @ San Francisco Giants

AT&T Park, San Francisco, CA

Wed Aug 07 2013, 7:16 PM - 10:02 PM PDT

Att. 41,416 - Cloudy - 65 F

livebaseballscorecards.com

AB	29
R	1
H	3
RBI	1
BB	2
SO	9
LOB	6

Milwaukee Brewers @ San Francisco Giants

AT&T Park, San Francisco, CA

Thu Aug 08 2013, 12:45 PM - 3:15 PM PDT

Att. 41,219 - Partly Cloudy - 59 F

livebaseballscorecards.com

TOP

Batter	1	2	3	4	5	6	7	8	9	AB	R	H	RBI	BB	SO	LOB
7 Norichika Aoki, L (1, 9) OBP: 0.342, SLG: 0.361	C SI 88 B FF 91 X CH 83 1-1 P6		C CU 76 S CH 83 D CH 84 D CH 86 X FF 92 2-2 G5-3			C CU 74 F CH 83 B CU 76 X CU 77 1-2 G6-3			X SI 85 0-0 G3 2-3	4	0	0	0	0	0	2
9 Jean Segura, R (1, 6) OBP: 0.350, SLG: 0.467	F FF 90 B SL 82 B SL 80 F FF 90 F CH 84 S SL 82 2-3 K			C SI 89 X CH 82 0-1 G6-3		B CU 76 C CU 75 B CU 75 S CH 84 X FF 90 2-2 G4-3			C SL 77 X SL 75 0-1 20 S 1B 3-H	4	0	1	1	0	1	0
20 Jonathan Lucroy, R (1, 2) OBP: 0.328, SLG: 0.487	B FF 92 F FF 91 F FF 91 B FF 91 B CH 85 S SL 82 3-3 K			C SL 80 X FF 89 0-1 L9			B SI 87 B SL 80 X FF 88 2-0 G5-3		B FF 87 C FF 86 C SL 76 F SL 78 X FF 88 1-2 P3 1-2	4	0	0	0	0	1	1
27 Carlos Gómez, R (1, 8) OBP: 0.339, SLG: 0.526		B CH 82 B CH 81 C FF 90 X SL 80 2-1 P3		S CU 76 C SL 82 C CU 76 0-3 K			B FF 90 S SL 81 S SL 82 S CU 77 1-3 K		S SL 77 B SL 77 S SL 77 S SL 76 1-3 K	4	0	0	0	0	3	1
15 Caleb Gindl, L (1, 7) OBP: 0.350, SLG: 0.431		B SI 90 C CU 74 S CH 84 B SI 91 F CH 83 F CH 83 B SI 91 S CH 83 3-3 K			B SI 89 C CU 75 B CH 83 F SI 90 X SI 91 2-2 G6-3		B FF 90 C SI 89 X CU 75 1-1 G3			3	0	0	0	0	1	0
14 Jeff Bianchi, R (1, 4) OBP: 0.277, SLG: 0.291		B FF 91 C FF 90 B SL 82 X FF 91 2-1 P4			C FF 91 B FF 90 S SL 81 B SL 82 B CH 86 B FF 90 4-2 21 S BB			F FF 89 S CU 75 F CU 75 F SL 81 X CH 85 0-2 P3		2	0	0	0	1	0	0
21 Juan Francisco, L (1, 3) OBP: 0.310, SLG: 0.449			C SL 79 L CU 75 B FF 91 X CH 82 1-2 48 F9 2B		C CU 74 B FF 90 S CU 75 S CU 76 1-3 K 1-2			B FF 91 S CU 76 B SI 90 F CU 76 F CU 75 C FF 90 2-3 K		3	0	1	0	0	2	1
3 Yuniesky Betancourt, R (1, 5) OBP: 0.234, SLG: 0.361			F SL 81 S SL 81 B FF 91 X CH 84 1-2 F8		F FF 89 B FF 89 F SL 80 B CH 84 F CH 83 S CH 84 2-3 K			X FF 90 0-0 F9		3	0	0	0	0	1	2
48 Donovan Hand, R (1, 1) OBP: 0.182, SLG: 0.100			B FF 89 C FF 89 S SL 82 X SL 81 1-2 F9 2-3			X SI 89 0-0 G4-3			B FF 91 S SL 80 B SL 81 X FF 92 2-1 7 G3 9 1B 2B	1	0	0	0	0	0	1
22 Logan Schafer, L (6, PH) OBP: 0.288, SLG: 0.340										1	0	0	0	0	0	0
59 John Axford, R (6, 1)										0	0	0	0	0	0	0
47 Rob Wooten, R (8, 1)										0	0	0	0	0	0	0
18 Khris Davis, R (9, PH) OBP: 0.375, SLG: 0.639										1	1	1	0	0	0	0
Inning Stats	R: 0 E: 0 K: 2 S: 9 H: 0 LOB: 0 BB: 0 P: 15	R: 0 E: 0 K: 1 S: 9 H: 0 LOB: 0 BB: 0 P: 16	R: 0 E: 0 K: 0 S: 12 H: 1 LOB: 1 BB: 0 P: 17	R: 0 E: 0 K: 1 S: 7 H: 0 LOB: 0 BB: 0 P: 7	R: 0 E: 0 K: 2 S: 12 H: 0 LOB: 1 BB: 1 P: 21	R: 0 E: 0 K: 0 S: 7 H: 0 LOB: 0 BB: 0 P: 10	R: 0 E: 0 K: 1 S: 6 H: 0 LOB: 0 BB: 0 P: 10	R: 0 E: 0 K: 1 S: 10 H: 0 LOB: 0 BB: 0 P: 12	R: 1 E: 0 K: 1 S: 12 H: 2 LOB: 1 BB: 0 P: 16	1B: 1 2B: 2 3B: 0 HR: 0	SF: 0 SAC: 0 DP: 0 HBP: 0						

PITCHER		IP	WLS	BF	H	R	ER	SO	BB	IBB	HBP	BLK	WP	HR	S	P	ERA	WHIP
55 Tim Lincecum, R ERA: 4.18	(1, 1)	8.0	W	26	1	0	0	8	1	0	0	0	0	0	72	108	0.00	0.250
43 Sandy Rosario, R ERA: 2.67	(9, 1)	0.0		1	1	1	1	0	0	0	0	0	0	0	2	4	∞	∞
49 Javier López, L ERA: 1.32	(9, 1)	0.1		1	0	0	0	0	0	0	0	0	0	0	1	1	0.00	0.000
54 Sergio Romo, R ERA: 2.98	(9, 1)	0.2		3	1	0	0	1	0	0	0	0	0	0	9	11	0.00	1.500

PITCHER	IP	WLS	BF	H	R	ER	SO	BB	IBB	HBP	BLK	WP	HR	S	P	ERA	WHIP

AB	30
R	1
H	3
RBI	1
BB	1
SO	9
LOB	8

WP: 0 PB: 0 SB: 2 CS: 0 PA: 31

Milwaukee Brewers @ San Francisco Giants

AT&T Park, San Francisco, CA

Thu Aug 08 2013, 12:45 PM - 3:15 PM PDT

Att. 41,219 - Partly Cloudy - 59 F

livebaseballscorecards.com

BOTTOM

Batter	1	2	3	4	5	6	7	8	9	AB	R	H	RBI	BB	SO	LOB
19 Marco Scutaro, R (1, 4) OBP: 0.364, SLG: 0.382	C SI 87 B SI 88 C SI 88 B CU 70 F SI 90 F SI 90 F SI 89 F CU 69 F SI 90 3-2 B SL 84 X SI 88 35 2B 9 HR 1B	B SI 90 F FF 89 B SL 81 X SL 81 2-1 35 WP 35 1B 2B		B SI 88 C SI 88 X CU 69 1-1 ① G6-3		C FF 96 B FF 97 B SL 84 B FF 96 C FF 96 X FF 97 3-2 35 1B 1B		B FF 90 C SL 85 B CU 76 C FS 85 F SL 83 C SI 89 3-3 ③ K		5	2	3	0	0	1	0
35 Brandon Crawford, L (1, 6) OBP: 0.339, SLG: 0.407	L FF 89 B SL 82 1 SAFE F FF 89 B SL 83 X SI 90 2-2 1-3 9 HR 2B	F SL 82 B SL 82 F CH 83 F CU 68 F SL 83 B SL 81 X SL 83 2-2 2-H 1B		B SI 87 B CH 80 C SL 80 X FF 88 2-1 ② F9		C FF 95 X FF 95 0-1 1-2 1B				4	1	3	1	0	0	0
48 Pablo Sandoval, S (1, 5) OBP: 0.310, SLG: 0.380	D CU 70 F SI 90 X FF 89 1-1 ① F8	X CH 83 0-0 ③ F8		C CU 67 B SI 90 B FF 90 C CU 68 F SI 90 B CU 67 B SL 80 4-2 BB		C CU 80 S FF 96 B FF 95 S FF 97 1-3 ③ K				3	0	0	0	1	1	5
9 Brandon Belt, L (1, 3) OBP: 0.347, SLG: 0.453	B CU 70 X FF 89 1-0 2-H 3-H HR	C CU 68 B SL 81 B SI 87 B SL 81 C SL 82 B SI 90 4-2 29 G1-3 8 1B BB	F CU 68 B SL 81 F SL 79 D CH 83 X SL 81 2-2 ③ F8			B FF 94 B FF 96 X FF 96 2-0 ① G6-3				3	1	1	3	1	0	1
8 Hunter Pence, R (1, 9) OBP: 0.322, SLG: 0.449	B SI 89 X SI 89 1-0 22 CS 1B	C SI 88 S CU 70 X CU 70 0-2 1-2 29 G1-3 1B			B SI 86 X SI 86 1-0 ① F9		S FF 96 C FF 97 S FF 97 0-3 ② K			4	0	2	0	0	1	0
22 Roger Kieschnick, L (1, 7) OBP: 0.357, SLG: 0.333	1 SAFE B CU 71 B CU 70 C SI 90 D CH 83 C SI 89 B SI 89 4-2 ② 1-2 BB	C CU 69 T CH 82 C SL 82 0-3 ① K			F SL 82 B CU 67 B FF 87 F SL 80 S CH 80 2-3 ② K	X FF 96 0-0 1B				3	0	1	0	1	2	2
29 Héctor Sánchez, S (1, 2) OBP: 0.292, SLG: 0.209	C SL 84 B SI 89 B SL 82 F SL 83 X SL 83 2-2 ③ G4-3		B CH 82 X SL 82 1-0 ② 1-2 2-3 G1-3		B CH 81 S SL 82 F SL 81 F CH 80 X SI 88 1-2 ③ G4-3		B FF 96 C FF 96 F FF 95 B CU 81 C CU 79 2-3 ③ K			4	0	0	0	0	1	4
7 Grégor Blanco, L (1, 8) OBP: 0.319, SLG: 0.328		S SL 81 F CH 82 C SL 83 0-3 ① K	I I I I	4-0 IBB		C FF 95 B FF 93 F FF 94 F CU 78 B FF 96 B FF 96 F FF 96 B FF 96 4-2 55 B2-3 BB		F SI 88 X SL 85 0-1 ① G3		2	0	0	0	2	1	0
55 Tim Lincecum, L (1, 1) OBP: 0.140, SLG: 0.146 56 Andres Torres, S (8, PH) OBP: 0.299, SLG: 0.344 43 Sandy Rosario, R (9, 1) 49 Javier López, L (9, 1) 54 Sergio Romo, R (9, 1)	C SI 89 B SI 89 B SL 82 B SI 88 X SI 89 3-1 ② G1-3	B SL 84 S SL 82 F SI 90 C SL 84 1-3 ③ K				X FF 94 0-0 ①② 1-1f B2-3		S SL 85 X SL 85 0-1 ② F8		3 1 0 0 0	0 0 0 0 0	0 0 0 0 0	0 0 0 0 0	0 0 0 0 0	1 0 0 0 0	4 0 0 0 0
Inning Stats	R: 3 E: 0 K: 0 S: 20 H: 4 LOB: 1 BB: 1 P: 34	R: 1 E: 0 K: 1 S: 13 H: 2 LOB: 1 BB: 0 P: 20	R: 0 E: 0 K: 2 S: 12 H: 1 LOB: 3 BB: 2 P: 22	R: 0 E: 0 K: 0 S: 10 H: 0 LOB: 1 BB: 1 P: 19	R: 0 E: 0 K: 1 S: 8 H: 0 LOB: 0 BB: 0 P: 12	R: 0 E: 0 K: 1 S: 13 H: 2 LOB: 2 BB: 1 P: 21	R: 0 E: 0 K: 2 S: 8 H: 1 LOB: 1 BB: 0 P: 12	R: 0 E: 0 K: 1 S: 8 H: 0 LOB: 0 BB: 0 P: 11								

AB	32
R	4
H	10
RBI	4
BB	5
SO	8
LOB	16

1B: 7	SF: 0	WP: 1	PA: 37
2B: 3	SAC: 0	PB: 0	
3B: 0	DP: 1	SB: 0	
HR: 1	HBP: 0	CS: 1	

PITCHER		IP	WLS	BF	H	R	ER	SO	BB	IBB	HBP	BLK	WP	HR	S	P	ERA	WHIP
48 Donovan Hand, R ERA: 3.93	(1, 1)	5.0	L	25	7	4	4	4	3	1	0	0	1	1	63	107	7.20	2.000
59 John Axford, R ERA: 4.28	(6, 1)	2.0		9	3	0	0	3	1	0	0	0	0	0	21	33	0.00	2.000
47 Rob Wooten, R ERA:	(8, 1)	1.0		3	0	0	0	1	0	0	0	0	0	0	8	11	0.00	0.000

PITCHER	IP	WLS	BF	H	R	ER	SO	BB	IBB	HBP	BLK	WP	HR	S	P	ERA	WHIP

Batter	1	2	3	4	5	6	7	8	9	AB	R	H	RBI	BB	SO	LOB
7 Norichika Aoki, L (1, 9) OBP: 0.342, SLG: 0.364	C FF 89 F SL 80 C SI 90 0-3 ① K		X SL 83 0-0 9 F9 2B 2-H 3-H	L SI 89 B SL 82 F SI 90 B FF 88 X SL 81 2-2 ③ G4-3	B SI 92 S CH 78 B CH 78 X SI 92 2-1 9 FC6-4 1B 1-3 3-H			B SI 93 C FF 93 B SL 86 X SI 95 2-1 ① G5-3		5	0	2	3	0	1	1
9 Jean Segura, R (1, 6) OBP: 0.349, SLG: 0.464	F FF 91 S SL 81 C FF 91 0-3 ② K		B SL 82 X SL 82 1-0 ② F9 2-3	1-1 20 G6-3 20 S 3 HR 1B 2-1 FC6-4				C SL 84 B SI 94 F FF 95 X FF 96 1-2 ② L3		5	1	1	0	0	1	3
20 Jonathan Lucroy, R (1, 10) OBP: 0.324, SLG: 0.480	C FF 92 B SL 83 F FF 92 X SL 80 1-2 ③ F8		B CU 72 B SL 83 C SI 90 F SI 90 X SL 82 2-2 ③ F8		C SI 87 B SL 81 F FF 89 D SL 82 B SI 89 X SL 81 3-2 ① G6-3 1-3	C FF 93 C FF 91 X FF 94 0-2 ① G4-3		C FF 96 F FF 96 S SL 86 0-3 ③ K		5	0	0	0	0	1	2
27 Carlos Gómez, R (1, 8) OBP: 0.339, SLG: 0.524		C SI 90 B SL 82 X SL 83 1-1 ① F8		S CU 71 B SI 90 B SI 89 F SL 80 X CU 75 2-2 3 E 3 FC5 14 1B 1B	B FF 90 B SL 82 B SL 82 B SL 88 4-0 18 S 3 HR BB	B SI 94 S SL 87 F SL 87 X FF 95 1-2 ② F9			C CH 83 S CU 75 B CU 76 B SI 93 X SI 92 2-2 ① G4-3	4	2	1	0	1	0	0
18 Khris Davis, R (1, 7) OBP: 0.356, SLG: 0.575		B FF 91 F SL 82 B SL 84 X SL 81 2-1 ② G5-3		S FF 89 B FF 89 D SL 81 1 SAFE B SL 81 X FF 90 3-1 ① F7	B SL 81 B FF 89 F FF 89 C FF 89 B SI 90 B FF 90 4-2 3 HR BB 1-2	B FF 94 S SI 94 C SI 94 B SI 95 C SI 93 2-3 ③ K			B SI 92 S CH 85 F CH 85 S CU 76 1-3 ② K	4	1	0	0	1	2	1
3 Yuniesky Betancourt, R (1, 3) OBP: 0.234, SLG: 0.368		C FF 92 B SI 90 B SL 83 S SL 83 B SI 91 T SL 83 3-2 ③ K		C SI 90 X SL 81 0-1 FC5 14 1B 12 2B 1-3	B CH 82 F FF 90 X SL 81 1-1 HR 1-H 2-H 3-H		C FF 96 X FF 95 0-1 ① G6-3		F SL 85 F SI 92 S CU 76 0-3 ③ K	5	2	1	4	0	2	1
14 Jeff Bianchi, R (1, 5) OBP: 0.283, SLG: 0.296			B FF 89 B SI 89 B SI 89 C SL 87 X SI 90 3-1 ① F8	F CU 75 F FF 89 B SL 80 3 SAFE D SL 81 X SL 81 2-2 12 2B 1B 2-3 3-H	C FF 91 S SL 86 B FF 94 B CU 79 F SI 92 B SL 86 X SI 93 3-2 12 F8 2 1B 7 1B 1B		F FF 95 B SL 86 B FF 96 X FF 95 2-1 ② F8			4	2	2	1	0	0	0
2 Scooter Gennett, L (1, 4) OBP: 0.300, SLG: 0.411			C SI 90 X SL 82 0-1 E4 12 E 12 1B 7 2B	C SI 90 T SL 81 B SL 80 F SI 89 1 SAFE F SL 80 S SL 80 1-3 ② K	F SI 92 X CH 79 0-1 7 1B 1-2 1B		C FF 95 F SL 87 F FF 97 X SI 94 0-2 1B			4	1	2	0	0	1	2
12 Martín Maldonado, R (1, 2) OBP: 0.236, SLG: 0.300			B SI 89 B SL 83 X SI 90 2-0 E5 7 2B 1-3 1B	B FF 91 B SL 83 F SI 91 X SL 82 2-1 1-H 3-H 2B	B FF 92 X FF 91 1-0 ② F8 2-3		D FF 97 F SI 95 C FF 96 F FF 96 D SL 85 S FF 97 2-3 ③ K			4	1	2	2	0	1	3
Inning Stats	R: 0 E: 0 K: 2 S: 9 H: 0 LOB: 0 BB: 0 P: 10	R: 0 E: 0 K: 1 S: 7 H: 0 LOB: 0 BB: 0 P: 13	R: 2 E: 2 K: 0 S: 10 H: 2 LOB: 1 BB: 0 P: 18	R: 3 E: 1 K: 1 S: 20 H: 3 LOB: 1 BB: 0 P: 32	R: 5 E: 0 K: 0 S: 20 H: 5 LOB: 2 BB: 2 P: 41	R: 0 E: 0 K: 1 S: 9 H: 0 LOB: 0 BB: 0 P: 12	R: 0 E: 0 K: 1 S: 12 H: 1 LOB: 1 BB: 0 P: 16	R: 0 E: 0 K: 1 S: 8 H: 0 LOB: 0 BB: 0 P: 11	R: 0 E: 0 K: 2 S: 9 H: 0 LOB: 0 BB: 0 P: 12	1B: 8 2B: 2 3B: 0 HR: 1 SF: 0 SAC: 0 DP: 0 HBP: 0						

PITCHER		IP	WLS	BF	H	R	ER	SO	BB	IBB	HBP	BLK	WP	HR	S	P	ERA	WHIP
23 Joe Saunders, L ERA: 4.69	(1, 1)	4.1	L	24	7	9	4	4	2	0	0	0	0	1	55	95	8.31	2.077
50 Erasmo Ramírez, R ERA: 7.13	(5, 1)	1.2		8	3	1	1	1	0	0	0	0	0	0	20	31	5.40	1.800
58 Carter Capps, R ERA: 5.72	(7, 1)	2.0		7	1	0	0	2	0	0	0	0	0	0	20	27	0.00	0.500
44 Lucas Luetge, L ERA: 4.3	(9, 1)	1.0		3	0	0	0	2	0	0	0	0	0	0	9	12	0.00	0.000

PITCHER	IP	WLS	BF	H	R	ER	SO	BB	IBB	HBP	BLK	WP	HR	S	P	ERA	WHIP

TOP

Milwaukee Brewers @ Seattle Mariners

Safeco Field, Seattle, WA

Fri Aug 09 2013, 7:12 PM - 10:10 PM PDT

Att. 34,899 - Clear - 75 F

livebaseballscorecards.com

AB	40
R	10
H	11
RBI	10
BB	2
SO	9
LOB	13

BOTTOM

Batter	1	2	3	4	5	6	7	8	9	AB	R	H	RBI	BB	SO	LOB
5 Brad Miller, L (1, 6) OBP: 0.342, SLG: 0.421	X SI 89 0-0 ① P6		B CU 75 B SI 90 C SI 90 X SI 89 2-1 6 FC3-2 15 1B 1-2 2-3 1B		T SI 90 X SL 85 0-1 6 E 2B		B CU 76 C SI 90 X SI 90 1-1 6 1B 1-3 1B		F SI 93 X SI 93 0-1 ② G5-3	5	1	3	0	0	0	0
6 Nick Franklin, S (1, 4) OBP: 0.313, SLG: 0.440	C SI 89 X SI 90 0-1 ② F8		X SL 86 0-0 ② FC3-2 15 E 15 1B 1-2 2-3 3-Hf		X SL 83 0-0 ② L8 2-3		X SI 91 0-0 1-2 3-H 1B		X SI 93 0-0 ③ G5-3	5	0	1	1	0	0	4
15 Kyle Seager, L (1, 5) OBP: 0.360, SLG: 0.479	C SI 90 B SI 90 F CU 74 F SI 92 S SI 92 1-3 ③ K		F CU 77 B SI 91 B SL 86 C SL 87 F SL 87 X CH 81 2-2 E8 1-3 2-H 3-H 1B		B SL 85 B SI 90 X SI 91 2-0 ③ G4-3		B SI 92 B SL 86 S SI 91 C SI 90 X SI 90 2-2 ③ P5			4	0	1	2	0	1	3
8 Kendrys Morales, S (1, 10) OBP: 0.350, SLG: 0.480		C CU 74 B SI 89 B SL 86 X SI 90 2-1 ① G3	F CU 76 S SL 86 B SI 91 X CU 76 1-2 ③ G4-3			C SL 84 B CH 80 C SI 90 F SI 90 B SI 91 X SI 91 2-2 ① G4-3		C FF 96 X SL 83 0-1 ① G4-3		4	0	0	0	0	0	2
38 Michael Morse, R (1, 9) OBP: 0.301, SLG: 0.436		C SI 91 B SI 91 S SL 87 S SL 87 1-3 ② K		B SI 89 C SI 89 F SL 85 B SL 85 F SI 89 B SL 85 B SI 90 4-2 BB		B SI 91 X SI 91 1-0 ② G5-3		F FF 98 F FF 97 F SL 83 X FF 98 0-2 ② G6-3		3	0	0	0	1	1	0
28 Raul Ibanez, L (1, 7) OBP: 0.299, SLG: 0.509		C SI 92 S CU 77 B CU 77 B SL 88 S SI 91 2-3 ③ K		C SI 90 F CU 76 B SI 90 S SI 91 1-3 ① K		B CU 75 B CU 75 C SI 91 X SI 91 2-1 ③ F8		B SL 82 C FF 98 C FF 98 F FF 98 B SL 86 B FF 97 F FF 98 X FF 98 3-2 E1 17 HR		4	1	0	0	0	2	1
17 Justin Smoak, S (1, 3) OBP: 0.372, SLG: 0.447			C CU 76 B SI 91 B SI 90 B SL 86 B SI 90 4-1 5 1B 55 1B 6 FC3-2 BB	B SL 86 T SI 91 T SI 91 C SI 90 1-3 ② K			C SL 82 F SL 86 S SI 90 0-3 ① K	D FF 96 S FF 96 X FF 97 1-1 1-H HR		3	1	1	2	1	2	1
55 Michael Saunders, L (1, 8) OBP: 0.323, SLG: 0.396			X SI 89 0-0 6 FC3-2 5 1B 15 1B 1-2 1B	C SI 90 B SL 86 F CU 75 T SI 90 1-2 ③ K			B CU 74 B SI 90 B SI 90 C SI 89 F SI 90 F SI 91 F SI 91 D SL 84 4-2 5 1B 6 1B BB	B FF 95 B FF 98 F FF 97 X FF 98 2-1 ③ G4-3		3	2	1	0	1	1	1
35 Humberto Quintero, R (1, 2) OBP: 0.316, SLG: 0.461			L SL 86 X SL 86 0-1 ① L9		B SI 90 X SI 89 1-0 ① F9		C SI 90 B SI 90 B SI 91 X SI 90 2-1 ② L9		B SI 93 C SI 93 X SI 93 1-1 ① G6-3	4	0	0	0	0	0	3
Inning Stats	R: 0 E: 0 K: 1 S: 7 H: 0 LOB: 0 BB: 0 P: 8	R: 0 E: 0 K: 2 S: 8 H: 0 LOB: 0 BB: 0 P: 13	R: 2 E: 1 K: 0 S: 14 H: 3 LOB: 2 BB: 1 P: 23	R: 0 E: 0 K: 3 S: 12 H: 0 LOB: 1 BB: 1 P: 19	R: 0 E: 1 K: 0 S: 5 H: 1 LOB: 1 BB: 0 P: 8	R: 0 E: 0 K: 0 S: 7 H: 0 LOB: 0 BB: 0 P: 12	R: 1 E: 0 K: 1 S: 15 H: 2 LOB: 2 BB: 1 P: 24	R: 2 E: 1 K: 0 S: 15 H: 1 LOB: 0 BB: 0 P: 21	R: 0 E: 0 K: 0 S: 5 H: 0 LOB: 0 BB: 0 P: 6	1B: 5 2B: 1 3B: 0 HR: 1	SF: 0 SAC: 0 DP: 0 HBP: 0		WP: 0 PB: 0 SB: 0 CS: 0	PA: 38			

PITCHER		IP	WLS	BF	H	R	ER	SO	BB	IBB	HBP	BLK	WP	HR	S	P	ERA	WHIP
26 Kyle Lohse, R ERA: 3.26	(1, 1)	7.0	W	30	6	3	3	7	3	0	0	0	0	0	68	107	3.86	1.286
45 Alfredo Figaro, R ERA: 4.25	(8, 1)	1.0		5	1	2	0	0	0	0	0	0	0	1	15	21	0.00	1.000
53 Brandon Kintzler, R ERA: 2.55	(9, 1)	1.0		3	0	0	0	0	0	0	0	0	0	0	5	6	0.00	0.000

PITCHER	IP	WLS	BF	H	R	ER	SO	BB	IBB	HBP	BLK	WP	HR	S	P	ERA	WHIP

Milwaukee Brewers @ Seattle Mariners

Safeco Field, Seattle, WA

Fri Aug 09 2013, 7:12 PM - 10:10 PM PDT

Att. 34,899 - Clear - 75 F

livebaseballscorecards.com

AB	35
R	5
H	7
RBI	5
BB	3
SO	7
LOB	15

Batter	1	2	3	4	5	6	7	8	9	AB	R	H	RBI	BB	SO	LOB
7 Norichika Aoki, L (1, 9) OBP: 0.341, SLG: 0.362	B SI 87 X FS 85 1-0 ① G4-3		C SI 87 B FS 84 X FS 83 1-1 ② G1-3			C SI 87 F SI 87 X CU 71 0-2 ② G4-3	C FS 85 B FS 86 F FS 82 S SI 88 1-3 ① K		X SI 91 0-0 20 27 1B 2B 1-2 1B	5	1	1	0	0	1	0
9 Jean Segura, R (1, 6) OBP: 0.347, SLG: 0.464	B SL 85 C SI 87 X FS 87 1-1 ② G5-3		L SL 79 X SI 89 0-1 ③ G6-3			X SI 88 0-0 2B	C FS 86 X SI 87 0-1 ② G1-3		C CU 74 F CH 85 F CU 76 B SI 91 X CU 74 1-2 ① F9 2-3	5	0	1	0	0	0	2
20 Jonathan Lucroy, R (1, 2) OBP: 0.330, SLG: 0.485	B SI 86 B SI 88 C SI 88 B SI 89 X SI 87 3-1 1B			B SI 88 X SI 88 1-0 27 L5-3 1B		X SL 80 0-0 ③ G5-3	B FS 86 B SL 81 C SI 87 F FS 82 X FS 87 2-2 1B		X CH 84 0-0 27 2B 15 1B 1-2 3-H 1B	5	1	4	1	0	0	1
27 Carlos Gómez, R (1, 8) OBP: 0.340, SLG: 0.525 22 Logan Schafer, L (9, 8) OBP: 0.288, SLG: 0.340	X SL 81 0-0 ③ F9			B SI 89 B SL 81 B SI 88 X SI 87 3-0 ①② L5-3 1-1			15 1B 18 FC5 1B 0-3 ③ K		B CU 74 B SI 90 X SI 90 2-0 15 1B 18 SF8 1-3 2-H 2B	5 0	2 0	2 0	1 0	0 0	1 0	3 0
15 Caleb Gindl, L (1, 7) OBP: 0.365, SLG: 0.434		X FF 87 0-0 ① P5		B CU 73 X CU 73 1-0 ③ G3-1			B FS 86 B CU 72 X SI 88 2-0 18 FC5 21 2B 1-3 1B	B SI 94 B SI 92 B FF 93 B FF 93 4-0 18 CS BB	S SL 83 X SL 81 0-1 21 1B 2-3 3-H 1B	4	1	2	1	1	0	0
18 Khris Davis, R (1, 10) OBP: 0.320, SLG: 0.523		B SI 87 B SI 88 S SI 88 F FF 90 S FS 84 2-3 ② K			C FF 88 B SI 88 B SL 79 C SI 89 T FF 90 2-2 ① K		B SL 82 1 SAFE B SL 80 X SI 87 2-0 FC5 21 2B 3 1B 1-3 3-H	C SI 93 B CU 83 B SI 92 S SI 93 F SI 93 B FF 94 S SI 93 3-3 K 1-2	①S FF 94 ②F SI 94 X SI 84 0-2 ② SF8 3-H	4	1	0	2	0	3	2
21 Juan Francisco, L (1, 3) OBP: 0.318, SLG: 0.457		F FS 83 C FF 88 F CU 72 B FF 90 B CU 72 B FF 90 B FS 85 4-2 3 FC6-4 BB			B CU 72 F FS 85 X SI 89 1-1 ② F8		X FS 85 0-0 3 1B 2 HR 1-3 3-H 2B	X SL 84 0-0 3 WP 1B	C FF 95 F SI 93 X SI 95 0-2 3 FC6-4 1-2 1B	4	1	3	1	1	0	0
3 Yuniesky Betancourt, R (1, 5) OBP: 0.233, SLG: 0.365		B SI 90 X SI 88 1-0 ③ FC6-4 1-2f			X FF 88 0-0 ③ F8		F FS 85 X FS 86 0-1 2 HR 2-3 3-H 1B	B SI 92 C CH 84 C SI 92 B CU 76 B CU 75 S CH 84 3-3 ③ K 1-2	B SI 95 X FF 95 1-0 ③ FC6-4 1-2f	5	1	1	1	0	1	4
2 Scooter Gennett, L (1, 4) OBP: 0.313, SLG: 0.467			C FS 86 B FS 83 X SI 87 1-1 ① G4-3			X SI 87 0-0 ① B5-3	B CU 71 B CU 70 X FS 86 2-0 1-H 3-H HR		C SI 90 B CU 74 B SL 83 B SI 92 F SI 89 X SI 90 3-2 9 F9 7 1B 20 1B 1B	4	2	2	3	0	0	0
Inning Stats	R: 0 E: 0 K: 0 S: 6 H: 1 LOB: 1 BB: 0 P: 11	R: 0 E: 0 K: 1 S: 8 H: 0 LOB: 1 BB: 1 P: 15	R: 0 E: 0 K: 0 S: 6 H: 0 LOB: 0 BB: 0 P: 8	R: 0 E: 0 K: 0 S: 3 H: 1 LOB: 0 BB: 0 P: 8	R: 0 E: 0 K: 1 S: 6 H: 0 LOB: 0 BB: 0 P: 9	R: 0 E: 0 K: 0 S: 6 H: 1 LOB: 1 BB: 0 P: 6	R: 6 E: 0 K: 2 S: 18 H: 6 LOB: 1 BB: 0 P: 27	R: 0 E: 0 K: 2 S: 8 H: 1 LOB: 1 BB: 1 P: 18	R: 4 E: 0 K: 0 S: 19 H: 6 LOB: 2 BB: 0 P: 26	1B: 12 2B: 5 3B: 0 HR: 1 SF: 1 SAC: 0 DP: 2 HBP: 0						WP: 1 PB: 0 SB: 0 CS: 1 PA: 44	

TOP

Milwaukee Brewers @ Seattle Mariners

Safeco Field, Seattle, WA

Sat Aug 10 2013, 6:37 PM - 9:25 PM PDT

Att. 46,032 - Roof Closed - 70 F

livebaseballscorecards.com

AB	41
R	10
H	16
RBI	10
BB	2
SO	6
LOB	12

PITCHER		IP	WLS	BF	H	R	ER	SO	BB	IBB	HBP	BLK	WP	HR	S	P	ERA	WHIP
18 Hisashi Iwakuma, R ERA: 3.02	(1, 1)	6.2	L	30	9	6	6	3	1	0	0	0	0	1	50	81	8.10	1.500
31 Yoervis Medina, R ERA: 2.68	(7, 1)	1.0		3	0	0	0	2	1	0	0	0	0	0	7	14	0.00	1.000
44 Lucas Luetge, L ERA: 5.7	(8, 1)	0.2		8	6	4	4	1	0	0	0	0	1	0	16	25	54.00	9.000
58 Carter Capps, R ERA: 5.63	(9, 1)	0.2		3	1	0	0	0	0	0	0	0	0	0	7	8	0.00	1.500

PITCHER	IP	WLS	BF	H	R	ER	SO	BB	IBB	HBP	BLK	WP	HR	S	P	ERA	WHIP

BOTTOM

Milwaukee Brewers @ Seattle Mariners

Safeco Field, Seattle, WA

Sat Aug 10 2013, 6:37 PM - 9:25 PM PDT

Att. 46,032 - Roof Closed - 70 F

livebaseballscorecards.com

Batter	1	2	3	4	5	6	7	8	9	AB	R	H	RBI	BB	SO	LOB
5 Brad Miller, L (1, 6) OBP: 0.333, SLG: 0.409	B SI 90 C FF 90 X SI 91 1-1 ① G3		X SL 80 0-0 ② P4			F SL 78 F SI 92 F FF 91 F SL 80 X FF 92 0-2 ① G5-3		T FF 93 B SI 92 B SL 82 S SL 83 S FF 93 2-3 ② K		4	0	0	0	0	1	1
6 Nick Franklin, S (1, 4) OBP: 0.315, SLG: 0.438	C SI 90 S CH 86 B CH 86 S CH 86 1-3 ② K		B SL 79 B SI 92 X SI 91 2-0 ③ F8			B CH 85 B CH 87 B SI 91 B FF 91 4-0 15 G3-6-3 BB		X SI 91 0-0 15 BB 1B		3	0	1	0	1	1	1
15 Kyle Seager, L (1, 5) OBP: 0.359, SLG: 0.475	X FF 92 0-0 ③ P5			C SL 79 X SI 91 0-1 ① P5		B SL 81 X SI 92 1-0 ②③ G3-6-3 1-2f		B FF 94 B SL 80 B FF 93 C FF 91 F FF 92 B FF 93 4-2 1-2 BB		3	0	0	0	1	0	1
8 Kendrys Morales, S (1, 10) OBP: 0.347, SLG: 0.476		C SI 91 F CH 86 F SI 93 B SL 80 F FF 91 B FF 91 B CH 83 S FF 91 3-3 ① K		C CH 85 C SI 92 X SL 80 0-2 ② G4-3			C SL 77 B SL 78 X FF 90 1-1 ① G6-3	B SL 78 B SI 90 F SI 90 X SI 90 2-1 ③ G5-3		4	0	0	0	0	1	2
38 Michael Morse, R (1, 9) OBP: 0.300, SLG: 0.433		B SI 92 F CH 86 X CH 86 1-1 1B		S SL 80 F FF 92 B SL 80 B FF 90 X SL 79 2-2 ③ G6-3			C SI 90 C SI 91 S CH 84 0-3 ② K		B FF 94 X FF 92 1-0 ① G4-3	4	0	1	0	0	1	0
55 Michael Saunders, L (1, 8) OBP: 0.322, SLG: 0.392		C SI 93 S SL 81 B SI 93 B SL 82 B SI 92 1 SAFE S SI 94 3-3 ② K			T SL 80 F SI 91 B SL 79 F SL 80 X SI 92 1-2 ① F8		B SL 80 B SI 91 F FF 90 F FF 91 B SL 79 B SL 78 4-2 17 E BB		B FF 93 X FF 93 1-0 ② L8	3	0	0	0	1	1	1
17 Justin Smoak, S (1, 3) OBP: 0.368, SLG: 0.441		B SI 91 C SI 92 B CH 86 F SI 91 F SL 80 S FF 92 2-3 ③ K			S SI 92 T CH 86 F SI 92 C FF 91 0-3 ② K		C SL 79 S FF 91 B FF 90 F SI 91 D CH 84 B FF 91 X SI 89 3-2 E3 1-3		B FF 94 C FF 94 S CH 84 S CH 84 1-3 ③ K	4	0	0	0	0	3	2
13 Dustin Ackley, L (1, 7) OBP: 0.279, SLG: 0.279			C SI 91 X SI 91 0-1 1B		X FF 90 0-0 2B		D SL 80 C SL 78 F SI 91 S SL 82 1-3 ③ K			3	0	2	0	0	1	2
35 Humberto Quintero, R (1, 2) OBP: 0.306, SLG: 0.446			1 SAFE X SI 90 0-0 ① L9		T SI 91 F CH 84 X FF 92 0-2 ③ P2			F CH 82 X SI 92 0-1 ① G5-3		3	0	0	0	0	0	2

Inning Stats	1	2	3	4	5	6	7	8	9
	R: 0 E: 0 K: 1 S: 6	H: 0 LOB: 0 BB: 0 P: 8	R: 0 E: 0 K: 3 S: 14	H: 1 LOB: 1 BB: 0 P: 23	R: 0 E: 0 K: 0 S: 5	H: 1 LOB: 1 BB: 0 P: 7	R: 0 E: 0 K: 0 S: 8	H: 0 LOB: 0 BB: 0 P: 10	R: 0 E: 0 K: 1 S: 12	H: 1 LOB: 1 BB: 0 P: 13	R: 0 E: 0 K: 0 S: 6	H: 0 LOB: 0 BB: 1 P: 11	R: 0 E: 1 K: 2 S: 14	H: 0 LOB: 2 BB: 1 P: 23	R: 0 E: 0 K: 1 S: 10	H: 1 LOB: 2 BB: 1 P: 18	R: 0 E: 0 K: 1 S: 5	H: 0 LOB: 0 BB: 0 P: 8

1B: 3 2B: 1 3B: 0 HR: 0	SF: 0 SAC: 0 DP: 1 HBP: 0	WP: 0 PB: 0 SB: 0 CS: 0	PA: 34
---	---	---	---

PITCHER	IP	WLS	BF	H	R	ER	SO	BB	IBB	HBP	BLK	WP	HR	S	P	ERA	WHIP
32 Tom Gorzelanny, L (1, 1) ERA: 2.51	7.0	W	26	3	0	0	7	2	0	0	0	0	0	65	95	0.00	0.714
51 Michael Gonzalez, L (8, 1) ERA: 3.86	1.0		5	1	0	0	1	1	0	0	0	0	0	10	18	0.00	2.000
63 Tyler Thornburg, R (9, 1) ERA: 1.72	1.0		3	0	0	0	1	0	0	0	0	0	0	5	8	0.00	0.000

PITCHER	IP	WLS	BF	H	R	ER	SO	BB	IBB	HBP	BLK	WP	HR	S	P	ERA	WHIP

Batter	1	2	3	4	5	6	7	8	9	AB	R	H	RBI	BB	SO	LOB
22 Logan Schafer, L (1, 9) OBP: 0.283, SLG: 0.333	B FF 91 F FF 90 X CU 79 1-1 G6-3		B FF 92 L SI 88 C FF 93 X FF 90 1-2 L7			X SI 87 0-0 G4-6-3 1-2f			B FF 94 F FC 92 S CU 78 B FF 98 X CU 77 2-2 F9	4	0	0	0	0	0	1
9 Jean Segura, R (1, 6) OBP: 0.346, SLG: 0.462	X FF 91 0-0 F9		C FF 92 B SL 85 S CU 81 B FF 91 S FF 91 2-3 K			B SL 85 C FF 91 B FF 90 B SL 82 X FF 93 3-1 20 CS 1B			F FC 90 C CU 78 F FF 96 S CU 78 0-3 K	4	0	1	0	0	2	0
20 Jonathan Lucroy, R (1, 10) OBP: 0.329, SLG: 0.482	B FF 90 C SL 84 B SI 89 F SI 87 B FF 92 X SI 88 3-2 P2			B CU 82 C FF 91 X CU 81 1-1 G6-3		B FF 92 1 SAFE C FF 93 1-1 CS 1-2	C FF 92 B SL 85 X CU 81 1-1 G5-3		C FC 92 B CU 79 X FC 92 1-1 1B	4	0	1	0	0	0	0
27 Carlos Gómez, R (1, 8) OBP: 0.337, SLG: 0.519		F FF 90 C FF 91 C FF 92 0-3 K		F SL 82 B FF 91 C FF 92 B FF 90 X FF 90 2-2 G6-3			F FF 93 B FF 92 S FF 90 B FF 91 B FF 93 F FC 93 F FF 94 F FF 91 C FF 94 3-3 K		C FF 95 D FC 92 D FC 90 S FC 91 B FF 96 X CU 79 3-2 G5-3	4	0	0	0	0	2	1
15 Caleb Gindl, L (1, 7) OBP: 0.364, SLG: 0.423		B FF 91 F SI 89 B CU 80 B SI 89 S SI 88 B FF 92 4-2 21 2B BB		C CU 81 C FF 93 C FF 93 0-3 K			S SL 82 B FF 92 X CU 81 1-1 G3			2	0	0	0	1	1	0
21 Juan Francisco, L (1, 3) OBP: 0.318, SLG: 0.460		F SI 87 1 SAFE C FF 91 B FF 92 X FF 92 1-2 1-3 2B			S FF 89 S CU 81 B SL 84 C FF 94 1-3 K			S CU 81 B FF 90 X SI 89 1-1 F8		3	0	1	0	0	1	0
14 Jeff Bianchi, R (1, 5) OBP: 0.278, SLG: 0.290		F SL 85 F FF 92 S SI 90 0-3 K			C SL 83 B CU 82 X FF 92 1-1 G6-3			F FF 93 B FF 93 C SL 85 B FF 94 B FF 90 F FF 94 F FF 96 S SL 83 3-3 K		3	0	0	0	0	2	2
2 Scooter Gennett, L (1, 4) OBP: 0.313, SLG: 0.460		X SI 89 0-0 P6			B FF 93 B FF 92 F FF 94 B FF 90 X FF 91 3-1 F8			C CU 81 F FF 92 X FF 94 0-2 1B		3	0	1	0	0	0	2
12 Martín Maldonado, R (1, 2) OBP: 0.238, SLG: 0.301			C FF 90 S SL 83 B FF 89 S SI 90 1-3 K			B FF 91 X FF 91 1-0 22 G4-6-3 1B		S SL 87 S SL 83 B FF 91 F CU 82 B FF 90 C FF 94 2-3 K		3	0	1	0	0	2	1
Inning Stats	R: 0 H: 0 E: 0 LOB: 0 K: 0 BB: 0 S: 6 P: 10	R: 0 H: 1 E: 0 LOB: 2 K: 2 BB: 1 S: 12 P: 17	R: 0 H: 0 E: 0 LOB: 0 K: 2 BB: 0 S: 9 P: 13	R: 0 H: 0 E: 0 LOB: 0 K: 1 BB: 0 S: 8 P: 11	R: 0 H: 0 E: 0 LOB: 0 K: 1 BB: 0 S: 7 P: 12	R: 0 H: 2 E: 0 LOB: 0 K: 0 BB: 0 S: 5 P: 10	R: 0 H: 0 E: 0 LOB: 0 K: 1 BB: 0 S: 10 P: 15	R: 0 H: 1 E: 0 LOB: 1 K: 2 BB: 0 S: 14 P: 20	R: 0 H: 1 E: 0 LOB: 1 K: 1 BB: 0 S: 12 P: 18	1B: 4 SF: 0 2B: 1 SAC: 0 3B: 0 DP: 1 HR: 0 HBP: 0						

PITCHER	IP	WLS	BF	H	R	ER	SO	BB	IBB	HBP	BLK	WP	HR	S	P	ERA	WHIP
34 Félix Hernández, R (1, 1) ERA: 2.44	8.0	W	27	4	0	0	9	1	0	0	0	0	0	71	108	0.00	0.625
40 Danny Farquhar, R (9, 1) ERA: 4.82	1.0	S	4	1	0	0	1	0	0	0	0	0	0	12	18	0.00	1.000

PITCHER	IP	WLS	BF	H	R	ER	SO	BB	IBB	HBP	BLK	WP	HR	S	P	ERA	WHIP

TOP

Milwaukee Brewers @ Seattle Mariners

Safeco Field, Seattle, WA

Sun Aug 11 2013, 1:11 PM - 3:22 PM PDT

Att. 25,397 - Sunny - 65 F

livebaseballscorecards.com

AB	30
R	0
H	5
RBI	0
BB	1
SO	10
LOB	7

WP: 0 PA: 32
PB: 0
SB: 0
CS: 1

Batter	1	2	3	4	5	6	7	8	9	AB	R	H	RBI	BB	SO	LOB
5 Brad Miller, L (1, 4) OBP: 0.327, SLG: 0.401	C SI 95 X SI 94 0-1 G6-3 ①		F SL 85 B SL 82 F FF 99 T SL 88 1-2 K ③			C FF 91 X SL 84 0-1 P6 ①				3	0	0	0	0	1	0
9 Endy Chavez, L (1, 9) OBP: 0.292, SLG: 0.335	C SI 96 B SI 96 F CH 86 B SL 89 B SI 96 X SI 97 3-2 L6 ②			C CH 84 B FF 95 X SI 97 1-1 P5 ①		B SI 94 C SI 94 X CH 85 1-1 P5 ②				3	0	0	0	0	0	0
15 Kyle Seager, L (1, 5) OBP: 0.357, SLG: 0.472	B SI 97 B SI 97 X SI 96 2-0 F8 ③			B SL 83 C SL 83 B CH 87 X SI 96 2-1 G4-3 ②		C SL 81 C FF 94 B SL 85 B SL 85 X SL 86 2-2 F8 ③				3	0	0	0	0	0	0
8 Kendrys Morales, S (1, 10) OBP: 0.345, SLG: 0.473		C SL 83 B SI 97 C SL 84 S SL 86 1-3 K2-3 ①		B FF 96 C SL 85 B SI 98 B SL 87 S SI 98 X SI 98 3-2 L5 ③			B SI 92 F SI 92 F SI 96 S SL 85 1-3 K ①			3	0	0	0	0	2	0
28 Raul Ibanez, L (1, 7) OBP: 0.297, SLG: 0.504 55 Michael Saunders, L (8, 7) OBP: 0.322, SLG: 0.392		C SL 84 B FF 95 B SI 97 T FF 97 X FF 98 2-2 G3 ②			B SL 82 F SI 95 B SI 96 S SI 98 B SL 86 F SI 96 C SI 97 3-3 K ①		C SL 81 B SI 96 B SI 96 X SI 96 2-1 G3 ②			3 0	0 0	0 0	0 0	0 0	1 0	0 0
17 Justin Smoak, S (1, 3) OBP: 0.367, SLG: 0.450		B FF 96 C SL 83 X FF 96 1-1 G6-3 ③			B SL 82 X FF 94 1-0 HR		C SL 80 X SL 86 0-1 G3 ③			3	1	1	1	0	0	0
13 Dustin Ackley, L (1, 8) OBP: 0.280, SLG: 0.283			B FF 96 X SI 96 1-0 26 G4-3 33 WP 2B		B FF 97 C FF 98 S SL 84 X SL 86 1-2 F8 ②			B SL 76 B CH 80 F SI 95 B SI 96 X SI 94 3-1 G6-3 ①		3	1	1	0	0	0	0
26 Brendan Ryan, R (1, 6) OBP: 0.253, SLG: 0.259			2 SAFE X SI 95 0-0 G4-3 ① 2-3		X FF 95 0-0 33 1B 1B			C SL 80 X SL 83 0-1 G5-3 ②		3	0	1	0	0	0	1
33 Henry Blanco, R (1, 2) OBP: 0.267, SLG: 0.319			B SI 96 B SI 96 T FF 96 X FF 97 2-1 F9 ② 3-H		1 SAFE C SL 83 B FF 94 1 SAFE B FF 96 1 SAFE S FF 95 B FF 96 X FF 96 3-2 1-3 1B ③			B FF 96 X SI 93 1-0 G5-3 ③		3	0	1	0	0	0	0
Inning Stats	R: 0 E: 0 K: 0 S: 6 H: 0 LOB: 0 BB: 0 P: 11	R: 0 E: 0 K: 1 S: 8 H: 0 LOB: 0 BB: 0 P: 12	R: 1 E: 0 K: 1 S: 7 H: 1 LOB: 0 BB: 0 P: 11	R: 0 E: 0 K: 0 S: 7 H: 0 LOB: 0 BB: 0 P: 13	R: 1 E: 0 K: 1 S: 12 H: 3 LOB: 2 BB: 0 P: 20	R: 0 E: 0 K: 0 S: 7 H: 0 LOB: 0 BB: 0 P: 10	R: 0 E: 0 K: 1 S: 7 H: 0 LOB: 0 BB: 0 P: 10	R: 0 E: 0 K: 0 S: 5 H: 0 LOB: 0 BB: 0 P: 9		1B: 2 2B: 1 3B: 0 HR: 1 SF: 0 SAC: 0 DP: 0 HBP: 0						

PITCHER	IP	WLS	BF	H	R	ER	SO	BB	IBB	HBP	BLK	WP	HR	S	P	ERA	WHIP
60 Wily Peralta, R (1, 1) ERA: 4.3	8.0	L	27	4	2	2	4	0	0	0	0	1	1	59	96	2.25	0.500

PITCHER	IP	WLS	BF	H	R	ER	SO	BB	IBB	HBP	BLK	WP	HR	S	P	ERA	WHIP

BOTTOM

Milwaukee Brewers @ Seattle Mariners

Safeco Field, Seattle, WA

Sun Aug 11 2013, 1:11 PM - 3:22 PM PDT

Att. 25,397 - Sunny - 65 F

livebaseballscorecards.com

AB	27
R	2
H	4
RBI	1
BB	0
SO	4
LOB	1

WP: 1 PA: 27
PB: 0
SB: 0
CS: 0

Milwaukee Brewers @ Texas Rangers

Rangers Ballpark in Arlington, Arlington, TX

Tue Aug 13 2013, 8:48 PM - 11:39 PM EDT

Att. 38,516 - Cloudy - 80 F

livebaseballscorecards.com

Batter	1	2	3	4	5	6	7	8	9	AB	R	H	RBI	BB	SO	LOB
7 Norichika Aoki, L (1, 9) OBP: 0.338, SLG: 0.359	C FF 92 X FF 91 0-1 F9		C CH 82 B FF 93 X CH 83 1-1 F7		B FF 90 C SL 78 F CH 89 X SI 91 1-2 G5-3			X FF 92 0-0 G4-3		4	0	0	0	0	0	0
9 Jean Segura, R (1, 6) OBP: 0.348, SLG: 0.462	X FF 92 0-0 1B		B SL 80 C SL 80 C SL 80 S CH 85 1-3 K		X SL 80 0-0 G1-3			B FF 92 C FF 91 B SL 79 F SL 78 F FF 92 X CU 68 2-2 20 WP 20 S 14 S 1B		4	1	2	0	0	1	0
20 Jonathan Lucroy, R (1, 2) OBP: 0.331, SLG: 0.481	1 SAFE B FF 92 C SL 78 C SL 81 S SL 80 1-3 K		B FF 93 B CH 85 F CH 83 C FF 91 F FF 94 X CH 85 2-2 F7			B CH 88 C SL 77 X SL 79 1-1 16 F8-4-3 1B		1 SAFE B FF 91 B FF 91 C FF 91 S SL 81 F FC 91 B SL 80 F SL 81 F FF 91 4-2 F FF 91 F SL 81 F SL 82 B CH 85 14 S 1-3 BB		3	0	1	0	1	1	1
16 Aramis Ramirez, R (1, 5) OBP: 0.354, SLG: 0.408 14 Jeff Bianchi, R (6, 5) OBP: 0.276, SLG: 0.288	1 SAFE X FF 92 0-0 P3			B SL 80 B SL 78 X FF 92 2-0 F8	B FF 90 X FF 91 1-0 F8-4-3 1-1			L FF 88 3 SAFE B SL 78 B SL 80 S FC 92 S CU 70 2-3 K 1-2 3-H		3 1	0 0	0 0	0 0	0 0	0 1	2 1
27 Carlos Gómez, R (1, 8) OBP: 0.338, SLG: 0.518		X SL 79 0-0 18 G1-6-3 21 BB 1B		B CH 86 X CH 84 1-0 F7		X SL 81 0-0 F7		F SL 82 H FF 90 1-1 HBP		3	0	1	0	0	0	0
21 Juan Francisco, L (1, 3) OBP: 0.317, SLG: 0.455		1 SAFE 1 SAFE B FF 93 B CH 82 B SL 78 C FF 92 B FF 93 4-1 18 G1-6-3 1-2 BB		C FF 94 X CH 85 0-1 L4			C CH 89 B FF 90 C FF 90 B FF 92 S FF 93 2-3 K	B FF 90 B FF 92 X FF 92 2-0 G6-3		3	0	0	0	1	1	2
18 Khris Davis, R (1, 10) OBP: 0.315, SLG: 0.563		C SL 80 S FF 93 B FF 94 D SL 81 X FF 92 2-2 G1-6-3 1-2f 2-3			B SL 78 F SL 79 F CH 82 X SL 83 1-2 G5-3		X FF 91 0-0 HR		C FF 92 F FF 92 B SL 87 X FF 93 1-2 G2-3	4	1	1	1	0	0	2
22 Logan Schafer, L (1, 7) OBP: 0.282, SLG: 0.329		B SL 82 F FF 94 X CH 83 1-1 P4			B CH 83 B CH 84 B FF 92 C FF 91 B FF 92 4-1 2 HR BB		F FF 92 F SL 88 B SL 88 F FF 92 F SL 83 F SL 87 X SL 85 2-2 F9		X SL 85 0-0 G1-3	3	1	0	0	1	0	1
2 Scooter Gennett, L (1, 4) OBP: 0.324, SLG: 0.552			F FF 91 X FF 90 0-1 HR		C FF 90 B CH 84 X CH 83 1-1 1-H HR		C FF 91 B FF 92 C FF 91 T FF 91 1-2 K		C SL 84 F FF 94 S SL 86 0-3 K	4	2	2	3	0	2	0

	AB	32
	R	5
	H	7
	RBI	4
	BB	3
	SO	6
	LOB	9

Inning Stats	1	2	3	4	5	6	7	8	9
	R: 0 E: 0 K: 1 S: 7 H: 1 LOB: 1 BB: 0 P: 8	R: 0 E: 0 K: 0 S: 7 H: 1 LOB: 1 BB: 1 P: 14	R: 1 E: 0 K: 1 S: 11 H: 1 LOB: 0 BB: 0 P: 15	R: 0 E: 0 K: 0 S: 4 H: 0 LOB: 0 BB: 0 P: 7	R: 2 E: 0 K: 0 S: 10 H: 1 LOB: 0 BB: 1 P: 17	R: 0 E: 0 K: 0 S: 4 H: 1 LOB: 0 BB: 0 P: 6	R: 1 E: 0 K: 2 S: 13 H: 1 LOB: 0 BB: 0 P: 18	R: 1 E: 0 K: 1 S: 18 H: 1 LOB: 2 BB: 1 P: 29	R: 0 E: 0 K: 1 S: 7 H: 0 LOB: 0 BB: 0 P: 8

	1B: 4	SF: 0	WP: 1	PA: 36
	2B: 1	SAC: 0	PB: 0	
	3B: 0	DP: 2	SB: 3	
	HR: 3	HBP: 1	CS: 0	

PITCHER		IP	WLS	BF	H	R	ER	SO	BB	IBB	HBP	BLK	WP	HR	S	P	ERA	WHIP
41 Alexi Ogando, R ERA: 3.47	(1, 1)	6.1	L	25	6	4	4	3	2	0	0	0	0	3	47	73	5.68	1.263
56 Neal Cotts, L ERA: 0.94	(7, 1)	1.0		3	0	0	0	1	0	0	0	0	0	0	10	13	0.00	0.000
28 Joakim Soria, R ERA: 4.09	(8, 1)	0.2		5	1	1	1	1	1	0	1	0	1	0	17	28	13.50	3.000
46 Robbie Ross Jr., L ERA: 2.94	(9, 1)	1.0		3	0	0	0	1	0	0	0	0	0	0	7	8	0.00	0.000

PITCHER		IP	WLS	BF	H	R	ER	SO	BB	IBB	HBP	BLK	WP	HR	S	P	ERA	WHIP

Milwaukee Brewers @ Texas Rangers

Rangers Ballpark in Arlington, Arlington, TX

Tue Aug 13 2013, 8:48 PM - 11:39 PM EDT

Att. 38,516 - Cloudy - 80 F

livebaseballscorecards.com

BOTTOM

Batter	1	2	3	4	5	6	7	8	9	AB	R	H	RBI	BB	SO	LOB
2 Leonys Martin, L (1, 8) OBP: 0.328, SLG: 0.408	B FF 88 B FF 88 B FF 88 C FF 88 F FF 89 C FF 90 3-3 ① K		D CU 78 X FF 89 1-0 ② P5			C CU 76 X CU 77 0-1 1 CS 1B		B SL 85 F FF 94 X FF 94 1-1 1-2 2-3 1B		4	0	2	0	0	1	1
1 Elvis Andrus, R (1, 6) OBP: 0.314, SLG: 0.304	B FF 89 X FF 89 1-0 ② P4		B CU 76 F FF 89 B CU 78 C FF 89 X FF 89 2-2 ③ G6-3			1 SAFE B FF 88 1 SAFE B FF 88 X FF 88 2-0 ②③ G6-3 1-2		C SL 86 B SI 90 F SL 85 B SL 84 F SL 83 S SI 89 2-3 ② K		4	0	0	0	0	1	5
5 Ian Kinsler, R (1, 4) OBP: 0.337, SLG: 0.409	C FF 89 B FF 88 F CU 78 B CU 78 F FF 90 F FF 89 B CU 76 X FF 90 3-2 ③ G5-3			X FF 89 0-0 ① L8			C SI 92 F SI 92 F SI 93 X SL 83 0-2 E8 12 L8 1B	C FF 96 B FF 97 B FF 96 B FF 96 X FF 96 3-1 ③ L5		4	0	1	0	0	0	3
29 Adrián Beltré, R (1, 5) OBP: 0.369, SLG: 0.534		B CU 77 B CU 76 C FF 89 F CH 78 X FF 90 2-2 ① F7		B FF 89 C CH 79 B FF 89 C CH 80 B FF 89 X FF 89 3-2 ② G6-3			C SI 92 S SI 92 S SI 93 0-3 ① K		B FF 94 B FF 96 B FF 95 B FF 94 4-0 23 FC6-4 51 1B BB	3	0	0	0	1	1	1
12 A.J. Pierzynski, L (1, 2) OBP: 0.303, SLG: 0.436		F CH 78 B FF 89 F FF 89 B CH 78 X CU 79 2-2 ② G3		B CU 78 X CH 78 1-0 ③ F8			B SI 92 X SI 92 1-0 ② 2-3 L8		B FF 95 C FF 95 F FF 95 S FF 96 1-3 ① K	4	0	0	0	0	1	2
51 Alex Rios, R (1, 9) OBP: 0.329, SLG: 0.425		B FF 90 C FF 90 X FF 89 1-1 ③ L8			C FF 88 F CH 78 C FF 90 0-3 ① K		F FF 93 B FF 92 X SI 93 1-1 ③ G2-3		B FF 94 X FF 96 1-0 23 FC6-4 1-2 1B	4	0	1	0	0	1	1
18 Mitch Moreland, L (1, 3) OBP: 0.309, SLG: 0.459 23 Craig Gentry, R (8, PH) OBP: 0.339, SLG: 0.344 (9, 7)			C FF 88 C CU 77 X FF 89 0-2 HR		C FF 89 F CU 77 X CU 77 0-2 13 L4-3 1B			X SI 90 0-0 2 1B 15 1B 1B	C FF 95 B FF 96 X FF 95 1-1 ② FC6-4 1-2f 2-3	2 2	1 0	2 1	1 0	0 0	0 0	0 2
13 Jurickson Profar, S (1, 10) OBP: 0.310, SLG: 0.342			B FF 89 B FF 90 B FF 90 C FF 89 F FF 89 X FF 89 3-2 7 WP 1B		B FF 88 B FF 88 C FF 89 X FF 88 2-1 ②③ L4-3 1-1			C SI 91 S FF 91 B FF 93 C SL 83 1-3 ① K	X FF 96 0-0 ③ F8	4	0	1	0	0	1	4
7 David Murphy, L (1, 7) OBP: 0.287, SLG: 0.384 15 Jeff Baker, R (8, PH) OBP: 0.364, SLG: 0.606 (9, 3)			B CH 77 C FF 89 B CH 78 C CH 79 X FF 90 2-2 ① F7 1-2			S FF 88 X CH 79 0-1 ① G4-3		B FF 92 X SI 91 1-0 2 1B 1-2 1B		2 1	0 0	0 1	0 0	0 0	0 0	1 0
Inning Stats	R: 0 E: 0 K: 1 S: 9 H: 0 LOB: 0 BB: 0 P: 16	R: 0 E: 0 K: 0 S: 8 H: 0 LOB: 0 BB: 0 P: 13	R: 1 E: 0 K: 0 S: 13 H: 2 LOB: 1 BB: 0 P: 21	R: 0 E: 0 K: 0 S: 5 H: 0 LOB: 0 BB: 0 P: 9	R: 0 E: 0 K: 1 S: 8 H: 1 LOB: 0 BB: 0 P: 10	R: 0 E: 0 K: 0 S: 5 H: 1 LOB: 0 BB: 0 P: 7	R: 0 E: 1 K: 1 S: 10 H: 1 LOB: 1 BB: 0 P: 12	R: 0 E: 0 K: 2 S: 13 H: 3 LOB: 3 BB: 0 P: 21	R: 0 E: 0 K: 1 S: 7 H: 1 LOB: 2 BB: 1 P: 14	1B: 8 2B: 1 3B: 0 HR: 1 SF: 0 SAC: 0 DP: 1 HBP: 0						

AB	34
R	1
H	9
RBI	1
BB	1
SO	6
LOB	20

WP: 1 PA: 35
PB: 0
SB: 0
CS: 1

PITCHER		IP	WLS	BF	H	R	ER	SO	BB	IBB	HBP	BLK	WP	HR	S	P	ERA	WHIP
41 Marco Estrada, R ERA: 4.71	(1, 1)	6.0	W	20	4	1	1	2	0	0	0	0	1	1	48	76	1.50	0.667
53 Brandon Kintzler, R ERA: 2.5	(7, 1)	1.0	H	4	1	0	0	1	0	0	0	0	0	0	10	12	0.00	1.000
51 Michael Gonzalez, L ERA: 3.83	(8, 1)	0.1		4	3	0	0	1	0	0	0	0	0	0	7	10	0.00	9.000
47 Rob Wooten, R ERA:	(8, 1)	0.1	H	1	0	0	0	1	0	0	0	0	0	0	4	6	0.00	0.000
29 Jim Henderson, R ERA: 1.83	(8, 1)	1.1	S	6	1	0	0	1	1	0	0	0	0	0	9	19	0.00	1.500

PITCHER	IP	WLS	BF	H	R	ER	SO	BB	IBB	HBP	BLK	WP	HR	S	P	ERA	WHIP

Milwaukee Brewers @ Texas Rangers

Rangers Ballpark in Arlington, Arlington, TX

Wed Aug 14 2013, 8:43 PM - 11:54 PM EDT

Att. 37,729 - Cloudy - 80 F

TOP

livebaseballscorecards.com

Batter	1	2	3	4	5	6	7	8	9	AB	R	H	RBI	BB	SO	LOB
7 Norichika Aoki, L (1, 9) OBP: 0.337, SLG: 0.357	C FF 92 X SI 92 0-1 F7 ①		S FF 94 X FF 94 0-1 G4-3 ①		X FF 93 0-0 B5-3 ①		C SL 87 S SL 88 B SL 88 X FF 92 1-2 20 CS 1B		B SI 92 C SI 93 F CU 81 F SI 94 B SL 87 F FF 94 B FF 94 S SL 88 3-3 K ③	5	0	1	0	0	1	0
9 Jean Segura, R (1, 6) OBP: 0.347, SLG: 0.460	C FF 93 B SL 87 C SL 85 X CU 76 1-2 20 1B 1B		L FF 94 F CH 85 F FF 96 B SL 84 X FF 95 1-2 G6-3 ②		B FF 93 S SL 85 B SI 95 X SL 84 2-1 L8 ②		1 SAFE L FF 92 1 SAFE F SL 85 F FF 92 1 SAFE F CH 86 B FF 92 C FF 92 1-3 K ①			4	0	1	0	0	1	1
20 Jonathan Lucroy, R (1, 2) OBP: 0.335, SLG: 0.481	B FF 92 F FF 92 F FF 92 X SI 94 1-2 1-3 1B ②		F FF 94 B FF 95 B CU 77 F FF 95 B SI 95 X CH 86 3-2 L7 ③		C CU 74 B CH 86 C SL 84 B SI 93 B CU 77 F SL 83 B FF 94 4-2 BB		B FF 93 1 SAFE C SL 84 B SL 84 B FF 94 C FF 92 F FF 93 F FF 93 B SL 85 4-2 1-2 16 FC6-4 BB ②			2	0	1	0	2	0	0
16 Aramis Ramirez, R (1, 10) OBP: 0.352, SLG: 0.401	C SL 84 B FF 94 F FF 93 B FF 95 X SL 87 2-2 L8 ③			S FF 93 C FF 92 H SI 94 1-2 27 2B 21 HR HBP	B FF 92 T FF 93 X FF 93 1-1 F9 ③		B FF 93 T FF 93 S FF 93 F FF 93 X FF 93 1-2 FC6-4 1-2f ③			3	1	0	0	0	0	3
27 Carlos Gómez, R (1, 8) OBP: 0.340, SLG: 0.520		S SL 82 L CU 73 B FF 94 B FF 94 B CU 76 X SL 85 3-2 G6-3 ①		C FF 94 F CH 85 X CU 75 0-2 1-3 21 HR 2B	C CU 75 B SI 93 X CH 86 1-1 2 1B 1B			X FF 98 0-0 G3 ①		4	1	2	0	0	0	0
21 Juan Francisco, L (1, 3) OBP: 0.319, SLG: 0.477		F FF 92 F SI 92 X SI 95 0-2 HR		X FF 93 0-0 2-H 3-H HR	F SL 84 F CH 85 B FF 95 S CU 74 1-3 K ①			F FF 97 S CU 84 S CU 85 0-3 K ②		4	2	2	4	0	2	1
2 Scooter Gennett, L (1, 4) OBP: 0.333, SLG: 0.549		C CU 72 X CH 83 0-1 1B		S SL 84 F CU 76 B CU 76 F SL 86 F FF 96 X SL 85 1-2 P6 ①	1 SAFE 1 SAFE X FF 93 0-0 1-3 1B ②			B FF 98 F FF 97 C FF 98 S CU 86 1-3 K ③		4	0	2	0	0	1	0
14 Jeff Bianchi, R (1, 5) OBP: 0.275, SLG: 0.283		B FF 93 S SL 85 B SL 84 1 SAFE F FF 93 F SL 85 S SL 86 2-3 K ②		L FF 95 B CH 87 B SL 86 B FF 94 X FF 96 3-1 G6-3 ②	B SL 82 B FF 93 F FF 92 B SL 84 B FF 94 4-1 BB				F FF 91 F SL 86 B SL 86 F FF 94 B FF 94 X SL 87 2-2 G4-3 ①	3	0	0	0	1	1	1
22 Logan Schafer, L (1, 7) OBP: 0.278, SLG: 0.323		C FF 91 C FF 94 S SL 85 0-3 K ③		L CH 86 B CU 77 B FF 95 F FF 92 S SL 87 2-3 K ③	F FF 91 X FF 92 0-1 P5 ③				S SL 88 X CU 82 0-1 G4-3 ②	4	0	0	0	0	2	3

Inning Stats	1	2	3	4	5	6	7	8	9
	R: 0 E: 0 K: 0 S: 11	R: 1 E: 0 K: 2 S: 15	R: 0 E: 0 K: 0 S: 9	R: 3 E: 0 K: 1 S: 16	R: 0 E: 0 K: 0 S: 8	R: 0 E: 0 K: 1 S: 9	R: 0 E: 0 K: 1 S: 15	R: 0 E: 0 K: 2 S: 7	R: 0 E: 0 K: 1 S: 11
	H: 2 LOB: 1 BB: 0 P: 15	H: 2 LOB: 1 BB: 0 P: 20	H: 0 LOB: 0 BB: 0 P: 13	H: 2 LOB: 0 BB: 0 P: 23	H: 0 LOB: 1 BB: 1 P: 15	H: 2 LOB: 2 BB: 1 P: 15	H: 1 LOB: 1 BB: 1 P: 22	H: 0 LOB: 0 BB: 0 P: 8	H: 0 LOB: 0 BB: 0 P: 16

	AB	33
	R	4
	H	9
	RBI	4
	BB	3
	SO	8
	LOB	9

1B: 6	SF: 0	WP: 0	PA: 37
2B: 1	SAC: 0	PB: 0	
3B: 0	DP: 0	SB: 0	
HR: 2	HBP: 1	CS: 1	

PITCHER		IP	WLS	BF	H	R	ER	SO	BB	IBB	HBP	BLK	WP	HR	S	P	ERA	WHIP
22 Matt Garza, R ERA: 3.4	(1, 1)	5.2		26	8	4	4	4	2	0	1	0	0	2	66	99	6.35	1.765
56 Neal Cotts, L ERA: 0.93	(6, 1)	0.1		2	1	0	0	0	0	0	0	0	0	0	5	6	0.00	3.000
44 Jason Frasor, R ERA: 2.89	(7, 1)	1.0	W	3	0	0	0	1	1	0	0	0	0	0	12	18	0.00	1.000
52 Tanner Scheppers, R ERA: 1.67	(8, 1)	1.0	H	3	0	0	0	2	0	0	0	0	0	0	7	8	0.00	0.000
36 Joe Nathan, R ERA: 1.48	(9, 1)	1.0	S	3	0	0	0	1	0	0	0	0	0	0	11	16	0.00	0.000

PITCHER		IP	WLS	BF	H	R	ER	SO	BB	IBB	HBP	BLK	WP	HR	S	P	ERA	WHIP

BOTTOM

Milwaukee Brewers @ Texas Rangers

Rangers Ballpark in Arlington, Arlington, TX

Wed Aug 14 2013, 8:43 PM - 11:54 PM EDT

Att. 37,729 - Cloudy - 80 F

livebaseballscorecards.com

Batter	1	2	3	4	5	6	7	8	9	AB	R	H	RBI	BB	SO	LOB
2 Leonys Martin, L (1, 8) OBP: 0.324, SLG: 0.403	C FF 91 B FF 92 F CH 84 X FF 94 1-2 ① G5-3		C FF 93 F CH 83 B FF 92 X CU 77 1-2 ① F9 1-3		C FF 90 X FF 92 0-1 ① L6		C FF 97 C CU 79 S FF 96 0-3 ① K			4	0	0	0	0	1	4
1 Elvis Andrus, R (1, 6) OBP: 0.317, SLG: 0.306	B FF 93 F FF 92 B FF 93 B FF 93 B FF 92 4-1 5 CS BB		C CU 78 C FF 92 X FF 92 0-2 29 BB 1B 3-H		C CU 76 B FF 93 B FF 92 S CU 77 B FF 92 C FF 90 3-3 ② K		X FF 96 0-0 5 1B 1B 1-2 2-3 3-H			3	0	2	2	1	1	0
5 Ian Kinsler, R (1, 4) OBP: 0.339, SLG: 0.413	1 SAFE C FF 92 B FF 93 1 SAFE 1 SAFE B FF 92 X 2-1 ② 29 1B 2B 1-2		1 SAFE B CU 77 1 SAFE L CU 76 B FF 88 1 SAFE 1 SAFE B CU 78 C FF 93 3-2 ② P5 F CU 78 1 SAFE X FF 93		B CU 77 C CU 76 X FF 93 1-1 ③ F7		B SL 82 B SI 89 X SI 90 2-0 1B 1-2 2-H 3-H			4	1	2	2	0	0	1
29 Adrián Beltré, R (1, 10) OBP: 0.370, SLG: 0.533	B CU 77 X CH 82 1-0 12 1B 1B 2-H		D CU 77 B FF 92 B CU 75 B FF 91 4-0 BB 1-2			C CU 75 C FF 92 B CU 79 B FF 92 X CH 82 2-2 ① L9	C SL 81 B SL 82 2 SAFE B FF 91 C SI 90 X SL 82 2-2 ② P4			3	0	1	1	1	0	2
12 A.J. Pierzynski, L (1, 2) OBP: 0.305, SLG: 0.435	B CU 76 B FF 93 X CH 83 2-0 ③ 1B 1-3		C CU 75 B FF 92 F CU 77 S CU 77 1-3 ③ K			B CU 76 B CU 77 B FF 92 C FF 91 S CH 81 F FF 92 F CH 80 B FF 90 4-2 51 G6-4-3 BB	C SL 81 B SI 88 D SL 81 X FS 84 2-1 ③ G4-3			3	0	1	0	1	1	4
51 Alex Rios, R (1, 9) OBP: 0.329, SLG: 0.423		C FF 91 B CH 86 B CH 81 B FF 92 X FF 93 3-1 ① G5-3		B CU 76 F CH 81 X FF 91 1-1 18 S 1B		X CU 76 0-0 ②③ G6-4-3 1-2f		C SI 90 C SL 82 B SL 82 F SL 82 X SL 82 1-2 ① G5-3		4	0	1	0	0	0	1
18 Mitch Moreland, L (1, 3) OBP: 0.307, SLG: 0.456 23 Craig Gentry, R (7, PH) OBP: 0.341, SLG: 0.342 (8, 7)		C CU 76 B FF 93 B CU 77 X FF 93 2-1 ② F8		B CU 74 1 SAFE C CU 76 X FF 92 1-1 ① F8 1-2			C FF 91 B CH 81 F CH 83 F FF 92 B SL 86 B SL 85 B SL 81 4-2 15 BB 13 S 1 1B BB	C SI 89 T SL 81 B SL 82 S SL 81 1-3 ② K	2 1	0 1	0 0	0 1	0 1	0 0	1 0
13 Jurickson Profar, S (1, 5) OBP: 0.309, SLG: 0.337		B FF 93 B CU 75 X FF 92 2-0 ③ L4		C CU 77 F FF 92 B CU 77 X FF 92 1-2 ② F8			B FF 90 B SI 89 1 SAFE 1 SAFE 1 SAFE C SI 88 B FF 91 B FF 91 4-1 1 1B 15 BB 5 1B BB 1-2	X SI 88 0-0 ③ F8	3	1	0	0	1	0	1
7 David Murphy, L (1, 7) OBP: 0.286, SLG: 0.382 15 Jeff Baker, R (7, PH) OBP: 0.369, SLG: 0.606 (8, 3)			C FF 90 B CH 84 X CH 82 1-1 E4 2 F9 2 BLK 1 1B	X CU 77 0-0 ③ F8			B FF 97 B FF 96 B FF 96 B FF 96 4-0 1 1B 5 1B BB 1-2 2-3		2 0	1 1	0 0	0 0	0 1	0 0	1 0
Inning Stats	R: 1 H: 3 E: 0 LOB: 2 K: 0 BB: 1 S: 8 P: 18	R: 0 H: 0 E: 0 LOB: 0 K: 0 BB: 0 S: 5 P: 12	R: 1 H: 1 E: 1 LOB: 2 K: 1 BB: 1 S: 15 P: 25	R: 0 H: 1 E: 0 LOB: 1 K: 0 BB: 0 S: 8 P: 11	R: 0 H: 0 E: 0 LOB: 0 K: 1 BB: 0 S: 7 P: 11	R: 0 H: 0 E: 0 LOB: 0 K: 0 BB: 1 S: 8 P: 14	R: 3 H: 2 E: 0 LOB: 2 K: 1 BB: 3 S: 14 P: 32	R: 0 H: 0 E: 0 LOB: 0 K: 1 BB: 0 S: 8 P: 10		1B: 6 2B: 1 3B: 0 HR: 0	SF: 0 SAC: 0 DP: 1 HBP: 0			WP: 0 PB: 0 SB: 2 CS: 1	PA: 35	

	AB	29
	R	5
	H	7
	RBI	5
	BB	6
	SO	4
	LOB	15

PITCHER		IP	WLS	BF	H	R	ER	SO	BB	IBB	HBP	BLK	WP	HR	S	P	ERA	WHIP
63 Tyler Thornburg, R ERA: 1.69	(1, 1)	6.0		24	5	2	1	2	3	0	0	1	0	0	51	91	1.50	1.333
51 Michael Gonzalez, L ERA: 4.25	(7, 1)	0.0		2	0	2	2	0	2	0	0	0	0	0	4	12	∞	∞
59 John Axford, R ERA: 4.44	(7, 1)	0.1	L	3	1	0	0	1	1	0	0	0	0	0	4	8	0.00	6.000
31 Burke Badenhop, R ERA: 3.66	(7, 1)	1.2	B	6	1	1	1	1	0	0	0	0	0	0	14	22	5.40	0.600

PITCHER	IP	WLS	BF	H	R	ER	SO	BB	IBB	HBP	BLK	WP	HR	S	P	ERA	WHIP

Batter	1	2	3	4	5	6	7	8	9	AB	R	H	RBI	BB	SO	LOB
17 Shin-Soo Choo, L (1, 8) OBP: 0.411, SLG: 0.447	C SI 88 B SI 89 B SL 85 B CH 80 B SI 88 4-1 4 F8 21 G5-3 BB		L CU 76 F SI 90 S SL 86 0-3 ① K		C CU 73 B CH 79 S SL 85 B SL 83 B SL 84 B SL 86 4-2 21 G6-4-3 BB			B SI 92 C SI 92 B SI 91 X SI 93 2-1 19 S 21 SH5-3 1B		2	0	1	0	2	1	0
21 Todd Frazier, R (1, 5) OBP: 0.324, SLG: 0.385	1 SAFE S SL 85 1 SAFE F SI 88 B SL 85 X SI 88 1-2 ① G5-3 1-2		B SI 90 C SL 86 B SI 89 X SI 90 2-1 ② F8		B SL 86 S SI 90 B SI 89 X SL 85 2-1 ②③ G6-4-3 1-2f			1 SAFE 1 SAFE X SI 92 0-0 ① SH5-3 1-2		3	0	0	0	0	0	3
19 Joey Votto, L (1, 3) OBP: 0.434, SLG: 0.511	B SL 85 B CH 79 C SI 89 B SL 87 C CH 81 B SI 90 4-2 4 F8 BB		F CU 75 C SI 90 B CH 81 B SL 86 F FF 91 C SL 86 2-3 ③ K			B SL 84 B SL 86 X CH 78 2-0 HR		B SI 93 B SI 94 S SI 93 F FF 94 S SI 93 2-3 ② K 2-3		3	1	1	1	1	2	1
4 Brandon Phillips, R (1, 4) OBP: 0.308, SLG: 0.404	D CU 75 X SL 86 1-0 ② F8 1-2 2-3			C SI 89 X SI 88 0-1 ① F8		C CU 75 S SI 89 F SI 90 X SI 90 0-2 ① G6-3		C SI 95 X SI 94 0-1 ③ L3		4	0	0	0	0	0	3
32 Jay Bruce, L (1, 9) OBP: 0.328, SLG: 0.499	B CU 74 B CH 80 I IN 68 I IN 71 4-0 IBB			X CU 75 0-0 48 G5-4-3 1B		F SL 90 C SL 84 F SL 85 B CH 82 B SI 90 X CU 74 2-2 ② G3			S SL 85 B FS 85 F SL 85 B FF 89 B FS 84 F SL 85 F SL 84 C SI 89 3-3 ① K	3	0	1	0	1	1	0
48 Ryan Ludwick, R (1, 7) 28 Chris Heisey, R (9, 7) OBP: 0.260, SLG: 0.368	X SL 87 0-0 ③ L4			1 SAFE B FF 88 1 SAFE B SL 84 S SL 84 X SI 89 2-1 ②③ G5-4-3 1-2f		C SI 90 F SI 91 X SL 83 0-2 ③ F9			S SL 84 X SL 85 0-1 ② G6-3	4 0	0 0	0 0	0 0	0 0	0 0	4 0
39 Devin Mesoraco, R (1, 2) OBP: 0.314, SLG: 0.398		C SI 89 B SI 88 C SI 89 B SL 85 B SL 86 F SI 90 X SI 90 3-2 2 G6-4-3 1B			C SI 88 C SI 88 B SL 84 X SI 88 1-2 E4 2 1B 1B		X CU 72 0-0 ① G4-3		S SL 84 B CU 74 F SL 83 S SI 88 1-3 ③ K	4	1	2	0	0	1	0
2 Zack Cozart, R (1, 6) OBP: 0.272, SLG: 0.366		B SL 84 C SI 90 X SL 85 1-1 ①② G6-4-3 1-2f			X SL 84 0-0 52 SH5-3 2-H 1B		C SI 89 C SI 87 B SL 80 S CH 80 1-3 ② K			3	0	1	1	0	1	1
52 Tony Cingrani, L (1, 1) OBP: 0.231, SLG: 0.269 63 Sam LeCure, R (7, 1) 43 Manny Parra, L (8, 1) OBP: 0.500, SLG: 0.500 51 Jonathan Broxton, R (8, 1) 54 Aroldis Chapman, L (9, 1)		B SI 90 B SI 90 B SI 88 C SI 88 F SI 88 F SI 89 X SI 90 3-2 ③ G4-3			L SL 80 X SL 82 0-1 ① SH5-3 1-2		B SI 88 C SI 89 S SL 81 S SL 82 1-3 ③ K			2 0 0 0 0	0 0 0 0 0	0 0 0 0 0	0 0 0 0 0	0 0 0 0 0	1 0 0 0 0	0 0 0 0 0

Inning Stats	1	2	3	4	5	6	7	8	9
	R: 0 E: 0 K: 0 S: 8	H: 0 LOB: 3 BB: 3 P: 22	R: 0 E: 0 K: 0 S: 10	H: 1 LOB: 0 BB: 0 P: 17	R: 0 E: 0 K: 2 S: 9	H: 0 LOB: 0 BB: 0 P: 13	R: 0 E: 0 K: 0 S: 5	H: 1 LOB: 0 BB: 0 P: 7	R: 1 E: 1 K: 0 S: 10	H: 2 LOB: 1 BB: 1 P: 17	R: 1 E: 0 K: 0 S: 12	H: 1 LOB: 0 BB: 0 P: 16	R: 0 E: 0 K: 2 S: 7	H: 0 LOB: 0 BB: 0 P: 9	R: 0 E: 0 K: 1 S: 8	H: 1 LOB: 1 BB: 0 P: 12	R: 0 E: 0 K: 2 S: 10	H: 0 LOB: 0 BB: 0 P: 14

	1B: 5 2B: 0 3B: 0 HR: 1	SF: 0 SAC: 2 DP: 3 HBP: 0	WP: 0 PB: 0 SB: 1 CS: 0	PA: 34

PITCHER		IP	WLS	BF	H	R	ER	SO	BB	IBB	HBP	BLK	WP	HR	S	P	ERA	WHIP
26 Kyle Lohse, R ERA: 3.17	(1, 1)	7.0	L	27	5	2	1	4	3	1	0	0	0	1	61	101	1.29	1.143
53 Brandon Kintzler, R ERA: 2.45	(8, 1)	1.0		4	1	0	0	1	0	0	0	0	0	0	8	12	0.00	1.000
47 Rob Wooten, R ERA:	(9, 1)	1.0		3	0	0	0	2	0	0	0	0	0	0	10	14	0.00	0.000

PITCHER	IP	WLS	BF	H	R	ER	SO	BB	IBB	HBP	BLK	WP	HR	S	P	ERA	WHIP

TOP

Cincinnati Reds @ Milwaukee Brewers

Miller Park, Milwaukee, WI

Thu Aug 15 2013, 7:11 PM - 9:54 PM CDT
Att. 36,076 - Partly Cloudy - 73 F

livebaseballscorecards.com

AB	28
R	2
H	6
RBI	2
BB	4
SO	7
LOB	12

Batter	1	2	3	4	5	6	7	8	9	AB	R	H	RBI	BB	SO	LOB
7 Norichika Aoki, L (1, 9) OBP: 0.338, SLG: 0.358	C FF 91 F FF 92 F FF 93 X SL 77 0-2 G1-3		X FF 90 0-0 G6-3			X FF 90 0-0 1B			F FF 99 F FF 100 B FF 102 X SL 90 1-2 20 S 1B	4	0	2	0	0	0	0
9 Jean Segura, R (1, 6) OBP: 0.344, SLG: 0.456	B FF 93 B FF 92 C FF 94 S FF 92 X FF 92 2-2 F8			B CH 84 C CH 84 F FF 92 F FF 93 X FF 92 1-2 G6-3		S FF 90 1 SAFE B FF 90 X FF 91 1-1 G4-3			1 SAFE B FF 99 1 SAFE F FF 98 F FF 99 F FF 100 X FF 101 1-2 F9	4	0	0	0	0	0	2
20 Jonathan Lucroy, R (1, 2) OBP: 0.334, SLG: 0.479	B FF 93 C FF 93 B FF 93 B FF 87 F FF 92 F FF 93 F FF 93 S FF 93 3-3 K			B FF 91 X CH 85 1-0 G5-3			C CH 84 B FF 91 F CH 85 F FF 93 F FF 91 X FF 90 1-2 16 BB 1B		1 SAFE C FF 99 B SL 85 F SL 86 S FF 101 1-3 K 1-2	4	0	1	0	0	2	1
16 Aramis Ramirez, R (1, 5) OBP: 0.350, SLG: 0.395		S FF 91 B FF 92 B FF 92 S FF 91 S FF 91 2-3 K		B FF 93 F FF 91 S FF 91 B FF 92 F FF 92 F FF 92 C SL 78 2-3 K			B CH 84 B CH 85 B FF 90 C FF 90 B FF 90 4-1 18 G1-4-3 1-2 BB		B FF 100 B FF 99 C FF 99 C FF 98 S FF 101 2-3 K	3	0	0	0	1	3	1
27 Carlos Gómez, R (1, 8) OBP: 0.339, SLG: 0.519 22 Logan Schafer, L (4, 8) OBP: 0.275, SLG: 0.320		S FF 91 B FF 93 B FF 92 S FF 93 S FF 94 2-3 K			B FF 90 C FF 91 F FF 91 B SL 79 S FF 91 2-3 K		X FF 90 0-0 B2			1	0	0	0	0	1	0
18 Khris Davis, R (1, 7) OBP: 0.316, SLG: 0.608		B SL 76 F FF 93 C FF 92 F FF 94 B SL 79 B FF 93 X FF 92 3-2 HR			F FF 93 C FF 94 B FF 95 X SL 79 1-2 L9		S KC 72 B KC 74 S KC 74 F KC 74 F KC 72 D KC 74 X SI 90 2-2 G1-4-3 1-2f			2	0	0	0	0	1	2
21 Juan Francisco, L (1, 3) OBP: 0.316, SLG: 0.472		C FF 91 F SL 77 S FF 92 0-3 K			C FF 92 C FF 90 S SL 79 0-3 K2-3			B SL 82 S FF 93 C FF 94 S SL 82 1-3 K		3	0	0	0	0	3	0
14 Jeff Bianchi, R (1, 4) OBP: 0.282, SLG: 0.290			C FF 90 B CU 74 B FF 90 X FF 91 2-1 26 CS 1B			C FF 88 X FF 89 0-1 F9		C FF 95 B FS 88 F SL 82 X FF 95 1-2 2 CS 1B		3	0	2	0	0	0	0
26 Kyle Lohse, R (1, 1) OBP: 0.178, SLG: 0.159 53 Brandon Kintzler, R (8, 1) 3 Yuniesky Betancourt, R (8, PH) OBP: 0.233, SLG: 0.365 2 Scooter Gennett, L (8, PH) OBP: 0.329, SLG: 0.542 47 Rob Wooten, R (9, 1)			1 SAFE C FF 90 S FF 91 F FF 91 S FF 92 0-3 K 1-2			B FF 88 C FF 87 S FF 90 B FF 91 S FF 90 2-3 K		B SI 92 S SI 92 C SI 92 B FF 95 S SI 94 2-3 K 1-2		2	0	0	0	0	2	1
										0	0	0	0	0	0	0
										0	0	0	0	0	0	0
										1	0	0	0	0	1	1
										0	0	0	0	0	0	0
Inning Stats	R: 0 E: 0 K: 1 S: 12 H: 0 LOB: 0 BB: 0 P: 17	R: 1 E: 0 K: 3 S: 13 H: 1 LOB: 0 BB: 0 P: 20	R: 0 E: 0 K: 1 S: 7 H: 1 LOB: 0 BB: 0 P: 9	R: 0 E: 0 K: 1 S: 10 H: 0 LOB: 0 BB: 0 P: 14	R: 0 E: 0 K: 2 S: 9 H: 0 LOB: 0 BB: 0 P: 12	R: 0 E: 0 K: 1 S: 8 H: 1 LOB: 1 BB: 0 P: 11	R: 0 E: 0 K: 0 S: 12 H: 1 LOB: 1 BB: 1 P: 19	R: 0 E: 0 K: 2 S: 9 H: 1 LOB: 0 BB: 0 P: 13	R: 0 E: 0 K: 2 S: 13 H: 1 LOB: 1 BB: 0 P: 18	1B: 5 2B: 0 3B: 0 HR: 1 SF: 0 SAC: 0 DP: 1 HBP: 0						

BOTTOM

Cincinnati Reds @ Milwaukee Brewers

Miller Park, Milwaukee, WI

Thu Aug 15 2013, 7:11 PM - 9:54 PM CDT

Att. 36,076 - Partly Cloudy - 73 F

livebaseballscorecards.com

AB	30
R	1
H	6
RBI	1
BB	1
SO	13
LOB	10

PITCHER		IP	WLS	BF	H	R	ER	SO	BB	IBB	HBP	BLK	WP	HR	S	P	ERA	WHIP
52 Tony Cingrani, L ERA: 2.78	(1, 1)	6.1	W	23	4	1	1	9	1	0	0	0	0	1	66	95	1.42	0.789
63 Sam LeCure, R ERA: 2.7	(7, 1)	0.2	H	1	0	0	0	0	0	0	0	0	0	0	5	7	0.00	0.000
43 Manny Parra, L ERA: 3.41	(8, 1)	0.1	H	2	1	0	0	1	0	0	0	0	0	0	6	8	0.00	3.000
51 Jonathan Broxton, R ERA: 3.82	(8, 1)	0.2	H	1	0	0	0	1	0	0	0	0	0	0	3	5	0.00	0.000
54 Aroldis Chapman, L ERA: 2.74	(9, 1)	1.0	S	4	1	0	0	2	0	0	0	0	0	0	13	18	0.00	1.000

PITCHER		IP	WLS	BF	H	R	ER	SO	BB	IBB	HBP	BLK	WP	HR	S	P	ERA	WHIP

WP: 0 PA: 31
PB: 0
SB: 1
CS: 2

Batter	1	2	3	4	5	6	7	8	9	AB	R	H	RBI	BB	SO	LOB
17 Shin-Soo Choo, L (1, 8) OBP: 0.410, SLG: 0.446	C FF 89 B SI 90 C SL 79 B SL 82 X FF 87 2-2 G6-3	C SL 79 F FF 92 B FF 91 B SL 81 B SI 91 X FF 92 3-2 28 FC4 1B			F FF 92 F SI 91 F SL 80 B SL 81 X FF 90 1-2 28 HR 1B	F SI 90 F CU 69 F SL 83 X CU 67 0-2 F8		C FS 83 S FS 85 S FS 86 0-3 K		5	1	2	0	0	1	2
28 Chris Heisey, R (1, 7) OBP: 0.264, SLG: 0.387	C SI 89 F SI 90 B SL 80 B FF 90 F FF 91 X SL 79 2-2 L1	1 SAFE T FF 92 X SI 90 0-1 FC4 1-2f			C SI 91 1 SAFE B SI 92 X FF 91 1-1 1-H HR		F SL 83 S SL 85 B SL 85 F SL 84 X SI 89 1-2 32 FC6-4 19 S 21 1B 1B		X FF 95 0-0 G3	5	2	2	2	0	0	1
19 Joey Votto, L (1, 3) OBP: 0.433, SLG: 0.508	T FF 90 B SL 80 B FF 92 B SI 91 B FF 91 4-1 32 BB 4 1B 21 1B BB		C FF 90 S SL 81 C FF 90 0-3 K		X SL 80 0-0 F8		C SI 88 B FS 84 F SL 84 B FS 84 B SL 85 B SL 85 4-2 32 FC6-4 1-2 BB		F FF 96 B CU 78 B FF 95 S FF 96 F FF 97 B FF 97 F FF 97 F FF 97 F FF 97 3-2 X FF 96 G3	3	1	0	0	2	1	0
4 Brandon Phillips, R (1, 4) OBP: 0.310, SLG: 0.405	D SI 92 X CH 87 1-0 32 BB 21 1B 1-2 1B		F SL 79 B SL 80 X FF 91 1-1 F9		B CH 85 B CH 85 S SI 90 B SI 91 B SI 91 4-1 21 PO BB		B CU 72 B SL 83 S SL 82 X SL 83 2-1 F9		C FF 97 S CU 80 F FF 98 X FF 98 0-2 1B	4	1	2	0	1	0	2
32 Jay Bruce, L (1, 9) OBP: 0.326, SLG: 0.495	B SL 78 F FF 91 B SL 80 B FF 92 C FF 91 F SL 79 B SL 83 4-2 21 1B 1-2 2-3 BB		X FF 91 0-0 G1		F SL 80 B FF 91 S FF 90 F FF 92 1 SAFE C SL 80 1-3 K		X SI 88 0-0 FC6-4 21 1B 1-2f 2-3		X FF 96 0-0 G1-3	4	0	0	0	1	1	4
21 Todd Frazier, R (1, 5) OBP: 0.330, SLG: 0.397	F SL 78 B SI 92 B FF 92 F CH 86 X FF 92 2-2 1-3 2-H 3-H 1B			X SL 78 0-0 HR	C SI 88 1 SAFE 1 SAFE 0-1 PO 1-2	B FF 87 B SL 81 C SL 81 F SI 89 B SI 89 F SI 90 B SI 90 4-2 9 BB	B SL 83 X SI 87 1-0 39 FC5-4 1-2 3-H 1B			3	1	3	4	1	0	0
39 Devin Mesoraco, R (1, 2) OBP: 0.309, SLG: 0.391 43 Manny Parra, L (7, 1) OBP: 0.500, SLG: 0.500 60 J.J. Hoover, R (8, 1) 54 Aroldis Chapman, L (9, 1)	B FF 93 D CH 86 C SI 92 F SI 92 B SL 81 F SI 92 C CH 85 3-3 K			X SI 91 0-0 G6-3	F SI 90 1 SAFE B SI 89 1 SAFE C SI 88 S SL 84 1-3 K	X SL 82 0-0 FC5-4 1-2f			4 0 0 0	0 0 0 0	0 0 0 0	0 0 0 0	0 0 0 0	2 0 0 0	5 0 0 0
2 Zack Cozart, R (1, 6) OBP: 0.271, SLG: 0.365		F SI 90 C FF 90 X SL 80 0-2 P3		X SI 91 0-0 G5-3	F SI 89 X SL 80 0-1 P6			B SI 90 X SI 88 1-0 29 B1-6-3 1B		4	0	1	0	0	0	1
44 Mike Leake, R (1, 1) OBP: 0.189, SLG: 0.245 9 Jack Hannahan, L (6, PH) OBP: 0.320, SLG: 0.266 31 Alfredo Simon, R (6, 1) OBP: 0.143, SLG: 0.143 29 Ryan Hanigan, R (7, 2) OBP: 0.309, SLG: 0.279		S SI 91 F CH 85 S FF 91 0-3 K		B SI 91 B SI 90 B SI 88 C FF 90 C SI 90 F SI 91 S SI 90 3-3 K	S CU 67 C CU 68 B SI 91 B SL 83 B SI 91 B SL 83 4-2 1-2 BB			X SI 90 0-0 B1-6-3 1-2f		2 0 0 1	0 0 0 0	0 0 0 0	0 1 0 0	2 0 0 0	2 0 0 1	0 0 0 1
Inning Stats	R: 2 E: 0 K: 1 S: 19 H: 2 LOB: 2 BB: 2 P: 37	R: 0 E: 0 K: 1 S: 11 H: 1 LOB: 1 BB: 0 P: 14	R: 0 E: 0 K: 1 S: 6 H: 0 LOB: 0 BB: 0 P: 7	R: 1 E: 0 K: 1 S: 7 H: 1 LOB: 0 BB: 0 P: 10	R: 2 E: 0 K: 1 S: 13 H: 2 LOB: 0 BB: 1 P: 20	R: 0 E: 0 K: 1 S: 14 H: 0 LOB: 2 BB: 2 P: 23	R: 1 E: 0 K: 0 S: 11 H: 2 LOB: 2 BB: 1 P: 19	R: 0 E: 0 K: 1 S: 5 H: 1 LOB: 0 BB: 0 P: 6	R: 0 E: 0 K: 0 S: 13 H: 1 LOB: 1 BB: 0 P: 16	1B: 8 2B: 0 3B: 0 HR: 2	SF: 0 SAC: 0 DP: 1 HBP: 0					WP: 0 PB: 0 SB: 1 CS: 0	PA: 42	

PITCHER		IP	WLS	BF	H	R	ER	SO	BB	IBB	HBP	BLK	WP	HR	S	P	ERA	WHIP
32 Tom Gorzelanny, L ERA: 2.95	(1, 1)	4.2		23	6	5	5	5	3	0	0	0	0	2	55	87	9.64	1.929
48 Donovan Hand, R ERA: 3.83	(5, 1)	1.1		5	0	0	0	1	2	0	0	0	0	0	15	24	0.00	1.500
47 Rob Wooten, R ERA: 0.75	(7, 1)	1.0		6	2	1	1	0	1	0	0	0	0	0	11	19	9.00	3.000
31 Burke Badenhop, R ERA: 3.59	(8, 1)	1.0		3	1	0	0	1	0	0	0	0	0	0	5	6	0.00	1.000
59 John Axford, R ERA: 4.35	(9, 1)	1.0	W	4	1	0	0	0	0	0	0	0	0	0	13	16	0.00	1.000

PITCHER	IP	WLS	BF	H	R	ER	SO	BB	IBB	HBP	BLK	WP	HR	S	P	ERA	WHIP

TOP

Cincinnati Reds @ Milwaukee Brewers

Miller Park, Milwaukee, WI

Fri Aug 16 2013, 7:11 PM - 10:36 PM CDT

Att. 33,037 - Clear - 76 F

livebaseballscorecards.com

AB	35
R	6
H	10
RBI	6
BB	6
SO	7
LOB	16

BOTTOM

Cincinnati Reds @ Milwaukee Brewers

Miller Park, Milwaukee, WI

Fri Aug 16 2013, 7:11 PM - 10:36 PM CDT

Att. 33,037 - Clear - 76 F

livebaseballscorecards.com

Batter	1	2	3	4	5	6	7	8	9	AB	R	H	RBI	BB	SO	LOB
7 Norichika Aoki, L (1, 9) OBP: 0.335, SLG: 0.354	C SI 89 X SI 89 0-1 G6-3 ①		X KC 76 0-0 G6-3 ① C SI 89 F CH 85 F FC 88 B FC 88 F SI 91 S SI 91 1-3 K ②		D SI 95 C SI 95 C CU 76 X FS 86 1-2 L8 ②		X FF 94 0-0 P2 ③		5	0	0	0	0	1	1
9 Jean Segura, R (1, 6) OBP: 0.347, SLG: 0.462	B SI 90 B SI 91 X SI 90 2-0 G4-3 ②		B SI 89 X KC 78 1-0 20 1B 3B	C FC 89 X SI 91 0-1 G5-3 ③		B SI 95 B CU 80 C CU 78 C CU 79 F SI 96 X CU 80 2-2 20 S 2-H 1B			B FF 98 B FF 96 C FF 96 B FF 97 C FF 95 F FF 96 X FF 97 3-2 20 HR 1B	5	2	3	1	0	0	0
20 Jonathan Lucroy, R (1, 2) OBP: 0.337, SLG: 0.488	C SI 90 C SI 92 X FC 89 0-2 G1-3 ③		B SI 92 X SI 92 1-0 21 L7 16 1B 18 2B 3-H 1B		C KC 77 F SI 90 B CH 86 B KC 81 B CH 86 F FC 89 F FC 90 X FC 90 3-2 18 1B 2 1B 1B	B CU 80 C SI 95 F SI 95 X SI 92 1-2 L9 ③ 2-3			B FF 99 F FF 96 F FF 97 F FF 99 1 SAFE 1 SAFE F FF 99 F FF 99 X SL 88 1-2 1-H HR	5	2	3	3	0	0	1
16 Aramis Ramirez, R (1, 5) OBP: 0.348, SLG: 0.392		X SI 90 0-0 G6-3 ① B KC 80 B FC 89 B FC 89 C SI 90 X FC 90 3-1 18 2B 1-2 1B		C CH 86 S CH 84 D KC 82 X SI 87 1-2 L9 ①		B FC 88 F SI 94 B FC 91 X FC 91 2-1 G3-1 ①			4	1	1	0	0	0	1
21 Juan Francisco, L (1, 3) OBP: 0.316, SLG: 0.481 11 Sean Halton, R (7, PH) OBP: 0.234, SLG: 0.311 (8, 3)		X SI 90 0-0 HR C KC 78 B FC 88 F FC 88 F KC 80 F SL 81 X CH 86 1-2 L7 ② 2-3		B FC 89 S KC 80 B FC 88 F FC 89 B KC 80 S KC 81 3-3 K ②		S SL 82 S FS 86 B SL 85 B SL 86 B FS 85 F FF 94 B FF 93 4-2 BB			3 0	1 0	1 0	1 0	0 1	1 0	3 0
18 Khris Davis, R (1, 7) OBP: 0.344, SLG: 0.630		C KC 76 B SI 89 B KC 78 B CH 84 B FC 88 4-1 22 FC3-6 2 1B BB	X KC 79 0-0 1-H 3-H 2B	C CH 86 X KC 80 0-1 2 1B 1-2 1B		F SL 83 F FF 95 F FF 94 B FF 96 S FS 86 1-3 K ②			3	0	2	2	1	1	1
2 Scooter Gennett, L (1, 4) OBP: 0.350, SLG: 0.547		B SI 91 1 SAFE X SI 90 1-0 22 FC3-6 1-2 1B	B KC 78 B CH 85 B CH 85 B SI 90 4-0 BB	X KC 79 0-0 1-2 2-H 1B		B FF 94 X FF 94 1-0 F7 ③			3	0	2	0	1	0	1
22 Logan Schafer, L (1, 8) OBP: 0.275, SLG: 0.316		C KC 78 C SI 90 X FF 89 0-2 FC3-6 ② 1-2f 2-3	S KC 79 B CH 85 F FC 88 X SL 81 1-2 G4-3 ③			B SI 95 B SI 95 B SI 95 C SI 94 B SI 94 4-1 14 SH5-4 9 1B BB	B SL 80 B FF 93 F FF 93 X FF 92 2-1 F7 ①		3	1	0	0	1	0	4
32 Tom Gorzelanny, R (1, 1) OBP: 0.067, SLG: 0.067 48 Donovan Hand, R (5, 1) OBP: 0.182, SLG: 0.100 14 Jeff Bianchi, R (6, PH) OBP: 0.282, SLG: 0.290 47 Rob Wooten, R (7, 1) 31 Burke Badenhop, R (8, 1) 3 Yuniesky Betancourt, R (8, PH) OBP: 0.232, SLG: 0.364 59 John Axford, R (9, 1)		1 SAFE B SI 90 S SI 91 F FC 89 S KC 80 1-3 K ③		F SI 88 F KC 78 X KC 79 0-2 G6-3 ①		1 SAFE B CU 77 L FF 94 X SI 95 1-1 SH5-4 ① 1-2		B CU 74 B FF 94 F FF 93 F FF 94 S FF 94 2-3 K ②	2 0 0 0 0 1 0	0 0 0 0 0 0 0	0 0 0 0 0 0 0	0 0 0 0 0 0 0	0 0 0 0 0 1 0	1 0 0 0 0 0 0	2 0 0 0 0 0 0
Inning Stats	R: 0 E: 0 K: 0 S: 6 H: 0 LOB: 0 BB: 0 P: 8	R: 1 E: 0 K: 1 S: 10 H: 2 LOB: 2 BB: 1 P: 16	R: 3 E: 0 K: 0 S: 14 H: 4 LOB: 2 BB: 1 P: 25	R: 0 E: 0 K: 1 S: 10 H: 0 LOB: 0 BB: 0 P: 11	R: 0 E: 0 K: 1 S: 14 H: 3 LOB: 2 BB: 0 P: 21	R: 1 E: 0 K: 0 S: 13 H: 1 LOB: 1 BB: 1 P: 22	R: 0 E: 0 K: 1 S: 10 H: 0 LOB: 1 BB: 1 P: 18	R: 0 E: 0 K: 1 S: 6 H: 0 LOB: 0 BB: 0 P: 10	R: 2 E: 0 K: 0 S: 10 H: 2 LOB: 0 BB: 0 P: 14	1B: 8 2B: 1 3B: 1 HR: 2 SF: 0 SAC: 1 DP: 0 HBP: 0						

	AB	34
	R	7
	H	12
	RBI	7
	BB	4
	SO	5
	LOB	14

WP: 0 PB: 0 SB: 1 CS: 0 PA: 39

PITCHER		IP	WLS	BF	H	R	ER	SO	BB	IBB	HBP	BLK	WP	HR	S	P	ERA	WHIP
44 Mike Leake, R ERA: 3.01	(1, 1)	5.0		25	9	4	4	3	2	0	0	0	0	1	54	81	7.20	2.200
31 Alfredo Simon, R ERA: 3.02	(6, 1)	1.1	B	6	1	1	1	0	1	0	0	0	0	0	15	26	6.75	1.500
43 Manny Parra, L ERA: 3.31	(7, 1)	1.0	H	4	0	0	0	1	1	0	0	0	0	0	10	18	0.00	1.000
60 J.J. Hoover, R ERA: 2.77	(8, 1)	0.2	H	2	0	0	0	1	0	0	0	0	0	0	4	6	0.00	0.000
54 Aroldis Chapman, L ERA: 3.1	(9, 1)	0.0	L	2	2	2	2	0	0	0	0	0	0	1	10	14	∞	∞

PITCHER	IP	WLS	BF	H	R	ER	SO	BB	IBB	HBP	BLK	WP	HR	S	P	ERA	WHIP

Batter	1	2	3	4	5	6	7	8	9	AB	R	H	RBI	BB	SO	LOB
17 Shin-Soo Choo, L (1, 8) OBP: 0.409, SLG: 0.443	B FF 89 C FF 90 B SL 88 F FF 90 B SL 89 X FF 91 3-2 L5 ①			X CU 77 0-0 G6-3 ①		B CU 77 C SI 91 B SL 86 C SI 91 B CU 78 B SL 85 4-2 BB		X SI 93 0-0 G4-3 ③		3	0	0	0	1	0	0
21 Todd Frazier, R (1, 5) OBP: 0.327, SLG: 0.393	S FF 91 B SL 87 B SL 88 F FF 91 F SL 88 B SL 88 S SL 87 3-3 K ②			C SL 87 F SL 86 B SI 91 X SL 87 1-2 G5-3 ②		B SL 85 1 SAFE F FF 91 S SL 84 1 SAFE B SL 84 X SL 86 2-2 P3 ③			S FF 95 B FF 96 F SL 85 S SL 87 1-3 K ①	4	0	0	0	0	2	1
19 Joey Votto, L (1, 3) OBP: 0.432, SLG: 0.504	B FF 91 C SL 87 B SL 88 F SI 90 B SL 89 S SL 87 3-3 K ③			B CU 78 B SI 91 B SL 85 F SI 91 S SI 91 B FF 91 4-2 4 1B BB			C SI 89 X FF 91 0-1 L5 ①		F FF 96 B SL 86 B SI 97 F FF 96 F FF 97 B FF 97 F FF 96 S FF 97 3-3 K ②	3	0	0	0	1	2	0
4 Brandon Phillips, R (1, 4) OBP: 0.312, SLG: 0.406		X FF 90 0-0 G6-3 ①		X SI 91 0-0 32 3-6-4 1-2 1B			F CU 78 X FF 91 0-1 48 1B 32 1B 1B		L FF 96 F FF 96 B SL 87 S SL 86 1-3 K ③	4	0	2	0	0	1	0
32 Jay Bruce, L (1, 9) OBP: 0.326, SLG: 0.494		C FF 90 C CU 77 B SI 90 B SI 92 S SL 86 2-3 K ②		D CU 79 D SL 86 2-0 2-3-6-4 1-2 ③	C SL 87 B SI 90 X SL 87 1-1 F9 ①		X SI 92 0-0 48 1B 1-2 1B			3	0	1	0	0	1	0
48 Ryan Ludwick, R (1, 7) OBP: 0.294, SLG: 0.143		B SI 91 C SI 91 X FF 92 1-1 G3 ③			B SL 87 F SL 85 X FF 92 1-1 2 G1-6-3 1B		S SI 92 X SI 93 0-1 26 G4-6-3 1-2 2-3 1B			3	0	2	0	0	0	0
2 Zack Cozart, R (1, 6) OBP: 0.270, SLG: 0.364 26 Xavier Paul, L (7, PH) OBP: 0.326, SLG: 0.401 3 Cesar Izturis, S (7, 6) OBP: 0.237, SLG: 0.218			C SI 89 C CU 77 F SI 91 B FF 92 B SL 87 X FF 92 2-2 G6-3 ①		S CU 77 X SI 90 0-1 G1-6-3 ② ③ 1-2f		D SI 92 X SI 93 1-0 G4-6-3 ② ③ 1-2f			2 1 0	0 0 0	0 0 0	0 0 0	0 0 0	0 0 0	1 3 0
39 Devin Mesoraco, R (1, 2) OBP: 0.306, SLG: 0.386			X SI 92 0-0 G5-3 ②			C SL 86 B SI 90 B SL 87 B FF 90 X SI 89 3-1 L6 ①		C SI 93 B SI 93 F SI 94 S SI 94 1-3 K ①		3	0	0	0	0	1	0
55 Mat Latos, R (1, 1) OBP: 0.140, SLG: 0.161 9 Jack Hannahan, L (8, PH) OBP: 0.318, SLG: 0.264 Logan Ondrusek, R (8, 1)			B FF 90 B FF 91 X FF 90 2-0 F8 ③			B FF 90 X FF 90 1-0 F8 ②		B SI 92 F SI 93 X SI 92 1-1 G4-3 ②		2 1 0	0 0 0	0 0 0	0 0 0	0 0 0	0 0 0	0 0 0
Inning Stats	R: 0 E: 0 K: 2 S: 10 H: 0 LOB: 0 BB: 0 P: 19	R: 0 E: 0 K: 1 S: 6 H: 0 LOB: 0 BB: 0 P: 9	R: 0 E: 0 K: 0 S: 6 H: 0 LOB: 0 BB: 0 P: 10	R: 0 E: 0 K: 0 S: 7 H: 1 LOB: 2 BB: 1 P: 14	R: 0 E: 0 K: 0 S: 6 H: 1 LOB: 0 BB: 0 P: 8	R: 0 E: 0 K: 0 S: 8 H: 0 LOB: 1 BB: 1 P: 18	R: 0 E: 0 K: 0 S: 8 H: 3 LOB: 2 BB: 0 P: 9	R: 0 E: 0 K: 1 S: 6 H: 0 LOB: 0 BB: 0 P: 8	R: 0 E: 0 K: 3 S: 11 H: 0 LOB: 0 BB: 0 P: 16	1B: 5 2B: 0 3B: 0 HR: 0	SF: 0 SAC: 0 DP: 2 HBP: 0			WP: 0 PB: 0 SB: 0 CS: 0	PA: 31	

PITCHER		IP	WLS	BF	H	R	ER	SO	BB	IBB	HBP	BLK	WP	HR	S	P	ERA	WHIP
49 Yovani Gallardo, R ERA: 4.68	(1, 1)	6.1	W	23	3	0	0	3	2	0	0	0	0	0	47	82	0.00	0.789
53 Brandon Kintzler, R ERA: 2.38	(7, 1)	1.2	H	6	2	0	0	1	0	0	0	0	0	0	10	13	0.00	1.200
29 Jim Henderson, R ERA: 1.79	(9, 1)	1.0	S	3	0	0	0	3	0	0	0	0	0	0	11	16	0.00	0.000

PITCHER	IP	WLS	BF	H	R	ER	SO	BB	IBB	HBP	BLK	WP	HR	S	P	ERA	WHIP

TOP

Cincinnati Reds @ Milwaukee Brewers

Miller Park, Milwaukee, WI

Sat Aug 17 2013, 6:12 PM - 8:38 PM CDT

Att. 37,046 - Partly Cloudy - 74 F

livebaseballscorecards.com

AB	29
R	0
H	5
RBI	0
BB	2
SO	7
LOB	5

Batter	1	2	3	4	5	6	7	8	9	AB	R	H	RBI	BB	SO	LOB
7 Norichika Aoki, L (1, 9) OBP: 0.338, SLG: 0.356	B FF 93 X FF 92 1-0 ① F9		B SI 93 B SI 92 C FC 92 B FC 94 F SI 93 X SI 93 3-2 9 1B 1B		B CH 83 B SI 92 B FC 92 C FF 91 F FC 93 B SI 92 4-2 20 F9 9 SH2-3 BB		C CU 78 X SI 92 0-1 9 G4-3 1B			3	0	2	0	1	0	0
9 Jean Segura, R (1, 6) OBP: 0.347, SLG: 0.461	C FC 92 B SI 94 S SI 93 S SL 87 1-3 ② K		C SI 93 X SI 93 0-1 20 F9-3 1-2 1B		X FC 92 0-0 ① SH2-3 1-2		1 SAFE B FC 92 X CU 79 1-0 ②③ G4-3 1-2f			3	0	1	0	0	1	1
20 Jonathan Lucroy, R (1, 2) OBP: 0.334, SLG: 0.483	C FF 93 S FC 94 X SI 95 0-2 ③ G5-3		B CU 78 B SL 88 C FF 92 F FF 93 B FF 94 X FF 94 3-2 ②③ F9-3 1-1		B FC 93 B SL 86 X FC 93 2-0 ② F9 2-3			X FF 94 0-0 ① G5-3		4	0	0	0	0	0	3
16 Aramis Ramirez, R (1, 5) OBP: 0.346, SLG: 0.386		B FC 92 S SL 88 F SI 92 C SL 86 1-3 ① K		S SL 85 F FC 93 B SL 86 B SL 88 F SL 86 B SI 94 F FF 96 F SL 86 X SL 87 3-2 ① P4	B FC 94 C FC 94 B SI 93 S SL 88 H SI 93 3-2 HBP			C FF 96 X FC 92 0-1 ② P6		3	0	0	0	0	1	0
21 Juan Francisco, L (1, 3) OBP: 0.316, SLG: 0.476 29 Jim Henderson, L (9, 1)		B CU 80 B FF 93 B SI 94 B FC 93 4-0 18 BB BB		X FC 94 0-0 ② L9	F FF 93 B SL 87 F FC 94 S SL 86 1-3 ③ K			B CU 77 F FF 95 B FF 94 S SI 96 F SI 96 B CH 82 X SI 96 3-2 ③ F7		3 0	0 0	0 0	0 0	1 0	1 0	2 0
18 Khris Davis, R (1, 7) OBP: 0.359, SLG: 0.625		B FC 94 S SL 87 B SI 92 B SI 92 B FC 93 4-1 1-2 BB		B SI 95 B FC 95 F FC 94 F SI 93 F SL 87 F SL 88 X CU 80 2-2 2 1B 22 2B 1B		S SL 86 C FF 92 X FC 94 0-2 ① G3-1				2	1	1	0	1	0	0
2 Scooter Gennett, L (1, 4) OBP: 0.349, SLG: 0.538 53 Brandon Kintzler, R (7, 1) 3 Yuniesky Betancourt, R (9, 3) OBP: 0.232, SLG: 0.364		D SI 92 C SI 92 F SI 93 S SL 87 1-3 ② K		X FF 91 0-0 22 2B 1-2 1B		C CU 78 F FC 94 B SL 84 F SL 86 S SL 86 1-3 ② K				3 0 0	1 0 0	1 0 0	0 0 0	0 0 0	2 0 0	2 0 0
22 Logan Schafer, L (1, 8) OBP: 0.276, SLG: 0.321		C CU 77 X FC 94 0-1 ③ G6-3		B CU 78 X CU 78 1-0 1-H 2-H 2B		B SI 93 F SI 93 F FC 94 B SL 87 F SL 85 B CH 85 F SL 86 X SI 93 3-2 ③ F8				3	0	1	2	0	0	2
49 Yovani Gallardo, R (1, 1) OBP: 0.227, SLG: 0.409 14 Jeff Bianchi, R (7, 4) OBP: 0.281, SLG: 0.288			C FC 93 B FF 93 B SL 86 F FF 94 C FF 94 2-3 ① K	S FC 94 F FC 95 X SL 87 0-2 ③ G6-3			F FF 92 X SL 87 0-1 ① G4-3			2 1	0 0	0 0	0 0	0 0	1 0	1 0
Inning Stats	R: 0 E: 0 K: 1 S: 7 H: 0 LOB: 0 BB: 0 P: 9	R: 0 E: 0 K: 2 S: 9 H: 0 LOB: 2 BB: 2 P: 19	R: 0 E: 0 K: 1 S: 11 H: 2 LOB: 1 BB: 0 P: 19	R: 2 E: 0 K: 0 S: 17 H: 3 LOB: 1 BB: 0 P: 23	R: 0 E: 0 K: 1 S: 9 H: 0 LOB: 2 BB: 1 P: 19	R: 0 E: 0 K: 1 S: 12 H: 0 LOB: 0 BB: 0 P: 16	R: 0 E: 0 K: 0 S: 5 H: 1 LOB: 0 BB: 0 P: 6	R: 0 E: 0 K: 0 S: 7 H: 0 LOB: 0 BB: 0 P: 10		1B: 5 2B: 2 3B: 0 HR: 0 SF: 0 SAC: 1 DP: 2 HBP: 1					WP: 0 PB: 0 SB: 0 CS: 0 PA: 32	

PITCHER		IP	WLS	BF	H	R	ER	SO	BB	IBB	HBP	BLK	WP	HR	S	P	ERA	WHIP
55 Mat Latos, R ERA: 3.02	(1, 1)	7.0	L	29	6	2	2	6	3	0	1	0	0	0	70	111	2.57	1.286
Logan Ondrusek, R ERA: 4.46	(8, 1)	1.0		3	0	0	0	0	0	0	0	0	0	0	7	10	0.00	0.000

PITCHER	IP	WLS	BF	H	R	ER	SO	BB	IBB	HBP	BLK	WP	HR	S	P	ERA	WHIP

BOTTOM

Cincinnati Reds @ Milwaukee Brewers

Miller Park, Milwaukee, WI

Sat Aug 17 2013, 6:12 PM - 8:38 PM CDT

Att. 37,046 - Partly Cloudy - 74 F

livebaseballscorecards.com

AB	27
R	2
H	6
RBI	2
BB	3
SO	6
LOB	11

Batter	1	2	3	4	5	6	7	8	9	AB	R	H	RBI	BB	SO	LOB
17 Shin-Soo Choo, L (1, 8) OBP: 0.415, SLG: 0.445	F SI 93 B FF 94 S SI 95 X SI 96 1-2 19 1B 3 SH2-6-3 1B	B SL 82 C SL 82 B FF 94 S SI 95 F SL 86 B SL 86 B FF 95 4-2 19 PB 4 1B 1-2 2-3 BB		C SL 81 F CH 86 B FF 96 B SL 85 B CH 85 B FF 96 4-2 BB	C CU 78 B CH 84 B FF 93 D CU 78 B CH 82 4-1 19 BB 3 BB BB		C SL 80 B FS 84 X FS 83 1-1 3 G6-4-3 1B			2	1	2	0	3	0	0
3 Cesar Izturis, S (1, 6) OBP: 0.238, SLG: 0.212	X SI 94 0-0 ① SH2-6-3 1-2	X SI 95 0-0 ② L4		1 SAFE 1 SAFE F FF 94 B CH 85 F CH 85 S SL 80 1-3 ② K	S CH 81 B CH 84 B FF 92 B FF 91 B FF 91 4-1 19 BB 1-2 2-3 3-H BB		B SI 89 B SI 88 X SI 89 2-0 ②③ G6-4-3 1-2f			3	0	0	1	1	1	5
19 Joey Votto, L (1, 3) OBP: 0.434, SLG: 0.504 21 Todd Frazier, R (7, 5) OBP: 0.326, SLG: 0.392	B SI 95 X SI 94 1-0 4 G5-4-3 2-3 1B	B FF 94 B FF 92 B SL 81 I IN 48 4-0 4 E 4 1B 1-2 2-3 3-H IBB		1 SAFE C FF 95 1 SAFE B CH 84 D FF 95 1 SAFE B SL 82 C SI 93 C SI 95 3-3 ③ K	C CU 77 B CU 79 B FF 92 B FF 92 D FF 91 4-1 1-2 2-3 3-H BB			B SL 80 X SI 89 1-0 ① G5-3		2 1	0 0	1 0	1 0	2 0	1 0	1 0
4 Brandon Phillips, R (1, 4) OBP: 0.313, SLG: 0.404	B SL 81 B SI 94 F SI 94 B FF 94 X SI 94 3-1 ②③ G5-4-3 1-2f	D SL 83 X FF 95 1-0 E7 1-3 2-H 3-H 1B			B SI 90 I 4-0 B FF 92 B FF 92 B CH 88 32 PS 32 WP 28 1B BB 1-0 ③ F7			C SI 89 B SI 90 X SI 89 1-1 ② G4-3		4	1	1	2	1	0	5
32 Jay Bruce, L (1, 9) OBP: 0.325, SLG: 0.491	B SL 81 5-1 C SI 92 X SI 92 9 1B 28 1B 29 1B 1B C CH 84 B FF 84 B CH 85 B CH 85 X CH 85 3-1 ③ P5				D SL 78 T CH 81 S CH 84 B CH 84 1 SAFE B SL 82 X CH 82 3-2 ① F9 1-3	B CU 75 C FF 90 C FF 92 B FF 91 C FF 91 2-3 ① K		B SL 81 S SI 89 C SI 89 B FS 84 F FS 83 B SI 88 F FS 82 X SL 80 3-2 ③ P4		5	1	1	0	0	1	3
28 Chris Heisey, R (1, 7) OBP: 0.267, SLG: 0.387	T FF 95 S FF 94 D SL 85 X SL 83 1-2 9 1B 29 1B 1-2 1B	F FF 91 B FF 93 F CH 83 F CH 84 F FF 95 F SL 83 X SI 94 1-2 ① G5-3			X SI 94 0-0 9 BB 29 1B 3-H 1B	B FF 92 F FF 91 F FF 92 X CH 83 1-2 ② P4			B FF 90 S FF 89 X CH 83 1-1 ① F8	5	2	2	1	0	0	0
9 Jack Hannahan, L (1, 5) OBP: 0.328, SLG: 0.265 (7, 3)	X SI 95 0-0 17 BB 29 1B 19 PB 1-2 2-3 1B	C SL 80 F SL 83 S FF 94 0-3 ② K			C FF 92 B CU 79 F FF 92 B FF 93 1 SAFE F FF 92 B FF 94 B FF 92 4-2 34 SH1-3 29 1B 3 BB 1-2 BB	B FF 91 B FF 90 F FF 90 C FF 91 B FF 90 B FF 89 4-2 BB			B FF 92 C FF 91 S SL 81 S FF 91 1-3 ② K	3	2	1	0	2	2	0
29 Ryan Hanigan, R (1, 2) OBP: 0.312, SLG: 0.283	B SI 95 C SI 94 F SI 95 B SI 96 F SI 96 F FF 96 X SI 95 2-2 19 PB 17 BB 4 1B 1-2 2-H 3-H 1B	B FF 94 C FF 93 B CH 83 C FF 95 C FF 95 2-3 ③ K			B FF 94 C FF 93 C FF 93 D CU 80 X FF 94 2-2 3 BB 34 SH1-3 19 BB 1-2 2-H 1B	X FF 91 0-0 ③ L8			C FF 91 C CH 83 B FF 92 X SL 83 1-2 ③ L6	5	2	2	3	0	1	1
34 Homer Bailey, R (1, 1) OBP: 0.174, SLG: 0.159 31 Alfredo Simon, R (9, 1) OBP: 0.143, SLG: 0.143	X SI 93 0-0 ① B2			C FF 93 S FF 95 B SL 81 X FF 96 1-2 ① L3	C FF 91 X FF 93 0-1 ② SH1-3 1-2 2-3		C SI 88 B SI 90 X SI 89 1-1 ① G2-3			3 0	0 0	0 0	0 0	0 0	0 0	2 0
Inning Stats	R: 0 E: 0 K: 0 S: 7 H: 2 LOB: 1 BB: 0 P: 12	R: 5 E: 1 K: 0 S: 19 H: 5 LOB: 2 BB: 2 P: 35	R: 0 E: 0 K: 2 S: 12 H: 0 LOB: 0 BB: 0 P: 15	R: 0 E: 0 K: 2 S: 11 H: 0 LOB: 1 BB: 1 P: 20	R: 4 E: 0 K: 0 S: 16 H: 2 LOB: 3 BB: 5 P: 42	R: 0 E: 0 K: 1 S: 9 H: 0 LOB: 1 BB: 1 P: 16	R: 0 E: 0 K: 0 S: 5 H: 1 LOB: 0 BB: 0 P: 9	R: 0 E: 0 K: 0 S: 8 H: 0 LOB: 0 BB: 0 P: 13	R: 0 E: 0 K: 1 S: 8 H: 0 LOB: 0 BB: 0 P: 11	1B: 10 2B: 0 3B: 0 HR: 0 SF: 0 SAC: 2 DP: 2 HBP: 0						

PITCHER		IP	WLS	BF	H	R	ER	SO	BB	IBB	HBP	BLK	WP	HR	S	P	ERA	WHIP
60 Wily Peralta, R ERA: 4.6	(1, 1)	4.1	L	24	8	7	7	4	3	1	0	0	1	0	53	93	14.54	2.538
63 Tyler Thornburg, R ERA: 2.08	(5, 1)	1.2		11	1	2	2	1	5	0	0	0	0	0	21	47	10.80	3.600
31 Burke Badenhop, R ERA: 3.46	(7, 1)	2.0		6	1	0	0	0	0	0	0	0	0	0	13	22	0.00	0.500
51 Michael Gonzalez, L ERA: 4.15	(9, 1)	1.0		3	0	0	0	1	0	0	0	0	0	0	8	11	0.00	0.000

PITCHER	IP	WLS	BF	H	R	ER	SO	BB	IBB	HBP	BLK	WP	HR	S	P	ERA	WHIP

TOP

Cincinnati Reds @ Milwaukee Brewers

Miller Park, Milwaukee, WI

Sun Aug 18 2013, 1:11 PM - 4:09 PM CDT
Att. 34,175 - Partly Cloudy - 74 F

livebaseballscorecards.com

AB	33
R	9
H	10
RBI	8
BB	9
SO	6
LOB	17

PA: 44
WP: 1
PB: 1
SB: 0
CS: 0

BOTTOM

Cincinnati Reds @ Milwaukee Brewers

Miller Park, Milwaukee, WI

Sun Aug 18 2013, 1:11 PM - 4:09 PM CDT

Att. 34,175 - Partly Cloudy - 74 F

livebaseballscorecards.com

Batter	1	2	3	4	5	6	7	8	9	AB	R	H	RBI	BB	SO	LOB
7 Norichika Aoki, L (1, 9) OBP: 0.336, SLG: 0.354	C FF 93 X KC 80 0-1 F9 ①		C KC 79 S CH 86 F FF 94 F KC 79 B SI 96 B FF 95 X CH 86 2-2 G4-3 ③			B CH 86 F CH 86 X CH 87 1-1 G3 ②		C FF 94 X FF 94 0-1 F9 ③		3	0	0	0	0	0	0
31 Burke Badenhop, R (7, 1)										0	0	0	0	0	0	0
20 Jonathan Lucroy, R (8, PH) OBP: 0.333, SLG: 0.482										1	0	0	0	0	0	0
51 Michael Gonzalez, R (9, 1)										0	0	0	0	0	0	0
22 Logan Schafer, L (1, 8) OBP: 0.275, SLG: 0.319	C KC 78 B CH 86 F KC 79 F SI 95 X FF 94 1-2 G4-3 ②			B CH 85 C SL 87 B CH 85 C SI 94 T CH 85 2-2 K ①		B KC 79 F SI 94 F CH 84 F FF 94 B CH 85 X SI 96 2-2 G3 ③			C FC 88 C CU 78 X FC 89 0-2 14 G6-4-3 1B	4	0	1	0	0	1	0
9 Jean Segura, R (1, 6) OBP: 0.344, SLG: 0.458	C SI 94 B SL 89 B SI 94 X SL 88 2-1 P4 ③			B CH 86 F SL 88 B KC 78 F SL 87 B SI 94 F SI 95 F SL 87 F SI 95 X SL 89 3-2 L8 ②			C SL 86 F SL 84 F SI 96 B SI 94 S SL 88 1-3 K ①		S FF 93 X FC 89 0-1 G6-4-3 ①② 1-2f	3	0	0	0	0	1	0
14 Jeff Bianchi, R (8, 5) OBP: 0.279, SLG: 0.287										1	0	0	0	0	0	1
21 Juan Francisco, L (1, 3) OBP: 0.312, SLG: 0.469		B KC 77 B SI 93 S KC 78 C FF 94 B FF 95 S KC 78 3-3 K ①		B SI 95 T KC 79 F SI 95 S FF 95 1-3 K ③			F KC 81 B KC 80 B KC 80 C KC 79 C SI 95 2-3 K ②		F CU 79 S SI 94 F CU 74 C FS 86 0-3 K ③	4	0	0	0	0	4	0
18 Khris Davis, R (1, 7) OBP: 0.373, SLG: 0.678		X SL 88 0-0 L7 ②			C FF 92 X KC 77 0-1 HR		B SI 95 C SL 88 S FF 95 X SI 96 1-2 2 BB 1B			3	1	2	1	0	0	0
2 Scooter Gennett, L (1, 4) OBP: 0.360, SLG: 0.550		C SI 95 F SI 94 X SL 86 0-2 2B			X SL 89 0-0 G6-3 ①		B SI 94 B SI 94 C KC 79 F FF 94 B SI 94 B SI 96 4-2 1-2 BB			2	0	1	0	1	0	0
3 Yuniesky Betancourt, R (1, 5) OBP: 0.230, SLG: 0.361 (8, 6)		F SI 94 F SI 95 F SI 95 B SI 96 S KC 79 1-3 K ③			C SI 94 S SI 93 B KC 79 X KC 80 1-2 F7 ②		X SI 95 0-0 G4-3 ③			3	0	0	0	0	1	3
12 Martín Maldonado, R (1, 2) OBP: 0.234, SLG: 0.295			X FF 92 0-0 F9 ①		C SI 95 X SI 95 0-1 G4-3 ③			F FF 94 F SI 94 B SL 88 B FF 95 F FF 95 B SI 96 X SL 90 3-2 F8 ①		3	0	0	0	0	0	0
60 Wily Peralta, R (1, 1) OBP: 0.175, SLG: 0.154			C KC 77 B SL 88 B KC 78 S SI 95 F SL 87 S KC 79 2-3 K ②			B SI 93 B KC 78 S FF 95 C FF 94 F FF 95 C SI 96 2-3 K ①		F FF 96 B SI 94 B SI 95 S SL 88 B SL 88 F FF 96 X FF 94 3-2 P4 ②		1	0	0	0	0	1	0
63 Tyler Thornburg, R (5, 1)										0	0	0	0	0	0	0
11 Sean Halton, R (6, PH) OBP: 0.224, SLG: 0.298 (7, 9)										2	0	0	0	0	1	0
Inning Stats	R: 0 E: 0 K: 0 S: 8 H: 0 LOB: 0 BB: 0 P: 11	R: 0 E: 0 K: 2 S: 11 H: 1 LOB: 1 BB: 0 P: 15	R: 0 E: 0 K: 1 S: 10 H: 0 LOB: 0 BB: 0 P: 14	R: 0 E: 0 K: 2 S: 12 H: 0 LOB: 0 BB: 0 P: 18	R: 1 E: 0 K: 0 S: 8 H: 1 LOB: 0 BB: 0 P: 9	R: 0 E: 0 K: 1 S: 10 H: 0 LOB: 0 BB: 0 P: 15	R: 0 E: 0 K: 2 S: 13 H: 1 LOB: 2 BB: 1 P: 21	R: 0 E: 0 K: 0 S: 10 H: 0 LOB: 0 BB: 0 P: 16	R: 0 E: 0 K: 1 S: 9 H: 1 LOB: 0 BB: 0 P: 9	1B: 2 2B: 1 3B: 0 HR: 1 SF: 0 SAC: 0 DP: 1 HBP: 0						

	AB	30
	R	1
	H	4
	RBI	1
	BB	1
	SO	9
	LOB	4

WP: 0 PA: 31
PB: 0
SB: 0
CS: 0

PITCHER		IP	WLS	BF	H	R	ER	SO	BB	IBB	HBP	BLK	WP	HR	S	P	ERA	WHIP
34 Homer Bailey, R ERA: 3.68	(1, 1)	8.0	W	28	3	1	1	8	1	0	0	0	0	1	82	119	1.12	0.500
31 Alfredo Simon, R ERA: 2.97	(9, 1)	1.0		3	1	0	0	1	0	0	0	0	0	0	9	9	0.00	1.000

PITCHER	IP	WLS	BF	H	R	ER	SO	BB	IBB	HBP	BLK	WP	HR	S	P	ERA	WHIP

Batter	1	2	3	4	5	6	7	8	9	AB	R	H	RBI	BB	SO	LOB
13 Matt Carpenter, L (1, 5) OBP: 0.383, SLG: 0.474	B FF 89 C FF 89 B CU 78 F CH 78 F FF 91 F CU 78 C FF 90 2-3 ① K		B FF 89 F FF 90 F FF 89 B CU 80 B CU 78 F CU 78 B FF 90 4-2 3 G4-3 BB		B FF 89 C CU 76 B FF 89 F FF 89 B FF 90 F FF 90 X FF 90 3-2 ② F7		C SI 89 S SL 85 F FS 84 X SL 85 0-2 ① F8	X SI 92 0-0 3 1B 23 2B 1-2 3-H 1B		4	1	1	1	1	1	0
3 Carlos Beltrán, S (1, 9) OBP: 0.340, SLG: 0.515	C FF 90 B FF 89 B FF 89 X CH 78 2-1 HR		1 SAFE C CU 77 X CU 77 0-1 ② G4-3 1-2		X CU 78 0-0 1B		B SI 89 C SL 85 X SL 85 1-1 ② P3	B SI 92 F SI 92 X SI 92 1-1 23 2B 1-2 2-3 1B		5	1	3	1	0	0	1
7 Matt Holliday, R (1, 7) OBP: 0.368, SLG: 0.455 52 Michael Wacha, R (7, 1) OBP: 0.111, SLG: 0.111 23 David Freese, R (8, PH) OBP: 0.345, SLG: 0.385 46 Kevin Siegrist, L (8, 1) 44 Edward Mujica, R (9, 1)	S FF 88 S FF 89 X FF 90 0-2 ② F8		C FF 90 X FF 89 0-1 ③ P6		F FF 89 1 SAFE S FF 88 X FF 88 0-2 ③ F8		B FF 90 C SL 84 F FF 88 B SL 85 B SI 89 X SL 85 3-2 2B	X SL 81 0-0 1-3 2-H 3-H 2B		4 0 1 0 0	0 0 0 0 0	1 0 1 0 0	0 0 2 0 0	0 0 0 0 0	0 0 0 0 0	2 0 0 0 0
21 Allen Craig, R (1, 3) OBP: 0.365, SLG: 0.446 (8, 7)	B FF 89 B FF 90 F FF 89 X FF 90 2-1 ③ G3			C CU 77 X FF 88 0-1 4 2B 1B		B CU 79 F CH 77 F CH 78 X FF 89 1-2 ① F8	B SL 84 C SL 83 X FS 84 1-1 ③ G5-3	C SI 89 X SI 89 0-1 ③ G2-3		5	1	1	0	0	0	3
4 Yadier Molina, R (1, 2) OBP: 0.377, SLG: 0.495		B CU 78 X FF 89 1-0 19 FC3-6 1B		S CU 79 D CU 79 F FF 89 B FF 88 D CU 78 1 SAFE 1 SAFE X FF 88 3-2 19 G3 1-H 2B		B CU 79 X CU 77 1-0 19 HR 1B		C SI 93 B SI 93 F SI 93 F SI 94 B SI 95 F SI 94 F SI 95 X SI 94 2-2 19 G3-6-1 1B	C SL 80 B SI 89 B SI 90 F SI 90 B SI 90 F SI 90 X SI 89 3-2 ① G1-3	5	1	4	1	0	0	0
19 Jon Jay, L (1, 8) OBP: 0.346, SLG: 0.382		D CU 78 S CU 78 B FF 89 F FF 88 X CU 76 2-2 ① FC3-6 16 FC6-4 1-2f		X CU 78 0-0 ① G3 2-3		C FF 88 F CU 78 B FF 88 B FF 90 X CU 77 2-2 1-H HR		C SI 92 B SI 93 B SI 93 F SI 93 F SI 94 F SI 92 X SI 89 2-2 ① ② G3-6-1 1-2f	B SI 90 B FS 83 B SI 90 B SI 90 4-0 16 FC4 BB	4	1	1	2	1	0	3
16 Kolten Wong, L (1, 4) OBP: 0.154, SLG: 0.154		X FF 88 0-0 ② FC6-4 1-2f		S CH 78 S CH 77 S CH 76 0-3 ② K		B CH 78 X FF 89 1-0 38 S 1B		B SI 92 F SI 92 X SI 93 1-1 33 1B 1B	X SI 89 0-0 ② FC4 33 S 1-2f	5	1	2	0	0	1	3
38 Pete Kozma, R (1, 6) OBP: 0.271, SLG: 0.279 33 Daniel Descalso, L (8, PH) OBP: 0.311, SLG: 0.403 (8, 6)		D FF 90 1 SAFE B CU 77 X FF 89 2-0 ③ F8		B CU 78 C CU 77 S FF 89 F FF 90 X CU 79 1-2 ③ G6-3		1 SAFE B CU 76 X FF 88 1-0 ② L9 1-2		1 SAFE 1 SAFE S FF 92 1 SAFE 1 SAFE B SI 92 B SI 92 1 SAFE X SI 92 2-1 1B 13 1B 1-2 1B	C SI 88 B FS 83 D FS 82 C SI 88 B SL 80 F SL 80 X SI 89 3-2 ③ G4-3 1-2	3 2	0 1	0 1	0 0	0 0	0 0	3 1
40 Shelby Miller, R (1, 1) OBP: 0.119, SLG: 0.195 43 Seth Maness, R (6, 1) OBP: 0.200, SLG: 0.200 43 Shane Robinson, R (7, 7) OBP: 0.379, SLG: 0.366 Matt Adams, L (8, PH) OBP: 0.340, SLG: 0.479 (8, 3)			C FF 88 B FF 89 S FF 89 B FF 89 S FF 89 2-3 ① K		B FF 88 S FF 88 B FF 89 F FF 88 S FF 90 2-3 ① K	B FF 88 X FF 88 1-0 ③ F9		C CH 87 B SI 92 S SI 92 F SI 93 X CH 88 1-2 3 1B 13 1B 23 2B 1-3 2-H 1B		3 0 0 1	0 0 0 1	0 0 0 1	0 0 0 1	2 0 0 0	0 0 0 0	1 0 0 0

Inning Stats	1	2	3	4	5	6	7	8	9
	R: 1 E: 0 K: 1 S: 12	H: 1 LOB: 0 BB: 0 P: 18	R: 0 E: 0 K: 0 S: 6	H: 1 LOB: 1 BB: 0 P: 11	R: 0 E: 0 K: 1 S: 10	H: 0 LOB: 1 BB: 1 P: 16	R: 1 E: 0 K: 1 S: 13	H: 2 LOB: 1 BB: 0 P: 17	R: 0 E: 0 K: 1 S: 11	H: 1 LOB: 0 BB: 1 P: 16	R: 2 E: 0 K: 0 S: 10	H: 3 LOB: 1 BB: 0 P: 17	R: 0 E: 0 K: 0 S: 11	H: 1 LOB: 0 BB: 0 P: 16	R: 4 E: 0 K: 0 S: 25	H: 7 LOB: 2 BB: 0 P: 34	R: 0 E: 0 K: 0 S: 9	H: 0 LOB: 1 BB: 1 P: 19

1B: 11	SF: 0
2B: 3	SAC: 0
3B: 0	DP: 1
HR: 2	HBP: 0

WP: 0	PA: 44
PB: 0	
SB: 2	
CS: 0	

PITCHER		IP	WLS	BF	H	R	ER	SO	BB	IBB	HBP	BLK	WP	HR	S	P	ERA	WHIP
41 Marco Estrada, R ERA: 4.8	(1, 1)	6.0		27	8	4	4	4	1	0	0	0	0	2	62	95	6.00	1.500
47 Rob Wooten, R ERA: 0.69	(7, 1)	1.0		4	1	0	0	0	0	0	0	0	0	0	11	16	0.00	1.000
53 Brandon Kintzler, R ERA: 2.98	(8, 1)	0.2	L	7	6	4	4	0	0	0	0	0	0	0	22	31	54.00	9.000
31 Burke Badenhop, R ERA: 3.38	(8, 1)	1.1		6	1	0	0	0	1	0	0	0	0	0	12	22	0.00	1.500

PITCHER	IP	WLS	BF	H	R	ER	SO	BB	IBB	HBP	BLK	WP	HR	S	P	ERA	WHIP

TOP

St. Louis Cardinals @ Milwaukee Brewers

Miller Park, Milwaukee, WI

Mon Aug 19 2013, 7:13 PM - 10:37 PM CDT

Att. 32,972 - Overcast - 79 F

livebaseballscorecards.com

AB	42
R	8
H	16
RBI	8
BB	2
SO	4
LOB	17

Batter	1	2	3	4	5	6	7	8	9	AB	R	H	RBI	BB	SO	LOB
7 Norichika Aoki, L (1, 9) OBP: 0.337, SLG: 0.361	C FF 94 B CH 84 X CU 79 1-1 ① G4-3		B CH 83 B CH 86 X FF 92 2-0 20 1B 1-2 1B		B CH 83 X FF 93 1-0 HR	B SI 90 B CH 84 C CH 84 X SI 91 2-1 ③ G5-3		X FF 95 0-0 ② L7		5	1	2	1	0	0	2
9 Jean Segura, R (1, 6) OBP: 0.343, SLG: 0.456	C FF 94 F CU 80 X FC 89 0-2 ② G4-3		B FC 90 F FF 95 X FF 93 1-1 ① F8 2-3		C FF 93 B FC 91 C CU 79 F FF 94 B FC 91 S CU 79 2-3 ① K		C FF 94 B FF 95 X FF 94 1-1 E1 20 1B 1B	B FF 95 B FF 94 X FF 93 2-0 ③ L7		5	1	1	0	0	1	2
20 Jonathan Lucroy, R (1, 2) OBP: 0.339, SLG: 0.485	B FF 94 C FF 94 B FC 89 C FF 94 F FC 92 X CU 79 2-2 16 BB 1B		C FF 91 F CU 83 X FF 94 0-2 1-2 3-H 1B		B CU 81 B FC 92 C CU 79 F CH 85 F FF 94 F FC 92 B FC 93 B CH 87 4-2 BB		B FF 95 D FF 94 C FF 94 X FF 95 2-1 2-H 16 HR 1B		X FF 90 0-0 ① P2	4	1	3	2	1	0	0
16 Aramis Ramirez, R (1, 5) OBP: 0.348, SLG: 0.398	B FF 94 C FF 94 B FF 95 B FF 96 B FF 95 4-1 1-2 BB		B CU 80 X CU 80 1-0 ② F3		C FF 94 B FF 95 C FF 94 B FC 93 S FF 92 2-3 ② K		C FF 95 B FF 96 B FF 95 B CH 85 X FF 94 3-1 1-H HR		B FF 90 X FF 90 1-0 ② F9	4	1	1	2	1	1	3
21 Juan Francisco, L (1, 3) OBP: 0.308, SLG: 0.463 53 Brandon Kintzler, R (8, 1) 31 Burke Badenhop, R (8, 1) 14 Jeff Bianchi, R (9, PH) OBP: 0.283, SLG: 0.291	S FF 95 B FF 95 S CU 82 S FF 95 1-3 ③ K		B CH 87 C CU 80 S FF 95 T FF 96 1-2 ③ K		S FF 95 B FF 94 S FF 95 S FF 96 1-3 ③ K		C CH 86 B CH 88 B FF 95 S FF 93 S FF 95 2-3 ① K		S FF 90 S FF 90 B FF 89 F FS 84 F FF 90 F FF 90 X FS 84 1-2 18 2B 1B	4 0 0 1	0 0 0 0	0 0 0 1	0 0 0 0	0 0 0 0	4 0 0 0	5 0 0 0
18 Khris Davis, R (1, 7) OBP: 0.375, SLG: 0.667		F CU 78 S FF 93 B FF 95 F FF 95 X FF 93 1-2 ① G6-3		S CH 84 C CH 84 S FF 94 0-3 ① K		H CH 82 1-0 2 SH5-3 HBP	F FF 95 F FF 94 F CH 86 B CH 85 B CH 86 B CH 86 X CH 86 3-2 ② G1-3		C FF 90 X FF 90 0-1 1-3 2B	4	0	1	0	0	1	0
2 Scooter Gennett, L (1, 4) OBP: 0.367, SLG: 0.548		B CU 79 C CU 78 X CH 85 1-1 ② F8		F FF 93 F FF 94 F FF 94 X FF 94 0-2 1B		X FF 93 0-0 ① SH5-3 1-2	F FF 94 X CH 86 0-1 1B		S FS 86 S FS 87 F FS 86 F FS 86 F FS 86 X FS 86 0-2 ③ G3	4	0	2	0	0	0	2
22 Logan Schafer, L (1, 8) OBP: 0.275, SLG: 0.315		C FF 93 C FF 93 F FF 95 S FF 95 0-3 ③ K		X FF 93 0-0 ② P5		S FF 95 B FF 95 F FF 95 F FF 94 D CU 78 D CU 79 F CH 85 F FF 95 B FF 94 4-2 BB	F FF 93 D CH 86 C CH 84 X CH 86 1-2 ③ G4-3			3	0	0	0	1	1	2
41 Marco Estrada, R (1, 1) OBP: 0.273, SLG: 0.286 11 Sean Halton, R (6, PH) OBP: 0.220, SLG: 0.292 47 Rob Wooten, R (7, 1) 3 Yuniesky Betancourt, R (8, 3) OBP: 0.230, SLG: 0.360			B FF 91 B FF 92 B FF 91 C FF 91 B FF 91 4-1 9 F8 7 1B 20 1B BB	B FF 93 F FF 93 C FF 94 S FF 94 1-3 ③ K		F SI 90 B SI 91 F SI 89 B FF 91 X FF 91 2-2 ② L8		C FF 92 S FF 93 F FF 94 S FF 94 0-3 ① K	1 1 0 1	1 0 0 0	0 0 0 0	0 0 0 0	1 0 0 0	1 0 0 0	1 2 0 0
Inning Stats	R: 0 E: 0 K: 1 S: 13 H: 1 LOB: 2 BB: 1 P: 21	R: 0 E: 0 K: 1 S: 10 H: 0 LOB: 0 BB: 0 P: 12	R: 1 E: 0 K: 1 S: 11 H: 2 LOB: 2 BB: 1 P: 20	R: 0 E: 0 K: 2 S: 11 H: 1 LOB: 1 BB: 0 P: 12	R: 1 E: 0 K: 3 S: 15 H: 1 LOB: 1 BB: 1 P: 25	R: 0 E: 0 K: 0 S: 11 H: 0 LOB: 2 BB: 1 P: 20	R: 3 E: 1 K: 1 S: 18 H: 4 LOB: 1 BB: 0 P: 30	R: 0 E: 0 K: 1 S: 6 H: 0 LOB: 0 BB: 0 P: 8	R: 0 E: 0 K: 0 S: 16 H: 2 LOB: 2 BB: 0 P: 18	1B: 8 2B: 1 3B: 0 HR: 2 SF: 0 SAC: 1 DP: 0 HBP: 1						

PITCHER		IP	WLS	BF	H	R	ER	SO	BB	IBB	HBP	BLK	WP	HR	S	P	ERA	WHIP
40 Shelby Miller, R ERA: 2.98	(1, 1)	5.1		26	5	2	2	8	4	0	1	0	0	1	66	101	3.38	1.688
43 Seth Maness, R ERA: 2.09	(6, 1)	0.2	H	2	0	0	0	0	0	0	0	0	0	0	5	9	0.00	0.000
52 Michael Wacha, R ERA: 4.73	(7, 1)	1.0	W	7	4	3	3	1	0	0	0	0	0	1	18	30	27.00	4.000
46 Kevin Siegrist, L ERA: 0.71	(8, 1)	1.0	H	3	0	0	0	1	0	0	0	0	0	0	6	8	0.00	0.000
44 Edward Mujica, R ERA: 1.65	(9, 1)	1.0	S	5	2	0	0	0	0	0	0	0	0	0	16	18	0.00	2.000

PITCHER	IP	WLS	BF	H	R	ER	SO	BB	IBB	HBP	BLK	WP	HR	S	P	ERA	WHIP

BOTTOM

St. Louis Cardinals @ Milwaukee Brewers

Miller Park, Milwaukee, WI

Mon Aug 19 2013, 7:13 PM - 10:37 PM CDT

Att. 32,972 - Overcast - 79 F

livebaseballscorecards.com

AB	37
R	5
H	11
RBI	5
BB	4
SO	10
LOB	19

Batter	1	2	3	4	5	6	7	8	9	AB	R	H	RBI	BB	SO	LOB
19 Jon Jay, L (1, 8) OBP: 0.344, SLG: 0.379	F SI 88 C SL 85 H SL 86 1-2 16 G6-4-3 HBP		C CU 74 B SI 88 X SL 85 1-1 ② G1-3		B SL 85 C SI 90 X SL 85 1-1 ② G4-3		B FF 97 F FF 95 F FF 96 B CU 80 X CU 79 2-2 ② G3-1		C FF 95 B FF 94 S FF 95 C FF 97 1-3 ② K	4	0	0	0	0	1	1
16 Kolten Wong, L (1, 4) OBP: 0.278, SLG: 0.333	B SI 89 B SI 88 F SI 90 1 SAFE X SI 90 2-1 ①② G6-4-3 1-2f		C CH 81 B SI 89 B SI 88 F CH 80 X SL 85 2-2 1B		B SI 91 X CH 82 1-0 7 S 1B		X FF 95 0-0 2B		B FF 95 X FF 96 1-0 ③ L1-3 1-2	5	0	3	0	0	0	2
7 Matt Holliday, R (1, 7) OBP: 0.367, SLG: 0.452	B SI 91 F SL 86 S SI 90 X SI 91 1-2 ③ F9		C SI 90 F SI 89 1 SAFE X SI 90 0-2 ③ F9		B SI 90 S SI 90 F SI 90 1 SAFE D SL 85 B SI 90 B SI 90 4-2 1-2 BB		B FF 96 X FF 97 1-0 ③ L9			3	0	0	0	1	0	2
3 Carlos Beltrán, S (1, 9) OBP: 0.341, SLG: 0.517		B SI 90 F CU 75 F CU 75 B SI 92 C SL 86 2-3 ① K		B FF 88 F SL 85 X CU 74 1-1 4 HR 1B	F SL 85 B SI 89 B SI 90 C SL 85 X SI 90 2-2 ③ F9			C SL 83 X SI 92 0-1 2B		4	1	2	0	0	1	2
4 Yadier Molina, R (1, 2) OBP: 0.378, SLG: 0.505		B SI 90 B SI 90 C SI 90 S SL 85 B SI 90 F SL 85 X SI 91 3-2 1B 2B		B CU 74 B SL 84 F SL 85 X SI 89 2-1 1-H HR		B CU 73 B SI 87 C SL 84 B SL 84 F SI 88 X SL 86 3-2 ① F8		C SL 82 X SI 93 0-1 ① G5-3		4	2	2	2	0	0	1
Matt Adams, L (1, 3) OBP: 0.343, SLG: 0.477		C SI 91 B SI 90 S CH 81 X CH 82 1-2 23 FC6-4 2-H 1B		X SI 90 0-0 ① G6-3		B SI 88 C SI 89 B SI 89 F SL 84 F SL 85 B SL 84 F SI 89 B SI 89 4-2 BB		B SI 92 B SI 92 B SI 92 C SI 92 F SI 92 F SI 93 C FF 93 3-3 ② K		3	0	1	1	1	1	1
23 David Freese, R (1, 5) OBP: 0.342, SLG: 0.381		B SL 86 F SL 87 C SI 90 X SL 85 1-2 ② FC6-4 1-2f		F SI 88 S SL 85 B SI 90 X CU 74 1-2 ② L8		B SL 85 C SL 85 F SL 85 B SL 85 F SI 89 B SI 89 X SL 85 3-2 ② L8		C SI 93 C SI 93 F SI 94 F SI 93 B SI 93 B SI 93 X SI 94 2-2 ③ G1		4	0	0	0	0	0	3
33 Daniel Descalso, L (1, 6) OBP: 0.306, SLG: 0.397		B SI 90 X CH 81 1-0 ③ F9		B CU 73 C CU 74 C SL 84 F SL 84 B SI 90 S SL 85 2-3 ③ K		B CU 74 F SL 84 C SL 85 B SI 90 X SL 86 2-2 ③ G3		C FF 93 F FF 95 B FF 96 F SL 86 X FF 95 1-2 ① P4		4	0	0	0	0	1	2
31 Lance Lynn, S (1, 1) OBP: 0.174, SLG: 0.095 43 Shane Robinson, R (7, PH) OBP: 0.375, SLG: 0.361 70 Tyler Lyons, L (7, 1) OBP: 0.200, SLG: 0.200 13 Matt Carpenter, L (9, PH) OBP: 0.385, SLG: 0.474			C SI 89 C SI 90 S SL 82 0-3 ① K		C SI 89 C SI 90 B SL 84 C SI 91 1-3 ① K		B FF 96 B FF 96 C FF 96 F FF 97 X FF 97 2-2 ① G4-3		B FF 95 B SI 94 C FF 95 B FF 96 C FF 96 B FF 95 4-2 16 DI BB	2 1 0 0	0 0 0 0	0 0 0 0	0 0 0 0	2 0 0 1	0 0 0 0	0 0 0 0

Inning Stats										
	R: 0 E: 0 K: 0 S: 7	H: 0 LOB: 0 BB: 0 P: 11	R: 1 E: 0 K: 1 S: 14	H: 2 LOB: 1 BB: 0 P: 22	R: 0 E: 0 K: 1 S: 11	H: 1 LOB: 1 BB: 0 P: 14	R: 2 E: 0 K: 1 S: 12	H: 2 LOB: 0 BB: 0 P: 18	R: 0 E: 0 K: 1 S: 11	H: 1 LOB: 2 BB: 1 P: 20
	R: 0 E: 0 K: 0 S: 14	H: 0 LOB: 1 BB: 1 P: 26	R: 0 E: 0 K: 0 S: 8	H: 1 LOB: 1 BB: 0 P: 13	R: 0 E: 0 K: 1 S: 13	H: 1 LOB: 1 BB: 0 P: 18	R: 0 E: 0 K: 1 S: 10	H: 0 LOB: 1 BB: 1 P: 17	1B: 4 2B: 3 3B: 0 HR: 1	SF: 0 SAC: 0 DP: 1 HBP: 1

PITCHER		IP	WLS	BF	H	R	ER	SO	BB	IBB	HBP	BLK	WP	HR	S	P	ERA	WHIP
26 Kyle Lohse, R ERA: 3.22	(1, 1)	6.0	W	26	6	3	3	4	2	0	1	0	0	1	69	111	4.50	1.333
59 John Axford, R ERA: 4.26	(7, 1)	1.0	H	4	1	0	0	0	0	0	0	0	0	0	8	13	0.00	1.000
53 Brandon Kintzler, R ERA: 2.93	(8, 1)	1.0	H	4	1	0	0	1	0	0	0	0	0	0	13	18	0.00	1.000
29 Jim Henderson, R ERA: 1.75	(9, 1)	1.0	S	4	0	0	0	1	1	0	0	0	0	0	10	17	0.00	1.000

PITCHER	IP	WLS	BF	H	R	ER	SO	BB	IBB	HBP	BLK	WP	HR	S	P	ERA	WHIP

TOP

St. Louis Cardinals @ Milwaukee Brewers

Miller Park, Milwaukee, WI

Tue Aug 20 2013, 7:11 PM - 10:06 PM CDT

Att. 38,093 - Clear - 83 F

livebaseballscorecards.com

AB	34
R	3
H	8
RBI	3
BB	3
SO	6
LOB	14

WP: 0	PA: 38
PB: 0	
SB: 1	
CS: 0	

Batter	1	2	3	4	5	6	7	8	9	AB	R	H	RBI	BB	SO	LOB
7 Norichika Aoki, L (1, 9) OBP: 0.337, SLG: 0.361	C FF 91 X SL 87 0-1 F7 ①		F SI 93 D SI 93 F FF 93 F SI 92 F SI 94 B CH 86 B SL 85 B CU 80 4-2 BB	X FF 94 0-0 SF7 ② 2-3 3-H		B CU 76 B CH 85 C SI 93 B SI 93 L SI 92 X SI 94 3-2 G5-3 ②		C FF 91 B CH 82 B SI 88 C SL 81 X SI 91 2-2 9 G4-6-3 1B		3	0	1	1	1	0	0
9 Jean Segura, R (1, 6) OBP: 0.342, SLG: 0.453	F FF 92 X SI 91 0-1 G5-3 ②		B SL 88 S SL 88 F SI 92 F SI 92 S SL 90 1-3 K ③	F SI 93 F SL 88 X SI 93 0-2 G6-3 ③		B CU 83 C FF 93 X SI 93 1-1 20 S 1B		1 SAFE X SI 89 0-0 G4-6-3 ②③ 1-2f		5	0	1	0	0	1	4
20 Jonathan Lucroy, R (1, 2) OBP: 0.340, SLG: 0.483	B FF 93 C FF 93 X SI 92 1-1 G5-3 ③			F SI 91 X SL 86 0-1 18 E 16 1B 2 1B 1B	B CU 79 B SL 88 X SI 90 2-0 G6-3 ①	C FF 93 B SI 92 B FF 94 B FF 93 B FF 93 4-1 1-2 BB				3	1	1	0	1	0	0
16 Aramis Ramirez, R (1, 5) OBP: 0.346, SLG: 0.395		C SI 92 S SL 88 X SL 87 0-2 F9 ①		X SI 92 0-0 2 1B 18 E 11 1B 1-2 1B	B FF 92 B FF 92 S FF 93 F SL 89 F SI 94 B SI 92 X SL 89 3-2 P3 ②	X FF 94 0-0 P3 ③				4	1	1	0	0	0	2
18 Khris Davis, R (1, 7) OBP: 0.368, SLG: 0.642		B SI 92 B SL 88 B SL 88 C SI 93 X SI 93 3-1 G3-1 ②		X SI 91 0-0 E1 2 1B 11 1B 1-2 2-3	B SL 88 F SI 92 X SL 88 1-1 2 BB 11 1B 1B		F FF 90 F SL 82 S SL 84 0-3 K ①			4	2	1	0	0	1	2
2 Scooter Gennett, L (1, 4) OBP: 0.372, SLG: 0.540		B SI 93 F SI 92 T SI 93 B SI 93 X SI 94 2-2 G4-3 ③		C SI 93 X SI 94 0-1 11 1B 22 1B 1-2 2-3 3-H 1B	1 SAFE 1 SAFE B SI 90 C SI 92 B SL 86 B SL 88 B SI 91 4-1 11 1B 1-2 BB		B FF 90 F FF 91 F SL 82 F FF 91 C SL 82 1-3 K ②			3	1	1	1	1	1	0
11 Sean Halton, R (1, 3) OBP: 0.259, SLG: 0.314 29 Jim Henderson, L (9, 1)			C SI 91 B SL 86 X SL 87 1-1 G6-3 ①	S SL 90 F SI 92 B SL 89 X SL 90 1-2 26 SH5-4 22 1B 7 SF7 1-2 2-H 3-H 1B	B SI 92 X SI 91 1-0 1-2 2-H 1B		B SI 89 B CH 81 C SL 80 B CH 81 B SL 81 4-1 BB			3 0	1 0	2 0	3 0	1 0	0 0	0 0
22 Logan Schafer, L (1, 8) OBP: 0.278, SLG: 0.318			C SI 92 B FF 91 B SL 90 F SI 92 B SI 93 F SI 94 X SI 94 3-2 26 SH1-4 1B	B CU 80 C SL 89 B SL 86 S SI 90 X CH 85 2-2 7 SF7 26 SH5-4 1-2 2-H 1B	C CU 78 S CU 81 D CU 81 B SL 90 X FF 94 2-2 G5-3 ③		L FF 88 C SL 81 X SL 81 0-2 P5 ③			4	0	2	1	0	0	3
26 Kyle Lohse, R (1, 1) OBP: 0.178, SLG: 0.159 14 Jeff Bianchi, R (6, PH) OBP: 0.282, SLG: 0.289 59 John Axford, R (7, 1) 53 Brandon Kintzler, R (8, 1) 3 Yuniesky Betancourt, R (8, PH) OBP: 0.229, SLG: 0.358 (9, 3)			B FF 92 X FF 91 1-0 SH1-4 ② 1-2	B SL 90 B SL 89 L SI 92 B SI 92 X SI 92 3-1 SH5-4 ① 1-2 2-3		S SL 84 S CU 79 C SI 93 0-3 K ①		F SI 87 B SI 89 F SI 88 F CH 81 F SL 83 F CH 83 X SI 90 1-2 F8 ①		0 1 0 0 0 1	0 0 0 0 0 0	0 0 0 0 0 0	0 0 0 0 0 0	0 1 0 0 0 0	0 0 0 0 0 0	0 0 0 0 0 0
Inning Stats	R: 0 E: 0 K: 0 S: 6 H: 0 LOB: 0 BB: 0 P: 7	R: 0 E: 0 K: 0 S: 8 H: 0 LOB: 0 BB: 0 P: 13	R: 0 E: 0 K: 1 S: 15 H: 1 LOB: 2 BB: 1 P: 25	R: 5 E: 1 K: 0 S: 18 H: 5 LOB: 1 BB: 0 P: 24	R: 1 E: 0 K: 0 S: 12 H: 2 LOB: 2 BB: 1 P: 25	R: 0 E: 0 K: 1 S: 10 H: 1 LOB: 2 BB: 1 P: 18	R: 0 E: 0 K: 2 S: 11 H: 0 LOB: 1 BB: 1 P: 16	R: 0 E: 0 K: 0 S: 10 H: 1 LOB: 0 BB: 0 P: 13		1B: 10 2B: 0 3B: 0 HR: 0 SF: 1 SAC: 2 DP: 1 HBP: 0						

PITCHER		IP	WLS	BF	H	R	ER	SO	BB	IBB	HBP	BLK	WP	HR	S	P	ERA	WHIP
31 Lance Lynn, R ERA: 3.97	(1, 1)	6.0	L	31	9	6	4	2	3	0	0	0	0	0	69	112	6.00	2.000
70 Tyler Lyons, L ERA: 5.09	(7, 1)	2.0		7	1	0	0	2	1	0	0	0	0	0	21	29	0.00	1.000

PITCHER	IP	WLS	BF	H	R	ER	SO	BB	IBB	HBP	BLK	WP	HR	S	P	ERA	WHIP

BOTTOM

St. Louis Cardinals @ Milwaukee Brewers

Miller Park, Milwaukee, WI

Tue Aug 20 2013, 7:11 PM - 10:06 PM CDT

Att. 38,093 - Clear - 83 F

livebaseballscorecards.com

AB	31
R	6
H	10
RBI	6
BB	4
SO	4
LOB	11

St. Louis Cardinals @ Milwaukee Brewers

Miller Park, Milwaukee, WI

Wed Aug 21 2013, 1:11 PM - 4:29 PM CDT

Att. 37,028 - Cloudy - 84 F

livebaseballscorecards.com

TOP

Batter	1	2	3	4	5	6	7	8	9	AB	R	H	RBI	BB	SO	LOB
13 Matt Carpenter, L (1, 4) (8, 5) OBP: 0.383, SLG: 0.472	C FF 89 B SI 90 S SL 78 S SL 80 1-3 K ①	S SL 82 B SL 82 S FF 93 F SL 83 B SI 94 F FF 94 X SL 82 2-2 SF9 ① 2-3 3-H		C SI 89 X SL 82 0-1 7 G6-3 3 S 1B		B CU 79 X FF 96 1-0 G6-3 ①			C FF 90 B FF 92 F SL 81 S FF 94 1-3 K ①	4	0	1	1	0	2	0
3 Carlos Beltrán, S (1, 9) OBP: 0.342, SLG: 0.523	C SI 90 S FF 90 X FF 91 0-2 21 E 1B	F SL 80 F FF 93 F SL 81 X FF 92 0-2 3-H HR		C SI 89 F SI 91 1 SAFE B FF 92 1 SAFE F SL 80 1 SAFE B SI 90 B FF 90 3-3 F SL 78 S SL 80 K ① 1-2		C FF 96 X CU 79 0-1 F8 ②			F FF 92 B FF 93 B FF 93 S SL 81 S FF 93 2-3 K ②	5	2	2	2	0	2	1
7 Matt Holliday, R (1, 7) OBP: 0.366, SLG: 0.456 19 Jon Jay, L (9, 8) OBP: 0.344, SLG: 0.379	B FF 89 F FF 90 B SL 78 F FF 90 S SL 80 2-3 K ②	S CH 85 B CH 86 F FF 92 F CH 84 S SL 81 1-3 K ②		F SL 81 X SI 92 0-1 G6-3 ② 2-3		C CU 80 B SL 82 B FF 96 X FF 96 2-1 G6-3 ③			C FF 94 F CH 84 B FF 92 B SL 83 X SL 81 2-2 HR	5 0	1 0	1 0	1 0	0 0	2 0	2 0
21 Allen Craig, R (1, 3) OBP: 0.368, SLG: 0.455	1 SAFE B FF 90 X SI 91 1-0 E3 1-H 2B	B SL 80 B CH 86 C SI 92 X CH 85 2-1 HR		B CU 68 F SI 89 X SI 88 1-1 L8 ③			B FF 96 F FF 96 B CU 81 B SL 81 B FF 95 4-1 4 G5-4-3 BB		C FF 93 F FF 92 B FF 92 B FF 93 B SI 88 S FF 92 3-3 K ③	4	1	2	2	1	1	1
4 Yadier Molina, R (1, 2) OBP: 0.374, SLG: 0.500	F SL 79 F FF 92 F FF 92 D SL 81 X FF 91 1-2 G4-3 ③	F FF 91 B SI 91 C SL 81 B CH 87 F FF 92 F SL 81 X FF 91 2-2 F7 ③			B CU 68 X SI 88 1-0 G1-3 ①		F FF 95 X CU 79 0-1 G5-4-3 ①② 1-2f			4	0	0	0	0	0	2
23 David Freese, R (1, 5) OBP: 0.343, SLG: 0.382 26 Trevor Rosenthal, R (7, 1) 16 Kolten Wong, L (8, 4) OBP: 0.278, SLG: 0.333		X SI 90 0-0 38 BB 35 2B 43 1B 1B	X CH 85 0-0 38 G4-3 43 1B 1B		C SI 89 X SI 89 0-1 G1-4-3 ②		C CU 78 F FF 96 F FF 96 B CU 79 F FF 97 X CU 78 1-2 G5-3 ③			4 0 0	1 0 0	2 0 0	0 0 0	0 0 0	0 0 0	0 0 0
43 Shane Robinson, R (1, 8) (9, 7) OBP: 0.389, SLG: 0.379		C SL 78 C FF 90 B SL 78 X SL 79 1-2 38 BB 35 2B 1B	C FF 90 X CH 85 0-1 38 G4-3 1-2 1B		X SI 89 0-0 38 S 1B			X SI 88 0-0 L4 ①		4	1	3	0	0	0	0
38 Pete Kozma, R (1, 6) OBP: 0.273, SLG: 0.277		C FF 91 D CH 85 B CH 85 B FF 91 B FF 90 4-1 35 2B 13 SF9 1-2 2-3 BB	X FF 91 0-0 G4-3 ①② 1-2f 2-3		1 SAFE C SL 81 B SI 89 1 SAFE 1 SAFE B SL 82 D SL 83 C SL 82 B SL 82 4-2 1-2 BB			B SI 88 B SI 88 X SI 88 2-0 G4-3 ②		2	1	0	0	2	0	2
35 Jake Westbrook, R (1, 1) OBP: 0.270, SLG: 0.242 46 Kevin Siegrist, L (5, 1) 43 Seth Maness, R (6, 1) OBP: 0.200, SLG: 0.200 33 Daniel Descalso, L (7, 5) OBP: 0.305, SLG: 0.395 44 Edward Mujica, R (8, 1)		B SI 92 X SI 90 1-0 13 SF9 3 HR 1-3 2-H 3-H 2B	B SI 92 C SL 80 C SI 91 D CH 87 S SL 80 2-3 K ③		C CU 68 B SL 83 B SI 90 S SI 89 F SI 90 X SI 90 2-2 P4 ③			C SI 89 B FS 83 F FS 82 S SL 81 1-3 K ③		3 0 0 1 0	1 0 0 0 0	1 0 0 0 0	2 0 0 0 0	0 0 0 1 0	1 0 0 0 0	3 0 0 0 0
Inning Stats	R: 1 E: 1 K: 2 S: 14 H: 2 LOB: 1 BB: 0 P: 19	R: 6 E: 0 K: 1 S: 26 H: 5 LOB: 0 BB: 1 P: 39	R: 0 E: 0 K: 1 S: 7 H: 2 LOB: 1 BB: 0 P: 9	R: 0 E: 0 K: 1 S: 11 H: 1 LOB: 1 BB: 0 P: 15	R: 0 E: 0 K: 0 S: 10 H: 1 LOB: 2 BB: 1 P: 17	R: 0 E: 0 K: 0 S: 5 H: 0 LOB: 0 BB: 0 P: 8	R: 0 E: 0 K: 0 S: 8 H: 0 LOB: 0 BB: 1 P: 13	R: 0 E: 0 K: 1 S: 5 H: 0 LOB: 0 BB: 0 P: 8	R: 1 E: 0 K: 3 S: 12 H: 1 LOB: 0 BB: 0 P: 20	1B: 7 2B: 2 3B: 0 HR: 3 SF: 1 SAC: 0 DP: 2 HBP: 0						

AB	36
R	8
H	12
RBI	8
BB	3
SO	9
LOB	11

WP: 0 PA: 40
PB: 0
SB: 2
CS: 0

PITCHER		IP	WLS	BF	H	R	ER	SO	BB	IBB	HBP	BLK	WP	HR	S	P	ERA	WHIP
32 Tom Gorzelanny, L (ERA: 3.6)	(1, 1)	3.2	L	21	10	7	7	5	1	0	0	0	0	2	56	79	17.18	3.000
48 Donovan Hand, R (ERA: 3.75)	(4, 1)	1.1		6	1	0	0	0	1	0	0	0	0	0	12	20	0.00	1.500
59 John Axford, R (ERA: 4.1)	(6, 1)	2.0		6	0	0	0	0	1	0	0	0	0	0	13	21	0.00	0.500
31 Burke Badenhop, R (ERA: 3.32)	(8, 1)	1.0		3	0	0	0	1	0	0	0	0	0	0	5	8	0.00	0.000
51 Michael Gonzalez, L (ERA: 4.26)	(9, 1)	1.0		4	1	1	1	3	0	0	0	0	0	1	12	20	9.00	1.000

PITCHER		IP	WLS	BF	H	R	ER	SO	BB	IBB	HBP	BLK	WP	HR	S	P	ERA	WHIP

BOTTOM

St. Louis Cardinals @ Milwaukee Brewers

Miller Park, Milwaukee, WI

Wed Aug 21 2013, 1:11 PM - 4:29 PM CDT

Att. 37,028 - Cloudy - 84 F

livebaseballscorecards.com

Batter	1	2	3	4	5	6	7	8	9	AB	R	H	RBI	BB	SO	LOB
2 Scooter Gennett, L (1, 4) OBP: 0.360, SLG: 0.516	C SI 89 F FC 84 F FS 83 B CH 81 S SI 91 1-3 **K** ①	X FS 82 0-0 **G3-1** ③		F SI 89 B SI 90 B SI 90 X SI 90 2-1 **L6** ③		F FF 94 C CU 78 B CU 80 C FF 95 1-3 **K** ①		C FF 96 X CH 88 0-1 18 HBP 16 BB 1B	X FS 85 0-0 **P4** ②	6	0	1	0	0	2	3
9 Jean Segura, R (1, 6) OBP: 0.340, SLG: 0.452	B SI 91 F FC 85 X FS 82 1-1 **F9** ②		C SI 90 C CU 77 X FC 84 0-2 **E6** 20 1B 16 HR		C SI 89 B SI 90 B SI 89 C SI 90 X SI 89 3-2 **G6-3** ①	M CH 84 X FF 95 0-1 2B		C FF 97 B FF 98 S CH 90 S FF 99 1-3 **K** ①	C FF 93 B FS 87 F FF 93 F FS 87 X FS 87 1-2 **G6-3** ③	6	1	1	0	0	1	2
20 Jonathan Lucroy, R (1, 2) OBP: 0.341, SLG: 0.487	C SI 89 C CH 81 B CU 80 X SI 90 1-2 3B		C SI 91 B SI 91 C FC 83 D FS 82 F FC 86 B SI 91 F SI 90 X SI 92 3-2 16 HR 1-3 1B		B SI 89 B FC 84 X SI 90 2-0 **L6** ②	X SI 90 0-0 **L9** ②		B FF 98 B FF 98 1 SAFE F FF 97 C FF 98 B FF 98 X CH 90 3-2 **F7** ②		5	1	2	0	0	0	2
16 Aramis Ramirez, R (1, 5) OBP: 0.355, SLG: 0.413	B SI 91 B FC 84 B FC 85 C FC 84 D SI 90 4-1 BB		D SI 90 X FC 84 1-0 1-H 3-H HR		B SI 90 B FC 86 X SI 90 2-0 18 1B 21 1B 1B	C SI 91 B SI 90 C SI 90 D CH 83 X CH 84 2-2 **G4-3** ③		B FF 98 B FF 98 S FF 98 B FF 97 B FF 98 4-1 18 HBP 1-2 BB		3	2	2	3	2	0	1
18 Khris Davis, R (1, 7) OBP: 0.395, SLG: 0.648	X SI 90 0-0 **G4-3** ③		C SI 91 X SI 91 0-1 21 G1-6-3 1B		B SI 90 X SI 90 1-0 21 1B 11 1B 1-3 1B		C CH 83 C SI 90 B SL 84 F CH 84 X SL 84 1-2 21 G6-3 1B	H FS 89 1-0 1-2 2-3 HBP		4	1	3	0	0	0	2
21 Juan Francisco, L (1, 3) OBP: 0.306, SLG: 0.458 51 Michael Gonzalez, R (9, 1)		C SI 90 X CH 80 0-1 **L8** ① 0-0 **G1-6-3** ①②	1 SAFE X SI 89 1-2f		B SI 91 X SI 90 1-0 22 BB 11 1B 1-2 3-H 1B		B SI 90 S SI 90 X SI 90 1-1 **G6-3** ① 1-2	F FS 86 S FS 87 S FS 86 0-3 **K** ③		5 0	0 0	1 0	1 0	0 0	1 0	5 0
11 Sean Halton, R (1, 9) OBP: 0.271, SLG: 0.309	C SI 89 H SI 89 1-1 32 FC1-5 22 1B HBP	C SI 90 B SI 91 B SI 91 B SI 90 X SI 89 3-1 **F9** ③			X SI 90 0-0 22 BB 1-2 2-H 1B		C SI 91 B SI 90 S CH 84 F FF 90 F SI 91 S CH 84 1-3 **K** ②		B FF 88 B FS 82 C FS 84 C FS 84 X FS 84 2-2 **G6-3** ①	4	0	1	1	0	1	1
22 Logan Schafer, L (1, 8) OBP: 0.288, SLG: 0.335	C SI 90 X SI 89 0-1 32 FC1-5 1-2 1B			L SI 88 X SI 89 0-1 **G4-3** ①	B FF 92 F FF 94 B FF 94 B FF 94 C FF 94 F FF 94 B FF 96 4-2 1-2 2-3 BB		B CH 84 C SI 91 B CH 84 F SI 91 B CH 84 B FF 90 4-2 BB		C FS 85 B FS 86 X FS 84 1-1 HR	3	1	2	1	2	0	0
32 Tom Gorzelanny, R (1, 1) OBP: 0.063, SLG: 0.063 48 Donovan Hand, R (4, 1) OBP: 0.167, SLG: 0.091 14 Jeff Bianchi, R (5, PH) OBP: 0.289, SLG: 0.287 59 John Axford, R (6, 1) 7 Norichika Aoki, L (7, PH) OBP: 0.337, SLG: 0.360 31 Burke Badenhop, R (8, 1) 3 Yuniesky Betancourt, R (9, 3) OBP: 0.231, SLG: 0.363	T SI 88 C SI 89 X SI 89 0-2 **FC1-5** ② 1-2 2-3f			C SI 88 B SI 89 X SI 89 1-1 **G6-3** ②	C FF 95 S FF 95 B FF 96 B FF 94 T FF 95 2-2 **K** ③		B FF 97 B CH 89 D CH 90 C FF 98 X CH 89 3-1 **F9** ③		C FF 92 F FF 92 X FF 93 0-2 2B	1 1 1 0 1 0 1	0 0 0 0 0 0 0	0 0 0 0 0 0 1	0 0 0 0 0 0 0	0 0 1 0 0 0 0	0 0 1 0 0 0 0	2 0 3 0 2 0 0
Inning Stats	R: 0 E: 0 K: 1 S: 11 H: 1 LOB: 2 BB: 1 P: 18	R: 0 E: 0 K: 0 S: 9 H: 1 LOB: 2 BB: 0 P: 10	R: 3 E: 1 K: 0 S: 14 H: 3 LOB: 0 BB: 0 P: 21	R: 0 E: 0 K: 0 S: 6 H: 0 LOB: 0 BB: 0 P: 9	R: 2 E: 0 K: 1 S: 14 H: 4 LOB: 3 BB: 1 P: 29	R: 0 E: 0 K: 1 S: 9 H: 1 LOB: 1 BB: 0 P: 12	R: 0 E: 0 K: 1 S: 15 H: 1 LOB: 2 BB: 1 P: 25	R: 0 E: 0 K: 2 S: 12 H: 1 LOB: 3 BB: 1 P: 21	R: 1 E: 0 K: 0 S: 13 H: 2 LOB: 1 BB: 0 P: 17	1B: 9 2B: 2 3B: 1 HR: 2 SF: 0 SAC: 0 DP: 1 HBP: 2						

	AB	
	R	6
	H	14
	RBI	6
	BB	4
	SO	6
	LOB	23

		WP: 0	PA: 47
		PB: 0	
		SB: 0	
		CS: 0	

PITCHER		IP	WLS	BF	H	R	ER	SO	BB	IBB	HBP	BLK	WP	HR	S	P	ERA	WHIP
35 Jake Westbrook, R ERA: 4.49	(1, 1)	4.2		25	9	5	4	1	1	0	1	0	0	1	48	75	7.71	2.143
46 Kevin Siegrist, L ERA: 0.69	(5, 1)	0.2	W	4	1	0	0	2	1	0	0	0	0	0	11	18	0.00	3.000
43 Seth Maness, R ERA: 2.03	(6, 1)	1.1	H	6	1	0	0	1	1	0	0	0	0	0	17	26	0.00	1.500
26 Trevor Rosenthal, R ERA: 2.58	(7, 1)	1.0	H	5	1	0	0	1	1	0	0	0	0	0	11	22	0.00	2.000
44 Edward Mujica, R ERA: 1.77	(8, 1)	1.1	S	7	2	1	1	1	0	0	1	0	0	1	16	21	6.75	1.500

PITCHER		IP	WLS	BF	H	R	ER	SO	BB	IBB	HBP	BLK	WP	HR	S	P	ERA	WHIP

Batter	1	2	3	4	5	6	7	8	9	AB	R	H	RBI	BB	SO	LOB
7 Norichika Aoki, L (1, 9) OBP: 0.341, SLG: 0.363	B KC 78 C FF 93 F SL 86 F FF 92 F SI 92 F FF 92 X FF 93 1-2 E5 9 FC4-6		C FF 92 X FF 93 0-1 2-H 1B		C SL 89 X CH 84 0-1 9 BB 1B		X FF 95 0-0 9 G1-6-3 1B	B SI 94 B FF 90 B SI 91 B SI 92 4-0 BB		4	0	3	1	1	0	0
9 Jean Segura, R (1, 6) OBP: 0.338, SLG: 0.448	L FF 91 X SI 91 0-1 ① FC4-6 16 S 1-2f		B SL 89 X SL 87 1-0 ② G5-3		B FF 94 D SL 86 B SI 94 B FF 95 4-0 1-2 BB		B FF 95 F FF 94 1 SAFE X FF 94 1-1 ①② G1-6-3 1-2f	B SI 92 C SI 93 X SL 84 1-1 ③ P5		4	0	0	0	1	0	5
20 Jonathan Lucroy, R (1, 2) OBP: 0.337, SLG: 0.481	C SL 85 F FF 91 F FF 93 F SI 92 1 SAFE S FF 93 0-3 ② K		C SL 88 B FF 93 X CH 85 1-1 ③ P5		C FF 94 F FF 94 F SL 89 X SL 89 0-2 ③ P4		B FF 95 B FF 96 X FF 96 2-0 ③ G1-4-3		B SI 92 C SI 93 X SI 93 1-1 ① P6	5	0	0	0	0	1	4
16 Aramis Ramirez, R (1, 5) OBP: 0.358, SLG: 0.417 22 Logan Schafer, L (8, PR) OBP: 0.287, SLG: 0.333 (8, 8)	1 SAFE B FF 92 1 SAFE B SL 87 D SL 88 C FF 92 S FF 93 X SI 94 3-2 ③ G5-3 1-2			B SL 86 X SL 88 1-0 ① F7	S CH 86 B FF 95 X SI 94 1-1 27 G4-3 18 HR 2B			B FF 94 F FF 94 B FC 90 S FF 94 B FC 90 B CU 77 4-2 27 SH1-4 18 HR BB	C SL 82 L SI 93 B SL 85 M CH 82 1-3 ② K	3 1	1 1	1 0	0 0	1 0	0 1	1 0
27 Carlos Gómez, R (1, 8) OBP: 0.337, SLG: 0.515 14 Jeff Bianchi, R (8, 5) OBP: 0.278, SLG: 0.286		C SI 92 S FF 92 F FF 92 B FF 92 F FF 93 B KC 80 X FF 93 2-2 ① F8	B FF 94 B CH 86 C FF 95 C FF 95 S CH 85 2-3 ② K		F SI 93 B SI 94 F FF 93 X FF 94 1-2 ① G4-3 2-3			C SI 93 X SI 94 0-1 ① SH1-4 1-2	B SI 94 X SI 92 1-0 ③ G5-3	3 1	0 0	0 0	0 0	0 0	1 0	1 0
18 Khris Davis, R (1, 7) OBP: 0.412, SLG: 0.730		B FF 91 B FF 94 F SI 93 S CH 86 F FF 93 F SI 93 S SL 85 2-3 ② K	B CH 87 B CH 86 F CH 85 C FF 95 B FF 95 B KC 82 4-2 BB		B FF 95 F SI 95 F FF 94 B SI 97 X FF 96 2-2 3-H HR			X FC 91 0-0 2-H HR		3	2	2	4	1	1	0
21 Juan Francisco, L (1, 3) OBP: 0.303, SLG: 0.452 53 Brandon Kintzler, R (8, 1) 29 Jim Henderson, L (9, 1)		B FF 94 B FF 94 S KC 79 X FF 94 2-1 ③ L6	B FF 95 B FF 94 F FF 95 1 SAFE X FF 94 2-1 ③ P2		B KC 80 S KC 79 X FF 95 1-1 ② F8			X FC 90 0-0 ② P4		4 0 0	0 0 0	0 0 0	0 0 0	0 0 0	0 0 0	2 0 0
2 Scooter Gennett, L (1, 4) OBP: 0.375, SLG: 0.567			B FF 93 X FF 93 1-0 49 SH2-4 7 1B 1B		C KC 78 S FF 93 F SL 89 X FF 95 0-2 ① P6	X CH 86 0-0 2B		B FF 94 X FC 90 1-0 HR		4	2	3	1	0	0	0
49 Yovani Gallardo, R (1, 1) OBP: 0.217, SLG: 0.391 47 Rob Wooten, R (7, 1) 3 Yuniesky Betancourt, R (8, PH) OBP: 0.233, SLG: 0.368 (8, 3)			X FF 89 0-0 ① SH2-4 1-2		C FF 94 S CH 86 S CH 86 0-3 ② K	B FF 94 C FF 94 F FF 93 S SL 86 1-3 ③ K		B SI 94 C FF 94 X FF 94 1-1 2B		2 0 1	0 0 0	0 0 1	0 0 0	0 0 0	2 0 0	1 0 0
Inning Stats	R: 0 E: 1 K: 1 S: 16 H: 0 LOB: 1 BB: 0 P: 20	R: 0 E: 0 K: 1 S: 12 H: 0 LOB: 0 BB: 0 P: 18	R: 1 E: 0 K: 0 S: 7 H: 2 LOB: 1 BB: 0 P: 10	R: 0 E: 0 K: 1 S: 8 H: 0 LOB: 1 BB: 1 P: 17	R: 0 E: 0 K: 1 S: 13 H: 1 LOB: 2 BB: 1 P: 17	R: 2 E: 0 K: 1 S: 14 H: 3 LOB: 1 BB: 0 P: 20	R: 0 E: 0 K: 0 S: 4 H: 1 LOB: 0 BB: 0 P: 7	R: 3 E: 0 K: 0 S: 11 H: 3 LOB: 2 BB: 2 P: 22	R: 0 E: 0 K: 1 S: 6 H: 0 LOB: 0 BB: 0 P: 9	1B: 4 2B: 3 3B: 0 HR: 3 SF: 0 SAC: 2 DP: 1 HBP: 0						

PITCHER		IP	WLS	BF	H	R	ER	SO	BB	IBB	HBP	BLK	WP	HR	S	P	ERA	WHIP
34 Homer Bailey, R ERA: 3.71	(1, 1)	6.0		27	6	3	3	5	2	0	0	0	0	1	70	102	4.50	1.333
Logan Ondrusek, R ERA: 4.23	(7, 1)	1.0		3	1	0	0	0	0	0	0	0	0	0	4	7	0.00	1.000
31 Alfredo Simon, R ERA: 3.24	(8, 1)	0.2	L	6	3	3	3	0	1	0	0	0	0	2	9	15	40.50	6.000
58 Nick Christiani, R ERA:	(8, 1)	1.1		5	0	0	0	1	1	0	0	0	0	0	8	16	0.00	0.750

PITCHER	IP	WLS	BF	H	R	ER	SO	BB	IBB	HBP	BLK	WP	HR	S	P	ERA	WHIP

TOP

Milwaukee Brewers @ Cincinnati Reds

Great American Ball Park, Cincinnati, OH

Fri Aug 23 2013, 7:14 PM - 10:31 PM EDT

Att. 34,230 - Partly Cloudy - 84 F

livebaseballscorecards.com

AB	35
R	6
H	10
RBI	6
BB	4
SO	6
LOB	14

BOTTOM

Milwaukee Brewers @ Cincinnati Reds

Great American Ball Park, Cincinnati, OH

Fri Aug 23 2013, 7:14 PM - 10:31 PM EDT

Att. 34,230 - Partly Cloudy - 84 F

livebaseballscorecards.com

Batter	1	2	3	4	5	6	7	8	9	AB	R	H	RBI	BB	SO	LOB
17 Shin-Soo Choo, L (1, 8) OBP: 0.413, SLG: 0.449	C SL 87 B SL 88 C CU 76 X SI 89 1-2 G4-3 ①		C CU 78 B SL 86 F FF 92 T SL 87 1-2 K ②		F CU 76 B FF 89 F SL 85 B FF 90 S SL 85 2-3 K ①		1 SAFE S SL 84 X FS 84 0-1 F7 ②		F FF 94 B FF 97 F FF 96 B FF 98 X FF 97 2-2 G4-3 ②	5	0	0	0	0	2	2
21 Todd Frazier, R (1, 5) OBP: 0.322, SLG: 0.391	B SI 90 C SI 90 B SL 85 B SL 86 C SI 89 X SI 92 3-2 19 G6-3 1B		B SL 88 F SL 86 B SL 87 X SI 91 2-1 F9 ③		B SI 92 X SL 86 1-0 F9 ②		C SL 84 F SL 84 X SL 84 0-2 F8 ③		F FF 96 C SL 86 X FF 96 0-2 19 DI 1B	5	0	2	0	0	0	2
19 Joey Votto, L (1, 3) OBP: 0.433, SLG: 0.497	C FF 90 B FF 90 B SI 91 C FF 91 D CU 80 X SL 87 3-2 G6-3 ② 1-2			B CU 77 X CU 77 1-0 L8 ①	B FF 92 B FF 92 C SI 91 B SL 86 C SI 91 F SI 92 X SL 86 3-2 G2-3 ③			B SL 83 B FF 93 B SI 92 C SI 90 X SI 91 3-1 G6-3 ①	S SL 85 B FF 96 C FF 97 B FF 97 S FF 98 2-3 K ③ 1-2	5	0	0	0	0	1	2
4 Brandon Phillips, R (1, 4) OBP: 0.314, SLG: 0.412	D CU 80 B SL 86 X SI 91 2-0 G6-3 ③			C FF 90 X FF 91 0-1 48 BB 2 1B 1B		B CU 75 F SL 84 B SL 85 X SI 90 2-1 HR		C SI 93 X FF 92 0-1 G4-3 ②		4	2	2	1	0	0	1
32 Jay Bruce, L (1, 9) OBP: 0.322, SLG: 0.480		C CU 75 B FF 90 B CU 77 F FF 90 B SL 88 F SL 87 F FF 92 S SL 87 3-3 K ①		F FF 90 B CU 78 1 SAFE B SL 86 S SL 85 X SL 85 2-2 L7 ②		S CU 78 B FF 91 B SL 86 B CU 79 F SI 90 X SL 86 3-2 G4-3 ①		C SI 93 X SL 83 0-1 E3 48 1B 2 1B		4	1	0	0	0	1	1
48 Ryan Ludwick, R (1, 7) OBP: 0.323, SLG: 0.259		F FF 92 C CU 79 B SL 86 F SL 87 X FF 91 1-2 L8 ②		1 SAFE D CU 78 D SL 86 B SI 91 B FF 90 4-0 2 1B 2 E 1-2 BB		C FF 91 B FF 90 X SI 90 1-1 2 G4-6-3 1B		X FF 91 0-0 2 1B 1-3 1B		3	1	2	0	1	0	0
2 Zack Cozart, R (1, 6) OBP: 0.273, SLG: 0.362		C SI 92 B FF 91 F SL 87 S CU 77 1-3 K ③		B SL 86 F FF 91 F SL 86 F CU 79 B FF 92 F SL 86 F SI 92 B FF 92 X SL 86 3-2 E8 1-H 2-H 1B		1 SAFE X SI 90 0-0 G4-6-3 ②③ 1-2f		X SI 93 0-0 1-2 3-H 1B		4	0	2	2	0	1	1
29 Ryan Hanigan, R (1, 2) OBP: 0.314, SLG: 0.279			C SL 89 B SL 86 B FF 91 X SI 90 2-1 34 SH1-3 1B	D CU 79 I IN 65 I IN 65 I IN 64 4-0 IBB			X SI 89 0-0 L5 ①	F SI 92 B SI 92 X SI 93 1-1 G6-3 ③		3	0	1	0	1	0	2
34 Homer Bailey, R (1, 1) OBP: 0.170, SLG: 0.156 Logan Ondrusek, R (7, 1) 26 Xavier Paul, L (7, PH) OBP: 0.329, SLG: 0.401 31 Alfredo Simon, R (8, 1) OBP: 0.143, SLG: 0.143 58 Nick Christiani, R (8, 1) 9 Jack Hannahan, L (9, PH) OBP: 0.324, SLG: 0.261			D CU 76 X FF 90 1-0 SH1-3 ① 1-2	C SI 91 F FF 91 B SL 87 S SL 87 1-3 K ③			B SI 89 C SL 84 H SL 84 2-1 HBP		B FF 94 B FF 93 C FF 94 C FF 95 S FF 98 2-3 K ①	1 0 0 0 0 0 1	0 0 0 0 0 0 0	0 0 0 0 0 0 0	0 0 0 0 0 0 0	0 0 0 0 0 0 0	1 0 0 0 0 0 1	2 0 0 0 0 0 0
Inning Stats	R: 0 E: 0 K: 0 S: 10 H: 1 LOB: 1 BB: 0 P: 19	R: 0 E: 0 K: 2 S: 12 H: 0 LOB: 0 BB: 0 P: 17	R: 0 E: 0 K: 1 S: 8 H: 1 LOB: 1 BB: 0 P: 14	R: 2 E: 1 K: 1 S: 15 H: 2 LOB: 2 BB: 2 P: 30	R: 0 E: 0 K: 1 S: 8 H: 0 LOB: 0 BB: 0 P: 14	R: 1 E: 0 K: 0 S: 8 H: 2 LOB: 0 BB: 0 P: 14	R: 0 E: 0 K: 0 S: 7 H: 0 LOB: 1 BB: 0 P: 9	R: 1 E: 1 K: 0 S: 10 H: 2 LOB: 2 BB: 0 P: 14	R: 0 E: 0 K: 2 S: 12 H: 1 LOB: 1 BB: 0 P: 18	1B: 8 2B: 0 3B: 0 HR: 1	SF: 0 SAC: 1 DP: 1 HBP: 1	WP: 0 PB: 0 SB: 0 CS: 0	PA: 39				

	AB	35
	R	4
	H	9
	RBI	3
	BB	2
	SO	7
	LOB	13

PITCHER		IP	WLS	BF	H	R	ER	SO	BB	IBB	HBP	BLK	WP	HR	S	P	ERA	WHIP
49 Yovani Gallardo, R ERA: 4.61	(1, 1)	6.0		25	6	3	2	5	1	1	0	0	0	1	61	108	3.00	1.167
47 Rob Wooten, R ERA: 0.64	(7, 1)	1.0	W	4	0	0	0	0	0	0	1	0	0	0	7	9	0.00	0.000
53 Brandon Kintzler, R ERA: 2.88	(8, 1)	1.0	H	6	2	1	0	0	0	0	0	0	0	0	10	14	0.00	2.000
29 Jim Henderson, R ERA: 1.71	(9, 1)	1.0	S	4	1	0	0	2	0	0	0	0	0	0	12	18	0.00	1.000

PITCHER	IP	WLS	BF	H	R	ER	SO	BB	IBB	HBP	BLK	WP	HR	S	P	ERA	WHIP

Milwaukee Brewers @ Cincinnati Reds

Great American Ball Park, Cincinnati, OH

Sat Aug 24 2013, 7:12 PM - 10:21 PM EDT

Att. 33,430 - Partly Cloudy - 83 F

TOP

livebaseballscorecards.com

Batter	1	2	3	4	5	6	7	8	9	AB	R	H	RBI	BB	SO	LOB
7 Norichika Aoki, L (1, 9) OBP: 0.340, SLG: 0.362	C CH 75 B SI 86 B CH 76 B SL 73 C CU 72 X CU 70 3-2 ① F7		C CU 69 X CH 75 0-1 ① L7		C SI 88 D CH 79 X SI 88 1-1 ② FC3-6 9 FC6-4 1-2f			C CU 70 X SI 88 0-1 20 G4-3-6-4 9 1B 1B		4	0	1	0	0	0	1
9 Jean Segura, R (1, 6) OBP: 0.338, SLG: 0.446	C SI 87 F SI 88 S SL 79 0-3 ② K		C SL 74 S SL 75 S SI 86 0-3 ② K		1 SAFE B SI 88 X SL 76 1-0 ③ FC6-4 1-2f			B CU 74 F FF 94 X CU 74 1-1 20 G4-3-6-4 1-2 1B		4	0	1	0	0	2	1
20 Jonathan Lucroy, R (1, 3) OBP: 0.336, SLG: 0.482	C SL 73 X SL 76 0-1 ③ F8		C SI 88 C SI 88 F SL 78 X SL 77 0-2 2B			X CH 72 0-0 ① L7		C FF 92 F FF 92 B FF 94 B CU 75 X FF 94 2-2 ① ② G4-3-6-4 1-2f 2-3		4	0	1	0	0	0	2
16 Aramis Ramirez, R (1, 5) OBP: 0.356, SLG: 0.414		B CH 75 C SI 86 X CH 76 1-1 27 1B 18 2B 1B	F CU 68 B SI 88 B SI 88 B SI 88 F CH 75 X SI 89 3-2 ③ G5-3			X CH 79 0-0 ② G1-3		B FF 94 B FF 94 X FF 94 2-0 ③ G6-3		4	1	1	0	0	0	2
27 Carlos Gómez, R (1, 8) OBP: 0.336, SLG: 0.513		C SL 75 X SI 86 0-1 18 2B 2 SF8 1-2 1B		T CU 68 X SL 75 0-1 ① G5-3		B SL 77 F SL 76 B SI 90 F SI 89 S SL 79 2-3 ③ K			S FF 98 S FF 99 F FF 101 B FF 101 F FF 100 F FF 100 F FF 102 S FF 102 1-3 ① K	4	1	1	0	0	2	0
18 Khris Davis, R (1, 7) OBP: 0.416, SLG: 0.727		X SI 88 0-0 2 SF8 1-3 2-H 2B		C CH 74 S SL 75 X SL 76 0-2 ② L9			C CH 77 B SL 77 X SL 75 1-1 ① P3		B FF 102 B FF 100 B FF 100 H FF 102 4-0 12 DI HBP	3	0	1	1	0	0	0
2 Scooter Gennett, L (1, 4) OBP: 0.364, SLG: 0.556 3 Yuniesky Betancourt, R (9, PH) OBP: 0.233, SLG: 0.367		B SI 88 S SL 76 C SL 77 B SI 85 F CH 78 X SI 88 2-2 ① SF8 2-3 3-H		X SL 75 0-0 ③ F9			C CH 75 B SI 88 F SL 78 S SL 77 1-3 ② K		S FF 99 S FF 100 S FF 101 0-3 ② K	2 1	0 0	0 0	1 0	0 0	1 1	0 1
12 Martín Maldonado, R (1, 2) OBP: 0.228, SLG: 0.288		B SL 76 T SI 88 P PO 84 F SL 77 F SI 87 F SI 89 B SL 78 X SL 78 3-2 ② P6			B CH 76 F SL 75 X SI 88 1-1 ① G6-3		C SI 89 F SI 90 S SL 79 0-3 ③ K		B FF 100 S FF 99 B FF 101 F FF 99 C FF 101 2-3 ③ K 1-2	4	0	0	0	0	2	2
60 Wily Peralta, R (1, 1) OBP: 0.190, SLG: 0.171 59 John Axford, R (6, 1) 51 Michael Gonzalez, R (7, 1) 31 Burke Badenhop, R (7, 1) 15 Caleb Gindl, L (8, PH) OBP: 0.371, SLG: 0.468 63 Tyler Thornburg, R (8, 1)		B CU 70 S CU 72 T SI 86 S SL 76 1-3 ③ K			B CH 78 X CH 80 1-0 7 FC3-6 1B			C CU 72 F SL 76 B SI 86 B CH 74 X CH 76 2-2 HR		2 0 0 0 1 0	0 0 0 0 1 0	1 0 0 0 1 0	0 0 0 0 1 0	0 0 0 0 0 0	1 0 0 0 0 0	1 0 0 0 0 0

	AB	33
	R	3
	H	8
	RBI	3
	BB	0
	SO	9
	LOB	10

Inning Stats	1	2	3	4	5	6	7	8	9
	R: 0 E: 0 K: 1 S: 8	H: 0 LOB: 0 BB: 0 P: 11	R: 2 E: 0 K: 1 S: 18	H: 3 LOB: 1 BB: 0 P: 24	R: 0 E: 0 K: 1 S: 12	H: 1 LOB: 1 BB: 0 P: 15	R: 0 E: 0 K: 0 S: 6	H: 0 LOB: 0 BB: 0 P: 6	R: 0 E: 0 K: 0 S: 6	H: 1 LOB: 1 BB: 0 P: 10	R: 0 E: 0 K: 1 S: 5	H: 0 LOB: 0 BB: 0 P: 7	R: 0 E: 0 K: 2 S: 8	H: 0 LOB: 0 BB: 0 P: 10	R: 1 E: 0 K: 0 S: 11	H: 3 LOB: 1 BB: 0 P: 18	R: 0 E: 0 K: 3 S: 13	H: 0 LOB: 1 BB: 0 P: 20

1B: 5	SF: 1
2B: 2	SAC: 0
3B: 0	DP: 1
HR: 1	HBP: 1

WP: 0	PA: 35
PB: 0	
SB: 0	
CS: 0	

PITCHER		IP	WLS	BF	H	R	ER	SO	BB	IBB	HBP	BLK	WP	HR	S	P	ERA	WHIP
61 Bronson Arroyo, R ERA: 3.42	(1, 1)	7.0	W	28	7	3	3	6	0	0	0	0	0	1	68	90	3.86	1.000
60 J.J. Hoover, R ERA: 2.78	(8, 1)	1.0	H	3	1	0	0	0	0	0	0	0	0	0	6	11	0.00	1.000
54 Aroldis Chapman, L ERA: 2.87	(9, 1)	1.0	S	4	0	0	0	3	0	0	1	0	0	0	13	20	0.00	0.000

PITCHER	IP	WLS	BF	H	R	ER	SO	BB	IBB	HBP	BLK	WP	HR	S	P	ERA	WHIP

BOTTOM

Milwaukee Brewers @ Cincinnati Reds

Great American Ball Park, Cincinnati, OH

Sat Aug 24 2013, 7:12 PM - 10:21 PM EDT

Att. 33,430 - Partly Cloudy - 83 F

livebaseballscorecards.com

Batter	1	2	3	4	5	6	7	8	9	AB	R	H	RBI	BB	SO	LOB
17 Shin-Soo Choo, L (1, 8) OBP: 0.413, SLG: 0.446	F FF 95 X FF 94 0-1 ① F7		C SL 78 C SL 83 F FF 94 B SL 84 B SL 81 B FF 94 B SI 95 4-2 28 CS BB		F SL 78 B FF 92 F CH 84 X CH 85 1-2 ① G6-3	B CU 77 B FF 94 C FF 95 B FF 95 B FF 96 4-1 28 FC4 BB		C CU 76 S CH 83 X CH 85 0-2 ① G3-1		3	0	0	0	2	0	0
28 Chris Heisey, R (1, 9) OBP: 0.274, SLG: 0.426	F FF 93 B FF 96 C FF 96 B SL 86 B FF 96 X FF 96 3-2 ② F8		1 SAFE L FF 94 B CH 83 1 SAFE F FF 94 B SL 84 X SL 83 2-2 ① 1-2 1B		F CH 82 F SL 85 F FF 92 B CH 86 X CH 84 1-2 HR	B FF 96 X FF 95 1-0 ③ FC4 1-2f		F FF 92 F FF 93 B CU 79 X CU 78 1-2 ② F7		5	1	2	1	0	0	1
19 Joey Votto, L (1, 3) OBP: 0.433, SLG: 0.502	B FF 95 F FF 95 B FF 96 B FF 95 C SI 94 X FF 97 3-2 4 1B 1B		B SI 94 C SL 81 1 SAFE 1 SAFE B CH 83 B SI 93 X FF 94 3-1 ② F8		F SL 82 B FF 97 F FF 97 B FF 96 B SL 84 C FF 97 3-3 ② K		C FF 91 B FF 92 B SL 81 C FF 92 X FF 93 2-2 HR	C CU 78 S CH 86 X CH 85 0-2 ③ F8		5	1	2	1	0	1	1
4 Brandon Phillips, R (1, 4) OBP: 0.315, SLG: 0.412	B FF 94 B FF 94 C FF 94 1 SAFE F FF 96 1 SAFE X FF 95 2-2 1-3 1B		D SL 84 C CH 82 1 SAFE C CH 83 1 SAFE D SL 84 1 SAFE D FF 94 F CH 84 3-3 ③ S CH 85 K		B FF 96 F FF 95 X SI 96 1-1 ③ G2-3		B FF 91 F FF 90 B FF 91 X SI 89 2-1 48 E 2 1B 1B			4	1	2	0	0	1	1
48 Ryan Ludwick, R (1, 7) OBP: 0.343, SLG: 0.387	X SL 83 0-0 ③ F7			S SI 91 X SI 95 0-1 9 2B 1B		B FF 94 X FF 95 1-0 HR	D CH 80 F SI 87 1 SAFE F FF 91 1 SAFE D SL 82 X FF 90 2-2 ① 1-3 L6			4	1	2	1	0	0	3
9 Jack Hannahan, L (1, 5) OBP: 0.329, SLG: 0.277		C SL 80 B FF 94 F FF 93 B FF 95 B SL 82 X FF 94 3-2 ① L7		C SL 79 F FF 94 B FF 93 D SL 82 F FF 95 B SI 95 X SI 95 3-2 ① 1-H 2B		C CU 77 C FF 95 B FF 95 X CU 79 1-2 2 HR 1B	C FF 92 F FF 92 B FF 92 B FF 92 S SL 85 2-3 ② K			4	1	2	0	0	1	1
2 Zack Cozart, R (1, 6) OBP: 0.274, SLG: 0.370		B FF 92 B FF 94 C FF 92 X FF 94 2-1 ② G5-3		C SL 81 B CH 85 S FF 95 X FF 95 1-2 ② G5-3		C CU 78 C FF 97 D CU 79 B FF 96 F FF 95 B CU 78 F FF 95 1 SAFE X FF 95 3-2 1-H HR	C SI 89 X SI 89 0-1 29 1B 3-H 1B			4	1	2	3	0	0	1
29 Ryan Hanigan, R (1, 2) OBP: 0.323, SLG: 0.286		B FF 95 B FF 94 X FF 93 2-0 61 FC6-4 1B		C CH 81 C FF 94 B FF 96 D CH 85 F FF 96 F SL 85 H FF 94 3-2 HBP		B FF 96 B FF 96 X FF 96 2-0 ① G6-3	C SI 88 C SI 88 B SL 83 1 SAFE D SL 83 1 SAFE B SI 88 X SI 88 3-2 1-2 1B			3	0	2	0	0	0	0
61 Bronson Arroyo, R (1, 1) OBP: 0.080, SLG: 0.080 60 J.J. Hoover, R (8, 1) 54 Aroldis Chapman, L (9, 1)		B FF 94 C FF 95 F FF 95 X FF 96 1-2 ③ FC6-4 1-2f		F SI 94 S SL 84 B SL 83 X SI 95 1-2 ③ G5-3		S FF 96 B FF 96 F FF 96 C FF 96 1-3 ② K	B SI 88 C SI 88 C SI 87 B SL 81 X SI 87 2-2 ③ F9			4 0 0	0 0 0	0 0 0	0 0 0	0 0 0	1 0 0	5 0 0
Inning Stats	R: 0 E: 0 K: 0 S: 12 H: 2 LOB: 2 BB: 0 P: 20	R: 0 E: 0 K: 0 S: 9 H: 1 LOB: 1 BB: 0 P: 17	R: 0 E: 0 K: 1 S: 12 H: 1 LOB: 1 BB: 1 P: 24	R: 0 E: 0 K: 0 S: 16 H: 2 LOB: 2 BB: 0 P: 24	R: 1 E: 0 K: 1 S: 12 H: 1 LOB: 0 BB: 0 P: 18	R: 3 E: 0 K: 1 S: 15 H: 3 LOB: 1 BB: 1 P: 28	R: 2 E: 1 K: 1 S: 19 H: 4 LOB: 2 BB: 0 P: 32	R: 0 E: 0 K: 0 S: 9 H: 0 LOB: 0 BB: 0 P: 10		1B: 9 2B: 1 3B: 0 HR: 4	SF: 0 SAC: 0 DP: 0 HBP: 1			WP: 0 PB: 0 SB: 0 CS: 1	PA: 39	

	AB	36
	R	6
	H	14
	RBI	6
	BB	2
	SO	4
	LOB	13

PITCHER		IP	WLS	BF	H	R	ER	SO	BB	IBB	HBP	BLK	WP	HR	S	P	ERA	WHIP
60 Wily Peralta, R ERA: 4.51	(1, 1)	5.0		22	7	1	1	2	1	0	1	0	0	1	61	103	1.80	1.600
59 John Axford, R ERA: 4.53	(6, 1)	1.0	L	7	3	3	3	1	1	0	0	0	0	2	15	28	27.00	4.000
51 Michael Gonzalez, L ERA: 4.4	(7, 1)	0.2		4	2	2	1	1	0	0	0	0	0	1	11	19	13.50	3.000
31 Burke Badenhop, R ERA: 3.3	(7, 1)	0.1		3	2	0	0	0	0	0	0	0	0	0	8	13	0.00	6.000
63 Tyler Thornburg, R ERA: 2.03	(8, 1)	1.0		3	0	0	0	0	0	0	0	0	0	0	9	10	0.00	0.000

PITCHER		IP	WLS	BF	H	R	ER	SO	BB	IBB	HBP	BLK	WP	HR	S	P	ERA	WHIP

Batter	1	2	3	4	5	6	7	8	9	AB	R	H	RBI	BB	SO	LOB
2 Scooter Gennett, L (1, 4) OBP: 0.357, SLG: 0.538	C FF 90 B FF 90 X FF 87 1-1 9 FC6-4 1B		B FF 89 X CH 81 1-0 ① G1-3		B CU 75 B CH 81 F SI 88 B SI 88 X SI 89 3-1 ① L8		X SL 81 0-0 ② G4-3 2-3		C FF 94 F FF 94 S SI 96 0-3 ③ K	5	0	1	0	0	1	2
9 Jean Segura, R (1, 6) OBP: 0.339, SLG: 0.447	1 SAFE B SI 90 1 SAFE B SI 89 X SI 90 2-0 ① FC6-4 20 G5-3 1-2f		C SI 89 B FF 88 X CU 78 1-1 20 CS 1B		C SI 89 X SI 89 0-1 ② G5-3		X KC 73 0-0 3-H 1B			4	0	2	1	0	0	1
20 Jonathan Lucroy, R (1, 2) OBP: 0.338, SLG: 0.480	B SI 88 1 SAFE B SI 89 C FF 90 B SI 89 F SI 89 X CU 78 3-2 ② G5-3 1-3		1 SAFE P PO 83 C FF 89 B SI 88 B SL 86 C SI 90 B SI 90 4-2 ② 1-2 BB		C SL 86 B CH 82 X CU 79 1-1 1B		1 SAFE 1 SAFE 1 SAFE C SI 89 1 SAFE X SI 90 0-1 ③ G6-3			3	0	1	0	1	0	2
16 Aramis Ramirez, R (1, 5) OBP: 0.350, SLG: 0.406	C SI 89 B SL 87 X SL 86 1-1 ③ G5-3		C SL 86 F SI 90 F SL 86 1 SAFE B FF 89 F FF 89 X CU 79 1-2 ③ L6		B SI 89 D SL 87 X SL 86 2-0 ③ L7			B SI 88 F FF 89 B SL 81 C SI 90 F SI 88 B SI 90 X FF 89 3-2 ① L9		4	0	0	0	0	0	3
27 Carlos Gómez, R (1, 8) OBP: 0.335, SLG: 0.509		S SI 89 C SL 85 B FF 89 H FF 88 2-2 15 HR HBP	B FF 88 X SL 86 1-0 ① F7			F FF 88 B SL 85 B SL 85 F SI 88 B FF 89 F SI 88 F FF 89 X FF 89 3-2 ① L8		F SI 87 S SL 80 F SI 89 B KC 74 B FF 88 F SI 88 S SL 80 2-3 ② K		3	1	0	0	0	1	0
18 Khris Davis, R (1, 7) OBP: 0.409, SLG: 0.716 22 Logan Schafer, L (8, 7) OBP: 0.287, SLG: 0.333		B SL 86 F FF 90 B SI 89 F SL 87 X SI 89 2-2 ① F8	B SI 90 B SL 87 S SI 90 B FF 91 F FF 90 F FF 90 F SI 90 F CU 77 F SL 85 3-2 X FF 90 2B		X CU 76 0-0 ② P3			B SI 88 S SL 82 S KC 75 X SI 89 1-2 ③ L8		4 0	0 0	1 0	0 0	0 0	0 0	1 0
15 Caleb Gindl, L (1, 9) OBP: 0.366, SLG: 0.494		B CU 77 C FF 88 F SL 85 X SL 85 1-2 1-H HR	B CH 82 C CH 81 B FF 89 X CH 82 2-1 ② P6		F FF 88 B CH 81 B CH 80 X CH 81 2-1 ③ G4-3				C FF 96 F CH 84 F FF 97 S FF 97 0-3 ① K	4	1	1	2	0	1	1
21 Juan Francisco, L (1, 3) OBP: 0.304, SLG: 0.451 3 Yuniesky Betancourt, R (7, PH) OBP: 0.234, SLG: 0.368 (7, 3)		B SI 89 F CU 79 S SL 85 S CU 79 1-3 ② K	I IN 62 I IN 65 I IN 65 I IN 65 4-0 41 FC6 IBB				C SL 81 X FF 92 0-1 2 G4-3 41 SH2-4 9 1B		B FF 96 B FF 96 X FF 97 2-0 ② G4-3	1 2	0 1	0 1	0 1	1 0	1 0	0 0
41 Marco Estrada, R (1, 1) OBP: 0.250, SLG: 0.261 53 Brandon Kintzler, R (8, 1) 7 Norichika Aoki, L (9, PH) OBP: 0.342, SLG: 0.362 29 Jim Henderson, L (9, 1)		C SI 89 B SI 89 F SI 89 S CU 79 1-3 ③ K	C SI 89 X SL 85 0-1 ③ FC6 1-2f				B FF 92 B FF 93 X FF 92 2-0 ① SH2-4 1-2		C SI 97 B FF 97 F FF 96 H FC 93 2-2 HBP	2 0 0 0	0 0 0 0	0 0 0 0	0 0 0 0	0 0 0 0	1 0 0 0	2 0 0 0

Inning Stats	1	2	3	4	5	6	7	8	9
	R: 0 E: 0 K: 0 S: 8	R: 2 E: 0 K: 2 S: 14	R: 0 E: 0 K: 0 S: 11	R: 0 E: 0 K: 0 S: 12	R: 0 E: 0 K: 0 S: 7	R: 0 E: 0 K: 0 S: 8	R: 1 E: 0 K: 0 S: 7	R: 0 E: 0 K: 1 S: 12	R: 0 E: 0 K: 2 S: 10
	H: 1 LOB: 1 BB: 0 P: 15	H: 1 LOB: 0 BB: 0 P: 21	H: 1 LOB: 1 BB: 1 P: 17	H: 1 LOB: 2 BB: 1 P: 22	H: 1 LOB: 1 BB: 0 P: 13	H: 0 LOB: 0 BB: 0 P: 13	H: 2 LOB: 1 BB: 0 P: 9	H: 0 LOB: 0 BB: 0 P: 18	H: 0 LOB: 1 BB: 0 P: 14

1B: 5 SF: 0
2B: 1 SAC: 1
3B: 0 DP: 0
HR: 1 HBP: 2

WP: 0 PA: 37
PB: 0
SB: 0
CS: 1

PITCHER		IP	WLS	BF	H	R	ER	SO	BB	IBB	HBP	BLK	WP	HR	S	P	ERA	WHIP
40 Greg Reynolds, R ERA: 5.73	(1, 1)	6.0	L	25	5	2	2	2	1	1	1	0	0	1	60	101	3.00	1.000
43 Manny Parra, L ERA: 3.6	(7, 1)	0.2		3	1	1	1	0	0	0	0	0	0	0	4	6	13.50	1.500
63 Sam LeCure, R ERA: 3.04	(7, 1)	1.1		5	1	0	0	1	0	0	0	0	0	0	15	21	0.00	0.750
Logan Ondrusek, R ERA: 4.12	(9, 1)	1.0		4	0	0	0	2	0	0	1	0	0	0	10	14	0.00	0.000

PITCHER	IP	WLS	BF	H	R	ER	SO	BB	IBB	HBP	BLK	WP	HR	S	P	ERA	WHIP

TOP

Milwaukee Brewers @ Cincinnati Reds

Great American Ball Park, Cincinnati, OH

Sun Aug 25 2013, 1:12 PM - 4:11 PM EDT

Att. 33,743 - Sunny - 85 F

livebaseballscorecards.com

AB	32
R	3
H	7
RBI	3
BB	2
SO	5
LOB	12

Milwaukee Brewers @ Cincinnati Reds

Great American Ball Park, Cincinnati, OH

Sun Aug 25 2013, 1:12 PM - 4:11 PM EDT

Att. 33,743 - Sunny - 85 F

livebaseballscorecards.com

BOTTOM

Batter	1	2	3	4	5	6	7	8	9	AB	R	H	RBI	BB	SO	LOB
17 Shin-Soo Choo, L (1, 8) OBP: 0.413, SLG: 0.445	C FF 90 B FF 88 B CH 78 C CH 78 X FF 90 2-2 19 S 4 L8 1B		B CU 77 F CH 81 S FF 90 B FF 92 B CH 80 S CH 80 3-3 ③ K			B CH 80 B CH 81 B FF 90 B FF 88 4-0 BB		C FF 94 F SI 89 B SI 89 S SI 94 1-3 ③ K		3	0	1	0	1	2	2
21 Todd Frazier, R (1, 5) OBP: 0.320, SLG: 0.388	S FF 90 1 SAFE S CH 78 F CH 76 F FF 89 1 SAFE D CH 77 X FF 89 1-2 ① L8			F FF 88 X CH 79 0-1 ① P3		S CH 80 1 SAFE 1 SAFE D CH 80 B FF 90 S CH 81 D CH 78 F CH 80 X FF 90 3-2 ③ P6			X FF 95 0-0 ① F9	4	0	0	0	0	0	2
19 Joey Votto, L (1, 3) OBP: 0.433, SLG: 0.507	B FF 89 B CH 79 C CH 79 B FF 90 C CH 79 B FF 90 4-2 E5 1-3 BB			X CU 77 0-0 ② G3			B CU 78 X CH 79 1-0 ① P6		X FF 95 0-0 HR	3	1	1	1	1	0	0
4 Brandon Phillips, R (1, 4) OBP: 0.313, SLG: 0.409	C CU 77 X FF 89 0-1 ② ③ L8 3-H			C FF 90 C CU 76 B CH 79 B CH 79 F FF 90 S CH 78 2-3 ③ K			B FF 90 S FF 89 B CH 80 S CH 80 B CH 81 X CH 80 3-2 ② F8		B SL 84 S FF 94 F SL 85 X FF 95 1-2 ② L9	4	0	0	0	0	1	2
32 Jay Bruce, L (1, 9) OBP: 0.321, SLG: 0.478		S CH 80 B FF 90 S CH 79 C FF 90 1-3 ① K			C CH 79 F FF 89 F FF 90 S FF 91 0-3 ① K		B CU 76 X CH 78 1-0 ③ L9		F SL 84 C SL 84 F FF 94 X SL 85 0-2 1B	4	0	1	0	0	2	0
39 Devin Mesoraco, R (1, 2) OBP: 0.312, SLG: 0.390		C FF 90 B CH 80 B FF 90 F FF 91 X FF 91 2-2 ② P5			C CU 78 F FF 90 F CH 79 B FF 90 F FF 91 S CH 78 1-3 ② K			C SI 92 F SI 93 B SI 94 F SI 93 X SI 94 1-2 2 FC5-4 48 1B 1B	B FF 96 X FF 96 1-0 ③ L7	4	0	1	0	0	1	1
26 Xavier Paul, L (1, 7) OBP: 0.326, SLG: 0.397 43 Manny Parra, L (7, 1) OBP: 0.500, SLG: 0.500 63 Sam LeCure, R (7, 1) 48 Ryan Ludwick, R (8, PH) OBP: 0.361, SLG: 0.406 Logan Ondrusek, R (9, 1)		B CH 80 S CH 79 X FF 90 1-1 ③ P5			F FF 90 S CH 79 S CH 78 0-3 ③ K			X SI 93 0-0 2 FC5-4 1-2 1B		2 0 0 1 0	0 0 0 0 0	0 0 0 1 0	0 0 0 0 0	1 0 0 0 0	0 0 0 0 0	0 0 0 0 0
2 Zack Cozart, R (1, 6) OBP: 0.273, SLG: 0.367			B FF 89 B FF 90 C FF 90 B CH 79 F FF 90 X FF 90 3-2 ① L7			C CU 77 B CH 79 B FF 90 B FF 90 C FF 90 S CH 80 3-3 ① K		B SI 92 X FF 93 1-0 ① FC5-4 1-2f 2-3		3	0	0	0	0	1	2
40 Greg Reynolds, R (1, 1) 28 Chris Heisey, R (6, PH) OBP: 0.271, SLG: 0.422 (7, 7)			C FF 89 C FF 90 C FF 91 0-3 ② K			B CU 78 S CU 79 S FF 90 B CH 80 S FF 91 2-3 ② K		B FF 93 F SI 94 F SI 93 S FF 94 1-3 ② K		1 2	0 0	0 0	0 0	0 0	1 2	0 2
Inning Stats	R: 0 E: 1 K: 0 S: 12 H: 1 LOB: 2 BB: 1 P: 19	R: 0 E: 0 K: 1 S: 8 H: 0 LOB: 0 BB: 0 P: 12	R: 0 E: 0 K: 2 S: 9 H: 0 LOB: 0 BB: 0 P: 15	R: 0 E: 0 K: 1 S: 7 H: 0 LOB: 0 BB: 0 P: 9	R: 0 E: 0 K: 3 S: 12 H: 0 LOB: 0 BB: 0 P: 13	R: 0 E: 0 K: 2 S: 10 H: 0 LOB: 1 BB: 1 P: 22	R: 0 E: 0 K: 0 S: 5 H: 0 LOB: 0 BB: 0 P: 10	R: 0 E: 0 K: 2 S: 12 H: 2 LOB: 2 BB: 0 P: 16	R: 1 E: 0 K: 0 S: 10 H: 2 LOB: 1 BB: 0 P: 12	1B: 4 2B: 0 3B: 0 HR: 1 SF: 0 SAC: 0 DP: 0 HBP: 0						WP: 0 PB: 0 SB: 2 CS: 0 PA: 33	

	AB	31
	R	1
	H	5
	RBI	1
	BB	2
	SO	11
	LOB	11

PITCHER		IP	WLS	BF	H	R	ER	SO	BB	IBB	HBP	BLK	WP	HR	S	P	ERA	WHIP
41 Marco Estrada, R ERA: 4.44	(1, 1)	7.0	W	23	1	0	0	9	2	0	0	0	0	0	63	100	0.00	0.429
53 Brandon Kintzler, R ERA: 2.83	(8, 1)	1.0	H	5	2	0	0	2	0	0	0	0	0	0	12	16	0.00	2.000
29 Jim Henderson, R ERA: 1.86	(9, 1)	1.0	S	5	2	1	1	0	0	0	0	0	0	1	10	12	9.00	2.000

PITCHER	IP	WLS	BF	H	R	ER	SO	BB	IBB	HBP	BLK	WP	HR	S	P	ERA	WHIP

Milwaukee Brewers @ Pittsburgh Pirates

PNC Park, Pittsburgh, PA

Tue Aug 27 2013, 7:09 PM - 10:36 PM EDT

Att. 23,801 - Cloudy - 78 F

TOP

livebaseballscorecards.com

Batter	1	2	3	4	5	6	7	8	9	AB	R	H	RBI	BB	SO	LOB
7 Norichika Aoki, L (1, 9) OBP: 0.348, SLG: 0.365	B SI 92 F SI 91 C KC 78 X SI 91 1-2 20 BB; 9 1B; 16 G6-4-3; 1B		F SI 90 X KC 80 0-1 9 L5-3; 1B		B SI 88 D SI 88 C SI 89 B KC 76 F SI 90 B SI 90 4-2 20 1B; 16 2B; BB		B SI 95 B FF 94 F SI 94 B FC 91 B SI 94 4-1 9 FC4-6; BB	B SI 93 D SI 93 B FC 89 B FF 93 4-0 1-2 BB		2	2	2	0	3	0	0
9 Jean Segura, R (1, 6) OBP: 0.338, SLG: 0.444	B SI 90 X SI 90 1-0 16 G6-4-3; 20 BB; 1-2; 1B		1 SAFE S KC 78 1 SAFE 1 SAFE D CH 80 X CH 80 1-1 L5-3 1-1		C SI 89 F KC 75 F KC 77 C SI 90 0-3 K		B SI 95 C SI 96 1 SAFE X SI 96 1-1 FC4-6 20 1B; 1-2f	C SI 94 F FC 89 F FC 88 X CU 85 0-2 L9		5	0	1	0	0	1	6
20 Jonathan Lucroy, R (1, 2) OBP: 0.343, SLG: 0.483	B SI 91 B SI 90 F SI 91 B SI 89 S CH 81 B SI 90 4-2 16 G6-4-3; 1-2; 2-3; BB			C SI 90 B SI 88 F KC 77 S CH 80 1-3 K	B KC 74 X CH 79 1-0 16 2B; 1-2; 2-H; 1B		F SI 94 1 SAFE B SI 94 1 SAFE F SI 94 F SI 96 1 SAFE 1 SAFE X SI 95 1-2 16 S; 16 1B; 1-3; 1B		F SI 94 B SI 94 F SI 94 X CH 86 1-2 27 FC4-6-5; 16 1B; 1B	4	2	3	1	1	1	0
16 Aramis Ramirez, R (1, 5) OBP: 0.359, SLG: 0.433	F CH 81 X CH 82 0-1 G6-4-3 1-2f 2-3 3-H			B SI 88 X CH 81 1-0 HR	F SI 88 C SI 89 F KC 79 X SI 90 0-2 1-H; 2-H; 2B		F SI 96 B FF 96 B SI 96 B SI 96 F SI 96 X FF 96 3-2 1-H; 1B		B CH 87 1 SAFE F SI 94 B CH 87 X CH 86 2-1 27 FC4-6-5 1-2; 1B	5	1	4	4	0	0	2
27 Carlos Gómez, R (1, 8) OBP: 0.336, SLG: 0.507	F KC 79 X CH 80 0-1 G5-3			B SI 86 F KC 78 C SI 91 B KC 82 F CH 81 B SI 92 X SI 91 3-2 1B	B SL 87 B SL 87 C SI 92 B SI 92 D SL 88 4-1 BB		B FF 95 S SI 95 F SI 96 B FF 96 X SI 96 2-2 G3		X SI 94 0-0 FC4-6-5 18 FC6-4 1-2 2-3	4	0	1	0	1	0	4
18 Khris Davis, R (1, 7) OBP: 0.388, SLG: 0.674 22 Logan Schafer, L (9, 7) OBP: 0.287, SLG: 0.333		C KC 77 B CH 81 F CH 81 C SI 91 1-3 K		B CH 81 1 SAFE B SI 89 S CH 80 1 SAFE X SI 88 2-1 P3	S SL 87 X SI 93 0-1 F8			C FC 90 B FC 90 F FC 91 F CU 85 B SI 95 X FC 89 2-2 L5	1 SAFE X CH 87 0-0 FC6-4 1-2f	5 0	0 0	0 0	0 0	1 0	4 0
3 Yuniesky Betancourt, R (1, 3) OBP: 0.234, SLG: 0.370		C SI 91 X KC 80 0-1 G4-3		D CH 81 B SI 89 B CH 80 C CH 79 S SI 90 X SI 89 3-2 G5-3		X SI 91 0-0 G5-3		C SI 94 F SI 95 B FC 88 B SI 94 X FC 88 2-2 2 1B; 15 SF9; 2B		4	1	1	0	0	0	1
2 Scooter Gennett, L (1, 4) OBP: 0.362, SLG: 0.537		C SI 90 F SI 92 X KC 83 0-2 G4-3			X SI 90 0-0 26 SH3-4; 20 1B; 1B	C SI 91 S CH 81 F CH 80 B SL 79 S SI 90 1-3 K		X FC 89 0-0 7 BB 2-3; 1B		4	1	2	0	0	1	0
26 Kyle Lohse, R (1, 1) OBP: 0.170, SLG: 0.152 47 Rob Wooten, R (6, 1) 15 Caleb Gindl, L (8, PH) OBP: 0.362, SLG: 0.494 53 Brandon Kintzler, R (8, 1) 29 Jim Henderson, L (9, 1)			C SI 89 S KC 79 B SI 89 S KC 79 1-3 K2-3		D SI 87 B SI 88 X SI 87 2-0 SH3-4 1-2	C FF 90 F SI 91 B SI 90 S SL 84 1-3 K		B FC 88 F FC 90 1 SAFE B SI 93 X FC 89 2-1 SF9 3-H		2 0 0 0 0	0 0 0 0 0	0 0 0 0 0	0 0 1 0 0	2 0 0 0 0	0 0 0 0 0	0 0 0 0 0

	AB	35
	R	7
	H	14
	RBI	6
	BB	5
	SO	6
	LOB	17

Inning Stats	1	2	3	4	5	6	7	8	9	1B: 11	SF: 1	WP: 0	PA: 42
	R: 1 E: 0 K: 0 S: 10	H: 2 LOB: 1 BB: 1 P: 16	R: 0 E: 0 K: 1 S: 8	H: 0 LOB: 0 BB: 0 P: 9	R: 0 E: 0 K: 1 S: 7	H: 1 LOB: 0 BB: 0 P: 9	R: 1 E: 0 K: 1 S: 13	H: 2 LOB: 1 BB: 0 P: 23	R: 3 E: 0 K: 1 S: 16	H: 3 LOB: 2 BB: 2 P: 27	R: 0 E: 0 K: 2 S: 8	H: 0 LOB: 0 BB: 0 P: 10	R: 1 E: 0 K: 0 S: 13	H: 2 LOB: 1 BB: 1 P: 24	R: 1 E: 0 K: 0 S: 14	H: 2 LOB: 2 BB: 1 P: 24	R: 0 E: 0 K: 0 S: 7	H: 2 LOB: 1 BB: 0 P: 10	2B: 3 3B: 0 HR: 1	SAC: 1 DP: 3 HBP: 0	PB: 0 SB: 1 CS: 0	

PITCHER		IP	WLS	BF	H	R	ER	SO	BB	IBB	HBP	BLK	WP	HR	S	P	ERA	WHIP
49 Jeff Locke, L ERA: 3.22	(1, 1)	4.2		22	8	5	5	4	2	0	0	0	0	1	51	77	9.64	2.143
32 Vin Mazzaro, R ERA: 2.49	(5, 1)	0.1		2	0	0	0	0	1	0	0	0	0	0	3	7	0.00	3.000
30 Jeanmar Gómez, R ERA: 3.25	(6, 1)	1.0		3	0	0	0	2	0	0	0	0	0	0	8	10	0.00	0.000
37 Justin Wilson, L ERA: 2.05	(7, 1)	1.0		5	2	1	1	0	1	0	0	0	0	0	13	24	9.00	3.000
29 Bryan Morris, R ERA: 3.16	(8, 1)	1.0	L	6	2	1	1	0	1	0	0	0	0	0	14	24	9.00	3.000

PITCHER		IP	WLS	BF	H	R	ER	SO	BB	IBB	HBP	BLK	WP	HR	S	P	ERA	WHIP
44 Tony Watson, L ERA: 2.7	(9, 1)	1.0		4	2	0	0	0	0	0	0	0	0	0	7	10	0.00	2.000

Milwaukee Brewers @ Pittsburgh Pirates

PNC Park, Pittsburgh, PA

Tue Aug 27 2013, 7:09 PM - 10:36 PM EDT

Att. 23,801 - Cloudy - 78 F

livebaseballscorecards.com

BOTTOM

Batter	1	2	3	4	5	6	7	8	9	AB	R	H	RBI	BB	SO	LOB
31 Jose Tabata, R (1, 7) OBP: 0.342, SLG: 0.402	B SI 89 C SL 84 C SI 89 F SI 89 F SL 86 X SI 90 1-2 ① F9		C SL 84 F CH 80 B SI 90 X CH 80 1-2 ③ G6-3		F SI 90 B SL 86 B SI 89 X SL 86 2-1 18 HR 2-3 1B	B SL 84 F SL 85 B SL 81 1 SAFE B SL 83 X SL 84 3-1 ② F8		X SI 93 0-0 ③ G4-3		3	1	1	0	0	0	0
30 Jeanmar Gomez, R (6, 1) OBP: 0.083, SLG: 0.083										0	0	0	0	0	0	0
46 Garrett Jones, L (6, PH) OBP: 0.292, SLG: 0.409										1	0	0	0	0	0	2
37 Justin Wilson, L (7, 1)										0	0	0	0	0	0	0
29 Bryan Morris, L (8, 1) OBP: 0.200, SLG: 0.200										0	0	0	0	0	0	0
5 Josh Harrison, R (8, PH) OBP: 0.288, SLG: 0.429										1	0	0	0	0	0	0
44 Tony Watson, L (9, 1)										0	0	0	0	0	0	0
18 Neil Walker, S (1, 4) OBP: 0.347, SLG: 0.398	B SI 90 B SL 85 X SI 91 2-0 22 F8-4 1B			C SI 89 F SL 85 X CH 81 0-2 ① F8	C SL 86 B SI 90 B CH 80 X SL 87 2-1 1-H 3-H HR	C CU 74 B SI 88 S SL 83 S SL 85 1-3 ③ K			B FF 96 B FF 95 B FF 95 C FF 94 F FF 96 X FF 97 3-2 ① L4	5	1	2	3	0	1	2
22 Andrew McCutchen, R (1, 8) OBP: 0.399, SLG: 0.508	X SL 85 0-0 ② ③ F8-4 1-2			C CU 72 B SI 90 X CU 74 1-1 ② L7	B SI 92 B SL 86 F SL 85 B CH 80 X SL 85 3-1 24 2B 1B		S SL 84 B SL 86 B FF 89 X SL 83 2-1 ① L5		X SL 85 0-0 2B	5	0	2	0	0	0	1
24 Pedro Alvarez, L (1, 5) OBP: 0.302, SLG: 0.496		C CH 80 B SI 89 B SL 84 B CH 81 X SL 83 3-1 55 G6-3 1B		S SI 90 X CU 74 0-1 1B	1 SAFE X SI 90 0-0 1-3 2B		B FS 84 B SL 84 B SL 83 X SL 84 3-0 HR		S FF 97 S FF 97 B FF 98 B FF 97 B FF 98 B FF 97 4-2 BB	4	1	4	1	1	0	0
55 Russell Martin, R (1, 2) OBP: 0.343, SLG: 0.389		B SI 89 S SL 84 1 SAFE X SL 85 1-1 ① ② G6-3 1-2f		C SI 89 1 SAFE X SL 84 0-1 ③ F9	B SL 86 S SL 85 B SI 89 X SL 86 2-1 ③ L7		B SL 84 B SL 84 B SL 83 B SI 88 4-0 BB		X FF 96 0-0 ② F8	4	0	0	0	1	0	6
14 Gaby Sanchez, R (1, 3) OBP: 0.347, SLG: 0.396		B SI 89 B SI 89 X SI 90 2-0 1B			C CU 73 F SL 84 B CH 80 X SL 86 1-2 ① G6-3	C SI 89 C SL 85 F SL 86 B CH 81 X SL 84 1-2 ① L7	1 SAFE 1 SAFE X SI 89 0-0 ② F9		B FF 96 F FF 97 C FF 97 B SL 88 B FF 97 X FF 96 3-2 ③ G6-3	5	0	1	0	0	0	3
57 Andrew Lambo, L (1, 9) OBP: 0.333, SLG: 0.278		C SL 84 S CH 80 1 SAFE S CH 81 0-3 ③ K			B CH 79 B SL 85 B SI 89 C SI 88 X SI 89 3-1 26 2B 1B	B CH 82 C SI 89 C SL 84 F SL 84 B SI 91 X CH 82 2-2 10 1B 26 1B 1B	1 SAFE F SL 84 X FS 83 0-1 ③ G1-6-3			4	2	2	0	0	1	2
10 Jordy Mercer, R (1, 6) OBP: 0.328, SLG: 0.399			B SI 89 C SL 83 C SL 84 F SL 85 X SI 90 1-2 ① F8		B SL 85 S SL 85 S SL 86 S SL 85 1-3 ② K	C SL 86 X SL 84 0-1 26 1B 1-2 1B		B SI 92 C SI 92 S SI 92 F SI 92 X SI 93 1-2 ① G5-3		4	0	1	0	0	1	1
49 Jeff Locke, L (1, 1) OBP: 0.136, SLG: 0.095			C SI 89 B SI 90 B SI 90 F SI 90 F SL 84 X SI 90 2-2 ② G1-3		C CU 74 X SI 89 0-1 31 1B 18 HR 1-H 2B	S CH 81 B CH 79 D CH 80 C SL 83 X SL 85 2-2 1-3 2-H 1B		C SI 92 F SI 93 S SI 93 0-3 ② K		1	0	0	0	0	0	0
32 Vin Mazzaro, R (5, 1) OBP: 0.167, SLG: 0.167										0	0	0	0	0	0	0
26 Felix Pie, L (5, PH) OBP: 0.500, SLG: 0.556										3	1	2	2	0	1	0
Inning Stats	R: 0 E: 0 K: 0 S: 7 H: 1 LOB: 0 BB: 0 P: 10	R: 0 E: 0 K: 1 S: 8 H: 2 LOB: 1 BB: 0 P: 14	R: 0 E: 0 K: 0 S: 11 H: 0 LOB: 0 BB: 0 P: 15	R: 0 E: 0 K: 0 S: 9 H: 1 LOB: 1 BB: 0 P: 10	R: 4 E: 0 K: 1 S: 19 H: 6 LOB: 2 BB: 0 P: 33	R: 1 E: 0 K: 1 S: 18 H: 3 LOB: 2 BB: 0 P: 27	R: 1 E: 0 K: 0 S: 6 H: 1 LOB: 1 BB: 1 P: 15	R: 0 E: 0 K: 1 S: 8 H: 0 LOB: 0 BB: 0 P: 9	R: 0 E: 0 K: 0 S: 10 H: 1 LOB: 2 BB: 1 P: 20	1B: 10 2B: 4 3B: 0 HR: 2 SF: 0 SAC: 0 DP: 2 HBP: 0						

	AB	40
	R	6
	H	15
	RBI	6
	BB	2
	SO	4
	LOB	17

PITCHER		IP	WLS	BF	H	R	ER	SO	BB	IBB	HBP	BLK	WP	HR	S	P	ERA	WHIP
26 Kyle Lohse, R ERA: 3.39	(1, 1)	5.1		27	13	5	5	2	0	0	0	0	0	1	67	100	8.44	2.438
47 Rob Wooten, R ERA: 1.15	(6, 1)	1.2	W	7	1	1	1	1	1	0	0	0	0	1	11	24	5.40	1.200
53 Brandon Kintzler, R ERA: 2.79	(8, 1)	1.0	H	3	0	0	0	1	0	0	0	0	0	0	8	9	0.00	0.000
29 Jim Henderson, R ERA: 1.82	(9, 1)	1.0	S	5	1	0	0	0	1	0	0	0	0	0	10	20	0.00	2.000

PITCHER	IP	WLS	BF	H	R	ER	SO	BB	IBB	HBP	BLK	WP	HR	S	P	ERA	WHIP

Batter	1	2	3	4	5	6	7	8	9	AB	R	H	RBI	BB	SO	LOB
7 Norichika Aoki, L (1, 9) OBP: 0.348, SLG: 0.364	B FF 94 B SI 93 C SI 92 X FF 94 2-1 9 FC6-4 1B		C SI 93 B FS 84 B FF 91 C SI 93 B FS 86 F FF 93 F SI 93 X FF 94 3-2 ② G6-3		X SI 93 0-0 ③ F9		C CU 78 S CU 78 B CU 78 B CU 76 1 SAFE F SI 92 B CU 78 B SI 93 4-2 1-3 3-H BB		B SI 92 B SI 92 B SI 91 C FF 92 C SI 92 F SI 92 X SI 93 3-2 ② G4-3	4	0	1	0	1	0	1
9 Jean Segura, R (1, 6) OBP: 0.335, SLG: 0.440	X SI 92 0-0 ① FC6-4 20 CS 1-2f		C SI 93 C CU 78 B CU 77 X SI 92 1-2 ③ G6-3			B SI 90 X SI 92 1-0 ① G6-3	C SI 92 X SL 88 0-1 ③ L4		X FF 92 0-0 ③ P3	5	0	0	0	0	0	3
20 Jonathan Lucroy, R (1, 2) OBP: 0.342, SLG: 0.480 59 John Axford, R (8, 1)	B SI 90 1 SAFE C SI 90 F SI 93 B CU 78 B CU 78 F SI 95 F SI 95 F SI 95 4-2 ② B SI 95 16 HBP 1-2 BB			X SI 91 0-0 ① L8		B SI 91 B SI 91 C SI 91 F SI 92 C CU 78 2-3 ② K		X SI 91 0-0 E6 15 1B 27 1B	3 0	0 0	0 0	0 0	1 0	1 0	0 0
16 Aramis Ramirez, R (1, 5) OBP: 0.361, SLG: 0.432	F SI 93 C SI 92 B SI 93 H CU 77 2-2 1-2 HBP			X SI 93 0-0 ② F8		X SI 92 0-0 1B		C SI 92 B SI 93 F SI 92 S SL 88 1-3 ① K	3	0	1	0	0	1	1
27 Carlos Gómez, R (1, 8) OBP: 0.338, SLG: 0.507	B SI 93 B SI 93 X SI 94 2-0 ③ G3			C SI 92 B CU 78 F SI 91 X CU 79 1-2 15 S 1B		X SI 91 0-0 ③ G6-3		C SI 92 S SL 88 X SL 87 0-2 15 1B 1-2 1B	4	0	2	0	0	0	3
15 Caleb Gindl, L (1, 7) OBP: 0.357, SLG: 0.483		B FF 92 X SI 92 1-0 ① G6-3		B FF 92 C SI 92 B SI 92 1 SAFE S FS 84 B FS 82 X SI 92 3-2 ③ P6 1-2			C SI 90 T SL 82 X SL 82 0-2 ① L8	B SI 92 F SI 93 F SL 88 B SL 88 X SI 93 2-2 1-2 2-3 1B	4	0	1	0	0	0	1
2 Scooter Gennett, L (1, 4) OBP: 0.358, SLG: 0.527		C FF 93 X FS 85 0-1 ② G6-3			C SI 92 B CU 78 X SI 92 1-1 ① L4		X FF 92 0-0 3 FC5-4 21 BB 7 E 1B	D SL 88 X SI 93 1-0 ② F8	4	1	1	0	0	0	3
21 Juan Francisco, L (1, 3) OBP: 0.306, SLG: 0.450		C SI 92 B FS 84 C FF 92 B CU 78 B SI 91 S CU 79 3-3 ③ K			X FF 93 0-0 32 SH3-4 1B		B SI 92 D SL 82 B SI 90 B FF 92 4-0 3 FC5-4 1-2 BB	C SL 88 F SL 89 X SL 88 0-2 ③ P5	3	0	1	0	1	1	3
32 Tom Gorzelanny, R (1, 1) OBP: 0.059, SLG: 0.059 63 Tyler Thornburg, R (6, 1) 3 Yuniesky Betancourt, R (7, PH) OBP: 0.234, SLG: 0.368 31 Burke Badenhop, R (7, 1) 51 Michael Gonzalez, R (7, 1) 12 Martín Maldonado, R (8, 2) OBP: 0.227, SLG: 0.286			C FF 92 X SI 92 0-1 ① G4-3		X SI 92 0-0 ② SH3-4 1-2		B SI 91 B SI 92 X SI 91 2-0 ② FC5-4 7 E 1-2f 2-3		B SI 91 B SI 92 C SI 92 F SI 91 S SL 83 2-3 ① K	1 0 1 0 0 1	0 0 0 0 0 0	0 0 0 0 0 0	0 0 0 0 0 0	0 0 0 0 0 1	0 0 0 0 0 0	0 0 2 0 0 0
Inning Stats	R: 0 E: 0 K: 0 S: 11 H: 1 LOB: 2 BB: 1 P: 21	R: 0 E: 0 K: 1 S: 6 H: 0 LOB: 0 BB: 0 P: 10	R: 0 E: 0 K: 0 S: 10 H: 0 LOB: 0 BB: 0 P: 14	R: 0 E: 0 K: 0 S: 8 H: 1 LOB: 1 BB: 0 P: 12	R: 0 E: 0 K: 0 S: 5 H: 1 LOB: 1 BB: 0 P: 6	R: 0 E: 0 K: 1 S: 6 H: 1 LOB: 1 BB: 0 P: 9	R: 1 E: 1 K: 0 S: 10 H: 1 LOB: 2 BB: 2 P: 20	R: 0 E: 1 K: 1 S: 14 H: 2 LOB: 3 BB: 0 P: 18	R: 0 E: 0 K: 1 S: 8 H: 0 LOB: 0 BB: 0 P: 13	1B: 7 2B: 0 3B: 0 HR: 0	SF: 0 SAC: 1 DP: 0 HBP: 1					

PITCHER		IP	WLS	BF	H	R	ER	SO	BB	IBB	HBP	BLK	WP	HR	S	P	ERA	WHIP
50 Charlie Morton, R ERA: 3.14	(1, 1)	6.2	W	28	5	1	0	2	3	0	1	0	0	0	54	90	0.00	1.200
32 Vin Mazzaro, R ERA: 2.44	(7, 1)	1.1	H	7	2	0	0	1	0	0	0	0	0	0	16	20	0.00	1.500
48 Jared Hughes, R ERA: 4.44	(9, 1)	1.0		3	0	0	0	1	0	0	0	0	0	0	8	13	0.00	0.000

PITCHER | IP | WLS | BF | H | R | ER | SO | BB | IBB | HBP | BLK | WP | HR | S | P | ERA | WHIP

TOP

Milwaukee Brewers @ Pittsburgh Pirates

PNC Park, Pittsburgh, PA

Wed Aug 28 2013, 7:07 PM - 10:03 PM EDT

Att. 20,634 - Cloudy - 73 F

livebaseballscorecards.com

AB	33
R	1
H	7
RBI	0
BB	3
SO	4
LOB	17

BOTTOM

Milwaukee Brewers @ Pittsburgh Pirates

PNC Park, Pittsburgh, PA

Wed Aug 28 2013, 7:07 PM - 10:03 PM EDT

Att. 20,634 - Cloudy - 73 F

livebaseballscorecards.com

Batter	1	2	3	4	5	6	7	8	9	AB	R	H	RBI	BB	SO	LOB
5 Josh Harrison, R (1, 4) OBP: 0.314, SLG: 0.448	C SI 90 X SL 79 0-1 10 BB 22 1B 1B		B SI 92 C SI 91 B SI 92 F SI 92 X FF 90 2-2 ② F8		F SI 92 X FF 92 0-1 10 2B 3-H 1B		B SI 89 B SI 89 C SI 88 X SI 88 2-1 E1 10 1B 2 HR 1B	B FF 98 X FF 97 1-0 ③ G5-3		4	3	3	1	0	0	0
12 Clint Barmes, R (8, 6) OBP: 0.261, SLG: 0.320										1	0	0	0	0	0	0
10 Jordy Mercer, R (1, 6) OBP: 0.333, SLG: 0.406 (8, 4)	1 SAFE D SI 90 B SI 90 B SI 91 C FF 91 B SI 92 4-1 22 1B 1-2 BB		F SI 92 B FF 92 B SI 92 B SI 92 F SI 91 S SL 81 3-3 ③ K		X SI 92 0-0 1-H 2B		X SI 88 0-0 2 HR 2-3 1B			3	1	2	1	1	1	0
22 Andrew McCutchen, R (1, 8) OBP: 0.400, SLG: 0.508	D CH 86 C SI 92 B CH 85 X SI 93 2-1 2 L1-3 1-2 2-H 1B			C SL 79 F FF 92 B SL 80 F CH 86 X SI 92 1-2 24 G4-3 24 S 17 1B 1B	D SL 83 X SI 92 1-0 ② P4		F SI 88 C SI 89 B SL 82 F SI 89 S SL 80 1-3 ① K			4	1	2	1	0	1	3
2 Marlon Byrd, R (1, 9) OBP: 0.330, SLG: 0.522	C SL 81 X SI 92 0-1 ①② L1-3 1-1			1 SAFE D CH 84 F SI 91 1 SAFE S CH 85 1 SAFE 1 SAFE F SL 80 D CH 86 3-3 ① K	S SL 81 S SL 81 S SL 80 0-3 ③ K		X SL 82 0-0 1-H 3-H HR			4	1	1	3	0	2	4
24 Pedro Alvarez, L (1, 5) OBP: 0.299, SLG: 0.491	C SL 81 X SI 92 0-1 ③ F7			1 SAFE S SL 81 S SL 83 B SL 82 X SL 83 1-2 ② G4-3 1-3		C SI 89 B SL 80 S FF 91 S SL 80 1-3 ① K2-3	X SL 79 0-0 ② G6-3			4	0	0	0	0	1	2
17 Gaby Sanchez, R (1, 3) OBP: 0.353, SLG: 0.402		B SI 91 F SI 92 F CH 85 X FF 92 1-2 ① F9		C SL 82 X SI 93 0-1 55 FC6 3-H 1B	F SI 90 F CH 86 F FF 91 B SL 80 F CH 85 X SI 90 1-2 31 F8 55 1B 1B		C FF 91 B CH 80 B SI 91 B CH 80 X SI 90 3-1 55 FC5-4 1B			4	0	3	1	0	0	0
55 Russell Martin, R (1, 2) OBP: 0.342, SLG: 0.388		B SI 92 X CH 85 1-0 ② F8		1 SAFE D CH 87 F SI 93 X CH 86 1-1 ③ FC6 1-2f	C CH 84 C SI 92 F CH 85 X SL 80 0-2 1-2 1B		B SI 89 C SI 87 F SI 89 F SL 82 F FF 92 X SI 91 1-2 ③ FC5-4 1-2f			4	0	1	0	0	0	2
31 Jose Tabata, R (1, 7) OBP: 0.341, SLG: 0.410		B SI 92 F SI 92 B FF 91 X SI 92 2-1 ③ G4-3			L SI 91 C SL 82 B FF 90 X SL 80 1-2 5 1B 3B	X FF 93 0-0 ② F8 2-3		B FF 95 B FF 95 F FF 96 T FF 96 T FF 98 2-2 ① K		3	1	1	0	0	0	2
26 Felix Pie, L (8, 7) OBP: 0.455, SLG: 0.500										1	0	0	0	0	1	0
50 Charlie Morton, R (1, 1) OBP: 0.111, SLG: 0.111			C FF 90 F SI 92 F SL 80 T FF 92 0-2 ① K		S FF 91 B FF 92 S CH 85 D SL 83 X SI 90 2-2 ① L1	X FF 91 0-0 ③ F7		F FF 97 B CU 78 F FF 97 B FF 97 S FF 97 2-3 ② K		3	0	0	0	0	1	3
32 Tom Gorzelanny, L (1, 1) ERA: 3.8										0	0	0	0	0	0	0
63 Tyler Thornburg, R (6, 1) ERA: 1.99										1	0	0	0	0	1	0
31 Burke Badenhop, R (7, 1) ERA: 3.75										0	0	0	0	0	0	0
51 Michael Gonzalez, L (7, 1) ERA: 4.34																
59 John Axford, R (8, 1) ERA: 4.45																
Inning Stats	R: 1 E: 0 K: 0 S: 9 H: 2 LOB: 1 BB: 1 P: 15	R: 0 E: 0 K: 0 S: 6 H: 0 LOB: 0 BB: 0 P: 10	R: 0 E: 0 K: 2 S: 10 H: 0 LOB: 0 BB: 0 P: 15	R: 1 E: 0 K: 1 S: 22 H: 2 LOB: 1 BB: 0 P: 28	R: 2 E: 0 K: 1 S: 13 H: 3 LOB: 1 BB: 0 P: 17	R: 0 E: 0 K: 1 S: 14 H: 2 LOB: 2 BB: 0 P: 16	R: 3 E: 1 K: 1 S: 16 H: 4 LOB: 1 BB: 0 P: 23	R: 0 E: 0 K: 2 S: 7 H: 0 LOB: 0 BB: 0 P: 12		1B: 10 2B: 2 3B: 1 HR: 1 SF: 0 SAC: 0 DP: 1 HBP: 0					WP: 0 PB: 0 SB: 1 CS: 0 PA: 37	

	AB	36
	R	7
	H	13
	RBI	7
	BB	1
	SO	8
	LOB	16

PITCHER		IP	WLS	BF	H	R	ER	SO	BB	IBB	HBP	BLK	WP	HR	S	P	ERA	WHIP
32 Tom Gorzelanny, L	(1, 1)	5.1	L	25	9	4	4	5	1	0	0	0	0	0	72	99	6.75	1.875
63 Tyler Thornburg, R	(6, 1)	0.2		2	0	0	0	0	0	0	0	0	0	0	2	2	0.00	0.000
31 Burke Badenhop, R	(7, 1)	0.1		4	3	3	3	1	0	0	0	0	0	1	8	11	81.00	9.000
51 Michael Gonzalez, L	(7, 1)	0.2		3	1	0	0	0	0	0	0	0	0	0	8	12	0.00	1.500
59 John Axford, R	(8, 1)	1.0		3	0	0	0	2	0	0	0	0	0	0	7	12	0.00	0.000

PITCHER	IP	WLS	BF	H	R	ER	SO	BB	IBB	HBP	BLK	WP	HR	S	P	ERA	WHIP

Milwaukee Brewers @ Pittsburgh Pirates

PNC Park, Pittsburgh, PA

Thu Aug 29 2013, 7:08 PM - 9:48 PM EDT

Att. 23,747 - Partly Cloudy - 84 F

TOP

livebaseballscorecards.com

Batter	1	2	3	4	5	6	7	8	9	AB	R	H	RBI	BB	SO	LOB
2 Scooter Gennett, L (1, 4) OBP: 0.371, SLG: 0.534	B FF 95 X FF 93 1-0 9 FC5-4 1B		F KC 82 F SL 87 B SI 96 B SL 87 F CH 87 B SI 98 X SL 88 3-2 ① G3		B CH 88 X SI 94 1-0 9 G6-4-3 1B			B FF 96 F SL 86 F FF 96 F FF 97 B SI 97 B KC 82 X CH 89 3-2 9 E 20 SF8 1B		4	1	3	0	0	0	0
9 Jean Segura, R (1, 6) OBP: 0.336, SLG: 0.441	F SI 95 F SL 88 X FF 97 0-2 ① FC5-4 20 E 20 1B 1-2f		C KC 82 B SL 86 X FF 97 1-1 20 G4-6-3 1B		B SI 96 C SI 95 B SL 87 1 SAFE X SL 86 2-1 ②③ G6-4-3 1-2f			X SL 87 0-0 E9 1-3 1B		4	1	2	0	0	0	2
20 Jonathan Lucroy, R (1, 2) OBP: 0.341, SLG: 0.479	1 SAFE C SL 86 1 SAFE B FF 97 X SI 97 1-1 16 G4-3 1-H 1B		F FF 95 1 SAFE 1 SAFE C SL 86 F SL 87 F SI 97 B FF 96 1 SAFE B SL 87 2-2 ②③ X SI 89 G4-6-3 1-2f			C FF 95 X CH 87 0-1 ① P4		S SI 95 F SI 96 F SI 96 B SI 95 F CU 85 X SI 94 1-2 ② SF8 3-H		3	0	1	2	0	0	1
16 Aramis Ramirez, R (1, 5) OBP: 0.360, SLG: 0.442	X FF 98 0-0 ②③ G4-3 1-2f			C KC 85 X FF 94 0-1 HR		F SI 95 B SI 96 S SL 86 F SI 96 B SI 96 S SL 86 2-3 ② K		B SI 94 F SI 96 C FC 88 X FF 95 1-2 ③ G4-3		4	1	1	1	0	1	2
27 Carlos Gómez, R (1, 8) OBP: 0.339, SLG: 0.507		B KC 85 F FF 95 X SI 94 1-1 18 S 18 2B 1B		X KC 82 0-0 15 BB 1B		C CH 88 X FF 92 0-1 ③ G6-3			C FC 90 X CU 78 0-1 ① G3-1	4	1	2	0	0	0	0
18 Khris Davis, R (1, 7) OBP: 0.382, SLG: 0.667 22 Logan Schafer, L (9, 7) OBP: 0.287, SLG: 0.333		B FF 97 B SI 97 B FF 96 X FF 98 3-0 21 G4-3 1-H 2B		1 SAFE 1 SAFE F SI 97 P PO 90 B SL 87 X FF 97 2-1 ① L8			B KC 80 B SI 96 X FF 94 2-0 ① G5-3		B FC 91 C SI 95 S FF 96 F FF 98 X FC 93 1-2 ② L9	4 0	0 0	1 0	1 0	0 0	0 0	1 0
15 Caleb Gindl, L (1, 9) OBP: 0.353, SLG: 0.467		F SI 96 B SI 96 L CH 88 S FF 97 1-3 ① K		1 SAFE B CH 89 B CH 86 F FF 96 1 SAFE B SI 96 B CH 86 4-1 21 G6-4-3 1-2 BB			C KC 82 B CH 88 X FF 95 1-1 ② F7		C FC 92 F SI 96 X SI 97 0-2 ③ G1-3	3	0	0	0	1	1	1
21 Juan Francisco, L (1, 3) OBP: 0.303, SLG: 0.446 3 Yuniesky Betancourt, R (8, 3) OBP: 0.234, SLG: 0.368		X CH 88 0-0 ② G4-3 2-3		B SI 97 X CH 89 1-0 ②③ G6-4-3 1-2f			F SL 86 S CH 88 S SI 98 0-3 ③ K			3 0	0 0	0 0	0 0	0 0	1 0	3 0
49 Yovani Gallardo, R (1, 1) OBP: 0.208, SLG: 0.375 7 Norichika Aoki, L (8, PH) OBP: 0.348, SLG: 0.363 53 Brandon Kintzler, R (8, 1)		X SL 86 0-0 ③ G5-3			C FF 92 C SL 87 B FF 93 S KC 82 1-3 ① K			C FF 96 B CH 88 B FF 96 B FF 96 T SI 96 F FF 96 X CH 88 3-2 ① G5-3		2 1 0	0 0 0	0 0 0	0 0 0	0 0 0	1 0 0	1 0 0

Inning Stats	1	2	3	4	5	6	7	8	9
	R: 1 E: 1 K: 0 S: 7	H: 2 LOB: 0 BB: 0 P: 9	R: 1 E: 0 K: 1 S: 8	H: 2 LOB: 1 BB: 0 P: 13	R: 0 E: 0 K: 0 S: 11	H: 1 LOB: 0 BB: 0 P: 17	R: 1 E: 0 K: 0 S: 8	H: 2 LOB: 1 BB: 1 P: 14	R: 0 E: 0 K: 1 S: 6	H: 1 LOB: 0 BB: 0 P: 10	R: 0 E: 0 K: 1 S: 8	H: 0 LOB: 0 BB: 0 P: 10	R: 0 E: 0 K: 1 S: 6	H: 0 LOB: 0 BB: 0 P: 9	R: 1 E: 1 K: 0 S: 17	H: 2 LOB: 1 BB: 0 P: 25	R: 0 E: 0 K: 0 S: 9	H: 0 LOB: 0 BB: 0 P: 10

	AB	32
	R	4
	H	10
	RBI	4
	BB	1
	SO	4
	LOB	11

	1B: 8	SF: 1	WP: 0	PA: 34
	2B: 1	SAC: 0	PB: 0	
	3B: 0	DP: 4	SB: 1	
	HR: 1	HBP: 0	CS: 0	

PITCHER		IP	WLS	BF	H	R	ER	SO	BB	IBB	HBP	BLK	WP	HR	S	P	ERA	WHIP
45 Gerrit Cole, R ERA: 3.8	(1, 1)	7.1	L	29	10	4	3	4	1	0	0	0	0	1	63	97	3.68	1.500
29 Bryan Morris, R ERA: 3.12	(8, 1)	0.2		2	0	0	0	0	0	0	0	0	0	0	8	10	0.00	0.000
37 Justin Wilson, L ERA: 2.01	(9, 1)	1.0		3	0	0	0	0	0	0	0	0	0	0	9	10	0.00	0.000

PITCHER	IP	WLS	BF	H	R	ER	SO	BB	IBB	HBP	BLK	WP	HR	S	P	ERA	WHIP

Milwaukee Brewers @ Pittsburgh Pirates

PNC Park, Pittsburgh, PA

Thu Aug 29 2013, 7:08 PM - 9:48 PM EDT

Att. 23,747 - Partly Cloudy - 84 F

livebaseballscorecards.com

BOTTOM

Batter	1	2	3	4	5	6	7	8	9	AB	R	H	RBI	BB	SO	LOB
31 Jose Tabata, R (1, 7) OBP: 0.336, SLG: 0.403 37 Justin Wilson, L (9, 1)	B SL 88 X FF 90 1-0 ① G6-3		C SL 87 B FF 90 B SI 91 B SI 90 C FF 92 X FF 92 3-2 ① L7		C SL 86 F SL 87 C FF 92 0-3 ② K			C SI 92 X SI 93 0-1 ② G3		4 0	0 0	0 0	0 0	0 0	1 0	0 0
18 Neil Walker, S (1, 4) OBP: 0.346, SLG: 0.397	B FF 91 B SI 91 X FF 90 2-0 ② F8		X CU 78 0-0 22 G6-4-3 1B		B FF 92 C SL 84 X FF 91 1-1 ③ P6			S SI 92 B FF 93 X SI 93 1-1 ③ G6-3		4	0	1	0	0	0	0
22 Andrew McCutchen, R (1, 8) OBP: 0.401, SLG: 0.511	C SI 90 B FF 91 C SI 90 B SL 88 X SL 87 2-2 3B		C CU 78 D SL 84 1 SAFE F SL 87 F CU 78 1 SAFE 1 SAFE B SL 88 B FF 90 3-2 ② ③ G6-4-3 1-2f			X CU 77 0-0 ① L5			C SI 92 B FF 93 B SI 94 F SI 93 F SI 94 B SI 94 B SI 94 4-2 24 G3-6-3 BB	3	0	1	0	1	0	1
24 Pedro Alvarez, L (1, 5) OBP: 0.297, SLG: 0.487	B CU 77 S FF 90 X FF 91 1-1 ③ G3-1			C SI 91 F SI 91 B FF 90 F SL 87 S FF 92 1-3 ① K		B SL 85 F FF 90 X SI 92 1-1 ② G6-3			X SI 92 0-0 ① ② G3-6-3 1-2f	4	0	0	0	0	1	2
2 Marlon Byrd, R (1, 9) OBP: 0.329, SLG: 0.520		C FF 90 B SL 87 T SL 87 B FF 91 X SL 88 2-2 17 FC6-4 1B		C FF 91 B FF 91 X FF 92 1-1 ② G5-3		B FF 91 X SL 86 1-0 ③ F7			F SI 92 B SI 92 X SI 92 1-1 ③ L7	4	0	1	0	0	0	0
17 Gaby Sanchez, R (1, 3) OBP: 0.353, SLG: 0.398		1 SAFE C SL 87 B SI 91 X SL 86 1-1 ① FC6-4 10 FC4-6 14 1B 1-2f		C CU 80 B FF 92 B SL 87 B CU 78 S SI 92 B SI 92 4-2 14 1B BB			C CU 78 B SL 87 B SL 85 B SI 91 X FF 91 3-1 ① L8			2	0	0	0	1	0	1
14 John Buck, R (1, 2) OBP: 0.290, SLG: 0.372		B SI 90 X CU 76 1-0 10 FC4-6 1-2 1B		X FF 92 0-0 1-2 1B			X CU 79 0-0 10 G6-4-3 1B			3	0	3	0	0	0	0
10 Jordy Mercer, R (1, 6) OBP: 0.330, SLG: 0.401		C SL 86 C FF 91 B FF 91 B SL 88 X SI 92 2-2 ② FC4-6 1-2f 2-3		D CU 79 B CU 78 F SL 86 C FF 92 B SL 89 C FF 92 3-3 ③ K			X SI 91 0-0 ② ③ G6-4-3 1-2f			3	0	0	0	0	1	5
45 Gerrit Cole, R (1, 1) OBP: 0.231, SLG: 0.200 29 Bryan Morris, L (8, 1) OBP: 0.200, SLG: 0.200 26 Felix Pie, L (8, PH) OBP: 0.417, SLG: 0.455 (9, 7)		C SL 86 B FF 91 C CU 79 S SL 88 1-3 ③ K			C FF 89 B SL 84 B FF 90 B FF 91 C FF 90 S FF 91 3-3 ① K			B SI 91 X SI 91 1-0 ① L8		2 0 1	0 0 0	0 0 0	0 0 0	0 0 0	2 0 0	2 0 0
Inning Stats	R: 0 E: 0 K: 0 S: 7 H: 1 LOB: 1 BB: 0 P: 13	R: 0 E: 0 K: 1 S: 12 H: 2 LOB: 2 BB: 0 P: 19	R: 0 E: 0 K: 0 S: 9 H: 1 LOB: 0 BB: 0 P: 15	R: 0 E: 0 K: 2 S: 12 H: 1 LOB: 2 BB: 1 P: 21	R: 0 E: 0 K: 2 S: 8 H: 0 LOB: 0 BB: 0 P: 12	R: 0 E: 0 K: 0 S: 4 H: 0 LOB: 0 BB: 0 P: 6	R: 0 E: 0 K: 0 S: 4 H: 1 LOB: 0 BB: 0 P: 7	R: 0 E: 0 K: 0 S: 5 H: 0 LOB: 0 BB: 0 P: 7	R: 0 E: 0 K: 0 S: 6 H: 0 LOB: 0 BB: 1 P: 11	1B: 5 2B: 0 3B: 1 HR: 0 SF: 0 SAC: 0 DP: 3 HBP: 0						

	AB	30
	R	0
	H	6
	RBI	0
	BB	2
	SO	5
	LOB	11

WP: 0 PA: 32
PB: 0
SB: 0
CS: 0

PITCHER		IP	WLS	BF	H	R	ER	SO	BB	IBB	HBP	BLK	WP	HR	S	P	ERA	WHIP
49 Yovani Gallardo, R ERA: 4.39	(1, 1)	7.0	W	26	6	0	0	5	1	0	0	0	0	0	56	93	0.00	1.000
53 Brandon Kintzler, R ERA: 2.7	(8, 1)	2.0		6	0	0	0	0	1	0	0	0	0	0	11	18	0.00	0.500

PITCHER		IP	WLS	BF	H	R	ER	SO	BB	IBB	HBP	BLK	WP	HR	S	P	ERA	WHIP

Batter	1	2	3	4	5	6	7	8	9	AB	R	H	RBI	BB	SO	LOB
39 JB Shuck, L (1, 7) OBP: 0.334, SLG: 0.381 58 Michael Kohn, R (7, 1) 46 Cory Rasmus, R (8, 1)	B FF 92 F FF 93 F FF 96 B FF 96 F SI 96 X SI 96 2-2 ① G4-3		C SI 96 F SL 86 B SL 87 S SL 86 1-3 ② K			C SL 82 F CH 85 X FF 94 0-2 ① P6	B SL 83 X SL 82 1-0 2-H 1B			4	0	1	1	0	1	0
										0	0	0	0	0	0	0
										0	0	0	0	0	0	0
2 Erick Aybar, S (1, 6) OBP: 0.305, SLG: 0.364	X SI 96 0-0 ② G6-3		C SL 82 X SL 84 0-1 ③ F7			L SL 82 X FF 93 0-1 ② P4	1 SAFE 1 SAFE 1 SAFE B CU 74 X SI 89 1-0 ③ G6-3			4	0	0	0	0	0	1
27 Mike Trout, R (1, 8) OBP: 0.428, SLG: 0.571 (7, 7)	B FF 96 B FF 96 B FF 95 C FF 93 F FF 96 B FF 97 4-2 56 CS BB			C FF 94 X SL 84 0-1 ① F9		F SI 94 X SI 96 0-1 ③ G6-3		C CU 78 F FF 94 B FF 92 X CU 78 1-2 1B		3	0	1	0	1	0	0
56 Kole Calhoun, L (1, 9) OBP: 0.340, SLG: 0.462	C SI 94 1 SAFE 1 SAFE C SL 84 0-2 ③ CS 1-2	B FF 94 F SI 94 X SI 95 1-1 18 F8 16 1B 1B		X SI 94 0-0 HR			B SL 81 C CH 84 S CH 85 B SL 86 B SL 85 B SI 96 4-2 18 1B 44 1B 10 2B BB	1 SAFE B FF 92 X FF 92 1-0 ① P5		3	2	2	1	1	0	1
44 Mark Trumbo, R (1, 3) OBP: 0.296, SLG: 0.455		B FF 95 S FF 95 F SL 84 D SL 87 S FF 96 2-3 ① K		B FF 96 C FF 95 X SI 95 1-1 ② F9			B FF 96 B FF 93 F FF 95 D SL 86 S SI 95 F SI 92 X SI 96 3-2 18 1B 10 2B 1-2 1B	C FF 92 C FF 93 1 SAFE T FF 92 0-2 ② K		4	1	1	0	0	2	2
16 Hank Conger, L (1, 2) OBP: 0.313, SLG: 0.421		1 SAFE B SL 82 C CH 85 X SI 96 1-1 1-2 1B		B SL 83 F SL 82 S CH 87 B SL 87 B CH 88 F SI 97 X SL 84 3-2 ③ G3-1			C SL 85 F CU 73 C SL 84 0-3 ① K	C CU 78 1 SAFE B CH 82 S FF 92 1 SAFE F FF 93 B CH 82 X FF 92 2-2 ③ L8		4	0	1	0	0	1	3
18 Luis Jimenez, R (1, 5) OBP: 0.278, SLG: 0.303		B FF 95 B FF 95 X FF 94 2-0 ② F8 2-3	C FF 96 C SL 84 B SL 88 B FF 95 B FF 97 S SI 95 3-3 ① K				X SL 83 0-0 10 2B 1-2 2-3 1B		C SI 91 B SL 83 B SI 90 F SI 90 F SI 89 B SL 82 C SI 88 3-3 ① K	4	1	1	0	0	2	2
10 Grant Green, R (1, 4) OBP: 0.323, SLG: 0.302	C SL 84 D SL 85 B SI 96 B SI 95 S FF 96 S SI 96 3-3 ③ K		C FF 95 F SI 96 B SL 86 X SI 95 1-2 ② G6-3				B SL 84 F SL 84 X SI 88 1-1 39 1B 1-H 2-H 3-H 2B		C SI 90 B SI 91 X SI 89 1-1 ② F9	4	1	1	3	0	1	2
36 Jered Weaver, R (1, 1) 25 Peter Bourjos, R (7, PH) OBP: 0.330, SLG: 0.383 (7, 8)			C FF 94 C FF 97 C FF 97 0-3 ① K		S FF 96 C FF 97 C FF 97 0-3 ③ K		B SL 84 X SI 88 1-0 ② P4		C SI 89 X SL 82 0-1 ③ F8	2	0	0	0	0	2	0
										2	0	0	0	0	0	1

TOP

Los Angeles Angels @ Milwaukee Brewers

Miller Park, Milwaukee, WI

Fri Aug 30 2013, 7:13 PM - 10:28 PM CDT

Att. 32,340 - Cloudy - 79 F

livebaseballscorecards.com

AB	34
R	5
H	8
RBI	5
BB	2
SO	9
LOB	12

Inning Stats	1	2	3	4	5	6	7	8	9
	R: 0 E: 0 K: 0 S: 9	H: 0 LOB: 0 BB: 1 P: 15	R: 0 E: 0 K: 2 S: 11	H: 2 LOB: 2 BB: 0 P: 20	R: 0 E: 0 K: 2 S: 8	H: 0 LOB: 0 BB: 0 P: 9	R: 1 E: 0 K: 0 S: 9	H: 1 LOB: 0 BB: 0 P: 13	R: 0 E: 0 K: 2 S: 9	H: 0 LOB: 0 BB: 0 P: 13	R: 0 E: 0 K: 0 S: 7	H: 0 LOB: 0 BB: 0 P: 7	R: 4 E: 0 K: 1 S: 15	H: 4 LOB: 1 BB: 1 P: 26	R: 0 E: 0 K: 1 S: 11	H: 1 LOB: 1 BB: 0 P: 15	R: 0 E: 0 K: 1 S: 8	H: 0 LOB: 0 BB: 0 P: 12

| | | | | | | | | | |

Los Angeles Angels @ Milwaukee Brewers

Miller Park, Milwaukee, WI

Fri Aug 30 2013, 7:13 PM - 10:28 PM CDT

Att. 32,340 - Cloudy - 79 F

livebaseballscorecards.com

BOTTOM

Batter	1	2	3	4	5	6	7	8	9	AB	R	H	RBI	BB	SO	LOB
7 Norichika Aoki, L (1, 9) OBP: 0.346, SLG: 0.362	C SI 85 C FC 85 B SI 86 F CU 72 B FF 90 F CU 71 F SI 87 X CH 80 2-2 ① G1-3		F SI 86 B CH 79 B CU 72 X CU 71 2-1 9 FC6-4 1B 1-2		C CU 71 C FF 83 B CH 82 C SI 85 1-3 ① K		X FF 94 0-0 ② L7		C CH 84 B FF 91 C CU 73 F FF 93 F FF 93 D SL 85 X CH 83 2-2 ① L7	5	0	1	0	0	1	1
9 Jean Segura, R (1, 6) OBP: 0.335, SLG: 0.438	C FF 87 B SL 80 C FF 86 B SL 82 X FF 89 2-2 ② F8		C SL 77 F FC 84 B FC 85 F FF 88 B SI 87 X FF 82 2-2 ② FC6-4 1-2f 2-3		B FF 85 B CU 68 X FF 86 2-0 ② P3		B FF 94 C FF 94 B SL 84 F FF 94 F FF 94 F SL 82 X FF 94 2-2 16 WP 20 BB 1B		F CU 74 S SL 86 F CU 75 F SL 85 B CH 82 B FF 93 B SL 84 F SL 84 C FF 94 3-3 ② K	5	0	1	0	0	1	3
20 Jonathan Lucroy, R (1, 3) OBP: 0.344, SLG: 0.478	C FF 88 B FF 87 F FF 89 B FF 87 B SL 81 F FF 88 F FF 89 F FF 89 B SL 80 4-2 BB		1 SAFE F SL 79 1 SAFE C SL 80 X FF 86 0-2 ③ L9		C FF 86 X FF 88 0-1 ③ F9		B FF 92 B FF 92 F SI 92 B FF 91 B FF 91 4-1 16 WP 1-2 BB		C FF 93 C CU 78 X SL 85 0-2 1B 2-3	3	0	1	0	2	0	2
16 Aramis Ramirez, R (1, 5) OBP: 0.360, SLG: 0.438	S SL 80 B FF 88 C FF 87 1 SAFE B SL 82 F SL 80 S FF 89 2-3 ③ K			B FF 85 S FF 86 B FF 86 X SL 77 2-1 2 1B 27 HBP 1B		B FF 85 X CH 77 1-0 ① F8	B SL 83 B FF 94 B FF 93 C FF 93 B FF 93 4-1 1-2 2-3 BB		X CU 77 0-0 ③ F9	4	0	1	0	1	1	3
27 Carlos Gómez, R (1, 8) OBP: 0.340, SLG: 0.505		X SL 79 0-0 ① P5		T FF 87 C FF 86 H FF 84 1-2 2 1B 1-2 HBP		C CH 77 B FF 87 C FF 86 F FF 88 B SL 83 B CH 78 F CH 78 B FF 88 4-2 18 E BB	F FF 93 B FF 92 D CH 86 X FF 93 2-1 ③ L4			2	0	0	0	1	0	3
18 Khris Davis, R (1, 7) OBP: 0.368, SLG: 0.638		B FF 87 C FF 86 X SL 77 1-1 ② G5-3		S SL 82 C FF 87 B SL 82 B SL 80 X CH 77 2-2 ① F7		1 SAFE 1 SAFE X FF 86 0-0 E1 1-2		B FF 92 F CH 85 B FF 93 F FF 92 S CU 77 2-3 ① K2-3		4	0	0	0	0	1	3
2 Scooter Gennett, L (1, 4) OBP: 0.367, SLG: 0.525		B FF 85 X SI 86 1-0 ③ P5		C CH 78 X SI 86 0-1 1-2 2-3 1B		S CH 80 X SI 85 0-1 ② F4		B FF 93 X FF 91 1-0 ② F7		4	0	1	0	0	0	2
12 Martín Maldonado, R (1, 2) OBP: 0.227, SLG: 0.280			B FF 86 B FF 86 S SI 86 S SL 80 B SL 82 B FF 86 4-2 9 FC6-4 7 1B BB	B SL 78 B SL 78 D CH 77 X FF 84 3-0 ② F3		C CH 77 C FF 86 B FF 89 B FF 83 S CH 77 2-3 ③ K		X FF 92 0-0 ③ P4		3	0	0	0	1	1	5
60 Wily Peralta, R (1, 1) OBP: 0.182, SLG: 0.163 47 Rob Wooten, R (7, 1) 15 Caleb Gindl, L (7, PH) OBP: 0.350, SLG: 0.462 63 Tyler Thornburg, R (8, 1) 31 Burke Badenhop, R (9, 1) 21 Juan Francisco, L (9, PH) OBP: 0.305, SLG: 0.450			X 0-0 ① B3	C FF 86 F SL 79 B FF 85 B FF 86 X FF 86 2-2 ③ F8			F FF 94 F FF 94 S FF 94 0-3 ① K		B FF 92 B CH 84 S FF 93 B FF 93 X FF 91 3-1 20 1B 2B	2 0 1 0 0 1	0 0 0 0 0 0	0 0 0 0 1 0	0 0 0 0 0 0	0 0 1 0 0 0	0 0 0 0 0 0	4 0 0 0 0 0
Inning Stats	R: 0 E: 0 K: 1 S: 18 H: 0 LOB: 1 BB: 1 P: 28	R: 0 E: 0 K: 0 S: 4 H: 0 LOB: 0 BB: 0 P: 6	R: 0 E: 0 K: 0 S: 12 H: 1 LOB: 2 BB: 1 P: 20	R: 0 E: 0 K: 0 S: 13 H: 2 LOB: 3 BB: 0 P: 23	R: 0 E: 0 K: 1 S: 6 H: 0 LOB: 0 BB: 0 P: 9	R: 0 E: 1 K: 1 S: 11 H: 0 LOB: 2 BB: 1 P: 18	R: 0 E: 0 K: 1 S: 13 H: 1 LOB: 3 BB: 2 P: 25	R: 0 E: 0 K: 1 S: 5 H: 0 LOB: 0 BB: 0 P: 8	R: 0 E: 0 K: 1 S: 17 H: 2 LOB: 2 BB: 0 P: 25	1B: 5 2B: 1 3B: 0 HR: 0 SF: 0 SAC: 0 DP: 0 HBP: 1				WP: 1 PB: 0 SB: 0 CS: 0		PA: 40

PITCHER		IP	WLS	BF	H	R	ER	SO	BB	IBB	HBP	BLK	WP	HR	S	P	ERA	WHIP
36 Jered Weaver, R ERA: 3.3	(1, 1)	6.0	W	26	3	0	0	3	3	0	1	0	0	0	64	104	0.00	1.000
58 Michael Kohn, R ERA: 3.48	(7, 1)	1.0		6	1	0	0	1	2	0	0	0	1	0	13	25	0.00	3.000
46 Cory Rasmus, R ERA: 6.55	(8, 1)	2.0		8	2	0	0	2	0	0	0	0	0	0	22	33	0.00	1.000

PITCHER	IP	WLS	BF	H	R	ER	SO	BB	IBB	HBP	BLK	WP	HR	S	P	ERA	WHIP

Batter	1	2	3	4	5	6	7	8	9	AB	R	H	RBI	BB	SO	LOB
39 JB Shuck, L (1, 7) OBP: 0.336, SLG: 0.382 54 Buddy Boshers, L (7, 1) 58 Michael Kohn, R (7, 1) 65 Dane De La Rosa, R (8, 1) 16 Hank Conger, L (9, PH) OBP: 0.316, SLG: 0.440 49 Ernesto Frieri, R (9, 1)	C FF 89 X FF 89 0-1 ① 1B		C FF 88 X CU 77 0-1 2 1B 27 1B 1B	C FF 89 X FF 89 0-1 ② G4-3			C CH 80 C FF 90 B FF 89 F CH 80 F FF 90 F FF 90 S CH 77 1-3 ② K		B FF 98 S FF 98 B FF 98 X FF 99 2-1 2-H HR	4 0 0 0 1 0	1 0 0 0 1 0	2 0 0 0 1 0	0 0 0 0 1 0	0 0 0 0 0 0	1 0 0 0 0 0	0 0 0 0 0 0
2 Erick Aybar, S (1, 6) OBP: 0.306, SLG: 0.365	C FF 89 F FF 90 X FF 90 0-2 ② 56 BB 1B		B CU 77 X CH 78 1-0 27 1B 56 1B 1-3 1B	C CU 76 X FF 89 0-1 ③ G6-3			C CU 76 C CU 78 F FF 90 S CH 79 0-3 ③ K		C FF 96 F FF 96 F FF 96 X SL 88 0-2 ③ P1	5	1	2	0	0	1	0
27 Mike Trout, R (1, 8) OBP: 0.427, SLG: 0.568 (7, 7) (9, 8)	C FF 88 1 SAFE F CH 79 C FF 88 0-3 ② K		C CU 77 T FF 89 B FF 89 F FF 90 1 SAFE 1 SAFE F FF 89 X CH 79 1-2 56 1B 18 1B 1-2 3-H 1B		B FF 90 X CH 80 1-0 ① G1-3			F SI 91 B SI 92 B FF 91 X FF 92 2-1 ① L4		4	1	1	1	0	1	1
56 Kole Calhoun, L (1, 9) OBP: 0.345, SLG: 0.457	B FF 88 B CH 78 B FF 89 C FF 89 B FF 89 4-1 1-2 BB		X CH 78 0-0 18 1B 1-3 2-H 1B		B FF 89 F FF 89 X CH 79 1-1 ② F9			C SI 88 X SI 91 0-1 ② G5-3		3	0	1	1	1	0	0
44 Mark Trumbo, R (1, 3) OBP: 0.296, SLG: 0.456 7 Andrew Romine, S (8, PR) OBP: 0.250, SLG: 0.172 (8, 5)	B CH 79 S CH 78 S CH 78 S FF 89 1-3 ③ K		C CU 77 S FF 90 X FF 89 0-2 ① P4		B CU 77 F CH 79 C FF 89 S CH 77 1-3 ③ K			B SI 92 S SI 91 X FF 92 1-1 2B		4 0	0 0	1 0	0 0	0 0	2 0	4 0
18 Luis Jimenez, R (1, 5) OBP: 0.277, SLG: 0.300 (8, 3)		C FF 88 B CH 78 F FF 89 X FF 89 1-2 ① G1-3	X CU 78 0-0 10 G4-6-3 1-2 3-H 1B			F FF 88 F CU 76 B CU 79 X FF 89 1-2 ① G3-1		B SI 91 F SI 92 X SI 92 1-1 ③ P3		4	0	1	1	0	0	1
10 Grant Green, R (1, 4) OBP: 0.310, SLG: 0.289		B FF 89 C FF 89 B FF 90 B FF 90 X FF 90 3-1 ② F7	B FF 89 C FF 89 X FF 89 1-1 ② ③ G4-6-3 1-2f			C FF 89 C FF 88 S CH 78 0-3 ② K			B SI 95 F FF 94 B FF 98 F FF 96 C FF 97 2-3 ① K	4	0	0	0	0	2	2
17 Chris Iannetta, R (1, 2) OBP: 0.355, SLG: 0.338		F FF 90 B CH 79 X FF 89 1-1 1B		B CU 77 X FF 88 1-0 HR		C CH 78 X CH 78 0-1 ③ P3			F FF 97 B SL 88 B FF 97 B FF 96 X FF 96 3-1 ② G6-3	4	1	2	1	0	0	0
57 Jerome Williams, R (1, 1) 25 Peter Bourjos, R (7, PH) OBP: 0.328, SLG: 0.381 (7, 8) 32 Josh Hamilton, L (9, PH) OBP: 0.295, SLG: 0.422 19 Collin Cowgill, R (9, 7) OBP: 0.259, SLG: 0.361		S FF 88 B FF 90 B FF 89 C FF 89 B FF 89 X FF 90 3-2 ③ L8		C FF 88 B CU 78 F FF 88 S CU 78 1-3 ① K			B FF 88 C FF 89 B CH 79 B FF 89 F FF 88 T FF 90 3-2 ① K		B FF 97 B FF 97 B FF 98 S FF 97 X FF 97 3-1 16 HR 2B	2 1 1 0	0 0 1 0	0 0 1 0	0 0 0 0	1 1 0 0	1 0 0 0	1 0 0 0

Inning Stats	1	2	3	4	5	6	7	8	9
R:	0	0	3	1	0	0	0	0	2
E:	0	0	0	0	0	0	0	0	0
K:	2	0	0	1	0	1	3	0	1
S:	12	10	15	8	6	8	13	8	13
H:	2	1	5	1	0	0	0	1	2
LOB:	2	1	1	0	0	0	0	1	0
BB:	1	0	0	0	0	0	0	0	0
P:	17	18	18	10	9	9	17	12	23

PITCHER		IP	WLS	BF	H	R	ER	SO	BB	IBB	HBP	BLK	WP	HR	S	P	ERA	WHIP
41 Marco Estrada, R ERA: 4.49	(1, 1)	7.0		29	9	4	4	8	1	0	0	0	0	1	72	98	5.14	1.429
53 Brandon Kintzler, R ERA: 2.66	(8, 1)	1.0	H	4	1	0	0	0	0	0	0	0	0	0	8	12	0.00	1.000
29 Jim Henderson, R ERA: 2.15	(9, 1)	1.0	L	5	2	2	2	1	0	0	0	0	0	1	13	23	18.00	2.000

PITCHER	IP	WLS	BF	H	R	ER	SO	BB	IBB	HBP	BLK	WP	HR	S	P	ERA	WHIP

TOP

Los Angeles Angels @ Milwaukee Brewers

Miller Park, Milwaukee, WI

Sat Aug 31 2013, 6:11 PM - 9:30 PM CDT

Att. 28,175 - Cloudy - 73 F

livebaseballscorecards.com

AB	37
R	6
H	12
RBI	6
BB	1
SO	9
LOB	9

1B:	8	SF:	0	WP:	0	PA:	38		
2B:	2	SAC:	0	PB:	0				
3B:	0	DP:	1	SB:	0				
HR:	2	HBP:	0	CS:	0				

Batter	1	2	3	4	5	6	7	8	9	AB	R	H	RBI	BB	SO	LOB
2 Scooter Gennett, L (1, 4) OBP: 0.383, SLG: 0.540	B SI 90 B SI 92 X SI 91 2-0 9 1B 20 2B 1B		B SI 89 B FC 89 C SI 92 X SI 92 2-1 ① G4-3		F CH 83 X CH 83 0-1 2B		C CU 82 B CU 83 B SI 94 F CU 82 F CU 82 F SI 92 H CU 81 3-2 9 1B 20 1B HBP		F SI 94 B CH 87 F SI 94 B SI 95 F SI 95 X SL 83 2-2 20 FC6-4 1B	4	2	3	0	0	0	0
9 Jean Segura, R (1, 6) OBP: 0.335, SLG: 0.438	L FC 88 D FC 88 1 SAFE X FC 88 1-1 20 2B 1-2 1B		C CU 76 F FC 90 C FF 92 0-3 ② K		X FC 88 0-0 ① B2		C SL 79 F FF 94 X SL 83 0-2 20 E 20 1B 1-2 2-3 1B		S FF 95 1 SAFE C FF 93 B SI 95 F FF 95 1 SAFE F SL 85 D SL 85 1 SAFE 2-2 ② F SI 95 F FF 96 X FF 94 F9	5	1	2	0	0	1	2
20 Jonathan Lucroy, R (1, 2) OBP: 0.347, SLG: 0.481	C FF 91 X SI 92 0-1 16 FC6-4 1-H 2-H 2B		B SI 93 S FC 90 X CH 86 1-1 16 S 16 2B 1B		C SI 90 D SL 80 X SI 92 1-1 ② G5-3		C FF 94 B SL 81 S FF 94 D SL 83 X FF 93 2-2 E9 1-3 2-H 3-H 1B		B SI 94 C FF 94 X SI 94 1-1 ③ FC6-4 1-2f	5	1	3	4	0	0	2
16 Aramis Ramirez, R (1, 5) OBP: 0.359, SLG: 0.439	S SL 80 X SL 81 0-1 ① FC6-4 27 G5-4-3 2-3		C FF 92 B SI 92 X FC 89 1-1 1-H 2B		D FC 89 X CU 78 1-0 ③ F7		F SL 80 D SL 80 S FF 92 1 SAFE 1 SAFE B FF 93 S FF 93 2-3 ② K			4	0	1	1	0	1	4
27 Carlos Gómez, R (1, 8) OBP: 0.339, SLG: 0.501	D SL 80 X SI 91 1-0 ② ③ G5-4-3 1-2f		S SL 80 D SL 81 B FC 89 D FC 89 B CU 77 4-1 18 FC5-4 BB			S SI 90 F CU 78 F SL 80 F FC 89 F SL 81 X FF 93 0-2 ① F7	S SI 93 S FF 93 S FF 93 0-3 ③ K			3	0	0	0	1	1	3
18 Khris Davis, R (1, 7) OBP: 0.364, SLG: 0.622 29 Jim Henderson, L (9, 1)		B SI 92 B FC 90 S FF 93 F SI 93 X SI 93 2-2 15 FC3-6 1B	B SI 92 X SI 93 1-0 ③ FC5-4 1-2f			X SI 91 0-0 ② F8		B FF 95 C FF 94 S FF 95 F FF 96 B FF 97 F SL 81 F FF 96 F FS 86 X FF 96 2-2 ① F9		4 0	0 0	1 0	0 0	0 0	2 0	
15 Caleb Gindl, L (1, 9) OBP: 0.336, SLG: 0.442		F SI 90 1 SAFE X CH 83 0-1 ① FC3-6 1-2f		B SI 90 X CH 85 1-0 ① F7		B CH 83 B FC 89 C SI 90 X SI 89 2-1 ③ G5-3		F FF 96 F FF 97 S FF 96 0-3 ② K		4	0	0	0	0	1	1
21 Juan Francisco, L (1, 3) OBP: 0.307, SLG: 0.451 7 Norichika Aoki, L (7, PH) OBP: 0.347, SLG: 0.363 53 Brandon Kintzler, R (8, 1) 22 Logan Schafer, L (8, PH) OBP: 0.286, SLG: 0.332 (9, 7)		B CH 84 F SI 91 F SI 92 F FC 89 F SI 91 F SL 80 F SI 92 T SI 92 1-2 ② K		B CU 77 X CH 84 1-0 41 CS 1B			B SI 94 B SI 93 X SI 93 2-0 9 1B 3 G5-3 20 1B 1B	B FF 95 F FF 95 B CH 84 F FF 95 S SL 82 2-3 ③ K		2 1 0 1	0 1 0 0	1 1 0 0	0 0 0 0	1 0 0 1	1 0 0 0
41 Marco Estrada, R (1, 1) OBP: 0.231, SLG: 0.240 3 Yuniesky Betancourt, R (7, PH) OBP: 0.232, SLG: 0.366 (8, 3)		C SI 92 B FC 90 F SI 92 F CU 79 X FF 91 1-2 ③ G6-3		1 SAFE B CH 88 C FC 89 C SI 92 B FC 89 X FF 92 2-2 ② ③ G4-3 1-2			1 SAFE C CU 82 1 SAFE L CU 82 D CU 84 1 SAFE X CU 82 1-2 ① G5-3 1-2		F SL 83 T SI 95 B FF 96 C FF 95 1-3 ① K	2 2	0 0	0 0	0 0	0 1	0 1	2 1
Inning Stats	R: 2 E: 0 K: 0 S: 8 H: 3 LOB: 0 BB: 0 P: 12	R: 0 E: 0 K: 1 S: 16 H: 1 LOB: 1 BB: 0 P: 20	R: 1 E: 0 K: 1 S: 11 H: 2 LOB: 2 BB: 1 P: 20	R: 0 E: 0 K: 0 S: 5 H: 1 LOB: 0 BB: 0 P: 9	R: 0 E: 0 K: 0 S: 6 H: 1 LOB: 1 BB: 0 P: 8	R: 0 E: 0 K: 0 S: 9 H: 0 LOB: 0 BB: 0 P: 11	R: 2 E: 1 K: 2 S: 20 H: 3 LOB: 2 BB: 0 P: 30	R: 0 E: 0 K: 2 S: 13 H: 0 LOB: 0 BB: 0 P: 17	R: 0 E: 0 K: 1 S: 16 H: 1 LOB: 1 BB: 0 P: 22	1B: 9 2B: 3 3B: 0 HR: 0 SF: 0 SAC: 0 DP: 1 HBP: 1						

BOTTOM

Los Angeles Angels @ Milwaukee Brewers

Miller Park, Milwaukee, WI

Sat Aug 31 2013, 6:11 PM - 9:30 PM CDT

Att. 28,175 - Cloudy - 73 F

livebaseballscorecards.com

AB	37
R	5
H	12
RBI	5
BB	1
SO	7
LOB	18

PITCHER		IP	WLS	BF	H	R	ER	SO	BB	IBB	HBP	BLK	WP	HR	S	P	ERA	WHIP
57 Jerome Williams, R ERA: 4.68	(1, 1)	6.0		25	8	3	3	2	1	0	0	0	0	0	55	80	4.50	1.500
54 Buddy Boshers, L ERA: 4.7	(7, 1)	0.1	H	3	1	2	2	0	0	0	1	0	0	0	8	14	54.00	3.000
58 Michael Kohn, R ERA: 3.43	(7, 1)	0.2	B	4	2	0	0	2	0	0	0	0	0	0	12	16	0.00	3.000
65 Dane De La Rosa, R ERA: 3.34	(8, 1)	1.0	W	3	0	0	0	2	0	0	0	0	0	0	13	17	0.00	0.000
49 Ernesto Frieri, R ERA: 4.02	(9, 1)	1.0	S	4	1	0	0	1	0	0	0	0	0	0	16	22	0.00	1.000

PITCHER	IP	WLS	BF	H	R	ER	SO	BB	IBB	HBP	BLK	WP	HR	S	P	ERA	WHIP

Batter	1	2	3	4	5	6	7	8	9	AB	R	H	RBI	BB	SO	LOB
39 JB Shuck, L (1, 7) OBP: 0.334, SLG: 0.383	C SI 88 F SI 89 F SL 84 F CH 81 B SI 90 F SL 85 F CU 74 X SI 90 1-2 ① L9	C CU 76 F SI 90 B SI 90 X SL 85 1-2 ③ G5-3			D SI 88 B SI 90 C SI 90 X CH 79 2-1 ①② G4-6-3 1-2f		C SL 83 X FS 83 0-1 1-H 2-H 3-H 56 2B 2B		B FF 95 C FF 94 X FF 94 1-1 ② G3	5	1	1	3	0	0	4
25 Peter Bourjos, R (9, 8) OBP: 0.328, SLG: 0.381										0	0	0	0	0	0	0
2 Erick Aybar, S (1, 6) OBP: 0.303, SLG: 0.361	B SI 90 B SL 86 X SI 89 2-0 ② P6		B CU 73 C CU 73 L SI 88 F CH 79 B SL 86 X SI 90 2-2 ① L8		C SI 91 X CH 79 0-1 ③ P4		B FS 83 B SI 87 C SL 83 C SL 83 S FS 84 2-3 ② K		X FF 95 0-0 ③ F7	5	0	0	0	0	1	1
27 Mike Trout, R (1, 8) OBP: 0.431, SLG: 0.577	C SI 89 B SI 89 B SL 85 T SL 86 (9, 7) X SL 87 2-2 2B		B CU 75 C CU 74 X SI 90 1-1 56 1B 3B			B SI 89 C SL 85 S CU 73 B SI 89 X CU 72 2-2 56 G5-6-3 1B	I IN 80 I IN 78 I IN 80 I IN 81 4-0 56 2B IBB			3	1	3	0	1	0	0
56 Kole Calhoun, L (1, 9) OBP: 0.351, SLG: 0.469	F SL 85 F CH 81 B SI 90 X CH 80 1-2 ③ G4-3		X CU 74 0-0 44 G5-4-3 3-H 1B			1 SAFE C SI 90 1 SAFE B SL 84 S CH 80 1 SAFE X SL 86 1-2 ①② G5-6-3 1-2f	C SL 83 F FS 84 F FS 82 B FS 81 X SL 83 1-2 1-3 2-H 2B			4	0	2	2	0	0	2
44 Mark Trumbo, R (1, 3) OBP: 0.295, SLG: 0.454		C SI 89 X SL 85 0-1 7 1B 18 1B 1B	F CU 75 F SI 89 X CH 80 0-2 ②③ G5-4-3 1-2f			C SI 90 B CU 73 B SL 87 C CH 80 F SL 84 X CH 79 2-2 ③ G5-3	B CU 69 X CU 70 1-0 ③ F8			4	0	1	0	0	0	3
16 Hank Conger, L (1, 2) OBP: 0.315, SLG: 0.436		B SL 84 1 SAFE C CH 79 B SI 89 F SL 85 F SL 87 F SL 86 X SI 90 2-2 ① F9		F SL 86 B CH 79 B SL 84 B CH 80 C SI 90 X SL 86 3-2 ① F9			B FF 88 X FF 87 1-0 7 SH1-3 39 2B 1B	B SI 88 S CU 68 B SI 89 B CU 67 F CH 81 X SI 89 3-2 ① G4-3		4	1	1	0	0	0	1
18 Luis Jimenez, R (1, 5) OBP: 0.287, SLG: 0.310		X SL 85 0-0 7 1B 1-2 1B		C CU 74 C SI 89 B SI 90 F SL 84 X SI 90 1-2 ② G5-3			B SL 83 X SI 90 1-0 7 SH1-3 39 2B 1-2 1B	B CU 69 X SI 89 1-0 ② G4-3		4	1	2	0	0	0	0
7 Andrew Romine, S (1, 4) OBP: 0.257, SLG: 0.188 49 Ernesto Frieri, R (8, 1)		B SI 90 B SI 89 F SI 89 B SL 84 X SI 90 3-1 1-2 2-3 1B		X SI 90 0-0 ③ B5-3			B SI 90 B SL 85 B SI 90 C SI 89 X SI 89 3-1 ① SH1-3 1-2 2-3	F SI 88 B CU 67 B SI 88 F SI 88 C SL 83 2-3 ③ K		3	0	1	0	0	1	0
										0	0	0	0	0	0	0
33 C.J. Wilson, L (1, 1) OBP: 0.222, SLG: 0.125 32 Josh Hamilton, L (7, PH) OBP: 0.297, SLG: 0.422 46 Cory Rasmus, R (7, 1) 65 Dane De La Rosa, R (8, 1) 10 Grant Green, R (8, 4) OBP: 0.307, SLG: 0.286		S CU 74 F CH 80 S SI 90 0-3 ② K			C SI 88 B CH 79 B CH 80 B SI 87 B SI 88 4-1 39 G4-6-3 BB		I IN 77 I IN 78 I IN 80 I IN 79 4-0 39 2B IBB		B FF 94 C FF 93 B SL 80 X FF 93 2-1 ① G4-3	1	0	0	0	1	1	3
										0	1	0	0	1	0	0
										0	0	0	0	0	0	0
										0	0	0	0	0	0	0
										1	0	0	0	0	0	0

TOP

Los Angeles Angels @ Milwaukee Brewers

Miller Park, Milwaukee, WI

Sun Sep 01 2013, 1:13 PM - 4:17 PM CDT

Att. 29,733 - Sunny - 81 F

livebaseballscorecards.com

AB	34
R	5
H	11
RBI	5
BB	3
SO	3
LOB	14

Inning Stats	1	2	3	4	5	6	7	8	9
	R: 0 E: 0 K: 0 S: 14	R: 0 E: 0 K: 1 S: 16	R: 1 E: 0 K: 0 S: 10	R: 0 E: 0 K: 0 S: 8	R: 0 E: 0 K: 0 S: 5	R: 0 E: 0 K: 0 S: 10	R: 4 E: 0 K: 1 S: 14	R: 0 E: 0 K: 1 S: 7	R: 0 E: 0 K: 0 S: 5
	H: 1 LOB: 1 BB: 0 P: 20	H: 3 LOB: 3 BB: 0 P: 22	H: 2 LOB: 0 BB: 0 P: 13	H: 0 LOB: 0 BB: 0 P: 12	H: 0 LOB: 0 BB: 1 P: 11	H: 1 LOB: 0 BB: 0 P: 15	H: 4 LOB: 2 BB: 2 P: 31	H: 0 LOB: 0 BB: 0 P: 13	H: 0 LOB: 0 BB: 0 P: 8

| | | | | | | | | | |

Batter	1	2	3	4	5	6	7	8	9	AB	R	H	RBI	BB	SO	LOB
7 Norichika Aoki, L (1, 9) OBP: 0.348, SLG: 0.363	C FF 90 F SI 90 B FF 90 B SI 92 F FF 91 B FF 91 F FF 90 F SI 91 F FF 90 4-2 F FF 92 B CU 75 9 G4-6-3 BB		F CU 78 B SL 84 F FF 92 S SI 92 1-3 ②		C FF 89 X FF 89 0-1 ③			X FF 94 0-0 9 BB 1-2 1B		3	0	1	0	1	1	1
9 Jean Segura, R (1, 6) OBP: 0.335, SLG: 0.436	C CU 74 I SAFE B SL 86 X SI 90 1-1 ① ② G4-6-3 1-2f		B FF 92 D CU 77 C SI 92 X FC 87 2-1 ③			B SL 82 F CU 77 X FC 87 1-1 ① G5-3		B FF 94 D SL 81 B FF 94 C FF 92 B FF 93 4-1 1-2 2-3 BB		3	0	0	0	1	0	2
20 Jonathan Lucroy, R (1, 2) OBP: 0.346, SLG: 0.478	B FF 89 X FF 90 1-0 ③ L8			B CU 76 B CU 77 B FF 90 B FF 89 4-0 18 G5-3 27 HR BB		B SI 91 B FF 90 C FF 88 X FC 88 2-1 ② L5		C FF 95 F FF 94 F FF 94 B FF 95 F FF 95 F SL 85 F FF 95 F SI 95 F SI 94 1-3 F SL 86 F SL 85 S FF 95 ②		3	1	0	0	1	1	3
18 Khris Davis, R (1, 7) OBP: 0.351, SLG: 0.598		C FF 89 B CU 75 B FF 90 C FC 88 C SI 91 2-3 ①		C SI 90 X CU 76 0-1 ① G5-3 1-2		X FC 88 0-0 ③ L5		S FF 94 S FF 95 S FF 94 0-3 ③		4	0	0	0	0	2	4
27 Carlos Gómez, R (1, 8) OBP: 0.341, SLG: 0.508		C FF 90 F CU 76 B SI 90 B CU 80 B SI 91 X FF 90 3-2 ②		X CU 75 0-0 2-H HR			S FF 93 S FF 93 B FF 94 T FF 93 1-2 ①		S FF 93 S FF 93 T FF 93 0-2 ①	4	1	2	2	0	2	0
3 Yuniesky Betancourt, R (1, 3) OBP: 0.231, SLG: 0.363 15 Caleb Gindl, L (9, PH) OBP: 0.333, SLG: 0.438		B CU 74 F CH 84 B CU 73 T SI 90 X CU 80 2-2 ③		T FF 91 B SL 83 F FC 87 B SI 92 X SL 80 2-2 ②			C SL 85 X FF 94 0-1 ②		B FF 93 C FF 92 S FF 93 S SI 94 1-3 ②	3 1	0 0	0 0	0 0	0 0	0 1	0 0
14 Jeff Bianchi, R (1, 5) OBP: 0.278, SLG: 0.291			B FF 88 C FF 89 B CU 77 S SL 82 F FF 90 F CU 77 B SL 85 F FF 90 X FF 90 3-2 E9 26 SH 2B	B CH 85 B FF 90 C FF 90 T FC 87 B CU 79 X SI 91 3-2 ③ P4			B FF 93 X FF 93 1-0 ③ F8		C FF 93 B FF 94 F FF 93 X FF 94 1-2 ③ F9	4	1	1	0	0	0	0
2 Scooter Gennett, L (1, 4) OBP: 0.382, SLG: 0.532			X SI 91 0-0 ① G5-3		C FF 90 F SI 91 B CU 77 S CU 77 1-3 ① K			B FF 92 B FF 91 B FC 90 B FF 90 4-0 9 BB 7 1B BB		2	0	0	0	1	1	1
26 Kyle Lohse, R (1, 1) OBP: 0.167, SLG: 0.149 51 Michael Gonzalez, R (7, 1) 47 Rob Wooten, R (7, 1) 48 Donovan Hand, R (7, 1) OBP: 0.167, SLG: 0.091 16 Aramis Ramirez, R (8, PH) OBP: 0.352, SLG: 0.438 45 Alfredo Figaro, R (9, 1) OBP: 0.250, SLG: 0.250			D SL 83 T FF 91 X FF 89 1-1 SH 3-H		F SI 90 B SI 91 X FC 88 1-1 ② G5-3			D SL 81 B FF 92 C FF 93 C FF 93 F FF 95 X FF 95 2-2 ① F9		1 0 0 0 1 0	0 0 0 0 0 0	0 0 0 0 0 0	1 0 0 0 0 0	0 0 0 0 0 0	0 0 0 0 1 0	0 0 0 0 1 0
Inning Stats	R: 0 E: 0 K: 0 S: 10 H: 0 LOB: 0 BB: 1 P: 16	R: 0 E: 0 K: 1 S: 9 H: 1 LOB: 0 BB: 0 P: 16	R: 1 E: 1 K: 1 S: 14 H: 1 LOB: 1 BB: 0 P: 21	R: 2 E: 0 K: 0 S: 9 H: 1 LOB: 0 BB: 1 P: 18	R: 0 E: 0 K: 1 S: 7 H: 0 LOB: 0 BB: 0 P: 9	R: 0 E: 0 K: 0 S: 5 H: 0 LOB: 0 BB: 0 P: 8	R: 0 E: 0 K: 1 S: 6 H: 0 LOB: 0 BB: 0 P: 8	R: 0 E: 0 K: 2 S: 20 H: 1 LOB: 3 BB: 2 P: 31	R: 0 E: 0 K: 2 S: 9 H: 0 LOB: 0 BB: 0 P: 11	1B: 2 2B: 1 3B: 0 HR: 1 SF: 0 SAC: 1 DP: 1 HBP: 0						

PITCHER		IP	WLS	BF	H	R	ER	SO	BB	IBB	HBP	BLK	WP	HR	S	P	ERA	WHIP
33 C.J. Wilson, L ERA: 3.35	(1, 1)	6.0	W	22	3	3	2	3	2	0	0	0	0	1	54	88	3.00	0.833
46 Cory Rasmus, R ERA: 6.0	(7, 1)	1.0	H	3	0	0	0	1	0	0	0	0	0	0	6	8	0.00	0.000
65 Dane De La Rosa, R ERA: 3.32	(8, 1)	0.1	H	4	1	0	0	0	2	0	0	0	0	0	6	16	0.00	9.000
49 Ernesto Frieri, R ERA: 3.9	(8, 1)	1.2	S	5	0	0	0	4	0	0	0	0	0	0	23	26	0.00	0.000

PITCHER	IP	WLS	BF	H	R	ER	SO	BB	IBB	HBP	BLK	WP	HR	S	P	ERA	WHIP

BOTTOM

Los Angeles Angels @ Milwaukee Brewers

Miller Park, Milwaukee, WI

Sun Sep 01 2013, 1:13 PM - 4:17 PM CDT

Att. 29,733 - Sunny - 81 F

livebaseballscorecards.com

AB	29
R	3
H	4
RBI	3
BB	4
SO	8
LOB	12

1B: 2	SF: 0	WP: 0	PA: 34	
2B: 1	SAC: 1	PB: 0		
3B: 0	DP: 1	SB: 0		
HR: 1	HBP: 0	CS: 0		

Batter	1	2	3	4	5	6	7	8	9	AB	R	H	RBI	BB	SO	LOB
31 Jose Tabata, R (1, 7) OBP: 0.346, SLG: 0.414 26 Felix Pie, L (8, 7) OBP: 0.313, SLG: 0.333	C FF 92 B FF 93 F FF 92 B FF 93 F FF 94 X FF 93 2-2 ① F8		C CH 82 X FF 94 0-1 22 BB 2-H 1B		B FF 92 F CH 82 X CH 82 1-1 24 WP 18 1B 3-H 1B		C FF 93 B FF 95 X FF 92 1-1 18 HR 1-2 1B		B SL 84 B SL 84 F SI 88 F SI 88 F FS 84 X SI 88 2-2 ① G4-3	4 1	1 0	3 0	2 0	0 0	0 0	0 0
18 Neil Walker, S (1, 4) OBP: 0.352, SLG: 0.415	B FF 92 B FF 92 B FF 92 C FF 92 X FF 91 3-1 ② L9		B CH 82 1 SAFE F CH 82 X FF 92 1-1 ② F8		B CU 74 X CH 79 1-0 24 WP 1-2 1B		C SL 80 X FF 94 0-1 1-H 2-H HR		B SL 86 X SI 88 1-0 ② L6	5	1	2	3	0	0	1
22 Andrew McCutchen, R (1, 8) OBP: 0.397, SLG: 0.503	B FF 92 B FF 93 X FF 92 2-0 1B		D CU 77 B CH 82 S CH 83 B FF 92 F CH 82 F FF 92 B CH 84 4-2 1-2 BB		X CU 77 0-0 ② F8		F SL 79 B SL 83 X FF 96 1-1 ① G4-3		B SL 85 X CU 74 1-0 2B	4	0	2	0	1	0	2
24 Pedro Alvarez, L (1, 5) OBP: 0.294, SLG: 0.479	B FF 92 B CH 82 S CH 82 1 SAFE S CH 82 1 SAFE B FF 93 S CH 83 3-3 ③ K		B CH 84 C FF 92 C FF 92 X FF 92 1-2 ③ F9		B FF 92 B CH 83 B CH 84 I IN 62 4-0 1-2 2-3 IBB		C SL 81 S CH 83 B FF 94 F FF 94 F CH 85 X FF 97 1-2 2 G4-3 2B		C SL 78 S FF 90 S FF 92 0-3 ③ K	4	0	1	0	1	2	4
2 Marlon Byrd, R (1, 9) OBP: 0.331, SLG: 0.520		C FF 91 S CH 83 B FF 94 S CH 84 1-3 ① K	X CH 82 0-0 ① F8		B FF 92 C CH 81 S FF 94 F FF 94 S CH 84 1-3 ③ K		S SL 84 X FF 93 0-1 ② G4-3 2-3			4	0	0	0	0	2	4
66 Justin Morneau, L (1, 3) OBP: 0.316, SLG: 0.423		C CH 83 F FF 93 B CH 84 B CH 82 F FF 92 X CH 83 2-2 ② F8	B CH 81 B FF 92 C CH 82 B FF 92 D CH 82 4-1 55 G4-3-6 BB		S FF 90 F FF 92 F FF 93 F FF 92 B CH 83 F CH 82 B FF 93 F CH 81 S FF 93 2-3 ① K		B CH 85 C FF 94 B CH 86 X CH 85 2-1 ③ F7			3	0	0	0	1	1	1
55 Russell Martin, R (1, 2) OBP: 0.342, SLG: 0.398		X FF 92 0-0 ③ L6	B CU 77 C CU 76 B FF 92 C CH 80 X CU 78 2-2 ②③ G4-3-6 1-2f		B CU 77 B CH 80 X FF 92 2-0 ② G6-3			B CU 75 B FF 96 C FF 95 B FF 96 X FF 95 3-1 ① F9		4	0	0	0	0	0	1
12 Clint Barmes, R (1, 6) OBP: 0.261, SLG: 0.324			B FF 90 B FF 89 C FF 88 X FF 90 2-1 50 SH1-4 31 1B 1B		C CU 76 B CH 81 B FF 93 S CH 81 B CU 78 X FF 92 3-2 50 SH1-4 31 1B 2B	C CU 76 F CU 78 B CH 82 F CU 77 F CH 82 X FF 94 1-2 ③ F9		B FF 95 F FF 96 B CU 78 F FF 97 X SL 85 2-2 ② P6		4	2	2	0	0	0	0
50 Charlie Morton, R (1, 1) OBP: 0.143, SLG: 0.143 46 Garrett Jones, L (8, PH) OBP: 0.296, SLG: 0.418 44 Tony Watson, L (8, 1) 35 Mark Melancon, R (9, 1)			D FF 89 L FF 88 X CH 79 1-1 ① SH1-4 1-2		X CU 74 0-0 ① SH1-4 2-3		C CH 83 X CH 85 0-1 31 1B 18 HR 1B	B CU 77 F FF 95 S CH 88 B SI 97 T FF 96 2-2 ③ K		1 1 0 0	1 0 0 0	1 0 0 0	0 0 0 0	0 1 0 0	0 0 0 0	0 0 0 0

Inning Stats	1	2	3	4	5	6	7	8	9
	R: 0 E: 0 K: 1 S: 10	H: 1 LOB: 1 BB: 0 P: 20	R: 0 E: 0 K: 1 S: 8	H: 0 LOB: 0 BB: 0 P: 11	R: 1 E: 0 K: 0 S: 14	H: 2 LOB: 2 BB: 1 P: 23	R: 0 E: 0 K: 0 S: 5	H: 0 LOB: 0 BB: 1 P: 11	R: 1 E: 0 K: 1 S: 12	H: 3 LOB: 3 BB: 1 P: 22	R: 0 E: 0 K: 1 S: 13	H: 0 LOB: 0 BB: 0 P: 18	R: 3 E: 0 K: 0 S: 17	H: 4 LOB: 1 BB: 0 P: 22	R: 0 E: 0 K: 1 S: 8	H: 0 LOB: 0 BB: 0 P: 15	R: 0 E: 0 K: 1 S: 9	H: 1 LOB: 1 BB: 0 P: 13

1B: 7 SF: 0
2B: 3 SAC: 2
3B: 0 DP: 1
HR: 1 HBP: 0

WP: 1 PA: 40
PB: 0
SB: 0
CS: 0

PITCHER		IP	WLS	BF	H	R	ER	SO	BB	IBB	HBP	BLK	WP	HR	S	P	ERA	WHIP
63 Tyler Thornburg, R ERA: 2.08	(1, 1)	6.0	L	26	6	2	2	4	2	1	0	0	1	0	62	105	3.00	1.333
32 Tom Gorzelanny, L ERA: 3.9	(7, 1)	0.0		1	1	1	1	0	0	0	0	0	0	0	2	2	∞	∞
45 Alfredo Figaro, R ERA: 4.39	(7, 1)	1.0		6	3	2	2	0	0	0	0	0	0	1	15	20	18.00	3.000
54 Michael Blazek, R ERA: 6.35	(8, 1)	1.0		3	0	0	0	1	0	0	0	0	0	0	8	15	0.00	0.000
47 Rob Wooten, R ERA: 3.5	(9, 1)	0.2		3	1	0	0	0	0	0	0	0	0	0	6	10	0.00	1.500

PITCHER		IP	WLS	BF	H	R	ER	SO	BB	IBB	HBP	BLK	WP	HR	S	P	ERA	WHIP
51 Michael Gonzalez, L ERA: 4.5	(9, 1)	0.1		1	0	0	0	1	0	0	0	0	0	0	3	3	0.00	0.000

TOP

Pittsburgh Pirates @ Milwaukee Brewers

Miller Park, Milwaukee, WI

Mon Sep 02 2013, 1:12 PM - 4:07 PM CDT

Att. 23,252 - Cloudy - 66 F

livebaseballscorecards.com

AB	35
R	5
H	11
RBI	5
BB	3
SO	6
LOB	13

Pittsburgh Pirates @ Milwaukee Brewers

Miller Park, Milwaukee, WI

Mon Sep 02 2013, 1:12 PM - 4:07 PM CDT

Att. 23,252 - Cloudy - 66 F

livebaseballscorecards.com

Batter	1	2	3	4	5	6	7	8	9	AB	R	H	RBI	BB	SO	LOB
7 Norichika Aoki, L (1, 9) OBP: 0.351, SLG: 0.364	C FF 93 B FS 86 B SI 92 C SI 92 H CU 80 3-2 9 G4-3 HBP		B SI 93 X SI 92 1-0 E9 9 G6-3 20 FC5-2-5-4 1B		X SI 92 0-0 ① G3		C FF 93 B CU 79 B CU 79 X FF 92 2-1 9 1B 9 E 1B		X FF 91 0-0 ③ G4-3	4	1	2	0	0	0	1
9 Jean Segura, R (1, 6) OBP: 0.336, SLG: 0.436	1 SAFE C SI 92 C SI 91 1 SAFE X SI 92 0-2 ① G4-3 1-2		B SI 94 C SI 93 X SI 92 1-1 ① G6-3 2-3		B SI 91 X SI 92 1-0 20 G4-3 20 S 1B		C SI 91 1 SAFE B CU 76 F SI 92 1 SAFE X CU 78 1-2 E5 1-H 1B			4	0	2	0	0	0	2
20 Jonathan Lucroy, R (1, 2) OBP: 0.343, SLG: 0.474	C SI 93 B SI 92 F SI 93 S CU 78 1-3 ② K		C SI 95 X SI 92 0-1 ②③ FC5-2-5-4 3-H		1 SAFE 1 SAFE B SI 89 B SI 91 X SI 92 2-0 ② G4-3 1-3		C SI 93 B CU 78 F SI 92 S CU 79 1-3 ③ K			4	0	0	0	0	2	4
16 Aramis Ramirez, R (1, 5) OBP: 0.356, SLG: 0.434	B SI 91 F SI 92 F CU 78 D SI 93 X SI 93 2-2 ③ G4-3			X SI 92 0-0 21 FC4-6 15 BB 1B	B SI 92 B SI 93 X SI 92 2-0 ③ F9			B SI 93 B SI 93 F CH 85 X SI 93 2-1 ① G6-3		4	0	1	0	0	0	2
2 Scooter Gennett, L (1, 4) OBP: 0.374, SLG: 0.519 14 Jeff Bianchi, R (8, PH) OBP: 0.276, SLG: 0.289 (9, 4)		B SI 93 C SI 93 F FS 85 X FS 85 1-2 ① G5-3		X FS 85 0-0 ① F7		C SI 92 S CU 78 C CU 80 0-3 ① K		F SI 94 S CH 85 F CH 85 B SL 81 F SI 93 X CH 86 1-2 ② G5-3		3 1	0 0	0 0	0 0	0 0	1 0	1 0
15 Caleb Gindl, L (1, 7) OBP: 0.330, SLG: 0.424		X FF 94 0-0 ② G4-3		B SI 93 F FF 93 B FS 84 B FS 84 1 SAFE F SI 94 D FS 84 4-2 21 FC4-6 1-2 BB		S FS 84 C CU 78 S CU 79 0-3 ② K		C SL 83 S SL 82 X SI 94 0-2 ③ G4-3		3	0	0	0	1	1	0
21 Juan Francisco, L (1, 3) OBP: 0.306, SLG: 0.451		X SI 94 0-0 22 1B 2B		B CU 78 X SI 93 1-0 ② FC4-6 22 BB 1-2f 2-3		L FF 94 B SI 92 C CU 79 S CU 80 1-3 ③ K			F FF 93 F FC 92 S KC 81 0-3 ① K2-3	4	1	1	0	0	2	2
22 Logan Schafer, L (1, 8) OBP: 0.289, SLG: 0.332		B SI 92 F SI 93 B FS 83 S FS 84 X FS 84 2-2 63 S 2-H 1B		F SI 94 B CU 80 B CU 80 B CU 81 B CU 80 4-1 1-2 BB			B SI 91 B SI 90 X SI 91 2-0 ① G3		C FC 92 S FC 91 B FF 93 S FC 91 1-3 ② K	3	0	1	1	1	1	0
63 Tyler Thornburg, R (1, 1) 32 Tom Gorzelanny, R (7, 1) OBP: 0.059, SLG: 0.059 45 Alfredo Figaro, R (7, 1) OBP: 0.250, SLG: 0.250 3 Yuniesky Betancourt, R (7, PH) OBP: 0.230, SLG: 0.362 54 Michael Blazek, R (8, 1) 47 Rob Wooten, R (9, 1) 51 Michael Gonzalez, R (9, 1) 18 Khris Davis, R (9, PH) OBP: 0.357, SLG: 0.602		B FF 94 C SI 92 B SI 93 X SI 93 2-1 ③ G4-3 1-2		C SI 94 S SI 93 D CU 79 S SI 93 1-3 ③ K			X SI 91 0-0 ② P4		B FC 92 X FF 93 1-0 1B	2 0 0 1 0 0 1	0 0 0 0 0 0 0	0 0 0 0 0 0 0	0 0 0 0 0 0 0	0 0 0 0 0 0 0	1 0 0 0 0 0 0	4 0 0 0 0 0 0
Inning Stats	R: 0 E: 0 K: 1 S: 11 H: 0 LOB: 1 BB: 0 P: 17	R: 1 E: 0 K: 0 S: 10 H: 2 LOB: 1 BB: 0 P: 15	R: 0 E: 1 K: 0 S: 5 H: 1 LOB: 0 BB: 0 P: 7	R: 0 E: 0 K: 1 S: 9 H: 1 LOB: 3 BB: 2 P: 19	R: 0 E: 0 K: 0 S: 4 H: 1 LOB: 1 BB: 0 P: 9	R: 0 E: 0 K: 3 S: 9 H: 0 LOB: 0 BB: 0 P: 10	R: 1 E: 1 K: 1 S: 10 H: 2 LOB: 1 BB: 0 P: 16	R: 0 E: 0 K: 0 S: 10 H: 0 LOB: 0 BB: 0 P: 13	R: 0 E: 0 K: 2 S: 8 H: 1 LOB: 1 BB: 0 P: 10	1B: 7 2B: 2 3B: 0 HR: 0 SF: 0 SAC: 0 DP: 1 HBP: 1						

AB	34
R	2
H	8
RBI	1
BB	2
SO	8
LOB	16

WP: 0 PB: 0 SB: 2 CS: 0 PA: 37

PITCHER		IP	WLS	BF	H	R	ER	SO	BB	IBB	HBP	BLK	WP	HR	S	P	ERA	WHIP
50 Charlie Morton, R ERA: 3.0	(1, 1)	7.0	W	30	7	2	1	6	2	0	1	0	0	0	58	93	1.29	1.286
44 Tony Watson, L ERA: 2.62	(8, 1)	1.0	H	3	0	0	0	0	0	0	0	0	0	0	10	13	0.00	0.000
35 Mark Melancon, R ERA: 0.88	(9, 1)	1.0	S	4	1	0	0	2	0	0	0	0	0	0	8	10	0.00	1.000

PITCHER	IP	WLS	BF	H	R	ER	SO	BB	IBB	HBP	BLK	WP	HR	S	P	ERA	WHIP

TOP

Pittsburgh Pirates @ Milwaukee Brewers

Miller Park, Milwaukee, WI

Tue Sep 03 2013, 7:12 PM - 10:12 PM CDT

Att. 25,558 - Partly Cloudy - 72 F

livebaseballscorecards.com

Batter	1	2	3	4	5	6	7	8	9	AB	R	H	RBI	BB	SO	LOB
31 Jose Tabata, R (1, 7) OBP: 0.341, SLG: 0.407	F FF 89 B SL 88 B FF 91 X SI 90 2-1 ① G6-3		C SI 90 B SL 88 S SL 88 S SL 86 1-3 ① K		F SL 88 X CU 77 0-1 ① G6-3		B SL 84 B SI 92 X FF 91 2-0 ③ L9		C FF 96 S FF 97 F FF 95 B SL 86 S FF 97 1-3 ① K	4	0	0	0	0	1	0
26 Felix Pie, L (8, 7) OBP: 0.294, SLG: 0.313										1	0	0	0	0	1	0
18 Neil Walker, S (1, 4) OBP: 0.351, SLG: 0.411	B FF 90 B SI 91 X FF 90 2-0 ② G3		B SI 92 B FF 91 C FF 91 X SI 91 2-1 ② F9		C CU 79 B FF 91 B FF 91 F FF 91 B CU 79 B SI 92 4-2 22 G4-3 BB			C SI 92 B FF 92 B SI 93 X SI 92 2-1 ① L7	B FF 94 F FF 94 B FF 96 S FF 96 S FF 96 3-3 ② K	4	0	0	0	1	1	0
22 Andrew McCutchen, R (1, 8) OBP: 0.399, SLG: 0.509	F CU 78 B FF 91 C SL 87 B SL 87 X FF 90 2-2 HR		B SL 87 B SL 89 S SL 88 X CH 86 2-1 66 1B 2 1B 1B		X SL 86 0-0 ②③ G4-3 1-2f			B SI 93 C SI 93 F SI 92 B SI 93 F SI 93 F SL 84 F SI 93 B SL 85 B SI 93 4-2 66 1B 2 2B BB	X SL 86 0-0 ③ G6-3	4	3	2	1	1	0	1
66 Justin Morneau, L (1, 3) OBP: 0.321, SLG: 0.427	C SL 88 F SL 88 B FF 91 B FF 91 B SL 88 B SL 88 4-2 2 BB BB		1 SAFE 1 SAFE X SL 87 0-0 2 1B 1-3 1B			F FF 90 F FF 92 X FF 92 0-2 55 G6-3 55 WP 1B		T SI 92 1 SAFE 1 SAFE B SI 92 F SI 91 1 SAFE B SI 92 F SI 93 1 SAFE 2-2 F FF 93 X CH 88 2 2B 1-3 1B		3	0	3	0	1	0	0
2 Marlon Byrd, R (1, 9) OBP: 0.334, SLG: 0.523	D CU 78 B SI 90 D SL 86 B FF 91 4-0 55 FC6-4 1-2 BB		B FF 92 B SL 88 F SL 88 X SL 87 2-1 1-2 3-H 1B			D CU 79 X SL 85 1-0 ① L9		B SI 92 F SI 92 B SI 91 S SI 92 B SI 92 X SI 93 3-2 1-3 3-H 2B		3	0	2	2	1	0	1
55 Russell Martin, R (1, 2) OBP: 0.339, SLG: 0.394	X FF 90 0-0 ③ FC6-4 1-2f		B CU 78 B SI 91 C FF 91 S SL 87 F SL 86 D SI 92 C SL 87 3-3 ③ K			B FF 91 C SL 86 C SL 85 B SL 86 X FF 91 2-2 ② G6-3 1-3		C SI 92 F SI 91 D SL 84 X SL 84 1-2 ② G5-3		4	0	0	0	0	1	7
5 Josh Harrison, R (1, 5) OBP: 0.297, SLG: 0.423		B FF 89 B SL 86 C FF 89 X SI 90 2-1 ① F9		X FF 88 0-0 ① B1		C CU 79 F SI 92 S FF 90 0-3 ③ K		I IN 70 I IN 71 I IN 72 I IN 72 4-0 IBB		3	0	0	0	0	1	1
24 Pedro Alvarez, L (8, PH) OBP: 0.296, SLG: 0.479 (8, 5)										0	0	0	0	1	0	0
12 Clint Barmes, R (1, 6) OBP: 0.258, SLG: 0.321		C CU 78 B SL 87 F FF 90 X SL 87 1-2 ② L9		B SL 86 C SL 85 S CU 78 B FF 90 S CU 78 2-3 ② K2-3			C SI 90 F CU 78 B CU 80 X FF 92 1-2 ① F7	D SI 91 C SI 91 X SI 92 1-1 ③ F8		3	0	0	0	0	1	0
17 Gaby Sanchez, R (8, PH) OBP: 0.354, SLG: 0.403										1	0	0	0	0	0	3
10 Jordy Mercer, R (8, 6) OBP: 0.326, SLG: 0.396										0	0	0	0	0	0	0
45 Gerrit Cole, R (1, 1) OBP: 0.214, SLG: 0.185		B SI 91 C FF 90 B FF 91 C FF 91 S SL 86 2-3 ③ K		C FF 90 B FF 91 F SI 90 T SL 84 1-2 ③ K			B CU 78 F CU 78 C FF 91 B FF 90 X SL 84 2-2 ② G1-3		B SL 84 C FF 94 S FF 96 F FF 95 B FF 95 F FF 95 X SL 86 2-2 HR	2	0	0	0	0	2	0
46 Garrett Jones, L (7, PH) OBP: 0.295, SLG: 0.417										1	0	0	0	0	0	0
32 Vin Mazzaro, R (7, 1) OBP: 0.167, SLG: 0.167										0	0	0	0	0	0	0
23 Travis Snider, L (9, PH) OBP: 0.288, SLG: 0.336										1	1	1	1	0	0	0
35 Mark Melancon, R (9, 1)										0	0	0	0	0	0	0
Inning Stats	R: 1 E: 0 K: 0 S: 9 H: 1 LOB: 2 BB: 2 P: 23	R: 0 E: 0 K: 1 S: 8 H: 0 LOB: 0 BB: 0 P: 13	R: 1 E: 0 K: 2 S: 14 H: 3 LOB: 2 BB: 0 P: 24	R: 0 E: 0 K: 2 S: 7 H: 0 LOB: 0 BB: 0 P: 10	R: 0 E: 0 K: 0 S: 5 H: 0 LOB: 0 BB: 1 P: 9	R: 0 E: 0 K: 1 S: 10 H: 1 LOB: 1 BB: 0 P: 13	R: 0 E: 0 K: 0 S: 7 H: 0 LOB: 0 BB: 0 P: 12	R: 1 E: 0 K: 0 S: 20 H: 2 LOB: 3 BB: 2 P: 37	R: 1 E: 0 K: 2 S: 13 H: 1 LOB: 0 BB: 0 P: 19	1B: 5 2B: 1 3B: 0 HR: 2 SF: 0 SAC: 0 DP: 1 HBP: 0						

AB	34
R	4
H	8
RBI	4
BB	5
SO	8
LOB	13

WP: 1 PA: 39
PB: 0
SB: 0
CS: 0

PITCHER		IP	WLS	BF	H	R	ER	SO	BB	IBB	HBP	BLK	WP	HR	S	P	ERA	WHIP
49 Yovani Gallardo, R ERA: 4.31	(1, 1)	7.0		28	5	2	2	6	3	0	0	0	1	1	60	104	2.57	1.143
53 Brandon Kintzler, R ERA: 2.76	(8, 1)	1.0		7	2	1	1	0	1	1	0	0	0	0	20	37	9.00	3.000
29 Jim Henderson, R ERA: 2.28	(9, 1)	1.0	L	4	1	1	1	2	0	0	0	0	0	1	13	19	9.00	1.000

PITCHER		IP	WLS	BF	H	R	ER	SO	BB	IBB	HBP	BLK	WP	HR	S	P	ERA	WHIP

BOTTOM

Pittsburgh Pirates @ Milwaukee Brewers

Miller Park, Milwaukee, WI

Tue Sep 03 2013, 7:12 PM - 10:12 PM CDT

Att. 25,558 - Partly Cloudy - 72 F

livebaseballscorecards.com

Batter	1	2	3	4	5	6	7	8	9	AB	R	H	RBI	BB	SO	LOB
7 Norichika Aoki, L (1, 9) OBP: 0.352, SLG: 0.364	BB		1B		L8			G3		3	1	1	0	1	0	2
9 Jean Segura, R (1, 6) OBP: 0.337, SLG: 0.438	2B		K		G3			1B		4	1	2	1	0	1	2
20 Jonathan Lucroy, R (1, 2) OBP: 0.342, SLG: 0.472	1B		G4-3			G4-3		G6-3		4	0	1	2	0	0	2
16 Aramis Ramirez, R (1, 5) OBP: 0.351, SLG: 0.427	L1-3		K			K			G6-3	4	0	0	0	0	2	2
27 Carlos Gómez, R (1, 8) OBP: 0.338, SLG: 0.503	L4			G6-3		K			G6-3	4	0	0	0	0	1	0
2 Scooter Gennett, L (1, 4) OBP: 0.371, SLG: 0.519		G4-3		G1-3			P6		2B	4	0	1	0	0	0	0
18 Khris Davis, R (1, 7) OBP: 0.345, SLG: 0.579		G6-3		K			K		K2-3	4	0	0	0	0	3	1
21 Juan Francisco, L (1, 3) OBP: 0.306, SLG: 0.450		1B			F8		G5-3			3	0	1	0	0	0	0
49 Yovani Gallardo, R (1, 1) OBP: 0.220, SLG: 0.380		L8			1B			BB		2	0	1	0	0	0	1
53 Brandon Kintzler, R (8, 1)										0	0	0	0	0	0	0
15 Caleb Gindl, L (8, PH) OBP: 0.336, SLG: 0.424										0	1	0	0	1	0	0
29 Jim Henderson, L (9, 1)										0	0	0	0	0	0	0
Inning Stats	R: 2 E: 0 K: 0 S: 11 H: 2 LOB: 0 BB: 1 P: 19	R: 0 E: 0 K: 0 S: 9 H: 1 LOB: 1 BB: 0 P: 15	R: 0 E: 0 K: 2 S: 12 H: 1 LOB: 1 BB: 0 P: 19	R: 0 E: 0 K: 1 S: 7 H: 0 LOB: 0 BB: 0 P: 9	R: 0 E: 0 K: 0 S: 13 H: 1 LOB: 1 BB: 0 P: 20	R: 0 E: 0 K: 2 S: 7 H: 0 LOB: 0 BB: 0 P: 10	R: 0 E: 0 K: 1 S: 5 H: 0 LOB: 0 BB: 0 P: 8	R: 1 E: 0 K: 0 S: 9 H: 1 LOB: 0 BB: 1 P: 18	R: 0 E: 0 K: 1 S: 10 H: 1 LOB: 1 BB: 0 P: 14	1B: 5 2B: 3 3B: 0 HR: 0 SF: 0 SAC: 0 DP: 2 HBP: 0						

	AB	32
	R	3
	H	7
	RBI	3
	BB	2
	SO	7
	LOB	10

WP: 0 PA: 34
PB: 0
SB: 0
CS: 0

PITCHER		IP	WLS	BF	H	R	ER	SO	BB	IBB	HBP	BLK	WP	HR	S	P	ERA	WHIP
45 Gerrit Cole, R ERA: 3.74	(1, 1)	6.0		23	5	2	2	5	1	0	0	0	0	0	59	92	3.00	1.000
32 Vin Mazzaro, R ERA: 2.43	(7, 1)	2.0	W	7	1	1	1	1	1	0	0	0	0	0	14	26	4.50	1.000
35 Mark Melancon, R ERA: 0.87	(9, 1)	1.0	S	4	1	0	0	1	0	0	0	0	0	0	10	14	0.00	1.000

PITCHER	IP	WLS	BF	H	R	ER	SO	BB	IBB	HBP	BLK	WP	HR	S	P	ERA	WHIP

Batter	1	2	3	4	5	6	7	8	9	AB	R	H	RBI	BB	SO	LOB
31 Jose Tabata, R (1, 7) OBP: 0.338, SLG: 0.403	C FF 94 B FF 96 X FF 93 1-1 ① G5-3	C SL 82 F SI 95 X SL 86 0-2 ③ FC6-4 1-2f		B FF 94 C FF 96 X FF 96 1-1 1B		X SL 83 0-0 ③ F8		C SL 82 X SL 83 0-1 ② FC6-4 1-2f		5	0	1	0	0	0	4
18 Neil Walker, S (1, 4) OBP: 0.351, SLG: 0.413	B SI 95 F SI 95 B CH 86 F SI 96 X SL 86 2-2 ② F9		X SL 80 0-0 66 2B 2 1B 1B	C SI 94 C SI 96 S SL 85 0-3 ③ K			X FF 90 0-0 24 HBP 2B	C SL 83 B SL 84 F SL 82 B FS 83 X SL 83 2-2 ③ F9		5	1	2	0	0	1	2
22 Andrew McCutchen, R (1, 8) OBP: 0.399, SLG: 0.513	C SI 96 B FF 97 F SI 96 F SL 87 B SL 87 X SI 96 2-2 ③ G6-3		C FF 93 B SI 95 S SI 94 X SI 95 1-2 ① L8		C SL 81 B CH 79 X FF 94 1-1 HR		B FF 88 C SI 90 B CH 83 B SL 84 C FF 90 B SL 85 4-2 24 HBP BB		C SI 90 B SL 82 B SI 90 C SI 88 F SI 90 B SI 89 X SI 90 3-2 ① L8	4	1	1	1	1	0	1
66 Justin Morneau, L (1, 3) OBP: 0.323, SLG: 0.429		C FF 94 B SL 84 X FF 96 1-1 ① L7	B SI 95 1 SAFE X SI 96 1-0 2 1B 1-3 2B		H SI 92 1-0 2 2B HBP		S SL 83 S SL 83 C FF 92 0-3 ① K		B SL 79 B SI 90 X SI 89 2-0 1B	4	0	2	0	0	1	2
2 Marlon Byrd, R (1, 9) OBP: 0.337, SLG: 0.526		C FF 95 X FF 97 0-1 24 FC4-6 1B	B FF 95 X FF 95 1-0 2-3 3-H 1B		C SL 81 C SL 83 D SL 86 D SL 85 F FF 94 B SL 84 X FF 94 3-2 ① 1-H 2B		S CU 70 X CU 69 0-1 ② L7		B SI 90 C SI 89 F SI 90 S SL 82 1-3 ② K	5	0	3	1	0	1	3
24 Pedro Alvarez, L (1, 5) OBP: 0.295, SLG: 0.475		D SL 83 D SI 95 X SI 95 2-0 ② FC4-6 14 10 1B 1-2f	B SL 83 S SL 82 S SL 85 S SL 85 1-3 ② K		B SL 82 F SL 85 D SL 86 D SI 96 S SI 95 S SL 85 3-3 ② K		H CU 69 1-0 1-2 2-3 HBP		T FS 84 D FS 83 B FS 83 X FS 84 2-1 ③ G4-3	4	1	0	0	0	2	5
14 John Buck, R (1, 2) OBP: 0.289, SLG: 0.369		S FF 97 X FF 95 0-1 10 1B 1-2 1B	X SI 95 0-0 ③ G5-3		B SI 94 B SI 93 C SI 95 X SL 84 2-1 ③ G4-3		B SL 82 C SI 90 X SI 90 1-1 ③ F8			4	0	1	0	0	0	6
10 Jordy Mercer, R (1, 6) OBP: 0.325, SLG: 0.394		B SL 84 D FF 95 X SI 95 2-0 47 BB 1-3 2-H 1B		C FF 92 C SL 82 S SL 86 0-3 ① K		C SL 81 C SL 84 B SL 85 F FF 95 X SL 83 1-2 ① G6-3		C SI 88 B SL 84 S SL 84 B SL 80 X SL 85 2-2 ① F8		4	0	1	1	0	1	0
47 Francisco Liriano, L (1, 1) OBP: 0.156, SLG: 0.073 57 Andrew Lambo, L (4, PH) OBP: 0.304, SLG: 0.250 30 Jeanmar Gomez, R (4, 1) OBP: 0.077, SLG: 0.077 26 Felix Pie, L (6, PH) OBP: 0.278, SLG: 0.294 38 Stolmy Pimentel, R (6, 1) 48 Jared Hughes, R (7, 1) 23 Travis Snider, L (8, PH) OBP: 0.291, SLG: 0.339 39 Jason Grilli, R (8, 1)		B FF 97 S FF 94 B SI 96 1 SAFE B FF 95 B FF 94 4-1 31 FC6-4 1-2 BB		C SL 82 F SI 95 F SL 84 B SL 87 S SL 86 1-3 ② K2-3		C SI 95 F SI 96 B SL 85 F SL 84 F SL 84 F SI 97 B SI 97 B FF 97 F SL 85 3-2 F SL 85 T SI 97 ② K		C SI 83 B SL 84 B SI 88 F SI 87 B FS 80 X SL 84 3-2 31 FC6-4 1B		0 1 0 1 0 0 0 1 0	0 0 0 0 0 0 0 0 0	0 0 0 0 0 0 0 1 0	0 0 0 0 0 0 0 0 0	1 0 0 0 0 0 0 0 0	0 1 0 1 0 0 0 0 0	0 0 0 0 0 0 0 0 0
Inning Stats	R: 0 E: 0 K: 0 S: 9 H: 0 LOB: 0 BB: 0 P: 14	R: 1 E: 0 K: 0 S: 12 H: 3 LOB: 3 BB: 1 P: 21	R: 1 E: 0 K: 1 S: 10 H: 3 LOB: 2 BB: 0 P: 14	R: 0 E: 0 K: 3 S: 12 H: 1 LOB: 1 BB: 0 P: 14	R: 1 E: 0 K: 1 S: 11 H: 2 LOB: 1 BB: 0 P: 21	R: 0 E: 0 K: 1 S: 13 H: 0 LOB: 0 BB: 0 P: 17	R: 0 E: 0 K: 1 S: 10 H: 1 LOB: 3 BB: 1 P: 16	R: 0 E: 0 K: 0 S: 11 H: 1 LOB: 1 BB: 0 P: 18	R: 0 E: 0 K: 1 S: 10 H: 1 LOB: 1 BB: 0 P: 18	1B: 8 2B: 3 3B: 0 HR: 1	SF: 0 SAC: 0 DP: 0 HBP: 2				WP: 0 PB: 0 SB: 0 CS: 0	PA: 42	

PITCHER		IP	WLS	BF	H	R	ER	SO	BB	IBB	HBP	BLK	WP	HR	S	P	ERA	WHIP
60 Wily Peralta, R ERA: 4.51	(1, 1)	6.0	W	28	9	3	3	6	1	0	1	0	0	1	67	101	4.50	1.667
51 Michael Gonzalez, L ERA: 4.47	(7, 1)	0.1		3	1	0	0	1	1	0	0	0	0	0	6	10	0.00	6.000
48 Donovan Hand, R ERA: 3.62	(7, 1)	0.2	H	3	0	0	0	0	0	0	1	0	0	0	4	6	0.00	0.000
47 Rob Wooten, R ERA: 3.32	(8, 1)	1.0		4	1	0	0	0	0	0	0	0	0	0	11	18	0.00	1.000
31 Burke Badenhop, R ERA: 3.62	(9, 1)	1.0		4	1	0	0	1	0	0	0	0	0	0	10	18	0.00	1.000

PITCHER	IP	WLS	BF	H	R	ER	SO	BB	IBB	HBP	BLK	WP	HR	S	P	ERA	WHIP

TOP

Pittsburgh Pirates @ Milwaukee Brewers

Miller Park, Milwaukee, WI

Wed Sep 04 2013, 7:11 PM - 10:33 PM CDT

Att. 29,041 - Partly Cloudy - 70 F

livebaseballscorecards.com

AB	38
R	3
H	12
RBI	3
BB	2
SO	8
LOB	23

BOTTOM

Pittsburgh Pirates @ Milwaukee Brewers

Miller Park, Milwaukee, WI

Wed Sep 04 2013, 7:11 PM - 10:33 PM CDT

Att. 29,041 - Partly Cloudy - 70 F

livebaseballscorecards.com

Batter	1	2	3	4	5	6	7	8	9	AB	R	H	RBI	BB	SO	LOB
7 Norichika Aoki, L (1, 9) OBP: 0.354, SLG: 0.366	C SI 92 S SL 86 S SL 89 0-3 ① K		B SI 92 B SL 85 X SI 91 2-0 27 1B 20 2B 1B	C SI 90 C CH 80 B SI 92 B CH 82 B CH 83 F SI 91 X CH 82 3-2 27 FC6-4 1B		C SI 96 B SL 88 B SI 95 X FF 96 2-1 ② G6-3		B FF 93 B FF 92 B FF 92 C FF 92 X FF 91 3-1 1B		5	1	3	0	0	1	0
27 Carlos Gómez, R (1, 8) OBP: 0.337, SLG: 0.500	F SI 93 B CH 86 F SL 85 B FF 95 S SL 84 2-3 ② K		X CH 86 0-0 20 2B 16 2B 1-2 1B	1 SAFE X SI 92 0-0 ① FC6-4 16 1B 1-2f		B SL 92 X FF 96 1-0 ③ F7		X SL 82 0-0 ① L5		5	1	1	0	0	1	2
20 Jonathan Lucroy, R (1, 3) OBP: 0.343, SLG: 0.473 11 Sean Halton, R (9, 3) OBP: 0.271, SLG: 0.309	C FF 92 S SI 94 B SI 94 X SL 88 1-2 ③ F7		B SI 93 B SI 91 X SL 86 2-0 16 2B 1-3 2-H 2B	1 SAFE B SI 91 1 SAFE X SI 91 1-0 ② F9			C FF 94 X FF 94 0-1 3 1B 16 E 14 SF9 1B	B FF 92 S SL 82 C FF 92 B FF 92 D SL 83 F FF 93 S FF 92 3-3 ② K		5	2	2	1	0	1	2
										0	0	0	0	0	0	0
16 Aramis Ramirez, R (1, 5) OBP: 0.356, SLG: 0.434 47 Rob Wooten, R (8, 1) 15 Caleb Gindl, L (8, PH) OBP: 0.333, SLG: 0.420 31 Burke Badenhop, R (9, 1)		B SI 91 B SI 93 F SL 85 B CH 87 B SI 94 4-1 18 HR BB	X SI 93 0-0 3 1B 14 G1-3 2-H 3-H 2B	1 SAFE B SI 92 C SI 91 X SL 85 1-1 18 FC5-4 1-3 1B			F FF 94 F FF 94 X SL 90 0-2 FC4 14 SF9 3 1B 12 1B 1-2	F FF 92 B FF 91 F SL 81 S FF 92 1-3 ③ K		3	3	2	2	1	0	1
										0	0	0	0	0	0	0
										1	0	0	0	0	1	1
										0	0	0	0	0	0	0
18 Khris Davis, R (1, 7) OBP: 0.341, SLG: 0.595		B SI 93 C CH 86 B SI 94 B SL 86 X SI 94 3-1 1-H HR	B SI 92 S CH 86 F CH 86 S SL 87 1-3 ① K	B SL 79 C SI 92 X SL 86 1-1 ③ FC5-4 1-2f			F FF 94 L SL 87 D SL 89 S SL 86 1-3 ① K			4	1	1	2	0	2	5
3 Yuniesky Betancourt, R (1, 4) OBP: 0.233, SLG: 0.364 (8, 5)		B SI 94 B CH 88 X SI 93 2-0 ① G1-3	B CH 86 F CH 87 B SI 93 S SI 94 X SL 88 2-2 14 G1-3 60 WP 2-3 1B		B SI 90 B CU 76 X SI 90 2-0 ① F8		B SL 89 X SI 96 1-0 12 1B 1-2 2-3 1B			4	1	2	0	0	0	0
14 Jeff Bianchi, R (1, 6) OBP: 0.276, SLG: 0.290		C SL 87 S CH 88 B SL 89 F FF 95 B SL 89 X CH 89 2-2 1B	C SI 93 F CH 86 F SI 94 D SL 88 X CH 87 1-2 ② G1-3 1-2 3-H	C SI 92 X SL 84 0-1 ② G5-3		B FF 94 X FF 95 1-0 ② SF9 2-3 3-H			3	0	1	2	0	0	1
12 Martín Maldonado, R (1, 2) OBP: 0.233, SLG: 0.281		B SI 94 C SI 93 1 SAFE D SL 89 F CH 87 B SI 93 F SL 88 X SL 87 3-2 ② F7	S CH 86 B CH 86 B SI 93 B SI 94 C SI 94 B SI 94 4-2 60 WP BB	B SI 91 X SI 91 1-0 ③ G5-3			D SL 87 F FF 96 S SL 87 B SL 87 X FF 95 2-2 1-2 3-H 1B		3	0	1	1	1	0	1
60 Wily Peralta, R (1, 1) OBP: 0.174, SLG: 0.156 21 Juan Francisco, L (6, PH) OBP: 0.305, SLG: 0.449 51 Michael Gonzalez, R (7, 1) 48 Donovan Hand, R (7, 1) OBP: 0.167, SLG: 0.091 2 Scooter Gennett, L (7, PH) OBP: 0.368, SLG: 0.515 (8, 4)		C FF 94 S SI 94 X SI 94 0-2 ③ G4-3	F SI 94 B CH 87 S SI 95 S SL 87 1-3 ③ K 1-2 2-H			B FF 94 F FF 96 B SL 86 S FF 96 T FF 96 2-2 ① K	C SI 93 B CH 86 F FF 93 D SL 87 F CH 88 X SI 95 2-2 ③ G4-3		2	0	0	0	0	1	2
									1	0	0	0	0	1	0
									0	0	0	0	0	0	0
									0	0	0	0	0	0	0
									1	0	0	0	0	0	2
Inning Stats	R: 0 E: 0 K: 2 S: 9 H: 0 LOB: 0 BB: 0 P: 12	R: 2 E: 0 K: 0 S: 15 H: 2 LOB: 1 BB: 1 P: 29	R: 5 E: 0 K: 2 S: 19 H: 5 LOB: 1 BB: 1 P: 32	R: 0 E: 0 K: 0 S: 10 H: 2 LOB: 2 BB: 0 P: 16	R: 0 E: 0 K: 0 S: 4 H: 0 LOB: 0 BB: 0 P: 7	R: 0 E: 0 K: 1 S: 6 H: 0 LOB: 0 BB: 0 P: 11	R: 2 E: 1 K: 1 S: 17 H: 3 LOB: 2 BB: 0 P: 24	R: 0 E: 0 K: 2 S: 10 H: 1 LOB: 1 BB: 0 P: 17		1B: 10 2B: 2 3B: 0 HR: 1	SF: 1 SAC: 0 DP: 0 HBP: 0			WP: 2 PB: 0 SB: 0 CS: 0	PA: 40		

AB	37
R	9
H	13
RBI	8
BB	2
SO	8
LOB	17

PITCHER		IP	WLS	BF	H	R	ER	SO	BB	IBB	HBP	BLK	WP	HR	S	P	ERA	WHIP
47 Francisco Liriano, L ERA: 2.98	(1, 1)	3.0	L	18	7	7	7	4	2	0	0	0	1	1	43	73	21.00	3.000
30 Jeanmar Gómez, R ERA: 3.03	(4, 1)	2.0		8	2	0	0	0	0	0	0	0	0	0	14	23	0.00	1.000
38 Stolmy Pimentel, R ERA:	(6, 1)	1.2		9	3	2	0	2	0	0	0	0	0	0	19	29	0.00	1.800
48 Jared Hughes, R ERA: 4.39	(7, 1)	0.1		1	0	0	0	0	0	0	0	0	0	0	4	6	0.00	0.000
39 Jason Grilli, R ERA: 2.28	(8, 1)	1.0		4	1	0	0	2	0	0	0	0	0	0	10	17	0.00	1.000

PITCHER	IP	WLS	BF	H	R	ER	SO	BB	IBB	HBP	BLK	WP	HR	S	P	ERA	WHIP

Batter	1	2	3	4	5	6	7	8	9	AB	R	H	RBI	BB	SO	LOB
7 Norichika Aoki, L (1, 9) OBP: 0.353, SLG: 0.365	B FC 86 C SI 88 B SI 88 F FC 86 B SI 89 X FC 85 3-2 G1-3	B SI 89 F FC 85 B SI 89 D SI 89 X SI 88 3-1 SF7 2-3 3-H		C SI 89 F CU 78 X FF 89 0-2 20 S 9 1B 1B			C FF 93 C CU 80 B SL 83 X FF 93 1-2 G4-3	B SI 95 B SI 95 X SI 96 2-0 F9		4	0	1	1	0	0	0
9 Jean Segura, R (1, 6) OBP: 0.337, SLG: 0.437	B FF 88 F SI 87 B CH 79 X FC 85 2-1 P4	C SI 87 S FC 84 B FF 87 X CH 78 1-2 G6-3		1 SAFE C FF 89 C FC 86 B FC 84 B SI 89 1 SAFE 1 SAFE F CU 79 F CH 79 2-2 X FF 90 20 S 1-2 1B			B FF 95 B SI 93 F FF 94 B SL 86 B FF 94 4-1 BB		C FF 88 F FF 88 F FF 88 B FF 89 F FF 90 X CU 78 1-2 P4	4	0	1	0	1	0	1
20 Jonathan Lucroy, R (1, 2) OBP: 0.341, SLG: 0.469	C FF 88 B SI 88 F FC 85 B SI 88 B CU 76 B FC 86 4-2 27 BB 16 1B BB		X FC 86 0-0 F8	C FF 88 B FF 89 B SL 82 S FF 90 C SL 84 2-3 K 1-2 2-3			X FF 92 0-0 P5		B FF 90 B FF 90 C FF 89 B FC 85 X FF 90 3-1 F8	4	0	0	0	1	1	3
16 Aramis Ramirez, R (1, 5) OBP: 0.357, SLG: 0.445	S FC 81 B FC 85 F CH 80 F SI 89 F SL 85 X CH 78 1-2 27 BB 1-2 1B		C FC 86 B FC 84 B SI 87 X CH 78 2-1 HR		C FF 88 B SI 88 S FF 89 B FF 86 B SL 79 S FF 91 3-3 K		X FF 92 0-0 P2		B FF 90 C CU 78 S FF 91 B FF 89 B FF 90 X CU 79 3-2 F8	5	1	2	1	0	1	1
27 Carlos Gómez, R (1, 8) OBP: 0.336, SLG: 0.497	S CH 79 F FC 85 B FF 87 B SI 89 B FF 88 F CH 80 D FC 86 4-2 1-2 2-3 BB		B FF 87 X SI 86 1-0 G6-3		B FF 91 S SI 90 C FF 90 S FF 90 1-3 K			B FF 94 C FF 95 B FF 96 S FF 95 B SI 97 S SL 84 3-3 K		3	0	0	0	1	2	0
11 Sean Halton, R (1, 3) OBP: 0.286, SLG: 0.322	F SI 87 B FC 84 X CH 80 1-1 G6-3		B SI 87 X SI 86 1-0 1B		B SL 80 B SL 81 S SL 80 X FF 91 2-1 F8			C SL 83 S SI 96 B SL 85 B SL 83 X SI 97 2-2 14 1B 2 HR 1B		4	1	2	0	0	0	3
14 Jeff Bianchi, R (1, 4) OBP: 0.280, SLG: 0.294		C FC 86 F SI 86 X SI 88 0-2 26 SH5-4 22 1B 7 SF7 1B	C SI 86 C FC 85 X CH 78 0-2 F8			C SL 81 B SL 84 X FF 90 1-1 F9		D SL 84 B SI 97 X SI 96 2-0 2 HR 1-2 1B		4	2	2	0	0	0	1
22 Logan Schafer, L (1, 7) OBP: 0.288, SLG: 0.331		1 SAFE B SI 88 1 SAFE C FC 85 1 SAFE S FC 81 B SI 88 X CU 80 2-2 7 SF7 26 SH5-4 1-2 1B		C FC 86 C FC 83 B FC 85 X CU 81 1-2 G4-3		C SL 80 B FF 90 S CU 77 C FF 90 1-3 K		B SI 95 B SI 96 B SI 96 C SI 96 C SI 96 C SL 85 3-3 K	4	0	1	0	0	2	2
26 Kyle Lohse, R (1, 1) OBP: 0.163, SLG: 0.146 21 Juan Francisco, L (6, PH) OBP: 0.304, SLG: 0.448 52 Jimmy Nelson, R (6, 1) 2 Scooter Gennett, L (8, PH) OBP: 0.372, SLG: 0.541 54 Michael Blazek, R (8, 1)		B SI 86 B FF 86 C FC 86 X FC 86 2-1 SH5-4 1-2 2-3		C FC 86 F SI 87 F CU 78 B FC 83 F SI 86 S SI 88 1-3 K		B CU 76 C CU 76 S SL 83 S SL 84 1-3 K2-3		S SL 84 B SL 85 X SL 84 1-1 1-H 2-H HR	1 1 0 1 0	0 0 0 1 0	0 0 0 1 0	0 0 0 3 0	0 0 0 0 0	1 1 0 0 0	0 0 0 0 0

Inning Stats	1	2	3	4	5	6	7	8	9
R:	0	1	1	0	0	0	0	3	0
E:	0	0	0	0	0	0	0	0	0
K:	0	0	0	2	2	2	0	2	0
S:	17	13	8	19	8	6	8	13	10
H:	1	2	2	2	0	0	0	3	0
LOB:	3	1	2	2	0	0	1	0	0
BB:	2	0	0	0	0	0	1	0	0
P:	32	21	12	25	14	11	11	26	17

PITCHER		IP	WLS	BF	H	R	ER	SO	BB	IBB	HBP	BLK	WP	HR	S	P	ERA	WHIP
18 Chris Rusin, L ERA: 2.89	(1, 1)	3.2		20	7	2	2	1	2	0	0	0	0	1	54	85	4.91	2.455
33 Carlos Villanueva, R ERA: 4.27	(4, 1)	2.1	W	7	0	0	0	5	0	0	0	0	0	0	19	30	0.00	0.000
52 Justin Grimm, R ERA: 6.3	(7, 1)	1.0		4	0	0	0	0	1	0	0	0	0	0	6	11	0.00	1.000
46 Pedro Strop, R ERA: 4.96	(8, 1)	1.0		6	3	3	3	2	0	0	0	0	0	1	13	26	27.00	3.000
63 Kevin Gregg, R ERA: 3.05	(9, 1)	1.0	S	3	0	0	0	0	0	0	0	0	0	0	10	17	0.00	0.000

PITCHER IP WLS BF H R ER SO BB IBB HBP BLK WP HR S P ERA WHIP

TOP

Milwaukee Brewers @ Chicago Cubs

Wrigley Field, Chicago, IL

Fri Sep 06 2013, 1:24 PM - 4:16 PM CDT

Att. 25,351 - Sunny - 76 F

livebaseballscorecards.com

AB	35
R	5
H	10
RBI	5
BB	3
SO	8
LOB	11

1B:	8	SF:	1	WP:	0	PA:	40
2B:	0	SAC:	1	PB:	0		
3B:	0	DP:	0	SB:	2		
HR:	2	HBP:	0	CS:	0		

Milwaukee Brewers @ Chicago Cubs

Wrigley Field, Chicago, IL

Fri Sep 06 2013, 1:24 PM - 4:16 PM CDT

Att. 25,351 - Sunny - 76 F

BOTTOM

Batter	1	2	3	4	5	6	7	8	9	AB	R	H	RBI	BB	SO	LOB
13 Starlin Castro, R (1, 6) OBP: 0.283, SLG: 0.349	B SI 87 X SI 87 1-0 F9 ①	C SI 88 B SI 87 F SI 87 X SL 83 1-2 1B	F SI 90 X SI 90 0-1 G5-4-3 ②③ 1-2f			C SI 95 X SL 83 0-1 L9 ②		F SI 92 X SI 94 0-1 G6-3 ②		5	0	1	0	0	0	4
15 Darwin Barney, R (1, 4) OBP: 0.269, SLG: 0.321	C SI 88 C SI 89 X SL 85 0-2 19 1B, 44 1B, 1B	F CU 71 1 SAFE X CU 74 0-1 P4 ①		C CU 72 X SI 87 0-1 G5-3 ①		B SI 95 C FF 94 F SI 95 X SL 84 1-2 L4 ③		B SI 92 D SI 93 C FF 95 X SI 93 2-1 P5 ③		5	1	1	0	0	0	3
44 Anthony Rizzo, L (1, 3) OBP: 0.327, SLG: 0.427	C CH 78 B SI 88 X CH 78 1-1 6 BB, 19 1B, 21 HR 1-2 1B	B SI 88 F SI 89 X CU 75 1-1 F7 ②		X CU 74 0-0 19 G3 2B			C SI 94 B FF 92 B SL 82 X SI 94 2-1 G4-3 ①			4	1	2	0	0	0	1
19 Nate Schierholtz, L (1, 9) OBP: 0.309, SLG: 0.490	C SL 84 B SI 88 F SL 84 B SL 84 X SL 85 2-2 6 BB, 21 HR 1-2 2-H 1B	1 SAFE C CU 72 1 SAFE B SI 88 X SL 84 1-1 F7 ③		X CU 74 0-0 G3 ② 2-3			C SI 94 X CH 87 0-1 L4 ②			4	1	1	1	0	0	2
6 Ryan Sweeney, L (1, 8) OBP: 0.364, SLG: 0.535	B CH 78 B SI 89 B CH 79 C SI 89 D SL 86 4-1 21 HR 1-2 2-3 BB	B SI 87 C CH 79 X SI 88 1-1 21 1B, 8 1B, 18 1B, 1B	B SI 88 B SL 84 S CH 79 S CH 79 C SL 85 2-3 K ③				B FF 94 B CH 87 F SI 94 X FF 93 2-1 L9 ③			3	2	1	0	1	1	1
8 Donnie Murphy, R (1, 5) OBP: 0.360, SLG: 0.608	C SL 86 X SI 90 0-1 F6 ②	B CU 72 B SL 83 C SL 84 X CH 79 2-1 21 1B, 18 1B 1-2 1B			S SI 88 X CH 79 0-1 G5-3 ①			B FF 95 S FF 94 F FF 95 X SL 83 1-2 53 1B, 53 S, 47 E, 1B		4	2	2	0	0	0	3
21 Junior Lake, R (1, 7) OBP: 0.342, SLG: 0.446	B SL 85 X SL 86 1-0 1-H 2-H 3-H HR	X SI 88 0-0 18 1B 1-2 2-3 1B	F SI 88 F CU 75 C SI 89 0-3 K ②					1 SAFE S FF 94 D SI 93 X FF 95 1-1 F9 ①		4	1	2	4	0	1	1
53 Welington Castillo, R (1, 2) OBP: 0.351, SLG: 0.371	C CU 74 X SI 89 0-1 2B	F SI 88 F CH 80 B SI 90 D CH 80 S SL 85 2-3 K ①	C CU 75 X SI 88 0-1 F8 ③					B CU 73 1 SAFE F FF 94 B FF 94 F FF 96 X FF 94 2-2 47 E 1-3 1B		4	0	2	0	0	1	3
18 Chris Rusin, L (1, 1) OBP: 0.125, SLG: 0.125 33 Carlos Villanueva, R (4, 1) OBP: 0.161, SLG: 0.161 22 Logan Watkins, L (6, PH) OBP: 0.200, SLG: 0.130 52 Justin Grimm, R (7, 1) 46 Pedro Strop, R (8, 1) 47 Brian Bogusevic, L (8, PH) OBP: 0.340, SLG: 0.477 63 Kevin Gregg, R (9, 1)	S CU 74 X CH 79 0-1 G1-3 ③	C CU 75 X CH 80 0-1 13 G5-4-3 1-2 2-H 3-H 1B				B FF 94 B SI 94 X SI 94 2-0 G4-3 ①		C FF 93 B SI 94 S SI 92 F FF 95 X FF 95 1-2 FC6 1-3 3-H		2 0 1 0 0 1 0	0 0 0 0 0 0 0	1 0 0 0 0 0 0	2 0 0 0 0 0 0	0 0 0 0 0 0 0	0 0 0 0 0 0 1	1 0 0 0 0 1 0
Inning Stats	R: 5 E: 0 K: 0 S: 17 H: 5 LOB: 1 BB: 1 P: 26	R: 0 E: 0 K: 0 S: 9 H: 1 LOB: 1 BB: 0 P: 12	R: 2 E: 0 K: 1 S: 12 H: 4 LOB: 1 BB: 0 P: 17	R: 0 E: 0 K: 1 S: 7 H: 1 LOB: 1 BB: 0 P: 9	R: 0 E: 0 K: 1 S: 7 H: 0 LOB: 0 BB: 0 P: 7	R: 0 E: 0 K: 0 S: 6 H: 0 LOB: 0 BB: 0 P: 9	R: 0 E: 0 K: 0 S: 6 H: 0 LOB: 0 BB: 0 P: 10	R: 1 E: 1 K: 0 S: 16 H: 2 LOB: 2 BB: 0 P: 23		1B: 10 2B: 2 3B: 0 HR: 1	SF: 0 SAC: 0 DP: 1 HBP: 0			WP: 0 PB: 0 SB: 1 CS: 0	PA: 38		

livebaseballscorecards.com

AB	37
R	8
H	13
RBI	7
BB	1
SO	3
LOB	20

PITCHER		IP	WLS	BF	H	R	ER	SO	BB	IBB	HBP	BLK	WP	HR	S	P	ERA	WHIP
26 Kyle Lohse, R ERA: 3.59	(1, 1)	5.0	L	26	11	7	7	3	1	0	0	0	0	1	52	71	12.60	2.400
52 Jimmy Nelson, R ERA:	(6, 1)	2.0		6	0	0	0	0	0	0	0	0	0	0	12	19	0.00	0.000
54 Michael Blazek, R ERA: 5.84	(8, 1)	1.0		6	2	1	0	0	0	0	0	0	0	0	16	23	0.00	2.000

PITCHER	IP	WLS	BF	H	R	ER	SO	BB	IBB	HBP	BLK	WP	HR	S	P	ERA	WHIP

Batter	1	2	3	4	5	6	7	8	9	AB	R	H	RBI	BB	SO	LOB
7 Norichika Aoki, L (1, 9) OBP: 0.353, SLG: 0.364	C FF 93 C SI 94 F CU 82 S FF 95 0-3 ① K		B SI 94 F SI 94 B SI 94 B SI 95 B SI 94 4-1 BB	B CU 79 B SI 94 B SI 94 C FF 94 X FF 92 3-1 ③ G4-3			C SI 90 B FF 89 D CH 82 B FF 89 X FF 89 3-1 9 G6-4-3 1-2 1B		C FF 93 C FF 92 B CU 81 F FF 92 X FF 91 1-2 E6 20 3B	4	1	1	0	1	1	1
9 Jean Segura, R (1, 6) OBP: 0.334, SLG: 0.433	B FF 95 X SI 94 1-0 ② G4-3		X FF 94 0-0 ③ P4		C SI 91 S CU 80 B FF 91 F CU 80 F FF 94 X SI 93 1-2 ① G6-3		X FF 88 0-0 ②③ G6-4-3 1-2f		B SI 91 B SI 91 1 SAFE S FF 92 X FF 91 2-1 ② F9	5	0	0	0	0	0	5
20 Jonathan Lucroy, R (1, 2) OBP: 0.342, SLG: 0.472	C FF 94 B FF 95 B SI 93 X SI 94 2-1 ③ G3-1			C CU 79 B SI 93 X FF 93 1-1 16 BB 2 1B 1B	B CU 79 B SI 93 C SI 93 X SI 92 2-1 ② F9			B SL 82 B SL 80 B FF 92 C FF 93 C FF 92 F FF 93 S FF 93 3-3 ① K	C FF 91 X FF 91 0-1 1-H 3B	5	1	2	1	0	1	0
16 Aramis Ramirez, R (1, 5) OBP: 0.361, SLG: 0.442		S FF 92 B SI 94 B SL 91 X SI 94 2-1 ① L3		C SI 93 B SL 90 B SL 88 F FF 93 D CU 81 B SI 94 4-2 2 1B 22 3B 1-2 BB	C SI 92 F SL 89 X FF 94 0-2 ③ F9			B SL 83 B SL 82 B FF 93 B SL 92 4-0 3 BB 15 BB BB	F FF 92 B CU 80 B CU 77 F FF 92 H FF 91 3-2 HBP	2	1	0	0	2	0	0
2 Scooter Gennett, L (1, 4) OBP: 0.367, SLG: 0.529		B FF 95 F SI 94 X SI 94 1-1 ② G6-3		F SI 95 F CU 80 F SL 91 X FF 94 0-2 15 BB 22 3B 1-3 2-H 1B		B FF 88 F FF 88 C CU 80 S SL 81 1-3 ① K		B SL 83 C FF 93 S FF 92 B SL 83 S FF 92 2-3 ② K	C FF 91 C FF 91 B FF 92 1 SAFE F FF 91 F CU 78 F FF 91 S CU 78 1-3 ③ K	5	1	1	1	0	3	3
15 Caleb Gindl, L (1, 7) OBP: 0.339, SLG: 0.412		B SI 93 F SI 94 B SL 89 C SL 91 B FF 95 C SL 91 3-3 ③ K		B FF 94 B SI 94 B SI 94 B FF 94 4-0 22 3B 1-2 BB		B FF 88 B FF 89 X SI 88 2-0 ② L5		B FF 93 B FF 92 F FF 93 B SL 84 B FF 91 4-1 3 BB 1-2 BB		2	1	0	0	2	1	0
21 Juan Francisco, L (1, 3) OBP: 0.306, SLG: 0.446 3 Yuniesky Betancourt, R (6, PH) OBP: 0.234, SLG: 0.363 (6, 3)			C SI 93 B CU 80 H SL 90 2-1 22 SH5-3 HBP	S CU 81 C SI 95 S CU 82 0-3 ① K		B FF 89 X SI 88 1-0 ③ F9		B FF 92 C FF 93 B FF 92 D SL 84 B FF 92 4-1 1-2 2-3 BB		1 1	0 0	0 0	0 0	0 1	1 0	3 0
22 Logan Schafer, L (1, 8) OBP: 0.290, SLG: 0.340 27 Carlos Gómez, R (8, PH) OBP: 0.335, SLG: 0.496 (8, 8)			X SI 93 0-0 ① SH5-3 1-2	B FF 96 B FF 95 X SI 95 2-0 1-H 2-H 3-H 3B			C CU 80 B SL 84 F FF 89 X SL 82 1-2 ① F8	B FF 92 B FF 92 X FF 92 2-0 ③ F8		2 1	0 0	1 0	3 0	0 0	0 0	0 3
40 Johnny Hellweg, R (1, 1) 11 Sean Halton, R (7, PH) OBP: 0.297, SLG: 0.322 47 Rob Wooten, R (7, 1) 53 Brandon Kintzler, R (8, 1) 14 Jeff Bianchi, R (9, PH) OBP: 0.279, SLG: 0.293 29 Jim Henderson, L (9, 1)			B SI 93 F FF 93 C SI 94 B SI 94 S CU 80 2-3 ② K	F SI 94 C CU 79 F CU 79 X CU 80 0-2 ② P4			B SI 91 C SI 90 B SI 90 F SI 90 B FC 93 F FC 92 F FC 92 B FC 93 4-2 7 1B BB		C FF 92 B CU 79 S CU 78 B CU 79 F FF 93 S CU 79 2-3 ① K	2 0 0 0 1 0	0 0 0 0 0 0	0 0 0 0 0 0	0 1 0 0 0 1	1 0 0 0 0 0	2 0 0 0 0 0	0 0 0 0 0 0

Inning Stats	1	2	3	4	5	6	7	8	9
	R: 0 E: 0 K: 1 S: 7	R: 0 E: 0 K: 1 S: 7	R: 0 E: 0 K: 1 S: 7	R: 4 E: 0 K: 1 S: 18	R: 0 E: 0 K: 0 S: 10	R: 0 E: 0 K: 1 S: 5	R: 0 E: 0 K: 0 S: 10	R: 0 E: 0 K: 2 S: 10	R: 1 E: 1 K: 2 S: 20
	H: 0 LOB: 0 BB: 0 P: 10	H: 0 LOB: 0 BB: 0 P: 13	H: 0 LOB: 2 BB: 1 P: 15	H: 3 LOB: 1 BB: 2 P: 32	H: 0 LOB: 0 BB: 0 P: 13	H: 0 LOB: 0 BB: 0 P: 9	H: 1 LOB: 1 BB: 1 P: 18	H: 0 LOB: 3 BB: 3 P: 29	H: 1 LOB: 2 BB: 0 P: 29

1B: 3 SF: 0
2B: 0 SAC: 1
3B: 2 DP: 1
HR: 0 HBP: 2

WP: 0 PA: 41
PB: 0
SB: 0
CS: 0

PITCHER		IP	WLS	BF	H	R	ER	SO	BB	IBB	HBP	BLK	WP	HR	S	P	ERA	WHIP
49 Jake Arrieta, R ERA: 5.49	(1, 1)	5.0	L	22	3	4	4	4	3	0	1	0	0	0	49	83	7.20	1.200
43 Brooks Raley, L ERA: 3.18	(6, 1)	1.1		4	0	0	0	1	0	0	0	0	0	0	8	13	0.00	0.000
12 Chang-Yong Lim, R ERA:	(7, 1)	0.2		3	1	0	0	0	1	0	0	0	0	0	7	14	0.00	3.000
55 Alberto Cabrera, R ERA:	(8, 1)	0.1		2	0	0	0	1	1	0	0	0	0	0	4	11	0.00	3.000
59 Zac Rosscup, L ERA:	(8, 1)	0.2		4	0	0	0	1	2	0	0	0	0	0	6	18	0.00	3.000

PITCHER		IP	WLS	BF	H	R	ER	SO	BB	IBB	HBP	BLK	WP	HR	S	P	ERA	WHIP
50 Blake Parker, R ERA: 2.63	(9, 1)	1.0		6	1	1	0	2	0	0	1	0	0	0	20	29	0.00	1.000

TOP

Milwaukee Brewers @ Chicago Cubs

Wrigley Field, Chicago, IL

Sat Sep 07 2013, 3:09 PM - 6:20 PM CDT

Att. 34,929 - Cloudy - 82 F

livebaseballscorecards.com

AB	31
R	5
H	5
RBI	5
BB	7
SO	9
LOB	17

Milwaukee Brewers @ Chicago Cubs

Wrigley Field, Chicago, IL

Sat Sep 07 2013, 3:09 PM - 6:20 PM CDT

Att. 34,929 - Cloudy - 82 F

BOTTOM

livebaseballscorecards.com

Batter	1	2	3	4	5	6	7	8	9	AB	R	H	RBI	BB	SO	LOB
13 Starlin Castro, R (1, 6) OBP: 0.281, SLG: 0.347	C FF 88 B FF 88 X FF 90 1-1 L9 ①	X SI 93 0-0 G6-4-3 ②③ 1-2f			1 SAFE C FF 93 S CH 83 X FF 92 0-2 FC6-4 ① 15 G4-3 1-2f		1 SAFE C SI 88 S FS 83 B FS 84 S SL 82 1-3 K ②③ 1-2			4	0	0	0	0	1	3
15 Darwin Barney, R (1, 4) OBP: 0.269, SLG: 0.318	C FF 91 H FF 92 1-1 44 1B HBP		C CU 77 C SI 94 C FF 94 0-3 K ①		B FF 93 X FF 94 1-0 G4-3 ② 1-2			C SI 91 S CH 86 X SI 93 0-2 G6-3 ①		3	0	0	0	0	1	1
44 Anthony Rizzo, L (1, 3) OBP: 0.328, SLG: 0.428	B FF 91 B FF 91 C CH 82 C FF 92 X FF 92 2-2 1B 1-2		B SI 92 B SI 94 C FF 92 X FF 93 2-1 G4-3 ②		C CU 81 X FF 94 0-1 F8 ③			X SI 92 0-0 19 L3 1B		4	0	2	0	0	0	1
19 Nate Schierholtz, L (1, 9) OBP: 0.307, SLG: 0.485	C CU 77 B FF 92 F SI 92 X FF 91 1-2 P6 ②		F SI 94 B CU 79 F SI 93 X CH 85 1-2 G4-3 ③			B CU 78 B FF 93 X FF 94 2-0 F8 ①		X SI 91 0-0 L3 ②③ 1-1		4	0	0	0	0	0	3
6 Ryan Sweeney, L (1, 8) OBP: 0.354, SLG: 0.519	B FF 92 B CH 82 C CH 84 S FF 93 X CH 85 2-2 G4-3 ③			B CH 83 C FF 92 C FF 92 X CU 79 1-2 G4-3 ①		B CU 80 C FF 94 B SI 92 S CH 84 B FF 95 3-2 G4-3 ②			C FF 95 B FF 97 F FF 96 B FF 96 F FF 96 S FF 97 2-3 K ①	4	0	0	0	0	1	2
47 Brian Bogusevic, L (1, 7) OBP: 0.347, SLG: 0.505		C FF 91 B FF 92 F SI 92 F FF 93 B CH 84 B FF 94 F FF 94 F SI 93 F CH 84 4-2 24 HR BB B FF 95		C FF 93 B FF 94 F CH 84 F FF 95 B CH 84 X FF 94 2-2 G6-3 ②		B FF 94 B SI 93 S FF 94 S FF 94 X FF 94 2-2 HR			X FF 97 0-0 F9 ②	3	2	1	1	1	0	0
24 Luis Valbuena, L (1, 5) OBP: 0.336, SLG: 0.379		C FF 93 1 SAFE 1 SAFE B SI 92 X CU 79 1-1 1-H HR		C CU 80 B CH 85 B SI 94 B FF 93 B FF 94 4-1 53 FC6-4 BB		B FF 94 F FF 94 B FF 95 B FF 93 X FF 95 3-1 F8 ③			C FF 94 S SL 86 F FF 96 X SL 85 0-2 L8 ③	3	1	1	2	1	0	0
53 Welington Castillo, R (1, 2) OBP: 0.351, SLG: 0.371		X FF 93 0-0 G6-3 ①		X FF 93 0-0 FC6-4 ③ 1-2f			S SL 84 F FF 88 X SL 85 0-2 1B ①			3	0	1	0	0	0	1
49 Jake Arrieta, R (1, 1) OBP: 0.200, SLG: 0.200 22 Logan Watkins, L (5, PH) OBP: 0.231, SLG: 0.130 43 Brooks Raley, L (6, 1) 12 Chang-Yong Lim, R (7, 1) 21 Junior Lake, R (7, PH) OBP: 0.345, SLG: 0.449 55 Alberto Cabrera, R (8, 1) 59 Zac Rosscup, R (8, 1) 50 Blake Parker, R (9, 1)		B FF 92 F FF 93 F FF 93 B CU 80 X FF 94 2-2 13 G6-4-3 1B			B FF 92 B FF 92 C FF 90 F SI 92 B FF 94 B SI 93 4-2 13 FC6-4 BB		F FS 84 S FS 84 B FS 84 F SI 89 X SI 89 1-2 13 CS 1B			1 0 0 0 1 0 0 0	0 0 0 0 0 0 0 0	1 0 0 0 1 0 0 0	0 0 0 0 0 0 0 0	0 1 0 0 0 0 0 0	0 0 0 0 0 0 0 0	0 0 0 0 0 0 0 0
Inning Stats	R: 0 E: 0 K: 0 S: 12 H: 1 LOB: 2 BB: 0 P: 19	R: 2 E: 0 K: 0 S: 13 H: 2 LOB: 0 BB: 1 P: 20	R: 0 E: 0 K: 1 S: 8 H: 0 LOB: 0 BB: 0 P: 11	R: 0 E: 0 K: 0 S: 9 H: 0 LOB: 1 BB: 1 P: 16	R: 0 E: 0 K: 0 S: 8 H: 0 LOB: 1 BB: 1 P: 13	R: 1 E: 0 K: 0 S: 10 H: 1 LOB: 0 BB: 0 P: 20	R: 0 E: 0 K: 1 S: 10 H: 2 LOB: 0 BB: 0 P: 12	R: 0 E: 0 K: 0 S: 5 H: 1 LOB: 0 BB: 0 P: 5	R: 0 E: 0 K: 1 S: 9 H: 0 LOB: 0 BB: 0 P: 11	1B: 5 2B: 1 3B: 0 HR: 2	SF: 0 SAC: 0 DP: 2 HBP: 1	WP: 0 PB: 0 SB: 0 CS: 1	PA: 34				

	AB	R	H	RBI	BB	SO	LOB
	30	3	7	3	3	3	11

PITCHER		IP	WLS	BF	H	R	ER	SO	BB	IBB	HBP	BLK	WP	HR	S	P	ERA	WHIP
40 Johnny Hellweg, R ERA: 8.64	(1, 1)	6.0	W	25	4	3	3	1	3	0	1	0	0	2	60	99	4.50	1.167
47 Rob Wooten, R ERA: 3.15	(7, 1)	1.0	H	3	2	0	0	1	0	0	0	0	0	0	10	12	0.00	2.000
53 Brandon Kintzler, R ERA: 2.71	(8, 1)	1.0	H	3	1	0	0	0	0	0	0	0	0	0	5	5	0.00	1.000
29 Jim Henderson, R ERA: 2.24	(9, 1)	1.0	S	3	0	0	0	1	0	0	0	0	0	0	9	11	0.00	0.000

PITCHER	IP	WLS	BF	H	R	ER	SO	BB	IBB	HBP	BLK	WP	HR	S	P	ERA	WHIP

Milwaukee Brewers @ Chicago Cubs

Wrigley Field, Chicago, IL

Sun Sep 08 2013, 1:25 PM - 4:07 PM CDT

Att. 27,802 - Partly Cloudy - 71 F

livebaseballscorecards.com

Batter	1	2	3	4	5	6	7	8	9	AB	R	H	RBI	BB	SO	LOB
7 Norichika Aoki, L (1, 9) OBP: 0.352, SLG: 0.362	C SI 87 F SI 88 B SI 89 F SI 89 B SI 90 B SI 90 B SI 89 4-2 20 G4-3 9 SH1-3 BB		F SI 87 B SI 88 X SI 88 1-1 ③ G5-3			B FF 93 F SI 90 X SI 91 1-1 ② G4-3	B SL 81 C FF 90 F FF 91 B FF 90 B SL 82 X SL 82 3-2 ③ F7 2-3			3	0	0	0	1	0	2
9 Jean Segura, R (1, 6) OBP: 0.334, SLG: 0.432	X SI 88 0-0 ① SH1-3 1-2			B SI 86 C SI 87 C SI 88 X SL 82 1-2 20 CS 1B		C SI 92 B SL 85 F SI 91 S SL 85 1-3 ③ K		B SL 81 B FF 89 C FF 88 C FF 89 X SL 83 2-2 ① G1-3		3	0	1	0	0	1	0
20 Jonathan Lucroy, R (1, 2) OBP: 0.339, SLG: 0.468	C SI 89 F SI 89 X SL 81 0-2 ② G4-3 2-3			1 SAFE C SI 86 B SI 87 B SI 89 F SI 89 B SL 82 F SI 88 X SI 88 3-2 ①② G6-3 1-2			B CU 77 X FF 93 1-0 ① L8	C FF 90 F FF 90 B FF 90 S FF 86 1-3 ② K		4	0	0	0	0	1	2
16 Aramis Ramirez, R (1, 5) OBP: 0.363, SLG: 0.450	C SI 89 B FF 90 F SL 80 B SL 81 X SI 90 2-2 ③ F9			F SI 88 X SI 89 0-1 ③ G5-3			C FF 94 X FF 93 0-1 27 1B 14 1B 2B	B CU 75 C FF 90 B CU 78 B SL 84 S SL 82 X FF 92 3-2 27 1B 2B		4	1	2	0	0	0	1
27 Carlos Gómez, R (1, 8) OBP: 0.337, SLG: 0.496		B SI 86 X SI 88 1-0 ① L6			F SI 85 F SI 88 F SL 81 B SI 89 F SI 89 X SL 81 1-2 ① P6		B FF 94 X FF 95 1-0 14 1B 2-3 1B	B FF 90 B FF 90 S SL 85 F FF 90 X FF 86 2-2 14 S 2-3 1B		4	1	2	0	0	0	0
2 Scooter Gennett, L (1, 4) OBP: 0.368, SLG: 0.535 14 Jeff Bianchi, R (7, PH) OBP: 0.281, SLG: 0.295 (7, 4)		C SI 87 B CH 80 X SI 88 1-1 ② F8			X SI 87 0-0 3 FC5-4-3 2B		F SL 82 X FF 89 0-1 22 FC3-6 49 1B 2-H 3-H 1B	B SL 83 F SL 82 B SL 80 F CH 82 X SL 84 2-2 ③ G6-3 1-2		2 2	0 1	1 1	0 2	0 0	0 2	0 2
3 Yuniesky Betancourt, R (1, 3) OBP: 0.235, SLG: 0.360		C SI 88 S SI 89 S SL 82 0-3 ③ K			X SI 88 0-0 ② FC5-4-5 2-3		I IN 70 I IN 71 I IN 71 4-0 22 FC3-6 IBB		C FF 95 X FF 96 0-1 ① G6-3	3	0	0	0	1	1	1
22 Logan Schafer, L (1, 7) OBP: 0.286, SLG: 0.335			B SI 86 C SI 86 X SI 88 1-1 ① G3-1		B SI 87 X SI 86 1-0 ③ P3		C SL 81 X SI 89 0-1 ② FC3-6 7 S 49 1B 1-2f 2-3		X FF 95 0-0 ② P6	4	0	0	0	0	0	3
49 Yovani Gallardo, R (1, 1) OBP: 0.226, SLG: 0.377 53 Brandon Kintzler, R (8, 1) 21 Juan Francisco, L (9, PH) OBP: 0.305, SLG: 0.445 29 Jim Henderson, L (9, 1)			C SI 87 X SI 88 0-1 ② F9			C FF 93 F FF 93 X CU 80 0-2 ① F9	1 SAFE C SL 82 1 SAFE T SL 83 F SL 82 B FF 89 X SL 82 1-2 1-2 3-H 1B		B FF 92 F FF 92 B FF 91 F FF 95 S SL 83 2-3 ③ K	3 0 1 0	0 0 0 0	1 0 0 0	1 0 0 0	0 0 1 0	0 0 0 0	0 0 0 0
Inning Stats	R: 0 E: 0 K: 0 S: 10 H: 0 LOB: 1 BB: 1 P: 16	R: 0 E: 0 K: 1 S: 6 H: 0 LOB: 0 BB: 0 P: 8	R: 0 E: 0 K: 0 S: 6 H: 0 LOB: 0 BB: 0 P: 8	R: 0 E: 0 K: 0 S: 9 H: 1 LOB: 0 BB: 0 P: 13	R: 0 E: 0 K: 0 S: 8 H: 1 LOB: 1 BB: 0 P: 10	R: 0 E: 0 K: 1 S: 8 H: 0 LOB: 0 BB: 0 P: 10	R: 3 E: 0 K: 0 S: 15 H: 4 LOB: 2 BB: 1 P: 25	R: 0 E: 0 K: 1 S: 15 H: 2 LOB: 2 BB: 0 P: 25	R: 0 E: 0 K: 1 S: 6 H: 0 LOB: 0 BB: 0 P: 8	1B: 5 2B: 3 3B: 0 HR: 0 SF: 0 SAC: 1 DP: 0 HBP: 0						

TOP

AB	33
R	3
H	8
RBI	3
BB	2
SO	4
LOB	11

WP: 0 PB: 0 SB: 2 CS: 1 PA: 36

PITCHER		IP	WLS	BF	H	R	ER	SO	BB	IBB	HBP	BLK	WP	HR	S	P	ERA	WHIP
32 Scott Baker, R ERA:	(1, 1)	5.0		17	2	0	0	1	1	0	0	0	0	0	39	55	0.00	0.600
52 Justin Grimm, R ERA: 6.41	(6, 1)	1.1	L	6	2	2	2	1	0	0	0	0	0	0	12	16	13.50	1.500
40 James Russell, L ERA: 3.55	(7, 1)	0.2	B	5	2	1	1	0	0	1	0	0	0	0	11	19	13.50	3.000
33 Carlos Villanueva, R ERA: 4.23	(8, 1)	1.0		5	2	0	0	1	0	0	0	0	0	0	15	25	0.00	2.000
56 Héctor Rondón, R ERA: 5.48	(9, 1)	1.0		3	0	0	0	1	0	0	0	0	0	0	6	8	0.00	0.000

PITCHER	IP	WLS	BF	H	R	ER	SO	BB	IBB	HBP	BLK	WP	HR	S	P	ERA	WHIP

Batter	1	2	3	4	5	6	7	8	9	AB	R	H	RBI	BB	SO	LOB
13 Starlin Castro, R (1, 6) OBP: 0.279, SLG: 0.345	B SL 88 F SI 90 X SI 90 1-1 ① P3		C SL 87 F FF 90 B FF 91 X SL 86 1-2 ③ G4-3		X FF 91 0-0 ③ G6-3			B SI 92 C SI 93 X SI 92 1-1 ③ G1-3		4	0	0	0	0	0	1
24 Luis Valbuena, L (1, 5) OBP: 0.335, SLG: 0.377	C FF 90 B FF 90 S SL 86 F SI 90 F SL 86 B CU 78 F FF 90 X SI 91 2-2 ② G4-3			B CU 76 X FF 90 1-0 44 G3 1B		C FF 89 B CH 83 X FF 89 1-1 ① F7			B FF 95 B FF 96 C FF 94 F FF 96 X FF 97 2-2 ① F7	4	0	1	0	0	0	0
44 Anthony Rizzo, L (1, 3) OBP: 0.326, SLG: 0.425	C SI 91 B SI 91 X SL 87 1-1 ③ F8			X SI 89 0-0 ① G3 1-2		B CU 77 B FF 91 C SI 90 C FF 91 B SL 83 X FF 91 3-2 ② F7			C FF 96 F FF 96 B SL 87 C FF 96 1-3 ② K	4	0	0	0	0	1	1
19 Nate Schierholtz, L (1, 9) OBP: 0.306, SLG: 0.481		C FC 89 B SI 90 B FF 90 X SL 86 2-1 ① G4-3		B SL 85 B FF 90 B SL 84 C SL 84 B FF 90 4-1 BB		C FF 91 X SI 91 0-1 ③ L5			B FF 95 C FF 94 B FF 96 S FF 96 X FF 96 2-2 ③ F7	3	0	0	0	1	0	0
47 Brian Bogusevic, L (1, 7) OBP: 0.337, SLG: 0.489		B FF 91 C FF 90 S FF 91 X FF 91 1-2 ② G6-3		B FF 91 C FF 90 C SL 86 F FF 91 F FF 91 B SL 86 T SL 85 2-2 ② K			C SL 84 B FF 91 B SI 91 C FF 90 S SL 84 2-3 ① K			3	0	0	0	0	2	2
8 Donnie Murphy, R (1, 4) OBP: 0.350, SLG: 0.590		B FF 90 B SI 91 F SI 91 C SL 85 C FF 91 2-3 ③ K		X SL 86 0-0 ③ F7			C FF 91 S CU 79 B CU 79 B FF 91 X SL 84 2-2 ② G6-3			3	0	0	0	0	1	2
21 Junior Lake, R (1, 8) OBP: 0.350, SLG: 0.468			C FF 90 S CU 79 X FF 91 0-2 53 FC5-4 1B		C CU 78 B FF 90 B CU 75 X FF 90 2-1 HR		B CU 78 X FF 92 1-0 ③ L9			3	1	2	1	0	0	0
53 Welington Castillo, R (1, 2) OBP: 0.348, SLG: 0.368			B SI 90 C SL 84 S SL 85 B SI 90 F CU 80 F FF 92 1 SAFE 1 SAFE X SL 86 2-2 ① FC5-4 1-2f		C SL 85 F FF 90 S CU 80 0-3 ① K			B SI 93 C SI 92 C SI 92 B SI 93 F SI 92 F CH 88 B SI 94 F SI 93 F SI 93 3-3 S CH 88 K		3	0	0	0	0	2	1
32 Scott Baker, R (1, 1) 22 Logan Watkins, L (5, PH) OBP: 0.222, SLG: 0.125 52 Justin Grimm, R (6, 1) 40 James Russell, L (7, 1) 33 Carlos Villanueva, R (8, 1) OBP: 0.161, SLG: 0.161 6 Ryan Sweeney, L (8, PH) OBP: 0.352, SLG: 0.515 56 Hector Rondon, R (9, 1)			L FF 90 L FF 89 L CU 78 0-3 ② K		B FF 90 B FF 90 C FF 90 C FF 91 S SL 84 2-3 ② K			B SI 93 F SI 92 F SI 89 B FF 92 F CH 88 X SI 94 2-2 ② G6-3		1 1 0 0 0 1 0	0 0 0 0 0 0 0	0 0 0 0 0 0 0	0 0 0 0 0 0 0	1 0 0 0 0 0 0	1 0 0 0 0 0 0	1 0 0 0 0 0 0
Inning Stats	R: 0 E: 0 K: 0 S: 10 H: 0 LOB: 0 BB: 0 P: 14	R: 0 E: 0 K: 1 S: 8 H: 0 LOB: 0 BB: 0 P: 13	R: 0 E: 0 K: 1 S: 14 H: 1 LOB: 1 BB: 0 P: 17	R: 0 E: 0 K: 1 S: 9 H: 1 LOB: 2 BB: 1 P: 16	R: 1 E: 0 K: 2 S: 9 H: 1 LOB: 0 BB: 0 P: 13	R: 0 E: 0 K: 0 S: 7 H: 0 LOB: 0 BB: 0 P: 11	R: 0 E: 0 K: 1 S: 7 H: 0 LOB: 0 BB: 0 P: 12	R: 0 E: 0 K: 1 S: 13 H: 0 LOB: 0 BB: 0 P: 19	R: 0 E: 0 K: 1 S: 9 H: 0 LOB: 0 BB: 0 P: 14	1B: 2 2B: 0 3B: 0 HR: 1	SF: 0 SAC: 0 DP: 0 HBP: 0			WP: 0 PB: 0 SB: 0 CS: 0	PA: 31		

PITCHER		IP	WLS	BF	H	R	ER	SO	BB	IBB	HBP	BLK	WP	HR	S	P	ERA	WHIP
49 Yovani Gallardo, R ERA: 4.18	(1, 1)	7.0	W	25	3	1	1	6	1	0	0	0	0	1	64	96	1.29	0.571
53 Brandon Kintzler, R ERA: 2.67	(8, 1)	1.0	H	3	0	0	0	1	0	0	0	0	0	0	13	19	0.00	0.000
29 Jim Henderson, R ERA: 2.19	(9, 1)	1.0	S	3	0	0	0	1	0	0	0	0	0	0	9	14	0.00	0.000

PITCHER	IP	WLS	BF	H	R	ER	SO	BB	IBB	HBP	BLK	WP	HR	S	P	ERA	WHIP

BOTTOM

Milwaukee Brewers @ Chicago Cubs

Wrigley Field, Chicago, IL

Sun Sep 08 2013, 1:25 PM - 4:07 PM CDT

Att. 27,802 - Partly Cloudy - 71 F

livebaseballscorecards.com

AB	30
R	1
H	3
RBI	1
BB	1
SO	8
LOB	8

Batter	1	2	3	4	5	6	7	8	9	AB	R	H	RBI	BB	SO	LOB
7 Norichika Aoki, L (1, 9) OBP: 0.349, SLG: 0.359	B FF 94 C FF 92 B CH 86 C FF 93 B FF 94 F FF 93 F FF 93 X SI 92 3-2 G5-3 ①		C CH 84 C FF 92 B CH 84 C CH 84 1-3 K ①		F FF 92 S FC 88 B CU 77 S FC 88 1-3 K ②		C FF 96 C FF 98 F FF 98 S FF 98 0-3 K ③		C FS 85 F FS 84 X FS 84 0-2 G6-3 ③	5	0	0	0	0	3	1
9 Jean Segura, R (1, 6) OBP: 0.332, SLG: 0.429	B FF 94 L FC 89 X FF 94 1-1 G4-3 ②		B CU 79 C FF 89 X FC 86 1-1 G6-3 ②		S FF 94 B FC 87 B FF 93 C FF 92 B FC 90 X FC 90 3-2 P3 ③			C FF 97 B FF 98 C FF 97 F FF 98 B FF 99 F CH 89 S FF 99 2-3 K ①		4	0	0	0	0	1	0
20 Jonathan Lucroy, R (1, 3) OBP: 0.339, SLG: 0.466	B FF 94 C FF 96 S FF 94 X FF 95 1-2 G3 ③		C FC 86 F FF 94 B FC 90 B CU 78 X FC 90 2-2 1B			B CU 78 C CU 79 X FC 88 1-1 G3 ①		F FF 97 F FF 99 B FF 99 B CH 90 S CH 90 2-3 K ②		4	0	1	0	0	1	0
16 Aramis Ramirez, R (1, 5) OBP: 0.368, SLG: 0.453		S FF 92 X FF 93 0-1 15 G3 2 1B 1B	C FF 94 X FF 94 0-1 G5-3 ③			F CU 78 X CU 79 0-1 1B		B FF 96 B FF 98 F FF 99 B FF 98 B FF 98 4-1 BB		3	0	2	0	1	0	1
27 Carlos Gómez, R (1, 8) OBP: 0.334, SLG: 0.492		B FF 94 X FF 92 1-0 L8 ①		B FF 93 B FF 94 S FF 93 B FF 94 F FF 94 F FF 94 X FF 96 3-2 G4-3 ①		F FF 95 F FF 94 F FC 88 F FF 94 B FF 91 B FC 90 F FC 90 S FF 94 2-3 K ②		F FF 99 F FF 99 F FF 100 B FF 99 S CH 90 1-3 K ③		4	0	0	0	0	2	3
2 Scooter Gennett, L (1, 4) OBP: 0.372, SLG: 0.541		C FF 92 F FF 92 X FF 94 0-2 15 G3 1-2 1B		B CU 79 F FF 93 B CU 79 X CH 85 2-1 L9 ②		C FF 93 B CU 79 X CU 81 1-1 F7 ③			C FF 89 F FF 89 F FS 83 F FS 83 X SI 90 0-2 15 G4-3 22 HR 2B	4	1	2	0	0	0	1
15 Caleb Gindl, L (1, 7) OBP: 0.336, SLG: 0.415		X CU 81 0-0 G3 ② 1-2 2-3		C CU 79 B FF 94 F CH 86 X FF 95 1-2 2B			C FF 93 B CU 78 F CU 79 F CU 79 B FC 90 F CU 80 F FF 94 F FF 96 B FF 93 3-3 S CU 81 K ①		F FS 85 S FS 85 D FS 85 F FS 86 X FS 85 1-2 G4-3 ① 2-3	4	0	1	0	0	1	3
12 Martín Maldonado, R (1, 2) OBP: 0.240, SLG: 0.280 22 Logan Schafer, L (9, PH) OBP: 0.288, SLG: 0.348		C FF 96 B FF 96 B FF 95 B FF 95 B FF 95 4-1 BB	C FC 90 B FF 94 X CU 80 1-1 F8 ③				B CU 80 F FF 90 B FF 95 S FF 93 B FF 94 B FF 93 4-2 60 SH2-4 BB		F FS 85 X FF 91 0-1 3-H HR	1 1	0 1	0 1	0 2	2 0	0 0	1 0
60 Wily Peralta, R (1, 1) OBP: 0.167, SLG: 0.149 51 Michael Gonzalez, R (7, 1) 48 Donovan Hand, R (8, 1) OBP: 0.167, SLG: 0.091 31 Burke Badenhop, R (8, 1) 21 Juan Francisco, L (9, PH) OBP: 0.304, SLG: 0.443		S FF 93 X FF 95 0-1 G4-3 ③		C FF 91 X SI 92 0-1 F7 ①			L X FF 93 0-1 1-2 SH2-4 ②		B FS 86 B FS 85 X FS 85 2-0 F9 ②	2 0 0 0 1	0 0 0 0 0	0 0 0 0 0	0 0 0 0 0	0 0 0 0 0	0 0 0 0 0	3 0 0 0 0
Inning Stats	R: 0 E: 0 K: 0 S: 10 H: 0 LOB: 0 BB: 0 P: 15	R: 0 E: 0 K: 0 S: 10 H: 2 LOB: 3 BB: 1 P: 15	R: 0 E: 0 K: 1 S: 10 H: 1 LOB: 1 BB: 0 P: 14	R: 0 E: 0 K: 0 S: 11 H: 1 LOB: 1 BB: 0 P: 18	R: 0 E: 0 K: 1 S: 8 H: 0 LOB: 0 BB: 0 P: 12	R: 0 E: 0 K: 1 S: 12 H: 1 LOB: 1 BB: 0 P: 16	R: 0 E: 0 K: 2 S: 15 H: 0 LOB: 1 BB: 1 P: 22	R: 0 E: 0 K: 3 S: 13 H: 0 LOB: 1 BB: 1 P: 22	R: 2 E: 0 K: 0 S: 15 H: 2 LOB: 0 BB: 0 P: 18	1B: 4 2B: 2 3B: 0 HR: 1	SF: 0 SAC: 1 DP: 0 HBP: 0					

PITCHER		IP	WLS	BF	H	R	ER	SO	BB	IBB	HBP	BLK	WP	HR	S	P	ERA	WHIP
40 Shelby Miller, R ERA: 3.05	(1, 1)	6.2	W	27	5	0	0	4	2	0	0	0	0	0	72	108	0.00	1.050
46 Kevin Siegrist, L ERA: 0.56	(7, 1)	0.1	H	1	0	0	0	1	0	0	0	0	0	0	4	4	0.00	0.000
26 Trevor Rosenthal, R ERA: 2.27	(8, 1)	1.0	H	4	0	0	0	3	1	0	0	0	0	0	13	22	0.00	1.000
44 Edward Mujica, R ERA: 2.23	(9, 1)	1.0		5	2	2	2	0	0	0	0	0	0	1	15	18	18.00	2.000

PITCHER	IP	WLS	BF	H	R	ER	SO	BB	IBB	HBP	BLK	WP	HR	S	P	ERA	WHIP

TOP

Milwaukee Brewers @ St. Louis Cardinals

Busch Stadium, St. Louis, MO

Tue Sep 10 2013, 7:19 PM - 10:24 PM CDT

Att. 35,050 - Partly Cloudy - 94 F

livebaseballscorecards.com

AB	33
R	2
H	7
RBI	2
BB	3
SO	8
LOB	13

1B: 4	SF: 0	WP: 0	PA: 37
2B: 2	SAC: 1	PB: 0	
3B: 0	DP: 0	SB: 0	
HR: 1	HBP: 0	CS: 0	

Batter	1	2	3	4	5	6	7	8	9	AB	R	H	RBI	BB	SO	LOB
13 Matt Carpenter, L (1, 4) OBP: 0.386, SLG: 0.482	C FF 94 B SL 84 X SI 95 1-1 F7 ①		D SL 84 X SI 95 1-0 FC4-6 ③ 1-2f			B SL 81 C SL 82 B SI 96 B SI 96 B FF 97 4-1 7 HR BB	X SL 84 0-0 1-3 2-H 1B ②			3	1	1	1	1	0	1
19 Jon Jay, L (1, 8) OBP: 0.340, SLG: 0.369	B FF 96 F SI 95 B SI 97 F SI 96 C SI 97 2-3 K ②			X SL 82 0-0 F8 ①		1 SAFE 1 SAFE B SI 94 X SI 94 1-0 F8 ②	C SL 83 F FF 92 B FF 93 X SL 84 1-2 G3 ③			4	0	0	0	0	1	3
7 Matt Holliday, R (1, 7) OBP: 0.369, SLG: 0.468 43 Shane Robinson, R (9, 9) OBP: 0.388, SLG: 0.363	S FF 96 F SI 96 F SI 97 F FF 98 B FF 96 B SL 86 B SI 98 S FF 97 3-3 K ③			B FF 96 F FF 96 B FF 97 F SI 97 F SL 85 B SI 98 B SI 98 4-2 3 FC4-6 BB		X SI 95 0-0 1-H HR		C CU 68 C SI 90 C SI 92 0-3 K ①		3 0	1 0	1 0	2 0	1 0	2 0	0 0
3 Carlos Beltrán, S (1, 9) OBP: 0.345, SLG: 0.514 56 Adron Chambers, L (8, PR) OBP: 0.235, SLG: 0.200 (9, 7)		B SL 82 B FF 95 F SI 96 B SI 94 X SI 96 3-1 F7 ①		D SL 84 X SI 97 1-0 FC4-6 ② 1-2f		D SL 82 C SL 82 C SL 82 B SL 85 B SI 98 D SI 97 4-2 4 E BB		S CU 68 S CU 68 B SI 92 B CU 71 F SI 91 F CU 68 X SL 81 2-2 4 BB 1B 1B		3 0	0 1	1 0	0 0	1 0	0 0	1 0
4 Yadier Molina, R (1, 2) OBP: 0.358, SLG: 0.479		C SL 84 S SL 85 S SL 85 0-3 K ②		C FF 96 1 SAFE B FF 97 X SL 84 1-1 F8 ③		F FF 95 F SI 96 1 SAFE B FF 94 1 SAFE D SL 86 X SL 85 2-2 G6-3 ③ 1-2		1 SAFE 1 SAFE B SI 90 B SI 91 F SI 90 B SI 89 1 SAFE D SL 83 4-1 38 1B 1B 1-2 BB		3	0	0	0	1	1	2
23 David Freese, R (1, 5) OBP: 0.339, SLG: 0.383 33 Daniel Descalso, L (8, 5) OBP: 0.292, SLG: 0.365		B FF 96 B SI 96 S FF 94 F FF 96 S SI 98 2-3 K ③			C FF 95 C SL 85 B SL 86 B SL 84 B SI 98 X SI 97 3-2 L9 ①		C SL 82 B SL 84 S SI 94 B SL 84 F FF 96 S SI 96 2-3 K ①	F CU 68 F SI 88 F SL 83 C SI 90 0-3 K ②		3 1	0 0	0 0	0 0	0 1	2 2	0 2
Matt Adams, L (1, 3) OBP: 0.323, SLG: 0.459			C FF 94 B SL 86 C SL 84 F SL 87 S SL 85 1-3 K2-3 ①		B SL 80 X SI 96 1-0 F7 ②		F SI 95 B FF 93 X SL 83 1-1 16 WP 13 1B 1B	C SI 90 B SI 90 F CU 68 D CU 70 X SL 83 2-2 38 1B 1-2 2-H 1B		4	1	2	1	0	1	0
38 Pete Kozma, R (1, 6) OBP: 0.276, SLG: 0.275			C FF 97 B FF 97 X SI 96 1-1 E3 40 FC1-6		C SI 97 B FF 98 X FF 97 1-1 F8 ③		C FF 94 F FF 96 1 SAFE C SL 83 0-3 K ②	X SL 82 0-0 1-2 2-3 1B		4	0	1	0	0	1	1
40 Shelby Miller, R (1, 1) OBP: 0.100, SLG: 0.163 46 Kevin Siegrist, L (7, 1) 16 Kolten Wong, L (7, PH) OBP: 0.196, SLG: 0.182 26 Trevor Rosenthal, R (8, 1) 41 Brock Peterson, R (8, PH) OBP: 0.143, SLG: 0.100 44 Edward Mujica, R (9, 1)			1 SAFE X SI 95 0-0 FC1-6 ② 13 FC4-6 1-2f		B FF 93 C FF 94 X FF 95 1-1 F9 ①		C SL 82 B SL 84 D SI 96 B SI 96 F SI 95 F SL 84 D SL 86 4-2 13 1B 1-2 BB	C SI 90 F SI 91 B SL 82 B SL 82 F SI 90 S FF 89 2-3 K ③		2 0 0 0 1 0	0 0 0 0 0 0	0 0 0 0 0 0	0 0 0 0 1 0	0 0 1 0 3 0	1 0 0 0 0 0	0 0 0 0 0 0
Inning Stats	R: 0 E: 0 K: 2 S: 10 H: 0 LOB: 0 BB: 0 P: 16	R: 0 E: 0 K: 2 S: 8 H: 0 LOB: 0 BB: 0 P: 13	R: 0 E: 1 K: 1 S: 8 H: 0 LOB: 1 BB: 0 P: 11	R: 0 E: 0 K: 0 S: 7 H: 0 LOB: 1 BB: 1 P: 13	R: 0 E: 0 K: 0 S: 6 H: 0 LOB: 0 BB: 0 P: 11	R: 2 E: 1 K: 0 S: 10 H: 1 LOB: 1 BB: 2 P: 22	R: 1 E: 0 K: 2 S: 16 H: 2 LOB: 2 BB: 1 P: 24	R: 1 E: 0 K: 3 S: 21 H: 3 LOB: 3 BB: 1 P: 31		1B: 5 2B: 0 3B: 0 HR: 1	SF: 0 SAC: 0 DP: 0 HBP: 0		WP: 1 PB: 0 SB: 0 CS: 0	PA: 36		

BOTTOM

Milwaukee Brewers @ St. Louis Cardinals

Busch Stadium, St. Louis, MO

Tue Sep 10 2013, 7:19 PM - 10:24 PM CDT

Att. 35,050 - Partly Cloudy - 94 F

livebaseballscorecards.com

AB	31
R	4
H	6
RBI	4
BB	5
SO	10
LOB	14

PITCHER		IP	WLS	BF	H	R	ER	SO	BB	IBB	HBP	BLK	WP	HR	S	P	ERA	WHIP
60 Wily Peralta, R ERA: 4.49	(1, 1)	6.2	L	27	2	3	3	7	4	0	0	0	1	1	61	105	4.05	0.900
51 Michael Gonzalez, L ERA: 4.44	(7, 1)	0.1		2	1	0	0	0	0	0	0	0	0	0	4	5	0.00	3.000
48 Donovan Hand, R ERA: 3.73	(8, 1)	0.2		5	2	1	1	2	1	0	0	0	0	0	16	24	13.50	4.500
31 Burke Badenhop, R ERA: 3.6	(8, 1)	0.1		2	1	0	0	1	0	0	0	0	0	0	5	7	0.00	3.000

PITCHER	IP	WLS	BF	H	R	ER	SO	BB	IBB	HBP	BLK	WP	HR	S	P	ERA	WHIP

Milwaukee Brewers @ St. Louis Cardinals

Busch Stadium, St. Louis, MO

Wed Sep 11 2013, 7:18 PM - 10:18 PM CDT

Att. 35,134 - Clear - 91 F

TOP

livebaseballscorecards.com

Batter	1	2	3	4	5	6	7	8	9	AB	R	H	RBI	BB	SO	LOB
7 Norichika Aoki, L (1, 9) OBP: 0.351, SLG: 0.360	C FF 92 C SI 93 C FF 94 0-3 ① K		B CU 80 X CH 84 1-0 9 FC6-4 1B		C FF 96 F CU 82 X SI 95 0-2 9 WP 1B			X FF 97 0-0 ① SH3-4 1-2		3	0	2	0	0	1	0
9 Jean Segura, R (1, 6) OBP: 0.332, SLG: 0.428	B FF 94 B FF 93 F FF 94 B SI 92 F FF 93 X FF 94 3-2 20 G6-4-3 1B		L SI 90 C SI 91 X CU 80 0-2 ① FC6-4 20 CS 1-2f		D CU 82 B SI 92 B FF 94 C FF 95 S SL 89 C FF 95 3-3 ③ K 1-2			C FF 98 D CH 89 B FF 97 B FF 98 S FF 98 S FF 98 3-3 ② K		4	0	1	0	0	2	3
20 Jonathan Lucroy, R (1, 2) OBP: 0.336, SLG: 0.462	C SI 92 B FF 93 B SL 87 X SI 92 2-1 ②③ G6-4-3 1-2f		C CU 81 1 SAFE C FF 93 S SI 95 0-3 ②③ K 1-2			C FF 93 F FF 93 B FF 95 S CU 82 1-3 ① K		F FF 97 C FF 98 F CH 88 X FF 97 0-2 ③ G6-3		4	0	0	0	0	2	3
16 Aramis Ramirez, R (1, 5) OBP: 0.363, SLG: 0.446		T FF 92 B FF 93 X FF 93 1-1 ① P3		B SL 89 X SL 89 1-0 ① G4-3		B FF 94 T FF 95 B FF 96 F FF 94 X SL 90 2-2 ② F8			C FF 96 F FF 98 B FF 98 B CU 79 S FF 97 2-3 ① K	4	0	0	0	0	1	0
27 Carlos Gómez, R (1, 8) OBP: 0.333, SLG: 0.489		B SI 94 B SL 88 B FF 94 C FF 92 X FF 92 3-1 22 S 2 BB 22 E 1B		S FF 94 F FF 95 F FF 95 S CU 81 0-3 ② K2-3		X FF 95 0-0 ③ P3			S FF 98 X FF 98 0-1 ② G6-3	4	1	1	0	0	1	0
2 Scooter Gennett, L (1, 4) OBP: 0.381, SLG: 0.550		C FF 92 B FF 91 1 SAFE B SI 90 S CH 84 B FF 92 B FF 92 4-2 22 S 1-2 BB		B CH 86 F FF 94 B FF 94 X SI 93 2-1 2B			F SI 86 S SI 86 B SL 78 B SL 78 X SI 87 2-2 ① G3		C FF 96 X FF 96 0-1 15 DI 1B	3	0	2	0	1	0	0
21 Juan Francisco, L (1, 3) OBP: 0.302, SLG: 0.441 3 Yuniesky Betancourt, R (7, PH) OBP: 0.234, SLG: 0.359 (7, 3) 53 Brandon Kintzler, R (7, 1) 51 Michael Gonzalez, R (8, 1) 15 Caleb Gindl, L (9, PH) OBP: 0.333, SLG: 0.411		F FF 93 F SL 85 S FF 94 0-3 ② K		C FF 94 B FF 93 T FF 94 S FF 94 1-3 ③ K			C SI 87 B SL 77 B SI 87 B SI 86 X SI 86 3-1 ② G1-3		C FF 96 S FF 96 F FF 98 S CU 80 0-3 ③ K2-3 1-2	2 1 0 0 1	0 0 0 0 0	0 0 0 0 0	0 0 0 0 0	2 0 0 0 1	3 0 0 0 1	3 0 0 0 1
22 Logan Schafer, L (1, 7) OBP: 0.289, SLG: 0.346		B CH 85 B SI 92 B SI 93 B SI 88 4-0 1-2 2-H BB			C SL 90 F SL 88 F FF 94 B CU 80 C SI 96 1-3 ① K		B SI 86 B SI 87 X SI 87 2-0 ③ G3			2	0	0	0	1	1	0
41 Marco Estrada, R (1, 1) OBP: 0.214, SLG: 0.222 11 Sean Halton, R (7, 3) OBP: 0.308, SLG: 0.322		C FF 94 F FF 94 B FF 94 B CU 79 F FF 95 C FF 94 2-3 ③ K			C SI 94 B CU 82 B SI 95 F SI 93 B SI 94 F SI 93 T FF 95 3-2 ② K			B FF 95 B FF 96 F FF 97 S FF 98 B FF 98 B FF 98 4-2 7 SH3-4 BB		2 0	0 0	0 0	0 0	0 1	2 0	2 0
Inning Stats	R: 0 E: 0 K: 1 S: 8 H: 1 LOB: 0 BB: 0 P: 13	R: 1 E: 0 K: 2 S: 13 H: 1 LOB: 2 BB: 2 P: 27	R: 0 E: 0 K: 1 S: 7 H: 1 LOB: 0 BB: 0 P: 8	R: 0 E: 0 K: 2 S: 10 H: 1 LOB: 1 BB: 0 P: 14	R: 0 E: 0 K: 3 S: 14 H: 1 LOB: 1 BB: 0 P: 21	R: 0 E: 0 K: 1 S: 7 H: 0 LOB: 0 BB: 0 P: 10	R: 0 E: 0 K: 0 S: 6 H: 0 LOB: 0 BB: 0 P: 13	R: 0 E: 0 K: 1 S: 10 H: 0 LOB: 1 BB: 1 P: 17	R: 0 E: 0 K: 2 S: 11 H: 1 LOB: 1 BB: 0 P: 13	1B: 5 2B: 1 3B: 0 HR: 0 SF: 0 SAC: 1 DP: 1 HBP: 0						

PITCHER		IP	WLS	BF	H	R	ER	SO	BB	IBB	HBP	BLK	WP	HR	S	P	ERA	WHIP
31 Lance Lynn, R ERA: 4.23	(1, 1)	6.0		23	5	1	0	10	2	0	0	0	1	0	59	93	0.00	1.167
36 Randy Choate, L ERA: 2.51	(7, 1)	1.0		3	0	0	0	0	0	0	0	0	0	0	6	13	0.00	0.000
26 Trevor Rosenthal, R ERA: 2.24	(8, 1)	1.0	W	4	0	0	0	1	1	0	0	0	0	0	10	17	0.00	1.000
34 John Axford, R ERA: 4.4	(9, 1)	1.0		4	1	0	0	2	0	0	0	0	0	0	11	13	0.00	1.000

PITCHER	IP	WLS	BF	H	R	ER	SO	BB	IBB	HBP	BLK	WP	HR	S	P	ERA	WHIP

AB	30
R	1
H	6
RBI	0
BB	3
SO	13
LOB	12

WP: 1 PA: 34
PB: 0
SB: 2
CS: 1

BOTTOM

Milwaukee Brewers @ St. Louis Cardinals

Busch Stadium, St. Louis, MO

Wed Sep 11 2013, 7:18 PM - 10:18 PM CDT

Att. 35,134 - Clear - 91 F

livebaseballscorecards.com

Batter	1	2	3	4	5	6	7	8	9	AB	R	H	RBI	BB	SO	LOB
13 Matt Carpenter, L (1, 4) OBP: 0.387, SLG: 0.482	B FF 89 B FF 89 F FF 88 B FF 89 C FF 89 S FF 90 3-3 ① **K**		C FF 90 C CU 79 B FF 90 S FF 90 1-3 ③ **K**			C CU 77 S CH 78 B FF 90 F FF 89 X CH 78 1-2 **1B**		C SI 93 F FF 93 F FF 94 B FF 94 F SI 94 X SL 84 1-2 7 1B, 19 BB, 3 SF7 **1B**		4	1	2	0	0	2	0
19 Jon Jay, L (1, 8) OBP: 0.339, SLG: 0.367	F FF 90 B FF 88 B FF 89 F FF 88 S FF 90 2-3 ② **K**			C CU 78 B FF 89 B FF 89 C FF 89 F FF 90 X CH 80 2-2 ① **G3**		1 SAFE X CU 78 0-0 ③ **L7**		1 SAFE B SI 92 1 SAFE B SI 92 1 SAFE B SI 92 C SI 91 F SI 93 1 SAFE 4-2 1 SAFE F SI 93 F FF 94 1 SAFE B SI 93 S 7 1B, E **BB** 1-2		3	1	0	0	1	1	1
7 Matt Holliday, R (1, 7) OBP: 0.370, SLG: 0.468	X FF 89 0-0 ③ **F7**			X FF 90 0-0 ② **F7**			C FF 89 C FF 90 F FF 89 B CH 78 X FF 90 1-2 23 BB, 33 1B **1B**	B SI 92 X SI 94 1-0 E, HR **1B** 1-2 2-3		4	2	2	0	0	0	0
3 Carlos Beltrán, S (1, 9) OBP: 0.345, SLG: 0.512		B FF 88 B FF 88 B FF 89 B FF 88 4-0 23 G6-4-3, BB **BB**		C CU 79 T FF 90 B FF 91 S CH 79 1-3 ③ **K**			B CU 78 1 SAFE B CH 80 C FF 90 X CU 79 2-1 ① **F7**	D SL 83 F FF 93 X FF 93 1-1 ② **SF7** 3-H		2	0	0	1	1	1	1
Matt Adams, L (1, 3) OBP: 0.325, SLG: 0.470		1 SAFE C CH 78 F FF 88 1 SAFE B FF 89 1 SAFE F CH 76 B CH 77 B FF 89 4-2 D CH 77, 23 G6-4-3, **BB** 1-2			C CU 78 B FF 88 B FF 88 S FF 90 B FF 90 F FF 90 S FF 90 3-3 ① **K**		B CU 78 B FF 89 C FF 89 F FF 89 X FF 90 2-2 ② **F8**	B SL 82 B FF 93 X FF 94 2-0 **HR** 1-H 2-H		3	1	1	2	1	1	1
23 David Freese, R (1, 5) OBP: 0.339, SLG: 0.381 38 Pete Kozma, R (7, PR) OBP: 0.275, SLG: 0.274 (8, 6)		C CU 77 C FF 89 D CU 77 F FF 90 X CU 78 1-2 ① ② **G6-4-3** 1-2f 2-3			S CU 79 F CU 80 X CU 78 0-2 ② **F9**		B CU 79 B CU 79 C FF 90 B FF 90 B FF 90 4-1 33 1B, **BB** 1-2	F SL 79 B FF 92 B FF 92 F SL 80 B FF 92 T FF 91 3-2 ③ **K**		2 1	0 0	0 0	0 0	1 0	0 1	2 0
33 Daniel Descalso, L (1, 6) OBP: 0.293, SLG: 0.364 (8, 5)		S CH 79 F CH 78 F FF 89 X FF 90 0-2 ③ **L8**			C CH 78 F FF 90 B CH 78 X CH 78 1-2 ③ **G4-3**		C SI 93 X SI 94 0-1 **1B** 1-2 2-H			3	0	1	1	0	0	1
48 Tony Cruz, R (1, 2) OBP: 0.248, SLG: 0.290			C FF 88 F FF 89 X CU 78 0-2 ① **G4-3**			X FF 89 0-0 ① **L8**	B SI 93 B FF 93 B SI 94 C SI 93 X SI 94 3-1 ③ **G5-3**			3	0	0	0	0	0	2
31 Lance Lynn, S (1, 1) OBP: 0.157, SLG: 0.085 43 Shane Robinson, R (6, PH) OBP: 0.386, SLG: 0.360 36 Randy Choate, L (7, 1) 26 Trevor Rosenthal, R (8, 1) 16 Kolten Wong, L (8, PH) OBP: 0.191, SLG: 0.178 34 John Axford, R (9, 1)			F FF 89 B CU 78 T FF 89 S CU 78 1-3 ② **K**			C CU 77 B FF 89 C CU 78 B FF 89 F FF 90 F FF 90 X CH 78 2-2 ② **L4**		B SL 84 B SI 93 C SI 93 F SI 93 B SI 94 F SI 92 X SI 94 3-2 ① **G4-3**		1 1 0 0 1 0	0 0 0 0 0 0	0 0 0 0 0 0	0 0 0 0 0 0	1 0 0 0 0 0	0 0 0 0 0 0	0 0 0 0 0 0
Inning Stats	R: 0 E: 0 K: 2 S: 7 H: 0 LOB: 0 BB: 0 P: 12	R: 0 E: 0 K: 0 S: 11 H: 0 LOB: 1 BB: 2 P: 20	R: 0 E: 0 K: 2 S: 9 H: 0 LOB: 0 BB: 0 P: 11	R: 0 E: 0 K: 1 S: 8 H: 0 LOB: 0 BB: 0 P: 11	R: 0 E: 0 K: 1 S: 10 H: 0 LOB: 0 BB: 0 P: 14	R: 0 E: 0 K: 0 S: 11 H: 1 LOB: 1 BB: 0 P: 14	R: 1 E: 0 K: 0 S: 14 H: 2 LOB: 2 BB: 1 P: 26	R: 4 E: 0 K: 1 S: 20 H: 3 LOB: 0 BB: 1 P: 35		1B: 5 2B: 0 3B: 0 HR: 1 SF: 1 SAC: 0 DP: 1 HBP: 0						

	AB	28
	R	5
	H	6
	RBI	4
	BB	4
	SO	7
	LOB	8

WP: 0 PA: 33
PB: 0
SB: 1
CS: 0

PITCHER		IP	WLS	BF	H	R	ER	SO	BB	IBB	HBP	BLK	WP	HR	S	P	ERA	WHIP
41 Marco Estrada, R ERA: 4.29	(1, 1)	6.2		24	2	1	1	6	3	0	0	0	0	0	66	101	1.35	0.750
53 Brandon Kintzler, R ERA: 3.04	(7, 1)	0.2	L	6	3	3	3	0	1	0	0	0	0	0	18	30	40.50	6.000
51 Michael Gonzalez, L ERA: 4.56	(8, 1)	0.2		3	1	1	1	1	0	0	0	0	0	1	6	12	13.50	1.500

PITCHER	IP	WLS	BF	H	R	ER	SO	BB	IBB	HBP	BLK	WP	HR	S	P	ERA	WHIP

Batter	1	2	3	4	5	6	7	8	9	AB	R	H	RBI	BB	SO	LOB
7 Norichika Aoki, L (1, 9) OBP: 0.351, SLG: 0.363	B SI 93 X SI 93 1-0 ① G4-3	L SI 96 B CU 80 X SI 95 1-1 ②③ G4-6-3 1-2f		B CU 78 C SI 94 C CU 78 B CU 76 B SI 94 B SI 95 4-2 BB			X FF 100 0-0 ② B1-3		B FF 96 X FF 95 1-0 2 CS 3B 1-H	4	0	1	1	1	0	2
2 Scooter Gennett, L (1, 4) OBP: 0.382, SLG: 0.545	C SI 95 X SI 95 0-1 16 WP, 20 1B, 16 G6-3 1B		S CU 78 C CU 78 S CU 74 0-3 ① K2-3	B CU 78 T CU 78 F SI 94 B CU 76 C CU 76 2-3 ③ K			X CU 83 0-0 20 1B 1B		B FF 96 S FF 95 F FF 96 B CU 81 X FF 96 2-2 ②③ G5-3 3-H	5	1	2	0	0	2	3
20 Jonathan Lucroy, R (1, 2) OBP: 0.337, SLG: 0.463	B SI 95 B SI 95 X SI 95 2-0 16 WP 1-2 1B		C SI 96 B SI 96 C CU 79 B CH 86 B SI 96 X SI 96 3-2 ② F9		B CU 78 C SI 94 X SI 95 1-1 ① G1-3		S FF 99 B FF 98 X SI 96 1-1 1-3 1B			4	0	2	0	0	0	0
16 Aramis Ramirez, R (1, 5) OBP: 0.359, SLG: 0.440	C SI 95 F SI 96 2 SAFE F SI 94 B SL 81 X CU 80 1-2 ② G6-3 1-2 2-H		B SI 97 B CU 78 X SI 94 2-0 ③ F8		B SI 95 F SI 95 X CU 79 1-1 ② G5-3		X FF 99 0-0 ③ F8			4	0	0	1	0	0	3
27 Carlos Gómez, R (1, 8) OBP: 0.333, SLG: 0.488	S CU 79 B SI 97 B SI 96 S CH 85 B SI 98 S CH 85 3-3 ③ K			S SI 94 B SI 95 B SL 83 X SI 94 2-1 22 G3, 11 HR 1B	B SL 81 B CU 78 S CH 87 C SI 96 S SL 82 2-3 ③ K			C SI 90 C SI 91 B SL 84 X SI 91 1-2 ① G4-3		4	1	1	0	0	2	1
22 Logan Schafer, L (1, 7) OBP: 0.288, SLG: 0.344		C SI 94 F SI 94 F SI 96 B CH 85 X CH 82 1-2 11 E, 11 1B 1B		B SI 94 1 SAFE F SI 94 1 SAFE B CH 86 X SI 95 2-1 ① G3 1-2		C SI 97 F SI 96 X CU 82 0-2 ① G3-1		B CH 85 X SI 92 1-0 ② F7		4	1	1	0	0	0	1
11 Sean Halton, R (1, 3) OBP: 0.319, SLG: 0.381 29 Jim Henderson, L (9, 1)		1 SAFE B SI 95 B SI 94 B SI 96 C SI 95 X SI 94 3-1 63 E 1-H 1B		B CU 80 D CH 86 C SI 94 X CH 85 2-1 2-H HR		F FF 99 S CU 82 C CU 83 0-3 ② K		C SI 91 B SI 91 B SL 84 C SI 91 C SI 92 2-3 ③ K		4 0	1 0	2 0	3 0	0 0	2 0	0 0
14 Jeff Bianchi, R (1, 6) OBP: 0.281, SLG: 0.294		B SI 96 C CH 84 F SI 95 B SL 82 X SL 82 2-2 ① P4		C SI 95 B SI 94 B CU 80 B SI 95 F SI 95 F SI 95 X SI 93 3-2 63 SH1-4 1B		S CU 83 B CU 82 F FF 100 B FF 101 S CU 83 2-3 ③ K			C SI 90 F SI 91 B FF 92 X SL 84 1-2 ① L5	4	0	1	0	0	1	1
63 Tyler Thornburg, R (1, 1) 21 Juan Francisco, L (7, PH) OBP: 0.301, SLG: 0.439 47 Rob Wooten, R (7, 1) 53 Brandon Kintzler, R (8, 1) 3 Yuniesky Betancourt, R (9, PH) OBP: 0.236, SLG: 0.360 (9, 3)		L SI 95 B SI 94 C SI 94 X SI 96 1-2 FC1, 7 G4-6-3 1-2		X SI 94 0-0 ② SH1-4 1-2			S FF 99 B FF 98 S FF 99 X FF 99 1-2 ① F7		X CU 79 0-0 7 3B 1B	1 1 0 0 1	0 0 0 0 0	0 0 0 0 0	0 0 0 0 0	0 0 0 0 0	0 0 0 0 0	1 0 0 0 0
Inning Stats	R: 1 E: 0 K: 1 S: 11 H: 2 LOB: 1 BB: 0 P: 18	R: 1 E: 2 K: 0 S: 14 H: 2 LOB: 1 BB: 0 P: 22	R: 0 E: 0 K: 1 S: 7 H: 0 LOB: 0 BB: 0 P: 12	R: 2 E: 0 K: 1 S: 16 H: 3 LOB: 2 BB: 1 P: 31	R: 0 E: 0 K: 1 S: 7 H: 0 LOB: 0 BB: 0 P: 11	R: 0 E: 0 K: 2 S: 9 H: 0 LOB: 0 BB: 0 P: 11	R: 0 E: 0 K: 0 S: 8 H: 2 LOB: 2 BB: 0 P: 10	R: 0 E: 0 K: 1 S: 7 H: 0 LOB: 0 BB: 0 P: 11	R: 1 E: 0 K: 0 S: 8 H: 2 LOB: 0 BB: 0 P: 12	1B: 9 2B: 0 3B: 1 HR: 1 SF: 0 SAC: 1 DP: 1 HBP: 0						

PITCHER		IP	WLS	BF	H	R	ER	SO	BB	IBB	HBP	BLK	WP	HR	S	P	ERA	WHIP
58 Joe Kelly, R ERA: 2.87	(1, 1)	5.0	L	23	7	4	3	4	1	0	0	0	1	1	55	94	5.40	1.600
44 Carlos Martinez, R ERA: 4.84	(6, 1)	2.0		8	2	0	0	2	0	0	0	0	0	0	17	21	0.00	1.000
43 Seth Maness, R ERA: 2.37	(8, 1)	1.1		5	1	1	1	1	0	0	0	0	0	0	11	16	6.75	0.750
46 Kevin Siegrist, L ERA: 0.55	(9, 1)	0.2		2	1	0	0	0	0	0	0	0	0	0	4	7	0.00	1.500

PITCHER	IP	WLS	BF	H	R	ER	SO	BB	IBB	HBP	BLK	WP	HR	S	P	ERA	WHIP

TOP

Milwaukee Brewers @ St. Louis Cardinals

Busch Stadium, St. Louis, MO

Thu Sep 12 2013, 7:17 PM - 10:18 PM CDT

Att. 35,208 - Clear - 81 F

livebaseballscorecards.com

AB	36
R	5
H	11
RBI	5
BB	1
SO	7
LOB	12

Batter	1	2	3	4	5	6	7	8	9	AB	R	H	RBI	BB	SO	LOB
13 Matt Carpenter, L (1, 4) OBP: 0.386, SLG: 0.480	B FF 90 C FF 88 C FF 91 B FF 94 F FF 92 F CU 76 X FF 93 2-2 ① G6-3		1 SAFE 1 SAFE C CU 77 C FF 92 T FF 92 0-2 ③ K			C CU 73 C FF 92 F CH 85 B FF 92 F FF 93 F FF 93 X FF 92 1-2 ① F7		C SI 92 B SI 93 B FF 93 X SI 93 2-1 7 L6-3 1B		4	0	1	0	0	1	1
19 Jon Jay, L (1, 8) OBP: 0.342, SLG: 0.368	C FF 92 B FF 93 C FF 93 B FF 94 B FF 92 B FF 92 4-2 3 CS BB			C CU 74 B FF 91 F FF 91 F FF 92 B CU 76 X FF 90 2-2 7 2B 1B		C FF 91 C FF 92 F CH 84 H FF 92 1-2 7 BB HBP		F SI 92 X FF 92 0-1 ① F7		2	1	1	0	1	0	1
7 Matt Holliday, R (1, 7) OBP: 0.371, SLG: 0.470	B FF 92 1 SAFE X FF 91 1-0 ② P5			X FF 91 0-0 3 F9 23 SF9 1-H 2B		B FF 91 B FF 92 B FF 92 B FF 90 4-0 1-2 BB		1 SAFE B SI 94 X SI 94 1-0 ②③ L6-3 1-1		3	1	1	1	1	0	2
3 Carlos Beltrán, S (1, 9) OBP: 0.342, SLG: 0.508	B FF 93 1 SAFE B CU 75 2-0 ③ CS 1-2	B CU 75 C FF 90 C FF 90 B CU 78 B FF 91 F FF 90 F FF 92 X CH 82 3-2 ① F9		B CU 76 B FF 91 X CU 76 2-0 ① F9 2-3		X CU 76 0-0 ② L9			C FF 96 S FF 97 B FF 96 S FF 97 1-3 ① K	4	0	0	0	0	1	3
23 David Freese, R (1, 5) OBP: 0.336, SLG: 0.378		C FF 92 F FF 93 B CU 79 C CU 77 1-3 ② K		D CU 78 B CU 78 B FF 91 C FF 92 X FF 93 3-1 ② SF9 3-H		S CU 78 S CU 78 D CU 80 B FF 92 B CU 77 F CU 76 X CU 76 3-2 ③ G5-3			B FF 96 C FF 96 S FF 97 F FF 97 B SL 85 X FF 96 2-2 ② L6	3	0	0	1	0	1	2
Matt Adams, L (1, 3) OBP: 0.328, SLG: 0.483		C FF 93 B FF 93 F FF 92 B FF 94 S CU 79 2-3 ③ K2-3		B FF 92 C FF 93 F CU 79 B CU 79 S CU 77 2-3 ③ K			B SL 84 S SL 84 X SL 83 1-1 33 FC4 1B		C FF 96 S FF 95 F FF 97 F SL 86 B FF 96 B SL 85 X FF 97 2-2 HR	4	1	2	1	0	2	0
48 Tony Cruz, R (1, 2) OBP: 0.248, SLG: 0.288			X FF 91 0-0 1B		C CU 74 B CU 77 C FF 92 S CU 79 1-3 ① K2-3		X SL 83 0-0 ① L8		B FF 95 B FF 95 S FF 95 X FF 96 2-1 ③ L9	4	0	1	0	0	1	1
38 Pete Kozma, R (1, 6) OBP: 0.274, SLG: 0.273 33 Daniel Descalso, L (7, PH) OBP: 0.292, SLG: 0.363 (8, 6)			C CU 74 B FF 92 1 SAFE C FF 90 X CU 78 1-2 ① F7		X FF 93 0-0 ② L4		F SL 83 C SL 83 X FS 84 0-2 ② FC4 1-2f			2 1	0 0	0 0	0 0	0 0	0 0	1 1
58 Joe Kelly, R (1, 1) OBP: 0.179, SLG: 0.148 16 Kolten Wong, L (5, PH) OBP: 0.188, SLG: 0.174 44 Carlos Martínez, R (6, 1) 56 Adron Chambers, L (7, PH) OBP: 0.222, SLG: 0.188 43 Seth Maness, R (8, 1) OBP: 0.200, SLG: 0.200 46 Kevin Siegrist, L (9, 1)			B CU 75 C FF 89 L FF 92 L CU 76 1-3 ② K		B CU 76 S FF 90 C FF 93 F CU 79 X CH 82 1-2 ③ G6-3		S FS 84 F FS 84 C FS 83 0-3 ③ K			1 1 0 1 0 0 0	0 0 0 0 0 0 0	0 0 0 0 0 0 0	0 0 0 0 0 0 0	0 0 0 0 0 0 0	1 0 0 1 0 0 0	1 0 0 1 0 0 0
Inning Stats	R: 0 E: 0 K: 0 S: 8 H: 0 LOB: 0 BB: 1 P: 17	R: 0 E: 0 K: 2 S: 11 H: 0 LOB: 0 BB: 0 P: 17	R: 0 E: 0 K: 2 S: 10 H: 1 LOB: 1 BB: 0 P: 12	R: 2 E: 0 K: 1 S: 11 H: 2 LOB: 0 BB: 0 P: 20	R: 0 E: 0 K: 1 S: 8 H: 0 LOB: 0 BB: 0 P: 10	R: 0 E: 0 K: 0 S: 14 H: 0 LOB: 2 BB: 1 P: 23	R: 0 E: 0 K: 1 S: 9 H: 1 LOB: 1 BB: 0 P: 10	R: 0 E: 0 K: 0 S: 5 H: 1 LOB: 0 BB: 0 P: 8	R: 1 E: 0 K: 1 S: 14 H: 1 LOB: 0 BB: 0 P: 21	1B: 4 2B: 2 3B: 0 HR: 1	SF: 1 SAC: 0 DP: 1 HBP: 1			WP: 0 PB: 0 SB: 0 CS: 1	PA: 35		

PITCHER		IP	WLS	BF	H	R	ER	SO	BB	IBB	HBP	BLK	WP	HR	S	P	ERA	WHIP
63 Tyler Thornburg, R ERA: 2.18	(1, 1)	6.0	W	23	3	2	2	6	2	0	1	0	0	0	62	99	3.00	0.833
47 Rob Wooten, R ERA: 3.0	(7, 1)	1.0	H	4	1	0	0	1	0	0	0	0	0	0	9	10	0.00	1.000
53 Brandon Kintzler, R ERA: 3.0	(8, 1)	1.0	H	3	1	0	0	0	0	0	0	0	0	0	5	8	0.00	1.000
29 Jim Henderson, R ERA: 2.32	(9, 1)	1.0	S	4	1	1	1	1	0	0	0	0	0	1	14	21	9.00	1.000

PITCHER	IP	WLS	BF	H	R	ER	SO	BB	IBB	HBP	BLK	WP	HR	S	P	ERA	WHIP

BOTTOM

Milwaukee Brewers @ St. Louis Cardinals

Busch Stadium, St. Louis, MO

Thu Sep 12 2013, 7:17 PM - 10:18 PM CDT

Att. 35,208 - Clear - 81 F

livebaseballscorecards.com

AB	30
R	3
H	6
RBI	3
BB	2
SO	8
LOB	14

Batter	1	2	3	4	5	6	7	8	9	AB	R	H	RBI	BB	SO	LOB
17 Shin-Soo Choo, L (1, 8) OBP: 0.421, SLG: 0.465	F SI 89 F SI 89 B SI 90 B CH 81 X SI 90 2-2 ① G4-3	C CU 74 F CH 80 S SI 90 0-3 ③ K			B SI 89 B CH 80 B SI 90 C SI 89 C CH 81 C SL 85 3-3 ③ K			B SI 89 B SI 90 C SI 89 B SL 82 X SI 89 3-1 ③ L8		4	0	0	0	0	2	2
4 Brandon Phillips, R (1, 4) OBP: 0.310, SLG: 0.409	C SI 90 B SI 91 X SI 90 1-1 1B	C CU 74 B CH 80 X SI 89 1-1 ① P3				B CU 76 X SL 85 1-0 ① G5-3			B CU 73 X SI 88 1-0 ① F8	4	0	1	0	0	0	0
19 Joey Votto, L (1, 3) OBP: 0.429, SLG: 0.493	C SI 89 C CU 75 B SI 90 S SI 86 1-3 ② K	S SI 90 B CH 80 B SL 85 F SI 90 B SI 90 F SL 85 X SI 90 3-2 ② F7				B SI 89 B CH 80 F SI 90 F SI 89 C SL 85 2-3 ② K			C CU 74 B SI 89 X CH 81 1-1 ② G4-3	4	0	0	0	0	2	1
32 Jay Bruce, L (1, 9) OBP: 0.327, SLG: 0.486	C CU 75 1 SAFE X SI 88 0-1 ③ F7	F SI 90 B SL 86 X SI 90 1-1 ③ F7				B CU 74 C CU 75 X FF 89 1-1 ③ P5			B CH 80 F SI 89 B SI 89 B SL 84 C SL 83 B SL 83 4-2 BB 48 DI	3	0	0	0	1	0	1
48 Ryan Ludwick, R (1, 7) OBP: 0.304, SLG: 0.384		X SI 89 0-0 2 1B, 9 1B, 39 FC5-4, 1B		B CU 75 B CU 74 B SL 84 C SI 86 X SL 84 3-1 ① G4-3			S CU 73 X SL 84 0-1 ① L5		C CU 75 B SI 90 F SL 84 B SI 89 X CU 74 2-2 ③ G5-3 1-2	4	1	1	0	0	0	1
9 Jack Hannahan, L (1, 5) OBP: 0.331, SLG: 0.303 60 J.J. Hoover, R (7, 1) 30 Zach Duke, L (7, 1) OBP: 1.000, SLG: 1.000 Logan Ondrusek, R (8, 1)		C CU 74 S SI 88 B CU 74 F SI 89 X SL 84 1-2 39 FC5-4, 2 1B 1-2 1B		C SL 84 B CU 74 C SI 89 C SL 84 1-3 ② K			X CU 75 0-0 ② L3			3 0 0 0	0 0 0 0	1 0 0 0	0 0 0 0	0 0 0 0	1 0 0 0	0 0 0 0
2 Zack Cozart, R (1, 6) OBP: 0.286, SLG: 0.376		B CU 75 F SI 88 B SL 85 F SL 82 D CH 81 F SL 82 X SI 90 3-2 39 FC5-4 1-2 2-3 1B		C SI 90 C SI 90 X SI 90 0-2 ③ G6-3			C SI 89 X CU 72 0-1 ③ F7			3	0	1	0	0	0	0
39 Devin Mesoraco, R (1, 2) OBP: 0.297, SLG: 0.375		D SI 90 X SI 90 1-0 ① FC5-4, 55 SH1-4 1-2f 2-3 3-H			C SL 82 X SI 88 0-1 ① G6-3			F SL 82 X SI 87 0-1 ① F8		3	0	0	1	0	0	2
55 Mat Latos, R (1, 1) OBP: 0.147, SLG: 0.164 21 Todd Frazier, R (7, 5) OBP: 0.315, SLG: 0.396		X CU 72 0-0 ② SH1-4 1-2			C SI 89 B CU 74 X SL 83 1-1 ② G6-3			B SL 84 F SL 83 B SI 90 X SL 84 2-1 ② P6		1 1	0 0	0 0	0 0	0 0	0 0	0 0
Inning Stats	R: 0 E: 0 K: 1 S: 10 H: 1 LOB: 1 BB: 0 P: 14	R: 1 E: 0 K: 1 S: 14 H: 3 LOB: 2 BB: 0 P: 19	R: 0 E: 0 K: 0 S: 8 H: 0 LOB: 0 BB: 0 P: 13	R: 0 E: 0 K: 1 S: 8 H: 0 LOB: 0 BB: 0 P: 12	R: 0 E: 0 K: 1 S: 7 H: 0 LOB: 0 BB: 0 P: 11	R: 0 E: 0 K: 1 S: 6 H: 0 LOB: 0 BB: 0 P: 10	R: 0 E: 0 K: 0 S: 5 H: 0 LOB: 0 BB: 0 P: 5	R: 0 E: 0 K: 0 S: 6 H: 0 LOB: 0 BB: 0 P: 11	R: 0 E: 0 K: 0 S: 8 H: 0 LOB: 1 BB: 1 P: 16	1B: 4 2B: 0 3B: 0 HR: 0	SF: 0 SAC: 1 DP: 0 HBP: 0			WP: 0 PB: 0 SB: 0 CS: 0	PA: 32		

PITCHER	IP	WLS	BF	H	R	ER	SO	BB	IBB	HBP	BLK	WP	HR	S	P	ERA	WHIP
26 Kyle Lohse, R (1, 1) ERA: 3.46	9.0	W	32	4	1	1	5	1	0	0	0	0	0	72	111	1.00	0.556

PITCHER	IP	WLS	BF	H	R	ER	SO	BB	IBB	HBP	BLK	WP	HR	S	P	ERA	WHIP

TOP

Cincinnati Reds @ Milwaukee Brewers

Miller Park, Milwaukee, WI

Fri Sep 13 2013, 7:12 PM - 9:58 PM CDT

Att. 39,665 - Roof Closed - 70 F

livebaseballscorecards.com

AB	30
R	1
H	4
RBI	1
BB	1
SO	5
LOB	7

Batter	1	2	3	4	5	6	7	8	9	AB	R	H	RBI	BB	SO	LOB
7 Norichika Aoki, L (1, 9) OBP: 0.350, SLG: 0.361	B FC 92 B SI 92 B SI 92 B FC 94 4-0 20 2B 27 1B BB	X SI 93 0-0 B1-3 ③		B CU 79 F FF 93 B FF 92 X FF 92 2-1 L8 ②			B SI 92 B SL 86 B SI 91 C CH 87 X SI 91 3-1 L9 ②	B FF 94 C CU 74 S FF 93 X FC 90 1-2 G4-6-3 ② ③ 1-2f		4	1	0	0	1	0	4
9 Jean Segura, R (1, 6) OBP: 0.333, SLG: 0.429	C FF 93 X FF 93 0-1 L9 ①		C FF 92 B FF 93 B FF 92 X SI 91 2-1 14 S 27 1B 1B	C CU 78 C FF 96 S SL 87 0-3 K ③			X FF 94 0-0 14 BB 20 S 27 E 1B			4	2	2	0	0	1	3
20 Jonathan Lucroy, R (1, 2) OBP: 0.340, SLG: 0.465	C FF 93 B FC 93 B CU 76 B FF 92 X FC 92 3-1 27 1B 1-3 2B		P PO 84 1 SAFE X FF 92 1-0 F8 ①		B FF 93 B SL 87 B SI 92 C FF 90 B FF 90 4-1 14 G6-3 BB		B SI 95 D SL 90 C FF 94 F SI 93 B SI 93 B CU 80 4-2 14 BB 27 E 1-2 BB			2	2	1	0	2	0	1
16 Aramis Ramirez, R (1, 5) OBP: 0.361, SLG: 0.440 14 Jeff Bianchi, R (2, 5) OBP: 0.281, SLG: 0.291	H SI 93 1-0 27 1B HBP		B FC 92 1 SAFE 1 SAFE C FF 92 B SL 87 B FF 93 X FF 92 3-1 F8 ② 1-2		1 SAFE C CU 78 S SL 87 D SL 87 X SL 88 1-2 G6-3 ① ② 1-2f		B CU 71 B FF 91 B FF 91 B FF 91 4-0 27 E 1-2 2-3 BB			0 2	0 0	0 0	0 0	0 1	0 0	0 2
27 Carlos Gómez, R (1, 8) OBP: 0.336, SLG: 0.490	F SI 92 F SI 93 X SI 94 0-2 2 S 1-3 2-H 3-H 1B		X SI 93 0-0 2-H 1B		C CU 80 B SL 88 B SL 88 F SI 93 X FC 94 2-2 L9 ③		X FF 91 0-0 E8 1-3 2-H 3-H 1B			4	0	3	5	0	0	0
2 Scooter Gennett, L (1, 4) OBP: 0.373, SLG: 0.532	F CU 77 F FC 92 B SI 93 F SL 87 C CU 78 1-3 K ② 1-2		P PO 81 X FF 93 1-0 P5 ③		B FF 90 S CH 84 X FF 91 1-1 L9 ①		S CU 75 X SI 89 0-1 G6-3 ③			4	0	0	0	0	1	5
11 Sean Halton, R (1, 3) OBP: 0.329, SLG: 0.388	B FF 93 F SI 93 B SI 92 C SL 87 F CU 80 S SL 87 2-3 K ③			X SL 88 0-0 26 SH5-4 22 1B 1B		C FC 93 C SI 92 F SL 90 B CU 80 F SI 93 B SL 87 X SL 85 2-2 G5-3 ②		X FF 94 0-0 22 BB 1B		4	0	2	0	0	1	2
22 Logan Schafer, L (1, 7) OBP: 0.291, SLG: 0.344		C SI 93 B FF 93 F SL 87 F SL 88 S SL 86 1-3 K ①		S CU 77 B SI 93 F SL 86 B SL 87 F SL 85 F SI 91 X CU 79 2-2 26 SH5-4 1-2 1B		B SI 92 B CH 87 F FF 94 X SL 87 2-1 P6 ③		B CU 75 F SI 94 D CU 77 F FC 90 F SI 95 F CU 76 B CU 76 B SI 93 4-2 7 G4-6-3 1-2 BB		3	0	1	0	1	1	0
26 Kyle Lohse, R (1, 1) OBP: 0.154, SLG: 0.137		B FC 93 C FC 94 F FF 94 B SL 88 F FC 95 B CU 79 F FC 94 X FF 95 3-2 G5-3 ②		B SI 90 L FF 91 B SI 91 X SI 92 2-1 SH5-4 ① 1-2 2-3			F FC 92 B FF 92 C CU 78 F SL 86 X CU 78 1-2 G5-3 ①	L FF 93 D CU 78 B FF 93 X FF 92 2-1 B5 ①		3	0	0	0	0	0	2
Inning Stats	R: 2 E: 0 K: 2 S: 15 H: 2 LOB: 2 BB: 1 P: 26	R: 0 E: 0 K: 1 S: 10 H: 0 LOB: 0 BB: 0 P: 14	R: 1 E: 0 K: 0 S: 9 H: 2 LOB: 1 BB: 0 P: 14	R: 0 E: 0 K: 1 S: 13 H: 2 LOB: 2 BB: 0 P: 19	R: 0 E: 0 K: 0 S: 7 H: 0 LOB: 0 BB: 1 P: 14	R: 0 E: 0 K: 0 S: 9 H: 0 LOB: 0 BB: 0 P: 14	R: 2 E: 1 K: 0 S: 13 H: 2 LOB: 2 BB: 2 P: 25	R: 0 E: 0 K: 0 S: 10 H: 1 LOB: 1 BB: 1 P: 17		1B: 8 2B: 1 3B: 0 HR: 0 SF: 0 SAC: 1 DP: 2 HBP: 1				WP: 0 PB: 0 SB: 3 CS: 0 PA: 37		

PITCHER		IP	WLS	BF	H	R	ER	SO	BB	IBB	HBP	BLK	WP	HR	S	P	ERA	WHIP
55 Mat Latos, R ERA: 3.14	(1, 1)	6.2	L	30	7	5	5	4	3	0	1	0	0	0	73	119	6.75	1.500
60 J.J. Hoover, R ERA: 2.83	(7, 1)	0.0		2	1	0	0	0	1	0	0	0	0	0	1	5	∞	∞
30 Zach Duke, L ERA: 7.11	(7, 1)	0.1		1	0	0	0	0	0	0	0	0	0	0	2	2	0.00	0.000
Logan Ondrusek, R ERA: 4.21	(8, 1)	1.0		4	1	0	0	0	1	0	0	0	0	0	10	17	0.00	2.000

PITCHER	IP	WLS	BF	H	R	ER	SO	BB	IBB	HBP	BLK	WP	HR	S	P	ERA	WHIP

BOTTOM

Cincinnati Reds @ Milwaukee Brewers

Miller Park, Milwaukee, WI

Fri Sep 13 2013, 7:12 PM - 9:58 PM CDT

Att. 39,665 - Roof Closed - 70 F

livebaseballscorecards.com

AB	30
R	5
H	9
RBI	5
BB	5
SO	4
LOB	19

Cincinnati Reds @ Milwaukee Brewers

Miller Park, Milwaukee, WI

Sat Sep 14 2013, 12:09 PM - 3:31 PM CDT

Att. 25,929 - Partly Cloudy - 63 F

TOP

livebaseballscorecards.com

Batter	1	2	3	4	5	6	7	8	9	AB	R	H	RBI	BB	SO	LOB
17 Shin-Soo Choo, L (1, 8) OBP: 0.422, SLG: 0.474	B CH 84 B CH 88 C SI 90 F SI 91 F SI 91 B SI 91 X SI 92 3-2 4 SH3 19 SF8 2B	B CU 77 X CH 84 1-0 1-H HR		B CU 81 D SI 94 F SI 94 X SI 93 2-1 ① L4		B CU 74 B FF 93 B SI 92 B FF 92 4-0 19 HR BB		S FF 95 B FF 96 X FF 95 1-1 ② SF8 3-H		3	3	2	3	1	0	1
4 Brandon Phillips, R (1, 4) OBP: 0.310, SLG: 0.408	X SI 91 0-0 ① SH3 2-3	B SI 94 B SI 93 B SI 93 C SI 94 X SI 94 3-1 32 PB 1B		B SI 93 C SI 93 S CU 80 X CU 82 1-2 ② F8		X FF 93 0-0 ② F8		T SL 84 B SL 80 X FF 96 1-1 ③ G1-6-3		4	0	1	0	0	0	3
19 Joey Votto, L (1, 3) OBP: 0.430, SLG: 0.499	B CU 78 C SI 92 B SI 92 B SI 93 X SI 91 3-1 ② SF8 3-H	X CH 85 0-0 ② F9		X CU 80 0-0 1-2 1B		1 SAFE B SI 90 F FF 95 1 SAFE B FF 94 1 SAFE B SI 92 X FF 95 3-1 1-H HR			C FF 93 B SL 84 B SI 92 S SL 84 F FF 95 B SL 87 B FF 94 4-2 32 CI 21 1B BB	3	1	2	3	1	0	1
32 Jay Bruce, L (1, 9) OBP: 0.327, SLG: 0.483	C CU 77 C CU 78 B CU 80 B SI 94 F SI 94 F SI 93 B CU 79 B SI 93 4-2 48 1B 21 1B BB	B CU 79 X SI 94 1-0 G6-3 1-2		F SI 95 B SI 95 X SI 95 1-1 ③ G3		C CU 75 C CU 76 B FF 94 B CU 74 S SL 83 2-3 ③ K			C FF 93 C SL 83 B FF 94 X SL 84 1-2 CI 21 1B 1-2	3	1	0	0	1	1	3
48 Ryan Ludwick, R (1, 7) OBP: 0.309, SLG: 0.385	F SI 92 X SI 93 0-1 21 1B 1-3 1B		B FF 92 B FF 92 X SI 92 2-0 2 E 1B		X SI 93 0-0 ① G5-3		F FF 95 F SI 95 S SL 86 0-3 ① K		T SI 89 C SI 88 B SL 81 S SL 81 1-3 ① K	5	0	2	0	0	2	2
21 Todd Frazier, R (1, 5) OBP: 0.318, SLG: 0.397	X SI 93 0-0 1-2 3-H 1B		B SI 92 F SI 93 B CH 84 X SI 94 2-1 ① F9		C SI 94 B SI 93 H SI 95 2-1 34 CS 29 HBP HBP		B SL 85 F SI 94 B SI 95 X SI 96 2-1 ② L5		C SI 88 B SI 89 B SI 89 F SI 88 X SL 81 2-2 ② 1-3 2-H 1B	4	0	2	1	0	0	1
2 Zack Cozart, R (1, 6) OBP: 0.283, SLG: 0.373	C CU 78 X SI 92 0-1 ③ G5-3		B SI 95 X SI 94 1-0 FC4 29 G4-3 1-2		C SI 94 1 SAFE F CH 83 F CH 83 S SI 94 0-3 ② K		C SI 96 C SI 96 B SL 86 S SL 84 1-3 ③ K		X SI 89 0-0 ③ G4-3	5	0	0	0	0	2	6
29 Ryan Hanigan, R (1, 2) OBP: 0.326, SLG: 0.282 6 Billy Hamilton, S (8, PR) 39 Devin Mesoraco, R (8, 2) OBP: 0.297, SLG: 0.375		C SI 90 F SI 91 X CU 78 0-2 ① G5-3	C CU 81 X SI 94 0-1 ②③ G4-3 1-2f		1 SAFE C CH 83 B SI 94 F SI 94 F CH 83 1 SAFE H FF 94 2-2 1-2 HBP			C FF 95 B SL 82 B FF 96 F FF 96 B SL 84 B FF 96 4-2 15 SH5-3 15 S 17 SF8 BB		2 0 0	0 1 0	0 0 0	1 0 0	0 0 0	2 0 0
34 Homer Bailey, R (1, 1) OBP: 0.224, SLG: 0.185 15 Derrick Robinson, S (8, PH) OBP: 0.316, SLG: 0.320 30 Zach Duke, L (8, 1) OBP: 1.000, SLG: 1.000 63 Sam LeCure, R (8, 1) 54 Aroldis Chapman, L (8, 1)		B SI 90 H SI 92 2-0 17 HR HBP		B SI 90 B SI 93 C SI 92 X SI 93 2-1 19 1B 1B	F SI 94 B CU 80 B SI 94 2-1 ③ CS 2-3	B FF 92 C FF 92 F FF 93 C CU 80 1-3 ① K		1 SAFE B FF 95 1 SAFE B FF 95 X FF 94 2-0 ① SH5-3 1-3		2 0 0 0 0	1 0 0 0 0	1 0 0 0 0	0 0 0 0 0	1 0 0 0 0	0 0 0 0 0	0 0 0 0 0

Inning Stats	1	2	3	4	5	6	7	8	9
	R: 2 E: 0 K: 0 S: 16	H: 3 LOB: 2 BB: 1 P: 26	R: 2 E: 0 K: 0 S: 8	H: 2 LOB: 1 BB: 0 P: 15	R: 0 E: 1 K: 0 S: 6	H: 1 LOB: 1 BB: 0 P: 11	R: 0 E: 0 K: 0 S: 10	H: 2 LOB: 2 BB: 0 P: 16	R: 0 E: 0 K: 1 S: 10	H: 0 LOB: 1 BB: 0 P: 16	R: 2 E: 0 K: 2 S: 9	H: 1 LOB: 0 BB: 1 P: 19	R: 0 E: 0 K: 2 S: 8	H: 0 LOB: 0 BB: 0 P: 11	R: 1 E: 0 K: 0 S: 7	H: 0 LOB: 1 BB: 1 P: 15	R: 0 E: 1 K: 1 S: 13	H: 1 LOB: 2 BB: 1 P: 21

1B: 7	SF: 2	WP: 0
2B: 1	SAC: 2	PB: 1
3B: 0	DP: 1	SB: 1
HR: 2	HBP: 3	CS: 1

PA: 44

AB	31
R	7
H	10
RBI	7
BB	4
SO	6
LOB	19

PITCHER		IP	WLS	BF	H	R	ER	SO	BB	IBB	HBP	BLK	WP	HR	S	P	ERA	WHIP
40 Johnny Hellweg, R ERA: 8.31	(1, 1)	5.0	L	26	8	4	4	1	1	0	3	0	0	1	50	84	7.20	1.800
54 Michael Blazek, R ERA: 6.75	(6, 1)	1.0		5	1	2	2	2	1	0	0	0	0	1	9	19	18.00	2.000
52 Jimmy Nelson, R ERA:	(7, 1)	1.0		3	0	0	0	2	0	0	0	0	0	0	8	11	0.00	0.000
45 Alfredo Figaro, R ERA: 4.46	(8, 1)	1.0		4	0	1	1	0	1	0	0	0	0	0	7	15	9.00	1.000
51 Michael Gonzalez, L ERA: 4.56	(9, 1)	0.0		2	0	0	0	0	1	0	0	0	0	0	6	11	∞	∞

PITCHER		IP	WLS	BF	H	R	ER	SO	BB	IBB	HBP	BLK	WP	HR	S	P	ERA	WHIP
31 Burke Badenhop, R ERA: 3.54	(9, 1)	1.0		3	1	0	0	1	0	0	0	0	0	0	7	10	0.00	1.000

Cincinnati Reds @ Milwaukee Brewers

Miller Park, Milwaukee, WI

Sat Sep 14 2013, 12:09 PM - 3:31 PM CDT

Att. 25,929 - Partly Cloudy - 63 F

livebaseballscorecards.com

BOTTOM

Batter	1	2	3	4	5	6	7	8	9	AB	R	H	RBI	BB	SO	LOB
7 Norichika Aoki, L (1, 9) OBP: 0.350, SLG: 0.359	S SI 92 C KC 79 B CH 87 S KC 80 1-3 K2-3 ①		B CH 88 F FF 96 X CH 88 1-1 B1-3 ②		C SI 95 B CH 87 C SI 96 B SL 88 B KC 79 B FF 96 4-2 9 FC6-4 BB		X SI 95 0-0 G4-3 ② 1-2		B FF 101 B FF 100 S FF 98 S FF 99 F FF 101 B FF 101 B FF 99 4-2 11 DI 9 DI BB	3	0	0	0	2	1	1
9 Jean Segura, R (1, 6) OBP: 0.332, SLG: 0.426	C KC 78 B SL 88 X KC 79 1-1 F7 ②		B SI 95 F SI 96 F SI 95 F SL 88 X KC 80 1-2 G1-3 ③		C SL 88 X SL 87 0-1 FC6-4 18 S ① 1-2f		C SL 88 B SL 88 B SL 86 X SL 86 2-1 G6-3 ③		B FF 98 B FF 98 B FF 95 C FF 96 F FF 94 B FF 96 4-2 11 DI 1-2 BB	4	0	0	0	1	0	2
2 Scooter Gennett, L (1, 4) OBP: 0.378, SLG: 0.534 11 Sean Halton, R (8, PH) OBP: 0.320, SLG: 0.377 (9, 3)	C FF 94 S SI 94 B SI 94 X FF 95 1-2 1B			C SL 89 B FF 95 B KC 79 C SL 89 X CH 86 2-2 18 2B 1B	1 SAFE B FF 92 S SL 89 X FF 96 1-1 P2 ②			B CU 75 F SL 82 X SL 82 1-1 F8 ①	C FF 98 S FF 98 S FF 100 0-3 K ② 1-2 2-3	3 2	1 0	2 0	0 0	0 0	0 1	1 2
18 Khris Davis, R (1, 7) OBP: 0.344, SLG: 0.591	C FF 95 B FF 94 S FF 94 F SI 97 X SL 88 1-2 F9 ③			C FF 95 B FF 95 S FF 95 X FF 95 1-2 27 1B 1-H 2B	B SI 95 1 SAFE C SI 94 B FF 95 B CH 86 X SI 94 3-1 G4-3 ③ 1-2			S SL 82 B SL 81 B SI 90 B SL 80 B SI 90 4-1 14 BB 27 1B BB	S FF 100 S FF 100 B FF 101 C FF 100 1-3 K ③	4	1	1	1	1	1	4
27 Carlos Gómez, R (1, 8) OBP: 0.339, SLG: 0.491		F SI 94 X FF 94 0-1 F9 ①		F FF 94 F FF 95 B SI 96 X FF 95 1-2 3 F9 3 S 14 SF8 2-H 1B		B CH 84 B SI 94 B SI 94 B FF 96 4-0 14 G6-4-3 BB		X SI 90 0-0 14 BB 1-2 1B		3	1	2	1	1	0	0
3 Yuniesky Betancourt, R (1, 3) OBP: 0.233, SLG: 0.356 (9, 5)		B SL 89 X FF 95 1-0 L8 ②		C SI 95 1 SAFE F SI 96 B SI 95 B SI 96 B SL 85 X SI 96 3-2 F9 ① 1-3		B FF 95 1 SAFE C SL 87 F SL 89 X FF 94 1-2 F8 ①		F KC 75 B SI 90 S KC 75 C SI 90 1-3 K ②		4	0	0	0	0	1	4
14 Jeff Bianchi, R (1, 5) OBP: 0.286, SLG: 0.289 (9, 4)		B FF 96 B KC 79 B SI 96 C SI 94 B FF 96 4-1 BB		X KC 80 0-0 SF8 ② 3-H		B CH 88 1 SAFE 1 SAFE F SL 86 X FF 94 1-1 G6-4-3 ②③ 1-2f		B SI 90 B SI 91 F FF 91 F SI 90 D KC 77 F SI 90 B SI 90 4-2 1-2 2-3 BB		1	0	0	1	2	0	1
12 Martín Maldonado, R (1, 2) OBP: 0.242, SLG: 0.281 20 Jonathan Lucroy, R (8, PH) OBP: 0.340, SLG: 0.464 (9, 2)		C FF 96 D SL 89 F FF 96 B SL 90 B SI 96 F SL 90 S FF 96 3-3 K ③		S SL 88 X FF 96 0-1 1B			F SL 88 F SL 87 F SI 96 X FF 97 0-2 P4 ①	B FF 97 S FF 97 F FF 98 S FF 100 1-3 K2-3 ③		3 1	0 0	1 0	0 0	0 0	1 1	1 3
40 Johnny Hellweg, R (1, 1) 54 Michael Blazek, R (6, 1) 52 Jimmy Nelson, R (7, 1) 21 Juan Francisco, L (7, PH) OBP: 0.303, SLG: 0.439 45 Alfredo Figaro, R (8, 1) OBP: 0.250, SLG: 0.250 51 Michael Gonzalez, R (9, 1) 31 Burke Badenhop, R (9, 1) 15 Caleb Gindl, L (9, PH) OBP: 0.331, SLG: 0.407			C FF 94 C KC 80 T FF 96 0-2 K ① X FF 96 0-0 G5-3 ③				B FF 96 C KC 79 S FF 97 F SI 95 B SI 96 B KC 83 B SI 97 4-2 7 G4-3 BB		B FF 96 S FF 97 S FF 98 S FF 100 1-3 K ①	2 0 0 0 0 0 0 1	0 0 0 0 0 0 0 0	0 0 0 0 1 0 0 0	0 0 0 0 0 0 0 0	0 0 0 0 0 0 0 1	1 0 0 0 0 0 0 0	1 0 0 0 0 0 0 0
Inning Stats	R: 0 E: 0 K: 1 S: 12 H: 1 LOB: 1 BB: 0 P: 16	R: 0 E: 0 K: 1 S: 8 H: 0 LOB: 1 BB: 1 P: 16	R: 0 E: 0 K: 1 S: 9 H: 0 LOB: 0 BB: 0 P: 11	R: 3 E: 0 K: 0 S: 16 H: 4 LOB: 1 BB: 0 P: 23	R: 0 E: 0 K: 0 S: 8 H: 0 LOB: 1 BB: 1 P: 16	R: 0 E: 0 K: 0 S: 5 H: 0 LOB: 0 BB: 1 P: 11	R: 0 E: 0 K: 0 S: 10 H: 0 LOB: 1 BB: 1 P: 16	R: 0 E: 0 K: 2 S: 13 H: 1 LOB: 3 BB: 2 P: 24	R: 0 E: 0 K: 3 S: 14 H: 0 LOB: 2 BB: 2 P: 24	1B: 5 2B: 1 3B: 0 HR: 0	SF: 1 SAC: 0 DP: 1 HBP: 0	WP: 0 PB: 0 SB: 2 CS: 0	PA: 40			

PITCHER	IP	WLS	BF	H	R	ER	SO	BB	IBB	HBP	BLK	WP	HR	S	P	ERA	WHIP
34 Homer Bailey, R (1, 1) ERA: 3.4	7.0	W	29	5	3	3	3	4	0	0	0	0	0	68	109	3.86	1.286
30 Zach Duke, L (8, 1) ERA: 7.01	0.1		1	0	0	0	0	0	0	0	0	0	0	2	3	0.00	0.000
63 Sam LeCure, R (8, 1) ERA: 2.72	0.1		4	1	0	0	1	2	0	0	0	0	0	8	17	0.00	9.000
54 Aroldis Chapman, L (8, 1) ERA: 2.56	1.1	S	6	0	0	0	4	2	0	0	0	0	0	17	28	0.00	1.500

PITCHER	IP	WLS	BF	H	R	ER	SO	BB	IBB	HBP	BLK	WP	HR	S	P	ERA	WHIP

AB	31
R	3
H	6
RBI	3
BB	8
SO	8
LOB	20

Batter	1	2	3	4	5	6	7	8	9	AB	R	H	RBI	BB	SO	LOB
17 Shin-Soo Choo, L (1, 8) OBP: 0.422, SLG: 0.471	C SL 88 C SI 89 B CU 76 B FF 89 B SL 85 B FF 89 4-2 4 1B 19 1B BB	X CU 77 0-0 ② G4-3		C CU 77 B FF 90 C FF 90 C SL 84 1-3 ③ K		C SI 92 F CU 79 S SI 92 0-3 ③ K			B SL 84 B FF 95 B FF 95 C FF 96 B FF 97 4-1 19 S BB	3	1	0	0	2	2	1
4 Brandon Phillips, R (1, 4) OBP: 0.310, SLG: 0.407	B FF 89 1 SAFE X SI 89 1-0 32 BB 19 1B 48 BB 1-3 1B	B SI 90 F FF 90 B CU 77 B SL 89 F FF 90 F FF 91 X FF 91 3-2 ③ F9			C CU 77 X SL 83 0-1 32 1B 1B		X SI 89 0-0 ① P4		1 SAFE F FF 95 1 SAFE F FF 95 B SL 85 B SL 86 S FF 96 2-3 ② K	5	1	2	0	0	1	1
19 Joey Votto, L (1, 3) OBP: 0.432, SLG: 0.499	B CU 76 C FF 89 F FF 90 B SL 87 F FF 91 F FF 91 F CU 77 1 SAFE F FF 91 2-2 X SI 91 48 BB 32 BB 21 FC5-2 1-2 3-H 1B	B CU 75 X FF 88 1-0 32 FC6 1B			F SI 90 1 SAFE 1 SAFE F FF 91 B SL 85 F CU 79 1 SAFE F SL 84 1 SAFE 1-2 X FF 90 L6 ①		B SI 89 B CU 68 X CU 68 2-0 G6-3 ②		1 SAFE B SL 85 B FF 97 B FF 96 I 4-0 1-2 IBB	4	0	2	1	1	0	1
32 Jay Bruce, L (1, 9) OBP: 0.329, SLG: 0.484	B CU 76 F CU 77 F FF 90 D SL 88 D CU 78 B FF 91 4-2 21 FC5-2 48 BB 2 SF7 1-2 2-3 BB	X SI 89 0-0 ① FC6 48 S 21 1B 1-2f			1 SAFE X FF 90 0-0 ② 1-3 1B		X CU 68 0-0 48 FC5-4 1B		X SL 86 0-0 ③ F8	4	2	2	0	1	0	3
48 Ryan Ludwick, R (1, 7) OBP: 0.307, SLG: 0.372 63 Sam LeCure, R (7, 1) 43 Manny Parra, L (8, 1) OBP: 0.500, SLG: 0.500 60 J.J. Hoover, R (8, 1) 30 Zach Duke, L (8, 1) OBP: 1.000, SLG: 1.000	D SL 87 D SL 87 D FF 91 B FF 89 4-0 21 FC5-2 1-2 2-3 3-H BB	B FF 91 C CU 76 B SL 85 X SL 85 2-1 ② P3 1-2			X SL 84 0-0 ③ P6		D SL 83 B SI 90 X SI 90 2-0 ③ FC5-4 1-2f			3 0 0 0 0	0 0 0 0 0	0 0 0 0 0	1 0 0 0 0	1 0 0 0 0	0 0 0 0 0	3 0 0 0 0
21 Todd Frazier, R (1, 5) OBP: 0.319, SLG: 0.404	B FF 90 C FF 90 C SL 86 X SL 86 1-2 FC5-2 ① 1-2 2-3 3-Hf	X SL 86 0-0 2-H 1B				X SL 84 0-0 HR		C SI 88 B SL 84 X SL 84 1-1 ① G5-3		4	1	2	2	0	0	3
2 Zack Cozart, R (1, 6) OBP: 0.281, SLG: 0.371	D SL 86 F FF 90 B SL 86 F FF 90 F FF 90 D CU 79 X SI 90 3-2 ② SF7 3-H	C SL 85 1 SAFE 1 SAFE B SI 89 D CU 77 F FF 90 1 SAFE B SL 86 F SL 84 3-2 ③ X SI 80 G4-3				C CU 77 B SI 90 B FF 90 X SL 83 2-1 E5 29 G6-3		C SI 89 S SI 87 B FS 86 F SL 85 F SL 80 X SI 89 1-2 ② P4		3	0	0	1	0	0	1
29 Ryan Hanigan, R (1, 2) OBP: 0.321, SLG: 0.276	X FF 91 0-0 ③ L8			C SL 85 B CU 76 F FF 89 X CU 77 1-2 ① G6-3		B CU 75 X SL 84 1-0 ① G6-3 1-2		X SL 85 0-0 ③ G5-3		4	0	0	0	0	0	3
61 Bronson Arroyo, R (1, 1) OBP: 0.073, SLG: 0.073 28 Chris Heisey, R (7, 7) OBP: 0.278, SLG: 0.420		C SI 88 B SI 89 S SI 88 S SL 85 1-3 ① K		C FF 89 S SL 83 S CU 77 0-3 ② K		F SL 84 B CU 77 B FF 90 C FF 91 D SL 83 S FF 91 3-3 ② K			B FF 94 C FF 95 S FF 95 S FF 97 1-3 ① K	3 1	0 0	0 0	0 0	0 0	3 1	1 0
Inning Stats	R: 3 H: 2 E: 0 LOB: 2 K: 0 BB: 3 S: 20 P: 39	R: 0 H: 0 E: 0 LOB: 0 K: 1 BB: 0 S: 8 P: 12	R: 1 H: 2 E: 0 LOB: 1 K: 0 BB: 0 S: 9 P: 15	R: 0 H: 0 E: 0 LOB: 0 K: 2 BB: 0 S: 9 P: 11	R: 0 H: 2 E: 0 LOB: 1 K: 0 BB: 0 S: 9 P: 10	R: 1 H: 1 E: 1 LOB: 1 K: 2 BB: 0 S: 10 P: 16	R: 0 H: 1 E: 0 LOB: 1 K: 0 BB: 0 S: 4 P: 8	R: 0 H: 0 E: 0 LOB: 0 K: 0 BB: 0 S: 8 P: 10	R: 0 H: 0 E: 0 LOB: 2 K: 2 BB: 2 S: 8 P: 19	1B: 7 SF: 1 2B: 0 SAC: 0 3B: 0 DP: 0 HR: 1 HBP: 0				WP: 0 PA: 40 PB: 0 SB: 2 CS: 0		

PITCHER		IP	WLS	BF	H	R	ER	SO	BB	IBB	HBP	BLK	WP	HR	S	P	ERA	WHIP
49 Yovani Gallardo, R ERA: 4.29	(1, 1)	6.0		28	7	5	5	5	3	0	0	0	0	1	65	103	7.50	1.667
48 Donovan Hand, R ERA: 3.67	(7, 1)	1.0		4	1	0	0	0	0	0	0	0	0	0	4	8	0.00	1.000
47 Rob Wooten, R ERA: 2.86	(8, 1)	1.0		3	0	0	0	0	0	0	0	0	0	0	8	10	0.00	0.000
29 Jim Henderson, R ERA: 2.28	(9, 1)	1.0	W	5	0	0	0	2	1	1	0	0	0	0	8	19	0.00	1.000

PITCHER	IP	WLS	BF	H	R	ER	SO	BB	IBB	HBP	BLK	WP	HR	S	P	ERA	WHIP

TOP

Cincinnati Reds @ Milwaukee Brewers

Miller Park, Milwaukee, WI

Sun Sep 15 2013, 1:12 PM - 4:20 PM CDT

Att. 26,725 - Roof Closed - 67 F

livebaseballscorecards.com

AB	34
R	5
H	8
RBI	5
BB	5
SO	7
LOB	17

Batter	1	2	3	4	5	6	7	8	9	AB	R	H	RBI	BB	SO	LOB
2 Scooter Gennett, L (1, 4) OBP: 0.371, SLG: 0.524	C CU 73 S SI 84 B SL 75 X SI 86 1-2 F7 ①		X SI 87 0-0 B1-3 ③			X CH 83 0-0 L6 ①② 2-2		B FF 93 F FF 92 D FS 86 B FF 94 C FF 93 F FF 92 1 SAFE H FF 94 4-2 9 3B HBP 1-2		3	0	0	0	0	0	2
18 Khris Davis, R (8, PH) OBP: 0.349, SLG: 0.591										0	1	0	0	0	0	0
29 Jim Henderson, L (9, 1)										0	0	0	0	0	0	0
9 Jean Segura, R (1, 6) OBP: 0.333, SLG: 0.430	C SI 87 X SI 87 0-1 G6-3 ②			X CU 72 0-0 20 L4-3 1B		C SI 90 X SL 77 0-1 F8 ③		C FF 92 X FF 92 0-1 20 SF9 3B 1-H 2-H		4	1	2	2	0	0	0
20 Jonathan Lucroy, R (1, 2) OBP: 0.339, SLG: 0.462	C CH 77 C SI 88 X SL 78 0-2 G6-3 ③			C SI 87 C SI 88 X SI 89 0-2 L4-3 ①② 1-1			B SL 75 B SI 87 B SL 75 C CH 81 C SL 75 B SI 89 4-2 22 BB 27 BB 11 FC6-4 BB	C FF 92 F FF 92 B FF 93 X FF 93 1-2 SF9 ① 3-H		2	1	0	1	1	0	1
(9, 3)																
27 Carlos Gómez, R (1, 8) OBP: 0.340, SLG: 0.489		F SL 75 B SI 86 B SL 77 B SL 76 F CU 70 B SI 86 4-2 15 CS BB	B SI 89 S SI 88 F SI 88 F SL 81 S SL 80 1-3 K ③				B SI 87 B SI 88 D SI 88 B SL 73 4-0 11 FC6-4 22 BB 1-2 BB	F FF 92 S CU 74 B FF 94 B CU 75 S CU 73 2-3 K ②		2	0	0	0	2	2	0
15 Caleb Gindl, L (1, 7) OBP: 0.328, SLG: 0.429		B SL 74 C SL 74 C SI 88 B SI 88 X SI 88 2-2 P5 ①② 1-2			B CH 75 B SI 85 C SL 73 F SL 77 X SI 89 2-2 HR		F SI 88 2 SAFE T SL 77 B FF 88 B SL 75 B SL 75 X SL 76 3-2 F9 ①	C SI 89 B CU 76 S CU 75 F CU 75 X SI 89 1-2 G5-3 ③		4	1	1	1	0	0	3
12 Martín Maldonado, R (9, 2) OBP: 0.242, SLG: 0.281										0	0	0	0	0	0	0
22 Logan Schafer, L (1, 9) OBP: 0.290, SLG: 0.341		S SI 86 X CH 76 0-1 G3-1 ③			B CU 72 C SL 73 B CH 74 F SI 87 F SI 90 B SI 89 F SL 76 X SL 76 3-2 P5 ①		B SI 86 B SL 73 C SL 75 B CH 82 F SI 87 B SI 88 4-2 11 FC6-4 BB 1-2 2-3		C CU 74 S CU 75 F CU 76 F CU 75 B SL 82 F CU 76 B SI 87 X SI 90 2-2 G1-3 ①	3	0	0	0	1	0	0
(9, 7)																
11 Sean Halton, R (1, 3) OBP: 0.329, SLG: 0.417			C SI 86 B SL 78 B CU 66 C SL 74 B SI 87 H SI 88 4-2 14 FC6-4 HBP		C SL 76 B SI 88 B SI 88 S CH 79 F SL 77 X SI 88 2-2 G4-3 ②		C B SL 80 X SI 90 1-1 FC6-4 ② 14 FC4-6 1-2f 2-3 3-H		B SI 89 X CH 84 1-0 HR	3	1	1	2	0	0	2
(9, 5)																
14 Jeff Bianchi, R (1, 5) OBP: 0.282, SLG: 0.285			C SI 88 X SL 77 0-1 FC6-4 ① 49 BLK 1-2f		X CH 77 0-0 P2 ③		X SI 91 0-0 FC4-6 ③ 1-2f			3	0	0	0	0	0	3
(9, 4)																
49 Yovani Gallardo, R (1, 1) OBP: 0.222, SLG: 0.370			C SL 76 X SI 89 0-1 G5-3 ② 1-2			B SI 87 X CH 76 1-0 2 L6 2B		C KC 72 B KC 74 C KC 75 B SI 89 F CH 81 B SI 89 B SI 90 4-2 18 HBP 9 3B BB		1	0	0	0	0	0	1
3 Yuniesky Betancourt, R (6, PH) OBP: 0.235, SLG: 0.361										1	0	1	0	0	0	0
48 Donovan Hand, R (7, 1) OBP: 0.167, SLG: 0.091										0	0	0	0	0	0	0
47 Rob Wooten, R (8, 1)										0	0	0	0	0	0	0
7 Norichika Aoki, L (8, PH) OBP: 0.352, SLG: 0.359										0	1	0	0	1	0	0
(9, 9)																
Inning Stats	R: 0 E: 0 K: 0 S: 8 H: 0 LOB: 0 BB: 0 P: 9	R: 0 E: 0 K: 0 S: 7 H: 0 LOB: 0 BB: 1 P: 13	R: 0 E: 0 K: 0 S: 7 H: 0 LOB: 1 BB: 0 P: 11	R: 0 E: 0 K: 1 S: 8 H: 1 LOB: 0 BB: 0 P: 9	R: 1 E: 0 K: 0 S: 13 H: 1 LOB: 0 BB: 0 P: 20	R: 0 E: 0 K: 0 S: 4 H: 1 LOB: 0 BB: 0 P: 5	R: 1 E: 0 K: 0 S: 10 H: 0 LOB: 2 BB: 3 P: 26	R: 3 E: 0 K: 1 S: 18 H: 1 LOB: 0 BB: 1 P: 30	R: 1 E: 0 K: 0 S: 7 H: 1 LOB: 0 BB: 0 P: 10	1B: 1 2B: 3 3B: 1 HR: 2 SF: 1 SAC: 0 DP: 2 HBP: 2	WP: 0 PB: 0 SB: 0 CS: 1 PA: 34					

PITCHER		IP	WLS	BF	H	R	ER	SO	BB	IBB	HBP	BLK	WP	HR	S	P	ERA	WHIP
61 Bronson Arroyo, R ERA: 3.56	(1, 1)	6.1		24	3	2	2	1	4	0	1	1	0	1	54	89	2.84	1.105
63 Sam LeCure, R ERA: 2.84	(7, 1)	0.2	H	3	0	1	1	0	1	0	0	0	0	0	6	11	13.50	1.500
43 Manny Parra, L ERA: 3.46	(8, 1)	0.0		1	0	0	0	0	0	0	1	0	0	0	3	7	∞	∞
60 J.J. Hoover, R ERA: 2.95	(8, 1)	0.2	B	3	1	2	2	1	0	0	0	0	0	0	8	11	27.00	1.500
30 Zach Duke, L ERA: 7.18	(8, 1)	0.2	L	3	1	1	1	0	0	0	0	0	0	1	11	15	13.50	1.500

PITCHER	IP	WLS	BF	H	R	ER	SO	BB	IBB	HBP	BLK	WP	HR	S	P	ERA	WHIP

BOTTOM

Cincinnati Reds @ Milwaukee Brewers

Miller Park, Milwaukee, WI

Sun Sep 15 2013, 1:12 PM - 4:20 PM CDT

Att. 26,725 - Roof Closed - 67 F

livebaseballscorecards.com

AB	26
R	6
H	5
RBI	6
BB	5
SO	2
LOB	12

Batter	1	2	3	4	5	6	7	8	9	AB	R	H	RBI	BB	SO	LOB
13 Starlin Castro, R (1, 6) OBP: 0.282, SLG: 0.342	C FF 94 C FF 96 B FF 96 F SL 84 B SI 92 T FF 96 2-2 ① K		X SL 84 0-0 2B		X SI 96 0-0 3-H 1B			B SI 91 B SI 91 C SI 91 B SI 92 X SI 93 3-1 ① G5-3		4	0	2	1	0	1	0
24 Luis Valbuena, L (1, 5) OBP: 0.334, SLG: 0.378	B SI 95 B SI 96 B FF 93 B SL 90 4-0 19 CS 44 1B BB		B SI 95 B SI 95 X SI 96 2-0 ③ L8		1 SAFE 1 SAFE B SL 82 B SI 93 X SI 94 2-0 ③ F7			B SI 90 C SI 92 X SI 90 1-1 ② F8		3	0	0	0	1	0	2
44 Anthony Rizzo, L (1, 3) OBP: 0.324, SLG: 0.419	C SL 83 1 SAFE B SI 95 1 SAFE S SL 84 X SL 86 1-2 1B			B SL 81 F FF 94 B SL 83 X SL 80 2-1 ① G3		X SI 94 0-0 ① F7		B SI 93 C SI 93 B SI 91 X SI 92 2-1 ③ G4-3		4	0	1	0	0	0	0
19 Nate Schierholtz, L (1, 9) OBP: 0.303, SLG: 0.474	B SI 95 F SI 95 B FF 95 F SL 84 B SL 85 F FF 96 F SI 96 S SL 84 3-3 ② ③ K 2-3			F SI 93 C SI 94 B FF 93 B SL 86 B SI 97 X SI 96 3-2 ② L8		C SI 92 S SL 81 F SL 84 B FF 93 X SI 94 1-2 ② F7			F FF 92 B FF 92 B SL 82 B FF 93 X FF 92 3-1 ① F8	4	0	0	0	0	1	2
6 Ryan Sweeney, L (1, 8) OBP: 0.337, SLG: 0.494		C FF 92 T FF 93 B SL 84 B SI 95 F SI 95 B SL 84 B SI 97 4-2 53 G6-4-3 BB		C SI 94 C FF 95 F SI 97 B SI 96 F SL 84 B SI 98 X SI 97 2-2 E6		B SI 93 F SI 93 B SL 83 B SI 96 X SI 95 3-1 1B			F FF 93 X SL 83 0-1 ② G3	3	0	1	0	1	0	0
21 Junior Lake, R (1, 7) OBP: 0.345, SLG: 0.459 12 Chang-Yong Lim, R (6, 1) 59 Zac Rosscup, R (7, 1) 56 Héctor Rondón, R (8, 1) 8 Donnie Murphy, R (9, PH) OBP: 0.328, SLG: 0.562		B FF 95 D FF 96 B FF 95 C SI 92 F SI 95 F SI 94 F SI 95 C SL 84 3-3 ① K		S SL 82 C SL 84 S SL 86 0-3 ③ K		1 SAFE C FF 94 B SL 85 1 SAFE X SL 83 1-1 ③ F8			B SI 91 B FF 92 C SI 90 T FF 92 B FF 92 B SL 81 4-2 53 DI BB	3 0 0 0 0	0 0 0 0 0	0 0 0 0 0	0 0 0 0 0	0 0 0 0 1	2 0 0 0 0	3 0 0 0 0
53 Welington Castillo, R (1, 2) OBP: 0.350, SLG: 0.391		C SL 84 B SL 85 X FF 95 1-1 ② ③ G6-4-3 1-2f			C FF 94 S FF 94 F FF 95 X SL 83 0-2 E9 13 1B 2B		B SL 84 C FF 89 C SI 90 B FS 87 X SL 85 2-2 ① G4-3		C SI 90 S CU 70 B CU 71 X SI 91 1-2 ③ L8 1-2	4	1	1	0	0	0	2
15 Darwin Barney, R (1, 4) OBP: 0.271, SLG: 0.311		C FF 92 C FF 94 B FF 96 F SL 84 S SL 85 1-3 ① K2-3			X SI 94 0-0 ① G5-3		B SI 90 B SI 89 C SI 88 F SI 89 F SL 84 B SL 84 B SI 89 4-2 54 G4-6-3 BB			2	0	0	0	1	1	1
36 Edwin Jackson, R (1, 1) OBP: 0.113, SLG: 0.157 47 Brian Bogusevic, L (5, PH) OBP: 0.331, SLG: 0.478 55 Alberto Cabrera, R (5, 1) 43 Brooks Raley, L (5, 1) 54 Darnell McDonald, R (6, 7) OBP: 0.304, SLG: 0.286		C FF 94 S FF 96 B FF 97 B SL 86 C FF 96 2-3 ② K			F FF 92 B FF 93 F SL 85 D SL 85 S FF 96 2-3 ② K		S SL 83 B SL 83 X SI 88 1-1 ② ③ G4-6-3 1-2f			1 1 0 0 1	0 0 0 0 0	0 0 0 0 0	0 0 0 0 0	0 0 0 0 0	1 1 0 0 0	0 1 0 0 1
Inning Stats	R: 0 H: 1 E: 0 LOB: 2 K: 2 BB: 1 S: 12 P: 22	R: 0 H: 0 E: 0 LOB: 0 K: 1 BB: 1 S: 10 P: 18	R: 0 H: 1 E: 0 LOB: 1 K: 2 BB: 0 S: 9 P: 14	R: 0 H: 0 E: 1 LOB: 1 K: 1 BB: 0 S: 13 P: 20	R: 1 H: 2 E: 1 LOB: 1 K: 1 BB: 0 S: 10 P: 14	R: 0 H: 1 E: 0 LOB: 1 K: 0 BB: 0 S: 9 P: 14	R: 0 H: 0 E: 0 LOB: 0 K: 0 BB: 1 S: 8 P: 15	R: 0 H: 0 E: 0 LOB: 0 K: 0 BB: 0 S: 6 P: 12	R: 0 H: 0 E: 0 LOB: 1 K: 0 BB: 1 S: 9 P: 17	1B: 3 2B: 3 3B: 0 HR: 0	SF: 0 SAC: 0 DP: 3 HBP: 0			WP: 0 PB: 0 SB: 0 CS: 1	PA: 34		

PITCHER		IP	WLS	BF	H	R	ER	SO	BB	IBB	HBP	BLK	WP	HR	S	P	ERA	WHIP
60 Wily Peralta, R ERA: 4.34	(1, 1)	6.0	W	24	5	1	0	7	2	0	0	0	0	0	63	102	0.00	1.167
47 Rob Wooten, R ERA: 2.74	(7, 1)	1.0	H	3	0	0	0	0	1	0	0	0	0	0	8	15	0.00	1.000
53 Brandon Kintzler, R ERA: 2.96	(8, 1)	1.0		3	0	0	0	0	0	0	0	0	0	0	6	12	0.00	0.000
51 Michael Gonzalez, L ERA: 4.5	(9, 1)	0.2		3	0	0	0	0	1	0	0	0	0	0	6	13	0.00	1.500
48 Donovan Hand, R ERA: 3.65	(9, 1)	0.1		1	0	0	0	0	0	0	0	0	0	0	3	4	0.00	0.000

PITCHER	IP	WLS	BF	H	R	ER	SO	BB	IBB	HBP	BLK	WP	HR	S	P	ERA	WHIP

TOP

Chicago Cubs @ Milwaukee Brewers

Miller Park, Milwaukee, WI

Mon Sep 16 2013, 7:13 PM - 10:34 PM CDT

Att. 24,464 - Roof Closed - 68 F

livebaseballscorecards.com

AB	30
R	1
H	5
RBI	1
BB	4
SO	7
LOB	12

Batter	1	2	3	4	5	6	7	8	9	AB	R	H	RBI	BB	SO	LOB
7 Norichika Aoki, L (1, 9) OBP: 0.349, SLG: 0.355	B FF 91 B FF 91 F FF 92 F FF 92 X SL 84 2-2 ① F7		B FF 92 B SL 83 B FF 93 C FF 91 F FF 93 X FF 92 3-2 E6 9 WP	B FF 94 B FF 94 C FF 94 S FF 94 F FF 94 F FF 95 S SL 86 2-3 ③ K		B SL 80 B FF 89 F SI 90 F SL 81 X SL 81 2-2 ② G4-3 2-3		B FF 98 X FF 95 1-0 ② G3-1		5	0	0	0	0	1	2
9 Jean Segura, R (1, 6) OBP: 0.332, SLG: 0.429	B FF 94 F FF 94 C SI 91 B FF 93 X FF 93 2-2 ② G6-3		B SI 91 C FF 92 S FF 94 X FF 92 1-2 ① F7 2-3		B SL 83 X SI 93 1-0 ① F8	C FF 88 B SL 79 F FF 89 B FF 94 F FF 94 F FF 93 X SL 80 2-2 20 S 2B 3-H		B FF 97 B FF 98 S FF 97 F FF 98 X FF 97 2-2 ③ L9		5	0	1	1	0	0	1
20 Jonathan Lucroy, R (1, 3) OBP: 0.338, SLG: 0.459	C FF 93 B FF 92 X SL 85 1-1 ③ G5-3		S SL 87 S SL 87 D SL 87 F FF 96 F FF 96 S SL 86 1-3 ② K		B SI 95 B SI 94 B SI 95 C SI 93 B SI 94 4-1 27 2B BB	B SL 79 C CU 78 B SI 90 F SI 90 F SI 92 X SI 93 2-2 ③ F9 2-3				3	0	0	0	1	1	2
16 Aramis Ramirez, R (1, 5) OBP: 0.359, SLG: 0.437 14 Jeff Bianchi, R (9, 5) OBP: 0.282, SLG: 0.285		C FF 92 X SI 93 0-1 ① G5-3	B SL 87 X SL 85 1-0 ③ G1-3		B SL 82 S SI 94 B SI 95 1 SAFE X SI 94 2-1 ② L7		B SI 91 X SI 89 1-0 15 HR 1B			4	1	1	0	0	0	2
										0	0	0	0	0	0	0
27 Carlos Gómez, R (1, 8) OBP: 0.339, SLG: 0.489		B FF 95 T FF 94 X FF 95 1-1 ② L9		B FF 93 B FF 92 C FF 92 X FF 93 2-1 ① F8	D SL 84 1 SAFE B SI 93 F SI 94 1 SAFE B SI 94 X SI 93 3-1 1-3 2B		B FF 90 F SI 90 L FF 92 B FF 93 F SL 80 F SI 93 F FF 93 X FF 91 2-2 ① F8			4	0	1	0	0	0	1
2 Scooter Gennett, L (1, 4) OBP: 0.374, SLG: 0.521		B SI 94 B FF 94 F FF 94 B FF 93 B FF 92 4-1 12 BB 15 BB BB		S FF 94 B FF 94 F FF 93 X SL 85 1-2 15 3B 1B	C SL 80 C SL 80 T SL 82 0-2 ③ K		C FF 92 B SL 82 S FF 92 X SL 83 1-2 ② L7			3	1	1	0	1	1	3
15 Caleb Gindl, L (1, 7) OBP: 0.348, SLG: 0.487		B FF 93 S SL 84 B FF 93 1 SAFE D SL 85 B FF 93 4-1 12 BB 1-2 BB		B SI 92 B FF 93 1 SAFE B FF 93 X FF 93 3-0 12 SH 1-H 3B		B SI 86 B SI 88 L FF 88 B CU 79 X FF 89 3-1 12 SH3-4 3 1B 1B	F FF 92 B SL 82 B FF 92 B FF 92 F FF 92 X FF 91 3-2 1-H HR			3	3	3	3	1	0	0
12 Martín Maldonado, R (1, 2) OBP: 0.245, SLG: 0.279		B SI 93 B FF 91 F SL 85 D SL 85 B FF 94 4-1 1-2 2-3 BB		B FF 93 X SL 85 1-0 SH 60 E 3-H		1 SAFE 1 SAFE B SI 88 X SI 87 1-0 ① SH3-4 1-2	X FF 92 0-0 ③ F8			1	0	0	1	1	0	0
60 Wily Peralta, R (1, 1) OBP: 0.160, SLG: 0.143 3 Yuniesky Betancourt, R (6, PH) OBP: 0.237, SLG: 0.363 47 Rob Wooten, R (7, 1) 53 Brandon Kintzler, R (8, 1) 21 Juan Francisco, L (8, PH) OBP: 0.302, SLG: 0.438 51 Michael Gonzalez, R (9, 1) 48 Donovan Hand, R (9, 1) OBP: 0.167, SLG: 0.091		C FF 94 F FF 93 S SL 85 0-3 ③ K		X FF 92 0-0 ② L5 2-3		B FF 90 D SI 91 F SI 88 X FF 90 2-1 7 G4-3 9 2B 2-H 1B		F FF 95 S FF 94 B FF 93 F FF 94 S FF 97 1-3 ① K		2 1 0 0 1 0 0	0 1 0 0 0 0 0	0 1 0 0 0 0 0	0 1 0 0 0 0 0	1 0 0 0 1 0 0	4 2 0 0 0 0 0	4 0 0 0 0 0 0
Inning Stats	R: 0 E: 0 K: 0 S: 8 H: 0 LOB: 0 BB: 0 P: 13	R: 0 E: 0 K: 1 S: 10 H: 0 LOB: 3 BB: 3 P: 23	R: 0 E: 1 K: 1 S: 12 H: 0 LOB: 1 BB: 0 P: 18	R: 2 E: 2 K: 1 S: 13 H: 2 LOB: 1 BB: 0 P: 22	R: 0 E: 0 K: 1 S: 9 H: 1 LOB: 2 BB: 1 P: 19	R: 2 E: 0 K: 0 S: 17 H: 3 LOB: 1 BB: 0 P: 29	R: 2 E: 0 K: 0 S: 14 H: 2 LOB: 0 BB: 0 P: 21	R: 0 E: 0 K: 1 S: 8 H: 0 LOB: 0 BB: 0 P: 12		1B: 4 2B: 2 3B: 1 HR: 1 SF: 0 SAC: 2 DP: 0 HBP: 0						

BOTTOM

Chicago Cubs @ Milwaukee Brewers

Miller Park, Milwaukee, WI

Mon Sep 16 2013, 7:13 PM - 10:34 PM CDT

Att. 24,464 - Roof Closed - 68 F

livebaseballscorecards.com

AB	32
R	6
H	8
RBI	6
BB	4
SO	5
LOB	15

WP: 1 PA: 38
PB: 0
SB: 1
CS: 0

PITCHER		IP	WLS	BF	H	R	ER	SO	BB	IBB	HBP	BLK	WP	HR	S	P	ERA	WHIP
36 Edwin Jackson, R ERA: 4.75	(1, 1)	4.0	L	19	2	2	2	3	3	0	0	0	1	0	43	76	4.50	1.250
55 Alberto Cabrera, R ERA:	(5, 1)	0.2		4	1	0	0	0	1	0	0	0	0	0	6	16	0.00	3.000
43 Brooks Raley, L ERA: 4.5	(5, 1)	1.0		5	2	2	2	1	0	0	0	0	0	0	11	19	18.00	2.000
12 Chang-Yong Lim, R ERA: 3.86	(6, 1)	0.2		4	2	1	1	0	0	0	0	0	0	0	16	23	13.50	3.000
59 Zac Rosscup, L ERA: 2.7	(7, 1)	0.2		3	1	1	1	0	0	0	0	0	0	1	7	11	13.50	1.500

PITCHER		IP	WLS	BF	H	R	ER	SO	BB	IBB	HBP	BLK	WP	HR	S	P	ERA	WHIP
56 Héctor Rondón, R ERA: 5.36	(8, 1)	1.0		3	0	0	0	1	0	0	0	0	0	0	8	12	0.00	0.000

Chicago Cubs @ Milwaukee Brewers

Miller Park, Milwaukee, WI

Tue Sep 17 2013, 7:10 PM - 10:05 PM CDT

Att. 22,506 - Roof Closed - 68 F

TOP

livebaseballscorecards.com

Batter	1	2	3	4	5	6	7	8	9	AB	R	H	RBI	BB	SO	LOB
13 Starlin Castro, R (1, 6) OBP: 0.283, SLG: 0.343	X FF 89 0-0 ① F8			B CH 78 X FF 88 1-0 44 L5 21 S 1B		B FF 89 F CH 79 F FF 88 X CH 78 1-2 ③ G6-3		B SI 93 B SI 92 F SI 93 F SI 93 X SI 94 2-2 2-3 1B		4	0	2	0	0	0	0
21 Junior Lake, R (1, 7) OBP: 0.344, SLG: 0.460	C FF 88 B FF 88 S CU 78 B CU 78 C FF 90 2-3 ② K			D CU 78 B FF 88 S CH 78 1 SAFE S CH 78 F FF 88 S FF 88 2-3 ① K 1-2			S CU 77 X CU 77 0-1 44 G4-3 6 SF9 2B	C SI 93 D SI 92 1 SAFE S SI 93 C SI 93 1-3 ② K		4	1	1	0	0	3	4
44 Anthony Rizzo, L (1, 3) OBP: 0.322, SLG: 0.416	C FF 89 F FF 88 B CH 78 S FF 90 1-3 ③ K			C CU 77 X FF 89 0-1 ② ③ L5 2-2			X CH 77 0-0 ① G4-3 2-3	X FF 93 0-0 ③ G6-3		4	0	0	0	0	1	5
19 Nate Schierholtz, L (1, 9) OBP: 0.305, SLG: 0.475		B FF 88 F CH 78 F FF 88 S FF 89 1-3 ① K			B CU 77 C CH 77 B FF 88 X FF 89 2-1 ① P4		C CH 78 B FF 88 F FF 88 B FF 88 D CH 79 B FF 88 4-2 53 HR BB		B FF 95 X FF 96 1-0 2B	3	1	1	0	1	1	0
6 Ryan Sweeney, L (1, 8) OBP: 0.329, SLG: 0.484		B FF 88 C CH 78 B FF 88 X FF 90 2-1 ② P5			C CH 76 B FF 88 B FF 88 B CH 78 F FF 88 X FF 90 3-2 ② F8		C CH 78 B CH 77 B FF 88 1 SAFE X CH 79 2-1 ② SF9 3-H		S FF 96 S FF 96 T FF 97 0-2 ① K	3	0	0	1	0	1	1
53 Welington Castillo, R (1, 2) OBP: 0.351, SLG: 0.401		B FF 89 F CH 78 X CH 77 1-1 ③ G5-3			B CU 78 X FF 89 1-0 1B		1 SAFE C CU 78 X CH 78 0-1 1-H HR		B SL 84 D SL 87 F FF 96 X FF 96 2-1 ② G5-3	4	1	2	2	0	0	1
8 Donnie Murphy, R (1, 5) OBP: 0.321, SLG: 0.548 24 Luis Valbuena, L (7, 5) OBP: 0.333, SLG: 0.377			X FF 88 0-0 ① P3		C CH 78 F FF 88 F FF 87 F FF 89 C CH 77 0-3 ③ K		B FF 89 B FF 89 F FF 88 S CH 80 B FF 89 F FF 90 F CH 79 S CH 79 3-3 ③ K		C FF 96 S FF 98 B FF 97 F FF 97 B FF 97 S FF 97 3-3 ③ K	3 1	0 0	0 0	0 0	0 0	2 1	1 1
15 Darwin Barney, R (1, 4) OBP: 0.270, SLG: 0.309			C FF 88 B FF 88 X CU 77 1-1 ② F7			C FF 88 S FF 88 F CH 78 F FF 88 B CU 77 B CH 78 X FF 88 2-2 ① F7		C SI 92 X SI 91 0-1 ① L3		3	0	0	0	0	0	0
29 Jeff Samardzija, R (1, 1) OBP: 0.136, SLG: 0.207 30 Dioner Navarro, S (8, PH) OBP: 0.366, SLG: 0.507 22 Logan Watkins, L (8, PR) OBP: 0.222, SLG: 0.125 46 Pedro Strop, R (8, 1) 52 Justin Grimm, R (9, 1)			C FF 88 B FF 89 B FF 89 S FF 89 C FF 90 2-3 ③ K			C FF 88 X CU 77 0-1 ② F7		S SI 91 F SI 91 B CH 88 X SI 93 1-2 13 1B 2B		2 1 0 0 0	0 0 0 0 0	0 1 0 0 0	0 0 0 0 0	1 0 0 0 0	0 0 0 0 0	0 0 0 0 0

Inning Stats	1	2	3	4	5	6	7	8	9
	R: 0 E: 0 K: 2 S: 7 H: 0 LOB: 0 BB: 0 P: 10	R: 0 E: 0 K: 1 S: 7 H: 0 LOB: 0 BB: 0 P: 11	R: 0 E: 0 K: 1 S: 6 H: 0 LOB: 0 BB: 0 P: 9	R: 0 E: 0 K: 1 S: 7 H: 1 LOB: 0 BB: 0 P: 10	R: 0 E: 0 K: 1 S: 11 H: 1 LOB: 1 BB: 0 P: 17	R: 0 E: 0 K: 0 S: 10 H: 0 LOB: 0 BB: 0 P: 13	R: 3 E: 0 K: 1 S: 14 H: 2 LOB: 0 BB: 1 P: 23	R: 0 E: 0 K: 1 S: 12 H: 2 LOB: 3 BB: 0 P: 16	R: 0 E: 0 K: 2 S: 10 H: 1 LOB: 1 BB: 0 P: 16

1B: 3 SF: 1
2B: 4 SAC: 0
3B: 0 DP: 1
HR: 1 HBP: 0

WP: 0 PA: 34
PB: 0
SB: 1
CS: 0

	AB	32
	R	3
	H	7
	RBI	3
	BB	1
	SO	10
	LOB	13

PITCHER		IP	WLS	BF	H	R	ER	SO	BB	IBB	HBP	BLK	WP	HR	S	P	ERA	WHIP
41 Marco Estrada, R ERA: 4.26	(1, 1)	7.0		25	4	3	3	7	1	0	0	0	0	1	62	93	3.86	0.714
53 Brandon Kintzler, R ERA: 2.92	(8, 1)	1.0		5	2	0	0	1	0	0	0	0	0	0	12	16	0.00	2.000
29 Jim Henderson, R ERA: 2.24	(9, 1)	1.0	W	4	1	0	0	2	0	0	0	0	0	0	10	16	0.00	1.000

PITCHER	IP	WLS	BF	H	R	ER	SO	BB	IBB	HBP	BLK	WP	HR	S	P	ERA	WHIP

Batter	1	2	3	4	5	6	7	8	9	AB	R	H	RBI	BB	SO	LOB
7 Norichika Aoki, L (1, 9) OBP: 0.350, SLG: 0.360	B FF 94 X FF 94 1-0 ① F8		B SL 84 C FC 92 F FF 95 X FS 86 1-2 9 FC1-6 1B			F FF 94 X FF 93 0-1 20 FC5-2-5-4 3B		B FF 96 X SI 96 1-0 ① F9		4	0	2	0	0	0	0
9 Jean Segura, R (1, 6) OBP: 0.330, SLG: 0.426	C FF 94 B FF 93 F SI 94 B FF 94 X SI 95 2-2 ② G4-3		B SL 83 X SI 94 1-0 ① FC1-6 20 CS 1-2f			B FF 94 B FF 94 X FC 92 2-0 ① P6		B SI 97 F FF 97 B SI 97 B SI 97 S FF 97 X FF 97 3-2 ② F8		4	0	0	0	0	0	2
20 Jonathan Lucroy, R (1, 2) OBP: 0.336, SLG: 0.455	B FF 94 X FF 95 1-0 ③ F9		B SI 94 C FF 94 1 SAFE B SI 94 C SL 84 F FS 84 F FF 96 S FS 85 2-3 ② ③ K 1-2			F FF 96 B SI 95 C SL 85 X FS 86 1-2 ② ③ FC5-2-5-4 3-H		C SL 84 B FF 97 F FF 96 S CH 86 1-3 ③ K		4	0	0	0	0	2	2
16 Aramis Ramirez, R (1, 5) OBP: 0.364, SLG: 0.441 14 Jeff Bianchi, R (9, PR) OBP: 0.282, SLG: 0.285		X FF 94 0-0 E8 27 SF8 2B		C SL 83 F SI 93 F FF 94 T FS 86 0-2 ① K			B SL 82 B SI 93 S FC 91 B FC 91 S FF 95 F FF 95 B FF 95 4-2 27 HR BB		S CU 80 B SL 86 B FF 95 B FF 95 S FF 94 B FF 95 4-2 2 SH 27 1B 22 SH1-3 BB	2 0	2 1	1 0	0 0	2 0	1 0	0 0
27 Carlos Gómez, R (1, 8) OBP: 0.341, SLG: 0.496		B FF 94 F SI 94 X SI 94 1-1 ① SF8 3-H		B FF 96 C SL 87 F FF 95 S FF 95 1-3 ② K			F FF 94 S SI 93 B FF 94 F SI 93 X FS 85 1-2 1-H HR		1 SAFE F FF 94 B FF 92 X FF 95 1-1 22 SH1-3 2 SH 1-2 1B	3	1	2	3	0	1	0
2 Scooter Gennett, L (1, 4) OBP: 0.368, SLG: 0.512		X FF 95 0-0 ② F7		C FF 96 X FF 93 0-1 ③ G4-3			C FF 95 B SI 95 B FC 92 C SL 84 S FS 86 2-3 ① K2-3		T FF 93 L CU 77 X CU 80 0-2 SH 22 SH1-3 1-2 2-3	3	0	0	0	0	1	0
15 Caleb Gindl, L (1, 7) OBP: 0.353, SLG: 0.483		B FF 95 C FF 96 B SI 95 B FC 93 B FF 94 4-1 11 HBP BB			B SL 84 X FC 92 1-0 ① F7		B FF 95 C SL 82 B FS 86 F FF 94 B FS 85 F SL 84 F FF 96 X FF 95 3-2 1B		B FF 93 B FF 92 X FF 92 2-0 ① F6	3	0	1	0	1	0	3
11 Sean Halton, R (1, 3) OBP: 0.329, SLG: 0.405 22 Logan Schafer, L (9, PH) OBP: 0.290, SLG: 0.341		C FF 95 D SL 85 H SI 94 2-1 1-2 HBP			C SL 86 F FF 96 B FF 94 B FF 95 S FS 85 2-3 ② K		1 SAFE C SI 94 F FF 92 B FF 93 S FS 86 1-3 ② K		C FF 95 B FF 94 X CU 80 1-1 ② SH1-3 1-2 2-3 3-H	2 0	0 0	0 0	0 1	0 0	2 0	1 0
41 Marco Estrada, R (1, 1) OBP: 0.200, SLG: 0.207 21 Juan Francisco, L (7, PH) OBP: 0.302, SLG: 0.437 53 Brandon Kintzler, R (8, 1) 29 Jim Henderson, L (9, 1)		C FF 94 F FF 95 B FF 94 S SL 85 1-3 ③ K			C FF 94 B SI 96 C FF 94 F SL 85 F FF 95 F FS 86 F FF 95 B SL 85 S FF 95 2-3 ③ K		B FS 86 S FS 85 X FS 85 1-1 ③ F8			2 1 0 0	0 0 0 0	0 0 0 0	0 0 0 0	0 0 0 0	2 0 0 0	2 1 0 0
Inning Stats	R: 0 E: 0 K: 0 S: 5 H: 0 LOB: 0 BB: 0 P: 9	R: 1 E: 1 K: 1 S: 9 H: 1 LOB: 2 BB: 1 P: 17	R: 0 E: 0 K: 1 S: 9 H: 1 LOB: 0 BB: 0 P: 13	R: 0 E: 0 K: 2 S: 9 H: 0 LOB: 0 BB: 0 P: 10	R: 0 E: 0 K: 2 S: 11 H: 0 LOB: 0 BB: 0 P: 16	R: 0 E: 0 K: 0 S: 6 H: 1 LOB: 0 BB: 0 P: 9	R: 2 E: 0 K: 2 S: 20 H: 2 LOB: 1 BB: 1 P: 32	R: 0 E: 0 K: 1 S: 7 H: 0 LOB: 0 BB: 0 P: 12	R: 1 E: 1 K: 0 S: 10 H: 1 LOB: 3 BB: 1 P: 18	1B: 3 2B: 2 3B: 1 HR: 1	SF: 1 SAC: 2 DP: 1 HBP: 1					

PITCHER		IP	WLS	BF	H	R	ER	SO	BB	IBB	HBP	BLK	WP	HR	S	P	ERA	WHIP
29 Jeff Samardzija, R ERA: 4.42	(1, 1)	7.0		27	5	3	3	8	2	0	1	0	0	1	69	106	3.86	1.000
46 Pedro Strop, R ERA: 4.75	(8, 1)	1.0		3	0	0	0	1	0	0	0	0	0	0	7	12	0.00	0.000
52 Justin Grimm, R ERA: 6.14	(9, 1)	0.2	L	5	1	1	0	0	1	0	0	0	0	0	10	18	0.00	3.000

PITCHER	IP	WLS	BF	H	R	ER	SO	BB	IBB	HBP	BLK	WP	HR	S	P	ERA	WHIP

BOTTOM

Chicago Cubs @ Milwaukee Brewers

Miller Park, Milwaukee, WI

Tue Sep 17 2013, 7:10 PM - 10:05 PM CDT

Att. 22,506 - Roof Closed - 68 F

livebaseballscorecards.com

AB	28
R	4
H	6
RBI	4
BB	3
SO	9
LOB	11

Chicago Cubs @ Milwaukee Brewers

Miller Park, Milwaukee, WI

Wed Sep 18 2013, 7:11 PM - 9:57 PM CDT

Att. 24,632 - Clear - 74 F

TOP

livebaseballscorecards.com

Batter	1	2	3	4	5	6	7	8	9	AB	R	H	RBI	BB	SO	LOB
13 Starlin Castro, R (1, 6) OBP: 0.283, SLG: 0.341	F FF 90 C FF 92 C FF 94 0-3 ① K		C FF 93 B CH 83 B FF 92 B FF 92 B FF 92 4-1 BB			B FF 91 B FF 90 C FF 90 F FF 91 X FF 93 2-2 ① G4-3		B SL 83 C SI 93 S SI 94 X SI 95 1-2 ① G3		3	0	0	0	1	1	0
24 Luis Valbuena, L (1, 5) OBP: 0.335, SLG: 0.375	B FF 93 B FF 91 B FF 92 C FF 92 X FF 91 3-1 ② L9		B CH 81 X FF 91 1-0 ③ P5			B FF 91 B FF 91 C FF 90 B FF 91 B FF 90 4-1 44 FC3-6 BB		B SI 95 B SI 94 C FF 94 F SI 94 B FF 94 B SI 95 4-2 BB		2	0	0	0	2	0	1
44 Anthony Rizzo, L (1, 3) OBP: 0.320, SLG: 0.413	S FF 93 B CH 85 B FF 95 B CH 84 S FF 93 T FF 93 3-2 ③ K			B CU 76 B CH 82 F FF 92 C CH 82 F FF 93 F FF 92 S CU 78 2-3 ① K		S CU 74 B CH 81 D FF 90 X FF 89 2-1 ② FC3-6 1-2f		C SI 93 C SL 83 B FF 94 S SL 82 1-3 ② K		4	0	0	0	0	3	2
30 Dioner Navarro, S (1, 2) OBP: 0.360, SLG: 0.498		C FF 91 X FF 92 0-1 ① F9		S CU 76 B FF 92 F FF 93 F FF 94 S CU 80 1-3 ② K		B CU 74 C FF 90 F FF 90 X CU 77 1-2 ③ G3		C SI 94 T SL 83 B SL 82 F SL 84 S FF 93 1-3 ③ K		4	0	0	0	0	2	2
19 Nate Schierholtz, L (1, 9) OBP: 0.306, SLG: 0.476		C FF 92 X CH 85 0-1 ② G3-1		C CU 76 B FF 94 B FF 92 X FF 93 2-1 1B			F SI 95 B SI 95 B SI 95 X SI 94 2-1 ① F7		C FF 95 B FF 95 X FF 94 1-1 1B	4	0	2	0	0	0	0
6 Ryan Sweeney, L (1, 8) OBP: 0.333, SLG: 0.491		B FF 92 B FF 92 F FF 91 F FF 92 F CH 82 X CH 82 2-2 1B		C FF 91 B FF 92 1 SAFE B CH 82 X FF 92 2-1 ③ F8			F FF 96 B CH 87 B FF 94 X SI 94 2-1 2B		C SL 82 F FF 94 X FF 95 0-2 ① L7	4	0	2	0	0	0	2
47 Brian Bogusevic, L (1, 7) OBP: 0.328, SLG: 0.466		X FF 92 0-0 ③ G4-3			B FF 91 B CH 79 C FF 90 X FF 91 2-1 ① P6		B FF 94 C FF 94 B SI 95 C FF 93 B SL 84 F SI 95 B SI 95 4-2 BB		F FF 94 C SL 83 S SL 85 0-3 ② K	3	0	0	0	1	1	2
15 Darwin Barney, R (1, 4) OBP: 0.268, SLG: 0.307			C FF 92 F FF 94 F FF 93 B FF 94 X CH 83 1-2 ① F7		C CU 74 F FF 93 X CU 78 0-2 ② G5-3		B SL 84 F SI 94 F SL 82 X SI 95 1-2 ② L9		F FF 96 X SL 84 0-1 ③ L7	4	0	0	0	0	0	3
18 Chris Rusin, L (1, 1) OBP: 0.105, SLG: 0.105 22 Logan Watkins, L (5, PH) OBP: 0.214, SLG: 0.120 55 Alberto Cabrera, R (5, 1) 56 Héctor Rondón, R (6, 1) 21 Junior Lake, R (7, PH) OBP: 0.342, SLG: 0.458 12 Chang-Yong Lim, R (7, 1) 50 Blake Parker, R (8, 1)			B FF 91 F FF 91 B FF 92 X FF 91 2-1 ② G3		S CU 76 B FF 93 B FF 92 B FF 90 X FF 90 3-1 ③ G4-3		S SL 84 C SI 95 D SL 86 X SI 95 1-2 ③ G6-3			1 1 0 0 1 0 0 0	0 0 0 0 0 0 0 0	0 0 0 0 0 0 0 0	0 0 0 0 0 0 0 0	0 0 0 0 0 0 0 0	0 0 0 0 0 0 0 0	0 0 0 0 2 0 0 0
Inning Stats	R: 0 E: 0 K: 2 S: 8 H: 0 LOB: 0 BB: 0 P: 14	R: 0 E: 0 K: 0 S: 9 H: 1 LOB: 1 BB: 0 P: 11	R: 0 E: 0 K: 0 S: 8 H: 0 LOB: 1 BB: 1 P: 16	R: 0 E: 0 K: 2 S: 13 H: 1 LOB: 1 BB: 0 P: 20	R: 0 E: 0 K: 0 S: 7 H: 0 LOB: 0 BB: 0 P: 12	R: 0 E: 0 K: 0 S: 9 H: 0 LOB: 1 BB: 1 P: 18	R: 0 E: 0 K: 0 S: 13 H: 1 LOB: 2 BB: 1 P: 23	R: 0 E: 0 K: 2 S: 12 H: 0 LOB: 1 BB: 1 P: 19	R: 0 E: 0 K: 1 S: 10 H: 1 LOB: 1 BB: 0 P: 11	1B: 3 2B: 1 3B: 0 HR: 0 SF: 0 SAC: 0 DP: 0 HBP: 0						

	AB	31
	R	0
	H	4
	RBI	0
	BB	4
	SO	7
	LOB	14

WP: 0 PA: 35
PB: 0
SB: 0
CS: 0

PITCHER		IP	WLS	BF	H	R	ER	SO	BB	IBB	HBP	BLK	WP	HR	S	P	ERA	WHIP
63 Tyler Thornburg, R ERA: 1.96	(1, 1)	6.0	W	22	2	0	0	4	2	0	0	0	0	0	54	91	0.00	0.667
52 Jimmy Nelson, R ERA:	(7, 1)	2.0		9	1	0	0	2	2	0	0	0	0	0	25	42	0.00	1.500
54 Michael Blazek, R ERA: 6.28	(9, 1)	1.0		4	1	0	0	1	0	0	0	0	0	0	10	11	0.00	1.000

PITCHER	IP	WLS	BF	H	R	ER	SO	BB	IBB	HBP	BLK	WP	HR	S	P	ERA	WHIP

BOTTOM

Chicago Cubs @ Milwaukee Brewers

Miller Park, Milwaukee, WI

Wed Sep 18 2013, 7:11 PM - 9:57 PM CDT

Att. 24,632 - Clear - 74 F

livebaseballscorecards.com

Batter	1	2	3	4	5	6	7	8	9	AB	R	H	RBI	BB	SO	LOB
7 Norichika Aoki, L (1, 9) OBP: 0.349, SLG: 0.358	G5-3	G4-3			F8 HBP	F8				3	1	0	0	0	0	0
9 Jean Segura, R (1, 6) OBP: 0.331, SLG: 0.426 14 Jeff Bianchi, R (2, 6) OBP: 0.278, SLG: 0.281	BB	G5-3			F9		L3			0 3	1 0	0 0	0 0	1 0	0 0	0 1
20 Jonathan Lucroy, R (1, 2) OBP: 0.335, SLG: 0.454	1B		F7		G1-6-3		K			4	1	1	0	0	1	1
16 Aramis Ramirez, R (1, 5) OBP: 0.367, SLG: 0.441 3 Yuniesky Betancourt, R (7, PH) OBP: 0.237, SLG: 0.362 (8, 5)	1B		L6		BB		K			2 1	1 0	1 0	1 0	1 0	0 1	0 0
27 Carlos Gómez, R (1, 8) OBP: 0.341, SLG: 0.497 22 Logan Schafer, L (8, 8) OBP: 0.289, SLG: 0.339	F9		K		2B			F8		3 1	0 0	1 0	1 0	0 0	1 0	2 0
18 Khris Davis, R (1, 7) OBP: 0.361, SLG: 0.615	BB			HR	BB			K		2	2	1	1	2	1	0
11 Sean Halton, R (1, 3) OBP: 0.326, SLG: 0.436	HR			G6-3	K			K		4	1	1	4	0	2	3
2 Scooter Gennett, L (1, 4) OBP: 0.362, SLG: 0.503	K			K		G6-3				3	0	0	0	0	2	0
63 Tyler Thornburg, R (1, 1) 21 Juan Francisco, L (6, PH) OBP: 0.301, SLG: 0.435 52 Jimmy Nelson, R (7, 1) 54 Michael Blazek, R (9, 1)		F9		F8		F8				2 1 0 0	0 0 0 0	0 0 0 0	0 0 0 0	0 0 0 0	0 0 0 0	0 0 0 0
Inning Stats	R: 5 E: 0 K: 1 S: 16 H: 3 LOB: 0 BB: 2 P: 31	R: 0 E: 0 K: 0 S: 7 H: 0 LOB: 0 BB: 0 P: 10	R: 0 E: 0 K: 1 S: 7 H: 0 LOB: 0 BB: 0 P: 9	R: 1 E: 0 K: 1 S: 11 H: 1 LOB: 0 BB: 0 P: 15	R: 1 E: 0 K: 1 S: 15 H: 1 LOB: 3 BB: 2 P: 30	R: 0 E: 0 K: 0 S: 9 H: 0 LOB: 0 BB: 0 P: 15	R: 0 E: 0 K: 2 S: 9 H: 0 LOB: 0 BB: 0 P: 13	R: 0 E: 0 K: 2 S: 13 H: 0 LOB: 0 BB: 0 P: 21		1B: 2 2B: 1 3B: 0 HR: 2 SF: 0 SAC: 0 DP: 0 HBP: 1				WP: 0 PB: 0 SB: 2 CS: 0 PA: 34	

	AB	29
	R	7
	H	5
	RBI	7
	BB	4
	SO	8
	LOB	7

PITCHER	IP	WLS	BF	H	R	ER	SO	BB	IBB	HBP	BLK	WP	HR	S	P	ERA	WHIP
18 Chris Rusin, L (1, 1) ERA: 3.52	4.0	L	18	4	6	6	3	2	0	0	0	0	2	41	65	13.50	1.500
55 Alberto Cabrera, R (5, 1) ERA: 3.0	1.0		7	1	1	1	1	2	0	1	0	0	0	15	30	9.00	3.000
56 Héctor Rondón, R (6, 1) ERA: 5.26	1.0		3	0	0	0	0	0	0	0	0	0	0	9	15	0.00	0.000
12 Chang-Yong Lim, R (7, 1) ERA: 2.7	1.0		3	0	0	0	2	0	0	0	0	0	0	9	13	0.00	0.000
50 Blake Parker, R (8, 1) ERA: 2.76	1.0		3	0	0	0	2	0	0	0	0	0	0	13	21	0.00	0.000

PITCHER	IP	WLS	BF	H	R	ER	SO	BB	IBB	HBP	BLK	WP	HR	S	P	ERA	WHIP

Batter	1	2	3	4	5	6	7	8	9	AB	R	H	RBI	BB	SO	LOB
13 Starlin Castro, R (1, 6) OBP: 0.282, SLG: 0.340	C SI 88 F SI 89 B SI 88 B SL 84 F SI 90 X SI 90 2-2 ① G4-3	C SI 91 B SI 91 F SI 90 F SL 84 X SL 84 1-2 ③ G4-3		B SI 90 B SI 90 B SI 90 C SI 89 X SL 83 3-1 ③ G6-3		C SI 88 B SI 89 C SI 88 F SL 80 B SL 81 X SL 80 2-2 ③ F9			B SI 90 X SI 90 1-0 24 G3-6-3 1B	5	0	1	0	0	0	5
24 Luis Valbuena, L (1, 5) OBP: 0.333, SLG: 0.381	B SI 89 F SI 89 X SL 83 1-1 HR		B SI 89 B SI 89 C SI 89 F SI 89 B SL 86 X SI 91 3-2 ① P5		B CU 73 B CU 74 B SI 88 C SI 88 X SI 87 3-1 ① F7		C FF 92 S FF 93 X FF 93 0-2 ① F8		1 SAFE C SI 89 F CU 68 X FF 89 0-2 ①② G3-6-3 1-2f	5	1	1	1	0	0	1
44 Anthony Rizzo, L (1, 3) OBP: 0.323, SLG: 0.416	B CU 73 F CU 74 F FF 89 S SL 84 1-3 ② K		C SL 85 F SL 85 B SI 89 F SL 84 F SL 87 F SL 87 B SI 91 X SI 91 2-2 19 HR 1B		X SL 85 0-0 6 FC6 1B		B SL 82 C FF 94 C FF 94 B CH 86 X FF 93 2-2 ② F7		X SI 89 0-0 2B	5	1	3	0	0	1	0
19 Nate Schierholtz, L (1, 9) OBP: 0.305, SLG: 0.479	S SI 90 B SI 90 B CU 74 F CH 79 X SL 85 2-2 ③ G3		C SL 84 B SI 89 B SI 89 1 SAFE B SL 84 X SI 90 3-1 1-H HR		X CU 74 0-0 ② F8		C SL 82 C SL 82 B FF 94 F FF 93 F FF 94 S SL 86 1-3 ③ K		B CU 69 X CU 69 1-0 ③ G1-3	5	1	1	2	0	1	2
6 Ryan Sweeney, L (1, 8) OBP: 0.331, SLG: 0.482		B SI 88 B SI 88 F SI 88 C SL 83 F SL 84 B SL 84 F SL 83 F SI 90 B SL 85 4-2 22 1B 21 1B BB	C CU 75 F SL 84 B SI 90 B CU 73 X SL 84 2-2 ② G4-3		B SI 88 C SL 83 1 SAFE B SI 88 X SI 88 2-1 ③ FC6 1-2f			B FF 94 F FF 95 X FF 95 1-1 ① G3-1		3	0	0	0	1	0	1
53 Welington Castillo, R (1, 2) OBP: 0.349, SLG: 0.397 7 J.C. Boscan, R (6, 2) OBP: 0.500, SLG: 0.500		C SI 90 X CH 81 0-1 ① F8	C CU 74 B SI 89 S CH 79 B CH 79 S SL 86 2-3 ③ K			B SI 88 B SI 88 C SI 88 F SI 88 B SI 88 F SI 88 F SI 88 F SI 88 X SI 88 3-2 ① G6-3		C FF 96 C FF 96 B FF 98 B SL 84 B FF 97 X FF 95 3-2 1B		3 1	0 0	0 1	0 0	0 0	1 0	1 0
21 Junior Lake, R (1, 7) OBP: 0.345, SLG: 0.458		X SL 85 0-0 1-2 22 1B 1B		C SI 90 C SI 90 B SI 91 F SL 83 B SI 90 B SI 91 S SI 91 3-3 ① K		B SI 88 S SI 88 F SI 88 X SL 79 1-2 22 E 22 1B 49 SH1-3 1B		S SL 82 S SL 84 S SL 83 0-3 ② K		4	1	2	0	0	2	1
22 Logan Watkins, L (1, 4) OBP: 0.281, SLG: 0.207		D CU 76 B SI 90 D CH 80 C SI 90 X SL 84 3-1 1-2 2-3 1B		B CU 75 C CU 74 S SI 90 X SI 91 1-2 49 SH3 1B		1 SAFE X SI 88 0-0 E1 49 SH1-3 1-3 1B		B FF 96 X FF 94 1-0 ③ F8		4	0	3	0	0	0	1
49 Jake Arrieta, R (1, 1) OBP: 0.154, SLG: 0.154 46 Pedro Strop, R (8, 1) 47 Brian Bogusevic, L (9, PH) OBP: 0.333, SLG: 0.496 63 Kevin Gregg, R (9, 1)		C SI 90 C SI 91 S SL 84 0-3 ② K		X SI 89 0-0 ② SH3 1-2		1 SAFE X SI 86 0-0 ② SH1-3 1-2 3-H			B CU 67 B CU 68 S SI 89 B SI 89 F SI 89 X SI 90 3-2 HR	1 0 1 0	0 0 1 0	0 0 1 0	1 0 1 0	0 0 0 0	1 0 0 0	3 0 0 0
Inning Stats	R: 1 E: 0 K: 1 S: 12 H: 1 LOB: 0 BB: 0 P: 18	R: 0 E: 0 K: 1 S: 17 H: 2 LOB: 3 BB: 1 P: 25	R: 2 E: 0 K: 1 S: 17 H: 2 LOB: 0 BB: 0 P: 29	R: 0 E: 0 K: 1 S: 10 H: 1 LOB: 1 BB: 0 P: 17	R: 0 E: 0 K: 0 S: 6 H: 1 LOB: 1 BB: 0 P: 11	R: 1 E: 1 K: 0 S: 15 H: 2 LOB: 1 BB: 0 P: 21	R: 0 E: 0 K: 1 S: 11 H: 0 LOB: 0 BB: 0 P: 14	R: 0 E: 0 K: 1 S: 9 H: 1 LOB: 1 BB: 0 P: 14	R: 1 E: 0 K: 0 S: 9 H: 3 LOB: 1 BB: 0 P: 14	1B: 9 2B: 1 3B: 0 HR: 3 SF: 0 SAC: 2 DP: 1 HBP: 0						

PITCHER		IP	WLS	BF	H	R	ER	SO	BB	IBB	HBP	BLK	WP	HR	S	P	ERA	WHIP
26 Kyle Lohse, R ERA: 3.51	(1, 1)	5.0	L	23	7	3	3	4	1	0	0	0	0	2	62	100	5.40	1.600
31 Burke Badenhop, R ERA: 3.48	(6, 1)	1.0		5	2	1	0	0	0	0	0	0	0	0	15	21	0.00	2.000
51 Michael Gonzalez, L ERA: 4.41	(7, 1)	1.0		3	0	0	0	1	0	0	0	0	0	0	11	14	0.00	0.000
45 Alfredo Figaro, R ERA: 4.39	(8, 1)	1.0		4	1	0	0	1	0	0	0	0	0	0	9	14	0.00	1.000
48 Donovan Hand, R ERA: 3.73	(9, 1)	1.0		5	3	1	1	0	0	0	0	0	0	1	9	14	9.00	3.000

PITCHER	IP	WLS	BF	H	R	ER	SO	BB	IBB	HBP	BLK	WP	HR	S	P	ERA	WHIP

TOP

Chicago Cubs @ Milwaukee Brewers

Miller Park, Milwaukee, WI

Thu Sep 19 2013, 1:12 PM - 4:01 PM CDT

Att. 21,625 - Partly Cloudy - 78 F

livebaseballscorecards.com

AB	37
R	5
H	13
RBI	5
BB	1
SO	6
LOB	15

WP: 0	PB: 0	SB: 0	CS: 0
PA: 40			

Batter	1	2	3	4	5	6	7	8	9	AB	R	H	RBI	BB	SO	LOB
7 Norichika Aoki, L (1, 9) OBP: 0.348, SLG: 0.356	C FF 92 B CU 78 F SI 93 B CU 81 B SI 92 B FF 94 4-2 2 G1-3 BB		F FF 94 F SL 89 F FF 94 B CU 79 X CH 85 1-2 ③ L7			X SI 92 0-0 ② G4-3		X SI 96 0-0 ② G6-3 2-3		3	0	0	0	1	0	1
2 Scooter Gennett, L (1, 4) OBP: 0.354, SLG: 0.492	B SI 94 1 SAFE B SI 94 F SI 94 X SI 94 2-1 ① G1-3 1-2			F FF 91 B SL 89 F SI 93 F CU 80 F FF 94 X CU 79 1-2 ① L9		B CU 78 F SI 93 F SI 92 F SL 90 F SI 94 B CU 79 B CU 78 X SI 94 3-2 ③ G1-3		D SI 97 X FF 97 1-0 ③ G4-3		4	0	0	0	0	0	2
27 Carlos Gómez, R (1, 8) OBP: 0.340, SLG: 0.501	F SI 93 S SI 93 X CU 81 0-2 ② L9			X SL 89 0-0 ② L8			F SI 92 X CU 83 0-1 HR		B FF 91 B FF 91 B FF 90 C FF 91 S FC 86 C FF 92 3-3 ① K	4	1	1	1	0	1	1
16 Aramis Ramirez, R (1, 5) OBP: 0.366, SLG: 0.439	X CU 80 0-0 ③ F9			C SI 92 C CU 78 X SI 93 0-2 1B			F SL 90 B CU 80 C SI 92 B SL 89 B CU 80 X SL 91 3-2 ① G6-3		B CU 79 C FF 92 B CU 78 X FF 92 2-1 ② L8	4	0	1	0	0	0	1
22 Logan Schafer, L (1, 7) OBP: 0.286, SLG: 0.335		B FF 92 F SI 93 C SI 93 B CH 87 X SL 91 2-2 ① G4-3		B SI 93 X SI 93 1-0 ③ F7			C SI 93 S CU 81 F CH 86 S SL 88 0-3 ② K		C FF 91 C FS 84 F FF 91 F FC 89 B FS 83 B FF 92 B FC 88 C FF 92 3-3 ③ K	4	0	0	0	0	2	1
14 Jeff Bianchi, R (1, 6) OBP: 0.278, SLG: 0.286		C FF 93 F SL 89 X FF 93 0-2 ② G3-1			C FF 92 S CU 79 S FF 93 0-3 ① K		X FF 93 0-0 2B			3	0	1	0	0	1	0
21 Juan Francisco, L (1, 3) OBP: 0.298, SLG: 0.432		B CU 82 B SL 92 S CH 88 B SL 92 F CH 86 S SL 88 3-3 ③ K			C CU 79 B CH 84 S CU 79 C FF 94 1-3 ② K		X CU 80 0-0 ③ G3-1			3	0	0	0	0	2	1
12 Martín Maldonado, R (1, 2) OBP: 0.241, SLG: 0.274			C SI 90 C SL 90 B FF 92 X SI 93 1-2 ① G1-3		C CU 79 X CU 79 0-1 ③ G1-3			C FF 97 S SL 84 S FF 95 0-3 ① K		3	0	0	0	0	1	0
26 Kyle Lohse, R (1, 1) OBP: 0.151, SLG: 0.135 31 Burke Badenhop, R (6, 1) 15 Caleb Gindl, L (6, PH) OBP: 0.350, SLG: 0.479 51 Michael Gonzalez, R (7, 1) 45 Alfredo Figaro, R (8, 1) OBP: 0.250, SLG: 0.250 11 Sean Halton, R (8, PH) OBP: 0.333, SLG: 0.456 48 Donovan Hand, R (9, 1) OBP: 0.167, SLG: 0.091			B FF 92 C FF 92 C SI 92 S FF 94 1-3 ② K			C SI 93 S CU 80 X CU 79 0-2 ① G1-3		C SI 97 S SL 85 F SL 85 B FF 97 B SI 96 X SL 84 2-2 7 G6-3 2B		1 0 1 0 0 1 0	0 0 0 0 0 0 0	0 0 0 0 0 1 0	0 0 0 0 0 0 0	0 0 0 0 0 0 0	1 0 0 0 0 0 0	0 0 0 0 0 0 0
Inning Stats	R: 0 E: 0 K: 0 S: 8 H: 0 LOB: 1 BB: 1 P: 14	R: 0 E: 0 K: 1 S: 9 H: 0 LOB: 0 BB: 0 P: 14	R: 0 E: 0 K: 1 S: 10 H: 0 LOB: 0 BB: 0 P: 13	R: 0 E: 0 K: 0 S: 10 H: 1 LOB: 1 BB: 0 P: 12	R: 0 E: 0 K: 2 S: 8 H: 0 LOB: 0 BB: 0 P: 9	R: 0 E: 0 K: 0 S: 9 H: 0 LOB: 0 BB: 0 P: 12	R: 1 E: 0 K: 1 S: 11 H: 2 LOB: 1 BB: 0 P: 14	R: 0 E: 0 K: 1 S: 9 H: 1 LOB: 1 BB: 0 P: 12	R: 0 E: 0 K: 2 S: 10 H: 0 LOB: 0 BB: 0 P: 18	1B: 1 2B: 2 3B: 0 HR: 1	SF: 0 SAC: 0 DP: 0 HBP: 0	WP: 0 PB: 0 SB: 0 CS: 0	PA: 32			

PITCHER		IP	WLS	BF	H	R	ER	SO	BB	IBB	HBP	BLK	WP	HR	S	P	ERA	WHIP
49 Jake Arrieta, R ERA: 5.06	(1, 1)	7.0	W	25	3	1	1	5	1	0	0	0	0	1	65	88	1.29	0.571
46 Pedro Strop, R ERA: 4.67	(8, 1)	1.0	H	4	1	0	0	1	0	0	0	0	0	0	9	12	0.00	1.000
63 Kevin Gregg, R ERA: 2.9	(9, 1)	1.0		3	0	0	0	2	0	0	0	0	0	0	10	18	0.00	0.000

PITCHER	IP	WLS	BF	H	R	ER	SO	BB	IBB	HBP	BLK	WP	HR	S	P	ERA	WHIP

BOTTOM

Chicago Cubs @ Milwaukee Brewers

Miller Park, Milwaukee, WI

Thu Sep 19 2013, 1:12 PM - 4:01 PM CDT

Att. 21,625 - Partly Cloudy - 78 F

livebaseballscorecards.com

AB	31
R	1
H	4
RBI	1
BB	1
SO	8
LOB	7

Batter	1	2	3	4	5	6	7	8	9	10	AB	R	H	RBI	BB	SO	LOB
13 Matt Carpenter, L (1, 4) OBP: 0.395, SLG: 0.486	C SI 91 B SI 92 B SI 92 B SI 94 C SI 93 B SI 93 4-2 3 G6-3 7 1B BB		C SI 93 C CU 80 B SI 94 B SI 95 F SI 95 X SI 95 2-2 3 G6-4-3 1B		B CU 77 B SI 94 C SI 93 X SI 92 2-1 ① F7		B FF 94 F FF 93 B SL 85 X FF 93 2-1 3 2B 2B	F FF 85 C SL 81 S FF 96 0-3 ② K		C FF 93 1 SAFE B FF 93 B CU 76 B SI 91 X SI 93 3-1 3 SF9 1-3 2B	5	2	3	0	1	1	3
3 Carlos Beltrán, S (1, 9) OBP: 0.337, SLG: 0.492	B SI 93 1 SAFE 1 SAFE X SI 93 1-0 ① G6-3 1-2		B SI 94 B SI 95 1 SAFE X SI 94 2-0 ①② G6-4-3 1-2f		B CU 79 B SI 94 B SI 94 C SI 93 B SI 93 4-1 7 1B 1-2 BB		F FF 94 X CH 83 0-1 1B 2-H 2B	B FF 96 S S FF 98 S FF 98 1-3 ③ K		B FF 94 B FF 94 X SI 92 2-0 ① SF9 2-3 3-H	4	1	1	2	1	1	4
7 Matt Holliday, R (1, 7) OBP: 0.382, SLG: 0.479	B SI 93 B SI 94 C SI 92 X SI 94 2-1 ② 2-H 1B		B SI 97 C SI 95 F SI 96 B CU 82 B CU 82 X SI 96 3-2 FC5-6 1B		F CU 80 X SI 94 0-1 BB 1-3 2-H 1B		S SI 94 F SI 94 B SI 93 B SI 95 S SI 93 2-3 ② K		B SL 86 B FF 94 B FF 96 B FF 95 4-0 HR BB	F FF 95 B FF 95 X FF 94 1-1 ② P4	5	1	3	2	1	1	2
Matt Adams, L (1, 3) OBP: 0.336, SLG: 0.496	B CU 80 S CU 80 B SI 94 X SI 94 2-1 1B		C CU 81 F FF 95 F CU 83 D CU 83 B SI 95 F SI 96 1 SAFE X CH 85 2-2 ③ FC5-6 1-2f		C SI 93 B SI 95 F CH 86 B SI 94 B CH 86 B SI 94 4-2 4 G6-4-3 1-2 BB		C FF 94 B FF 93 F SI 92 X FF 95 2-2 4 1B 2-H 1B		1 SAFE B FF 96 B SI 97 F FF 96 X FF 97 2-1 1-H HR	C CU 77 F FF 95 X SL 83 0-2 ③ P5	5	1	3	3	1	0	2
4 Yadier Molina, R (1, 2) OBP: 0.354, SLG: 0.475	C SI 95 C CU 81 X SI 94 0-2 ③ L5			C CU 79 C SI 94 B SI 94 X SI 94 1-2 23 G6-4-3 19 WP 1B	B SI 95 B SI 95 X SI 95 2-0 ②③ G6-4-3 1-2f		F SI 93 X FF 93 0-1 1-2 1B		B CU 68 C SL 83 F SI 89 F SI 84 F SI 90 B SL 84 B CU 68 F SI 88 F SI 89 3-2 ① X SI 89 G6-3		5	0	2	0	0	0	4
19 Jon Jay, L (1, 8) OBP: 0.346, SLG: 0.366		C CU 79 B CU 79 S SI 94 X SI 95 1-2 ① 1B		C SI 94 B CH 85 F SI 94 B FF 94 F SI 93 1 SAFE B SI 94 B SI 93 4-2 23 G6-4-3 1-2 BB		C SL 84 B FS 85 F SL 83 B FS 86 S SL 83 2-3 ① K	F SI 92 X CH 88 0-1 ③ L7		C CU 66 B SI 89 X SI 88 1-1 ② G5-3	4	0	1	0	1	1	2
23 David Freese, R (1, 5) OBP: 0.343, SLG: 0.382 38 Pete Kozma, R (8, PR) OBP: 0.274, SLG: 0.273 (8, 6)		B SI 94 B SI 95 C SI 94 F SI 95 B SI 97 F SI 94 S SI 96 3-3 ② K	B SI 95 X SI 94 1-0 ①② G6-4-3 1-2f 2-3		S SL 83 F SL 82 X SI 89 0-2 ② G6-3		B SI 90 C SI 91 X SI 91 1-1 56 1B 33 SH2-3 1B	C SI 89 B SL 84 B SL 80 X SI 89 2-1 1B		4 1	0 0	1 1	0 0	0 0	1 0	2 0
33 Daniel Descalso, L (1, 6) OBP: 0.287, SLG: 0.360 (8, 5)		B FF 95 B SI 95 B SI 94 B SI 94 4-0 BB	B CU 80 F SI 94 B SI 93 X CH 84 2-1 ③ L9		C SL 84 X SI 88 0-1 ③ P2		X SI 92 0-0 ① SH2-3 1-2	1 SAFE B SL 81 B SI 88 D SI 88 C SI 89 F SL 82 S SL 81 3-3 ③ K		3	0	0	0	1	1	2
40 Shelby Miller, R (1, 1) (NW, 1 PO, 5-0, 5 GF) 43 Shane Robinson, R (7, PH) (NW, 1 PO, 5-0, 5 GF) 71 Sam Freeman, R (7, 1) 43 Seth Maness, R (7, 1) 56 Adron Chambers, L (8, PH) (NW, 0 GB, 5-0, 5 FLY) 26 Trevor Rosenthal, R (8, 1) 44 Edward Mujica, R (8, 1) 34 John Axford, R (8, 1) 16 Kolten Wong, L (10, PH) 44 Carlos Martinez, R (10, 1)		C SI 95 B SI 94 X SI 94 1-1 ③ G4-3			H SI 91 1-0 3 BB 7 1B HBP		C FF 91 B FF 93 X CH 84 1-1 ① F7	C SI 92 D CH 88 B FF 93 F SI 94 B SI 93 X SI 93 3-2 2-3 1B		C FF 95 S FF 94 F FF 95 B FF 95 B SL 84 F FF 94 F SL 82 B FF 96 F FF 94 4-2 F FF 95 B FF 94 13 2B 3 SF9 BB	1 1 0 0 0 1 0 0 0 0 0	1 1 0 0 0 0 0 0 0 0 0	0 0 0 0 1 0 0 0 0 1 0	0 0 0 0 0 0 0 0 0 0 0	0 0 0 0 0 0 0 0 0 0 0	0 0 0 0 0 0 0 0 0 0 0	1 0 0 0 0 0 0 0 0 0 0
Inning Stats	R: 1 E: 0 K: 0 S: 10 H: 2 LOB: 1 BB: 1 P: 19	R: 0 E: 0 K: 1 S: 9 H: 1 LOB: 1 BB: 1 P: 18	R: 0 E: 0 K: 0 S: 13 H: 2 LOB: 1 BB: 0 P: 22	R: 0 E: 0 K: 0 S: 9 H: 1 LOB: 1 BB: 1 P: 17	R: 1 E: 0 K: 0 S: 8 H: 1 LOB: 2 BB: 2 P: 21	R: 0 E: 0 K: 1 S: 8 H: 0 LOB: 0 BB: 0 P: 10	R: 2 E: 0 K: 1 S: 16 H: 4 LOB: 2 BB: 0 P: 23	R: 0 E: 0 K: 2 S: 13 H: 2 LOB: 2 BB: 0 P: 18	R: 2 E: 0 K: 1 S: 16 H: 2 LOB: 1 BB: 1 P: 31	R: 1 E: 0 K: 0 S: 16 H: 1 LOB: 1 BB: 1 P: 26	1B: 12 2B: 3 3B: 0 HR: 1 SF: 1 SAC: 1 DP: 3 HBP: 1	WP: 1 PB: 0 SB: 0 CS: 0 PA: 49					

PITCHER		IP	WLS	BF	H	R	ER	SO	BB	IBB	HBP	BLK	WP	HR	S	P	ERA	WHIP
40 Johnny Hellweg, R ERA: 7.43	(1, 1)	5.0		23	7	2	2	1	5	0	1	0	1	0	49	97	3.60	2.400
47 Rob Wooten, R ERA: 2.63	(6, 1)	1.0	H	3	0	0	0	1	0	0	0	0	0	0	8	10	0.00	0.000
51 Michael Gonzalez, L ERA: 4.74	(7, 1)	0.1	H	3	2	2	2	0	0	0	0	0	0	0	6	9	54.00	6.000
53 Brandon Kintzler, R ERA: 2.88	(7, 1)	1.0	B	7	4	0	0	1	0	0	0	0	0	0	17	25	0.00	4.000
29 Jim Henderson, R ERA: 2.53	(8, 1)	0.2		4	1	2	2	2	1	0	0	0	0	1	8	15	27.00	3.000

PITCHER		IP	WLS	BF	H	R	ER	SO	BB	IBB	HBP	BLK	WP	HR	S	P	ERA	WHIP
48 Donovan Hand, R ERA: 3.68	(9, 1)	1.0		4	1	0	0	1	0	0	0	0	0	0	14	23	0.00	1.000
54 Michael Blazek, R ERA: 6.46	(10, 1)	1.0	L	5	1	1	1	0	1	0	0	0	0	0	16	26	9.00	2.000

TOP

St. Louis Cardinals @ Milwaukee Brewers

Miller Park, Milwaukee, WI

Fri Sep 20 2013, 7:11 PM - 11:07 PM CDT

Att. 37,148 - Cloudy - 66 F

livebaseballscorecards.com

AB	39
R	7
H	16
RBI	7
BB	7
SO	6
LOB	22

Batter	1	2	3	4	5	6	7	8	9	10	AB	R	H	RBI	BB	SO	LOB
7 Norichika Aoki, L (1, 9) OBP: 0.354, SLG: 0.361	B SI 92 X FF 92 1-0 20 1B 16 HR 1B		B FF 92 F FC 87 B CU 75 F FC 84 X CU 75 2-2 1B		B CU 76 C CH 84 F FF 93 B CH 84 B CH 84 B CH 85 4-2 20 FC4-6 2 1B 16 SF9 BB		B FF 94 C CU 79 X FF 95 1-1 2 SH5-3 16 1B 1B		C FF 90 D FS 85 B FF 90 F FS 85 X FS 86 2-2 20 BB 22 1B 16 1B 2-3 1B		4	3	4	0	1	0	0
2 Scooter Gennett, L (1, 4) 29 Jim Henderson, L (8, 1) 48 Donovan Hand, R (9, 1) OBP: 0.167, SLG: 0.091 22 Logan Schafer, L (9, PH) OBP: 0.288, SLG: 0.337 54 Michael Blazek, R (10, 1)	C FF 92 F FF 92 B CU 75 X CU 76 1-2 ① L8		B FF 92 B FF 93 F FF 93 S CH 84 1 SAFE F CH 82 X FF 93 2-2 ① F8		F FF 93 F FF 93 B CH 84 1 SAFE X CH 84 1-2 20 FC4-6 1-2 1B		X FF 95 0-0 ① SH5-3 1-2		D FS 86 C FS 85 B FS 84 B FS 84 C FS 84 X FS 85 3-2 16 1B 20 BB 27 G5-2-3 1-2 3-H 1B		3 0 0 1 0	0 0 0 0 0	1 0 0 1 0	0 0 0 1 0	0 0 0 1 0	0 0 0 0 0	2 0 0 0 0
20 Jonathan Lucroy, R (1, 2) OBP: 0.336, SLG: 0.452	F FF 93 C FC 87 B FF 95 1 SAFE F FC 87 1 SAFE X FF 92 1-2 16 HR 1B		X FC 88 0-0 ② F9		B FF 93 B FF 92 C FF 95 X FF 94 2-1 ① FC4-6 1-2f 2-3		C SI 89 X SI 89 0-1 ② G6-3		B SL 84 B FS 89 B SI 91 B FF 91 4-0 16 1B 1-2 2-3 BB		4	1	1	0	1	0	4
16 Aramis Ramirez, R (1, 5) OBP: 0.369, SLG: 0.453	F FF 92 X CU 78 0-1 1-H 2-H HR		F FF 93 X FC 87 0-1 ③ F8		C FF 94 X FF 95 0-1 ② SF9 3-H		B SI 90 C SI 90 B SI 90 X SI 90 2-1 ③ 2-H 1B		B FF 95 C FF 95 C FF 95 B FF 97 F FF 95 F FF 96 X FF 96 2-2 1-2 2-3 3-H 1B		4	1	3	5	0	0	1
27 Carlos Gómez, R (1, 8) OBP: 0.337, SLG: 0.496	X FF 94 0-0 ② F9			F FF 92 B FF 95 F FF 92 X FC 88 1-2 ① L7	S FF 94 B FF 93 B FF 95 X FF 94 2-1 ③ F8			S FF 96 L FF 96 F CH 87 B FF 98 S FF 97 1-3 ① K	F FF 95 X CU 78 0-1 ② ③ G5-2-3 3-Hf		5	0	0	0	0	1	4
15 Caleb Gindl, L (1, 7) OBP: 0.345, SLG: 0.463	C FF 91 C FF 94 X FC 88 0-2 ③ F9			B FF 92 S FF 93 B CH 84 B CH 85 F FF 92 F FF 93 S CH 86 3-3 ② K		B FF 90 F CH 84 S FF 93 B FF 92 B CH 83 B SI 90 4-2 11 SH1-3 BB		X FF 97 0-0 ② F7		B FF 98 B FF 98 C FF 98 X SI 96 2-1 ① G6-3		4	0	0	0	1	1	0
11 Sean Halton, R (1, 3) OBP: 0.330, SLG: 0.446		B FF 94 C FF 93 C FF 92 B FC 86 X FC 85 2-2 ① G3		B FF 93 F FF 92 S FF 93 X FC 86 1-2 14 1B 1B		L FF 92 B FF 93 X FF 92 1-1 ① SH1-3 1-2		C FF 96 S FF 96 S FF 98 0-3 ③ K		S SI 98 F FF 95 B CU 82 S CU 83 1-3 ② K		4	0	1	0	0	2	0
14 Jeff Bianchi, R (1, 6) OBP: 0.281, SLG: 0.294		C FF 93 B FF 91 X FC 85 1-1 ② F8		X FF 93 0-0 1-2 1B		S FC 85 X FC 85 0-1 ② G5-3			C FF 90 F FF 89 B SL 84 X FS 84 1-2 7 1B 22 1B 2B	B SI 96 F FF 96 C SI 96 X SI 96 1-2 ③ G5-3	5	1	2	0	0	0	1
40 Johnny Hellweg, R (1, 1) 47 Rob Wooten, R (6, 1) 21 Juan Francisco, L (6, PH) OBP: 0.298, SLG: 0.430 51 Michael Gonzalez, R (7, 1) 53 Brandon Kintzler, R (7, 1) 3 Yuniesky Betancourt, R (8, 4) OBP: 0.236, SLG: 0.361		C FF 93 C FF 93 F FF 93 F FF 92 F FC 89 S FF 93 0-3 ③ K		B FF 93 S FF 93 S FF 94 F FF 94 S FF 92 1-3 ③ K		F FF 95 B FF 92 C FF 91 F FF 94 D CH 84 S FF 92 2-3 ③ K			C FF 91 B FF 91 B FF 91 X FF 90 2-1 ① G6-3		2 0 1 0 0 1	0 0 0 0 0 0	0 0 0 0 0 0	0 0 0 0 0 0	2 0 0 0 0 1	2 0 1 0 0 0	2 0 1 0 0 1
Inning Stats	R: 3 H: 3 E: 0 LOB: 0 K: 0 BB: 0 S: 14 P: 17	R: 0 H: 0 E: 0 LOB: 0 K: 1 BB: 0 S: 11 P: 14	R: 0 H: 1 E: 0 LOB: 1 K: 0 BB: 0 S: 10 P: 14	R: 0 H: 2 E: 0 LOB: 2 K: 2 BB: 0 S: 15 P: 21	R: 1 H: 1 E: 0 LOB: 1 K: 0 BB: 1 S: 11 P: 20	R: 0 H: 0 E: 0 LOB: 1 K: 1 BB: 1 S: 10 P: 17	R: 0 H: 2 E: 0 LOB: 2 K: 0 BB: 0 S: 7 P: 10	R: 0 H: 0 E: 0 LOB: 0 K: 2 BB: 0 S: 8 P: 9	R: 2 H: 4 E: 0 LOB: 2 K: 0 BB: 1 S: 18 P: 32	R: 0 H: 0 E: 0 LOB: 0 K: 1 BB: 0 S: 8 P: 12	1B: 11 2B: 1 3B: 0 HR: 1	SF: 1 SAC: 2 DP: 1 HBP: 0	WP: 0 PB: 0 SB: 0 CS: 0	PA: 44			

PITCHER		IP	WLS	BF	H	R	ER	SO	BB	IBB	HBP	BLK	WP	HR	S	P	ERA	WHIP
40 Shelby Miller, R ERA: 3.12	(1, 1)	6.0		27	7	4	4	4	2	0	0	0	0	1	71	103	6.00	1.500
71 Sam Freeman, L ERA: 2.53	(7, 1)	0.1		2	1	0	0	0	0	0	0	0	0	0	3	4	0.00	3.000
43 Seth Maness, R ERA: 2.29	(7, 1)	0.2		2	1	0	0	0	0	0	0	0	0	0	4	6	0.00	1.500
26 Trevor Rosenthal, R ERA: 2.74	(8, 1)	1.0		3	0	0	0	2	0	0	0	0	0	0	8	9	0.00	0.000
44 Edward Mujica, R ERA: 2.53	(9, 1)	0.1	H	5	3	2	2	0	1	0	0	0	0	0	11	23	54.00	12.000

PITCHER		IP	WLS	BF	H	R	ER	SO	BB	IBB	HBP	BLK	WP	HR	S	P	ERA	WHIP
34 John Axford, R ERA: 4.14	(9, 1)	0.2	W	2	1	0	0	0	0	0	0	0	0	0	7	9	0.00	1.500
44 Carlos Martinez, R ERA: 5.76	(10, 1)	1.0	S	3	0	0	0	1	0	0	0	0	0	0	8	12	0.00	0.000

BOTTOM

St. Louis Cardinals @ Milwaukee Brewers

Miller Park, Milwaukee, WI

Fri Sep 20 2013, 7:11 PM - 11:07 PM CDT

Att. 37,148 - Cloudy - 66 F

livebaseballscorecards.com

AB	38
R	6
H	13
RBI	6
BB	3
SO	7
LOB	16

Batter	1	2	3	4	5	6	7	8	9	AB	R	H	RBI	BB	SO	LOB
13 Matt Carpenter, L (1, 4) OBP: 0.393, SLG: 0.485	B FF 90 X FF 89 1-0 G3	B CU 78 C CU 78 D SL 86 C FF 92 D SL 86 F SL 86 X FF 91 3-2 F7			B CU 79 C FF 91 C FF 91 B CU 79 F SL 84 X FF 91 2-2 2B			C SI 89 C SL 85 B SI 88 C SL 84 1-3 K	B FF 93 F FF 94 F FF 96 X CH 87 1-2 G6-3	5	0	1	0	0	1	1
3 Carlos Beltrán, S (1, 9) OBP: 0.337, SLG: 0.491	C FF 90 C FF 91 B FF 90 X CU 78 1-2 G4-3		B CU 77 C SI 91 X SI 91 1-1 L8		B CU 78 F CU 78 F FF 91 B CU 79 X FF 92 2-2 F9			X SL 84 0-0 1B 7 1B 4 BB 1B	B FF 96 B SL 83 B SI 96 B FF 96 4-0 7 G6-4-3 BB	4	1	1	0	1	0	1
7 Matt Holliday, R (1, 7) OBP: 0.382, SLG: 0.479	F FF 91 B FF 91 S FF 91 B FF 91 X FF 92 2-2 HR 1B		B CU 78 B FF 91 S CU 79 C FF 92 X FF 92 2-2 L8			B FF 90 F CU 79 B CU 79 F FF 91 S FF 92 2-3 K		C CU 74 B SI 88 1 SAFE B SI 87 F SL 82 F FS 84 F SI 88 X SL 83 2-2 4 BB 23 1B 1-2 1B	S FF 96 F SL 83 B FF 94 X FF 96 1-2 1-2f G6-4-3	5	2	2	0	0	1	1
Matt Adams, L (1, 3) OBP: 0.338, SLG: 0.507	C CU 78 B FF 91 C FF 91 1 SAFE 1 SAFE X CU 79 1-2 1-H HR		B CU 79 B SL 86 F SL 86 C FF 92 F SL 85 S FF 92 2-3 K			B SL 87 B FF 91 X SL 85 2-0 P6		C SL 84 B FS 83 X SL 84 1-1 4 BB 23 1B 1-2 2-3 1B		4	2	2	2	0	1	0
4 Yadier Molina, R (1, 2) OBP: 0.355, SLG: 0.473	S CU 79 B FF 92 B CU 79 B SL 86 B FF 91 4-1 BB			F SL 85 C CU 78 B CU 79 B FF 91 F CU 78 S FF 91 2-3 K		F SL 89 F FF 92 X FF 92 0-2 L9		F SI 88 S SL 84 F SI 89 B SL 84 F FS 86 B SI 90 B SL 84 F SL 82 B SL 84 4-2 23 1B 33 2B 1-2 2-3 3-H BB		2	1	0	1	2	1	0
19 Jon Jay, L (1, 8) OBP: 0.346, SLG: 0.365	C FF 91 B FF 91 B SL 86 X FF 91 2-1 G4-3			B FF 91 X SL 85 1-0 G4-3			C SL 85 X CU 78 0-1 E4 23 S 1B	F SL 83 B SI 87 B FS 84 F SL 83 F SL 84 S SL 84 2-3 K		4	0	1	0	0	1	4
23 David Freese, R (1, 5) OBP: 0.342, SLG: 0.381 38 Pete Kozma, R (8, PR) OBP: 0.274, SLG: 0.273 (8, 6)		C FF 90 B CU 78 S CU 78 S CU 78 1-3 K		X FF 91 0-0 L8			F CU 77 B CU 78 D SI 90 C CU 78 S CU 78 2-3 K 2-3	B SL 83 C FF 88 X CU 74 1-1 33 2B 1-3 2-H 3-H 1B		4 0	0 1	1 0	2 0	0 0	2 0	1 0
33 Daniel Descalso, L (1, 6) OBP: 0.290, SLG: 0.363 (8, 5)		B FF 90 B FF 90 B FF 90 B FF 90 4-0 31 SH3 BB	B CU 77 C CU 78 B FF 90 S SL 86 X SL 85 2-2 L7				B CU 78 B SL 85 F SL 85 F FF 90 B CU 80 S SL 84 3-3 K	B SL 79 S FF 94 F SI 96 B SL 83 F FF 96 X SL 82 2-2 2-H 3-H 2B		3	0	1	2	1	1	1
31 Lance Lynn, S (1, 1) OBP: 0.145, SLG: 0.078 36 Randy Choate, L (7, 1) 56 Adron Chambers, L (8, PH) OBP: 0.227, SLG: 0.200 43 Seth Maness, R (8, 1) OBP: 0.200, SLG: 0.200 46 Kevin Siegrist, L (9, 1)		B FF 90 X FF 89 1-0 SH3 1-2			C FF 90 X SL 84 0-1 G1-5-3		C CU 79 B FF 92 B FF 92 F FF 92 S CU 80 2-3 K	X FF 97 0-0 L9		2 0 1 0 0	0 0 0 0 0	0 0 0 0 0	0 0 0 0 0	0 0 0 0 0	1 0 0 0 0	1 0 1 0 0

| Inning Stats | | | |

Batter	1	2	3	4	5	6	7	8	9	AB	R	H	RBI	BB	SO	LOB
7 Norichika Aoki, L (1, 9) OBP: 0.354, SLG: 0.361	B FF 91 C FF 93 F FF 92 X FF 94 1-2 ① L8	B SI 93 C FF 94 B SI 93 B CH 86 X FF 94 3-1 ③ F7			X SI 91 0-0 20 BB 1B		B SI 85 F SI 84 B SI 84 S SI 84 X SI 84 2-2 ② G5-3 1-2		C FF 95 B CU 81 X CU 79 1-1 1B	5	0	2	0	0	0	2
2 Scooter Gennett, L (1, 4) OBP: 0.355, SLG: 0.492	C FF 94 F FF 92 X CU 80 0-2 20 1B 18 G5-3 2B		B FF 92 F SI 91 X SI 93 1-1 20 S 1B		1 SAFE X FF 93 0-0 ② F9		L SI 85 B SI 86 X SI 86 1-1 ③ G4-3		X FF 95 0-0 ③ F7	5	1	2	0	0	0	3
20 Jonathan Lucroy, R (1, 2) OBP: 0.339, SLG: 0.455	D SI 92 B FF 92 C FF 93 X FF 92 2-1 18 G5-3 27 BB 2-3 1B		B SI 91 S SI 94 X SL 88 1-1 ① G5-3 1-2		B SI 92 B SI 92 F SI 93 B FF 93 B FF 93 4-1 1-2 BB			C FF 89 F SI 88 B FF 90 B CH 84 B FF 91 X SI 90 3-2 18 2B 2B		3	1	2	0	1	0	1
27 Carlos Gómez, R (1, 8) OBP: 0.336, SLG: 0.493	B SI 93 B FF 94 F FF 94 F FF 94 B SL 88 D SL 88 4-2 18 G5-3 1-2 BB		F FF 93 F FF 95 S FF 95 0-3 ② K		B FF 95 B SI 92 F FF 94 S FF 95 B FF 95 X FF 94 3-2 ③ P3			F SI 91 B SI 90 S SI 90 S SI 91 1-3 ① K		3	0	0	0	1	2	4
18 Khris Davis, R (1, 7) OBP: 0.358, SLG: 0.612	B SI 93 S SI 93 X SI 93 1-1 ② G5-3 1-2 2-3 3-H		B SI 93 F FF 94 B SI 92 C FF 95 B FF 96 S SL 88 3-3 ③ K			F SL 84 C FF 92 B FF 93 X SI 91 1-2 ① G5-3		C SI 90 X SI 91 0-1 14 F8 2-H 2B		4	0	1	2	0	1	3
14 Jeff Bianchi, R (1, 6) OBP: 0.276, SLG: 0.288	C FF 94 B SL 86 F SI 92 C FF 95 1-3 ③ K		B FF 93 F FF 92 S FF 93 S SL 88 1-3 ① K			F FF 94 F SI 92 B FF 94 F FF 93 X FF 95 1-2 ② F9		S SI 90 B SI 90 F FF 90 D CH 84 F SI 90 X SI 91 2-2 ② F8 2-3		4	0	0	0	0	2	3
11 Sean Halton, R (1, 3) OBP: 0.316, SLG: 0.425		C FF 91 S FF 91 X FF 93 0-2 ① G4-3	S SI 93 S FF 94 B FF 95 B SL 90 F FF 94 F SI 93 B SL 90 X FF 95 3-2 ② G6-3			F FF 94 F SI 94 B SI 92 S SI 93 1-3 ③ K		F SI 90 X FF 90 0-1 ③ G5-3		4	0	0	0	0	1	1
3 Yuniesky Betancourt, R (1, 5) OBP: 0.236, SLG: 0.358		B FF 92 S FF 93 B SI 92 F FF 92 F FF 94 B SI 93 B FF 93 4-2 49 SH1-4 BB	S FF 95 F FF 95 B FF 95 B SL 89 S FF 95 2-3 ③ K				B FF 91 X FF 93 1-0 ① F9		B SI 89 X FF 90 1-0 ① G4-3	3	0	0	0	1	1	0
49 Yovani Gallardo, R (1, 1) OBP: 0.218, SLG: 0.364 15 Caleb Gindl, L (7, PH) OBP: 0.350, SLG: 0.463 47 Rob Wooten, R (8, 1) 45 Alfredo Figaro, R (8, 1) OBP: 0.250, SLG: 0.250 21 Juan Francisco, L (9, PH) OBP: 0.298, SLG: 0.430 12 Martin Maldonado, R (9, PH) OBP: 0.240, SLG: 0.273		X FF 93 0-0 ② SH1-4 1-2			S FF 93 C FF 92 S FF 93 0-3 ① K		B SI 91 C FF 92 B SI 92 F FF 93 B SI 94 B FF 94 4-2 7 G5-3 BB		S FF 95 B FF 96 C FF 95 X FF 96 1-2 ② P4	1 0 0 0 0 1 0 0 0 0 0 1 0 0 0 0 0 0 0 0 0 0 0 0 0 0 0 0 0 0 0 0 0 0 0 1 0 0 0 0 0 0						
Inning Stats	R: 1 E: 0 K: 1 S: 15 H: 2 LOB: 2 BB: 1 P: 24	R: 0 E: 0 K: 0 S: 9 H: 0 LOB: 1 BB: 1 P: 16	R: 0 E: 0 K: 2 S: 10 H: 1 LOB: 1 BB: 0 P: 15	R: 0 E: 0 K: 2 S: 11 H: 0 LOB: 0 BB: 0 P: 17	R: 0 E: 0 K: 1 S: 9 H: 1 LOB: 2 BB: 1 P: 16	R: 0 E: 0 K: 1 S: 10 H: 0 LOB: 0 BB: 0 P: 13	R: 0 E: 0 K: 0 S: 8 H: 0 LOB: 1 BB: 1 P: 16	R: 1 E: 0 K: 1 S: 14 H: 2 LOB: 1 BB: 0 P: 20	R: 0 E: 0 K: 0 S: 7 H: 1 LOB: 1 BB: 0 P: 10	1B: 4 2B: 3 3B: 0 HR: 0 SF: 0 SAC: 1 DP: 0 HBP: 0						

BOTTOM

St. Louis Cardinals @ Milwaukee Brewers

Miller Park, Milwaukee, WI

Sat Sep 21 2013, 6:11 PM - 9:23 PM CDT

Att. 35,008 - Roof Closed - 68 F

livebaseballscorecards.com

AB	33
R	2
H	7
RBI	2
BB	4
SO	8
LOB	17

PITCHER		IP	WLS	BF	H	R	ER	SO	BB	IBB	HBP	BLK	WP	HR	S	P	ERA	WHIP
31 Lance Lynn, R ERA: 4.09	(1, 1)	6.1	W	27	4	1	1	7	4	0	0	0	0	0	67	109	1.42	1.263
36 Randy Choate, L ERA: 2.36	(7, 1)	0.2	H	2	0	0	0	0	0	0	0	0	0	0	5	8	0.00	0.000
43 Seth Maness, R ERA: 2.39	(8, 1)	1.1		6	2	1	1	1	0	0	0	0	0	0	15	22	6.75	1.500
46 Kevin Siegrist, L ERA: 0.48	(9, 1)	0.2		3	1	0	0	0	0	0	0	0	0	0	6	8	0.00	1.500

PITCHER	IP	WLS	BF	H	R	ER	SO	BB	IBB	HBP	BLK	WP	HR	S	P	ERA	WHIP

Batter	1	2	3	4	5	6	7	8	9	AB	R	H	RBI	BB	SO	LOB
13 Matt Carpenter, L (1, 4) OBP: 0.396, SLG: 0.491	C FF 93 F SI 96 B FF 97 B SL 88 B SI 98 F SI 96 F FF 97 B FF 98 4-2 3 G3-6-1 BB		B FF 94 X FF 93 1-0 HR		B FF 93 B SI 95 B FF 94 B FF 93 4-0 3 BB 19 1B BB	C CU 68 B CU 67 D SI 89 B CU 68 S SL 81 S CU 68 3-3 ③ K			F FF 94 B FF 94 F FF 95 X FF 96 1-2 19 1B 3 1B 1B	3	2	2	1	2	1	1
19 Jon Jay, L (1, 8) OBP: 0.346, SLG: 0.366	C FF 96 F SI 97 F FF 97 S SL 90 0-3 ① K		B SL 84 C SI 96 B SI 96 X FF 96 2-1 ② L6		C SL 84 B CH 84 B SI 95 B FF 95 X SI 95 3-1 1-2 3 BB 1B		X CU 67 0-0 ① G4-3		C FF 94 B SL 85 X FF 94 1-1 1-2 3 1B 1B	5	0	2	0	0	1	1
3 Carlos Beltrán, S (1, 9) OBP: 0.340, SLG: 0.490	1 SAFE X SL 87 0-0 ②③ G3-6-1 1-2f		B SI 96 B SI 97 B FF 96 B FF 94 4-0 BB		B SL 83 B SI 95 C SL 82 B SL 82 F SI 94 B SL 84 4-2 1-2 2-3 BB		C SI 88 F CU 67 S FF 89 0-3 ② K		S SL 88 C SL 86 X SL 85 0-2 1-2 2-H 1B	3	0	1	1	2	1	1
Matt Adams, L (1, 3) OBP: 0.332, SLG: 0.498		C FF 95 B FF 96 C SI 96 S SL 88 1-3 ① K	B SL 84 B SI 96 X SI 94 2-0 ③ F8		B SI 95 X FF 95 1-0 ③ G4-3		B CU 68 C SL 80 F SL 83 B CU 69 B SI 90 S CU 68 3-3 ③ K		B FF 97 B FF 96 C FF 97 S FF 97 C FF 98 2-3 ③ K	5	0	0	0	0	3	6
4 Yadier Molina, R (1, 2) OBP: 0.356, SLG: 0.472		F FF 97 B SI 96 C SL 86 F FF 98 F FF 97 B SL 88 B SL 87 B FF 97 4-2 23 WP BB		B FF 94 X FF 95 1-0 ① F8		B SL 82 B FF 94 C FF 92 X FF 94 2-1 33 1B 23 1B 43 SF9 1B		C SL 84 B SI 92 C SI 92 B SL 84 B SI 94 F SI 94 F SI 93 S SL 85 3-3 ① K		3	1	1	0	1	1	0
23 David Freese, R (1, 5) OBP: 0.343, SLG: 0.381		B FF 95 S SI 97 S SI 96 H SI 96 2-2 1-2 HBP		X FF 94 0-0 ② F9		X SI 92 0-0 43 SF9 33 1B 58 SF9 1-2 1B		B SI 92 B SI 91 C SI 93 X SI 93 2-1 ② G4-3		3	1	1	0	0	0	0
33 Daniel Descalso, L (1, 6) OBP: 0.289, SLG: 0.362		B FF 95 B FF 96 X FF 94 2-0 ② L8		C FF 93 X SI 95 0-1 ③ G4-3		B SL 83 F FF 94 X FF 95 1-1 58 SF9 43 SF9 1-2 2-3 1B		C SI 92 F SL 85 B SL 85 B SI 94 B SI 93 X SI 93 3-2 ③ F8		4	0	1	0	0	0	2
43 Shane Robinson, R (1, 7) OBP: 0.353, SLG: 0.326		F FF 96 F FF 97 X SL 89 0-2 ③ L3			B FF 94 X FF 94 1-0 ① P4	C SL 81 B SL 82 X SI 88 1-1 ① SF9 1-2 2-3 3-H			B FF 92 B FF 95 C FF 94 B FF 95 C FF 94 F FF 96 X FF 96 3-2 ① G1-3	3	0	0	1	0	0	2
58 Joe Kelly, R (1, 1) OBP: 0.152, SLG: 0.129 34 John Axford, R (8, 1) 56 Adron Chambers, L (9, PH) OBP: 0.217, SLG: 0.190			B FF 92 B FF 93 C FF 93 X FF 93 2-1 ① F9		B FF 94 C FF 93 C SI 94 C SL 84 1-3 ② K	C SI 89 X SI 89 0-1 ② SF9 2-3 3-H			B FF 94 C FF 95 B FF 93 S FF 96 S FF 95 2-3 ② K	2 0 1	0 0 0	0 0 0	1 0 0	0 0 0	1 0 1	0 0 0
Inning Stats	R: 0 E: 0 K: 1 S: 9 H: 0 LOB: 0 BB: 1 P: 13	R: 0 E: 0 K: 1 S: 13 H: 0 LOB: 2 BB: 1 P: 22	R: 1 E: 0 K: 0 S: 6 H: 1 LOB: 1 BB: 1 P: 17	R: 0 E: 0 K: 0 S: 4 H: 0 LOB: 0 BB: 0 P: 5	R: 0 E: 0 K: 1 S: 9 H: 1 LOB: 3 BB: 2 P: 23	R: 2 E: 0 K: 1 S: 12 H: 3 LOB: 1 BB: 0 P: 19	R: 0 E: 0 K: 2 S: 7 H: 0 LOB: 0 BB: 0 P: 10	R: 0 E: 0 K: 1 S: 10 H: 0 LOB: 0 BB: 0 P: 18	R: 1 E: 0 K: 2 S: 18 H: 3 LOB: 2 BB: 0 P: 27	1B: 7 2B: 0 3B: 0 HR: 1 SF: 2 SAC: 0 DP: 1 HBP: 1						

TOP

St. Louis Cardinals @ Milwaukee Brewers

Miller Park, Milwaukee, WI

Sun Sep 22 2013, 7:10 PM - 10:08 PM CDT

Att. 27,389 - Roof Closed - 67 F

livebaseballscorecards.com

AB	32
R	4
H	8
RBI	4
BB	5
SO	9
LOB	13

PITCHER		IP	WLS	BF	H	R	ER	SO	BB	IBB	HBP	BLK	WP	HR	S	P	ERA	WHIP	PITCHER	IP	WLS	BF	H	R	ER	SO	BB	IBB	HBP	BLK	WP	HR	S	P	ERA	WHIP
60 Wily Peralta, R ERA: 4.37	(1, 1)	5.0	W	25	5	3	3	3	5	0	1	0	1	1	46	88	5.40	2.000																	
48 Donovan Hand, R ERA: 3.56	(6, 1)	2.0	H	6	0	0	0	3	0	0	0	0	0	0	14	21	0.00	0.000																	
53 Brandon Kintzler, R ERA: 2.84	(8, 1)	1.0	H	3	0	0	0	1	0	0	0	0	0	0	10	18	0.00	0.000																	
29 Jim Henderson, R ERA: 2.64	(9, 1)	1.0	S	6	3	1	1	2	0	0	0	0	0	0	18	27	9.00	3.000																	

Batter	1	2	3	4	5	6	7	8	9	AB	R	H	RBI	BB	SO	LOB
7 Norichika Aoki, L (1, 9) OBP: 0.358, SLG: 0.365	B SI 93 B SI 94 X SI 94 2-0 20 2B 16 1B 1B	D SI 96 X SI 94 1-0 2 E 2-H 2B			B CH 84 B SI 94 F SI 94 B CH 86 F SI 95 B SI 94 4-2 20 FC6-4 2 1B BB		C SL 82 B CU 81 B CH 86 B CH 86 B SI 95 4-1 2 E BB			2	3	2	1	2	0	0
2 Scooter Gennett, L (1, 4) OBP: 0.358, SLG: 0.497	S SI 94 F CH 85 D CU 75 S CU 78 1-3 K ①	S CH 86 X CU 80 0-1 E1 2-H			C SI 95 X CH 86 0-1 20 FC6-4 1-2 1B		D CH 87 1 SAFE X SI 95 1-0 E2 20 SF7 1-H 2B			4	1	2	1	0	1	1
20 Jonathan Lucroy, R (1, 3) OBP: 0.338, SLG: 0.457 3 Yuniesky Betancourt, R (9, 3) OBP: 0.236, SLG: 0.358	1 SAFE C SI 93 F SI 94 X CU 77 0-2 16 1B 27 FC1-4 1-3 2B	C SI 95 X SI 94 0-1 L8 ③			X SI 96 0-0 FC6-4 16 G4-3 ① 1-2f 2-3		B SI 95 B SI 95 C SI 94 C SI 96 X SI 95 2-2 SF7 ② 3-H			3 0	1 0	1 0	1 0	0 0	0 0	3 0
16 Aramis Ramirez, R (1, 5) OBP: 0.368, SLG: 0.451	X SI 94 0-0 27 FC1-4 2-3 3-H 1B	X SI 95 0-0 G6-3 ①			B SI 97 F SI 96 F SI 96 D SL 82 X CH 84 2-2 G4-3 ② ③ 1-2f		X SL 86 0-0 G6-3 ③			4	0	1	1	0	0	2
27 Carlos Gómez, R (1, 8) OBP: 0.336, SLG: 0.495	C SI 96 S SI 96 X SI 96 0-2 FC1-4 22 S ② 1-2f 3-H	F SI 96 X SL 82 0-1 L5 ②			C SI 96 X SI 94 0-1 14 FC5-2-5-1 3B			B FF 96 S FF 97 X FF 94 1-1 F8 ①		4	0	1	1	0	0	1
22 Logan Schafer, L (1, 7) OBP: 0.284, SLG: 0.332	1 SAFE P PO 84 X SI 95 1-0 F8 ③ 1-2	C SI 95 C SI 94 B CU 79 X CH 86 1-2 F8 ③			D CH 88 B SI 96 F SI 96 S CH 84 C SI 97 2-3 K ①			X FF 94 0-0 F7 ②		4	0	0	0	0	1	2
14 Jeff Bianchi, R (1, 6) OBP: 0.276, SLG: 0.288		B SI 93 X SI 95 1-0 G6-3 ①		C SI 94 S SL 84 B CU 77 X CU 78 1-2 G6-3 ①		B SI 98 X SI 97 1-0 FC5-2-5-1 ② 3-H		C FF 96 B CU 79 S FF 96 B CU 80 X FF 96 2-2 1B		4	0	1	0	0	0	1
12 Martín Maldonado, R (1, 2) OBP: 0.235, SLG: 0.267		B SI 96 C SI 96 C SI 96 X SI 97 1-2 E5 60 SH1-4 7 2B		B SI 95 C SI 95 B SI 94 X SI 95 2-1 F9 ②		D SL 87 B SI 96 B SI 96 C SI 96 F SI 97 F SI 97 X SI 96 3-2 G6-3 ③		C FF 96 1 SAFE B FF 96 F FF 96 S FF 95 1-3 K ③		4	1	0	0	0	1	2
60 Wily Peralta, R (1, 1) OBP: 0.157, SLG: 0.140 48 Donovan Hand, R (6, 1) OBP: 0.167, SLG: 0.091 21 Juan Francisco, L (7, PH) OBP: 0.297, SLG: 0.429 53 Brandon Kintzler, R (8, 1) 29 Jim Henderson, L (9, 1)		X SI 94 0-0 SH1-4 ② 1-2		B SI 96 X SI 96 1-0 G6-3 ③			B SI 96 B CH 85 C SI 95 B SI 97 S SI 95 X SI 96 3-2 G3-1 ①			1 0 0 1 0 0	0 0 0 0 0 0	0 0 0 0 0 0	0 0 0 0 0 0	0 0 0 0 0 0	0 0 0 0 0 0	0 0 0 0 0 0
Inning Stats	R: 2 E: 0 K: 1 S: 13 H: 3 LOB: 1 BB: 0 P: 16	R: 2 E: 2 K: 0 S: 10 H: 1 LOB: 1 BB: 0 P: 13	R: 0 E: 0 K: 0 S: 6 H: 0 LOB: 0 BB: 0 P: 7	R: 0 E: 0 K: 0 S: 6 H: 0 LOB: 0 BB: 0 P: 10	R: 0 E: 0 K: 0 S: 8 H: 1 LOB: 1 BB: 1 P: 14	R: 0 E: 0 K: 1 S: 10 H: 1 LOB: 1 BB: 0 P: 16	R: 2 E: 1 K: 0 S: 9 H: 1 LOB: 0 BB: 1 P: 19	R: 0 E: 0 K: 1 S: 9 H: 1 LOB: 1 BB: 0 P: 13		1B: 4 2B: 3 3B: 1 HR: 0	SF: 1 SAC: 1 DP: 1 HBP: 0			WP: 0 PB: 0 SB: 1 CS: 0	PA: 35	

PITCHER		IP	WLS	BF	H	R	ER	SO	BB	IBB	HBP	BLK	WP	HR	S	P	ERA	WHIP
58 Joe Kelly, R ERA: 2.81	(1, 1)	7.0	L	31	7	6	3	2	2	0	0	0	0	0	62	95	3.86	1.286
34 John Axford, R ERA: 4.08	(8, 1)	1.0		4	1	0	0	1	0	0	0	0	0	0	9	13	0.00	1.000

PITCHER	IP	WLS	BF	H	R	ER	SO	BB	IBB	HBP	BLK	WP	HR	S	P	ERA	WHIP

BOTTOM

St. Louis Cardinals @ Milwaukee Brewers

Miller Park, Milwaukee, WI

Sun Sep 22 2013, 7:10 PM - 10:08 PM CDT

Att. 27,389 - Roof Closed - 67 F

livebaseballscorecards.com

AB	31
R	6
H	8
RBI	5
BB	2
SO	3
LOB	12

Batter	1	2	3	4	5	6	7	8	9	AB	R	H	RBI	BB	SO	LOB
7 Norichika Aoki, L (1, 9) OBP: 0.357, SLG: 0.365	B FF 91 X SI 90 1-0 ① G3	F SL 86 B CH 86 X CH 85 1-1 ③ F8			B SI 90 C SI 90 B KC 81 X CH 85 2-1 20 HR 2B		C KC 80 X SL 84 0-1 ② F9		C SI 91 X SI 87 0-1 ② G4-3	5	1	1	0	0	0	2
27 Carlos Gómez, R (1, 8) OBP: 0.335, SLG: 0.498	X FF 92 0-0 HR		B KC 78 S CH 85 C SI 90 S KC 80 1-3 ① K2-3		F KC 79 D KC 79 F KC 78 S KC 79 1-3 ② K		C SI 90 S KC 81 D KC 82 D KC 80 S KC 80 2-3 ③ K		S SI 92 F SL 81 S SL 82 0-3 ③ K	5	1	1	1	0	4	2
20 Jonathan Lucroy, R (1, 2) OBP: 0.338, SLG: 0.461	C FF 92 B KC 80 C KC 80 C SI 91 1-3 ② K		B CH 85 C SI 90 F SI 91 B KC 82 F SL 85 B SI 91 F FF 92 X KC 81 3-2 ② G1-3		X SI 91 0-0 2-H HR			C CU 78 C FF 95 X CU 80 0-2 ① G5-3		4	1	1	2	0	1	0
16 Aramis Ramirez, R (1, 5) OBP: 0.372, SLG: 0.465	X FF 92 0-0 18 1B 1B		C SL 85 X KC 80 0-1 1B		F SI 90 B SL 85 F SI 91 X SL 84 1-2 ③ L7			B CH 86 F FF 93 X CU 78 1-1 HR		4	1	3	1	0	0	0
18 Khris Davis, R (1, 7) OBP: 0.355, SLG: 0.600	B CH 86 C FF 92 X FF 92 1-1 1-2 1B		C SI 91 B SL 85 X SI 91 1-1 ③ F9			B KC 78 B FF 90 C SI 91 S KC 80 C SI 90 2-3 ① K		C FF 94 X FF 94 0-1 ② G6-3		4	0	1	0	0	1	1
11 Sean Halton, R (1, 3) OBP: 0.313, SLG: 0.429 47 Rob Wooten, R (8, 1) 54 Michael Blazek, R (9, 1)	B SL 85 C SI 92 C SI 91 C SI 92 1-3 ③ K			S CH 85 X SI 90 0-1 ① F9		S CH 85 X FF 91 0-1 ② P6		C FF 94 X FF 94 0-1 3 E 2B		4 0 0	1 0 0	1 0 0	0 0 0	0 0 0	1 0 0	2 0 0
3 Yuniesky Betancourt, R (1, 4) OBP: 0.237, SLG: 0.357 (8, 3)		C KC 78 B CH 84 X KC 78 1-1 ① G6-3		B SI 90 X KC 79 1-0 ② L9		B FF 91 C KC 80 B KC 79 F FF 91 B SI 90 X SI 90 3-2 ③ L8		B CU 80 X FF 95 1-0 2-H E6 1B		4	0	1	0	0	0	0
14 Jeff Bianchi, R (1, 6) OBP: 0.271, SLG: 0.282		B CH 85 C SI 90 B SL 86 X FF 91 2-1 ② G5-3		C SL 83 B FF 91 B KC 79 F FF 90 X FF 92 2-2 ③ L9			B FF 89 C CH 84 X SL 84 1-1 ① F9	S CU 80 C CU 81 S CU 81 0-3 ③ K		4	0	0	0	0	1	1
41 Marco Estrada, R (1, 1) OBP: 0.242, SLG: 0.250 2 Scooter Gennett, L (8, 4) OBP: 0.356, SLG: 0.495		C SI 92 B SI 91 X FF 91 1-1 1B			X FF 89 0-0 ① G6-3		C CH 87 C CH 87 B KC 79 B SI 90 X SI 89 2-2 1B		B SI 90 X SI 88 1-0 ① F7	3 1	0 0	2 0	0 0	0 0	0 0	0 0
Inning Stats	R: 1 E: 0 K: 2 S: 11 H: 3 LOB: 2 BB: 0 P: 15	R: 0 E: 0 K: 0 S: 8 H: 1 LOB: 1 BB: 0 P: 13	R: 0 E: 0 K: 1 S: 12 H: 1 LOB: 1 BB: 0 P: 17	R: 0 E: 0 K: 0 S: 6 H: 0 LOB: 0 BB: 0 P: 9	R: 2 E: 0 K: 1 S: 10 H: 2 LOB: 0 BB: 0 P: 14	R: 0 E: 0 K: 1 S: 8 H: 0 LOB: 0 BB: 0 P: 13	R: 0 E: 0 K: 1 S: 10 H: 1 LOB: 1 BB: 0 P: 15	R: 2 E: 1 K: 1 S: 13 H: 3 LOB: 1 BB: 0 P: 15	R: 0 E: 0 K: 1 S: 6 H: 0 LOB: 0 BB: 0 P: 7	1B: 6 2B: 2 3B: 0 HR: 3 SF: 0 SAC: 0 DP: 0 HBP: 0						

PITCHER		IP	WLS	BF	H	R	ER	SO	BB	IBB	HBP	BLK	WP	HR	S	P	ERA	WHIP
36 Mike Minor, L ERA: 3.22	(1, 1)	7.0	L	29	8	3	3	6	0	0	0	0	0	2	65	96	3.86	1.143
38 Anthony Varvaro, R ERA: 2.76	(8, 1)	1.0		6	3	2	1	1	0	0	0	0	0	1	13	15	9.00	3.000
40 Kameron Loe, R ERA: 7.46	(9, 1)	1.0		3	0	0	0	1	0	0	0	0	0	0	6	7	0.00	0.000

PITCHER	IP	WLS	BF	H	R	ER	SO	BB	IBB	HBP	BLK	WP	HR	S	P	ERA	WHIP

TOP

Milwaukee Brewers @ Atlanta Braves

Turner Field, Atlanta, GA

Mon Sep 23 2013, 7:13 PM - 9:41 PM EDT

Att. 19,893 - Partly Cloudy - 75 F

livebaseballscorecards.com

AB	38
R	5
H	11
RBI	4
BB	0
SO	8
LOB	8

Batter	1	2	3	4	5	6	7	8	9	AB	R	H	RBI	BB	SO	LOB
22 Jason Heyward, L (1, 8) OBP: 0.342, SLG: 0.413	C FF 88 F FF 88 F CH 76 B FF 89 B CH 75 F FF 89 X CH 76 2-2 ① **P2**		C FF 90 S CH 79 B FF 90 X CH 79 1-2 ③ **G4-3**			C CH 77 X FF 88 0-1 ① **P5**		S SL 85 X FS 85 0-1 ① **FC4-6** 17 G4-6-3 1-2f		4	0	0	0	0	0	1
17 Jordan Schafer, L (1, 9) OBP: 0.333, SLG: 0.350	C FF 88 B FF 89 S FF 89 B CU 76 F FF 90 B FF 91 X FF 91 3-2 ② **G6-3**			L FF 88 S CU 78 B CU 78 B FF 88 F FF 90 B FF 90 F FF 90 B FF 90 4-2 23 WP 8 S **BB**		C CU 75 B CU 78 B FF 88 B FF 88 C FF 88 F FF 89 X CH 79 3-2 ② **L3**		F SL 85 B SL 83 X FS 88 1-1 ② ③ **G4-6-3** 1-2f		3	0	0	0	1	0	1
8 Justin Upton, R (1, 7) OBP: 0.354, SLG: 0.462	B FF 90 C CH 78 X FF 90 1-1 ③ **F9**			1 SAFE P PO 87 S CH 78 B CH 77 B FF 88 F CH 79 B FF 89 4-2 23 WP **BB** 1-2		S CH 79 B FF 89 B FF 90 X CH 79 2-1 23 FC6-4 **1B**			C FF 95 B SL 84 X FF 96 1-1 ① **G3**	3	0	1	0	1	0	0
23 Chris Johnson, R (1, 5) OBP: 0.363, SLG: 0.459		S FF 90 S CH 79 F FF 89 F FF 90 F CH 77 S CH 76 0-3 ① **K**		L CH 78 F CH 78 B FF 89 F FF 89 S CH 76 1-3 ① **K** 1-2 2-3		X FF 88 0-0 ③ **FC6-4** 1-2f			B FF 96 X FF 96 1-0 ② **G4-3**	4	0	0	0	0	2	3
24 Evan Gattis, R (1, 2) OBP: 0.280, SLG: 0.470		B CU 78 F CH 77 F FF 90 X FF 90 1-2 ② **F7**		F CU 77 F FF 89 F FF 88 S CH 77 0-3 ② **K**			X CU 77 0-0 ① **L7**		X FF 97 0-0 ③ **G4-3**	4	0	0	0	0	1	2
19 Andrelton Simmons, R (1, 6) OBP: 0.296, SLG: 0.398		B FF 89 B FF 89 X FF 89 2-0 **3B**		C CU 77 S FF 88 F FF 89 S CH 75 0-3 ③ **K2-3**			C CH 78 B FF 90 F CH 78 B FF 89 B FF 90 B FF 90 4-2 25 FC4-6 **BB**			2	0	1	0	1	1	2
25 Joey Terdoslavich, S (1, 3) OBP: 0.315, SLG: 0.266		X CH 78 0-0 ③ **G6-3**			S CH 76 B FF 87 B CH 77 C FF 88 F FF 89 X CH 77 2-2 ① **F8**		S CH 78 S CH 78 1 SAFE D CH 76 B FF 88 X CH 76 2-2 ② **FC4-6** 1-2f			3	0	0	0	0	0	2
4 Paul Janish, R (1, 4) OBP: 0.222, SLG: 0.220			B FF 89 B FF 88 C FF 89 F FF 88 X CH 79 2-2 ① **G1-3**		T FF 89 B CU 77 F CH 78 S FF 89 1-3 ② **K**		B CU 76 C CH 77 S FF 89 B FF 89 F CH 77 B FF 89 X FF 90 3-2 ③ **P4**			3	0	0	0	0	1	1
36 Mike Minor, R (1, 1) OBP: 0.197, SLG: 0.237 38 Anthony Varvaro, R (8, 1) 30 Elliot Johnson, S (8, PH) OBP: 0.244, SLG: 0.277 40 Kameron Loe, R (9, 1)			S FF 89 S FF 89 B FF 90 C FF 90 1-3 ② **K**		X FF 90 0-0 ③ **G4-3**			B SL 86 B SI 89 F SI 89 X SL 85 2-1 22 FC4-6 **1B**		2 0 1 0	0 0 0 0	0 0 1 0	0 0 0 0	1 0 0 0	0 0 0 0	0 0 0 0
Inning Stats	R: 0 E: 0 K: 0 S: 11 H: 0 LOB: 0 BB: 0 P: 17	R: 0 E: 0 K: 1 S: 11 H: 1 LOB: 1 BB: 0 P: 14	R: 0 E: 0 K: 1 S: 9 H: 0 LOB: 0 BB: 0 P: 13	R: 0 E: 0 K: 3 S: 19 H: 0 LOB: 2 BB: 2 P: 27	R: 0 E: 0 K: 1 S: 8 H: 0 LOB: 0 BB: 0 P: 11	R: 0 E: 0 K: 0 S: 9 H: 1 LOB: 1 BB: 0 P: 14	R: 0 E: 0 K: 0 S: 10 H: 0 LOB: 1 BB: 1 P: 19	R: 0 E: 0 K: 0 S: 6 H: 1 LOB: 0 BB: 0 P: 9	R: 0 E: 0 K: 0 S: 4 H: 0 LOB: 0 BB: 0 P: 6	1B: 2 2B: 0 3B: 1 HR: 0 SF: 0 SAC: 0 DP: 1 HBP: 0						

PITCHER		IP	WLS	BF	H	R	ER	SO	BB	IBB	HBP	BLK	WP	HR	S	P	ERA	WHIP
41 Marco Estrada, R ERA: 4.02	(1, 1)	7.0	W	26	2	0	0	6	3	0	0	0	1	0	77	115	0.00	0.714
47 Rob Wooten, R ERA: 4.21	(8, 1)	1.0		3	1	0	0	0	0	0	0	0	0	0	6	9	0.00	1.000
54 Michael Blazek, R ERA: 6.06	(9, 1)	1.0		3	0	0	0	0	0	0	0	0	0	0	4	6	0.00	0.000

PITCHER	IP	WLS	BF	H	R	ER	SO	BB	IBB	HBP	BLK	WP	HR	S	P	ERA	WHIP

BOTTOM

Milwaukee Brewers @ Atlanta Braves

Turner Field, Atlanta, GA

Mon Sep 23 2013, 7:13 PM - 9:41 PM EDT

Att. 19,893 - Partly Cloudy - 75 F

livebaseballscorecards.com

AB	29
R	0
H	3
RBI	0
BB	3
SO	6
LOB	12

1B: 2	SF: 0	WP: 1	PA: 32
2B: 0	SAC: 0	PB: 0	
3B: 1	DP: 1	SB: 1	
HR: 0	HBP: 0	CS: 0	

Milwaukee Brewers @ Atlanta Braves

Turner Field, Atlanta, GA

Tue Sep 24 2013, 7:16 PM - 9:45 PM EDT

Att. 22,605 - Cloudy - 68 F

TOP

livebaseballscorecards.com

Batter	1	2	3	4	5	6	7	8	9	AB	R	H	RBI	BB	SO	LOB
7 Norichika Aoki, L (1, 9) OBP: 0.356, SLG: 0.366	C SI 87 F SI 87 B FS 78 F CH 81 B FS 80 F CH 82 F SI 89 F SL 79 F SI 88 2-2 X SL 82 L6 ①		C SL 78 X SI 88 0-1 20 1B 2B		F SI 87 C SI 87 X FS 81 0-2 G1-3 ②		F SI 93 X CH 86 0-1 G1-3 ③			4	1	1	0	0	0	1
2 Scooter Gennett, L (1, 4) OBP: 0.359, SLG: 0.495	B SI 87 B SL 80 X SI 87 2-0 P5 ②		C SI 87 S FS 78 X FS 80 0-2 F8 ②		X SI 87 0-0 1B			L FF 93 B SI 93 X SI 93 1-1 16 G5-3 1B		4	0	2	0	0	0	1
20 Jonathan Lucroy, R (1, 2) OBP: 0.339, SLG: 0.460	C SL 79 B SI 88 B SL 77 B SI 88 B SI 87 4-1 16 1B BB		C SI 88 X SI 88 0-1 16 S 2-H 1B		P PO 82 X SI 87 1-0 F8 ③			B FF 95 C SL 86 S SL 85 F FF 97 1 SAFE 1 SAFE S FF 98 1-3 K ①		3	0	1	1	1	1	2
16 Aramis Ramirez, R (1, 5) OBP: 0.371, SLG: 0.462	B SI 89 X SI 88 1-0 1-2 1B		C SI 88 S FS 80 S FS 80 0-3 K ③ 1-2			C SI 86 F SL 80 B SI 88 S FS 78 1-3 K ①		B FF 97 S FF 96 F FF 98 1 SAFE F SL 86 B FF 97 1 SAFE X FF 97 2-2 G5-3 ② 1-2		4	0	1	0	0	2	2
27 Carlos Gómez, R (1, 8) OBP: 0.332, SLG: 0.494	X SL 80 0-0 G5-3 ③			C SI 88 B SI 88 L SL 77 S SL 78 1-3 K ①		B SI 88 F SL 78 X FS 80 1-1 G5-3 ②		S FF 96 S FF 97 F FF 97 F SL 86 S SL 88 0-3 K ③		4	0	0	0	0	2	3
15 Caleb Gindl, L (1, 7) OBP: 0.340, SLG: 0.449		C SI 86 F SI 86 C SI 86 0-3 K ①		B FS 77 X SL 78 1-0 P5 ②		L SI 88 B CU 74 X SL 80 1-1 L9 ③			B FF 97 C FF 97 B FF 98 F FF 97 S KC 86 2-3 K ①	4	0	0	0	0	2	0
21 Juan Francisco, L (1, 3) OBP: 0.296, SLG: 0.427		B CU 74 B SI 87 X SL 82 2-0 F8 ②		F CU 73 S SL 79 B SL 81 C SL 79 1-3 K ③			B SL 77 X SI 87 1-0 63 SH1-4 1B		C KC 84 S KC 85 F FF 98 B FF 98 B KC 85 S KC 87 2-3 K ②	4	0	1	0	0	2	0
14 Jeff Bianchi, R (1, 6) OBP: 0.270, SLG: 0.295		C SI 88 B SL 78 X SL 79 1-1 G6-3 ③			X SL 78 0-0 HR		B SI 88 S SL 81 L SI 87 X SL 78 1-2 F8 ①		B FF 98 C FF 98 F FF 98 S FF 98 1-3 K ③	4	1	1	1	0	1	1
63 Tyler Thornburg, R (1, 1) 53 Brandon Kintzler, R (8, 1) 48 Donovan Hand, R (9, 1) OBP: 0.167, SLG: 0.091			C SI 87 B SI 87 C SL 78 S SL 78 1-3 K ①		S SI 87 F SI 87 S SL 77 0-3 K ①		X SI 87 0-0 SH1-4 ② 1-2			2 0 0	0 0 0	0 0 0	0 0 0	0 0 0	2 0 0	0 0 0

AB	33
R	2
H	7
RBI	2
BB	1
SO	12
LOB	10

Inning Stats	1	2	3	4	5	6	7	8	9	1B: 5	SF: 0	WP: 0	PA: 35
	R: 0 E: 0 K: 0 S: 12	R: 0 E: 0 K: 1 S: 6	R: 1 E: 0 K: 2 S: 13	R: 0 E: 0 K: 2 S: 7	R: 1 E: 0 K: 1 S: 10	R: 0 E: 0 K: 1 S: 7	R: 0 E: 0 K: 0 S: 7	R: 0 E: 0 K: 2 S: 15	R: 0 E: 0 K: 3 S: 10	2B: 1 3B: 0 HR: 1	SAC: 1 DP: 0 HBP: 0	PB: 0 SB: 1 CS: 0	
	H: 1 LOB: 2 BB: 1 P: 21	H: 0 LOB: 0 BB: 0 P: 9	H: 2 LOB: 1 BB: 0 P: 14	H: 0 LOB: 0 BB: 0 P: 10	H: 2 LOB: 1 BB: 0 P: 10	H: 0 LOB: 0 BB: 0 P: 10	H: 1 LOB: 1 BB: 0 P: 9	H: 1 LOB: 1 BB: 0 P: 19	H: 0 LOB: 0 BB: 0 P: 15				

PITCHER		IP	WLS	BF	H	R	ER	SO	BB	IBB	HBP	BLK	WP	HR	S	P	ERA	WHIP
50 Freddy Garcia, R ERA: 4.37	(1, 1)	6.2		27	6	2	2	7	1	0	0	0	0	1	60	81	2.70	1.050
58 Alex Wood, L ERA: 3.2	(7, 1)	0.1		2	1	0	0	0	0	0	0	0	0	0	4	5	0.00	3.000
48 David Carpenter, R ERA: 1.81	(8, 1)	1.0		3	0	0	0	2	0	0	0	0	0	0	13	16	0.00	0.000
46 Craig Kimbrel, R ERA: 1.25	(9, 1)	1.0	W	3	0	0	0	3	0	0	0	0	0	0	10	15	0.00	0.000

PITCHER	IP	WLS	BF	H	R	ER	SO	BB	IBB	HBP	BLK	WP	HR	S	P	ERA	WHIP

Milwaukee Brewers @ Atlanta Braves

Turner Field, Atlanta, GA

Tue Sep 24 2013, 7:16 PM - 9:45 PM EDT

Att. 22,605 - Cloudy - 68 F

BOTTOM

livebaseballscorecards.com

Batter	1	2	3	4	5	6	7	8	9	AB	R	H	RBI	BB	SO	LOB
22 Jason Heyward, L (1, 8) OBP: 0.341, SLG: 0.411	P6			K		1B		G5-3		4	1	1	0	0	1	0
8 Justin Upton, R (1, 9) OBP: 0.355, SLG: 0.462	F9			F9		1B			1B	4	1	2	0	0	0	0
5 Freddie Freeman, L (1, 3) OBP: 0.393, SLG: 0.500	K			1B		1B			F8	4	1	2	1	0	1	1
24 Evan Gattis, R (1, 7) OBP: 0.285, SLG: 0.476 2 B.J. Upton, R (9, PR) OBP: 0.270, SLG: 0.291		1B		2B	G1-3				1B	4 0	0 0	3 0	1 0	0 0	0 0	1 0
16 Brian McCann, L (1, 2) OBP: 0.339, SLG: 0.466		F9			BB		P3		P5	3	0	0	0	1	0	3
19 Andrelton Simmons, R (1, 6) OBP: 0.295, SLG: 0.397		G6-4-3			K		F7		1B	4	0	1	1	0	1	2
26 Dan Uggla, R (1, 4) OBP: 0.310, SLG: 0.368		1B			K		K			3	0	1	0	0	2	1
30 Elliot Johnson, S (1, 5) OBP: 0.241, SLG: 0.274		G6-3			K			K		3	0	0	0	0	2	2
50 Freddie Garcia, R (1, 1)		K				K		G4-3		2	0	0	0	0	2	0
58 Alex Wood, R (7, 1)										0	0	0	0	0	0	0
48 David Carpenter, R (8, 1)										0	0	0	0	0	0	0
17 Jordan Schafer, L (8, PH) OBP: 0.332, SLG: 0.348										1	0	0	0	0	0	0
46 Craig Kimbrel, R (9, 1)										0	0	0	0	0	0	0
Inning Stats	R: 0 E: 0 K: 1 S: 9 H: 0 LOB: 0 BB: 0 P: 14	R: 0 E: 0 K: 0 S: 8 H: 1 LOB: 0 BB: 0 P: 11	R: 0 E: 0 K: 1 S: 7 H: 1 LOB: 0 BB: 0 P: 12	R: 1 E: 0 K: 1 S: 10 H: 2 LOB: 1 BB: 0 P: 13	R: 0 E: 0 K: 3 S: 12 H: 0 LOB: 1 BB: 1 P: 19	R: 1 E: 0 K: 1 S: 12 H: 3 LOB: 1 BB: 0 P: 16	R: 0 E: 0 K: 1 S: 7 H: 0 LOB: 0 BB: 0 P: 11	R: 0 E: 0 K: 1 S: 6 H: 0 LOB: 0 BB: 0 P: 9	R: 1 E: 0 K: 0 S: 7 H: 3 LOB: 2 BB: 0 P: 12	1B: 9 2B: 1 3B: 0 HR: 0 SF: 0 SAC: 0 DP: 2 HBP: 0						

	AB	32
	R	3
	H	10
	RBI	3
	BB	1
	SO	9
	LOB	10

WP: 0 PB: 0 SB: 0 CS: 0 PA: 33

PITCHER		IP	WLS	BF	H	R	ER	SO	BB	IBB	HBP	BLK	WP	HR	S	P	ERA	WHIP
63 Tyler Thornburg, R ERA: 2.03	(1, 1)	7.0		25	7	2	2	8	1	0	0	0	0	0	65	96	2.57	1.143
53 Brandon Kintzler, R ERA: 2.8	(8, 1)	1.0		3	0	0	0	1	0	0	0	0	0	0	6	9	0.00	0.000
48 Donovan Hand, R ERA: 3.66	(9, 1)	0.2	L	5	3	1	1	0	0	0	0	0	0	0	7	12	13.50	4.500

PITCHER		IP	WLS	BF	H	R	ER	SO	BB	IBB	HBP	BLK	WP	HR	S	P	ERA	WHIP

Batter	1	2	3	4	5	6	7	8	9	AB	R	H	RBI	BB	SO	LOB
7 Norichika Aoki, L (1, 9) OBP: 0.358, SLG: 0.370	B SI 88 S FC 81 S SI 89 B FF 88 F SI 89 F SI 89 X CH 82 2-2 G6-3		B SI 88 X FF 88 1-0 2B		X SI 88 0-0 G3		C SI 89 B CH 81 F CU 74 F SL 80 D SL 78 X CU 74 2-2 1-2 2-H 1B		F SI 88 C SI 88 F SI 88 X CU 74 0-2 22 FC3-6 2-H 1B	5	0	3	2	0	0	0
27 Carlos Gómez, R (1, 8) OBP: 0.333, SLG: 0.501 22 Logan Schafer, L (1, 8) OBP: 0.281, SLG: 0.328	T SI 89 X CH 83 0-1 HR		C SI 87 C SI 87 F FC 81 S CU 72 0-3 K		C SI 88 B CU 74 C CH 82 F EP 63 B FF 89 F FC 82 X SI 90 2-2 G3-1		C SI 90 F SI 87 B SL 80 D FF 88 B FF 87 X SI 89 3-2 G3-1		M SI 88 1 SAFE S SI 88 X SI 87 0-2 FC3-6 1-2f	1 4	1 0	1 0	1 0	0 0	0 1	0 4
20 Jonathan Lucroy, R (1, 2) OBP: 0.337, SLG: 0.458	B SI 87 X SI 87 1-0 G4-3		B CU 72 B FC 84 C CU 74 X SI 88 2-1 F9			X FC 82 0-0 P3		C FF 92 X CH 85 0-1 18 F8 3 1B 1B	B SI 89 C SI 88 F SI 89 F SI 90 S SI 90 1-3 K	5	0	1	0	0	1	2
16 Aramis Ramirez, R (1, 5) OBP: 0.370, SLG: 0.460 3 Yuniesky Betancourt, R (3, 5) OBP: 0.240, SLG: 0.359	C SI 88 X FC 82 0-1 G6-3			X SI 84 0-0 14 1B 14 WP 11 SF9 1B		C SI 87 S FC 83 X SL 80 0-2 L8		B CH 86 1 SAFE X FF 91 1-0 18 F8 1-2 1B		1 3	0 1	0 2	0 0	0 0	0 0	0 0
18 Khris Davis, R (1, 7) OBP: 0.345, SLG: 0.581		X SI 88 0-0 L9		C CU 73 1 SAFE B FC 84 F FC 84 S CH 79 1-3 K		B SI 89 F CH 80 F CH 82 B CU 74 X SL 79 2-2 F7		C FF 93 B FF 94 S FF 94 X CU 81 1-2 F8 1-2 2-3		4	0	0	0	0	1	3
14 Jeff Bianchi, R (1, 6) OBP: 0.274, SLG: 0.296		C SI 87 B CU 70 F FC 83 F SL 79 B CH 80 S SI 87 2-3 K		B CH 80 B SI 88 F FC 84 X FC 83 2-1 1-3 1B			X SI 86 0-0 G6-3	B FF 95 C FF 95 D CU 82 B FF 88 B FF 96 4-1 11 G6-4-3 BB		3	0	1	0	1	1	0
11 Sean Halton, R (1, 3) OBP: 0.311, SLG: 0.426		C SI 87 F CH 80 X FC 83 0-2 1B		1 SAFE X CH 81 0-0 SF9 3-H			C FC 84 C FC 83 F SI 88 B SI 88 F SL 78 B FF 87 C FC 82 2-3 K	B FF 94 X FF 94 1-0 G6-4-3 1-2f		3	0	1	1	0	1	3
2 Scooter Gennett, L (1, 4) OBP: 0.362, SLG: 0.495		B CU 71 F FC 81 1 SAFE C CH 81 B SL 77 S CU 73 2-3 K		F SI 87 B SI 88 S EP 65 S SL 79 1-3 K			X SL 79 0-0 26 7 1B 1B		X CU 72 0-0 26 SH1-4 7 1B 1B	4	2	2	0	0	2	2
26 Kyle Lohse, R (1, 1) OBP: 0.161, SLG: 0.145			B SI 85 C SI 86 S FC 83 C CU 71 1-3 K		C SI 87 F SI 87 F CU 72 X CH 80 0-2 F8		1 SAFE B SI 87 X FC 82 1-0 7 1B 1-2 1B		L SI 86 X SI 87 0-1 SH1-4 1-2	3	0	1	0	0	1	0
Inning Stats	R: 1 E: 0 K: 0 S: 10 H: 1 LOB: 0 BB: 0 P: 13	R: 0 E: 0 K: 2 S: 11 H: 1 LOB: 1 BB: 0 P: 15	R: 0 E: 0 K: 2 S: 10 H: 1 LOB: 1 BB: 0 P: 14	R: 1 E: 0 K: 2 S: 10 H: 2 LOB: 1 BB: 0 P: 14	R: 0 E: 0 K: 0 S: 10 H: 0 LOB: 0 BB: 0 P: 12	R: 0 E: 0 K: 0 S: 7 H: 0 LOB: 0 BB: 0 P: 9	R: 1 E: 0 K: 1 S: 15 H: 3 LOB: 2 BB: 0 P: 23	R: 0 E: 0 K: 0 S: 8 H: 2 LOB: 2 BB: 1 P: 15	R: 1 E: 0 K: 1 S: 14 H: 2 LOB: 1 BB: 0 P: 15	1B: 10 2B: 1 3B: 0 HR: 1 SF: 1 SAC: 1 DP: 1 HBP: 0						

PITCHER		IP	WLS	BF	H	R	ER	SO	BB	IBB	HBP	BLK	WP	HR	S	P	ERA	WHIP
28 Paul Maholm, L ERA: 4.41	(1, 1)	7.0	L	29	8	3	3	7	0	0	0	0	1	1	73	100	3.86	1.143
38 Anthony Varvaro, R ERA: 2.72	(8, 1)	1.0		5	2	0	0	0	1	0	0	0	0	0	8	15	0.00	3.000
32 Scott Downs, L ERA: 2.51	(9, 1)	0.2		4	2	1	1	0	0	0	0	0	0	0	10	10	13.50	3.000
40 Kameron Loe, R ERA: 7.36	(9, 1)	0.1		1	0	0	0	1	0	0	0	0	0	0	4	5	0.00	0.000

PITCHER	IP	WLS	BF	H	R	ER	SO	BB	IBB	HBP	BLK	WP	HR	S	P	ERA	WHIP

TOP

Milwaukee Brewers @ Atlanta Braves

Turner Field, Atlanta, GA

Wed Sep 25 2013, 7:13 PM - 9:42 PM EDT

Att. 19,558 - Overcast - 64 F

livebaseballscorecards.com

AB	36
R	4
H	12
RBI	4
BB	1
SO	8
LOB	14

WP: 1 PA: 39
PB: 0
SB: 0
CS: 0

Milwaukee Brewers @ Atlanta Braves

Turner Field, Atlanta, GA

Wed Sep 25 2013, 7:13 PM - 9:42 PM EDT

Att. 19,558 - Overcast - 64 F

livebaseballscorecards.com

BOTTOM

Batter	1	2	3	4	5	6	7	8	9	AB	R	H	RBI	BB	SO	LOB
19 Andrelton Simmons, R (1, 6) OBP: 0.295, SLG: 0.396	F SI 89 X SL 84 0-1 24 FC6-4 1B		B SI 92 X SL 84 1-0 ③ G3			C CU 75 B SI 92 F SI 92 F CH 81 X SI 92 1-2 ③ P1			C SL 86 B SI 91 F SL 86 X CH 81 1-2 ② F8	4	0	1	0	0	0	0
8 Justin Upton, R (1, 9) OBP: 0.353, SLG: 0.459	C SL 85 F SI 91 1 SAFE F SL 84 B SI 90 C CH 81 1-3 ① K			X CH 80 0-0 ① G5-3			B SL 86 S CH 81 B SI 91 C SL 85 X CH 79 2-2 ① F9		B CH 81 C SI 90 X SI 92 1-1 ③ G3	4	0	0	0	0	1	1
5 Freddie Freeman, L (1, 3) OBP: 0.393, SLG: 0.500 26 Dan Uggla, R (1, 4) OBP: 0.308, SLG: 0.366	X SL 86 0-0 ② P4			B CU 75 X SL 86 1-0 ② P5			B CU 73 S SL 86 S CH 81 B CH 80 X SL 86 2-2 ② P4			0 3	0 0	0 0	0 0	0 0	0 0	0 1
24 Evan Gattis, R (1, 7) OBP: 0.286, SLG: 0.475	X CU 74 0-0 ③ FC6-4 1-2f			B CU 74 X SL 86 1-0 ③ G4-3			B CU 74 X SL 85 1-0 1B			3	0	1	0	0	0	1
16 Brian McCann, L (1, 2) OBP: 0.337, SLG: 0.462		C SI 90 B SI 90 X SL 86 1-1 ① P6			C CU 74 B SL 86 X SI 90 1-1 ① F8		B SL 85 F SI 91 B SI 90 S SL 85 X SL 85 2-2 ③ F8			3	0	0	0	0	0	1
23 Chris Johnson, R (1, 5) OBP: 0.361, SLG: 0.456 (1, 3)		C SL 84 C SL 84 S SL 84 0-3 ② K			F SL 85 F CH 81 B SI 91 F SL 84 X SI 91 1-2 ② G4-3			X SL 84 0-0 ① F9		3	0	0	0	0	1	0
30 Elliot Johnson, S (1, 4) OBP: 0.238, SLG: 0.270 (1, 5)		B SI 91 F CH 81 B CH 81 X SL 85 2-1 ③ G3			B CH 79 C SL 85 X CH 80 1-1 ③ G1-3			C CU 74 B SI 89 C SL 85 F CH 80 S FF 90 1-3 ② K		3	0	0	0	0	1	0
2 B.J. Upton, R (1, 8) OBP: 0.268, SLG: 0.289			X SI 90 0-0 ① F9			C SL 83 F SL 85 F CH 81 B SI 91 X CU 74 1-2 ① G4-3		C SI 91 S SL 86 T CH 80 0-2 ③ K		3	0	0	0	0	1	0
28 Paul Maholm, L (1, 1) OBP: 0.151, SLG: 0.173 38 Anthony Varvaro, R (8, 1) 32 Scott Downs, L (9, 1) 40 Kameron Loe, R (9, 1) 7 Reed Johnson, R (9, PH) OBP: 0.318, SLG: 0.356			C SI 91 C SL 84 X SL 84 0-2 ② G5-3			C SI 91 C CH 80 C SL 84 0-3 ② K			C SL 86 X CU 75 0-1 ① P4	2 0 0 0 1	0 0 0 0 0	0 0 0 0 0	0 0 0 0 0	0 0 0 0 0	1 0 0 0 0	0 0 0 0 0
Inning Stats	R: 0 E: 0 K: 1 S: 8 H: 1 LOB: 1 BB: 0 P: 9	R: 0 E: 0 K: 1 S: 7 H: 0 LOB: 0 BB: 0 P: 10	R: 0 E: 0 K: 0 S: 5 H: 0 LOB: 0 BB: 0 P: 6	R: 0 E: 0 K: 0 S: 3 H: 0 LOB: 0 BB: 0 P: 5	R: 0 E: 0 K: 0 S: 8 H: 0 LOB: 0 BB: 0 P: 11	R: 0 E: 0 K: 1 S: 11 H: 0 LOB: 0 BB: 0 P: 13	R: 0 E: 0 K: 0 S: 10 H: 1 LOB: 1 BB: 0 P: 17	R: 0 E: 0 K: 2 S: 8 H: 0 LOB: 0 BB: 0 P: 9	R: 0 E: 0 K: 0 S: 7 H: 0 LOB: 0 BB: 0 P: 9	1B: 2 2B: 0 3B: 0 HR: 0		SF: 0 SAC: 0 DP: 0 HBP: 0				

	AB	29
	R	0
	H	2
	RBI	0
	BB	0
	SO	5
	LOB	4

WP: 0 PA: 29
PB: 0
SB: 0
CS: 0

PITCHER		IP	WLS	BF	H	R	ER	SO	BB	IBB	HBP	BLK	WP	HR	S	P	ERA	WHIP
26 Kyle Lohse, R ERA: 3.35	(1, 1)	9.0	W	29	2	0	0	5	0	0	0	0	0	0	67	89	0.00	0.222

PITCHER	IP	WLS	BF	H	R	ER	SO	BB	IBB	HBP	BLK	WP	HR	S	P	ERA	WHIP

Batter	1	2	3	4	5	6	7	8	9	AB	R	H	RBI	BB	SO	LOB
7 Norichika Aoki, L (1, 8) (8, 9) OBP: 0.357, SLG: 0.368	B FF 88 X SI 90 1-0 ① L8	C SI 91 B CH 85 B SL 83 D CH 84 B SI 90 4-1 2 1B BB			X SI 88 0-0 ① G3		C SI 84 C SL 78 B SL 80 X SI 86 1-2 ② G6-3		X FF 92 0-0 ③ F8	4	0	0	0	1	0	1
2 Scooter Gennett, L (1, 4) OBP: 0.360, SLG: 0.490	B FF 89 F SI 90 F SL 83 X CH 84 1-2 ② G4-3	X SI 90 0-0 ③ 1-3 2-H 3-H 1B			C SI 88 F CH 82 B FF 88 F CH 83 F CH 82 S CH 82 1-3 ② K		C SI 84 B SI 84 C SI 84 B CH 80 X SI 86 2-2 ③ L7			4	0	1	2	0	1	0
20 Jonathan Lucroy, R (1, 2) OBP: 0.339, SLG: 0.459	C FF 90 B SL 82 X SI 90 1-1 ③ G6-3		B FF 88 C FF 88 F SL 82 X SL 81 1-2 18 F8 2B		B FF 89 F SI 90 X SI 90 1-1 ③ F9			H FF 90 1-0 15 G1-3 18 S HBP		3	0	1	0	0	0	0
18 Khris Davis, R (1, 7) OBP: 0.349, SLG: 0.576		B SI 88 B SI 89 F SI 89 B SI 89 B SL 82 4-1 15 1B 21 1B BB	F SI 90 X SI 90 0-1 ① F8 2-3			C SL 81 B KC 73 X SI 88 1-1 15 FC3-6 1B		B FF 90 B SL 81 C FF 91 F SL 82 X FF 91 2-2 ① F8 1-2		3	1	1	0	1	0	2
15 Caleb Gindl, L (1, 9) OBP: 0.338, SLG: 0.443 53 Brandon Kintzler, R (8, 1) 29 Jim Henderson, L (9, 1)		B SI 89 S SI 90 1 SAFE X SI 90 1-1 21 1B 14 1B 1-2 1B	C KC 75 B CH 82 B SI 90 X SI 90 2-1 ② G1-3			X SI 88 0-0 ① FC3-6 3 1B 1-2f		C FF 91 D FS 86 X FS 86 1-1 ② G1-3 2-3		4	1	1	0	0	0	3
										0	0	0	0	0	0	0
										0	0	0	0	0	0	0
3 Yuniesky Betancourt, R (1, 5) OBP: 0.240, SLG: 0.358		L SL 82 L SL 81 B SL 81 F KC 75 F SI 90 X SI 90 1-2 ① F3	X SL 82 0-0 ③ F7			B SI 89 C SI 89 1 SAFE X SI 89 1-1 1-2 1B		B SL 82 F SL 82 S FF 92 S SL 83 1-3 ③ K		4	0	1	0	0	1	4
21 Juan Francisco, L (1, 3) OBP: 0.296, SLG: 0.425		B CH 84 S SI 90 C FF 90 B CH 83 X CH 84 2-2 40 SH1-4 14 1B 2 1B 1-2 2-H 1B		B KC 72 B CH 82 B SI 88 C SI 88 F SI 88 F CH 82 S CH 82 3-3 ① K	S SI 90 F SI 90 B FF 90 X CH 83 1-2 ② F8				B FF 90 B FF 91 F FF 91 B FF 91 X FF 91 3-1 ① F7	4	1	1	1	0	1	2
14 Jeff Bianchi, R (1, 6) OBP: 0.274, SLG: 0.295		B SI 90 B SL 81 B SI 90 F FF 89 C SI 91 X SI 90 3-2 40 SH1-4 2 1B 1-2 2-H 1B		B FF 89 F FF 88 X FF 90 1-1 ② F9	B SI 90 X SI 91 1-0 ③ F9				M FF 91 X FF 92 0-1 ② P5	4	1	1	1	0	0	2
40 Johnny Hellweg, R (1, 1) 45 Alfredo Figaro, R (5, 1) OBP: 0.250, SLG: 0.250 11 Sean Halton, R (7, PH) OBP: 0.308, SLG: 0.421 47 Rob Wooten, R (7, 1) 22 Logan Schafer, L (8, 8) OBP: 0.283, SLG: 0.328		X SI 89 0-0 ② SH1-4 1-2 2-3		C FF 88 B KC 74 X FF 89 1-1 ③ G6-3			X SI 83 0-0 ① P4		B FF 92 C FF 92 B FS 82 C FS 82 F FF 92 B FS 82 F FS 82 B FF 92 4-2 BB	1	0	0	0	0	0	0
										0	0	0	0	0	0	0
										1	0	0	0	0	0	0
										0	0	0	0	0	0	0
										0	0	0	0	1	0	0
Inning Stats	R: 0 E: 0 K: 0 S: 7 H: 0 LOB: 0 BB: 0 P: 10	R: 4 E: 0 K: 0 S: 17 H: 4 LOB: 2 BB: 2 P: 32	R: 0 E: 0 K: 0 S: 8 H: 1 LOB: 1 BB: 0 P: 11	R: 0 E: 0 K: 1 S: 8 H: 0 LOB: 0 BB: 0 P: 13	R: 0 E: 0 K: 1 S: 8 H: 0 LOB: 0 BB: 0 P: 10	R: 0 E: 0 K: 0 S: 9 H: 2 LOB: 2 BB: 0 P: 13	R: 0 E: 0 K: 0 S: 7 H: 0 LOB: 0 BB: 0 P: 10	R: 0 E: 0 K: 1 S: 8 H: 0 LOB: 1 BB: 0 P: 13	R: 0 E: 0 K: 0 S: 10 H: 0 LOB: 1 BB: 1 P: 17	1B: 6 2B: 1 3B: 0 HR: 0 SF: 0 SAC: 1 DP: 0 HBP: 1						

PITCHER		IP	WLS	BF	H	R	ER	SO	BB	IBB	HBP	BLK	WP	HR	S	P	ERA	WHIP
35 Dillon Gee, R ERA: 3.62	(1, 1)	6.0	L	26	7	4	4	2	2	0	0	0	0	0	57	89	6.00	1.500
40 Tim Byrdak, L ERA: 7.71	(7, 1)	1.0		3	0	0	0	0	0	0	0	0	0	0	7	10	0.00	0.000
30 David Aardsma, R ERA: 4.35	(8, 1)	1.0		4	0	0	0	1	0	0	1	0	0	0	8	13	0.00	0.000
48 Frank Francisco, R ERA: 5.79	(9, 1)	1.0		4	0	0	0	0	1	0	0	0	0	0	10	17	0.00	1.000

PITCHER	IP	WLS	BF	H	R	ER	SO	BB	IBB	HBP	BLK	WP	HR	S	P	ERA	WHIP

TOP

Milwaukee Brewers @ New York Mets

Citi Field, Flushing, NY

Thu Sep 26 2013, 7:12 PM - 10:14 PM EDT

Att. 21,350 - Cloudy - 64 F

livebaseballscorecards.com

AB	32
R	4
H	7
RBI	4
BB	3
SO	3
LOB	14

WP: 0 PB: 0 SB: 1 CS: 0 PA: 37

BOTTOM

Milwaukee Brewers @ New York Mets

Citi Field, Flushing, NY

Thu Sep 26 2013, 7:12 PM - 10:14 PM EDT

Att. 21,350 - Cloudy - 64 F

Batter	1	2	3	4	5	6	7	8	9	AB	R	H	RBI	BB	SO	LOB
22 Eric Young Jr., S (1, 7) OBP: 0.313, SLG: 0.340	B SI 90 C SI 90 B SI 91 X SI 92 2-1 28 G4-3 28 S 1B		B SI 94 C SI 93 F CH 84 B CH 85 F SI 94 B CU 82 B SI 95 4-2 28 E 28 S 28 G6-3 BB	B SI 95 D SI 93 X SI 93 2-0 ③ G3		F SL 78 F FF 95 B FF 93 D SL 80 F FF 94 B FF 94 X FF 95 3-2 ③ F7			B FF 92 B FF 94 C FF 91 F FF 94 S FF 94 2-3 ① K	4	1	1	0	1	1	3
28 Daniel Murphy, L (1, 4) OBP: 0.317, SLG: 0.414	1 SAFE C SI 92 B CH 82 X SI 93 1-1 ① G4-3 1-3		B SI 94 B SI 94 B SI 94 F SI 94 X SI 94 3-1 ② G6-3 1-H		C FF 94 C SL 81 B FF 94 B CH 85 X FF 95 2-2 ① G3		B SI 88 X SL 84 1-0 2 G1-3 2B		C FF 94 B SL 85 C FF 94 C FF 96 1-3 ② K	5	0	1	1	0	1	1
5 David Wright, R (1, 5) OBP: 0.397, SLG: 0.522 2 Justin Turner, R (3, PR) OBP: 0.319, SLG: 0.387 (4, 5)	D SI 92 F SI 93 X SI 93 1-1 ② L3		B CU 80 C CU 81 F SI 95 H CH 86 2-2 23 BB 21 HBP HBP		C SL 81 X SL 82 0-1 21 G3-1 21 BLK 1B		B SL 85 X SL 83 1-0 ① G1-3 2-3		S FF 94 B FF 95 B FF 95 B FF 94 F FF 95 X FF 97 3-2 2B	1 3	0 0	0 2	0 0	0 0	0 0	1 1
21 Lucas Duda, L (1, 3) OBP: 0.352, SLG: 0.419	B CU 79 B SI 93 B CH 85 B SI 94 4-0 BB		H CU 80 1-0 23 BB 1-2 HBP		B SL 79 F FF 95 B CH 86 X FF 96 2-1 ② G3-1 1-3		B SL 85 D FS 86 B SI 88 C SL 84 F SL 85 B FS 86 4-2 23 G4-6-3 BB		D SL 86 C FF 95 S FF 96 S FF 97 1-3 ③ K	2	0	0	0	2	1	2
23 Mike Baxter, L (1, 9) OBP: 0.301, SLG: 0.250	C CU 81 B SI 94 B SI 95 F SI 94 B CU 82 F SI 95 C SI 96 3-3 ③ K		B SI 94 D SI 94 B SI 93 B SI 93 4-0 1-2 2-3 BB		B FF 95 X FF 94 1-0 ③ F7		C SL 84 D FS 85 C SL 84 X SL 84 1-2 ② ③ G4-6-3 1-2f			3	0	0	0	1	1	5
6 Matthew den Dekker, L (1, 8) OBP: 0.270, SLG: 0.276		B SI 92 B SI 92 B SI 93 C SI 92 X SI 92 3-1 ① F8	S SI 94 B SI 95 C SI 94 F CH 85 S SI 95 1-3 ③ K			F FF 94 X FF 95 0-1 ① G5-3		C SI 89 F SL 82 S CH 86 0-3 ① K		4	0	0	0	0	2	3
15 Travis d'Arnaud, R (1, 2) OBP: 0.287, SLG: 0.263		B SI 94 F SI 94 C SI 93 B CU 80 X SI 94 2-2 3 G4-6-3 1B		B SI 92 B SI 92 B SI 93 B SI 94 4-0 35 G6-3 3 WP BB		B SL 81 X FF 96 1-0 19 1B 1B		C SI 83 C SI 91 F SI 91 C SL 83 1-3 ② K	3	0	2	0	1	1	0
3 Omar Quintanilla, L (1, 6) OBP: 0.308, SLG: 0.284		B SI 94 F SI 94 X SI 94 1-1 ② ③ G4-6-3 1-2f		B SI 93 B SI 93 F SI 93 F SI 93 C SI 93 2-3 ① K 1-2		B FF 95 C FF 94 S FF 95 F FF 97 F FF 96 B SL 81 F FF 96 X FF 95 2-2 ② F7		X SI 91 0-0 ③ G6-3		4	0	0	0	0	1	3
35 Dillon Gee, R (1, 1) OBP: 0.175, SLG: 0.167 19 Zach Lutz, R (6, PH) OBP: 0.440, SLG: 0.400 40 Tim Byrdak, L (7, 1) 30 David Aardsma, R (8, 1) 48 Frank Francisco, R (9, 1) 13 Josh Satin, R (9, PH) OBP: 0.376, SLG: 0.410			C SI 93 B SI 94 B SI 93 X SI 92 2-1 ① G4-3	B SI 93 C SI 92 C SI 92 X CU 80 1-2 ② G6-3 2-3		B FF 97 F FF 95 D SL 79 C FF 94 B FF 96 X FF 96 3-2 1-2 1B			B FF 93 B FF 93 C FF 92 C FF 94 F FF 94 F FF 94 B SL 85 X FF 95 3-2 HR	2 1 0 0 0 1	0 0 0 0 0 1	0 1 0 0 0 1	0 0 0 0 0 1	0 0 0 0 0 0	0 0 0 0 0 0	1 0 0 0 0 0
Inning Stats	R: 0 E: 0 K: 1 S: 10 H: 1 LOB: 2 BB: 1 P: 21	R: 0 E: 0 K: 0 S: 7 H: 1 LOB: 0 BB: 0 P: 13	R: 1 E: 0 K: 1 S: 13 H: 0 LOB: 3 BB: 2 P: 30	R: 0 E: 0 K: 1 S: 7 H: 0 LOB: 1 BB: 1 P: 16	R: 0 E: 0 K: 0 S: 8 H: 1 LOB: 1 BB: 0 P: 13	R: 0 E: 0 K: 0 S: 16 H: 2 LOB: 2 BB: 0 P: 25	R: 0 E: 0 K: 0 S: 7 H: 1 LOB: 1 BB: 1 P: 14	R: 0 E: 0 K: 2 S: 7 H: 0 LOB: 0 BB: 0 P: 8	R: 1 E: 0 K: 3 S: 17 H: 2 LOB: 1 BB: 0 P: 27	1B: 5 2B: 2 3B: 0 HR: 1 SF: 0 SAC: 0 DP: 2 HBP: 2				WP: 1 PB: 0 SB: 2 CS: 0 PA: 40		

livebaseballscorecards.com

	AB	33
	R	2
	H	8
	RBI	2
	BB	5
	SO	8
	LOB	20

PITCHER		IP	WLS	BF	H	R	ER	SO	BB	IBB	HBP	BLK	WP	HR	S	P	ERA	WHIP
40 Johnny Hellweg, R ERA: 6.75	(1, 1)	4.0		19	2	1	1	3	4	0	2	0	1	0	37	80	2.25	1.500
45 Alfredo Figaro, R ERA: 4.19	(5, 1)	2.0	W	9	3	0	0	0	0	0	0	1	0	0	24	38	0.00	1.500
47 Rob Wooten, R ERA: 4.05	(7, 1)	1.0	H	4	1	0	0	0	1	0	0	0	0	0	7	14	0.00	2.000
53 Brandon Kintzler, R ERA: 2.76	(8, 1)	1.0	H	3	0	0	0	2	0	0	0	0	0	0	7	8	0.00	0.000
29 Jim Henderson, R ERA: 2.75	(9, 1)	1.0	S	5	2	1	1	3	0	0	0	0	0	1	17	27	9.00	2.000

PITCHER	IP	WLS	BF	H	R	ER	SO	BB	IBB	HBP	BLK	WP	HR	S	P	ERA	WHIP

Milwaukee Brewers @ New York Mets

Citi Field, Flushing, NY

Fri Sep 27 2013, 7:12 PM - 9:51 PM EDT

Att. 25,276 - Cloudy - 63 F

livebaseballscorecards.com

TOP

Batter	1	2	3	4	5	6	7	8	9	AB	R	H	RBI	BB	SO	LOB
7 Norichika Aoki, L (1, 9) OBP: 0.358, SLG: 0.374	B FF 89 B FF 89 C FC 87 X FC 88 2-1 HR		B FF 89 X FF 89 1-0 20 FC5-4 1B		B FF 90 B CH 83 X SI 88 2-0 ③ G3-1		L CU 80 X FF 92 0-1 ③ B1-3			4	1	2	1	0	0	0
2 Scooter Gennett, L (1, 4) OBP: 0.353, SLG: 0.481	B FF 90 C FF 90 C FF 91 S FC 90 1-3 K 20 G6-3 20 BLK 18 HR		1 SAFE M FF 88 F FF 91 1 SAFE S FC 87 0-3 ① K			B FF 87 F FF 90 X SI 88 1-1 ① G4-3		F FF 82 X SI 83 0-1 ① B1-3		4	1	0	0	0	2	1
20 Jonathan Lucroy, R (1, 3) OBP: 0.336, SLG: 0.455	B FF 89 C FC 87 B FF 92 X FC 90 2-1 ① G6-3 1-3		C FF 90 C FF 92 F FC 86 1 SAFE F FF 91 F FC 89 B FF 89 F FC 89 F CU 82 2-2 ② 1 SAFE F FC 86 F FF 91 X SI 89 C5-4 1-2f			B FF 92 C FF 90 X FF 90 1-1 ② G6-3		X FF 92 0-0 ② F9		4	0	0	0	0	0	2
18 Khris Davis, R (1, 7) OBP: 0.353, SLG: 0.596 53 Brandon Kintzler, R (8, 1) 29 Jim Henderson, L (9, 1)	D FC 90 F FC 90 X CU 78 1-1 3-H HR		1 SAFE C FC 88 X FC 87 0-1 ③ L1			B SI 90 B FC 90 F FC 89 F SI 89 F FC 88 F CU 82 B FC 88 X FC 89 3-2 27 S 1B		B FF 93 C FF 93 B CH 83 X CH 83 2-1 ③ G4-3		4 0 0	1 0 0	2 0 0	2 0 0	0 0 0	0 0 0	1 0 0
27 Carlos Gómez, R (1, 8) OBP: 0.333, SLG: 0.498	C FF 93 F FC 88 S FF 90 0-3 ② K			F FC 90 S FF 91 B FF 90 B FC 88 F FC 87 F FF 91 B SI 91 X FC 89 3-2 ① F8		S FF 91 B FF 92 1 SAFE S FF 92 B FF 92 B FF 92 F FF 90 B FC 89 4-2 1-2 BB			X FF 92 0-0 ① B1	3	0	0	0	1	1	0
14 Jeff Bianchi, R (1, 6) OBP: 0.269, SLG: 0.290	C FF 92 B FF 91 B FC 89 X FC 88 2-1 ③ G6-3			C FF 91 F FC 89 B FF 92 S CU 83 1-3 ② K		F FF 90 B FC 89 S FC 88 X FC 86 1-2 ③ F8			C FF 93 S SL 82 B FF 93 S CH 82 1-3 ② K	4	0	0	0	0	2	2
3 Yuniesky Betancourt, R (1, 5) OBP: 0.238, SLG: 0.354		C FF 89 C FF 90 S FC 87 0-3 ① K		B FF 92 X FC 89 1-0 ③ G6-3			C FF 90 F SL 87 S FF 92 0-3 ① K		X FF 92 0-0 ③ F8	4	0	0	0	0	2	0
12 Martín Maldonado, R (1, 2) OBP: 0.236, SLG: 0.284		B FC 88 B FF 90 X FF 91 2-0 ② F9			C FF 91 B FC 89 X FC 88 1-1 ① G6-3		B FF 92 X SL 86 1-0 HR			3	1	1	1	0	0	0
49 Yovani Gallardo, R (1, 1) OBP: 0.211, SLG: 0.351 21 Juan Francisco, L (7, PH) OBP: 0.295, SLG: 0.424 47 Rob Wooten, R (7, 1) 22 Logan Schafer, L (8, 7) OBP: 0.283, SLG: 0.328		C FC 90 F FF 92 C FC 87 0-3 ③ K			S FC 89 B FC 90 B FC 89 F FF 91 S FF 90 2-3 ② K		C FF 91 B SL 88 F FF 92 B CU 81 B CU 80 X FF 93 3-2 ② L5			2 1 0 0	0 0 0 0	0 0 0 0	0 0 0 0	0 0 0 0	2 0 0 0	0 0 0 0
Inning Stats	R: 3 E: 0 K: 2 S: 14 H: 2 LOB: 0 BB: 0 P: 22	R: 0 E: 0 K: 2 S: 7 H: 0 LOB: 0 BB: 0 P: 9	R: 0 E: 0 K: 1 S: 16 H: 1 LOB: 1 BB: 0 P: 19	R: 0 E: 0 K: 1 S: 9 H: 0 LOB: 0 BB: 0 P: 14	R: 0 E: 0 K: 1 S: 6 H: 0 LOB: 0 BB: 0 P: 11	R: 0 E: 0 K: 0 S: 15 H: 1 LOB: 2 BB: 1 P: 25	R: 1 E: 0 K: 1 S: 9 H: 1 LOB: 0 BB: 0 P: 13	R: 0 E: 0 K: 0 S: 5 H: 0 LOB: 0 BB: 0 P: 7	R: 0 E: 0 K: 1 S: 5 H: 0 LOB: 0 BB: 0 P: 6							

AB	33
R	4
H	5
RBI	4
BB	1
SO	9
LOB	6

1B: 2	SF: 0	WP: 1	PA: 34
2B: 0	SAC: 0	PB: 0	
3B: 0	DP: 0	SB: 1	
HR: 3	HBP: 0	CS: 0	

PITCHER	IP	WLS	BF	H	R	ER	SO	BB	IBB	HBP	BLK	WP	HR	S	P	ERA	WHIP
52 Carlos Torres, R (1, 1) ERA: 3.44	6.0	L	24	4	3	3	7	1	0	0	1	1	2	67	100	4.50	0.833
50 Scott Atchison, R (7, 1) ERA: 4.0	1.0		4	1	1	1	1	0	0	0	0	0	1	9	13	9.00	1.000
55 Pedro Feliciano, L (8, 1) ERA: 4.22	0.1		1	0	0	0	0	0	0	0	0	0	0	2	2	0.00	0.000
71 Gonzalez Germen, R (8, 1) ERA: 4.05	1.2		5	0	0	0	1	0	0	0	0	0	0	8	11	0.00	0.000

PITCHER	IP	WLS	BF	H	R	ER	SO	BB	IBB	HBP	BLK	WP	HR	S	P	ERA	WHIP

Batter	1	2	3	4	5	6	7	8	9	AB	R	H	RBI	BB	SO	LOB
22 Eric Young Jr., S (1, 7) OBP: 0.311, SLG: 0.338	B SL 89 C FF 88 B FF 89 F FF 89 X FF 91 2-2 ① F7		C FF 90 B SL 88 B SI 90 F FF 90 X SL 88 2-2 ② G3-1			F SL 85 F SL 86 X CU 77 0-2 ① G4-3	B SL 84 F SL 83 B SI 88 S SL 83 B FS 85 X SL 84 3-2 ③ P6			4	0	0	0	0	0	1
21 Lucas Duda, L (1, 3) OBP: 0.354, SLG: 0.423	C FF 91 C SL 87 S CU 78 0-3 ② K		B CU 76 C SL 87 B FF 90 X SL 85 2-1 2B			S CU 78 S CU 77 X CU 79 0-2 28 2B 2 1B 1B		B FF 92 F SI 91 B SI 92 F SI 89 C SI 94 2-3 ① K		4	1	2	0	0	2	0
28 Daniel Murphy, L (1, 4) OBP: 0.316, SLG: 0.414	F FF 91 B SI 92 C SL 86 B SL 87 F SI 91 B SL 88 F FF 92 X FF 92 3-2 ③ G1-3		B SL 89 C FF 91 B SI 91 X SL 88 2-1 ③ G3			F SI 90 B SI 90 B SL 85 X SL 85 2-1 2 1B 15 2 1-3 2B		X SI 91 0-0 ② G1-3		4	0	1	0	0	0	1
2 Justin Turner, R (1, 5) OBP: 0.322, SLG: 0.389		B FF 91 C SI 91 B SL 86 B FF 91 F SI 91 X FF 91 3-2 30 1B 12 SF8 1B		B SI 90 X FF 89 1-0 ① G6-3		F SL 87 X SL 87 0-1 30 BB 2-3 3-H 1B		C SI 92 B SL 83 C SL 83 X SL 84 1-2 ③ G4-1		4	1	2	1	0	0	0
30 Andrew Brown, R (1, 9) OBP: 0.284, SLG: 0.400		X SL 87 0-0 1-3 1B		C FF 90 C SL 89 B SL 86 C CU 77 1-3 ② K		B CU 79 C SL 84 C FF 91 D CU 79 D CU 79 B SL 86 4-2 1-2 BB			B FF 92 C FF 92 S FF 93 B FF 95 X FF 95 2-2 ① P4	3	0	1	0	1	1	0
12 Juan Lagares, R (1, 8) OBP: 0.284, SLG: 0.358		B FF 92 X SL 87 1-0 ① SF8 3-H		B SI 90 C SI 92 F SL 86 X CU 77 1-2 ③ G6-3		F SL 87 C SL 88 F SL 87 S CU 79 0-3 ② K			L FF 94 S SL 84 B SL 83 C FF 94 1-3 ② K	3	0	0	1	0	2	3
15 Travis d'Arnaud, R (1, 2) OBP: 0.286, SLG: 0.263	D CU 78 1 SAFE B FF 91 F SI 91 C SI 90 S CU 78 2-3 ② K		B FF 90 B FF 90 F FF 90 B FF 91 C SI 90 F SI 91 X FF 91 3-2 70 G5-4-3 1B			B SL 87 F SI 91 C SL 86 B CU 80 2-2 ③ 2 3-H	C SI 88 X SL 83 0-1 ① P4		B FF 93 B FF 93 F FF 92 X FF 95 2-1 ③ F8	4	0	1	0	0	1	1
70 Wilfredo Tovar, R (1, 6) OBP: 0.333, SLG: 0.231	B FF 90 C FF 90 F FF 90 F CU 78 S CU 78 1-3 ③ K		B SL 86 X SI 90 1-0 ① ② G5-4-3 1-2f				C SI 89 B SL 84 S SL 82 F SL 83 B SI 88 S SL 84 2-3 ② K			3	0	0	0	0	2	2
52 Carlos Torres, R (1, 1) 50 Scott Atchison, R (7, 1) 23 Mike Baxter, L (7, PH) OBP: 0.306, SLG: 0.256 55 Pedro Feliciano, L (8, 1) 71 Gonzalez Germen, R (8, 1)			S SL 87 C FF 90 B CU 77 B FF 89 F FF 90 S FF 90 2-3 ① K		X FF 90 0-0 ③ B1-3		C SL 84 X SL 84 0-1 1B			2 0 1 0 0	0 0 0 0 0	0 0 1 0 0	0 0 0 0 0	0 0 0 0 0	1 0 0 0 0	0 0 0 0 0
Inning Stats	R: 0 E: 0 K: 1 S: 11 H: 0 LOB: 0 BB: 0 P: 16	R: 1 E: 0 K: 2 S: 12 H: 2 LOB: 1 BB: 0 P: 19	R: 0 E: 0 K: 1 S: 11 H: 1 LOB: 1 BB: 0 P: 19	R: 0 E: 0 K: 1 S: 7 H: 0 LOB: 0 BB: 0 P: 10	R: 0 E: 0 K: 0 S: 6 H: 1 LOB: 0 BB: 0 P: 10	R: 1 E: 0 K: 1 S: 18 H: 3 LOB: 3 BB: 1 P: 26	R: 0 E: 0 K: 1 S: 11 H: 1 LOB: 1 BB: 0 P: 16	R: 0 E: 0 K: 1 S: 7 H: 0 LOB: 0 BB: 0 P: 10	R: 0 E: 0 K: 1 S: 8 H: 0 LOB: 0 BB: 0 P: 13	1B: 6 2B: 2 3B: 0 HR: 0 SF: 1 SAC: 0 DP: 1 HBP: 0						

PITCHER		IP	WLS	BF	H	R	ER	SO	BB	IBB	HBP	BLK	WP	HR	S	P	ERA	WHIP
49 Yovani Gallardo, R ERA: 4.18	(1, 1)	6.0	W	25	7	2	2	6	1	0	0	0	0	0	65	100	3.00	1.333
47 Rob Wooten, R ERA: 3.9	(7, 1)	1.0	H	4	1	0	0	1	0	0	0	0	0	0	11	16	0.00	1.000
53 Brandon Kintzler, R ERA: 2.72	(8, 1)	1.0	H	3	0	0	0	1	0	0	0	0	0	0	7	10	0.00	0.000
29 Jim Henderson, R ERA: 2.7	(9, 1)	1.0	S	3	0	0	0	1	0	0	0	0	0	0	8	13	0.00	0.000

PITCHER	IP	WLS	BF	H	R	ER	SO	BB	IBB	HBP	BLK	WP	HR	S	P	ERA	WHIP

BOTTOM

Milwaukee Brewers @ New York Mets

Citi Field, Flushing, NY

Fri Sep 27 2013, 7:12 PM - 9:51 PM EDT

Att. 25,276 - Cloudy - 63 F

livebaseballscorecards.com

AB	32
R	2
H	8
RBI	2
BB	1
SO	9
LOB	8

WP: 0	PA: 34																	
PB: 0																		
SB: 0																		
CS: 0																		

Batter	1	2	3	4	5	6	7	8	9	10	AB	R	H	RBI	BB	SO	LOB
7 Norichika Aoki, L (1, 9) OBP: 0.356, SLG: 0.372	C SI 88 X FF 88 0-1 F9 ①		B FF 88 C CU 73 X SI 88 1-1 P3 ②		B SI 88 C CU 74 X CH 84 1-1 1B		B FF 91 S SL 82 X FF 91 1-1 L8 ③		B FF 93 B SL 87 F FF 93 C FF 93 X SL 87 2-2 G6-3 ②③ 1-3		5	0	1	0	0	0	2
9 Jean Segura, R (1, 6) OBP: 0.329, SLG: 0.423 48 Donovan Hand, R (8, 1) OBP: 0.167, SLG: 0.091 15 Caleb Gindl, L (10, PH) OBP: 0.342, SLG: 0.443 12 Martín Maldonado, R (10, 2) OBP: 0.236, SLG: 0.284	B FF 88 X FF 88 1-0 F8 ②		B FF 88 B SL 80 F SL 80 F FF 90 X CU 75 2-2 G5-3 ③		B FF 88 C FF 89 1 SAFE F FF 88 F SI 89 F CU 74 X SI 90 1-2 G4-3 ③			B FF 95 F FF 96 S FF 96 B CU 82 C CU 81 2-3 K ①		B FF 92 B FF 92 B SL 89 B FF 92 4-0 20 1B 27 1B BB	4 0 0 0	0 0 1 0	0 0 0 0	0 0 1 0	1 0 0 0	1 0 0 0
20 Jonathan Lucroy, R (1, 2) OBP: 0.339, SLG: 0.455 (10, 3)	B FF 88 C FF 88 F FF 87 B FF 89 S SL 80 2-3 K ③			C FF 87 B FF 89 B CU 74 B FF 88 F FF 88 F FF 90 F FF 90 S SL 82 3-3 K ①		B SL 80 B FF 88 B CU 75 B FF 87 4-0 2 S 2 1B BB		B FF 94 B CU 81 C FF 94 B FF 95 B FF 96 4-1 2 1B 27 1B 3 SF7 BB		C SL 88 F SL 88 D CU 81 B FF 92 B SL 89 X SL 89 3-2 2 SH5-4 27 1B 3 1B 1-3 1B	3	2	1	0	2	2	0
27 Carlos Gómez, R (1, 8) OBP: 0.337, SLG: 0.507		B FF 86 B SL 81 B FF 88 F FF 88 X FF 89 3-1 21 S 2 S 1B		F FF 88 L CU 75 B SI 88 B SL 79 F SL 80 B FF 88 X SL 81 3-2 HR		C FF 89 F CU 76 B FF 90 F SI 89 C SI 91 1-3 K ①		F FF 95 X FF 96 0-1 2 1B 1-2 1B		X CU 81 0-0 3 1B 2 SH5-4 1-2 3-H 1B	5	1	4	2	0	1	1
2 Scooter Gennett, L (1, 4) OBP: 0.356, SLG: 0.481		C SI 89 L CU 74 S SI 89 0-3 K ① 1-2		F FF 88 B SI 88 B CH 84 B FF 89 X SI 89 3-1 F8 ②		D CU 74 1 SAFE F SI 90 B SI 91 S CU 77 X SI 90 2-2 1-H 1B ②		B CU 82 F FF 96 B FF 96 X FF 95 2-1 1-2 2-3 1B		L FF 92 X FF 92 0-1 SH5-4 ① 1-2 2-3	4	0	2	0	0	1	1
3 Yuniesky Betancourt, R (1, 5) OBP: 0.240, SLG: 0.358		B SL 81 F FF 89 B FF 89 B CU 75 F FF 89 X SL 82 3-2 G1-3 ②		C CU 74 X CU 75 0-1 21 WP 2B		X FF 90 0-0 L9 ③		F FF 96 F SI 93 B CU 83 F CU 82 B SI 93 F FF 95 F CU 82 X CU 80 2-2 SF7 ② 3-H		B SL 89 S CU 82 C FF 93 D CU 80 X FF 93 2-2 2-3 3-H 1B	4	0	2	2	0	0	2
21 Juan Francisco, L (1, 3) OBP: 0.296, SLG: 0.422 11 Sean Halton, R (7, PH) OBP: 0.299, SLG: 0.408 (7, 3) 45 Alfredo Figaro, R (10, 1) OBP: 0.250, SLG: 0.250		C CU 73 B FF 89 T CH 85 B FF 89 B CU 73 F SL 83 B SI 90 4-2 2-3 BB		B CU 73 B CH 85 B SI 89 F SI 86 C FF 90 F SI 90 F SI 91 C CU 75 3-3 2-3 K ③			C SI 82 F CU 72 B CH 71 S CH 71 1-3 K ① S FF 94 X CU 80 0-1 F8 ③		F FF 91 F FF 91 S FS 83 0-3 K ②	1 3 0	0 0 0	0 0 0	0 0 0	1 2 0	1 4 0	1 4 0
22 Logan Schafer, L (1, 7) OBP: 0.279, SLG: 0.322		C CU 74 F FF 88 F FF 90 X CU 74 0-2 F8 ③			X SI 86 0-0 B2-3 ①		C CU 72 B SI 84 B SI 81 F SI 83 S CU 72 2-3 K ②		F FF 90 B FF 90 X CH 83 1-1 G4-3 ①	B FF 92 X FF 91 1-0 F9 ③	5	0	0	0	0	1	4
52 Jimmy Nelson, R (1, 1) 51 Michael Gonzalez, R (6, 1) 31 Burke Badenhop, R (6, 1) 16 Aramis Ramirez, R (7, PH) OBP: 0.371, SLG: 0.462 63 Tyler Thornburg, R (7, PR) 54 Michael Blazek, R (7, 1) 14 Jeff Bianchi, R (8, 6) OBP: 0.272, SLG: 0.293			C FF 86 S SI 88 F FF 87 S SL 80 0-3 K ①		B CH 82 B FF 86 C FF 88 C FF 87 F SL 80 C SL 80 2-3 K ②		C SL 82 F FF 91 B FF 92 X SL 81 1-2 1B		C FF 91 X FF 92 0-1 7 CS 7 S 1B		2 0 0 1 0 0 0 1	0 0 0 0 0 0 0 0	0 0 0 1 0 0 0 1	0 0 0 0 0 0 0 0	2 0 0 0 0 0 0 0	0 0 0 0 0 0 0 0	0 0 0 0 0 0 0 0
Inning Stats	R: 0 E: 0 K: 1 S: 6 H: 0 LOB: 0 BB: 0 P: 9	R: 0 E: 0 K: 1 S: 15 H: 1 LOB: 2 BB: 1 P: 25	R: 0 E: 0 K: 1 S: 9 H: 0 LOB: 0 BB: 0 P: 12	R: 1 E: 0 K: 2 S: 18 H: 2 LOB: 1 BB: 0 P: 30	R: 0 E: 0 K: 1 S: 12 H: 1 LOB: 1 BB: 0 P: 16	R: 0 E: 0 K: 1 S: 8 H: 1 LOB: 1 BB: 1 P: 15	R: 0 E: 0 K: 2 S: 11 H: 1 LOB: 1 BB: 0 P: 16	R: 1 E: 0 K: 1 S: 16 H: 2 LOB: 2 BB: 1 P: 26	R: 0 E: 0 K: 0 S: 7 H: 1 LOB: 0 BB: 0 P: 10	R: 2 E: 0 K: 1 S: 13 H: 3 LOB: 2 BB: 1 P: 23	1B: 10 2B: 1 3B: 0 HR: 1 SF: 1 SAC: 1 DP: 0 HBP: 0	WP: 1 PB: 0 SB: 4 CS: 1 PA: 44					

PITCHER		IP	WLS	BF	H	R	ER	SO	BB	IBB	HBP	BLK	WP	HR	S	P	ERA	WHIP
44 Aaron Harang, R ERA: 5.4	(1, 1)	6.0		24	5	1	1	7	2	0	0	0	1	1	68	107	1.50	1.167
55 Pedro Feliciano, L ERA: 3.97	(7, 1)	0.2		2	0	0	0	2	0	0	0	0	0	0	6	9	0.00	0.000
30 David Aardsma, R ERA: 4.31	(7, 1)	0.1		2	1	0	0	0	0	0	0	0	0	0	5	7	0.00	3.000
38 Vic Black, R ERA: 3.94	(8, 1)	1.0		6	2	1	1	1	1	0	0	0	0	0	16	26	9.00	3.000
32 LaTroy Hawkins, R ERA: 2.93	(9, 1)	1.0		3	1	0	0	0	0	0	0	0	0	0	7	10	0.00	1.000

PITCHER		IP	WLS	BF	H	R	ER	SO	BB	IBB	HBP	BLK	WP	HR	S	P	ERA	WHIP
50 Scott Atchison, R ERA: 4.37	(10, 1)	0.1	L	5	3	2	2	0	1	0	0	0	0	0	9	18	54.00	12.000
48 Frank Francisco, R ERA: 5.06	(10, 1)	0.2		2	0	0	0	1	0	0	0	0	0	0	4	5	0.00	0.000

TOP

Milwaukee Brewers @ New York Mets

Citi Field, Flushing, NY

Sat Sep 28 2013, 4:11 PM - 8:07 PM EDT

Att. 29,326 - Partly Cloudy - 72 F

livebaseballscorecards.com

AB	38
R	4
H	12
RBI	4
BB	4
SO	11
LOB	16

Milwaukee Brewers @ New York Mets

Citi Field, Flushing, NY

Sat Sep 28 2013, 4:11 PM - 8:07 PM EDT

Att. 29,326 - Partly Cloudy - 72 F

livebaseballscorecards.com

BOTTOM

Batter	1	2	3	4	5	6	7	8	9	10	AB	R	H	RBI	BB	SO	LOB
22 Eric Young Jr., S (1, 7) OBP: 0.310, SLG: 0.336 70 Wilfredo Tovar, R (10, 6) OBP: 0.333, SLG: 0.231	B FF 93 B SI 93 C FF 93 X SI 94 2-1 G3		S SI 94 C SL 83 B SL 84 T FF 95 1-2 K		B CU 79 C FF 93 F FF 93 B SI 94 X SI 93 2-2 L7		S FF 94 S FF 95 B FF 97 F FF 95 X FF 95 1-2 L8		C CU 66 S SI 89 X SI 90 0-2 1-3 2-H 1B		5 0	0 0	1 0	1 0	0 0	1 0	3 0
21 Lucas Duda, L (1, 3) OBP: 0.354, SLG: 0.419 50 Scott Atchison, R (10, 1) 48 Frank Francisco, R (10, 1)	X SI 94 0-0 L7			B SI 92 B FF 92 B FF 92 C FF 92 B SI 92 4-1 5 G6-3 28 SF7 5 WP BB		C FF 93 C SL 78 X FF 94 0-2 F7	B FF 95 B FF 94 X FF 94 2-0 F5		H FF 89 1-0 5 G6-3 HBP		3 0 0	1 0 0	0 0 0	0 0 0	1 0 0	0 0 0	3 0 0
5 David Wright, R (1, 5) OBP: 0.393, SLG: 0.516	X SI 94 0-0 G5-3			B SI 92 B SL 81 S FF 92 X SI 93 2-1 G6-3 1-3		C FF 93 X SL 78 0-1 F7	C FF 95 X CU 78 0-1 FC5 1-2 2-3f		D SI 88 X SI 88 1-0 G6-3 1-2f		5	0	0	0	0	0	7
28 Daniel Murphy, L (1, 4) OBP: 0.318, SLG: 0.415		C SI 94 F SI 93 F FF 96 B SL 82 B FF 95 X SI 94 2-2 12 S 1B		X FF 93 0-0 SF7 3-H		F SL 79 F FF 94 F FF 94 B SL 81 F SL 80 B FF 93 B SL 82 X FF 93 3-2 23 1B 1B		C SI 88 F CU 67 B FF 90 B CU 68 F SI 89 B SL 82 F SI 89 B SL 82 4-2 12 G6-4-3 BB		F FF 94 B FF 94 B FF 95 C FF 95 F FF 96 S FF 96 2-3 K	3	0	2	1	1	1	0
23 Mike Baxter, L (1, 9) OBP: 0.309, SLG: 0.256		B SI 93 X SI 93 1-0 F7		B SI 93 B SI 93 B FF 93 C FF 93 F FF 93 F FF 94 B SI 94 4-2 12 S BB		B FF 93 F FF 92 B SL 80 X FF 92 2-1 1-3 1B		1 SAFE B SI 90 1 SAFE B SI 90 C SI 90 X SL 82 2-1 F8		C FF 96 C FF 96 B FF 95 B SL 83 X FF 94 2-2 L7	4	0	1	0	1	0	2
12 Juan Lagares, R (1, 8) OBP: 0.283, SLG: 0.355		B SI 92 X SI 93 1-0 F9 1-2		B SL 82 2 SAFE B SI 92 B FF 92 B FF 91 4-0 1-2 BB		C SI 89 X SI 89 0-1 F9		B SL 83 1 SAFE F SI 90 X SI 89 1-1 G6-4-3 1-2f		F FF 96 F SL 80 B FF 96 F SL 80 B SL 80 F FF 96 F FF 94 B FF 94 X FF 95 3-2 G5-3	4	0	0	0	1	0	4
20 Anthony Recker, R (1, 2) OBP: 0.280, SLG: 0.400 2 Justin Turner, R (9, PH) OBP: 0.321, SLG: 0.387 (10, 3)		C SI 93 C SL 84 B FF 95 S SL 84 1-3 K		X FF 92 0-0 G1-3			B FF 95 X FF 95 1-0 13 BB 3 SH 1B		X SL 80 0-0 F8		3 1	0 0	1 0	0 0	0 0	1 0	3 0
3 Omar Quintanilla, L (1, 6) OBP: 0.306, SLG: 0.283 19 Zach Lutz, R (9, PH) OBP: 0.462, SLG: 0.400 6 Matthew den Dekker, L (9, PR) OBP: 0.270, SLG: 0.276 (10, 7)			B SI 94 B SI 94 B SI 94 C FF 94 X FF 94 3-1 G3		C FF 92 C SL 83 B SI 95 B SL 82 F SI 94 B SI 94 X FF 93 3-2 G3		C FF 93 X CU 75 0-1 SH 5 FC5 13 BB 1-2		B SL 81 B CU 69 B SI 89 C SI 87 B SI 90 4-1 30 BB 22 1B BB		2 0 0	0 0 1	0 0 0	0 0 0	0 1 0	0 0 0	0 0 0
44 Aaron Harang, R (1, 1) OBP: 0.182, SLG: 0.182 55 Pedro Feliciano, L (7, 1) 30 David Aardsma, R (7, 1) 13 Josh Satin, R (7, PH) OBP: 0.379, SLG: 0.410 38 Vic Black, R (8, 1) 32 LaTroy Hawkins, R (9, 1) 30 Andrew Brown, R (9, PH) OBP: 0.288, SLG: 0.400 36 Juan Centeno, L (10, 2) OBP: 0.286, SLG: 0.286			B FF 93 S FF 92 S FF 93 B SL 82 S FF 93 2-3 K		B FF 92 S FF 92 S FF 91 S FF 92 1-3 K		B CU 76 D FF 94 C FF 93 F FF 95 B SL 87 F FF 95 F FF 95 F FF 95 F FF 94 4-2 B FF 95 5 FC5 1-2 2-3 BB		B SI 90 1 SAFE F SI 90 1 SAFE B SI 90 S SI 89 1 SAFE F SI 90 F SI 90 4-2 D CU 69 B SI 89 22 1B 1-2 BB		2 0 0 0 0 0 0 0 0	0 0 0 0 0 0 0 0 0	0 0 0 0 0 0 0 0 0	0 0 0 0 1 0 0 0 1	0 0 0 0 0 0 0 0 0	2 0 0 0 0 0 0 0 0	0 0 0 0 0 0 0 0 0
Inning Stats	R: 0 E: 0 K: 0 S: 4 H: 0 LOB: 0 BB: 0 P: 6	R: 0 E: 0 K: 1 S: 9 H: 1 LOB: 1 BB: 0 P: 14	R: 0 E: 0 K: 2 S: 8 H: 0 LOB: 0 BB: 0 P: 14	R: 1 E: 0 K: 0 S: 8 H: 0 LOB: 2 BB: 3 P: 22	R: 0 E: 0 K: 1 S: 10 H: 0 LOB: 0 BB: 0 P: 16	R: 0 E: 0 K: 0 S: 14 H: 2 LOB: 2 BB: 0 P: 19	R: 0 E: 1 K: 0 S: 16 H: 1 LOB: 3 BB: 1 P: 24	R: 0 E: 0 K: 0 S: 8 H: 0 LOB: 0 BB: 1 P: 15	R: 1 E: 0 K: 0 S: 10 H: 1 LOB: 3 BB: 2 P: 20	R: 0 E: 0 K: 1 S: 13 H: 0 LOB: 0 BB: 0 P: 20	1B: 5 2B: 0 3B: 0 HR: 0	SF: 1 SAC: 1 DP: 2 HBP: 1	WP: 1 PB: 0 SB: 2 CS: 0	PA: 42			

PITCHER		IP	WLS	BF	H	R	ER	SO	BB	IBB	HBP	BLK	WP	HR	S	P	ERA	WHIP
52 Jimmy Nelson, R ERA: 0.9	(1, 1)	5.0		19	1	1	1	4	3	0	0	0	1	0	39	72	1.80	0.800
51 Michael Gonzalez, L ERA: 4.68	(6, 1)	0.2		4	2	0	0	0	0	0	0	0	0	0	12	17	0.00	3.000
31 Burke Badenhop, R ERA: 3.47	(6, 1)	0.1		1	0	0	0	0	0	0	0	0	0	0	2	2	0.00	0.000
54 Michael Blazek, R ERA: 5.71	(7, 1)	1.0		6	1	0	0	0	1	0	0	0	0	0	16	24	0.00	2.000
48 Donovan Hand, R ERA: 3.69	(8, 1)	2.0	W	9	1	1	1	0	3	0	1	0	0	0	18	35	4.50	2.000

PITCHER		IP	WLS	BF	H	R	ER	SO	BB	IBB	HBP	BLK	WP	HR	S	P	ERA	WHIP
45 Alfredo Figaro, R ERA: 4.14	(10, 1)	1.0	S	3	0	0	0	1	0	0	0	0	0	0	13	20	0.00	0.000

AB	32
R	2
H	5
RBI	2
BB	7
SO	5
LOB	22

Batter	1	2	3	4	5	6	7	8	9	AB	R	H	RBI	BB	SO	LOB
7 Norichika Aoki, L (1, 9) OBP: 0.356, SLG: 0.370	B FF 87 F SI 88 F SI 88 B CU 75 X SI 89 2-2 ① G4-3		X SI 89 0-0 ③ G3-1		C FF 88 T CU 75 X FF 88 0-2 ② G5-3			B SI 92 B FF 93 B FF 94 B FF 94 4-0 14 E BB		3	0	0	0	1	0	0
14 Jeff Bianchi, R (1, 6) OBP: 0.272, SLG: 0.292	B FF 89 S CH 81 F SI 91 F CU 75 B FF 91 X CU 76 2-2 ② G5-3			B FF 90 B CH 82 B FF 90 C FF 90 X SI 90 3-1 20 1B 27 1B 1B	B FF 90 F CH 82 B CU 76 F FF 91 X CU 75 2-2 ③ G6-3			1 SAFE C FF 93 1 SAFE 1 SAFE B CU 80 X CU 82 1-1 ② F9 1-2		4	0	1	0	0	0	1
20 Jonathan Lucroy, R (1, 2) OBP: 0.340, SLG: 0.455	C FF 89 S CU 74 X CU 76 0-2 ③ G5-3			B CU 74 1 SAFE X FF 88 1-0 27 1B 11 FC4-6 1B 1-2		C FF 88 B CH 82 X FC 88 1-1 3 G6-4-3 1B		C CU 82 X FF 94 0-1 ③ F8		4	1	2	0	0	0	1
27 Carlos Gómez, R (1, 8) OBP: 0.338, SLG: 0.506		B CU 72 B FF 89 B FF 89 B FF 89 4-0 3 S BB		X CU 74 0-0 ① 11 FC4-6 22 1B 1B 1-3 2-H	D CU 75 X FF 90 1-0 ① F9				B FF 91 B FF 91 C FF 93 B FF 91 X FF 92 3-1 ① P4	3	1	1	0	1	0	1
3 Yuniesky Betancourt, R (1, 5) OBP: 0.240, SLG: 0.355		1 SAFE C FC 87 B CU 76 X CH 82 1-1 ① G6-3 1-2		B CH 82 D CU 75 B SI 90 B FF 90 4-0 11 FC4-6 BB	X SI 89 0-0 ②③ G6-4-3 1-2f				B FF 92 S FS 82 S FF 93 F FF 94 B FF 92 S FS 83 2-3 ② K	3	0	0	0	1	1	2
11 Sean Halton, R (1, 3) OBP: 0.291, SLG: 0.396 16 Aramis Ramirez, R (9, PH) OBP: 0.370, SLG: 0.461		X FF 90 0-0 ② L9		B CU 74 S CU 74 F CU 75 B FF 91 D CU 77 F CU 75 X FF 90 3-2 ② FC4-6 22 1B 2 1B 1-2f 2-3 3-H			C SL 81 F FF 93 B FF 94 B SL 85 S CH 83 2-3 ① K		F FS 84 B FS 83 S FS 83 B FF 93 C FF 93 2-3 ③ K	3 1	0 0	0 0	1 0	0 0	1 1	3 0
22 Logan Schafer, L (1, 7) OBP: 0.279, SLG: 0.322		F FF 89 B CU 75 B CU 75 S FF 91 C CU 75 2-3 ③ K		B CU 76 C SI 90 C SI 90 B FC 87 X CU 76 2-2 2 1B 1-2 3-H			C SI 93 B FF 95 F FF 94 B CH 85 S CH 84 2-3 ② K			3	0	1	1	0	2	1
2 Scooter Gennett, L (1, 4) OBP: 0.356, SLG: 0.479			F FF 88 X FF 89 0-1 ① F9	C CU 74 T CU 76 F FF 90 X CU 75 0-2 ③ 1-2 2-H			S CH 83 B FF 95 S FF 95 F FF 94 X CH 84 1-2 ③ G4-3			3	0	1	0	0	0	0
41 Marco Estrada, R (1, 1) OBP: 0.229, SLG: 0.235 15 Caleb Gindl, L (8, PH) OBP: 0.340, SLG: 0.439 53 Brandon Kintzler, R (8, 1)			C FF 89 C SI 89 C SI 89 0-3 ② K		S FF 88 S FF 89 B FF 88 B CU 75 X FF 90 2-2 ① P4			S FF 93 X SI 91 0-1 ① L7		2 1 0	0 0 0	0 0 0	0 0 0	0 0 0	1 0 0	0 0 0
Inning Stats	R: 0 E: 0 K: 0 S: 10 H: 0 LOB: 0 BB: 0 P: 14	R: 0 E: 0 K: 1 S: 6 H: 0 LOB: 1 BB: 1 P: 13	R: 0 E: 0 K: 1 S: 6 H: 0 LOB: 0 BB: 0 P: 6	R: 2 E: 0 K: 0 S: 15 H: 5 LOB: 2 BB: 1 P: 28	R: 0 E: 0 K: 0 S: 9 H: 0 LOB: 0 BB: 0 P: 13	R: 0 E: 0 K: 0 S: 4 H: 1 LOB: 0 BB: 0 P: 6	R: 0 E: 0 K: 2 S: 10 H: 0 LOB: 0 BB: 0 P: 15	R: 0 E: 1 K: 0 S: 6 H: 0 LOB: 1 BB: 1 P: 11	R: 0 E: 0 K: 2 S: 9 H: 0 LOB: 0 BB: 0 P: 16	1B: 6 2B: 0 3B: 0 HR: 0	SF: 0 SAC: 0 DP: 1 HBP: 0					

PITCHER		IP	WLS	BF	H	R	ER	SO	BB	IBB	HBP	BLK	WP	HR	S	P	ERA	WHIP
49 Jonathon Niese, L ERA: 3.71	(1, 1)	6.0		23	6	2	2	2	2	0	0	0	0	0	50	80	3.00	1.333
71 Gonzalez Germen, R ERA: 3.93	(7, 1)	1.0		3	0	0	0	2	0	0	0	0	0	0	10	15	0.00	0.000
38 Vic Black, R ERA: 3.71	(8, 1)	1.0	W	4	0	0	0	0	1	0	0	0	0	0	6	11	0.00	1.000
48 Frank Francisco, R ERA: 4.26	(9, 1)	1.0	S	3	0	0	0	2	0	0	0	0	0	0	9	16	0.00	0.000

PITCHER	IP	WLS	BF	H	R	ER	SO	BB	IBB	HBP	BLK	WP	HR	S	P	ERA	WHIP

TOP

Milwaukee Brewers @ New York Mets

Citi Field, Flushing, NY

Sun Sep 29 2013, 1:45 PM - 4:06 PM EDT

Att. 41,891 - Partly Cloudy - 69 F

livebaseballscorecards.com

AB	30
R	2
H	6
RBI	2
BB	3
SO	6
LOB	9

BOTTOM

Milwaukee Brewers @ New York Mets

Citi Field, Flushing, NY

Sun Sep 29 2013, 1:45 PM - 4:06 PM EDT

Att. 41,891 - Partly Cloudy - 69 F

livebaseballscorecards.com

Batter	1	2	3	4	5	6	7	8	9	AB	R	H	RBI	BB	SO	LOB
22 Eric Young Jr., S (1, 7) OBP: 0.310, SLG: 0.336	B FF 87 C FF 87 F FF 88 B FF 89 F FF 90 B CH 75 F FF 90 X CH 75 3-2 21 S 5 SF9 1B		T FF 90 C CU 77 B FF 90 X CH 78 1-2 ③ G1-3			C CU 77 S FF 89 F FF 88 F FF 90 S CH 76 0-3 ② K		B FF 92 1 SAFE S SI 92 F SI 93 1 SAFE B SI 91 F SI 92 X CH 88 2-2 ② G1-3 1-2 3-H		4	1	1	1	0	1	2
21 Lucas Duda, L (1, 3) OBP: 0.352, SLG: 0.415 71 Gonzalez Germen, R (7, 1) 38 Vic Black, R (8, 1) 2 Justin Turner, R (8, PH) OBP: 0.319, SLG: 0.385 48 Frank Francisco, R (9, 1)	B FF 89 B CH 76 B CH 78 C FF 88 F FF 89 S CH 76 3-3 ① K 1-3			C CU 76 B CH 76 S FF 89 S FF 90 1-3 ① K		B FF 89 B CH 79 X CH 79 2-0 ③ P5		B SI 92 X SI 92 1-0 ③ G6-3		3 0 0 1 0	0 0 0 0 0	0 0 0 0 0	0 0 0 0 0	0 0 0 0 0	2 0 0 0 0	1 0 0 1 0
5 David Wright, R (1, 5) OBP: 0.390, SLG: 0.514	B FF 88 X CH 77 1-0 ② SF9 3-H			B CU 79 X CH 78 1-0 ② F7			B CU 76 B FF 89 B CH 78 C FF 88 F FF 89 X FF 89 3-2 ① P4			2	0	0	1	0	0	0
28 Daniel Murphy, L (1, 4) OBP: 0.319, SLG: 0.415	C FF 88 B FF 89 X FF 88 1-1 ③ P6			B CU 76 B FF 88 C CH 79 X FF 89 2-1 ② 23 S 1B			B CH 77 X CH 78 1-0 ② L9			3	0	1	0	0	0	0
23 Mike Baxter, L (1, 9) OBP: 0.303, SLG: 0.250		B FF 88 C CH 77 C FF 89 B FF 89 F CH 77 X FF 90 2-2 ① F8		B CH 80 X CH 78 1-0 ③ F8 1-2			C CU 75 B FF 88 X CH 78 1-1 ③ P6			3	0	0	0	0	0	1
12 Juan Lagares, R (1, 8) OBP: 0.281, SLG: 0.352		C FF 90 F FF 89 S FF 90 0-3 ② K			B CU 76 B CH 78 F FF 88 F FF 90 T FF 90 2-2 ① K			X SI 91 0-0 E6 36 1B 36 E		3	1	0	0	0	2	0
36 Juan Centeno, L (1, 2) OBP: 0.300, SLG: 0.300 6 Matthew den Dekker, L (8, PR) OBP: 0.270, SLG: 0.276 20 Anthony Recker, R (9, 2) OBP: 0.280, SLG: 0.400		C FF 90 B FF 89 X CH 79 1-1 ③ G4-3			S CH 78 F FF 88 B CH 77 F CH 77 B FF 89 F CH 77 S CH 76 2-3 ② K			L SI 91 X SI 92 0-1 E2 70 SH 22 G1-3 1-H 1B		3 0 0	0 1 0	1 0 0	0 0 0	0 0 0	1 0 0	0 0 0
70 Wilfredo Tovar, R (1, 6) OBP: 0.294, SLG: 0.200			B FF 90 B FF 89 C FF 89 B FF 89 C FF 90 X FF 90 3-2 ① F9		B CU 76 F FF 89 S FF 89 B FF 90 X FF 90 2-2 ③ P3			X SI 90 0-0 SH 22 G1-3 2-3		2	0	0	0	0	0	0
49 Jonathon Niese, L (1, 1) OBP: 0.279, SLG: 0.256 13 Josh Satin, R (6, PH) OBP: 0.376, SLG: 0.405 (7, 3)			B FF 89 S FF 89 B FF 88 B FF 89 C FF 88 F FF 89 F FF 89 S FF 90 3-3 ② K			C CU 75 C CH 77 S FF 89 0-3 ① K		B SI 90 X SI 91 1-0 ① F9		1 2	0 0	0 0	0 0	0 0	1 1	0 3
Inning Stats	R: 1 E: 0 K: 1 S: 11 H: 1 LOB: 0 BB: 0 P: 19	R: 0 E: 0 K: 1 S: 9 H: 0 LOB: 0 BB: 0 P: 12	R: 0 E: 0 K: 1 S: 11 H: 0 LOB: 0 BB: 0 P: 18	R: 0 E: 0 K: 1 S: 7 H: 1 LOB: 1 BB: 0 P: 12	R: 0 E: 0 K: 2 S: 11 H: 0 LOB: 0 BB: 0 P: 17	R: 0 E: 0 K: 2 S: 9 H: 0 LOB: 0 BB: 0 P: 11	R: 0 E: 0 K: 0 S: 6 H: 0 LOB: 0 BB: 0 P: 11	R: 2 E: 2 K: 0 S: 10 H: 1 LOB: 1 BB: 0 P: 14		1B: 3 2B: 0 3B: 0 HR: 0 SF: 1 SAC: 1 DP: 0 HBP: 0						

AB	27
R	3
H	3
RBI	2
BB	0
SO	8
LOB	8

PITCHER		IP	WLS	BF	H	R	ER	SO	BB	IBB	HBP	BLK	WP	HR	S	P	ERA	WHIP
41 Marco Estrada, R ERA: 3.87	(1, 1)	7.0		23	2	1	1	8	0	0	0	0	0	0	64	100	1.29	0.286
53 Brandon Kintzler, R ERA: 2.69	(8, 1)	1.0	L	6	1	2	0	0	0	0	0	0	0	0	10	14	0.00	1.000

PITCHER		IP	WLS	BF	H	R	ER	SO	BB	IBB	HBP	BLK	WP	HR	S	P	ERA	WHIP